VERINA Engineering, P.C.

2017 REMEDIAL ACTION PROGRESS REPORT

FORMER BINGHAMTON PLASTICS FACILITY
BINGHAMTON, NEW YORK
NYSDEC SITE NO. 7-04-024

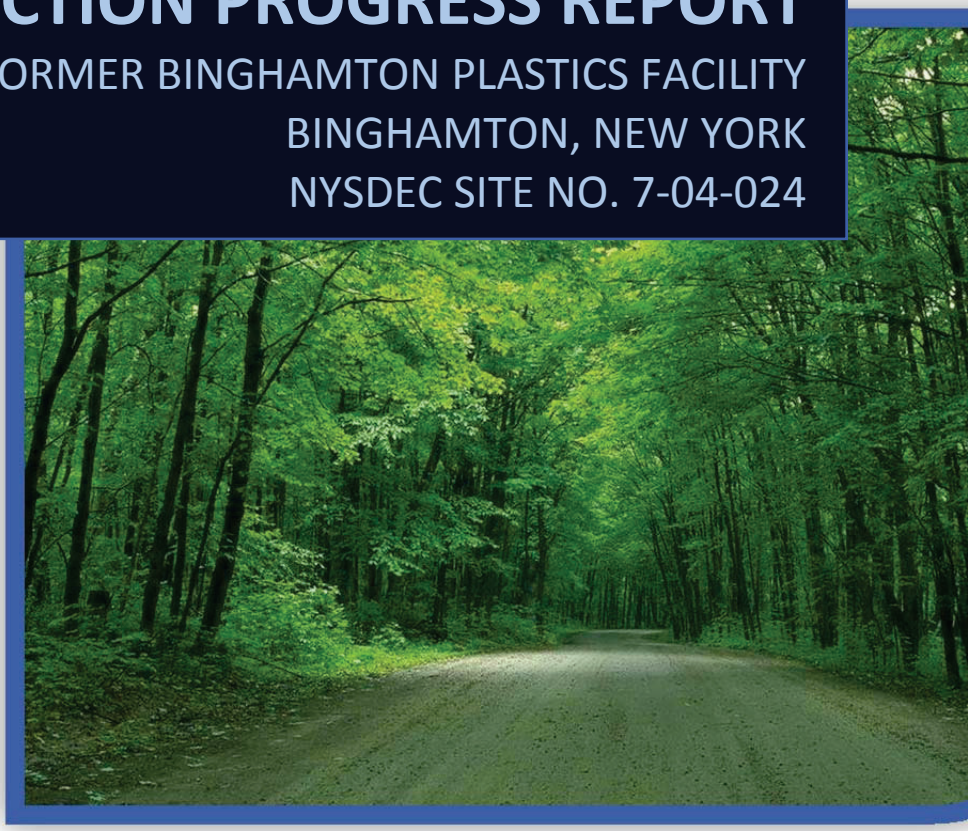

Verina Engineering, P.C.
1011 U.S. Highway 22, Suite 302
Bridgewater, New Jersey 08807

January 2018

CONTENTS

CONTENTS **1**

LIST OF FIGURES **2**

LIST OF TABLES **2**

APPENDICES **2**

INTRODUCTION **3**

SITE HISTORY AND BACKGROUND 3

REMEDIAL ACTIVITIES 3

GROUNDWATER MONITORING AND ISCO INJECTION PROGRAM **5**

GROUNDWATER MONITORING AND SAMPLING 5

ISCO INJECTION PROGRAM 6

GROUNDWATER ELEVATION AND FLOW DIRECTION 6

GROUNDWATER MONITORING ANALYTICAL RESULTS 6

WELL REDEVELOPMENT 7

ACTIVE SUB-SLAB DEPRESSURIZATION (ASD) OM&M **8**

CONCLUSIONS AND RECOMMENDATIONS **9**

REFERENCES **11**

LIST OF FIGURES

FIGURE 1 – Regional Location Map

FIGURE 2 – Site Map with Monitoring Well Locations

FIGURE 3 – Perched Groundwater Elevation Contour Map – March 2017

FIGURE 4 – Perched Groundwater Elevation Contour Map – September 2017

FIGURE 5 – Perched Groundwater Estimated PCE and Daughter Compound Total Molar Isoconcentration Map – Baseline to September 2017

FIGURE 6 – TCE Trend Analysis

FIGURE 7 - ASD System Location and Layout Map

LIST OF TABLES

TABLE 1 – Groundwater Elevation Data – March 2017

TABLE 2 – Groundwater Elevation Data – September 2017

TABLE 3 - Summary of Residual Sodium Permanganate Results

TABLE 4 – Summary of Sodium Permanganate Manual Injection Events

TABLE 5 – Groundwater Analytical Data – March 2017

TABLE 6 – Groundwater Analytical Data – September 2017

TABLE 7 – Historical Groundwater Volatile Organic Compound Analytical Results

TABLE 8 – Proposed 2018 Groundwater Monitoring Matrix

APPENDICES

APPENDIX A – Groundwater Sampling Logs – March 2017 & September 2017

APPENDIX B – Groundwater Laboratory Analytical Reports – March 2017 & September 2017

APPENDIX C – Monthly ASD Inspection Logs

INTRODUCTION

This Remedial Action Progress Report (RAPR) was prepared by Verina Engineering, P.C. (VERINA), on behalf of Dover Corporation (Dover), for the remedial activities implemented in 2017 at the former Binghamton Plastics site in Binghamton, Broome County, New York, and New York State Department of Conservation (NYSDEC) Site No. 7-04-024.

The activities implemented in 2017 include:

- Quarterly in-situ chemical oxidation (ISCO) injections;
- Semi-annual groundwater monitoring; and,
- Monthly monitoring of the Active Sub-Slab Depressurization (ASD) System.

The project was implemented in accordance with the executed Order on Consent between Dover and the New York State of Environmental Conservation (NYSDEC), dated January 19, 2001, and subsequent approvals from the NYSDEC.

SITE HISTORY AND BACKGROUND

The former Binghamton Plastics site is located at 498 Conklin Avenue in Binghamton, Broome County, New York. The site occupies approximately two acres and consists of a one-story industrial building (approximately 44,800 square feet [ft^2]) with associated parking, landscaping, and storage areas. The site is located in a combined industrial and residential setting. Figure 1 shows the site location. A site map is presented on Figure 2.

Binghamton Plastics operated the facility until the early 1980s when Universal Instruments Corporation (UIC), a former subsidiary of Dover, purchased the property and converted the facility into a circuit board manufacturing plant. UIC operated the facility until it was taken over by Dover Electronics Corporation in the late 1980s. Manufacturing activities ceased in the early 1990s. In 1993 Dover Electronics was separated from Dover and re-named Dovatron, Inc. In 1996, Dovatron changed its name to DII Group.

In the early 1990s, the property was transferred to Flextronics International, Inc. but UIC retained responsibilities for the remediation of pre-existing environmental conditions. From the early 1990s until August 2001, the facility was leased to and used by McIntosh Laboratories for electronics repair operations. The site was then sold to TeamWorld, Inc., and the building is now used for silk screening, embroidery, packaging of clothing, and storage.

REMEDIAL ACTIVITIES

Remedial actions were implemented following the approval of the Remedial Design (RD) Package (BBL 2002) by the NYSDEC on June 29, 2002. The remedial action consisted of excavating the main source areas of constituents of concern (COCs) within the perched groundwater zone. Excavation and groundwater extraction activities were conducted to remove residual contamination in the form of

phase-separated hydrocarbons (PSH), adsorbed volatile organic compounds (VOCs), and impacted groundwater. Groundwater that drained from the excavated perched-zone soil during the remedial action or that accumulated in the open excavations was removed for offsite treatment and disposal.

Since 2004, the groundwater monitoring program has been implemented to assess the effectiveness of the remedial action in remediating COC concentrations within the perched groundwater at the site. The groundwater monitoring program consists of a baseline groundwater monitoring event that was conducted on April 1, 2002 prior to remedial activities and subsequent post-remedial quarterly groundwater monitoring events. The groundwater monitoring frequency was reduced from a quarterly to a semi-annual basis in 2011 based on the NYSDEC approval on December 23, 2010.

Pursuant to approval from NYSDEC in its letter dated November 14, 2008, the ISCO injection program was initiated in June 2009 to further reduce the residual COCs in groundwater. The injection of sodium permanganate solution has been conducted in the upgradient monitoring wells (MW-9, MW-10, and MW-17) as well as in the source area (MW-8, MW-11, and MW-16). The injection frequency was reduced from quarterly to semi-annual basis in 2011, yet returned to a quarterly injection schedule in 2012. Additionally, one direct-push injection event within the plume area was conducted at the site in May 2013. Due to the favorable response of the contaminant levels in the COC plume subsequent to the direct-push injection event, VERINA had originally, planned to complete the final manual injection event for the site in January 2017. However, a review of the September 2016 analytical data revealed that elevated concentrations of COCs were still present within the site groundwater and therefore VERINA continued the quarterly manual injection schedule in 2017. Since June 2009, a total of 32 rounds of sodium permanganate manual injections have been conducted at the site.

In accordance with the 2012 Remedial Design Work Plan - Active Sub-slab Depressurization (ASD) System (VERINA 2012), an ASD system was installed at the site in July 2012 to mitigate the degradation of indoor air quality at the site. Monthly inspections of the ASD system were implemented since its full-time operation in July 2012.

GROUNDWATER MONITORING AND ISCO INJECTION PROGRAM

GROUNDWATER MONITORING AND SAMPLING

Two rounds of semi-annual groundwater monitoring events were conducted in 2017 to monitor site groundwater conditions and to assess the effectiveness of the ISCO injection program to remediate COCs at the site. The first semi-annual groundwater sampling event was conducted between March 21 and 22, 2017 and the second semi-annual/annual groundwater sampling event was conducted on September 14, 2017.

Prior to each sampling event, the depth to groundwater was measured from all 14 monitoring wells (DMW-3, DMW-4, MW-6, MW-7, MW-8, MW-9, MW-10, MW-11, MW-12, MW-13, MW-14, MW-16, MW-17, and TMP-A) on site and recorded on VERINA's groundwater gauging logs in order to establish groundwater elevations and groundwater flow direction at the site. Water level measurements were taken with a Solinst® or Heron® brand laser-marked water level meter equipped with a stainless steel probe and measuring tape graduated in units of 0.01 foot. Groundwater elevation measurements from March 2017 and September 2017 are summarized in Tables 1 and 2, respectively. A map showing the perched groundwater elevation isocontours and groundwater flow direction is included as Figure 3 for the March 2017 event and as Figure 4 for the September 2017 event.

After well gauging was completed, select monitoring wells including MW-8, MW-9, MW-10, MW-16, and MW-17 were sampled in March 2017. In addition to these wells, monitoring wells DMW-3, TMP-A, MW-11, and MW-13 were also included during the September 2017 sampling event in accordance with VERINA'S 2016 Remedial Action Progress Report. Groundwater quality parameters, including pH, dissolved oxygen (DO), conductivity, temperature, turbidity, and oxidation-reduction potential (ORP), were measured via a YSI® 600XL or 556 water quality instrument coupled with a flow-through cell. In addition to measuring field parameters, the purged groundwater from each well was visually inspected for the presence of a purple or pink color, which would indicate the presence of un-reacted permanganate within the groundwater. A change in color of the water in the wells from dark purple to light pink (i.e., > visual concentration of 0.5 milligrams per liter [mg/L]) or clear (i.e., < visual concentration of 0.5 mg/L) indicates that the permanganate would have been consumed, diluted, or transported with groundwater.

Groundwater samples from monitoring wells that exhibited residual permanganate, as indicated by a pink or purple color of the purge water, were collected in laboratory-provided unpreserved vials pre-charged in the field with sodium thiosulfate. The sodium thiosulfate was added to neutralize the residual permanganate in the groundwater sample as it may influence the performance of the laboratory's analytical instruments. During the March 2017 sampling event, monitoring wells MW-8, MW-9, MW-16, and MW-17 exhibited residual permanganate while monitoring wells MW-8, MW-9, MW-11, MW-16, and MW-17 exhibited residual permanganate during the September 2017 sampling event. These wells had their residual sodium permanganate concentration analyzed for in the field immediately subsequent to site-specific parameter list (SSPL) VOC sampling using a Hach® DR890 or

DR2800 colorimeter. A summary of the residual sodium permanganate groundwater concentrations is presented in Table 3.

As part of the QA/QC procedures, one duplicate sample, one matrix spike sample, one matrix spike duplicate sample, and one equipment blank sample per sampling date were also collected during each sampling event. All samples were collected in laboratory-supplied glassware, packaged on ice, and shipped to ALS Environmental (formerly Columbia Analytical Services, Inc.), of Rochester, New York (New York Laboratory Certification 10145) for analysis. All samples were analyzed for SSPL VOCs using United States Environmental Protection Agency (USEPA) Method 8260C. The SSPL VOCs analyzed for were: tetrachloroethylene (PCE); trichloroethylene (TCE); 1,1,1-trichloroethane (TCA); 1,1-dichloroethane (1,1-DCA); 1,1-dichloroethene (1,1-DCE); cis-1,2-dichloroethene (cis-1,2-DCE); trans-1,2-dichloroethene (trans-1,2-DCE); and vinyl chloride (VC).

ISCO INJECTION PROGRAM

As approved by the NYSDEC, sodium permanganate is injected manually at six monitoring wells including MW-8, MW-9, MW-10, MW-11, MW-16, and MW-17 on a quarterly basis to further reduce the dissolved COC mass present in the groundwater. The ISCO injection program was initiated in June 2009. For 2017, manual injections occurred in the months of January, March, June, September and December. The January injection event occurred to make up for the missed injection event of December 2016, as freezing conditions and thick snow cover prevented injection from occurring that month. The manual injections were performed at the above mentioned wells, via gravity feed, to deliver a 10 percent by weight sodium permanganate solution during each of the 2017 injection events. A total of 60 gallons were injected during each injection event. The ISCO injection events occurring in March and September were conducted following that month's respective groundwater monitoring activities. A manual injection summary is presented in Table 4.

GROUNDWATER ELEVATION AND FLOW DIRECTION

The groundwater elevation data from March and September 2017 are summarized in Tables 1 and 2, respectively. The groundwater elevation contour map for the March and September 2017 events are provided as Figure 3 and Figure 4, respectively.

The groundwater elevation contour maps indicate that the hydraulic gradient is slight across the site and the groundwater flow within the perched groundwater zone is to the northwest, consistent with historical groundwater flow data. Although the groundwater flow is to the northwest, the slight hydraulic gradient as well as the fact that the groundwater plume has not migrated from the site supports the perched groundwater conceptual model for the site.

GROUNDWATER MONITORING ANALYTICAL RESULTS

The groundwater analytical data for the March and September 2017 monitoring events are summarized in Tables 5 and 6, respectively. The historical distribution of SSPL VOCs, including pre-full scale ISCO injection initiation sampling results, is summarized in Table 7. An isoconcentration map comparing the

total molar concentration of PCE and its daughter products as of June 2009, prior to the start of injection at the site, through September 2017 is presented as Figure 5. A graphical depiction of the decreasing trend of TCE concentrations, the site contaminant of concern with the highest observed historic concentrations, is presented as Figure 6. The groundwater sampling field logs for both the March and September 2017 sampling events are provided in Appendix A. The complete laboratory data reports for the groundwater sampling events are presented in Appendix B. The electronic data deliverables (EDDs) for each groundwater sampling event are included under separate submission.

Based on the information collected during injection and 2017 semi-annual groundwater monitoring events, VERINA made the following conclusions:

- In comparing the September 2017 to the June 2009 total molar concentration of PCE and its daughter products, the plume size of the highest molar concentration observed within the source zone near MW-8 and MW-16 has decreased significantly. This indicates an overall COC mass reduction (as represented by both PCE and daughter products) within the perched groundwater beneath the site. Approximately 99% mass reduction of COCs in groundwater was estimated since the ISCO injection was implemented in 2009.

- Contaminant concentrations within the source zone continue to decline since the initiation of ISCO injections.

- The plume of PCE and its daughter products continue to be contained within the perched groundwater on site.

- Several VOCs were detected above their respective NYSDEC groundwater quality standards in wells MW-8, MW-9, MW-16 and MW-17 during the March 2017 sampling event. These VOCs consist of 1,1-dichloroethane, cis-1,2-dichloroethene, TCE and/or vinyl chloride. PCE was not detected above its NYSDEC groundwater quality standard in any of the wells sampled in March 2017.

- During the September 2017 sampling event, the VOCs 1,1-dichloroethane, cis-1,2-dichloroethene, 1,1,1-trichloroethane, TCE and/or vinyl chloride were detected above their respective NYSDEC groundwater quality standards in wells MW-8, MW-9, MW-10, MW-16 and/or MW-17. PCE was not detected above its NYSDEC groundwater quality standard in any of the wells sampled in September 2017.

WELL REDEVELOPMENT

During injection activities in early 2017, it was noted that the injection rate at wells MW-11 and MW-17 had decreased significantly over time. In response, VERINA personnel redeveloped these wells in October 2017. The purpose of this well redevelopment activity was to remove either sediment/solid material that had accumulated at the bottom of the well and/or break up and remove potential accumulated solids from the well screen and/or filter pack assumed to have been generated by chemical reactions during the injection activities. It was hoped that the redevelopment effort would enhance the

hydraulic connectivity of the well to the aquifer and allow for more efficient injections. The redevelopment was accomplished by using a down-hole submersible pump and surging of the well. All purge water and solid material generated during the redevelopment activities were containerized in 55-gallon drums. Upon completion, these drums were properly labeled and staged for offsite disposal. Since their development in October 2017, VERINA noticed the injection rates at MW-11 and MW-17 have slightly increased.

ACTIVE SUB-SLAB DEPRESSURIZATION (ASD) OM&M

In accordance with the approved 2012 Remedial Design Work Plan – Active Sub-Slab Depressurization System (VERINA 2012), an ASD system was installed at the site. This system, shown on Figure 7, was installed in July 2012 to serve as a mitigation measure for elevated COC concentrations (specifically PCE and TCE) detected in the indoor air at the facility. Since installation and start-up, the ASD system has been operated continuously without disruption until December 2017 (see discussion below). Two rounds of indoor air sampling were conducted following implementation of the ASD system, on December 19, 2012 and December 10, 2013.

The ASD system has been effective at reducing the indoor air concentrations of COCs when comparing the December 2012 and December 2013 indoor air sampling results to the indoor air sampling results collected in March 2009 prior to the installation of the ASD system. Since no site specific COC concentrations in the indoor air samples exceeded the New York State Department of Health (NYSDOH)'s Indoor Air Guidance Values during the 2013 indoor air sampling event, VERINA proposed that no additional indoor air sampling events being conducted unless changes or modifications to the ASD system and/or to the building are identified during the monthly ASD system inspections in the January 2014 Periodic Review Report (PRP). NYSDEC approved the PRP on August 1, 2014.

During 2017, monthly inspections of the ASD system were implemented including observing and documenting the conditions of ASD system components and any structural changes or modifications to the building, as well as recording the pressure gauge measurements at each of the four vapor extraction points. Monthly ASD inspection logs are included as Appendix C.

During the December 2017 ASD inspection event, the ASD system fan was found to not be operating constantly but rather intermittently, which is believed to have been caused by a recent power outage of the site building. Keystone Environmental of Binghamton, New York was contacted and conducted a system inspection on December 13th, 2017, as they had originally assisted VERINA in installing the ASD system. The inspection concluded that the ASD system fan needed to be replaced. The ASD system fan was replaced on January 3, 2018 and the system is now fully operational. To confirm that the repaired ASD system is still effectively reducing indoor air concentrations of site COCs, VERINA will collect an additional round of indoor air samples in March 2018.

CONCLUSIONS AND RECOMMENDATIONS

Based on the findings and conclusions of the groundwater monitoring program, field observation of the ISCO injection events, and ASD System OM&M results, VERINA has drawn the following conclusions:

- Based on the analytical results of the historic and current groundwater sampling events, COCs have not been detected in monitoring wells DMW-3, TMP-A, MW-11, MW-13, and MW-14 during several of the recent sampling events. This data supports the conclusion that the COC plume is contained at the site.

- A comparison of the 2017 groundwater sampling results to the historical sampling results indicates that the total VOC mass in the groundwater at the site has decreased significantly. An additional two percent mass reduction was achieved in 2017, resulting in an estimated over 99% total mass reduction of COCs in groundwater since the remedial action was implemented in June 2009.

- The 2017 groundwater monitoring results indicated several COCs still exceed their respective NYSDEC groundwater quality standards. However, the concentrations of these COCs are within one order of magnitude to the NYSDEC groundwater quality standards.

- The ASD system has operated continuously since its installation in July 2012 until December 2017. In December 2017, the ASD system fan was found to be not functioning properly and in need of replacement. The ASD system fan was replaced in early January 2018 and is now functioning properly.

Based on these conclusions, we recommend the following:

- VERINA will continue the semi-annual groundwater sampling program in 2018 in March and September 2018. In March 2018, the wells to be sampled will include MW-8, MW-9, MW-10, MW-16, and MW-17. In addition to these wells, monitoring wells DMW-3, TMP-A, MW-11, and MW-13 will also be sampled during the September 2018 event, as shown on Table 8.

- The 2017 groundwater analytical data indicated COC concentrations have generally decreased as compared to the 2016 analytical data. However, several site COCs remain above their respective NYSDEC groundwater quality standards. To ensure the site COCs continue to decrease in concentration and meet the NYSDEC groundwater quality standards, VERINA will continue to inject a 10% by weight sodium permanganate solution into wells MW-8, MW-9, MW-10, MW-11, MW-16 and MW-17 to further oxidize the COCs in groundwater on a quarterly basis in 2018. It is estimated a total of 60 gallons of 10% by weight sodium permanganate oxidant solution will be manually injected into selected monitoring wells on site during each of the injection events.

- Due to the decreases observed in COC concentrations since the remedial action was implemented in June 2009, VERINA plans for 2018 to be the final year of ISCO injections and will suspend injections in 2019. VERINA will continue the semi-annual groundwater sampling program in 2019 and will evaluate the groundwater data collected during that year to assess whether or not the ISCO injections should resume for 2020.

- VERINA will continue monthly inspections of the ASD system. Additionally, since the ASD system fan was replaced in January 2018, VERINA will collect an additional round of indoor air samples during March 2018 to ensure the ASD system is functioning properly and reducing COC concentrations. If the indoor air analytical results reveal site COCs to be above NYSDOH Indoor Air Guidance Values, VERINA will make additional modifications and/or improvements to the ASD system as necessary and conduct additional indoor air sampling. If the analytical results for the site COCs are below the NYSDOH Indoor Air Guidance Values, VERINA will conclude that the ASD system is functioning properly, and no additional indoor air sampling will be conducted unless changes or modifications to the ASD system and/or to the building are identified during the monthly ASD system inspections.

REFERENCES

Blasland, Bouck, & Lee, Inc. (BBL). June 2002. *Remedial Design Package: Universal Instruments Corporation, Binghamton, New York.*

Shield Environmental. 1998. *Remedial Investigation/Feasibility Study Work Plan.*

Verina Engineering, P.C. (VERINA). May 2012. *Remedial Design Work Plan – Active Sub-slab Depressurization System.*

Verina Engineering, P.C. (VERINA). December 2012. *2012 Remedial Action Progress Report.*

Verina Engineering, P.C. (VERINA). January 2014. *2013 Remedial Action Progress Report.*

Verina Engineering, P.C. (VERINA). January 2015. *2014 Remedial Action Progress Report.*

Verina Engineering, P.C. (VERINA). January 2016. *2015 Remedial Action Progress Report.*

Verina Engineering, P.C. (VERINA). January 2017. *2016 Remedial Action Progress Report.*

Figures

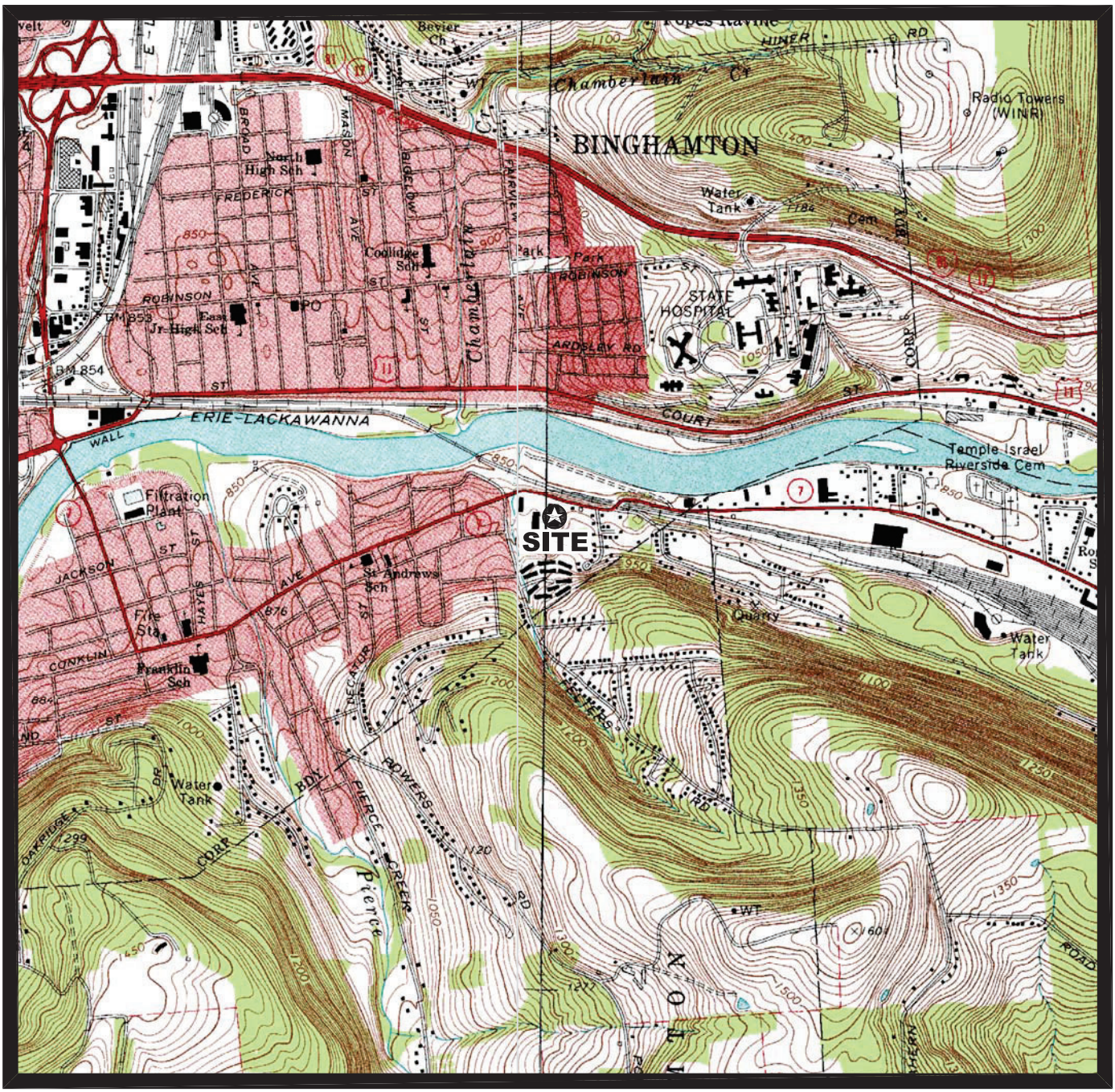

WEST BINGHAMTON AND
EAST BINGHAMTON QUADRANGLES
7.5–MINUTE SERIES

N

0 2000
APPROXIMATE SCALE

FORMER BINGHAMTON PLASTICS
BINGHAMTON, NEW YORK

REGIONAL LOCATION MAP

VERINA Engineering, P.C.

1

S:\JOBFILES\5101-DOVER\5101.0003 - Dover Binghamton, NY\CAD\GW-REPORT-2017\5101.0003-Figure-001-RLM-00-Annual-GW-Report-2017.dwg LAYOUT: RLM-00 SAVED: 10/26/2016 9:53 AM BY: SARAH TUFARO

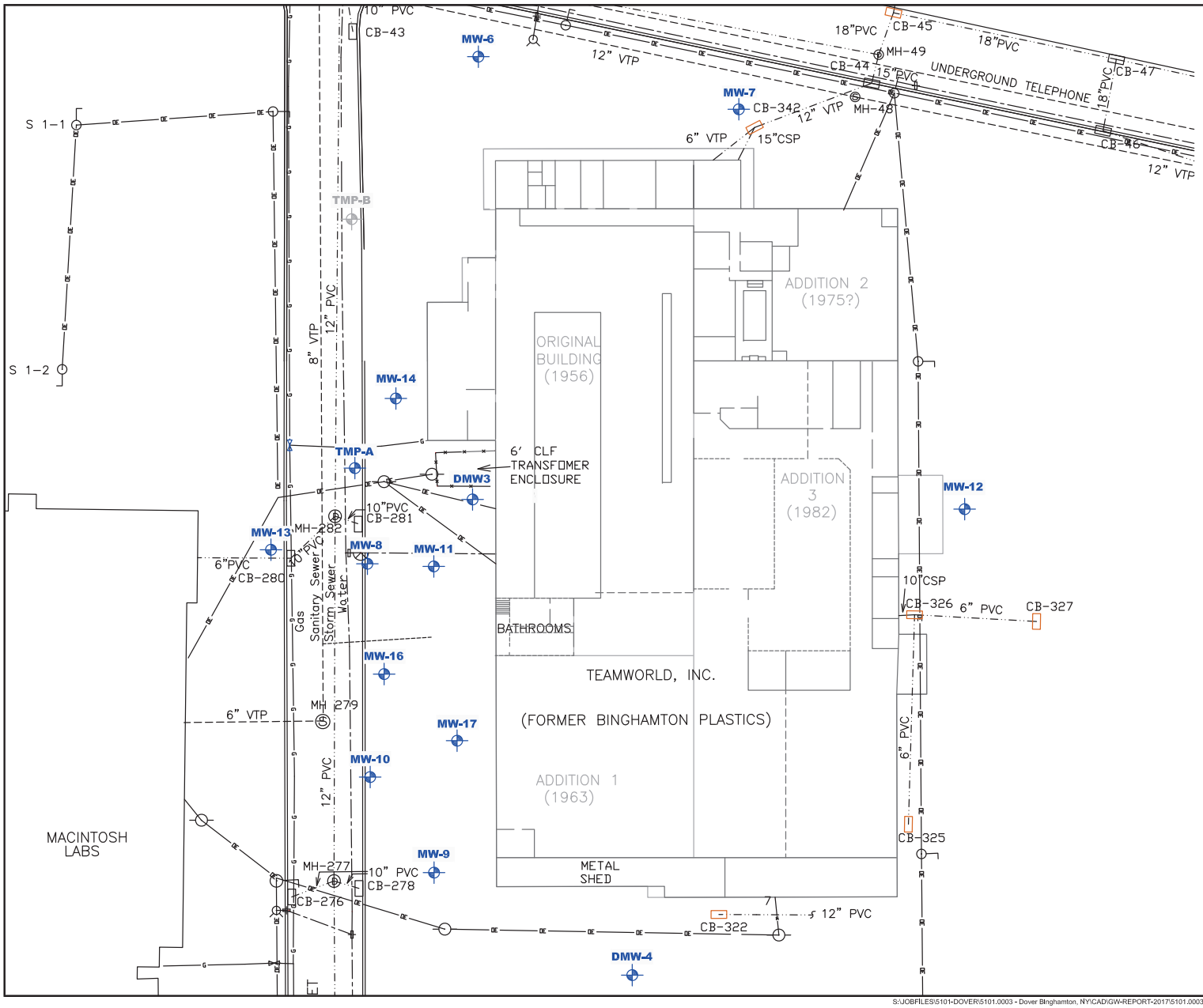

N

EXPLANATION

- MW-6 — DESIGNATION AND LOCATION OF MONITORING WELL
- TMP-B — DESIGNATION AND LOCATION OF DESTROYED MONITORING WELL
- UTILITY POLE
- UTILITY POLE W/LIGHT
- STORM MANHOLE
- CATCH BASIN
- SANITARY MANHOLE
- POST INDICATOR VALVE
- HYDRANT
- WATER VALVE
- GAS VALVE
- FORMER WALL

SOURCE:
SITE MAP AND FEATURES OBTAINED FROM *PRE-DESIGN INVESTIGATION REPORT FOR THE ACTIVE SLAP DEPRESSURIZATION SYSTEM* PREPARED BY ARCADIS OF CRANBURY, NEW JERSEY, JUNE 26, 2009

0 40 FT.
APPROXIMATE SCALE

FORMER BINGHAMTON PLASTICS
BINGHAMTON, NEW YORK

SITE MAP WITH MONITORING WELL LOCATIONS

VERINA Engineering, P.C.

2

S:\JOBFILES\5101-DOVER\5101.0003 - Dover Binghamton, NY\CAD\GW-REPORT-2017\5101.0003-Figure-002-SM-00-Annual-GW-Report-2017.dwg LAYOUT: SM-00A SAVED: 8/1/2016 12:52 PM BY: SARAH TUFARO

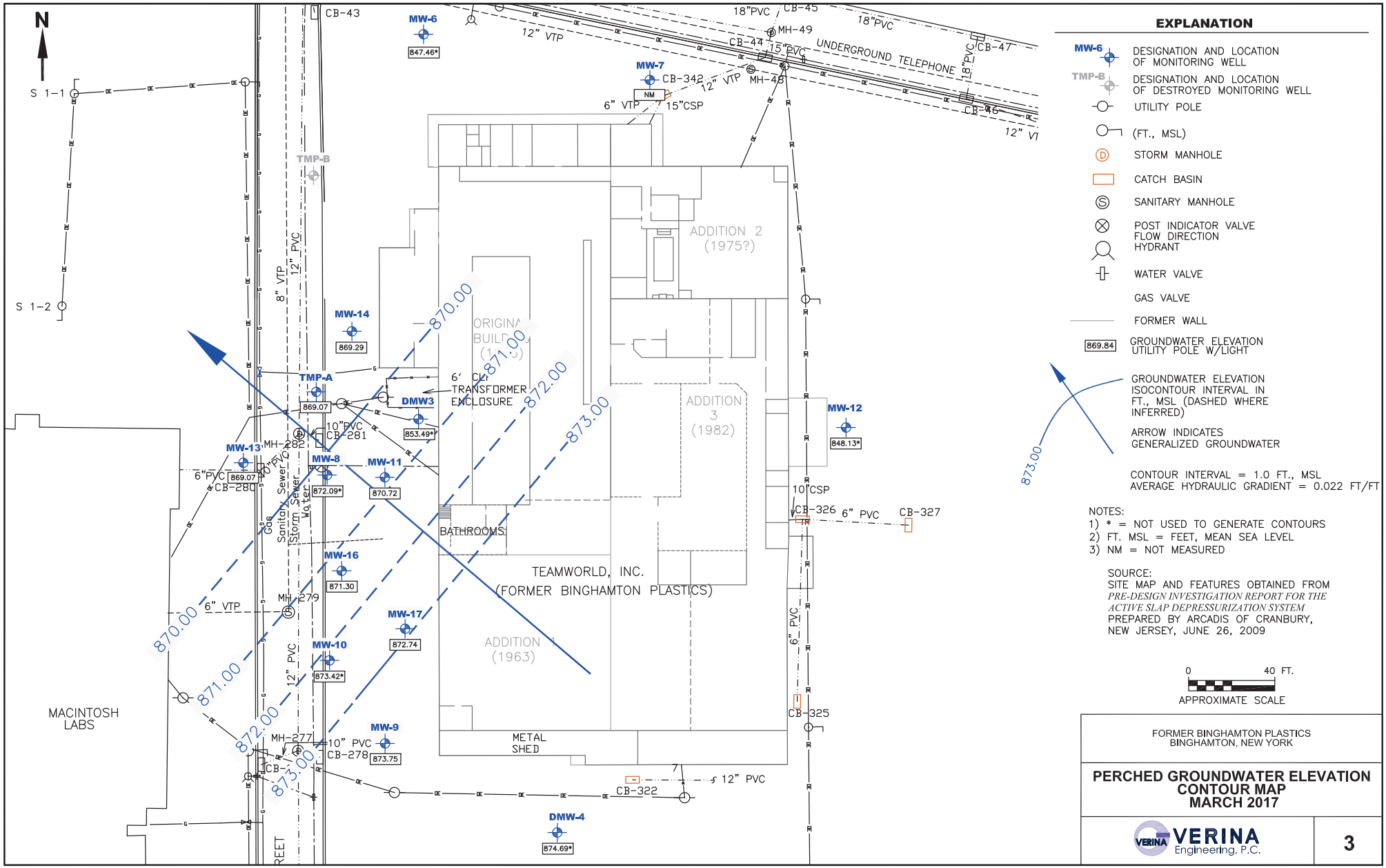

EXPLANATION

- MW-6 — DESIGNATION AND LOCATION OF MONITORING WELL
- TMP-B — DESIGNATION AND LOCATION OF DESTROYED MONITORING WELL
- UTILITY POLE
- (FT., MSL)
- STORM MANHOLE
- CATCH BASIN
- SANITARY MANHOLE
- POST INDICATOR VALVE
- FLOW DIRECTION
- HYDRANT
- WATER VALVE
- GAS VALVE
- FORMER WALL
- 869.84 — GROUNDWATER ELEVATION UTILITY POLE W/LIGHT
- GROUNDWATER ELEVATION ISOCONTOUR INTERVAL IN FT., MSL (DASHED WHERE INFERRED)
- ARROW INDICATES GENERALIZED GROUNDWATER
- CONTOUR INTERVAL = 1.0 FT., MSL
  AVERAGE HYDRAULIC GRADIENT = 0.022 FT/FT

NOTES:
1) * = NOT USED TO GENERATE CONTOURS
2) FT. MSL = FEET, MEAN SEA LEVEL
3) NM = NOT MEASURED

SOURCE:
SITE MAP AND FEATURES OBTAINED FROM *PRE-DESIGN INVESTIGATION REPORT FOR THE ACTIVE SLAP DEPRESSURIZATION SYSTEM* PREPARED BY ARCADIS OF CRANBURY, NEW JERSEY, JUNE 26, 2009

0 40 FT.
APPROXIMATE SCALE

FORMER BINGHAMTON PLASTICS
BINGHAMTON, NEW YORK

PERCHED GROUNDWATER ELEVATION CONTOUR MAP MARCH 2017

VERINA Engineering, P.C.

3

S:\JOBFILES\5101-DOVER\5101.0003 - Dover Binghamton, NY\CAD\GW-REPORT-2017\5101.0003-Figure-003-ISO-00-Annual-GW-Report-2017.dwg LAYOUT: ISO SAVED: 1/10/2018 6:26 AM BY: SARAH TUFARO

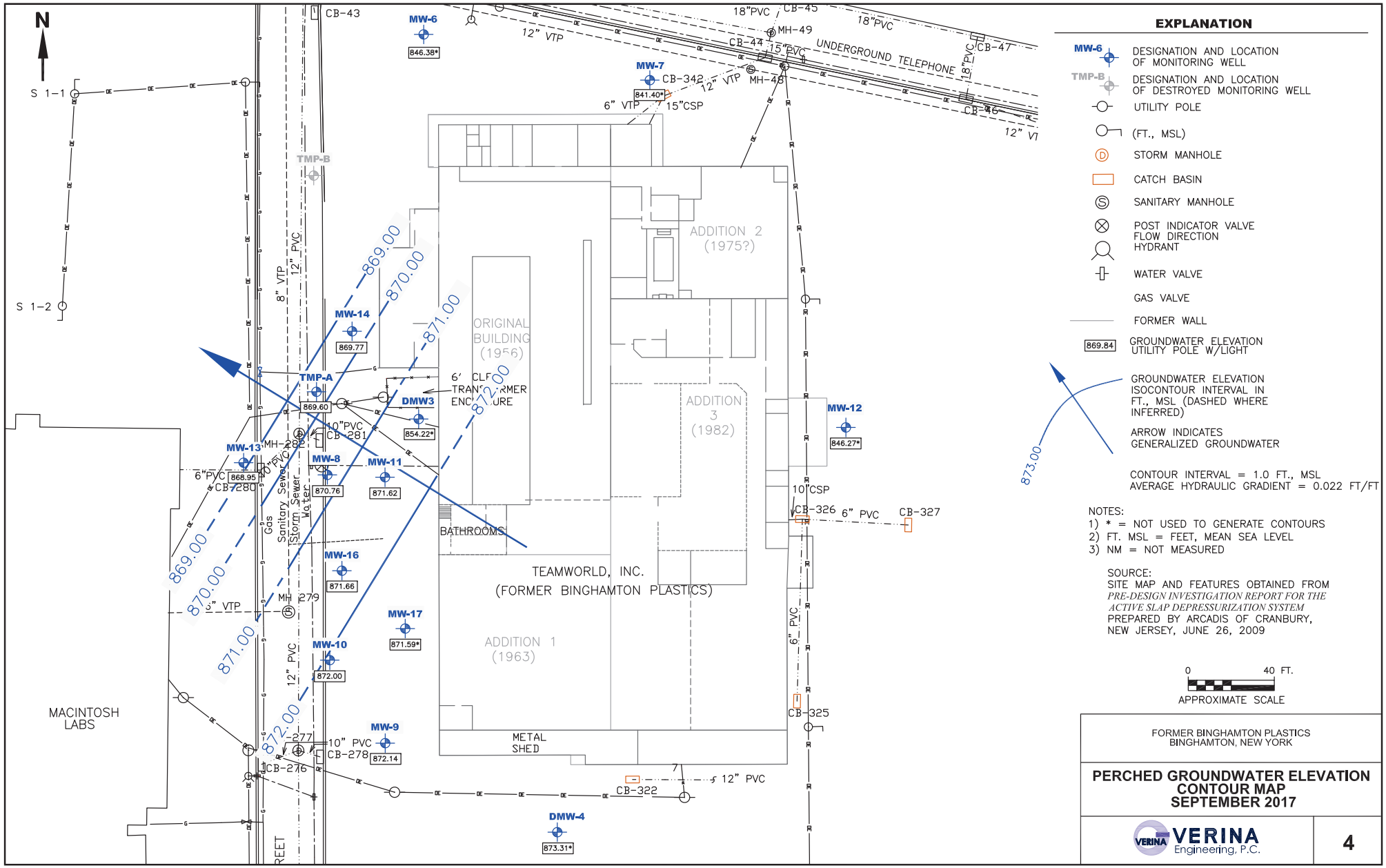

EXPLANATION

- MW-6 — DESIGNATION AND LOCATION OF MONITORING WELL
- TMP-B — DESIGNATION AND LOCATION OF DESTROYED MONITORING WELL
- UTILITY POLE
- (FT., MSL)
- STORM MANHOLE
- CATCH BASIN
- SANITARY MANHOLE
- POST INDICATOR VALVE
- FLOW DIRECTION
- HYDRANT
- WATER VALVE
- GAS VALVE
- FORMER WALL
- 869.84 — GROUNDWATER ELEVATION UTILITY POLE W/LIGHT
- GROUNDWATER ELEVATION ISOCONTOUR INTERVAL IN FT., MSL (DASHED WHERE INFERRED)
- ARROW INDICATES GENERALIZED GROUNDWATER
- CONTOUR INTERVAL = 1.0 FT., MSL
  AVERAGE HYDRAULIC GRADIENT = 0.022 FT/FT

NOTES:
1) * = NOT USED TO GENERATE CONTOURS
2) FT. MSL = FEET, MEAN SEA LEVEL
3) NM = NOT MEASURED

SOURCE:
SITE MAP AND FEATURES OBTAINED FROM *PRE-DESIGN INVESTIGATION REPORT FOR THE ACTIVE SLAP DEPRESSURIZATION SYSTEM* PREPARED BY ARCADIS OF CRANBURY, NEW JERSEY, JUNE 26, 2009

0 40 FT.
APPROXIMATE SCALE

FORMER BINGHAMTON PLASTICS
BINGHAMTON, NEW YORK

PERCHED GROUNDWATER ELEVATION CONTOUR MAP SEPTEMBER 2017

VERINA Engineering, P.C.

4

S:\JOBFILES\5101-DOVER\5101.0003 - Dover Binghamton, NY\CAD\GW-REPORT-2017\5101.0003-Figure-004-ISO-02-Annual-GW-Report-2017.dwg LAYOUT: ISO SAVED: 1/10/2018 6:36 AM BY: SARAH TUFARO



NOTE:
1) * = SAMPLE DATA FROM DECEMBER 2010.
2) ** = PLUME AFTER DIRECT–PUSH INJECTION EVENT WHICH WAS CONDUCTED IN MAY 2013.

FORMER BINGHAMTON PLASTICS
BINGHAMTON, NEW YORK

PERCHED GROUNDWATER ESTIMATED PCE AND DAUGHTER COMPOUND TOTAL MOLAR ISOCONCENTRATION MAP BASELINE TO SEPTEMBER 2017

VERINA Engineering, P.C.

5

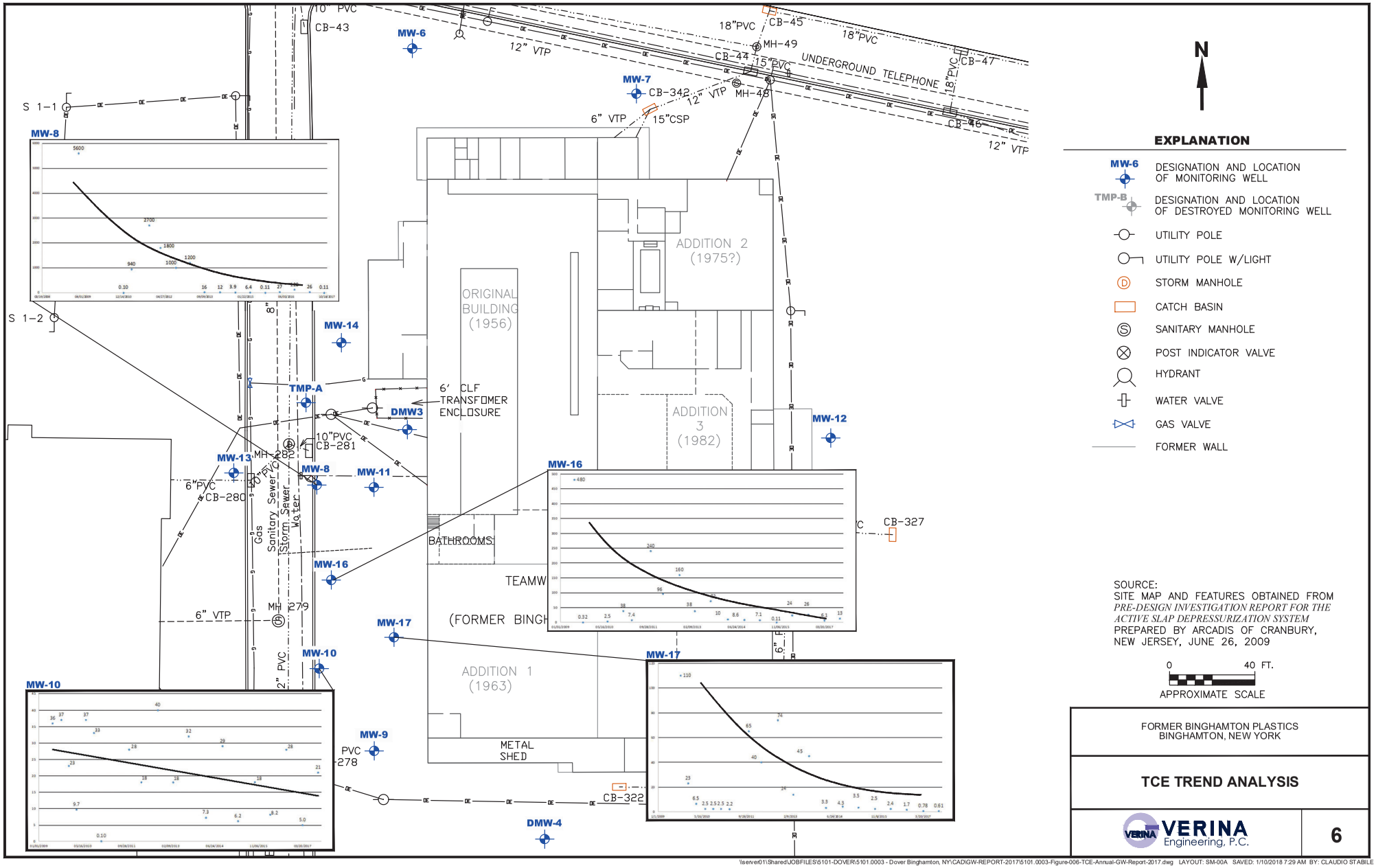

\\server01\Shared\JOBFILES\5101-DOVER\5101.0003 - Dover Binghamton, NY\CAD\GW-REPORT-2017\5101.0003-Figure-006-TCE-Annual-GW-Report-2017.dwg LAYOUT: SM-00A SAVED: 1/10/2018 7:29 AM BY: CLAUDIO STABILE

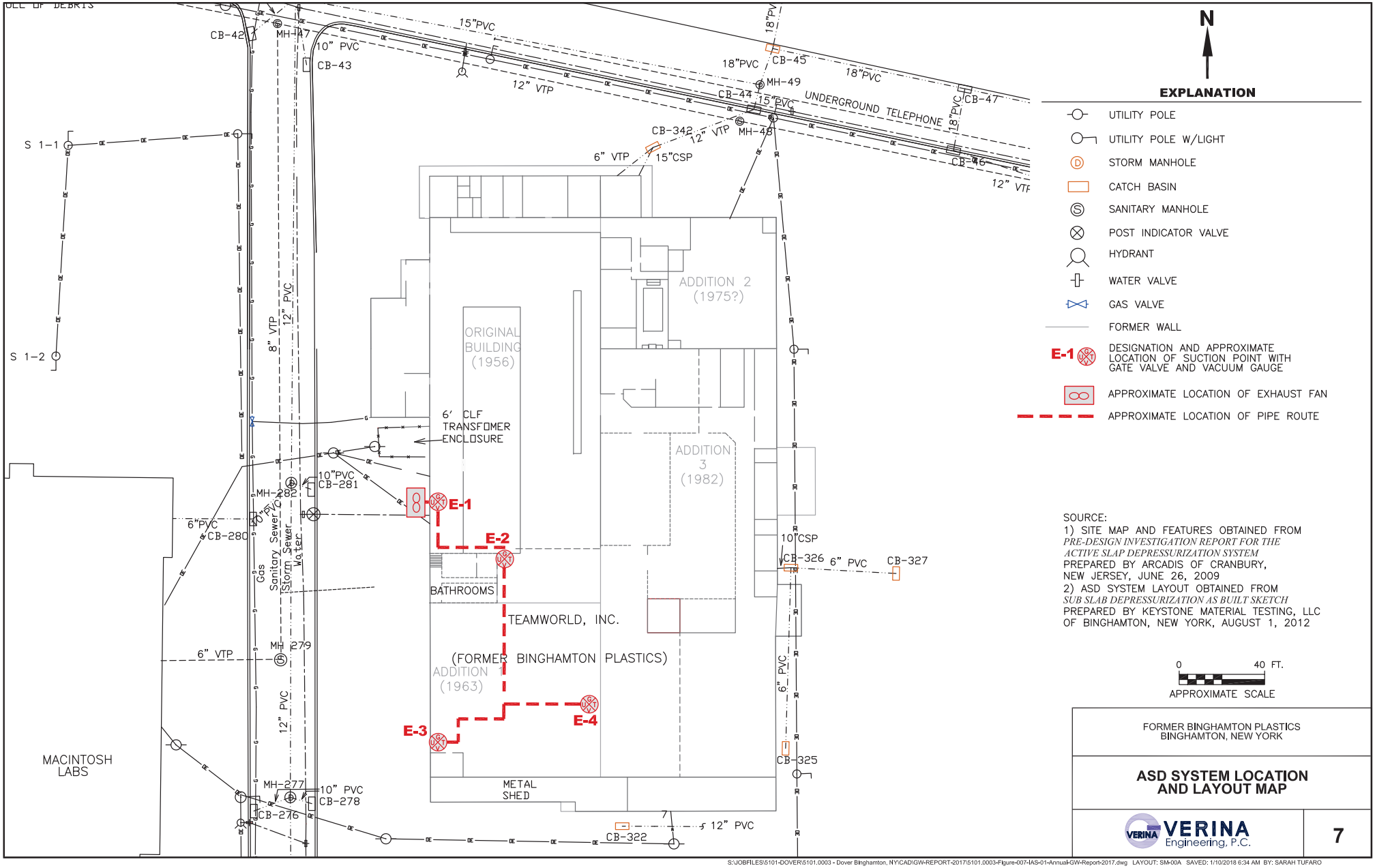
N
EXPLANATION
UTILITY POLE
UTILITY POLE W/LIGHT
STORM MANHOLE
CATCH BASIN
SANITARY MANHOLE
POST INDICATOR VALVE
HYDRANT
WATER VALVE
GAS VALVE
FORMER WALL
E-1 DESIGNATION AND APPROXIMATE LOCATION OF SUCTION POINT WITH GATE VALVE AND VACUUM GAUGE
APPROXIMATE LOCATION OF EXHAUST FAN
APPROXIMATE LOCATION OF PIPE ROUTE
ADDITION 2 (1975?)
ORIGINAL BUILDING (1956)
ADDITION 3 (1982)
ADDITION 1 (1963)
BATHROOMS
TEAMWORLD, INC.
(FORMER BINGHAMTON PLASTICS)
METAL SHED
6' CLF TRANSFOMER ENCLOSURE
E-1
E-2
E-3
E-4
CB-42
MH-47
CB-43
10" PVC
15"PVC
12" VTP
18"PVC
CB-45
MH-49
CB-44
UNDERGROUND TELEPHONE
CB-47
CB-342
MH-48
6" VTP
15"CSP
CB-46
S 1-1
S 1-2
8" VTP
12" PVC
10"PVC
CB-281
MH-282
6"PVC
CB-280
Gas
Sanitary Sewer
Storm Sewer
Water
10"CSP
CB-326
6" PVC
CB-327
MH-279
6" VTP
12" PVC
MACINTOSH LABS
MH-277
10" PVC
CB-278
CB-276
CB-322
CB-325
SOURCE:
1) SITE MAP AND FEATURES OBTAINED FROM PRE-DESIGN INVESTIGATION REPORT FOR THE ACTIVE SLAP DEPRESSURIZATION SYSTEM PREPARED BY ARCADIS OF CRANBURY, NEW JERSEY, JUNE 26, 2009
2) ASD SYSTEM LAYOUT OBTAINED FROM SUB SLAB DEPRESSURIZATION AS BUILT SKETCH PREPARED BY KEYSTONE MATERIAL TESTING, LLC OF BINGHAMTON, NEW YORK, AUGUST 1, 2012
0 40 FT.
APPROXIMATE SCALE
FORMER BINGHAMTON PLASTICS
BINGHAMTON, NEW YORK
ASD SYSTEM LOCATION AND LAYOUT MAP
VERINA Engineering, P.C.
7
S:\JOBFILES\5101-DOVER\5101.0003 - Dover Binghamton, NY\CAD\GW-REPORT-2017\5101.0003-Figure-007-IAS-01-Annual-GW-Report-2017.dwg LAYOUT: SM-00A SAVED: 1/10/2018 6:34 AM BY: SARAH TUFARO

Tables

Table 1 - Groundwater Elevation Data - March 2017, Former Binghamton Plastics, Binghamton, New York

Monitoring Well	Well Diameter (in)	Total Depth (ft, bg)	Screened Interval (ft, bg)	Surface Elevation (ft, msl)	Top of Casing Elevation (ft, msl)	Top of PVC Elevation (ft, msl)	Depth to Water (ft, TOC)	Groundwater Elevation (ft, msl)
DMW-1	4	15	5-15	876.19	876.44	874.21	Abandoned	NA
DMW-3	2	48.01	41-48	875.16	875.16	874.22	20.73	853.49
DMW-4	2	15.39	4-14	878.32	878.38	877.91	3.22	874.69
MW-5	2	20	10-20	874.18	874.17	873.83	Abandoned	NA
MW-6	2	40.30	30-40	869.62	869.63	869.37	21.91	847.46
MW-7	2	NM	30-40	869.96	869.99	869.60	NM	NM
MW-8	2	39.75	5-15	873.22	873.18	872.83	0.74	872.09
MW-9	2	14.68	5-15	875.02	875.04	874.76	1.01	873.75
MW-10	2	14.29	5-15	875.70	875.71	875.47	2.05	873.42
MW-11	2	19.30	10-20	874.53	874.52	874.14	3.42	870.72
MW-12	2	44.75	35-45	873.70	873.70	873.38	25.25	848.13
MW-13	2	13.72	5-15	874.08	874.09	873.60	4.53	869.07
MW-14	2	14.19	5-15	871.06	871.07	870.57	1.28	869.29
MW-15	2	15	5-15	874.06	874.16	873.69	Abandoned	NA
MW-16	2	14.25	5-15	874.56	NS	874.11	2.81	871.30
MW-17	2	13.51	5-15	874.03	NS	873.74	1.00	872.74
TMP-A	1	NM	3-8	871.59	NS	871.39	NM	NM
TMP-B	1	10	5-10	869.57	NS	869.36	Abandoned	NA

NOTES:

Elevation is surveyed to National Vertical Datum - 1929

in = Inches

ft, bg = Feet below grade

ft, msl = Feet above mean sea level

ft, TOC = Feet from top of inner well casing

NA = Not available

NM = Not measured

NS = Not surveyed

Groundwater elevation measured on March 21, 2017

Table 2 - Groundwater Elevation Data - September 2017, Former Binghamton Plastics, Binghamton, New York

Monitoring Well	Well Diameter (in)	Total Depth (ft, bg)	Screened Interval (ft, bg)	Surface Elevation (ft, msl)	Top of Casing Elevation (ft, msl)	Top of PVC Elevation (ft, msl)	Depth to Water (ft, TOC)	Groundwater Elevation (ft, msl)
DMW-1	4	15	5-15	876.19	876.44	874.21	Abandoned	NA
DMW-3	2	48.05	41-48	875.16	875.16	874.22	20.00	854.22
DMW-4	2	15.35	4-14	878.32	878.38	877.91	4.60	873.31
MW-5	2	20	10-20	874.18	874.17	873.83	Abandoned	NA
MW-6	2	39.75	30-40	869.62	869.63	869.37	22.99	846.38
MW-7	2	39.80	30-40	869.96	869.99	869.60	28.20	841.40
MW-8	2	14.08	5-15	873.22	873.18	872.83	2.07	870.76
MW-9	2	14.41	5-15	875.02	875.04	874.76	2.62	872.14
MW-10	2	14.29	5-15	875.70	875.71	875.47	3.47	872.00
MW-11	2	19.10	10-20	874.53	874.52	874.14	2.52	871.62
MW-12	2	43.95	35-45	873.70	873.70	873.38	27.11	846.27
MW-13	2	13.75	5-15	874.08	874.09	873.60	4.65	868.95
MW-14	2	14.20	5-15	871.06	871.07	870.57	0.80	869.77
MW-15	2	15	5-15	874.06	874.16	873.69	Abandoned	NA
MW-16	2	13.9	5-15	874.56	NS	874.11	2.45	871.66
MW-17	2	13.05	5-15	874.03	NS	873.74	2.15	871.59
TMP-A	1	7.1	3-8	871.59	NS	871.39	1.79	869.60
TMP-B	1	10	5-10	869.57	NS	869.36	Abandoned	NA

NOTES:

Elevation is surveyed to National Vertical Datum - 1929

in = Inches

ft, bg = Feet below grade

ft, msl = Feet above mean sea level

ft, TOC = Feet from top of inner well casing

NA = Not available

NM = Not measured

NS = Not surveyed

Groundwater elevation measured on September 14, 2017

Table 3 - Summary of Residual Sodium Permanganate Results, Former Binghamton Plastics, Binghamton, New York

Well ID No.	Residual Sodium Permanganate by Permanganate Ion Analysis (ppm)					
	December 2009	March 2010	June 2010	September 2010	December 2010	March 2011
MW-8	131.5	149	105.50	9.56	>19.8	3.74
MW-9	0.30	1.736	1.47	10.04	NS	18.91
MW-10	3.07	4.268	NS	3.57	>19.8	156.34
MW-11	132.2	149.1	151.70	120.80	>19.8	155.98
MW-16	29.71	95.1	76.99	105.60	>19.8	0.835
MW-17	NS	NS	103.00	11.21	>19.8	155.98

Well ID No.	Residual Sodium Permanganate by Permanganate Ion Analysis (ppm)					
	October 2011	March 2012	September 2012	March 2013	September 2013	March 2014
MW-8	0.16	17.2	1.3	0.5	70	14
MW-9	NS	7.3	NS	0.2	NS	3.0
MW-10	NS	2.4	NS	NS	NS	NS
MW-11	35.80	26.1	10.7	30	34	20
MW-16	146.46	4.6	1.7	1.1	1.3	3.1
MW-17	NS	NS	4.7	2.5	1.0	2.9

Well ID No.	Residual Sodium Permanganate by Permanganate Ion Analysis (ppm)					
	March 2014	September 2014	March 2015	September 2015	March 2016	September 2016
MW-8	14.0	10.0	10.3	164	102	35.1
MW-9	3.0	1.1	1.0	24	29	93.8
MW-10	NS	NS	NS	0.8	NS	NS
MW-11	20.0	11.1	NS	6.0	NS	221.2
MW-16	3.1	114	110.8	8.0	12	67
MW-17	2.9	24.4	23.7	104	99	112

Well ID No.	Residual Sodium Permanganate by Permanganate Ion Analysis (ppm)					
	March 2017	September 2017				
MW-8	81.9	68.6				
MW-9	13.7	8.7				
MW-10	NS	NS				
MW-11	NS	315.2				
MW-16	160.0	302.4				
MW-17	12.0	238.5				

NOTES:

ppm = parts per million

NS = Not sampled

A Hach DR890 or DR2800 colorimeter was used to measure the concentration of residual sodium permanganate

Table 4 - Summary of Sodium Permanganate Manual Injection Events, Former Binghamton Plastics, Binghamton, New York

	Injection Date				
Well ID No.	6/11/2009*	9/18/2009*	12/10/2009*	3/9/2010-3/10/2010*	6/23/2010*
MW-8	5	11	11	12.125	11
MW-9	5	11	11	11	11
MW-10	7	11	11	11	11
MW-11	3	5	5	2.75	5
MW-16	5	11	11	12.125	11
MW-17	5	11	11	11	11
Total	30	60	60	60	60

	Injection Date				
Well ID No.	9/22/2010*	12/16/2010*	3/24/2011**	11/4/2011**	3/22/2012**
MW-8	11	11	11	5	1.25
MW-9	11	11	11	22	35
MW-10	11	11	11	13	4.5
MW-11	5	5	5	2	1.25
MW-16	11	11	11	13	4.5
MW-17	11	11	11	5	1.5
Total	60	60	60	60	48

	Injection Date				
Well ID No.	6/22/2012**	9/17/2012-9/18/2012**	3/12/2013**	6/12/2013**	9/2/2013-9/6/2013*
MW-8	11	12	10	13	12.5
MW-9	11	12	13	10	11
MW-10	12	10	13	10	11
MW-11	3	4	2	4	4.5
MW-16	12	11	13	13	11
MW-17	11	11	9	10	10
Total	60	60	60	60	60

	Injection Date				
Well ID No.	12/10/2013*	3/20/2014-3/21/2014*	6/16/2014*	9/25/2014-9/26/2014*	12/17/2014 *
MW-8	10	10	12	6	6.5
MW-9	10	10	10	18	13
MW-10	12	10	10	15	15.5
MW-11	2	1.5	3	5	2
MW-16	15	12.5	15	13	13
MW-17	11	16	10	10	10
Total	60	60	60	67	60

NOTES:

All units are presented in gallons.

* A 10% of sodium permanganate solution was injected during this event .

** A 5% of sodium permanganate solution was injected during this event .

Table 4 (Continued) - Summary of Sodium Permanganate Manual Injection Events, Former Binghamton Plastics, Binghamton, New York

	Injection Date				
Well ID No.	3/18/2015-3/19/2015*	6/26/2015 *	8/27/2015 *	12/17/2015 *	3/17/2016 *
MW-8	14.5	10	10	10	10
MW-9	10	13	10	10	12
MW-10	10	11	10	10	12
MW-11	2	2	10	10	8
MW-16	13.5	17	10	10	10
MW-17	10	7	10	10	8
Total	60	60	60	60	60

	Injection Date				
Well ID No.	6/23/2016 *	9/29/2016 *	1/10/2017 *	3/22/2017 *	6/21/2017 *
MW-8	12	10	10	10	10
MW-9	10	10	10	10	10
MW-10	10	10	10	10	10
MW-11	6	10	10	10	10
MW-16	12	10	10	10	10
MW-17	10	10	10	10	10
Total	60	60	60	60	60

	Injection Date				
Well ID No.	9/18/2017 *	12/11/2017 *			
MW-8	10	10			
MW-9	10	10			
MW-10	10	10			
MW-11	10	10			
MW-16	10	10			
MW-17	10	10			
Total	60	60			

NOTES:

All units are presented in gallons.

* A 10% of sodium permanganate solution was injected during this event .

** A 5% of sodium permanganate solution was injected during this event .

Table 5 - Groundwater Analytical Data - March 2017, Former Binghamton Plastics, Binghamton, New York

Sample ID		MW-8	MW-9	MW-10	MW-16	DUP-032217
Laboratory ID		R1702494-006	R1702494-002	R1702494-003	R1602524-005	R1702494-008
Date Sampled	NYSDEC	3/22/2017	3/17/2016	3/21/2017	3/17/2016	3/22/2017
Units	GWQS	µg/l	µg/l	µg/l	µg/l	µg/l
1,1-Dichloroethane	5	1.6	1.0 U	0.74 J	**8.7**	**11**
1,1-Dichloroethene	5	1.1	1.0 U	1.0 U	1.3	1.9
cis-1,2-Dichloroethene	5	**29**	1.0 U	2.6	**30**	**40**
trans-1,2-Dichloroethene	5	1.0 U	1.0 U	1.0 U	1.0 U	1.0 U
Tetrachloroethene	5	1.0 U	1.0 U	0.70 J	1.0 U	1.0 U
1,1,1-Trichloroethane	5	1.7	1.0 U	0.77 J	2.3	2.7
Trichloroethene	5	**26**	**7.1**	5.0	**6.1**	**7.3**
Vinyl Chloride	2	1.0 U	1.0 U	1.0 U	**8.1**	**8.7**

Sample ID		MW-17	FB-032117	FB-032217	TRIP BLANK 2
Laboratory ID		R1702494-001	R1702494-004	R1702494-007	R1702494-010
Date Sampled	NYSDEC	3/21/2017	3/21/2017	3/22/2017	3/22/2017
Units	GWQS	µg/l	µg/l	µg/l	µg/l
1,1-Dichloroethane	5	**6.3**	1.0 U	1.0 U	1.0 U
1,1-Dichloroethene	5	1.0 U	1.0 U	1.0 U	1.0 U
cis-1,2-Dichloroethene	5	0.78 J	1.0 U	1.0 U	1.0 U
trans-1,2-Dichloroethene	5	1.0 U	1.0 U	1.0 U	1.0 U
Tetrachloroethene	5	1.0 U	1.0 U	1.0 U	1.0 U
1,1,1-Trichloroethane	5	1.6	1.0 U	1.0 U	1.0 U
Trichloroethene	5	0.78 J	1.0 U	1.0 U	1.0 U
Vinyl Chloride	2	1.0 U	1.0 U	1.0 U	1.0 U

Notes:

J = Estimated value

µg/l = micrograms per liter

Bold = concentration exceeds NYSDEC GWQS

NYSDEC = New York State Department of Environmental Conservation

GWQS = Ground Water Quality Standards

"FB" indicates the sample is an equipment blank sample

U = Compound analyzed for but not detected aboive method reporting limit given

"DUP" indicates the sample is a duplicate sample of that sample immediately preceding the duplicate sample on this table

Table 6 - Groundwater Analytical Data - September 2017, Former Binghamton Plastics, Binghamton, New York

Sample ID		TMP-A	MW-8	MW-9	MW-10	DUP-091417	MW-11
Laboratory ID		R1708700-002	R1708700-009	R1708700-003	R1708700-004	R1708700-012	R1708700-006
Date Sampled	NYSDEC	9/14/2017	9/14/2017	9/14/2017	9/14/2017	9/14/2017	9/14/2017
Units	GWQS	µg/l	µg/l	µg/l	µg/l	µg/l	µg/l
1,1-Dichloroethane	5	0.59 J	**5.5**	1.0 U	0.81 J	0.70 J	1.0 U
1,1-Dichloroethene	5	1.0 U	1.0 U	1.0 U	1.0 U	1.0 U	1.0 U
cis-1,2-Dichloroethene	5	1.0 U	1.0 U	0.92 J	**5.1**	4.9	1.0 U
trans-1,2-Dichloroethene	5	1.0 U	1.0 U	1.0 U	1.0 U	1.0 U	1.0 U
Tetrachloroethene	5	1.0 U	1.0 U	0.30 J	1.3	1.4	1.0 U
1,1,1-Trichloroethane	5	0.54 J	3.7	0.61 J	2.3	2.4	1.0 U
Trichloroethene	5	1.0 U	1.0 U	**21**	**21**	**21**	1.0 U
Vinyl Chloride	2	1.0 U	1.0 U	1.0 U	0.38 J	1.0 U	1.0 U

Sample ID		MW-13	MW-16	MW-17	DMW-3	EB-091417	TRIP BLANK
Laboratory ID		R1708700-007	R1708700-010	R1708700-008	R1708700-005	R1708700-011	R1708700-001
Date Sampled	NYSDEC	9/14/2017	9/14/2017	9/14/2017	9/14/2017	9/14/2017	9/14/2017
Units	GWQS	µg/l	µg/l	µg/l	µg/l	µg/l	µg/l
1,1-Dichloroethane	5	1.0 U	**31**	**14**	1.0 U	1.0 U	1.0 U
1,1-Dichloroethene	5	1.0 U	1.2	1.0 U	1.0 U	1.0 U	1.0 U
cis-1,2-Dichloroethene	5	1.0 U	**67**	0.40 J	1.0 U	1.0 U	1.0 U
trans-1,2-Dichloroethene	5	1.0 U	1.0 U	1.0 U	1.0 U	1.0 U	1.0 U
Tetrachloroethene	5	1.0 U	0.30 J	1.0 U	1.0 U	1.0 U	1.0 U
1,1,1-Trichloroethane	5	1.0 U	**6.7**	2.2	1.0 U	1.0 U	1.0 U
Trichloroethene	5	1.0 U	**13**	0.61 J	1.0 U	1.0 U	1.0 U
Vinyl Chloride	2	1.0 U	**2.7**	1.0 U	1.0 U	1.0 U	1.0 U

Notes:

J = Estimated value

µg/l = micrograms per liter

U = Compound analyzed for but not detected aboive method reporting limit given

"DUP" indicates the sample is a duplicate sample of that sample immediately preceding the duplicate sample on this table

Bold = concentration exceeds NYSDEC GWQS

NYSDEC = New York State Department of Environmental Conservation

GWQS = Ground Water Quality Standards

"EB" indicates the sample is an equipment blank sample

Table 7 - Historical Groundwater Volatile Organic Compound Analytical Results, Former Binghamton Plastics, Binghamton, New York

Sample Location Units:	Sampling Date	cis-1,2-Dichloroethene µg/l	trans-1,2-Dichloroethene µg/l	Tetrachloroethene µg/l	Trichloroethene µg/l	Vinyl Chloride µg/l
DMW-1	2/8/1999	1000	< 180	< 360	8200	71
DMW-3	12/10/1998	<2.5	<2.5	<0.5	1.1 J	<10
	9/18/2001	< 0.5	< 0.5	< 0.5	0.5 J	< 0.5
	4/1/2002	0.03 J	< 0.5	< 0.5	0.3 J	< 0.5
	9/19/2002	0.2 J	<0.5	0.07 J	0.3 J	<0.5
	3/28/2003	<0.5	<0.5	0.2 J	0.1 J	<0.5
	6/19/2003	0.8	<0.5	0.3 J	0.8	<0.5
	9/16/2003	<0.5	<0.5	0.3 J	0.08 J	<0.5
	1/6/2004	<0.5	0.091 J	0.31 J	0.16 J	<0.5
	4/6/2004	0.2 J	<0.5	0.25 J	0.15 J	<0.5
	6/24/2004	<0.5	<0.5	0.17	<0.5	<0.5
	9/20/2004	<0.5	<0.5	0.23 J	0.13 J	<0.5
	3/23/2005	<0.5	<0.5	<0.5	0.13J	<0.5
	9/27/2005	<2	<2	<1	<1	<2
	3/7/2006	<5	<5	0.43J	<5	<5
	5/25/2006	<5	<5	<5	<5	<5
	9/19/2006	<5	<5	<5	<5	<5
	4/2/2007	<5.0	<5.0	<5.0	<5.0	<5.0
	8/28/2007	<5.0	<5.0	<5.0	<5.0	<5.0
	10/15/2007	<5.0	<5.0	<5.0	<5.0	<5.0
	3/24/2008	<5.0	<5.0	<5.0	<5.0	<5.0
	7/22/2008	<5.0	<5.0	<5.0	0.88 J	<5.0
	10/7/2008	<5.0	<5.0	<5.0	0.40 J	<5.0
	12/2/2008	<5.0	<5.0	<5.0	<5.0	<5.0
	3/11/2009	<5.0	<5.0	<5.0	<5.0	<5.0
	6/9/2009	<5.0	<5.0	<5.0	<5.0	<5.0
	9/15/2009	<5.0	<5.0	<5.0	<5.0	<5.0
	12/9/2009	<5.0	<5.0	<5.0	<5.0	<5.0
	3/9/2010	<5.0	<5.0	<5.0	<5.0	<5.0
	6/21/2010	<5.0	<5.0	<5.0	<5.0	<5.0
	9/21/2010	<5.0	<5.0	<5.0	<5.0	<5.0
	12/14/2010	<5.0	<5.0	<5.0	<5.0	<5.0
	3/21/2011	<5.0	<5.0	<5.0	<5.0	<5.0
	10/27/2011	<5.0	<5.0	<5.0	<5.0	<5.0
	3/14/2012	<5.0	<5.0	<5.0	<5.0	<5.0
	9/18/2012	<5.0	<5.0	<5.0	<5.0	<5.0
	9/6/2013	<5.0	<5.0	<5.0	<5.0	<5.0
	9/20/2014	<5.0	<5.0	<5.0	<5.0	<5.0
	9/23/2015	<5.0	<5.0	<5.0	<5.0	<5.0
	9/15/2016	<1.0	<1.0	<1.0	<1.0	<1.0
	9/14/2017	<1.0	<1.0	<1.0	<1.0	<1.0
DMW-4	12/9/1998	< 2.5	< 2.5	< 5	1.2J	< 10
TMP-A	3/22/2005	<0.5	<0.5	<0.5	<0.5	<0.5
	9/27/2005	<2	<2	<1	<2	<2
	3/7/2006	<5	<5	<5	<5	<5
	5/25/2006	<5	<5	<5	<5	<5
	9/19/2006	<5	<5	<5	<5	<5
	4/2/2007	<5	<5	<5	<5	<5
	7/23/2008	<5	<5	<5	<5	<5
	10/7/2008	<5	<5	<5	<5	<5
	3/9/2009	<5	<5	<5	<5	<5
	6/9/2009	<5	<5	<5	<5	<5
	9/16/2009	<5	<5	<5	<5	<5
	3/8/2010	<5	<5	<5	<5	<5
	10/27/2011	<5	<5	<5	<5	<5
	3/13/2012	<5.0	<5.0	<5.0	<5.0	<5.0
	9/18/2012	<5.0	<5.0	<5.0	<5.0	<5.0
	3/11/2013	<5.0	<5.0	<5.0	<5.0	<5.0
	9/5/2013	<5.0	<5.0	<5.0	<5.0	<5.0
	9/20/2014	<5.0	<5.0	<5.0	<5.0	<5.0
	9/23/2015	<5.0	<5.0	<5.0	<5.0	<5.0
	9/15/2016	<1.0	<1.0	<1.0	<1.0	<1.0
	9/14/2017	<1.0	<1.0	<1.0	<1.0	<1.0
MW-2	12/10/1998	7.9	< 2.5	1.3 J	86	< 10
MW-5	12/10/1998	480	11	1	17,000	20
	9/18/2001	370 J	< 500	<500	23,000	< 500
	4/1/2002	0.3 J	< 0.5	0.06 J	48	< 0.5
MW-6	12/9/1998	< 2.5	< 2.5	< 5	< 5	< 10
MW-7	12/8/1998	< 2.5	< 2.5	< 5	< 5	< 10

See notes on last page.

Sample Location Units:	Sampling Date	cis-1,2-Dichloroethene µg/l	trans-1,2-Dichloroethene µg/l	Tetrachloroethene µg/l	Trichloroethene µg/l	Vinyl Chloride µg/l
MW-8	12/10/1998	0.25	< 5	< 0.01	0.35	<20
	9/18/2001	650	< 25	< 25	100	44
	4/1/2002	170	2	6	230	6
	9/18/2002	240	3 J	<6	560	<6
	3/28/2003	370	4	0.4 J	420	16
	6/19/2003	1,000	19	<13	810	36
	9/16/2003	960	14 J	<31	250	240
	1/6/2004	670	7.3 J	<18	500	7.7 J
	4/6/2004	1,900	12 J	<50	420	300
	6/24/2004	2,500	27	83	170	430
	9/20/2004	6,200	75	<210	380	740
	3/23/2005	4,000	44 J	<0.5	930	490
	6/14/2005	<2	<2	<1	<1	<2
	9/27/2005	<2	<2	<1	<1	<2
	3/7/2006	<50	<50	<50	<50	<50
	4/2/2007	110	0.69J	<5.0	360D	<5.0
	10/15/2007	640 D	9.8 J	<13	2700 D	66
	3/24/2008	170	3.3 J	<13	790 D	4.2 J
	7/22/2008	900	14 J	<100	3400	120
	10/7/2008	640	18 J	<100	3200	82 J
	12/2/2008	440	6.4 J	<25	2200 D	3.6 J
	3/10/2009	450	<100	<100	2200	38 J
	6/9/2009	680	14 J	<50	5600 D	53
	9/14/2009	NS	NS	NS	NS	NS
	12/8/2009	NS	NS	NS	NS	NS
	3/8/2010	NS	NS	NS	NS	NS
	6/21/2010	NS	NS	NS	NS	NS
	9/20/2010	<5.0	<5.0	<5.0	<5.0	<5.0
	12/15/2010	<5.0	<5.0	<5.0	<5.0	<5.0
	3/23/2011	100	0.43 J	<5.0	940 D	3.9 J
	10/27/2011	330 D	1.6 J	<5.0	2700 D	21
	3/13/2012	290	3.2 J	<50	1800	32 J
	9/17/2012	360	<50	<50	1000	33 J
	3/11/2013	210	11 J	<50	1200	5.3 J
	9/2/2013	1.7 J	<5.0	<5.0	16	<5.0
	3/17/2014	0.85 J	<5.0	<5.0	12	<5.0
	9/20/2014	0.67 J	<5.0	<5.0	3.9 J	<5.0
	3/18/2015	0.75 J	<5.0	<5.0	6.4	<5.0
	9/23/2015	<5.0	<5.0	<5.0	<5.0	<5.0
	3/17/2016	9.1	<1.0	<1.0	27	<1.0
	9/15/2016	71	<1.0	<1.0	120	<1.0
	3/22/2017	29	<1.0	<1.0	26	<1.0
	9/14/2017	<1.0	<1.0	<1.0	<1.0	<1.0
MW-9	12/10/1998	7.3	< 2.5	1.2J	77	< 10
	4/1/2002	0.6	< 0.5	0.2 J	20	< 0.5
	9/18/2002	7	0.08 J	1	57 J	0.9 J
	3/28/2003	1	<0.5	0.4 J	16	<0.5
	6/19/2003	3	0.04 J	0.5	26	0.09 J
	916/2003	4.1	<1.3	0.61 J	40	<1.3
	1/6/2004	2.4	0.083 J	0.48 J	23	<0.5
	4/6/2004	0.8 J	<1	0.61 J	30	<1
	6/24/2004	4.7	<0.5	0.53	27	0.52
	9/20/2004	6.2	<2.0	0.79 J	57	<2.0
	3/23/2005	0.78	<0.5	0.23 J	17	<0.5
	9/27/2005	5.5	<2	<2	46	<2
	3/7/2006	<5	<5	<5	<5	<5
	4/2/2007	0.85J	<5.0	<5.0	24	<5.0
	8/28/2007	8.4	<5.0	0.88 J	55	0.67 J
	10/15/2007	10	<5.0	0.81 J	55	<5.0
	3/24/2008	0.44 J	<5.0	<5.0	19	<5.0
	7/21/2008	12	<5.0	0.55 J	45	0.55 J
	10/8/2008	7.1	<5.0	0.59 J	49	<5.0
	12/2/2008	5.8	<5.0	0.47 J	49	<5.0
	3/10/2009	2.1 J	<5.0	<5.0	24	<5.0
	6/10/2009	1.4 J	<5.0	<5.0	32	<5.0
	9/16/2009	1.9 J	<5.0	0.83 J	24	<5.0
	12/8/2009	2.2 J	<5.0	0.43 J	32	<5.0
	3/8/2010	0.78 J	<5.0	<5.0	16	<5.0
	6/21/2010	1.60 J	<5.0	<5.0	37	<5.0
	9/20/2010	<5.0	<5.0	<5.0	<5.0	<5.0
	12/16/2010	<5.0	<5.0	<5.0	3.6 J	<5.0
	3/23/2011	<5.0	<5.0	<5.0	14	<5.0
	10/26/2011	0.76 J	<5.0	0.38 J	34	<5.0
	3/13/2012	0.21 J	<5.0	<5.0	17	<5.0
	9/18/2012	1.1 J	<5.0	0.39 J	39	<5.0
	3/11/2013	<5.0	<5.0	<5.0	14	<5.0
	9/5/2013	0.94 J	<5.0	0.31 J	28	<5.0
	3/17/2014	0.41 J	<5.0	<5.0	14	<5.0
	9/21/2014	<5.0	<5.0	<5.0	22	<5.0
	3/19/2015	0.92 J	<5.0	<5.0	13	<5.0
	9/23/2015	<5.0	<5.0	<5.0	4.0 J	<5.0
	3/17/2016	0.31 J	<1.0	<1.0	10	<1.0
	9/15/2016	<1.0 (<1.0)	<1.0 (<1.0)	<1.0 (<1.0)	0.95 J (0.91 J)	<1.0 (<1.0)
	3/21/2017	<1.0	<1.0	<1.0	7.1	<1.0
	9/14/2017	0.92 J	<1.0	0.30 J	21	<1.0

See notes on last page.

Sample Location Units:	Sampling Date	cis-1,2-Dichloroethene µg/l	trans-1,2-Dichloroethene µg/l	Tetrachloroethene µg/l	Trichloroethene µg/l	Vinyl Chloride µg/l
MW-10	12/10/1998	18	< 2.5	54	64	2.3 J
	9/18/2001	10	< 1.4	2	21	18
	4/1/2002	11	0.3 J	1	16	2
	9/18/2002	14	0.4 J	4	53 J	21
	3/28/2003	11	0.2 J	2	25	2
	6/19/2003	13	0.5 J	3	32	9
	9/16/2003	15	0.39 J	2.4	42	12
	1/6/2004	4.3	0.26 J	1.6	13	0.43 J
	4/6/2004	4.7	<0.5	0.89	13	0.38 J
	6/24/2004	16	0.65	2.6	45	8.6
	9/20/2004	3.4	0.15 J	2.7	16	0.9
	3/23/2005	3.8	0.11 J	1.1	12	0.57
	9/27/2005	13	<2	3	50	6.6
	3/7/2006	9.3	<5	1.6J	27	2.5J
	9/19/2006	17	0.48J	2.2J	32	5.9
	8/28/2007	12	0.33 J	2.2 J	31	5.9
	10/15/2007	4.8 J	<5.0	2.1 J	16	1.7 J
	3/24/2008	3.9 J	<5.0	0.53 J	6.6	<5.0
	7/21/2008	3.7 J	<5.0	0.45 J	5.3	0.72 J
	10/8/2008	12	0.26 J	1.4 J	25	5.3
	12/2/2008	4.4 J	<5.0	1.2 J	9.4	<5.0
	3/10/2009	4.3 J	<5.0	0.77 J	9.2	<5.0
	6/8/2009	15	<5.0	1.6 J	36	2.4 J
	9/14/2009	18	<5.0	2.0 J	37	4.8 J
	12/9/2009	13	<5.0	1.3 J	23	1.1 J
	3/8/2010	5.3	<5.0	0.71 J	9.7	<5.0
	6/22/2010	19	0.29 J	1.6 J	37	3.5 J
	9/21/2010	18	0.32 J	1.8 J	33	4.5 J
	12/15/2010	<5.0	<5.0	<5.0	<5.0	<5.0
	3/23/2011	86	<5.0	0.67 J	180	1.8 J
	10/26/2011	11	0.21 J	1.7 J	28	2.2 J
	3/13/2012	6	<5.0	0.81 J	18	0.46 J
	9/17/2012	14	<5.0	1.8 J	40	2.7 J
	3/11/2013	7.9	<5.0	0.72 J	18	0.49 J
	9/2/2013	11	<5.0	1.7 J	32	1.1 J
	3/17/2014	3.4 J	<5.0	0.63 J	7.3	<5.0
	9/21/2014	8.9	<5.0	1.4 J	29	0.69 J
	3/18/2015	2.1 J	<5.0	0.66 J	6.2	<5.0
	9/23/2015	3.2 J (3.1 J)	<5.0 (<5.0)	1.5 J (1.3 J)	18 (17)	<5.0 (<5.0)
	3/17/2016	2.9	<1.0	0.76 J	8.2	<1.0
	9/15/2016	6.3	<1.0	1.6	28	0.36 J
	3/21/2017	2.6	<1.0	0.70 J	5.0	<1.0
	9/14/2017	5.1 (4.9)	<1.0 (<1.0)	1.3 (1.4)	21 (21)	0.38 J (<1.0)
MW-11	12/9/1998	1,100	11	< 5	1,400	140
	9/18/2001	850	< 31	<31	700	77
	4/1/2002	1,100	12	<50	1,500	23
	9/19/2002	1,600	12 J	<25	2,100	82
	3/28/2003	1,200	11	0.2 J	2,400	58
	6/19/2003	1,300	10 J	<25	2,500	24 J
	9/16/2003	1,700	13 J	<83	2,500	170
	1/6/2004	1,200	31 J	<53	1,500	28 J
	4/6/2004	1,700	17	<83	2,300	6.8
	6/24/2004	1,600	18	<63	1,900	29
	9/20/2004	2,300 D	26 DJ	<63	2,200 D	58 DJ
	3/23/2005	1,500 D	21	<0.5	1,300 D	7.8
	6/14/2005	<2	<2	<1	<1	<2
	9/27/2005	<2	<2	<1	<1	<2
	3/7/2006	<500	<500	<500	<500	<500
	10/15/2007	<5.0	<5.0	<5.0	<5.0	< 5.0
	3/24/2008	130	<25	<25	520	5.2 J
	7/22/2008	1900	15 J	<100	2900	140
	10/7/2008	NS	NS	NS	NS	NS
	12/2/2008	NS	NS	NS	NS	NS
	3/11/2009	990	9.1 J	<25	3200 D	67
	6/8/2009	NS	NS	NS	NS	NS
	9/14/2009	NS	NS	NS	NS	NS
	12/8/2009	NS	NS	NS	NS	NS
	3/9/2010	NS	NS	NS	NS	NS
	6/21/2010	NS	NS	NS	NS	NS
	9/20/2010	NS	NS	NS	NS	NS
	12/16/2010	<5.0	<5.0	<5.0	<5.0	<5.0
	3/23/2011	<5.0	<5.0	<5.0	<5.0	<5.0
	10/27/2011	<5.0	<5.0	<5.0	0.57 J	<5.0
	3/14/2012	<5.0	<5.0	<5.0	<5.0	<5.0
	9/17/2012	<5.0	<5.0	<5.0	0.62 J	<5.0
	3/11/2013	<5.0	<5.0	<5.0	<5.0	<5.0
	9/2/2013	1.2 J	<5.0	<5.0	4.3 J	<5.0
	3/18/2014	<5.0	<5.0	<5.0	<5.0	<5.0
	9/20/2014	<25	<25	<25	<25	<25
	9/23/2015	<5.0	<5.0	<5.0	<5.0	<5.0
	9/15/2016	<10	<10	<10	<10	<10
	9/14/2017	<1.0	<1.0	<1.0	<1.0	<1.0

See notes on last page.

Sample Location Units:	Sampling Date	cis-1,2-Dichloroethene µg/l	trans-1,2-Dichloroethene µg/l	Tetrachloroethene µg/l	Trichloroethene µg/l	Vinyl Chloride µg/l
MW-12	12/7/1998	< 2.5	< 2.5	< 5	< 5	< 10
MW-13	12/9/1998	< 2.5	< 2.5	< 5	< 5	< 10
	3/24/2008	NS	NS	NS	NS	NS
	7/23/2008	NS	NS	NS	NS	NS
	10/9/2008	<5.0	<5.0	<5.0	<5.0	<5.0
	12/2/2008	<5.0	<5.0	<5.0	0.96 J	<5.0
	3/9/2009	<5.0	<5.0	<5.0	<5.0	<5.0
	6/10/2009	<5.0	<5.0	<5.0	<5.0	<5.0
	9/15/2009	<5.0	<5.0	<5.0	<5.0	<5.0
	12/7/2009	<5.0	<5.0	<5.0	<5.0	<5.0
	3/9/2010	<5.0	<5.0	<5.0	<5.0	<5.0
	6/22/2010	<5.0	<5.0	<5.0	<5.0	<5.0
	9/21/2010	<5.0	<5.0	<5.0	<5.0	<5.0
	12/16/2010	<5.0	<5.0	<5.0	<5.0	<5.0
	3/23/2011	<5.0	<5.0	<5.0	<5.0	<5.0
	10/26/2011	<5.0	<5.0	<5.0	<5.0	<5.0
	3/14/2012	<5.0	<5.0	<5.0	<5.0	<5.0
	9/18/2012	<5.0	<5.0	<5.0	<5.0	<5.0
	9/6/2013	<5.0	<5.0	<5.0	<5.0	<5.0
	9/20/2014	<5.0	<5.0	<5.0	<5.0	<5.0
	9/23/2015	<5.0	<5.0	<5.0	<5.0	<5.0
	9/15/2016	<1.0	<1.0	<1.0	<1.0	<1.0
	9/14/2017	<1.0	<1.0	<1.0	<1.0	<1.0
MW-14	12/9/1998	< 2.5	< 2.5	< 5	< 5	< 10
	9/18/2001	< 0.5	< 0.5	< 0.5	0.2J	< 0.5
	3/28/2003	<0.5	<0.5	0.08 J	<0.5	<0.5
	6/19/2003	<0.5	<0.5	0.3 J	0.04 J	<0.5
	9/16/2003	<0.5	<0.5	0.087 J	<0.5	<0.5
	1/6/2004	<0.5	<0.5	<0.5	0.064 J	<0.5
	4/6/2004	<0.5	<0.5	<0.5	<0.5	<0.5
	6/24/2004	2.1	<0.5	0.27 J	6.5	<0.5
	9/20/2004	<0.5	<0.5	<0.5	<0.5	<0.5
	3/23/2005	<0.5	<0.5	<0.5	<0.5	<0.5
	3/7/2006	<5.0	<5.0	<5.0	<5.0	<5.0
	5/25/2006	<5.0	<5.0	<5.0	<5.0	<5.0
	9/19/2006	<5.0	<5.0	<5.0	<5.0	<5.0
	4/2/2007	<5.0	<5.0	<5.0	<5.0	<5.0
	8/28/2007	<5.0	<5.0	<5.0	<5.0	<5.0
	10/15/2007	<5.0	<5.0	<5.0	<5.0	<5.0
	3/24/2008	<5.0	<5.0	<5.0	0.62 J	<5.0
	7/23/2008	<5.0	<5.0	<5.0	<5.0	<5.0
	10/7/2008	<5.0	<5.0	<5.0	0.32 J	<5.0
	12/3/2008	<5.0	<5.0	<5.0	<5.0	<5.0
	3/11/2009	<5.0	<5.0	<5.0	<5.0	<5.0
	6/10/2009	<5.0	<5.0	<5.0	<5.0	<5.0
	9/15/2009	<5.0	<5.0	<5.0	<5.0	<5.0
	12/9/2009	<5.0	<5.0	<5.0	<5.0	<5.0
	3/9/2010	<5.0	<5.0	<5.0	<5.0	<5.0
	6/22/2010	<5.0	<5.0	<5.0	<5.0	<5.0
	9/21/2010	<5.0	<5.0	<5.0	<5.0	<5.0
	12/14/2010	<5.0	<5.0	<5.0	<5.0	<5.0
	3/21/2011	<5.0	<5.0	<5.0	<5.0	<5.0
	10/26/2011	<5.0	<5.0	<5.0	<5.0	<5.0
	3/13/2012	<5.0	<5.0	<5.0	<5.0	<5.0
	9/18/2012	<5.0	<5.0	<5.0	<5.0	<5.0
	9/6/2013	<5.0	<5.0	<5.0	<5.0	<5.0
	9/20/2014	<5.0	<5.0	<5.0	<5.0	<5.0
MW-15	12/10/1998	960	11	14	6,900	23
	9/18/2001	790	< 84	< 84	4,000	68 J
	4/1/2002	510	10	17	3,400	34

See notes on last page.

Table 7 (Continued) - Historical Groundwater Volatile Organic Compound Analytical Results, Former Binghamton Plastics, Binghamton, New York

Sample Location Units:	Sampling Date	cis-1,2-Dichloroethene µg/l	trans-1,2-Dichloroethene µg/l	Tetrachloroethene µg/l	Trichloroethene µg/l	Vinyl Chloride µg/l
MW-16	9/19/2002	1,500	11 J	<32	340	38
	3/28/2003	440	7	0.2 J	15	59
	6/19/2003	400	12	0.3 J	48	58
	9/16/2003	87	4.8	0.323 J	9	24
	1/6/2004	68	3.3	<2.5	6.6	20
	4/6/2004	22	1.1	0.23 J	2.6	5.6
	6/24/2004	6.8	2	0.23 J	4.1	2.3
	9/20/2004	78 D	5.2 D	<2.5	17	27 D
	3/23/2005	9.3	5.4	<0.5	0.95	4.4
	9/25/2005	12	5.4	<1	6.2	11
	3/7/2006	<500	<500	<500	<500	<500
	10/15/2007	240 D	13	0.64 J	110	140
	3/24/2008	NS	NS	NS	NS	NS
	7/22/2008	240	8.7 J	<13	69	87
	10/8/2008	710	13 J	1.1 J	330	180
	12/2/2008	450 D	10	0.94 J	320	88
	3/10/2009	270	4.6 J	1.1 J	280	42
	6/10/2009	650	10 J	<25	480	76
	9/15/2009	<5	<5	0.55 J	<5	<5
	12/8/2009	NS	NS	NS	NS	NS
	3/9/2010	NS	NS	NS	NS	NS
	6/22/2010	<5.0	<5.0	<5.0	<5.0	<5.0
	9/20/2010	NS	NS	NS	NS	NS
	12/16/2010	16	<5.0	<5.0	38	<5.0
	3/23/2011	4.1 J	<5.0	0.70 J	7.4	<5.0
	10/27/2011	140	5.6	1.8 J	240 D	<5.0
	3/13/2012	94	2.7 J	0.44 J	96	10
	9/17/2012	140	2.0 J	0.71 J	160	11
	3/11/2013	96	7.5	0.34 J	38	1.9 J
	9/5/2013	170	10	0.50 J	72	9.3
	3/17/2014	49	1.4 J	<5.0	10	14
	9/21/2014	17	<5.0	0.43 J	8.6	<5.0
	3/18/2015	31	0.35 J	<5.0	7.1	15
	9/23/2015	<5.0	<5.0	<5.0	<5.0	<5.0
	3/17/2016	87 (88)	1.4 (1.7)	0.89 J (0.70 J)	24 (24)	1.2 (0.96 J)
	9/15/2016	83	0.87 J	0.61 J	26	4.9
	3/22/2017	30 (40)	<1.0 (<1.0)	<1.0 (<1.0)	6.1 (7.3)	8.1 (8.7)
	9/14/2017	67	<1.0	0.30 J	13	2.7
MW-17	9/19/2002	1,800	18 J	<42	2,800	38 J
	3/28/2003	280	11	0.3 J	2	180
	6/19/2003	50	13	<6	1	65
	9/16/2003	4	11	1.6 J	0.74 J	9.1
	1/6/2004	3.3 J	6.4	<4.2	0.81 J	2.4 J
	4/6/2004	3 J	6.8	<5	1.6 J	4.5 J
	6/24/2004	<4.2	9.8	2.2	1.1	1.5
	9/20/2004	3.3 J	11	2.1 J	<5.0	6.7
	3/25/2005	7.9	7.3	<0.5	0.8	5.9
	9/27/2005	150	8	<1	71	24
	3/7/2006	<50	<50	<50	<50	<50
	9/19/2006	0.33	24	3.2	31	17
	8/28/2007	55	2.4 J	0.82 J	110	82
	10/15/2007	37	1.5 J	0.38 J	73	6.6
	3/24/2008	3.0 J	0.33 J	<5.0	1.2 J	0.93 J
	7/21/2008	2.4 J	0.94 J	<5.0	0.66 J	1.1 J
	10/8/2008	16	1.6 J	0.21 J	35	5.7
	12/2/2008	6.6	0.46 J	<5.0	15	1.3 J
	3/10/2009	3.7 J	0.46 J	<5.0	4.4 J	1.9 J
	6/9/2009	2.8 J	0.78 J	<5.0	3.5 J	1.1 J
	9/14/2009	38	2.5 J	0.60 J	110	9.1
	12/8/2009	7.4	0.61 J	<5.0	23	2.1 J
	3/9/2010	4.5 J	<5.0	<5.0	6.5	1.1 J
	6/21/2010	<5.0	<5.0	<5.0	<5.0	<5.0
	9/20/2010	<5.0	<5.0	<5.0	<5.0	<5.0
	12/15/2010	<5.0	<5.0	<5.0	<5.0	<5.0
	3/23/2011	5.6	<5.0	<5.0	2.2 J	<5.0
	10/26/2011	87	4.2 J	0.53 J	65	20
	3/14/2012	77	3.3 J	0.27 J	40	18
	9/17/2012	200	10	0.44 J	74	8.2
	3/11/2013	53	2.8 J	<5.0	14	0.41 J
	9/5/2013	84	3.6 J	<5.0	45	1.3 J
	3/17/2014	18	1.0 J	<5.0	3.3 J	<5.0
	9/21/2014	10	<5.0	<5.0	4.3 J	<5.0
	3/18/2015	5.8 (7.8)	<5.0 (<5.0)	<5.0 (<5.0)	3.5 J (4.6 J)	<5.0 (<5.0)
	9/23/2015	<5.0	<5.0	<5.0	<5.0	<5.0
	3/17/2016	3.7	<1.0	<1.0	2.4	<1.0
	9/15/2016	1.4	<1.0	0.30 J	1.7	<1.0
	3/21/2017	0.78 J	<1.0	<1.0	0.78 J	<1.0
	9/14/2017	0.40 J	<1.0	<1.0	0.61 J	<1.0

NOTES:

J = Estimated value; compound detected below Detection Limit.

D = Compound identified in an analysis at a secondary dilution factor

= Baseline result

NS=Not sampled

µg/l = Micrograms per liter

< = Not detected above laboratory reporting limit given

Table 8 - Proposed 2018 Groundwater Monitoring Matrix, Former Binghamton Plactics, Binghamton, New York

Implemented Monitoring Matrix in 2017		
Well ID	Monitoring Schedule	Analysis
DMW-3	Annual	SSPL VOCs
TMP-A	Annual	SSPL VOCs
MW-8	Semiannual	SSPL VOCs
MW-9	Semiannual	SSPL VOCs
MW-10	Semiannual	SSPL VOCs
MW-11	Annual	SSPL VOCs
MW-13	Annual	SSPL VOCs
MW-16	Semiannual	SSPL VOCs
MW-17	Semiannual	SSPL VOCs

Proposed Monitoring Matrix to be Implemented in 2018		
Well ID	Monitoring Schedule	Analysis
DMW-3	Annual	SSPL VOCs
TMP-A	Annual	SSPL VOCs
MW-8	Semiannual	SSPL VOCs
MW-9	Semiannual	SSPL VOCs
MW-10	Semiannual	SSPL VOCs
MW-11	Annual	SSPL VOCs
MW-13	Annual	SSPL VOCs
MW-16	Semiannual	SSPL VOCs
MW-17	Semiannual	SSPL VOCs

Appendices

Appendix A

LOW FLOW GROUND WATER PURGE/SAMPLING LOG

Former Binghamton Plastics Site, Binghamton, NY (5101.0003)

Project Name:	Dover-Binghamton	Project #:	5101.0003	Page: _1__ of _1__
Monitoring Well:	MW-8	Date:	3/22/2017	
Field Personnel:	CF	Weather:	10's, cold, windy	

PRE-PURGE INFO:

Well Depth (ft btoc):	14.29	Depth to Water (ft btoc):	1.43
PID Beneath PVC Cap (ppm):	NA	Screened/Open Interval (ft btoc):	5-15
Pump Used:	Bladder pump 1.75"	Depth of Pump (ft btoc):	~10

POST-PURGE INFO:

Color:	Purple/Tan/Clear	Mn/MnO4 (mg/L):	40.5/81.9
Volume Purged (gal):	~4	Sample ID:	MW-8
Final Depth to Water (ft btoc):	1.56	Sample Time:	11:10

WELL PURGE DATA:

Time 5 minute intervals	**Temperature (°C)**	**pH (units)**	**Conductivity (ms/cm)**	**REDOX (Eh-mV)**	**DO (mg/L)**	**Turbidity (NTU)**	**Depth to Water (ft)**	**Salinity (PPT)**	**Pumping Rate (ml/min)**	**Comment**
	Reading	Reading	Reading	Reading	Reading	Reading	Reading			
	3%	0.1 unit	3%	10 mV	10%	10%	0.3 ft		100 - 500	
10:35	6.05	6.44	2.516	670.4	3.37	400	1.76	1.30	300	
10:40	5.66	6.79	2.426	666.6	4.48	11	1.74	1.24	300	
10:45	5.51	6.95	2.369	663.3	5.13	3.13	1.74	1.21	300	
10:50	5.49	7.08	2.307	658.1	5.05	7.38	1.66	1.18	300	
10:55	5.39	7.14	2.124	651.9	5.16	8.67	1.66	1.08	300	
11:00	5.23	7.16	1.936	648.8	5.15	8.52	1.66	0.97	300	
11:05	5.09	7.2	1.903	645.1	4.92	8.56	1.66	0.84	300	

LOW FLOW GROUND WATER PURGE/SAMPLING LOG

Former Binghamton Plastics Site, Binghamton, NY (5101.0003)

Project Name:	Dover-Binghamton	Project #:	5101.0003	Page: _1__ of _1__
Monitoring Well:	MW-9	Date:	3/21/2017	
Field Personnel:	CF	Weather:	40's, Sunny	

PRE-PURGE INFO:

Well Depth (ft btoc):	14.68	Depth to Water (ft btoc):	1.01
PID Beneath PVC Cap (ppm):	NA	Screened/Open Interval (ft btoc):	5-15
Pump Used:	Bladder pump 1.75"	Depth of Pump (ft btoc):	~10

POST-PURGE INFO:

Color:	Light Purple/Clear/Tan	Mn/MnO4 (mg/L):	6.4/13.7
Volume Purged (gal):	~4	Sample ID:	MW-4
Final Depth to Water (ft btoc):	0.93	Sample Time:	15:35

WELL PURGE DATA:

Time 5 minute intervals	**Temperature (°C)**	**pH (units)**	**Conductivity (ms/cm)**	**REDOX (Eh-mV)**	**DO (mg/L)**	**Turbidity (NTU)**	**Depth to Water (ft)**	**Salinity (PPT)**	**Pumping Rate (ml/min)**	**Comment**
	Reading	Reading	Reading	Reading	Reading	Reading	Reading			
	3%	0.1 unit	3%	10 mV	10%	10%	0.3 ft		100 - 500	
15:00	8.77	6.52	1.681	739.5	30.24	31.5	1.05	0.85	400	
15:05	8.11	6.79	1.674	716.5	23.06	26.1	1.07	0.85	200	
15:10	7.66	6.91	1.671	705.1	25.44	21.8	1.09	0.85	200	
15:15	7.51	6.86	1.655	702.3	26.74	16.6	1.01	0.84	250	
15:20	7.53	6.8	1.645	702.7	26.14	14.4	0.99	0.83	175	
15:25	7.66	6.73	1.632	704.4	23.83	14.2	0.98	0.83	175	
15:30	7.66	6.71	1.617	704.8	24.21	14.8	0.97	0.82	175	

LOW FLOW GROUND WATER PURGE/SAMPLING LOG

Former Binghamton Plastics Site, Binghamton, NY (5101.0003)

Project Name:	Dover-Binghamton	Project #:	5101.0003	Page: _1__ of _1__
Monitoring Well:	MW-10	Date:	3/21/2017	
Field Personnel:	MWG	Weather:	40's, Sunny	

PRE-PURGE INFO:

Well Depth (ft btoc):	~15	Depth to Water (ft btoc):	2.07
PID Beneath PVC Cap (ppm):	NA	Screened/Open Interval (ft btoc):	5-15
Pump Used:	Bladder pump 1.75"	Depth of Pump (ft btoc):	~10

POST-PURGE INFO:

Color:	Brown/Clear	Mn/MnO4 (mg/L):	--
Volume Purged (gal):	~3	Sample ID:	MW-10/MS/MSD
Final Depth to Water (ft btoc):	2.4	Sample Time:	16:45

WELL PURGE DATA:

Time 5 minute intervals	**Temperature (°C)**	**pH (units)**	**Conductivity (ms/cm)**	**REDOX (Eh-mV)**	**DO (mg/L)**	**Turbidity (NTU)**	**Depth to Water (ft)**	**Salinity (PPT)**	**Pumping Rate (ml/min)**	**Comment**
	Reading	Reading	Reading	Reading	Reading	Reading	Reading			
	3%	0.1 unit	3%	10 mV	10%	10%	0.3 ft		100 - 500	
15:55	8.42	5.51	1.483	326.6	11.51	Over Range	2.37	0.77	200	
16:00	8.17	6.59	1.522	302.2	8.16	605	2.4	0.77	200	
16:05	8.00	6.73	1.516	305.3	7.56	4	2.30	0.76	200	
16:10	7.42	6.90	1.486	324.6	8.56	44.7	2.37	0.74	200	
16:15	7.04	6.93	1.468	329.1	8.89	29.7	2.37	0.74	200	
16:20	7.04	6.96	1.474	347.1	8.96	23.3	2.37	0.74	200	
16:25	7.05	6.97	1.473	352.6	9.01	23.2	2.37	0.74	200	
16:30	7.00	6.97	1.476	356.9	8.92	20.9	2.37	0.74	200	
16:35	6.98	6.98	1.476	361.1	8.93	21.6	2.37	0.74	200	
16:40	7.01	6.98	1.477	365.9	8.99	20.7	2.37	0.74	200	

LOW FLOW GROUND WATER PURGE/SAMPLING LOG

Former Binghamton Plastics Site, Binghamton, NY (5101.0003)

Project Name:	Dover-Binghamton	Project #:	5101.0003	Page: _1__ of _1__
Monitoring Well:	MW-16	Date:	3/22/2017	
Field Personnel:	BSN	Weather:	10's, cloudy	

PRE-PURGE INFO:

Well Depth (ft btoc):	14.25	Depth to Water (ft btoc):	1.42
PID Beneath PVC Cap (ppm):	NA	Screened/Open Interval (ft btoc):	5-15
Pump Used:	Bladder pump 1.75"	Depth of Pump (ft btoc):	~10

POST-PURGE INFO:

Color:	Purple/Brown	Mn/MnO4 (mg/L):	78.2/160
Volume Purged (gal):	~4	Sample ID:	MW-16, DUP-032217
Final Depth to Water (ft btoc):	2.98	Sample Time:	10:55

WELL PURGE DATA:

Time 5 minute intervals	**Temperature (°C)**	**pH (units)**	**Conductivity (ms/cm)**	**REDOX (Eh-mV)**	**DO (mg/L)**	**Turbidity (NTU)**	**Depth to Water (ft)**	**Salinity (PPT)**	**Pumping Rate (ml/min)**	**Comment**
	Reading	Reading	Reading	Reading	Reading	Reading	Reading			
	3%	0.1 unit	3%	10 mV	10%	10%	0.3 ft		100 - 500	
10:10	6.42	6.09	0.433	690.3	10.12	Over Range	2.51	0.19	300	Lower Flow Rate
10:15	6.34	6.32	0.365	672.4	9.64	Over Range	2.61	0.17	250	Water too dark
10:20	6.33	6.42	0.360	667.1	9.15	22.8	2.72	0.17	250	
10:25	6.27	6.48	0.379	641.3	18.11	Over Range	2.75	0.18	250	
10:30	6.34	6.95	0.530	330.4	29.17	49.4	2.85	0.27	250	
10:35	6.38	7.26	0.696	277.7	30.08	45.2	2.88	0.32	250	
10:40	6.41	7.13	0.682	286.1	30.5	46.8	2.89	0.33	250	
10:45	6.41	7.16	0.682	282.1	29.85	47.2	2.91	0.31	250	
10:50	6.42	7.15	0.679	282.1	29.87	49.1	2.98	0.32	250	

LOW FLOW GROUND WATER PURGE/SAMPLING LOG

Former Binghamton Plastics Site, Binghamton, NY (5101.0003)

Project Name:	Dover-Binghamton	Project #:	5101.0003	Page: _1__ of _1__
Monitoring Well:	MW-17	Date:	3/21/2017	
Field Personnel:	MWG	Weather:	30-50, sunny	

PRE-PURGE INFO:

Well Depth (ft btoc):	13.51	Depth to Water (ft btoc):	1.00
PID Beneath PVC Cap (ppm):	NA	Screened/Open Interval (ft btoc):	5-15
Pump Used:	Bladder pump 1.75"	Depth of Pump (ft btoc):	~12

POST-PURGE INFO:

Color:	Purple	Mn/MnO4 (mg/L):	6.5/12
Volume Purged (gal):	~3	Sample ID:	MW-17
Final Depth to Water (ft btoc):	3.51	Sample Time:	15:30

WELL PURGE DATA:

Time 5 minute intervals	**Temperature (°C)**	**pH (units)**	**Conductivity (ms/cm)**	**REDOX (Eh-mV)**	**DO (mg/L)**	**Turbidity (NTU)**	**Depth to Water (ft)**	**Salinity (PPT)**	**Pumping Rate (ml/min)**	**Comment**
	Reading	Reading	Reading	Reading	Reading	Reading	Reading			
	3%	0.1 unit	3%	10 mV	10%	10%	0.3 ft		100 - 500	
14:50	10.48	6.64	1.958	620.5	23.22	Over Range	1.70	1.15	400	
14:55	9.8	6.82	1.815	688.5	15.68	Over Range	2.17	0.91	300	
15:00	9.54	6.96	1.577	683.5	11.72	Over Range	2.30	0.80	300	
15:05	9.46	7.00	1.498	678.2	8.61	Over Range	2.47	0.76	300	
15:10	9.28	7.02	1.536	678.6	8.00	Over Range	2.60	0.77	300	
15:15	8.54	7.09	1.651	678.2	7.16	Over Range	2.75	0.77	300	
15:20	9.63	7.09	1.676	678.0	7.06	Over Range	2.89	0.81	300	
15:25	9.72	7.09	1.690	677.7	6.70	Over Range	3.04	0.82	300	

LOW FLOW GROUND WATER PURGE/SAMPLING LOG

Former Binghamton Plastics Site, Binghamton, NY (5101.0003)

Project Name:	Dover-Binghamton	Project #:	5101.0003	Page: _1__ of _1__
Monitoring Well:	TMP-A	Date:	9/14/2017	
Field Personnel:	CF	Weather:	70's, Cloudy	

PRE-PURGE INFO:

Well Depth (ft btoc):	7.10	Depth to Water (ft btoc):	1.79
PID Beneath PVC Cap (ppm):	NA	Screened/Open Interval (ft btoc):	3-8
Pump Used:	Bladder pump 0.75"	Depth of Pump (ft btoc):	~5

POST-PURGE INFO:

Color:	Clear/ Slightly Yellow	Mn/MnO4 (mg/L):	NA
Volume Purged (gal):	~1	Sample ID:	TMP-A
Final Depth to Water (ft btoc):	3.09	Sample Time:	10:00

WELL PURGE DATA:

Time 5 minute intervals	Temperature (°C)	pH (units)	Conductivity (ms/cm)	REDOX (Eh-mV)	DO (mg/L)	Turbidity (NTU)	Depth to Water (ft)	Salinity (PPT)	Pumping Rate (ml/min)	Comment
	Reading	Reading	Reading	Reading	Reading	Reading	Reading			
	3%	0.1 unit	3%	10 mV	10%	10%	0.3 ft		100 - 500	
9:10	20.56	7.61	2.826	291.2	4.49	66.6	2.64	1.47	100	
9:15	20.55	7.90	2.856	287.7	6.87	45.5	2.83	1.49	100	
9:20	20.56	8.08	2.897	283.6	8.01	34.7	2.60	1.51	100	
9:25	20.58	8.21	2.932	280.1	9.04	29.0	2.60	1.53	100	
9:30	20.61	8.30	2.954	277.0	8.73	13.3	2.60	1.54	100	
9:35	20.64	8.37	2.964	274.2	9.49	11.8	2.62	1.55	100	
9:40	20.64	8.42	2.971	271.8	9.39	8.7	2.78	1.55	100	
9:45	20.66	8.46	2.974	270.2	9.44	6.41	2.80	1.55	100	
9:50	20.66	8.44	2.979	268.8	9.41	6.17	2.86	1.55	100	
9:55	20.68	8.51	2.979	267.4	9.42	5.94	2.93	1.55	100	

LOW FLOW GROUND WATER PURGE/SAMPLING LOG

Former Binghamton Plastics Site, Binghamton, NY (5101.0003)

Project Name:	Dover-Binghamton	Project #:	5101.0003	Page: _1__ of _1__
Monitoring Well:	MW-8	Date:	9/14/2017	
Field Personnel:	CF	Weather:	70's, Cloudy	

PRE-PURGE INFO:

Well Depth (ft btoc):	14.32	Depth to Water (ft btoc):	2.13
PID Beneath PVC Cap (ppm):	NA	Screened/Open Interval (ft btoc):	5-15
Pump Used:	Bladder pump 1.75"	Depth of Pump (ft btoc):	~10

POST-PURGE INFO:

Color:	Purple	Mn/MnO4 (mg/L):	31.8/68.6
Volume Purged (gal):	~ 2.5	Sample ID:	MW-8
Final Depth to Water (ft btoc):	4.28	Sample Time:	13:30

WELL PURGE DATA:

Time 5 minute intervals	**Temperature (°C)**	**pH (units)**	**Conductivity (ms/cm)**	**REDOX (Eh-mV)**	**DO (mg/L)**	**Turbidity (NTU)**	**Depth to Water (ft)**	**Salinity (PPT)**	**Pumping Rate (ml/min)**	**Comment**
	Reading	Reading	Reading	Reading	Reading	Reading	Reading			
	3%	0.1 unit	3%	10 mV	10%	10%	0.3 ft		100 - 500	
12:55	24.48	10.02	0.085	467.6	19.49	12.08	2.18	0.34	250	
13:00	20.26	9.26	1.093	530.7	19.24	10.16	2.64	0.54	250	
13:05	19.96	9.07	1.072	549.1	18.51	-63.0	2.97	0.53	150	
13:10	19.94	9.02	1.019	560.5	17.16	11.9	3.22	0.50	150	
13:15	20.04	9.02	0.956	566.6	17.03	13.1	3.21	0.48	150	
13:20	20.03	9.01	0.959	570.1	17.08	13.8	3.31	0.46	150	
13:25	19.89	8.96	0.943	575.5	16.87	14.1	3.41	0.44	150	

LOW FLOW GROUND WATER PURGE/SAMPLING LOG

Former Binghamton Plastics Site, Binghamton, NY (5101.0003)

Project Name:	Dover-Binghamton	Project #:	5101.0003	Page: _1__ of _1__
Monitoring Well:	MW-9	Date:	9/14/2017	
Field Personnel:	MWG	Weather:	70's, Sunny	

PRE-PURGE INFO:

Well Depth (ft btoc):	14.41	Depth to Water (ft btoc):	2.62
PID Beneath PVC Cap (ppm):	NA	Screened/Open Interval (ft btoc):	5-15
Pump Used:	Bladder pump 1.75"	Depth of Pump (ft btoc):	~ 10

POST-PURGE INFO:

Color:	Purple to Pink	Mn/MnO4 (mg/L):	4/8.7
Volume Purged (gal):	~5	Sample ID:	MW-9
Final Depth to Water (ft btoc):	2.65	Sample Time:	10:05

WELL PURGE DATA:

Time 5 minute intervals	**Temperature (°C)**	**pH (units)**	**Conductivity (ms/cm)**	**REDOX (Eh-mV)**	**DO (mg/L)**	**Turbidity (NTU)**	**Depth to Water (ft)**	**Salinity (PPT)**	**Pumping Rate (ml/min)**	**Comment**
	Reading	Reading	Reading	Reading	Reading	Reading	Reading			
	3%	0.1 unit	3%	10 mV	10%	10%	0.3 ft		100 - 500	
9:20	18.82	6.90	1.650	617.1	36.47	Over Range	2.62	0.84	400	
9:25	18.60	6.76	1.247	656.2	36.62	25.3	2.62	0.63	400	
9:30	18.77	6.73	1.145	650.0	36.38	27.7	2.63	0.57	400	
9:35	18.82	6.72	1.135	648.7	36.33	18.1	2.63	0.57	400	
9:40	18.83	6.70	1.140	651.2	36.32	10.43	2.63	0.57	400	
9:45	18.86	6.70	1.148	654.1	36.30	7.94	2.63	0.57	400	
9:50	18.87	6.70	1.154	655.6	36.30	6.45	2.63	0.57	400	
9:55	18.86	6.70	1.156	657.8	36.29	6.27	2.63	0.57	400	
10:00	18.86	6.70	1.159	659.1	36.28	5.91	2.63	0.56	400	

LOW FLOW GROUND WATER PURGE/SAMPLING LOG

Former Binghamton Plastics Site, Binghamton, NY (5101.0003)

Project Name:	Dover-Binghamton	Project #:	5101.0003	Page: _1__ of _1__
Monitoring Well:	MW-10	Date:	9/14/2017	
Field Personnel:	BSN	Weather:	60's, Cloudy, Chance of Rain	

PRE-PURGE INFO:

Well Depth (ft btoc):	14.29	Depth to Water (ft btoc):	3.47
PID Beneath PVC Cap (ppm):	NA	Screened/Open Interval (ft btoc):	5-15
Pump Used:	Bladder pump 1.75"	Depth of Pump (ft btoc):	~10

POST-PURGE INFO:

Color:	Clear	Mn/MnO4 (mg/L):	NA
Volume Purged (gal):	~4	Sample ID:	MW-10 (DUP-091417)
Final Depth to Water (ft btoc):	3.87	Sample Time:	10:15

WELL PURGE DATA:

Time 5 minute intervals	**Temperature (°C)**	**pH (units)**	**Conductivity (ms/cm)**	**REDOX (Eh-mV)**	**DO (mg/L)**	**Turbidity (NTU)**	**Depth to Water (ft)**	**Salinity (PPT)**	**Pumping Rate (ml/min)**	**Comment**
	Reading	Reading	Reading	Reading	Reading	Reading	Reading			
	3%	0.1 unit	3%	10 mV	10%	10%	0.3 ft		100 - 500	
9:25	15.45	6.67	1.035	345.8	7.06	1881	3.71	0.51	300	
9:30	15.40	6.68	1.003	349.7	4.14	1215	3.76	0.50	300	
9:35	15.53	6.77	0.973	347.3	3.09	63.8	3.77	0.48	300	
9:40	15.57	6.73	0.999	346.2	2.74	45.3	3.81	0.51	300	
9:45	15.59	6.72	1.037	344.3	2.68	18.7	3.82	0.52	300	
9:50	15.59	6.72	1.041	343.5	2.71	15.6	3.83	0.52	300	
9:55	15.59	6.72	1.044	342.0	3.09	11.19	3.84	0.52	300	
10:00	15.60	6.72	1.049	341.9	3.01	10.09	3.85	0.52	300	
10:05	15.60	6.72	1.045	339.8	3.10	10.31	3.86	0.52	300	
10:10	15.61	6.72	1.044	339.7	3.06	9.99	3.86	0.52	300	

LOW FLOW GROUND WATER PURGE/SAMPLING LOG

Former Binghamton Plastics Site, Binghamton, NY (5101.0003)

Project Name:	Dover-Binghamton	Project #:	5101.0003	Page: _1__ of _1__
Monitoring Well:	MW-11	Date:	9/14/2017	
Field Personnel:	BSN	Weather:	60's, Cloudy	

PRE-PURGE INFO:

Well Depth (ft btoc):	19.10	Depth to Water (ft btoc):	2.52
PID Beneath PVC Cap (ppm):	NA	Screened/Open Interval (ft btoc):	10-20
Pump Used:	Bladder pump 1.75"	Depth of Pump (ft btoc):	~ 15

POST-PURGE INFO:

Color:	Purple	Mn/MnO4 (mg/L):	145.6/315.2
Volume Purged (gal):	~ 3	Sample ID:	MW-11
Final Depth to Water (ft btoc):	7.51	Sample Time:	11:35

WELL PURGE DATA:

Time 5 minute intervals	**Temperature (°C)**	**pH (units)**	**Conductivity (ms/cm)**	**REDOX (Eh-mV)**	**DO (mg/L)**	**Turbidity (NTU)**	**Depth to Water (ft)**	**Salinity (PPT)**	**Pumping Rate (ml/min)**	**Comment**
	Reading	Reading	Reading	Reading	Reading	Reading	Reading			
	3%	0.1 unit	3%	10 mV	10%	10%	0.3 ft		100 - 500	
10:35	14.34	7.29	49.53	710.5	13.65	Over Range	3.25	32.28	400	
10:40	14.52	6.49	41.60	748.9	13.91	Over Range	5.62	26.10	400	Turned Down Flow
10:45	14.69	5.89	33.77	809.1	14.62	Over Range	6.52	21.80	350	Turned Down Flow
10:50	14.85	5.56	26.11	892.2	15.38	Over Range	6.82	16.38	200	
10:55	14.86	6.01	26.91	894.8	16.91	Over Range	7.11	16.69	200	
11:00	14.86	6.32	27.47	893.8	17.24	Over Range	7.25	16.94	200	
11:05	15.44	6.45	27.49	893.6	17.35	Over Range	7.34	16.92	200	
11:10	15.87	6.50	27.28	893.1	17.52	Over Range	7.38	16.80	200	
11:15	15.79	6.64	27.43	892.1	17.75	Over Range	7.41	16.93	200	
11:20	15.53	6.63	28.64	884.9	17.81	Over Range	7.42	16.92	200	
11:25	15.44	6.69	28.69	886.3	17.96	Over Range	7.45	16.99	200	
11:30	15.45	6.71	28.71	882.1	17.99	Over Range	7.48	16.91	200	

LOW FLOW GROUND WATER PURGE/SAMPLING LOG

Former Binghamton Plastics Site, Binghamton, NY (5101.0003)

Project Name:	Dover-Binghamton	Project #:	5101.0003	Page: _1__ of _1__
Monitoring Well:	MW-13	Date:	9/14/2017	
Field Personnel:	CF	Weather:	70's, Cloudy	

PRE-PURGE INFO:

Well Depth (ft btoc):	13.96	Depth to Water (ft btoc):	4.67
PID Beneath PVC Cap (ppm):	NA	Screened/Open Interval (ft btoc):	5-15
Pump Used:	Bladder pump 1.75"	Depth of Pump (ft btoc):	~10

POST-PURGE INFO:

Color:	Clear	Mn/MnO4 (mg/L):	NA
Volume Purged (gal):	~3	Sample ID:	MW-13
Final Depth to Water (ft btoc):	5.23	Sample Time:	11:35

WELL PURGE DATA:

Time 5 minute intervals	**Temperature (°C)**	**pH (units)**	**Conductivity (ms/cm)**	**REDOX (Eh-mV)**	**DO (mg/L)**	**Turbidity (NTU)**	**Depth to Water (ft)**	**Salinity (PPT)**	**Pumping Rate (ml/min)**	**Comment**
	Reading	Reading	Reading	Reading	Reading	Reading	Reading			
	3%	0.1 unit	3%	10 mV	10%	10%	0.3 ft		100 - 500	
10:50	19.57	8.72	5.003	264.6	6.69	11.0	4.94	2.71	300	
10:55	19.00	8.68	5.022	269.5	10.55	40.0	5.00	2.71	125	
11:00	18.98	8.78	4.938	268.7	10.92	96.5	5.06	2.65	125	
11:05	19.05	8.86	4.778	264.7	10.69	76.5	5.12	2.56	125	
11:10	19.15	8.82	4.632	260.3	9.90	44.4	5.18	2.48	125	
11:15	19.04	8.74	4.570	260.4	9.40	20.6	5.14	2.45	125	
11:20	19.00	8.67	4.486	260.4	8.63	10.81	5.14	2.40	125	
11:25	18.72	8.59	4.496	261.9	8.51	3.40	5.16	2.41	125	
11:30	18.81	8.63	4.525	262.8	8.39	0.69	5.19	2.44	125	

LOW FLOW GROUND WATER PURGE/SAMPLING LOG

Former Binghamton Plastics Site, Binghamton, NY (5101.0003)

Project Name:	Dover-Binghamton	Project #:	5101.0003	Page: _1__ of _1__
Monitoring Well:	MW-16	Date:	9/14/2017	
Field Personnel:	BSN	Weather:	60's, Cloudy	

PRE-PURGE INFO:

Well Depth (ft btoc):	13.9	Depth to Water (ft btoc):	2.45
PID Beneath PVC Cap (ppm):	NA	Screened/Open Interval (ft btoc):	5-15
Pump Used:	Bladder pump 1.75"	Depth of Pump (ft btoc):	~ 10

POST-PURGE INFO:

Color:	Purple	Mn/MnO4 (mg/L):	139.3/302.4
Volume Purged (gal):	~2.5	Sample ID:	MW-16
Final Depth to Water (ft btoc):	3.30	Sample Time:	13:40

WELL PURGE DATA:

Time 5 minute intervals	**Temperature (°C)**	**pH (units)**	**Conductivity (ms/cm)**	**REDOX (Eh-mV)**	**DO (mg/L)**	**Turbidity (NTU)**	**Depth to Water (ft)**	**Salinity (PPT)**	**Pumping Rate (ml/min)**	**Comment**
	Reading	Reading	Reading	Reading	Reading	Reading	Reading			
	3%	0.1 unit	3%	10 mV	10%	10%	0.3 ft		100 - 500	
12:55	16.66	5.93	1.271	695.6	18.47	1420	2.95	0.66	300	
13:00	15.82	6.30	1.356	684.9	28.24	1077	3.11	0.68	300	
13:05	15.57	6.56	1.338	678.1	29.43	Over Range	3.31	0.67	300	Lower Flow Rate
13:10	15.69	6.69	1.348	675.7	25.52	Over Range	3.25	0.68	200	
13:15	15.69	6.71	1.321	675.1	25.26	Over Range	3.26	0.68	200	
13:20	15.89	6.76	1.292	672.2	22.89	Over Range	3.26	0.65	200	
13:25	15.69	6.82	1.186	669.4	24.86	Over Range	3.27	0.60	200	
13:30	15.58	6.85	1.182	669.1	24.77	Over Range	3.28	0.59	200	
13:35	15.60	6.92	1.180	669.0	24.73	Over Range	3.29	0.59	200	

LOW FLOW GROUND WATER PURGE/SAMPLING LOG

Former Binghamton Plastics Site, Binghamton, NY (5101.0003)

Project Name:	Dover-Binghamton	Project #:	5101.0003	Page: _1__ of _1__
Monitoring Well:	MW-17	Date:	9/14/2017	
Field Personnel:	MWG	Weather:	70's, Cloudy	

PRE-PURGE INFO:

Well Depth (ft btoc):	13.05	Depth to Water (ft btoc):	2.15
PID Beneath PVC Cap (ppm):	NA	Screened/Open Interval (ft btoc):	5-15
Pump Used:	Bladder pump 1.75"	Depth of Pump (ft btoc):	~10

POST-PURGE INFO:

Color:	Purple	Mn/MnO4 (mg/L):	82.8/238.5
Volume Purged (gal):	~2.5	Sample ID:	MW-17
Final Depth to Water (ft btoc):	13.73	Sample Time:	13:27

WELL PURGE DATA:

Time 5 minute intervals	**Temperature (°C)**	**pH (units)**	**Conductivity (ms/cm)**	**REDOX (Eh-mV)**	**DO (mg/L)**	**Turbidity (NTU)**	**Depth to Water (ft)**	**Salinity (PPT)**	**Pumping Rate (ml/min)**	**Comment**
	Reading	Reading	Reading	Reading	Reading	Reading	Reading			
	3%	0.1 unit	3%	10 mV	10%	*10%*	0.3 ft		100 - 500	
12:52	19.54	8.12	2.465	636.2	2.63	Over Range	2.70	1.36	400	
12:57	18.97	7.17	1.714	681.8	5.56	Over Range	3.80	1.10	400	Lower Flow Rate
13:02	19.17	7.08	1.643	688.4	4.81	Over Range	3.70	0.83	100	
13:07	19.12	7.07	1.624	690.6	4.33	Over Range	3.70	0.82	100	
13:12	19.10	7.09	1.666	691.4	3.70	Over Range	3.70	0.85	100	
13:17	19.12	7.10	1.689	692.6	3.53	Over Range	3.70	0.90	100	
13:22	19.12	7.11	1.700	694.7	3.49	Over Range	3.70	0.89	100	

LOW FLOW GROUND WATER PURGE/SAMPLING LOG

Former Binghamton Plastics Site, Binghamton, NY (5101.0003)

Project Name:	Dover-Binghamton	Project #:	5101.0003	Page: _1__ of _1__
Monitoring Well:	DMW-3	Date:	9/14/2017	
Field Personnel:	MWG	Weather:	70's, Cloudy	

PRE-PURGE INFO:

Well Depth (ft btoc):	48.05	Depth to Water (ft btoc):	20.00
PID Beneath PVC Cap (ppm):	NA	Screened/Open Interval (ft btoc):	41-48
Pump Used:	Bladder pump 1.75"	Depth of Pump (ft btoc):	~ 44

POST-PURGE INFO:

Color:	Clear	Mn/MnO4 (mg/L):	NA
Volume Purged (gal):	~3	Sample ID:	DMW-3 (MS/MSD)
Final Depth to Water (ft btoc):	22.37	Sample Time:	11:20

WELL PURGE DATA:

Time 5 minute intervals	**Temperature (°C)**	**pH (units)**	**Conductivity (ms/cm)**	**REDOX (Eh-mV)**	**DO (mg/L)**	**Turbidity (NTU)**	**Depth to Water (ft)**	**Salinity (PPT)**	**Pumping Rate (ml/min)**	**Comment**
	Reading	Reading	Reading	Reading	Reading	Reading	Reading			
	3%	0.1 unit	3%	10 mV	10%	10%	0.3 ft		100 - 500	
10:30	16.44	11.85	1.840	332.4	2.73	60.00	20.18	1.11	200	
10:35	16.02	11.82	2.210	297.9	2.15	31.00	21.25	1.16	200	
10:40	15.82	11.89	2.356	273.1	1.80	20.50	21.50	1.19	200	
10:45	15.76	11.96	2.400	251.7	1.41	19.40	21.61	1.24	200	
10:50	15.74	12.00	2.498	225.1	1.18	16.20	21.70	1.30	200	
10:55	15.78	12.04	2.475	213.0	1.01	14.50	22.77	1.28	200	
11:00	15.81	12.08	2.429	204.0	0.89	12.80	21.83	1.25	200	
11:05	15.81	12.10	2.391	198.6	0.83	12.40	21.90	1.23	200	
11:10	15.81	12.12	2.371	194.1	0.78	12.30	21.96	1.21	200	
11:15	15.83	12.14	2.360	189.9	0.76	11.40	22.00	1.19	200	

Appendix B

April 12, 2017 Service Request No:R1702494

Ms. Sarah Tufaro
Verina Consulting Group, LLC
1011 US Highway 22, Suite 302
Bridgewater, NJ 08807

Laboratory Results for: Dover - Binghamton

Dear Ms.Tufaro,

Enclosed are the results of the sample(s) submitted to our laboratory March 23, 2017
For your reference, these analyses have been assigned our service request number **R1702494.**

All analyses were performed according to our laboratory's quality assurance program. The test results meet requirements of the NELAP standards except as noted in the case narrative report. All results are intended to be considered in their entirety, and ALS Environmental is not responsible for use of less than the complete report. Results apply only to the items submitted to the laboratory for analysis and individual items (samples) analyzed, as listed in the report. The measurement uncertainty of the results included in this report is within that expected when using the prescribed method(s) for analysis of these samples, and represented by Laboratory Control Sample control limits. Any events, such as QC failures, which may add to the uncertainty are explained in the report narrative.

Please contact me if you have any questions. My extension is 7472. You may also contact me via email at Janice.Jaeger@alsglobal.com.

Respectfully submitted,

ALS Group USA, Corp. dba ALS Environmental

Janice Jaeger
Project Manager

ADDRESS 1565 Jefferson Road, Building 300, Suite 360, Rochester, NY 14623
PHONE +1 585 288 5380 | FAX +1 585 288 8475
ALS Group USA, Corp.
dba ALS Environmental

ALS Environmental
ALS Group USA, Corp
1565 Jefferson Road, Building 300, Suite 360
Rochester, NY 14623
T : +1 585 288 5380
F : +1 585 288 8475
www.alsglobal.com

Table of Contents

CoverLetter 1
Table of Contents 2
Narrative Documents 5
Narrative Documents 6
Hit Summary List 7
Sample Receipt Information 8
Sample Cross-Reference 9
Chain Of Custody 10
Internal Chain of Custody 12
Miscellaneous Forms 17
Qualifiers 18
Acronyms 19
Analyst Summary 20
Prep Method Inorganic 22
Sample Results 23
Volatile Organic Compounds by GCMS 24
8260C - Volatile Organic Compounds by GC/MS
MW-10 - VOA GCMS 25
Trip Blank 2 - VOA GCMS 26
8260C - Volatile Organic Compounds by GC/MS, Unpreserved
MW-17 - VOA GCMS 27
MW-9 - VOA GCMS 28

Table of Contents (continued)

FB-032117 - VOA GCMS 29
MW-16 - VOA GCMS 30
MW-8 - VOA GCMS 31
FB-032217 - VOA GCMS 32
DUP-032217 - VOA GCMS 33
QC Summary Forms 34
Volatile Organic Compounds by GCMS 35
8260C - Volatile Organic Compounds by GC/MS
VOA GCMS Surrogate Summary 36
RQ1702468-06 MW-10 - DMS VOA GCMS 37
MB Summary VOA GCMS 38
Method Blank - VOA GCMS 39
LCS Summary VOA GCMS 40
RQ1702468-03 - LCS VOA GCMS 41
Tune Summary 8260C 42
IS Summary VOA GCMS 43
8260C - Volatile Organic Compounds by GC/MS, Unpreserved
VOA GCMS Surrogate Summary 45
MB Summary VOA GCMS 46
Method Blank - VOA GCMS 47
LCS Summary VOA GCMS 48
RQ1702468-03 - LCS VOA GCMS 49
Tune Summary 8260C 50
IS Summary VOA GCMS 51
Raw Data 53
Volatile Organic Compounds by GCMS 54
8260C - VOC Unp
Form 1s
MW-17 - VOA GCMS 55
MW-9 - VOA GCMS 56
FB-032117 - VOA GCMS 57
MW-16 - VOA GCMS 58

Table of Contents (continued)

MW-8 - VOA GCMS 59
FB-032217 - VOA GCMS 60
DUP-032217 - VOA GCMS 61
Raw Data 62
ICAL Summary 408
ICV Summary 411
RQ1702468-02 - CCV VOA GCMS 412
Run Log 413
Run Log Sheets 414
8260C - VOC FP
Form 1s
MW-10 - VOA GCMS 415
Trip Blank 2 - VOA GCMS 416
Raw Data 417
RQ1702468-02 - CCV VOA GCMS 476
Run Log 477
Run Log Sheets 478

Narrative Documents

ALS Environmental—Rochester Laboratory
1565 Jefferson Road, Building 300, Suite 360, Rochester, NY 14623
Phone (585) 288-5380 Fax (585) 288-8475
www.alsglobal.com

1565 Jefferson Rd, Building 300, Rochester, NY 14623 | 585-288-5380 | www.alsglobal.com

Client: Verina Consulting Group, LLC
Project: Dover - Binghamton/5101.0003
Sample Matrix: Water

Service Request:R1702494
Date Received:3/23/17

CASE NARRATIVE

All analyses were performed consistent with the quality assurance program of ALS Environmental. This report contains analytical results for samples designated for Tier IV, validation deliverables including all summary forms and associated raw data. Analytical procedures performed by the lab are validated in accordance with NELAC standards. Any parameters that are not included in the lab's NELAC accreditation are identified on a "Non-Certified Analytes" report in the Miscellaneous Forms Section of this report. Individual analytical results requiring further explanation are flagged with qualifiers and/or discussed below. The flags are explained in the Report Qualifiers and Definitions page in the Miscellaneous Forms section of this report.

Sample Receipt

Ten water samples were received for analysis at ALS Environmental on 03/23/2017. Any discrepancies noted upon initial sample inspection are noted on the cooler receipt and preservation form included in this data package. The samples were received in good condition and consistent with the accompanying chain of custody form. Samples are refrigerated at ≤6°C upon receipt at the lab except for aqueous samples designated for metals analyses, which are stored at room temperature.

Volatile Organic Analyses:

No significant anomalies were noted with this analysis.

Approved by _____ Date 4/12/2017

SAMPLE DETECTION SUMMARY

CLIENT ID: MW-17	Lab ID: R1702494-001					
Analyte	**Results**	**Flag**	**MDL**	**PQL**	**Units**	**Method**
1,1,1-Trichloroethane (TCA)	1.6		0.36	1.0	ug/L	8260C
1,1-Dichloroethane (1,1-DCA)	6.3		0.20	1.0	ug/L	8260C
Trichloroethene (TCE)	0.78	J	0.22	1.0	ug/L	8260C
cis-1,2-Dichloroethene	0.78	J	0.30	1.0	ug/L	8260C

CLIENT ID: MW-9	Lab ID: R1702494-002					
Analyte	**Results**	**Flag**	**MDL**	**PQL**	**Units**	**Method**
Trichloroethene (TCE)	7.1		0.22	1.0	ug/L	8260C

CLIENT ID: MW-10	Lab ID: R1702494-003					
Analyte	**Results**	**Flag**	**MDL**	**PQL**	**Units**	**Method**
1,1,1-Trichloroethane (TCA)	0.77	J	0.36	1.0	ug/L	8260C
1,1-Dichloroethane (1,1-DCA)	0.74	J	0.20	1.0	ug/L	8260C
Tetrachloroethene (PCE)	0.70	J	0.30	1.0	ug/L	8260C
Trichloroethene (TCE)	5.0		0.22	1.0	ug/L	8260C
cis-1,2-Dichloroethene	2.6		0.30	1.0	ug/L	8260C

CLIENT ID: MW-16	Lab ID: R1702494-005					
Analyte	**Results**	**Flag**	**MDL**	**PQL**	**Units**	**Method**
1,1,1-Trichloroethane (TCA)	2.3		0.36	1.0	ug/L	8260C
1,1-Dichloroethane (1,1-DCA)	8.7		0.20	1.0	ug/L	8260C
1,1-Dichloroethene (1,1-DCE)	1.3		0.57	1.0	ug/L	8260C
Trichloroethene (TCE)	6.1		0.22	1.0	ug/L	8260C
Vinyl Chloride	8.1		0.32	1.0	ug/L	8260C
cis-1,2-Dichloroethene	30		0.30	1.0	ug/L	8260C

CLIENT ID: MW-8	Lab ID: R1702494-006					
Analyte	**Results**	**Flag**	**MDL**	**PQL**	**Units**	**Method**
1,1,1-Trichloroethane (TCA)	1.7		0.36	1.0	ug/L	8260C
1,1-Dichloroethane (1,1-DCA)	1.6		0.20	1.0	ug/L	8260C
1,1-Dichloroethene (1,1-DCE)	1.1		0.57	1.0	ug/L	8260C
Trichloroethene (TCE)	26		0.22	1.0	ug/L	8260C
cis-1,2-Dichloroethene	29		0.30	1.0	ug/L	8260C

CLIENT ID: DUP-032217	Lab ID: R1702494-008					
Analyte	**Results**	**Flag**	**MDL**	**PQL**	**Units**	**Method**
1,1,1-Trichloroethane (TCA)	2.7		0.36	1.0	ug/L	8260C
1,1-Dichloroethane (1,1-DCA)	11		0.20	1.0	ug/L	8260C
1,1-Dichloroethene (1,1-DCE)	1.9		0.57	1.0	ug/L	8260C
Trichloroethene (TCE)	7.3		0.22	1.0	ug/L	8260C
Vinyl Chloride	8.7		0.32	1.0	ug/L	8260C
cis-1,2-Dichloroethene	40		0.30	1.0	ug/L	8260C

Sample Receipt Information

ALS Environmental—Rochester Laboratory
1565 Jefferson Road, Building 300, Suite 360, Rochester, NY 14623
Phone (585) 288-5380 Fax (585) 288-8475
www.alsglobal.com

SAMPLE CROSS-REFERENCE

SAMPLE #	CLIENT SAMPLE ID	DATE	TIME
R1702494-001	MW-17	3/21/2017	1330
R1702494-002	MW-9	3/21/2017	1535
R1702494-003	MW-10	3/21/2017	1645
R1702494-004	FB-032117	3/21/2017	1700
R1702494-005	MW-16	3/22/2017	1055
R1702494-006	MW-8	3/22/2017	1110
R1702494-007	FB-032217	3/22/2017	1105
R1702494-008	DUP-032217	3/22/2017	
R1702494-009	Trip Blank 1	3/22/2017	
R1702494-010	Trip Blank 2	3/22/2017	

CHAIN OF CUSTODY/LABORATORY ANALYSIS REQUEST FORM

43748

1565 Jefferson Road, Building 300, Suite 360 • Rochester, NY 14623 | +1 585 288 5380 +1 585 288 8475 (fax) PAGE 1 OF 1

Project Name: Dover-Binghamton	Project Number: 5101.0003
Project Manager: Sarah Tufaro	Report CC: Matt Gandy
Company/Address: Verina Consulting Group, LLC. 1011 US Highway 22, Suite 302 Bridgewater NJ. 08807	
Phone #: 908-864-4400	Email: stufaro@vcg-llc.com
Sampler's Signature: MG	Sampler's Printed Name: Matt Gandy

ANALYSIS REQUESTED *(Include Method Number and Container Preservative)*

PRESERVATIVE: 1,8

CLIENT SAMPLE ID	FOR OFFICE USE ONLY LAB ID	SAMPLING DATE	SAMPLING TIME	MATRIX	NUMBER OF CONTAINERS	SSPL VOCs
MW-17	X	3/21/17	13:30	GW	3	X
MW-9	X	3/21/17	15:35	GW	3	X
MW-10 (ms/msd)		3/21/17	16:45	GW	9	X
FB-032117	X	3/21/17	17:00	GW	3	X
MW-16	X	3/22/17	10:55	GW	3	X
MW-8	X	3/22/17	11:10	GW	3	X
FB-032217	X	3/22/17	11:05	~~GW~~ FB	3	X
DUP-032217	X	3/22/17	—	GW	3	X
Trip Blank	X	—	—	TB	~~3~~ 6	X
Trip Blank						

Preservative Key
0. NONE
1. HCL
2. HNO_3
3. H_2SO_4
4. NaOH
5. Zn. Acetate
6. MeOH
7. $NaHSO_4$
8. Other $Na_2S_2O_3$

REMARKS/ ALTERNATE DESCRIPTION

SPECIAL INSTRUCTIONS/COMMENTS

Metals SSPL VOCs = 1,1-DCA, 1,1-DCE, PCE, TCE, cis-1,2-DCE, trans-1,2-DCE, 1,1,1-TCA, and vinyl chloride

See QAPP ☐

TURNAROUND REQUIREMENTS

____ RUSH (SURCHARGES APPLY)

____ 1 day ____ 2 day ____ 3 day

____ 4 day ____ 5 day

REQUESTED REPORT DATE: _____

REPORT REQUIREMENTS

____ I. Results Only

X II. Results + QC Summaries (LCS, DUP, MS/MSD as required)

____ III. Results + QC and Calibration Summaries

____ IV. Data Validation Report with Raw Data

Edata X Yes ____ No

INVOICE INFORMATION

PO # 5101.0003

BILL TO: Verina

STATE WHERE SAMPLES WERE COLLECTED: New York

RELINQUISHED BY	RECEIVED BY	RELINQUISHED BY	RECEIVED BY	RELINQUISHED BY	RECEIVED BY
Matt Gandy					
Signature: MG	Signature:	Signature	Signature	Signature	Signature
Printed Name: Matt Gandy	Printed Name:	Printed Name	Printed Name	Printed Name	
Firm: Verina	Firm: ALS	Firm	Firm	Firm	
Date/Time: 3/22/17 4:00	Date/Time: 3/23/17 0915	Date/Time	Date/Time	Date/Time	

R1702494 5
Verina Consulting Group, LLC
Binghamton

Distribution: White - Lab Copy; Yellow - Return to Originator

© 2012 by ALS Group

R1702494 5
Verina Consulting Group, LLC
Binghamton

Cooler Receipt and Preservation Check Form

Project/Client Verina Folder Number .

Cooler received on 3/23/17 by: @

COURIER: ALS UPS (FEDEX) VELOCITY CLIENT

1	Were Custody seals on outside of cooler?	Y (N)
2	Custody papers properly completed (ink, signed)?	(Y) N
3	Did all bottles arrive in good condition (unbroken)?	(Y) N
4	Circle: (Wet Ice) Dry Ice Gel packs present?	(Y) N

5a	Perchlorate samples have required headspace?	Y N (NA)
5b	Did VOA vials, Alk,or Sulfide have sig* bubbles?	(Y) N NA
6	Where did the bottles originate?	(ALS/ROC) CLIENT
7	Soil VOA received as: Bulk Encore 5035set	(NA)

8. Temperature Readings Date: 3/23/17 Time: 0935 ID: IR#7 (IR#8) From: (Temp Blank) Sample Bottle

Observed Temp (°C)	1.1						
Correction Factor (°C)	+1.0						
Corrected Temp (°C)	2.1						
Temp from:Type of bottle	cool tube						
Within 0-6°C?	(Y) N	Y N	Y N	Y N	Y N	Y N	Y N
If <0°C, were samples frozen?	Y N	Y N	Y N	Y N	Y N	Y N	Y N

If out of Temperature, note packing/ice condition: _____ Ice melted Poorly Packed Same Day Rule

&Client Approval to Run Samples: _____ Standing Approval Client aware at drop-off Client notified by: _____

All samples held in storage location: R-002 by @ on 3/23/17 at 0941
5035 samples placed in storage location: _____ by _____ on _____ at _____

Cooler Breakdown: Date: 3/24/17 Time: 1134 by: @

9.	Were all bottle labels complete (*i.e.* analysis, preservation, etc.)?	(YES)	NO
10.	Did all bottle labels and tags agree with custody papers?	(YES)	NO
11.	Were correct containers used for the tests indicated?	(YES)	NO
12.	Were 5035 vials acceptable (no extra labels, not leaking)?	YES	NO (N/A)
13.	Air Samples: Cassettes / Tubes Intact	Canisters Pressurized	Tedlar® Bags Inflated (N/A)

pH	Lot of test paper	Reagent	Preserved? Yes	Preserved? No	Lot Received	Exp	Sample ID	Vol. Added	Lot Added	Final pH
≥12		NaOH								
≤2		HNO_3								
≤2		H_2SO_4								
<4		$NaHSO_4$								
Residual Chlorine (-)		For CN Phenol and 522			If +, contact PM to add $Na_2S_2O_3$ (CN), ascorbic (phenol).					
		$Na_2S_2O_3$	-	-						
		ZnAcetate	-	-						
		HCl	**	**	4115022	8/17				

**Not to be tested before analysis – pH tested and recorded by VOAs on a separate worksheet

Bottle lot numbers: 6-195-001, 6-222-001

Explain all Discrepancies/ Other Comments:

Headspace Trip Blank - 3 vials
MW-17 - 3 vials

CLRES	BULK
DO	FLDT
HPROD	HGFB
HTR	LL3541
PH	SUB
SO3	MARRS
ALS	REV

Labels secondary reviewed by: @
PC Secondary Review: JMS 3/27/17

*significant air bubbles: VOA > 5-6 mm : WC >1 in. diameter

Client: Verina Consulting Group, LLC **Service Request:** R1702494
Project: Dover - Binghamton/5101.0003

Bottle ID	Methods	Date	Time	Sample Location / User	Disposed On
R1702494-001.01					
	8260C				
		3/24/2017	1133	SMO / GLAFORCE	
		3/24/2017	1134	R-001 / GLAFORCE	
		3/24/2017	1240	In Lab / KRUEST	
		3/24/2017	1711	R-001-S12 / KRUEST	
R1702494-001.02					
		3/24/2017	1133	SMO / GLAFORCE	
		3/24/2017	1134	R-001 / GLAFORCE	
R1702494-001.03					
		3/24/2017	1133	SMO / GLAFORCE	
		3/24/2017	1134	R-001 / GLAFORCE	
R1702494-002.01					
	8260C				
		3/24/2017	1133	SMO / GLAFORCE	
		3/24/2017	1134	R-001 / GLAFORCE	
		3/24/2017	1240	In Lab / KRUEST	
		3/24/2017	1711	R-001-S12 / KRUEST	
R1702494-002.02					
		3/24/2017	1133	SMO / GLAFORCE	
		3/24/2017	1134	R-001 / GLAFORCE	
R1702494-002.03					
		3/24/2017	1133	SMO / GLAFORCE	
		3/24/2017	1134	R-001 / GLAFORCE	
R1702494-003.01					
		3/24/2017	1133	SMO / GLAFORCE	
		3/24/2017	1134	R-001 / GLAFORCE	
R1702494-003.02					
		3/24/2017	1133	SMO / GLAFORCE	
		3/24/2017	1134	R-001 / GLAFORCE	
R1702494-003.03					
		3/24/2017	1133	SMO / GLAFORCE	
		3/24/2017	1134	R-001 / GLAFORCE	

Client: Verina Consulting Group, LLC **Service Request:** R1702494
Project: Dover - Binghamton/5101.0003

Bottle ID	Methods	Date	Time	Sample Location / User	Disposed On
R1702494-003.04					
		3/24/2017	1133	SMO / GLAFORCE	
		3/24/2017	1134	R-001 / GLAFORCE	
R1702494-003.05					
		3/24/2017	1133	SMO / GLAFORCE	
		3/24/2017	1134	R-001 / GLAFORCE	
R1702494-003.06					
	8260C				
		3/24/2017	1133	SMO / GLAFORCE	
		3/24/2017	1134	R-001 / GLAFORCE	
		3/24/2017	1241	In Lab / KRUEST	
		3/24/2017	1711	R-001-S12 / KRUEST	
R1702494-003.07					
		3/24/2017	1133	SMO / GLAFORCE	
		3/24/2017	1134	R-001 / GLAFORCE	
R1702494-003.08					
		3/24/2017	1133	SMO / GLAFORCE	
		3/24/2017	1134	R-001 / GLAFORCE	
R1702494-003.09					
		3/24/2017	1133	SMO / GLAFORCE	
		3/24/2017	1134	R-001 / GLAFORCE	
R1702494-004.01					
	8260C				
		3/24/2017	1133	SMO / GLAFORCE	
		3/24/2017	1134	R-001 / GLAFORCE	
		3/24/2017	1239	In Lab / KRUEST	
		3/24/2017	1711	R-001-S12 / KRUEST	
R1702494-004.02					
		3/24/2017	1133	SMO / GLAFORCE	
		3/24/2017	1134	R-001 / GLAFORCE	
R1702494-004.03					
		3/24/2017	1133	SMO / GLAFORCE	
		3/24/2017	1134	R-001 / GLAFORCE	

Client: Verina Consulting Group, LLC **Service Request:** R1702494
Project: Dover - Binghamton/5101.0003

Bottle ID	Methods	Date	Time	Sample Location / User	Disposed On
R1702494-005.01					
	8260C				
		3/24/2017	1133	SMO / GLAFORCE	
		3/24/2017	1134	R-001 / GLAFORCE	
		3/24/2017	1240	In Lab / KRUEST	
		3/24/2017	1711	R-001-S12 / KRUEST	
R1702494-005.02					
		3/24/2017	1133	SMO / GLAFORCE	
		3/24/2017	1134	R-001 / GLAFORCE	
R1702494-005.03					
		3/24/2017	1133	SMO / GLAFORCE	
		3/24/2017	1134	R-001 / GLAFORCE	
R1702494-006.01					
	8260C				
		3/24/2017	1133	SMO / GLAFORCE	
		3/24/2017	1134	R-001 / GLAFORCE	
		3/24/2017	1241	In Lab / KRUEST	
		3/24/2017	1711	R-001-S12 / KRUEST	
R1702494-006.02					
		3/24/2017	1133	SMO / GLAFORCE	
		3/24/2017	1134	R-001 / GLAFORCE	
R1702494-006.03					
		3/24/2017	1133	SMO / GLAFORCE	
		3/24/2017	1134	R-001 / GLAFORCE	
R1702494-007.01					
	8260C				
		3/24/2017	1133	SMO / GLAFORCE	
		3/24/2017	1134	R-001 / GLAFORCE	
		3/24/2017	1241	In Lab / KRUEST	
		3/24/2017	1711	R-001-S12 / KRUEST	
R1702494-007.02					
		3/24/2017	1133	SMO / GLAFORCE	
		3/24/2017	1134	R-001 / GLAFORCE	
R1702494-007.03					
		3/24/2017	1133	SMO / GLAFORCE	

Client: Verina Consulting Group, LLC **Service Request:** R1702494
Project: Dover - Binghamton/5101.0003

Bottle ID	Methods	Date	Time	Sample Location / User	Disposed On
		3/24/2017	1134	R-001 / GLAFORCE	
R1702494-008.01					
	8260C				
		3/24/2017	1133	SMO / GLAFORCE	
		3/24/2017	1134	R-001 / GLAFORCE	
		3/24/2017	1241	In Lab / KRUEST	
		3/24/2017	1711	R-001-S12 / KRUEST	
R1702494-008.02					
		3/24/2017	1133	SMO / GLAFORCE	
		3/24/2017	1134	R-001 / GLAFORCE	
R1702494-008.03					
		3/24/2017	1133	SMO / GLAFORCE	
		3/24/2017	1134	R-001 / GLAFORCE	
R1702494-009.01					
	8260C				
		3/24/2017	1133	SMO / GLAFORCE	
		3/24/2017	1134	R-001 / GLAFORCE	
		3/24/2017	1239	In Lab / KRUEST	
		3/24/2017	1711	R-001-S12 / KRUEST	
R1702494-009.02					
		3/24/2017	1133	SMO / GLAFORCE	
		3/24/2017	1134	R-001 / GLAFORCE	
R1702494-009.03					
		3/24/2017	1133	SMO / GLAFORCE	
		3/24/2017	1134	R-001 / GLAFORCE	
R1702494-010.01					
	8260C				
		3/24/2017	1133	SMO / GLAFORCE	
		3/24/2017	1134	R-001 / GLAFORCE	
		3/24/2017	1240	In Lab / KRUEST	
		3/24/2017	1711	R-001-S12 / KRUEST	
R1702494-010.02					
		3/24/2017	1133	SMO / GLAFORCE	
		3/24/2017	1134	R-001 / GLAFORCE	

ALS Group USA, Corp.
dba ALS Environmental

Internal Chain of Custody Report

Client: Verina Consulting Group, LLC **Service Request:** R1702494
Project: Dover - Binghamton/5101.0003

Bottle ID	Methods	Date	Time	Sample Location / User	Disposed On
R1702494-010.03					
		3/24/2017	1133	SMO / GLAFORCE	
		3/24/2017	1134	R-001 / GLAFORCE	

Miscellaneous Forms

ALS Environmental—Rochester Laboratory
1565 Jefferson Road, Building 300, Suite 360, Rochester, NY 14623
Phone (585) 288-5380 Fax (585) 288-8475
www.alsglobal.com

REPORT QUALIFIERS AND DEFINITIONS

U	Analyte was analyzed for but not detected. The sample quantitation limit has been corrected for dilution and for percent moisture, unless otherwise noted in the case narrative.
J	Estimated value due to either being a Tentatively Identified Compound (TIC) or that the concentration is between the MRL and the MDL. Concentrations are not verified within the linear range of the calibration. For DoD: concentration >40% difference between two GC columns (pesticides/Arclors).
B	Analyte was also detected in the associated method blank at a concentration that may have contributed to the sample result.
E	Inorganics- Concentration is estimated due to the serial dilution was outside control limits.
E	Organics- Concentration has exceeded the calibration range for that specific analysis.
D	Concentration is a result of a dilution, typically a secondary analysis of the sample due to exceeding the calibration range or that a surrogate has been diluted out of the sample and cannot be assessed.
*	Indicates that a quality control parameter has exceeded laboratory limits. Under the "Notes" column of the Form I, this qualifier denotes analysis was performed out of Holding Time.
H	Analysis was performed out of hold time for tests that have an "immediate" hold time criteria.
#	Spike was diluted out.
+	Correlation coefficient for MSA is <0.995.
N	Inorganics- Matrix spike recovery was outside laboratory limits.
N	Organics- Presumptive evidence of a compound (reported as a TIC) based on the MS library search.
S	Concentration has been determined using Method of Standard Additions (MSA).
W	Post-Digestion Spike recovery is outside control limits and the sample absorbance is <50% of the spike absorbance.
P	Concentration >40% (25% for CLP) difference between the two GC columns.
C	Confirmed by GC/MS
Q	DoD reports: indicates a pesticide/Aroclor is not confirmed (≥100% Difference between two GC columns).
X	See Case Narrative for discussion.
MRL LOQ	Method Reporting Limit. Also known as: Limit of Quantitation (LOQ) The lowest concentration at which the method analyte may be reliably quantified under the method conditions.
MDL	Method Detection Limit. A statistical value derived from a study designed to provide the lowest concentration that will be detected 99% of the time. Values between the MDL and MRL are estimated (see J qualifier).
LOD	Limit of Detection. A value at or above the MDL which has been verified to be detectable.
ND	Non-Detect. Analyte was not detected at the concentration listed. Same as U qualifier.

Rochester Lab ID # for State Certifications[1]

Connecticut ID # PH0556	Maine ID #NY0032	New Hampshire ID # 294100 A/B
Delaware Accredited	Nebraska Accredited	
DoD ELAP #65817	New Jersey ID # NY004	Pennsylvania ID# 68-786
Florida ID # E87674	New York ID # 10145	Rhode Island ID # 158
Illinois ID #200047	North Carolina #676	Virginia #460167

[1] Analyses were performed according to our laboratory's NELAP-approved quality assurance program and any applicable state or agency requirements. The test results meet requirements of the current NELAP/TNI standards or state or agency requirements, where applicable, except as noted in the case narrative. Since not all analyte/method/matrix combinations are offered for state/NELAC accreditation, this report may contain results which are not accredited. For a specific list of accredited analytes, contact the laboratory or go to http://www.alsglobal.com/en/Our-Services/Life-Sciences/Environmental/Downloads/North-America-Downloads

ALS Laboratory Group

Acronyms

ASTM	American Society for Testing and Materials
A2LA	American Association for Laboratory Accreditation
CARB	California Air Resources Board
CAS Number	Chemical Abstract Service registry Number
CFC	Chlorofluorocarbon
CFU	Colony-Forming Unit
DEC	Department of Environmental Conservation
DEQ	Department of Environmental Quality
DHS	Department of Health Services
DOE	Department of Ecology
DOH	Department of Health
EPA	U. S. Environmental Protection Agency
ELAP	Environmental Laboratory Accreditation Program
GC	Gas Chromatography
GC/MS	Gas Chromatography/Mass Spectrometry
LUFT	Leaking Underground Fuel Tank
M	Modified
MCL	Maximum Contaminant Level is the highest permissible concentration of a substance allowed in drinking water as established by the USEPA.
MDL	Method Detection Limit
MPN	Most Probable Number
MRL	Method Reporting Limit
NA	Not Applicable
NC	Not Calculated
NCASI	National Council of the Paper Industry for Air and Stream Improvement
ND	Not Detected
NIOSH	National Institute for Occupational Safety and Health
PQL	Practical Quantitation Limit
RCRA	Resource Conservation and Recovery Act
SIM	Selected Ion Monitoring
TPH	Total Petroleum Hydrocarbons
tr	Trace level is the concentration of an analyte that is less than the PQL but greater than or equal to the MDL.

Client: Verina Consulting Group, LLC
Project: Dover - Binghamton/5101.0003
Service Request: R1702494

Sample Name: MW-17
Lab Code: R1702494-001
Sample Matrix: Water
Date Collected: 03/21/17
Date Received: 03/23/17

Analysis Method	Extracted/Digested By	Analyzed By
8260C		KRUEST

Sample Name: MW-9
Lab Code: R1702494-002
Sample Matrix: Water
Date Collected: 03/21/17
Date Received: 03/23/17

Analysis Method	Extracted/Digested By	Analyzed By
8260C		KRUEST

Sample Name: MW-10
Lab Code: R1702494-003
Sample Matrix: Water
Date Collected: 03/21/17
Date Received: 03/23/17

Analysis Method	Extracted/Digested By	Analyzed By
8260C		KRUEST

Sample Name: FB-032117
Lab Code: R1702494-004
Sample Matrix: Water
Date Collected: 03/21/17
Date Received: 03/23/17

Analysis Method	Extracted/Digested By	Analyzed By
8260C		KRUEST

Sample Name: MW-16
Lab Code: R1702494-005
Sample Matrix: Water
Date Collected: 03/22/17
Date Received: 03/23/17

Analysis Method	Extracted/Digested By	Analyzed By
8260C		KRUEST

Client:	Verina Consulting Group, LLC	**Service Request:**	R1702494
Project:	Dover - Binghamton/5101.0003		

Sample Name:	MW-8	**Date Collected:**	03/22/17
Lab Code:	R1702494-006	**Date Received:**	03/23/17
Sample Matrix:	Water		

Analysis Method	Extracted/Digested By	Analyzed By
8260C		KRUEST

Sample Name:	FB-032217	**Date Collected:**	03/22/17
Lab Code:	R1702494-007	**Date Received:**	03/23/17
Sample Matrix:	Water		

Analysis Method	Extracted/Digested By	Analyzed By
8260C		KRUEST

Sample Name:	DUP-032217	**Date Collected:**	03/22/17
Lab Code:	R1702494-008	**Date Received:**	03/23/17
Sample Matrix:	Water		

Analysis Method	Extracted/Digested By	Analyzed By
8260C		KRUEST

Sample Name:	Trip Blank 2	**Date Collected:**	03/22/17
Lab Code:	R1702494-010	**Date Received:**	03/23/17
Sample Matrix:	Water		

Analysis Method	Extracted/Digested By	Analyzed By
8260C		KRUEST

The preparation methods associated with this report are found in these tables unless discussed in the case narrative.

Water/Liquid Matrix

Analytical Method	Preparation Method
200.7	200.2
200.8	200.2
6010C	3005A/3010A
6020A	ILM05.3
9014 Cyanide Reactivity	SW846 Ch7, 7.3.4.2
9034 Sulfide Reactivity	SW846 Ch7, 7.3.4.2
9034 Sulfide Acid Soluble	9030B
9056A Bomb (Halogens)	5050A
9066 Manual Distillation	9065
SM 4500-CN-E Residual Cyanide	SM 4500-CN-G
SM 4500-CN-E WAD Cyanide	SM 4500-CN-I

Solid/Soil/Non-Aqueous Matrix

Analytical Method	Preparation Method
6010C	3050B
6020A	3050B
6010C TCLP (1311) extract	3005A/3010A
6010 SPLP (1312) extract	3005A/3010A
7196A	3060A
7199	3060A
9056A Halogens/Halides	5050
300.0 Anions/ 350.1/ 353.2/ SM 2320B/ SM 5210B/ 9056A Anions	DI extraction

For analytical methods not listed, the preparation method is the same as the analytical method reference.

Sample Results

ALS Environmental—Rochester Laboratory
1565 Jefferson Road, Building 300, Suite 360, Rochester, NY 14623
Phone (585) 288-5380 Fax (585) 288-8475
www.alsglobal.com

Volatile Organic Compounds by GC/MS

ALS Environmental—Rochester Laboratory
1565 Jefferson Road, Building 300, Suite 360, Rochester, NY 14623
Phone (585) 288-5380 Fax (585) 288-8475
www.alsglobal.com

Analytical Report

Client:	Verina Consulting Group, LLC	**Service Request:**	R1702494
Project:	Dover - Binghamton/5101.0003	**Date Collected:**	03/21/17 16:45
Sample Matrix:	Water	**Date Received:**	03/23/17 09:15
Sample Name:	MW-10	**Units:**	ug/L
Lab Code:	R1702494-003	**Basis:**	NA

Volatile Organic Compounds by GC/MS

Analysis Method: 8260C
Prep Method: EPA 5030C

Analyte Name	Result		MRL	MDL	Dil.	Date Analyzed	Q
1,1,1-Trichloroethane (TCA)	**0.77**	**J**	1.0	0.36	1	03/24/17 21:43	
1,1-Dichloroethane (1,1-DCA)	**0.74**	**J**	1.0	0.20	1	03/24/17 21:43	
1,1-Dichloroethene (1,1-DCE)	ND	U	1.0	0.57	1	03/24/17 21:43	
Tetrachloroethene (PCE)	**0.70**	**J**	1.0	0.30	1	03/24/17 21:43	
Trichloroethene (TCE)	**5.0**		1.0	0.22	1	03/24/17 21:43	
Vinyl Chloride	ND	U	1.0	0.32	1	03/24/17 21:43	
cis-1,2-Dichloroethene	**2.6**		1.0	0.30	1	03/24/17 21:43	
trans-1,2-Dichloroethene	ND	U	1.0	0.33	1	03/24/17 21:43	

Surrogate Name	% Rec	Control Limits	Date Analyzed	Q
4-Bromofluorobenzene	102	85 - 122	03/24/17 21:43	
Dibromofluoromethane	112	89 - 119	03/24/17 21:43	
Toluene-d8	111	87 - 121	03/24/17 21:43	

Analytical Report

Client:	Verina Consulting Group, LLC	**Service Request:**	R1702494
Project:	Dover - Binghamton/5101.0003	**Date Collected:**	03/22/17
Sample Matrix:	Water	**Date Received:**	03/23/17 09:15
Sample Name:	Trip Blank 2	**Units:**	ug/L
Lab Code:	R1702494-010	**Basis:**	NA

Volatile Organic Compounds by GC/MS

Analysis Method: 8260C
Prep Method: EPA 5030C

Analyte Name	Result	MRL	MDL	Dil.	Date Analyzed	Q
1,1,1-Trichloroethane (TCA)	ND U	1.0	0.36	1	03/24/17 15:41	
1,1-Dichloroethane (1,1-DCA)	ND U	1.0	0.20	1	03/24/17 15:41	
1,1-Dichloroethene (1,1-DCE)	ND U	1.0	0.57	1	03/24/17 15:41	
Tetrachloroethene (PCE)	ND U	1.0	0.30	1	03/24/17 15:41	
Trichloroethene (TCE)	ND U	1.0	0.22	1	03/24/17 15:41	
Vinyl Chloride	ND U	1.0	0.32	1	03/24/17 15:41	
cis-1,2-Dichloroethene	ND U	1.0	0.30	1	03/24/17 15:41	
trans-1,2-Dichloroethene	ND U	1.0	0.33	1	03/24/17 15:41	

Surrogate Name	% Rec	Control Limits	Date Analyzed	Q
4-Bromofluorobenzene	104	85 - 122	03/24/17 15:41	
Dibromofluoromethane	110	89 - 119	03/24/17 15:41	
Toluene-d8	109	87 - 121	03/24/17 15:41	

Analytical Report

Client:	Verina Consulting Group, LLC	**Service Request:**	R1702494
Project:	Dover - Binghamton/5101.0003	**Date Collected:**	03/21/17 13:30
Sample Matrix:	Water	**Date Received:**	03/23/17 09:15
Sample Name:	MW-17	**Units:**	ug/L
Lab Code:	R1702494-001	**Basis:**	NA

Volatile Organic Compounds by GC/MS, Unpreserved

Analysis Method: 8260C
Prep Method: EPA 5030C

Analyte Name	Result	MRL	MDL	Dil.	Date Analyzed	Q
1,1,1-Trichloroethane (TCA)	**1.6**	1.0	0.36	1	03/24/17 19:12	
1,1-Dichloroethane (1,1-DCA)	**6.3**	1.0	0.20	1	03/24/17 19:12	
1,1-Dichloroethene (1,1-DCE)	ND U	1.0	0.57	1	03/24/17 19:12	
Tetrachloroethene (PCE)	ND U	1.0	0.30	1	03/24/17 19:12	
Trichloroethene (TCE)	**0.78 J**	1.0	0.22	1	03/24/17 19:12	
Vinyl Chloride	ND U	1.0	0.32	1	03/24/17 19:12	
cis-1,2-Dichloroethene	**0.78 J**	1.0	0.30	1	03/24/17 19:12	
trans-1,2-Dichloroethene	ND U	1.0	0.33	1	03/24/17 19:12	

Surrogate Name	% Rec	Control Limits	Date Analyzed	Q
4-Bromofluorobenzene	102	85 - 122	03/24/17 19:12	
Dibromofluoromethane	108	89 - 119	03/24/17 19:12	
Toluene-d8	108	87 - 121	03/24/17 19:12	

Analytical Report

Client:	Verina Consulting Group, LLC	**Service Request:**	R1702494
Project:	Dover - Binghamton/5101.0003	**Date Collected:**	03/21/17 15:35
Sample Matrix:	Water	**Date Received:**	03/23/17 09:15
Sample Name:	MW-9	**Units:**	ug/L
Lab Code:	R1702494-002	**Basis:**	NA

Volatile Organic Compounds by GC/MS, Unpreserved

Analysis Method: 8260C
Prep Method: EPA 5030C

Analyte Name	Result	MRL	MDL	Dil.	Date Analyzed	Q
1,1,1-Trichloroethane (TCA)	ND U	1.0	0.36	1	03/24/17 19:42	
1,1-Dichloroethane (1,1-DCA)	ND U	1.0	0.20	1	03/24/17 19:42	
1,1-Dichloroethene (1,1-DCE)	ND U	1.0	0.57	1	03/24/17 19:42	
Tetrachloroethene (PCE)	ND U	1.0	0.30	1	03/24/17 19:42	
Trichloroethene (TCE)	**7.1**	1.0	0.22	1	03/24/17 19:42	
Vinyl Chloride	ND U	1.0	0.32	1	03/24/17 19:42	
cis-1,2-Dichloroethene	ND U	1.0	0.30	1	03/24/17 19:42	
trans-1,2-Dichloroethene	ND U	1.0	0.33	1	03/24/17 19:42	

Surrogate Name	% Rec	Control Limits	Date Analyzed	Q
4-Bromofluorobenzene	101	85 - 122	03/24/17 19:42	
Dibromofluoromethane	108	89 - 119	03/24/17 19:42	
Toluene-d8	106	87 - 121	03/24/17 19:42	

Analytical Report

Client:	Verina Consulting Group, LLC	**Service Request:**	R1702494
Project:	Dover - Binghamton/5101.0003	**Date Collected:**	03/21/17 17:00
Sample Matrix:	Water	**Date Received:**	03/23/17 09:15
Sample Name:	FB-032117	**Units:**	ug/L
Lab Code:	R1702494-004	**Basis:**	NA

Volatile Organic Compounds by GC/MS, Unpreserved

Analysis Method: 8260C
Prep Method: EPA 5030C

Analyte Name	Result	MRL	MDL	Dil.	Date Analyzed	Q
1,1,1-Trichloroethane (TCA)	ND U	1.0	0.36	1	03/24/17 14:11	
1,1-Dichloroethane (1,1-DCA)	ND U	1.0	0.20	1	03/24/17 14:11	
1,1-Dichloroethene (1,1-DCE)	ND U	1.0	0.57	1	03/24/17 14:11	
Tetrachloroethene (PCE)	ND U	1.0	0.30	1	03/24/17 14:11	
Trichloroethene (TCE)	ND U	1.0	0.22	1	03/24/17 14:11	
Vinyl Chloride	ND U	1.0	0.32	1	03/24/17 14:11	
cis-1,2-Dichloroethene	ND U	1.0	0.30	1	03/24/17 14:11	
trans-1,2-Dichloroethene	ND U	1.0	0.33	1	03/24/17 14:11	

Surrogate Name	% Rec	Control Limits	Date Analyzed	Q
4-Bromofluorobenzene	100	85 - 122	03/24/17 14:11	
Dibromofluoromethane	106	89 - 119	03/24/17 14:11	
Toluene-d8	109	87 - 121	03/24/17 14:11	

Analytical Report

Client:	Verina Consulting Group, LLC	**Service Request:**	R1702494
Project:	Dover - Binghamton/5101.0003	**Date Collected:**	03/22/17 10:55
Sample Matrix:	Water	**Date Received:**	03/23/17 09:15
Sample Name:	MW-16	**Units:**	ug/L
Lab Code:	R1702494-005	**Basis:**	NA

Volatile Organic Compounds by GC/MS, Unpreserved

Analysis Method: 8260C
Prep Method: EPA 5030C

Analyte Name	Result	MRL	MDL	Dil.	Date Analyzed	Q
1,1,1-Trichloroethane (TCA)	**2.3**	1.0	0.36	1	03/24/17 20:12	
1,1-Dichloroethane (1,1-DCA)	**8.7**	1.0	0.20	1	03/24/17 20:12	
1,1-Dichloroethene (1,1-DCE)	**1.3**	1.0	0.57	1	03/24/17 20:12	
Tetrachloroethene (PCE)	ND	1.0	0.30	1	03/24/17 20:12	U
Trichloroethene (TCE)	**6.1**	1.0	0.22	1	03/24/17 20:12	
Vinyl Chloride	**8.1**	1.0	0.32	1	03/24/17 20:12	
cis-1,2-Dichloroethene	**30**	1.0	0.30	1	03/24/17 20:12	
trans-1,2-Dichloroethene	ND	1.0	0.33	1	03/24/17 20:12	U

Surrogate Name	% Rec	Control Limits	Date Analyzed	Q
4-Bromofluorobenzene	102	85 - 122	03/24/17 20:12	
Dibromofluoromethane	107	89 - 119	03/24/17 20:12	
Toluene-d8	109	87 - 121	03/24/17 20:12	

Analytical Report

Client:	Verina Consulting Group, LLC	**Service Request:**	R1702494
Project:	Dover - Binghamton/5101.0003	**Date Collected:**	03/22/17 11:10
Sample Matrix:	Water	**Date Received:**	03/23/17 09:15
Sample Name:	MW-8	**Units:**	ug/L
Lab Code:	R1702494-006	**Basis:**	NA

Volatile Organic Compounds by GC/MS, Unpreserved

Analysis Method: 8260C
Prep Method: EPA 5030C

Analyte Name	Result	MRL	MDL	Dil.	Date Analyzed	Q
1,1,1-Trichloroethane (TCA)	**1.7**	1.0	0.36	1	03/24/17 20:42	
1,1-Dichloroethane (1,1-DCA)	**1.6**	1.0	0.20	1	03/24/17 20:42	
1,1-Dichloroethene (1,1-DCE)	**1.1**	1.0	0.57	1	03/24/17 20:42	
Tetrachloroethene (PCE)	ND U	1.0	0.30	1	03/24/17 20:42	
Trichloroethene (TCE)	**26**	1.0	0.22	1	03/24/17 20:42	
Vinyl Chloride	ND U	1.0	0.32	1	03/24/17 20:42	
cis-1,2-Dichloroethene	**29**	1.0	0.30	1	03/24/17 20:42	
trans-1,2-Dichloroethene	ND U	1.0	0.33	1	03/24/17 20:42	

Surrogate Name	% Rec	Control Limits	Date Analyzed	Q
4-Bromofluorobenzene	100	85 - 122	03/24/17 20:42	
Dibromofluoromethane	113	89 - 119	03/24/17 20:42	
Toluene-d8	108	87 - 121	03/24/17 20:42	

Analytical Report

Client:	Verina Consulting Group, LLC	**Service Request:**	R1702494
Project:	Dover - Binghamton/5101.0003	**Date Collected:**	03/22/17 11:05
Sample Matrix:	Water	**Date Received:**	03/23/17 09:15
Sample Name:	FB-032217	**Units:**	ug/L
Lab Code:	R1702494-007	**Basis:**	NA

Volatile Organic Compounds by GC/MS, Unpreserved

Analysis Method: 8260C
Prep Method: EPA 5030C

Analyte Name	Result	MRL	MDL	Dil.	Date Analyzed	Q
1,1,1-Trichloroethane (TCA)	ND U	1.0	0.36	1	03/24/17 14:41	
1,1-Dichloroethane (1,1-DCA)	ND U	1.0	0.20	1	03/24/17 14:41	
1,1-Dichloroethene (1,1-DCE)	ND U	1.0	0.57	1	03/24/17 14:41	
Tetrachloroethene (PCE)	ND U	1.0	0.30	1	03/24/17 14:41	
Trichloroethene (TCE)	ND U	1.0	0.22	1	03/24/17 14:41	
Vinyl Chloride	ND U	1.0	0.32	1	03/24/17 14:41	
cis-1,2-Dichloroethene	ND U	1.0	0.30	1	03/24/17 14:41	
trans-1,2-Dichloroethene	ND U	1.0	0.33	1	03/24/17 14:41	

Surrogate Name	% Rec	Control Limits	Date Analyzed	Q
4-Bromofluorobenzene	101	85 - 122	03/24/17 14:41	
Dibromofluoromethane	107	89 - 119	03/24/17 14:41	
Toluene-d8	109	87 - 121	03/24/17 14:41	

Client:	Verina Consulting Group, LLC	**Service Request:**	R1702494
Project:	Dover - Binghamton/5101.0003	**Date Collected:**	03/22/17
Sample Matrix:	Water	**Date Received:**	03/23/17 09:15
Sample Name:	DUP-032217	**Units:**	ug/L
Lab Code:	R1702494-008	**Basis:**	NA

Volatile Organic Compounds by GC/MS, Unpreserved

Analysis Method: 8260C
Prep Method: EPA 5030C

Analyte Name	Result	MRL	MDL	Dil.	Date Analyzed	Q
1,1,1-Trichloroethane (TCA)	**2.7**	1.0	0.36	1	03/24/17 21:12	
1,1-Dichloroethane (1,1-DCA)	**11**	1.0	0.20	1	03/24/17 21:12	
1,1-Dichloroethene (1,1-DCE)	**1.9**	1.0	0.57	1	03/24/17 21:12	
Tetrachloroethene (PCE)	ND U	1.0	0.30	1	03/24/17 21:12	
Trichloroethene (TCE)	**7.3**	1.0	0.22	1	03/24/17 21:12	
Vinyl Chloride	**8.7**	1.0	0.32	1	03/24/17 21:12	
cis-1,2-Dichloroethene	**40**	1.0	0.30	1	03/24/17 21:12	
trans-1,2-Dichloroethene	ND U	1.0	0.33	1	03/24/17 21:12	

Surrogate Name	% Rec	Control Limits	Date Analyzed	Q
4-Bromofluorobenzene	99	85 - 122	03/24/17 21:12	
Dibromofluoromethane	107	89 - 119	03/24/17 21:12	
Toluene-d8	110	87 - 121	03/24/17 21:12	

QC Summary Forms

ALS Environmental—Rochester Laboratory
1565 Jefferson Road, Building 300, Suite 360, Rochester, NY 14623
Phone (585) 288-5380 Fax (585) 288-8475
www.alsglobal.com

Volatile Organic Compounds by GC/MS

ALS Environmental—Rochester Laboratory
1565 Jefferson Road, Building 300, Suite 360, Rochester, NY 14623
Phone (585) 288-5380 Fax (585) 288-8475
www.alsglobal.com

Client: Verina Consulting Group, LLC **Service Request:** R1702494
Project: Dover - Binghamton/5101.0003
Sample Matrix: Water

SURROGATE RECOVERY SUMMARY
Volatile Organic Compounds by GC/MS

Analysis Method: 8260C
Extraction Method: EPA 5030C

Sample Name	Lab Code	4-Bromofluorobenzene 85 - 122	Dibromofluoromethane 89 - 119	Toluene-d8 87 - 121
MW-10	R1702494-003	102	112	111
Trip Blank 2	R1702494-010	104	110	109
Lab Control Sample	RQ1702468-03	101	109	109
Method Blank	RQ1702468-04	103	106	110
MW-10 MS	RQ1702468-05	105	111	111
MW-10 DMS	RQ1702468-06	105	110	112

Client:	Verina Consulting Group, LLC	**Service Request:**	R1702494
Project:	Dover - Binghamton/5101.0003	**Date Collected:**	03/21/17
Sample Matrix:	Water	**Date Received:**	03/23/17
		Date Analyzed:	03/24/17
		Date Extracted:	NA

Duplicate Matrix Spike Summary
Volatile Organic Compounds by GC/MS

Sample Name:	MW-10	**Units:**	ug/L
Lab Code:	R1702494-003	**Basis:**	NA
Analysis Method:	8260C		
Prep Method:	EPA 5030C		

		Matrix Spike RQ1702468-05			Duplicate Matrix Spike RQ1702468-06					
Analyte Name	**Sample Result**	**Result**	**Spike Amount**	**% Rec**	**Result**	**Spike Amount**	**% Rec**	**% Rec Limits**	**RPD**	**RPD Limit**
1,1,1-Trichloroethane (TCA)	0.77 J	55.4	50.0	109	51.0	50.0	101	74-127	8	30
1,1-Dichloroethane (1,1-DCA)	0.74 J	55.7	50.0	110	52.8	50.0	104	74-132	5	30
1,1-Dichloroethene (1,1-DCE)	ND U	52.9	50.0	106	51.3	50.0	103	74-139	3	30
Tetrachloroethene (PCE)	0.70 J	49.6	50.0	98	50.5	50.0	100	67-137	2	30
Trichloroethene (TCE)	5.0	61.3	50.0	112	59.0	50.0	108	62-142	4	30
Vinyl Chloride	ND U	58.9	50.0	118	54.7	50.0	109	60-157	7	30
cis-1,2-Dichloroethene	2.6	55.3	50.0	105	51.8	50.0	98	72-133	7	30
trans-1,2-Dichloroethene	ND U	51.6	50.0	103	47.8	50.0	96	77-125	8	30

Results flagged with an asterisk (*) indicate values outside control criteria.

Results flagged with a pound (#) indicate the control criteria is not applicable.

Percent recoveries and relative percent differences (RPD) are determined by the software using values in the calculation which have not been rounded.

Client:	Verina Consulting Group, LLC	**Service Request:**	R1702494
Project:	Dover - Binghamton/5101.0003	**Date Analyzed:**	03/24/17 13:41
Sample Matrix:	Water	**Date Extracted:**	

Method Blank Summary
Volatile Organic Compounds by GC/MS

Sample Name: Method Blank
Lab Code: RQ1702468-04
Instrument ID: R-MS-12
File ID: I:\ACQUDATA\msvoa12\Data\032417\P8662.D\

Analysis Method: 8260C
Prep Method: EPA 5030C
Analysis Lot: 539250

This Method Blank applies to the following analyses.

Sample Name	Lab Code	File ID	Date Analyzed
Lab Control Sample	RQ1702468-03	I:\ACQUDATA\msvoa12\Data\032417\P8660.D\	03/24/17 12:41
Trip Blank 2	R1702494-010	I:\ACQUDATA\msvoa12\Data\032417\P8666.D\	03/24/17 15:41
MW-10	R1702494-003	I:\ACQUDATA\msvoa12\Data\032417\P8678.D\	03/24/17 21:43
MW-10	RQ1702468-05	I:\ACQUDATA\msvoa12\Data\032417\P8679.D\	03/24/17 22:13
MW-10	RQ1702468-06	I:\ACQUDATA\msvoa12\Data\032417\P8680.D\	03/24/17 22:43

Analytical Report

Client:	Verina Consulting Group, LLC	**Service Request:**	R1702494
Project:	Dover - Binghamton/5101.0003	**Date Collected:**	NA
Sample Matrix:	Water	**Date Received:**	NA
Sample Name:	Method Blank	**Units:**	ug/L
Lab Code:	RQ1702468-04	**Basis:**	NA

Volatile Organic Compounds by GC/MS

Analysis Method: 8260C
Prep Method: EPA 5030C

Analyte Name	Result	MRL	MDL	Dil.	Date Analyzed	Q
1,1,1-Trichloroethane (TCA)	ND U	1.0	0.36	1	03/24/17 13:41	
1,1-Dichloroethane (1,1-DCA)	ND U	1.0	0.20	1	03/24/17 13:41	
1,1-Dichloroethene (1,1-DCE)	ND U	1.0	0.57	1	03/24/17 13:41	
Tetrachloroethene (PCE)	ND U	1.0	0.30	1	03/24/17 13:41	
Trichloroethene (TCE)	ND U	1.0	0.22	1	03/24/17 13:41	
Vinyl Chloride	ND U	1.0	0.32	1	03/24/17 13:41	
cis-1,2-Dichloroethene	ND U	1.0	0.30	1	03/24/17 13:41	
trans-1,2-Dichloroethene	ND U	1.0	0.33	1	03/24/17 13:41	

Surrogate Name	% Rec	Control Limits	Date Analyzed	Q
4-Bromofluorobenzene	103	85 - 122	03/24/17 13:41	
Dibromofluoromethane	106	89 - 119	03/24/17 13:41	
Toluene-d8	110	87 - 121	03/24/17 13:41	

Client:	Verina Consulting Group, LLC	**Service Request:**	R1702494
Project:	Dover - Binghamton/5101.0003	**Date Analyzed:**	03/24/17 12:41
Sample Matrix:	Water	**Date Extracted:**	

Lab Control Sample Summary
Volatile Organic Compounds by GC/MS

Sample Name:	Lab Control Sample	**Instrument ID:**	R-MS-12
Lab Code:	RQ1702468-03	**File ID:**	I:\ACQUDATA\msvoa12\Data\032417\P8660.D\
Analysis Method:	8260C	**Analysis Lot:**	539250
Prep Method:	EPA 5030C		

This Lab Control Sample applies to the following analyses.

Sample Name	Lab Code	File ID	Date Analyzed
Method Blank	RQ1702468-04	I:\ACQUDATA\msvoa12\Data\032417\P8662.D\	03/24/17 13:41
Trip Blank 2	R1702494-010	I:\ACQUDATA\msvoa12\Data\032417\P8666.D\	03/24/17 15:41
MW-10	R1702494-003	I:\ACQUDATA\msvoa12\Data\032417\P8678.D\	03/24/17 21:43
MW-10	RQ1702468-05	I:\ACQUDATA\msvoa12\Data\032417\P8679.D\	03/24/17 22:13
MW-10	RQ1702468-06	I:\ACQUDATA\msvoa12\Data\032417\P8680.D\	03/24/17 22:43

Client: Verina Consulting Group, LLC
Project: Dover - Binghamton/5101.0003
Sample Matrix: Water

Service Request: R1702494
Date Analyzed: 03/24/17

Lab Control Sample Summary
Volatile Organic Compounds by GC/MS

Units:ug/L
Basis:NA

Lab Control Sample
RQ1702468-03

Analyte Name	Analytical Method	Result	Spike Amount	% Rec	% Rec Limits
1,1,1-Trichloroethane (TCA)	8260C	19.5	20.0	98	74-120
1,1-Dichloroethane (1,1-DCA)	8260C	20.5	20.0	102	78-117
1,1-Dichloroethene (1,1-DCE)	8260C	20.3	20.0	101	74-135
Tetrachloroethene (PCE)	8260C	18.0	20.0	90	78-124
Trichloroethene (TCE)	8260C	19.0	20.0	95	78-123
Vinyl Chloride	8260C	21.0	20.0	105	69-133
cis-1,2-Dichloroethene	8260C	19.9	20.0	100	80-121
trans-1,2-Dichloroethene	8260C	19.0	20.0	95	80-120

Client: Verina Consulting Group, LLC **Service Request:**R1702494
Project: Dover - Binghamton/5101.0003 **Date Analyzed:**03/24/17 11:42

Tune Summary
Volatile Organic Compounds by GC/MS

File ID: I:\ACQUDATA\msvoa12\Data\032417\P8658.D\ **Analytical Method:** 8260C
Instrument ID: R-MS-12 **Analysis Lot:** 539250

Target Mass	Relative to Mass	Lower Limit %	Upper Limit %	Relative Abundance %	Raw Abundance	Result Pass/Fail
50	95	15	40	21.25	82381	Pass
75	95	30	60	51.09	198068	Pass
95	95	100	100	100.00	387648	Pass
96	95	5	9	6.96	26963	Pass
173	174	0	2	1.35	4410	Pass
174	95	50	120	84.08	325952	Pass
175	174	5	9	7.94	25888	Pass
176	174	95	101	95.07	309867	Pass
177	176	5	9	6.83	21149	Pass

Sample Name	Lab Code	File ID:	Date Analyzed:	Q
Continuing Calibration Verification	RQ1702468-02	I:\ACQUDATA\msvoa12\Data\032417\P8659.D\	03/24/17 12:11	
Lab Control Sample	RQ1702468-03	I:\ACQUDATA\msvoa12\Data\032417\P8660.D\	03/24/17 12:41	
Method Blank	RQ1702468-04	I:\ACQUDATA\msvoa12\Data\032417\P8662.D\	03/24/17 13:41	
Trip Blank 2	R1702494-010	I:\ACQUDATA\msvoa12\Data\032417\P8666.D\	03/24/17 15:41	
MW-10	R1702494-003	I:\ACQUDATA\msvoa12\Data\032417\P8678.D\	03/24/17 21:43	
MW-10	RQ1702468-05	I:\ACQUDATA\msvoa12\Data\032417\P8679.D\	03/24/17 22:13	
MW-10	RQ1702468-06	I:\ACQUDATA\msvoa12\Data\032417\P8680.D\	03/24/17 22:43	

Client: Verina Consulting Group, LLC **Service Request:**R1702494
Project: Dover - Binghamton/5101.0003 **Date Analyzed:**03/24/17 12:11

Internal Standard Area and RT SUMMARY
Volatile Organic Compounds by GC/MS

File ID: I:\ACQUDATA\msvoa12\Data\032417\P8659.D\ **Lab Code:**RQ1702468-02
Instrument ID: R-MS-12 **Analysis Lot:**539250
Analysis Method: 8260C **Signal ID:**

		1,4-Dichlorobenzene-d4		1,4-Difluorobenzene		Chlorobenzene-d5	
		Area	**RT**	**Area**	**RT**	**Area**	**RT**
	ICAL Result ==>	656,950	12.02	1,352,719	6.76	1,243,548	9.99
	Upper Limit ==>	1,313,900	12.52	2,705,438	7.26	2,487,096	10.49
	Lower Limit ==>	328,475	11.52	676,360	6.26	621,774	9.49
Associated Analyses							
Lab Control Sample	RQ1702468-03	631868	12.01	1385870	6.76	1265677	9.99
Method Blank	RQ1702468-04	610173	12.01	1315150	6.76	1221134	9.99
Trip Blank 2	R1702494-010	589639	12.01	1273207	6.76	1179916	9.99
MW-10	R1702494-003	600729	12.01	1267266	6.76	1154691	9.99
MW-10	RQ1702468-05	651477	12.02	1323384	6.76	1217267	9.99
MW-10	RQ1702468-06	650434	12.02	1348920	6.76	1256006	9.99

Client: Verina Consulting Group, LLC **Service Request:**R1702494
Project: Dover - Binghamton/5101.0003 **Date Analyzed:**03/24/17 12:11

Internal Standard Area and RT SUMMARY
Volatile Organic Compounds by GC/MS

File ID: I:\ACQUDATA\msvoa12\Data\032417\P8659.D\ **Lab Code:**RQ1702468-02
Instrument ID: R-MS-12 **Analysis Lot:**539250
Analysis Method: 8260C **Signal ID:**

		Pentafluorobenzene	
		Area	**RT**
	ICAL Result ==>	850,770	5.73
	Upper Limit ==>	1,701,540	6.23
	Lower Limit ==>	425,385	5.23
Associated Analyses			
Lab Control Sample	RQ1702468-03	848404	5.73
Method Blank	RQ1702468-04	813734	5.73
Trip Blank 2	R1702494-010	794309	5.73
MW-10	R1702494-003	776130	5.73
MW-10	RQ1702468-05	792547	5.73
MW-10	RQ1702468-06	851228	5.73

Client: Verina Consulting Group, LLC **Service Request:** R1702494
Project: Dover - Binghamton/5101.0003
Sample Matrix: Water

SURROGATE RECOVERY SUMMARY
Volatile Organic Compounds by GC/MS, Unpreserved

Analysis Method: 8260C
Extraction Method: EPA 5030C

Sample Name	Lab Code	4-Bromofluorobenzene 85 - 122	Dibromofluoromethane 89 - 119	Toluene-d8 87 - 121
MW-17	R1702494-001	102	108	108
MW-9	R1702494-002	101	108	106
FB-032117	R1702494-004	100	106	109
MW-16	R1702494-005	102	107	109
MW-8	R1702494-006	100	113	108
FB-032217	R1702494-007	101	107	109
DUP-032217	R1702494-008	99	107	110
Lab Control Sample	RQ1702468-03	101	109	109
Method Blank	RQ1702468-04	103	106	110

Client:	Verina Consulting Group, LLC	**Service Request:**	R1702494
Project:	Dover - Binghamton/5101.0003	**Date Analyzed:**	03/24/17 13:41
Sample Matrix:	Water	**Date Extracted:**	

Method Blank Summary
Volatile Organic Compounds by GC/MS, Unpreserved

Sample Name:	Method Blank	**Instrument ID:**	R-MS-12
Lab Code:	RQ1702468-04	**File ID:**	I:\ACQUDATA\msvoa12\Data\032417\P8662.D\
Analysis Method:	8260C	**Analysis Lot:**	539250
Prep Method:	EPA 5030C		

This Method Blank applies to the following analyses.

Sample Name	Lab Code	File ID	Date Analyzed
Lab Control Sample	RQ1702468-03	I:\ACQUDATA\msvoa12\Data\032417\P8660.D\	03/24/17 12:41
FB-032117	R1702494-004	I:\ACQUDATA\msvoa12\Data\032417\P8663.D\	03/24/17 14:11
FB-032217	R1702494-007	I:\ACQUDATA\msvoa12\Data\032417\P8664.D\	03/24/17 14:41
MW-17	R1702494-001	I:\ACQUDATA\msvoa12\Data\032417\P8673.D\	03/24/17 19:12
MW-9	R1702494-002	I:\ACQUDATA\msvoa12\Data\032417\P8674.D\	03/24/17 19:42
MW-16	R1702494-005	I:\ACQUDATA\msvoa12\Data\032417\P8675.D\	03/24/17 20:12
MW-8	R1702494-006	I:\ACQUDATA\msvoa12\Data\032417\P8676.D\	03/24/17 20:42
DUP-032217	R1702494-008	I:\ACQUDATA\msvoa12\Data\032417\P8677.D\	03/24/17 21:12

Analytical Report

Client:	Verina Consulting Group, LLC	**Service Request:**	R1702494
Project:	Dover - Binghamton/5101.0003	**Date Collected:**	NA
Sample Matrix:	Water	**Date Received:**	NA
Sample Name:	Method Blank	**Units:**	ug/L
Lab Code:	RQ1702468-04	**Basis:**	NA

Volatile Organic Compounds by GC/MS, Unpreserved

Analysis Method: 8260C
Prep Method: EPA 5030C

Analyte Name	Result	MRL	MDL	Dil.	Date Analyzed	Q
1,1,1-Trichloroethane (TCA)	ND U	1.0	0.36	1	03/24/17 13:41	
1,1-Dichloroethane (1,1-DCA)	ND U	1.0	0.20	1	03/24/17 13:41	
1,1-Dichloroethene (1,1-DCE)	ND U	1.0	0.57	1	03/24/17 13:41	
Tetrachloroethene (PCE)	ND U	1.0	0.30	1	03/24/17 13:41	
Trichloroethene (TCE)	ND U	1.0	0.22	1	03/24/17 13:41	
Vinyl Chloride	ND U	1.0	0.32	1	03/24/17 13:41	
cis-1,2-Dichloroethene	ND U	1.0	0.30	1	03/24/17 13:41	
trans-1,2-Dichloroethene	ND U	1.0	0.33	1	03/24/17 13:41	

Surrogate Name	% Rec	Control Limits	Date Analyzed	Q
4-Bromofluorobenzene	103	85 - 122	03/24/17 13:41	
Dibromofluoromethane	106	89 - 119	03/24/17 13:41	
Toluene-d8	110	87 - 121	03/24/17 13:41	

Client:	Verina Consulting Group, LLC	**Service Request:**	R1702494
Project:	Dover - Binghamton/5101.0003	**Date Analyzed:**	03/24/17 12:41
Sample Matrix:	Water	**Date Extracted:**	

Lab Control Sample Summary
Volatile Organic Compounds by GC/MS, Unpreserved

Sample Name:	Lab Control Sample	**Instrument ID:**	R-MS-12
Lab Code:	RQ1702468-03	**File ID:**	I:\ACQUDATA\msvoa12\Data\032417\P8660.D\
Analysis Method:	8260C	**Analysis Lot:**	539250
Prep Method:	EPA 5030C		

This Lab Control Sample applies to the following analyses.

Sample Name	Lab Code	File ID	Date Analyzed
Method Blank	RQ1702468-04	I:\ACQUDATA\msvoa12\Data\032417\P8662.D\	03/24/17 13:41
FB-032117	R1702494-004	I:\ACQUDATA\msvoa12\Data\032417\P8663.D\	03/24/17 14:11
FB-032217	R1702494-007	I:\ACQUDATA\msvoa12\Data\032417\P8664.D\	03/24/17 14:41
MW-17	R1702494-001	I:\ACQUDATA\msvoa12\Data\032417\P8673.D\	03/24/17 19:12
MW-9	R1702494-002	I:\ACQUDATA\msvoa12\Data\032417\P8674.D\	03/24/17 19:42
MW-16	R1702494-005	I:\ACQUDATA\msvoa12\Data\032417\P8675.D\	03/24/17 20:12
MW-8	R1702494-006	I:\ACQUDATA\msvoa12\Data\032417\P8676.D\	03/24/17 20:42
DUP-032217	R1702494-008	I:\ACQUDATA\msvoa12\Data\032417\P8677.D\	03/24/17 21:12

Client: Verina Consulting Group, LLC
Project: Dover - Binghamton/5101.0003
Sample Matrix: Water

Service Request: R1702494
Date Analyzed: 03/24/17

Lab Control Sample Summary
Volatile Organic Compounds by GC/MS, Unpreserved

Units:ug/L
Basis:NA

Lab Control Sample
RQ1702468-03

Analyte Name	Analytical Method	Result	Spike Amount	% Rec	% Rec Limits
1,1,1-Trichloroethane (TCA)	8260C	19.5	20.0	98	74-120
1,1-Dichloroethane (1,1-DCA)	8260C	20.5	20.0	102	78-117
1,1-Dichloroethene (1,1-DCE)	8260C	20.3	20.0	101	74-135
Tetrachloroethene (PCE)	8260C	18.0	20.0	90	78-124
Trichloroethene (TCE)	8260C	19.0	20.0	95	78-123
Vinyl Chloride	8260C	21.0	20.0	105	69-133
cis-1,2-Dichloroethene	8260C	19.9	20.0	100	80-121
trans-1,2-Dichloroethene	8260C	19.0	20.0	95	80-120

Client: Verina Consulting Group, LLC **Service Request:**R1702494
Project: Dover - Binghamton/5101.0003 **Date Analyzed:**03/24/17 11:42

Tune Summary
Volatile Organic Compounds by GC/MS, Unpreserved

File ID: I:\ACQUDATA\msvoa12\Data\032417\P8658.D\ **Analytical Method:** 8260C
Instrument ID: R-MS-12 **Analysis Lot:** 539250

Target Mass	Relative to Mass	Lower Limit %	Upper Limit %	Relative Abundance %	Raw Abundance	Result Pass/Fail
50	95	15	40	21.25	82381	Pass
75	95	30	60	51.09	198068	Pass
95	95	100	100	100.00	387648	Pass
96	95	5	9	6.96	26963	Pass
173	174	0	2	1.35	4410	Pass
174	95	50	120	84.08	325952	Pass
175	174	5	9	7.94	25888	Pass
176	174	95	101	95.07	309867	Pass
177	176	5	9	6.83	21149	Pass

Sample Name	Lab Code	File ID:	Date Analyzed:	Q
Continuing Calibration Verification	RQ1702468-02	I:\ACQUDATA\msvoa12\Data\032417\P8659.D\	03/24/17 12:11	
Lab Control Sample	RQ1702468-03	I:\ACQUDATA\msvoa12\Data\032417\P8660.D\	03/24/17 12:41	
Method Blank	RQ1702468-04	I:\ACQUDATA\msvoa12\Data\032417\P8662.D\	03/24/17 13:41	
FB-032117	R1702494-004	I:\ACQUDATA\msvoa12\Data\032417\P8663.D\	03/24/17 14:11	
FB-032217	R1702494-007	I:\ACQUDATA\msvoa12\Data\032417\P8664.D\	03/24/17 14:41	
MW-17	R1702494-001	I:\ACQUDATA\msvoa12\Data\032417\P8673.D\	03/24/17 19:12	
MW-9	R1702494-002	I:\ACQUDATA\msvoa12\Data\032417\P8674.D\	03/24/17 19:42	
MW-16	R1702494-005	I:\ACQUDATA\msvoa12\Data\032417\P8675.D\	03/24/17 20:12	
MW-8	R1702494-006	I:\ACQUDATA\msvoa12\Data\032417\P8676.D\	03/24/17 20:42	
DUP-032217	R1702494-008	I:\ACQUDATA\msvoa12\Data\032417\P8677.D\	03/24/17 21:12	

Client: Verina Consulting Group, LLC **Service Request:**R1702494
Project: Dover - Binghamton/5101.0003 **Date Analyzed:**03/24/17 12:11

Internal Standard Area and RT SUMMARY
Volatile Organic Compounds by GC/MS, Unpreserved

File ID: I:\ACQUDATA\msvoa12\Data\032417\P8659.D\ **Lab Code:**RQ1702468-02
Instrument ID: R-MS-12 **Analysis Lot:**539250
Analysis Method: 8260C **Signal ID:**

		1,4-Dichlorobenzene-d4		1,4-Difluorobenzene		Chlorobenzene-d5	
		Area	**RT**	**Area**	**RT**	**Area**	**RT**
	ICAL Result ==>	656,950	12.02	1,352,719	6.76	1,243,548	9.99
	Upper Limit ==>	1,313,900	12.52	2,705,438	7.26	2,487,096	10.49
	Lower Limit ==>	328,475	11.52	676,360	6.26	621,774	9.49
Associated Analyses							
Lab Control Sample	RQ1702468-03	631868	12.01	1385870	6.76	1265677	9.99
Method Blank	RQ1702468-04	610173	12.01	1315150	6.76	1221134	9.99
FB-032117	R1702494-004	607112	12.01	1337125	6.76	1200065	9.99
FB-032217	R1702494-007	598867	12.01	1311709	6.76	1201470	9.99
MW-17	R1702494-001	554660	12.01	1297747	6.76	1187374	9.99
MW-9	R1702494-002	577777	12.01	1287303	6.76	1171462	9.99
MW-16	R1702494-005	569328	12.01	1294532	6.76	1187563	9.99
MW-8	R1702494-006	581881	12.01	1287942	6.76	1166736	9.99
DUP-032217	R1702494-008	577560	12.01	1300663	6.76	1194441	9.99

Client: Verina Consulting Group, LLC **Service Request:**R1702494
Project: Dover - Binghamton/5101.0003 **Date Analyzed:**03/24/17 12:11

Internal Standard Area and RT SUMMARY
Volatile Organic Compounds by GC/MS, Unpreserved

File ID: I:\ACQUDATA\msvoa12\Data\032417\P8659.D\ **Lab Code:**RQ1702468-02
Instrument ID: R-MS-12 **Analysis Lot:**539250
Analysis Method: 8260C **Signal ID:**

		Pentafluorobenzene	
		Area	**RT**
	ICAL Result ==>	850,770	5.73
	Upper Limit ==>	1,701,540	6.23
	Lower Limit ==>	425,385	5.23
Associated Analyses			
Lab Control Sample	RQ1702468-03	848404	5.73
Method Blank	RQ1702468-04	813734	5.73
FB-032117	R1702494-004	826357	5.73
FB-032217	R1702494-007	813325	5.73
MW-17	R1702494-001	789116	5.73
MW-9	R1702494-002	753381	5.73
MW-16	R1702494-005	785276	5.73
MW-8	R1702494-006	789127	5.73
DUP-032217	R1702494-008	777358	5.73

Raw Data

ALS Environmental—Rochester Laboratory
1565 Jefferson Road, Building 300, Suite 360, Rochester, NY 14623
Phone (585) 288-5380 Fax (585) 288-8475
www.alsglobal.com

Volatile Organic Compounds by GC/MS

ALS Environmental—Rochester Laboratory
1565 Jefferson Road, Building 300, Suite 360, Rochester, NY 14623
Phone (585) 288-5380 Fax (585) 288-8475
www.alsglobal.com

Analytical Report

Client:	Verina Consulting Group, LLC	**Service Request:**	R1702494
Project:	Dover - Binghamton/5101.0003	**Date Collected:**	03/21/17 13:30
Sample Matrix:	Water	**Date Received:**	03/23/17 09:15
Sample Name:	MW-17	**Units:**	ug/L
Lab Code:	R1702494-001	**Basis:**	NA

Volatile Organic Compounds by GC/MS, Unpreserved

Analysis Method: 8260C
Prep Method: EPA 5030C

Analyte Name	Result	MRL	MDL	Dil.	Date Analyzed	Q
1,1,1-Trichloroethane (TCA)	**1.6**	1.0	0.36	1	03/24/17 19:12	
1,1-Dichloroethane (1,1-DCA)	**6.3**	1.0	0.20	1	03/24/17 19:12	
1,1-Dichloroethene (1,1-DCE)	ND U	1.0	0.57	1	03/24/17 19:12	
Tetrachloroethene (PCE)	ND U	1.0	0.30	1	03/24/17 19:12	
Trichloroethene (TCE)	**0.78 J**	1.0	0.22	1	03/24/17 19:12	
Vinyl Chloride	ND U	1.0	0.32	1	03/24/17 19:12	
cis-1,2-Dichloroethene	**0.78 J**	1.0	0.30	1	03/24/17 19:12	
trans-1,2-Dichloroethene	ND U	1.0	0.33	1	03/24/17 19:12	

Surrogate Name	% Rec	Control Limits	Date Analyzed	Q
4-Bromofluorobenzene	102	85 - 122	03/24/17 19:12	
Dibromofluoromethane	108	89 - 119	03/24/17 19:12	
Toluene-d8	108	87 - 121	03/24/17 19:12	

Analytical Report

Client:	Verina Consulting Group, LLC	**Service Request:**	R1702494
Project:	Dover - Binghamton/5101.0003	**Date Collected:**	03/21/17 15:35
Sample Matrix:	Water	**Date Received:**	03/23/17 09:15
Sample Name:	MW-9	**Units:**	ug/L
Lab Code:	R1702494-002	**Basis:**	NA

Volatile Organic Compounds by GC/MS, Unpreserved

Analysis Method: 8260C
Prep Method: EPA 5030C

Analyte Name	Result	MRL	MDL	Dil.	Date Analyzed	Q
1,1,1-Trichloroethane (TCA)	ND U	1.0	0.36	1	03/24/17 19:42	
1,1-Dichloroethane (1,1-DCA)	ND U	1.0	0.20	1	03/24/17 19:42	
1,1-Dichloroethene (1,1-DCE)	ND U	1.0	0.57	1	03/24/17 19:42	
Tetrachloroethene (PCE)	ND U	1.0	0.30	1	03/24/17 19:42	
Trichloroethene (TCE)	**7.1**	1.0	0.22	1	03/24/17 19:42	
Vinyl Chloride	ND U	1.0	0.32	1	03/24/17 19:42	
cis-1,2-Dichloroethene	ND U	1.0	0.30	1	03/24/17 19:42	
trans-1,2-Dichloroethene	ND U	1.0	0.33	1	03/24/17 19:42	

Surrogate Name	% Rec	Control Limits	Date Analyzed	Q
4-Bromofluorobenzene	101	85 - 122	03/24/17 19:42	
Dibromofluoromethane	108	89 - 119	03/24/17 19:42	
Toluene-d8	106	87 - 121	03/24/17 19:42	

Analytical Report

Client:	Verina Consulting Group, LLC	**Service Request:**	R1702494
Project:	Dover - Binghamton/5101.0003	**Date Collected:**	03/21/17 17:00
Sample Matrix:	Water	**Date Received:**	03/23/17 09:15
Sample Name:	FB-032117	**Units:**	ug/L
Lab Code:	R1702494-004	**Basis:**	NA

Volatile Organic Compounds by GC/MS, Unpreserved

Analysis Method: 8260C
Prep Method: EPA 5030C

Analyte Name	Result	MRL	MDL	Dil.	Date Analyzed	Q
1,1,1-Trichloroethane (TCA)	ND U	1.0	0.36	1	03/24/17 14:11	
1,1-Dichloroethane (1,1-DCA)	ND U	1.0	0.20	1	03/24/17 14:11	
1,1-Dichloroethene (1,1-DCE)	ND U	1.0	0.57	1	03/24/17 14:11	
Tetrachloroethene (PCE)	ND U	1.0	0.30	1	03/24/17 14:11	
Trichloroethene (TCE)	ND U	1.0	0.22	1	03/24/17 14:11	
Vinyl Chloride	ND U	1.0	0.32	1	03/24/17 14:11	
cis-1,2-Dichloroethene	ND U	1.0	0.30	1	03/24/17 14:11	
trans-1,2-Dichloroethene	ND U	1.0	0.33	1	03/24/17 14:11	

Surrogate Name	% Rec	Control Limits	Date Analyzed	Q
4-Bromofluorobenzene	100	85 - 122	03/24/17 14:11	
Dibromofluoromethane	106	89 - 119	03/24/17 14:11	
Toluene-d8	109	87 - 121	03/24/17 14:11	

Analytical Report

Client:	Verina Consulting Group, LLC	**Service Request:**	R1702494
Project:	Dover - Binghamton/5101.0003	**Date Collected:**	03/22/17 10:55
Sample Matrix:	Water	**Date Received:**	03/23/17 09:15
Sample Name:	MW-16	**Units:**	ug/L
Lab Code:	R1702494-005	**Basis:**	NA

Volatile Organic Compounds by GC/MS, Unpreserved

Analysis Method: 8260C
Prep Method: EPA 5030C

Analyte Name	Result	MRL	MDL	Dil.	Date Analyzed	Q
1,1,1-Trichloroethane (TCA)	**2.3**	1.0	0.36	1	03/24/17 20:12	
1,1-Dichloroethane (1,1-DCA)	**8.7**	1.0	0.20	1	03/24/17 20:12	
1,1-Dichloroethene (1,1-DCE)	**1.3**	1.0	0.57	1	03/24/17 20:12	
Tetrachloroethene (PCE)	ND	1.0	0.30	1	03/24/17 20:12	U
Trichloroethene (TCE)	**6.1**	1.0	0.22	1	03/24/17 20:12	
Vinyl Chloride	**8.1**	1.0	0.32	1	03/24/17 20:12	
cis-1,2-Dichloroethene	**30**	1.0	0.30	1	03/24/17 20:12	
trans-1,2-Dichloroethene	ND	1.0	0.33	1	03/24/17 20:12	U

Surrogate Name	% Rec	Control Limits	Date Analyzed	Q
4-Bromofluorobenzene	102	85 - 122	03/24/17 20:12	
Dibromofluoromethane	107	89 - 119	03/24/17 20:12	
Toluene-d8	109	87 - 121	03/24/17 20:12	

Analytical Report

Client:	Verina Consulting Group, LLC	**Service Request:**	R1702494
Project:	Dover - Binghamton/5101.0003	**Date Collected:**	03/22/17 11:10
Sample Matrix:	Water	**Date Received:**	03/23/17 09:15
Sample Name:	MW-8	**Units:**	ug/L
Lab Code:	R1702494-006	**Basis:**	NA

Volatile Organic Compounds by GC/MS, Unpreserved

Analysis Method: 8260C
Prep Method: EPA 5030C

Analyte Name	Result	MRL	MDL	Dil.	Date Analyzed	Q
1,1,1-Trichloroethane (TCA)	**1.7**	1.0	0.36	1	03/24/17 20:42	
1,1-Dichloroethane (1,1-DCA)	**1.6**	1.0	0.20	1	03/24/17 20:42	
1,1-Dichloroethene (1,1-DCE)	**1.1**	1.0	0.57	1	03/24/17 20:42	
Tetrachloroethene (PCE)	ND U	1.0	0.30	1	03/24/17 20:42	
Trichloroethene (TCE)	**26**	1.0	0.22	1	03/24/17 20:42	
Vinyl Chloride	ND U	1.0	0.32	1	03/24/17 20:42	
cis-1,2-Dichloroethene	**29**	1.0	0.30	1	03/24/17 20:42	
trans-1,2-Dichloroethene	ND U	1.0	0.33	1	03/24/17 20:42	

Surrogate Name	% Rec	Control Limits	Date Analyzed	Q
4-Bromofluorobenzene	100	85 - 122	03/24/17 20:42	
Dibromofluoromethane	113	89 - 119	03/24/17 20:42	
Toluene-d8	108	87 - 121	03/24/17 20:42	

Analytical Report

Client:	Verina Consulting Group, LLC	**Service Request:**	R1702494
Project:	Dover - Binghamton/5101.0003	**Date Collected:**	03/22/17 11:05
Sample Matrix:	Water	**Date Received:**	03/23/17 09:15
Sample Name:	FB-032217	**Units:**	ug/L
Lab Code:	R1702494-007	**Basis:**	NA

Volatile Organic Compounds by GC/MS, Unpreserved

Analysis Method: 8260C
Prep Method: EPA 5030C

Analyte Name	Result	MRL	MDL	Dil.	Date Analyzed	Q
1,1,1-Trichloroethane (TCA)	ND U	1.0	0.36	1	03/24/17 14:41	
1,1-Dichloroethane (1,1-DCA)	ND U	1.0	0.20	1	03/24/17 14:41	
1,1-Dichloroethene (1,1-DCE)	ND U	1.0	0.57	1	03/24/17 14:41	
Tetrachloroethene (PCE)	ND U	1.0	0.30	1	03/24/17 14:41	
Trichloroethene (TCE)	ND U	1.0	0.22	1	03/24/17 14:41	
Vinyl Chloride	ND U	1.0	0.32	1	03/24/17 14:41	
cis-1,2-Dichloroethene	ND U	1.0	0.30	1	03/24/17 14:41	
trans-1,2-Dichloroethene	ND U	1.0	0.33	1	03/24/17 14:41	

Surrogate Name	% Rec	Control Limits	Date Analyzed	Q
4-Bromofluorobenzene	101	85 - 122	03/24/17 14:41	
Dibromofluoromethane	107	89 - 119	03/24/17 14:41	
Toluene-d8	109	87 - 121	03/24/17 14:41	

Analytical Report

Client:	Verina Consulting Group, LLC	**Service Request:**	R1702494
Project:	Dover - Binghamton/5101.0003	**Date Collected:**	03/22/17
Sample Matrix:	Water	**Date Received:**	03/23/17 09:15
Sample Name:	DUP-032217	**Units:**	ug/L
Lab Code:	R1702494-008	**Basis:**	NA

Volatile Organic Compounds by GC/MS, Unpreserved

Analysis Method: 8260C
Prep Method: EPA 5030C

Analyte Name	Result	MRL	MDL	Dil.	Date Analyzed	Q
1,1,1-Trichloroethane (TCA)	**2.7**	1.0	0.36	1	03/24/17 21:12	
1,1-Dichloroethane (1,1-DCA)	**11**	1.0	0.20	1	03/24/17 21:12	
1,1-Dichloroethene (1,1-DCE)	**1.9**	1.0	0.57	1	03/24/17 21:12	
Tetrachloroethene (PCE)	ND U	1.0	0.30	1	03/24/17 21:12	
Trichloroethene (TCE)	**7.3**	1.0	0.22	1	03/24/17 21:12	
Vinyl Chloride	**8.7**	1.0	0.32	1	03/24/17 21:12	
cis-1,2-Dichloroethene	**40**	1.0	0.30	1	03/24/17 21:12	
trans-1,2-Dichloroethene	ND U	1.0	0.33	1	03/24/17 21:12	

Surrogate Name	% Rec	Control Limits	Date Analyzed	Q
4-Bromofluorobenzene	99	85 - 122	03/24/17 21:12	
Dibromofluoromethane	107	89 - 119	03/24/17 21:12	
Toluene-d8	110	87 - 121	03/24/17 21:12	

Quantitation Report (Qedit)

Data Path : I:\ACQUDATA\msvoa12\Data\032417\
Data File : P8673.D
Acq On : 24 Mar 2017 7:12 pm
Operator : K.Ruest
Sample : R1702494-001|1.0 Inst : MSVOA-12
Misc : VERINA 8260 T4
ALS Vial : 18 Sample Multiplier: 1

Quant Time: Mar 27 09:08:02 2017
Quant Method : I:\ACQUDATA\msvoa12\Methods\W010417.M
Quant Title : MS#12 - 8260B WATERS 10mL Purge
QLast Update : Thu Jan 05 10:50:17 2017
Response via : Initial Calibration

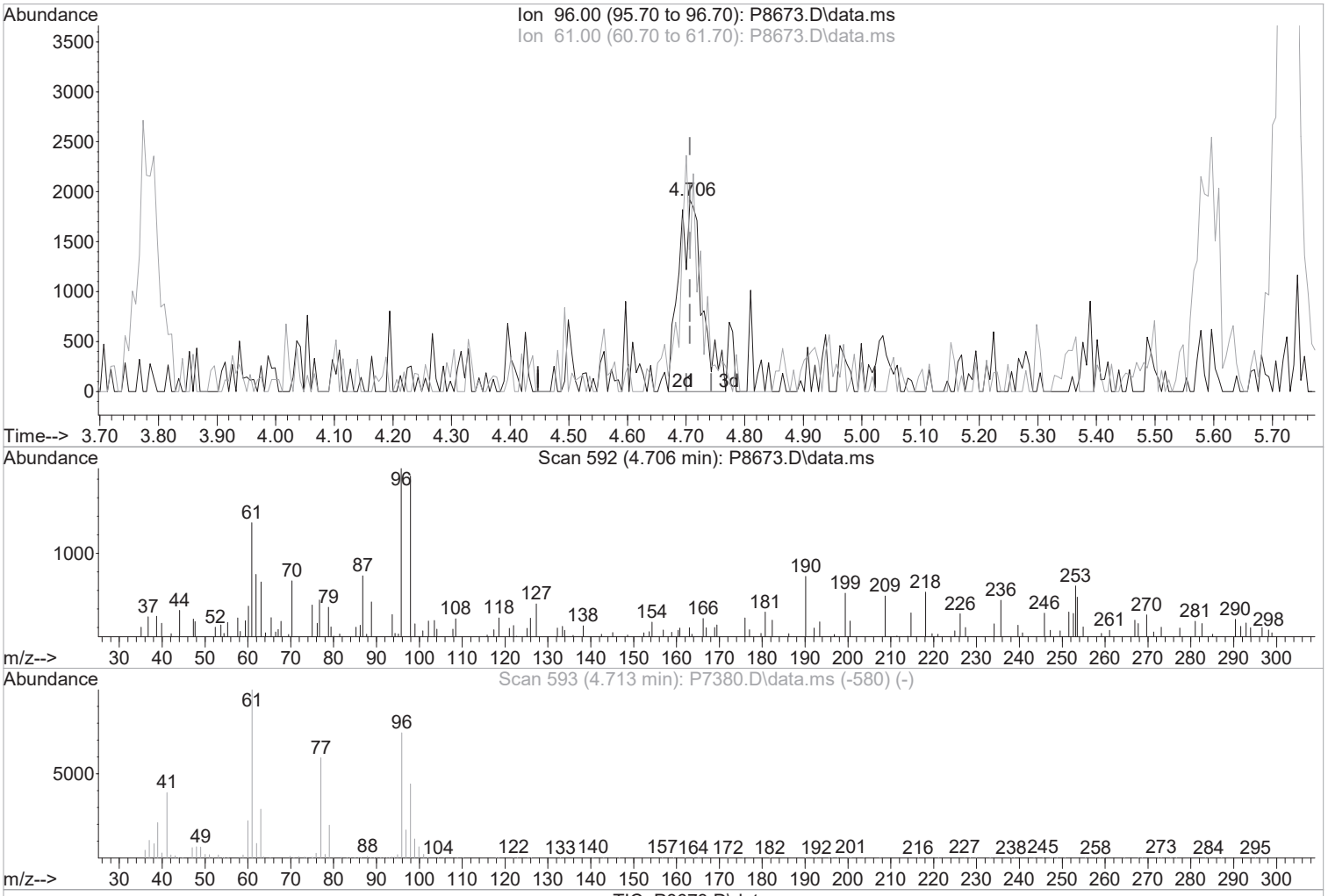

TIC: P8673.D\data.ms

(34) cis-1,2-Dichloroethene (P)

4.706min (+0.000) 0.78 ppb m

response 5398

Ion	Exp%	Act%
96.00	100	100
61.00	134.80	69.43#
0.00	0.00	0.00
0.00	0.00	0.00

Manual Integration:

After

Split Peak

03/27/17

Quantitation Report (Qedit)

Data Path : I:\ACQUDATA\msvoa12\Data\032417\
Data File : P8673.D
Acq On : 24 Mar 2017 7:12 pm
Operator : K.Ruest
Sample : R1702494-001|1.0 Inst : MSVOA-12
Misc : VERINA 8260 T4
ALS Vial : 18 Sample Multiplier: 1

Quant Time: Mar 27 09:08:02 2017
Quant Method : I:\ACQUDATA\msvoa12\Methods\W010417.M
Quant Title : MS#12 - 8260B WATERS 10mL Purge
QLast Update : Thu Jan 05 10:50:17 2017
Response via : Initial Calibration

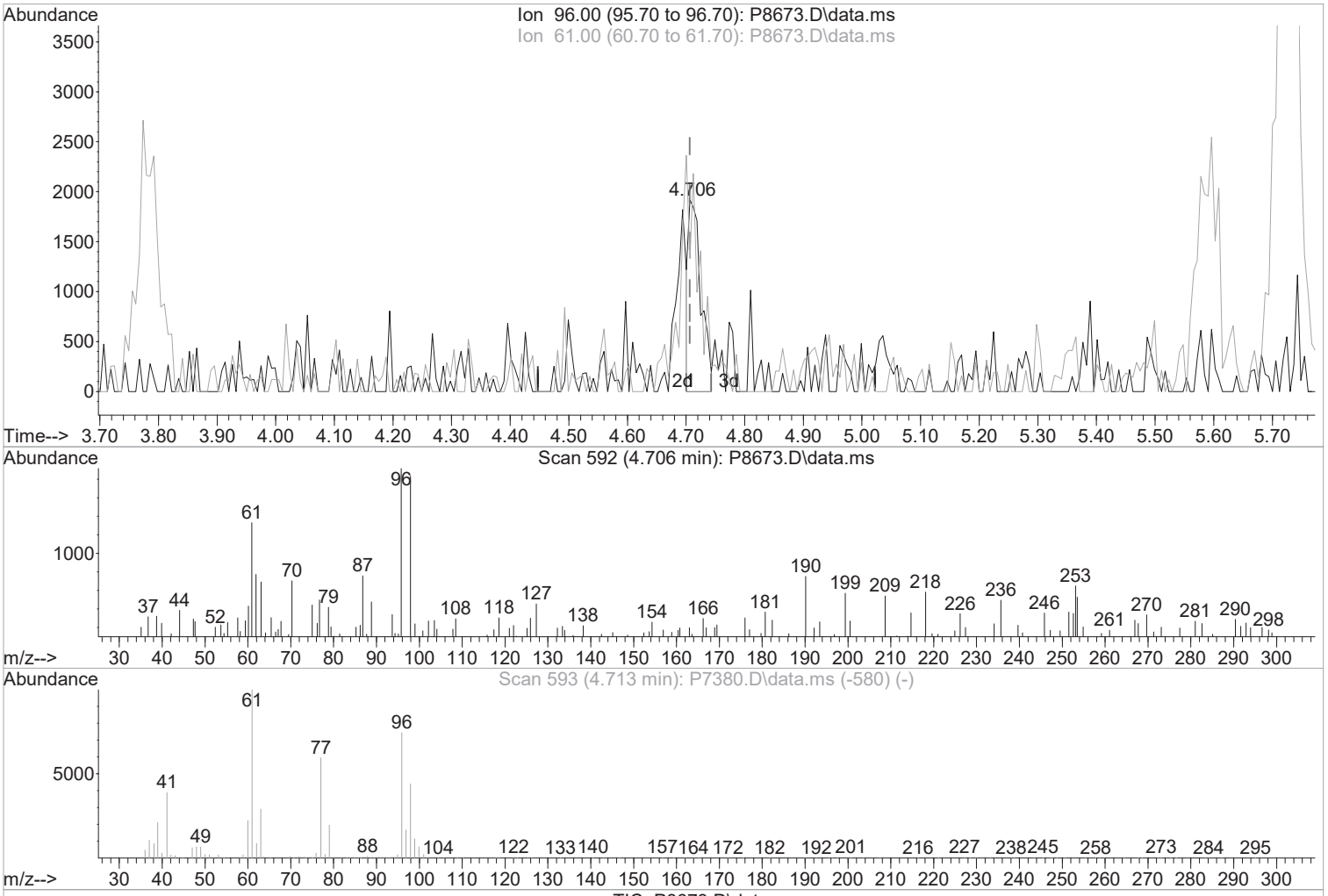

TIC: P8673.D\data.ms

(34) cis-1,2-Dichloroethene (P)

4.706min (+0.000) 0.41 ppb

response 2861

Ion	Exp%	Act%
96.00	100	100
61.00	134.80	69.43#
0.00	0.00	0.00
0.00	0.00	0.00

Manual Integration:

Before

03/27/17

Quantitation Report (Qedit)

Data Path : I:\ACQUDATA\msvoa12\Data\032417\
Data File : P8673.D
Acq On : 24 Mar 2017 7:12 pm
Operator : K.Ruest
Sample : R1702494-001|1.0 Inst : MSVOA-12
Misc : VERINA 8260 T4
ALS Vial : 18 Sample Multiplier: 1

Quant Time: Mar 27 09:08:02 2017
Quant Method : I:\ACQUDATA\msvoa12\Methods\W010417.M
Quant Title : MS#12 - 8260B WATERS 10mL Purge
QLast Update : Thu Jan 05 10:50:17 2017
Response via : Initial Calibration

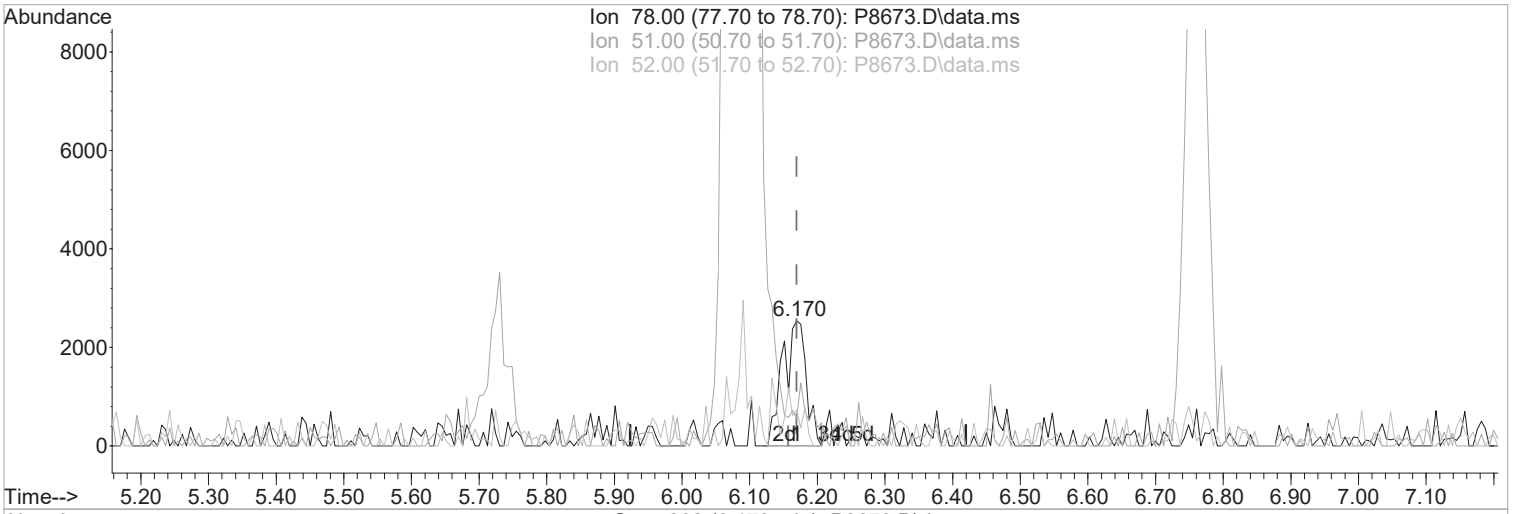

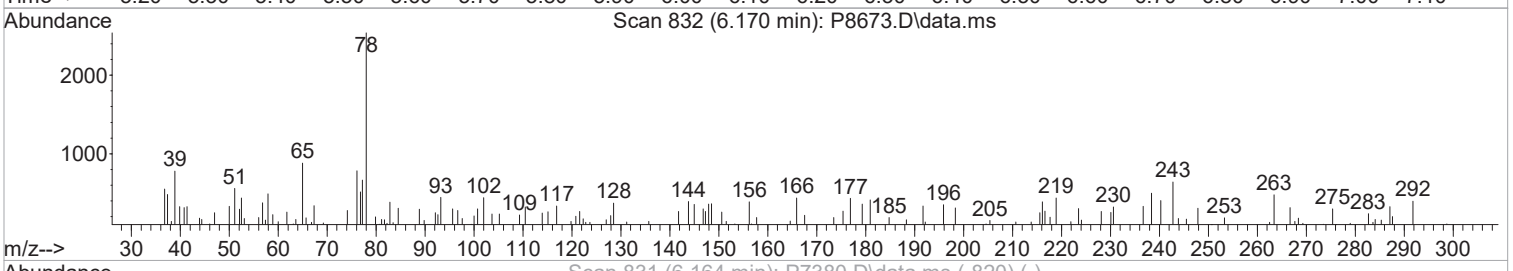

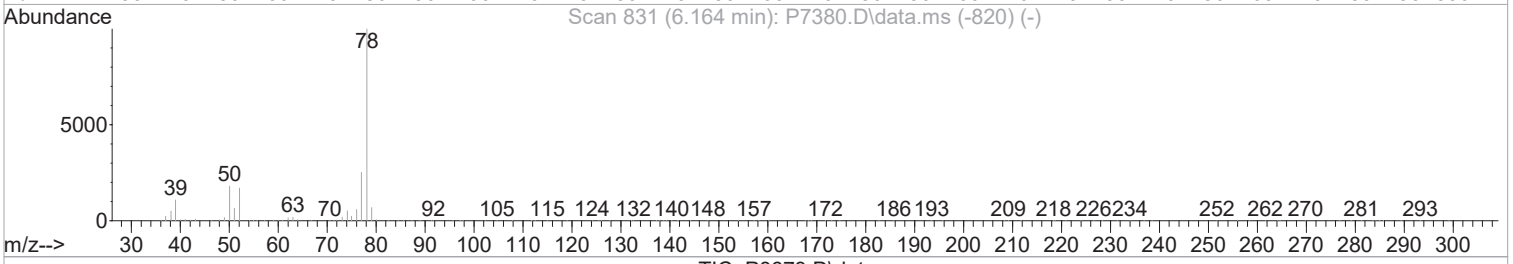

TIC: P8673.D\data.ms

(49) Benzene (P)

6.170min (+0.000) 0.27 ppb m

response 6165

Ion	Exp%	Act%
78.00	100	100
51.00	18.80	22.00
52.00	16.90	17.24
0.00	0.00	0.00

Manual Integration:

After

Split Peak

03/27/17

Quantitation Report (Qedit)

Data Path : I:\ACQUDATA\msvoa12\Data\032417\
Data File : P8673.D
Acq On : 24 Mar 2017 7:12 pm
Operator : K.Ruest
Sample : R1702494-001|1.0 Inst : MSVOA-12
Misc : VERINA 8260 T4
ALS Vial : 18 Sample Multiplier: 1

Quant Time: Mar 27 09:08:02 2017
Quant Method : I:\ACQUDATA\msvoa12\Methods\W010417.M
Quant Title : MS#12 - 8260B WATERS 10mL Purge
QLast Update : Thu Jan 05 10:50:17 2017
Response via : Initial Calibration

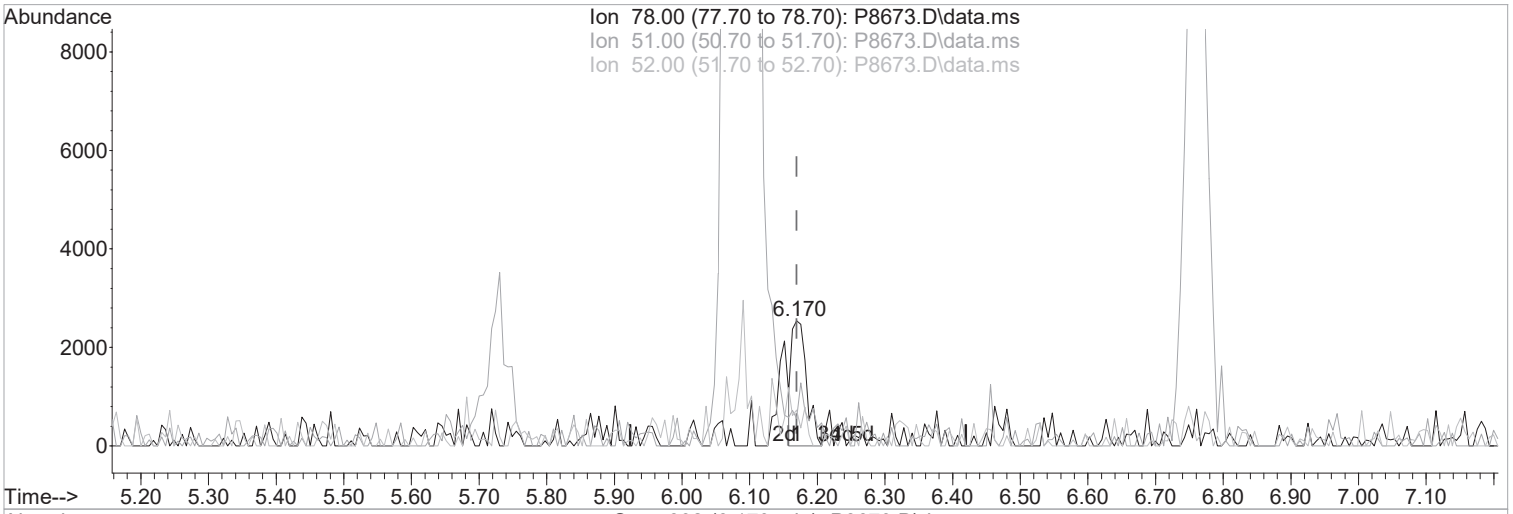

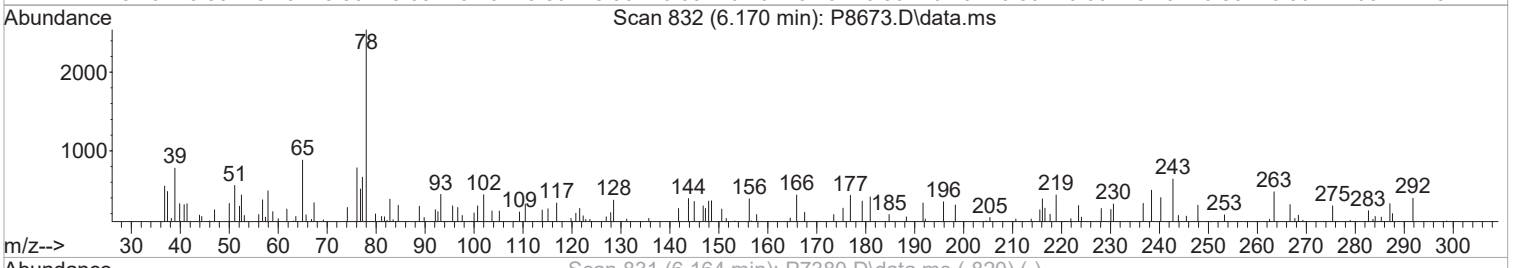

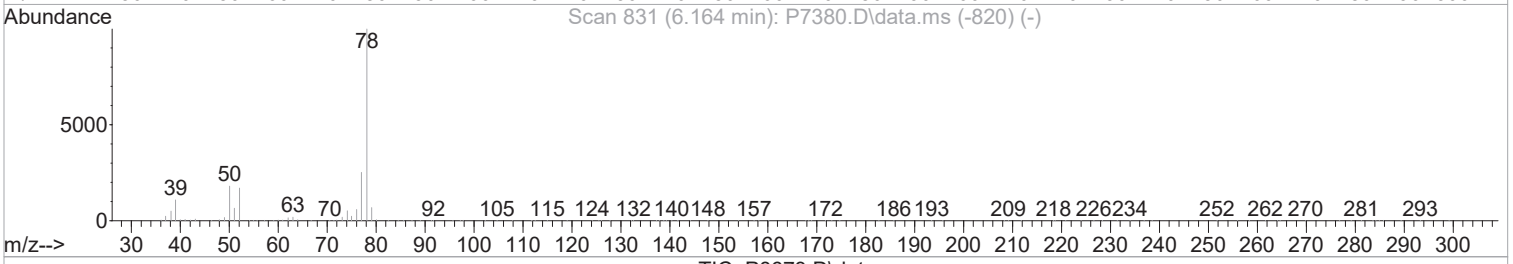

TIC: P8673.D\data.ms

(49) Benzene (P)

6.170min (+0.000) 0.17 ppb

response 3900

Ion	Exp%	Act%
78.00	100	100
51.00	18.80	22.00
52.00	16.90	28.81
0.00	0.00	0.00

Manual Integration:

Before

03/27/17

Quantitation Report (QT Reviewed)

Data Path : I:\ACQUDATA\msvoa12\Data\032417\
Data File : P8673.D
Acq On : 24 Mar 2017 7:12 pm
Operator : K.Ruest
Sample : R1702494-001|1.0 Inst : MSVOA-12
Misc : VERINA 8260 T4
ALS Vial : 18 Sample Multiplier: 1

Quant Time: Mar 27 11:23:28 2017
Quant Method : I:\ACQUDATA\msvoa12\Methods\W010417.M
Quant Title : MS#12 - 8260B WATERS 10mL Purge
QLast Update : Thu Jan 05 10:50:17 2017
Response via : Initial Calibration

Compound	R.T.	QIon	Response	Conc	Units		Dev(Min)
Internal Standards							
1) Pentafluorobenzene	5.731	168	789116	50.00	ppb		0.00
43) 1,4-Difluorobenzene	6.761	114	1297747	50.00	ppb		0.00
71) d5-Chlorobenzene	9.986	117	1187374	50.00	ppb		0.00
86) 1,4-Dichlorobenzene-d4	12.010	152	554660	50.00	ppb		0.00
System Monitoring Compounds							
45) surr4,Dibrflmethane	5.590	113	378948	54.11	ppb		0.00
Spiked Amount 50.000	Range 89 - 119		Recovery = 108.22%				
48) surr1,1,2-dichloroetha...	6.084	65	458517	58.97	ppb		0.00
Spiked Amount 50.000	Range 73 - 125		Recovery = 117.94%				
65) SURR3,Toluene-d8	8.523	98	1558017	53.81	ppb		0.00
Spiked Amount 50.000	Range 87 - 121		Recovery = 107.62%				
70) SURR2,BFB	11.047	95	569585	50.77	ppb		0.00
Spiked Amount 50.000	Range 85 - 122		Recovery = 101.54%				
Target Compounds							Qvalue
6) Chloroethane	1.762	64	188547	46.70	ppb		89
10) Freon 123a	2.231	67	7572	1.26	ppb		96
15) Acetone	2.493	43	53805	46.42	ppb		98
18) Carbon Disulfide	2.627	76	17093	1.00	ppb		85
28) 1,1-Diclethane	3.786	63	67928	6.26	ppb		93
34) cis-1,2-Dichloroethene	4.706	96	5398m	0.78	ppb		
35) 2-Butanone	4.773	43	12766	7.49	ppb		83
41) 1,1,1-Trichloroethane	5.590	97	14678	1.59	ppb		80
49) Benzene	6.170	78	6165m	0.27	ppb		
54) Trichloroethene	7.084	130	5247	0.78	ppb	#	75
64) 4-Methyl-2-pentanone	8.431	43	1887	0.46	ppb	#	65
73) 2-Hexanone	9.327	43	5300	1.98	ppb	#	63

(#) = qualifier out of range (m) = manual integration (+) = signals summed

Quantitation Report (QT Reviewed)

Data Path : I:\ACQUDATA\msvoa12\Data\032417\
Data File : P8673.D
Acq On : 24 Mar 2017 7:12 pm
Operator : K.Ruest
Sample : R1702494-001|1.0 Inst : MSVOA-12
Misc : VERINA 8260 T4
ALS Vial : 18 Sample Multiplier: 1

Quant Time: Mar 27 11:23:28 2017
Quant Method : I:\ACQUDATA\msvoa12\Methods\W010417.M
Quant Title : MS#12 - 8260B WATERS 10mL Purge
QLast Update : Thu Jan 05 10:50:17 2017
Response via : Initial Calibration

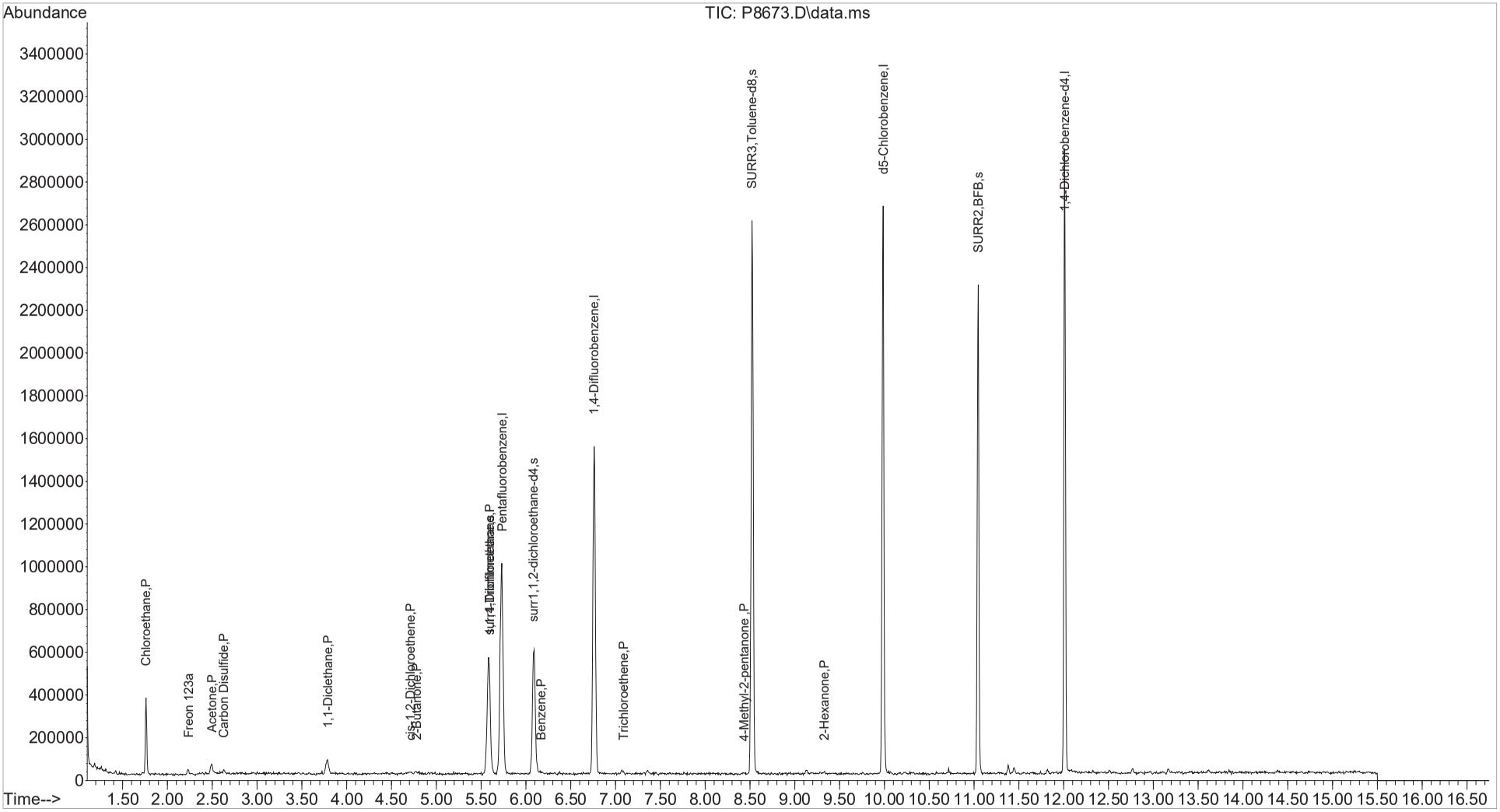

1st 03/27/17
2nd 03/28/17



#6
Chloroethane
Concen: 46.70 ppb
RT: 1.762 min Scan# 109
Delta R.T. 0.000 min
Lab File: P8673.D
Acq: 24 Mar 2017 7:12 pm

Tgt Ion: 64 Resp: 188547

Ion	Ratio	Lower	Upper
64	100		
66	35.3	9.4	49.4

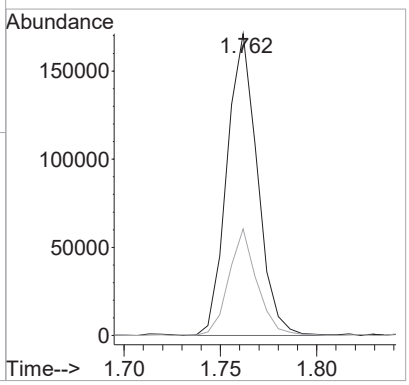

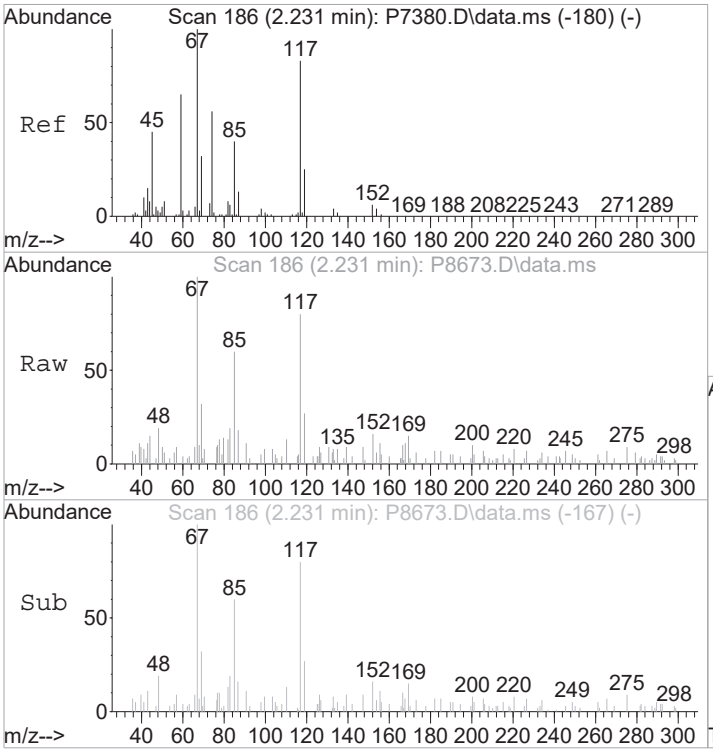

#10
Freon 123a
Concen: 1.26 ppb
RT: 2.231 min Scan# 186
Delta R.T. 0.000 min
Lab File: P8673.D
Acq: 24 Mar 2017 7:12 pm

Tgt Ion: 67 Resp: 7572

Ion	Ratio	Lower	Upper
67	100		
117	79.9	63.4	103.4

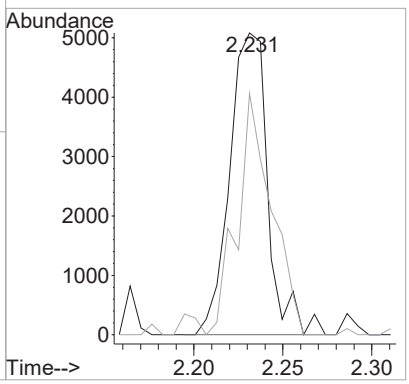

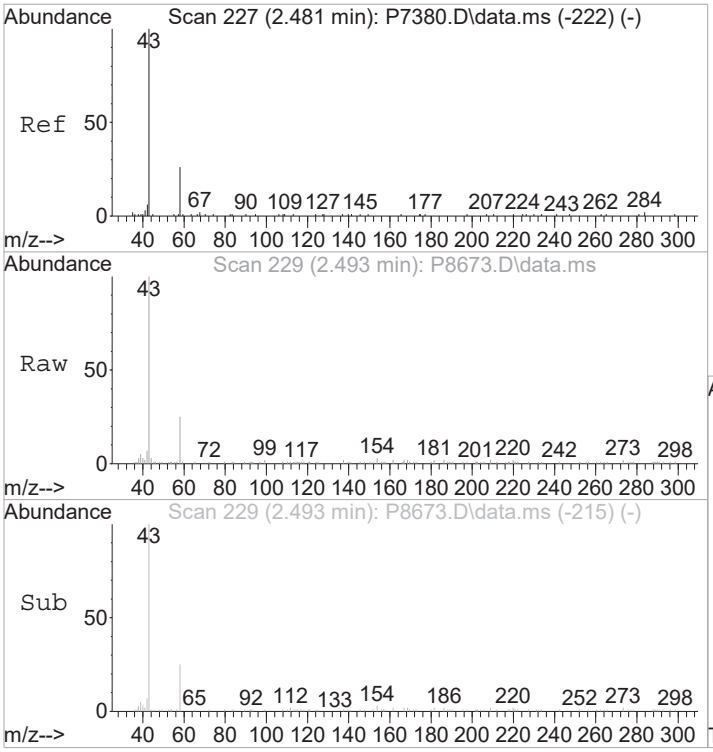

#15
Acetone
Concen: 46.42 ppb
RT: 2.493 min Scan# 229
Delta R.T. 0.012 min
Lab File: P8673.D
Acq: 24 Mar 2017 7:12 pm

Tgt Ion: 43 Resp: 53805

Ion	Ratio	Lower	Upper
43	100		
58	25.3	6.2	46.2
42	7.2	0.0	26.9

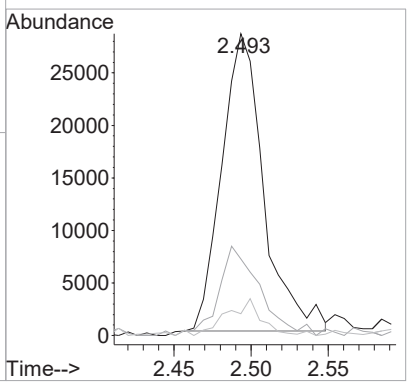



#18
Carbon Disulfide
Concen: 1.00 ppb
RT: 2.627 min Scan# 251
Delta R.T. -0.006 min
Lab File: P8673.D
Acq: 24 Mar 2017 7:12 pm

Tgt Ion: 76 Resp: 17093

Ion	Ratio	Lower	Upper
76	100		
78	16.3	0.0	29.5
77	2.5	0.0	22.7

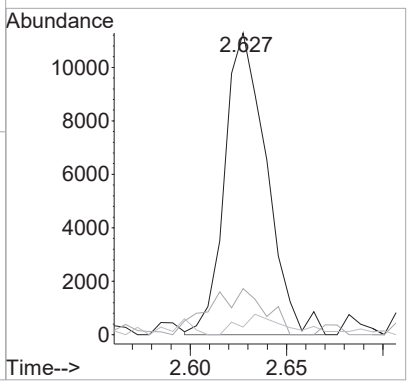

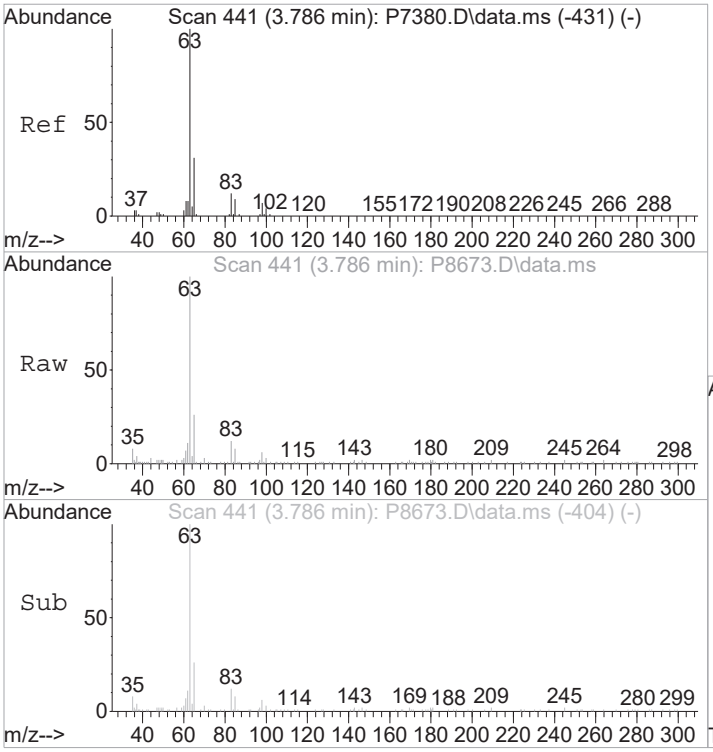

#28
1,1-Diclethane
Concen: 6.26 ppb
RT: 3.786 min Scan# 441
Delta R.T. 0.000 min
Lab File: P8673.D
Acq: 24 Mar 2017 7:12 pm

Tgt Ion: 63 Resp: 67928

Ion	Ratio	Lower	Upper
63	100		
65	25.8	10.8	50.8
83	12.1	0.0	32.1

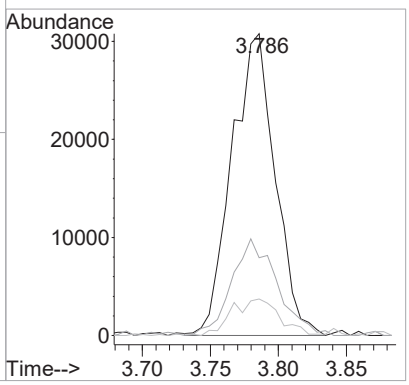

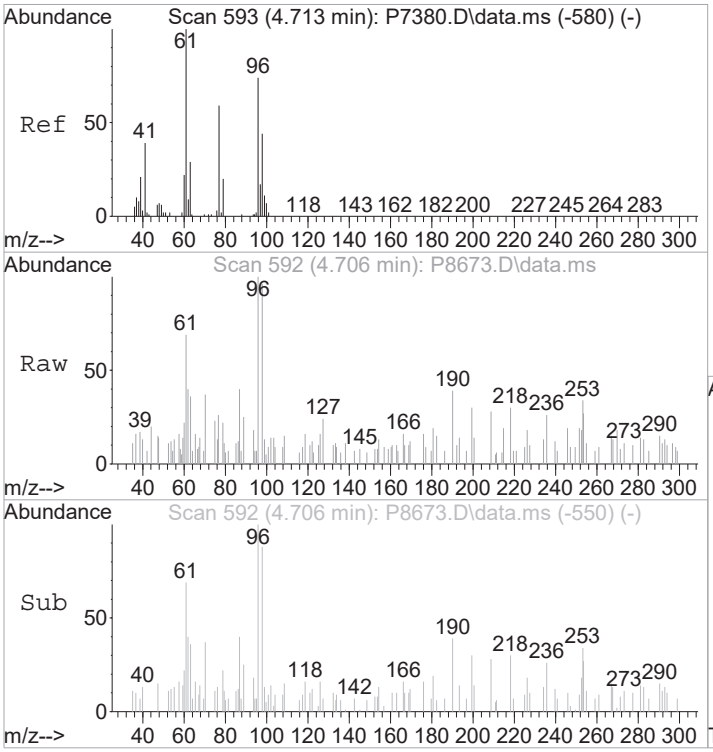

#34
cis-1,2-Dichloroethene
Concen: 0.78 ppb m
RT: 4.706 min Scan# 592
Delta R.T. 0.000 min
Lab File: P8673.D
Acq: 24 Mar 2017 7:12 pm

Tgt Ion: 96 Resp: 5398

Ion	Ratio	Lower	Upper
96	100		
61	69.4	114.8	154.8#

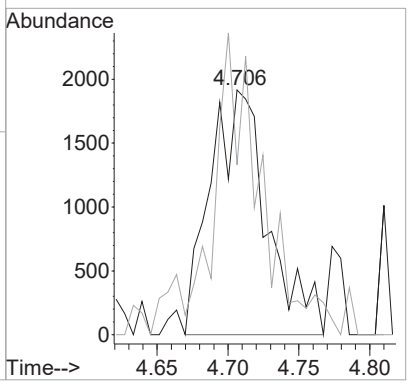

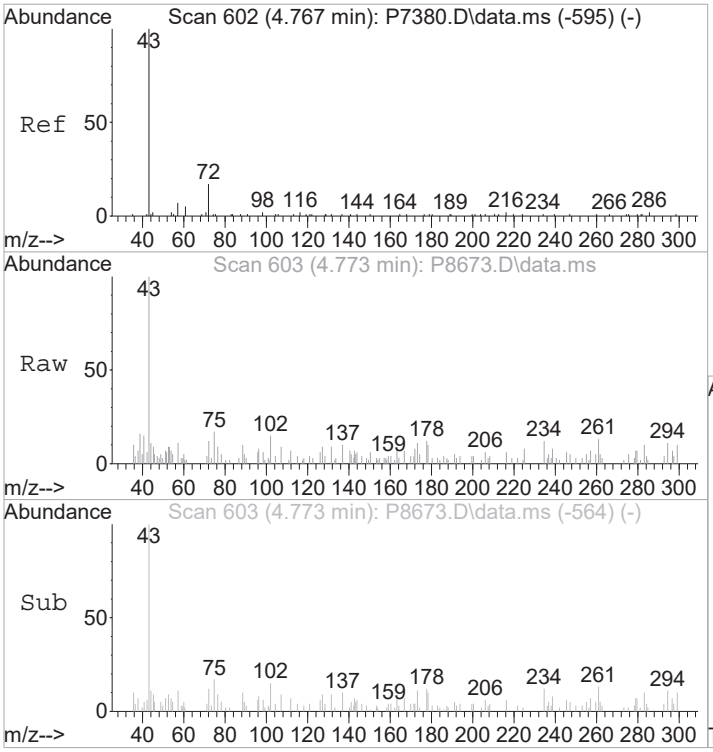

#35
2-Butanone
Concen: 7.49 ppb
RT: 4.773 min Scan# 603
Delta R.T. 0.012 min
Lab File: P8673.D
Acq: 24 Mar 2017 7:12 pm

Tgt Ion: 43 Resp: 12766

Ion	Ratio	Lower	Upper
43	100		
57	10.9	0.0	26.7
72	11.7	0.1	40.1

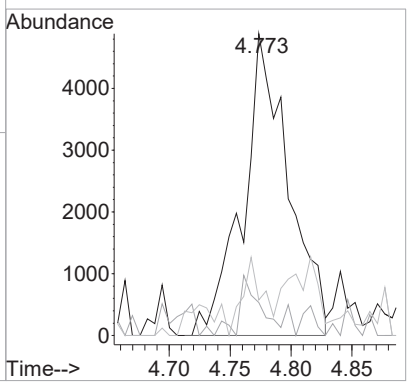

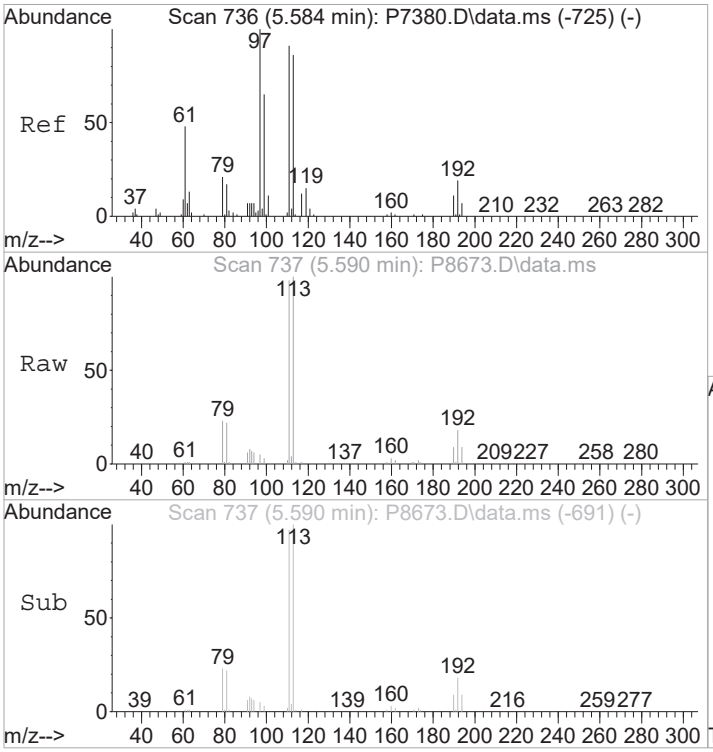

#41
1,1,1-Trichloroethane
Concen: 1.59 ppb
RT: 5.590 min Scan# 737
Delta R.T. 0.000 min
Lab File: P8673.D
Acq: 24 Mar 2017 7:12 pm

Tgt Ion: 97 Resp: 14678

Ion	Ratio	Lower	Upper
97	100		
99	54.9	45.5	85.5
61	28.7	28.1	68.1

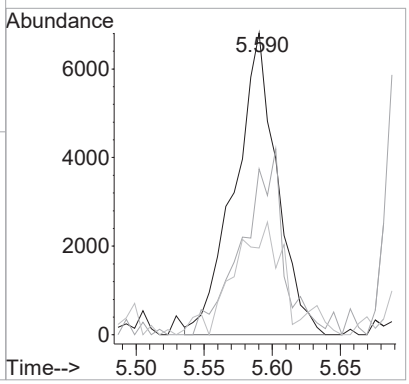

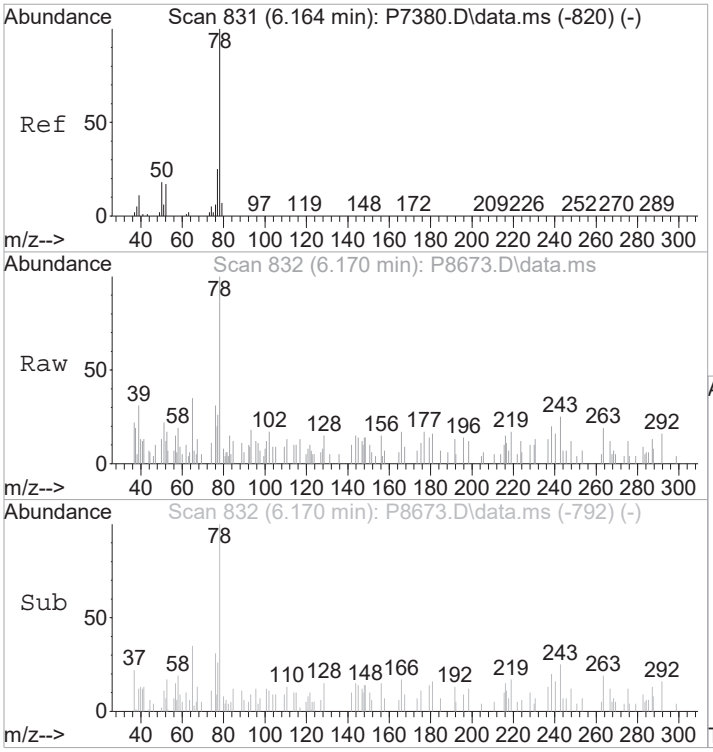

#49
Benzene
Concen: 0.27 ppb m
RT: 6.170 min Scan# 832
Delta R.T. 0.000 min
Lab File: P8673.D
Acq: 24 Mar 2017 7:12 pm

Tgt Ion: 78 Resp: 6165

Ion	Ratio	Lower	Upper
78	100		
51	22.0	0.0	38.8
52	17.2	0.0	36.9

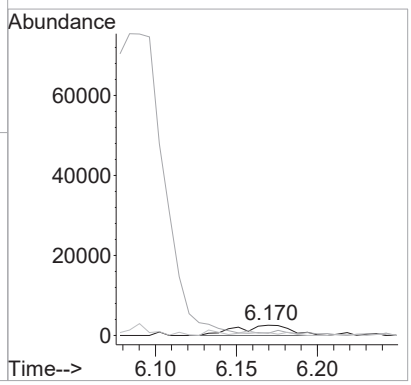

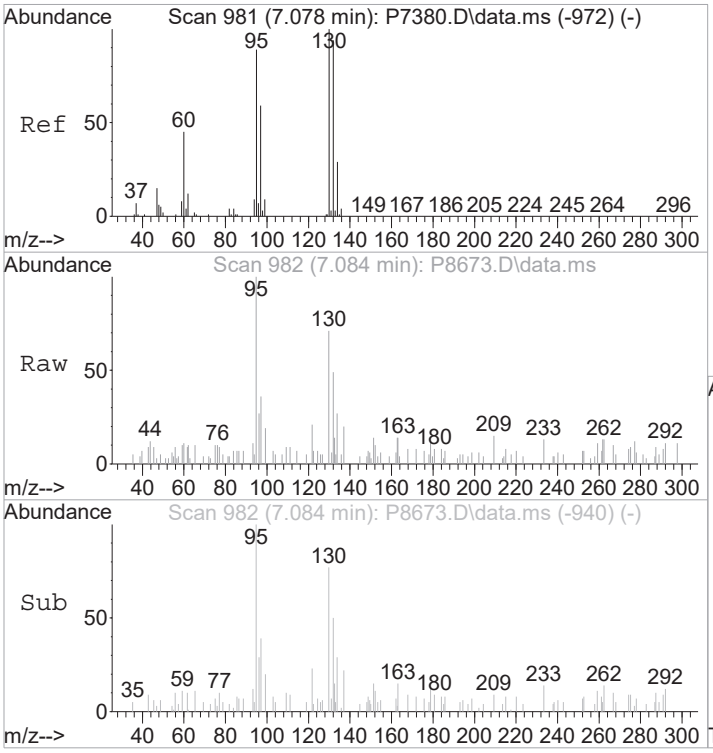

#54
Trichloroethene
Concen: 0.78 ppb
RT: 7.084 min Scan# 982
Delta R.T. 0.006 min
Lab File: P8673.D
Acq: 24 Mar 2017 7:12 pm

Tgt Ion:130 Resp: 5247

Ion	Ratio	Lower	Upper
130	100		
132	88.7	74.2	114.2
95	140.8	69.4	109.4#
97	50.5	38.8	78.8

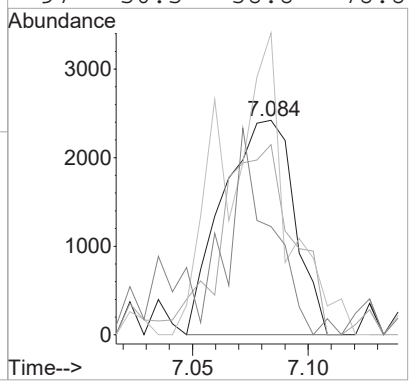

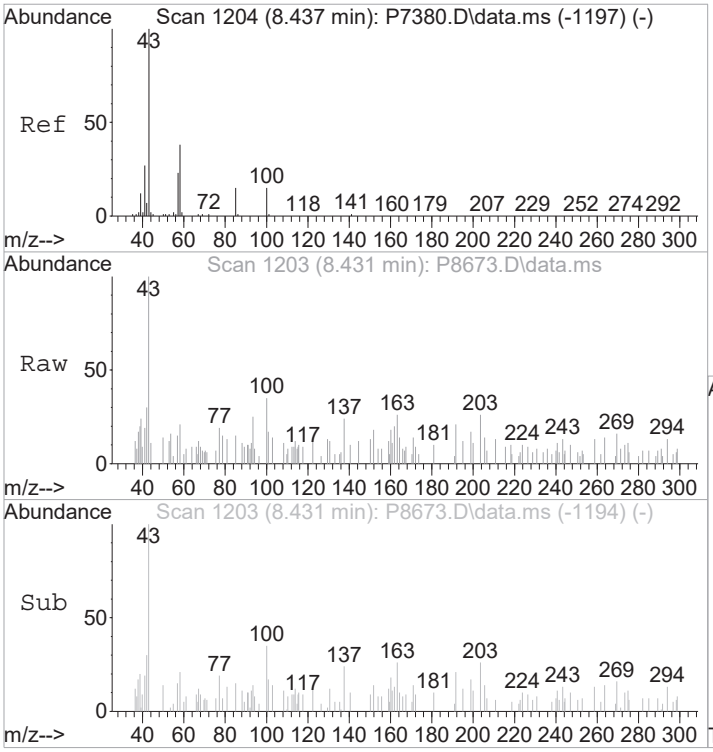

#64
4-Methyl-2-pentanone
Concen: 0.46 ppb
RT: 8.431 min Scan# 1203
Delta R.T. -0.006 min
Lab File: P8673.D
Acq: 24 Mar 2017 7:12 pm

Tgt Ion: 43 Resp: 1887

Ion	Ratio	Lower	Upper
43	100		
58	20.5	18.3	58.3
100	35.4	0.0	34.7#

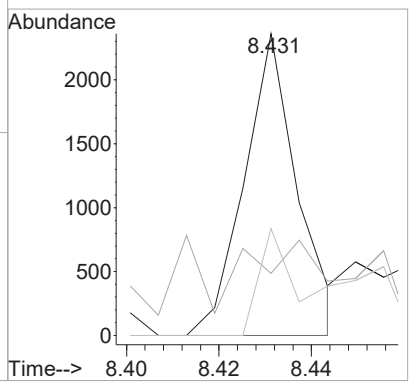

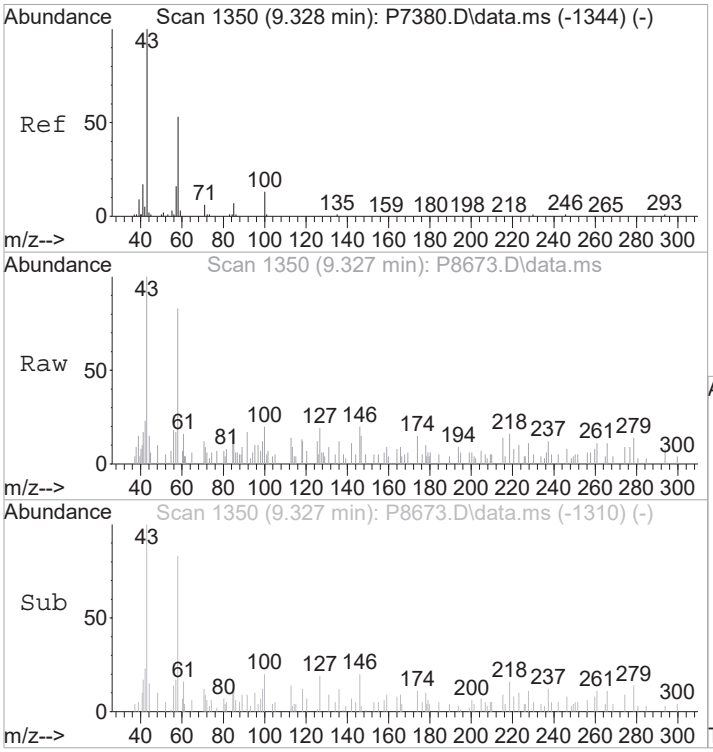

#73
2-Hexanone
Concen: 1.98 ppb
RT: 9.327 min Scan# 1350
Delta R.T. 0.000 min
Lab File: P8673.D
Acq: 24 Mar 2017 7:12 pm

Tgt Ion: 43 Resp: 5300

Ion	Ratio	Lower	Upper
43	100		
58	82.8	33.3	73.3#
100	20.2	0.0	33.0

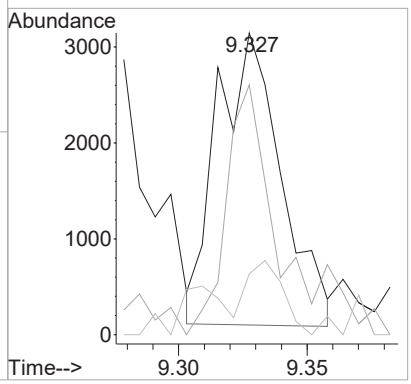

Quantitation Report (QT Reviewed)

Data Path : I:\ACQUDATA\msvoa12\Data\032417\
Data File : P8674.D
Acq On : 24 Mar 2017 7:42 pm
Operator : K.Ruest
Sample : R1702494-002|1.0 Inst : MSVOA-12
Misc : VERINA 8260 T4
ALS Vial : 19 Sample Multiplier: 1

Quant Time: Mar 27 11:25:43 2017
Quant Method : I:\ACQUDATA\msvoa12\Methods\W010417.M
Quant Title : MS#12 - 8260B WATERS 10mL Purge
QLast Update : Thu Jan 05 10:50:17 2017
Response via : Initial Calibration

Compound	R.T.	QIon	Response	Conc	Units	Dev(Min)
Internal Standards						
1) Pentafluorobenzene	5.731	168	753381	50.00	ppb	0.00
43) 1,4-Difluorobenzene	6.761	114	1287303	50.00	ppb	0.00
71) d5-Chlorobenzene	9.986	117	1171462	50.00	ppb	0.00
86) 1,4-Dichlorobenzene-d4	12.010	152	577777	50.00	ppb	0.00
System Monitoring Compounds						
45) surr4,Dibrflmethane	5.584	113	374045	53.85	ppb	0.00
Spiked Amount 50.000	Range 89 - 119		Recovery = 107.70%			
48) surr1,1,2-dichloroetha...	6.090	65	433986	56.27	ppb	0.00
Spiked Amount 50.000	Range 73 - 125		Recovery = 112.54%			
65) SURR3,Toluene-d8	8.523	98	1527962	53.20	ppb	0.00
Spiked Amount 50.000	Range 87 - 121		Recovery = 106.40%			
70) SURR2,BFB	11.047	95	564697	50.74	ppb	0.00
Spiked Amount 50.000	Range 85 - 122		Recovery = 101.48%			
Target Compounds						Qvalue
14) Freon 113	2.439	101	8749	1.52	ppb	90
18) Carbon Disulfide	2.628	76	3878	0.24	ppb	77
54) Trichloroethene	7.078	130	46986	7.07	ppb	85

(#) = qualifier out of range (m) = manual integration (+) = signals summed

Quantitation Report (QT Reviewed)

Data Path : I:\ACQUDATA\msvoa12\Data\032417\
Data File : P8674.D
Acq On : 24 Mar 2017 7:42 pm
Operator : K.Ruest
Sample : R1702494-002|1.0 Inst : MSVOA-12
Misc : VERINA 8260 T4
ALS Vial : 19 Sample Multiplier: 1

Quant Time: Mar 27 11:25:43 2017
Quant Method : I:\ACQUDATA\msvoa12\Methods\W010417.M
Quant Title : MS#12 - 8260B WATERS 10mL Purge
QLast Update : Thu Jan 05 10:50:17 2017
Response via : Initial Calibration

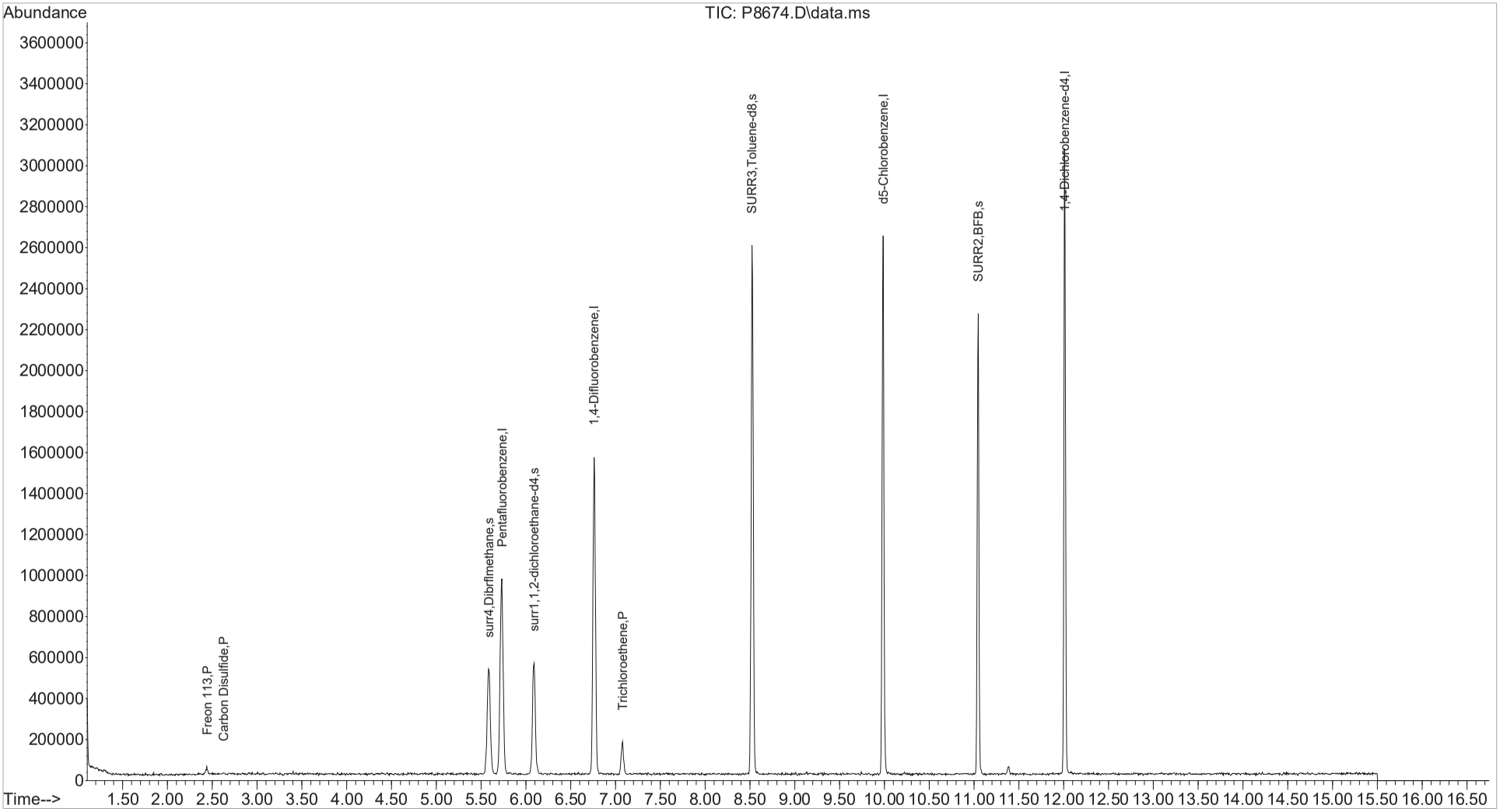

1st 03/27/17
2nd 03/28/17

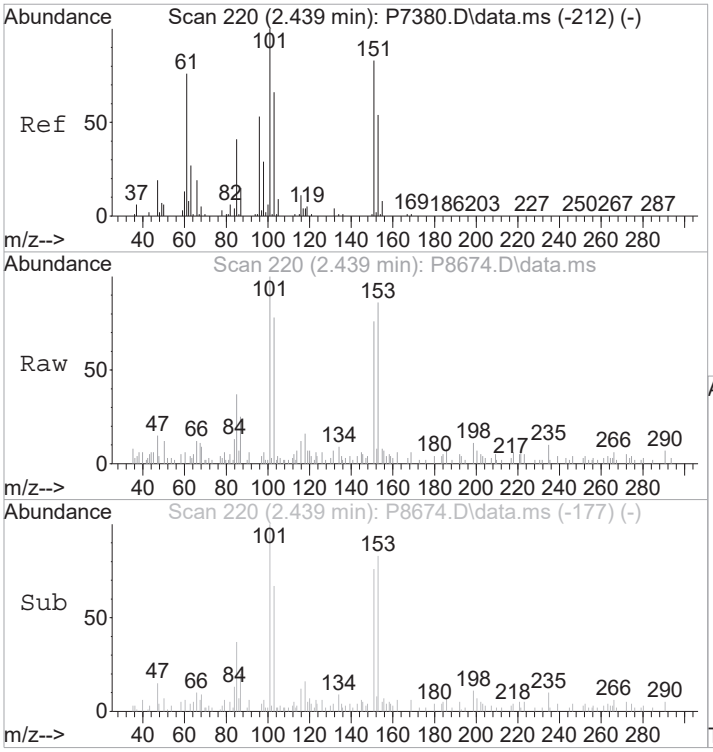

#14
Freon 113
Concen: 1.52 ppb
RT: 2.439 min Scan# 220
Delta R.T. 0.006 min
Lab File: P8674.D
Acq: 24 Mar 2017 7:42 pm

Tgt Ion:101 Resp: 8749

Ion	Ratio	Lower	Upper
101	100		
151	74.2	63.3	103.3

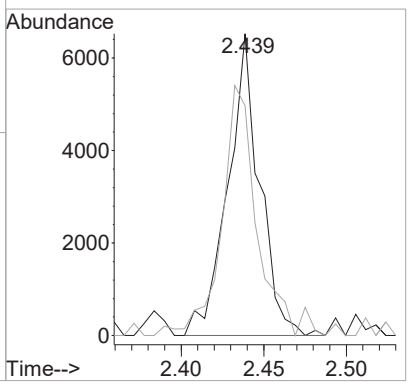



#18
Carbon Disulfide
Concen: 0.24 ppb
RT: 2.628 min Scan# 251
Delta R.T. -0.006 min
Lab File: P8674.D
Acq: 24 Mar 2017 7:42 pm

Tgt Ion: 76 Resp: 3878

Ion	Ratio	Lower	Upper
76	100		
78	15.3	0.0	29.5
77	19.4	0.0	22.7

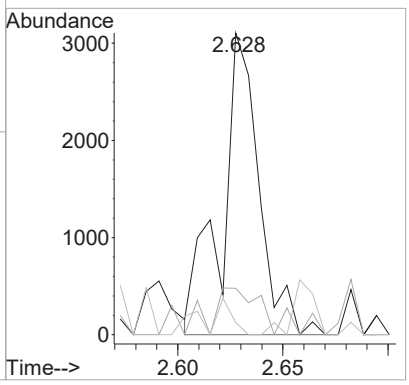

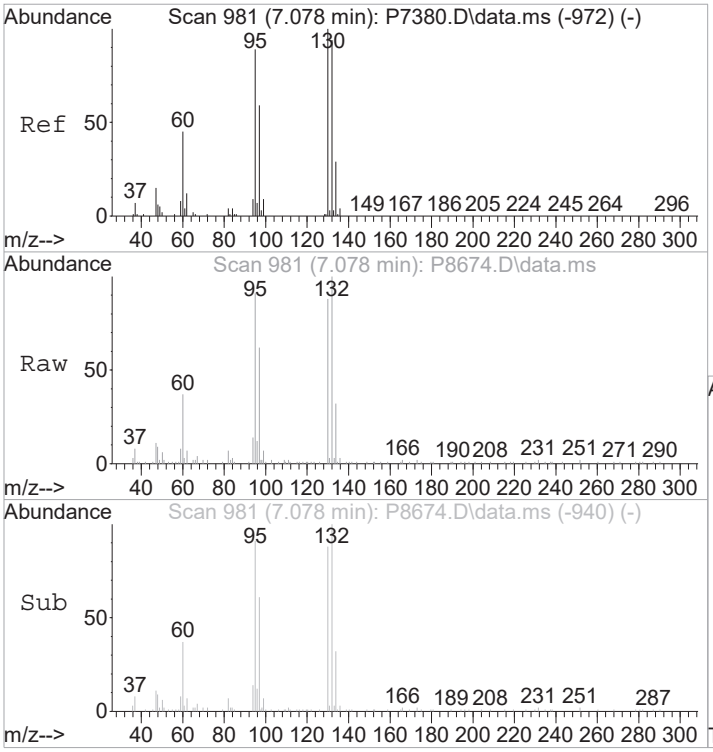

#54
Trichloroethene
Concen: 7.07 ppb
RT: 7.078 min Scan# 981
Delta R.T. 0.000 min
Lab File: P8674.D
Acq: 24 Mar 2017 7:42 pm

Tgt Ion:130 Resp: 46986

Ion	Ratio	Lower	Upper
130	100		
132	110.1	74.2	114.2
95	100.6	69.4	109.4
97	70.3	38.8	78.8

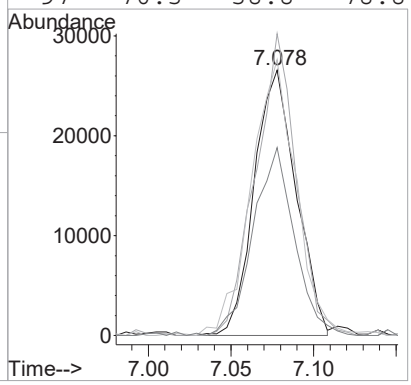

Quantitation Report (Qedit)

Data Path : I:\ACQUDATA\msvoa12\Data\032417\
Data File : P8663.D
Acq On : 24 Mar 2017 2:11 pm
Operator : K.Ruest
Sample : R1702494-004|1.0 Inst : MSVOA-12
Misc : VERINA 8260 T4
ALS Vial : 8 Sample Multiplier: 1

Quant Time: Mar 24 14:28:43 2017
Quant Method : I:\ACQUDATA\msvoa12\Methods\W010417.M
Quant Title : MS#12 - 8260B WATERS 10mL Purge
QLast Update : Thu Jan 05 10:50:17 2017
Response via : Initial Calibration

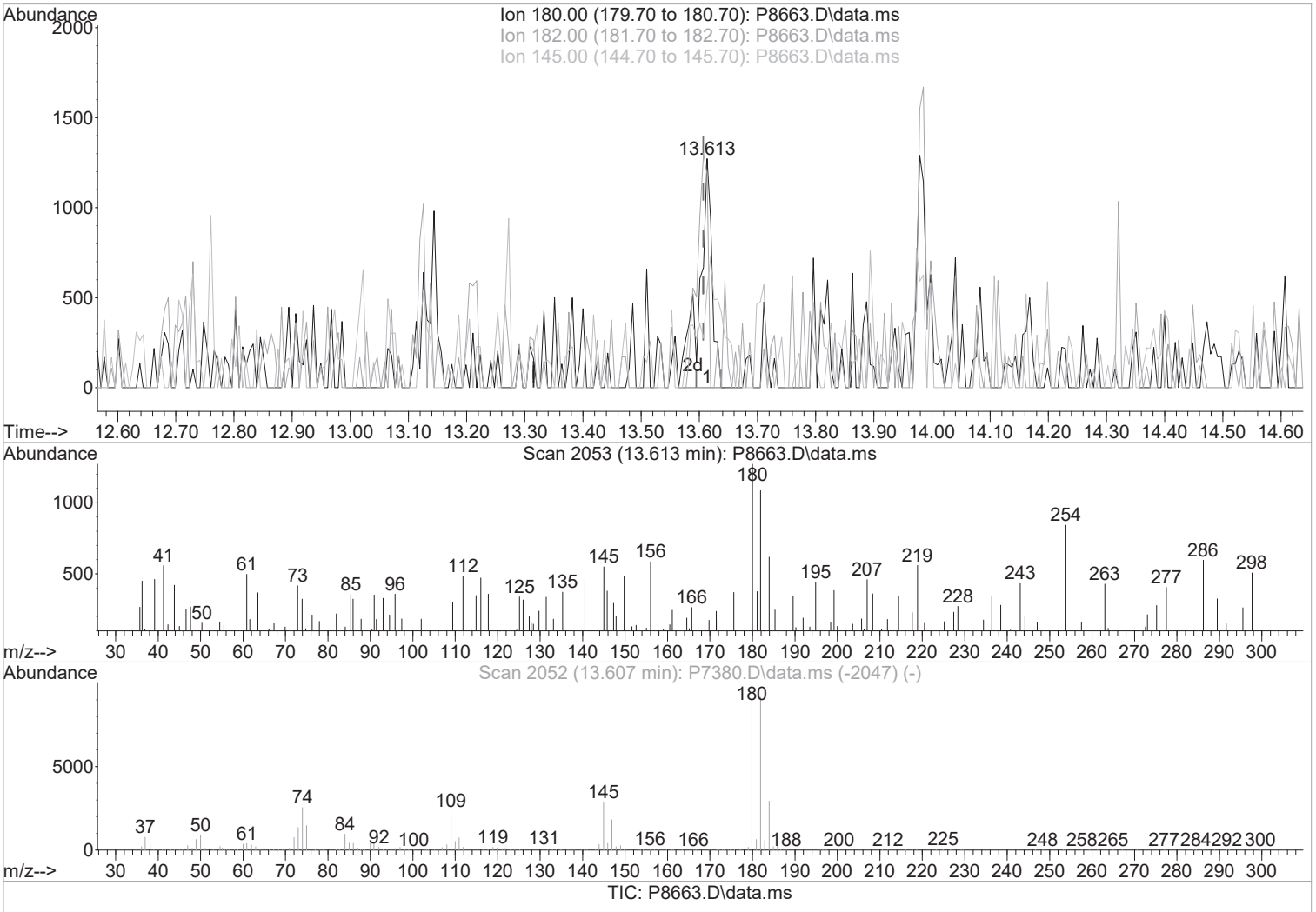

TIC: P8663.D\data.ms

(115) 1,2,4-Tcbenzene (P)

13.613min (+0.006) 0.25 ppb m

response 1991

Ion	Exp%	Act%
180.00	100	100
182.00	91.40	85.38
145.00	28.80	43.24
0.00	0.00	0.00

Manual Integration:

After

Split Peak

03/24/17

Quantitation Report (Qedit)

Data Path : I:\ACQUDATA\msvoa12\Data\032417\
Data File : P8663.D
Acq On : 24 Mar 2017 2:11 pm
Operator : K.Ruest
Sample : R1702494-004|1.0 Inst : MSVOA-12
Misc : VERINA 8260 T4
ALS Vial : 8 Sample Multiplier: 1

Quant Time: Mar 24 14:28:43 2017
Quant Method : I:\ACQUDATA\msvoa12\Methods\W010417.M
Quant Title : MS#12 - 8260B WATERS 10mL Purge
QLast Update : Thu Jan 05 10:50:17 2017
Response via : Initial Calibration

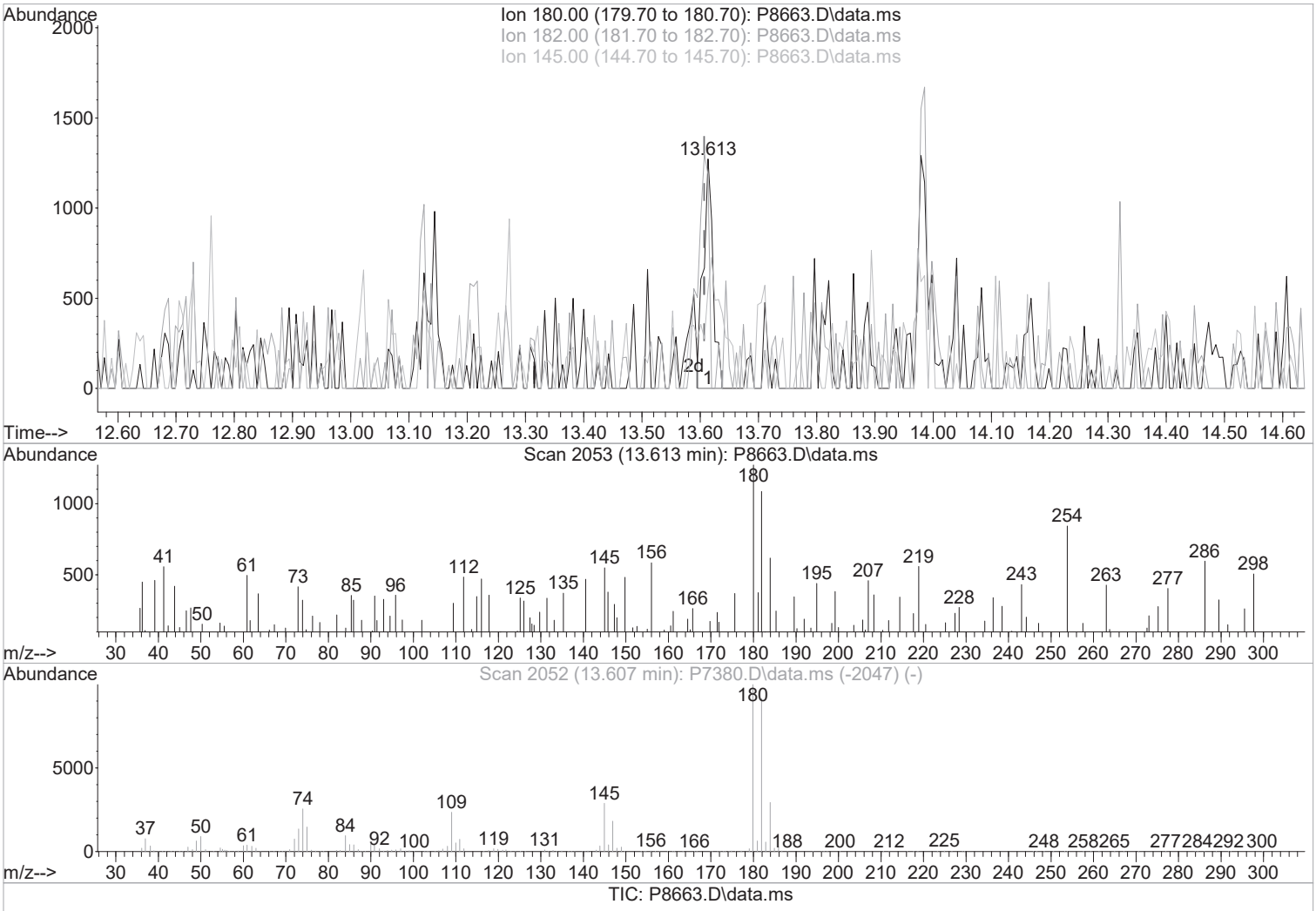

TIC: P8663.D\data.ms

(115) 1,2,4-Tcbenzene (P)

13.613min (+0.006) 0.18 ppb

response 1460

Ion	Exp%	Act%
180.00	100	100
182.00	91.40	93.24
145.00	28.80	43.24
0.00	0.00	0.00

Manual Integration:

Before

03/24/17

Quantitation Report (Qedit)

Data Path : I:\ACQUDATA\msvoa12\Data\032417\
Data File : P8663.D
Acq On : 24 Mar 2017 2:11 pm
Operator : K.Ruest
Sample : R1702494-004|1.0 Inst : MSVOA-12
Misc : VERINA 8260 T4
ALS Vial : 8 Sample Multiplier: 1

Quant Time: Mar 24 14:28:43 2017
Quant Method : I:\ACQUDATA\msvoa12\Methods\W010417.M
Quant Title : MS#12 - 8260B WATERS 10mL Purge
QLast Update : Thu Jan 05 10:50:17 2017
Response via : Initial Calibration

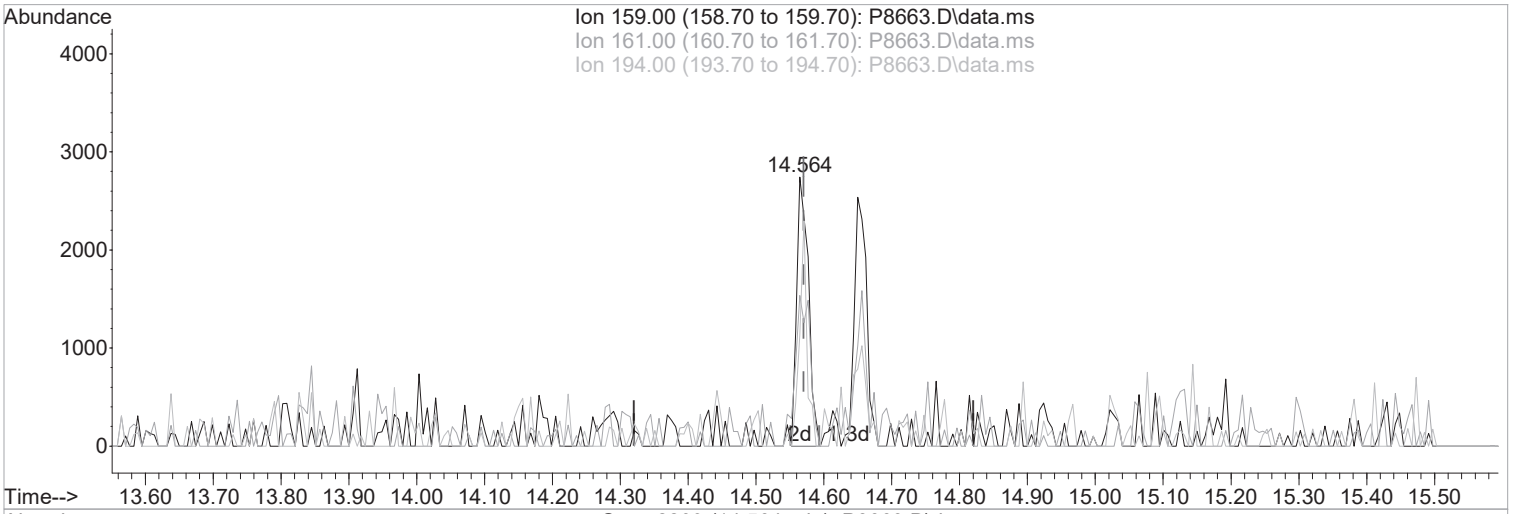

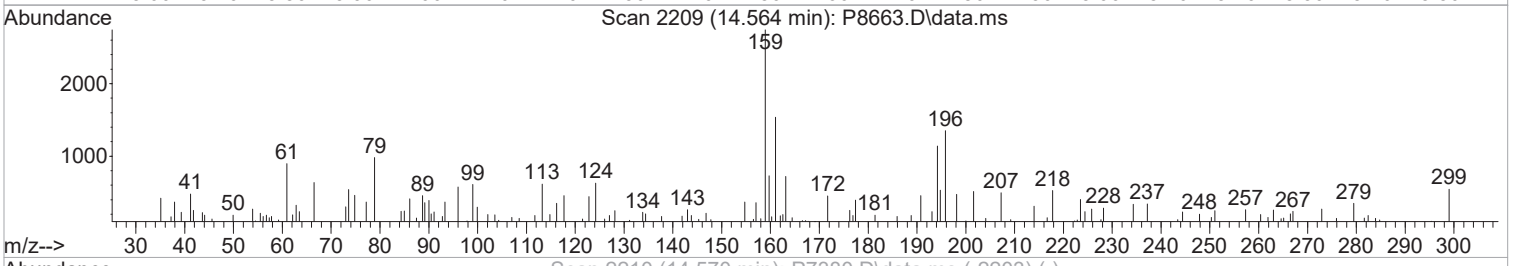

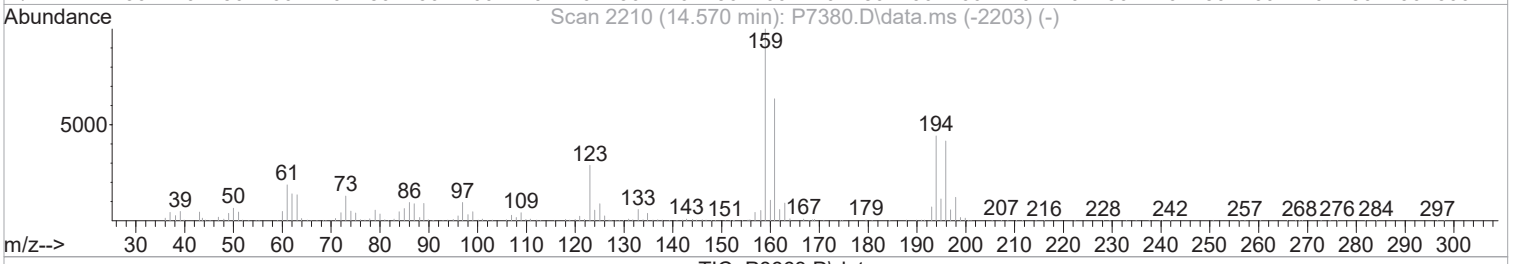

TIC: P8663.D\data.ms

(119) 2,4,5-Trichlorotolene

14.564min (-0.006) 0.64 ppb m

response 3285

Ion	Exp%	Act%
159.00	100	100
161.00	63.70	56.00
194.00	44.30	41.49
0.00	0.00	0.00

Manual Integration:

After

Wrong peak selected.

03/24/17

Quantitation Report (Qedit)

Data Path : I:\ACQUDATA\msvoa12\Data\032417\
Data File : P8663.D
Acq On : 24 Mar 2017 2:11 pm
Operator : K.Ruest
Sample : R1702494-004|1.0 Inst : MSVOA-12
Misc : VERINA 8260 T4
ALS Vial : 8 Sample Multiplier: 1

Quant Time: Mar 24 14:28:43 2017
Quant Method : I:\ACQUDATA\msvoa12\Methods\W010417.M
Quant Title : MS#12 - 8260B WATERS 10mL Purge
QLast Update : Thu Jan 05 10:50:17 2017
Response via : Initial Calibration

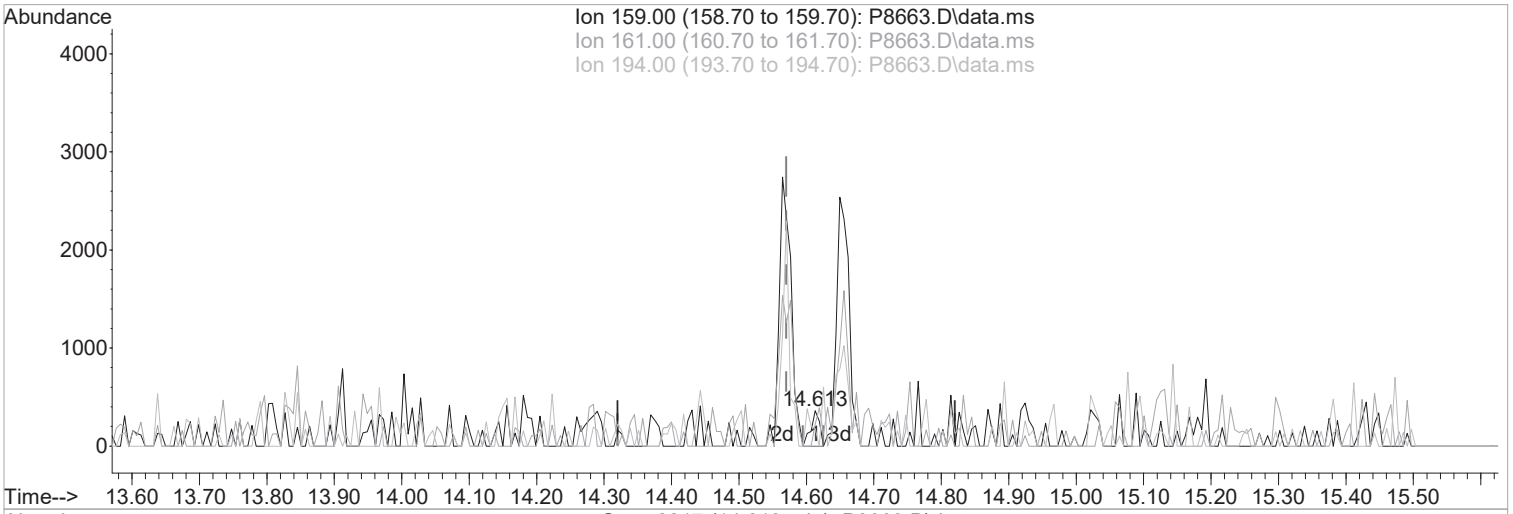

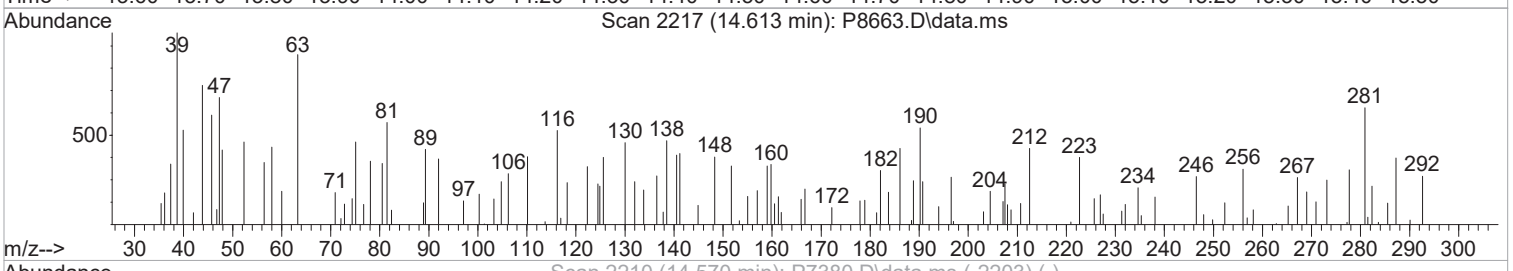

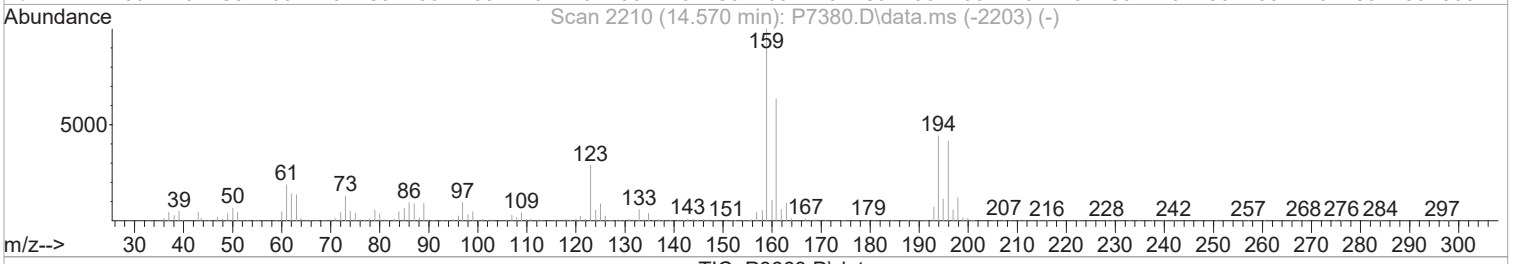

TIC: P8663.D\data.ms

(119) 2,4,5-Trichlorotolene

14.613min (+0.043) 0.06 ppb

response 326

Ion	Exp%	Act%
159.00	100	100
161.00	63.70	61.88
194.00	44.30	49.45
0.00	0.00	0.00

Manual Integration:

Before

03/24/17

Quantitation Report (QT Reviewed)

Data Path : I:\ACQUDATA\msvoa12\Data\032417\
Data File : P8663.D
Acq On : 24 Mar 2017 2:11 pm
Operator : K.Ruest
Sample : R1702494-004|1.0 Inst : MSVOA-12
Misc : VERINA 8260 T4
ALS Vial : 8 Sample Multiplier: 1

Quant Time: Mar 24 15:58:42 2017
Quant Method : I:\ACQUDATA\msvoa12\Methods\W010417.M
Quant Title : MS#12 - 8260B WATERS 10mL Purge
QLast Update : Thu Jan 05 10:50:17 2017
Response via : Initial Calibration

Compound	R.T.	QIon	Response	Conc	Units		Dev(Min)
Internal Standards							
1) Pentafluorobenzene	5.731	168	826357	50.00	ppb		0.00
43) 1,4-Difluorobenzene	6.761	114	1337125	50.00	ppb		0.00
71) d5-Chlorobenzene	9.986	117	1200065	50.00	ppb		0.00
86) 1,4-Dichlorobenzene-d4	12.010	152	607112	50.00	ppb		0.00
System Monitoring Compounds							
45) surr4,Dibrflmethane	5.584	113	382834	53.06	ppb		0.00
Spiked Amount 50.000	Range 89 - 119		Recovery = 106.12%				
48) surr1,1,2-dichloroetha...	6.090	65	434192	54.20	ppb		0.00
Spiked Amount 50.000	Range 73 - 125		Recovery = 108.40%				
65) SURR3,Toluene-d8	8.523	98	1622795	54.40	ppb		0.00
Spiked Amount 50.000	Range 87 - 121		Recovery = 108.80%				
70) SURR2,BFB	11.047	95	575327	49.77	ppb		0.00
Spiked Amount 50.000	Range 85 - 122		Recovery = 99.54%				
Target Compounds							Qvalue
15) Acetone	2.475	43	1437	1.18	ppb		84
22) Methylene Chloride	2.914	84	2806	0.44	ppb	#	48
112) Trielution Dichlorotol...	13.083	125	3205	0.31	ppb	#	80
114) Coelution Dichlorotoluene	13.394	125	3369	0.30	ppb	#	34
115) 1,2,4-Tcbenzene	13.613	180	1991m	0.25	ppb		
116) Hexachlorobt	13.741	225	1105	0.30	ppb	#	50
117) Naphthalen	13.802	128	3186	0.22	ppb		90
118) 1,2,3-Tclbenzene	13.979	180	1606	0.24	ppb	#	75
119) 2,4,5-Trichlorotolene	14.564	159	3285m	0.64	ppb		
120) 2,3,6-Trichlorotoluene	14.650	159	3247	0.76	ppb		89

(#) = qualifier out of range (m) = manual integration (+) = signals summed

Quantitation Report (QT Reviewed)

Data Path : I:\ACQUDATA\msvoa12\Data\032417\
Data File : P8663.D
Acq On : 24 Mar 2017 2:11 pm
Operator : K.Ruest
Sample : R1702494-004|1.0 Inst : MSVOA-12
Misc : VERINA 8260 T4
ALS Vial : 8 Sample Multiplier: 1

Quant Time: Mar 24 15:58:42 2017
Quant Method : I:\ACQUDATA\msvoa12\Methods\W010417.M
Quant Title : MS#12 - 8260B WATERS 10mL Purge
QLast Update : Thu Jan 05 10:50:17 2017
Response via : Initial Calibration

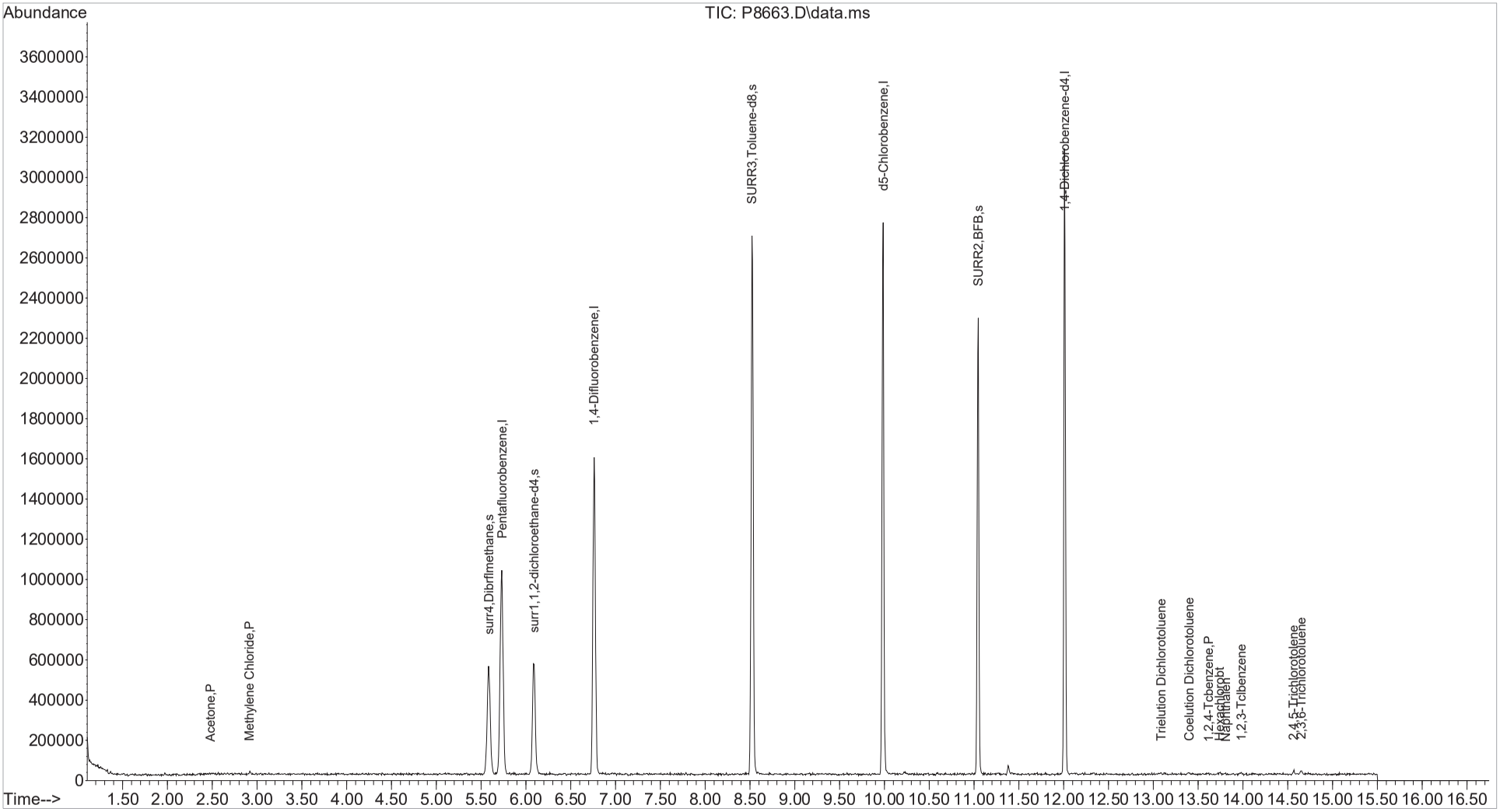

1st 03/24/17
2nd 03/28/17

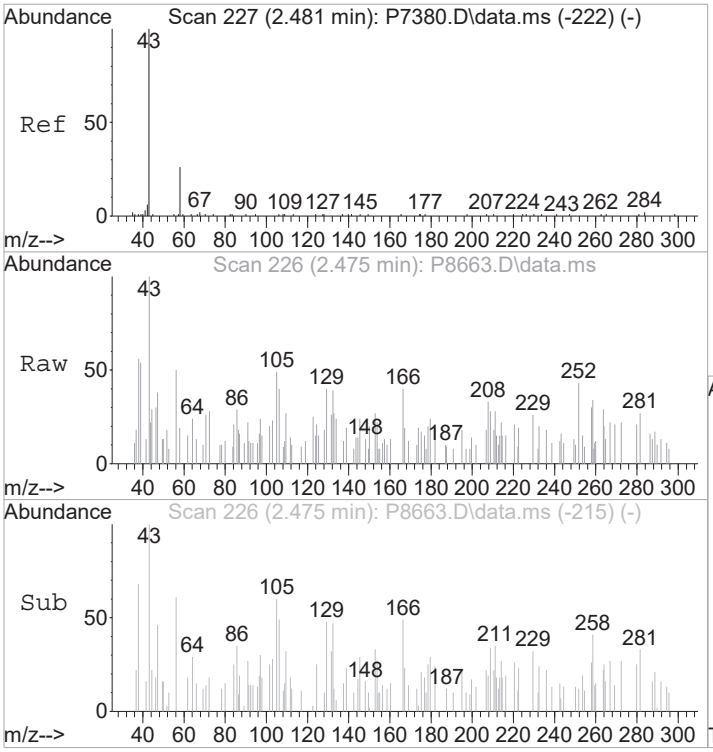

#15
Acetone
Concen: 1.18 ppb
RT: 2.475 min Scan# 226
Delta R.T. -0.006 min
Lab File: P8663.D
Acq: 24 Mar 2017 2:11 pm

Tgt Ion: 43 Resp: 1437

Ion	Ratio	Lower	Upper
43	100		
58	18.7	6.2	46.2
42	0.0	0.0	26.9

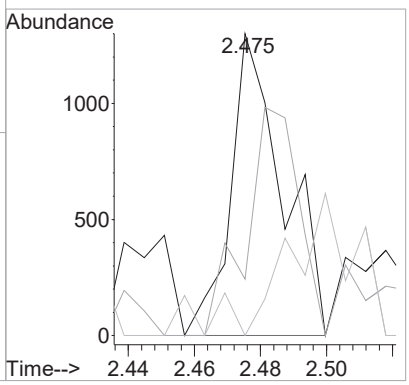

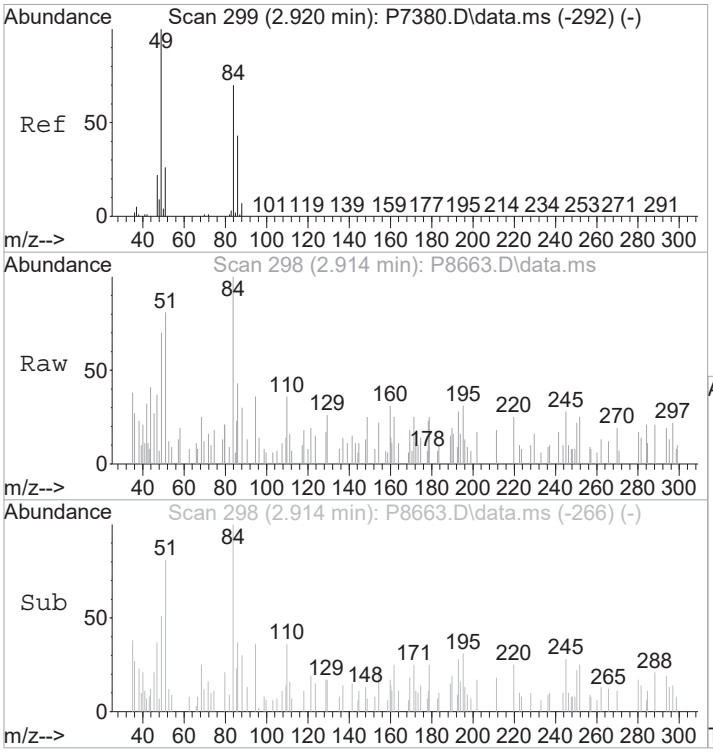

#22
Methylene Chloride
Concen: 0.44 ppb
RT: 2.914 min Scan# 298
Delta R.T. -0.006 min
Lab File: P8663.D
Acq: 24 Mar 2017 2:11 pm

Tgt Ion: 84 Resp: 2806

Ion	Ratio	Lower	Upper
84	100		
86	43.4	41.5	81.5
49	70.4	122.0	162.0#
51	81.3	17.2	57.2#

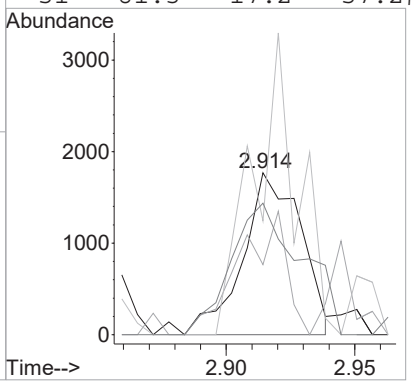

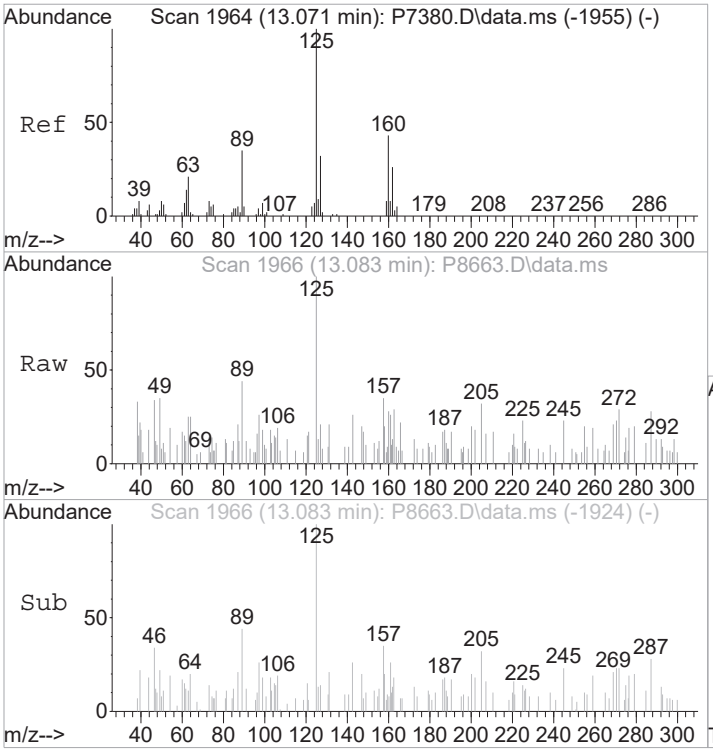

#112
Trielution Dichlorotoluene
Concen: 0.31 ppb
RT: 13.083 min Scan# 1966
Delta R.T. 0.006 min
Lab File: P8663.D
Acq: 24 Mar 2017 2:11 pm

Tgt Ion:125 Resp: 3205

Ion	Ratio	Lower	Upper
125	100		
160	27.9	34.6	51.8#
89	43.6	28.0	42.0#

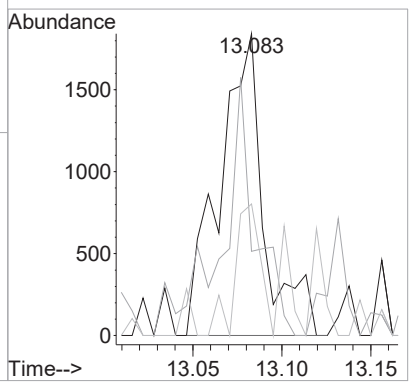

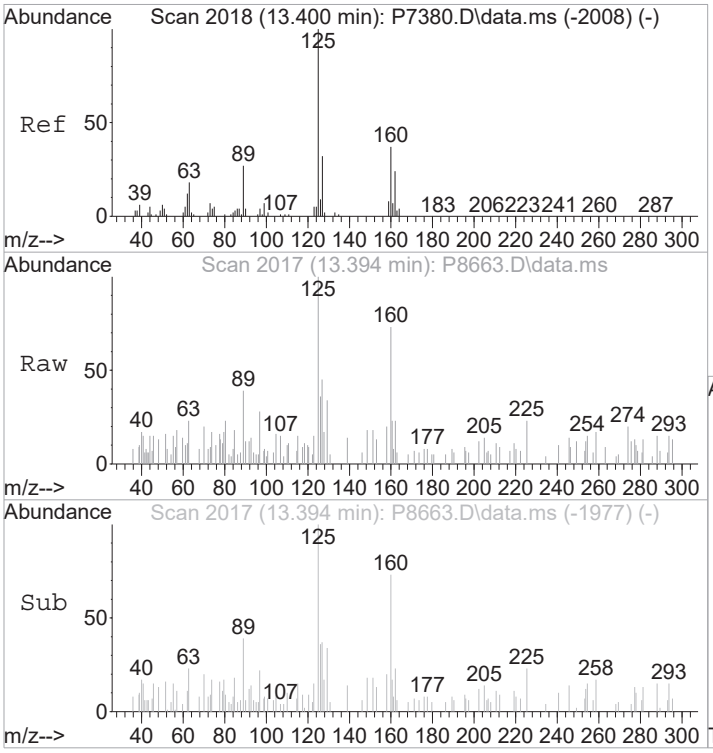

#114
Coelution Dichlorotoluene
Concen: 0.30 ppb
RT: 13.394 min Scan# 2017
Delta R.T. -0.006 min
Lab File: P8663.D
Acq: 24 Mar 2017 2:11 pm

Tgt Ion:125 Resp: 3369

Ion	Ratio	Lower	Upper
125	100		
160	95.5	29.8	44.6#
89	38.6	21.7	32.5#

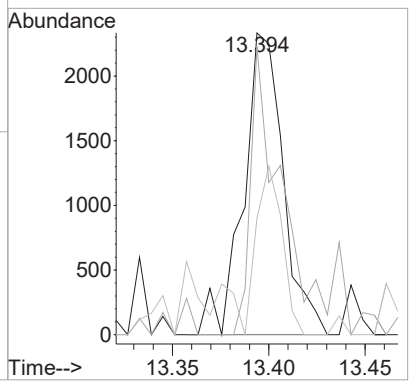

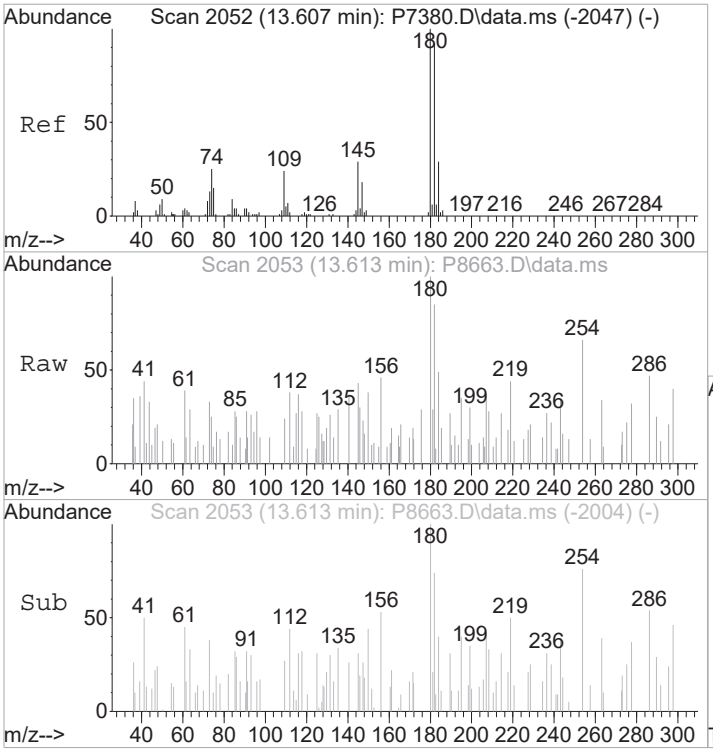

#115
1,2,4-Tcbenzene
Concen: 0.25 ppb m
RT: 13.613 min Scan# 2053
Delta R.T. 0.006 min
Lab File: P8663.D
Acq: 24 Mar 2017 2:11 pm

Tgt Ion:180 Resp: 1991

Ion	Ratio	Lower	Upper
180	100		
182	85.4	71.4	111.4
145	43.2	8.8	48.8

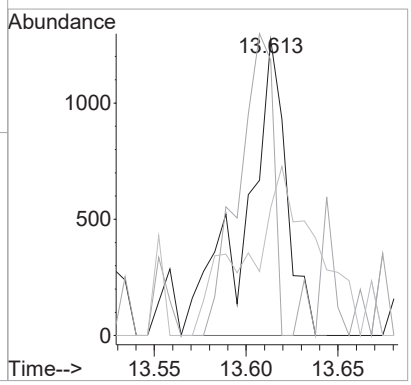

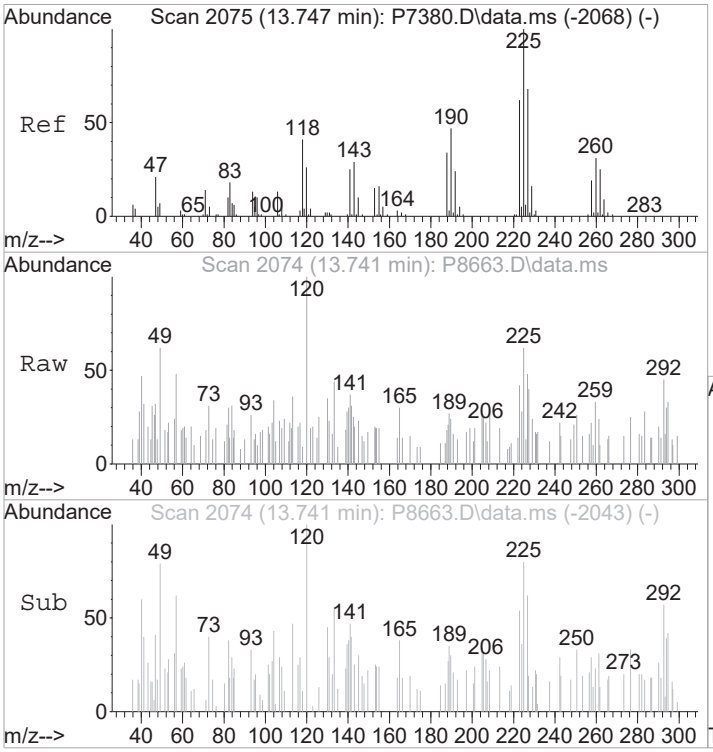

#116
Hexachlorobt
Concen: 0.30 ppb
RT: 13.741 min Scan# 2074
Delta R.T. -0.006 min
Lab File: P8663.D
Acq: 24 Mar 2017 2:11 pm

Tgt Ion:225 Resp: 1105

Ion	Ratio	Lower	Upper
225	100		
223	67.4	42.2	82.2
227	140.6	47.7	87.7#

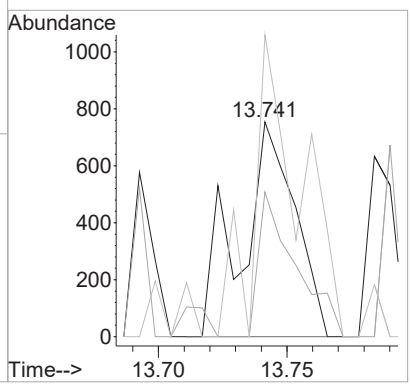

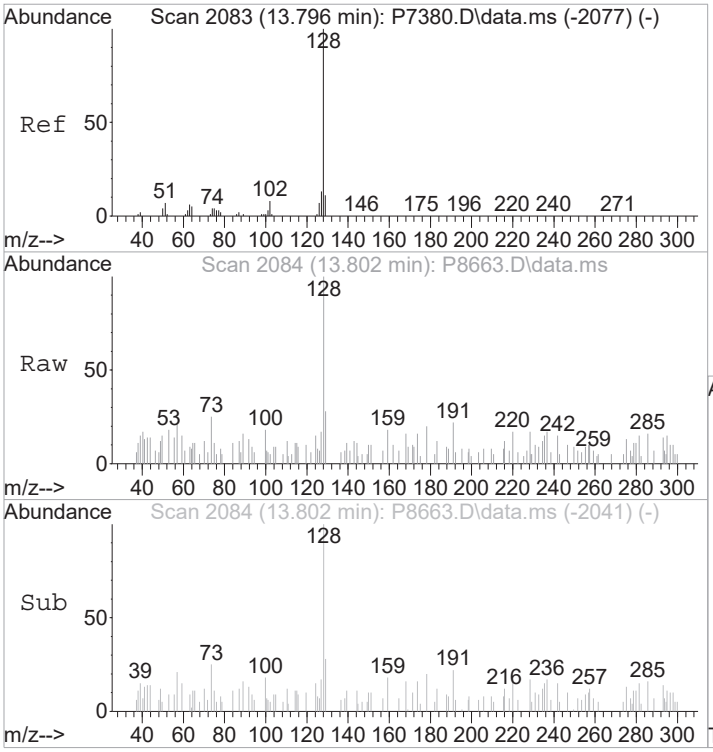

#117
Naphthalen
Concen: 0.22 ppb
RT: 13.802 min Scan# 2084
Delta R.T. 0.006 min
Lab File: P8663.D
Acq: 24 Mar 2017 2:11 pm

Tgt Ion:128 Resp: 3186

Ion	Ratio	Lower	Upper
128	100		
127	17.1	0.0	32.8
102	5.5	0.0	28.5

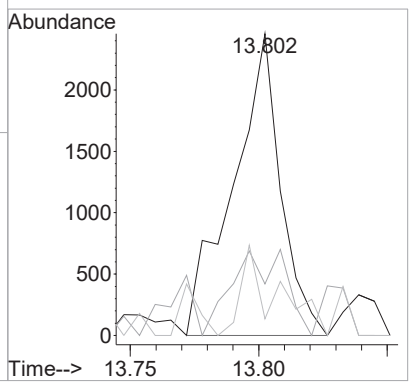

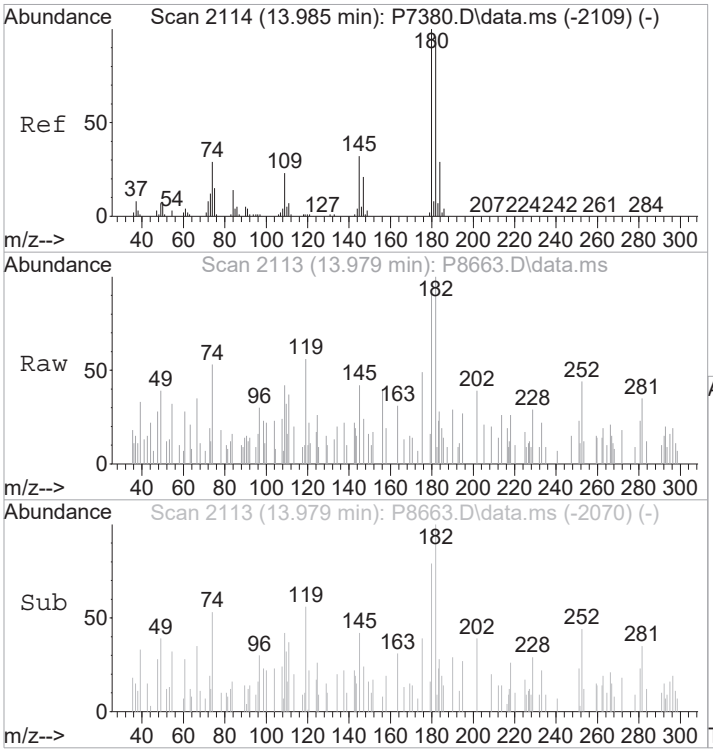

#118
1,2,3-Tclbenzene
Concen: 0.24 ppb
RT: 13.979 min Scan# 2113
Delta R.T. -0.006 min
Lab File: P8663.D
Acq: 24 Mar 2017 2:11 pm

Tgt Ion:180 Resp: 1606

Ion	Ratio	Lower	Upper
180	100		
182	120.1	75.9	115.9#
145	45.9	11.8	51.8

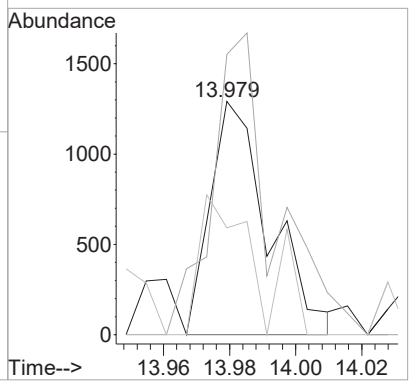



#119
2,4,5-Trichlorotolene
Concen: 0.64 ppb m
RT: 14.564 min Scan# 2209
Delta R.T. -0.006 min
Lab File: P8663.D
Acq: 24 Mar 2017 2:11 pm

Tgt Ion:159 Resp: 3285

Ion	Ratio	Lower	Upper
159	100		
161	56.0	51.0	76.4
194	41.5	35.4	53.2

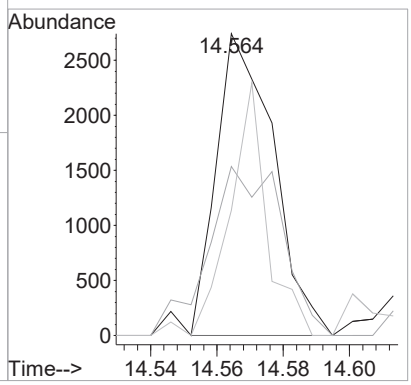

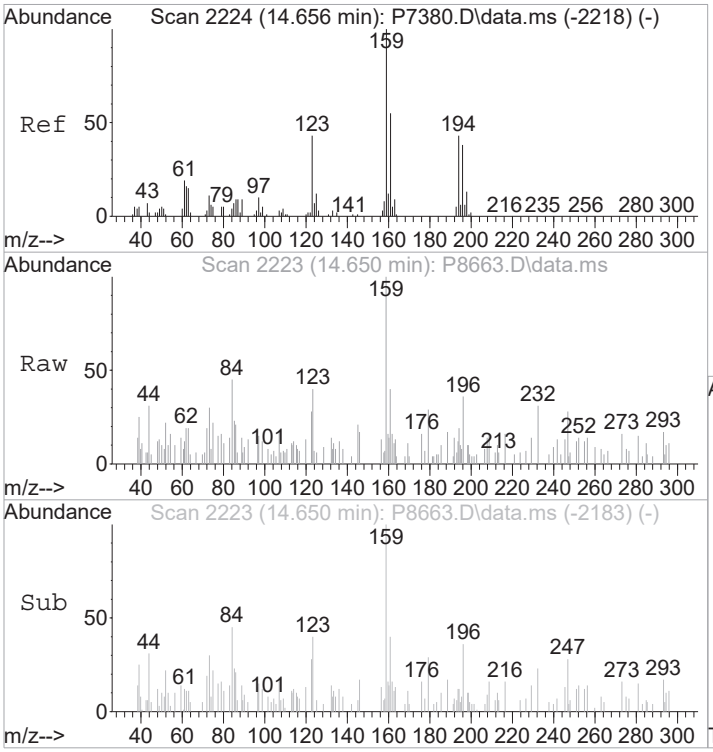

#120
2,3,6-Trichlorotoluene
Concen: 0.76 ppb
RT: 14.650 min Scan# 2223
Delta R.T. -0.006 min
Lab File: P8663.D
Acq: 24 Mar 2017 2:11 pm

Tgt Ion:159 Resp: 3247

Ion	Ratio	Lower	Upper
159	100		
161	48.2	44.3	66.5
194	35.3	34.8	52.2

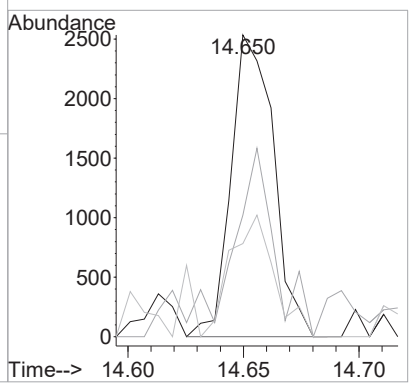

Quantitation Report (Qedit)

Data Path : I:\ACQUDATA\msvoa12\Data\032417\
Data File : P8675.D
Acq On : 24 Mar 2017 8:12 pm
Operator : K.Ruest
Sample : R1702494-005|1.0 Inst : MSVOA-12
Misc : VERINA 8260 T4
ALS Vial : 20 Sample Multiplier: 1

Quant Time: Mar 27 09:09:02 2017
Quant Method : I:\ACQUDATA\msvoa12\Methods\W010417.M
Quant Title : MS#12 - 8260B WATERS 10mL Purge
QLast Update : Thu Jan 05 10:50:17 2017
Response via : Initial Calibration

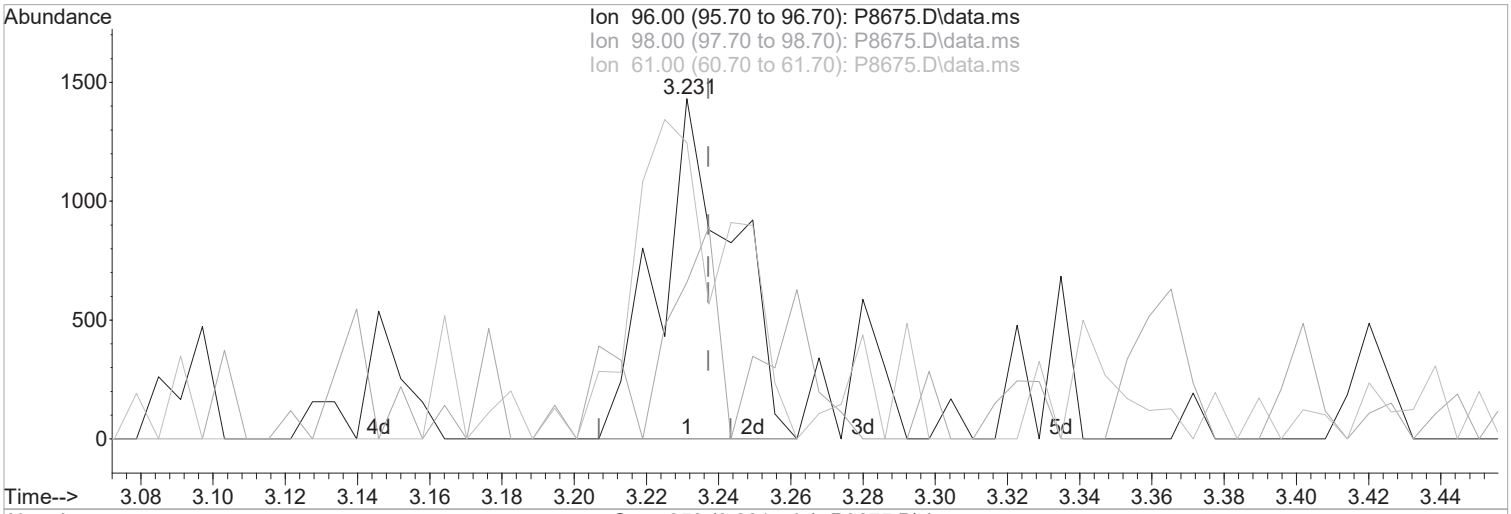

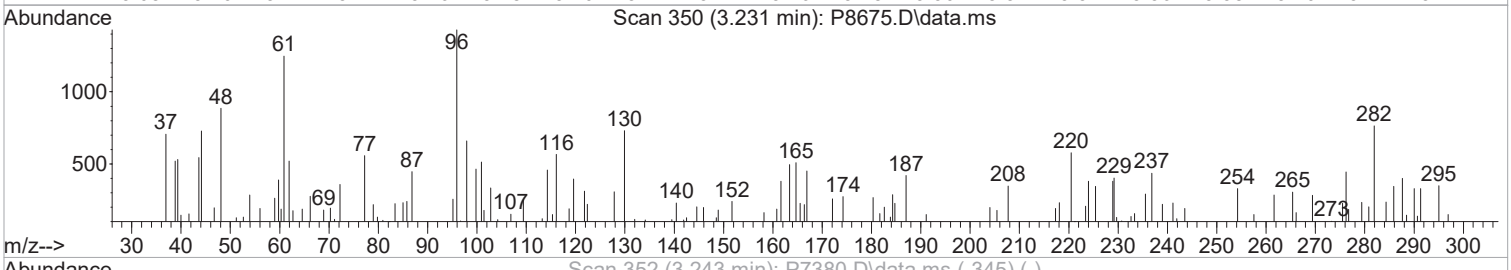



TIC: P8675.D\data.ms

(26) trans-1,2-Dichloroethene (P)

3.231min (-0.006) 0.32 ppb m

response 2064

Ion	Exp%	Act%
96.00	100	100
98.00	68.30	45.98#
61.00	133.80	87.14#
0.00	0.00	0.00

Manual Integration:

After

Split Peak

03/27/17

Quantitation Report (Qedit)

Data Path : I:\ACQUDATA\msvoa12\Data\032417\
Data File : P8675.D
Acq On : 24 Mar 2017 8:12 pm
Operator : K.Ruest
Sample : R1702494-005|1.0 Inst : MSVOA-12
Misc : VERINA 8260 T4
ALS Vial : 20 Sample Multiplier: 1

Quant Time: Mar 27 09:09:02 2017
Quant Method : I:\ACQUDATA\msvoa12\Methods\W010417.M
Quant Title : MS#12 - 8260B WATERS 10mL Purge
QLast Update : Thu Jan 05 10:50:17 2017
Response via : Initial Calibration

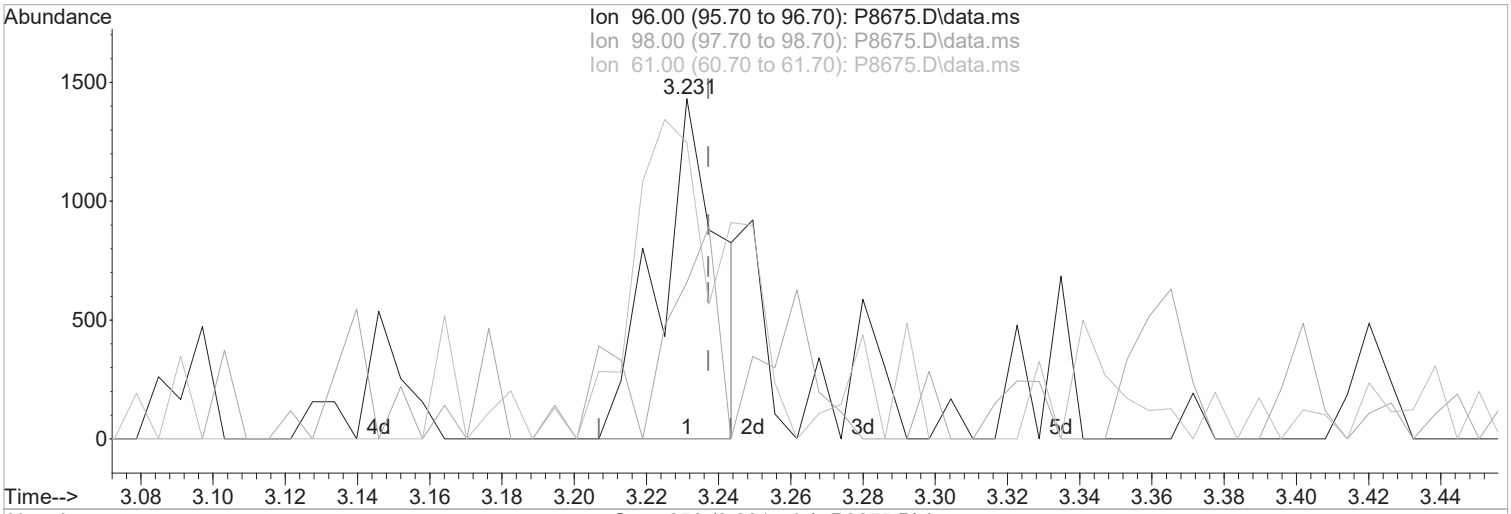

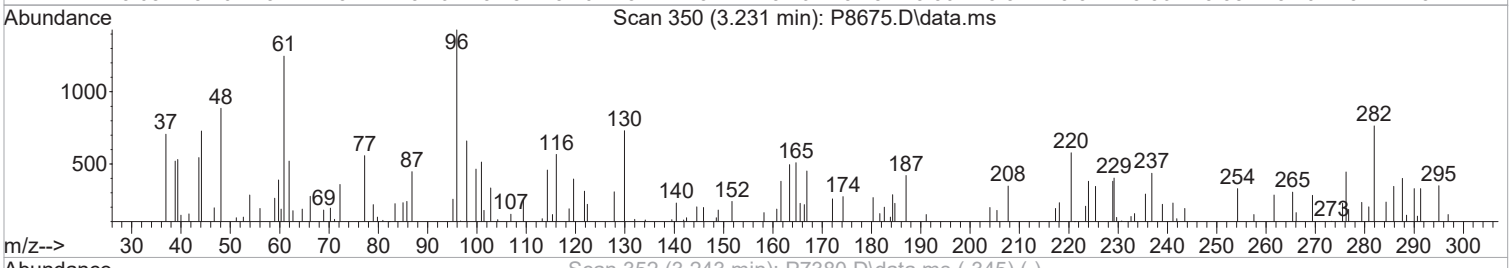



TIC: P8675.D\data.ms

(26) trans-1,2-Dichloroethene (P)

3.231min (-0.006) 0.26 ppb

response 1688

Ion	Exp%	Act%
96.00	100	100
98.00	68.30	42.87#
61.00	133.80	81.24#
0.00	0.00	0.00

Manual Integration:

Before

03/27/17

Quantitation Report (QT Reviewed)

Data Path : I:\ACQUDATA\msvoa12\Data\032417\
Data File : P8675.D
Acq On : 24 Mar 2017 8:12 pm
Operator : K.Ruest
Sample : R1702494-005|1.0 Inst : MSVOA-12
Misc : VERINA 8260 T4
ALS Vial : 20 Sample Multiplier: 1

Quant Time: Mar 27 11:28:06 2017
Quant Method : I:\ACQUDATA\msvoa12\Methods\W010417.M
Quant Title : MS#12 - 8260B WATERS 10mL Purge
QLast Update : Thu Jan 05 10:50:17 2017
Response via : Initial Calibration

Compound	R.T.	QIon	Response	Conc	Units		Dev(Min)
Internal Standards							
1) Pentafluorobenzene	5.731	168	785276	50.00	ppb		0.00
43) 1,4-Difluorobenzene	6.761	114	1294532	50.00	ppb		0.00
71) d5-Chlorobenzene	9.986	117	1187563	50.00	ppb		0.00
86) 1,4-Dichlorobenzene-d4	12.010	152	569328	50.00	ppb		0.00
System Monitoring Compounds							
45) surr4,Dibrflmethane	5.584	113	372522	53.33	ppb		0.00
Spiked Amount 50.000	Range 89 - 119		Recovery = 106.66%				
48) surr1,1,2-dichloroetha...	6.084	65	456081	58.81	ppb		0.00
Spiked Amount 50.000	Range 73 - 125		Recovery = 117.62%				
65) SURR3,Toluene-d8	8.523	98	1579507	54.69	ppb		0.00
Spiked Amount 50.000	Range 87 - 121		Recovery = 109.38%				
70) SURR2,BFB	11.047	95	570969	51.02	ppb		0.00
Spiked Amount 50.000	Range 85 - 122		Recovery = 102.04%				
Target Compounds							Qvalue
4) Vinyl Chloride	1.427	62	61144	8.06	ppb		96
10) Freon 123a	2.231	67	14578	2.45	ppb		91
13) 1,1-Diclethene	2.426	96	7158	1.29	ppb	#	77
14) Freon 113	2.439	101	13704	2.28	ppb		88
15) Acetone	2.494	43	18260	15.83	ppb		90
18) Carbon Disulfide	2.628	76	25556	1.51	ppb		89
26) trans-1,2-Dichloroethene	3.231	96	2064m	0.32	ppb		
28) 1,1-Diclethane	3.786	63	94189	8.72	ppb		93
34) cis-1,2-Dichloroethene	4.707	96	204686	29.81	ppb		98
41) 1,1,1-Trichloroethane	5.584	97	20931	2.27	ppb		85
54) Trichloroethene	7.078	130	40882	6.12	ppb		82

(#) = qualifier out of range (m) = manual integration (+) = signals summed

Quantitation Report (QT Reviewed)

Data Path : I:\ACQUDATA\msvoa12\Data\032417\
Data File : P8675.D
Acq On : 24 Mar 2017 8:12 pm
Operator : K.Ruest
Sample : R1702494-005|1.0 Inst : MSVOA-12
Misc : VERINA 8260 T4
ALS Vial : 20 Sample Multiplier: 1

Quant Time: Mar 27 11:28:06 2017
Quant Method : I:\ACQUDATA\msvoa12\Methods\W010417.M
Quant Title : MS#12 - 8260B WATERS 10mL Purge
QLast Update : Thu Jan 05 10:50:17 2017
Response via : Initial Calibration

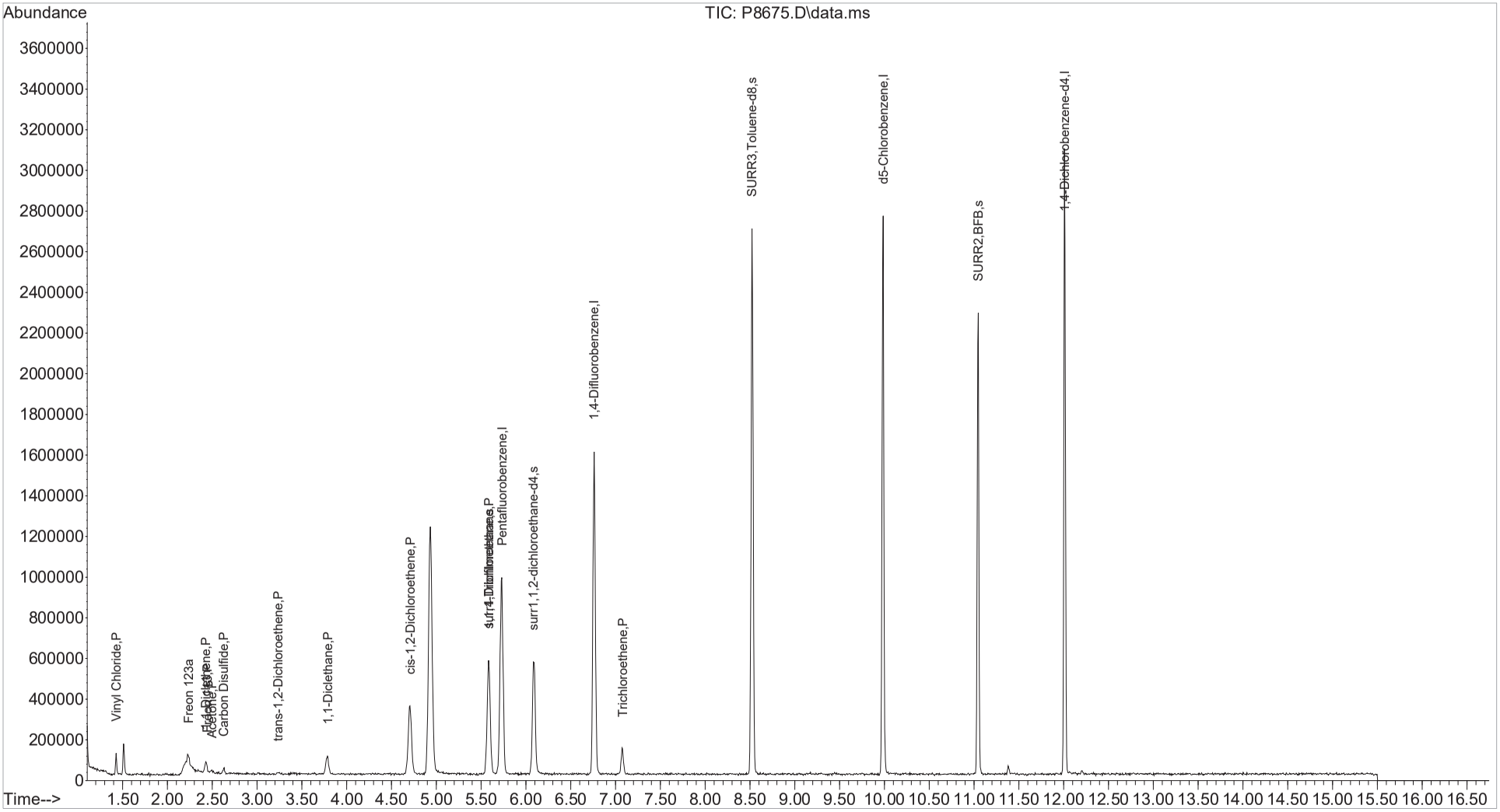

1st 03/27/17
2nd 03/28/17

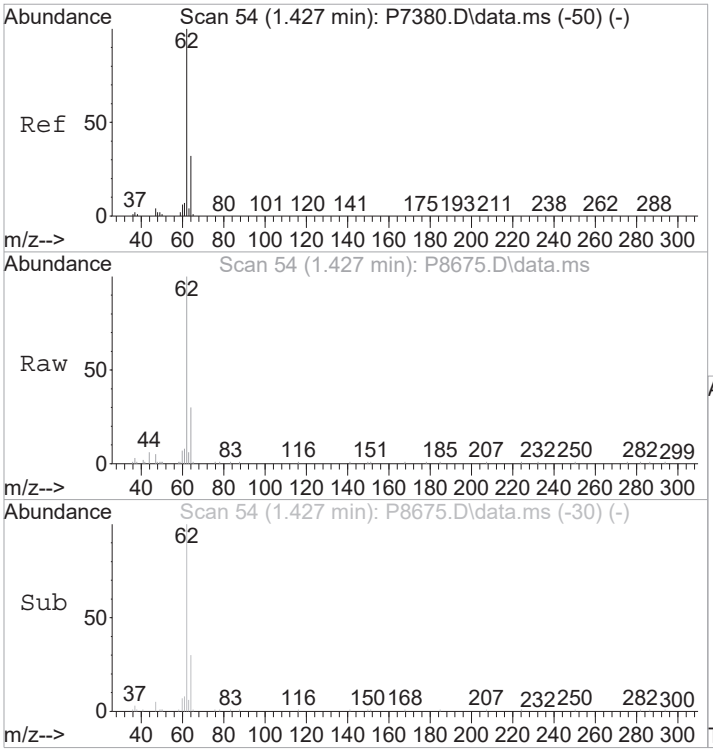

#4
Vinyl Chloride
Concen: 8.06 ppb
RT: 1.427 min Scan# 54
Delta R.T. 0.000 min
Lab File: P8675.D
Acq: 24 Mar 2017 8:12 pm

Tgt Ion: 62 Resp: 61144

Ion	Ratio	Lower	Upper
62	100		
64	30.2	12.3	52.3

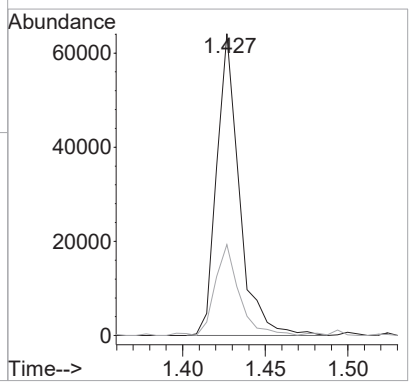

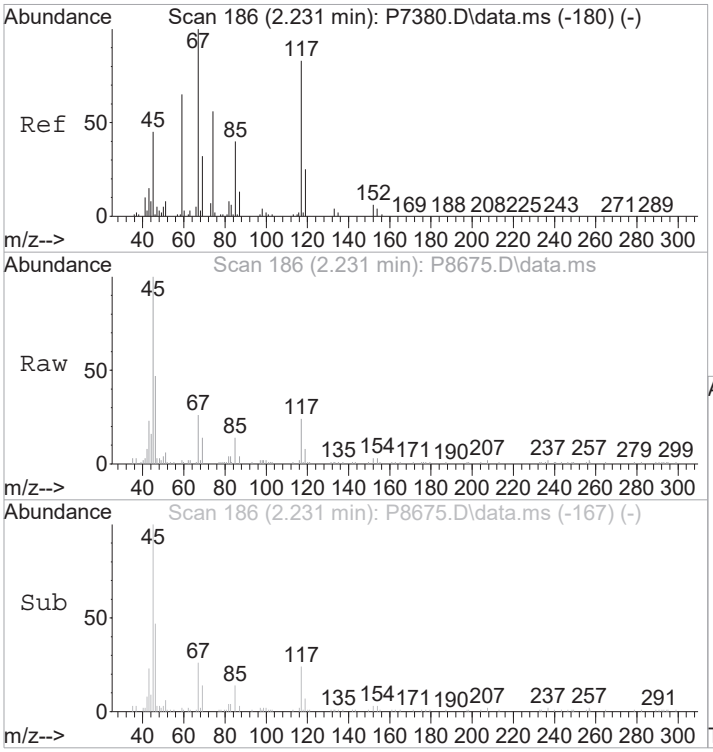

#10
Freon 123a
Concen: 2.45 ppb
RT: 2.231 min Scan# 186
Delta R.T. 0.000 min
Lab File: P8675.D
Acq: 24 Mar 2017 8:12 pm

Tgt Ion: 67 Resp: 14578

Ion	Ratio	Lower	Upper
67	100		
117	91.9	63.4	103.4

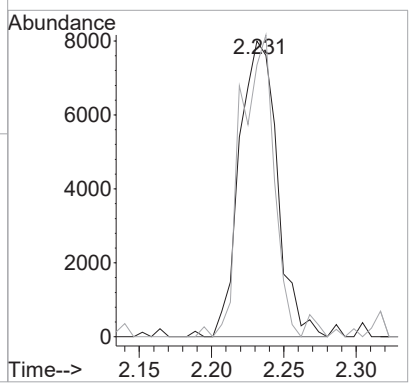

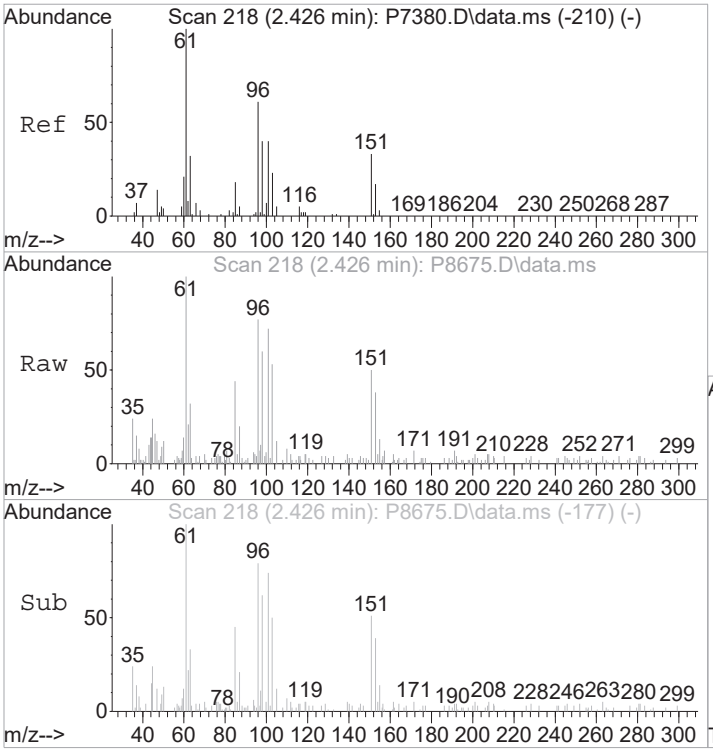

#13
1,1-Diclethene
Concen: 1.29 ppb
RT: 2.426 min Scan# 218
Delta R.T. 0.000 min
Lab File: P8675.D
Acq: 24 Mar 2017 8:12 pm

Tgt Ion: 96 Resp: 7158

Ion	Ratio	Lower	Upper
96	100		
98	78.1	44.9	84.9
61	130.0	144.2	184.2#

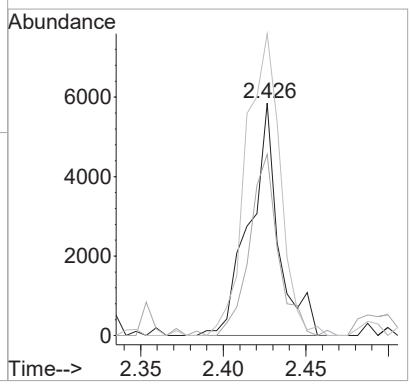

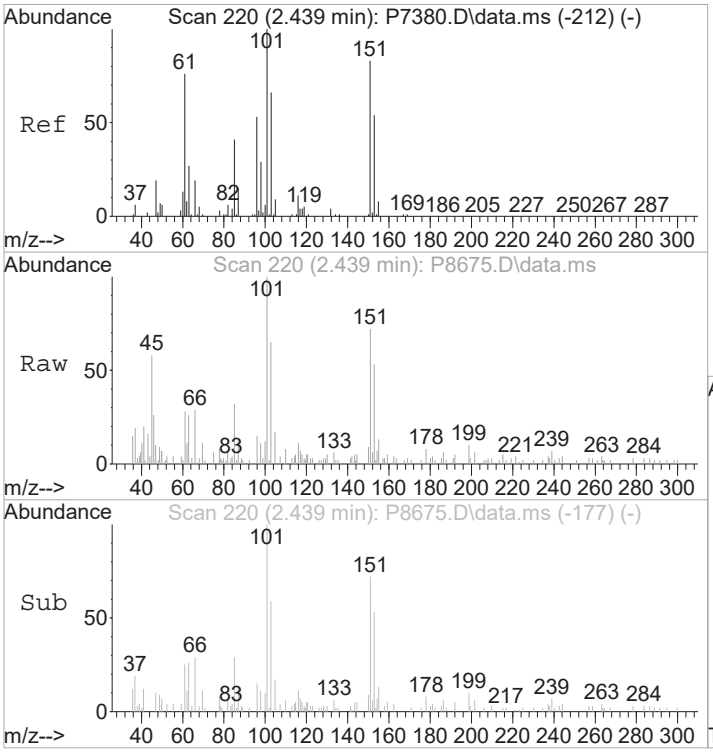

#14
Freon 113
Concen: 2.28 ppb
RT: 2.439 min Scan# 220
Delta R.T. 0.006 min
Lab File: P8675.D
Acq: 24 Mar 2017 8:12 pm

Tgt Ion:101 Resp: 13704

Ion	Ratio	Lower	Upper
101	100		
151	72.5	63.3	103.3

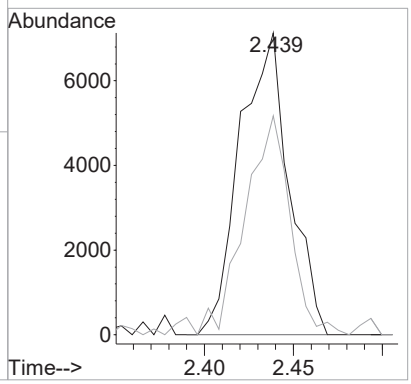

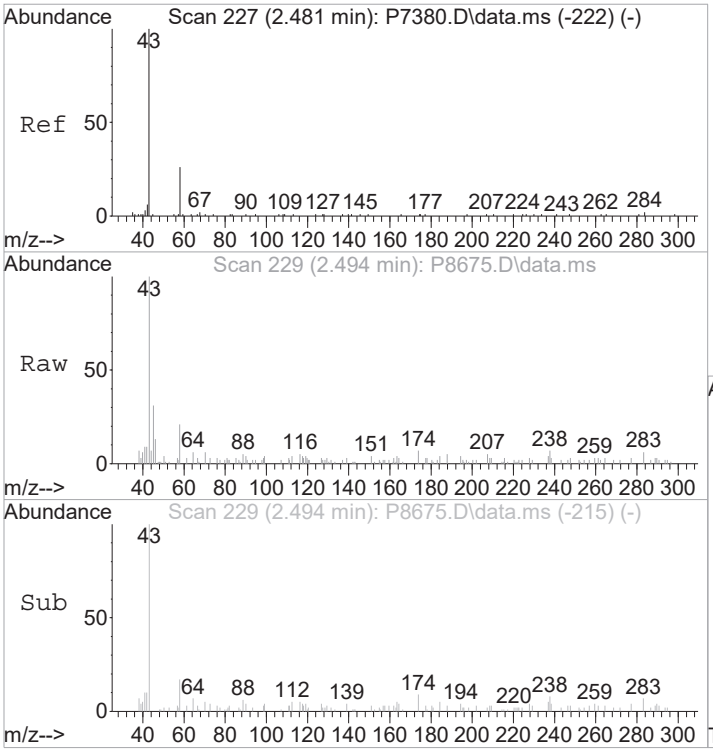

#15
Acetone
Concen: 15.83 ppb
RT: 2.494 min Scan# 229
Delta R.T. 0.012 min
Lab File: P8675.D
Acq: 24 Mar 2017 8:12 pm

Tgt Ion: 43 Resp: 18260

Ion	Ratio	Lower	Upper
43	100		
58	20.8	6.2	46.2
42	9.1	0.0	26.9

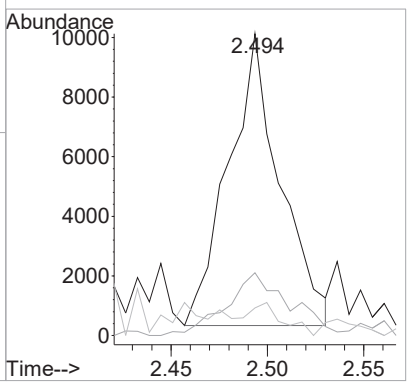

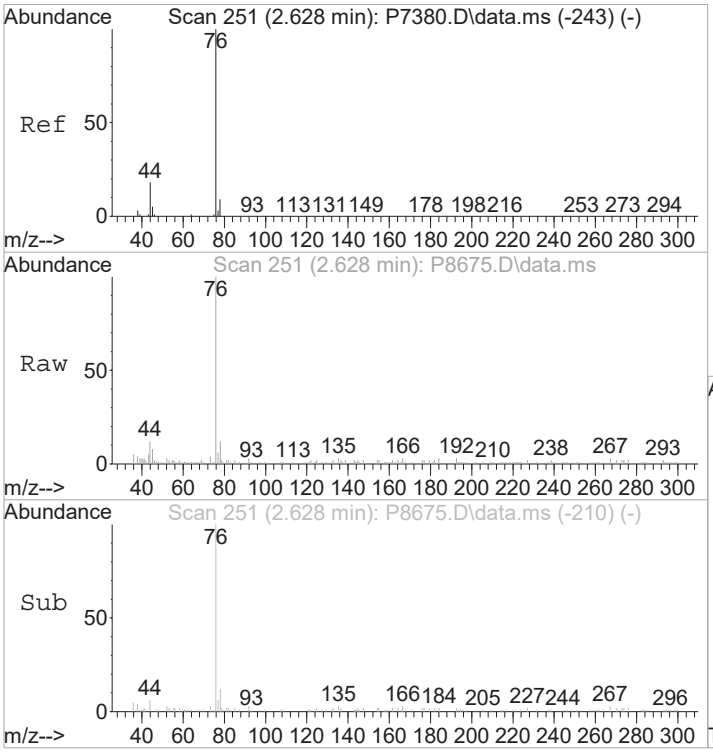

#18
Carbon Disulfide
Concen: 1.51 ppb
RT: 2.628 min Scan# 251
Delta R.T. -0.006 min
Lab File: P8675.D
Acq: 24 Mar 2017 8:12 pm

Tgt Ion: 76 Resp: 25556

Ion	Ratio	Lower	Upper
76	100		
78	13.4	0.0	29.5
77	6.1	0.0	22.7

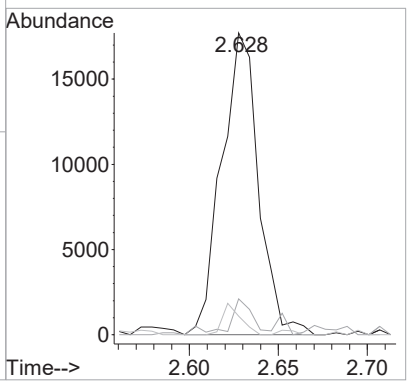

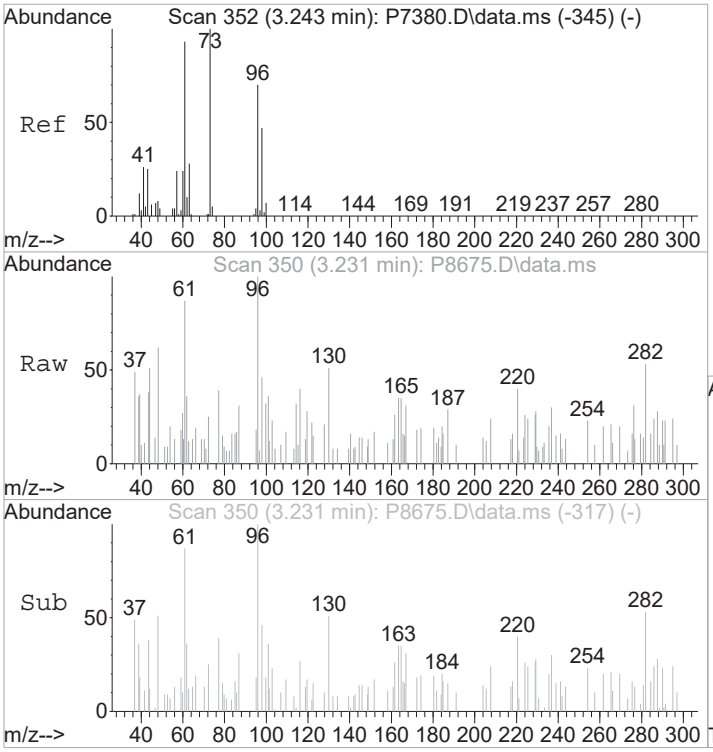

#26
trans-1,2-Dichloroethene
Concen: 0.32 ppb m
RT: 3.231 min Scan# 350
Delta R.T. -0.006 min
Lab File: P8675.D
Acq: 24 Mar 2017 8:12 pm

Tgt Ion: 96 Resp: 2064

Ion	Ratio	Lower	Upper
96	100		
98	46.0	48.3	88.3#
61	87.1	113.8	153.8#

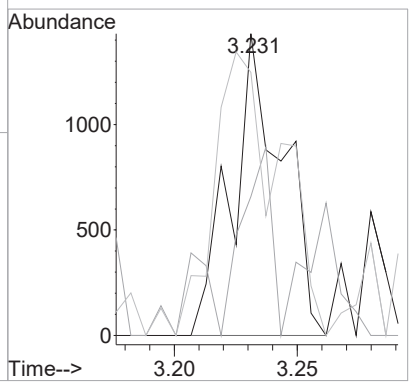



#28
1,1-Diclethane
Concen: 8.72 ppb
RT: 3.786 min Scan# 441
Delta R.T. 0.000 min
Lab File: P8675.D
Acq: 24 Mar 2017 8:12 pm

Tgt Ion: 63 Resp: 94189

Ion	Ratio	Lower	Upper
63	100		
65	33.6	10.8	50.8
83	16.9	0.0	32.1

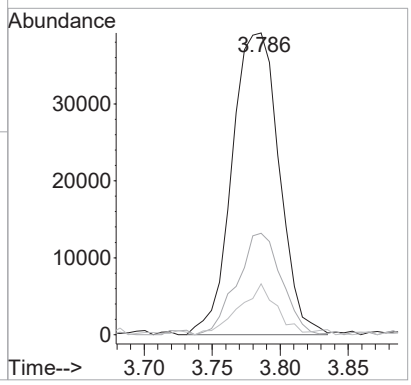

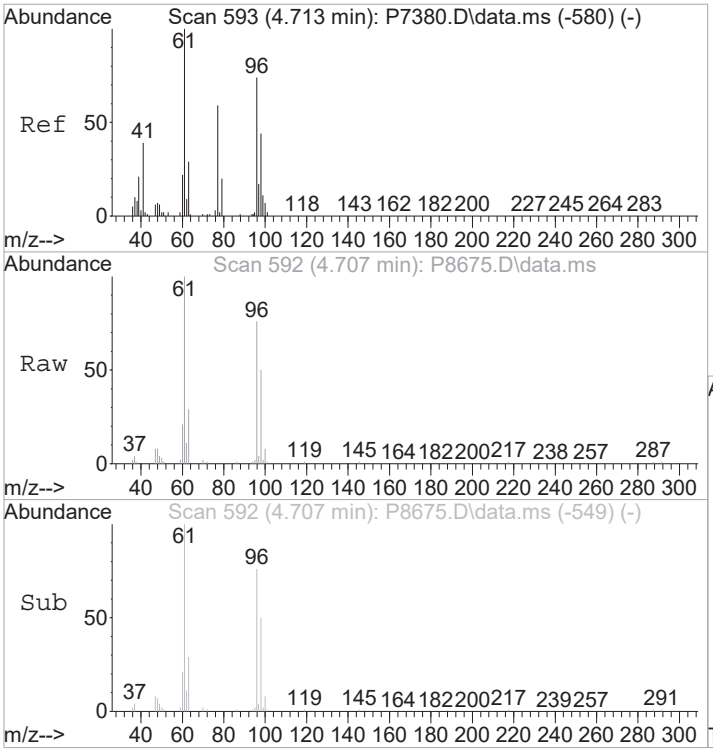

#34
cis-1,2-Dichloroethene
Concen: 29.81 ppb
RT: 4.707 min Scan# 592
Delta R.T. 0.000 min
Lab File: P8675.D
Acq: 24 Mar 2017 8:12 pm

Tgt Ion: 96 Resp: 204686

Ion	Ratio	Lower	Upper
96	100		
61	132.2	114.8	154.8

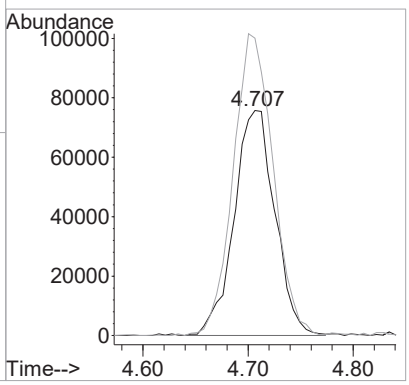

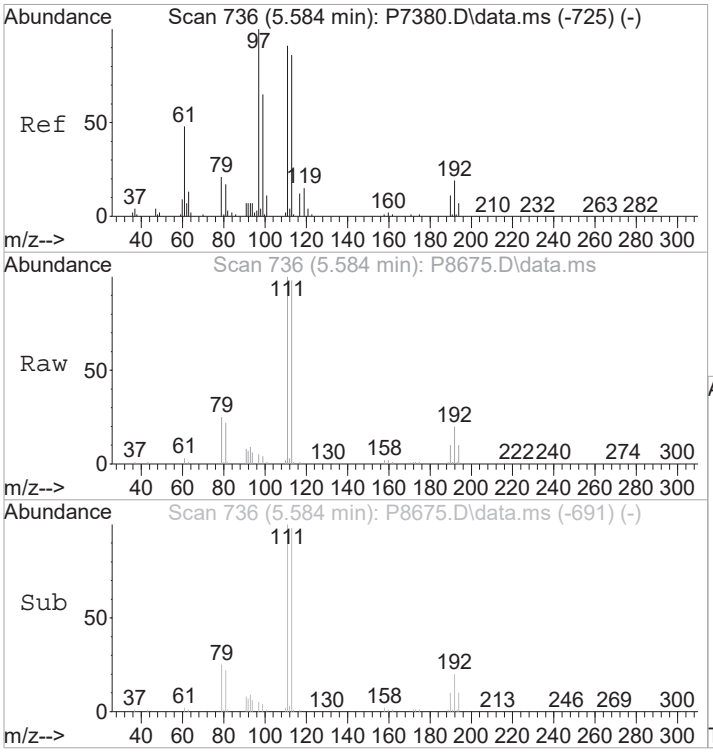

#41
1,1,1-Trichloroethane
Concen: 2.27 ppb
RT: 5.584 min Scan# 736
Delta R.T. -0.006 min
Lab File: P8675.D
Acq: 24 Mar 2017 8:12 pm

Tgt Ion: 97 Resp: 20931

Ion	Ratio	Lower	Upper
97	100		
99	84.4	45.5	85.5
61	50.2	28.1	68.1

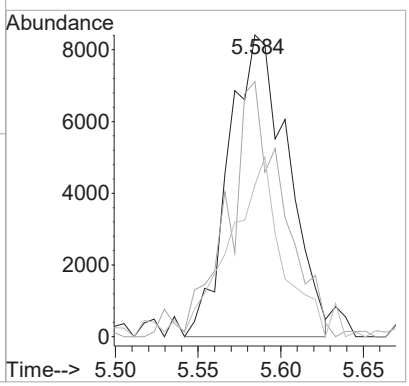

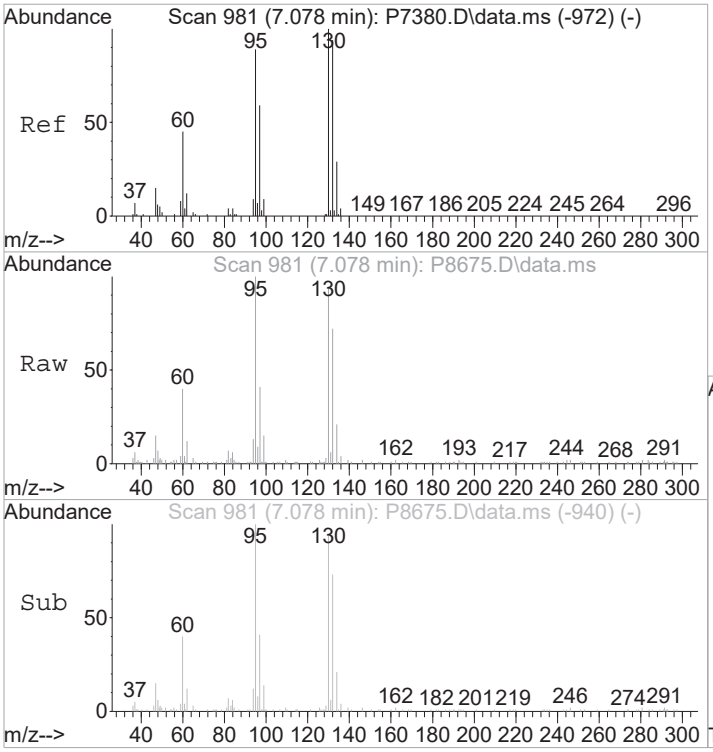

#54
Trichloroethene
Concen: 6.12 ppb
RT: 7.078 min Scan# 981
Delta R.T. 0.000 min
Lab File: P8675.D
Acq: 24 Mar 2017 8:12 pm

Tgt Ion:130 Resp: 40882

Ion	Ratio	Lower	Upper
130	100		
132	77.7	74.2	114.2
95	106.7	69.4	109.4
97	44.9	38.8	78.8

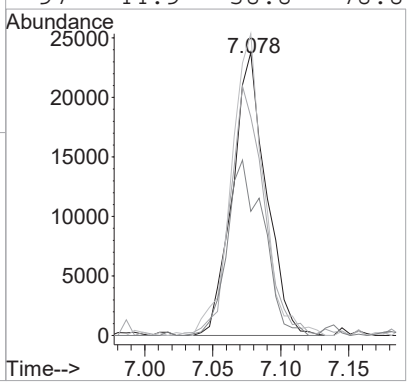

Quantitation Report (Qedit)

Data Path : I:\ACQUDATA\msvoa12\Data\032417\
Data File : P8676.D
Acq On : 24 Mar 2017 8:42 pm
Operator : K.Ruest
Sample : R1702494-006|1.0 Inst : MSVOA-12
Misc : VERINA 8260 T4
ALS Vial : 21 Sample Multiplier: 1

Quant Time: Mar 27 09:09:35 2017
Quant Method : I:\ACQUDATA\msvoa12\Methods\W010417.M
Quant Title : MS#12 - 8260B WATERS 10mL Purge
QLast Update : Thu Jan 05 10:50:17 2017
Response via : Initial Calibration

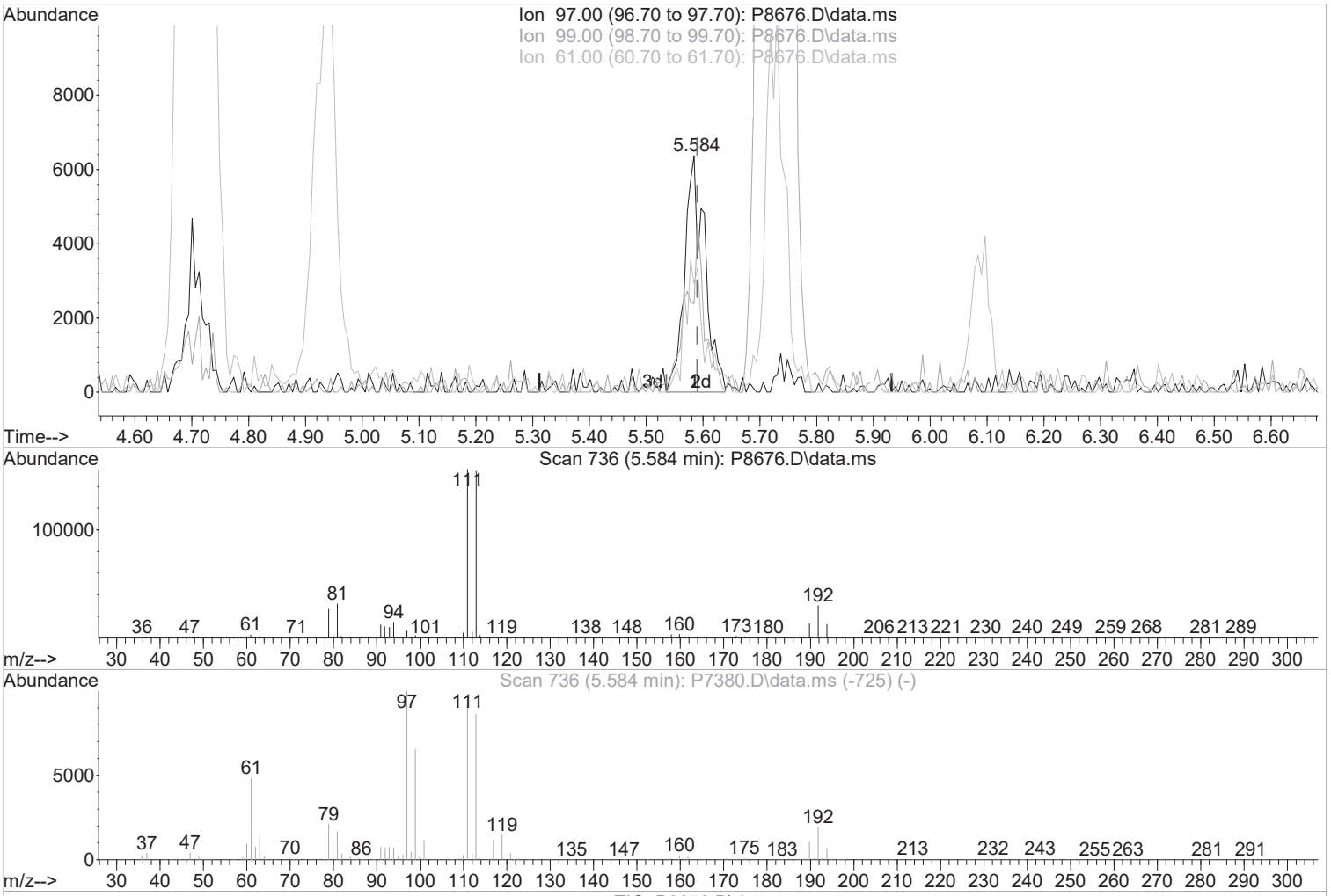

TIC: P8676.D\data.ms

(41) 1,1,1-Trichloroethane (P)

5.584min (-0.006) 1.70 ppb m

response 15690

Ion	Exp%	Act%
97.00	100	100
99.00	65.50	37.41#
61.00	48.10	45.98
0.00	0.00	0.00

Manual Integration:

After

Split Peak

03/27/17

Quantitation Report (Qedit)

Data Path : I:\ACQUDATA\msvoa12\Data\032417\
Data File : P8676.D
Acq On : 24 Mar 2017 8:42 pm
Operator : K.Ruest
Sample : R1702494-006|1.0 Inst : MSVOA-12
Misc : VERINA 8260 T4
ALS Vial : 21 Sample Multiplier: 1

Quant Time: Mar 27 09:09:35 2017
Quant Method : I:\ACQUDATA\msvoa12\Methods\W010417.M
Quant Title : MS#12 - 8260B WATERS 10mL Purge
QLast Update : Thu Jan 05 10:50:17 2017
Response via : Initial Calibration

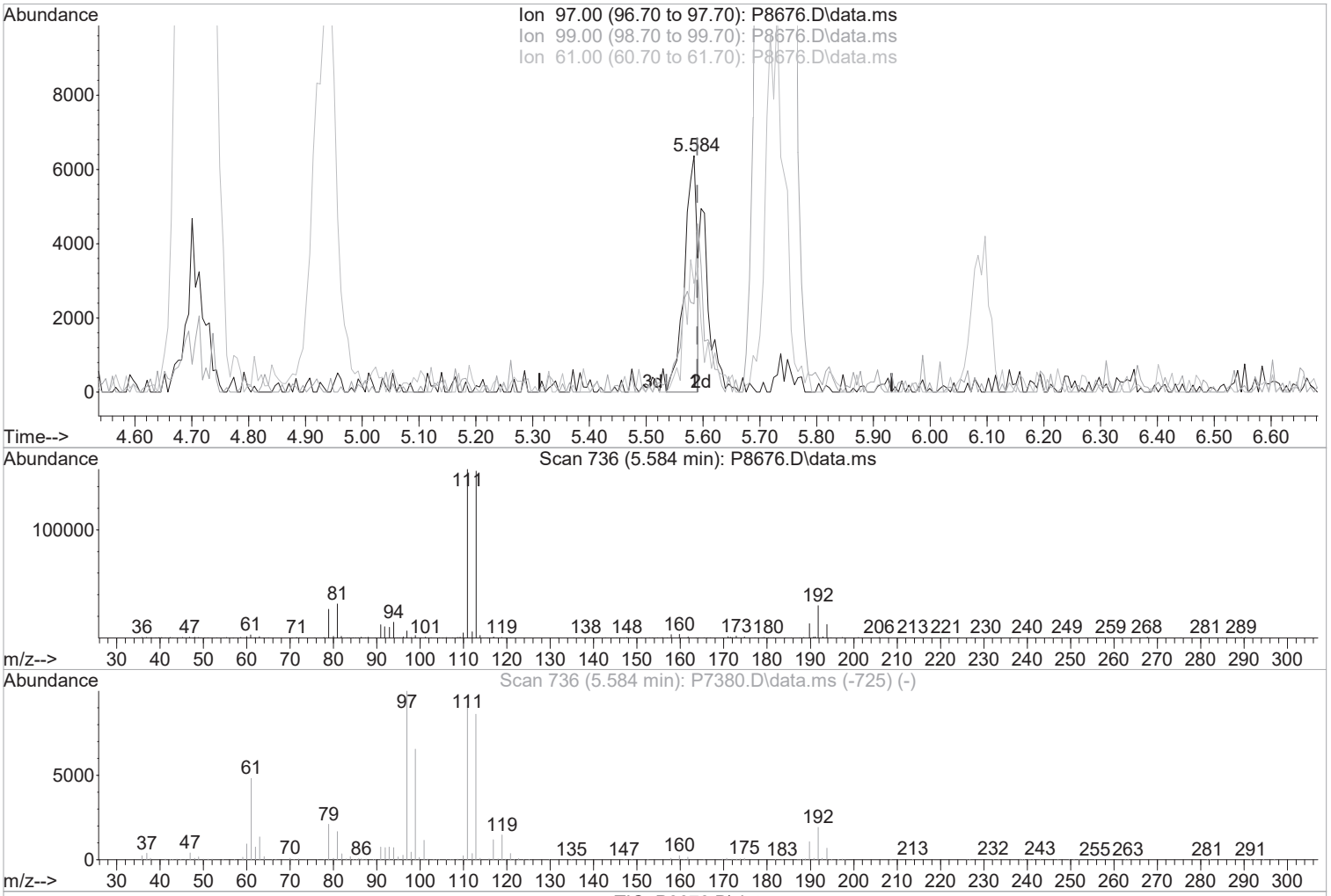

TIC: P8676.D\data.ms

(41) 1,1,1-Trichloroethane (P)

5.584min (-0.006) 1.06 ppb

response 9828

Ion	Exp%	Act%
97.00	100	100
99.00	65.50	37.41#
61.00	48.10	45.98
0.00	0.00	0.00

Manual Integration:

Before

03/27/17

Quantitation Report (QT Reviewed)

Data Path : I:\ACQUDATA\msvoa12\Data\032417\
Data File : P8676.D
Acq On : 24 Mar 2017 8:42 pm
Operator : K.Ruest
Sample : R1702494-006|1.0 Inst : MSVOA-12
Misc : VERINA 8260 T4
ALS Vial : 21 Sample Multiplier: 1

Quant Time: Mar 27 11:33:06 2017
Quant Method : I:\ACQUDATA\msvoa12\Methods\W010417.M
Quant Title : MS#12 - 8260B WATERS 10mL Purge
QLast Update : Thu Jan 05 10:50:17 2017
Response via : Initial Calibration

Compound	R.T.	QIon	Response	Conc	Units		Dev(Min)
Internal Standards							
1) Pentafluorobenzene	5.731	168	789127	50.00	ppb		0.00
43) 1,4-Difluorobenzene	6.761	114	1287942	50.00	ppb		0.00
71) d5-Chlorobenzene	9.986	117	1166736	50.00	ppb		0.00
86) 1,4-Dichlorobenzene-d4	12.010	152	581881	50.00	ppb		0.00
System Monitoring Compounds							
45) surr4,Dibrflmethane	5.584	113	392056	56.41	ppb		0.00
Spiked Amount 50.000	Range 89 - 119		Recovery = 112.82%				
48) surr1,1,2-dichloroetha...	6.090	65	447833	58.04	ppb		0.00
Spiked Amount 50.000	Range 73 - 125		Recovery = 116.08%				
65) SURR3,Toluene-d8	8.523	98	1558427	54.24	ppb		0.00
Spiked Amount 50.000	Range 87 - 121		Recovery = 108.48%				
70) SURR2,BFB	11.047	95	556202	49.95	ppb		0.00
Spiked Amount 50.000	Range 85 - 122		Recovery = 99.90%				
Target Compounds							Qvalue
10) Freon 123a	2.231	67	11214	1.87	ppb		89
13) 1,1-Diclethene	2.426	96	5987	1.07	ppb	#	79
14) Freon 113	2.439	101	62247	10.31	ppb		96
15) Acetone	2.487	43	16725	14.43	ppb		94
18) Carbon Disulfide	2.634	76	5192	0.30	ppb		67
28) 1,1-Diclethane	3.774	63	17066	1.57	ppb		86
34) cis-1,2-Dichloroethene	4.700	96	201108	29.15	ppb		85
35) 2-Butanone	4.774	43	4095	2.40	ppb		84
41) 1,1,1-Trichloroethane	5.584	97	15690m	1.70	ppb		
54) Trichloroethene	7.078	130	173656	26.11	ppb		98

(#) = qualifier out of range (m) = manual integration (+) = signals summed

Quantitation Report (QT Reviewed)

Data Path : I:\ACQUDATA\msvoa12\Data\032417\
Data File : P8676.D
Acq On : 24 Mar 2017 8:42 pm
Operator : K.Ruest
Sample : R1702494-006|1.0 Inst : MSVOA-12
Misc : VERINA 8260 T4
ALS Vial : 21 Sample Multiplier: 1

Quant Time: Mar 27 11:33:06 2017
Quant Method : I:\ACQUDATA\msvoa12\Methods\W010417.M
Quant Title : MS#12 - 8260B WATERS 10mL Purge
QLast Update : Thu Jan 05 10:50:17 2017
Response via : Initial Calibration

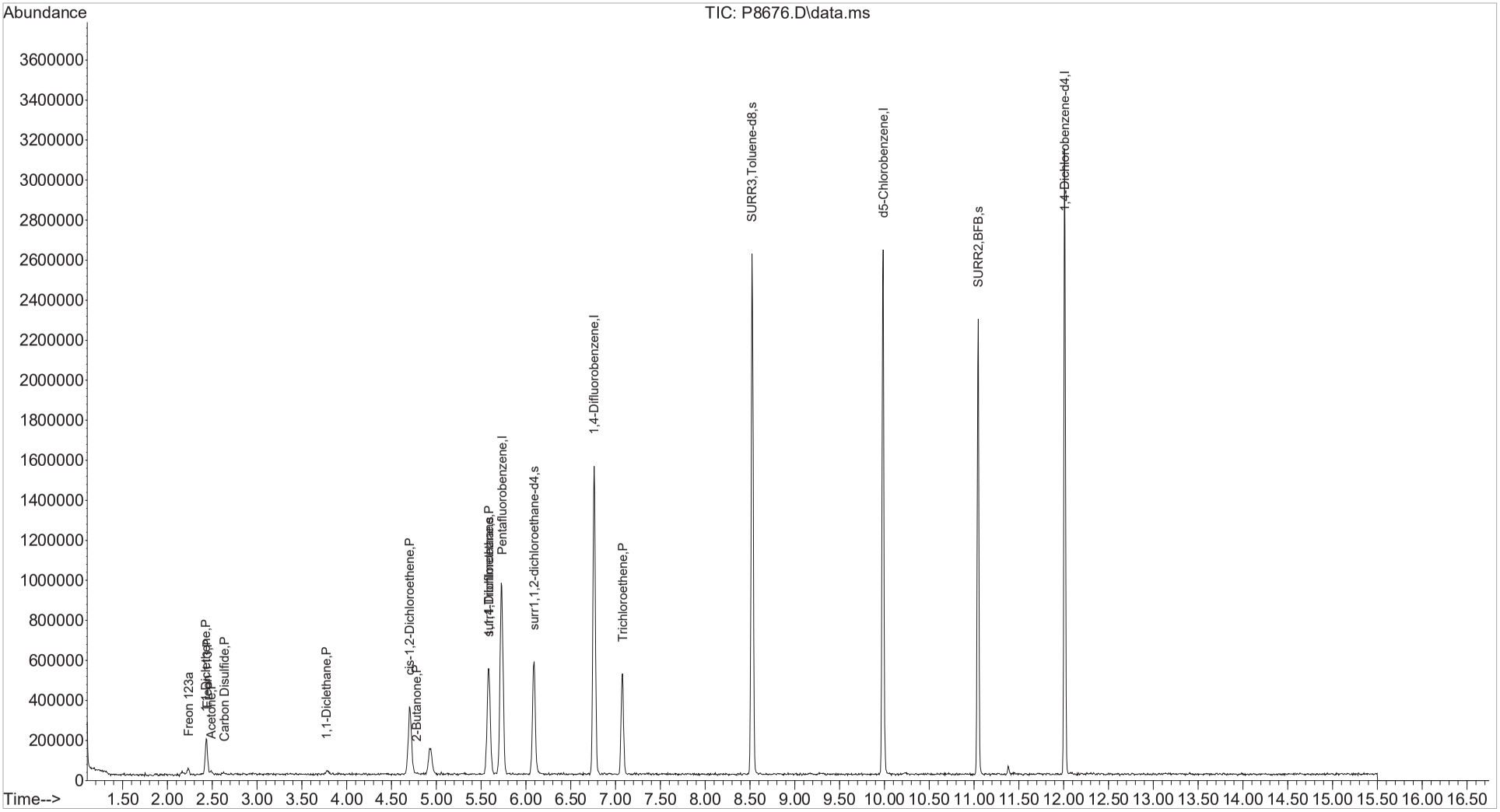

1st 03/27/17
2nd 03/28/17

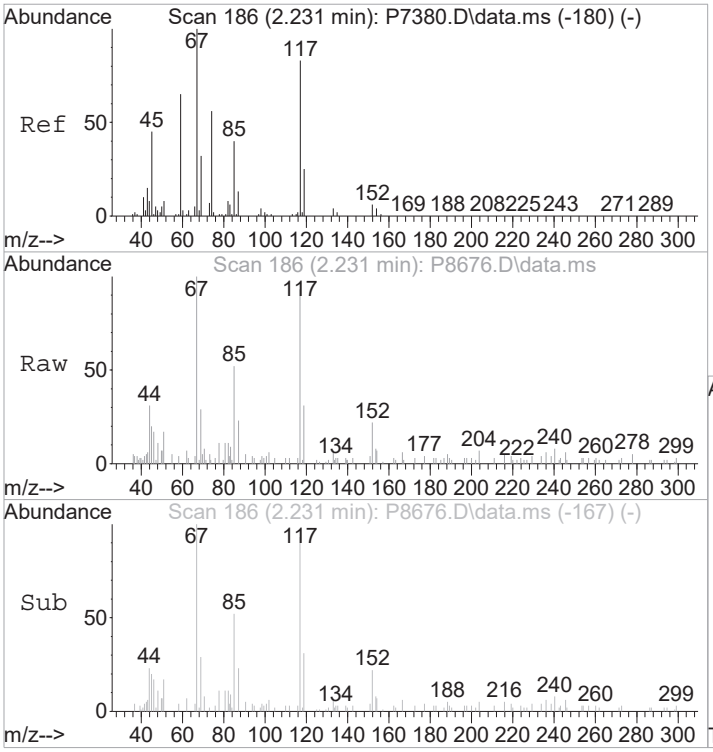

#10
Freon 123a
Concen: 1.87 ppb
RT: 2.231 min Scan# 186
Delta R.T. 0.000 min
Lab File: P8676.D
Acq: 24 Mar 2017 8:42 pm

Tgt Ion: 67 Resp: 11214

Ion	Ratio	Lower	Upper
67	100		
117	93.3	63.4	103.4

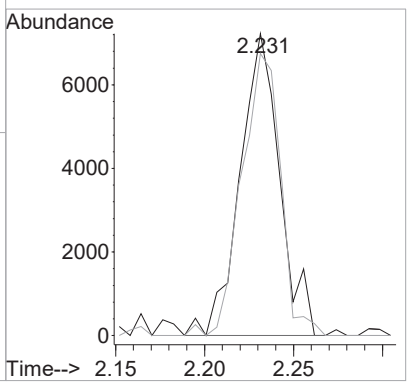

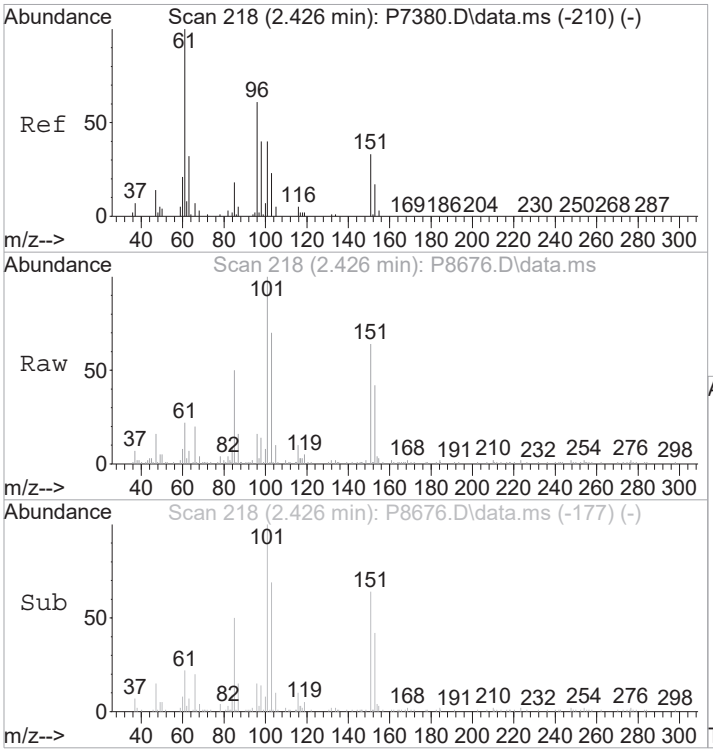

#13
1,1-Diclethene
Concen: 1.07 ppb
RT: 2.426 min Scan# 218
Delta R.T. 0.000 min
Lab File: P8676.D
Acq: 24 Mar 2017 8:42 pm

Tgt Ion: 96 Resp: 5987

Ion	Ratio	Lower	Upper
96	100		
98	84.2	44.9	84.9
61	137.9	144.2	184.2#

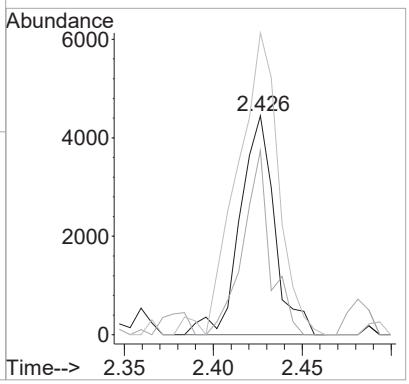

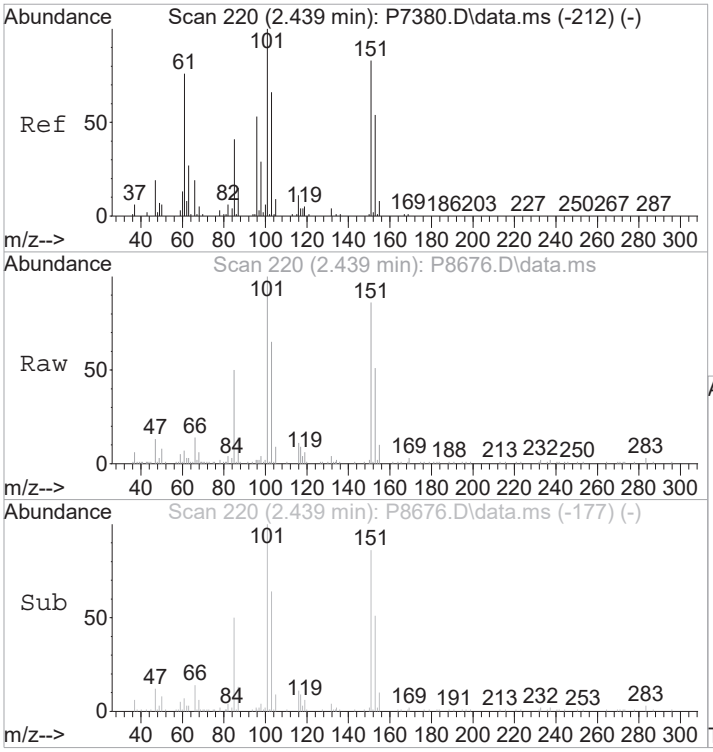

#14
Freon 113
Concen: 10.31 ppb
RT: 2.439 min Scan# 220
Delta R.T. 0.006 min
Lab File: P8676.D
Acq: 24 Mar 2017 8:42 pm

Tgt Ion:101 Resp: 62247

Ion	Ratio	Lower	Upper
101	100		
151	86.5	63.3	103.3

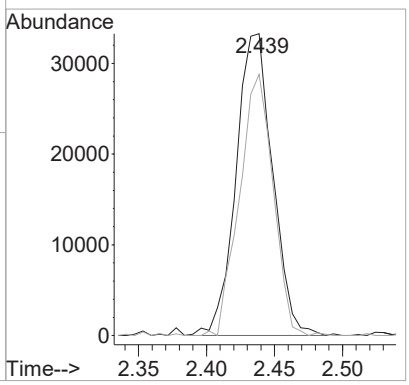

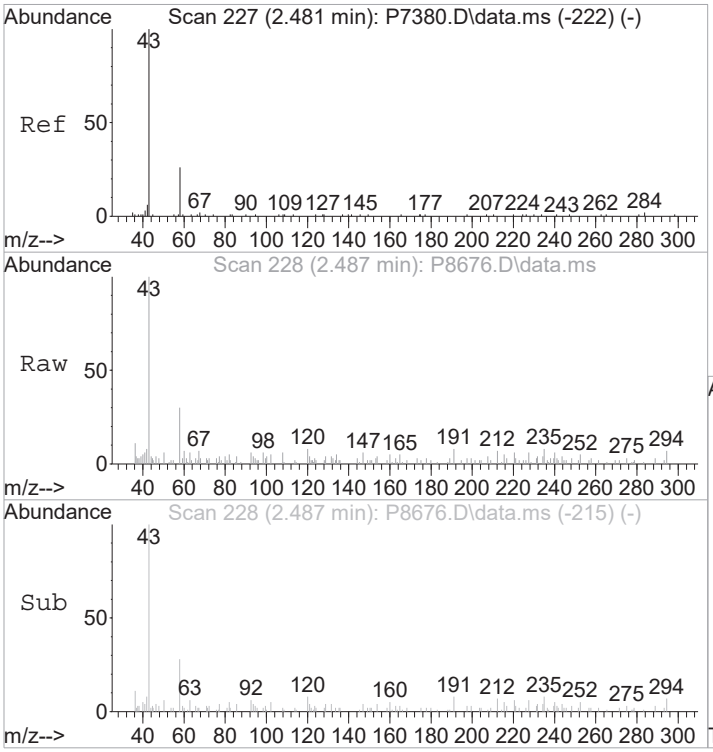

#15
Acetone
Concen: 14.43 ppb
RT: 2.487 min Scan# 228
Delta R.T. 0.006 min
Lab File: P8676.D
Acq: 24 Mar 2017 8:42 pm

Tgt Ion: 43 Resp: 16725

Ion	Ratio	Lower	Upper
43	100		
58	29.5	6.2	46.2
42	8.4	0.0	26.9

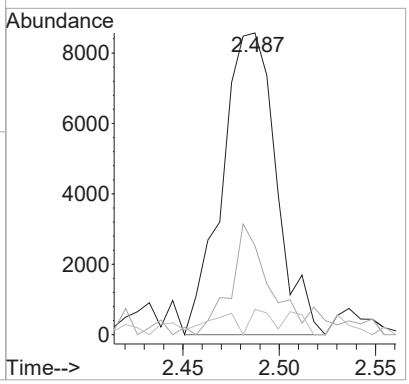

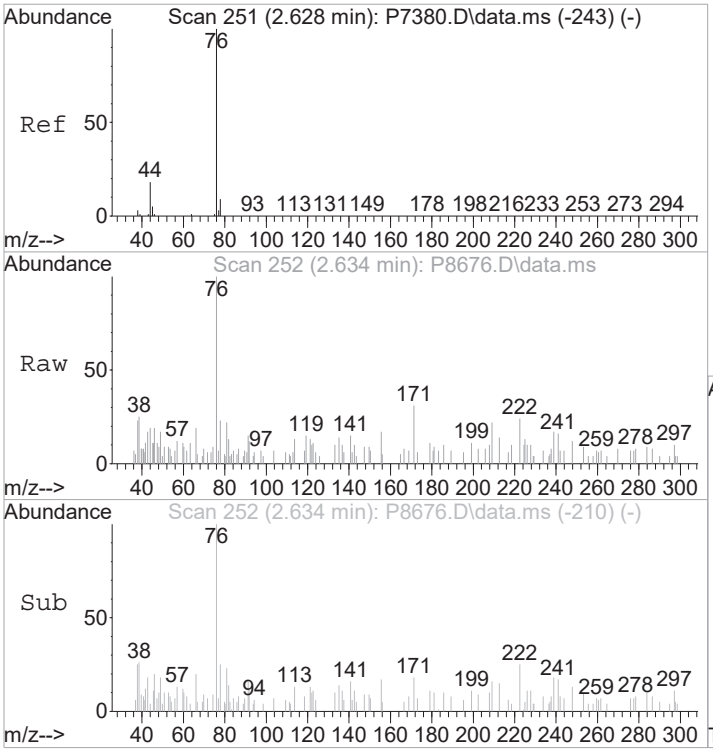

#18
Carbon Disulfide
Concen: 0.30 ppb
RT: 2.634 min Scan# 252
Delta R.T. 0.000 min
Lab File: P8676.D
Acq: 24 Mar 2017 8:42 pm

Tgt Ion: 76 Resp: 5192

Ion	Ratio	Lower	Upper
76	100		
78	23.5	0.0	29.5
77	7.0	0.0	22.7

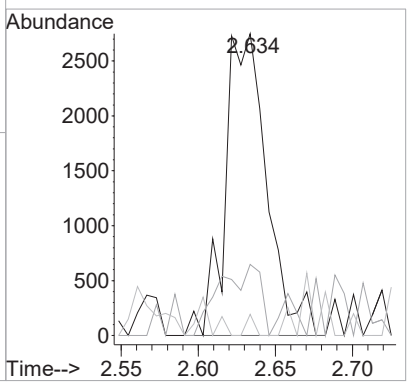

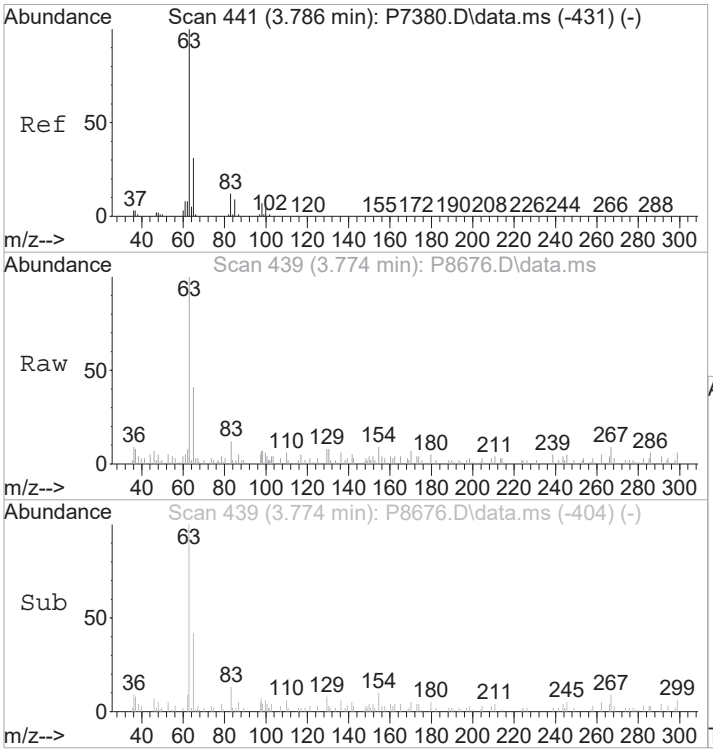

#28
1,1-Diclethane
Concen: 1.57 ppb
RT: 3.774 min Scan# 439
Delta R.T. -0.012 min
Lab File: P8676.D
Acq: 24 Mar 2017 8:42 pm

Tgt Ion: 63 Resp: 17066

Ion	Ratio	Lower	Upper
63	100		
65	41.2	10.8	50.8
83	12.3	0.0	32.1

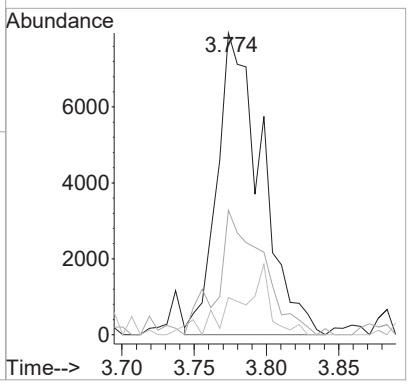

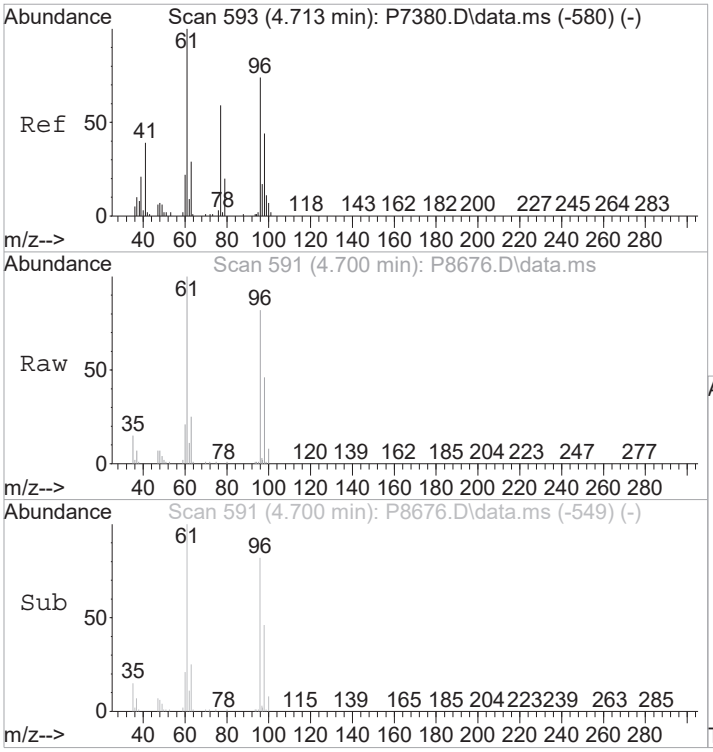

#34
cis-1,2-Dichloroethene
Concen: 29.15 ppb
RT: 4.700 min Scan# 591
Delta R.T. -0.006 min
Lab File: P8676.D
Acq: 24 Mar 2017 8:42 pm

Tgt Ion: 96 Resp: 201108

Ion	Ratio	Lower	Upper
96	100		
61	117.5	114.8	154.8

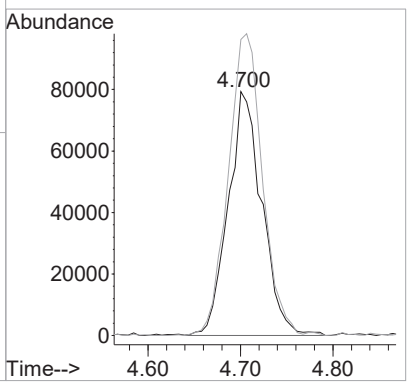

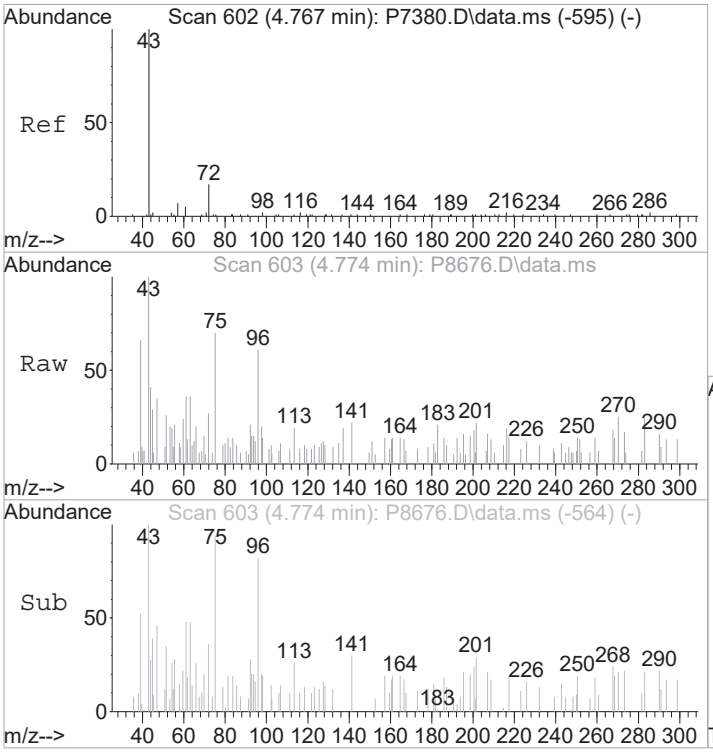

#35
2-Butanone
Concen: 2.40 ppb
RT: 4.774 min Scan# 603
Delta R.T. 0.012 min
Lab File: P8676.D
Acq: 24 Mar 2017 8:42 pm

Tgt Ion: 43 Resp: 4095

Ion	Ratio	Lower	Upper
43	100		
57	0.0	0.0	26.7
72	27.1	0.1	40.1

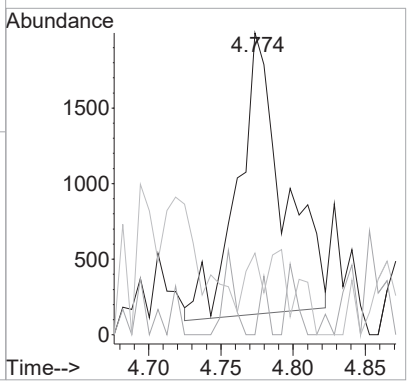

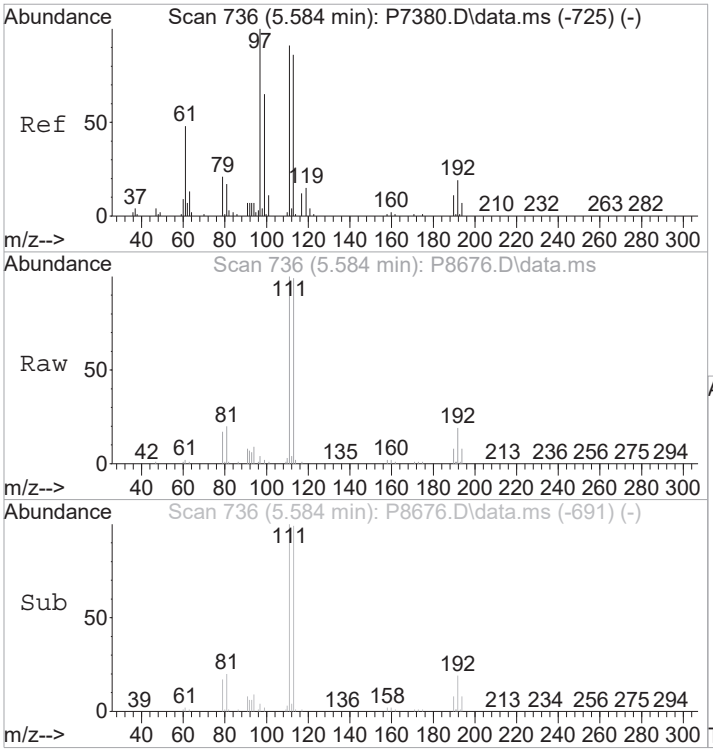

#41
1,1,1-Trichloroethane
Concen: 1.70 ppb m
RT: 5.584 min Scan# 736
Delta R.T. -0.006 min
Lab File: P8676.D
Acq: 24 Mar 2017 8:42 pm

Tgt Ion: 97 Resp: 15690

Ion	Ratio	Lower	Upper
97	100		
99	37.4	45.5	85.5#
61	46.0	28.1	68.1

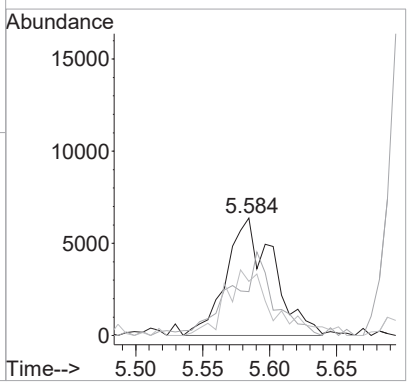

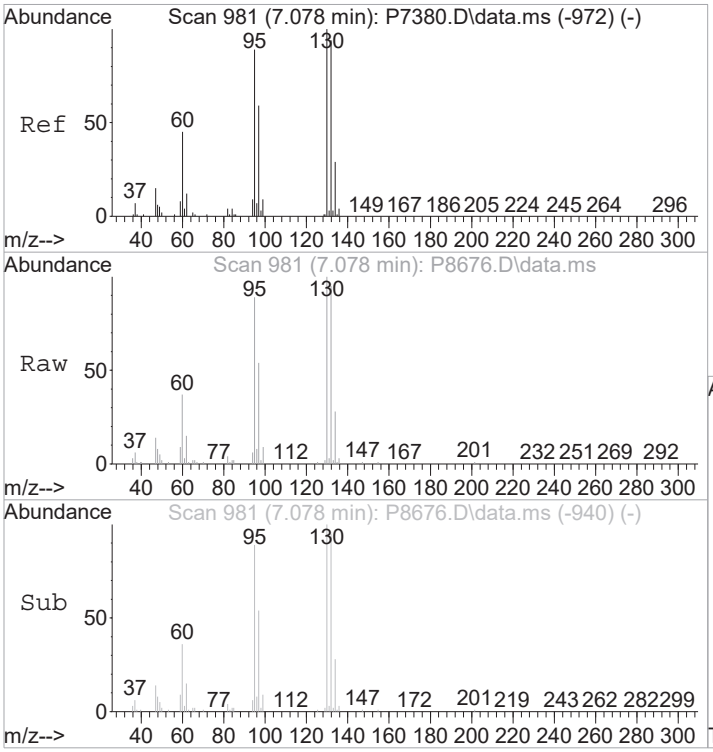

#54
Trichloroethene
Concen: 26.11 ppb
RT: 7.078 min Scan# 981
Delta R.T. 0.000 min
Lab File: P8676.D
Acq: 24 Mar 2017 8:42 pm

Tgt Ion:130 Resp: 173656

Ion	Ratio	Lower	Upper
130	100		
132	95.3	74.2	114.2
95	88.6	69.4	109.4
97	54.3	38.8	78.8

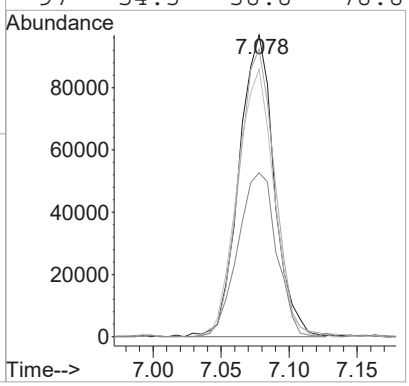

Quantitation Report (Qedit)

Data Path : I:\ACQUDATA\msvoa12\Data\032417\
Data File : P8664.D
Acq On : 24 Mar 2017 2:41 pm
Operator : K.Ruest
Sample : R1702494-007|1.0 Inst : MSVOA-12
Misc : VERINA 8260 T4
ALS Vial : 9 Sample Multiplier: 1

Quant Time: Mar 24 15:20:45 2017
Quant Method : I:\ACQUDATA\msvoa12\Methods\W010417.M
Quant Title : MS#12 - 8260B WATERS 10mL Purge
QLast Update : Thu Jan 05 10:50:17 2017
Response via : Initial Calibration

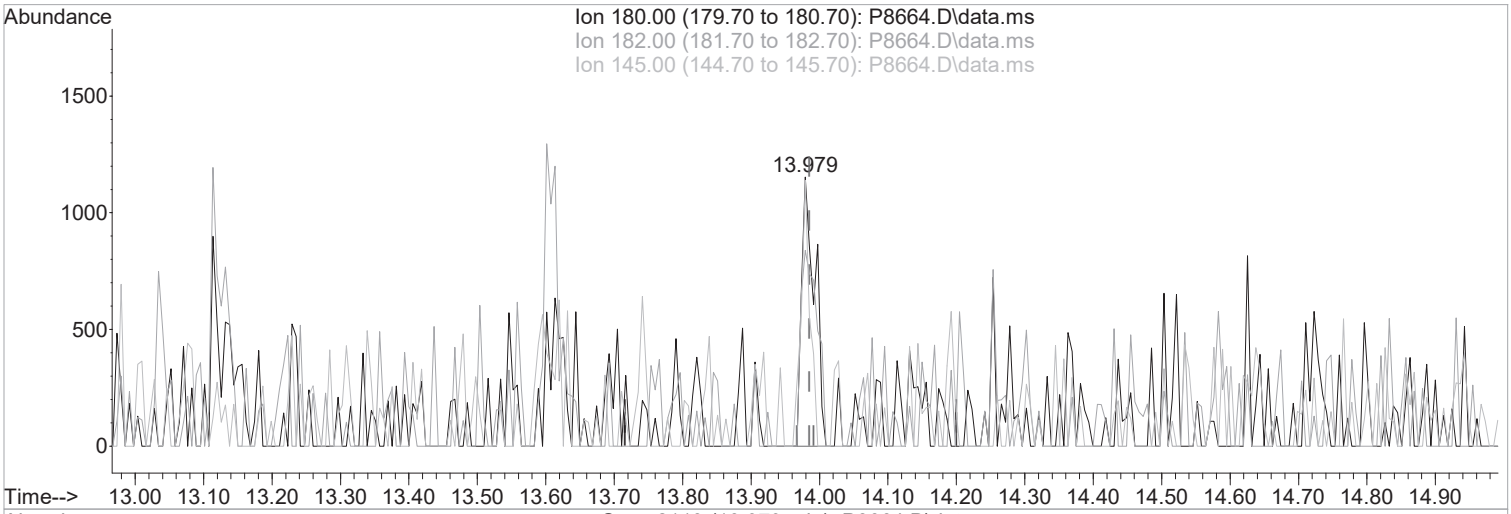

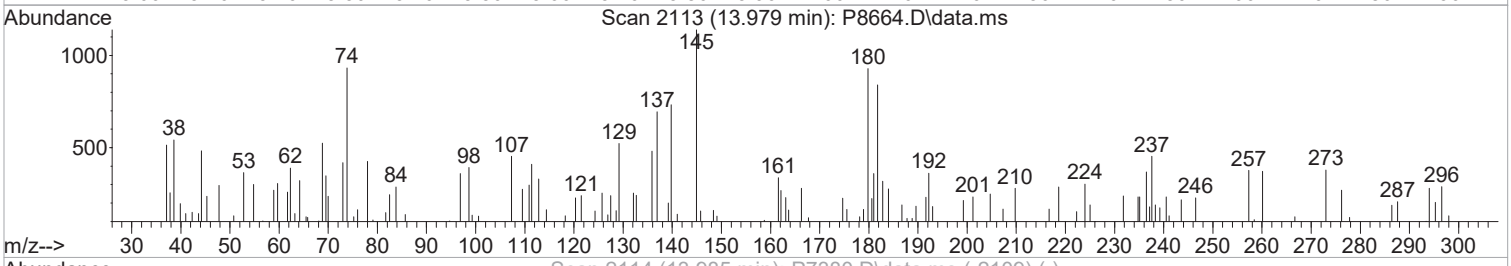

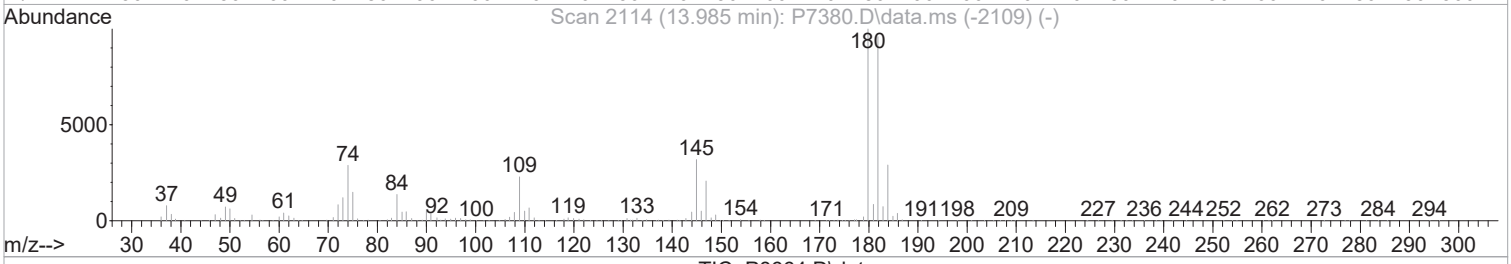

TIC: P8664.D\data.ms

(118) 1,2,3-Tclbenzene

13.979min (-0.006) 0.24 ppb m

response 1567

Ion	Exp%	Act%
180.00	100	100
182.00	95.90	90.31
145.00	31.80	122.60#
0.00	0.00	0.00

Manual Integration:

After

Split Peak

03/24/17

Quantitation Report (Qedit)

Data Path : I:\ACQUDATA\msvoa12\Data\032417\
Data File : P8664.D
Acq On : 24 Mar 2017 2:41 pm
Operator : K.Ruest
Sample : R1702494-007|1.0 Inst : MSVOA-12
Misc : VERINA 8260 T4
ALS Vial : 9 Sample Multiplier: 1

Quant Time: Mar 24 15:20:45 2017
Quant Method : I:\ACQUDATA\msvoa12\Methods\W010417.M
Quant Title : MS#12 - 8260B WATERS 10mL Purge
QLast Update : Thu Jan 05 10:50:17 2017
Response via : Initial Calibration

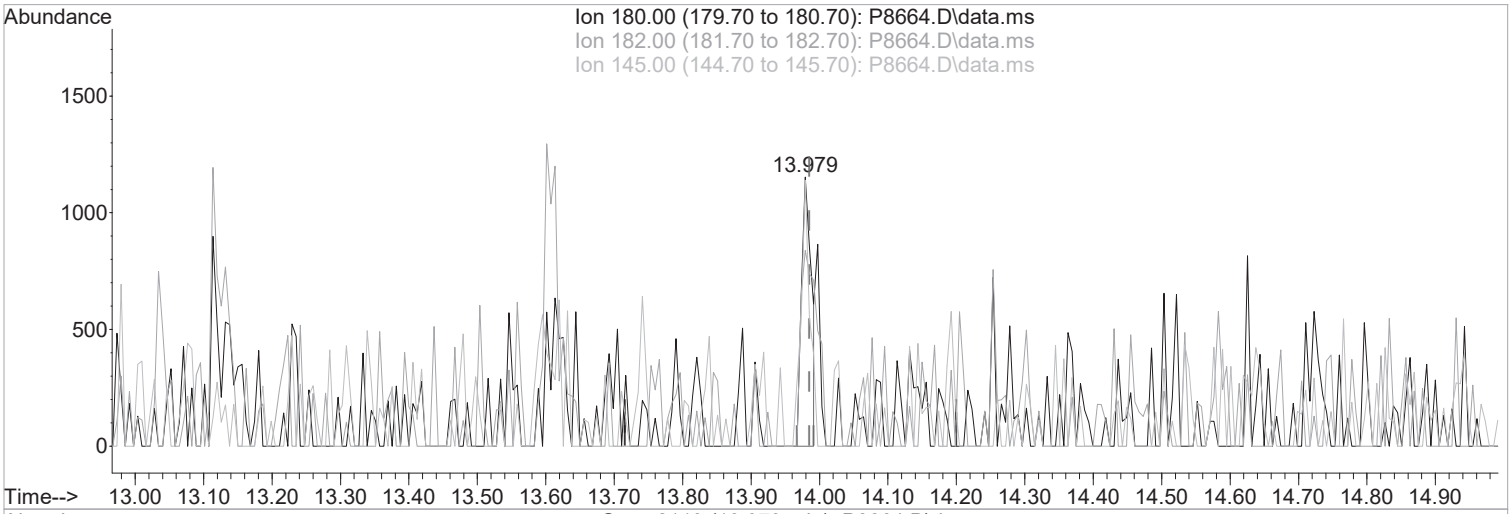

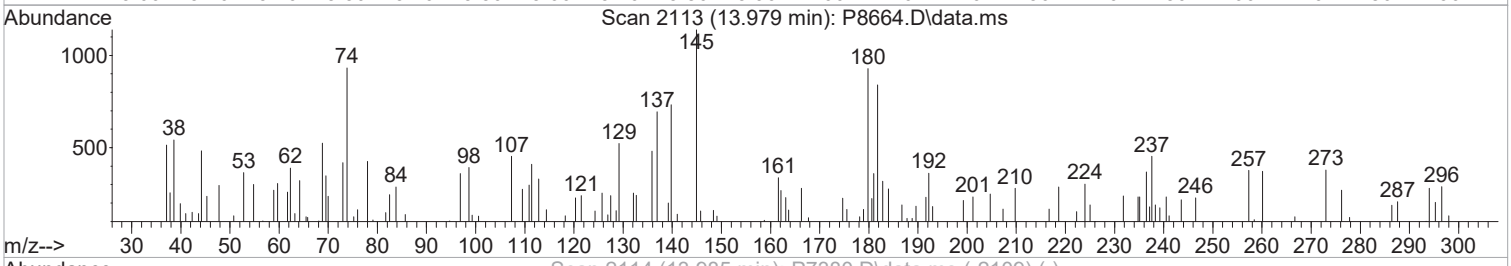

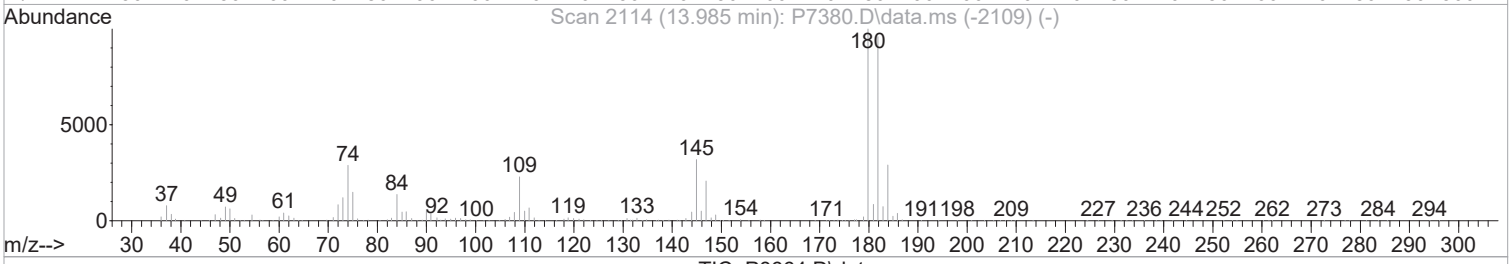

TIC: P8664.D\data.ms

(118) 1,2,3-Tclbenzene

13.979min (-0.006) 0.18 ppb

response 1189

Ion	Exp%	Act%
180.00	100	100
182.00	95.90	72.77#
145.00	31.80	98.79#
0.00	0.00	0.00

Manual Integration:

Before

03/24/17

Quantitation Report (QT Reviewed)

Data Path : I:\ACQUDATA\msvoa12\Data\032417\
Data File : P8664.D
Acq On : 24 Mar 2017 2:41 pm
Operator : K.Ruest
Sample : R1702494-007|1.0 Inst : MSVOA-12
Misc : VERINA 8260 T4
ALS Vial : 9 Sample Multiplier: 1

Quant Time: Mar 24 16:01:34 2017
Quant Method : I:\ACQUDATA\msvoa12\Methods\W010417.M
Quant Title : MS#12 - 8260B WATERS 10mL Purge
QLast Update : Thu Jan 05 10:50:17 2017
Response via : Initial Calibration

Compound	R.T.	QIon	Response	Conc	Units		Dev(Min)
Internal Standards							
1) Pentafluorobenzene	5.731	168	813325	50.00	ppb		0.00
43) 1,4-Difluorobenzene	6.761	114	1311709	50.00	ppb		0.00
71) d5-Chlorobenzene	9.986	117	1201470	50.00	ppb		0.00
86) 1,4-Dichlorobenzene-d4	12.010	152	598867	50.00	ppb		0.00
System Monitoring Compounds							
45) surr4,Dibrflmethane	5.584	113	377998	53.40	ppb		0.00
Spiked Amount 50.000	Range 89 - 119		Recovery = 106.80%				
48) surr1,1,2-dichloroetha...	6.090	65	438713	55.83	ppb		0.00
Spiked Amount 50.000	Range 73 - 125		Recovery = 111.66%				
65) SURR3,Toluene-d8	8.523	98	1592008	54.40	ppb		0.00
Spiked Amount 50.000	Range 87 - 121		Recovery = 108.80%				
70) SURR2,BFB	11.047	95	574097	50.63	ppb		0.00
Spiked Amount 50.000	Range 85 - 122		Recovery = 101.26%				
Target Compounds							Qvalue
15) Acetone	2.481	43	1590	1.33	ppb		94
22) Methylene Chloride	2.926	84	3987	0.63	ppb	#	34
112) Trielution Dichlorotol...	13.077	125	2350	0.23	ppb	#	64
116) Hexachlorobt	13.747	225	1553	0.43	ppb	#	18
118) 1,2,3-Tclbenzene	13.979	180	1567m	0.24	ppb		
119) 2,4,5-Trichlorotolene	14.564	159	2793	0.55	ppb	#	84
120) 2,3,6-Trichlorotoluene	14.650	159	2481	0.59	ppb	#	75

(#) = qualifier out of range (m) = manual integration (+) = signals summed

Quantitation Report (QT Reviewed)

Data Path : I:\ACQUDATA\msvoa12\Data\032417\
Data File : P8664.D
Acq On : 24 Mar 2017 2:41 pm
Operator : K.Ruest
Sample : R1702494-007|1.0 Inst : MSVOA-12
Misc : VERINA 8260 T4
ALS Vial : 9 Sample Multiplier: 1

Quant Time: Mar 24 16:01:34 2017
Quant Method : I:\ACQUDATA\msvoa12\Methods\W010417.M
Quant Title : MS#12 - 8260B WATERS 10mL Purge
QLast Update : Thu Jan 05 10:50:17 2017
Response via : Initial Calibration

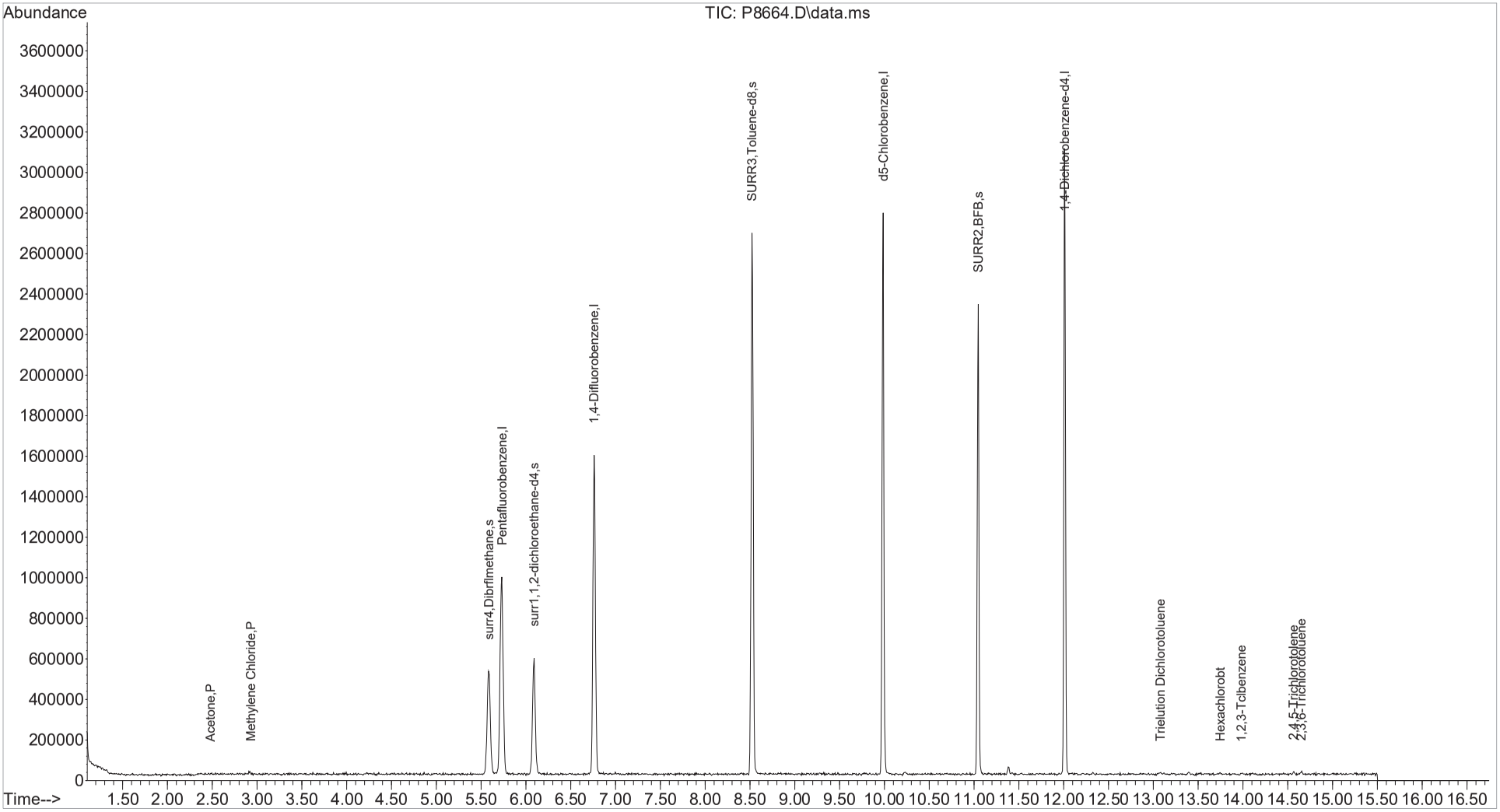

1st 03/24/17
2nd 03/28/17

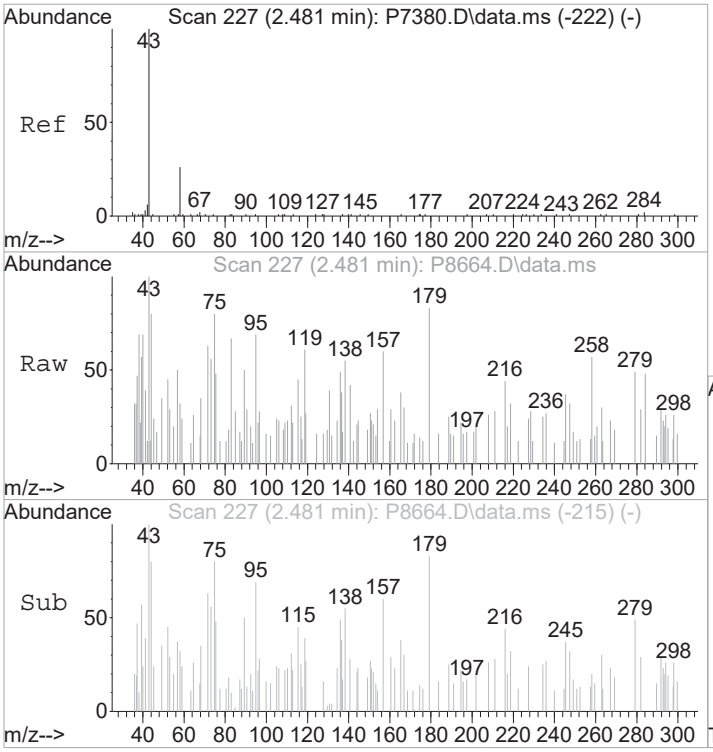

#15
Acetone
Concen: 1.33 ppb
RT: 2.481 min Scan# 227
Delta R.T. 0.000 min
Lab File: P8664.D
Acq: 24 Mar 2017 2:41 pm

Tgt Ion: 43 Resp: 1590

Ion	Ratio	Lower	Upper
43	100		
58	28.5	6.2	46.2
42	10.5	0.0	26.9

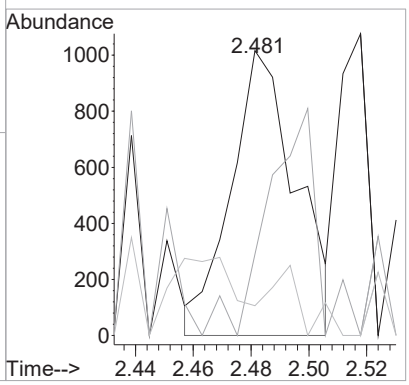

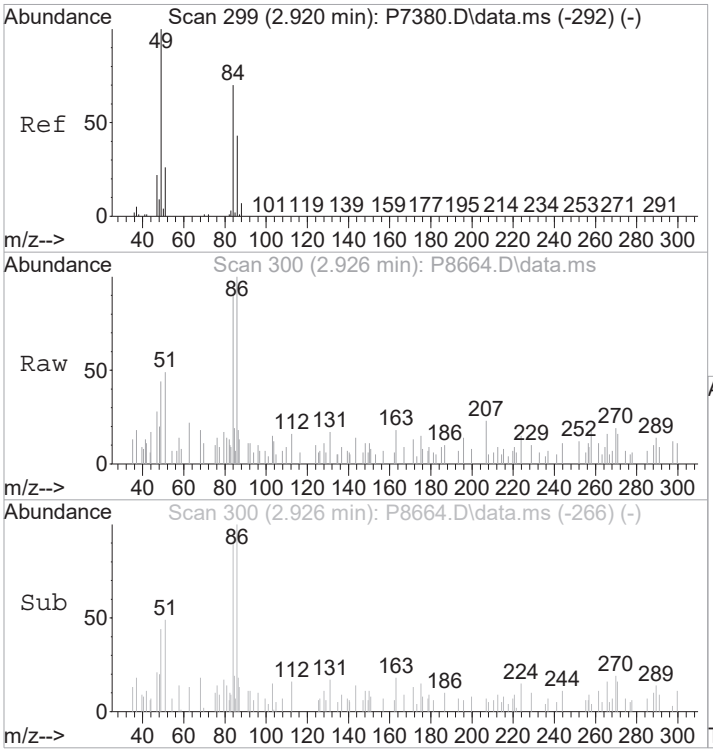

#22
Methylene Chloride
Concen: 0.63 ppb
RT: 2.926 min Scan# 300
Delta R.T. 0.006 min
Lab File: P8664.D
Acq: 24 Mar 2017 2:41 pm

Tgt Ion: 84 Resp: 3987

Ion	Ratio	Lower	Upper
84	100		
86	108.0	41.5	81.5#
49	40.5	122.0	162.0#
51	44.9	17.2	57.2

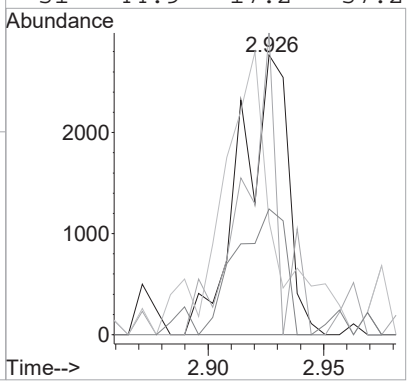

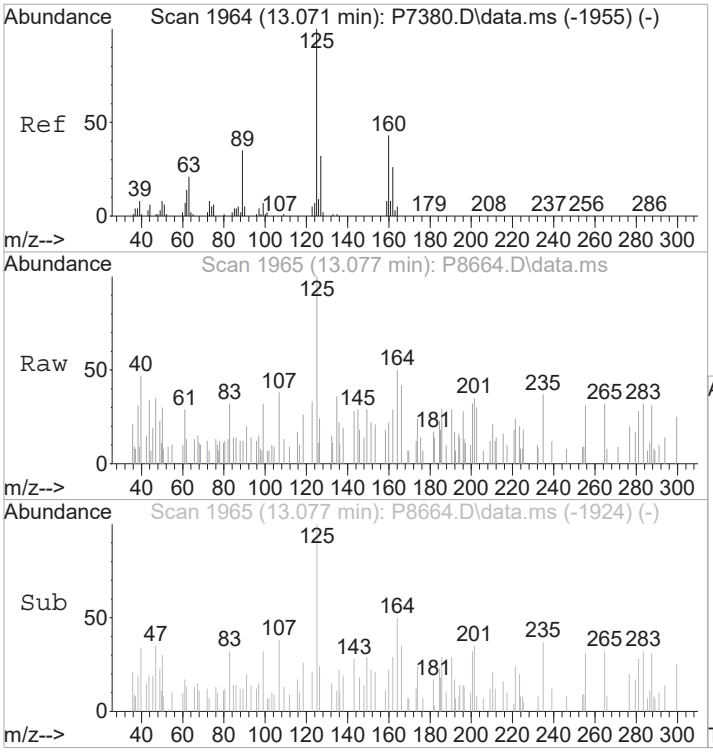

#112
Trielution Dichlorotoluene
Concen: 0.23 ppb
RT: 13.077 min Scan# 1965
Delta R.T. 0.000 min
Lab File: P8664.D
Acq: 24 Mar 2017 2:41 pm

Tgt Ion:125 Resp: 2350

Ion	Ratio	Lower	Upper
125	100		
160	22.4	34.6	51.8#
89	11.9	28.0	42.0#

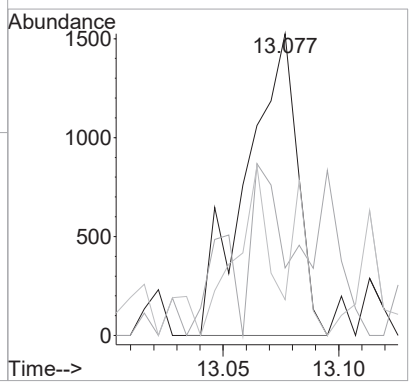

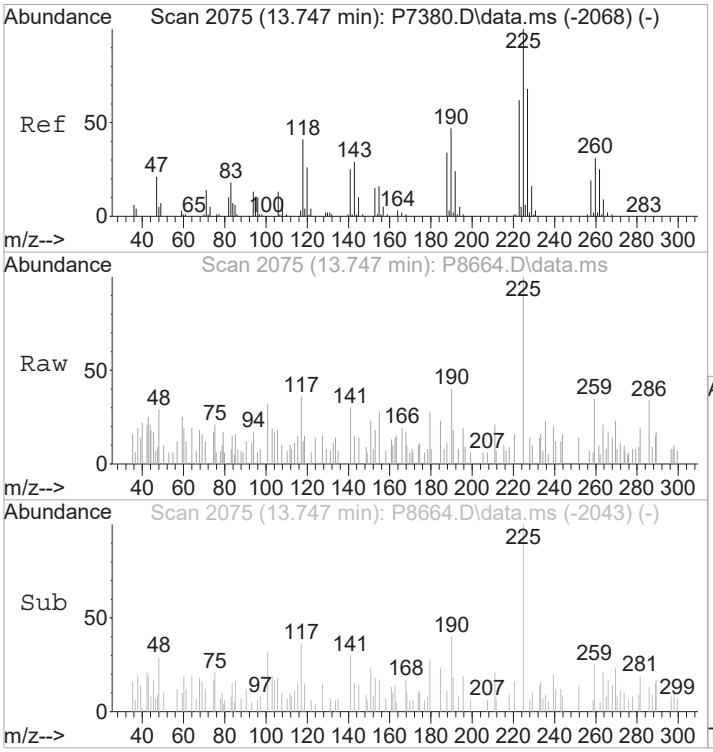

#116
Hexachlorobt
Concen: 0.43 ppb
RT: 13.747 min Scan# 2075
Delta R.T. 0.000 min
Lab File: P8664.D
Acq: 24 Mar 2017 2:41 pm

Tgt Ion:225 Resp: 1553

Ion	Ratio	Lower	Upper
225	100		
223	0.0	42.2	82.2#
227	0.0	47.7	87.7#

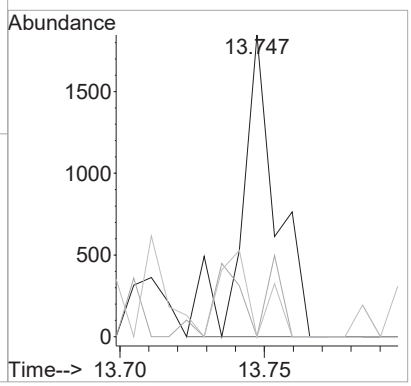

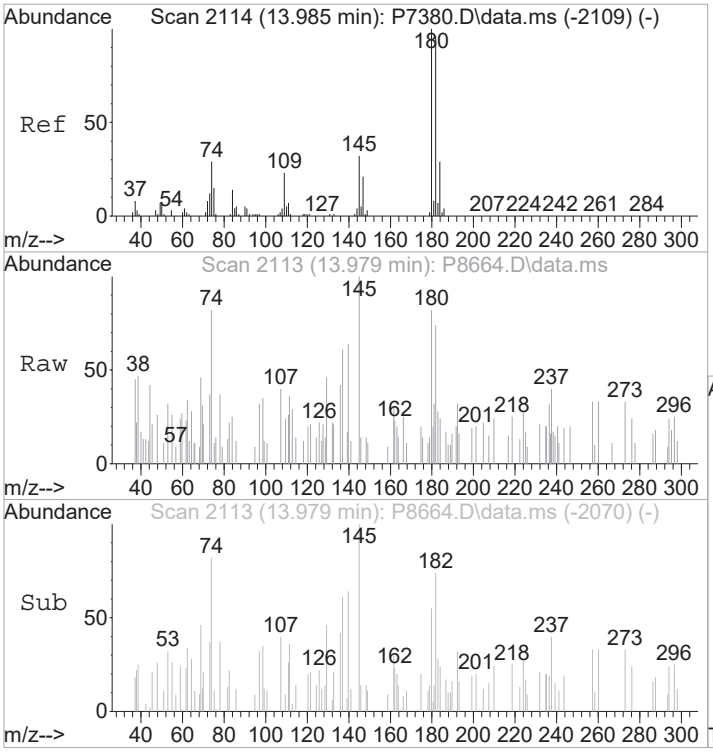

#118
1,2,3-Tclbenzene
Concen: 0.24 ppb m
RT: 13.979 min Scan# 2113
Delta R.T. -0.006 min
Lab File: P8664.D
Acq: 24 Mar 2017 2:41 pm

Tgt Ion:180 Resp: 1567

Ion	Ratio	Lower	Upper
180	100		
182	90.3	75.9	115.9
145	122.6	11.8	51.8#

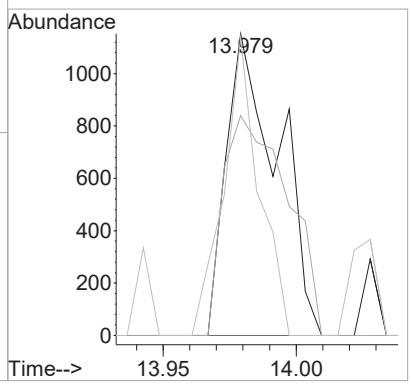



#119
2,4,5-Trichlorotolene
Concen: 0.55 ppb
RT: 14.564 min Scan# 2209
Delta R.T. -0.006 min
Lab File: P8664.D
Acq: 24 Mar 2017 2:41 pm

Tgt Ion:159 Resp: 2793

Ion	Ratio	Lower	Upper
159	100		
161	59.2	51.0	76.4
194	24.1	35.4	53.2#

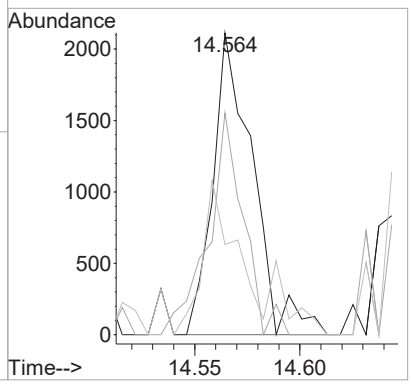

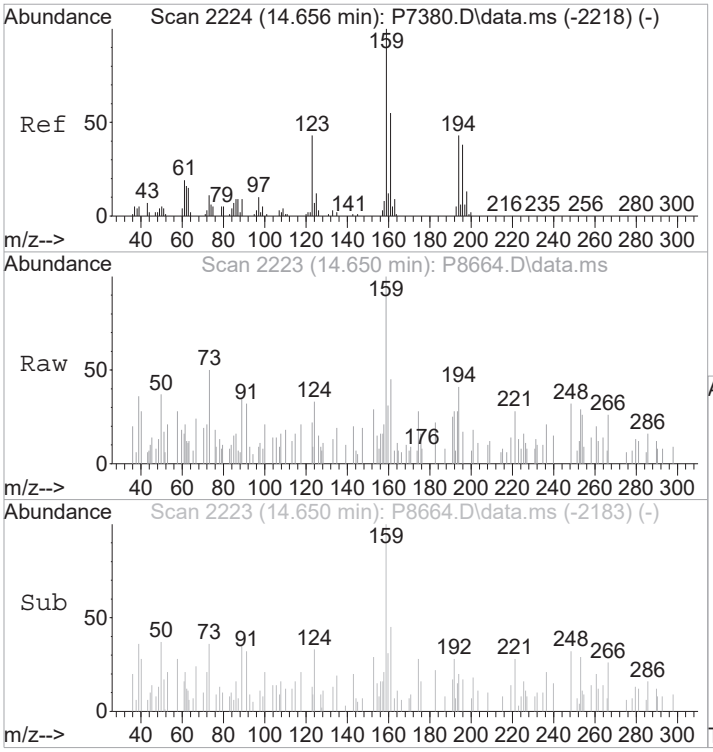

#120
2,3,6-Trichlorotoluene
Concen: 0.59 ppb
RT: 14.650 min Scan# 2223
Delta R.T. -0.006 min
Lab File: P8664.D
Acq: 24 Mar 2017 2:41 pm

Tgt Ion:159 Resp: 2481

Ion	Ratio	Lower	Upper
159	100		
161	34.1	44.3	66.5#
194	31.5	34.8	52.2#

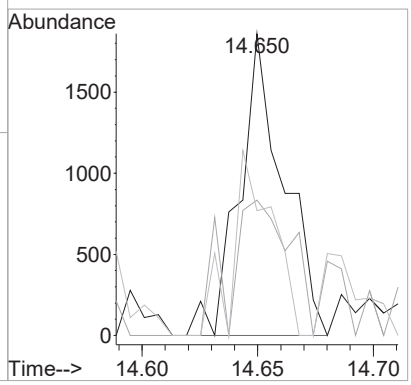

Quantitation Report (Qedit)

Data Path : I:\ACQUDATA\msvoa12\Data\032417\
Data File : P8677.D
Acq On : 24 Mar 2017 9:12 pm
Operator : K.Ruest
Sample : R1702494-008|1.0 Inst : MSVOA-12
Misc : VERINA 8260 T4
ALS Vial : 22 Sample Multiplier: 1

Quant Time: Mar 27 09:10:04 2017
Quant Method : I:\ACQUDATA\msvoa12\Methods\W010417.M
Quant Title : MS#12 - 8260B WATERS 10mL Purge
QLast Update : Thu Jan 05 10:50:17 2017
Response via : Initial Calibration

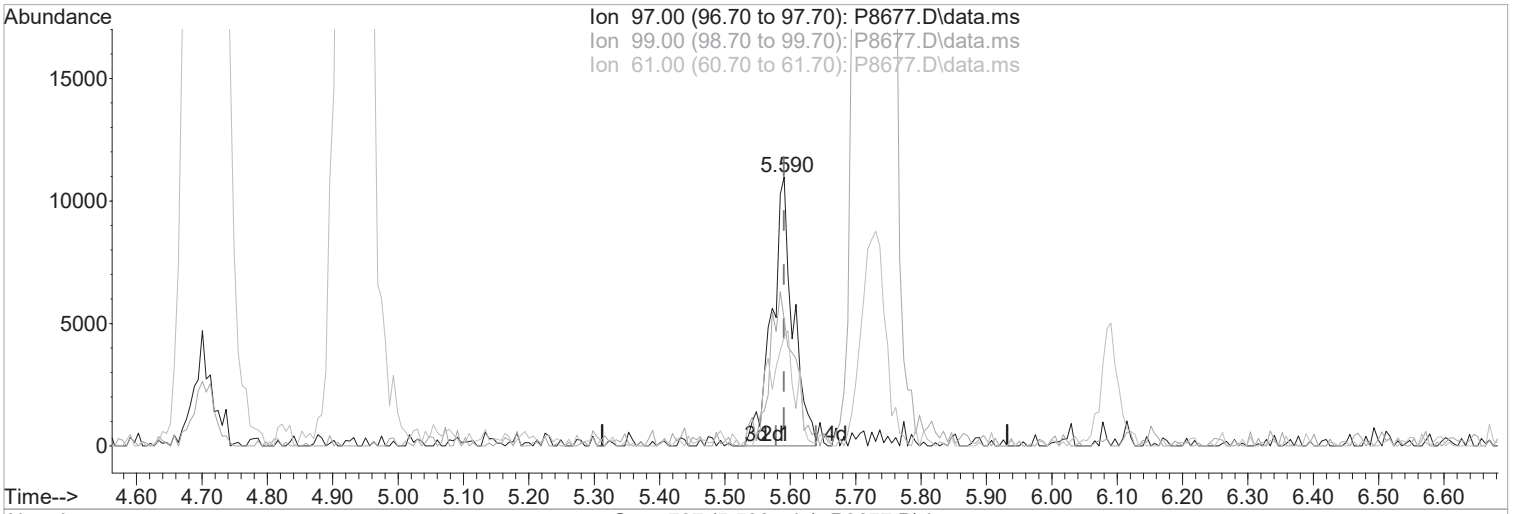





TIC: P8677.D\data.ms

(41) 1,1,1-Trichloroethane (P)

5.590min (+0.000) 2.72 ppb m

response 24788

Ion	Exp%	Act%
97.00	100	100
99.00	65.50	47.15
61.00	48.10	40.34
0.00	0.00	0.00

Manual Integration:

After

Split Peak

03/27/17

Quantitation Report (Qedit)

Data Path : I:\ACQUDATA\msvoa12\Data\032417\
Data File : P8677.D
Acq On : 24 Mar 2017 9:12 pm
Operator : K.Ruest
Sample : R1702494-008|1.0 Inst : MSVOA-12
Misc : VERINA 8260 T4
ALS Vial : 22 Sample Multiplier: 1

Quant Time: Mar 27 09:10:04 2017
Quant Method : I:\ACQUDATA\msvoa12\Methods\W010417.M
Quant Title : MS#12 - 8260B WATERS 10mL Purge
QLast Update : Thu Jan 05 10:50:17 2017
Response via : Initial Calibration

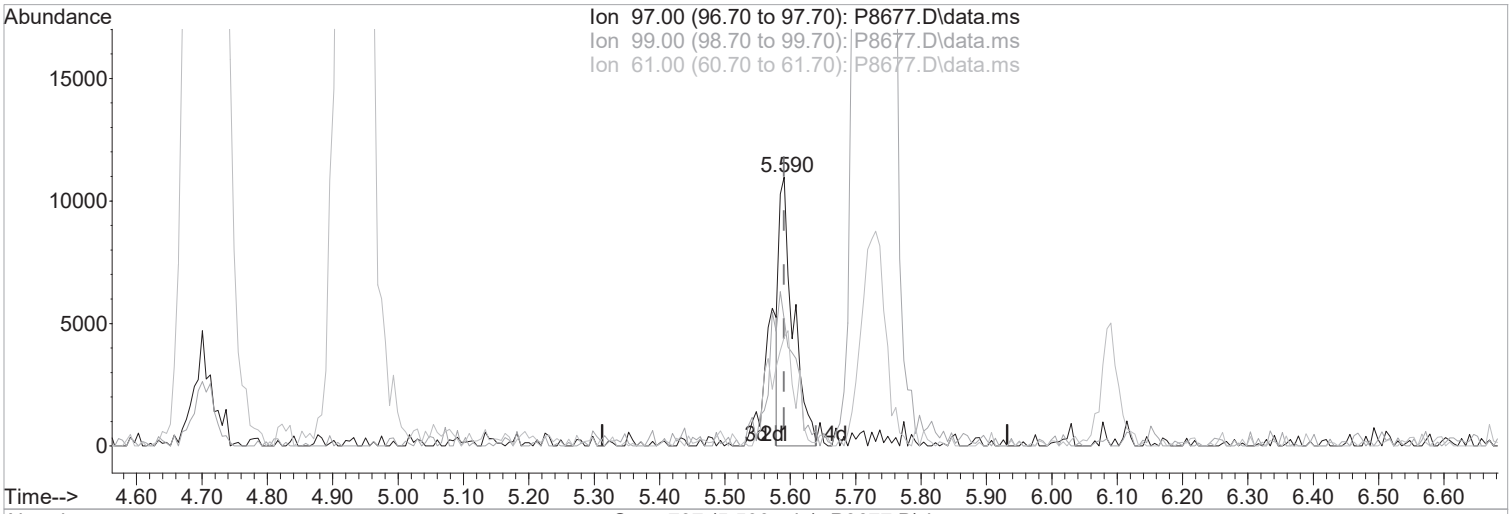



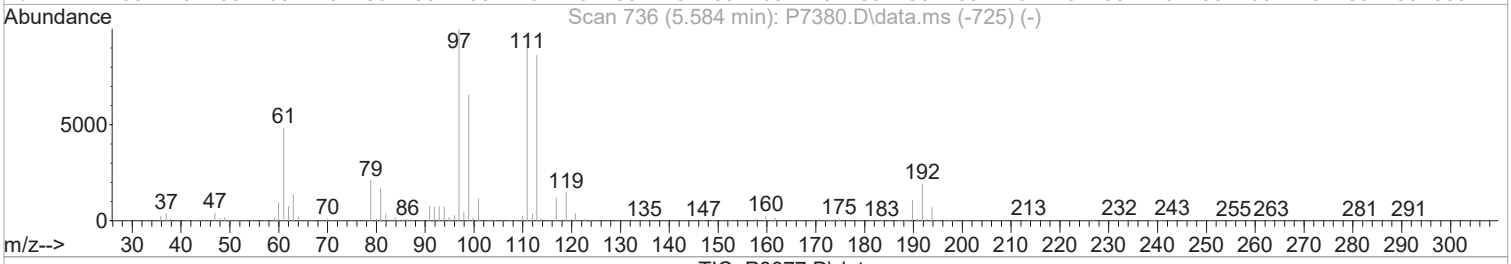

TIC: P8677.D\data.ms

(41) 1,1,1-Trichloroethane (P)

5.590min (+0.000) 1.83 ppb

response 16684

Ion	Exp%	Act%
97.00	100	100
99.00	65.50	47.15
61.00	48.10	40.34
0.00	0.00	0.00

Manual Integration:

Before

03/27/17

Quantitation Report (QT Reviewed)

Data Path : I:\ACQUDATA\msvoa12\Data\032417\
Data File : P8677.D
Acq On : 24 Mar 2017 9:12 pm
Operator : K.Ruest
Sample : R1702494-008|1.0 Inst : MSVOA-12
Misc : VERINA 8260 T4
ALS Vial : 22 Sample Multiplier: 1

Quant Time: Mar 27 11:35:41 2017
Quant Method : I:\ACQUDATA\msvoa12\Methods\W010417.M
Quant Title : MS#12 - 8260B WATERS 10mL Purge
QLast Update : Thu Jan 05 10:50:17 2017
Response via : Initial Calibration

Compound	R.T.	QIon	Response	Conc	Units		Dev(Min)
Internal Standards							
1) Pentafluorobenzene	5.731	168	777358	50.00	ppb		0.00
43) 1,4-Difluorobenzene	6.761	114	1300663	50.00	ppb		0.00
71) d5-Chlorobenzene	9.986	117	1194441	50.00	ppb		0.00
86) 1,4-Dichlorobenzene-d4	12.010	152	577560	50.00	ppb		0.00
System Monitoring Compounds							
45) surr4,Dibrflmethane	5.584	113	375933	53.56	ppb		0.00
Spiked Amount 50.000	Range 89 - 119		Recovery = 107.12%				
48) surr1,1,2-dichloroetha...	6.090	65	453785	58.23	ppb		0.00
Spiked Amount 50.000	Range 73 - 125		Recovery = 116.46%				
65) SURR3,Toluene-d8	8.523	98	1595081	54.97	ppb		0.00
Spiked Amount 50.000	Range 87 - 121		Recovery = 109.94%				
70) SURR2,BFB	11.047	95	558846	49.70	ppb		0.00
Spiked Amount 50.000	Range 85 - 122		Recovery = 99.40%				
Target Compounds							Qvalue
4) Vinyl Chloride	1.427	62	65170	8.68	ppb		96
10) Freon 123a	2.231	67	21196	3.59	ppb		98
13) 1,1-Diclethene	2.426	96	10346	1.88	ppb	#	73
14) Freon 113	2.439	101	17170	2.89	ppb		94
15) Acetone	2.481	43	14127	12.37	ppb		91
18) Carbon Disulfide	2.628	76	17303	1.03	ppb		90
28) 1,1-Diclethane	3.780	63	118213	11.06	ppb		90
34) cis-1,2-Dichloroethene	4.706	96	271461	39.94	ppb		83
41) 1,1,1-Trichloroethane	5.590	97	24788m	2.72	ppb		
54) Trichloroethene	7.072	130	48925	7.29	ppb		95

(#) = qualifier out of range (m) = manual integration (+) = signals summed

Quantitation Report (QT Reviewed)

Data Path : I:\ACQUDATA\msvoa12\Data\032417\
Data File : P8677.D
Acq On : 24 Mar 2017 9:12 pm
Operator : K.Ruest
Sample : R1702494-008|1.0 Inst : MSVOA-12
Misc : VERINA 8260 T4
ALS Vial : 22 Sample Multiplier: 1

Quant Time: Mar 27 11:35:41 2017
Quant Method : I:\ACQUDATA\msvoa12\Methods\W010417.M
Quant Title : MS#12 - 8260B WATERS 10mL Purge
QLast Update : Thu Jan 05 10:50:17 2017
Response via : Initial Calibration

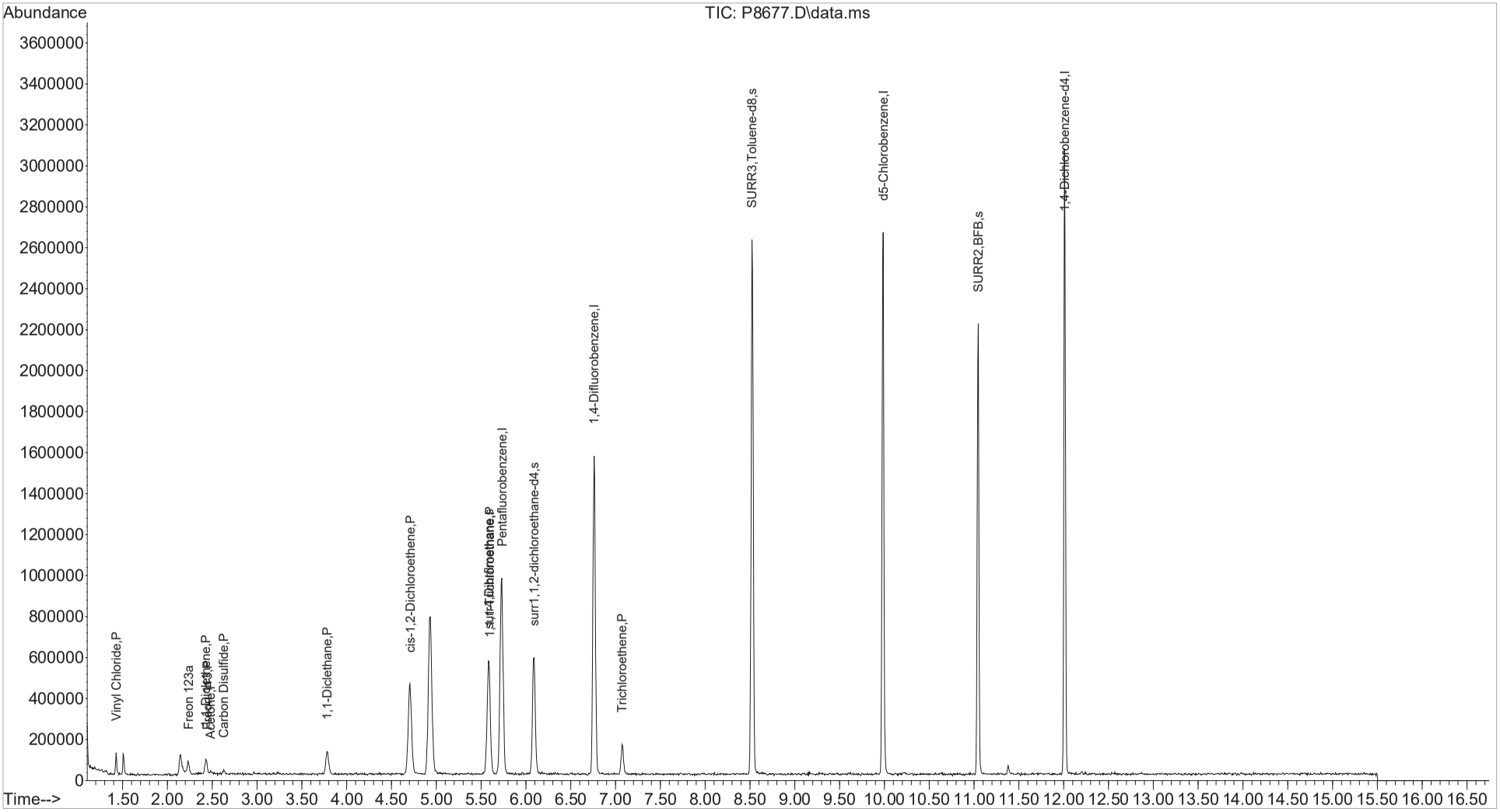

1st 03/27/17
2nd 03/28/17



#4
Vinyl Chloride
Concen: 8.68 ppb
RT: 1.427 min Scan# 54
Delta R.T. 0.000 min
Lab File: P8677.D
Acq: 24 Mar 2017 9:12 pm

Tgt Ion: 62 Resp: 65170

Ion	Ratio	Lower	Upper
62	100		
64	30.2	12.3	52.3

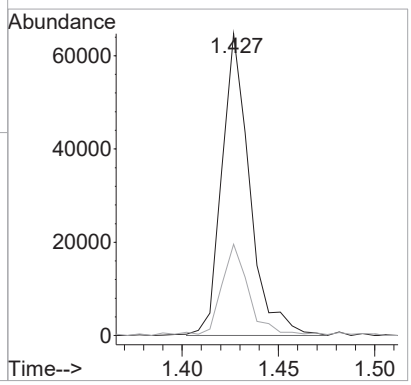

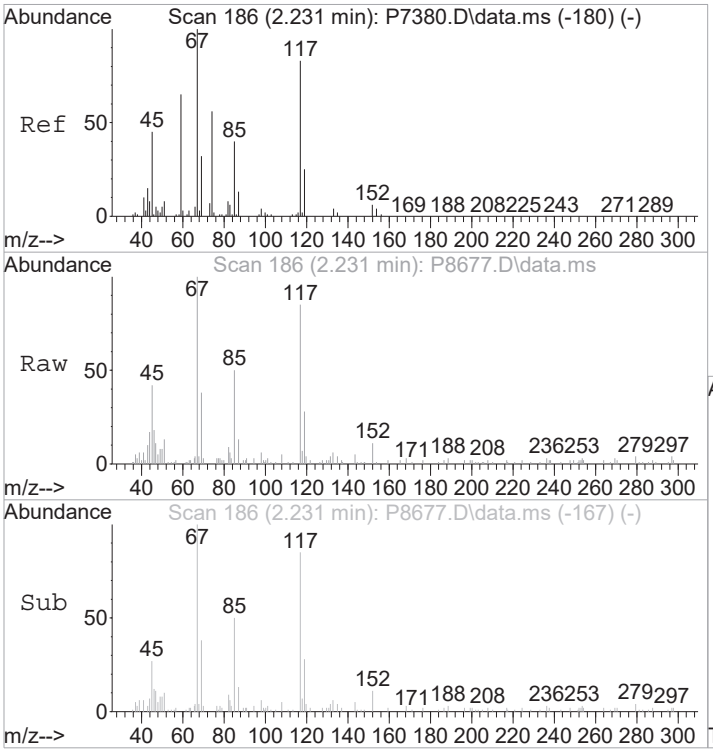

#10
Freon 123a
Concen: 3.59 ppb
RT: 2.231 min Scan# 186
Delta R.T. 0.000 min
Lab File: P8677.D
Acq: 24 Mar 2017 9:12 pm

Tgt Ion: 67 Resp: 21196

Ion	Ratio	Lower	Upper
67	100		
117	85.0	63.4	103.4

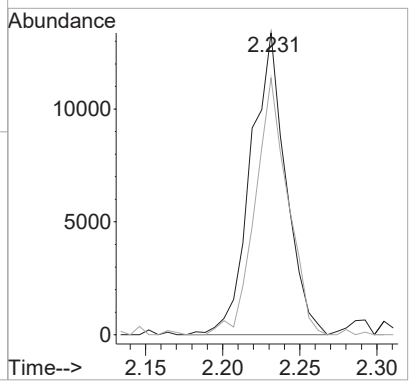

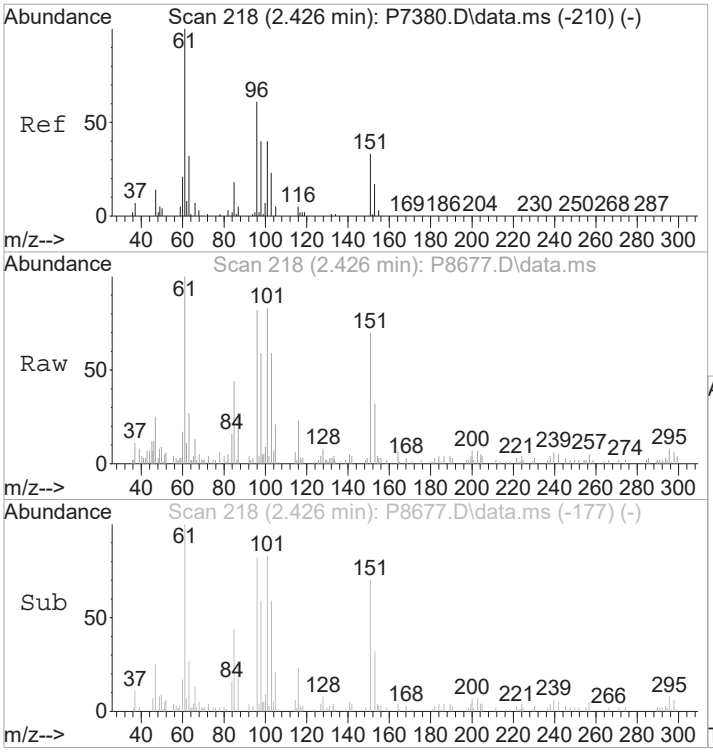

#13
1,1-Diclethene
Concen: 1.88 ppb
RT: 2.426 min Scan# 218
Delta R.T. 0.000 min
Lab File: P8677.D
Acq: 24 Mar 2017 9:12 pm

Tgt Ion: 96 Resp: 10346

Ion	Ratio	Lower	Upper
96	100		
98	77.9	44.9	84.9
61	122.1	144.2	184.2#

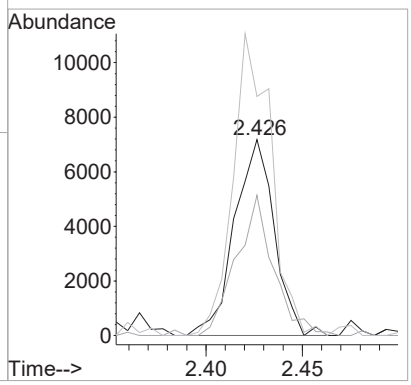

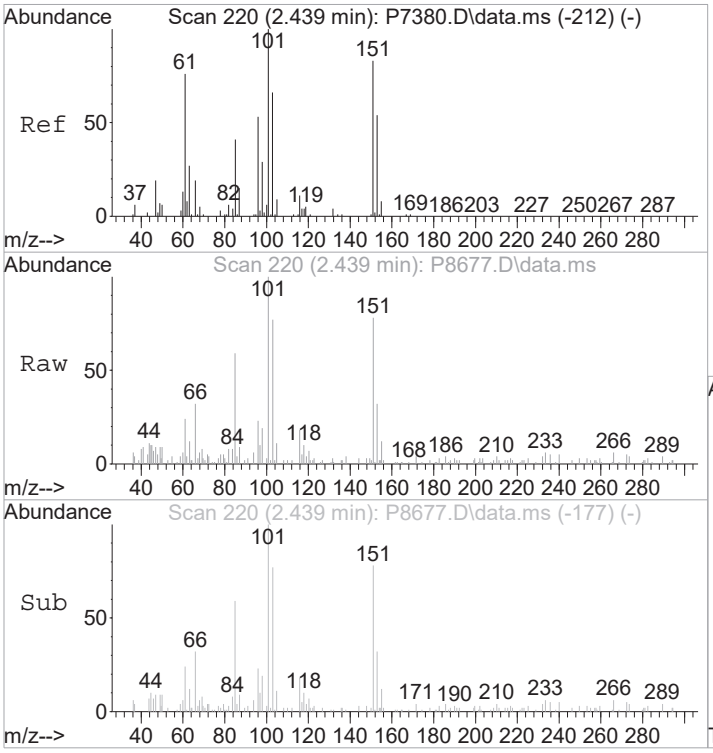

#14
Freon 113
Concen: 2.89 ppb
RT: 2.439 min Scan# 220
Delta R.T. 0.006 min
Lab File: P8677.D
Acq: 24 Mar 2017 9:12 pm

Tgt Ion:101 Resp: 17170

Ion	Ratio	Lower	Upper
101	100		
151	77.7	63.3	103.3

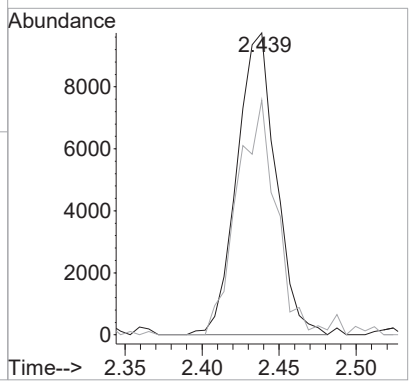

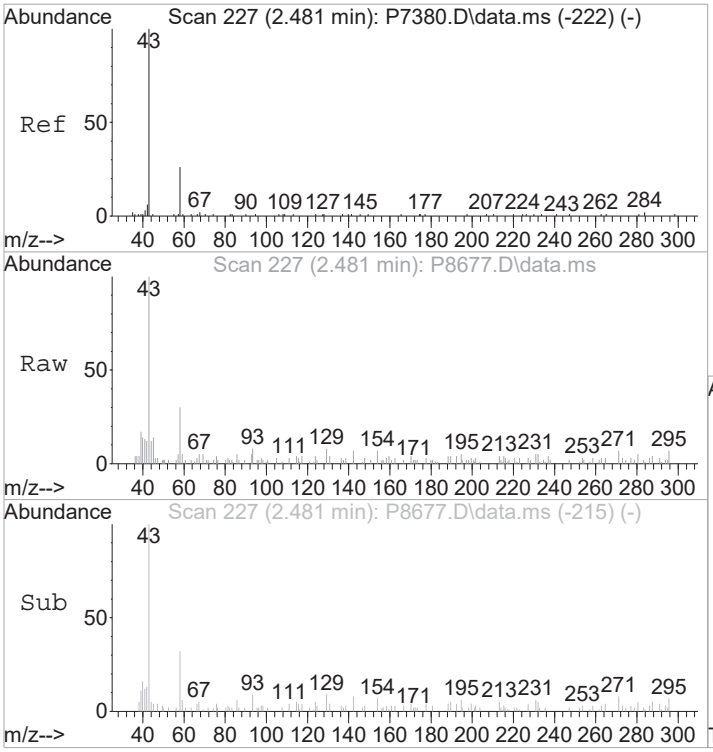

#15
Acetone
Concen: 12.37 ppb
RT: 2.481 min Scan# 227
Delta R.T. 0.000 min
Lab File: P8677.D
Acq: 24 Mar 2017 9:12 pm

Tgt Ion: 43 Resp: 14127

Ion	Ratio	Lower	Upper
43	100		
58	30.0	6.2	46.2
42	11.8	0.0	26.9

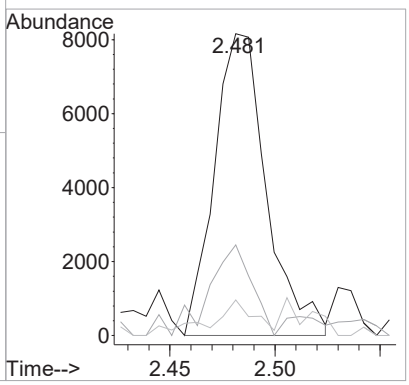

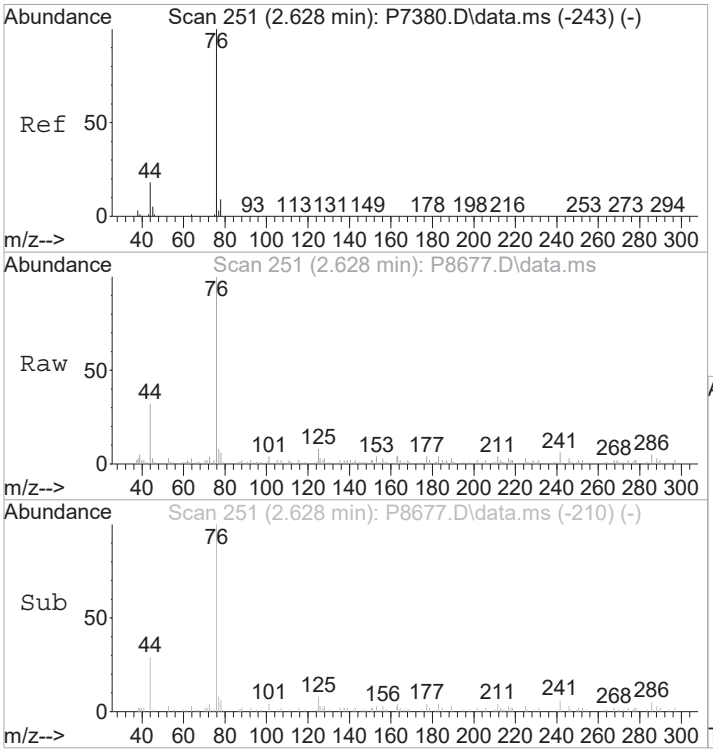

#18
Carbon Disulfide
Concen: 1.03 ppb
RT: 2.628 min Scan# 251
Delta R.T. -0.006 min
Lab File: P8677.D
Acq: 24 Mar 2017 9:12 pm

Tgt Ion: 76 Resp: 17303

Ion	Ratio	Lower	Upper
76	100		
78	6.4	0.0	29.5
77	8.4	0.0	22.7

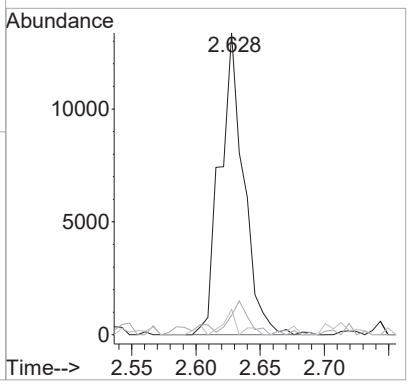



#28
1,1-Diclethane
Concen: 11.06 ppb
RT: 3.780 min Scan# 440
Delta R.T. -0.006 min
Lab File: P8677.D
Acq: 24 Mar 2017 9:12 pm

Tgt Ion: 63 Resp: 118213

Ion	Ratio	Lower	Upper
63	100		
65	24.8	10.8	50.8
83	9.4	0.0	32.1

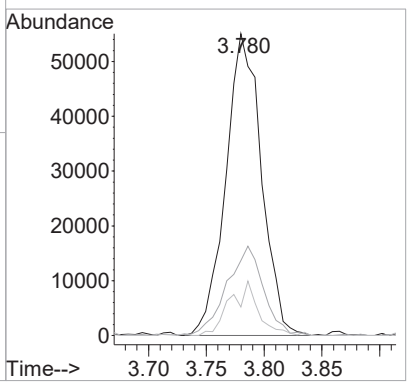

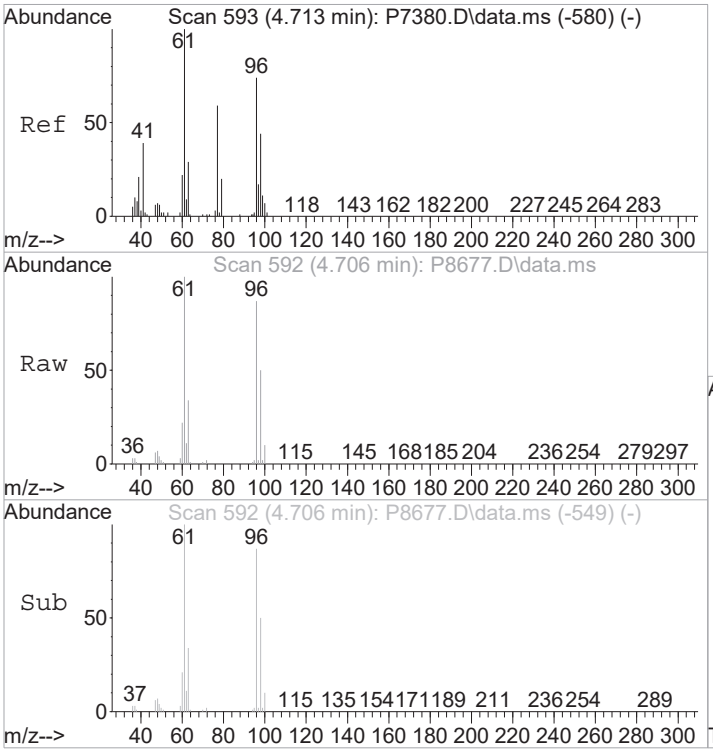

#34
cis-1,2-Dichloroethene
Concen: 39.94 ppb
RT: 4.706 min Scan# 592
Delta R.T. 0.000 min
Lab File: P8677.D
Acq: 24 Mar 2017 9:12 pm

Tgt Ion: 96 Resp: 271461

Ion	Ratio	Lower	Upper
96	100		
61	115.1	114.8	154.8

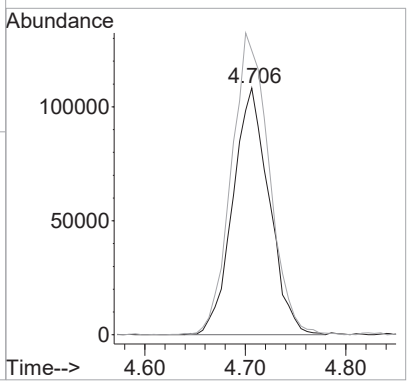

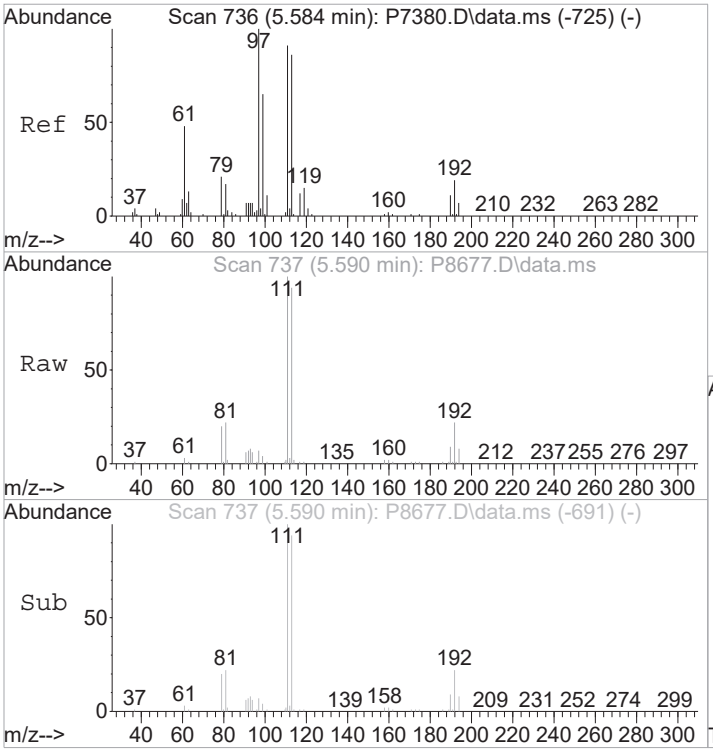

#41
1,1,1-Trichloroethane
Concen: 2.72 ppb m
RT: 5.590 min Scan# 737
Delta R.T. 0.000 min
Lab File: P8677.D
Acq: 24 Mar 2017 9:12 pm

Tgt Ion: 97 Resp: 24788

Ion	Ratio	Lower	Upper
97	100		
99	47.2	45.5	85.5
61	40.3	28.1	68.1

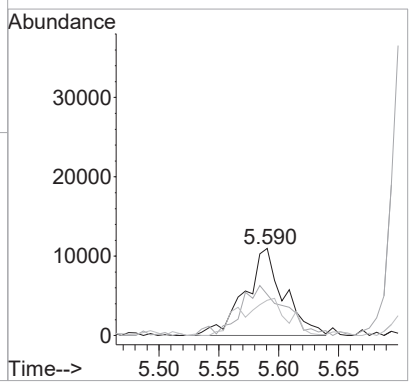

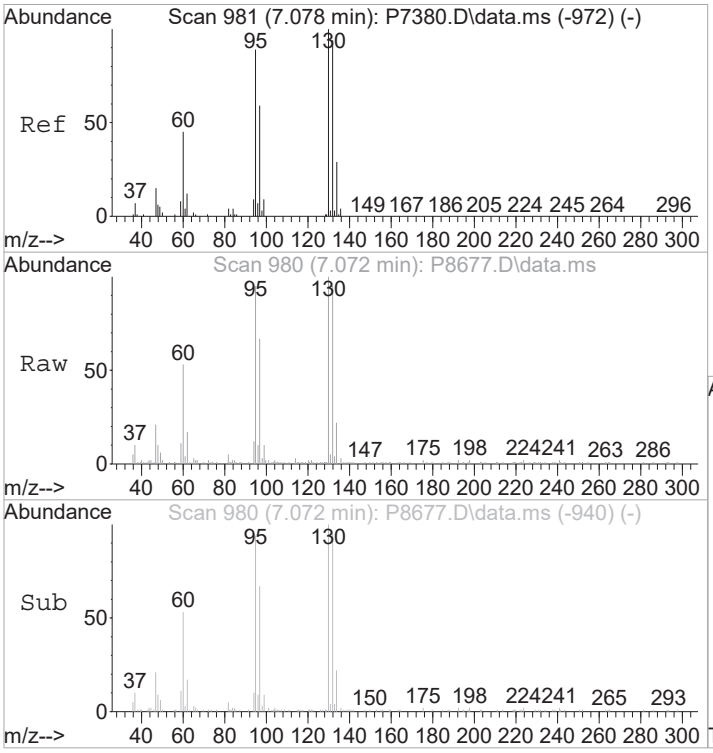

#54
Trichloroethene
Concen: 7.29 ppb
RT: 7.072 min Scan# 980
Delta R.T. -0.006 min
Lab File: P8677.D
Acq: 24 Mar 2017 9:12 pm

Tgt Ion:130 Resp: 48925

Ion	Ratio	Lower	Upper
130	100		
132	94.7	74.2	114.2
95	94.9	69.4	109.4
97	67.5	38.8	78.8

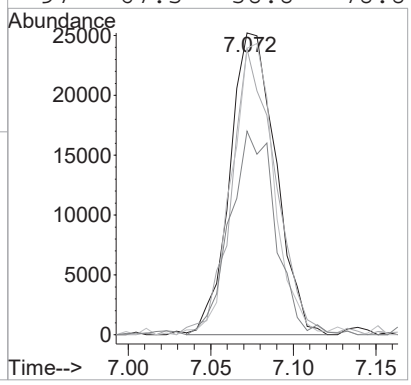

Quantitation Report (Qedit)

Data Path : I:\ACQUDATA\msvoa12\Data\032417\
Data File : P8662.D
Acq On : 24 Mar 2017 1:41 pm
Operator : K.Ruest
Sample : VBLK Inst : MSVOA-12
Misc :
ALS Vial : 7 Sample Multiplier: 1

Quant Time: Mar 24 14:28:22 2017
Quant Method : I:\ACQUDATA\msvoa12\Methods\W010417.M
Quant Title : MS#12 - 8260B WATERS 10mL Purge
QLast Update : Thu Jan 05 10:50:17 2017
Response via : Initial Calibration

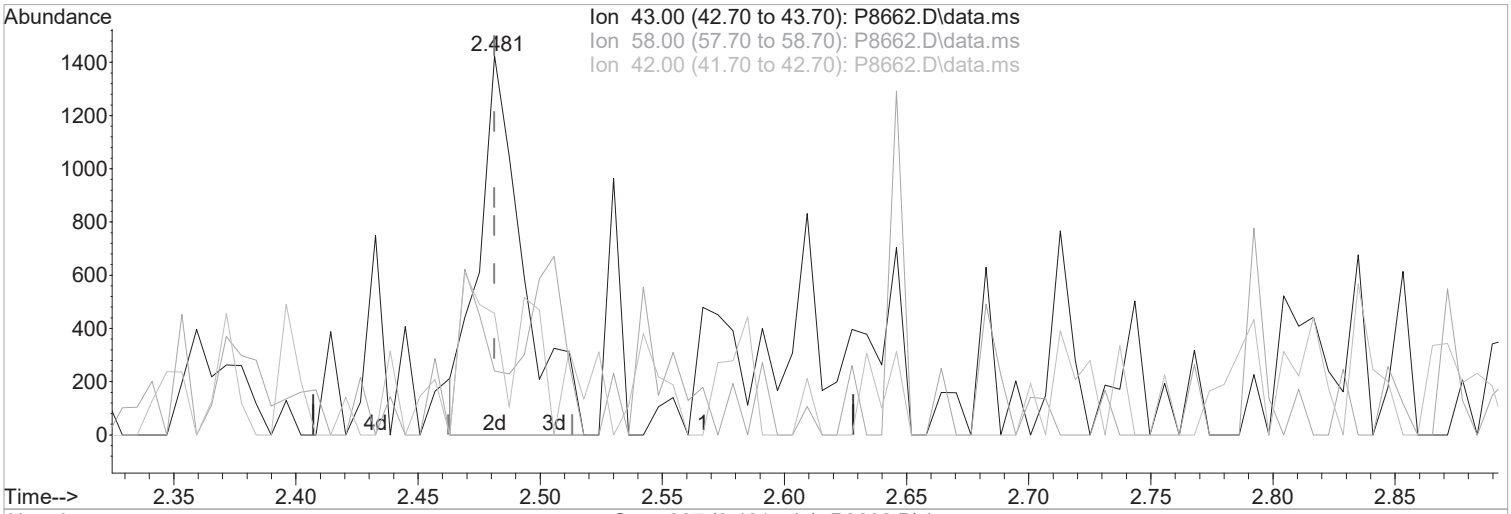

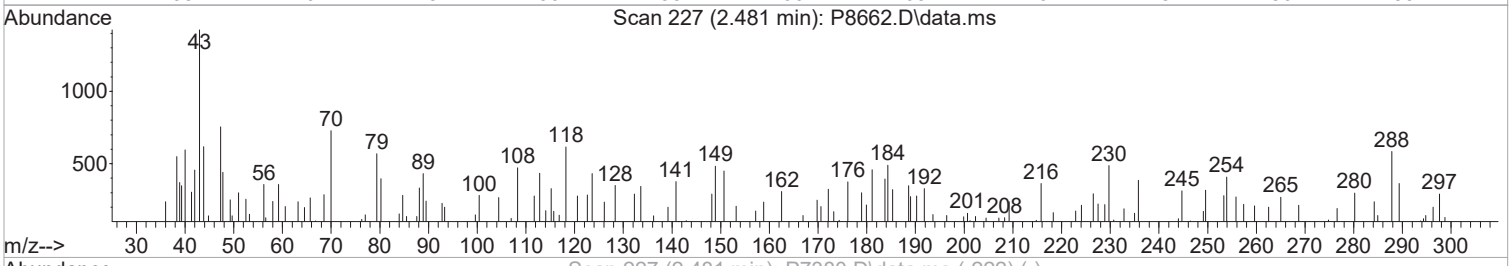



TIC: P8662.D\data.ms

(15) Acetone (P)

2.481min (+0.000) 1.52 ppb m

response 1815

Ion	Exp%	Act%
43.00	100	100
58.00	26.20	16.84
42.00	6.90	32.00#
0.00	0.00	0.00

Manual Integration:

After

Peak not found.

03/24/17

Quantitation Report (Qedit)

Data Path : I:\ACQUDATA\msvoa12\Data\032417\
Data File : P8662.D
Acq On : 24 Mar 2017 1:41 pm
Operator : K.Ruest
Sample : VBLK Inst : MSVOA-12
Misc :
ALS Vial : 7 Sample Multiplier: 1

Quant Time: Mar 24 14:28:22 2017
Quant Method : I:\ACQUDATA\msvoa12\Methods\W010417.M
Quant Title : MS#12 - 8260B WATERS 10mL Purge
QLast Update : Thu Jan 05 10:50:17 2017
Response via : Initial Calibration

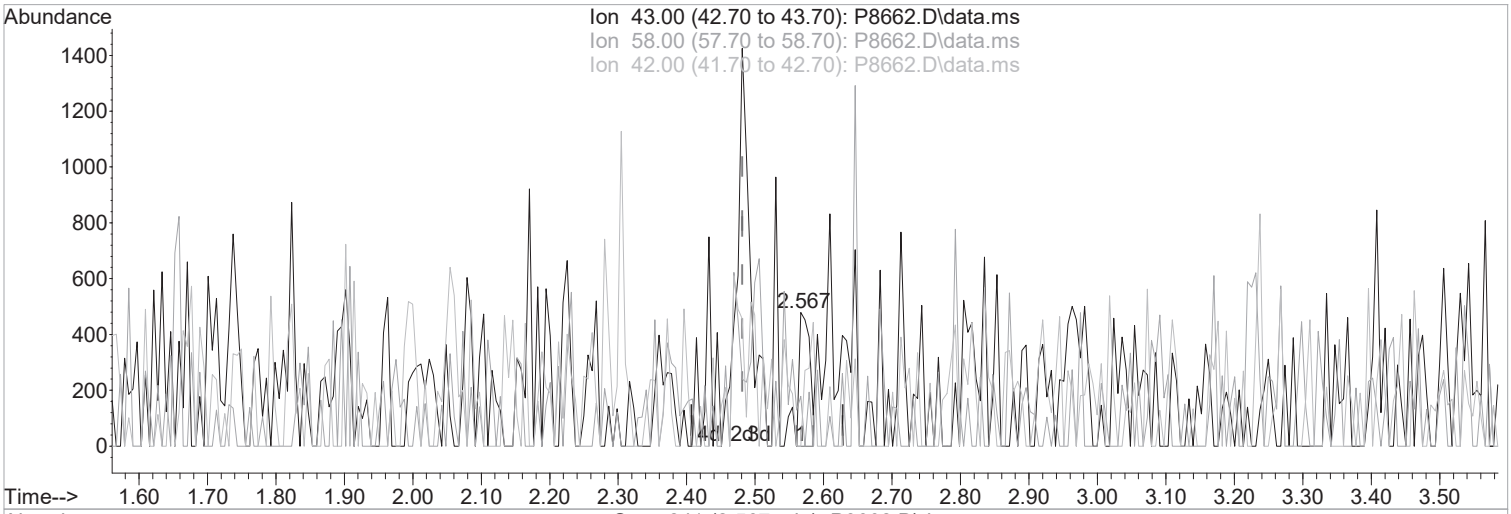

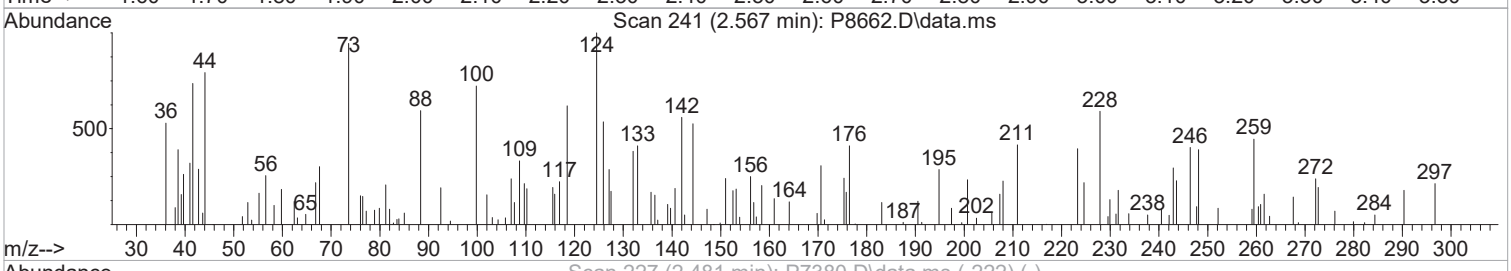



TIC: P8662.D\data.ms

(15) Acetone (P)

2.567min (+0.086) 0.44 ppb

response 524

Ion	Exp%	Act%
43.00	100	100
58.00	26.20	37.37
42.00	6.90	0.00
0.00	0.00	0.00

Manual Integration:

Before

03/24/17

Quantitation Report (QT Reviewed)

Data Path : I:\ACQUDATA\msvoa12\Data\032417\
Data File : P8662.D
Acq On : 24 Mar 2017 1:41 pm
Operator : K.Ruest
Sample : VBLK Inst : MSVOA-12
Misc :
ALS Vial : 7 Sample Multiplier: 1

Quant Time: Mar 24 15:56:01 2017
Quant Method : I:\ACQUDATA\msvoa12\Methods\W010417.M
Quant Title : MS#12 - 8260B WATERS 10mL Purge
QLast Update : Thu Jan 05 10:50:17 2017
Response via : Initial Calibration

Compound	R.T.	QIon	Response	Conc	Units		Dev(Min)
Internal Standards							
1) Pentafluorobenzene	5.731	168	813734	50.00	ppb		0.00
43) 1,4-Difluorobenzene	6.761	114	1315150	50.00	ppb		0.00
71) d5-Chlorobenzene	9.986	117	1221134	50.00	ppb		0.00
86) 1,4-Dichlorobenzene-d4	12.010	152	610173	50.00	ppb		0.00
System Monitoring Compounds							
45) surr4,Dibrflmethane	5.584	113	375563	52.92	ppb		0.00
Spiked Amount 50.000	Range 89 - 119		Recovery = 105.84%				
48) surr1,1,2-dichloroetha...	6.084	65	442623	56.18	ppb		0.00
Spiked Amount 50.000	Range 73 - 125		Recovery = 112.36%				
65) SURR3,Toluene-d8	8.523	98	1619421	55.19	ppb		0.00
Spiked Amount 50.000	Range 87 - 121		Recovery = 110.38%				
70) SURR2,BFB	11.047	95	586921	51.62	ppb		0.00
Spiked Amount 50.000	Range 85 - 122		Recovery = 103.24%				
Target Compounds							Qvalue
15) Acetone	2.481	43	1815m	1.52	ppb		
112) Trielution Dichlorotol...	13.071	125	6201	0.60	ppb	#	81
113) 1,3,5 Trichlorobenzene	13.126	180	2320	0.25	ppb	#	64
114) Coelution Dichlorotoluene	13.400	125	4241	0.38	ppb	#	62
115) 1,2,4-Tcbenzene	13.607	180	3122	0.39	ppb	#	77
116) Hexachlorobt	13.741	225	2507	0.69	ppb	#	75
117) Naphthalen	13.790	128	4343	0.29	ppb		86
118) 1,2,3-Tclbenzene	13.979	180	3134	0.47	ppb	#	64
119) 2,4,5-Trichlorotolene	14.564	159	7863	1.53	ppb	#	85
120) 2,3,6-Trichlorotoluene	14.650	159	7494	1.75	ppb	#	87

(#) = qualifier out of range (m) = manual integration (+) = signals summed

Quantitation Report (QT Reviewed)

Data Path : I:\ACQUDATA\msvoa12\Data\032417\
Data File : P8662.D
Acq On : 24 Mar 2017 1:41 pm
Operator : K.Ruest
Sample : VBLK Inst : MSVOA-12
Misc :
ALS Vial : 7 Sample Multiplier: 1

Quant Time: Mar 24 15:56:01 2017
Quant Method : I:\ACQUDATA\msvoa12\Methods\W010417.M
Quant Title : MS#12 - 8260B WATERS 10mL Purge
QLast Update : Thu Jan 05 10:50:17 2017
Response via : Initial Calibration

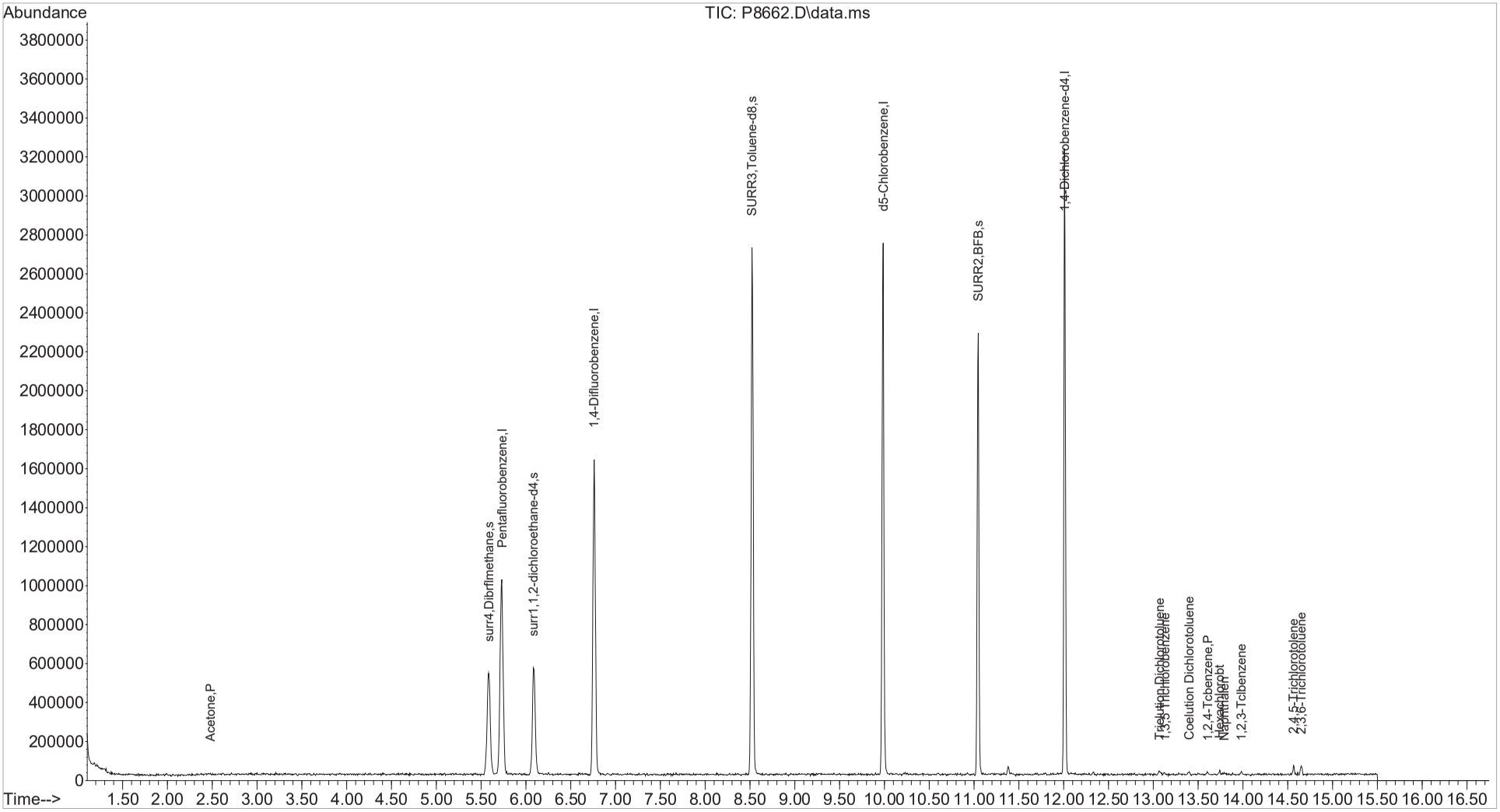

1st 03/24/17
2nd 03/28/17

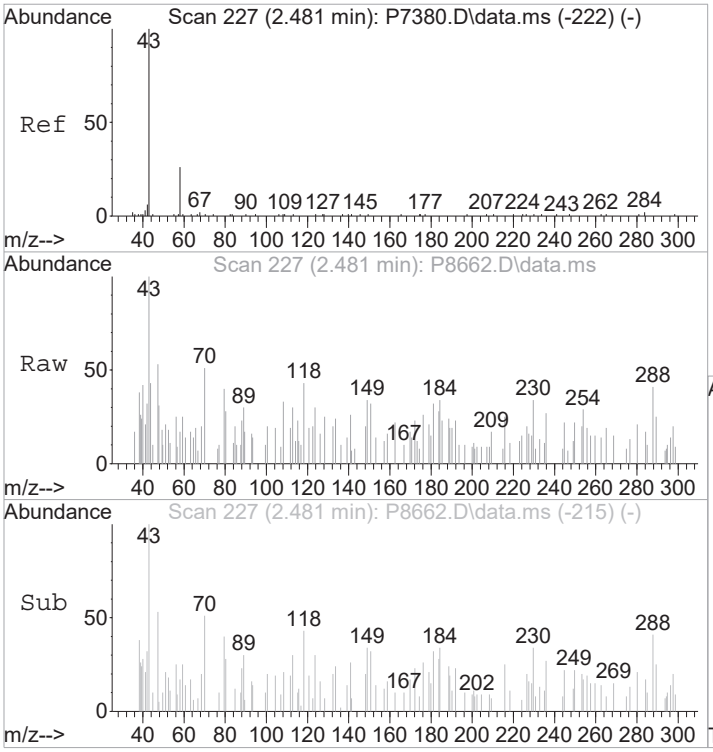

#15
Acetone
Concen: 1.52 ppb m
RT: 2.481 min Scan# 227
Delta R.T. 0.000 min
Lab File: P8662.D
Acq: 24 Mar 2017 1:41 pm

Tgt Ion: 43 Resp: 1815

Ion	Ratio	Lower	Upper
43	100		
58	16.8	6.2	46.2
42	32.0	0.0	26.9#

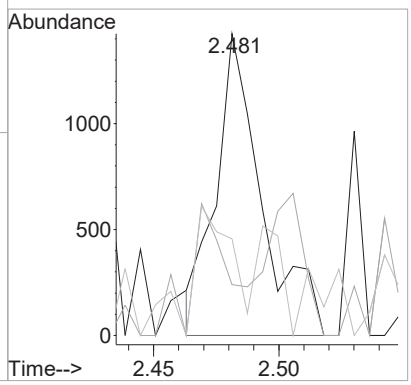

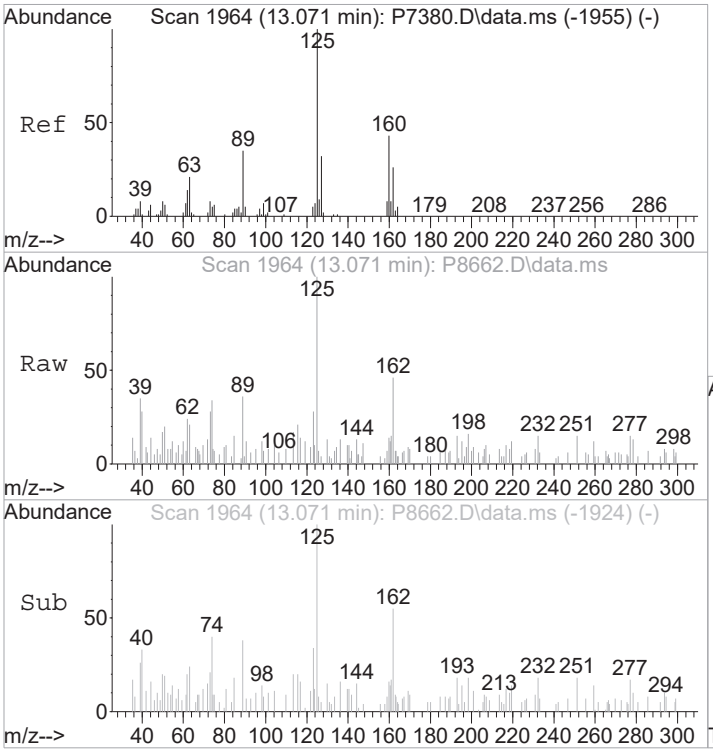

#112
Trielution Dichlorotoluene
Concen: 0.60 ppb
RT: 13.071 min Scan# 1964
Delta R.T. -0.006 min
Lab File: P8662.D
Acq: 24 Mar 2017 1:41 pm

Tgt Ion:125 Resp: 6201

Ion	Ratio	Lower	Upper
125	100		
160	23.9	34.6	51.8#
89	37.7	28.0	42.0

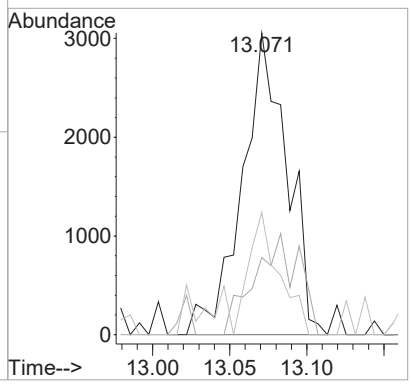

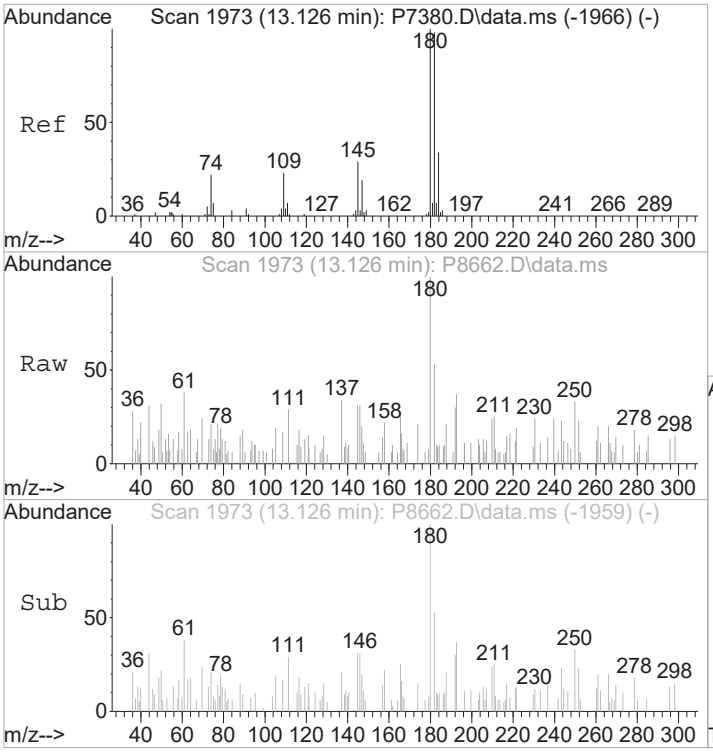

#113
1,3,5 Trichlorobenzene
Concen: 0.25 ppb
RT: 13.126 min Scan# 1973
Delta R.T. -0.006 min
Lab File: P8662.D
Acq: 24 Mar 2017 1:41 pm

Tgt Ion:180 Resp: 2320

Ion	Ratio	Lower	Upper
180	100		
182	52.7	78.6	117.8#
145	30.6	23.4	35.2

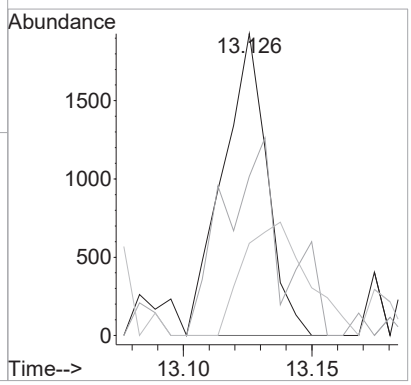

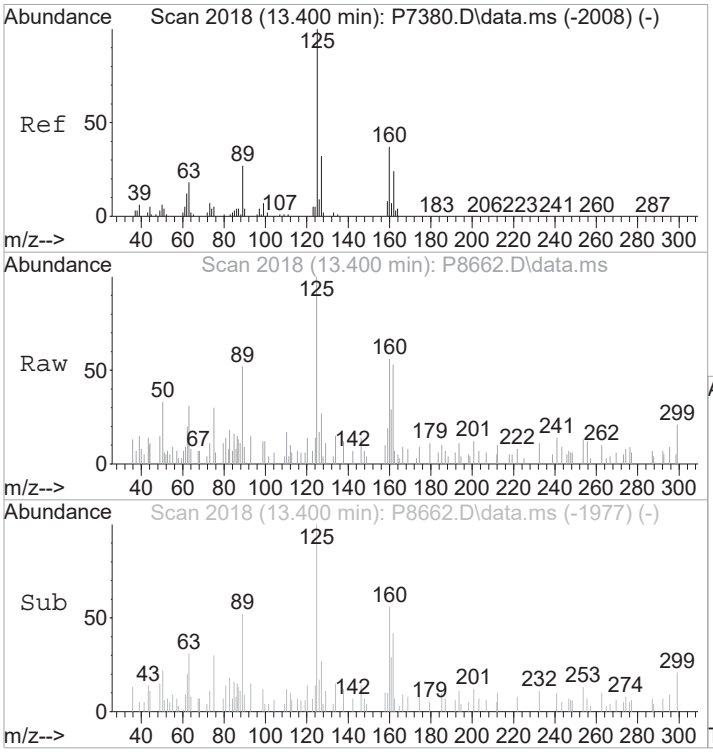

#114
Coelution Dichlorotoluene
Concen: 0.38 ppb
RT: 13.400 min Scan# 2018
Delta R.T. 0.000 min
Lab File: P8662.D
Acq: 24 Mar 2017 1:41 pm

Tgt Ion:125 Resp: 4241

Ion	Ratio	Lower	Upper
125	100		
160	55.7	29.8	44.6#
89	51.7	21.7	32.5#

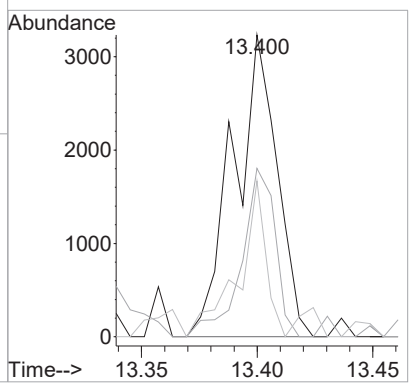

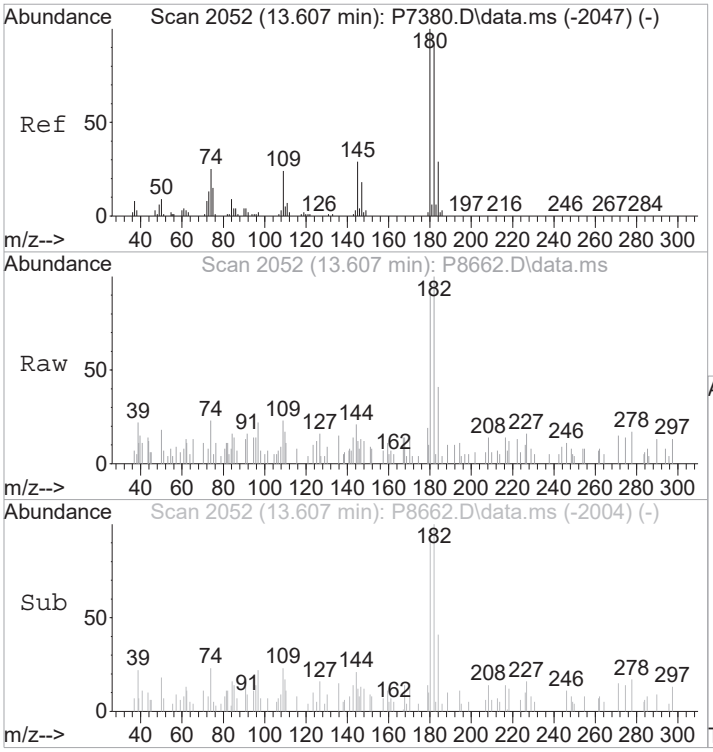

#115
1,2,4-Tcbenzene
Concen: 0.39 ppb
RT: 13.607 min Scan# 2052
Delta R.T. 0.000 min
Lab File: P8662.D
Acq: 24 Mar 2017 1:41 pm

Tgt Ion:180 Resp: 3122

Ion	Ratio	Lower	Upper
180	100		
182	115.6	71.4	111.4#
145	21.1	8.8	48.8

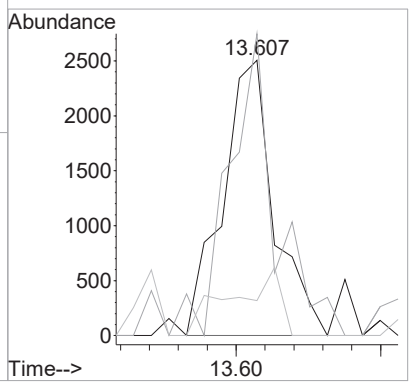

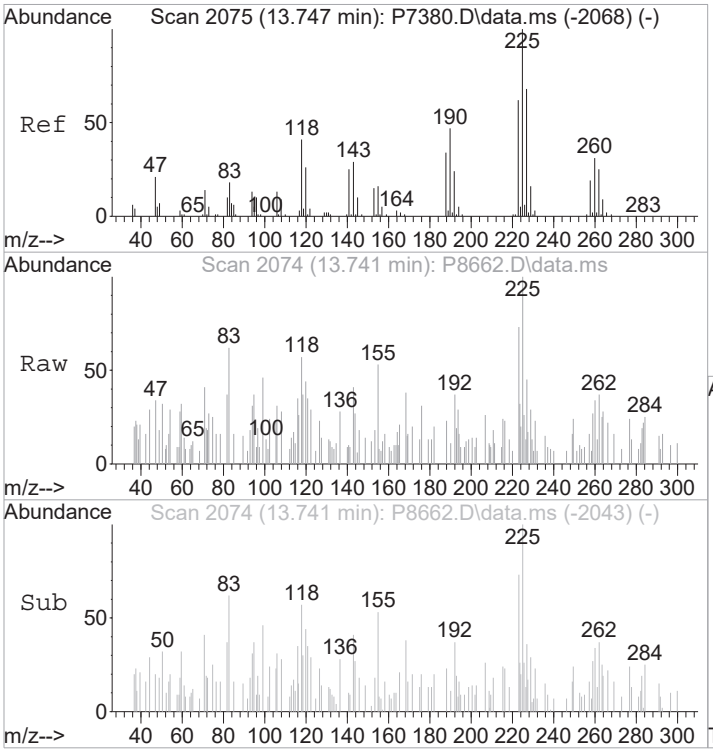

#116
Hexachlorobt
Concen: 0.69 ppb
RT: 13.741 min Scan# 2074
Delta R.T. -0.006 min
Lab File: P8662.D
Acq: 24 Mar 2017 1:41 pm

Tgt Ion:225 Resp: 2507

Ion	Ratio	Lower	Upper
225	100		
223	83.0	42.2	82.2#
227	48.9	47.7	87.7

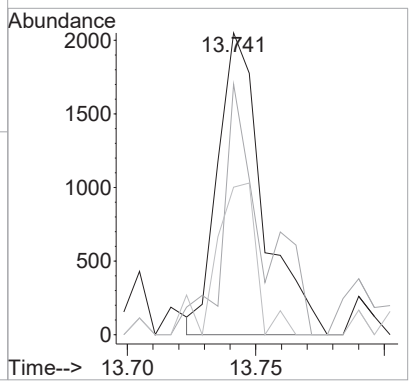

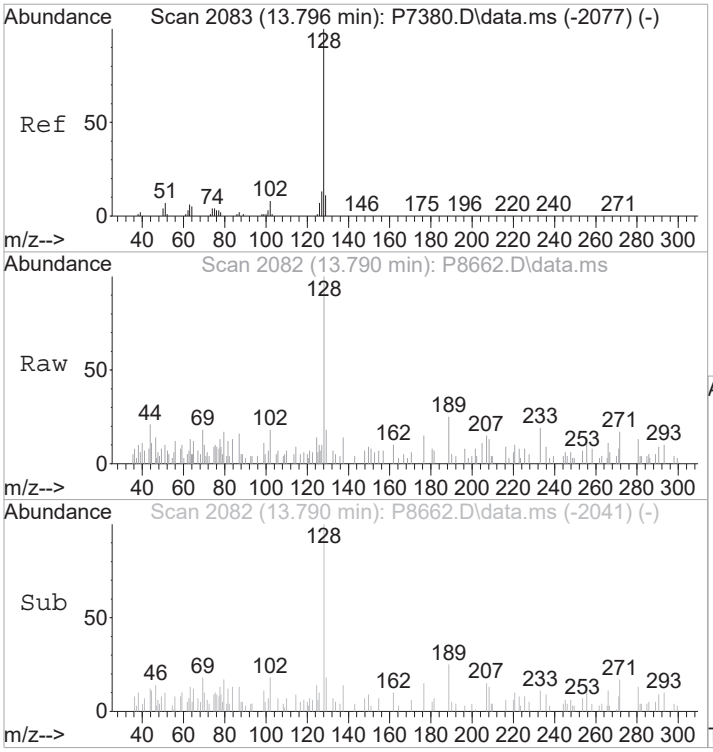

#117
Naphthalen
Concen: 0.29 ppb
RT: 13.790 min Scan# 2082
Delta R.T. -0.006 min
Lab File: P8662.D
Acq: 24 Mar 2017 1:41 pm

Tgt Ion:128 Resp: 4343

Ion	Ratio	Lower	Upper
128	100		
127	10.4	0.0	32.8
102	17.9	0.0	28.5

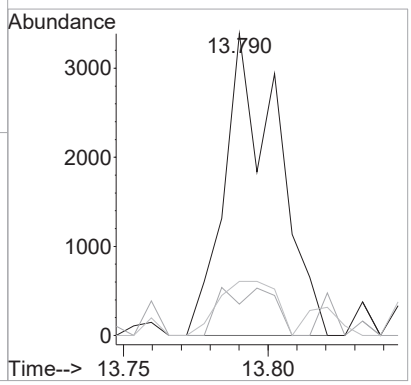

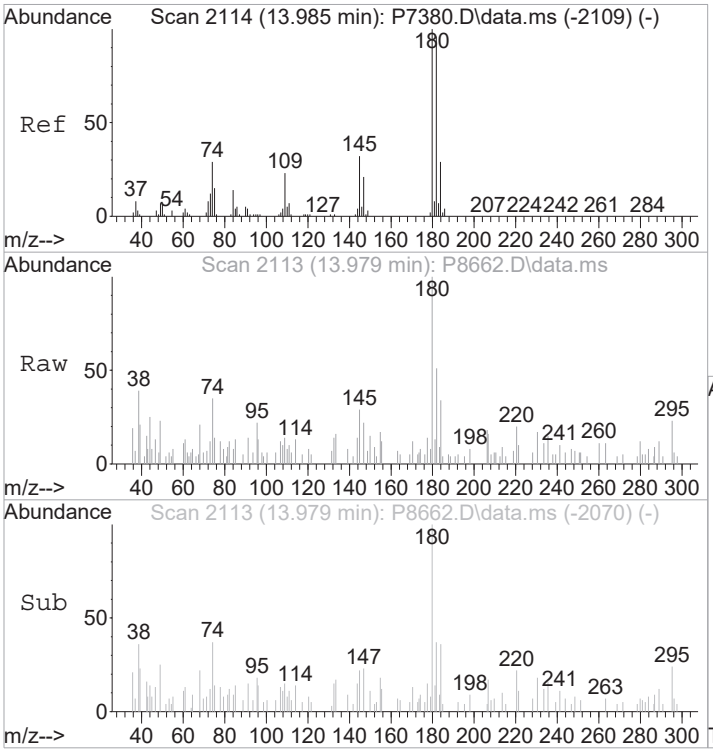

#118
1,2,3-Tclbenzene
Concen: 0.47 ppb
RT: 13.979 min Scan# 2113
Delta R.T. -0.006 min
Lab File: P8662.D
Acq: 24 Mar 2017 1:41 pm

Tgt Ion:180 Resp: 3134

Ion	Ratio	Lower	Upper
180	100		
182	51.1	75.9	115.9#
145	29.2	11.8	51.8

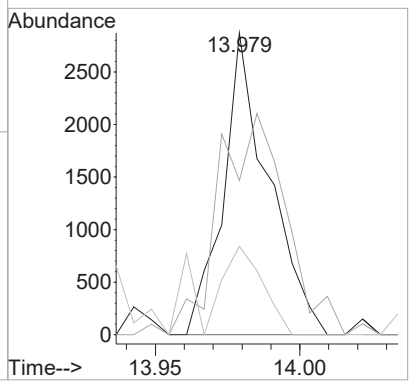



#119
2,4,5-Trichlorotolene
Concen: 1.53 ppb
RT: 14.564 min Scan# 2209
Delta R.T. -0.006 min
Lab File: P8662.D
Acq: 24 Mar 2017 1:41 pm

Tgt Ion:159 Resp: 7863

Ion	Ratio	Lower	Upper
159	100		
161	75.0	51.0	76.4
194	34.6	35.4	53.2#

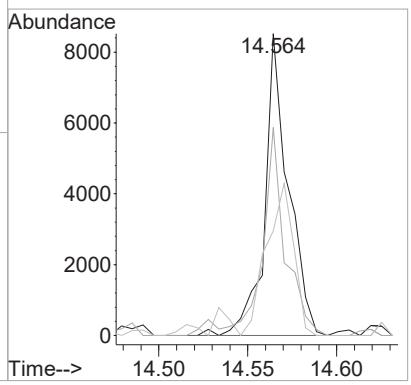

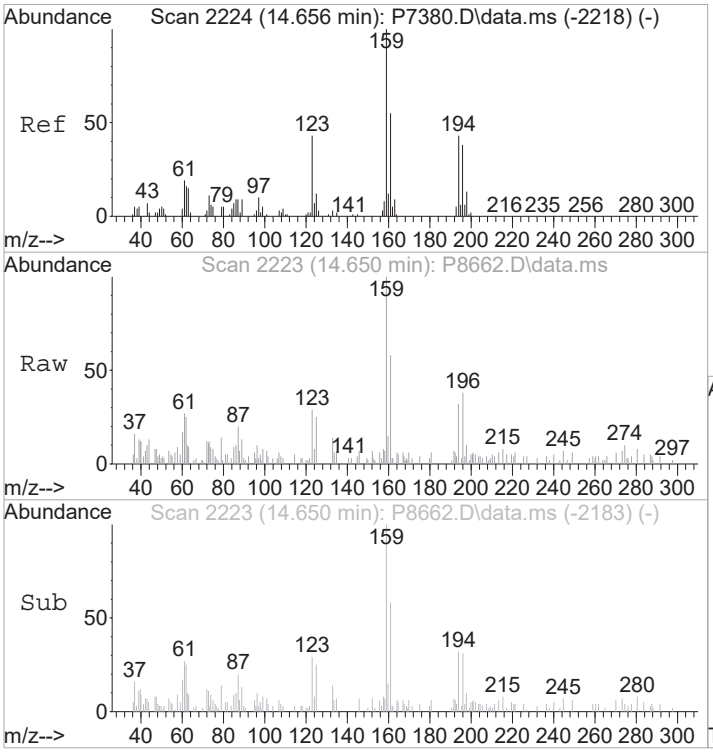

#120
2,3,6-Trichlorotoluene
Concen: 1.75 ppb
RT: 14.650 min Scan# 2223
Delta R.T. -0.006 min
Lab File: P8662.D
Acq: 24 Mar 2017 1:41 pm

Tgt Ion:159 Resp: 7494

Ion	Ratio	Lower	Upper
159	100		
161	52.9	44.3	66.5
194	27.7	34.8	52.2#

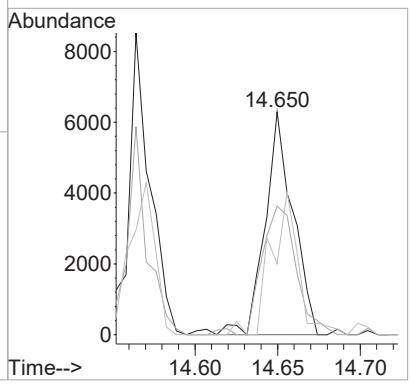

Quantitation Report (Qedit)

Data Path : I:\ACQUDATA\msvoa12\Data\032417\
Data File : P8660.D
Acq On : 24 Mar 2017 12:41 pm
Operator : K.Ruest
Sample : LCS Inst : MSVOA-12
Misc :
ALS Vial : 5 Sample Multiplier: 1

Quant Time: Mar 24 13:00:33 2017
Quant Method : I:\ACQUDATA\msvoa12\Methods\W010417.M
Quant Title : MS#12 - 8260B WATERS 10mL Purge
QLast Update : Thu Jan 05 10:50:17 2017
Response via : Initial Calibration

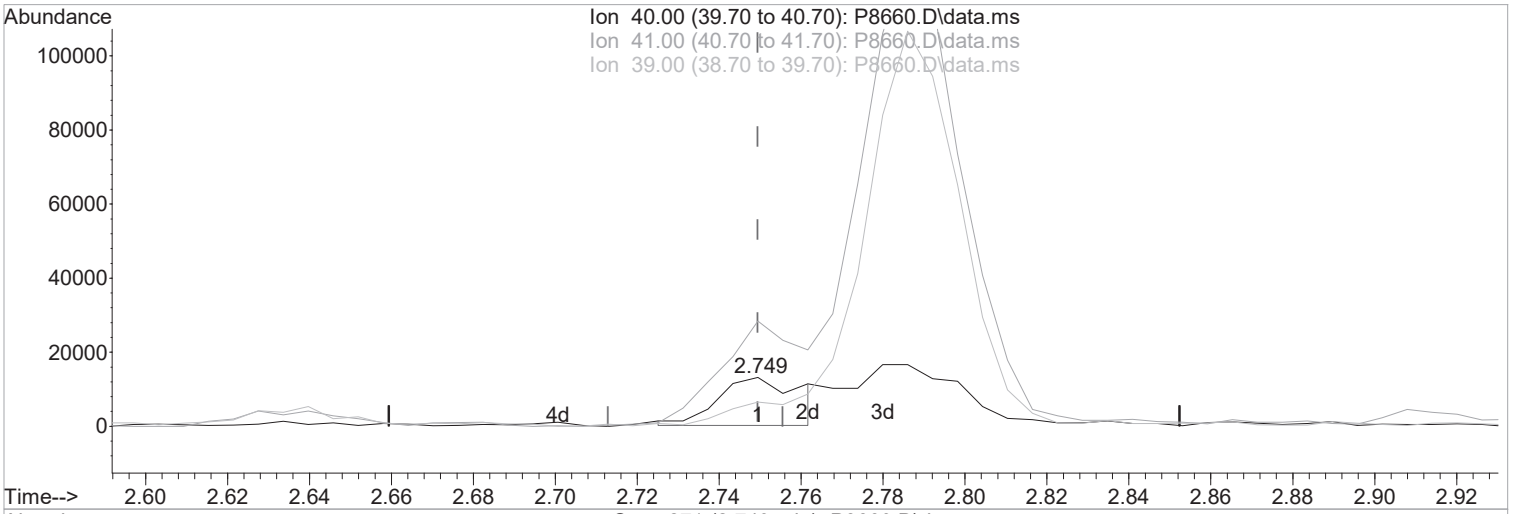

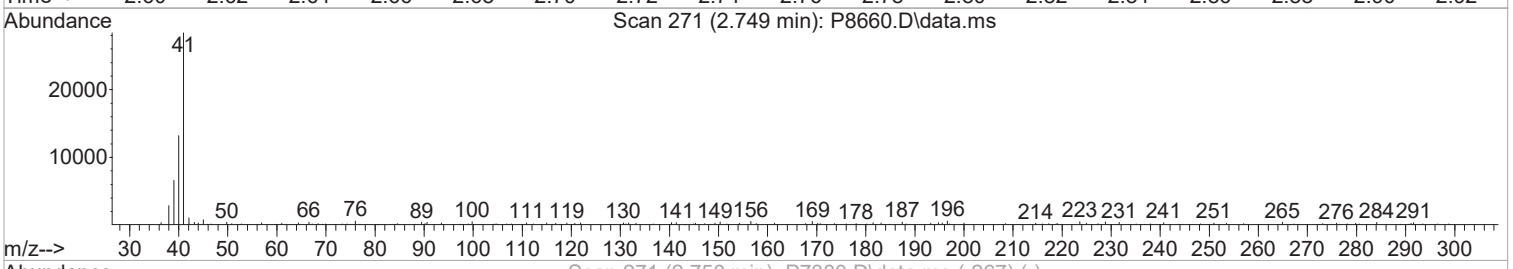



TIC: P8660.D\data.ms

(19) Acetonitrile

2.749min (+0.000) 101.86 ppb m

response 18208

Ion	Exp%	Act%
40.00	100	100
41.00	161.50	214.96#
39.00	26.70	49.86#
0.00	0.00	0.00

Manual Integration:

After

Poor integration.

03/24/17

Quantitation Report (Qedit)

Data Path : I:\ACQUDATA\msvoa12\Data\032417\
Data File : P8660.D
Acq On : 24 Mar 2017 12:41 pm
Operator : K.Ruest
Sample : LCS Inst : MSVOA-12
Misc :
ALS Vial : 5 Sample Multiplier: 1

Quant Time: Mar 24 13:00:33 2017
Quant Method : I:\ACQUDATA\msvoa12\Methods\W010417.M
Quant Title : MS#12 - 8260B WATERS 10mL Purge
QLast Update : Thu Jan 05 10:50:17 2017
Response via : Initial Calibration

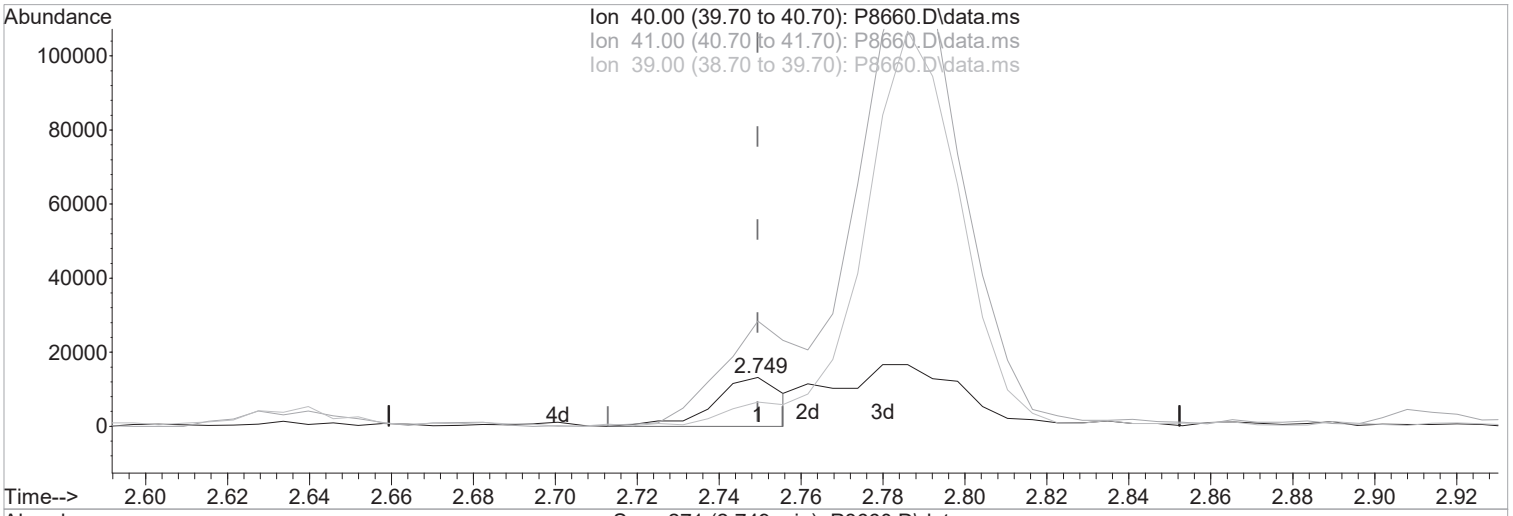

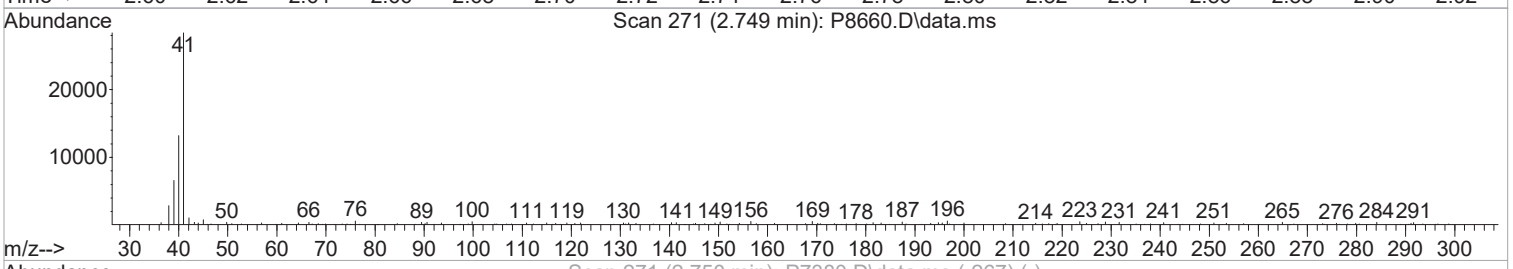



TIC: P8660.D\data.ms

(19) Acetonitrile

2.749min (+0.000) 85.29 ppb

response 15246

Ion	Exp%	Act%
40.00	100	100
41.00	161.50	214.96#
39.00	26.70	49.86#
0.00	0.00	0.00

Manual Integration:

Before

03/24/17

Quantitation Report (Qedit)

Data Path : I:\ACQUDATA\msvoa12\Data\032417\
Data File : P8660.D
Acq On : 24 Mar 2017 12:41 pm
Operator : K.Ruest
Sample : LCS Inst : MSVOA-12
Misc :
ALS Vial : 5 Sample Multiplier: 1

Quant Time: Mar 24 13:00:33 2017
Quant Method : I:\ACQUDATA\msvoa12\Methods\W010417.M
Quant Title : MS#12 - 8260B WATERS 10mL Purge
QLast Update : Thu Jan 05 10:50:17 2017
Response via : Initial Calibration

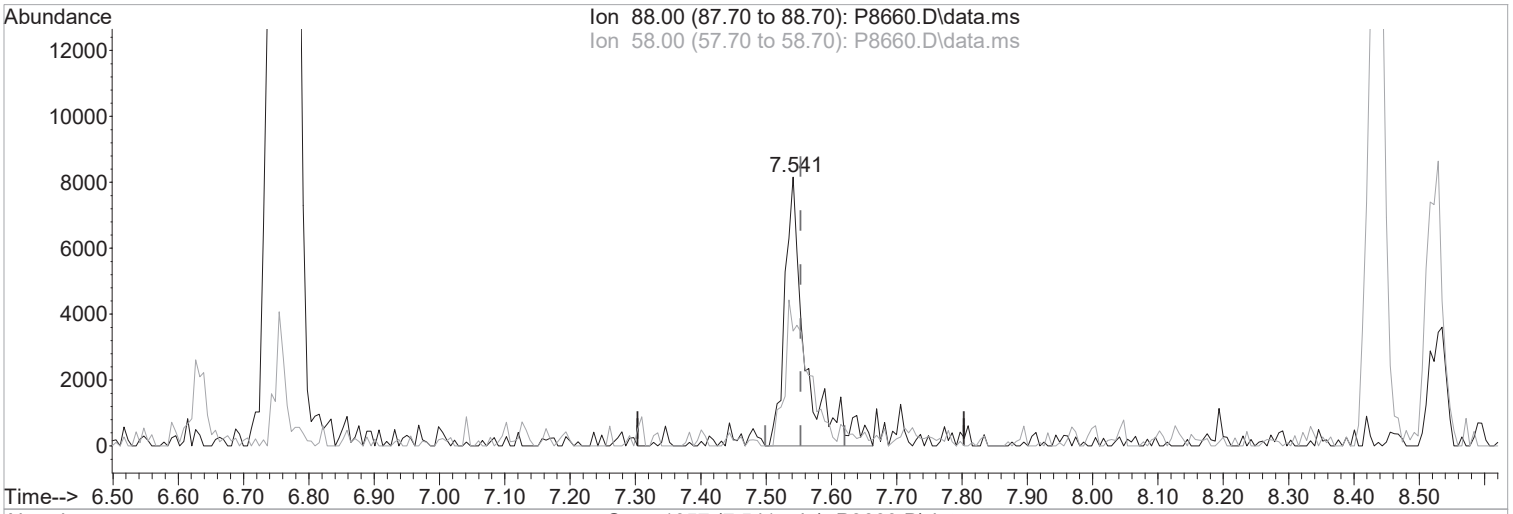





TIC: P8660.D\data.ms

(58) 1,4-Dioxane

7.541min (-0.012) 366.61 ppb m

response 18106

Ion	Exp%	Act%
88.00	100	100
58.00	67.50	42.79#
0.00	0.00	0.00
0.00	0.00	0.00

Manual Integration:

After

Poor integration.

03/24/17

Quantitation Report (Qedit)

Data Path : I:\ACQUDATA\msvoa12\Data\032417\
Data File : P8660.D
Acq On : 24 Mar 2017 12:41 pm
Operator : K.Ruest
Sample : LCS Inst : MSVOA-12
Misc :
ALS Vial : 5 Sample Multiplier: 1

Quant Time: Mar 24 13:00:33 2017
Quant Method : I:\ACQUDATA\msvoa12\Methods\W010417.M
Quant Title : MS#12 - 8260B WATERS 10mL Purge
QLast Update : Thu Jan 05 10:50:17 2017
Response via : Initial Calibration

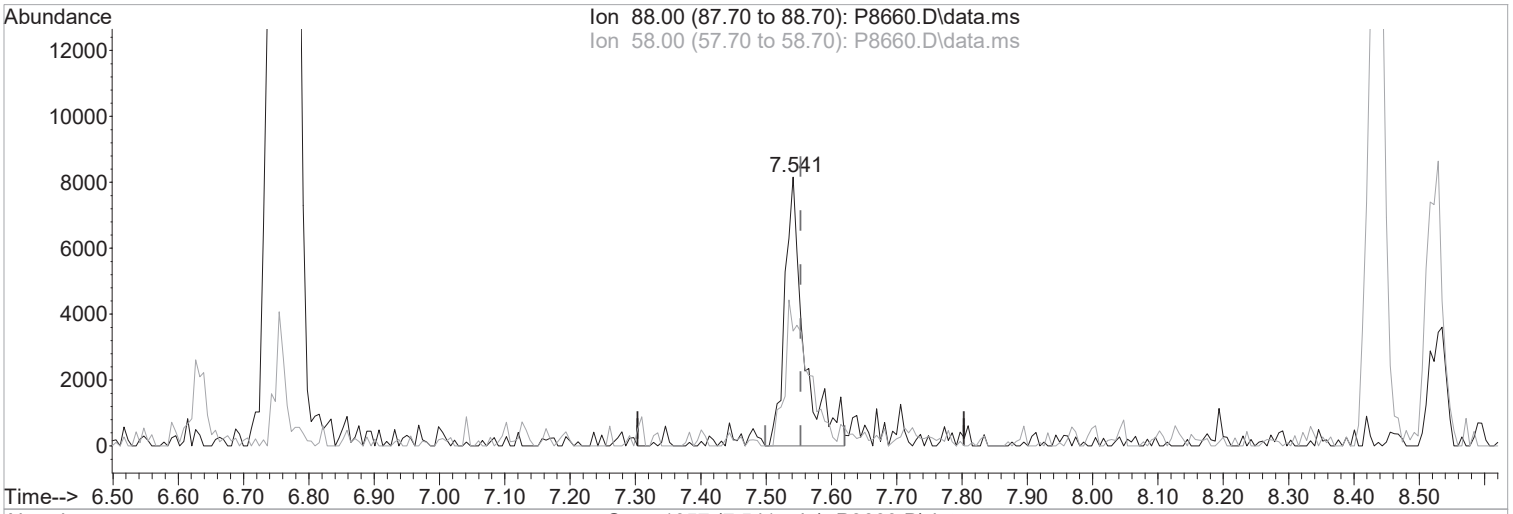





TIC: P8660.D\data.ms

(58) 1,4-Dioxane

7.541min (-0.012) 339.46 ppb

response 16856

Ion	Exp%	Act%
88.00	100	100
58.00	67.50	42.79#
0.00	0.00	0.00
0.00	0.00	0.00

Manual Integration:

Before

03/24/17

Quantitation Report (QT Reviewed)

Data Path : I:\ACQUDATA\msvoa12\Data\032417\
Data File : P8660.D
Acq On : 24 Mar 2017 12:41 pm
Operator : K.Ruest
Sample : LCS Inst : MSVOA-12
Misc :
ALS Vial : 5 Sample Multiplier: 1

Quant Time: Mar 24 13:02:07 2017
Quant Method : I:\ACQUDATA\msvoa12\Methods\W010417.M
Quant Title : MS#12 - 8260B WATERS 10mL Purge
QLast Update : Thu Jan 05 10:50:17 2017
Response via : Initial Calibration

Compound	R.T.	QIon	Response	Conc	Units		Dev(Min)
Internal Standards							
1) Pentafluorobenzene	5.731	168	848404	50.00	ppb		0.00
43) 1,4-Difluorobenzene	6.761	114	1385870	50.00	ppb		0.00
71) d5-Chlorobenzene	9.986	117	1265677	50.00	ppb		0.00
86) 1,4-Dichlorobenzene-d4	12.010	152	631868	50.00	ppb		0.00
System Monitoring Compounds							
45) surr4,Dibrflmethane	5.584	113	408636	54.64	ppb		0.00
Spiked Amount 50.000	Range 89 - 119		Recovery = 109.28%				
48) surr1,1,2-dichloroetha...	6.090	65	447698	53.92	ppb		0.00
Spiked Amount 50.000	Range 73 - 125		Recovery = 107.84%				
65) SURR3,Toluene-d8	8.523	98	1679447	54.32	ppb		0.00
Spiked Amount 50.000	Range 87 - 121		Recovery = 108.64%				
70) SURR2,BFB	11.047	95	603680	50.39	ppb		0.00
Spiked Amount 50.000	Range 85 - 122		Recovery = 100.78%				
Target Compounds							Qvalue
2) Dichlorodifluoromethane	1.213	85	191065	18.51	ppb		96
3) Chloromethane	1.347	50	162819	17.60	ppb		97
4) Vinyl Chloride	1.427	62	172001	20.99	ppb		100
5) Bromomethane	1.683	94	90206	21.79	ppb		88
6) Chloroethane	1.762	64	89976	20.73	ppb		94
7) Freon 21	1.920	67	226975	21.88	ppb		95
8) Trichlorofluoromethane	1.969	101	190554	20.77	ppb		97
9) Diethyl Ether	2.225	59	78802	20.21	ppb	#	81
10) Freon 123a	2.231	67	154347	23.98	ppb		91
11) Freon 123	2.286	83	173669	23.40	ppb		98
12) Acrolein	2.329	56	16804	26.17	ppb		94
13) 1,1-Diclethene	2.426	96	121800	20.27	ppb		95
14) Freon 113	2.439	101	115701	17.82	ppb		82
15) Acetone	2.481	43	30598	24.55	ppb		92
16) 2-Propanol	2.634	45	86973	413.30	ppb		93
17) Iodomethane	2.567	142	186771	21.18	ppb		97
18) Carbon Disulfide	2.628	76	388001	21.18	ppb		97
19) Acetonitrile	2.749	40	18208m	101.86	ppb		
20) Allyl Chloride	2.786	76	72110	20.12	ppb		94
21) Methyl Acetate	2.829	43	58080	19.55	ppb		99
22) Methylene Chloride	2.914	84	134992	20.50	ppb		95
23) TBA	3.079	59	145405	417.57	ppb		92
24) Acrylonitrile	3.201	53	151409	104.15	ppb		89
25) Methyl-t-Butyl Ether	3.255	73	310568	19.60	ppb		99
26) trans-1,2-Dichloroethene	3.237	96	132359	19.00	ppb		97
28) 1,1-Diclethane	3.786	63	238971	20.49	ppb		99
29) Vinyl Acetate	3.902	86	20742	18.26	ppb	#	94
30) DIPE	3.932	45	451354	20.83	ppb		98
31) 2-Chloro-1,3-Butadiene	3.914	53	206727	20.68	ppb		94
32) ETBE	4.511	59	402901	21.93	ppb		96
33) 2,2-Dichloropropane	4.694	77	184260	20.05	ppb		96
34) cis-1,2-Dichloroethene	4.700	96	147728	19.91	ppb		96
35) 2-Butanone	4.767	43	32575	17.77	ppb		95
36) Propionitrile	4.853	54	54047	97.39	ppb		92
37) Bromochloromethane	5.133	130	86414	21.32	ppb		97
38) Methacrylonitrile	5.139	67	35533	19.64	ppb	#	81
39) Tetrahydrofuran	5.237	42	20646	17.58	ppb		89
40) Chloroform	5.316	83	228315	20.13	ppb		99
41) 1,1,1-Trichloroethane	5.584	97	194192	19.52	ppb		97

Data Path : I:\ACQUDATA\msvoa12\Data\032417\
Data File : P8660.D
Acq On : 24 Mar 2017 12:41 pm
Operator : K.Ruest
Sample : LCS Inst : MSVOA-12
Misc :
ALS Vial : 5 Sample Multiplier: 1

Quant Time: Mar 24 13:02:07 2017
Quant Method : I:\ACQUDATA\msvoa12\Methods\W010417.M
Quant Title : MS#12 - 8260B WATERS 10mL Purge
QLast Update : Thu Jan 05 10:50:17 2017
Response via : Initial Calibration

Compound	R.T.	QIon	Response	Conc	Units		Dev(Min)
42) TAME	6.395	73	351688	21.68	ppb		99
44) Cyclohexane	5.664	41	124726	17.21	ppb		93
46) Carbontetrachloride	5.846	121	47488	18.60	ppb		91
47) 1,1-Dichloropropene	5.859	75	177658	19.24	ppb		94
49) Benzene	6.163	78	516090	21.05	ppb		98
50) 1,2-Dichloroethane	6.200	62	171912	19.84	ppb		96
51) Iso-Butyl Alcohol	6.188	43	68354	446.99	ppb		81
52) n-Heptane	6.639	43	115293	13.96	ppb		95
53) 1-Butanol	7.108	56	103733	1169.14	ppb		98
54) Trichloroethene	7.072	130	136132	19.02	ppb		94
55) Methylcyclohexane	7.303	55	125683	14.88	ppb		93
56) 1,2-Diclpropane	7.346	63	135599	19.52	ppb		99
57) Dibromomethane	7.486	93	71540	20.33	ppb		89
58) 1,4-Dioxane	7.541	88	18106m	366.61	ppb		
59) Methyl Methacrylate	7.566	69	65517	19.68	ppb	#	86
60) Bromodichloromethane	7.706	83	170159	19.93	ppb		99
61) 2-Nitropropane	7.974	41	33227	49.18	ppb	#	80
62) 2-Chloroethylvinyl Ether	8.102	63	65020	19.50	ppb		96
63) cis-1,3-Dichloropropene	8.236	75	208678	20.85	ppb		97
64) 4-Methyl-2-pentanone	8.431	43	90887	20.81	ppb		99
66) Toluene	8.596	91	573092	19.96	ppb		94
67) trans-1,3-Dichloropropene	8.858	75	173160	21.08	ppb		96
68) Ethyl Methacrylate	8.992	69	132576	20.86	ppb		99
69) 1,1,2-Trichloroethane	9.041	97	106286	21.82	ppb		82
72) Tetrachloroethene	9.175	164	98548	17.95	ppb		93
73) 2-Hexanone	9.327	43	57349	20.12	ppb		81
74) 1,3-Dichloropropane	9.206	76	180285	21.05	ppb		91
75) Dibromochloromethane	9.431	129	115208	23.55	ppb		91
76) N-Butyl Acetate	9.474	43	149172	21.45	ppb		98
77) 1,2-Dibromoethane	9.523	107	102485	22.96	ppb		98
78) Chlorobenzene	10.010	112	364517	20.50	ppb		96
79) 3-CBTF	10.022	180	175956	17.49	ppb		94
80) 4-CBTF	10.077	180	158232	17.13	ppb		98
81) 1,1,1,2-Tetrachloroethane	10.096	131	129207	22.10	ppb		97
82) Ethylbenzene	10.126	106	190397	19.26	ppb		93
83) (m+p)Xylene	10.236	106	475763	40.82	ppb		99
84) o-Xylene	10.589	106	228305	19.66	ppb		90
85) Styrene	10.602	104	405885	20.91	ppb		94
87) Bromoform	10.754	173	59602	25.46	ppb		96
88) 2-CBTF	10.833	180	170834	19.66	ppb		99
89) Isopropylbenzene	10.919	105	552725	21.40	ppb		96
90) Cyclohexanone	10.986	55	68326	150.39	ppb		90
91) trans-1,4-Dichloro-2-B...	11.217	53	25309	21.17	ppb		91
92) 1,1,2,2-Tetrachloroethane	11.175	83	122280	24.74	ppb		92
93) Bromobenzene	11.169	156	151437	21.60	ppb		96
94) 1,2,3-Trichloropropane	11.205	110	34011	21.50	ppb		94
95) n-Propylbenzene	11.272	91	622777	20.89	ppb		97
96) 2-Chlorotoluene	11.339	91	399358	22.25	ppb		92
97) 3-Chlorotoluene	11.388	91	424108	21.31	ppb		98
98) 4-Chlorotoluene	11.431	91	462899	22.12	ppb		99
99) 1,3,5-Trimethylbenzene	11.425	105	432703	19.33	ppb		97
100) tert-Butylbenzene	11.693	119	340153	18.56	ppb		99
101) 1,2,4-Trimethylbenzene	11.735	105	447561	19.48	ppb		96
102) 3,4-DCBTF	11.796	214	114706	17.03	ppb		93
103) sec-Butylbenzene	11.876	105	491066	18.23	ppb		98
104) p-Isopropyltoluene	11.998	119	435260	19.31	ppb		97

Quantitation Report (QT Reviewed)

Data Path : I:\ACQUDATA\msvoa12\Data\032417\
Data File : P8660.D
Acq On : 24 Mar 2017 12:41 pm
Operator : K.Ruest
Sample : LCS Inst : MSVOA-12
Misc :
ALS Vial : 5 Sample Multiplier: 1

Quant Time: Mar 24 13:02:07 2017
Quant Method : I:\ACQUDATA\msvoa12\Methods\W010417.M
Quant Title : MS#12 - 8260B WATERS 10mL Purge
QLast Update : Thu Jan 05 10:50:17 2017
Response via : Initial Calibration

Compound	R.T.	QIon	Response	Conc	Units	Dev(Min)
105) 1,3-Dclbenz	11.955	146	255044	19.03	ppb	95
106) 1,4-Dclbenz	12.034	146	278181	19.89	ppb	98
107) 2,4-DCBTF	12.083	214	99198	15.99	ppb	98
108) 2,5-DCBTF	12.120	214	112882	17.15	ppb	96
109) n-Butylbenzene	12.327	91	374772	18.23	ppb	98
110) 1,2-Dclbenz	12.333	146	255727	20.41	ppb	94
111) 1,2-Dibromo-3-chloropr...	12.949	157	21336	22.09	ppb	87
112) Trielution Dichlorotol...	13.071	125	626168	58.07	ppb	95
113) 1,3,5 Trichlorobenzene	13.125	180	173210	18.12	ppb	96
114) Coelution Dichlorotoluene	13.400	125	467894	40.16	ppb	98
115) 1,2,4-Tcbenzene	13.607	180	158155	19.02	ppb	96
116) Hexachlorobt	13.741	225	64467	17.02	ppb	95
117) Naphthalen	13.796	128	349608	22.77	ppb	95
118) 1,2,3-Tclbenzene	13.985	180	137159	20.03	ppb	95
119) 2,4,5-Trichlorotolene	14.570	159	119837	22.52	ppb	96
120) 2,3,6-Trichlorotoluene	14.650	159	111717	25.22	ppb	97

(#) = qualifier out of range (m) = manual integration (+) = signals summed

Quantitation Report (QT Reviewed)

Data Path : I:\ACQUDATA\msvoa12\Data\032417\
Data File : P8660.D
Acq On : 24 Mar 2017 12:41 pm
Operator : K.Ruest
Sample : LCS Inst : MSVOA-12
Misc :
ALS Vial : 5 Sample Multiplier: 1

1st 03/24/17
2nd 03/28/17

Quant Time: Mar 24 13:02:07 2017
Quant Method : I:\ACQUDATA\msvoa12\Methods\W010417.M
Quant Title : MS#12 - 8260B WATERS 10mL Purge
QLast Update : Thu Jan 05 10:50:17 2017
Response via : Initial Calibration

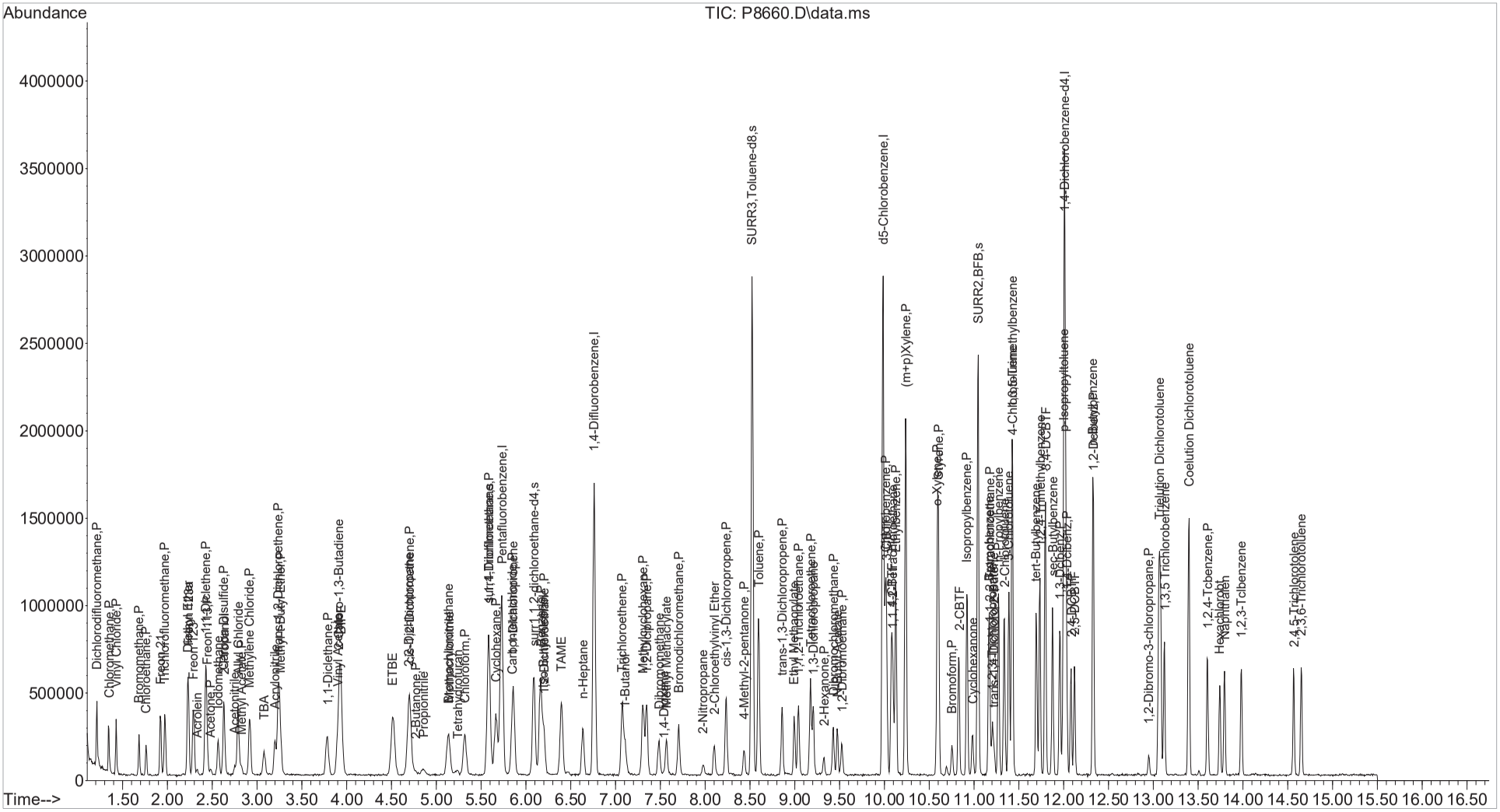

Evaluate Continuing Calibration Report

Data Path : I:\ACQUDATA\msvoa12\Data\032417\
Data File : P8659.D
Acq On : 24 Mar 2017 12:11 pm
Operator : K.Ruest
Sample : CCV Inst : MSVOA-12
Misc :
ALS Vial : 4 Sample Multiplier: 1

Quant Time: Mar 24 12:27:56 2017
Quant Method : I:\ACQUDATA\msvoa12\Methods\W010417.M
Quant Title : MS#12 - 8260B WATERS 10mL Purge
QLast Update : Thu Jan 05 10:50:17 2017
Response via : Initial Calibration

Min. RRF : 0.000 Min. Rel. Area : 50% Max. R.T. Dev 0.50min
Max. RRF Dev : 20% Max. Rel. Area : 200%

		Compound	AvgRF	CCRF	%Dev	Area%	Dev(min)
1	I	Pentafluorobenzene	1.0000	1.0000	0.0	108	0.00
2	P	Dichlorodifluoromethane	0.6084	0.5355	12.0	91	0.00
3	P	Chloromethane	0.5452	0.4907	10.0	101	0.00
4	P	Vinyl Chloride	0.4829	0.4226	12.5	88	0.00
5	P	Bromomethane	0.2440	0.2311	5.3	93	0.00
6	P	Chloroethane	0.2558	0.2492	2.6	102	0.00
7		Freon 21	0.6113	0.6327	-3.5	119	0.00
8	P	Trichlorofluoromethane	0.5408	0.5236	3.2	102	0.00
9		Diethyl Ether	0.2298	0.2353	-2.4	105	0.00
10		Freon 123a	0.3794	0.3970	-4.6	125	0.00
11		Freon 123	0.4373	0.4784	-9.4	124	0.00
12		Acrolein	0.0378	0.0193	NT 48.9#	56	0.00
13	P	1,1-Diclethene	0.3542	0.3484	1.6	109	0.00
14	P	Freon 113	0.3827	0.3572	6.7	99	0.00
15	P	Acetone	0.0734	0.0816	-11.2	127	0.00
16		2-Propanol	0.0124	0.0138	-11.3	120	0.00
17		Iodomethane	0.5198	0.5197	0.0	101	0.00
18	P	Carbon Disulfide	1.0798	1.0172	5.8	97	0.00
19		Acetonitrile	0.0105	0.0130	NT -23.8#	127	0.00
20		Allyl Chloride	0.2112	0.2120	-0.4	109	0.00
21	P	Methyl Acetate	0.1751	0.1825	-4.2	109	0.00
22	P	Methylene Chloride	0.3882	0.3654	5.9	106	0.00
23		TBA	0.0205	0.0227	-10.7	115	0.00
24		Acrylonitrile	0.0857	0.0872	-1.8	105	0.00
25	P	Methyl-t-Butyl Ether	0.9340	0.8932	4.4	103	0.00
26	P	trans-1,2-Dichloroethene	0.4106	0.3910	4.8	108	0.00
27		Halothane	0.0000	0.0000	0.0	0#	0.00
28	P	1,1-Diclethane	0.6874	0.6571	4.4	104	0.00
29		Vinyl Acetate	0.0669	0.0595	11.1	95	0.00
30		DIPE	1.2771	1.3075	-2.4	109	0.00
31		2-Chloro-1,3-Butadiene	0.5890	0.5277	10.4	95	0.00
32		ETBE	1.0826	1.1211	-3.6	108	0.00
33		2,2-Dichloropropane	0.5417	0.5451	-0.6	106	0.00
34	P	cis-1,2-Dichloroethene	0.4372	0.4234	3.2	109	0.00
35	P	2-Butanone	0.1080	0.0933#	13.6	97	0.00
36		Propionitrile	0.0327	0.0333	-1.8	125	0.00
37		Bromochloromethane	0.2389	0.2384	0.2	105	0.00
38		Methacrylonitrile	0.1066	0.1011	5.2	109	0.00
39		Tetrahydrofuran	0.0692	0.0652	5.8	104	0.00
40	P	Chloroform	0.6686	0.6278	6.1	102	0.00
41	P	1,1,1-Trichloroethane	0.5862	0.5463	6.8	104	0.00
42		TAME	0.9562	0.9769	-2.2	105	0.00
43	I	1,4-Difluorobenzene	1.0000	1.0000	0.0	107	0.00
44	P	Cyclohexane	0.2615	0.2390	8.6	110	0.00
45	s	surr4,Dibrflmethane	0.2698	0.2942	-9.0	107	0.00
46	P	Carbontetrachloride	0.0921	0.0874	5.1	110	0.00
47		1,1-Dichloropropene	0.3331	0.3227	3.1	102	0.00
48	s	surr1,1,2-dichloroethane-d4	0.2996	0.3268	-9.1	107	0.00
49	P	Benzene	0.8847	0.9275	-4.8	110	0.00
50	P	1,2-Dichloroethane	0.3126	0.3051	2.4	106	0.00
51		Iso-Butyl Alcohol	0.0055	0.0061	-10.9	114	0.00

1st KR 03/24/17
2nd BA 03/28/17

Data Path : I:\ACQUDATA\msvoa12\Data\032417\
Data File : P8659.D
Acq On : 24 Mar 2017 12:11 pm
Operator : K.Ruest
Sample : CCV Inst : MSVOA-12
Misc :
ALS Vial : 4 Sample Multiplier: 1

Quant Time: Mar 24 12:27:56 2017
Quant Method : I:\ACQUDATA\msvoa12\Methods\W010417.M
Quant Title : MS#12 - 8260B WATERS 10mL Purge
QLast Update : Thu Jan 05 10:50:17 2017
Response via : Initial Calibration

Min. RRF : 0.000 Min. Rel. Area : 50% Max. R.T. Dev 0.50min
Max. RRF Dev : 20% Max. Rel. Area : 200%

		Compound	AvgRF	CCRF	%Dev	Area%	Dev(min)
52		n-Heptane	0.2980	0.2204	NT 26.0#	77	0.00
53		1-Butanol	0.0032	0.0037	-15.6	121	0.00
54	P	Trichloroethene	0.2582	0.2508	2.9	102	0.00
55	P	Methylcyclohexane	0.3047	0.2455	19.4	90	0.00
56	P	1,2-Diclpropane	0.2506	0.2382	4.9	103	0.00
57		Dibromomethane	0.1270	0.1303	-2.6	109	0.00
58		1,4-Dioxane	0.0018	0.0015	10.3 ~~-16.7~~	99	-0.01
59		Methyl Methacrylate	0.1201	0.1214	-1.1	112	0.00
60	P	Bromodichloromethane	0.3080	0.2948	4.3	106	0.00
61		2-Nitropropane	0.0244	0.0316	NT -29.5#	179	0.00
62		2-Chloroethylvinyl Ether	0.1203	0.0995	17.3	87	0.00
63	P	cis-1,3-Dichloropropene	0.3611	0.3862	-7.0	107	0.00
64	P	4-Methyl-2-pentanone	0.1576	0.1512	4.1	100	0.00
65	s	SURR3,Toluene-d8	1.1155	1.2451	-11.6	105	0.00
66	P	Toluene	1.0357	1.0395	-0.4	103	0.00
67	P	trans-1,3-Dichloropropene	0.2963	0.3120	-5.3	103	0.00
68		Ethyl Methacrylate	0.2293	0.2550	-11.2	112	0.00
69	P	1,1,2-Trichloroethane	0.1757	0.1772	-0.9	105	0.00
70	s	SURR2,BFB	0.4322	0.4576	-5.9	99	0.00
71	I	d5-Chlorobenzene	1.0000	1.0000	0.0	99	0.00
72	P	Tetrachloroethene	0.2169	0.1915#	11.7	88	0.00
73	P	2-Hexanone	0.1126	0.1122	0.4	97	0.00
74		1,3-Dichloropropane	0.3384	0.3615	-6.8	107	0.00
75	P	Dibromochloromethane	0.1933	0.2226	-15.2	113	0.00
76		N-Butyl Acetate	0.2748	0.3096	-12.7	115	0.00
77	P	1,2-Dibromoethane	0.1763	0.1948	-10.5	107	0.00
78	P	Chlorobenzene	0.7026	0.7175	-2.1	102	0.00
79		3-CBTF	0.3975	0.3421	13.9	87	0.00
80		4-CBTF	0.3648	0.3073	15.8	84	0.00
81		1,1,1,2-Tetrachloroethane	0.2310	0.2505	-8.4	102	0.00
82	P	Ethylbenzene	0.3905	0.3652	6.5	94	0.00
83	P	(m+p)Xylene	0.4604	0.4473	2.8	93	0.00
84	P	o-Xylene	0.4588	0.4571	0.4	97	0.00
85	P	Styrene	0.7670	0.7934	-3.4	96	0.00
86	I	1,4-Dichlorobenzene-d4	1.0000	1.0000	0.0	91	0.00
87	P	Bromoform	0.1777	0.2055	-6.7 ~~-15.6~~	100	0.00
88		2-CBTF	0.6877	0.6354	7.6	86	0.00
89	P	Isopropylbenzene	2.0435	1.9591	4.1	86	0.00
90		Cyclohexanone	0.0360	0.0162	NT 55.0#	40#	0.00
91		trans-1,4-Dichloro-2-Butene	0.1103	0.1132	~~-2.6~~	102	0.00
92	P	1,1,2,2-Tetrachloroethane	0.3911	0.4446	-16.7 -13.7	108	0.00
93		Bromobenzene	0.5548	0.5553	-0.1	92	0.00
94		1,2,3-Trichloropropane	0.1252	0.1283	-2.5	102	0.00
95		n-Propylbenzene	2.3593	2.2455	4.8	81	0.00
96		2-Chlorotoluene	1.4201	1.4234	-0.2	89	0.00
97		3-Chlorotoluene	1.5746	1.6251	-3.2	91	0.00
98		4-Chlorotoluene	1.6559	1.6035	3.2	86	0.00
99		1,3,5-Trimethylbenzene	1.7716	1.5583	12.0	78	0.00
100		tert-Butylbenzene	1.4502	1.2744	12.1	75	0.00
101		1,2,4-Trimethylbenzene	1.8181	1.6477	9.4	80	0.00

Evaluate Continuing Calibration Report

Data Path : I:\ACQUDATA\msvoa12\Data\032417\
Data File : P8659.D
Acq On : 24 Mar 2017 12:11 pm
Operator : K.Ruest
Sample : CCV Inst : MSVOA-12
Misc :
ALS Vial : 4 Sample Multiplier: 1

Quant Time: Mar 24 12:27:56 2017
Quant Method : I:\ACQUDATA\msvoa12\Methods\W010417.M
Quant Title : MS#12 - 8260B WATERS 10mL Purge
QLast Update : Thu Jan 05 10:50:17 2017
Response via : Initial Calibration

Min. RRF : 0.000 Min. Rel. Area : 50% Max. R.T. Dev 0.50min
Max. RRF Dev : 20% Max. Rel. Area : 200%

		Compound	AvgRF	CCRF		%Dev	Area%	Dev(min)
102		3,4-DCBTF	0.5329	0.4005	NT	24.8#	68	0.00
103		sec-Butylbenzene	2.1311	1.8159		14.8	73	0.00
104		p-Isopropyltoluene	1.7837	1.5092		15.4	73	0.00
105	P	1,3-Dclbenz	1.0604	0.9833		7.3	83	0.00
106	P	1,4-Dclbenz	1.1069	1.0265		7.3	87	0.00
107		2,4-DCBTF	0.4909	0.3538	NT	27.9#	68	0.00
108		2,5-DCBTF	0.5207	0.4223		18.9	73	0.00
109		n-Butylbenzene	1.6268	1.3665		16.0	71	0.00
110	P	1,2-Dclbenz	0.9917	0.9384		5.4	86	0.00
111	P	1,2-Dibromo-3-chloropropane	0.0764	0.0789		-3.3	103	0.00
112		Trielution Dichlorotoluene	0.8532	0.7375		13.6	75	0.00
113		1,3,5 Trichlorobenzene	0.7564	0.5830	NT	22.9#	71	0.00
114		Coelution Dichlorotoluene	0.9218	0.7930		14.0	75	0.00
115	P	1,2,4-Tcbenzene	0.6581	0.5115	NT	22.3#	70	0.00
116		Hexachlorobt	0.2997	0.2151	NT	28.2#	72	0.00
117		Naphthalen	1.2148	1.1549		4.9	84	0.00
118		1,2,3-Tclbenzene	0.5419	0.4391		19.0	73	0.00
119		2,4,5-Trichlorotolene	0.4210	0.3187	NT	24.3#	73	0.00
120		2,3,6-Trichlorotoluene	0.3505	0.2685	NT	23.4#	67	0.00

(#) = Out of Range SPCC's out = 2 CCC's out = 0

Quantitation Report (QT Reviewed)

Data Path : I:\ACQUDATA\msvoa12\Data\032417\
Data File : P8659.D
Acq On : 24 Mar 2017 12:11 pm
Operator : K.Ruest
Sample : CCV Inst : MSVOA-12
Misc :
ALS Vial : 4 Sample Multiplier: 1

Quant Time: Mar 24 12:27:56 2017
Quant Method : I:\ACQUDATA\msvoa12\Methods\W010417.M
Quant Title : MS#12 - 8260B WATERS 10mL Purge
QLast Update : Thu Jan 05 10:50:17 2017
Response via : Initial Calibration

Compound	R.T.	QIon	Response	Conc	Units		Dev(Min)
Internal Standards							
1) Pentafluorobenzene	5.731	168	850770	50.00	ppb		0.00
43) 1,4-Difluorobenzene	6.761	114	1352719	50.00	ppb		0.00
71) d5-Chlorobenzene	9.986	117	1243548	50.00	ppb		0.00
86) 1,4-Dichlorobenzene-d4	12.016	152	656950	50.00	ppb		0.00
System Monitoring Compounds							
45) surr4,Dibrflmethane	5.584	113	397925	54.52	ppb		0.00
Spiked Amount 50.000	Range 89 - 119		Recovery = 109.04%				
48) surr1,1,2-dichloroetha...	6.090	65	442135	54.56	ppb		0.00
Spiked Amount 50.000	Range 73 - 125		Recovery = 109.12%				
65) SURR3,Toluene-d8	8.523	98	1684256	55.81	ppb		0.00
Spiked Amount 50.000	Range 87 - 121		Recovery = 111.62%				
70) SURR2,BFB	11.047	95	618962	52.93	ppb		0.00
Spiked Amount 50.000	Range 85 - 122		Recovery = 105.86%				
Target Compounds							Qvalue
2) Dichlorodifluoromethane	1.213	85	455589	44.01	ppb		97
3) Chloromethane	1.341	50	417448	45.00	ppb		100
4) Vinyl Chloride	1.427	62	359501	43.75	ppb		99
5) Bromomethane	1.683	94	196571	47.34	ppb		97
6) Chloroethane	1.762	64	212014	48.71	ppb		93
7) Freon 21	1.921	67	538271	51.75	ppb		97
8) Trichlorofluoromethane	1.969	101	445433	48.41	ppb		94
9) Diethyl Ether	2.225	59	200180	51.20	ppb		88
10) Freon 123a	2.231	67	337794	52.32	ppb		94
11) Freon 123	2.286	83	406980	54.69	ppb		97
12) Acrolein	2.335	56	81976	127.32	ppb		92
13) 1,1-Diclethene	2.426	96	296450	49.19	ppb		92
14) Freon 113	2.433	101	303889	46.67	ppb		86
15) Acetone	2.481	43	69452	55.58	ppb		94
16) 2-Propanol	2.634	45	235038	1113.82	ppb		97
17) Iodomethane	2.567	142	442122	49.99	ppb		92
18) Carbon Disulfide	2.628	76	865413	47.10	ppb		99
19) Acetonitrile	2.750	40	55152	307.68	ppb	#	81
20) Allyl Chloride	2.792	76	180334	50.18	ppb		98
21) Methyl Acetate	2.823	43	155271	52.13	ppb		99
22) Methylene Chloride	2.920	84	310910	47.07	ppb		94
23) TBA	3.079	59	386752	1107.58	ppb		92
24) Acrylonitrile	3.201	53	370884	254.40	ppb		98
25) Methyl-t-Butyl Ether	3.256	73	759888	47.81	ppb		99
26) trans-1,2-Dichloroethene	3.237	96	332632	47.62	ppb		99
28) 1,1-Diclethane	3.780	63	559054	47.80	ppb		98
29) Vinyl Acetate	3.890	86	50627	44.45	ppb		99
30) DIPE	3.938	45	1112412	51.19	ppb		97
31) 2-Chloro-1,3-Butadiene	3.920	53	448955	44.80	ppb		97
32) ETBE	4.518	59	953831	51.78	ppb		97
33) 2,2-Dichloropropane	4.694	77	463773	50.32	ppb		97
34) cis-1,2-Dichloroethene	4.707	96	360199	48.42	ppb		93
35) 2-Butanone	4.768	43	79394	43.20	ppb		90
36) Propionitrile	4.853	54	141812	254.84	ppb		87
37) Bromochloromethane	5.133	130	202858	49.91	ppb		94
38) Methacrylonitrile	5.145	67	86051	47.44	ppb	#	82
39) Tetrahydrofuran	5.225	42	55441	47.09	ppb		94
40) Chloroform	5.316	83	534095	46.95	ppb		100
41) 1,1,1-Trichloroethane	5.584	97	464750	46.59	ppb		97

Data Path : I:\ACQUDATA\msvoa12\Data\032417\
Data File : P8659.D
Acq On : 24 Mar 2017 12:11 pm
Operator : K.Ruest
Sample : CCV Inst : MSVOA-12
Misc :
ALS Vial : 4 Sample Multiplier: 1

Quant Time: Mar 24 12:27:56 2017
Quant Method : I:\ACQUDATA\msvoa12\Methods\W010417.M
Quant Title : MS#12 - 8260B WATERS 10mL Purge
QLast Update : Thu Jan 05 10:50:17 2017
Response via : Initial Calibration

Compound	R.T.	QIon	Response	Conc	Units		Dev(Min)
42) TAME	6.395	73	831121	51.08	ppb		97
44) Cyclohexane	5.670	41	323284	45.70	ppb		90
46) Carbontetrachloride	5.847	121	118239	47.45	ppb		100
47) 1,1-Dichloropropene	5.865	75	436455	48.43	ppb		92
49) Benzene	6.164	78	1254635	52.42	ppb		99
50) 1,2-Dichloroethane	6.200	62	412692	48.80	ppb		97
51) Iso-Butyl Alcohol	6.194	43	164878	1104.61	ppb		85
52) n-Heptane	6.639	43	298143	36.98	ppb		94
53) 1-Butanol	7.109	56	253515	2927.31	ppb		99
54) Trichloroethene	7.078	130	339258	48.57	ppb		97
55) Methylcyclohexane	7.310	55	332053	40.29	ppb		95
56) 1,2-Diclpropane	7.346	63	322171	47.52	ppb		95
57) Dibromomethane	7.480	93	176322	51.33	ppb	#	80
58) 1,4-Dioxane	7.541	88	40949	896.66	ppb		83
59) Methyl Methacrylate	7.572	69	164255	50.56	ppb		92
60) Bromodichloromethane	7.706	83	398774	47.86	ppb		96
61) 2-Nitropropane	7.980	41	85561	129.74	ppb		88
62) 2-Chloroethylvinyl Ether	8.102	63	134552	41.33	ppb		94
63) cis-1,3-Dichloropropene	8.236	75	522375	53.47	ppb		97
64) 4-Methyl-2-pentanone	8.431	43	204589	47.99	ppb		99
66) Toluene	8.596	91	1406160	50.19	ppb		98
67) trans-1,3-Dichloropropene	8.858	75	421988	52.63	ppb		92
68) Ethyl Methacrylate	8.992	69	344984	55.62	ppb		99
69) 1,1,2-Trichloroethane	9.041	97	239669	50.41	ppb		92
72) Tetrachloroethene	9.175	164	238078	44.14	ppb		93
73) 2-Hexanone	9.321	43	139527	49.83	ppb		96
74) 1,3-Dichloropropane	9.206	76	449603	53.43	ppb		96
75) Dibromochloromethane	9.431	129	276771	57.57	ppb		95
76) N-Butyl Acetate	9.474	43	384993	56.34	ppb		99
77) 1,2-Dibromoethane	9.523	107	242252	55.25	ppb		95
78) Chlorobenzene	10.010	112	892270	51.06	ppb		98
79) 3-CBTF	10.023	180	425380	43.03	ppb		95
80) 4-CBTF	10.077	180	382165	42.12	ppb		93
81) 1,1,1,2-Tetrachloroethane	10.096	131	311447	54.21	ppb		95
82) Ethylbenzene	10.126	106	454103	46.75	ppb	#	89
83) (m+p)Xylene	10.236	106	1112372	97.14	ppb		97
84) o-Xylene	10.590	106	568372	49.81	ppb		99
85) Styrene	10.602	104	986573	51.72	ppb		97
87) Bromoform	10.754	173	135034	53.34	ppb		95
88) 2-CBTF	10.833	180	417408	46.20	ppb		99
89) Isopropylbenzene	10.919	105	1287033	47.93	ppb		98
90) Cyclohexanone	10.986	55	213498	451.98	ppb		91
91) trans-1,4-Dichloro-2-B...	11.224	53	74353	58.36	ppb		94
92) 1,1,2,2-Tetrachloroethane	11.175	83	292060	56.84	ppb		97
93) Bromobenzene	11.169	156	364811	50.04	ppb		96
94) 1,2,3-Trichloropropane	11.205	110	84305	51.25	ppb		96
95) n-Propylbenzene	11.272	91	1475205	47.59	ppb		100
96) 2-Chlorotoluene	11.339	91	935104	50.12	ppb		99
97) 3-Chlorotoluene	11.388	91	1067629	51.61	ppb		97
98) 4-Chlorotoluene	11.431	91	1053409	48.42	ppb		96
99) 1,3,5-Trimethylbenzene	11.425	105	1023739	43.98	ppb		99
100) tert-Butylbenzene	11.699	119	837188	43.94	ppb		97
101) 1,2,4-Trimethylbenzene	11.736	105	1082442	45.31	ppb		99
102) 3,4-DCBTF	11.791	214	263085	37.57	ppb		96
103) sec-Butylbenzene	11.876	105	1192977	42.61	ppb		99
104) p-Isopropyltoluene	11.998	119	991455	42.31	ppb		99

Quantitation Report (QT Reviewed)

Data Path : I:\ACQUDATA\msvoa12\Data\032417\
Data File : P8659.D
Acq On : 24 Mar 2017 12:11 pm
Operator : K.Ruest
Sample : CCV Inst : MSVOA-12
Misc :
ALS Vial : 4 Sample Multiplier: 1

Quant Time: Mar 24 12:27:56 2017
Quant Method : I:\ACQUDATA\msvoa12\Methods\W010417.M
Quant Title : MS#12 - 8260B WATERS 10mL Purge
QLast Update : Thu Jan 05 10:50:17 2017
Response via : Initial Calibration

Compound	R.T.	QIon	Response	Conc	Units	Dev(Min)
105) 1,3-Dclbenz	11.955	146	646005	46.37	ppb	97
106) 1,4-Dclbenz	12.034	146	674386	46.37	ppb	99
107) 2,4-DCBTF	12.083	214	232411	36.04	ppb	96
108) 2,5-DCBTF	12.120	214	277403	40.54	ppb	95
109) n-Butylbenzene	12.327	91	897739	42.00	ppb	97
110) 1,2-Dclbenz	12.333	146	616500	47.32	ppb	95
111) 1,2-Dibromo-3-chloropr...	12.949	157	51819	51.60	ppb	86
112) Trielution Dichlorotol...	13.071	125	1453408	129.65	ppb	98
113) 1,3,5 Trichlorobenzene	13.126	180	382988	38.54	ppb	96
114) Coelution Dichlorotoluene	13.400	125	1041859	86.02	ppb	99
115) 1,2,4-Tcbenzene	13.607	180	336037	38.86	ppb	94
116) Hexachlorobt	13.741	225	141329	35.89	ppb	94
117) Naphthalen	13.796	128	758715	47.53	ppb	97
118) 1,2,3-Tclbenzene	13.985	180	288452	40.52	ppb	98
119) 2,4,5-Trichlorotolene	14.570	159	209388	37.85	ppb	96
120) 2,3,6-Trichlorotoluene	14.656	159	176411	38.30	ppb	95

(#) = qualifier out of range (m) = manual integration (+) = signals summed

Quantitation Report (QT Reviewed)

Data Path : I:\ACQUDATA\msvoa12\Data\032417\
Data File : P8659.D
Acq On : 24 Mar 2017 12:11 pm
Operator : K.Ruest
Sample : CCV Inst : MSVOA-12
Misc :
ALS Vial : 4 Sample Multiplier: 1

Quant Time: Mar 24 12:27:56 2017
Quant Method : I:\ACQUDATA\msvoa12\Methods\W010417.M
Quant Title : MS#12 - 8260B WATERS 10mL Purge
QLast Update : Thu Jan 05 10:50:17 2017
Response via : Initial Calibration

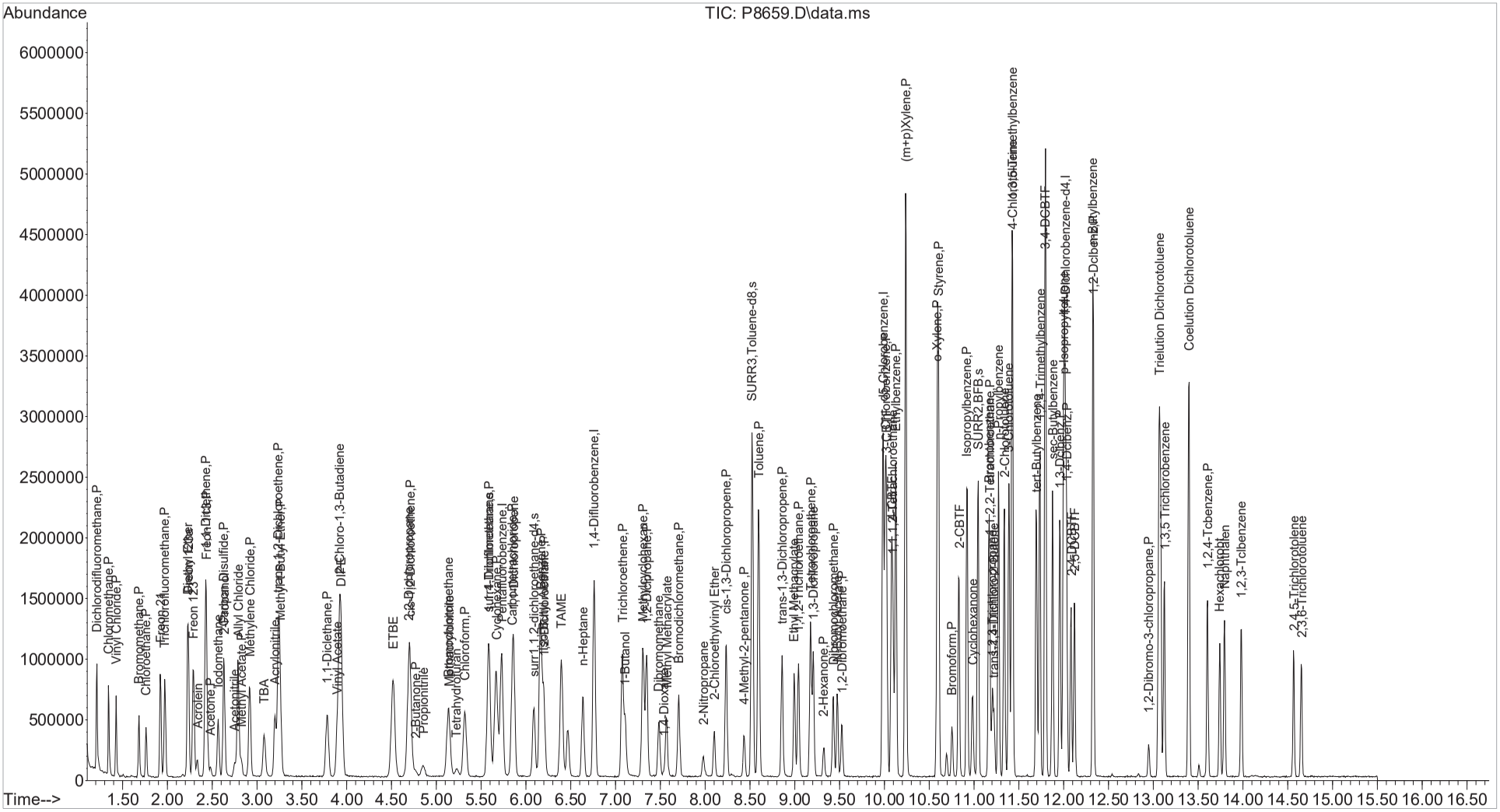

GC/MS QA-QC Check Report

Tune File : I:\ACQUDATA\msvoa12\Data\032417\P8658.D
Tune Time : 24 Mar 2017 11:42 am

Daily Calibration File : I:\ACQUDATA\msvoa12\Data\032417\P8659.D

850770 1352720 1243550

656950

File	Sample	Surrogate Recovery %				Internal Standard Responses		
P8659.D								
	CCV	109	109	112	106	850770	1352719	1243548
			656950					
P8660.D								
	LCS	109	108	109	101	848404	1385870	1265677
			631868					
P8661.D								
	VBLK	108	113	108	98	847893	1346392	1245937
			604605					
P8662.D								
	VBLK	106	112	110	103	813734	1315150	1221134
			610173					
P8663.D								
	R1702494-0	106	108	109	100	826357	1337125	1200065
			607112					
P8664.D								
	R1702494-0	107	112	109	101	813325	1311709	1201470
			598867					
P8665.D								
	R1702494-0	108	116	113	102	804580	1272172	1206513
			598915					
P8666.D								
	R1702494-0	110	114	109	104	794309	1273207	1179916
			589639					
P8667.D								
	R1702492-0	110	115	109	101	798466	1294865	1205505
			608371					
P8668.D								
	R1702492-0	105	111	109	99	795066	1288883	1182824
			575521					
P8669.D								
	R1702492-0	110	113	112	104	803250	1276307	1189488
			596762					
P8670.D								
	R1702492-0	107	114	107	103	782958	1291743	1179610
			590474					
P8671.D								
	R1702492-0	105	119	108	100	789923	1291368	1168187
			565263					
P8672.D								

1st KR 03/27/17
2nd BA 03/28/17

```
         R1702492-0  108  116  110  100      792761    1299243    1178707
                                585139
-------------------------------------------------------------------------
P8673.D
         R1702494-0  108  118  108  102      789116    1297747    1187374
                                554660
-------------------------------------------------------------------------
P8674.D
         R1702494-0  108  113  106  101      753381    1287303    1171462
                                577777
-------------------------------------------------------------------------
P8675.D
         R1702494-0  107  118  109  102      785276    1294532    1187563
                                569328
-------------------------------------------------------------------------
P8676.D
         R1702494-0  113  116  108  100      789127    1287942    1166736
                                581881
-------------------------------------------------------------------------
P8677.D
         R1702494-0  107  116  110   99      777358    1300663    1194441
                                577560
-------------------------------------------------------------------------
P8678.D
         R1702494-0  112  111  111  102      776130    1267266    1154691
                                600729
-------------------------------------------------------------------------
P8679.D
         R1702494-0  111  109  111  105      792547    1323384    1217267
                                651477
-------------------------------------------------------------------------
P8680.D
         R1702494-0  110  112  112  105      851228    1348920    1256006
                                650434
-------------------------------------------------------------------------
(fails) - fails 12hr time check   * - fails criteria

    Created: Mon Mar 27 09:51:27 2017  MSVOA-12
```

1st KR 03/24/17
2nd BA 03/28/17

Data Path : I:\ACQUDATA\msvoa12\Data\032417\
Data File : P8658.D
Acq On : 24 Mar 2017 11:42 am
Operator : K.Ruest
Sample : TUNE Inst : MSVOA-12
Misc :
ALS Vial : 3 Sample Multiplier: 1

Integration File: INTP90.P

Method : I:\ACQUDATA\msvoa12\Methods\W010417.M
Title : MS#12 - 8260B WATERS 10mL Purge
Last Update : Thu Jan 05 10:50:17 2017

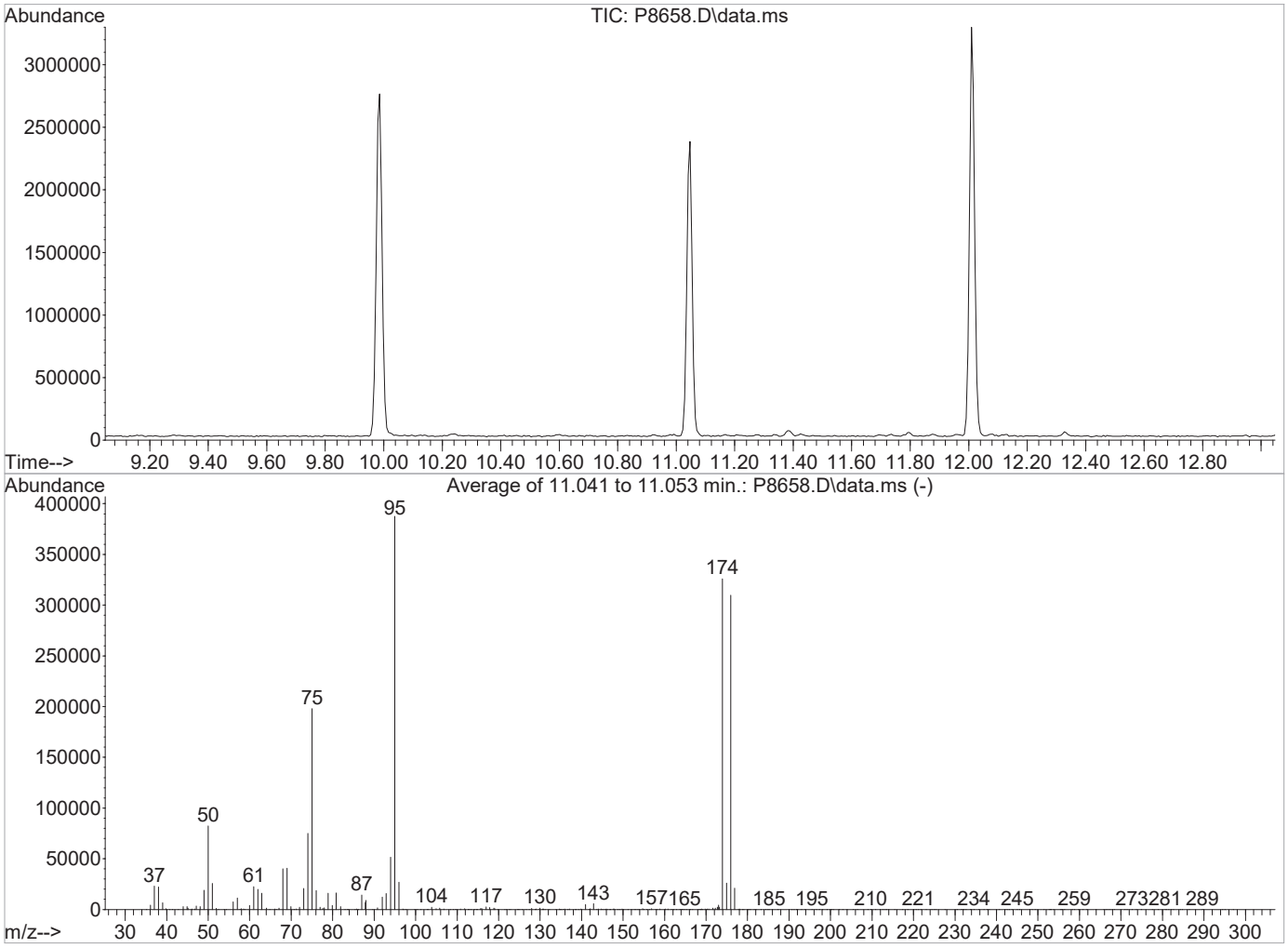

AutoFind: Scans 1631, 1632, 1633; Background Corrected with Scan 1622

Target Mass	Rel. to Mass	Lower Limit%	Upper Limit%	Rel. Abn%	Raw Abn	Result Pass/Fail
50	95	15	40	21.3	82381	PASS
75	95	30	60	51.1	198068	PASS
95	95	100	100	100.0	387648	PASS
96	95	5	9	7.0	26963	PASS
173	174	0.00	2	1.4	4410	PASS
174	95	50	120	84.1	325952	PASS
175	174	5	9	7.9	25888	PASS
176	174	95	101	95.1	309867	PASS
177	176	5	9	6.8	21149	PASS

1st 01/04/17
2nd 01/05/17

Data Path : I:\ACQUDATA\msvoa12\Data\010417\
Data File : P7373.D
Acq On : 4 Jan 2017 12:23 pm
Operator : K.Ruest
Sample : TUNE Inst : MSVOA-12
Misc :
ALS Vial : 1 Sample Multiplier: 1

Integration File: INTP90.P

Method : I:\ACQUDATA\msvoa12\Methods\W010417.M
Title : MS#12 - 8260B WATERS 10mL Purge
Last Update : Wed Jan 04 10:42:28 2017

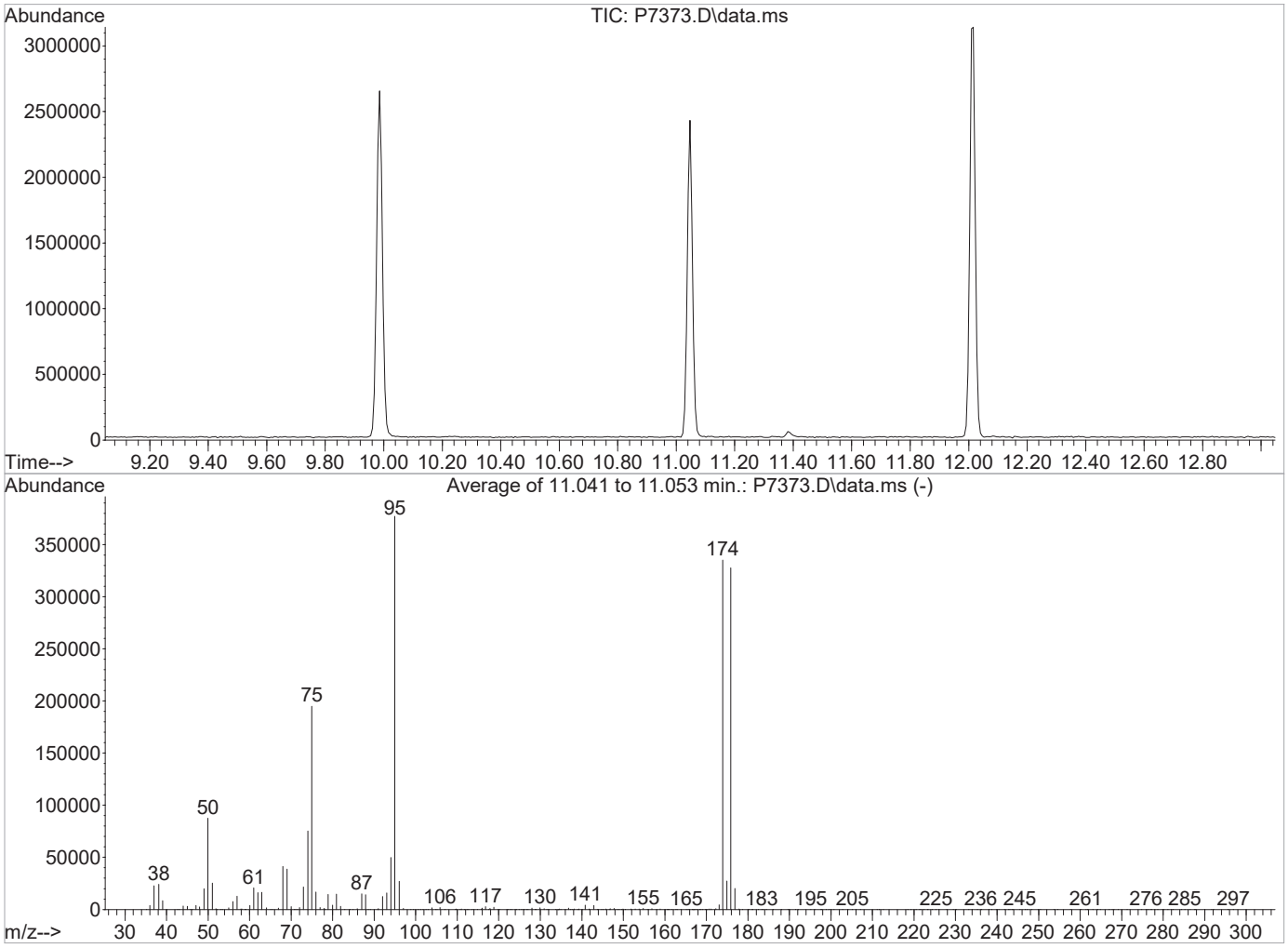

AutoFind: Scans 1631, 1632, 1633; Background Corrected with Scan 1624

Target Mass	Rel. to Mass	Lower Limit%	Upper Limit%	Rel. Abn%	Raw Abn	Result Pass/Fail
50	95	15	40	23.2	87505	PASS
75	95	30	60	51.7	195029	PASS
95	95	100	100	100.0	377278	PASS
96	95	5	9	7.1	26960	PASS
173	174	0.00	2	1.3	4364	PASS
174	95	50	120	88.9	335275	PASS
175	174	5	9	8.1	27277	PASS
176	174	95	101	97.7	327723	PASS
177	176	5	9	6.1	20112	PASS

Quantitation Report (QT Reviewed)

Data Path : I:\ACQUDATA\msvoa12\Data\010417\
Data File : P7374.D
Acq On : 4 Jan 2017 12:53 pm
Operator : K.Ruest
Sample : IBLK Inst : MSVOA-12
Misc :
ALS Vial : 2 Sample Multiplier: 1

Quant Time: Jan 05 12:12:09 2017
Quant Method : I:\ACQUDATA\msvoa12\Methods\W010417.M
Quant Title : MS#12 - 8260B WATERS 10mL Purge
QLast Update : Thu Jan 05 10:50:17 2017
Response via : Initial Calibration

Compound	R.T.	QIon	Response	Conc	Units	Dev(Min)
Internal Standards						
1) Pentafluorobenzene	5.731	168	765153	50.00	ppb	0.00
43) 1,4-Difluorobenzene	6.767	114	1218402	50.00	ppb	0.00
71) d5-Chlorobenzene	9.986	117	1180292	50.00	ppb	0.00
86) 1,4-Dichlorobenzene-d4	12.016	152	629737	50.00	ppb	0.00
System Monitoring Compounds						
45) surr4,Dibrflmethane	5.590	113	361297	54.95	ppb	0.00
Spiked Amount 50.000	Range 89 - 119		Recovery = 109.90%			
48) surr1,1,2-dichloroetha...	6.090	65	391877	53.68	ppb	0.00
Spiked Amount 50.000	Range 73 - 125		Recovery = 107.36%			
65) SURR3,Toluene-d8	8.523	98	1503931	55.33	ppb	0.00
Spiked Amount 50.000	Range 87 - 121		Recovery = 110.66%			
70) SURR2,BFB	11.047	95	574768	54.57	ppb	0.00
Spiked Amount 50.000	Range 85 - 122		Recovery = 109.14%			
Target Compounds						Qvalue
119) 2,4,5-Trichlorotolene	14.564	159	1534	0.29	ppb	# 73
120) 2,3,6-Trichlorotoluene	14.656	159	1628	0.37	ppb	# 71

(#) = qualifier out of range (m) = manual integration (+) = signals summed

Quantitation Report (QT Reviewed)

Data Path : I:\ACQUDATA\msvoa12\Data\010417\
Data File : P7374.D
Acq On : 4 Jan 2017 12:53 pm
Operator : K.Ruest
Sample : IBLK Inst : MSVOA-12
Misc :
ALS Vial : 2 Sample Multiplier: 1

Quant Time: Jan 05 12:12:09 2017
Quant Method : I:\ACQUDATA\msvoa12\Methods\W010417.M
Quant Title : MS#12 - 8260B WATERS 10mL Purge
QLast Update : Thu Jan 05 10:50:17 2017
Response via : Initial Calibration

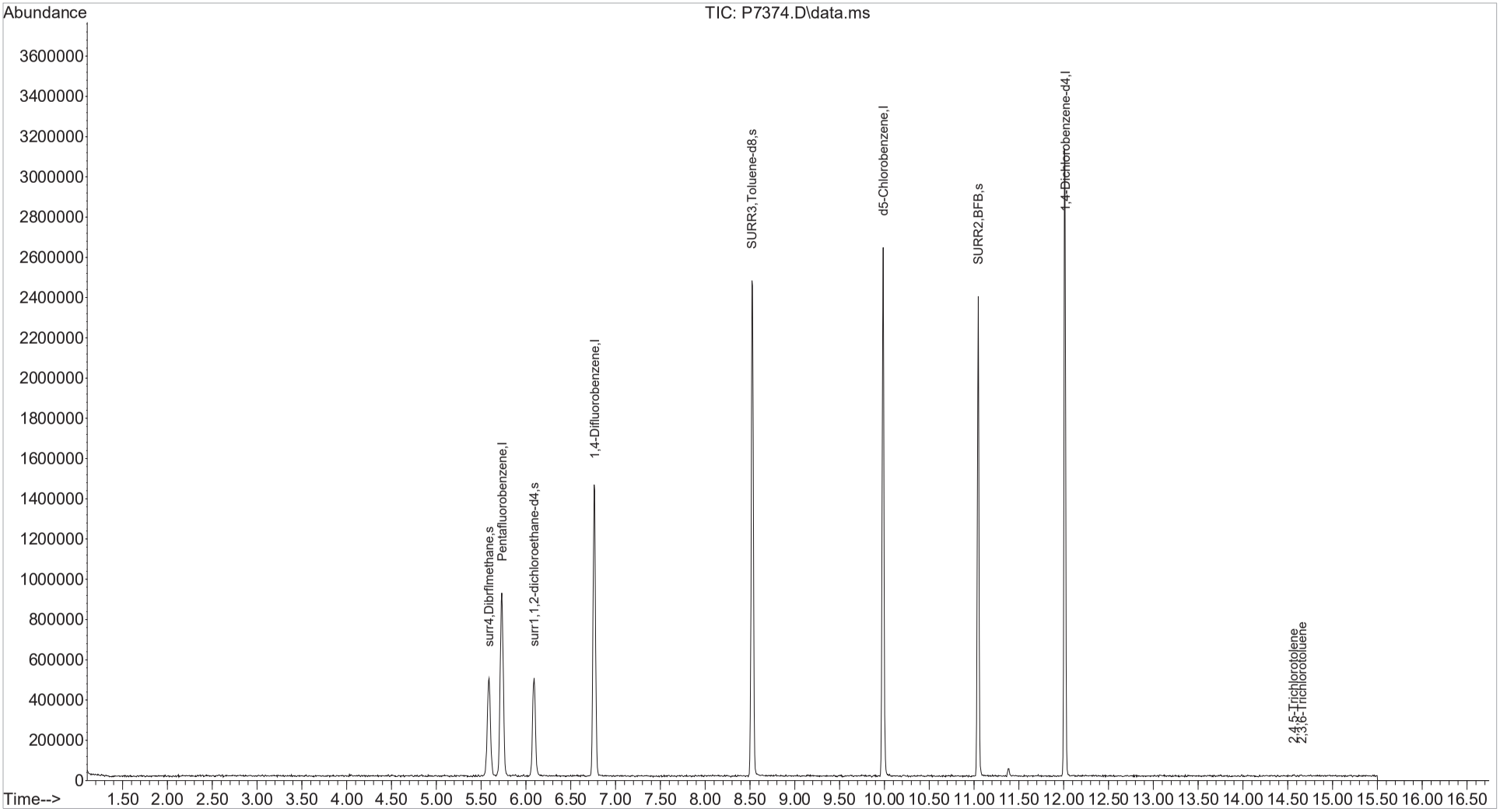

1st 01/05/17
2nd 01/05/17

Quantitation Report (Qedit)

Data Path : I:\ACQUDATA\msvoa12\Data\010417\
Data File : P7375.D
Acq On : 4 Jan 2017 1:23 pm
Operator : K.Ruest
Sample : 0.5ppb Inst : MSVOA-12
Misc : 8260/624 WATER ICAL
ALS Vial : 3 Sample Multiplier: 1

Quant Time: Jan 05 08:57:59 2017
Quant Method : I:\ACQUDATA\msvoa12\Methods\W010417.M
Quant Title : MS#12 - 8260B WATERS 10mL Purge
QLast Update : Thu Jan 05 08:48:19 2017
Response via : Initial Calibration

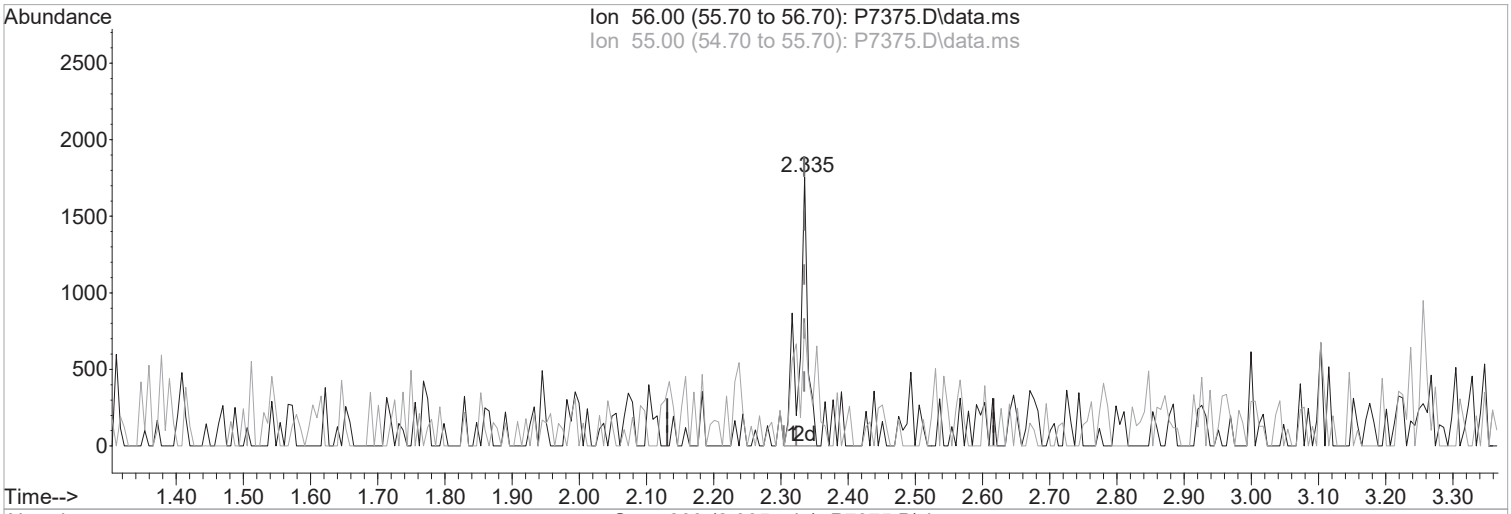

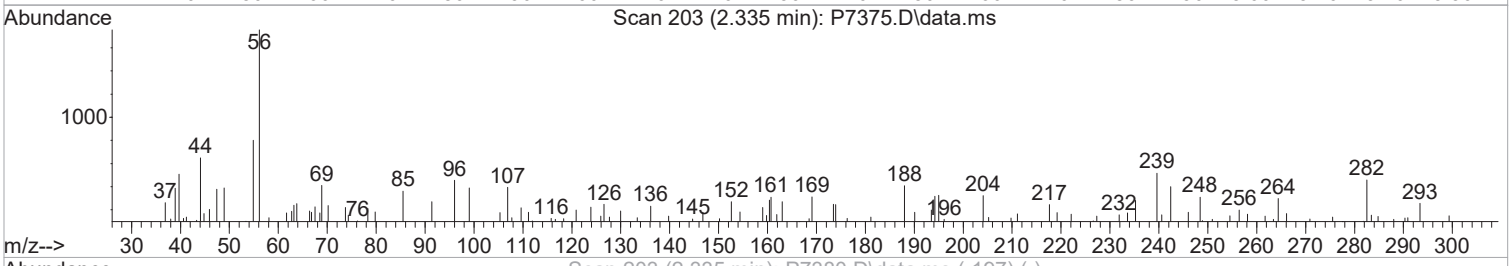

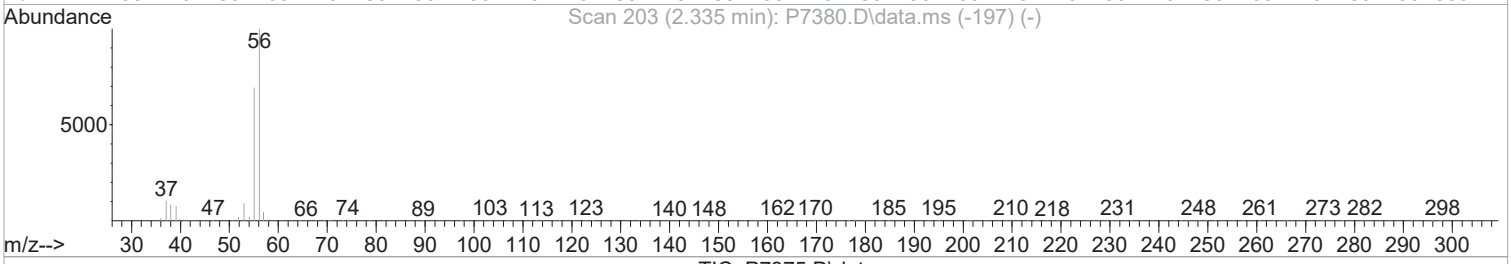

TIC: P7375.D\data.ms

(12) Acrolein

2.335min (+0.000) 2.71 ppb m

response 1586

Ion	Exp%	Act%
56.00	100	100
55.00	69.60	45.67#
0.00	0.00	0.00
0.00	0.00	0.00

Manual Integration:

After

Split Peak

01/05/17

Quantitation Report (Qedit)

Data Path : I:\ACQUDATA\msvoa12\Data\010417\
Data File : P7375.D
Acq On : 4 Jan 2017 1:23 pm
Operator : K.Ruest
Sample : 0.5ppb Inst : MSVOA-12
Misc : 8260/624 WATER ICAL
ALS Vial : 3 Sample Multiplier: 1

Quant Time: Jan 05 08:57:59 2017
Quant Method : I:\ACQUDATA\msvoa12\Methods\W010417.M
Quant Title : MS#12 - 8260B WATERS 10mL Purge
QLast Update : Thu Jan 05 08:48:19 2017
Response via : Initial Calibration

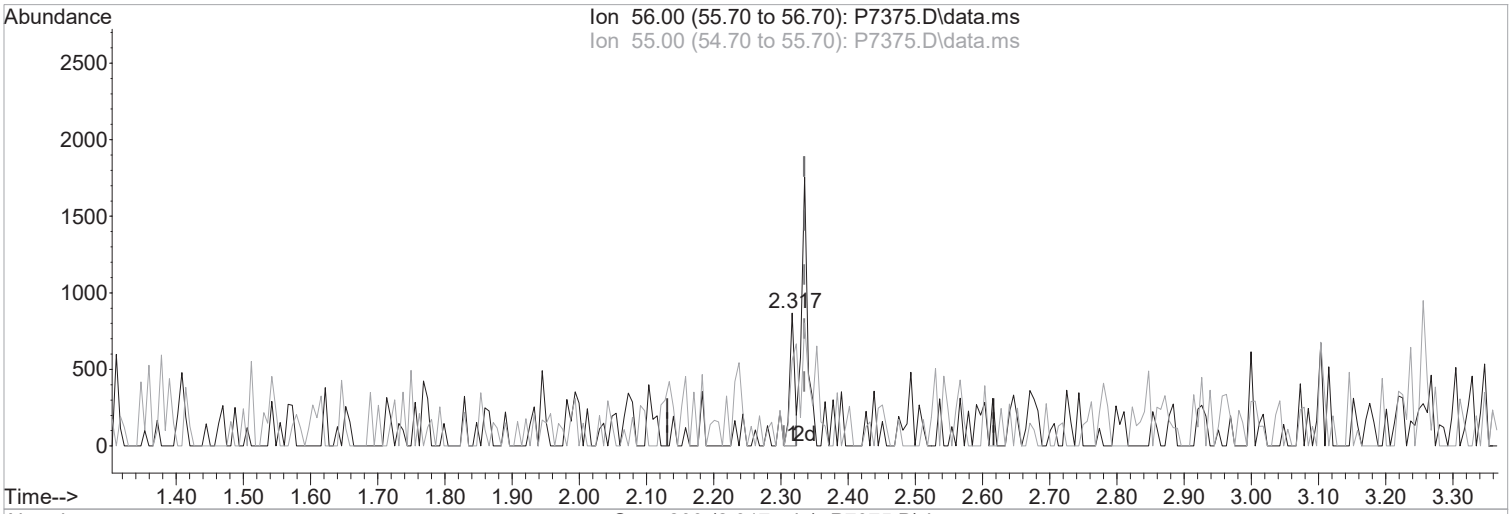

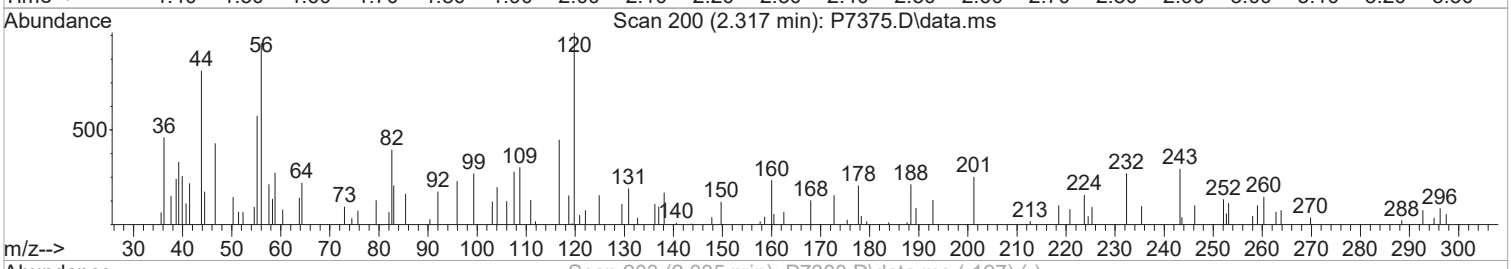

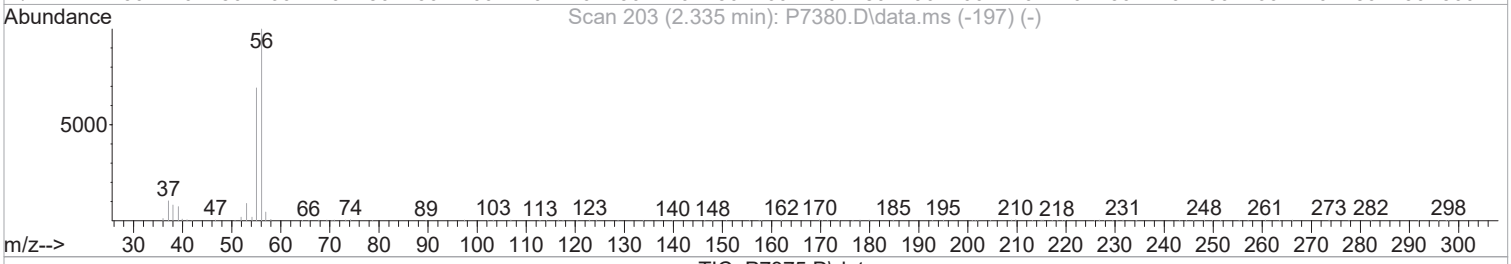

TIC: P7375.D\data.ms

(12) Acrolein

2.317min (-0.018) 0.77 ppb

response 448

Ion	Exp%	Act%
56.00	100	100
55.00	69.60	64.48
0.00	0.00	0.00
0.00	0.00	0.00

Manual Integration:

Before

01/05/17

Quantitation Report (Qedit)

Data Path : I:\ACQUDATA\msvoa12\Data\010417\
Data File : P7375.D
Acq On : 4 Jan 2017 1:23 pm
Operator : K.Ruest
Sample : 0.5ppb Inst : MSVOA-12
Misc : 8260/624 WATER ICAL
ALS Vial : 3 Sample Multiplier: 1

Quant Time: Jan 05 08:57:59 2017
Quant Method : I:\ACQUDATA\msvoa12\Methods\W010417.M
Quant Title : MS#12 - 8260B WATERS 10mL Purge
QLast Update : Thu Jan 05 08:48:19 2017
Response via : Initial Calibration

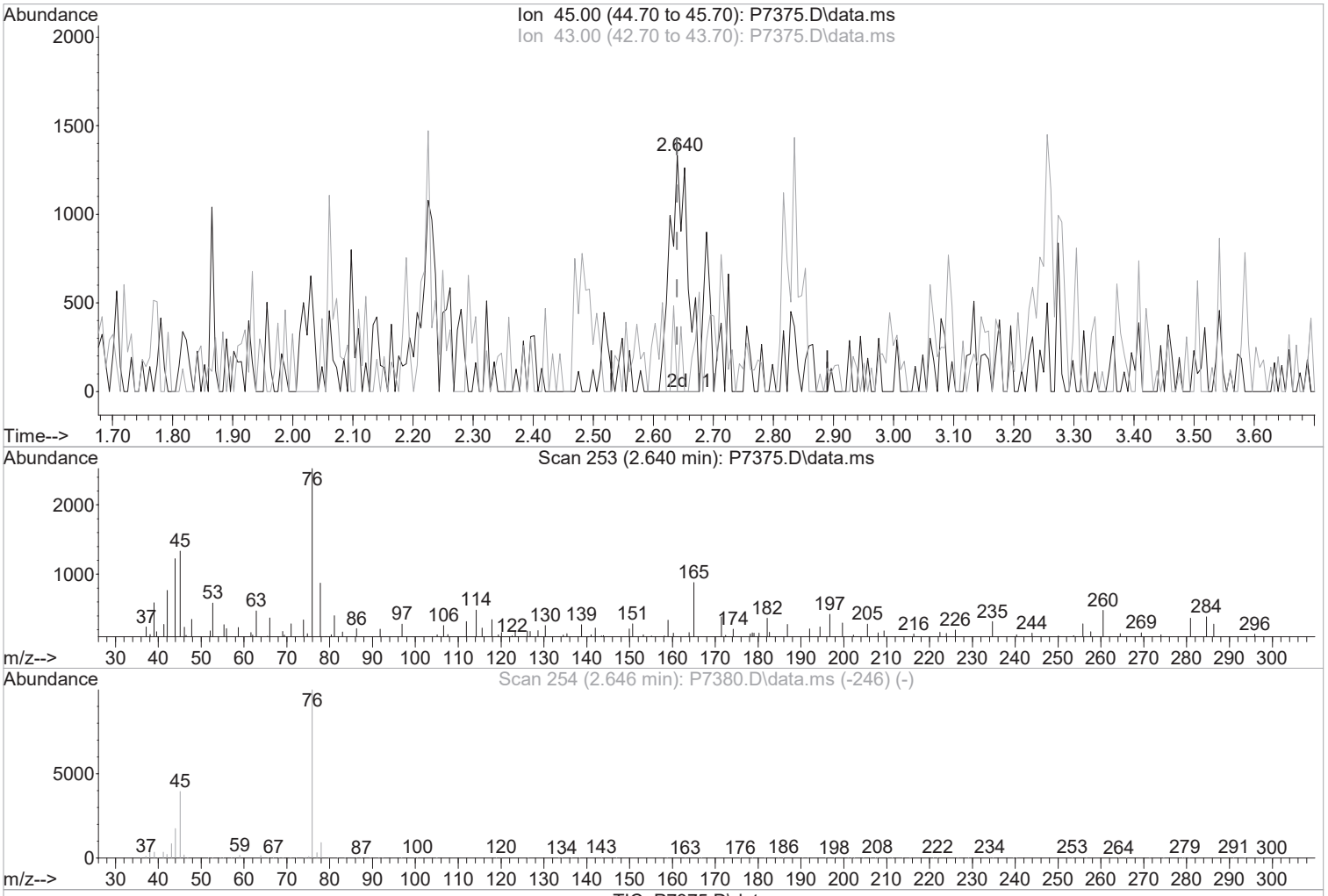

TIC: P7375.D\data.ms

(16) 2-Propanol

2.640min (+0.000) 15.15 ppb m

response 2729

Ion	Exp%	Act%
45.00	100	100
43.00	21.80	0.00#
0.00	0.00	0.00
0.00	0.00	0.00

Manual Integration:

After

Wrong peak selected.

01/05/17

Quantitation Report (Qedit)

Data Path : I:\ACQUDATA\msvoa12\Data\010417\
Data File : P7375.D
Acq On : 4 Jan 2017 1:23 pm
Operator : K.Ruest
Sample : 0.5ppb Inst : MSVOA-12
Misc : 8260/624 WATER ICAL
ALS Vial : 3 Sample Multiplier: 1

Quant Time: Jan 05 08:57:59 2017
Quant Method : I:\ACQUDATA\msvoa12\Methods\W010417.M
Quant Title : MS#12 - 8260B WATERS 10mL Purge
QLast Update : Thu Jan 05 08:48:19 2017
Response via : Initial Calibration

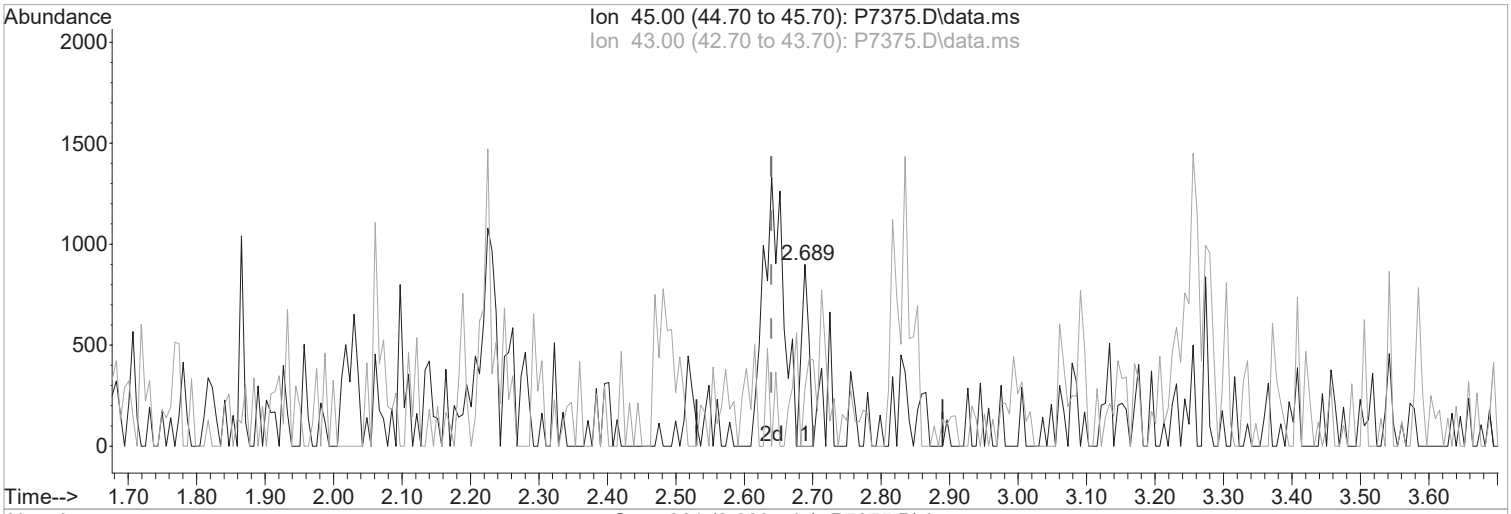

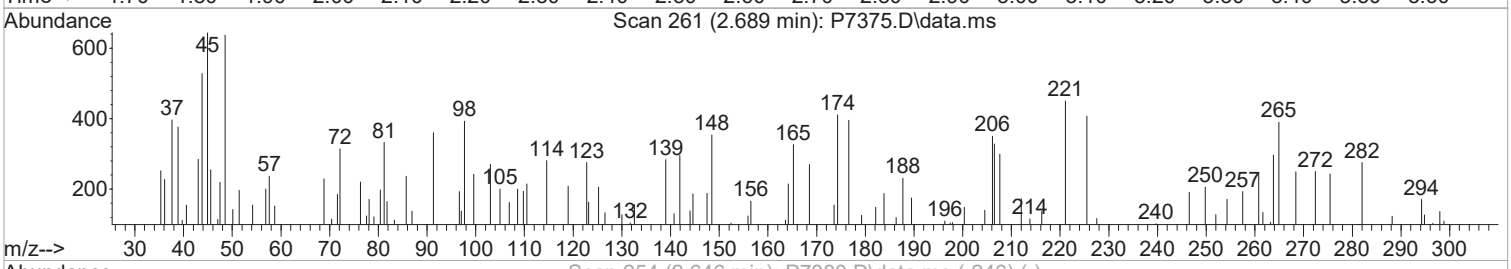

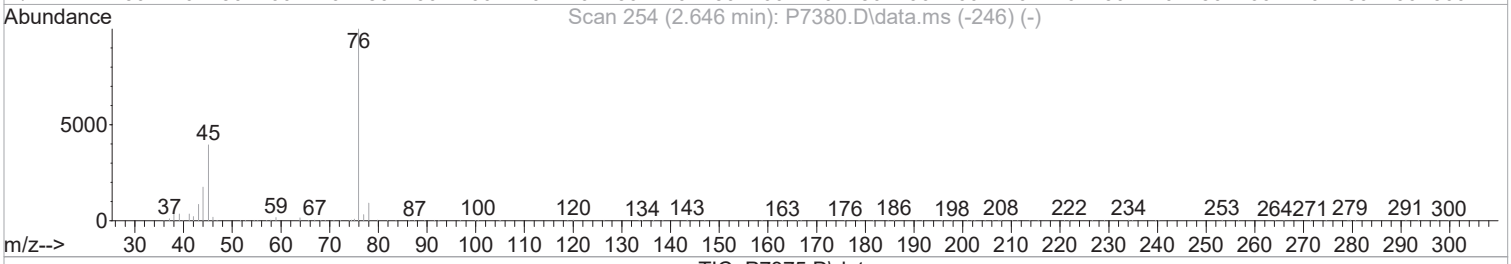

TIC: P7375.D\data.ms

(16) 2-Propanol

2.689min (+0.049) 3.81 ppb

response 686

Ion	Exp%	Act%
45.00	100	100
43.00	21.80	31.70
0.00	0.00	0.00
0.00	0.00	0.00

Manual Integration:

Before

01/05/17

Quantitation Report (Qedit)

Data Path : I:\ACQUDATA\msvoa12\Data\010417\
Data File : P7375.D
Acq On : 4 Jan 2017 1:23 pm
Operator : K.Ruest
Sample : 0.5ppb Inst : MSVOA-12
Misc : 8260/624 WATER ICAL
ALS Vial : 3 Sample Multiplier: 1

Quant Time: Jan 05 08:57:59 2017
Quant Method : I:\ACQUDATA\msvoa12\Methods\W010417.M
Quant Title : MS#12 - 8260B WATERS 10mL Purge
QLast Update : Thu Jan 05 08:48:19 2017
Response via : Initial Calibration

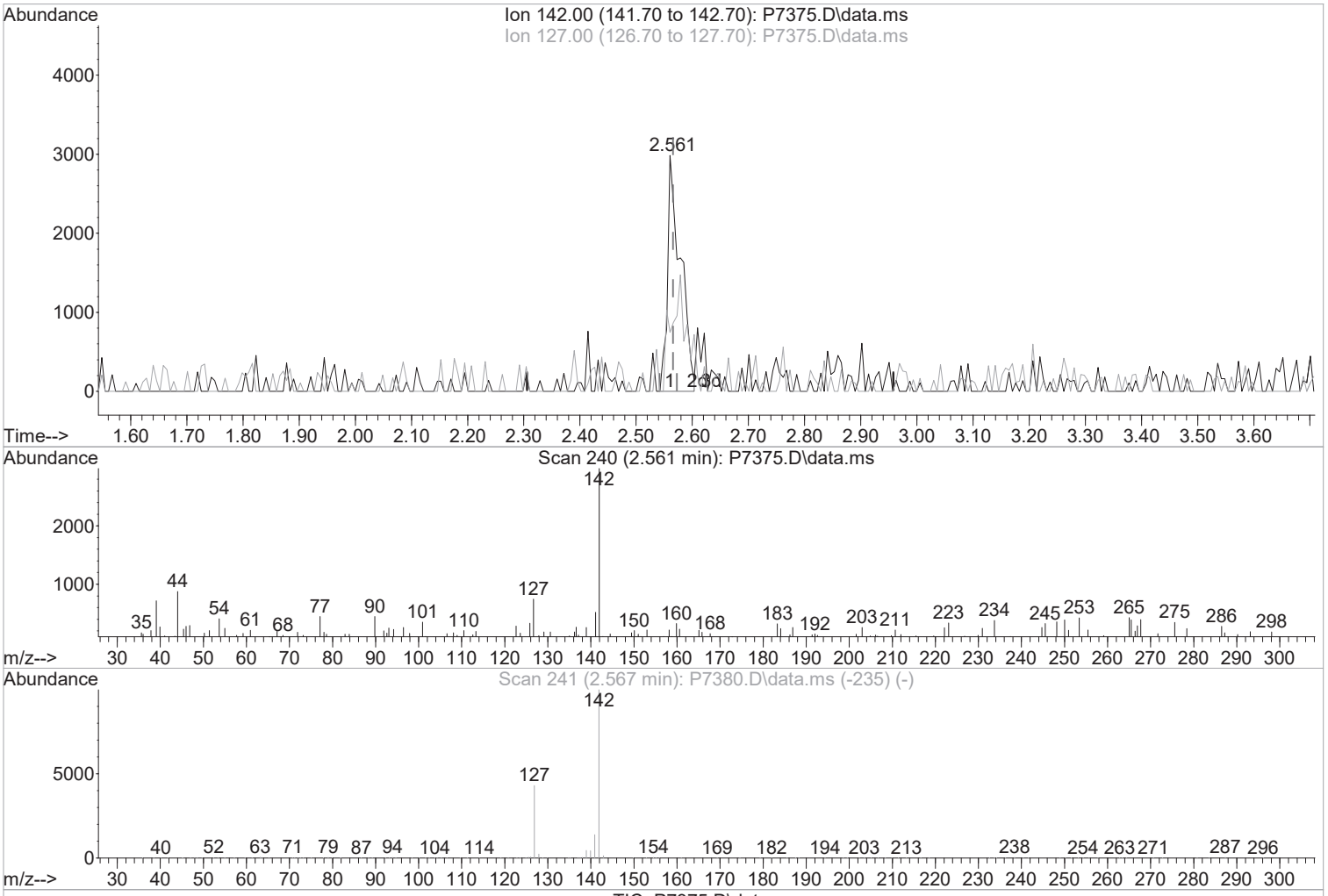

TIC: P7375.D\data.ms

(17) Iodomethane

2.561min (-0.006) 0.60 ppb m

response 4797

Ion	Exp%	Act%
142.00	100	100
127.00	43.10	24.98
0.00	0.00	0.00
0.00	0.00	0.00

Manual Integration:

After

Split Peak

01/05/17

Quantitation Report (Qedit)

Data Path : I:\ACQUDATA\msvoa12\Data\010417\
Data File : P7375.D
Acq On : 4 Jan 2017 1:23 pm
Operator : K.Ruest
Sample : 0.5ppb Inst : MSVOA-12
Misc : 8260/624 WATER ICAL
ALS Vial : 3 Sample Multiplier: 1

Quant Time: Jan 05 08:57:59 2017
Quant Method : I:\ACQUDATA\msvoa12\Methods\W010417.M
Quant Title : MS#12 - 8260B WATERS 10mL Purge
QLast Update : Thu Jan 05 08:48:19 2017
Response via : Initial Calibration

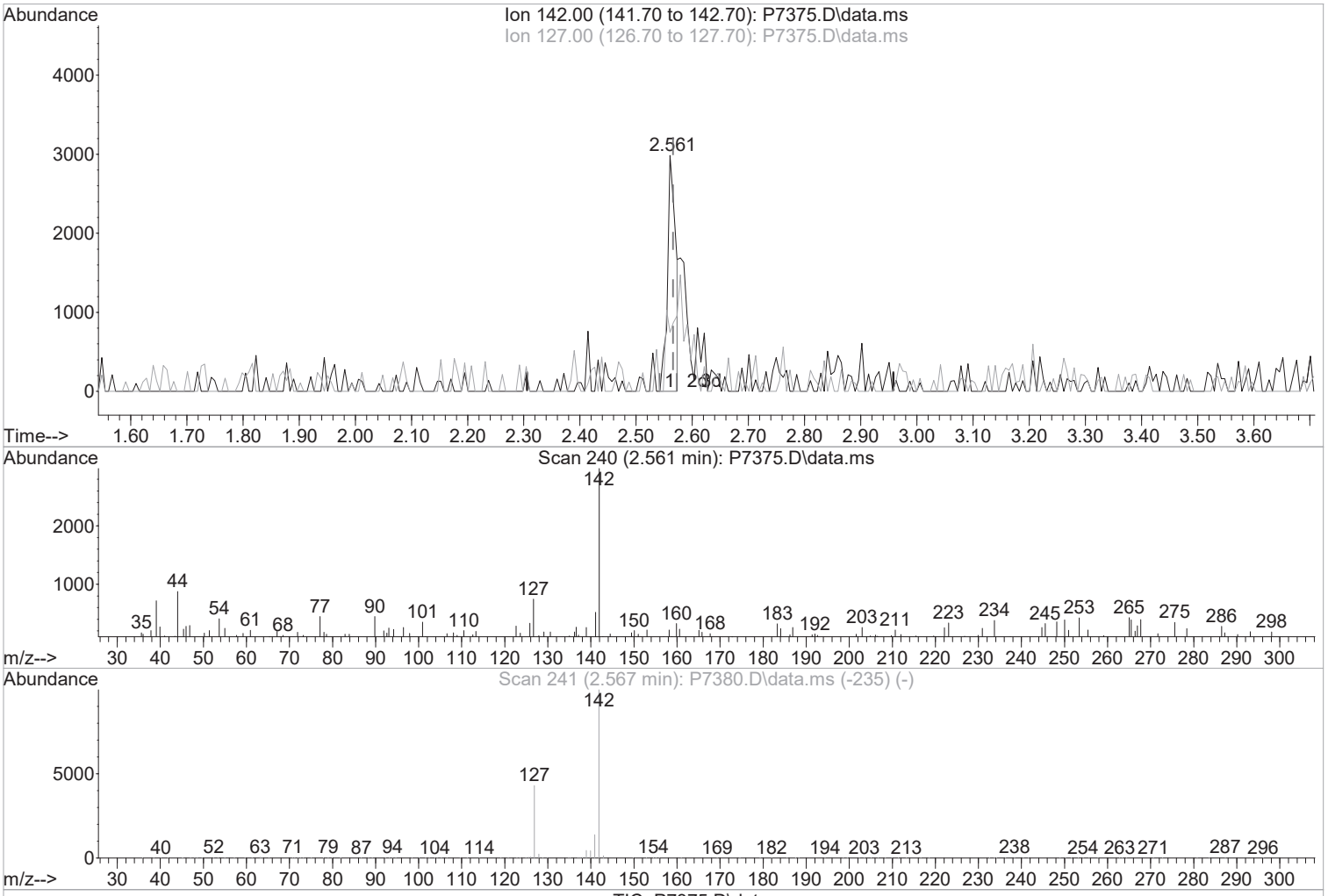

TIC: P7375.D\data.ms

(17) Iodomethane

2.561min (-0.006) 0.38 ppb

response 3040

Ion	Exp%	Act%
142.00	100	100
127.00	43.10	24.98
0.00	0.00	0.00
0.00	0.00	0.00

Manual Integration:

Before

01/05/17

Quantitation Report (Qedit)

Data Path : I:\ACQUDATA\msvoa12\Data\010417\
Data File : P7375.D
Acq On : 4 Jan 2017 1:23 pm
Operator : K.Ruest
Sample : 0.5ppb Inst : MSVOA-12
Misc : 8260/624 WATER ICAL
ALS Vial : 3 Sample Multiplier: 1

Quant Time: Jan 05 08:57:59 2017
Quant Method : I:\ACQUDATA\msvoa12\Methods\W010417.M
Quant Title : MS#12 - 8260B WATERS 10mL Purge
QLast Update : Thu Jan 05 08:48:19 2017
Response via : Initial Calibration

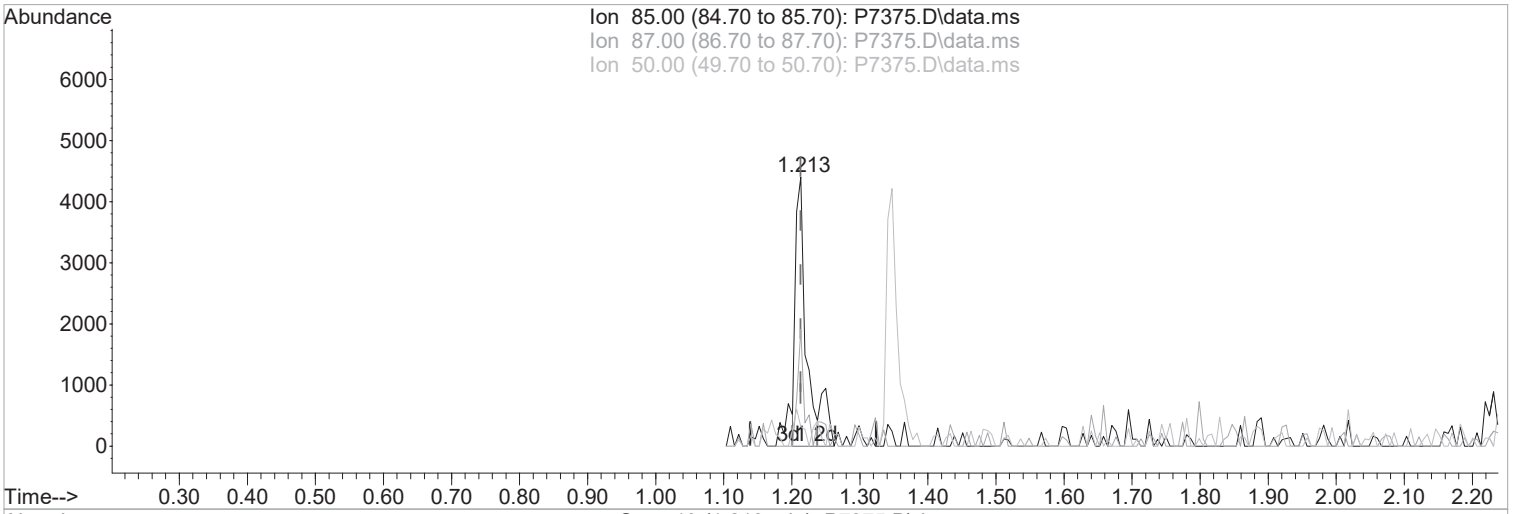



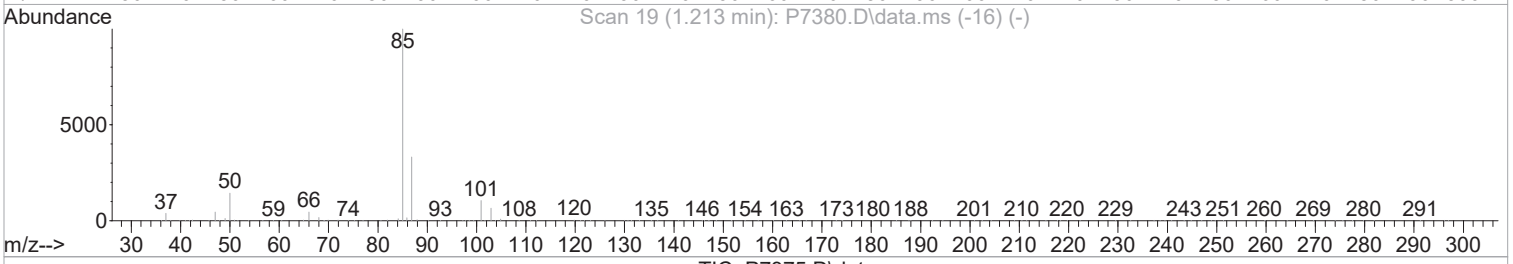

TIC: P7375.D\data.ms

(2) Dichlorodifluoromethane (P)

1.213min (+0.000) 0.55 ppb m

response 5216

Ion	Exp%	Act%
85.00	100	100
87.00	33.20	43.34
50.00	14.20	7.22
0.00	0.00	0.00

Manual Integration:

After

Split Peak

01/05/17

Quantitation Report (Qedit)

Data Path : I:\ACQUDATA\msvoa12\Data\010417\
Data File : P7375.D
Acq On : 4 Jan 2017 1:23 pm
Operator : K.Ruest
Sample : 0.5ppb Inst : MSVOA-12
Misc : 8260/624 WATER ICAL
ALS Vial : 3 Sample Multiplier: 1

Quant Time: Jan 05 08:57:59 2017
Quant Method : I:\ACQUDATA\msvoa12\Methods\W010417.M
Quant Title : MS#12 - 8260B WATERS 10mL Purge
QLast Update : Thu Jan 05 08:48:19 2017
Response via : Initial Calibration

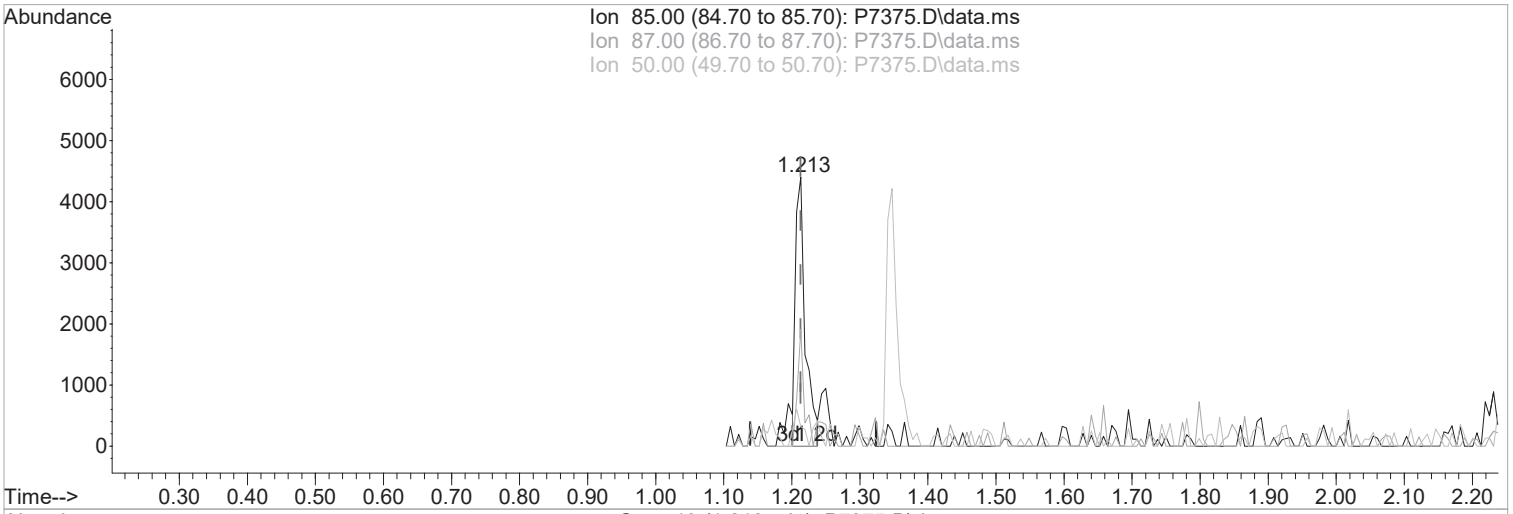



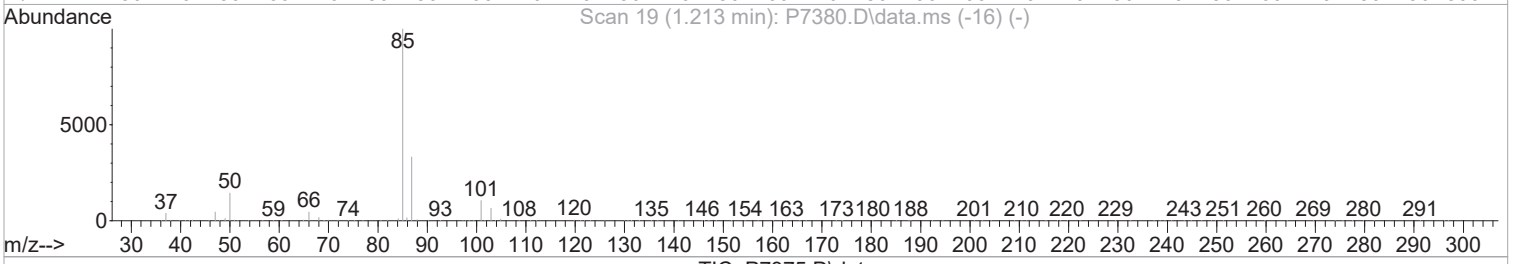

TIC: P7375.D\data.ms

(2) Dichlorodifluoromethane (P)

1.213min (+0.000) 0.47 ppb

response 4404

Ion	Exp%	Act%
85.00	100	100
87.00	33.20	42.34
50.00	14.20	7.06
0.00	0.00	0.00

Manual Integration:

Before

01/05/17

Quantitation Report (Qedit)

Data Path : I:\ACQUDATA\msvoa12\Data\010417\
Data File : P7375.D
Acq On : 4 Jan 2017 1:23 pm
Operator : K.Ruest
Sample : 0.5ppb Inst : MSVOA-12
Misc : 8260/624 WATER ICAL
ALS Vial : 3 Sample Multiplier: 1

Quant Time: Jan 05 08:57:59 2017
Quant Method : I:\ACQUDATA\msvoa12\Methods\W010417.M
Quant Title : MS#12 - 8260B WATERS 10mL Purge
QLast Update : Thu Jan 05 08:48:19 2017
Response via : Initial Calibration

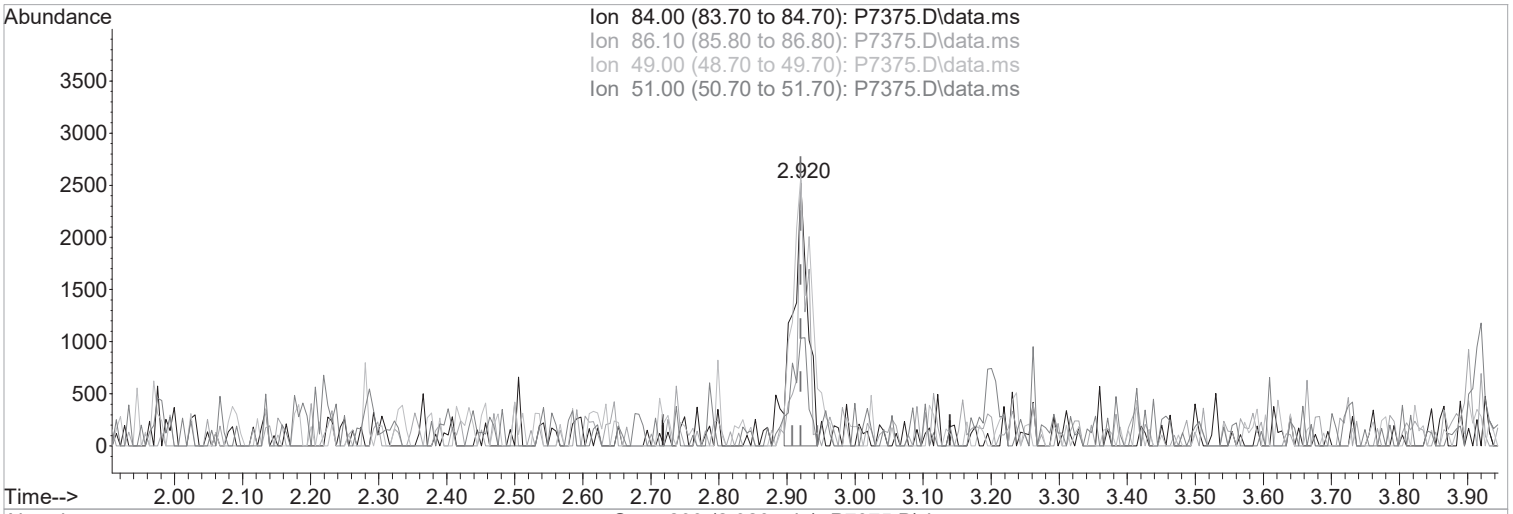

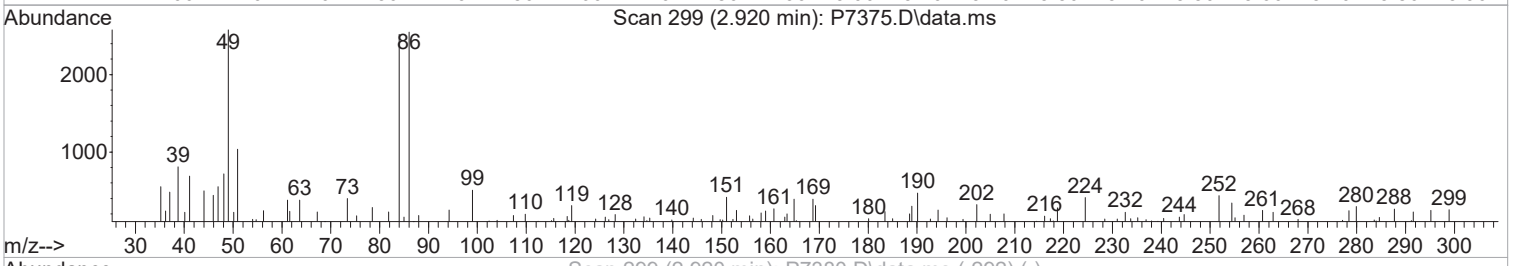

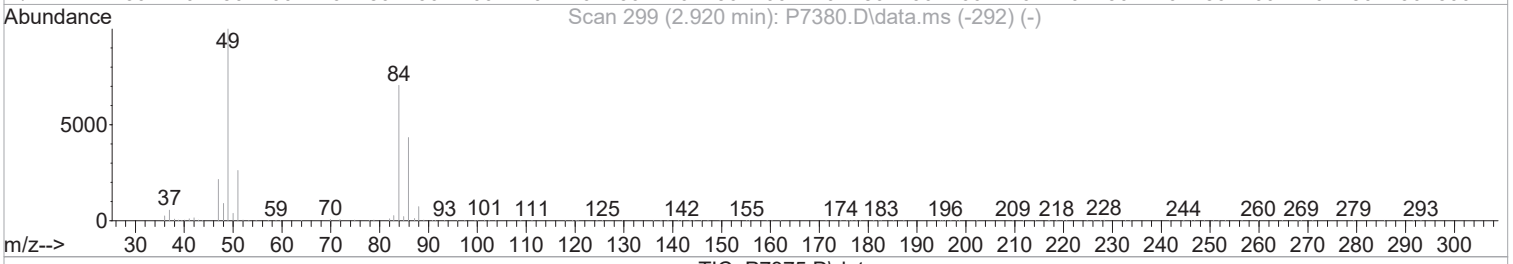

TIC: P7375.D\data.ms

(22) Methylene Chloride (P)

2.920min (+0.000) 0.61 ppb m

response 3649

Ion	Exp%	Act%
84.00	100	100
86.10	61.50	101.19#
49.00	142.00	102.34#
51.00	37.20	41.07

Manual Integration:

After

Split Peak

01/05/17

Quantitation Report (Qedit)

Data Path : I:\ACQUDATA\msvoa12\Data\010417\
Data File : P7375.D
Acq On : 4 Jan 2017 1:23 pm
Operator : K.Ruest
Sample : 0.5ppb Inst : MSVOA-12
Misc : 8260/624 WATER ICAL
ALS Vial : 3 Sample Multiplier: 1

Quant Time: Jan 05 08:57:59 2017
Quant Method : I:\ACQUDATA\msvoa12\Methods\W010417.M
Quant Title : MS#12 - 8260B WATERS 10mL Purge
QLast Update : Thu Jan 05 08:48:19 2017
Response via : Initial Calibration

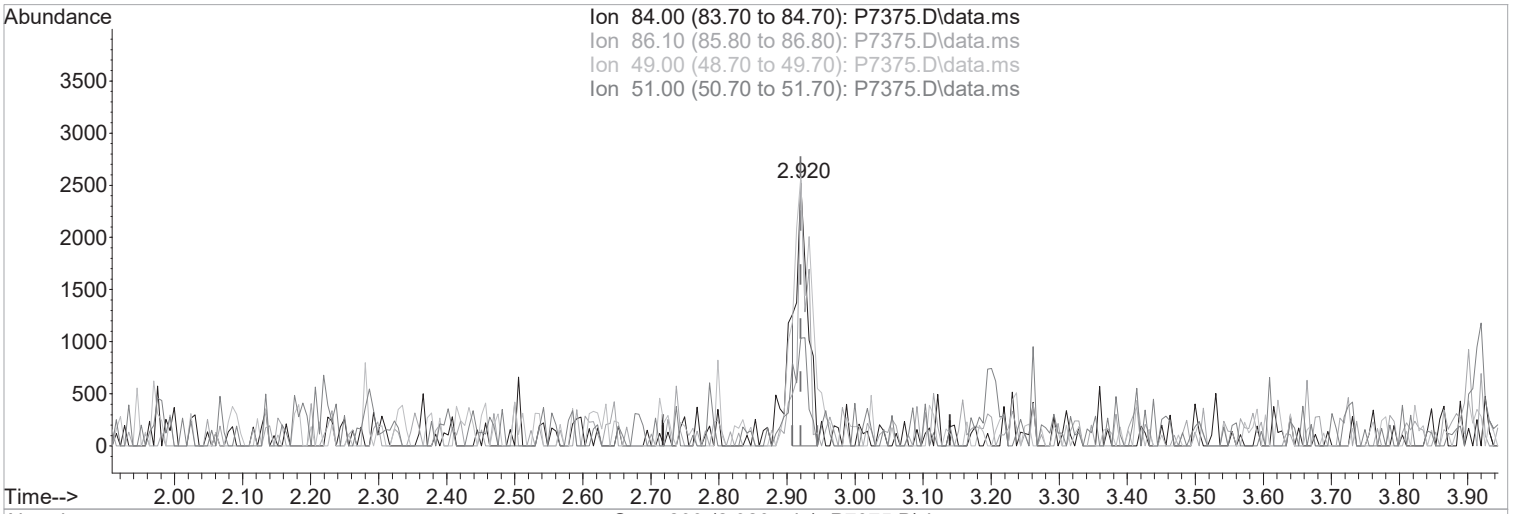

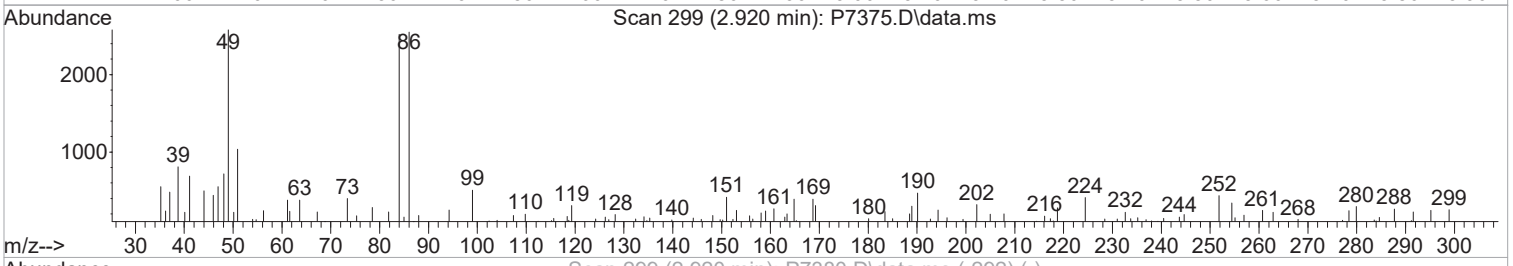

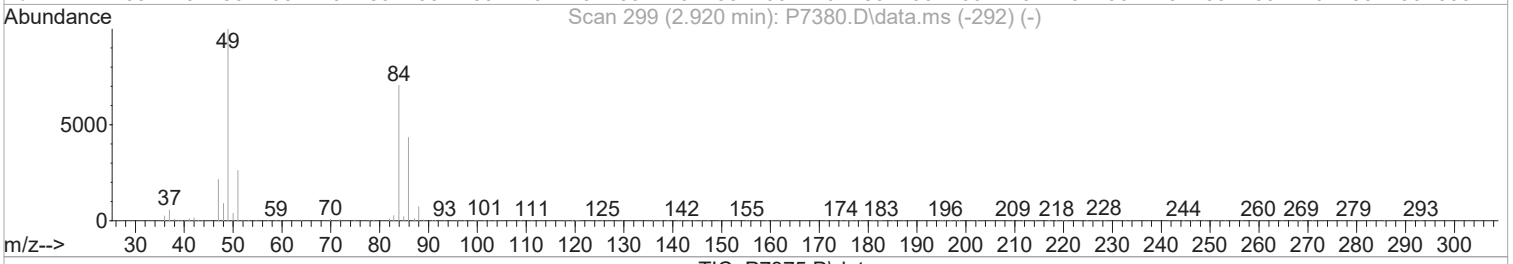

TIC: P7375.D\data.ms

(22) Methylene Chloride (P)

2.920min (+0.000) 0.46 ppb

response 2756

Ion	Exp%	Act%
84.00	100	100
86.10	61.50	101.19#
49.00	142.00	102.34#
51.00	37.20	41.07

Manual Integration:

Before

01/05/17

Quantitation Report (Qedit)

Data Path : I:\ACQUDATA\msvoa12\Data\010417\
Data File : P7375.D
Acq On : 4 Jan 2017 1:23 pm
Operator : K.Ruest
Sample : 0.5ppb Inst : MSVOA-12
Misc : 8260/624 WATER ICAL
ALS Vial : 3 Sample Multiplier: 1

Quant Time: Jan 05 08:57:59 2017
Quant Method : I:\ACQUDATA\msvoa12\Methods\W010417.M
Quant Title : MS#12 - 8260B WATERS 10mL Purge
QLast Update : Thu Jan 05 08:48:19 2017
Response via : Initial Calibration

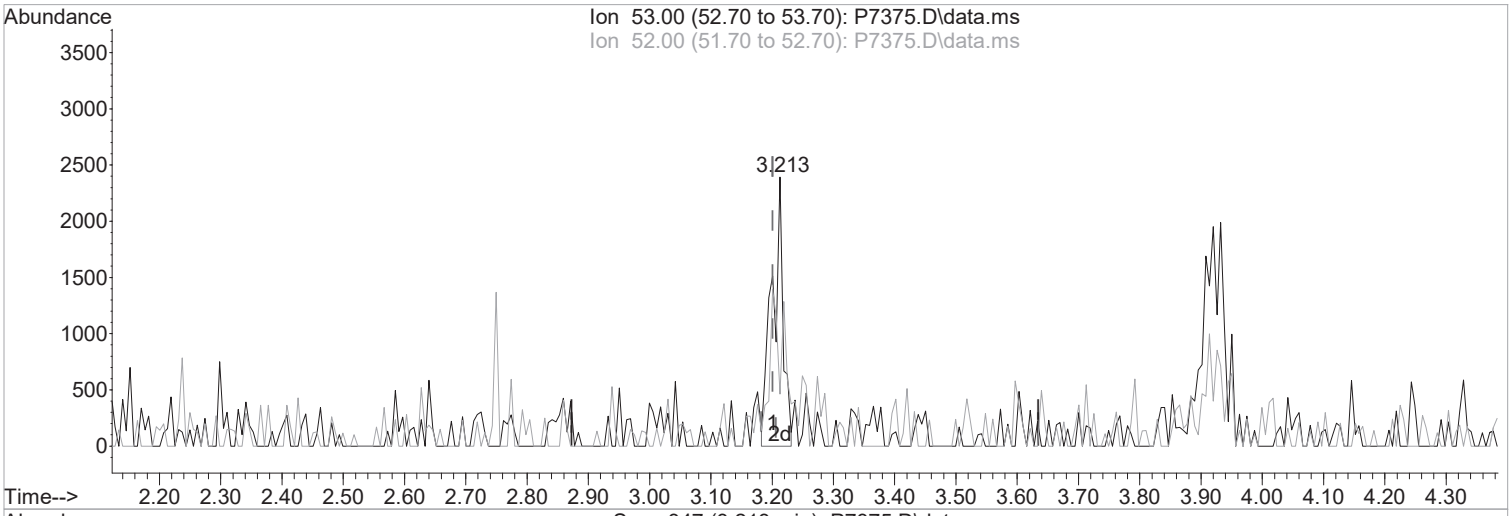

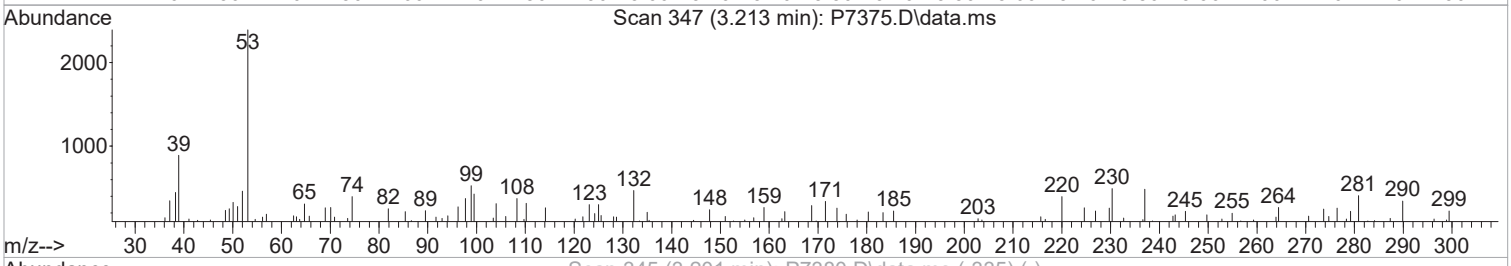

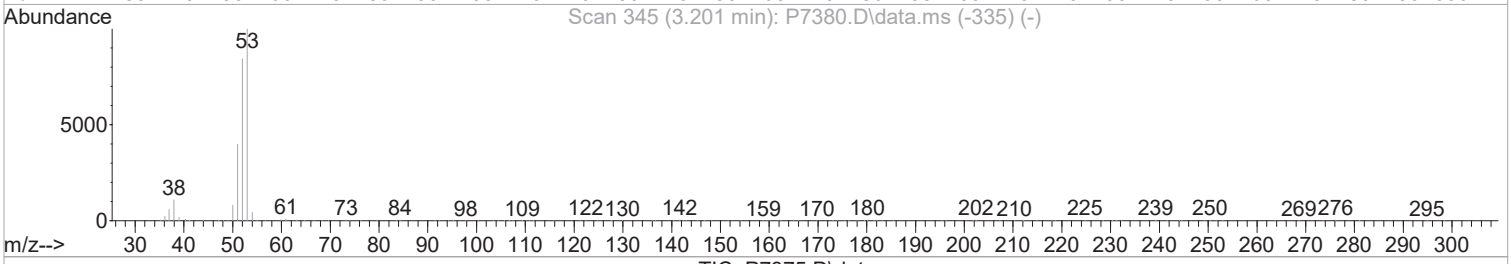

TIC: P7375.D\data.ms

(24) Acrylonitrile

3.213min (+0.012) 2.23 ppb m

response 3000

Ion	Exp%	Act%
53.00	100	100
52.00	84.30	19.35#
0.00	0.00	0.00
0.00	0.00	0.00

Manual Integration:

After

Split Peak

01/05/17

Quantitation Report (Qedit)

Data Path : I:\ACQUDATA\msvoa12\Data\010417\
Data File : P7375.D
Acq On : 4 Jan 2017 1:23 pm
Operator : K.Ruest
Sample : 0.5ppb Inst : MSVOA-12
Misc : 8260/624 WATER ICAL
ALS Vial : 3 Sample Multiplier: 1

Quant Time: Jan 05 08:57:59 2017
Quant Method : I:\ACQUDATA\msvoa12\Methods\W010417.M
Quant Title : MS#12 - 8260B WATERS 10mL Purge
QLast Update : Thu Jan 05 08:48:19 2017
Response via : Initial Calibration

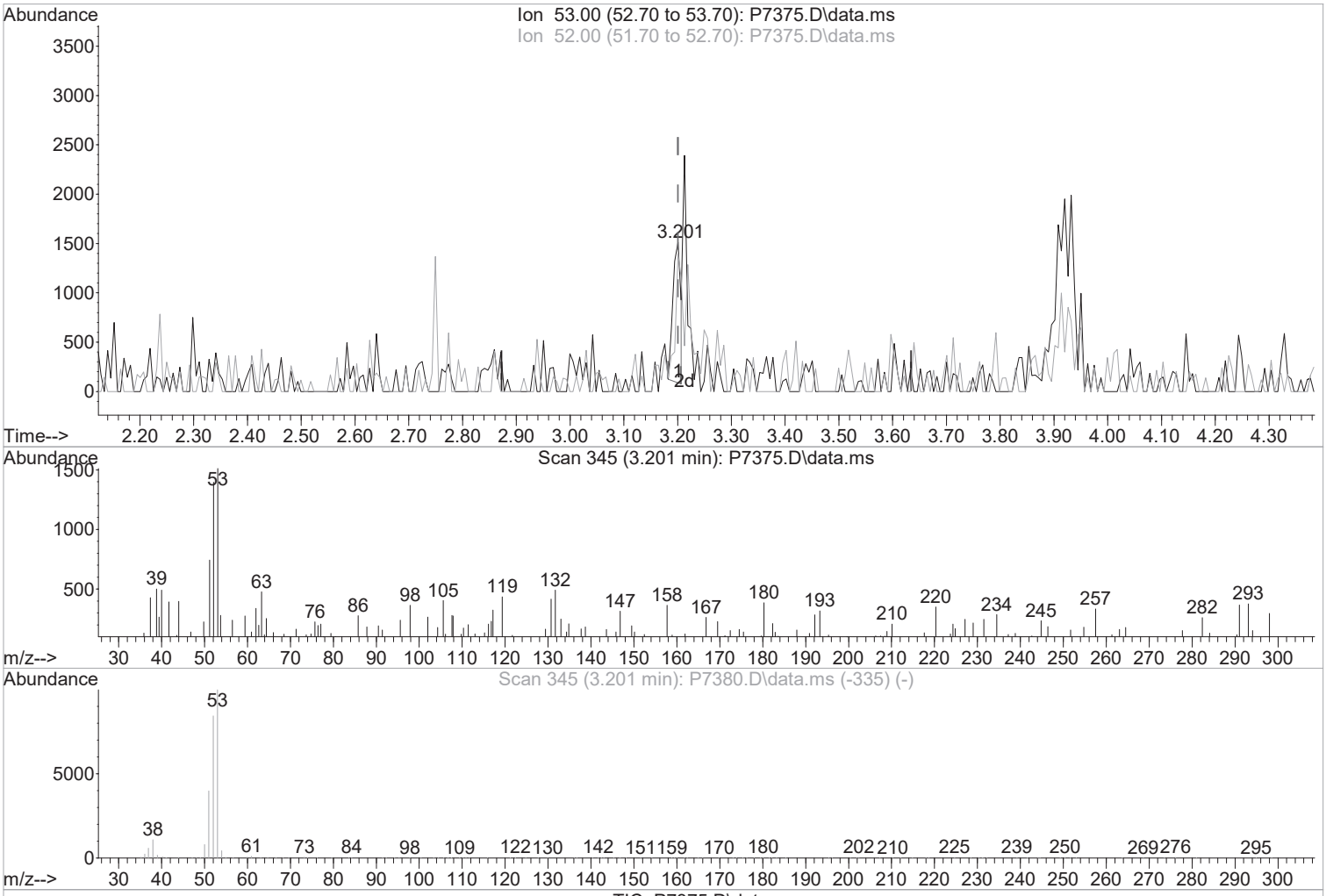

TIC: P7375.D\data.ms

(24) Acrylonitrile

3.201min (+0.000) 1.08 ppb

response 1457

Ion	Exp%	Act%
53.00	100	100
52.00	84.30	77.99
0.00	0.00	0.00
0.00	0.00	0.00

Manual Integration:

Before

01/05/17

Quantitation Report (Qedit)

Data Path : I:\ACQUDATA\msvoa12\Data\010417\
Data File : P7375.D
Acq On : 4 Jan 2017 1:23 pm
Operator : K.Ruest
Sample : 0.5ppb Inst : MSVOA-12
Misc : 8260/624 WATER ICAL
ALS Vial : 3 Sample Multiplier: 1

Quant Time: Jan 05 08:57:59 2017
Quant Method : I:\ACQUDATA\msvoa12\Methods\W010417.M
Quant Title : MS#12 - 8260B WATERS 10mL Purge
QLast Update : Thu Jan 05 08:48:19 2017
Response via : Initial Calibration

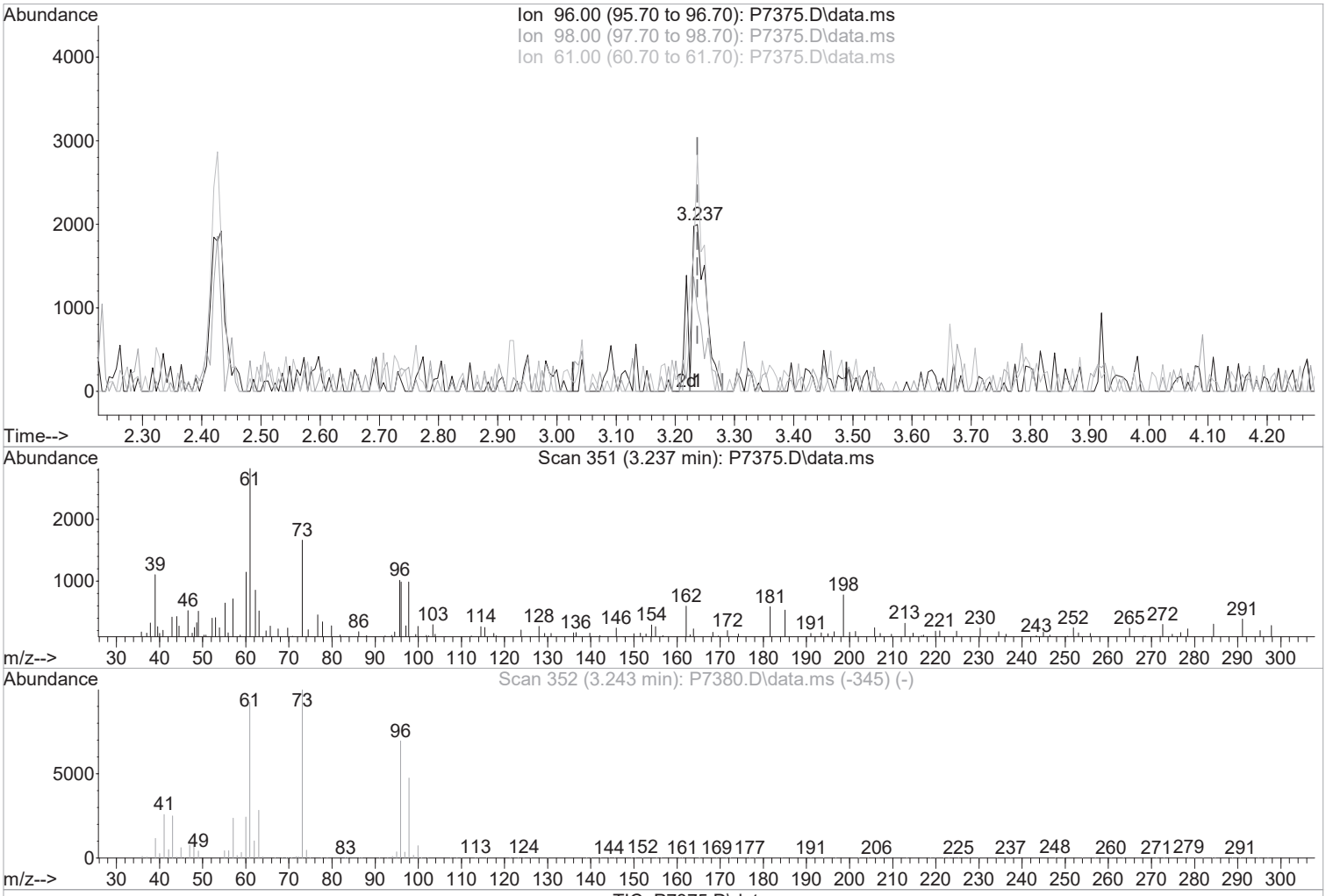

TIC: P7375.D\data.ms

(26) trans-1,2-Dichloroethene (P)

3.237min (+0.000) 0.60 ppb m

response 3799

Ion	Exp%	Act%
96.00	100	100
98.00	68.30	96.94#
61.00	133.80	278.60#
0.00	0.00	0.00

Manual Integration:

After

Split Peak

01/05/17

Quantitation Report (Qedit)

Data Path : I:\ACQUDATA\msvoa12\Data\010417\
Data File : P7375.D
Acq On : 4 Jan 2017 1:23 pm
Operator : K.Ruest
Sample : 0.5ppb Inst : MSVOA-12
Misc : 8260/624 WATER ICAL
ALS Vial : 3 Sample Multiplier: 1

Quant Time: Jan 05 08:57:59 2017
Quant Method : I:\ACQUDATA\msvoa12\Methods\W010417.M
Quant Title : MS#12 - 8260B WATERS 10mL Purge
QLast Update : Thu Jan 05 08:48:19 2017
Response via : Initial Calibration

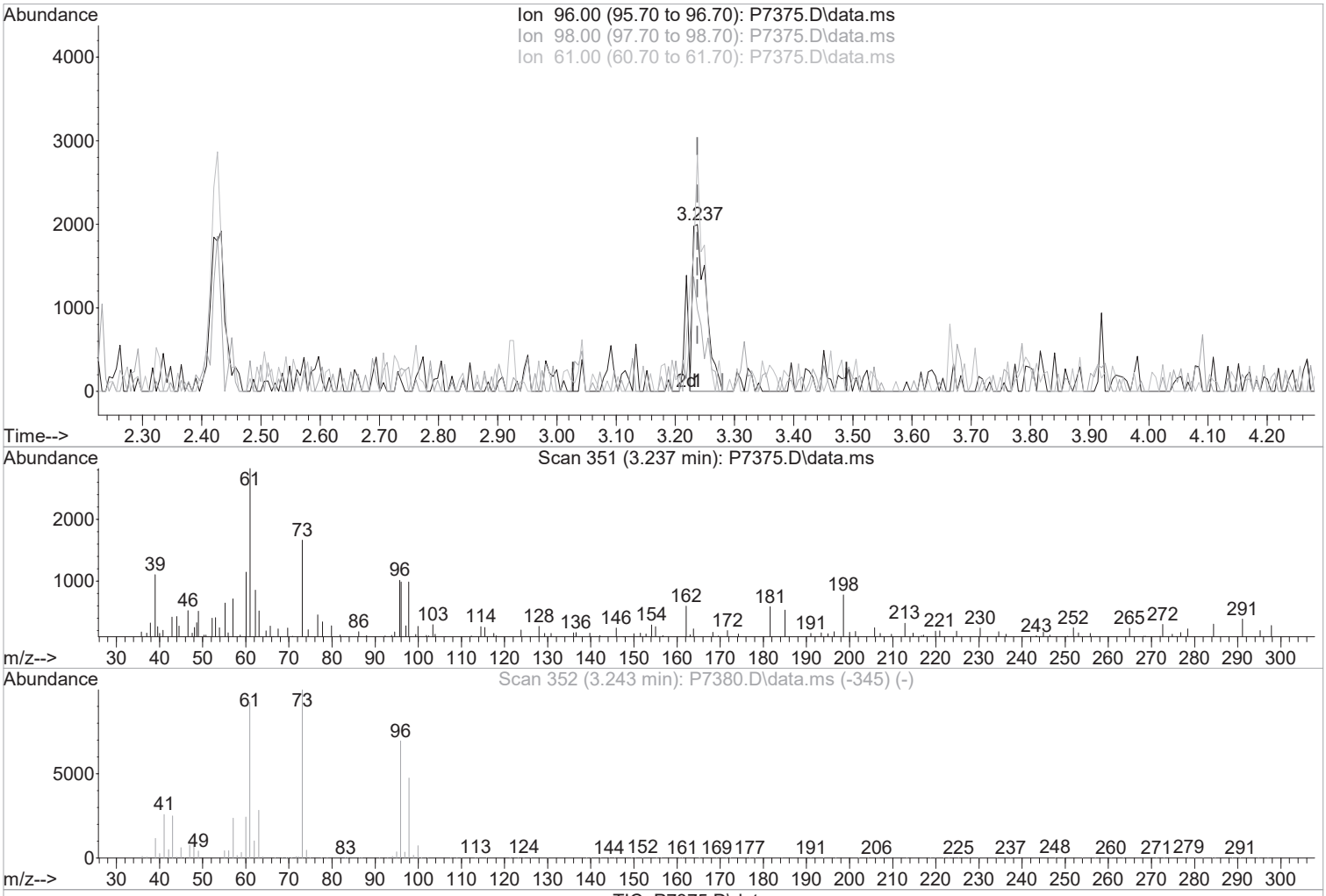

TIC: P7375.D\data.ms

(26) trans-1,2-Dichloroethene (P)

3.237min (+0.000) 0.50 ppb

response 3145

Ion	Exp%	Act%
96.00	100	100
98.00	68.30	49.22
61.00	133.80	141.46
0.00	0.00	0.00

Manual Integration:

Before

01/05/17

Quantitation Report (Qedit)

Data Path : I:\ACQUDATA\msvoa12\Data\010417\
Data File : P7375.D
Acq On : 4 Jan 2017 1:23 pm
Operator : K.Ruest
Sample : 0.5ppb Inst : MSVOA-12
Misc : 8260/624 WATER ICAL
ALS Vial : 3 Sample Multiplier: 1

Quant Time: Jan 05 08:57:59 2017
Quant Method : I:\ACQUDATA\msvoa12\Methods\W010417.M
Quant Title : MS#12 - 8260B WATERS 10mL Purge
QLast Update : Thu Jan 05 08:48:19 2017
Response via : Initial Calibration

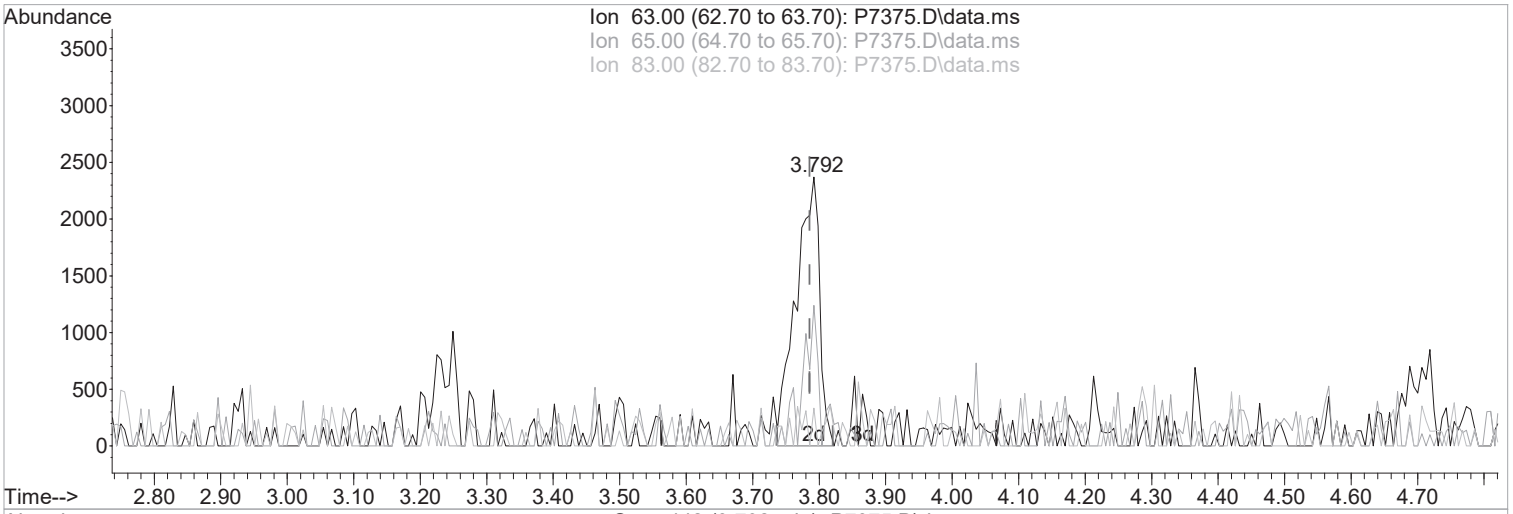

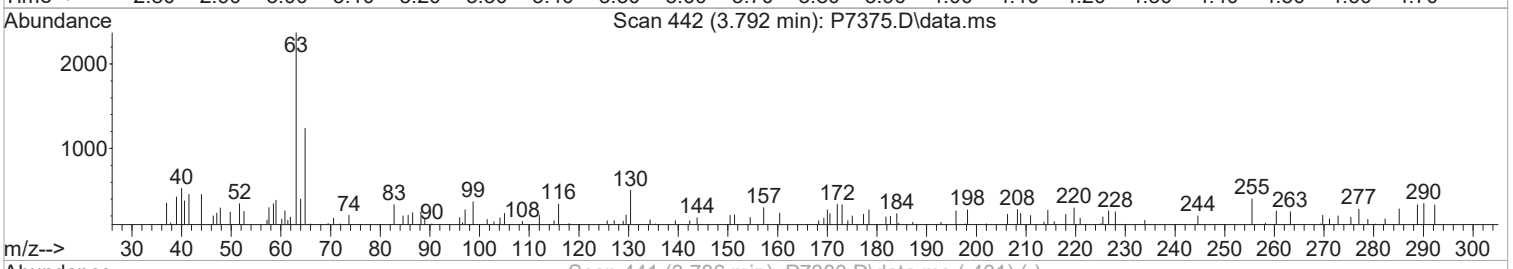



TIC: P7375.D\data.ms

(28) 1,1-Diclethane (P)

3.792min (+0.006) 0.55 ppb m

response 5820

Ion	Exp%	Act%
63.00	100	100
65.00	30.80	52.32#
83.00	12.10	14.09
0.00	0.00	0.00

Manual Integration:

After

Peak not found.

01/05/17

Quantitation Report (Qedit)

Data Path : I:\ACQUDATA\msvoa12\Data\010417\
Data File : P7375.D
Acq On : 4 Jan 2017 1:23 pm
Operator : K.Ruest
Sample : 0.5ppb Inst : MSVOA-12
Misc : 8260/624 WATER ICAL
ALS Vial : 3 Sample Multiplier: 1

Quant Time: Jan 05 08:57:59 2017
Quant Method : I:\ACQUDATA\msvoa12\Methods\W010417.M
Quant Title : MS#12 - 8260B WATERS 10mL Purge
QLast Update : Thu Jan 05 08:48:19 2017
Response via : Initial Calibration

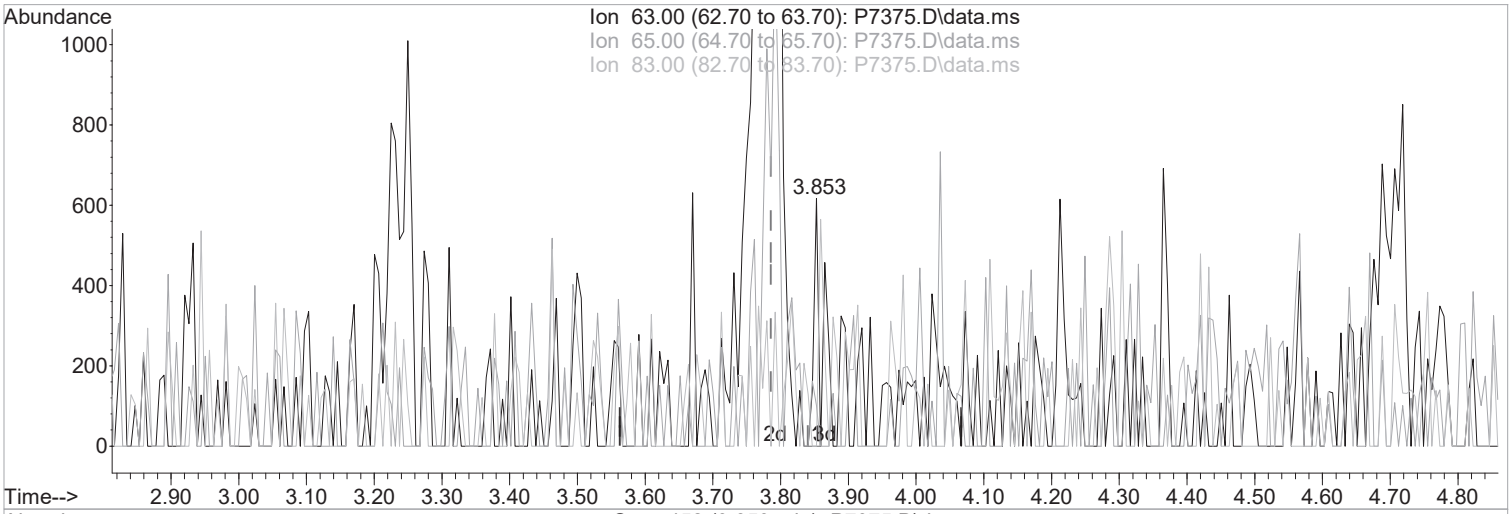

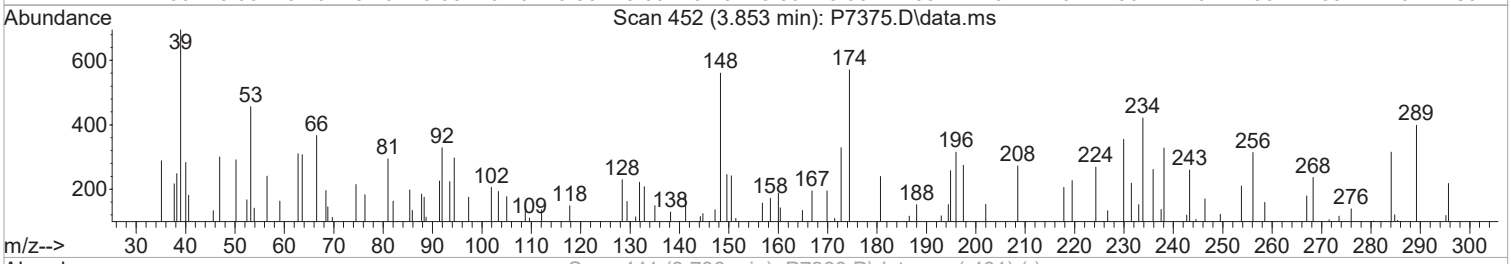

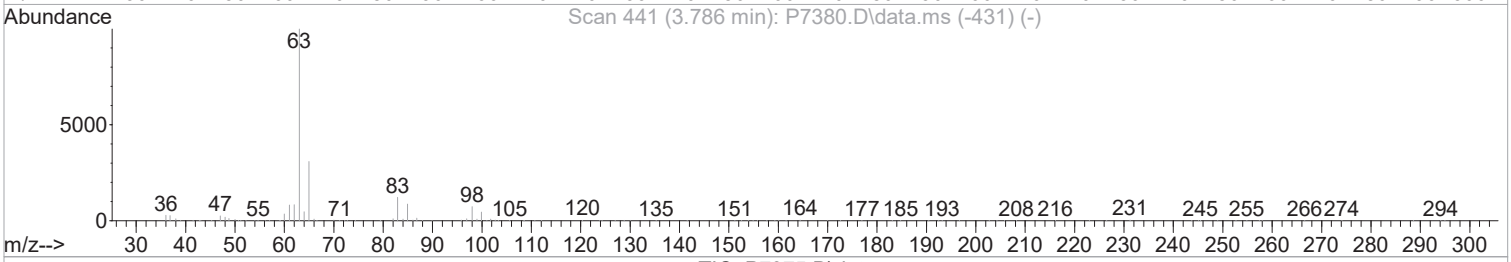

TIC: P7375.D\data.ms

(28) 1,1-Diclethane (P)

3.853min (+0.067) 0.03 ppb

response 276

Ion	Exp%	Act%
63.00	100	100
65.00	30.80	16.37
83.00	12.10	0.00
0.00	0.00	0.00

Manual Integration:

Before

01/05/17

1st 01/05/17
2nd 01/05/17

Quantitation Report (Qedit)

Data Path : I:\ACQUDATA\msvoa12\Data\010417\
Data File : P7375.D
Acq On : 4 Jan 2017 1:23 pm
Operator : K.Ruest
Sample : 0.5ppb Inst : MSVOA-12
Misc : 8260/624 WATER ICAL
ALS Vial : 3 Sample Multiplier: 1

Quant Time: Jan 05 08:57:59 2017
Quant Method : I:\ACQUDATA\msvoa12\Methods\W010417.M
Quant Title : MS#12 - 8260B WATERS 10mL Purge
QLast Update : Thu Jan 05 08:48:19 2017
Response via : Initial Calibration

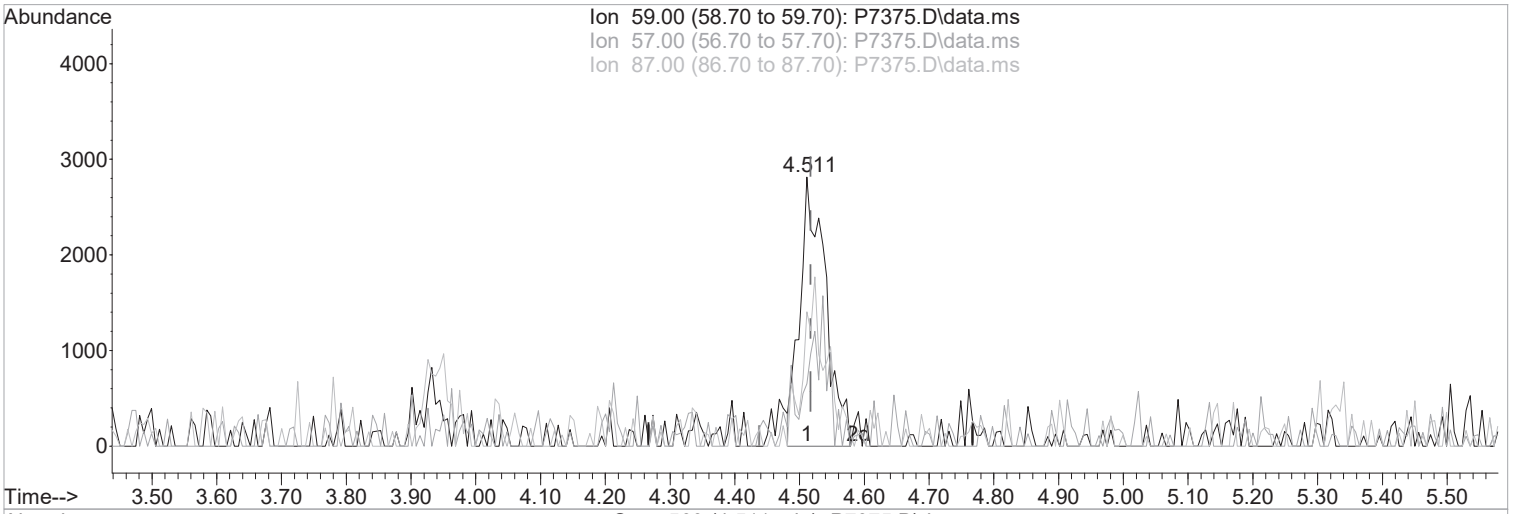

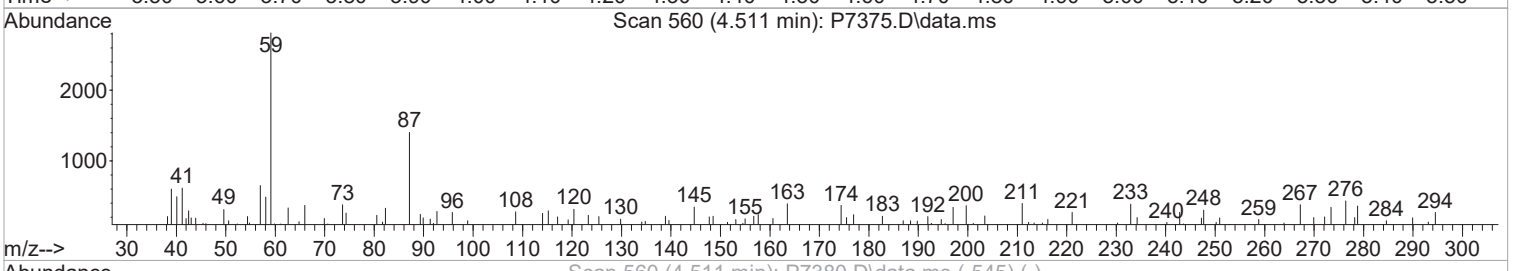

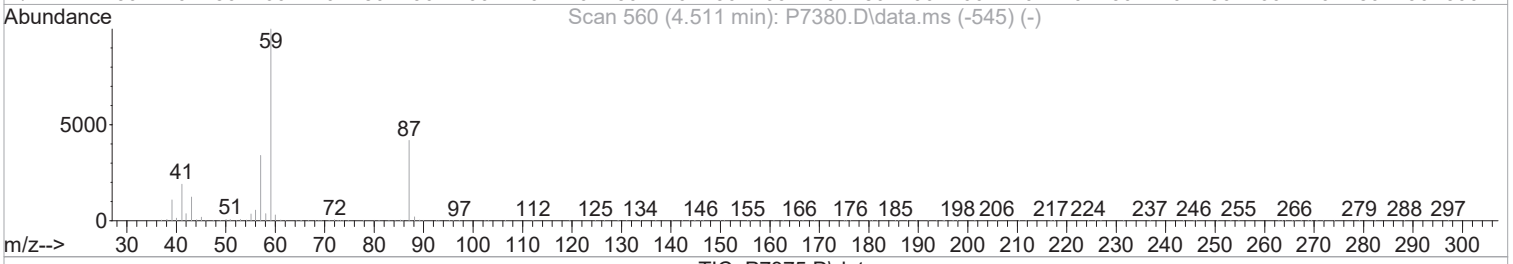

TIC: P7375.D\data.ms

(32) ETBE

4.511min (-0.006) 0.46 ppb m

response 7719

Ion	Exp%	Act%
59.00	100	100
57.00	34.00	23.13
87.00	41.90	49.93
0.00	0.00	0.00

Manual Integration:

After

Poor integration.

01/05/17

1st 01/05/17
2nd 01/05/17

Quantitation Report (Qedit)

Data Path : I:\ACQUDATA\msvoa12\Data\010417\
Data File : P7375.D
Acq On : 4 Jan 2017 1:23 pm
Operator : K.Ruest
Sample : 0.5ppb Inst : MSVOA-12
Misc : 8260/624 WATER ICAL
ALS Vial : 3 Sample Multiplier: 1

Quant Time: Jan 05 08:57:59 2017
Quant Method : I:\ACQUDATA\msvoa12\Methods\W010417.M
Quant Title : MS#12 - 8260B WATERS 10mL Purge
QLast Update : Thu Jan 05 08:48:19 2017
Response via : Initial Calibration

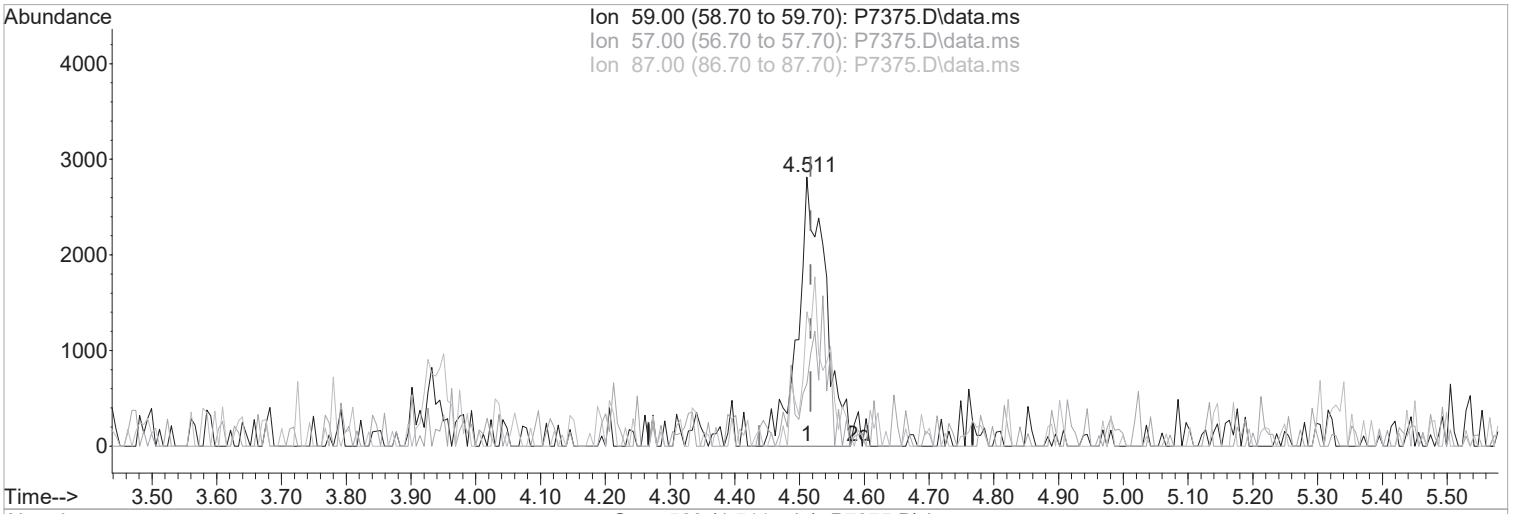

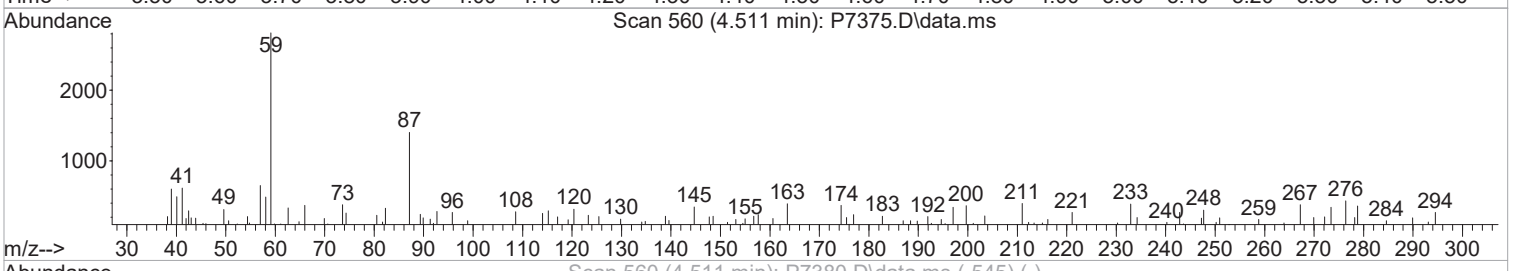

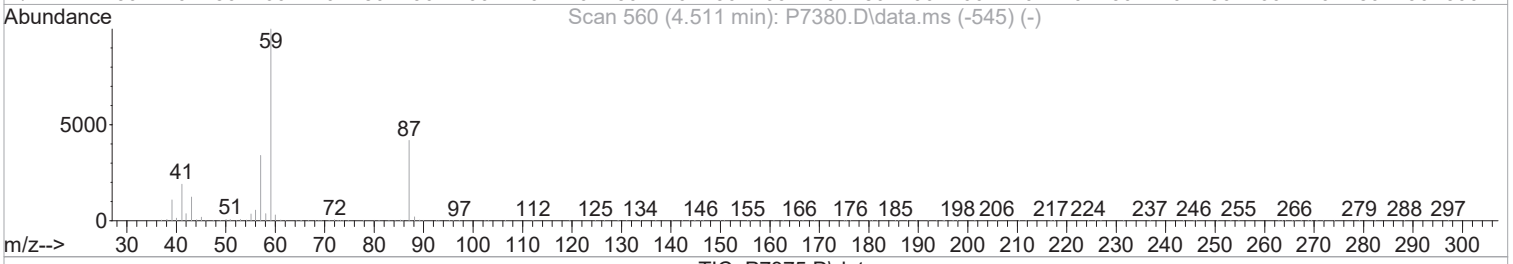

TIC: P7375.D\data.ms

(32) ETBE

4.511min (-0.006) 0.50 ppb

response 8396

Ion	Exp%	Act%
59.00	100	100
57.00	34.00	23.13
87.00	41.90	49.93
0.00	0.00	0.00

Manual Integration:

Before

01/05/17

Quantitation Report (Qedit)

Data Path : I:\ACQUDATA\msvoa12\Data\010417\
Data File : P7375.D
Acq On : 4 Jan 2017 1:23 pm
Operator : K.Ruest
Sample : 0.5ppb Inst : MSVOA-12
Misc : 8260/624 WATER ICAL
ALS Vial : 3 Sample Multiplier: 1

Quant Time: Jan 05 08:57:59 2017
Quant Method : I:\ACQUDATA\msvoa12\Methods\W010417.M
Quant Title : MS#12 - 8260B WATERS 10mL Purge
QLast Update : Thu Jan 05 08:48:19 2017
Response via : Initial Calibration

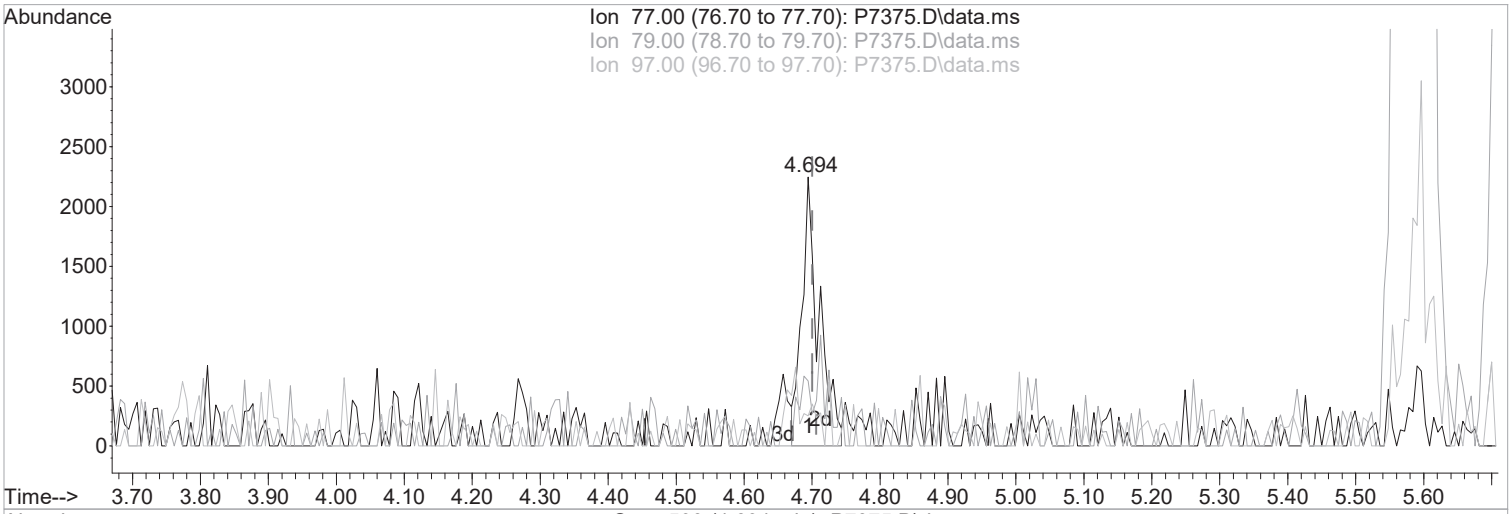

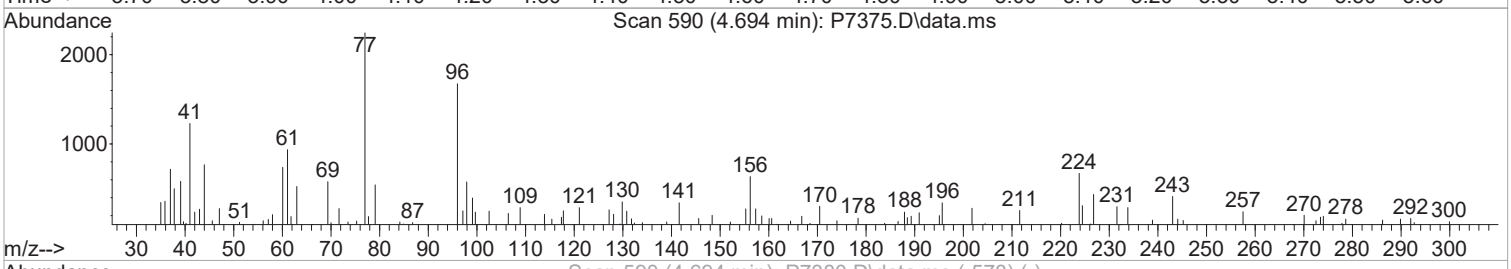

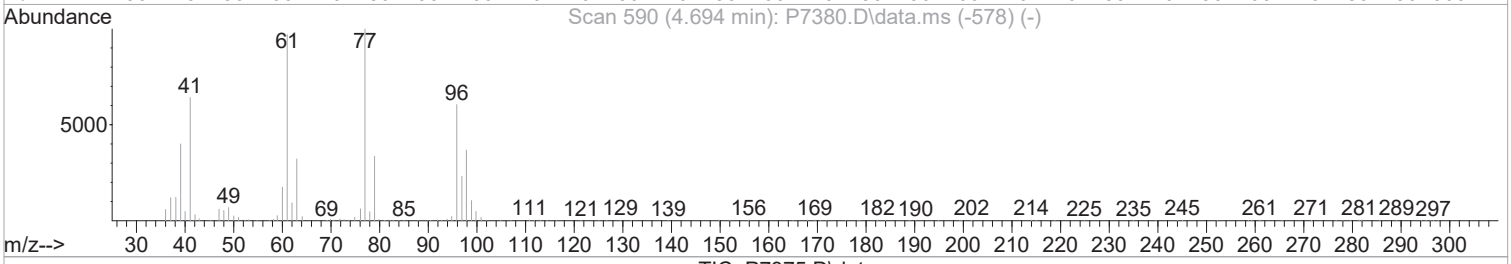

TIC: P7375.D\data.ms

(33) 2,2-Dichloropropane

4.694min (-0.006) 0.47 ppb m

response 3907

Ion	Exp%	Act%
77.00	100	100
79.00	33.80	24.18
97.00	23.20	11.18
0.00	0.00	0.00

Manual Integration:

After

Split Peak

01/05/17

Quantitation Report (Qedit)

Data Path : I:\ACQUDATA\msvoa12\Data\010417\
Data File : P7375.D
Acq On : 4 Jan 2017 1:23 pm
Operator : K.Ruest
Sample : 0.5ppb Inst : MSVOA-12
Misc : 8260/624 WATER ICAL
ALS Vial : 3 Sample Multiplier: 1

Quant Time: Jan 05 08:57:59 2017
Quant Method : I:\ACQUDATA\msvoa12\Methods\W010417.M
Quant Title : MS#12 - 8260B WATERS 10mL Purge
QLast Update : Thu Jan 05 08:48:19 2017
Response via : Initial Calibration

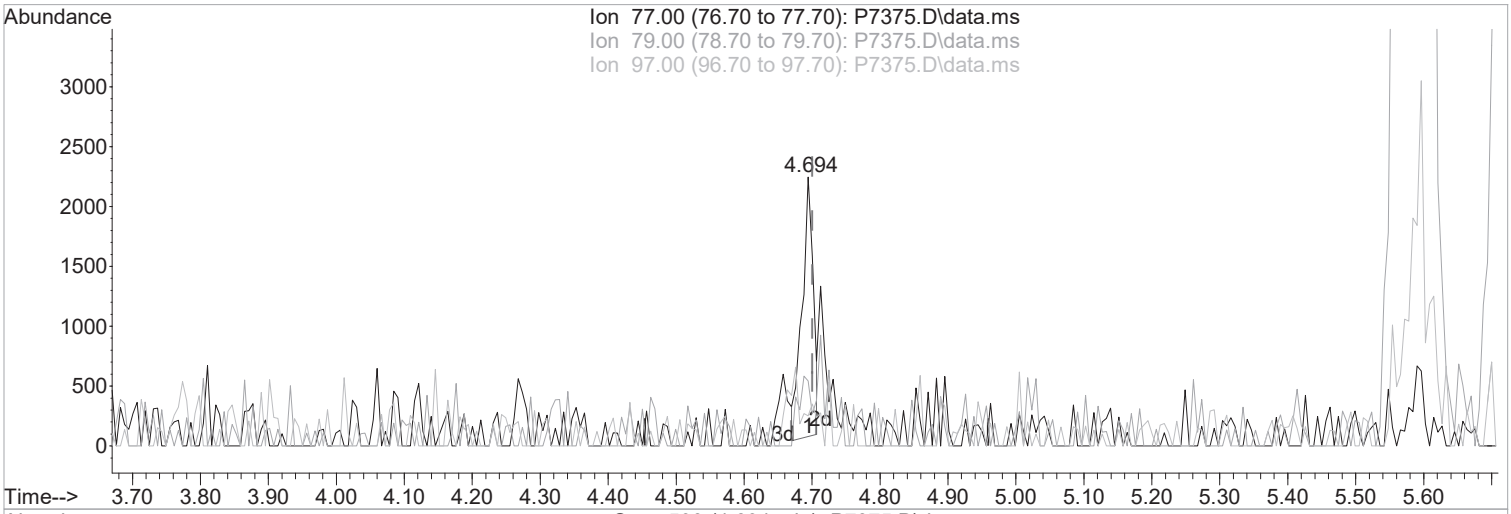

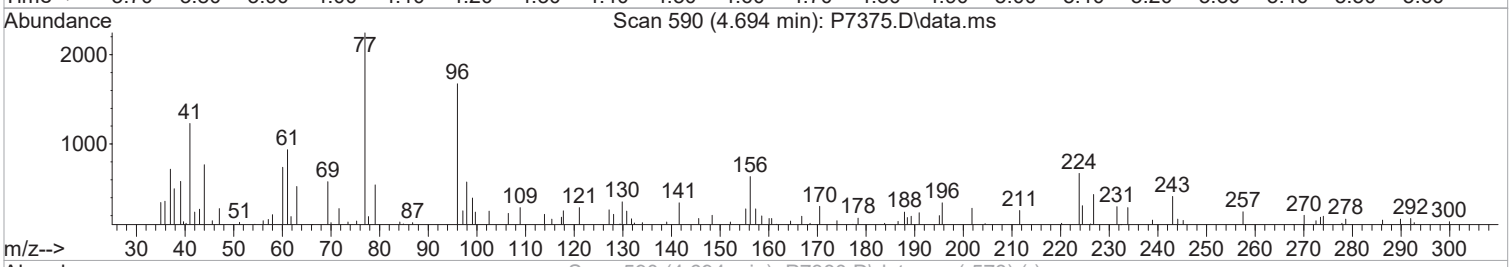

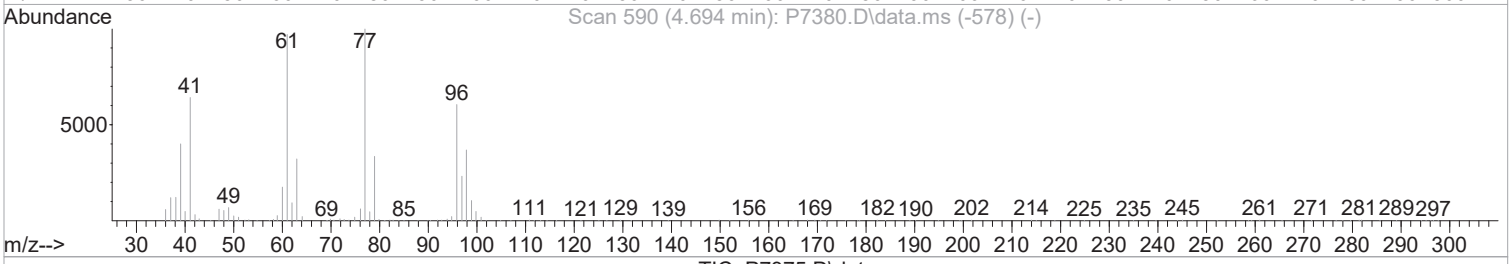

TIC: P7375.D\data.ms

(33) 2,2-Dichloropropane

4.694min (-0.006) 0.30 ppb

response 2510

Ion	Exp%	Act%
77.00	100	100
79.00	33.80	22.31
97.00	23.20	10.31
0.00	0.00	0.00

Manual Integration:

Before

01/05/17

Quantitation Report (Qedit)

Data Path : I:\ACQUDATA\msvoa12\Data\010417\
Data File : P7375.D
Acq On : 4 Jan 2017 1:23 pm
Operator : K.Ruest
Sample : 0.5ppb Inst : MSVOA-12
Misc : 8260/624 WATER ICAL
ALS Vial : 3 Sample Multiplier: 1

Quant Time: Jan 05 08:57:59 2017
Quant Method : I:\ACQUDATA\msvoa12\Methods\W010417.M
Quant Title : MS#12 - 8260B WATERS 10mL Purge
QLast Update : Thu Jan 05 08:48:19 2017
Response via : Initial Calibration

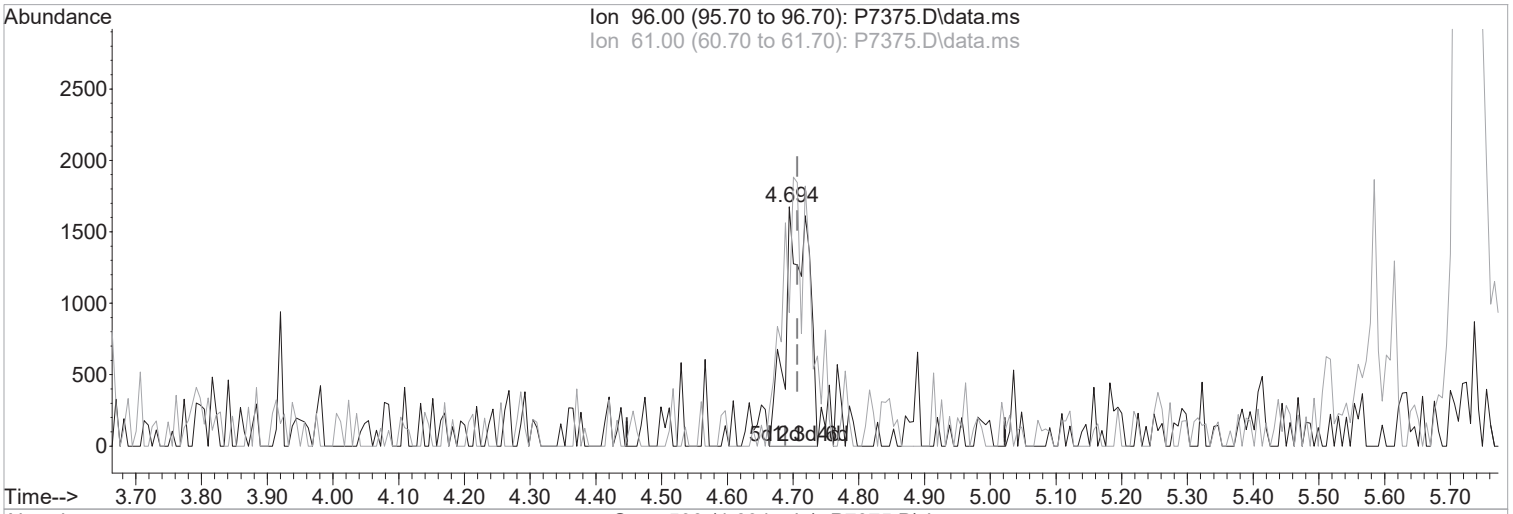

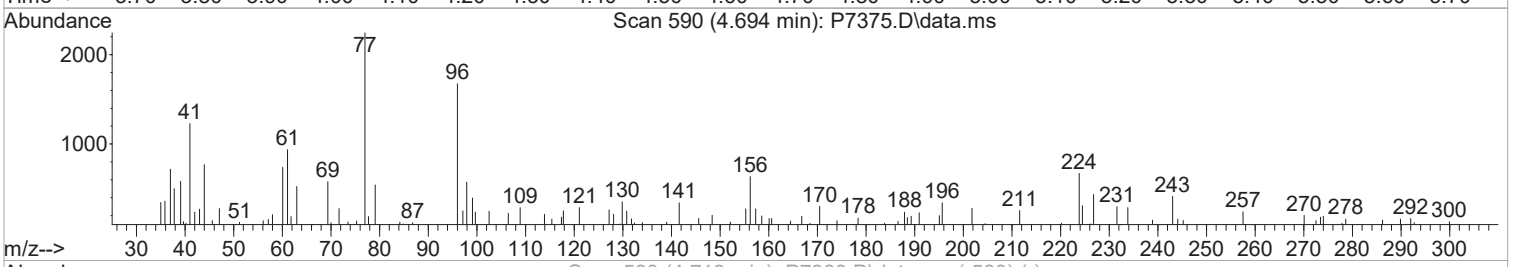

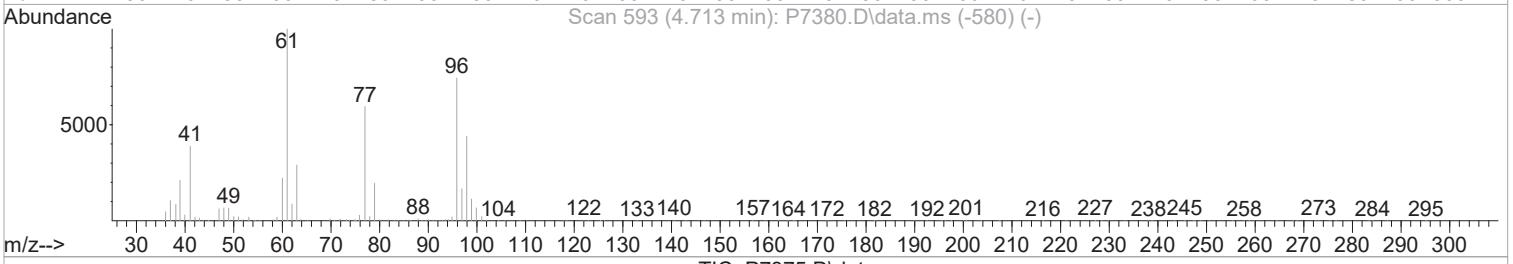

TIC: P7375.D\data.ms

(34) cis-1,2-Dichloroethene (P)

4.694min (-0.012) 0.61 ppb m

response 4064

Ion	Exp%	Act%
96.00	100	100
61.00	134.80	55.91#
0.00	0.00	0.00
0.00	0.00	0.00

Manual Integration:

After

Split Peak

01/05/17

Quantitation Report (Qedit)

Data Path : I:\ACQUDATA\msvoa12\Data\010417\
Data File : P7375.D
Acq On : 4 Jan 2017 1:23 pm
Operator : K.Ruest
Sample : 0.5ppb Inst : MSVOA-12
Misc : 8260/624 WATER ICAL
ALS Vial : 3 Sample Multiplier: 1

Quant Time: Jan 05 08:57:59 2017
Quant Method : I:\ACQUDATA\msvoa12\Methods\W010417.M
Quant Title : MS#12 - 8260B WATERS 10mL Purge
QLast Update : Thu Jan 05 08:48:19 2017
Response via : Initial Calibration

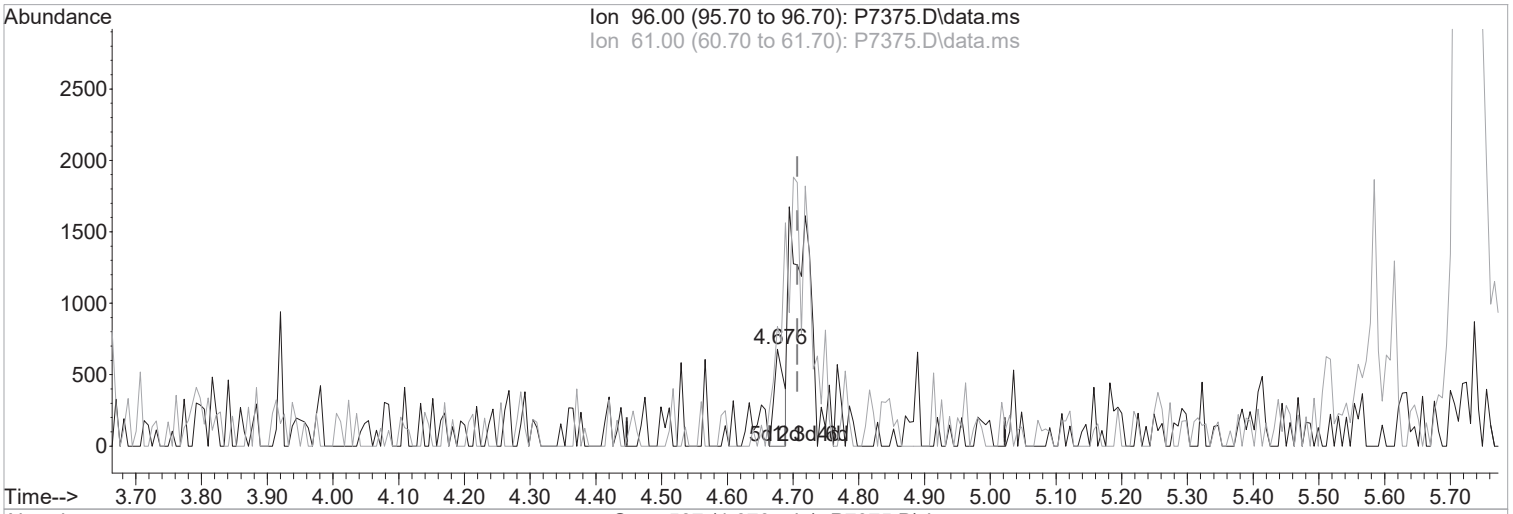

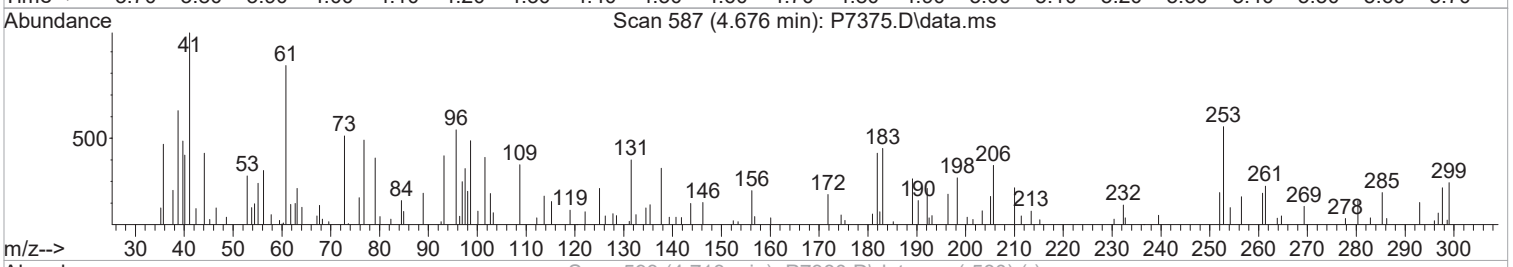



TIC: P7375.D\data.ms

(34) cis-1,2-Dichloroethene (P)

4.676min (-0.030) 0.11 ppb

response 702

Ion	Exp%	Act%
96.00	100	100
61.00	134.80	123.30
0.00	0.00	0.00
0.00	0.00	0.00

Manual Integration:

Before

01/05/17

Quantitation Report (Qedit)

Data Path : I:\ACQUDATA\msvoa12\Data\010417\
Data File : P7375.D
Acq On : 4 Jan 2017 1:23 pm
Operator : K.Ruest
Sample : 0.5ppb Inst : MSVOA-12
Misc : 8260/624 WATER ICAL
ALS Vial : 3 Sample Multiplier: 1

Quant Time: Jan 05 08:57:59 2017
Quant Method : I:\ACQUDATA\msvoa12\Methods\W010417.M
Quant Title : MS#12 - 8260B WATERS 10mL Purge
QLast Update : Thu Jan 05 08:48:19 2017
Response via : Initial Calibration

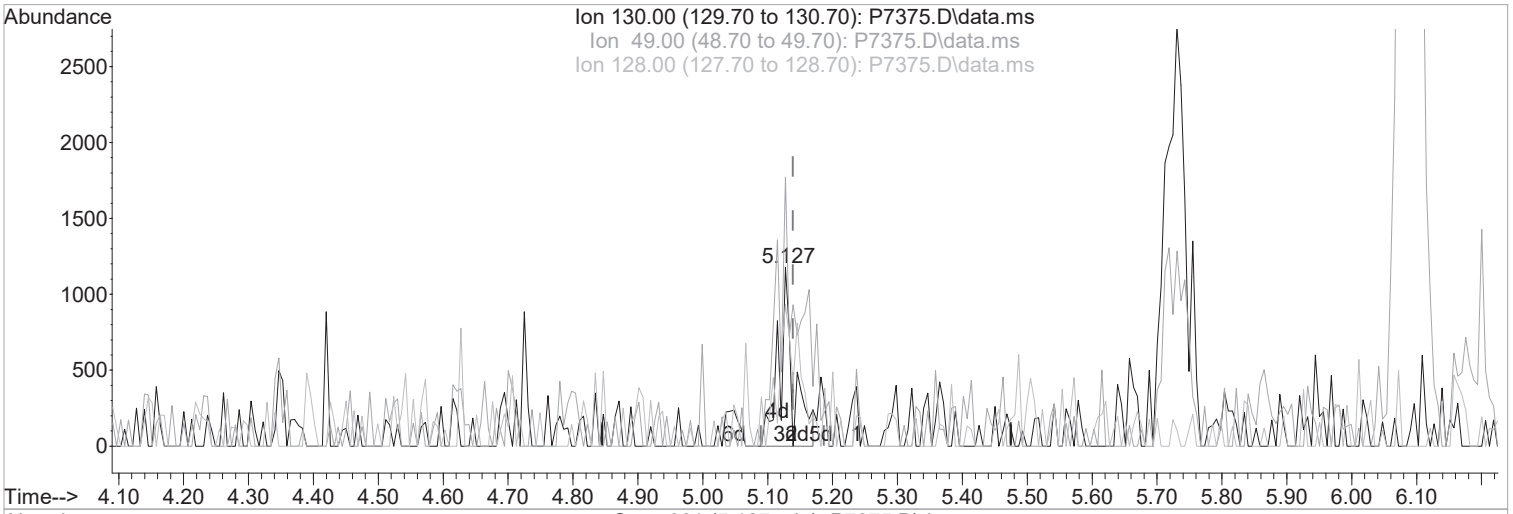

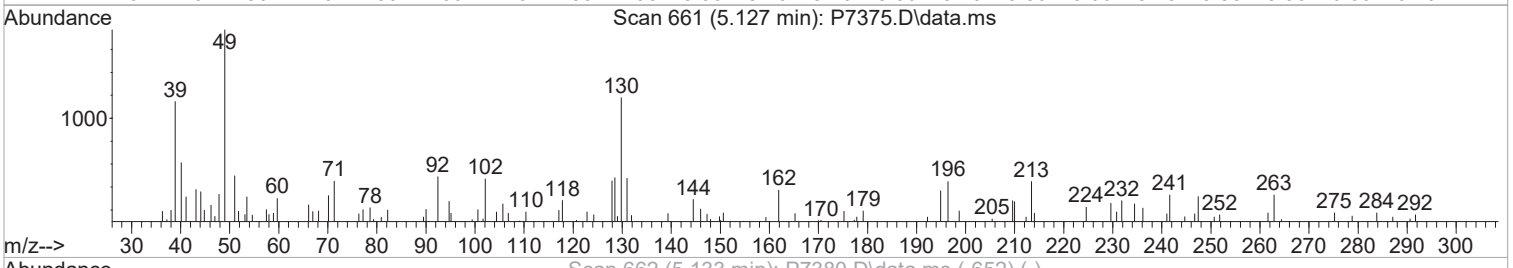

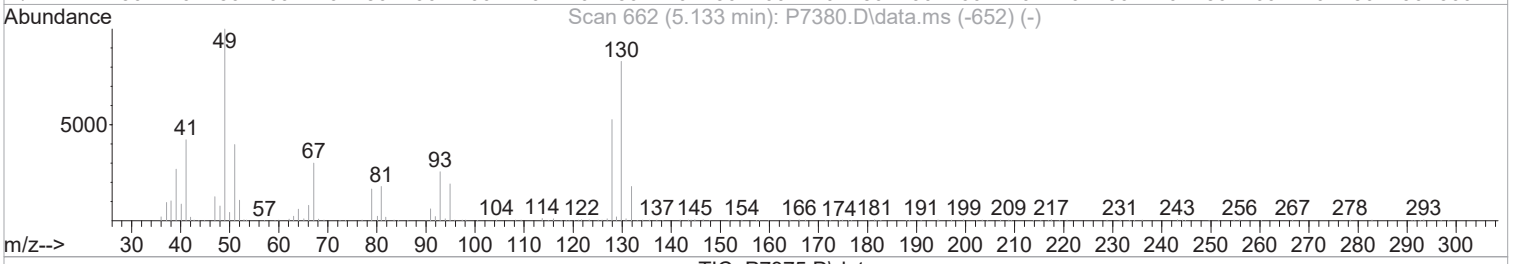

TIC: P7375.D\data.ms

(37) Bromochloromethane

5.127min (-0.012) 0.50 ppb m

response 1828

Ion	Exp%	Act%
130.00	100	100
49.00	120.70	150.42#
128.00	64.20	40.75#
0.00	0.00	0.00

Manual Integration:

After

Split Peak

01/05/17

Quantitation Report (Qedit)

Data Path : I:\ACQUDATA\msvoa12\Data\010417\
Data File : P7375.D
Acq On : 4 Jan 2017 1:23 pm
Operator : K.Ruest
Sample : 0.5ppb Inst : MSVOA-12
Misc : 8260/624 WATER ICAL
ALS Vial : 3 Sample Multiplier: 1

Quant Time: Jan 05 08:57:59 2017
Quant Method : I:\ACQUDATA\msvoa12\Methods\W010417.M
Quant Title : MS#12 - 8260B WATERS 10mL Purge
QLast Update : Thu Jan 05 08:48:19 2017
Response via : Initial Calibration

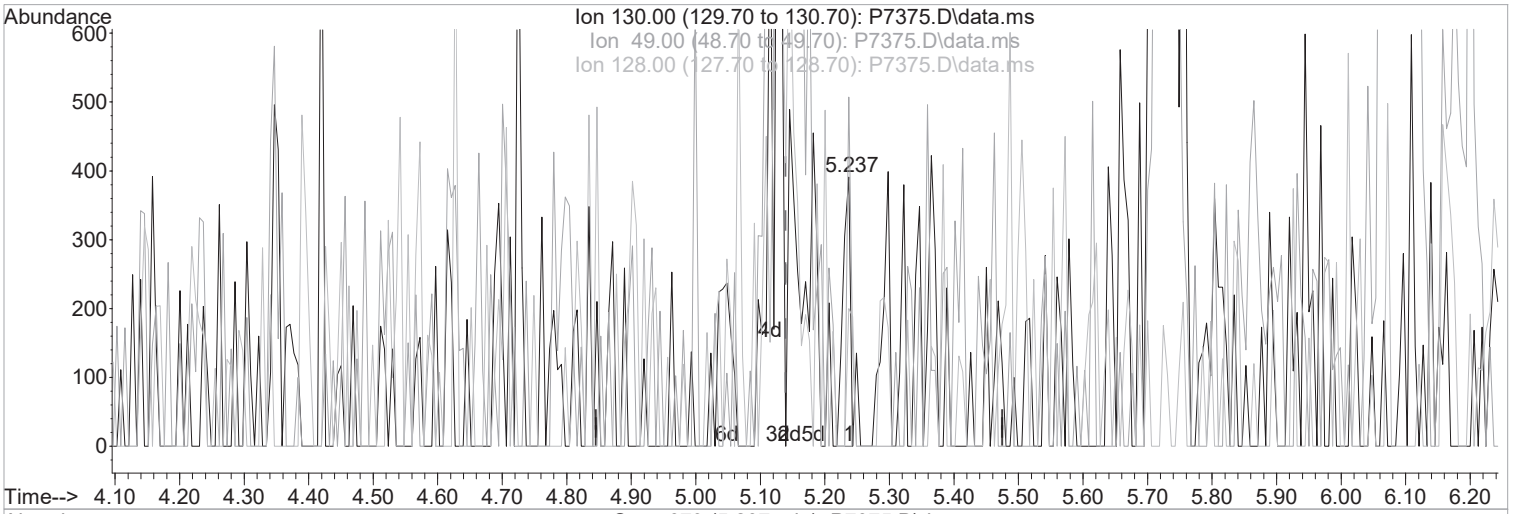

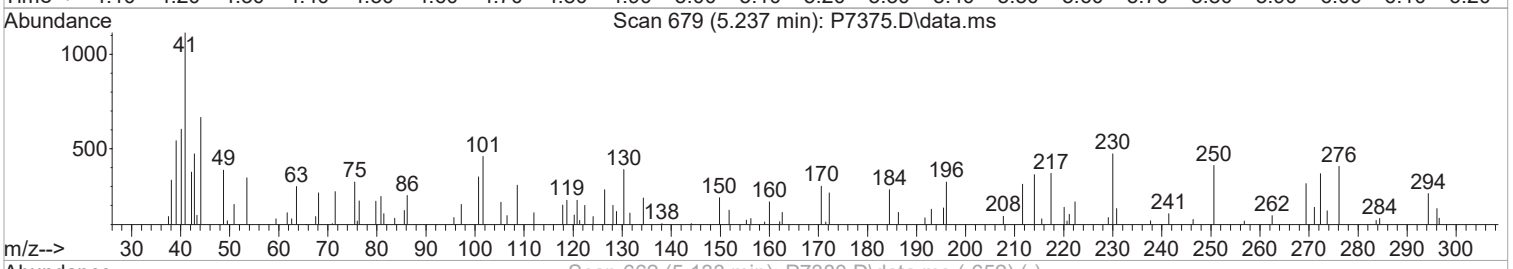

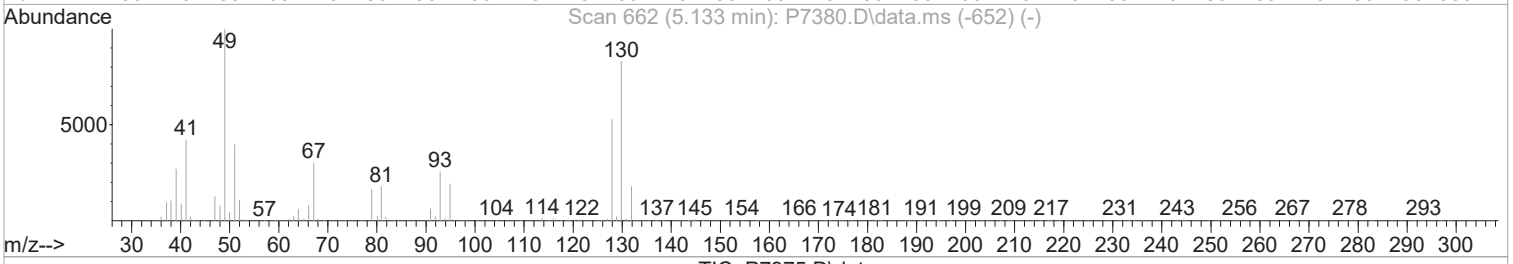

TIC: P7375.D\data.ms

(37) Bromochloromethane

5.237min (+0.098) 0.08 ppb

response 303

Ion	Exp%	Act%
130.00	100	100
49.00	120.70	129.67
128.00	64.20	51.15
0.00	0.00	0.00

Manual Integration:

Before

01/05/17

Quantitation Report (Qedit)

Data Path : I:\ACQUDATA\msvoa12\Data\010417\
Data File : P7375.D
Acq On : 4 Jan 2017 1:23 pm
Operator : K.Ruest
Sample : 0.5ppb Inst : MSVOA-12
Misc : 8260/624 WATER ICAL
ALS Vial : 3 Sample Multiplier: 1

Quant Time: Jan 05 08:57:59 2017
Quant Method : I:\ACQUDATA\msvoa12\Methods\W010417.M
Quant Title : MS#12 - 8260B WATERS 10mL Purge
QLast Update : Thu Jan 05 08:48:19 2017
Response via : Initial Calibration

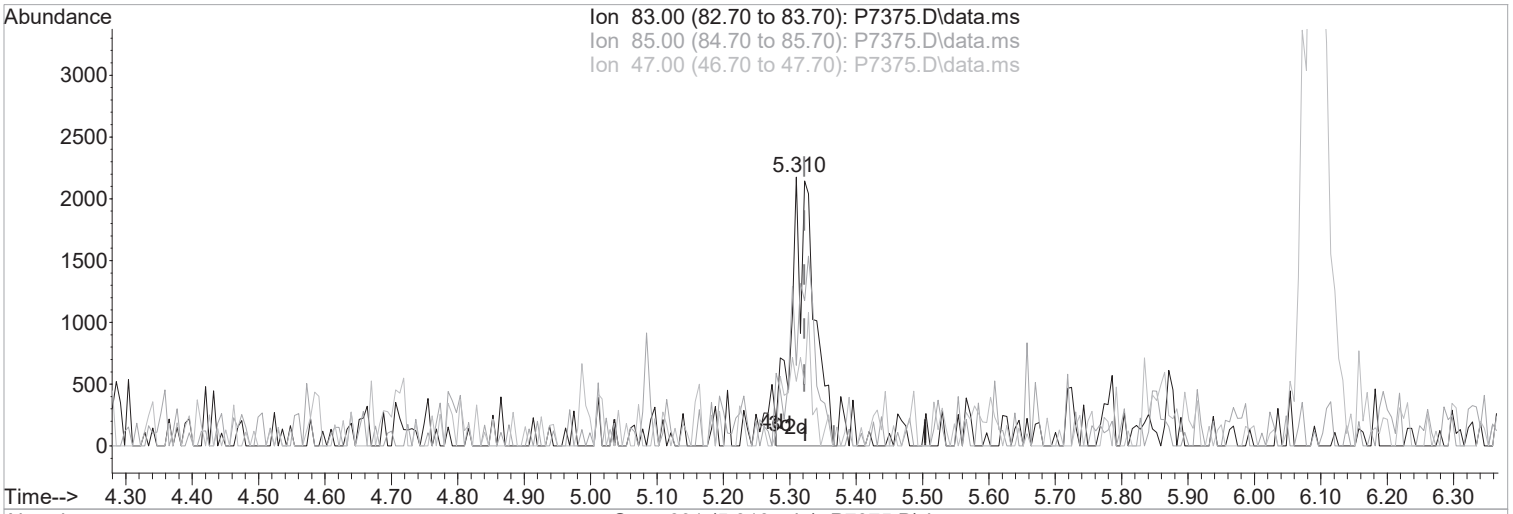

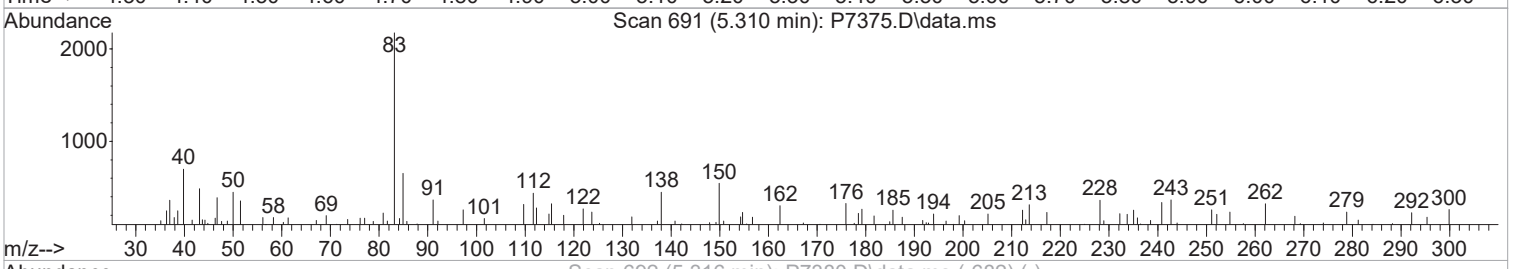



TIC: P7375.D\data.ms

(40) Chloroform (P)

5.310min (-0.012) 0.50 ppb m

response 5115

Ion	Exp%	Act%
83.00	100	100
85.00	62.30	30.01#
47.00	26.90	17.97
0.00	0.00	0.00

Manual Integration:

After

Split Peak

01/05/17

Quantitation Report (Qedit)

Data Path : I:\ACQUDATA\msvoa12\Data\010417\
Data File : P7375.D
Acq On : 4 Jan 2017 1:23 pm
Operator : K.Ruest
Sample : 0.5ppb Inst : MSVOA-12
Misc : 8260/624 WATER ICAL
ALS Vial : 3 Sample Multiplier: 1

Quant Time: Jan 05 08:57:59 2017
Quant Method : I:\ACQUDATA\msvoa12\Methods\W010417.M
Quant Title : MS#12 - 8260B WATERS 10mL Purge
QLast Update : Thu Jan 05 08:48:19 2017
Response via : Initial Calibration

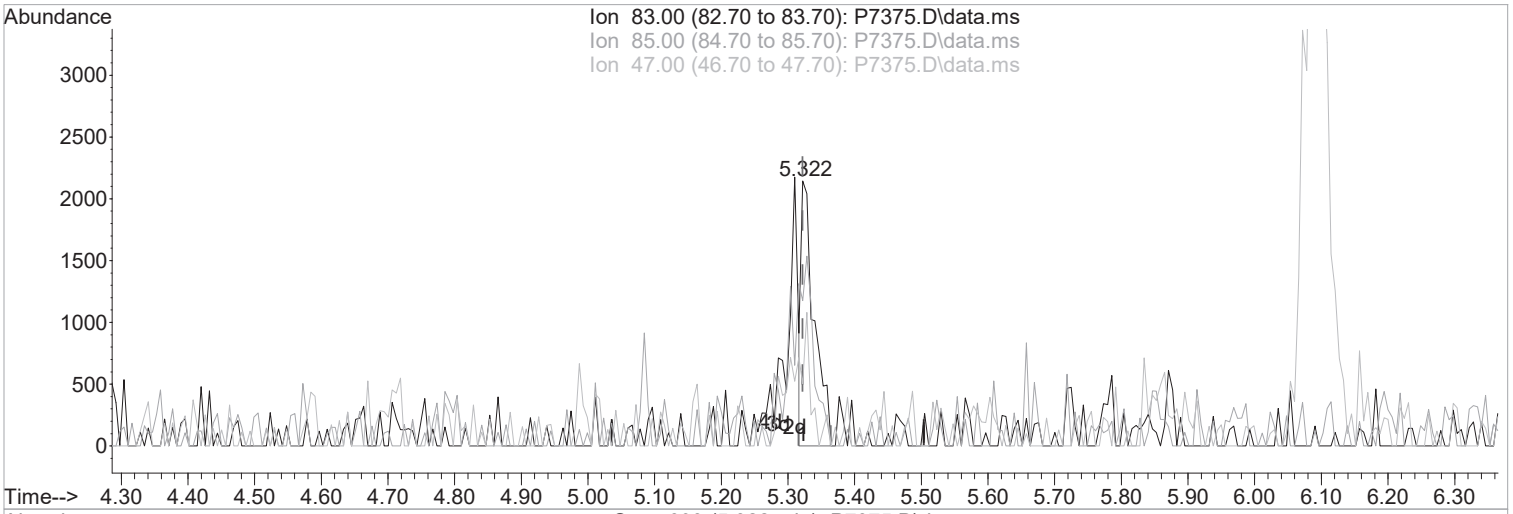

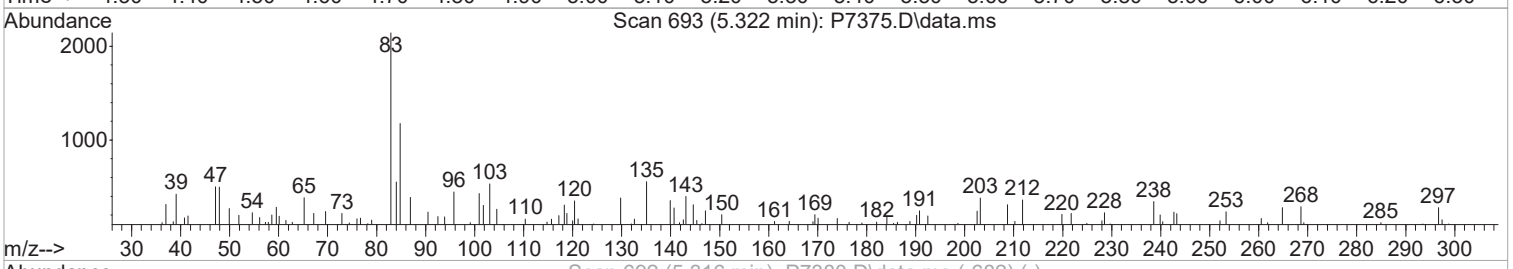

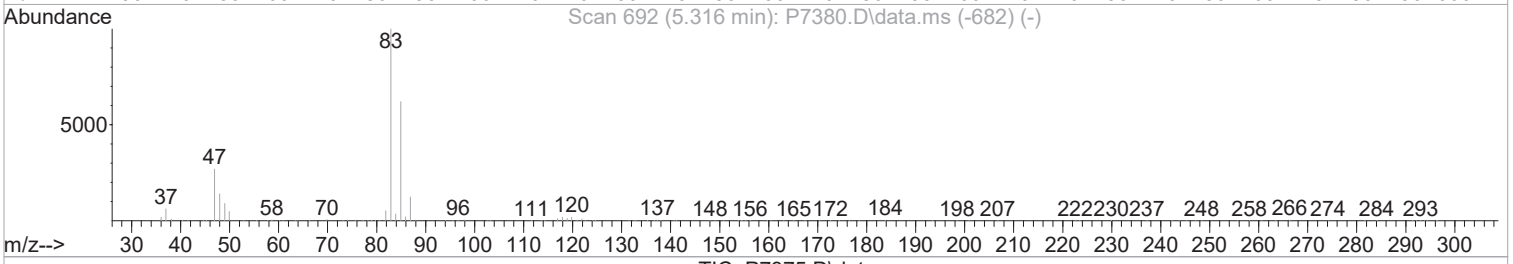

TIC: P7375.D\data.ms

(40) Chloroform (P)

5.322min (+0.000) 0.28 ppb

response 2913

Ion	Exp%	Act%
83.00	100	100
85.00	62.30	54.80
47.00	26.90	23.41
0.00	0.00	0.00

Manual Integration:

Before

01/05/17

Quantitation Report (Qedit)

Data Path : I:\ACQUDATA\msvoa12\Data\010417\
Data File : P7375.D
Acq On : 4 Jan 2017 1:23 pm
Operator : K.Ruest
Sample : 0.5ppb Inst : MSVOA-12
Misc : 8260/624 WATER ICAL
ALS Vial : 3 Sample Multiplier: 1

Quant Time: Jan 05 08:57:59 2017
Quant Method : I:\ACQUDATA\msvoa12\Methods\W010417.M
Quant Title : MS#12 - 8260B WATERS 10mL Purge
QLast Update : Thu Jan 05 08:48:19 2017
Response via : Initial Calibration

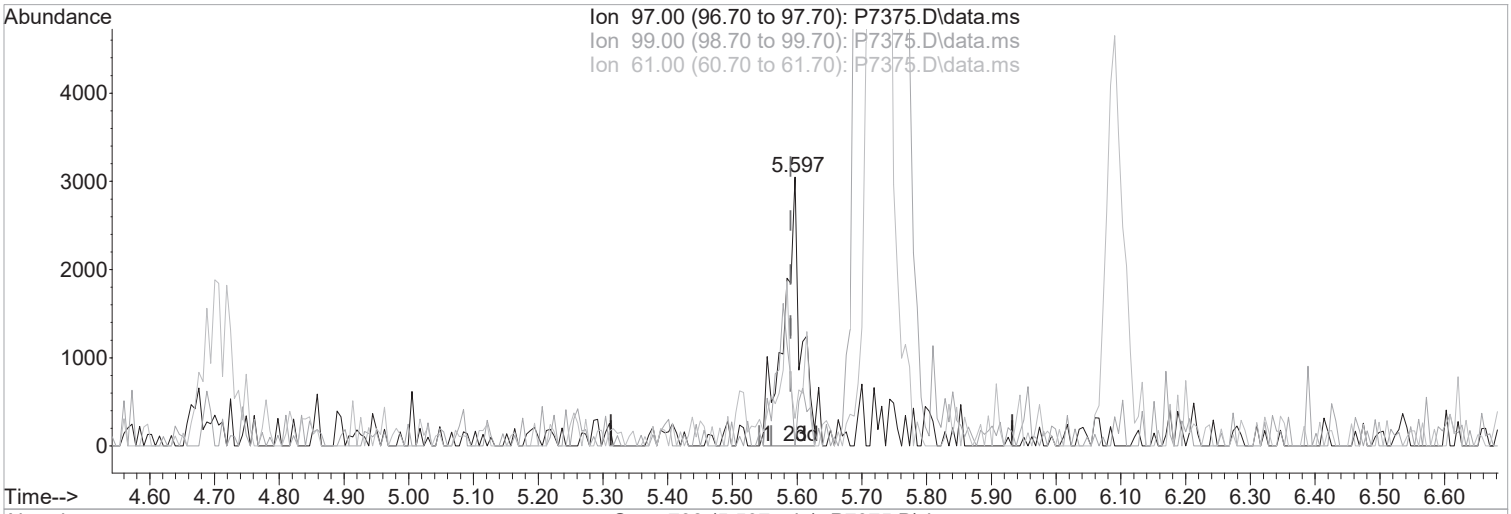





TIC: P7375.D\data.ms

(41) 1,1,1-Trichloroethane (P)

5.597min (+0.006) 0.61 ppb m

response 5498

Ion	Exp%	Act%
97.00	100	100
99.00	65.50	0.00#
61.00	48.10	10.33#
0.00	0.00	0.00

Manual Integration:

After

Split Peak

01/05/17

Quantitation Report (Qedit)

Data Path : I:\ACQUDATA\msvoa12\Data\010417\
Data File : P7375.D
Acq On : 4 Jan 2017 1:23 pm
Operator : K.Ruest
Sample : 0.5ppb Inst : MSVOA-12
Misc : 8260/624 WATER ICAL
ALS Vial : 3 Sample Multiplier: 1

Quant Time: Jan 05 08:57:59 2017
Quant Method : I:\ACQUDATA\msvoa12\Methods\W010417.M
Quant Title : MS#12 - 8260B WATERS 10mL Purge
QLast Update : Thu Jan 05 08:48:19 2017
Response via : Initial Calibration

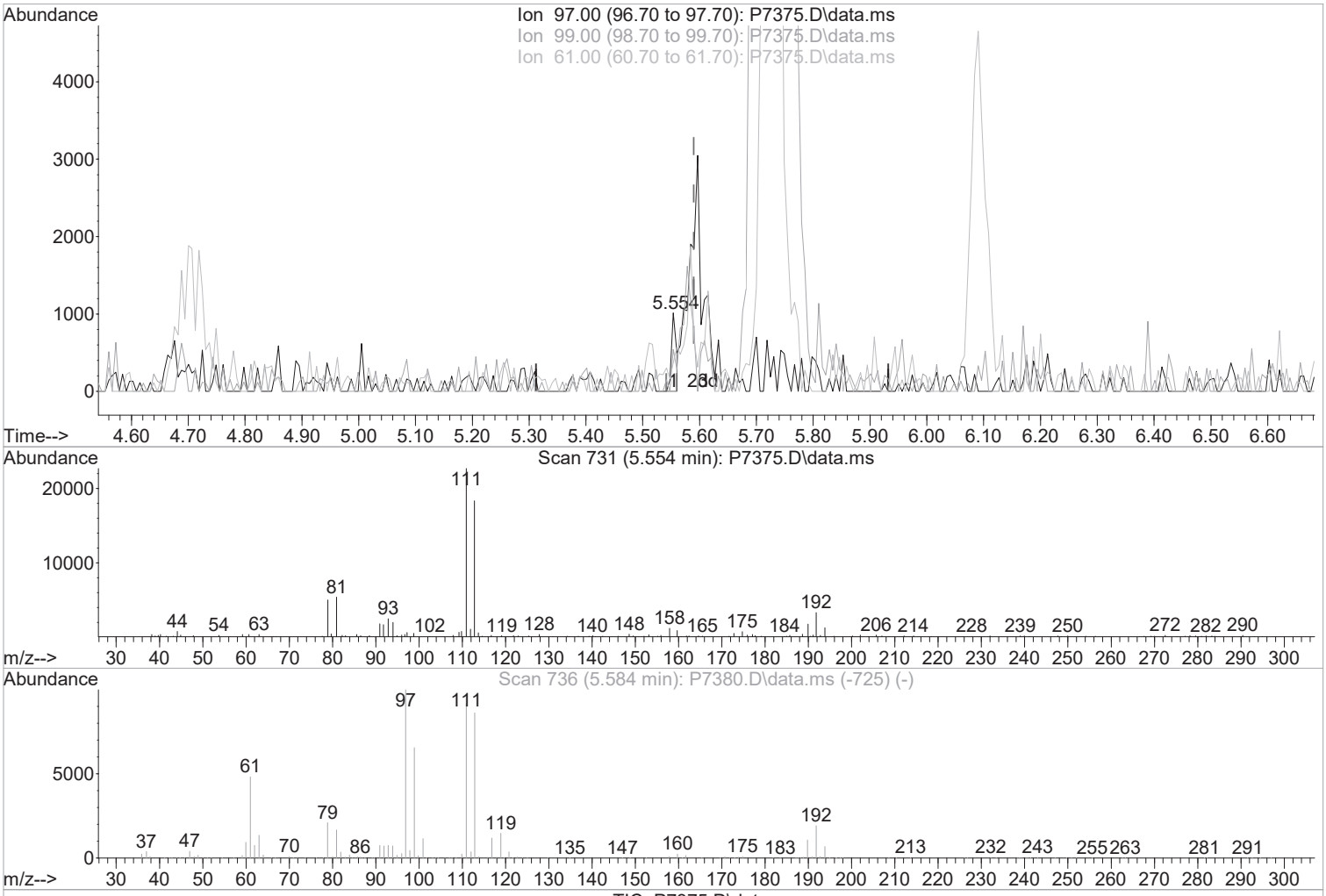

TIC: P7375.D\data.ms

(41) 1,1,1-Trichloroethane (P)

5.554min (-0.036) 0.07 ppb

response 606

Ion	Exp%	Act%
97.00	100	100
99.00	65.50	53.66
61.00	48.10	36.86
0.00	0.00	0.00

Manual Integration:

Before

01/05/17

Quantitation Report (Qedit)

Data Path : I:\ACQUDATA\msvoa12\Data\010417\
Data File : P7375.D
Acq On : 4 Jan 2017 1:23 pm
Operator : K.Ruest
Sample : 0.5ppb Inst : MSVOA-12
Misc : 8260/624 WATER ICAL
ALS Vial : 3 Sample Multiplier: 1

Quant Time: Jan 05 08:57:59 2017
Quant Method : I:\ACQUDATA\msvoa12\Methods\W010417.M
Quant Title : MS#12 - 8260B WATERS 10mL Purge
QLast Update : Thu Jan 05 08:48:19 2017
Response via : Initial Calibration

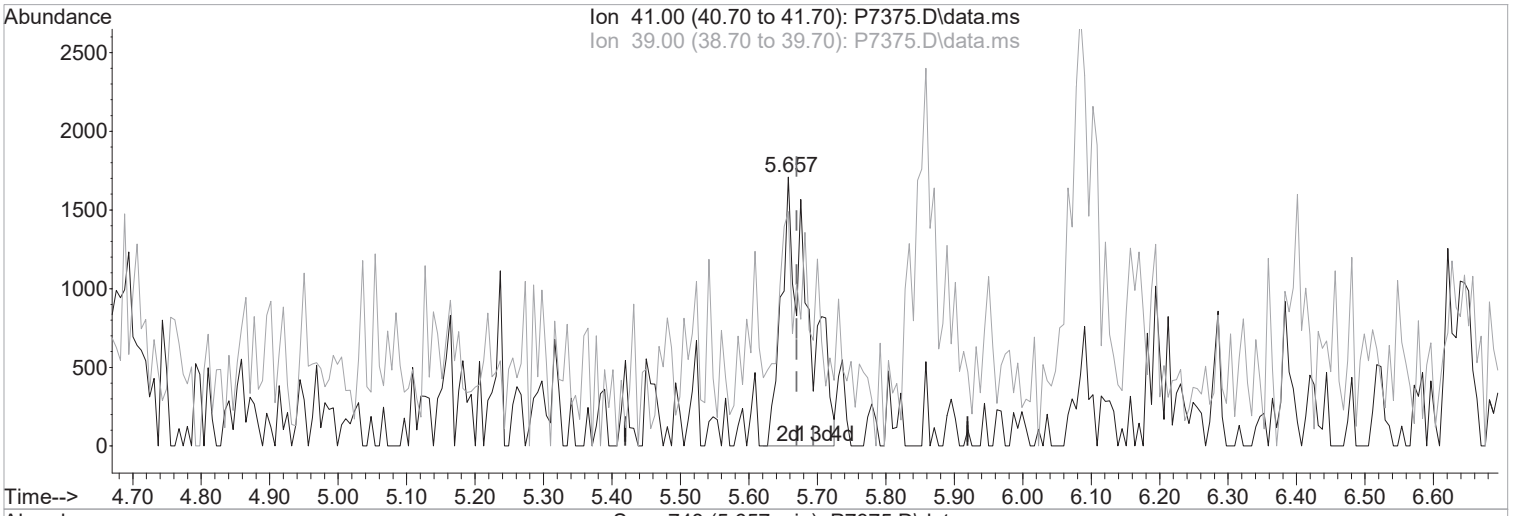

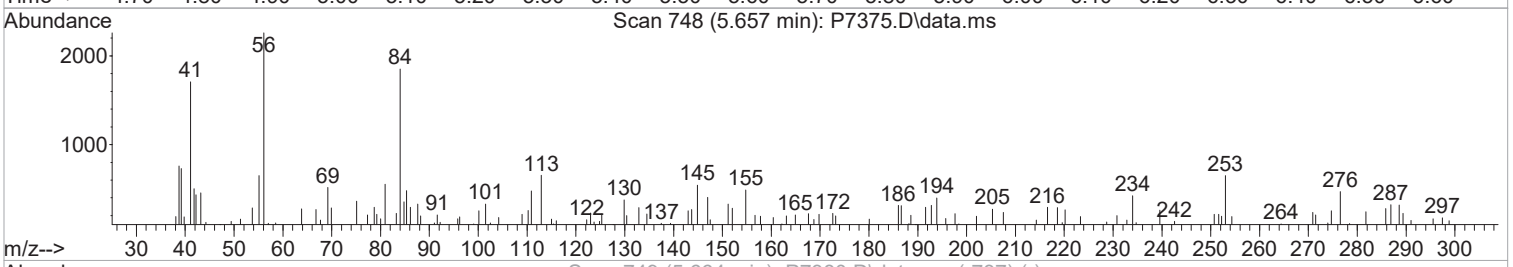



TIC: P7375.D\data.ms

(44) Cyclohexane (P)

5.657min (-0.012) 0.71 ppb m

response 4660

Ion	Exp%	Act%
41.00	100	100
39.00	55.60	44.47
0.00	0.00	0.00
0.00	0.00	0.00

Manual Integration:

After

Split Peak

01/05/17

Quantitation Report (Qedit)

Data Path : I:\ACQUDATA\msvoa12\Data\010417\
Data File : P7375.D
Acq On : 4 Jan 2017 1:23 pm
Operator : K.Ruest
Sample : 0.5ppb Inst : MSVOA-12
Misc : 8260/624 WATER ICAL
ALS Vial : 3 Sample Multiplier: 1

Quant Time: Jan 05 08:57:59 2017
Quant Method : I:\ACQUDATA\msvoa12\Methods\W010417.M
Quant Title : MS#12 - 8260B WATERS 10mL Purge
QLast Update : Thu Jan 05 08:48:19 2017
Response via : Initial Calibration

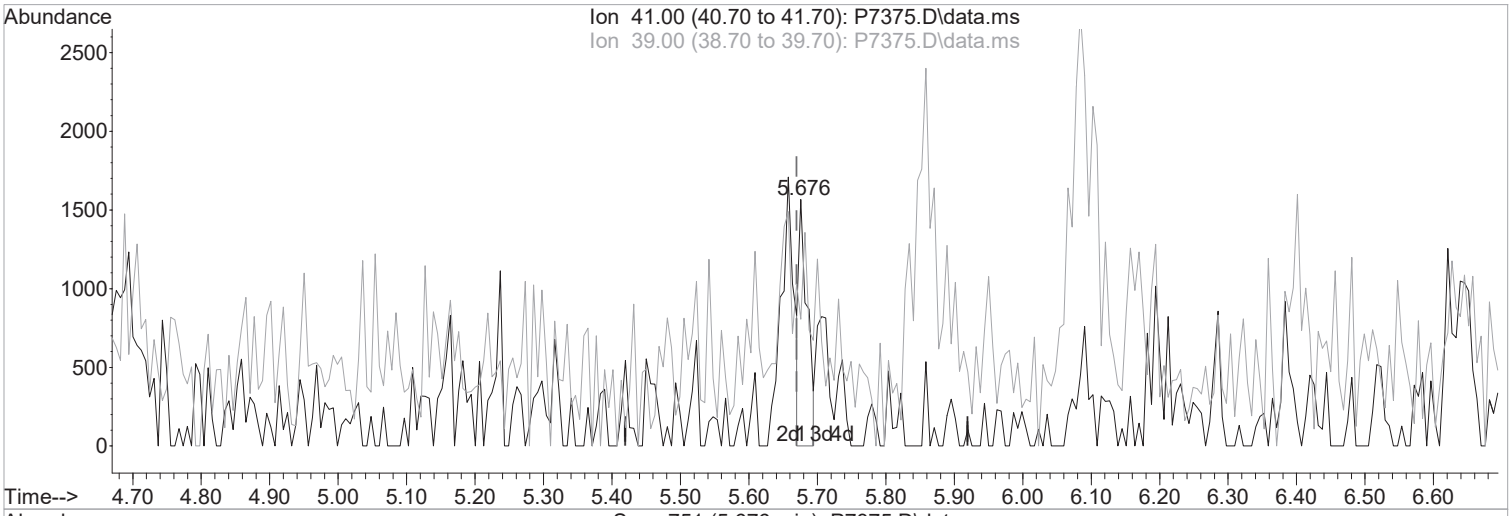

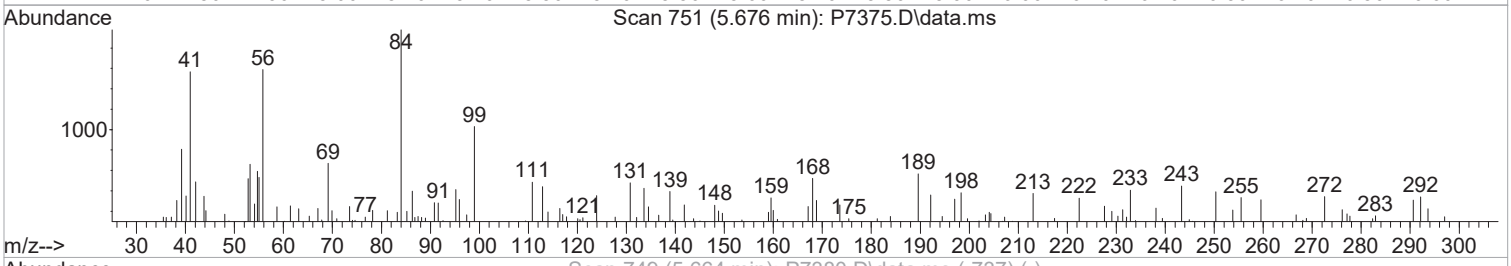

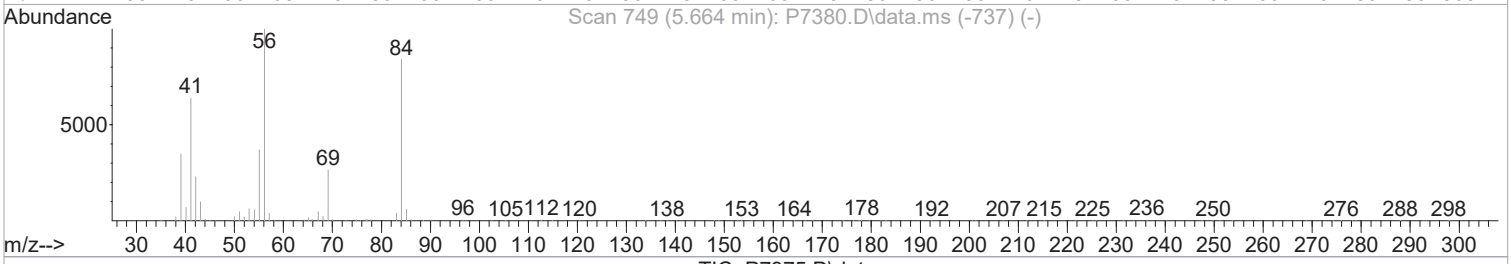

TIC: P7375.D\data.ms

(44) Cyclohexane (P)

5.676min (+0.006) 0.21 ppb

response 1351

Ion	Exp%	Act%
41.00	100	100
39.00	55.60	51.44
0.00	0.00	0.00
0.00	0.00	0.00

Manual Integration:

Before

01/05/17

Quantitation Report (Qedit)

Data Path : I:\ACQUDATA\msvoa12\Data\010417\
Data File : P7375.D
Acq On : 4 Jan 2017 1:23 pm
Operator : K.Ruest
Sample : 0.5ppb Inst : MSVOA-12
Misc : 8260/624 WATER ICAL
ALS Vial : 3 Sample Multiplier: 1

Quant Time: Jan 05 08:57:59 2017
Quant Method : I:\ACQUDATA\msvoa12\Methods\W010417.M
Quant Title : MS#12 - 8260B WATERS 10mL Purge
QLast Update : Thu Jan 05 08:48:19 2017
Response via : Initial Calibration

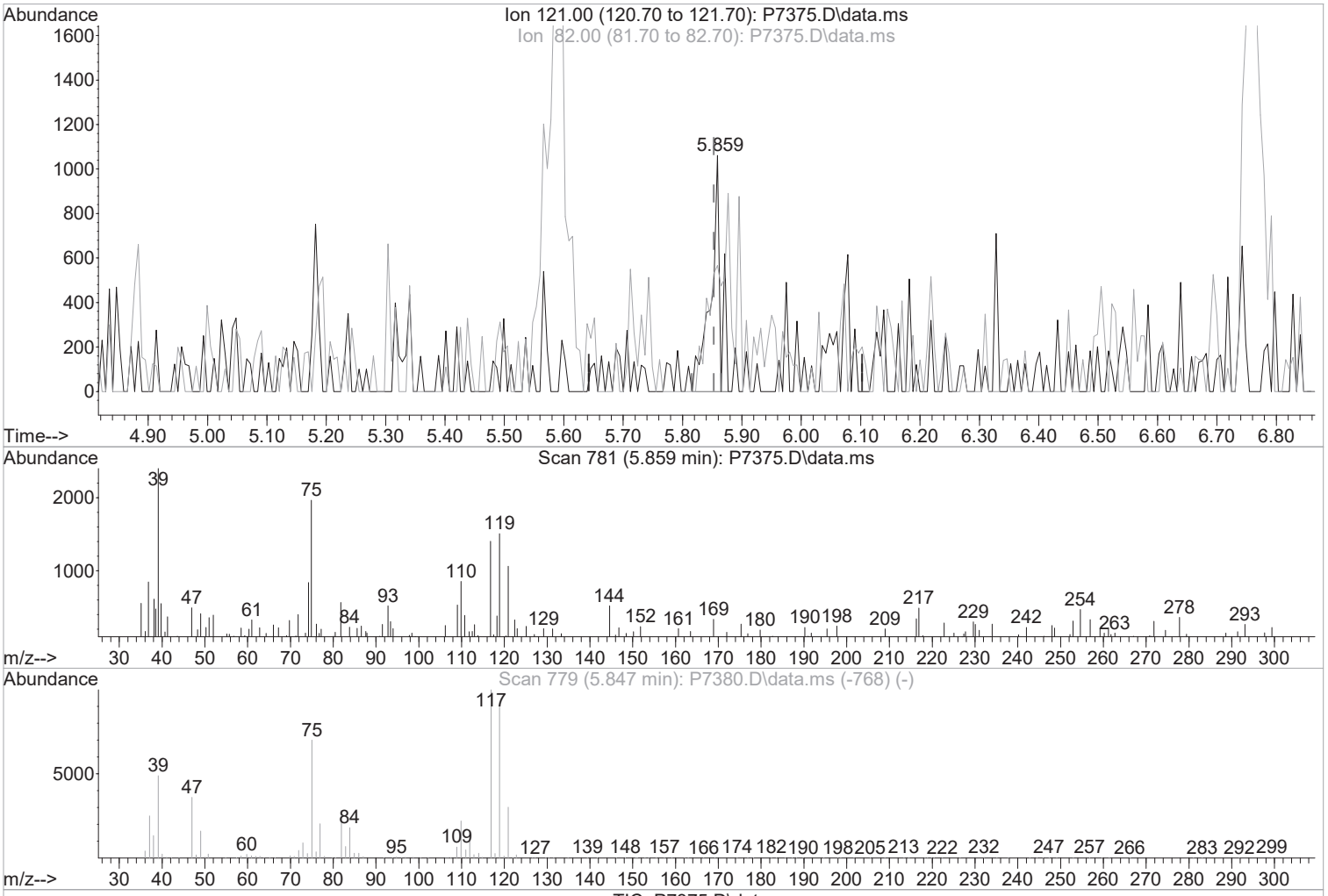

TIC: P7375.D\data.ms

(46) Carbontetrachloride (P)

5.859min (+0.006) 0.54 ppb m

response 1233

Ion	Exp%	Act%
121.00	100	100
82.00	93.70	53.35#
0.00	0.00	0.00
0.00	0.00	0.00

Manual Integration:

After

Split Peak

01/05/17

Quantitation Report (Qedit)

Data Path : I:\ACQUDATA\msvoa12\Data\010417\
Data File : P7375.D
Acq On : 4 Jan 2017 1:23 pm
Operator : K.Ruest
Sample : 0.5ppb Inst : MSVOA-12
Misc : 8260/624 WATER ICAL
ALS Vial : 3 Sample Multiplier: 1

Quant Time: Jan 05 08:57:59 2017
Quant Method : I:\ACQUDATA\msvoa12\Methods\W010417.M
Quant Title : MS#12 - 8260B WATERS 10mL Purge
QLast Update : Thu Jan 05 08:48:19 2017
Response via : Initial Calibration

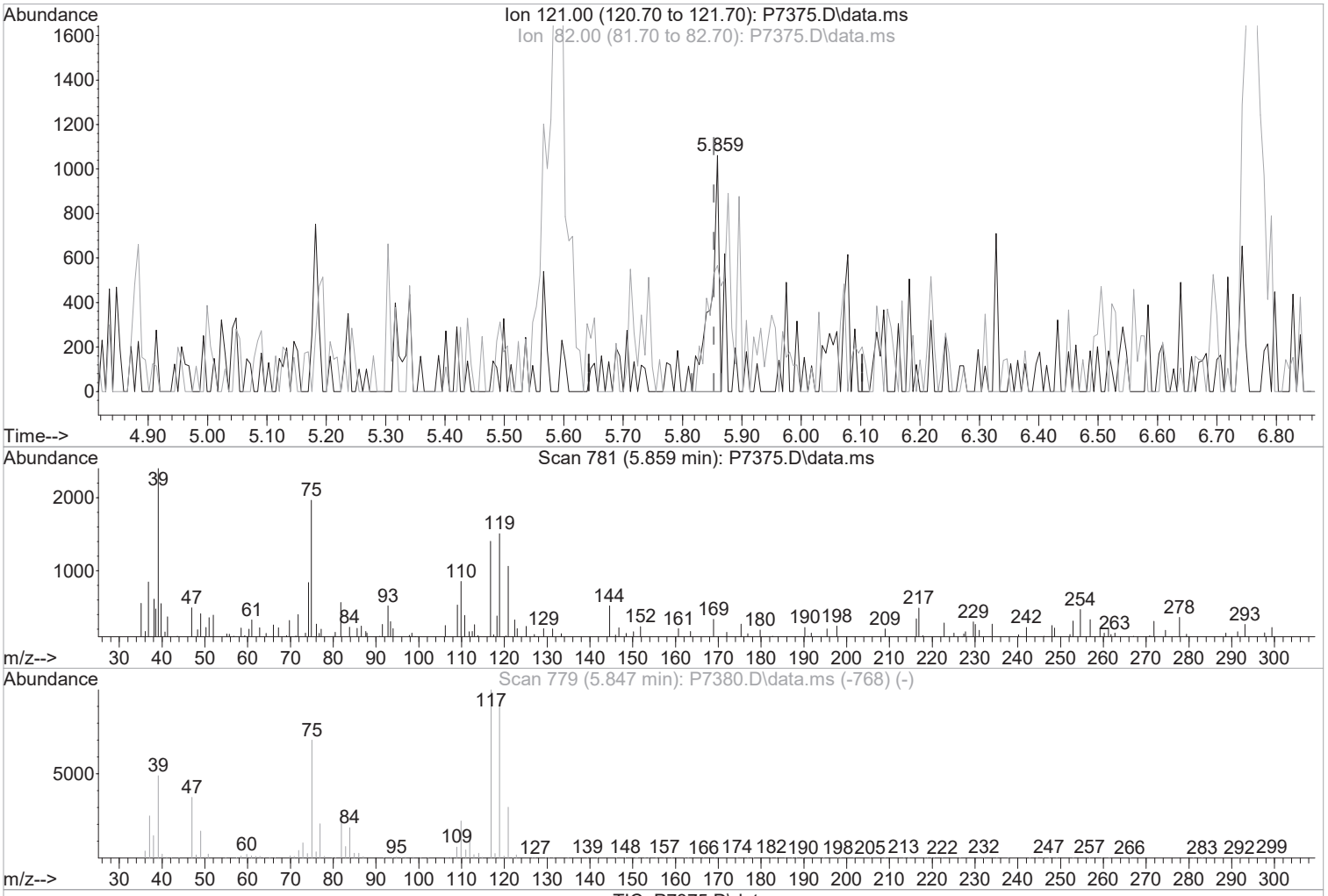

TIC: P7375.D\data.ms

(46) Carbontetrachloride (P)

5.859min (+0.006) 0.44 ppb

response 1006

Ion	Exp%	Act%
121.00	100	100
82.00	93.70	53.35#
0.00	0.00	0.00
0.00	0.00	0.00

Manual Integration:

Before

01/05/17

Quantitation Report (Qedit)

Data Path : I:\ACQUDATA\msvoa12\Data\010417\
Data File : P7375.D
Acq On : 4 Jan 2017 1:23 pm
Operator : K.Ruest
Sample : 0.5ppb Inst : MSVOA-12
Misc : 8260/624 WATER ICAL
ALS Vial : 3 Sample Multiplier: 1

Quant Time: Jan 05 08:57:59 2017
Quant Method : I:\ACQUDATA\msvoa12\Methods\W010417.M
Quant Title : MS#12 - 8260B WATERS 10mL Purge
QLast Update : Thu Jan 05 08:48:19 2017
Response via : Initial Calibration

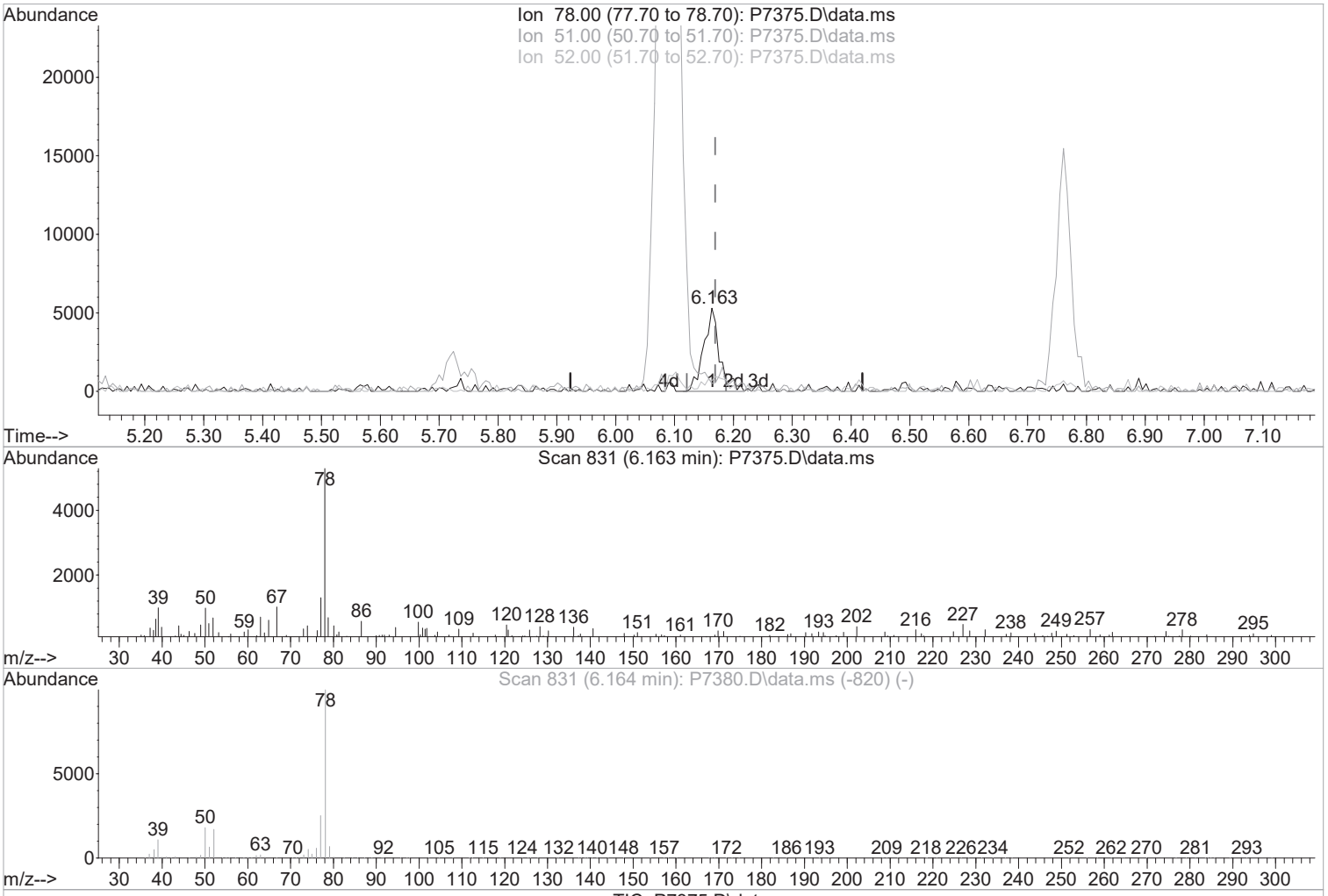

TIC: P7375.D\data.ms

(49) Benzene (P)

6.163min (-0.006) 0.45 ppb m

response 9921

Ion	Exp%	Act%
78.00	100	100
51.00	18.80	9.49
52.00	16.90	12.87
0.00	0.00	0.00

Manual Integration:

After

Split Peak

01/05/17

Quantitation Report (Qedit)

Data Path : I:\ACQUDATA\msvoa12\Data\010417\
Data File : P7375.D
Acq On : 4 Jan 2017 1:23 pm
Operator : K.Ruest
Sample : 0.5ppb Inst : MSVOA-12
Misc : 8260/624 WATER ICAL
ALS Vial : 3 Sample Multiplier: 1

Quant Time: Jan 05 08:57:59 2017
Quant Method : I:\ACQUDATA\msvoa12\Methods\W010417.M
Quant Title : MS#12 - 8260B WATERS 10mL Purge
QLast Update : Thu Jan 05 08:48:19 2017
Response via : Initial Calibration

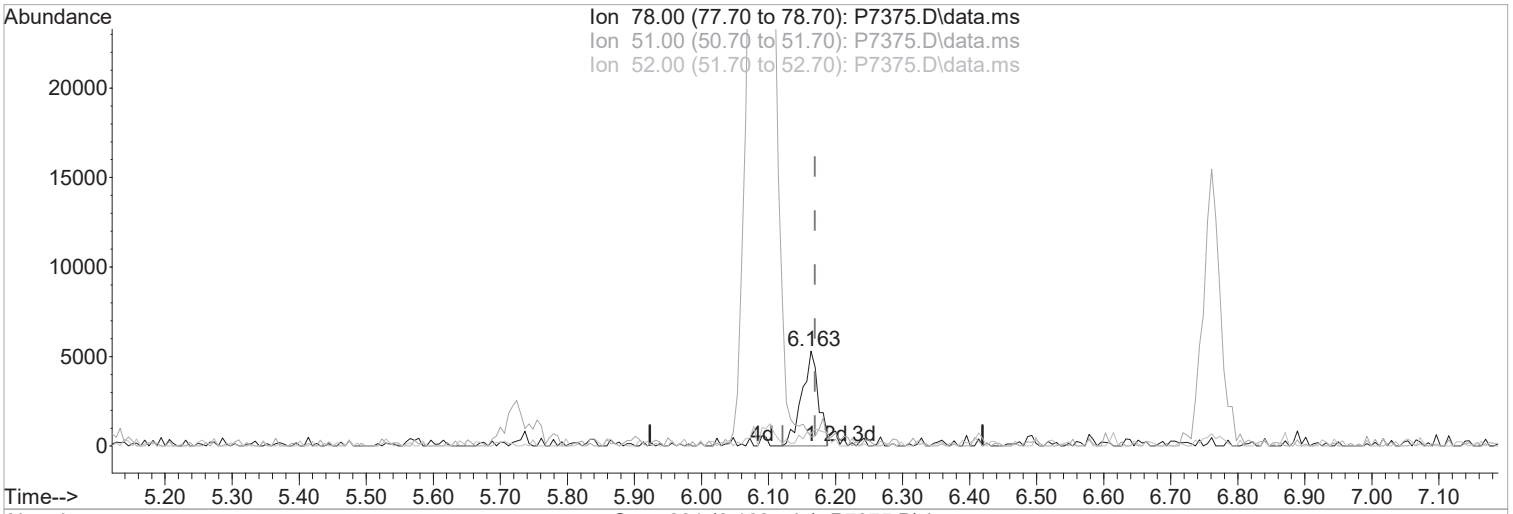



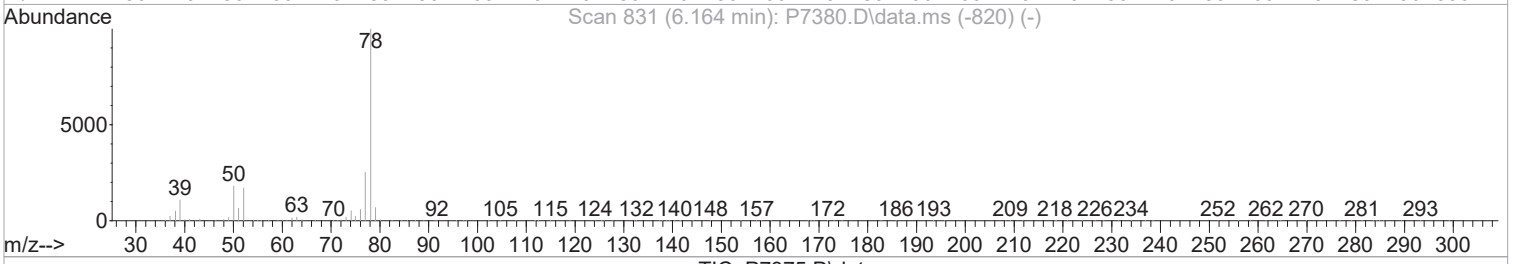

TIC: P7375.D\data.ms

(49) Benzene (P)

6.163min (-0.006) 0.42 ppb

response 9163

Ion	Exp%	Act%
78.00	100	100
51.00	18.80	9.49
52.00	16.90	12.87
0.00	0.00	0.00

Manual Integration:

Before

01/05/17

Quantitation Report (Qedit)

Data Path : I:\ACQUDATA\msvoa12\Data\010417\
Data File : P7375.D
Acq On : 4 Jan 2017 1:23 pm
Operator : K.Ruest
Sample : 0.5ppb Inst : MSVOA-12
Misc : 8260/624 WATER ICAL
ALS Vial : 3 Sample Multiplier: 1

Quant Time: Jan 05 08:57:59 2017
Quant Method : I:\ACQUDATA\msvoa12\Methods\W010417.M
Quant Title : MS#12 - 8260B WATERS 10mL Purge
QLast Update : Thu Jan 05 08:48:19 2017
Response via : Initial Calibration

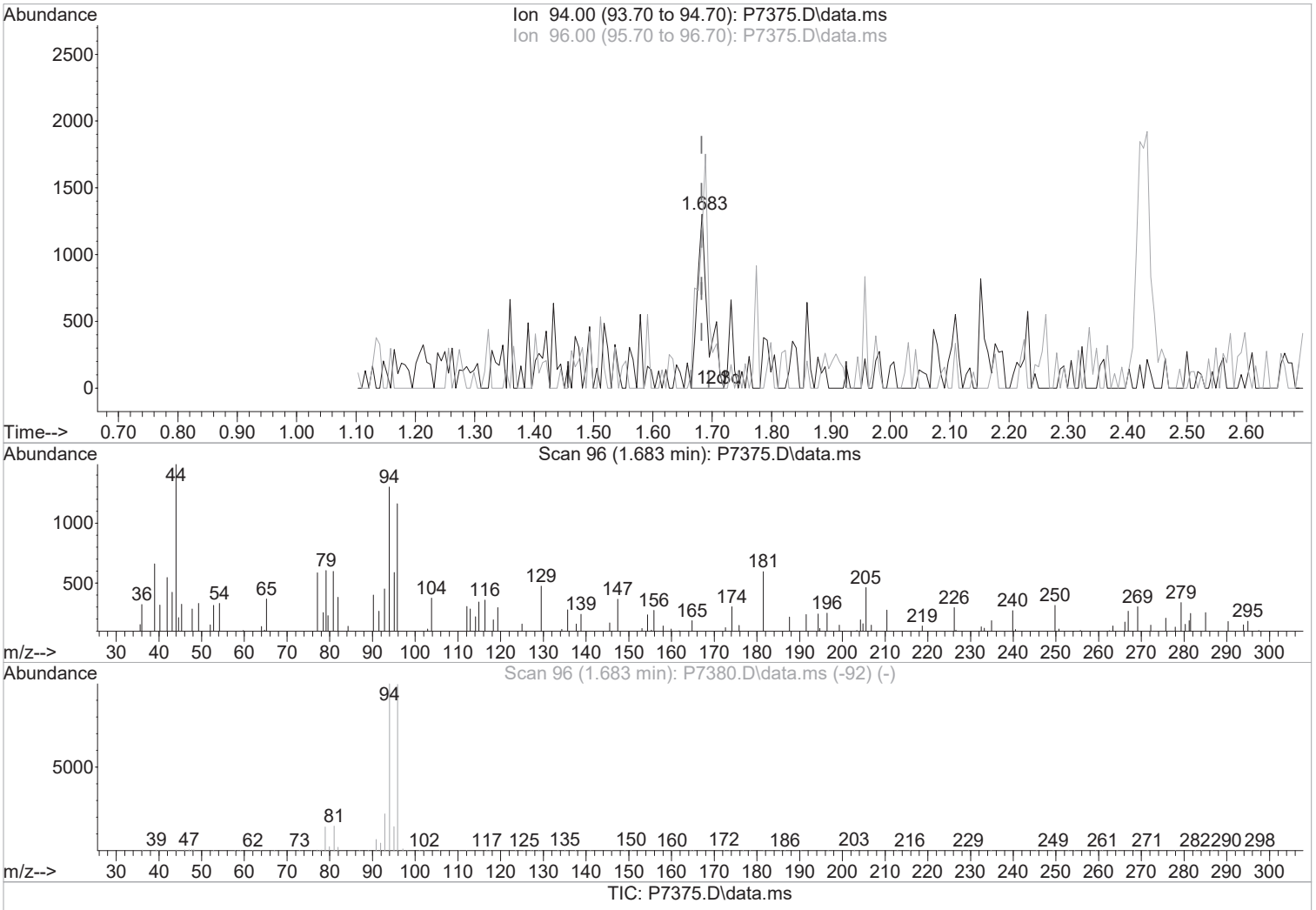

TIC: P7375.D\data.ms

(5) Bromomethane (P)

1.683min (+0.000) 0.44 ppb m

response 1646

Ion	Exp%	Act%
94.00	100	100
96.00	99.40	89.25
0.00	0.00	0.00
0.00	0.00	0.00

Manual Integration:

After

Split Peak

01/05/17

Quantitation Report (Qedit)

Data Path : I:\ACQUDATA\msvoa12\Data\010417\
Data File : P7375.D
Acq On : 4 Jan 2017 1:23 pm
Operator : K.Ruest
Sample : 0.5ppb Inst : MSVOA-12
Misc : 8260/624 WATER ICAL
ALS Vial : 3 Sample Multiplier: 1

Quant Time: Jan 05 08:57:59 2017
Quant Method : I:\ACQUDATA\msvoa12\Methods\W010417.M
Quant Title : MS#12 - 8260B WATERS 10mL Purge
QLast Update : Thu Jan 05 08:48:19 2017
Response via : Initial Calibration

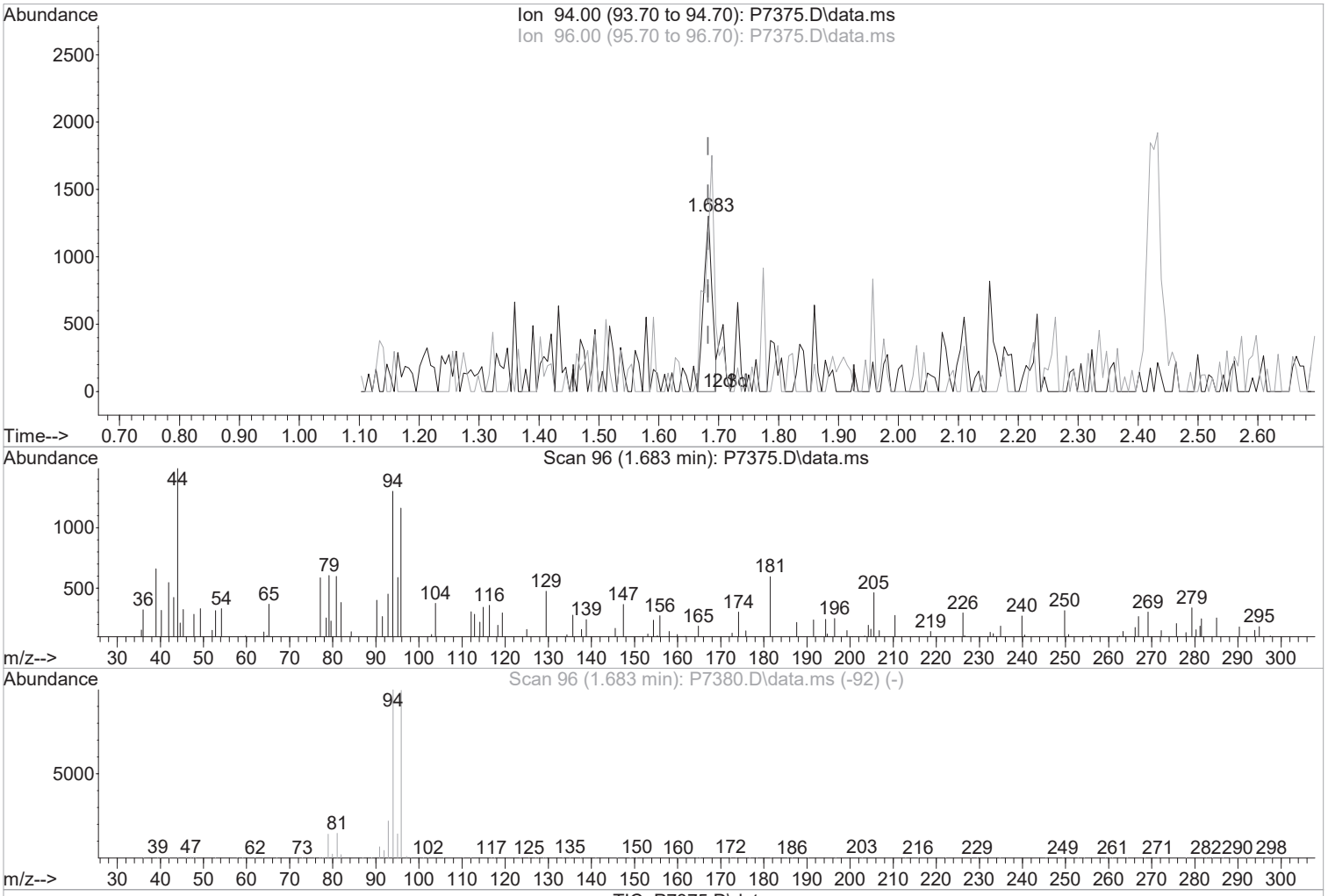

TIC: P7375.D\data.ms

(5) Bromomethane (P)

1.683min (+0.000) 0.34 ppb

response 1291

Ion	Exp%	Act%
94.00	100	100
96.00	99.40	89.25
0.00	0.00	0.00
0.00	0.00	0.00

Manual Integration:

Before

01/05/17

Quantitation Report (Qedit)

Data Path : I:\ACQUDATA\msvoa12\Data\010417\
Data File : P7375.D
Acq On : 4 Jan 2017 1:23 pm
Operator : K.Ruest
Sample : 0.5ppb Inst : MSVOA-12
Misc : 8260/624 WATER ICAL
ALS Vial : 3 Sample Multiplier: 1

Quant Time: Jan 05 08:57:59 2017
Quant Method : I:\ACQUDATA\msvoa12\Methods\W010417.M
Quant Title : MS#12 - 8260B WATERS 10mL Purge
QLast Update : Thu Jan 05 08:48:19 2017
Response via : Initial Calibration

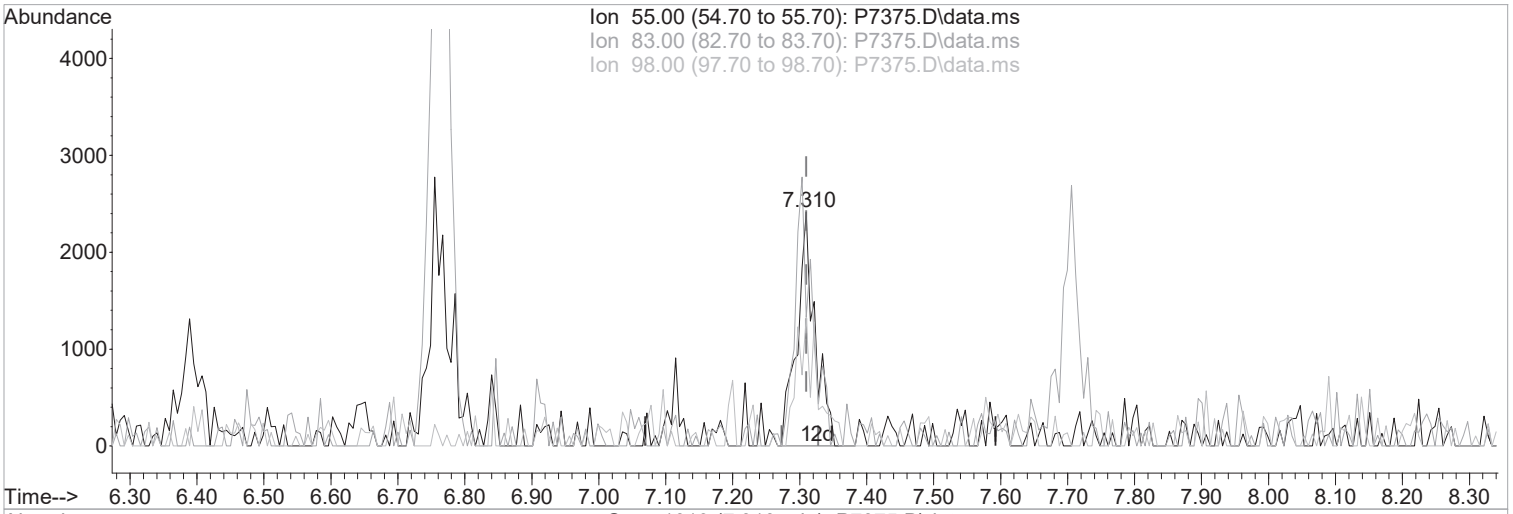



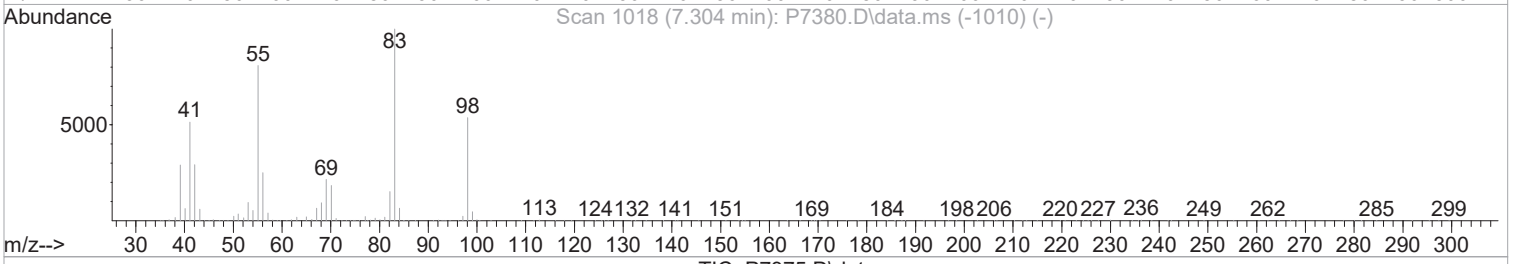

TIC: P7375.D\data.ms

(55) Methylcyclohexane (P)

7.310min (+0.000) 0.60 ppb m

response 4526

Ion	Exp%	Act%
55.00	100	100
83.00	123.20	54.97#
98.00	66.20	54.88
0.00	0.00	0.00

Manual Integration:

After

Split Peak

01/05/17

Quantitation Report (Qedit)

Data Path : I:\ACQUDATA\msvoa12\Data\010417\
Data File : P7375.D
Acq On : 4 Jan 2017 1:23 pm
Operator : K.Ruest
Sample : 0.5ppb Inst : MSVOA-12
Misc : 8260/624 WATER ICAL
ALS Vial : 3 Sample Multiplier: 1

Quant Time: Jan 05 08:57:59 2017
Quant Method : I:\ACQUDATA\msvoa12\Methods\W010417.M
Quant Title : MS#12 - 8260B WATERS 10mL Purge
QLast Update : Thu Jan 05 08:48:19 2017
Response via : Initial Calibration

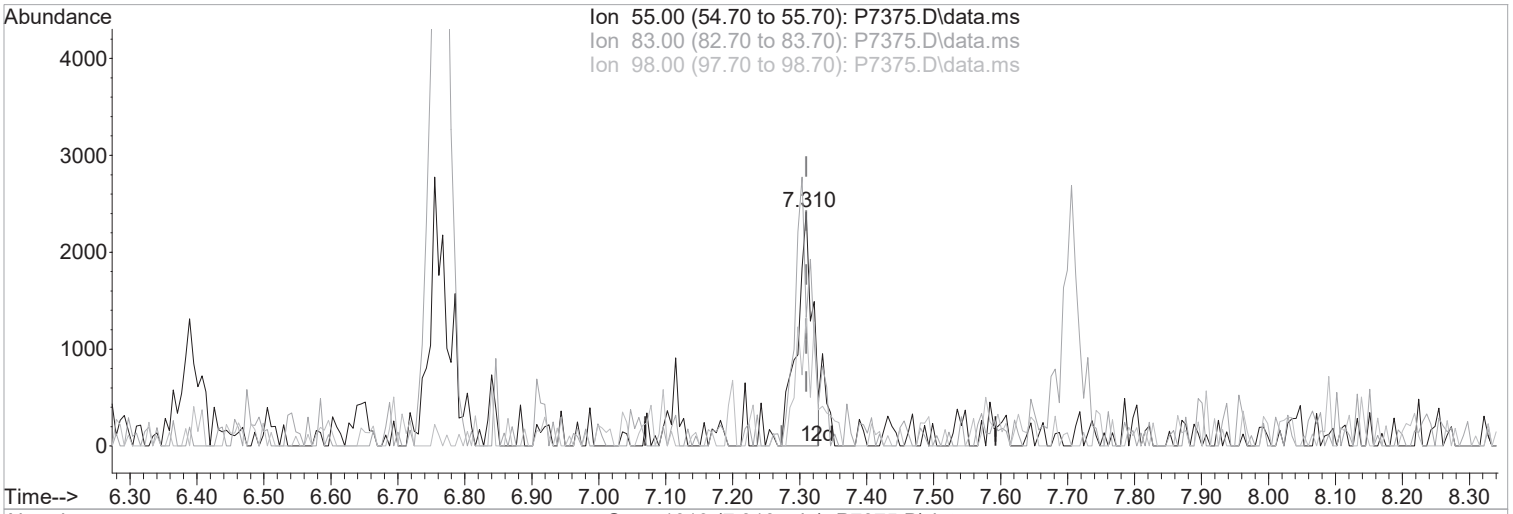



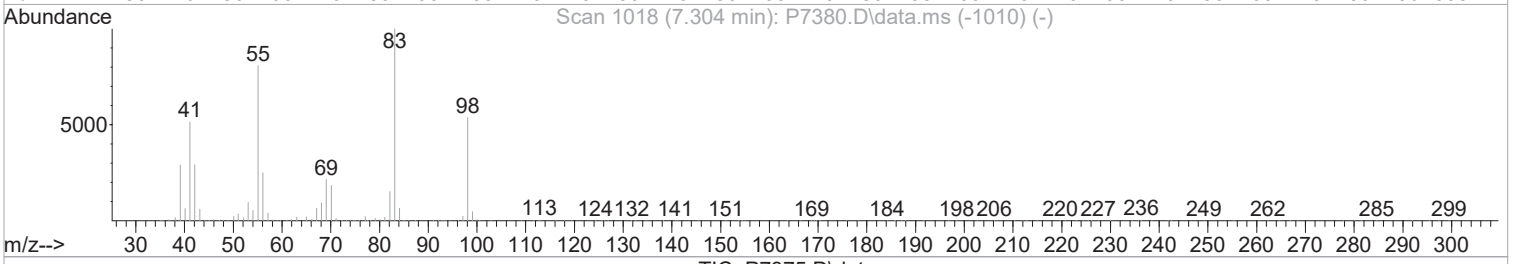

TIC: P7375.D\data.ms

(55) Methylcyclohexane (P)

7.310min (+0.000) 0.52 ppb

response 3890

Ion	Exp%	Act%
55.00	100	100
83.00	123.20	54.97#
98.00	66.20	54.88
0.00	0.00	0.00

Manual Integration:

Before

01/05/17

Quantitation Report (Qedit)

Data Path : I:\ACQUDATA\msvoa12\Data\010417\
Data File : P7375.D
Acq On : 4 Jan 2017 1:23 pm
Operator : K.Ruest
Sample : 0.5ppb Inst : MSVOA-12
Misc : 8260/624 WATER ICAL
ALS Vial : 3 Sample Multiplier: 1

Quant Time: Jan 05 08:57:59 2017
Quant Method : I:\ACQUDATA\msvoa12\Methods\W010417.M
Quant Title : MS#12 - 8260B WATERS 10mL Purge
QLast Update : Thu Jan 05 08:48:19 2017
Response via : Initial Calibration

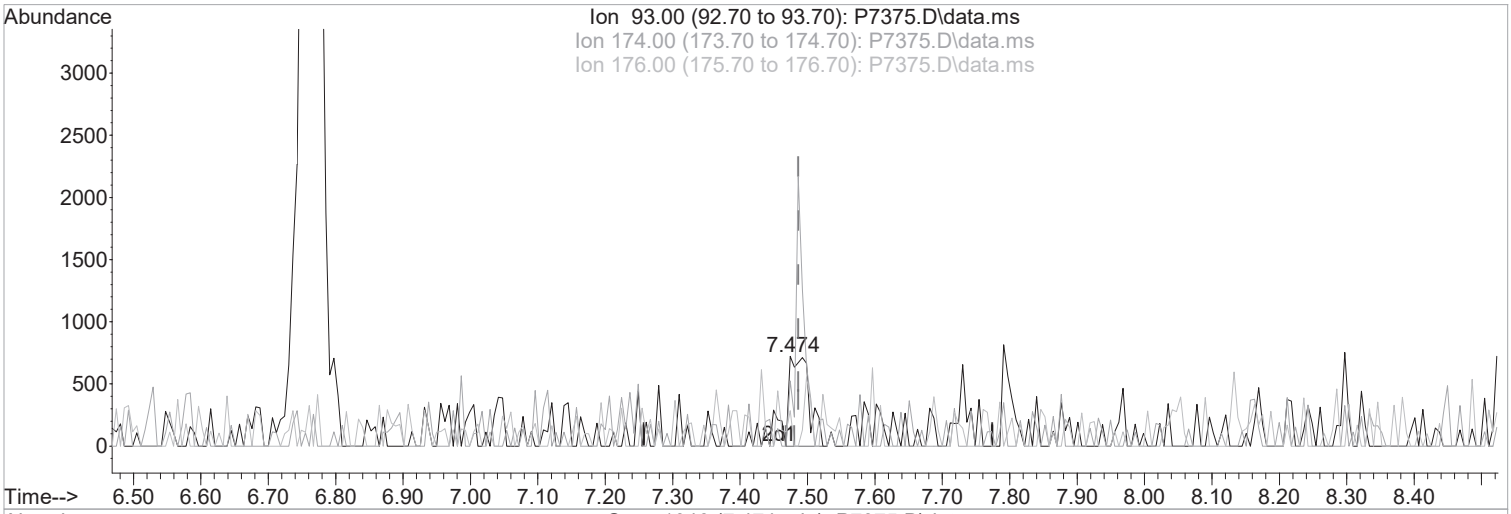

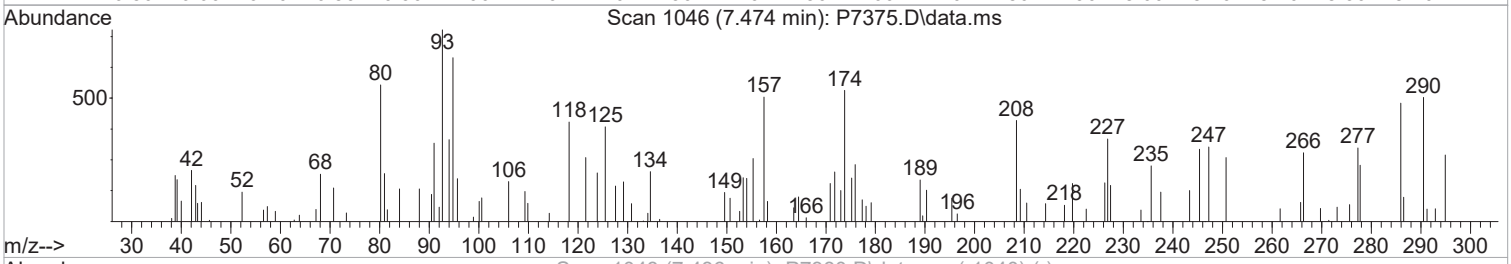

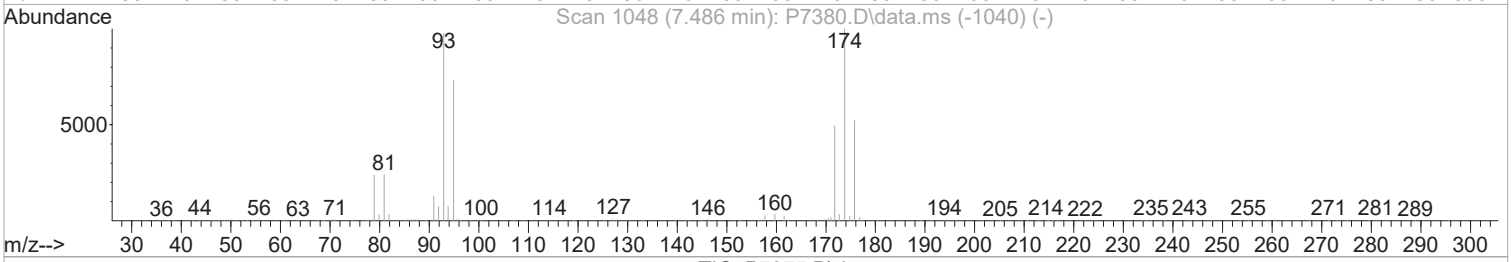

TIC: P7375.D\data.ms

(57) Dibromomethane

7.474min (-0.012) 0.47 ppb m

response 1480

Ion	Exp%	Act%
93.00	100	100
174.00	102.80	72.71#
176.00	53.50	39.34
0.00	0.00	0.00

Manual Integration:

After

Split Peak

01/05/17

Quantitation Report (Qedit)

Data Path : I:\ACQUDATA\msvoa12\Data\010417\
Data File : P7375.D
Acq On : 4 Jan 2017 1:23 pm
Operator : K.Ruest
Sample : 0.5ppb Inst : MSVOA-12
Misc : 8260/624 WATER ICAL
ALS Vial : 3 Sample Multiplier: 1

Quant Time: Jan 05 08:57:59 2017
Quant Method : I:\ACQUDATA\msvoa12\Methods\W010417.M
Quant Title : MS#12 - 8260B WATERS 10mL Purge
QLast Update : Thu Jan 05 08:48:19 2017
Response via : Initial Calibration

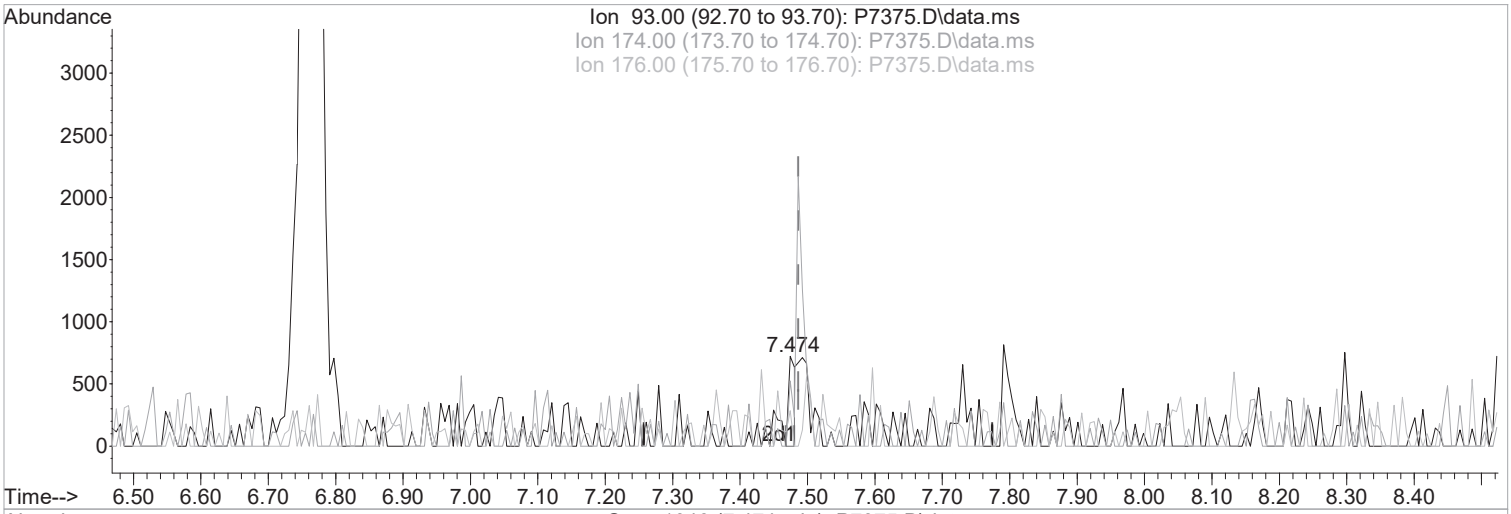

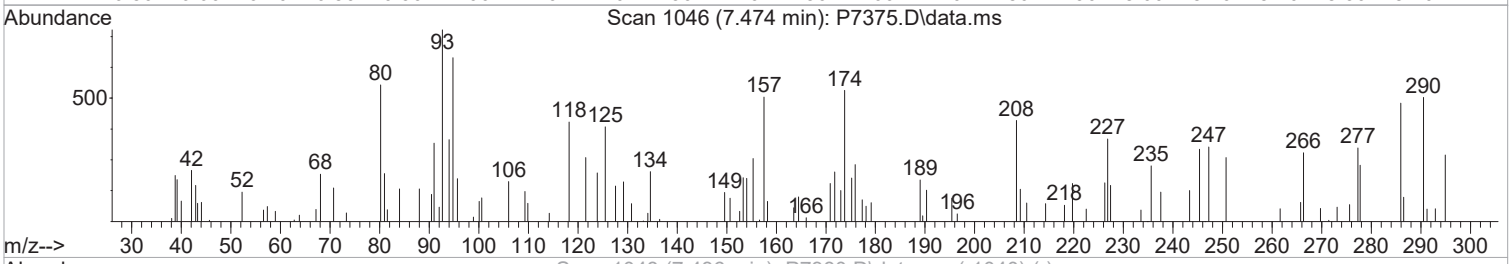

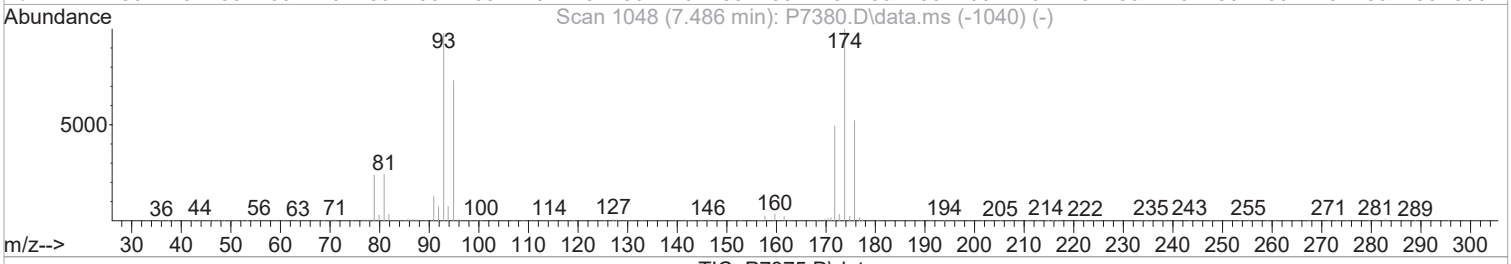

TIC: P7375.D\data.ms

(57) Dibromomethane

7.474min (-0.012) 0.16 ppb

response 496

Ion	Exp%	Act%
93.00	100	100
174.00	102.80	72.71#
176.00	53.50	39.34
0.00	0.00	0.00

Manual Integration:

Before

01/05/17

Quantitation Report (Qedit)

Data Path : I:\ACQUDATA\msvoa12\Data\010417\
Data File : P7375.D
Acq On : 4 Jan 2017 1:23 pm
Operator : K.Ruest
Sample : 0.5ppb Inst : MSVOA-12
Misc : 8260/624 WATER ICAL
ALS Vial : 3 Sample Multiplier: 1

Quant Time: Jan 05 08:57:59 2017
Quant Method : I:\ACQUDATA\msvoa12\Methods\W010417.M
Quant Title : MS#12 - 8260B WATERS 10mL Purge
QLast Update : Thu Jan 05 08:48:19 2017
Response via : Initial Calibration

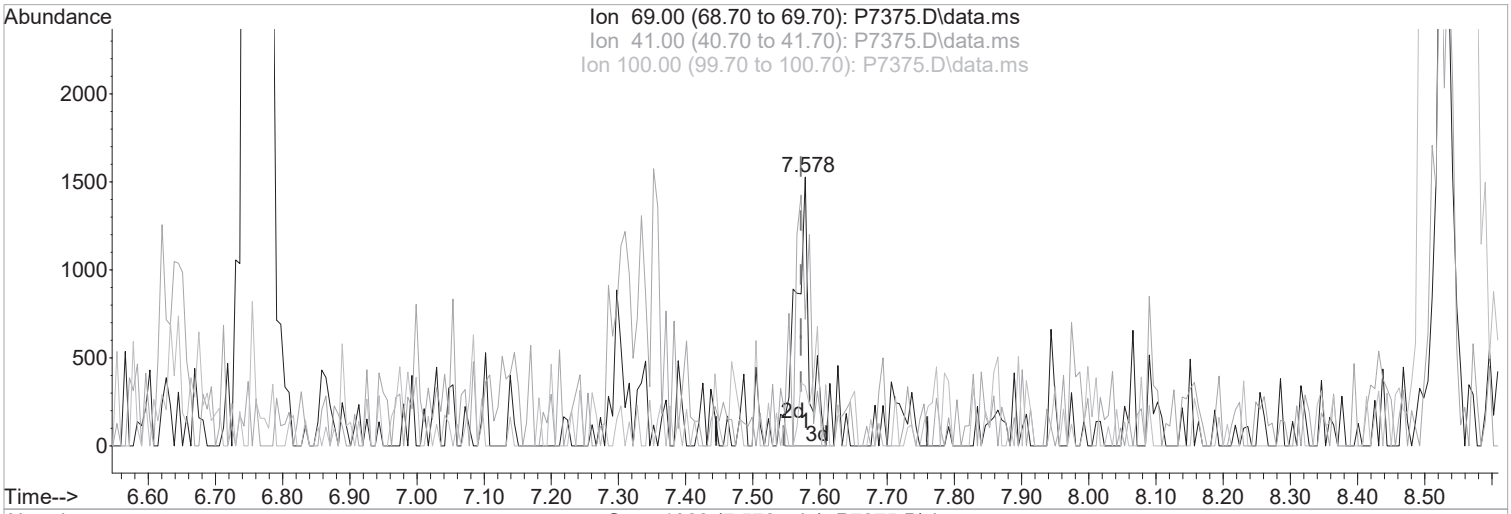

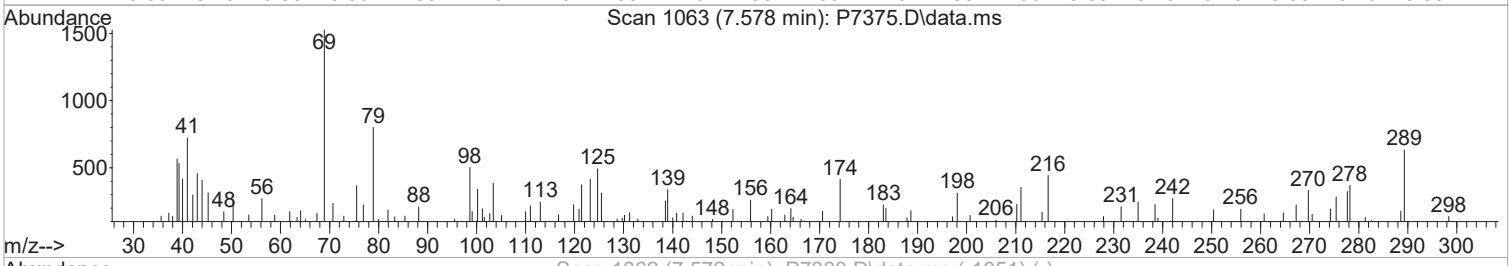

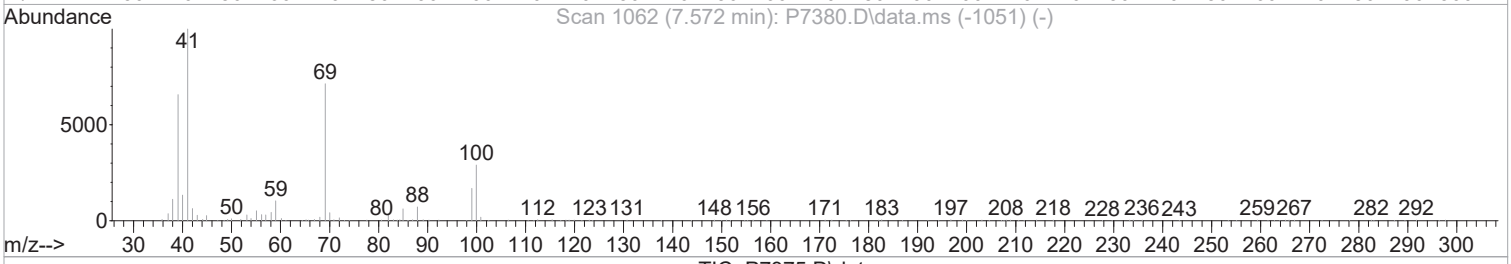

TIC: P7375.D\data.ms

(59) Methyl Methacrylate

7.578min (+0.006) 0.68 ppb m

response 2032

Ion	Exp%	Act%
69.00	100	100
41.00	141.20	47.12#
100.00	40.80	22.25
0.00	0.00	0.00

Manual Integration:

After

Split Peak

01/05/17

Quantitation Report (Qedit)

Data Path : I:\ACQUDATA\msvoa12\Data\010417\
Data File : P7375.D
Acq On : 4 Jan 2017 1:23 pm
Operator : K.Ruest
Sample : 0.5ppb Inst : MSVOA-12
Misc : 8260/624 WATER ICAL
ALS Vial : 3 Sample Multiplier: 1

Quant Time: Jan 05 08:57:59 2017
Quant Method : I:\ACQUDATA\msvoa12\Methods\W010417.M
Quant Title : MS#12 - 8260B WATERS 10mL Purge
QLast Update : Thu Jan 05 08:48:19 2017
Response via : Initial Calibration

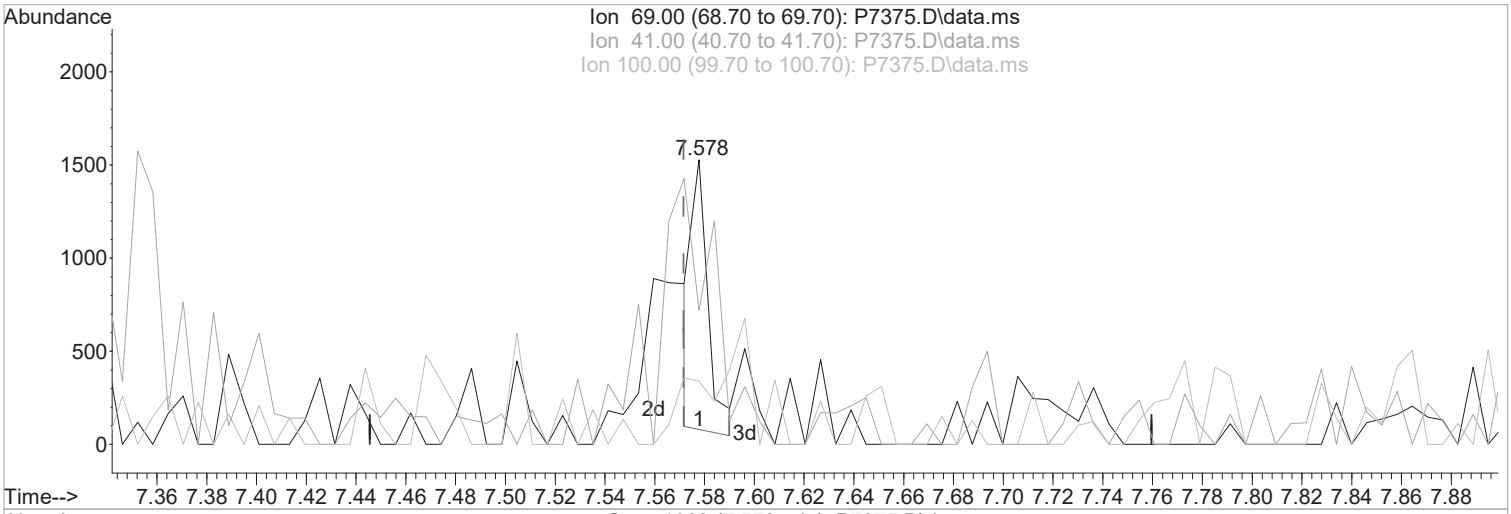

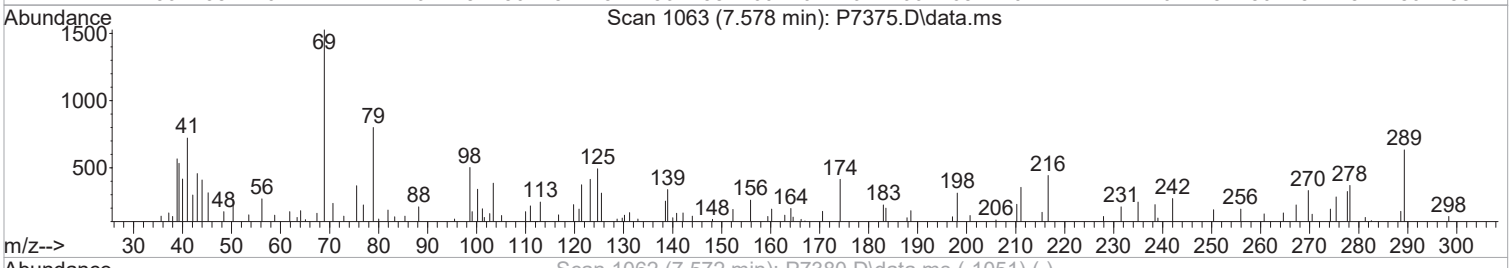

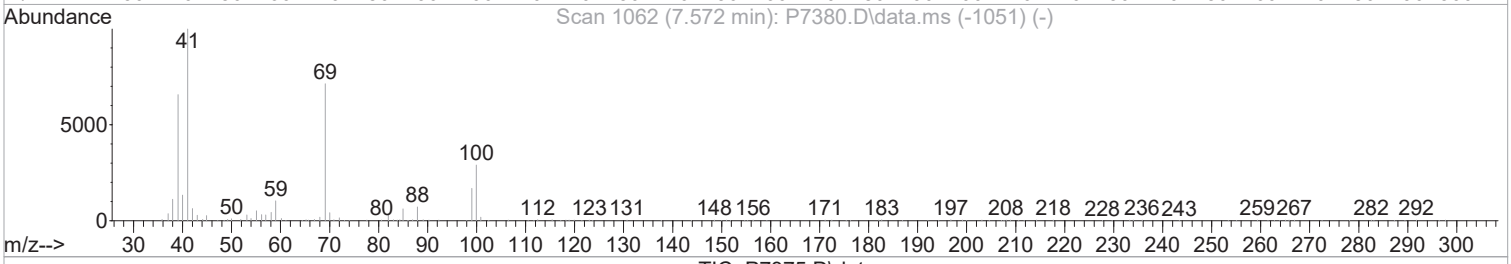

TIC: P7375.D\data.ms

(59) Methyl Methacrylate

7.578min (+0.006) 0.22 ppb

response 639

Ion	Exp%	Act%
69.00	100	100
41.00	141.20	47.12#
100.00	40.80	22.25
0.00	0.00	0.00

Manual Integration:

Before

01/05/17

Quantitation Report (Qedit)

Data Path : I:\ACQUDATA\msvoa12\Data\010417\
Data File : P7375.D
Acq On : 4 Jan 2017 1:23 pm
Operator : K.Ruest
Sample : 0.5ppb Inst : MSVOA-12
Misc : 8260/624 WATER ICAL
ALS Vial : 3 Sample Multiplier: 1

Quant Time: Jan 05 08:57:59 2017
Quant Method : I:\ACQUDATA\msvoa12\Methods\W010417.M
Quant Title : MS#12 - 8260B WATERS 10mL Purge
QLast Update : Thu Jan 05 08:48:19 2017
Response via : Initial Calibration

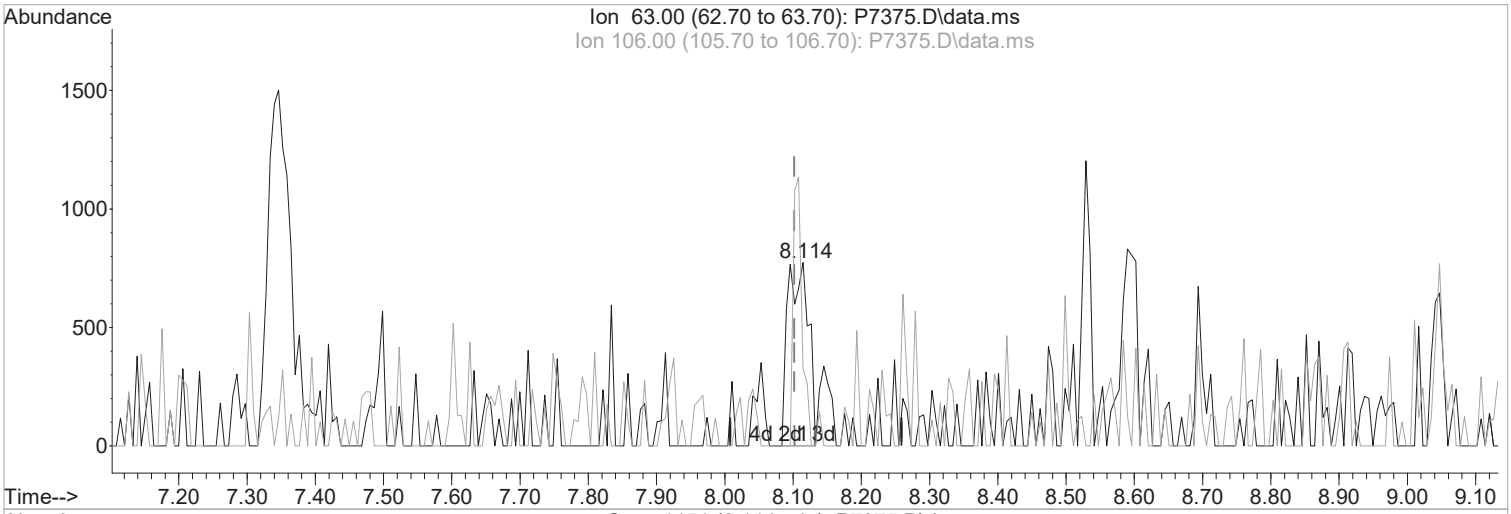

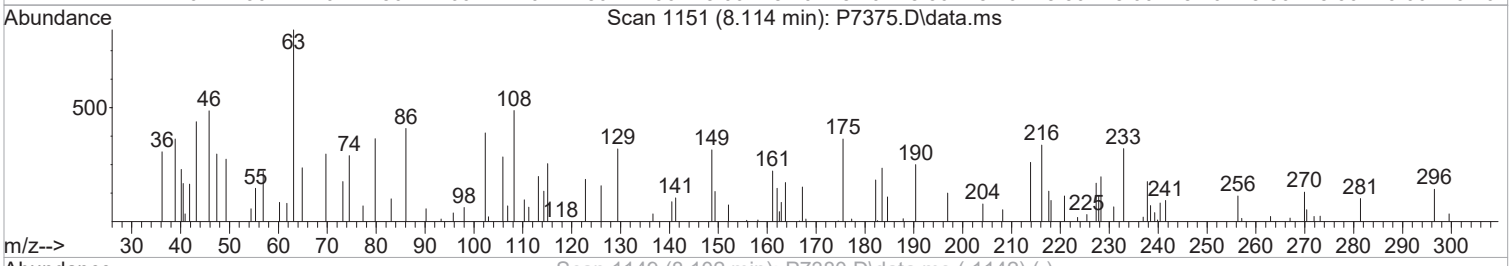



TIC: P7375.D\data.ms

(62) 2-Chloroethylvinyl Ether

8.114min (+0.012) 0.54 ppb m

response 1609

Ion	Exp%	Act%
63.00	100	100
106.00	26.60	42.25
0.00	0.00	0.00
0.00	0.00	0.00

Manual Integration:

After

Split Peak

01/05/17

Quantitation Report (Qedit)

Data Path : I:\ACQUDATA\msvoa12\Data\010417\
Data File : P7375.D
Acq On : 4 Jan 2017 1:23 pm
Operator : K.Ruest
Sample : 0.5ppb Inst : MSVOA-12
Misc : 8260/624 WATER ICAL
ALS Vial : 3 Sample Multiplier: 1

Quant Time: Jan 05 08:57:59 2017
Quant Method : I:\ACQUDATA\msvoa12\Methods\W010417.M
Quant Title : MS#12 - 8260B WATERS 10mL Purge
QLast Update : Thu Jan 05 08:48:19 2017
Response via : Initial Calibration

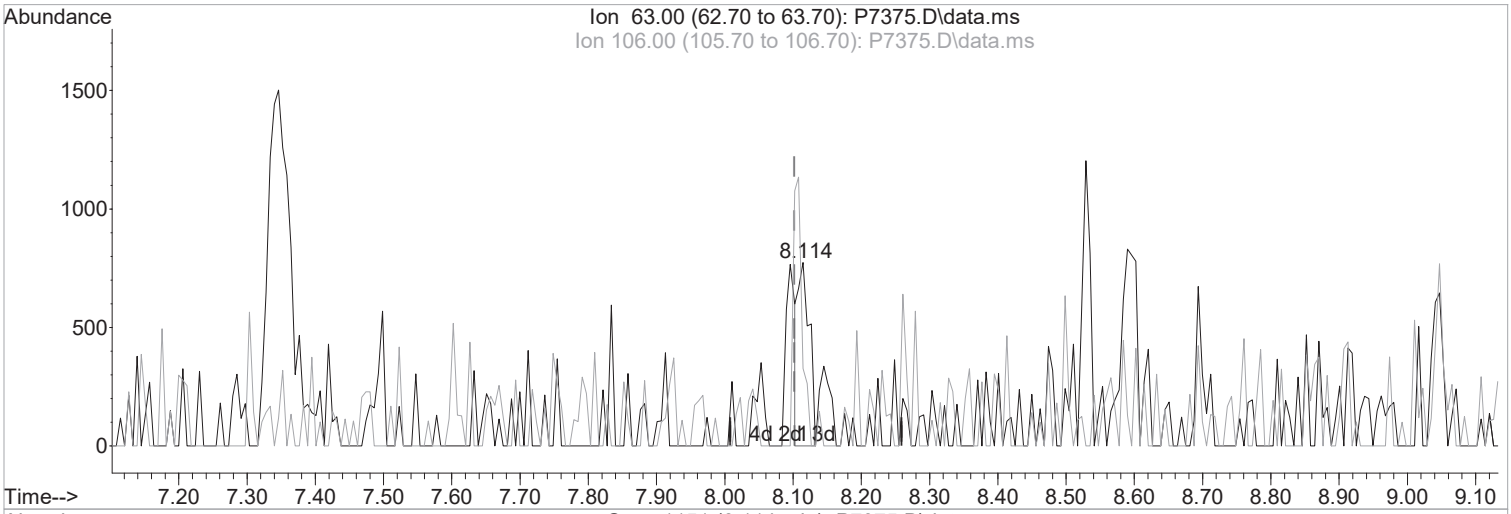

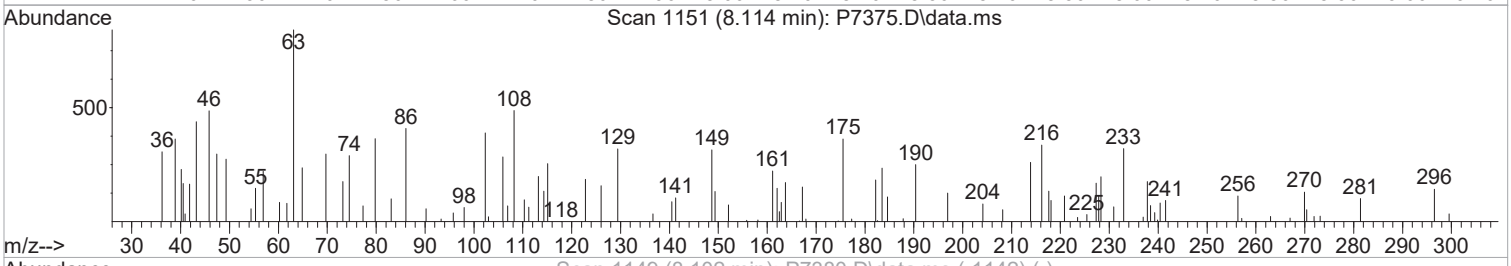



TIC: P7375.D\data.ms

(62) 2-Chloroethylvinyl Ether

8.114min (+0.012) 0.30 ppb

response 900

Ion	Exp%	Act%
63.00	100	100
106.00	26.60	42.25
0.00	0.00	0.00
0.00	0.00	0.00

Manual Integration:

Before

01/05/17

Quantitation Report (Qedit)

Data Path : I:\ACQUDATA\msvoa12\Data\010417\
Data File : P7375.D
Acq On : 4 Jan 2017 1:23 pm
Operator : K.Ruest
Sample : 0.5ppb Inst : MSVOA-12
Misc : 8260/624 WATER ICAL
ALS Vial : 3 Sample Multiplier: 1

Quant Time: Jan 05 08:57:59 2017
Quant Method : I:\ACQUDATA\msvoa12\Methods\W010417.M
Quant Title : MS#12 - 8260B WATERS 10mL Purge
QLast Update : Thu Jan 05 08:48:19 2017
Response via : Initial Calibration

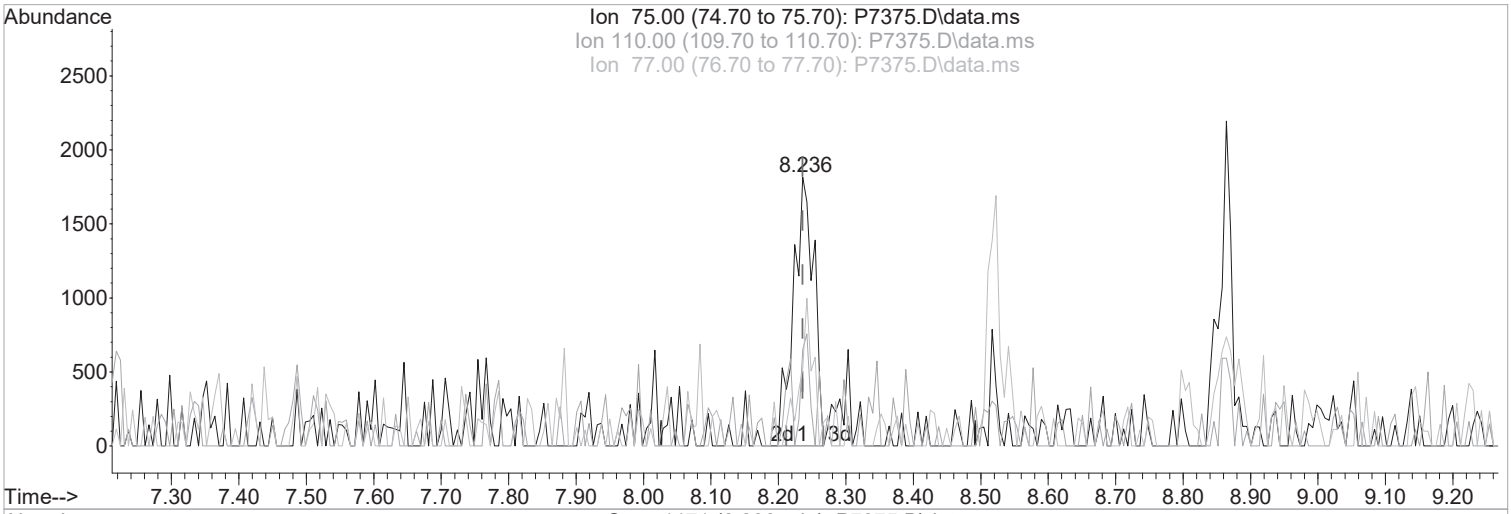

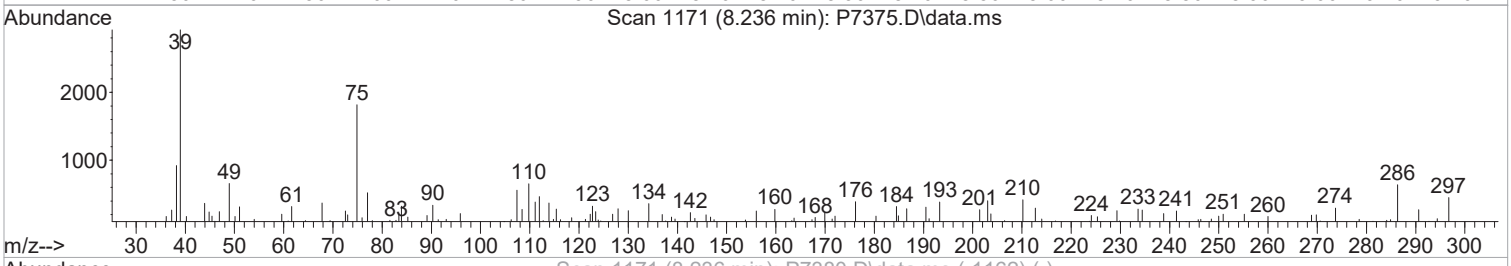

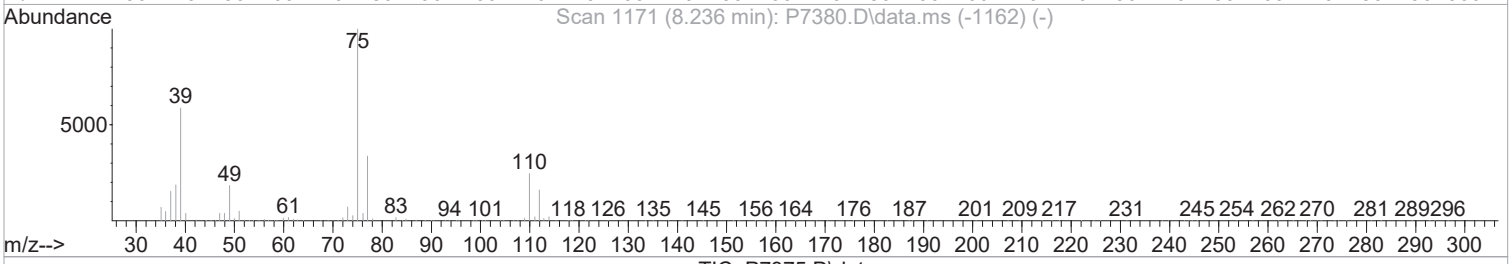

TIC: P7375.D\data.ms

(63) cis-1,3-Dichloropropene (P)

8.236min (+0.000) 0.43 ppb m

response 3815

Ion	Exp%	Act%
75.00	100	100
110.00	24.40	35.88
77.00	33.90	28.67
0.00	0.00	0.00

Manual Integration:

After

Split Peak

01/05/17

Quantitation Report (Qedit)

Data Path : I:\ACQUDATA\msvoa12\Data\010417\
Data File : P7375.D
Acq On : 4 Jan 2017 1:23 pm
Operator : K.Ruest
Sample : 0.5ppb Inst : MSVOA-12
Misc : 8260/624 WATER ICAL
ALS Vial : 3 Sample Multiplier: 1

Quant Time: Jan 05 08:57:59 2017
Quant Method : I:\ACQUDATA\msvoa12\Methods\W010417.M
Quant Title : MS#12 - 8260B WATERS 10mL Purge
QLast Update : Thu Jan 05 08:48:19 2017
Response via : Initial Calibration

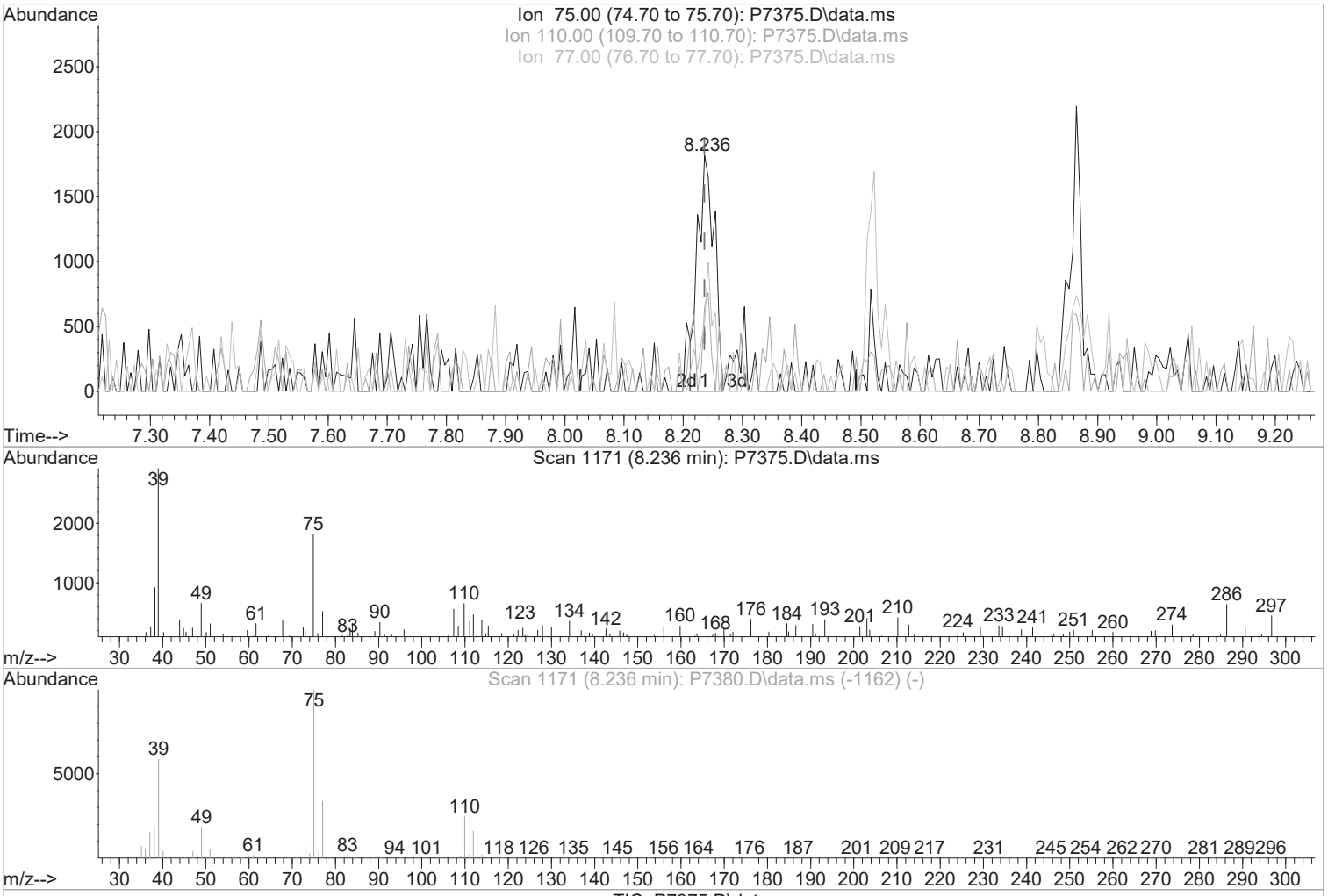

TIC: P7375.D\data.ms

(63) cis-1,3-Dichloropropene (P)

8.236min (+0.000) 0.39 ppb

response 3482

Ion	Exp%	Act%
75.00	100	100
110.00	24.40	35.88
77.00	33.90	28.67
0.00	0.00	0.00

Manual Integration:

Before

01/05/17

Quantitation Report (Qedit)

Data Path : I:\ACQUDATA\msvoa12\Data\010417\
Data File : P7375.D
Acq On : 4 Jan 2017 1:23 pm
Operator : K.Ruest
Sample : 0.5ppb Inst : MSVOA-12
Misc : 8260/624 WATER ICAL
ALS Vial : 3 Sample Multiplier: 1

Quant Time: Jan 05 08:57:59 2017
Quant Method : I:\ACQUDATA\msvoa12\Methods\W010417.M
Quant Title : MS#12 - 8260B WATERS 10mL Purge
QLast Update : Thu Jan 05 08:48:19 2017
Response via : Initial Calibration

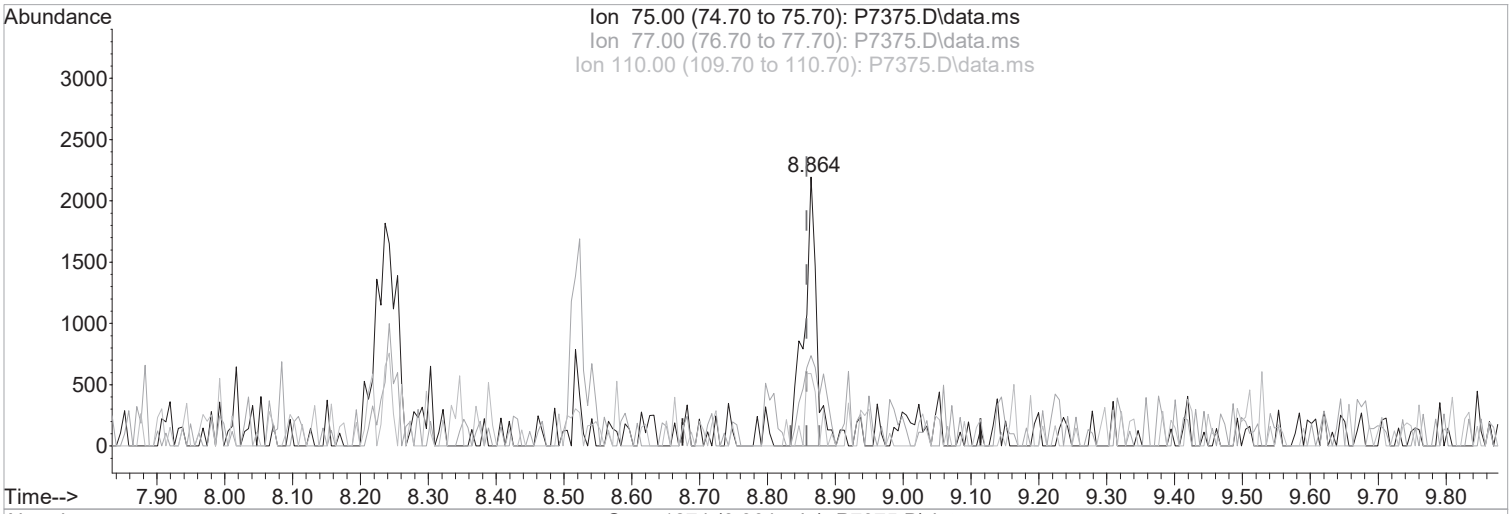

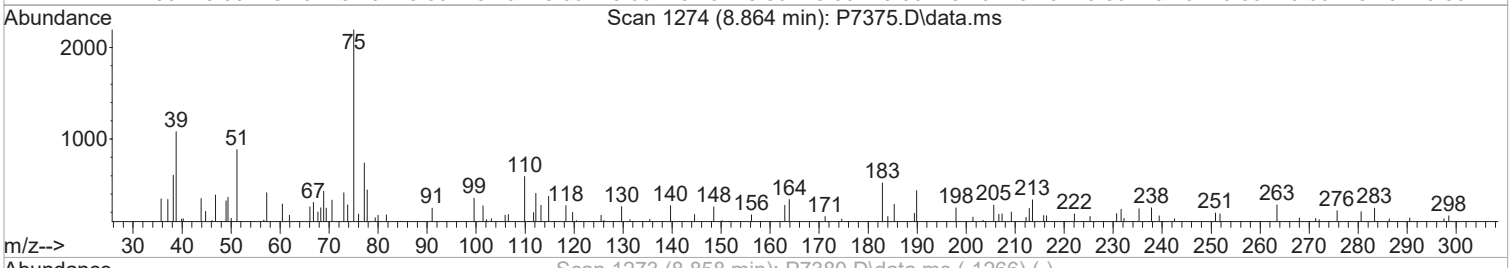



TIC: P7375.D\data.ms

(67) trans-1,3-Dichloropropene (P)

8.864min (+0.006) 0.39 ppb m

response 2828

Ion	Exp%	Act%
75.00	100	100
77.00	29.70	33.58
110.00	24.70	26.97
0.00	0.00	0.00

Manual Integration:

After

Split Peak

01/05/17

Quantitation Report (Qedit)

Data Path : I:\ACQUDATA\msvoa12\Data\010417\
Data File : P7375.D
Acq On : 4 Jan 2017 1:23 pm
Operator : K.Ruest
Sample : 0.5ppb Inst : MSVOA-12
Misc : 8260/624 WATER ICAL
ALS Vial : 3 Sample Multiplier: 1

Quant Time: Jan 05 08:57:59 2017
Quant Method : I:\ACQUDATA\msvoa12\Methods\W010417.M
Quant Title : MS#12 - 8260B WATERS 10mL Purge
QLast Update : Thu Jan 05 08:48:19 2017
Response via : Initial Calibration

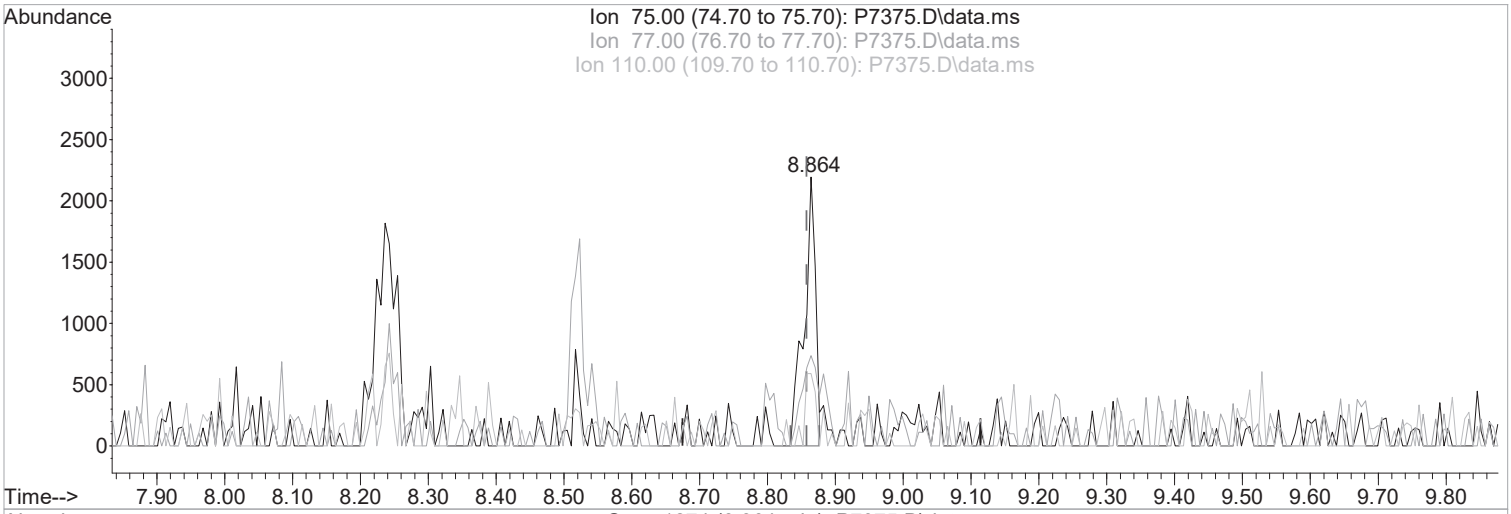

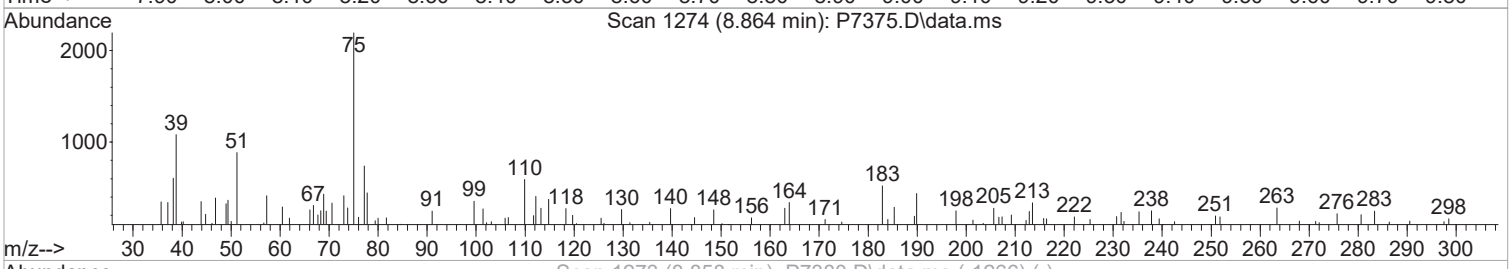



TIC: P7375.D\data.ms

(67) trans-1,3-Dichloropropene (P)

8.864min (+0.006) 0.36 ppb

response 2611

Ion	Exp%	Act%
75.00	100	100
77.00	29.70	33.58
110.00	24.70	26.97
0.00	0.00	0.00

Manual Integration:

Before

01/05/17

Quantitation Report (Qedit)

Data Path : I:\ACQUDATA\msvoa12\Data\010417\
Data File : P7375.D
Acq On : 4 Jan 2017 1:23 pm
Operator : K.Ruest
Sample : 0.5ppb Inst : MSVOA-12
Misc : 8260/624 WATER ICAL
ALS Vial : 3 Sample Multiplier: 1

Quant Time: Jan 05 08:57:59 2017
Quant Method : I:\ACQUDATA\msvoa12\Methods\W010417.M
Quant Title : MS#12 - 8260B WATERS 10mL Purge
QLast Update : Thu Jan 05 08:48:19 2017
Response via : Initial Calibration

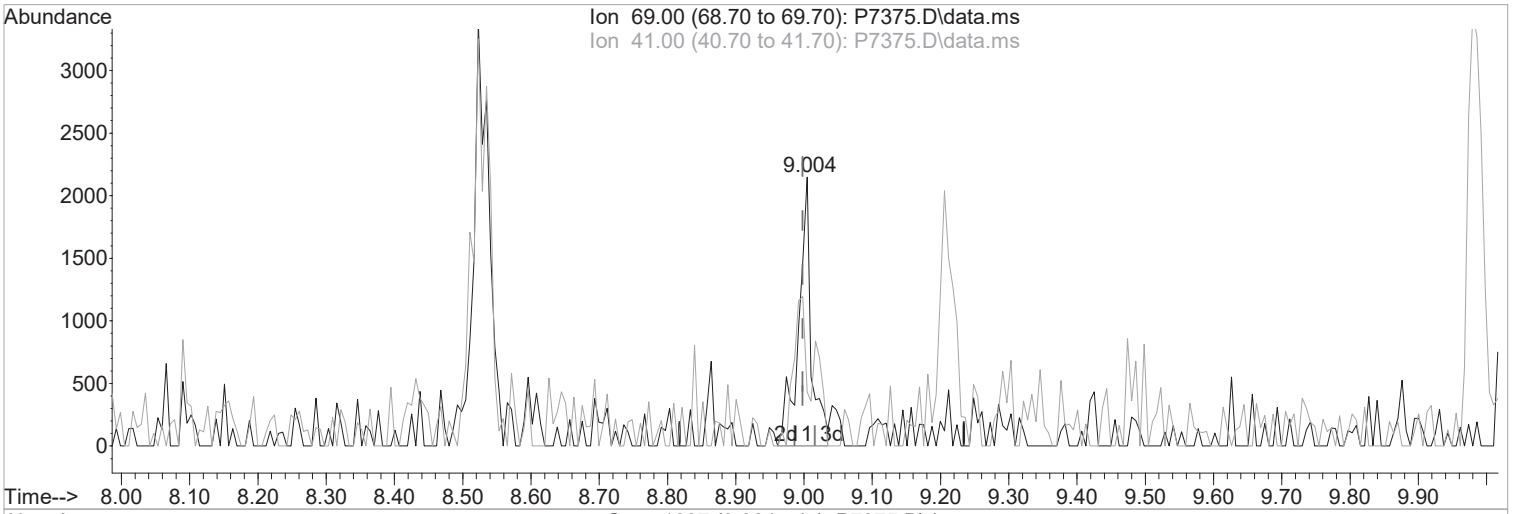

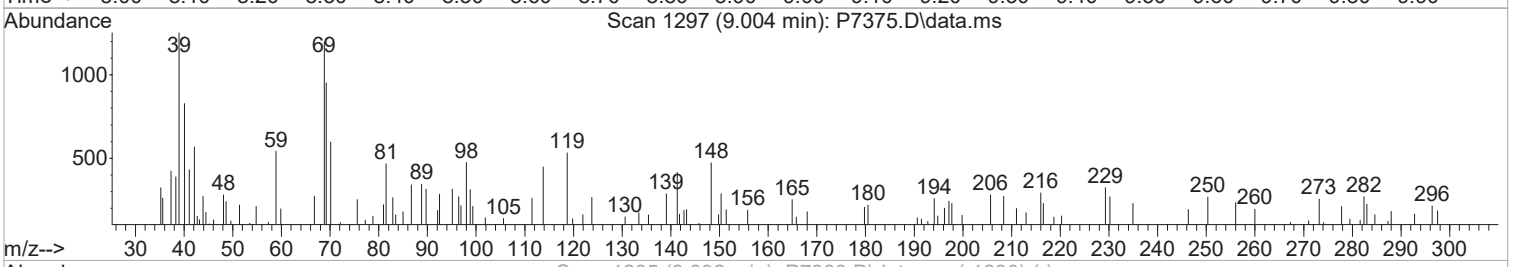



TIC: P7375.D\data.ms

(68) Ethyl Methacrylate

9.004min (+0.006) 0.49 ppb m

response 2791

Ion	Exp%	Act%
69.00	100	100
41.00	75.90	36.01#
0.00	0.00	0.00
0.00	0.00	0.00

Manual Integration:

After

Split Peak

01/05/17

Quantitation Report (Qedit)

Data Path : I:\ACQUDATA\msvoa12\Data\010417\
Data File : P7375.D
Acq On : 4 Jan 2017 1:23 pm
Operator : K.Ruest
Sample : 0.5ppb Inst : MSVOA-12
Misc : 8260/624 WATER ICAL
ALS Vial : 3 Sample Multiplier: 1

Quant Time: Jan 05 08:57:59 2017
Quant Method : I:\ACQUDATA\msvoa12\Methods\W010417.M
Quant Title : MS#12 - 8260B WATERS 10mL Purge
QLast Update : Thu Jan 05 08:48:19 2017
Response via : Initial Calibration

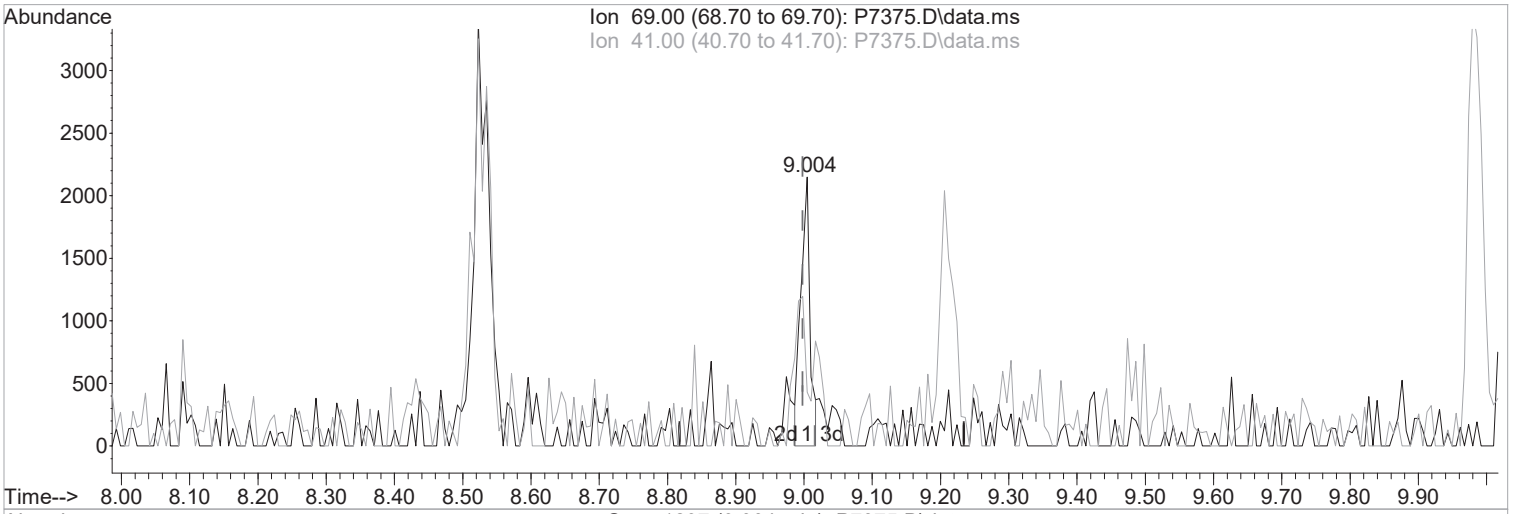

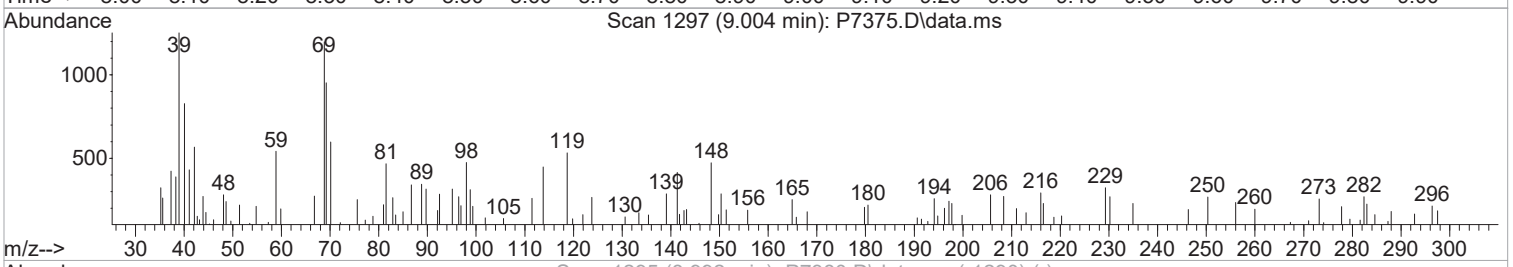



TIC: P7375.D\data.ms

(68) Ethyl Methacrylate

9.004min (+0.006) 0.35 ppb

response 2003

Ion	Exp%	Act%
69.00	100	100
41.00	75.90	20.06#
0.00	0.00	0.00
0.00	0.00	0.00

Manual Integration:

Before

01/05/17

Quantitation Report (Qedit)

Data Path : I:\ACQUDATA\msvoa12\Data\010417\
Data File : P7375.D
Acq On : 4 Jan 2017 1:23 pm
Operator : K.Ruest
Sample : 0.5ppb Inst : MSVOA-12
Misc : 8260/624 WATER ICAL
ALS Vial : 3 Sample Multiplier: 1

Quant Time: Jan 05 08:57:59 2017
Quant Method : I:\ACQUDATA\msvoa12\Methods\W010417.M
Quant Title : MS#12 - 8260B WATERS 10mL Purge
QLast Update : Thu Jan 05 08:48:19 2017
Response via : Initial Calibration

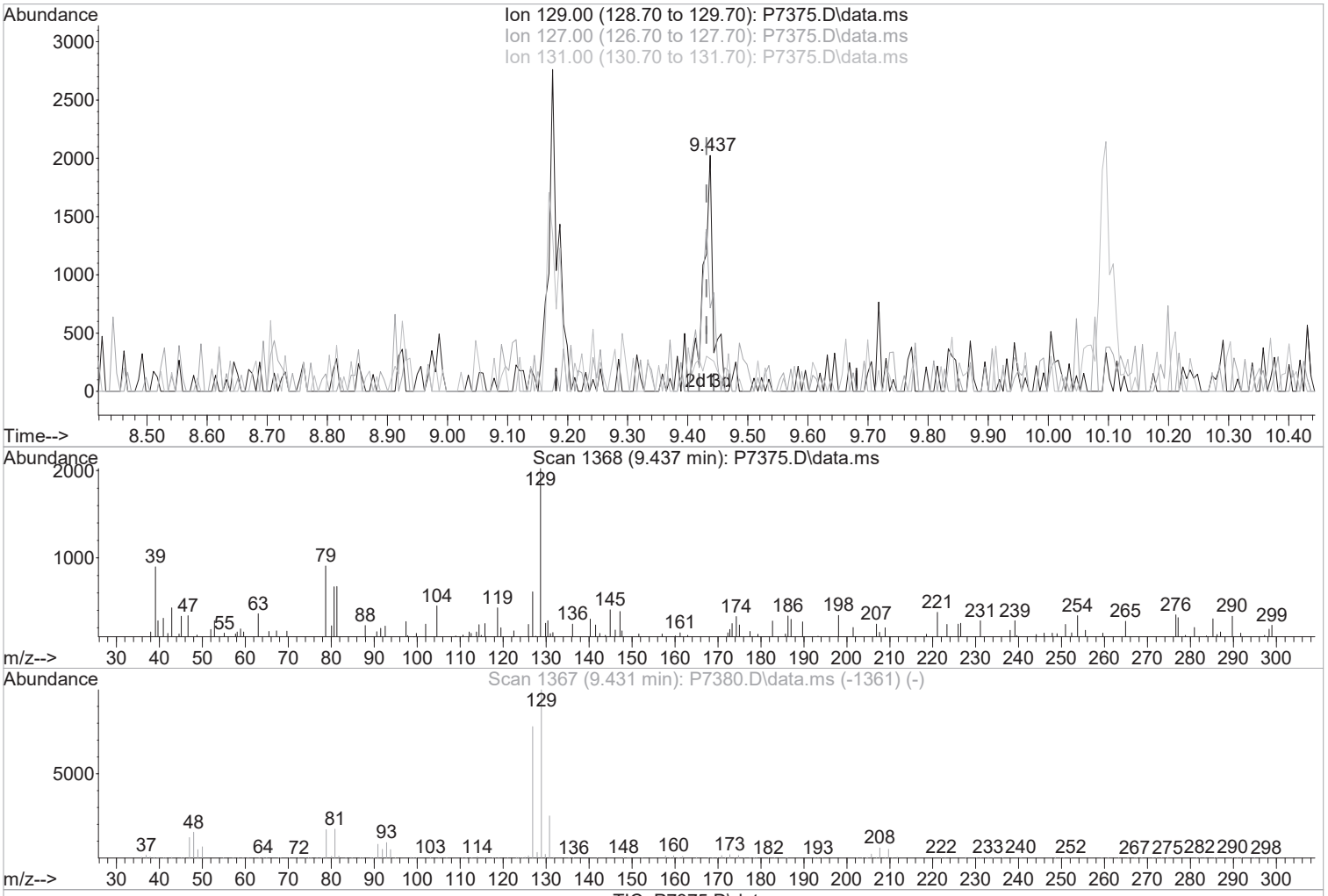

TIC: P7375.D\data.ms

(75) Dibromochloromethane (P)

9.437min (+0.006) 0.51 ppb m

response 2370

Ion	Exp%	Act%
129.00	100	100
127.00	78.20	30.22#
131.00	24.90	7.21
0.00	0.00	0.00

Manual Integration:

After

Split Peak

01/05/17

Quantitation Report (Qedit)

Data Path : I:\ACQUDATA\msvoa12\Data\010417\
Data File : P7375.D
Acq On : 4 Jan 2017 1:23 pm
Operator : K.Ruest
Sample : 0.5ppb Inst : MSVOA-12
Misc : 8260/624 WATER ICAL
ALS Vial : 3 Sample Multiplier: 1

Quant Time: Jan 05 08:57:59 2017
Quant Method : I:\ACQUDATA\msvoa12\Methods\W010417.M
Quant Title : MS#12 - 8260B WATERS 10mL Purge
QLast Update : Thu Jan 05 08:48:19 2017
Response via : Initial Calibration

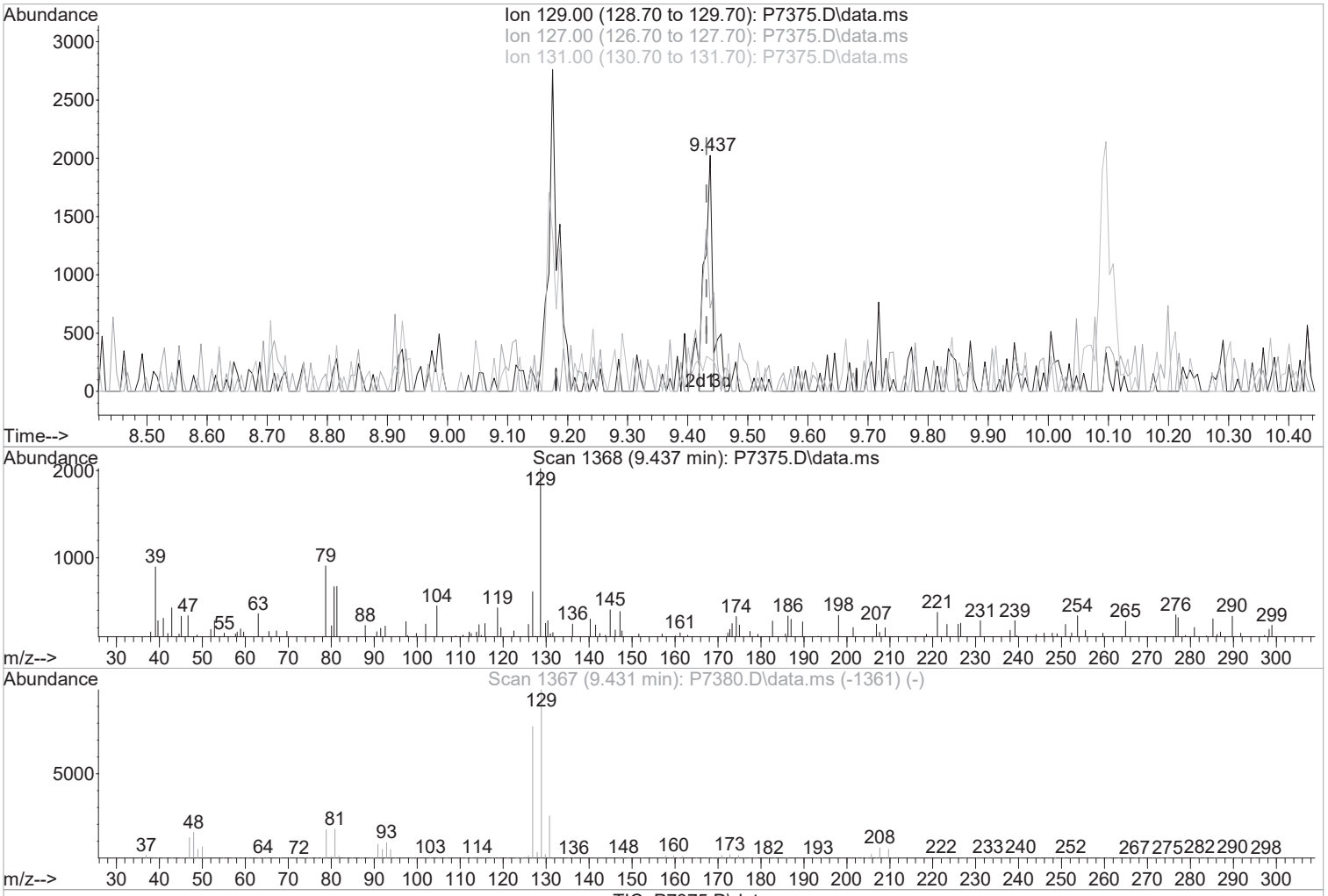

TIC: P7375.D\data.ms

(75) Dibromochloromethane (P)

9.437min (+0.006) 0.37 ppb

response 1691

Ion	Exp%	Act%
129.00	100	100
127.00	78.20	35.36#
131.00	24.90	13.88
0.00	0.00	0.00

Manual Integration:

Before

01/05/17

Quantitation Report (Qedit)

Data Path : I:\ACQUDATA\msvoa12\Data\010417\
Data File : P7375.D
Acq On : 4 Jan 2017 1:23 pm
Operator : K.Ruest
Sample : 0.5ppb Inst : MSVOA-12
Misc : 8260/624 WATER ICAL
ALS Vial : 3 Sample Multiplier: 1

Quant Time: Jan 05 08:57:59 2017
Quant Method : I:\ACQUDATA\msvoa12\Methods\W010417.M
Quant Title : MS#12 - 8260B WATERS 10mL Purge
QLast Update : Thu Jan 05 08:48:19 2017
Response via : Initial Calibration

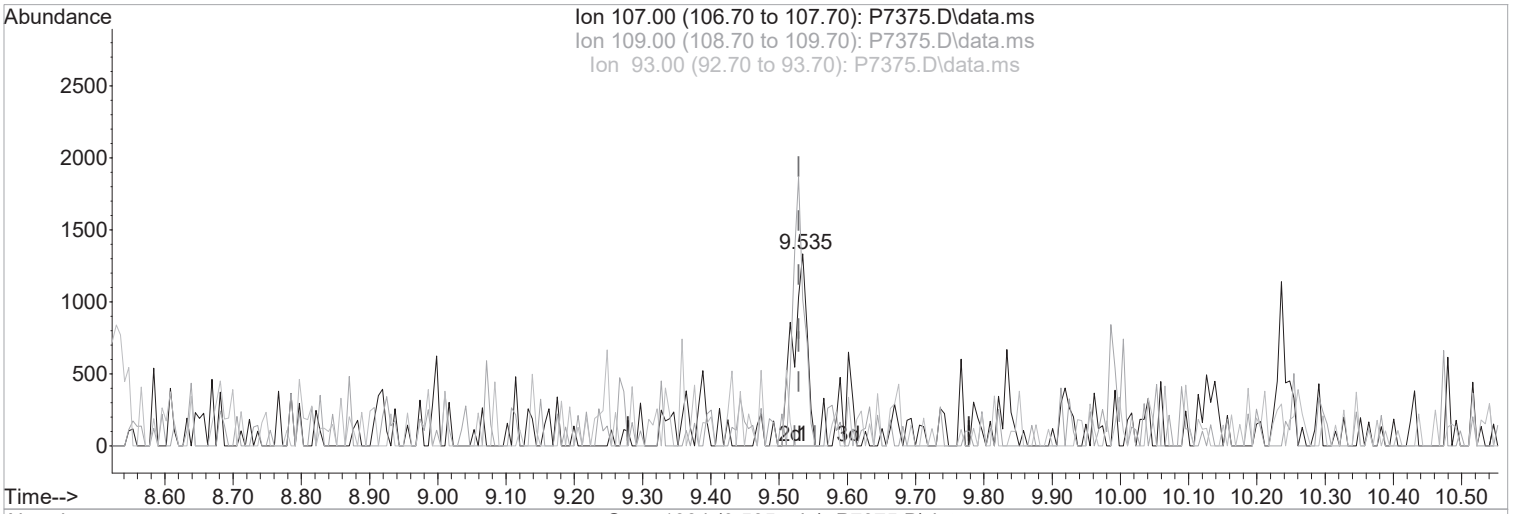

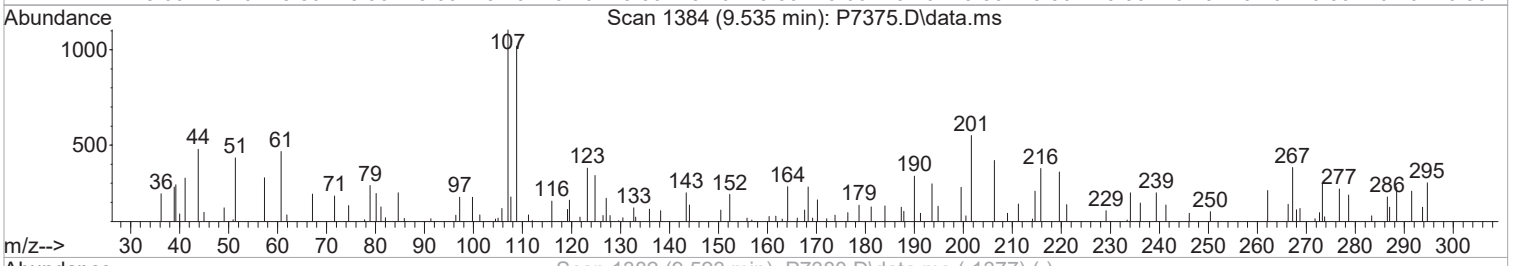



TIC: P7375.D\data.ms

(77) 1,2-Dibromoethane (P)

9.535min (+0.006) 0.46 ppb m

response 1941

Ion	Exp%	Act%
107.00	100	100
109.00	85.50	92.13
93.00	5.50	0.00
0.00	0.00	0.00

Manual Integration:

After

Split Peak

01/05/17

Quantitation Report (Qedit)

Data Path : I:\ACQUDATA\msvoa12\Data\010417\
Data File : P7375.D
Acq On : 4 Jan 2017 1:23 pm
Operator : K.Ruest
Sample : 0.5ppb Inst : MSVOA-12
Misc : 8260/624 WATER ICAL
ALS Vial : 3 Sample Multiplier: 1

Quant Time: Jan 05 08:57:59 2017
Quant Method : I:\ACQUDATA\msvoa12\Methods\W010417.M
Quant Title : MS#12 - 8260B WATERS 10mL Purge
QLast Update : Thu Jan 05 08:48:19 2017
Response via : Initial Calibration

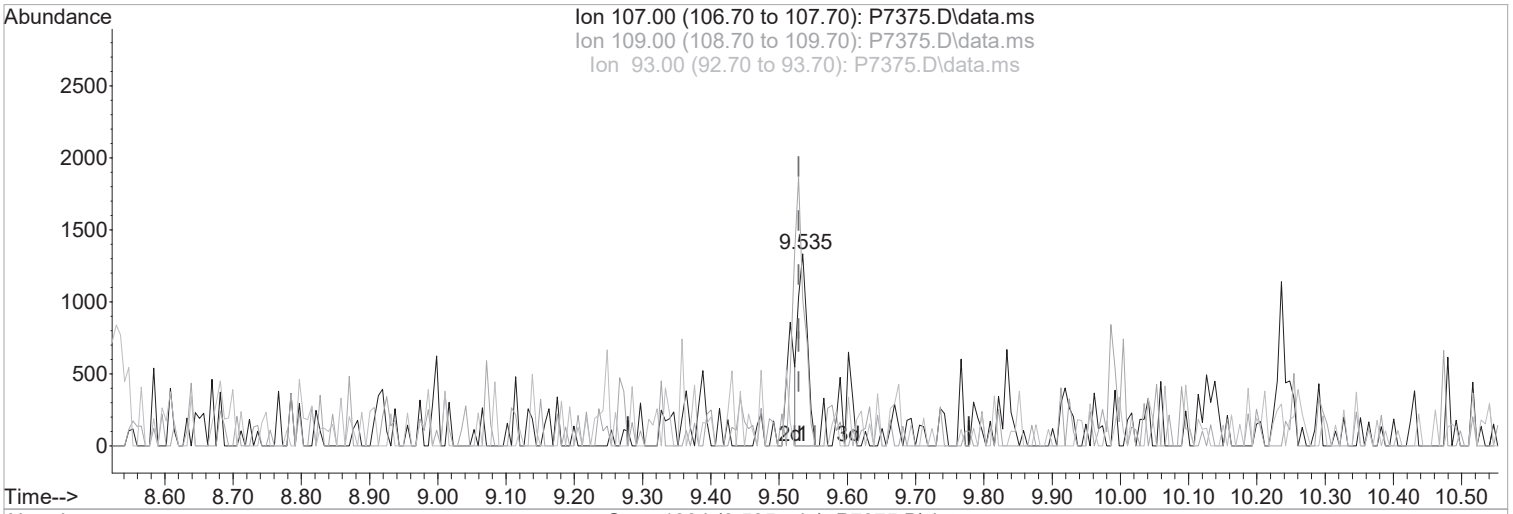

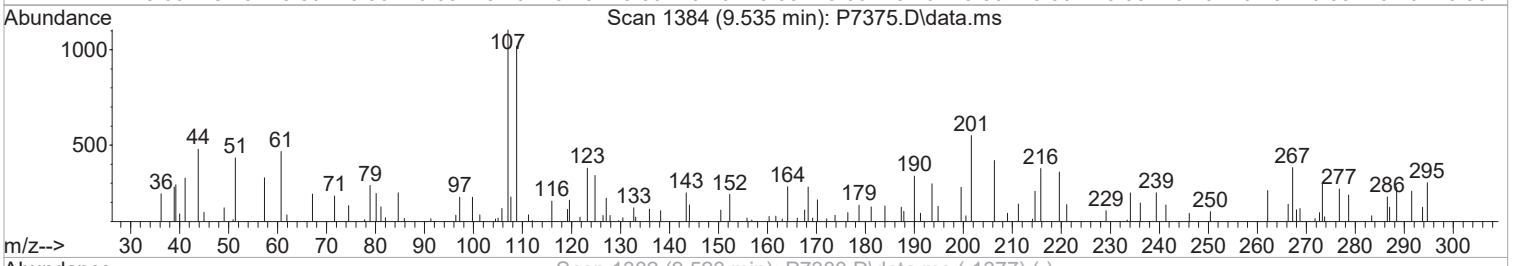



TIC: P7375.D\data.ms

(77) 1,2-Dibromoethane (P)

9.535min (+0.006) 0.30 ppb

response 1253

Ion	Exp%	Act%
107.00	100	100
109.00	85.50	76.37
93.00	5.50	0.00
0.00	0.00	0.00

Manual Integration:

Before

01/05/17

Quantitation Report (Qedit)

Data Path : I:\ACQUDATA\msvoa12\Data\010417\
Data File : P7375.D
Acq On : 4 Jan 2017 1:23 pm
Operator : K.Ruest
Sample : 0.5ppb Inst : MSVOA-12
Misc : 8260/624 WATER ICAL
ALS Vial : 3 Sample Multiplier: 1

Quant Time: Jan 05 08:57:59 2017
Quant Method : I:\ACQUDATA\msvoa12\Methods\W010417.M
Quant Title : MS#12 - 8260B WATERS 10mL Purge
QLast Update : Thu Jan 05 08:48:19 2017
Response via : Initial Calibration

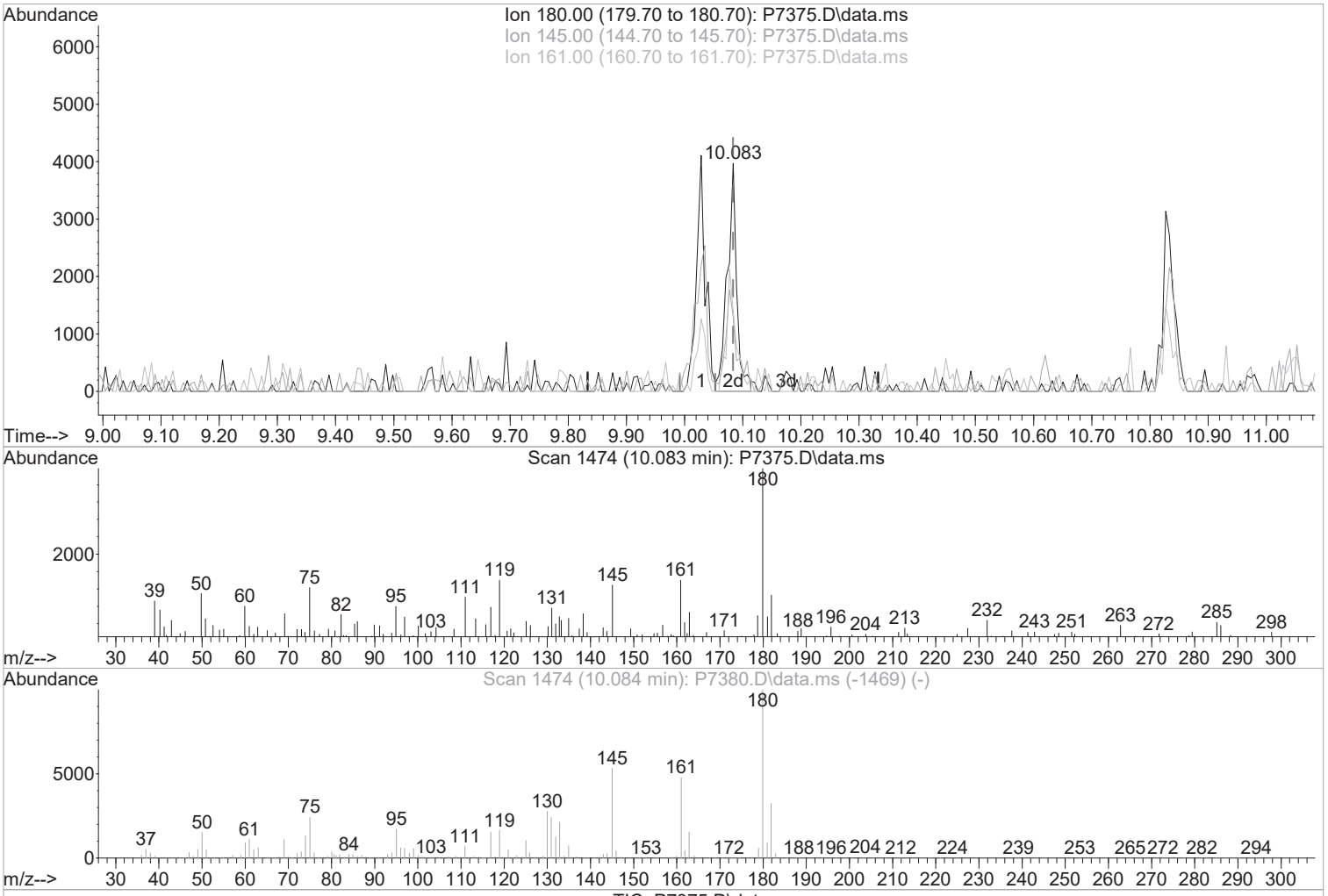

TIC: P7375.D\data.ms

(80) 4-CBTF

10.083min (+0.000) 0.51 ppb m

response 4477

Ion	Exp%	Act%
180.00	100	100
145.00	53.40	32.40#
161.00	47.80	35.19
0.00	0.00	0.00

Manual Integration:

After

Wrong peak selected.

01/05/17

Quantitation Report (Qedit)

Data Path : I:\ACQUDATA\msvoa12\Data\010417\
Data File : P7375.D
Acq On : 4 Jan 2017 1:23 pm
Operator : K.Ruest
Sample : 0.5ppb Inst : MSVOA-12
Misc : 8260/624 WATER ICAL
ALS Vial : 3 Sample Multiplier: 1

Quant Time: Jan 05 08:57:59 2017
Quant Method : I:\ACQUDATA\msvoa12\Methods\W010417.M
Quant Title : MS#12 - 8260B WATERS 10mL Purge
QLast Update : Thu Jan 05 08:48:19 2017
Response via : Initial Calibration

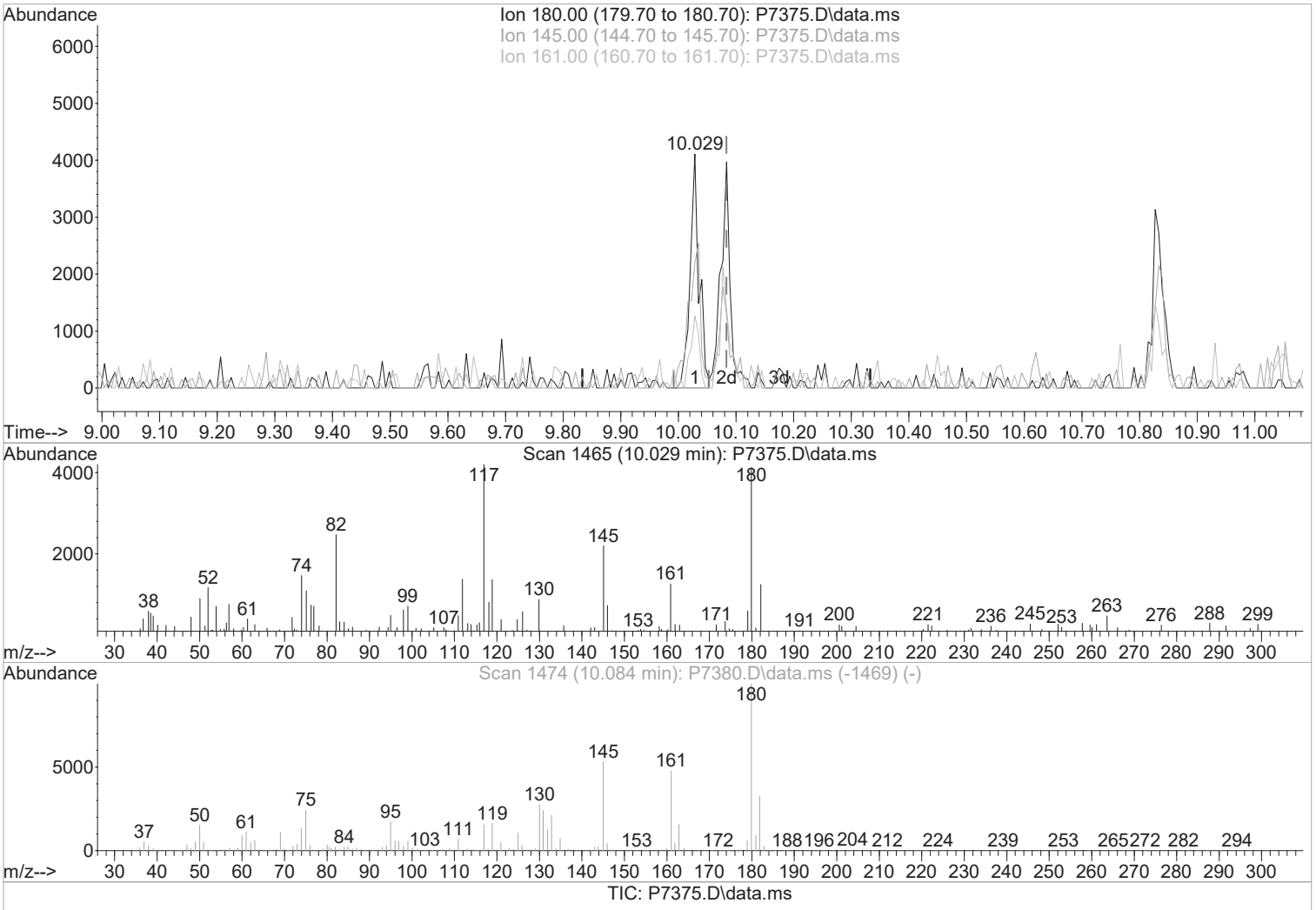

TIC: P7375.D\data.ms

(80) 4-CBTF

10.029min (-0.055) 0.52 ppb

response 4525

Ion	Exp%	Act%
180.00	100	100
145.00	53.40	53.55
161.00	47.80	30.75
0.00	0.00	0.00

Manual Integration:

Before

01/05/17

Quantitation Report (Qedit)

Data Path : I:\ACQUDATA\msvoa12\Data\010417\
Data File : P7375.D
Acq On : 4 Jan 2017 1:23 pm
Operator : K.Ruest
Sample : 0.5ppb Inst : MSVOA-12
Misc : 8260/624 WATER ICAL
ALS Vial : 3 Sample Multiplier: 1

Quant Time: Jan 05 08:57:59 2017
Quant Method : I:\ACQUDATA\msvoa12\Methods\W010417.M
Quant Title : MS#12 - 8260B WATERS 10mL Purge
QLast Update : Thu Jan 05 08:48:19 2017
Response via : Initial Calibration

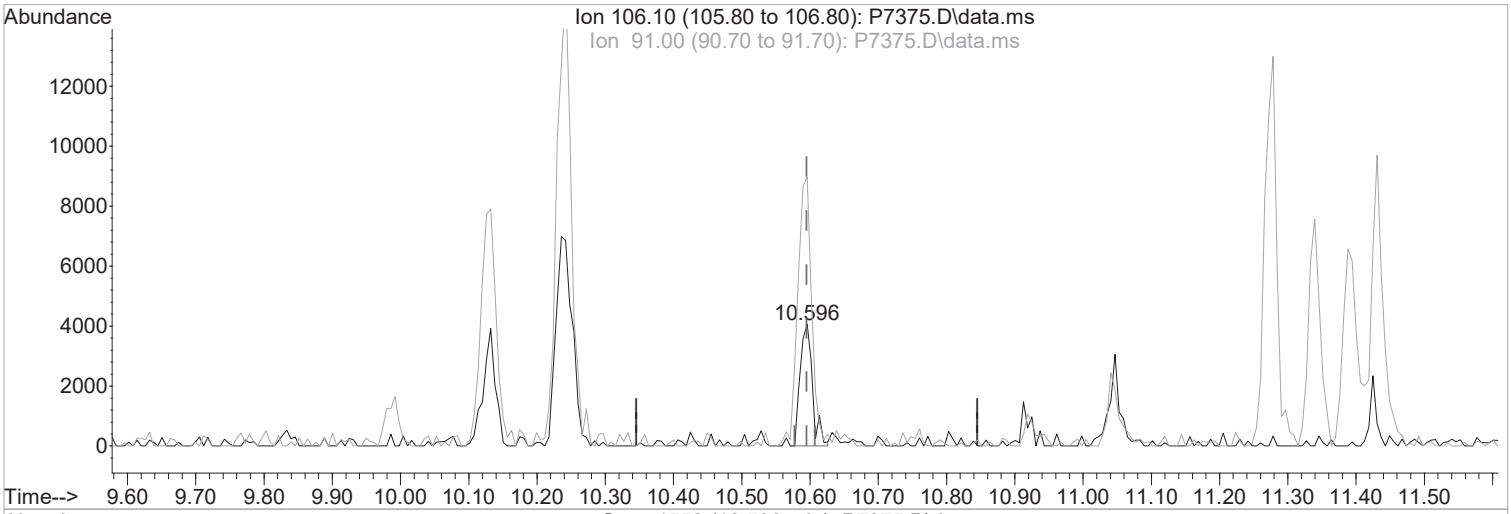

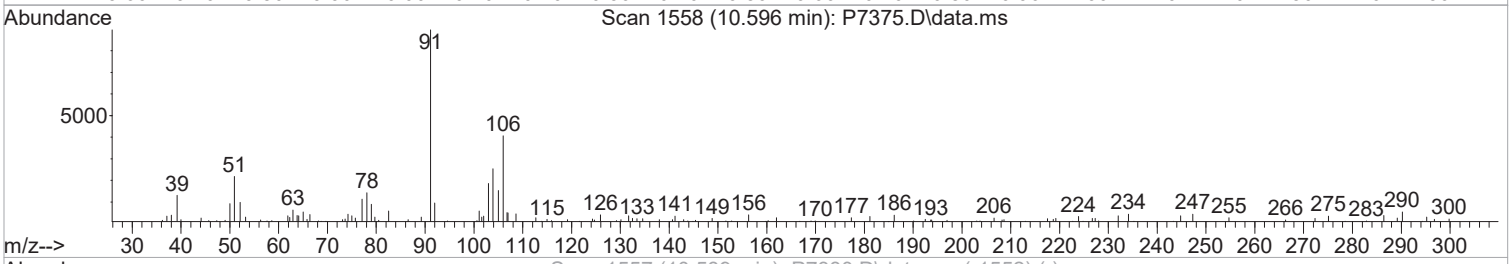

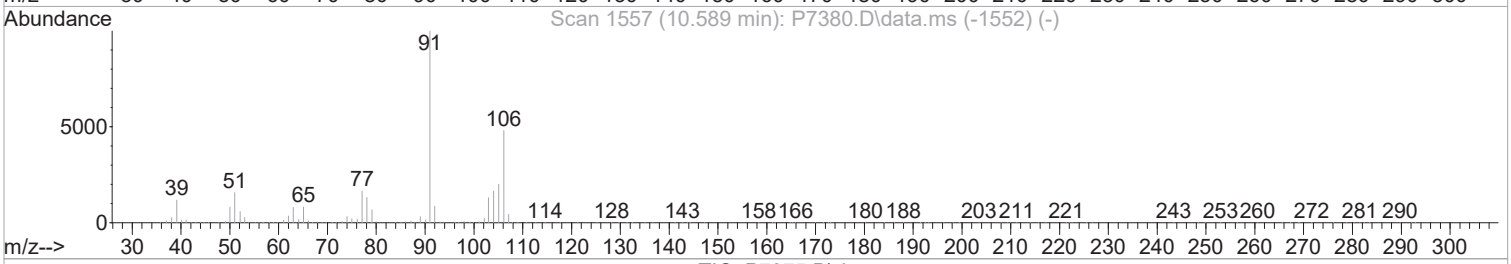

TIC: P7375.D\data.ms

(84) o-Xylene (P)

10.596min (+0.000) 0.46 ppb m

response 5099

Ion	Exp%	Act%
106.10	100	100
91.00	208.20	220.80
0.00	0.00	0.00
0.00	0.00	0.00

Manual Integration:

After

Split Peak

01/05/17

Quantitation Report (Qedit)

Data Path : I:\ACQUDATA\msvoa12\Data\010417\
Data File : P7375.D
Acq On : 4 Jan 2017 1:23 pm
Operator : K.Ruest
Sample : 0.5ppb Inst : MSVOA-12
Misc : 8260/624 WATER ICAL
ALS Vial : 3 Sample Multiplier: 1

Quant Time: Jan 05 08:57:59 2017
Quant Method : I:\ACQUDATA\msvoa12\Methods\W010417.M
Quant Title : MS#12 - 8260B WATERS 10mL Purge
QLast Update : Thu Jan 05 08:48:19 2017
Response via : Initial Calibration

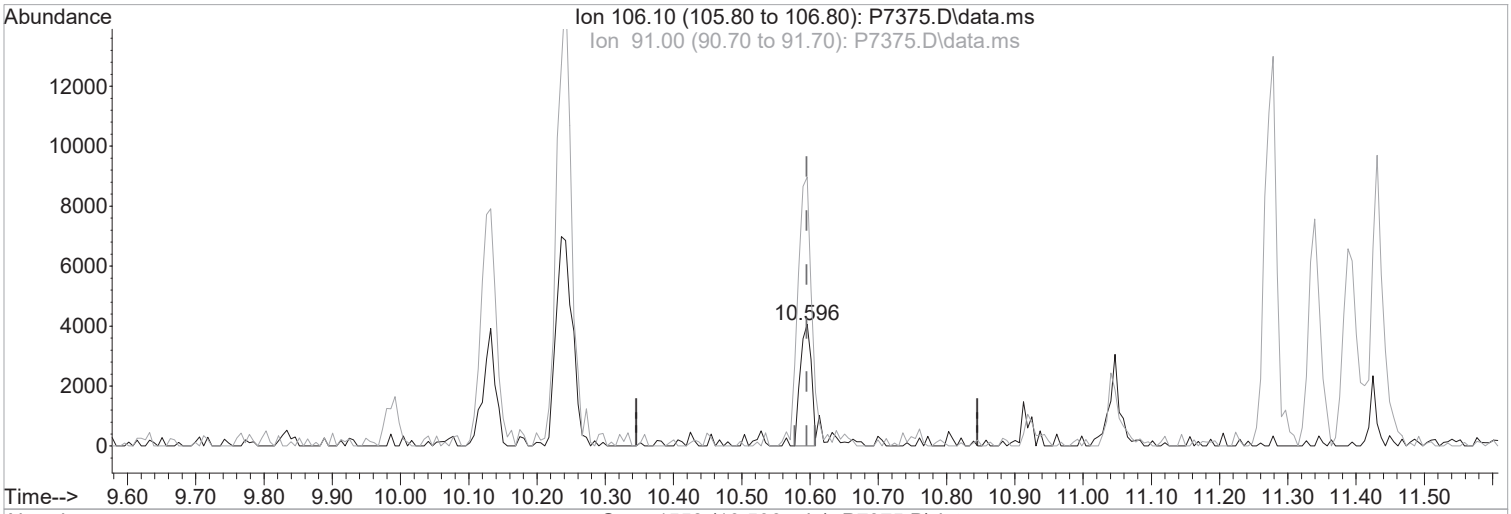

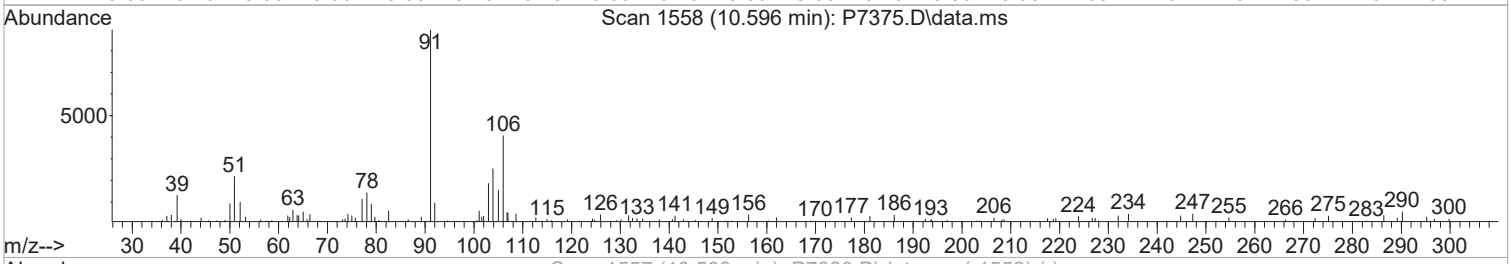

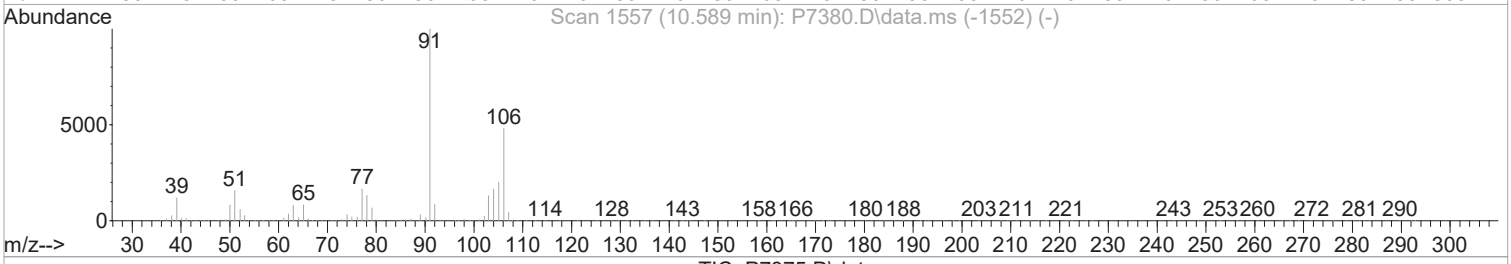

TIC: P7375.D\data.ms

(84) o-Xylene (P)

10.596min (+0.000) 0.42 ppb

response 4631

Ion	Exp%	Act%
106.10	100	100
91.00	208.20	196.39
0.00	0.00	0.00
0.00	0.00	0.00

Manual Integration:

Before

01/05/17

Quantitation Report (Qedit)

Data Path : I:\ACQUDATA\msvoa12\Data\010417\
Data File : P7375.D
Acq On : 4 Jan 2017 1:23 pm
Operator : K.Ruest
Sample : 0.5ppb Inst : MSVOA-12
Misc : 8260/624 WATER ICAL
ALS Vial : 3 Sample Multiplier: 1

Quant Time: Jan 05 08:57:59 2017
Quant Method : I:\ACQUDATA\msvoa12\Methods\W010417.M
Quant Title : MS#12 - 8260B WATERS 10mL Purge
QLast Update : Thu Jan 05 08:48:19 2017
Response via : Initial Calibration

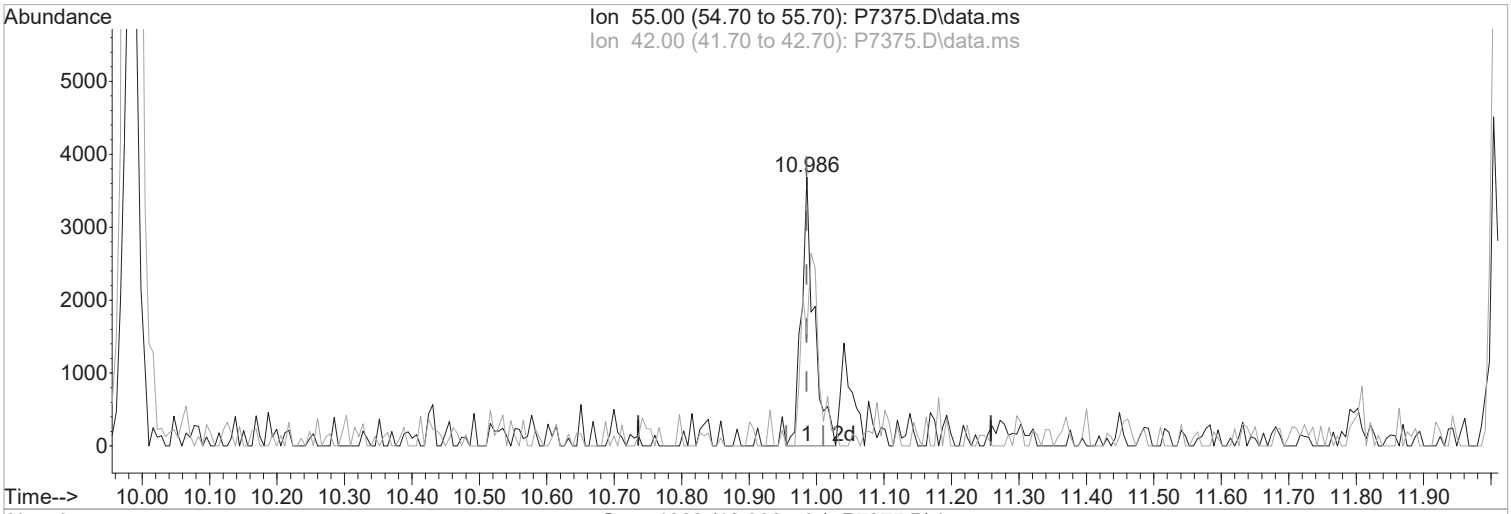

TIC: P7375.D\data.ms

(90) Cyclohexanone

10.986min (+0.000) 10.52 ppb m

response 4832

Ion	Exp%	Act%
55.00	100	100
42.00	75.70	41.76#
0.00	0.00	0.00
0.00	0.00	0.00

Manual Integration:

After

Split Peak

01/05/17

Quantitation Report (Qedit)

Data Path : I:\ACQUDATA\msvoa12\Data\010417\
Data File : P7375.D
Acq On : 4 Jan 2017 1:23 pm
Operator : K.Ruest
Sample : 0.5ppb Inst : MSVOA-12
Misc : 8260/624 WATER ICAL
ALS Vial : 3 Sample Multiplier: 1

Quant Time: Jan 05 08:57:59 2017
Quant Method : I:\ACQUDATA\msvoa12\Methods\W010417.M
Quant Title : MS#12 - 8260B WATERS 10mL Purge
QLast Update : Thu Jan 05 08:48:19 2017
Response via : Initial Calibration

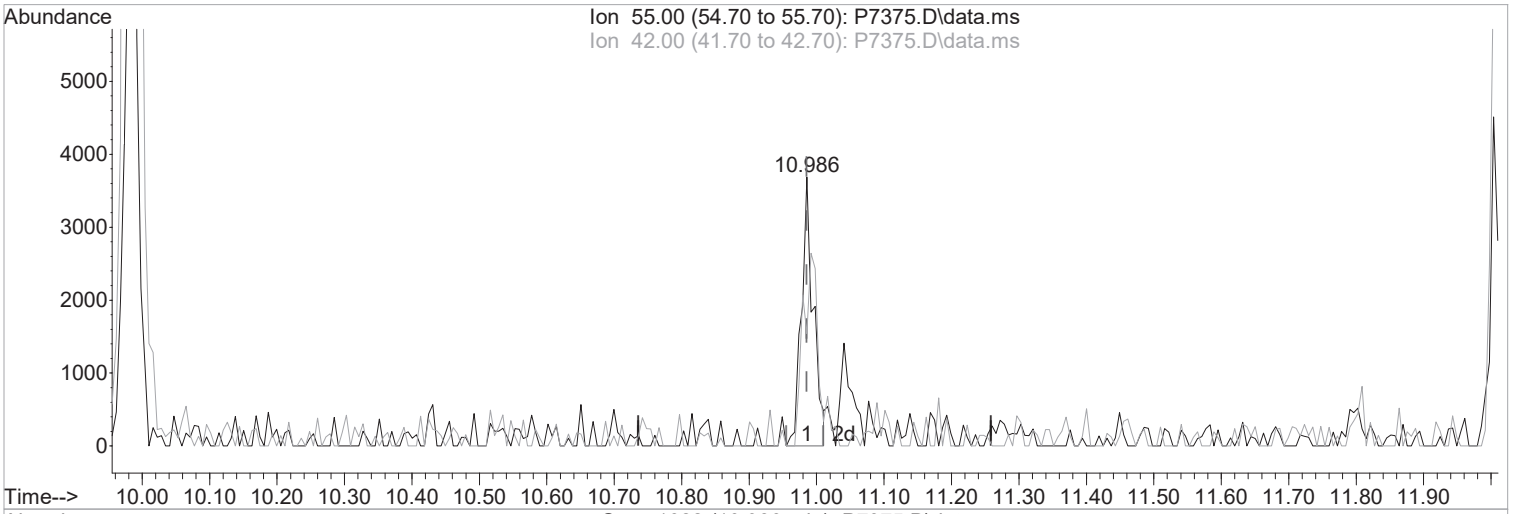

TIC: P7375.D\data.ms

(90) Cyclohexanone

10.986min (+0.000) 9.83 ppb

response 4517

Ion	Exp%	Act%
55.00	100	100
42.00	75.70	41.76#
0.00	0.00	0.00
0.00	0.00	0.00

Manual Integration:

Before

01/05/17

Quantitation Report (Qedit)

Data Path : I:\ACQUDATA\msvoa12\Data\010417\
Data File : P7375.D
Acq On : 4 Jan 2017 1:23 pm
Operator : K.Ruest
Sample : 0.5ppb Inst : MSVOA-12
Misc : 8260/624 WATER ICAL
ALS Vial : 3 Sample Multiplier: 1

Quant Time: Jan 05 08:57:59 2017
Quant Method : I:\ACQUDATA\msvoa12\Methods\W010417.M
Quant Title : MS#12 - 8260B WATERS 10mL Purge
QLast Update : Thu Jan 05 08:48:19 2017
Response via : Initial Calibration

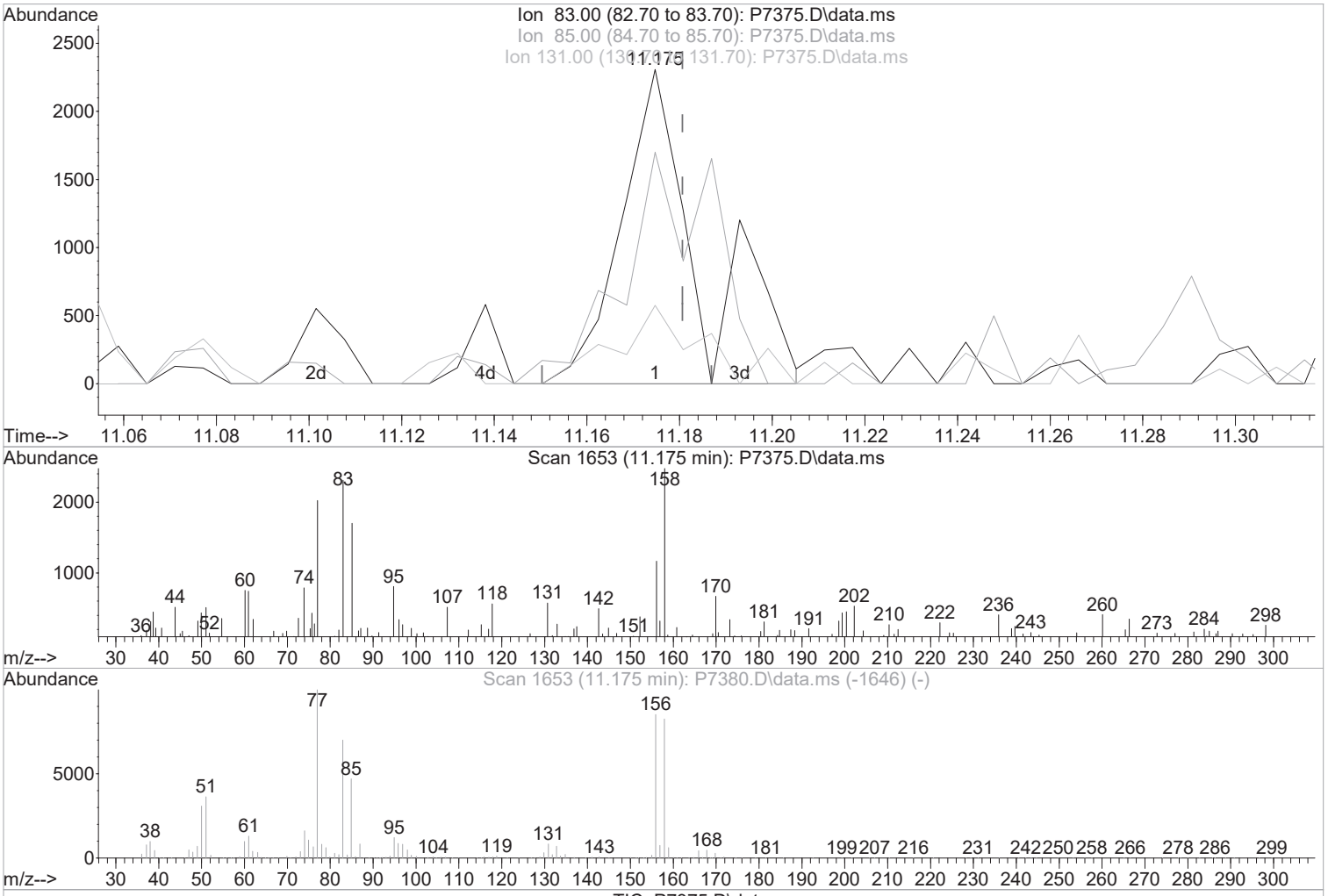

TIC: P7375.D\data.ms

(92) 1,1,2,2-Tetrachloroethane (P)

11.175min (-0.006) 0.55 ppb m

response 2752

Ion	Exp%	Act%
83.00	100	100
85.00	67.20	73.62
131.00	11.70	24.86
0.00	0.00	0.00

Manual Integration:

After

Split Peak

01/05/17

Quantitation Report (Qedit)

Data Path : I:\ACQUDATA\msvoa12\Data\010417\
Data File : P7375.D
Acq On : 4 Jan 2017 1:23 pm
Operator : K.Ruest
Sample : 0.5ppb Inst : MSVOA-12
Misc : 8260/624 WATER ICAL
ALS Vial : 3 Sample Multiplier: 1

Quant Time: Jan 05 08:57:59 2017
Quant Method : I:\ACQUDATA\msvoa12\Methods\W010417.M
Quant Title : MS#12 - 8260B WATERS 10mL Purge
QLast Update : Thu Jan 05 08:48:19 2017
Response via : Initial Calibration

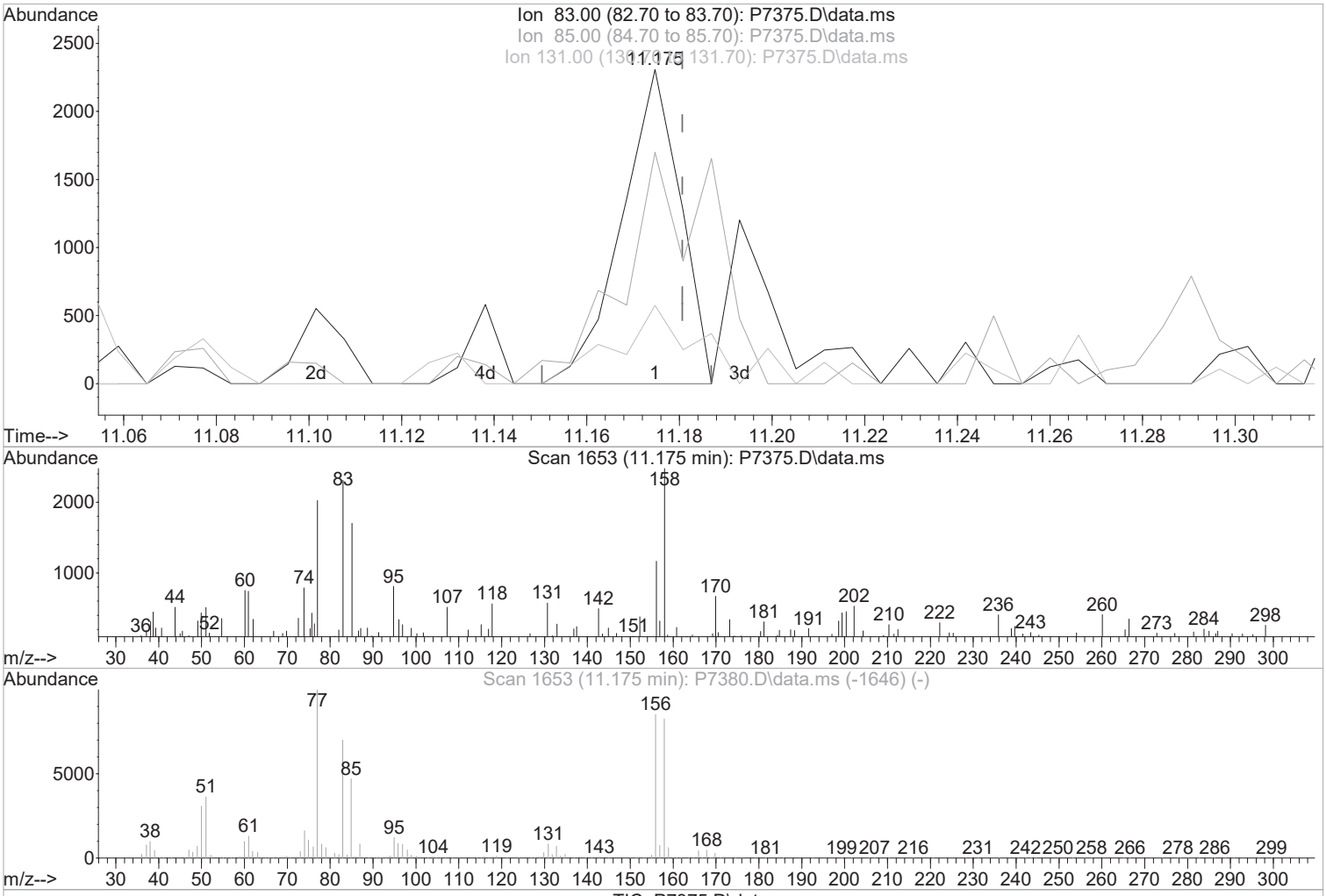

TIC: P7375.D\data.ms

(92) 1,1,2,2-Tetrachloroethane (P)

11.175min (-0.006) 0.41 ppb

response 2025

Ion	Exp%	Act%
83.00	100	100
85.00	67.20	73.62
131.00	11.70	24.86
0.00	0.00	0.00

Manual Integration:

Before

01/05/17

Quantitation Report (Qedit)

Data Path : I:\ACQUDATA\msvoa12\Data\010417\
Data File : P7375.D
Acq On : 4 Jan 2017 1:23 pm
Operator : K.Ruest
Sample : 0.5ppb Inst : MSVOA-12
Misc : 8260/624 WATER ICAL
ALS Vial : 3 Sample Multiplier: 1

Quant Time: Jan 05 08:57:59 2017
Quant Method : I:\ACQUDATA\msvoa12\Methods\W010417.M
Quant Title : MS#12 - 8260B WATERS 10mL Purge
QLast Update : Thu Jan 05 08:48:19 2017
Response via : Initial Calibration

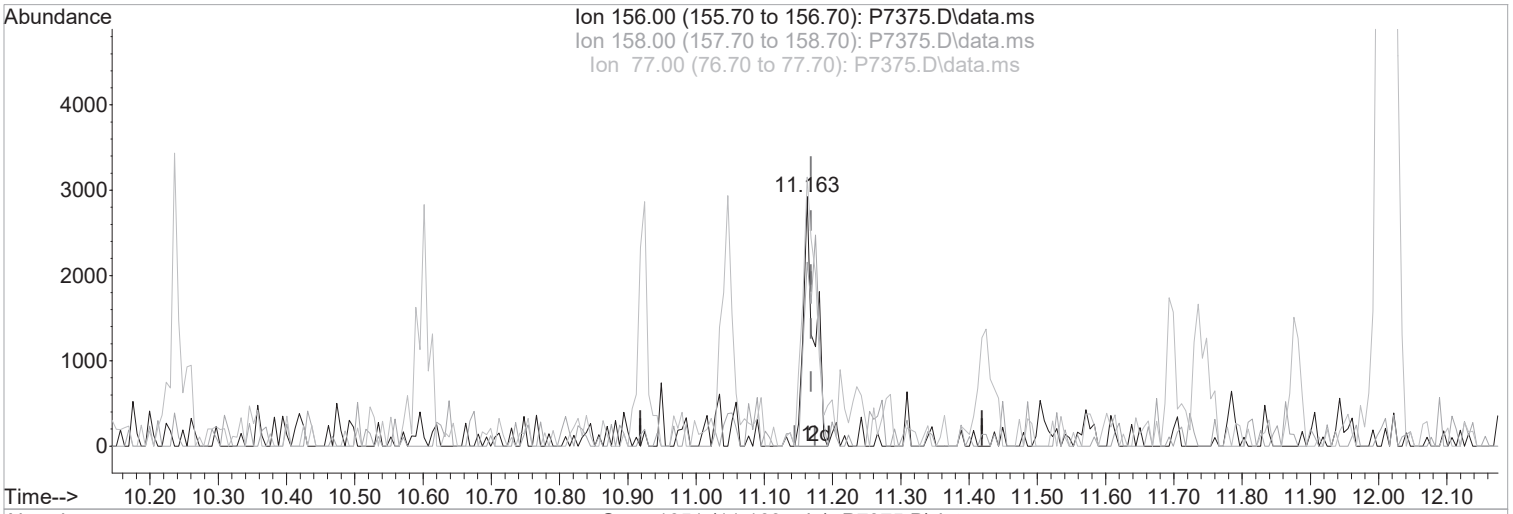

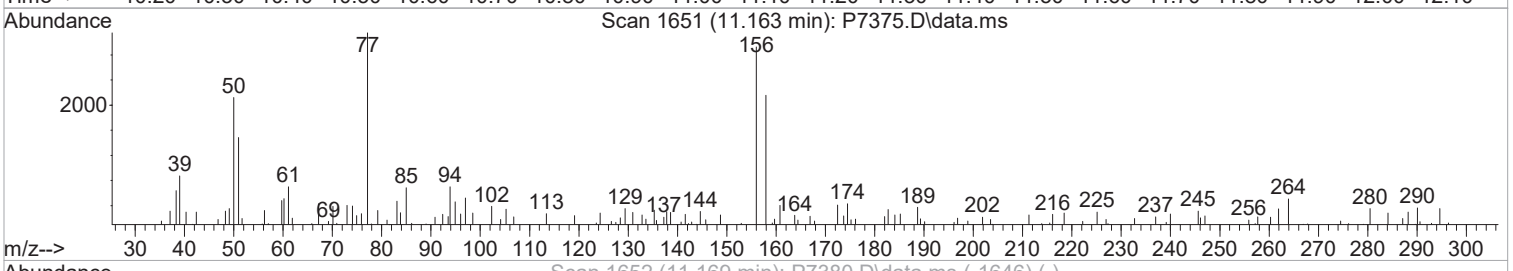

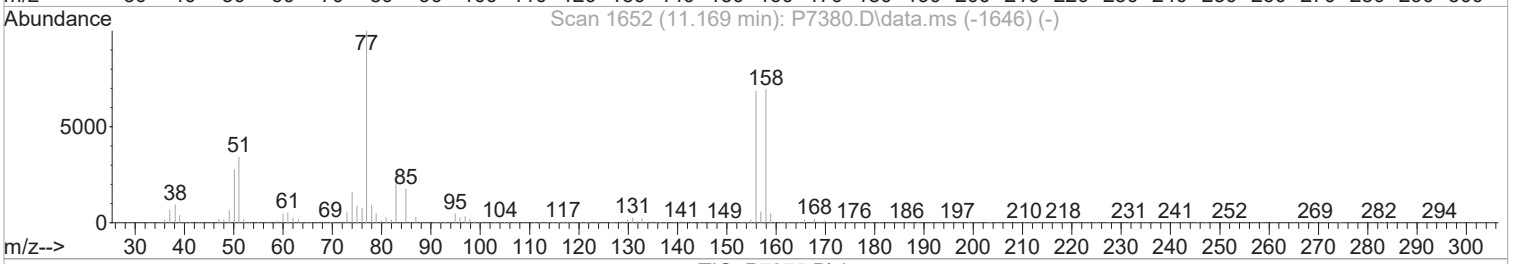

TIC: P7375.D\data.ms

(93) Bromobenzene

11.163min (-0.006) 0.46 ppb m

response 3228

Ion	Exp%	Act%
156.00	100	100
158.00	101.20	73.72#
77.00	146.10	107.79#
0.00	0.00	0.00

Manual Integration:

After

Split Peak

01/05/17

Quantitation Report (Qedit)

Data Path : I:\ACQUDATA\msvoa12\Data\010417\
Data File : P7375.D
Acq On : 4 Jan 2017 1:23 pm
Operator : K.Ruest
Sample : 0.5ppb Inst : MSVOA-12
Misc : 8260/624 WATER ICAL
ALS Vial : 3 Sample Multiplier: 1

Quant Time: Jan 05 08:57:59 2017
Quant Method : I:\ACQUDATA\msvoa12\Methods\W010417.M
Quant Title : MS#12 - 8260B WATERS 10mL Purge
QLast Update : Thu Jan 05 08:48:19 2017
Response via : Initial Calibration

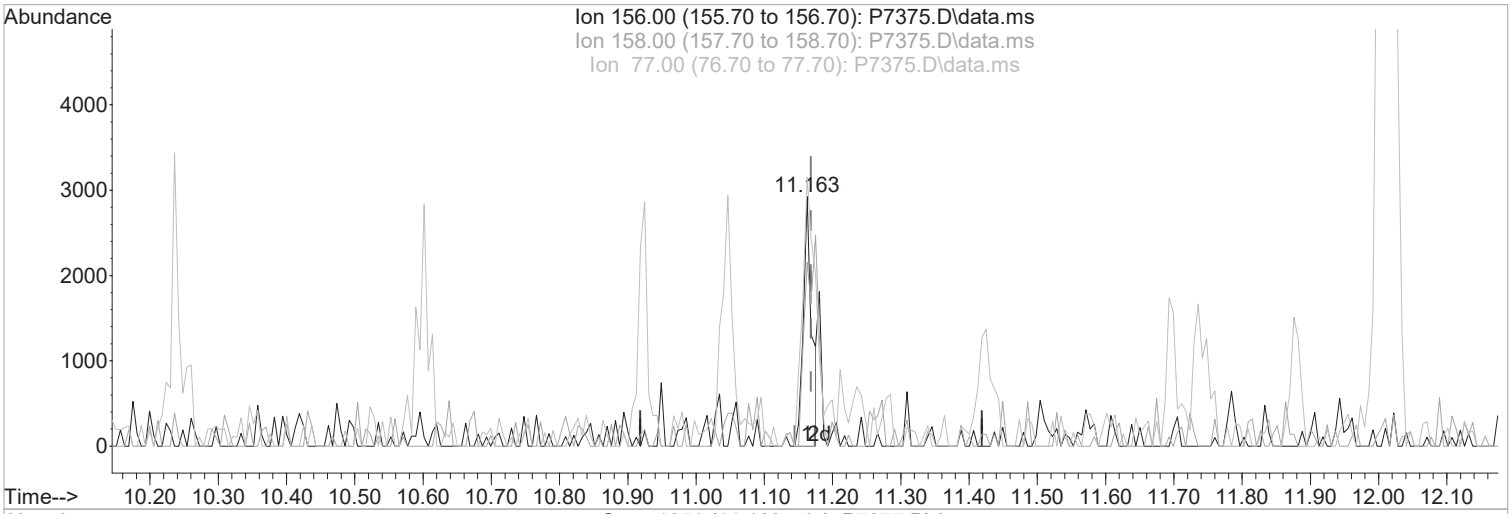

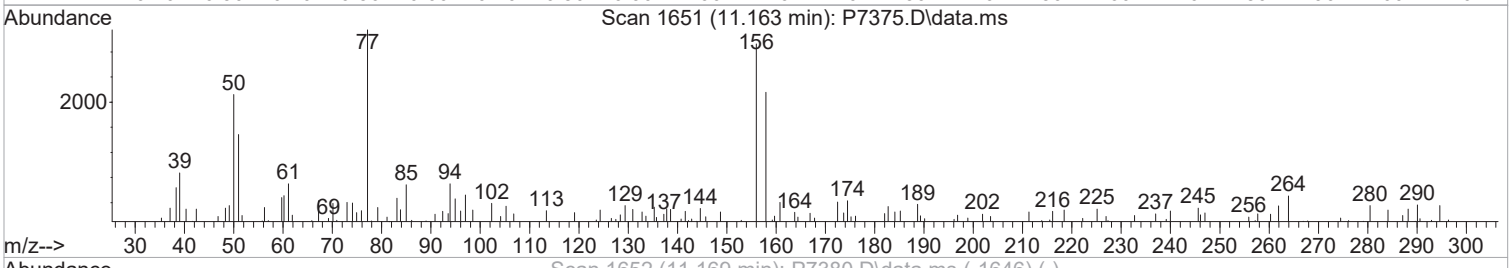

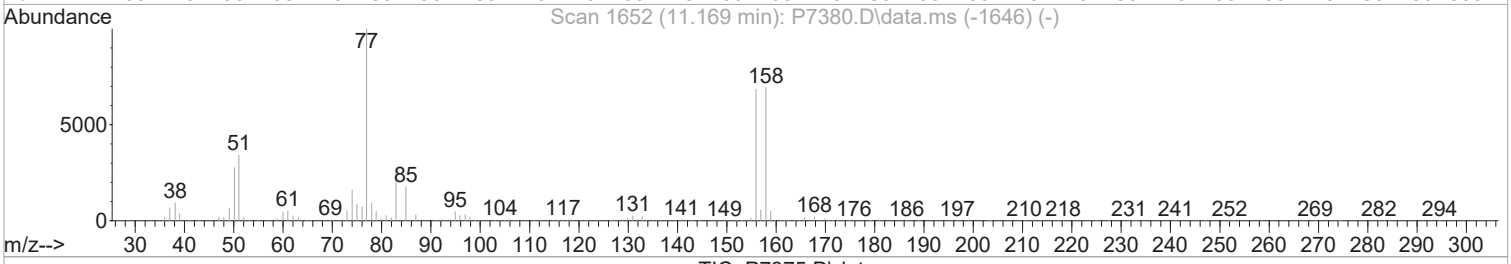

TIC: P7375.D\data.ms

(93) Bromobenzene

11.163min (-0.006) 0.36 ppb

response 2525

Ion	Exp%	Act%
156.00	100	100
158.00	101.20	73.72#
77.00	146.10	107.79#
0.00	0.00	0.00

Manual Integration:

Before

01/05/17

Quantitation Report (Qedit)

Data Path : I:\ACQUDATA\msvoa12\Data\010417\
Data File : P7375.D
Acq On : 4 Jan 2017 1:23 pm
Operator : K.Ruest
Sample : 0.5ppb Inst : MSVOA-12
Misc : 8260/624 WATER ICAL
ALS Vial : 3 Sample Multiplier: 1

Quant Time: Jan 05 08:57:59 2017
Quant Method : I:\ACQUDATA\msvoa12\Methods\W010417.M
Quant Title : MS#12 - 8260B WATERS 10mL Purge
QLast Update : Thu Jan 05 08:48:19 2017
Response via : Initial Calibration

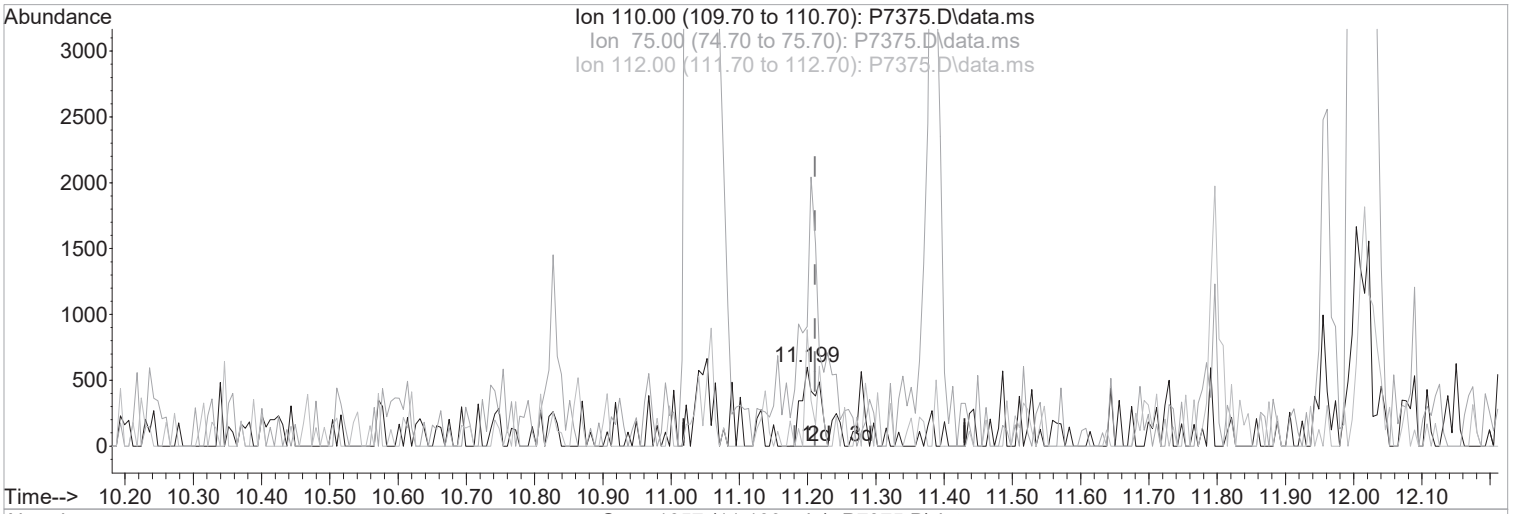

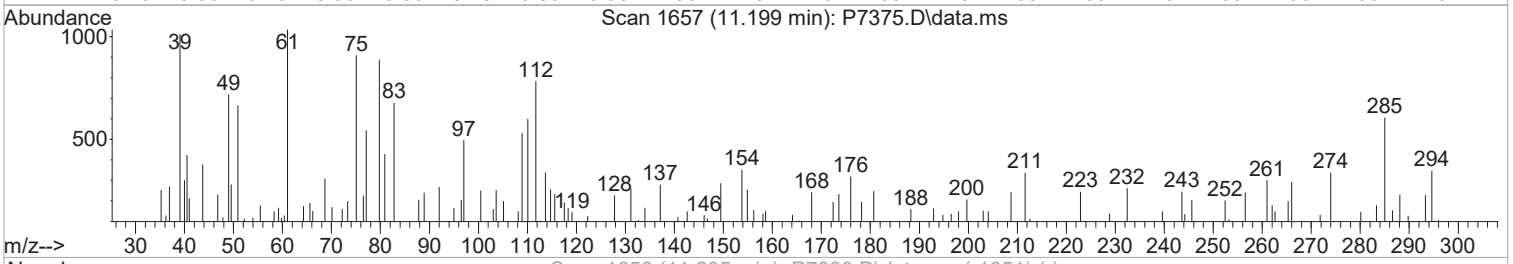



TIC: P7375.D\data.ms

(94) 1,2,3-Trichloropropane

11.199min (-0.012) 0.64 ppb m

response 1016

Ion	Exp%	Act%
110.00	100	100
75.00	257.80	151.59#
112.00	59.90	130.22#
0.00	0.00	0.00

Manual Integration:

After

Split Peak

01/05/17

Quantitation Report (Qedit)

Data Path : I:\ACQUDATA\msvoa12\Data\010417\
Data File : P7375.D
Acq On : 4 Jan 2017 1:23 pm
Operator : K.Ruest
Sample : 0.5ppb Inst : MSVOA-12
Misc : 8260/624 WATER ICAL
ALS Vial : 3 Sample Multiplier: 1

Quant Time: Jan 05 08:57:59 2017
Quant Method : I:\ACQUDATA\msvoa12\Methods\W010417.M
Quant Title : MS#12 - 8260B WATERS 10mL Purge
QLast Update : Thu Jan 05 08:48:19 2017
Response via : Initial Calibration

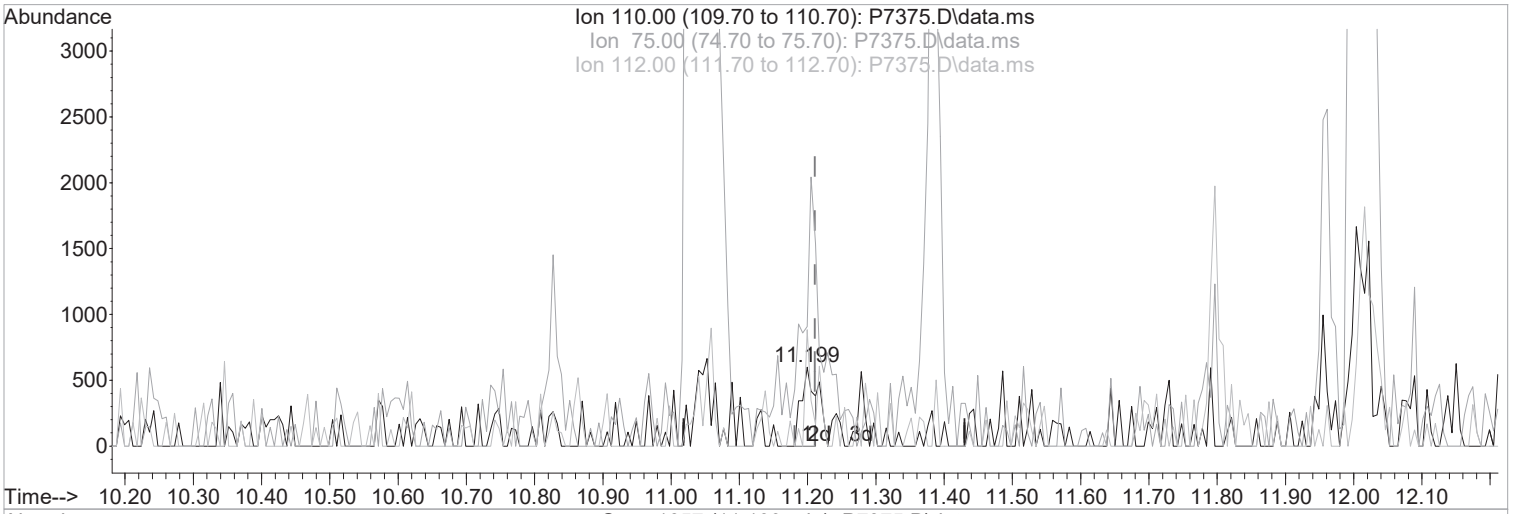

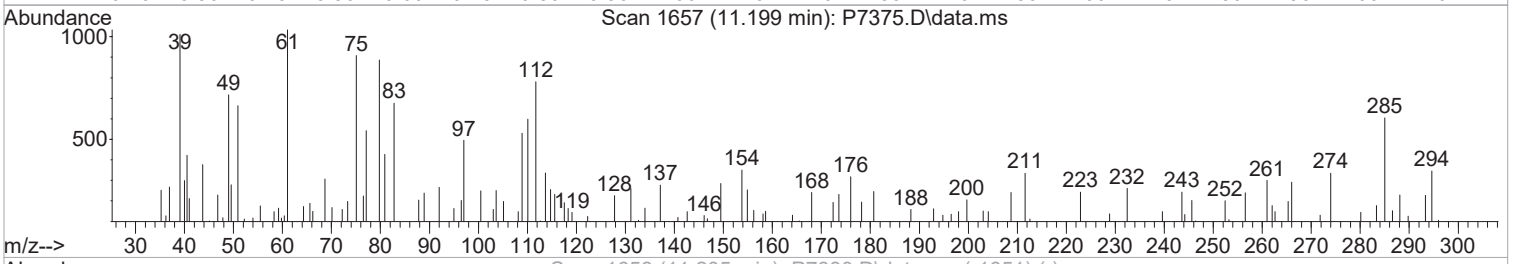



TIC: P7375.D\data.ms

(94) 1,2,3-Trichloropropane

11.199min (-0.012) 0.48 ppb

response 762

Ion	Exp%	Act%
110.00	100	100
75.00	257.80	151.59#
112.00	59.90	147.41#
0.00	0.00	0.00

Manual Integration:

Before

01/05/17

Quantitation Report (QT Reviewed)

Data Path : I:\ACQUDATA\msvoa12\Data\010417\
Data File : P7375.D
Acq On : 4 Jan 2017 1:23 pm
Operator : K.Ruest
Sample : 0.5ppb Inst : MSVOA-12
Misc : 8260/624 WATER ICAL
ALS Vial : 3 Sample Multiplier: 1

Quant Time: Jan 05 09:09:49 2017
Quant Method : I:\ACQUDATA\msvoa12\Methods\W010417.M
Quant Title : MS#12 - 8260B WATERS 10mL Purge
QLast Update : Thu Jan 05 08:48:19 2017
Response via : Initial Calibration

Compound	R.T.	QIon	Response	Conc	Units		Dev(Min)
Internal Standards							
1) Pentafluorobenzene	5.731	168	772583	50.00	ppb		0.00
43) 1,4-Difluorobenzene	6.761	114	1235919	50.00	ppb		0.00
71) d5-Chlorobenzene	9.986	117	1197822	50.00	ppb		0.00
86) 1,4-Dichlorobenzene-d4	12.010	152	638887	50.00	ppb		0.00
System Monitoring Compounds							
45) surr4,Dibrflmethane	5.590	113	354133	53.10	ppb		0.00
Spiked Amount 50.000	Range 89 - 119		Recovery = 106.20%				
48) surr1,1,2-dichloroetha...	6.090	65	402191	54.32	ppb		0.00
Spiked Amount 50.000	Range 73 - 125		Recovery = 108.64%				
65) SURR3,Toluene-d8	8.523	98	1519556	55.11	ppb		0.00
Spiked Amount 50.000	Range 87 - 121		Recovery = 110.22%				
70) SURR2,BFB	11.047	95	567532	53.11	ppb		0.00
Spiked Amount 50.000	Range 85 - 122		Recovery = 106.22%				
Target Compounds							Qvalue
2) Dichlorodifluoromethane	1.213	85	5216m	0.55	ppb		
3) Chloromethane	1.347	50	4757	0.56	ppb		89
4) Vinyl Chloride	1.427	62	2934	0.39	ppb		98
5) Bromomethane	1.683	94	1646m	0.44	ppb		
6) Chloroethane	1.762	64	1787	0.45	ppb		97
7) Freon 21	1.920	67	4937	0.53	ppb		78
8) Trichlorofluoromethane	1.969	101	4487	0.54	ppb		85
9) Diethyl Ether	2.219	59	2082	0.59	ppb	#	68
10) Freon 123a	2.231	67	3192	0.54	ppb	#	43
11) Freon 123	2.286	83	3190	0.47	ppb		94
12) Acrolein	2.335	56	1586m	2.71	ppb		
13) 1,1-Diclethene	2.433	96	3397	0.62	ppb	#	59
14) Freon 113	2.439	101	3069	0.52	ppb	#	67
16) 2-Propanol	2.640	45	2729m	15.15	ppb		
17) Iodomethane	2.561	142	4797m	0.60	ppb		
18) Carbon Disulfide	2.634	76	7779	0.47	ppb		98
20) Allyl Chloride	2.786	76	2029	0.62	ppb	#	35
22) Methylene Chloride	2.920	84	3649m	0.61	ppb		
23) TBA	3.079	59	2535	8.15	ppb		62
24) Acrylonitrile	3.213	53	3000m	2.23	ppb		
25) Methyl-t-Butyl Ether	3.256	73	7610	0.53	ppb		83
26) trans-1,2-Dichloroethene	3.237	96	3799m	0.60	ppb		
28) 1,1-Diclethane	3.792	63	5820m	0.55	ppb		
30) DIPE	3.938	45	10701	0.54	ppb		84
31) 2-Chloro-1,3-Butadiene	3.932	53	5032	0.56	ppb		91
32) ETBE	4.511	59	7719m	0.46	ppb		
33) 2,2-Dichloropropane	4.694	77	3907m	0.47	ppb		
34) cis-1,2-Dichloroethene	4.694	96	4064m	0.61	ppb		
36) Propionitrile	4.853	54	1593	3.11	ppb		100
37) Bromochloromethane	5.127	130	1828m	0.50	ppb		
40) Chloroform	5.310	83	5115m	0.50	ppb		
41) 1,1,1-Trichloroethane	5.597	97	5498m	0.61	ppb		
42) TAME	6.389	73	7344	0.50	ppb		82
44) Cyclohexane	5.657	41	4660m	0.71	ppb		
46) Carbontetrachloride	5.859	121	1233m	0.54	ppb		
47) 1,1-Dichloropropene	5.871	75	4601	0.56	ppb		80
49) Benzene	6.163	78	9921m	0.45	ppb		
50) 1,2-Dichloroethane	6.206	62	4998	0.65	ppb	#	68
52) n-Heptane	6.633	43	3627	0.49	ppb		84

1st 01/05/17
2nd 01/05/17

Data Path : I:\ACQUDATA\msvoa12\Data\010417\
Data File : P7375.D
Acq On : 4 Jan 2017 1:23 pm
Operator : K.Ruest
Sample : 0.5ppb Inst : MSVOA-12
Misc : 8260/624 WATER ICAL
ALS Vial : 3 Sample Multiplier: 1

Quant Time: Jan 05 09:09:49 2017
Quant Method : I:\ACQUDATA\msvoa12\Methods\W010417.M
Quant Title : MS#12 - 8260B WATERS 10mL Purge
QLast Update : Thu Jan 05 08:48:19 2017
Response via : Initial Calibration

	Compound	R.T.	QIon	Response	Conc	Units		Dev(Min)
53)	1-Butanol	7.121	56	1578	20.46	ppb		88
54)	Trichloroethene	7.078	130	2961	0.46	ppb	#	78
55)	Methylcyclohexane	7.310	55	4526m	0.60	ppb		
56)	1,2-Diclpropane	7.346	63	3382	0.55	ppb	#	32
57)	Dibromomethane	7.474	93	1480m	0.47	ppb		
59)	Methyl Methacrylate	7.578	69	2032m	0.68	ppb		
60)	Bromodichloromethane	7.706	83	4809	0.63	ppb		91
62)	2-Chloroethylvinyl Ether	8.114	63	1609m	0.54	ppb		
63)	cis-1,3-Dichloropropene	8.236	75	3815m	0.43	ppb		
66)	Toluene	8.596	91	11813	0.46	ppb		94
67)	trans-1,3-Dichloropropene	8.864	75	2828m	0.39	ppb		
68)	Ethyl Methacrylate	9.004	69	2791m	0.49	ppb		
69)	1,1,2-Trichloroethane	9.047	97	1929	0.44	ppb		89
72)	Tetrachloroethene	9.181	164	3049	0.59	ppb	#	66
74)	1,3-Dichloropropane	9.206	76	4307	0.53	ppb		96
75)	Dibromochloromethane	9.437	129	2370m	0.51	ppb		
76)	N-Butyl Acetate	9.480	43	3193	0.49	ppb		93
77)	1,2-Dibromoethane	9.535	107	1941m	0.46	ppb		
78)	Chlorobenzene	10.010	112	9565	0.57	ppb		80
79)	3-CBTF	10.029	180	4525	0.48	ppb		87
80)	4-CBTF	10.083	180	4477m	0.51	ppb		
81)	1,1,1,2-Tetrachloroethane	10.096	131	2523	0.45	ppb		91
82)	Ethylbenzene	10.132	106	4864	0.52	ppb	#	50
83)	(m+p)Xylene	10.236	106	11807	1.07	ppb	#	90
84)	o-Xylene	10.596	106	5099m	0.46	ppb		
85)	Styrene	10.608	104	9144	0.50	ppb		86
87)	Bromoform	10.754	173	984	0.43	ppb	#	28
88)	2-CBTF	10.827	180	4174	0.48	ppb	#	75
89)	Isopropylbenzene	10.925	105	12972	0.50	ppb		78
90)	Cyclohexanone	10.986	55	4832m	10.52	ppb		
91)	trans-1,4-Dichloro-2-B...	11.223	53	1082	0.78	ppb		80
92)	1,1,2,2-Tetrachloroethane	11.175	83	2752m	0.55	ppb		
93)	Bromobenzene	11.163	156	3228m	0.46	ppb		
94)	1,2,3-Trichloropropane	11.199	110	1016m	0.64	ppb		
95)	n-Propylbenzene	11.278	91	15414	0.51	ppb		96
96)	2-Chlorotoluene	11.339	91	9119	0.50	ppb		84
97)	3-Chlorotoluene	11.388	91	9852	0.49	ppb	#	91
98)	4-Chlorotoluene	11.431	91	11210	0.53	ppb		94
99)	1,3,5-Trimethylbenzene	11.425	105	10493	0.46	ppb		88
100)	tert-Butylbenzene	11.699	119	7467	0.40	ppb		97
101)	1,2,4-Trimethylbenzene	11.736	105	10501	0.45	ppb		76
102)	3,4-DCBTF	11.797	214	3697	0.54	ppb	#	80
103)	sec-Butylbenzene	11.876	105	13537	0.50	ppb		93
104)	p-Isopropyltoluene	11.998	119	10963	0.48	ppb		92
105)	1,3-Dclbenz	11.961	146	7397	0.55	ppb		97
106)	1,4-Dclbenz	12.034	146	7387	0.52	ppb	#	75
107)	2,4-DCBTF	12.083	214	2864	0.46	ppb		89
108)	2,5-DCBTF	12.126	214	2707	0.41	ppb	#	66
109)	n-Butylbenzene	12.327	91	9821	0.47	ppb		90
110)	1,2-Dclbenz	12.339	146	6591	0.52	ppb	#	68
112)	Trielution Dichlorotol...	13.065	125	14621	1.34	ppb	#	73
113)	1,3,5 Trichlorobenzene	13.126	180	4918	0.51	ppb	#	89
114)	Coelution Dichlorotoluene	13.400	125	12503	1.06	ppb		98
115)	1,2,4-Tcbenzene	13.607	180	4826	0.57	ppb	#	81
116)	Hexachlorobt	13.753	225	2623	0.68	ppb	#	42
117)	Naphthalen	13.796	128	7512	0.48	ppb		87

Quantitation Report (QT Reviewed)

Data Path : I:\ACQUDATA\msvoa12\Data\010417\
Data File : P7375.D
Acq On : 4 Jan 2017 1:23 pm
Operator : K.Ruest
Sample : 0.5ppb Inst : MSVOA-12
Misc : 8260/624 WATER ICAL
ALS Vial : 3 Sample Multiplier: 1

Quant Time: Jan 05 09:09:49 2017
Quant Method : I:\ACQUDATA\msvoa12\Methods\W010417.M
Quant Title : MS#12 - 8260B WATERS 10mL Purge
QLast Update : Thu Jan 05 08:48:19 2017
Response via : Initial Calibration

Compound	R.T.	QIon	Response	Conc	Units		Dev(Min)
118) 1,2,3-Tclbenzene	13.991	180	3475	0.50	ppb	#	65
119) 2,4,5-Trichlorotolene	14.576	159	3202	0.60	ppb	#	49
120) 2,3,6-Trichlorotoluene	14.650	159	2012	0.45	ppb	#	67

(#) = qualifier out of range (m) = manual integration (+) = signals summed

Quantitation Report (QT Reviewed)

1st 01/05/17 2nd 01/05/17

Data Path : I:\ACQUDATA\msvoa12\Data\010417\
Data File : P7375.D
Acq On : 4 Jan 2017 1:23 pm
Operator : K.Ruest
Sample : 0.5ppb Inst : MSVOA-12
Misc : 8260/624 WATER ICAL
ALS Vial : 3 Sample Multiplier: 1

Quant Time: Jan 05 09:09:49 2017
Quant Method : I:\ACQUDATA\msvoa12\Methods\W010417.M
Quant Title : MS#12 - 8260B WATERS 10mL Purge
QLast Update : Thu Jan 05 08:48:19 2017
Response via : Initial Calibration

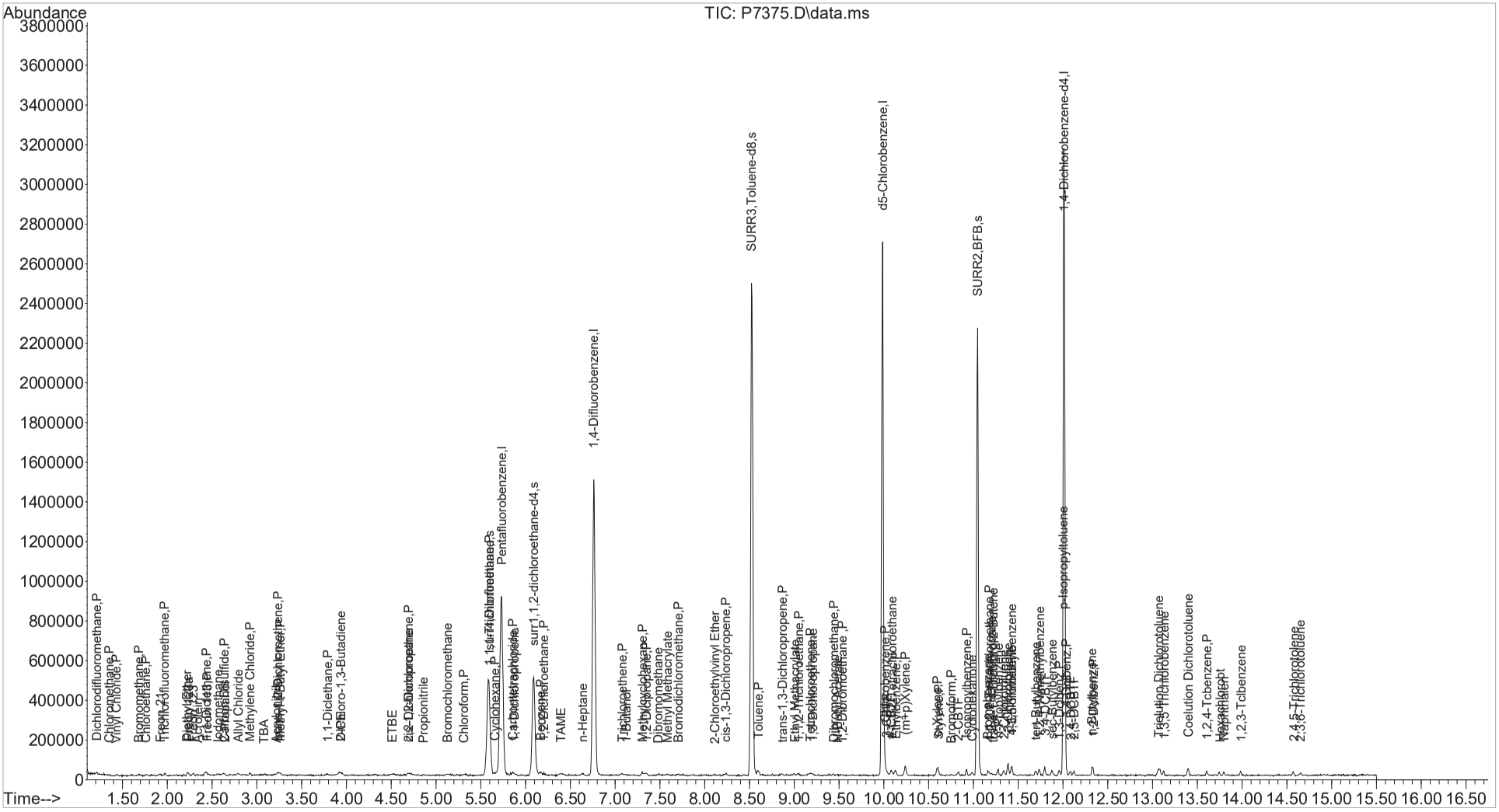

Quantitation Report (Qedit)

Data Path : I:\ACQUDATA\msvoa12\Data\010417\
Data File : P7376.D
Acq On : 4 Jan 2017 1:53 pm
Operator : K.Ruest
Sample : 1.0ppb Inst : MSVOA-12
Misc : 8260/624 WATER ICAL
ALS Vial : 4 Sample Multiplier: 1

Quant Time: Jan 05 08:58:02 2017
Quant Method : I:\ACQUDATA\msvoa12\Methods\W010417.M
Quant Title : MS#12 - 8260B WATERS 10mL Purge
QLast Update : Thu Jan 05 08:48:19 2017
Response via : Initial Calibration

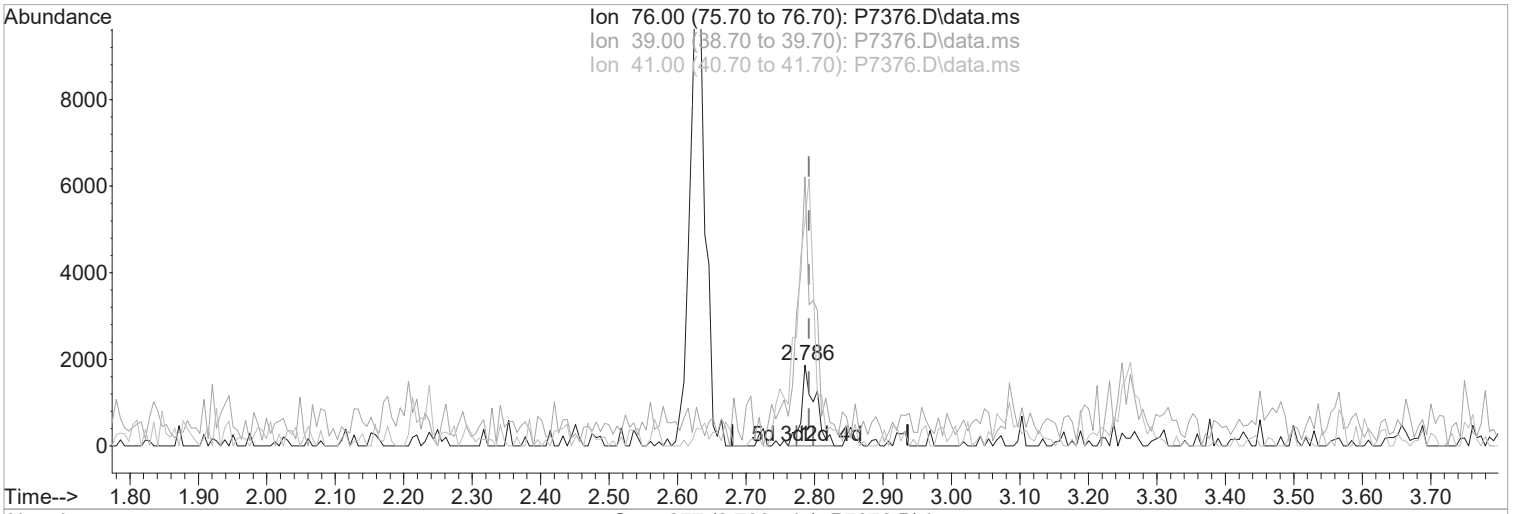





TIC: P7376.D\data.ms

(20) Allyl Chloride

2.786min (-0.006) 0.83 ppb m

response 2664

Ion	Exp%	Act%
76.00	100	100
39.00	220.70	333.33#
41.00	283.10	279.60
0.00	0.00	0.00

Manual Integration:

After

Split Peak

01/05/17

Quantitation Report (Qedit)

Data Path : I:\ACQUDATA\msvoa12\Data\010417\
Data File : P7376.D
Acq On : 4 Jan 2017 1:53 pm
Operator : K.Ruest
Sample : 1.0ppb Inst : MSVOA-12
Misc : 8260/624 WATER ICAL
ALS Vial : 4 Sample Multiplier: 1

Quant Time: Jan 05 08:58:02 2017
Quant Method : I:\ACQUDATA\msvoa12\Methods\W010417.M
Quant Title : MS#12 - 8260B WATERS 10mL Purge
QLast Update : Thu Jan 05 08:48:19 2017
Response via : Initial Calibration

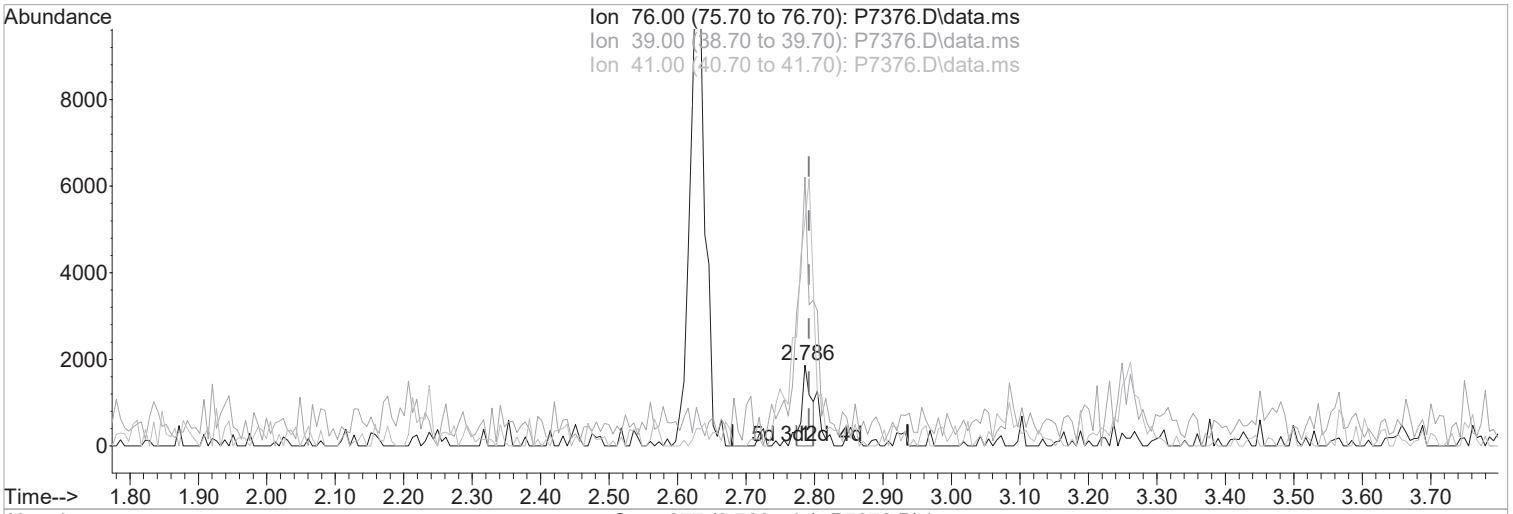





TIC: P7376.D\data.ms

(20) Allyl Chloride

2.786min (-0.006) 0.52 ppb

response 1685

Ion	Exp%	Act%
76.00	100	100
39.00	220.70	333.33#
41.00	283.10	279.60
0.00	0.00	0.00

Manual Integration:

Before

01/05/17

Quantitation Report (Qedit)

Data Path : I:\ACQUDATA\msvoa12\Data\010417\
Data File : P7376.D
Acq On : 4 Jan 2017 1:53 pm
Operator : K.Ruest
Sample : 1.0ppb Inst : MSVOA-12
Misc : 8260/624 WATER ICAL
ALS Vial : 4 Sample Multiplier: 1

Quant Time: Jan 05 08:58:02 2017
Quant Method : I:\ACQUDATA\msvoa12\Methods\W010417.M
Quant Title : MS#12 - 8260B WATERS 10mL Purge
QLast Update : Thu Jan 05 08:48:19 2017
Response via : Initial Calibration

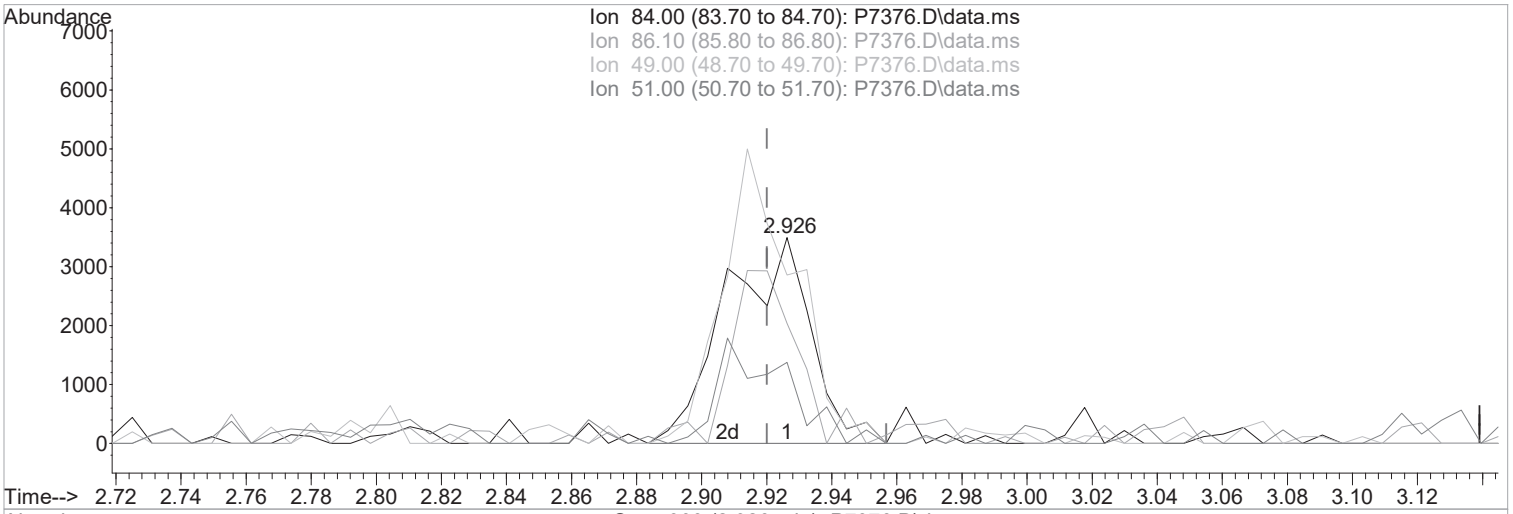

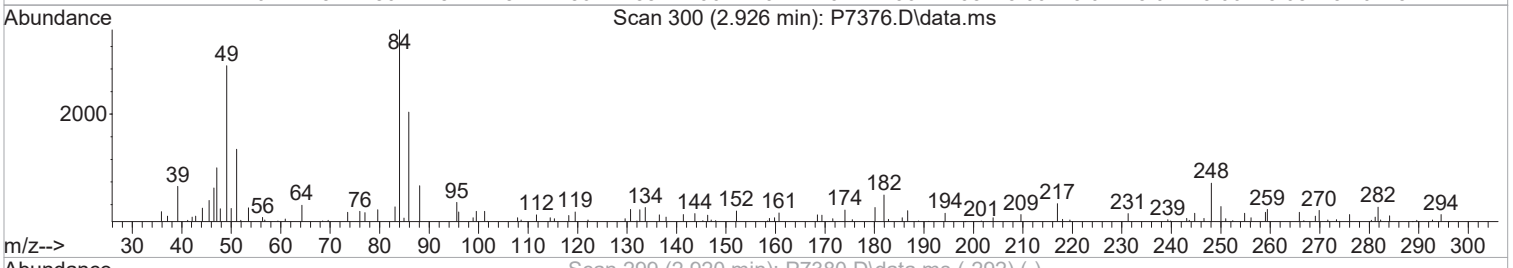



TIC: P7376.D\data.ms

(22) Methylene Chloride (P)

2.926min (+0.006) 1.08 ppb m

response 6424

Ion	Exp%	Act%
84.00	100	100
86.10	61.50	58.28
49.00	142.00	81.83#
51.00	37.20	39.46

Manual Integration:

After

Split Peak

01/05/17

Quantitation Report (Qedit)

Data Path : I:\ACQUDATA\msvoa12\Data\010417\
Data File : P7376.D
Acq On : 4 Jan 2017 1:53 pm
Operator : K.Ruest
Sample : 1.0ppb Inst : MSVOA-12
Misc : 8260/624 WATER ICAL
ALS Vial : 4 Sample Multiplier: 1

Quant Time: Jan 05 08:58:02 2017
Quant Method : I:\ACQUDATA\msvoa12\Methods\W010417.M
Quant Title : MS#12 - 8260B WATERS 10mL Purge
QLast Update : Thu Jan 05 08:48:19 2017
Response via : Initial Calibration

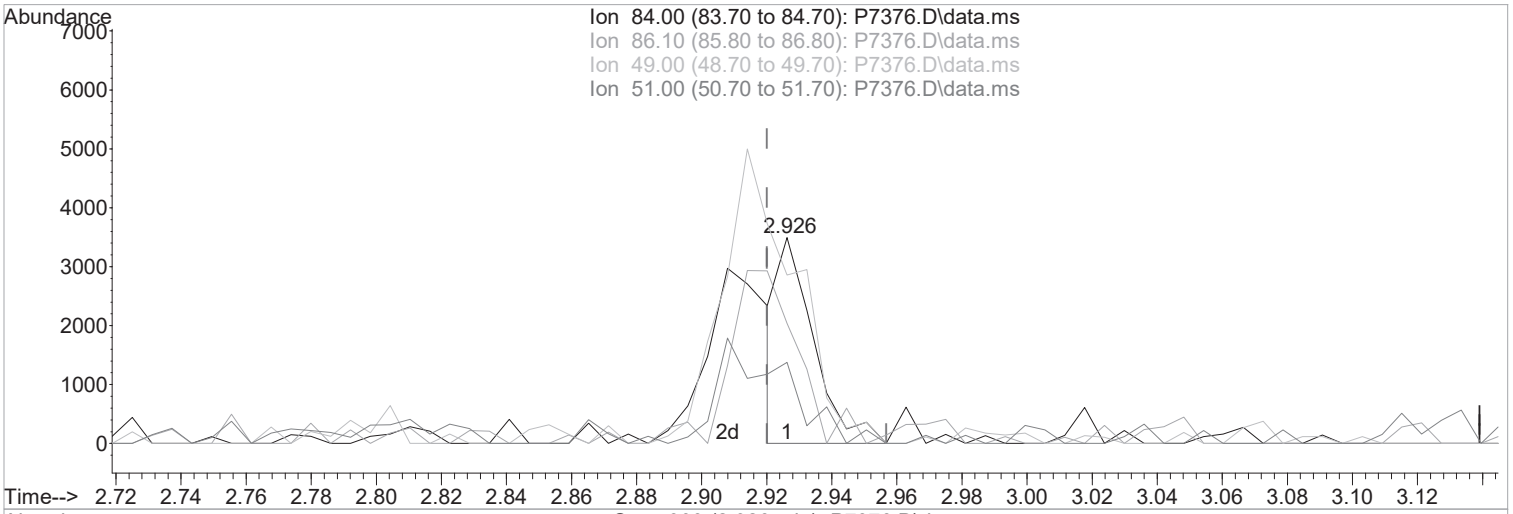

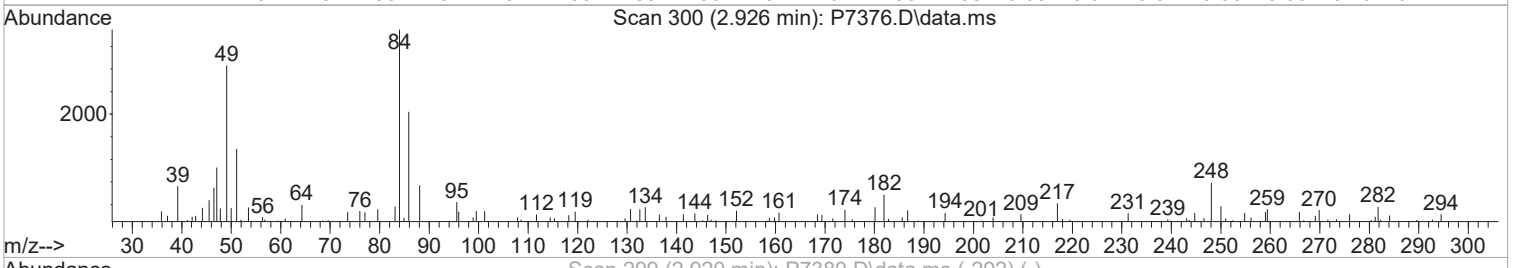



TIC: P7376.D\data.ms

(22) Methylene Chloride (P)

2.926min (+0.006) 0.44 ppb

response 2640

Ion	Exp%	Act%
84.00	100	100
86.10	61.50	58.28
49.00	142.00	81.83#
51.00	37.20	39.46

Manual Integration:

Before

01/05/17

Quantitation Report (Qedit)

Data Path : I:\ACQUDATA\msvoa12\Data\010417\
Data File : P7376.D
Acq On : 4 Jan 2017 1:53 pm
Operator : K.Ruest
Sample : 1.0ppb Inst : MSVOA-12
Misc : 8260/624 WATER ICAL
ALS Vial : 4 Sample Multiplier: 1

Quant Time: Jan 05 08:58:02 2017
Quant Method : I:\ACQUDATA\msvoa12\Methods\W010417.M
Quant Title : MS#12 - 8260B WATERS 10mL Purge
QLast Update : Thu Jan 05 08:48:19 2017
Response via : Initial Calibration

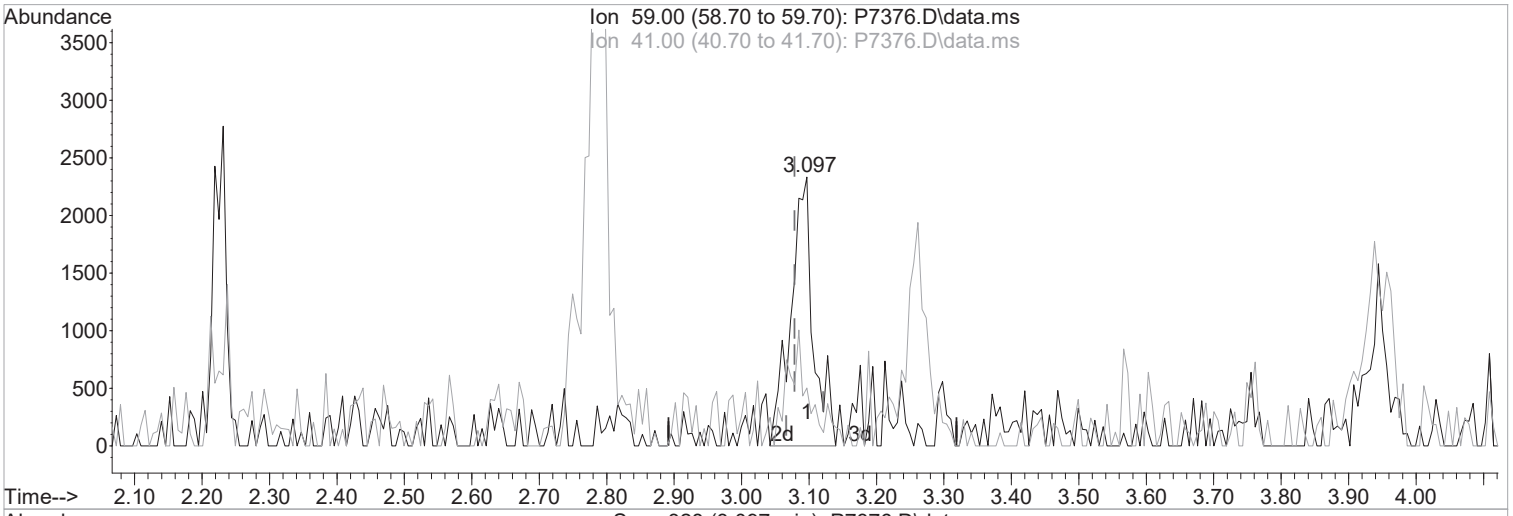

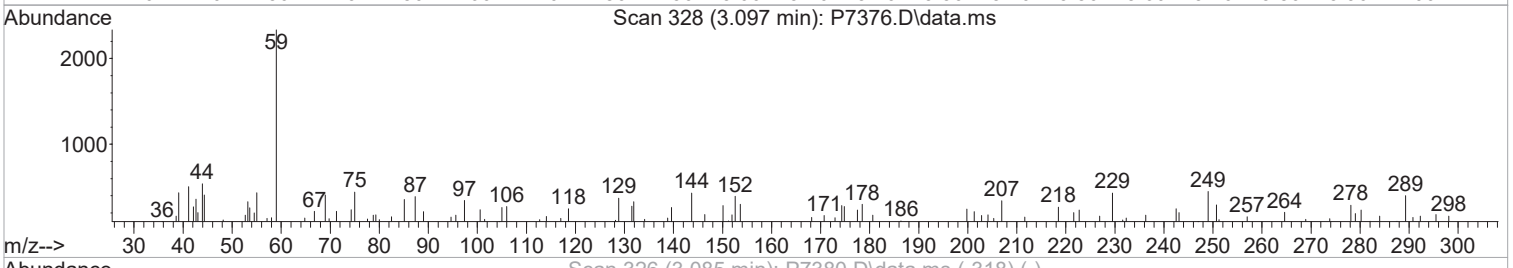

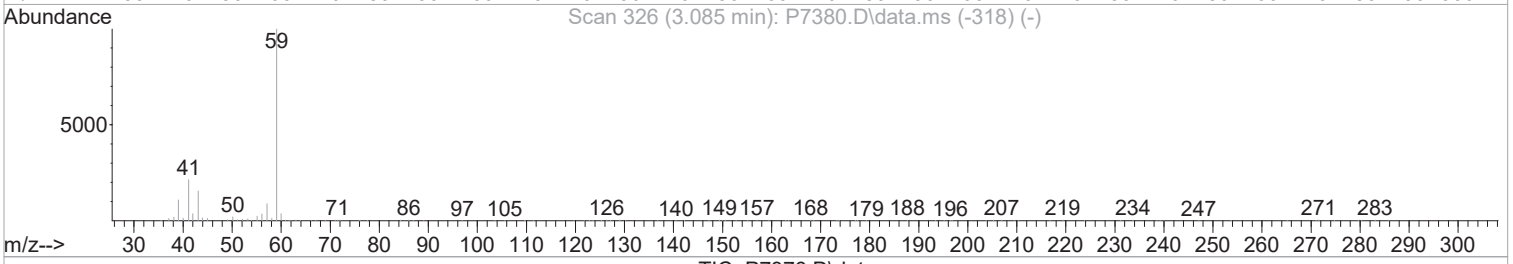

TIC: P7376.D\data.ms

(23) TBA

3.097min (+0.018) 17.79 ppb m

response 5474

Ion	Exp%	Act%
59.00	100	100
41.00	21.50	21.58
0.00	0.00	0.00
0.00	0.00	0.00

Manual Integration:

After

Split Peak

01/05/17

Quantitation Report (Qedit)

Data Path : I:\ACQUDATA\msvoa12\Data\010417\
Data File : P7376.D
Acq On : 4 Jan 2017 1:53 pm
Operator : K.Ruest
Sample : 1.0ppb Inst : MSVOA-12
Misc : 8260/624 WATER ICAL
ALS Vial : 4 Sample Multiplier: 1

Quant Time: Jan 05 08:58:02 2017
Quant Method : I:\ACQUDATA\msvoa12\Methods\W010417.M
Quant Title : MS#12 - 8260B WATERS 10mL Purge
QLast Update : Thu Jan 05 08:48:19 2017
Response via : Initial Calibration

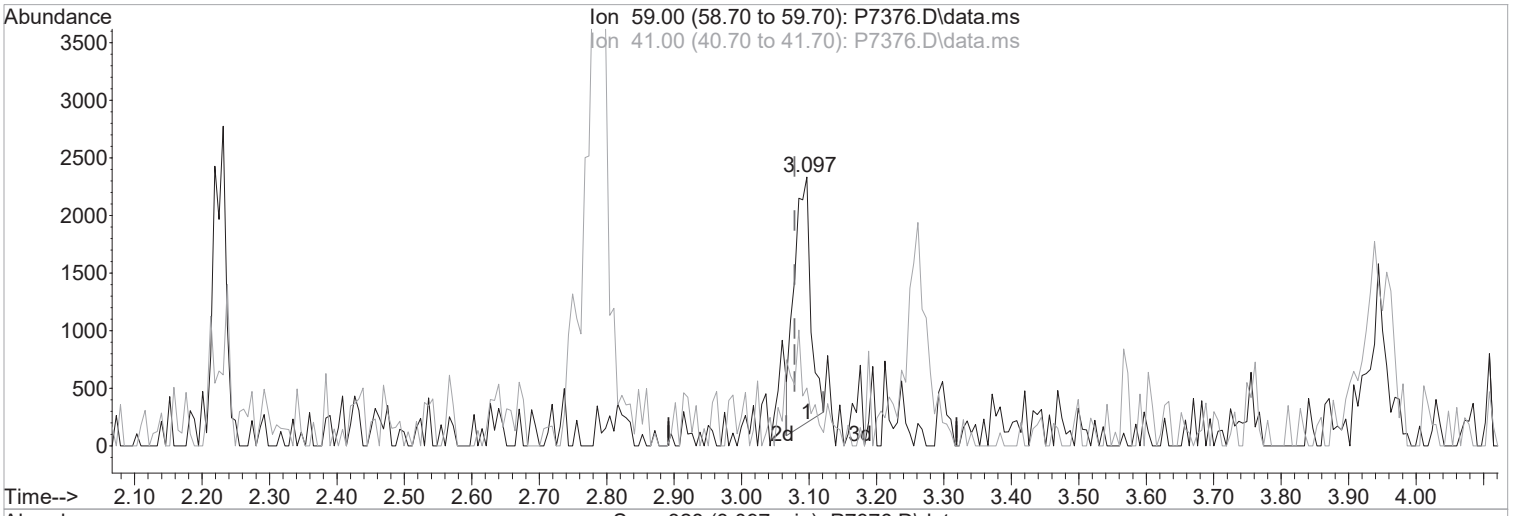

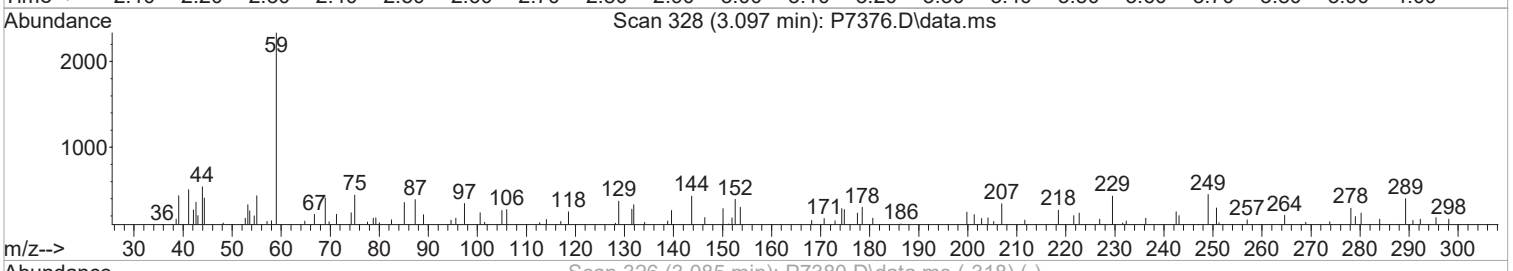

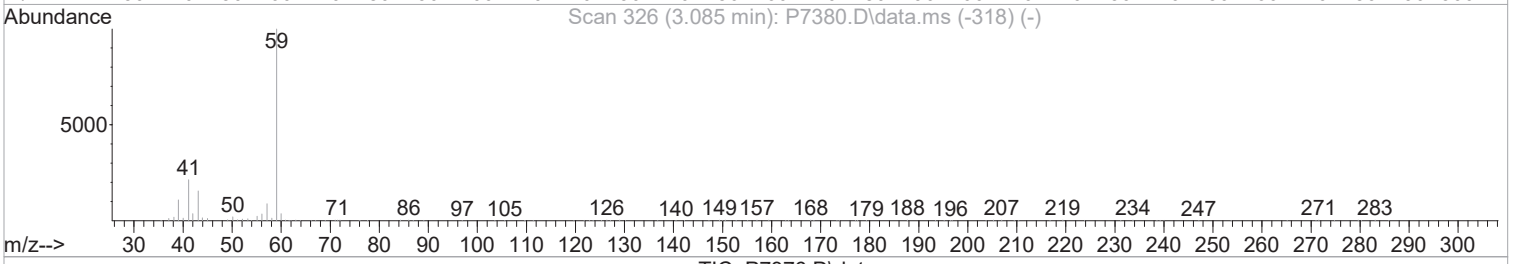

TIC: P7376.D\data.ms

(23) TBA

3.097min (+0.018) 11.82 ppb

response 3638

Ion	Exp%	Act%
59.00	100	100
41.00	21.50	21.58
0.00	0.00	0.00
0.00	0.00	0.00

Manual Integration:

Before

01/05/17

Quantitation Report (Qedit)

Data Path : I:\ACQUDATA\msvoa12\Data\010417\
Data File : P7376.D
Acq On : 4 Jan 2017 1:53 pm
Operator : K.Ruest
Sample : 1.0ppb Inst : MSVOA-12
Misc : 8260/624 WATER ICAL
ALS Vial : 4 Sample Multiplier: 1

Quant Time: Jan 05 08:58:02 2017
Quant Method : I:\ACQUDATA\msvoa12\Methods\W010417.M
Quant Title : MS#12 - 8260B WATERS 10mL Purge
QLast Update : Thu Jan 05 08:48:19 2017
Response via : Initial Calibration

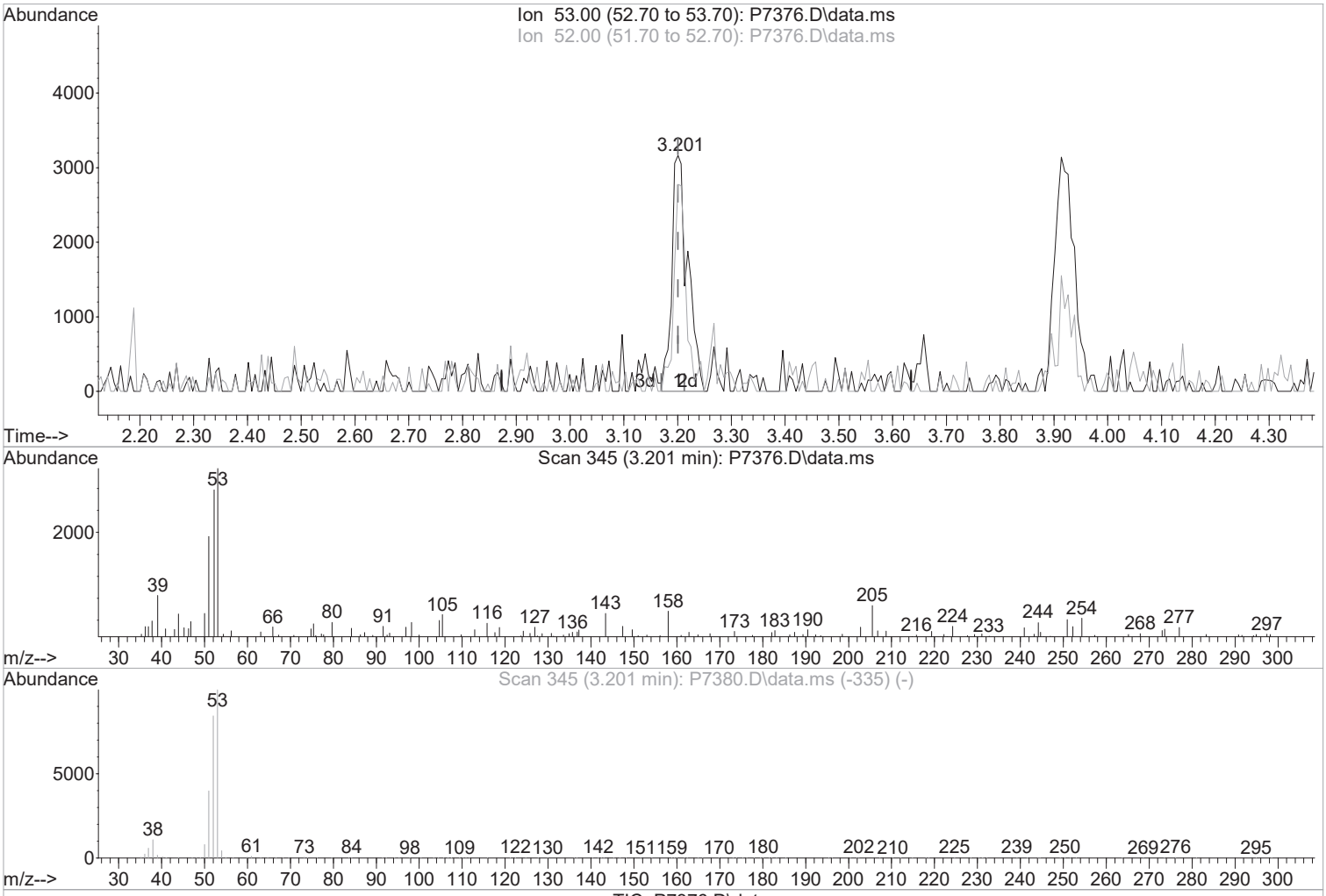

TIC: P7376.D\data.ms

(24) Acrylonitrile

3.201min (0.000) 4.89 ppb m

response 6517

Ion	Exp%	Act%
53.00	100	100
52.00	84.30	87.71
0.00	0.00	0.00
0.00	0.00	0.00

Manual Integration:

After

Split Peak

01/05/17

Quantitation Report (Qedit)

Data Path : I:\ACQUDATA\msvoa12\Data\010417\
Data File : P7376.D
Acq On : 4 Jan 2017 1:53 pm
Operator : K.Ruest
Sample : 1.0ppb Inst : MSVOA-12
Misc : 8260/624 WATER ICAL
ALS Vial : 4 Sample Multiplier: 1

Quant Time: Jan 05 08:58:02 2017
Quant Method : I:\ACQUDATA\msvoa12\Methods\W010417.M
Quant Title : MS#12 - 8260B WATERS 10mL Purge
QLast Update : Thu Jan 05 08:48:19 2017
Response via : Initial Calibration

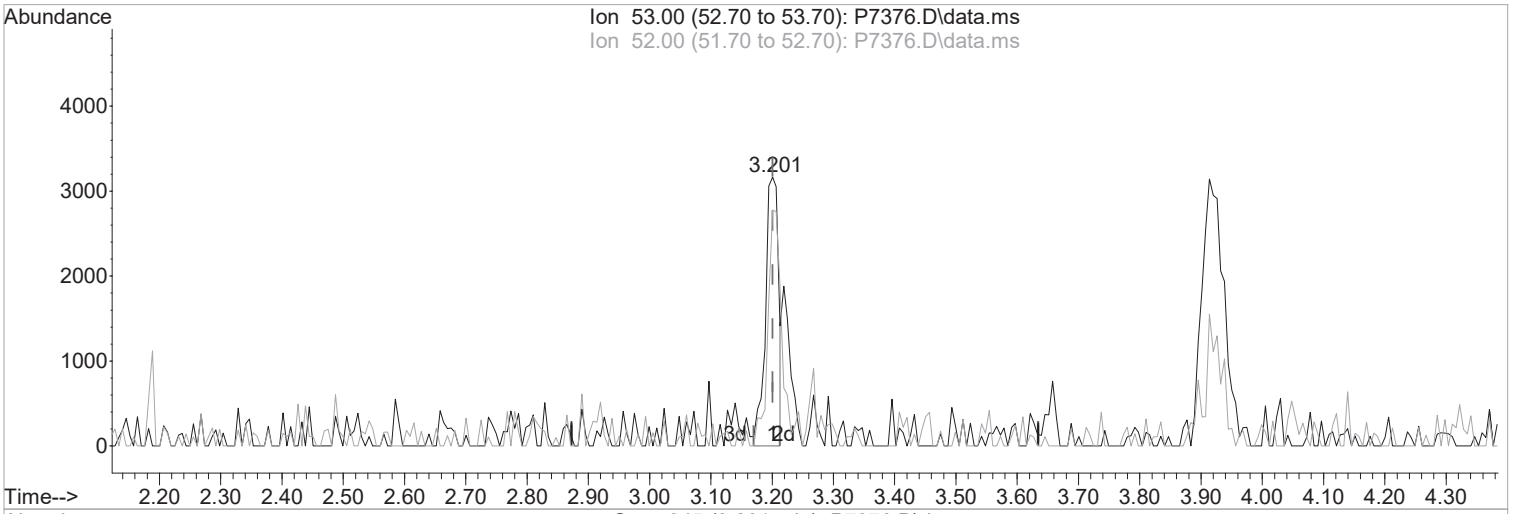

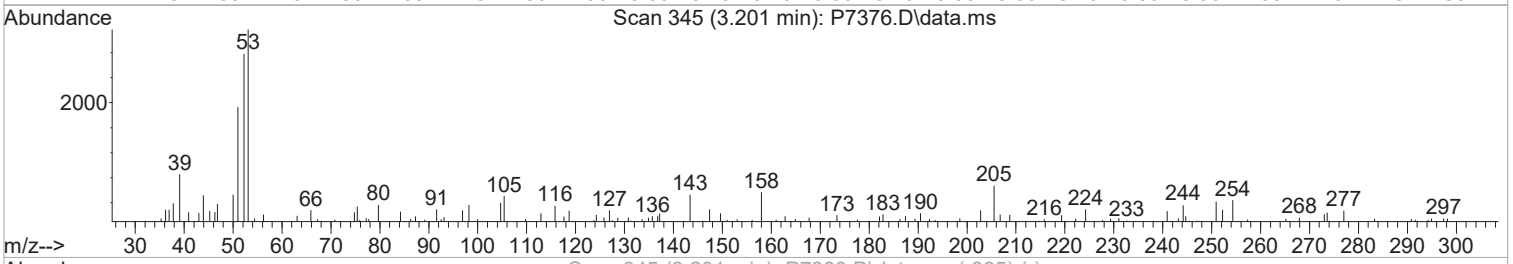



TIC: P7376.D\data.ms

(24) Acrylonitrile

3.201min (0.000) 3.52 ppb

response 4694

Ion	Exp%	Act%
53.00	100	100
52.00	84.30	87.71
0.00	0.00	0.00
0.00	0.00	0.00

Manual Integration:

Before

01/05/17

Quantitation Report (Qedit)

Data Path : I:\ACQUDATA\msvoa12\Data\010417\
Data File : P7376.D
Acq On : 4 Jan 2017 1:53 pm
Operator : K.Ruest
Sample : 1.0ppb Inst : MSVOA-12
Misc : 8260/624 WATER ICAL
ALS Vial : 4 Sample Multiplier: 1

Quant Time: Jan 05 08:58:02 2017
Quant Method : I:\ACQUDATA\msvoa12\Methods\W010417.M
Quant Title : MS#12 - 8260B WATERS 10mL Purge
QLast Update : Thu Jan 05 08:48:19 2017
Response via : Initial Calibration

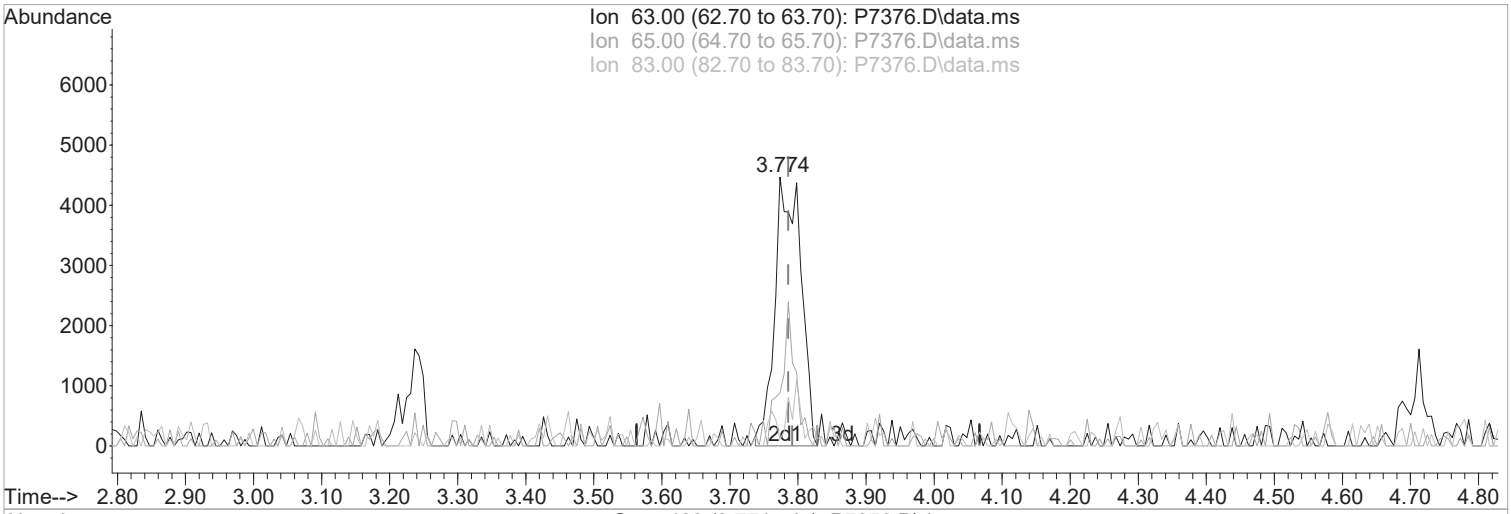

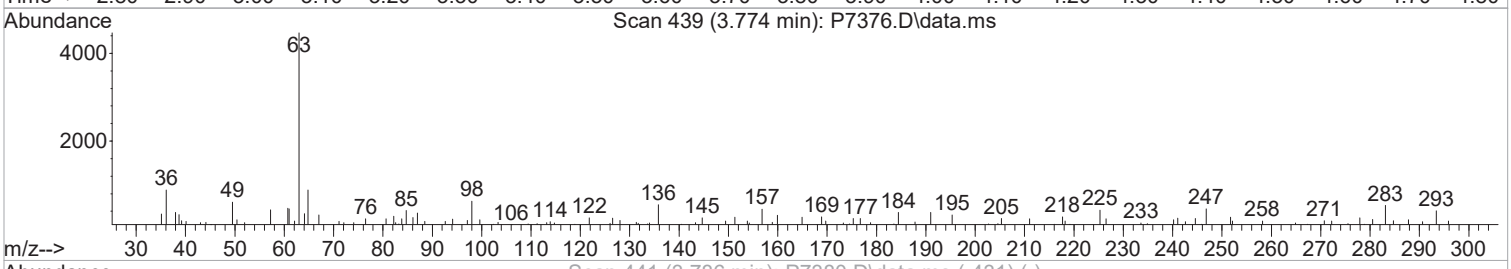

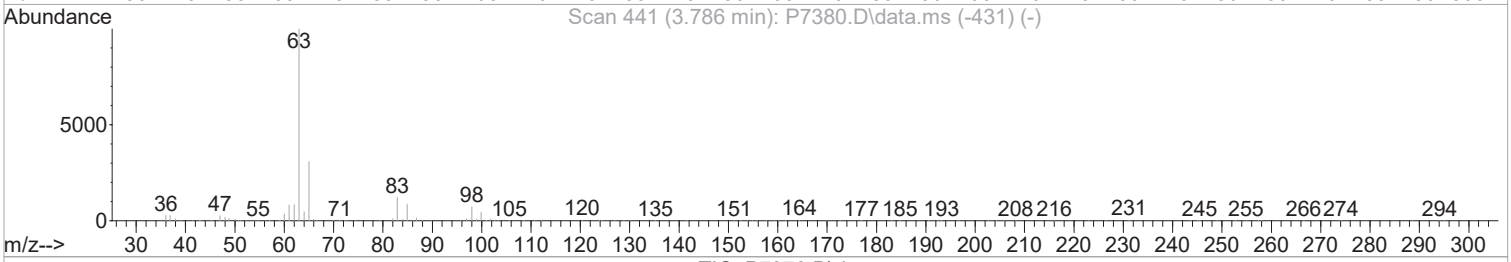

TIC: P7376.D\data.ms

(28) 1,1-Diclethane (P)

3.774min (-0.012) 1.12 ppb m

response 11785

Ion	Exp%	Act%
63.00	100	100
65.00	30.80	19.80
83.00	12.10	2.53
0.00	0.00	0.00

Manual Integration:

After

Split Peak

01/05/17

Quantitation Report (Qedit)

Data Path : I:\ACQUDATA\msvoa12\Data\010417\
Data File : P7376.D
Acq On : 4 Jan 2017 1:53 pm
Operator : K.Ruest
Sample : 1.0ppb Inst : MSVOA-12
Misc : 8260/624 WATER ICAL
ALS Vial : 4 Sample Multiplier: 1

Quant Time: Jan 05 08:58:02 2017
Quant Method : I:\ACQUDATA\msvoa12\Methods\W010417.M
Quant Title : MS#12 - 8260B WATERS 10mL Purge
QLast Update : Thu Jan 05 08:48:19 2017
Response via : Initial Calibration

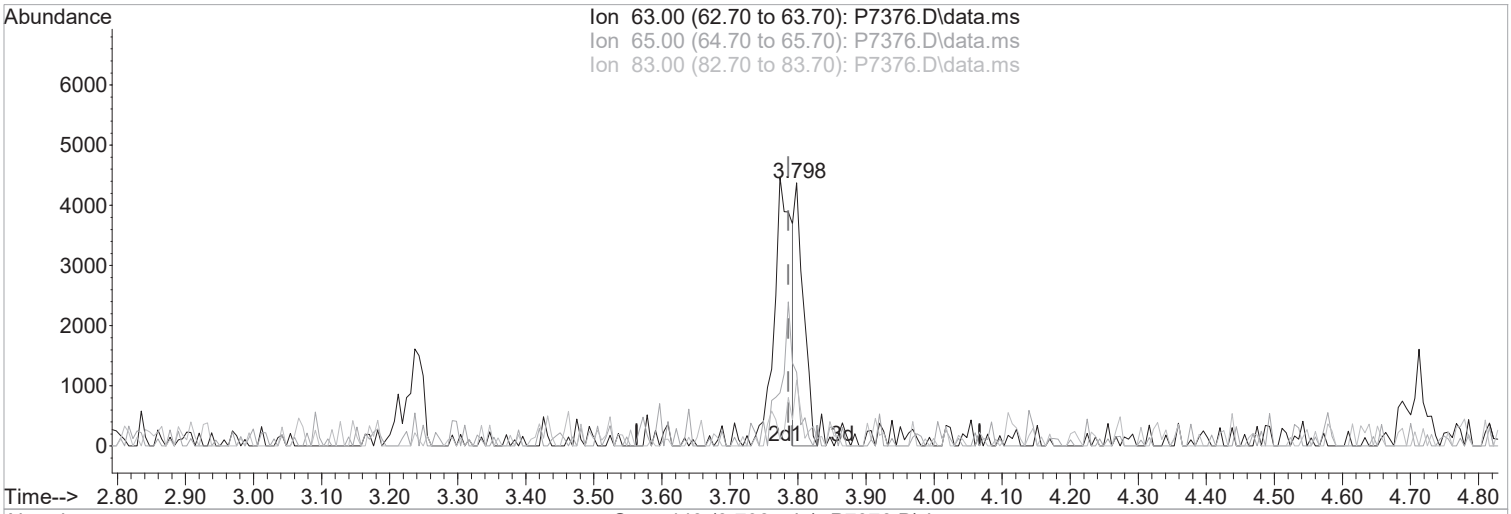

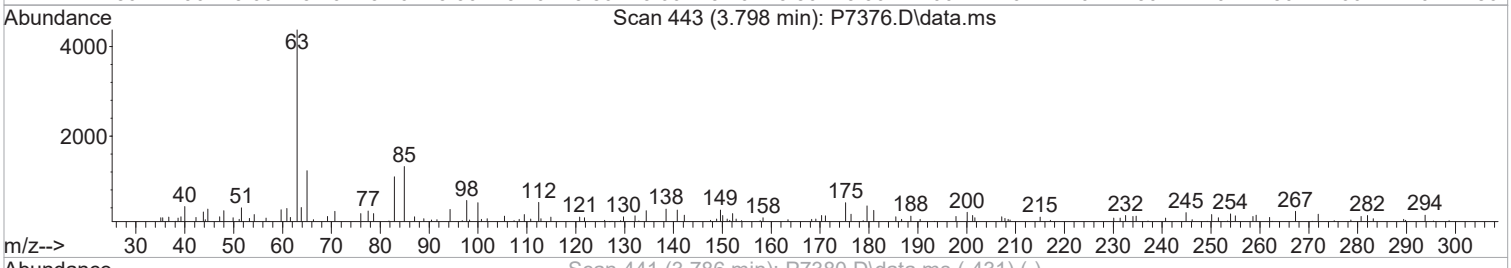

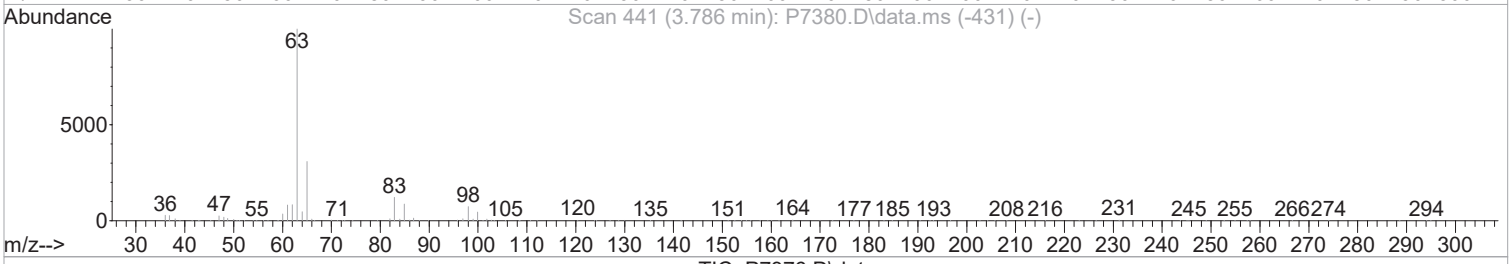

TIC: P7376.D\data.ms

(28) 1,1-Diclethane (P)

3.798min (+0.012) 0.37 ppb

response 3935

Ion	Exp%	Act%
63.00	100	100
65.00	30.80	28.07
83.00	12.10	25.13
0.00	0.00	0.00

Manual Integration:

Before

01/05/17

Quantitation Report (Qedit)

Data Path : I:\ACQUDATA\msvoa12\Data\010417\
Data File : P7376.D
Acq On : 4 Jan 2017 1:53 pm
Operator : K.Ruest
Sample : 1.0ppb Inst : MSVOA-12
Misc : 8260/624 WATER ICAL
ALS Vial : 4 Sample Multiplier: 1

Quant Time: Jan 05 08:58:02 2017
Quant Method : I:\ACQUDATA\msvoa12\Methods\W010417.M
Quant Title : MS#12 - 8260B WATERS 10mL Purge
QLast Update : Thu Jan 05 08:48:19 2017
Response via : Initial Calibration

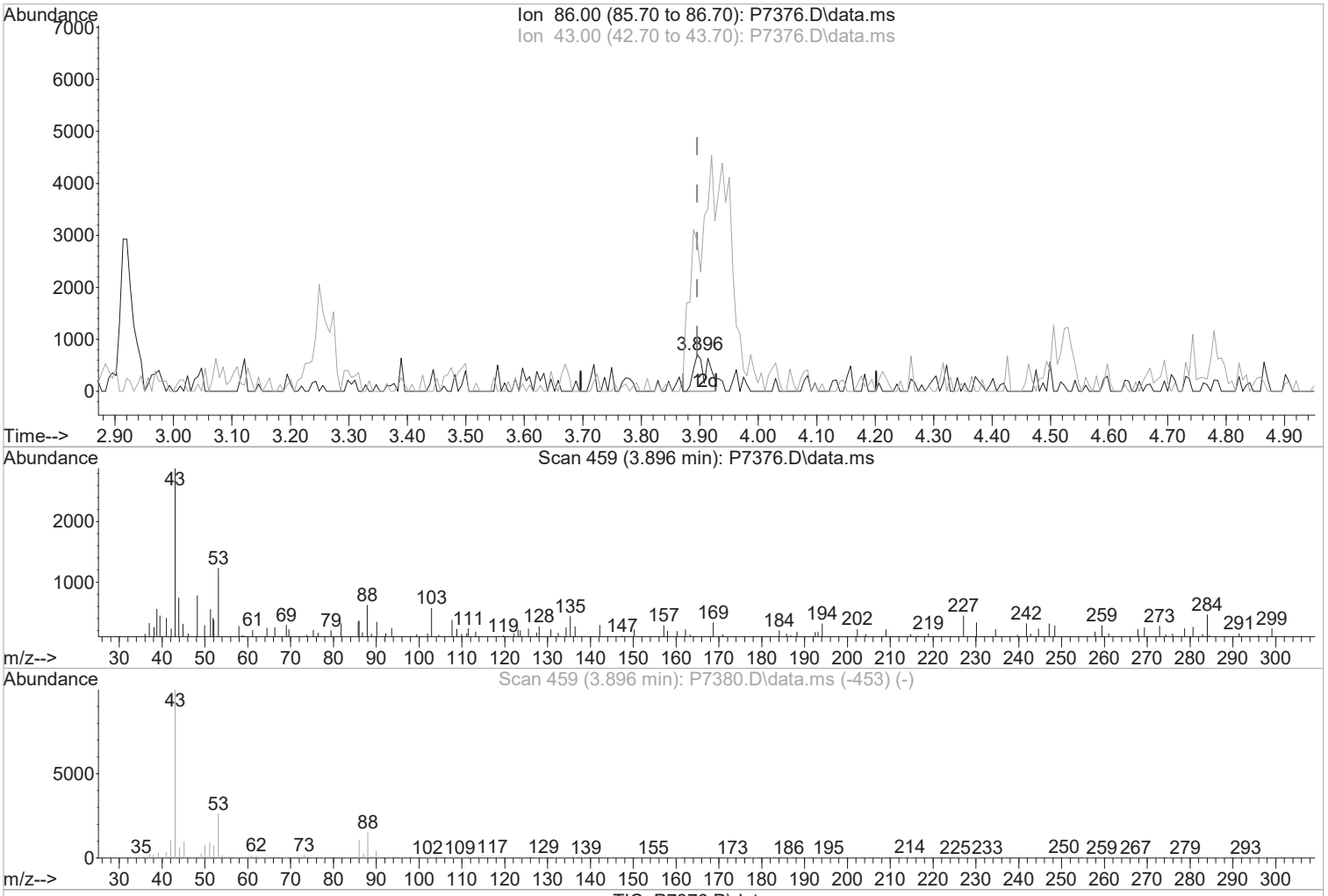

TIC: P7376.D\data.ms

(29) Vinyl Acetate

3.896min (+0.000) 1.19 ppb m

response 1218

Ion	Exp%	Act%
86.00	100	100
43.00	951.10	806.44#
0.00	0.00	0.00
0.00	0.00	0.00

Manual Integration:

After

Poor integration.

01/05/17

Quantitation Report (Qedit)

Data Path : I:\ACQUDATA\msvoa12\Data\010417\
Data File : P7376.D
Acq On : 4 Jan 2017 1:53 pm
Operator : K.Ruest
Sample : 1.0ppb Inst : MSVOA-12
Misc : 8260/624 WATER ICAL
ALS Vial : 4 Sample Multiplier: 1

Quant Time: Jan 05 08:58:02 2017
Quant Method : I:\ACQUDATA\msvoa12\Methods\W010417.M
Quant Title : MS#12 - 8260B WATERS 10mL Purge
QLast Update : Thu Jan 05 08:48:19 2017
Response via : Initial Calibration

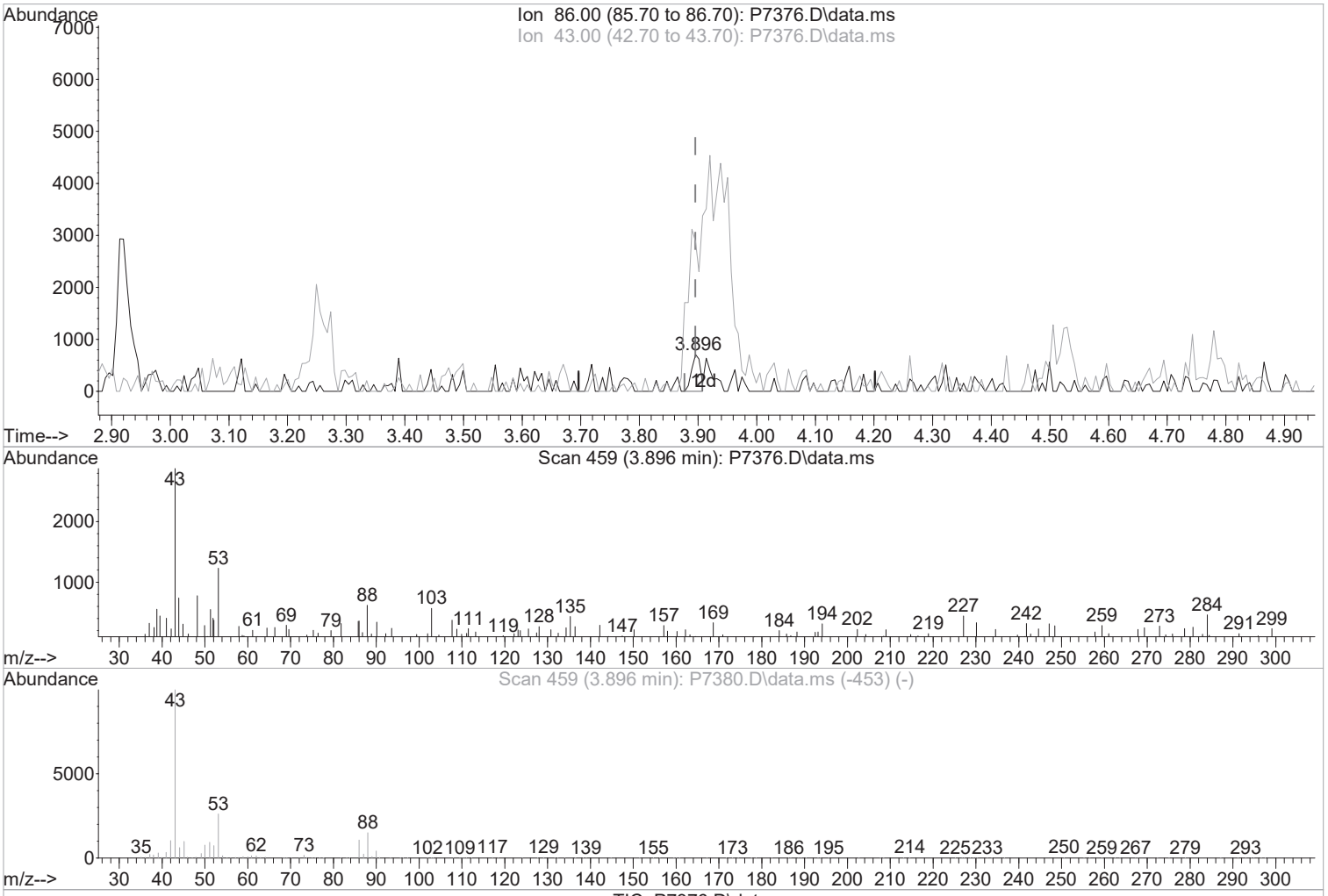

TIC: P7376.D\data.ms

(29) Vinyl Acetate

3.896min (+0.000) 0.73 ppb

response 748

Ion	Exp%	Act%
86.00	100	100
43.00	951.10	406.06#
0.00	0.00	0.00
0.00	0.00	0.00

Manual Integration:

Before

01/05/17

Quantitation Report (Qedit)

Data Path : I:\ACQUDATA\msvoa12\Data\010417\
Data File : P7376.D
Acq On : 4 Jan 2017 1:53 pm
Operator : K.Ruest
Sample : 1.0ppb Inst : MSVOA-12
Misc : 8260/624 WATER ICAL
ALS Vial : 4 Sample Multiplier: 1

Quant Time: Jan 05 08:58:02 2017
Quant Method : I:\ACQUDATA\msvoa12\Methods\W010417.M
Quant Title : MS#12 - 8260B WATERS 10mL Purge
QLast Update : Thu Jan 05 08:48:19 2017
Response via : Initial Calibration

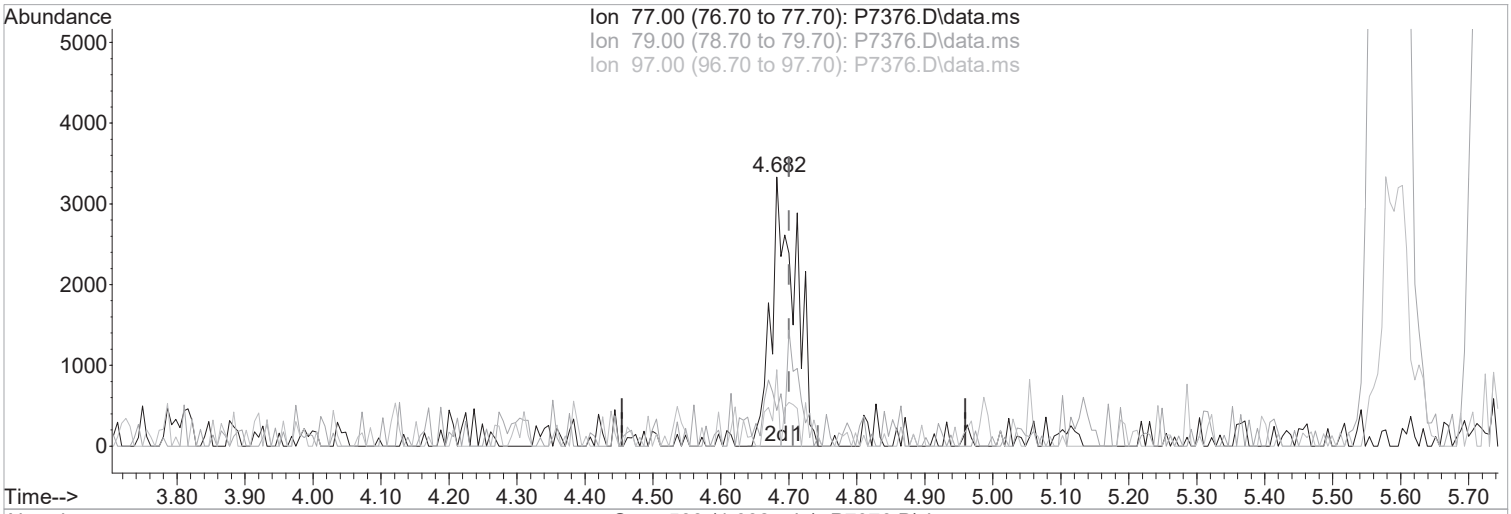

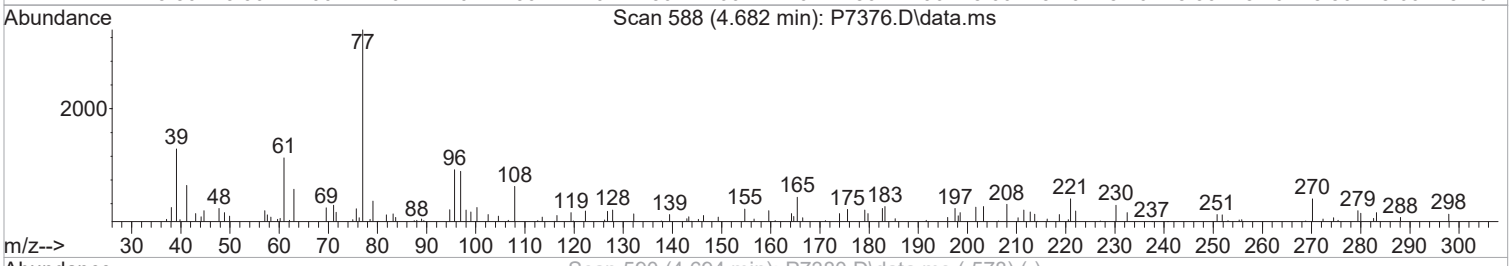

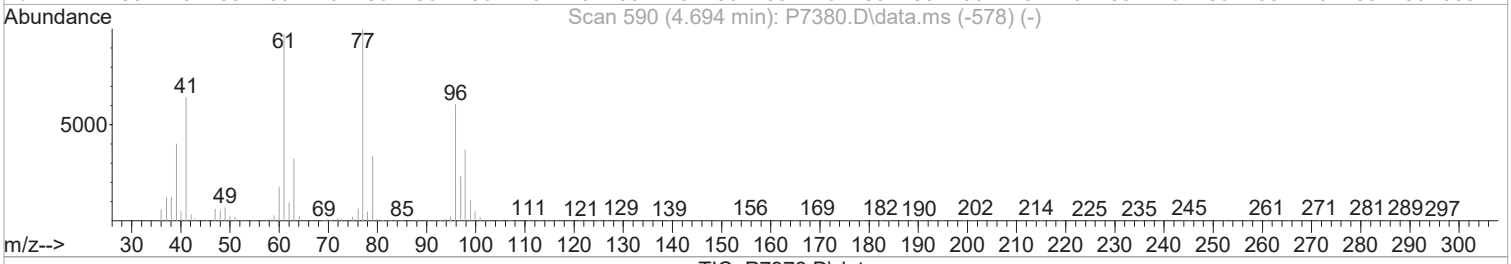

TIC: P7376.D\data.ms

(33) 2,2-Dichloropropane

4.682min (-0.018) 1.01 ppb m

response 8369

Ion	Exp%	Act%
77.00	100	100
79.00	33.80	13.27#
97.00	23.20	28.39
0.00	0.00	0.00

Manual Integration:

After

Split Peak

01/05/17

Quantitation Report (Qedit)

Data Path : I:\ACQUDATA\msvoa12\Data\010417\
Data File : P7376.D
Acq On : 4 Jan 2017 1:53 pm
Operator : K.Ruest
Sample : 1.0ppb Inst : MSVOA-12
Misc : 8260/624 WATER ICAL
ALS Vial : 4 Sample Multiplier: 1

Quant Time: Jan 05 08:58:02 2017
Quant Method : I:\ACQUDATA\msvoa12\Methods\W010417.M
Quant Title : MS#12 - 8260B WATERS 10mL Purge
QLast Update : Thu Jan 05 08:48:19 2017
Response via : Initial Calibration

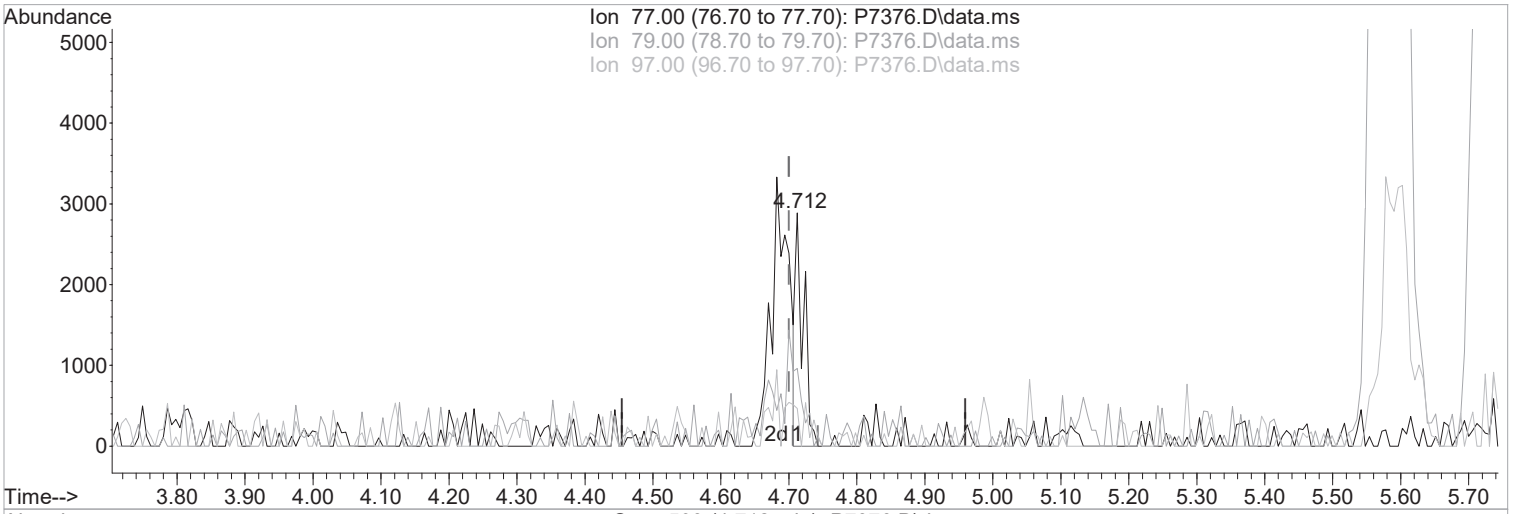

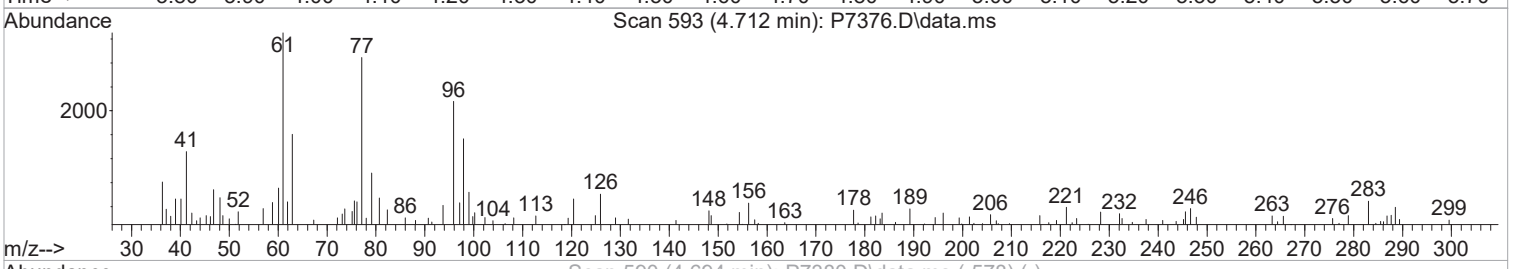

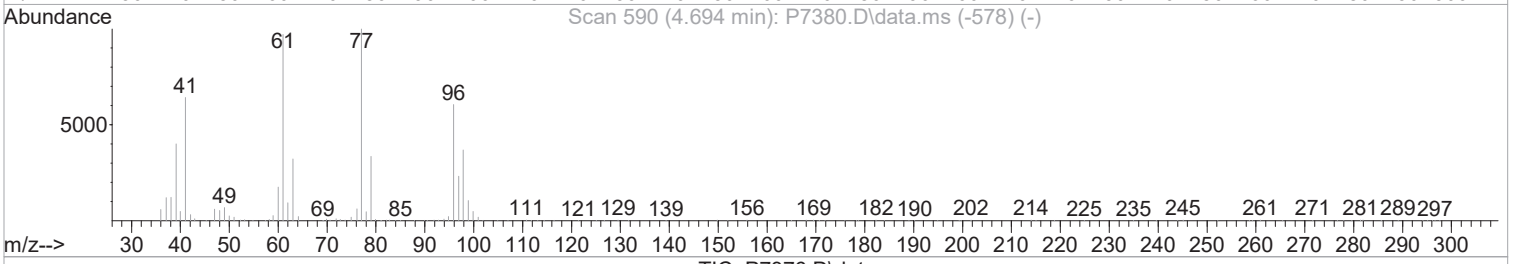

TIC: P7376.D\data.ms

(33) 2,2-Dichloropropane

4.712min (+0.012) 0.29 ppb

response 2365

Ion	Exp%	Act%
77.00	100	100
79.00	33.80	33.30
97.00	23.20	16.11
0.00	0.00	0.00

Manual Integration:

Before

01/05/17

Quantitation Report (Qedit)

Data Path : I:\ACQUDATA\msvoa12\Data\010417\
Data File : P7376.D
Acq On : 4 Jan 2017 1:53 pm
Operator : K.Ruest
Sample : 1.0ppb Inst : MSVOA-12
Misc : 8260/624 WATER ICAL
ALS Vial : 4 Sample Multiplier: 1

Quant Time: Jan 05 08:58:02 2017
Quant Method : I:\ACQUDATA\msvoa12\Methods\W010417.M
Quant Title : MS#12 - 8260B WATERS 10mL Purge
QLast Update : Thu Jan 05 08:48:19 2017
Response via : Initial Calibration

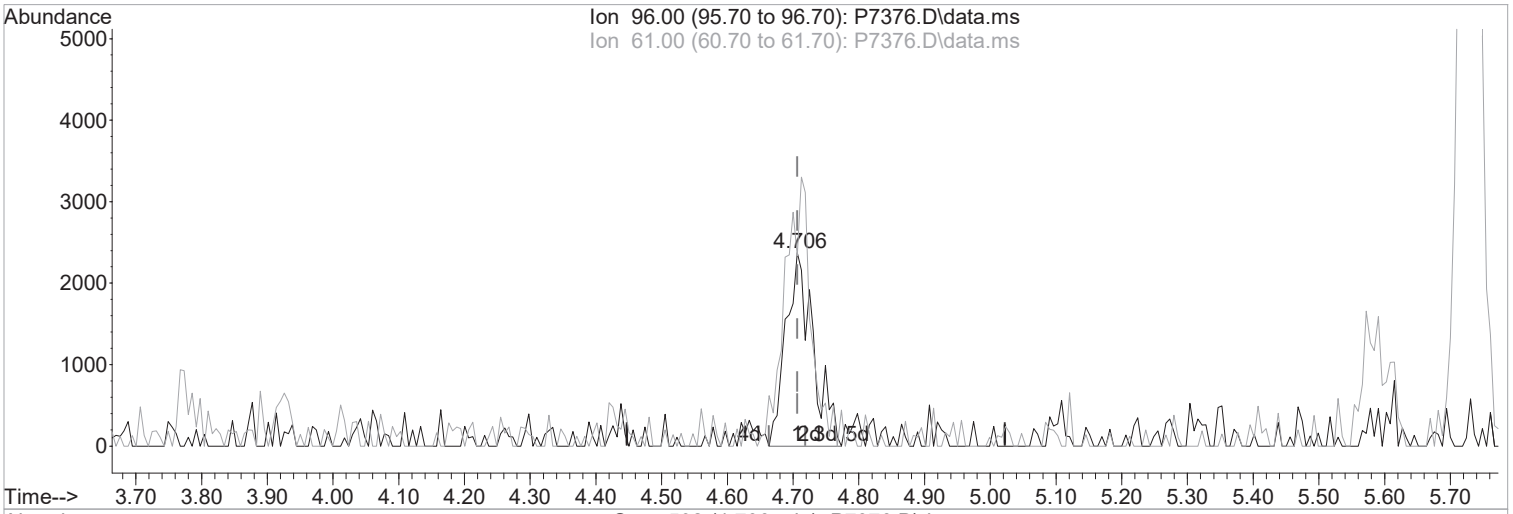

TIC: P7376.D\data.ms

(34) cis-1,2-Dichloroethene (P)

4.706min (+0.000) 1.03 ppb m

response 6828

Ion	Exp%	Act%
96.00	100	100
61.00	134.80	98.36#
0.00	0.00	0.00
0.00	0.00	0.00

Manual Integration:

After

Split Peak

01/05/17

Quantitation Report (Qedit)

Data Path : I:\ACQUDATA\msvoa12\Data\010417\
Data File : P7376.D
Acq On : 4 Jan 2017 1:53 pm
Operator : K.Ruest
Sample : 1.0ppb Inst : MSVOA-12
Misc : 8260/624 WATER ICAL
ALS Vial : 4 Sample Multiplier: 1

Quant Time: Jan 05 08:58:02 2017
Quant Method : I:\ACQUDATA\msvoa12\Methods\W010417.M
Quant Title : MS#12 - 8260B WATERS 10mL Purge
QLast Update : Thu Jan 05 08:48:19 2017
Response via : Initial Calibration

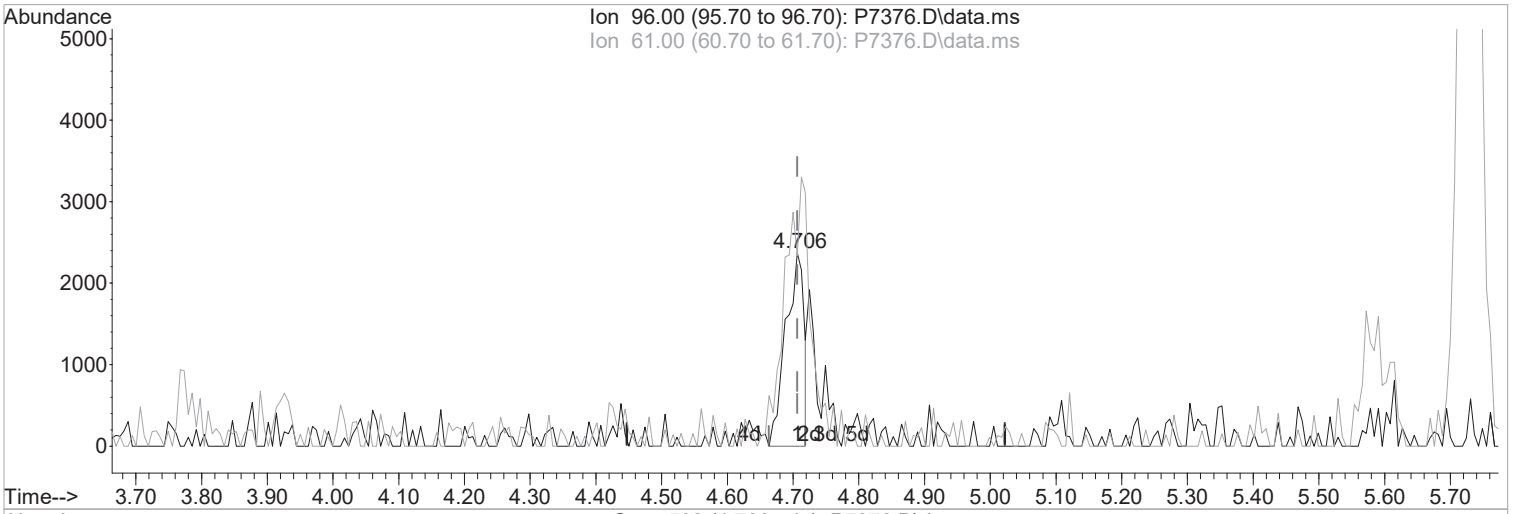

TIC: P7376.D\data.ms

(34) cis-1,2-Dichloroethene (P)

4.706min (+0.000) 0.69 ppb

response 4537

Ion	Exp%	Act%
96.00	100	100
61.00	134.80	98.36#
0.00	0.00	0.00
0.00	0.00	0.00

Manual Integration:

Before

01/05/17

Quantitation Report (Qedit)

Data Path : I:\ACQUDATA\msvoa12\Data\010417\
Data File : P7376.D
Acq On : 4 Jan 2017 1:53 pm
Operator : K.Ruest
Sample : 1.0ppb Inst : MSVOA-12
Misc : 8260/624 WATER ICAL
ALS Vial : 4 Sample Multiplier: 1

Quant Time: Jan 05 08:58:02 2017
Quant Method : I:\ACQUDATA\msvoa12\Methods\W010417.M
Quant Title : MS#12 - 8260B WATERS 10mL Purge
QLast Update : Thu Jan 05 08:48:19 2017
Response via : Initial Calibration

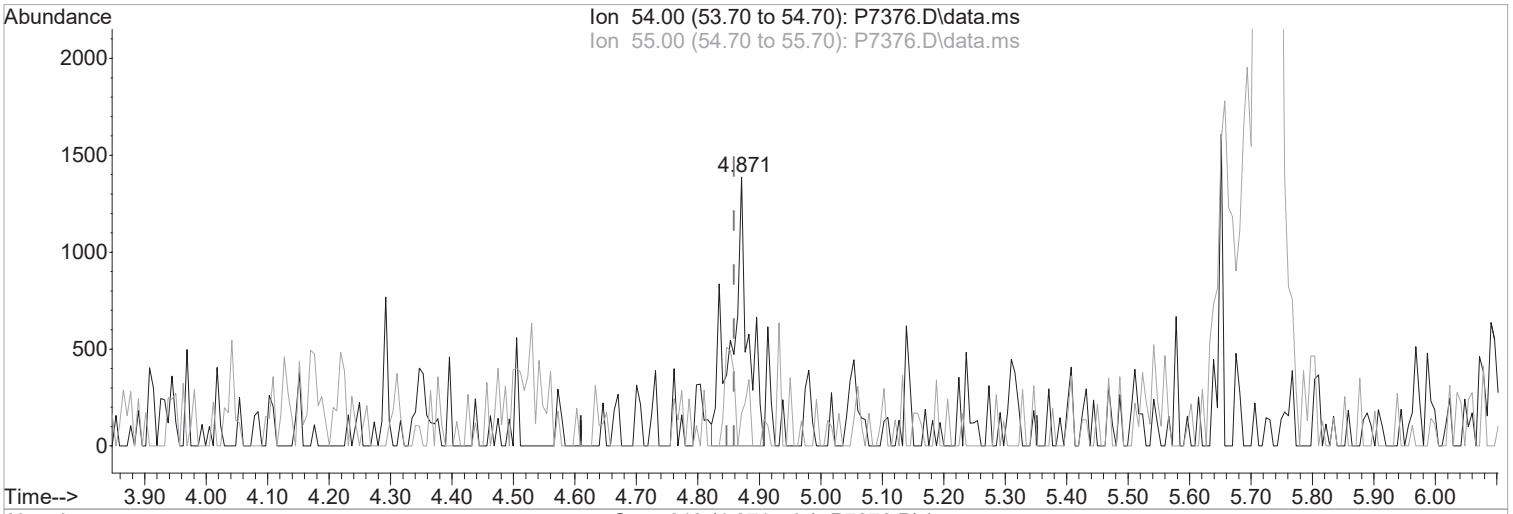

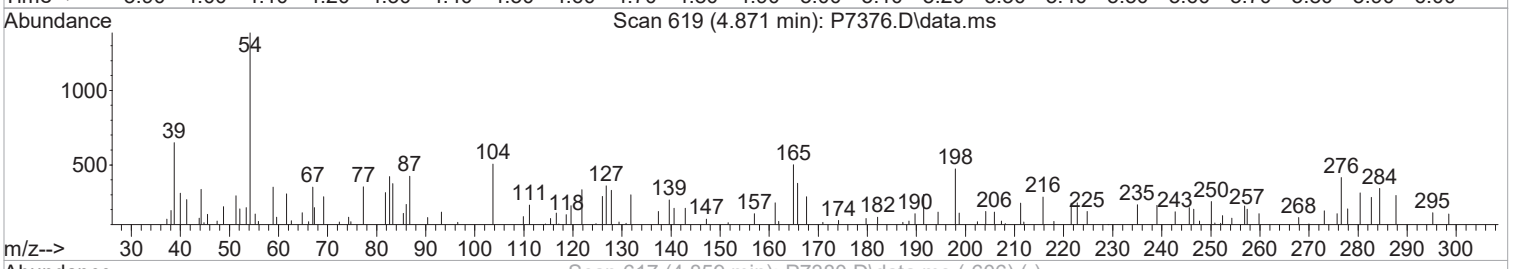



TIC: P7376.D\data.ms

(36) Propionitrile

4.871min (+0.012) 5.07 ppb m

response 2571

Ion	Exp%	Act%
54.00	100	100
55.00	20.30	12.25
0.00	0.00	0.00
0.00	0.00	0.00

Manual Integration:

After

Split Peak

01/05/17

Quantitation Report (Qedit)

Data Path : I:\ACQUDATA\msvoa12\Data\010417\
Data File : P7376.D
Acq On : 4 Jan 2017 1:53 pm
Operator : K.Ruest
Sample : 1.0ppb Inst : MSVOA-12
Misc : 8260/624 WATER ICAL
ALS Vial : 4 Sample Multiplier: 1

Quant Time: Jan 05 08:58:02 2017
Quant Method : I:\ACQUDATA\msvoa12\Methods\W010417.M
Quant Title : MS#12 - 8260B WATERS 10mL Purge
QLast Update : Thu Jan 05 08:48:19 2017
Response via : Initial Calibration

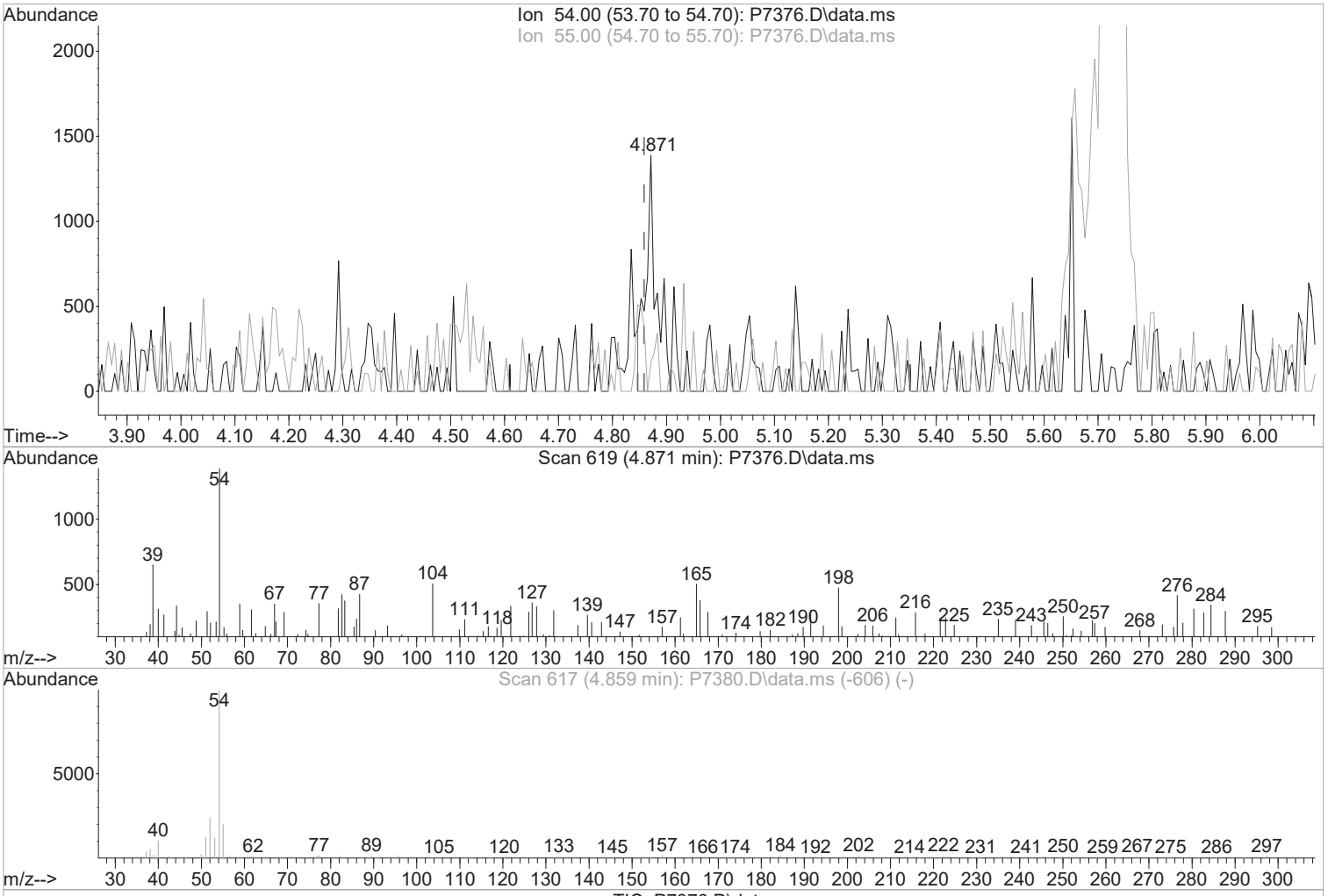

TIC: P7376.D\data.ms

(36) Propionitrile

4.871min (+0.012) 3.83 ppb

response 1942

Ion	Exp%	Act%
54.00	100	100
55.00	20.30	12.25
0.00	0.00	0.00
0.00	0.00	0.00

Manual Integration:

Before

01/05/17

Quantitation Report (Qedit)

Data Path : I:\ACQUDATA\msvoa12\Data\010417\
Data File : P7376.D
Acq On : 4 Jan 2017 1:53 pm
Operator : K.Ruest
Sample : 1.0ppb Inst : MSVOA-12
Misc : 8260/624 WATER ICAL
ALS Vial : 4 Sample Multiplier: 1

Quant Time: Jan 05 08:58:02 2017
Quant Method : I:\ACQUDATA\msvoa12\Methods\W010417.M
Quant Title : MS#12 - 8260B WATERS 10mL Purge
QLast Update : Thu Jan 05 08:48:19 2017
Response via : Initial Calibration

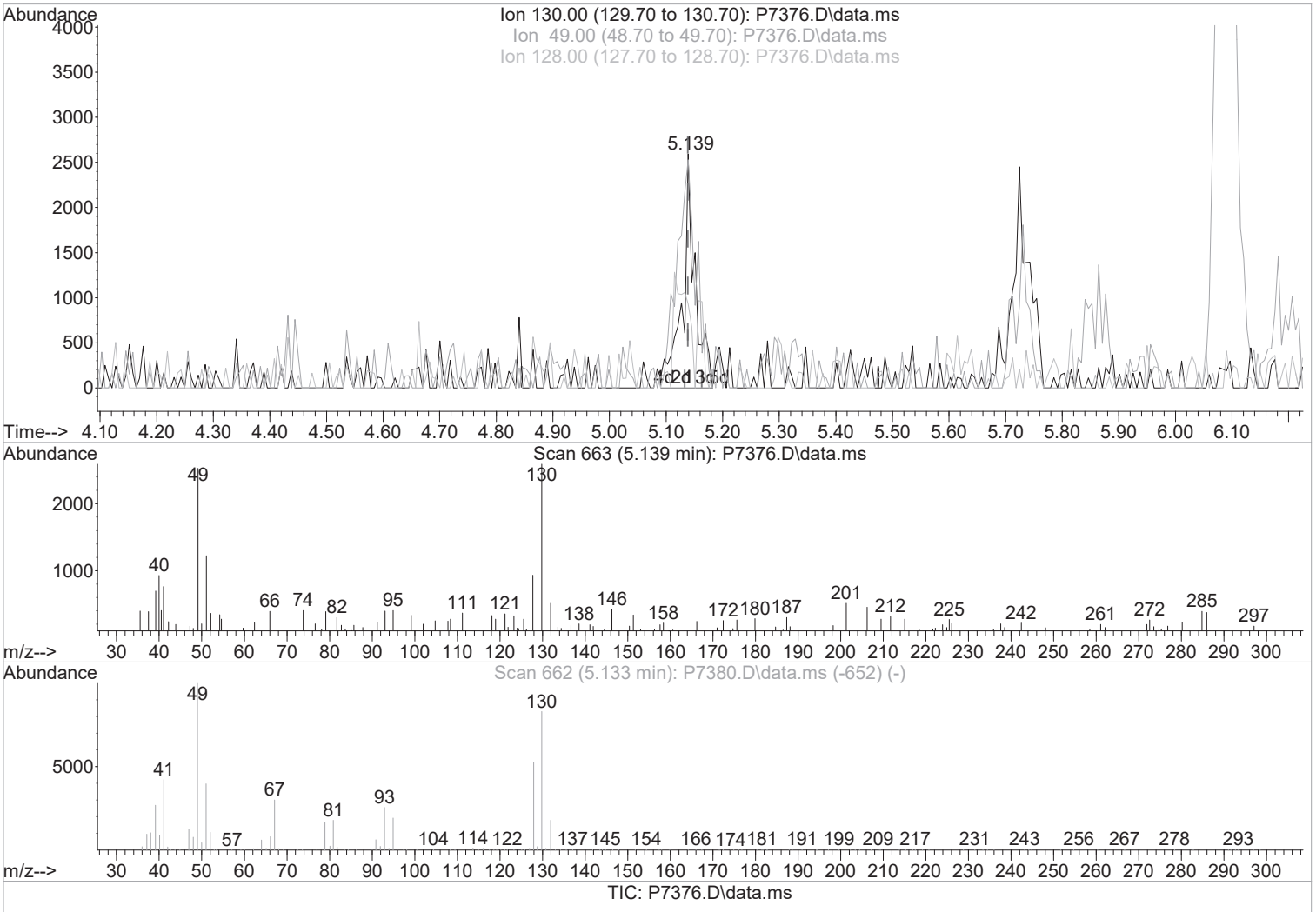

TIC: P7376.D\data.ms

(37) Bromochloromethane

5.139min (+0.000) 1.10 ppb m

response 4002

Ion	Exp%	Act%
130.00	100	100
49.00	120.70	97.46#
128.00	64.20	35.89#
0.00	0.00	0.00

Manual Integration:

After

Split Peak

01/05/17

Quantitation Report (Qedit)

Data Path : I:\ACQUDATA\msvoa12\Data\010417\
Data File : P7376.D
Acq On : 4 Jan 2017 1:53 pm
Operator : K.Ruest
Sample : 1.0ppb Inst : MSVOA-12
Misc : 8260/624 WATER ICAL
ALS Vial : 4 Sample Multiplier: 1

Quant Time: Jan 05 08:58:02 2017
Quant Method : I:\ACQUDATA\msvoa12\Methods\W010417.M
Quant Title : MS#12 - 8260B WATERS 10mL Purge
QLast Update : Thu Jan 05 08:48:19 2017
Response via : Initial Calibration

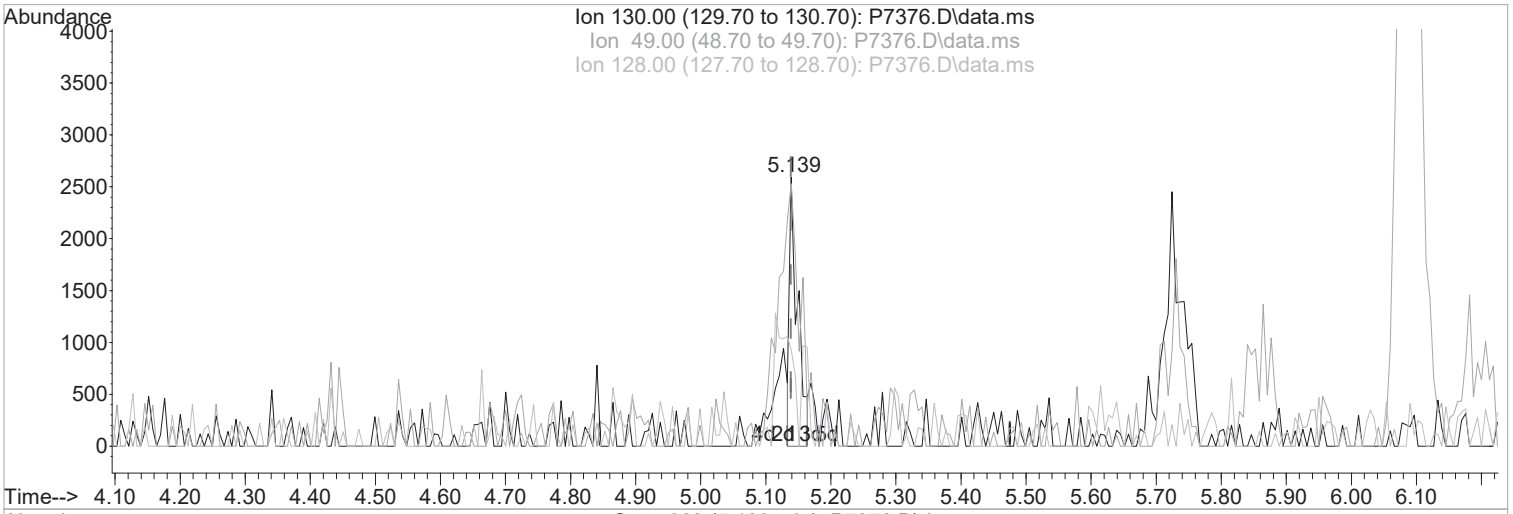

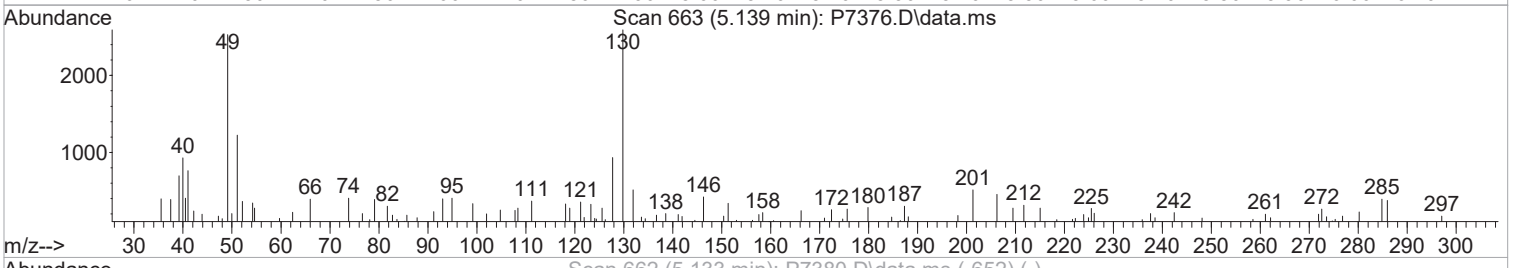

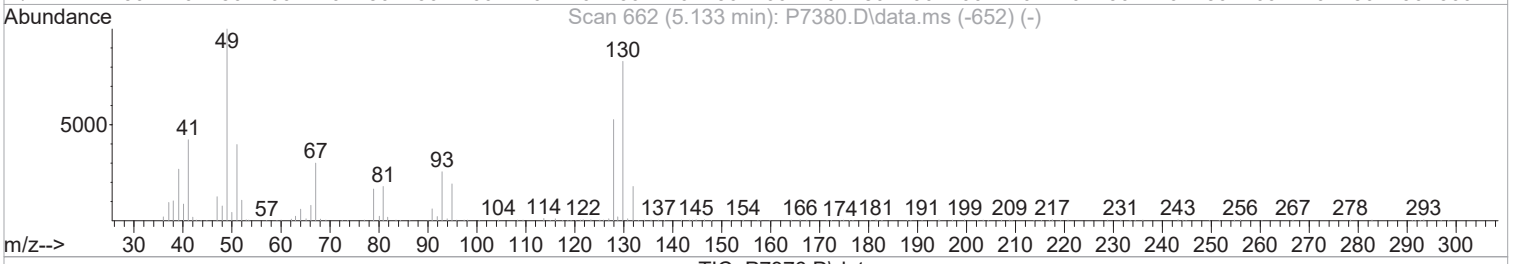

TIC: P7376.D\data.ms

(37) Bromochloromethane

5.139min (+0.000) 0.63 ppb

response 2276

Ion	Exp%	Act%
130.00	100	100
49.00	120.70	97.46#
128.00	64.20	35.89#
0.00	0.00	0.00

Manual Integration:

Before

01/05/17

Quantitation Report (Qedit)

Data Path : I:\ACQUDATA\msvoa12\Data\010417\
Data File : P7376.D
Acq On : 4 Jan 2017 1:53 pm
Operator : K.Ruest
Sample : 1.0ppb Inst : MSVOA-12
Misc : 8260/624 WATER ICAL
ALS Vial : 4 Sample Multiplier: 1

Quant Time: Jan 05 08:58:02 2017
Quant Method : I:\ACQUDATA\msvoa12\Methods\W010417.M
Quant Title : MS#12 - 8260B WATERS 10mL Purge
QLast Update : Thu Jan 05 08:48:19 2017
Response via : Initial Calibration

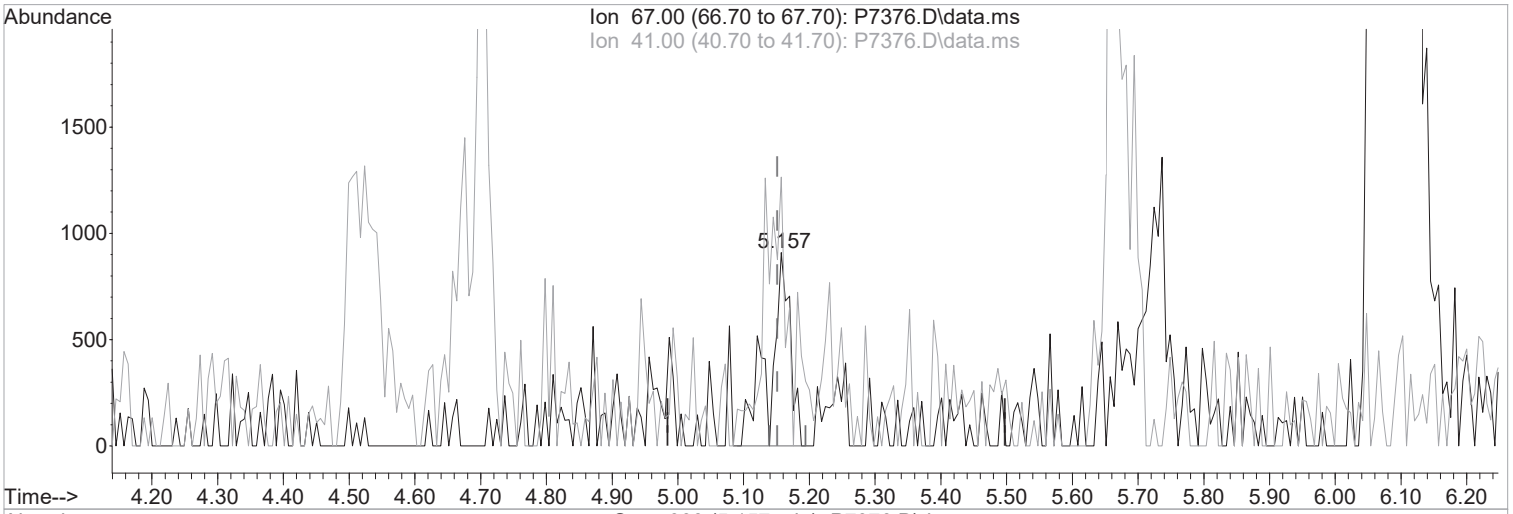

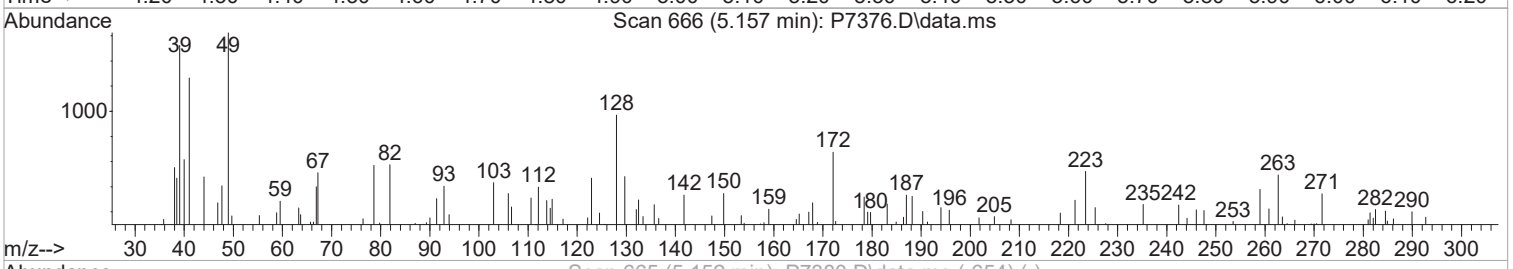

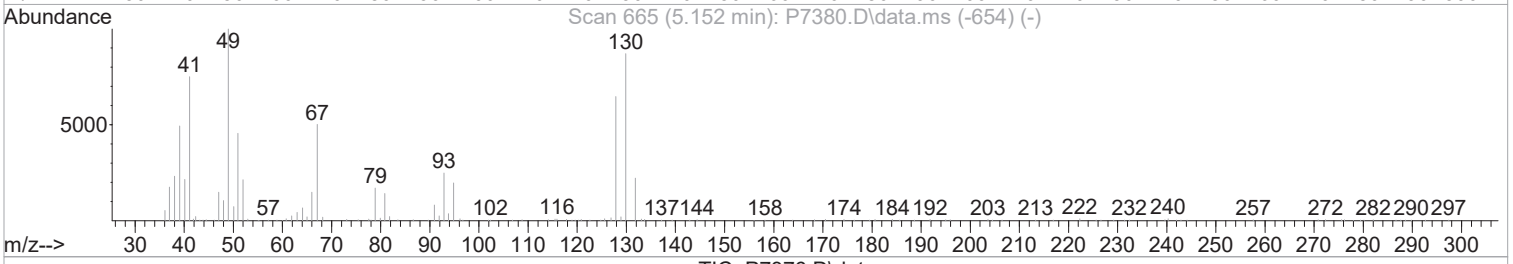

TIC: P7376.D\data.ms

(38) Methacrylonitrile

5.157min (+0.006) 1.24 ppb m

response 2018

Ion	Exp%	Act%
67.00	100	100
41.00	150.60	247.55#
0.00	0.00	0.00
0.00	0.00	0.00

Manual Integration:

After

Split Peak

01/05/17

Quantitation Report (Qedit)

Data Path : I:\ACQUDATA\msvoa12\Data\010417\
Data File : P7376.D
Acq On : 4 Jan 2017 1:53 pm
Operator : K.Ruest
Sample : 1.0ppb Inst : MSVOA-12
Misc : 8260/624 WATER ICAL
ALS Vial : 4 Sample Multiplier: 1

Quant Time: Jan 05 08:58:02 2017
Quant Method : I:\ACQUDATA\msvoa12\Methods\W010417.M
Quant Title : MS#12 - 8260B WATERS 10mL Purge
QLast Update : Thu Jan 05 08:48:19 2017
Response via : Initial Calibration

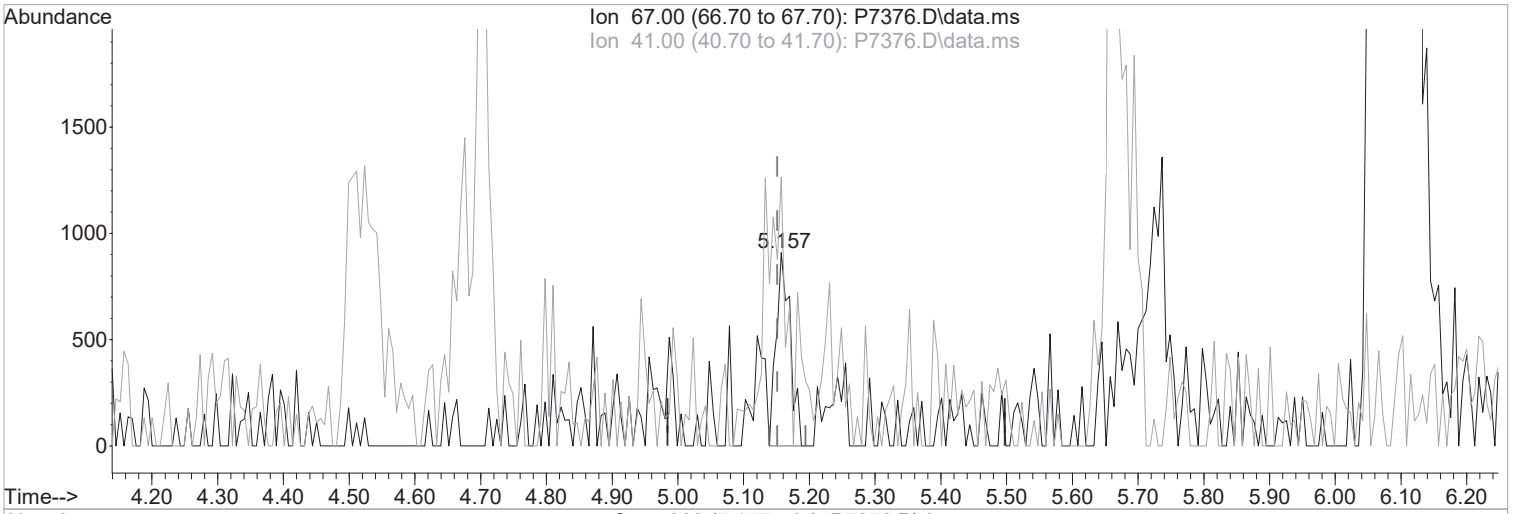

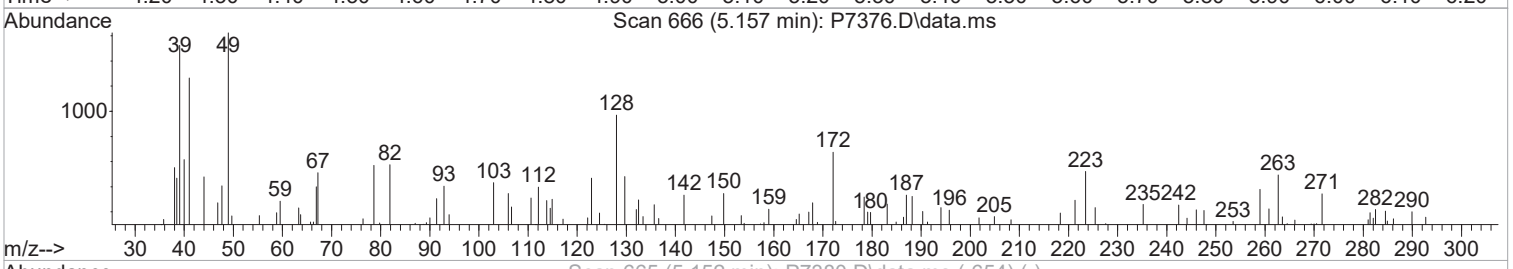

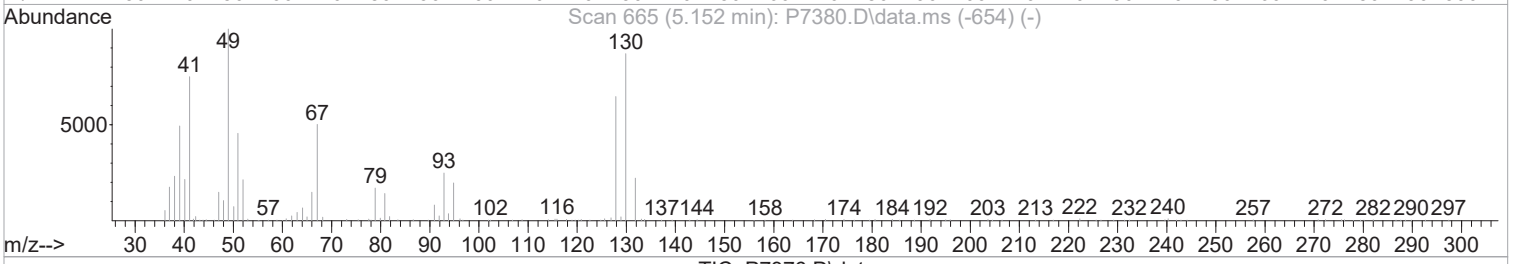

TIC: P7376.D\data.ms

(38) Methacrylonitrile

5.157min (+0.006) 0.82 ppb

response 1341

Ion	Exp%	Act%
67.00	100	100
41.00	150.60	139.16
0.00	0.00	0.00
0.00	0.00	0.00

Manual Integration:

Before

01/05/17

Quantitation Report (Qedit)

Data Path : I:\ACQUDATA\msvoa12\Data\010417\
Data File : P7376.D
Acq On : 4 Jan 2017 1:53 pm
Operator : K.Ruest
Sample : 1.0ppb Inst : MSVOA-12
Misc : 8260/624 WATER ICAL
ALS Vial : 4 Sample Multiplier: 1

Quant Time: Jan 05 08:58:02 2017
Quant Method : I:\ACQUDATA\msvoa12\Methods\W010417.M
Quant Title : MS#12 - 8260B WATERS 10mL Purge
QLast Update : Thu Jan 05 08:48:19 2017
Response via : Initial Calibration

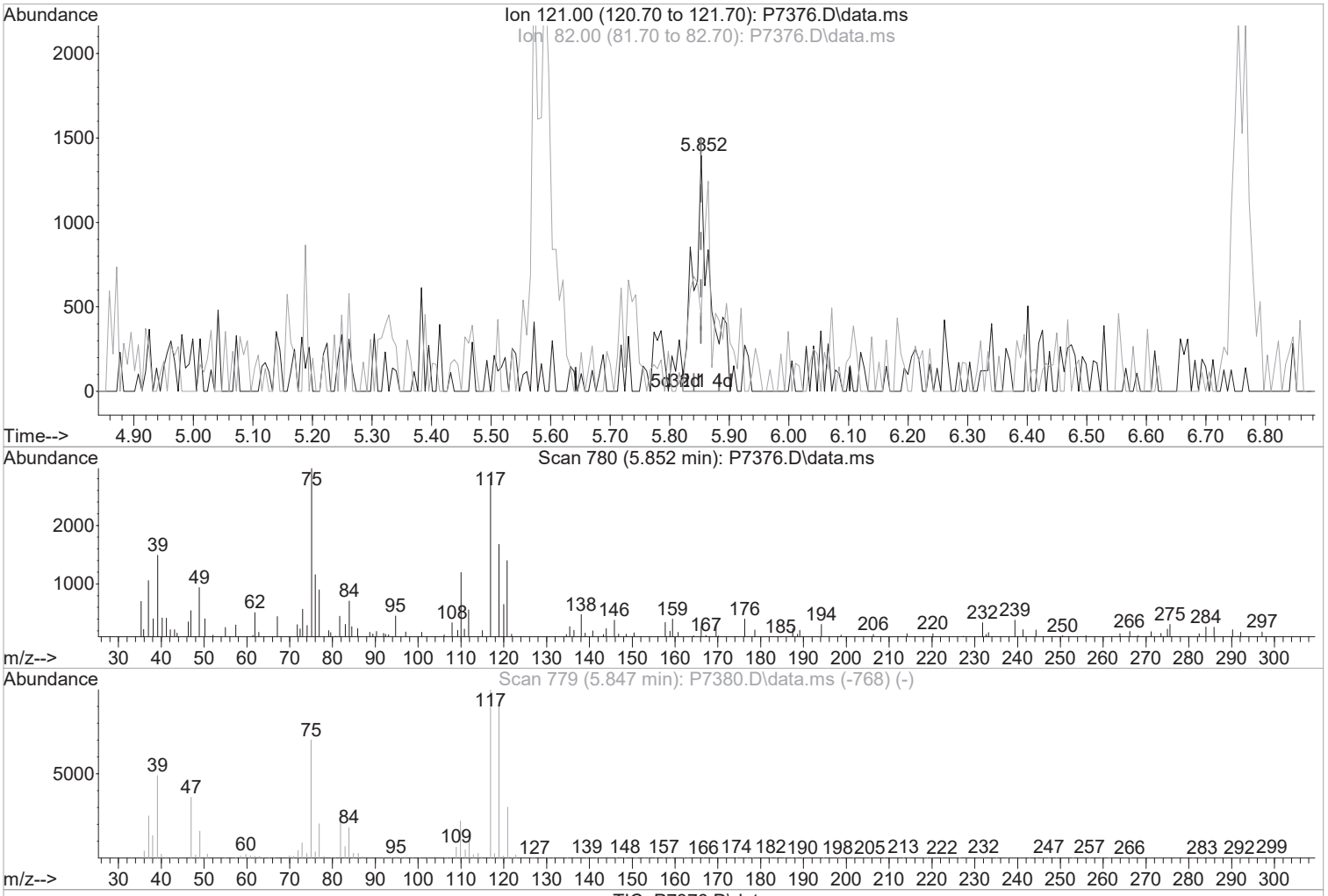

TIC: P7376.D\data.ms

(46) Carbontetrachloride (P)

5.852min (+0.000) 1.16 ppb m

response 2625

Ion	Exp%	Act%
121.00	100	100
82.00	93.70	32.00#
0.00	0.00	0.00
0.00	0.00	0.00

Manual Integration:

After

Split Peak

01/05/17

Quantitation Report (Qedit)

Data Path : I:\ACQUDATA\msvoa12\Data\010417\
Data File : P7376.D
Acq On : 4 Jan 2017 1:53 pm
Operator : K.Ruest
Sample : 1.0ppb Inst : MSVOA-12
Misc : 8260/624 WATER ICAL
ALS Vial : 4 Sample Multiplier: 1

Quant Time: Jan 05 08:58:02 2017
Quant Method : I:\ACQUDATA\msvoa12\Methods\W010417.M
Quant Title : MS#12 - 8260B WATERS 10mL Purge
QLast Update : Thu Jan 05 08:48:19 2017
Response via : Initial Calibration

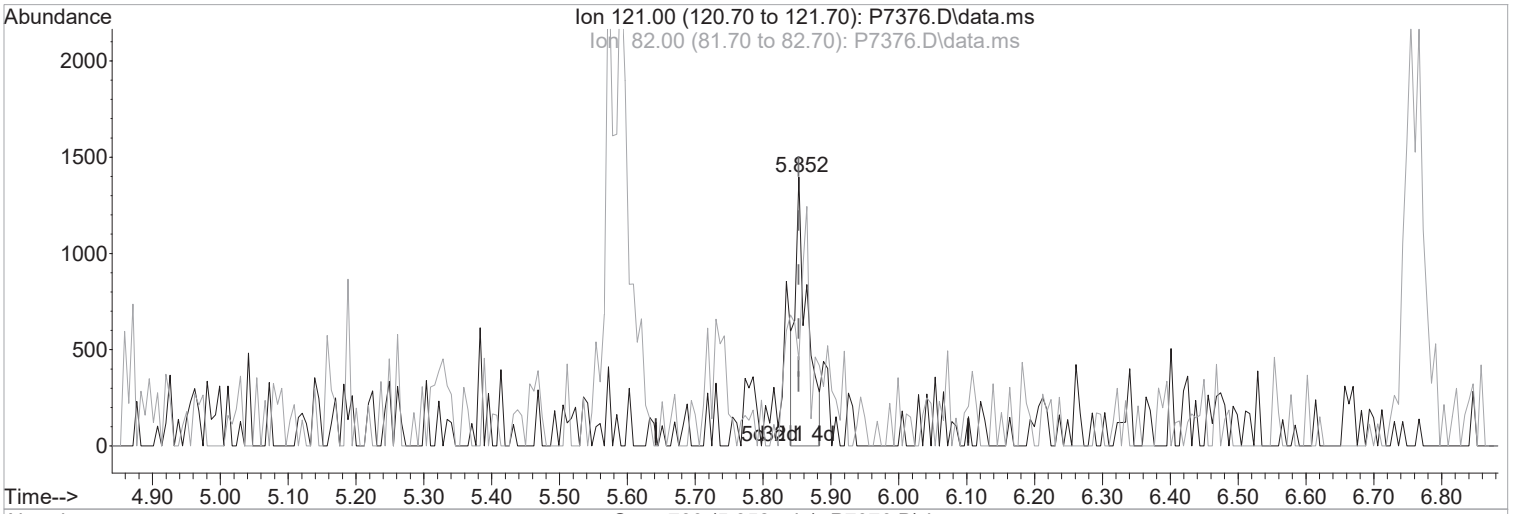

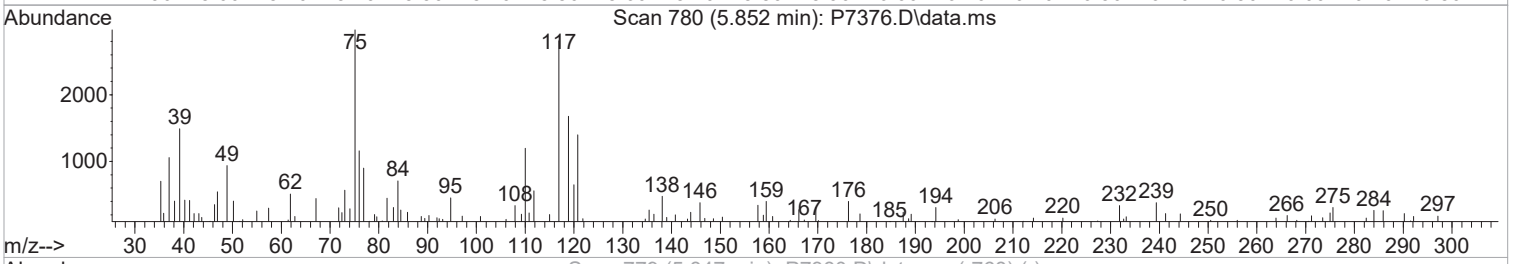



TIC: P7376.D\data.ms

(46) Carbontetrachloride (P)

5.852min (+0.000) 0.75 ppb

response 1693

Ion	Exp%	Act%
121.00	100	100
82.00	93.70	32.00#
0.00	0.00	0.00
0.00	0.00	0.00

Manual Integration:

Before

01/05/17

Quantitation Report (Qedit)

Data Path : I:\ACQUDATA\msvoa12\Data\010417\
Data File : P7376.D
Acq On : 4 Jan 2017 1:53 pm
Operator : K.Ruest
Sample : 1.0ppb Inst : MSVOA-12
Misc : 8260/624 WATER ICAL
ALS Vial : 4 Sample Multiplier: 1

Quant Time: Jan 05 08:58:02 2017
Quant Method : I:\ACQUDATA\msvoa12\Methods\W010417.M
Quant Title : MS#12 - 8260B WATERS 10mL Purge
QLast Update : Thu Jan 05 08:48:19 2017
Response via : Initial Calibration

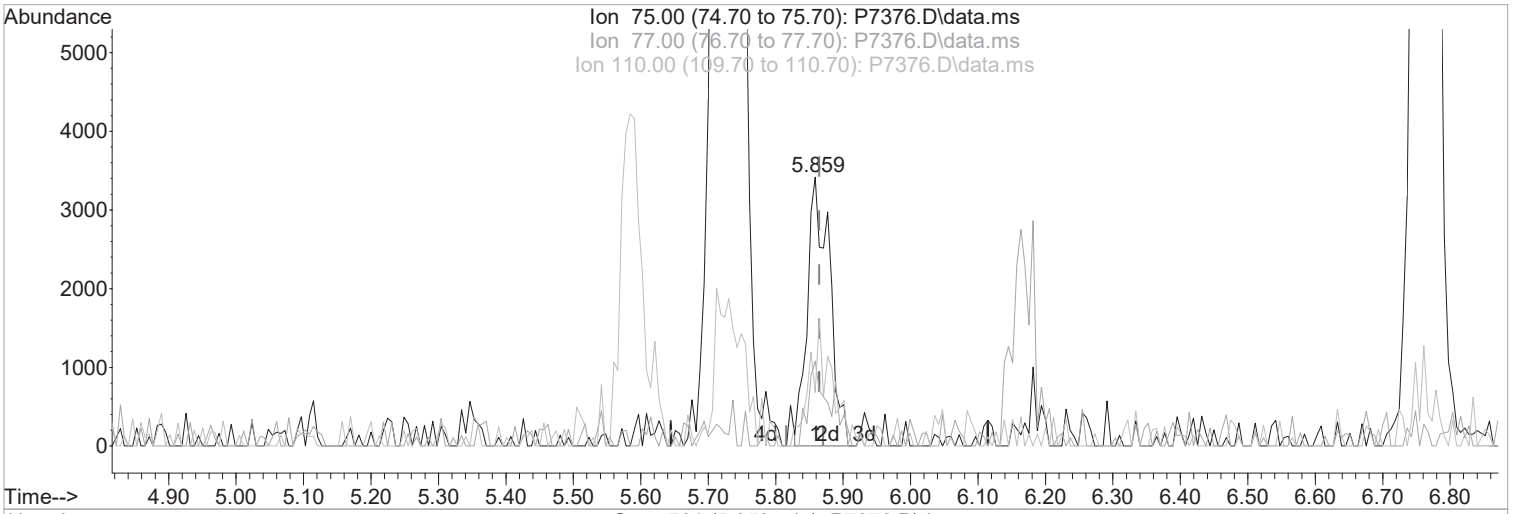

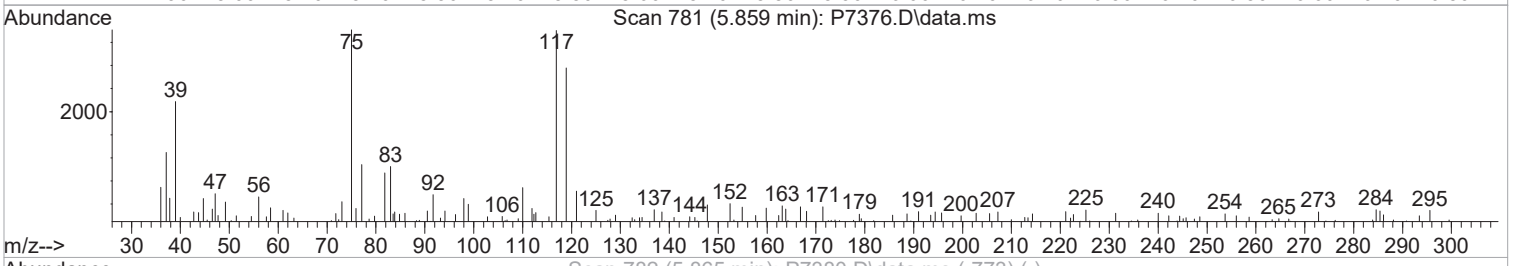



TIC: P7376.D\data.ms

(47) 1,1-Dichloropropene

5.859min (-0.006) 0.96 ppb m

response 7733

Ion	Exp%	Act%
75.00	100	100
77.00	30.90	31.62
110.00	33.10	19.98
0.00	0.00	0.00

Manual Integration:

After

Split Peak

01/05/17

Quantitation Report (Qedit)

Data Path : I:\ACQUDATA\msvoa12\Data\010417\
Data File : P7376.D
Acq On : 4 Jan 2017 1:53 pm
Operator : K.Ruest
Sample : 1.0ppb Inst : MSVOA-12
Misc : 8260/624 WATER ICAL
ALS Vial : 4 Sample Multiplier: 1

Quant Time: Jan 05 08:58:02 2017
Quant Method : I:\ACQUDATA\msvoa12\Methods\W010417.M
Quant Title : MS#12 - 8260B WATERS 10mL Purge
QLast Update : Thu Jan 05 08:48:19 2017
Response via : Initial Calibration

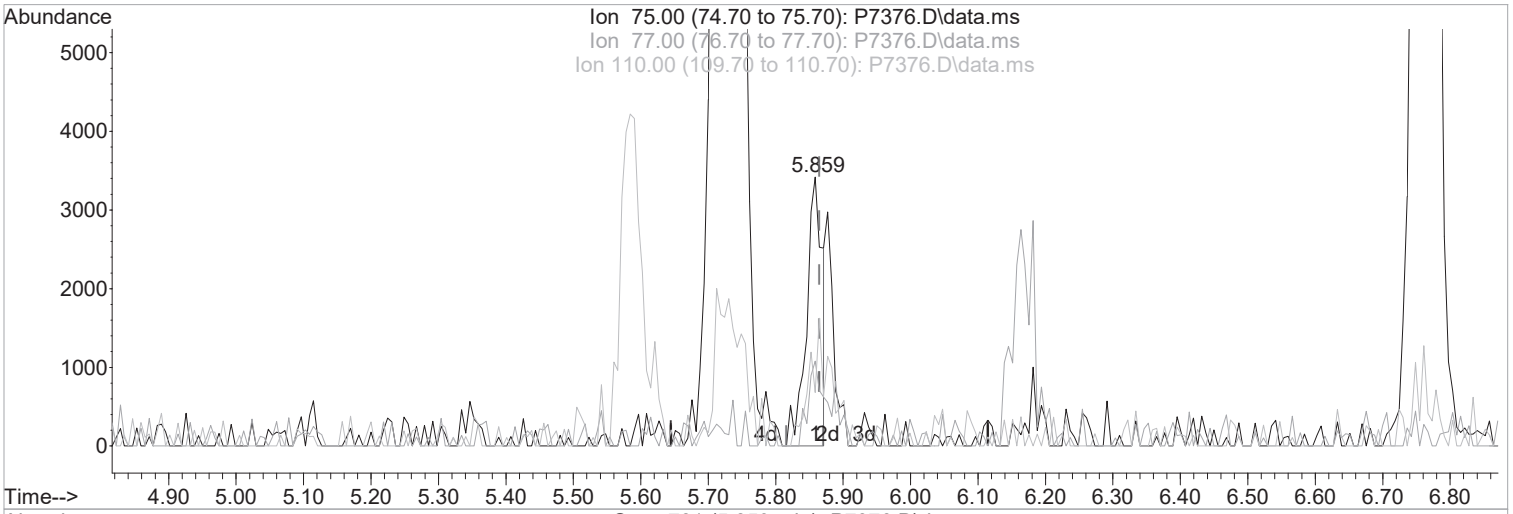

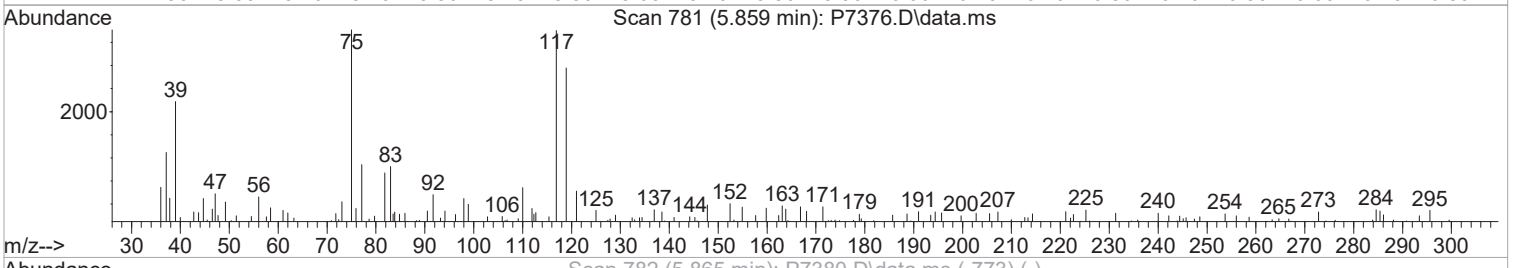



TIC: P7376.D\data.ms

(47) 1,1-Dichloropropene

5.859min (-0.006) 0.68 ppb

response 5514

Ion	Exp%	Act%
75.00	100	100
77.00	30.90	31.62
110.00	33.10	19.98
0.00	0.00	0.00

Manual Integration:

Before

01/05/17

Quantitation Report (Qedit)

Data Path : I:\ACQUDATA\msvoa12\Data\010417\
Data File : P7376.D
Acq On : 4 Jan 2017 1:53 pm
Operator : K.Ruest
Sample : 1.0ppb Inst : MSVOA-12
Misc : 8260/624 WATER ICAL
ALS Vial : 4 Sample Multiplier: 1

Quant Time: Jan 05 08:58:02 2017
Quant Method : I:\ACQUDATA\msvoa12\Methods\W010417.M
Quant Title : MS#12 - 8260B WATERS 10mL Purge
QLast Update : Thu Jan 05 08:48:19 2017
Response via : Initial Calibration

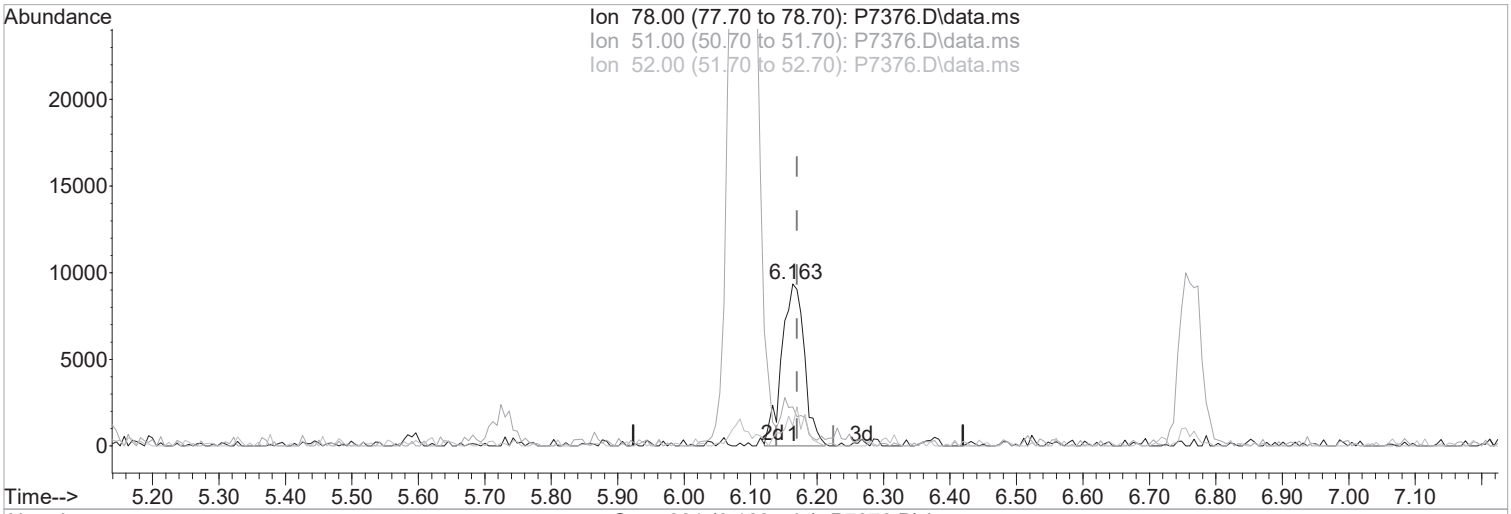



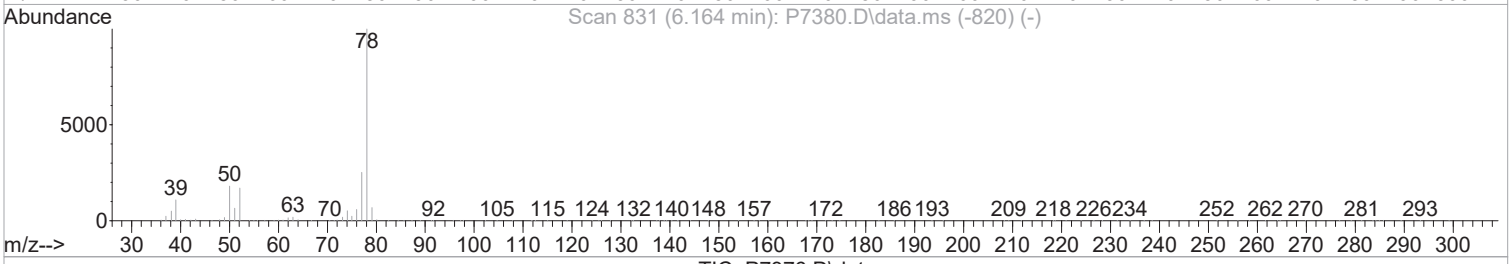

TIC: P7376.D\data.ms

(49) Benzene (P)

6.163min (-0.006) 1.03 ppb m

response 22254

Ion	Exp%	Act%
78.00	100	100
51.00	18.80	24.17
52.00	16.90	12.58
0.00	0.00	0.00

Manual Integration:

After

Split Peak

01/05/17

Quantitation Report (Qedit)

Data Path : I:\ACQUDATA\msvoa12\Data\010417\
Data File : P7376.D
Acq On : 4 Jan 2017 1:53 pm
Operator : K.Ruest
Sample : 1.0ppb Inst : MSVOA-12
Misc : 8260/624 WATER ICAL
ALS Vial : 4 Sample Multiplier: 1

Quant Time: Jan 05 08:58:02 2017
Quant Method : I:\ACQUDATA\msvoa12\Methods\W010417.M
Quant Title : MS#12 - 8260B WATERS 10mL Purge
QLast Update : Thu Jan 05 08:48:19 2017
Response via : Initial Calibration

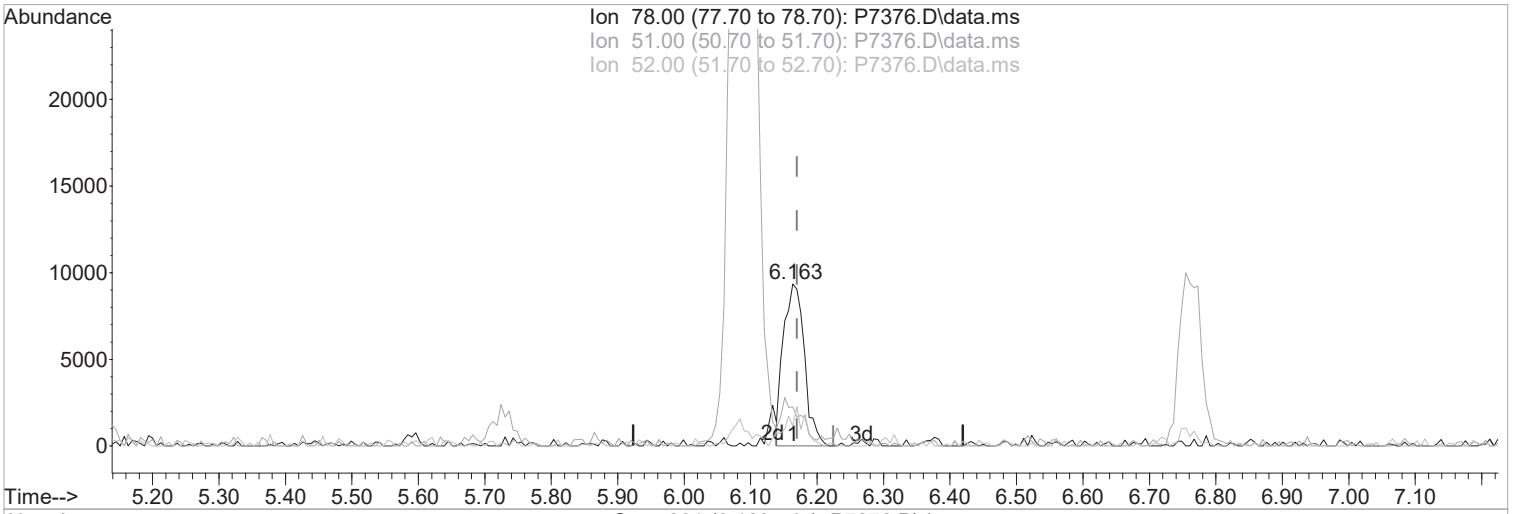



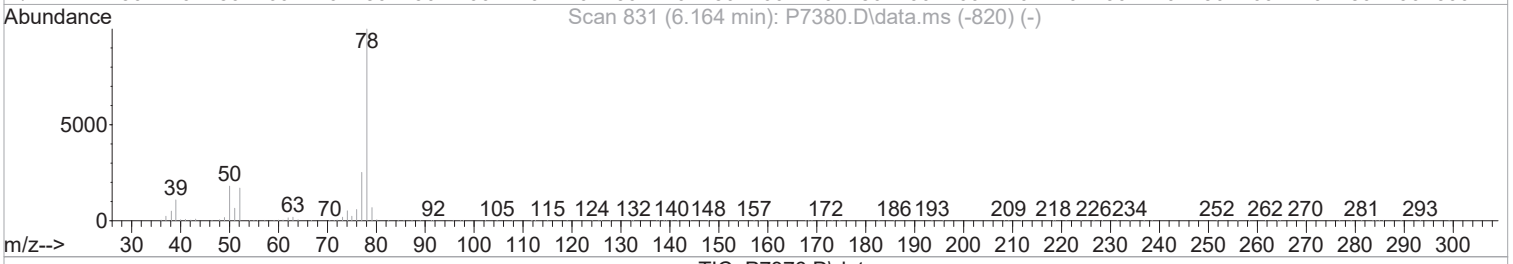

TIC: P7376.D\data.ms

(49) Benzene (P)

6.163min (-0.006) 0.95 ppb

response 20455

Ion	Exp%	Act%
78.00	100	100
51.00	18.80	24.17
52.00	16.90	12.58
0.00	0.00	0.00

Manual Integration:

Before

01/05/17

Quantitation Report (Qedit)

Data Path : I:\ACQUDATA\msvoa12\Data\010417\
Data File : P7376.D
Acq On : 4 Jan 2017 1:53 pm
Operator : K.Ruest
Sample : 1.0ppb Inst : MSVOA-12
Misc : 8260/624 WATER ICAL
ALS Vial : 4 Sample Multiplier: 1

Quant Time: Jan 05 08:58:02 2017
Quant Method : I:\ACQUDATA\msvoa12\Methods\W010417.M
Quant Title : MS#12 - 8260B WATERS 10mL Purge
QLast Update : Thu Jan 05 08:48:19 2017
Response via : Initial Calibration

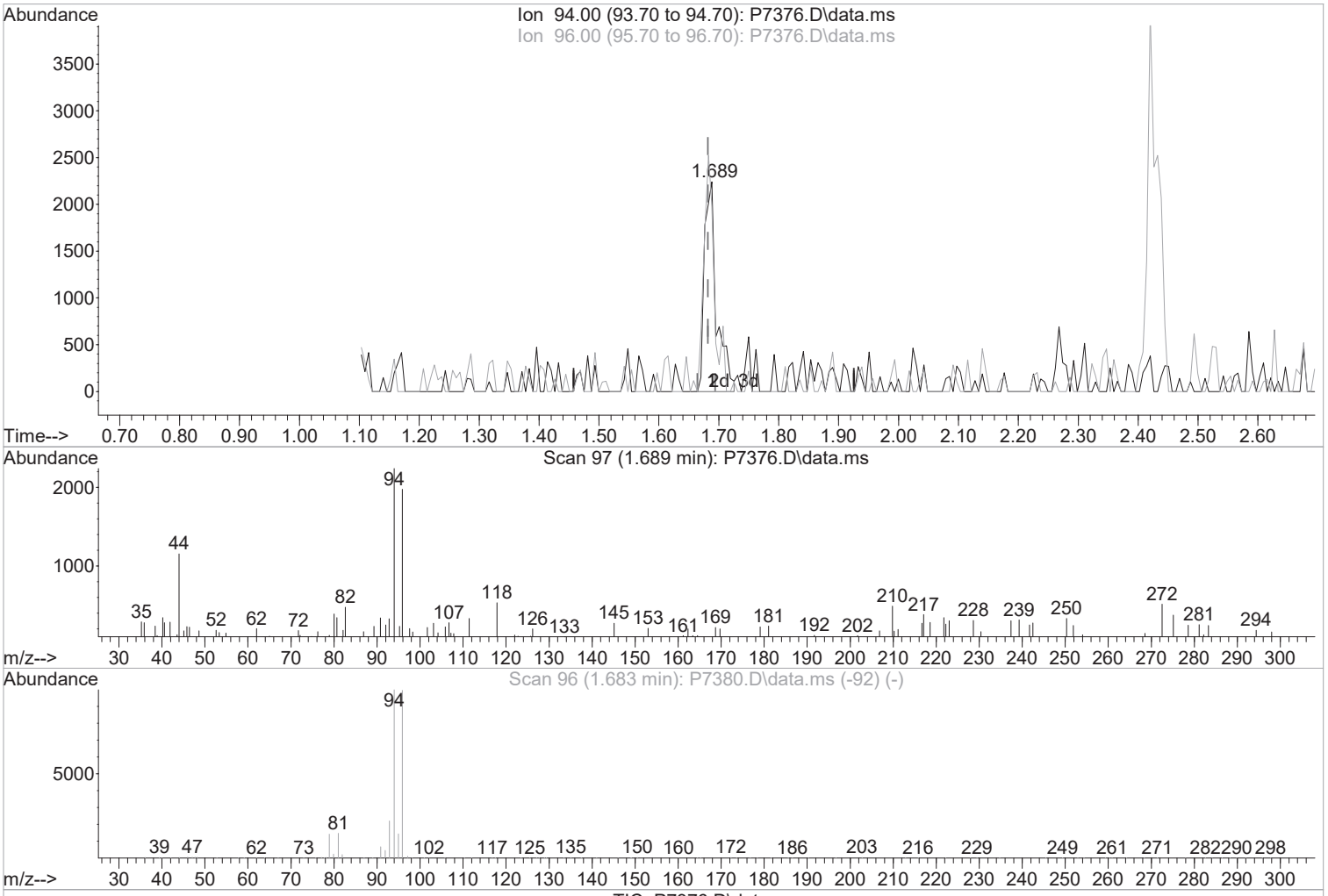

TIC: P7376.D\data.ms

(5) Bromomethane (P)

1.689min (+0.006) 0.85 ppb m

response 3177

Ion	Exp%	Act%
94.00	100	100
96.00	99.40	88.18
0.00	0.00	0.00
0.00	0.00	0.00

Manual Integration:

After

Split Peak

01/05/17

Quantitation Report (Qedit)

Data Path : I:\ACQUDATA\msvoa12\Data\010417\
Data File : P7376.D
Acq On : 4 Jan 2017 1:53 pm
Operator : K.Ruest
Sample : 1.0ppb Inst : MSVOA-12
Misc : 8260/624 WATER ICAL
ALS Vial : 4 Sample Multiplier: 1

Quant Time: Jan 05 08:58:02 2017
Quant Method : I:\ACQUDATA\msvoa12\Methods\W010417.M
Quant Title : MS#12 - 8260B WATERS 10mL Purge
QLast Update : Thu Jan 05 08:48:19 2017
Response via : Initial Calibration

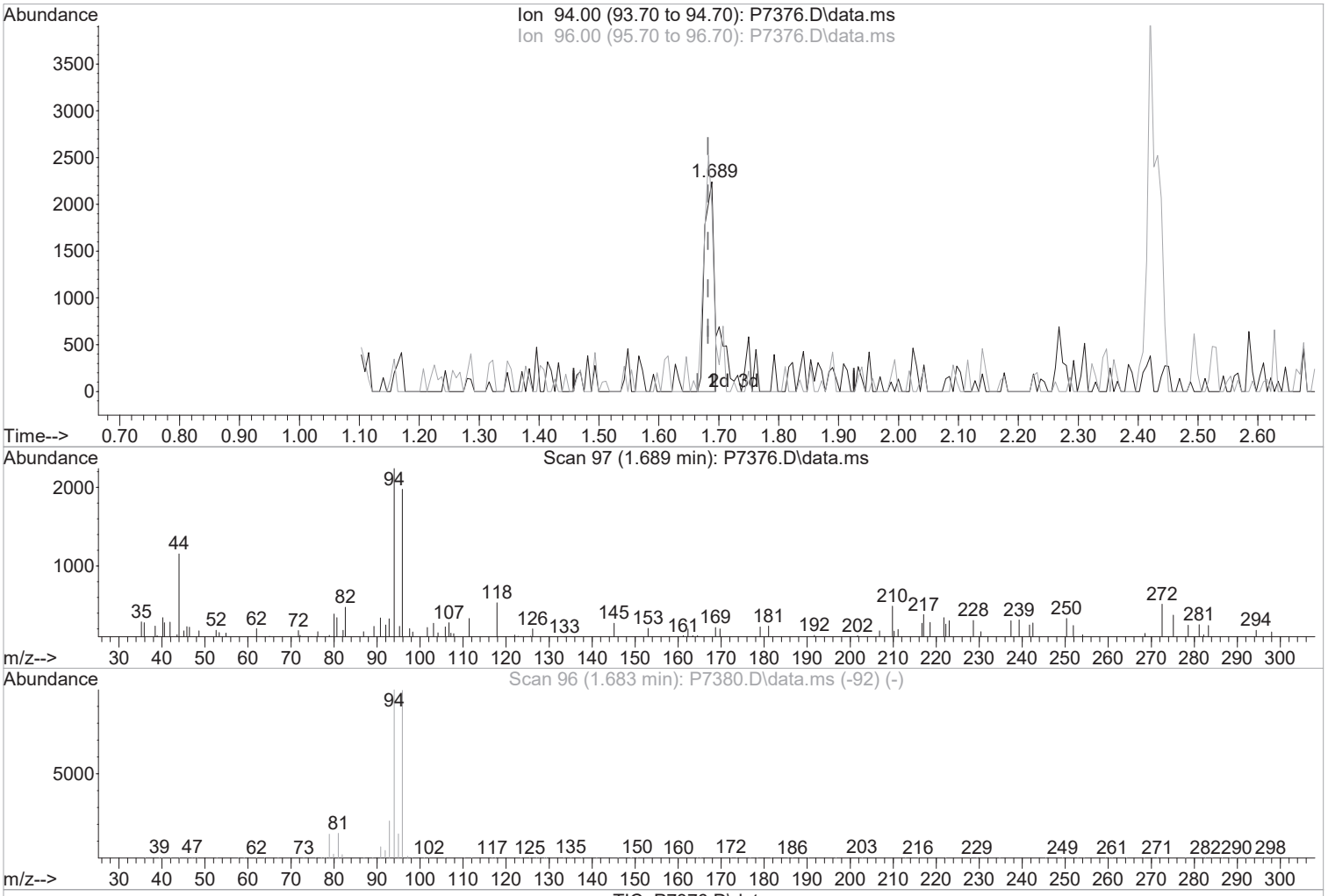

TIC: P7376.D\data.ms

(5) Bromomethane (P)

1.689min (+0.006) 0.66 ppb

response 2478

Ion	Exp%	Act%
94.00	100	100
96.00	99.40	88.18
0.00	0.00	0.00
0.00	0.00	0.00

Manual Integration:

Before

01/05/17

Quantitation Report (Qedit)

Data Path : I:\ACQUDATA\msvoa12\Data\010417\
Data File : P7376.D
Acq On : 4 Jan 2017 1:53 pm
Operator : K.Ruest
Sample : 1.0ppb Inst : MSVOA-12
Misc : 8260/624 WATER ICAL
ALS Vial : 4 Sample Multiplier: 1

Quant Time: Jan 05 08:58:02 2017
Quant Method : I:\ACQUDATA\msvoa12\Methods\W010417.M
Quant Title : MS#12 - 8260B WATERS 10mL Purge
QLast Update : Thu Jan 05 08:48:19 2017
Response via : Initial Calibration

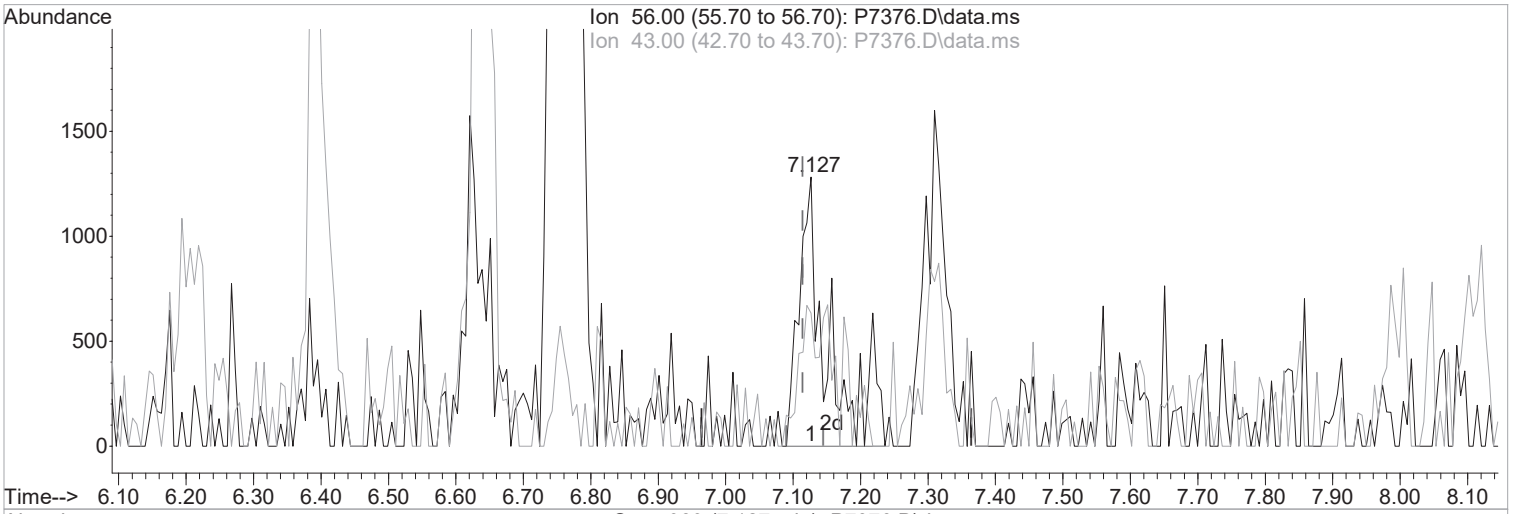

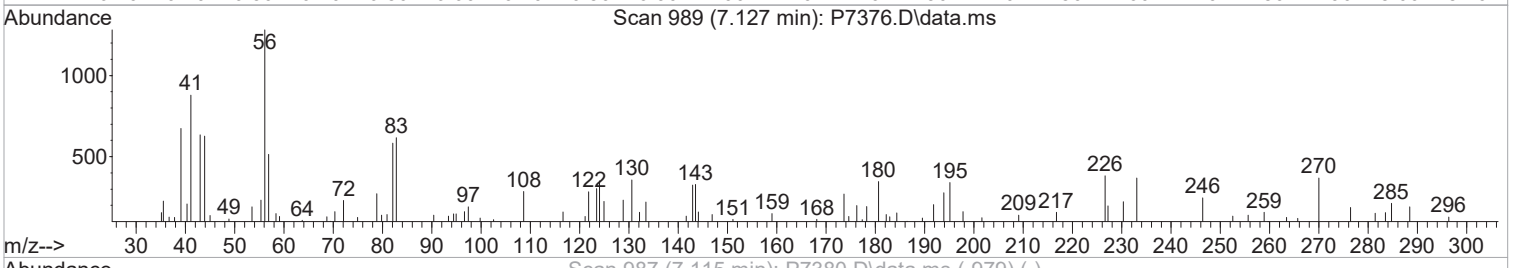



TIC: P7376.D\data.ms

(53) 1-Butanol

7.127min (+0.012) 49.69 ppb m

response 3768

Ion	Exp%	Act%
56.00	100	100
43.00	57.60	29.67#
0.00	0.00	0.00
0.00	0.00	0.00

Manual Integration:

After

Split Peak

01/05/17

Quantitation Report (Qedit)

Data Path : I:\ACQUDATA\msvoa12\Data\010417\
Data File : P7376.D
Acq On : 4 Jan 2017 1:53 pm
Operator : K.Ruest
Sample : 1.0ppb Inst : MSVOA-12
Misc : 8260/624 WATER ICAL
ALS Vial : 4 Sample Multiplier: 1

Quant Time: Jan 05 08:58:02 2017
Quant Method : I:\ACQUDATA\msvoa12\Methods\W010417.M
Quant Title : MS#12 - 8260B WATERS 10mL Purge
QLast Update : Thu Jan 05 08:48:19 2017
Response via : Initial Calibration

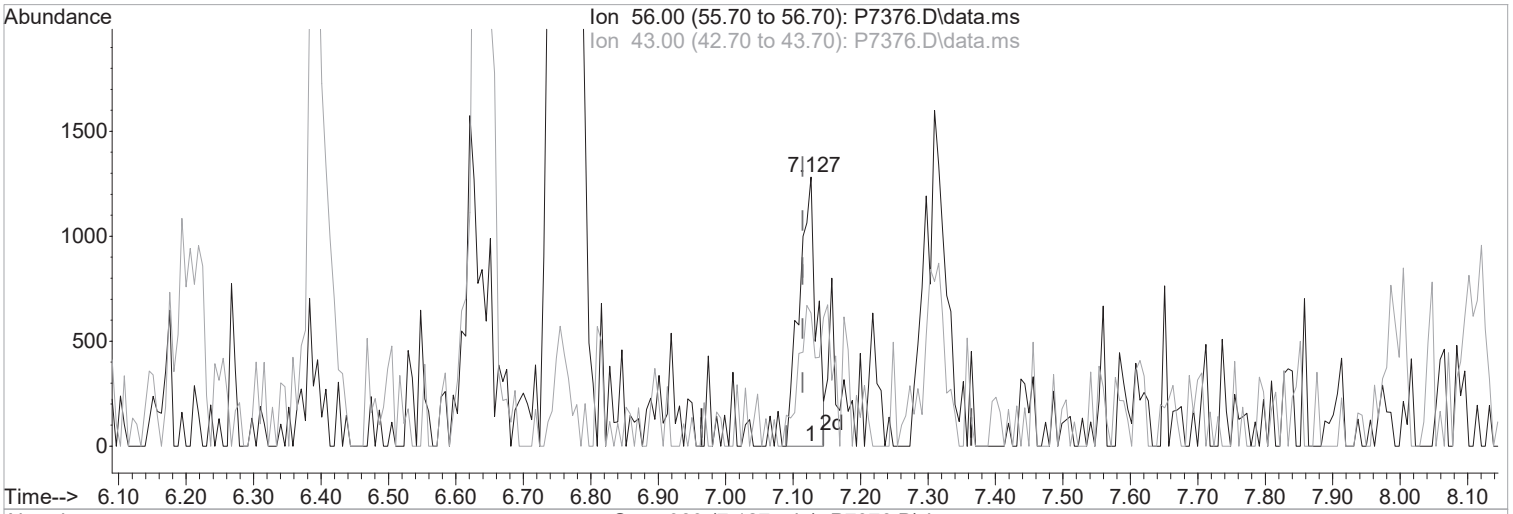

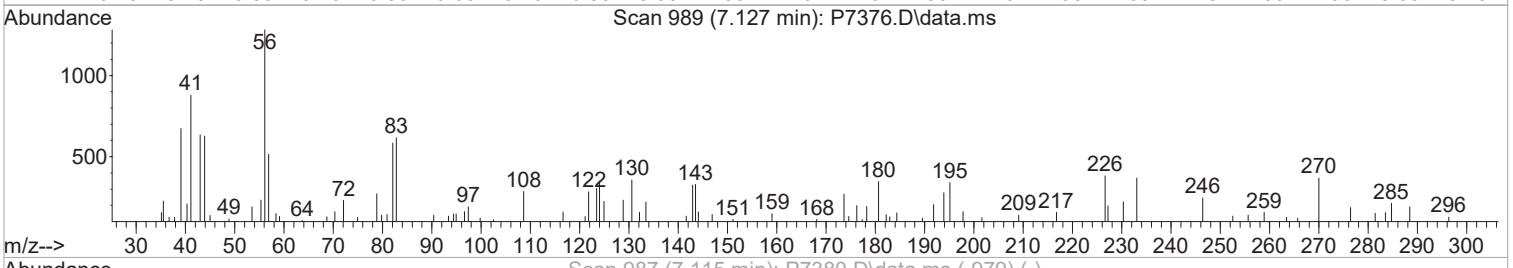



TIC: P7376.D\data.ms

(53) 1-Butanol

7.127min (+0.012) 29.83 ppb

response 2262

Ion	Exp%	Act%
56.00	100	100
43.00	57.60	49.43
0.00	0.00	0.00
0.00	0.00	0.00

Manual Integration:

Before

01/05/17

Quantitation Report (Qedit)

Data Path : I:\ACQUDATA\msvoa12\Data\010417\
Data File : P7376.D
Acq On : 4 Jan 2017 1:53 pm
Operator : K.Ruest
Sample : 1.0ppb Inst : MSVOA-12
Misc : 8260/624 WATER ICAL
ALS Vial : 4 Sample Multiplier: 1

Quant Time: Jan 05 08:58:02 2017
Quant Method : I:\ACQUDATA\msvoa12\Methods\W010417.M
Quant Title : MS#12 - 8260B WATERS 10mL Purge
QLast Update : Thu Jan 05 08:48:19 2017
Response via : Initial Calibration

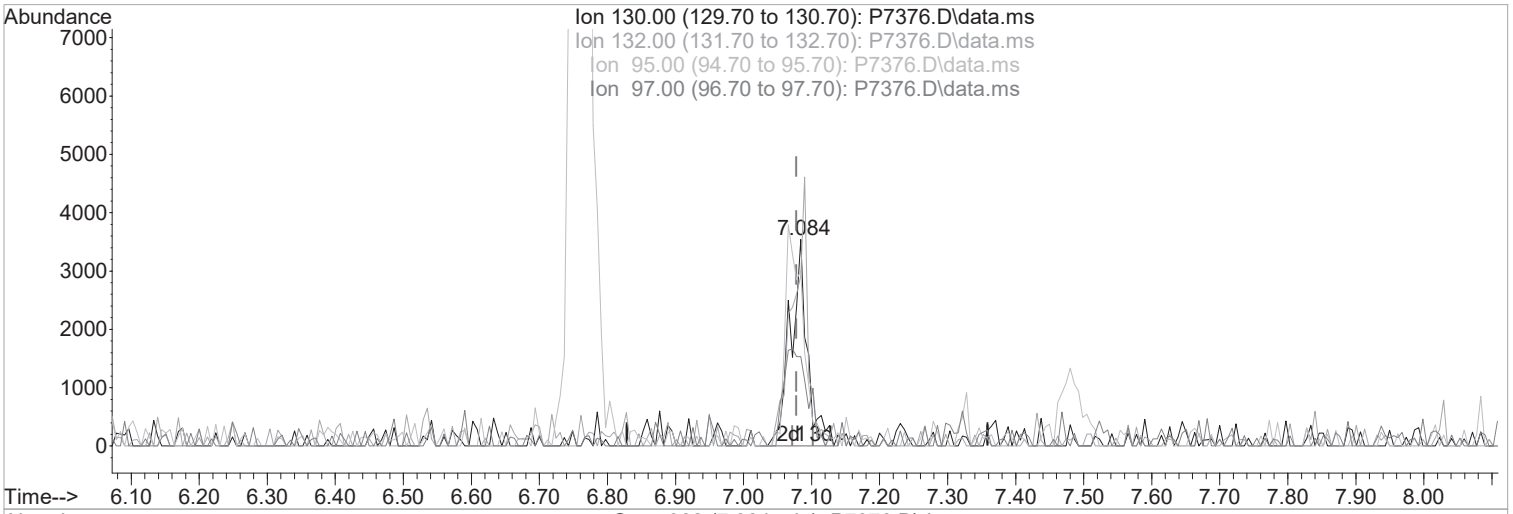

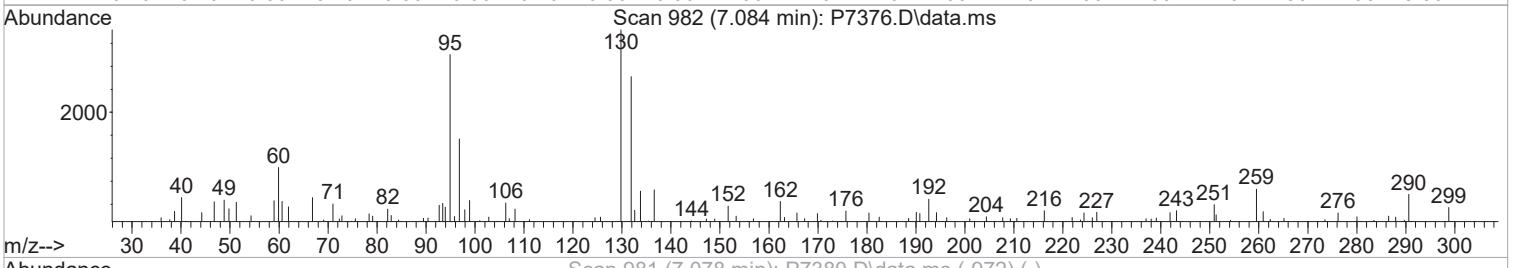

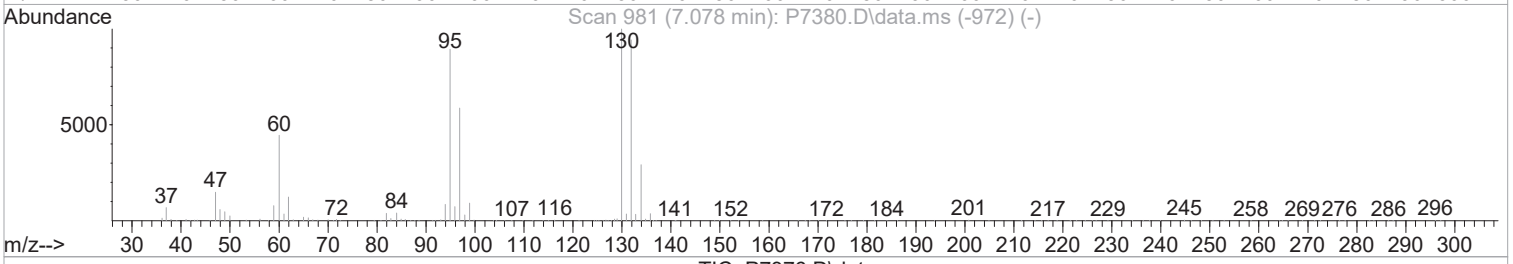

TIC: P7376.D\data.ms

(54) Trichloroethene (P)

7.084min (+0.006) 1.00 ppb m

response 6245

Ion	Exp%	Act%
130.00	100	100
132.00	94.20	76.31
95.00	89.40	87.49
97.00	58.80	44.64

Manual Integration:

After

Split Peak

01/05/17

Quantitation Report (Qedit)

Data Path : I:\ACQUDATA\msvoa12\Data\010417\
Data File : P7376.D
Acq On : 4 Jan 2017 1:53 pm
Operator : K.Ruest
Sample : 1.0ppb Inst : MSVOA-12
Misc : 8260/624 WATER ICAL
ALS Vial : 4 Sample Multiplier: 1

Quant Time: Jan 05 08:58:02 2017
Quant Method : I:\ACQUDATA\msvoa12\Methods\W010417.M
Quant Title : MS#12 - 8260B WATERS 10mL Purge
QLast Update : Thu Jan 05 08:48:19 2017
Response via : Initial Calibration

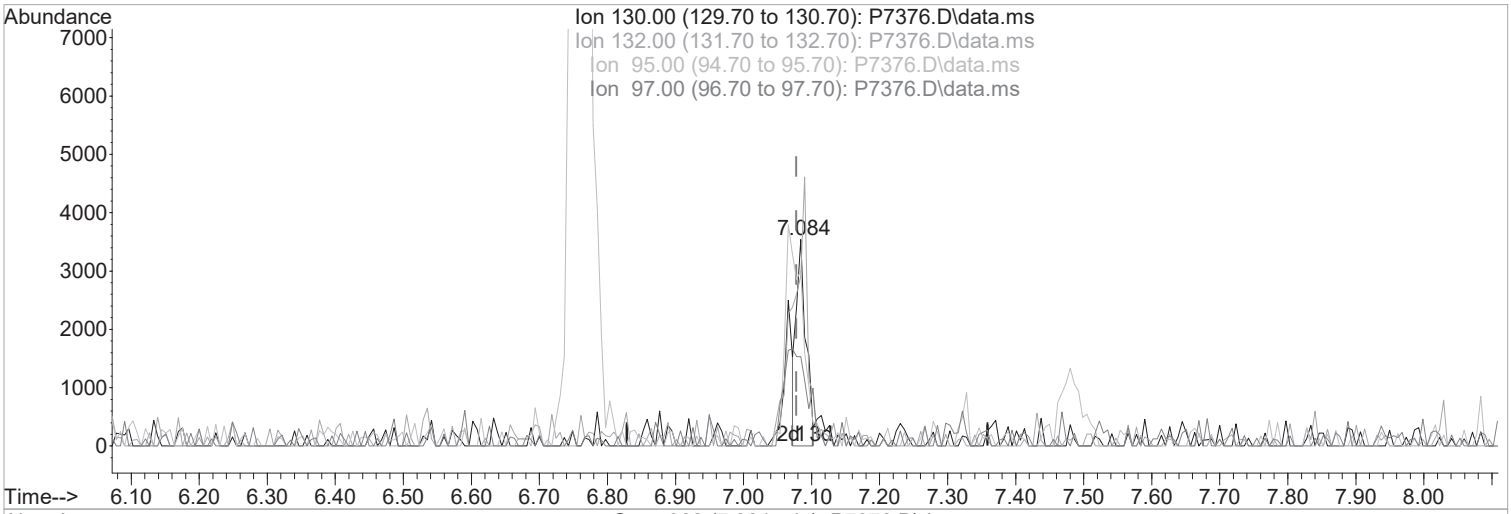

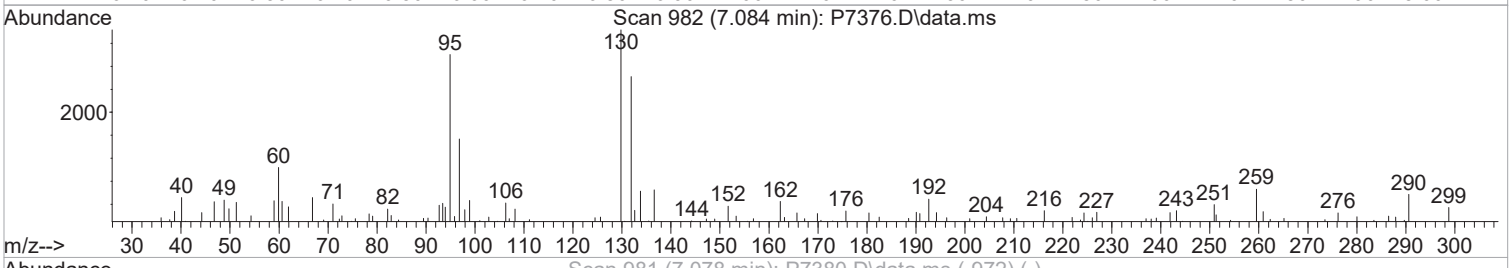

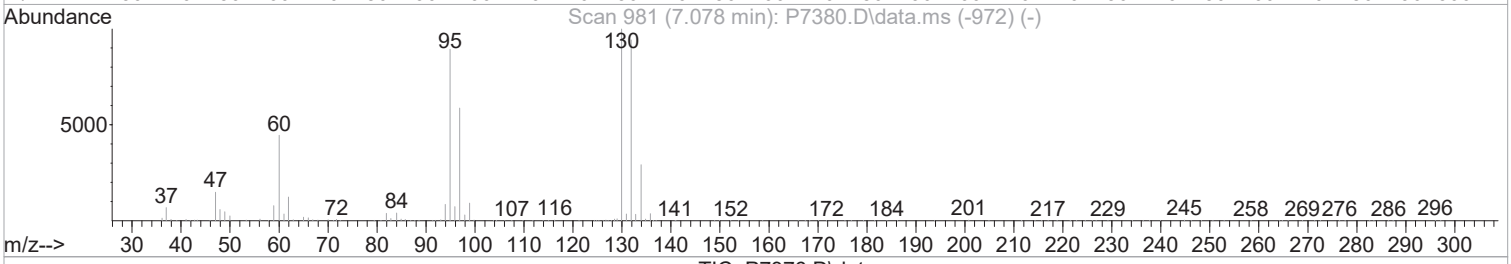

TIC: P7376.D\data.ms

(54) Trichloroethene (P)

7.084min (+0.006) 0.57 ppb

response 3544

Ion	Exp%	Act%
130.00	100	100
132.00	94.20	82.32
95.00	89.40	84.92
97.00	58.80	43.33

Manual Integration:

Before

01/05/17

Quantitation Report (Qedit)

Data Path : I:\ACQUDATA\msvoa12\Data\010417\
Data File : P7376.D
Acq On : 4 Jan 2017 1:53 pm
Operator : K.Ruest
Sample : 1.0ppb Inst : MSVOA-12
Misc : 8260/624 WATER ICAL
ALS Vial : 4 Sample Multiplier: 1

Quant Time: Jan 05 08:58:02 2017
Quant Method : I:\ACQUDATA\msvoa12\Methods\W010417.M
Quant Title : MS#12 - 8260B WATERS 10mL Purge
QLast Update : Thu Jan 05 08:48:19 2017
Response via : Initial Calibration

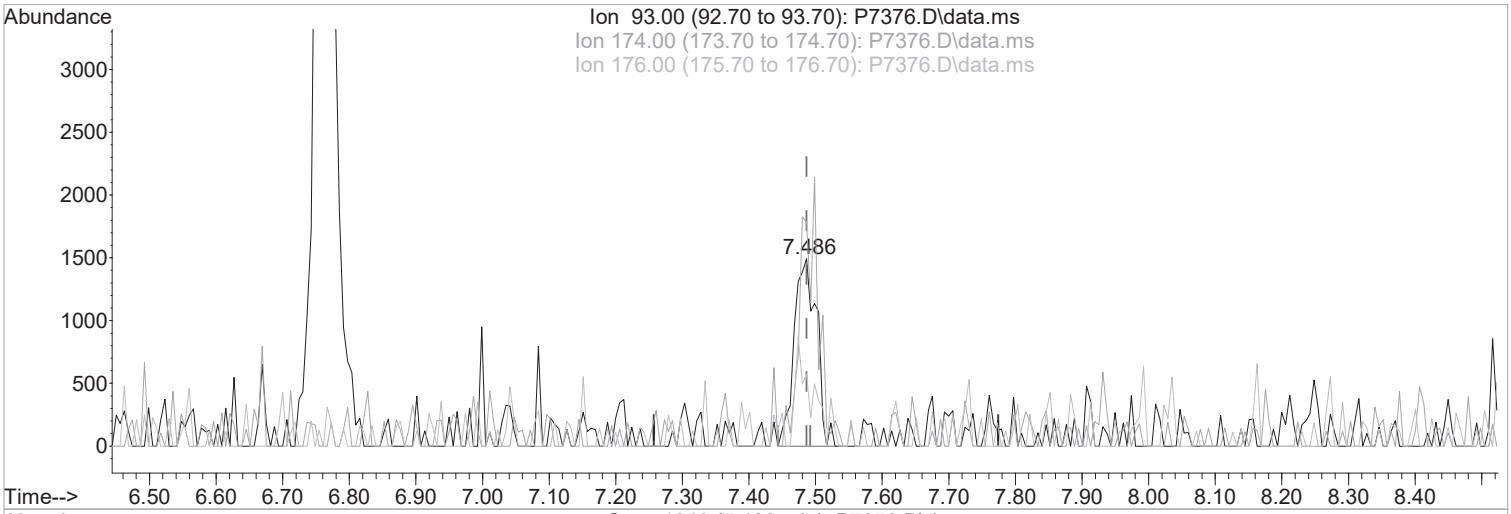

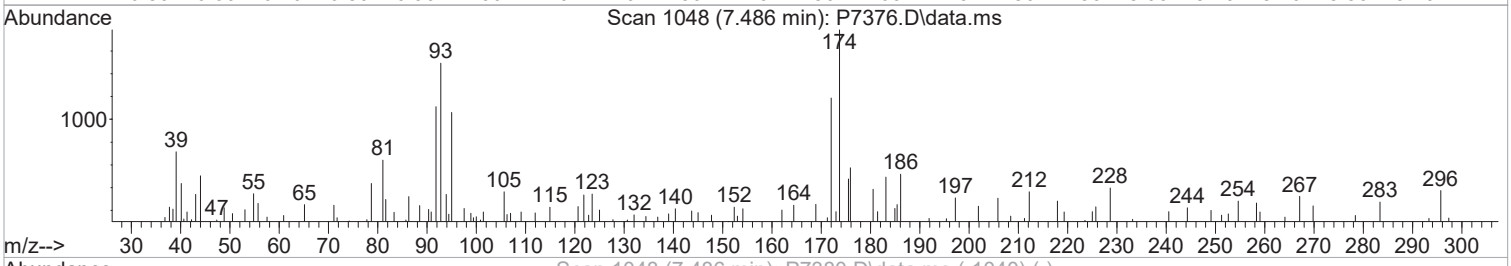

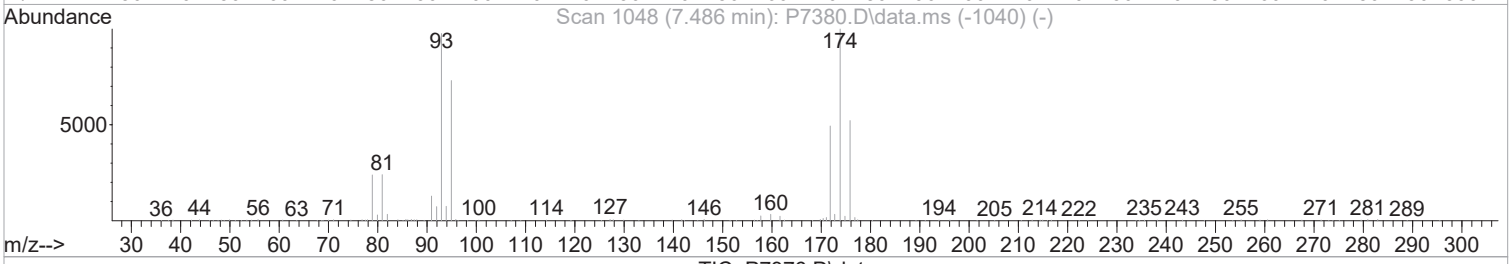

TIC: P7376.D\data.ms

(57) Dibromomethane

7.486min (0.000) 1.13 ppb m

response 3487

Ion	Exp%	Act%
93.00	100	100
174.00	102.80	119.61
176.00	53.50	38.42
0.00	0.00	0.00

Manual Integration:

After

Split Peak

01/05/17

Quantitation Report (Qedit)

Data Path : I:\ACQUDATA\msvoa12\Data\010417\
Data File : P7376.D
Acq On : 4 Jan 2017 1:53 pm
Operator : K.Ruest
Sample : 1.0ppb Inst : MSVOA-12
Misc : 8260/624 WATER ICAL
ALS Vial : 4 Sample Multiplier: 1

Quant Time: Jan 05 08:58:02 2017
Quant Method : I:\ACQUDATA\msvoa12\Methods\W010417.M
Quant Title : MS#12 - 8260B WATERS 10mL Purge
QLast Update : Thu Jan 05 08:48:19 2017
Response via : Initial Calibration

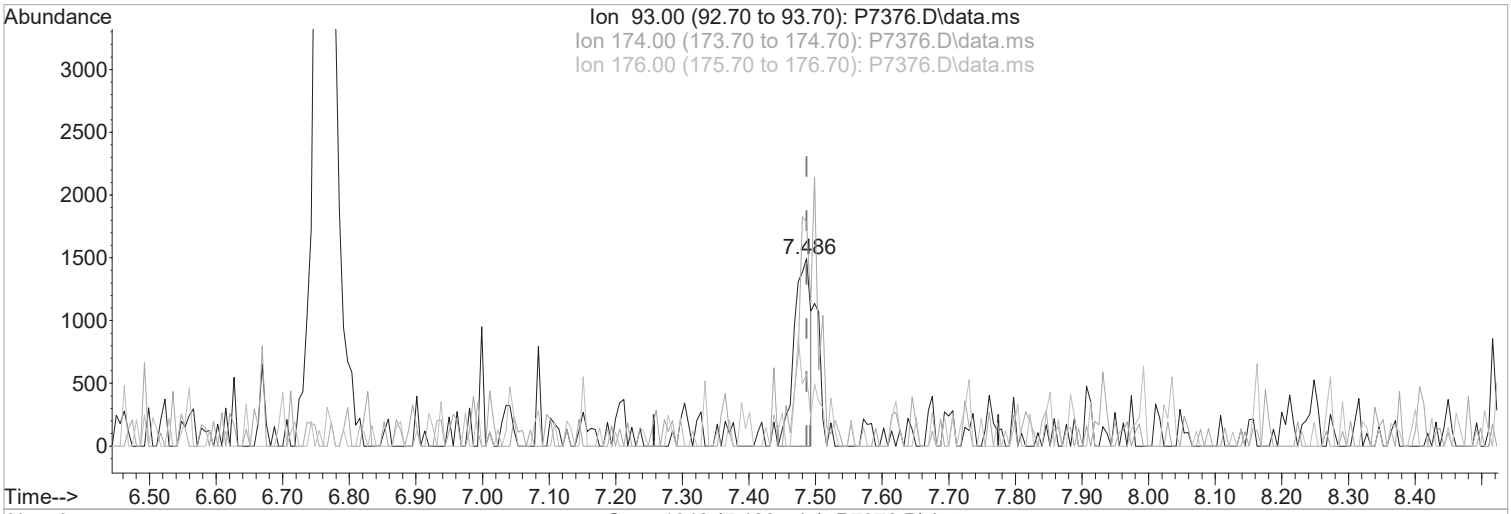

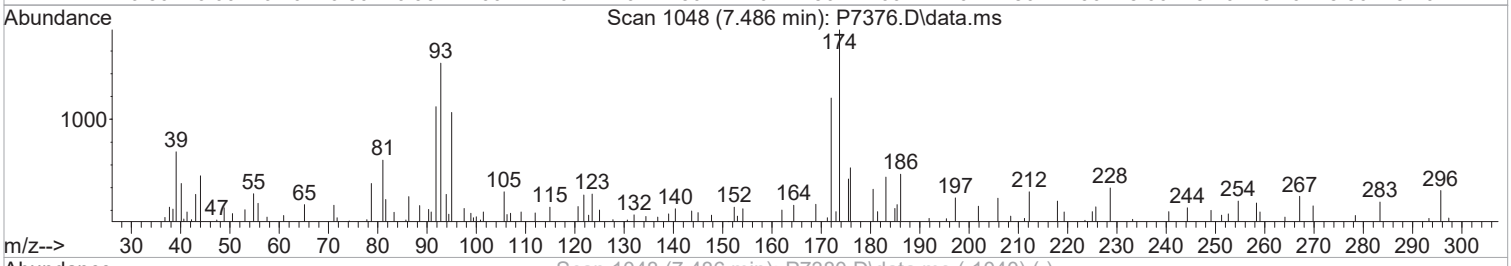

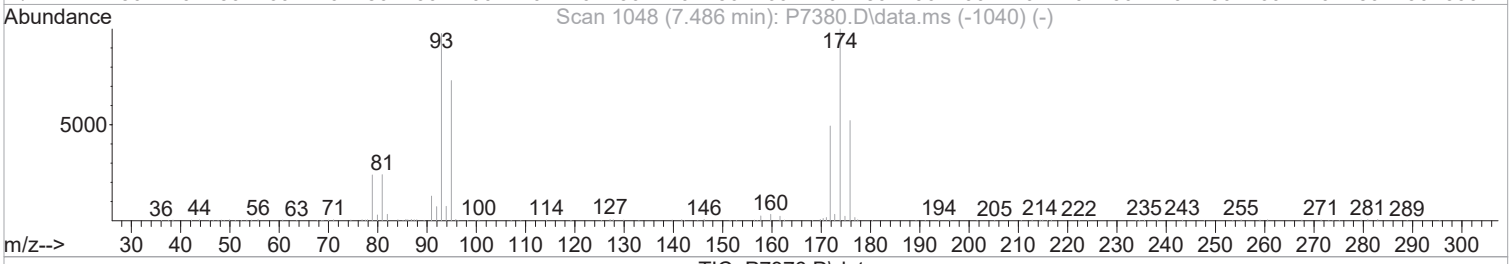

TIC: P7376.D\data.ms

(57) Dibromomethane

7.486min (0.000) 0.82 ppb

response 2535

Ion	Exp%	Act%
93.00	100	100
174.00	102.80	119.61
176.00	53.50	38.42
0.00	0.00	0.00

Manual Integration:

Before

01/05/17

Quantitation Report (Qedit)

Data Path : I:\ACQUDATA\msvoa12\Data\010417\
Data File : P7376.D
Acq On : 4 Jan 2017 1:53 pm
Operator : K.Ruest
Sample : 1.0ppb Inst : MSVOA-12
Misc : 8260/624 WATER ICAL
ALS Vial : 4 Sample Multiplier: 1

Quant Time: Jan 05 08:58:02 2017
Quant Method : I:\ACQUDATA\msvoa12\Methods\W010417.M
Quant Title : MS#12 - 8260B WATERS 10mL Purge
QLast Update : Thu Jan 05 08:48:19 2017
Response via : Initial Calibration

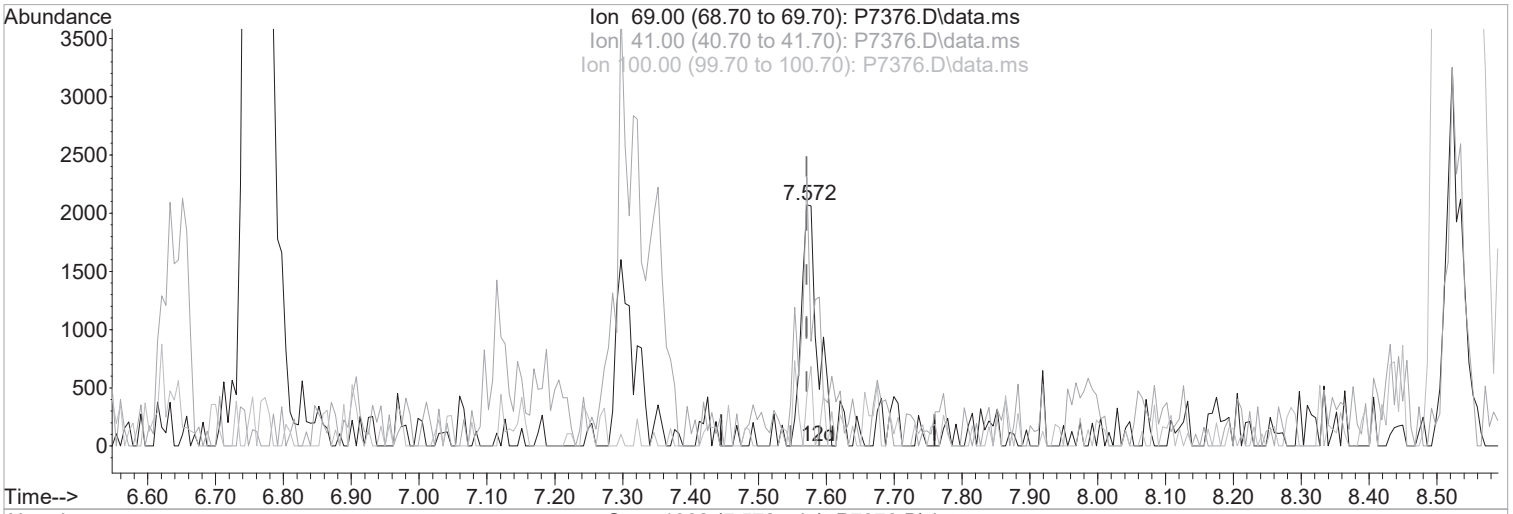

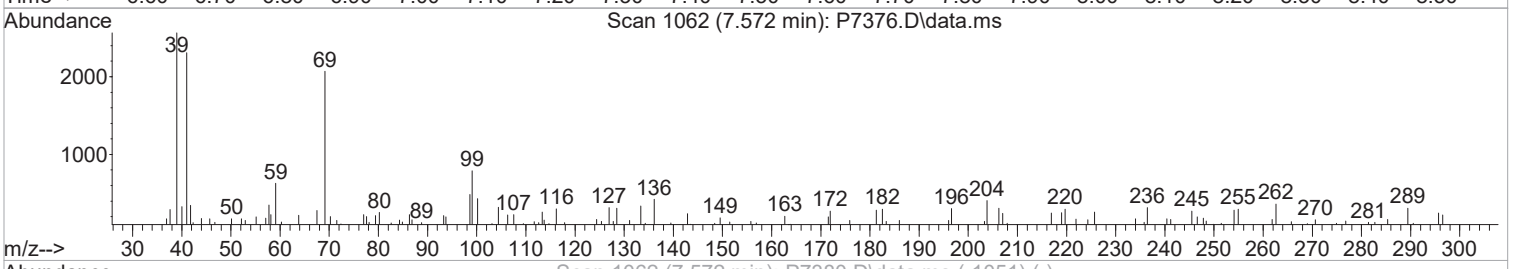

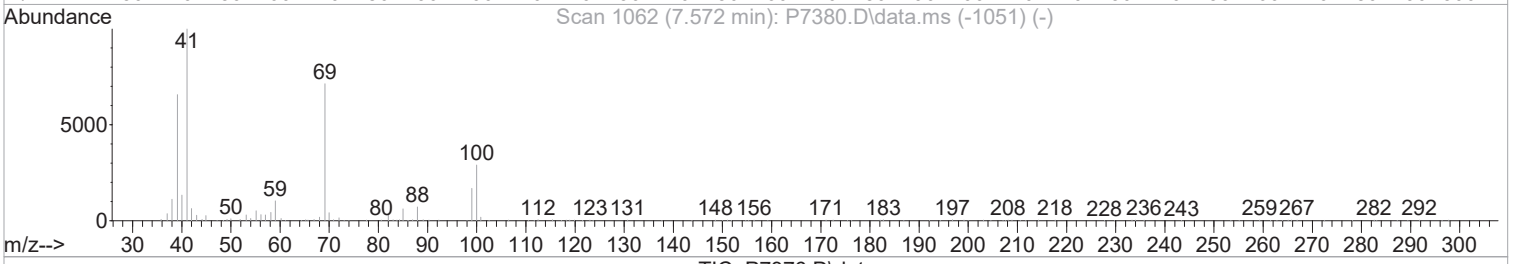

TIC: P7376.D\data.ms

(59) Methyl Methacrylate

7.572min (0.000) 1.18 ppb m

response 3440

Ion	Exp%	Act%
69.00	100	100
41.00	141.20	111.59#
100.00	40.80	20.92
0.00	0.00	0.00

Manual Integration:

After

Split Peak

01/05/17

Quantitation Report (Qedit)

Data Path : I:\ACQUDATA\msvoa12\Data\010417\
Data File : P7376.D
Acq On : 4 Jan 2017 1:53 pm
Operator : K.Ruest
Sample : 1.0ppb Inst : MSVOA-12
Misc : 8260/624 WATER ICAL
ALS Vial : 4 Sample Multiplier: 1

Quant Time: Jan 05 08:58:02 2017
Quant Method : I:\ACQUDATA\msvoa12\Methods\W010417.M
Quant Title : MS#12 - 8260B WATERS 10mL Purge
QLast Update : Thu Jan 05 08:48:19 2017
Response via : Initial Calibration

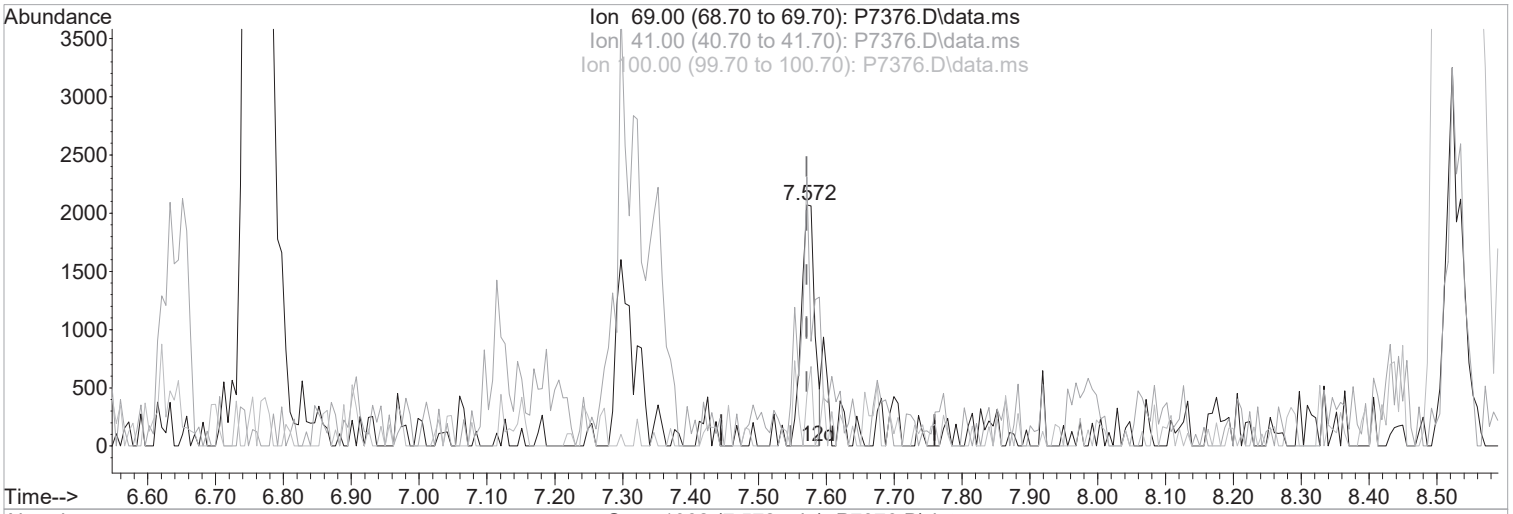

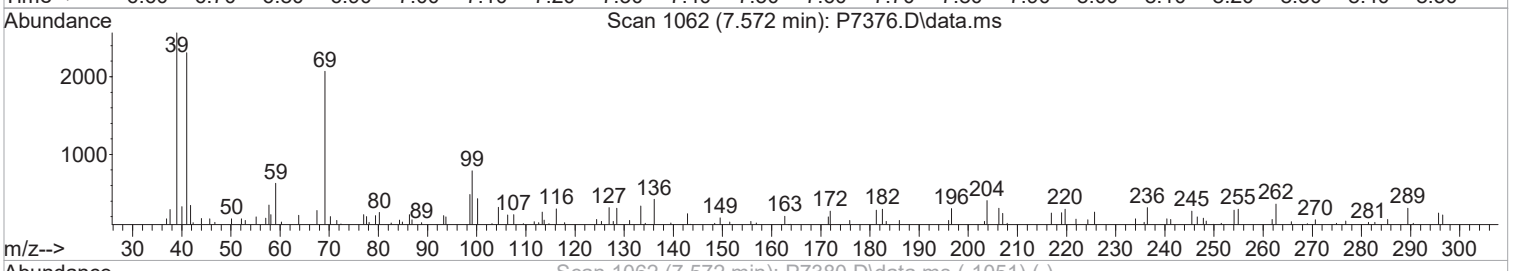

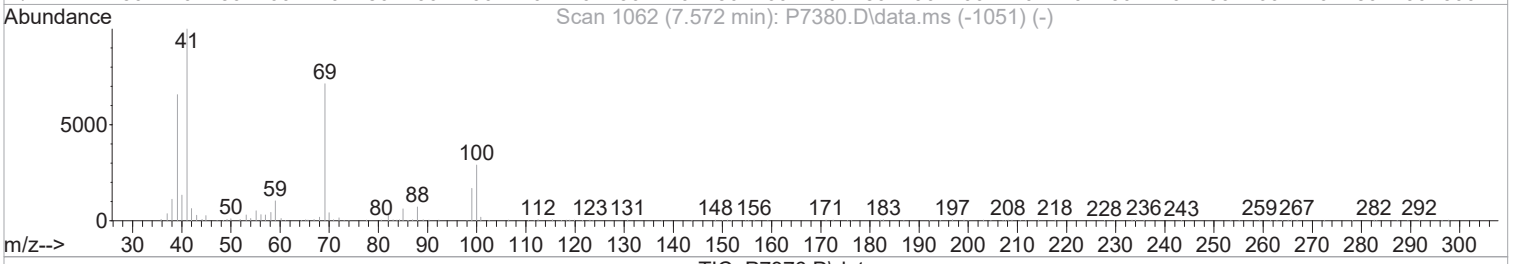

TIC: P7376.D\data.ms

(59) Methyl Methacrylate

7.572min (0.000) 0.99 ppb

response 2901

Ion	Exp%	Act%
69.00	100	100
41.00	141.20	111.59#
100.00	40.80	20.92
0.00	0.00	0.00

Manual Integration:

Before

01/05/17

Quantitation Report (Qedit)

Data Path : I:\ACQUDATA\msvoa12\Data\010417\
Data File : P7376.D
Acq On : 4 Jan 2017 1:53 pm
Operator : K.Ruest
Sample : 1.0ppb Inst : MSVOA-12
Misc : 8260/624 WATER ICAL
ALS Vial : 4 Sample Multiplier: 1

Quant Time: Jan 05 08:58:02 2017
Quant Method : I:\ACQUDATA\msvoa12\Methods\W010417.M
Quant Title : MS#12 - 8260B WATERS 10mL Purge
QLast Update : Thu Jan 05 08:48:19 2017
Response via : Initial Calibration

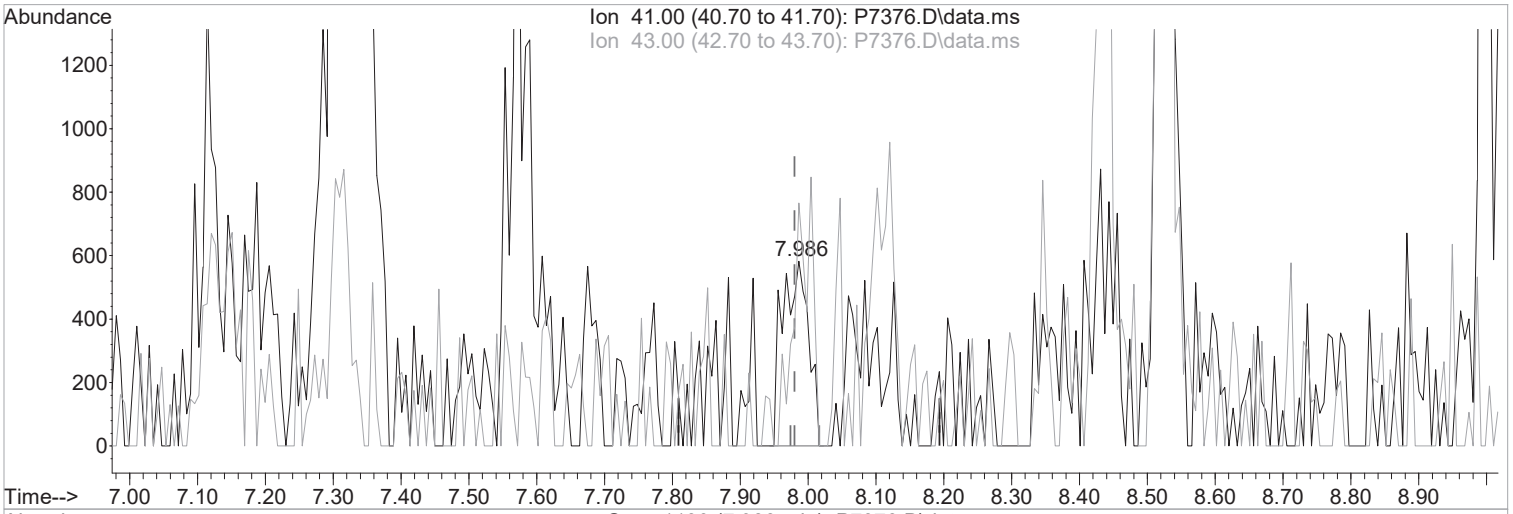

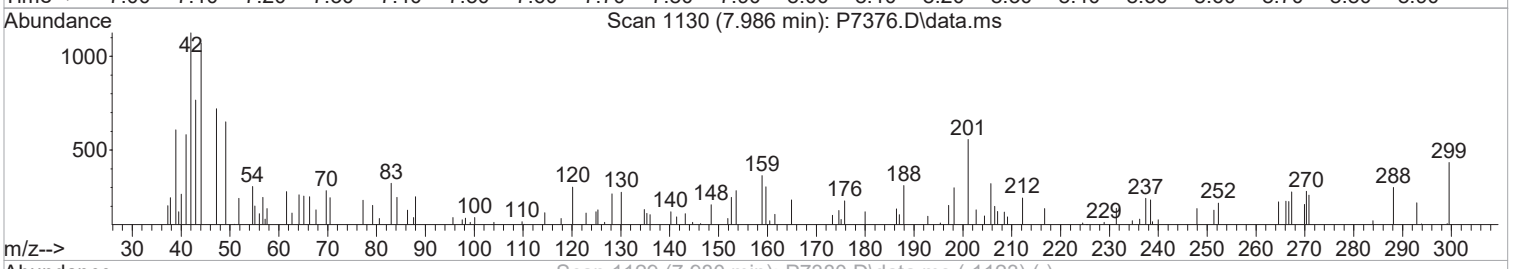



TIC: P7376.D\data.ms

(61) 2-Nitropropane

7.986min (+0.006) 2.68 ppb m

response 1562

Ion	Exp%	Act%
41.00	100	100
43.00	104.90	131.62#
0.00	0.00	0.00
0.00	0.00	0.00

Manual Integration:

After

Split Peak

01/05/17

Quantitation Report (Qedit)

Data Path : I:\ACQUDATA\msvoa12\Data\010417\
Data File : P7376.D
Acq On : 4 Jan 2017 1:53 pm
Operator : K.Ruest
Sample : 1.0ppb Inst : MSVOA-12
Misc : 8260/624 WATER ICAL
ALS Vial : 4 Sample Multiplier: 1

Quant Time: Jan 05 08:58:02 2017
Quant Method : I:\ACQUDATA\msvoa12\Methods\W010417.M
Quant Title : MS#12 - 8260B WATERS 10mL Purge
QLast Update : Thu Jan 05 08:48:19 2017
Response via : Initial Calibration

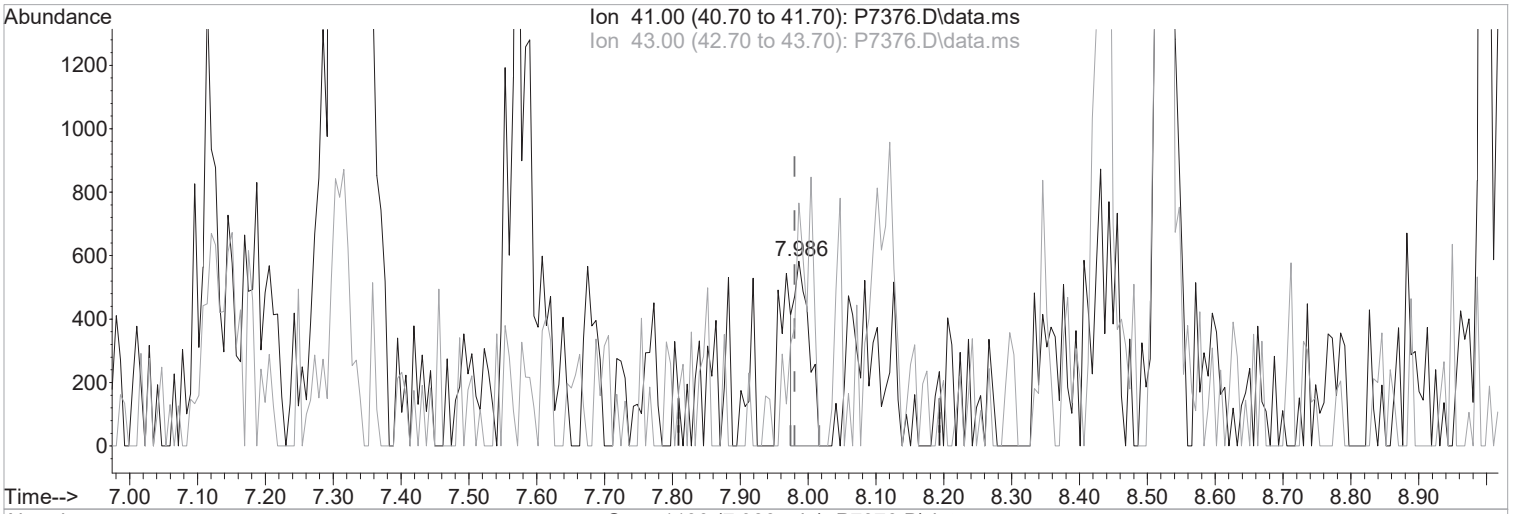

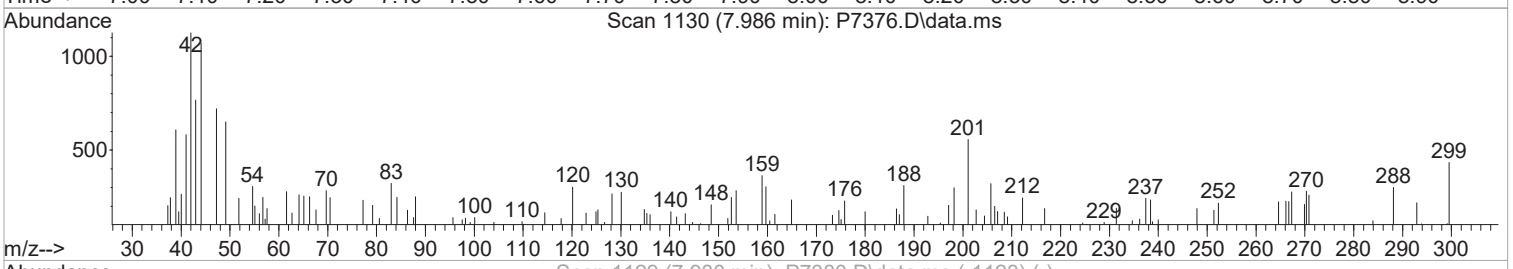

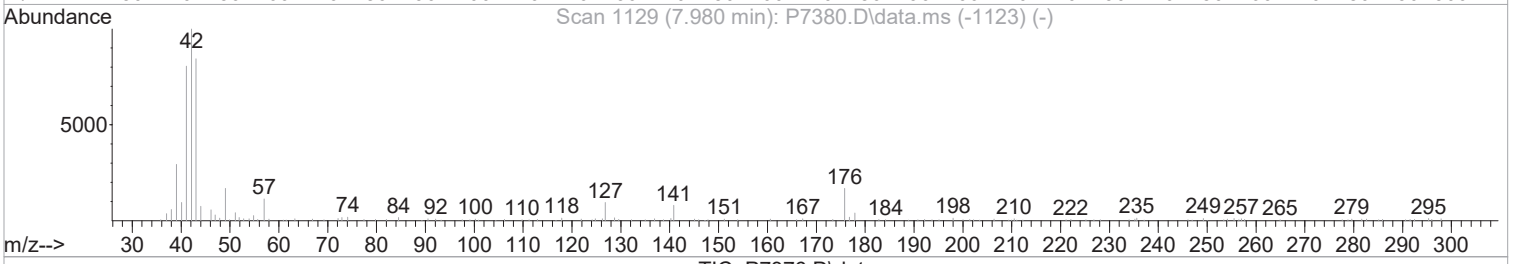

TIC: P7376.D\data.ms

(61) 2-Nitropropane

7.986min (+0.006) 1.55 ppb

response 903

Ion	Exp%	Act%
41.00	100	100
43.00	104.90	131.62#
0.00	0.00	0.00
0.00	0.00	0.00

Manual Integration:

Before

01/05/17

Quantitation Report (Qedit)

Data Path : I:\ACQUDATA\msvoa12\Data\010417\
Data File : P7376.D
Acq On : 4 Jan 2017 1:53 pm
Operator : K.Ruest
Sample : 1.0ppb Inst : MSVOA-12
Misc : 8260/624 WATER ICAL
ALS Vial : 4 Sample Multiplier: 1

Quant Time: Jan 05 08:58:02 2017
Quant Method : I:\ACQUDATA\msvoa12\Methods\W010417.M
Quant Title : MS#12 - 8260B WATERS 10mL Purge
QLast Update : Thu Jan 05 08:48:19 2017
Response via : Initial Calibration

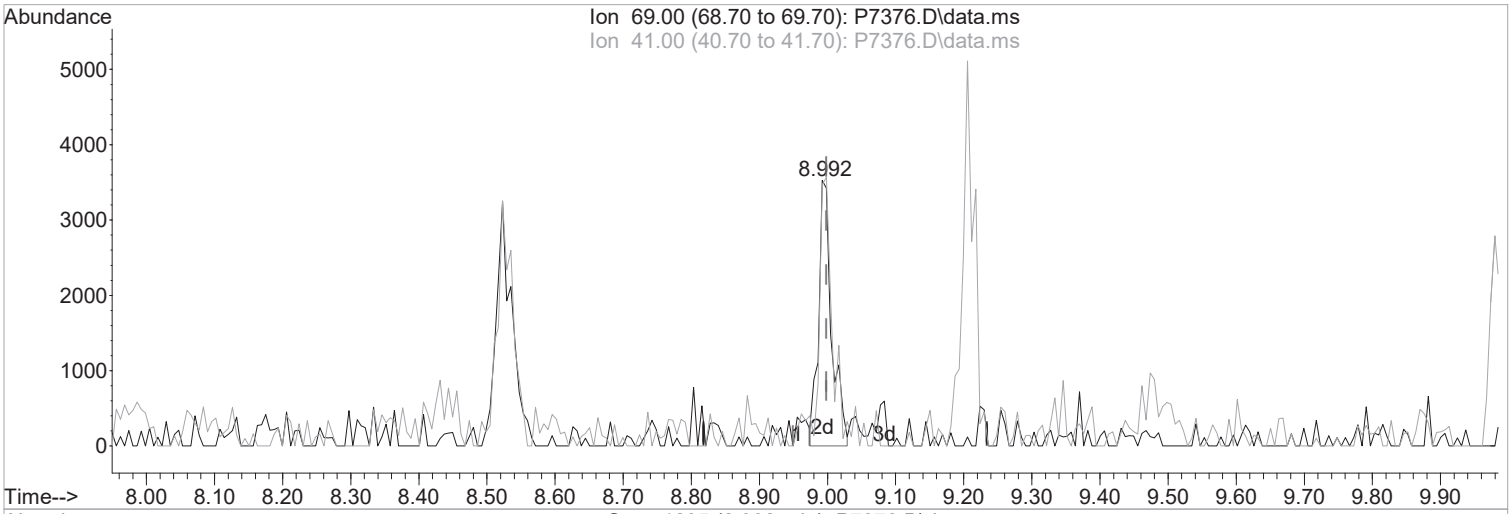



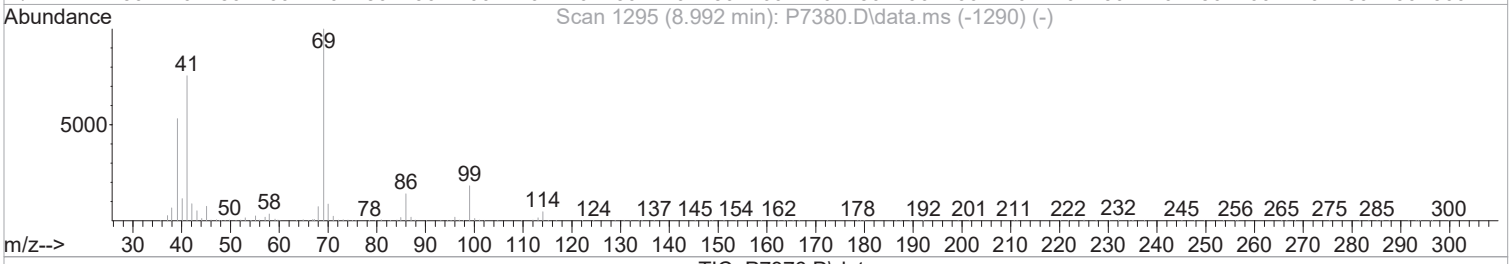

TIC: P7376.D\data.ms

(68) Ethyl Methacrylate

8.992min (-0.006) 0.85 ppb m

response 4729

Ion	Exp%	Act%
69.00	100	100
41.00	75.90	98.13#
0.00	0.00	0.00
0.00	0.00	0.00

Manual Integration:

After

Peak not found.

01/05/17

Quantitation Report (Qedit)

Data Path : I:\ACQUDATA\msvoa12\Data\010417\
Data File : P7376.D
Acq On : 4 Jan 2017 1:53 pm
Operator : K.Ruest
Sample : 1.0ppb Inst : MSVOA-12
Misc : 8260/624 WATER ICAL
ALS Vial : 4 Sample Multiplier: 1

Quant Time: Jan 05 08:58:02 2017
Quant Method : I:\ACQUDATA\msvoa12\Methods\W010417.M
Quant Title : MS#12 - 8260B WATERS 10mL Purge
QLast Update : Thu Jan 05 08:48:19 2017
Response via : Initial Calibration

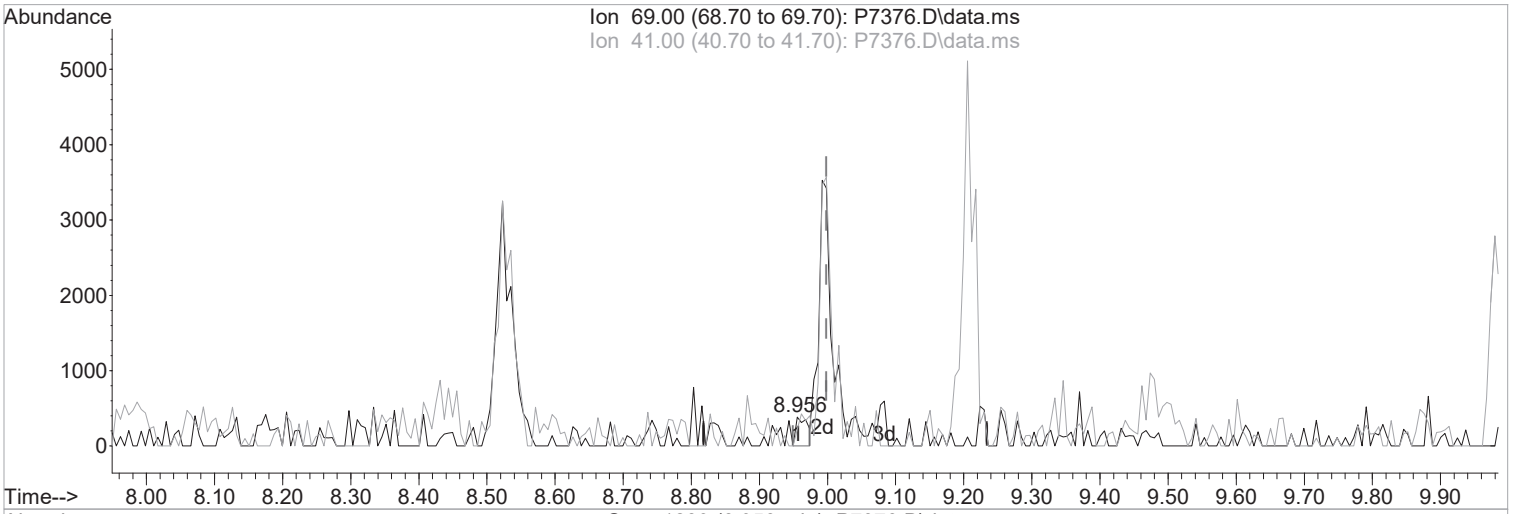

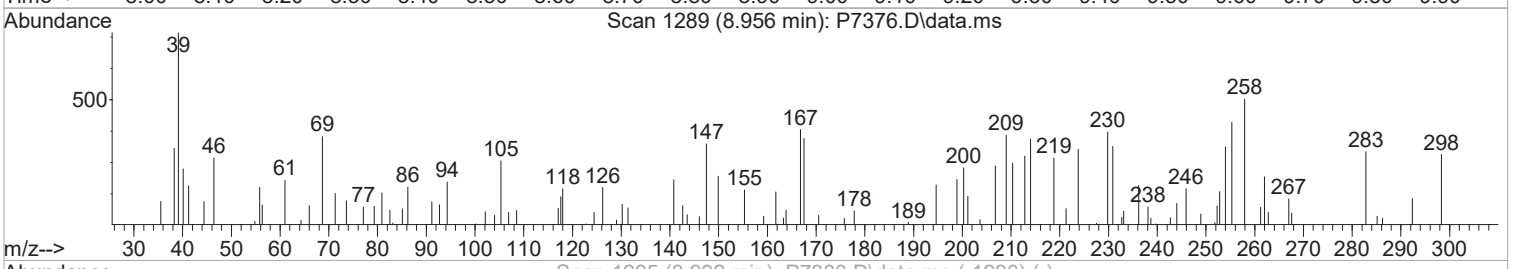



TIC: P7376.D\data.ms

(68) Ethyl Methacrylate

8.956min (-0.043) 0.08 ppb

response 466

Ion	Exp%	Act%
69.00	100	100
41.00	75.90	58.75
0.00	0.00	0.00
0.00	0.00	0.00

Manual Integration:

Before

01/05/17

Quantitation Report (Qedit)

Data Path : I:\ACQUDATA\msvoa12\Data\010417\
Data File : P7376.D
Acq On : 4 Jan 2017 1:53 pm
Operator : K.Ruest
Sample : 1.0ppb Inst : MSVOA-12
Misc : 8260/624 WATER ICAL
ALS Vial : 4 Sample Multiplier: 1

Quant Time: Jan 05 08:58:02 2017
Quant Method : I:\ACQUDATA\msvoa12\Methods\W010417.M
Quant Title : MS#12 - 8260B WATERS 10mL Purge
QLast Update : Thu Jan 05 08:48:19 2017
Response via : Initial Calibration

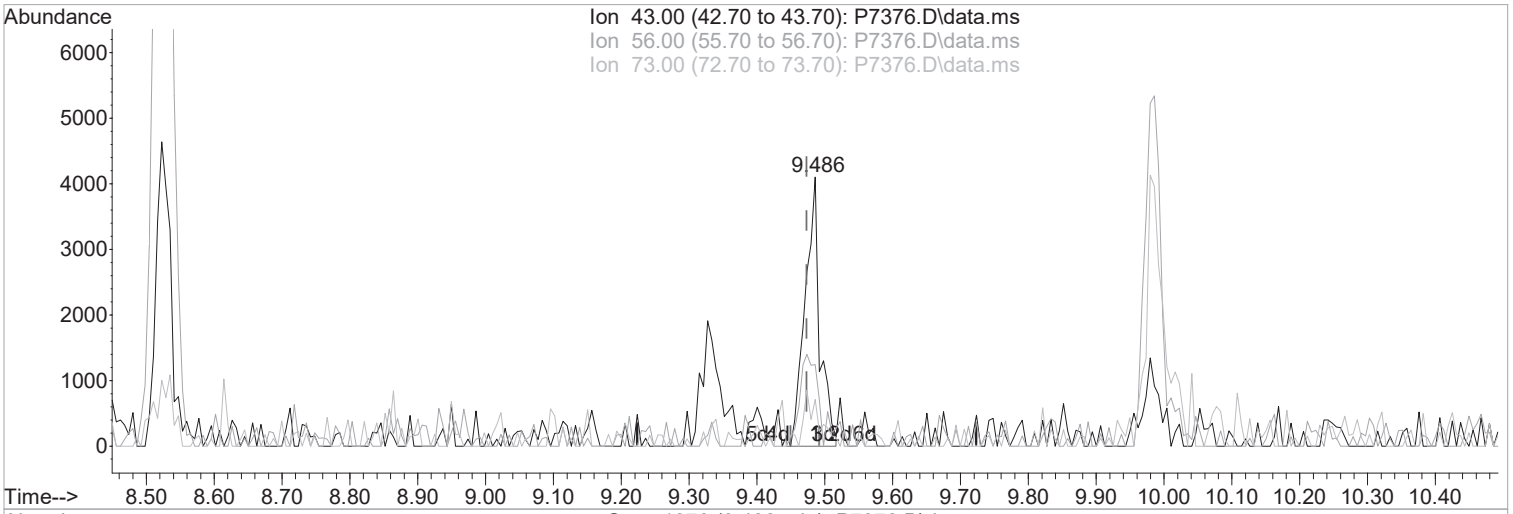

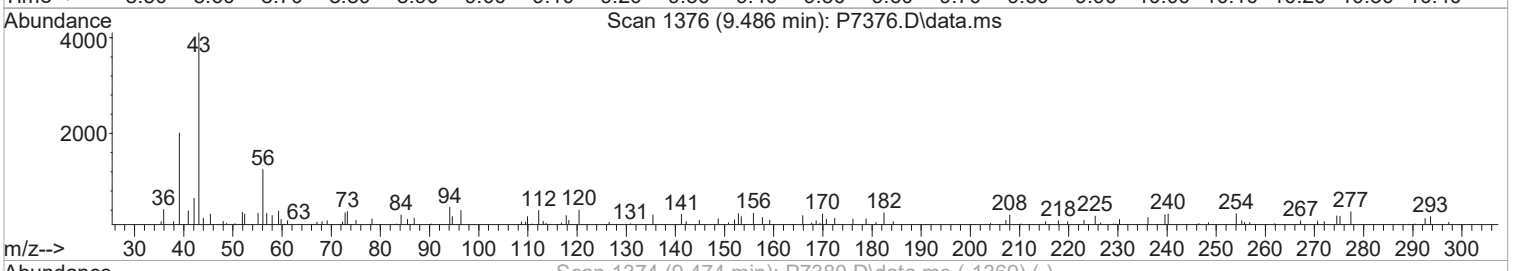



TIC: P7376.D\data.ms

(76) N-Butyl Acetate

9.486min (+0.012) 0.96 ppb m

response 6240

Ion	Exp%	Act%
43.00	100	100
56.00	41.30	30.30
73.00	15.90	9.00
0.00	0.00	0.00

Manual Integration:

After

Split Peak

01/05/17

Quantitation Report (Qedit)

Data Path : I:\ACQUDATA\msvoa12\Data\010417\
Data File : P7376.D
Acq On : 4 Jan 2017 1:53 pm
Operator : K.Ruest
Sample : 1.0ppb Inst : MSVOA-12
Misc : 8260/624 WATER ICAL
ALS Vial : 4 Sample Multiplier: 1

Quant Time: Jan 05 08:58:02 2017
Quant Method : I:\ACQUDATA\msvoa12\Methods\W010417.M
Quant Title : MS#12 - 8260B WATERS 10mL Purge
QLast Update : Thu Jan 05 08:48:19 2017
Response via : Initial Calibration

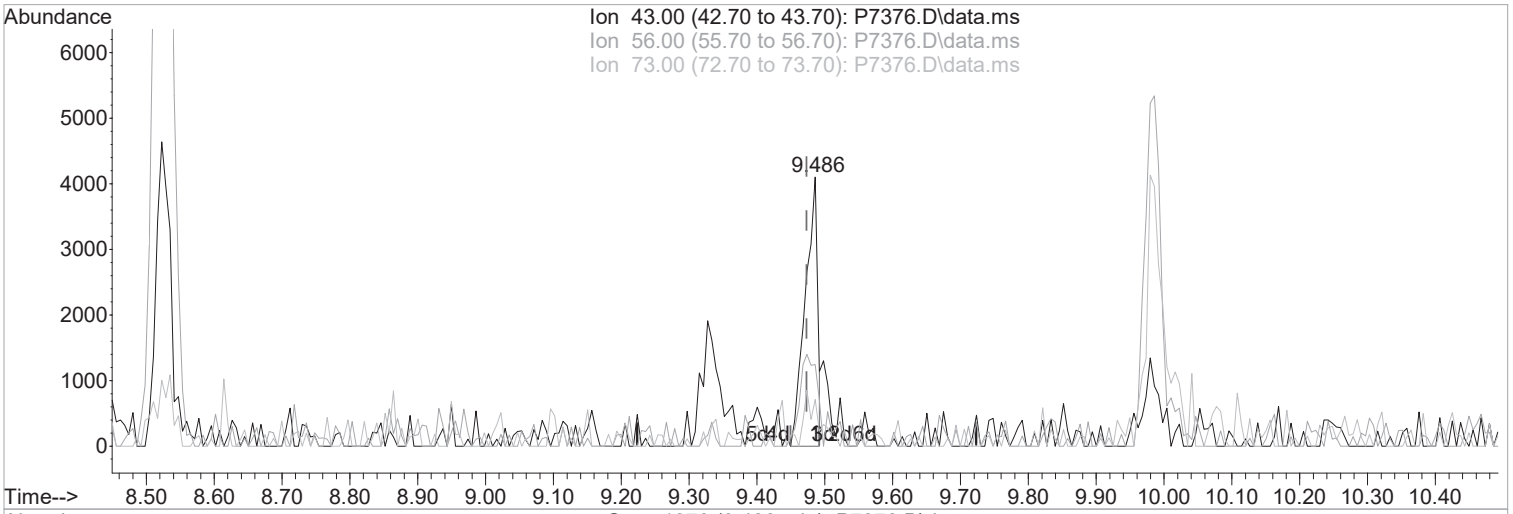

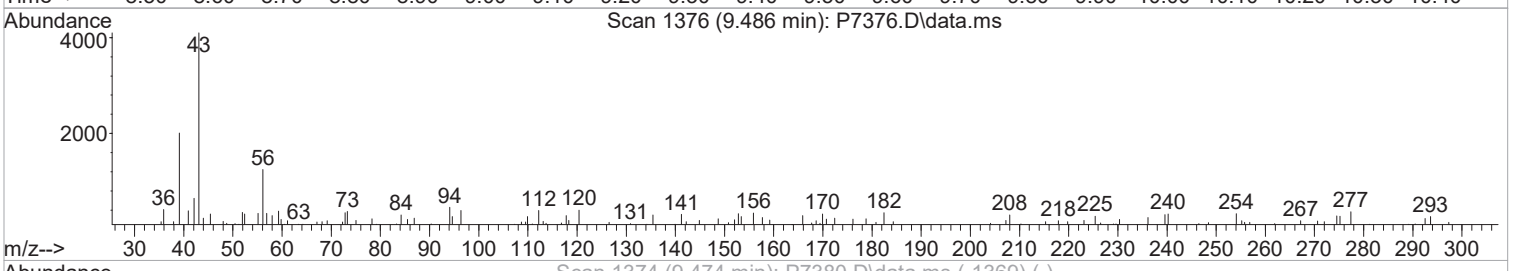



TIC: P7376.D\data.ms

(76) N-Butyl Acetate

9.486min (+0.012) 0.81 ppb

response 5243

Ion	Exp%	Act%
43.00	100	100
56.00	41.30	30.30
73.00	15.90	17.31
0.00	0.00	0.00

Manual Integration:

Before

01/05/17

Quantitation Report (Qedit)

Data Path : I:\ACQUDATA\msvoa12\Data\010417\
Data File : P7376.D
Acq On : 4 Jan 2017 1:53 pm
Operator : K.Ruest
Sample : 1.0ppb Inst : MSVOA-12
Misc : 8260/624 WATER ICAL
ALS Vial : 4 Sample Multiplier: 1

Quant Time: Jan 05 08:58:02 2017
Quant Method : I:\ACQUDATA\msvoa12\Methods\W010417.M
Quant Title : MS#12 - 8260B WATERS 10mL Purge
QLast Update : Thu Jan 05 08:48:19 2017
Response via : Initial Calibration

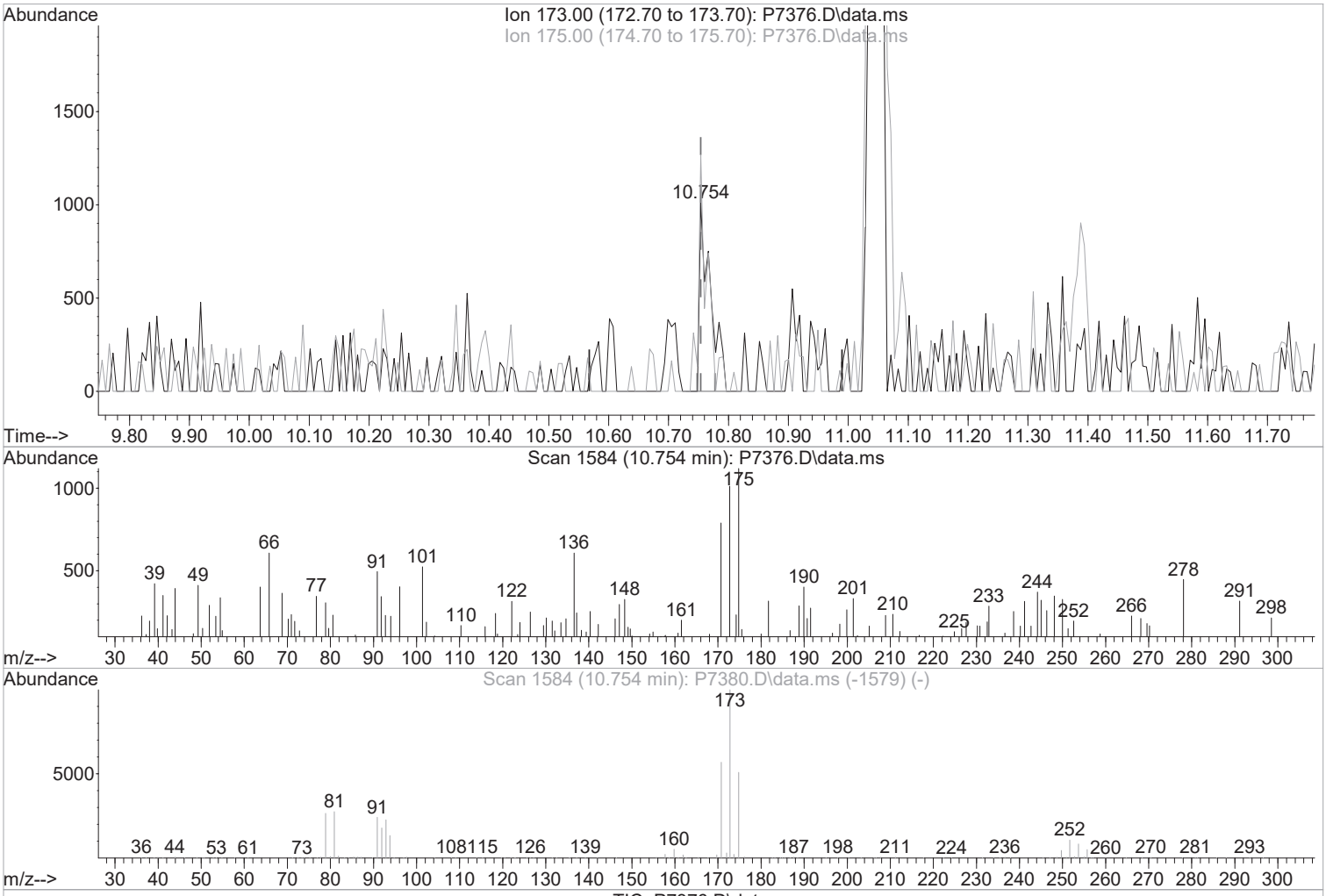

TIC: P7376.D\data.ms

(87) Bromoform (P)

10.754min (+0.000) 0.58 ppb m

response 1318

Ion	Exp%	Act%
173.00	100	100
175.00	49.80	110.67#
0.00	0.00	0.00
0.00	0.00	0.00

Manual Integration:

After

Split Peak

01/05/17

Quantitation Report (Qedit)

Data Path : I:\ACQUDATA\msvoa12\Data\010417\
Data File : P7376.D
Acq On : 4 Jan 2017 1:53 pm
Operator : K.Ruest
Sample : 1.0ppb Inst : MSVOA-12
Misc : 8260/624 WATER ICAL
ALS Vial : 4 Sample Multiplier: 1

Quant Time: Jan 05 08:58:02 2017
Quant Method : I:\ACQUDATA\msvoa12\Methods\W010417.M
Quant Title : MS#12 - 8260B WATERS 10mL Purge
QLast Update : Thu Jan 05 08:48:19 2017
Response via : Initial Calibration

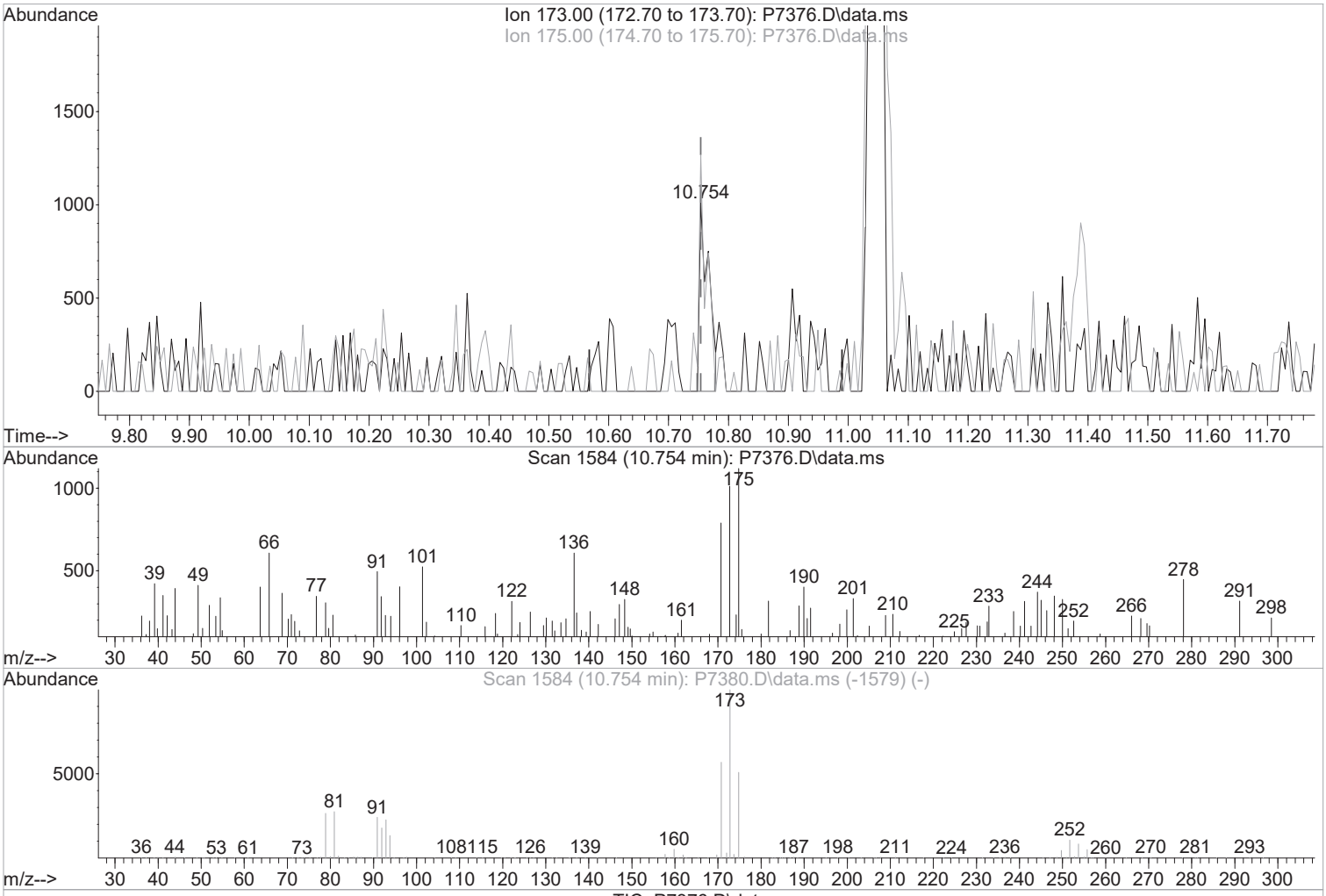

TIC: P7376.D\data.ms

(87) Bromoform (P)

10.754min (+0.000) 0.49 ppb

response 1105

Ion	Exp%	Act%
173.00	100	100
175.00	49.80	125.00#
0.00	0.00	0.00
0.00	0.00	0.00

Manual Integration:

Before

01/05/17

Quantitation Report (Qedit)

Data Path : I:\ACQUDATA\msvoa12\Data\010417\
Data File : P7376.D
Acq On : 4 Jan 2017 1:53 pm
Operator : K.Ruest
Sample : 1.0ppb Inst : MSVOA-12
Misc : 8260/624 WATER ICAL
ALS Vial : 4 Sample Multiplier: 1

Quant Time: Jan 05 08:58:02 2017
Quant Method : I:\ACQUDATA\msvoa12\Methods\W010417.M
Quant Title : MS#12 - 8260B WATERS 10mL Purge
QLast Update : Thu Jan 05 08:48:19 2017
Response via : Initial Calibration

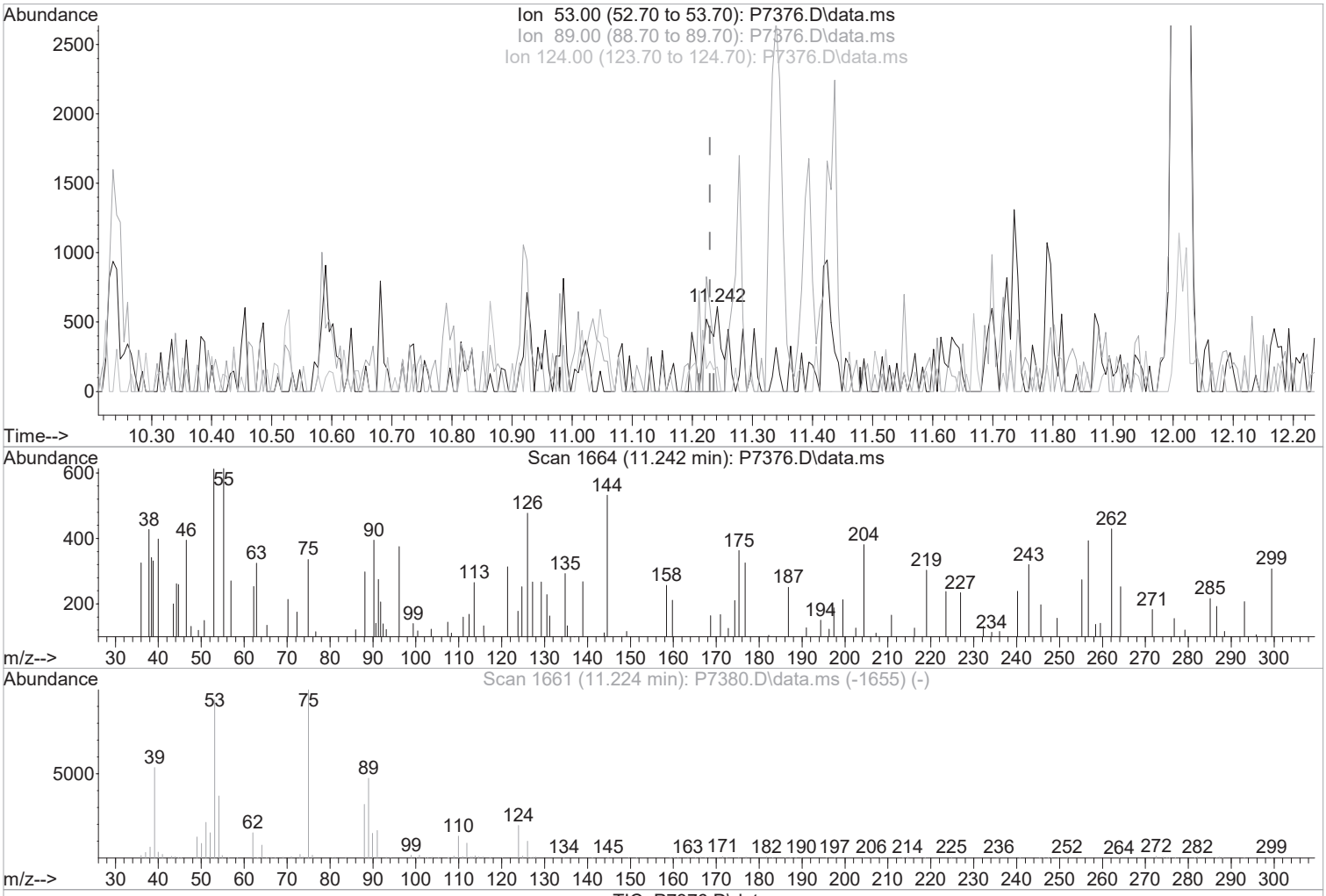

TIC: P7376.D\data.ms

(91) trans-1,4-Dichloro-2-Butene

11.242min (+0.012) 0.91 ppb m

response 1260

Ion	Exp%	Act%
53.00	100	100
89.00	50.40	0.00#
124.00	20.60	41.18#
0.00	0.00	0.00

Manual Integration:

After

Poor integration.

01/05/17

1st 01/05/17
2nd 01/05/17

Quantitation Report (Qedit)

Data Path : I:\ACQUDATA\msvoa12\Data\010417\
Data File : P7376.D
Acq On : 4 Jan 2017 1:53 pm
Operator : K.Ruest
Sample : 1.0ppb Inst : MSVOA-12
Misc : 8260/624 WATER ICAL
ALS Vial : 4 Sample Multiplier: 1

Quant Time: Jan 05 08:58:02 2017
Quant Method : I:\ACQUDATA\msvoa12\Methods\W010417.M
Quant Title : MS#12 - 8260B WATERS 10mL Purge
QLast Update : Thu Jan 05 08:48:19 2017
Response via : Initial Calibration

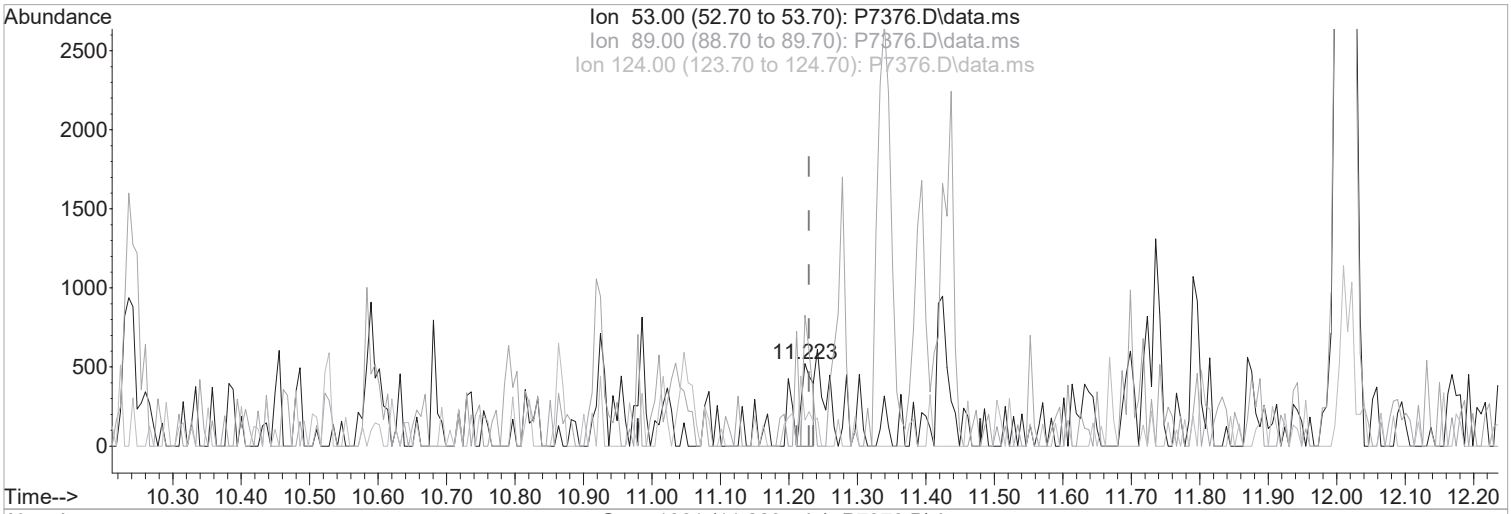

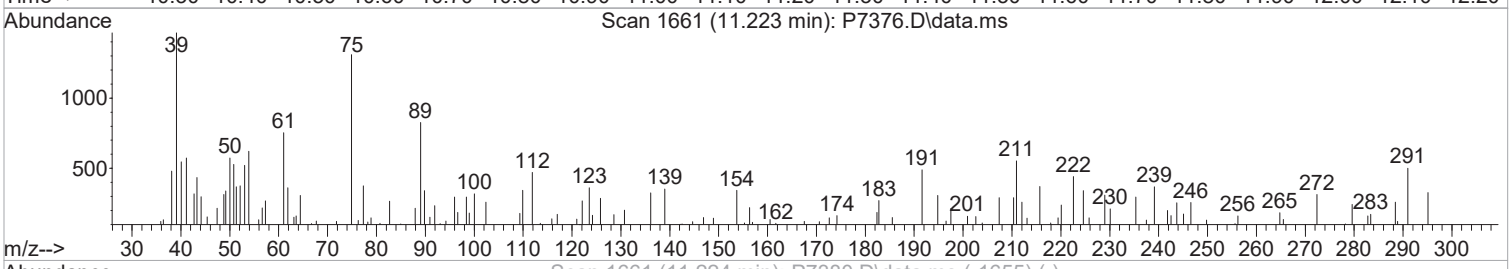



TIC: P7376.D\data.ms

(91) trans-1,4-Dichloro-2-Butene

11.223min (-0.006) 0.43 ppb

response 590

Ion	Exp%	Act%
53.00	100	100
89.00	50.40	158.73#
124.00	20.60	31.48
0.00	0.00	0.00

Manual Integration:

Before

01/05/17

1st KR 01/05/17
2nd FJ 01/05/17

Data Path : I:\ACQUDATA\msvoa12\Data\010417\
Data File : P7376.D
Acq On : 4 Jan 2017 1:53 pm
Operator : K.Ruest
Sample : 1.0ppb Inst : MSVOA-12
Misc : 8260/624 WATER ICAL
ALS Vial : 4 Sample Multiplier: 1

Quant Time: Jan 05 09:18:18 2017
Quant Method : I:\ACQUDATA\msvoa12\Methods\W010417.M
Quant Title : MS#12 - 8260B WATERS 10mL Purge
QLast Update : Thu Jan 05 08:48:19 2017
Response via : Initial Calibration

Compound	R.T.	QIon	Response	Conc	Units		Dev(Min)
Internal Standards							
1) Pentafluorobenzene	5.731	168	764731	50.00	ppb		0.00
43) 1,4-Difluorobenzene	6.761	114	1215266	50.00	ppb		0.00
71) d5-Chlorobenzene	9.986	117	1179180	50.00	ppb		0.00
86) 1,4-Dichlorobenzene-d4	12.016	152	638396	50.00	ppb		0.00
System Monitoring Compounds							
45) surr4,Dibrflmethane	5.584	113	353916	53.97	ppb		0.00
Spiked Amount 50.000	Range 89 - 119		Recovery = 107.94%				
48) surr1,1,2-dichloroetha...	6.090	65	388369	53.34	ppb		0.00
Spiked Amount 50.000	Range 73 - 125		Recovery = 106.68%				
65) SURR3,Toluene-d8	8.523	98	1523813	56.20	ppb		0.00
Spiked Amount 50.000	Range 87 - 121		Recovery = 112.40%				
70) SURR2,BFB	11.047	95	572302	54.47	ppb		0.00
Spiked Amount 50.000	Range 85 - 122		Recovery = 108.94%				
Target Compounds							Qvalue
2) Dichlorodifluoromethane	1.213	85	8132	0.87	ppb		81
3) Chloromethane	1.341	50	8543	1.02	ppb		83
4) Vinyl Chloride	1.427	62	7204	0.98	ppb		97
5) Bromomethane	1.689	94	3177m	0.85	ppb		
6) Chloroethane	1.762	64	3803	0.97	ppb		84
7) Freon 21	1.926	67	8970	0.97	ppb		93
8) Trichlorofluoromethane	1.969	101	7443	0.90	ppb		95
9) Diethyl Ether	2.231	59	3677	1.05	ppb	#	74
10) Freon 123a	2.231	67	6640	1.14	ppb		84
11) Freon 123	2.286	83	7564	1.13	ppb		90
12) Acrolein	2.323	56	2993	5.17	ppb		85
13) 1,1-Diclethene	2.420	96	5073	0.94	ppb	#	69
14) Freon 113	2.432	101	6244	1.07	ppb		97
16) 2-Propanol	2.640	45	4360	24.46	ppb		89
17) Iodomethane	2.573	142	8355	1.05	ppb		85
18) Carbon Disulfide	2.627	76	17090	1.03	ppb		95
20) Allyl Chloride	2.786	76	2664m	0.83	ppb		
21) Methyl Acetate	2.829	43	3186	1.19	ppb		92
22) Methylene Chloride	2.926	84	6424m	1.08	ppb		
23) TBA	3.097	59	5474m	17.79	ppb		
24) Acrylonitrile	3.201	53	6517m	4.89	ppb		
25) Methyl-t-Butyl Ether	3.255	73	15287	1.07	ppb		80
26) trans-1,2-Dichloroethene	3.243	96	6770	1.08	ppb	#	73
28) 1,1-Diclethane	3.774	63	11785m	1.12	ppb		
29) Vinyl Acetate	3.896	86	1218m	1.19	ppb		
30) DIPE	3.938	45	17670	0.90	ppb		96
31) 2-Chloro-1,3-Butadiene	3.914	53	7920	0.89	ppb		86
32) ETBE	4.523	59	15378	0.93	ppb		92
33) 2,2-Dichloropropane	4.682	77	8369m	1.01	ppb		
34) cis-1,2-Dichloroethene	4.706	96	6828m	1.03	ppb		
36) Propionitrile	4.871	54	2571m	5.07	ppb		
37) Bromochloromethane	5.139	130	4002m	1.10	ppb		
38) Methacrylonitrile	5.157	67	2018m	1.24	ppb		
40) Chloroform	5.310	83	11724	1.15	ppb		98
41) 1,1,1-Trichloroethane	5.578	97	9654	1.08	ppb		83
42) TAME	6.401	73	13984	0.96	ppb		90
44) Cyclohexane	5.657	41	6481	1.01	ppb		88
46) Carbontetrachloride	5.852	121	2625m	1.16	ppb		
47) 1,1-Dichloropropene	5.859	75	7733m	0.96	ppb		

Quantitation Report (QT Reviewed)

Data Path : I:\ACQUDATA\msvoa12\Data\010417\
Data File : P7376.D
Acq On : 4 Jan 2017 1:53 pm
Operator : K.Ruest
Sample : 1.0ppb Inst : MSVOA-12
Misc : 8260/624 WATER ICAL
ALS Vial : 4 Sample Multiplier: 1

Quant Time: Jan 05 09:18:18 2017
Quant Method : I:\ACQUDATA\msvoa12\Methods\W010417.M
Quant Title : MS#12 - 8260B WATERS 10mL Purge
QLast Update : Thu Jan 05 08:48:19 2017
Response via : Initial Calibration

	Compound	R.T.	QIon	Response	Conc	Units		Dev(Min)
49)	Benzene	6.163	78	22254m	1.03	ppb		
50)	1,2-Dichloroethane	6.200	62	7309	0.97	ppb		77
51)	Iso-Butyl Alcohol	6.194	43	2712	20.71	ppb	#	45
52)	n-Heptane	6.639	43	7989	1.10	ppb		90
53)	1-Butanol	7.127	56	3768m	49.69	ppb		
54)	Trichloroethene	7.084	130	6245m	1.00	ppb		
55)	Methylcyclohexane	7.309	55	6160	0.83	ppb	#	55
56)	1,2-Diclpropane	7.346	63	6251	1.03	ppb		85
57)	Dibromomethane	7.486	93	3487m	1.13	ppb		
59)	Methyl Methacrylate	7.572	69	3440m	1.18	ppb		
60)	Bromodichloromethane	7.700	83	7040	0.94	ppb		75
61)	2-Nitropropane	7.986	41	1562m	2.68	ppb		
62)	2-Chloroethylvinyl Ether	8.102	63	3075	1.05	ppb		80
63)	cis-1,3-Dichloropropene	8.242	75	7991	0.91	ppb		75
64)	4-Methyl-2-pentanone	8.431	43	4173	1.09	ppb		80
66)	Toluene	8.602	91	25332	1.01	ppb		91
67)	trans-1,3-Dichloropropene	8.864	75	6400	0.89	ppb		89
68)	Ethyl Methacrylate	8.992	69	4729m	0.85	ppb		
69)	1,1,2-Trichloroethane	9.047	97	4905	1.15	ppb		81
72)	Tetrachloroethene	9.175	164	4811	0.94	ppb	#	75
73)	2-Hexanone	9.327	43	3037	1.14	ppb		81
74)	1,3-Dichloropropane	9.205	76	7878	0.99	ppb	#	70
75)	Dibromochloromethane	9.425	129	4013	0.88	ppb	#	24
76)	N-Butyl Acetate	9.486	43	6240m	0.96	ppb		
77)	1,2-Dibromoethane	9.522	107	4417	1.06	ppb		88
78)	Chlorobenzene	10.010	112	16046	0.97	ppb		82
79)	3-CBTF	10.028	180	10044	1.07	ppb	#	81
80)	4-CBTF	10.083	180	7763	0.90	ppb		81
81)	1,1,1,2-Tetrachloroethane	10.096	131	5194	0.94	ppb	#	84
82)	Ethylbenzene	10.126	106	9141	0.99	ppb	#	78
83)	(m+p)Xylene	10.242	106	20126	1.85	ppb	#	86
84)	o-Xylene	10.595	106	10442	0.97	ppb		92
85)	Styrene	10.608	104	16355	0.90	ppb		100
87)	Bromoform	10.754	173	1318m	0.58	ppb		
88)	2-CBTF	10.833	180	8237	0.94	ppb	#	73
89)	Isopropylbenzene	10.925	105	25912	0.99	ppb		90
90)	Cyclohexanone	10.986	55	9588	20.89	ppb	#	69
91)	trans-1,4-Dichloro-2-B...	11.242	53	1260m	0.91	ppb		
92)	1,1,2,2-Tetrachloroethane	11.181	83	4860	0.97	ppb	#	77
93)	Bromobenzene	11.175	156	6955	0.98	ppb	#	62
94)	1,2,3-Trichloropropane	11.211	110	1590	0.99	ppb	#	54
95)	n-Propylbenzene	11.272	91	28662	0.95	ppb		96
96)	2-Chlorotoluene	11.339	91	18884	1.04	ppb		79
97)	3-Chlorotoluene	11.388	91	19948	1.00	ppb	#	83
98)	4-Chlorotoluene	11.431	91	21242	1.00	ppb		93
99)	1,3,5-Trimethylbenzene	11.425	105	22896	1.01	ppb		92
100)	tert-Butylbenzene	11.699	119	17465	0.94	ppb		92
101)	1,2,4-Trimethylbenzene	11.735	105	23889	1.03	ppb		88
102)	3,4-DCBTF	11.790	214	6592	0.97	ppb	#	83
103)	sec-Butylbenzene	11.882	105	27404	1.01	ppb		94
104)	p-Isopropyltoluene	11.998	119	21450	0.94	ppb		90
105)	1,3-Dclbenz	11.961	146	12248	0.90	ppb		83
106)	1,4-Dclbenz	12.034	146	15581	1.10	ppb		86
107)	2,4-DCBTF	12.083	214	6497	1.04	ppb	#	86
108)	2,5-DCBTF	12.120	214	6768	1.02	ppb	#	81
109)	n-Butylbenzene	12.333	91	19003	0.91	ppb		84

Quantitation Report (QT Reviewed)

Data Path : I:\ACQUDATA\msvoa12\Data\010417\
Data File : P7376.D
Acq On : 4 Jan 2017 1:53 pm
Operator : K.Ruest
Sample : 1.0ppb Inst : MSVOA-12
Misc : 8260/624 WATER ICAL
ALS Vial : 4 Sample Multiplier: 1

Quant Time: Jan 05 09:18:18 2017
Quant Method : I:\ACQUDATA\msvoa12\Methods\W010417.M
Quant Title : MS#12 - 8260B WATERS 10mL Purge
QLast Update : Thu Jan 05 08:48:19 2017
Response via : Initial Calibration

Compound	R.T.	QIon	Response	Conc	Units		Dev(Min)
110) 1,2-Dclbenz	12.339	146	11461	0.91	ppb		80
111) 1,2-Dibromo-3-chloropr...	12.955	157	1362	1.40	ppb	#	43
112) Trielution Dichlorotol...	13.064	125	31544	2.90	ppb	#	83
113) 1,3,5 Trichlorobenzene	13.125	180	10033	1.04	ppb	#	80
114) Coelution Dichlorotoluene	13.400	125	22219	1.89	ppb		95
115) 1,2,4-Tcbenzene	13.607	180	8275	0.98	ppb	#	68
116) Hexachlorobt	13.741	225	4471	1.17	ppb	#	68
117) Naphthalen	13.796	128	13527	0.87	ppb		87
118) 1,2,3-Tclbenzene	13.991	180	6246	0.90	ppb		97
119) 2,4,5-Trichlorotolene	14.564	159	5323	0.99	ppb	#	61
120) 2,3,6-Trichlorotoluene	14.656	159	4285	0.96	ppb		94

(#) = qualifier out of range (m) = manual integration (+) = signals summed

Quantitation Report (QT Reviewed)

1st 01/05/17 2nd 01/05/17

Data Path : I:\ACQUDATA\msvoa12\Data\010417\
Data File : P7376.D
Acq On : 4 Jan 2017 1:53 pm
Operator : K.Ruest
Sample : 1.0ppb Inst : MSVOA-12
Misc : 8260/624 WATER ICAL
ALS Vial : 4 Sample Multiplier: 1

Quant Time: Jan 05 09:18:18 2017
Quant Method : I:\ACQUDATA\msvoa12\Methods\W010417.M
Quant Title : MS#12 - 8260B WATERS 10mL Purge
QLast Update : Thu Jan 05 08:48:19 2017
Response via : Initial Calibration

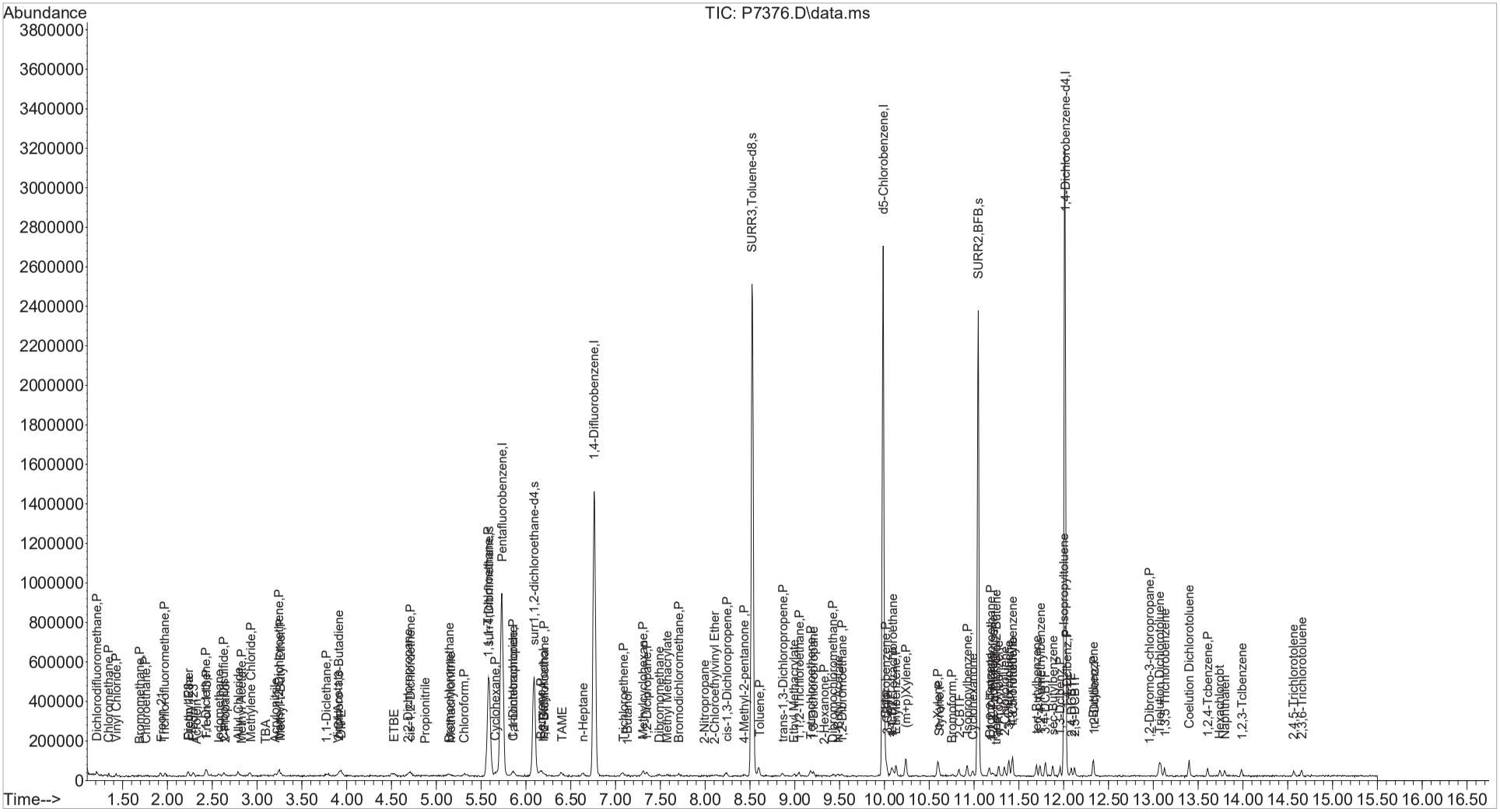

Quantitation Report (Qedit)

Data Path : I:\ACQUDATA\msvoa12\Data\010417\
Data File : P7377.D
Acq On : 4 Jan 2017 2:23 pm
Operator : K.Ruest
Sample : 2.0ppb Inst : MSVOA-12
Misc : 8260/624 WATER ICAL
ALS Vial : 5 Sample Multiplier: 1

Quant Time: Jan 05 08:58:05 2017
Quant Method : I:\ACQUDATA\msvoa12\Methods\W010417.M
Quant Title : MS#12 - 8260B WATERS 10mL Purge
QLast Update : Thu Jan 05 08:48:19 2017
Response via : Initial Calibration

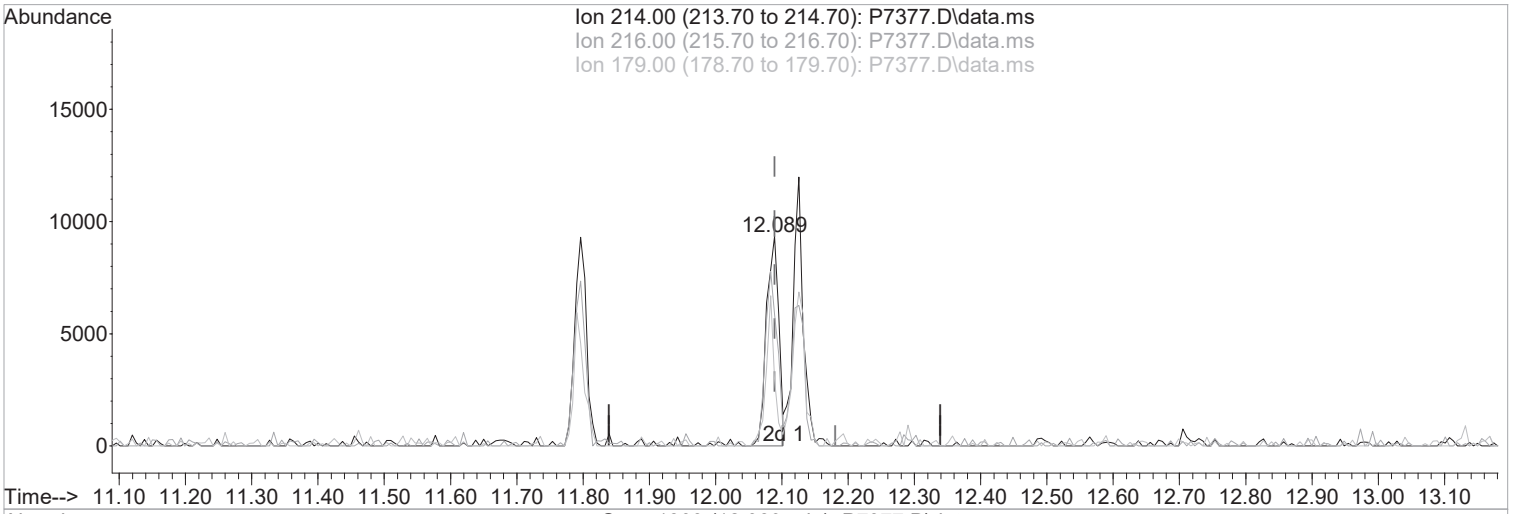

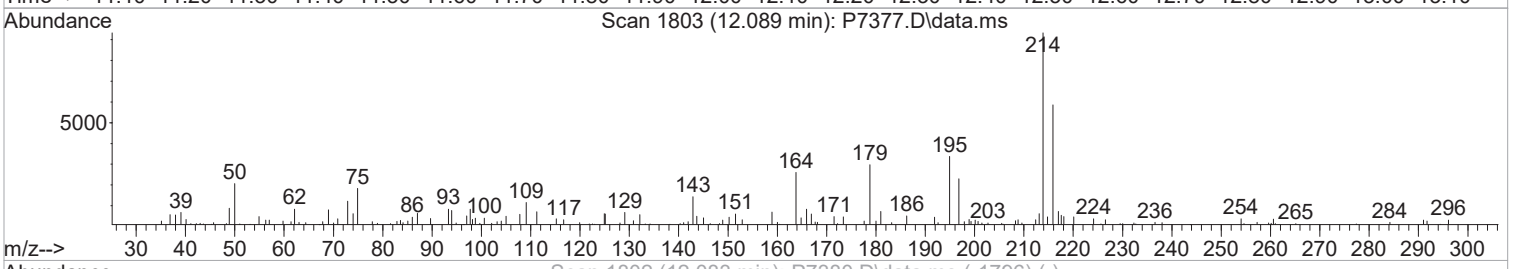

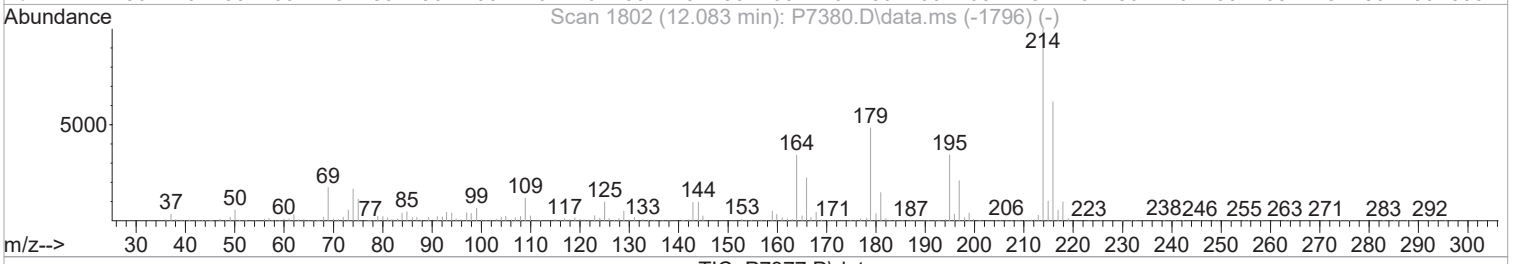

TIC: P7377.D\data.ms

(107) 2,4-DCBTF

12.089min (+0.000) 1.95 ppb m

response 12193

Ion	Exp%	Act%
214.00	100	100
216.00	62.00	62.84
179.00	48.30	31.87#
0.00	0.00	0.00

Manual Integration:

After

Wrong peak selected.

01/05/17

Quantitation Report (Qedit)

Data Path : I:\ACQUDATA\msvoa12\Data\010417\
Data File : P7377.D
Acq On : 4 Jan 2017 2:23 pm
Operator : K.Ruest
Sample : 2.0ppb Inst : MSVOA-12
Misc : 8260/624 WATER ICAL
ALS Vial : 5 Sample Multiplier: 1

Quant Time: Jan 05 08:58:05 2017
Quant Method : I:\ACQUDATA\msvoa12\Methods\W010417.M
Quant Title : MS#12 - 8260B WATERS 10mL Purge
QLast Update : Thu Jan 05 08:48:19 2017
Response via : Initial Calibration

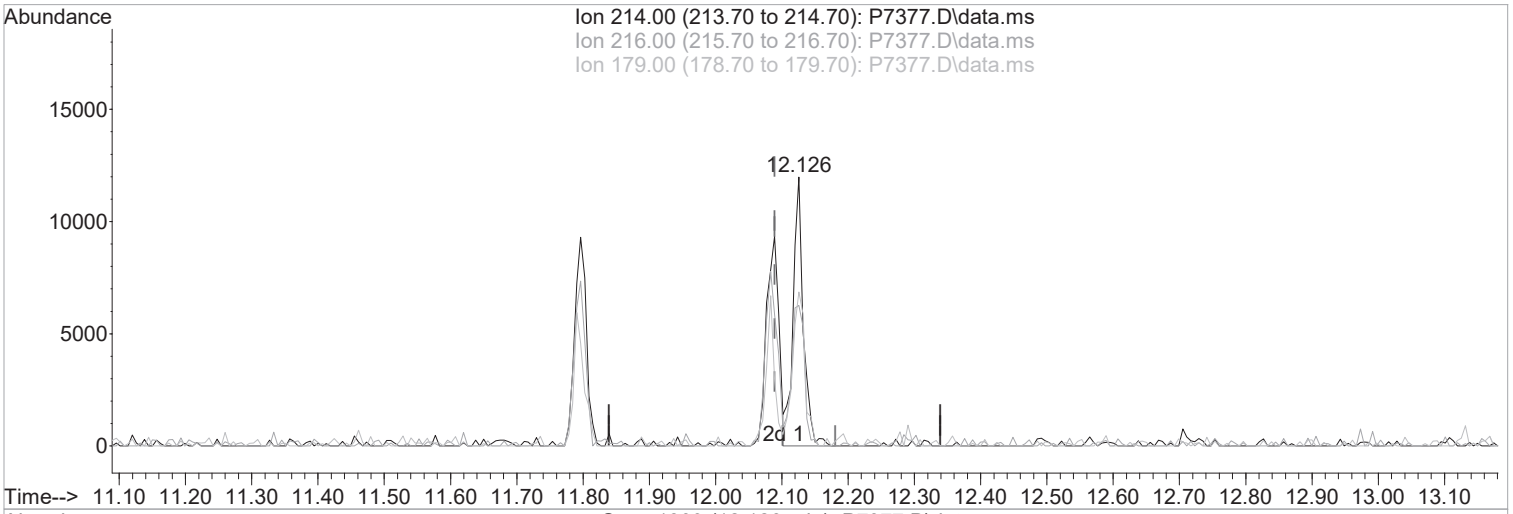

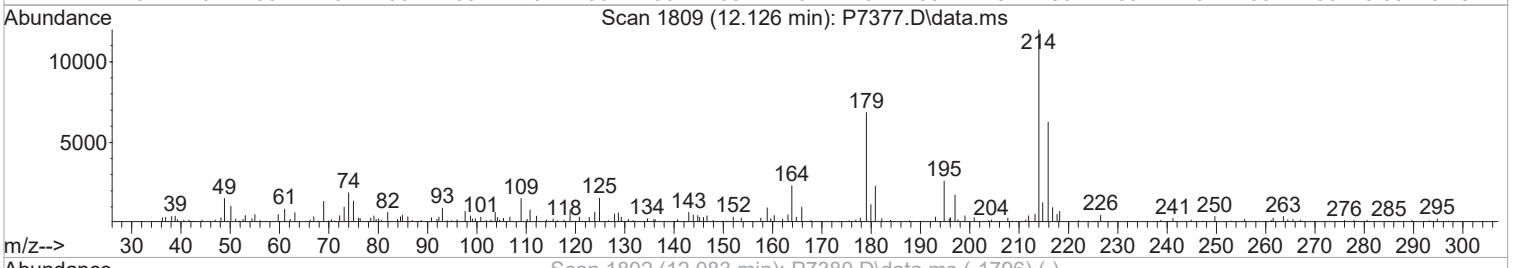

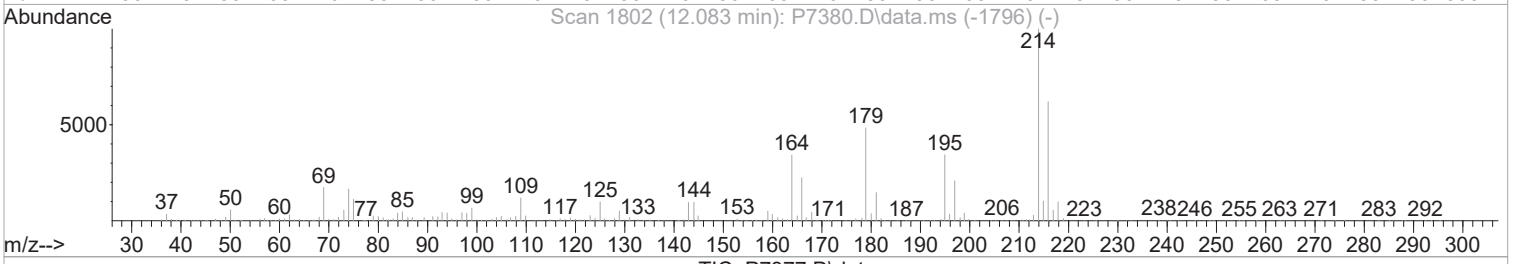

TIC: P7377.D\data.ms

(107) 2,4-DCBTF

12.126min (+0.037) 2.07 ppb

response 12989

Ion	Exp%	Act%
214.00	100	100
216.00	62.00	52.34
179.00	48.30	57.28
0.00	0.00	0.00

Manual Integration:

Before

01/05/17

Quantitation Report (Qedit)

Data Path : I:\ACQUDATA\msvoa12\Data\010417\
Data File : P7377.D
Acq On : 4 Jan 2017 2:23 pm
Operator : K.Ruest
Sample : 2.0ppb Inst : MSVOA-12
Misc : 8260/624 WATER ICAL
ALS Vial : 5 Sample Multiplier: 1

Quant Time: Jan 05 08:58:05 2017
Quant Method : I:\ACQUDATA\msvoa12\Methods\W010417.M
Quant Title : MS#12 - 8260B WATERS 10mL Purge
QLast Update : Thu Jan 05 08:48:19 2017
Response via : Initial Calibration

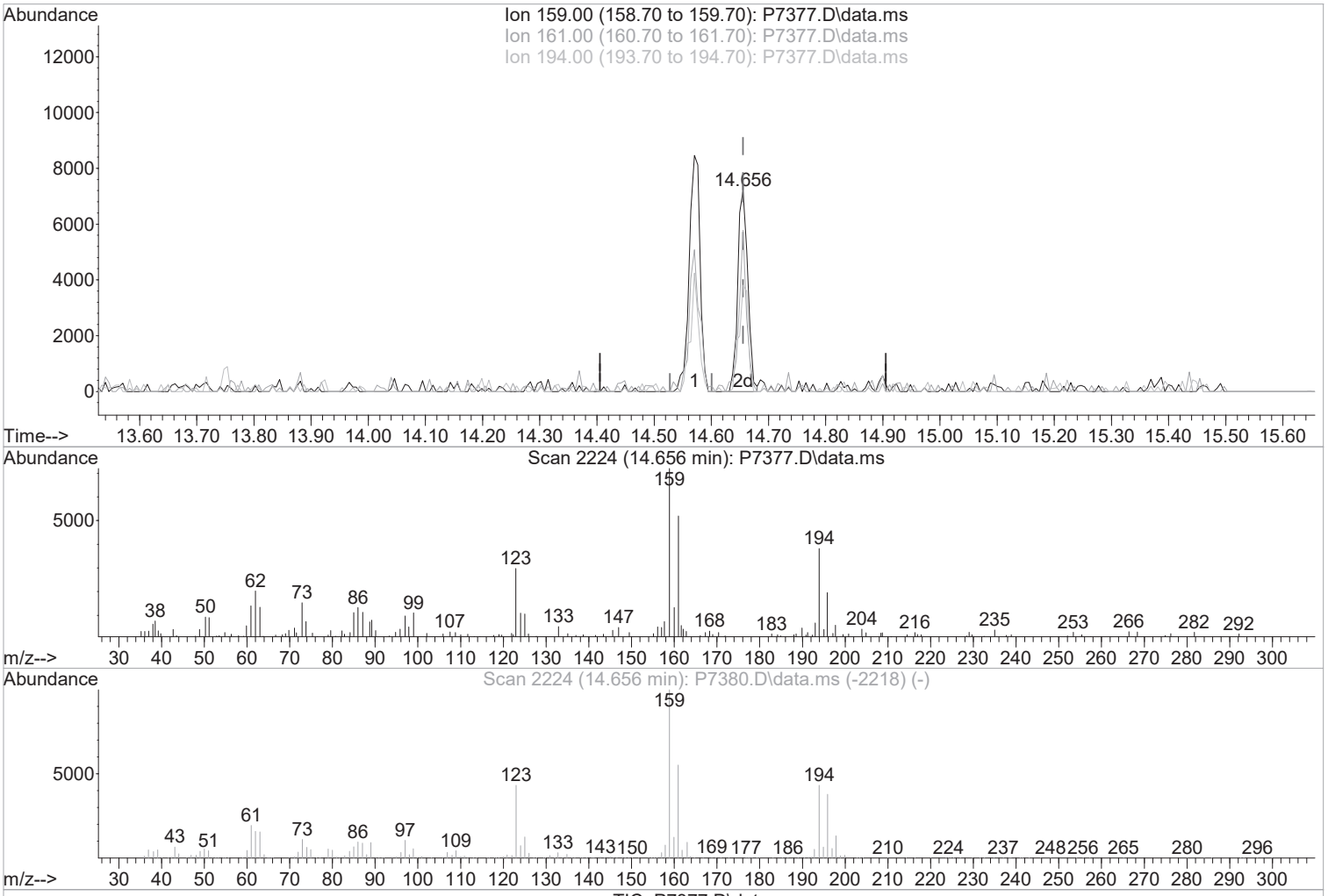

TIC: P7377.D\data.ms

(120) 2,3,6-Trichlorotoluene

14.656min (+0.000) 1.97 ppb m

response 8826

Ion	Exp%	Act%
159.00	100	100
161.00	55.40	72.14#
194.00	43.50	52.96#
0.00	0.00	0.00

Manual Integration:

After

Wrong peak selected.

01/05/17

Quantitation Report (Qedit)

Data Path : I:\ACQUDATA\msvoa12\Data\010417\
Data File : P7377.D
Acq On : 4 Jan 2017 2:23 pm
Operator : K.Ruest
Sample : 2.0ppb Inst : MSVOA-12
Misc : 8260/624 WATER ICAL
ALS Vial : 5 Sample Multiplier: 1

Quant Time: Jan 05 08:58:05 2017
Quant Method : I:\ACQUDATA\msvoa12\Methods\W010417.M
Quant Title : MS#12 - 8260B WATERS 10mL Purge
QLast Update : Thu Jan 05 08:48:19 2017
Response via : Initial Calibration

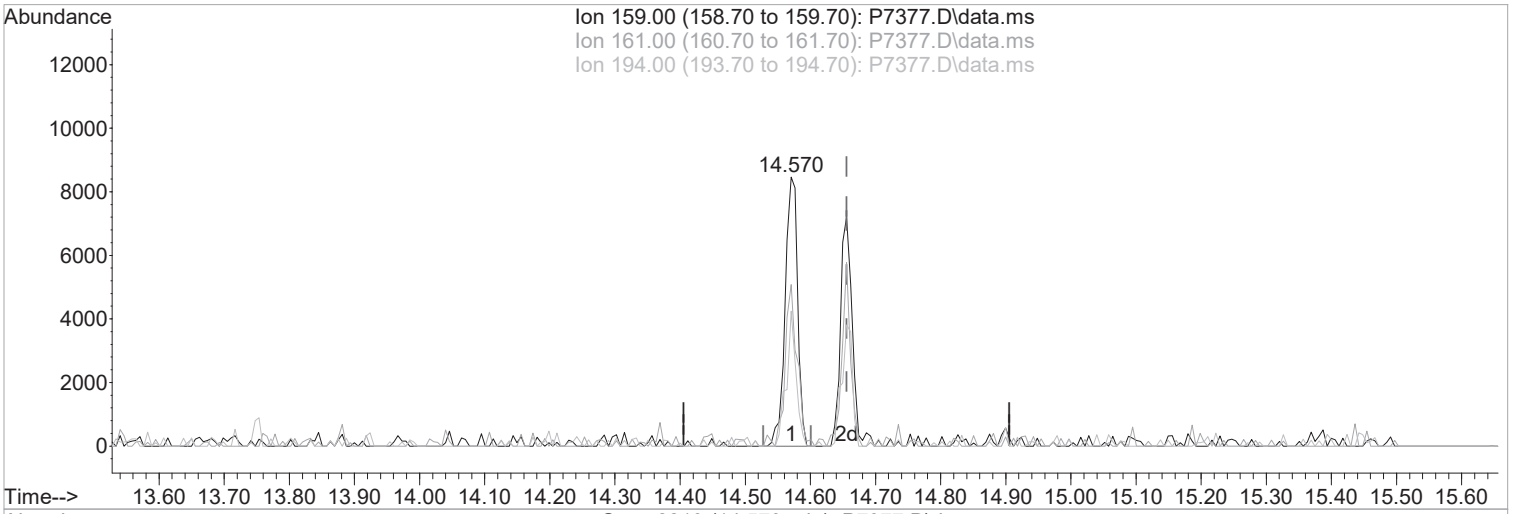

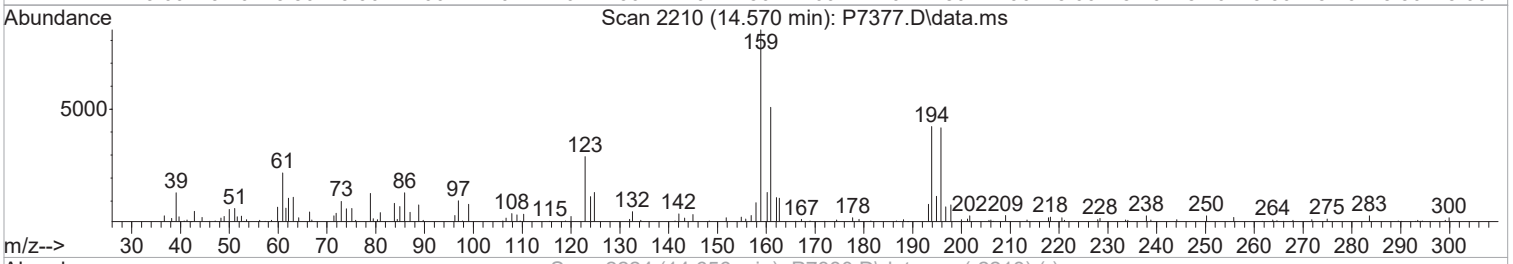

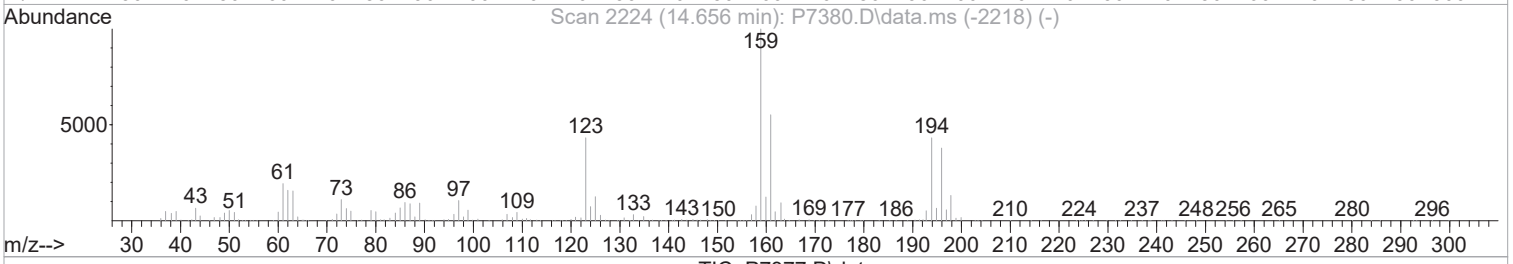

TIC: P7377.D\data.ms

(120) 2,3,6-Trichlorotoluene

14.570min (-0.085) 2.51 ppb

response 11223

Ion	Exp%	Act%
159.00	100	100
161.00	55.40	59.97
194.00	43.50	50.19
0.00	0.00	0.00

Manual Integration:

Before

01/05/17

1st 01/05/17
2nd 01/05/17

Quantitation Report (Qedit)

Data Path : I:\ACQUDATA\msvoa12\Data\010417\
Data File : P7377.D
Acq On : 4 Jan 2017 2:23 pm
Operator : K.Ruest
Sample : 2.0ppb Inst : MSVOA-12
Misc : 8260/624 WATER ICAL
ALS Vial : 5 Sample Multiplier: 1

Quant Time: Jan 05 08:58:05 2017
Quant Method : I:\ACQUDATA\msvoa12\Methods\W010417.M
Quant Title : MS#12 - 8260B WATERS 10mL Purge
QLast Update : Thu Jan 05 08:48:19 2017
Response via : Initial Calibration

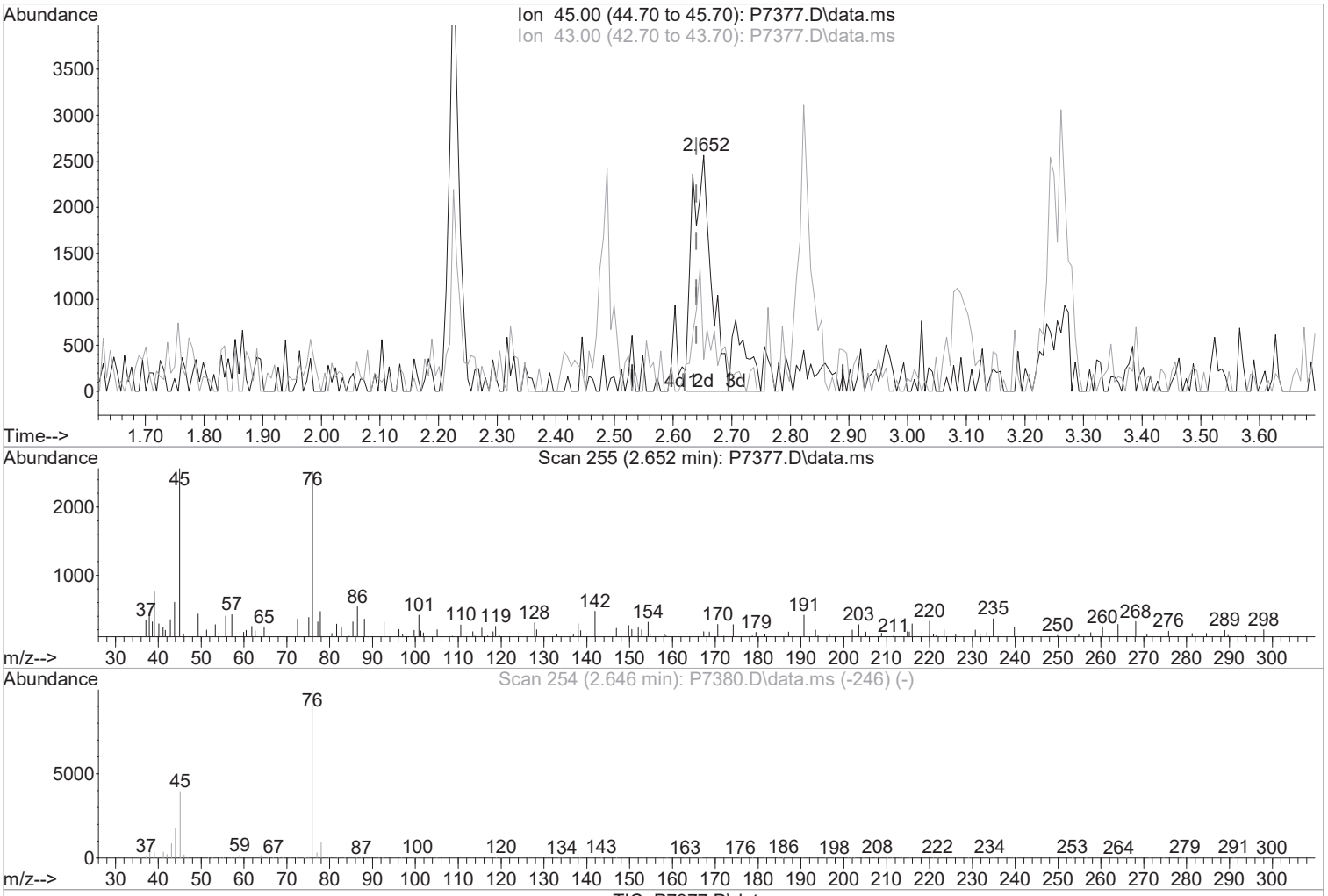

TIC: P7377.D\data.ms

(16) 2-Propanol

2.652min (+0.012) 40.47 ppb m

response 7151

Ion	Exp%	Act%
45.00	100	100
43.00	21.80	13.57
0.00	0.00	0.00
0.00	0.00	0.00

Manual Integration:

After

Split Peak

01/05/17

Quantitation Report (Qedit)

Data Path : I:\ACQUDATA\msvoa12\Data\010417\
Data File : P7377.D
Acq On : 4 Jan 2017 2:23 pm
Operator : K.Ruest
Sample : 2.0ppb Inst : MSVOA-12
Misc : 8260/624 WATER ICAL
ALS Vial : 5 Sample Multiplier: 1

Quant Time: Jan 05 08:58:05 2017
Quant Method : I:\ACQUDATA\msvoa12\Methods\W010417.M
Quant Title : MS#12 - 8260B WATERS 10mL Purge
QLast Update : Thu Jan 05 08:48:19 2017
Response via : Initial Calibration

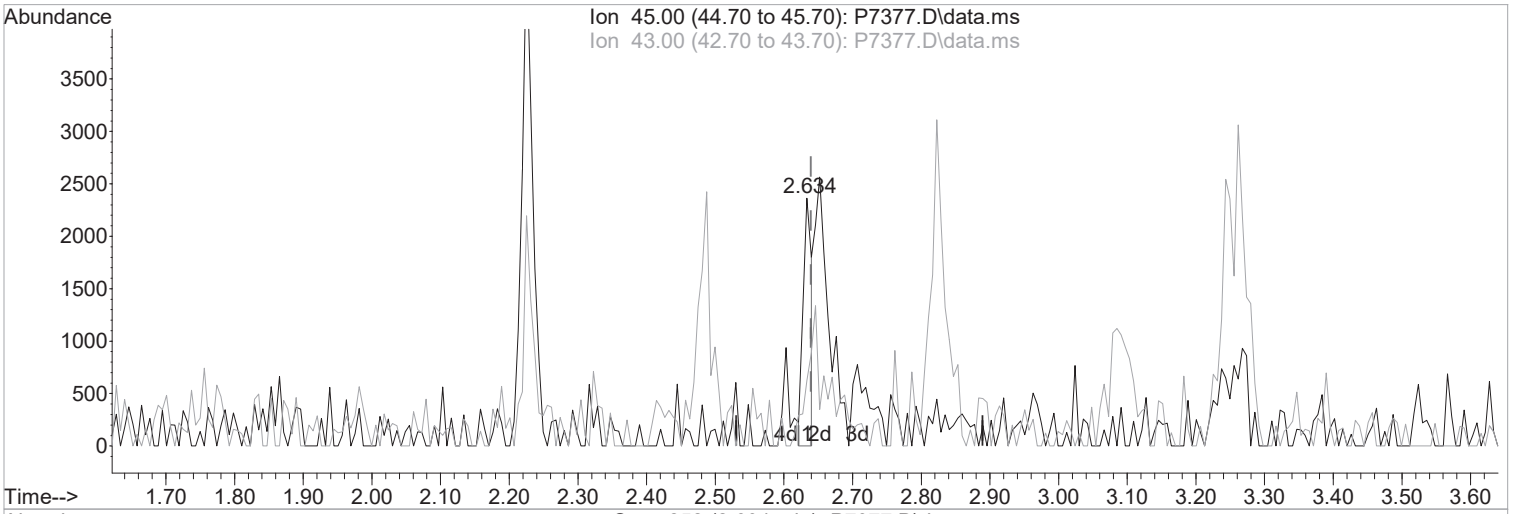





TIC: P7377.D\data.ms

(16) 2-Propanol

2.634min (-0.006) 11.25 ppb

response 1988

Ion	Exp%	Act%
45.00	100	100
43.00	21.80	26.42
0.00	0.00	0.00
0.00	0.00	0.00

Manual Integration:

Before

01/05/17

Quantitation Report (Qedit)

Data Path : I:\ACQUDATA\msvoa12\Data\010417\
Data File : P7377.D
Acq On : 4 Jan 2017 2:23 pm
Operator : K.Ruest
Sample : 2.0ppb Inst : MSVOA-12
Misc : 8260/624 WATER ICAL
ALS Vial : 5 Sample Multiplier: 1

Quant Time: Jan 05 08:58:05 2017
Quant Method : I:\ACQUDATA\msvoa12\Methods\W010417.M
Quant Title : MS#12 - 8260B WATERS 10mL Purge
QLast Update : Thu Jan 05 08:48:19 2017
Response via : Initial Calibration

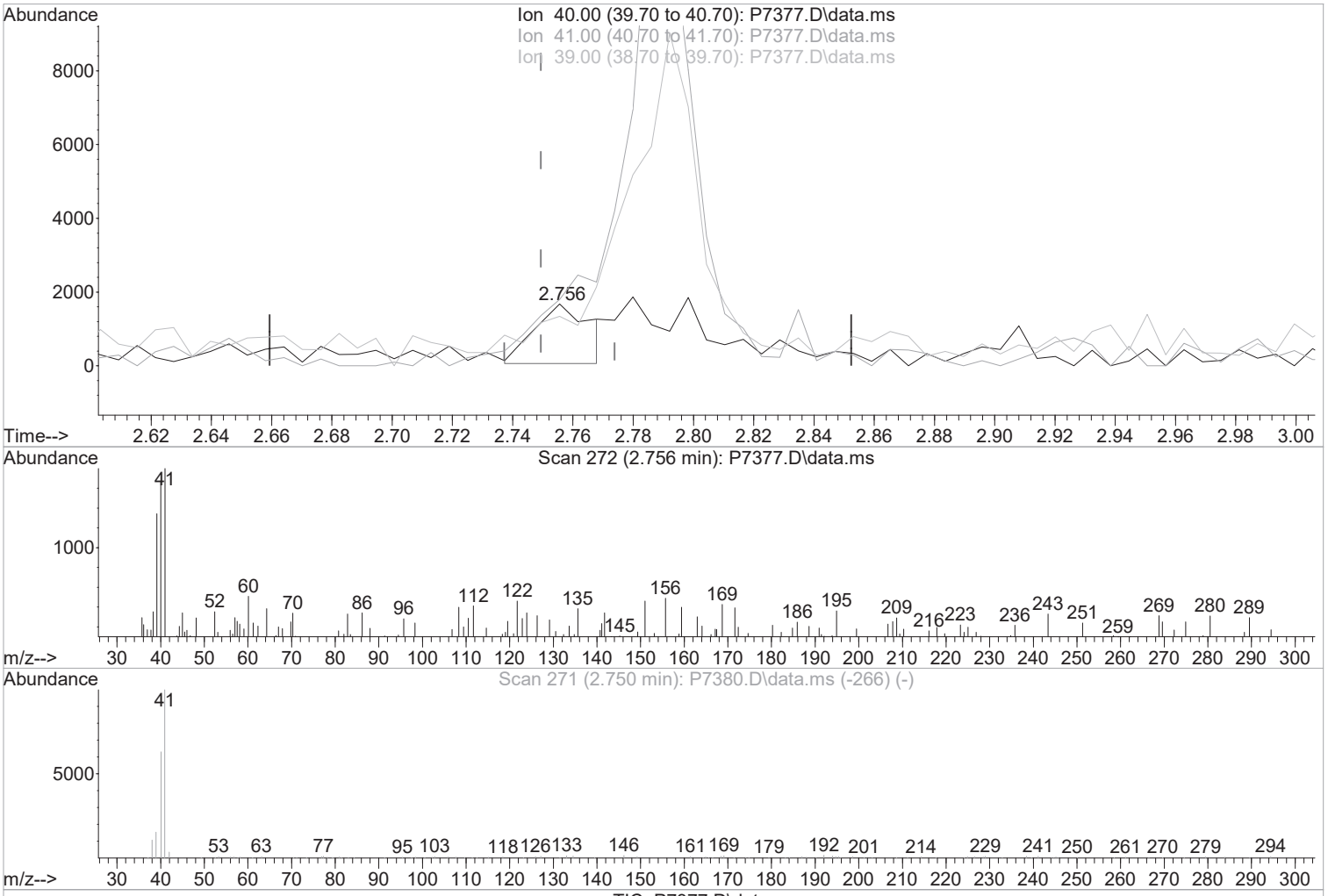

TIC: P7377.D\data.ms

(19) Acetonitrile

2.756min (+0.006) 11.84 ppb m

response 2070

Ion	Exp%	Act%
40.00	100	100
41.00	161.50	107.46#
39.00	26.70	80.18#
0.00	0.00	0.00

Manual Integration:

After

Poor integration.

01/05/17

Quantitation Report (Qedit)

Data Path : I:\ACQUDATA\msvoa12\Data\010417\
Data File : P7377.D
Acq On : 4 Jan 2017 2:23 pm
Operator : K.Ruest
Sample : 2.0ppb Inst : MSVOA-12
Misc : 8260/624 WATER ICAL
ALS Vial : 5 Sample Multiplier: 1

Quant Time: Jan 05 08:58:05 2017
Quant Method : I:\ACQUDATA\msvoa12\Methods\W010417.M
Quant Title : MS#12 - 8260B WATERS 10mL Purge
QLast Update : Thu Jan 05 08:48:19 2017
Response via : Initial Calibration

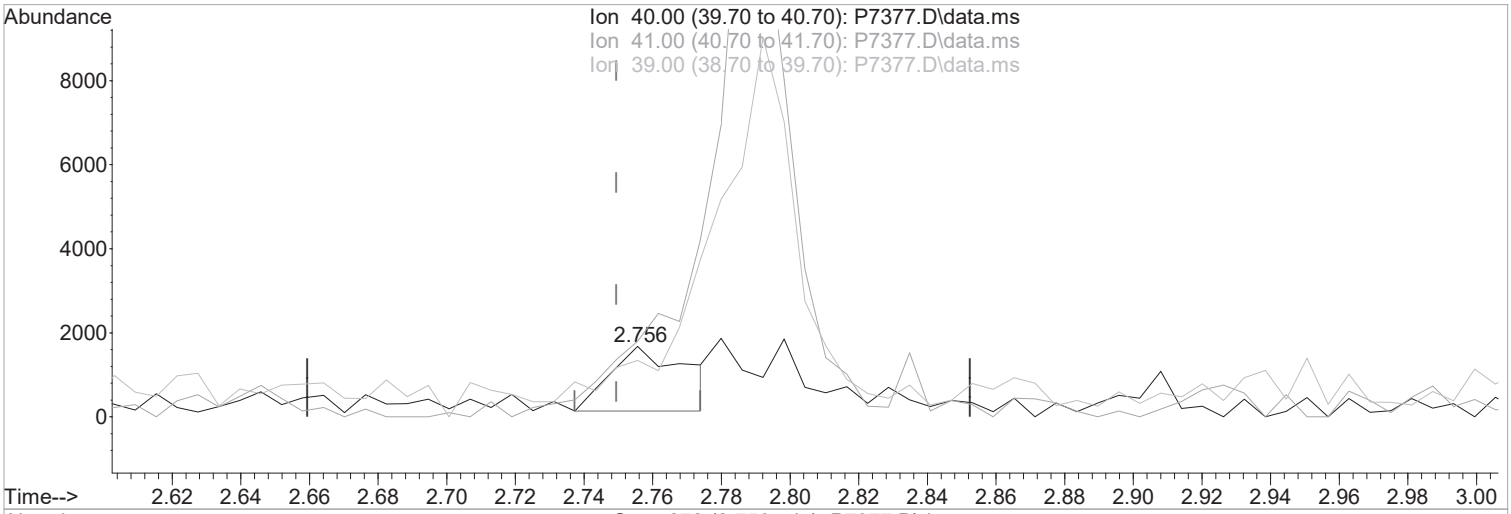

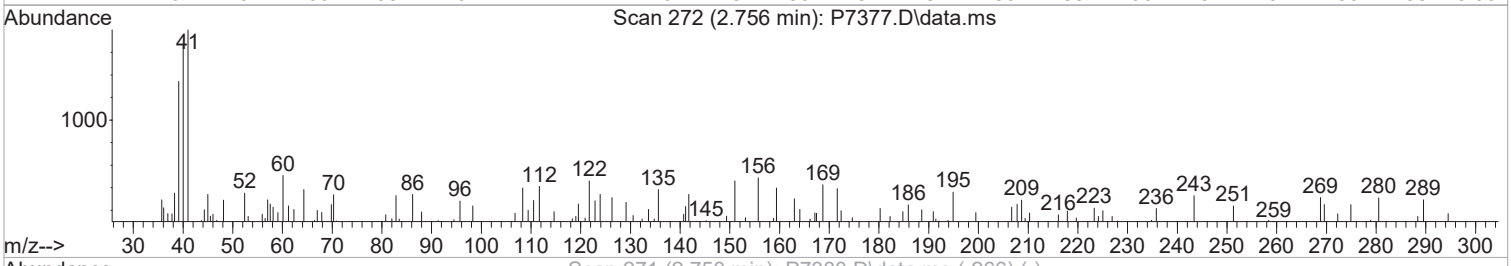

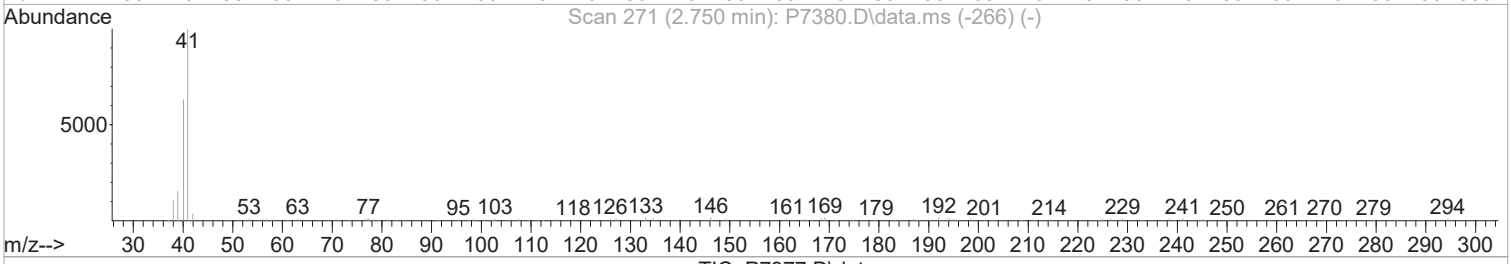

TIC: P7377.D\data.ms

(19) Acetonitrile

2.756min (+0.006) 13.36 ppb

response 2336

Ion	Exp%	Act%
40.00	100	100
41.00	161.50	107.46#
39.00	26.70	80.18#
0.00	0.00	0.00

Manual Integration:

Before

01/05/17

1st 01/05/17
2nd 01/05/17

Quantitation Report (Qedit)

Data Path : I:\ACQUDATA\msvoa12\Data\010417\
Data File : P7377.D
Acq On : 4 Jan 2017 2:23 pm
Operator : K.Ruest
Sample : 2.0ppb Inst : MSVOA-12
Misc : 8260/624 WATER ICAL
ALS Vial : 5 Sample Multiplier: 1

Quant Time: Jan 05 08:58:05 2017
Quant Method : I:\ACQUDATA\msvoa12\Methods\W010417.M
Quant Title : MS#12 - 8260B WATERS 10mL Purge
QLast Update : Thu Jan 05 08:48:19 2017
Response via : Initial Calibration

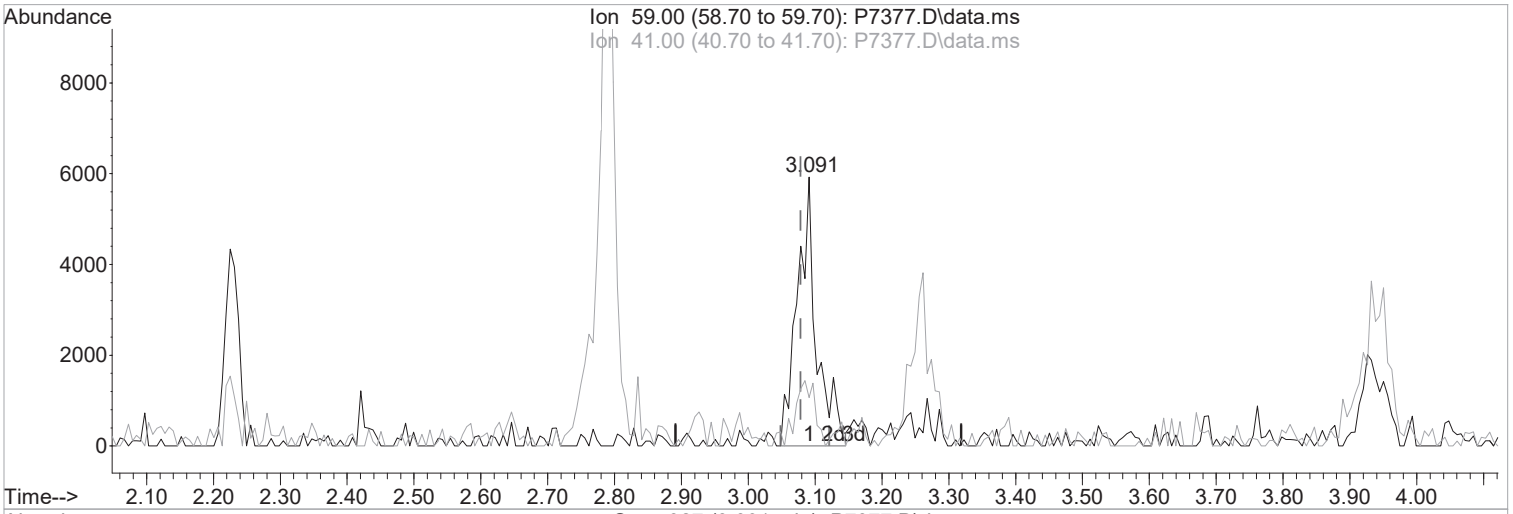



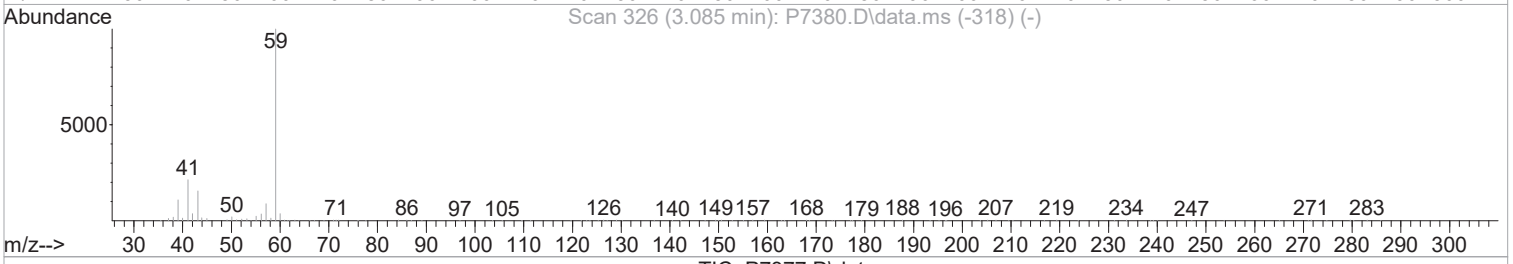

TIC: P7377.D\data.ms

(23) TBA

3.091min (+0.012) 39.23 ppb m

response 11970

Ion	Exp%	Act%
59.00	100	100
41.00	21.50	10.24
0.00	0.00	0.00
0.00	0.00	0.00

Manual Integration:

After

Split Peak

01/05/17

Quantitation Report (Qedit)

Data Path : I:\ACQUDATA\msvoa12\Data\010417\
Data File : P7377.D
Acq On : 4 Jan 2017 2:23 pm
Operator : K.Ruest
Sample : 2.0ppb Inst : MSVOA-12
Misc : 8260/624 WATER ICAL
ALS Vial : 5 Sample Multiplier: 1

Quant Time: Jan 05 08:58:05 2017
Quant Method : I:\ACQUDATA\msvoa12\Methods\W010417.M
Quant Title : MS#12 - 8260B WATERS 10mL Purge
QLast Update : Thu Jan 05 08:48:19 2017
Response via : Initial Calibration

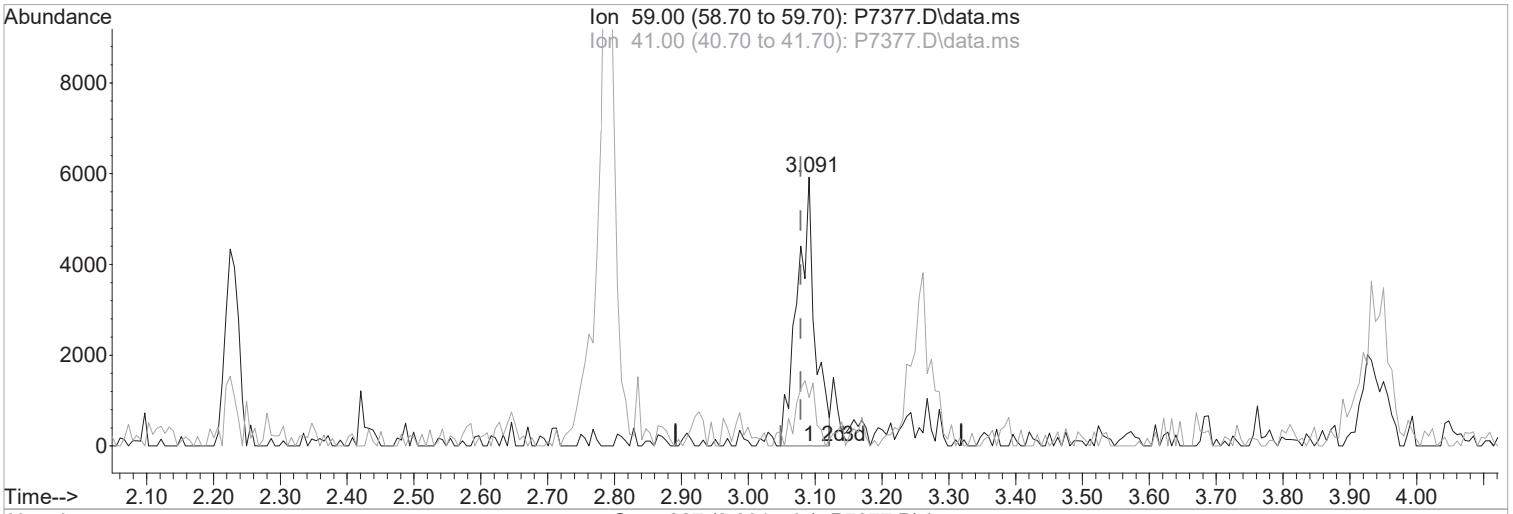



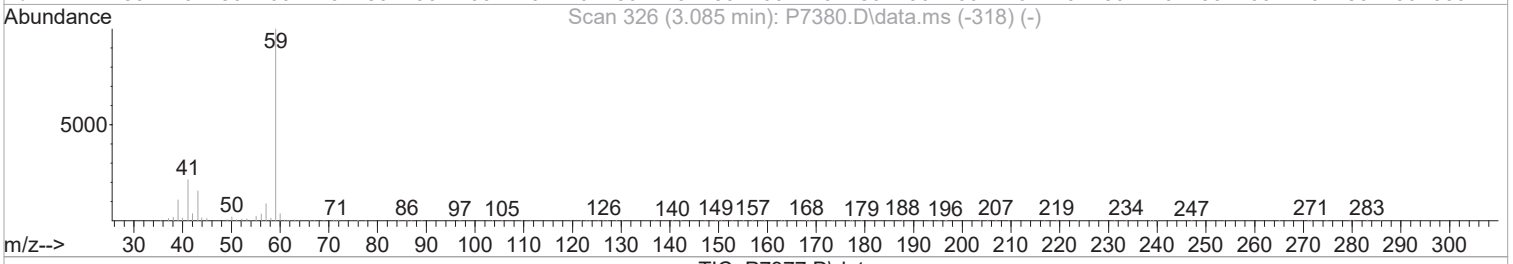

TIC: P7377.D\data.ms

(23) TBA

3.091min (+0.012) 35.76 ppb

response 10910

Ion	Exp%	Act%
59.00	100	100
41.00	21.50	18.01
0.00	0.00	0.00
0.00	0.00	0.00

Manual Integration:

Before

01/05/17

Quantitation Report (Qedit)

Data Path : I:\ACQUDATA\msvoa12\Data\010417\
Data File : P7377.D
Acq On : 4 Jan 2017 2:23 pm
Operator : K.Ruest
Sample : 2.0ppb Inst : MSVOA-12
Misc : 8260/624 WATER ICAL
ALS Vial : 5 Sample Multiplier: 1

Quant Time: Jan 05 08:58:05 2017
Quant Method : I:\ACQUDATA\msvoa12\Methods\W010417.M
Quant Title : MS#12 - 8260B WATERS 10mL Purge
QLast Update : Thu Jan 05 08:48:19 2017
Response via : Initial Calibration

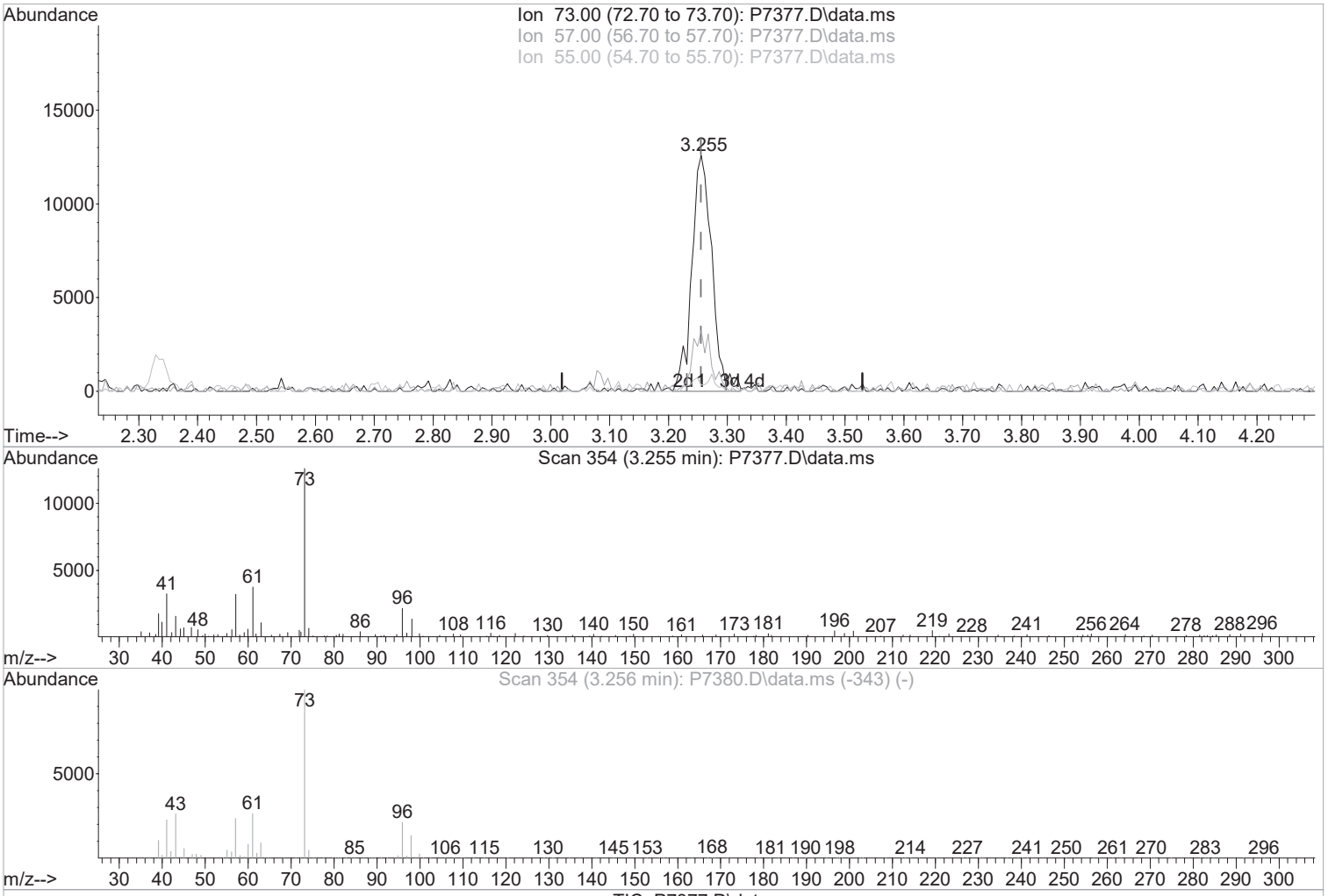

TIC: P7377.D\data.ms

(25) Methyl-t-Butyl Ether (P)

3.255min (+0.000) 2.11 ppb m

response 29852

Ion	Exp%	Act%
73.00	100	100
57.00	23.60	25.72
55.00	4.70	2.77
0.00	0.00	0.00

Manual Integration:

After

Split Peak

01/05/17

Quantitation Report (Qedit)

Data Path : I:\ACQUDATA\msvoa12\Data\010417\
Data File : P7377.D
Acq On : 4 Jan 2017 2:23 pm
Operator : K.Ruest
Sample : 2.0ppb Inst : MSVOA-12
Misc : 8260/624 WATER ICAL
ALS Vial : 5 Sample Multiplier: 1

Quant Time: Jan 05 08:58:05 2017
Quant Method : I:\ACQUDATA\msvoa12\Methods\W010417.M
Quant Title : MS#12 - 8260B WATERS 10mL Purge
QLast Update : Thu Jan 05 08:48:19 2017
Response via : Initial Calibration

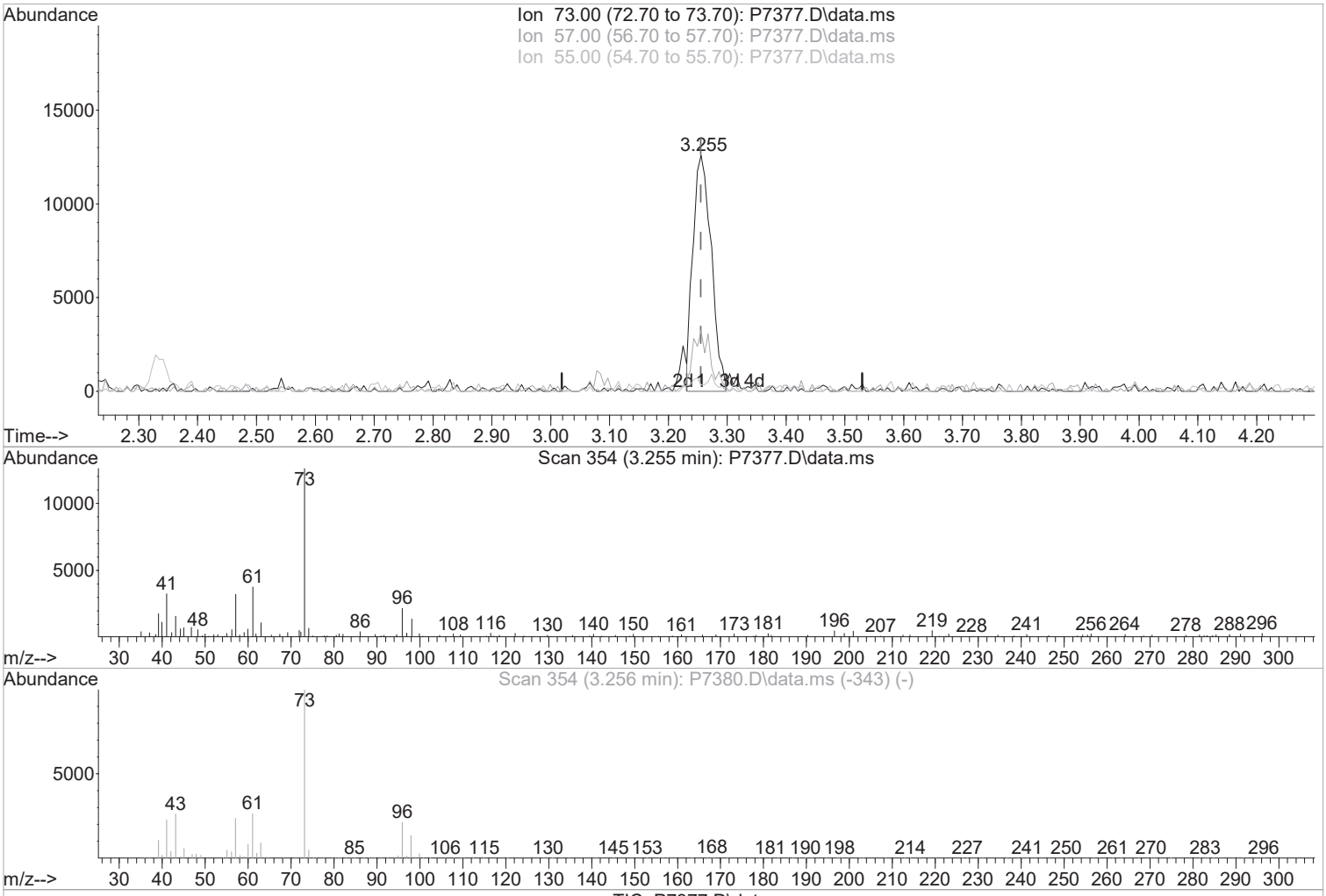

TIC: P7377.D\data.ms

(25) Methyl-t-Butyl Ether (P)

3.255min (+0.000) 1.91 ppb

response 27055

Ion	Exp%	Act%
73.00	100	100
57.00	23.60	25.72
55.00	4.70	2.77
0.00	0.00	0.00

Manual Integration:

Before

01/05/17

Quantitation Report (Qedit)

Data Path : I:\ACQUDATA\msvoa12\Data\010417\
Data File : P7377.D
Acq On : 4 Jan 2017 2:23 pm
Operator : K.Ruest
Sample : 2.0ppb Inst : MSVOA-12
Misc : 8260/624 WATER ICAL
ALS Vial : 5 Sample Multiplier: 1

Quant Time: Jan 05 08:58:05 2017
Quant Method : I:\ACQUDATA\msvoa12\Methods\W010417.M
Quant Title : MS#12 - 8260B WATERS 10mL Purge
QLast Update : Thu Jan 05 08:48:19 2017
Response via : Initial Calibration

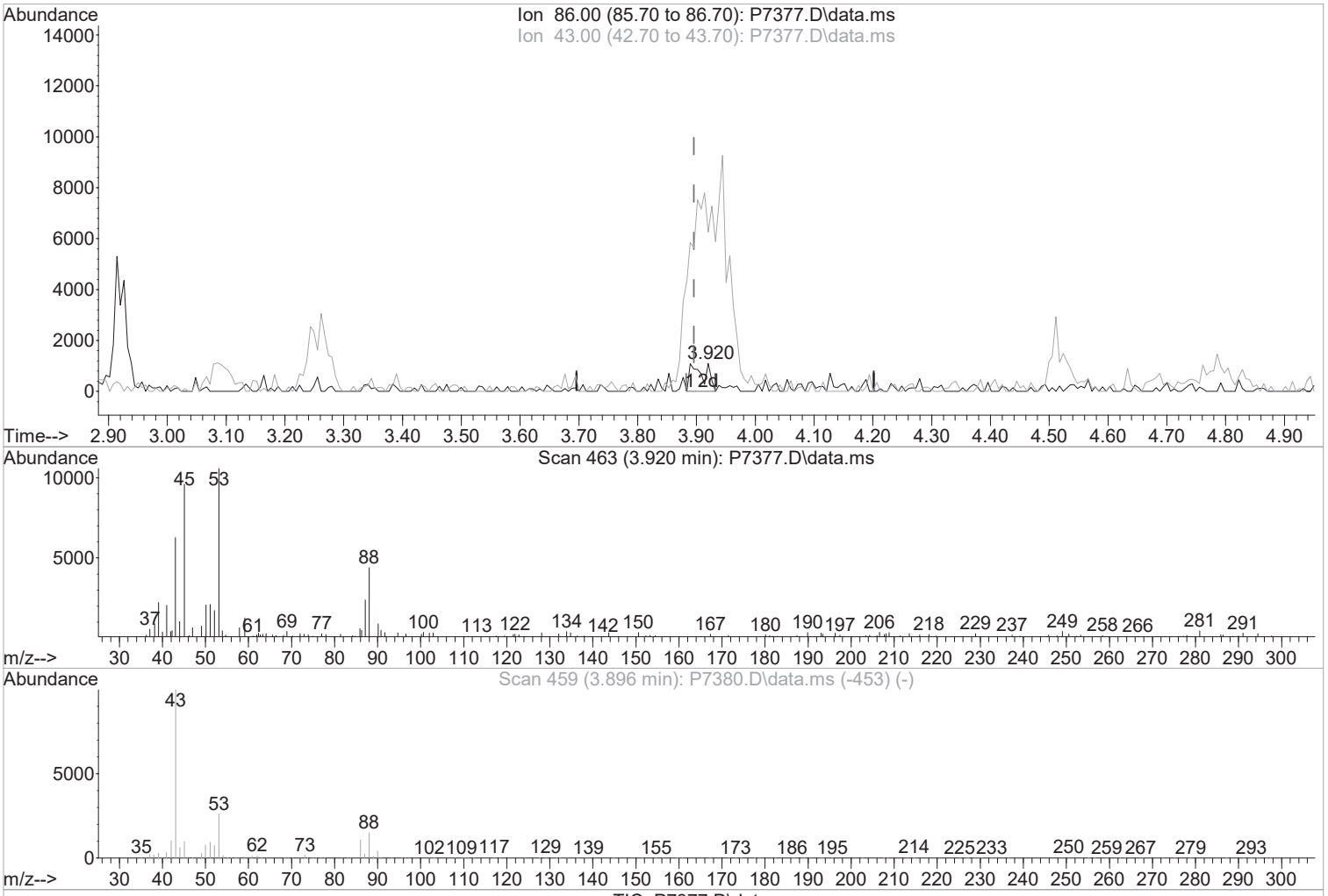

TIC: P7377.D\data.ms

(29) Vinyl Acetate

3.920min (+0.024) 1.92 ppb m

response 1949

Ion	Exp%	Act%
86.00	100	100
43.00	951.10	1041.76#
0.00	0.00	0.00
0.00	0.00	0.00

Manual Integration:

After

Poor integration.

01/05/17

Quantitation Report (Qedit)

Data Path : I:\ACQUDATA\msvoa12\Data\010417\
Data File : P7377.D
Acq On : 4 Jan 2017 2:23 pm
Operator : K.Ruest
Sample : 2.0ppb Inst : MSVOA-12
Misc : 8260/624 WATER ICAL
ALS Vial : 5 Sample Multiplier: 1

Quant Time: Jan 05 08:58:05 2017
Quant Method : I:\ACQUDATA\msvoa12\Methods\W010417.M
Quant Title : MS#12 - 8260B WATERS 10mL Purge
QLast Update : Thu Jan 05 08:48:19 2017
Response via : Initial Calibration

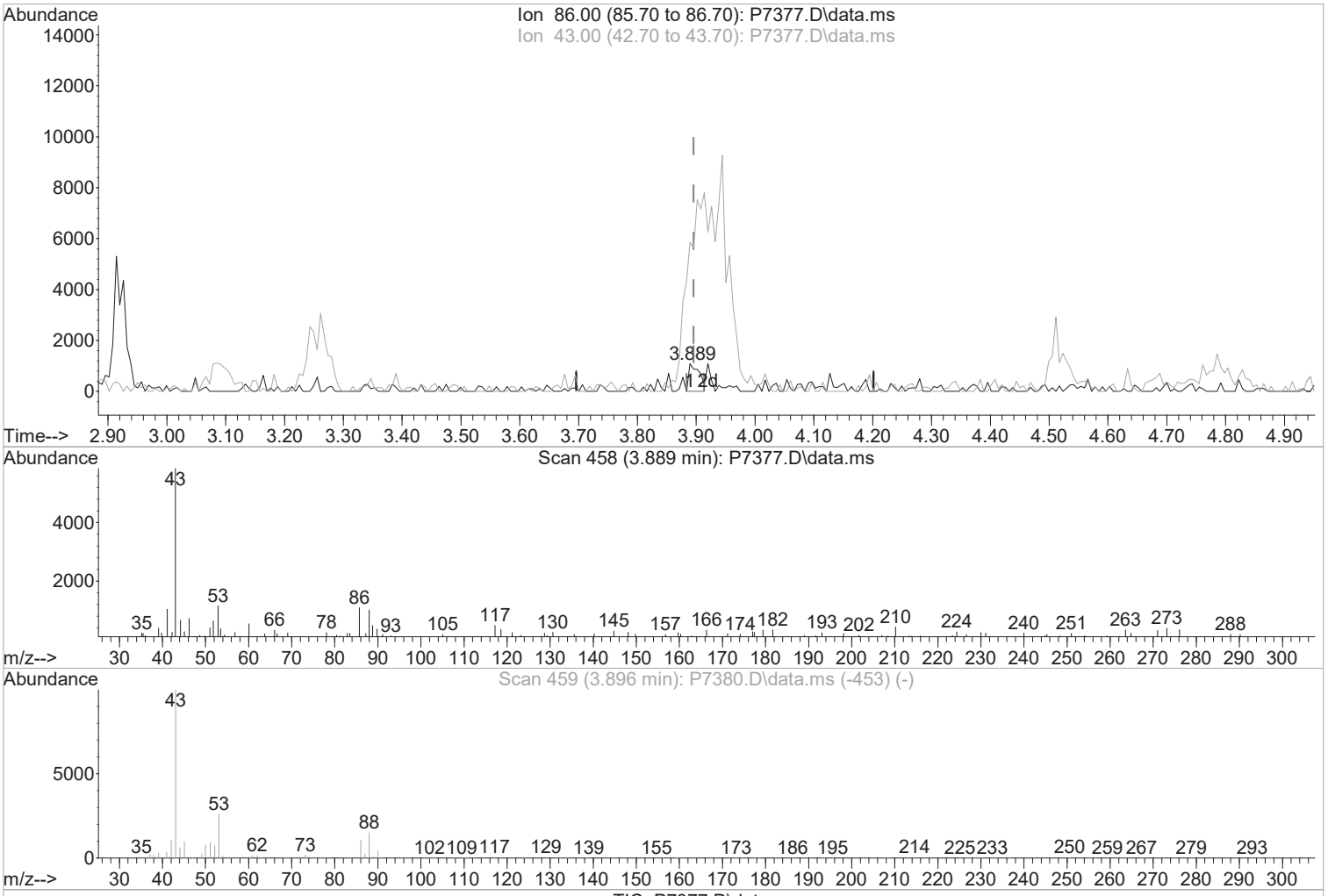

TIC: P7377.D\data.ms

(29) Vinyl Acetate

3.889min (-0.006) 1.37 ppb

response 1387

Ion	Exp%	Act%
86.00	100	100
43.00	951.10	541.35#
0.00	0.00	0.00
0.00	0.00	0.00

Manual Integration:

Before

01/05/17

Quantitation Report (Qedit)

Data Path : I:\ACQUDATA\msvoa12\Data\010417\
Data File : P7377.D
Acq On : 4 Jan 2017 2:23 pm
Operator : K.Ruest
Sample : 2.0ppb Inst : MSVOA-12
Misc : 8260/624 WATER ICAL
ALS Vial : 5 Sample Multiplier: 1

Quant Time: Jan 05 08:58:05 2017
Quant Method : I:\ACQUDATA\msvoa12\Methods\W010417.M
Quant Title : MS#12 - 8260B WATERS 10mL Purge
QLast Update : Thu Jan 05 08:48:19 2017
Response via : Initial Calibration

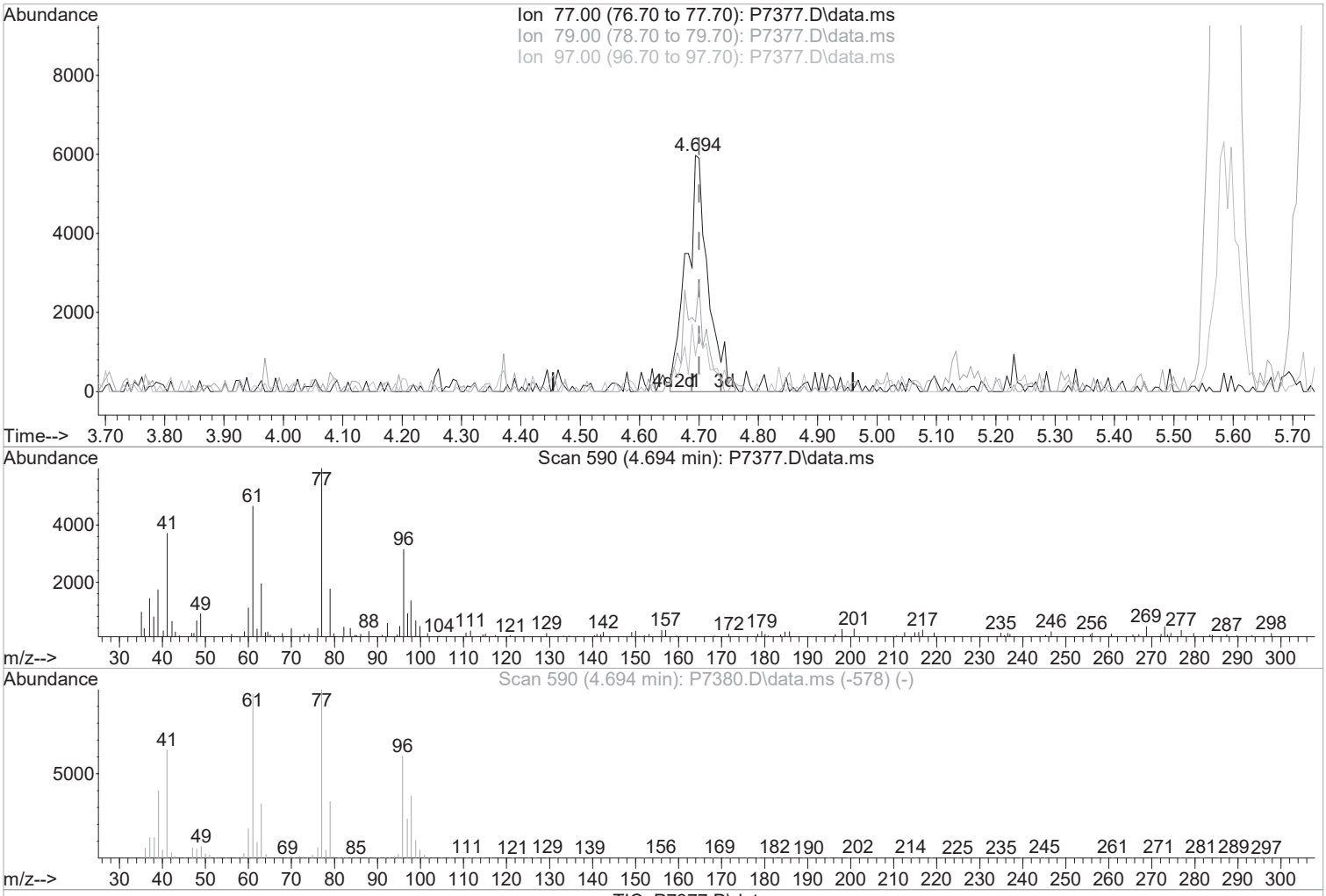

TIC: P7377.D\data.ms

(33) 2,2-Dichloropropane

4.694min (-0.006) 1.85 ppb m

response 15192

Ion	Exp%	Act%
77.00	100	100
79.00	33.80	29.48
97.00	23.20	15.08
0.00	0.00	0.00

Manual Integration:

After

Split Peak

01/05/17

Quantitation Report (Qedit)

Data Path : I:\ACQUDATA\msvoa12\Data\010417\
Data File : P7377.D
Acq On : 4 Jan 2017 2:23 pm
Operator : K.Ruest
Sample : 2.0ppb Inst : MSVOA-12
Misc : 8260/624 WATER ICAL
ALS Vial : 5 Sample Multiplier: 1

Quant Time: Jan 05 08:58:05 2017
Quant Method : I:\ACQUDATA\msvoa12\Methods\W010417.M
Quant Title : MS#12 - 8260B WATERS 10mL Purge
QLast Update : Thu Jan 05 08:48:19 2017
Response via : Initial Calibration

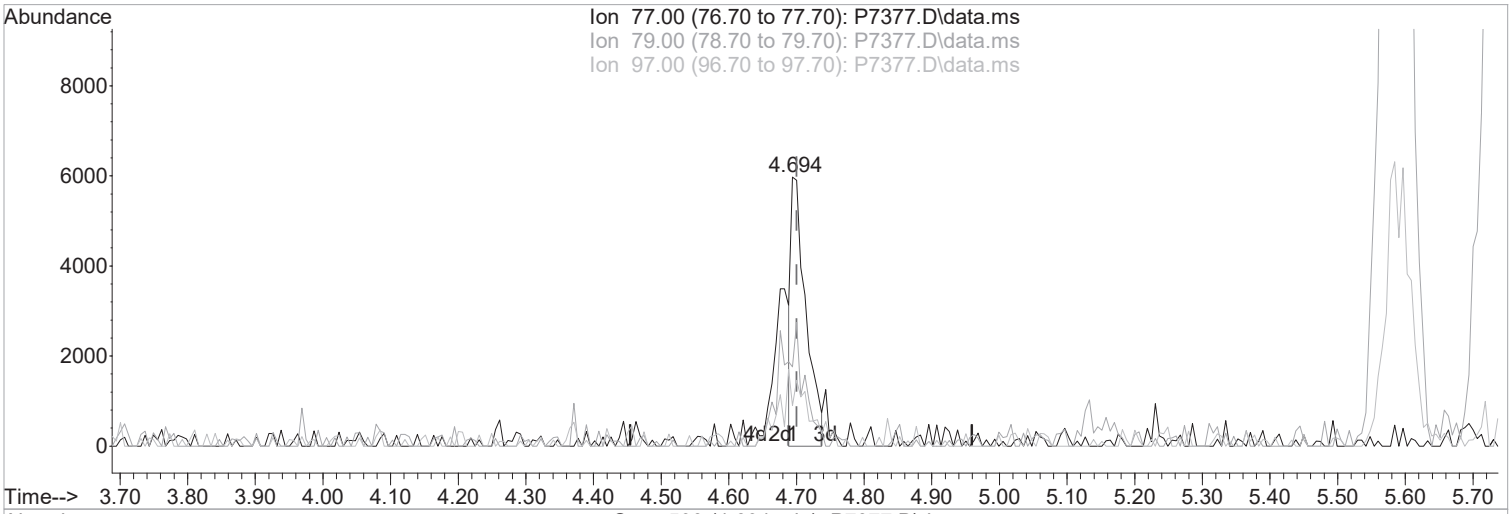





TIC: P7377.D\data.ms

(33) 2,2-Dichloropropane

4.694min (-0.006) 1.11 ppb

response 9119

Ion	Exp%	Act%
77.00	100	100
79.00	33.80	29.48
97.00	23.20	15.08
0.00	0.00	0.00

Manual Integration:

Before

01/05/17

Quantitation Report (Qedit)

Data Path : I:\ACQUDATA\msvoa12\Data\010417\
Data File : P7377.D
Acq On : 4 Jan 2017 2:23 pm
Operator : K.Ruest
Sample : 2.0ppb Inst : MSVOA-12
Misc : 8260/624 WATER ICAL
ALS Vial : 5 Sample Multiplier: 1

Quant Time: Jan 05 08:58:05 2017
Quant Method : I:\ACQUDATA\msvoa12\Methods\W010417.M
Quant Title : MS#12 - 8260B WATERS 10mL Purge
QLast Update : Thu Jan 05 08:48:19 2017
Response via : Initial Calibration

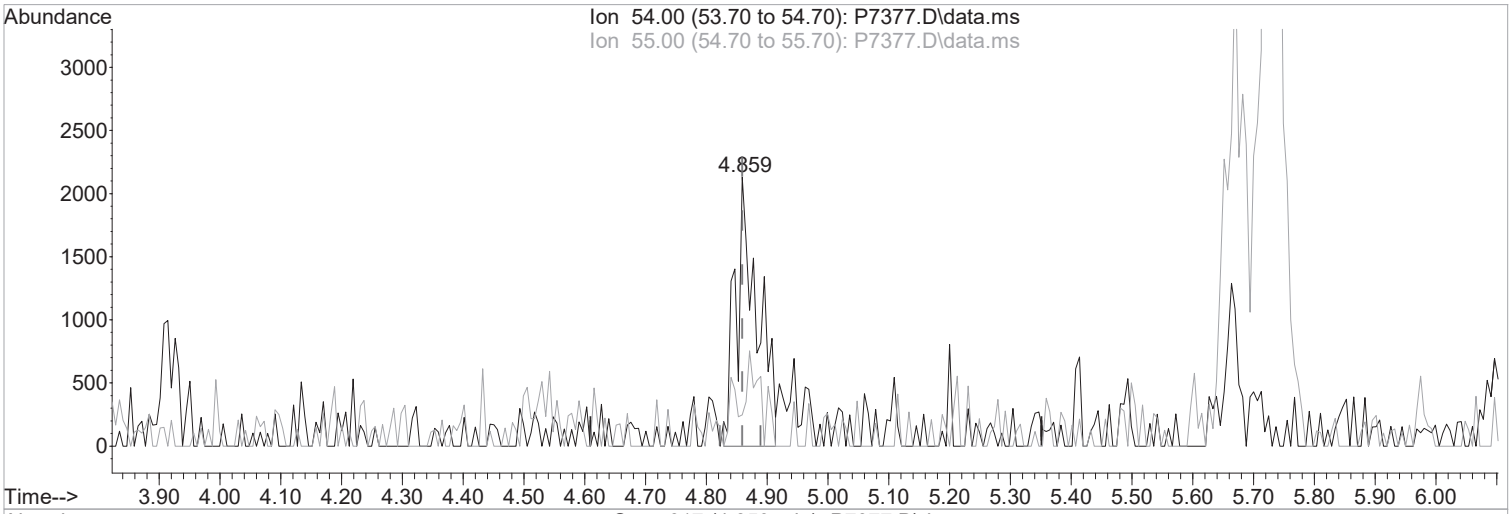

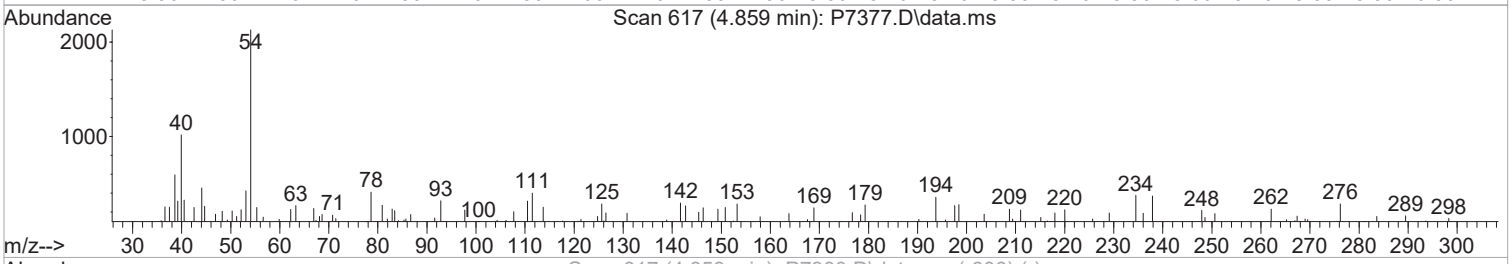



TIC: P7377.D\data.ms

(36) Propionitrile

4.859min (+0.000) 10.35 ppb m

response 5200

Ion	Exp%	Act%
54.00	100	100
55.00	20.30	11.64
0.00	0.00	0.00
0.00	0.00	0.00

Manual Integration:

After

Split Peak

01/05/17

Quantitation Report (Qedit)

Data Path : I:\ACQUDATA\msvoa12\Data\010417\
Data File : P7377.D
Acq On : 4 Jan 2017 2:23 pm
Operator : K.Ruest
Sample : 2.0ppb Inst : MSVOA-12
Misc : 8260/624 WATER ICAL
ALS Vial : 5 Sample Multiplier: 1

Quant Time: Jan 05 08:58:05 2017
Quant Method : I:\ACQUDATA\msvoa12\Methods\W010417.M
Quant Title : MS#12 - 8260B WATERS 10mL Purge
QLast Update : Thu Jan 05 08:48:19 2017
Response via : Initial Calibration

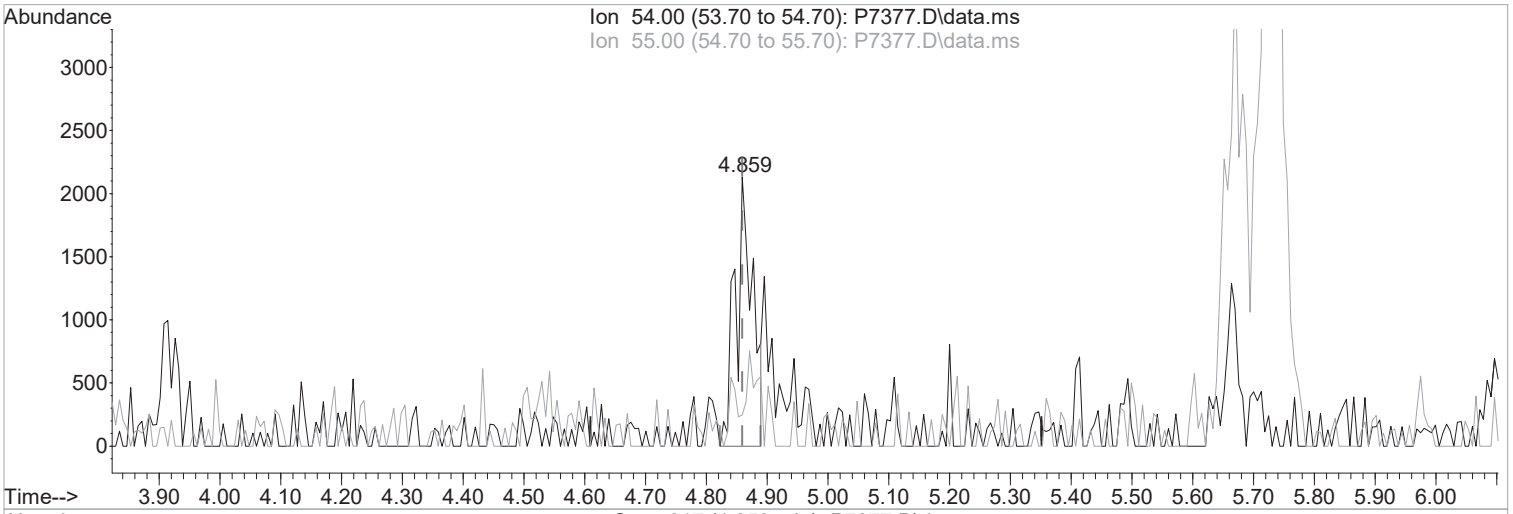

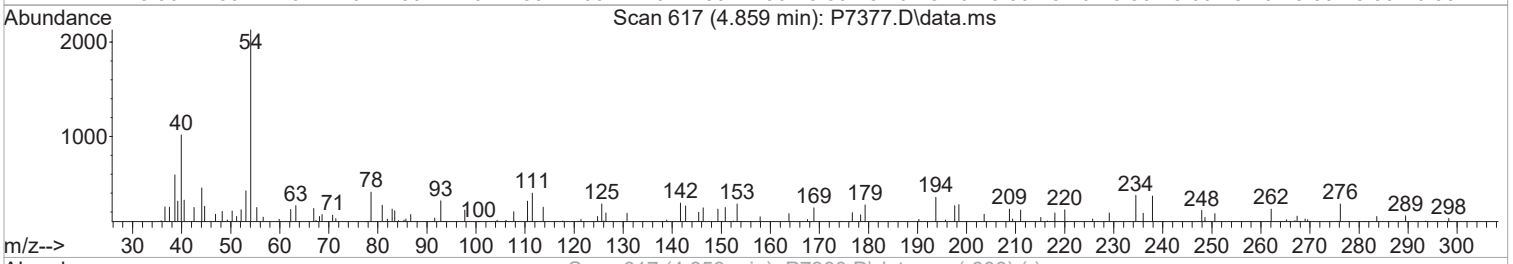



TIC: P7377.D\data.ms

(36) Propionitrile

4.859min (+0.000) 8.30 ppb

response 4171

Ion	Exp%	Act%
54.00	100	100
55.00	20.30	11.64
0.00	0.00	0.00
0.00	0.00	0.00

Manual Integration:

Before

01/05/17

Quantitation Report (Qedit)

Data Path : I:\ACQUDATA\msvoa12\Data\010417\
Data File : P7377.D
Acq On : 4 Jan 2017 2:23 pm
Operator : K.Ruest
Sample : 2.0ppb Inst : MSVOA-12
Misc : 8260/624 WATER ICAL
ALS Vial : 5 Sample Multiplier: 1

Quant Time: Jan 05 08:58:05 2017
Quant Method : I:\ACQUDATA\msvoa12\Methods\W010417.M
Quant Title : MS#12 - 8260B WATERS 10mL Purge
QLast Update : Thu Jan 05 08:48:19 2017
Response via : Initial Calibration

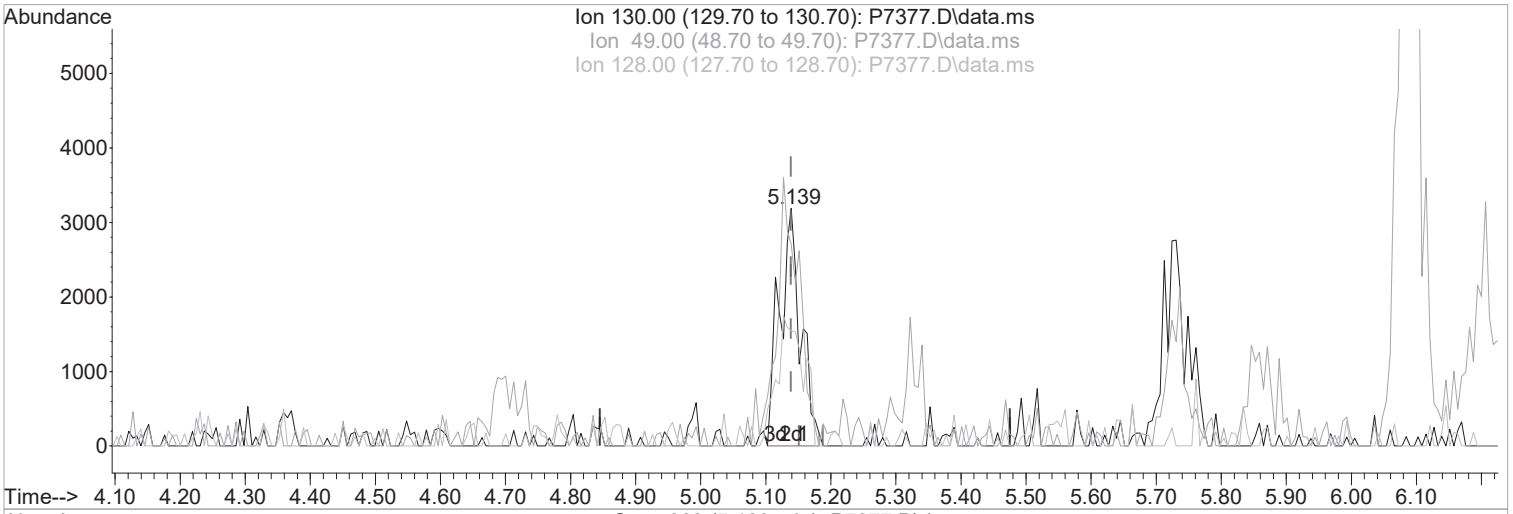

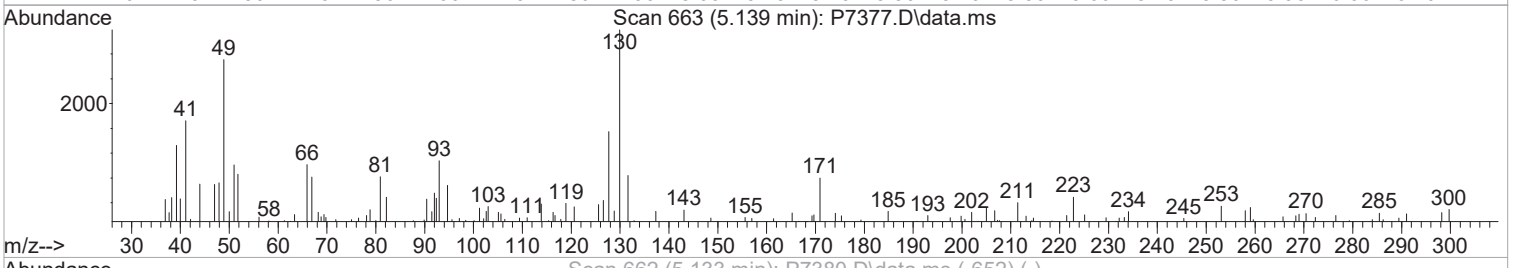

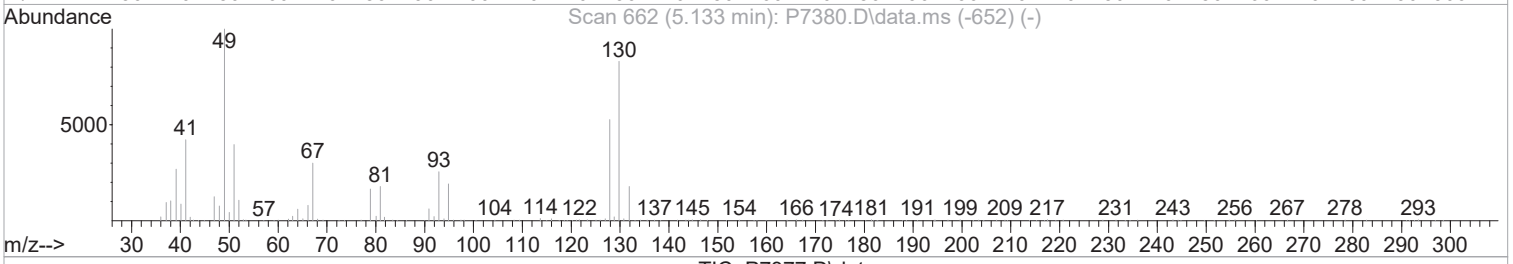

TIC: P7377.D\data.ms

(37) Bromochloromethane

5.139min (+0.000) 2.01 ppb m

response 7242

Ion	Exp%	Act%
130.00	100	100
49.00	120.70	84.92#
128.00	64.20	48.57
0.00	0.00	0.00

Manual Integration:

After

Split Peak

01/05/17

Quantitation Report (Qedit)

Data Path : I:\ACQUDATA\msvoa12\Data\010417\
Data File : P7377.D
Acq On : 4 Jan 2017 2:23 pm
Operator : K.Ruest
Sample : 2.0ppb Inst : MSVOA-12
Misc : 8260/624 WATER ICAL
ALS Vial : 5 Sample Multiplier: 1

Quant Time: Jan 05 08:58:05 2017
Quant Method : I:\ACQUDATA\msvoa12\Methods\W010417.M
Quant Title : MS#12 - 8260B WATERS 10mL Purge
QLast Update : Thu Jan 05 08:48:19 2017
Response via : Initial Calibration

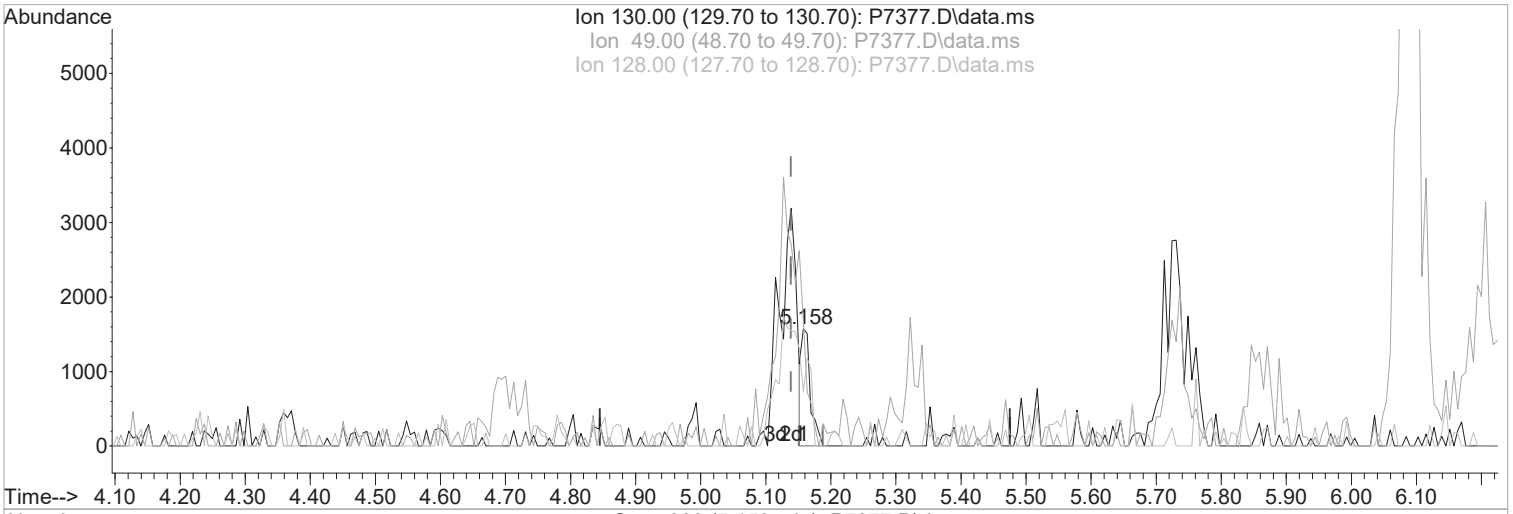

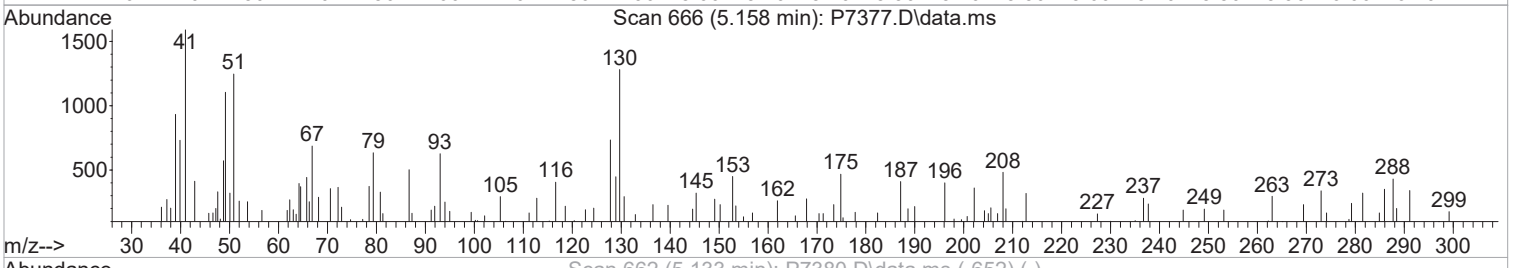

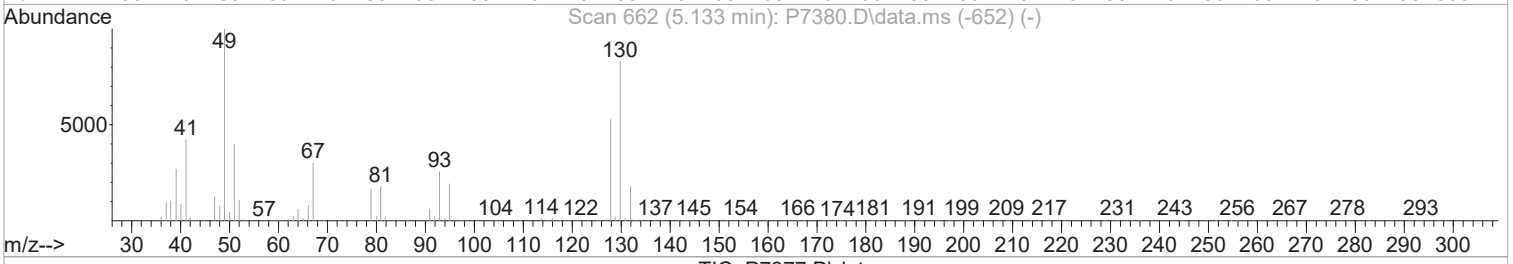

TIC: P7377.D\data.ms

(37) Bromochloromethane

5.158min (+0.018) 0.41 ppb

response 1480

Ion	Exp%	Act%
130.00	100	100
49.00	120.70	106.48
128.00	64.20	46.57
0.00	0.00	0.00

Manual Integration:

Before

01/05/17

Quantitation Report (Qedit)

Data Path : I:\ACQUDATA\msvoa12\Data\010417\
Data File : P7377.D
Acq On : 4 Jan 2017 2:23 pm
Operator : K.Ruest
Sample : 2.0ppb Inst : MSVOA-12
Misc : 8260/624 WATER ICAL
ALS Vial : 5 Sample Multiplier: 1

Quant Time: Jan 05 08:58:05 2017
Quant Method : I:\ACQUDATA\msvoa12\Methods\W010417.M
Quant Title : MS#12 - 8260B WATERS 10mL Purge
QLast Update : Thu Jan 05 08:48:19 2017
Response via : Initial Calibration

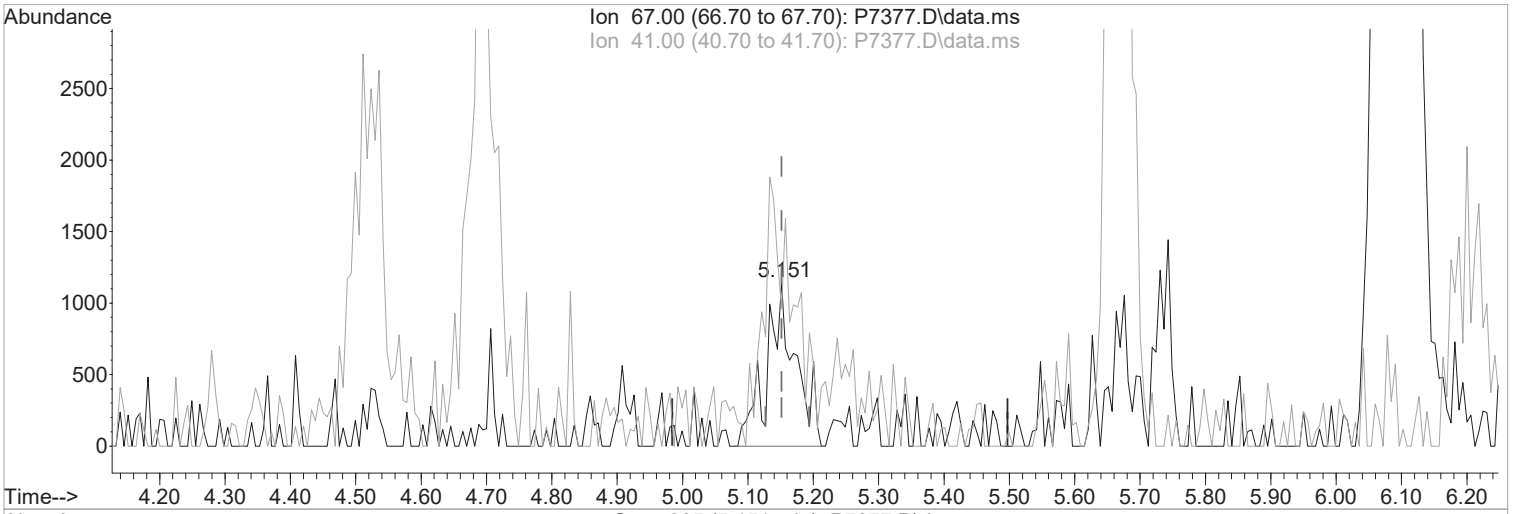

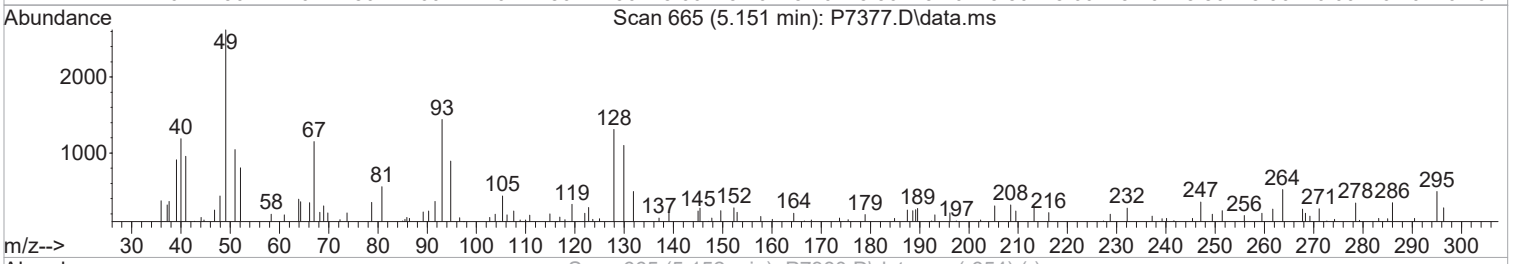



TIC: P7377.D\data.ms

(38) Methacrylonitrile

5.151min (+0.000) 2.18 ppb m

response 3519

Ion	Exp%	Act%
67.00	100	100
41.00	150.60	83.39#
0.00	0.00	0.00
0.00	0.00	0.00

Manual Integration:

After

Split Peak

01/05/17

Quantitation Report (Qedit)

Data Path : I:\ACQUDATA\msvoa12\Data\010417\
Data File : P7377.D
Acq On : 4 Jan 2017 2:23 pm
Operator : K.Ruest
Sample : 2.0ppb Inst : MSVOA-12
Misc : 8260/624 WATER ICAL
ALS Vial : 5 Sample Multiplier: 1

Quant Time: Jan 05 08:58:05 2017
Quant Method : I:\ACQUDATA\msvoa12\Methods\W010417.M
Quant Title : MS#12 - 8260B WATERS 10mL Purge
QLast Update : Thu Jan 05 08:48:19 2017
Response via : Initial Calibration

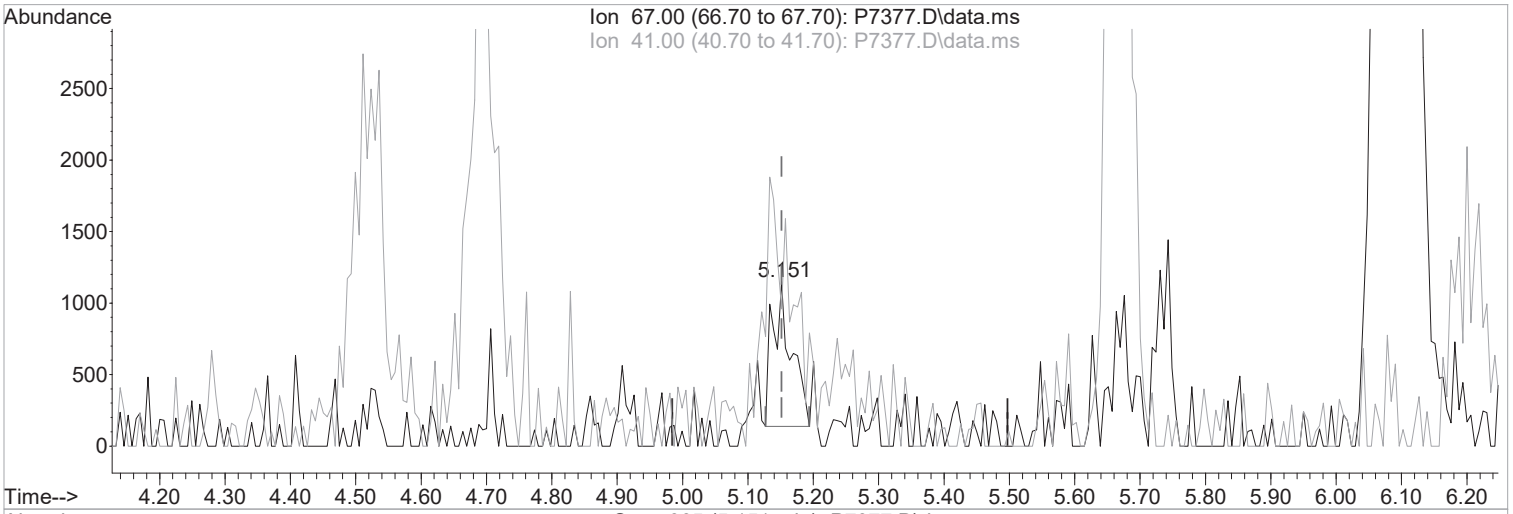

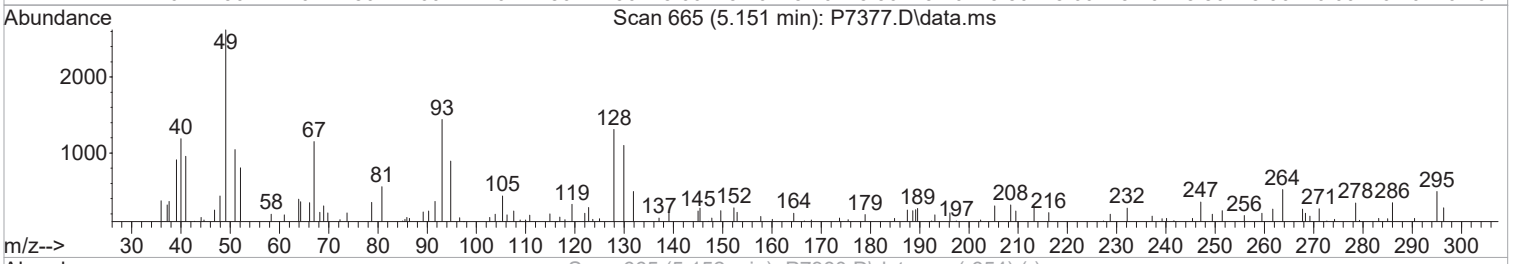



TIC: P7377.D\data.ms

(38) Methacrylonitrile

5.151min (+0.000) 1.27 ppb

response 2059

Ion	Exp%	Act%
67.00	100	100
41.00	150.60	83.39#
0.00	0.00	0.00
0.00	0.00	0.00

Manual Integration:

Before

01/05/17

Quantitation Report (Qedit)

Data Path : I:\ACQUDATA\msvoa12\Data\010417\
Data File : P7377.D
Acq On : 4 Jan 2017 2:23 pm
Operator : K.Ruest
Sample : 2.0ppb Inst : MSVOA-12
Misc : 8260/624 WATER ICAL
ALS Vial : 5 Sample Multiplier: 1

Quant Time: Jan 05 08:58:05 2017
Quant Method : I:\ACQUDATA\msvoa12\Methods\W010417.M
Quant Title : MS#12 - 8260B WATERS 10mL Purge
QLast Update : Thu Jan 05 08:48:19 2017
Response via : Initial Calibration

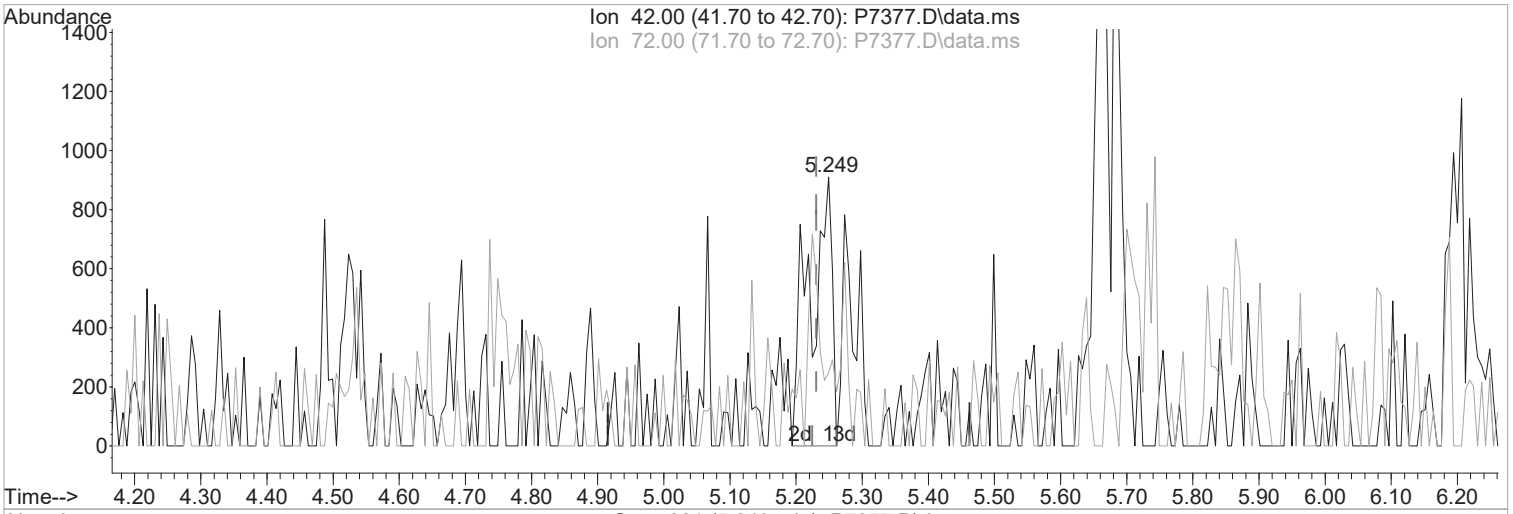

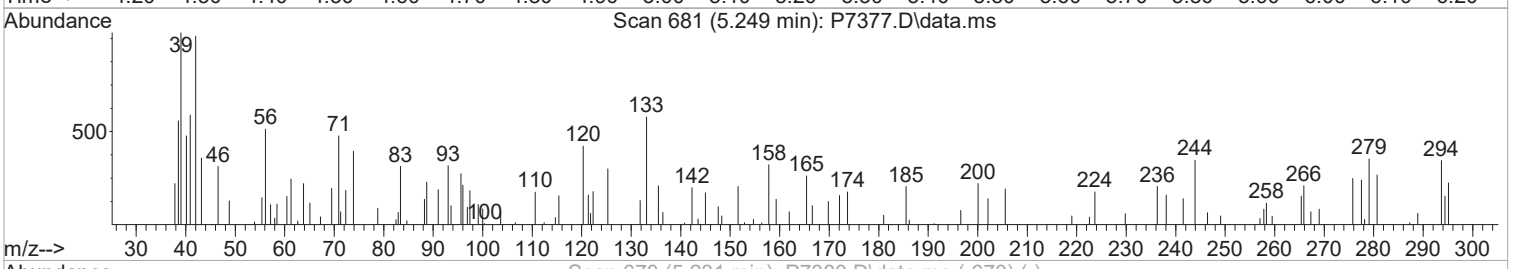

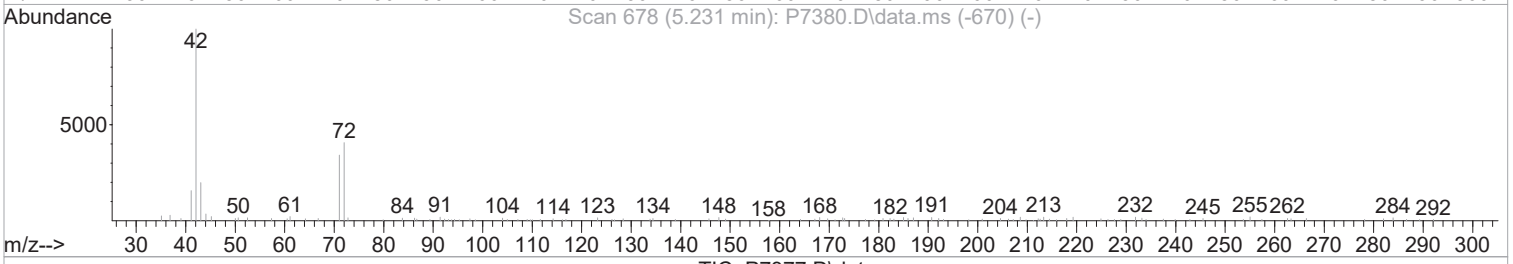

TIC: P7377.D\data.ms

(39) Tetrahydrofuran

5.249min (+0.018) 2.01 ppb m

response 2107

Ion	Exp%	Act%
42.00	100	100
72.00	39.90	27.25
0.00	0.00	0.00
0.00	0.00	0.00

Manual Integration:

After

Poor integration.

01/05/17

Quantitation Report (Qedit)

Data Path : I:\ACQUDATA\msvoa12\Data\010417\
Data File : P7377.D
Acq On : 4 Jan 2017 2:23 pm
Operator : K.Ruest
Sample : 2.0ppb Inst : MSVOA-12
Misc : 8260/624 WATER ICAL
ALS Vial : 5 Sample Multiplier: 1

Quant Time: Jan 05 08:58:05 2017
Quant Method : I:\ACQUDATA\msvoa12\Methods\W010417.M
Quant Title : MS#12 - 8260B WATERS 10mL Purge
QLast Update : Thu Jan 05 08:48:19 2017
Response via : Initial Calibration

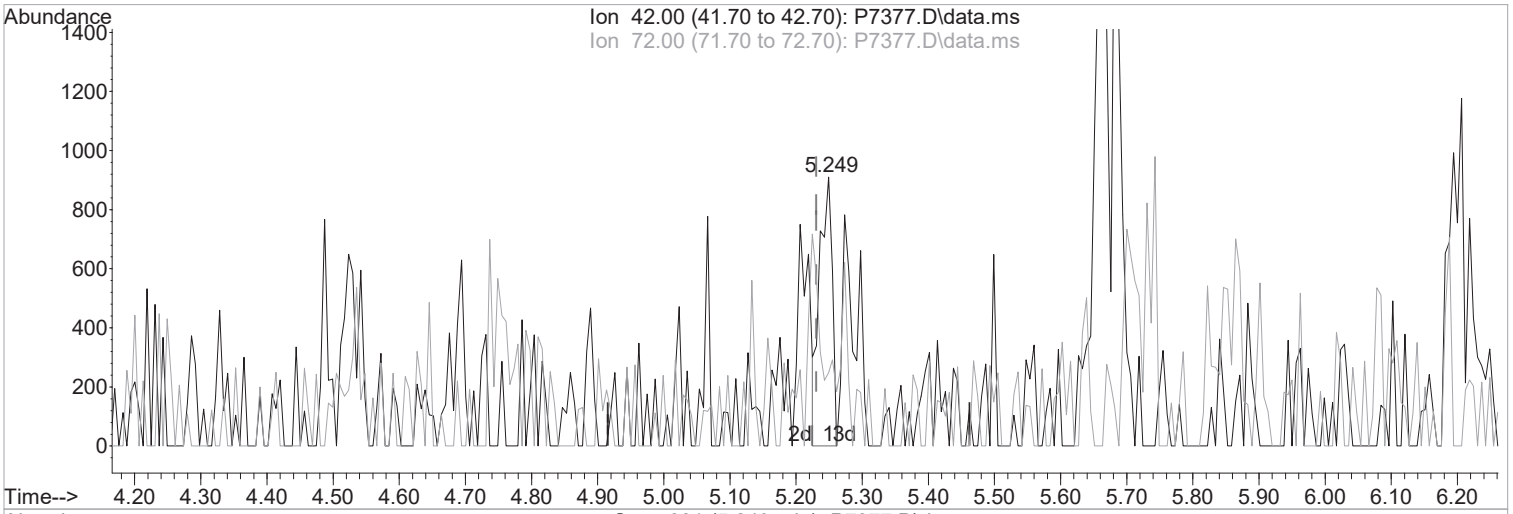

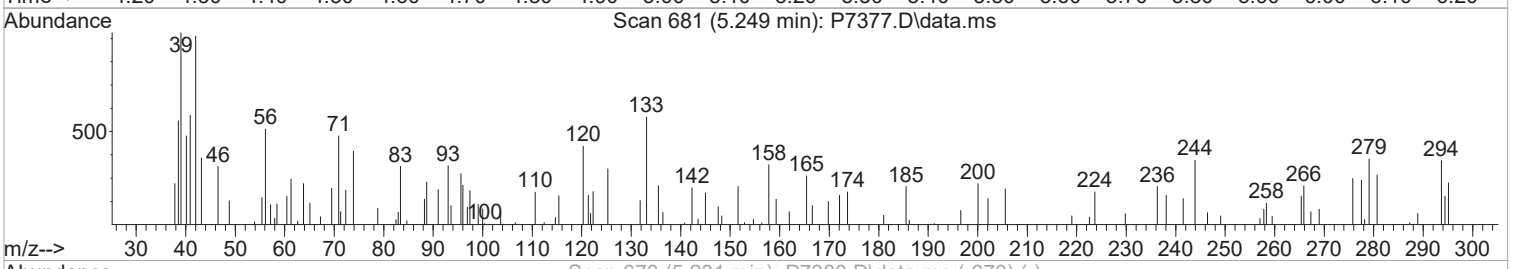

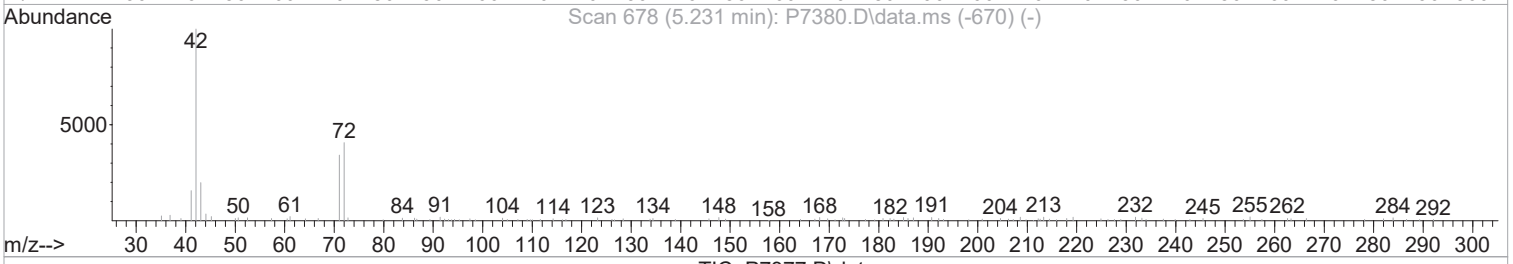

TIC: P7377.D\data.ms

(39) Tetrahydrofuran

5.249min (+0.018) 1.14 ppb

response 1200

Ion	Exp%	Act%
42.00	100	100
72.00	39.90	27.25
0.00	0.00	0.00
0.00	0.00	0.00

Manual Integration:

Before

01/05/17

Quantitation Report (Qedit)

Data Path : I:\ACQUDATA\msvoa12\Data\010417\
Data File : P7377.D
Acq On : 4 Jan 2017 2:23 pm
Operator : K.Ruest
Sample : 2.0ppb Inst : MSVOA-12
Misc : 8260/624 WATER ICAL
ALS Vial : 5 Sample Multiplier: 1

Quant Time: Jan 05 08:58:05 2017
Quant Method : I:\ACQUDATA\msvoa12\Methods\W010417.M
Quant Title : MS#12 - 8260B WATERS 10mL Purge
QLast Update : Thu Jan 05 08:48:19 2017
Response via : Initial Calibration

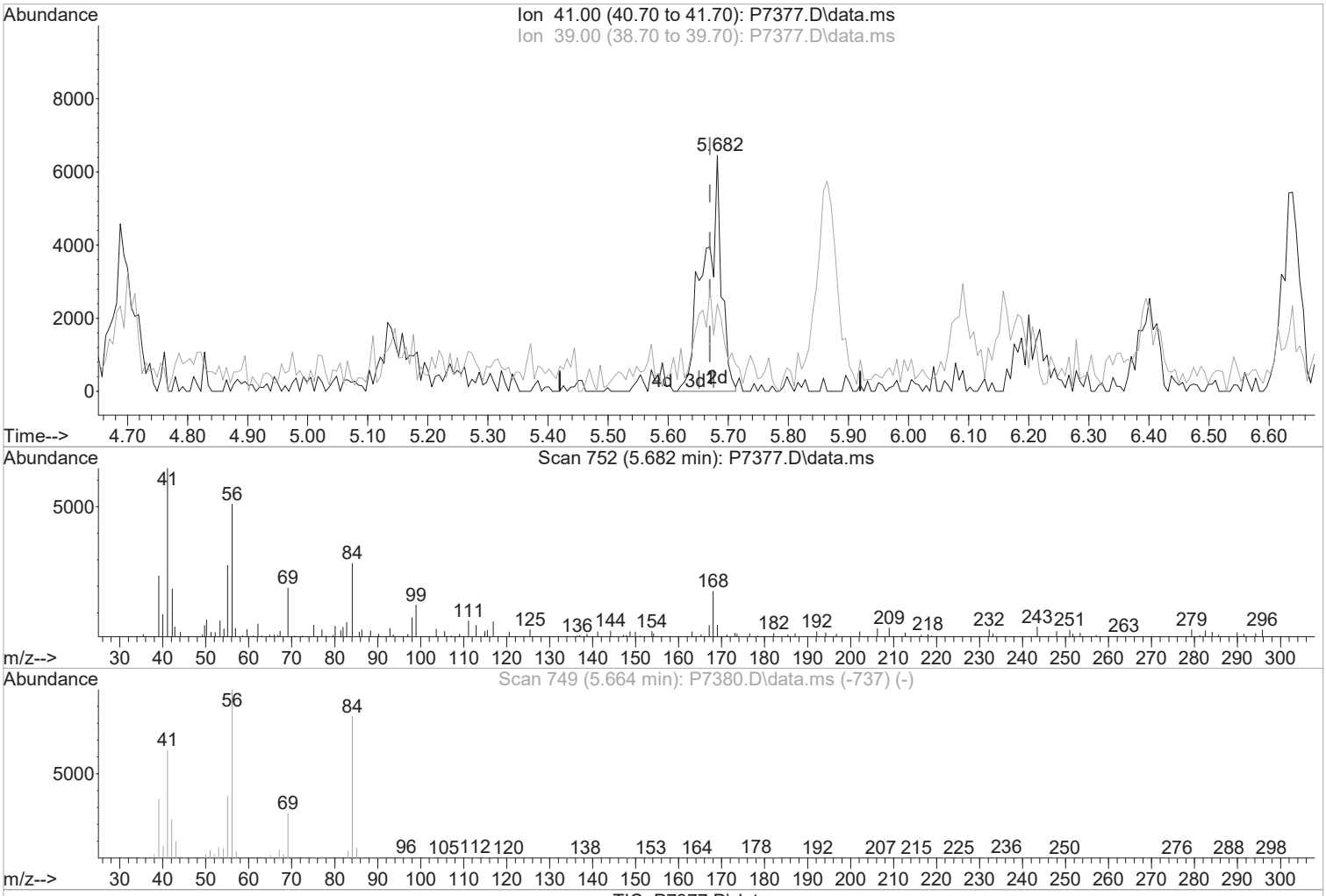

TIC: P7377.D\data.ms

(44) Cyclohexane (P)

5.682min (+0.012) 2.01 ppb m

response 12813

Ion	Exp%	Act%
41.00	100	100
39.00	55.60	37.22
0.00	0.00	0.00
0.00	0.00	0.00

Manual Integration:

After

Split Peak

01/05/17

Quantitation Report (Qedit)

Data Path : I:\ACQUDATA\msvoa12\Data\010417\
Data File : P7377.D
Acq On : 4 Jan 2017 2:23 pm
Operator : K.Ruest
Sample : 2.0ppb Inst : MSVOA-12
Misc : 8260/624 WATER ICAL
ALS Vial : 5 Sample Multiplier: 1

Quant Time: Jan 05 08:58:05 2017
Quant Method : I:\ACQUDATA\msvoa12\Methods\W010417.M
Quant Title : MS#12 - 8260B WATERS 10mL Purge
QLast Update : Thu Jan 05 08:48:19 2017
Response via : Initial Calibration

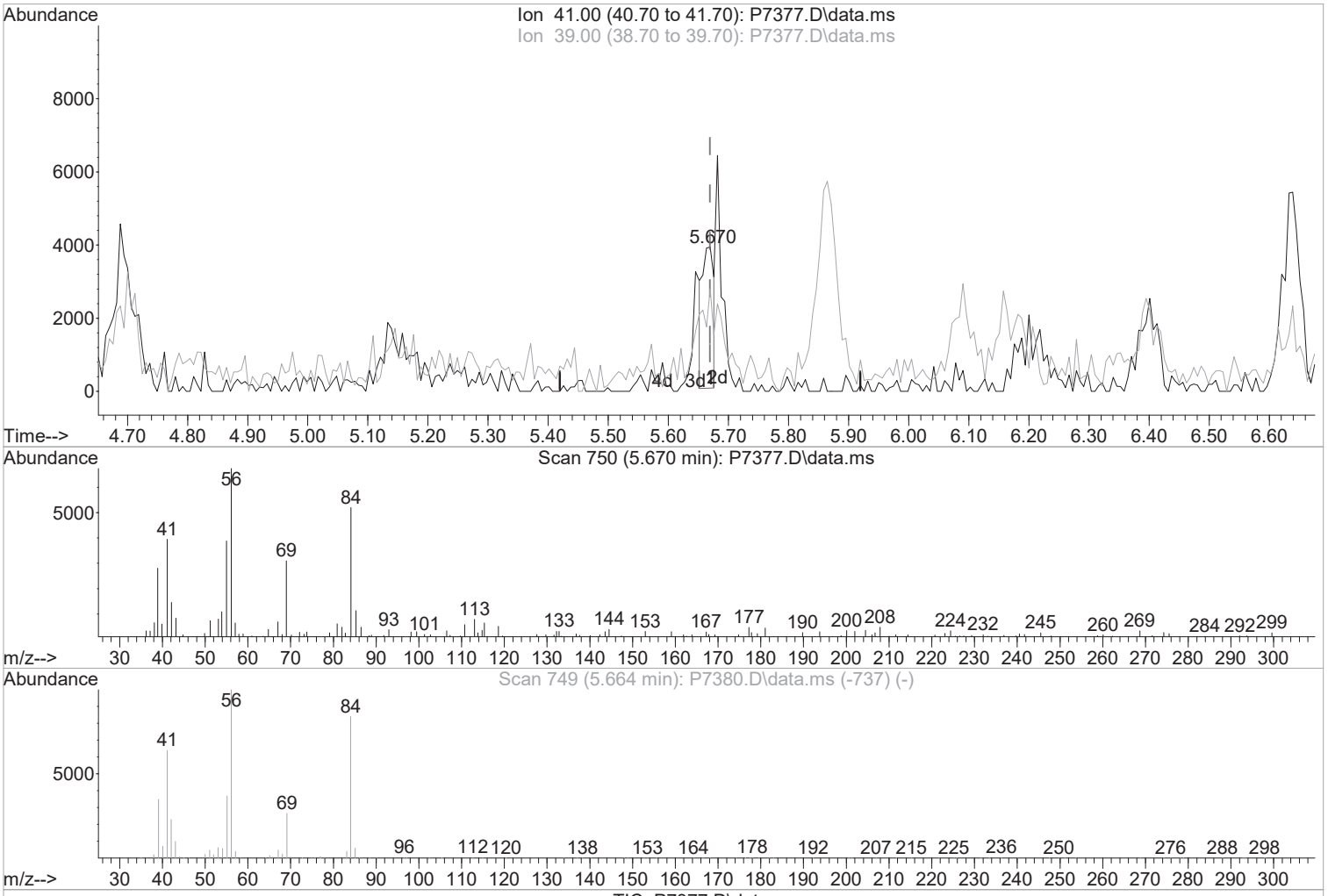

TIC: P7377.D\data.ms

(44) Cyclohexane (P)

5.670min (+0.000) 0.79 ppb

response 5056

Ion	Exp%	Act%
41.00	100	100
39.00	55.60	71.11
0.00	0.00	0.00
0.00	0.00	0.00

Manual Integration:

Before

01/05/17

Quantitation Report (Qedit)

Data Path : I:\ACQUDATA\msvoa12\Data\010417\
Data File : P7377.D
Acq On : 4 Jan 2017 2:23 pm
Operator : K.Ruest
Sample : 2.0ppb Inst : MSVOA-12
Misc : 8260/624 WATER ICAL
ALS Vial : 5 Sample Multiplier: 1

Quant Time: Jan 05 08:58:05 2017
Quant Method : I:\ACQUDATA\msvoa12\Methods\W010417.M
Quant Title : MS#12 - 8260B WATERS 10mL Purge
QLast Update : Thu Jan 05 08:48:19 2017
Response via : Initial Calibration

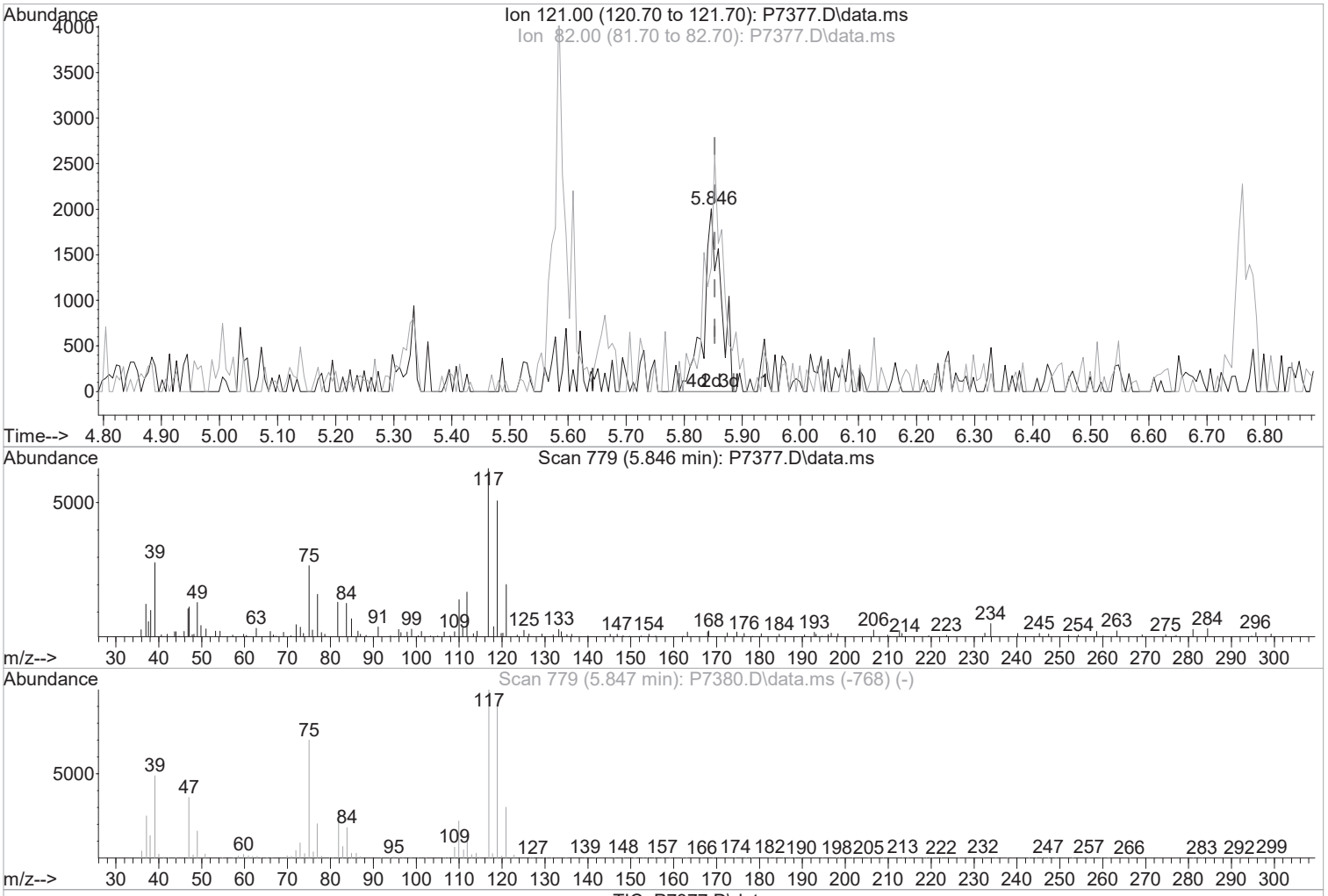

TIC: P7377.D\data.ms

(46) Carbontetrachloride (P)

5.846min (-0.006) 1.83 ppb m

response 4111

Ion	Exp%	Act%
121.00	100	100
82.00	93.70	67.86#
0.00	0.00	0.00
0.00	0.00	0.00

Manual Integration:

After

Peak not found.

01/05/17

Quantitation Report (Qedit)

Data Path : I:\ACQUDATA\msvoa12\Data\010417\
Data File : P7377.D
Acq On : 4 Jan 2017 2:23 pm
Operator : K.Ruest
Sample : 2.0ppb Inst : MSVOA-12
Misc : 8260/624 WATER ICAL
ALS Vial : 5 Sample Multiplier: 1

Quant Time: Jan 05 08:58:05 2017
Quant Method : I:\ACQUDATA\msvoa12\Methods\W010417.M
Quant Title : MS#12 - 8260B WATERS 10mL Purge
QLast Update : Thu Jan 05 08:48:19 2017
Response via : Initial Calibration

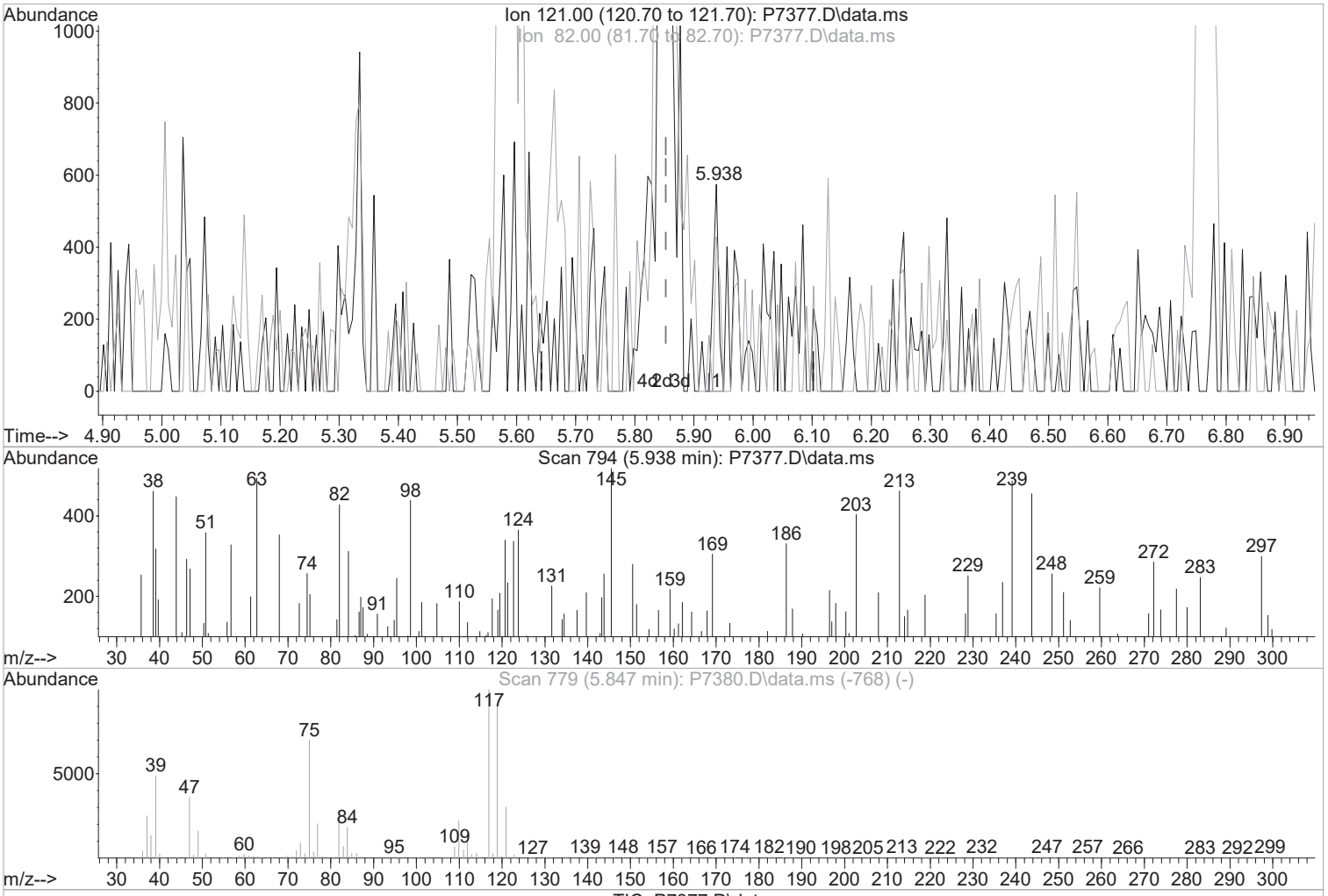

TIC: P7377.D\data.ms

(46) Carbontetrachloride (P)

5.938min (+0.085) 0.16 ppb

response 363

Ion	Exp%	Act%
121.00	100	100
82.00	93.70	74.56
0.00	0.00	0.00
0.00	0.00	0.00

Manual Integration:

Before

01/05/17

Quantitation Report (Qedit)

Data Path : I:\ACQUDATA\msvoa12\Data\010417\
Data File : P7377.D
Acq On : 4 Jan 2017 2:23 pm
Operator : K.Ruest
Sample : 2.0ppb Inst : MSVOA-12
Misc : 8260/624 WATER ICAL
ALS Vial : 5 Sample Multiplier: 1

Quant Time: Jan 05 08:58:05 2017
Quant Method : I:\ACQUDATA\msvoa12\Methods\W010417.M
Quant Title : MS#12 - 8260B WATERS 10mL Purge
QLast Update : Thu Jan 05 08:48:19 2017
Response via : Initial Calibration

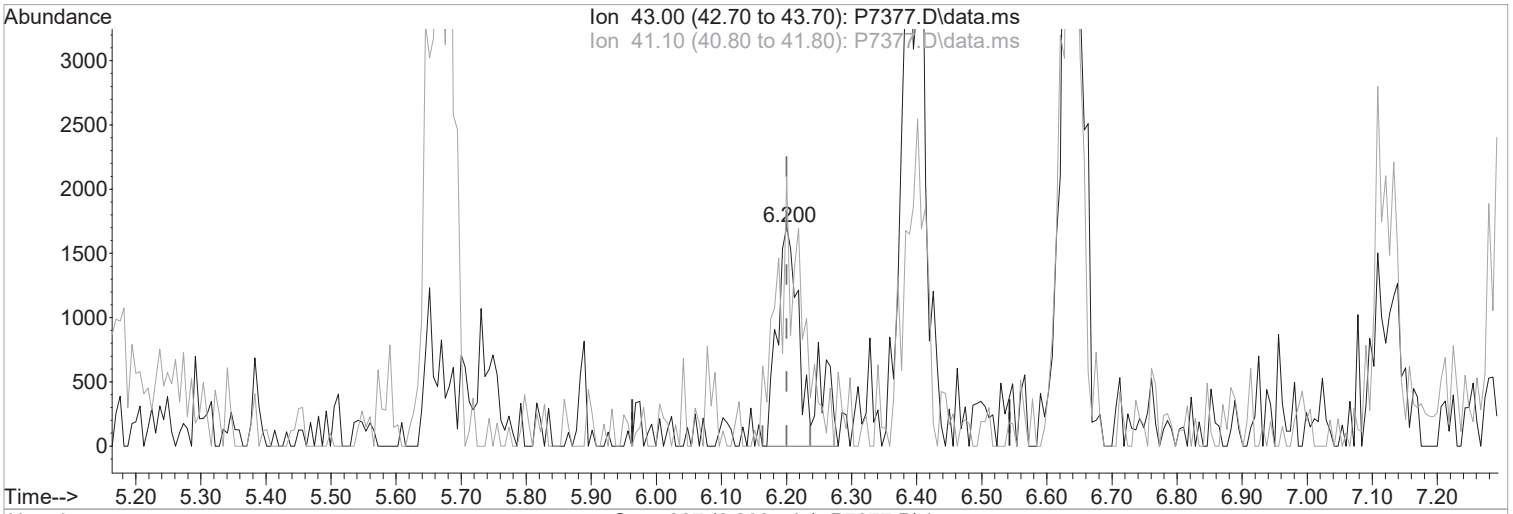

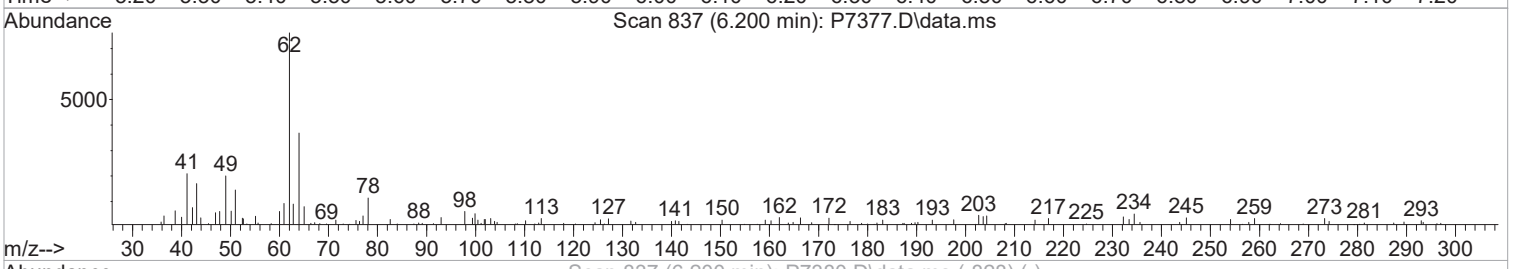



TIC: P7377.D\data.ms

(51) Iso-Butyl Alcohol

6.200min (+0.000) 36.96 ppb m

response 4819

Ion	Exp%	Act%
43.00	100	100
41.10	88.60	122.67#
0.00	0.00	0.00
0.00	0.00	0.00

Manual Integration:

After

Split Peak

01/05/17

Quantitation Report (Qedit)

Data Path : I:\ACQUDATA\msvoa12\Data\010417\
Data File : P7377.D
Acq On : 4 Jan 2017 2:23 pm
Operator : K.Ruest
Sample : 2.0ppb Inst : MSVOA-12
Misc : 8260/624 WATER ICAL
ALS Vial : 5 Sample Multiplier: 1

Quant Time: Jan 05 08:58:05 2017
Quant Method : I:\ACQUDATA\msvoa12\Methods\W010417.M
Quant Title : MS#12 - 8260B WATERS 10mL Purge
QLast Update : Thu Jan 05 08:48:19 2017
Response via : Initial Calibration

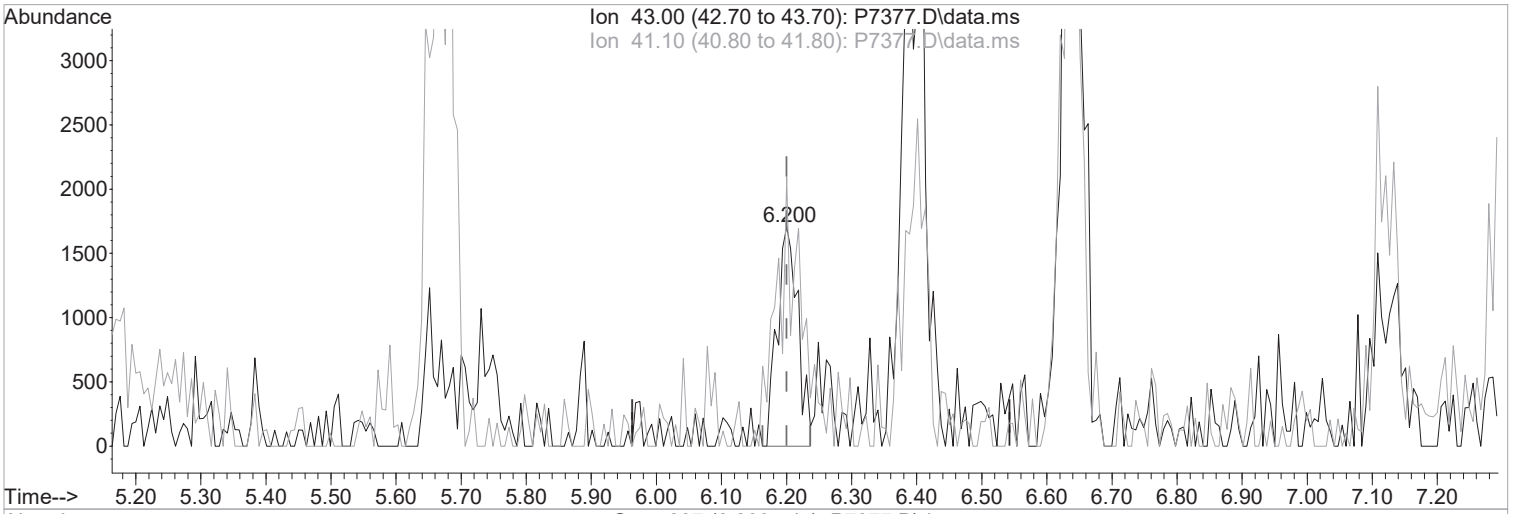

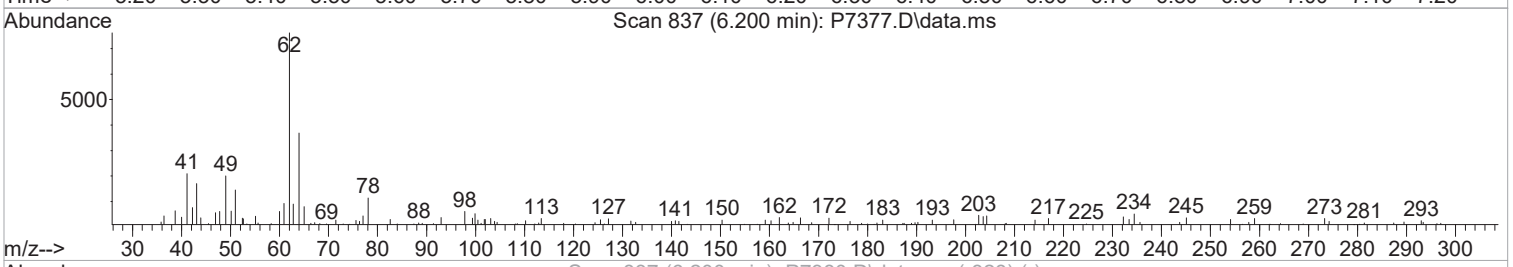



TIC: P7377.D\data.ms

(51) Iso-Butyl Alcohol

6.200min (+0.000) 29.00 ppb

response 3781

Ion	Exp%	Act%
43.00	100	100
41.10	88.60	122.67#
0.00	0.00	0.00
0.00	0.00	0.00

Manual Integration:

Before

01/05/17

Quantitation Report (Qedit)

Data Path : I:\ACQUDATA\msvoa12\Data\010417\
Data File : P7377.D
Acq On : 4 Jan 2017 2:23 pm
Operator : K.Ruest
Sample : 2.0ppb Inst : MSVOA-12
Misc : 8260/624 WATER ICAL
ALS Vial : 5 Sample Multiplier: 1

Quant Time: Jan 05 08:58:05 2017
Quant Method : I:\ACQUDATA\msvoa12\Methods\W010417.M
Quant Title : MS#12 - 8260B WATERS 10mL Purge
QLast Update : Thu Jan 05 08:48:19 2017
Response via : Initial Calibration

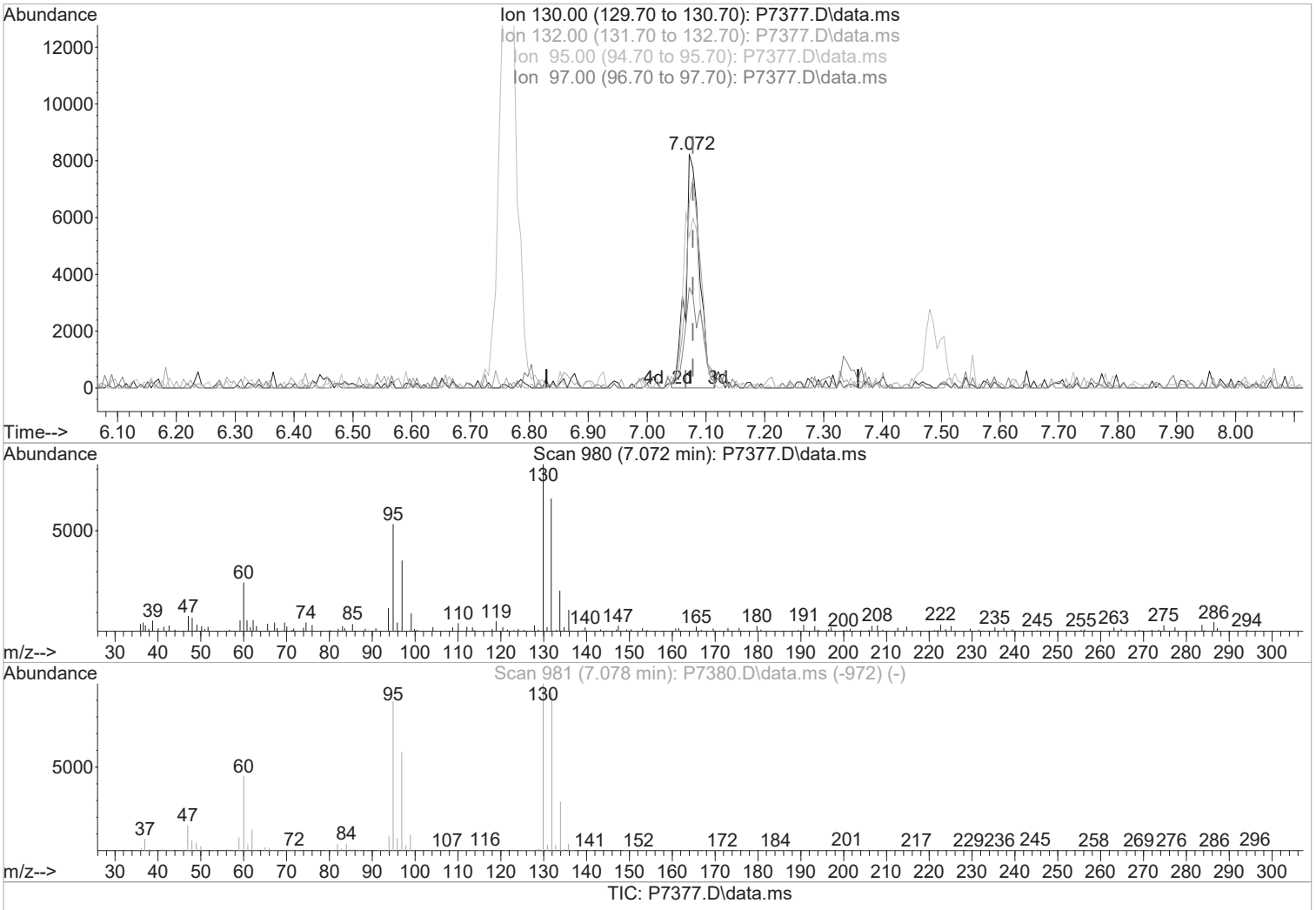

TIC: P7377.D\data.ms

(54) Trichloroethene (P)

7.072min (-0.006) 2.20 ppb m

response 13722

Ion	Exp%	Act%
130.00	100	100
132.00	94.20	79.56
95.00	89.40	64.44#
97.00	58.80	42.91

Manual Integration:

After

Split Peak

01/05/17

Quantitation Report (Qedit)

Data Path : I:\ACQUDATA\msvoa12\Data\010417\
Data File : P7377.D
Acq On : 4 Jan 2017 2:23 pm
Operator : K.Ruest
Sample : 2.0ppb Inst : MSVOA-12
Misc : 8260/624 WATER ICAL
ALS Vial : 5 Sample Multiplier: 1

Quant Time: Jan 05 08:58:05 2017
Quant Method : I:\ACQUDATA\msvoa12\Methods\W010417.M
Quant Title : MS#12 - 8260B WATERS 10mL Purge
QLast Update : Thu Jan 05 08:48:19 2017
Response via : Initial Calibration

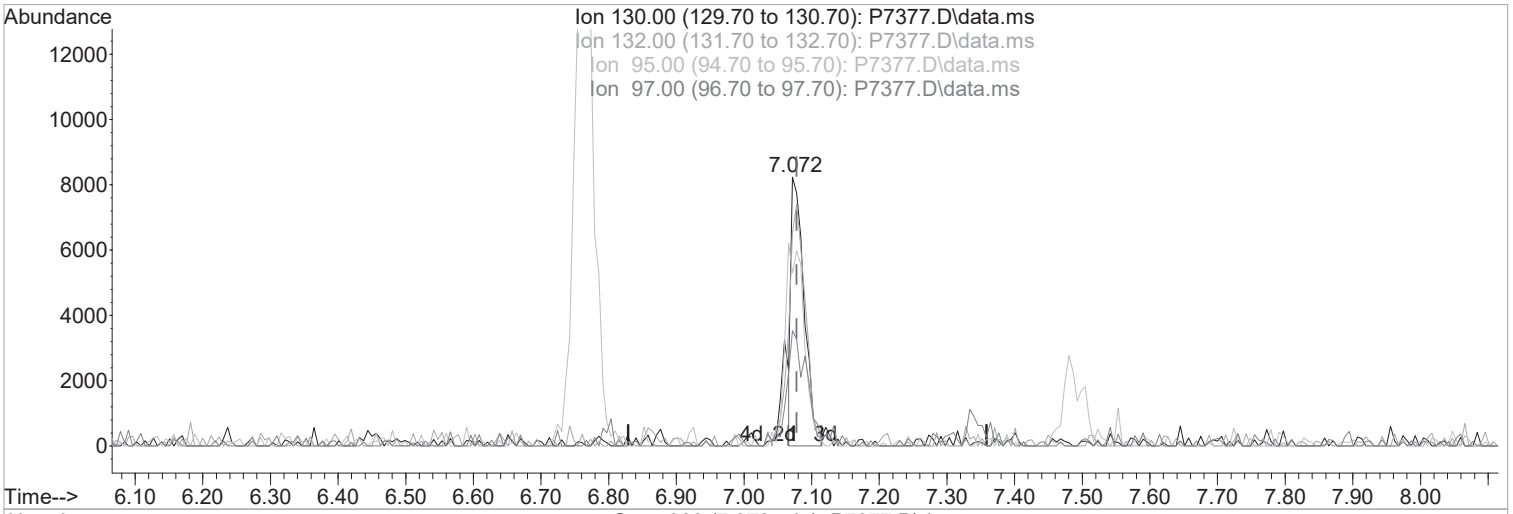

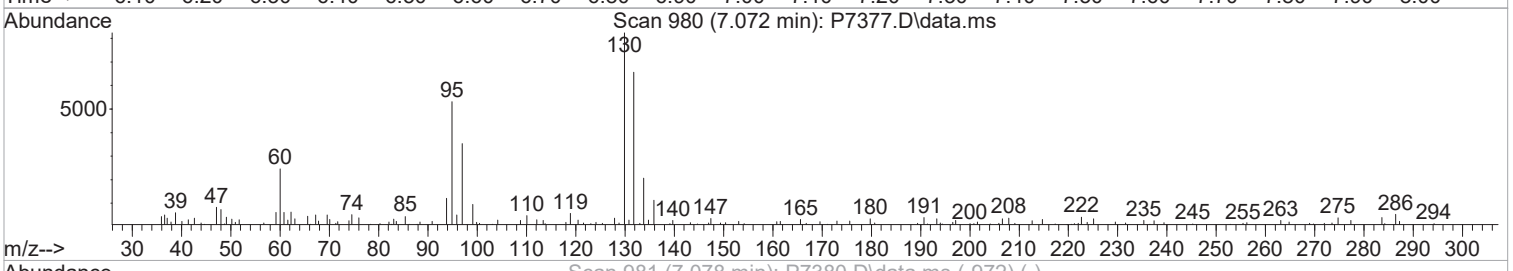

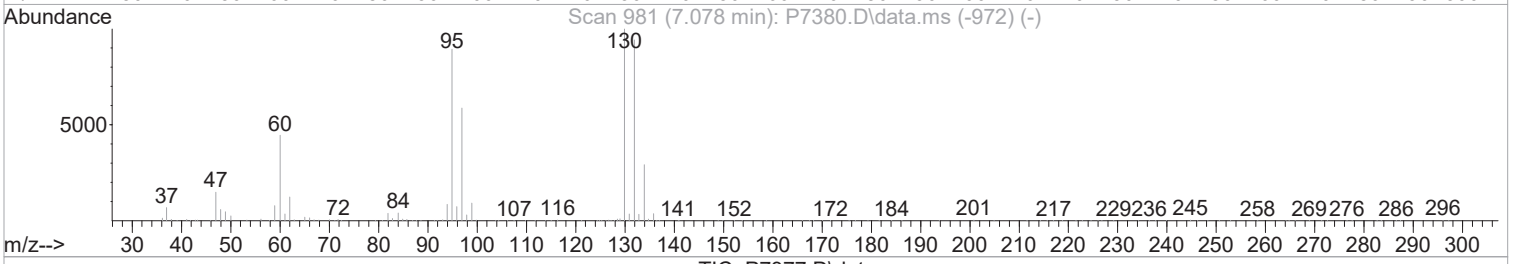

TIC: P7377.D\data.ms

(54) Trichloroethene (P)

7.072min (-0.006) 1.77 ppb

response 11082

Ion	Exp%	Act%
130.00	100	100
132.00	94.20	79.56
95.00	89.40	64.44#
97.00	58.80	42.91

Manual Integration:

Before

01/05/17

Quantitation Report (Qedit)

Data Path : I:\ACQUDATA\msvoa12\Data\010417\
Data File : P7377.D
Acq On : 4 Jan 2017 2:23 pm
Operator : K.Ruest
Sample : 2.0ppb Inst : MSVOA-12
Misc : 8260/624 WATER ICAL
ALS Vial : 5 Sample Multiplier: 1

Quant Time: Jan 05 08:58:05 2017
Quant Method : I:\ACQUDATA\msvoa12\Methods\W010417.M
Quant Title : MS#12 - 8260B WATERS 10mL Purge
QLast Update : Thu Jan 05 08:48:19 2017
Response via : Initial Calibration

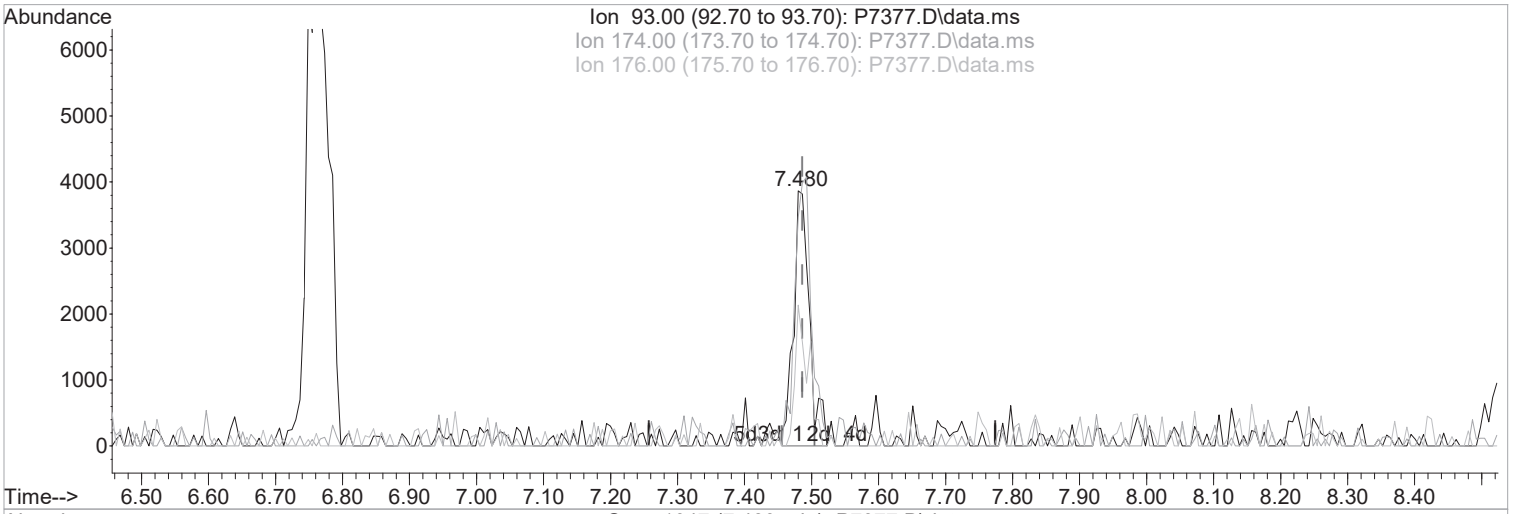

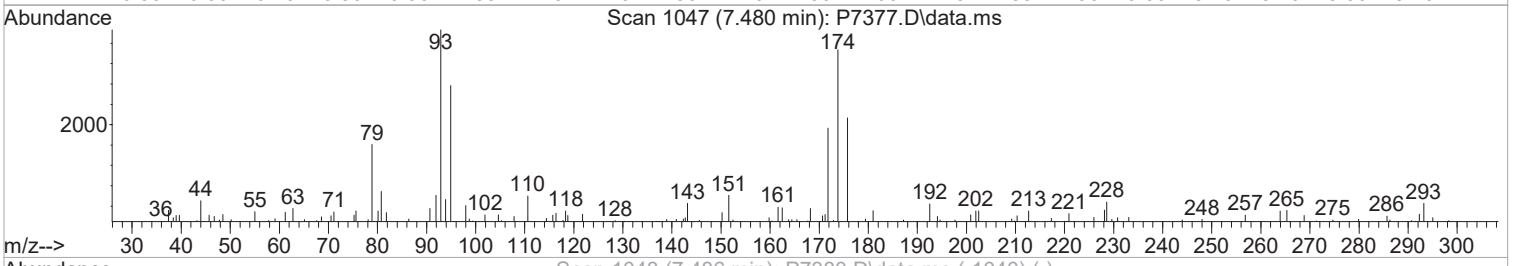

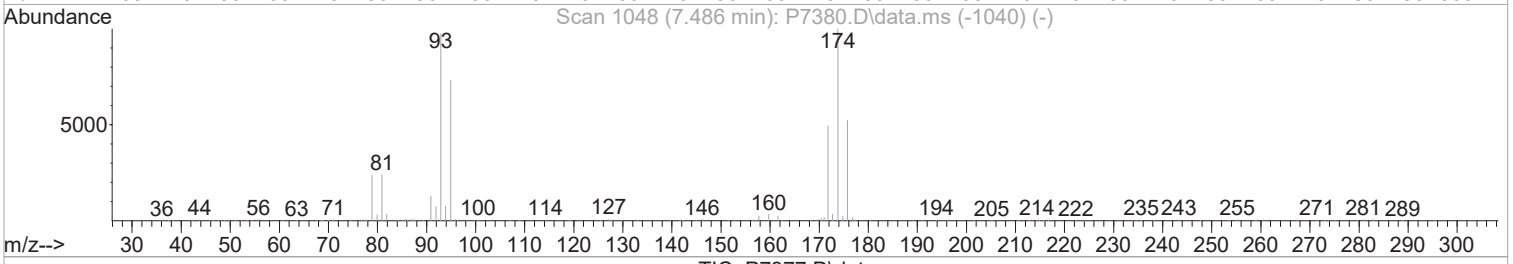

TIC: P7377.D\data.ms

(57) Dibromomethane

7.480min (-0.006) 2.07 ppb m

response 6343

Ion	Exp%	Act%
93.00	100	100
174.00	102.80	89.80
176.00	53.50	55.23
0.00	0.00	0.00

Manual Integration:

After

Split Peak

01/05/17

Quantitation Report (Qedit)

Data Path : I:\ACQUDATA\msvoa12\Data\010417\
Data File : P7377.D
Acq On : 4 Jan 2017 2:23 pm
Operator : K.Ruest
Sample : 2.0ppb Inst : MSVOA-12
Misc : 8260/624 WATER ICAL
ALS Vial : 5 Sample Multiplier: 1

Quant Time: Jan 05 08:58:05 2017
Quant Method : I:\ACQUDATA\msvoa12\Methods\W010417.M
Quant Title : MS#12 - 8260B WATERS 10mL Purge
QLast Update : Thu Jan 05 08:48:19 2017
Response via : Initial Calibration

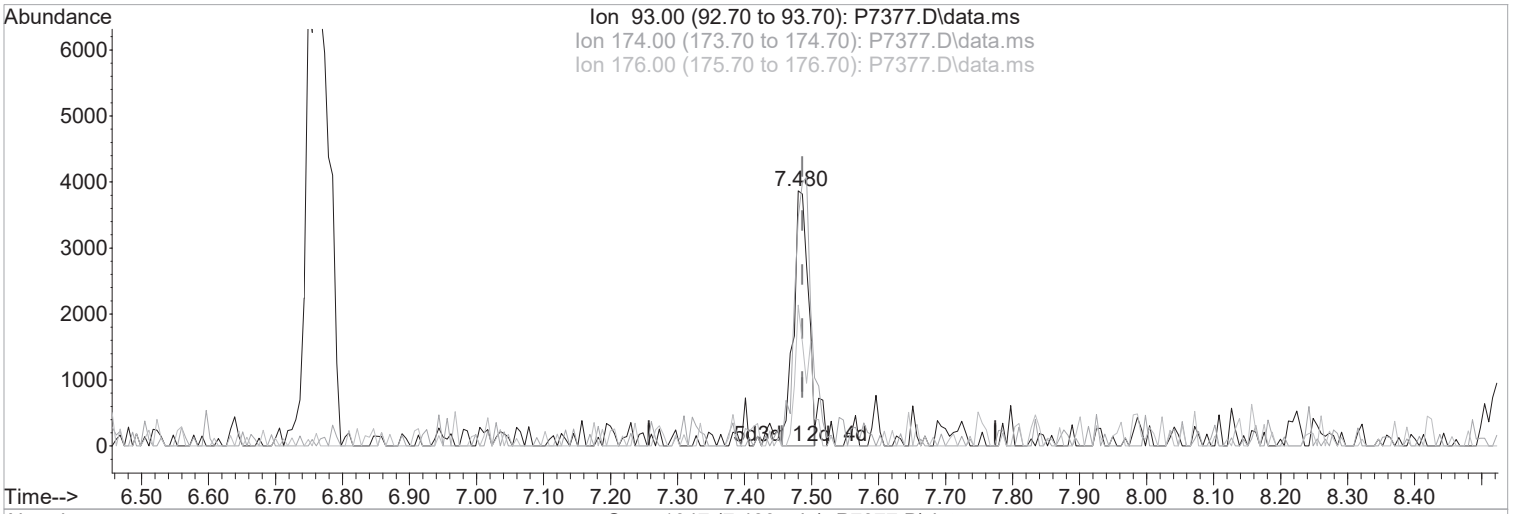

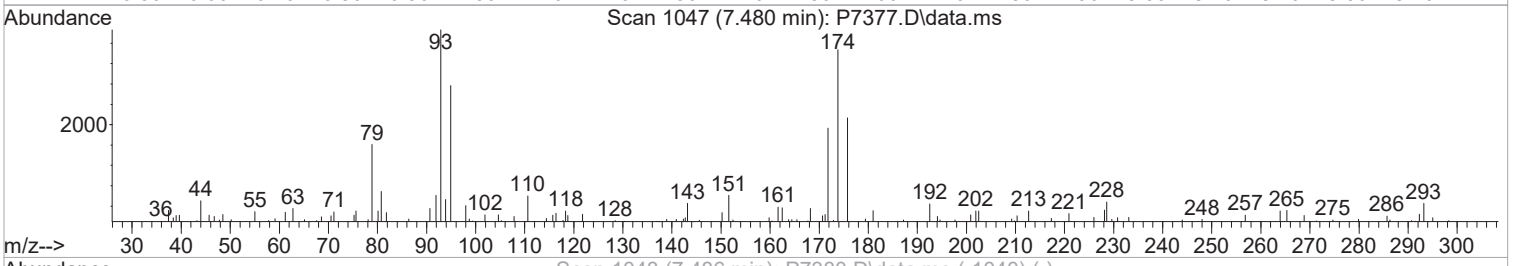

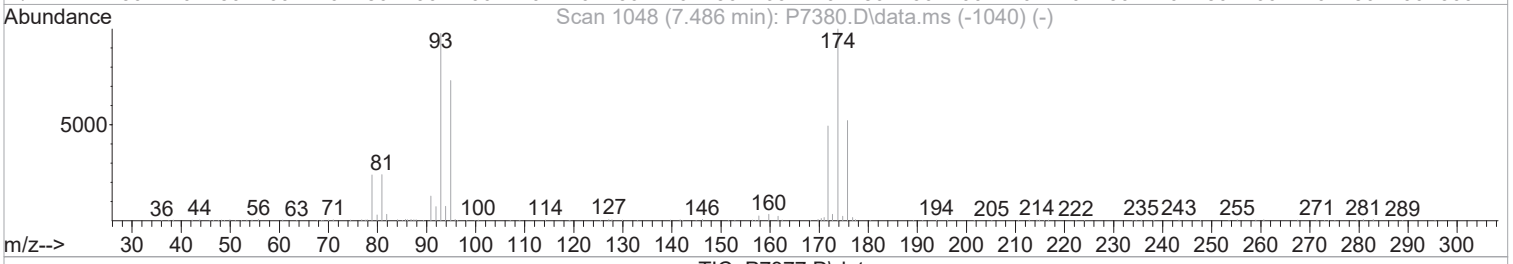

TIC: P7377.D\data.ms

(57) Dibromomethane

7.480min (-0.006) 1.90 ppb

response 5824

Ion	Exp%	Act%
93.00	100	100
174.00	102.80	89.80
176.00	53.50	55.23
0.00	0.00	0.00

Manual Integration:

Before

01/05/17

Quantitation Report (Qedit)

Data Path : I:\ACQUDATA\msvoa12\Data\010417\
Data File : P7377.D
Acq On : 4 Jan 2017 2:23 pm
Operator : K.Ruest
Sample : 2.0ppb Inst : MSVOA-12
Misc : 8260/624 WATER ICAL
ALS Vial : 5 Sample Multiplier: 1

Quant Time: Jan 05 08:58:05 2017
Quant Method : I:\ACQUDATA\msvoa12\Methods\W010417.M
Quant Title : MS#12 - 8260B WATERS 10mL Purge
QLast Update : Thu Jan 05 08:48:19 2017
Response via : Initial Calibration

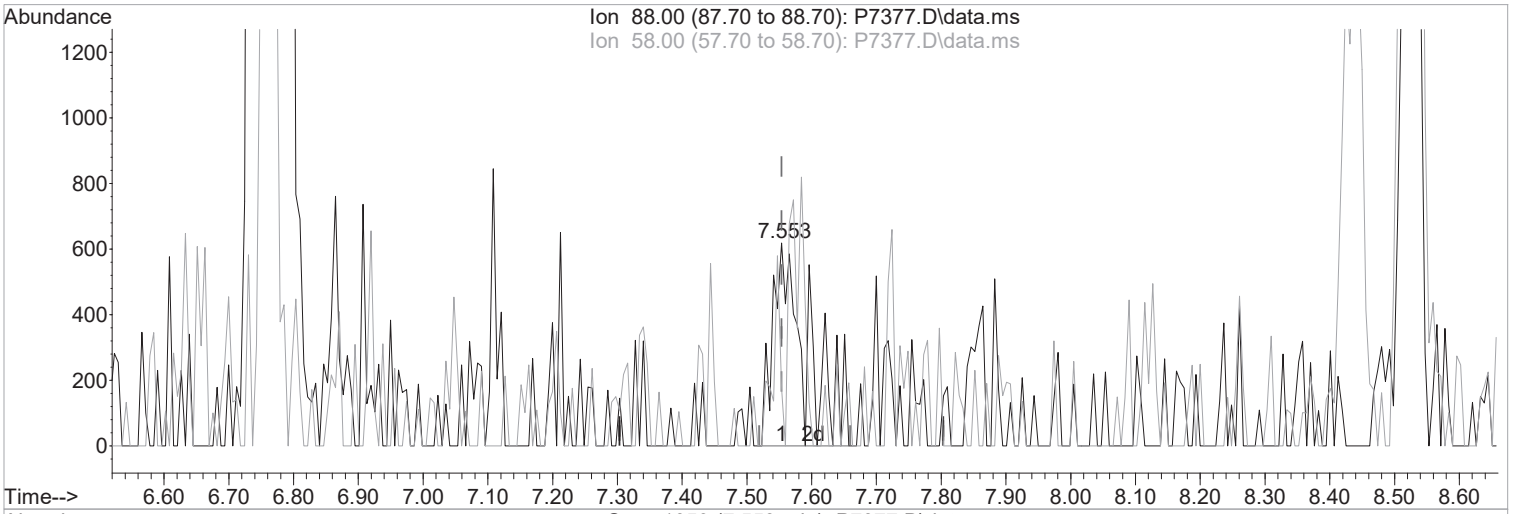

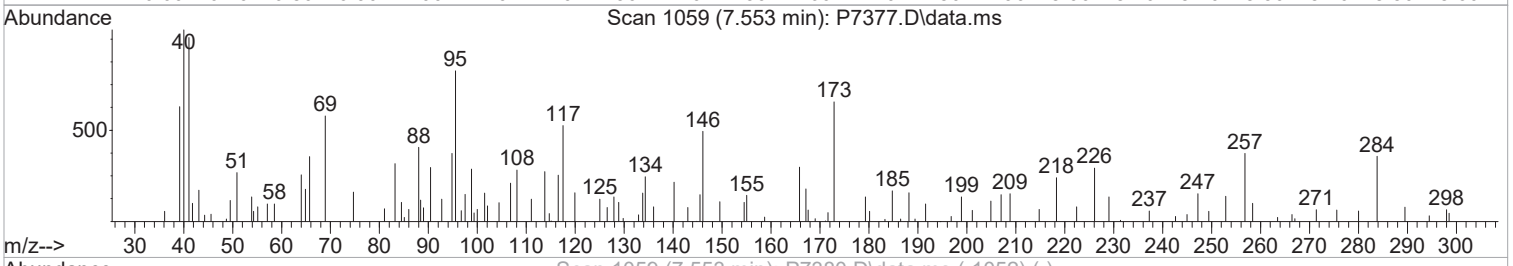



TIC: P7377.D\data.ms

(58) 1,4-Dioxane

7.553min (+0.000) 52.76 ppb m

response 2312

Ion	Exp%	Act%
88.00	100	100
58.00	67.50	41.41#
0.00	0.00	0.00
0.00	0.00	0.00

Manual Integration:

After

Poor integration.

01/05/17

Quantitation Report (Qedit)

Data Path : I:\ACQUDATA\msvoa12\Data\010417\
Data File : P7377.D
Acq On : 4 Jan 2017 2:23 pm
Operator : K.Ruest
Sample : 2.0ppb Inst : MSVOA-12
Misc : 8260/624 WATER ICAL
ALS Vial : 5 Sample Multiplier: 1

Quant Time: Jan 05 08:58:05 2017
Quant Method : I:\ACQUDATA\msvoa12\Methods\W010417.M
Quant Title : MS#12 - 8260B WATERS 10mL Purge
QLast Update : Thu Jan 05 08:48:19 2017
Response via : Initial Calibration

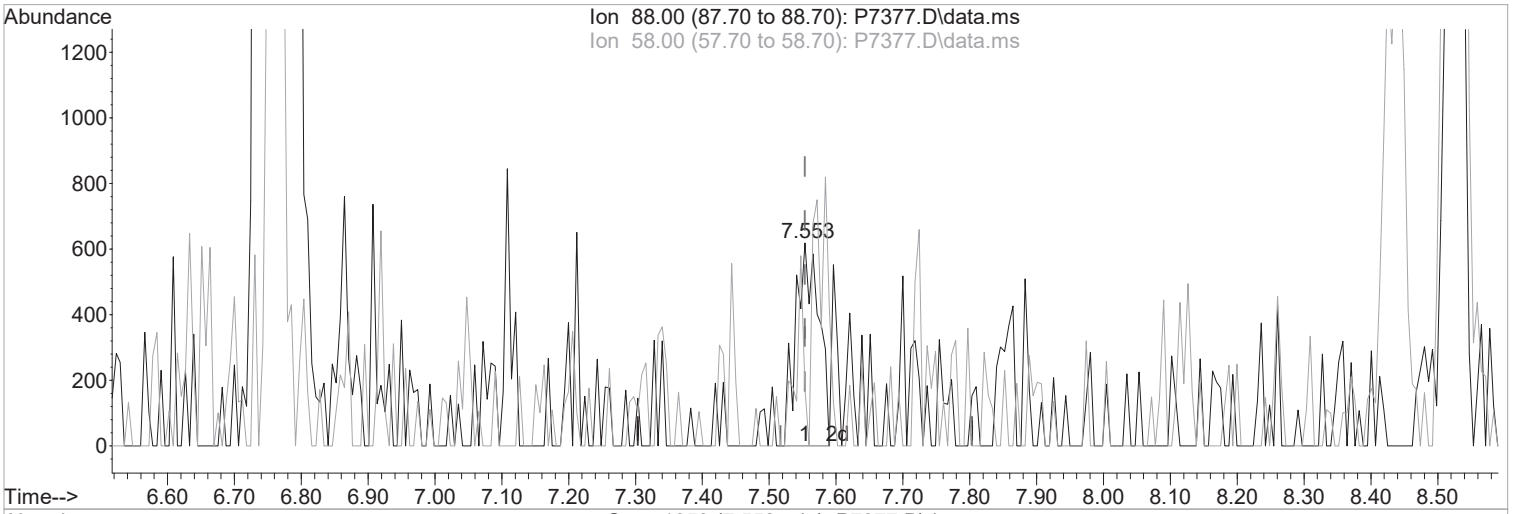

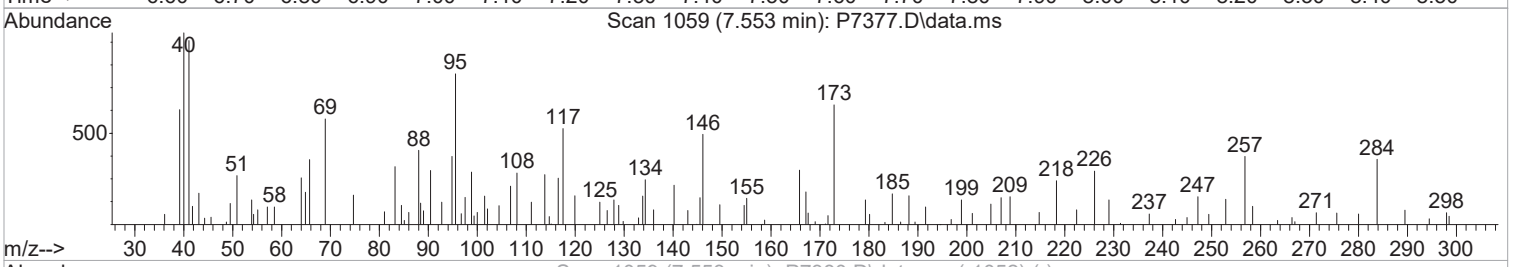



TIC: P7377.D\data.ms

(58) 1,4-Dioxane

7.553min (+0.000) 33.95 ppb

response 1488

Ion	Exp%	Act%
88.00	100	100
58.00	67.50	28.43#
0.00	0.00	0.00
0.00	0.00	0.00

Manual Integration:

Before

01/05/17

Quantitation Report (Qedit)

Data Path : I:\ACQUDATA\msvoa12\Data\010417\
Data File : P7377.D
Acq On : 4 Jan 2017 2:23 pm
Operator : K.Ruest
Sample : 2.0ppb Inst : MSVOA-12
Misc : 8260/624 WATER ICAL
ALS Vial : 5 Sample Multiplier: 1

Quant Time: Jan 05 08:58:05 2017
Quant Method : I:\ACQUDATA\msvoa12\Methods\W010417.M
Quant Title : MS#12 - 8260B WATERS 10mL Purge
QLast Update : Thu Jan 05 08:48:19 2017
Response via : Initial Calibration

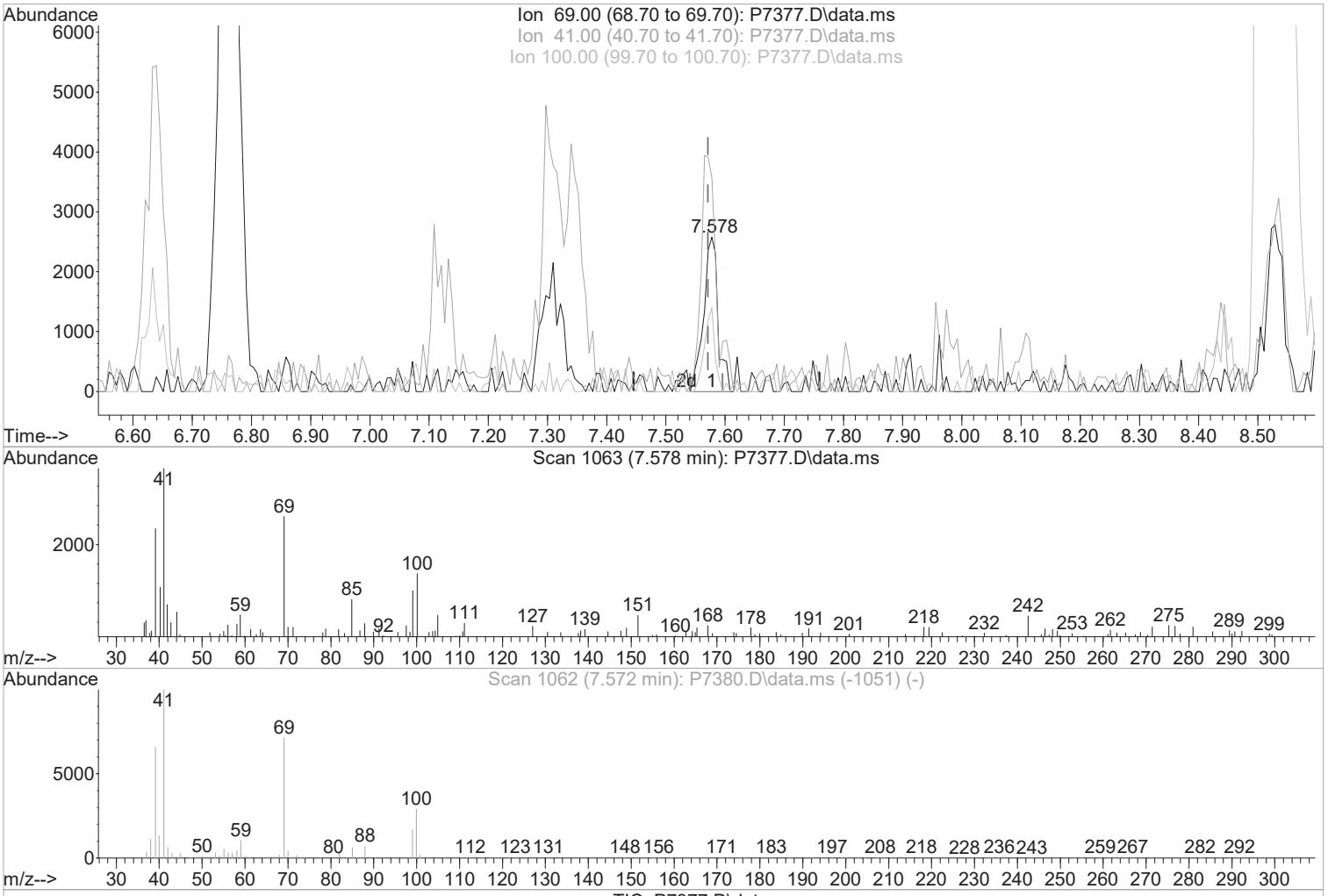

TIC: P7377.D\data.ms

(59) Methyl Methacrylate

7.578min (+0.006) 1.49 ppb m

response 4337

Ion	Exp%	Act%
69.00	100	100
41.00	141.20	138.59
100.00	40.80	54.31
0.00	0.00	0.00

Manual Integration:

After

Split Peak

01/05/17

Quantitation Report (Qedit)

Data Path : I:\ACQUDATA\msvoa12\Data\010417\
Data File : P7377.D
Acq On : 4 Jan 2017 2:23 pm
Operator : K.Ruest
Sample : 2.0ppb Inst : MSVOA-12
Misc : 8260/624 WATER ICAL
ALS Vial : 5 Sample Multiplier: 1

Quant Time: Jan 05 08:58:05 2017
Quant Method : I:\ACQUDATA\msvoa12\Methods\W010417.M
Quant Title : MS#12 - 8260B WATERS 10mL Purge
QLast Update : Thu Jan 05 08:48:19 2017
Response via : Initial Calibration

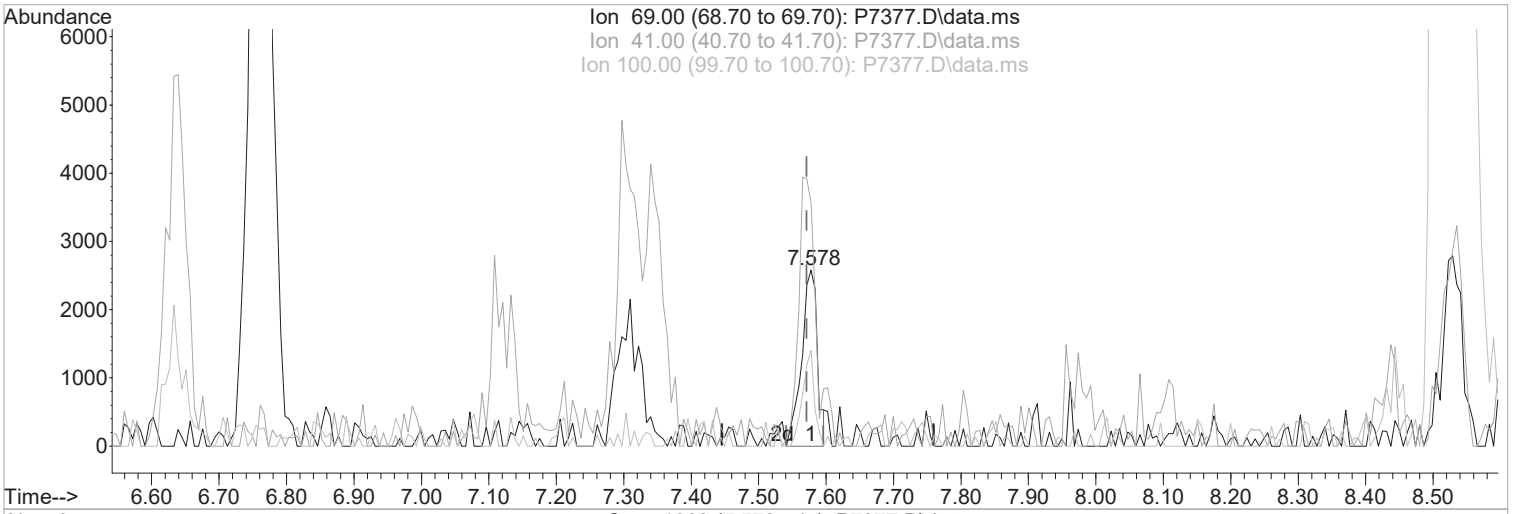

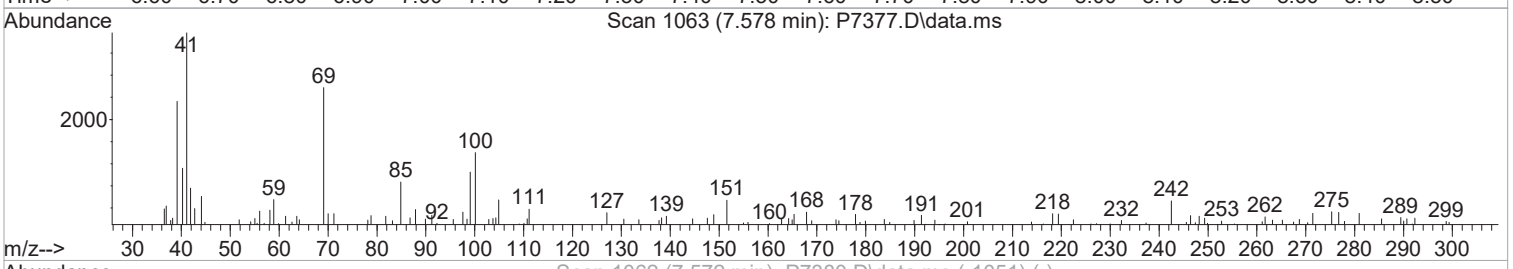

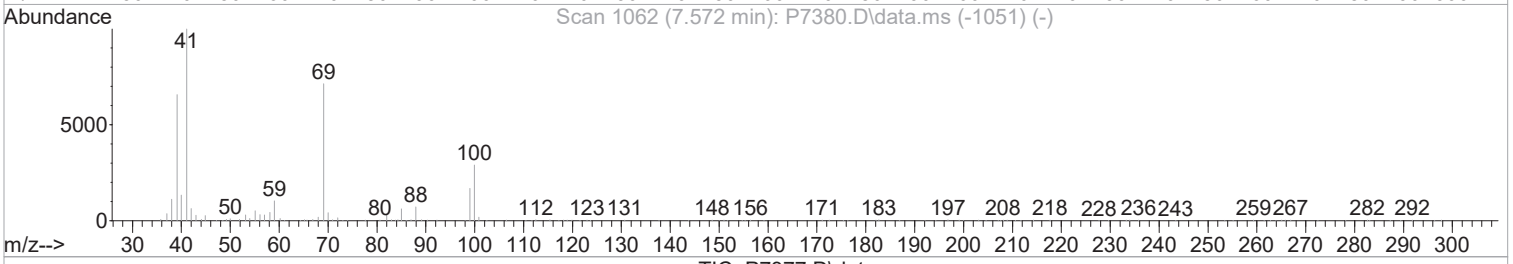

TIC: P7377.D\data.ms

(59) Methyl Methacrylate

7.578min (+0.006) 1.43 ppb

response 4151

Ion	Exp%	Act%
69.00	100	100
41.00	141.20	138.59
100.00	40.80	54.31
0.00	0.00	0.00

Manual Integration:

Before

01/05/17

Quantitation Report (Qedit)

Data Path : I:\ACQUDATA\msvoa12\Data\010417\
Data File : P7377.D
Acq On : 4 Jan 2017 2:23 pm
Operator : K.Ruest
Sample : 2.0ppb Inst : MSVOA-12
Misc : 8260/624 WATER ICAL
ALS Vial : 5 Sample Multiplier: 1

Quant Time: Jan 05 08:58:05 2017
Quant Method : I:\ACQUDATA\msvoa12\Methods\W010417.M
Quant Title : MS#12 - 8260B WATERS 10mL Purge
QLast Update : Thu Jan 05 08:48:19 2017
Response via : Initial Calibration

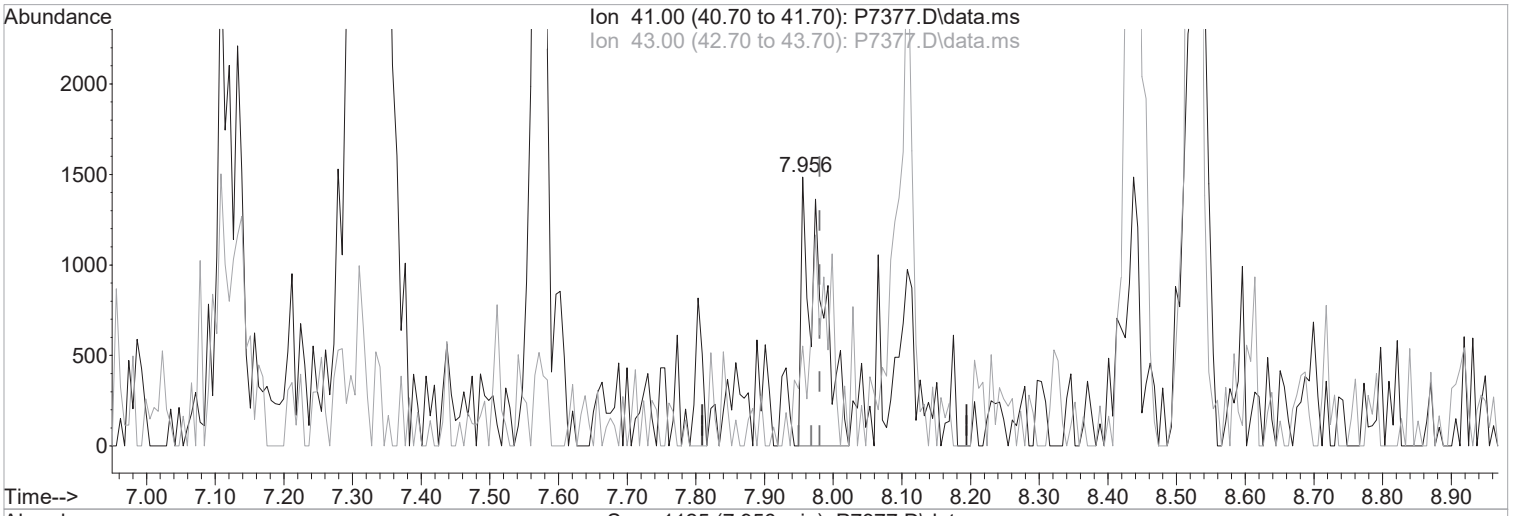

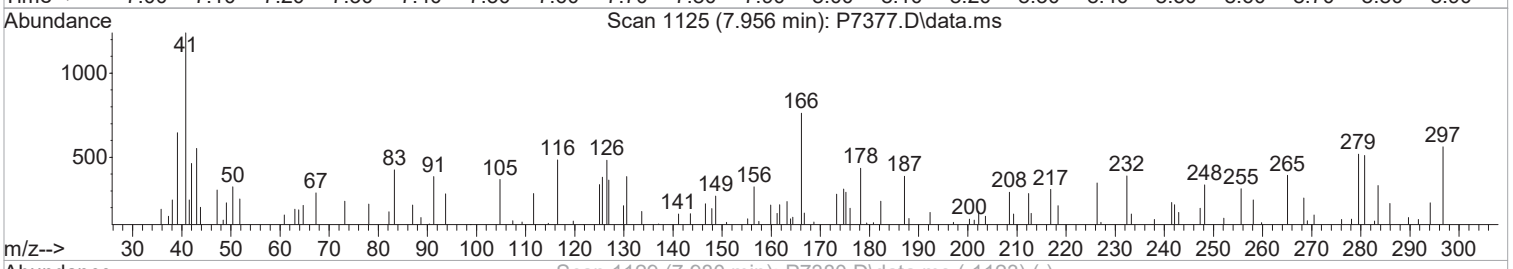

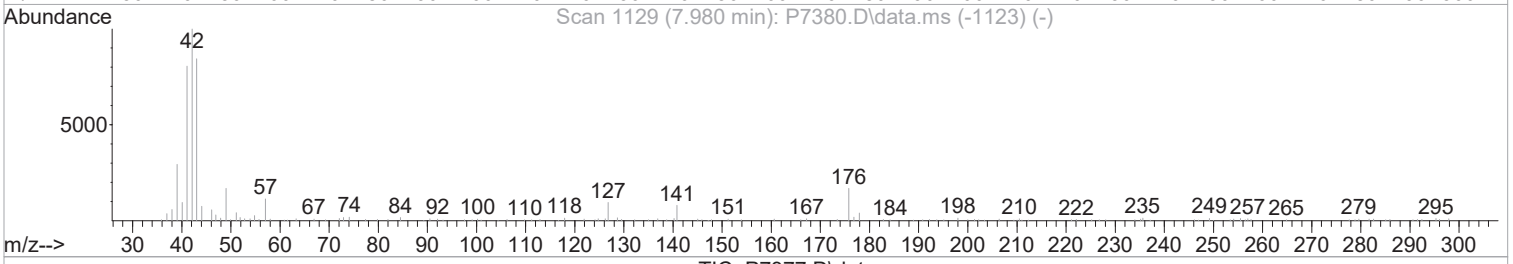

TIC: P7377.D\data.ms

(61) 2-Nitropropane

7.956min (-0.024) 4.99 ppb m

response 2897

Ion	Exp%	Act%
41.00	100	100
43.00	104.90	44.52#
0.00	0.00	0.00
0.00	0.00	0.00

Manual Integration:

After

Split Peak

01/05/17

Quantitation Report (Qedit)

Data Path : I:\ACQUDATA\msvoa12\Data\010417\
Data File : P7377.D
Acq On : 4 Jan 2017 2:23 pm
Operator : K.Ruest
Sample : 2.0ppb Inst : MSVOA-12
Misc : 8260/624 WATER ICAL
ALS Vial : 5 Sample Multiplier: 1

Quant Time: Jan 05 08:58:05 2017
Quant Method : I:\ACQUDATA\msvoa12\Methods\W010417.M
Quant Title : MS#12 - 8260B WATERS 10mL Purge
QLast Update : Thu Jan 05 08:48:19 2017
Response via : Initial Calibration

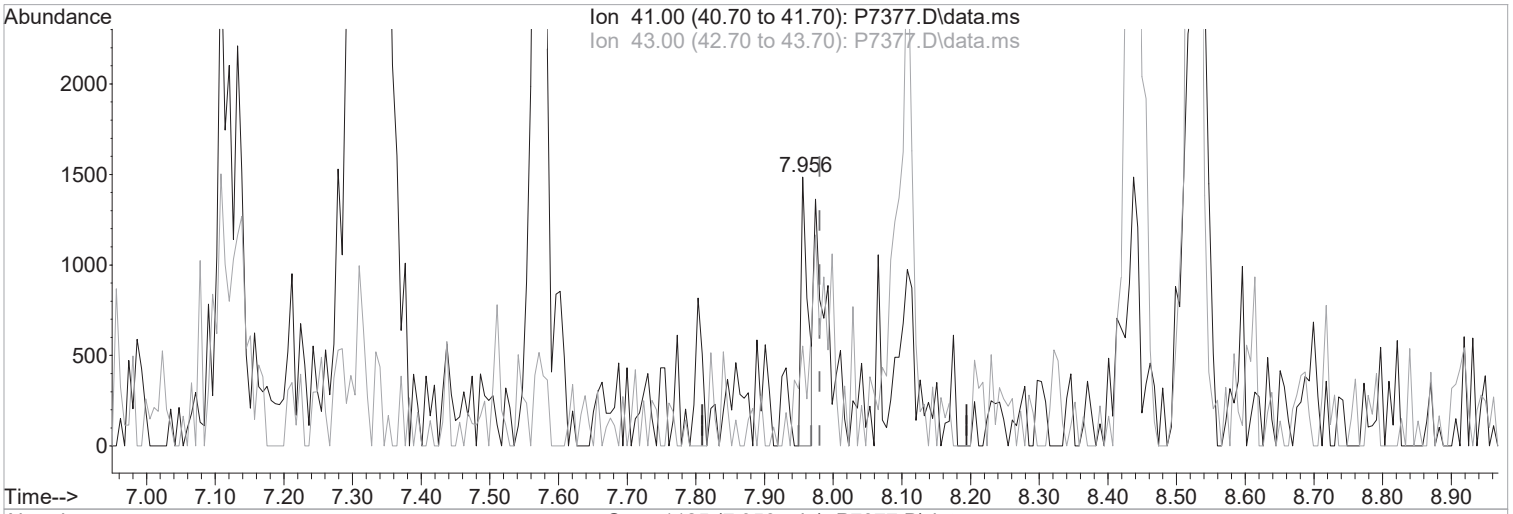

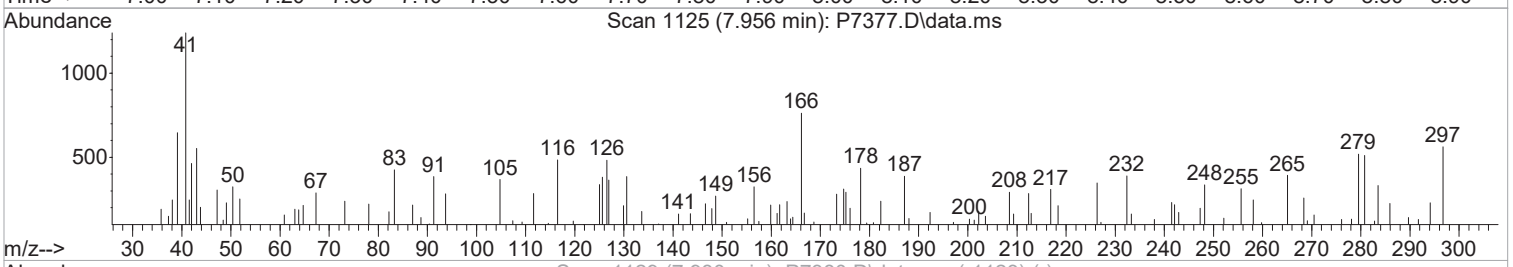

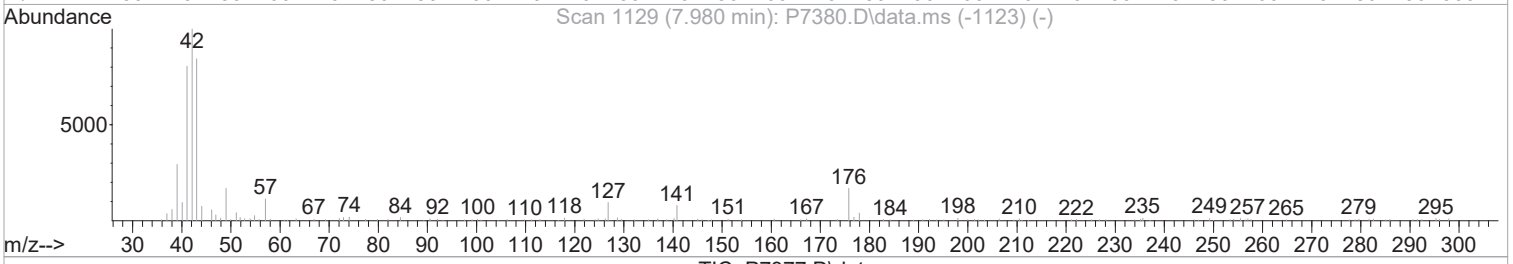

TIC: P7377.D\data.ms

(61) 2-Nitropropane

7.956min (-0.024) 1.79 ppb

response 1043

Ion	Exp%	Act%
41.00	100	100
43.00	104.90	37.15#
0.00	0.00	0.00
0.00	0.00	0.00

Manual Integration:

Before

01/05/17

Quantitation Report (Qedit)

Data Path : I:\ACQUDATA\msvoa12\Data\010417\
Data File : P7377.D
Acq On : 4 Jan 2017 2:23 pm
Operator : K.Ruest
Sample : 2.0ppb Inst : MSVOA-12
Misc : 8260/624 WATER ICAL
ALS Vial : 5 Sample Multiplier: 1

Quant Time: Jan 05 08:58:05 2017
Quant Method : I:\ACQUDATA\msvoa12\Methods\W010417.M
Quant Title : MS#12 - 8260B WATERS 10mL Purge
QLast Update : Thu Jan 05 08:48:19 2017
Response via : Initial Calibration

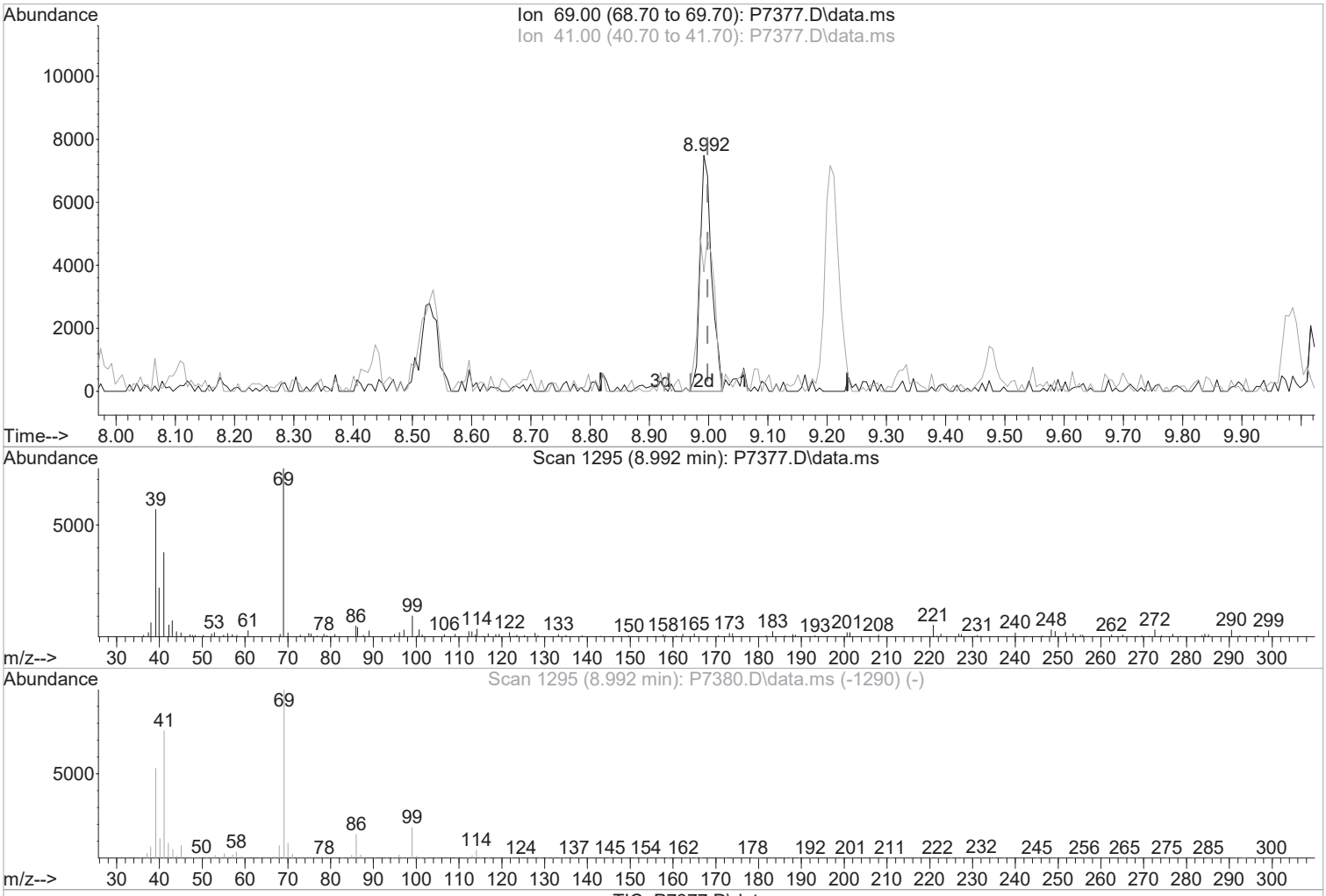

TIC: P7377.D\data.ms

(68) Ethyl Methacrylate

8.992min (-0.006) 1.80 ppb m

response 9975

Ion	Exp%	Act%
69.00	100	100
41.00	75.90	50.67#
0.00	0.00	0.00
0.00	0.00	0.00

Manual Integration:

After

Peak not found.

01/05/17

Quantitation Report (Qedit)

Data Path : I:\ACQUDATA\msvoa12\Data\010417\
Data File : P7377.D
Acq On : 4 Jan 2017 2:23 pm
Operator : K.Ruest
Sample : 2.0ppb Inst : MSVOA-12
Misc : 8260/624 WATER ICAL
ALS Vial : 5 Sample Multiplier: 1

Quant Time: Jan 05 08:58:05 2017
Quant Method : I:\ACQUDATA\msvoa12\Methods\W010417.M
Quant Title : MS#12 - 8260B WATERS 10mL Purge
QLast Update : Thu Jan 05 08:48:19 2017
Response via : Initial Calibration

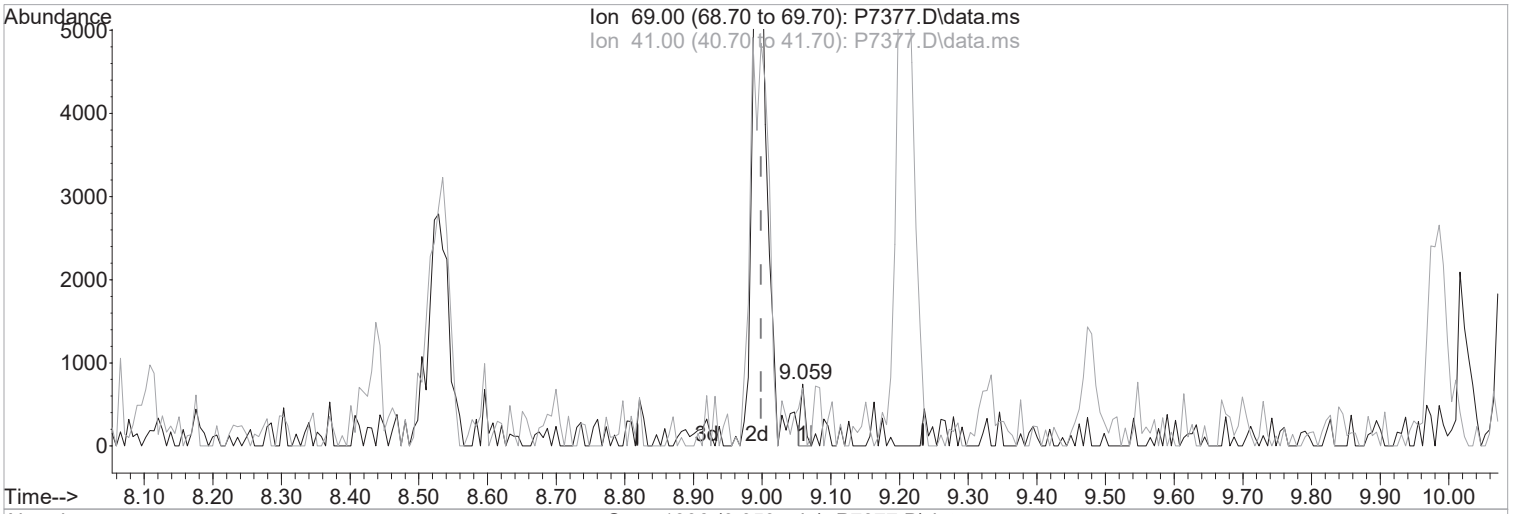

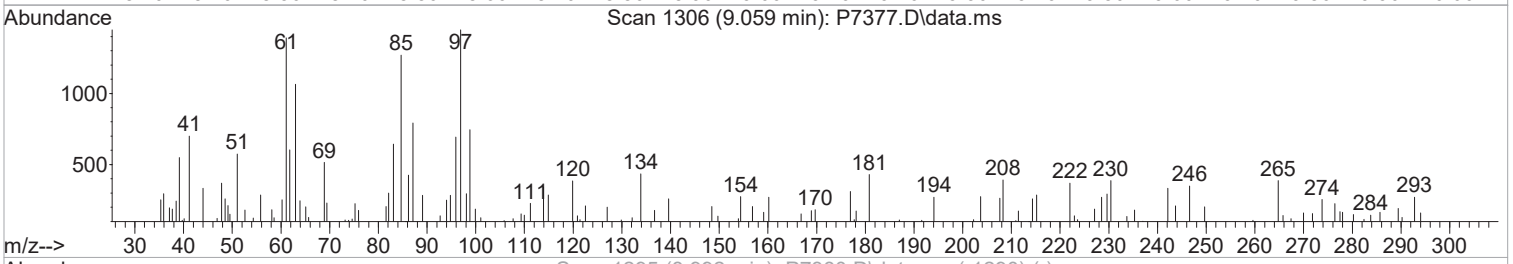



TIC: P7377.D\data.ms

(68) Ethyl Methacrylate

9.059min (+0.061) 0.06 ppb

response 315

Ion	Exp%	Act%
69.00	100	100
41.00	75.90	93.95
0.00	0.00	0.00
0.00	0.00	0.00

Manual Integration:

Before

01/05/17

Quantitation Report (Qedit)

Data Path : I:\ACQUDATA\msvoa12\Data\010417\
Data File : P7377.D
Acq On : 4 Jan 2017 2:23 pm
Operator : K.Ruest
Sample : 2.0ppb Inst : MSVOA-12
Misc : 8260/624 WATER ICAL
ALS Vial : 5 Sample Multiplier: 1

Quant Time: Jan 05 08:58:05 2017
Quant Method : I:\ACQUDATA\msvoa12\Methods\W010417.M
Quant Title : MS#12 - 8260B WATERS 10mL Purge
QLast Update : Thu Jan 05 08:48:19 2017
Response via : Initial Calibration

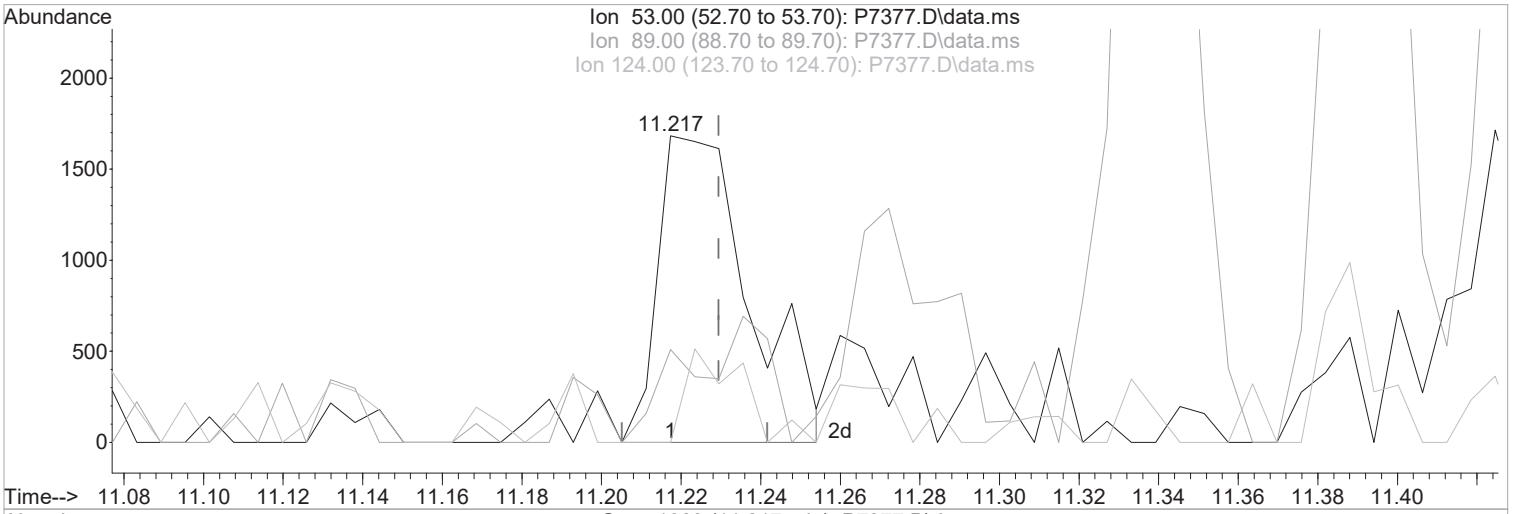





TIC: P7377.D\data.ms

(91) trans-1,4-Dichloro-2-Butene

11.217min (-0.012) 1.96 ppb m

response 2705

Ion	Exp%	Act%
53.00	100	100
89.00	50.40	30.24#
124.00	20.60	0.00#
0.00	0.00	0.00

Manual Integration:

After

Poor integration.

01/05/17

Quantitation Report (Qedit)

Data Path : I:\ACQUDATA\msvoa12\Data\010417\
Data File : P7377.D
Acq On : 4 Jan 2017 2:23 pm
Operator : K.Ruest
Sample : 2.0ppb Inst : MSVOA-12
Misc : 8260/624 WATER ICAL
ALS Vial : 5 Sample Multiplier: 1

Quant Time: Jan 05 08:58:05 2017
Quant Method : I:\ACQUDATA\msvoa12\Methods\W010417.M
Quant Title : MS#12 - 8260B WATERS 10mL Purge
QLast Update : Thu Jan 05 08:48:19 2017
Response via : Initial Calibration

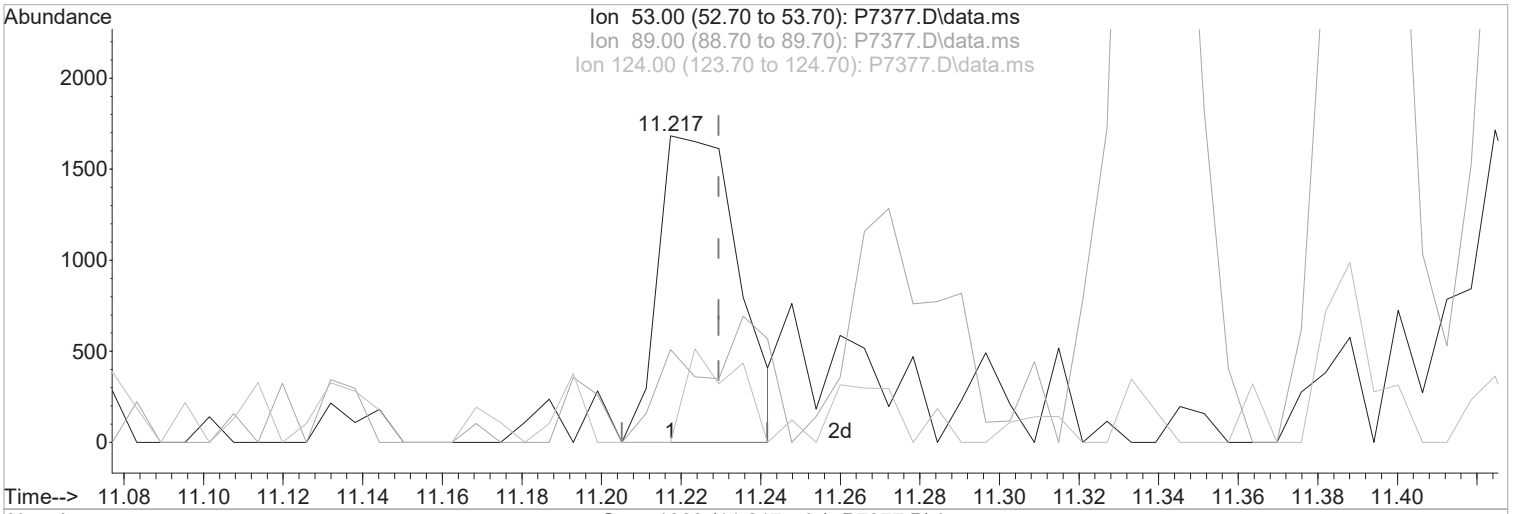





TIC: P7377.D\data.ms

(91) trans-1,4-Dichloro-2-Butene

11.217min (-0.012) 1.71 ppb

response 2359

Ion	Exp%	Act%
53.00	100	100
89.00	50.40	30.24#
124.00	20.60	0.00#
0.00	0.00	0.00

Manual Integration:

Before

01/05/17

Quantitation Report (Qedit)

Data Path : I:\ACQUDATA\msvoa12\Data\010417\
Data File : P7377.D
Acq On : 4 Jan 2017 2:23 pm
Operator : K.Ruest
Sample : 2.0ppb Inst : MSVOA-12
Misc : 8260/624 WATER ICAL
ALS Vial : 5 Sample Multiplier: 1

Quant Time: Jan 05 08:58:05 2017
Quant Method : I:\ACQUDATA\msvoa12\Methods\W010417.M
Quant Title : MS#12 - 8260B WATERS 10mL Purge
QLast Update : Thu Jan 05 08:48:19 2017
Response via : Initial Calibration

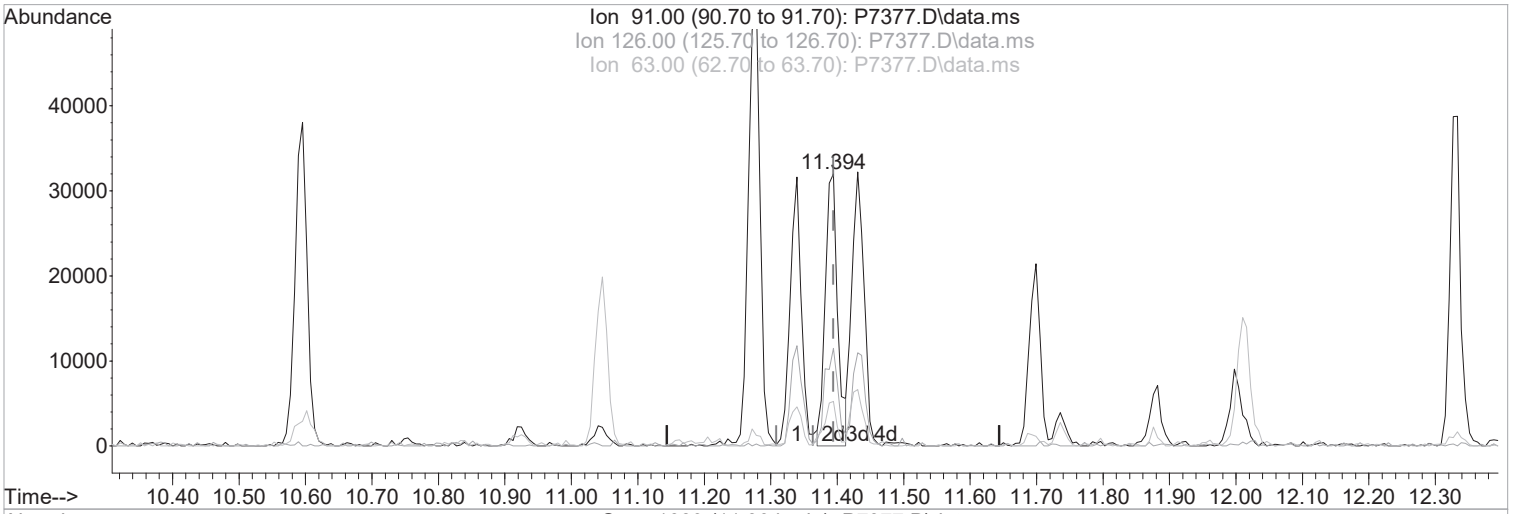





TIC: P7377.D\data.ms

(97) 3-Chlorotoluene

11.394min (+0.000) 2.08 ppb m

response 41466

Ion	Exp%	Act%
91.00	100	100
126.00	37.70	35.96
63.00	13.50	16.47#
0.00	0.00	0.00

Manual Integration:

After

Wrong peak selected.

01/05/17

1st 01/05/17
2nd 01/05/17

Quantitation Report (Qedit)

Data Path : I:\ACQUDATA\msvoa12\Data\010417\
Data File : P7377.D
Acq On : 4 Jan 2017 2:23 pm
Operator : K.Ruest
Sample : 2.0ppb Inst : MSVOA-12
Misc : 8260/624 WATER ICAL
ALS Vial : 5 Sample Multiplier: 1

Quant Time: Jan 05 08:58:05 2017
Quant Method : I:\ACQUDATA\msvoa12\Methods\W010417.M
Quant Title : MS#12 - 8260B WATERS 10mL Purge
QLast Update : Thu Jan 05 08:48:19 2017
Response via : Initial Calibration

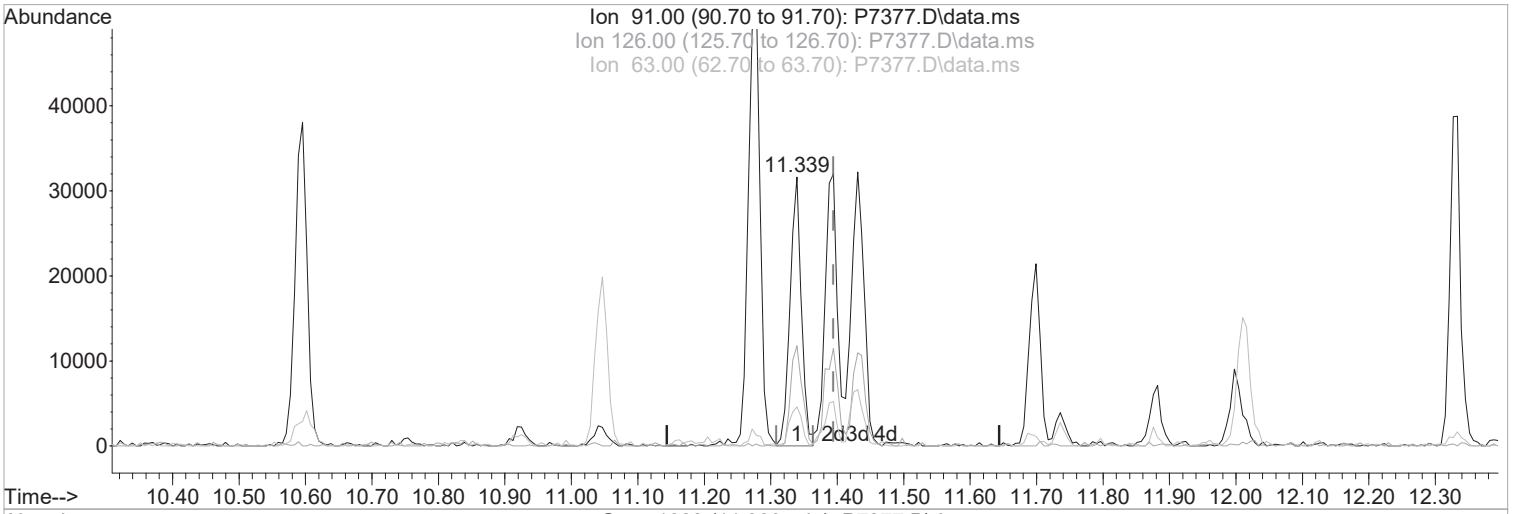





TIC: P7377.D\data.ms

(97) 3-Chlorotoluene

11.339min (-0.055) 1.88 ppb

response 37543

Ion	Exp%	Act%
91.00	100	100
126.00	37.70	40.01
63.00	13.50	14.55
0.00	0.00	0.00

Manual Integration:

Before

01/05/17

Quantitation Report (QT Reviewed)

Data Path : I:\ACQUDATA\msvoa12\Data\010417\
Data File : P7377.D
Acq On : 4 Jan 2017 2:23 pm
Operator : K.Ruest
Sample : 2.0ppb Inst : MSVOA-12
Misc : 8260/624 WATER ICAL
ALS Vial : 5 Sample Multiplier: 1

Quant Time: Jan 05 09:27:15 2017
Quant Method : I:\ACQUDATA\msvoa12\Methods\W010417.M
Quant Title : MS#12 - 8260B WATERS 10mL Purge
QLast Update : Thu Jan 05 08:48:19 2017
Response via : Initial Calibration

Compound	R.T.	QIon	Response	Conc	Units		Dev(Min)
Internal Standards							
1) Pentafluorobenzene	5.737	168	758057	50.00	ppb		0.00
43) 1,4-Difluorobenzene	6.767	114	1210121	50.00	ppb		0.00
71) d5-Chlorobenzene	9.986	117	1160326	50.00	ppb		0.00
86) 1,4-Dichlorobenzene-d4	12.016	152	638046	50.00	ppb		0.00
System Monitoring Compounds							
45) surr4,Dibrflmethane	5.584	113	417634	63.96	ppb		0.00
Spiked Amount 50.000	Range 89 - 119		Recovery = 127.92%#				
48) surr1,1,2-dichloroetha...	6.090	65	474219	65.41	ppb		0.00
Spiked Amount 50.000	Range 73 - 125		Recovery = 130.82%#				
65) SURR3,Toluene-d8	8.523	98	1733113	64.20	ppb		0.00
Spiked Amount 50.000	Range 87 - 121		Recovery = 128.40%#				
70) SURR2,BFB	11.047	95	664725	63.53	ppb		0.00
Spiked Amount 50.000	Range 85 - 122		Recovery = 127.06%#				
Target Compounds							Qvalue
2) Dichlorodifluoromethane	1.213	85	19000	2.06	ppb		95
3) Chloromethane	1.347	50	16391	1.98	ppb		91
4) Vinyl Chloride	1.427	62	14498	1.98	ppb		94
5) Bromomethane	1.683	94	7036	1.90	ppb		93
6) Chloroethane	1.762	64	8374	2.16	ppb		78
7) Freon 21	1.926	67	18833	2.06	ppb		96
8) Trichlorofluoromethane	1.975	101	15937	1.94	ppb		95
9) Diethyl Ether	2.225	59	6105	1.75	ppb	#	47
10) Freon 123a	2.237	67	11383	1.98	ppb		96
11) Freon 123	2.286	83	12033	1.81	ppb	#	67
12) Acrolein	2.335	56	5804	10.12	ppb	#	55
13) 1,1-Diclethene	2.420	96	10395	1.94	ppb		100
14) Freon 113	2.439	101	11170	1.93	ppb	#	76
15) Acetone	2.487	43	3233	2.90	ppb		75
16) 2-Propanol	2.652	45	7151m	40.47	ppb		
17) Iodomethane	2.573	142	14324	1.82	ppb		86
18) Carbon Disulfide	2.634	76	30585	1.87	ppb		96
19) Acetonitrile	2.756	40	2070m	11.84	ppb		
20) Allyl Chloride	2.786	76	7501	2.35	ppb	#	73
21) Methyl Acetate	2.823	43	4640	1.75	ppb	#	56
22) Methylene Chloride	2.920	84	11382	1.93	ppb		87
23) TBA	3.091	59	11970m	39.23	ppb		
24) Acrylonitrile	3.201	53	12943	9.79	ppb	#	78
25) Methyl-t-Butyl Ether	3.255	73	29852m	2.11	ppb		
26) trans-1,2-Dichloroethene	3.237	96	12954	2.08	ppb		87
28) 1,1-Diclethane	3.780	63	20131	1.93	ppb		93
29) Vinyl Acetate	3.920	86	1949m	1.92	ppb		
30) DIPE	3.938	45	38464	1.99	ppb		96
31) 2-Chloro-1,3-Butadiene	3.920	53	17030	1.92	ppb		81
32) ETBE	4.524	59	32026	1.95	ppb		87
33) 2,2-Dichloropropane	4.694	77	15192m	1.85	ppb		
34) cis-1,2-Dichloroethene	4.706	96	13794	2.11	ppb	#	55
36) Propionitrile	4.859	54	5200m	10.35	ppb		
37) Bromochloromethane	5.139	130	7242m	2.01	ppb		
38) Methacrylonitrile	5.151	67	3519m	2.18	ppb		
39) Tetrahydrofuran	5.249	42	2107m	2.01	ppb		
40) Chloroform	5.316	83	20694	2.04	ppb		96
41) 1,1,1-Trichloroethane	5.584	97	15868	1.79	ppb		90
42) TAME	6.401	73	27784	1.92	ppb		84

Data Path : I:\ACQUDATA\msvoa12\Data\010417\
Data File : P7377.D
Acq On : 4 Jan 2017 2:23 pm
Operator : K.Ruest
Sample : 2.0ppb Inst : MSVOA-12
Misc : 8260/624 WATER ICAL
ALS Vial : 5 Sample Multiplier: 1

Quant Time: Jan 05 09:27:15 2017
Quant Method : I:\ACQUDATA\msvoa12\Methods\W010417.M
Quant Title : MS#12 - 8260B WATERS 10mL Purge
QLast Update : Thu Jan 05 08:48:19 2017
Response via : Initial Calibration

	Compound	R.T.	QIon	Response	Conc	Units		Dev(Min)
44)	Cyclohexane	5.682	41	12813m	2.01	ppb		
46)	Carbontetrachloride	5.846	121	4111m	1.83	ppb		
47)	1,1-Dichloropropene	5.859	75	14643	1.82	ppb		88
49)	Benzene	6.163	78	43630	2.04	ppb		89
50)	1,2-Dichloroethane	6.200	62	15658	2.08	ppb		84
51)	Iso-Butyl Alcohol	6.200	43	4819m	36.96	ppb		
52)	n-Heptane	6.633	43	14339	1.99	ppb		89
53)	1-Butanol	7.121	56	6531	86.50	ppb	#	61
54)	Trichloroethene	7.072	130	13722m	2.20	ppb		
55)	Methylcyclohexane	7.310	55	14274	1.93	ppb	#	81
56)	1,2-Diclpropane	7.346	63	12563	2.07	ppb		84
57)	Dibromomethane	7.480	93	6343m	2.07	ppb		
58)	1,4-Dioxane	7.553	88	2312m	52.76	ppb		
59)	Methyl Methacrylate	7.578	69	4337m	1.49	ppb		
60)	Bromodichloromethane	7.700	83	15055	2.02	ppb		98
61)	2-Nitropropane	7.956	41	2897m	4.99	ppb		
62)	2-Chloroethylvinyl Ether	8.096	63	4771	1.64	ppb		87
63)	cis-1,3-Dichloropropene	8.236	75	16211	1.85	ppb		89
64)	4-Methyl-2-pentanone	8.431	43	7435	1.95	ppb		87
66)	Toluene	8.596	91	52634	2.10	ppb		90
67)	trans-1,3-Dichloropropene	8.858	75	13341	1.86	ppb		79
68)	Ethyl Methacrylate	8.992	69	9975m	1.80	ppb		
69)	1,1,2-Trichloroethane	9.041	97	6904	1.62	ppb	#	41
72)	Tetrachloroethene	9.175	164	9530	1.89	ppb	#	78
73)	2-Hexanone	9.327	43	4011	1.54	ppb		85
74)	1,3-Dichloropropane	9.206	76	16001	2.04	ppb		91
75)	Dibromochloromethane	9.431	129	8238	1.84	ppb	#	65
76)	N-Butyl Acetate	9.474	43	12154	1.91	ppb		96
77)	1,2-Dibromoethane	9.523	107	7940	1.94	ppb		98
78)	Chlorobenzene	10.010	112	32066	1.97	ppb		82
79)	3-CBTF	10.029	180	17769	1.93	ppb	#	79
80)	4-CBTF	10.077	180	18014	2.13	ppb		90
81)	1,1,1,2-Tetrachloroethane	10.096	131	9203	1.70	ppb	#	77
82)	Ethylbenzene	10.132	106	18464	2.04	ppb	#	89
83)	(m+p)Xylene	10.236	106	42224	3.95	ppb		89
84)	o-Xylene	10.589	106	22158	2.08	ppb	#	85
85)	Styrene	10.608	104	35664	2.00	ppb		93
87)	Bromoform	10.754	173	4118	1.82	ppb	#	65
88)	2-CBTF	10.833	180	17791	2.03	ppb		92
89)	Isopropylbenzene	10.925	105	55601	2.13	ppb		97
90)	Cyclohexanone	10.992	55	16946	36.94	ppb		85
91)	trans-1,4-Dichloro-2-B...	11.217	53	2705m	1.96	ppb		
92)	1,1,2,2-Tetrachloroethane	11.175	83	10967	2.20	ppb	#	76
93)	Bromobenzene	11.169	156	14702	2.08	ppb		93
94)	1,2,3-Trichloropropane	11.205	110	3273	2.05	ppb	#	47
95)	n-Propylbenzene	11.278	91	64022	2.11	ppb		96
96)	2-Chlorotoluene	11.339	91	36931	2.04	ppb		94
97)	3-Chlorotoluene	11.394	91	41466m	2.08	ppb		
98)	4-Chlorotoluene	11.431	91	41107	1.95	ppb		95
99)	1,3,5-Trimethylbenzene	11.425	105	46893	2.07	ppb		91
100)	tert-Butylbenzene	11.699	119	37455	2.02	ppb		92
101)	1,2,4-Trimethylbenzene	11.736	105	48325	2.08	ppb		91
102)	3,4-DCBTF	11.796	214	11552	1.70	ppb	#	88
103)	sec-Butylbenzene	11.876	105	53811	1.98	ppb		91
104)	p-Isopropyltoluene	11.998	119	45662	2.01	ppb		93
105)	1,3-Dclbenz	11.961	146	25968	1.92	ppb	#	72

Quantitation Report (QT Reviewed)

Data Path : I:\ACQUDATA\msvoa12\Data\010417\
Data File : P7377.D
Acq On : 4 Jan 2017 2:23 pm
Operator : K.Ruest
Sample : 2.0ppb Inst : MSVOA-12
Misc : 8260/624 WATER ICAL
ALS Vial : 5 Sample Multiplier: 1

Quant Time: Jan 05 09:27:15 2017
Quant Method : I:\ACQUDATA\msvoa12\Methods\W010417.M
Quant Title : MS#12 - 8260B WATERS 10mL Purge
QLast Update : Thu Jan 05 08:48:19 2017
Response via : Initial Calibration

Compound	R.T.	QIon	Response	Conc	Units		Dev(Min)
106) 1,4-Dclbenz	12.034	146	30660	2.17	ppb		84
107) 2,4-DCBTF	12.089	214	12193m	1.95	ppb		
108) 2,5-DCBTF	12.126	214	12989	1.95	ppb		93
109) n-Butylbenzene	12.333	91	44019	2.12	ppb		89
110) 1,2-Dclbenz	12.333	146	26056	2.06	ppb		97
111) 1,2-Dibromo-3-chloropr...	12.949	157	2297	2.35	ppb	#	72
112) Trielution Dichlorotol...	13.071	125	63323	5.82	ppb		96
113) 1,3,5 Trichlorobenzene	13.125	180	19649	2.04	ppb	#	91
114) Coelution Dichlorotoluene	13.400	125	44909	3.82	ppb		99
115) 1,2,4-Tcbenzene	13.607	180	15629	1.86	ppb		87
116) Hexachlorobt	13.747	225	8735	2.28	ppb	#	83
117) Naphthalen	13.796	128	33193	2.14	ppb		98
118) 1,2,3-Tclbenzene	13.991	180	14166	2.05	ppb		89
119) 2,4,5-Trichlorotolene	14.570	159	11223	2.09	ppb		93
120) 2,3,6-Trichlorotoluene	14.656	159	8826m	1.97	ppb		

(#) = qualifier out of range (m) = manual integration (+) = signals summed

Quantitation Report (QT Reviewed)

Data Path : I:\ACQUDATA\msvoa12\Data\010417\
Data File : P7377.D
Acq On : 4 Jan 2017 2:23 pm
Operator : K.Ruest
Sample : 2.0ppb Inst : MSVOA-12
Misc : 8260/624 WATER ICAL
ALS Vial : 5 Sample Multiplier: 1

1st 01/05/17
2nd 01/05/17

Quant Time: Jan 05 09:27:15 2017
Quant Method : I:\ACQUDATA\msvoa12\Methods\W010417.M
Quant Title : MS#12 - 8260B WATERS 10mL Purge
QLast Update : Thu Jan 05 08:48:19 2017
Response via : Initial Calibration

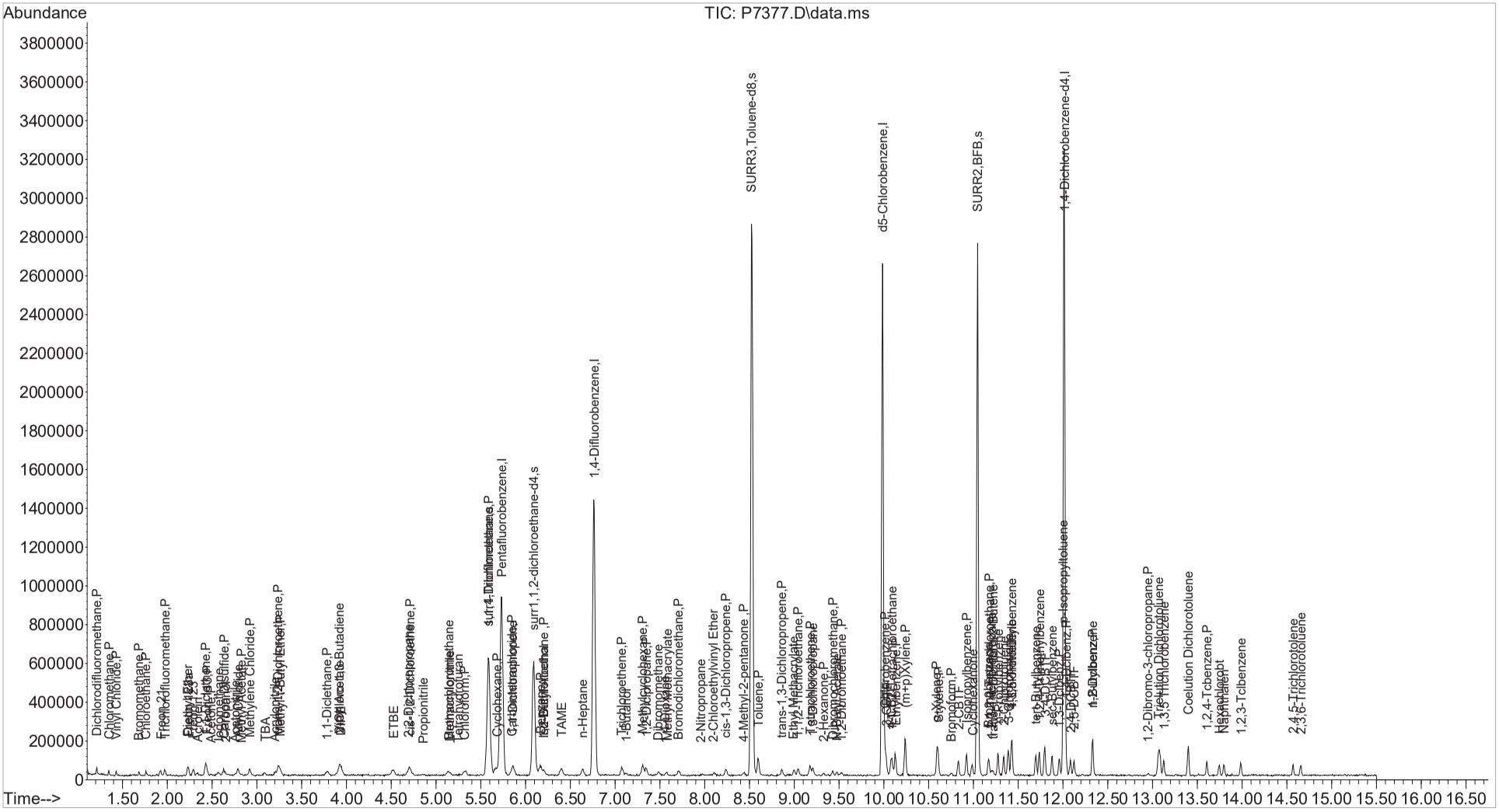

Quantitation Report (Qedit)

Data Path : I:\ACQUDATA\msvoa12\Data\010417\
Data File : P7378.D
Acq On : 4 Jan 2017 2:53 pm
Operator : K.Ruest
Sample : 5.0ppb Inst : MSVOA-12
Misc : 8260/624 WATER ICAL
ALS Vial : 6 Sample Multiplier: 1

Quant Time: Jan 05 08:58:08 2017
Quant Method : I:\ACQUDATA\msvoa12\Methods\W010417.M
Quant Title : MS#12 - 8260B WATERS 10mL Purge
QLast Update : Thu Jan 05 08:48:19 2017
Response via : Initial Calibration

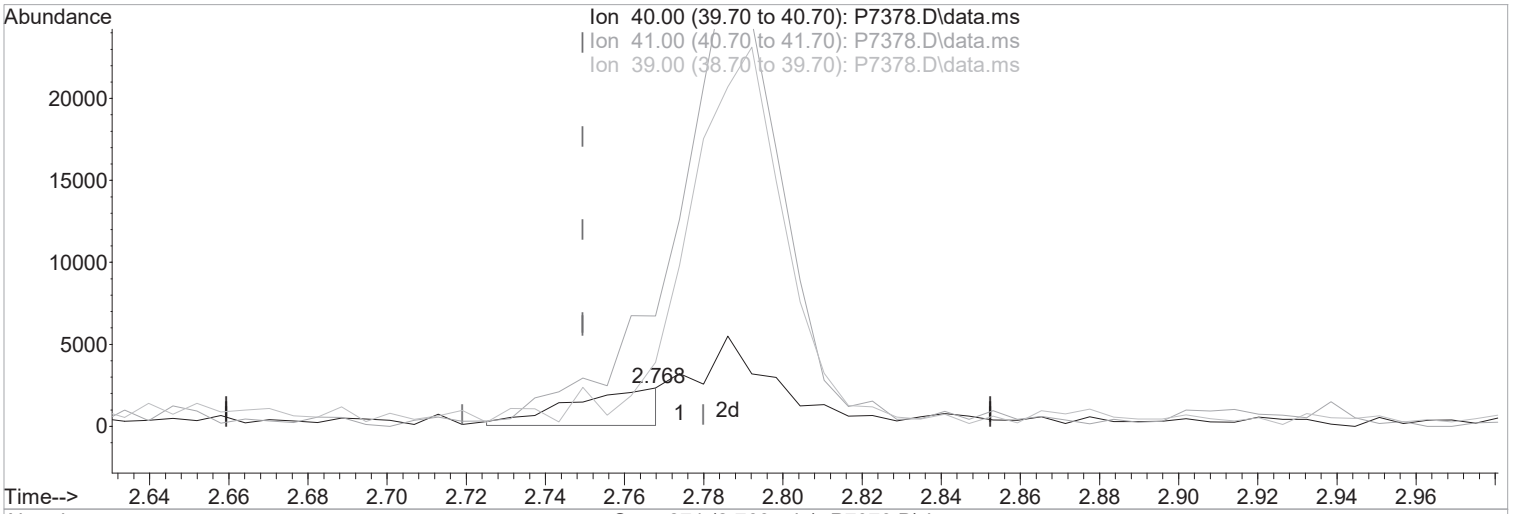





TIC: P7378.D\data.ms

(19) Acetonitrile

2.768min (+0.018) 20.95 ppb m

response 3677

Ion	Exp%	Act%
40.00	100	100
41.00	161.50	288.39#
39.00	26.70	166.90#
0.00	0.00	0.00

Manual Integration:

After

Poor integration.

01/05/17

Quantitation Report (Qedit)

Data Path : I:\ACQUDATA\msvoa12\Data\010417\
Data File : P7378.D
Acq On : 4 Jan 2017 2:53 pm
Operator : K.Ruest
Sample : 5.0ppb Inst : MSVOA-12
Misc : 8260/624 WATER ICAL
ALS Vial : 6 Sample Multiplier: 1

Quant Time: Jan 05 08:58:08 2017
Quant Method : I:\ACQUDATA\msvoa12\Methods\W010417.M
Quant Title : MS#12 - 8260B WATERS 10mL Purge
QLast Update : Thu Jan 05 08:48:19 2017
Response via : Initial Calibration

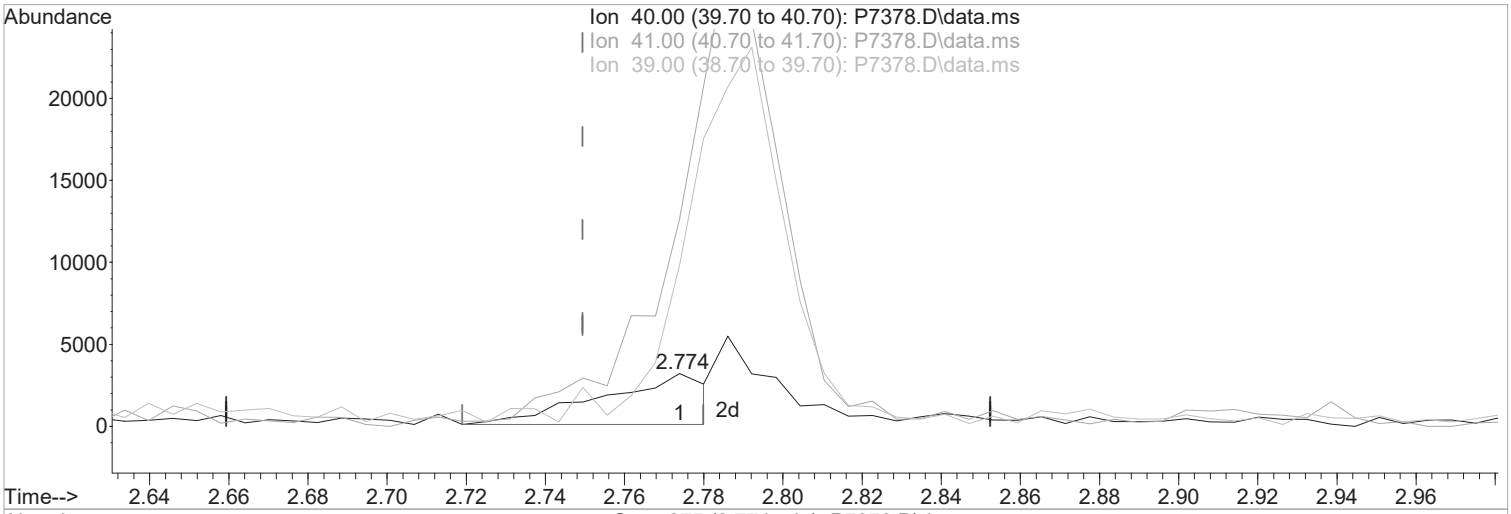





TIC: P7378.D\data.ms

(19) Acetonitrile

2.774min (+0.024) 32.08 ppb

response 5632

Ion	Exp%	Act%
40.00	100	100
41.00	161.50	393.09#
39.00	26.70	305.48#
0.00	0.00	0.00

Manual Integration:

Before

01/05/17

Quantitation Report (Qedit)

Data Path : I:\ACQUDATA\msvoa12\Data\010417\
Data File : P7378.D
Acq On : 4 Jan 2017 2:53 pm
Operator : K.Ruest
Sample : 5.0ppb Inst : MSVOA-12
Misc : 8260/624 WATER ICAL
ALS Vial : 6 Sample Multiplier: 1

Quant Time: Jan 05 08:58:08 2017
Quant Method : I:\ACQUDATA\msvoa12\Methods\W010417.M
Quant Title : MS#12 - 8260B WATERS 10mL Purge
QLast Update : Thu Jan 05 08:48:19 2017
Response via : Initial Calibration

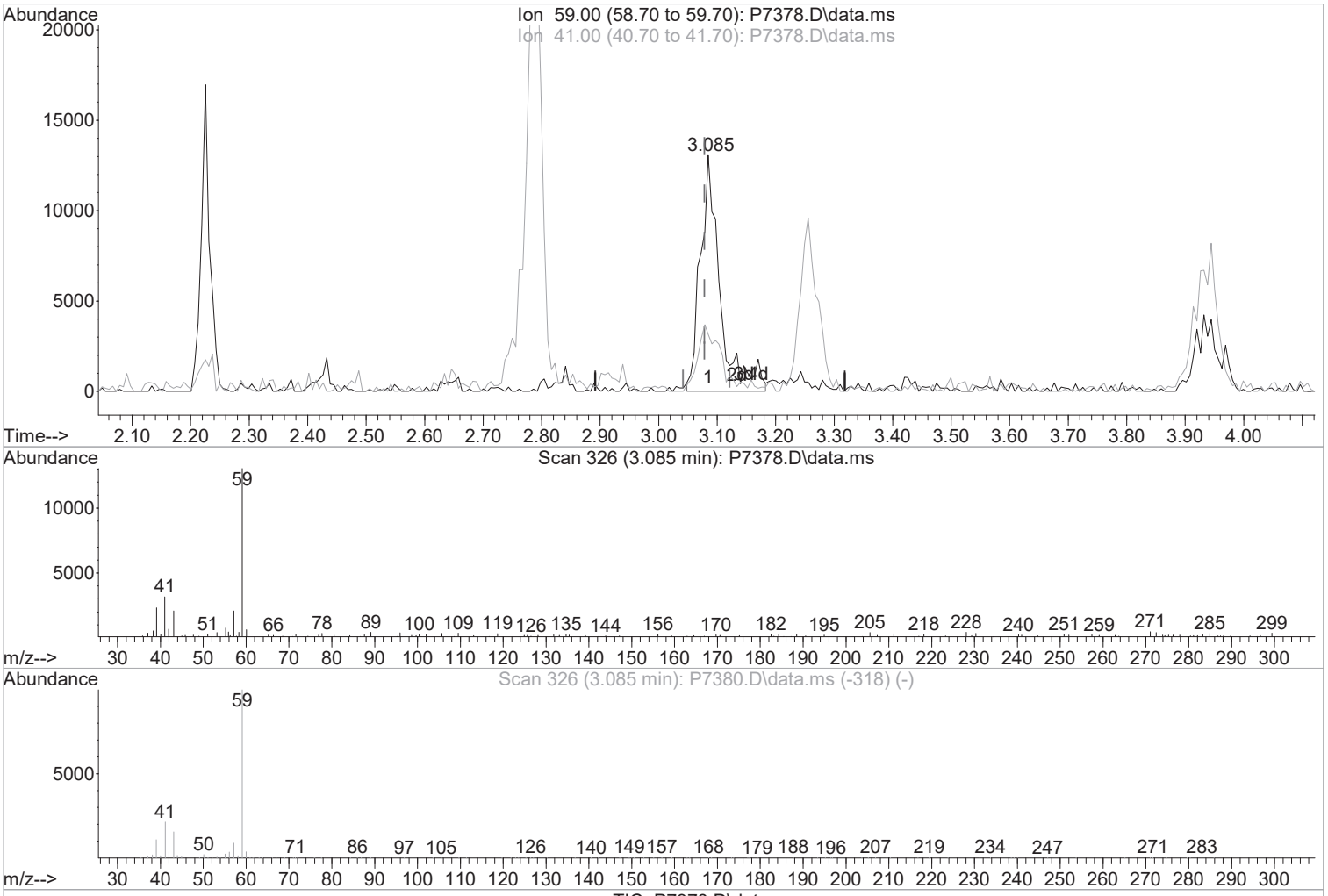

TIC: P7378.D\data.ms

(23) TBA

3.085min (+0.006) 99.37 ppb m

response 30446

Ion	Exp%	Act%
59.00	100	100
41.00	21.50	24.24
0.00	0.00	0.00
0.00	0.00	0.00

Manual Integration:

After

Poor integration.

01/05/17

Quantitation Report (Qedit)

Data Path : I:\ACQUDATA\msvoa12\Data\010417\
Data File : P7378.D
Acq On : 4 Jan 2017 2:53 pm
Operator : K.Ruest
Sample : 5.0ppb Inst : MSVOA-12
Misc : 8260/624 WATER ICAL
ALS Vial : 6 Sample Multiplier: 1

Quant Time: Jan 05 08:58:08 2017
Quant Method : I:\ACQUDATA\msvoa12\Methods\W010417.M
Quant Title : MS#12 - 8260B WATERS 10mL Purge
QLast Update : Thu Jan 05 08:48:19 2017
Response via : Initial Calibration

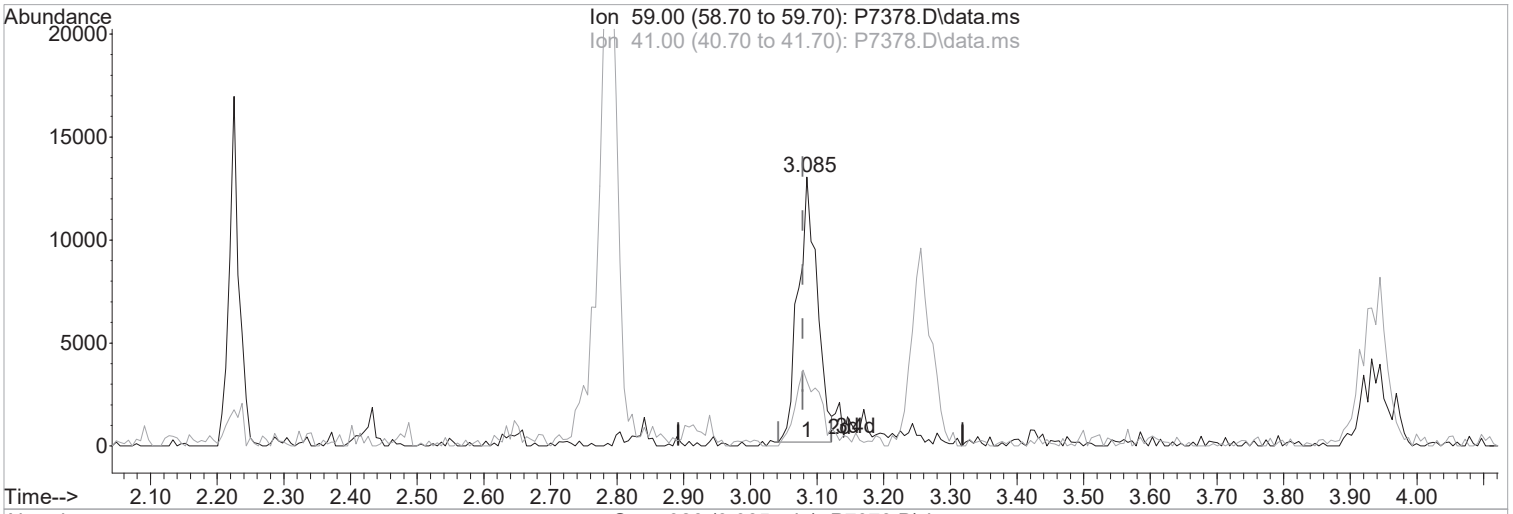

TIC: P7378.D\data.ms

(23) TBA

3.085min (+0.006) 83.77 ppb

response 25667

Ion	Exp%	Act%
59.00	100	100
41.00	21.50	24.24
0.00	0.00	0.00
0.00	0.00	0.00

Manual Integration:

Before

01/05/17

1st 01/05/17
2nd 01/05/17

Quantitation Report (Qedit)

Data Path : I:\ACQUDATA\msvoa12\Data\010417\
Data File : P7378.D
Acq On : 4 Jan 2017 2:53 pm
Operator : K.Ruest
Sample : 5.0ppb Inst : MSVOA-12
Misc : 8260/624 WATER ICAL
ALS Vial : 6 Sample Multiplier: 1

Quant Time: Jan 05 08:58:08 2017
Quant Method : I:\ACQUDATA\msvoa12\Methods\W010417.M
Quant Title : MS#12 - 8260B WATERS 10mL Purge
QLast Update : Thu Jan 05 08:48:19 2017
Response via : Initial Calibration

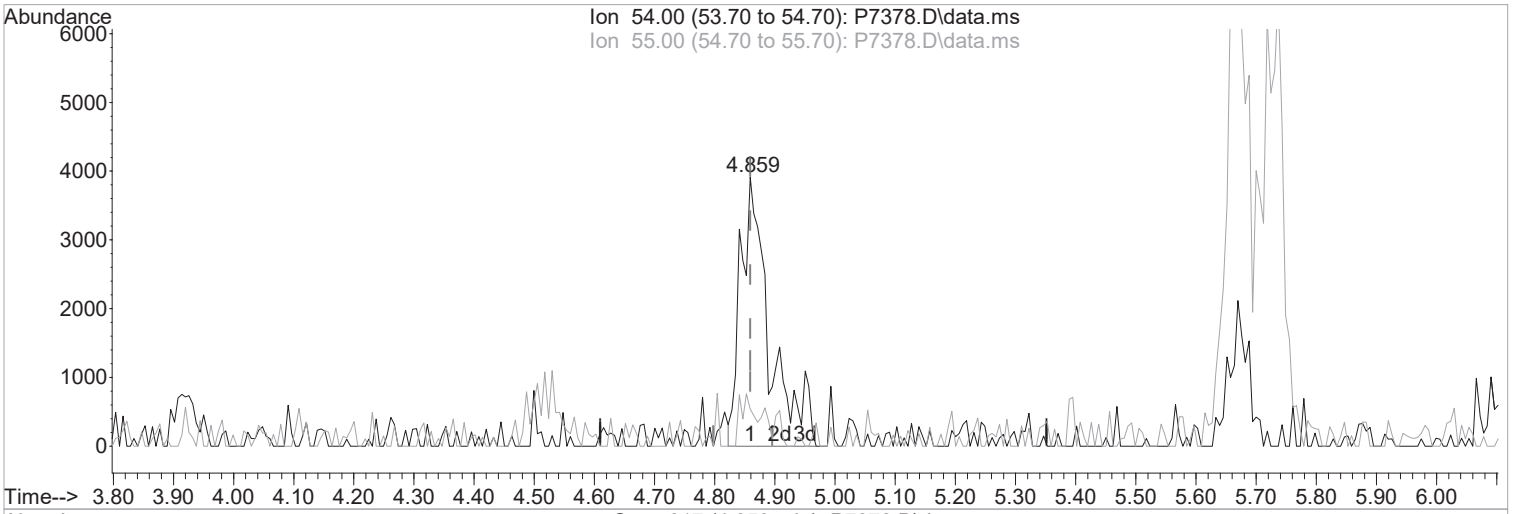

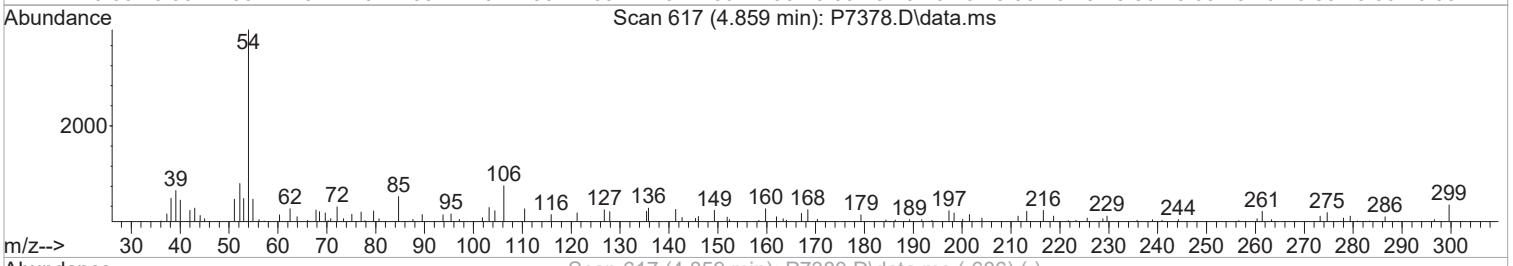



TIC: P7378.D\data.ms

(36) Propionitrile

4.859min (+0.000) 25.94 ppb m

response 13092

Ion	Exp%	Act%
54.00	100	100
55.00	20.30	13.80
0.00	0.00	0.00
0.00	0.00	0.00

Manual Integration:

After

Poor integration.

01/05/17

Quantitation Report (Qedit)

Data Path : I:\ACQUDATA\msvoa12\Data\010417\
Data File : P7378.D
Acq On : 4 Jan 2017 2:53 pm
Operator : K.Ruest
Sample : 5.0ppb Inst : MSVOA-12
Misc : 8260/624 WATER ICAL
ALS Vial : 6 Sample Multiplier: 1

Quant Time: Jan 05 08:58:08 2017
Quant Method : I:\ACQUDATA\msvoa12\Methods\W010417.M
Quant Title : MS#12 - 8260B WATERS 10mL Purge
QLast Update : Thu Jan 05 08:48:19 2017
Response via : Initial Calibration

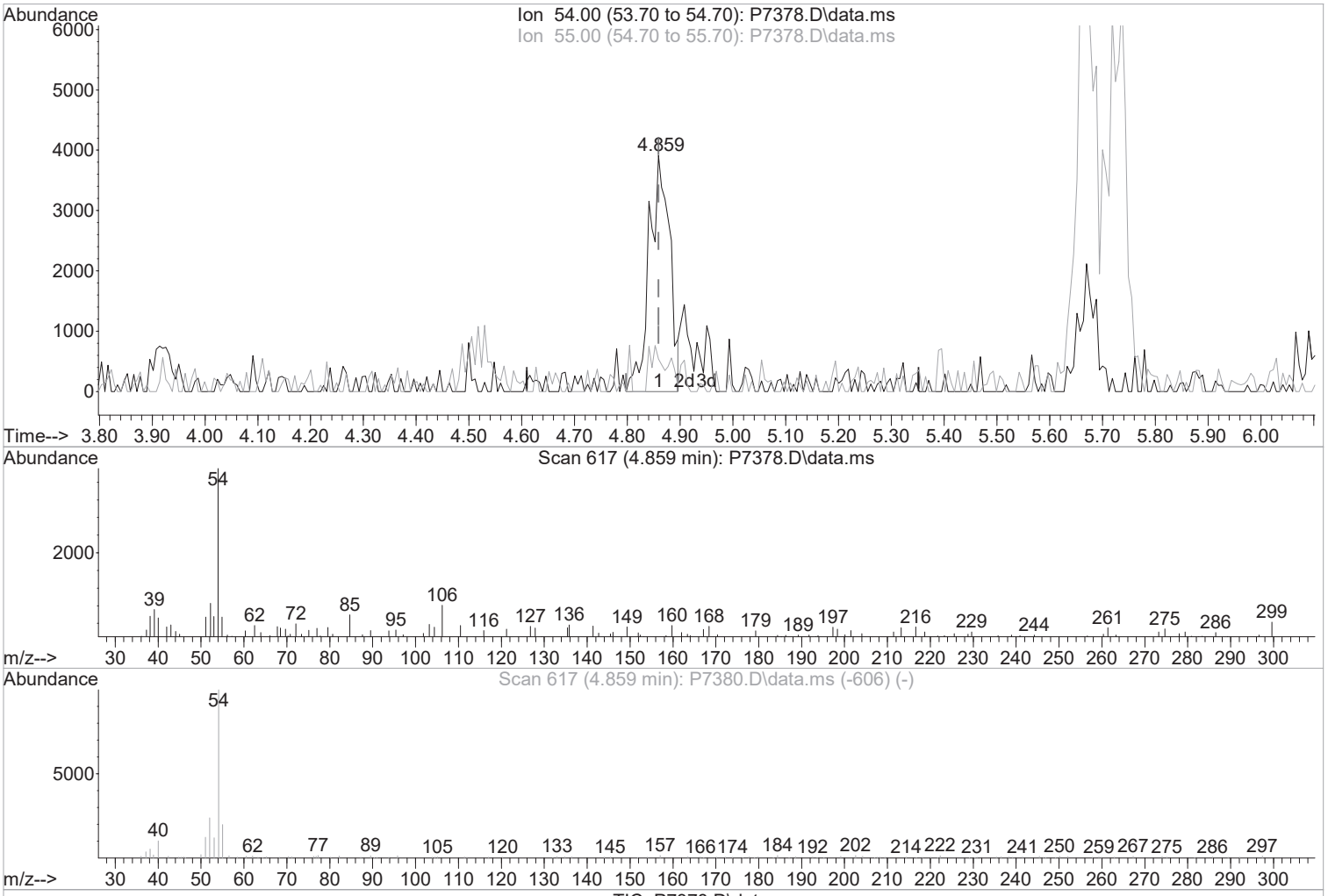

TIC: P7378.D\data.ms

(36) Propionitrile

4.859min (+0.000) 20.78 ppb

response 10490

Ion	Exp%	Act%
54.00	100	100
55.00	20.30	13.80
0.00	0.00	0.00
0.00	0.00	0.00

Manual Integration:

Before

01/05/17

Quantitation Report (Qedit)

Data Path : I:\ACQUDATA\msvoa12\Data\010417\
Data File : P7378.D
Acq On : 4 Jan 2017 2:53 pm
Operator : K.Ruest
Sample : 5.0ppb Inst : MSVOA-12
Misc : 8260/624 WATER ICAL
ALS Vial : 6 Sample Multiplier: 1

Quant Time: Jan 05 08:58:08 2017
Quant Method : I:\ACQUDATA\msvoa12\Methods\W010417.M
Quant Title : MS#12 - 8260B WATERS 10mL Purge
QLast Update : Thu Jan 05 08:48:19 2017
Response via : Initial Calibration

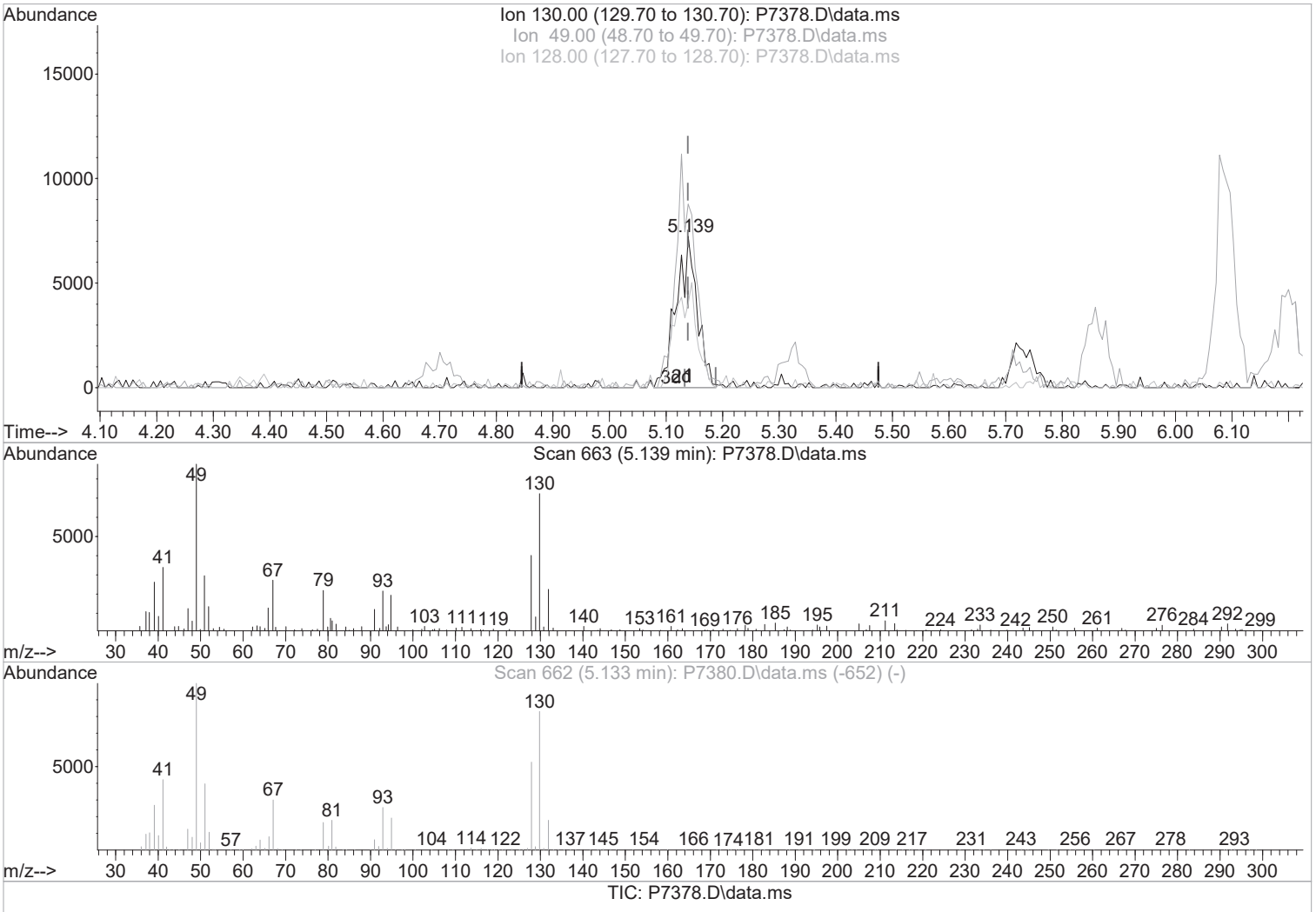

TIC: P7378.D\data.ms

(37) Bromochloromethane

5.139min (+0.000) 5.16 ppb m

response 18629

Ion	Exp%	Act%
130.00	100	100
49.00	120.70	121.24
128.00	64.20	55.52
0.00	0.00	0.00

Manual Integration:

After

Split Peak

01/05/17

Quantitation Report (Qedit)

Data Path : I:\ACQUDATA\msvoa12\Data\010417\
Data File : P7378.D
Acq On : 4 Jan 2017 2:53 pm
Operator : K.Ruest
Sample : 5.0ppb Inst : MSVOA-12
Misc : 8260/624 WATER ICAL
ALS Vial : 6 Sample Multiplier: 1

Quant Time: Jan 05 08:58:08 2017
Quant Method : I:\ACQUDATA\msvoa12\Methods\W010417.M
Quant Title : MS#12 - 8260B WATERS 10mL Purge
QLast Update : Thu Jan 05 08:48:19 2017
Response via : Initial Calibration

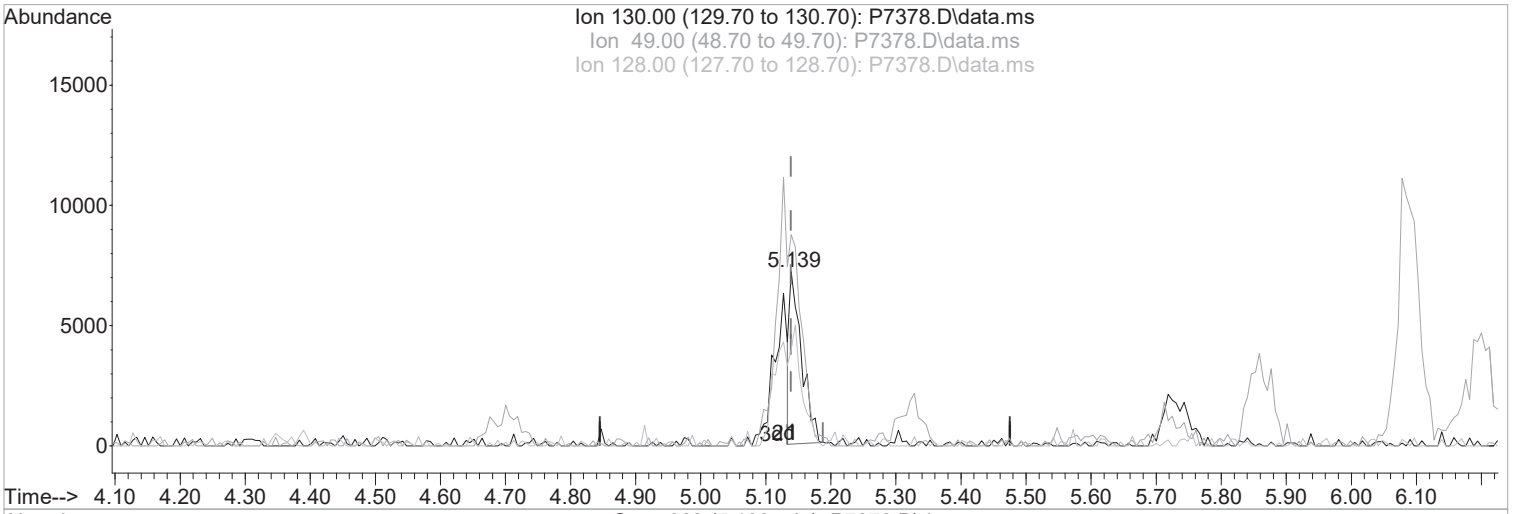

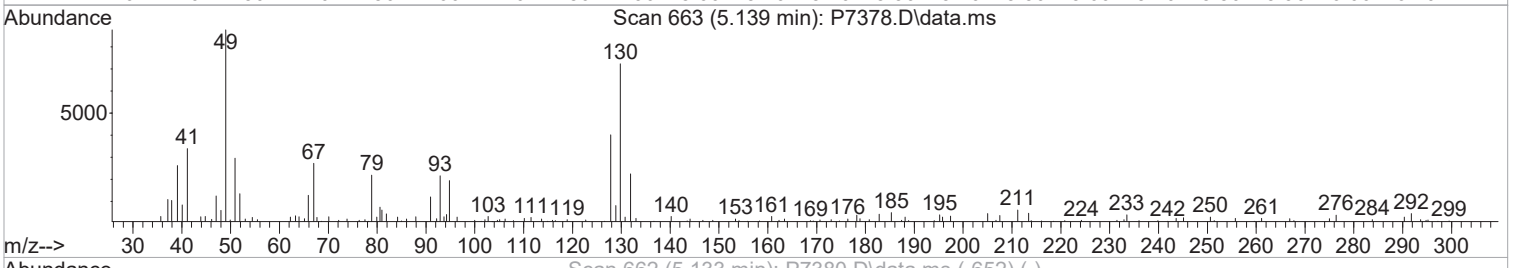

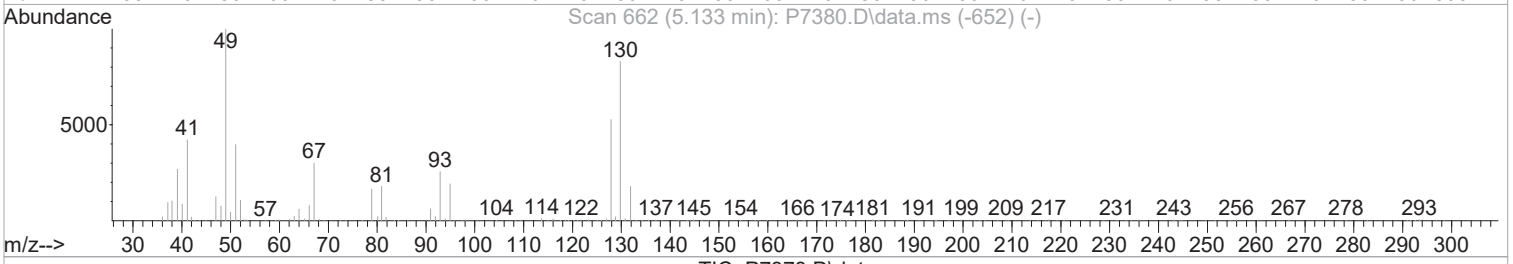

TIC: P7378.D\data.ms

(37) Bromochloromethane

5.139min (+0.000) 2.53 ppb

response 9146

Ion	Exp%	Act%
130.00	100	100
49.00	120.70	121.24
128.00	64.20	55.52
0.00	0.00	0.00

Manual Integration:

Before

01/05/17

Quantitation Report (Qedit)

Data Path : I:\ACQUDATA\msvoa12\Data\010417\
Data File : P7378.D
Acq On : 4 Jan 2017 2:53 pm
Operator : K.Ruest
Sample : 5.0ppb Inst : MSVOA-12
Misc : 8260/624 WATER ICAL
ALS Vial : 6 Sample Multiplier: 1

Quant Time: Jan 05 08:58:08 2017
Quant Method : I:\ACQUDATA\msvoa12\Methods\W010417.M
Quant Title : MS#12 - 8260B WATERS 10mL Purge
QLast Update : Thu Jan 05 08:48:19 2017
Response via : Initial Calibration

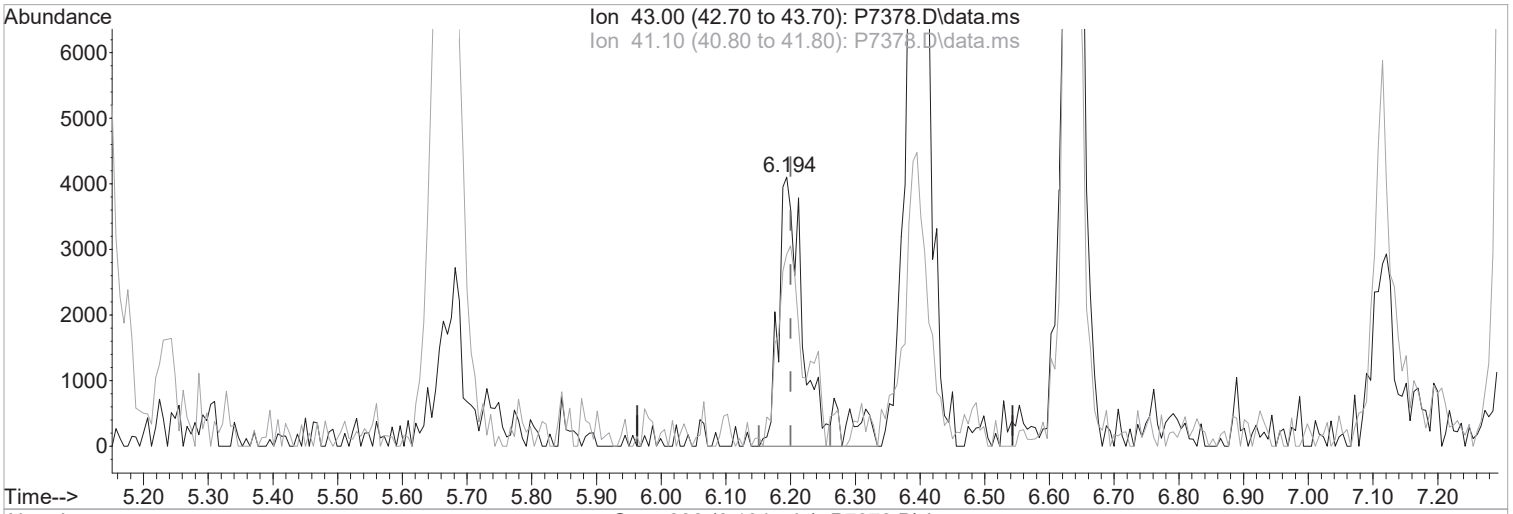

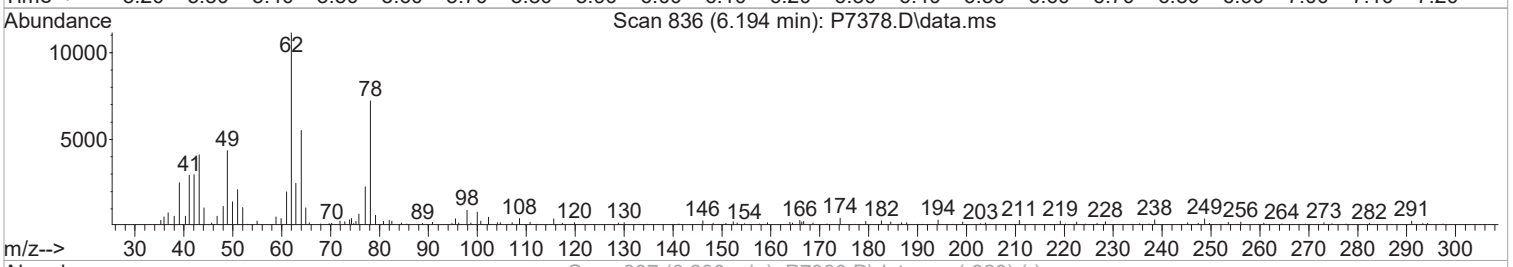



TIC: P7378.D\data.ms

(51) Iso-Butyl Alcohol

6.194min (-0.006) 92.37 ppb m

response 11968

Ion	Exp%	Act%
43.00	100	100
41.10	88.60	71.27
0.00	0.00	0.00
0.00	0.00	0.00

Manual Integration:

After

Poor integration.

01/05/17

Quantitation Report (Qedit)

Data Path : I:\ACQUDATA\msvoa12\Data\010417\
Data File : P7378.D
Acq On : 4 Jan 2017 2:53 pm
Operator : K.Ruest
Sample : 5.0ppb Inst : MSVOA-12
Misc : 8260/624 WATER ICAL
ALS Vial : 6 Sample Multiplier: 1

Quant Time: Jan 05 08:58:08 2017
Quant Method : I:\ACQUDATA\msvoa12\Methods\W010417.M
Quant Title : MS#12 - 8260B WATERS 10mL Purge
QLast Update : Thu Jan 05 08:48:19 2017
Response via : Initial Calibration

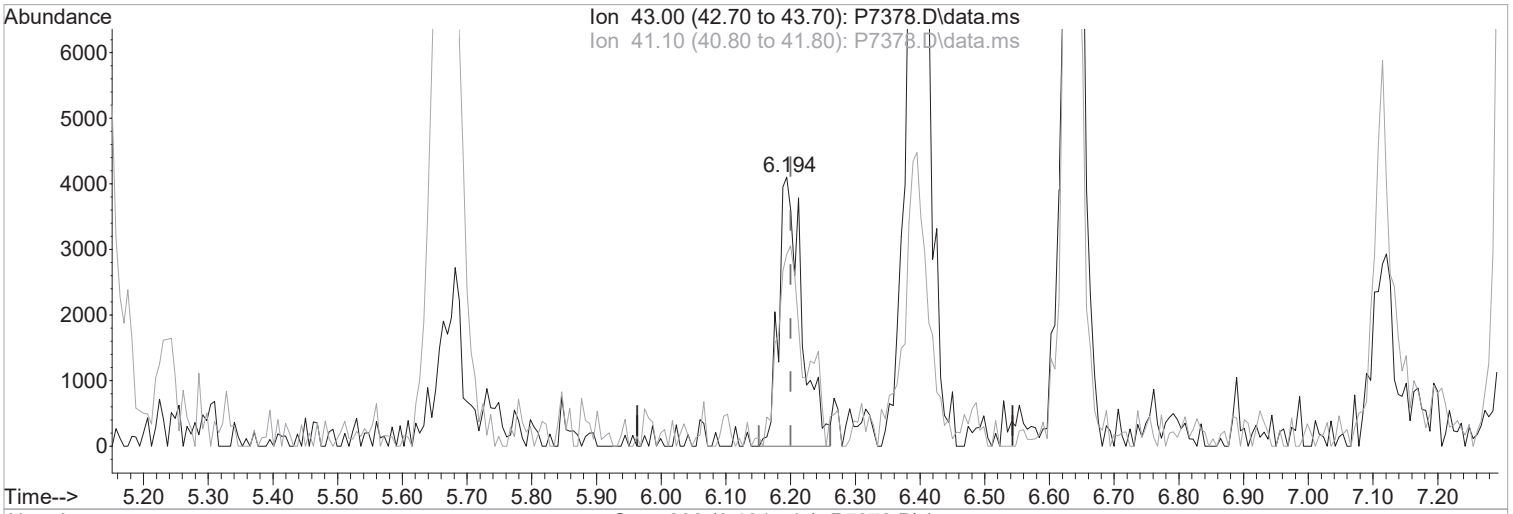

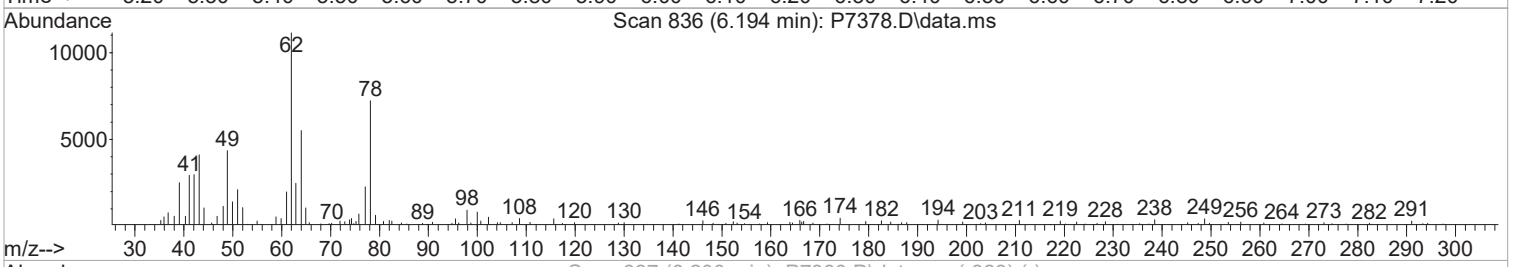



TIC: P7378.D\data.ms

(51) Iso-Butyl Alcohol

6.194min (-0.006) 79.92 ppb

response 10354

Ion	Exp%	Act%
43.00	100	100
41.10	88.60	71.27
0.00	0.00	0.00
0.00	0.00	0.00

Manual Integration:

Before

01/05/17

Quantitation Report (Qedit)

Data Path : I:\ACQUDATA\msvoa12\Data\010417\
Data File : P7378.D
Acq On : 4 Jan 2017 2:53 pm
Operator : K.Ruest
Sample : 5.0ppb Inst : MSVOA-12
Misc : 8260/624 WATER ICAL
ALS Vial : 6 Sample Multiplier: 1

Quant Time: Jan 05 08:58:08 2017
Quant Method : I:\ACQUDATA\msvoa12\Methods\W010417.M
Quant Title : MS#12 - 8260B WATERS 10mL Purge
QLast Update : Thu Jan 05 08:48:19 2017
Response via : Initial Calibration

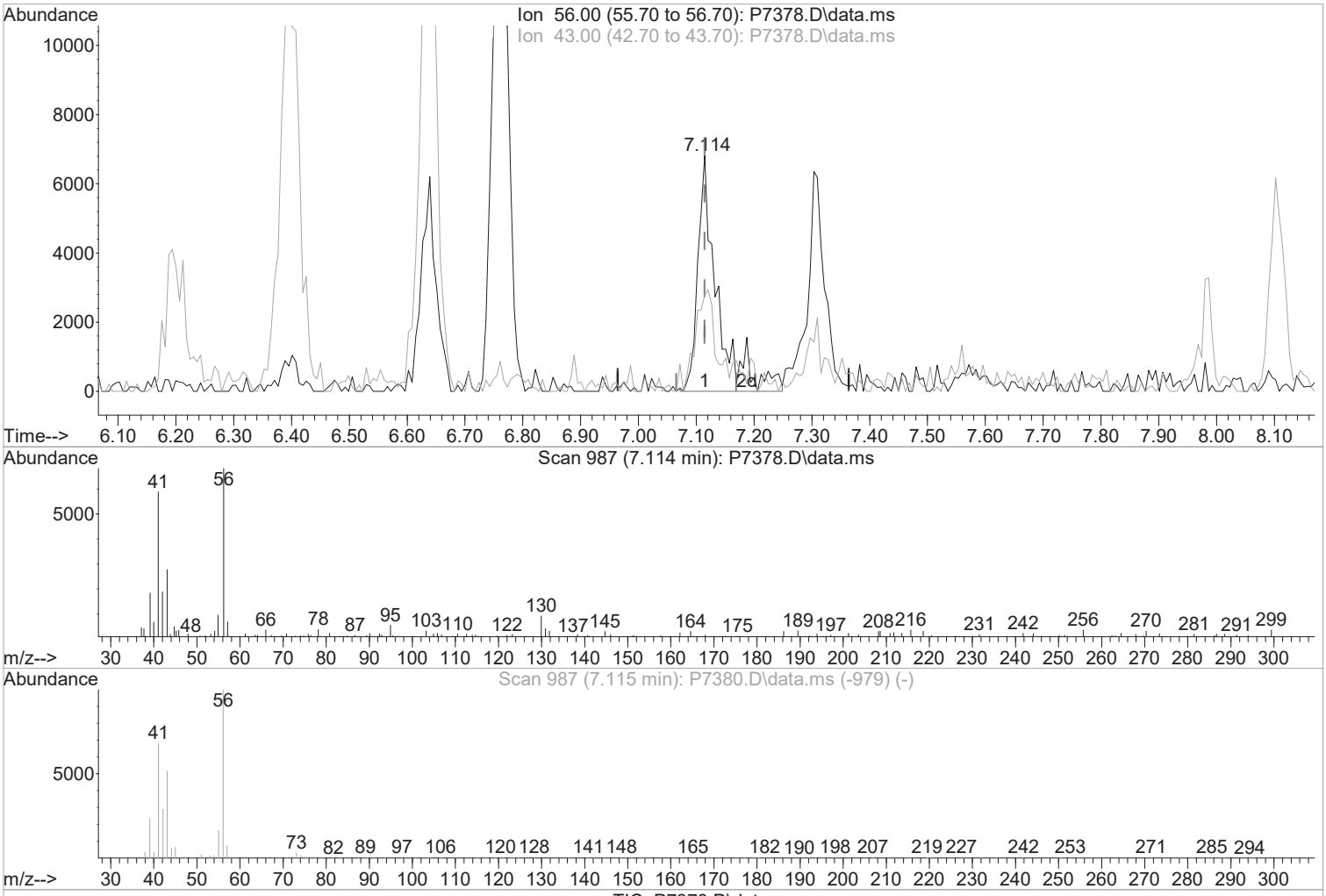

TIC: P7378.D\data.ms

(53) 1-Butanol

7.114min (+0.000) 215.32 ppb m

response 16155

Ion	Exp%	Act%
56.00	100	100
43.00	57.60	43.97
0.00	0.00	0.00
0.00	0.00	0.00

Manual Integration:

After

Poor integration.

01/05/17

Quantitation Report (Qedit)

Data Path : I:\ACQUDATA\msvoa12\Data\010417\
Data File : P7378.D
Acq On : 4 Jan 2017 2:53 pm
Operator : K.Ruest
Sample : 5.0ppb Inst : MSVOA-12
Misc : 8260/624 WATER ICAL
ALS Vial : 6 Sample Multiplier: 1

Quant Time: Jan 05 08:58:08 2017
Quant Method : I:\ACQUDATA\msvoa12\Methods\W010417.M
Quant Title : MS#12 - 8260B WATERS 10mL Purge
QLast Update : Thu Jan 05 08:48:19 2017
Response via : Initial Calibration

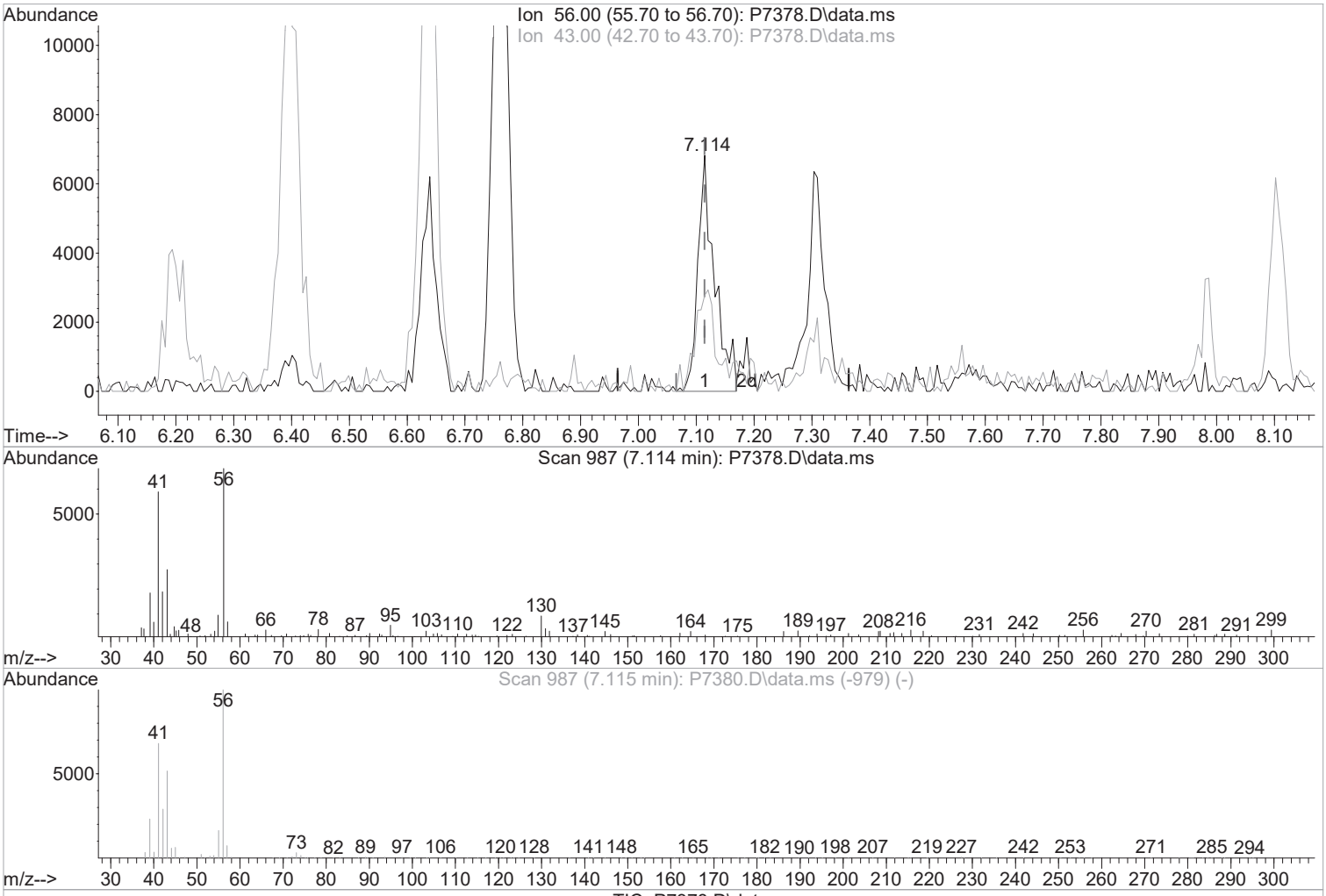

TIC: P7378.D\data.ms

(53) 1-Butanol

7.114min (+0.000) 183.31 ppb

response 13753

Ion	Exp%	Act%
56.00	100	100
43.00	57.60	51.65
0.00	0.00	0.00
0.00	0.00	0.00

Manual Integration:

Before

01/05/17

1st 01/05/17
2nd 01/05/17

Quantitation Report (Qedit)

Data Path : I:\ACQUDATA\msvoa12\Data\010417\
Data File : P7378.D
Acq On : 4 Jan 2017 2:53 pm
Operator : K.Ruest
Sample : 5.0ppb Inst : MSVOA-12
Misc : 8260/624 WATER ICAL
ALS Vial : 6 Sample Multiplier: 1

Quant Time: Jan 05 08:58:08 2017
Quant Method : I:\ACQUDATA\msvoa12\Methods\W010417.M
Quant Title : MS#12 - 8260B WATERS 10mL Purge
QLast Update : Thu Jan 05 08:48:19 2017
Response via : Initial Calibration

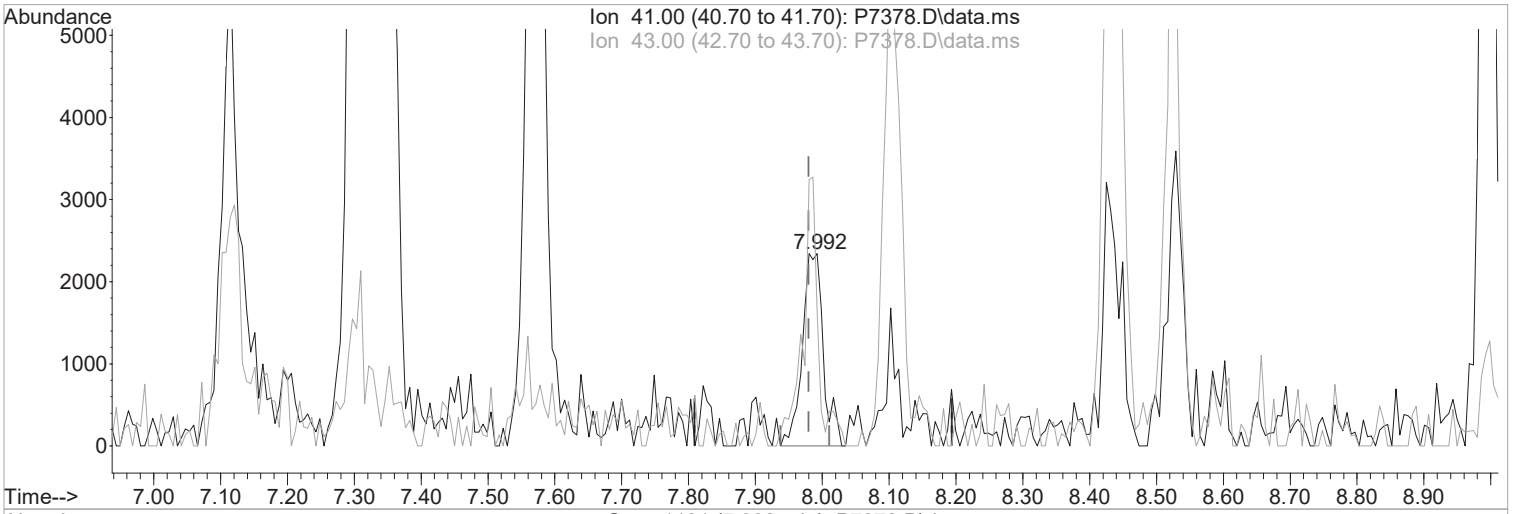

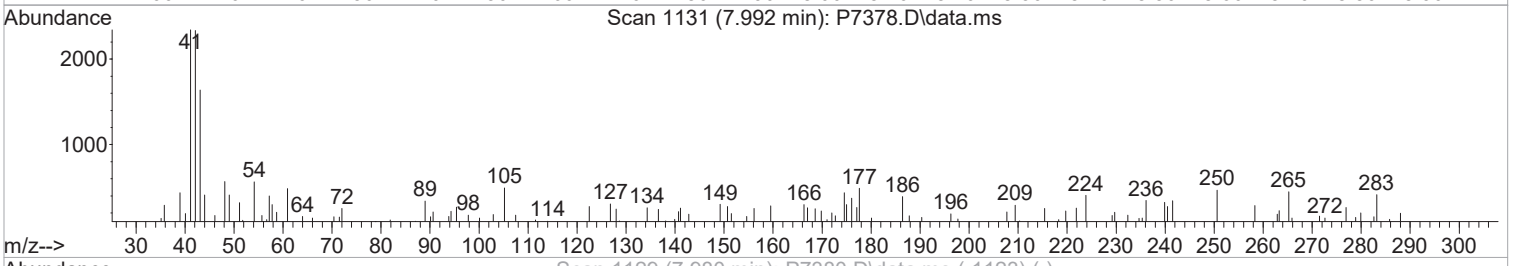

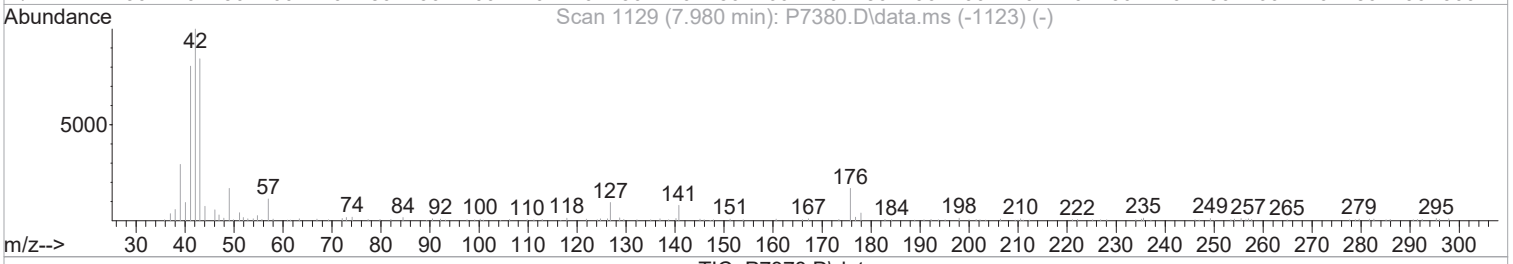

TIC: P7378.D\data.ms

(61) 2-Nitropropane

7.992min (+0.012) 8.86 ppb m

response 5118

Ion	Exp%	Act%
41.00	100	100
43.00	104.90	69.92#
0.00	0.00	0.00
0.00	0.00	0.00

Manual Integration:

After

Poor integration.

01/05/17

1st 01/05/17
2nd 01/05/17

Quantitation Report (Qedit)

Data Path : I:\ACQUDATA\msvoa12\Data\010417\
Data File : P7378.D
Acq On : 4 Jan 2017 2:53 pm
Operator : K.Ruest
Sample : 5.0ppb Inst : MSVOA-12
Misc : 8260/624 WATER ICAL
ALS Vial : 6 Sample Multiplier: 1

Quant Time: Jan 05 08:58:08 2017
Quant Method : I:\ACQUDATA\msvoa12\Methods\W010417.M
Quant Title : MS#12 - 8260B WATERS 10mL Purge
QLast Update : Thu Jan 05 08:48:19 2017
Response via : Initial Calibration

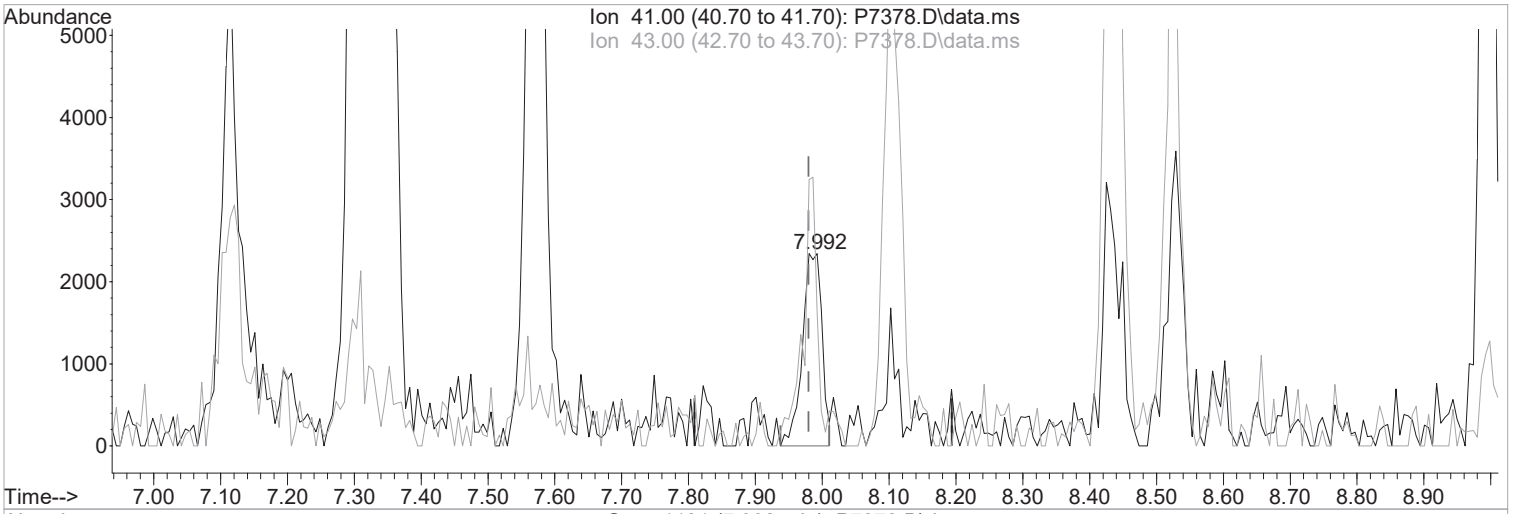

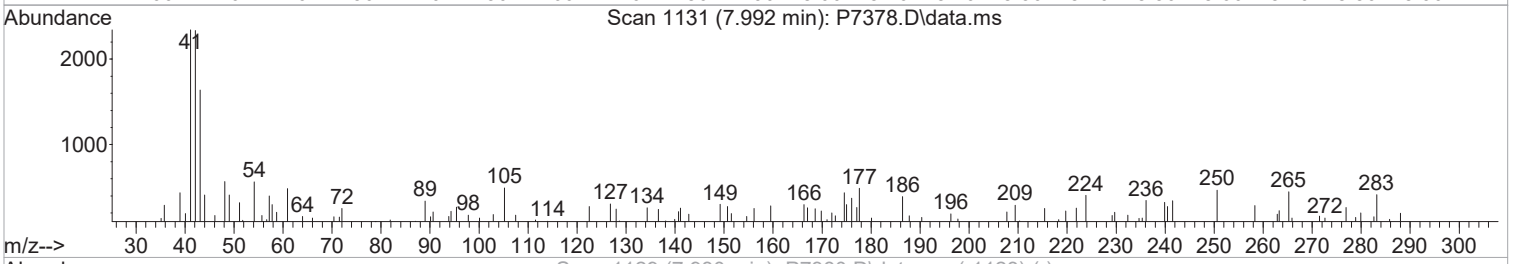

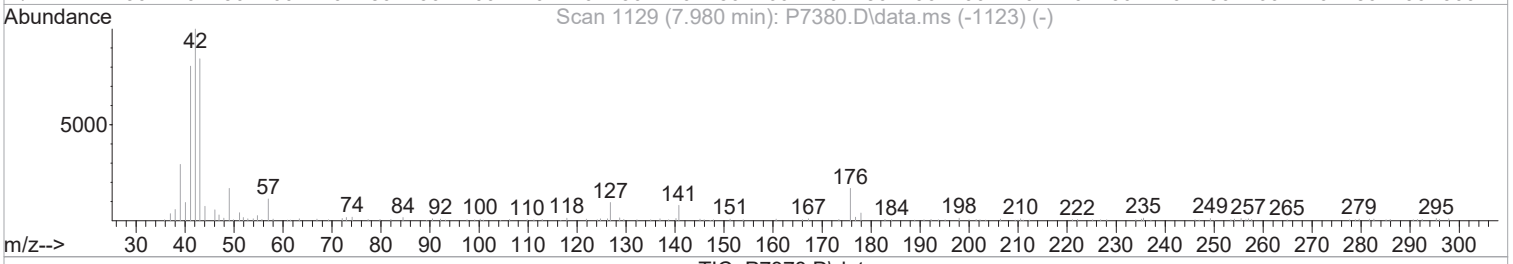

TIC: P7378.D\data.ms

(61) 2-Nitropropane

7.992min (+0.012) 8.30 ppb

response 4792

Ion	Exp%	Act%
41.00	100	100
43.00	104.90	69.92#
0.00	0.00	0.00
0.00	0.00	0.00

Manual Integration:

Before

01/05/17

Quantitation Report (Qedit)

Data Path : I:\ACQUDATA\msvoa12\Data\010417\
Data File : P7378.D
Acq On : 4 Jan 2017 2:53 pm
Operator : K.Ruest
Sample : 5.0ppb Inst : MSVOA-12
Misc : 8260/624 WATER ICAL
ALS Vial : 6 Sample Multiplier: 1

Quant Time: Jan 05 08:58:08 2017
Quant Method : I:\ACQUDATA\msvoa12\Methods\W010417.M
Quant Title : MS#12 - 8260B WATERS 10mL Purge
QLast Update : Thu Jan 05 08:48:19 2017
Response via : Initial Calibration

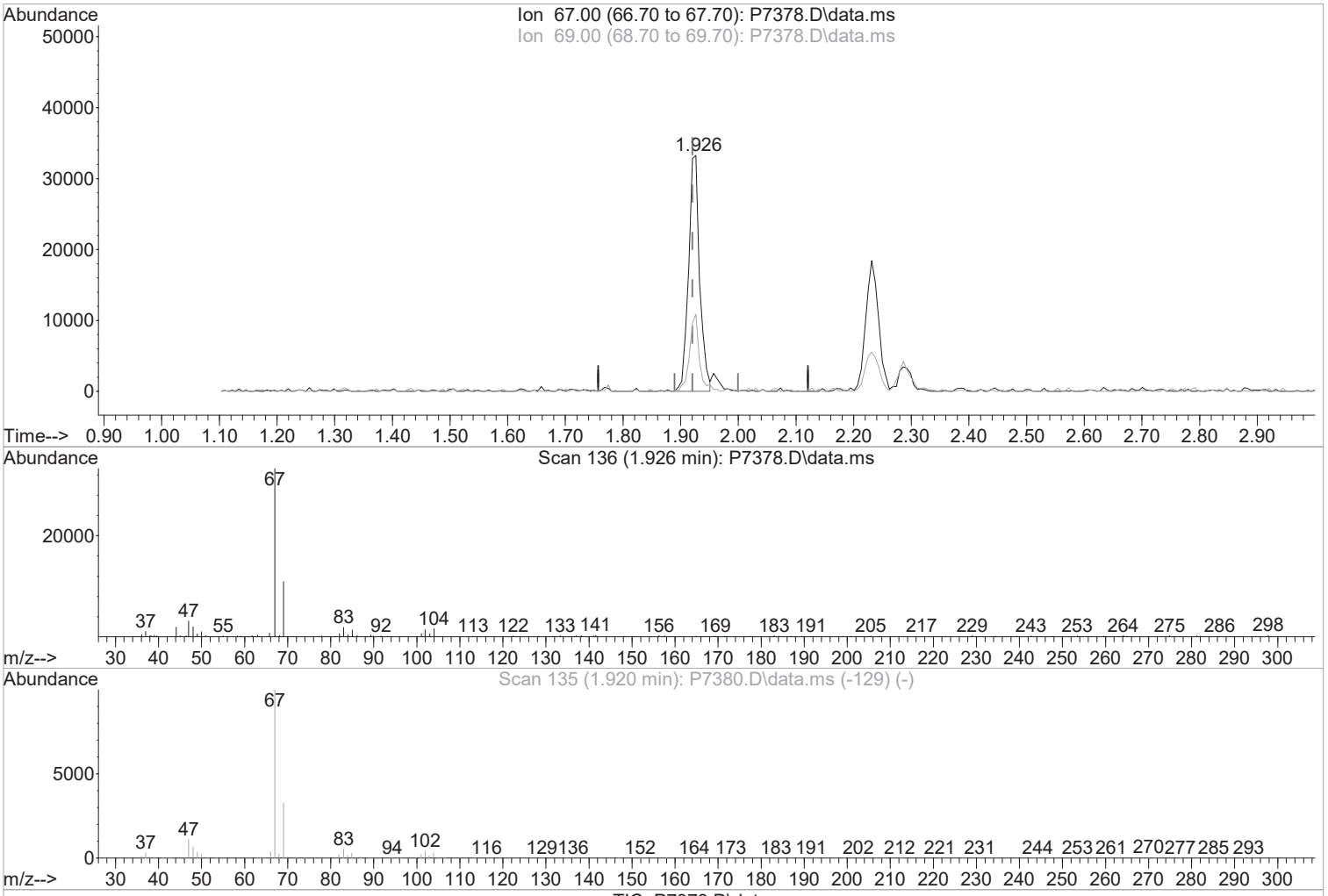

TIC: P7378.D\data.ms

(7) Freon 21

1.926min (+0.006) 4.89 ppb m

response 44760

Ion	Exp%	Act%
67.00	100	100
69.00	32.60	32.81
0.00	0.00	0.00
0.00	0.00	0.00

Manual Integration:

After

Poor integration.

01/05/17

Quantitation Report (Qedit)

Data Path : I:\ACQUDATA\msvoa12\Data\010417\
Data File : P7378.D
Acq On : 4 Jan 2017 2:53 pm
Operator : K.Ruest
Sample : 5.0ppb Inst : MSVOA-12
Misc : 8260/624 WATER ICAL
ALS Vial : 6 Sample Multiplier: 1

Quant Time: Jan 05 08:58:08 2017
Quant Method : I:\ACQUDATA\msvoa12\Methods\W010417.M
Quant Title : MS#12 - 8260B WATERS 10mL Purge
QLast Update : Thu Jan 05 08:48:19 2017
Response via : Initial Calibration

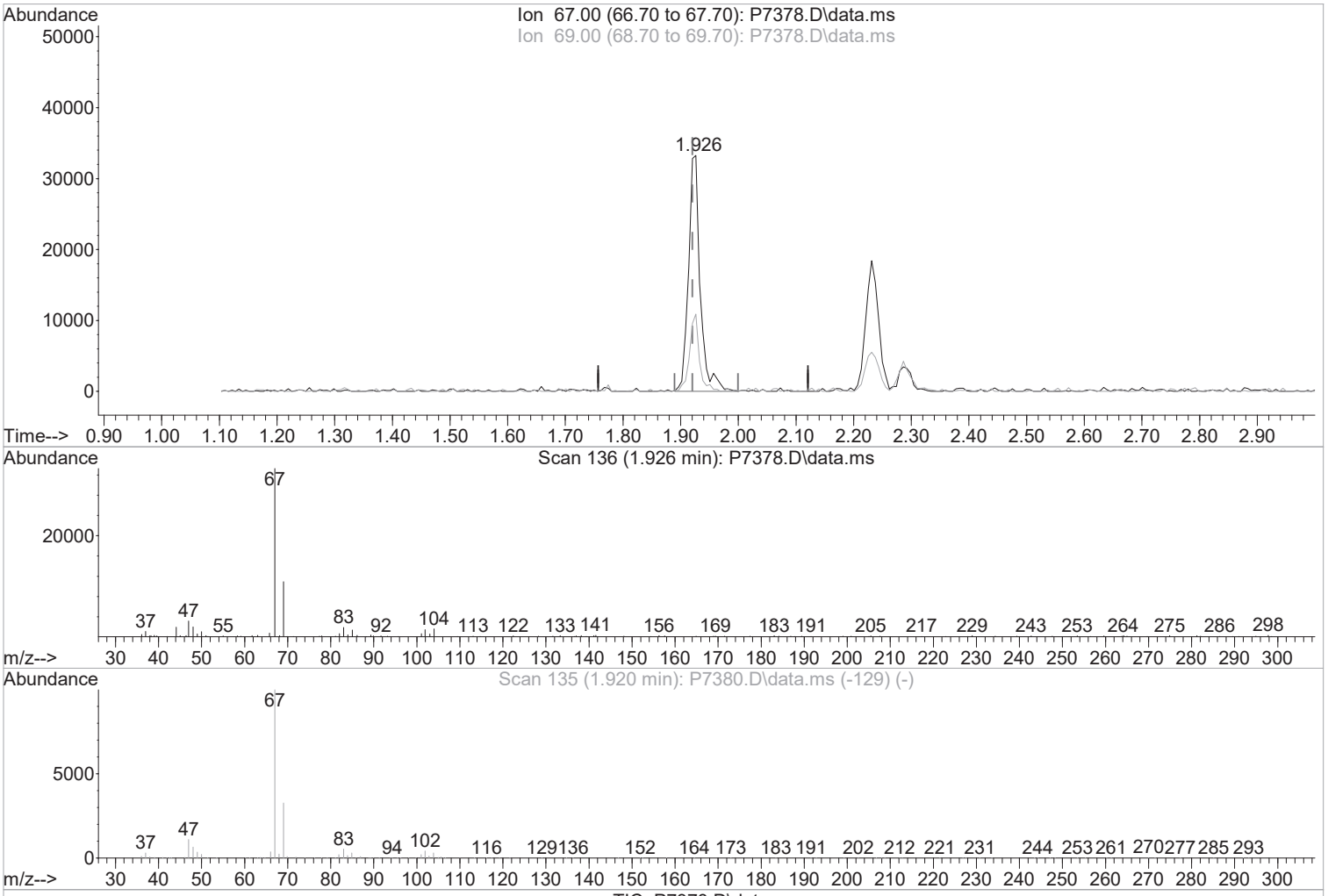

TIC: P7378.D\data.ms

(7) Freon 21

1.926min (+0.006) 5.14 ppb

response 47074

Ion	Exp%	Act%
67.00	100	100
69.00	32.60	32.81
0.00	0.00	0.00
0.00	0.00	0.00

Manual Integration:

Before

01/05/17

Quantitation Report (QT Reviewed)

Data Path : I:\ACQUDATA\msvoa12\Data\010417\
Data File : P7378.D
Acq On : 4 Jan 2017 2:53 pm
Operator : K.Ruest
Sample : 5.0ppb Inst : MSVOA-12
Misc : 8260/624 WATER ICAL
ALS Vial : 6 Sample Multiplier: 1

Quant Time: Jan 05 10:04:27 2017
Quant Method : I:\ACQUDATA\msvoa12\Methods\W010417.M
Quant Title : MS#12 - 8260B WATERS 10mL Purge
QLast Update : Thu Jan 05 08:48:19 2017
Response via : Initial Calibration

Compound	R.T.	QIon	Response	Conc	Units		Dev(Min)
Internal Standards							
1) Pentafluorobenzene	5.731	168	761271	50.00	ppb		0.00
43) 1,4-Difluorobenzene	6.761	114	1202493	50.00	ppb		0.00
71) d5-Chlorobenzene	9.986	117	1183656	50.00	ppb		0.00
86) 1,4-Dichlorobenzene-d4	12.016	152	648815	50.00	ppb		0.00
System Monitoring Compounds							
45) surr4,Dibrflmethane	5.584	113	467240	72.01	ppb		0.00
Spiked Amount 50.000	Range 89 - 119		Recovery = 144.02%#				
48) surr1,1,2-dichloroetha...	6.090	65	529236	73.46	ppb		0.00
Spiked Amount 50.000	Range 73 - 125		Recovery = 146.92%#				
65) SURR3,Toluene-d8	8.523	98	1949030	72.65	ppb		0.00
Spiked Amount 50.000	Range 87 - 121		Recovery = 145.30%#				
70) SURR2,BFB	11.047	95	729286	70.15	ppb		0.00
Spiked Amount 50.000	Range 85 - 122		Recovery = 140.30%#				
Target Compounds							Qvalue
2) Dichlorodifluoromethane	1.213	85	45492	4.91	ppb		94
3) Chloromethane	1.347	50	38220	4.60	ppb		94
4) Vinyl Chloride	1.427	62	36906	5.02	ppb		93
5) Bromomethane	1.683	94	15853	4.27	ppb		94
6) Chloroethane	1.762	64	19291	4.95	ppb		94
7) Freon 21	1.926	67	44760m	4.89	ppb		
8) Trichlorofluoromethane	1.969	101	40551	4.92	ppb		99
9) Diethyl Ether	2.225	59	17661	5.05	ppb	#	77
10) Freon 123a	2.231	67	28598	4.95	ppb		84
11) Freon 123	2.292	83	32794	4.93	ppb		93
12) Acrolein	2.335	56	14045	24.38	ppb		89
13) 1,1-Diclethene	2.426	96	25397	4.71	ppb	#	82
14) Freon 113	2.439	101	29024	4.98	ppb		94
15) Acetone	2.475	43	6408	5.72	ppb	#	54
16) 2-Propanol	2.646	45	18322	103.24	ppb		85
17) Iodomethane	2.567	142	41599	5.26	ppb		86
18) Carbon Disulfide	2.634	76	77065	4.69	ppb		98
19) Acetonitrile	2.768	40	3677m	20.95	ppb		
20) Allyl Chloride	2.792	76	15468	4.83	ppb	#	74
21) Methyl Acetate	2.817	43	13615	5.11	ppb		86
22) Methylene Chloride	2.920	84	28884	4.89	ppb	#	84
23) TBA	3.085	59	30446m	99.37	ppb		
24) Acrylonitrile	3.201	53	33605	25.32	ppb		92
25) Methyl-t-Butyl Ether	3.249	73	67695	4.77	ppb		91
26) trans-1,2-Dichloroethene	3.237	96	30411	4.87	ppb	#	84
28) 1,1-Diclethane	3.786	63	51345	4.91	ppb		95
29) Vinyl Acetate	3.914	86	4331	4.25	ppb		98
30) DIPE	3.932	45	94992	4.89	ppb		80
31) 2-Chloro-1,3-Butadiene	3.914	53	42886	4.81	ppb		91
32) ETBE	4.524	59	84303	5.11	ppb		96
33) 2,2-Dichloropropane	4.700	77	39782	4.82	ppb		92
34) cis-1,2-Dichloroethene	4.706	96	33991	5.17	ppb		93
35) 2-Butanone	4.773	43	8806	5.42	ppb		96
36) Propionitrile	4.859	54	13092m	25.94	ppb		
37) Bromochloromethane	5.139	130	18629m	5.16	ppb		
38) Methacrylonitrile	5.145	67	8329	5.13	ppb	#	69
39) Tetrahydrofuran	5.237	42	5595	5.31	ppb		89
40) Chloroform	5.322	83	50829	4.99	ppb		84
41) 1,1,1-Trichloroethane	5.584	97	43428	4.87	ppb		97

1st 01/05/17
2nd 01/05/17

Data Path : I:\ACQUDATA\msvoa12\Data\010417\
Data File : P7378.D
Acq On : 4 Jan 2017 2:53 pm
Operator : K.Ruest
Sample : 5.0ppb Inst : MSVOA-12
Misc : 8260/624 WATER ICAL
ALS Vial : 6 Sample Multiplier: 1

Quant Time: Jan 05 10:04:27 2017
Quant Method : I:\ACQUDATA\msvoa12\Methods\W010417.M
Quant Title : MS#12 - 8260B WATERS 10mL Purge
QLast Update : Thu Jan 05 08:48:19 2017
Response via : Initial Calibration

Compound	R.T.	QIon	Response	Conc	Units		Dev(Min)
42) TAME	6.395	73	69285	4.76	ppb		95
44) Cyclohexane	5.670	41	33972	5.36	ppb		74
46) Carbontetrachloride	5.853	121	11013	4.94	ppb		83
47) 1,1-Dichloropropene	5.859	75	41331	5.16	ppb		93
49) Benzene	6.163	78	114918	5.40	ppb		94
50) 1,2-Dichloroethane	6.206	62	36831	4.92	ppb		90
51) Iso-Butyl Alcohol	6.194	43	11968m	92.37	ppb		
52) n-Heptane	6.639	43	33204	4.63	ppb		93
53) 1-Butanol	7.114	56	16155m	215.32	ppb		
54) Trichloroethene	7.078	130	31480	5.07	ppb		89
55) Methylcyclohexane	7.303	55	39134	5.33	ppb		93
56) 1,2-Diclpropane	7.346	63	29862	4.95	ppb		80
57) Dibromomethane	7.492	93	15709	5.16	ppb	#	72
58) 1,4-Dioxane	7.566	88	5183	119.02	ppb	#	73
59) Methyl Methacrylate	7.566	69	12531	4.34	ppb		83
60) Bromodichloromethane	7.706	83	33178	4.48	ppb		95
61) 2-Nitropropane	7.992	41	5118m	8.86	ppb		
62) 2-Chloroethylvinyl Ether	8.102	63	15231	5.26	ppb		92
63) cis-1,3-Dichloropropene	8.236	75	41227	4.75	ppb		99
64) 4-Methyl-2-pentanone	8.437	43	17862	4.71	ppb		96
66) Toluene	8.596	91	131333	5.27	ppb		99
67) trans-1,3-Dichloropropene	8.858	75	35185	4.94	ppb		93
68) Ethyl Methacrylate	8.998	69	25077	4.56	ppb		96
69) 1,1,2-Trichloroethane	9.047	97	22516	5.33	ppb	#	65
72) Tetrachloroethene	9.175	164	26035	5.07	ppb		92
73) 2-Hexanone	9.327	43	12363	4.64	ppb	#	67
74) 1,3-Dichloropropane	9.206	76	42892	5.35	ppb		95
75) Dibromochloromethane	9.431	129	20590	4.50	ppb		91
76) N-Butyl Acetate	9.474	43	33339	5.13	ppb		88
77) 1,2-Dibromoethane	9.529	107	21919	5.25	ppb		89
78) Chlorobenzene	10.010	112	84250	5.07	ppb		95
79) 3-CBTF	10.029	180	46800	4.97	ppb		93
80) 4-CBTF	10.083	180	44089	5.11	ppb		90
81) 1,1,1,2-Tetrachloroethane	10.096	131	26714	4.84	ppb		92
82) Ethylbenzene	10.126	106	47425	5.13	ppb		93
83) (m+p)Xylene	10.236	106	109310	10.03	ppb		89
84) o-Xylene	10.589	106	54367	5.01	ppb		94
85) Styrene	10.602	104	87854	4.84	ppb		93
87) Bromoform	10.754	173	10470	4.54	ppb		99
88) 2-CBTF	10.833	180	44430	4.98	ppb		97
89) Isopropylbenzene	10.925	105	136431	5.14	ppb		97
90) Cyclohexanone	10.986	55	48102	103.11	ppb		83
91) trans-1,4-Dichloro-2-B...	11.230	53	6823	4.86	ppb		81
92) 1,1,2,2-Tetrachloroethane	11.181	83	24764	4.88	ppb		87
93) Bromobenzene	11.169	156	38198	5.31	ppb	#	81
94) 1,2,3-Trichloropropane	11.211	110	8391	5.16	ppb	#	67
95) n-Propylbenzene	11.272	91	156036	5.07	ppb		96
96) 2-Chlorotoluene	11.339	91	93427	5.07	ppb		96
97) 3-Chlorotoluene	11.388	91	103057	5.08	ppb		94
98) 4-Chlorotoluene	11.431	91	107224	4.99	ppb		97
99) 1,3,5-Trimethylbenzene	11.425	105	122338	5.32	ppb		85
100) tert-Butylbenzene	11.699	119	96899	5.15	ppb		98
101) 1,2,4-Trimethylbenzene	11.736	105	121981	5.17	ppb		97
102) 3,4-DCBTF	11.790	214	32285	4.67	ppb		95
103) sec-Butylbenzene	11.876	105	139580	5.05	ppb		98
104) p-Isopropyltoluene	11.998	119	123554	5.34	ppb		97

Quantitation Report (QT Reviewed)

Data Path : I:\ACQUDATA\msvoa12\Data\010417\
Data File : P7378.D
Acq On : 4 Jan 2017 2:53 pm
Operator : K.Ruest
Sample : 5.0ppb Inst : MSVOA-12
Misc : 8260/624 WATER ICAL
ALS Vial : 6 Sample Multiplier: 1

Quant Time: Jan 05 10:04:27 2017
Quant Method : I:\ACQUDATA\msvoa12\Methods\W010417.M
Quant Title : MS#12 - 8260B WATERS 10mL Purge
QLast Update : Thu Jan 05 08:48:19 2017
Response via : Initial Calibration

Compound	R.T.	QIon	Response	Conc	Units		Dev(Min)
105) 1,3-Dclbenz	11.961	146	70187	5.10	ppb		95
106) 1,4-Dclbenz	12.028	146	70055	4.88	ppb		93
107) 2,4-DCBTF	12.083	214	31175	4.89	ppb		95
108) 2,5-DCBTF	12.126	214	34025	5.04	ppb		92
109) n-Butylbenzene	12.327	91	104667	4.96	ppb		93
110) 1,2-Dclbenz	12.333	146	65790	5.11	ppb		86
111) 1,2-Dibromo-3-chloropr...	12.949	157	3895	3.93	ppb	#	73
112) Trielution Dichlorotol...	13.071	125	165205	14.92	ppb		96
113) 1,3,5 Trichlorobenzene	13.126	180	45330	4.62	ppb		85
114) Coelution Dichlorotoluene	13.400	125	118638	9.92	ppb		96
115) 1,2,4-Tcbenzene	13.607	180	40167	4.70	ppb		95
116) Hexachlorobt	13.747	225	17302	4.45	ppb		89
117) Naphthalen	13.796	128	84131	5.34	ppb		96
118) 1,2,3-Tclbenzene	13.985	180	37764	5.37	ppb		95
119) 2,4,5-Trichlorotolene	14.570	159	25982	4.76	ppb		86
120) 2,3,6-Trichlorotoluene	14.656	159	22430	4.93	ppb		95

(#) = qualifier out of range (m) = manual integration (+) = signals summed

Quantitation Report (QT Reviewed)

Data Path : I:\ACQUDATA\msvoa12\Data\010417\
Data File : P7378.D
Acq On : 4 Jan 2017 2:53 pm
Operator : K.Ruest
Sample : 5.0ppb Inst : MSVOA-12
Misc : 8260/624 WATER ICAL
ALS Vial : 6 Sample Multiplier: 1

1st 01/05/17
2nd 01/05/17

Quant Time: Jan 05 10:04:27 2017
Quant Method : I:\ACQUDATA\msvoa12\Methods\W010417.M
Quant Title : MS#12 - 8260B WATERS 10mL Purge
QLast Update : Thu Jan 05 08:48:19 2017
Response via : Initial Calibration

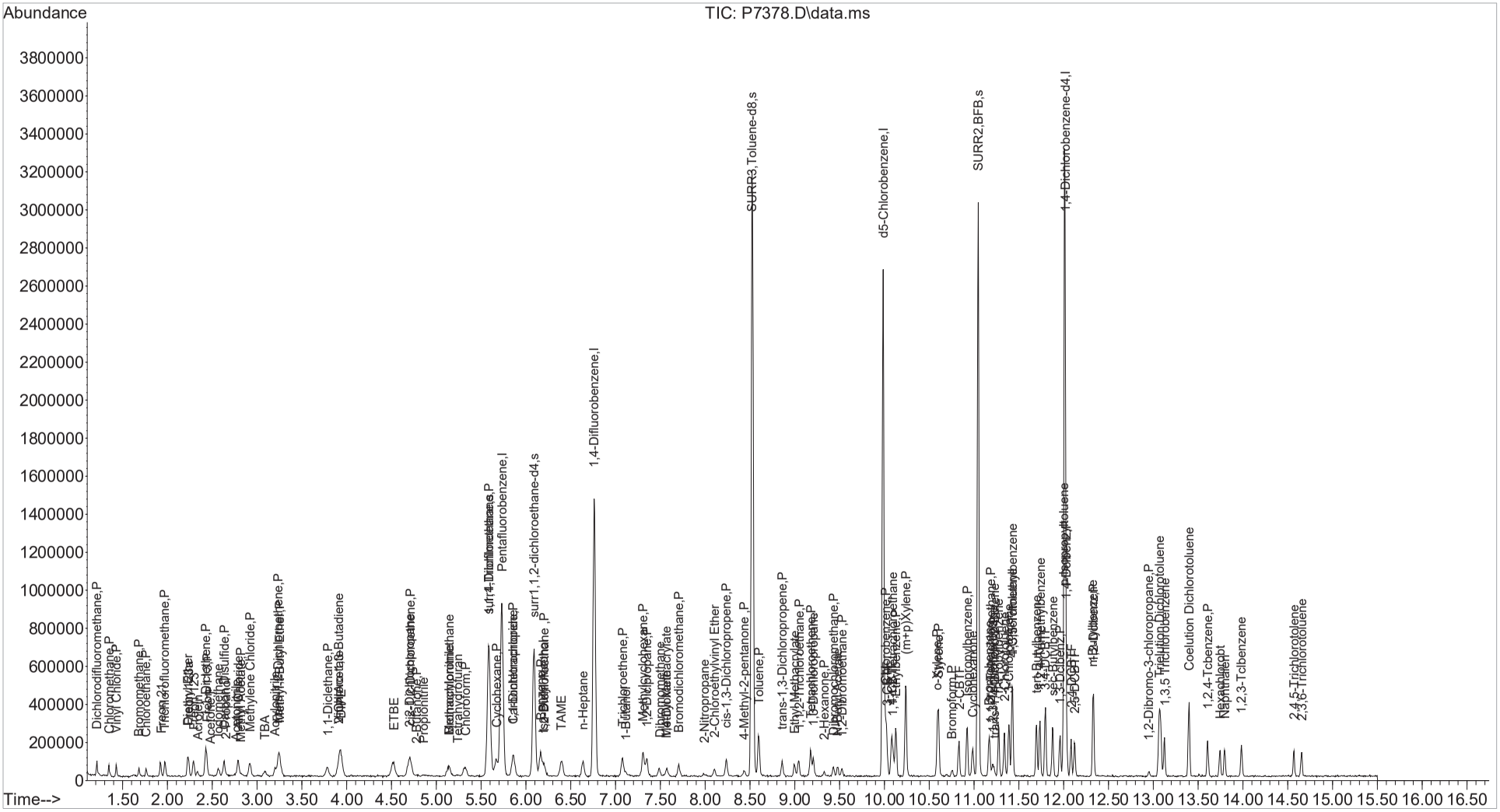

Quantitation Report (Qedit)

Data Path : I:\ACQUDATA\msvoa12\Data\010417\
Data File : P7379.D
Acq On : 4 Jan 2017 3:23 pm
Operator : K.Ruest
Sample : 20ppb Inst : MSVOA-12
Misc : 8260/624 WATER ICAL
ALS Vial : 7 Sample Multiplier: 1

Quant Time: Jan 05 08:58:11 2017
Quant Method : I:\ACQUDATA\msvoa12\Methods\W010417.M
Quant Title : MS#12 - 8260B WATERS 10mL Purge
QLast Update : Thu Jan 05 08:48:19 2017
Response via : Initial Calibration

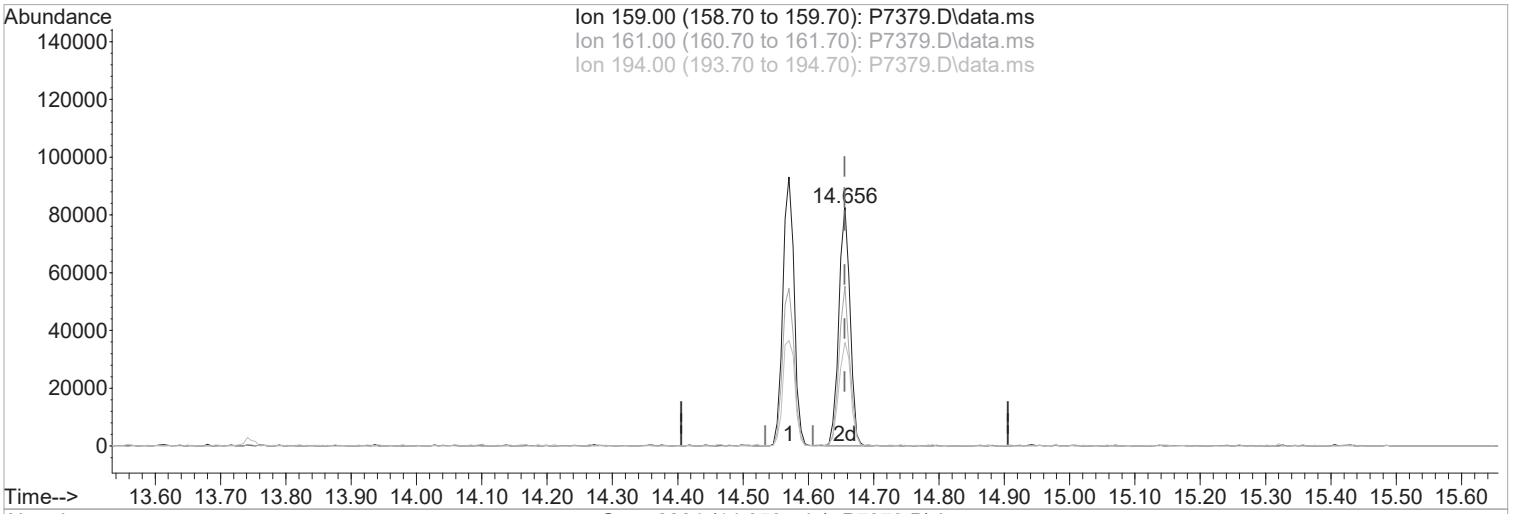

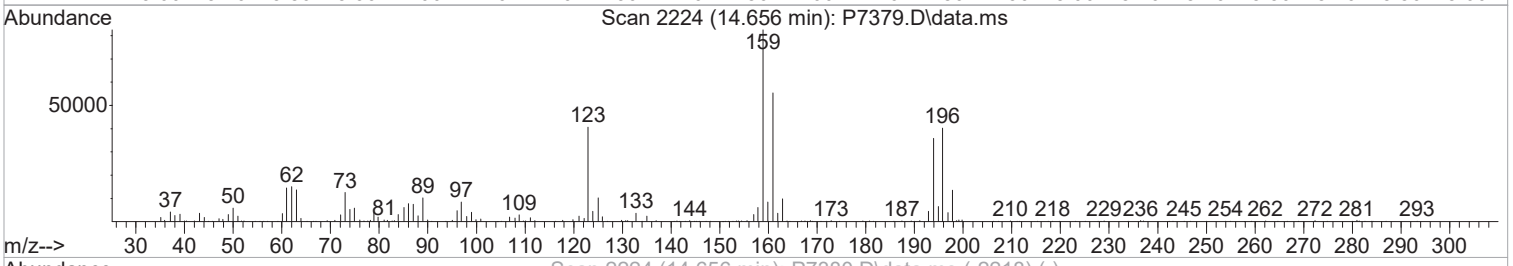

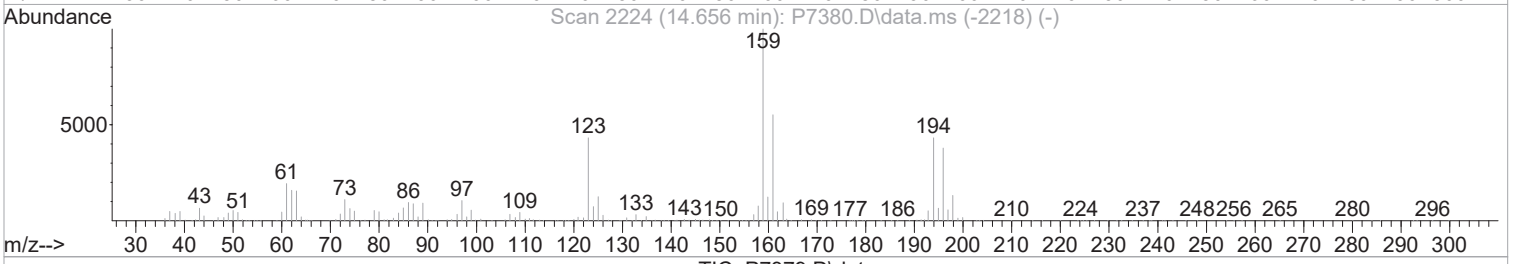

TIC: P7379.D\data.ms

(120) 2,3,6-Trichlorotoluene

14.656min (+0.000) 21.77 ppb m

response 99424

Ion	Exp%	Act%
159.00	100	100
161.00	55.40	67.10#
194.00	43.50	43.38
0.00	0.00	0.00

Manual Integration:

After

Wrong peak selected.

01/05/17

Quantitation Report (Qedit)

Data Path : I:\ACQUDATA\msvoa12\Data\010417\
Data File : P7379.D
Acq On : 4 Jan 2017 3:23 pm
Operator : K.Ruest
Sample : 20ppb Inst : MSVOA-12
Misc : 8260/624 WATER ICAL
ALS Vial : 7 Sample Multiplier: 1

Quant Time: Jan 05 08:58:11 2017
Quant Method : I:\ACQUDATA\msvoa12\Methods\W010417.M
Quant Title : MS#12 - 8260B WATERS 10mL Purge
QLast Update : Thu Jan 05 08:48:19 2017
Response via : Initial Calibration

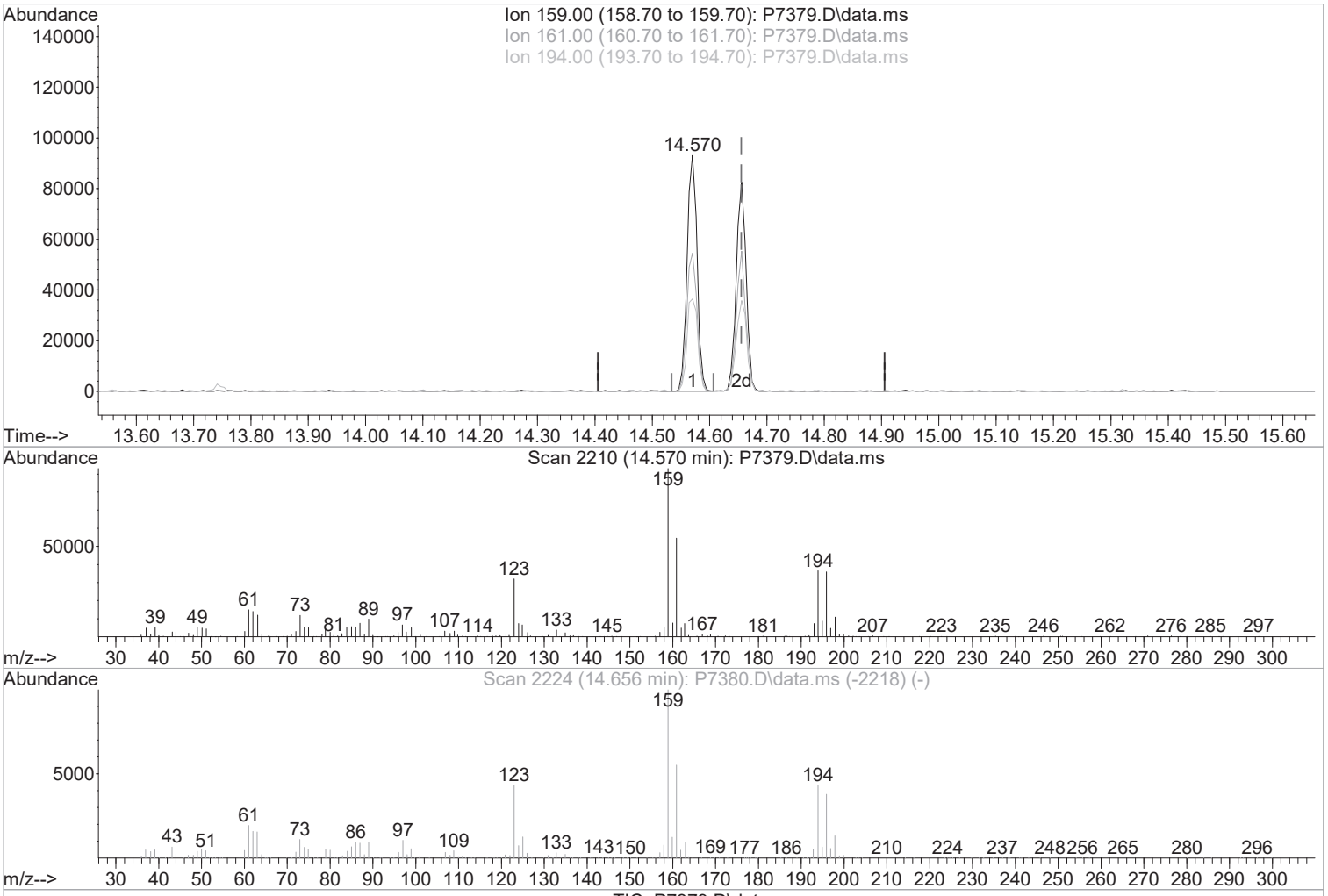

TIC: P7379.D\data.ms

(120) 2,3,6-Trichlorotoluene

14.570min (-0.085) 24.56 ppb

response 112156

Ion	Exp%	Act%
159.00	100	100
161.00	55.40	58.64
194.00	43.50	39.16
0.00	0.00	0.00

Manual Integration:

Before

01/05/17

Quantitation Report (Qedit)

Data Path : I:\ACQUDATA\msvoa12\Data\010417\
Data File : P7379.D
Acq On : 4 Jan 2017 3:23 pm
Operator : K.Ruest
Sample : 20ppb Inst : MSVOA-12
Misc : 8260/624 WATER ICAL
ALS Vial : 7 Sample Multiplier: 1

Quant Time: Jan 05 08:58:11 2017
Quant Method : I:\ACQUDATA\msvoa12\Methods\W010417.M
Quant Title : MS#12 - 8260B WATERS 10mL Purge
QLast Update : Thu Jan 05 08:48:19 2017
Response via : Initial Calibration

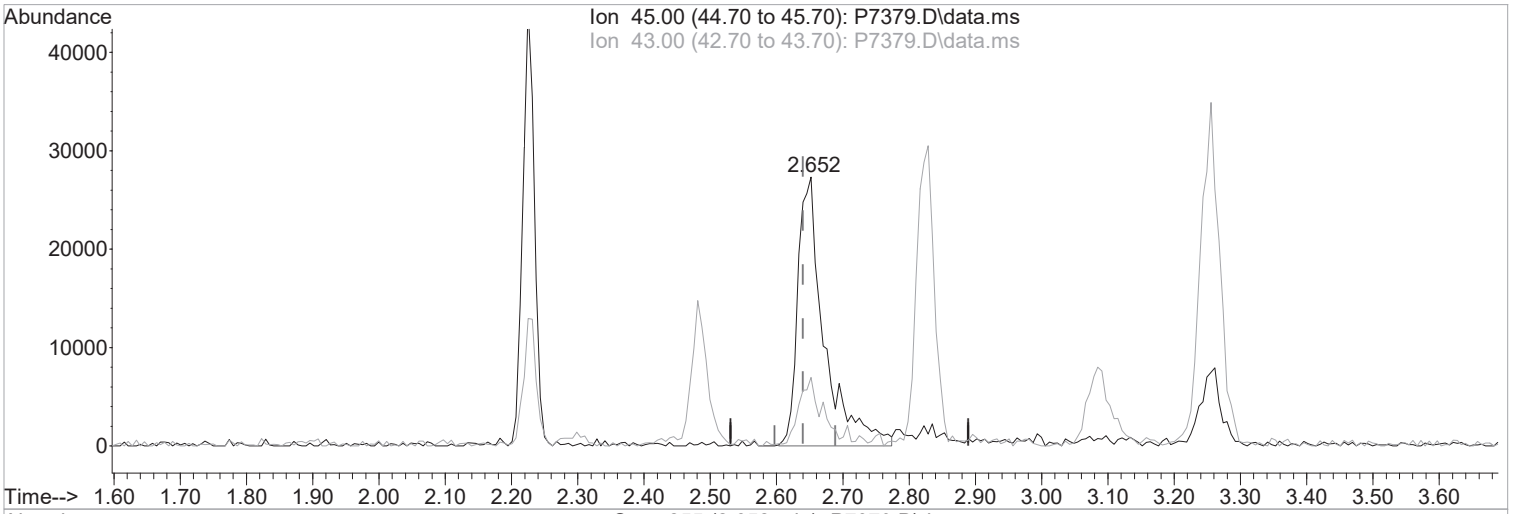

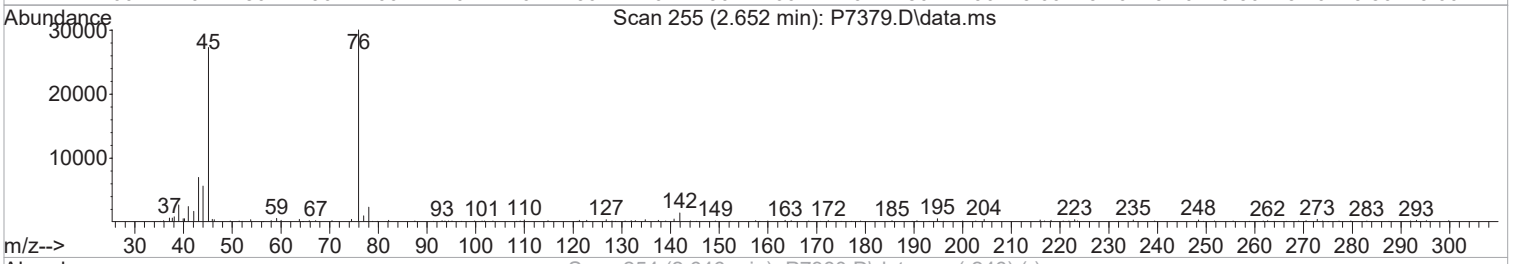

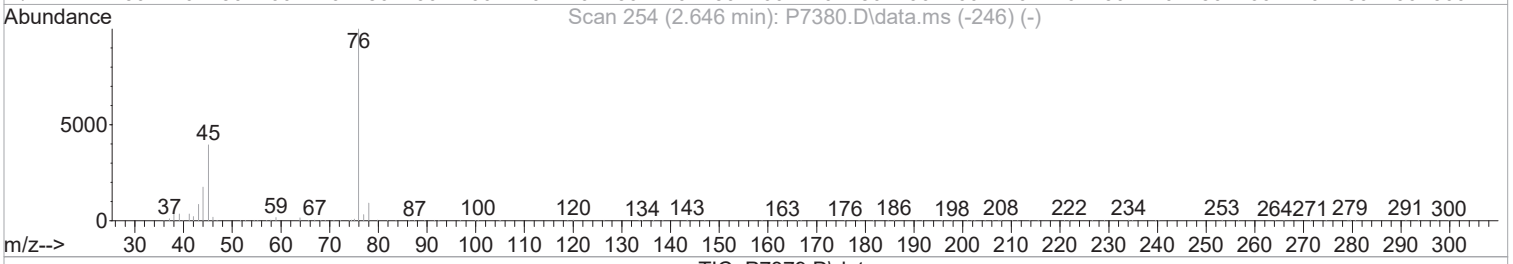

TIC: P7379.D\data.ms

(16) 2-Propanol

2.652min (+0.012) 423.10 ppb m

response 75775

Ion	Exp%	Act%
45.00	100	100
43.00	21.80	25.51
0.00	0.00	0.00
0.00	0.00	0.00

Manual Integration:

After

Poor integration.

01/05/17

Quantitation Report (Qedit)

Data Path : I:\ACQUDATA\msvoa12\Data\010417\
Data File : P7379.D
Acq On : 4 Jan 2017 3:23 pm
Operator : K.Ruest
Sample : 20ppb Inst : MSVOA-12
Misc : 8260/624 WATER ICAL
ALS Vial : 7 Sample Multiplier: 1

Quant Time: Jan 05 08:58:11 2017
Quant Method : I:\ACQUDATA\msvoa12\Methods\W010417.M
Quant Title : MS#12 - 8260B WATERS 10mL Purge
QLast Update : Thu Jan 05 08:48:19 2017
Response via : Initial Calibration

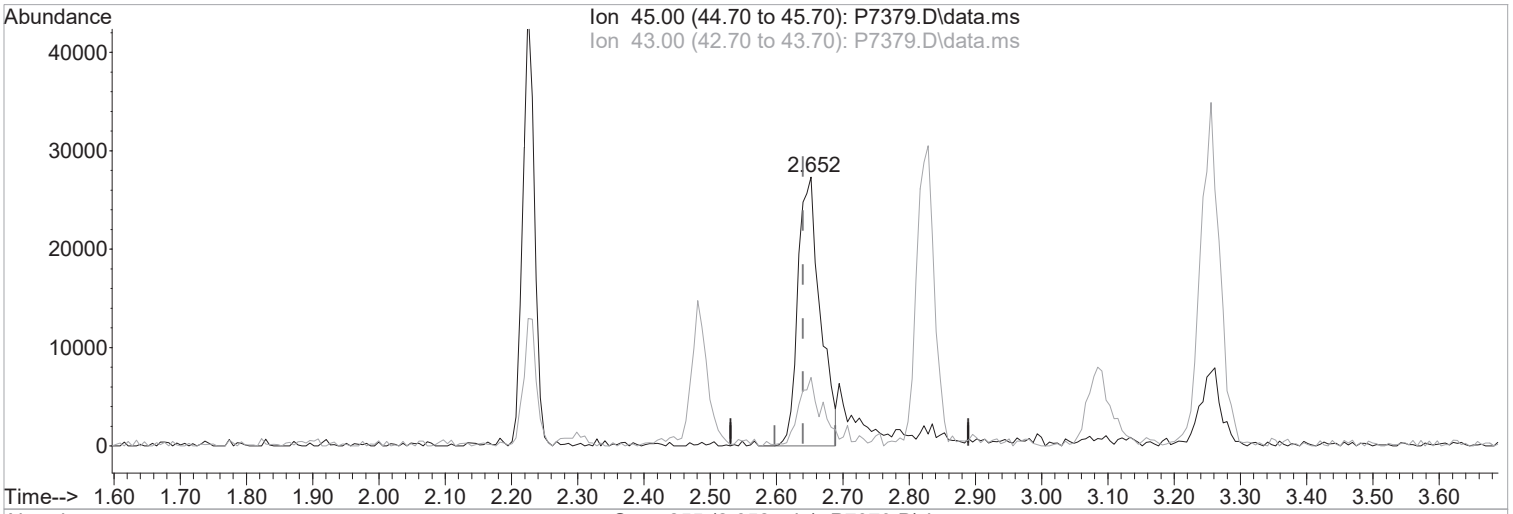

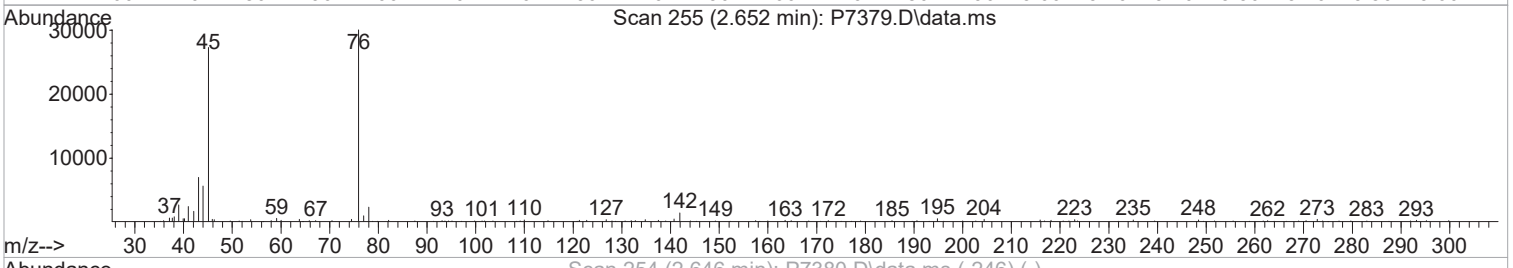

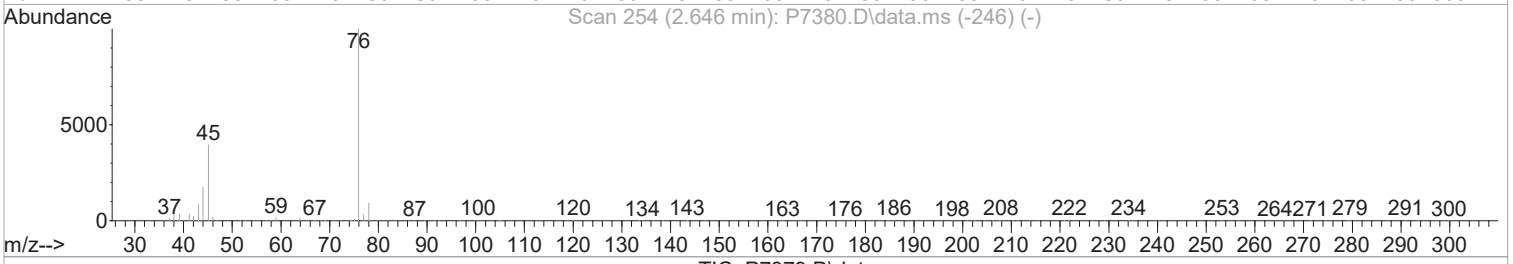

TIC: P7379.D\data.ms

(16) 2-Propanol

2.652min (+0.012) 355.50 ppb

response 63668

Ion	Exp%	Act%
45.00	100	100
43.00	21.80	25.51
0.00	0.00	0.00
0.00	0.00	0.00

Manual Integration:

Before

01/05/17

Quantitation Report (Qedit)

Data Path : I:\ACQUDATA\msvoa12\Data\010417\
Data File : P7379.D
Acq On : 4 Jan 2017 3:23 pm
Operator : K.Ruest
Sample : 20ppb Inst : MSVOA-12
Misc : 8260/624 WATER ICAL
ALS Vial : 7 Sample Multiplier: 1

Quant Time: Jan 05 08:58:11 2017
Quant Method : I:\ACQUDATA\msvoa12\Methods\W010417.M
Quant Title : MS#12 - 8260B WATERS 10mL Purge
QLast Update : Thu Jan 05 08:48:19 2017
Response via : Initial Calibration

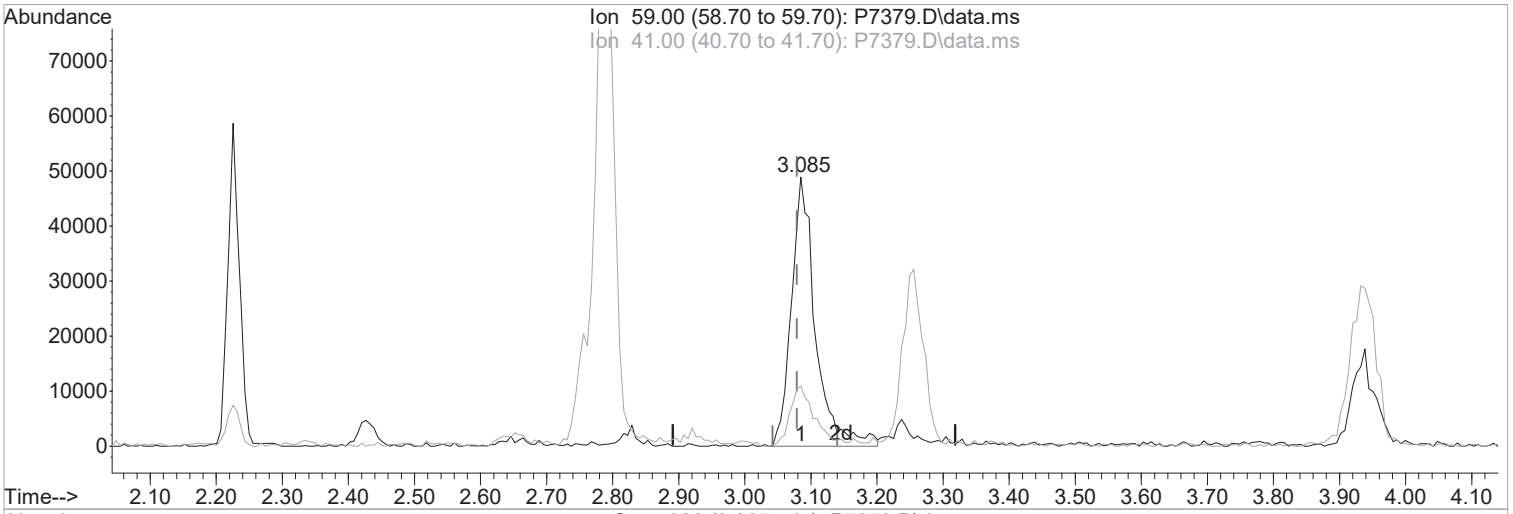

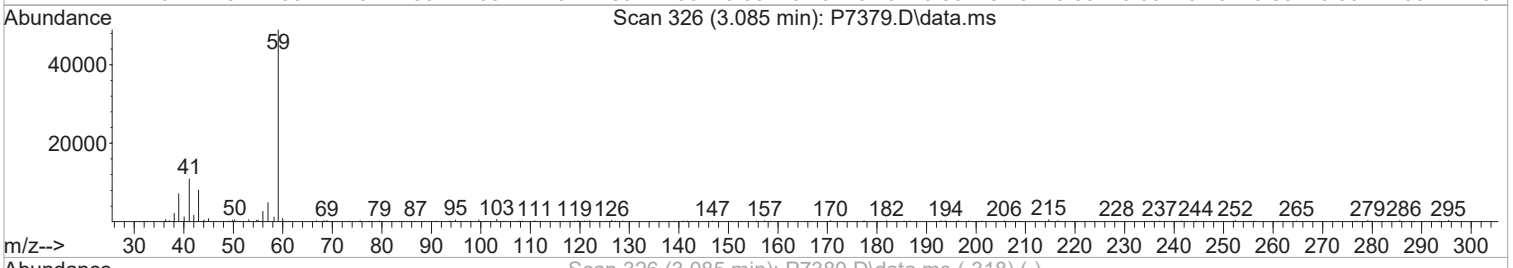



TIC: P7379.D\data.ms

(23) TBA

3.085min (+0.006) 397.75 ppb m

response 122986

Ion	Exp%	Act%
59.00	100	100
41.00	21.50	22.33
0.00	0.00	0.00
0.00	0.00	0.00

Manual Integration:

After

Split Peak

01/05/17

1st 01/05/17
2nd 01/05/17

Quantitation Report (Qedit)

Data Path : I:\ACQUDATA\msvoa12\Data\010417\
Data File : P7379.D
Acq On : 4 Jan 2017 3:23 pm
Operator : K.Ruest
Sample : 20ppb Inst : MSVOA-12
Misc : 8260/624 WATER ICAL
ALS Vial : 7 Sample Multiplier: 1

Quant Time: Jan 05 08:58:11 2017
Quant Method : I:\ACQUDATA\msvoa12\Methods\W010417.M
Quant Title : MS#12 - 8260B WATERS 10mL Purge
QLast Update : Thu Jan 05 08:48:19 2017
Response via : Initial Calibration

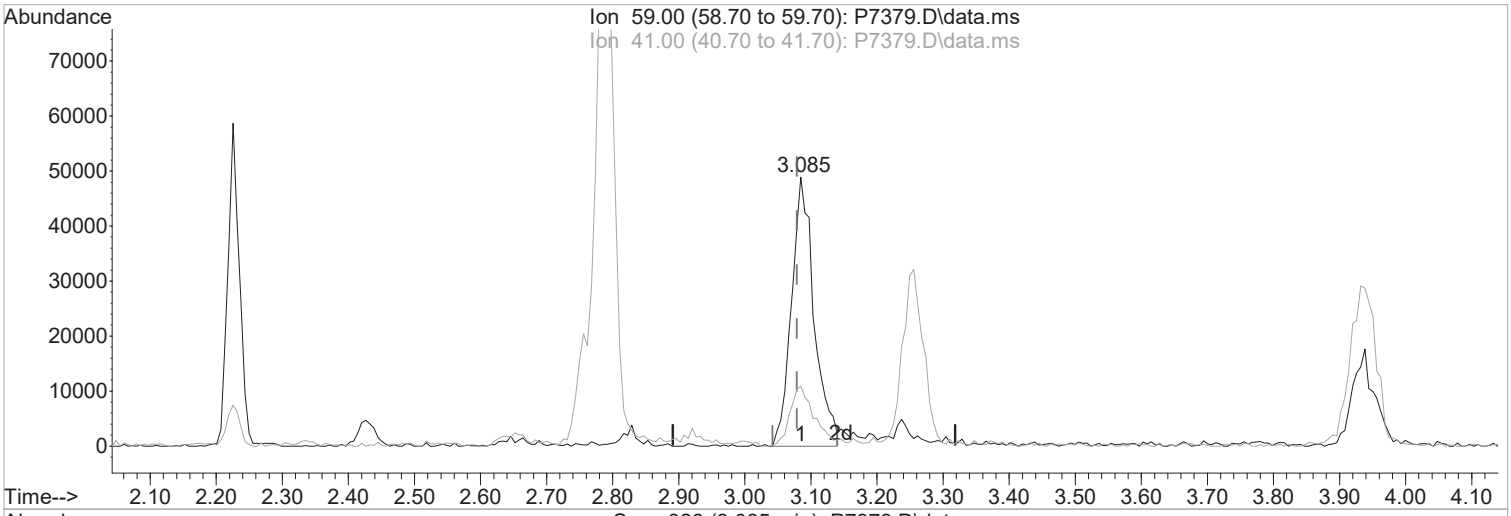

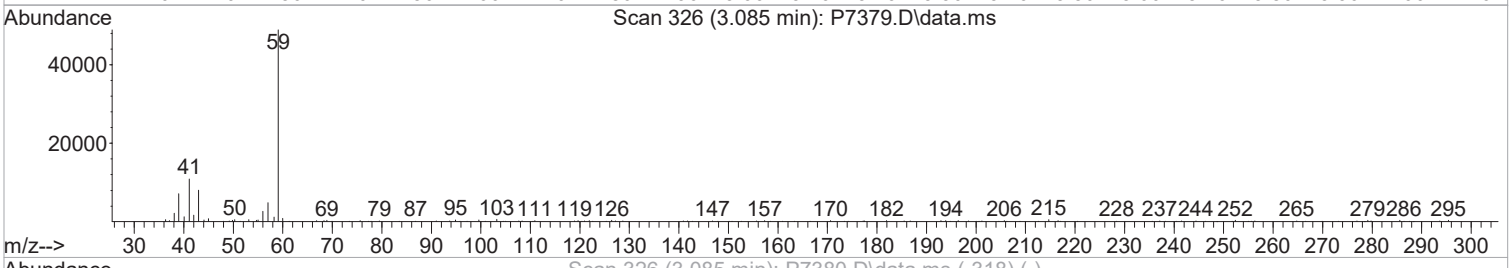



TIC: P7379.D\data.ms

(23) TBA

3.085min (+0.006) 374.13 ppb

response 115681

Ion	Exp%	Act%
59.00	100	100
41.00	21.50	22.33
0.00	0.00	0.00
0.00	0.00	0.00

Manual Integration:

Before

01/05/17

Quantitation Report (Qedit)

Data Path : I:\ACQUDATA\msvoa12\Data\010417\
Data File : P7379.D
Acq On : 4 Jan 2017 3:23 pm
Operator : K.Ruest
Sample : 20ppb Inst : MSVOA-12
Misc : 8260/624 WATER ICAL
ALS Vial : 7 Sample Multiplier: 1

Quant Time: Jan 05 08:58:11 2017
Quant Method : I:\ACQUDATA\msvoa12\Methods\W010417.M
Quant Title : MS#12 - 8260B WATERS 10mL Purge
QLast Update : Thu Jan 05 08:48:19 2017
Response via : Initial Calibration

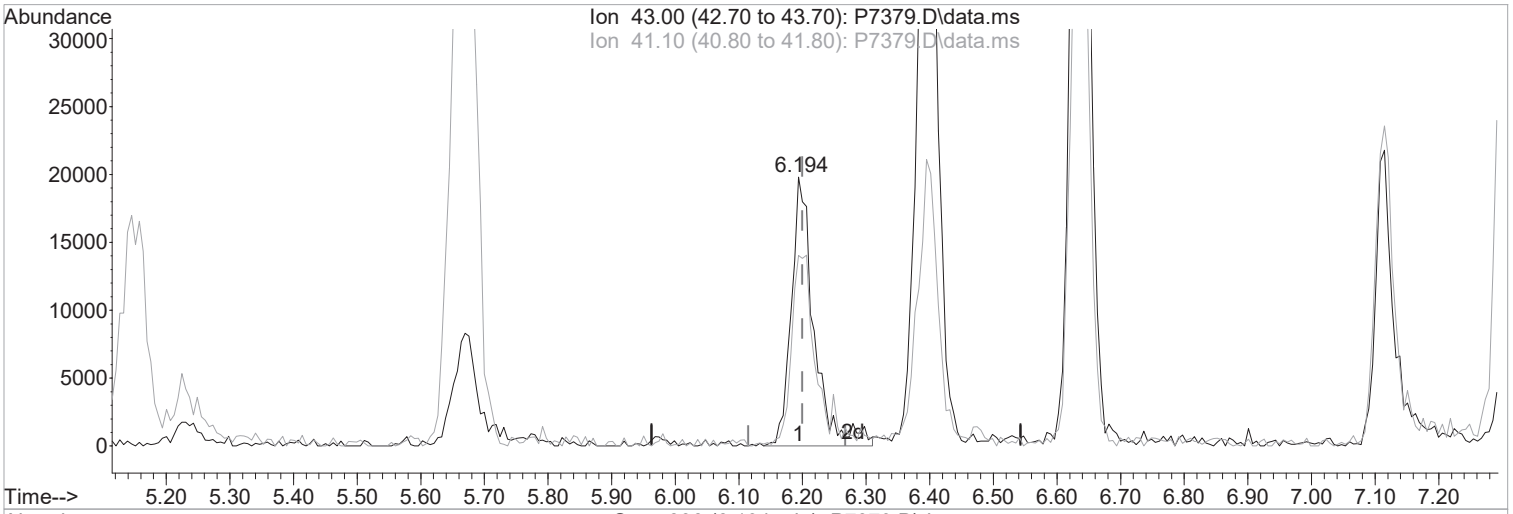





TIC: P7379.D\data.ms

(51) Iso-Butyl Alcohol

6.194min (-0.006) 366.75 ppb m

response 49178

Ion	Exp%	Act%
43.00	100	100
41.10	88.60	70.80
0.00	0.00	0.00
0.00	0.00	0.00

Manual Integration:

After

Poor integration.

01/05/17

Quantitation Report (Qedit)

Data Path : I:\ACQUDATA\msvoa12\Data\010417\
Data File : P7379.D
Acq On : 4 Jan 2017 3:23 pm
Operator : K.Ruest
Sample : 20ppb Inst : MSVOA-12
Misc : 8260/624 WATER ICAL
ALS Vial : 7 Sample Multiplier: 1

Quant Time: Jan 05 08:58:11 2017
Quant Method : I:\ACQUDATA\msvoa12\Methods\W010417.M
Quant Title : MS#12 - 8260B WATERS 10mL Purge
QLast Update : Thu Jan 05 08:48:19 2017
Response via : Initial Calibration

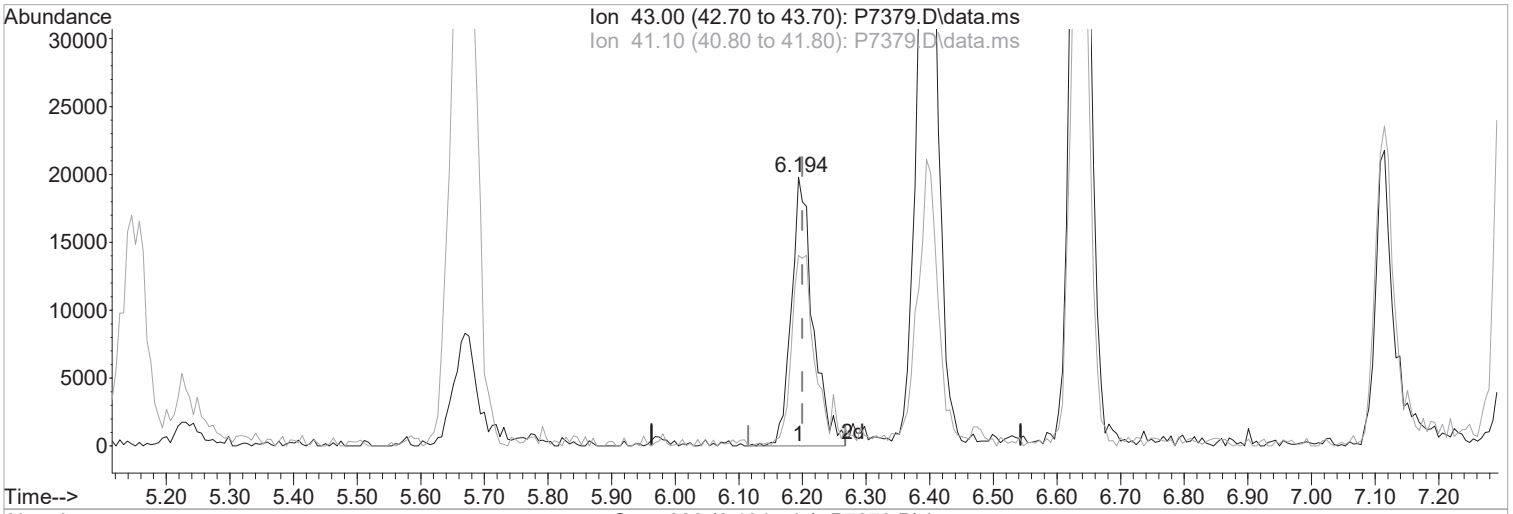





TIC: P7379.D\data.ms

(51) Iso-Butyl Alcohol

6.194min (-0.006) 349.04 ppb

response 46802

Ion	Exp%	Act%
43.00	100	100
41.10	88.60	70.80
0.00	0.00	0.00
0.00	0.00	0.00

Manual Integration:

Before

01/05/17

Quantitation Report (Qedit)

Data Path : I:\ACQUDATA\msvoa12\Data\010417\
Data File : P7379.D
Acq On : 4 Jan 2017 3:23 pm
Operator : K.Ruest
Sample : 20ppb Inst : MSVOA-12
Misc : 8260/624 WATER ICAL
ALS Vial : 7 Sample Multiplier: 1

Quant Time: Jan 05 08:58:11 2017
Quant Method : I:\ACQUDATA\msvoa12\Methods\W010417.M
Quant Title : MS#12 - 8260B WATERS 10mL Purge
QLast Update : Thu Jan 05 08:48:19 2017
Response via : Initial Calibration

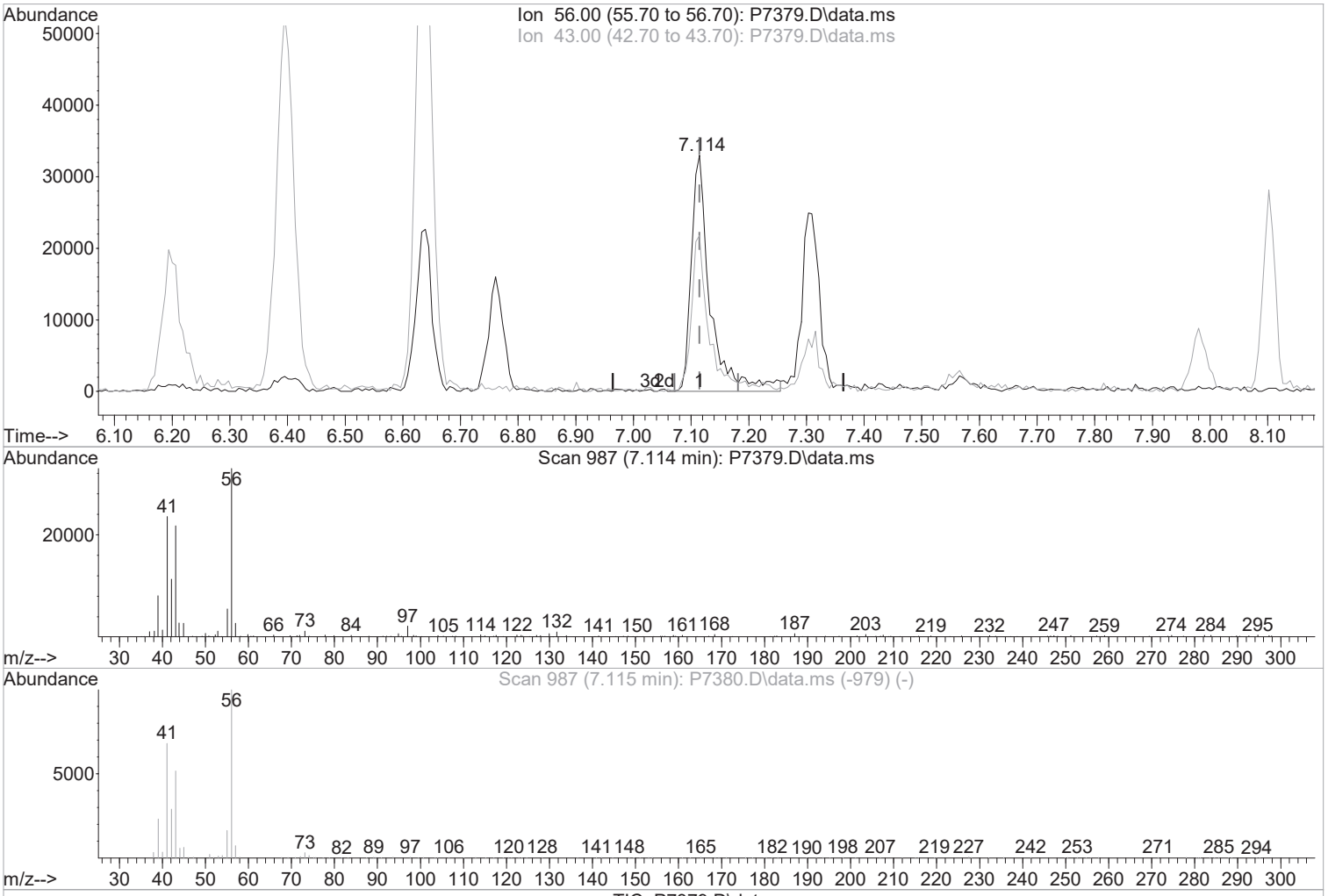

TIC: P7379.D\data.ms

(53) 1-Butanol

7.114min (+0.000) 970.61 ppb m

response 75367

Ion	Exp%	Act%
56.00	100	100
43.00	57.60	59.75
0.00	0.00	0.00
0.00	0.00	0.00

Manual Integration:

After

Poor integration.

01/05/17

Quantitation Report (Qedit)

Data Path : I:\ACQUDATA\msvoa12\Data\010417\
Data File : P7379.D
Acq On : 4 Jan 2017 3:23 pm
Operator : K.Ruest
Sample : 20ppb Inst : MSVOA-12
Misc : 8260/624 WATER ICAL
ALS Vial : 7 Sample Multiplier: 1

Quant Time: Jan 05 08:58:11 2017
Quant Method : I:\ACQUDATA\msvoa12\Methods\W010417.M
Quant Title : MS#12 - 8260B WATERS 10mL Purge
QLast Update : Thu Jan 05 08:48:19 2017
Response via : Initial Calibration

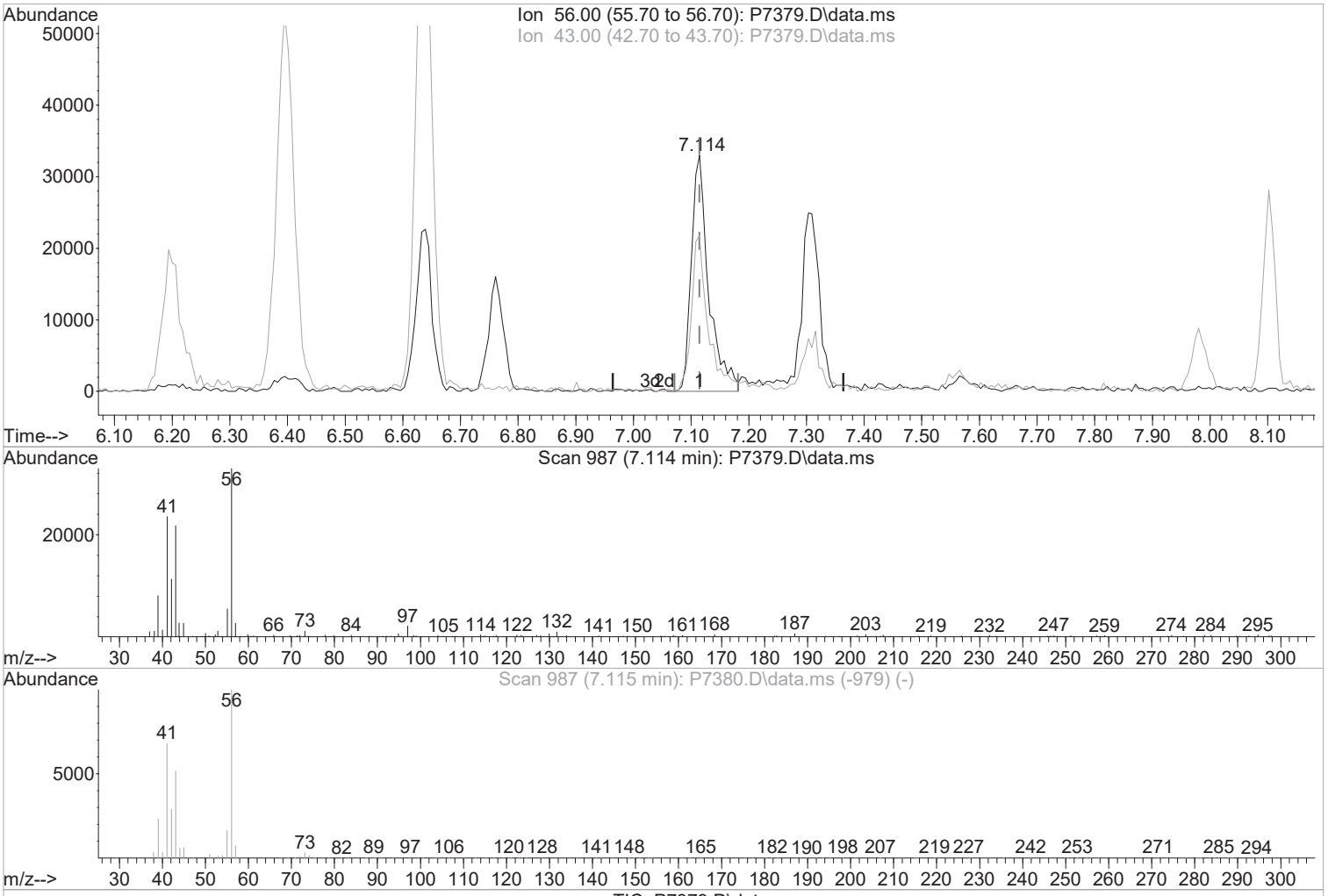

TIC: P7379.D\data.ms

(53) 1-Butanol

7.114min (+0.000) 890.72 ppb

response 69164

Ion	Exp%	Act%
56.00	100	100
43.00	57.60	65.11
0.00	0.00	0.00
0.00	0.00	0.00

Manual Integration:

Before

01/05/17

Quantitation Report (Qedit)

Data Path : I:\ACQUDATA\msvoa12\Data\010417\
Data File : P7379.D
Acq On : 4 Jan 2017 3:23 pm
Operator : K.Ruest
Sample : 20ppb Inst : MSVOA-12
Misc : 8260/624 WATER ICAL
ALS Vial : 7 Sample Multiplier: 1

Quant Time: Jan 05 08:58:11 2017
Quant Method : I:\ACQUDATA\msvoa12\Methods\W010417.M
Quant Title : MS#12 - 8260B WATERS 10mL Purge
QLast Update : Thu Jan 05 08:48:19 2017
Response via : Initial Calibration

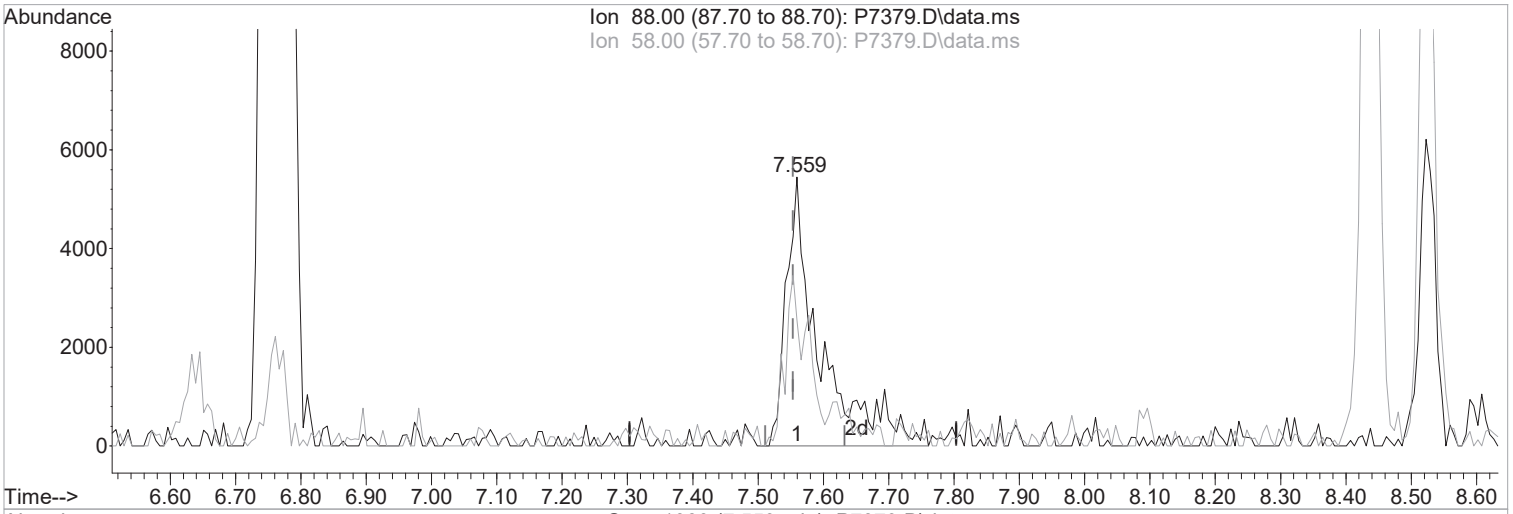

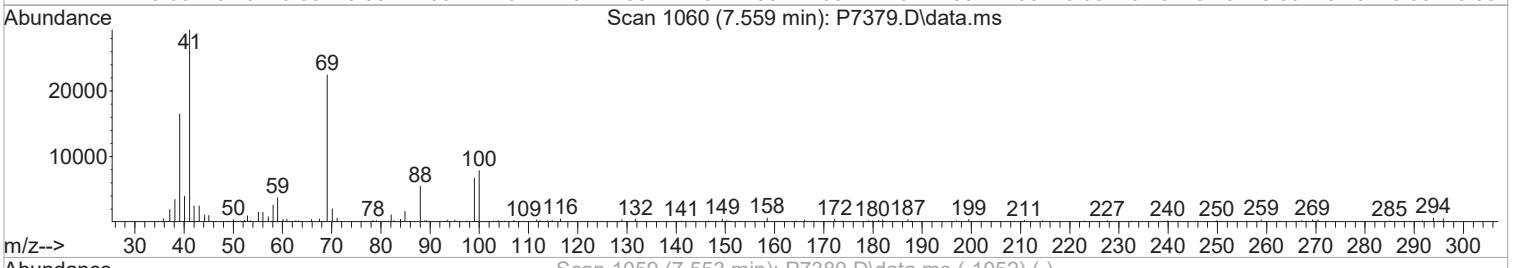



TIC: P7379.D\data.ms

(58) 1,4-Dioxane

7.559min (+0.006) 434.70 ppb m

response 19592

Ion	Exp%	Act%
88.00	100	100
58.00	67.50	46.78#
0.00	0.00	0.00
0.00	0.00	0.00

Manual Integration:

After

Poor integration.

01/05/17

Quantitation Report (Qedit)

Data Path : I:\ACQUDATA\msvoa12\Data\010417\
Data File : P7379.D
Acq On : 4 Jan 2017 3:23 pm
Operator : K.Ruest
Sample : 20ppb Inst : MSVOA-12
Misc : 8260/624 WATER ICAL
ALS Vial : 7 Sample Multiplier: 1

Quant Time: Jan 05 08:58:11 2017
Quant Method : I:\ACQUDATA\msvoa12\Methods\W010417.M
Quant Title : MS#12 - 8260B WATERS 10mL Purge
QLast Update : Thu Jan 05 08:48:19 2017
Response via : Initial Calibration

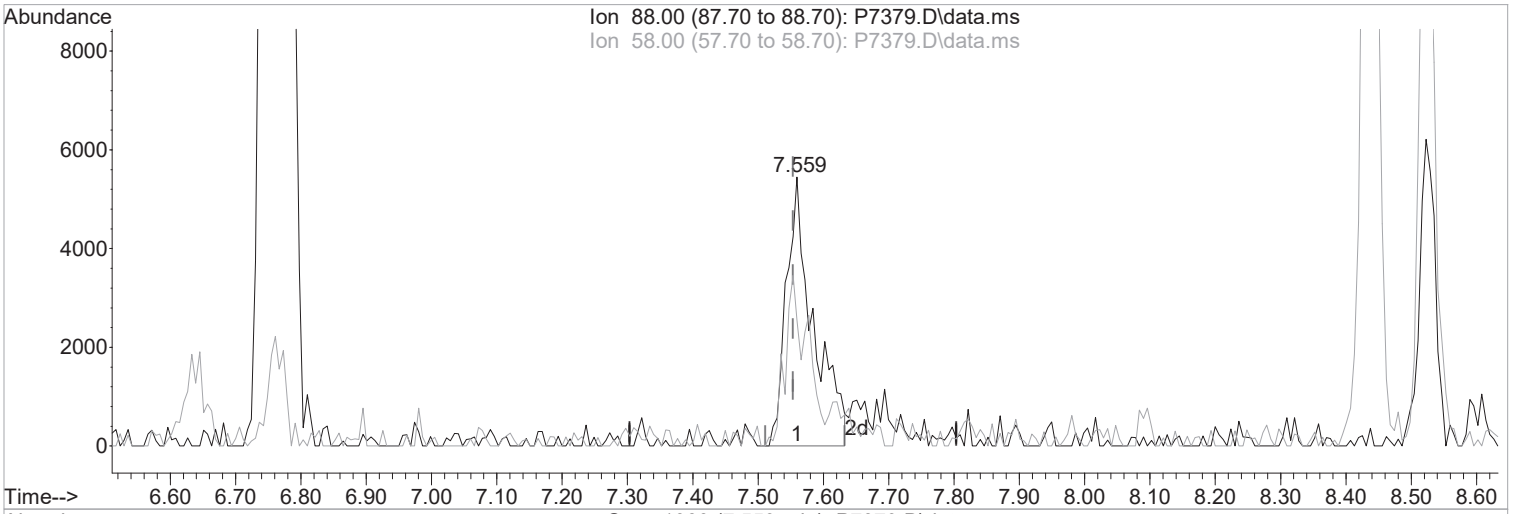

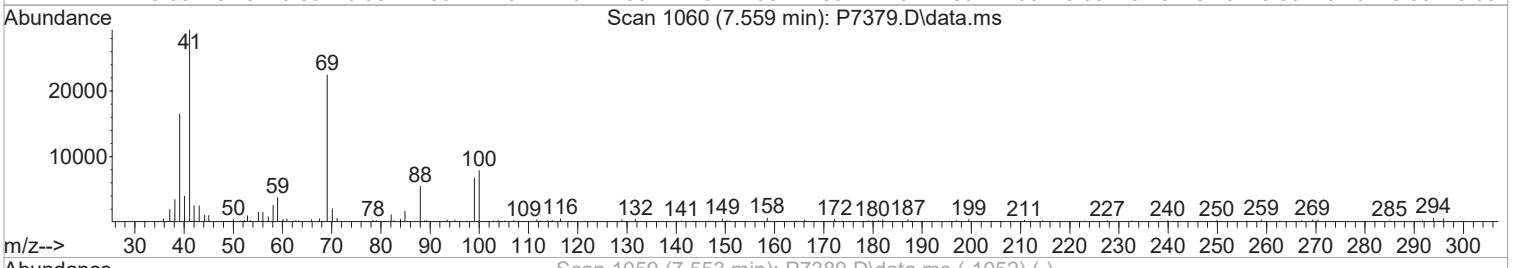



TIC: P7379.D\data.ms

(58) 1,4-Dioxane

7.559min (+0.006) 346.53 ppb

response 15618

Ion	Exp%	Act%
88.00	100	100
58.00	67.50	46.78#
0.00	0.00	0.00
0.00	0.00	0.00

Manual Integration:

Before

01/05/17

Quantitation Report (Qedit)

Data Path : I:\ACQUDATA\msvoa12\Data\010417\
Data File : P7379.D
Acq On : 4 Jan 2017 3:23 pm
Operator : K.Ruest
Sample : 20ppb Inst : MSVOA-12
Misc : 8260/624 WATER ICAL
ALS Vial : 7 Sample Multiplier: 1

Quant Time: Jan 05 08:58:11 2017
Quant Method : I:\ACQUDATA\msvoa12\Methods\W010417.M
Quant Title : MS#12 - 8260B WATERS 10mL Purge
QLast Update : Thu Jan 05 08:48:19 2017
Response via : Initial Calibration

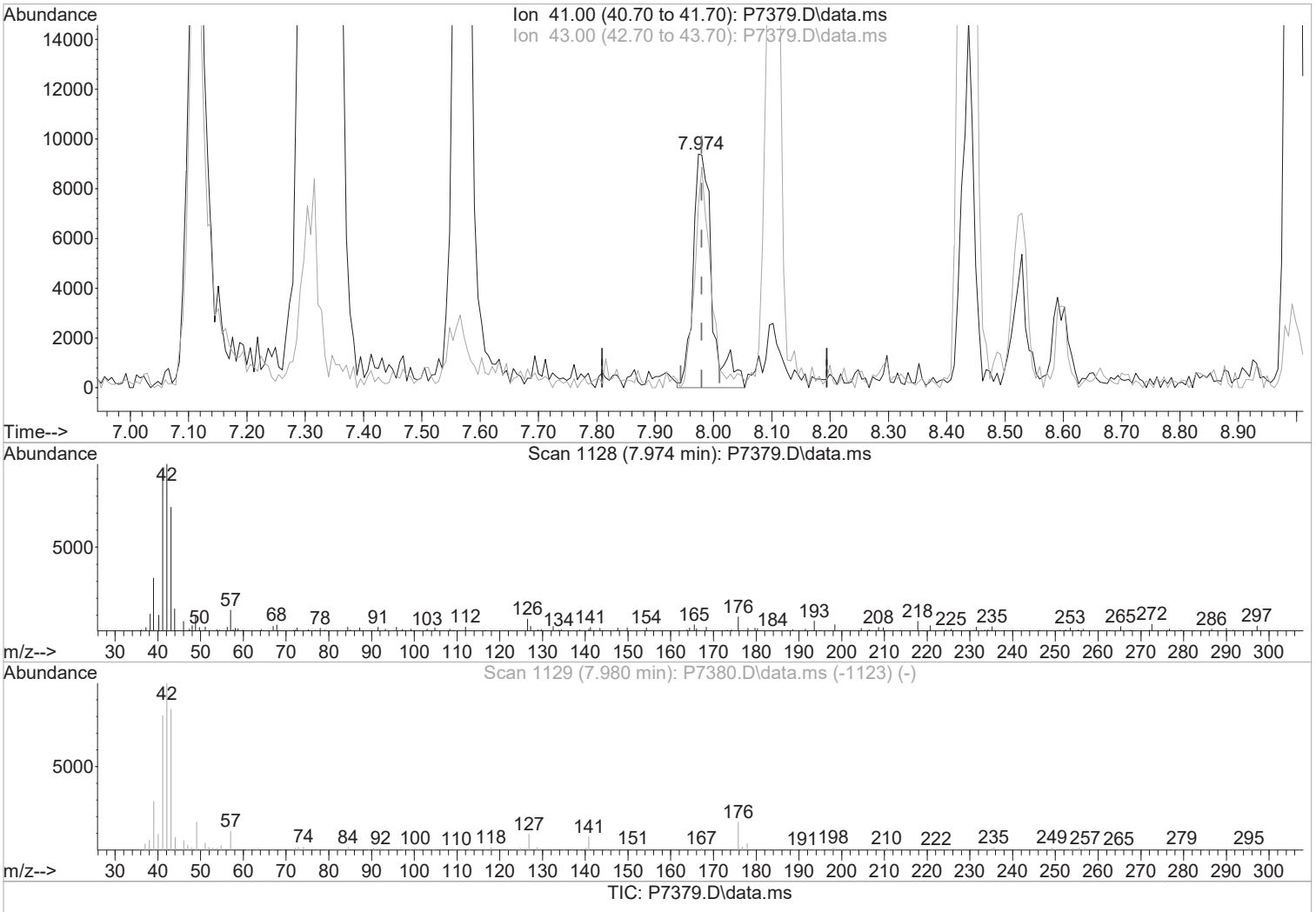

TIC: P7379.D\data.ms

(61) 2-Nitropropane

7.974min (-0.006) 35.21 ppb m

response 21044

Ion	Exp%	Act%
41.00	100	100
43.00	104.90	78.20#
0.00	0.00	0.00
0.00	0.00	0.00

Manual Integration:

After

Split Peak

01/05/17

Quantitation Report (Qedit)

Data Path : I:\ACQUDATA\msvoa12\Data\010417\
Data File : P7379.D
Acq On : 4 Jan 2017 3:23 pm
Operator : K.Ruest
Sample : 20ppb Inst : MSVOA-12
Misc : 8260/624 WATER ICAL
ALS Vial : 7 Sample Multiplier: 1

Quant Time: Jan 05 08:58:11 2017
Quant Method : I:\ACQUDATA\msvoa12\Methods\W010417.M
Quant Title : MS#12 - 8260B WATERS 10mL Purge
QLast Update : Thu Jan 05 08:48:19 2017
Response via : Initial Calibration

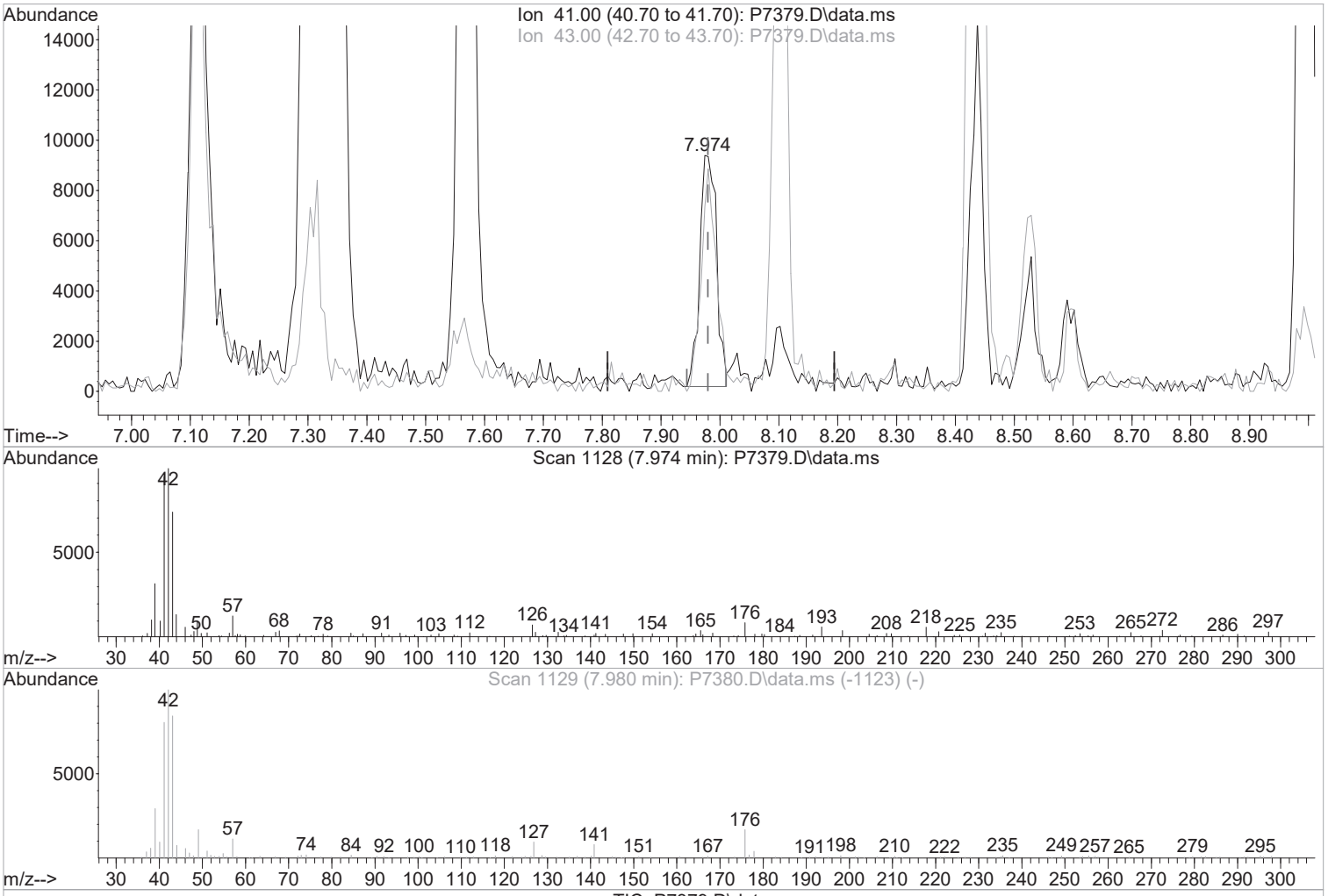

TIC: P7379.D\data.ms

(61) 2-Nitropropane

7.974min (-0.006) 30.34 ppb

response 18129

Ion	Exp%	Act%
41.00	100	100
43.00	104.90	78.20#
0.00	0.00	0.00
0.00	0.00	0.00

Manual Integration:

Before

01/05/17

Quantitation Report (QT Reviewed)

Data Path : I:\ACQUDATA\msvoa12\Data\010417\
Data File : P7379.D
Acq On : 4 Jan 2017 3:23 pm
Operator : K.Ruest
Sample : 20ppb Inst : MSVOA-12
Misc : 8260/624 WATER ICAL
ALS Vial : 7 Sample Multiplier: 1

Quant Time: Jan 05 10:08:59 2017
Quant Method : I:\ACQUDATA\msvoa12\Methods\W010417.M
Quant Title : MS#12 - 8260B WATERS 10mL Purge
QLast Update : Thu Jan 05 08:48:19 2017
Response via : Initial Calibration

Compound	R.T.	QIon	Response	Conc	Units		Dev(Min)
Internal Standards							
1) Pentafluorobenzene	5.731	168	768275	50.00	ppb		0.00
43) 1,4-Difluorobenzene	6.761	114	1244519	50.00	ppb		0.00
71) d5-Chlorobenzene	9.986	117	1216608	50.00	ppb		0.00
86) 1,4-Dichlorobenzene-d4	12.016	152	651166	50.00	ppb		0.00
System Monitoring Compounds							
45) surr4,Dibrflmethane	5.584	113	641340	95.50	ppb		0.00
Spiked Amount 50.000	Range 89 - 119		Recovery = 191.00%#				
48) surr1,1,2-dichloroetha...	6.090	65	703798	94.39	ppb		0.00
Spiked Amount 50.000	Range 73 - 125		Recovery = 188.78%#				
65) SURR3,Toluene-d8	8.523	98	2639114	95.05	ppb		0.00
Spiked Amount 50.000	Range 87 - 121		Recovery = 190.10%#				
70) SURR2,BFB	11.047	95	1007862	93.67	ppb		0.00
Spiked Amount 50.000	Range 85 - 122		Recovery = 187.34%#				
Target Compounds							Qvalue
2) Dichlorodifluoromethane	1.213	85	179130	19.16	ppb		97
3) Chloromethane	1.347	50	162860	19.44	ppb		100
4) Vinyl Chloride	1.427	62	153603	20.70	ppb		98
5) Bromomethane	1.683	94	70411	18.78	ppb		96
6) Chloroethane	1.762	64	81032	20.62	ppb		96
7) Freon 21	1.920	67	194398	21.03	ppb		98
8) Trichlorofluoromethane	1.969	101	166480	20.03	ppb		96
9) Diethyl Ether	2.225	59	70883	20.08	ppb		97
10) Freon 123a	2.231	67	114298	19.59	ppb		90
11) Freon 123	2.292	83	135018	20.09	ppb		97
12) Acrolein	2.335	56	60588	104.20	ppb		94
13) 1,1-Diclethene	2.426	96	100213	18.41	ppb		93
14) Freon 113	2.439	101	110721	18.83	ppb		98
15) Acetone	2.481	43	23438	20.73	ppb		93
16) 2-Propanol	2.652	45	75775m	423.10	ppb		
17) Iodomethane	2.567	142	188919	23.65	ppb		96
18) Carbon Disulfide	2.634	76	365061	22.00	ppb		99
19) Acetonitrile	2.756	40	13346	75.33	ppb	#	43
20) Allyl Chloride	2.786	76	61630	19.05	ppb		99
21) Methyl Acetate	2.829	43	54733	20.35	ppb		78
22) Methylene Chloride	2.920	84	111180	18.64	ppb		97
23) TBA	3.085	59	122986m	397.75	ppb		
24) Acrylonitrile	3.201	53	129813	96.92	ppb		95
25) Methyl-t-Butyl Ether	3.255	73	286149	19.97	ppb		96
26) trans-1,2-Dichloroethene	3.237	96	116805	18.52	ppb		91
28) 1,1-Diclethane	3.786	63	196219	18.58	ppb		96
29) Vinyl Acetate	3.896	86	19799	19.25	ppb	#	79
30) DIPE	3.932	45	404633	20.62	ppb		97
31) 2-Chloro-1,3-Butadiene	3.920	53	195537	21.75	ppb		98
32) ETBE	4.524	59	341915	20.56	ppb		95
33) 2,2-Dichloropropane	4.688	77	152738	18.35	ppb		92
34) cis-1,2-Dichloroethene	4.700	96	121142	18.26	ppb		97
35) 2-Butanone	4.773	43	33767	20.61	ppb		91
36) Propionitrile	4.847	54	45083	88.51	ppb		96
37) Bromochloromethane	5.127	130	70787	19.43	ppb		91
38) Methacrylonitrile	5.151	67	29114	17.77	ppb		94
39) Tetrahydrofuran	5.237	42	23297	21.91	ppb		90
40) Chloroform	5.322	83	195610	19.04	ppb		97
41) 1,1,1-Trichloroethane	5.590	97	167737	18.62	ppb		78

1st 01/05/17
2nd 01/05/17

Data Path : I:\ACQUDATA\msvoa12\Data\010417\
Data File : P7379.D
Acq On : 4 Jan 2017 3:23 pm
Operator : K.Ruest
Sample : 20ppb Inst : MSVOA-12
Misc : 8260/624 WATER ICAL
ALS Vial : 7 Sample Multiplier: 1

Quant Time: Jan 05 10:08:59 2017
Quant Method : I:\ACQUDATA\msvoa12\Methods\W010417.M
Quant Title : MS#12 - 8260B WATERS 10mL Purge
QLast Update : Thu Jan 05 08:48:19 2017
Response via : Initial Calibration

	Compound	R.T.	QIon	Response	Conc	Units		Dev(Min)
42)	TAME	6.395	73	302367	20.58	ppb		99
44)	Cyclohexane	5.670	41	130863	19.94	ppb		86
46)	Carbontetrachloride	5.859	121	40014	17.33	ppb		99
47)	1,1-Dichloropropene	5.865	75	165017	19.90	ppb		89
49)	Benzene	6.163	78	438403	19.91	ppb		99
50)	1,2-Dichloroethane	6.206	62	147816	19.07	ppb		94
51)	Iso-Butyl Alcohol	6.194	43	49178m	366.75	ppb		
52)	n-Heptane	6.639	43	143942	19.41	ppb		95
53)	1-Butanol	7.114	56	75367m	970.61	ppb		
54)	Trichloroethene	7.078	130	122273	19.04	ppb		97
55)	Methylcyclohexane	7.303	55	155439	20.46	ppb		94
56)	1,2-Diclpropane	7.346	63	121022	19.40	ppb		98
57)	Dibromomethane	7.486	93	59353	18.83	ppb		94
58)	1,4-Dioxane	7.559	88	19592m	434.70	ppb		
59)	Methyl Methacrylate	7.572	69	53392	17.86	ppb		91
60)	Bromodichloromethane	7.706	83	142337	18.57	ppb		98
61)	2-Nitropropane	7.974	41	21044m	35.21	ppb		
62)	2-Chloroethylvinyl Ether	8.102	63	60579	20.23	ppb		96
63)	cis-1,3-Dichloropropene	8.236	75	178352	19.84	ppb		89
64)	4-Methyl-2-pentanone	8.437	43	80866	20.61	ppb		87
66)	Toluene	8.596	91	510705	19.81	ppb		96
67)	trans-1,3-Dichloropropene	8.858	75	142981	19.38	ppb		97
68)	Ethyl Methacrylate	8.992	69	115208	20.22	ppb		97
69)	1,1,2-Trichloroethane	9.041	97	87293	19.96	ppb		94
72)	Tetrachloroethene	9.175	164	101809	19.29	ppb		94
73)	2-Hexanone	9.321	43	56383	20.58	ppb		97
74)	1,3-Dichloropropane	9.206	76	166019	20.17	ppb		95
75)	Dibromochloromethane	9.425	129	91575	19.47	ppb		99
76)	N-Butyl Acetate	9.474	43	137131	20.51	ppb		96
77)	1,2-Dibromoethane	9.529	107	84997	19.81	ppb		91
78)	Chlorobenzene	10.010	112	333833	19.53	ppb		99
79)	3-CBTF	10.029	180	189153	19.56	ppb		91
80)	4-CBTF	10.083	180	177031	19.94	ppb		90
81)	1,1,1,2-Tetrachloroethane	10.096	131	108052	19.03	ppb		98
82)	Ethylbenzene	10.126	106	184997	19.47	ppb		94
83)	(m+p)Xylene	10.242	106	447854	39.98	ppb		98
84)	o-Xylene	10.589	106	223704	20.04	ppb		97
85)	Styrene	10.602	104	372769	19.97	ppb		96
87)	Bromoform	10.754	173	47233	20.41	ppb		95
88)	2-CBTF	10.833	180	187615	20.95	ppb		99
89)	Isopropylbenzene	10.925	105	558956	21.00	ppb		97
90)	Cyclohexanone	10.986	55	205318	438.53	ppb		98
91)	trans-1,4-Dichloro-2-B...	11.230	53	25063	17.80	ppb		95
92)	1,1,2,2-Tetrachloroethane	11.175	83	106044	20.82	ppb		91
93)	Bromobenzene	11.169	156	148209	20.51	ppb		96
94)	1,2,3-Trichloropropane	11.205	110	32654	20.03	ppb		94
95)	n-Propylbenzene	11.272	91	654441	21.18	ppb		99
96)	2-Chlorotoluene	11.339	91	372832	20.16	ppb		99
97)	3-Chlorotoluene	11.388	91	444650	21.84	ppb	#	98
98)	4-Chlorotoluene	11.431	91	452320	20.98	ppb		98
99)	1,3,5-Trimethylbenzene	11.425	105	489368	21.21	ppb		97
100)	tert-Butylbenzene	11.699	119	397886	21.07	ppb		98
101)	1,2,4-Trimethylbenzene	11.736	105	505649	21.36	ppb		100
102)	3,4-DCBTF	11.796	214	143122	20.62	ppb		95
103)	sec-Butylbenzene	11.876	105	584872	21.07	ppb		99
104)	p-Isopropyltoluene	11.998	119	488487	21.03	ppb		98

Quantitation Report (QT Reviewed)

Data Path : I:\ACQUDATA\msvoa12\Data\010417\
Data File : P7379.D
Acq On : 4 Jan 2017 3:23 pm
Operator : K.Ruest
Sample : 20ppb Inst : MSVOA-12
Misc : 8260/624 WATER ICAL
ALS Vial : 7 Sample Multiplier: 1

Quant Time: Jan 05 10:08:59 2017
Quant Method : I:\ACQUDATA\msvoa12\Methods\W010417.M
Quant Title : MS#12 - 8260B WATERS 10mL Purge
QLast Update : Thu Jan 05 08:48:19 2017
Response via : Initial Calibration

Compound	R.T.	QIon	Response	Conc	Units	Dev(Min)
105) 1,3-Dclbenz	11.961	146	291591	21.11	ppb	98
106) 1,4-Dclbenz	12.034	146	286264	19.86	ppb	99
107) 2,4-DCBTF	12.083	214	132012	20.65	ppb	95
108) 2,5-DCBTF	12.126	214	143968	21.23	ppb	97
109) n-Butylbenzene	12.327	91	446942	21.10	ppb	100
110) 1,2-Dclbenz	12.333	146	270036	20.91	ppb	93
111) 1,2-Dibromo-3-chloropr...	12.955	157	17193	17.27	ppb	97
112) Trielution Dichlorotol...	13.071	125	738290	66.44	ppb	99
113) 1,3,5 Trichlorobenzene	13.126	180	205336	20.85	ppb	98
114) Coelution Dichlorotoluene	13.400	125	513881	42.80	ppb	97
115) 1,2,4-Tcbenzene	13.607	180	179626	20.96	ppb	95
116) Hexachlorobt	13.747	225	72344	18.54	ppb	92
117) Naphthalen	13.796	128	339912	21.49	ppb	99
118) 1,2,3-Tclbenzene	13.985	180	145089	20.56	ppb	96
119) 2,4,5-Trichlorotolene	14.570	159	112156	20.46	ppb	93
120) 2,3,6-Trichlorotoluene	14.656	159	99424m	21.77	ppb	

(#) = qualifier out of range (m) = manual integration (+) = signals summed

Quantitation Report (QT Reviewed)

1st 01/05/17
2nd 01/05/17

Data Path : I:\ACQUDATA\msvoa12\Data\010417\
Data File : P7379.D
Acq On : 4 Jan 2017 3:23 pm
Operator : K.Ruest
Sample : 20ppb Inst : MSVOA-12
Misc : 8260/624 WATER ICAL
ALS Vial : 7 Sample Multiplier: 1

Quant Time: Jan 05 10:08:59 2017
Quant Method : I:\ACQUDATA\msvoa12\Methods\W010417.M
Quant Title : MS#12 - 8260B WATERS 10mL Purge
QLast Update : Thu Jan 05 08:48:19 2017
Response via : Initial Calibration

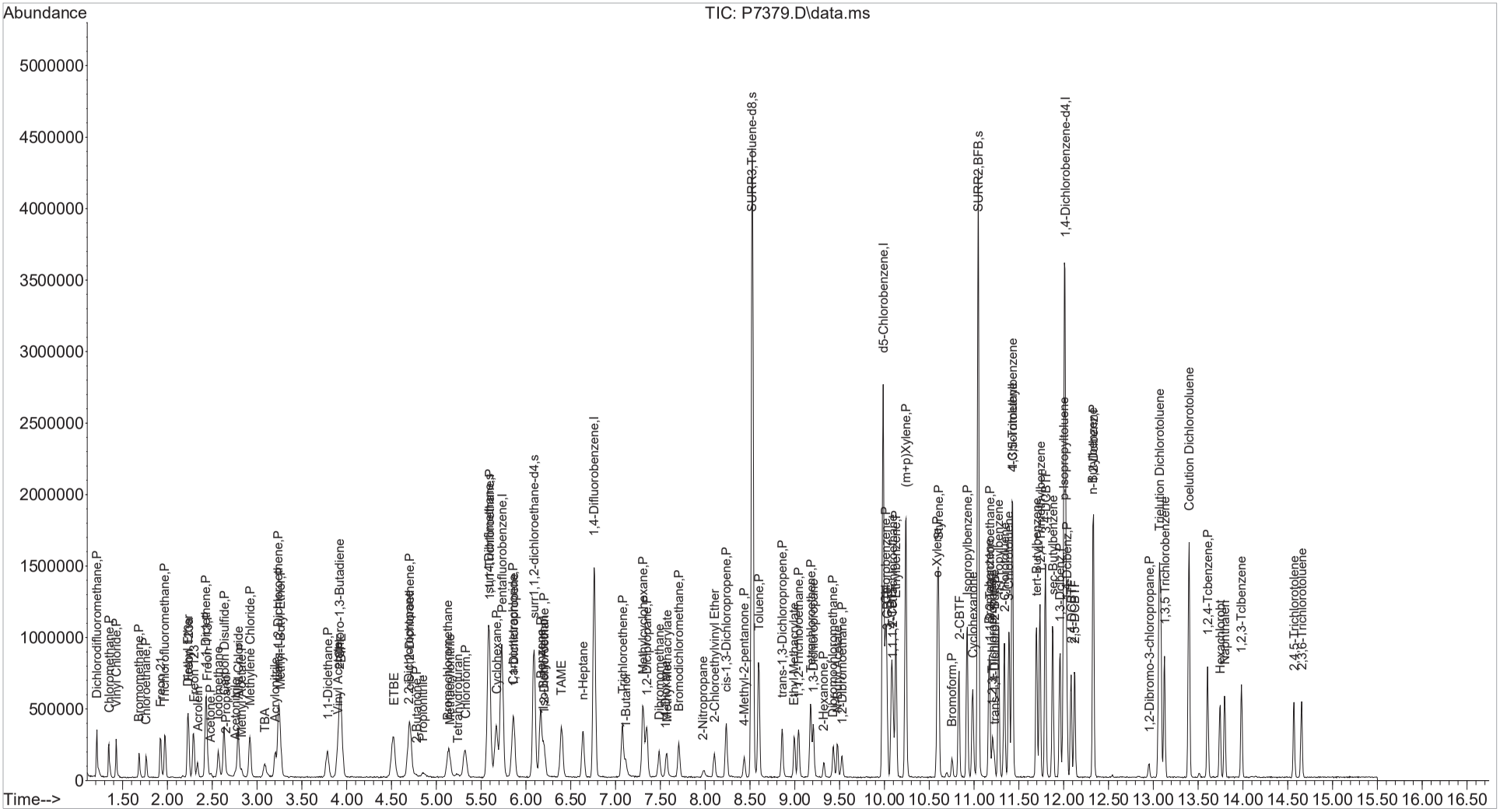

Quantitation Report (Qedit)

Data Path : I:\ACQUDATA\msvoa12\Data\010417\
Data File : P7380.D
Acq On : 4 Jan 2017 3:53 pm
Operator : K.Ruest
Sample : 50ppb Inst : MSVOA-12
Misc : 8260/624 WATER ICAL
ALS Vial : 8 Sample Multiplier: 1

Quant Time: Jan 05 08:58:14 2017
Quant Method : I:\ACQUDATA\msvoa12\Methods\W010417.M
Quant Title : MS#12 - 8260B WATERS 10mL Purge
QLast Update : Thu Jan 05 08:48:19 2017
Response via : Initial Calibration

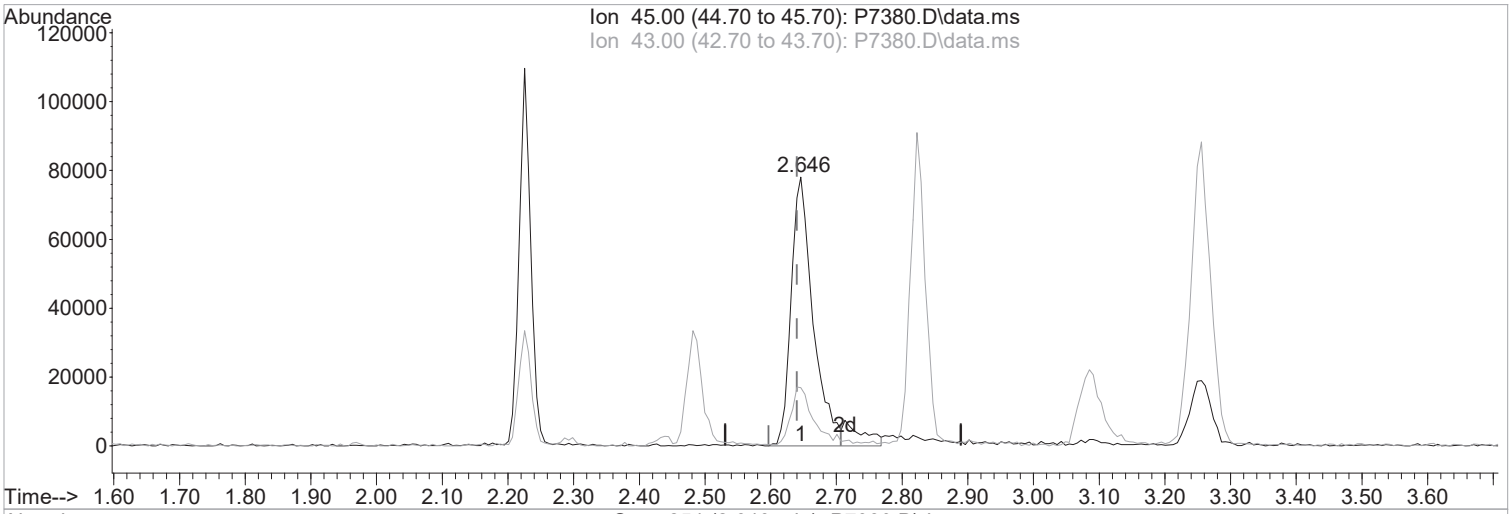



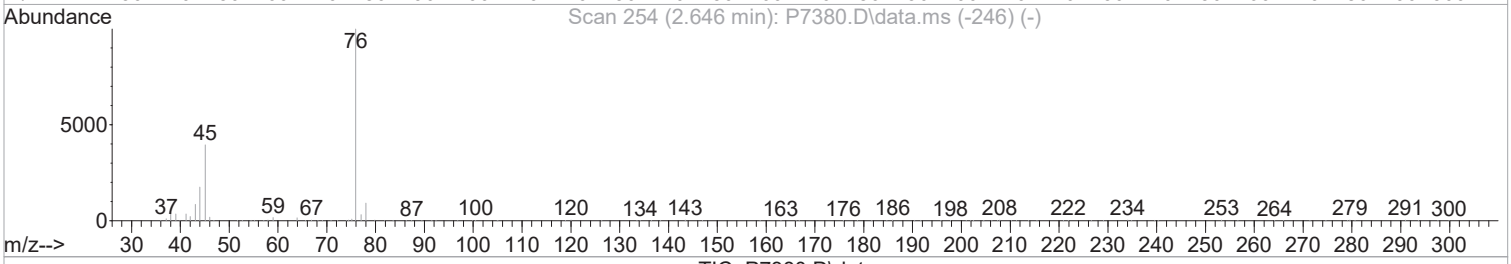

TIC: P7380.D\data.ms

(16) 2-Propanol

2.646min (+0.006) 1068.44 ppb m

response 196255

Ion	Exp%	Act%
45.00	100	100
43.00	21.80	21.77
0.00	0.00	0.00
0.00	0.00	0.00

Manual Integration:

After

Poor integration.

01/05/17

Quantitation Report (Qedit)

Data Path : I:\ACQUDATA\msvoa12\Data\010417\
Data File : P7380.D
Acq On : 4 Jan 2017 3:53 pm
Operator : K.Ruest
Sample : 50ppb Inst : MSVOA-12
Misc : 8260/624 WATER ICAL
ALS Vial : 8 Sample Multiplier: 1

Quant Time: Jan 05 08:58:14 2017
Quant Method : I:\ACQUDATA\msvoa12\Methods\W010417.M
Quant Title : MS#12 - 8260B WATERS 10mL Purge
QLast Update : Thu Jan 05 08:48:19 2017
Response via : Initial Calibration

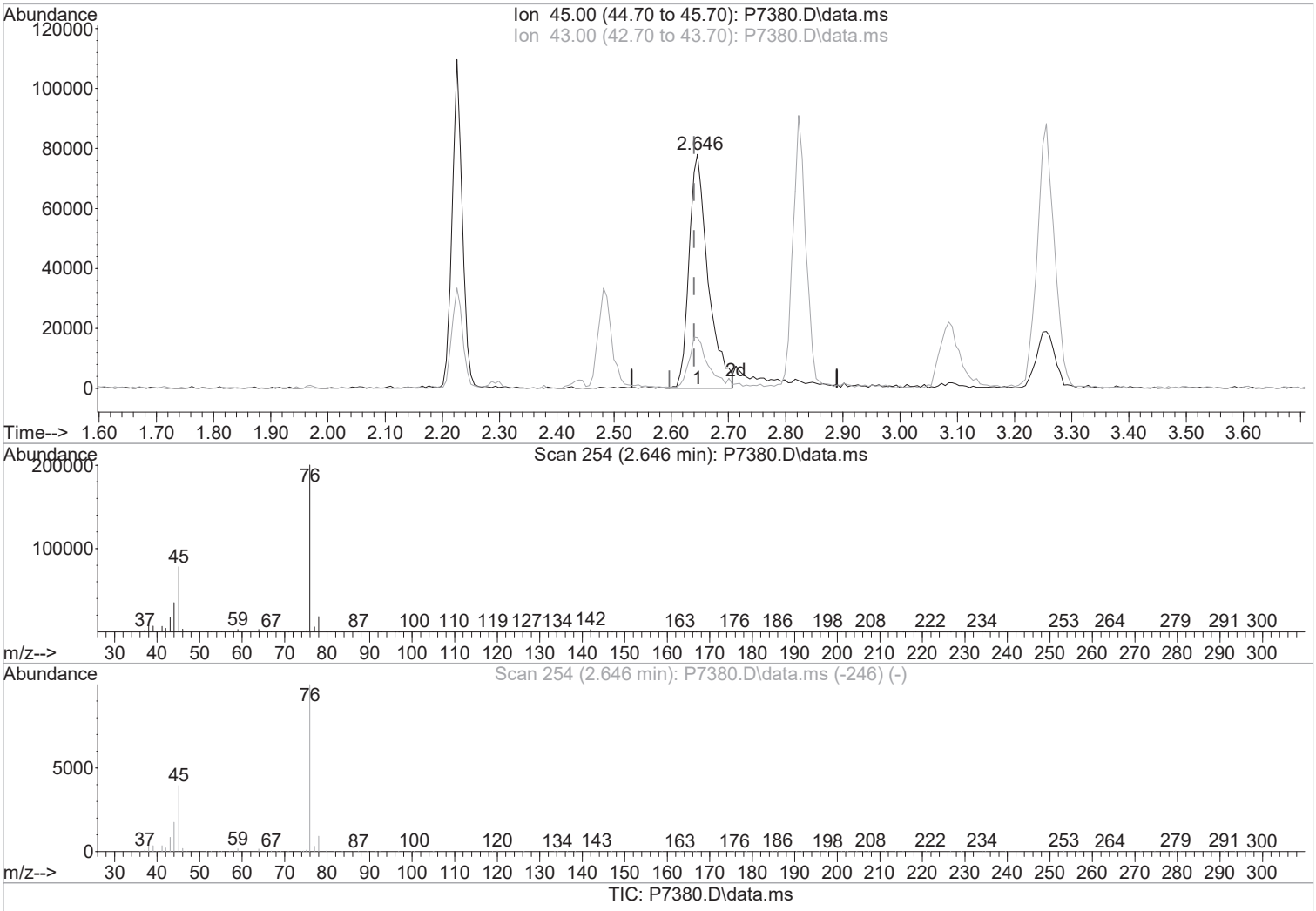

TIC: P7380.D\data.ms

(16) 2-Propanol

2.646min (+0.006) 985.31 ppb

response 180985

Ion	Exp%	Act%
45.00	100	100
43.00	21.80	21.77
0.00	0.00	0.00
0.00	0.00	0.00

Manual Integration:

Before

01/05/17

Quantitation Report (Qedit)

Data Path : I:\ACQUDATA\msvoa12\Data\010417\
Data File : P7380.D
Acq On : 4 Jan 2017 3:53 pm
Operator : K.Ruest
Sample : 50ppb Inst : MSVOA-12
Misc : 8260/624 WATER ICAL
ALS Vial : 8 Sample Multiplier: 1

Quant Time: Jan 05 08:58:14 2017
Quant Method : I:\ACQUDATA\msvoa12\Methods\W010417.M
Quant Title : MS#12 - 8260B WATERS 10mL Purge
QLast Update : Thu Jan 05 08:48:19 2017
Response via : Initial Calibration

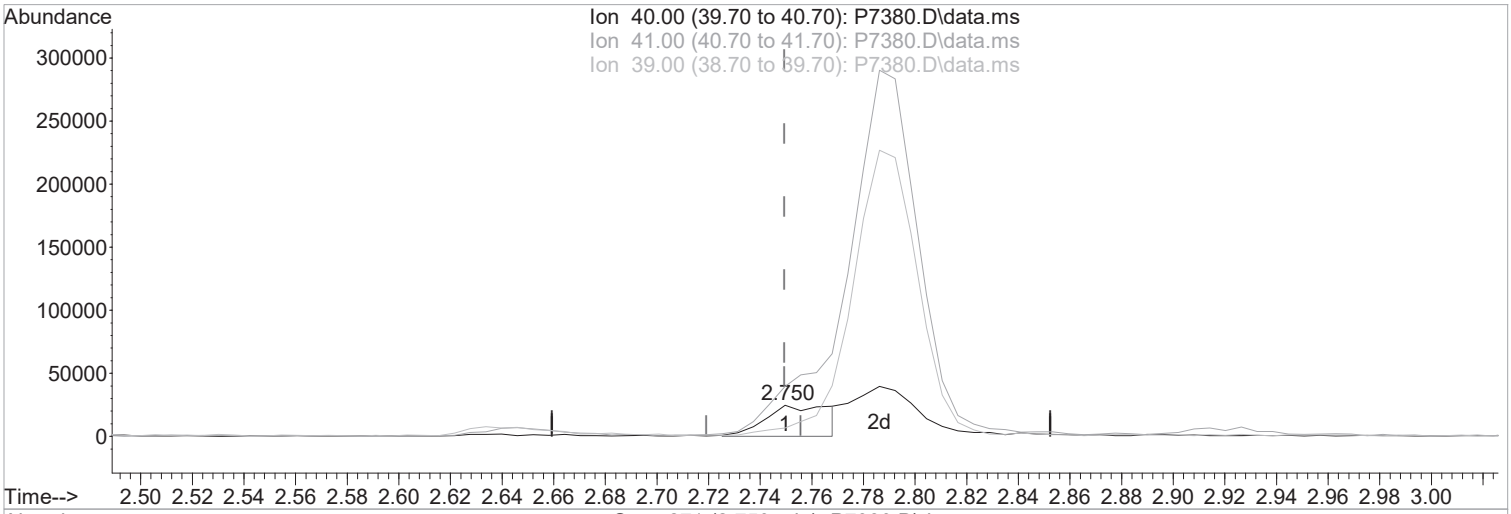

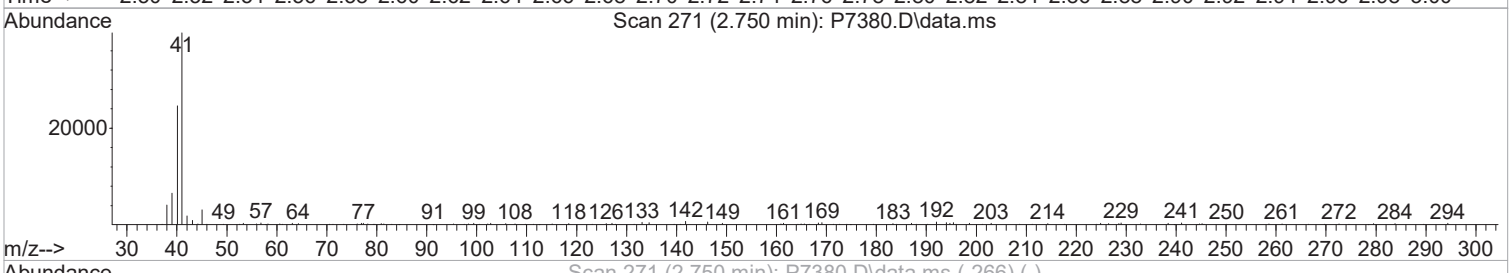



TIC: P7380.D\data.ms

(19) Acetonitrile

2.750min (+0.000) 238.27 ppb m

response 43294

Ion	Exp%	Act%
40.00	100	100
41.00	161.50	161.55
39.00	26.70	26.65
0.00	0.00	0.00

Manual Integration:

After

Poor integration.

01/05/17

Quantitation Report (Qedit)

Data Path : I:\ACQUDATA\msvoa12\Data\010417\
Data File : P7380.D
Acq On : 4 Jan 2017 3:53 pm
Operator : K.Ruest
Sample : 50ppb Inst : MSVOA-12
Misc : 8260/624 WATER ICAL
ALS Vial : 8 Sample Multiplier: 1

Quant Time: Jan 05 08:58:14 2017
Quant Method : I:\ACQUDATA\msvoa12\Methods\W010417.M
Quant Title : MS#12 - 8260B WATERS 10mL Purge
QLast Update : Thu Jan 05 08:48:19 2017
Response via : Initial Calibration

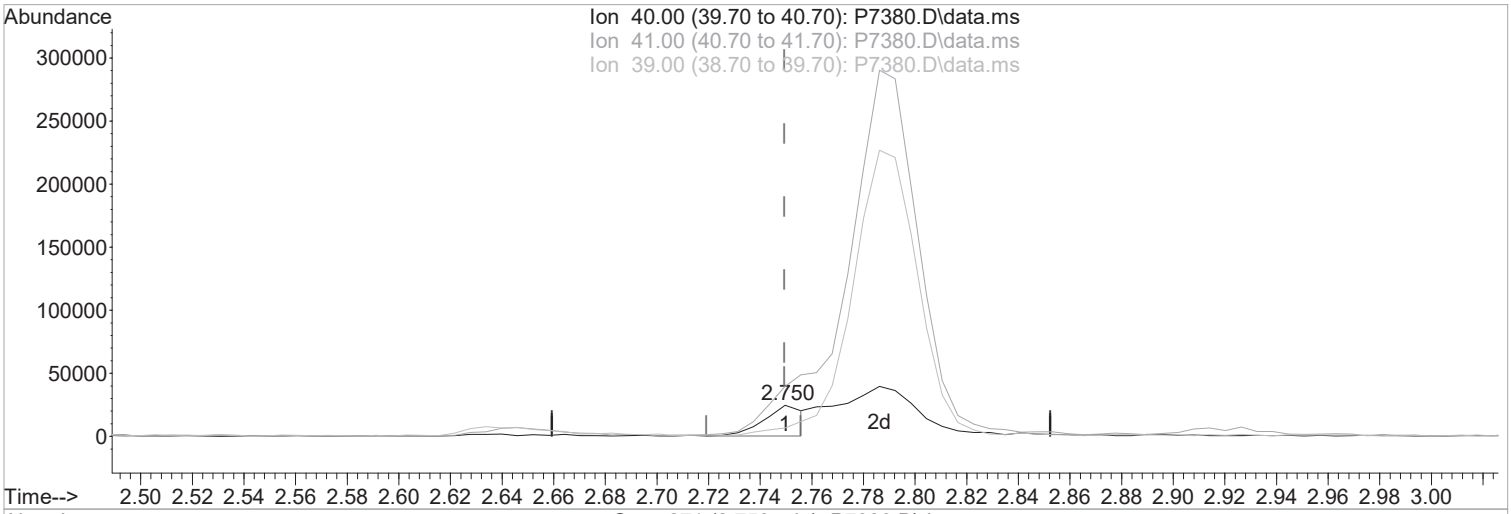





TIC: P7380.D\data.ms

(19) Acetonitrile

2.750min (+0.000) 139.48 ppb

response 25344

Ion	Exp%	Act%
40.00	100	100
41.00	161.50	161.55
39.00	26.70	26.65
0.00	0.00	0.00

Manual Integration:

Before

01/05/17

Quantitation Report (Qedit)

Data Path : I:\ACQUDATA\msvoa12\Data\010417\
Data File : P7380.D
Acq On : 4 Jan 2017 3:53 pm
Operator : K.Ruest
Sample : 50ppb Inst : MSVOA-12
Misc : 8260/624 WATER ICAL
ALS Vial : 8 Sample Multiplier: 1

Quant Time: Jan 05 08:58:14 2017
Quant Method : I:\ACQUDATA\msvoa12\Methods\W010417.M
Quant Title : MS#12 - 8260B WATERS 10mL Purge
QLast Update : Thu Jan 05 08:48:19 2017
Response via : Initial Calibration

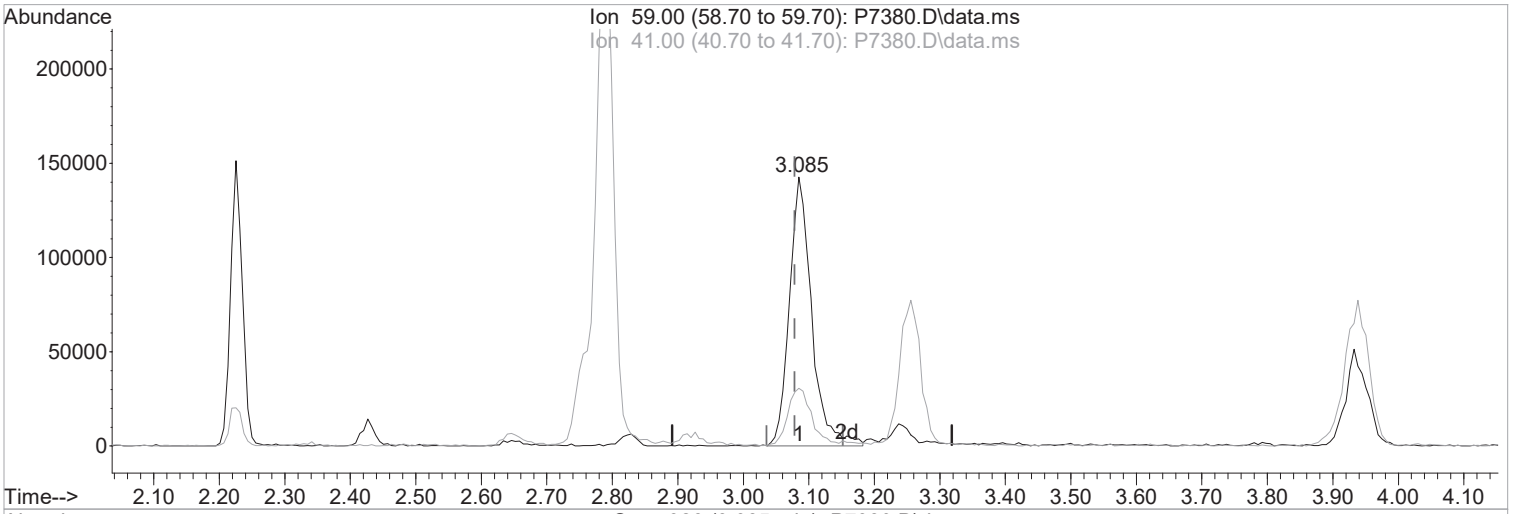

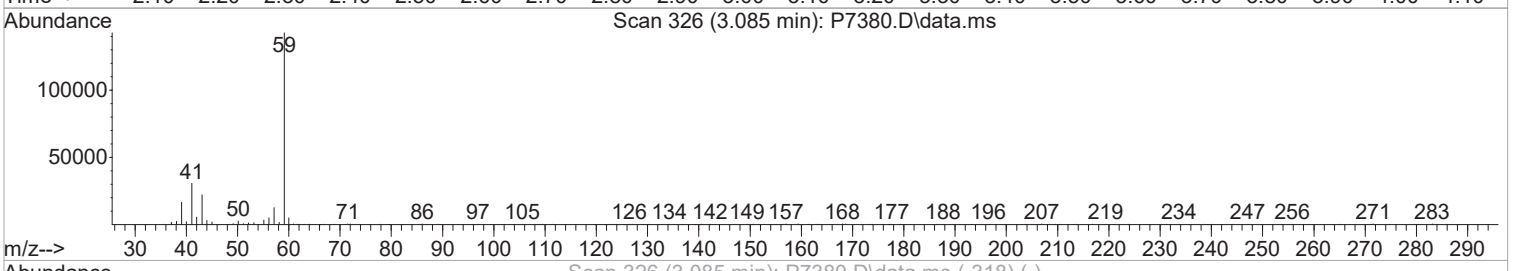

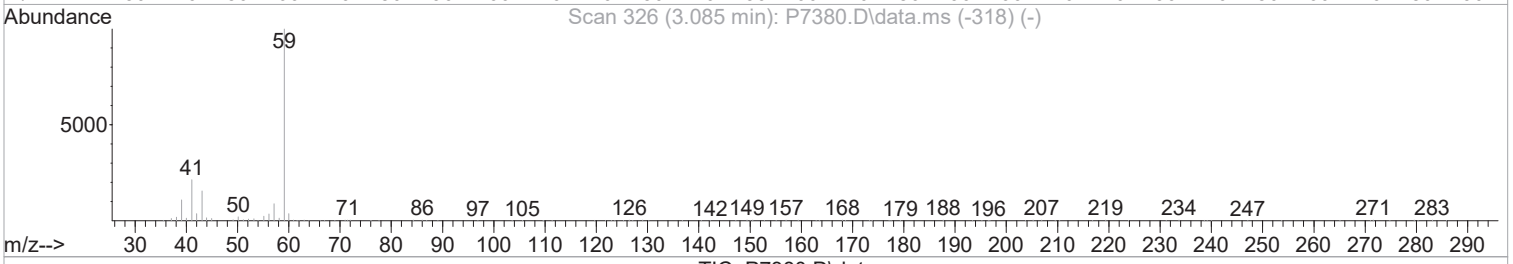

TIC: P7380.D\data.ms

(23) TBA

3.085min (+0.006) 1064.04 ppb m

response 337434

Ion	Exp%	Act%
59.00	100	100
41.00	21.50	21.52
0.00	0.00	0.00
0.00	0.00	0.00

Manual Integration:

After

Poor integration.

01/05/17

Quantitation Report (Qedit)

Data Path : I:\ACQUDATA\msvoa12\Data\010417\
Data File : P7380.D
Acq On : 4 Jan 2017 3:53 pm
Operator : K.Ruest
Sample : 50ppb Inst : MSVOA-12
Misc : 8260/624 WATER ICAL
ALS Vial : 8 Sample Multiplier: 1

Quant Time: Jan 05 08:58:14 2017
Quant Method : I:\ACQUDATA\msvoa12\Methods\W010417.M
Quant Title : MS#12 - 8260B WATERS 10mL Purge
QLast Update : Thu Jan 05 08:48:19 2017
Response via : Initial Calibration

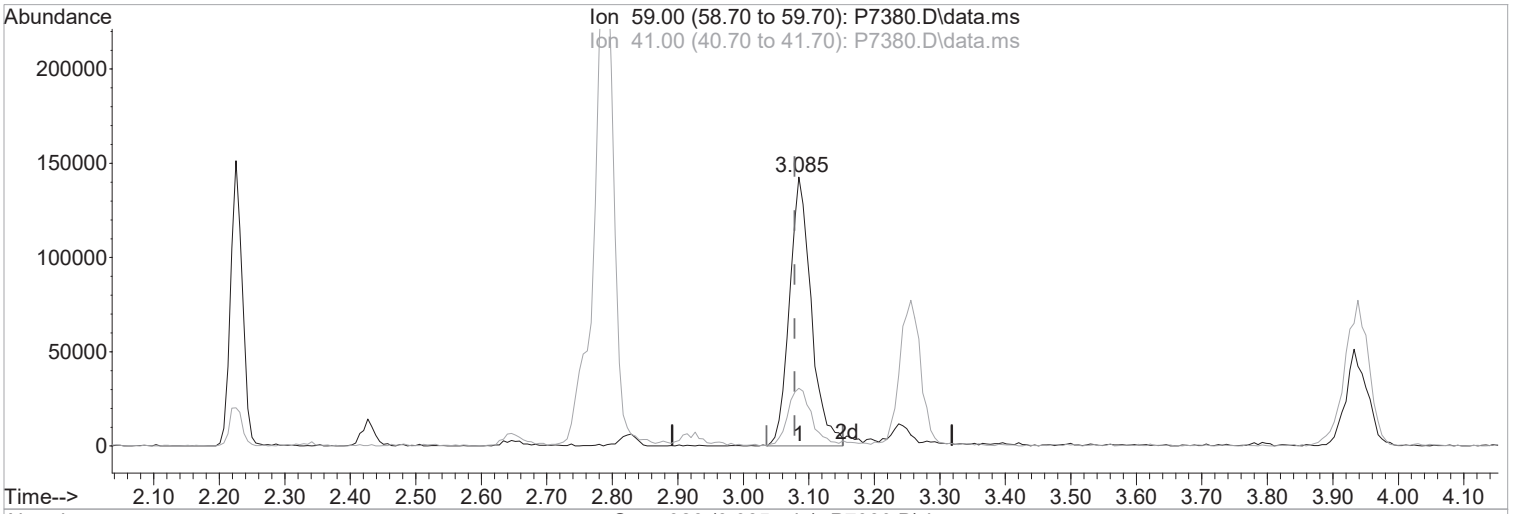

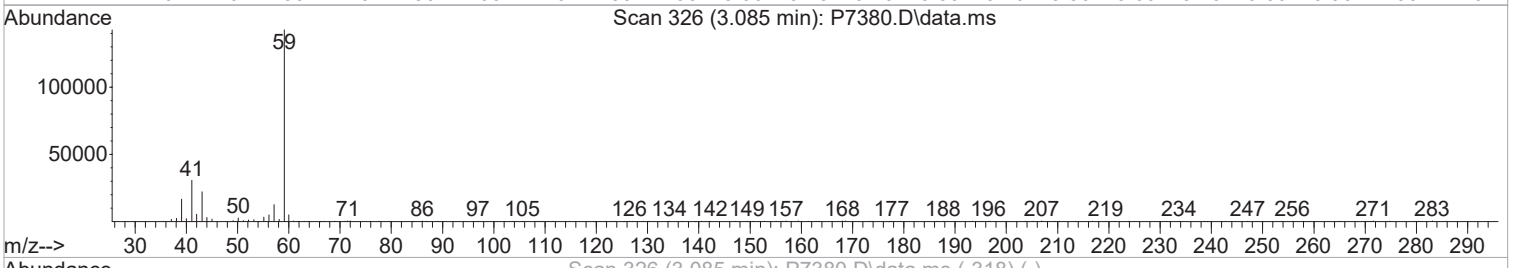

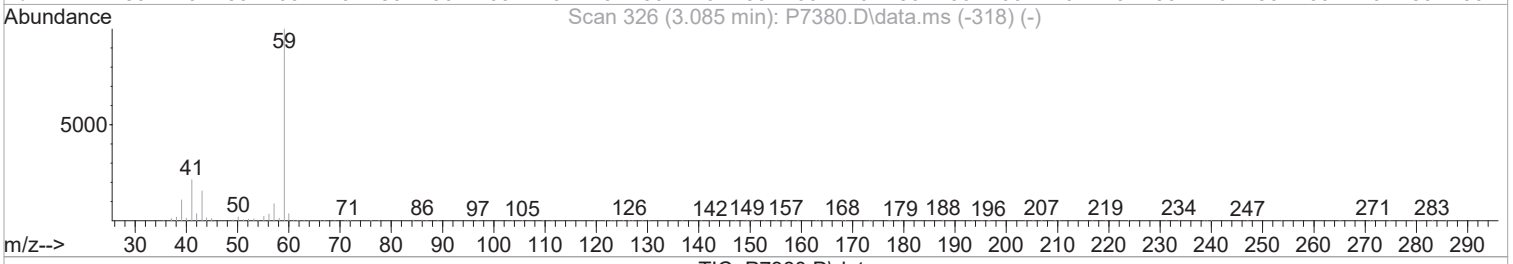

TIC: P7380.D\data.ms

(23) TBA

3.085min (+0.006) 1038.94 ppb

response 329475

Ion	Exp%	Act%
59.00	100	100
41.00	21.50	21.52
0.00	0.00	0.00
0.00	0.00	0.00

Manual Integration:

Before

01/05/17

Quantitation Report (Qedit)

Data Path : I:\ACQUDATA\msvoa12\Data\010417\
Data File : P7380.D
Acq On : 4 Jan 2017 3:53 pm
Operator : K.Ruest
Sample : 50ppb Inst : MSVOA-12
Misc : 8260/624 WATER ICAL
ALS Vial : 8 Sample Multiplier: 1

Quant Time: Jan 05 08:58:14 2017
Quant Method : I:\ACQUDATA\msvoa12\Methods\W010417.M
Quant Title : MS#12 - 8260B WATERS 10mL Purge
QLast Update : Thu Jan 05 08:48:19 2017
Response via : Initial Calibration

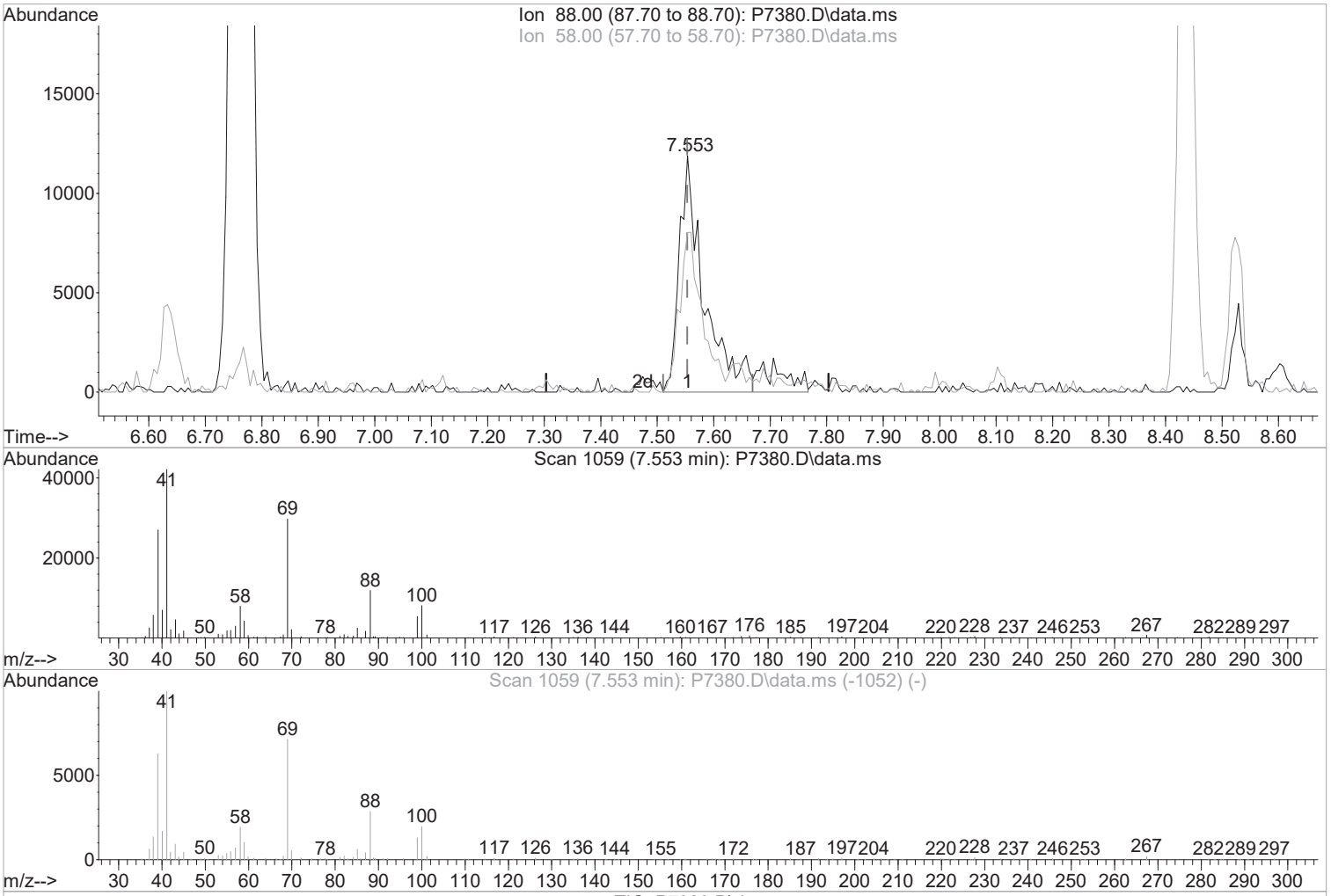

TIC: P7380.D\data.ms

(58) 1,4-Dioxane

7.553min (+0.000) 900.44 ppb m

response 41219

Ion	Exp%	Act%
88.00	100	100
58.00	67.50	67.46
0.00	0.00	0.00
0.00	0.00	0.00

Manual Integration:

After

Poor integration.

01/05/17

Quantitation Report (Qedit)

Data Path : I:\ACQUDATA\msvoa12\Data\010417\
Data File : P7380.D
Acq On : 4 Jan 2017 3:53 pm
Operator : K.Ruest
Sample : 50ppb Inst : MSVOA-12
Misc : 8260/624 WATER ICAL
ALS Vial : 8 Sample Multiplier: 1

Quant Time: Jan 05 08:58:14 2017
Quant Method : I:\ACQUDATA\msvoa12\Methods\W010417.M
Quant Title : MS#12 - 8260B WATERS 10mL Purge
QLast Update : Thu Jan 05 08:48:19 2017
Response via : Initial Calibration

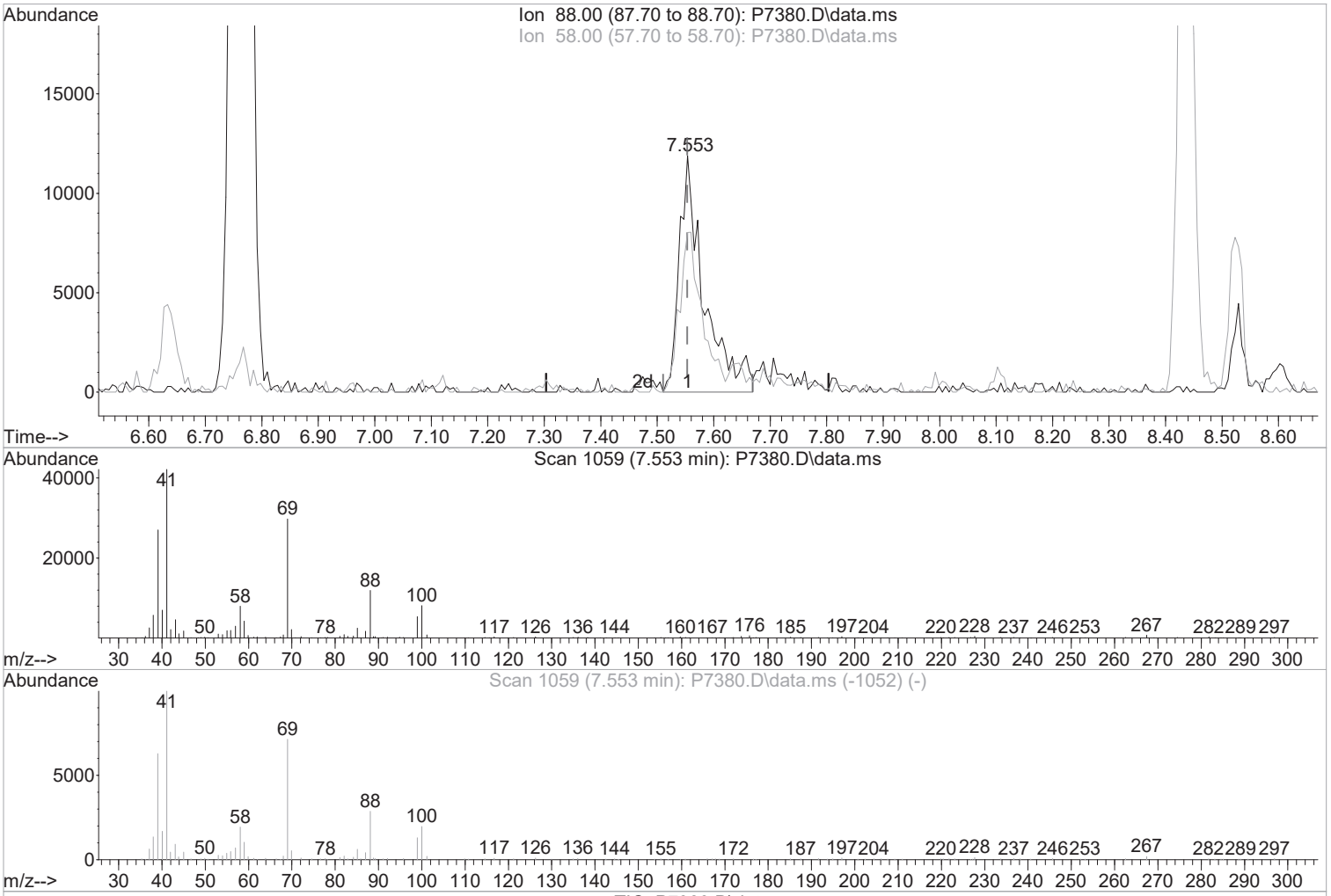

TIC: P7380.D\data.ms

(58) 1,4-Dioxane

7.553min (+0.000) 792.18 ppb

response 36263

Ion	Exp%	Act%
88.00	100	100
58.00	67.50	67.46
0.00	0.00	0.00
0.00	0.00	0.00

Manual Integration:

Before

01/05/17

Quantitation Report (QT Reviewed)

Data Path : I:\ACQUDATA\msvoa12\Data\010417\
Data File : P7380.D
Acq On : 4 Jan 2017 3:53 pm
Operator : K.Ruest
Sample : 50ppb Inst : MSVOA-12
Misc : 8260/624 WATER ICAL
ALS Vial : 8 Sample Multiplier: 1

Quant Time: Jan 05 10:16:24 2017
Quant Method : I:\ACQUDATA\msvoa12\Methods\W010417.M
Quant Title : MS#12 - 8260B WATERS 10mL Purge
QLast Update : Thu Jan 05 08:48:19 2017
Response via : Initial Calibration

Compound	R.T.	QIon	Response	Conc	Units	Dev(Min)
Internal Standards						
1) Pentafluorobenzene	5.731	168	787959	50.00	ppb	0.00
43) 1,4-Difluorobenzene	6.761	114	1264029	50.00	ppb	0.00
71) d5-Chlorobenzene	9.986	117	1250676	50.00	ppb	0.00
86) 1,4-Dichlorobenzene-d4	12.016	152	725383	50.00	ppb	0.00
System Monitoring Compounds						
45) surr4,Dibrflmethane	5.590	113	372112	54.56	ppb	0.00
Spiked Amount 50.000	Range 89 - 119		Recovery = 109.12%			
48) surr1,1,2-dichloroetha...	6.090	65	411828	54.38	ppb	0.00
Spiked Amount 50.000	Range 73 - 125		Recovery = 108.76%			
65) SURR3,Toluene-d8	8.523	98	1600725	56.76	ppb	0.00
Spiked Amount 50.000	Range 87 - 121		Recovery = 113.52%			
70) SURR2,BFB	11.047	95	627165	57.39	ppb	0.00
Spiked Amount 50.000	Range 85 - 122		Recovery = 114.78%			
Target Compounds						Qvalue
2) Dichlorodifluoromethane	1.213	85	502186	52.38	ppb	100
3) Chloromethane	1.347	50	414362	48.23	ppb	100
4) Vinyl Chloride	1.427	62	407962	53.61	ppb	100
5) Bromomethane	1.683	94	211234	54.93	ppb	100
6) Chloroethane	1.762	64	208578	51.74	ppb	100
7) Freon 21	1.920	67	453307	47.81	ppb	100
8) Trichlorofluoromethane	1.969	101	436183	51.18	ppb	100
9) Diethyl Ether	2.225	59	189767	52.41	ppb	100
10) Freon 123a	2.231	67	271031	45.30	ppb	100
11) Freon 123	2.292	83	328221	47.63	ppb	100
12) Acrolein	2.335	56	146673	245.96	ppb	100
13) 1,1-Diclethene	2.426	96	272436	48.81	ppb	100
14) Freon 113	2.439	101	307067	50.92	ppb	100
15) Acetone	2.481	43	54484	46.99	ppb	100
16) 2-Propanol	2.646	45	196255m	1068.44	ppb	
17) Iodomethane	2.567	142	436350	53.27	ppb	100
18) Carbon Disulfide	2.628	76	889605	52.28	ppb	100
19) Acetonitrile	2.750	40	43294m	238.27	ppb	
20) Allyl Chloride	2.792	76	165167	49.79	ppb	100
21) Methyl Acetate	2.823	43	142705	51.73	ppb	100
22) Methylene Chloride	2.920	84	294327	48.11	ppb	100
23) TBA	3.085	59	337434m	1064.04	ppb	
24) Acrylonitrile	3.201	53	351570	255.94	ppb	100
25) Methyl-t-Butyl Ether	3.256	73	734520	49.97	ppb	100
26) trans-1,2-Dichloroethene	3.243	96	308042	47.61	ppb	100
28) 1,1-Diclethane	3.786	63	537223	49.59	ppb	100
29) Vinyl Acetate	3.896	86	53026	50.27	ppb	100
30) DIPE	3.938	45	1016265	50.49	ppb	100
31) 2-Chloro-1,3-Butadiene	3.920	53	473307	51.33	ppb	100
32) ETBE	4.511	59	880746	51.63	ppb	100
33) 2,2-Dichloropropane	4.694	77	435500	51.01	ppb	100
34) cis-1,2-Dichloroethene	4.713	96	330874	48.64	ppb	100
35) 2-Butanone	4.767	43	82074	48.85	ppb	100
36) Propionitrile	4.859	54	113545	217.35	ppb	100
37) Bromochloromethane	5.133	130	193531	51.78	ppb	100
38) Methacrylonitrile	5.152	67	79305	47.21	ppb	100
39) Tetrahydrofuran	5.231	42	53138	48.73	ppb	100
40) Chloroform	5.316	83	523819	49.72	ppb	100
41) 1,1,1-Trichloroethane	5.584	97	446037	48.28	ppb	100

1st KR 01/05/17
2nd FJ 01/05/17

Data Path : I:\ACQUDATA\msvoa12\Data\010417\
Data File : P7380.D
Acq On : 4 Jan 2017 3:53 pm
Operator : K.Ruest
Sample : 50ppb Inst : MSVOA-12
Misc : 8260/624 WATER ICAL
ALS Vial : 8 Sample Multiplier: 1

Quant Time: Jan 05 10:16:24 2017
Quant Method : I:\ACQUDATA\msvoa12\Methods\W010417.M
Quant Title : MS#12 - 8260B WATERS 10mL Purge
QLast Update : Thu Jan 05 08:48:19 2017
Response via : Initial Calibration

Compound	R.T.	QIon	Response	Conc	Units	Dev(Min)
42) TAME	6.395	73	790903	52.48	ppb	100
44) Cyclohexane	5.664	41	293044	43.96	ppb	100
46) Carbontetrachloride	5.847	121	107613	45.89	ppb	100
47) 1,1-Dichloropropene	5.865	75	428922	50.93	ppb	100
49) Benzene	6.164	78	1135736	50.78	ppb	100
50) 1,2-Dichloroethane	6.200	62	388122	49.29	ppb	100
51) Iso-Butyl Alcohol	6.200	43	144844	1063.53	ppb	100
52) n-Heptane	6.633	43	384936	51.10	ppb	100
53) 1-Butanol	7.115	56	208788	2647.35	ppb	100
54) Trichloroethene	7.078	130	333418	51.12	ppb	100
55) Methylcyclohexane	7.304	55	367230	47.60	ppb	100
56) 1,2-Diclpropane	7.346	63	312069	49.26	ppb	100
57) Dibromomethane	7.486	93	161362	50.40	ppb	100
58) 1,4-Dioxane	7.553	88	41219m	900.44	ppb	
59) Methyl Methacrylate	7.572	69	146944	48.40	ppb	100
60) Bromodichloromethane	7.706	83	377296	48.46	ppb	100
61) 2-Nitropropane	7.980	41	47861	78.85	ppb	100
62) 2-Chloroethylvinyl Ether	8.102	63	154273	50.72	ppb	100
63) cis-1,3-Dichloropropene	8.236	75	486946	53.34	ppb	100
64) 4-Methyl-2-pentanone	8.437	43	204627	51.34	ppb	100
66) Toluene	8.596	91	1369785	52.31	ppb	100
67) trans-1,3-Dichloropropene	8.858	75	411495	54.93	ppb	100
68) Ethyl Methacrylate	8.992	69	308365	53.29	ppb	100
69) 1,1,2-Trichloroethane	9.041	97	228779	51.50	ppb	100
72) Tetrachloroethene	9.175	164	271813	50.11	ppb	100
73) 2-Hexanone	9.328	43	143245	50.87	ppb	100
74) 1,3-Dichloropropane	9.206	76	420000	49.62	ppb	100
75) Dibromochloromethane	9.431	129	243947	50.45	ppb	100
76) N-Butyl Acetate	9.474	43	334490	48.67	ppb	100
77) 1,2-Dibromoethane	9.523	107	226072	51.26	ppb	100
78) Chlorobenzene	10.010	112	874540	49.76	ppb	100
79) 3-CBTF	10.029	180	489567	49.24	ppb	100
80) 4-CBTF	10.084	180	454078	49.76	ppb	100
81) 1,1,1,2-Tetrachloroethane	10.096	131	303961	52.07	ppb	100
82) Ethylbenzene	10.132	106	483444	49.49	ppb	100
83) (m+p)Xylene	10.242	106	1191324	103.45	ppb	100
84) o-Xylene	10.589	106	584158	50.90	ppb	100
85) Styrene	10.608	104	1024941	53.43	ppb	100
87) Bromoform	10.754	173	134474	52.15	ppb	100
88) 2-CBTF	10.833	180	483325	48.45	ppb	100
89) Isopropylbenzene	10.925	105	1495435	50.44	ppb	100
90) Cyclohexanone	10.986	55	528469	1013.24	ppb	100
91) trans-1,4-Dichloro-2-B...	11.224	53	72817	46.42	ppb	100
92) 1,1,2,2-Tetrachloroethane	11.175	83	271596	47.87	ppb	100
93) Bromobenzene	11.169	156	396153	49.21	ppb	100
94) 1,2,3-Trichloropropane	11.205	110	82614	45.48	ppb	100
95) n-Propylbenzene	11.272	91	1811645	52.64	ppb	100
96) 2-Chlorotoluene	11.339	91	1045168	50.73	ppb	100
97) 3-Chlorotoluene	11.394	91	1174796	51.80	ppb	100
98) 4-Chlorotoluene	11.431	91	1231828	51.28	ppb	100
99) 1,3,5-Trimethylbenzene	11.425	105	1317407	51.26	ppb	100
100) tert-Butylbenzene	11.699	119	1121327	53.30	ppb	100
101) 1,2,4-Trimethylbenzene	11.736	105	1359138	51.53	ppb	100
102) 3,4-DCBTF	11.797	214	387651	50.14	ppb	100
103) sec-Butylbenzene	11.876	105	1628314	52.67	ppb	100
104) p-Isopropyltoluene	11.998	119	1366519	52.81	ppb	100

Quantitation Report (QT Reviewed)

Data Path : I:\ACQUDATA\msvoa12\Data\010417\
Data File : P7380.D
Acq On : 4 Jan 2017 3:53 pm
Operator : K.Ruest
Sample : 50ppb Inst : MSVOA-12
Misc : 8260/624 WATER ICAL
ALS Vial : 8 Sample Multiplier: 1

Quant Time: Jan 05 10:16:24 2017
Quant Method : I:\ACQUDATA\msvoa12\Methods\W010417.M
Quant Title : MS#12 - 8260B WATERS 10mL Purge
QLast Update : Thu Jan 05 08:48:19 2017
Response via : Initial Calibration

Compound	R.T.	QIon	Response	Conc	Units	Dev(Min)
105) 1,3-Dclbenz	11.961	146	778879	50.63	ppb	100
106) 1,4-Dclbenz	12.034	146	775906	48.32	ppb	100
107) 2,4-DCBTF	12.083	214	339939	47.74	ppb	100
108) 2,5-DCBTF	12.126	214	382146	50.58	ppb	100
109) n-Butylbenzene	12.327	91	1268171	53.73	ppb	100
110) 1,2-Dclbenz	12.333	146	713726	49.61	ppb	100
111) 1,2-Dibromo-3-chloropr...	12.955	157	50286	45.35	ppb	100
112) Trielution Dichlorotol...	13.071	125	1932869	156.15	ppb	100
113) 1,3,5 Trichlorobenzene	13.126	180	540345	49.24	ppb	100
114) Coelution Dichlorotoluene	13.400	125	1388916	103.85	ppb	100
115) 1,2,4-Tcbenzene	13.607	180	477666	50.03	ppb	100
116) Hexachlorobt	13.747	225	195428	44.95	ppb	100
117) Naphthalen	13.796	128	898073	50.96	ppb	100
118) 1,2,3-Tclbenzene	13.985	180	394739	50.21	ppb	100
119) 2,4,5-Trichlorotolene	14.570	159	287822	47.13	ppb	100
120) 2,3,6-Trichlorotoluene	14.656	159	262860	51.68	ppb	100

(#) = qualifier out of range (m) = manual integration (+) = signals summed

Quantitation Report (QT Reviewed)

Data Path : I:\ACQUDATA\msvoa12\Data\010417\
Data File : P7380.D
Acq On : 4 Jan 2017 3:53 pm
Operator : K.Ruest
Sample : 50ppb Inst : MSVOA-12
Misc : 8260/624 WATER ICAL
ALS Vial : 8 Sample Multiplier: 1

1st 01/05/17
2nd 01/05/17

Quant Time: Jan 05 10:16:24 2017
Quant Method : I:\ACQUDATA\msvoa12\Methods\W010417.M
Quant Title : MS#12 - 8260B WATERS 10mL Purge
QLast Update : Thu Jan 05 08:48:19 2017
Response via : Initial Calibration

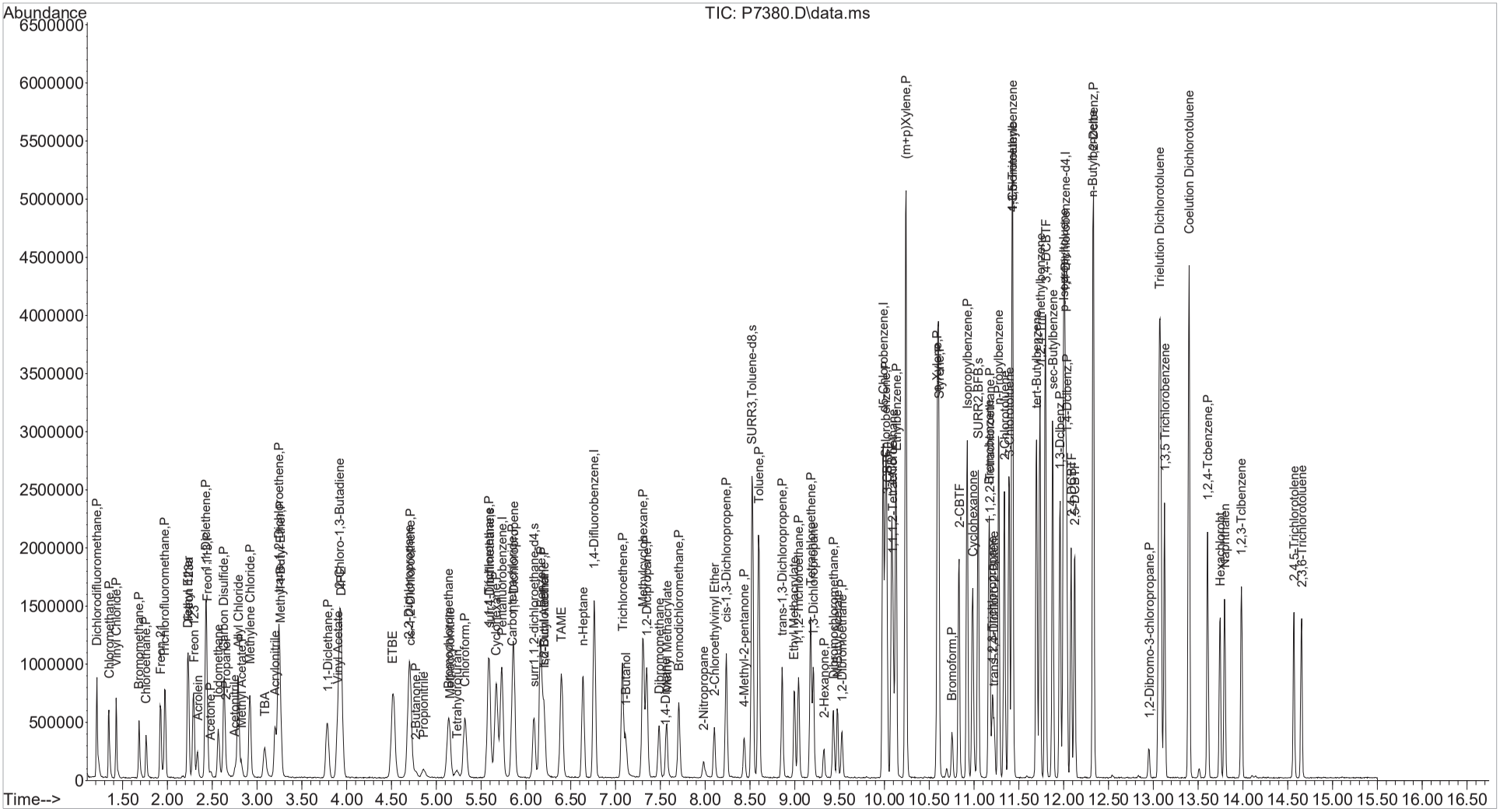

Quantitation Report (Qedit)

Data Path : I:\ACQUDATA\msvoa12\Data\010417\
Data File : P7381.D
Acq On : 4 Jan 2017 4:22 pm
Operator : K.Ruest
Sample : 100ppb Inst : MSVOA-12
Misc : 8260/624 WATER ICAL
ALS Vial : 9 Sample Multiplier: 1

Quant Time: Jan 05 08:58:17 2017
Quant Method : I:\ACQUDATA\msvoa12\Methods\W010417.M
Quant Title : MS#12 - 8260B WATERS 10mL Purge
QLast Update : Thu Jan 05 08:48:19 2017
Response via : Initial Calibration

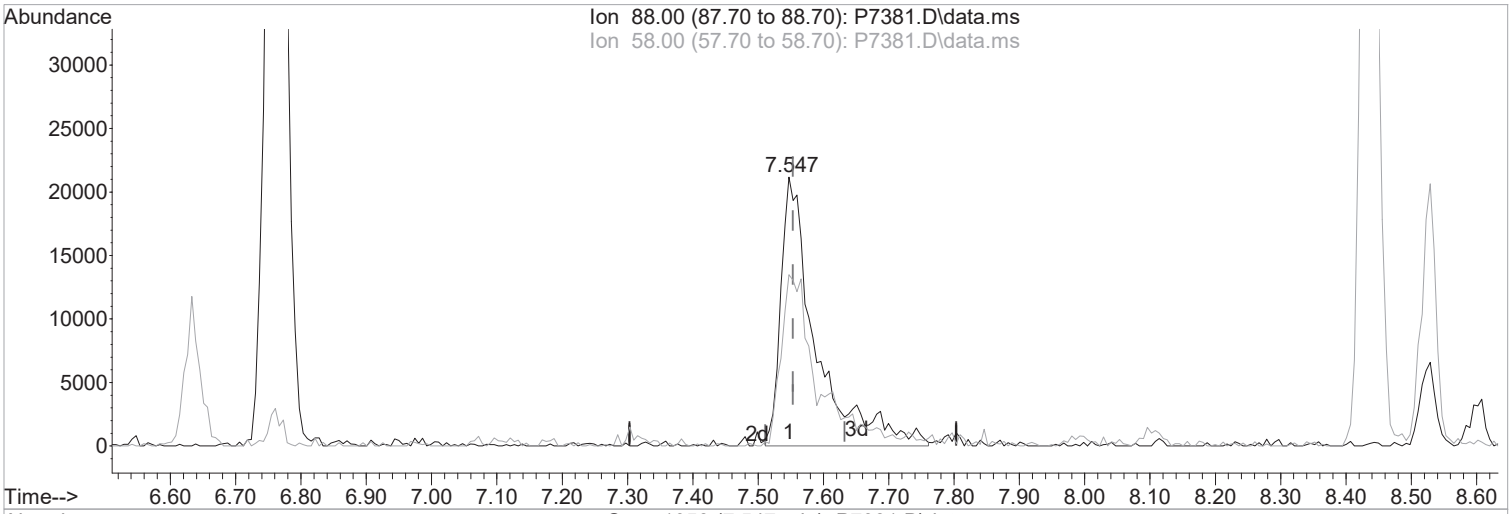





TIC: P7381.D\data.ms

(58) 1,4-Dioxane

7.547min (-0.006) 1683.87 ppb m

response 79124

Ion	Exp%	Act%
88.00	100	100
58.00	67.50	63.69
0.00	0.00	0.00
0.00	0.00	0.00

Manual Integration:

After

Poor integration.

01/05/17

Quantitation Report (Qedit)

Data Path : I:\ACQUDATA\msvoa12\Data\010417\
Data File : P7381.D
Acq On : 4 Jan 2017 4:22 pm
Operator : K.Ruest
Sample : 100ppb Inst : MSVOA-12
Misc : 8260/624 WATER ICAL
ALS Vial : 9 Sample Multiplier: 1

Quant Time: Jan 05 08:58:17 2017
Quant Method : I:\ACQUDATA\msvoa12\Methods\W010417.M
Quant Title : MS#12 - 8260B WATERS 10mL Purge
QLast Update : Thu Jan 05 08:48:19 2017
Response via : Initial Calibration

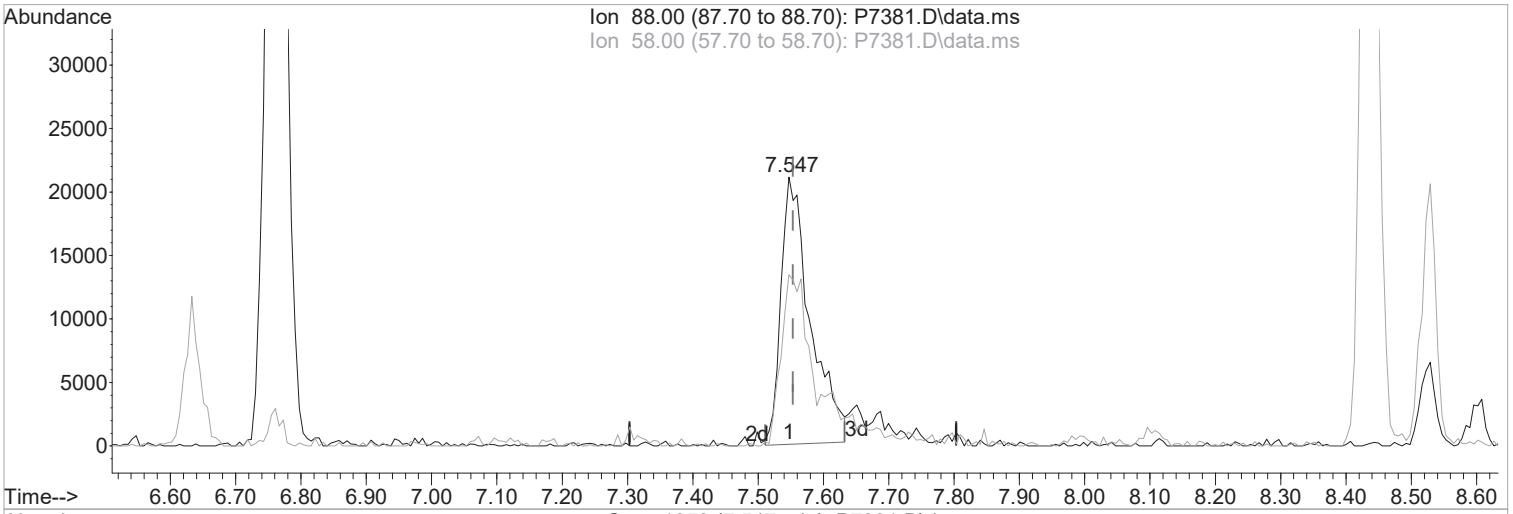





TIC: P7381.D\data.ms

(58) 1,4-Dioxane

7.547min (-0.006) 1394.27 ppb

response 65516

Ion	Exp%	Act%
88.00	100	100
58.00	67.50	63.69
0.00	0.00	0.00
0.00	0.00	0.00

Manual Integration:

Before

01/05/17

Quantitation Report (QT Reviewed)

Data Path : I:\ACQUDATA\msvoa12\Data\010417\
Data File : P7381.D
Acq On : 4 Jan 2017 4:22 pm
Operator : K.Ruest
Sample : 100ppb Inst : MSVOA-12
Misc : 8260/624 WATER ICAL
ALS Vial : 9 Sample Multiplier: 1

Quant Time: Jan 05 10:18:33 2017
Quant Method : I:\ACQUDATA\msvoa12\Methods\W010417.M
Quant Title : MS#12 - 8260B WATERS 10mL Purge
QLast Update : Thu Jan 05 08:48:19 2017
Response via : Initial Calibration

Compound	R.T.	QIon	Response	Conc	Units		Dev(Min)
Internal Standards							
1) Pentafluorobenzene	5.731	168	811029	50.00	ppb		0.00
43) 1,4-Difluorobenzene	6.761	114	1297523	50.00	ppb		0.00
71) d5-Chlorobenzene	9.986	117	1298423	50.00	ppb		0.00
86) 1,4-Dichlorobenzene-d4	12.016	152	748811	50.00	ppb		0.00
System Monitoring Compounds							
45) surr4,Dibrflmethane	5.584	113	822869	117.53	ppb		0.00
Spiked Amount 50.000	Range 89 - 119		Recovery = 235.06%#				
48) surr1,1,2-dichloroetha...	6.090	65	910687	117.15	ppb		0.00
Spiked Amount 50.000	Range 73 - 125		Recovery = 234.30%#				
65) SURR3,Toluene-d8	8.529	98	3342051	115.45	ppb		0.00
Spiked Amount 50.000	Range 87 - 121		Recovery = 230.90%#				
70) SURR2,BFB	11.047	95	1323989	118.02	ppb		0.00
Spiked Amount 50.000	Range 85 - 122		Recovery = 236.04%#				
Target Compounds							Qvalue
2) Dichlorodifluoromethane	1.213	85	992744	100.60	ppb		99
3) Chloromethane	1.347	50	897388	101.48	ppb		93
4) Vinyl Chloride	1.427	62	817560	104.38	ppb		100
5) Bromomethane	1.683	94	458851	115.92	ppb		96
6) Chloroethane	1.762	64	410904	99.03	ppb		93
7) Freon 21	1.920	67	1026123	105.16	ppb		100
8) Trichlorofluoromethane	1.975	101	905602	103.24	ppb		99
9) Diethyl Ether	2.225	59	373856	100.31	ppb		92
10) Freon 123a	2.231	67	607312	98.62	ppb		99
11) Freon 123	2.292	83	742720	104.70	ppb		99
12) Acrolein	2.335	56	295539	481.50	ppb		95
13) 1,1-Diclethene	2.426	96	573364	99.80	ppb		94
14) Freon 113	2.438	101	612359	98.66	ppb		94
15) Acetone	2.481	43	112636	94.37	ppb		88
16) 2-Propanol	2.640	45	392249	2074.72	ppb		99
17) Iodomethane	2.567	142	817273	96.93	ppb		94
18) Carbon Disulfide	2.627	76	1744831	99.62	ppb		99
19) Acetonitrile	2.749	40	81533	435.95	ppb	#	77
20) Allyl Chloride	2.786	76	349296	102.29	ppb		98
21) Methyl Acetate	2.823	43	287369	101.21	ppb		96
22) Methylene Chloride	2.920	84	592807	94.15	ppb		94
23) TBA	3.085	59	672799	2061.21	ppb		99
24) Acrylonitrile	3.201	53	700958	495.78	ppb		99
25) Methyl-t-Butyl Ether	3.255	73	1457998	96.37	ppb		98
26) trans-1,2-Dichloroethene	3.237	96	628457	94.37	ppb		94
28) 1,1-Diclethane	3.786	63	1087826	97.56	ppb		99
29) Vinyl Acetate	3.902	86	106792	98.35	ppb		97
30) DIPE	3.938	45	2117431	102.21	ppb		94
31) 2-Chloro-1,3-Butadiene	3.920	53	937584	98.80	ppb		93
32) ETBE	4.517	59	1810571	103.11	ppb		97
33) 2,2-Dichloropropane	4.694	77	951976	108.34	ppb		97
34) cis-1,2-Dichloroethene	4.706	96	679240	97.01	ppb		90
35) 2-Butanone	4.773	43	169636	98.08	ppb		99
36) Propionitrile	4.859	54	246584	458.58	ppb		97
37) Bromochloromethane	5.139	130	374895	97.46	ppb		89
38) Methacrylonitrile	5.151	67	162181	93.79	ppb		86
39) Tetrahydrofuran	5.231	42	111364	99.22	ppb		90
40) Chloroform	5.316	83	1047724	96.61	ppb		99
41) 1,1,1-Trichloroethane	5.590	97	927502	97.54	ppb		98

1st KR 01/05/17
2nd FJ 01/05/17

Data Path : I:\ACQUDATA\msvoa12\Data\010417\
Data File : P7381.D
Acq On : 4 Jan 2017 4:22 pm
Operator : K.Ruest
Sample : 100ppb Inst : MSVOA-12
Misc : 8260/624 WATER ICAL
ALS Vial : 9 Sample Multiplier: 1

Quant Time: Jan 05 10:18:33 2017
Quant Method : I:\ACQUDATA\msvoa12\Methods\W010417.M
Quant Title : MS#12 - 8260B WATERS 10mL Purge
QLast Update : Thu Jan 05 08:48:19 2017
Response via : Initial Calibration

Compound	R.T.	QIon	Response	Conc	Units		Dev(Min)
42) TAME	6.401	73	1601825	103.27	ppb		98
44) Cyclohexane	5.663	41	683398	99.88	ppb		93
46) Carbontetrachloride	5.852	121	238194	98.96	ppb		96
47) 1,1-Dichloropropene	5.865	75	880354	101.84	ppb		97
49) Benzene	6.163	78	2299704	100.17	ppb		100
50) 1,2-Dichloroethane	6.200	62	759314	93.94	ppb		98
51) Iso-Butyl Alcohol	6.200	43	302626	2164.70	ppb		82
52) n-Heptane	6.639	43	773661	100.05	ppb		94
53) 1-Butanol	7.108	56	450551	5565.34	ppb		100
54) Trichloroethene	7.078	130	677494	101.20	ppb		96
55) Methylcyclohexane	7.309	55	860518	108.66	ppb		94
56) 1,2-Diclpropane	7.346	63	636069	97.80	ppb		99
57) Dibromomethane	7.486	93	321156	97.71	ppb		94
58) 1,4-Dioxane	7.547	88	79124m	1683.87	ppb		
59) Methyl Methacrylate	7.572	69	305679	98.09	ppb		97
60) Bromodichloromethane	7.706	83	802650	100.44	ppb		95
61) 2-Nitropropane	7.980	41	112112	179.93	ppb		99
62) 2-Chloroethylvinyl Ether	8.102	63	311382	99.72	ppb		96
63) cis-1,3-Dichloropropene	8.236	75	1031645	110.09	ppb		98
64) 4-Methyl-2-pentanone	8.437	43	402367	98.34	ppb		96
66) Toluene	8.596	91	2717947	101.12	ppb		96
67) trans-1,3-Dichloropropene	8.858	75	858067	111.58	ppb		98
68) Ethyl Methacrylate	8.998	69	639173	107.61	ppb		97
69) 1,1,2-Trichloroethane	9.041	97	469764	103.02	ppb		95
72) Tetrachloroethene	9.175	164	563648	100.08	ppb		98
73) 2-Hexanone	9.321	43	287624	98.38	ppb		97
74) 1,3-Dichloropropane	9.205	76	844122	96.07	ppb		99
75) Dibromochloromethane	9.431	129	536048	106.79	ppb		98
76) N-Butyl Acetate	9.474	43	735316	103.06	ppb		95
77) 1,2-Dibromoethane	9.529	107	450830	98.47	ppb		93
78) Chlorobenzene	10.010	112	1814523	99.46	ppb		98
79) 3-CBTF	10.028	180	1070040	103.67	ppb		99
80) 4-CBTF	10.083	180	957259	101.05	ppb		99
81) 1,1,1,2-Tetrachloroethane	10.096	131	646420	106.67	ppb		95
82) Ethylbenzene	10.132	106	1018108	100.39	ppb	#	89
83) (m+p)Xylene	10.242	106	2454021	205.25	ppb	#	88
84) o-Xylene	10.595	106	1210021	101.56	ppb		96
85) Styrene	10.608	104	2086748	104.77	ppb		100
87) Bromoform	10.754	173	309976	116.45	ppb		98
88) 2-CBTF	10.833	180	1040802	101.06	ppb		98
89) Isopropylbenzene	10.925	105	3007933	98.29	ppb		98
90) Cyclohexanone	10.986	55	1014893	1884.99	ppb		96
91) trans-1,4-Dichloro-2-B...	11.229	53	159244	98.33	ppb		84
92) 1,1,2,2-Tetrachloroethane	11.181	83	552887	94.41	ppb		97
93) Bromobenzene	11.169	156	814055	97.96	ppb		96
94) 1,2,3-Trichloropropane	11.205	110	174137	92.87	ppb		95
95) n-Propylbenzene	11.278	91	3528419	99.32	ppb		93
96) 2-Chlorotoluene	11.339	91	2093625	98.44	ppb		99
97) 3-Chlorotoluene	11.394	91	2367494	101.11	ppb		94
98) 4-Chlorotoluene	11.431	91	2440602	98.42	ppb		97
99) 1,3,5-Trimethylbenzene	11.425	105	2633044	99.24	ppb		99
100) tert-Butylbenzene	11.699	119	2279685	104.97	ppb		97
101) 1,2,4-Trimethylbenzene	11.735	105	2720050	99.90	ppb		98
102) 3,4-DCBTF	11.796	214	831903	104.24	ppb		99
103) sec-Butylbenzene	11.882	105	3210237	100.59	ppb		95
104) p-Isopropyltoluene	11.998	119	2683004	100.44	ppb		96

Quantitation Report (QT Reviewed)

Data Path : I:\ACQUDATA\msvoa12\Data\010417\
Data File : P7381.D
Acq On : 4 Jan 2017 4:22 pm
Operator : K.Ruest
Sample : 100ppb Inst : MSVOA-12
Misc : 8260/624 WATER ICAL
ALS Vial : 9 Sample Multiplier: 1

Quant Time: Jan 05 10:18:33 2017
Quant Method : I:\ACQUDATA\msvoa12\Methods\W010417.M
Quant Title : MS#12 - 8260B WATERS 10mL Purge
QLast Update : Thu Jan 05 08:48:19 2017
Response via : Initial Calibration

Compound	R.T.	QIon	Response	Conc	Units	Dev(Min)
105) 1,3-Dclbenz	11.961	146	1565168	98.56	ppb	97
106) 1,4-Dclbenz	12.034	146	1587626	95.78	ppb	99
107) 2,4-DCBTF	12.083	214	769609	104.69	ppb	97
108) 2,5-DCBTF	12.126	214	806248	103.38	ppb	97
109) n-Butylbenzene	12.327	91	2481868	101.87	ppb	98
110) 1,2-Dclbenz	12.333	146	1465031	98.65	ppb	97
111) 1,2-Dibromo-3-chloropr...	12.955	157	103233	90.18	ppb	95
112) Trielution Dichlorotol...	13.071	125	3989045	312.18	ppb	100
113) 1,3,5 Trichlorobenzene	13.125	180	1136052	100.29	ppb	95
114) Coelution Dichlorotoluene	13.400	125	2784194	201.67	ppb	98
115) 1,2,4-Tcbenzene	13.607	180	961099	97.51	ppb	94
116) Hexachlorobt	13.747	225	380657	84.81	ppb	97
117) Naphthalen	13.796	128	1799216	98.89	ppb	98
118) 1,2,3-Tclbenzene	13.985	180	784031	96.61	ppb	99
119) 2,4,5-Trichlorotolene	14.570	159	594568	94.32	ppb	98
120) 2,3,6-Trichlorotoluene	14.656	159	531895	101.29	ppb	92

(#) = qualifier out of range (m) = manual integration (+) = signals summed

Quantitation Report (QT Reviewed)

Data Path : I:\ACQUDATA\msvoa12\Data\010417\
Data File : P7381.D
Acq On : 4 Jan 2017 4:22 pm
Operator : K.Ruest
Sample : 100ppb Inst : MSVOA-12
Misc : 8260/624 WATER ICAL
ALS Vial : 9 Sample Multiplier: 1

Quant Time: Jan 05 10:18:33 2017
Quant Method : I:\ACQUDATA\msvoa12\Methods\W010417.M
Quant Title : MS#12 - 8260B WATERS 10mL Purge
QLast Update : Thu Jan 05 08:48:19 2017
Response via : Initial Calibration

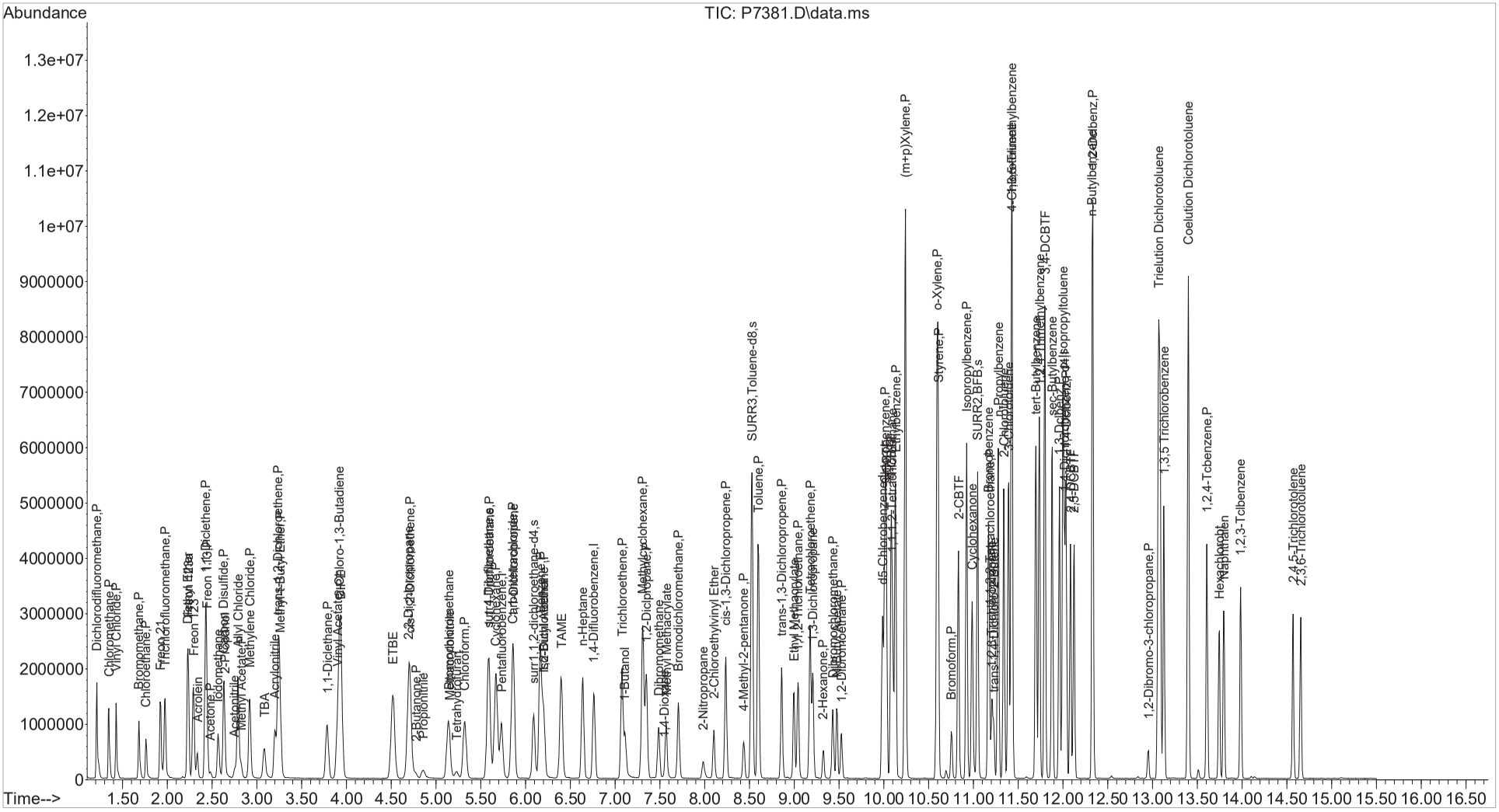

1st 01/05/17
2nd 01/05/17

Quantitation Report (Qedit)

Data Path : I:\ACQUDATA\msvoa12\Data\010417\
Data File : P7382.D
Acq On : 4 Jan 2017 4:52 pm
Operator : K.Ruest
Sample : 150ppb Inst : MSVOA-12
Misc : 8260/624 WATER ICAL
ALS Vial : 10 Sample Multiplier: 1

Quant Time: Jan 05 08:58:21 2017
Quant Method : I:\ACQUDATA\msvoa12\Methods\W010417.M
Quant Title : MS#12 - 8260B WATERS 10mL Purge
QLast Update : Thu Jan 05 08:48:19 2017
Response via : Initial Calibration

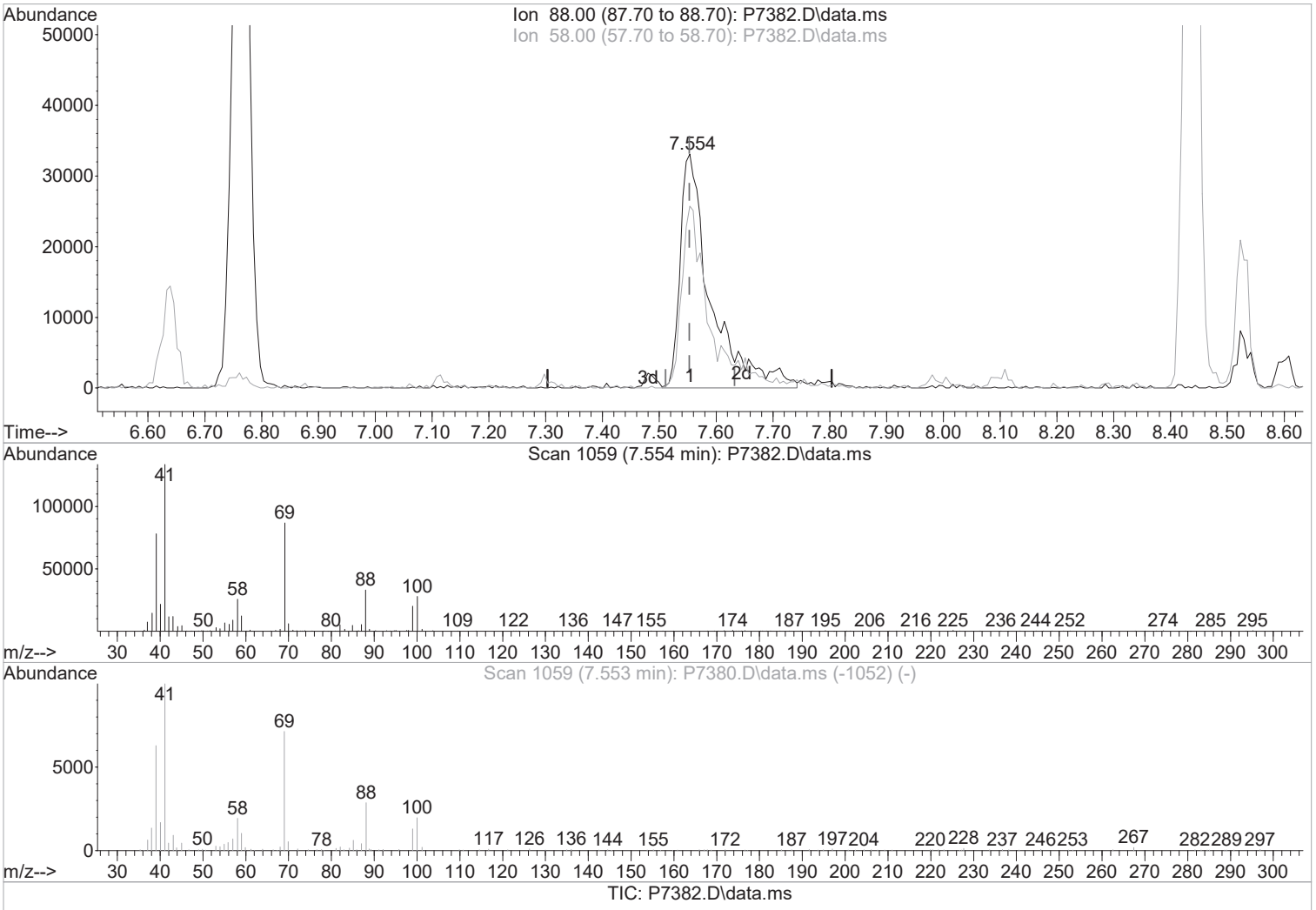

TIC: P7382.D\data.ms

(58) 1,4-Dioxane

7.554min (+0.000) 2578.72 ppb m

response 123670

Ion	Exp%	Act%
88.00	100	100
58.00	67.50	77.72
0.00	0.00	0.00
0.00	0.00	0.00

Manual Integration:

After

Poor integration.

01/05/17

Quantitation Report (Qedit)

Data Path : I:\ACQUDATA\msvoa12\Data\010417\
Data File : P7382.D
Acq On : 4 Jan 2017 4:52 pm
Operator : K.Ruest
Sample : 150ppb Inst : MSVOA-12
Misc : 8260/624 WATER ICAL
ALS Vial : 10 Sample Multiplier: 1

Quant Time: Jan 05 08:58:21 2017
Quant Method : I:\ACQUDATA\msvoa12\Methods\W010417.M
Quant Title : MS#12 - 8260B WATERS 10mL Purge
QLast Update : Thu Jan 05 08:48:19 2017
Response via : Initial Calibration

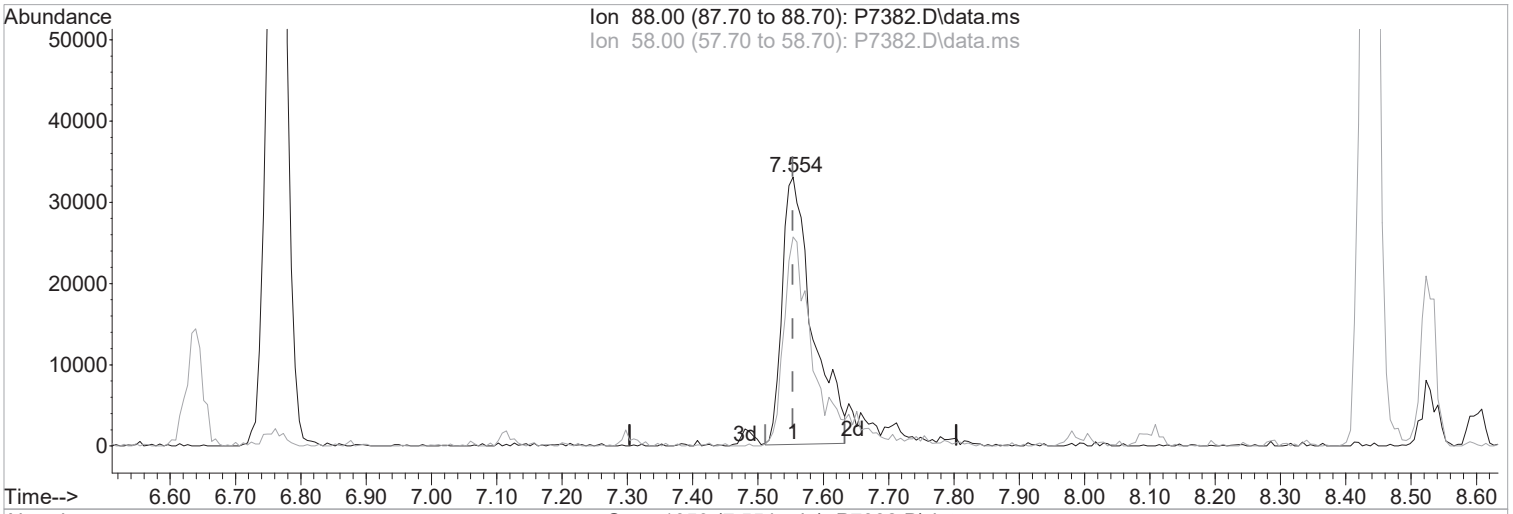





TIC: P7382.D\data.ms

(58) 1,4-Dioxane

7.554min (+0.000) 2203.62 ppb

response 105681

Ion	Exp%	Act%
88.00	100	100
58.00	67.50	77.72
0.00	0.00	0.00
0.00	0.00	0.00

Manual Integration:

Before

01/05/17

Quantitation Report (QT Reviewed)

Data Path : I:\ACQUDATA\msvoa12\Data\010417\
Data File : P7382.D
Acq On : 4 Jan 2017 4:52 pm
Operator : K.Ruest
Sample : 150ppb Inst : MSVOA-12
Misc : 8260/624 WATER ICAL
ALS Vial : 10 Sample Multiplier: 1

Quant Time: Jan 05 10:24:45 2017
Quant Method : I:\ACQUDATA\msvoa12\Methods\W010417.M
Quant Title : MS#12 - 8260B WATERS 10mL Purge
QLast Update : Thu Jan 05 08:48:19 2017
Response via : Initial Calibration

Compound	R.T.	QIon	Response	Conc	Units		Dev(Min)
Internal Standards							
1) Pentafluorobenzene	5.731	168	829586	50.00	ppb		0.00
43) 1,4-Difluorobenzene	6.761	114	1324268	50.00	ppb		0.00
71) d5-Chlorobenzene	9.986	117	1324590	50.00	ppb		0.00
86) 1,4-Dichlorobenzene-d4	12.016	152	752647	50.00	ppb		0.00
System Monitoring Compounds							
45) surr4,Dibrflmethane	5.584	113	985056	137.85	ppb		0.00
Spiked Amount 50.000	Range 89 - 119		Recovery = 275.70%#				
48) surr1,1,2-dichloroetha...	6.090	65	1061104	133.74	ppb		0.00
Spiked Amount 50.000	Range 73 - 125		Recovery = 267.48%#				
65) SURR3,Toluene-d8	8.529	98	3912168	132.42	ppb		0.00
Spiked Amount 50.000	Range 87 - 121		Recovery = 264.84%#				
70) SURR2,BFB	11.047	95	1562358	136.46	ppb		0.00
Spiked Amount 50.000	Range 85 - 122		Recovery = 272.92%#				
Target Compounds							Qvalue
2) Dichlorodifluoromethane	1.213	85	1527294	151.30	ppb		99
3) Chloromethane	1.341	50	1352991	149.58	ppb		99
4) Vinyl Chloride	1.427	62	1254616	156.59	ppb		98
5) Bromomethane	1.683	94	694203	171.46	ppb		96
6) Chloroethane	1.762	64	642993	151.50	ppb		97
7) Freon 21	1.920	67	1540317	154.32	ppb		99
8) Trichlorofluoromethane	1.975	101	1367618	152.42	ppb		99
9) Diethyl Ether	2.225	59	585723	153.64	ppb		96
10) Freon 123a	2.231	67	912882	144.92	ppb		98
11) Freon 123	2.292	83	1116454	153.87	ppb		99
12) Acrolein	2.335	56	468163	745.68	ppb		96
13) 1,1-Diclethene	2.426	96	888080	151.12	ppb		96
14) Freon 113	2.433	101	957794	150.86	ppb		97
15) Acetone	2.481	43	176640	144.68	ppb		91
16) 2-Propanol	2.646	45	676497	3498.16	ppb		96
17) Iodomethane	2.567	142	1197801	138.89	ppb		98
18) Carbon Disulfide	2.628	76	2721762	151.92	ppb		100
19) Acetonitrile	2.756	40	125305	655.01	ppb	#	60
20) Allyl Chloride	2.792	76	491761	140.79	ppb		99
21) Methyl Acetate	2.823	43	446490	153.73	ppb		95
22) Methylene Chloride	2.920	84	933852	145.00	ppb		93
23) TBA	3.085	59	1122116	3360.86	ppb		99
24) Acrylonitrile	3.201	53	1088329	752.54	ppb		98
25) Methyl-t-Butyl Ether	3.256	73	2233219	144.31	ppb		99
26) trans-1,2-Dichloroethene	3.237	96	964887	141.65	ppb		93
28) 1,1-Diclethane	3.786	63	1669320	146.36	ppb		96
29) Vinyl Acetate	3.896	86	173766	156.46	ppb	#	87
30) DIPE	3.938	45	3173257	149.75	ppb		96
31) 2-Chloro-1,3-Butadiene	3.920	53	1470726	151.51	ppb		99
32) ETBE	4.518	59	2788899	155.27	ppb		97
33) 2,2-Dichloropropane	4.694	77	1460606	162.51	ppb		95
34) cis-1,2-Dichloroethene	4.707	96	1035952	144.64	ppb		96
35) 2-Butanone	4.767	43	268913	152.01	ppb		98
36) Propionitrile	4.859	54	384326	698.76	ppb		97
37) Bromochloromethane	5.139	130	578048	146.91	ppb		89
38) Methacrylonitrile	5.145	67	249188	140.89	ppb		97
39) Tetrahydrofuran	5.225	42	158393	137.96	ppb		95
40) Chloroform	5.322	83	1624889	146.48	ppb		97
41) 1,1,1-Trichloroethane	5.590	97	1430717	147.10	ppb		98

Data Path : I:\ACQUDATA\msvoa12\Data\010417\
Data File : P7382.D
Acq On : 4 Jan 2017 4:52 pm
Operator : K.Ruest
Sample : 150ppb Inst : MSVOA-12
Misc : 8260/624 WATER ICAL
ALS Vial : 10 Sample Multiplier: 1

Quant Time: Jan 05 10:24:45 2017
Quant Method : I:\ACQUDATA\msvoa12\Methods\W010417.M
Quant Title : MS#12 - 8260B WATERS 10mL Purge
QLast Update : Thu Jan 05 08:48:19 2017
Response via : Initial Calibration

Compound	R.T.	QIon	Response	Conc	Units		Dev(Min)
42) TAME	6.395	73	2403070	151.47	ppb		97
44) Cyclohexane	5.670	41	1052435	150.70	ppb		97
46) Carbontetrachloride	5.853	121	368747	150.11	ppb		96
47) 1,1-Dichloropropene	5.865	75	1323146	149.98	ppb		97
49) Benzene	6.164	78	3486103	148.78	ppb		99
50) 1,2-Dichloroethane	6.206	62	1179010	142.92	ppb		98
51) Iso-Butyl Alcohol	6.200	43	486163	3407.32	ppb		89
52) n-Heptane	6.639	43	1200744	152.15	ppb		94
53) 1-Butanol	7.115	56	754733	9134.41	ppb		99
54) Trichloroethene	7.078	130	1030502	150.82	ppb		99
55) Methylcyclohexane	7.310	55	1275198	157.78	ppb		98
56) 1,2-Diclpropane	7.346	63	965069	145.39	ppb		99
57) Dibromomethane	7.486	93	503830	150.19	ppb		100
58) 1,4-Dioxane	7.554	88	123670m	2578.72	ppb		
59) Methyl Methacrylate	7.572	69	483630	152.05	ppb		94
60) Bromodichloromethane	7.706	83	1231714	151.01	ppb		96
61) 2-Nitropropane	7.980	41	196021	308.25	ppb		87
62) 2-Chloroethylvinyl Ether	8.102	63	493621	154.90	ppb		98
63) cis-1,3-Dichloropropene	8.236	75	1605057	167.82	ppb		98
64) 4-Methyl-2-pentanone	8.438	43	640545	153.39	ppb		99
66) Toluene	8.596	91	4059309	147.97	ppb		95
67) trans-1,3-Dichloropropene	8.858	75	1327913	169.19	ppb		97
68) Ethyl Methacrylate	8.998	69	1018343	167.98	ppb		100
69) 1,1,2-Trichloroethane	9.041	97	722250	155.19	ppb		97
72) Tetrachloroethene	9.181	164	847783	147.56	ppb		95
73) 2-Hexanone	9.321	43	452731	151.80	ppb		97
74) 1,3-Dichloropropane	9.212	76	1286939	143.57	ppb		98
75) Dibromochloromethane	9.431	129	852787	166.54	ppb		96
76) N-Butyl Acetate	9.474	43	1131008	155.39	ppb		99
77) 1,2-Dibromoethane	9.529	107	703941	150.71	ppb		85
78) Chlorobenzene	10.010	112	2741007	147.27	ppb		98
79) 3-CBTF	10.029	180	1592890	151.28	ppb		98
80) 4-CBTF	10.084	180	1451329	150.17	ppb		98
81) 1,1,1,2-Tetrachloroethane	10.096	131	1009208	163.25	ppb		96
82) Ethylbenzene	10.132	106	1529429	147.83	ppb	#	81
83) (m+p)Xylene	10.242	106	3653263	299.52	ppb	#	82
84) o-Xylene	10.596	106	1872752	154.08	ppb		90
85) Styrene	10.608	104	3142680	154.67	ppb		94
87) Bromoform	10.754	173	500123	186.93	ppb		100
88) 2-CBTF	10.833	180	1586041	153.22	ppb		96
89) Isopropylbenzene	10.925	105	4470849	145.34	ppb		95
90) Cyclohexanone	10.986	55	1621821	2996.90	ppb		93
91) trans-1,4-Dichloro-2-B...	11.230	53	240861	147.97	ppb		89
92) 1,1,2,2-Tetrachloroethane	11.181	83	863958	146.77	ppb		96
93) Bromobenzene	11.169	156	1277408	152.94	ppb		96
94) 1,2,3-Trichloropropane	11.205	110	262206	139.13	ppb		92
95) n-Propylbenzene	11.278	91	5085604	142.42	ppb		88
96) 2-Chlorotoluene	11.339	91	3136153	146.71	ppb		96
97) 3-Chlorotoluene	11.394	91	3420788	145.36	ppb		93
98) 4-Chlorotoluene	11.431	91	3666801	147.11	ppb		96
99) 1,3,5-Trimethylbenzene	11.431	105	3892307	145.96	ppb		93
100) tert-Butylbenzene	11.699	119	3422150	156.77	ppb		99
101) 1,2,4-Trimethylbenzene	11.736	105	4012518	146.62	ppb		94
102) 3,4-DCBTF	11.797	214	1250484	155.88	ppb		98
103) sec-Butylbenzene	11.882	105	4728011	147.39	ppb		92
104) p-Isopropyltoluene	11.998	119	3977087	148.12	ppb		94

Quantitation Report (QT Reviewed)

Data Path : I:\ACQUDATA\msvoa12\Data\010417\
Data File : P7382.D
Acq On : 4 Jan 2017 4:52 pm
Operator : K.Ruest
Sample : 150ppb Inst : MSVOA-12
Misc : 8260/624 WATER ICAL
ALS Vial : 10 Sample Multiplier: 1

Quant Time: Jan 05 10:24:45 2017
Quant Method : I:\ACQUDATA\msvoa12\Methods\W010417.M
Quant Title : MS#12 - 8260B WATERS 10mL Purge
QLast Update : Thu Jan 05 08:48:19 2017
Response via : Initial Calibration

Compound	R.T.	QIon	Response	Conc	Units	Dev(Min)
105) 1,3-Dclbenz	11.961	146	2390708	149.77	ppb	94
106) 1,4-Dclbenz	12.034	146	2386117	143.21	ppb	98
107) 2,4-DCBTF	12.089	214	1158103	156.73	ppb	94
108) 2,5-DCBTF	12.126	214	1230076	156.92	ppb	97
109) n-Butylbenzene	12.327	91	3658001	149.38	ppb	96
110) 1,2-Dclbenz	12.333	146	2262907	151.60	ppb	97
111) 1,2-Dibromo-3-chloropr...	12.955	157	170713	148.36	ppb	96
112) Trielution Dichlorotol...	13.077	125	5880277	457.83	ppb	95
113) 1,3,5 Trichlorobenzene	13.132	180	1699437	149.26	ppb	97
114) Coelution Dichlorotoluene	13.400	125	4142324	298.51	ppb	94
115) 1,2,4-Tcbenzene	13.607	180	1471831	148.57	ppb	92
116) Hexachlorobt	13.747	225	598686	132.71	ppb	99
117) Naphthalen	13.796	128	2714318	148.43	ppb	97
118) 1,2,3-Tclbenzene	13.985	180	1222234	149.84	ppb	99
119) 2,4,5-Trichlorotolene	14.570	159	915729	144.52	ppb	98
120) 2,3,6-Trichlorotoluene	14.656	159	807549	153.01	ppb	91

(#) = qualifier out of range (m) = manual integration (+) = signals summed

Quantitation Report (QT Reviewed)

Data Path : I:\ACQUDATA\msvoa12\Data\010417\
Data File : P7382.D
Acq On : 4 Jan 2017 4:52 pm
Operator : K.Ruest
Sample : 150ppb Inst : MSVOA-12
Misc : 8260/624 WATER ICAL
ALS Vial : 10 Sample Multiplier: 1

Quant Time: Jan 05 10:24:45 2017
Quant Method : I:\ACQUDATA\msvoa12\Methods\W010417.M
Quant Title : MS#12 - 8260B WATERS 10mL Purge
QLast Update : Thu Jan 05 08:48:19 2017
Response via : Initial Calibration

1st 01/05/17
2nd 01/05/17

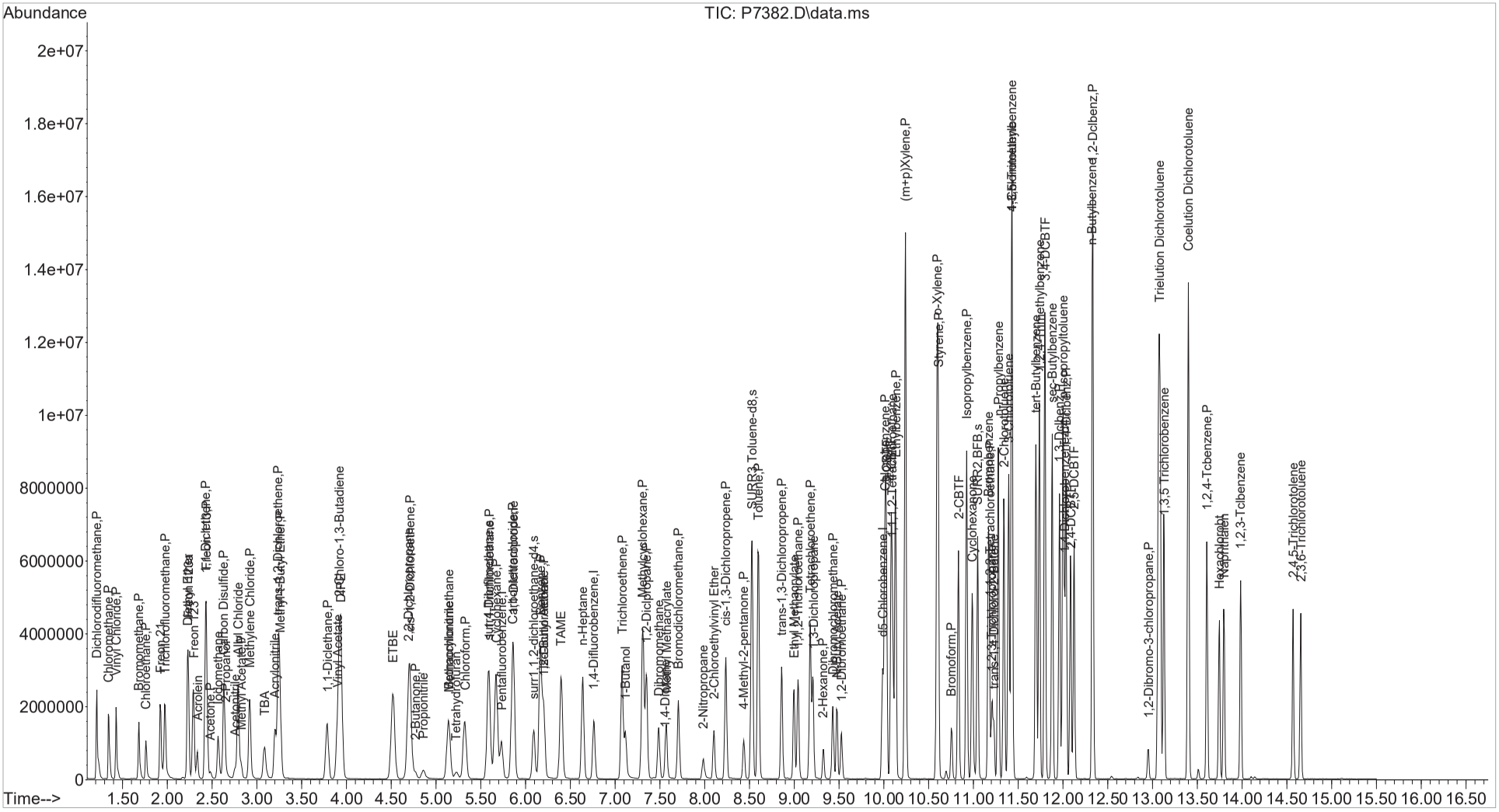

Quantitation Report (Qedit)

Data Path : I:\ACQUDATA\msvoa12\Data\010417\
Data File : P7383.D
Acq On : 4 Jan 2017 5:22 pm
Operator : K.Ruest
Sample : 200ppb Inst : MSVOA-12
Misc : 8260/624 WATER ICAL
ALS Vial : 11 Sample Multiplier: 1

Quant Time: Jan 05 08:58:24 2017
Quant Method : I:\ACQUDATA\msvoa12\Methods\W010417.M
Quant Title : MS#12 - 8260B WATERS 10mL Purge
QLast Update : Thu Jan 05 08:48:19 2017
Response via : Initial Calibration

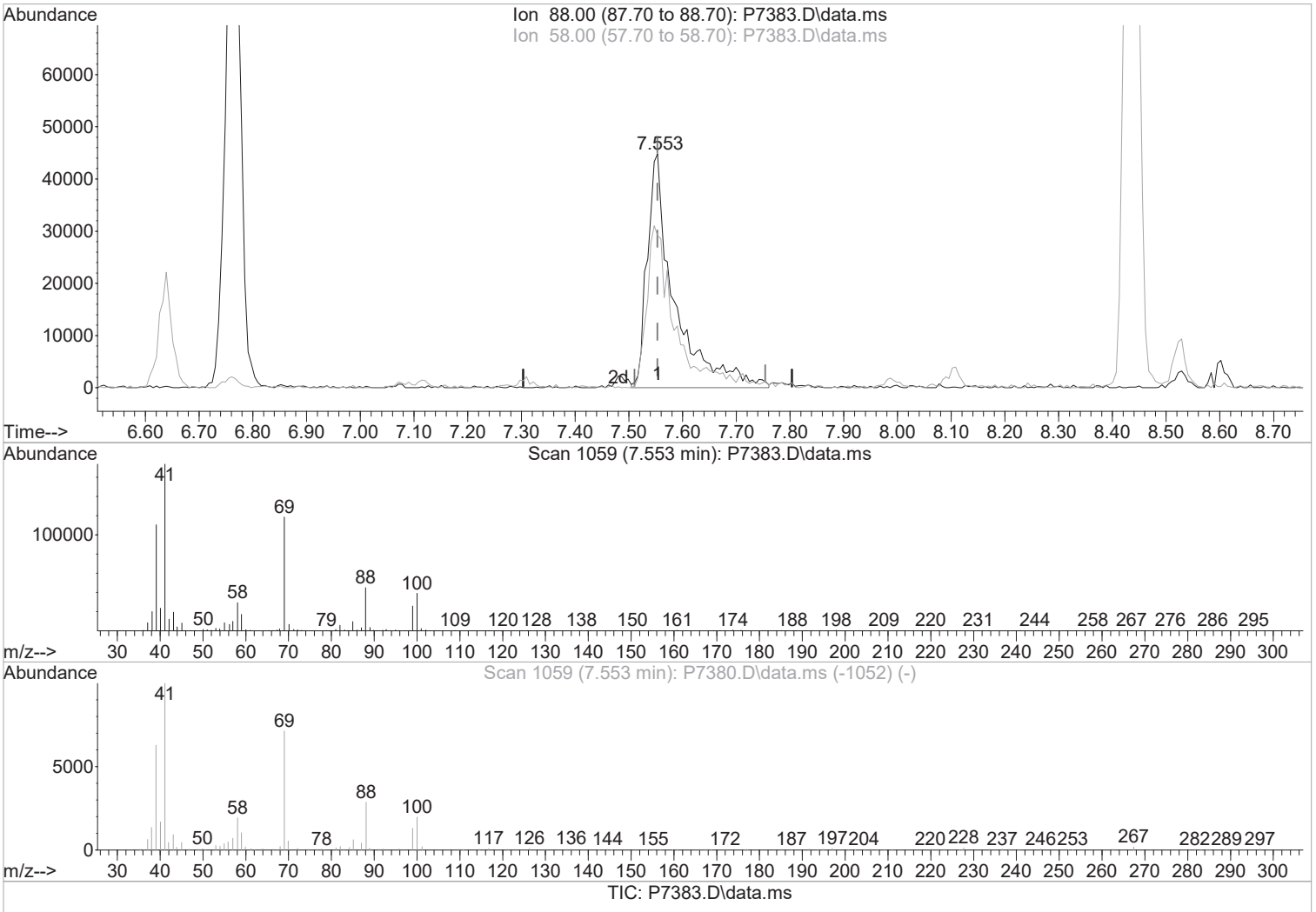

TIC: P7383.D\data.ms

(58) 1,4-Dioxane

7.553min (0.000) 3183.46 ppb m

response 157151

Ion	Exp%	Act%
88.00	100	100
58.00	67.50	65.13
0.00	0.00	0.00
0.00	0.00	0.00

Manual Integration:

After

Poor integration.

01/05/17

Quantitation Report (Qedit)

Data Path : I:\ACQUDATA\msvoa12\Data\010417\
Data File : P7383.D
Acq On : 4 Jan 2017 5:22 pm
Operator : K.Ruest
Sample : 200ppb Inst : MSVOA-12
Misc : 8260/624 WATER ICAL
ALS Vial : 11 Sample Multiplier: 1

Quant Time: Jan 05 08:58:24 2017
Quant Method : I:\ACQUDATA\msvoa12\Methods\W010417.M
Quant Title : MS#12 - 8260B WATERS 10mL Purge
QLast Update : Thu Jan 05 08:48:19 2017
Response via : Initial Calibration

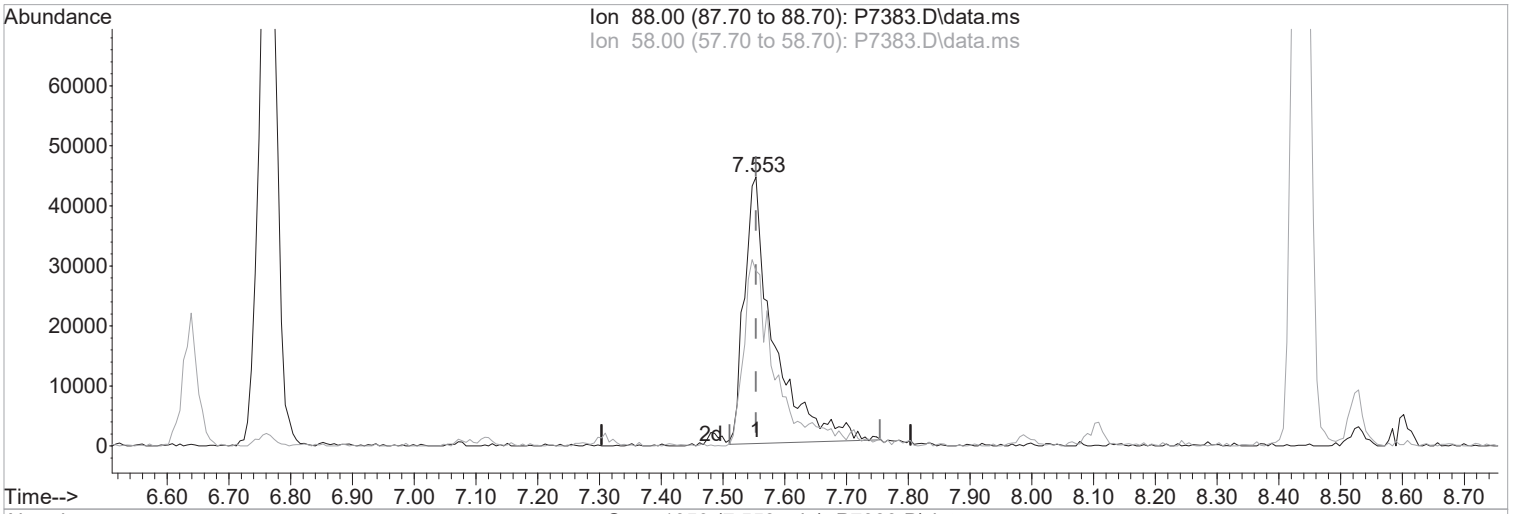





TIC: P7383.D\data.ms

(58) 1,4-Dioxane

7.553min (0.000) 2974.06 ppb

response 146814

Ion	Exp%	Act%
88.00	100	100
58.00	67.50	65.13
0.00	0.00	0.00
0.00	0.00	0.00

Manual Integration:

Before

01/05/17

Quantitation Report (QT Reviewed)

Data Path : I:\ACQUDATA\msvoa12\Data\010417\
Data File : P7383.D
Acq On : 4 Jan 2017 5:22 pm
Operator : K.Ruest
Sample : 200ppb Inst : MSVOA-12
Misc : 8260/624 WATER ICAL
ALS Vial : 11 Sample Multiplier: 1

Quant Time: Jan 05 10:28:22 2017
Quant Method : I:\ACQUDATA\msvoa12\Methods\W010417.M
Quant Title : MS#12 - 8260B WATERS 10mL Purge
QLast Update : Thu Jan 05 08:48:19 2017
Response via : Initial Calibration

Compound	R.T.	QIon	Response	Conc	Units		Dev(Min)
Internal Standards							
1) Pentafluorobenzene	5.731	168	837931	50.00	ppb		0.00
43) 1,4-Difluorobenzene	6.761	114	1363119	50.00	ppb		0.00
71) d5-Chlorobenzene	9.986	117	1344072	50.00	ppb		0.00
86) 1,4-Dichlorobenzene-d4	12.016	152	765627	50.00	ppb		0.00
System Monitoring Compounds							
45) surr4,Dibrflmethane	5.584	113	413921	56.27	ppb		0.00
Spiked Amount 50.000	Range 89 - 119		Recovery = 112.54%				
48) surr1,1,2-dichloroetha...	6.090	65	443778	54.34	ppb		0.00
Spiked Amount 50.000	Range 73 - 125		Recovery = 108.68%				
65) SURR3,Toluene-d8	8.523	98	1726094	56.76	ppb		0.00
Spiked Amount 50.000	Range 87 - 121		Recovery = 113.52%				
70) SURR2,BFB	11.047	95	676807	57.43	ppb		0.00
Spiked Amount 50.000	Range 85 - 122		Recovery = 114.86%				
Target Compounds							Qvalue
2) Dichlorodifluoromethane	1.213	85	2006760	196.82	ppb		99
3) Chloromethane	1.347	50	1799774	196.99	ppb		97
4) Vinyl Chloride	1.426	62	1697895	209.81	ppb		98
5) Bromomethane	1.683	94	925766	226.37	ppb		95
6) Chloroethane	1.762	64	846614	197.49	ppb		92
7) Freon 21	1.920	67	2035789	201.93	ppb		96
8) Trichlorofluoromethane	1.975	101	1804351	199.09	ppb		100
9) Diethyl Ether	2.225	59	761047	197.65	ppb		91
10) Freon 123a	2.231	67	1203849	189.21	ppb		98
11) Freon 123	2.292	83	1469364	200.49	ppb		99
12) Acrolein	2.335	56	631466	995.77	ppb		96
13) 1,1-Diclethene	2.426	96	1199280	202.04	ppb		97
14) Freon 113	2.432	101	1261647	196.74	ppb		97
15) Acetone	2.481	43	236759	192.00	ppb		98
16) 2-Propanol	2.640	45	839415	4297.38	ppb		95
17) Iodomethane	2.567	142	1562073	179.32	ppb		97
18) Carbon Disulfide	2.634	76	3641931	201.26	ppb		98
19) Acetonitrile	2.749	40	178171	922.08	ppb	#	83
20) Allyl Chloride	2.792	76	638561	181.00	ppb		98
21) Methyl Acetate	2.823	43	595654	203.04	ppb		97
22) Methylene Chloride	2.920	84	1241361	190.83	ppb		94
23) TBA	3.079	59	1464026	4341.24	ppb		97
24) Acrylonitrile	3.201	53	1457373	997.68	ppb		97
25) Methyl-t-Butyl Ether	3.255	73	2977687	190.50	ppb		100
26) trans-1,2-Dichloroethene	3.237	96	1299730	188.91	ppb		98
28) 1,1-Diclethane	3.786	63	2222115	192.89	ppb		99
29) Vinyl Acetate	3.896	86	225661	201.16	ppb	#	88
30) DIPE	3.938	45	4191843	195.85	ppb		94
31) 2-Chloro-1,3-Butadiene	3.920	53	2013965	205.40	ppb		99
32) ETBE	4.517	59	3712850	204.65	ppb		97
33) 2,2-Dichloropropane	4.700	77	1928048	212.38	ppb		100
34) cis-1,2-Dichloroethene	4.706	96	1380301	190.80	ppb		97
35) 2-Butanone	4.761	43	354275	198.27	ppb		90
36) Propionitrile	4.859	54	525166	945.31	ppb		93
37) Bromochloromethane	5.139	130	759402	191.08	ppb		92
38) Methacrylonitrile	5.151	67	334882	187.45	ppb		98
39) Tetrahydrofuran	5.231	42	220681	190.30	ppb		95
40) Chloroform	5.322	83	2139410	190.94	ppb		92
41) 1,1,1-Trichloroethane	5.590	97	1946500	198.13	ppb		98

1st KR 01/05/17
2nd FJ 01/05/17

Data Path : I:\ACQUDATA\msvoa12\Data\010417\
Data File : P7383.D
Acq On : 4 Jan 2017 5:22 pm
Operator : K.Ruest
Sample : 200ppb Inst : MSVOA-12
Misc : 8260/624 WATER ICAL
ALS Vial : 11 Sample Multiplier: 1

Quant Time: Jan 05 10:28:22 2017
Quant Method : I:\ACQUDATA\msvoa12\Methods\W010417.M
Quant Title : MS#12 - 8260B WATERS 10mL Purge
QLast Update : Thu Jan 05 08:48:19 2017
Response via : Initial Calibration

Compound	R.T.	QIon	Response	Conc	Units		Dev(Min)
42) TAME	6.395	73	3264221	203.70	ppb		99
44) Cyclohexane	5.670	41	1390886	193.49	ppb		92
46) Carbontetrachloride	5.852	121	515405	203.83	ppb		99
47) 1,1-Dichloropropene	5.865	75	1734831	191.03	ppb		95
49) Benzene	6.169	78	4602316	190.82	ppb		99
50) 1,2-Dichloroethane	6.206	62	1554861	183.11	ppb		99
51) Iso-Butyl Alcohol	6.200	43	659496	4490.40	ppb		85
52) n-Heptane	6.639	43	1574180	193.78	ppb		94
53) 1-Butanol	7.114	56	959468	11281.31	ppb		99
54) Trichloroethene	7.078	130	1373179	195.24	ppb		98
55) Methylcyclohexane	7.309	55	1680061	201.94	ppb		94
56) 1,2-Diclpropane	7.352	63	1302055	190.57	ppb		98
57) Dibromomethane	7.486	93	656152	190.03	ppb		98
58) 1,4-Dioxane	7.553	88	157151m	3183.46	ppb		
59) Methyl Methacrylate	7.572	69	643566	196.57	ppb		91
60) Bromodichloromethane	7.706	83	1647477	196.23	ppb		97
61) 2-Nitropropane	7.980	41	276290	422.09	ppb		97
62) 2-Chloroethylvinyl Ether	8.102	63	669873	204.21	ppb		92
63) cis-1,3-Dichloropropene	8.236	75	2124785	215.83	ppb		99
64) 4-Methyl-2-pentanone	8.437	43	874580	203.46	ppb		95
66) Toluene	8.602	91	5259530	186.26	ppb		91
67) trans-1,3-Dichloropropene	8.858	75	1794140	222.08	ppb		95
68) Ethyl Methacrylate	8.998	69	1365860	218.88	ppb		100
69) 1,1,2-Trichloroethane	9.041	97	951850	198.69	ppb		95
72) Tetrachloroethene	9.181	164	1135080	194.70	ppb		97
73) 2-Hexanone	9.327	43	623410	205.99	ppb		98
74) 1,3-Dichloropropane	9.212	76	1712811	188.31	ppb		99
75) Dibromochloromethane	9.431	129	1160930	223.43	ppb		99
76) N-Butyl Acetate	9.474	43	1511137	204.60	ppb		99
77) 1,2-Dibromoethane	9.529	107	941002	198.55	ppb		90
78) Chlorobenzene	10.010	112	3590087	190.09	ppb		99
79) 3-CBTF	10.028	180	2162906	202.43	ppb		100
80) 4-CBTF	10.083	180	1930397	196.85	ppb		97
81) 1,1,1,2-Tetrachloroethane	10.096	131	1376488	219.43	ppb		97
82) Ethylbenzene	10.132	106	2037835	194.11	ppb	#	76
83) (m+p)Xylene	10.242	106	4719202	381.31	ppb	#	72
84) o-Xylene	10.595	106	2472873	200.51	ppb	#	86
85) Styrene	10.608	104	4060291	196.94	ppb		93
87) Bromoform	10.754	173	687325	252.55	ppb		100
88) 2-CBTF	10.833	180	2114412	200.80	ppb		95
89) Isopropylbenzene	10.925	105	5678883	181.48	ppb		91
90) Cyclohexanone	10.986	55	2091909	3800.03	ppb		94
91) trans-1,4-Dichloro-2-B...	11.229	53	318449	192.32	ppb		81
92) 1,1,2,2-Tetrachloroethane	11.181	83	1112756	185.83	ppb		98
93) Bromobenzene	11.168	156	1697805	199.83	ppb		96
94) 1,2,3-Trichloropropane	11.211	110	349198	182.14	ppb	#	87
95) n-Propylbenzene	11.278	91	6259747	172.33	ppb		83
96) 2-Chlorotoluene	11.339	91	4067474	187.05	ppb		95
97) 3-Chlorotoluene	11.394	91	4382771	183.07	ppb	#	90
98) 4-Chlorotoluene	11.431	91	4695377	185.19	ppb		93
99) 1,3,5-Trimethylbenzene	11.431	105	4926753	181.62	ppb		90
100) tert-Butylbenzene	11.699	119	4418291	198.97	ppb		96
101) 1,2,4-Trimethylbenzene	11.735	105	5103243	183.31	ppb		91
102) 3,4-DCBTF	11.796	214	1708312	209.35	ppb		99
103) sec-Butylbenzene	11.882	105	5901212	180.84	ppb		87
104) p-Isopropyltoluene	12.004	119	5057758	185.18	ppb		90

Quantitation Report (QT Reviewed)

Data Path : I:\ACQUDATA\msvoa12\Data\010417\
Data File : P7383.D
Acq On : 4 Jan 2017 5:22 pm
Operator : K.Ruest
Sample : 200ppb Inst : MSVOA-12
Misc : 8260/624 WATER ICAL
ALS Vial : 11 Sample Multiplier: 1

Quant Time: Jan 05 10:28:22 2017
Quant Method : I:\ACQUDATA\msvoa12\Methods\W010417.M
Quant Title : MS#12 - 8260B WATERS 10mL Purge
QLast Update : Thu Jan 05 08:48:19 2017
Response via : Initial Calibration

Compound	R.T.	QIon	Response	Conc	Units		Dev(Min)
105) 1,3-Dclbenz	11.961	146	3155084	194.31	ppb		93
106) 1,4-Dclbenz	12.034	146	3119241	184.04	ppb		95
107) 2,4-DCBTF	12.089	214	1531690	203.78	ppb		95
108) 2,5-DCBTF	12.126	214	1644190	206.20	ppb		94
109) n-Butylbenzene	12.333	91	4705800	188.91	ppb		88
110) 1,2-Dclbenz	12.333	146	2938592	193.52	ppb		98
111) 1,2-Dibromo-3-chloropr...	12.955	157	229487	196.06	ppb		94
112) Trielution Dichlorotol...	13.077	125	7606951	582.23	ppb		93
113) 1,3,5 Trichlorobenzene	13.132	180	2262388	195.34	ppb		98
114) Coelution Dichlorotoluene	13.400	125	5287687	374.59	ppb	#	90
115) 1,2,4-Tcbenzene	13.607	180	1979214	196.40	ppb		96
116) Hexachlorobt	13.747	225	799761	174.27	ppb		95
117) Naphthalen	13.796	128	3534739	190.02	ppb		97
118) 1,2,3-Tclbenzene	13.985	180	1655452	199.52	ppb		99
119) 2,4,5-Trichlorotolene	14.570	159	1228346	190.57	ppb		97
120) 2,3,6-Trichlorotoluene	14.656	159	1089331	202.90	ppb		90

(#) = qualifier out of range (m) = manual integration (+) = signals summed

Quantitation Report (QT Reviewed)

Data Path : I:\ACQUDATA\msvoa12\Data\010417\
Data File : P7383.D
Acq On : 4 Jan 2017 5:22 pm
Operator : K.Ruest
Sample : 200ppb Inst : MSVOA-12
Misc : 8260/624 WATER ICAL
ALS Vial : 11 Sample Multiplier: 1

Quant Time: Jan 05 10:28:22 2017
Quant Method : I:\ACQUDATA\msvoa12\Methods\W010417.M
Quant Title : MS#12 - 8260B WATERS 10mL Purge
QLast Update : Thu Jan 05 08:48:19 2017
Response via : Initial Calibration

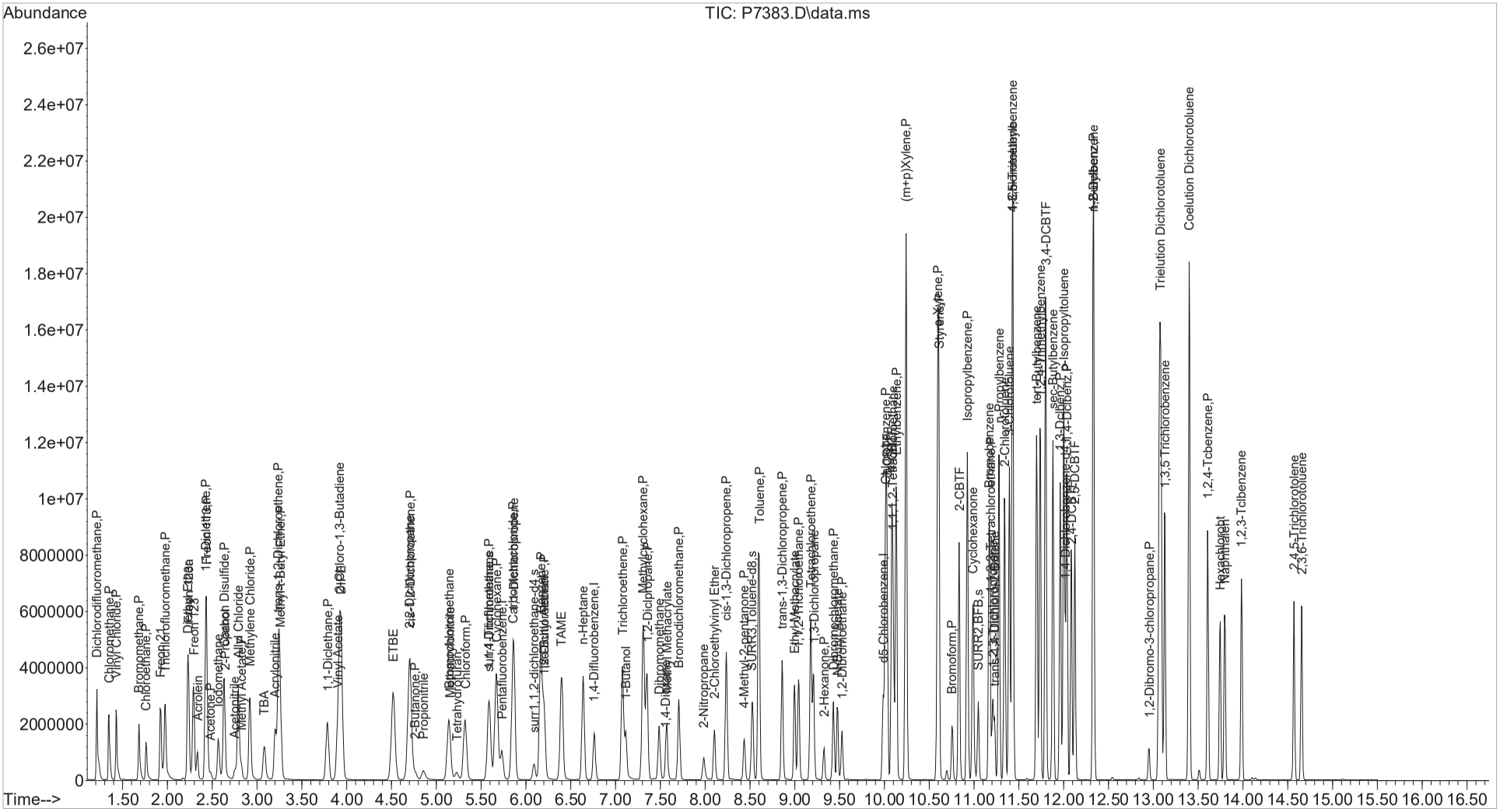

Quantitation Report (Qedit)

Data Path : I:\ACQUDATA\msvoa12\Data\010417\
Data File : P7388.D
Acq On : 4 Jan 2017 7:51 pm
Operator : K.Ruest
Sample : ICV Inst : MSVOA-12
Misc :
ALS Vial : 16 Sample Multiplier: 1

Quant Time: Jan 05 10:51:25 2017
Quant Method : I:\ACQUDATA\msvoa12\Methods\W010417.M
Quant Title : MS#12 - 8260B WATERS 10mL Purge
QLast Update : Thu Jan 05 10:50:17 2017
Response via : Initial Calibration

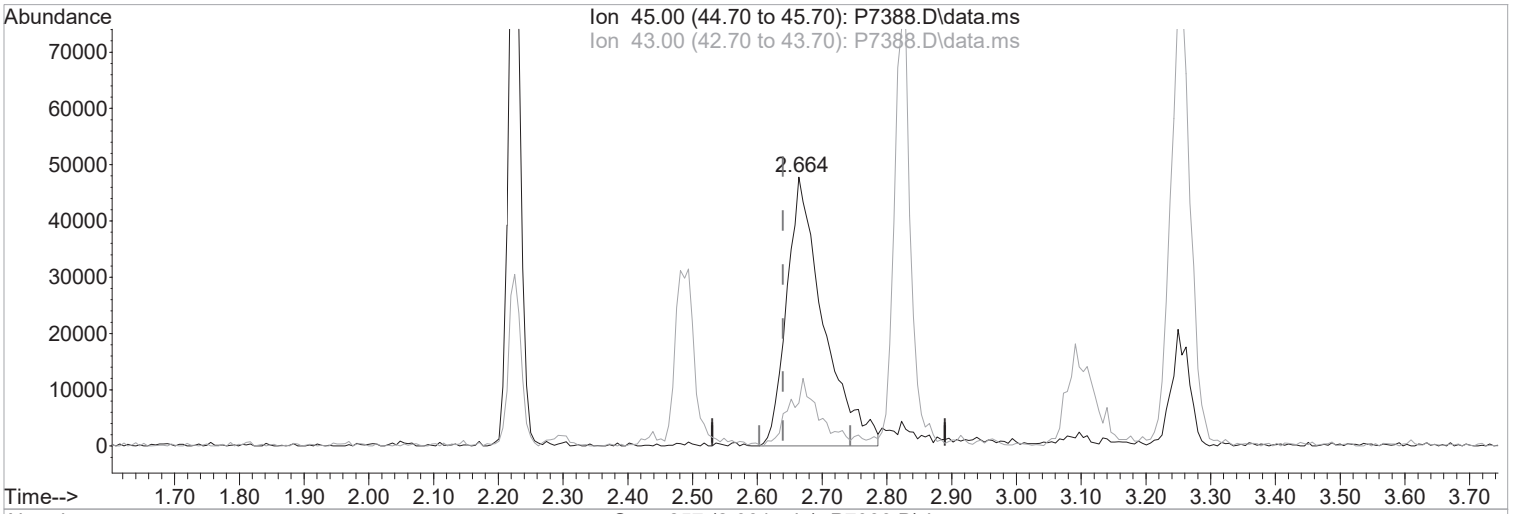





TIC: P7388.D\data.ms

(16) 2-Propanol

2.664min (+0.025) 948.44 ppb m

response 187386

Ion	Exp%	Act%
45.00	100	100
43.00	21.80	15.95
0.00	0.00	0.00
0.00	0.00	0.00

Manual Integration:

After

Poor integration.

01/05/17

Quantitation Report (Qedit)

Data Path : I:\ACQUDATA\msvoa12\Data\010417\
Data File : P7388.D
Acq On : 4 Jan 2017 7:51 pm
Operator : K.Ruest
Sample : ICV Inst : MSVOA-12
Misc :
ALS Vial : 16 Sample Multiplier: 1

Quant Time: Jan 05 10:51:25 2017
Quant Method : I:\ACQUDATA\msvoa12\Methods\W010417.M
Quant Title : MS#12 - 8260B WATERS 10mL Purge
QLast Update : Thu Jan 05 10:50:17 2017
Response via : Initial Calibration

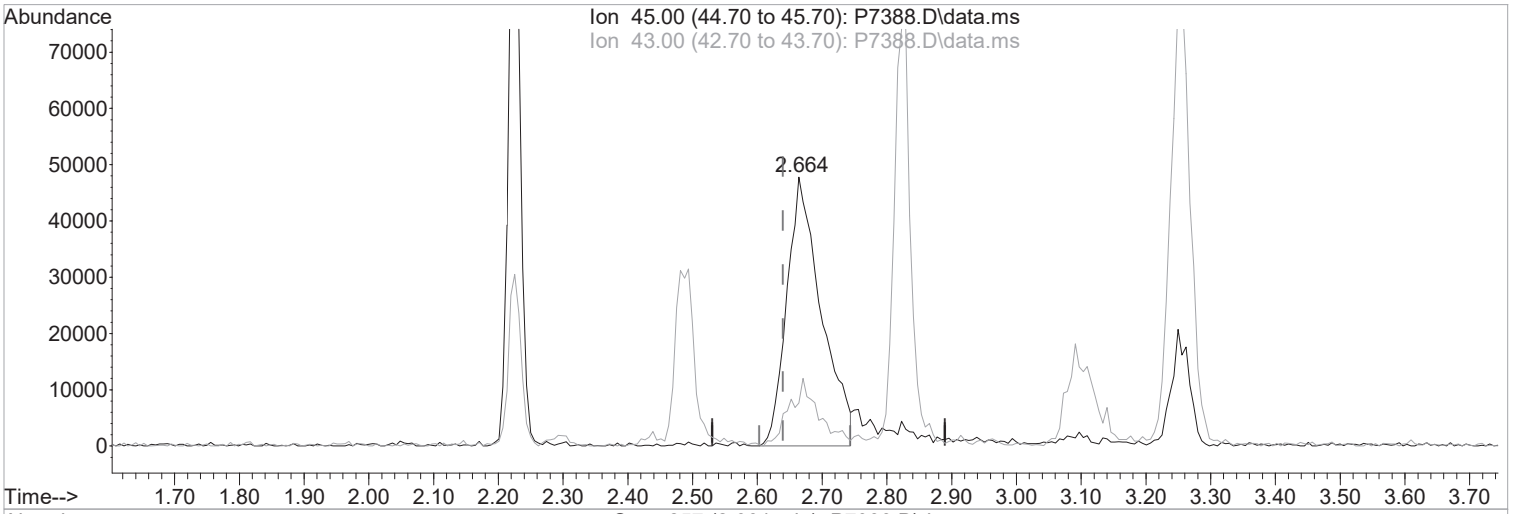

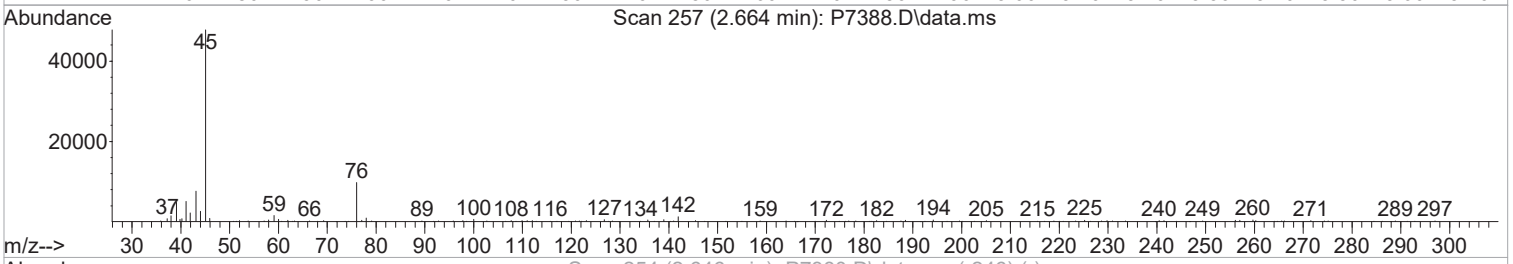



TIC: P7388.D\data.ms

(16) 2-Propanol

2.664min (+0.025) 891.65 ppb

response 176166

Ion	Exp%	Act%
45.00	100	100
43.00	21.80	15.95
0.00	0.00	0.00
0.00	0.00	0.00

Manual Integration:

Before

01/05/17

Quantitation Report (Qedit)

Data Path : I:\ACQUDATA\msvoa12\Data\010417\
Data File : P7388.D
Acq On : 4 Jan 2017 7:51 pm
Operator : K.Ruest
Sample : ICV Inst : MSVOA-12
Misc :
ALS Vial : 16 Sample Multiplier: 1

Quant Time: Jan 05 10:51:25 2017
Quant Method : I:\ACQUDATA\msvoa12\Methods\W010417.M
Quant Title : MS#12 - 8260B WATERS 10mL Purge
QLast Update : Thu Jan 05 10:50:17 2017
Response via : Initial Calibration

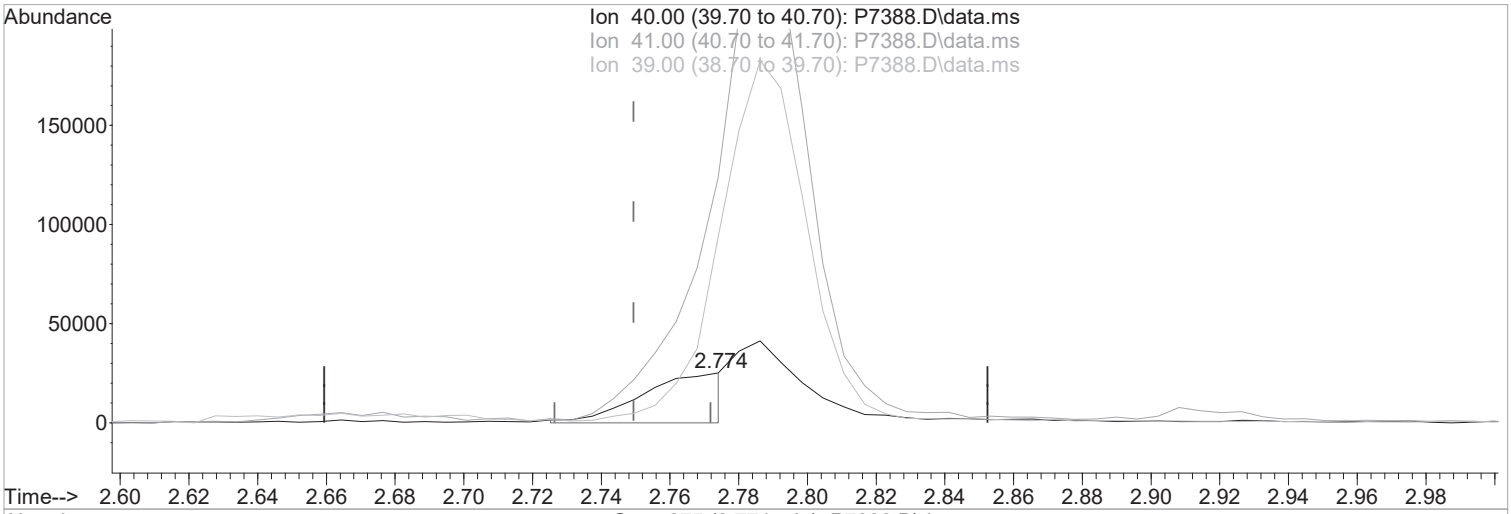



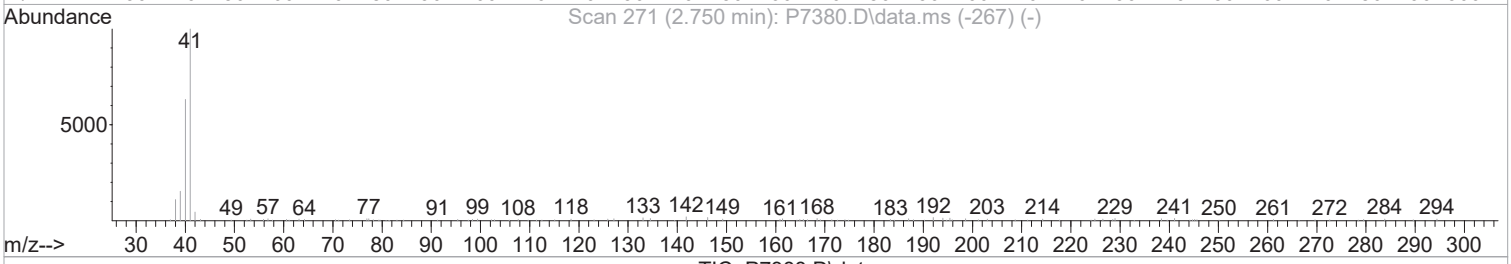

TIC: P7388.D\data.ms

(19) Acetonitrile

2.774min (+0.025) 245.62 ppb m

response 41222

Ion	Exp%	Act%
40.00	100	100
41.00	161.50	492.52#
39.00	26.70	373.85#
0.00	0.00	0.00

Manual Integration:

After

Poor integration.

01/05/17

Quantitation Report (Qedit)

Data Path : I:\ACQUDATA\msvoa12\Data\010417\
Data File : P7388.D
Acq On : 4 Jan 2017 7:51 pm
Operator : K.Ruest
Sample : ICV Inst : MSVOA-12
Misc :
ALS Vial : 16 Sample Multiplier: 1

Quant Time: Jan 05 10:51:25 2017
Quant Method : I:\ACQUDATA\msvoa12\Methods\W010417.M
Quant Title : MS#12 - 8260B WATERS 10mL Purge
QLast Update : Thu Jan 05 10:50:17 2017
Response via : Initial Calibration

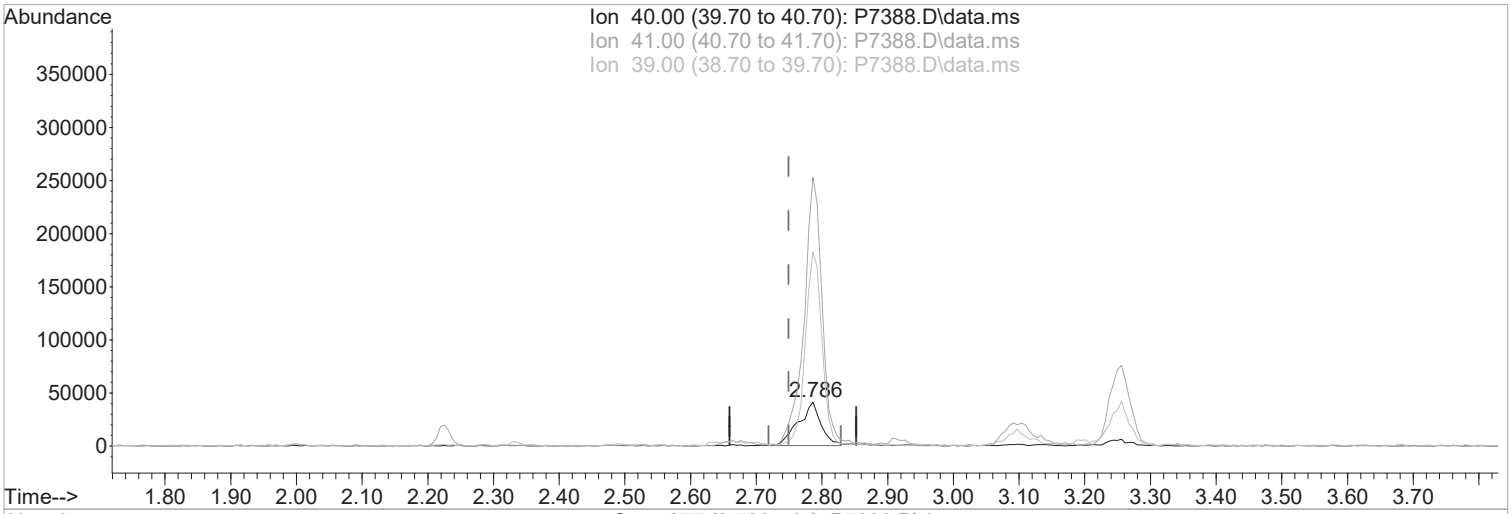

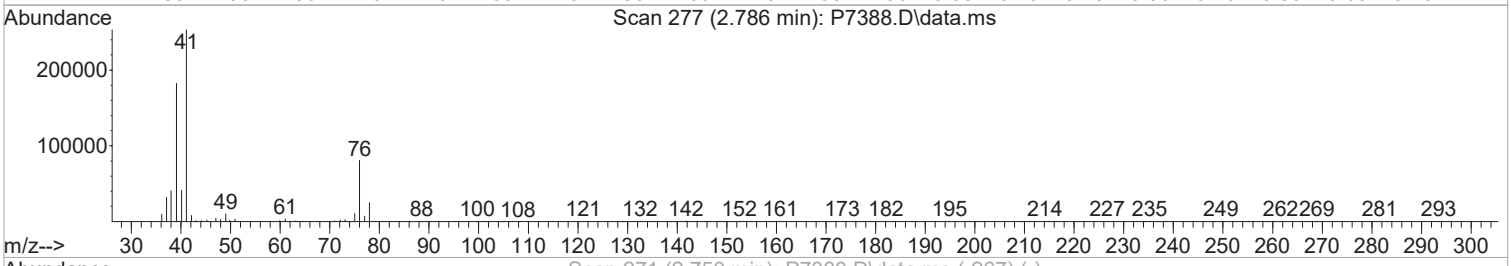



TIC: P7388.D\data.ms

(19) Acetonitrile

2.786min (+0.037) 577.77 ppb

response 96967

Ion	Exp%	Act%
40.00	100	100
41.00	161.50	613.52#
39.00	26.70	442.39#
0.00	0.00	0.00

Manual Integration:

Before

01/05/17

1st 01/05/17
2nd 01/05/17

Quantitation Report (Qedit)

Data Path : I:\ACQUDATA\msvoa12\Data\010417\
Data File : P7388.D
Acq On : 4 Jan 2017 7:51 pm
Operator : K.Ruest
Sample : ICV Inst : MSVOA-12
Misc :
ALS Vial : 16 Sample Multiplier: 1

Quant Time: Jan 05 10:51:25 2017
Quant Method : I:\ACQUDATA\msvoa12\Methods\W010417.M
Quant Title : MS#12 - 8260B WATERS 10mL Purge
QLast Update : Thu Jan 05 10:50:17 2017
Response via : Initial Calibration

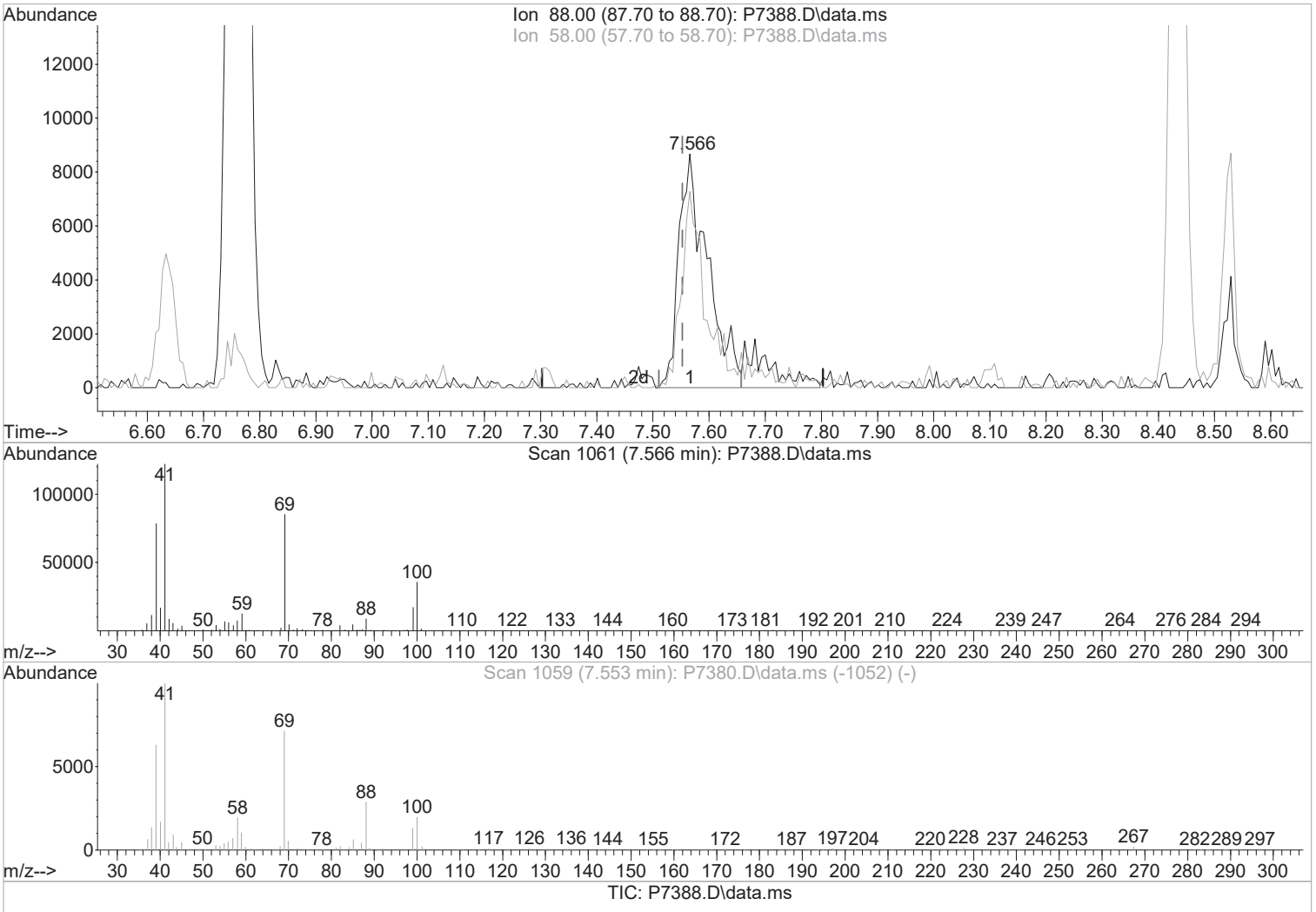

TIC: P7388.D\data.ms

(58) 1,4-Dioxane

7.566min (+0.013) 857.15 ppb m

response 36380

Ion	Exp%	Act%
88.00	100	100
58.00	67.50	83.92
0.00	0.00	0.00
0.00	0.00	0.00

Manual Integration:

After

Poor integration.

01/05/17

1st 01/05/17
2nd 01/05/17

Quantitation Report (Qedit)

Data Path : I:\ACQUDATA\msvoa12\Data\010417\
Data File : P7388.D
Acq On : 4 Jan 2017 7:51 pm
Operator : K.Ruest
Sample : ICV Inst : MSVOA-12
Misc :
ALS Vial : 16 Sample Multiplier: 1

Quant Time: Jan 05 10:51:25 2017
Quant Method : I:\ACQUDATA\msvoa12\Methods\W010417.M
Quant Title : MS#12 - 8260B WATERS 10mL Purge
QLast Update : Thu Jan 05 10:50:17 2017
Response via : Initial Calibration

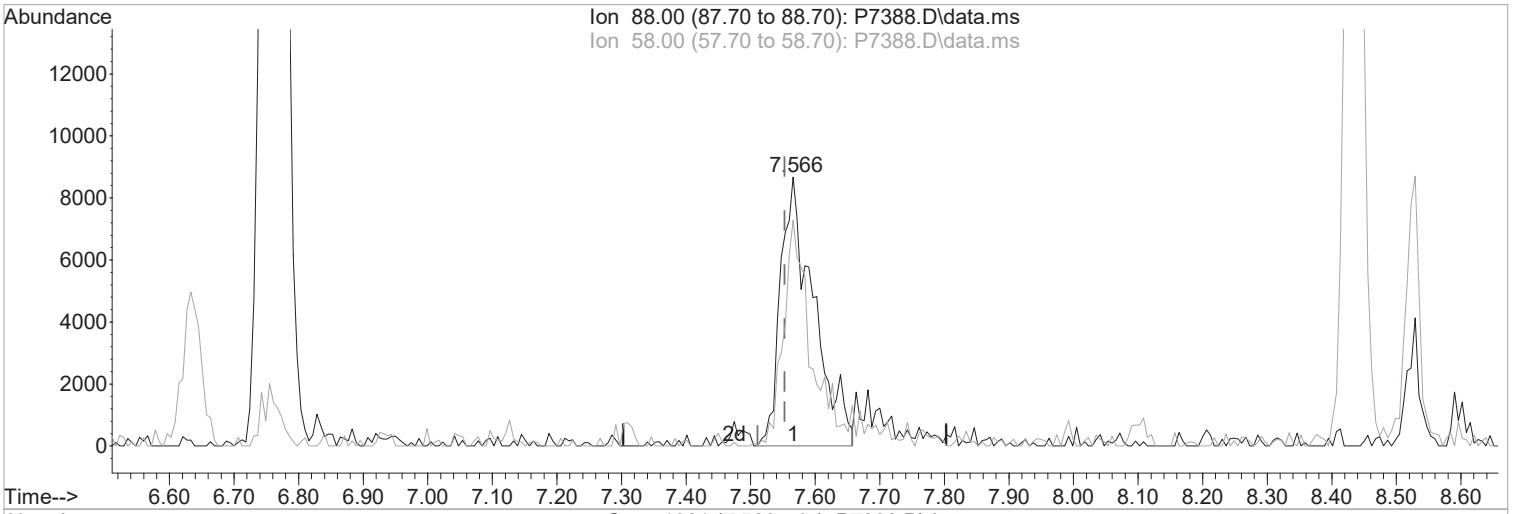





TIC: P7388.D\data.ms

(58) 1,4-Dioxane

7.566min (+0.013) 720.89 ppb

response 30907

Ion	Exp%	Act%
88.00	100	100
58.00	67.50	83.92
0.00	0.00	0.00
0.00	0.00	0.00

Manual Integration:

Before

01/05/17

1st 01/05/17
2nd 01/05/17

Evaluate Continuing Calibration Report

Data Path : I:\ACQUDATA\msvoa12\Data\010417\
Data File : P7388.D
Acq On : 4 Jan 2017 7:51 pm
Operator : K.Ruest
Sample : ICV Inst : MSVOA-12
Misc :
ALS Vial : 16 Sample Multiplier: 1

Quant Time: Jan 05 10:53:25 2017
Quant Method : I:\ACQUDATA\msvoa12\Methods\W010417.M
Quant Title : MS#12 - 8260B WATERS 10mL Purge
QLast Update : Thu Jan 05 10:50:17 2017
Response via : Initial Calibration

Min. RRF : 0.000 Min. Rel. Area : 50% Max. R.T. Dev 0.50min
Max. RRF Dev : 20% Max. Rel. Area : 200%

		Compound	Amount	Calc.	%Dev	Area%	Dev(min)
1	I	Pentafluorobenzene	50.0000	50.0000	0.0	101	0.00
2	P	Dichlorodifluoromethane	50.0000	42.7217	14.6	82	0.00
3	P	Chloromethane	50.0000	43.7169	12.6	92	0.00
4	P	Vinyl Chloride	50.0000	49.1995	1.6	93	0.00
5	P	Bromomethane	50.0000	48.8853	2.2	90	0.00
6	P	Chloroethane	50.0000	44.0471	11.9	86	0.00
7		Freon 21	50.0000	48.8082	2.4	105	0.00
8	P	Trichlorofluoromethane	50.0000	48.3909	3.2	96	0.00
9		Diethyl Ether	50.0000	47.4453	5.1	92	0.00
10		Freon 123a	50.0000	50.2531	-0.5	112	0.00
11		Freon 123	50.0000	50.6481	-1.3	108	0.00
12		Acrolein 100 ~~250~~.0000		90.2550	9.8	~~63.9#~~ 37	0.00
13	P	1,1-Diclethene	50.0000	45.3312	9.3	94	0.00
14	P	Freon 113	50.0000	44.8240	10.4	89	0.00
15	P	Acetone	50.0000	53.8740	-7.7	116	0.01
16		2-Propanol	1000.0000	948.4383	5.2	95	0.02
17		Iodomethane	50.0000	52.1426	-4.3	99	0.00
18	P	Carbon Disulfide	50.0000	53.8146	-7.6	104	0.00
19		Acetonitrile	250.0000	245.6196	1.8	95	0.02
20		Allyl Chloride	50.0000	39.9742	20.1#	81	0.00
21	P	Methyl Acetate	50.0000	48.1126	3.8	94	0.00
22	P	Methylene Chloride	50.0000	44.3732	11.3	93	0.00
23		TBA	1000.0000	986.8107	1.3	96	0.01
24		Acrylonitrile	250.0000	236.4171	5.4	92	0.00
25	P	Methyl-t-Butyl Ether	50.0000	46.4071	7.2	94	0.00
26	P	trans-1,2-Dichloroethene	50.0000	44.6513	10.7	95	0.00
27		Halothane	-1.0000	0.0000	0.0	0	0.03
28	P	1,1-Diclethane	50.0000	45.9332	8.1	94	0.00
29		Vinyl Acetate	50.0000	43.8189	12.4	88	0.00
30		DIPE	50.0000	47.4296	5.1	95	0.00
31		2-Chloro-1,3-Butadiene	50.0000	56.2927	-12.6	112	0.00
32		ETBE	50.0000	48.4313	3.1	95	0.00
33		2,2-Dichloropropane	50.0000	45.4979	9.0	90	-0.01
34	P	cis-1,2-Dichloroethene	50.0000	44.8946	10.2	95	0.00
35	P	2-Butanone	50.0000	51.5237	-3.0	108	0.01
36		Propionitrile	250.0000	227.7344	8.9	104	0.00
37		Bromochloromethane	50.0000	46.9777	6.0	92	0.00
38		Methacrylonitrile	50.0000	44.6981	10.6	96	-0.01
39		Tetrahydrofuran	50.0000	50.3372	-0.7	104	0.00
40	P	Chloroform	50.0000	45.4711	9.1	92	0.00
41	P	1,1,1-Trichloroethane	50.0000	46.0963	7.8	97	0.00
42		TAME	50.0000	49.6751	0.6	96	0.00
43	I	1,4-Difluorobenzene	50.0000	50.0000	0.0	99	0.00
44	P	Cyclohexane	50.0000	45.6766	8.6	102	0.00
45	s	surr4,Dibrflmethane	50.0000	54.8310	-9.7	100	0.00
46	P	Carbontetrachloride	50.0000	44.7508	10.5	96	0.00
47		1,1-Dichloropropene	50.0000	47.3666	5.3	92	0.00
48	s	surr1,1,2-dichloroethane-d4	50.0000	54.8824	-9.8	100	0.00
49	P	Benzene	50.0000	49.4591	1.1	97	0.00
50	P	1,2-Dichloroethane	50.0000	46.8934	6.2	95	0.00
51		Iso-Butyl Alcohol	1000.0000	944.0277	5.6	90	0.00

Evaluate Continuing Calibration Report

Data Path : I:\ACQUDATA\msvoa12\Data\010417\
Data File : P7388.D
Acq On : 4 Jan 2017 7:51 pm
Operator : K.Ruest
Sample : ICV Inst : MSVOA-12
Misc :
ALS Vial : 16 Sample Multiplier: 1

Quant Time: Jan 05 10:53:25 2017
Quant Method : I:\ACQUDATA\msvoa12\Methods\W010417.M
Quant Title : MS#12 - 8260B WATERS 10mL Purge
QLast Update : Thu Jan 05 10:50:17 2017
Response via : Initial Calibration

Min. RRF : 0.000 Min. Rel. Area : 50% Max. R.T. Dev 0.50min
Max. RRF Dev : 20% Max. Rel. Area : 200%

		Compound	Amount	Calc.	%Dev	Area%	Dev(min)
52		n-Heptane	50.0000	47.7055	4.6	93	0.00
53		1-Butanol	2500.0000	2435.2625	2.6	94	0.00
54	P	Trichloroethene	50.0000	50.5648	-1.1	98	0.00
55	P	Methylcyclohexane	50.0000	47.6866	4.6	99	0.00
56	P	1,2-Diclpropane	50.0000	46.3249	7.4	93	0.00
57		Dibromomethane	50.0000	47.1403	5.7	93	0.00
58		1,4-Dioxane	1000.0000	857.1495	14.3	88	0.01
59		Methyl Methacrylate	50.0000	49.3922	1.2	101	0.00
60	P	Bromodichloromethane	50.0000	45.7216	8.6	94	0.00
61		2-Nitropropane	100.0000	79.7110	20.3#	102	0.00
62		2-Chloroethylvinyl Ether	50.0000	57.2169	-14.4	112	0.00
63	P	cis-1,3-Dichloropropene	50.0000	50.4583	-0.9	94	0.00
64	P	4-Methyl-2-pentanone	50.0000	52.6463	-5.3	102	0.00
65	s	SURR3,Toluene-d8	50.0000	56.5392	-13.1	99	0.00
66	P	Toluene	50.0000	49.3224	1.4	94	0.00
67	P	trans-1,3-Dichloropropene	50.0000	52.4069	-4.8	95	0.00
68		Ethyl Methacrylate	50.0000	54.4887	-9.0	102	0.00
69	P	1,1,2-Trichloroethane	50.0000	50.4443	-0.9	97	0.00
70	s	SURR2,BFB	50.0000	57.2958	-14.6	99	0.00
71	I	d5-Chlorobenzene	50.0000	50.0000	0.0	100	0.00
72	P	Tetrachloroethene	50.0000	46.2808	7.4	92	0.00
73	P	2-Hexanone	50.0000	54.0708	-8.1	106	0.00
74		1,3-Dichloropropane	50.0000	46.4183	7.2	93	0.00
75	P	Dibromochloromethane	50.0000	51.0824	-2.2	101	0.00
76		N-Butyl Acetate	50.0000	47.6552	4.7	98	0.00
77	P	1,2-Dibromoethane	50.0000	49.8436	0.3	97	0.00
78	P	Chlorobenzene	50.0000	48.3188	3.4	97	0.00
79		3-CBTF	50.0000	47.1417	5.7	96	0.00
80		4-CBTF	50.0000	46.3264	7.3	93	0.00
81		1,1,1,2-Tetrachloroethane	50.0000	50.8531	-1.7	97	0.00
82	P	Ethylbenzene	50.0000	48.8847	2.2	99	0.00
83	P	(m+p)Xylene	100.0000	98.9505	1.0	96	0.00
84	P	o-Xylene	50.0000	50.1088	-0.2	98	0.00
85	P	Styrene	50.0000	50.0667	-0.1	94	0.00
86	I	1,4-Dichlorobenzene-d4	50.0000	50.0000	0.0	97	0.00
87	P	Bromoform	50.0000	50.1302	-0.3	101	0.00
88		2-CBTF	50.0000	46.1153	7.8	92	0.00
89	P	Isopropylbenzene	50.0000	51.2649	-2.5	99	0.00
90		Cyclohexanone	1000.0000	788.3349	21.2#	76	0.00
91		trans-1,4-Dichloro-2-Butene	50.0000	50.4971	-1.0	94	0.00
92	P	1,1,2,2-Tetrachloroethane	50.0000	46.2921	7.4	94	0.00
93		Bromobenzene	50.0000	48.5310	2.9	96	0.00
94		1,2,3-Trichloropropane	50.0000	43.9822	12.0	94	0.00
95		n-Propylbenzene	50.0000	52.4683	-4.9	96	0.00
96		2-Chlorotoluene	50.0000	49.9601	0.1	96	0.00
97		3-Chlorotoluene	50.0000	48.7085	2.6	92	0.00
98		4-Chlorotoluene	50.0000	50.0748	-0.1	95	0.00
99		1,3,5-Trimethylbenzene	50.0000	51.0383	-2.1	97	0.00
100		tert-Butylbenzene	50.0000	53.8088	-7.6	98	0.00
101		1,2,4-Trimethylbenzene	50.0000	50.2701	-0.5	95	0.00

Evaluate Continuing Calibration Report

Data Path : I:\ACQUDATA\msvoa12\Data\010417\
Data File : P7388.D
Acq On : 4 Jan 2017 7:51 pm
Operator : K.Ruest
Sample : ICV Inst : MSVOA-12
Misc :
ALS Vial : 16 Sample Multiplier: 1

Quant Time: Jan 05 10:53:25 2017
Quant Method : I:\ACQUDATA\msvoa12\Methods\W010417.M
Quant Title : MS#12 - 8260B WATERS 10mL Purge
QLast Update : Thu Jan 05 10:50:17 2017
Response via : Initial Calibration

Min. RRF : 0.000 Min. Rel. Area : 50% Max. R.T. Dev 0.50min
Max. RRF Dev : 20% Max. Rel. Area : 200%

		Compound	Amount	Calc.	%Dev	Area%	Dev(min)
102		3,4-DCBTF	50.0000	47.4796	5.0	92	0.00
103		sec-Butylbenzene	50.0000	51.9163	-3.8	96	0.00
104		p-Isopropyltoluene	50.0000	54.2836	-8.6	100	0.00
105	P	1,3-Dclbenz	50.0000	49.8737	0.3	96	0.00
106	P	1,4-Dclbenz	50.0000	48.1274	3.7	97	0.00
107		2,4-DCBTF	50.0000	46.8497	6.3	95	0.00
108		2,5-DCBTF	50.0000	47.6996	4.6	92	0.00
109		n-Butylbenzene	50.0000	51.9154	-3.8	94	0.00
110	P	1,2-Dclbenz	50.0000	49.7442	0.5	97	0.00
111	P	1,2-Dibromo-3-chloropropane	50.0000	44.1661	11.7	95	0.00
112		Trielution Dichlorotoluene	150.0000	149.7150	0.2	93	0.00
113		1,3,5 Trichlorobenzene	50.0000	47.8904	4.2	95	0.00
114		Coelution Dichlorotoluene	100.0000	99.7693	0.2	93	0.00
115	P	1,2,4-Tcbenzene	50.0000	48.6941	2.6	95	0.00
116		Hexachlorobt	50.0000	42.3252	15.3	92	0.00
117		Naphthalen	50.0000	49.9735	0.1	95	0.00
118		1,2,3-Tclbenzene	50.0000	49.7474	0.5	96	0.00
119		2,4,5-Trichlorotolene	50.0000	43.3521	13.3	89	0.00
120		2,3,6-Trichlorotoluene	50.0000	44.6433	10.7	84	0.00

(#) = Out of Range SPCC's out = 0 CCC's out = 0

Quantitation Report (QT Reviewed)

Data Path : I:\ACQUDATA\msvoa12\Data\010417\
Data File : P7388.D
Acq On : 4 Jan 2017 7:51 pm
Operator : K.Ruest
Sample : ICV Inst : MSVOA-12
Misc :
ALS Vial : 16 Sample Multiplier: 1

Quant Time: Jan 05 10:53:25 2017
Quant Method : I:\ACQUDATA\msvoa12\Methods\W010417.M
Quant Title : MS#12 - 8260B WATERS 10mL Purge
QLast Update : Thu Jan 05 10:50:17 2017
Response via : Initial Calibration

Compound	R.T.	QIon	Response	Conc	Units		Dev(Min)
Internal Standards							
1) Pentafluorobenzene	5.731	168	796557	50.00	ppb		0.00
43) 1,4-Difluorobenzene	6.761	114	1253820	50.00	ppb		0.00
71) d5-Chlorobenzene	9.986	117	1249714	50.00	ppb		0.00
86) 1,4-Dichlorobenzene-d4	12.016	152	704887	50.00	ppb		0.00
System Monitoring Compounds							
45) surr4,Dibrflmethane	5.584	113	370969	54.83	ppb		0.00
Spiked Amount 50.000	Range 89 - 119		Recovery = 109.66%				
48) surr1,1,2-dichloroetha...	6.090	65	412265	54.88	ppb		0.00
Spiked Amount 50.000	Range 73 - 125		Recovery = 109.76%				
65) SURR3,Toluene-d8	8.523	98	1581531	56.54	ppb		0.00
Spiked Amount 50.000	Range 87 - 121		Recovery = 113.08%				
70) SURR2,BFB	11.047	95	621035	57.30	ppb		0.00
Spiked Amount 50.000	Range 85 - 122		Recovery = 114.60%				
Target Compounds							Qvalue
2) Dichlorodifluoromethane	1.213	85	414085	42.72	ppb		100
3) Chloromethane	1.341	50	379693	43.72	ppb		94
4) Vinyl Chloride	1.427	62	378490	49.20	ppb		98
5) Bromomethane	1.683	94	190051	48.89	ppb		93
6) Chloroethane	1.762	64	179499	44.05	ppb		88
7) Freon 21	1.921	67	475297	48.81	ppb		96
8) Trichlorofluoromethane	1.975	101	416909	48.39	ppb		96
9) Diethyl Ether	2.225	59	173670	47.45	ppb		92
10) Freon 123a	2.231	67	303747	50.25	ppb		94
11) Freon 123	2.286	83	352863	50.65	ppb		95
12) Acrolein	2.335	56	54409	90.26	ppb		93
13) 1,1-Diclethene	2.427	96	255794	45.33	ppb		95
14) Freon 113	2.439	101	273253	44.82	ppb		99
15) Acetone	2.494	43	63032	53.87	ppb		97
16) 2-Propanol	2.664	45	187386m	948.44	ppb		
17) Iodomethane	2.567	142	431786	52.14	ppb		96
18) Carbon Disulfide	2.628	76	925730	53.81	ppb		98
19) Acetonitrile	2.774	40	41222m	245.62	ppb		
20) Allyl Chloride	2.792	76	134512	39.97	ppb		95
21) Methyl Acetate	2.829	43	134175	48.11	ppb		96
22) Methylene Chloride	2.920	84	274400	44.37	ppb		89
23) TBA	3.091	59	322624	986.81	ppb		98
24) Acrylonitrile	3.201	53	322699	236.42	ppb		94
25) Methyl-t-Butyl Ether	3.256	73	690535	46.41	ppb		98
26) trans-1,2-Dichloroethene	3.237	96	292047	44.65	ppb		89
28) 1,1-Diclethane	3.786	63	503040	45.93	ppb		96
29) Vinyl Acetate	3.902	86	46729	43.82	ppb	#	79
30) DIPE	3.932	45	965014	47.43	ppb		93
31) 2-Chloro-1,3-Butadiene	3.920	53	528213	56.29	ppb		97
32) ETBE	4.518	59	835270	48.43	ppb		98
33) 2,2-Dichloropropane	4.688	77	392635	45.50	ppb		96
34) cis-1,2-Dichloroethene	4.707	96	312696	44.89	ppb		93
35) 2-Butanone	4.774	43	88656	51.52	ppb		98
36) Propionitrile	4.859	54	118653	227.73	ppb		97
37) Bromochloromethane	5.139	130	178787	46.98	ppb		96
38) Methacrylonitrile	5.139	67	75910	44.70	ppb		91
39) Tetrahydrofuran	5.231	42	55490	50.34	ppb		84
40) Chloroform	5.316	83	484321	45.47	ppb		96
41) 1,1,1-Trichloroethane	5.584	97	430497	46.10	ppb		95

1st KR 01/05/17
2nd FJ 01/05/17

Data Path : I:\ACQUDATA\msvoa12\Data\010417\
Data File : P7388.D
Acq On : 4 Jan 2017 7:51 pm
Operator : K.Ruest
Sample : ICV Inst : MSVOA-12
Misc :
ALS Vial : 16 Sample Multiplier: 1

Quant Time: Jan 05 10:53:25 2017
Quant Method : I:\ACQUDATA\msvoa12\Methods\W010417.M
Quant Title : MS#12 - 8260B WATERS 10mL Purge
QLast Update : Thu Jan 05 10:50:17 2017
Response via : Initial Calibration

Compound	R.T.	QIon	Response	Conc	Units		Dev(Min)
42) TAME	6.395	73	756731	49.68	ppb		97
44) Cyclohexane	5.664	41	299513	45.68	ppb		89
46) Carbontetrachloride	5.853	121	103357	44.75	ppb		98
47) 1,1-Dichloropropene	5.865	75	395656	47.37	ppb		95
49) Benzene	6.164	78	1097252	49.46	ppb		98
50) 1,2-Dichloroethane	6.200	62	367592	46.89	ppb		98
51) Iso-Butyl Alcohol	6.200	43	130607	944.03	ppb	#	67
52) n-Heptane	6.639	43	356464	47.71	ppb		92
53) 1-Butanol	7.121	56	195483	2435.26	ppb		95
54) Trichloroethene	7.072	130	327350	50.56	ppb		97
55) Methylcyclohexane	7.304	55	364311	47.69	ppb		94
56) 1,2-Diclpropane	7.346	63	291129	46.32	ppb		99
57) Dibromomethane	7.487	93	150088	47.14	ppb		95
58) 1,4-Dioxane	7.566	88	36380m	857.15	ppb		
59) Methyl Methacrylate	7.566	69	148742	49.39	ppb		98
60) Bromodichloromethane	7.706	83	353080	45.72	ppb		98
61) 2-Nitropropane	7.980	41	48726	79.71	ppb		97
62) 2-Chloroethylvinyl Ether	8.102	63	172638	57.22	ppb		98
63) cis-1,3-Dichloropropene	8.236	75	456913	50.46	ppb		94
64) 4-Methyl-2-pentanone	8.431	43	208052	52.65	ppb		92
66) Toluene	8.596	91	1280930	49.32	ppb		98
67) trans-1,3-Dichloropropene	8.858	75	389444	52.41	ppb		99
68) Ethyl Methacrylate	8.992	69	313285	54.49	ppb		97
69) 1,1,2-Trichloroethane	9.041	97	222282	50.44	ppb		96
72) Tetrachloroethene	9.175	164	250873	46.28	ppb		97
73) 2-Hexanone	9.322	43	152149	54.07	ppb		97
74) 1,3-Dichloropropane	9.206	76	392558	46.42	ppb		99
75) Dibromochloromethane	9.431	129	246793	51.08	ppb		92
76) N-Butyl Acetate	9.474	43	327260	47.66	ppb		99
77) 1,2-Dibromoethane	9.523	107	219648	49.84	ppb		92
78) Chlorobenzene	10.010	112	848486	48.32	ppb		96
79) 3-CBTF	10.029	180	468328	47.14	ppb		96
80) 4-CBTF	10.077	180	422412	46.33	ppb		99
81) 1,1,1,2-Tetrachloroethane	10.096	131	293587	50.85	ppb		94
82) Ethylbenzene	10.126	106	477172	48.88	ppb		91
83) (m+p)Xylene	10.242	106	1138673	98.95	ppb		99
84) o-Xylene	10.596	106	574607	50.11	ppb		94
85) Styrene	10.608	104	959763	50.07	ppb		98
87) Bromoform	10.754	173	135603	50.13	ppb		98
88) 2-CBTF	10.833	180	447075	46.12	ppb		99
89) Isopropylbenzene	10.925	105	1476886	51.26	ppb		99
90) Cyclohexanone	10.986	55	399548	788.33	ppb		93
91) trans-1,4-Dichloro-2-B...	11.224	53	68586	50.50	ppb		86
92) 1,1,2,2-Tetrachloroethane	11.175	83	255207	46.29	ppb		96
93) Bromobenzene	11.169	156	379612	48.53	ppb		94
94) 1,2,3-Trichloropropane	11.205	110	77631	43.98	ppb		91
95) n-Propylbenzene	11.272	91	1745107	52.47	ppb		99
96) 2-Chlorotoluene	11.339	91	1000192	49.96	ppb		99
97) 3-Chlorotoluene	11.388	91	1081227	48.71	ppb		98
98) 4-Chlorotoluene	11.431	91	1168972	50.07	ppb		98
99) 1,3,5-Trimethylbenzene	11.425	105	1274696	51.04	ppb		99
100) tert-Butylbenzene	11.699	119	1100081	53.81	ppb		99
101) 1,2,4-Trimethylbenzene	11.736	105	1288476	50.27	ppb		99
102) 3,4-DCBTF	11.797	214	356706	47.48	ppb		98
103) sec-Butylbenzene	11.876	105	1559731	51.92	ppb		97
104) p-Isopropyltoluene	11.998	119	1365002	54.28	ppb		98

Quantitation Report (QT Reviewed)

Data Path : I:\ACQUDATA\msvoa12\Data\010417\
Data File : P7388.D
Acq On : 4 Jan 2017 7:51 pm
Operator : K.Ruest
Sample : ICV Inst : MSVOA-12
Misc :
ALS Vial : 16 Sample Multiplier: 1

Quant Time: Jan 05 10:53:25 2017
Quant Method : I:\ACQUDATA\msvoa12\Methods\W010417.M
Quant Title : MS#12 - 8260B WATERS 10mL Purge
QLast Update : Thu Jan 05 10:50:17 2017
Response via : Initial Calibration

Compound	R.T.	QIon	Response	Conc	Units	Dev(Min)
105) 1,3-Dclbenz	11.961	146	745582	49.87	ppb	98
106) 1,4-Dclbenz	12.034	146	750987	48.13	ppb	98
107) 2,4-DCBTF	12.083	214	324203	46.85	ppb	98
108) 2,5-DCBTF	12.126	214	350178	47.70	ppb	95
109) n-Butylbenzene	12.327	91	1190667	51.92	ppb	97
110) 1,2-Dclbenz	12.333	146	695425	49.74	ppb	96
111) 1,2-Dibromo-3-chloropr...	12.955	157	47594	44.17	ppb	86
112) Trielution Dichlorotol...	13.071	125	1800873	149.72	ppb	99
113) 1,3,5 Trichlorobenzene	13.126	180	510660	47.89	ppb	97
114) Coelution Dichlorotoluene	13.400	125	1296599	99.77	ppb	99
115) 1,2,4-Tcbenzene	13.607	180	451774	48.69	ppb	99
116) Hexachlorobt	13.741	225	178827	42.33	ppb	96
117) Naphthalen	13.796	128	855850	49.97	ppb	98
118) 1,2,3-Tclbenzene	13.985	180	380025	49.75	ppb	99
119) 2,4,5-Trichlorotolene	14.570	159	257323	43.35	ppb	96
120) 2,3,6-Trichlorotoluene	14.656	159	220605	44.64	ppb	94

(#) = qualifier out of range (m) = manual integration (+) = signals summed

1st 01/05/17
2nd 01/05/17

Quantitation Report (QT Reviewed)

Data Path : I:\ACQUDATA\msvoa12\Data\010417\
Data File : P7388.D
Acq On : 4 Jan 2017 7:51 pm
Operator : K.Ruest
Sample : ICV Inst : MSVOA-12
Misc :
ALS Vial : 16 Sample Multiplier: 1

Quant Time: Jan 05 10:53:25 2017
Quant Method : I:\ACQUDATA\msvoa12\Methods\W010417.M
Quant Title : MS#12 - 8260B WATERS 10mL Purge
QLast Update : Thu Jan 05 10:50:17 2017
Response via : Initial Calibration

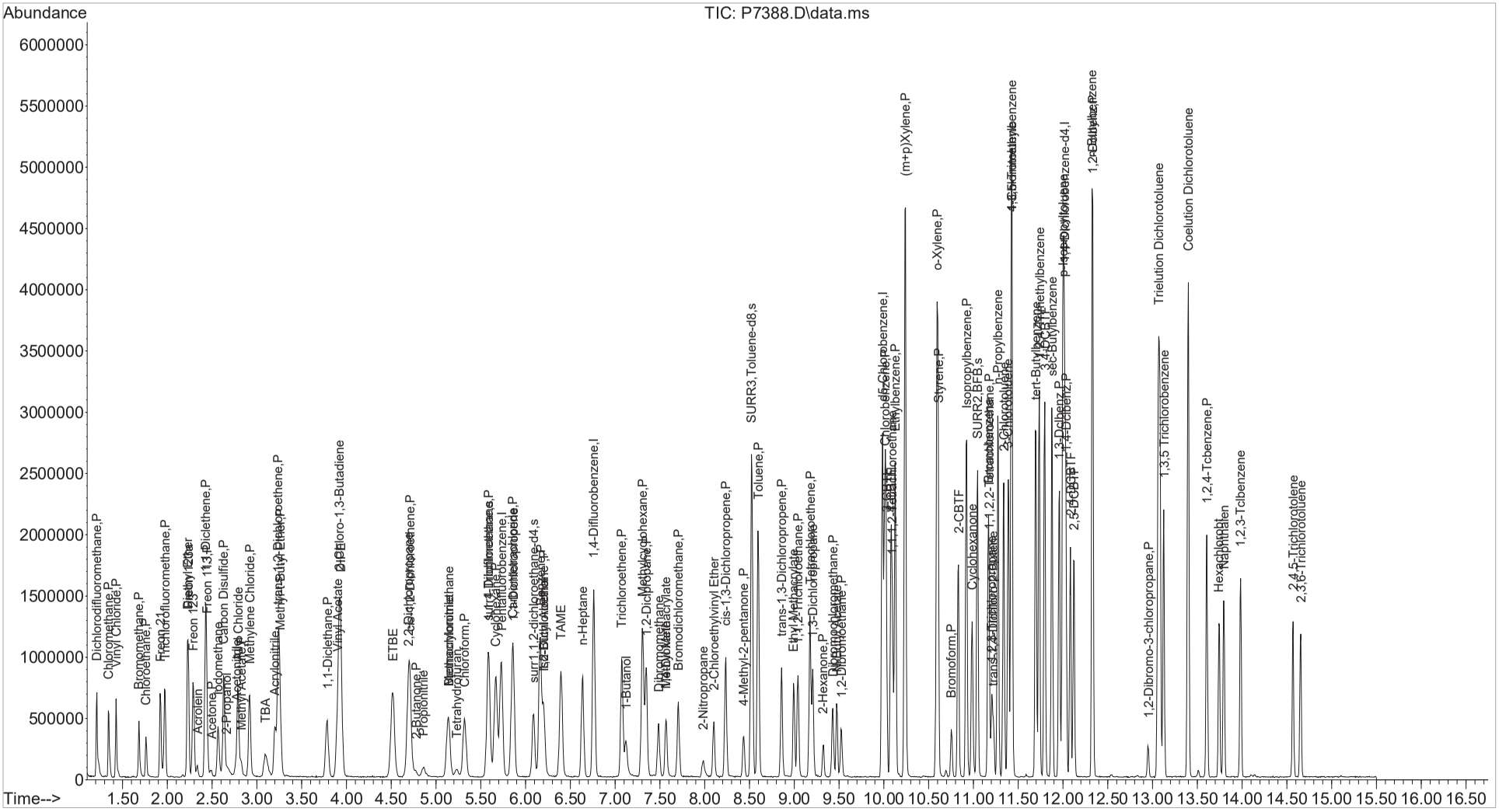

Client: Verina Consulting Group, LLC **Service Request:** R1702494
Project: Dover - Binghamton **Calibration Date:** 1/4/2017

Initial Calibration Summary
Volatile Organic Compounds by GC/MS, Unpreserved

Calibration ID: RC1700007 **Signal ID:** 1
Instrument ID: R-MS-12

#	Lab Code	Sample Name	File Location	Aquisition Date
01	RC1700007-01	0.5ppb	I:\ACQUDATA\msvoa12\Data\010417\P7375.D	01/04/2017 13:23
02	RC1700007-02	1.0ppb	I:\ACQUDATA\msvoa12\Data\010417\P7376.D	01/04/2017 13:53
03	RC1700007-03	2.0ppb	I:\ACQUDATA\msvoa12\Data\010417\P7377.D	01/04/2017 14:23
04	RC1700007-04	5.0ppb	I:\ACQUDATA\msvoa12\Data\010417\P7378.D	01/04/2017 14:53
05	RC1700007-05	20ppb	I:\ACQUDATA\msvoa12\Data\010417\P7379.D	01/04/2017 15:23
06	RC1700007-06	50ppb	I:\ACQUDATA\msvoa12\Data\010417\P7380.D	01/04/2017 15:53
07	RC1700007-07	100ppb	I:\ACQUDATA\msvoa12\Data\010417\P7381.D	01/04/2017 16:22
08	RC1700007-08	150ppb	I:\ACQUDATA\msvoa12\Data\010417\P7382.D	01/04/2017 16:52
09	RC1700007-09	200ppb	I:\ACQUDATA\msvoa12\Data\010417\P7383.D	01/04/2017 17:22

Analyte

1,1,1-Trichloroethane (TCA)

#	Amount	RF	#	Amount	RF	#	Amount	RF	#	Amount	RF
01	0.500	0.7116	01	0.500	0.7116	02	1.000	0.6312	02	1.000	0.6312
03	2.000	0.5233	03	2.000	0.5233	04	5.000	0.5705	04	5.000	0.5705
05	20.000	0.5458	05	20.000	0.5458	06	50.000	0.5661	06	50.000	0.5661
07	100.000	0.5718	07	100.000	0.5718	08	150.000	0.5749	08	150.000	0.5749
09	200.000	0.5807	09	200.000	0.5807						

1,1-Dichloroethane (1,1-DCA)

#	Amount	RF	#	Amount	RF	#	Amount	RF	#	Amount	RF
01	0.500	0.7533	01	0.500	0.7533	02	1.000	0.7705	02	1.000	0.7705
03	2.000	0.6639	03	2.000	0.6639	04	5.000	0.6745	04	5.000	0.6745
05	20.000	0.6385	05	20.000	0.6385	06	50.000	0.6818	06	50.000	0.6818
07	100.000	0.6706	07	100.000	0.6706	08	150.000	0.6707	08	150.000	0.6707
09	200.000	0.663	09	200.000	0.663						

1,1-Dichloroethene (1,1-DCE)

#	Amount	RF	#	Amount	RF	#	Amount	RF	#	Amount	RF
01	0.500	0.4397	01	0.500	0.4397	02	1.000	0.3317	02	1.000	0.3317
03	2.000	0.3428	03	2.000	0.3428	04	5.000	0.3336	04	5.000	0.3336
05	20.000	0.3261	05	20.000	0.3261	06	50.000	0.3457	06	50.000	0.3457
07	100.000	0.3535	07	100.000	0.3535	08	150.000	0.3568	08	150.000	0.3568
09	200.000	0.3578	09	200.000	0.3578						

Tetrachloroethene (PCE)

#	Amount	RF	#	Amount	RF	#	Amount	RF	#	Amount	RF
01	0.500	0.2545	01	0.500	0.2545	02	1.000	0.204	02	1.000	0.204
03	2.000	0.2053	03	2.000	0.2053	04	5.000	0.22	04	5.000	0.22
05	20.000	0.2092	05	20.000	0.2092	06	50.000	0.2173	06	50.000	0.2173
07	100.000	0.2171	07	100.000	0.2171	08	150.000	0.2133	08	150.000	0.2133
09	200.000	0.2111	09	200.000	0.2111						

Trichloroethene (TCE)

#	Amount	RF	#	Amount	RF	#	Amount	RF	#	Amount	RF
01	0.500	0.2396	01	0.500	0.2396	02	1.000	0.2569	02	1.000	0.2569

Client: Verina Consulting Group, LLC **Service Request:** R1702494
Project: Dover - Binghamton **Calibration Date:** 1/4/2017

Initial Calibration Summary
Volatile Organic Compounds by GC/MS, Unpreserved

Calibration ID: RC1700007 **Signal ID:** 1
Instrument ID: R-MS-12

Analyte

Trichloroethene (TCE)

#	Amount	RF	#	Amount	RF	#	Amount	RF	#	Amount	RF
03	2.000	0.2835	03	2.000	0.2835	04	5.000	0.2618	04	5.000	0.2618
05	20.000	0.2456	05	20.000	0.2456	06	50.000	0.2638	06	50.000	0.2638
07	100.000	0.2611	07	100.000	0.2611	08	150.000	0.2594	08	150.000	0.2594
09	200.000	0.2518	09	200.000	0.2518						

Vinyl Chloride

#	Amount	RF	#	Amount	RF	#	Amount	RF	#	Amount	RF
01	0.500	0.3798	01	0.500	0.3798	02	1.000	0.471	02	1.000	0.471
03	2.000	0.4781	03	2.000	0.4781	04	5.000	0.4848	04	5.000	0.4848
05	20.000	0.4998	05	20.000	0.4998	06	50.000	0.5177	06	50.000	0.5177
07	100.000	0.504	07	100.000	0.504	08	150.000	0.5041	08	150.000	0.5041
09	200.000	0.5066	09	200.000	0.5066						

cis-1,2-Dichloroethene

#	Amount	RF	#	Amount	RF	#	Amount	RF	#	Amount	RF
01	0.500	0.526	01	0.500	0.526	02	1.000	0.4464	02	1.000	0.4464
03	2.000	0.4549	03	2.000	0.4549	04	5.000	0.4465	04	5.000	0.4465
05	20.000	0.3942	05	20.000	0.3942	06	50.000	0.4199	06	50.000	0.4199
07	100.000	0.4188	07	100.000	0.4188	08	150.000	0.4163	08	150.000	0.4163
09	200.000	0.4118	09	200.000	0.4118						

trans-1,2-Dichloroethene

#	Amount	RF	#	Amount	RF	#	Amount	RF	#	Amount	RF
01	0.500	0.4917	01	0.500	0.4917	02	1.000	0.4426	02	1.000	0.4426
03	2.000	0.4272	03	2.000	0.4272	04	5.000	0.3995	04	5.000	0.3995
05	20.000	0.3801	05	20.000	0.3801	06	50.000	0.3909	06	50.000	0.3909
07	100.000	0.3874	07	100.000	0.3874	08	150.000	0.3877	08	150.000	0.3877
09	200.000	0.3878	09	200.000	0.3878						

4-Bromofluorobenzene

#	Amount	RF	#	Amount	RF	#	Amount	RF	#	Amount	RF
06	50.000	0.4962	06	50.000	0.4962	03	60.000	0.4578	03	60.000	0.4578
04	70.000	0.4332	04	70.000	0.4332	05	100.000	0.4049	05	100.000	0.4049
07	125.000	0.4082	07	125.000	0.4082	08	150.000	0.3933	08	150.000	0.3933

Dibromofluoromethane

#	Amount	RF	#	Amount	RF	#	Amount	RF	#	Amount	RF
06	50.000	0.2944	06	50.000	0.2944	03	60.000	0.2876	03	60.000	0.2876
04	70.000	0.2775	04	70.000	0.2775	05	100.000	0.2577	05	100.000	0.2577
07	125.000	0.2537	07	125.000	0.2537	08	150.000	0.2479	08	150.000	0.2479

Toluene-d8

#	Amount	RF	#	Amount	RF	#	Amount	RF	#	Amount	RF
06	50.000	1.266	06	50.000	1.266	03	60.000	1.193	03	60.000	1.193
04	70.000	1.158	04	70.000	1.158	05	100.000	1.06	05	100.000	1.06
07	125.000	1.03	07	125.000	1.03	08	150.000	0.9847	08	150.000	0.9847

Client: Verina Consulting Group, LLC **Service Request:** R1702494
Project: Dover - Binghamton **Calibration Date:** 1/4/2017

Initial Calibration Summary
Volatile Organic Compounds by GC/MS, Unpreserved

Calibration ID: RC1700007 **Signal ID:** 1
Instrument ID: R-MS-12

		Calibration Evaluation				Calibration Evaluation	
Analyte Name	Compound Type	Fit Type	Eval	Eval Result	Control Criteria	Average RRF	Minimum RRF
1,1,1-Trichloroethane (TCA)	TRG	Average RF	% RSD	9.4	≤20	0.5862	0.100
1,1-Dichloroethane (1,1-DCA)	TRG	Average RF	% RSD	6.4	≤20	0.6874	0.200
1,1-Dichloroethene (1,1-DCE)	TRG	Average RF	% RSD	9.6	≤20	0.3542	0.100
Tetrachloroethene (PCE)	TRG	Average RF	% RSD	7.0	≤20	0.2169	0.200
Trichloroethene (TCE)	TRG	Average RF	% RSD	4.8	≤20	0.2582	0.200
Vinyl Chloride	TRG	Average RF	% RSD	8.6	≤20	0.4829	0.100
cis-1,2-Dichloroethene	TRG	Average RF	% RSD	8.8	≤20	0.4372	0.100
trans-1,2-Dichloroethene	TRG	Average RF	% RSD	9.0	≤20	0.4106	0.100
4-Bromofluorobenzene	SURR	Average RF	% RSD	9.0	≤20	0.4322	
Dibromofluoromethane	SURR	Average RF	% RSD	7.2	≤20	0.2698	
Toluene-d8	SURR	Average RF	% RSD	9.7	≤20	1.115	

Client: Verina Consulting Group, LLC **Service Request:** R1702494
Project: Dover - Binghamton **Calibration Date:** 1/4/2017

Initial Calibration Verification Summary
Volatile Organic Compounds by GC/MS, Unpreserved

Calibration ID: RC1700007 **Signal ID:** 1
Instrument ID: R-MS-12

#	Lab Code	Sample Name	File Location	Aquisition Date
10	RC1700007-10	ICV	I:\ACQUDATA\msvoa12\Data\010417\P7388.D	01/04/2017 19:51

Analyte Name	Expected	Result	Average RF	SSV RF	% D	Criteria	Curve Fit
1,1,1-Trichloroethane (TCA)	50.0	46.1	5.862E-1	5.404E-1	-7.807	±30	Average RF
1,1,1-Trichloroethane (TCA)	50.0	46.1	5.862E-1	5.404E-1	-7.807	±30	Average RF
1,1-Dichloroethane (1,1-DCA)	50.0	45.9	6.874E-1	6.315E-1	-8.134	±30	Average RF
1,1-Dichloroethane (1,1-DCA)	50.0	45.9	6.874E-1	6.315E-1	-8.134	±30	Average RF
1,1-Dichloroethene (1,1-DCE)	50.0	45.3	3.542E-1	3.211E-1	-9.338	±30	Average RF
1,1-Dichloroethene (1,1-DCE)	50.0	45.3	3.542E-1	3.211E-1	-9.338	±30	Average RF
Tetrachloroethene (PCE)	50.0	46.3	2.169E-1	2.007E-1	-7.438	±30	Average RF
Tetrachloroethene (PCE)	50.0	46.3	2.169E-1	2.007E-1	-7.438	±30	Average RF
Trichloroethene (TCE)	50.0	50.6	2.582E-1	2.611E-1	1.13	±30	Average RF
Trichloroethene (TCE)	50.0	50.6	2.582E-1	2.611E-1	1.13	±30	Average RF
Vinyl Chloride	50.0	49.2	4.829E-1	4.752E-1	-1.601	±30	Average RF
Vinyl Chloride	50.0	49.2	4.829E-1	4.752E-1	-1.601	±30	Average RF
cis-1,2-Dichloroethene	50.0	44.9	4.372E-1	3.926E-1	-10.211	±30	Average RF
cis-1,2-Dichloroethene	50.0	44.9	4.372E-1	3.926E-1	-10.211	±30	Average RF
trans-1,2-Dichloroethene	50.0	44.7	4.106E-1	3.666E-1	-10.697	±30	Average RF
trans-1,2-Dichloroethene	50.0	44.7	4.106E-1	3.666E-1	-10.697	±30	Average RF
4-Bromofluorobenzene	50.0	57.3	4.322E-1	4.953E-1	14.59	±30	Average RF
4-Bromofluorobenzene	50.0	57.3	4.322E-1	4.953E-1	14.59	±30	Average RF
Dibromofluoromethane	50.0	54.8	2.698E-1	2.959E-1	9.66	±30	Average RF
Dibromofluoromethane	50.0	54.8	2.698E-1	2.959E-1	9.66	±30	Average RF
Toluene-d8	50.0	56.5	1.115E0	1.261E0	13.08	±30	Average RF
Toluene-d8	50.0	56.5	1.115E0	1.261E0	13.08	±30	Average RF

Client: Verina Consulting Group, LLC
Project: Dover - Binghamton/5101.0003

Service Request: R1702494
Date Analyzed: 03/24/17 12:11

Continuing Calibration Verification (CCV) Summary
Volatile Organic Compounds by GC/MS, Unpreserved

Analysis Method: 8260C
File ID: I:\ACQUDATA\msvoa12\Data\032417\P8659.D\

Calibration Date: 1/4/2017
Calibration ID: RC1700007
Analysis Lot: 539250
Units: ppb

Analyte Name	Expected	Result	Average RF	CCV RF	% D	% Drift	Criteria	Curve Fit
1,1,1-Trichloroethane (TCA)	50.0	46.6	0.5862	0.5463	-6.8	NA	±20	Average RF
1,1-Dichloroethane (1,1-DCA)	50.0	47.8	0.6874	0.6571	-4.4	NA	±20	Average RF
1,1-Dichloroethene (1,1-DCE)	50.0	49.2	0.3542	0.3484	-1.6	NA	±20	Average RF
Tetrachloroethene (PCE)	50.0	44.1	0.2169	0.1915	-11.7	NA	±20	Average RF
Trichloroethene (TCE)	50.0	48.6	0.2582	0.2508	-2.9	NA	±20	Average RF
Vinyl Chloride	50.0	43.8	0.4829	0.4226	-12.5	NA	±20	Average RF
cis-1,2-Dichloroethene	50.0	48.4	0.4372	0.4234	-3.2	NA	±20	Average RF
trans-1,2-Dichloroethene	50.0	47.6	0.4106	0.391	-4.8	NA	±20	Average RF
4-Bromofluorobenzene	50.0	52.9	0.4322	0.4576	5.9	NA	±20	Average RF
Dibromofluoromethane	50.0	54.5	0.2698	0.2942	9.0	NA	±20	Average RF
Toluene-d8	50.0	55.8	1.1155	1.2451	11.6	NA	±20	Average RF

Client: Verina Consulting Group, LLC **Service Request:**R1702494
Project: Dover - Binghamton/5101.0003

Analysis Run Log
Volatile Organic Compounds by GC/MS, Unpreserved

Analysis Method: 8260C **Analysis Lot:**539250
Instrument ID:R-MS-12

Raw Data File	Sample Name	Lab Code	Date Analyzed	Time Analyzed	Q
I:\ACQUDATA\msvoa12\Data\032417\P8658.D\	ZZZZZZZ	ZZZZZZZ	3/24/2017	11:42:00	
I:\ACQUDATA\msvoa12\Data\032417\P8659.D\	Continuing Calibration Verification	RQ1702468-02	3/24/2017	12:11:00	
I:\ACQUDATA\msvoa12\Data\032417\P8660.D\	Lab Control Sample	RQ1702468-03	3/24/2017	12:41:00	
I:\ACQUDATA\msvoa12\Data\032417\P8662.D\	Method Blank	RQ1702468-04	3/24/2017	13:41:00	
I:\ACQUDATA\msvoa12\Data\032417\P8663.D\	FB-032117	R1702494-004	3/24/2017	14:11:00	
I:\ACQUDATA\msvoa12\Data\032417\P8664.D\	FB-032217	R1702494-007	3/24/2017	14:41:00	
I:\ACQUDATA\msvoa12\Data\032417\P8665.D\	ZZZZZZZ	ZZZZZZZ	3/24/2017	15:11:00	
I:\ACQUDATA\msvoa12\Data\032417\P8666.D\	ZZZZZZZ	ZZZZZZZ	3/24/2017	15:41:00	
I:\ACQUDATA\msvoa12\Data\032417\P8667.D\	ZZZZZZZ	ZZZZZZZ	3/24/2017	16:10:00	
I:\ACQUDATA\msvoa12\Data\032417\P8668.D\	ZZZZZZZ	ZZZZZZZ	3/24/2017	16:43:00	
I:\ACQUDATA\msvoa12\Data\032417\P8669.D\	ZZZZZZZ	ZZZZZZZ	3/24/2017	17:13:00	
I:\ACQUDATA\msvoa12\Data\032417\P8670.D\	ZZZZZZZ	ZZZZZZZ	3/24/2017	17:42:00	
I:\ACQUDATA\msvoa12\Data\032417\P8671.D\	ZZZZZZZ	ZZZZZZZ	3/24/2017	18:12:00	
I:\ACQUDATA\msvoa12\Data\032417\P8672.D\	ZZZZZZZ	ZZZZZZZ	3/24/2017	18:42:00	
I:\ACQUDATA\msvoa12\Data\032417\P8673.D\	MW-17	R1702494-001	3/24/2017	19:12:00	
I:\ACQUDATA\msvoa12\Data\032417\P8674.D\	MW-9	R1702494-002	3/24/2017	19:42:00	
I:\ACQUDATA\msvoa12\Data\032417\P8675.D\	MW-16	R1702494-005	3/24/2017	20:12:00	
I:\ACQUDATA\msvoa12\Data\032417\P8676.D\	MW-8	R1702494-006	3/24/2017	20:42:00	
I:\ACQUDATA\msvoa12\Data\032417\P8677.D\	DUP-032217	R1702494-008	3/24/2017	21:12:00	
I:\ACQUDATA\msvoa12\Data\032417\P8678.D\	ZZZZZZZ	ZZZZZZZ	3/24/2017	21:43:00	
I:\ACQUDATA\msvoa12\Data\032417\P8679.D\	ZZZZZZZ	ZZZZZZZ	3/24/2017	22:13:00	
I:\ACQUDATA\msvoa12\Data\032417\P8680.D\	ZZZZZZZ	ZZZZZZZ	3/24/2017	22:43:00	

Analysis: 8260 Waters	Analyst: KDuest	pH strips: 223016	Tune Method: W010417
Date: 3/24/17	Balance ID: R-07	ResCl strips: N/A	Run Method: ↓
Instr. 12	50 mL Class A used for dilution FV	Syringes: 177417	LIMS Run#: 539250

Data Path: j:\acqudata\msvoa(InstID)\(Date)

Pos.	Sample	Diln.	Diln. Prep./	RL	Tier	Vial	pH	File#	OK?	Comments
1	Spent ccv (test)		(new trap)					P8656		
2	↓		(mtune)					P8657		
3	TUNE		RQ1702468-01					P8658	YT	(auto) 11:42
4	CCV		02					P8659	YC	
5	LCS		03					P8660	YQ	
6	VBLK		—					P8661	(N)	rpt c/o
7	↓		04					P8662	YB	
8	R1702494-004	1.0		7979	4	1	6	P8663	Y	
9	007	1.0				1	6	P8664	Y	
10	009	1.0				1	6	P8665	Y	
11	010	1.0				1	<2	P8666	Y	
12	R1702492-003	10	5/50mls			1	—	P8667	Y	*dil. for matrix - dark purple
13	002	2.5	20/50mls			1	8	P8668	Y	*Foamy
14	004	5.0	10/50mls			1	8	P8669	Y	*Foamy
15	006	1.0				1	7	P8670	Y	
16	001	1.0				1+2	6	P8671	Y	*sediment
17	013	1.0				1	8	P8672	Y	
18	R1702494-001	1.0				1	8	P8673	Y	
19	002	1.0				1	7	P8674	Y	
20	005	1.0				1	7	P8675	Y	
21	006	1.0				1	7	P8676	Y	
22	008	1.0				1	7	P8677	Y	
23	003	1.0				1	<2	P8678	Y	
24	MS 003	1.0	RQ1702468-05			2	<2	P8679	YQ	
25	MSD 003	1.0	06			3	<2	P8680	YQ	22:43 ✓
26	BLK						—	P8681	—	

EOD
KR 3/24/17

All samples = 10 mL + 1 uL combined IS/Surr. 10 mL purged

500 Primary Occ+ : 180103
Primary Fr+ : 180031 | 5ul → 50mls = ccv
Primary HSL : 179914
Primary TG : 180030
Primary

200 Secondary Occ+ : 179949 - 5ul
500 Secondary Fr+ : 180100
Secondary TG : 179975 | 2ul
Secondary HSL : 179563
Secondary

50mls = LCS

-10.6uL
4.2uL
42mL vial = MS LD

Combined IS/Surr 500 : 180099
Surrogate :
Internal Std :
Reagents:

Runlog-MSVOAr4 1/17/17

Analytical Report

Client:	Verina Consulting Group, LLC	**Service Request:**	R1702494
Project:	Dover - Binghamton/5101.0003	**Date Collected:**	03/21/17 16:45
Sample Matrix:	Water	**Date Received:**	03/23/17 09:15
Sample Name:	MW-10	**Units:**	ug/L
Lab Code:	R1702494-003	**Basis:**	NA

Volatile Organic Compounds by GC/MS

Analysis Method: 8260C
Prep Method: EPA 5030C

Analyte Name	Result		MRL	MDL	Dil.	Date Analyzed	Q
1,1,1-Trichloroethane (TCA)	**0.77**	**J**	1.0	0.36	1	03/24/17 21:43	
1,1-Dichloroethane (1,1-DCA)	**0.74**	**J**	1.0	0.20	1	03/24/17 21:43	
1,1-Dichloroethene (1,1-DCE)	ND	U	1.0	0.57	1	03/24/17 21:43	
Tetrachloroethene (PCE)	**0.70**	**J**	1.0	0.30	1	03/24/17 21:43	
Trichloroethene (TCE)	**5.0**		1.0	0.22	1	03/24/17 21:43	
Vinyl Chloride	ND	U	1.0	0.32	1	03/24/17 21:43	
cis-1,2-Dichloroethene	**2.6**		1.0	0.30	1	03/24/17 21:43	
trans-1,2-Dichloroethene	ND	U	1.0	0.33	1	03/24/17 21:43	

Surrogate Name	% Rec	Control Limits	Date Analyzed	Q
4-Bromofluorobenzene	102	85 - 122	03/24/17 21:43	
Dibromofluoromethane	112	89 - 119	03/24/17 21:43	
Toluene-d8	111	87 - 121	03/24/17 21:43	

Analytical Report

Client:	Verina Consulting Group, LLC	**Service Request:**	R1702494
Project:	Dover - Binghamton/5101.0003	**Date Collected:**	03/22/17
Sample Matrix:	Water	**Date Received:**	03/23/17 09:15
Sample Name:	Trip Blank 2	**Units:**	ug/L
Lab Code:	R1702494-010	**Basis:**	NA

Volatile Organic Compounds by GC/MS

Analysis Method: 8260C
Prep Method: EPA 5030C

Analyte Name	Result	MRL	MDL	Dil.	Date Analyzed	Q
1,1,1-Trichloroethane (TCA)	ND U	1.0	0.36	1	03/24/17 15:41	
1,1-Dichloroethane (1,1-DCA)	ND U	1.0	0.20	1	03/24/17 15:41	
1,1-Dichloroethene (1,1-DCE)	ND U	1.0	0.57	1	03/24/17 15:41	
Tetrachloroethene (PCE)	ND U	1.0	0.30	1	03/24/17 15:41	
Trichloroethene (TCE)	ND U	1.0	0.22	1	03/24/17 15:41	
Vinyl Chloride	ND U	1.0	0.32	1	03/24/17 15:41	
cis-1,2-Dichloroethene	ND U	1.0	0.30	1	03/24/17 15:41	
trans-1,2-Dichloroethene	ND U	1.0	0.33	1	03/24/17 15:41	

Surrogate Name	% Rec	Control Limits	Date Analyzed	Q
4-Bromofluorobenzene	104	85 - 122	03/24/17 15:41	
Dibromofluoromethane	110	89 - 119	03/24/17 15:41	
Toluene-d8	109	87 - 121	03/24/17 15:41	

Quantitation Report (Qedit)

Data Path : I:\ACQUDATA\msvoa12\Data\032417\
Data File : P8678.D
Acq On : 24 Mar 2017 9:43 pm
Operator : K.Ruest
Sample : R1702494-003|1.0 Inst : MSVOA-12
Misc : VERINA 8260 T4
ALS Vial : 23 Sample Multiplier: 1

Quant Time: Mar 27 09:10:44 2017
Quant Method : I:\ACQUDATA\msvoa12\Methods\W010417.M
Quant Title : MS#12 - 8260B WATERS 10mL Purge
QLast Update : Thu Jan 05 10:50:17 2017
Response via : Initial Calibration

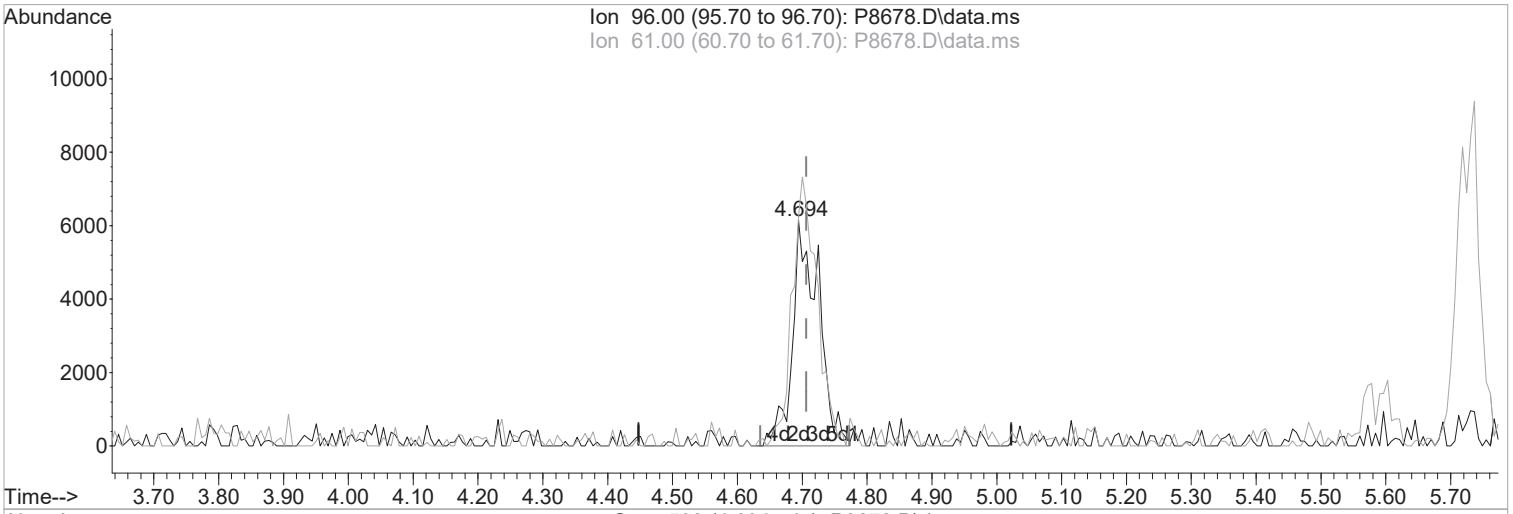





TIC: P8678.D\data.ms

(34) cis-1,2-Dichloroethene (P)

4.694min (-0.012) 2.56 ppb m

response 17379

Ion	Exp%	Act%
96.00	100	100
61.00	134.80	101.66#
0.00	0.00	0.00
0.00	0.00	0.00

Manual Integration:

After

Peak not found.

03/27/17

Quantitation Report (Qedit)

Data Path : I:\ACQUDATA\msvoa12\Data\032417\
Data File : P8678.D
Acq On : 24 Mar 2017 9:43 pm
Operator : K.Ruest
Sample : R1702494-003|1.0 Inst : MSVOA-12
Misc : VERINA 8260 T4
ALS Vial : 23 Sample Multiplier: 1

Quant Time: Mar 27 09:10:44 2017
Quant Method : I:\ACQUDATA\msvoa12\Methods\W010417.M
Quant Title : MS#12 - 8260B WATERS 10mL Purge
QLast Update : Thu Jan 05 10:50:17 2017
Response via : Initial Calibration

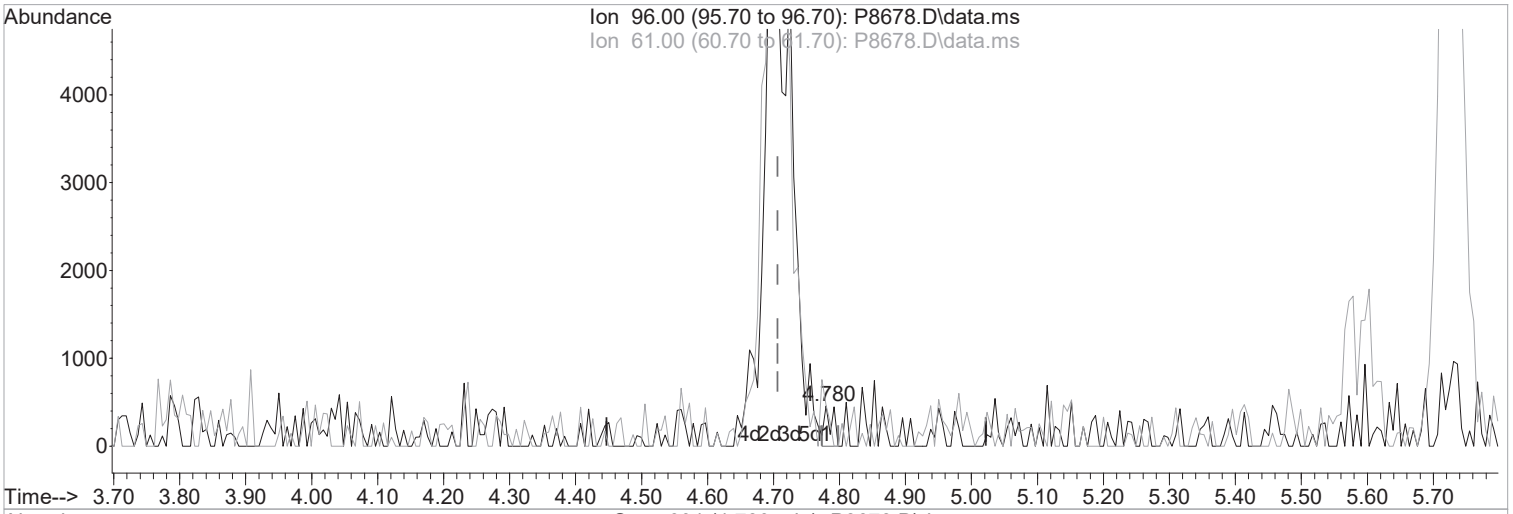

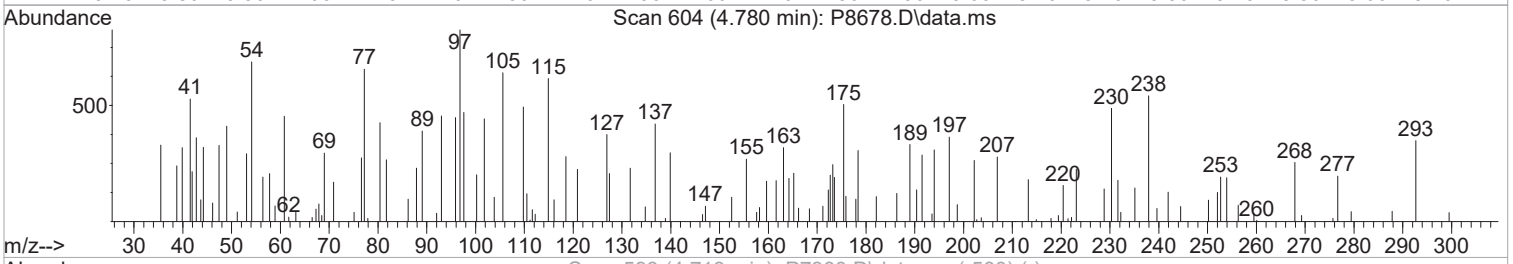



TIC: P8678.D\data.ms

(34) cis-1,2-Dichloroethene (P)

4.780min (+0.073) 0.06 ppb

response 381

Ion	Exp%	Act%
96.00	100	100
61.00	134.80	126.20
0.00	0.00	0.00
0.00	0.00	0.00

Manual Integration:

Before

03/27/17

Quantitation Report (Qedit)

Data Path : I:\ACQUDATA\msvoa12\Data\032417\
Data File : P8678.D
Acq On : 24 Mar 2017 9:43 pm
Operator : K.Ruest
Sample : R1702494-003|1.0 Inst : MSVOA-12
Misc : VERINA 8260 T4
ALS Vial : 23 Sample Multiplier: 1

Quant Time: Mar 27 09:10:44 2017
Quant Method : I:\ACQUDATA\msvoa12\Methods\W010417.M
Quant Title : MS#12 - 8260B WATERS 10mL Purge
QLast Update : Thu Jan 05 10:50:17 2017
Response via : Initial Calibration

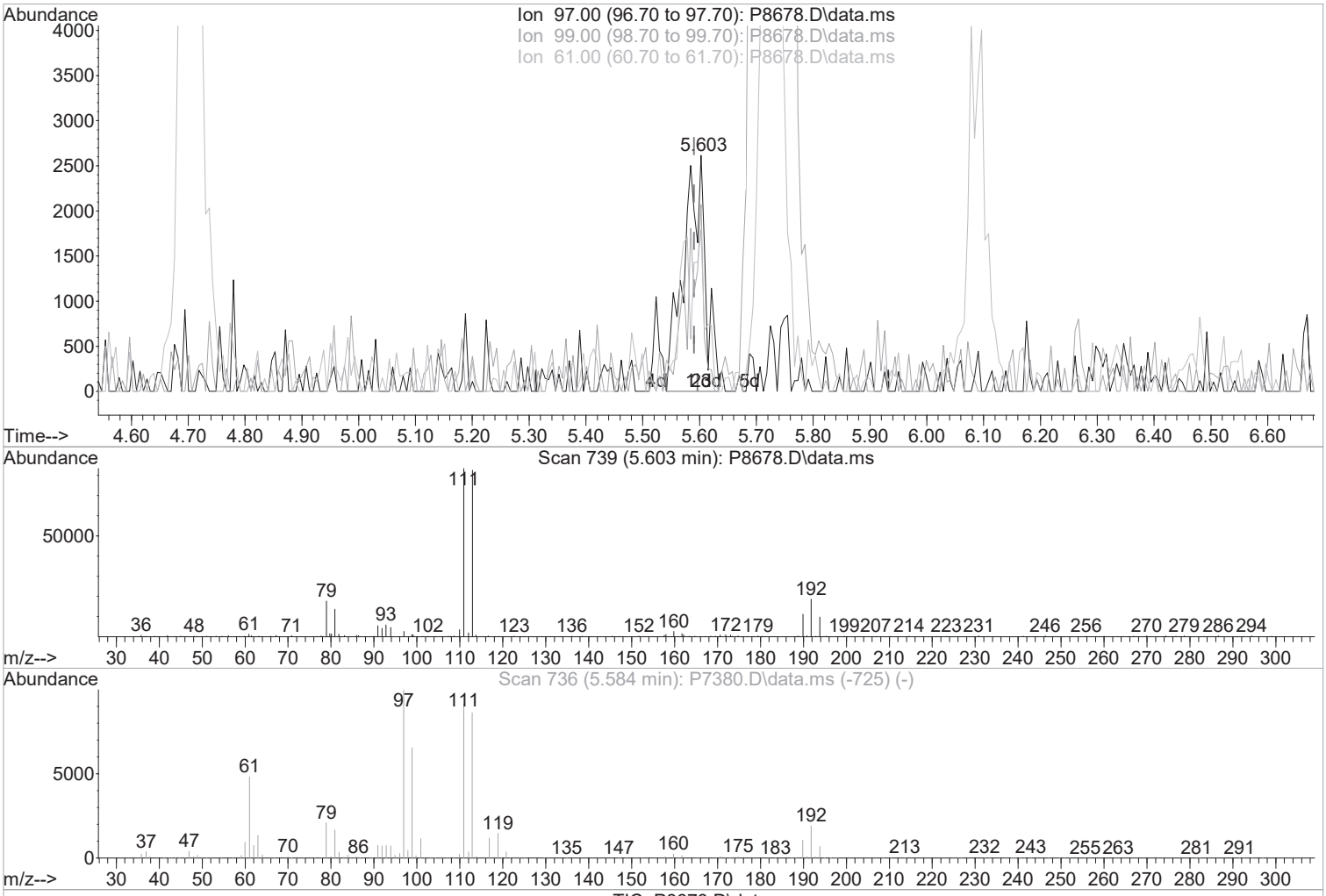

TIC: P8678.D\data.ms

(41) 1,1,1-Trichloroethane (P)

5.603min (+0.012) 0.77 ppb m

response 7016

Ion	Exp%	Act%
97.00	100	100
99.00	65.50	42.70#
61.00	48.10	48.20
0.00	0.00	0.00

Manual Integration:

After

Split Peak

03/27/17

Quantitation Report (Qedit)

Data Path : I:\ACQUDATA\msvoa12\Data\032417\
Data File : P8678.D
Acq On : 24 Mar 2017 9:43 pm
Operator : K.Ruest
Sample : R1702494-003|1.0 Inst : MSVOA-12
Misc : VERINA 8260 T4
ALS Vial : 23 Sample Multiplier: 1

Quant Time: Mar 27 09:10:44 2017
Quant Method : I:\ACQUDATA\msvoa12\Methods\W010417.M
Quant Title : MS#12 - 8260B WATERS 10mL Purge
QLast Update : Thu Jan 05 10:50:17 2017
Response via : Initial Calibration

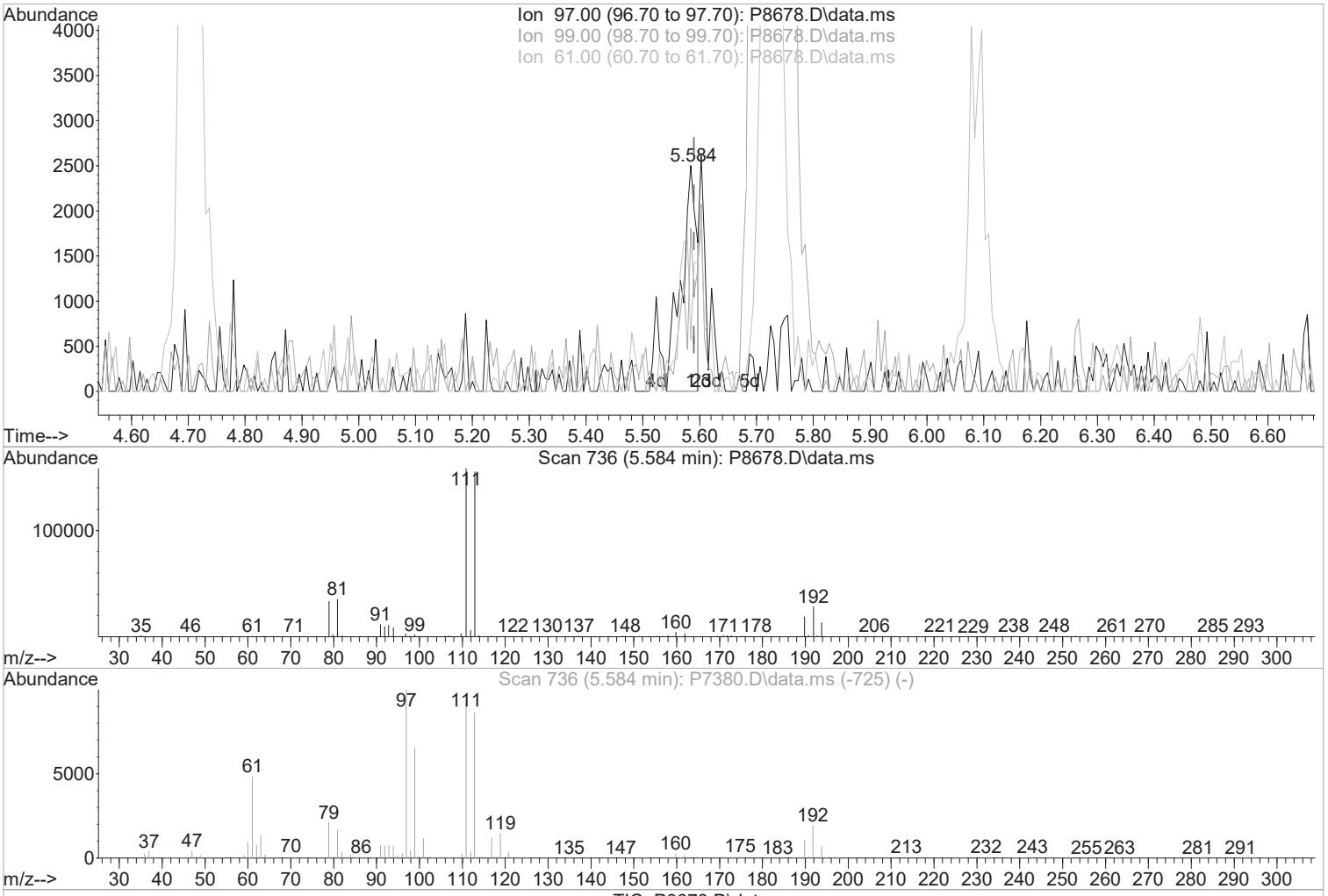

TIC: P8678.D\data.ms

(41) 1,1,1-Trichloroethane (P)

5.584min (-0.006) 0.51 ppb

response 4685

Ion	Exp%	Act%
97.00	100	100
99.00	65.50	72.14
61.00	48.10	23.22#
0.00	0.00	0.00

Manual Integration:

Before

03/27/17

Quantitation Report (QT Reviewed)

Data Path : I:\ACQUDATA\msvoa12\Data\032417\
Data File : P8678.D
Acq On : 24 Mar 2017 9:43 pm
Operator : K.Ruest
Sample : R1702494-003|1.0 Inst : MSVOA-12
Misc : VERINA 8260 T4
ALS Vial : 23 Sample Multiplier: 1

Quant Time: Mar 27 11:39:15 2017
Quant Method : I:\ACQUDATA\msvoa12\Methods\W010417.M
Quant Title : MS#12 - 8260B WATERS 10mL Purge
QLast Update : Thu Jan 05 10:50:17 2017
Response via : Initial Calibration

Compound	R.T.	QIon	Response	Conc	Units		Dev(Min)
Internal Standards							
1) Pentafluorobenzene	5.731	168	776130	50.00	ppb		0.00
43) 1,4-Difluorobenzene	6.761	114	1267266	50.00	ppb		0.00
71) d5-Chlorobenzene	9.986	117	1154691	50.00	ppb		0.00
86) 1,4-Dichlorobenzene-d4	12.010	152	600729	50.00	ppb		0.00
System Monitoring Compounds							
45) surr4,Dibrflmethane	5.584	113	384151	56.18	ppb		0.00
Spiked Amount 50.000	Range 89 - 119		Recovery = 112.36%				
48) surr1,1,2-dichloroetha...	6.090	65	422590	55.66	ppb		0.00
Spiked Amount 50.000	Range 73 - 125		Recovery = 111.32%				
65) SURR3,Toluene-d8	8.523	98	1563281	55.29	ppb		0.00
Spiked Amount 50.000	Range 87 - 121		Recovery = 110.58%				
70) SURR2,BFB	11.047	95	557801	50.92	ppb		0.00
Spiked Amount 50.000	Range 85 - 122		Recovery = 101.84%				
Target Compounds							Qvalue
10) Freon 123a	2.231	67	15067	2.56	ppb		85
14) Freon 113	2.439	101	11273	1.90	ppb	#	58
15) Acetone	2.487	43	5929	5.20	ppb		94
18) Carbon Disulfide	2.634	76	21365	1.27	ppb		95
28) 1,1-Diclethane	3.780	63	7892	0.74	ppb		71
34) cis-1,2-Dichloroethene	4.694	96	17379m	2.56	ppb		
41) 1,1,1-Trichloroethane	5.603	97	7016m	0.77	ppb		
54) Trichloroethene	7.078	130	32760	5.01	ppb	#	79
72) Tetrachloroethene	9.175	164	3490	0.70	ppb		87
119) 2,4,5-Trichlorotolene	14.564	159	1081	0.21	ppb	#	62

(#) = qualifier out of range (m) = manual integration (+) = signals summed

Quantitation Report (QT Reviewed)

Data Path : I:\ACQUDATA\msvoa12\Data\032417\
Data File : P8678.D
Acq On : 24 Mar 2017 9:43 pm
Operator : K.Ruest
Sample : R1702494-003|1.0 Inst : MSVOA-12
Misc : VERINA 8260 T4
ALS Vial : 23 Sample Multiplier: 1

Quant Time: Mar 27 11:39:15 2017
Quant Method : I:\ACQUDATA\msvoa12\Methods\W010417.M
Quant Title : MS#12 - 8260B WATERS 10mL Purge
QLast Update : Thu Jan 05 10:50:17 2017
Response via : Initial Calibration

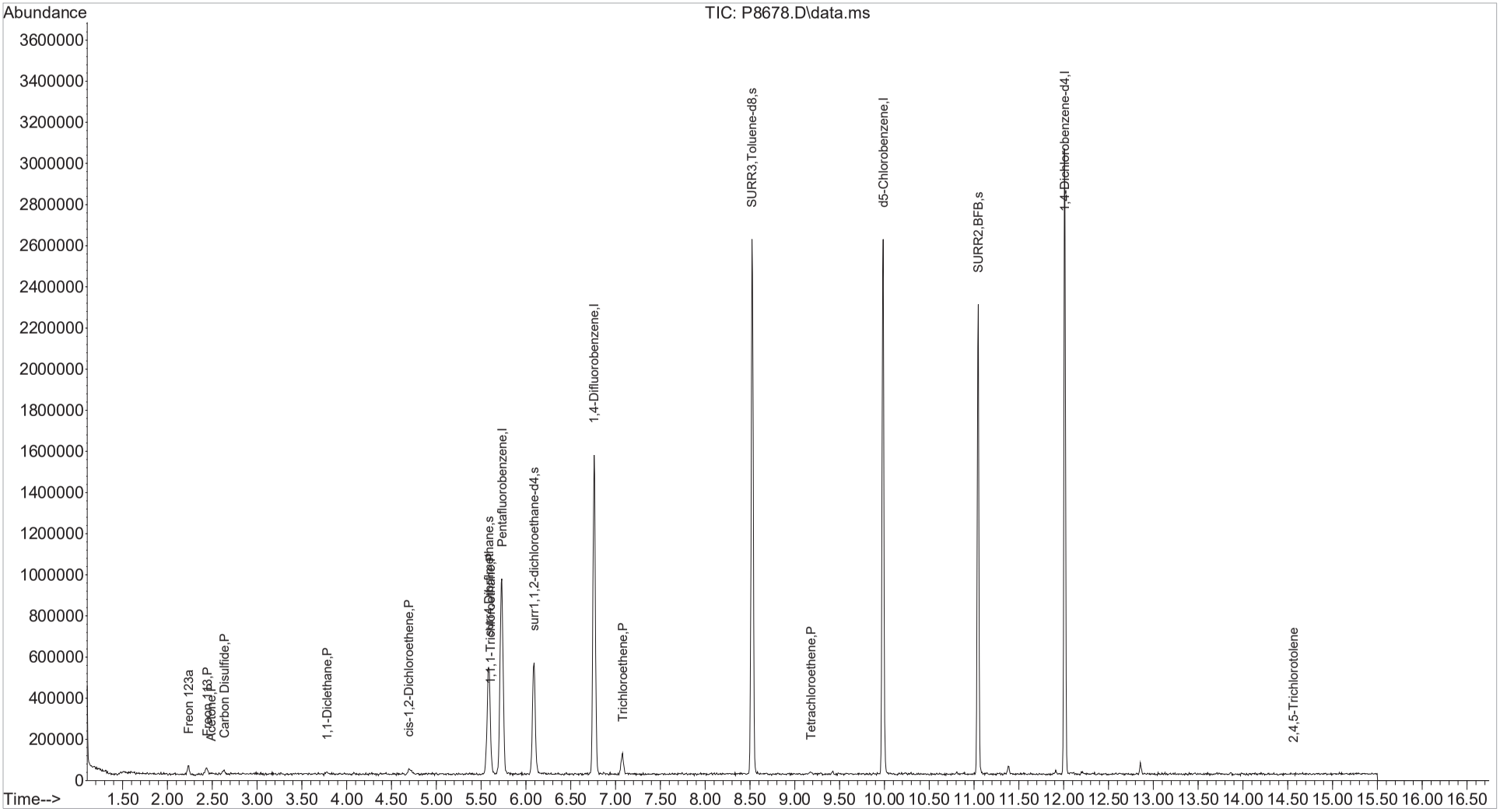

1st 03/27/17
2nd 03/28/17

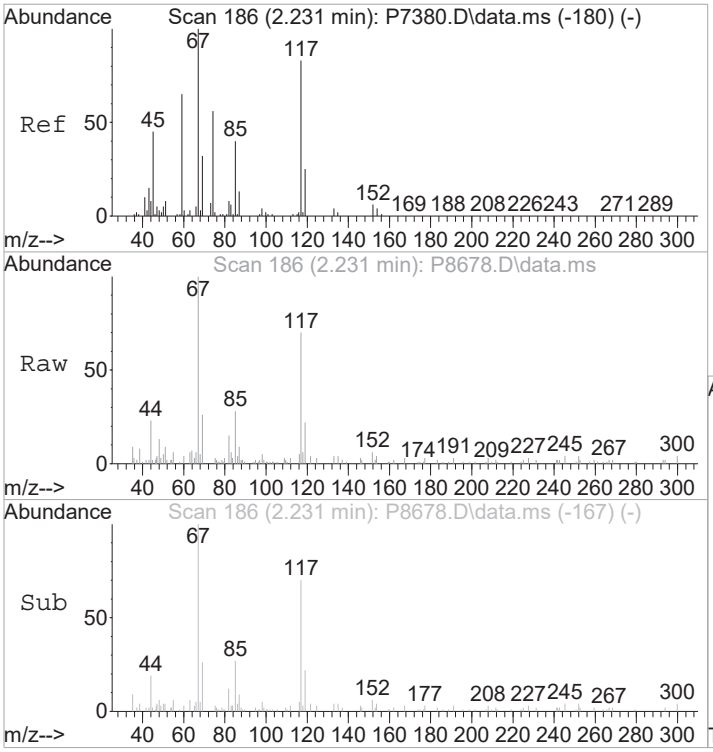

#10
Freon 123a
Concen: 2.56 ppb
RT: 2.231 min Scan# 186
Delta R.T. 0.000 min
Lab File: P8678.D
Acq: 24 Mar 2017 9:43 pm

Tgt Ion: 67 Resp: 15067

Ion	Ratio	Lower	Upper
67	100		
117	69.7	63.4	103.4

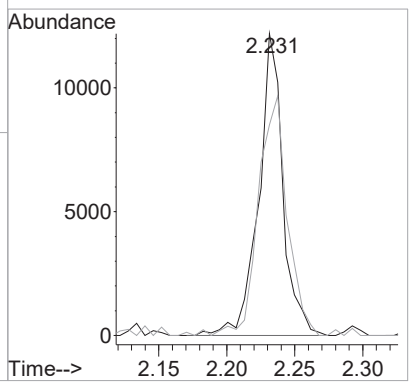



#14
Freon 113
Concen: 1.90 ppb
RT: 2.439 min Scan# 220
Delta R.T. 0.006 min
Lab File: P8678.D
Acq: 24 Mar 2017 9:43 pm

Tgt Ion:101 Resp: 11273

Ion	Ratio	Lower	Upper
101	100		
151	45.0	63.3	103.3#

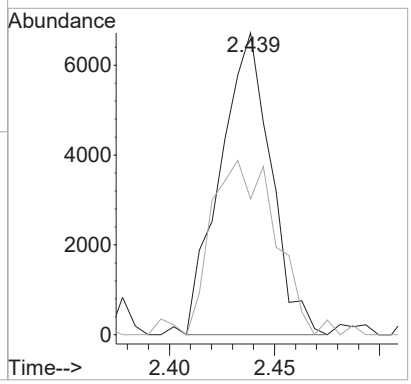

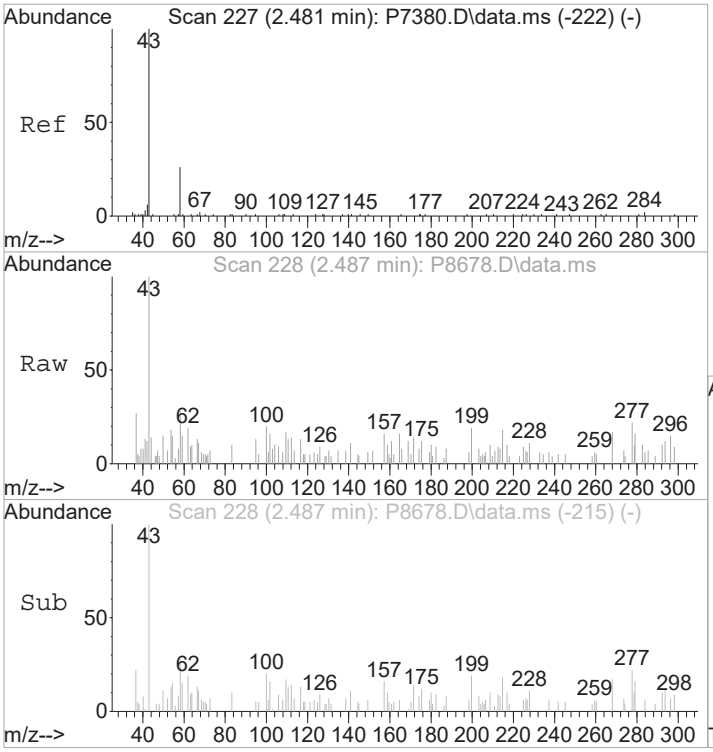

#15
Acetone
Concen: 5.20 ppb
RT: 2.487 min Scan# 228
Delta R.T. 0.006 min
Lab File: P8678.D
Acq: 24 Mar 2017 9:43 pm

Tgt Ion: 43 Resp: 5929

Ion	Ratio	Lower	Upper
43	100		
58	28.5	6.2	46.2
42	11.5	0.0	26.9

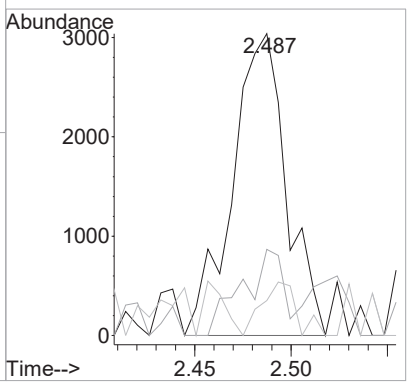

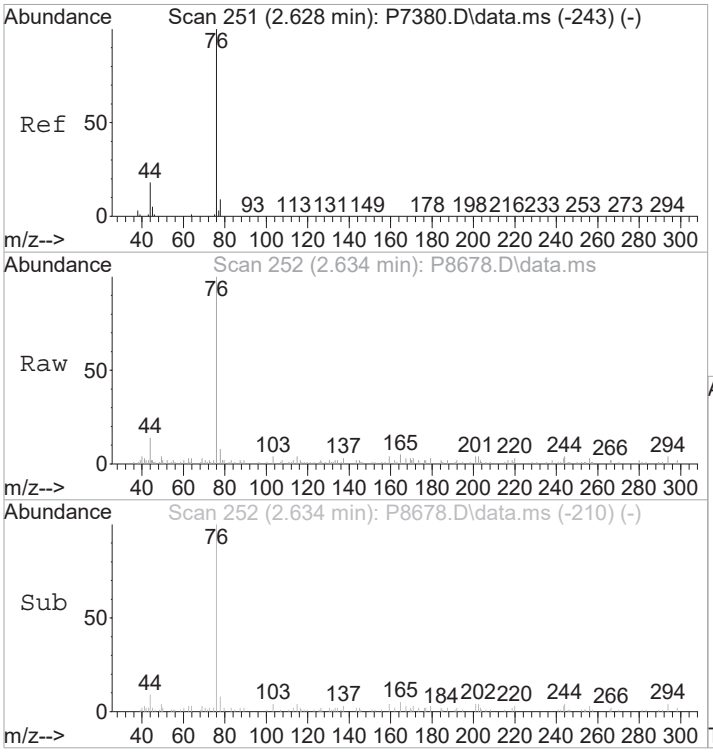

#18
Carbon Disulfide
Concen: 1.27 ppb
RT: 2.634 min Scan# 252
Delta R.T. 0.000 min
Lab File: P8678.D
Acq: 24 Mar 2017 9:43 pm

Tgt Ion: 76 Resp: 21365

Ion	Ratio	Lower	Upper
76	100		
78	7.8	0.0	29.5
77	0.0	0.0	22.7

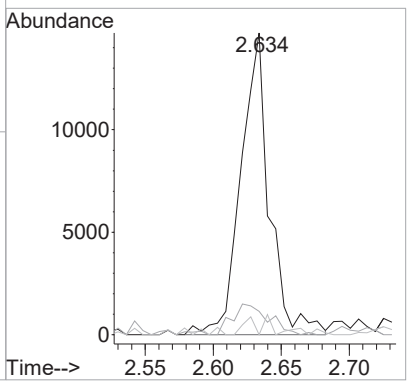

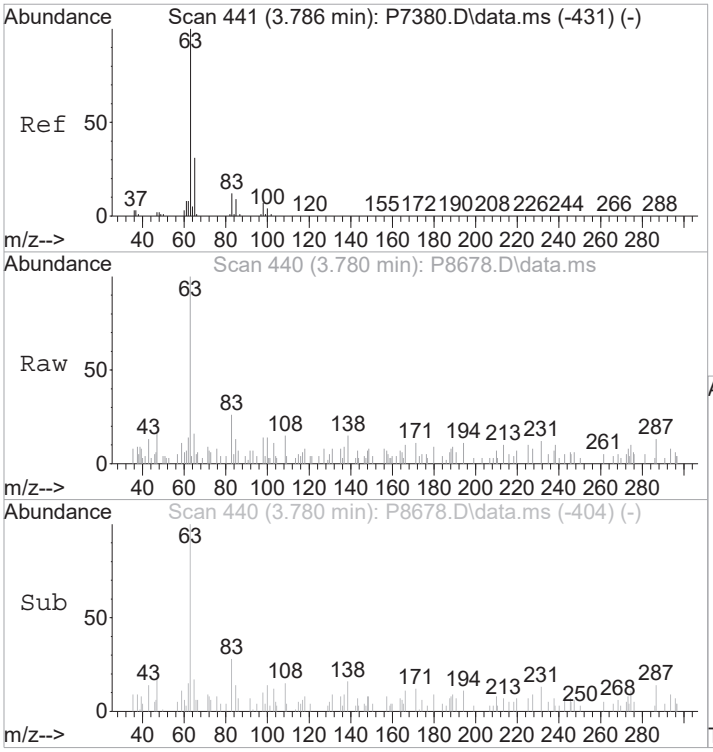

#28
1,1-Diclethane
Concen: 0.74 ppb
RT: 3.780 min Scan# 440
Delta R.T. -0.006 min
Lab File: P8678.D
Acq: 24 Mar 2017 9:43 pm

Tgt Ion: 63 Resp: 7892

Ion	Ratio	Lower	Upper
63	100		
65	15.5	10.8	50.8
83	24.9	0.0	32.1

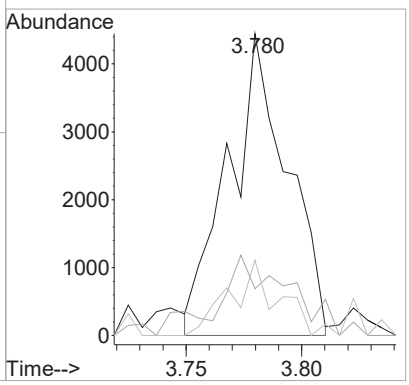

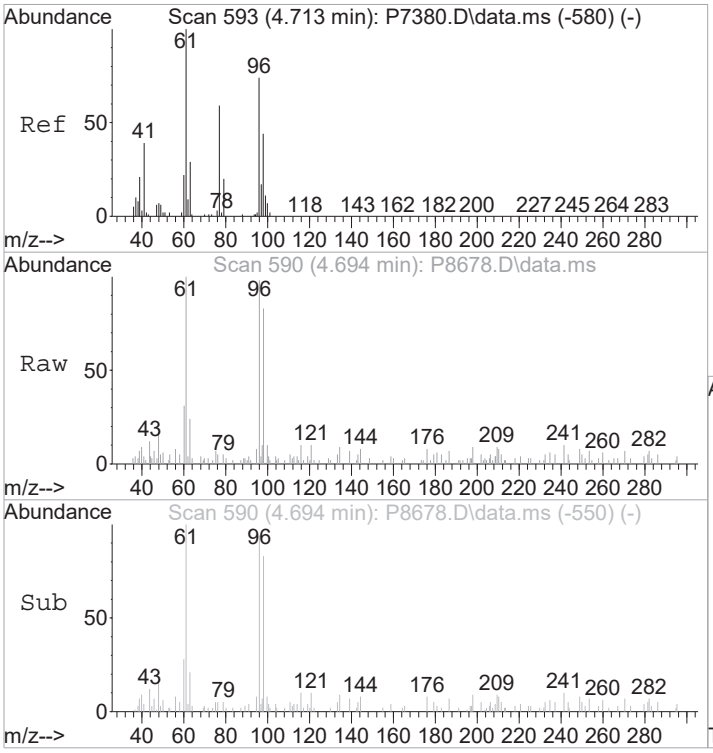

#34
cis-1,2-Dichloroethene
Concen: 2.56 ppb m
RT: 4.694 min Scan# 590
Delta R.T. -0.012 min
Lab File: P8678.D
Acq: 24 Mar 2017 9:43 pm

Tgt Ion: 96 Resp: 17379

Ion	Ratio	Lower	Upper
96	100		
61	101.7	114.8	154.8#

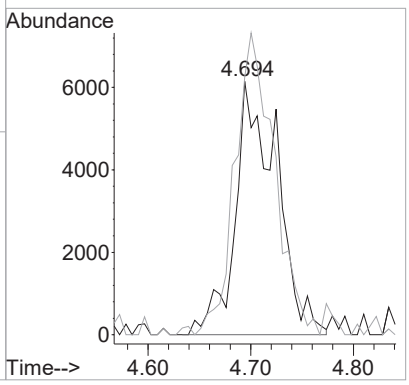

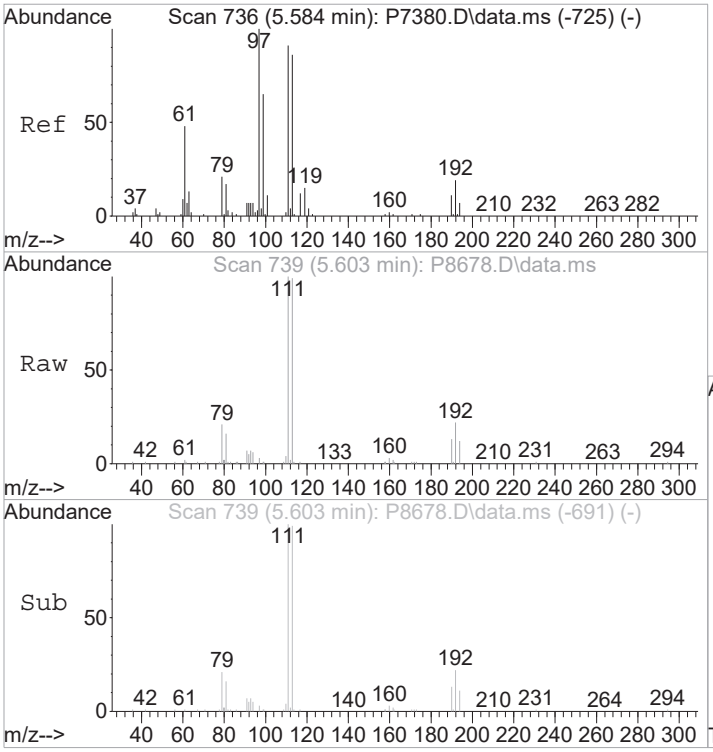

#41
1,1,1-Trichloroethane
Concen: 0.77 ppb m
RT: 5.603 min Scan# 739
Delta R.T. 0.012 min
Lab File: P8678.D
Acq: 24 Mar 2017 9:43 pm

Tgt Ion: 97 Resp: 7016

Ion	Ratio	Lower	Upper
97	100		
99	42.7	45.5	85.5#
61	48.2	28.1	68.1

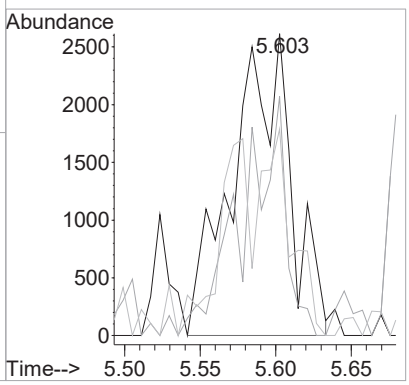

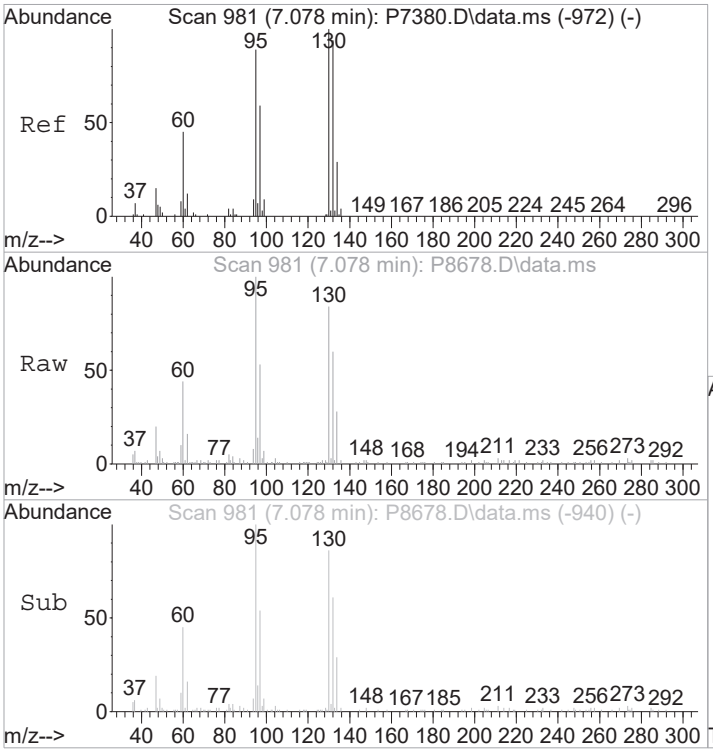

#54
Trichloroethene
Concen: 5.01 ppb
RT: 7.078 min Scan# 981
Delta R.T. 0.000 min
Lab File: P8678.D
Acq: 24 Mar 2017 9:43 pm

Tgt Ion:130 Resp: 32760

Ion	Ratio	Lower	Upper
130	100		
132	72.8	74.2	114.2#
95	118.8	69.4	109.4#
97	62.5	38.8	78.8

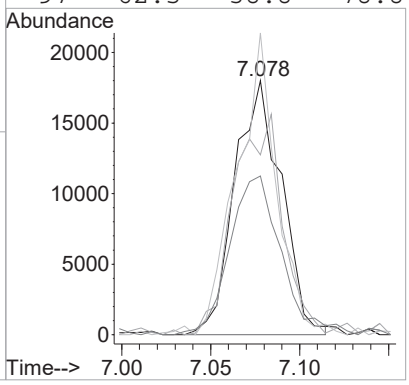

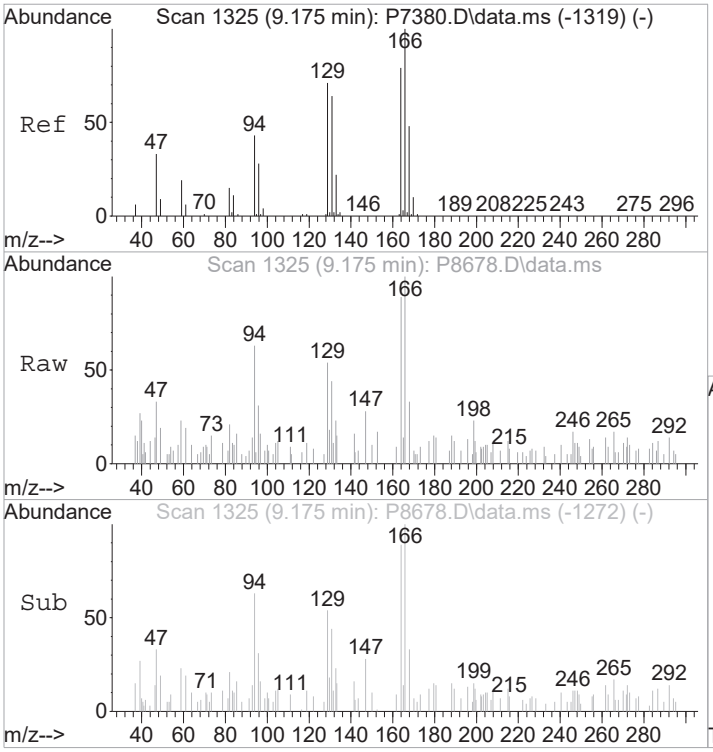

#72
Tetrachloroethene
Concen: 0.70 ppb
RT: 9.175 min Scan# 1325
Delta R.T. -0.006 min
Lab File: P8678.D
Acq: 24 Mar 2017 9:43 pm

Tgt Ion:164 Resp: 3490

Ion	Ratio	Lower	Upper
164	100		
166	112.9	106.8	146.8
129	82.2	69.7	109.7
131	62.0	61.1	101.1

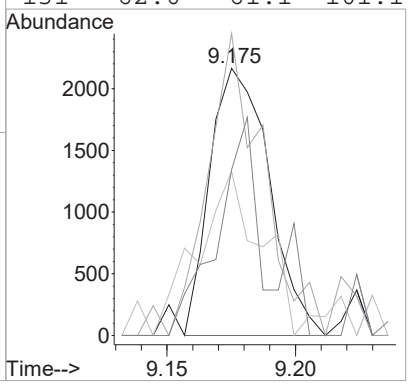

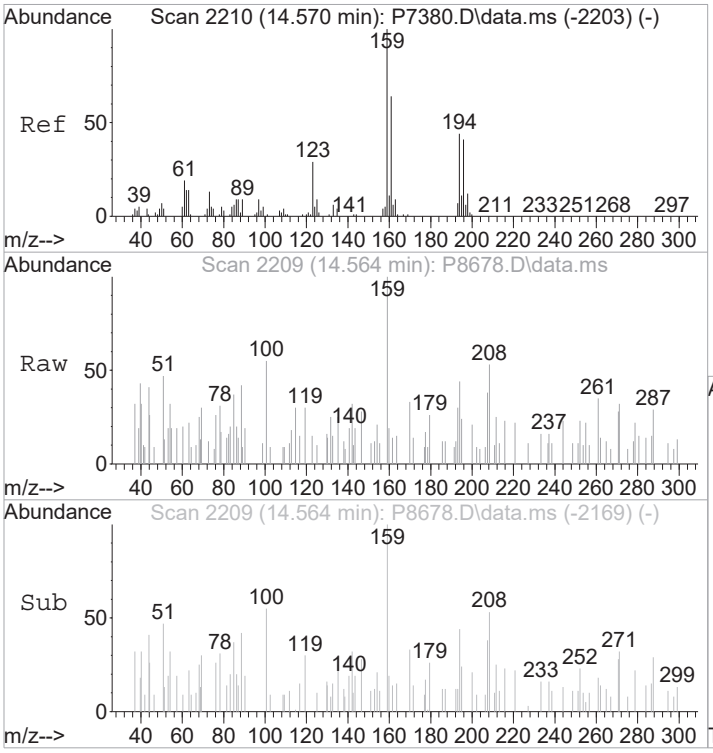

#119
2,4,5-Trichlorotolene
Concen: 0.21 ppb
RT: 14.564 min Scan# 2209
Delta R.T. -0.006 min
Lab File: P8678.D
Acq: 24 Mar 2017 9:43 pm

Tgt Ion:159 Resp: 1081

Ion	Ratio	Lower	Upper
159	100		
161	14.3	51.0	76.4#
194	43.9	35.4	53.2

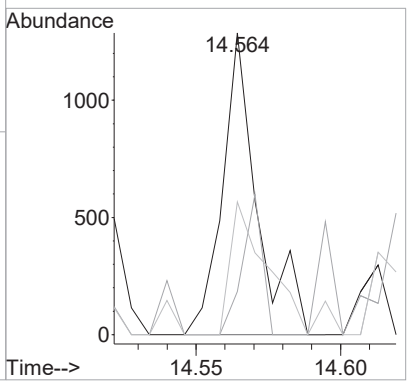

Quantitation Report (Qedit)

Data Path : I:\ACQUDATA\msvoa12\Data\032417\
Data File : P8666.D
Acq On : 24 Mar 2017 3:41 pm
Operator : K.Ruest
Sample : R1702494-010|1.0 Inst : MSVOA-12
Misc : VERINA 8260 T4
ALS Vial : 11 Sample Multiplier: 1

Quant Time: Mar 24 16:04:35 2017
Quant Method : I:\ACQUDATA\msvoa12\Methods\W010417.M
Quant Title : MS#12 - 8260B WATERS 10mL Purge
QLast Update : Thu Jan 05 10:50:17 2017
Response via : Initial Calibration

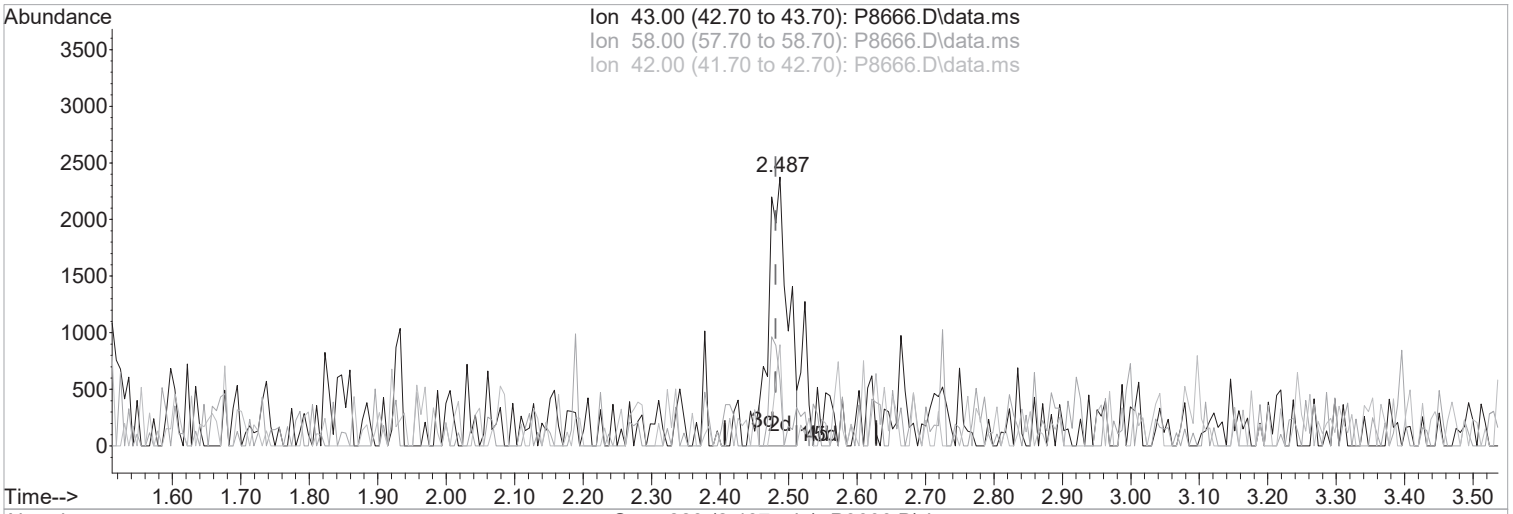

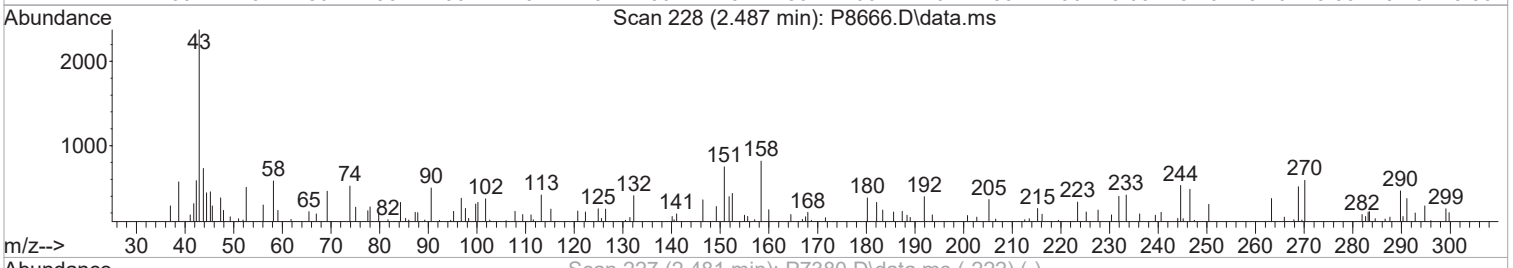

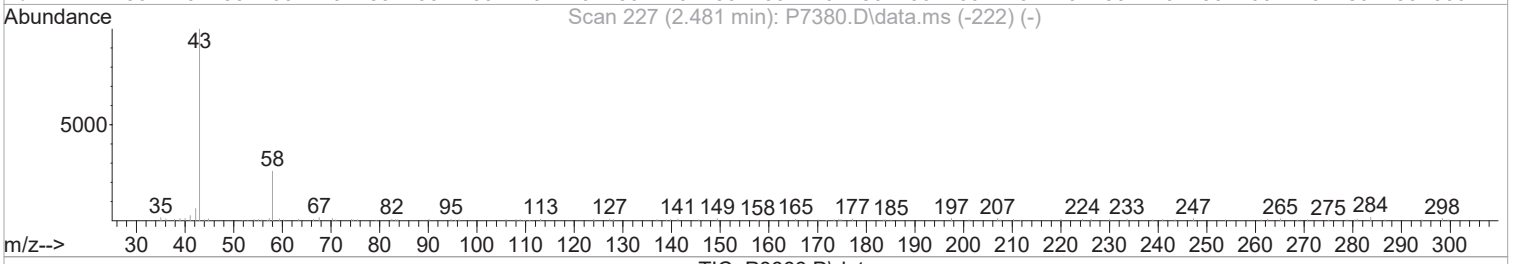

TIC: P8666.D\data.ms

(15) Acetone (P)

2.487min (+0.006) 3.82 ppb m

response 4457

Ion	Exp%	Act%
43.00	100	100
58.00	26.20	24.46
42.00	6.90	24.63
0.00	0.00	0.00

Manual Integration:

After

Peak not found.

03/24/17

Quantitation Report (Qedit)

Data Path : I:\ACQUDATA\msvoa12\Data\032417\
Data File : P8666.D
Acq On : 24 Mar 2017 3:41 pm
Operator : K.Ruest
Sample : R1702494-010|1.0 Inst : MSVOA-12
Misc : VERINA 8260 T4
ALS Vial : 11 Sample Multiplier: 1

Quant Time: Mar 24 16:04:35 2017
Quant Method : I:\ACQUDATA\msvoa12\Methods\W010417.M
Quant Title : MS#12 - 8260B WATERS 10mL Purge
QLast Update : Thu Jan 05 10:50:17 2017
Response via : Initial Calibration

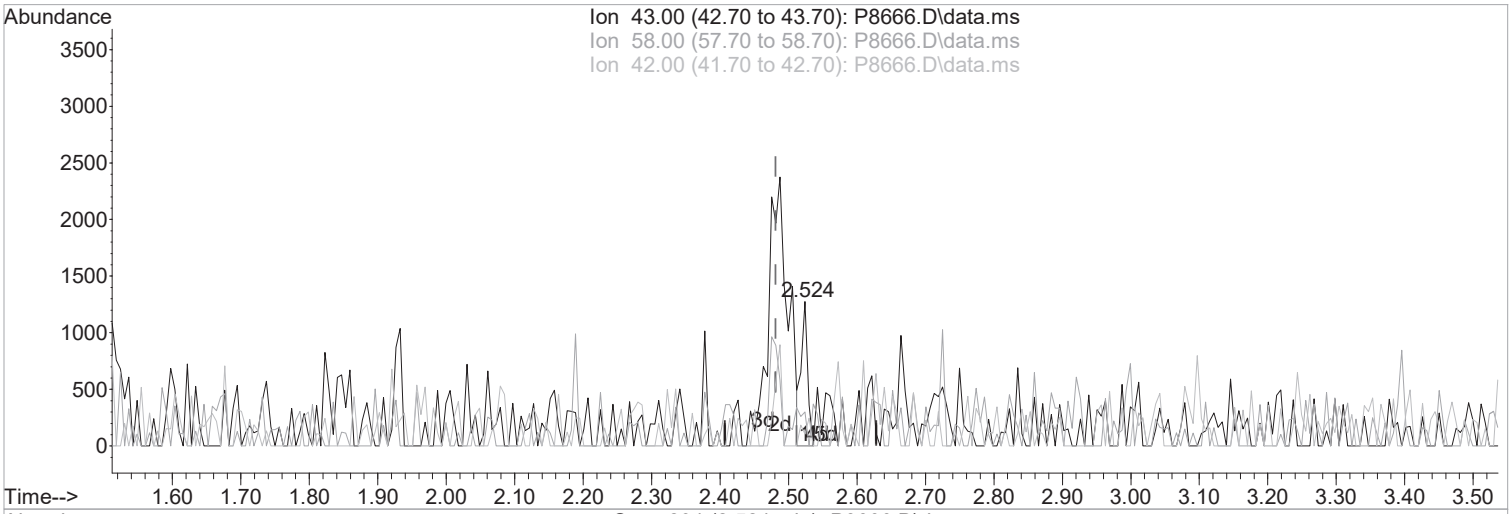

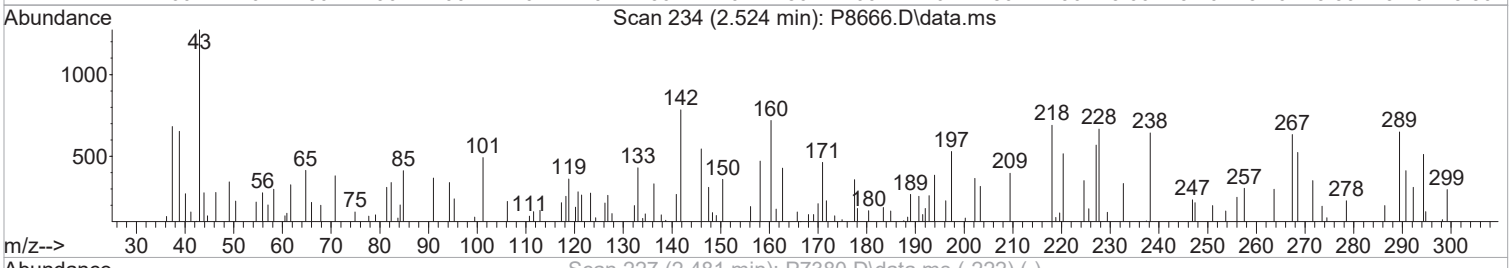



TIC: P8666.D\data.ms

(15) Acetone (P)

2.524min (+0.043) 0.72 ppb

response 837

Ion	Exp%	Act%
43.00	100	100
58.00	26.20	23.47
42.00	6.90	8.16
0.00	0.00	0.00

Manual Integration:

Before

03/24/17

Quantitation Report (QT Reviewed)

Data Path : I:\ACQUDATA\msvoa12\Data\032417\
Data File : P8666.D
Acq On : 24 Mar 2017 3:41 pm
Operator : K.Ruest
Sample : R1702494-010|1.0 Inst : MSVOA-12
Misc : VERINA 8260 T4
ALS Vial : 11 Sample Multiplier: 1

Quant Time: Mar 24 16:05:43 2017
Quant Method : I:\ACQUDATA\msvoa12\Methods\W010417.M
Quant Title : MS#12 - 8260B WATERS 10mL Purge
QLast Update : Thu Jan 05 10:50:17 2017
Response via : Initial Calibration

Compound	R.T.	QIon	Response	Conc	Units		Dev(Min)
Internal Standards							
1) Pentafluorobenzene	5.731	168	794309	50.00	ppb		0.00
43) 1,4-Difluorobenzene	6.761	114	1273207	50.00	ppb		0.00
71) d5-Chlorobenzene	9.986	117	1179916	50.00	ppb		0.00
86) 1,4-Dichlorobenzene-d4	12.010	152	589639	50.00	ppb		0.00
System Monitoring Compounds							
45) surr4,Dibrflmethane	5.578	113	377605	54.96	ppb		0.00
Spiked Amount 50.000	Range 89 - 119		Recovery = 109.92%				
48) surr1,1,2-dichloroetha...	6.090	65	435418	57.08	ppb		0.00
Spiked Amount 50.000	Range 73 - 125		Recovery = 114.16%				
65) SURR3,Toluene-d8	8.523	98	1551310	54.61	ppb		0.00
Spiked Amount 50.000	Range 87 - 121		Recovery = 109.22%				
70) SURR2,BFB	11.047	95	571650	51.94	ppb		0.00
Spiked Amount 50.000	Range 85 - 122		Recovery = 103.88%				
Target Compounds							Qvalue
15) Acetone	2.487	43	4457m	3.82	ppb		
16) 2-Propanol	2.640	45	1731	8.79	ppb		75
18) Carbon Disulfide	2.621	76	4698	0.27	ppb		66
112) Trielution Dichlorotol...	13.083	125	2703	0.27	ppb	#	55
119) 2,4,5-Trichlorotolene	14.570	159	1576	0.32	ppb	#	74
120) 2,3,6-Trichlorotoluene	14.650	159	987	0.24	ppb	#	45

(#) = qualifier out of range (m) = manual integration (+) = signals summed

Quantitation Report (QT Reviewed)

Data Path : I:\ACQUDATA\msvoa12\Data\032417\
Data File : P8666.D
Acq On : 24 Mar 2017 3:41 pm
Operator : K.Ruest
Sample : R1702494-010|1.0 Inst : MSVOA-12
Misc : VERINA 8260 T4
ALS Vial : 11 Sample Multiplier: 1

Quant Time: Mar 24 16:05:43 2017
Quant Method : I:\ACQUDATA\msvoa12\Methods\W010417.M
Quant Title : MS#12 - 8260B WATERS 10mL Purge
QLast Update : Thu Jan 05 10:50:17 2017
Response via : Initial Calibration

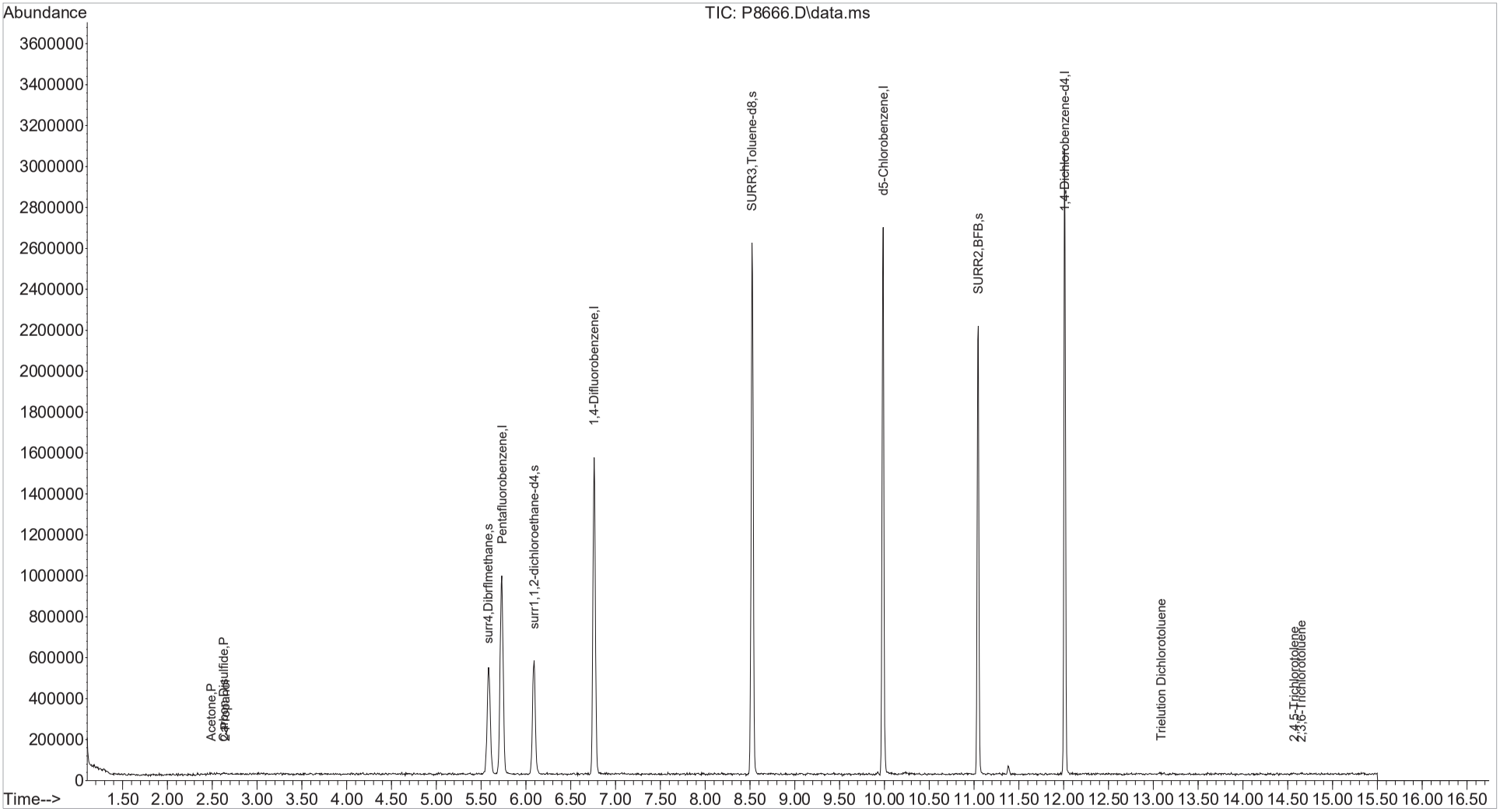

1st 03/24/17
2nd 03/28/17

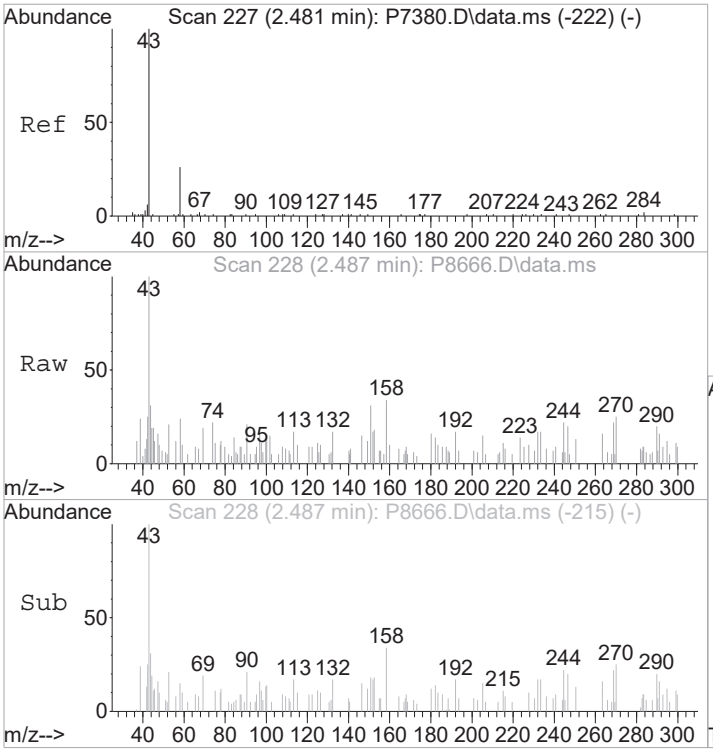

#15
Acetone
Concen: 3.82 ppb m
RT: 2.487 min Scan# 228
Delta R.T. 0.006 min
Lab File: P8666.D
Acq: 24 Mar 2017 3:41 pm

Tgt Ion: 43 Resp: 4457

Ion	Ratio	Lower	Upper
43	100		
58	24.5	6.2	46.2
42	24.6	0.0	26.9

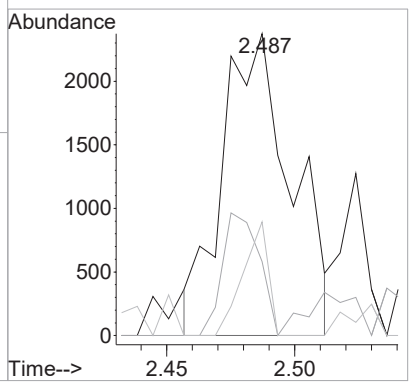

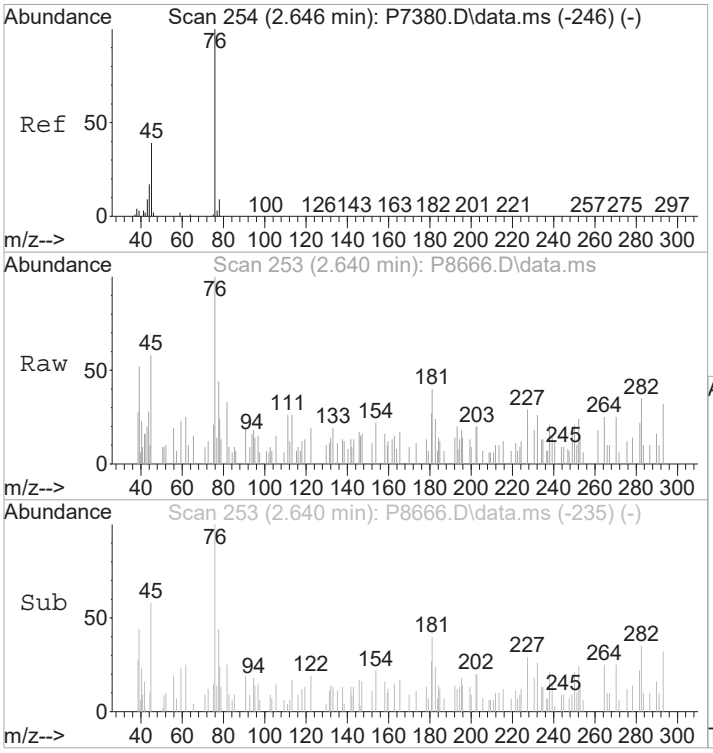

#16
2-Propanol
Concen: 8.79 ppb
RT: 2.640 min Scan# 253
Delta R.T. 0.000 min
Lab File: P8666.D
Acq: 24 Mar 2017 3:41 pm

Tgt Ion: 45 Resp: 1731

Ion	Ratio	Lower	Upper
45	100		
43	33.9	1.8	41.8

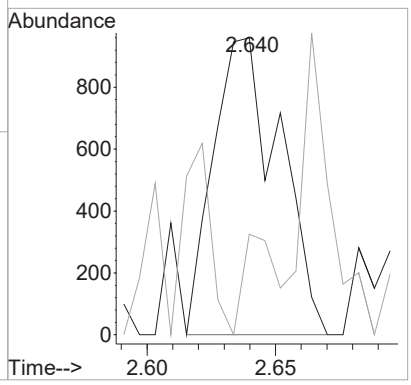

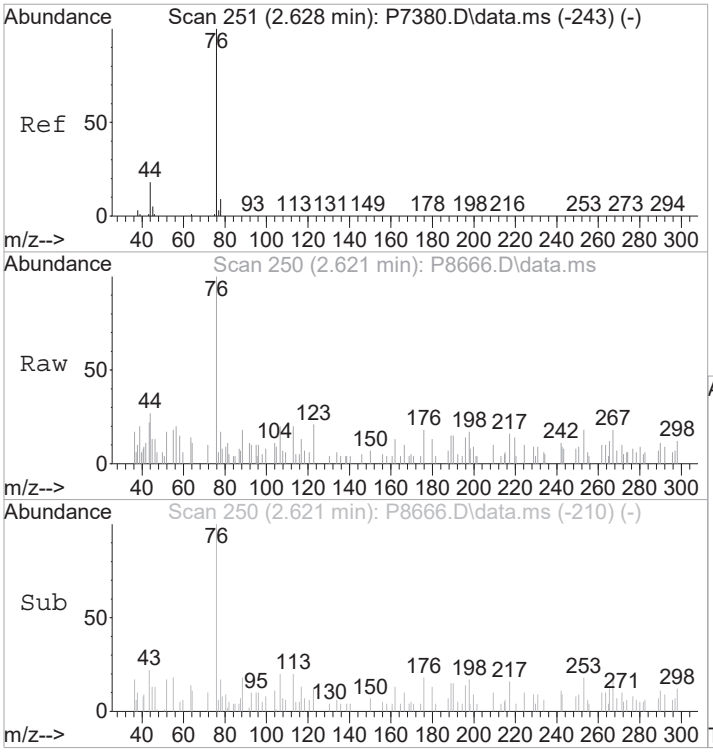

#18
Carbon Disulfide
Concen: 0.27 ppb
RT: 2.621 min Scan# 250
Delta R.T. -0.012 min
Lab File: P8666.D
Acq: 24 Mar 2017 3:41 pm

Tgt Ion: 76 Resp: 4698

Ion	Ratio	Lower	Upper
76	100		
78	24.3	0.0	29.5
77	6.1	0.0	22.7

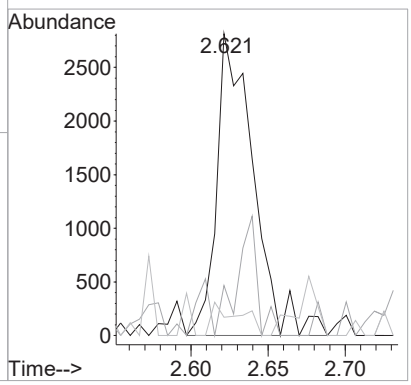

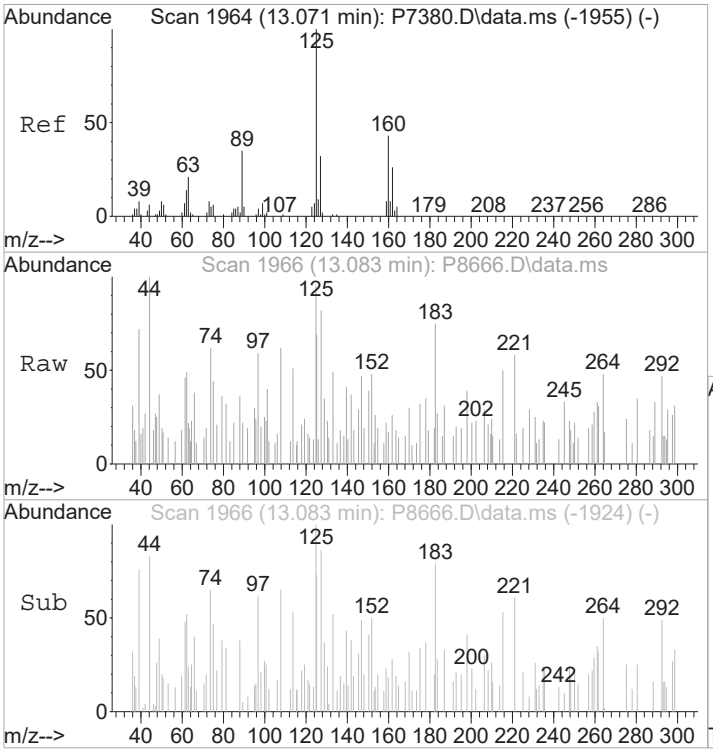

#112
Trielution Dichlorotoluene
Concen: 0.27 ppb
RT: 13.083 min Scan# 1966
Delta R.T. 0.006 min
Lab File: P8666.D
Acq: 24 Mar 2017 3:41 pm

Tgt Ion:125 Resp: 2703

Ion	Ratio	Lower	Upper
125	100		
160	10.5	34.6	51.8#
89	13.6	28.0	42.0#

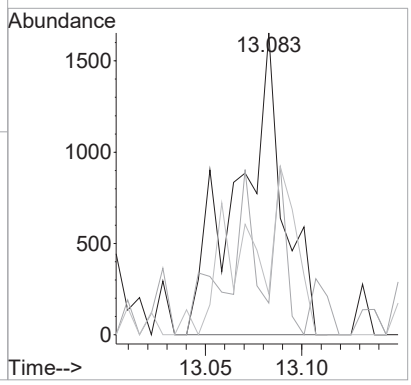

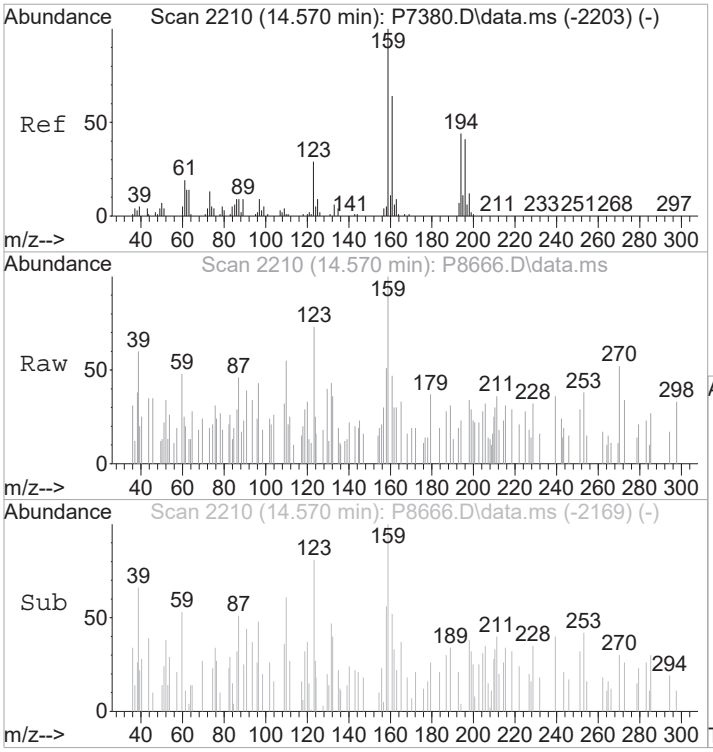

#119
2,4,5-Trichlorotolene
Concen: 0.32 ppb
RT: 14.570 min Scan# 2210
Delta R.T. 0.000 min
Lab File: P8666.D
Acq: 24 Mar 2017 3:41 pm

Tgt Ion:159 Resp: 1576

Ion	Ratio	Lower	Upper
159	100		
161	46.8	51.0	76.4#
194	23.4	35.4	53.2#

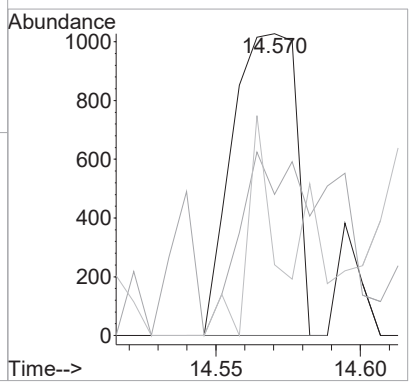

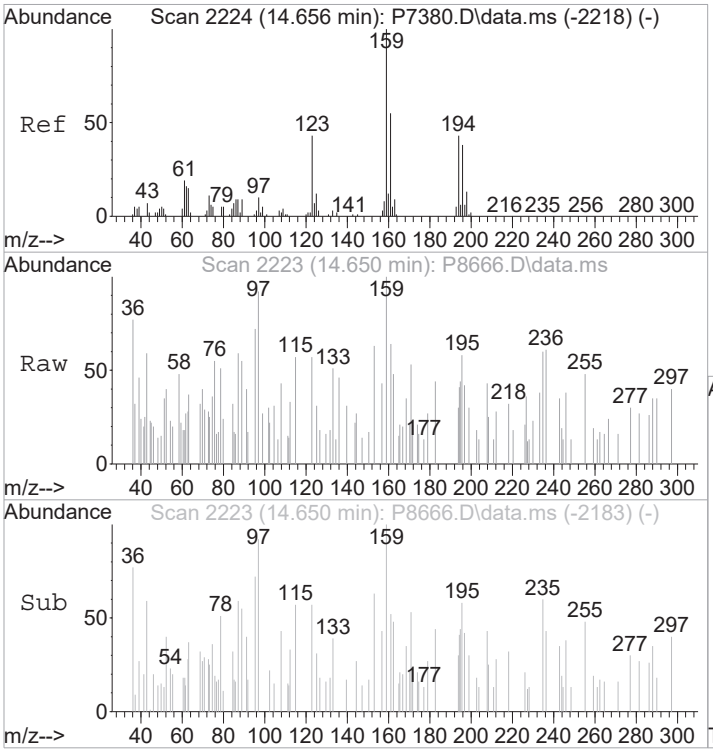

#120
2,3,6-Trichlorotoluene
Concen: 0.24 ppb
RT: 14.650 min Scan# 2223
Delta R.T. -0.006 min
Lab File: P8666.D
Acq: 24 Mar 2017 3:41 pm

Tgt Ion:159 Resp: 987

Ion	Ratio	Lower	Upper
159	100		
161	63.8	44.3	66.5
194	114.6	34.8	52.2#

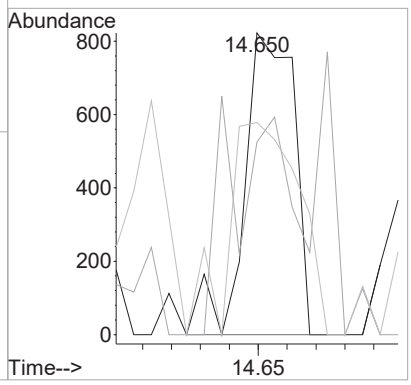

Quantitation Report (Qedit)

Data Path : I:\ACQUDATA\msvoa12\Data\032417\
Data File : P8662.D
Acq On : 24 Mar 2017 1:41 pm
Operator : K.Ruest
Sample : VBLK Inst : MSVOA-12
Misc :
ALS Vial : 7 Sample Multiplier: 1

Quant Time: Mar 24 14:28:22 2017
Quant Method : I:\ACQUDATA\msvoa12\Methods\W010417.M
Quant Title : MS#12 - 8260B WATERS 10mL Purge
QLast Update : Thu Jan 05 10:50:17 2017
Response via : Initial Calibration

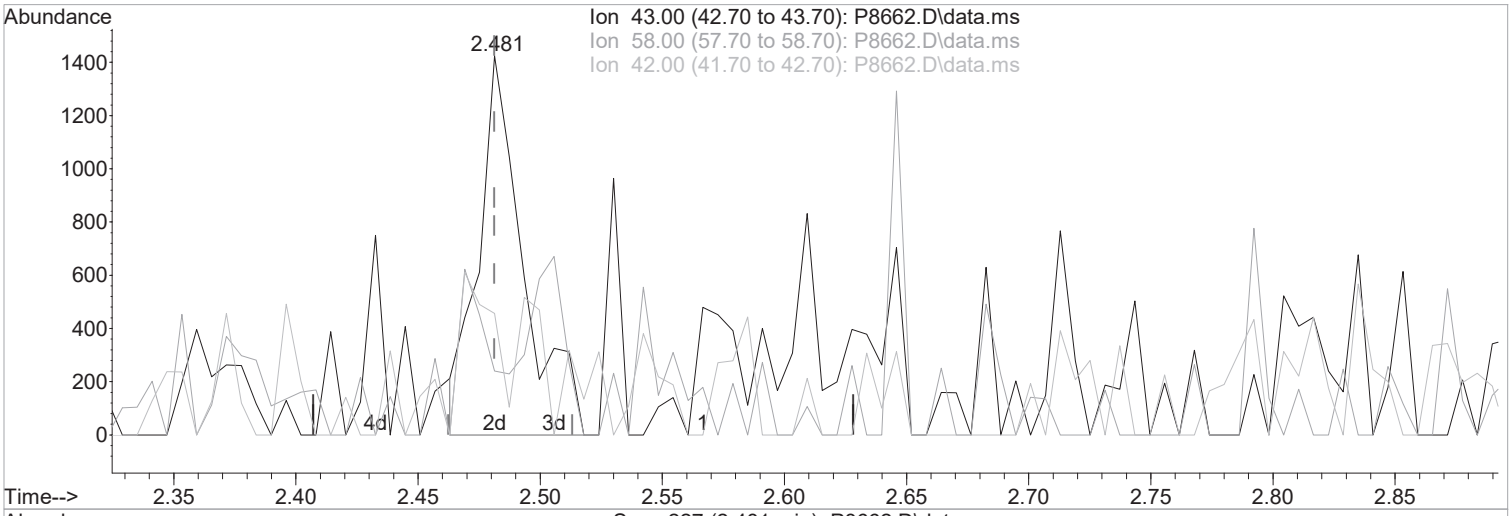

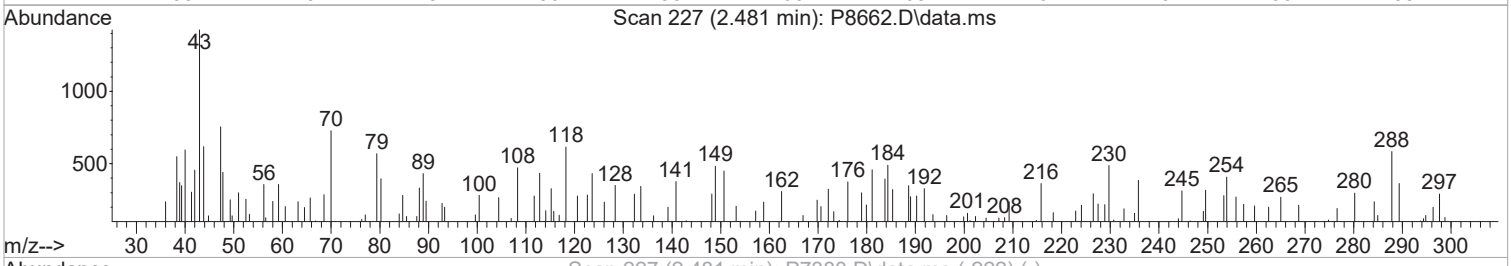



TIC: P8662.D\data.ms

(15) Acetone (P)

2.481min (+0.000) 1.52 ppb m

response 1815

Ion	Exp%	Act%
43.00	100	100
58.00	26.20	16.84
42.00	6.90	32.00#
0.00	0.00	0.00

Manual Integration:

After

Peak not found.

03/24/17

Quantitation Report (Qedit)

Data Path : I:\ACQUDATA\msvoa12\Data\032417\
Data File : P8662.D
Acq On : 24 Mar 2017 1:41 pm
Operator : K.Ruest
Sample : VBLK Inst : MSVOA-12
Misc :
ALS Vial : 7 Sample Multiplier: 1

Quant Time: Mar 24 14:28:22 2017
Quant Method : I:\ACQUDATA\msvoa12\Methods\W010417.M
Quant Title : MS#12 - 8260B WATERS 10mL Purge
QLast Update : Thu Jan 05 10:50:17 2017
Response via : Initial Calibration

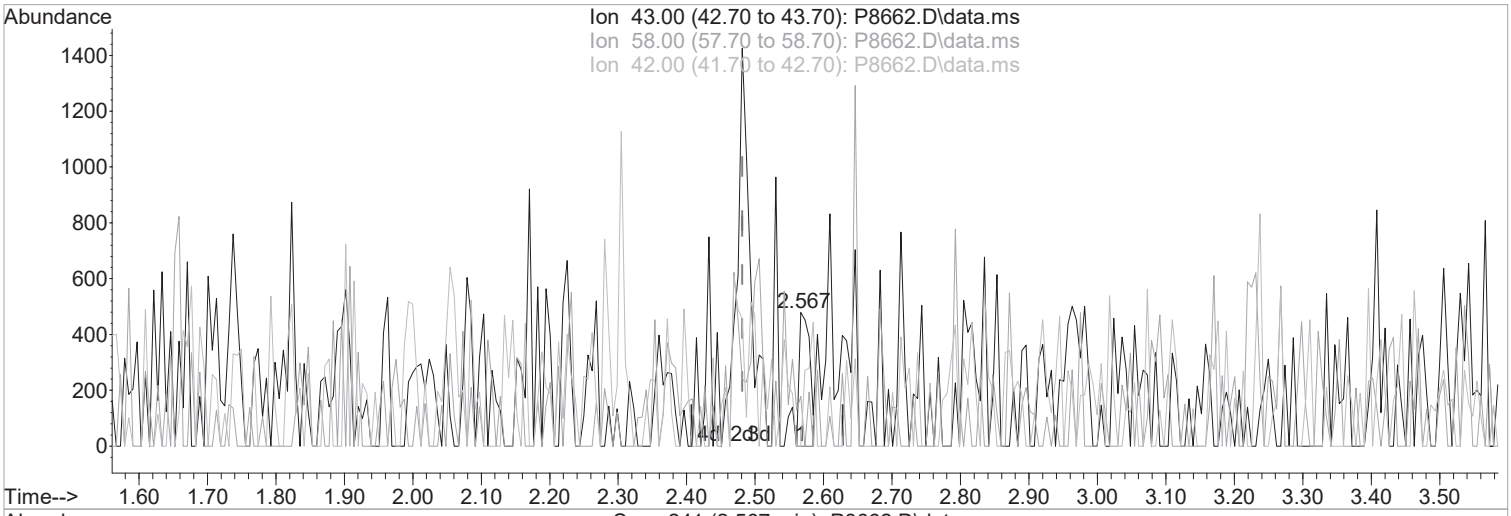

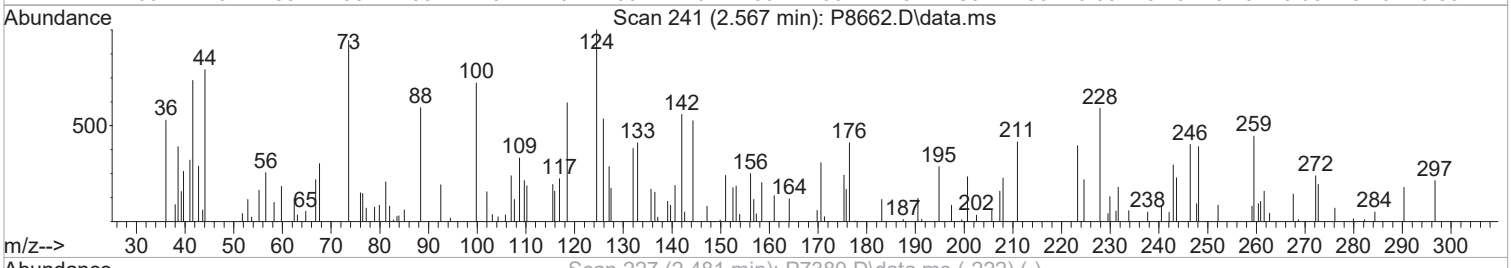



TIC: P8662.D\data.ms

(15) Acetone (P)

2.567min (+0.086) 0.44 ppb

response 524

Ion	Exp%	Act%
43.00	100	100
58.00	26.20	37.37
42.00	6.90	0.00
0.00	0.00	0.00

Manual Integration:

Before

03/24/17

Quantitation Report (QT Reviewed)

Data Path : I:\ACQUDATA\msvoa12\Data\032417\
Data File : P8662.D
Acq On : 24 Mar 2017 1:41 pm
Operator : K.Ruest
Sample : VBLK Inst : MSVOA-12
Misc :
ALS Vial : 7 Sample Multiplier: 1

Quant Time: Mar 24 15:56:01 2017
Quant Method : I:\ACQUDATA\msvoa12\Methods\W010417.M
Quant Title : MS#12 - 8260B WATERS 10mL Purge
QLast Update : Thu Jan 05 10:50:17 2017
Response via : Initial Calibration

Compound	R.T.	QIon	Response	Conc	Units		Dev(Min)
Internal Standards							
1) Pentafluorobenzene	5.731	168	813734	50.00	ppb		0.00
43) 1,4-Difluorobenzene	6.761	114	1315150	50.00	ppb		0.00
71) d5-Chlorobenzene	9.986	117	1221134	50.00	ppb		0.00
86) 1,4-Dichlorobenzene-d4	12.010	152	610173	50.00	ppb		0.00
System Monitoring Compounds							
45) surr4,Dibrflmethane	5.584	113	375563	52.92	ppb		0.00
Spiked Amount 50.000	Range 89 - 119		Recovery = 105.84%				
48) surr1,1,2-dichloroetha...	6.084	65	442623	56.18	ppb		0.00
Spiked Amount 50.000	Range 73 - 125		Recovery = 112.36%				
65) SURR3,Toluene-d8	8.523	98	1619421	55.19	ppb		0.00
Spiked Amount 50.000	Range 87 - 121		Recovery = 110.38%				
70) SURR2,BFB	11.047	95	586921	51.62	ppb		0.00
Spiked Amount 50.000	Range 85 - 122		Recovery = 103.24%				
Target Compounds							Qvalue
15) Acetone	2.481	43	1815m	1.52	ppb		
112) Trielution Dichlorotol...	13.071	125	6201	0.60	ppb	#	81
113) 1,3,5 Trichlorobenzene	13.126	180	2320	0.25	ppb	#	64
114) Coelution Dichlorotoluene	13.400	125	4241	0.38	ppb	#	62
115) 1,2,4-Tcbenzene	13.607	180	3122	0.39	ppb	#	77
116) Hexachlorobt	13.741	225	2507	0.69	ppb	#	75
117) Naphthalen	13.790	128	4343	0.29	ppb		86
118) 1,2,3-Tclbenzene	13.979	180	3134	0.47	ppb	#	64
119) 2,4,5-Trichlorotolene	14.564	159	7863	1.53	ppb	#	85
120) 2,3,6-Trichlorotoluene	14.650	159	7494	1.75	ppb	#	87

(#) = qualifier out of range (m) = manual integration (+) = signals summed

Quantitation Report (QT Reviewed)

Data Path : I:\ACQUDATA\msvoa12\Data\032417\
Data File : P8662.D
Acq On : 24 Mar 2017 1:41 pm
Operator : K.Ruest
Sample : VBLK Inst : MSVOA-12
Misc :
ALS Vial : 7 Sample Multiplier: 1

Quant Time: Mar 24 15:56:01 2017
Quant Method : I:\ACQUDATA\msvoa12\Methods\W010417.M
Quant Title : MS#12 - 8260B WATERS 10mL Purge
QLast Update : Thu Jan 05 10:50:17 2017
Response via : Initial Calibration

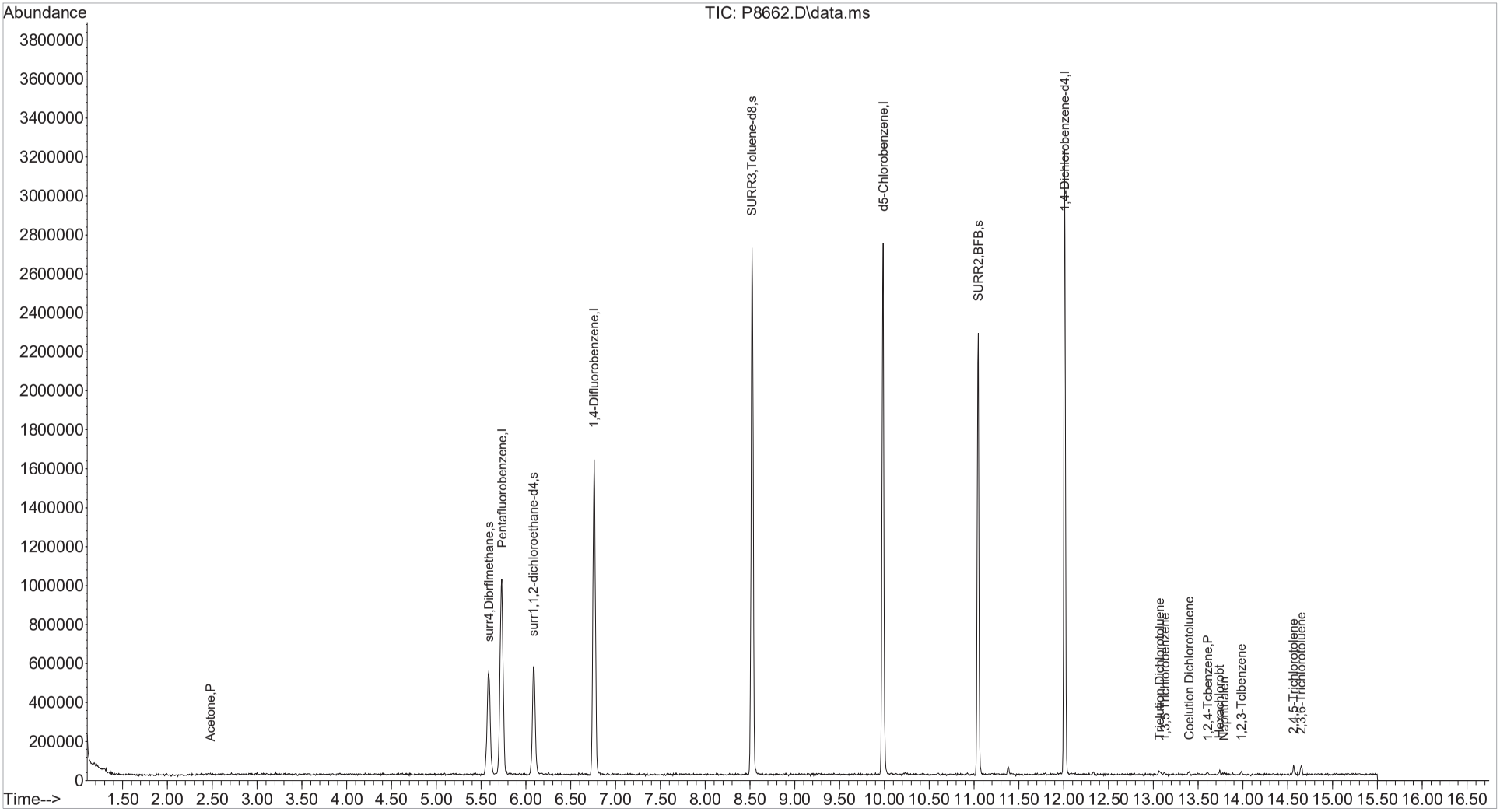

1st 03/24/17
2nd 03/28/17

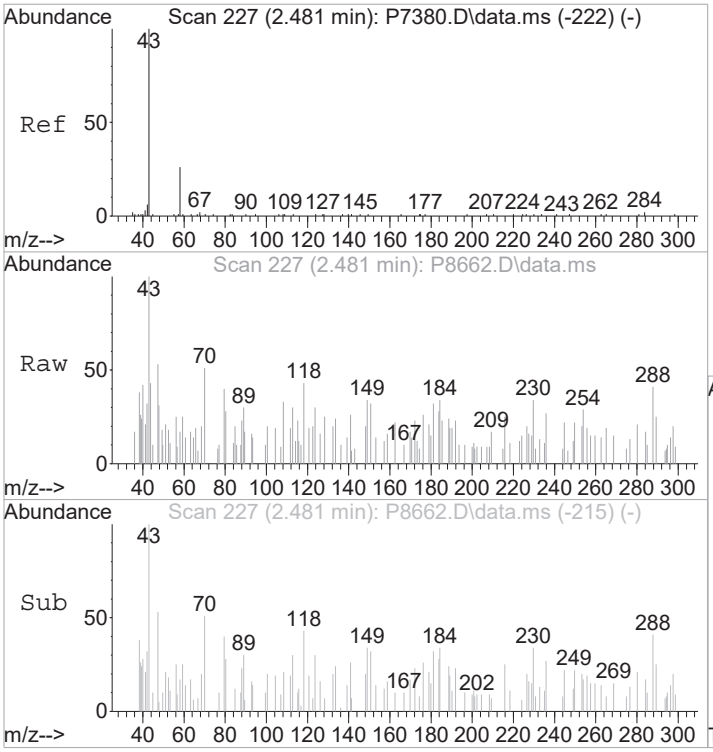

#15
Acetone
Concen: 1.52 ppb m
RT: 2.481 min Scan# 227
Delta R.T. 0.000 min
Lab File: P8662.D
Acq: 24 Mar 2017 1:41 pm

Tgt Ion: 43 Resp: 1815

Ion	Ratio	Lower	Upper
43	100		
58	16.8	6.2	46.2
42	32.0	0.0	26.9#

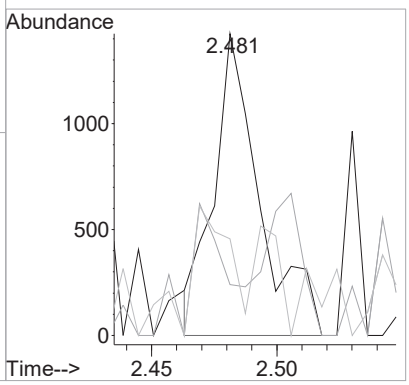

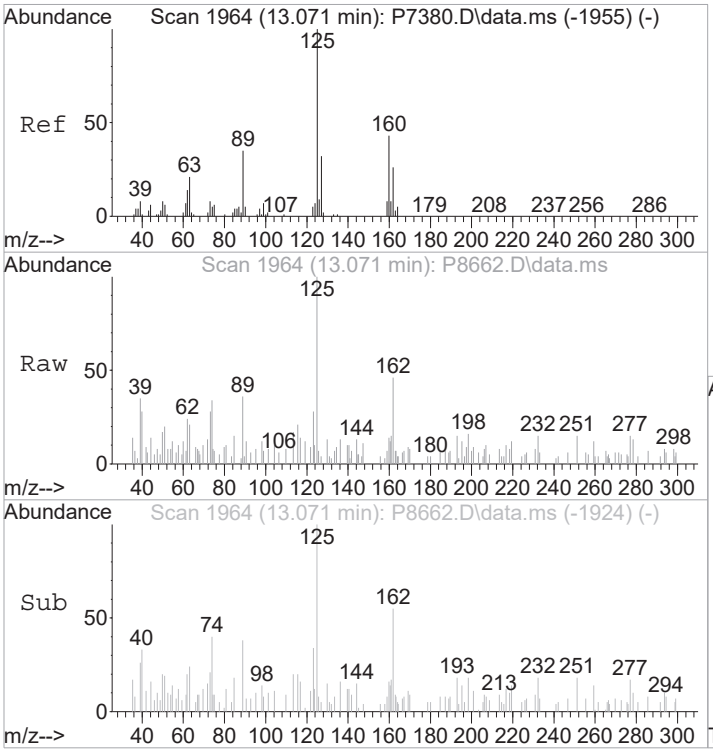

#112
Trielution Dichlorotoluene
Concen: 0.60 ppb
RT: 13.071 min Scan# 1964
Delta R.T. -0.006 min
Lab File: P8662.D
Acq: 24 Mar 2017 1:41 pm

Tgt Ion:125 Resp: 6201

Ion	Ratio	Lower	Upper
125	100		
160	23.9	34.6	51.8#
89	37.7	28.0	42.0

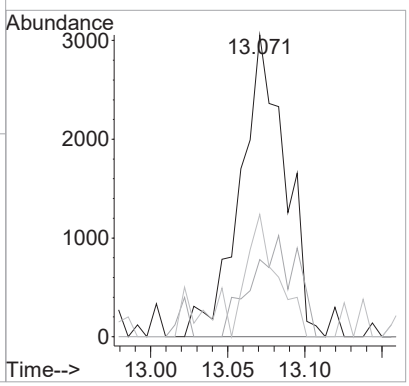

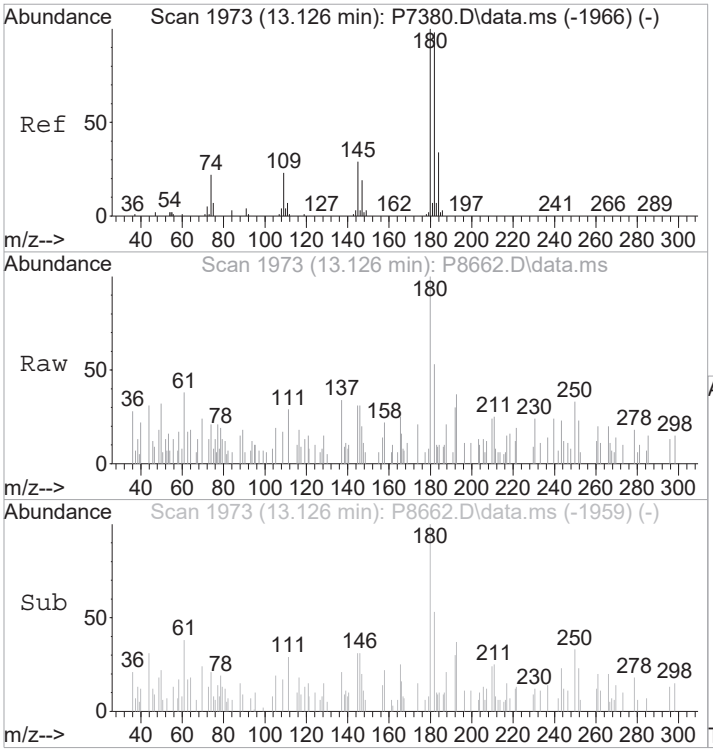

#113
1,3,5 Trichlorobenzene
Concen: 0.25 ppb
RT: 13.126 min Scan# 1973
Delta R.T. -0.006 min
Lab File: P8662.D
Acq: 24 Mar 2017 1:41 pm

Tgt Ion:180 Resp: 2320

Ion	Ratio	Lower	Upper
180	100		
182	52.7	78.6	117.8#
145	30.6	23.4	35.2

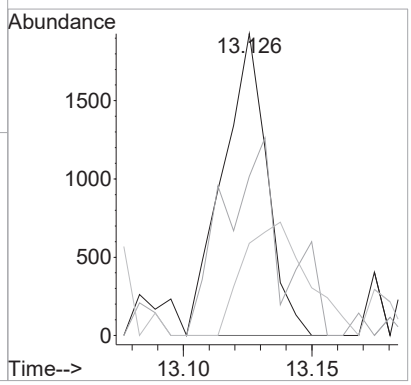

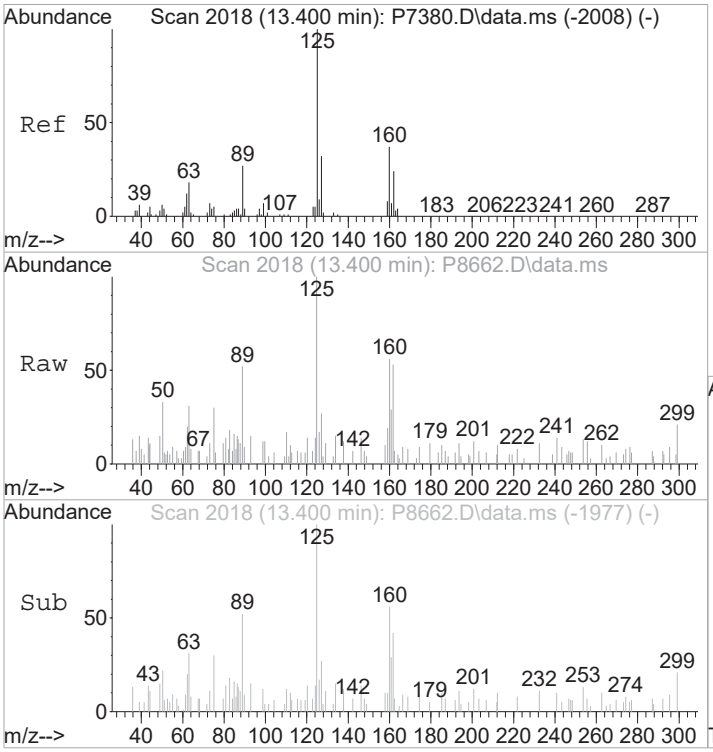

#114
Coelution Dichlorotoluene
Concen: 0.38 ppb
RT: 13.400 min Scan# 2018
Delta R.T. 0.000 min
Lab File: P8662.D
Acq: 24 Mar 2017 1:41 pm

Tgt Ion:125 Resp: 4241

Ion	Ratio	Lower	Upper
125	100		
160	55.7	29.8	44.6#
89	51.7	21.7	32.5#

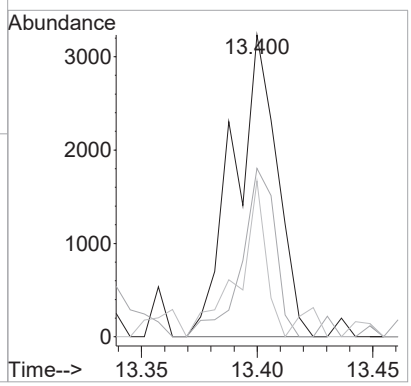

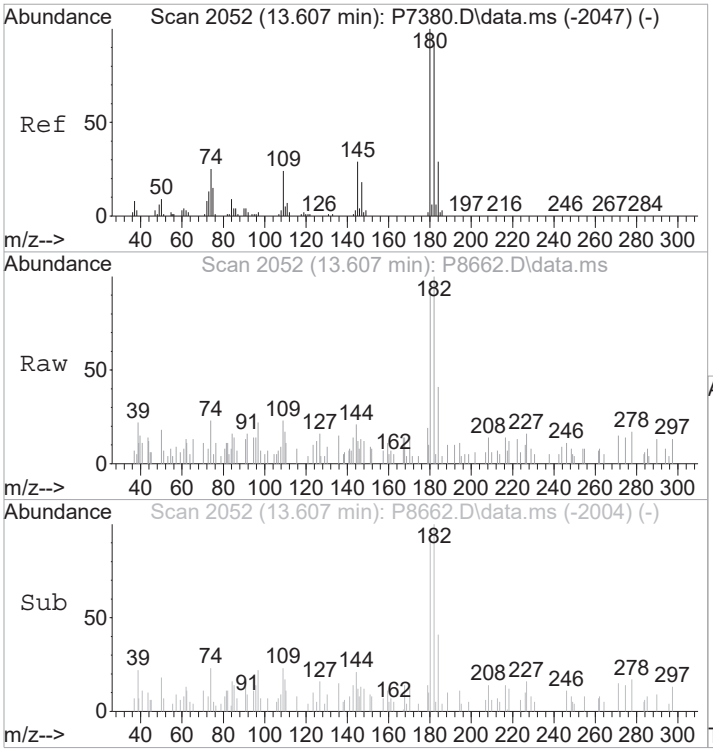

#115
1,2,4-Tcbenzene
Concen: 0.39 ppb
RT: 13.607 min Scan# 2052
Delta R.T. 0.000 min
Lab File: P8662.D
Acq: 24 Mar 2017 1:41 pm

Tgt Ion:180 Resp: 3122

Ion	Ratio	Lower	Upper
180	100		
182	115.6	71.4	111.4#
145	21.1	8.8	48.8

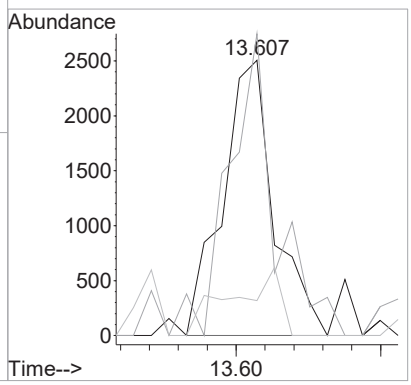

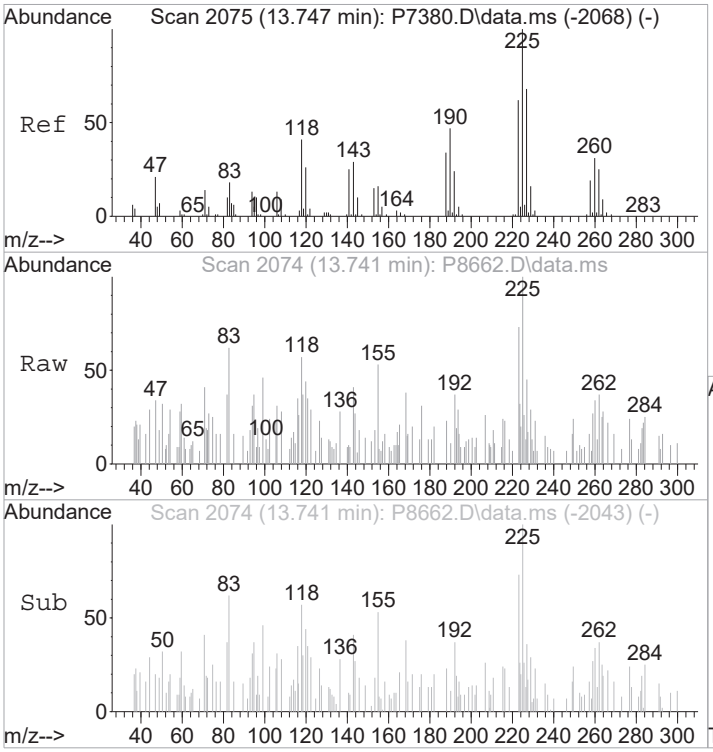

#116
Hexachlorobt
Concen: 0.69 ppb
RT: 13.741 min Scan# 2074
Delta R.T. -0.006 min
Lab File: P8662.D
Acq: 24 Mar 2017 1:41 pm

Tgt Ion:225 Resp: 2507

Ion	Ratio	Lower	Upper
225	100		
223	83.0	42.2	82.2#
227	48.9	47.7	87.7

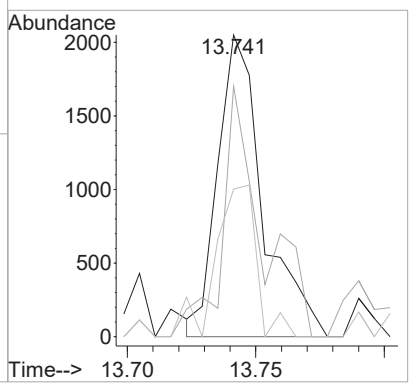

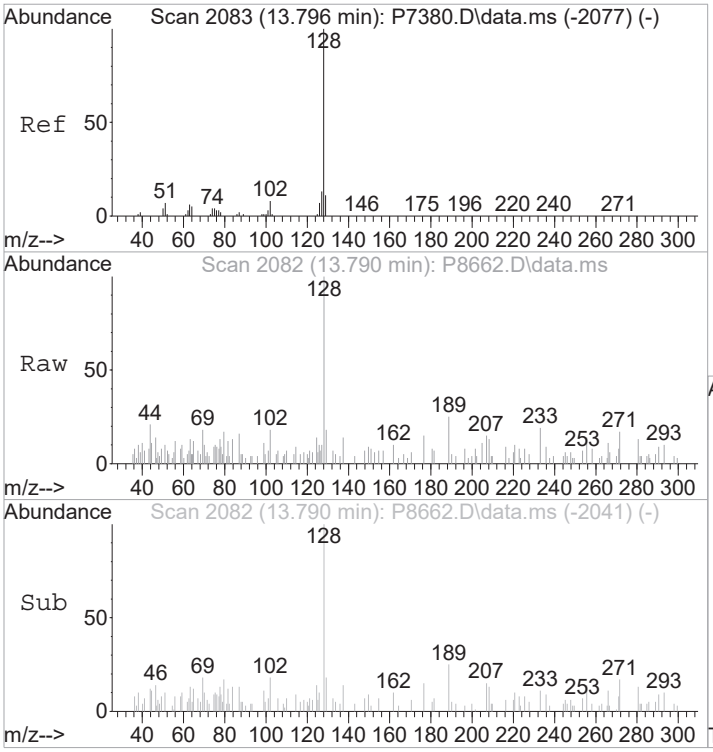

#117
Naphthalen
Concen: 0.29 ppb
RT: 13.790 min Scan# 2082
Delta R.T. -0.006 min
Lab File: P8662.D
Acq: 24 Mar 2017 1:41 pm

Tgt Ion:128 Resp: 4343

Ion	Ratio	Lower	Upper
128	100		
127	10.4	0.0	32.8
102	17.9	0.0	28.5

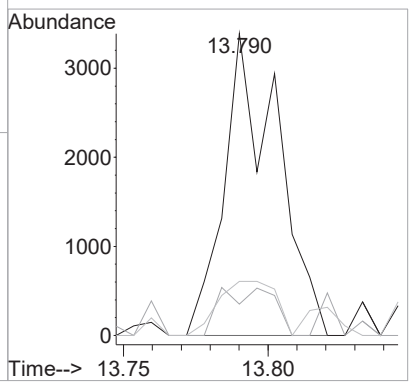

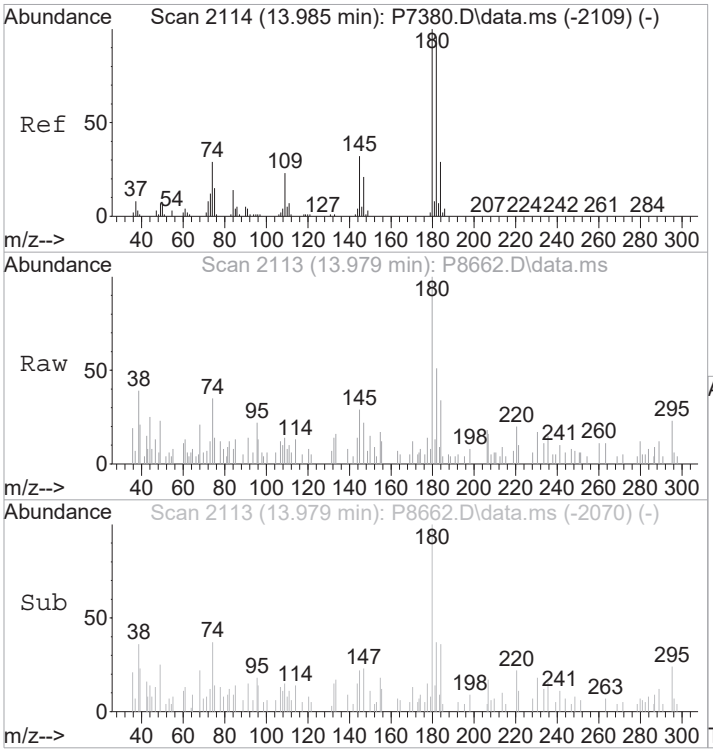

#118
1,2,3-Tclbenzene
Concen: 0.47 ppb
RT: 13.979 min Scan# 2113
Delta R.T. -0.006 min
Lab File: P8662.D
Acq: 24 Mar 2017 1:41 pm

Tgt Ion:180 Resp: 3134

Ion	Ratio	Lower	Upper
180	100		
182	51.1	75.9	115.9#
145	29.2	11.8	51.8

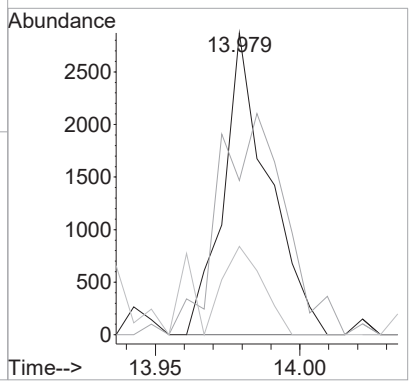



#119
2,4,5-Trichlorotolene
Concen: 1.53 ppb
RT: 14.564 min Scan# 2209
Delta R.T. -0.006 min
Lab File: P8662.D
Acq: 24 Mar 2017 1:41 pm

Tgt Ion:159 Resp: 7863

Ion	Ratio	Lower	Upper
159	100		
161	75.0	51.0	76.4
194	34.6	35.4	53.2#

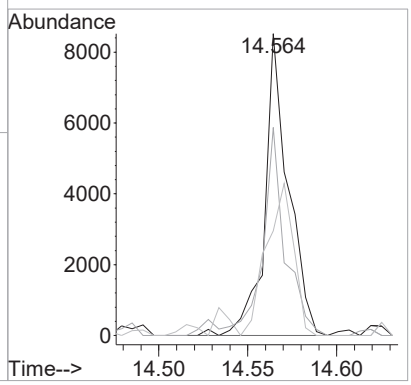

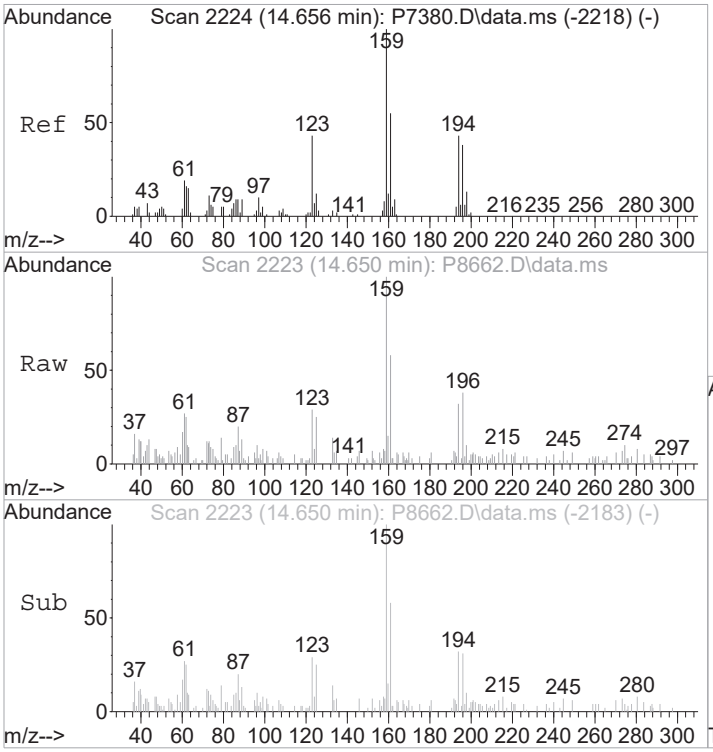

#120
2,3,6-Trichlorotoluene
Concen: 1.75 ppb
RT: 14.650 min Scan# 2223
Delta R.T. -0.006 min
Lab File: P8662.D
Acq: 24 Mar 2017 1:41 pm

Tgt Ion:159 Resp: 7494

Ion	Ratio	Lower	Upper
159	100		
161	52.9	44.3	66.5
194	27.7	34.8	52.2#

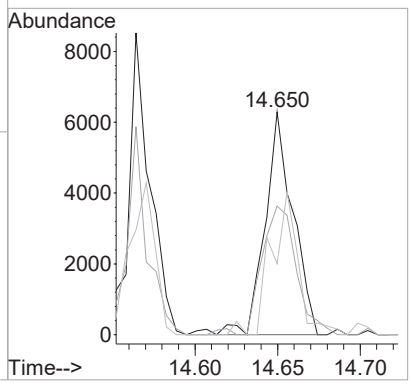

Quantitation Report (Qedit)

Data Path : I:\ACQUDATA\msvoa12\Data\032417\
Data File : P8660.D
Acq On : 24 Mar 2017 12:41 pm
Operator : K.Ruest
Sample : LCS Inst : MSVOA-12
Misc :
ALS Vial : 5 Sample Multiplier: 1

Quant Time: Mar 24 13:00:33 2017
Quant Method : I:\ACQUDATA\msvoa12\Methods\W010417.M
Quant Title : MS#12 - 8260B WATERS 10mL Purge
QLast Update : Thu Jan 05 10:50:17 2017
Response via : Initial Calibration

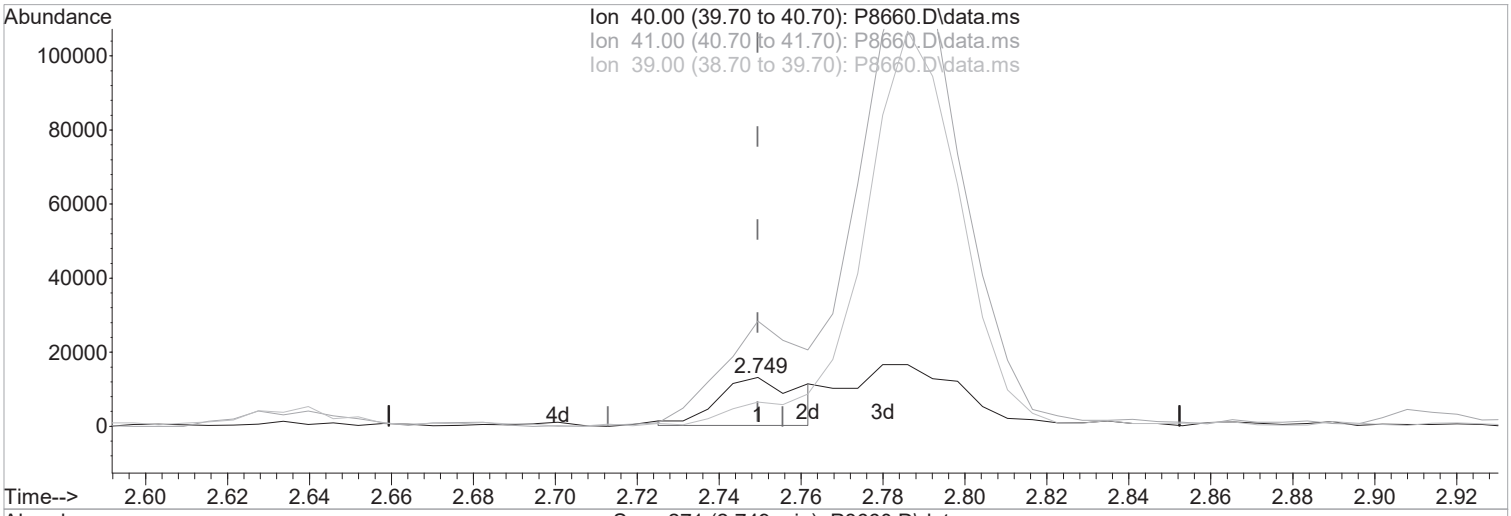





TIC: P8660.D\data.ms

(19) Acetonitrile

2.749min (+0.000) 101.86 ppb m

response 18208

Ion	Exp%	Act%
40.00	100	100
41.00	161.50	214.96#
39.00	26.70	49.86#
0.00	0.00	0.00

Manual Integration:

After

Poor integration.

03/24/17

Quantitation Report (Qedit)

Data Path : I:\ACQUDATA\msvoa12\Data\032417\
Data File : P8660.D
Acq On : 24 Mar 2017 12:41 pm
Operator : K.Ruest
Sample : LCS Inst : MSVOA-12
Misc :
ALS Vial : 5 Sample Multiplier: 1

Quant Time: Mar 24 13:00:33 2017
Quant Method : I:\ACQUDATA\msvoa12\Methods\W010417.M
Quant Title : MS#12 - 8260B WATERS 10mL Purge
QLast Update : Thu Jan 05 10:50:17 2017
Response via : Initial Calibration

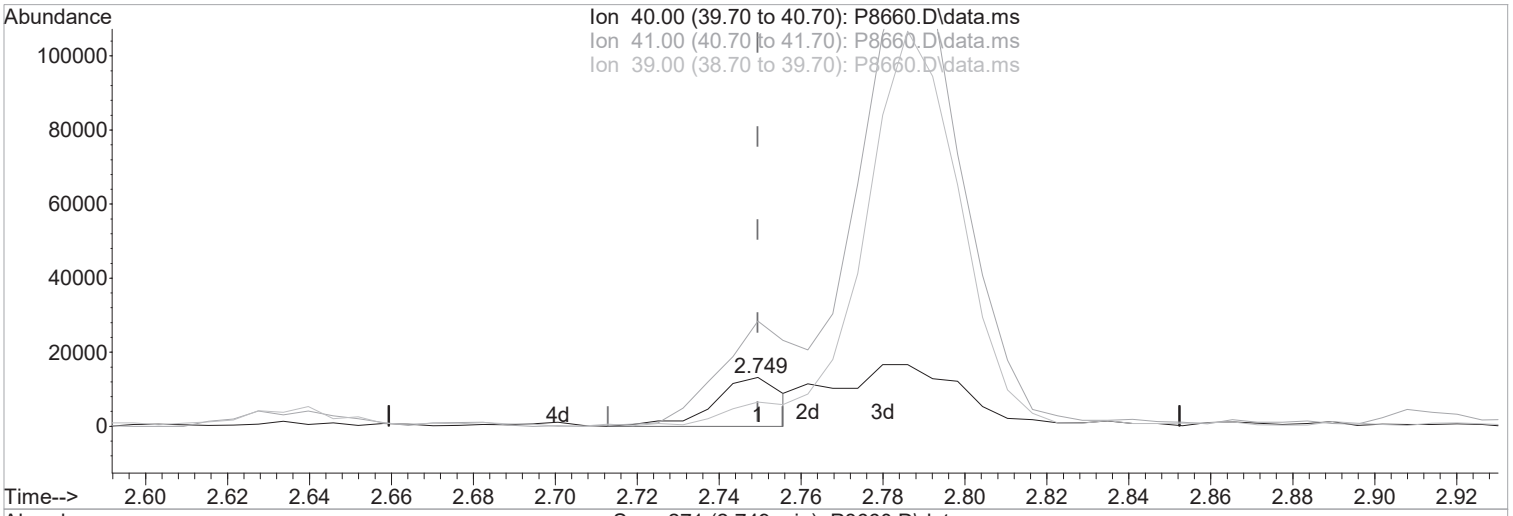

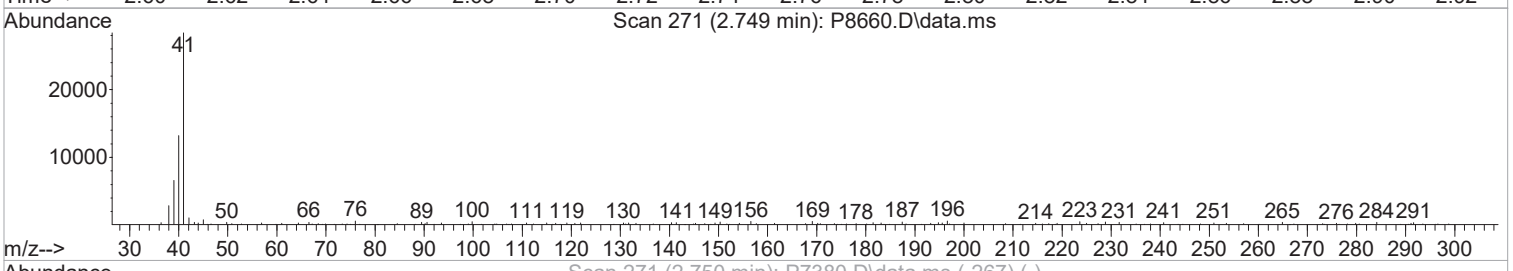



TIC: P8660.D\data.ms

(19) Acetonitrile

2.749min (+0.000) 85.29 ppb

response 15246

Ion	Exp%	Act%
40.00	100	100
41.00	161.50	214.96#
39.00	26.70	49.86#
0.00	0.00	0.00

Manual Integration:

Before

03/24/17

Quantitation Report (Qedit)

Data Path : I:\ACQUDATA\msvoa12\Data\032417\
Data File : P8660.D
Acq On : 24 Mar 2017 12:41 pm
Operator : K.Ruest
Sample : LCS Inst : MSVOA-12
Misc :
ALS Vial : 5 Sample Multiplier: 1

Quant Time: Mar 24 13:00:33 2017
Quant Method : I:\ACQUDATA\msvoa12\Methods\W010417.M
Quant Title : MS#12 - 8260B WATERS 10mL Purge
QLast Update : Thu Jan 05 10:50:17 2017
Response via : Initial Calibration

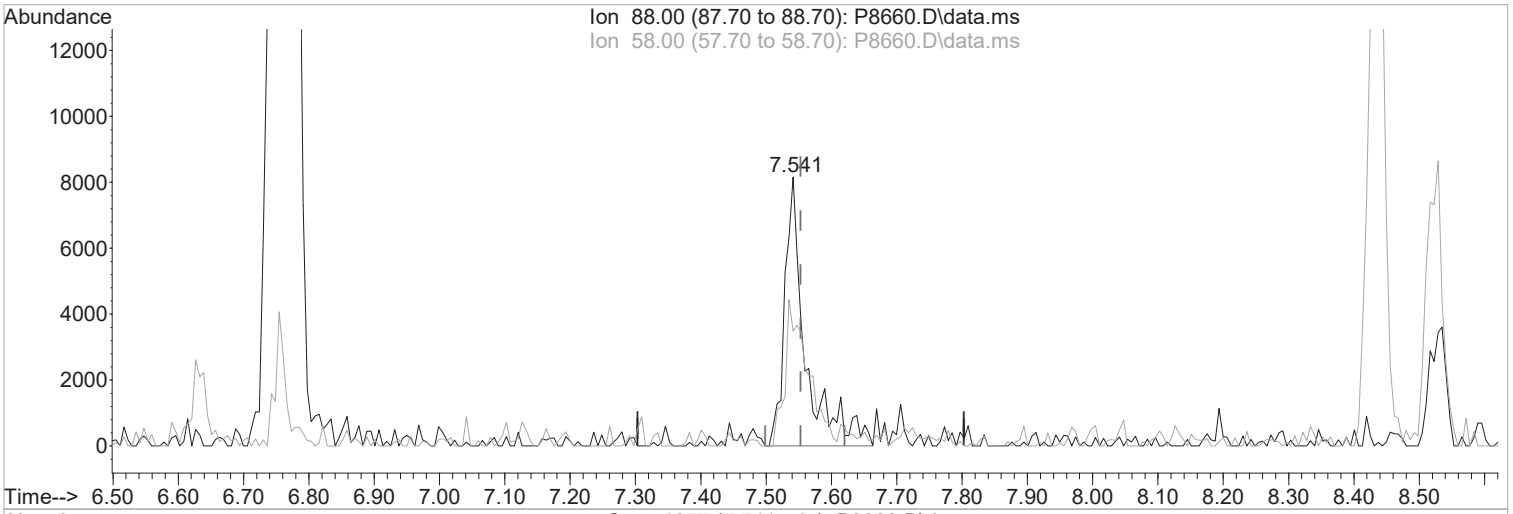





TIC: P8660.D\data.ms

(58) 1,4-Dioxane

7.541min (-0.012) 366.61 ppb m

response 18106

Ion	Exp%	Act%
88.00	100	100
58.00	67.50	42.79#
0.00	0.00	0.00
0.00	0.00	0.00

Manual Integration:

After

Poor integration.

03/24/17

1st KR 03/24/17
2nd BA 03/28/17

Quantitation Report (Qedit)

Data Path : I:\ACQUDATA\msvoa12\Data\032417\
Data File : P8660.D
Acq On : 24 Mar 2017 12:41 pm
Operator : K.Ruest
Sample : LCS Inst : MSVOA-12
Misc :
ALS Vial : 5 Sample Multiplier: 1

Quant Time: Mar 24 13:00:33 2017
Quant Method : I:\ACQUDATA\msvoa12\Methods\W010417.M
Quant Title : MS#12 - 8260B WATERS 10mL Purge
QLast Update : Thu Jan 05 10:50:17 2017
Response via : Initial Calibration

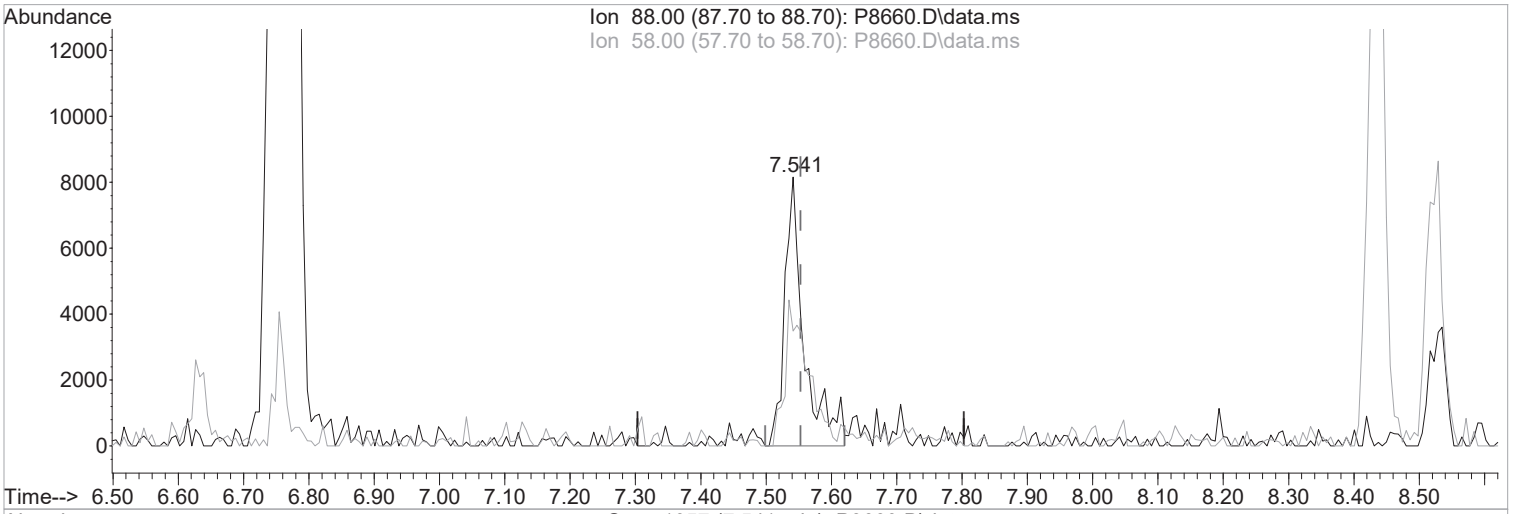





TIC: P8660.D\data.ms

(58) 1,4-Dioxane

7.541min (-0.012) 339.46 ppb

response 16856

Ion	Exp%	Act%
88.00	100	100
58.00	67.50	42.79#
0.00	0.00	0.00
0.00	0.00	0.00

Manual Integration:

Before

03/24/17

Quantitation Report (QT Reviewed)

Data Path : I:\ACQUDATA\msvoa12\Data\032417\
Data File : P8660.D
Acq On : 24 Mar 2017 12:41 pm
Operator : K.Ruest
Sample : LCS Inst : MSVOA-12
Misc :
ALS Vial : 5 Sample Multiplier: 1

Quant Time: Mar 24 13:02:07 2017
Quant Method : I:\ACQUDATA\msvoa12\Methods\W010417.M
Quant Title : MS#12 - 8260B WATERS 10mL Purge
QLast Update : Thu Jan 05 10:50:17 2017
Response via : Initial Calibration

Compound	R.T.	QIon	Response	Conc	Units		Dev(Min)
Internal Standards							
1) Pentafluorobenzene	5.731	168	848404	50.00	ppb		0.00
43) 1,4-Difluorobenzene	6.761	114	1385870	50.00	ppb		0.00
71) d5-Chlorobenzene	9.986	117	1265677	50.00	ppb		0.00
86) 1,4-Dichlorobenzene-d4	12.010	152	631868	50.00	ppb		0.00
System Monitoring Compounds							
45) surr4,Dibrflmethane	5.584	113	408636	54.64	ppb		0.00
Spiked Amount 50.000	Range 89 - 119		Recovery = 109.28%				
48) surr1,1,2-dichloroetha...	6.090	65	447698	53.92	ppb		0.00
Spiked Amount 50.000	Range 73 - 125		Recovery = 107.84%				
65) SURR3,Toluene-d8	8.523	98	1679447	54.32	ppb		0.00
Spiked Amount 50.000	Range 87 - 121		Recovery = 108.64%				
70) SURR2,BFB	11.047	95	603680	50.39	ppb		0.00
Spiked Amount 50.000	Range 85 - 122		Recovery = 100.78%				
Target Compounds							Qvalue
2) Dichlorodifluoromethane	1.213	85	191065	18.51	ppb		96
3) Chloromethane	1.347	50	162819	17.60	ppb		97
4) Vinyl Chloride	1.427	62	172001	20.99	ppb		100
5) Bromomethane	1.683	94	90206	21.79	ppb		88
6) Chloroethane	1.762	64	89976	20.73	ppb		94
7) Freon 21	1.920	67	226975	21.88	ppb		95
8) Trichlorofluoromethane	1.969	101	190554	20.77	ppb		97
9) Diethyl Ether	2.225	59	78802	20.21	ppb	#	81
10) Freon 123a	2.231	67	154347	23.98	ppb		91
11) Freon 123	2.286	83	173669	23.40	ppb		98
12) Acrolein	2.329	56	16804	26.17	ppb		94
13) 1,1-Diclethene	2.426	96	121800	20.27	ppb		95
14) Freon 113	2.439	101	115701	17.82	ppb		82
15) Acetone	2.481	43	30598	24.55	ppb		92
16) 2-Propanol	2.634	45	86973	413.30	ppb		93
17) Iodomethane	2.567	142	186771	21.18	ppb		97
18) Carbon Disulfide	2.628	76	388001	21.18	ppb		97
19) Acetonitrile	2.749	40	18208m	101.86	ppb		
20) Allyl Chloride	2.786	76	72110	20.12	ppb		94
21) Methyl Acetate	2.829	43	58080	19.55	ppb		99
22) Methylene Chloride	2.914	84	134992	20.50	ppb		95
23) TBA	3.079	59	145405	417.57	ppb		92
24) Acrylonitrile	3.201	53	151409	104.15	ppb		89
25) Methyl-t-Butyl Ether	3.255	73	310568	19.60	ppb		99
26) trans-1,2-Dichloroethene	3.237	96	132359	19.00	ppb		97
28) 1,1-Diclethane	3.786	63	238971	20.49	ppb		99
29) Vinyl Acetate	3.902	86	20742	18.26	ppb	#	94
30) DIPE	3.932	45	451354	20.83	ppb		98
31) 2-Chloro-1,3-Butadiene	3.914	53	206727	20.68	ppb		94
32) ETBE	4.511	59	402901	21.93	ppb		96
33) 2,2-Dichloropropane	4.694	77	184260	20.05	ppb		96
34) cis-1,2-Dichloroethene	4.700	96	147728	19.91	ppb		96
35) 2-Butanone	4.767	43	32575	17.77	ppb		95
36) Propionitrile	4.853	54	54047	97.39	ppb		92
37) Bromochloromethane	5.133	130	86414	21.32	ppb		97
38) Methacrylonitrile	5.139	67	35533	19.64	ppb	#	81
39) Tetrahydrofuran	5.237	42	20646	17.58	ppb		89
40) Chloroform	5.316	83	228315	20.13	ppb		99
41) 1,1,1-Trichloroethane	5.584	97	194192	19.52	ppb		97

Data Path : I:\ACQUDATA\msvoa12\Data\032417\
Data File : P8660.D
Acq On : 24 Mar 2017 12:41 pm
Operator : K.Ruest
Sample : LCS Inst : MSVOA-12
Misc :
ALS Vial : 5 Sample Multiplier: 1

Quant Time: Mar 24 13:02:07 2017
Quant Method : I:\ACQUDATA\msvoa12\Methods\W010417.M
Quant Title : MS#12 - 8260B WATERS 10mL Purge
QLast Update : Thu Jan 05 10:50:17 2017
Response via : Initial Calibration

Compound	R.T.	QIon	Response	Conc	Units		Dev(Min)
42) TAME	6.395	73	351688	21.68	ppb		99
44) Cyclohexane	5.664	41	124726	17.21	ppb		93
46) Carbontetrachloride	5.846	121	47488	18.60	ppb		91
47) 1,1-Dichloropropene	5.859	75	177658	19.24	ppb		94
49) Benzene	6.163	78	516090	21.05	ppb		98
50) 1,2-Dichloroethane	6.200	62	171912	19.84	ppb		96
51) Iso-Butyl Alcohol	6.188	43	68354	446.99	ppb		81
52) n-Heptane	6.639	43	115293	13.96	ppb		95
53) 1-Butanol	7.108	56	103733	1169.14	ppb		98
54) Trichloroethene	7.072	130	136132	19.02	ppb		94
55) Methylcyclohexane	7.303	55	125683	14.88	ppb		93
56) 1,2-Diclpropane	7.346	63	135599	19.52	ppb		99
57) Dibromomethane	7.486	93	71540	20.33	ppb		89
58) 1,4-Dioxane	7.541	88	18106m	366.61	ppb		
59) Methyl Methacrylate	7.566	69	65517	19.68	ppb	#	86
60) Bromodichloromethane	7.706	83	170159	19.93	ppb		99
61) 2-Nitropropane	7.974	41	33227	49.18	ppb	#	80
62) 2-Chloroethylvinyl Ether	8.102	63	65020	19.50	ppb		96
63) cis-1,3-Dichloropropene	8.236	75	208678	20.85	ppb		97
64) 4-Methyl-2-pentanone	8.431	43	90887	20.81	ppb		99
66) Toluene	8.596	91	573092	19.96	ppb		94
67) trans-1,3-Dichloropropene	8.858	75	173160	21.08	ppb		96
68) Ethyl Methacrylate	8.992	69	132576	20.86	ppb		99
69) 1,1,2-Trichloroethane	9.041	97	106286	21.82	ppb		82
72) Tetrachloroethene	9.175	164	98548	17.95	ppb		93
73) 2-Hexanone	9.327	43	57349	20.12	ppb		81
74) 1,3-Dichloropropane	9.206	76	180285	21.05	ppb		91
75) Dibromochloromethane	9.431	129	115208	23.55	ppb		91
76) N-Butyl Acetate	9.474	43	149172	21.45	ppb		98
77) 1,2-Dibromoethane	9.523	107	102485	22.96	ppb		98
78) Chlorobenzene	10.010	112	364517	20.50	ppb		96
79) 3-CBTF	10.022	180	175956	17.49	ppb		94
80) 4-CBTF	10.077	180	158232	17.13	ppb		98
81) 1,1,1,2-Tetrachloroethane	10.096	131	129207	22.10	ppb		97
82) Ethylbenzene	10.126	106	190397	19.26	ppb		93
83) (m+p)Xylene	10.236	106	475763	40.82	ppb		99
84) o-Xylene	10.589	106	228305	19.66	ppb		90
85) Styrene	10.602	104	405885	20.91	ppb		94
87) Bromoform	10.754	173	59602	25.46	ppb		96
88) 2-CBTF	10.833	180	170834	19.66	ppb		99
89) Isopropylbenzene	10.919	105	552725	21.40	ppb		96
90) Cyclohexanone	10.986	55	68326	150.39	ppb		90
91) trans-1,4-Dichloro-2-B...	11.217	53	25309	21.17	ppb		91
92) 1,1,2,2-Tetrachloroethane	11.175	83	122280	24.74	ppb		92
93) Bromobenzene	11.169	156	151437	21.60	ppb		96
94) 1,2,3-Trichloropropane	11.205	110	34011	21.50	ppb		94
95) n-Propylbenzene	11.272	91	622777	20.89	ppb		97
96) 2-Chlorotoluene	11.339	91	399358	22.25	ppb		92
97) 3-Chlorotoluene	11.388	91	424108	21.31	ppb		98
98) 4-Chlorotoluene	11.431	91	462899	22.12	ppb		99
99) 1,3,5-Trimethylbenzene	11.425	105	432703	19.33	ppb		97
100) tert-Butylbenzene	11.693	119	340153	18.56	ppb		99
101) 1,2,4-Trimethylbenzene	11.735	105	447561	19.48	ppb		96
102) 3,4-DCBTF	11.796	214	114706	17.03	ppb		93
103) sec-Butylbenzene	11.876	105	491066	18.23	ppb		98
104) p-Isopropyltoluene	11.998	119	435260	19.31	ppb		97

1st KR 03/24/17
2nd BA 03/28/17

Data Path : I:\ACQUDATA\msvoa12\Data\032417\
Data File : P8660.D
Acq On : 24 Mar 2017 12:41 pm
Operator : K.Ruest
Sample : LCS Inst : MSVOA-12
Misc :
ALS Vial : 5 Sample Multiplier: 1

Quant Time: Mar 24 13:02:07 2017
Quant Method : I:\ACQUDATA\msvoa12\Methods\W010417.M
Quant Title : MS#12 - 8260B WATERS 10mL Purge
QLast Update : Thu Jan 05 10:50:17 2017
Response via : Initial Calibration

Compound	R.T.	QIon	Response	Conc	Units	Dev(Min)
105) 1,3-Dclbenz	11.955	146	255044	19.03	ppb	95
106) 1,4-Dclbenz	12.034	146	278181	19.89	ppb	98
107) 2,4-DCBTF	12.083	214	99198	15.99	ppb	98
108) 2,5-DCBTF	12.120	214	112882	17.15	ppb	96
109) n-Butylbenzene	12.327	91	374772	18.23	ppb	98
110) 1,2-Dclbenz	12.333	146	255727	20.41	ppb	94
111) 1,2-Dibromo-3-chloropr...	12.949	157	21336	22.09	ppb	87
112) Trielution Dichlorotol...	13.071	125	626168	58.07	ppb	95
113) 1,3,5 Trichlorobenzene	13.125	180	173210	18.12	ppb	96
114) Coelution Dichlorotoluene	13.400	125	467894	40.16	ppb	98
115) 1,2,4-Tcbenzene	13.607	180	158155	19.02	ppb	96
116) Hexachlorobt	13.741	225	64467	17.02	ppb	95
117) Naphthalen	13.796	128	349608	22.77	ppb	95
118) 1,2,3-Tclbenzene	13.985	180	137159	20.03	ppb	95
119) 2,4,5-Trichlorotolene	14.570	159	119837	22.52	ppb	96
120) 2,3,6-Trichlorotoluene	14.650	159	111717	25.22	ppb	97

(#) = qualifier out of range (m) = manual integration (+) = signals summed

Quantitation Report (QT Reviewed)

Data Path : I:\ACQUDATA\msvoa12\Data\032417\
Data File : P8660.D
Acq On : 24 Mar 2017 12:41 pm
Operator : K.Ruest
Sample : LCS Inst : MSVOA-12
Misc :
ALS Vial : 5 Sample Multiplier: 1

1st 03/24/17
2nd 03/28/17

Quant Time: Mar 24 13:02:07 2017
Quant Method : I:\ACQUDATA\msvoa12\Methods\W010417.M
Quant Title : MS#12 - 8260B WATERS 10mL Purge
QLast Update : Thu Jan 05 10:50:17 2017
Response via : Initial Calibration

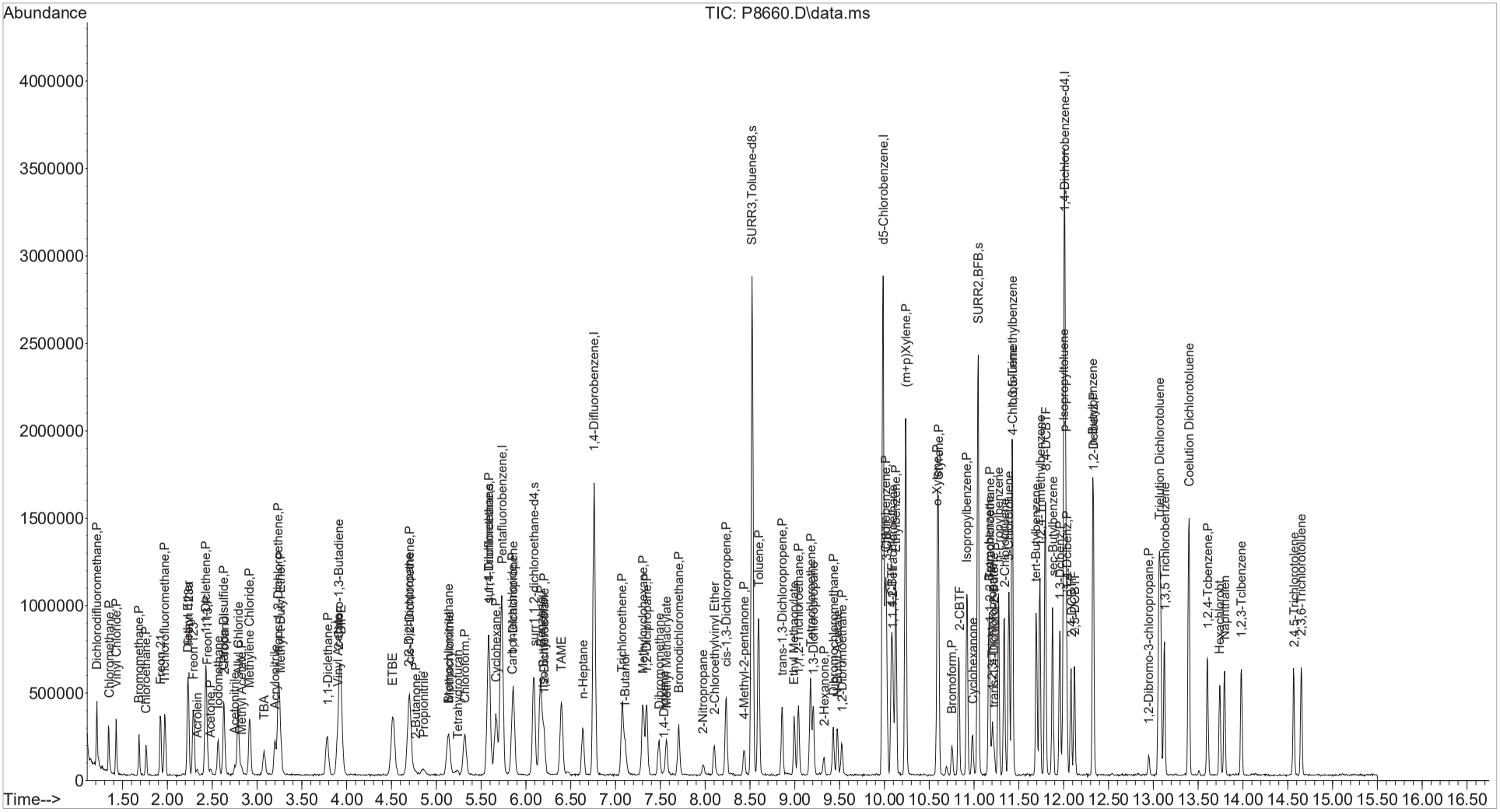

Quantitation Report (QT Reviewed)

Data Path : I:\ACQUDATA\msvoa12\Data\032417\
Data File : P8679.D
Acq On : 24 Mar 2017 10:13 pm
Operator : K.Ruest
Sample : R1702494-003MS|1.0 Inst : MSVOA-12
Misc : VERINA 8260 T4
ALS Vial : 24 Sample Multiplier: 1

Quant Time: Mar 27 09:11:05 2017
Quant Method : I:\ACQUDATA\msvoa12\Methods\W010417.M
Quant Title : MS#12 - 8260B WATERS 10mL Purge
QLast Update : Thu Jan 05 10:50:17 2017
Response via : Initial Calibration

Compound	R.T.	QIon	Response	Conc	Units		Dev(Min)
Internal Standards							
1) Pentafluorobenzene	5.731	168	792547	50.00	ppb		0.00
43) 1,4-Difluorobenzene	6.761	114	1323384	50.00	ppb		0.00
71) d5-Chlorobenzene	9.986	117	1217267	50.00	ppb		0.00
86) 1,4-Dichlorobenzene-d4	12.016	152	651477	50.00	ppb		0.00
System Monitoring Compounds							
45) surr4,Dibrflmethane	5.584	113	394650	55.26	ppb		0.00
Spiked Amount 50.000	Range 89 - 119		Recovery = 110.52%				
48) surr1,1,2-dichloroetha...	6.090	65	432861	54.60	ppb		0.00
Spiked Amount 50.000	Range 73 - 125		Recovery = 109.20%				
65) SURR3,Toluene-d8	8.523	98	1636593	55.43	ppb		0.00
Spiked Amount 50.000	Range 87 - 121		Recovery = 110.86%				
70) SURR2,BFB	11.047	95	600825	52.52	ppb		0.00
Spiked Amount 50.000	Range 85 - 122		Recovery = 105.04%				
Target Compounds							Qvalue
2) Dichlorodifluoromethane	1.213	85	480875	49.86	ppb		97
3) Chloromethane	1.341	50	439287	50.83	ppb		97
4) Vinyl Chloride	1.427	62	450804	58.90	ppb		98
5) Bromomethane	1.683	94	180762	46.73	ppb		89
6) Chloroethane	1.762	64	221355	54.59	ppb		98
7) Freon 21	1.920	67	554975	57.28	ppb		97
8) Trichlorofluoromethane	1.969	101	449129	52.39	ppb		99
9) Diethyl Ether	2.225	59	206547	56.71	ppb		96
10) Freon 123a	2.231	67	380798	63.32	ppb		97
11) Freon 123	2.286	83	398697	57.52	ppb		96
12) Acrolein	2.329	56	19361	32.28	ppb		95
13) 1,1-Diclethene	2.426	96	296817	52.87	ppb		96
14) Freon 113	2.432	101	304353	50.18	ppb		94
15) Acetone	2.481	43	52020	44.69	ppb		93
16) 2-Propanol	2.634	45	204873	1042.19	ppb		96
17) Iodomethane	2.560	142	318437	38.65	ppb		94
18) Carbon Disulfide	2.628	76	614308	35.89	ppb		98
19) Acetonitrile	2.756	40	43469	260.32	ppb	#	67
20) Allyl Chloride	2.786	76	103793	31.00	ppb	#	90
21) Methyl Acetate	2.823	43	146747	52.89	ppb		91
22) Methylene Chloride	2.920	84	320972	52.17	ppb		96
23) TBA	3.079	59	355198	1091.94	ppb		95
24) Acrylonitrile	3.201	53	348572	256.66	ppb		88
25) Methyl-t-Butyl Ether	3.255	73	743515	50.22	ppb		96
26) trans-1,2-Dichloroethene	3.237	96	335577	51.57	ppb		97
28) 1,1-Diclethane	3.780	63	606538	55.66	ppb		97
29) Vinyl Acetate	3.902	86	50316	47.42	ppb	#	68
30) DIPE	3.932	45	1089758	53.83	ppb		99
31) 2-Chloro-1,3-Butadiene	3.914	53	487581	52.23	ppb		99
32) ETBE	4.517	59	951604	55.46	ppb		99
33) 2,2-Dichloropropane	4.700	77	430959	50.19	ppb		96
34) cis-1,2-Dichloroethene	4.700	96	383112	55.28	ppb		90
35) 2-Butanone	4.767	43	91308	53.33	ppb		91
36) Propionitrile	4.853	54	123482	238.20	ppb		76
37) Bromochloromethane	5.127	130	203488	53.74	ppb		94
38) Methacrylonitrile	5.151	67	83963	49.69	ppb		97
39) Tetrahydrofuran	5.237	42	51863	47.29	ppb		94
40) Chloroform	5.316	83	577873	54.53	ppb		99
41) 1,1,1-Trichloroethane	5.590	97	514758	55.40	ppb		92

Data Path : I:\ACQUDATA\msvoa12\Data\032417\
Data File : P8679.D
Acq On : 24 Mar 2017 10:13 pm
Operator : K.Ruest
Sample : R1702494-003MS|1.0 Inst : MSVOA-12
Misc : VERINA 8260 T4
ALS Vial : 24 Sample Multiplier: 1

Quant Time: Mar 27 09:11:05 2017
Quant Method : I:\ACQUDATA\msvoa12\Methods\W010417.M
Quant Title : MS#12 - 8260B WATERS 10mL Purge
QLast Update : Thu Jan 05 10:50:17 2017
Response via : Initial Calibration

	Compound	R.T.	QIon	Response	Conc	Units		Dev(Min)
42)	TAME	6.395	73	825156	54.44	ppb		99
44)	Cyclohexane	5.670	41	313640	45.32	ppb		94
46)	Carbontetrachloride	5.846	121	111163	45.60	ppb		100
47)	1,1-Dichloropropene	5.865	75	446433	50.64	ppb		94
49)	Benzene	6.163	78	1312392	56.05	ppb		98
50)	1,2-Dichloroethane	6.200	62	415967	50.28	ppb		96
51)	Iso-Butyl Alcohol	6.194	43	149521	1023.93	ppb		100
52)	n-Heptane	6.639	43	263176	33.37	ppb		95
53)	1-Butanol	7.108	56	240754	2841.58	ppb		98
54)	Trichloroethene	7.072	130	418530	61.25	ppb		97
55)	Methylcyclohexane	7.310	55	313683	38.90	ppb		97
56)	1,2-Diclpropane	7.346	63	325697	49.10	ppb		91
57)	Dibromomethane	7.480	93	174340	51.88	ppb		86
58)	1,4-Dioxane	7.547	88	39000	871.43	ppb		81
59)	Methyl Methacrylate	7.572	69	157227	49.47	ppb	#	85
60)	Bromodichloromethane	7.706	83	398725	48.92	ppb		96
61)	2-Nitropropane	7.980	41	87295	135.30	ppb		100
63)	cis-1,3-Dichloropropene	8.236	75	367075	38.41	ppb		95
64)	4-Methyl-2-pentanone	8.437	43	222372	53.31	ppb		97
66)	Toluene	8.596	91	1467647	53.54	ppb		99
67)	trans-1,3-Dichloropropene	8.858	75	308834	39.37	ppb		97
68)	Ethyl Methacrylate	8.992	69	321446	52.97	ppb		99
69)	1,1,2-Trichloroethane	9.041	97	245844	52.86	ppb		93
72)	Tetrachloroethene	9.175	164	261769	49.58	ppb		89
73)	2-Hexanone	9.321	43	147002	53.63	ppb		88
74)	1,3-Dichloropropane	9.206	76	436458	52.98	ppb		97
75)	Dibromochloromethane	9.431	129	277542	58.98	ppb		94
76)	N-Butyl Acetate	9.474	43	352176	52.65	ppb		97
77)	1,2-Dibromoethane	9.523	107	247311	57.62	ppb		98
78)	Chlorobenzene	10.010	112	960990	56.18	ppb		95
79)	3-CBTF	10.029	180	452968	46.81	ppb		98
80)	4-CBTF	10.077	180	416190	46.86	ppb		99
81)	1,1,1,2-Tetrachloroethane	10.096	131	314633	55.95	ppb		93
82)	Ethylbenzene	10.126	106	511676	53.82	ppb		97
83)	(m+p)Xylene	10.236	106	1226659	109.44	ppb		96
84)	o-Xylene	10.589	106	609157	54.54	ppb		94
85)	Styrene	10.608	104	871904	46.70	ppb		99
87)	Bromoform	10.754	173	137790	54.78	ppb		96
88)	2-CBTF	10.833	180	454537	50.73	ppb		100
89)	Isopropylbenzene	10.925	105	1434508	53.88	ppb		99
90)	Cyclohexanone	10.986	55	124505	265.80	ppb		94
91)	trans-1,4-Dichloro-2-B...	11.223	53	32692	26.48	ppb		86
92)	1,1,2,2-Tetrachloroethane	11.175	83	300196	58.92	ppb		98
93)	Bromobenzene	11.169	156	379083	52.44	ppb		92
94)	1,2,3-Trichloropropane	11.205	110	86270	52.88	ppb	#	85
95)	n-Propylbenzene	11.272	91	1673965	54.46	ppb		100
96)	2-Chlorotoluene	11.339	91	1036876	56.04	ppb		100
97)	3-Chlorotoluene	11.388	91	1106533	53.94	ppb		98
98)	4-Chlorotoluene	11.431	91	1188047	55.06	ppb		97
99)	1,3,5-Trimethylbenzene	11.425	105	1116388	48.36	ppb		99
100)	tert-Butylbenzene	11.699	119	912691	48.30	ppb		97
101)	1,2,4-Trimethylbenzene	11.736	105	1170887	49.43	ppb		98
102)	3,4-DCBTF	11.796	214	275727	39.71	ppb		95
103)	sec-Butylbenzene	11.876	105	1286551	46.33	ppb		95
104)	p-Isopropyltoluene	11.998	119	1089880	46.90	ppb		97
105)	1,3-Dclbenz	11.961	146	716950	51.89	ppb		98

Quantitation Report (QT Reviewed)

Data Path : I:\ACQUDATA\msvoa12\Data\032417\
Data File : P8679.D
Acq On : 24 Mar 2017 10:13 pm
Operator : K.Ruest
Sample : R1702494-003MS|1.0 Inst : MSVOA-12
Misc : VERINA 8260 T4
ALS Vial : 24 Sample Multiplier: 1

Quant Time: Mar 27 09:11:05 2017
Quant Method : I:\ACQUDATA\msvoa12\Methods\W010417.M
Quant Title : MS#12 - 8260B WATERS 10mL Purge
QLast Update : Thu Jan 05 10:50:17 2017
Response via : Initial Calibration

Compound	R.T.	QIon	Response	Conc	Units		Dev(Min)
106) 1,4-Dclbenz	12.034	146	703089	48.75	ppb		95
107) 2,4-DCBTF	12.083	214	251457	39.32	ppb		96
108) 2,5-DCBTF	12.126	214	283862	41.84	ppb		99
109) n-Butylbenzene	12.327	91	976952	46.09	ppb		98
110) 1,2-Dclbenz	12.333	146	657584	50.89	ppb		96
111) 1,2-Dibromo-3-chloropr...	12.949	157	48585	48.78	ppb	#	82
112) Trielution Dichlorotol...	13.071	125	1570714	141.29	ppb		98
113) 1,3,5 Trichlorobenzene	13.126	180	395494	40.13	ppb		98
114) Coelution Dichlorotoluene	13.400	125	1124457	93.62	ppb		100
115) 1,2,4-Tcbenzene	13.607	180	366731	42.77	ppb		99
116) Hexachlorobt	13.741	225	129041	33.05	ppb		94
117) Naphthalen	13.796	128	806528	50.95	ppb		99
118) 1,2,3-Tclbenzene	13.985	180	298336	42.26	ppb		99
119) 2,4,5-Trichlorotolene	14.570	159	199061	36.29	ppb		94
120) 2,3,6-Trichlorotoluene	14.656	159	195500	42.81	ppb		98

(#) = qualifier out of range (m) = manual integration (+) = signals summed

Quantitation Report (QT Reviewed)

1st 03/27/17
2nd 03/28/17

Data Path : I:\ACQUDATA\msvoa12\Data\032417\
Data File : P8679.D
Acq On : 24 Mar 2017 10:13 pm
Operator : K.Ruest
Sample : R1702494-003MS|1.0 Inst : MSVOA-12
Misc : VERINA 8260 T4
ALS Vial : 24 Sample Multiplier: 1

Quant Time: Mar 27 09:11:05 2017
Quant Method : I:\ACQUDATA\msvoa12\Methods\W010417.M
Quant Title : MS#12 - 8260B WATERS 10mL Purge
QLast Update : Thu Jan 05 10:50:17 2017
Response via : Initial Calibration

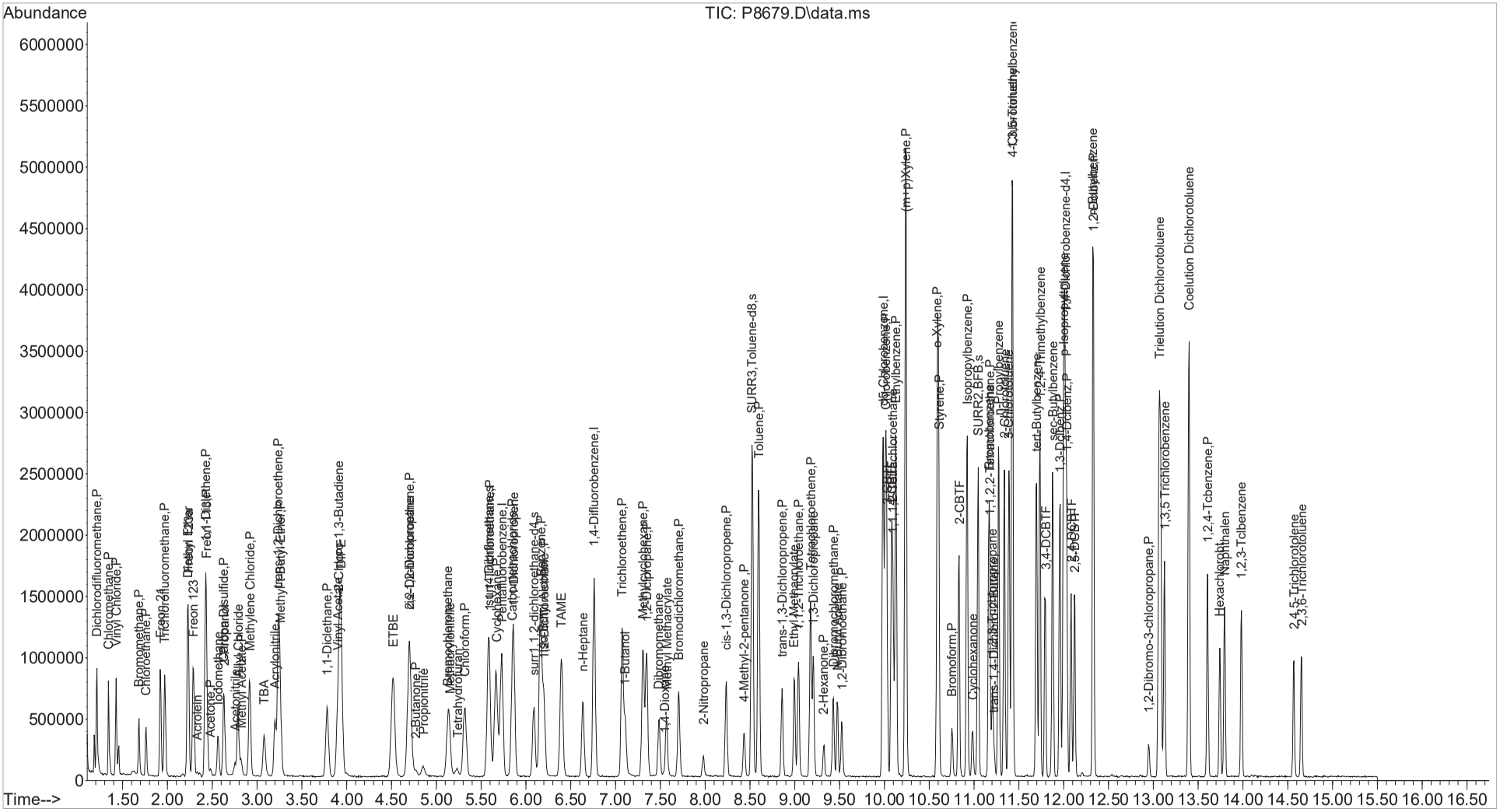

Quantitation Report (Qedit)

Data Path : I:\ACQUDATA\msvoa12\Data\032417\
Data File : P8680.D
Acq On : 24 Mar 2017 10:43 pm
Operator : K.Ruest
Sample : R1702494-003DMS|1.0 Inst : MSVOA-12
Misc : VERINA 8260 T4
ALS Vial : 25 Sample Multiplier: 1

Quant Time: Mar 27 09:11:30 2017
Quant Method : I:\ACQUDATA\msvoa12\Methods\W010417.M
Quant Title : MS#12 - 8260B WATERS 10mL Purge
QLast Update : Thu Jan 05 10:50:17 2017
Response via : Initial Calibration

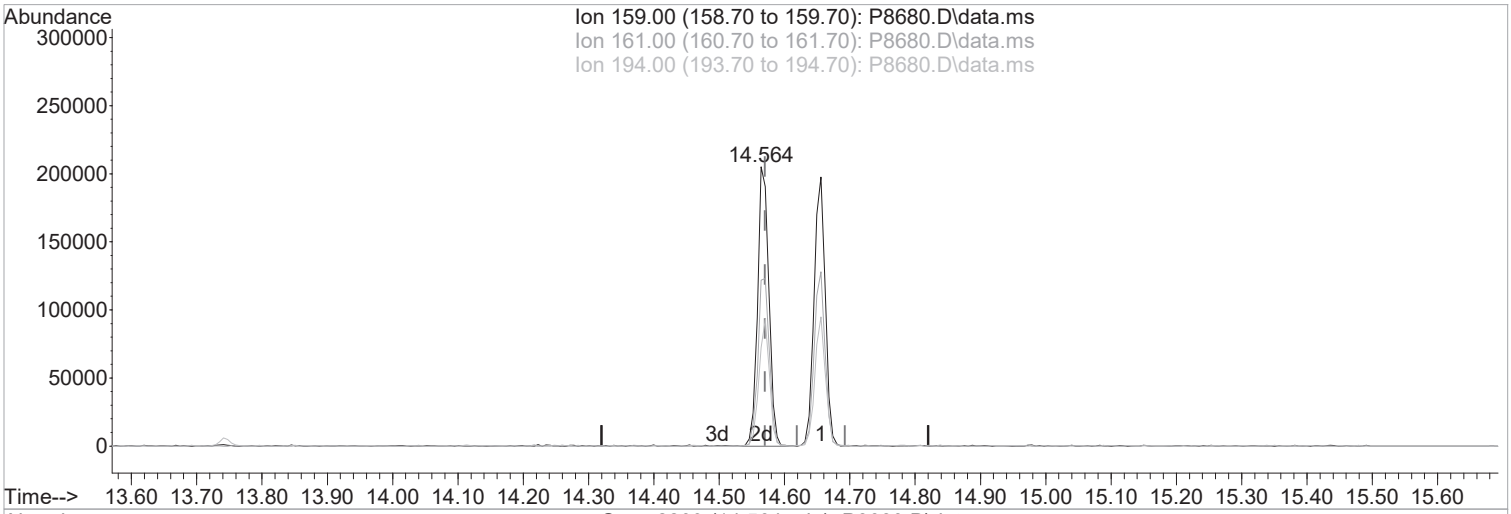

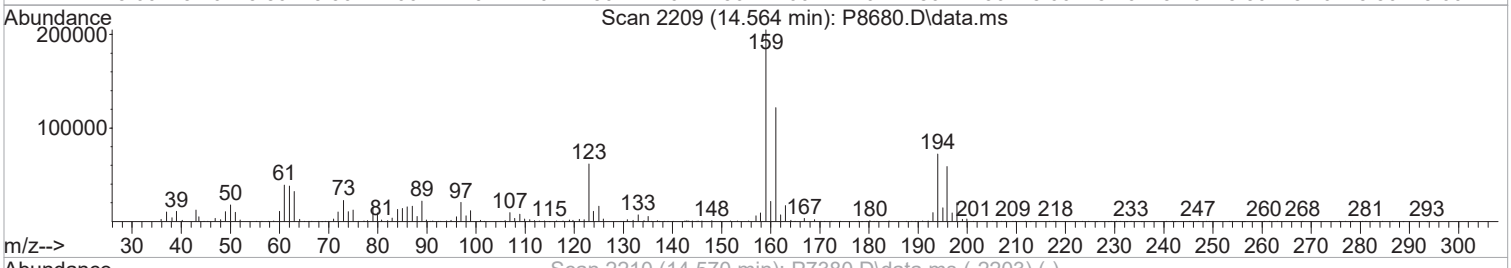

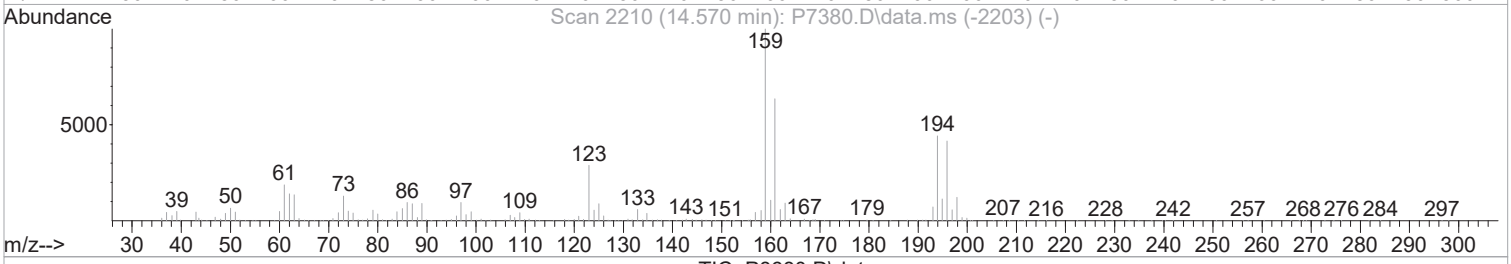

TIC: P8680.D\data.ms

(119) 2,4,5-Trichlorotolene

14.564min (-0.006) 44.69 ppb m

response 244746

Ion	Exp%	Act%
159.00	100	100
161.00	63.70	59.38
194.00	44.30	35.23#
0.00	0.00	0.00

Manual Integration:

After

Wrong peak selected.

03/27/17

Quantitation Report (Qedit)

Data Path : I:\ACQUDATA\msvoa12\Data\032417\
Data File : P8680.D
Acq On : 24 Mar 2017 10:43 pm
Operator : K.Ruest
Sample : R1702494-003DMS|1.0 Inst : MSVOA-12
Misc : VERINA 8260 T4
ALS Vial : 25 Sample Multiplier: 1

Quant Time: Mar 27 09:11:30 2017
Quant Method : I:\ACQUDATA\msvoa12\Methods\W010417.M
Quant Title : MS#12 - 8260B WATERS 10mL Purge
QLast Update : Thu Jan 05 10:50:17 2017
Response via : Initial Calibration

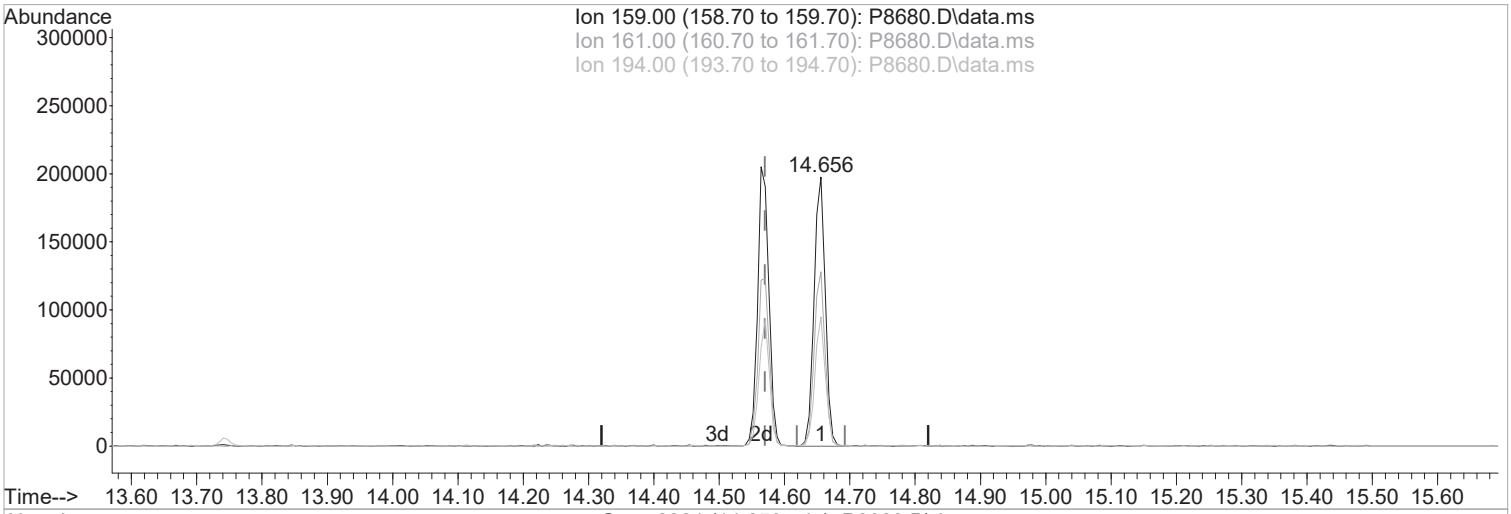

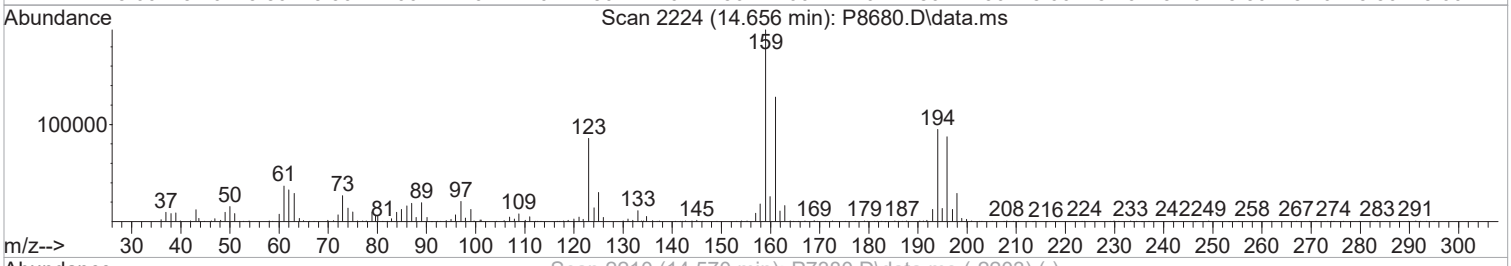

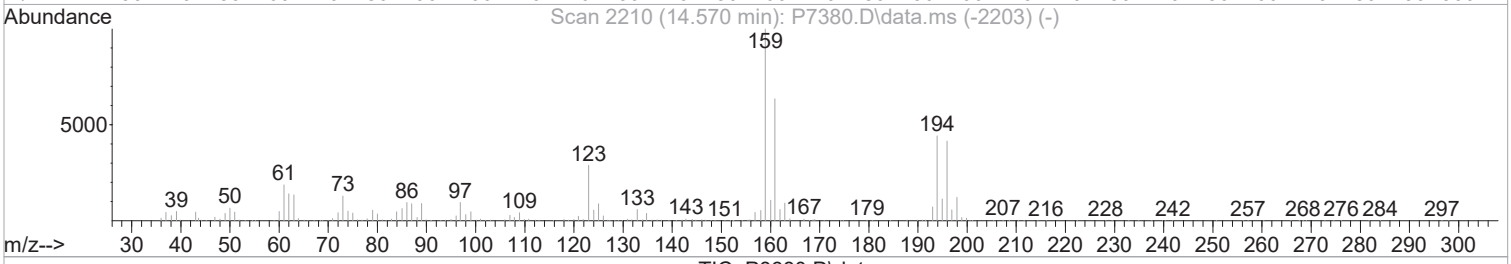

TIC: P8680.D\data.ms

(119) 2,4,5-Trichlorotolene

14.656min (+0.085) 43.12 ppb

response 236147

Ion	Exp%	Act%
159.00	100	100
161.00	63.70	64.81
194.00	44.30	48.02
0.00	0.00	0.00

Manual Integration:

Before

03/27/17

Quantitation Report (Qedit)

Data Path : I:\ACQUDATA\msvoa12\Data\032417\
Data File : P8680.D
Acq On : 24 Mar 2017 10:43 pm
Operator : K.Ruest
Sample : R1702494-003DMS|1.0 Inst : MSVOA-12
Misc : VERINA 8260 T4
ALS Vial : 25 Sample Multiplier: 1

Quant Time: Mar 27 09:11:30 2017
Quant Method : I:\ACQUDATA\msvoa12\Methods\W010417.M
Quant Title : MS#12 - 8260B WATERS 10mL Purge
QLast Update : Thu Jan 05 10:50:17 2017
Response via : Initial Calibration

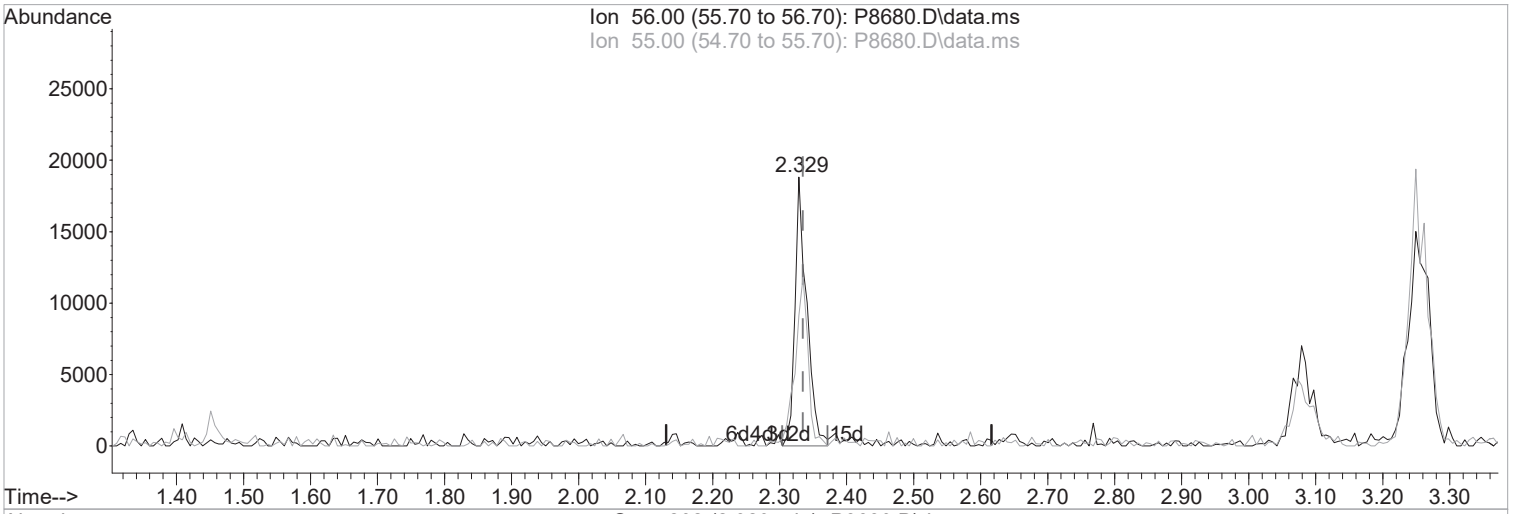



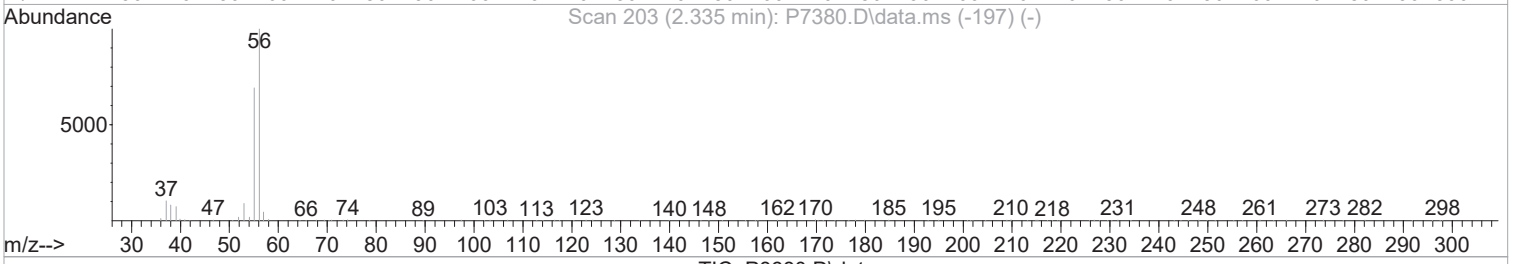

TIC: P8680.D\data.ms

(12) Acrolein

2.329min (-0.006) 35.97 ppb m

response 23175

Ion	Exp%	Act%
56.00	100	100
55.00	69.60	48.48#
0.00	0.00	0.00
0.00	0.00	0.00

Manual Integration:

After

Peak not found.

03/27/17

Quantitation Report (Qedit)

Data Path : I:\ACQUDATA\msvoa12\Data\032417\
Data File : P8680.D
Acq On : 24 Mar 2017 10:43 pm
Operator : K.Ruest
Sample : R1702494-003DMS|1.0 Inst : MSVOA-12
Misc : VERINA 8260 T4
ALS Vial : 25 Sample Multiplier: 1

Quant Time: Mar 27 09:11:30 2017
Quant Method : I:\ACQUDATA\msvoa12\Methods\W010417.M
Quant Title : MS#12 - 8260B WATERS 10mL Purge
QLast Update : Thu Jan 05 10:50:17 2017
Response via : Initial Calibration

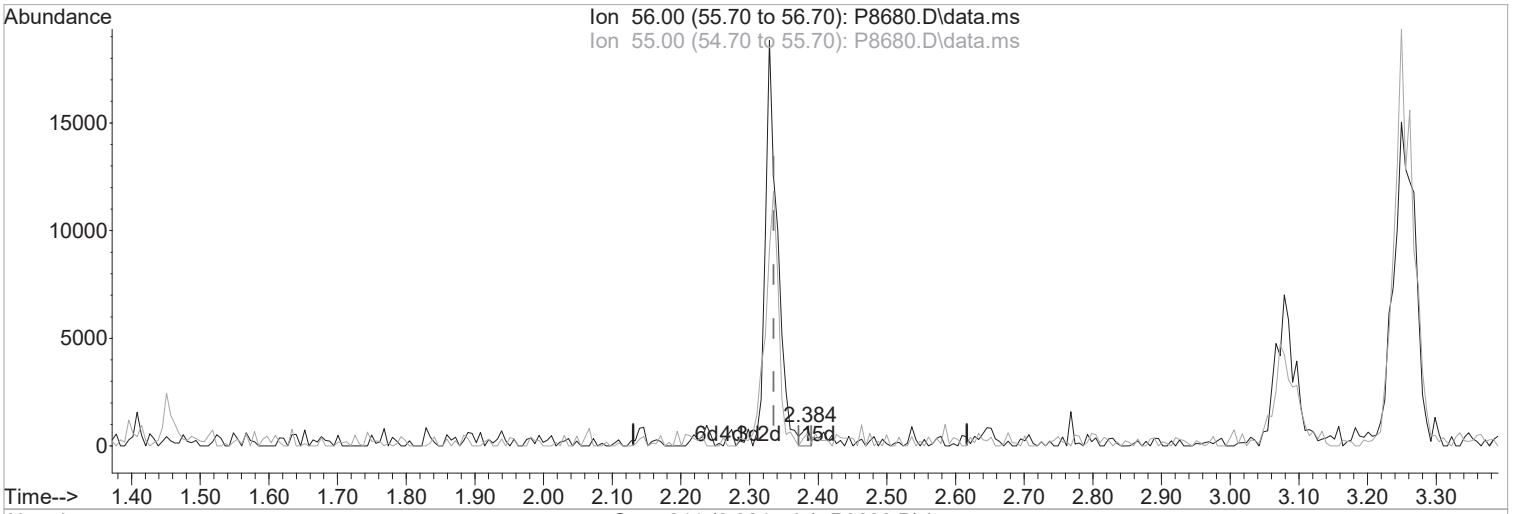

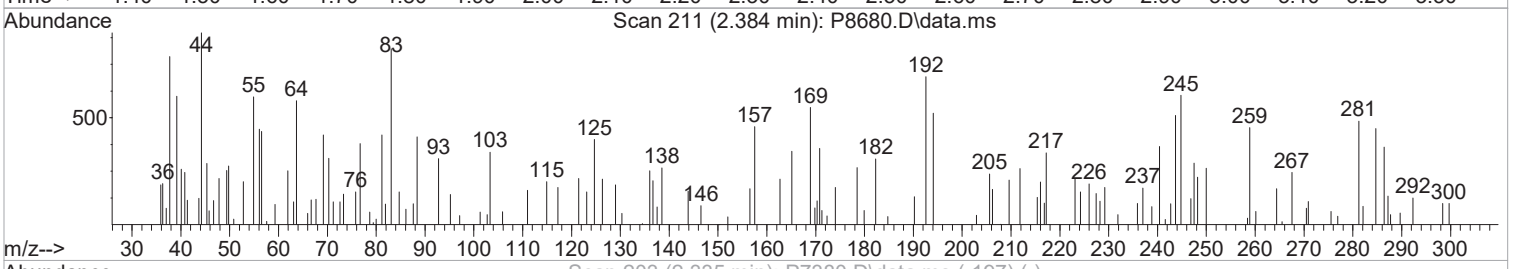



TIC: P8680.D\data.ms

(12) Acrolein

2.384min (+0.049) 1.02 ppb

response 658

Ion	Exp%	Act%
56.00	100	100
55.00	69.60	63.80
0.00	0.00	0.00
0.00	0.00	0.00

Manual Integration:

Before

03/27/17

Quantitation Report (Qedit)

Data Path : I:\ACQUDATA\msvoa12\Data\032417\
Data File : P8680.D
Acq On : 24 Mar 2017 10:43 pm
Operator : K.Ruest
Sample : R1702494-003DMS|1.0 Inst : MSVOA-12
Misc : VERINA 8260 T4
ALS Vial : 25 Sample Multiplier: 1

Quant Time: Mar 27 09:11:30 2017
Quant Method : I:\ACQUDATA\msvoa12\Methods\W010417.M
Quant Title : MS#12 - 8260B WATERS 10mL Purge
QLast Update : Thu Jan 05 10:50:17 2017
Response via : Initial Calibration

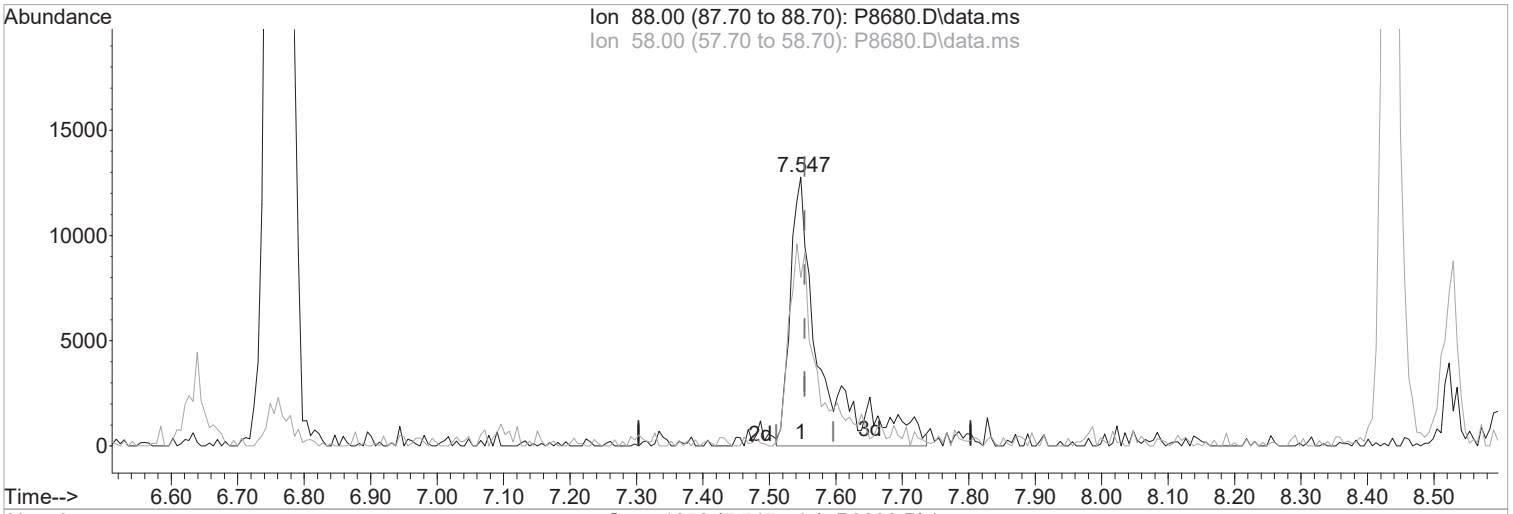

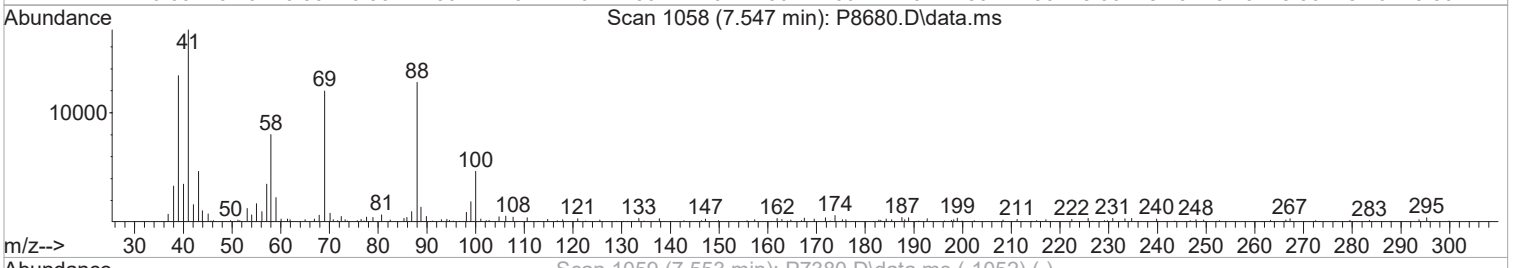

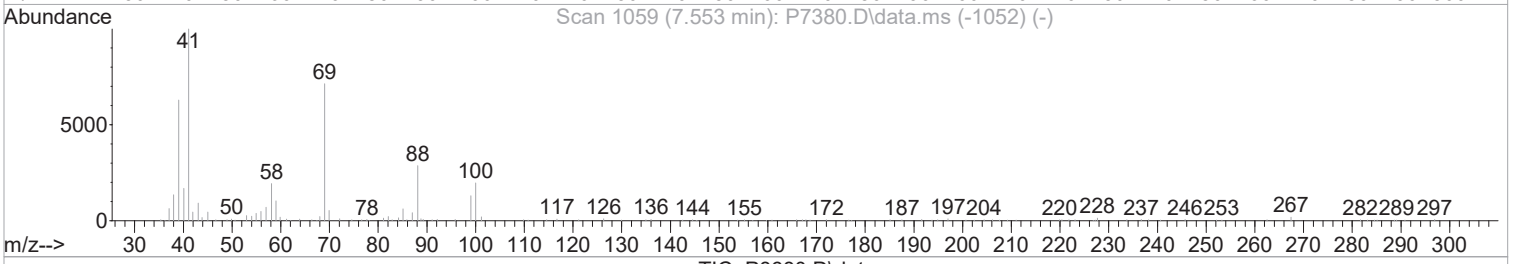

TIC: P8680.D\data.ms

(58) 1,4-Dioxane

7.547min (-0.006) 904.70 ppb m

response 41178

Ion	Exp%	Act%
88.00	100	100
58.00	67.50	62.76
0.00	0.00	0.00
0.00	0.00	0.00

Manual Integration:

After

Poor integration.

03/27/17

Quantitation Report (Qedit)

Data Path : I:\ACQUDATA\msvoa12\Data\032417\
Data File : P8680.D
Acq On : 24 Mar 2017 10:43 pm
Operator : K.Ruest
Sample : R1702494-003DMS|1.0 Inst : MSVOA-12
Misc : VERINA 8260 T4
ALS Vial : 25 Sample Multiplier: 1

Quant Time: Mar 27 09:11:30 2017
Quant Method : I:\ACQUDATA\msvoa12\Methods\W010417.M
Quant Title : MS#12 - 8260B WATERS 10mL Purge
QLast Update : Thu Jan 05 10:50:17 2017
Response via : Initial Calibration

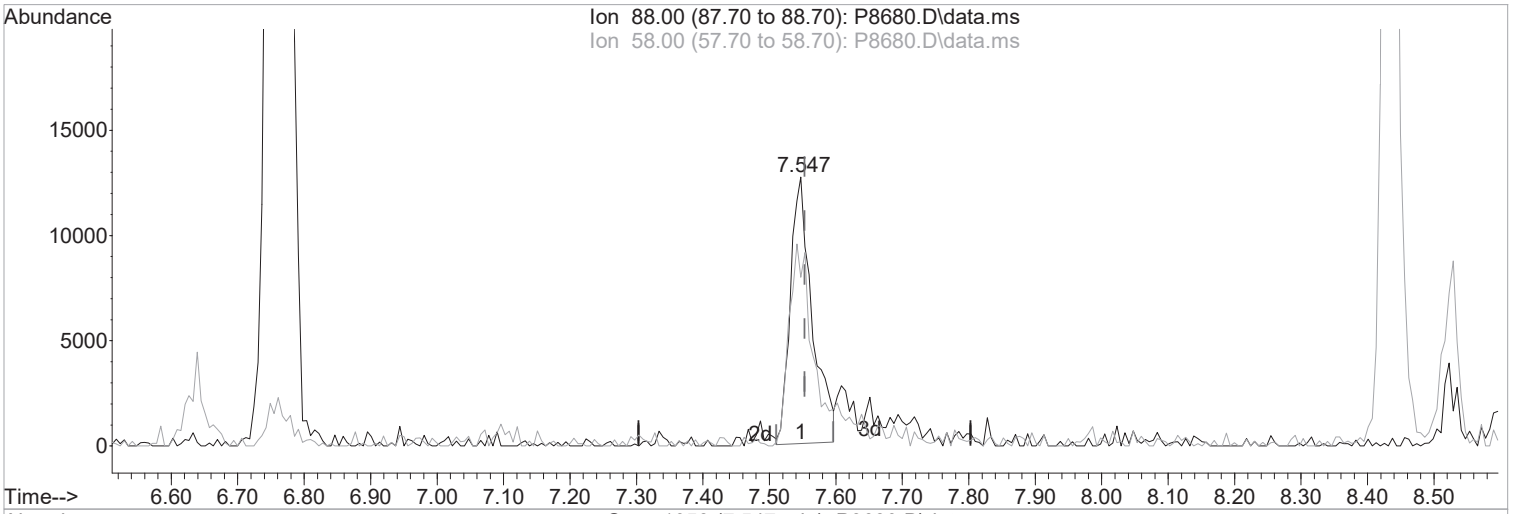

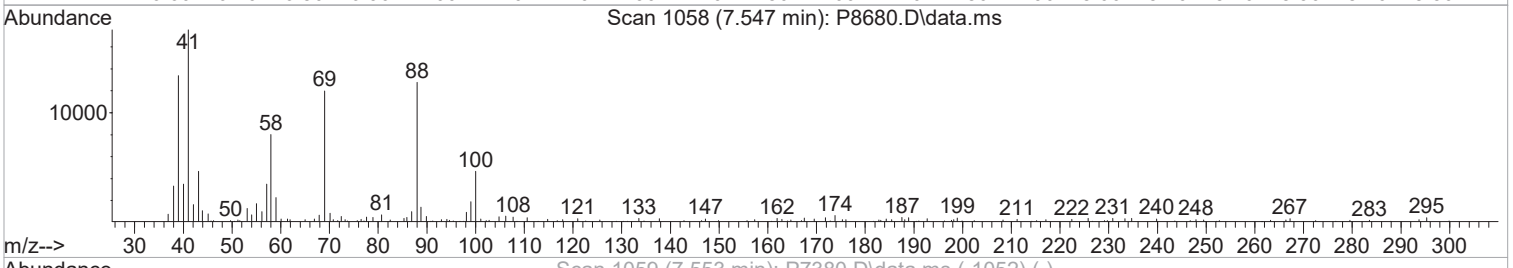

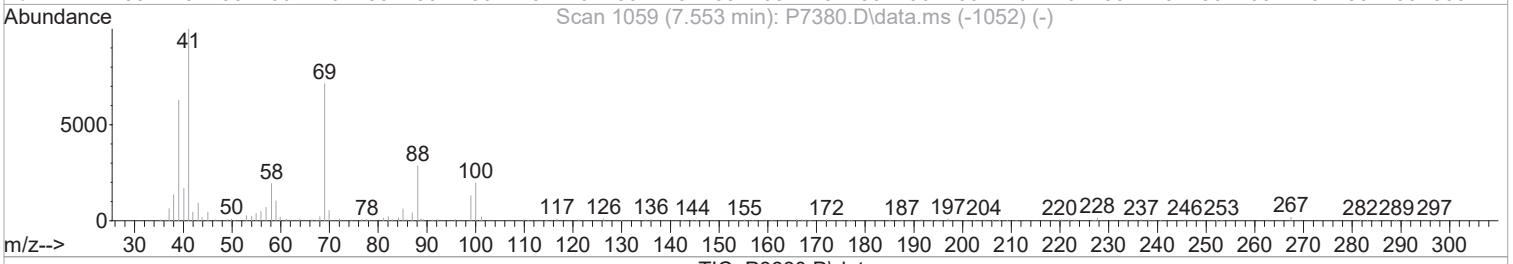

TIC: P8680.D\data.ms

(58) 1,4-Dioxane

7.547min (-0.006) 621.37 ppb

response 28908

Ion	Exp%	Act%
88.00	100	100
58.00	67.50	62.76
0.00	0.00	0.00
0.00	0.00	0.00

Manual Integration:

Before

03/27/17

Quantitation Report (QT Reviewed)

Data Path : I:\ACQUDATA\msvoa12\Data\032417\
Data File : P8680.D
Acq On : 24 Mar 2017 10:43 pm
Operator : K.Ruest
Sample : R1702494-003DMS|1.0 Inst : MSVOA-12
Misc : VERINA 8260 T4
ALS Vial : 25 Sample Multiplier: 1

Quant Time: Mar 27 11:47:23 2017
Quant Method : I:\ACQUDATA\msvoa12\Methods\W010417.M
Quant Title : MS#12 - 8260B WATERS 10mL Purge
QLast Update : Thu Jan 05 10:50:17 2017
Response via : Initial Calibration

Compound	R.T.	QIon	Response	Conc	Units		Dev(Min)
Internal Standards							
1) Pentafluorobenzene	5.731	168	851228	50.00	ppb		0.00
43) 1,4-Difluorobenzene	6.761	114	1348920	50.00	ppb		0.00
71) d5-Chlorobenzene	9.986	117	1256006	50.00	ppb		0.00
86) 1,4-Dichlorobenzene-d4	12.016	152	650434	50.00	ppb		0.00
System Monitoring Compounds							
45) surr4,Dibrflmethane	5.584	113	401171	55.11	ppb		0.00
Spiked Amount 50.000	Range 89 - 119		Recovery = 110.22%				
48) surr1,1,2-dichloroetha...	6.090	65	452976	56.05	ppb		0.00
Spiked Amount 50.000	Range 73 - 125		Recovery = 112.10%				
65) SURR3,Toluene-d8	8.523	98	1682702	55.91	ppb		0.00
Spiked Amount 50.000	Range 87 - 121		Recovery = 111.82%				
70) SURR2,BFB	11.047	95	615059	52.74	ppb		0.00
Spiked Amount 50.000	Range 85 - 122		Recovery = 105.48%				
Target Compounds							Qvalue
2) Dichlorodifluoromethane	1.213	85	466913	45.08	ppb		98
3) Chloromethane	1.341	50	419878	45.24	ppb		96
4) Vinyl Chloride	1.427	62	449994	54.74	ppb		99
5) Bromomethane	1.683	94	167021	40.20	ppb		83
6) Chloroethane	1.762	64	215668	49.52	ppb		90
7) Freon 21	1.920	67	558833	53.70	ppb		98
8) Trichlorofluoromethane	1.969	101	476003	51.70	ppb		99
9) Diethyl Ether	2.225	59	202868	51.86	ppb		90
10) Freon 123a	2.231	67	381505	59.06	ppb		94
11) Freon 123	2.286	83	412301	55.38	ppb		95
12) Acrolein	2.329	56	23175m	35.97	ppb		
13) 1,1-Diclethene	2.426	96	309197	51.28	ppb		96
14) Freon 113	2.432	101	317845	48.79	ppb		99
15) Acetone	2.475	43	59930	47.93	ppb		94
16) 2-Propanol	2.640	45	213410	1010.78	ppb		95
17) Iodomethane	2.567	142	321659	36.35	ppb		92
18) Carbon Disulfide	2.628	76	628214	34.17	ppb		99
19) Acetonitrile	2.749	40	43575	242.96	ppb	#	60
20) Allyl Chloride	2.786	76	110912	30.84	ppb	#	90
21) Methyl Acetate	2.823	43	130040	43.64	ppb		92
22) Methylene Chloride	2.914	84	330060	49.95	ppb		98
23) TBA	3.079	59	357152	1022.26	ppb		88
24) Acrylonitrile	3.201	53	348074	238.63	ppb		96
25) Methyl-t-Butyl Ether	3.256	73	737060	46.35	ppb		96
26) trans-1,2-Dichloroethene	3.237	96	333972	47.78	ppb		97
28) 1,1-Diclethane	3.780	63	617734	52.78	ppb		98
29) Vinyl Acetate	3.890	86	46260	40.59	ppb	#	79
30) DIPE	3.932	45	1142389	52.54	ppb		99
31) 2-Chloro-1,3-Butadiene	3.914	53	501668	50.03	ppb		100
32) ETBE	4.517	59	984766	53.43	ppb		99
33) 2,2-Dichloropropane	4.688	77	420808	45.63	ppb		93
34) cis-1,2-Dichloroethene	4.706	96	385370	51.78	ppb		100
35) 2-Butanone	4.767	43	81897	44.54	ppb		74
36) Propionitrile	4.853	54	124763	224.08	ppb		85
37) Bromochloromethane	5.139	130	202764	49.86	ppb		95
38) Methacrylonitrile	5.145	67	82822	45.64	ppb		96
39) Tetrahydrofuran	5.225	42	48922	41.53	ppb		76
40) Chloroform	5.316	83	570969	50.16	ppb		99
41) 1,1,1-Trichloroethane	5.584	97	509402	51.04	ppb		99

Data Path : I:\ACQUDATA\msvoa12\Data\032417\
Data File : P8680.D
Acq On : 24 Mar 2017 10:43 pm
Operator : K.Ruest
Sample : R1702494-003DMS|1.0 Inst : MSVOA-12
Misc : VERINA 8260 T4
ALS Vial : 25 Sample Multiplier: 1

Quant Time: Mar 27 11:47:23 2017
Quant Method : I:\ACQUDATA\msvoa12\Methods\W010417.M
Quant Title : MS#12 - 8260B WATERS 10mL Purge
QLast Update : Thu Jan 05 10:50:17 2017
Response via : Initial Calibration

	Compound	R.T.	QIon	Response	Conc	Units		Dev(Min)
42)	TAME	6.395	73	864462	53.10	ppb		99
44)	Cyclohexane	5.664	41	314636	44.60	ppb		99
46)	Carbontetrachloride	5.846	121	126597	50.95	ppb		87
47)	1,1-Dichloropropene	5.859	75	455025	50.63	ppb		94
49)	Benzene	6.163	78	1320546	55.33	ppb		97
50)	1,2-Dichloroethane	6.200	62	409081	48.51	ppb		98
51)	Iso-Butyl Alcohol	6.194	43	154620	1038.80	ppb		95
52)	n-Heptane	6.639	43	266546	33.16	ppb		95
53)	1-Butanol	7.108	56	251372	2910.74	ppb		94
54)	Trichloroethene	7.078	130	411067	59.02	ppb		97
55)	Methylcyclohexane	7.303	55	316228	38.47	ppb		96
56)	1,2-Diclpropane	7.346	63	332792	49.22	ppb		98
57)	Dibromomethane	7.486	93	173775	50.73	ppb		95
58)	1,4-Dioxane	7.547	88	41178m	904.70	ppb		
59)	Methyl Methacrylate	7.566	69	157282	48.55	ppb		95
60)	Bromodichloromethane	7.706	83	414743	49.92	ppb		94
61)	2-Nitropropane	7.980	41	87593	133.19	ppb		94
63)	cis-1,3-Dichloropropene	8.236	75	389876	40.02	ppb		95
64)	4-Methyl-2-pentanone	8.437	43	215330	50.65	ppb		95
66)	Toluene	8.596	91	1513418	54.17	ppb		100
67)	trans-1,3-Dichloropropene	8.858	75	327815	41.00	ppb		97
68)	Ethyl Methacrylate	8.992	69	340667	55.07	ppb		97
69)	1,1,2-Trichloroethane	9.041	97	259329	54.70	ppb		96
72)	Tetrachloroethene	9.175	164	275170	50.51	ppb		96
73)	2-Hexanone	9.321	43	141071	49.88	ppb		96
74)	1,3-Dichloropropane	9.206	76	446591	52.54	ppb		100
75)	Dibromochloromethane	9.431	129	256914	52.91	ppb		99
76)	N-Butyl Acetate	9.474	43	355586	51.52	ppb		95
77)	1,2-Dibromoethane	9.523	107	245430	55.42	ppb		94
78)	Chlorobenzene	10.010	112	938323	53.17	ppb		97
79)	3-CBTF	10.029	180	476026	47.68	ppb		93
80)	4-CBTF	10.077	180	417179	45.52	ppb		96
81)	1,1,1,2-Tetrachloroethane	10.096	131	324150	55.87	ppb		96
82)	Ethylbenzene	10.126	106	522165	53.23	ppb		99
83)	(m+p)Xylene	10.236	106	1267981	109.64	ppb		99
84)	o-Xylene	10.589	106	617594	53.59	ppb		94
85)	Styrene	10.602	104	875150	45.42	ppb		97
87)	Bromoform	10.754	173	138249	55.03	ppb		92
88)	2-CBTF	10.833	180	462696	51.72	ppb		94
89)	Isopropylbenzene	10.925	105	1434078	53.95	ppb		100
90)	Cyclohexanone	10.980	55	129358	276.60	ppb		92
91)	trans-1,4-Dichloro-2-B...	11.223	53	31387	25.48	ppb		96
92)	1,1,2,2-Tetrachloroethane	11.175	83	299303	58.84	ppb		92
93)	Bromobenzene	11.169	156	383306	53.11	ppb		93
94)	1,2,3-Trichloropropane	11.205	110	88206	54.16	ppb	#	87
95)	n-Propylbenzene	11.272	91	1677514	54.66	ppb		99
96)	2-Chlorotoluene	11.339	91	1034331	55.99	ppb		96
97)	3-Chlorotoluene	11.388	91	1153922	56.34	ppb	#	98
98)	4-Chlorotoluene	11.431	91	1177185	54.65	ppb		99
99)	1,3,5-Trimethylbenzene	11.425	105	1148495	49.84	ppb		99
100)	tert-Butylbenzene	11.699	119	938723	49.76	ppb		98
101)	1,2,4-Trimethylbenzene	11.736	105	1186981	50.19	ppb		100
102)	3,4-DCBTF	11.797	214	282579	40.76	ppb		99
103)	sec-Butylbenzene	11.876	105	1304099	47.04	ppb		100
104)	p-Isopropyltoluene	11.998	119	1115018	48.05	ppb		99
105)	1,3-Dclbenz	11.961	146	706087	51.19	ppb		97

Quantitation Report (QT Reviewed)

Data Path : I:\ACQUDATA\msvoa12\Data\032417\
Data File : P8680.D
Acq On : 24 Mar 2017 10:43 pm
Operator : K.Ruest
Sample : R1702494-003DMS|1.0 Inst : MSVOA-12
Misc : VERINA 8260 T4
ALS Vial : 25 Sample Multiplier: 1

Quant Time: Mar 27 11:47:23 2017
Quant Method : I:\ACQUDATA\msvoa12\Methods\W010417.M
Quant Title : MS#12 - 8260B WATERS 10mL Purge
QLast Update : Thu Jan 05 10:50:17 2017
Response via : Initial Calibration

Compound	R.T.	QIon	Response	Conc	Units	Dev(Min)
106) 1,4-Dclbenz	12.034	146	707635	49.15	ppb	97
107) 2,4-DCBTF	12.083	214	257329	40.30	ppb	93
108) 2,5-DCBTF	12.126	214	296167	43.72	ppb	99
109) n-Butylbenzene	12.327	91	970521	45.86	ppb	98
110) 1,2-Dclbenz	12.333	146	664858	51.54	ppb	98
111) 1,2-Dibromo-3-chloropr...	12.955	157	52057	52.35	ppb	97
112) Trielution Dichlorotol...	13.071	125	1606719	144.76	ppb	99
113) 1,3,5 Trichlorobenzene	13.126	180	435952	44.31	ppb	93
114) Coelution Dichlorotoluene	13.400	125	1164866	97.14	ppb	99
115) 1,2,4-Tcbenzene	13.607	180	368411	43.03	ppb	94
116) Hexachlorobt	13.741	225	142128	36.46	ppb	92
117) Naphthalen	13.796	128	851560	53.89	ppb	96
118) 1,2,3-Tclbenzene	13.985	180	323406	45.88	ppb	98
119) 2,4,5-Trichlorotolene	14.564	159	244746m	44.69	ppb	
120) 2,3,6-Trichlorotoluene	14.656	159	236147	51.79	ppb	90

(#) = qualifier out of range (m) = manual integration (+) = signals summed

Quantitation Report (QT Reviewed)

1st 03/27/17 2nd 03/28/17

Data Path : I:\ACQUDATA\msvoa12\Data\032417\
Data File : P8680.D
Acq On : 24 Mar 2017 10:43 pm
Operator : K.Ruest
Sample : R1702494-003DMS|1.0 Inst : MSVOA-12
Misc : VERINA 8260 T4
ALS Vial : 25 Sample Multiplier: 1

Quant Time: Mar 27 11:47:23 2017
Quant Method : I:\ACQUDATA\msvoa12\Methods\W010417.M
Quant Title : MS#12 - 8260B WATERS 10mL Purge
QLast Update : Thu Jan 05 10:50:17 2017
Response via : Initial Calibration

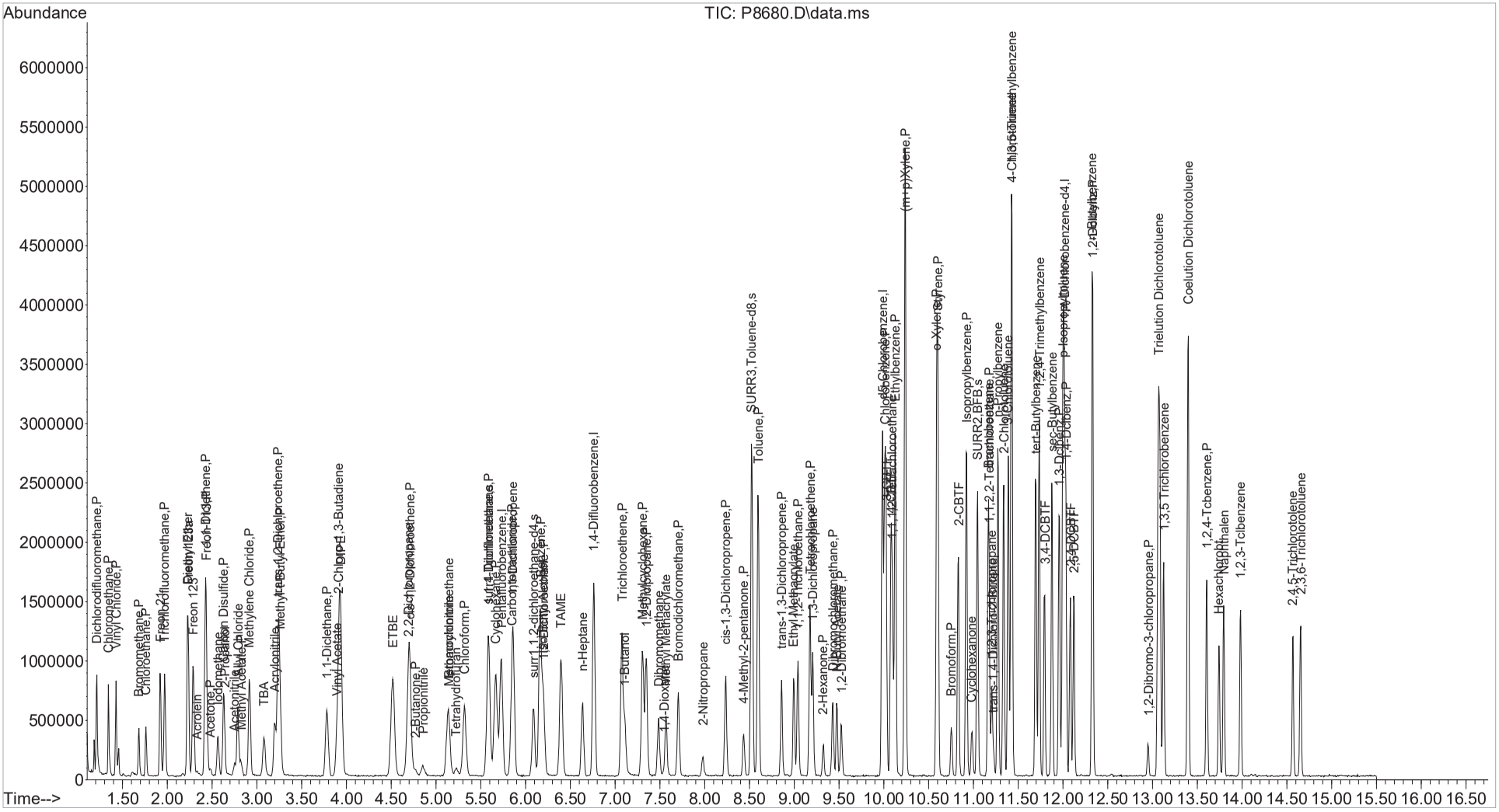

1st KR 03/24/17
2nd BA 03/28/17

Evaluate Continuing Calibration Report

Data Path : I:\ACQUDATA\msvoa12\Data\032417\
Data File : P8659.D
Acq On : 24 Mar 2017 12:11 pm
Operator : K.Ruest
Sample : CCV Inst : MSVOA-12
Misc :
ALS Vial : 4 Sample Multiplier: 1

Quant Time: Mar 24 12:27:56 2017
Quant Method : I:\ACQUDATA\msvoa12\Methods\W010417.M
Quant Title : MS#12 - 8260B WATERS 10mL Purge
QLast Update : Thu Jan 05 10:50:17 2017
Response via : Initial Calibration

Min. RRF : 0.000 Min. Rel. Area : 50% Max. R.T. Dev 0.50min
Max. RRF Dev : 20% Max. Rel. Area : 200%

		Compound	AvgRF	CCRF	%Dev	Area%	Dev(min)
1	I	Pentafluorobenzene	1.0000	1.0000	0.0	108	0.00
2	P	Dichlorodifluoromethane	0.6084	0.5355	12.0	91	0.00
3	P	Chloromethane	0.5452	0.4907	10.0	101	0.00
4	P	Vinyl Chloride	0.4829	0.4226	12.5	88	0.00
5	P	Bromomethane	0.2440	0.2311	5.3	93	0.00
6	P	Chloroethane	0.2558	0.2492	2.6	102	0.00
7		Freon 21	0.6113	0.6327	-3.5	119	0.00
8	P	Trichlorofluoromethane	0.5408	0.5236	3.2	102	0.00
9		Diethyl Ether	0.2298	0.2353	-2.4	105	0.00
10		Freon 123a	0.3794	0.3970	-4.6	125	0.00
11		Freon 123	0.4373	0.4784	-9.4	124	0.00
12		Acrolein	0.0378	0.0193	NT 48.9#	56	0.00
13	P	1,1-Diclethene	0.3542	0.3484	1.6	109	0.00
14	P	Freon 113	0.3827	0.3572	6.7	99	0.00
15	P	Acetone	0.0734	0.0816	-11.2	127	0.00
16		2-Propanol	0.0124	0.0138	-11.3	120	0.00
17		Iodomethane	0.5198	0.5197	0.0	101	0.00
18	P	Carbon Disulfide	1.0798	1.0172	5.8	97	0.00
19		Acetonitrile	0.0105	0.0130	NT -23.8#	127	0.00
20		Allyl Chloride	0.2112	0.2120	-0.4	109	0.00
21	P	Methyl Acetate	0.1751	0.1825	-4.2	109	0.00
22	P	Methylene Chloride	0.3882	0.3654	5.9	106	0.00
23		TBA	0.0205	0.0227	-10.7	115	0.00
24		Acrylonitrile	0.0857	0.0872	-1.8	105	0.00
25	P	Methyl-t-Butyl Ether	0.9340	0.8932	4.4	103	0.00
26	P	trans-1,2-Dichloroethene	0.4106	0.3910	4.8	108	0.00
27		Halothane	0.0000	0.0000	0.0	0#	0.00
28	P	1,1-Diclethane	0.6874	0.6571	4.4	104	0.00
29		Vinyl Acetate	0.0669	0.0595	11.1	95	0.00
30		DIPE	1.2771	1.3075	-2.4	109	0.00
31		2-Chloro-1,3-Butadiene	0.5890	0.5277	10.4	95	0.00
32		ETBE	1.0826	1.1211	-3.6	108	0.00
33		2,2-Dichloropropane	0.5417	0.5451	-0.6	106	0.00
34	P	cis-1,2-Dichloroethene	0.4372	0.4234	3.2	109	0.00
35	P	2-Butanone	0.1080	0.0933#	13.6	97	0.00
36		Propionitrile	0.0327	0.0333	-1.8	125	0.00
37		Bromochloromethane	0.2389	0.2384	0.2	105	0.00
38		Methacrylonitrile	0.1066	0.1011	5.2	109	0.00
39		Tetrahydrofuran	0.0692	0.0652	5.8	104	0.00
40	P	Chloroform	0.6686	0.6278	6.1	102	0.00
41	P	1,1,1-Trichloroethane	0.5862	0.5463	6.8	104	0.00
42		TAME	0.9562	0.9769	-2.2	105	0.00
43	I	1,4-Difluorobenzene	1.0000	1.0000	0.0	107	0.00
44	P	Cyclohexane	0.2615	0.2390	8.6	110	0.00
45	s	surr4,Dibrflmethane	0.2698	0.2942	-9.0	107	0.00
46	P	Carbontetrachloride	0.0921	0.0874	5.1	110	0.00
47		1,1-Dichloropropene	0.3331	0.3227	3.1	102	0.00
48	s	surr1,1,2-dichloroethane-d4	0.2996	0.3268	-9.1	107	0.00
49	P	Benzene	0.8847	0.9275	-4.8	110	0.00
50	P	1,2-Dichloroethane	0.3126	0.3051	2.4	106	0.00
51		Iso-Butyl Alcohol	0.0055	0.0061	-10.9	114	0.00

1st KR 03/24/17
2nd BA 03/28/17

Data Path : I:\ACQUDATA\msvoa12\Data\032417\
Data File : P8659.D
Acq On : 24 Mar 2017 12:11 pm
Operator : K.Ruest
Sample : CCV Inst : MSVOA-12
Misc :
ALS Vial : 4 Sample Multiplier: 1

Quant Time: Mar 24 12:27:56 2017
Quant Method : I:\ACQUDATA\msvoa12\Methods\W010417.M
Quant Title : MS#12 - 8260B WATERS 10mL Purge
QLast Update : Thu Jan 05 10:50:17 2017
Response via : Initial Calibration

Min. RRF : 0.000 Min. Rel. Area : 50% Max. R.T. Dev 0.50min
Max. RRF Dev : 20% Max. Rel. Area : 200%

		Compound	AvgRF	CCRF	%Dev	Area%	Dev(min)
52		n-Heptane	0.2980	0.2204	NT 26.0#	77	0.00
53		1-Butanol	0.0032	0.0037	-15.6	121	0.00
54	P	Trichloroethene	0.2582	0.2508	2.9	102	0.00
55	P	Methylcyclohexane	0.3047	0.2455	19.4	90	0.00
56	P	1,2-Diclpropane	0.2506	0.2382	4.9	103	0.00
57		Dibromomethane	0.1270	0.1303	-2.6	109	0.00
58		1,4-Dioxane	0.0018	0.0015	10.3 ~~-16.7~~	99	-0.01
59		Methyl Methacrylate	0.1201	0.1214	-1.1	112	0.00
60	P	Bromodichloromethane	0.3080	0.2948	4.3	106	0.00
61		2-Nitropropane	0.0244	0.0316	NT -29.5#	179	0.00
62		2-Chloroethylvinyl Ether	0.1203	0.0995	17.3	87	0.00
63	P	cis-1,3-Dichloropropene	0.3611	0.3862	-7.0	107	0.00
64	P	4-Methyl-2-pentanone	0.1576	0.1512	4.1	100	0.00
65	s	SURR3,Toluene-d8	1.1155	1.2451	-11.6	105	0.00
66	P	Toluene	1.0357	1.0395	-0.4	103	0.00
67	P	trans-1,3-Dichloropropene	0.2963	0.3120	-5.3	103	0.00
68		Ethyl Methacrylate	0.2293	0.2550	-11.2	112	0.00
69	P	1,1,2-Trichloroethane	0.1757	0.1772	-0.9	105	0.00
70	s	SURR2,BFB	0.4322	0.4576	-5.9	99	0.00
71	I	d5-Chlorobenzene	1.0000	1.0000	0.0	99	0.00
72	P	Tetrachloroethene	0.2169	0.1915#	11.7	88	0.00
73	P	2-Hexanone	0.1126	0.1122	0.4	97	0.00
74		1,3-Dichloropropane	0.3384	0.3615	-6.8	107	0.00
75	P	Dibromochloromethane	0.1933	0.2226	-15.2	113	0.00
76		N-Butyl Acetate	0.2748	0.3096	-12.7	115	0.00
77	P	1,2-Dibromoethane	0.1763	0.1948	-10.5	107	0.00
78	P	Chlorobenzene	0.7026	0.7175	-2.1	102	0.00
79		3-CBTF	0.3975	0.3421	13.9	87	0.00
80		4-CBTF	0.3648	0.3073	15.8	84	0.00
81		1,1,1,2-Tetrachloroethane	0.2310	0.2505	-8.4	102	0.00
82	P	Ethylbenzene	0.3905	0.3652	6.5	94	0.00
83	P	(m+p)Xylene	0.4604	0.4473	2.8	93	0.00
84	P	o-Xylene	0.4588	0.4571	0.4	97	0.00
85	P	Styrene	0.7670	0.7934	-3.4	96	0.00
86	I	1,4-Dichlorobenzene-d4	1.0000	1.0000	0.0	91	0.00
87	P	Bromoform	0.1777	0.2055	-6.7 ~~-15.6~~	100	0.00
88		2-CBTF	0.6877	0.6354	7.6	86	0.00
89	P	Isopropylbenzene	2.0435	1.9591	4.1	86	0.00
90		Cyclohexanone	0.0360	0.0162	NT 55.0#	40#	0.00
91		trans-1,4-Dichloro-2-Butene	0.1103	0.1132	~~-2.6~~	102	0.00
92	P	1,1,2,2-Tetrachloroethane	0.3911	0.4446	-16.7 -13.7	108	0.00
93		Bromobenzene	0.5548	0.5553	-0.1	92	0.00
94		1,2,3-Trichloropropane	0.1252	0.1283	-2.5	102	0.00
95		n-Propylbenzene	2.3593	2.2455	4.8	81	0.00
96		2-Chlorotoluene	1.4201	1.4234	-0.2	89	0.00
97		3-Chlorotoluene	1.5746	1.6251	-3.2	91	0.00
98		4-Chlorotoluene	1.6559	1.6035	3.2	86	0.00
99		1,3,5-Trimethylbenzene	1.7716	1.5583	12.0	78	0.00
100		tert-Butylbenzene	1.4502	1.2744	12.1	75	0.00
101		1,2,4-Trimethylbenzene	1.8181	1.6477	9.4	80	0.00

Evaluate Continuing Calibration Report

Data Path : I:\ACQUDATA\msvoa12\Data\032417\
Data File : P8659.D
Acq On : 24 Mar 2017 12:11 pm
Operator : K.Ruest
Sample : CCV Inst : MSVOA-12
Misc :
ALS Vial : 4 Sample Multiplier: 1

Quant Time: Mar 24 12:27:56 2017
Quant Method : I:\ACQUDATA\msvoa12\Methods\W010417.M
Quant Title : MS#12 - 8260B WATERS 10mL Purge
QLast Update : Thu Jan 05 10:50:17 2017
Response via : Initial Calibration

Min. RRF : 0.000 Min. Rel. Area : 50% Max. R.T. Dev 0.50min
Max. RRF Dev : 20% Max. Rel. Area : 200%

		Compound	AvgRF	CCRF		%Dev	Area%	Dev(min)
102		3,4-DCBTF	0.5329	0.4005	NT	24.8#	68	0.00
103		sec-Butylbenzene	2.1311	1.8159		14.8	73	0.00
104		p-Isopropyltoluene	1.7837	1.5092		15.4	73	0.00
105	P	1,3-Dclbenz	1.0604	0.9833		7.3	83	0.00
106	P	1,4-Dclbenz	1.1069	1.0265		7.3	87	0.00
107		2,4-DCBTF	0.4909	0.3538	NT	27.9#	68	0.00
108		2,5-DCBTF	0.5207	0.4223		18.9	73	0.00
109		n-Butylbenzene	1.6268	1.3665		16.0	71	0.00
110	P	1,2-Dclbenz	0.9917	0.9384		5.4	86	0.00
111	P	1,2-Dibromo-3-chloropropane	0.0764	0.0789		-3.3	103	0.00
112		Trielution Dichlorotoluene	0.8532	0.7375		13.6	75	0.00
113		1,3,5 Trichlorobenzene	0.7564	0.5830	NT	22.9#	71	0.00
114		Coelution Dichlorotoluene	0.9218	0.7930		14.0	75	0.00
115	P	1,2,4-Tcbenzene	0.6581	0.5115	NT	22.3#	70	0.00
116		Hexachlorobt	0.2997	0.2151	NT	28.2#	72	0.00
117		Naphthalen	1.2148	1.1549		4.9	84	0.00
118		1,2,3-Tclbenzene	0.5419	0.4391		19.0	73	0.00
119		2,4,5-Trichlorotolene	0.4210	0.3187	NT	24.3#	73	0.00
120		2,3,6-Trichlorotoluene	0.3505	0.2685	NT	23.4#	67	0.00

(#) = Out of Range SPCC's out = 2 CCC's out = 0

Data Path : I:\ACQUDATA\msvoa12\Data\032417\
Data File : P8659.D
Acq On : 24 Mar 2017 12:11 pm
Operator : K.Ruest
Sample : CCV Inst : MSVOA-12
Misc :
ALS Vial : 4 Sample Multiplier: 1

Quant Time: Mar 24 12:27:56 2017
Quant Method : I:\ACQUDATA\msvoa12\Methods\W010417.M
Quant Title : MS#12 - 8260B WATERS 10mL Purge
QLast Update : Thu Jan 05 10:50:17 2017
Response via : Initial Calibration

Compound	R.T.	QIon	Response	Conc	Units		Dev(Min)
Internal Standards							
1) Pentafluorobenzene	5.731	168	850770	50.00	ppb		0.00
43) 1,4-Difluorobenzene	6.761	114	1352719	50.00	ppb		0.00
71) d5-Chlorobenzene	9.986	117	1243548	50.00	ppb		0.00
86) 1,4-Dichlorobenzene-d4	12.016	152	656950	50.00	ppb		0.00
System Monitoring Compounds							
45) surr4,Dibrflmethane	5.584	113	397925	54.52	ppb		0.00
Spiked Amount 50.000	Range 89 - 119		Recovery = 109.04%				
48) surr1,1,2-dichloroetha...	6.090	65	442135	54.56	ppb		0.00
Spiked Amount 50.000	Range 73 - 125		Recovery = 109.12%				
65) SURR3,Toluene-d8	8.523	98	1684256	55.81	ppb		0.00
Spiked Amount 50.000	Range 87 - 121		Recovery = 111.62%				
70) SURR2,BFB	11.047	95	618962	52.93	ppb		0.00
Spiked Amount 50.000	Range 85 - 122		Recovery = 105.86%				
Target Compounds							Qvalue
2) Dichlorodifluoromethane	1.213	85	455589	44.01	ppb		97
3) Chloromethane	1.341	50	417448	45.00	ppb		100
4) Vinyl Chloride	1.427	62	359501	43.75	ppb		99
5) Bromomethane	1.683	94	196571	47.34	ppb		97
6) Chloroethane	1.762	64	212014	48.71	ppb		93
7) Freon 21	1.921	67	538271	51.75	ppb		97
8) Trichlorofluoromethane	1.969	101	445433	48.41	ppb		94
9) Diethyl Ether	2.225	59	200180	51.20	ppb		88
10) Freon 123a	2.231	67	337794	52.32	ppb		94
11) Freon 123	2.286	83	406980	54.69	ppb		97
12) Acrolein	2.335	56	81976	127.32	ppb		92
13) 1,1-Diclethene	2.426	96	296450	49.19	ppb		92
14) Freon 113	2.433	101	303889	46.67	ppb		86
15) Acetone	2.481	43	69452	55.58	ppb		94
16) 2-Propanol	2.634	45	235038	1113.82	ppb		97
17) Iodomethane	2.567	142	442122	49.99	ppb		92
18) Carbon Disulfide	2.628	76	865413	47.10	ppb		99
19) Acetonitrile	2.750	40	55152	307.68	ppb	#	81
20) Allyl Chloride	2.792	76	180334	50.18	ppb		98
21) Methyl Acetate	2.823	43	155271	52.13	ppb		99
22) Methylene Chloride	2.920	84	310910	47.07	ppb		94
23) TBA	3.079	59	386752	1107.58	ppb		92
24) Acrylonitrile	3.201	53	370884	254.40	ppb		98
25) Methyl-t-Butyl Ether	3.256	73	759888	47.81	ppb		99
26) trans-1,2-Dichloroethene	3.237	96	332632	47.62	ppb		99
28) 1,1-Diclethane	3.780	63	559054	47.80	ppb		98
29) Vinyl Acetate	3.890	86	50627	44.45	ppb		99
30) DIPE	3.938	45	1112412	51.19	ppb		97
31) 2-Chloro-1,3-Butadiene	3.920	53	448955	44.80	ppb		97
32) ETBE	4.518	59	953831	51.78	ppb		97
33) 2,2-Dichloropropane	4.694	77	463773	50.32	ppb		97
34) cis-1,2-Dichloroethene	4.707	96	360199	48.42	ppb		93
35) 2-Butanone	4.768	43	79394	43.20	ppb		90
36) Propionitrile	4.853	54	141812	254.84	ppb		87
37) Bromochloromethane	5.133	130	202858	49.91	ppb		94
38) Methacrylonitrile	5.145	67	86051	47.44	ppb	#	82
39) Tetrahydrofuran	5.225	42	55441	47.09	ppb		94
40) Chloroform	5.316	83	534095	46.95	ppb		100
41) 1,1,1-Trichloroethane	5.584	97	464750	46.59	ppb		97

Data Path : I:\ACQUDATA\msvoa12\Data\032417\
Data File : P8659.D
Acq On : 24 Mar 2017 12:11 pm
Operator : K.Ruest
Sample : CCV Inst : MSVOA-12
Misc :
ALS Vial : 4 Sample Multiplier: 1

Quant Time: Mar 24 12:27:56 2017
Quant Method : I:\ACQUDATA\msvoa12\Methods\W010417.M
Quant Title : MS#12 - 8260B WATERS 10mL Purge
QLast Update : Thu Jan 05 10:50:17 2017
Response via : Initial Calibration

Compound	R.T.	QIon	Response	Conc	Units		Dev(Min)
42) TAME	6.395	73	831121	51.08	ppb		97
44) Cyclohexane	5.670	41	323284	45.70	ppb		90
46) Carbontetrachloride	5.847	121	118239	47.45	ppb		100
47) 1,1-Dichloropropene	5.865	75	436455	48.43	ppb		92
49) Benzene	6.164	78	1254635	52.42	ppb		99
50) 1,2-Dichloroethane	6.200	62	412692	48.80	ppb		97
51) Iso-Butyl Alcohol	6.194	43	164878	1104.61	ppb		85
52) n-Heptane	6.639	43	298143	36.98	ppb		94
53) 1-Butanol	7.109	56	253515	2927.31	ppb		99
54) Trichloroethene	7.078	130	339258	48.57	ppb		97
55) Methylcyclohexane	7.310	55	332053	40.29	ppb		95
56) 1,2-Diclpropane	7.346	63	322171	47.52	ppb		95
57) Dibromomethane	7.480	93	176322	51.33	ppb	#	80
58) 1,4-Dioxane	7.541	88	40949	896.66	ppb		83
59) Methyl Methacrylate	7.572	69	164255	50.56	ppb		92
60) Bromodichloromethane	7.706	83	398774	47.86	ppb		96
61) 2-Nitropropane	7.980	41	85561	129.74	ppb		88
62) 2-Chloroethylvinyl Ether	8.102	63	134552	41.33	ppb		94
63) cis-1,3-Dichloropropene	8.236	75	522375	53.47	ppb		97
64) 4-Methyl-2-pentanone	8.431	43	204589	47.99	ppb		99
66) Toluene	8.596	91	1406160	50.19	ppb		98
67) trans-1,3-Dichloropropene	8.858	75	421988	52.63	ppb		92
68) Ethyl Methacrylate	8.992	69	344984	55.62	ppb		99
69) 1,1,2-Trichloroethane	9.041	97	239669	50.41	ppb		92
72) Tetrachloroethene	9.175	164	238078	44.14	ppb		93
73) 2-Hexanone	9.321	43	139527	49.83	ppb		96
74) 1,3-Dichloropropane	9.206	76	449603	53.43	ppb		96
75) Dibromochloromethane	9.431	129	276771	57.57	ppb		95
76) N-Butyl Acetate	9.474	43	384993	56.34	ppb		99
77) 1,2-Dibromoethane	9.523	107	242252	55.25	ppb		95
78) Chlorobenzene	10.010	112	892270	51.06	ppb		98
79) 3-CBTF	10.023	180	425380	43.03	ppb		95
80) 4-CBTF	10.077	180	382165	42.12	ppb		93
81) 1,1,1,2-Tetrachloroethane	10.096	131	311447	54.21	ppb		95
82) Ethylbenzene	10.126	106	454103	46.75	ppb	#	89
83) (m+p)Xylene	10.236	106	1112372	97.14	ppb		97
84) o-Xylene	10.590	106	568372	49.81	ppb		99
85) Styrene	10.602	104	986573	51.72	ppb		97
87) Bromoform	10.754	173	135034	53.34	ppb		95
88) 2-CBTF	10.833	180	417408	46.20	ppb		99
89) Isopropylbenzene	10.919	105	1287033	47.93	ppb		98
90) Cyclohexanone	10.986	55	213498	451.98	ppb		91
91) trans-1,4-Dichloro-2-B...	11.224	53	74353	58.36	ppb		94
92) 1,1,2,2-Tetrachloroethane	11.175	83	292060	56.84	ppb		97
93) Bromobenzene	11.169	156	364811	50.04	ppb		96
94) 1,2,3-Trichloropropane	11.205	110	84305	51.25	ppb		96
95) n-Propylbenzene	11.272	91	1475205	47.59	ppb		100
96) 2-Chlorotoluene	11.339	91	935104	50.12	ppb		99
97) 3-Chlorotoluene	11.388	91	1067629	51.61	ppb		97
98) 4-Chlorotoluene	11.431	91	1053409	48.42	ppb		96
99) 1,3,5-Trimethylbenzene	11.425	105	1023739	43.98	ppb		99
100) tert-Butylbenzene	11.699	119	837188	43.94	ppb		97
101) 1,2,4-Trimethylbenzene	11.736	105	1082442	45.31	ppb		99
102) 3,4-DCBTF	11.791	214	263085	37.57	ppb		96
103) sec-Butylbenzene	11.876	105	1192977	42.61	ppb		99
104) p-Isopropyltoluene	11.998	119	991455	42.31	ppb		99

1st KR 03/24/17
2nd BA 03/28/17

Data Path : I:\ACQUDATA\msvoa12\Data\032417\
Data File : P8659.D
Acq On : 24 Mar 2017 12:11 pm
Operator : K.Ruest
Sample : CCV Inst : MSVOA-12
Misc :
ALS Vial : 4 Sample Multiplier: 1

Quant Time: Mar 24 12:27:56 2017
Quant Method : I:\ACQUDATA\msvoa12\Methods\W010417.M
Quant Title : MS#12 - 8260B WATERS 10mL Purge
QLast Update : Thu Jan 05 10:50:17 2017
Response via : Initial Calibration

Compound	R.T.	QIon	Response	Conc	Units	Dev(Min)
105) 1,3-Dclbenz	11.955	146	646005	46.37	ppb	97
106) 1,4-Dclbenz	12.034	146	674386	46.37	ppb	99
107) 2,4-DCBTF	12.083	214	232411	36.04	ppb	96
108) 2,5-DCBTF	12.120	214	277403	40.54	ppb	95
109) n-Butylbenzene	12.327	91	897739	42.00	ppb	97
110) 1,2-Dclbenz	12.333	146	616500	47.32	ppb	95
111) 1,2-Dibromo-3-chloropr...	12.949	157	51819	51.60	ppb	86
112) Trielution Dichlorotol...	13.071	125	1453408	129.65	ppb	98
113) 1,3,5 Trichlorobenzene	13.126	180	382988	38.54	ppb	96
114) Coelution Dichlorotoluene	13.400	125	1041859	86.02	ppb	99
115) 1,2,4-Tcbenzene	13.607	180	336037	38.86	ppb	94
116) Hexachlorobt	13.741	225	141329	35.89	ppb	94
117) Naphthalen	13.796	128	758715	47.53	ppb	97
118) 1,2,3-Tclbenzene	13.985	180	288452	40.52	ppb	98
119) 2,4,5-Trichlorotolene	14.570	159	209388	37.85	ppb	96
120) 2,3,6-Trichlorotoluene	14.656	159	176411	38.30	ppb	95

(#) = qualifier out of range (m) = manual integration (+) = signals summed

1st 03/24/17
2nd 03/28/17

Quantitation Report (QT Reviewed)

Data Path : I:\ACQUDATA\msvoa12\Data\032417\
Data File : P8659.D
Acq On : 24 Mar 2017 12:11 pm
Operator : K.Ruest
Sample : CCV Inst : MSVOA-12
Misc :
ALS Vial : 4 Sample Multiplier: 1

Quant Time: Mar 24 12:27:56 2017
Quant Method : I:\ACQUDATA\msvoa12\Methods\W010417.M
Quant Title : MS#12 - 8260B WATERS 10mL Purge
QLast Update : Thu Jan 05 10:50:17 2017
Response via : Initial Calibration

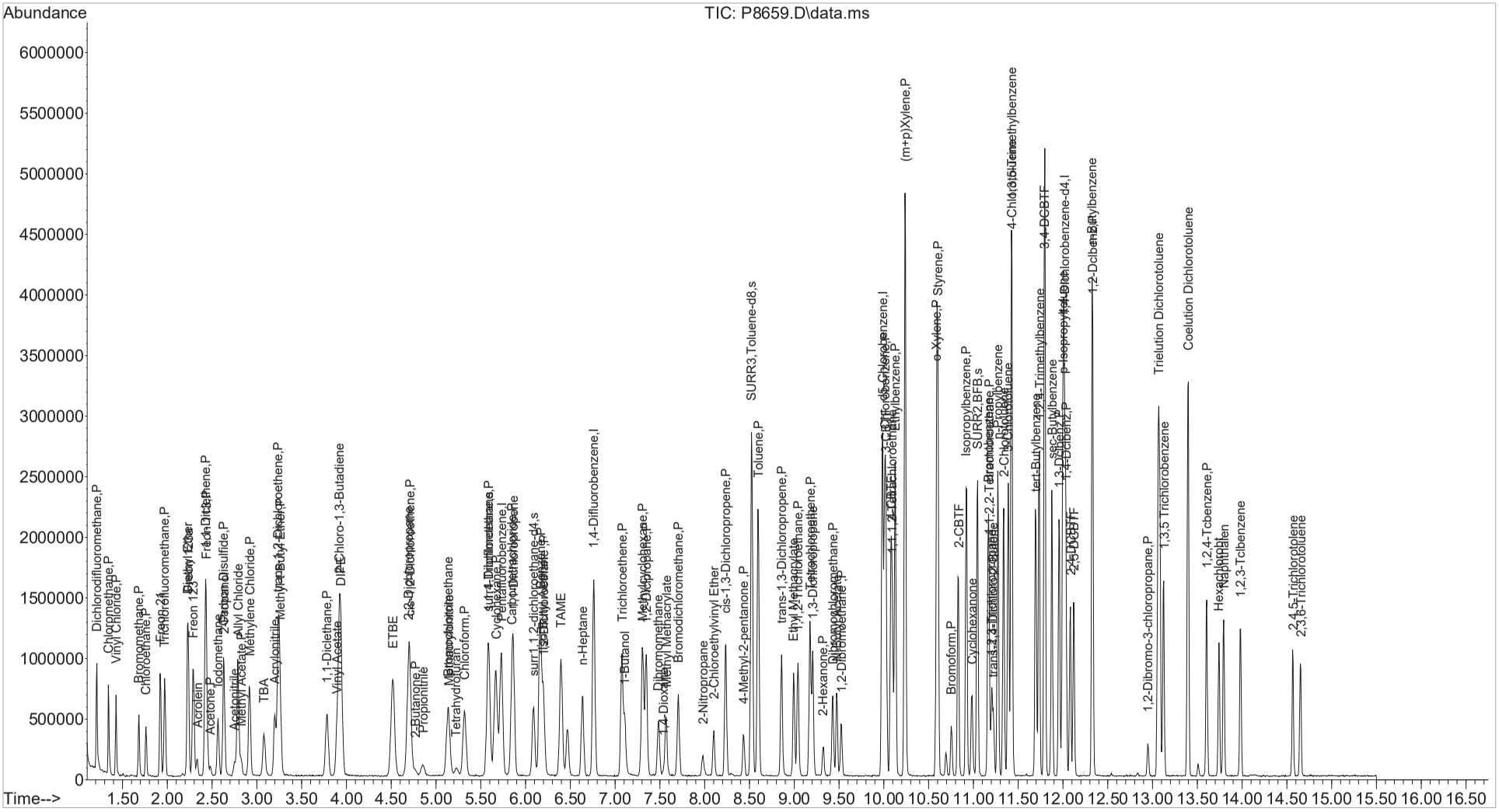

GC/MS QA-QC Check Report

Tune File : I:\ACQUDATA\msvoa12\Data\032417\P8658.D
Tune Time : 24 Mar 2017 11:42 am

Daily Calibration File : I:\ACQUDATA\msvoa12\Data\032417\P8659.D

						850770	1352720	1243550
						656950		
File	Sample	Surrogate Recovery %				Internal Standard Responses		
P8659.D								
	CCV	109	109	112	106	850770	1352719	1243548
				656950				
P8660.D								
	LCS	109	108	109	101	848404	1385870	1265677
				631868				
P8661.D								
	VBLK	108	113	108	98	847893	1346392	1245937
				604605				
P8662.D								
	VBLK	106	112	110	103	813734	1315150	1221134
				610173				
P8663.D								
	R1702494-0	106	108	109	100	826357	1337125	1200065
				607112				
P8664.D								
	R1702494-0	107	112	109	101	813325	1311709	1201470
				598867				
P8665.D								
	R1702494-0	108	116	113	102	804580	1272172	1206513
				598915				
P8666.D								
	R1702494-0	110	114	109	104	794309	1273207	1179916
				589639				
P8667.D								
	R1702492-0	110	115	109	101	798466	1294865	1205505
				608371				
P8668.D								
	R1702492-0	105	111	109	99	795066	1288883	1182824
				575521				
P8669.D								
	R1702492-0	110	113	112	104	803250	1276307	1189488
				596762				
P8670.D								
	R1702492-0	107	114	107	103	782958	1291743	1179610
				590474				
P8671.D								
	R1702492-0	105	119	108	100	789923	1291368	1168187
				565263				
P8672.D								

1st KR 03/27/17
2nd BA 03/28/17

	R1702492-0	108	116	110	100	792761	1299243	1178707
				585139				
P8673.D								
	R1702494-0	108	118	108	102	789116	1297747	1187374
				554660				
P8674.D								
	R1702494-0	108	113	106	101	753381	1287303	1171462
				577777				
P8675.D								
	R1702494-0	107	118	109	102	785276	1294532	1187563
				569328				
P8676.D								
	R1702494-0	113	116	108	100	789127	1287942	1166736
				581881				
P8677.D								
	R1702494-0	107	116	110	99	777358	1300663	1194441
				577560				
P8678.D								
	R1702494-0	112	111	111	102	776130	1267266	1154691
				600729				
P8679.D								
	R1702494-0	111	109	111	105	792547	1323384	1217267
				651477				
P8680.D								
	R1702494-0	110	112	112	105	851228	1348920	1256006
				650434				

(fails) - fails 12hr time check * - fails criteria

Created: Mon Mar 27 09:51:27 2017 MSVOA-12

1st KR 03/24/17
2nd BA 03/28/17

Data Path : I:\ACQUDATA\msvoa12\Data\032417\
Data File : P8658.D
Acq On : 24 Mar 2017 11:42 am
Operator : K.Ruest
Sample : TUNE Inst : MSVOA-12
Misc :
ALS Vial : 3 Sample Multiplier: 1

Integration File: INTP90.P

Method : I:\ACQUDATA\msvoa12\Methods\W010417.M
Title : MS#12 - 8260B WATERS 10mL Purge
Last Update : Thu Jan 05 10:50:17 2017

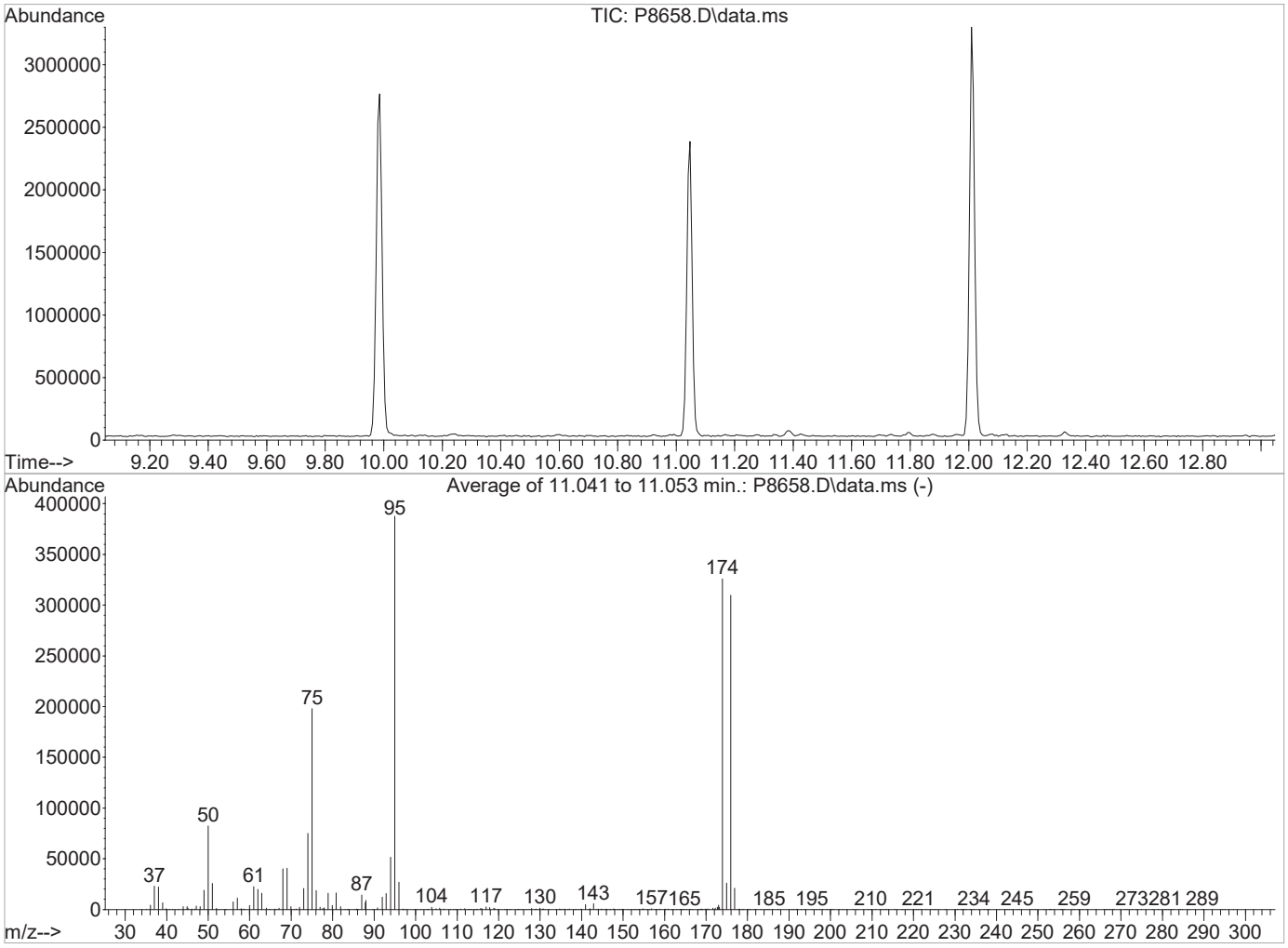

AutoFind: Scans 1631, 1632, 1633; Background Corrected with Scan 1622

Target Mass	Rel. to Mass	Lower Limit%	Upper Limit%	Rel. Abn%	Raw Abn	Result Pass/Fail
50	95	15	40	21.3	82381	PASS
75	95	30	60	51.1	198068	PASS
95	95	100	100	100.0	387648	PASS
96	95	5	9	7.0	26963	PASS
173	174	0.00	2	1.4	4410	PASS
174	95	50	120	84.1	325952	PASS
175	174	5	9	7.9	25888	PASS
176	174	95	101	95.1	309867	PASS
177	176	5	9	6.8	21149	PASS

Client: Verina Consulting Group, LLC
Project: Dover - Binghamton/5101.0003

Service Request: R1702494
Date Analyzed: 03/24/17 12:11

Continuing Calibration Verification (CCV) Summary
Volatile Organic Compounds by GC/MS

Analysis Method: 8260C
File ID: I:\ACQUDATA\msvoa12\Data\032417\P8659.D\

Calibration Date: 1/4/2017
Calibration ID: RC1700007
Analysis Lot: 539250
Units: ppb

Analyte Name	Expected	Result	Average RF	CCV RF	% D	% Drift	Criteria	Curve Fit
1,1,1-Trichloroethane (TCA)	50.0	46.6	0.5862	0.5463	-6.8	NA	±20	Average RF
1,1-Dichloroethane (1,1-DCA)	50.0	47.8	0.6874	0.6571	-4.4	NA	±20	Average RF
1,1-Dichloroethene (1,1-DCE)	50.0	49.2	0.3542	0.3484	-1.6	NA	±20	Average RF
Tetrachloroethene (PCE)	50.0	44.1	0.2169	0.1915	-11.7	NA	±20	Average RF
Trichloroethene (TCE)	50.0	48.6	0.2582	0.2508	-2.9	NA	±20	Average RF
Vinyl Chloride	50.0	43.8	0.4829	0.4226	-12.5	NA	±20	Average RF
cis-1,2-Dichloroethene	50.0	48.4	0.4372	0.4234	-3.2	NA	±20	Average RF
trans-1,2-Dichloroethene	50.0	47.6	0.4106	0.391	-4.8	NA	±20	Average RF
4-Bromofluorobenzene	50.0	52.9	0.4322	0.4576	5.9	NA	±20	Average RF
Dibromofluoromethane	50.0	54.5	0.2698	0.2942	9.0	NA	±20	Average RF
Toluene-d8	50.0	55.8	1.1155	1.2451	11.6	NA	±20	Average RF

Client: Verina Consulting Group, LLC **Service Request:**R1702494
Project: Dover - Binghamton/5101.0003

Analysis Run Log
Volatile Organic Compounds by GC/MS

Analysis Method: 8260C **Analysis Lot:**539250
Instrument ID:R-MS-12

Raw Data File	Sample Name	Lab Code	Date Analyzed	Time Analyzed	Q
I:\ACQUDATA\msvoa12\Data\032417\P8658.D\	ZZZZZZZ	ZZZZZZZ	3/24/2017	11:42:00	
I:\ACQUDATA\msvoa12\Data\032417\P8659.D\	Continuing Calibration Verification	RQ1702468-02	3/24/2017	12:11:00	
I:\ACQUDATA\msvoa12\Data\032417\P8660.D\	Lab Control Sample	RQ1702468-03	3/24/2017	12:41:00	
I:\ACQUDATA\msvoa12\Data\032417\P8662.D\	Method Blank	RQ1702468-04	3/24/2017	13:41:00	
I:\ACQUDATA\msvoa12\Data\032417\P8663.D\	ZZZZZZZ	ZZZZZZZ	3/24/2017	14:11:00	
I:\ACQUDATA\msvoa12\Data\032417\P8664.D\	ZZZZZZZ	ZZZZZZZ	3/24/2017	14:41:00	
I:\ACQUDATA\msvoa12\Data\032417\P8665.D\	ZZZZZZZ	ZZZZZZZ	3/24/2017	15:11:00	
I:\ACQUDATA\msvoa12\Data\032417\P8666.D\	Trip Blank 2	R1702494-010	3/24/2017	15:41:00	
I:\ACQUDATA\msvoa12\Data\032417\P8667.D\	ZZZZZZZ	ZZZZZZZ	3/24/2017	16:10:00	
I:\ACQUDATA\msvoa12\Data\032417\P8668.D\	ZZZZZZZ	ZZZZZZZ	3/24/2017	16:43:00	
I:\ACQUDATA\msvoa12\Data\032417\P8669.D\	ZZZZZZZ	ZZZZZZZ	3/24/2017	17:13:00	
I:\ACQUDATA\msvoa12\Data\032417\P8670.D\	ZZZZZZZ	ZZZZZZZ	3/24/2017	17:42:00	
I:\ACQUDATA\msvoa12\Data\032417\P8671.D\	ZZZZZZZ	ZZZZZZZ	3/24/2017	18:12:00	
I:\ACQUDATA\msvoa12\Data\032417\P8672.D\	ZZZZZZZ	ZZZZZZZ	3/24/2017	18:42:00	
I:\ACQUDATA\msvoa12\Data\032417\P8673.D\	ZZZZZZZ	ZZZZZZZ	3/24/2017	19:12:00	
I:\ACQUDATA\msvoa12\Data\032417\P8674.D\	ZZZZZZZ	ZZZZZZZ	3/24/2017	19:42:00	
I:\ACQUDATA\msvoa12\Data\032417\P8675.D\	ZZZZZZZ	ZZZZZZZ	3/24/2017	20:12:00	
I:\ACQUDATA\msvoa12\Data\032417\P8676.D\	ZZZZZZZ	ZZZZZZZ	3/24/2017	20:42:00	
I:\ACQUDATA\msvoa12\Data\032417\P8677.D\	ZZZZZZZ	ZZZZZZZ	3/24/2017	21:12:00	
I:\ACQUDATA\msvoa12\Data\032417\P8678.D\	MW-10	R1702494-003	3/24/2017	21:43:00	
I:\ACQUDATA\msvoa12\Data\032417\P8679.D\	MW-10 MS	RQ1702468-05	3/24/2017	22:13:00	
I:\ACQUDATA\msvoa12\Data\032417\P8680.D\	MW-10 DMS	RQ1702468-06	3/24/2017	22:43:00	

Analysis: 8260 Waters	Analyst: KDuest	pH strips: 223016	Tune Method: W010417
Date: 3/24/17	Balance ID: R-07	ResCl strips: N/A	Run Method: ↓
Instr. 12	50 mL Class A used for dilution FV	Syringes: 177417	LIMS Run#: 539250

Data Path: j:\acqudata\msvoa(InstID)\(Date)

Pos.	Sample	Diln.	Diln. Prep./	RL	Tier	Vial	pH	File#	OK?	Comments
1	Spent ccv (test)		(new trap)					P8656		
2	↓		(mtune)					P8657		
3	TUNE		RQ1702468-01					P8658	YT	(auto) 11:42
4	CCV		02					P8659	YC	
5	LCS		03					P8660	YQ	
6	VBLK		—					P8661	(N)	rpt c/o
7	↓		04					P8662	YB	
8	R1702494-004	1.0		7979	4	1	6	P8663	Y	
9	007	1.0				1	6	P8664	Y	
10	009	1.0				1	6	P8665	Y	
11	010	1.0				1	<2	P8666	Y	
12	R1702492-003	10	5/50mls			1	—	P8667	Y	*dil. for matrix - dark purple
13	002	2.5	20/50mls			1	8	P8668	Y	*Foamy
14	004	5.0	10/50mls			1	8	P8669	Y	*Foamy
15	006	1.0				1	7	P8670	Y	
16	001	1.0				1+2	6	P8671	Y	*sediment
17	013	1.0				1	8	P8672	Y	
18	R1702494-001	1.0				1	8	P8673	Y	
19	002	1.0				1	7	P8674	Y	
20	005	1.0				1	7	P8675	Y	
21	006	1.0				1	7	P8676	Y	
22	008	1.0				1	7	P8677	Y	
23	003	1.0				1	<2	P8678	Y	
24	MS 003	1.0	RQ1702468-05			2	<2	P8679	YQ	
25	MSD 003	1.0	06			3	<2	P8680	YQ	22:43 ✓
26	BLK						—	P8681	—	

EOD
KR 3/24/17

All samples = 10 mL + 1 uL combined IS/Surr. 10 mL purged

500 Primary Occ+ : 180103
Primary Fr+ : 180031 | 5ul → 50mls = ccv
Primary HSL : 179914
Primary TG : 180030
Primary

200 Secondary Occ+ : 179949 - 5ul
500 Secondary Fr+ : 180100
Secondary TG : 179975 | 2ul
Secondary HSL : 179563
Secondary

50mls = LCS

-10.6uL
4.2uL
42mL vial = MS/D

Combined IS/Surr 500 : 180099
Surrogate :
Internal Std :
Reagents:

Runlog-MSVOAr4 1/17/17

September 25, 2017 Service Request No:R1708700

Ms. Sarah MacCarter
Verina Consulting Group, LLC
1011 US Highway 22, Suite 302
Bridgewater, NJ 08807

Laboratory Results for: Dover-Binghamton

Dear Ms.MacCarter,

Enclosed are the results of the sample(s) submitted to our laboratory September 15, 2017
For your reference, these analyses have been assigned our service request number **R1708700.**

All analyses were performed according to our laboratory's quality assurance program. The test results meet requirements of the NELAP standards except as noted in the case narrative report. All results are intended to be considered in their entirety, and ALS Environmental is not responsible for use of less than the complete report. Results apply only to the items submitted to the laboratory for analysis and individual items (samples) analyzed, as listed in the report. The measurement uncertainty of the results included in this report is within that expected when using the prescribed method(s) for analysis of these samples, and represented by Laboratory Control Sample control limits. Any events, such as QC failures, which may add to the uncertainty are explained in the report narrative.

Please contact me if you have any questions. My extension is 7472. You may also contact me via email at Janice.Jaeger@alsglobal.com.

Respectfully submitted,

ALS Group USA, Corp. dba ALS Environmental

Janice Jaeger
Project Manager

ADDRESS 1565 Jefferson Road, Building 300, Suite 360, Rochester, NY 14623
PHONE +1 585 288 5380 | FAX +1 585 288 8475
ALS Group USA, Corp.
dba ALS Environmental

ALS Environmental
ALS Group USA, Corp
1565 Jefferson Road, Building 300, Suite 360
Rochester, NY 14623
T : +1 585 288 5380
F : +1 585 288 8475
www.alsglobal.com

Table of Contents

CoverLetter 1
Table of Contents 2
Narrative Documents 5
Narrative Documents 6
Hit Summary List 7
Sample Receipt Information 9
Sample Cross-Reference 10
Chain Of Custody 11
Internal Chain of Custody 14
Miscellaneous Forms 19
Qualifiers 20
Acronyms 21
Analyst Summary 22
Prep Method Inorganic 25
Sample Results 26
Volatile Organic Compounds by GCMS 27
8260C - Volatile Organic Compounds by GC/MS
TRIP BLANK - VOA GCMS 28
TMP-A - VOA GCMS 29
MW-10 - VOA GCMS 30
DMW-3 - VOA GCMS 31
MW-13 - VOA GCMS 32

Table of Contents (continued)

EB-091417 - VOA GCMS 33
DUP-091417 - VOA GCMS 34
8260C - Volatile Organic Compounds by GC/MS, Unpreserved
MW-9 - VOA GCMS 35
MW-11 - VOA GCMS 36
MW-17 - VOA GCMS 37
MW-8 - VOA GCMS 38
MW-16 - VOA GCMS 39
QC Summary Forms 40
Volatile Organic Compounds by GCMS 41
8260C - Volatile Organic Compounds by GC/MS
VOA GCMS Surrogate Summary 42
RQ1709663-06 DMW-3 - DMS VOA GCMS 43
MB Summary VOA GCMS 44
Method Blank - VOA GCMS 45
LCS Summary VOA GCMS 46
RQ1709663-03 - LCS VOA GCMS 47
Tune Summary 8260C 48
IS Summary VOA GCMS 49
8260C - Volatile Organic Compounds by GC/MS, Unpreserved
VOA GCMS Surrogate Summary 51
MB Summary VOA GCMS 52
Method Blank - VOA GCMS 53
LCS Summary VOA GCMS 54
RQ1709591-03 - LCS VOA GCMS 55
Tune Summary 8260C 56
IS Summary VOA GCMS 57
Raw Data 59
Volatile Organic Compounds by GCMS 60
8260C - VOC FP
Form 1s
TRIP BLANK - VOA GCMS 61

Table of Contents (continued)

TMP-A - VOA GCMS 62
MW-10 - VOA GCMS 63
DMW-3 - VOA GCMS 64
MW-13 - VOA GCMS 65
EB-091417 - VOA GCMS 66
DUP-091417 - VOA GCMS 67
Raw Data 68
ICAL Summary 362
ICV Summary 365
RQ1709663-02 - CCV VOA GCMS 366
Run Log 367
Run Log Sheets 369
8260C - VOC Unp
Form 1s
MW-9 - VOA GCMS 370
MW-11 - VOA GCMS 371
MW-17 - VOA GCMS 372
MW-8 - VOA GCMS 373
MW-16 - VOA GCMS 374
Raw Data 375
ICAL Summary 444
ICV Summary 447
RQ1709591-02 - CCV VOA GCMS 448
Run Log 449
Run Log Sheets 451

Narrative Documents

ALS Environmental—Rochester Laboratory
1565 Jefferson Road, Building 300, Suite 360, Rochester, NY 14623
Phone (585) 288-5380 Fax (585) 288-8475
www.alsglobal.com

Client: Verina Consulting Group, LLC
Project: Dover-Binghamton/5101.0003
Sample Matrix: Water

Service Request:R1708700
Date Received:9/15/17

CASE NARRATIVE

All analyses were performed consistent with the quality assurance program of ALS Environmental. This report contains analytical results for samples designated for Tier IV, validation deliverables including all summary forms and associated raw data. Analytical procedures performed by the lab are validated in accordance with NELAC standards. Any parameters that are not included in the lab's NELAC accreditation are identified on a "Non-Certified Analytes" report in the Miscellaneous Forms Section of this report. Individual analytical results requiring further explanation are flagged with qualifiers and/or discussed below. The flags are explained in the Report Qualifiers and Definitions page in the Miscellaneous Forms section of this report.

Sample Receipt

Twelve water samples were received for analysis at ALS Environmental on 09/15/2017. Any discrepancies noted upon initial sample inspection are noted on the cooler receipt and preservation form included in this data package. The samples were received in good condition and consistent with the accompanying chain of custody form. Samples are refrigerated at ≤6°C upon receipt at the lab except for aqueous samples designated for metals analyses, which are stored at room temperature.

Volatile Organic Analyses:

No significant anomalies were noted with this analysis.

Approved by _____ Date 9/25/2017

SAMPLE DETECTION SUMMARY

CLIENT ID: TMP-A	Lab ID: R1708700-002					
Analyte	**Results**	**Flag**	**MDL**	**PQL**	**Units**	**Method**
1,1,1-Trichloroethane (TCA)	0.54	J	0.36	1.0	ug/L	8260C
1,1-Dichloroethane (1,1-DCA)	0.59	J	0.20	1.0	ug/L	8260C

CLIENT ID: MW-9	Lab ID: R1708700-003					
Analyte	**Results**	**Flag**	**MDL**	**PQL**	**Units**	**Method**
1,1,1-Trichloroethane (TCA)	0.61	J	0.36	1.0	ug/L	8260C
Tetrachloroethene (PCE)	0.30	J	0.30	1.0	ug/L	8260C
Trichloroethene (TCE)	21		0.22	1.0	ug/L	8260C
cis-1,2-Dichloroethene	0.92	J	0.30	1.0	ug/L	8260C

CLIENT ID: MW-10	Lab ID: R1708700-004					
Analyte	**Results**	**Flag**	**MDL**	**PQL**	**Units**	**Method**
1,1,1-Trichloroethane (TCA)	2.3		0.36	1.0	ug/L	8260C
1,1-Dichloroethane (1,1-DCA)	0.81	J	0.20	1.0	ug/L	8260C
Tetrachloroethene (PCE)	1.3		0.30	1.0	ug/L	8260C
Trichloroethene (TCE)	21		0.22	1.0	ug/L	8260C
Vinyl Chloride	0.38	J	0.32	1.0	ug/L	8260C
cis-1,2-Dichloroethene	5.1		0.30	1.0	ug/L	8260C

CLIENT ID: MW-17	Lab ID: R1708700-008					
Analyte	**Results**	**Flag**	**MDL**	**PQL**	**Units**	**Method**
1,1,1-Trichloroethane (TCA)	2.2		0.36	1.0	ug/L	8260C
1,1-Dichloroethane (1,1-DCA)	14		0.20	1.0	ug/L	8260C
Trichloroethene (TCE)	0.61	J	0.22	1.0	ug/L	8260C
cis-1,2-Dichloroethene	0.40	J	0.30	1.0	ug/L	8260C

CLIENT ID: MW-8	Lab ID: R1708700-009					
Analyte	**Results**	**Flag**	**MDL**	**PQL**	**Units**	**Method**
1,1,1-Trichloroethane (TCA)	3.7		0.36	1.0	ug/L	8260C
1,1-Dichloroethane (1,1-DCA)	5.5		0.20	1.0	ug/L	8260C

CLIENT ID: MW-16	Lab ID: R1708700-010					
Analyte	**Results**	**Flag**	**MDL**	**PQL**	**Units**	**Method**
1,1,1-Trichloroethane (TCA)	6.7		0.36	1.0	ug/L	8260C
1,1-Dichloroethane (1,1-DCA)	31		0.20	1.0	ug/L	8260C
1,1-Dichloroethene (1,1-DCE)	1.2		0.57	1.0	ug/L	8260C
Tetrachloroethene (PCE)	0.30	J	0.30	1.0	ug/L	8260C
Trichloroethene (TCE)	13		0.22	1.0	ug/L	8260C
Vinyl Chloride	2.7		0.32	1.0	ug/L	8260C
cis-1,2-Dichloroethene	67		0.30	1.0	ug/L	8260C

CLIENT ID: DUP-091417	Lab ID: R1708700-012					
Analyte	**Results**	**Flag**	**MDL**	**PQL**	**Units**	**Method**
1,1,1-Trichloroethane (TCA)	2.4		0.36	1.0	ug/L	8260C

SAMPLE DETECTION SUMMARY

CLIENT ID: DUP-091417	Lab ID: R1708700-012					
Analyte	**Results**	**Flag**	**MDL**	**PQL**	**Units**	**Method**
1,1-Dichloroethane (1,1-DCA)	0.70	J	0.20	1.0	ug/L	8260C
Tetrachloroethene (PCE)	1.4		0.30	1.0	ug/L	8260C
Trichloroethene (TCE)	21		0.22	1.0	ug/L	8260C
cis-1,2-Dichloroethene	4.9		0.30	1.0	ug/L	8260C

Sample Receipt Information

ALS Environmental—Rochester Laboratory
1565 Jefferson Road, Building 300, Suite 360, Rochester, NY 14623
Phone (585) 288-5380 Fax (585) 288-8475
www.alsglobal.com

Client: Verina Consulting Group, LLC **Service Request:**R1708700
Project: Dover-Binghamton/5101.0003

SAMPLE CROSS-REFERENCE

SAMPLE #	CLIENT SAMPLE ID	DATE	TIME
R1708700-001	TRIP BLANK	9/14/2017	
R1708700-002	TMP-A	9/14/2017	1000
R1708700-003	MW-9	9/14/2017	1005
R1708700-004	MW-10	9/14/2017	1015
R1708700-005	DMW-3	9/14/2017	1120
R1708700-006	MW-11	9/14/2017	1135
R1708700-007	MW-13	9/14/2017	1135
R1708700-008	MW-17	9/14/2017	1327
R1708700-009	MW-8	9/14/2017	1330
R1708700-010	MW-16	9/14/2017	1340
R1708700-011	EB-091417	9/14/2017	1400
R1708700-012	DUP-091417	9/14/2017	

CHAIN OF CUSTODY/LABORATORY ANALYSIS REQUEST FORM

47016

1565 Jefferson Road, Building 300, Suite 360 • Rochester, NY 14623 | +1 585 288 5380 +1 585 288 8475 (fax) PAGE 1 OF 2

Project Name: Dover-Binghamton	Project Number: 5101.0003
Project Manager: Sarah MacCarter	Report CC:
Company/Address: Verina Consulting Group, LLC.	
1011 US Highway 22 Suite 302	
Bridgewater NJ 08807	
Phone #: 908-864-4400	Email: smaccarter@vcg-llc.com
Sampler's Signature:	Sampler's Printed Name: Matt Gandy, Brian Nale

ANALYSIS REQUESTED *(Include Method Number and Container Preservative)*

PRESERVATIVE: 5/8

CLIENT SAMPLE ID	FOR OFFICE USE ONLY LAB ID	SAMPLING DATE	SAMPLING TIME	MATRIX	NUMBER OF CONTAINERS	SSPL VOCs	REMARKS/ ALTERNATE DESCRIPTION
Trip Blank		—	—	TB	3	X	
Tmp-A		9/14/17	10:00	GW	3	X	
mw-9			10:05	GW	3	X	
mw-10			10:15	GW	3	X	
DMW-3 (MS/MSD)			11:20	GW	9	X	
mw-11			11:35	GW	3	X	
mw-13			11:35	GW	3	X	
mw-17			13:27	GW	3	X	
mw-8			13:30	GW	3	X	
mw-16			13:40	GW	3	X	
EB-091417			14:00	EB	3	X	Equipment Blank

Preservative Key
0. NONE
1. HCL
2. HNO_3
3. H_2SO_4
4. NaOH
5. Zn. Acetate
6. MeOH
7. $NaHSO_4$
8. Other Sodium thiosulfate

SPECIAL INSTRUCTIONS/COMMENTS
Metals SSPL VOCs: PCE, TCE, cis-1,2-DCE, trans-1,2-DCE, 1,1-DCE, 1,1-DCA, 1,1,1-TCA, and VC

See QAPP ☐

STATE WHERE SAMPLES WERE COLLECTED

TURNAROUND REQUIREMENTS
____ RUSH (SURCHARGES APPLY)
____ 1 day ____ 2 day ____ 3 day
____ 4 day ____ 5 day
REQUESTED REPORT DATE: Standard

REPORT REQUIREMENTS
____ I. Results Only
X II. Results + QC Summaries (LCS, DUP, MS/MSD as required)
____ III. Results + QC and Calibration Summaries
____ IV. Data Validation Report with Raw Data
Edata X Yes ____ No

INVOICE INFORMATION
PO #
BILL TO:

RELINQUISHED BY	RECEIVED BY	RELINQUISHED BY	RECEIVED BY	RELINQUISHED BY	RECEIVED BY
Signature	Signature	Signature	Signature	Signature	
Printed Name: Matt Gandy	Printed Name: Gregory O'Gorman	Printed Name	Printed Name	Printed Name	
Firm: Verina	Firm: ALS	Firm	Firm	Firm	
Date/Time: 9/14/17 15:00	Date/Time: 9/15/17 09:05	Date/Time	Date/Time	Date/Time	Date/Time

R1708700 5
Verina Consulting Group, LLC
Dover-Binghamton

Distribution: White - Lab Copy; Yellow - Return to Originator

© 2012 by ALS Group

CHAIN OF CUSTODY/LABORATORY ANALYSIS REQUEST FORM

47015

1565 Jefferson Road, Building 300, Suite 360 • Rochester, NY 14623 | +1 585 288 5380 +1 585 288 8475 (fax) PAGE 2 OF 2

Project Name: Dover - Binghamton	Project Number: 5101.0003
Project Manager: Sarah MacCarter	Report CC:
Company/Address: 1011 US Highway 22 Suite 302 Verina Consulting Group Bridgewater NJ, 08807	
Phone #: 908-864-4400	Email: smaccarter@vcg-llc.com
Sampler's Signature: MAN	Sampler's Printed Name: Matt Gandy Brian Nale

ANALYSIS REQUESTED *(Include Method Number and Container Preservative)*

PRESERVATIVE: 1,8

CLIENT SAMPLE ID	FOR OFFICE USE ONLY LAB ID	SAMPLING DATE	SAMPLING TIME	MATRIX	NUMBER OF CONTAINERS	GC/MS VOAs ◦ 8260 ◦ 624 ◦ CLP	GC/MS SVOAs ◦ 8270 ◦ 625	GC VOAs ◦ 8021 ◦ 601/602	PESTICIDES ◦ 8081 ◦ 608	PCBs ◦ 8082 ◦ 608	METALS, TOTAL (List in comments below)	METALS, DISSOLVED (List in comments below)	SSPL VOCs						REMARKS/ ALTERNATE DESCRIPTION
DUP-091417		9/14/17	-	GW	3								X						Duplicate Sample

Preservative Key
0. NONE
1. HCL
2. HNO_3
3. H_2SO_4
4. NaOH
5. Zn. Acetate
6. MeOH
7. $NaHSO_4$
8. Other sodium thiosulfate

SPECIAL INSTRUCTIONS/COMMENTS

Metals SSPL VOCs: PCE, TCE, cis-1,2-DCE, trans-1,2-DCE, 1,1-DCE, 1,1-DCA 1,1,1-TCA, and VC

*Call if you have questions

See QAPP ☐

STATE WHERE SAMPLES WERE COLLECTED

TURNAROUND REQUIREMENTS

_____ RUSH (SURCHARGES APPLY)

_____ 1 day _____ 2 day _____ 3 day

_____ 4 day _____ 5 day

REQUESTED REPORT DATE: Standard

REPORT REQUIREMENTS

____ I. Results Only

__X__ II. Results + QC Summaries (LCS, DUP, MS/MSD as required)

____ III. Results + QC and Calibration Summaries

____ IV. Data Validation Report with Raw Data

Edata __X__ Yes ____ No

INVOICE INFORMATION

PO #

BILL TO:

RELINQUISHED BY	RECEIVED BY	RELINQUISHED BY	RECEIVED BY	RELINQUISHED BY	RECEIVED BY
Signature: MAN	Signature: Gregory D. Emerian	Signature	Signature	Signature	Signature
Printed Name: Matt Gandy	Printed Name: Gregory D. Emerian	Printed Name	Printed Name	Printed Name	
Firm: Verina	Firm: ALS	Firm	Firm	Firm	
Date/Time: 9/14/17 15:00	Date/Time: 9-15-17 09:05	Date/Time	Date/Time	Date/Time	

R1708700 5
Verina Consulting Group, LLC
Dover-Binghamton

Distribution: White - Lab Copy; Yellow - Return to Originator

© 2012 by ALS Group

Cooler Receipt and Preservation Check Form

Project/Client Verina Consulting Group Folder Number _____.

Cooler received on 9-15-17 by: KE

COURIER: ALS UPS (FEDEX) VELOCITY CLIENT

1	Were **Custody seals** on outside of cooler?	Y (N)	5a	**Perchlorate** samples have required headspace?	Y N (NA)
2	**Custody papers** properly completed (ink, signed)?	(Y) N	5b	Did VOA vials, Alk,or Sulfide have sig* **bubbles**?	(Y) N NA *
3	Did all bottles arrive in good **condition** (unbroken)?	(Y) N	6	Where did the bottles originate?	(ALS/ROC) CLIENT
4	Circle: (Wet Ice) **Dry Ice Gel packs** present?	(Y) N	7	Soil VOA received as: Bulk Encore 5035set	(NA)

8. Temperature Readings Date: 9-15-17 Time: 09:25 ID: IR#7 (IR#8) From: Temp Blank (Sample Bottle)

Observed Temp (°C)	2.2						
Correction Factor (°C)	+0.4						
Corrected Temp (°C)	2.6						
Temp from:Type of bottle	Voa Vial						
Within 0-6°C?	(Y) N	Y N	Y N	Y N	Y N	Y N	Y N
If <0°C, were samples frozen?	Y N	Y N	Y N	Y N	Y N	Y N	Y N

If out of Temperature, note packing/ice condition: _____ Ice melted Poorly Packed Same Day Rule

&Client Approval to Run Samples: _____ Standing Approval Client aware at drop-off Client notified by: _____

All samples held in storage location: R-002 by KE on 9-15-17 at 09:28
5035 samples placed in storage location: _____ by _____ on _____ at _____

Cooler Breakdown: Date: 9/18/17 Time: 0727 by: @

9. Were all bottle labels complete (*i.e.* analysis, preservation, etc.)? (YES) NO
10. Did all bottle labels and tags agree with custody papers? (YES) NO
11. Were correct containers used for the tests indicated? (YES) NO
12. Were 5035 vials acceptable (no extra labels, not leaking)? YES NO (N/A)
13. Air Samples: Cassettes / Tubes Intact Canisters Pressurized Tedlar® Bags Inflated (N/A)

pH	Lot of test paper	Reagent	Preserved? Yes	Preserved? No	Lot Received	Exp	Sample ID	Vol. Added	Lot Added	Final pH
≥12		NaOH								
≤2		HNO_3								
≤2		H_2SO_4								
<4		$NaHSO_4$								
Residual Chlorine (-)		For CN Phenol and 522			If +, contact PM to add $Na_2S_2O_3$ (CN), ascorbic (phenol).					
		$Na_2S_2O_3$	-	-						
		ZnAcetate	-	-						
		HCl	**	**	4115022					

**Not to be tested before analysis – pH tested and recorded by VOAs on a separate worksheet

Bottle lot numbers: 6-222-001, 6-195-001

Explain all Discrepancies/ Other Comments:

*MW-8 : All 3 vials
MW-9 : 2 of 3 vials

CLRES	BULK
DO	FLDT
HPROD	HGFB
HTR	LL3541
PH	SUB
SO3	MARRS
ALS	REV

Labels secondary reviewed by: @
PC Secondary Review: VW 9/19/17

*significant air bubbles: VOA > 5-6 mm : WC >1 in. diameter

Client: Verina Consulting Group, LLC **Service Request:** R1708700
Project: Dover-Binghamton/5101.0003

Bottle ID	Methods	Date	Time	Sample Location / User	Disposed On
R1708700-001.01					
	8260C				
		9/18/2017	0728	R-001 / GLAFORCE	
		9/18/2017	0728	SMO / GLAFORCE	
		9/21/2017	1120	In Lab / DLIPANI	
		9/21/2017	1844	R-001-S11 / DLIPANI	
R1708700-001.02					
		9/18/2017	0728	R-001 / GLAFORCE	
		9/18/2017	0728	SMO / GLAFORCE	
R1708700-001.03					
		9/18/2017	0728	R-001 / GLAFORCE	
		9/18/2017	0728	SMO / GLAFORCE	
R1708700-002.01					
	8260C				
		9/18/2017	0728	R-001 / GLAFORCE	
		9/18/2017	0728	SMO / GLAFORCE	
		9/21/2017	1120	In Lab / DLIPANI	
		9/21/2017	1844	R-001-S11 / DLIPANI	
R1708700-002.02					
		9/18/2017	0728	R-001 / GLAFORCE	
		9/18/2017	0728	SMO / GLAFORCE	
R1708700-002.03					
		9/18/2017	0728	R-001 / GLAFORCE	
		9/18/2017	0728	SMO / GLAFORCE	
R1708700-003.01					
	8260C				
		9/18/2017	0728	R-001 / GLAFORCE	
		9/18/2017	0728	SMO / GLAFORCE	
		9/19/2017	0916	In Lab / DLIPANI	
		9/19/2017	1815	R-001-S11 / DLIPANI	
R1708700-003.02					
		9/18/2017	0728	R-001 / GLAFORCE	
		9/18/2017	0728	SMO / GLAFORCE	
R1708700-003.03					
		9/18/2017	0728	R-001 / GLAFORCE	

Client: Verina Consulting Group, LLC **Service Request:** R1708700
Project: Dover-Binghamton/5101.0003

Bottle ID	Methods	Date	Time	Sample Location / User	Disposed On
		9/18/2017	0728	SMO / GLAFORCE	
R1708700-004.01					
	8260C				
		9/18/2017	0728	R-001 / GLAFORCE	
		9/18/2017	0728	SMO / GLAFORCE	
		9/21/2017	1120	In Lab / DLIPANI	
		9/21/2017	1844	R-001-S11 / DLIPANI	
R1708700-004.02					
		9/18/2017	0728	R-001 / GLAFORCE	
		9/18/2017	0728	SMO / GLAFORCE	
R1708700-004.03					
		9/18/2017	0728	R-001 / GLAFORCE	
		9/18/2017	0728	SMO / GLAFORCE	
R1708700-005.01					
	8260C				
		9/18/2017	0728	R-001 / GLAFORCE	
		9/18/2017	0728	SMO / GLAFORCE	
		9/21/2017	1120	In Lab / DLIPANI	
		9/21/2017	1844	R-001-S11 / DLIPANI	
R1708700-005.02					
		9/18/2017	0728	R-001 / GLAFORCE	
		9/18/2017	0728	SMO / GLAFORCE	
R1708700-005.03					
		9/18/2017	0728	R-001 / GLAFORCE	
		9/18/2017	0728	SMO / GLAFORCE	
R1708700-005.04					
		9/18/2017	0728	R-001 / GLAFORCE	
		9/18/2017	0728	SMO / GLAFORCE	
R1708700-005.05					
		9/18/2017	0728	R-001 / GLAFORCE	
		9/18/2017	0728	SMO / GLAFORCE	
R1708700-005.06					

Client: Verina Consulting Group, LLC **Service Request:** R1708700
Project: Dover-Binghamton/5101.0003

Bottle ID	Methods	Date	Time	Sample Location / User	Disposed On
		9/18/2017	0728	R-001 / GLAFORCE	
		9/18/2017	0728	SMO / GLAFORCE	
R1708700-005.07					
		9/18/2017	0728	R-001 / GLAFORCE	
		9/18/2017	0728	SMO / GLAFORCE	
R1708700-005.08					
		9/18/2017	0728	R-001 / GLAFORCE	
		9/18/2017	0728	SMO / GLAFORCE	
R1708700-005.09					
		9/18/2017	0728	R-001 / GLAFORCE	
		9/18/2017	0728	SMO / GLAFORCE	
R1708700-006.01					
	8260C				
		9/18/2017	0728	R-001 / GLAFORCE	
		9/18/2017	0728	SMO / GLAFORCE	
		9/19/2017	0916	In Lab / DLIPANI	
		9/19/2017	1814	R-001-S11 / DLIPANI	
R1708700-006.02					
		9/18/2017	0728	R-001 / GLAFORCE	
		9/18/2017	0728	SMO / GLAFORCE	
R1708700-006.03					
		9/18/2017	0728	R-001 / GLAFORCE	
		9/18/2017	0728	SMO / GLAFORCE	
R1708700-007.01					
	8260C				
		9/18/2017	0728	R-001 / GLAFORCE	
		9/18/2017	0728	SMO / GLAFORCE	
		9/21/2017	1121	In Lab / DLIPANI	
		9/21/2017	1844	R-001-S11 / DLIPANI	
R1708700-007.02					
		9/18/2017	0728	R-001 / GLAFORCE	
		9/18/2017	0728	SMO / GLAFORCE	
R1708700-007.03					

Client: Verina Consulting Group, LLC **Service Request:** R1708700
Project: Dover-Binghamton/5101.0003

Bottle ID	Methods	Date	Time	Sample Location / User	Disposed On
		9/18/2017	0728	R-001 / GLAFORCE	
		9/18/2017	0728	SMO / GLAFORCE	
R1708700-008.01					
	8260C				
		9/18/2017	0728	R-001 / GLAFORCE	
		9/18/2017	0728	SMO / GLAFORCE	
		9/19/2017	0916	In Lab / DLIPANI	
		9/19/2017	1814	R-001-S11 / DLIPANI	
R1708700-008.02					
		9/18/2017	0728	R-001 / GLAFORCE	
		9/18/2017	0728	SMO / GLAFORCE	
R1708700-008.03					
		9/18/2017	0728	R-001 / GLAFORCE	
		9/18/2017	0728	SMO / GLAFORCE	
R1708700-009.01					
	8260C				
		9/18/2017	0728	R-001 / GLAFORCE	
		9/18/2017	0728	SMO / GLAFORCE	
		9/19/2017	0916	In Lab / DLIPANI	
		9/19/2017	1814	R-001-S11 / DLIPANI	
R1708700-009.02					
		9/18/2017	0728	R-001 / GLAFORCE	
		9/18/2017	0728	SMO / GLAFORCE	
R1708700-009.03					
		9/18/2017	0728	R-001 / GLAFORCE	
		9/18/2017	0728	SMO / GLAFORCE	
R1708700-010.01					
	8260C				
		9/18/2017	0728	R-001 / GLAFORCE	
		9/18/2017	0728	SMO / GLAFORCE	
		9/19/2017	0916	In Lab / DLIPANI	
		9/19/2017	1814	R-001-S11 / DLIPANI	
R1708700-010.02					
		9/18/2017	0728	R-001 / GLAFORCE	
		9/18/2017	0728	SMO / GLAFORCE	

Client: Verina Consulting Group, LLC **Service Request:** R1708700
Project: Dover-Binghamton/5101.0003

Bottle ID	Methods	Date	Time	Sample Location / User	Disposed On
R1708700-010.03					
		9/18/2017	0728	R-001 / GLAFORCE	
		9/18/2017	0728	SMO / GLAFORCE	
R1708700-011.01					
	8260C				
		9/18/2017	0728	R-001 / GLAFORCE	
		9/18/2017	0728	SMO / GLAFORCE	
		9/21/2017	1121	In Lab / DLIPANI	
		9/21/2017	1844	R-001-S11 / DLIPANI	
R1708700-011.02					
		9/18/2017	0728	R-001 / GLAFORCE	
		9/18/2017	0728	SMO / GLAFORCE	
R1708700-011.03					
		9/18/2017	0728	R-001 / GLAFORCE	
		9/18/2017	0728	SMO / GLAFORCE	
R1708700-012.01					
	8260C				
		9/18/2017	0728	R-001 / GLAFORCE	
		9/18/2017	0728	SMO / GLAFORCE	
		9/21/2017	1121	In Lab / DLIPANI	
		9/21/2017	1844	R-001-S11 / DLIPANI	
R1708700-012.02					
		9/18/2017	0728	R-001 / GLAFORCE	
		9/18/2017	0728	SMO / GLAFORCE	
R1708700-012.03					
		9/18/2017	0728	R-001 / GLAFORCE	
		9/18/2017	0728	SMO / GLAFORCE	

Miscellaneous Forms

ALS Environmental—Rochester Laboratory
1565 Jefferson Road, Building 300, Suite 360, Rochester, NY 14623
Phone (585) 288-5380 Fax (585) 288-8475
www.alsglobal.com

REPORT QUALIFIERS AND DEFINITIONS

U	Analyte was analyzed for but not detected. The sample quantitation limit has been corrected for dilution and for percent moisture, unless otherwise noted in the case narrative.
J	Estimated value due to either being a Tentatively Identified Compound (TIC) or that the concentration is between the MRL and the MDL. Concentrations are not verified within the linear range of the calibration. For DoD: concentration >40% difference between two GC columns (pesticides/Arclors).
B	Analyte was also detected in the associated method blank at a concentration that may have contributed to the sample result.
E	Inorganics- Concentration is estimated due to the serial dilution was outside control limits.
E	Organics- Concentration has exceeded the calibration range for that specific analysis.
D	Concentration is a result of a dilution, typically a secondary analysis of the sample due to exceeding the calibration range or that a surrogate has been diluted out of the sample and cannot be assessed.
*	Indicates that a quality control parameter has exceeded laboratory limits. Under the "Notes" column of the Form I, this qualifier denotes analysis was performed out of Holding Time.
H	Analysis was performed out of hold time for tests that have an "immediate" hold time criteria.
#	Spike was diluted out.
+	Correlation coefficient for MSA is <0.995.
N	Inorganics- Matrix spike recovery was outside laboratory limits.
N	Organics- Presumptive evidence of a compound (reported as a TIC) based on the MS library search.
S	Concentration has been determined using Method of Standard Additions (MSA).
W	Post-Digestion Spike recovery is outside control limits and the sample absorbance is <50% of the spike absorbance.
P	Concentration >40% (25% for CLP) difference between the two GC columns.
C	Confirmed by GC/MS
Q	DoD reports: indicates a pesticide/Aroclor is not confirmed (≥100% Difference between two GC columns).
X	See Case Narrative for discussion.
MRL LOQ	Method Reporting Limit. Also known as: Limit of Quantitation (LOQ) The lowest concentration at which the method analyte may be reliably quantified under the method conditions.
MDL	Method Detection Limit. A statistical value derived from a study designed to provide the lowest concentration that will be detected 99% of the time. Values between the MDL and MRL are estimated (see J qualifier).
LOD	Limit of Detection. A value at or above the MDL which has been verified to be detectable.
ND	Non-Detect. Analyte was not detected at the concentration listed. Same as U qualifier.

Rochester Lab ID # for State Certifications[1]

Connecticut ID # PH0556	Maine ID #NY0032	New Hampshire ID # 294100 A/B
Delaware Accredited	Nebraska Accredited	
DoD ELAP #65817	New Jersey ID # NY004	Pennsylvania ID# 68-786
Florida ID # E87674	New York ID # 10145	Rhode Island ID # 158
Illinois ID #200047	North Carolina #676	Virginia #460167

[1] Analyses were performed according to our laboratory's NELAP-approved quality assurance program and any applicable state or agency requirements. The test results meet requirements of the current NELAP/TNI standards or state or agency requirements, where applicable, except as noted in the case narrative. Since not all analyte/method/matrix combinations are offered for state/NELAC accreditation, this report may contain results which are not accredited. For a specific list of accredited analytes, contact the laboratory or go to http://www.alsglobal.com/en/Our-Services/Life-Sciences/Environmental/Downloads/North-America-Downloads

ALS Laboratory Group

Acronyms

ASTM	American Society for Testing and Materials
A2LA	American Association for Laboratory Accreditation
CARB	California Air Resources Board
CAS Number	Chemical Abstract Service registry Number
CFC	Chlorofluorocarbon
CFU	Colony-Forming Unit
DEC	Department of Environmental Conservation
DEQ	Department of Environmental Quality
DHS	Department of Health Services
DOE	Department of Ecology
DOH	Department of Health
EPA	U. S. Environmental Protection Agency
ELAP	Environmental Laboratory Accreditation Program
GC	Gas Chromatography
GC/MS	Gas Chromatography/Mass Spectrometry
LUFT	Leaking Underground Fuel Tank
M	Modified
MCL	Maximum Contaminant Level is the highest permissible concentration of a substance allowed in drinking water as established by the USEPA.
MDL	Method Detection Limit
MPN	Most Probable Number
MRL	Method Reporting Limit
NA	Not Applicable
NC	Not Calculated
NCASI	National Council of the Paper Industry for Air and Stream Improvement
ND	Not Detected
NIOSH	National Institute for Occupational Safety and Health
PQL	Practical Quantitation Limit
RCRA	Resource Conservation and Recovery Act
SIM	Selected Ion Monitoring
TPH	Total Petroleum Hydrocarbons
tr	Trace level is the concentration of an analyte that is less than the PQL but greater than or equal to the MDL.

Client: Verina Consulting Group, LLC
Project: Dover-Binghamton/5101.0003
Service Request: R1708700

Sample Name: TRIP BLANK
Lab Code: R1708700-001
Sample Matrix: Water
Date Collected: 09/14/17
Date Received: 09/15/17

Analysis Method	Extracted/Digested By	Analyzed By
8260C		DLIPANI

Sample Name: TMP-A
Lab Code: R1708700-002
Sample Matrix: Water
Date Collected: 09/14/17
Date Received: 09/15/17

Analysis Method	Extracted/Digested By	Analyzed By
8260C		DLIPANI

Sample Name: MW-9
Lab Code: R1708700-003
Sample Matrix: Water
Date Collected: 09/14/17
Date Received: 09/15/17

Analysis Method	Extracted/Digested By	Analyzed By
8260C		DLIPANI

Sample Name: MW-10
Lab Code: R1708700-004
Sample Matrix: Water
Date Collected: 09/14/17
Date Received: 09/15/17

Analysis Method	Extracted/Digested By	Analyzed By
8260C		DLIPANI

Sample Name: DMW-3
Lab Code: R1708700-005
Sample Matrix: Water
Date Collected: 09/14/17
Date Received: 09/15/17

Analysis Method	Extracted/Digested By	Analyzed By
8260C		DLIPANI

Client: Verina Consulting Group, LLC **Service Request:** R1708700
Project: Dover-Binghamton/5101.0003

Sample Name: MW-11 **Date Collected:** 09/14/17
Lab Code: R1708700-006 **Date Received:** 09/15/17
Sample Matrix: Water

Analysis Method	Extracted/Digested By	Analyzed By
8260C		DLIPANI

Sample Name: MW-13 **Date Collected:** 09/14/17
Lab Code: R1708700-007 **Date Received:** 09/15/17
Sample Matrix: Water

Analysis Method	Extracted/Digested By	Analyzed By
8260C		DLIPANI

Sample Name: MW-17 **Date Collected:** 09/14/17
Lab Code: R1708700-008 **Date Received:** 09/15/17
Sample Matrix: Water

Analysis Method	Extracted/Digested By	Analyzed By
8260C		DLIPANI

Sample Name: MW-8 **Date Collected:** 09/14/17
Lab Code: R1708700-009 **Date Received:** 09/15/17
Sample Matrix: Water

Analysis Method	Extracted/Digested By	Analyzed By
8260C		DLIPANI

Sample Name: MW-16 **Date Collected:** 09/14/17
Lab Code: R1708700-010 **Date Received:** 09/15/17
Sample Matrix: Water

Analysis Method	Extracted/Digested By	Analyzed By
8260C		DLIPANI

Client:	Verina Consulting Group, LLC	**Service Request:**	R1708700
Project:	Dover-Binghamton/5101.0003		

Sample Name:	EB-091417	**Date Collected:**	09/14/17
Lab Code:	R1708700-011	**Date Received:**	09/15/17
Sample Matrix:	Water		

Analysis Method	Extracted/Digested By	Analyzed By
8260C		DLIPANI

Sample Name:	DUP-091417	**Date Collected:**	09/14/17
Lab Code:	R1708700-012	**Date Received:**	09/15/17
Sample Matrix:	Water		

Analysis Method	Extracted/Digested By	Analyzed By
8260C		DLIPANI

The preparation methods associated with this report are found in these tables unless discussed in the case narrative.

Water/Liquid Matrix

Analytical Method	Preparation Method
200.7	200.2
200.8	200.2
6010C	3005A/3010A
6020A	ILM05.3
9014 Cyanide Reactivity	SW846 Ch7, 7.3.4.2
9034 Sulfide Reactivity	SW846 Ch7, 7.3.4.2
9034 Sulfide Acid Soluble	9030B
9056A Bomb (Halogens)	5050A
9066 Manual Distillation	9065
SM 4500-CN-E Residual Cyanide	SM 4500-CN-G
SM 4500-CN-E WAD Cyanide	SM 4500-CN-I

Solid/Soil/Non-Aqueous Matrix

Analytical Method	Preparation Method
6010C	3050B
6020A	3050B
6010C TCLP (1311) extract	3005A/3010A
6010 SPLP (1312) extract	3005A/3010A
7196A	3060A
7199	3060A
9056A Halogens/Halides	5050
300.0 Anions/ 350.1/ 353.2/ SM 2320B/ SM 5210B/ 9056A Anions	DI extraction

For analytical methods not listed, the preparation method is the same as the analytical method reference.

Sample Results

ALS Environmental—Rochester Laboratory
1565 Jefferson Road, Building 300, Suite 360, Rochester, NY 14623
Phone (585) 288-5380 Fax (585) 288-8475
www.alsglobal.com

Volatile Organic Compounds by GC/MS

ALS Environmental—Rochester Laboratory
1565 Jefferson Road, Building 300, Suite 360, Rochester, NY 14623
Phone (585) 288-5380 Fax (585) 288-8475
www.alsglobal.com

Analytical Report

Client:	Verina Consulting Group, LLC	**Service Request:**	R1708700
Project:	Dover-Binghamton/5101.0003	**Date Collected:**	09/14/17
Sample Matrix:	Water	**Date Received:**	09/15/17 09:05
Sample Name:	TRIP BLANK	**Units:**	ug/L
Lab Code:	R1708700-001	**Basis:**	NA

Volatile Organic Compounds by GC/MS

Analysis Method: 8260C

Analyte Name	Result	MRL	MDL	Dil.	Date Analyzed	Q
1,1,1-Trichloroethane (TCA)	ND U	1.0	0.36	1	09/21/17 11:48	
1,1-Dichloroethane (1,1-DCA)	ND U	1.0	0.20	1	09/21/17 11:48	
1,1-Dichloroethene (1,1-DCE)	ND U	1.0	0.57	1	09/21/17 11:48	
Tetrachloroethene (PCE)	ND U	1.0	0.30	1	09/21/17 11:48	
Trichloroethene (TCE)	ND U	1.0	0.22	1	09/21/17 11:48	
Vinyl Chloride	ND U	1.0	0.32	1	09/21/17 11:48	
cis-1,2-Dichloroethene	ND U	1.0	0.30	1	09/21/17 11:48	
trans-1,2-Dichloroethene	ND U	1.0	0.33	1	09/21/17 11:48	

Surrogate Name	% Rec	Control Limits	Date Analyzed	Q
4-Bromofluorobenzene	98	85 - 122	09/21/17 11:48	
Dibromofluoromethane	102	89 - 119	09/21/17 11:48	
Toluene-d8	110	87 - 121	09/21/17 11:48	

Analytical Report

Client:	Verina Consulting Group, LLC	**Service Request:**	R1708700
Project:	Dover-Binghamton/5101.0003	**Date Collected:**	09/14/17 10:00
Sample Matrix:	Water	**Date Received:**	09/15/17 09:05
Sample Name:	TMP-A	**Units:**	ug/L
Lab Code:	R1708700-002	**Basis:**	NA

Volatile Organic Compounds by GC/MS

Analysis Method: 8260C

Analyte Name	Result		MRL	MDL	Dil.	Date Analyzed	Q
1,1,1-Trichloroethane (TCA)	**0.54**	**J**	1.0	0.36	1	09/21/17 12:40	
1,1-Dichloroethane (1,1-DCA)	**0.59**	**J**	1.0	0.20	1	09/21/17 12:40	
1,1-Dichloroethene (1,1-DCE)	ND	U	1.0	0.57	1	09/21/17 12:40	
Tetrachloroethene (PCE)	ND	U	1.0	0.30	1	09/21/17 12:40	
Trichloroethene (TCE)	ND	U	1.0	0.22	1	09/21/17 12:40	
Vinyl Chloride	ND	U	1.0	0.32	1	09/21/17 12:40	
cis-1,2-Dichloroethene	ND	U	1.0	0.30	1	09/21/17 12:40	
trans-1,2-Dichloroethene	ND	U	1.0	0.33	1	09/21/17 12:40	

Surrogate Name	% Rec	Control Limits	Date Analyzed	Q
4-Bromofluorobenzene	101	85 - 122	09/21/17 12:40	
Dibromofluoromethane	102	89 - 119	09/21/17 12:40	
Toluene-d8	110	87 - 121	09/21/17 12:40	

Analytical Report

Client:	Verina Consulting Group, LLC	**Service Request:**	R1708700
Project:	Dover-Binghamton/5101.0003	**Date Collected:**	09/14/17 10:15
Sample Matrix:	Water	**Date Received:**	09/15/17 09:05
Sample Name:	MW-10	**Units:**	ug/L
Lab Code:	R1708700-004	**Basis:**	NA

Volatile Organic Compounds by GC/MS

Analysis Method: 8260C

Analyte Name	Result		MRL	MDL	Dil.	Date Analyzed	Q
1,1,1-Trichloroethane (TCA)	**2.3**		1.0	0.36	1	09/21/17 13:58	
1,1-Dichloroethane (1,1-DCA)	**0.81**	**J**	1.0	0.20	1	09/21/17 13:58	
1,1-Dichloroethene (1,1-DCE)	ND	U	1.0	0.57	1	09/21/17 13:58	
Tetrachloroethene (PCE)	**1.3**		1.0	0.30	1	09/21/17 13:58	
Trichloroethene (TCE)	**21**		1.0	0.22	1	09/21/17 13:58	
Vinyl Chloride	**0.38**	**J**	1.0	0.32	1	09/21/17 13:58	
cis-1,2-Dichloroethene	**5.1**		1.0	0.30	1	09/21/17 13:58	
trans-1,2-Dichloroethene	ND	U	1.0	0.33	1	09/21/17 13:58	

Surrogate Name	% Rec	Control Limits	Date Analyzed	Q
4-Bromofluorobenzene	100	85 - 122	09/21/17 13:58	
Dibromofluoromethane	102	89 - 119	09/21/17 13:58	
Toluene-d8	110	87 - 121	09/21/17 13:58	

Analytical Report

Client:	Verina Consulting Group, LLC	**Service Request:**	R1708700
Project:	Dover-Binghamton/5101.0003	**Date Collected:**	09/14/17 11:20
Sample Matrix:	Water	**Date Received:**	09/15/17 09:05
Sample Name:	DMW-3	**Units:**	ug/L
Lab Code:	R1708700-005	**Basis:**	NA

Volatile Organic Compounds by GC/MS

Analysis Method: 8260C

Analyte Name	Result	MRL	MDL	Dil.	Date Analyzed	Q
1,1,1-Trichloroethane (TCA)	ND U	1.0	0.36	1	09/21/17 13:06	
1,1-Dichloroethane (1,1-DCA)	ND U	1.0	0.20	1	09/21/17 13:06	
1,1-Dichloroethene (1,1-DCE)	ND U	1.0	0.57	1	09/21/17 13:06	
Tetrachloroethene (PCE)	ND U	1.0	0.30	1	09/21/17 13:06	
Trichloroethene (TCE)	ND U	1.0	0.22	1	09/21/17 13:06	
Vinyl Chloride	ND U	1.0	0.32	1	09/21/17 13:06	
cis-1,2-Dichloroethene	ND U	1.0	0.30	1	09/21/17 13:06	
trans-1,2-Dichloroethene	ND U	1.0	0.33	1	09/21/17 13:06	

Surrogate Name	% Rec	Control Limits	Date Analyzed	Q
4-Bromofluorobenzene	101	85 - 122	09/21/17 13:06	
Dibromofluoromethane	103	89 - 119	09/21/17 13:06	
Toluene-d8	110	87 - 121	09/21/17 13:06	

Analytical Report

Client:	Verina Consulting Group, LLC	**Service Request:**	R1708700
Project:	Dover-Binghamton/5101.0003	**Date Collected:**	09/14/17 11:35
Sample Matrix:	Water	**Date Received:**	09/15/17 09:05
Sample Name:	MW-13	**Units:**	ug/L
Lab Code:	R1708700-007	**Basis:**	NA

Volatile Organic Compounds by GC/MS

Analysis Method: 8260C

Analyte Name	Result	MRL	MDL	Dil.	Date Analyzed	Q
1,1,1-Trichloroethane (TCA)	ND U	1.0	0.36	1	09/21/17 13:32	
1,1-Dichloroethane (1,1-DCA)	ND U	1.0	0.20	1	09/21/17 13:32	
1,1-Dichloroethene (1,1-DCE)	ND U	1.0	0.57	1	09/21/17 13:32	
Tetrachloroethene (PCE)	ND U	1.0	0.30	1	09/21/17 13:32	
Trichloroethene (TCE)	ND U	1.0	0.22	1	09/21/17 13:32	
Vinyl Chloride	ND U	1.0	0.32	1	09/21/17 13:32	
cis-1,2-Dichloroethene	ND U	1.0	0.30	1	09/21/17 13:32	
trans-1,2-Dichloroethene	ND U	1.0	0.33	1	09/21/17 13:32	

Surrogate Name	% Rec	Control Limits	Date Analyzed	Q
4-Bromofluorobenzene	99	85 - 122	09/21/17 13:32	
Dibromofluoromethane	101	89 - 119	09/21/17 13:32	
Toluene-d8	111	87 - 121	09/21/17 13:32	

Analytical Report

Client:	Verina Consulting Group, LLC	**Service Request:**	R1708700
Project:	Dover-Binghamton/5101.0003	**Date Collected:**	09/14/17 14:00
Sample Matrix:	Water	**Date Received:**	09/15/17 09:05
Sample Name:	EB-091417	**Units:**	ug/L
Lab Code:	R1708700-011	**Basis:**	NA

Volatile Organic Compounds by GC/MS

Analysis Method: 8260C

Analyte Name	Result	MRL	MDL	Dil.	Date Analyzed	Q
1,1,1-Trichloroethane (TCA)	ND U	1.0	0.36	1	09/21/17 12:14	
1,1-Dichloroethane (1,1-DCA)	ND U	1.0	0.20	1	09/21/17 12:14	
1,1-Dichloroethene (1,1-DCE)	ND U	1.0	0.57	1	09/21/17 12:14	
Tetrachloroethene (PCE)	ND U	1.0	0.30	1	09/21/17 12:14	
Trichloroethene (TCE)	ND U	1.0	0.22	1	09/21/17 12:14	
Vinyl Chloride	ND U	1.0	0.32	1	09/21/17 12:14	
cis-1,2-Dichloroethene	ND U	1.0	0.30	1	09/21/17 12:14	
trans-1,2-Dichloroethene	ND U	1.0	0.33	1	09/21/17 12:14	

Surrogate Name	% Rec	Control Limits	Date Analyzed	Q
4-Bromofluorobenzene	99	85 - 122	09/21/17 12:14	
Dibromofluoromethane	100	89 - 119	09/21/17 12:14	
Toluene-d8	110	87 - 121	09/21/17 12:14	

Analytical Report

Client:	Verina Consulting Group, LLC	**Service Request:**	R1708700
Project:	Dover-Binghamton/5101.0003	**Date Collected:**	09/14/17
Sample Matrix:	Water	**Date Received:**	09/15/17 09:05
Sample Name:	DUP-091417	**Units:**	ug/L
Lab Code:	R1708700-012	**Basis:**	NA

Volatile Organic Compounds by GC/MS

Analysis Method: 8260C

Analyte Name	Result		MRL	MDL	Dil.	Date Analyzed	Q
1,1,1-Trichloroethane (TCA)	**2.4**		1.0	0.36	1	09/21/17 17:26	
1,1-Dichloroethane (1,1-DCA)	**0.70**	**J**	1.0	0.20	1	09/21/17 17:26	
1,1-Dichloroethene (1,1-DCE)	ND	U	1.0	0.57	1	09/21/17 17:26	
Tetrachloroethene (PCE)	**1.4**		1.0	0.30	1	09/21/17 17:26	
Trichloroethene (TCE)	**21**		1.0	0.22	1	09/21/17 17:26	
Vinyl Chloride	ND	U	1.0	0.32	1	09/21/17 17:26	
cis-1,2-Dichloroethene	**4.9**		1.0	0.30	1	09/21/17 17:26	
trans-1,2-Dichloroethene	ND	U	1.0	0.33	1	09/21/17 17:26	

Surrogate Name	% Rec	Control Limits	Date Analyzed	Q
4-Bromofluorobenzene	102	85 - 122	09/21/17 17:26	
Dibromofluoromethane	100	89 - 119	09/21/17 17:26	
Toluene-d8	109	87 - 121	09/21/17 17:26	

Analytical Report

Client:	Verina Consulting Group, LLC	**Service Request:**	R1708700
Project:	Dover-Binghamton/5101.0003	**Date Collected:**	09/14/17 10:05
Sample Matrix:	Water	**Date Received:**	09/15/17 09:05
Sample Name:	MW-9	**Units:**	ug/L
Lab Code:	R1708700-003	**Basis:**	NA

Volatile Organic Compounds by GC/MS, Unpreserved

Analysis Method: 8260C

Analyte Name	Result		MRL	MDL	Dil.	Date Analyzed	Q
1,1,1-Trichloroethane (TCA)	**0.61**	**J**	1.0	0.36	1	09/19/17 18:01	
1,1-Dichloroethane (1,1-DCA)	ND	U	1.0	0.20	1	09/19/17 18:01	
1,1-Dichloroethene (1,1-DCE)	ND	U	1.0	0.57	1	09/19/17 18:01	
Tetrachloroethene (PCE)	**0.30**	**J**	1.0	0.30	1	09/19/17 18:01	
Trichloroethene (TCE)	**21**		1.0	0.22	1	09/19/17 18:01	
Vinyl Chloride	ND	U	1.0	0.32	1	09/19/17 18:01	
cis-1,2-Dichloroethene	**0.92**	**J**	1.0	0.30	1	09/19/17 18:01	
trans-1,2-Dichloroethene	ND	U	1.0	0.33	1	09/19/17 18:01	

Surrogate Name	% Rec	Control Limits	Date Analyzed	Q
4-Bromofluorobenzene	100	85 - 122	09/19/17 18:01	
Dibromofluoromethane	102	89 - 119	09/19/17 18:01	
Toluene-d8	110	87 - 121	09/19/17 18:01	

Client:	Verina Consulting Group, LLC	**Service Request:**	R1708700
Project:	Dover-Binghamton/5101.0003	**Date Collected:**	09/14/17 11:35
Sample Matrix:	Water	**Date Received:**	09/15/17 09:05
Sample Name:	MW-11	**Units:**	ug/L
Lab Code:	R1708700-006	**Basis:**	NA

Volatile Organic Compounds by GC/MS, Unpreserved

Analysis Method: 8260C

Analyte Name	Result	MRL	MDL	Dil.	Date Analyzed	Q
1,1,1-Trichloroethane (TCA)	ND U	10	3.6	10	09/19/17 17:35	
1,1-Dichloroethane (1,1-DCA)	ND U	10	2.0	10	09/19/17 17:35	
1,1-Dichloroethene (1,1-DCE)	ND U	10	5.7	10	09/19/17 17:35	
Tetrachloroethene (PCE)	ND U	10	3.0	10	09/19/17 17:35	
Trichloroethene (TCE)	ND U	10	2.2	10	09/19/17 17:35	
Vinyl Chloride	ND U	10	3.2	10	09/19/17 17:35	
cis-1,2-Dichloroethene	ND U	10	3.0	10	09/19/17 17:35	
trans-1,2-Dichloroethene	ND U	10	3.3	10	09/19/17 17:35	

Surrogate Name	% Rec	Control Limits	Date Analyzed	Q
4-Bromofluorobenzene	98	85 - 122	09/19/17 17:35	
Dibromofluoromethane	99	89 - 119	09/19/17 17:35	
Toluene-d8	109	87 - 121	09/19/17 17:35	

Analytical Report

Client:	Verina Consulting Group, LLC	**Service Request:**	R1708700
Project:	Dover-Binghamton/5101.0003	**Date Collected:**	09/14/17 13:27
Sample Matrix:	Water	**Date Received:**	09/15/17 09:05
Sample Name:	MW-17	**Units:**	ug/L
Lab Code:	R1708700-008	**Basis:**	NA

Volatile Organic Compounds by GC/MS, Unpreserved

Analysis Method: 8260C

Analyte Name	Result		MRL	MDL	Dil.	Date Analyzed	Q
1,1,1-Trichloroethane (TCA)	**2.2**		1.0	0.36	1	09/19/17 18:27	
1,1-Dichloroethane (1,1-DCA)	**14**		1.0	0.20	1	09/19/17 18:27	
1,1-Dichloroethene (1,1-DCE)	ND	U	1.0	0.57	1	09/19/17 18:27	
Tetrachloroethene (PCE)	ND	U	1.0	0.30	1	09/19/17 18:27	
Trichloroethene (TCE)	**0.61**	**J**	1.0	0.22	1	09/19/17 18:27	
Vinyl Chloride	ND	U	1.0	0.32	1	09/19/17 18:27	
cis-1,2-Dichloroethene	**0.40**	**J**	1.0	0.30	1	09/19/17 18:27	
trans-1,2-Dichloroethene	ND	U	1.0	0.33	1	09/19/17 18:27	

Surrogate Name	% Rec	Control Limits	Date Analyzed	Q
4-Bromofluorobenzene	100	85 - 122	09/19/17 18:27	
Dibromofluoromethane	101	89 - 119	09/19/17 18:27	
Toluene-d8	112	87 - 121	09/19/17 18:27	

Analytical Report

Client:	Verina Consulting Group, LLC	**Service Request:**	R1708700
Project:	Dover-Binghamton/5101.0003	**Date Collected:**	09/14/17 13:30
Sample Matrix:	Water	**Date Received:**	09/15/17 09:05
Sample Name:	MW-8	**Units:**	ug/L
Lab Code:	R1708700-009	**Basis:**	NA

Volatile Organic Compounds by GC/MS, Unpreserved

Analysis Method: 8260C

Analyte Name	Result	MRL	MDL	Dil.	Date Analyzed	Q
1,1,1-Trichloroethane (TCA)	**3.7**	1.0	0.36	1	09/19/17 18:53	
1,1-Dichloroethane (1,1-DCA)	**5.5**	1.0	0.20	1	09/19/17 18:53	
1,1-Dichloroethene (1,1-DCE)	ND U	1.0	0.57	1	09/19/17 18:53	
Tetrachloroethene (PCE)	ND U	1.0	0.30	1	09/19/17 18:53	
Trichloroethene (TCE)	ND U	1.0	0.22	1	09/19/17 18:53	
Vinyl Chloride	ND U	1.0	0.32	1	09/19/17 18:53	
cis-1,2-Dichloroethene	ND U	1.0	0.30	1	09/19/17 18:53	
trans-1,2-Dichloroethene	ND U	1.0	0.33	1	09/19/17 18:53	

Surrogate Name	% Rec	Control Limits	Date Analyzed	Q
4-Bromofluorobenzene	99	85 - 122	09/19/17 18:53	
Dibromofluoromethane	99	89 - 119	09/19/17 18:53	
Toluene-d8	111	87 - 121	09/19/17 18:53	

Analytical Report

Client:	Verina Consulting Group, LLC	**Service Request:**	R1708700
Project:	Dover-Binghamton/5101.0003	**Date Collected:**	09/14/17 13:40
Sample Matrix:	Water	**Date Received:**	09/15/17 09:05
Sample Name:	MW-16	**Units:**	ug/L
Lab Code:	R1708700-010	**Basis:**	NA

Volatile Organic Compounds by GC/MS, Unpreserved

Analysis Method: 8260C

Analyte Name	Result	MRL	MDL	Dil.	Date Analyzed	Q
1,1,1-Trichloroethane (TCA)	**6.7**	1.0	0.36	1	09/19/17 19:18	
1,1-Dichloroethane (1,1-DCA)	**31**	1.0	0.20	1	09/19/17 19:18	
1,1-Dichloroethene (1,1-DCE)	**1.2**	1.0	0.57	1	09/19/17 19:18	
Tetrachloroethene (PCE)	**0.30**	1.0	0.30	1	09/19/17 19:18	**J**
Trichloroethene (TCE)	**13**	1.0	0.22	1	09/19/17 19:18	
Vinyl Chloride	**2.7**	1.0	0.32	1	09/19/17 19:18	
cis-1,2-Dichloroethene	**67**	1.0	0.30	1	09/19/17 19:18	
trans-1,2-Dichloroethene	ND	1.0	0.33	1	09/19/17 19:18	U

Surrogate Name	% Rec	Control Limits	Date Analyzed	Q
4-Bromofluorobenzene	101	85 - 122	09/19/17 19:18	
Dibromofluoromethane	101	89 - 119	09/19/17 19:18	
Toluene-d8	109	87 - 121	09/19/17 19:18	

QC Summary Forms

ALS Environmental—Rochester Laboratory
1565 Jefferson Road, Building 300, Suite 360, Rochester, NY 14623
Phone (585) 288-5380 Fax (585) 288-8475
www.alsglobal.com

Volatile Organic Compounds by GC/MS

ALS Environmental—Rochester Laboratory
1565 Jefferson Road, Building 300, Suite 360, Rochester, NY 14623
Phone (585) 288-5380 Fax (585) 288-8475
www.alsglobal.com

Client: Verina Consulting Group, LLC **Service Request:** R1708700
Project: Dover-Binghamton/5101.0003
Sample Matrix: Water

SURROGATE RECOVERY SUMMARY
Volatile Organic Compounds by GC/MS

Analysis Method: 8260C

Sample Name	Lab Code	4-Bromofluorobenzene 85 - 122	Dibromofluoromethane 89 - 119	Toluene-d8 87 - 121
TRIP BLANK	R1708700-001	98	102	110
TMP-A	R1708700-002	101	102	110
MW-10	R1708700-004	100	102	110
DMW-3	R1708700-005	101	103	110
MW-13	R1708700-007	99	101	111
EB-091417	R1708700-011	99	100	110
DUP-091417	R1708700-012	102	100	109
Lab Control Sample	RQ1709663-03	103	104	109
Method Blank	RQ1709663-04	98	100	108
DMW-3 MS	RQ1709663-05	104	103	111
DMW-3 DMS	RQ1709663-06	103	102	108

Client:	Verina Consulting Group, LLC	**Service Request:**	R1708700
Project:	Dover-Binghamton/5101.0003	**Date Collected:**	09/14/17
Sample Matrix:	Water	**Date Received:**	09/15/17
		Date Analyzed:	09/21/17

Duplicate Matrix Spike Summary
Volatile Organic Compounds by GC/MS

Sample Name:	DMW-3	**Units:**	ug/L
Lab Code:	R1708700-005	**Basis:**	NA
Analysis Method:	8260C		

		Matrix Spike RQ1709663-05			Duplicate Matrix Spike RQ1709663-06					
Analyte Name	**Sample Result**	**Result**	**Spike Amount**	**% Rec**	**Result**	**Spike Amount**	**% Rec**	**% Rec Limits**	**RPD**	**RPD Limit**
1,1,1-Trichloroethane (TCA)	ND U	49.9	50.0	100	47.6	50.0	95	74-127	5	30
1,1-Dichloroethane (1,1-DCA)	ND U	54.5	50.0	109	54.5	50.0	109	74-132	<1	30
1,1-Dichloroethene (1,1-DCE)	ND U	51.1	50.0	102	49.0	50.0	98	74-139	4	30
Tetrachloroethene (PCE)	ND U	51.5	50.0	103	49.8	50.0	100	67-137	3	30
Trichloroethene (TCE)	ND U	52.4	50.0	105	52.8	50.0	106	62-142	<1	30
Vinyl Chloride	ND U	55.6	50.0	111	56.3	50.0	113	60-157	1	30
cis-1,2-Dichloroethene	ND U	54.5	50.0	109	54.5	50.0	109	72-133	<1	30
trans-1,2-Dichloroethene	ND U	52.8	50.0	106	50.8	50.0	102	77-125	4	30

Results flagged with an asterisk (*) indicate values outside control criteria.

Results flagged with a pound (#) indicate the control criteria is not applicable.

Percent recoveries and relative percent differences (RPD) are determined by the software using values in the calculation which have not been rounded.

Client: Verina Consulting Group, LLC
Project: Dover-Binghamton/5101.0003
Sample Matrix: Water

Service Request: R1708700
Date Analyzed: 09/21/17 11:22

Method Blank Summary
Volatile Organic Compounds by GC/MS

Sample Name: Method Blank
Lab Code: RQ1709663-04

Instrument ID:R-MS-06
File ID:I:\ACQUDATA\MSVOA6\DATA\092117\D8348.D\

Analysis Method: 8260C

Analysis Lot:562566

This Method Blank applies to the following analyses.

Sample Name	Lab Code	File ID	Date Analyzed
Lab Control Sample	RQ1709663-03	I:\ACQUDATA\MSVOA6\DATA\092117 \D8345.D\	09/21/17 09:59
TRIP BLANK	R1708700-001	I:\ACQUDATA\MSVOA6\DATA\092117 \D8349.D\	09/21/17 11:48
EB-091417	R1708700-011	I:\ACQUDATA\MSVOA6\DATA\092117 \D8350.D\	09/21/17 12:14
TMP-A	R1708700-002	I:\ACQUDATA\MSVOA6\DATA\092117 \D8351.D\	09/21/17 12:40
DMW-3	R1708700-005	I:\ACQUDATA\MSVOA6\DATA\092117 \D8352.D\	09/21/17 13:06
MW-13	R1708700-007	I:\ACQUDATA\MSVOA6\DATA\092117 \D8353.D\	09/21/17 13:32
MW-10	R1708700-004	I:\ACQUDATA\MSVOA6\DATA\092117 \D8354.D\	09/21/17 13:58
DUP-091417	R1708700-012	I:\ACQUDATA\MSVOA6\DATA\092117 \D8362.D\	09/21/17 17:26
DMW-3	RQ1709663-05	I:\ACQUDATA\MSVOA6\DATA\092117 \D8367.D\	09/21/17 19:35
DMW-3	RQ1709663-06	I:\ACQUDATA\MSVOA6\DATA\092117 \D8368.D\	09/21/17 20:00

Analytical Report

Client:	Verina Consulting Group, LLC	**Service Request:**	R1708700
Project:	Dover-Binghamton/5101.0003	**Date Collected:**	NA
Sample Matrix:	Water	**Date Received:**	NA
Sample Name:	Method Blank	**Units:**	ug/L
Lab Code:	RQ1709663-04	**Basis:**	NA

Volatile Organic Compounds by GC/MS

Analysis Method: 8260C

Analyte Name	Result	MRL	MDL	Dil.	Date Analyzed	Q
1,1,1-Trichloroethane (TCA)	ND U	1.0	0.36	1	09/21/17 11:22	
1,1-Dichloroethane (1,1-DCA)	ND U	1.0	0.20	1	09/21/17 11:22	
1,1-Dichloroethene (1,1-DCE)	ND U	1.0	0.57	1	09/21/17 11:22	
Tetrachloroethene (PCE)	ND U	1.0	0.30	1	09/21/17 11:22	
Trichloroethene (TCE)	ND U	1.0	0.22	1	09/21/17 11:22	
Vinyl Chloride	ND U	1.0	0.32	1	09/21/17 11:22	
cis-1,2-Dichloroethene	ND U	1.0	0.30	1	09/21/17 11:22	
trans-1,2-Dichloroethene	ND U	1.0	0.33	1	09/21/17 11:22	

Surrogate Name	% Rec	Control Limits	Date Analyzed	Q
4-Bromofluorobenzene	98	85 - 122	09/21/17 11:22	
Dibromofluoromethane	100	89 - 119	09/21/17 11:22	
Toluene-d8	108	87 - 121	09/21/17 11:22	

Client: Verina Consulting Group, LLC
Project: Dover-Binghamton/5101.0003
Sample Matrix: Water

Service Request: R1708700
Date Analyzed: 09/21/17 09:59

Lab Control Sample Summary
Volatile Organic Compounds by GC/MS

Sample Name: Lab Control Sample
Lab Code: RQ1709663-03

Instrument ID:R-MS-06
File ID:I:\ACQUDATA\MSVOA6\DATA\092117\D8345.D\

Analysis Method: 8260C

Analysis Lot:562566

This Lab Control Sample applies to the following analyses.

Sample Name	Lab Code	File ID	Date Analyzed
Method Blank	RQ1709663-04	I:\ACQUDATA\MSVOA6\DATA\092117 \D8348.D\	09/21/17 11:22
TRIP BLANK	R1708700-001	I:\ACQUDATA\MSVOA6\DATA\092117 \D8349.D\	09/21/17 11:48
EB-091417	R1708700-011	I:\ACQUDATA\MSVOA6\DATA\092117 \D8350.D\	09/21/17 12:14
TMP-A	R1708700-002	I:\ACQUDATA\MSVOA6\DATA\092117 \D8351.D\	09/21/17 12:40
DMW-3	R1708700-005	I:\ACQUDATA\MSVOA6\DATA\092117 \D8352.D\	09/21/17 13:06
MW-13	R1708700-007	I:\ACQUDATA\MSVOA6\DATA\092117 \D8353.D\	09/21/17 13:32
MW-10	R1708700-004	I:\ACQUDATA\MSVOA6\DATA\092117 \D8354.D\	09/21/17 13:58
DUP-091417	R1708700-012	I:\ACQUDATA\MSVOA6\DATA\092117 \D8362.D\	09/21/17 17:26
DMW-3	RQ1709663-05	I:\ACQUDATA\MSVOA6\DATA\092117 \D8367.D\	09/21/17 19:35
DMW-3	RQ1709663-06	I:\ACQUDATA\MSVOA6\DATA\092117 \D8368.D\	09/21/17 20:00

Client: Verina Consulting Group, LLC
Project: Dover-Binghamton/5101.0003
Sample Matrix: Water

Service Request: R1708700
Date Analyzed: 09/21/17

Lab Control Sample Summary
Volatile Organic Compounds by GC/MS

Units:ug/L
Basis:NA

Lab Control Sample
RQ1709663-03

Analyte Name	Analytical Method	Result	Spike Amount	% Rec	% Rec Limits
1,1,1-Trichloroethane (TCA)	8260C	18.7	20.0	94	74-120
1,1-Dichloroethane (1,1-DCA)	8260C	20.8	20.0	104	78-117
1,1-Dichloroethene (1,1-DCE)	8260C	19.4	20.0	97	74-135
Tetrachloroethene (PCE)	8260C	20.5	20.0	102	78-124
Trichloroethene (TCE)	8260C	19.3	20.0	96	78-123
Vinyl Chloride	8260C	21.9	20.0	110	69-133
cis-1,2-Dichloroethene	8260C	20.7	20.0	103	80-121
trans-1,2-Dichloroethene	8260C	19.2	20.0	96	80-120

Client: Verina Consulting Group, LLC **Service Request:**R1708700
Project: Dover-Binghamton/5101.0003 **Date Analyzed:**09/21/17 08:59

Tune Summary
Volatile Organic Compounds by GC/MS

File ID: I:\ACQUDATA\MSVOA6\DATA\092117\D8343.D\ **Analytical Method:** 8260C
Instrument ID: R-MS-06 **Analysis Lot:** 562566

Target Mass	Relative to Mass	Lower Limit %	Upper Limit %	Relative Abundance %	Raw Abundance	Result Pass/Fail
50	95	15	40	20.47	23701	Pass
75	95	30	60	49.99	57880	Pass
95	95	100	100	100.00	115787	Pass
96	95	5	9	7.17	8306	Pass
173	174	0	2	0.00	0	Pass
174	95	50	120	103.37	119684	Pass
175	174	5	9	8.69	10402	Pass
176	174	95	101	96.83	115896	Pass
177	176	5	9	7.31	8472	Pass

Sample Name	Lab Code	File ID:	Date Analyzed:	Q
Continuing Calibration Verification	RQ1709663-02	I:\ACQUDATA\MSVOA6\DATA\092117\D8344.D\	09/21/17 09:29	
Lab Control Sample	RQ1709663-03	I:\ACQUDATA\MSVOA6\DATA\092117\D8345.D\	09/21/17 09:59	
Method Blank	RQ1709663-04	I:\ACQUDATA\MSVOA6\DATA\092117\D8348.D\	09/21/17 11:22	
TRIP BLANK	R1708700-001	I:\ACQUDATA\MSVOA6\DATA\092117\D8349.D\	09/21/17 11:48	
EB-091417	R1708700-011	I:\ACQUDATA\MSVOA6\DATA\092117\D8350.D\	09/21/17 12:14	
TMP-A	R1708700-002	I:\ACQUDATA\MSVOA6\DATA\092117\D8351.D\	09/21/17 12:40	
DMW-3	R1708700-005	I:\ACQUDATA\MSVOA6\DATA\092117\D8352.D\	09/21/17 13:06	
MW-13	R1708700-007	I:\ACQUDATA\MSVOA6\DATA\092117\D8353.D\	09/21/17 13:32	
MW-10	R1708700-004	I:\ACQUDATA\MSVOA6\DATA\092117\D8354.D\	09/21/17 13:58	
DUP-091417	R1708700-012	I:\ACQUDATA\MSVOA6\DATA\092117\D8362.D\	09/21/17 17:26	
DMW-3	RQ1709663-05	I:\ACQUDATA\MSVOA6\DATA\092117\D8367.D\	09/21/17 19:35	
DMW-3	RQ1709663-06	I:\ACQUDATA\MSVOA6\DATA\092117\D8368.D\	09/21/17 20:00	

Client: Verina Consulting Group, LLC **Service Request:**R1708700
Project: Dover-Binghamton/5101.0003 **Date Analyzed:**09/21/17 09:29

Internal Standard Area and RT SUMMARY
Volatile Organic Compounds by GC/MS

File ID: I:\ACQUDATA\MSVOA6\DATA\092117\D8344.D\ **Lab Code:**RQ1709663-02
Instrument ID: R-MS-06 **Analysis Lot:**562566
Analysis Method: 8260C **Signal ID:**

		1,4-Dichlorobenzene-d4		1,4-Difluorobenzene		Chlorobenzene-d5	
		Area	**RT**	**Area**	**RT**	**Area**	**RT**
	ICAL Result ==>	227,604	11.29	395,999	5.88	192,136	9.19
	Upper Limit ==>	455,208	11.79	791,998	6.38	384,272	9.69
	Lower Limit ==>	113,802	10.79	198,000	5.38	96,068	8.69
Associated Analyses							
Lab Control Sample	RQ1709663-03	205366	11.29	403127	5.87	183903	9.19
Method Blank	RQ1709663-04	187189	11.29	384929	5.87	179323	9.19
TRIP BLANK	R1708700-001	195649	11.29	378931	5.87	181009	9.19
EB-091417	R1708700-011	193959	11.29	380848	5.87	178646	9.19
TMP-A	R1708700-002	192527	11.29	369242	5.87	176556	9.19
DMW-3	R1708700-005	194570	11.29	368418	5.87	176494	9.20
MW-13	R1708700-007	194913	11.29	376228	5.87	178366	9.19
MW-10	R1708700-004	194310	11.29	389280	5.87	181050	9.19
DUP-091417	R1708700-012	195836	11.29	378874	5.87	178524	9.20
DMW-3	RQ1709663-05	219616	11.29	399028	5.87	192067	9.19
DMW-3	RQ1709663-06	224145	11.29	403193	5.87	197619	9.19

Client: Verina Consulting Group, LLC **Service Request:**R1708700
Project: Dover-Binghamton/5101.0003 **Date Analyzed:**09/21/17 09:29

Internal Standard Area and RT SUMMARY
Volatile Organic Compounds by GC/MS

File ID: I:\ACQUDATA\MSVOA6\DATA\092117\D8344.D\ **Lab Code:**RQ1709663-02
Instrument ID: R-MS-06 **Analysis Lot:**562566
Analysis Method: 8260C **Signal ID:**

		Pentafluorobenzene	
		Area	**RT**
	ICAL Result ==>	302,604	4.59
	Upper Limit ==>	605,208	5.09
	Lower Limit ==>	151,302	4.09
Associated Analyses			
Lab Control Sample	RQ1709663-03	310468	4.60
Method Blank	RQ1709663-04	280743	4.59
TRIP BLANK	R1708700-001	276266	4.60
EB-091417	R1708700-011	279678	4.59
TMP-A	R1708700-002	276771	4.60
DMW-3	R1708700-005	273290	4.60
MW-13	R1708700-007	278031	4.59
MW-10	R1708700-004	287220	4.59
DUP-091417	R1708700-012	282076	4.60
DMW-3	RQ1709663-05	300688	4.60
DMW-3	RQ1709663-06	307268	4.59

Client: Verina Consulting Group, LLC **Service Request:** R1708700
Project: Dover-Binghamton/5101.0003
Sample Matrix: Water

SURROGATE RECOVERY SUMMARY
Volatile Organic Compounds by GC/MS, Unpreserved

Analysis Method: 8260C

Sample Name	Lab Code	4-Bromofluorobenzene 85 - 122	Dibromofluoromethane 89 - 119	Toluene-d8 87 - 121
MW-9	R1708700-003	100	102	110
MW-11	R1708700-006	98	99	109
MW-17	R1708700-008	100	101	112
MW-8	R1708700-009	99	99	111
MW-16	R1708700-010	101	101	109
Lab Control Sample	RQ1709591-03	102	102	110
Method Blank	RQ1709591-04	99	101	112

Client: Verina Consulting Group, LLC
Project: Dover-Binghamton/5101.0003
Sample Matrix: Water

Service Request: R1708700
Date Analyzed: 09/19/17 10:56

Method Blank Summary
Volatile Organic Compounds by GC/MS, Unpreserved

Sample Name: Method Blank
Lab Code: RQ1709591-04

Instrument ID:R-MS-06
File ID:I:\ACQUDATA\MSVOA6\DATA\091917\D8290.D\

Analysis Method: 8260C

Analysis Lot:562155

This Method Blank applies to the following analyses.

Sample Name	Lab Code	File ID	Date Analyzed
Lab Control Sample	RQ1709591-03	I:\ACQUDATA\MSVOA6\DATA\091917 \D8287.D\	09/19/17 09:38
MW-11	R1708700-006	I:\ACQUDATA\MSVOA6\DATA\091917 \D8305.D\	09/19/17 17:35
MW-9	R1708700-003	I:\ACQUDATA\MSVOA6\DATA\091917 \D8306.D\	09/19/17 18:01
MW-17	R1708700-008	I:\ACQUDATA\MSVOA6\DATA\091917 \D8307.D\	09/19/17 18:27
MW-8	R1708700-009	I:\ACQUDATA\MSVOA6\DATA\091917 \D8308.D\	09/19/17 18:53
MW-16	R1708700-010	I:\ACQUDATA\MSVOA6\DATA\091917 \D8309.D\	09/19/17 19:18

Analytical Report

Client:	Verina Consulting Group, LLC	**Service Request:**	R1708700
Project:	Dover-Binghamton/5101.0003	**Date Collected:**	NA
Sample Matrix:	Water	**Date Received:**	NA
Sample Name:	Method Blank	**Units:**	ug/L
Lab Code:	RQ1709591-04	**Basis:**	NA

Volatile Organic Compounds by GC/MS, Unpreserved

Analysis Method: 8260C

Analyte Name	Result	MRL	MDL	Dil.	Date Analyzed	Q
1,1,1-Trichloroethane (TCA)	ND U	1.0	0.36	1	09/19/17 10:56	
1,1-Dichloroethane (1,1-DCA)	ND U	1.0	0.20	1	09/19/17 10:56	
1,1-Dichloroethene (1,1-DCE)	ND U	1.0	0.57	1	09/19/17 10:56	
Tetrachloroethene (PCE)	ND U	1.0	0.30	1	09/19/17 10:56	
Trichloroethene (TCE)	ND U	1.0	0.22	1	09/19/17 10:56	
Vinyl Chloride	ND U	1.0	0.32	1	09/19/17 10:56	
cis-1,2-Dichloroethene	ND U	1.0	0.30	1	09/19/17 10:56	
trans-1,2-Dichloroethene	ND U	1.0	0.33	1	09/19/17 10:56	

Surrogate Name	% Rec	Control Limits	Date Analyzed	Q
4-Bromofluorobenzene	99	85 - 122	09/19/17 10:56	
Dibromofluoromethane	101	89 - 119	09/19/17 10:56	
Toluene-d8	112	87 - 121	09/19/17 10:56	

Client: Verina Consulting Group, LLC
Project: Dover-Binghamton/5101.0003
Sample Matrix: Water

Service Request: R1708700
Date Analyzed: 09/19/17 09:38

Lab Control Sample Summary
Volatile Organic Compounds by GC/MS, Unpreserved

Sample Name: Lab Control Sample
Lab Code: RQ1709591-03

Instrument ID:R-MS-06
File ID:I:\ACQUDATA\MSVOA6\DATA\091917\D8287.D\

Analysis Method: 8260C

Analysis Lot:562155

This Lab Control Sample applies to the following analyses.

Sample Name	Lab Code	File ID	Date Analyzed
Method Blank	RQ1709591-04	I:\ACQUDATA\MSVOA6\DATA\091917 \D8290.D\	09/19/17 10:56
MW-11	R1708700-006	I:\ACQUDATA\MSVOA6\DATA\091917 \D8305.D\	09/19/17 17:35
MW-9	R1708700-003	I:\ACQUDATA\MSVOA6\DATA\091917 \D8306.D\	09/19/17 18:01
MW-17	R1708700-008	I:\ACQUDATA\MSVOA6\DATA\091917 \D8307.D\	09/19/17 18:27
MW-8	R1708700-009	I:\ACQUDATA\MSVOA6\DATA\091917 \D8308.D\	09/19/17 18:53
MW-16	R1708700-010	I:\ACQUDATA\MSVOA6\DATA\091917 \D8309.D\	09/19/17 19:18

Client: Verina Consulting Group, LLC
Project: Dover-Binghamton/5101.0003
Sample Matrix: Water

Service Request: R1708700
Date Analyzed: 09/19/17

Lab Control Sample Summary
Volatile Organic Compounds by GC/MS, Unpreserved

Units:ug/L
Basis:NA

Lab Control Sample
RQ1709591-03

Analyte Name	Analytical Method	Result	Spike Amount	% Rec	% Rec Limits
1,1,1-Trichloroethane (TCA)	8260C	20.6	20.0	103	74-120
1,1-Dichloroethane (1,1-DCA)	8260C	23.1	20.0	115	78-117
1,1-Dichloroethene (1,1-DCE)	8260C	20.7	20.0	104	74-135
Tetrachloroethene (PCE)	8260C	20.5	20.0	102	78-124
Trichloroethene (TCE)	8260C	21.0	20.0	105	78-123
Vinyl Chloride	8260C	24.4	20.0	122	69-133
cis-1,2-Dichloroethene	8260C	22.5	20.0	113	80-121
trans-1,2-Dichloroethene	8260C	21.0	20.0	105	80-120

Client: Verina Consulting Group, LLC **Service Request:**R1708700
Project: Dover-Binghamton/5101.0003 **Date Analyzed:**09/19/17 08:46

Tune Summary
Volatile Organic Compounds by GC/MS, Unpreserved

File ID: I:\ACQUDATA\MSVOA6\DATA\091917\D8285.D\ **Analytical Method:** 8260C
Instrument ID: R-MS-06 **Analysis Lot:** 562155

Target Mass	Relative to Mass	Lower Limit %	Upper Limit %	Relative Abundance %	Raw Abundance	Result Pass/Fail
50	95	15	40	20.83	24667	Pass
75	95	30	60	50.31	59581	Pass
95	95	100	100	100.00	118429	Pass
96	95	5	9	6.90	8174	Pass
173	174	0	2	0.88	1055	Pass
174	95	50	120	101.49	120197	Pass
175	174	5	9	8.94	10748	Pass
176	174	95	101	96.68	116211	Pass
177	176	5	9	7.13	8291	Pass

Sample Name	Lab Code	File ID:	Date Analyzed:	Q
Continuing Calibration Verification	RQ1709591-02	I:\ACQUDATA\MSVOA6\DATA\091917\D8286.D\	09/19/17 09:12	
Lab Control Sample	RQ1709591-03	I:\ACQUDATA\MSVOA6\DATA\091917\D8287.D\	09/19/17 09:38	
Method Blank	RQ1709591-04	I:\ACQUDATA\MSVOA6\DATA\091917\D8290.D\	09/19/17 10:56	
MW-11	R1708700-006	I:\ACQUDATA\MSVOA6\DATA\091917\D8305.D\	09/19/17 17:35	
MW-9	R1708700-003	I:\ACQUDATA\MSVOA6\DATA\091917\D8306.D\	09/19/17 18:01	
MW-17	R1708700-008	I:\ACQUDATA\MSVOA6\DATA\091917\D8307.D\	09/19/17 18:27	
MW-8	R1708700-009	I:\ACQUDATA\MSVOA6\DATA\091917\D8308.D\	09/19/17 18:53	
MW-16	R1708700-010	I:\ACQUDATA\MSVOA6\DATA\091917\D8309.D\	09/19/17 19:18	

Client: Verina Consulting Group, LLC **Service Request:**R1708700
Project: Dover-Binghamton/5101.0003 **Date Analyzed:**09/19/17 09:12

Internal Standard Area and RT SUMMARY
Volatile Organic Compounds by GC/MS, Unpreserved

File ID: I:\ACQUDATA\MSVOA6\DATA\091917\D8286.D\ **Lab Code:**RQ1709591-02
Instrument ID: R-MS-06 **Analysis Lot:**562155
Analysis Method: 8260C **Signal ID:**

		1,4-Dichlorobenzene-d4		1,4-Difluorobenzene		Chlorobenzene-d5	
		Area	**RT**	**Area**	**RT**	**Area**	**RT**
	ICAL Result ==>	222,554	11.29	375,638	5.87	184,968	9.19
	Upper Limit ==>	445,108	11.79	751,276	6.37	369,936	9.69
	Lower Limit ==>	111,277	10.79	187,819	5.37	92,484	8.69
Associated Analyses							
Lab Control Sample	RQ1709591-03	204561	11.29	386694	5.87	187982	9.19
Method Blank	RQ1709591-04	194295	11.29	365982	5.87	180212	9.19
MW-11	R1708700-006	191482	11.29	359860	5.87	178060	9.19
MW-9	R1708700-003	192677	11.29	355243	5.88	178423	9.19
MW-17	R1708700-008	191480	11.29	351252	5.88	173484	9.20
MW-8	R1708700-009	174321	11.29	354838	5.87	176044	9.20
MW-16	R1708700-010	189131	11.29	358785	5.88	173123	9.20

Client: Verina Consulting Group, LLC **Service Request:**R1708700
Project: Dover-Binghamton/5101.0003 **Date Analyzed:**09/19/17 09:12

Internal Standard Area and RT SUMMARY
Volatile Organic Compounds by GC/MS, Unpreserved

File ID: I:\ACQUDATA\MSVOA6\DATA\091917\D8286.D\ **Lab Code:**RQ1709591-02
Instrument ID: R-MS-06 **Analysis Lot:**562155
Analysis Method: 8260C **Signal ID:**

		Pentafluorobenzene	
		Area	**RT**
	ICAL Result ==>	277,028	4.59
	Upper Limit ==>	554,056	5.09
	Lower Limit ==>	138,514	4.09
Associated Analyses			
Lab Control Sample	RQ1709591-03	281215	4.60
Method Blank	RQ1709591-04	264805	4.59
MW-11	R1708700-006	261183	4.60
MW-9	R1708700-003	260282	4.60
MW-17	R1708700-008	248818	4.60
MW-8	R1708700-009	254704	4.60
MW-16	R1708700-010	257121	4.60

Raw Data

ALS Environmental—Rochester Laboratory
1565 Jefferson Road, Building 300, Suite 360, Rochester, NY 14623
Phone (585) 288-5380 Fax (585) 288-8475
www.alsglobal.com

Volatile Organic Compounds by GC/MS

ALS Environmental—Rochester Laboratory
1565 Jefferson Road, Building 300, Suite 360, Rochester, NY 14623
Phone (585) 288-5380 Fax (585) 288-8475
www.alsglobal.com

Analytical Report

Client:	Verina Consulting Group, LLC	**Service Request:**	R1708700
Project:	Dover-Binghamton/5101.0003	**Date Collected:**	09/14/17
Sample Matrix:	Water	**Date Received:**	09/15/17 09:05
Sample Name:	TRIP BLANK	**Units:**	ug/L
Lab Code:	R1708700-001	**Basis:**	NA

Volatile Organic Compounds by GC/MS

Analysis Method: 8260C

Analyte Name	Result	MRL	MDL	Dil.	Date Analyzed	Q
1,1,1-Trichloroethane (TCA)	ND U	1.0	0.36	1	09/21/17 11:48	
1,1-Dichloroethane (1,1-DCA)	ND U	1.0	0.20	1	09/21/17 11:48	
1,1-Dichloroethene (1,1-DCE)	ND U	1.0	0.57	1	09/21/17 11:48	
Tetrachloroethene (PCE)	ND U	1.0	0.30	1	09/21/17 11:48	
Trichloroethene (TCE)	ND U	1.0	0.22	1	09/21/17 11:48	
Vinyl Chloride	ND U	1.0	0.32	1	09/21/17 11:48	
cis-1,2-Dichloroethene	ND U	1.0	0.30	1	09/21/17 11:48	
trans-1,2-Dichloroethene	ND U	1.0	0.33	1	09/21/17 11:48	

Surrogate Name	% Rec	Control Limits	Date Analyzed	Q
4-Bromofluorobenzene	98	85 - 122	09/21/17 11:48	
Dibromofluoromethane	102	89 - 119	09/21/17 11:48	
Toluene-d8	110	87 - 121	09/21/17 11:48	

Analytical Report

Client:	Verina Consulting Group, LLC	**Service Request:**	R1708700
Project:	Dover-Binghamton/5101.0003	**Date Collected:**	09/14/17 10:00
Sample Matrix:	Water	**Date Received:**	09/15/17 09:05
Sample Name:	TMP-A	**Units:**	ug/L
Lab Code:	R1708700-002	**Basis:**	NA

Volatile Organic Compounds by GC/MS

Analysis Method: 8260C

Analyte Name	Result		MRL	MDL	Dil.	Date Analyzed	Q
1,1,1-Trichloroethane (TCA)	**0.54**	**J**	1.0	0.36	1	09/21/17 12:40	
1,1-Dichloroethane (1,1-DCA)	**0.59**	**J**	1.0	0.20	1	09/21/17 12:40	
1,1-Dichloroethene (1,1-DCE)	ND	U	1.0	0.57	1	09/21/17 12:40	
Tetrachloroethene (PCE)	ND	U	1.0	0.30	1	09/21/17 12:40	
Trichloroethene (TCE)	ND	U	1.0	0.22	1	09/21/17 12:40	
Vinyl Chloride	ND	U	1.0	0.32	1	09/21/17 12:40	
cis-1,2-Dichloroethene	ND	U	1.0	0.30	1	09/21/17 12:40	
trans-1,2-Dichloroethene	ND	U	1.0	0.33	1	09/21/17 12:40	

Surrogate Name	% Rec	Control Limits	Date Analyzed	Q
4-Bromofluorobenzene	101	85 - 122	09/21/17 12:40	
Dibromofluoromethane	102	89 - 119	09/21/17 12:40	
Toluene-d8	110	87 - 121	09/21/17 12:40	

Analytical Report

Client:	Verina Consulting Group, LLC	**Service Request:**	R1708700
Project:	Dover-Binghamton/5101.0003	**Date Collected:**	09/14/17 10:15
Sample Matrix:	Water	**Date Received:**	09/15/17 09:05
Sample Name:	MW-10	**Units:**	ug/L
Lab Code:	R1708700-004	**Basis:**	NA

Volatile Organic Compounds by GC/MS

Analysis Method: 8260C

Analyte Name	Result		MRL	MDL	Dil.	Date Analyzed	Q
1,1,1-Trichloroethane (TCA)	**2.3**		1.0	0.36	1	09/21/17 13:58	
1,1-Dichloroethane (1,1-DCA)	**0.81**	**J**	1.0	0.20	1	09/21/17 13:58	
1,1-Dichloroethene (1,1-DCE)	ND	U	1.0	0.57	1	09/21/17 13:58	
Tetrachloroethene (PCE)	**1.3**		1.0	0.30	1	09/21/17 13:58	
Trichloroethene (TCE)	**21**		1.0	0.22	1	09/21/17 13:58	
Vinyl Chloride	**0.38**	**J**	1.0	0.32	1	09/21/17 13:58	
cis-1,2-Dichloroethene	**5.1**		1.0	0.30	1	09/21/17 13:58	
trans-1,2-Dichloroethene	ND	U	1.0	0.33	1	09/21/17 13:58	

Surrogate Name	% Rec	Control Limits	Date Analyzed	Q
4-Bromofluorobenzene	100	85 - 122	09/21/17 13:58	
Dibromofluoromethane	102	89 - 119	09/21/17 13:58	
Toluene-d8	110	87 - 121	09/21/17 13:58	

Analytical Report

Client:	Verina Consulting Group, LLC	**Service Request:**	R1708700
Project:	Dover-Binghamton/5101.0003	**Date Collected:**	09/14/17 11:20
Sample Matrix:	Water	**Date Received:**	09/15/17 09:05
Sample Name:	DMW-3	**Units:**	ug/L
Lab Code:	R1708700-005	**Basis:**	NA

Volatile Organic Compounds by GC/MS

Analysis Method: 8260C

Analyte Name	Result	MRL	MDL	Dil.	Date Analyzed	Q
1,1,1-Trichloroethane (TCA)	ND U	1.0	0.36	1	09/21/17 13:06	
1,1-Dichloroethane (1,1-DCA)	ND U	1.0	0.20	1	09/21/17 13:06	
1,1-Dichloroethene (1,1-DCE)	ND U	1.0	0.57	1	09/21/17 13:06	
Tetrachloroethene (PCE)	ND U	1.0	0.30	1	09/21/17 13:06	
Trichloroethene (TCE)	ND U	1.0	0.22	1	09/21/17 13:06	
Vinyl Chloride	ND U	1.0	0.32	1	09/21/17 13:06	
cis-1,2-Dichloroethene	ND U	1.0	0.30	1	09/21/17 13:06	
trans-1,2-Dichloroethene	ND U	1.0	0.33	1	09/21/17 13:06	

Surrogate Name	% Rec	Control Limits	Date Analyzed	Q
4-Bromofluorobenzene	101	85 - 122	09/21/17 13:06	
Dibromofluoromethane	103	89 - 119	09/21/17 13:06	
Toluene-d8	110	87 - 121	09/21/17 13:06	

Analytical Report

Client:	Verina Consulting Group, LLC	**Service Request:**	R1708700
Project:	Dover-Binghamton/5101.0003	**Date Collected:**	09/14/17 11:35
Sample Matrix:	Water	**Date Received:**	09/15/17 09:05
Sample Name:	MW-13	**Units:**	ug/L
Lab Code:	R1708700-007	**Basis:**	NA

Volatile Organic Compounds by GC/MS

Analysis Method: 8260C

Analyte Name	Result	MRL	MDL	Dil.	Date Analyzed	Q
1,1,1-Trichloroethane (TCA)	ND U	1.0	0.36	1	09/21/17 13:32	
1,1-Dichloroethane (1,1-DCA)	ND U	1.0	0.20	1	09/21/17 13:32	
1,1-Dichloroethene (1,1-DCE)	ND U	1.0	0.57	1	09/21/17 13:32	
Tetrachloroethene (PCE)	ND U	1.0	0.30	1	09/21/17 13:32	
Trichloroethene (TCE)	ND U	1.0	0.22	1	09/21/17 13:32	
Vinyl Chloride	ND U	1.0	0.32	1	09/21/17 13:32	
cis-1,2-Dichloroethene	ND U	1.0	0.30	1	09/21/17 13:32	
trans-1,2-Dichloroethene	ND U	1.0	0.33	1	09/21/17 13:32	

Surrogate Name	% Rec	Control Limits	Date Analyzed	Q
4-Bromofluorobenzene	99	85 - 122	09/21/17 13:32	
Dibromofluoromethane	101	89 - 119	09/21/17 13:32	
Toluene-d8	111	87 - 121	09/21/17 13:32	

Analytical Report

Client:	Verina Consulting Group, LLC	**Service Request:**	R1708700
Project:	Dover-Binghamton/5101.0003	**Date Collected:**	09/14/17 14:00
Sample Matrix:	Water	**Date Received:**	09/15/17 09:05
Sample Name:	EB-091417	**Units:**	ug/L
Lab Code:	R1708700-011	**Basis:**	NA

Volatile Organic Compounds by GC/MS

Analysis Method: 8260C

Analyte Name	Result	MRL	MDL	Dil.	Date Analyzed	Q
1,1,1-Trichloroethane (TCA)	ND U	1.0	0.36	1	09/21/17 12:14	
1,1-Dichloroethane (1,1-DCA)	ND U	1.0	0.20	1	09/21/17 12:14	
1,1-Dichloroethene (1,1-DCE)	ND U	1.0	0.57	1	09/21/17 12:14	
Tetrachloroethene (PCE)	ND U	1.0	0.30	1	09/21/17 12:14	
Trichloroethene (TCE)	ND U	1.0	0.22	1	09/21/17 12:14	
Vinyl Chloride	ND U	1.0	0.32	1	09/21/17 12:14	
cis-1,2-Dichloroethene	ND U	1.0	0.30	1	09/21/17 12:14	
trans-1,2-Dichloroethene	ND U	1.0	0.33	1	09/21/17 12:14	

Surrogate Name	% Rec	Control Limits	Date Analyzed	Q
4-Bromofluorobenzene	99	85 - 122	09/21/17 12:14	
Dibromofluoromethane	100	89 - 119	09/21/17 12:14	
Toluene-d8	110	87 - 121	09/21/17 12:14	

Analytical Report

Client:	Verina Consulting Group, LLC	**Service Request:**	R1708700
Project:	Dover-Binghamton/5101.0003	**Date Collected:**	09/14/17
Sample Matrix:	Water	**Date Received:**	09/15/17 09:05
Sample Name:	DUP-091417	**Units:**	ug/L
Lab Code:	R1708700-012	**Basis:**	NA

Volatile Organic Compounds by GC/MS

Analysis Method: 8260C

Analyte Name	Result		MRL	MDL	Dil.	Date Analyzed	Q
1,1,1-Trichloroethane (TCA)	**2.4**		1.0	0.36	1	09/21/17 17:26	
1,1-Dichloroethane (1,1-DCA)	**0.70**	**J**	1.0	0.20	1	09/21/17 17:26	
1,1-Dichloroethene (1,1-DCE)	ND	U	1.0	0.57	1	09/21/17 17:26	
Tetrachloroethene (PCE)	**1.4**		1.0	0.30	1	09/21/17 17:26	
Trichloroethene (TCE)	**21**		1.0	0.22	1	09/21/17 17:26	
Vinyl Chloride	ND	U	1.0	0.32	1	09/21/17 17:26	
cis-1,2-Dichloroethene	**4.9**		1.0	0.30	1	09/21/17 17:26	
trans-1,2-Dichloroethene	ND	U	1.0	0.33	1	09/21/17 17:26	

Surrogate Name	% Rec	Control Limits	Date Analyzed	Q
4-Bromofluorobenzene	102	85 - 122	09/21/17 17:26	
Dibromofluoromethane	100	89 - 119	09/21/17 17:26	
Toluene-d8	109	87 - 121	09/21/17 17:26	

1st DL 09/24/17
2nd BA 09/25/17

Data File : I:\ACQUDATA\MSVOA6\DATA\092117\D8349.D Vial: 10
Acq On : 21 Sep 2017 11:48 am Operator: D.Lipani
Sample : R1708700-001|1.0 Inst : MS#6
Misc : Verina 8260C 6646 T4 Multiplr: 1.00
MS Integration Params: CPD4.P
Quant Time: Sep 24 10:44 2017 Quant Results File: temp.res

Method : I:\ACQUDATA\MSVOA6\METHODS\W082417.M (RTE Integrator)
Title : 8260C / 624 WATERS
Last Update : Fri Aug 25 11:23:15 2017
Response via : Multiple Level Calibration

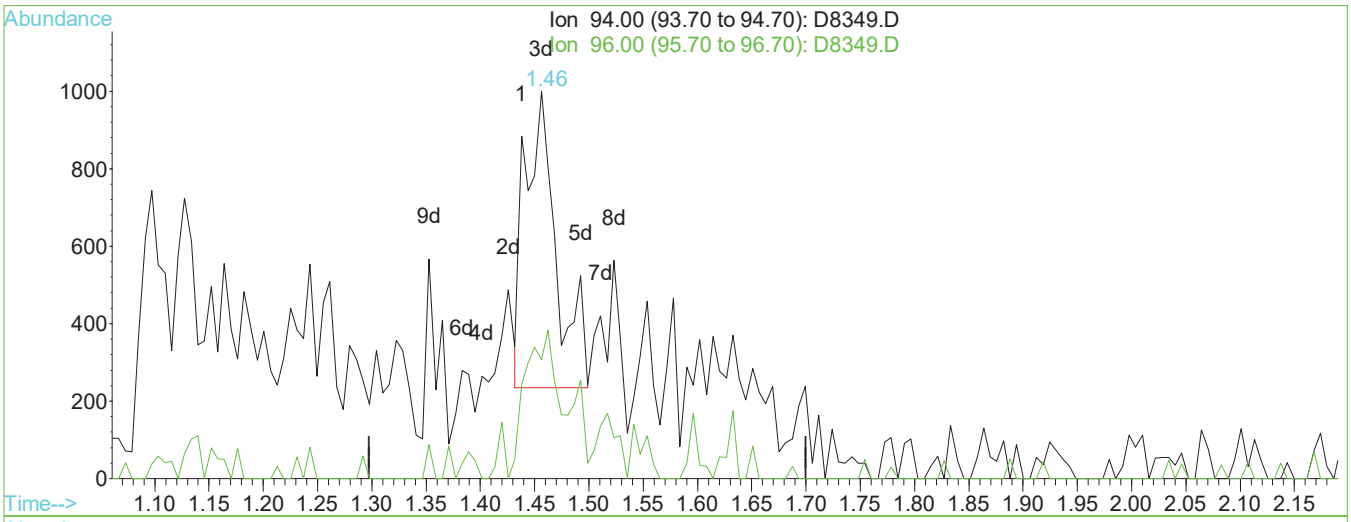

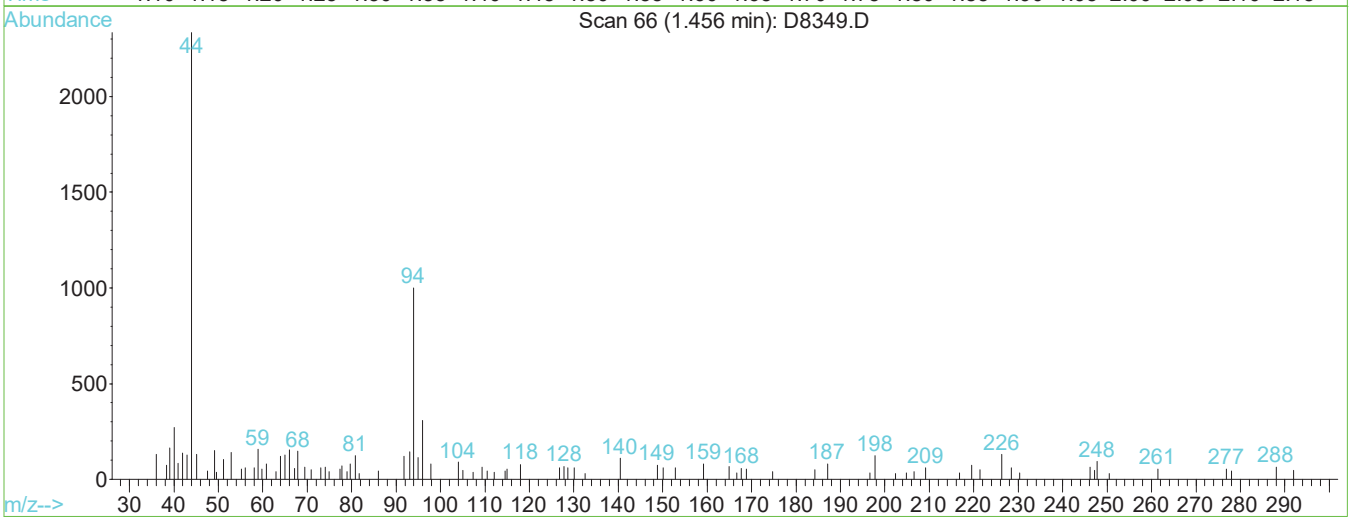

TIC: D8349.D

(5) Bromomethane (P)

1.46min 0.75ug/L m

response 1520

Ion	Exp%	Act%
94.00	100	100
96.00	93.70	30.80#
0.00	0.00	0.00
0.00	0.00	0.00

Manual Integration:

After

Poor integration.

09/24/17

1st DL 09/24/17
2nd BA 09/25/17

Data File : I:\ACQUDATA\MSVOA6\DATA\092117\D8349.D Vial: 10
Acq On : 21 Sep 2017 11:48 am Operator: D.Lipani
Sample : R1708700-001|1.0 Inst : MS#6
Misc : Verina 8260C 6646 T4 Multiplr: 1.00
MS Integration Params: CPD4.P
Quant Time: Sep 21 12:05 2017 Quant Results File: temp.res

Method : I:\ACQUDATA\MSVOA6\METHODS\W082417.M (RTE Integrator)
Title : 8260C / 624 WATERS
Last Update : Fri Aug 25 11:23:15 2017
Response via : Multiple Level Calibration

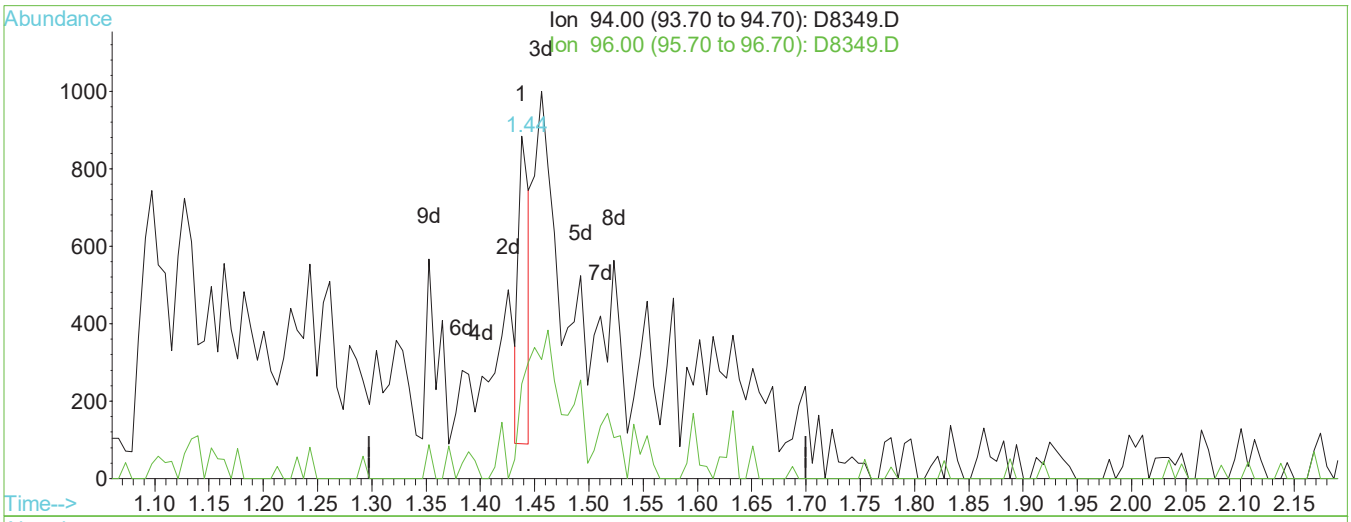

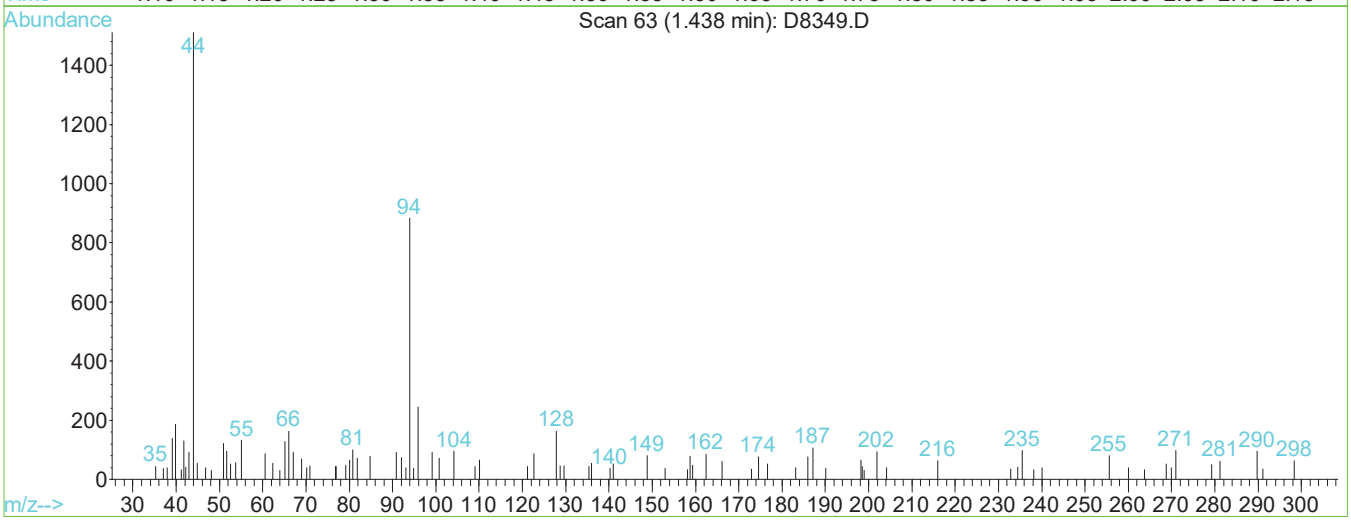

TIC: D8349.D

(5) Bromomethane (P)

1.44min 0.26ug/L

response 527

Ion	Exp%	Act%
94.00	100	100
96.00	93.70	27.75#
0.00	0.00	0.00
0.00	0.00	0.00

Manual Integration:

Before

09/24/17

1st DL 09/24/17
2nd BA 09/25/17

Data File : I:\ACQUDATA\MSVOA6\DATA\092117\D8349.D Vial: 10
Acq On : 21 Sep 2017 11:48 am Operator: D.Lipani
Sample : R1708700-001|1.0 Inst : MS#6
Misc : Verina 8260C 6646 T4 Multiplr: 1.00
MS Integration Params: CPD4.P
Quant Time: Sep 24 10:47 2017 Quant Results File: W082417.RES

Quant Method : I:\ACQUDATA\M...\W082417.M (RTE Integrator)
Title : 8260C / 624 WATERS
Last Update : Fri Aug 25 11:23:15 2017
Response via : Initial Calibration
DataAcq Meth : W082417

Internal Standards	R.T.	QIon	Response	Conc	Units	Dev(Min)
1) Pentafluorobenzene	4.60	168	276266	50.00	ug/L	0.00
40) 1,4-Difluorobenzene	5.87	114	378931	50.00	ug/L	0.00
67) d5-Chlorobenzene	9.19	82	181009	50.00	ug/L	0.00
87) 1,4-Dichlorobenzene-d4	11.29	152	195649	50.00	ug/L	0.00
System Monitoring Compounds						
41) surr4,Dibrflmethane	3.87	113	138585	50.99	ug/L	0.00
Spiked Amount 50.000	Range 89 - 119		Recovery = 101.98%			
43) surr1,1,2-dichloroethane-d	4.47	65	142769	48.50	ug/L	0.00
Spiked Amount 50.000	Range 81 - 127		Recovery = 97.00%			
65) SURR3,Toluene-d8	7.89	98	422046	55.00	ug/L	0.00
Spiked Amount 50.000	Range 87 - 121		Recovery = 110.00%			
86) SURR2,BFB	10.25	95	165408	48.79	ug/L	0.00
Spiked Amount 50.000	Range 85 - 122		Recovery = 97.58%			
Target Compounds						Qvalue
5) Bromomethane	1.46	94	1520m	0.75	ug/L	
13) 2-Propanol	1.85	45	536	5.18	ug/L #	1
14) Acetone	1.88	43	464	0.90	ug/L	83
105) 1,2,4-Tcbenzene	13.01	180	729	0.21	ug/L #	79

(#) = qualifier out of range (m) = manual integration

1st DL 09/24/17
2nd BA 09/25/17

Data File : I:\ACQUDATA\MSVOA6\DATA\092117\D8349.D Vial: 10
Acq On : 21 Sep 2017 11:48 am Operator: D.Lipani
Sample : R1708700-001|1.0 Inst : MS#6
Misc : Verina 8260C 6646 T4 Multiplr: 1.00
MS Integration Params: CPD4.P
Quant Time: Sep 24 10:47 2017 Quant Results File: W082417.RES

Method : I:\ACQUDATA\MSVOA6\METHODS\W082417.M (RTE Integrator)
Title : 8260C / 624 WATERS
Last Update : Fri Aug 25 11:23:15 2017
Response via : Initial Calibration



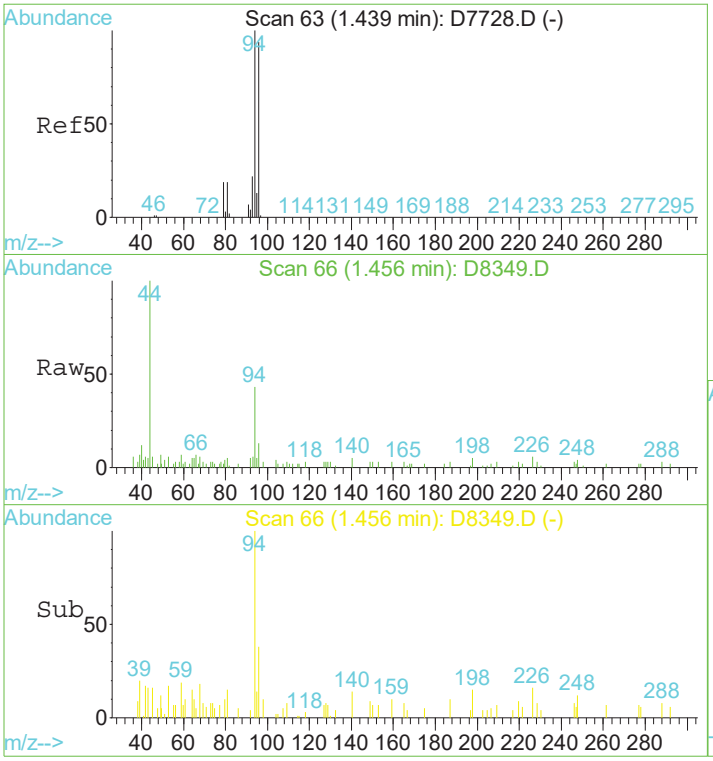

#5
Bromomethane
Concen: 0.75 ug/L m
RT: 1.46 min Scan# 66
Delta R.T. 0.02 min
Lab File: D8349.D
Acq: 21 Sep 2017 11:48 am

Tgt Ion: 94 Resp: 1520

Ion	Ratio	Lower	Upper
94	100		
96	30.8	73.7	113.7#

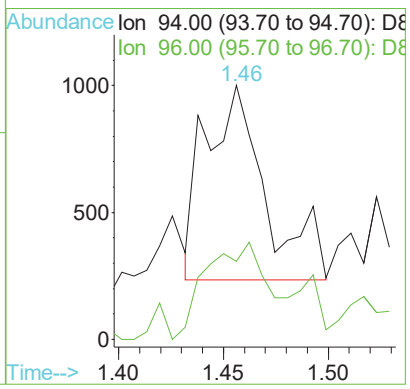

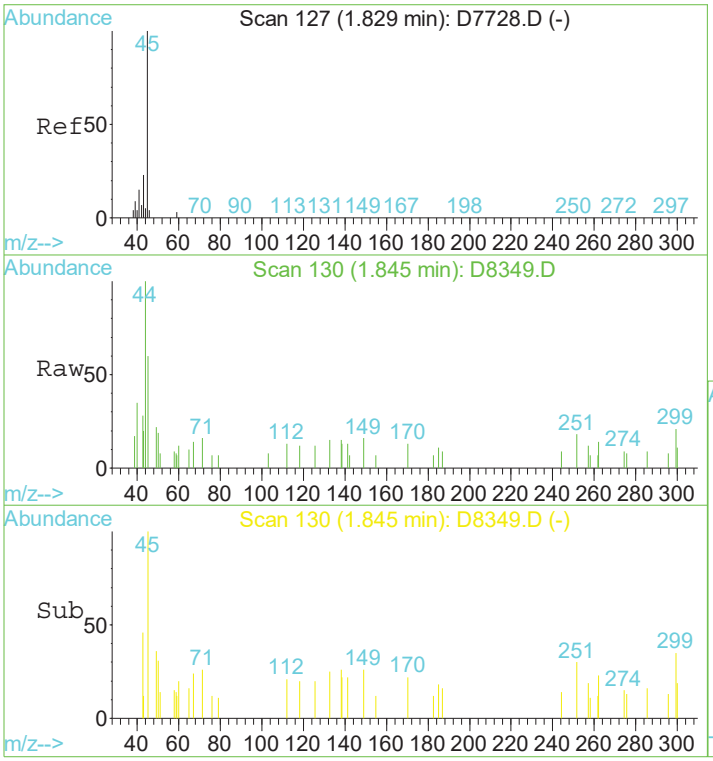

#13
2-Propanol
Concen: 5.18 ug/L
RT: 1.85 min Scan# 130
Delta R.T. 0.02 min
Lab File: D8349.D
Acq: 21 Sep 2017 11:48 am

Tgt Ion: 45 Resp: 536

Ion	Ratio	Lower	Upper
45	100		
43	79.2	3.5	43.5#

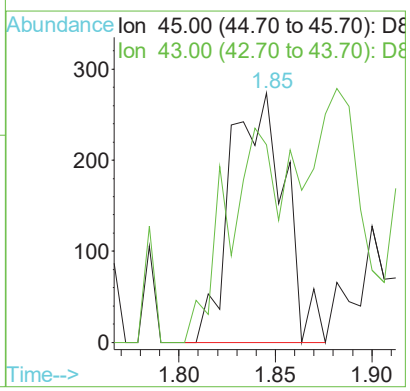

1st DL 09/24/17
2nd BA 09/25/17

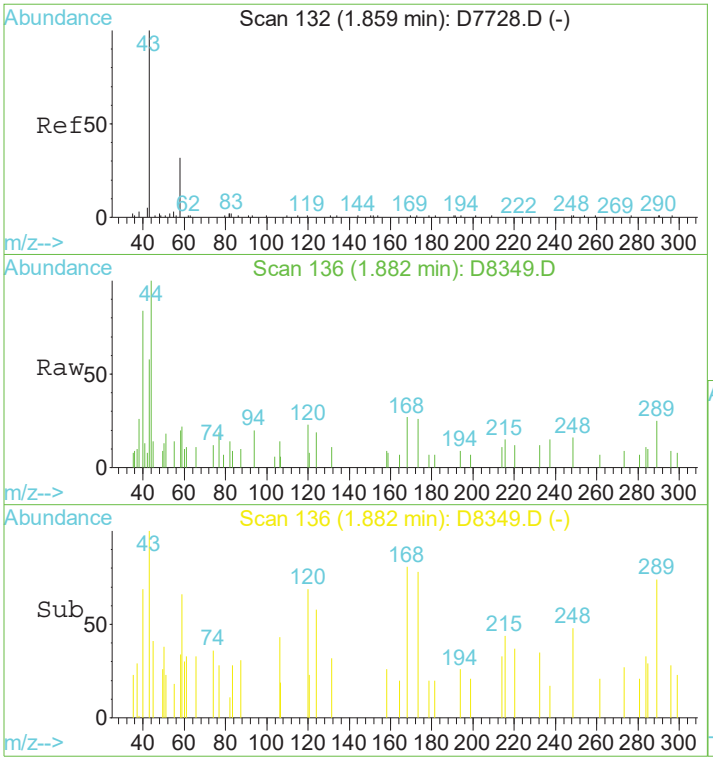

#14
Acetone
Concen: 0.90 ug/L
RT: 1.88 min Scan# 136
Delta R.T. 0.02 min
Lab File: D8349.D
Acq: 21 Sep 2017 11:48 am

Tgt Ion: 43 Resp: 464

Ion	Ratio	Lower	Upper
43	100		
42	14.0	0.0	31.4
58	34.1	3.1	43.1

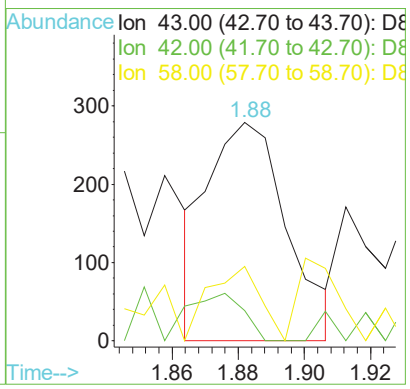

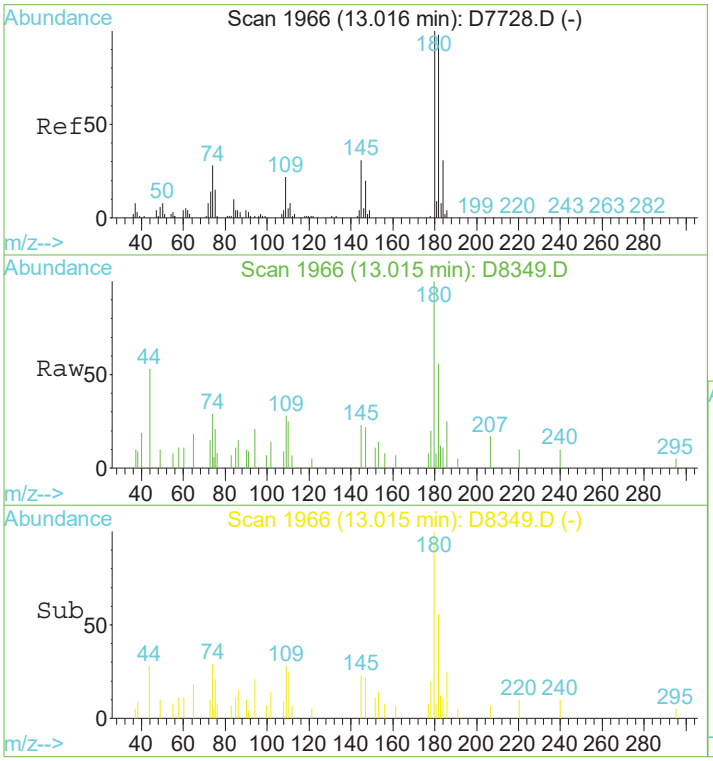

#105
1,2,4-Tcbenzene
Concen: 0.21 ug/L
RT: 13.01 min Scan# 1966
Delta R.T. -0.00 min
Lab File: D8349.D
Acq: 21 Sep 2017 11:48 am

Tgt Ion:180 Resp: 729

Ion	Ratio	Lower	Upper
180	100		
182	74.3	77.3	117.3#
145	21.9	9.5	49.5

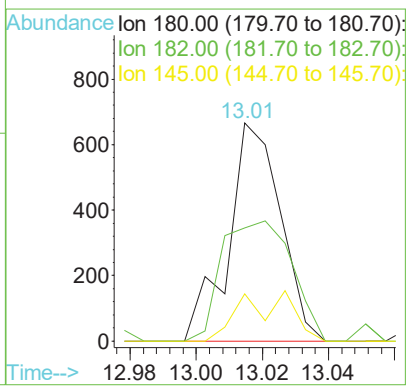

1st DL 09/24/17
2nd BA 09/25/17

Data File : I:\ACQUDATA\MSVOA6\DATA\092117\D8351.D Vial: 12
Acq On : 21 Sep 2017 12:40 pm Operator: D.Lipani
Sample : R1708700-002|1.0 Inst : MS#6
Misc : Verina 8260C 6646 T4 Multiplr: 1.00
MS Integration Params: CPD4.P
Quant Time: Sep 24 10:54 2017 Quant Results File: temp.res

Method : I:\ACQUDATA\MSVOA6\METHODS\W082417.M (RTE Integrator)
Title : 8260C / 624 WATERS
Last Update : Fri Aug 25 11:23:15 2017
Response via : Multiple Level Calibration

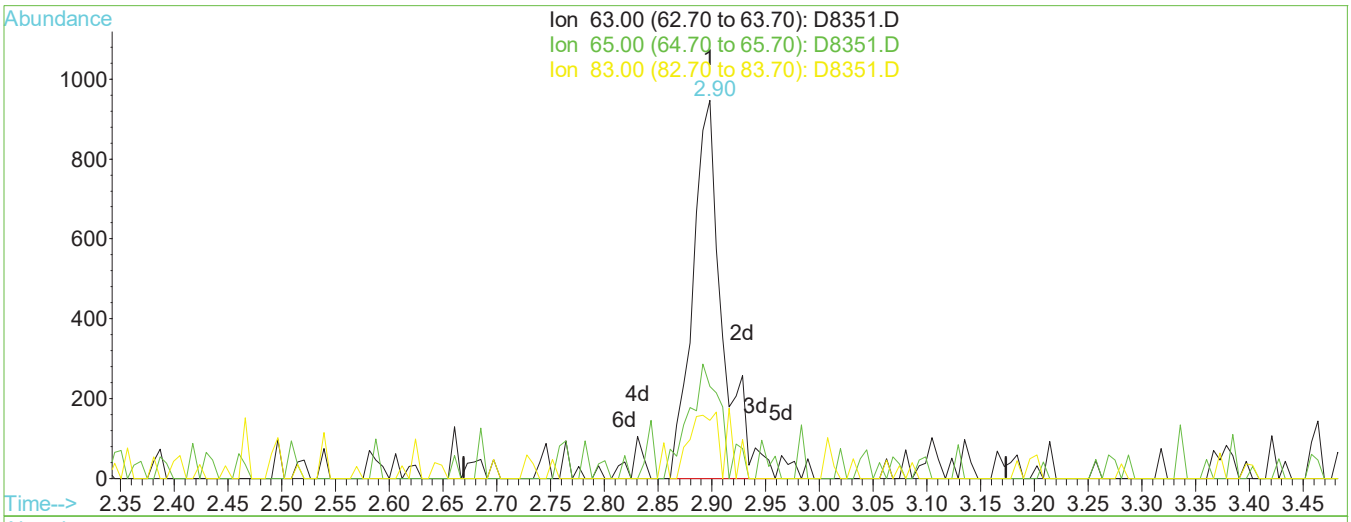

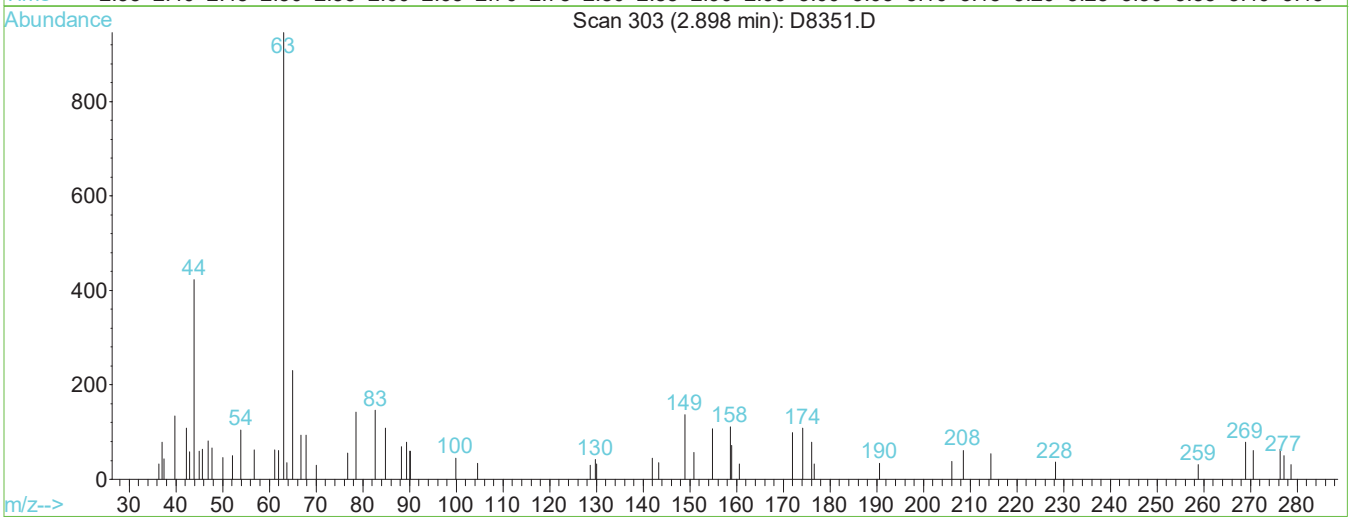

TIC: D8351.D

(27) 1,1-Diclethane (P)

2.90min 0.59ug/L m

response 1819

Ion	Exp%	Act%
63.00	100	100
65.00	31.90	24.31
83.00	16.00	15.43
0.00	0.00	0.00

Manual Integration:

After

Split Peak.

09/24/17

D8351.D W082417.M Sun Sep 24 10:54:12 2017

1st DL 09/24/17
2nd BA 09/25/17

Data File : I:\ACQUDATA\MSVOA6\DATA\092117\D8351.D Vial: 12
Acq On : 21 Sep 2017 12:40 pm Operator: D.Lipani
Sample : R1708700-002|1.0 Inst : MS#6
Misc : Verina 8260C 6646 T4 Multiplr: 1.00
MS Integration Params: CPD4.P
Quant Time: Sep 24 10:53 2017 Quant Results File: temp.res

Method : I:\ACQUDATA\MSVOA6\METHODS\W082417.M (RTE Integrator)
Title : 8260C / 624 WATERS
Last Update : Fri Aug 25 11:23:15 2017
Response via : Multiple Level Calibration

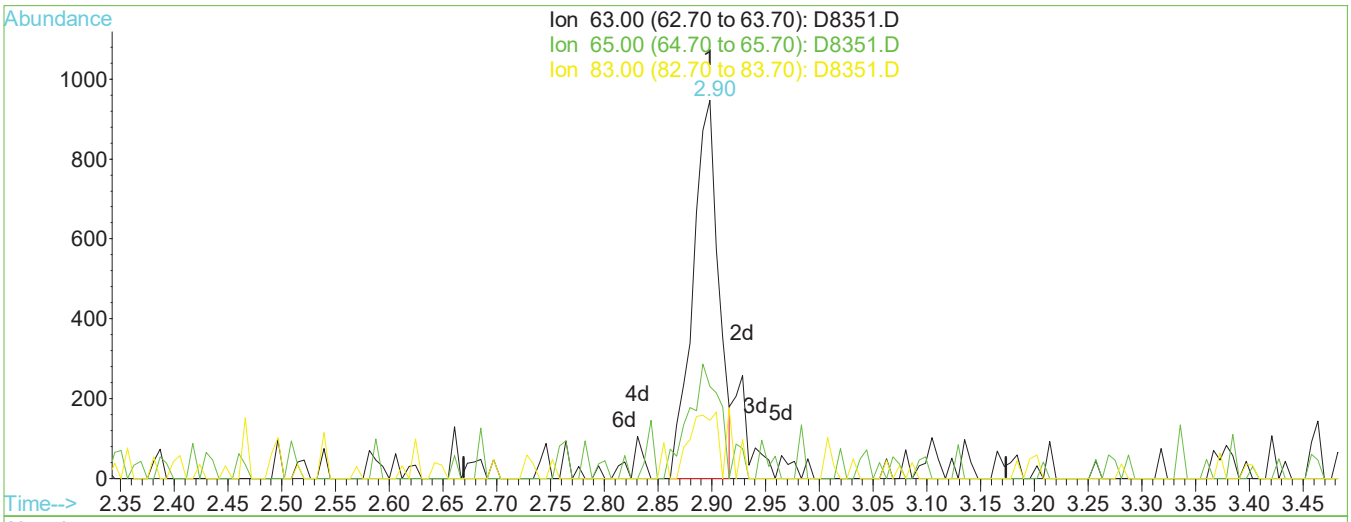

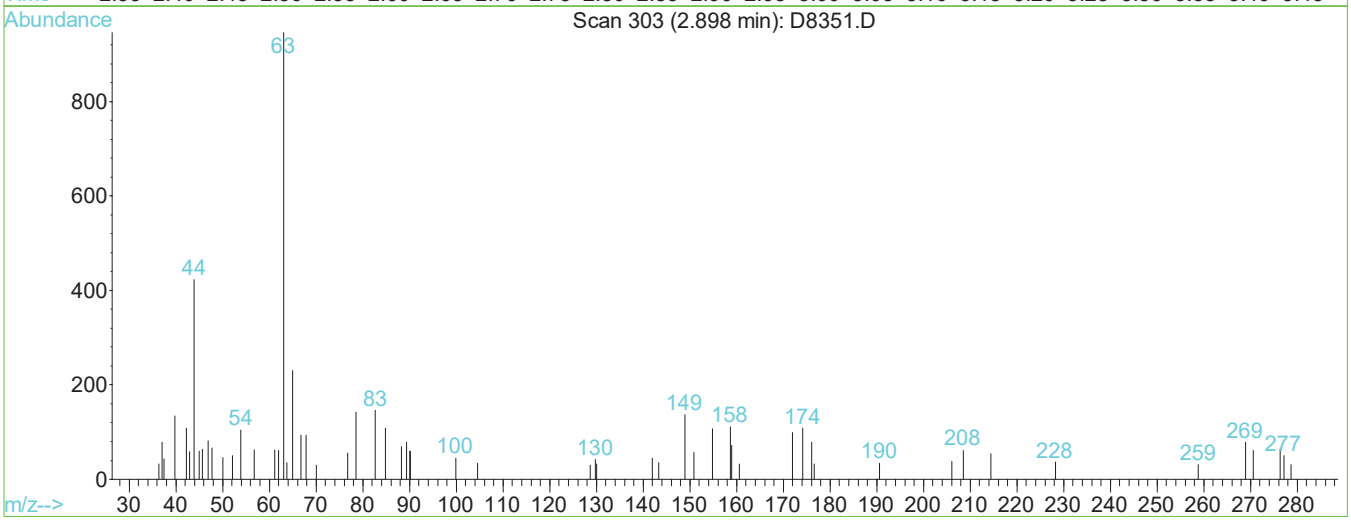

TIC: D8351.D

(27) 1,1-Diclethane (P)

2.90min 0.51ug/L

response 1570

Ion	Exp%	Act%
63.00	100	100
65.00	31.90	24.31
83.00	16.00	15.43
0.00	0.00	0.00

Manual Integration:

Before

09/24/17

1st DL 09/24/17
2nd BA 09/25/17

Data File : I:\ACQUDATA\MSVOA6\DATA\092117\D8351.D Vial: 12
Acq On : 21 Sep 2017 12:40 pm Operator: D.Lipani
Sample : R1708700-002|1.0 Inst : MS#6
Misc : Verina 8260C 6646 T4 Multiplr: 1.00
MS Integration Params: CPD4.P
Quant Time: Sep 24 10:55 2017 Quant Results File: W082417.RES

Quant Method : I:\ACQUDATA\M...\W082417.M (RTE Integrator)
Title : 8260C / 624 WATERS
Last Update : Fri Aug 25 11:23:15 2017
Response via : Initial Calibration
DataAcq Meth : W082417

Internal Standards	R.T.	QIon	Response	Conc	Units	Dev(Min)
1) Pentafluorobenzene	4.60	168	276771	50.00	ug/L	0.00
40) 1,4-Difluorobenzene	5.87	114	369242	50.00	ug/L	0.00
67) d5-Chlorobenzene	9.19	82	176556	50.00	ug/L	0.00
87) 1,4-Dichlorobenzene-d4	11.29	152	192527	50.00	ug/L	0.00
System Monitoring Compounds						
41) surr4,Dibrflmethane	3.86	113	135041	50.99	ug/L	0.00
Spiked Amount 50.000	Range 89 - 119		Recovery = 101.98%			
43) surr1,1,2-dichloroethane-d	4.47	65	138701	48.35	ug/L	0.00
Spiked Amount 50.000	Range 81 - 127		Recovery = 96.70%			
65) SURR3,Toluene-d8	7.89	98	410266	54.87	ug/L	0.00
Spiked Amount 50.000	Range 87 - 121		Recovery = 109.74%			
86) SURR2,BFB	10.25	95	166283	50.28	ug/L	0.00
Spiked Amount 50.000	Range 85 - 122		Recovery = 100.56%			
Target Compounds						Qvalue
5) Bromomethane	1.45	94	476	0.23	ug/L #	61
13) 2-Propanol	1.83	45	1887	18.22	ug/L	83
14) Acetone	1.86	43	538	1.04	ug/L	86
27) 1,1-Diclethane	2.90	63	1819m	0.59	ug/L	
39) 1,1,1-Trichloroethane	4.72	97	1929	0.54	ug/L	90

(#) = qualifier out of range (m) = manual integration

1st DL 09/24/17
2nd BA 09/25/17

Data File : I:\ACQUDATA\MSVOA6\DATA\092117\D8351.D Vial: 12
Acq On : 21 Sep 2017 12:40 pm Operator: D.Lipani
Sample : R1708700-002|1.0 Inst : MS#6
Misc : Verina 8260C 6646 T4 Multiplr: 1.00
MS Integration Params: CPD4.P
Quant Time: Sep 24 10:55 2017 Quant Results File: W082417.RES

Method : I:\ACQUDATA\MSVOA6\METHODS\W082417.M (RTE Integrator)
Title : 8260C / 624 WATERS
Last Update : Fri Aug 25 11:23:15 2017
Response via : Initial Calibration



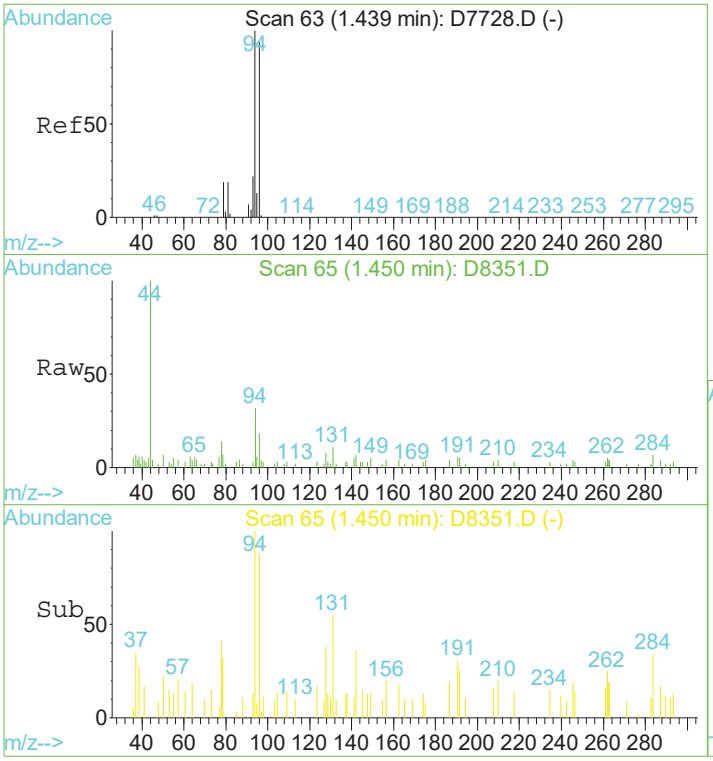

#5
Bromomethane
Concen: 0.23 ug/L
RT: 1.45 min Scan# 65
Delta R.T. 0.01 min
Lab File: D8351.D
Acq: 21 Sep 2017 12:40 pm

Tgt Ion: 94 Resp: 476

Ion	Ratio	Lower	Upper
94	100		
96	56.1	73.7	113.7#

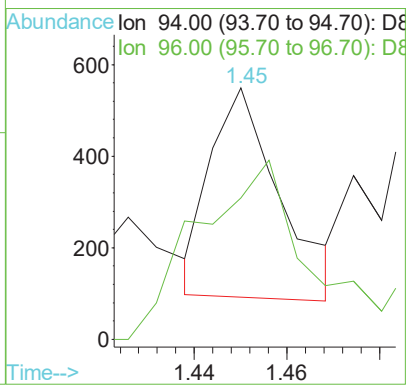

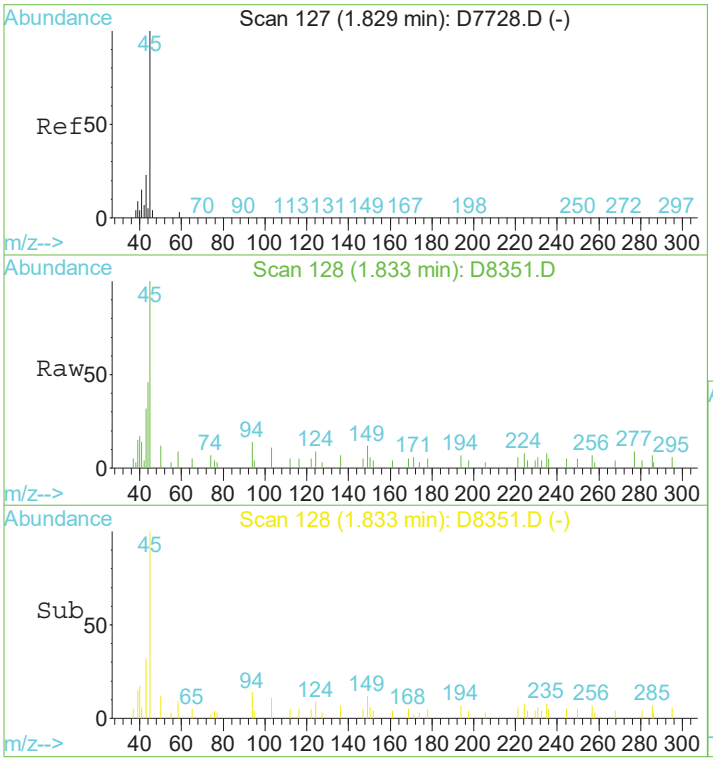

#13
2-Propanol
Concen: 18.22 ug/L
RT: 1.83 min Scan# 128
Delta R.T. 0.00 min
Lab File: D8351.D
Acq: 21 Sep 2017 12:40 pm

Tgt Ion: 45 Resp: 1887

Ion	Ratio	Lower	Upper
45	100		
43	32.0	3.5	43.5

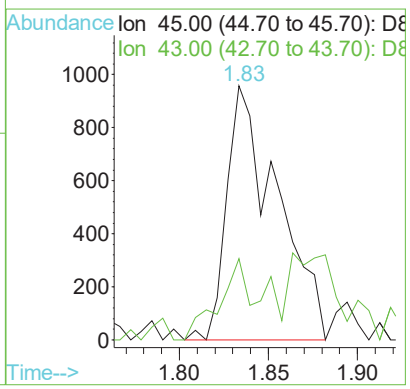

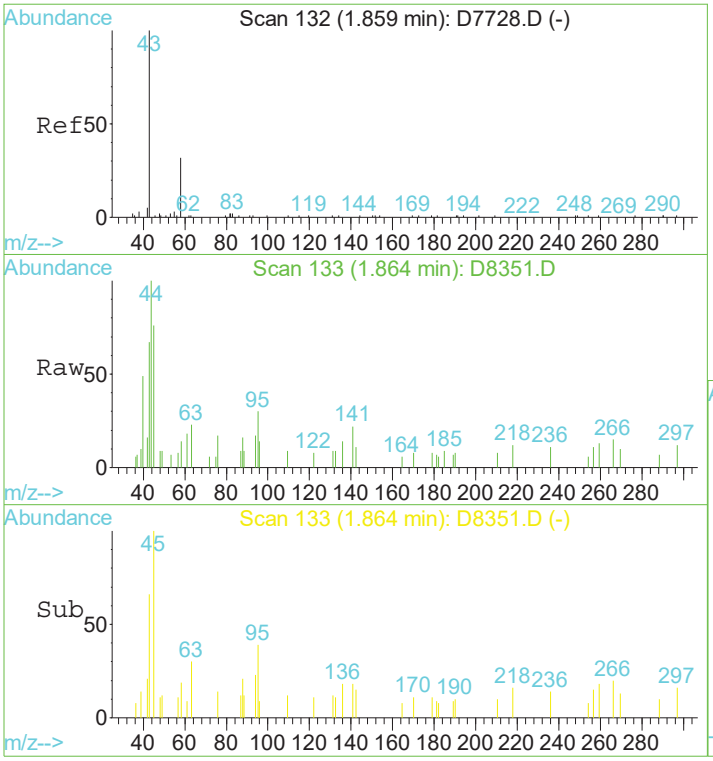

#14
Acetone
Concen: 1.04 ug/L
RT: 1.86 min Scan# 133
Delta R.T. 0.00 min
Lab File: D8351.D
Acq: 21 Sep 2017 12:40 pm

Tgt Ion: 43 Resp: 538

Ion	Ratio	Lower	Upper
43	100		
42	24.0	0.0	31.4
58	21.0	3.1	43.1

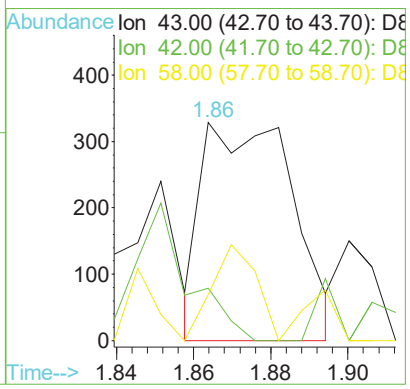

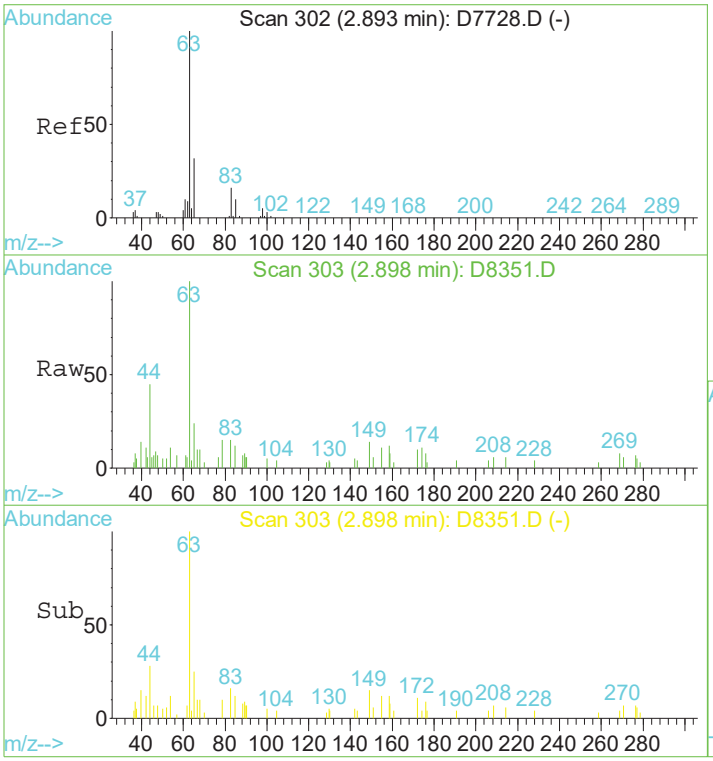

#27
1,1-Diclethane
Concen: 0.59 ug/L m
RT: 2.90 min Scan# 303
Delta R.T. 0.00 min
Lab File: D8351.D
Acq: 21 Sep 2017 12:40 pm

Tgt Ion: 63 Resp: 1819

Ion	Ratio	Lower	Upper
63	100		
65	24.3	11.9	51.9
83	15.4	0.0	36.0

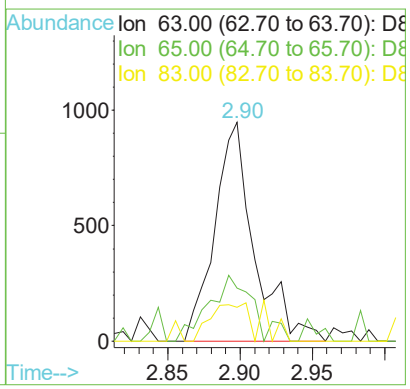

1st DL 09/24/17
2nd BA 09/25/17

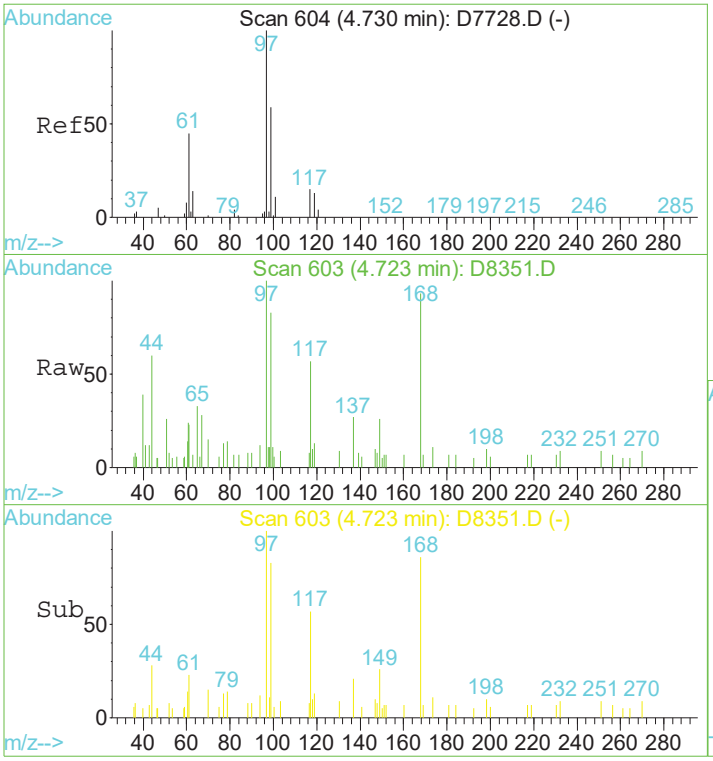

#39
1,1,1-Trichloroethane
Concen: 0.54 ug/L
RT: 4.72 min Scan# 603
Delta R.T. -0.01 min
Lab File: D8351.D
Acq: 21 Sep 2017 12:40 pm

Tgt Ion: 97 Resp: 1929

Ion	Ratio	Lower	Upper
97	100		
61	43.3	26.0	66.0
99	75.3	44.3	84.3

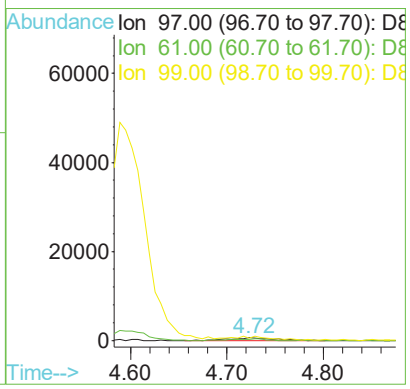

1st DL 09/24/17
2nd BA 09/25/17

Data File : I:\ACQUDATA\MSVOA6\DATA\092117\D8354.D Vial: 15
Acq On : 21 Sep 2017 1:58 pm Operator: D.Lipani
Sample : R1708700-004|1.0 Inst : MS#6
Misc : Verina 8260C 6646 T4 Multiplr: 1.00
MS Integration Params: CPD4.P
Quant Time: Sep 24 11:11 2017 Quant Results File: W082417.RES

Quant Method : I:\ACQUDATA\M...\W082417.M (RTE Integrator)
Title : 8260C / 624 WATERS
Last Update : Fri Aug 25 11:23:15 2017
Response via : Initial Calibration
DataAcq Meth : W082417

Internal Standards	R.T.	QIon	Response	Conc	Units	Dev(Min)
1) Pentafluorobenzene	4.59	168	287220	50.00	ug/L	0.00
40) 1,4-Difluorobenzene	5.87	114	389280	50.00	ug/L	0.00
67) d5-Chlorobenzene	9.19	82	181050	50.00	ug/L	0.00
87) 1,4-Dichlorobenzene-d4	11.29	152	194310	50.00	ug/L	0.00
System Monitoring Compounds						
41) surr4,Dibrflmethane	3.86	113	142900	51.18	ug/L	0.00
Spiked Amount 50.000	Range 89 - 119		Recovery = 102.36%			
43) surr1,1,2-dichloroethane-d	4.47	65	143509	47.46	ug/L	0.00
Spiked Amount 50.000	Range 81 - 127		Recovery = 94.92%			
65) SURR3,Toluene-d8	7.89	98	433629	55.01	ug/L	0.00
Spiked Amount 50.000	Range 87 - 121		Recovery = 110.02%			
86) SURR2,BFB	10.25	95	168837	49.79	ug/L	0.00
Spiked Amount 50.000	Range 85 - 122		Recovery = 99.58%			
Target Compounds						Qvalue
4) Vinyl Chloride	1.27	62	1319	0.38	ug/L	71
9) Freon 123a	1.74	67	7198	2.80	ug/L	99
13) 2-Propanol	1.84	45	904	8.41	ug/L	64
14) Acetone	1.88	43	569	1.06	ug/L	73
16) 1,1-Diclethene	2.09	96	447	0.23	ug/L #	81
21) Freon 113	2.24	101	11634	5.15	ug/L	96
27) 1,1-Diclethane	2.89	63	2597	0.81	ug/L	93
33) cis-1,2-Dichloroethene	3.47	96	11368	5.05	ug/L	89
39) 1,1,1-Trichloroethane	4.72	97	8613	2.31	ug/L	91
54) Trichloroethene	6.32	130	52071	20.63	ug/L	99
74) Tetrachloroethene	8.62	164	2851	1.32	ug/L	85

(#) = qualifier out of range (m) = manual integration

1st DL 09/24/17
2nd BA 09/25/17

Data File : I:\ACQUDATA\MSVOA6\DATA\092117\D8354.D Vial: 15
Acq On : 21 Sep 2017 1:58 pm Operator: D.Lipani
Sample : R1708700-004|1.0 Inst : MS#6
Misc : Verina 8260C 6646 T4 Multiplr: 1.00
MS Integration Params: CPD4.P
Quant Time: Sep 24 11:11 2017 Quant Results File: W082417.RES

Method : I:\ACQUDATA\MSVOA6\METHODS\W082417.M (RTE Integrator)
Title : 8260C / 624 WATERS
Last Update : Fri Aug 25 11:23:15 2017
Response via : Initial Calibration



1st DL 09/24/17
2nd BA 09/25/17

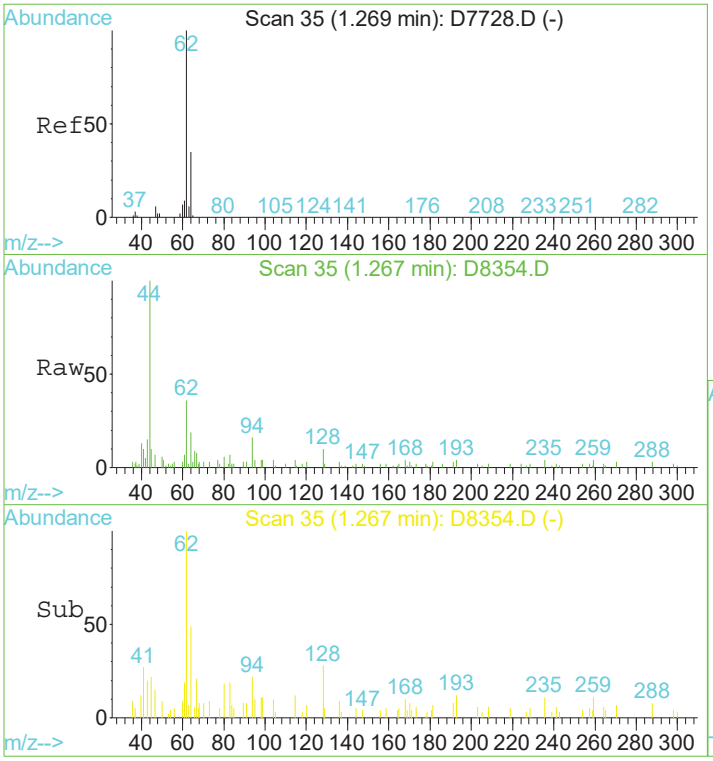

#4
Vinyl Chloride
Concen: 0.38 ug/L
RT: 1.27 min Scan# 35
Delta R.T. -0.00 min
Lab File: D8354.D
Acq: 21 Sep 2017 1:58 pm

Tgt Ion: 62 Resp: 1319

Ion	Ratio	Lower	Upper
62	100		
64	52.1	15.3	55.3

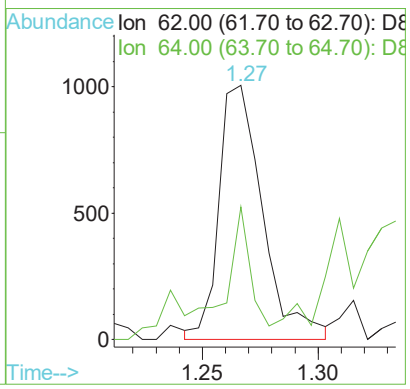

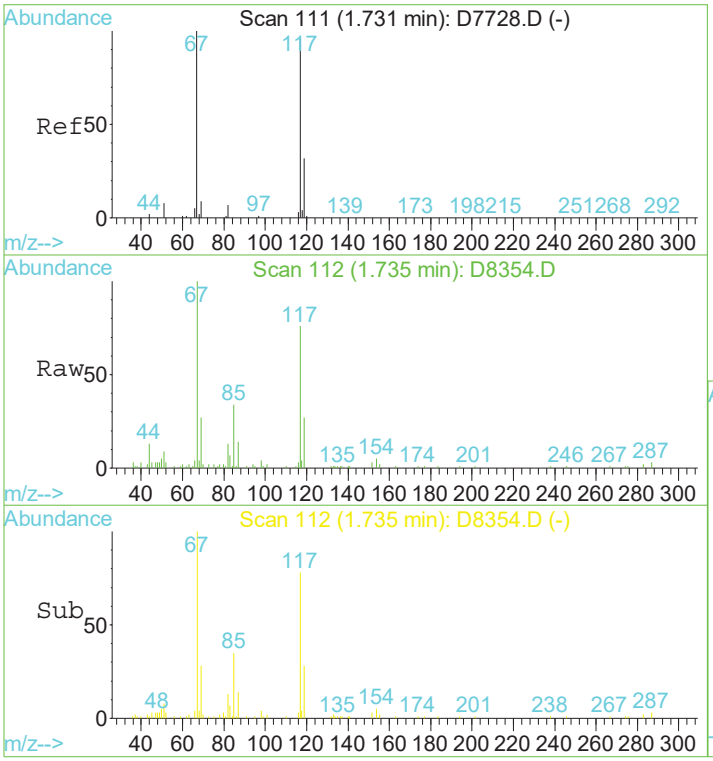

#9
Freon 123a
Concen: 2.80 ug/L
RT: 1.74 min Scan# 112
Delta R.T. 0.00 min
Lab File: D8354.D
Acq: 21 Sep 2017 1:58 pm

Tgt Ion: 67 Resp: 7198

Ion	Ratio	Lower	Upper
67	100		
117	79.7	61.0	101.0

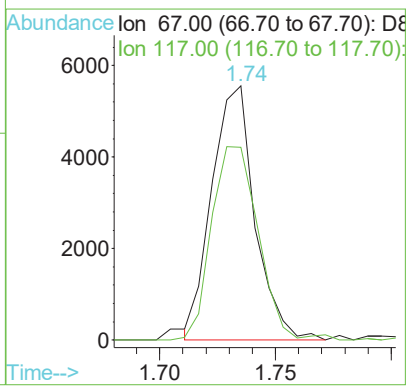

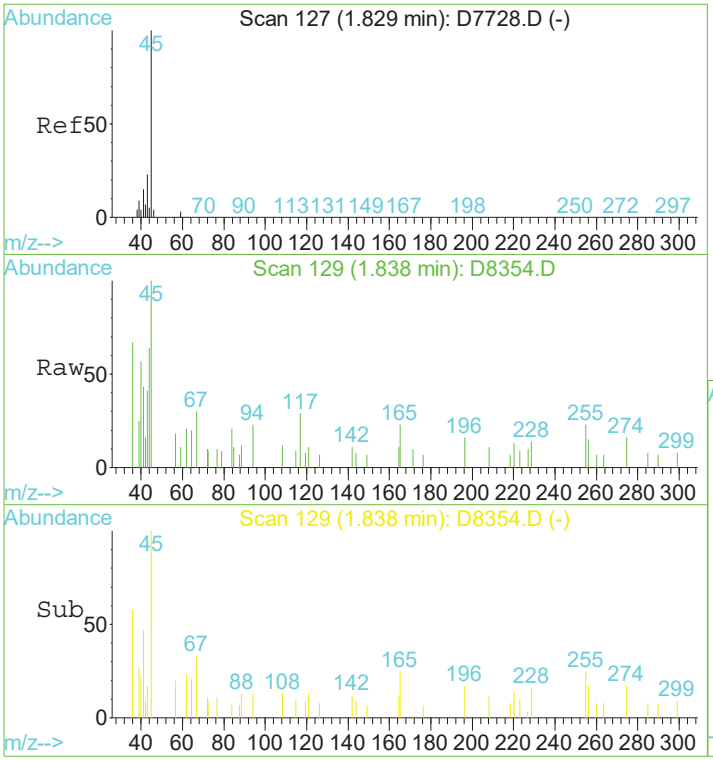

#13
2-Propanol
Concen: 8.41 ug/L
RT: 1.84 min Scan# 129
Delta R.T. 0.01 min
Lab File: D8354.D
Acq: 21 Sep 2017 1:58 pm

Tgt Ion: 45 Resp: 904

Ion	Ratio	Lower	Upper
45	100		
43	41.3	3.5	43.5

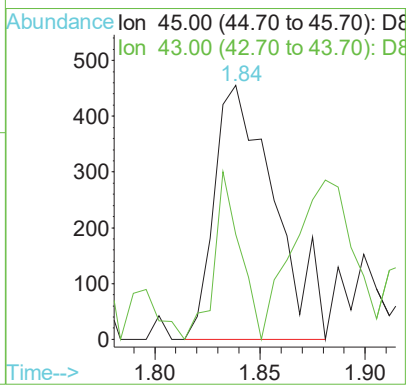

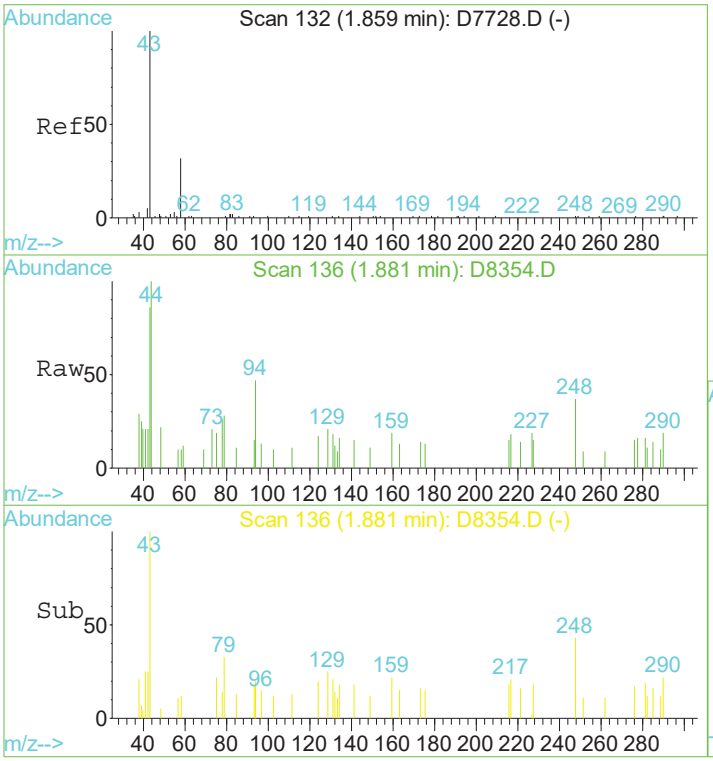

#14
Acetone
Concen: 1.06 ug/L
RT: 1.88 min Scan# 136
Delta R.T. 0.02 min
Lab File: D8354.D
Acq: 21 Sep 2017 1:58 pm

Tgt Ion: 43 Resp: 569

Ion	Ratio	Lower	Upper
43	100		
42	24.6	0.0	31.4
58	11.6	3.1	43.1

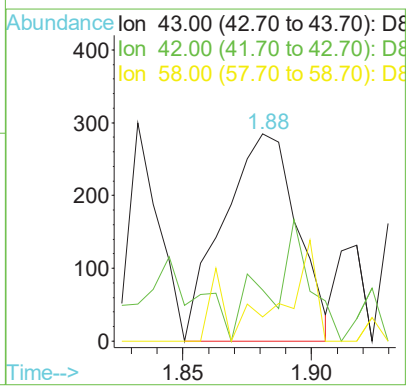

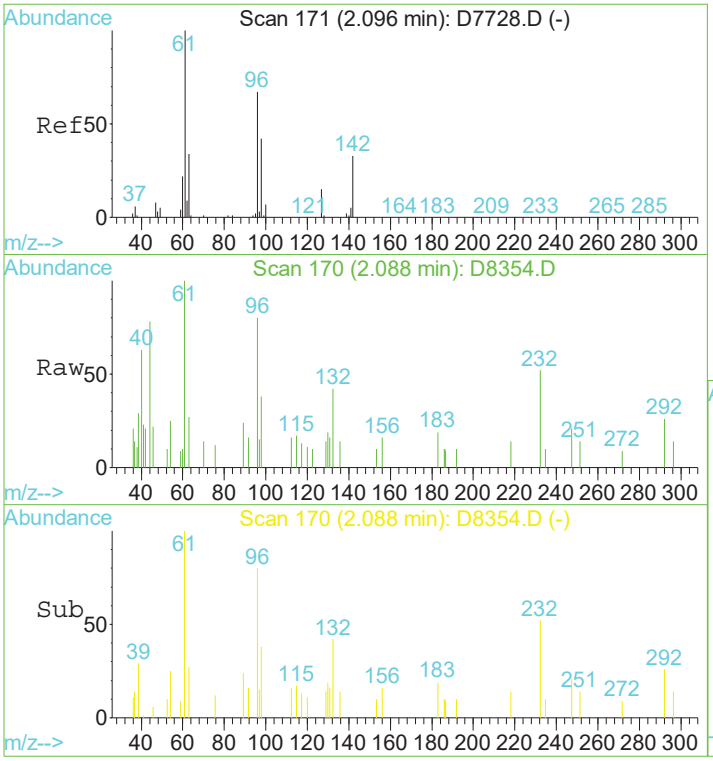

#16
1,1-Diclethene
Concen: 0.23 ug/L
RT: 2.09 min Scan# 170
Delta R.T. -0.01 min
Lab File: D8354.D
Acq: 21 Sep 2017 1:58 pm

Tgt Ion: 96 Resp: 447

Ion	Ratio	Lower	Upper
96	100		
98	47.7	42.6	82.6
61	124.8	129.3	169.3#

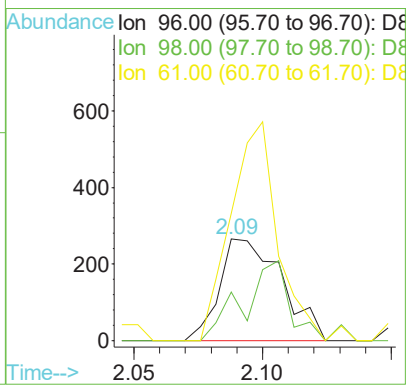

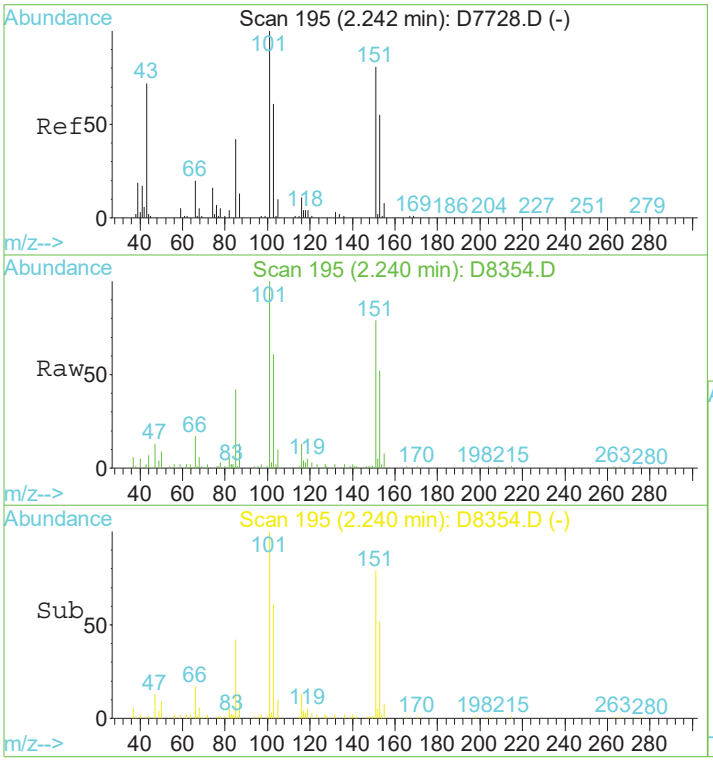

#21
Freon 113
Concen: 5.15 ug/L
RT: 2.24 min Scan# 195
Delta R.T. -0.00 min
Lab File: D8354.D
Acq: 21 Sep 2017 1:58 pm

Tgt Ion:101 Resp: 11634

Ion	Ratio	Lower	Upper
101	100		
85	42.4	25.6	65.6
151	78.6	61.0	101.0

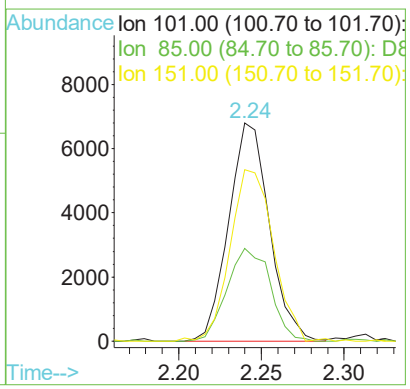

1st DL 09/24/17
2nd BA 09/25/17

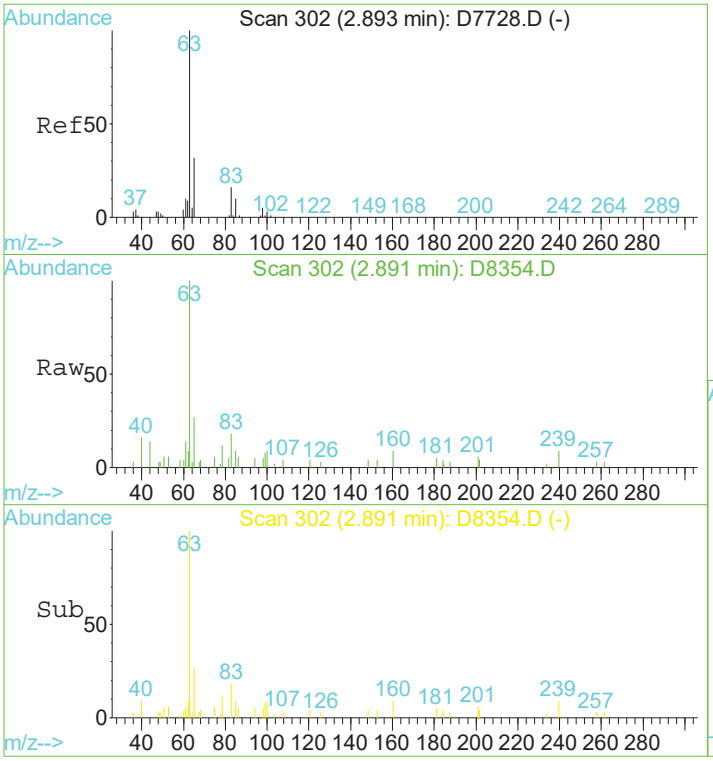

#27
1,1-Diclethane
Concen: 0.81 ug/L
RT: 2.89 min Scan# 302
Delta R.T. -0.00 min
Lab File: D8354.D
Acq: 21 Sep 2017 1:58 pm

Tgt Ion: 63 Resp: 2597

Ion	Ratio	Lower	Upper
63	100		
65	27.3	11.9	51.9
83	17.6	0.0	36.0

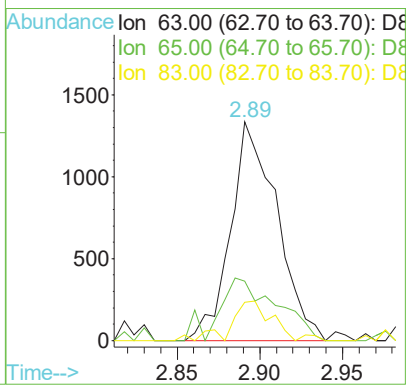

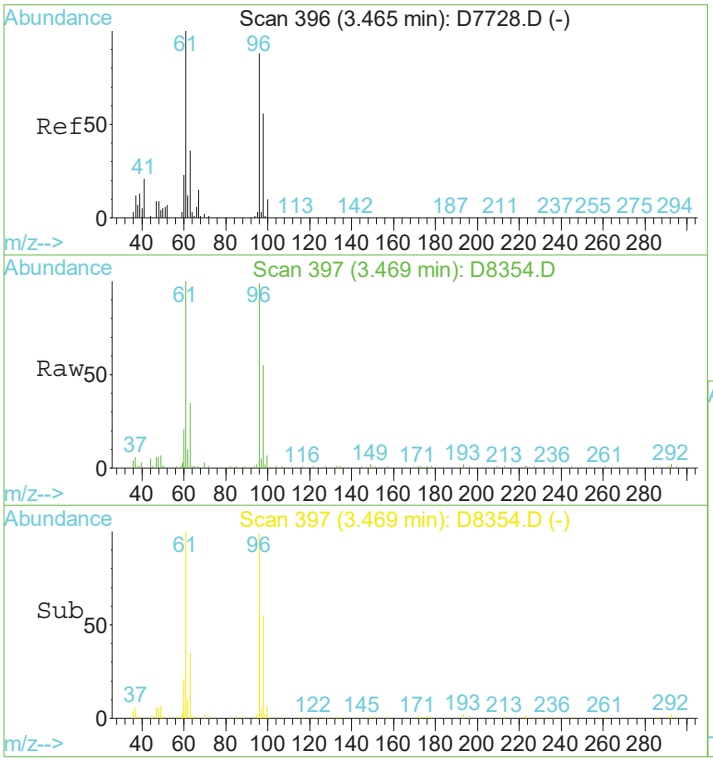

#33
cis-1,2-Dichloroethene
Concen: 5.05 ug/L
RT: 3.47 min Scan# 397
Delta R.T. 0.00 min
Lab File: D8354.D
Acq: 21 Sep 2017 1:58 pm

Tgt Ion: 96 Resp: 11368

Ion	Ratio	Lower	Upper
96	100		
61	101.5	93.6	133.6

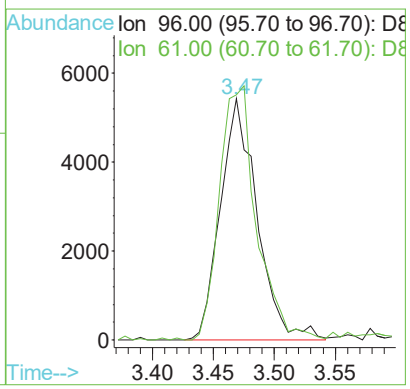

1st DL 09/24/17
2nd BA 09/25/17

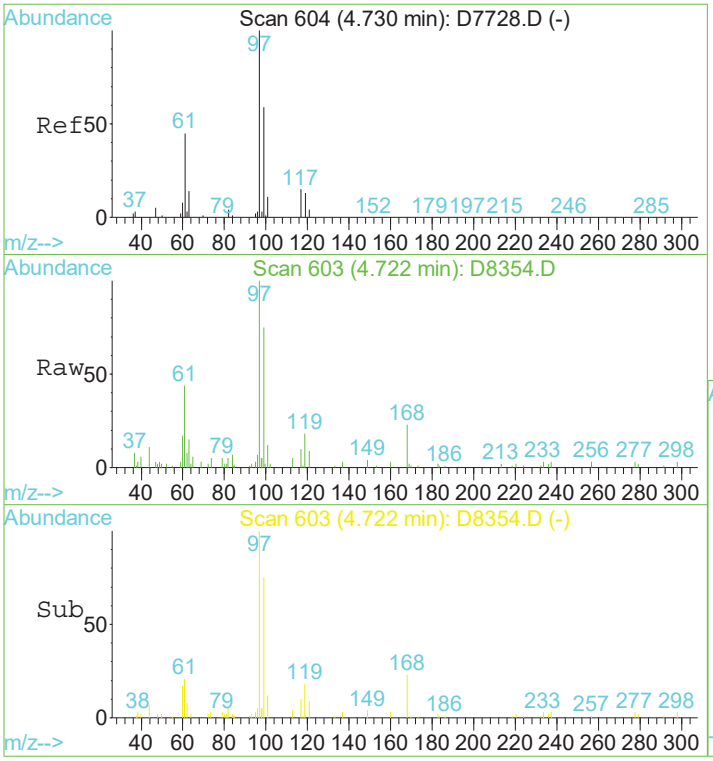

#39
1,1,1-Trichloroethane
Concen: 2.31 ug/L
RT: 4.72 min Scan# 603
Delta R.T. -0.01 min
Lab File: D8354.D
Acq: 21 Sep 2017 1:58 pm

Tgt Ion: 97 Resp: 8613

Ion	Ratio	Lower	Upper
97	100		
61	41.8	26.0	66.0
99	72.8	44.3	84.3

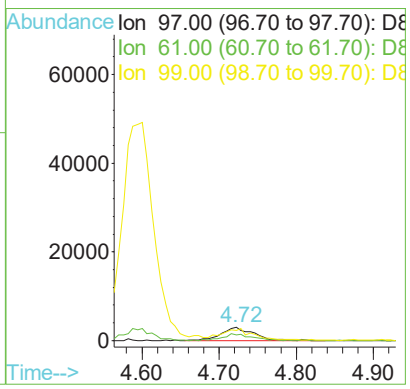

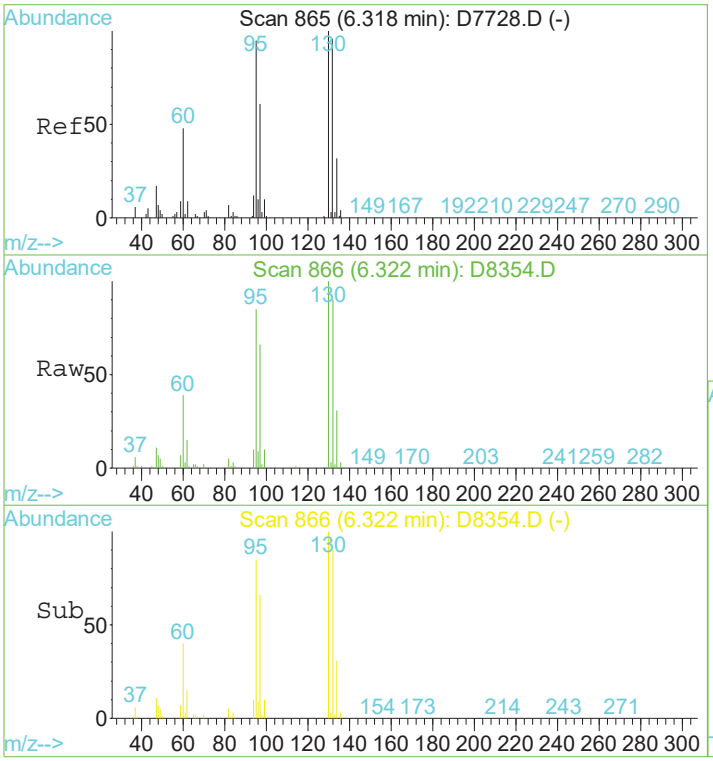

#54
Trichloroethene
Concen: 20.63 ug/L
RT: 6.32 min Scan# 866
Delta R.T. 0.00 min
Lab File: D8354.D
Acq: 21 Sep 2017 1:58 pm

Tgt Ion:130 Resp: 52071

Ion	Ratio	Lower	Upper
130	100		
132	95.7	75.8	115.8
95	93.6	72.3	112.3
97	62.2	40.0	80.0

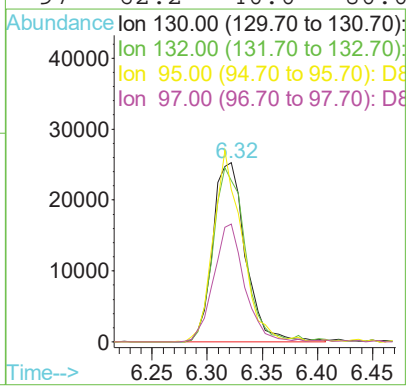

1st DL 09/24/17
2nd BA 09/25/17

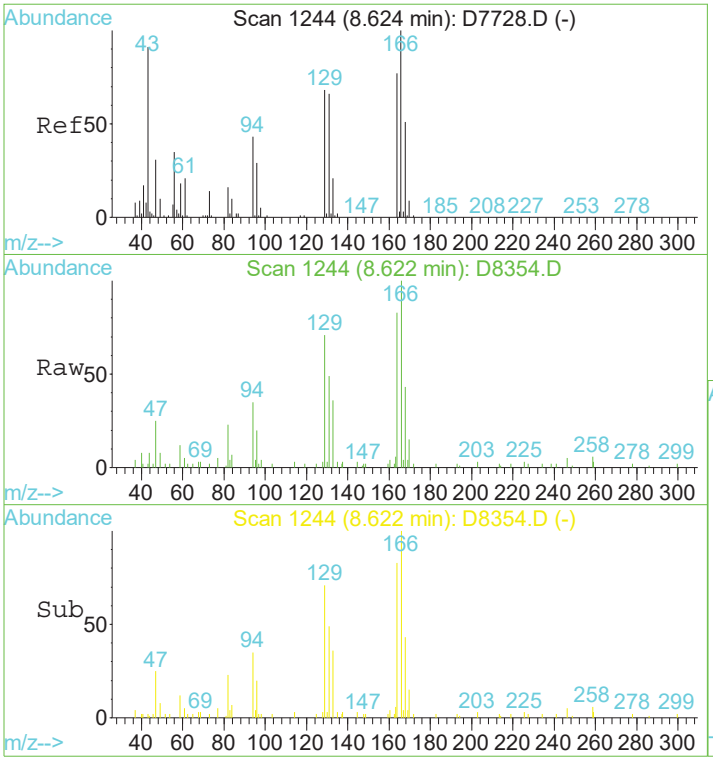

#74
Tetrachloroethene
Concen: 1.32 ug/L
RT: 8.62 min Scan# 1244
Delta R.T. -0.00 min
Lab File: D8354.D
Acq: 21 Sep 2017 1:58 pm

Tgt Ion:164 Resp: 2851

Ion	Ratio	Lower	Upper
164	100		
166	114.6	111.1	151.1
129	104.2	67.3	107.3
131	74.4	64.7	104.7

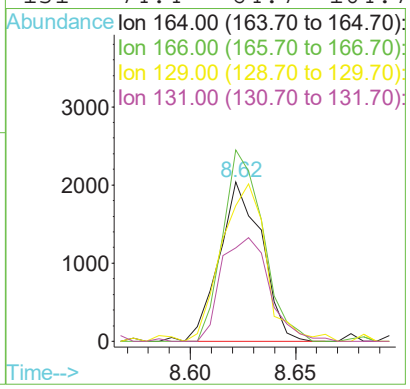

1st DL 09/24/17
2nd BA 09/25/17

Data File : I:\ACQUDATA\MSVOA6\DATA\092117\D8352.D Vial: 13
Acq On : 21 Sep 2017 1:06 pm Operator: D.Lipani
Sample : R1708700-005|1.0 Inst : MS#6
Misc : Verina 8260C 6646 T4 Multiplr: 1.00
MS Integration Params: CPD4.P
Quant Time: Sep 24 11:06 2017 Quant Results File: W082417.RES

Quant Method : I:\ACQUDATA\M...\W082417.M (RTE Integrator)
Title : 8260C / 624 WATERS
Last Update : Fri Aug 25 11:23:15 2017
Response via : Initial Calibration
DataAcq Meth : W082417

Internal Standards	R.T.	QIon	Response	Conc	Units	Dev(Min)
1) Pentafluorobenzene	4.60	168	273290	50.00	ug/L	0.00
40) 1,4-Difluorobenzene	5.87	114	368418	50.00	ug/L	0.00
67) d5-Chlorobenzene	9.20	82	176494	50.00	ug/L	0.00
87) 1,4-Dichlorobenzene-d4	11.29	152	194570	50.00	ug/L	0.00
System Monitoring Compounds						
41) surr4,Dibrflmethane	3.86	113	136454	51.64	ug/L	0.00
Spiked Amount 50.000	Range 89 - 119		Recovery = 103.28%			
43) surr1,1,2-dichloroethane-d	4.48	65	142803	49.90	ug/L	0.00
Spiked Amount 50.000	Range 81 - 127		Recovery = 99.80%			
65) SURR3,Toluene-d8	7.89	98	411393	55.15	ug/L	0.00
Spiked Amount 50.000	Range 87 - 121		Recovery = 110.30%			
86) SURR2,BFB	10.25	95	167332	50.62	ug/L	0.00
Spiked Amount 50.000	Range 85 - 122		Recovery = 101.24%			
Target Compounds						Qvalue
5) Bromomethane	1.44	94	806	0.40	ug/L #	52
13) 2-Propanol	1.83	45	1011	9.88	ug/L	91
17) Iodomethane	2.11	142	832	0.27	ug/L #	67

(#) = qualifier out of range (m) = manual integration

1st DL 09/24/17
2nd BA 09/25/17

Data File : I:\ACQUDATA\MSVOA6\DATA\092117\D8352.D Vial: 13
Acq On : 21 Sep 2017 1:06 pm Operator: D.Lipani
Sample : R1708700-005|1.0 Inst : MS#6
Misc : Verina 8260C 6646 T4 Multiplr: 1.00
MS Integration Params: CPD4.P
Quant Time: Sep 24 11:06 2017 Quant Results File: W082417.RES

Method : I:\ACQUDATA\MSVOA6\METHODS\W082417.M (RTE Integrator)
Title : 8260C / 624 WATERS
Last Update : Fri Aug 25 11:23:15 2017
Response via : Initial Calibration

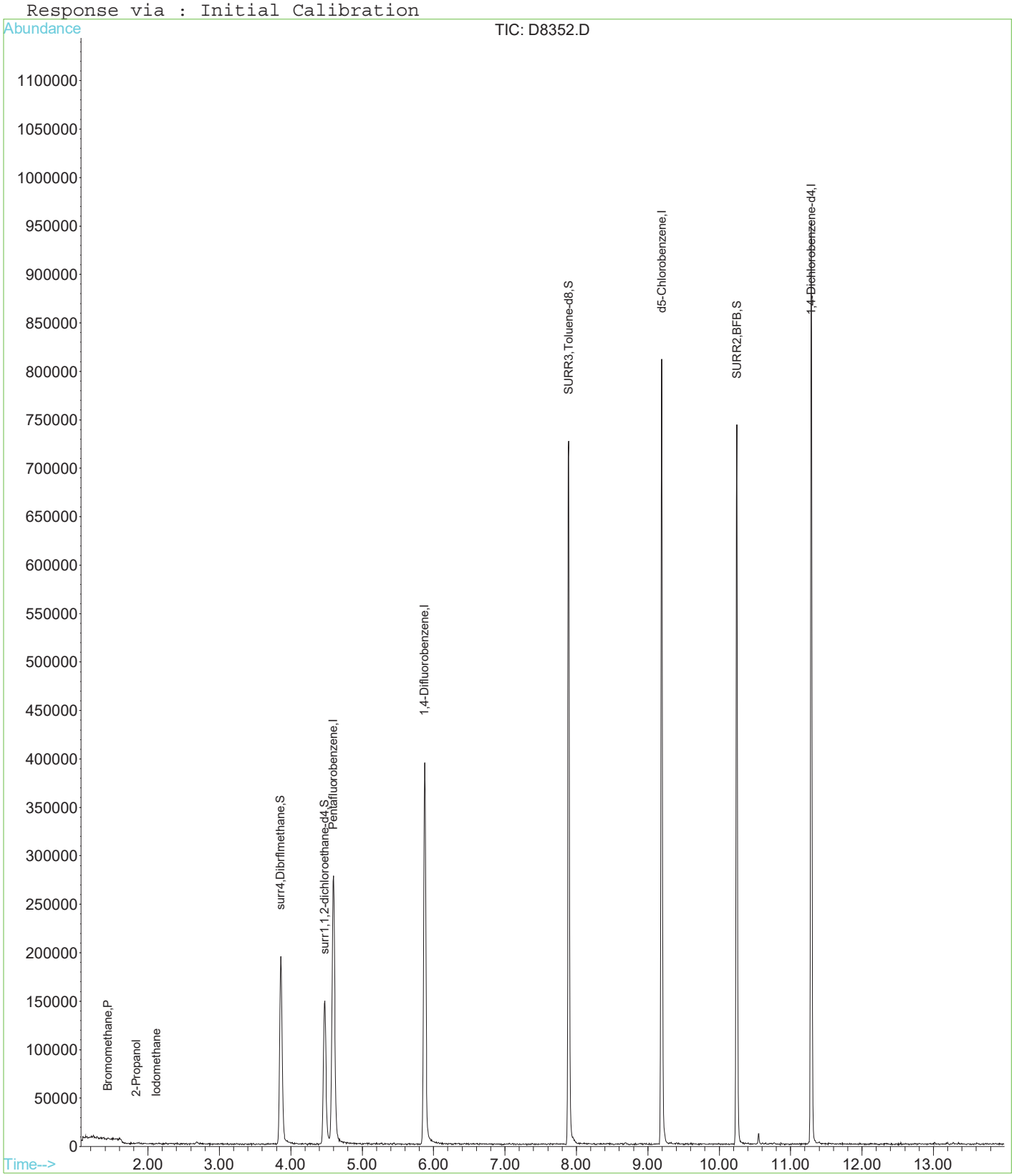

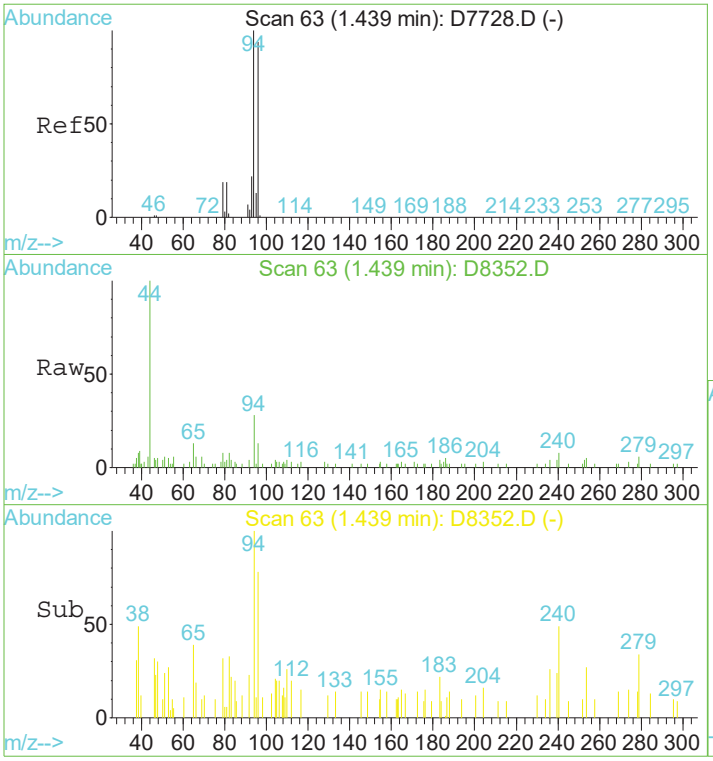

#5
Bromomethane
Concen: 0.40 ug/L
RT: 1.44 min Scan# 63
Delta R.T. 0.00 min
Lab File: D8352.D
Acq: 21 Sep 2017 1:06 pm

Tgt Ion: 94 Resp: 806

Ion	Ratio	Lower	Upper
94	100		
96	47.1	73.7	113.7#

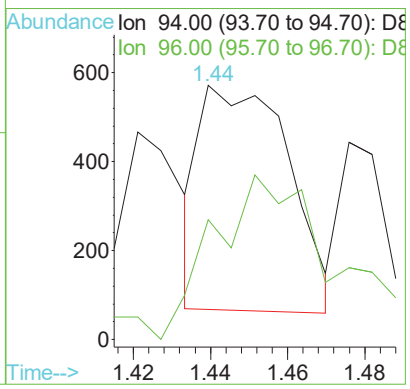

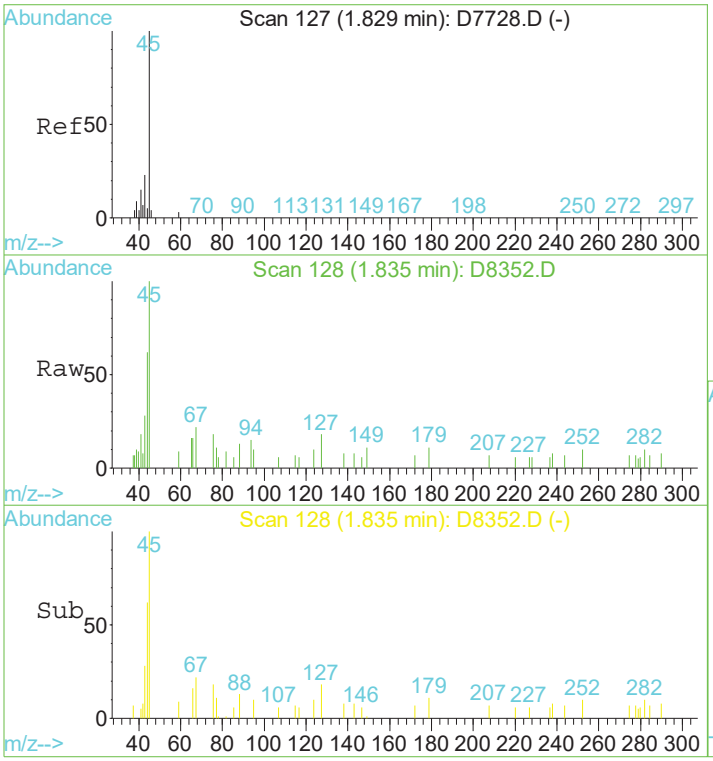

#13
2-Propanol
Concen: 9.88 ug/L
RT: 1.83 min Scan# 128
Delta R.T. 0.01 min
Lab File: D8352.D
Acq: 21 Sep 2017 1:06 pm

Tgt Ion: 45 Resp: 1011

Ion	Ratio	Lower	Upper
45	100		
43	27.7	3.5	43.5

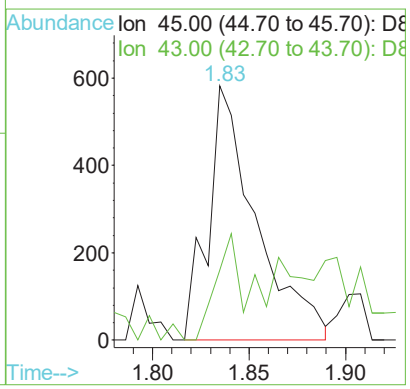

1st DL 09/24/17
2nd BA 09/25/17

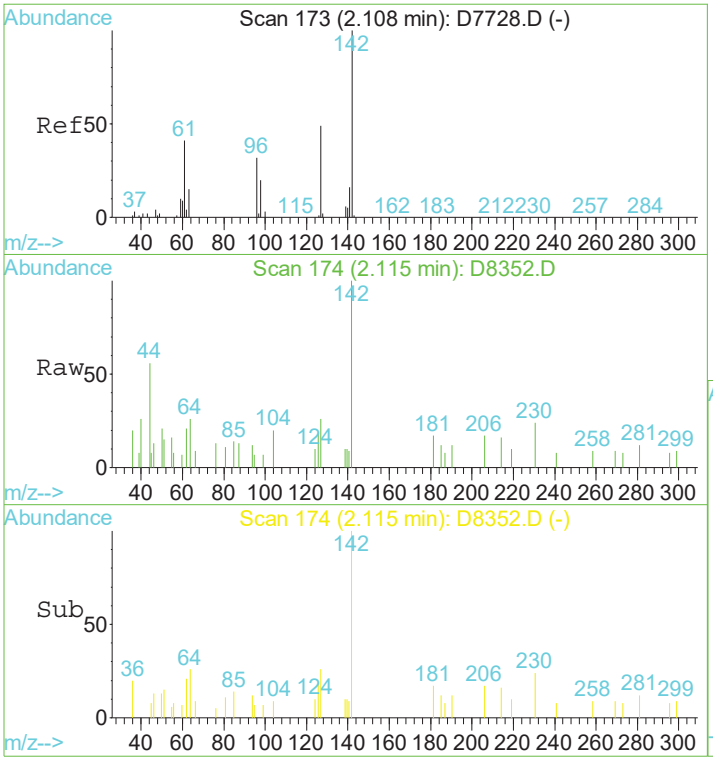

#17
Iodomethane
Concen: 0.27 ug/L
RT: 2.11 min Scan# 174
Delta R.T. 0.01 min
Lab File: D8352.D
Acq: 21 Sep 2017 1:06 pm

Tgt Ion:142 Resp: 832

Ion	Ratio	Lower	Upper
142	100		
127	26.0	28.6	68.6#

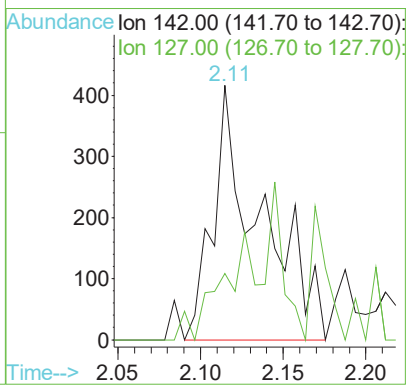

1st DL 09/24/17
2nd BA 09/25/17

Data File : I:\ACQUDATA\MSVOA6\DATA\092117\D8353.D Vial: 14
Acq On : 21 Sep 2017 1:32 pm Operator: D.Lipani
Sample : R1708700-007|1.0 Inst : MS#6
Misc : Verina 8260C 6646 T4 Multiplr: 1.00
MS Integration Params: CPD4.P
Quant Time: Sep 24 11:07 2017 Quant Results File: temp.res

Method : I:\ACQUDATA\MSVOA6\METHODS\W082417.M (RTE Integrator)
Title : 8260C / 624 WATERS
Last Update : Fri Aug 25 11:23:15 2017
Response via : Multiple Level Calibration

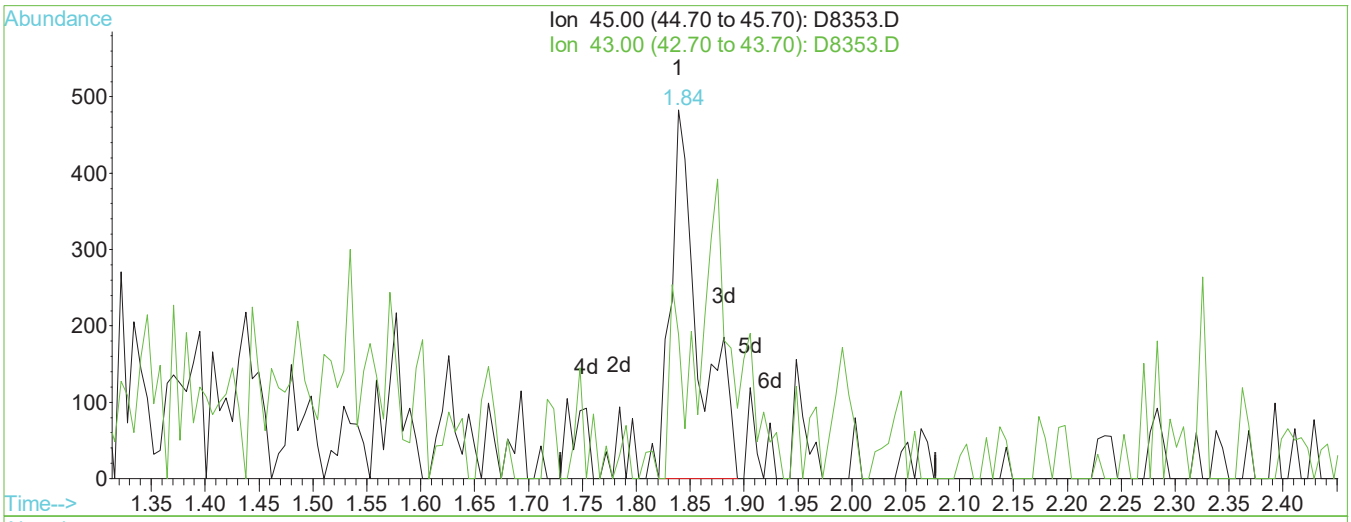

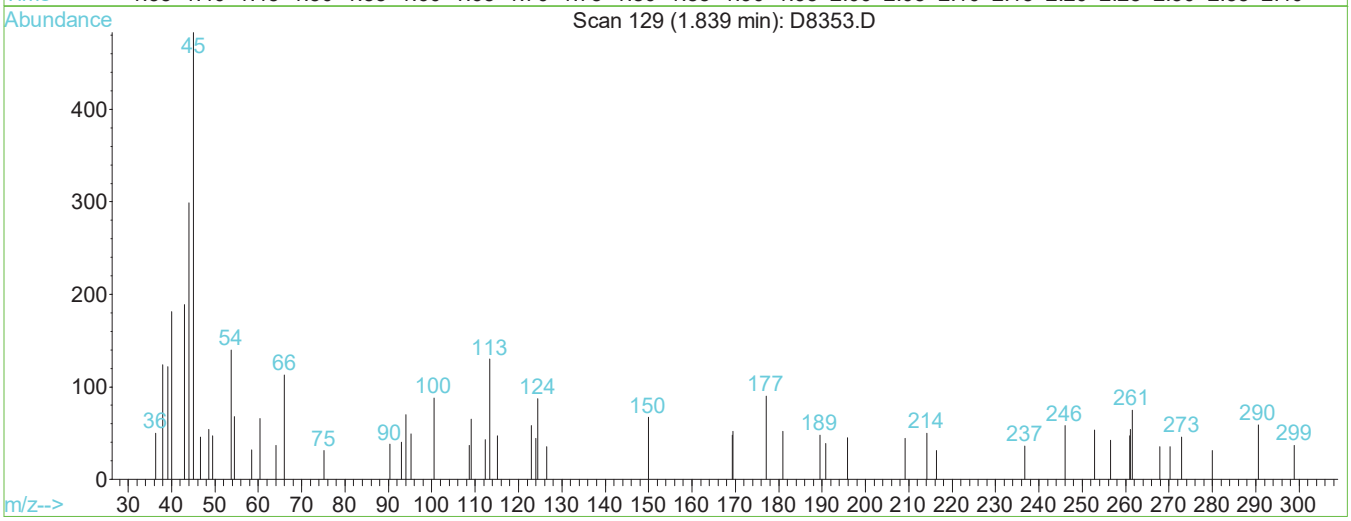

TIC: D8353.D

(13) 2-Propanol

1.84min 8.36ug/L m

response 870

Ion	Exp%	Act%
45.00	100	100
43.00	23.50	39.13
0.00	0.00	0.00
0.00	0.00	0.00

Manual Integration:

After

Split Peak.

09/24/17

1st DL 09/24/17
2nd BA 09/25/17

Data File : I:\ACQUDATA\MSVOA6\DATA\092117\D8353.D Vial: 14
Acq On : 21 Sep 2017 1:32 pm Operator: D.Lipani
Sample : R1708700-007|1.0 Inst : MS#6
Misc : Verina 8260C 6646 T4 Multiplr: 1.00
MS Integration Params: CPD4.P
Quant Time: Sep 24 11:07 2017 Quant Results File: temp.res

Method : I:\ACQUDATA\MSVOA6\METHODS\W082417.M (RTE Integrator)
Title : 8260C / 624 WATERS
Last Update : Fri Aug 25 11:23:15 2017
Response via : Multiple Level Calibration

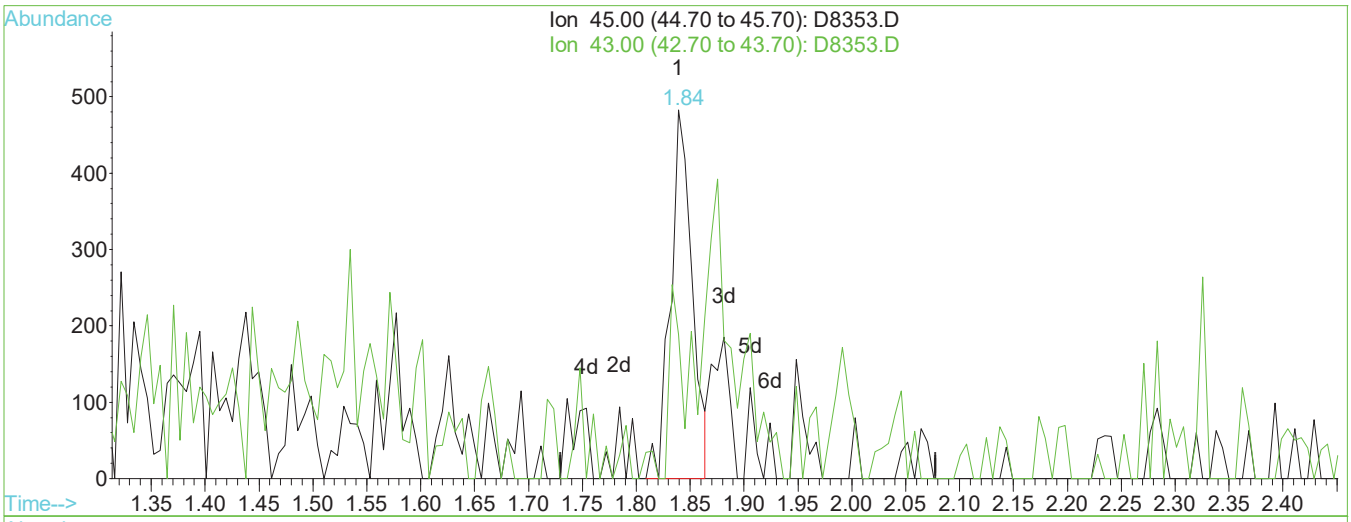

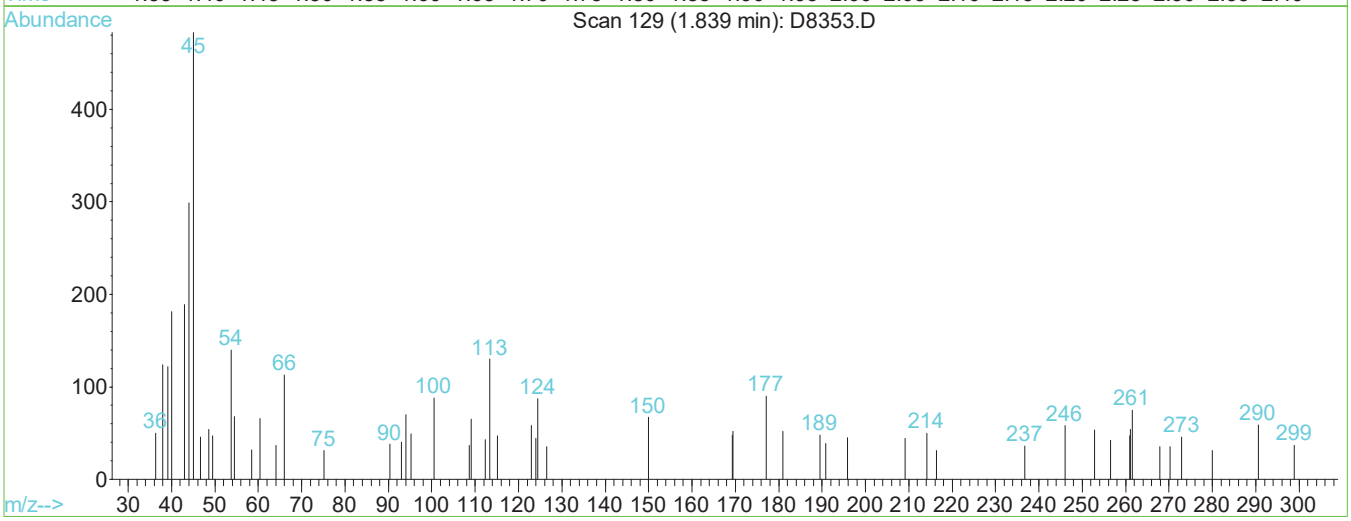

TIC: D8353.D

(13) 2-Propanol

1.84min 6.53ug/L

response 679

Ion	Exp%	Act%
45.00	100	100
43.00	23.50	39.13
0.00	0.00	0.00
0.00	0.00	0.00

Manual Integration:

Before

09/24/17

1st DL 09/24/17
2nd BA 09/25/17

Data File : I:\ACQUDATA\MSVOA6\DATA\092117\D8353.D Vial: 14
Acq On : 21 Sep 2017 1:32 pm Operator: D.Lipani
Sample : R1708700-007|1.0 Inst : MS#6
Misc : Verina 8260C 6646 T4 Multiplr: 1.00
MS Integration Params: CPD4.P
Quant Time: Sep 24 11:08 2017 Quant Results File: W082417.RES

Quant Method : I:\ACQUDATA\M...\W082417.M (RTE Integrator)
Title : 8260C / 624 WATERS
Last Update : Fri Aug 25 11:23:15 2017
Response via : Initial Calibration
DataAcq Meth : W082417

Internal Standards	R.T.	QIon	Response	Conc	Units	Dev(Min)
1) Pentafluorobenzene	4.59	168	278031	50.00	ug/L	0.00
40) 1,4-Difluorobenzene	5.87	114	376228	50.00	ug/L	0.00
67) d5-Chlorobenzene	9.19	82	178366	50.00	ug/L	0.00
87) 1,4-Dichlorobenzene-d4	11.29	152	194913	50.00	ug/L	0.00
System Monitoring Compounds						
41) surr4,Dibrflmethane	3.86	113	136552	50.61	ug/L	0.00
Spiked Amount 50.000	Range 89 - 119		Recovery = 101.22%			
43) surr1,1,2-dichloroethane-d	4.47	65	144422	49.41	ug/L	0.00
Spiked Amount 50.000	Range 81 - 127		Recovery = 98.82%			
65) SURR3,Toluene-d8	7.89	98	421976	55.39	ug/L	0.00
Spiked Amount 50.000	Range 87 - 121		Recovery = 110.78%			
86) SURR2,BFB	10.25	95	165588	49.57	ug/L	0.00
Spiked Amount 50.000	Range 85 - 122		Recovery = 99.14%			
Target Compounds						Qvalue
13) 2-Propanol	1.84	45	870m	8.36	ug/L	
14) Acetone	1.88	43	497	0.95	ug/L	72
17) Iodomethane	2.11	142	771	0.25	ug/L	77

(#) = qualifier out of range (m) = manual integration

1st DL 09/24/17
2nd BA 09/25/17

Data File : I:\ACQUDATA\MSVOA6\DATA\092117\D8353.D Vial: 14
Acq On : 21 Sep 2017 1:32 pm Operator: D.Lipani
Sample : R1708700-007|1.0 Inst : MS#6
Misc : Verina 8260C 6646 T4 Multiplr: 1.00
MS Integration Params: CPD4.P
Quant Time: Sep 24 11:08 2017 Quant Results File: W082417.RES

Method : I:\ACQUDATA\MSVOA6\METHODS\W082417.M (RTE Integrator)
Title : 8260C / 624 WATERS
Last Update : Fri Aug 25 11:23:15 2017
Response via : Initial Calibration

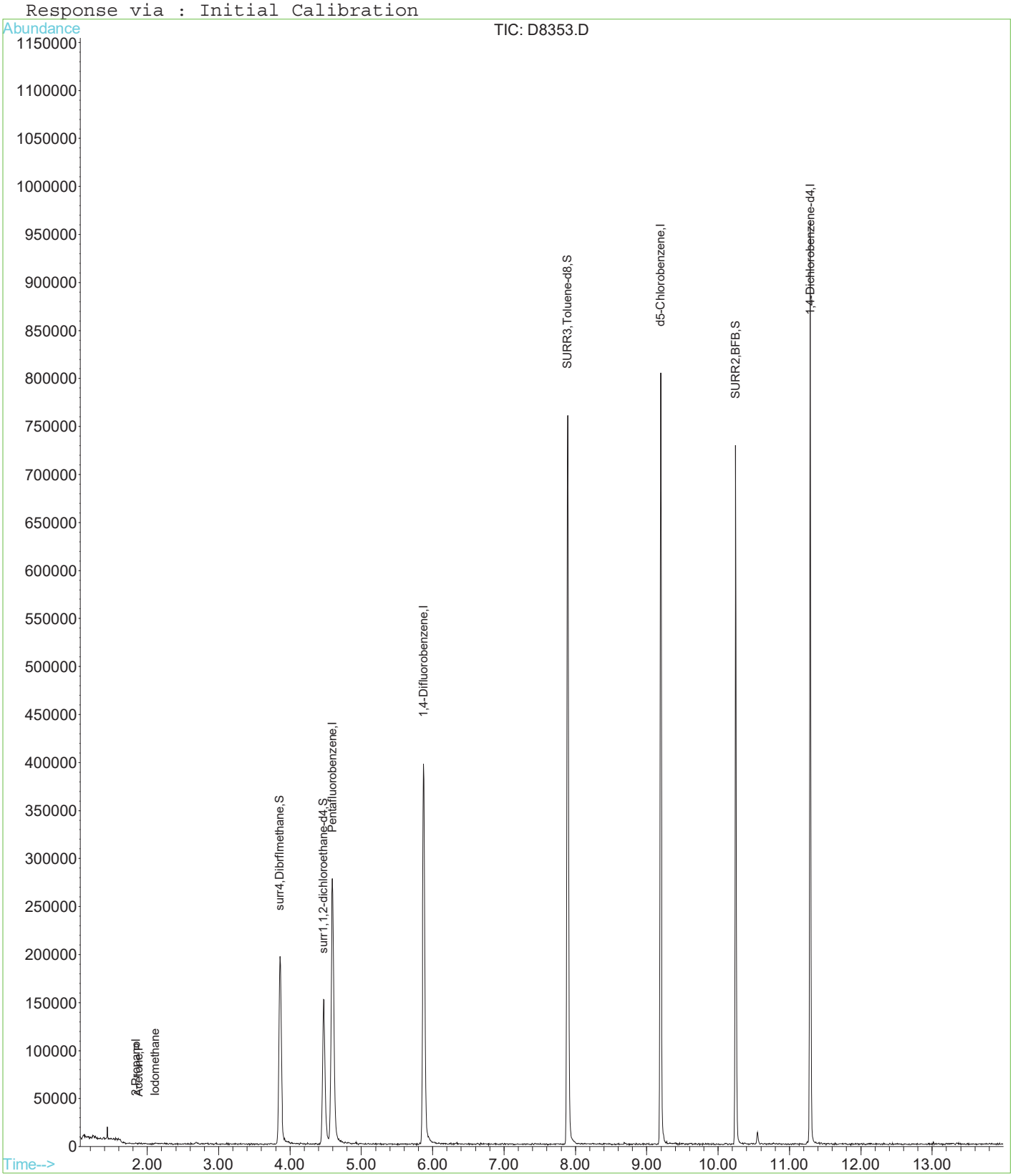

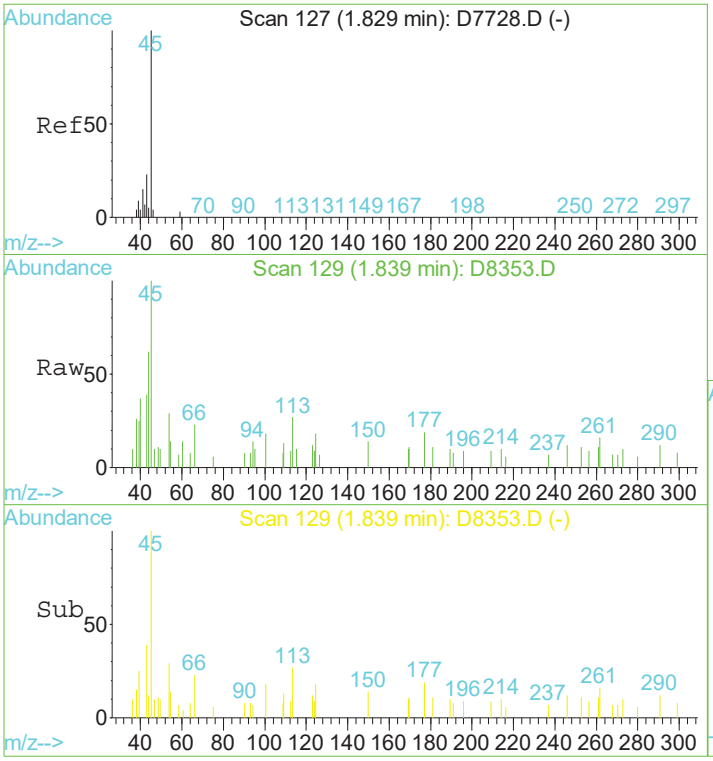

#13
2-Propanol
Concen: 8.36 ug/L m
RT: 1.84 min Scan# 129
Delta R.T. 0.01 min
Lab File: D8353.D
Acq: 21 Sep 2017 1:32 pm

Tgt Ion: 45 Resp: 870

Ion	Ratio	Lower	Upper
45	100		
43	39.1	3.5	43.5

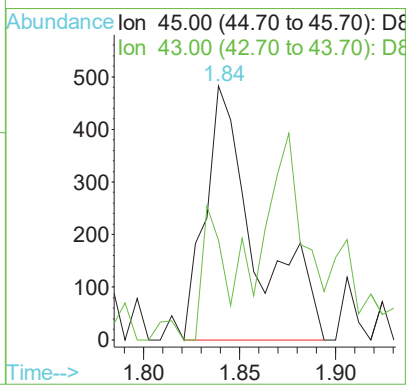

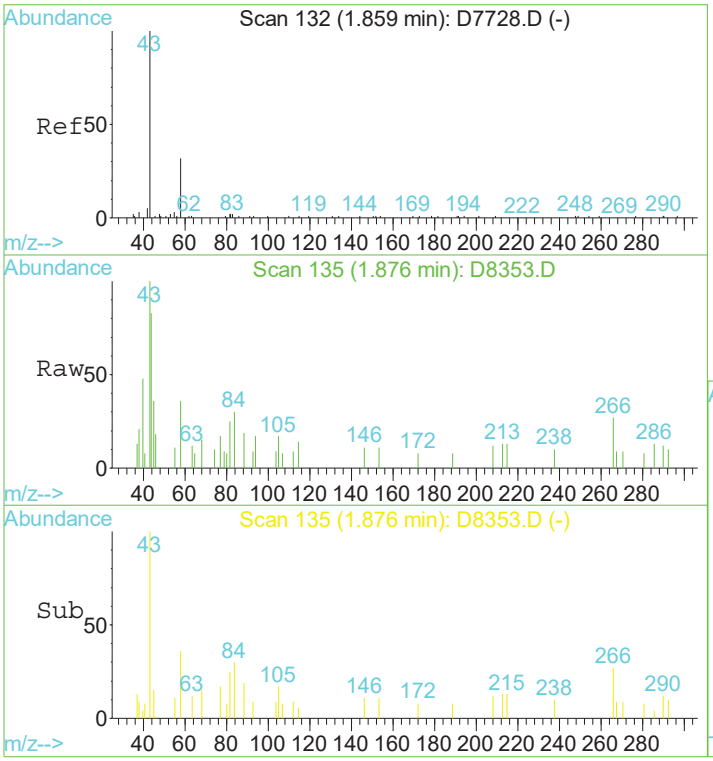

#14
Acetone
Concen: 0.95 ug/L
RT: 1.88 min Scan# 135
Delta R.T. 0.02 min
Lab File: D8353.D
Acq: 21 Sep 2017 1:32 pm

Tgt Ion: 43 Resp: 497

Ion	Ratio	Lower	Upper
43	100		
42	0.0	0.0	31.4
58	36.5	3.1	43.1

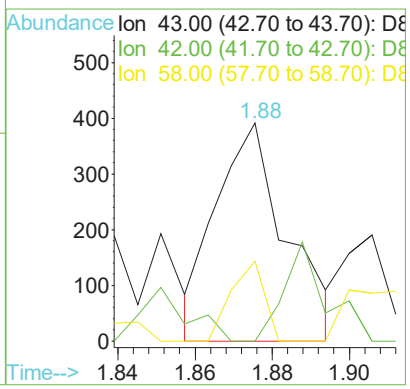

1st DL 09/24/17
2nd BA 09/25/17

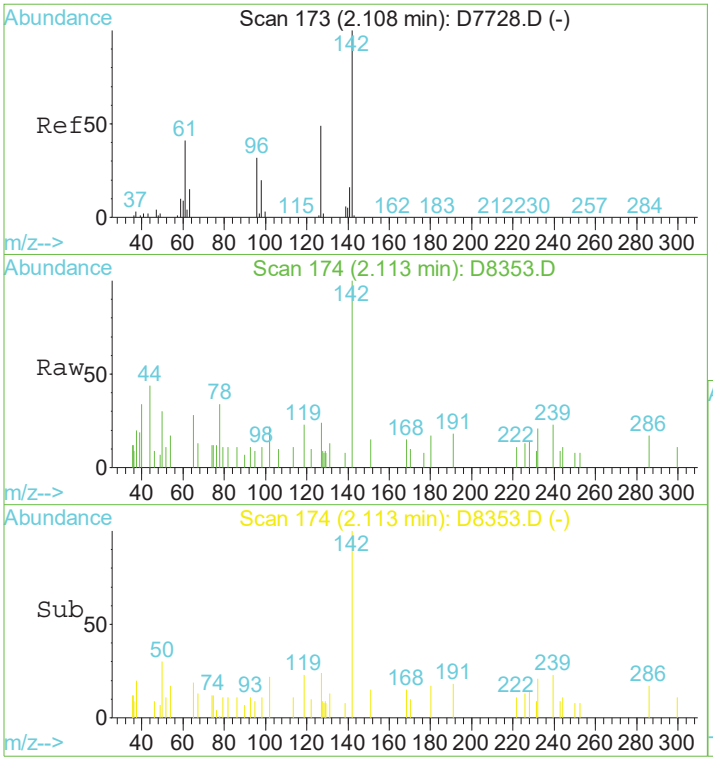

#17
Iodomethane
Concen: 0.25 ug/L
RT: 2.11 min Scan# 174
Delta R.T. 0.00 min
Lab File: D8353.D
Acq: 21 Sep 2017 1:32 pm

Tgt Ion:142 Resp: 771

Ion	Ratio	Lower	Upper
142	100		
127	32.6	28.6	68.6

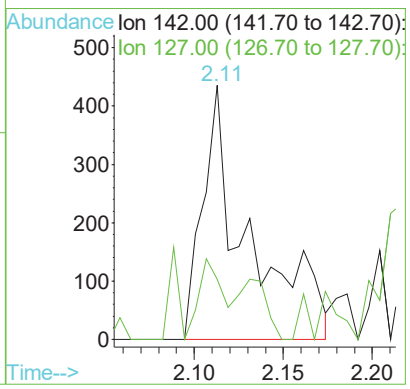

1st DL 09/24/17
2nd BA 09/25/17

Data File : I:\ACQUDATA\MSVOA6\DATA\092117\D8350.D Vial: 11
Acq On : 21 Sep 2017 12:14 pm Operator: D.Lipani
Sample : R1708700-011|1.0 Inst : MS#6
Misc : Verina 8260C 6646 T4 Multiplr: 1.00
MS Integration Params: CPD4.P
Quant Time: Sep 24 10:51 2017 Quant Results File: temp.res

Method : I:\ACQUDATA\MSVOA6\METHODS\W082417.M (RTE Integrator)
Title : 8260C / 624 WATERS
Last Update : Fri Aug 25 11:23:15 2017
Response via : Single Level Calibration

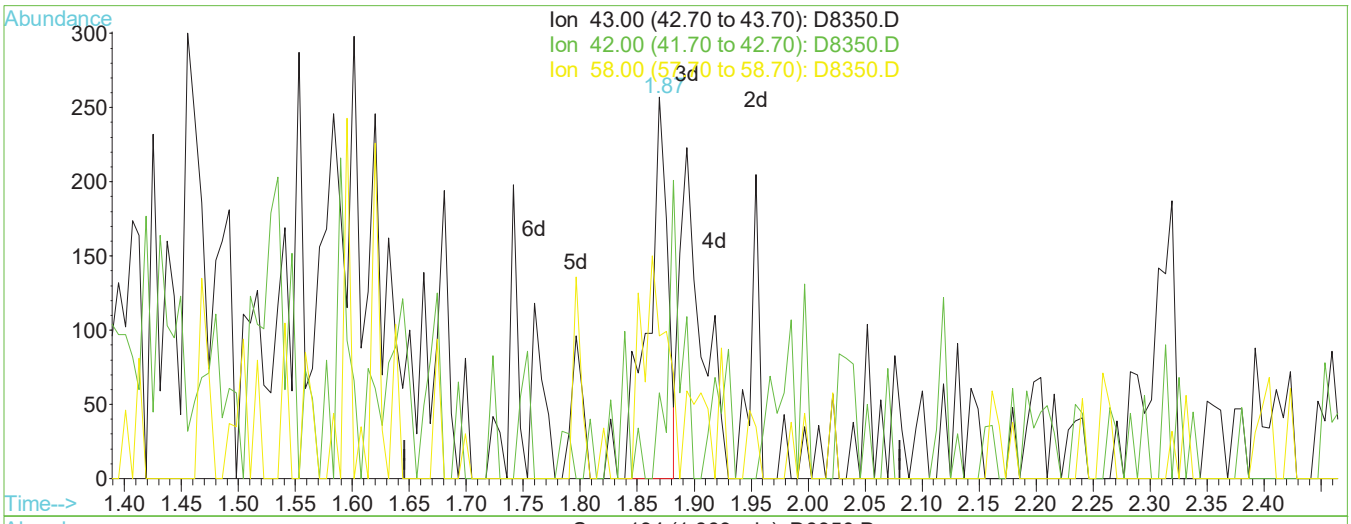

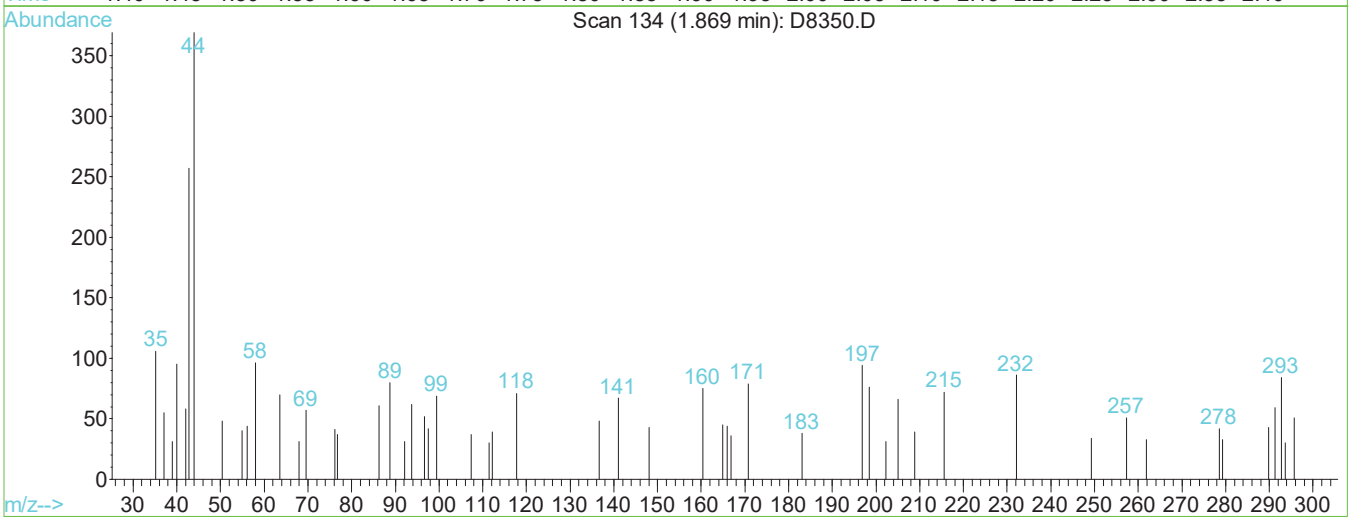

TIC: D8350.D

(14) Acetone (P)

1.87min 0.58ug/L m

response 304

Ion	Exp%	Act%
43.00	100	100
42.00	11.40	22.57
58.00	23.10	37.35
0.00	0.00	0.00

Manual Integration:

After

Split Peak.

09/24/17

1st DL 09/24/17
2nd BA 09/25/17

Data File : I:\ACQUDATA\MSVOA6\DATA\092117\D8350.D Vial: 11
Acq On : 21 Sep 2017 12:14 pm Operator: D.Lipani
Sample : R1708700-011|1.0 Inst : MS#6
Misc : Verina 8260C 6646 T4 Multiplr: 1.00
MS Integration Params: CPD4.P
Quant Time: Sep 24 10:51 2017 Quant Results File: temp.res

Method : I:\ACQUDATA\MSVOA6\METHODS\W082417.M (RTE Integrator)
Title : 8260C / 624 WATERS
Last Update : Fri Aug 25 11:23:15 2017
Response via : Single Level Calibration

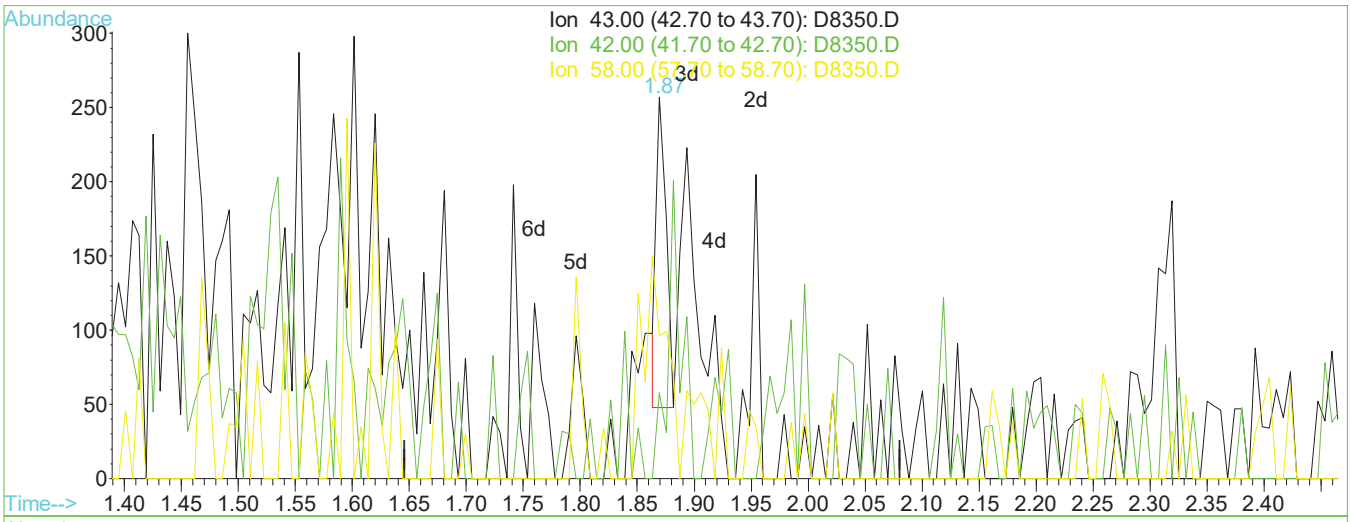

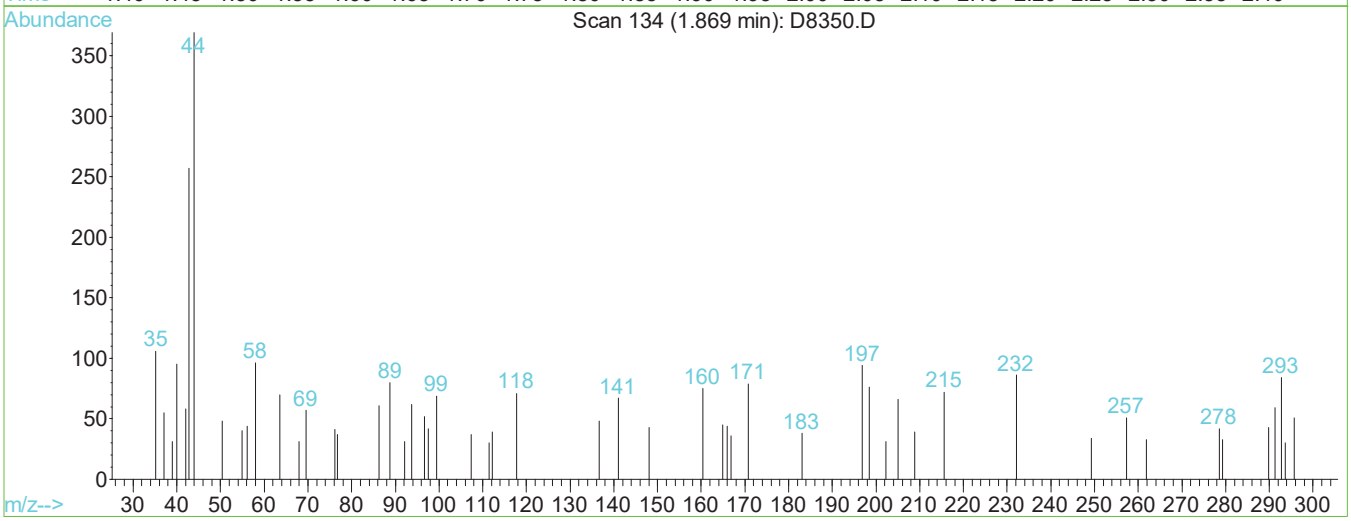

TIC: D8350.D

(14) Acetone (P)

1.87min 0.23ug/L

response 123

Ion	Exp%	Act%
43.00	100	100
42.00	11.40	22.57
58.00	23.10	37.35
0.00	0.00	0.00

Manual Integration:

Before

09/24/17

1st DL 09/24/17
2nd BA 09/25/17

Data File : I:\ACQUDATA\MSVOA6\DATA\092117\D8350.D Vial: 11
Acq On : 21 Sep 2017 12:14 pm Operator: D.Lipani
Sample : R1708700-011|1.0 Inst : MS#6
Misc : Verina 8260C 6646 T4 Multiplr: 1.00
MS Integration Params: CPD4.P
Quant Time: Sep 24 10:53 2017 Quant Results File: W082417.RES

Quant Method : I:\ACQUDATA\M...\W082417.M (RTE Integrator)
Title : 8260C / 624 WATERS
Last Update : Fri Aug 25 11:23:15 2017
Response via : Initial Calibration
DataAcq Meth : W082417

Internal Standards	R.T.	QIon	Response	Conc	Units	Dev(Min)
1) Pentafluorobenzene	4.59	168	279678	50.00	ug/L	0.00
40) 1,4-Difluorobenzene	5.87	114	380848	50.00	ug/L	0.00
67) d5-Chlorobenzene	9.19	82	178646	50.00	ug/L	0.00
87) 1,4-Dichlorobenzene-d4	11.29	152	193959	50.00	ug/L	0.00
System Monitoring Compounds						
41) surr4,Dibrflmethane	3.86	113	136882	50.11	ug/L	0.00
Spiked Amount 50.000	Range 89 - 119		Recovery = 100.22%			
43) surr1,1,2-dichloroethane-d	4.47	65	144353	48.79	ug/L	0.00
Spiked Amount 50.000	Range 81 - 127		Recovery = 97.58%			
65) SURR3,Toluene-d8	7.89	98	424186	55.00	ug/L	0.00
Spiked Amount 50.000	Range 87 - 121		Recovery = 110.00%			
86) SURR2,BFB	10.25	95	165605	49.49	ug/L	0.00
Spiked Amount 50.000	Range 85 - 122		Recovery = 98.98%			
Target Compounds						Qvalue
5) Bromomethane	1.44	94	468	0.23	ug/L #	48
14) Acetone	1.87	43	304m	0.58	ug/L	
17) Iodomethane	2.11	142	822	0.26	ug/L #	28
18) TBA	2.13	59	188	1.05	ug/L	57

(#) = qualifier out of range (m) = manual integration

1st DL 09/24/17
2nd BA 09/25/17

Data File : I:\ACQUDATA\MSVOA6\DATA\092117\D8350.D Vial: 11
Acq On : 21 Sep 2017 12:14 pm Operator: D.Lipani
Sample : R1708700-011|1.0 Inst : MS#6
Misc : Verina 8260C 6646 T4 Multiplr: 1.00
MS Integration Params: CPD4.P
Quant Time: Sep 24 10:53 2017 Quant Results File: W082417.RES

Method : I:\ACQUDATA\MSVOA6\METHODS\W082417.M (RTE Integrator)
Title : 8260C / 624 WATERS
Last Update : Fri Aug 25 11:23:15 2017
Response via : Initial Calibration



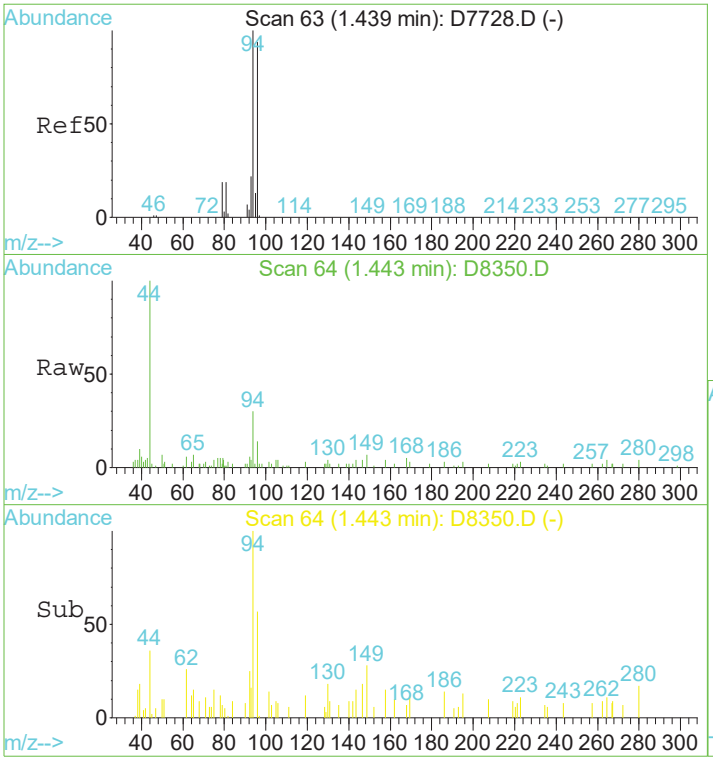

#5
Bromomethane
Concen: 0.23 ug/L
RT: 1.44 min Scan# 64
Delta R.T. 0.00 min
Lab File: D8350.D
Acq: 21 Sep 2017 12:14 pm

Tgt Ion: 94 Resp: 468

Ion	Ratio	Lower	Upper
94	100		
96	43.2	73.7	113.7#

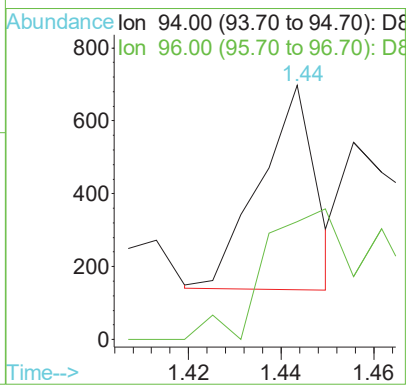

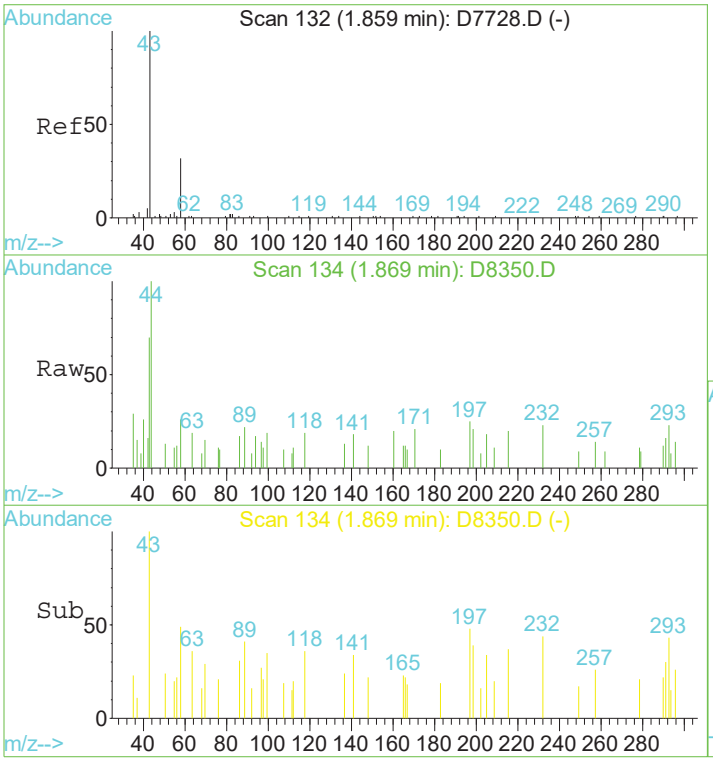

#14
Acetone
Concen: 0.58 ug/L m
RT: 1.87 min Scan# 134
Delta R.T. 0.01 min
Lab File: D8350.D
Acq: 21 Sep 2017 12:14 pm

Tgt Ion: 43 Resp: 304

Ion	Ratio	Lower	Upper
43	100		
42	22.6	0.0	31.4
58	37.4	3.1	43.1

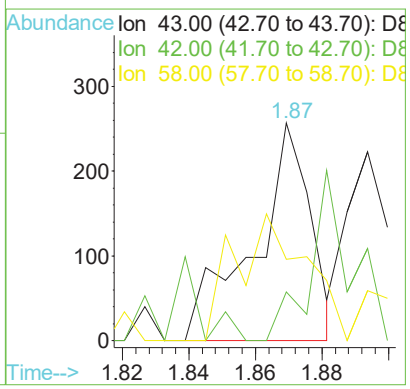

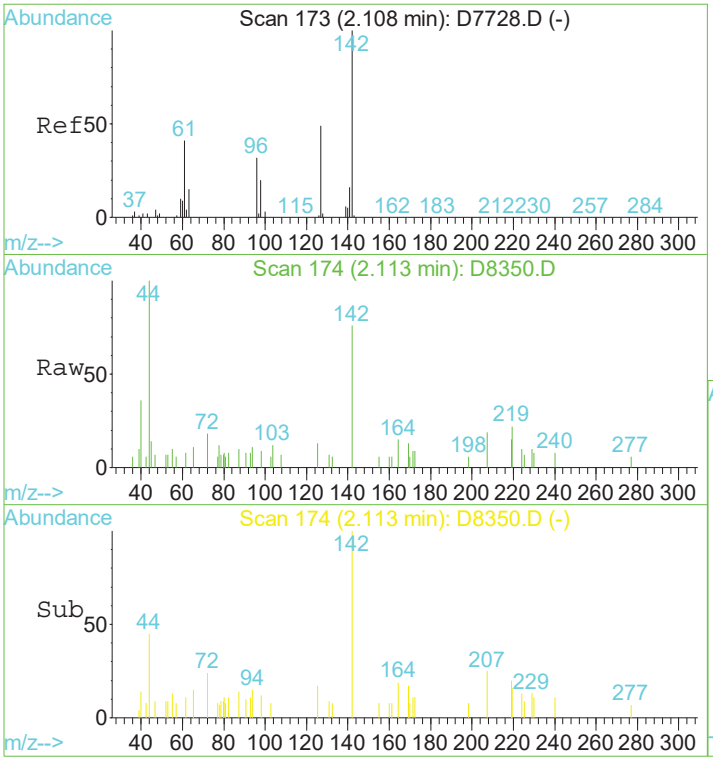

#17
Iodomethane
Concen: 0.26 ug/L
RT: 2.11 min Scan# 174
Delta R.T. 0.00 min
Lab File: D8350.D
Acq: 21 Sep 2017 12:14 pm

Tgt Ion:142 Resp: 822

Ion	Ratio	Lower	Upper
142	100		
127	0.0	28.6	68.6#

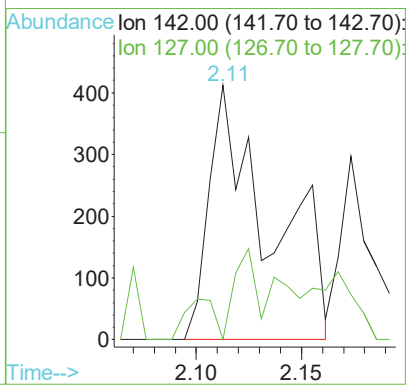

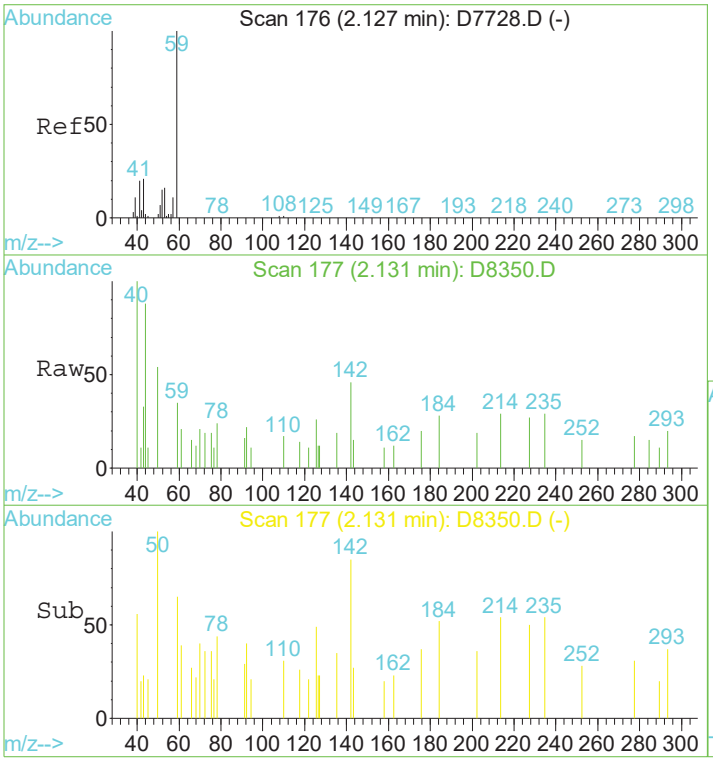

#18
TBA
Concen: 1.05 ug/L
RT: 2.13 min Scan# 177
Delta R.T. 0.00 min
Lab File: D8350.D
Acq: 21 Sep 2017 12:14 pm

Tgt Ion: 59 Resp: 188

Ion	Ratio	Lower	Upper
59	100		
41	0.0	0.0	39.9

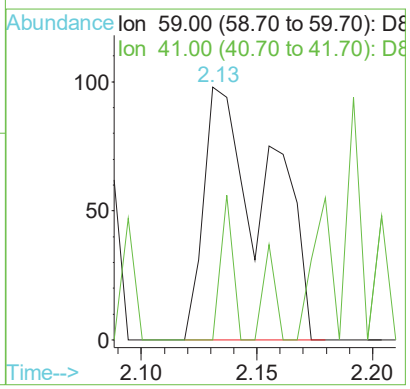

1st DL 09/24/17
2nd BA 09/25/17

Data File : I:\ACQUDATA\MSVOA6\DATA\092117\D8362.D Vial: 23
Acq On : 21 Sep 2017 5:26 pm Operator: D.Lipani
Sample : R1708700-012|1.0 Inst : MS#6
Misc : Verina 8260C 6646 T4 Multiplr: 1.00
MS Integration Params: CPD4.P
Quant Time: Sep 24 11:54 2017 Quant Results File: temp.res

Method : I:\ACQUDATA\MSVOA6\METHODS\W082417.M (RTE Integrator)
Title : 8260C / 624 WATERS
Last Update : Fri Aug 25 11:23:15 2017
Response via : Single Level Calibration

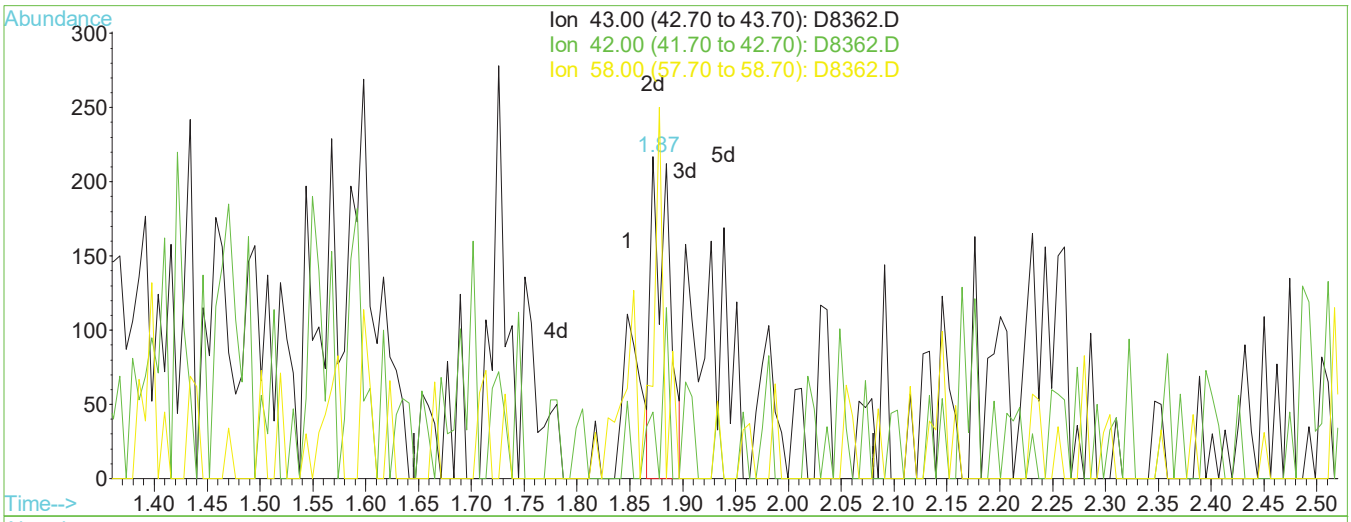

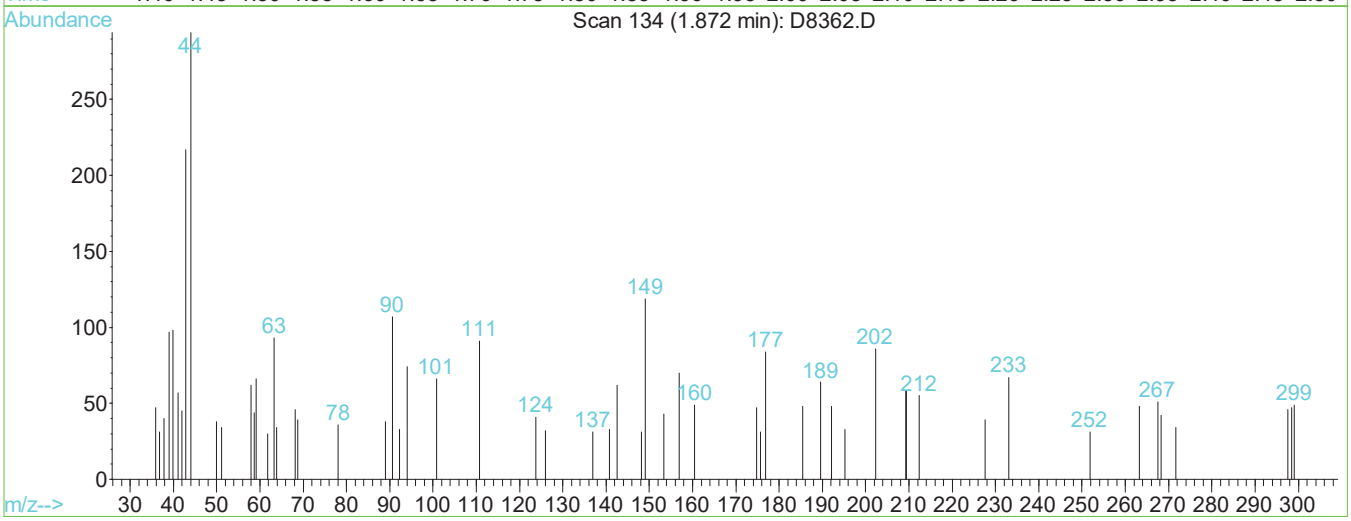

TIC: D8362.D

(14) Acetone (P)

1.87min 0.46ug/L m

response 242

Ion	Exp%	Act%
43.00	100	100
42.00	11.40	20.74
58.00	23.10	28.57
0.00	0.00	0.00

Manual Integration:

After

Split Peak.

09/24/17

1st DL 09/24/17
2nd BA 09/25/17

Data File : I:\ACQUDATA\MSVOA6\DATA\092117\D8362.D Vial: 23
Acq On : 21 Sep 2017 5:26 pm Operator: D.Lipani
Sample : R1708700-012|1.0 Inst : MS#6
Misc : Verina 8260C 6646 T4 Multiplr: 1.00
MS Integration Params: CPD4.P
Quant Time: Sep 24 11:53 2017 Quant Results File: temp.res

Method : I:\ACQUDATA\MSVOA6\METHODS\W082417.M (RTE Integrator)
Title : 8260C / 624 WATERS
Last Update : Fri Aug 25 11:23:15 2017
Response via : Single Level Calibration

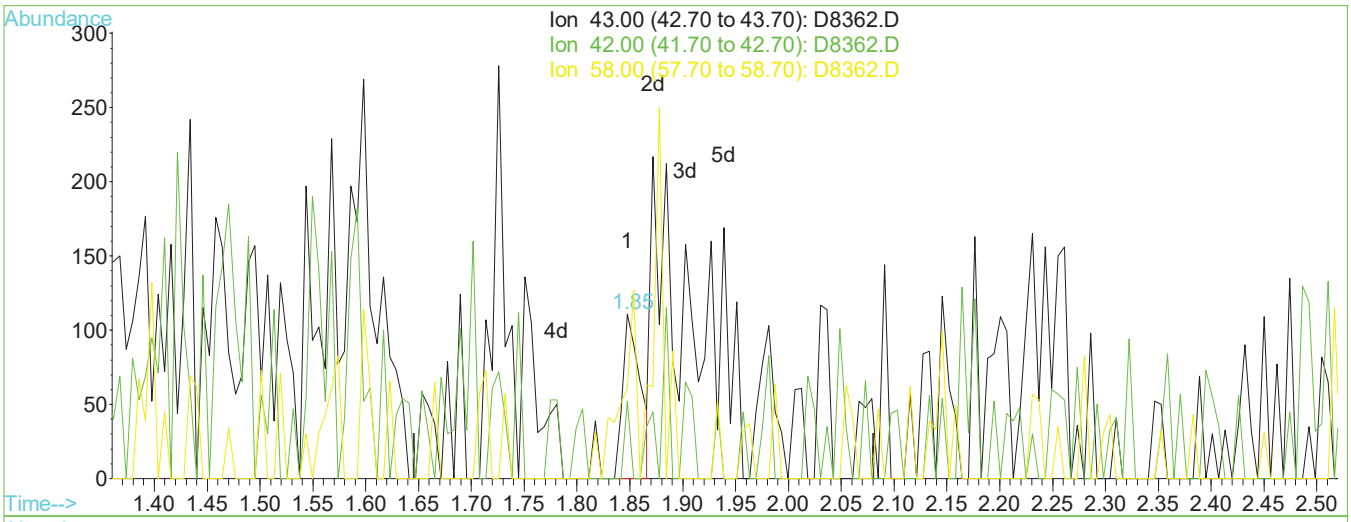

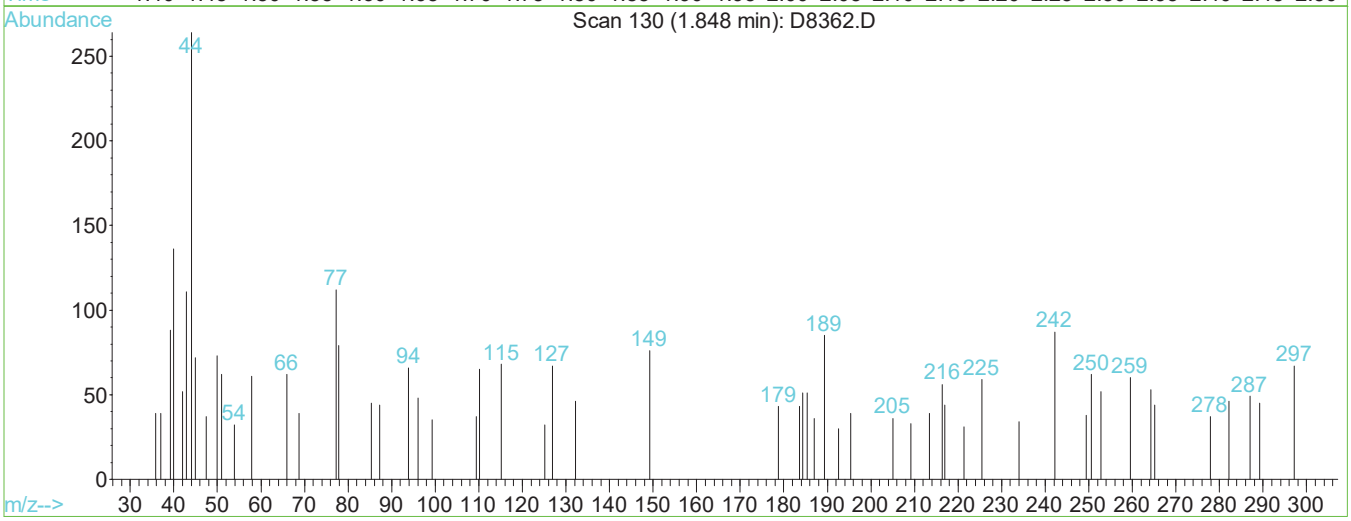

TIC: D8362.D

(14) Acetone (P)

1.85min 0.25ug/L

response 130

Ion	Exp%	Act%
43.00	100	100
42.00	11.40	46.85#
58.00	23.10	54.95#
0.00	0.00	0.00

Manual Integration:

Before

09/24/17

1st DL 09/24/17
2nd BA 09/25/17

Quantitation Report (QT Reviewed)

Data File : I:\ACQUDATA\MSVOA6\DATA\092117\D8362.D Vial: 23
Acq On : 21 Sep 2017 5:26 pm Operator: D.Lipani
Sample : R1708700-012|1.0 Inst : MS#6
Misc : Verina 8260C 6646 T4 Multiplr: 1.00
MS Integration Params: CPD4.P
Quant Time: Sep 24 11:57 2017 Quant Results File: W082417.RES

Quant Method : I:\ACQUDATA\M...\W082417.M (RTE Integrator)
Title : 8260C / 624 WATERS
Last Update : Fri Aug 25 11:23:15 2017
Response via : Initial Calibration
DataAcq Meth : W082417

Internal Standards	R.T.	QIon	Response	Conc	Units		Dev(Min)	
1) Pentafluorobenzene	4.60	168	282076	50.00	ug/L		0.00	
40) 1,4-Difluorobenzene	5.87	114	378874	50.00	ug/L		0.00	
67) d5-Chlorobenzene	9.20	82	178524	50.00	ug/L		0.00	
87) 1,4-Dichlorobenzene-d4	11.29	152	195836	50.00	ug/L		0.00	
System Monitoring Compounds								
41) surr4,Dibrflmethane	3.86	113	135688	49.93	ug/L		0.00	
Spiked Amount 50.000	Range 89 - 119		Recovery = 99.86%					
43) surr1,1,2-dichloroethane-d	4.48	65	142658	48.47	ug/L		0.00	
Spiked Amount 50.000	Range 81 - 127		Recovery = 96.94%					
65) SURR3,Toluene-d8	7.89	98	416894	54.34	ug/L		0.00	
Spiked Amount 50.000	Range 87 - 121		Recovery = 108.68%					
86) SURR2,BFB	10.25	95	171191	51.20	ug/L		0.00	
Spiked Amount 50.000	Range 85 - 122		Recovery = 102.40%					
Target Compounds							Qvalue	
4) Vinyl Chloride	1.26	62	1083	0.31	ug/L	#	1	hit good SO2 present!
9) Freon 123a	1.73	67	6489	2.57	ug/L		98	
14) Acetone	1.87	43	242m	0.46	ug/L			
21) Freon 113	2.24	101	11985	5.40	ug/L		88	
27) 1,1-Diclethane	2.89	63	2208	0.70	ug/L		84	
33) cis-1,2-Dichloroethene	3.47	96	10795	4.88	ug/L	#	56	
35) Chloroform	3.72	83	769	0.20	ug/L	#	67	
39) 1,1,1-Trichloroethane	4.73	97	8879	2.43	ug/L		80	
54) Trichloroethene	6.32	130	50660	20.62	ug/L		99	
74) Tetrachloroethene	8.62	164	2871	1.35	ug/L		92	

(#) = qualifier out of range (m) = manual integration

1st DL 09/24/17
2nd BA 09/25/17

Data File : I:\ACQUDATA\MSVOA6\DATA\092117\D8362.D Vial: 23
Acq On : 21 Sep 2017 5:26 pm Operator: D.Lipani
Sample : R1708700-012|1.0 Inst : MS#6
Misc : Verina 8260C 6646 T4 Multiplr: 1.00
MS Integration Params: CPD4.P
Quant Time: Sep 24 11:57 2017 Quant Results File: W082417.RES

Method : I:\ACQUDATA\MSVOA6\METHODS\W082417.M (RTE Integrator)
Title : 8260C / 624 WATERS
Last Update : Fri Aug 25 11:23:15 2017
Response via : Initial Calibration



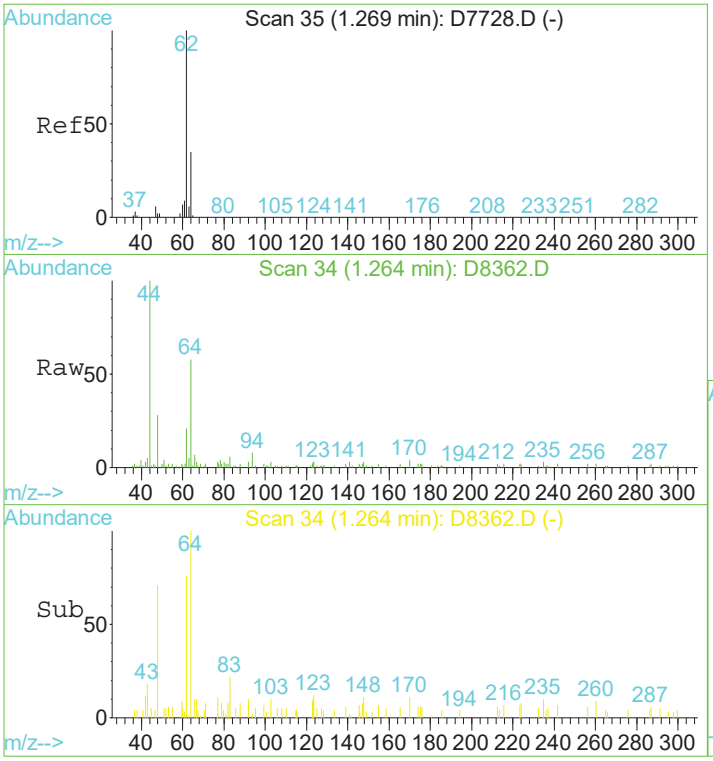

#4
Vinyl Chloride
Concen: 0.31 ug/L
RT: 1.26 min Scan# 34
Delta R.T. -0.00 min
Lab File: D8362.D
Acq: 21 Sep 2017 5:26 pm

Tgt Ion: 62 Resp: 1083

Ion	Ratio	Lower	Upper
62	100		
64	276.4	15.3	55.3#

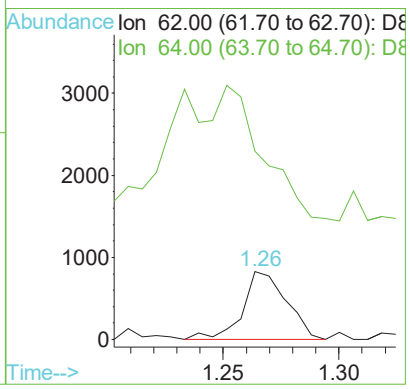

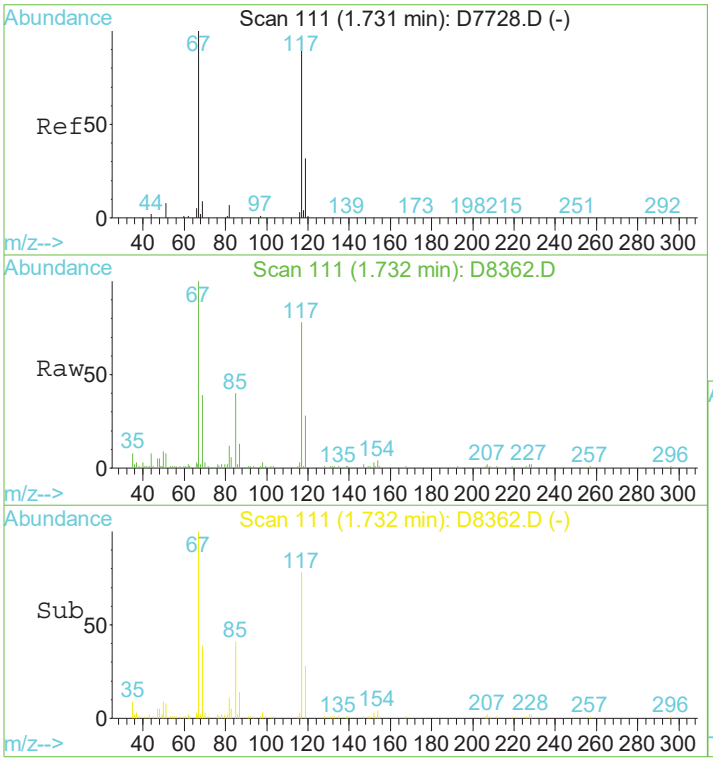

#9
Freon 123a
Concen: 2.57 ug/L
RT: 1.73 min Scan# 111
Delta R.T. 0.00 min
Lab File: D8362.D
Acq: 21 Sep 2017 5:26 pm

Tgt Ion: 67 Resp: 6489

Ion	Ratio	Lower	Upper
67	100		
117	79.0	61.0	101.0

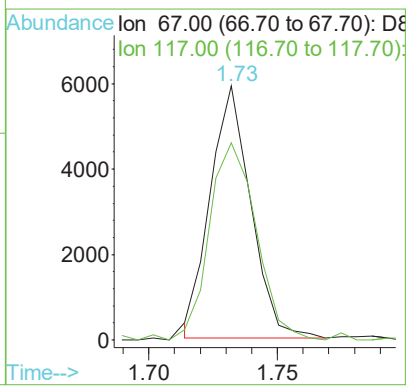

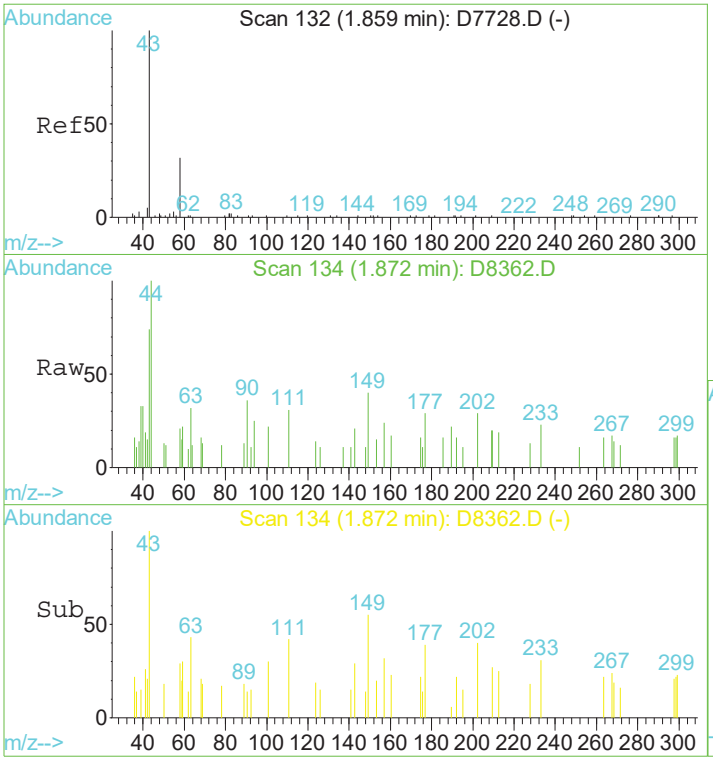

#14
Acetone
Concen: 0.46 ug/L m
RT: 1.87 min Scan# 134
Delta R.T. 0.01 min
Lab File: D8362.D
Acq: 21 Sep 2017 5:26 pm

Tgt Ion: 43 Resp: 242

Ion	Ratio	Lower	Upper
43	100		
42	20.7	0.0	31.4
58	28.6	3.1	43.1

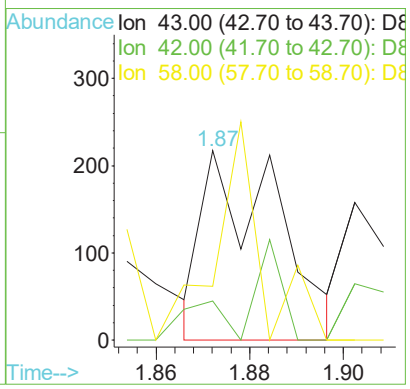

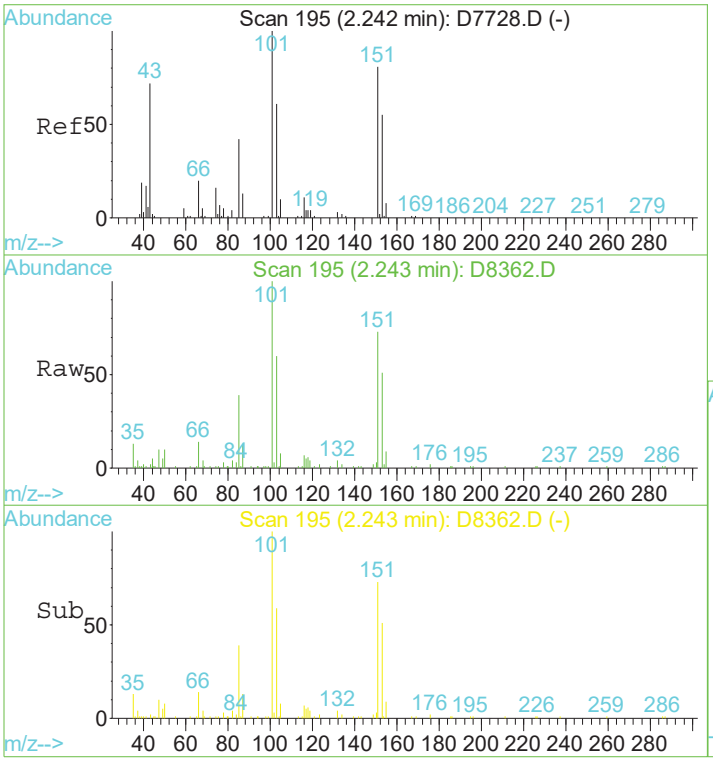

#21
Freon 113
Concen: 5.40 ug/L
RT: 2.24 min Scan# 195
Delta R.T. 0.00 min
Lab File: D8362.D
Acq: 21 Sep 2017 5:26 pm

Tgt Ion:101 Resp: 11985

Ion	Ratio	Lower	Upper
101	100		
85	38.3	25.6	65.6
151	70.5	61.0	101.0

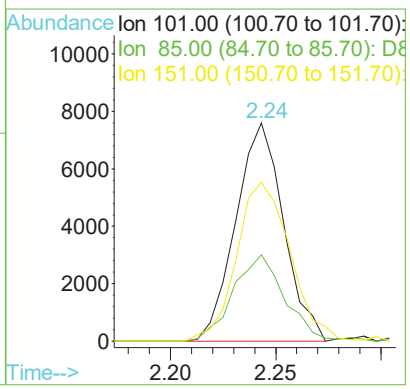

1st DL 09/24/17
2nd BA 09/25/17

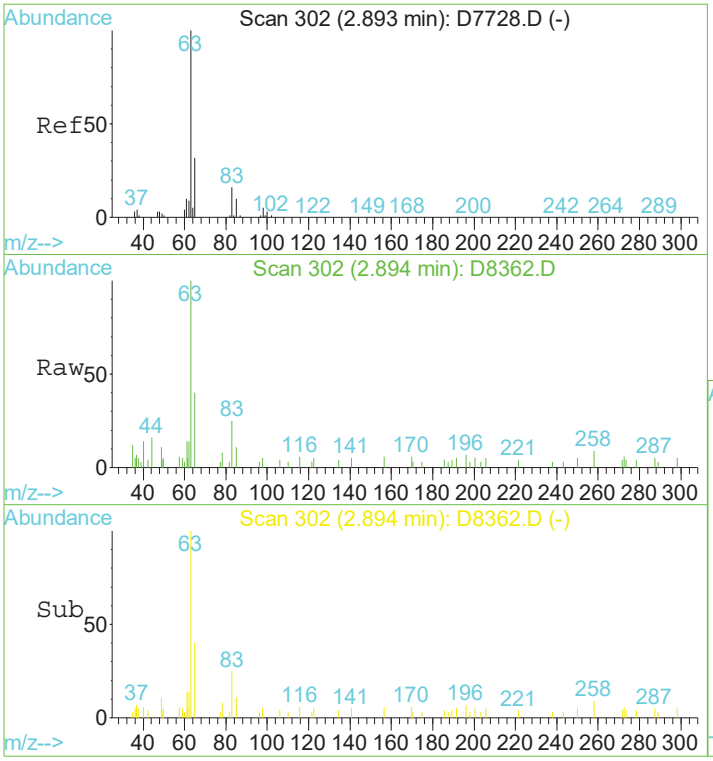

#27
1,1-Diclethane
Concen: 0.70 ug/L
RT: 2.89 min Scan# 302
Delta R.T. 0.00 min
Lab File: D8362.D
Acq: 21 Sep 2017 5:26 pm

Tgt Ion: 63 Resp: 2208

Ion	Ratio	Lower	Upper
63	100		
65	39.7	11.9	51.9
83	24.6	0.0	36.0

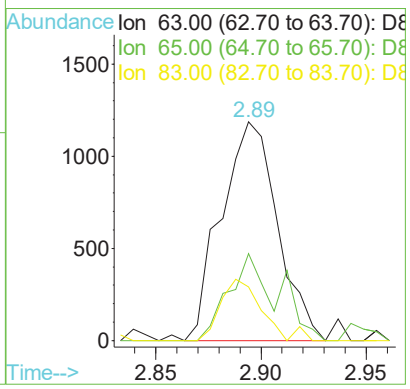

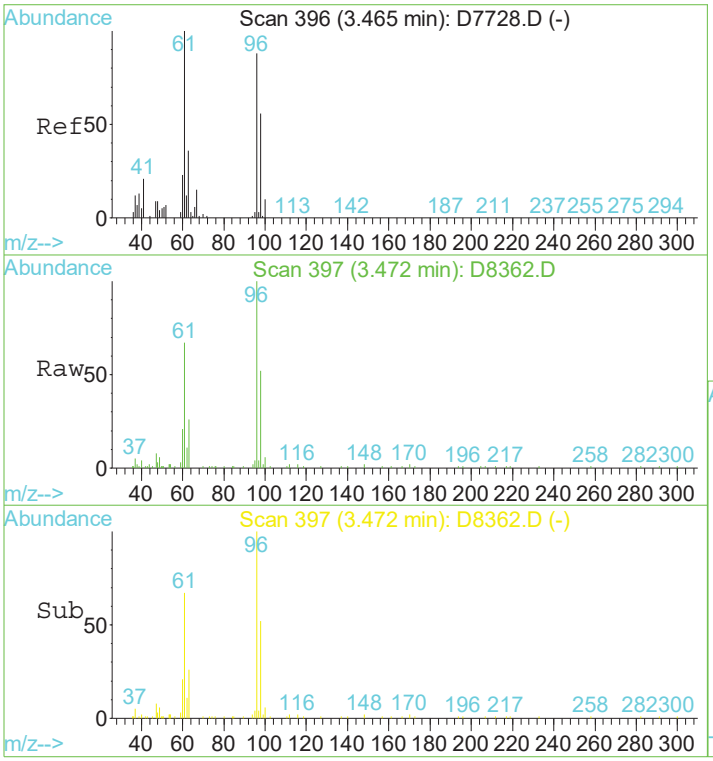

#33
cis-1,2-Dichloroethene
Concen: 4.88 ug/L
RT: 3.47 min Scan# 397
Delta R.T. 0.01 min
Lab File: D8362.D
Acq: 21 Sep 2017 5:26 pm

Tgt Ion: 96 Resp: 10795

Ion	Ratio	Lower	Upper
96	100		
61	66.7	93.6	133.6#

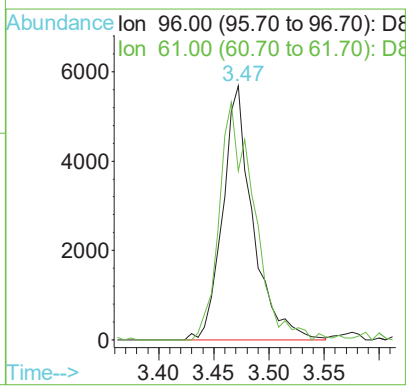

1st DL 09/24/17
2nd BA 09/25/17

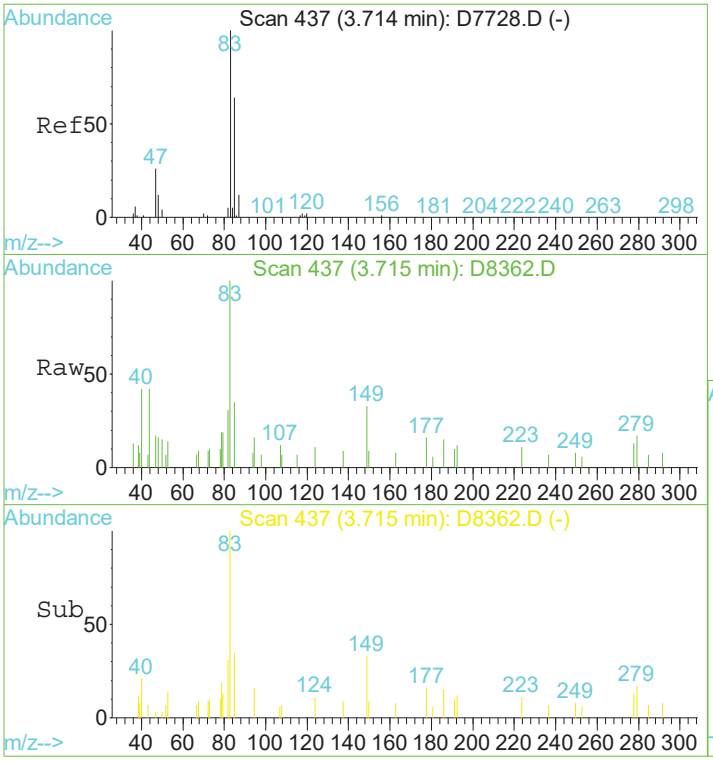

#35
Chloroform
Concen: 0.20 ug/L
RT: 3.72 min Scan# 437
Delta R.T. 0.00 min
Lab File: D8362.D
Acq: 21 Sep 2017 5:26 pm

Tgt Ion: 83 Resp: 769

Ion	Ratio	Lower	Upper
83	100		
85	34.6	43.9	83.9#
47	16.7	8.1	48.1

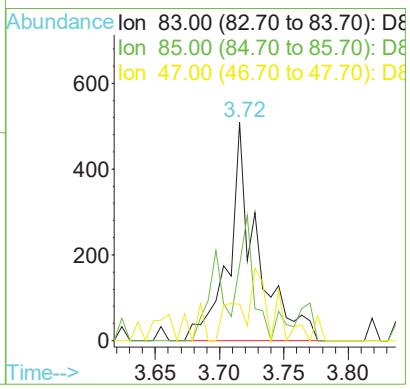

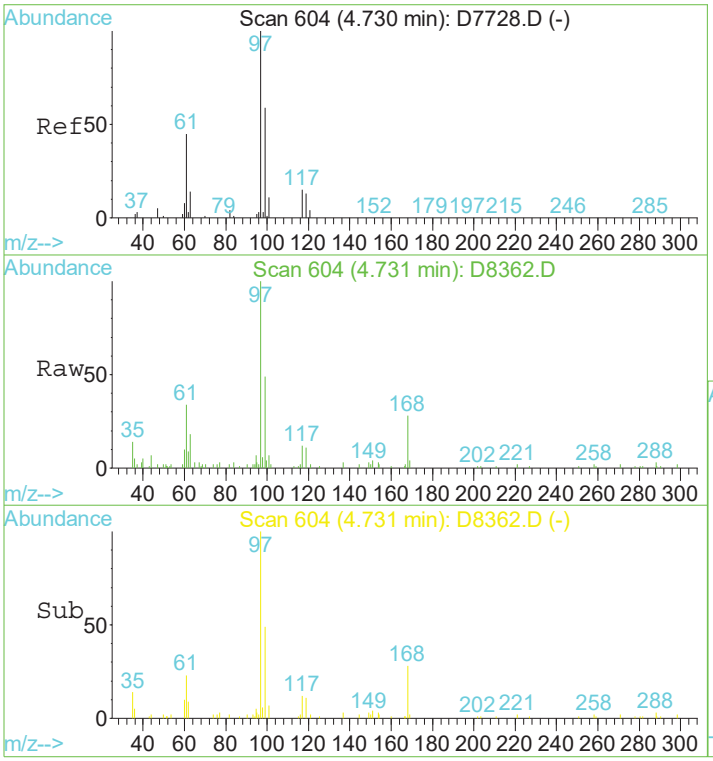

#39
1,1,1-Trichloroethane
Concen: 2.43 ug/L
RT: 4.73 min Scan# 604
Delta R.T. 0.00 min
Lab File: D8362.D
Acq: 21 Sep 2017 5:26 pm

Tgt Ion: 97 Resp: 8879

Ion	Ratio	Lower	Upper
97	100		
61	31.7	26.0	66.0
99	49.2	44.3	84.3

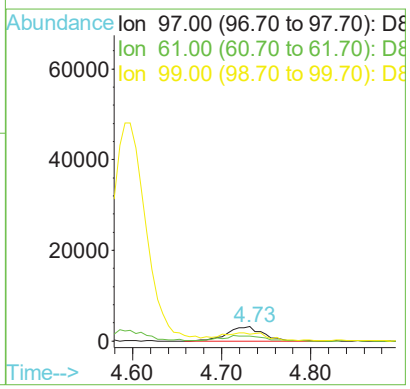

1st DL 09/24/17
2nd BA 09/25/17

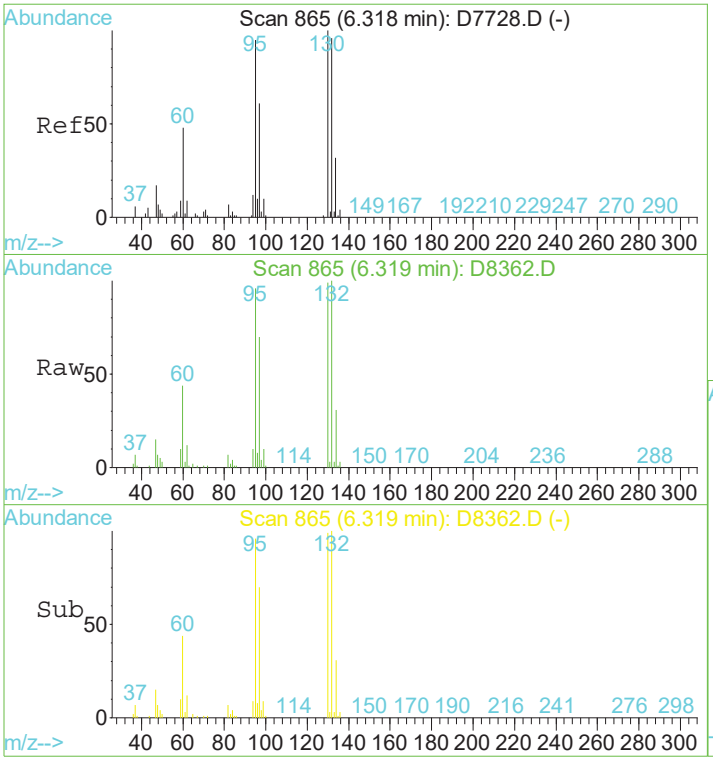

#54
Trichloroethene
Concen: 20.62 ug/L
RT: 6.32 min Scan# 865
Delta R.T. 0.00 min
Lab File: D8362.D
Acq: 21 Sep 2017 5:26 pm

Tgt Ion:130 Resp: 50660

Ion	Ratio	Lower	Upper
130	100		
132	96.3	75.8	115.8
95	91.7	72.3	112.3
97	62.1	40.0	80.0

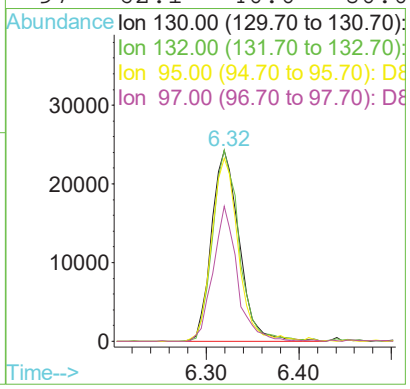

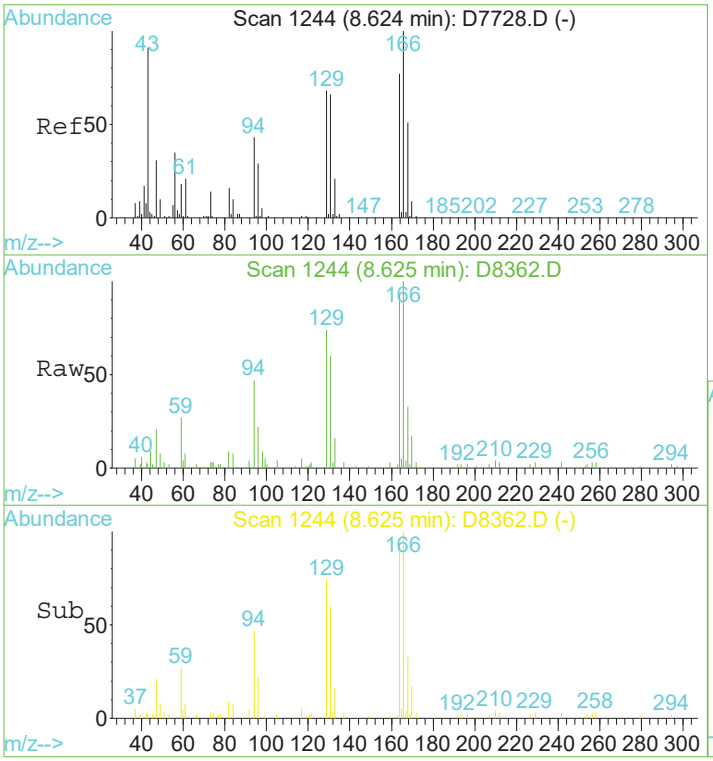

#74
Tetrachloroethene
Concen: 1.35 ug/L
RT: 8.62 min Scan# 1244
Delta R.T. 0.00 min
Lab File: D8362.D
Acq: 21 Sep 2017 5:26 pm

Tgt Ion:164 Resp: 2871

Ion	Ratio	Lower	Upper
164	100		
166	113.4	111.1	151.1
129	84.0	67.3	107.3
131	85.1	64.7	104.7

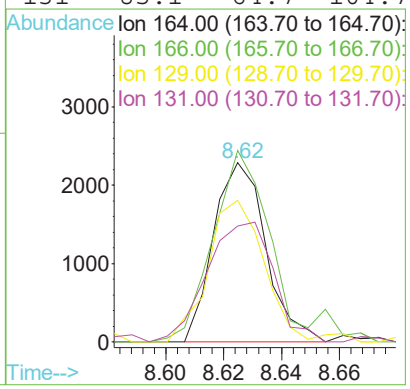

1st DL 09/24/17
2nd BA 09/25/17

Data File : I:\ACQUDATA\MSVOA6\DATA\092117\D8348.D Vial: 9
Acq On : 21 Sep 2017 11:22 am Operator: D.Lipani
Sample : MET BLK Inst : MS#6
Misc : 8260C / 624 Multiplr: 1.00
MS Integration Params: CPD4.P
Quant Time: Sep 21 11:44 2017 Quant Results File: temp.res

Method : I:\ACQUDATA\MSVOA6\METHODS\W082417.M (RTE Integrator)
Title : 8260C / 624 WATERS
Last Update : Fri Aug 25 11:23:15 2017
Response via : Multiple Level Calibration

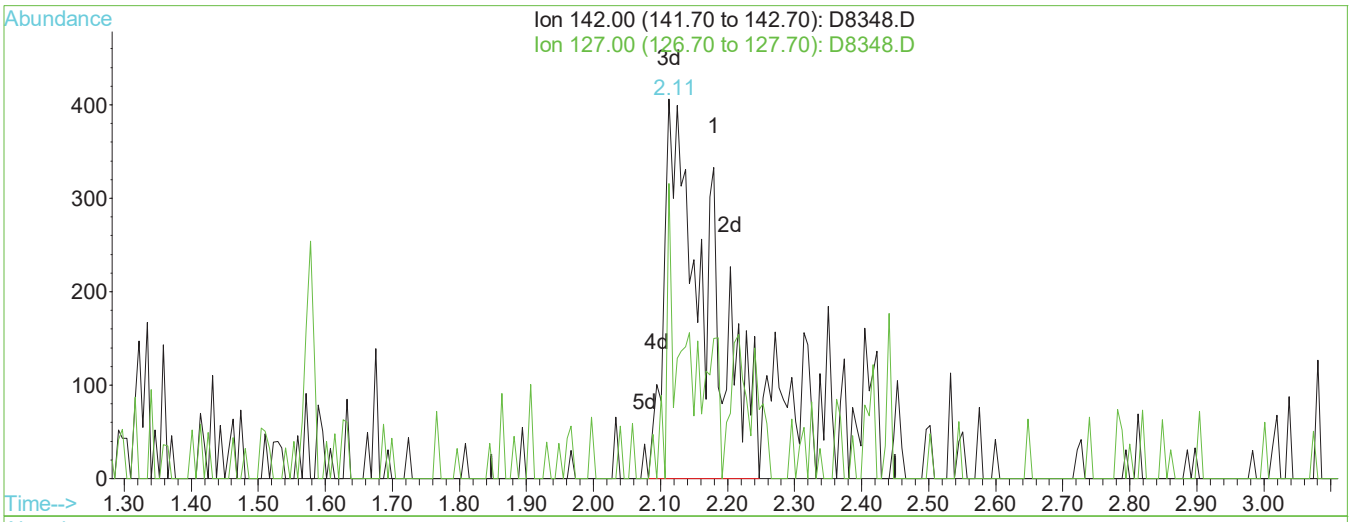

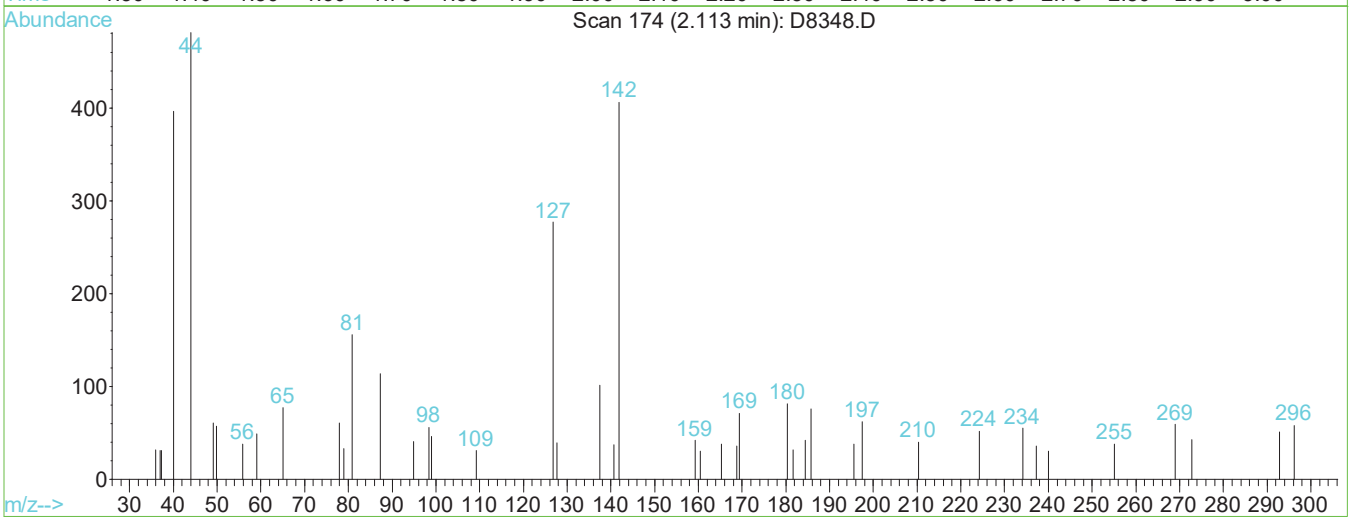

TIC: D8348.D

(17) Iodomethane

2.11min 0.58ug/L m

response 1831

Ion	Exp%	Act%
142.00	100	100
127.00	48.60	68.23
0.00	0.00	0.00
0.00	0.00	0.00

Manual Integration:

After

Split Peak.

09/21/17

Quantitation Report (Qedit)

Data File : I:\ACQUDATA\MSVOA6\DATA\092117\D8348.D Vial: 9
Acq On : 21 Sep 2017 11:22 am Operator: D.Lipani
Sample : MET BLK Inst : MS#6
Misc : 8260C / 624 Multiplr: 1.00
MS Integration Params: CPD4.P
Quant Time: Sep 21 11:43 2017 Quant Results File: temp.res

Method : I:\ACQUDATA\MSVOA6\METHODS\W082417.M (RTE Integrator)
Title : 8260C / 624 WATERS
Last Update : Fri Aug 25 11:23:15 2017
Response via : Multiple Level Calibration

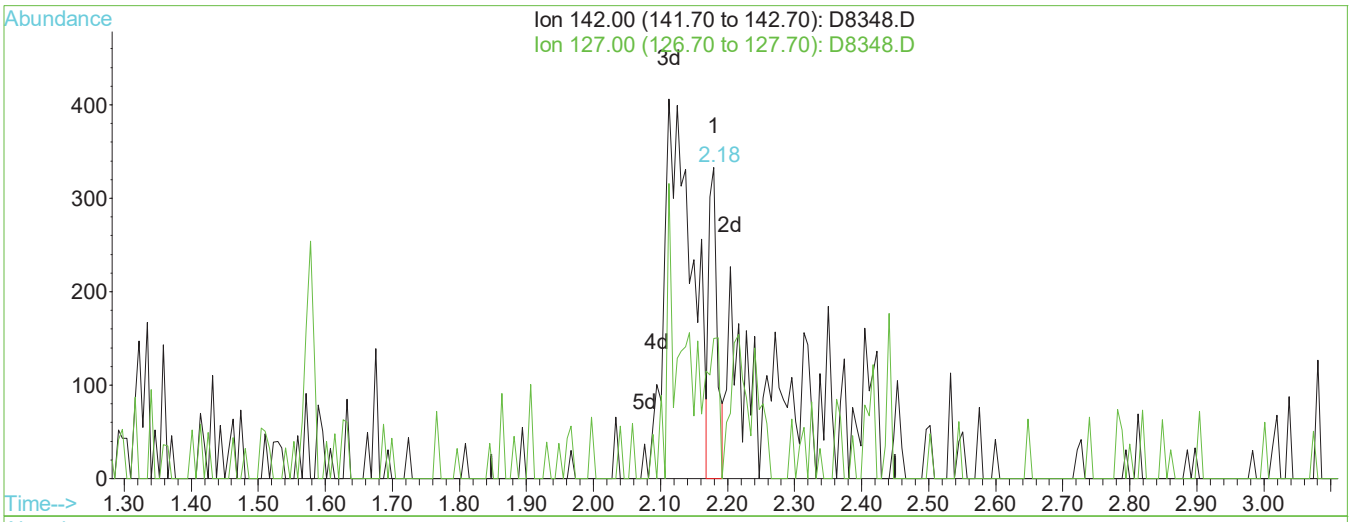

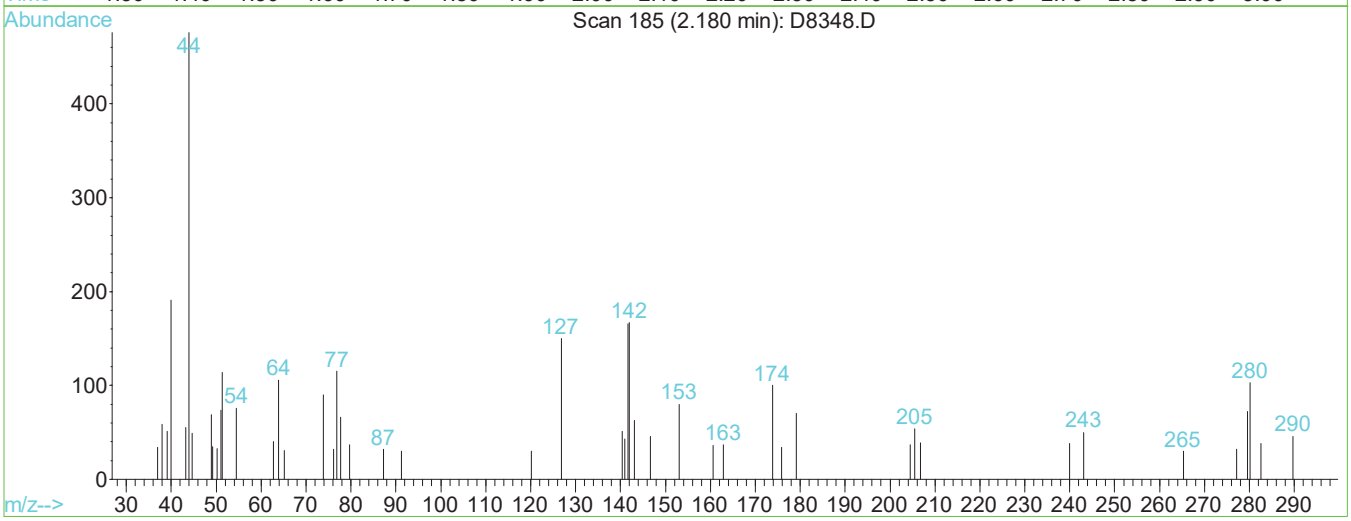

TIC: D8348.D

(17) Iodomethane

2.18min 0.09ug/L

response 296

Ion	Exp%	Act%
142.00	100	100
127.00	48.60	45.05
0.00	0.00	0.00
0.00	0.00	0.00

Manual Integration:

Before

09/21/17

1st DL 09/24/17
2nd BA 09/25/17

Data File : I:\ACQUDATA\MSVOA6\DATA\092117\D8348.D Vial: 9
Acq On : 21 Sep 2017 11:22 am Operator: D.Lipani
Sample : MET BLK Inst : MS#6
Misc : 8260C / 624 Multiplr: 1.00
MS Integration Params: CPD4.P
Quant Time: Sep 21 11:43 2017 Quant Results File: temp.res

Method : I:\ACQUDATA\MSVOA6\METHODS\W082417.M (RTE Integrator)
Title : 8260C / 624 WATERS
Last Update : Fri Aug 25 11:23:15 2017
Response via : Multiple Level Calibration

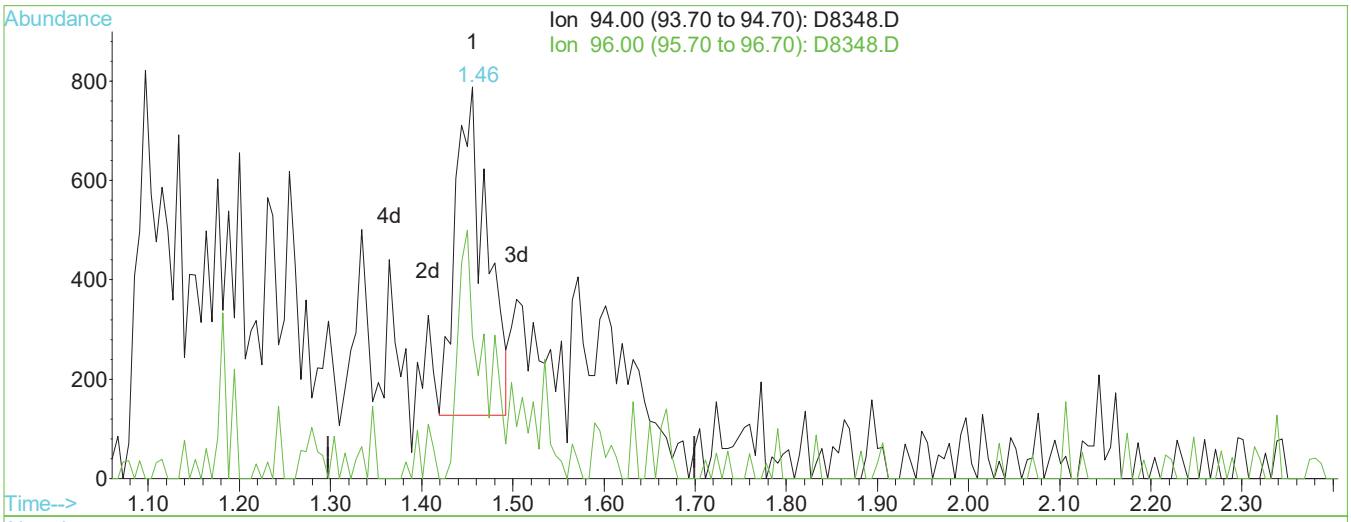

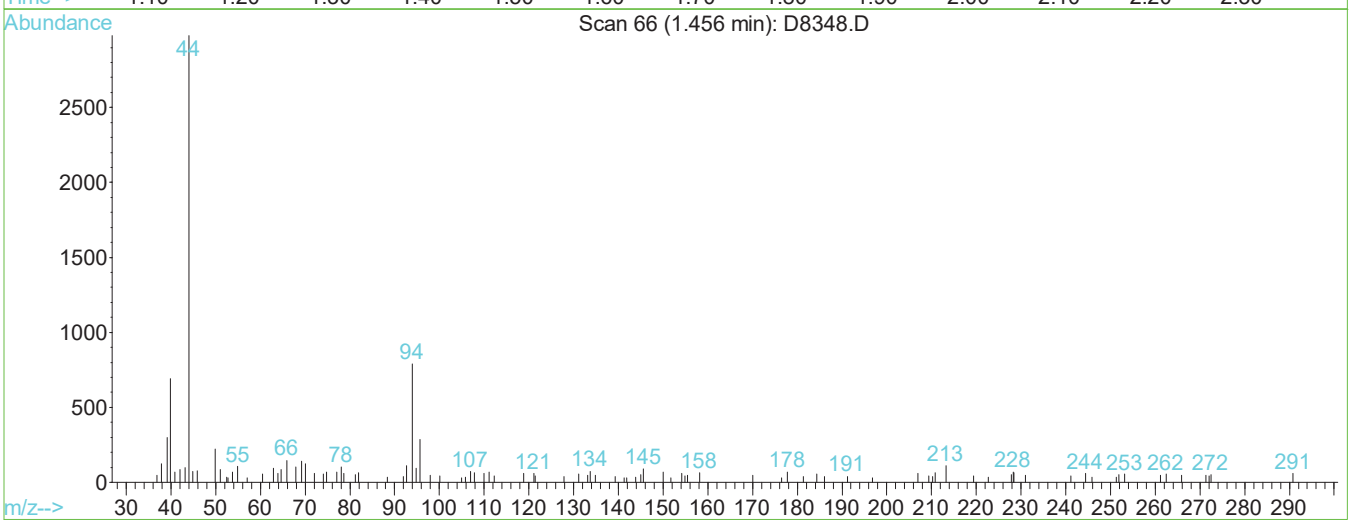

TIC: D8348.D

(5) Bromomethane (P)

1.46min 0.75ug/L m

response 1555

Ion	Exp%	Act%
94.00	100	100
96.00	93.70	36.17#
0.00	0.00	0.00
0.00	0.00	0.00

Manual Integration:

After

Poor integration.

09/21/17

Quantitation Report (Qedit)

Data File : I:\ACQUDATA\MSVOA6\DATA\092117\D8348.D Vial: 9
Acq On : 21 Sep 2017 11:22 am Operator: D.Lipani
Sample : MET BLK Inst : MS#6
Misc : 8260C / 624 Multiplr: 1.00
MS Integration Params: CPD4.P
Quant Time: Sep 21 11:39 2017 Quant Results File: temp.res

Method : I:\ACQUDATA\MSVOA6\METHODS\W082417.M (RTE Integrator)
Title : 8260C / 624 WATERS
Last Update : Fri Aug 25 11:23:15 2017
Response via : Multiple Level Calibration

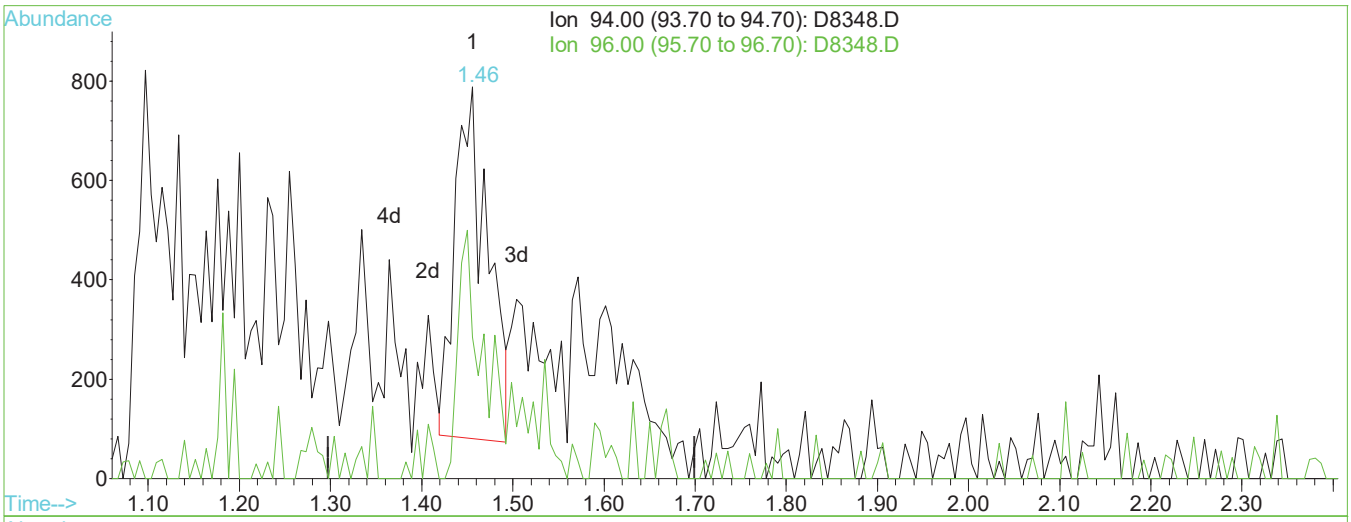

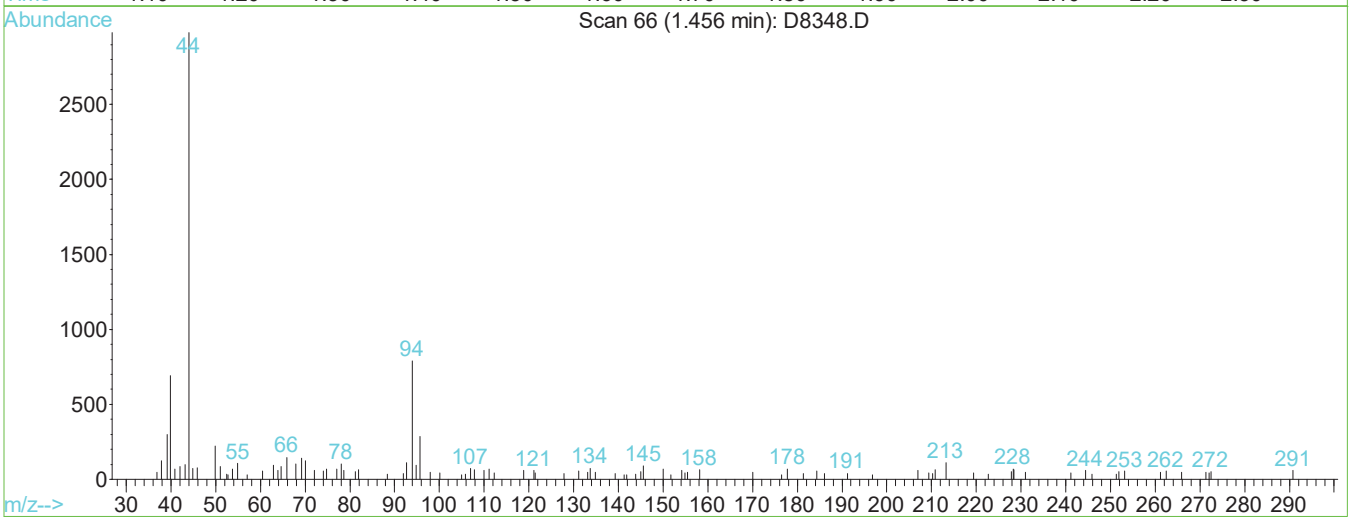

TIC: D8348.D

(5) Bromomethane (P)

1.46min 0.85ug/L

response 1759

Ion	Exp%	Act%
94.00	100	100
96.00	93.70	36.17#
0.00	0.00	0.00
0.00	0.00	0.00

Manual Integration:

Before

09/21/17

1st DL 09/24/17
2nd BA 09/25/17

Data File : I:\ACQUDATA\MSVOA6\DATA\092117\D8348.D Vial: 9
Acq On : 21 Sep 2017 11:22 am Operator: D.Lipani
Sample : MET BLK Inst : MS#6
Misc : 8260C / 624 Multiplr: 1.00
MS Integration Params: CPD4.P
Quant Time: Sep 21 11:45 2017 Quant Results File: W082417.RES

Quant Method : I:\ACQUDATA\M...\W082417.M (RTE Integrator)
Title : 8260C / 624 WATERS
Last Update : Fri Aug 25 11:23:15 2017
Response via : Initial Calibration
DataAcq Meth : W082417

Internal Standards	R.T.	QIon	Response	Conc	Units	Dev(Min)
1) Pentafluorobenzene	4.59	168	280743	50.00	ug/L	0.00
40) 1,4-Difluorobenzene	5.87	114	384929	50.00	ug/L	0.00
67) d5-Chlorobenzene	9.19	82	179323	50.00	ug/L	0.00
87) 1,4-Dichlorobenzene-d4	11.29	152	187189	50.00	ug/L	0.00
System Monitoring Compounds						
41) surr4,Dibrflmethane	3.86	113	137700	49.88	ug/L	0.00
Spiked Amount 50.000	Range 89 - 119		Recovery = 99.76%			
43) surr1,1,2-dichloroethane-d	4.47	65	143062	47.84	ug/L	0.00
Spiked Amount 50.000	Range 81 - 127		Recovery = 95.68%			
65) SURR3,Toluene-d8	7.89	98	420001	53.88	ug/L	0.00
Spiked Amount 50.000	Range 87 - 121		Recovery = 107.76%			
86) SURR2,BFB	10.25	95	163935	48.81	ug/L	0.00
Spiked Amount 50.000	Range 85 - 122		Recovery = 97.62%			
Target Compounds						Qvalue
5) Bromomethane	1.46	94	1555m	0.75	ug/L	
17) Iodomethane	2.11	142	1831m	0.58	ug/L	
81) Cyclohexanone	9.85	55	233	3.38	ug/L #	67
105) 1,2,4-Tcbenzene	13.02	180	733	0.23	ug/L #	69
106) Naphthalen	13.20	128	1786	0.29	ug/L	85
107) Hexachlorobt	13.29	225	369	0.23	ug/L #	27
108) 1,2,3-Tclbenzene	13.36	180	1092	0.39	ug/L #	78

(#) = qualifier out of range (m) = manual integration

1st DL 09/24/17
2nd BA 09/25/17

Data File : I:\ACQUDATA\MSVOA6\DATA\092117\D8348.D Vial: 9
Acq On : 21 Sep 2017 11:22 am Operator: D.Lipani
Sample : MET BLK Inst : MS#6
Misc : 8260C / 624 Multiplr: 1.00
MS Integration Params: CPD4.P
Quant Time: Sep 21 11:45 2017 Quant Results File: W082417.RES

Method : I:\ACQUDATA\MSVOA6\METHODS\W082417.M (RTE Integrator)
Title : 8260C / 624 WATERS
Last Update : Fri Aug 25 11:23:15 2017
Response via : Initial Calibration



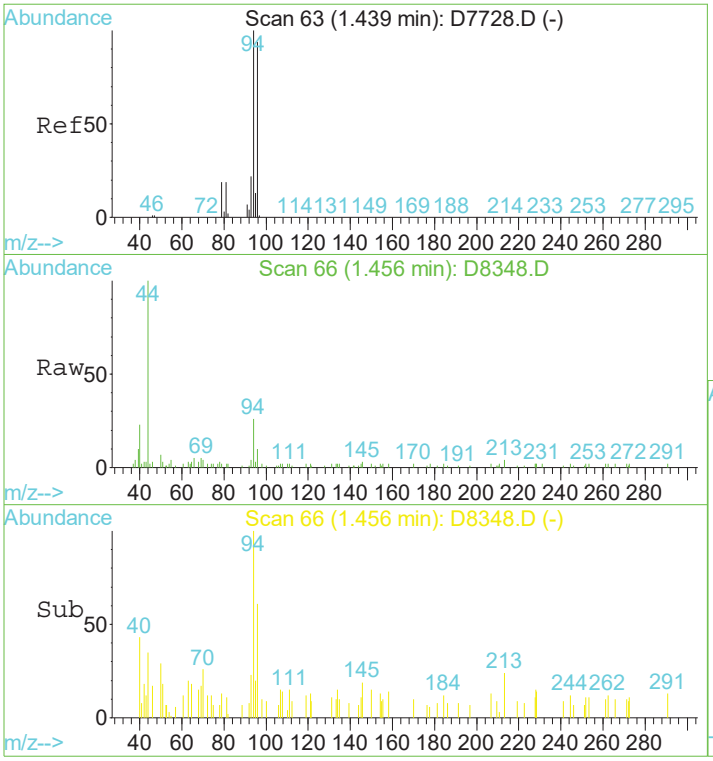

#5
Bromomethane
Concen: 0.75 ug/L m
RT: 1.46 min Scan# 66
Delta R.T. 0.02 min
Lab File: D8348.D
Acq: 21 Sep 2017 11:22 am

Tgt Ion: 94 Resp: 1555

Ion	Ratio	Lower	Upper
94	100		
96	36.2	73.7	113.7#

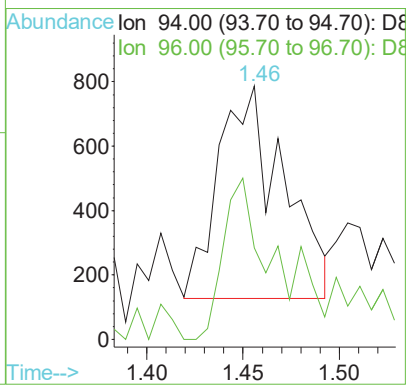

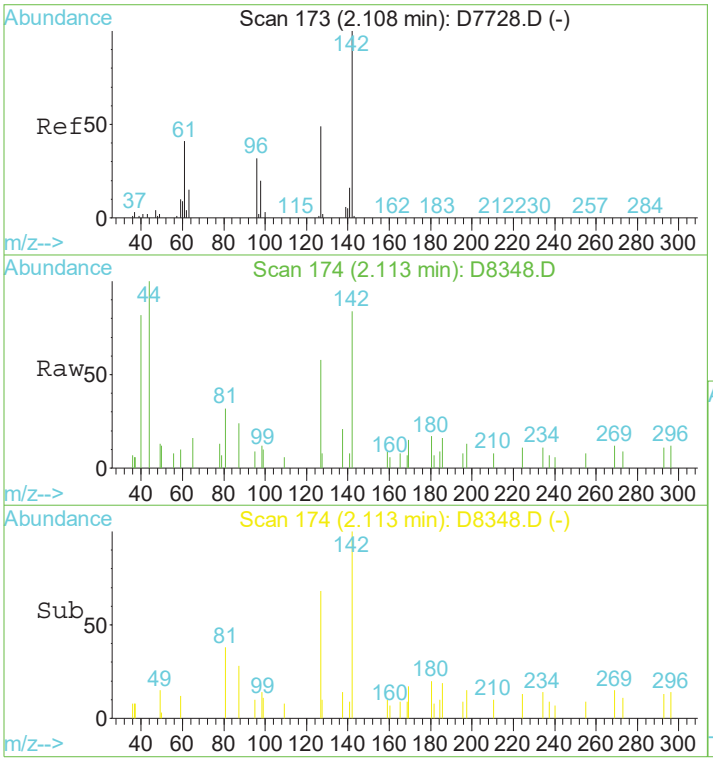

#17
Iodomethane
Concen: 0.58 ug/L m
RT: 2.11 min Scan# 174
Delta R.T. 0.00 min
Lab File: D8348.D
Acq: 21 Sep 2017 11:22 am

Tgt Ion:142 Resp: 1831

Ion	Ratio	Lower	Upper
142	100		
127	68.2	28.6	68.6

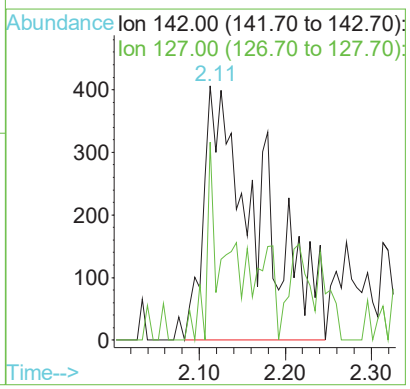

1st DL 09/24/17
2nd BA 09/25/17

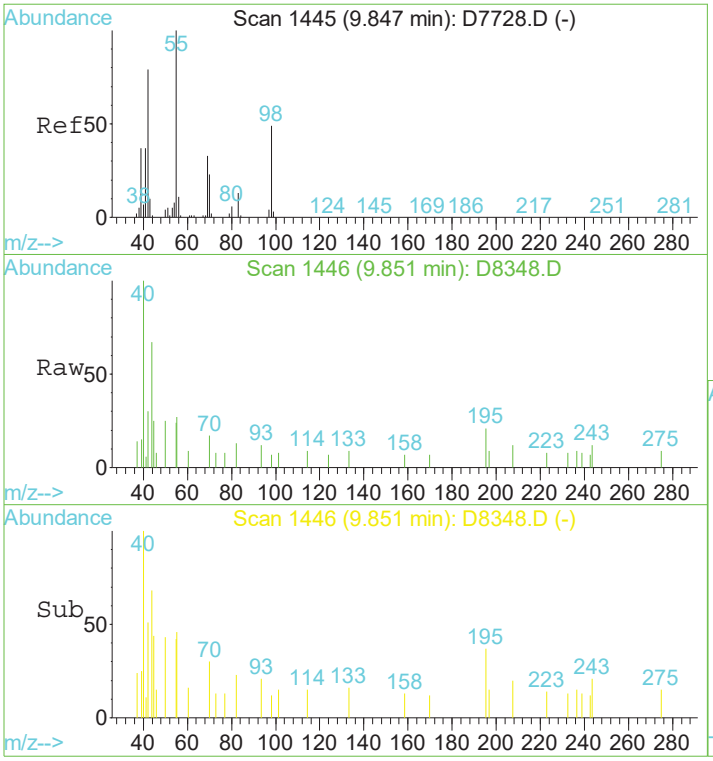

#81
Cyclohexanone
Concen: 3.38 ug/L
RT: 9.85 min Scan# 1446
Delta R.T. 0.00 min
Lab File: D8348.D
Acq: 21 Sep 2017 11:22 am

Tgt Ion: 55 Resp: 233

Ion	Ratio	Lower	Upper
55	100		
42	58.5	58.5	98.5#
70	33.9	2.6	42.6
98	13.6	29.4	69.4#

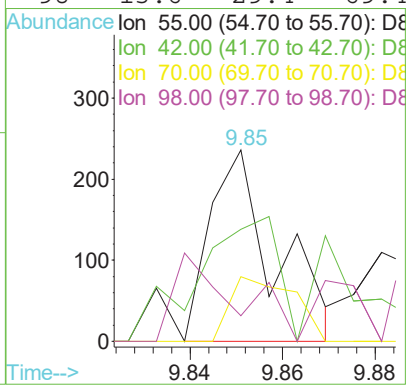

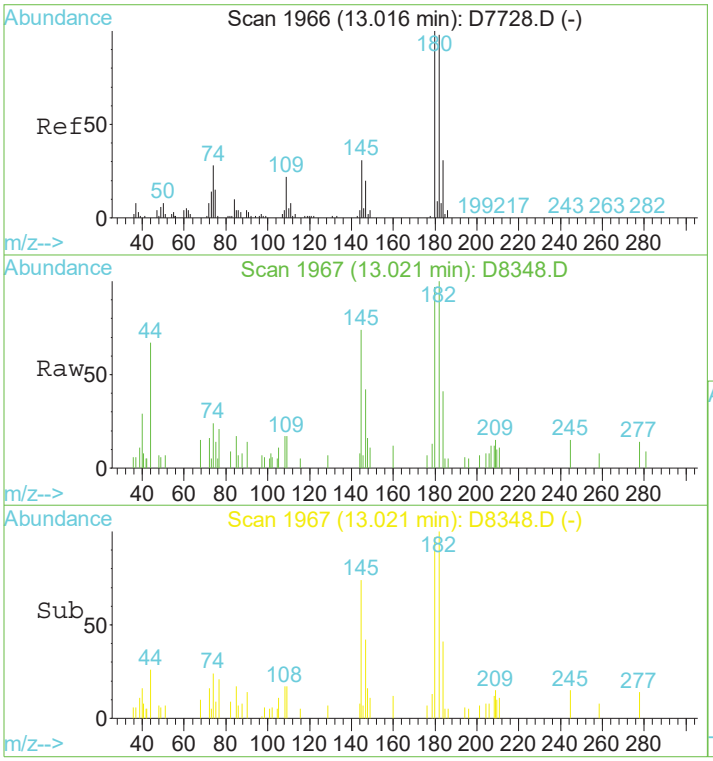

#105
1,2,4-Tcbenzene
Concen: 0.23 ug/L
RT: 13.02 min Scan# 1967
Delta R.T. 0.00 min
Lab File: D8348.D
Acq: 21 Sep 2017 11:22 am

Tgt Ion:180 Resp: 733

Ion	Ratio	Lower	Upper
180	100		
182	112.0	77.3	117.3
145	73.8	9.5	49.5#

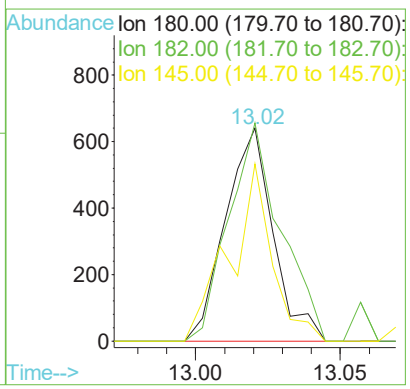

1st DL 09/24/17
2nd BA 09/25/17

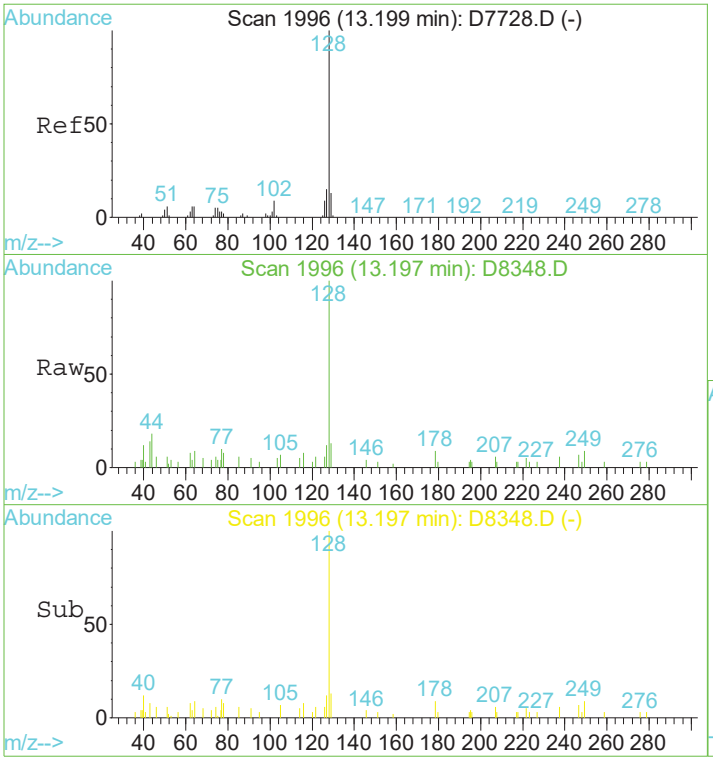

#106
Naphthalen
Concen: 0.29 ug/L
RT: 13.20 min Scan# 1996
Delta R.T. -0.00 min
Lab File: D8348.D
Acq: 21 Sep 2017 11:22 am

Tgt Ion:128 Resp: 1786

Ion	Ratio	Lower	Upper
128	100		
127	9.8	0.0	35.0
102	2.7	0.0	29.4

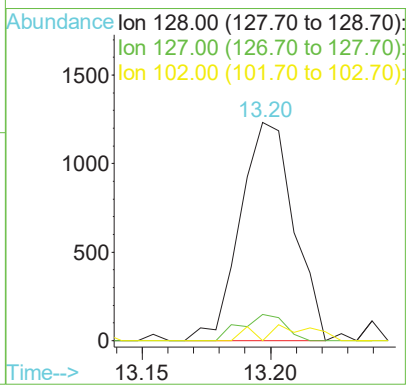

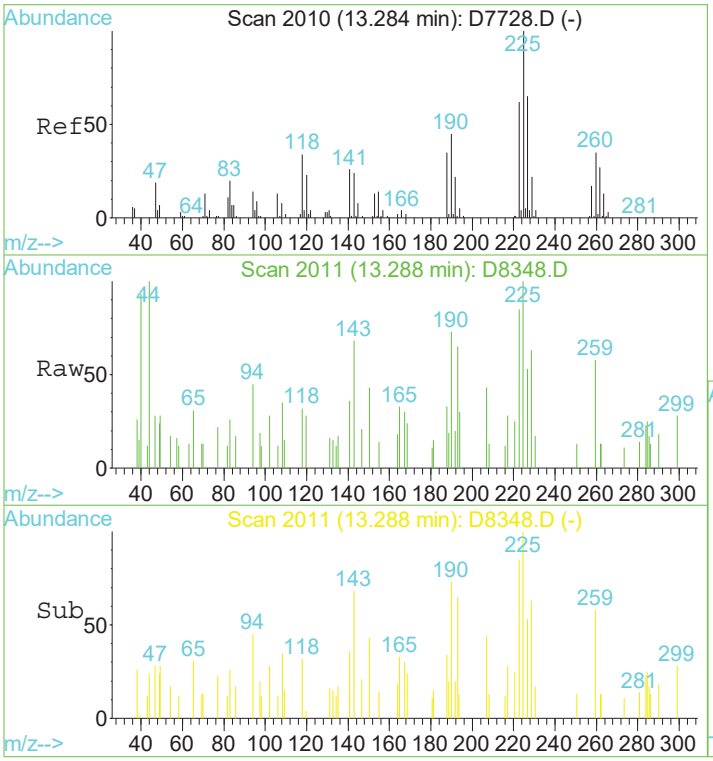

#107
Hexachlorobt
Concen: 0.23 ug/L
RT: 13.29 min Scan# 2011
Delta R.T. 0.01 min
Lab File: D8348.D
Acq: 21 Sep 2017 11:22 am

Tgt Ion:225 Resp: 369

Ion	Ratio	Lower	Upper
225	100		
223	165.6	42.5	82.5#
227	52.8	45.8	85.8

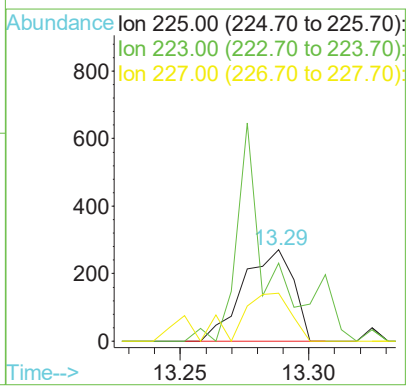

1st DL 09/24/17
2nd BA 09/25/17

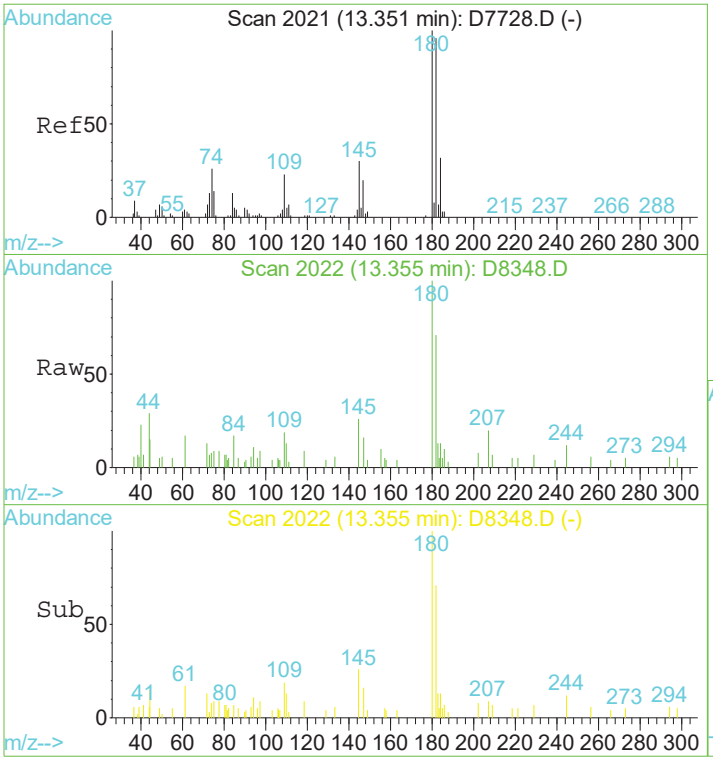

#108
1,2,3-Tclbenzene
Concen: 0.39 ug/L
RT: 13.36 min Scan# 2022
Delta R.T. 0.00 min
Lab File: D8348.D
Acq: 21 Sep 2017 11:22 am

Tgt Ion:180 Resp: 1092

Ion	Ratio	Lower	Upper
180	100		
182	71.7	76.4	116.4#
145	36.8	9.7	49.7

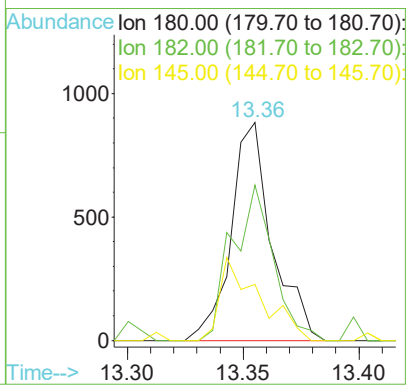

Quantitation Report (Qedit)

Data File : I:\ACQUDATA\MSVOA6\DATA\092117\D8345.D Vial: 6
Acq On : 21 Sep 2017 9:59 am Operator: D.Lipani
Sample : LCS Inst : MS#6
Misc : 8260C / 624 Multiplr: 1.00
MS Integration Params: CPD4.P
Quant Time: Sep 21 11:46 2017 Quant Results File: temp.res

Method : I:\ACQUDATA\MSVOA6\METHODS\W082417.M (RTE Integrator)
Title : 8260C / 624 WATERS
Last Update : Fri Aug 25 11:23:15 2017
Response via : Multiple Level Calibration

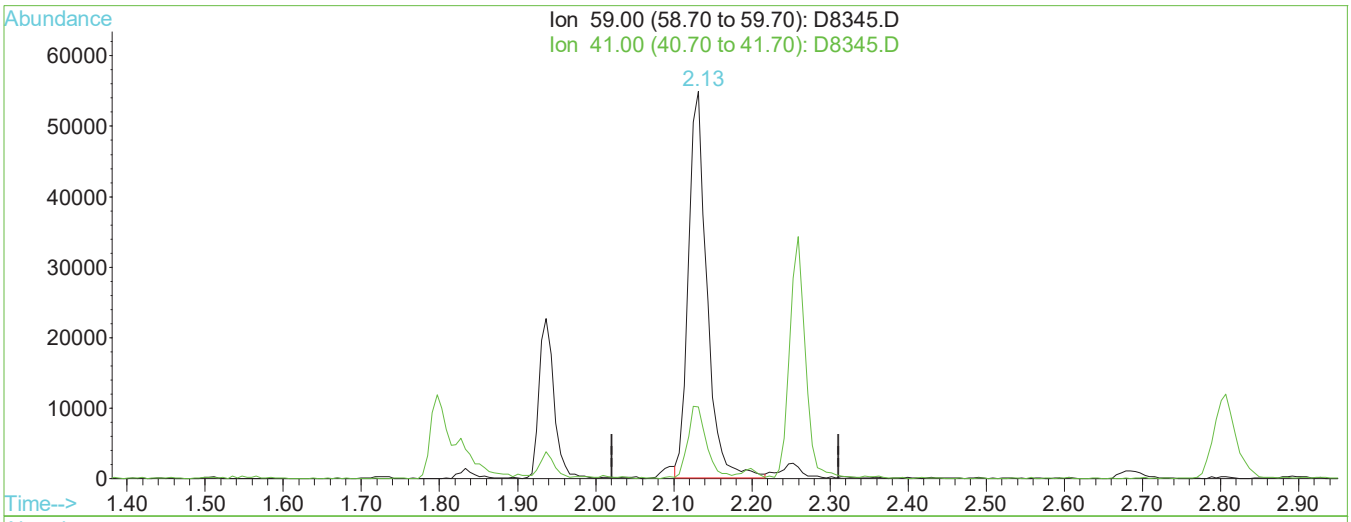

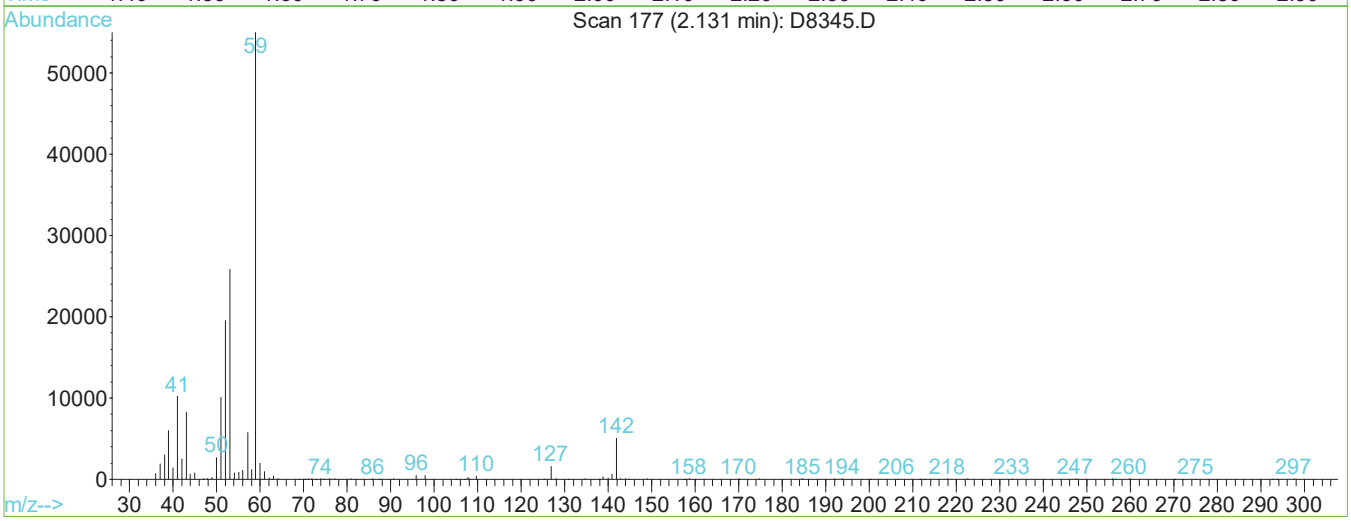

TIC: D8345.D

(18) TBA

2.13min 454.10ug/L m

response 90411

Ion	Exp%	Act%
59.00	100	100
41.00	19.90	18.58
0.00	0.00	0.00
0.00	0.00	0.00

Manual Integration:

After

Poor integration.

09/21/17

Quantitation Report (Qedit)

Data File : I:\ACQUDATA\MSVOA6\DATA\092117\D8345.D Vial: 6
Acq On : 21 Sep 2017 9:59 am Operator: D.Lipani
Sample : LCS Inst : MS#6
Misc : 8260C / 624 Multiplr: 1.00
MS Integration Params: CPD4.P
Quant Time: Sep 21 10:16 2017 Quant Results File: temp.res

Method : I:\ACQUDATA\MSVOA6\METHODS\W082417.M (RTE Integrator)
Title : 8260C / 624 WATERS
Last Update : Fri Aug 25 11:23:15 2017
Response via : Multiple Level Calibration

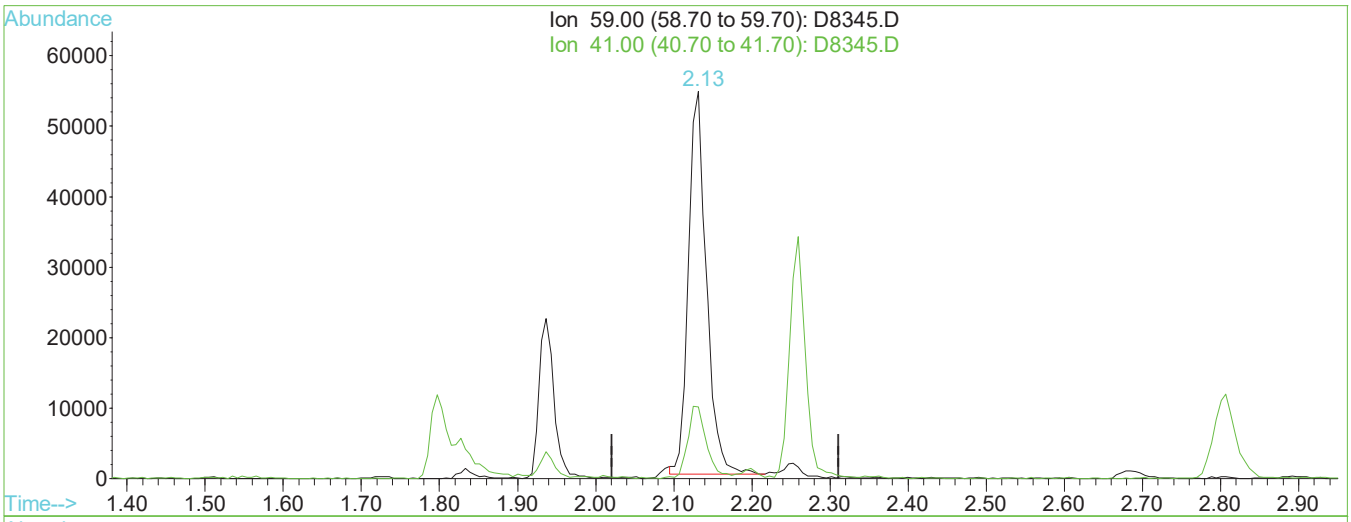

TIC: D8345.D

(18) TBA

2.13min 438.20ug/L

response 87244

Ion	Exp%	Act%
59.00	100	100
41.00	19.90	18.58
0.00	0.00	0.00
0.00	0.00	0.00

Manual Integration:

Before

09/21/17

Quantitation Report (Qedit)

Data File : I:\ACQUDATA\MSVOA6\DATA\092117\D8345.D Vial: 6
Acq On : 21 Sep 2017 9:59 am Operator: D.Lipani
Sample : LCS Inst : MS#6
Misc : 8260C / 624 Multiplr: 1.00
MS Integration Params: CPD4.P
Quant Time: Sep 21 11:47 2017 Quant Results File: temp.res

Method : I:\ACQUDATA\MSVOA6\METHODS\W082417.M (RTE Integrator)
Title : 8260C / 624 WATERS
Last Update : Fri Aug 25 11:23:15 2017
Response via : Single Level Calibration

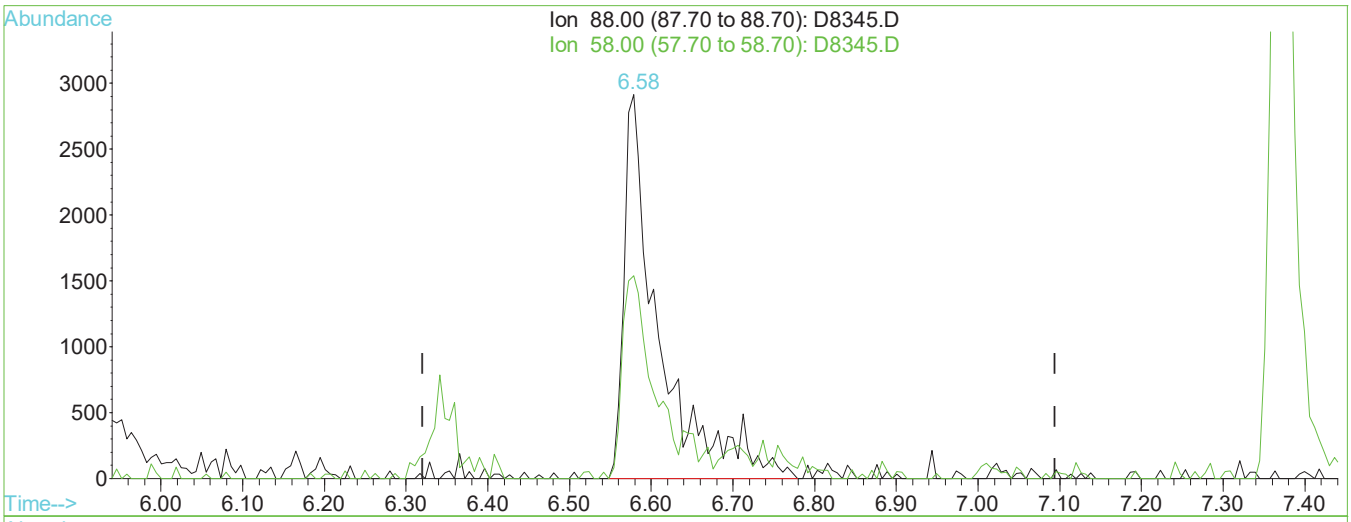

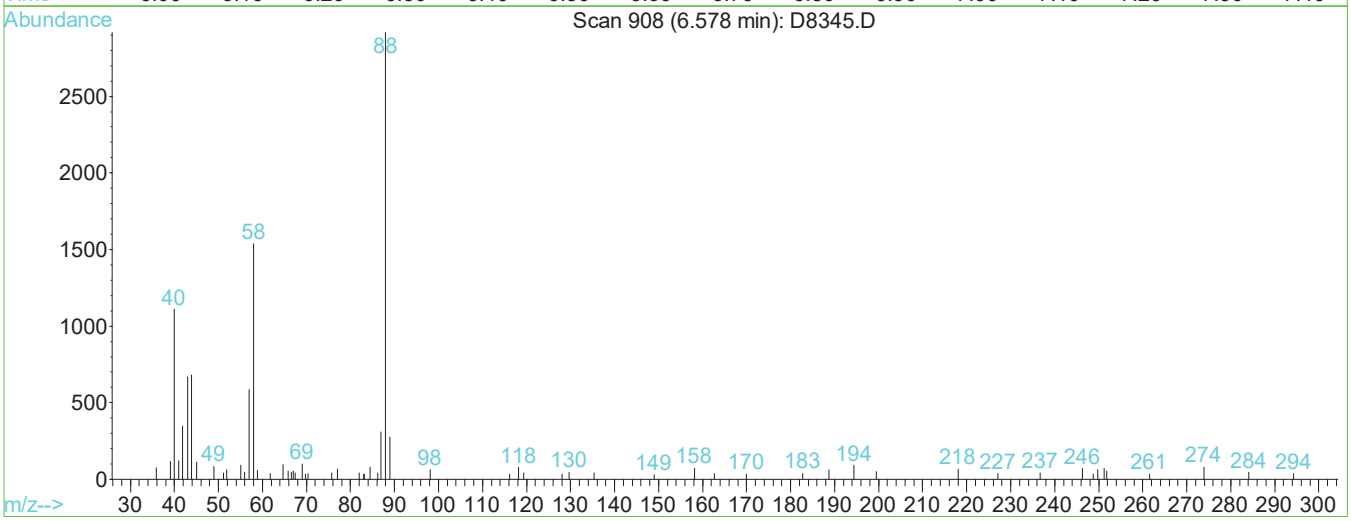

TIC: D8345.D

(56) 1,4-Dioxane

6.58min 430.66ug/L m

response 8715

Ion	Exp%	Act%
88.00	100	100
58.00	49.20	52.74
0.00	0.00	0.00
0.00	0.00	0.00

Manual Integration:

After

Split Peak.

09/21/17

1st DL 09/24/17
2nd BA 09/25/17

Data File : I:\ACQUDATA\MSVOA6\DATA\092117\D8345.D Vial: 6
Acq On : 21 Sep 2017 9:59 am Operator: D.Lipani
Sample : LCS Inst : MS#6
Misc : 8260C / 624 Multiplr: 1.00
MS Integration Params: CPD4.P
Quant Time: Sep 21 11:46 2017 Quant Results File: temp.res

Method : I:\ACQUDATA\MSVOA6\METHODS\W082417.M (RTE Integrator)
Title : 8260C / 624 WATERS
Last Update : Fri Aug 25 11:23:15 2017
Response via : Single Level Calibration

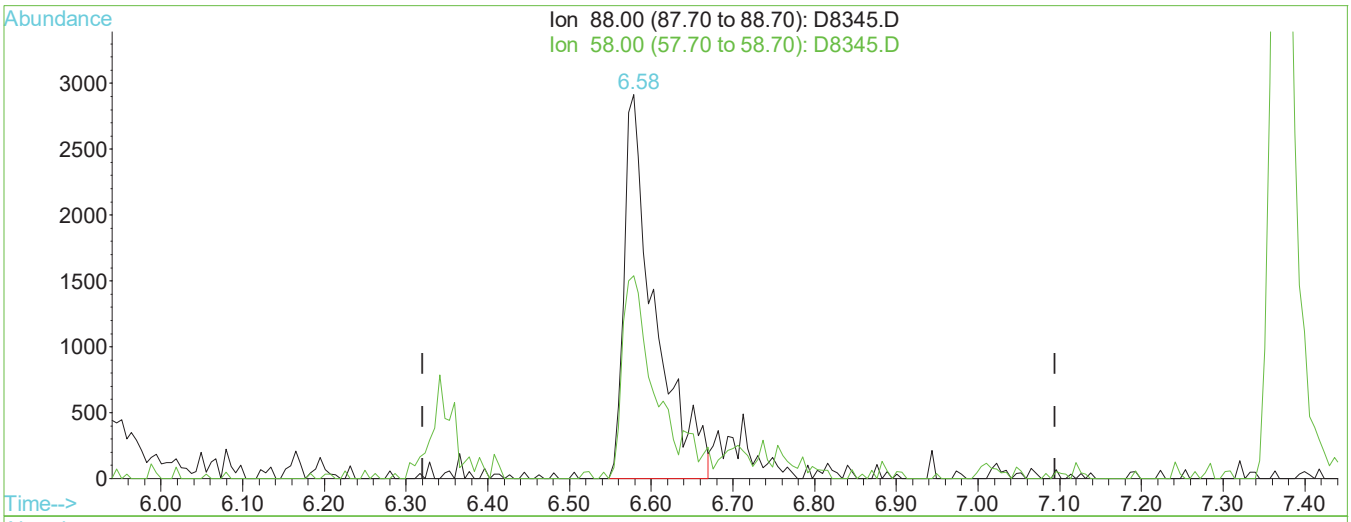

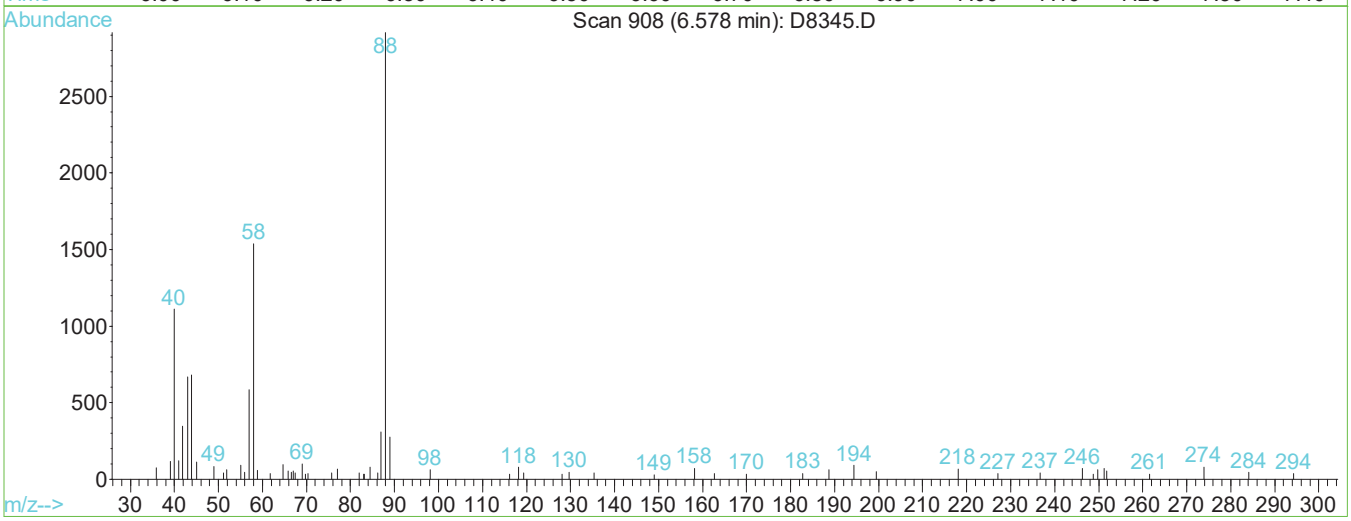

TIC: D8345.D

(56) 1,4-Dioxane

6.58min 373.34ug/L

response 7555

Ion	Exp%	Act%
88.00	100	100
58.00	49.20	52.74
0.00	0.00	0.00
0.00	0.00	0.00

Manual Integration:

Before

09/21/17

1st DL 09/24/17
2nd BA 09/25/17

Data File : I:\ACQUDATA\MSVOA6\DATA\092117\D8345.D Vial: 6
Acq On : 21 Sep 2017 9:59 am Operator: D.Lipani
Sample : LCS Inst : MS#6
Misc : 8260C / 624 Multiplr: 1.00
MS Integration Params: CPD4.P
Quant Time: Sep 21 11:48 2017 Quant Results File: W082417.RES

Quant Method : I:\ACQUDATA\M...\W082417.M (RTE Integrator)
Title : 8260C / 624 WATERS
Last Update : Fri Aug 25 11:23:15 2017
Response via : Initial Calibration
DataAcq Meth : W082417

Internal Standards	R.T.	QIon	Response	Conc	Units		Dev(Min)
1) Pentafluorobenzene	4.60	168	310468	50.00	ug/L		0.00
40) 1,4-Difluorobenzene	5.87	114	403127	50.00	ug/L		0.00
67) d5-Chlorobenzene	9.19	82	183903	50.00	ug/L		0.00
87) 1,4-Dichlorobenzene-d4	11.29	152	205366	50.00	ug/L		0.00
System Monitoring Compounds							
41) surr4,Dibrflmethane	3.86	113	150122	51.92	ug/L		0.00
Spiked Amount 50.000	Range 89 - 119		Recovery = 103.84%				
43) surr1,1,2-dichloroethane-d	4.47	65	154260	49.26	ug/L		0.00
Spiked Amount 50.000	Range 81 - 127		Recovery = 98.52%				
65) SURR3,Toluene-d8	7.89	98	445341	54.56	ug/L		0.00
Spiked Amount 50.000	Range 87 - 121		Recovery = 109.12%				
86) SURR2,BFB	10.25	95	178012	51.68	ug/L		0.00
Spiked Amount 50.000	Range 85 - 122		Recovery = 103.36%				
Target Compounds							Qvalue
2) Dichlorodifluoromethane	1.12	85	79079	17.08	ug/L		93
3) Chloromethane	1.19	50	58203	18.93	ug/L		93
4) Vinyl Chloride	1.27	62	83191	21.94	ug/L		97
5) Bromomethane	1.44	94	42003	18.38	ug/L		99
6) Chloroethane	1.50	64	37376	20.13	ug/L		94
7) Freon 21	1.54	67	108046	19.17	ug/L		100
8) Freon 123	1.71	83	74702	21.34	ug/L		97
9) Freon 123a	1.73	67	62030	22.30	ug/L		94
10) Acrolein	1.79	56	7091	28.86	ug/L		99
11) Trichlorofluoromethane	1.79	101	78719	18.58	ug/L		98
12) Acetonitrile	1.80	41	17073	101.04	ug/L		90
13) 2-Propanol	1.83	45	46578	400.84	ug/L		100
14) Acetone	1.86	43	13254	22.80	ug/L		95
15) Diethyl Ether	1.94	59	30351	20.29	ug/L		90
16) 1,1-Diclethene	2.09	96	41552	19.42	ug/L		94
17) Iodomethane	2.11	142	49795	14.32	ug/L		90
18) TBA	2.13	59	90411m	454.10	ug/L		
19) Acrylonitrile	2.14	53	73173	113.65	ug/L		92
20) Methylene Chloride	2.20	84	48595	21.38	ug/L		96
21) Freon 113	2.24	101	49785	20.37	ug/L		96
22) Methyl Acetate	2.25	43	26019	13.58	ug/L		95
23) Allyl Chloride	2.26	76	20825	23.64	ug/L		94
24) Carbon Disulfide	2.31	76	124487	19.03	ug/L		95
25) trans-1,2-Dichloroethene	2.69	96	43857	19.24	ug/L	#	85
26) Methyl-t-Butyl Ether	2.81	73	122156	20.85	ug/L		98
27) 1,1-Diclethane	2.89	63	71786	20.76	ug/L		91
28) Propionitrile	2.93	54	25392	109.44	ug/L		97
29) Vinyl Acetate	3.09	43	86304	21.01	ug/L		93
30) 2-Chloro-1,3-Butadiene	3.25	53	61998	20.28	ug/L		98
31) 2-Butanone	3.36	43	15177	19.46	ug/L		99
32) Methacrylonitrile	3.45	67	16923	22.38	ug/L	#	78
33) cis-1,2-Dichloroethene	3.47	96	50319	20.68	ug/L		89
34) Bromochloromethane	3.64	128	28024	20.30	ug/L		91
35) Chloroform	3.71	83	84135	20.30	ug/L		98
36) 2,2-Dichloropropane	3.79	77	72313	19.13	ug/L		98
38) Tetrahydrofuran	4.13	42	11165	23.86	ug/L		77
39) 1,1,1-Trichloroethane	4.72	97	75417	18.74	ug/L		98
42) Iso-Butyl Alcohol	3.95	42	18550	411.45	ug/L		90
44) 1,2-Dichloroethane	4.59	64	19868	17.99	ug/L		94

(#) = qualifier out of range (m) = manual integration

1st DL 09/24/17
2nd BA 09/25/17

Data File : I:\ACQUDATA\MSVOA6\DATA\092117\D8345.D Vial: 6
Acq On : 21 Sep 2017 9:59 am Operator: D.Lipani
Sample : LCS Inst : MS#6
Misc : 8260C / 624 Multiplr: 1.00
MS Integration Params: CPD4.P
Quant Time: Sep 21 11:48 2017 Quant Results File: W082417.RES

Quant Method : I:\ACQUDATA\M...\W082417.M (RTE Integrator)
Title : 8260C / 624 WATERS
Last Update : Fri Aug 25 11:23:15 2017
Response via : Initial Calibration
DataAcq Meth : W082417

	Compound	R.T.	QIon	Response	Conc	Unit	Qvalue
46)	1,1-Dichloropropene	5.08	75	56276	19.27	ug/L	98
47)	Cyclohexane	5.17	56	57786	19.27	ug/L	97
48)	Carbontetrachloride	5.31	119	63244	19.49	ug/L	93
49)	Benzene	5.39	78	159488	20.18	ug/L	98
51)	Dibromomethane	6.17	93	32673	19.56	ug/L	97
52)	1,2-Diclpropane	6.24	63	40020	19.83	ug/L	91
53)	n-Heptane	6.35	43	41199	18.65	ug/L	91
54)	Trichloroethene	6.32	130	50348	19.26	ug/L	98
55)	Bromodichloromethane	6.37	83	61742	19.76	ug/L	100
56)	1,4-Dioxane	6.58	88	8715m	430.66	ug/L	
58)	Methyl Methacrylate	6.75	69	27208	19.97	ug/L	95
59)	Methylcyclohexane	6.90	55	45129	19.39	ug/L	95
60)	2-Chloroethylvinyl Ether	7.02	63	23026	18.20	ug/L	95
61)	cis-1,3-Dichloropropene	7.17	75	67146	19.20	ug/L	99
62)	4-Methyl-2-pentanone	7.37	43	35098	19.39	ug/L	96
63)	trans-1,3-Dichloropropene	7.66	75	63379	19.29	ug/L	98
64)	1,1,2-Trichloroethane	7.77	97	41185	20.71	ug/L	97
66)	Toluene	7.96	91	177413	19.78	ug/L	99
68)	1,3-Dichloropropane	8.01	76	62908	20.43	ug/L	94
69)	Ethyl Methacrylate	8.19	69	52262	21.03	ug/L	89
70)	Dibromochloromethane	8.21	129	54666	21.62	ug/L	98
71)	2-Hexanone	8.26	43	25143	20.26	ug/L	98
72)	1,2-Dibromoethane	8.43	107	47097	21.21	ug/L	97
73)	n-Butyl Acetate	8.63	43	60946	21.47	ug/L	99
74)	Tetrachloroethene	8.62	164	44986	20.49	ug/L	99
75)	1,1,1,2-Tetrachloroethane	9.16	131	48866	21.29	ug/L	94
76)	Chlorobenzene	9.22	112	121915	20.98	ug/L	99
77)	Ethylbenzene	9.44	106	65484	21.37	ug/L	91
78)	Bromoform	9.61	173	39504	23.21	ug/L	97
79)	(m+p)Xylene	9.61	106	165341	43.11	ug/L	98
80)	o-Xylene	9.93	106	79277	21.48	ug/L	98
81)	Cyclohexanone	9.84	55	55258	781.97	ug/L	90
82)	Styrene	9.88	104	132650	22.49	ug/L	98
84)	trans-1,4-Dichloro-2-Buten	10.10	75	17057	19.87	ug/L	91
85)	Isopropylbenzene	10.25	105	199566	21.19	ug/L	98
88)	1,1,2,2-Tetrachloroethane	9.92	83	59174	24.12	ug/L	100
89)	1,2,3-Trichloropropane	10.03	75	39285	21.22	ug/L	97
90)	Bromobenzene	10.38	156	63569	20.88	ug/L	98
91)	n-Propylbenzene	10.61	91	230860	21.21	ug/L	97
92)	2-Chlorotoluene	10.65	91	127347	20.11	ug/L	97
93)	4-Chlorotoluene	10.72	91	143259	21.04	ug/L	97
94)	1,3,5-Trimethylbenzene	10.87	105	156456	20.71	ug/L	100
95)	tert-Butylbenzene	11.06	119	127438	19.40	ug/L	97
96)	1,2,4-Trimethylbenzene	11.17	105	159770	19.73	ug/L	99
97)	sec-Butylbenzene	11.24	105	193836	20.70	ug/L	97
98)	1,3-Dclbenz	11.26	146	110975	21.44	ug/L	99
99)	1,4-Dclbenz	11.31	146	113567	21.65	ug/L	100
100)	p-Isopropyltoluene	11.41	119	161207	20.88	ug/L	98
101)	1,2-Dclbenz	11.58	146	106961	20.65	ug/L	99
102)	n-Butylbenzene	11.72	91	146263	20.56	ug/L	98
103)	1,2-Dibromo-3-chloropropan	11.94	75	10497	23.23	ug/L	92
104)	Nitrobenzene	12.12	77	3244	101.65	ug/L	97
105)	1,2,4-Tcbenzene	13.01	180	71788	20.12	ug/L	97
106)	Naphthalen	13.20	128	152332	22.58	ug/L	97

(#) = qualifier out of range (m) = manual integration

1st DL 09/24/17
2nd BA 09/25/17

Data File : I:\ACQUDATA\MSVOA6\DATA\092117\D8345.D Vial: 6
Acq On : 21 Sep 2017 9:59 am Operator: D.Lipani
Sample : LCS Inst : MS#6
Misc : 8260C / 624 Multiplr: 1.00
MS Integration Params: CPD4.P
Quant Time: Sep 21 11:48 2017 Quant Results File: W082417.RES

Quant Method : I:\ACQUDATA\M...\W082417.M (RTE Integrator)
Title : 8260C / 624 WATERS
Last Update : Fri Aug 25 11:23:15 2017
Response via : Initial Calibration
DataAcq Meth : W082417

Compound	R.T.	QIon	Response	Conc	Unit	Qvalue
107) Hexachlorobt	13.28	225	34148	19.54	ug/L	96
108) 1,2,3-Tclbenzene	13.35	180	66689	21.72	ug/L	100

(#) = qualifier out of range (m) = manual integration

Data File : I:\ACQUDATA\MSVOA6\DATA\092117\D8345.D Vial: 6
Acq On : 21 Sep 2017 9:59 am Operator: D.Lipani
Sample : LCS Inst : MS#6
Misc : 8260C / 624 Multiplr: 1.00
MS Integration Params: CPD4.P
Quant Time: Sep 21 11:48 2017 Quant Results File: W082417.RES

Method : I:\ACQUDATA\MSVOA6\METHODS\W082417.M (RTE Integrator)
Title : 8260C / 624 WATERS
Last Update : Fri Aug 25 11:23:15 2017
Response via : Initial Calibration

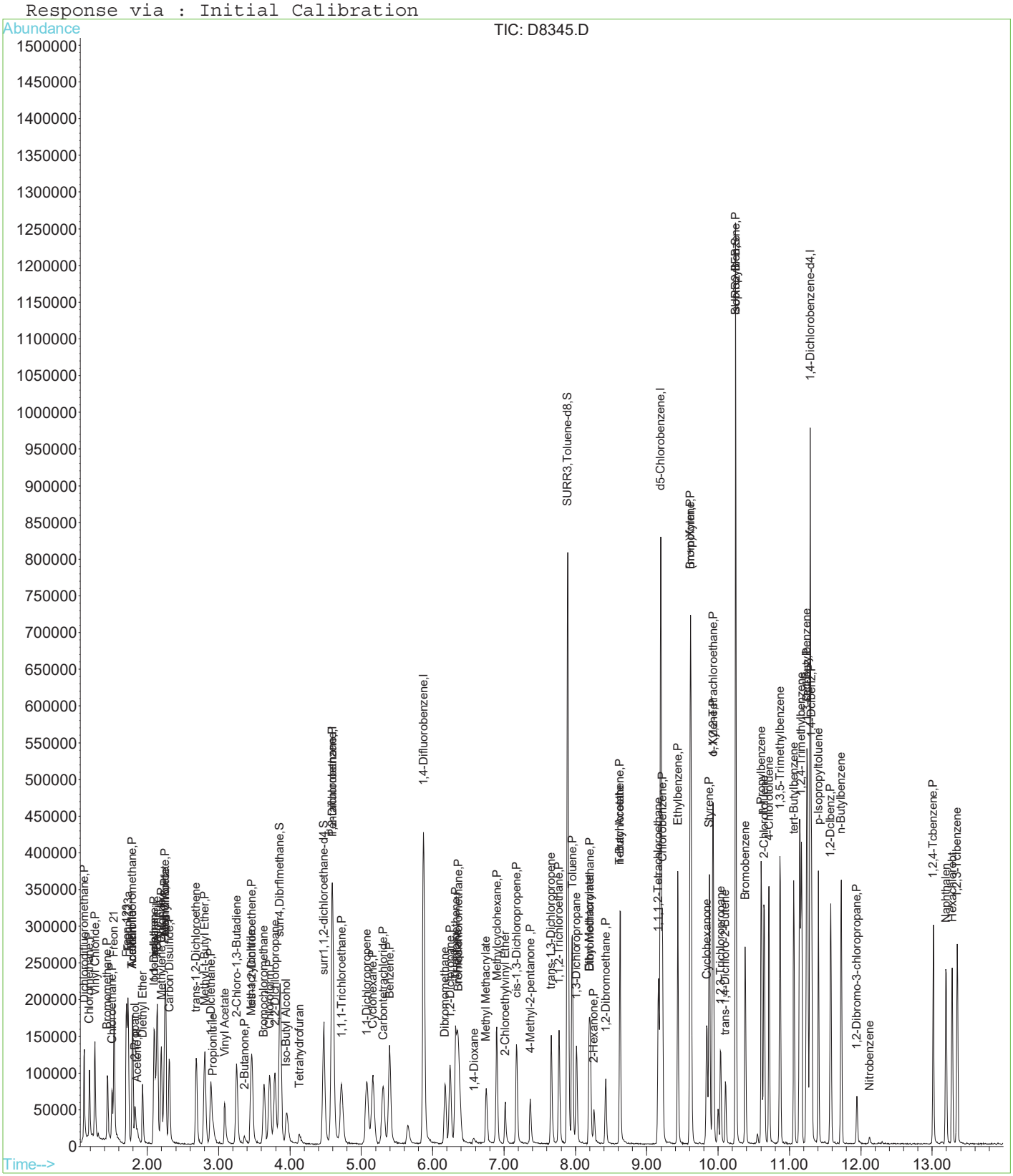

1st DL 09/24/17
2nd BA 09/25/17

Data File : I:\ACQUDATA\MSVOA6\DATA\092117\D8367.D Vial: 28
Acq On : 21 Sep 2017 7:35 pm Operator: D.Lipani
Sample : R1708700-005MS|1.0 Inst : MS#6
Misc : Verina 8260C 6646 T4 Multiplr: 1.00
MS Integration Params: CPD4.P
Quant Time: Sep 24 12:15 2017 Quant Results File: temp.res

Method : I:\ACQUDATA\MSVOA6\METHODS\W082417.M (RTE Integrator)
Title : 8260C / 624 WATERS
Last Update : Fri Aug 25 11:23:15 2017
Response via : Multiple Level Calibration

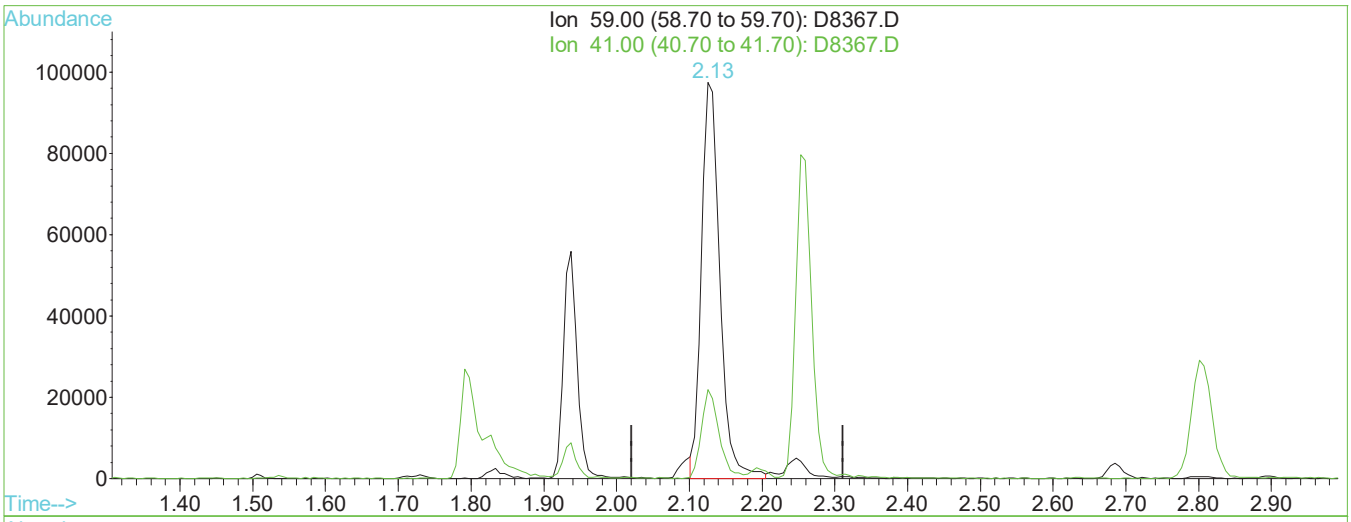

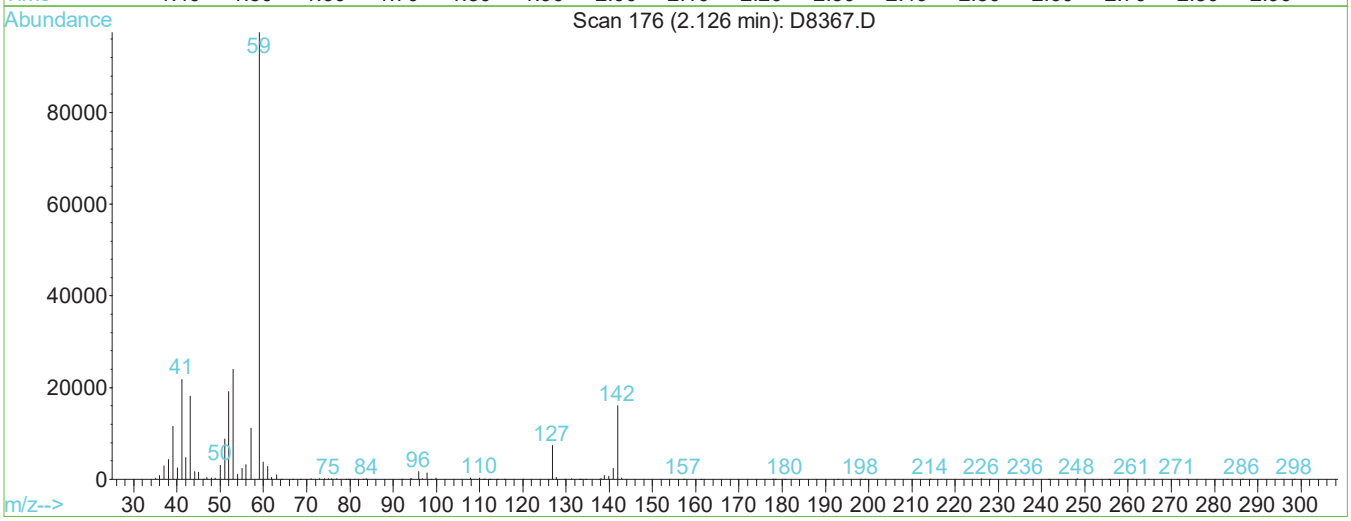

TIC: D8367.D

(18) TBA

2.13min 880.98ug/L m

response 169876

Ion	Exp%	Act%
59.00	100	100
41.00	19.90	22.42
0.00	0.00	0.00
0.00	0.00	0.00

Manual Integration:

After

Poor integration.

09/24/17

1st DL 09/24/17
2nd BA 09/25/17

Data File : I:\ACQUDATA\MSVOA6\DATA\092117\D8367.D Vial: 28
Acq On : 21 Sep 2017 7:35 pm Operator: D.Lipani
Sample : R1708700-005MS|1.0 Inst : MS#6
Misc : Verina 8260C 6646 T4 Multiplr: 1.00
MS Integration Params: CPD4.P
Quant Time: Sep 21 19:52 2017 Quant Results File: temp.res

Method : I:\ACQUDATA\MSVOA6\METHODS\W082417.M (RTE Integrator)
Title : 8260C / 624 WATERS
Last Update : Fri Aug 25 11:23:15 2017
Response via : Multiple Level Calibration

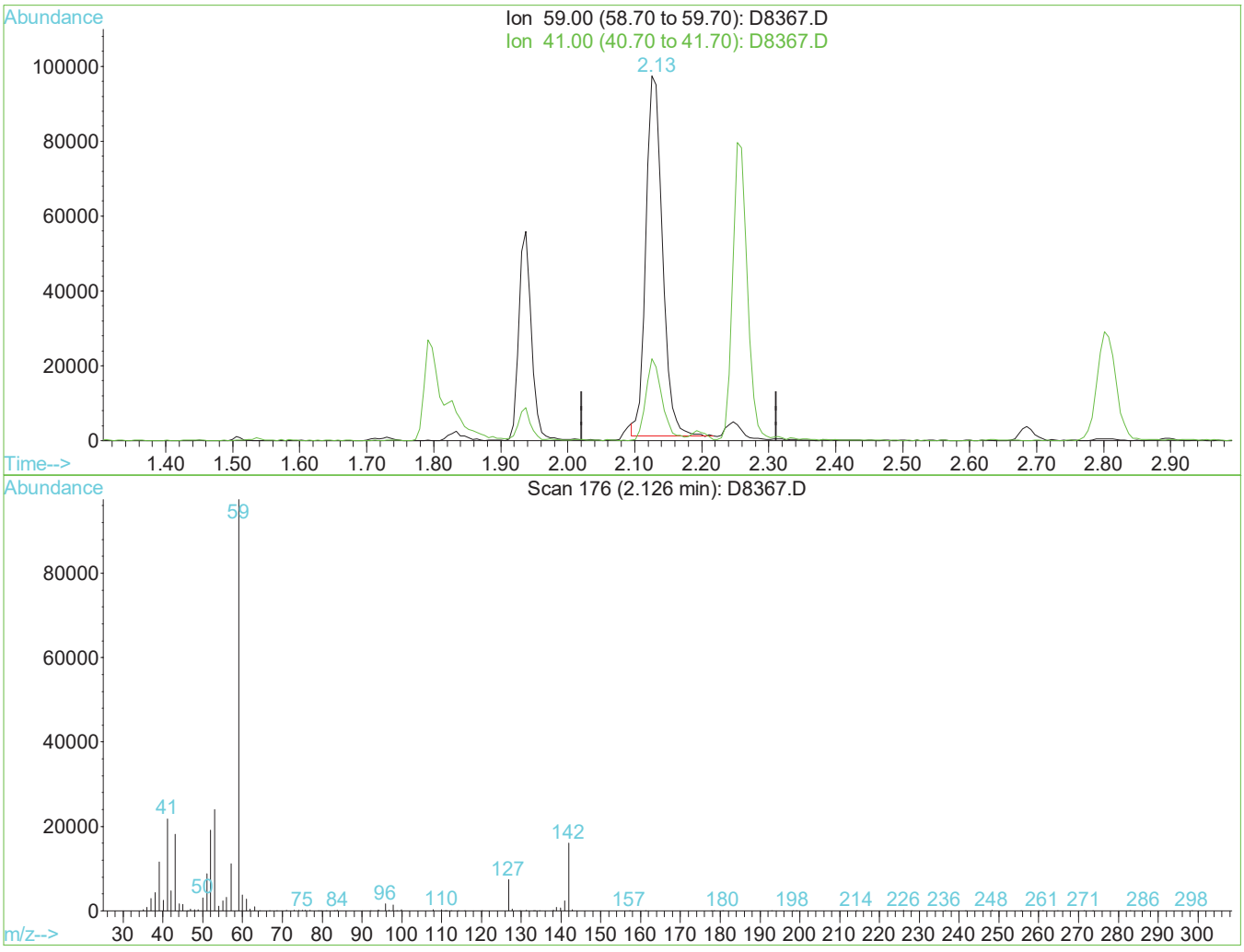

TIC: D8367.D

(18) TBA

2.13min 851.11ug/L

response 164117

Ion	Exp%	Act%
59.00	100	100
41.00	19.90	22.42
0.00	0.00	0.00
0.00	0.00	0.00

Manual Integration:

Before

09/24/17

1st DL 09/24/17
2nd BA 09/25/17

Data File : I:\ACQUDATA\MSVOA6\DATA\092117\D8367.D Vial: 28
Acq On : 21 Sep 2017 7:35 pm Operator: D.Lipani
Sample : R1708700-005MS|1.0 Inst : MS#6
Misc : Verina 8260C 6646 T4 Multiplr: 1.00
MS Integration Params: CPD4.P
Quant Time: Sep 24 12:16 2017 Quant Results File: W082417.RES

Quant Method : I:\ACQUDATA\M...\W082417.M (RTE Integrator)
Title : 8260C / 624 WATERS
Last Update : Fri Aug 25 11:23:15 2017
Response via : Initial Calibration
DataAcq Meth : W082417

Internal Standards	R.T.	QIon	Response	Conc	Units	Dev(Min)
1) Pentafluorobenzene	4.60	168	300688	50.00	ug/L	0.00
40) 1,4-Difluorobenzene	5.87	114	399028	50.00	ug/L	0.00
67) d5-Chlorobenzene	9.19	82	192067	50.00	ug/L	0.00
87) 1,4-Dichlorobenzene-d4	11.29	152	219616	50.00	ug/L	0.00
System Monitoring Compounds						
41) surr4,Dibrflmethane	3.86	113	147864	51.67	ug/L	0.00
Spiked Amount 50.000	Range 89 - 119		Recovery = 103.34%			
43) surr1,1,2-dichloroethane-d	4.47	65	145635	46.98	ug/L	0.00
Spiked Amount 50.000	Range 81 - 127		Recovery = 93.96%			
65) SURR3,Toluene-d8	7.89	98	446944	55.32	ug/L	0.00
Spiked Amount 50.000	Range 87 - 121		Recovery = 110.64%			
86) SURR2,BFB	10.25	95	186392	51.81	ug/L	0.00
Spiked Amount 50.000	Range 85 - 122		Recovery = 103.62%			
Target Compounds						Qvalue
2) Dichlorodifluoromethane	1.12	85	184369	41.11	ug/L	98
3) Chloromethane	1.19	50	132668	44.55	ug/L	98
4) Vinyl Chloride	1.27	62	204059	55.58	ug/L	100
5) Bromomethane	1.44	94	52895	23.90	ug/L	90
6) Chloroethane	1.51	64	95607	53.16	ug/L	97
7) Freon 21	1.54	67	257124	47.10	ug/L	98
8) Freon 123	1.71	83	182704	53.89	ug/L	94
9) Freon 123a	1.73	67	151440	56.22	ug/L	98
10) Acrolein	1.78	56	24818	104.29	ug/L	98
11) Trichlorofluoromethane	1.79	101	200601	48.90	ug/L	98
12) Acetonitrile	1.79	41	39872	243.64	ug/L	94
13) 2-Propanol	1.83	45	90513	804.27	ug/L	99
14) Acetone	1.86	43	26087	46.34	ug/L	97
15) Diethyl Ether	1.94	59	72723	50.19	ug/L	93
16) 1,1-Diclethene	2.10	96	105880	51.10	ug/L	96
17) Iodomethane	2.11	142	99477	29.55	ug/L	90
18) TBA	2.13	59	169876m	880.98	ug/L	
19) Acrylonitrile	2.14	53	156528	251.02	ug/L	95
20) Methylene Chloride	2.20	84	119393	54.25	ug/L	93
21) Freon 113	2.24	101	120868	51.07	ug/L	98
22) Methyl Acetate	2.25	43	62856	33.87	ug/L	98
23) Allyl Chloride	2.26	76	53464	62.68	ug/L	90
24) Carbon Disulfide	2.31	76	312958	49.38	ug/L	99
25) trans-1,2-Dichloroethene	2.69	96	116561	52.81	ug/L	96
26) Methyl-t-Butyl Ether	2.81	73	274006	48.30	ug/L	100
27) 1,1-Diclethane	2.89	63	182477	54.49	ug/L	97
28) Propionitrile	2.92	54	57564	256.17	ug/L	98
29) Vinyl Acetate	3.09	43	191760	48.19	ug/L	94
30) 2-Chloro-1,3-Butadiene	3.25	53	165498	55.89	ug/L	90
31) 2-Butanone	3.35	43	38344	50.77	ug/L	97
32) Methacrylonitrile	3.45	67	38922	53.14	ug/L #	85
33) cis-1,2-Dichloroethene	3.46	96	128544	54.54	ug/L	99
34) Bromochloromethane	3.63	128	70399	52.65	ug/L	98
35) Chloroform	3.71	83	213675	53.22	ug/L	95
36) 2,2-Dichloropropane	3.79	77	183171	50.04	ug/L	98
38) Tetrahydrofuran	4.13	42	23476	51.80	ug/L	81
39) 1,1,1-Trichloroethane	4.72	97	194457	49.89	ug/L	95
42) Iso-Butyl Alcohol	3.96	42	38785	869.11	ug/L #	84
44) 1,2-Dichloroethane	4.59	64	51525	47.13	ug/L	91

(#) = qualifier out of range (m) = manual integration

1st DL 09/24/17
2nd BA 09/25/17

Data File : I:\ACQUDATA\MSVOA6\DATA\092117\D8367.D Vial: 28
Acq On : 21 Sep 2017 7:35 pm Operator: D.Lipani
Sample : R1708700-005MS|1.0 Inst : MS#6
Misc : Verina 8260C 6646 T4 Multiplr: 1.00
MS Integration Params: CPD4.P
Quant Time: Sep 24 12:16 2017 Quant Results File: W082417.RES

Quant Method : I:\ACQUDATA\M...\W082417.M (RTE Integrator)
Title : 8260C / 624 WATERS
Last Update : Fri Aug 25 11:23:15 2017
Response via : Initial Calibration
DataAcq Meth : W082417

	Compound	R.T.	QIon	Response	Conc	Unit	Qvalue
46)	1,1-Dichloropropene	5.08	75	148336	51.31	ug/L	96
47)	Cyclohexane	5.16	56	150495	50.70	ug/L	93
48)	Carbontetrachloride	5.31	119	161573	50.30	ug/L	95
49)	Benzene	5.39	78	398864	51.00	ug/L	99
51)	Dibromomethane	6.17	93	80218	48.51	ug/L	99
52)	1,2-Diclpropane	6.24	63	103450	51.78	ug/L	94
53)	n-Heptane	6.34	43	112859	51.61	ug/L	94
54)	Trichloroethene	6.32	130	135535	52.38	ug/L	99
55)	Bromodichloromethane	6.37	83	160050	51.74	ug/L	99
56)	1,4-Dioxane	6.57	88	18312	914.21	ug/L	84
58)	Methyl Methacrylate	6.75	69	66652	49.43	ug/L	94
59)	Methylcyclohexane	6.90	55	123005	53.38	ug/L	96
61)	cis-1,3-Dichloropropene	7.17	75	175502	50.69	ug/L	97
62)	4-Methyl-2-pentanone	7.37	43	80045	44.69	ug/L	97
63)	trans-1,3-Dichloropropene	7.66	75	158601	48.77	ug/L	98
64)	1,1,2-Trichloroethane	7.77	97	106423	54.07	ug/L	98
66)	Toluene	7.96	91	442502	49.84	ug/L	100
68)	1,3-Dichloropropane	8.01	76	154285	47.98	ug/L	95
69)	Ethyl Methacrylate	8.19	69	127841	49.25	ug/L	93
70)	Dibromochloromethane	8.21	129	139529	52.83	ug/L	98
71)	2-Hexanone	8.26	43	58238	44.93	ug/L	97
72)	1,2-Dibromoethane	8.43	107	119215	51.41	ug/L	95
73)	n-Butyl Acetate	8.63	43	139696	47.11	ug/L	98
74)	Tetrachloroethene	8.62	164	118063	51.49	ug/L	98
75)	1,1,1,2-Tetrachloroethane	9.16	131	123531	51.54	ug/L	98
76)	Chlorobenzene	9.22	112	305220	50.29	ug/L	99
77)	Ethylbenzene	9.44	106	166533	52.04	ug/L	99
78)	Bromoform	9.61	173	104204	58.61	ug/L	98
79)	(m+p)Xylene	9.61	106	404537	100.99	ug/L	96
80)	o-Xylene	9.94	106	208476	54.08	ug/L	98
81)	Cyclohexanone	9.84	55	52849	716.09	ug/L	94
82)	Styrene	9.88	104	309479	50.24	ug/L	98
84)	trans-1,4-Dichloro-2-Buten	10.10	75	39911	44.53	ug/L	92
85)	Isopropylbenzene	10.25	105	479606	48.77	ug/L	98
88)	1,1,2,2-Tetrachloroethane	9.92	83	141091	53.78	ug/L	98
89)	1,2,3-Trichloropropane	10.04	75	94640	47.79	ug/L	98
90)	Bromobenzene	10.39	156	163625	50.25	ug/L	100
91)	n-Propylbenzene	10.61	91	554252	47.61	ug/L	98
92)	2-Chlorotoluene	10.65	91	323049	47.71	ug/L	100
93)	4-Chlorotoluene	10.72	91	356208	48.92	ug/L	99
94)	1,3,5-Trimethylbenzene	10.87	105	405194	50.16	ug/L	99
95)	tert-Butylbenzene	11.06	119	342255	48.72	ug/L	100
96)	1,2,4-Trimethylbenzene	11.17	105	403475	46.58	ug/L	98
97)	sec-Butylbenzene	11.24	105	505850	50.51	ug/L	100
98)	1,3-Dclbenz	11.26	146	283012	51.12	ug/L	99
99)	1,4-Dclbenz	11.31	146	283510	50.54	ug/L	98
100)	p-Isopropyltoluene	11.41	119	413751	50.12	ug/L	98
101)	1,2-Dclbenz	11.58	146	270586	48.85	ug/L	99
102)	n-Butylbenzene	11.73	91	390098	51.28	ug/L	97
103)	1,2-Dibromo-3-chloropropan	11.94	75	23352	48.33	ug/L	92
104)	Nitrobenzene	12.12	77	6243	182.94	ug/L	91
105)	1,2,4-Tcbenzene	13.01	180	188582	49.43	ug/L	100
106)	Naphthalen	13.20	128	335306	46.49	ug/L	99
107)	Hexachlorobt	13.28	225	96906	51.85	ug/L	97

(#) = qualifier out of range (m) = manual integration

1st DL 09/24/17
2nd BA 09/25/17

Data File : I:\ACQUDATA\MSVOA6\DATA\092117\D8367.D Vial: 28
Acq On : 21 Sep 2017 7:35 pm Operator: D.Lipani
Sample : R1708700-005MS|1.0 Inst : MS#6
Misc : Verina 8260C 6646 T4 Multiplr: 1.00
MS Integration Params: CPD4.P
Quant Time: Sep 24 12:16 2017 Quant Results File: W082417.RES

Quant Method : I:\ACQUDATA\M...\W082417.M (RTE Integrator)
Title : 8260C / 624 WATERS
Last Update : Fri Aug 25 11:23:15 2017
Response via : Initial Calibration
DataAcq Meth : W082417

Compound	R.T.	QIon	Response	Conc	Unit	Qvalue
108) 1,2,3-Tclbenzene	13.35	180	167141	50.91	ug/L	100

(#) = qualifier out of range (m) = manual integration

1st DL 09/24/17
2nd BA 09/25/17

Data File : I:\ACQUDATA\MSVOA6\DATA\092117\D8367.D Vial: 28
Acq On : 21 Sep 2017 7:35 pm Operator: D.Lipani
Sample : R1708700-005MS|1.0 Inst : MS#6
Misc : Verina 8260C 6646 T4 Multiplr: 1.00
MS Integration Params: CPD4.P
Quant Time: Sep 24 12:16 2017 Quant Results File: W082417.RES

Method : I:\ACQUDATA\MSVOA6\METHODS\W082417.M (RTE Integrator)
Title : 8260C / 624 WATERS
Last Update : Fri Aug 25 11:23:15 2017
Response via : Initial Calibration

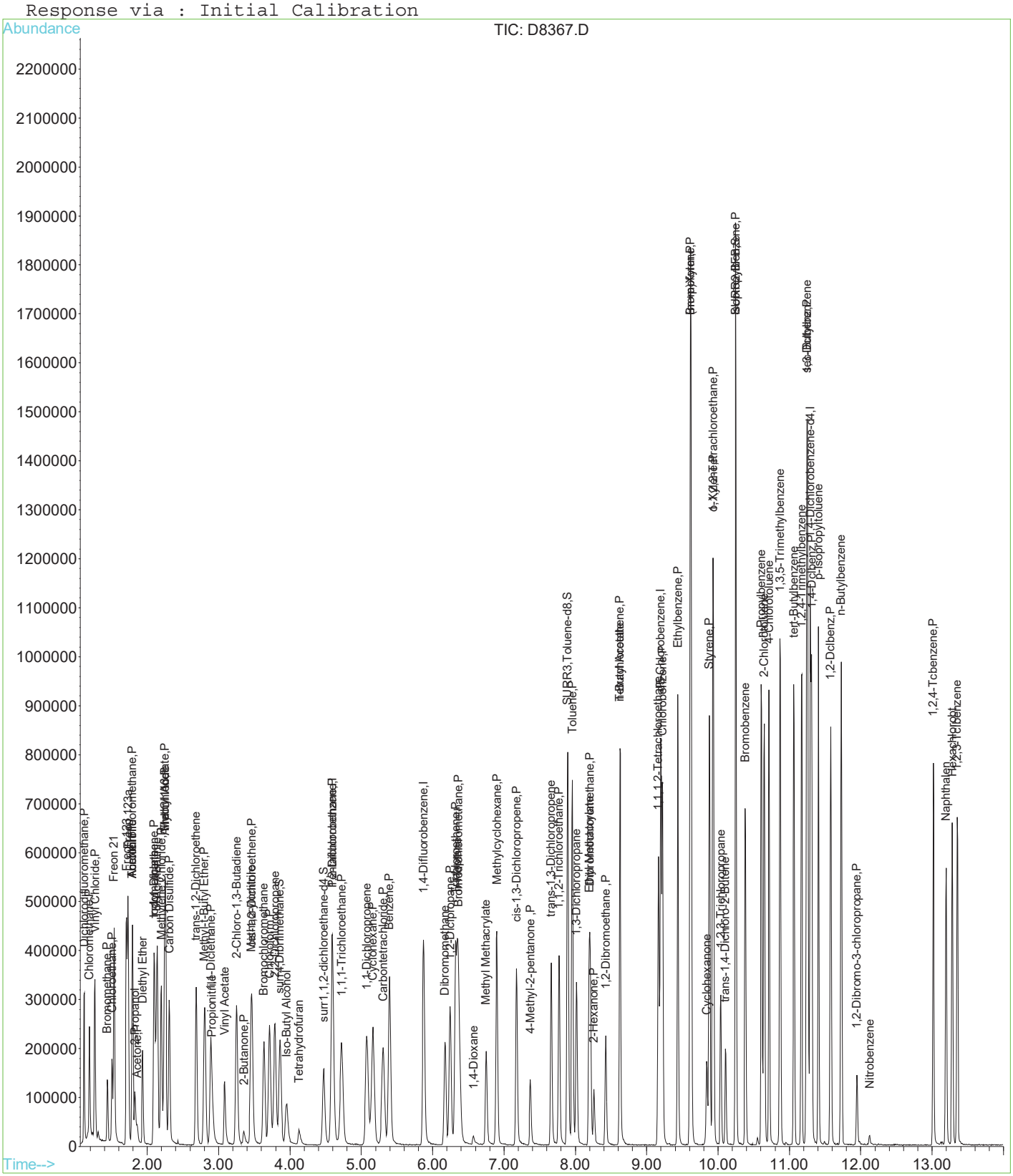

Quantitation Report (Qedit)

Data File : I:\ACQUDATA\MSVOA6\DATA\092117\D8368.D Vial: 29
Acq On : 21 Sep 2017 8:00 pm Operator: D.Lipani
Sample : R1708700-005DMS|1.0 Inst : MS#6
Misc : Verina 8260C 6646 T4 Multiplr: 1.00
MS Integration Params: CPD4.P
Quant Time: Sep 24 12:18 2017 Quant Results File: temp.res

Method : I:\ACQUDATA\MSVOA6\METHODS\W082417.M (RTE Integrator)
Title : 8260C / 624 WATERS
Last Update : Fri Aug 25 11:23:15 2017
Response via : Multiple Level Calibration

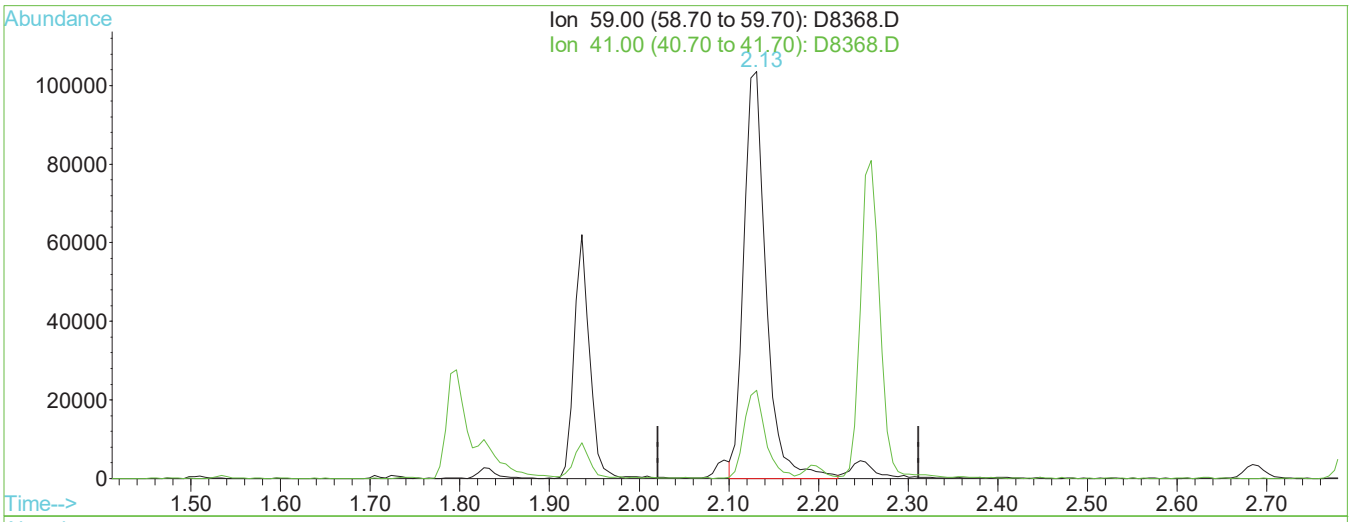

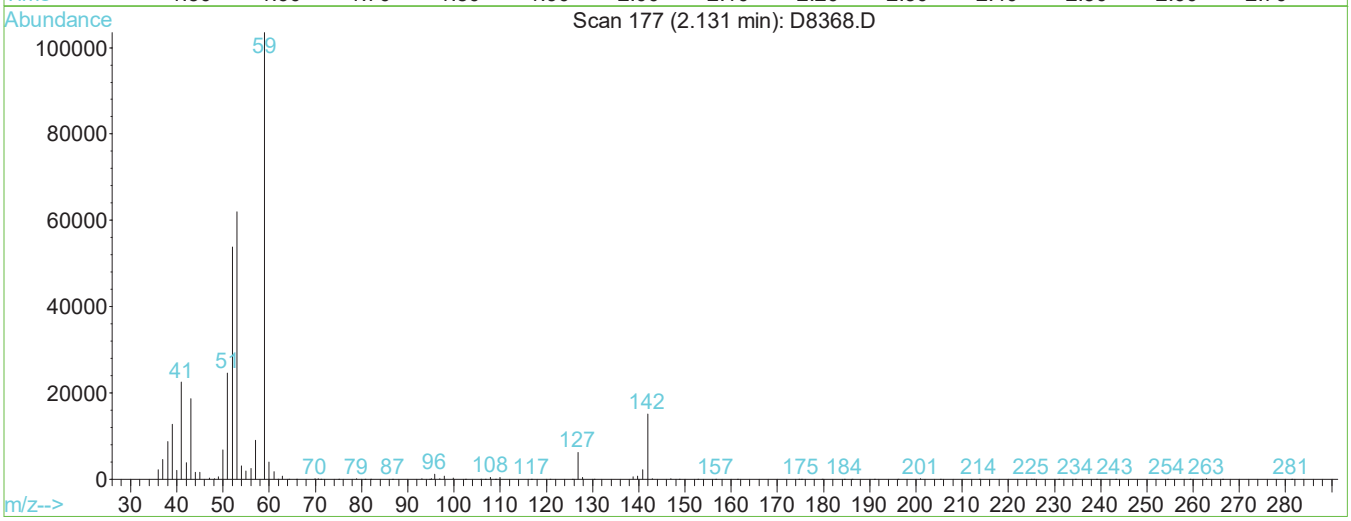

TIC: D8368.D

(18) TBA

2.13min 907.09ug/L m

response 178739

Ion	Exp%	Act%
59.00	100	100
41.00	19.90	21.76
0.00	0.00	0.00
0.00	0.00	0.00

Manual Integration:

After

Poor integration.

09/24/17

1st DL 09/24/17
2nd BA 09/25/17

Data File : I:\ACQUDATA\MSVOA6\DATA\092117\D8368.D Vial: 29
Acq On : 21 Sep 2017 8:00 pm Operator: D.Lipani
Sample : R1708700-005DMS|1.0 Inst : MS#6
Misc : Verina 8260C 6646 T4 Multiplr: 1.00
MS Integration Params: CPD4.P
Quant Time: Sep 21 20:17 2017 Quant Results File: temp.res

Method : I:\ACQUDATA\MSVOA6\METHODS\W082417.M (RTE Integrator)
Title : 8260C / 624 WATERS
Last Update : Fri Aug 25 11:23:15 2017
Response via : Multiple Level Calibration

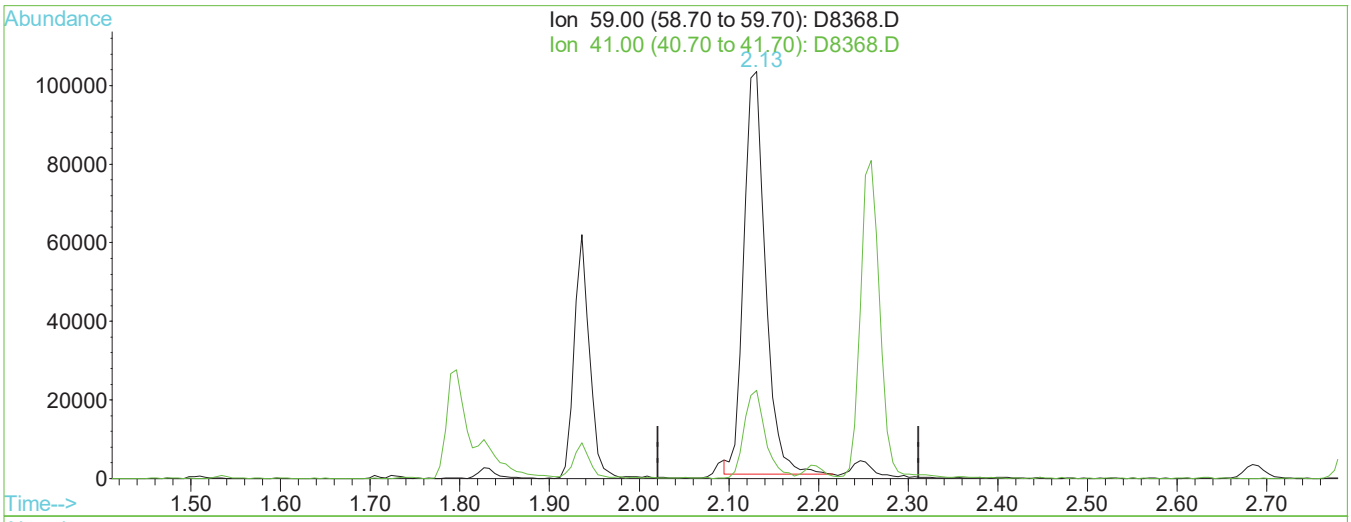

TIC: D8368.D

(18) TBA

2.13min 871.54ug/L

response 171733

Ion	Exp%	Act%
59.00	100	100
41.00	19.90	21.76
0.00	0.00	0.00
0.00	0.00	0.00

Manual Integration:

Before

09/24/17

1st DL 09/24/17
2nd BA 09/25/17

Data File : I:\ACQUDATA\MSVOA6\DATA\092117\D8368.D Vial: 29
Acq On : 21 Sep 2017 8:00 pm Operator: D.Lipani
Sample : R1708700-005DMS|1.0 Inst : MS#6
Misc : Verina 8260C 6646 T4 Multiplr: 1.00
MS Integration Params: CPD4.P
Quant Time: Sep 24 12:19 2017 Quant Results File: temp.res

Method : I:\ACQUDATA\MSVOA6\METHODS\W082417.M (RTE Integrator)
Title : 8260C / 624 WATERS
Last Update : Fri Aug 25 11:23:15 2017
Response via : Single Level Calibration

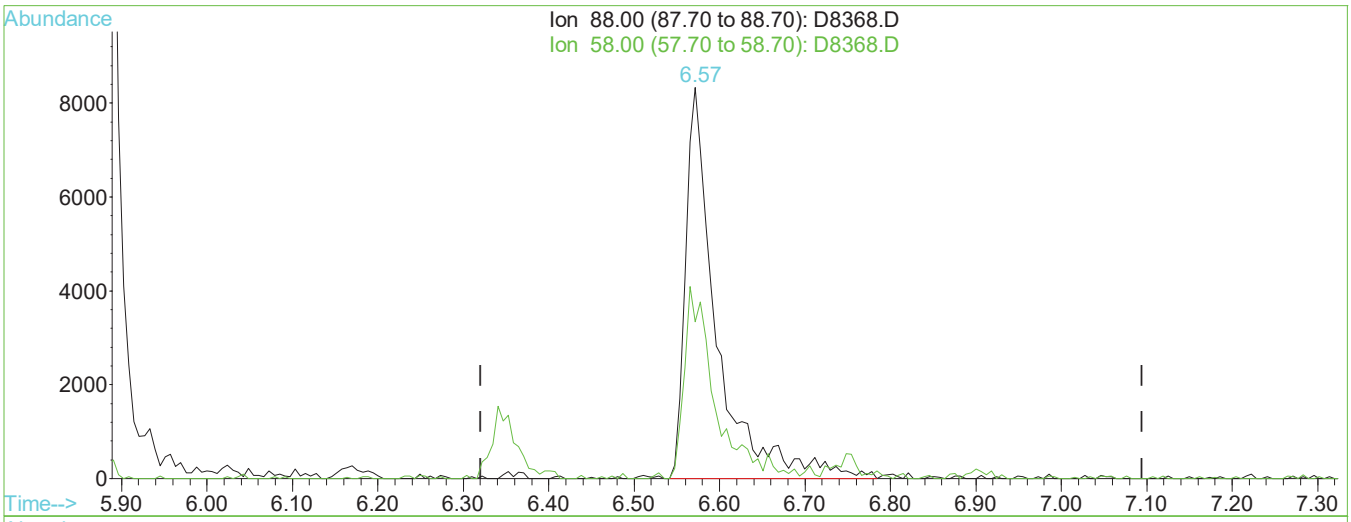

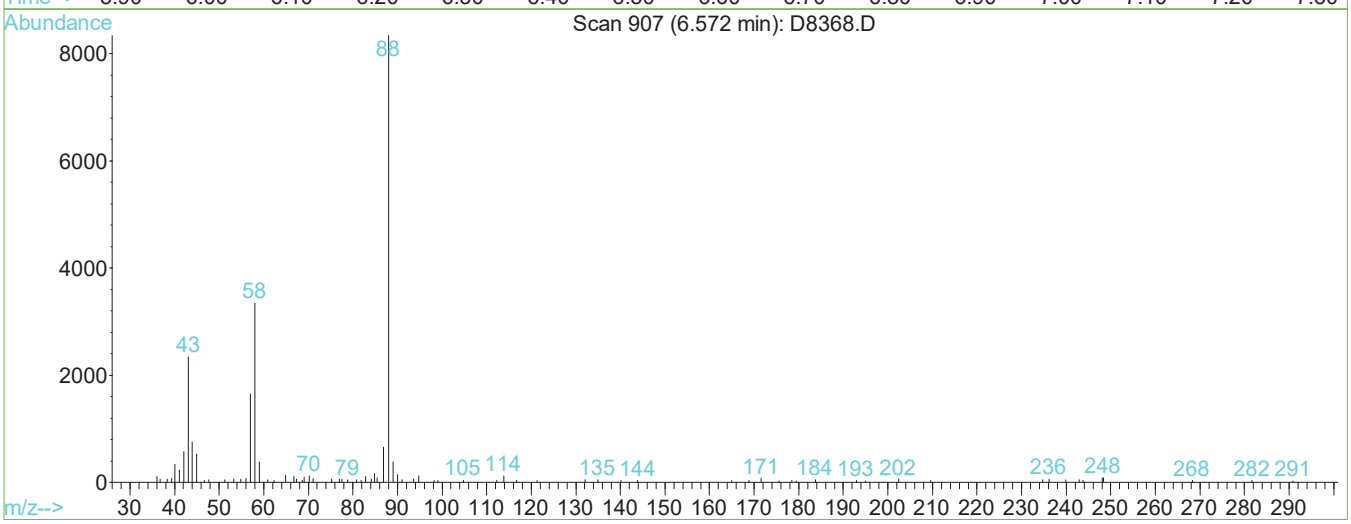

TIC: D8368.D

(56) 1,4-Dioxane

6.57min 1044.49ug/L m

response 21140

Ion	Exp%	Act%
88.00	100	100
58.00	49.20	40.16
0.00	0.00	0.00
0.00	0.00	0.00

Manual Integration:

After

Split Peak.

09/24/17

1st DL 09/24/17
2nd BA 09/25/17

Data File : I:\ACQUDATA\MSVOA6\DATA\092117\D8368.D Vial: 29
Acq On : 21 Sep 2017 8:00 pm Operator: D.Lipani
Sample : R1708700-005DMS|1.0 Inst : MS#6
Misc : Verina 8260C 6646 T4 Multiplr: 1.00
MS Integration Params: CPD4.P
Quant Time: Sep 24 12:18 2017 Quant Results File: temp.res

Method : I:\ACQUDATA\MSVOA6\METHODS\W082417.M (RTE Integrator)
Title : 8260C / 624 WATERS
Last Update : Fri Aug 25 11:23:15 2017
Response via : Single Level Calibration

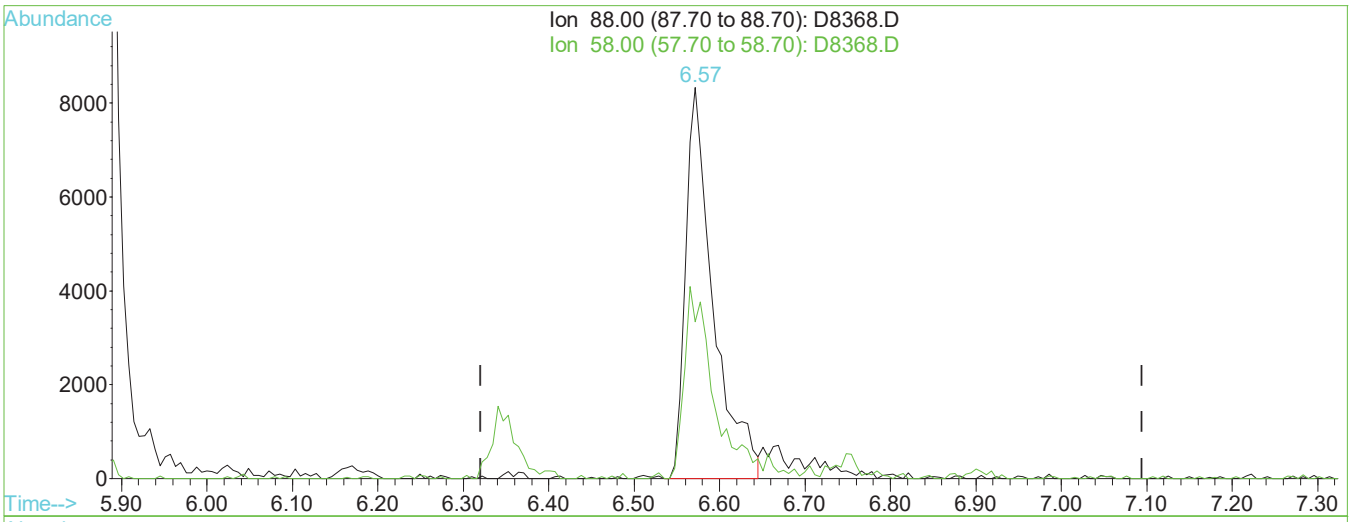

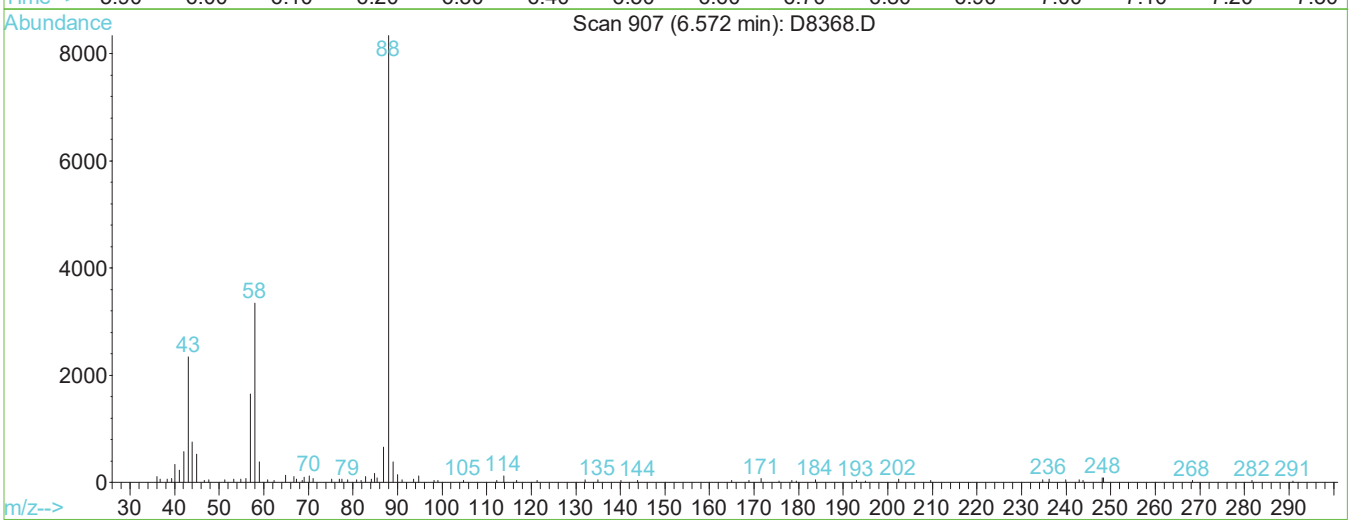

TIC: D8368.D

(56) 1,4-Dioxane

6.57min 920.68ug/L

response 18634

Ion	Exp%	Act%
88.00	100	100
58.00	49.20	40.16
0.00	0.00	0.00
0.00	0.00	0.00

Manual Integration:

Before

09/24/17

1st DL 09/24/17
2nd BA 09/25/17

Data File : I:\ACQUDATA\MSVOA6\DATA\092117\D8368.D Vial: 29
Acq On : 21 Sep 2017 8:00 pm Operator: D.Lipani
Sample : R1708700-005DMS|1.0 Inst : MS#6
Misc : Verina 8260C 6646 T4 Multiplr: 1.00
MS Integration Params: CPD4.P
Quant Time: Sep 24 12:19 2017 Quant Results File: W082417.RES

Quant Method : I:\ACQUDATA\M...\W082417.M (RTE Integrator)
Title : 8260C / 624 WATERS
Last Update : Fri Aug 25 11:23:15 2017
Response via : Initial Calibration
DataAcq Meth : W082417

Internal Standards	R.T.	QIon	Response	Conc	Units	Dev(Min)
1) Pentafluorobenzene	4.59	168	307268	50.00	ug/L	0.00
40) 1,4-Difluorobenzene	5.87	114	403193	50.00	ug/L	0.00
67) d5-Chlorobenzene	9.19	82	197619	50.00	ug/L	0.00
87) 1,4-Dichlorobenzene-d4	11.29	152	224145	50.00	ug/L	0.00
System Monitoring Compounds						
41) surr4,Dibrflmethane	3.86	113	147426	50.98	ug/L	0.00
Spiked Amount 50.000	Range 89 - 119		Recovery = 101.96%			
43) surr1,1,2-dichloroethane-d	4.47	65	149813	47.83	ug/L	0.00
Spiked Amount 50.000	Range 81 - 127		Recovery = 95.66%			
65) SURR3,Toluene-d8	7.89	98	440018	53.90	ug/L	0.00
Spiked Amount 50.000	Range 87 - 121		Recovery = 107.80%			
86) SURR2,BFB	10.25	95	189803	51.28	ug/L	0.00
Spiked Amount 50.000	Range 85 - 122		Recovery = 102.56%			
Target Compounds						Qvalue
2) Dichlorodifluoromethane	1.11	85	185490	40.47	ug/L	97
3) Chloromethane	1.19	50	133344	43.82	ug/L	99
4) Vinyl Chloride	1.27	62	211266	56.31	ug/L	95
5) Bromomethane	1.44	94	78487	34.71	ug/L	99
6) Chloroethane	1.51	64	92932	50.56	ug/L	94
7) Freon 21	1.53	67	262796	47.11	ug/L	98
8) Freon 123	1.71	83	190295	54.93	ug/L	98
9) Freon 123a	1.73	67	155385	56.45	ug/L	99
10) Acrolein	1.79	56	24361	100.18	ug/L	95
11) Trichlorofluoromethane	1.79	101	199281	47.53	ug/L	99
12) Acetonitrile	1.80	41	40014	239.27	ug/L	94
13) 2-Propanol	1.83	45	98317	854.91	ug/L	99
14) Acetone	1.86	43	26176	45.51	ug/L	91
15) Diethyl Ether	1.94	59	73755	49.81	ug/L	96
16) 1,1-Diclethene	2.09	96	103797	49.02	ug/L	96
17) Iodomethane	2.11	142	152876	44.44	ug/L	89
18) TBA	2.13	59	178739m	907.09	ug/L	
19) Acrylonitrile	2.14	53	155973	244.78	ug/L	97
20) Methylene Chloride	2.20	84	119731	53.23	ug/L	94
21) Freon 113	2.24	101	120641	49.88	ug/L	98
22) Methyl Acetate	2.25	43	65403	34.49	ug/L	98
23) Allyl Chloride	2.26	76	54721	62.78	ug/L #	86
24) Carbon Disulfide	2.31	76	308445	47.63	ug/L	99
25) trans-1,2-Dichloroethene	2.68	96	114633	50.82	ug/L	94
26) Methyl-t-Butyl Ether	2.81	73	272267	46.97	ug/L	95
27) 1,1-Diclethane	2.89	63	186564	54.52	ug/L	98
28) Propionitrile	2.92	54	59613	259.61	ug/L	97
29) Vinyl Acetate	3.09	43	184848	45.46	ug/L	94
30) 2-Chloro-1,3-Butadiene	3.25	53	161524	53.38	ug/L	93
31) 2-Butanone	3.35	43	35279	45.71	ug/L	93
32) Methacrylonitrile	3.45	67	39742	53.10	ug/L #	80
33) cis-1,2-Dichloroethene	3.46	96	131343	54.53	ug/L	94
34) Bromochloromethane	3.63	128	68228	49.93	ug/L	97
35) Chloroform	3.71	83	215618	52.56	ug/L	93
36) 2,2-Dichloropropane	3.79	77	179373	47.95	ug/L	96
38) Tetrahydrofuran	4.13	42	23382	50.48	ug/L	88
39) 1,1,1-Trichloroethane	4.72	97	189633	47.61	ug/L	97
42) Iso-Butyl Alcohol	3.96	42	38873	862.09	ug/L	98
44) 1,2-Dichloroethane	4.59	64	49685	44.98	ug/L	92

(#) = qualifier out of range (m) = manual integration

1st DL 09/24/17
2nd BA 09/25/17

Data File : I:\ACQUDATA\MSVOA6\DATA\092117\D8368.D Vial: 29
Acq On : 21 Sep 2017 8:00 pm Operator: D.Lipani
Sample : R1708700-005DMS|1.0 Inst : MS#6
Misc : Verina 8260C 6646 T4 Multiplr: 1.00
MS Integration Params: CPD4.P
Quant Time: Sep 24 12:19 2017 Quant Results File: W082417.RES

Quant Method : I:\ACQUDATA\M...\W082417.M (RTE Integrator)
Title : 8260C / 624 WATERS
Last Update : Fri Aug 25 11:23:15 2017
Response via : Initial Calibration
DataAcq Meth : W082417

	Compound	R.T.	QIon	Response	Conc	Unit	Qvalue
46)	1,1-Dichloropropene	5.08	75	152237	52.12	ug/L	96
47)	Cyclohexane	5.16	56	154826	51.62	ug/L	99
48)	Carbontetrachloride	5.31	119	163027	50.22	ug/L	98
49)	Benzene	5.40	78	395946	50.10	ug/L	99
51)	Dibromomethane	6.17	93	78665	47.08	ug/L	98
52)	1,2-Diclpropane	6.24	63	105302	52.17	ug/L	97
53)	n-Heptane	6.35	43	112840	51.07	ug/L	88
54)	Trichloroethene	6.32	130	137930	52.75	ug/L	99
55)	Bromodichloromethane	6.36	83	160864	51.47	ug/L	99
56)	1,4-Dioxane	6.57	88	21140m	1044.49	ug/L	
58)	Methyl Methacrylate	6.75	69	67456	49.51	ug/L	97
59)	Methylcyclohexane	6.89	55	125932	54.09	ug/L	96
61)	cis-1,3-Dichloropropene	7.18	75	176147	50.35	ug/L	97
62)	4-Methyl-2-pentanone	7.37	43	80960	44.73	ug/L	96
63)	trans-1,3-Dichloropropene	7.66	75	160578	48.87	ug/L	99
64)	1,1,2-Trichloroethane	7.77	97	103498	52.04	ug/L	97
66)	Toluene	7.96	91	448228	49.96	ug/L	98
68)	1,3-Dichloropropane	8.01	76	153454	46.38	ug/L	94
69)	Ethyl Methacrylate	8.20	69	130261	48.78	ug/L	93
70)	Dibromochloromethane	8.21	129	140320	51.64	ug/L	99
71)	2-Hexanone	8.26	43	56678	42.50	ug/L	94
72)	1,2-Dibromoethane	8.43	107	119043	49.89	ug/L	100
73)	n-Butyl Acetate	8.63	43	141538	46.39	ug/L	98
74)	Tetrachloroethene	8.63	164	117549	49.82	ug/L	99
75)	1,1,1,2-Tetrachloroethane	9.16	131	123450	50.06	ug/L	95
76)	Chlorobenzene	9.22	112	307152	49.19	ug/L	99
77)	Ethylbenzene	9.44	106	167298	50.81	ug/L	97
78)	Bromoform	9.61	173	106652	58.30	ug/L	98
79)	(m+p)Xylene	9.61	106	415876	100.90	ug/L	96
80)	o-Xylene	9.94	106	206748	52.13	ug/L	99
81)	Cyclohexanone	9.84	55	59565	784.42	ug/L	95
82)	Styrene	9.87	104	319405	50.40	ug/L	99
84)	trans-1,4-Dichloro-2-Buten	10.11	75	41815	45.34	ug/L	93
85)	Isopropylbenzene	10.25	105	492082	48.63	ug/L	98
88)	1,1,2,2-Tetrachloroethane	9.92	83	143040	53.42	ug/L	98
89)	1,2,3-Trichloropropane	10.04	75	97614	48.30	ug/L	98
90)	Bromobenzene	10.39	156	170287	51.24	ug/L	100
91)	n-Propylbenzene	10.60	91	565224	47.57	ug/L	98
92)	2-Chlorotoluene	10.65	91	334733	48.44	ug/L	99
93)	4-Chlorotoluene	10.71	91	369068	49.66	ug/L	98
94)	1,3,5-Trimethylbenzene	10.87	105	402726	48.84	ug/L	99
95)	tert-Butylbenzene	11.06	119	357374	49.84	ug/L	99
96)	1,2,4-Trimethylbenzene	11.16	105	416542	47.12	ug/L	99
97)	sec-Butylbenzene	11.24	105	514646	50.35	ug/L	99
98)	1,3-Dclbenz	11.26	146	287507	50.88	ug/L	99
99)	1,4-Dclbenz	11.31	146	291834	50.97	ug/L	99
100)	p-Isopropyltoluene	11.41	119	433621	51.47	ug/L	99
101)	1,2-Dclbenz	11.58	146	271989	48.12	ug/L	98
102)	n-Butylbenzene	11.72	91	404365	52.08	ug/L	98
103)	1,2-Dibromo-3-chloropropan	11.94	75	24451	49.59	ug/L	97
104)	Nitrobenzene	12.12	77	7091	203.59	ug/L	94
105)	1,2,4-Tcbenzene	13.01	180	195500	50.21	ug/L	98
106)	Naphthalen	13.20	128	342227	46.49	ug/L	100
107)	Hexachlorobt	13.28	225	98542	51.66	ug/L	98

(#) = qualifier out of range (m) = manual integration

1st DL 09/24/17
2nd BA 09/25/17

Data File : I:\ACQUDATA\MSVOA6\DATA\092117\D8368.D Vial: 29
Acq On : 21 Sep 2017 8:00 pm Operator: D.Lipani
Sample : R1708700-005DMS|1.0 Inst : MS#6
Misc : Verina 8260C 6646 T4 Multiplr: 1.00
MS Integration Params: CPD4.P
Quant Time: Sep 24 12:19 2017 Quant Results File: W082417.RES

Quant Method : I:\ACQUDATA\M...\W082417.M (RTE Integrator)
Title : 8260C / 624 WATERS
Last Update : Fri Aug 25 11:23:15 2017
Response via : Initial Calibration
DataAcq Meth : W082417

Compound	R.T.	QIon	Response	Conc	Unit	Qvalue
108) 1,2,3-Tclbenzene	13.35	180	175665	52.43	ug/L	98

(#) = qualifier out of range (m) = manual integration

1st DL 09/24/17
2nd BA 09/25/17

Data File : I:\ACQUDATA\MSVOA6\DATA\092117\D8368.D Vial: 29
Acq On : 21 Sep 2017 8:00 pm Operator: D.Lipani
Sample : R1708700-005DMS|1.0 Inst : MS#6
Misc : Verina 8260C 6646 T4 Multiplr: 1.00
MS Integration Params: CPD4.P
Quant Time: Sep 24 12:19 2017 Quant Results File: W082417.RES

Method : I:\ACQUDATA\MSVOA6\METHODS\W082417.M (RTE Integrator)
Title : 8260C / 624 WATERS
Last Update : Fri Aug 25 11:23:15 2017
Response via : Initial Calibration

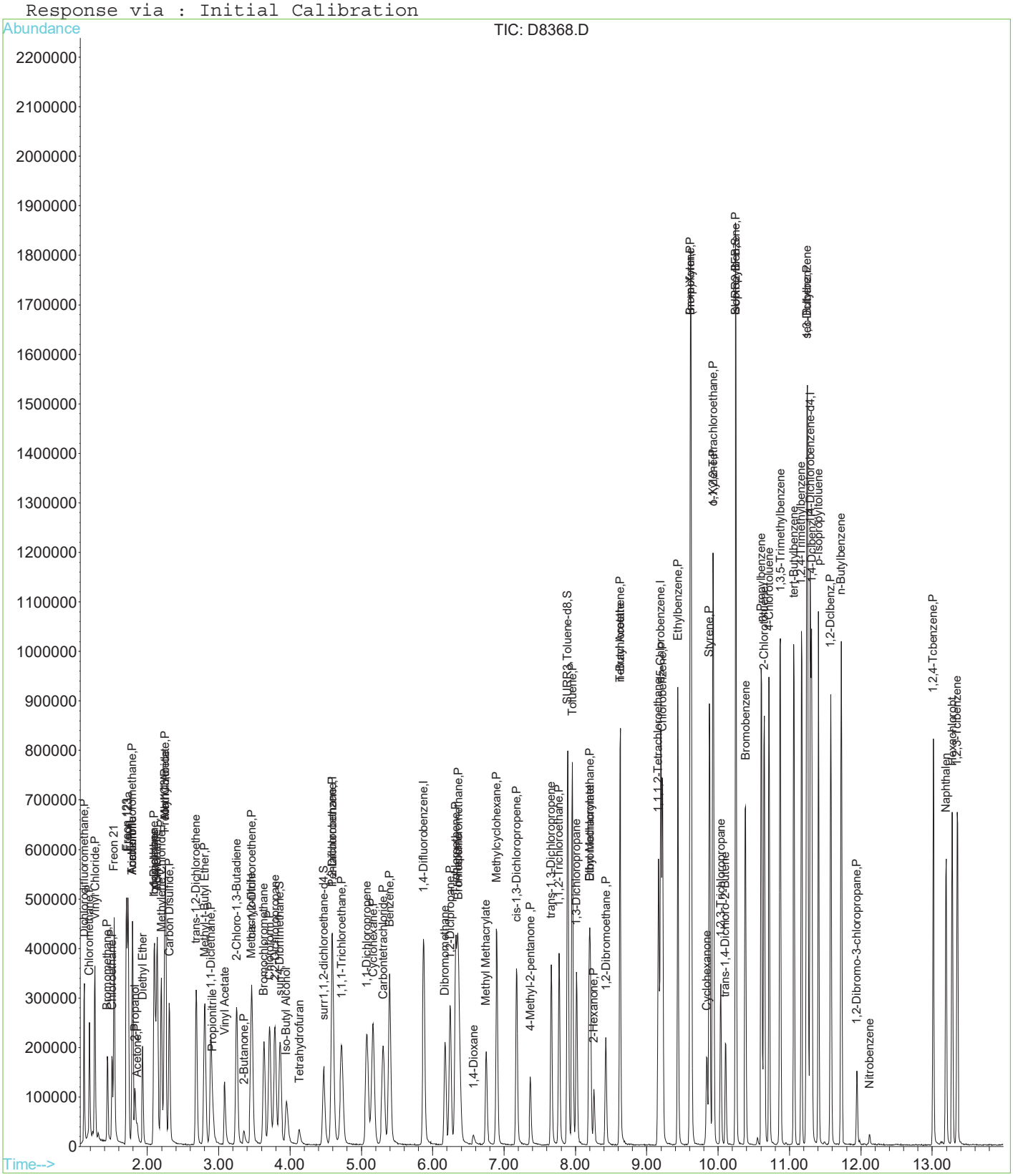

Quantitation Report (Qedit)

Data File : I:\ACQUDATA\MSVOA6\DATA\092117\D8344.D Vial: 5
Acq On : 21 Sep 2017 9:29 am Operator: D.Lipani
Sample : CCV Inst : MS#6
Misc : 8260C Multiplr: 1.00
MS Integration Params: CPD4.P
Quant Time: Sep 21 9:47 2017 Quant Results File: temp.res

Method : I:\ACQUDATA\MSVOA6\METHODS\W082417.M (RTE Integrator)
Title : 8260C / 624 WATERS
Last Update : Fri Aug 25 11:23:15 2017
Response via : Multiple Level Calibration

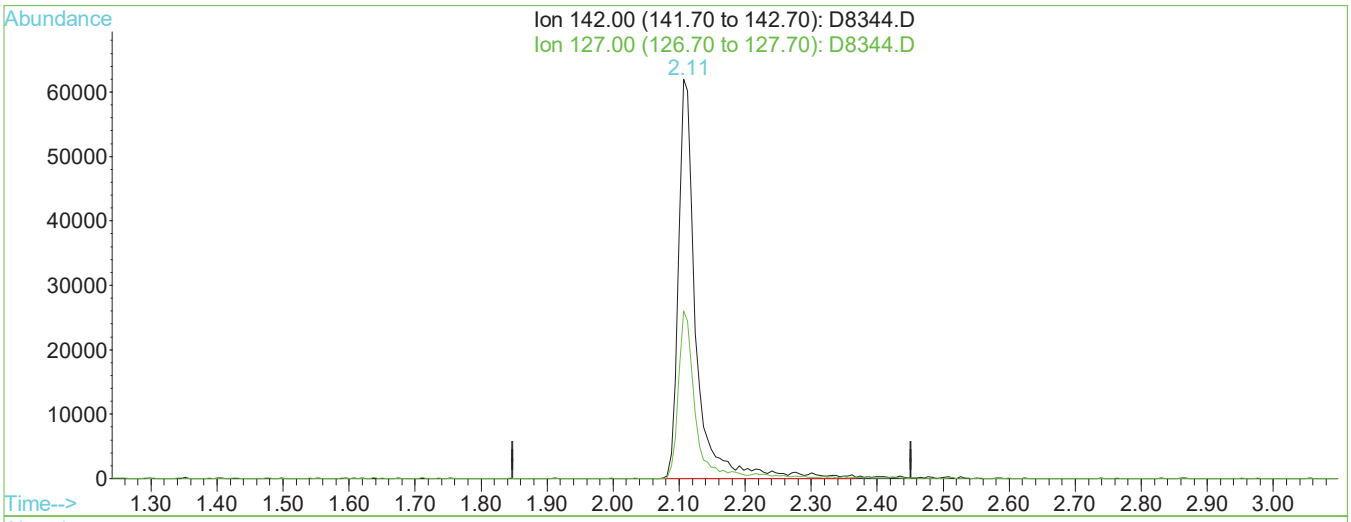

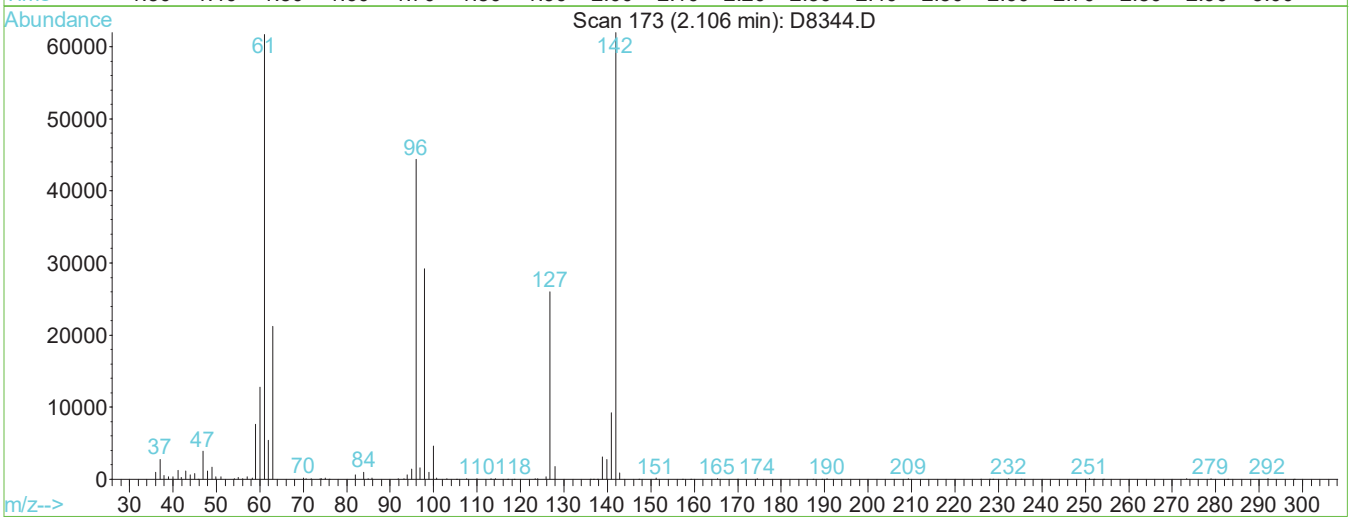

TIC: D8344.D

(17) Iodomethane

2.11min 34.26ug/L m

response 116062

Ion	Exp%	Act%
142.00	100	100
127.00	48.60	41.98
0.00	0.00	0.00
0.00	0.00	0.00

Manual Integration:

After

Poor integration.

09/21/17

1st DL 09/24/17
2nd BA 09/25/17

Data File : I:\ACQUDATA\MSVOA6\DATA\092117\D8344.D Vial: 5
Acq On : 21 Sep 2017 9:29 am Operator: D.Lipani
Sample : CCV Inst : MS#6
Misc : 8260C Multiplr: 1.00
MS Integration Params: CPD4.P
Quant Time: Sep 21 9:46 2017 Quant Results File: temp.res

Method : I:\ACQUDATA\MSVOA6\METHODS\W082417.M (RTE Integrator)
Title : 8260C / 624 WATERS
Last Update : Fri Aug 25 11:23:15 2017
Response via : Multiple Level Calibration

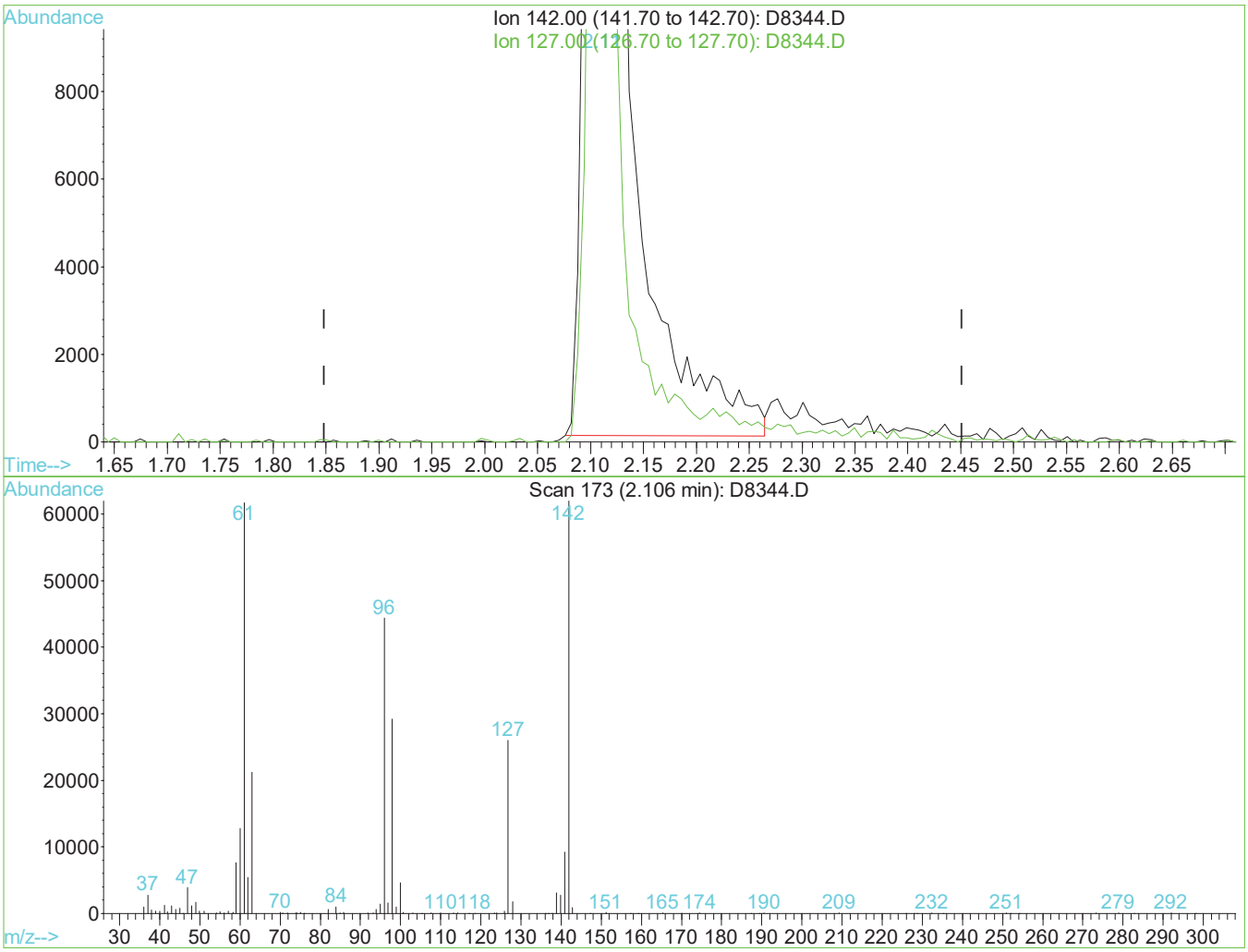

TIC: D8344.D

(17) Iodomethane

2.11min 32.73ug/L

response 110891

Ion	Exp%	Act%
142.00	100	100
127.00	48.60	41.98
0.00	0.00	0.00
0.00	0.00	0.00

Manual Integration:

Before

09/21/17

Quantitation Report (Qedit)

Data File : I:\ACQUDATA\MSVOA6\DATA\092117\D8344.D Vial: 5
Acq On : 21 Sep 2017 9:29 am Operator: D.Lipani
Sample : CCV Inst : MS#6
Misc : 8260C Multiplr: 1.00
MS Integration Params: CPD4.P
Quant Time: Sep 21 9:48 2017 Quant Results File: temp.res

Method : I:\ACQUDATA\MSVOA6\METHODS\W082417.M (RTE Integrator)
Title : 8260C / 624 WATERS
Last Update : Fri Aug 25 11:23:15 2017
Response via : Multiple Level Calibration

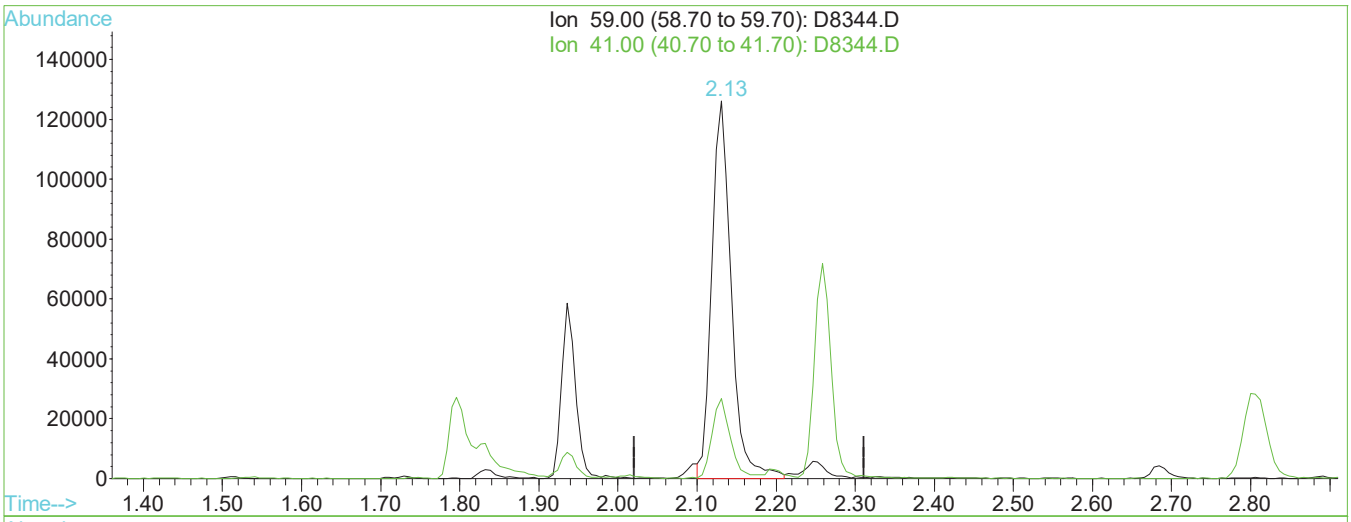

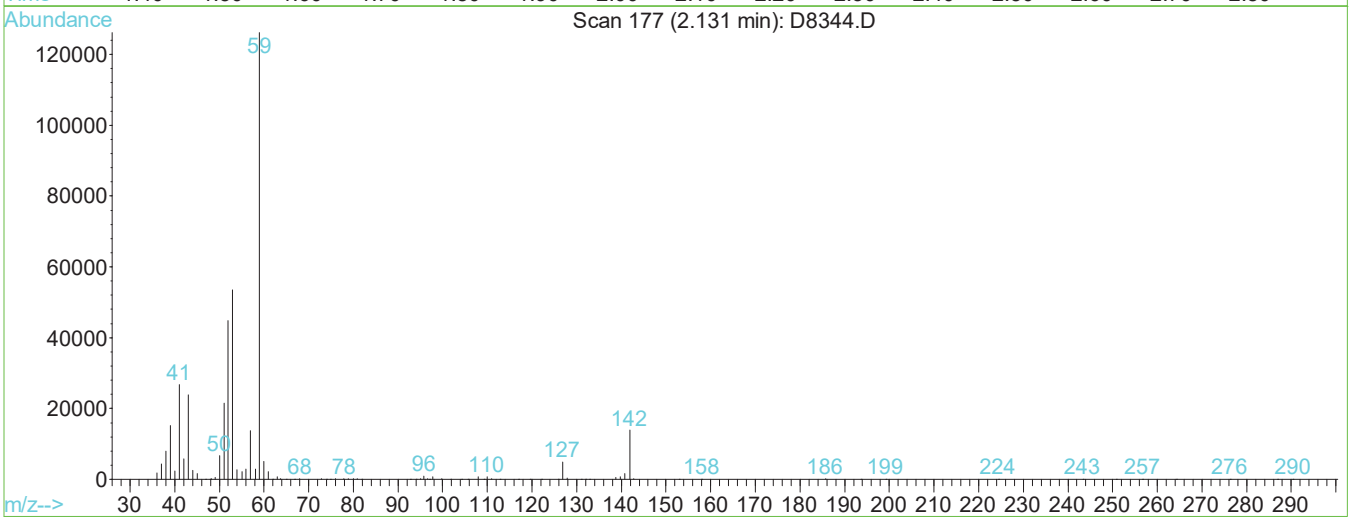

TIC: D8344.D

(18) TBA

2.13min 1115.42ug/L m

response 216453

Ion	Exp%	Act%
59.00	100	100
41.00	19.90	21.15
0.00	0.00	0.00
0.00	0.00	0.00

Manual Integration:

After

Poor integration.

09/21/17

Quantitation Report (Qedit)

Data File : I:\ACQUDATA\MSVOA6\DATA\092117\D8344.D Vial: 5
Acq On : 21 Sep 2017 9:29 am Operator: D.Lipani
Sample : CCV Inst : MS#6
Misc : 8260C Multiplr: 1.00
MS Integration Params: CPD4.P
Quant Time: Sep 21 9:47 2017 Quant Results File: temp.res

Method : I:\ACQUDATA\MSVOA6\METHODS\W082417.M (RTE Integrator)
Title : 8260C / 624 WATERS
Last Update : Fri Aug 25 11:23:15 2017
Response via : Multiple Level Calibration

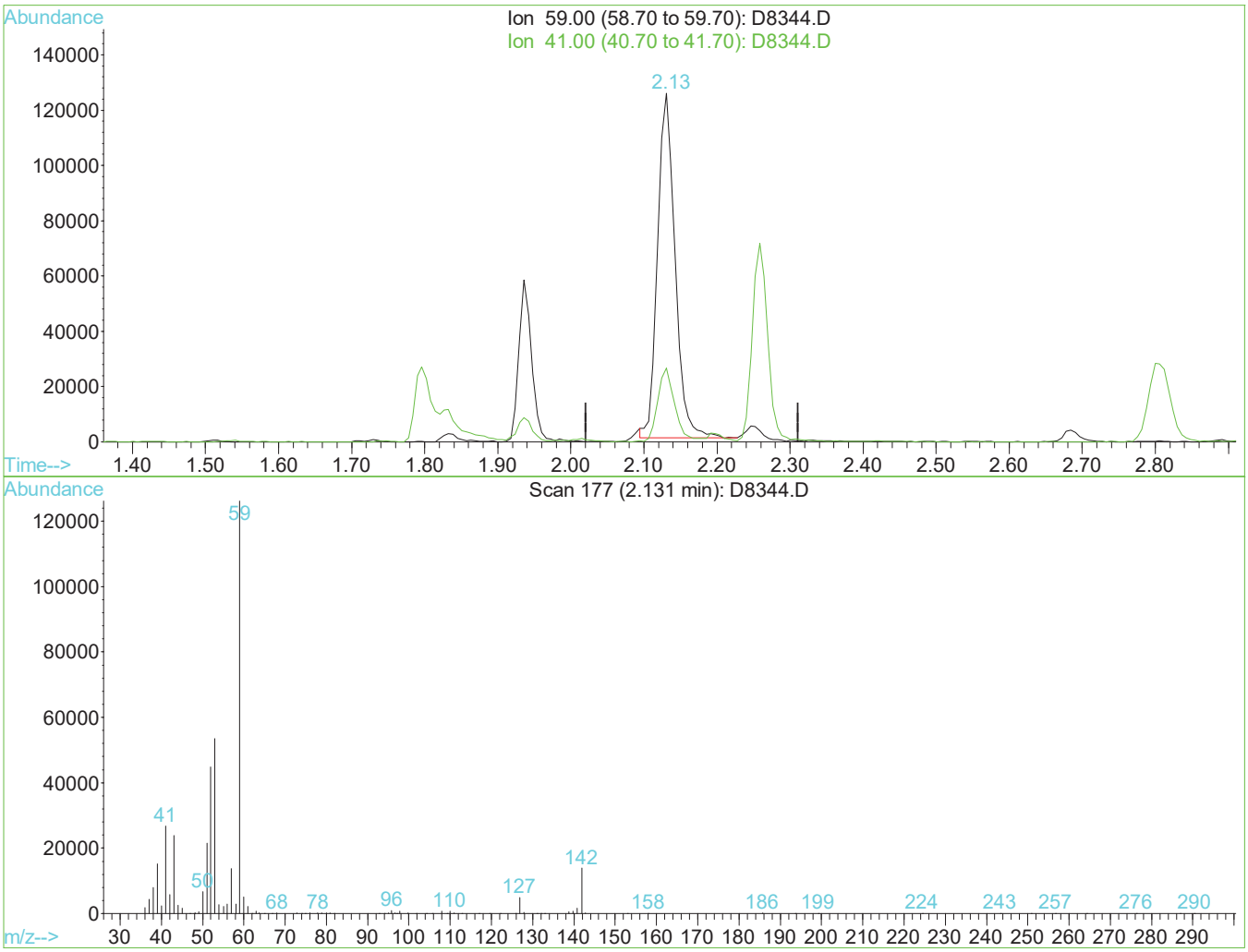

TIC: D8344.D

(18) TBA

2.13min 1073.90ug/L

response 208397

Ion	Exp%	Act%
59.00	100	100
41.00	19.90	21.15
0.00	0.00	0.00
0.00	0.00	0.00

Manual Integration:

Before

09/21/17

Quantitation Report (Qedit)

Data File : I:\ACQUDATA\MSVOA6\DATA\092117\D8344.D Vial: 5
Acq On : 21 Sep 2017 9:29 am Operator: D.Lipani
Sample : CCV Inst : MS#6
Misc : 8260C Multiplr: 1.00
MS Integration Params: CPD4.P
Quant Time: Sep 21 9:49 2017 Quant Results File: temp.res

Method : I:\ACQUDATA\MSVOA6\METHODS\W082417.M (RTE Integrator)
Title : 8260C / 624 WATERS
Last Update : Fri Aug 25 11:23:15 2017
Response via : Single Level Calibration

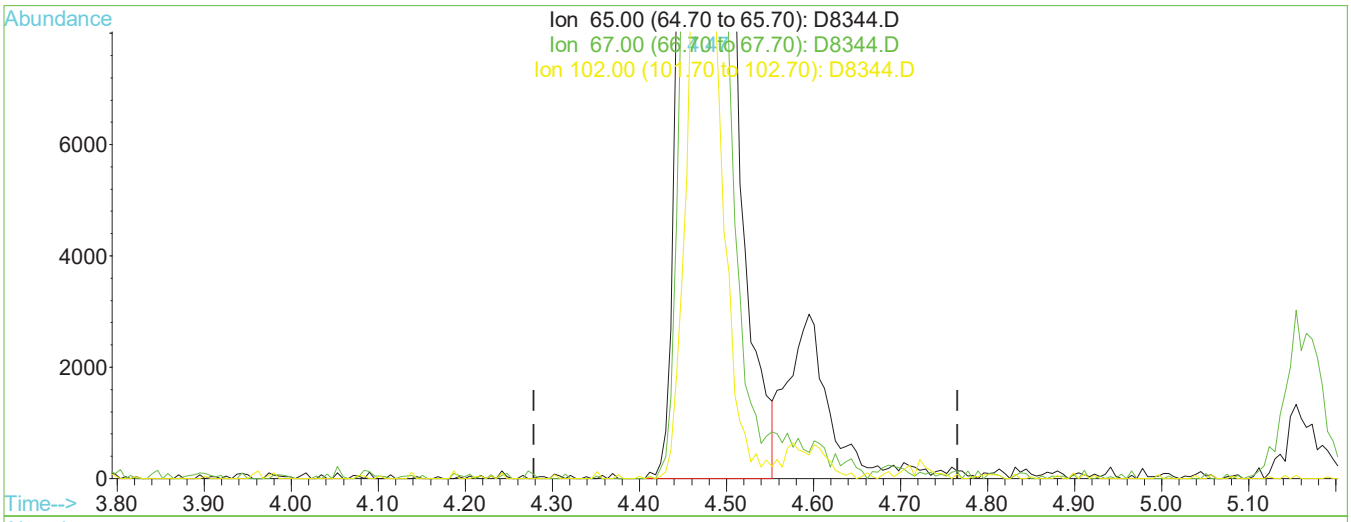

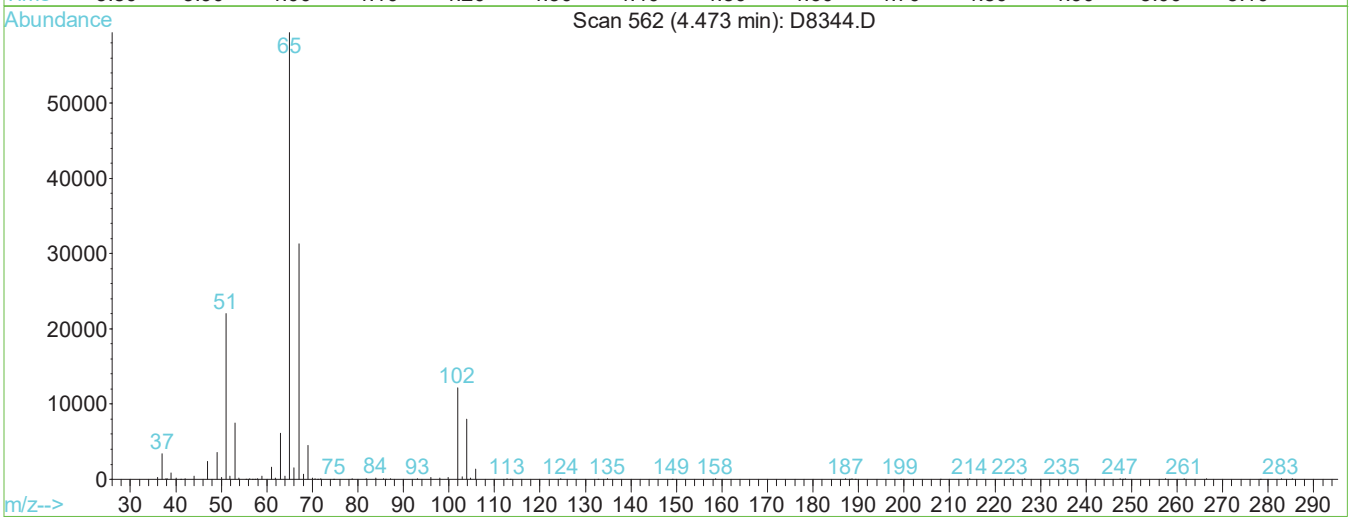

TIC: D8344.D

(43) surr1,1,2-dichloroethane-d4 (S)

4.47min 49.92ug/L m

response 153554

Ion	Exp%	Act%
65.00	100	100
67.00	48.50	52.75
102.00	16.50	20.53
0.00	0.00	0.00

Manual Integration:

After

Poor integration.

09/21/17

1st DL 09/24/17
2nd BA 09/25/17

Data File : I:\ACQUDATA\MSVOA6\DATA\092117\D8344.D Vial: 5
Acq On : 21 Sep 2017 9:29 am Operator: D.Lipani
Sample : CCV Inst : MS#6
Misc : 8260C Multiplr: 1.00
MS Integration Params: CPD4.P
Quant Time: Sep 21 9:48 2017 Quant Results File: temp.res

Method : I:\ACQUDATA\MSVOA6\METHODS\W082417.M (RTE Integrator)
Title : 8260C / 624 WATERS
Last Update : Fri Aug 25 11:23:15 2017
Response via : Single Level Calibration

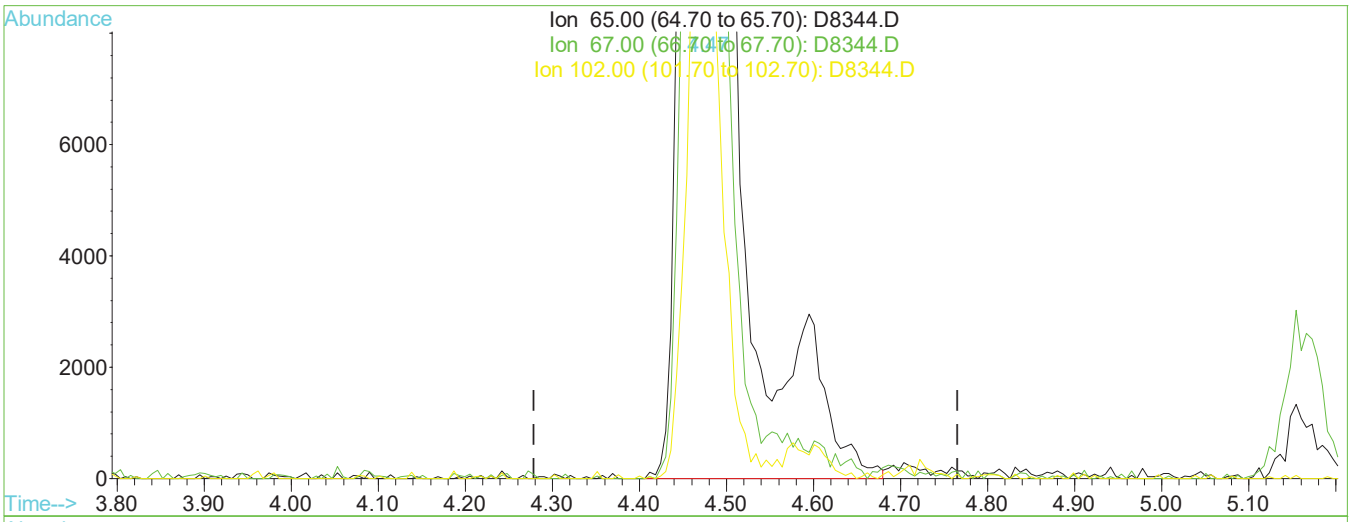

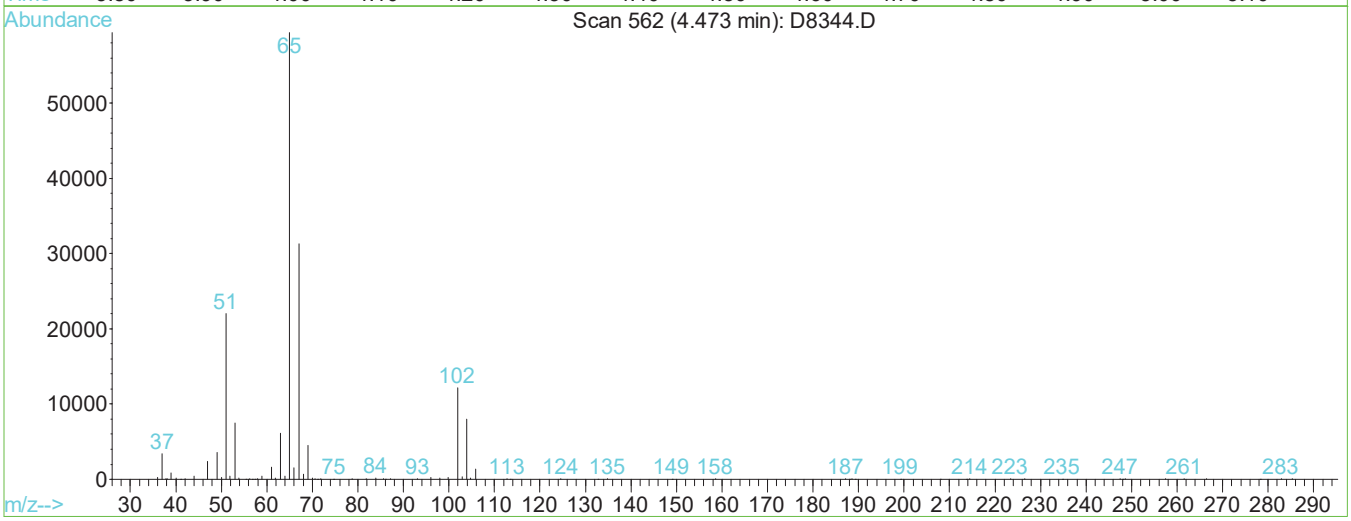

TIC: D8344.D

(43) surr1,1,2-dichloroethane-d4 (S)

4.47min 53.00ug/L

response 163041

Ion	Exp%	Act%
65.00	100	100
67.00	48.50	52.75
102.00	16.50	20.53
0.00	0.00	0.00

Manual Integration:

Before

09/21/17

Data File : I:\ACQUDATA\MSVOA6\DATA\092117\D8344.D Vial: 5
Acq On : 21 Sep 2017 9:29 am Operator: D.Lipani
Sample : CCV Inst : MS#6
Misc : 8260C Multiplr: 1.00
MS Integration Params: CPD4.P

Method : I:\ACQUDATA\MSVOA6\METHODS\W082417.M (RTE Integrator)
Title : 8260C / 624 WATERS
Last Update : Fri Aug 25 11:23:15 2017
Response via : Multiple Level Calibration

Min. RRF : 0.000 Min. Rel. Area : 50% Max. R.T. Dev 0.50min
Max. RRF Dev : 20% Max. Rel. Area : 200%

		Compound	AvgRF	CCRF	%Dev	Area%	Dev(min)	
1	I	Pentafluorobenzene	1.0000	1.0000	0.0	107	0.00	
2	P	Dichlorodifluoromethane	0.7458	0.6856	8.1	104	0.00	
3	P	Chloromethane	0.4952	0.4770	3.7	109	0.00	
4	P	Vinyl Chloride	0.6105	0.6234	-2.1	115	0.00	
5	P	Bromomethane	0.3680	0.3419	7.1	111	0.00	
6	P	Chloroethane	0.2991	0.3114	-4.1	118	0.00	
7		Freon 21	0.9077	0.8511	6.2	112	0.00	
8		Freon 123	0.5637	0.5582	1.0	118	0.00	
9		Freon 123a	0.4479	0.4446	0.7	117	0.00	
10		Acrolein	0.0396	0.0487	-23.0#	130	0.00	NT
11	P	Trichlorofluoromethane	0.6822	0.6372	6.6	102	0.00	
12		Acetonitrile	0.0272	0.0268	1.5	107	0.00	
13		2-Propanol	0.0187	0.0190	-1.6	109	0.00	
14	P	Acetone	0.0936	0.1106	-18.2	117	0.00	
15		Diethyl Ether	0.2409	0.2366	1.8	112	0.00	
16	P	1,1-Diclethene	0.3445	0.3424	0.6	110	0.00	
17		Iodomethane	0.5598	0.3835	31.5#	72	0.00	NT
18		TBA	0.0321	0.0358	-11.5	117	0.00	
19		Acrylonitrile	0.1037	0.1132	-9.2	119	0.00	
20	P	Methylene Chloride	0.3660	0.3874	-5.8	120	0.00	
21	P	Freon 113	0.3936	0.3880	1.4	111	0.00	
22	P	Methyl Acetate	0.3086	0.2389	22.6#	81	0.00	NT
23		Allyl Chloride	0.1418	0.1503	-6.0	114	0.00	
24	P	Carbon Disulfide	1.0538	1.0340	1.9	109	0.00	
25		trans-1,2-Dichloroethene	0.3670	0.3841	-4.7	117	0.00	
26	P	Methyl-t-Butyl Ether	0.9433	0.9755	-3.4	111	0.00	
27	P	1,1-Diclethane	0.5569	0.6011	-7.9	116	0.00	
28		Propionitrile	0.0374	0.0441	-17.9	121	0.00	
29		Vinyl Acetate	0.6616	0.6897	-4.2	109	0.00	
30		2-Chloro-1,3-Butadiene	0.4924	0.4914	0.2	104	0.00	
31	P	2-Butanone	0.1256	0.1363	-8.5	116	0.00	
32		Methacrylonitrile	0.1218	0.1371	-12.6	123	0.00	
33	P	cis-1,2-Dichloroethene	0.3919	0.4287	-9.4	119	0.00	
34		Bromochloromethane	0.2224	0.2285	-2.7	113	0.00	
35	P	Chloroform	0.6676	0.6757	-1.2	113	0.00	
36		2,2-Dichloropropane	0.6087	0.5725	5.9	106	0.00	
37		Ethyl Acetate	0.2627	0.0000	~~100.0#~~	0#	-3.81#	
38		Tetrahydrofuran	0.0754	0.0867	-15.0	119	0.00	
39	P	1,1,1-Trichloroethane	0.6482	0.6105	5.8	108	0.00	
40	I	1,4-Difluorobenzene	1.0000	1.0000	0.0	108	0.00	
41	S	surr4,Dibrflmethane	0.3586	0.3759	-4.8	109	0.00	
42		Iso-Butyl Alcohol	0.0056	0.0065	-16.1	127	0.00	
43	S	surr1,1,2-dichloroethane-d4	0.3884	0.3878	0.2	104	0.00	
44	P	1,2-Dichloroethane	0.1370	0.1240	9.5	106	0.00	
45		2-Methyl-1,3-Dioxolane	0.0332	0.0000	~~100.0#~~	0#	-4.82#	
46		1,1-Dichloropropene	0.3622	0.3810	-5.2	115	0.00	
47	P	Cyclohexane	0.3720	0.3837	-3.1	122	0.00	
48	P	Carbontetrachloride	0.4025	0.4045	-0.5	110	0.00	
49	P	Benzene	0.9800	0.9709	0.9	112	0.00	
50		Isopropyl Acetate	0.4836	0.0004	~~99.9#~~	0#	0.06	
51		Dibromomethane	0.2072	0.2042	1.4	113	0.00	
52	P	1,2-Diclpropane	0.2503	0.2584	-3.2	116	0.00	
53		n-Heptane	0.2740	0.2891	-5.5	119	0.00	

(#) = Out of Range

Data File : I:\ACQUDATA\MSVOA6\DATA\092117\D8344.D Vial: 5
Acq On : 21 Sep 2017 9:29 am Operator: D.Lipani
Sample : CCV Inst : MS#6
Misc : 8260C Multiplr: 1.00
MS Integration Params: CPD4.P

Method : I:\ACQUDATA\MSVOA6\METHODS\W082417.M (RTE Integrator)
Title : 8260C / 624 WATERS
Last Update : Fri Aug 25 11:23:15 2017
Response via : Multiple Level Calibration

Min. RRF : 0.000 Min. Rel. Area : 50% Max. R.T. Dev 0.50min
Max. RRF Dev : 20% Max. Rel. Area : 200%

		Compound	AvgRF	CCRF	%Dev	Area%	Dev(min)	
54	P	Trichloroethene	0.3242	0.3226	0.5	111	0.00	
55	P	Bromodichloromethane	0.3876	0.4044	-4.3	117	0.00	
56		1,4-Dioxane	0.0025	0.0030	-20.0	125	0.00	
57		Epichlorohydrin	0.0200	0.0000	~~100.0#~~	0#	-6.73#	
58		Methyl Methacrylate	0.1690	0.1788	-5.8	117	0.00	
59	P	Methylcyclohexane	0.2887	0.3021	-4.6	119	0.00	
60		2-Chloroethylvinyl Ether	0.1569	0.1627	-3.7	113	0.00	
61	P	cis-1,3-Dichloropropene	0.4338	0.4408	-1.6	111	0.00	
62	P	4-Methyl-2-pentanone	0.2245	0.2304	-2.6	107	0.00	
63		trans-1,3-Dichloropropene	0.4075	0.4134	-1.4	111	0.00	
64	P	1,1,2-Trichloroethane	0.2466	0.2704	-9.7	119	0.00	
65	S	SURR3,Toluene-d8	1.0124	1.0931	-8.0	106	0.00	
66	P	Toluene	1.1125	1.0797	2.9	111	0.00	
67	I	d5-Chlorobenzene	1.0000	1.0000	0.0	113	0.00	
68		1,3-Dichloropropane	0.8371	0.8251	1.4	116	0.00	
69		Ethyl Methacrylate	0.6757	0.7077	-4.7	115	0.00	
70	P	Dibromochloromethane	0.6876	0.7335	-6.7	120	0.00	
71	P	2-Hexanone	0.3374	0.3469	-2.8	107	0.00	
72	P	1,2-Dibromoethane	0.6037	0.6323	-4.7	121	0.00	
73		n-Butyl Acetate	0.7720	0.7836	-1.5	108	0.00	
74	P	Tetrachloroethene	0.5970	0.6064	-1.6	117	0.00	
75		1,1,1,2-Tetrachloroethane	0.6239	0.6223	0.3	112	0.00	
76	P	Chlorobenzene	1.5799	1.5836	-0.2	115	0.00	
77	P	Ethylbenzene	0.8331	0.8443	-1.3	114	0.00	
78	P	Bromoform	0.4628	0.5449	-17.7	128	0.00	
79	P	(m+p)Xylene	1.0428	1.0178	2.4	114	0.00	
80	P	o-Xylene	1.0035	1.0207	-1.7	112	0.00	
81		Cyclohexanone	0.0192	0.0402	-109.4#	234#	0.00	NT
82	P	Styrene	1.6035	1.6115	-0.5	113	0.00	
83		Amyl Acetate	1.0525	0.0000	~~100.0#~~	0#	-9.99#	
84		trans-1,4-Dichloro-2-Butene	0.2333	0.2364	-1.3	117	0.00	
85	P	Isopropylbenzene	2.5600	2.4871	2.8	114	0.00	
86	S	SURR2,BFB	0.9365	1.0012	-6.9	112	0.00	
87	I	1,4-Dichlorobenzene-d4	1.0000	1.0000	0.0	112	0.00	
88	P	1,1,2,2-Tetrachloroethane	0.5973	0.6458	-8.1	120	0.00	
89		1,2,3-Trichloropropane	0.4508	0.4590	-1.8	120	0.00	
90		Bromobenzene	0.7413	0.7263	2.0	115	0.00	
91		n-Propylbenzene	2.6504	2.3481	11.4	111	0.00	
92		2-Chlorotoluene	1.5416	1.4076	8.7	120	0.00	
93		4-Chlorotoluene	1.6577	1.5495	6.5	112	0.00	
94		1,3,5-Trimethylbenzene	1.8392	1.7661	4.0	116	0.00	
95		tert-Butylbenzene	1.5994	1.4779	7.6	111	0.00	
96		1,2,4-Trimethylbenzene	1.9719	1.8178	7.8	114	0.00	
97		sec-Butylbenzene	2.2802	2.1795	4.4	115	0.00	
98	P	1,3-Dclbenz	1.2605	1.2428	1.4	114	0.00	
99	P	1,4-Dclbenz	1.2773	1.2616	1.2	114	0.00	
100		p-Isopropyltoluene	1.8793	1.8257	2.9	113	0.00	
101	P	1,2-Dclbenz	1.2610	1.1833	6.2	113	0.00	
102		n-Butylbenzene	1.7319	1.6921	2.3	114	0.00	
103	P	1,2-Dibromo-3-chloropropane	0.1100	0.1150	-4.5	114	0.00	
104		Nitrobenzene	0.0078	0.0199	-155.1#	364#	0.00	NT
105	P	1,2,4-Tcbenzene	0.8686	0.8192	5.7	112	0.00	

(#) = Out of Range

1st DL 09/24/17
2nd BA 09/25/17

Data File : I:\ACQUDATA\MSVOA6\DATA\092117\D8344.D Vial: 5
Acq On : 21 Sep 2017 9:29 am Operator: D.Lipani
Sample : CCV Inst : MS#6
Misc : 8260C Multiplr: 1.00
MS Integration Params: CPD4.P

Method : I:\ACQUDATA\MSVOA6\METHODS\W082417.M (RTE Integrator)
Title : 8260C / 624 WATERS
Last Update : Fri Aug 25 11:23:15 2017
Response via : Multiple Level Calibration

Min. RRF : 0.000 Min. Rel. Area : 50% Max. R.T. Dev 0.50min
Max. RRF Dev : 20% Max. Rel. Area : 200%

	Compound	AvgRF	CCRF	%Dev	Area%	Dev(min)
106	Naphthalen	1.6422	1.5366	6.4	106	0.00
107	Hexachlorobt	0.4255	0.4033	5.2	110	0.00
108	1,2,3-Tclbenzene	0.7474	0.7562	-1.2	113	0.00

1st DL 09/24/17
2nd BA 09/25/17

Data File : I:\ACQUDATA\MSVOA6\DATA\092117\D8344.D Vial: 5
Acq On : 21 Sep 2017 9:29 am Operator: D.Lipani
Sample : CCV Inst : MS#6
Misc : 8260C Multiplr: 1.00
MS Integration Params: CPD4.P
Quant Time: Sep 21 9:50 2017 Quant Results File: W082417.RES

Quant Method : I:\ACQUDATA\M...\W082417.M (RTE Integrator)
Title : 8260C / 624 WATERS
Last Update : Fri Aug 25 11:23:15 2017
Response via : Initial Calibration
DataAcq Meth : W082417

Internal Standards	R.T.	QIon	Response	Conc	Units	Dev(Min)
1) Pentafluorobenzene	4.59	168	302604	50.00	ug/L	0.00
40) 1,4-Difluorobenzene	5.88	114	395999	50.00	ug/L	0.00
67) d5-Chlorobenzene	9.19	82	192136	50.00	ug/L	0.00
87) 1,4-Dichlorobenzene-d4	11.29	152	227604	50.00	ug/L	0.00
System Monitoring Compounds						
41) surr4,Dibrflmethane	3.86	113	148847	52.41	ug/L	0.00
Spiked Amount 50.000	Range 89 - 119		Recovery = 104.82%			
43) surr1,1,2-dichloroethane-d	4.47	65	153554m	49.92	ug/L	0.00
Spiked Amount 50.000	Range 81 - 127		Recovery = 99.84%			
65) SURR3,Toluene-d8	7.89	98	432873	53.98	ug/L	0.00
Spiked Amount 50.000	Range 87 - 121		Recovery = 107.96%			
86) SURR2,BFB	10.25	95	192357	53.45	ug/L	0.00
Spiked Amount 50.000	Range 85 - 122		Recovery = 106.90%			
Target Compounds						Qvalue
2) Dichlorodifluoromethane	1.11	85	207453	45.96	ug/L	98
3) Chloromethane	1.19	50	144340	48.16	ug/L	99
4) Vinyl Chloride	1.27	62	188629	51.05	ug/L	100
5) Bromomethane	1.44	94	103474	46.47	ug/L	98
6) Chloroethane	1.51	64	94240	52.06	ug/L	96
7) Freon 21	1.53	67	257557	46.88	ug/L	100
8) Freon 123	1.71	83	168899	49.51	ug/L	97
9) Freon 123a	1.74	67	134549	49.63	ug/L	93
10) Acrolein	1.79	56	73698	307.74	ug/L	96
11) Trichlorofluoromethane	1.79	101	192830	46.70	ug/L	99
12) Acetonitrile	1.80	41	40552	246.23	ug/L	98
13) 2-Propanol	1.83	45	115216	1017.29	ug/L	100
14) Acetone	1.86	43	33453	59.05	ug/L	92
15) Diethyl Ether	1.94	59	71587	49.09	ug/L	99
16) 1,1-Diclethene	2.10	96	103621	49.70	ug/L	96
17) Iodomethane	2.11	142	116062m	34.26	ug/L	
18) TBA	2.13	59	216453m	1115.42	ug/L	
19) Acrylonitrile	2.14	53	171273	272.93	ug/L	100
20) Methylene Chloride	2.20	84	117215	52.92	ug/L	95
21) Freon 113	2.25	101	117419	49.30	ug/L	97
22) Methyl Acetate	2.25	43	72298	38.71	ug/L	96
23) Allyl Chloride	2.26	76	45482	52.98	ug/L	90
24) Carbon Disulfide	2.31	76	312894	49.06	ug/L	100
25) trans-1,2-Dichloroethene	2.69	96	116243	52.33	ug/L	91
26) Methyl-t-Butyl Ether	2.81	73	295200	51.71	ug/L	97
27) 1,1-Diclethane	2.89	63	181900	53.97	ug/L	98
28) Propionitrile	2.92	54	66754	295.18	ug/L	94
29) Vinyl Acetate	3.09	43	208711	52.12	ug/L	95
30) 2-Chloro-1,3-Butadiene	3.25	53	148693	49.90	ug/L	96
31) 2-Butanone	3.36	43	41230	54.25	ug/L	97
32) Methacrylonitrile	3.45	67	41496	56.30	ug/L #	84
33) cis-1,2-Dichloroethene	3.47	96	129723	54.69	ug/L	98
34) Bromochloromethane	3.63	128	69147	51.38	ug/L	95
35) Chloroform	3.71	83	204476	50.61	ug/L	94
36) 2,2-Dichloropropane	3.79	77	173255	47.03	ug/L	98
38) Tetrahydrofuran	4.13	42	26222	57.49	ug/L	94
39) 1,1,1-Trichloroethane	4.72	97	184727	47.09	ug/L	98
42) Iso-Butyl Alcohol	3.95	42	51852	1170.81	ug/L	94
44) 1,2-Dichloroethane	4.59	64	49097	45.25	ug/L #	87

(#) = qualifier out of range (m) = manual integration

1st DL 09/24/17
2nd BA 09/25/17

Data File : I:\ACQUDATA\MSVOA6\DATA\092117\D8344.D Vial: 5
Acq On : 21 Sep 2017 9:29 am Operator: D.Lipani
Sample : CCV Inst : MS#6
Misc : 8260C Multiplr: 1.00
MS Integration Params: CPD4.P
Quant Time: Sep 21 9:50 2017 Quant Results File: W082417.RES

Quant Method : I:\ACQUDATA\M...\W082417.M (RTE Integrator)
Title : 8260C / 624 WATERS
Last Update : Fri Aug 25 11:23:15 2017
Response via : Initial Calibration
DataAcq Meth : W082417

	Compound	R.T.	QIon	Response	Conc	Unit	Qvalue
46)	1,1-Dichloropropene	5.08	75	150877	52.59	ug/L	96
47)	Cyclohexane	5.16	56	151958	51.58	ug/L	92
48)	Carbontetrachloride	5.31	119	160174	50.24	ug/L	99
49)	Benzene	5.40	78	384456	49.53	ug/L	98
51)	Dibromomethane	6.17	93	80847	49.27	ug/L	99
52)	1,2-Diclpropane	6.24	63	102343	51.62	ug/L	91
53)	n-Heptane	6.35	43	114499	52.76	ug/L	92
54)	Trichloroethene	6.32	130	127753	49.75	ug/L	98
55)	Bromodichloromethane	6.36	83	160156	52.17	ug/L	99
56)	1,4-Dioxane	6.58	88	23839	1199.24	ug/L	97
58)	Methyl Methacrylate	6.75	69	70799	52.90	ug/L	99
59)	Methylcyclohexane	6.90	55	119646	52.32	ug/L	98
60)	2-Chloroethylvinyl Ether	7.02	63	64413	51.82	ug/L	100
61)	cis-1,3-Dichloropropene	7.18	75	174550	50.80	ug/L	98
62)	4-Methyl-2-pentanone	7.37	43	91251	51.33	ug/L	96
63)	trans-1,3-Dichloropropene	7.66	75	163693	50.72	ug/L	99
64)	1,1,2-Trichloroethane	7.77	97	107059	54.81	ug/L	98
66)	Toluene	7.96	91	427570	48.53	ug/L	99
68)	1,3-Dichloropropane	8.01	76	158531	49.28	ug/L	95
69)	Ethyl Methacrylate	8.20	69	135969	52.37	ug/L	93
70)	Dibromochloromethane	8.21	129	140927	53.34	ug/L	99
71)	2-Hexanone	8.26	43	66657	51.41	ug/L	93
72)	1,2-Dibromoethane	8.43	107	121496	52.37	ug/L	99
73)	n-Butyl Acetate	8.63	43	150561	50.76	ug/L	99
74)	Tetrachloroethene	8.62	164	116502	50.79	ug/L	97
75)	1,1,1,2-Tetrachloroethane	9.16	131	119572	49.87	ug/L	97
76)	Chlorobenzene	9.22	112	304265	50.12	ug/L	98
77)	Ethylbenzene	9.44	106	162216	50.67	ug/L	98
78)	Bromoform	9.61	173	104694	58.86	ug/L	98
79)	(m+p)Xylene	9.61	106	391108	97.60	ug/L	97
80)	o-Xylene	9.94	106	196105	50.86	ug/L	98
81)	Cyclohexanone	9.84	55	154344	2090.57	ug/L	95
82)	Styrene	9.87	104	309633	50.25	ug/L	99
84)	trans-1,4-Dichloro-2-Buten	10.11	75	45418	50.65	ug/L	93
85)	Isopropylbenzene	10.25	105	477852	48.58	ug/L	98
88)	1,1,2,2-Tetrachloroethane	9.92	83	146989	54.06	ug/L	98
89)	1,2,3-Trichloropropane	10.04	75	104475	50.91	ug/L	97
90)	Bromobenzene	10.39	156	165310	48.99	ug/L	99
91)	n-Propylbenzene	10.60	91	534428	44.30	ug/L	99
92)	2-Chlorotoluene	10.65	91	320381	45.65	ug/L	99
93)	4-Chlorotoluene	10.71	91	352679	46.74	ug/L	99
94)	1,3,5-Trimethylbenzene	10.87	105	401982	48.01	ug/L	99
95)	tert-Butylbenzene	11.07	119	336383	46.20	ug/L	99
96)	1,2,4-Trimethylbenzene	11.16	105	413739	46.09	ug/L	97
97)	sec-Butylbenzene	11.24	105	496058	47.79	ug/L	100
98)	1,3-Dclbenz	11.26	146	282874	49.30	ug/L	99
99)	1,4-Dclbenz	11.31	146	287142	49.39	ug/L	99
100)	p-Isopropyltoluene	11.41	119	415544	48.58	ug/L	99
101)	1,2-Dclbenz	11.58	146	269324	46.92	ug/L	98
102)	n-Butylbenzene	11.72	91	385138	48.85	ug/L	98
103)	1,2-Dibromo-3-chloropropan	11.94	75	26179	52.28	ug/L	91
104)	Nitrobenzene	12.13	77	9075	256.59	ug/L	97
105)	1,2,4-Tcbenzene	13.01	180	186447	47.15	ug/L	100
106)	Naphthalen	13.20	128	349730	46.78	ug/L	99

(#) = qualifier out of range (m) = manual integration

1st DL 09/24/17
2nd BA 09/25/17

Data File : I:\ACQUDATA\MSVOA6\DATA\092117\D8344.D Vial: 5
Acq On : 21 Sep 2017 9:29 am Operator: D.Lipani
Sample : CCV Inst : MS#6
Misc : 8260C Multiplr: 1.00
MS Integration Params: CPD4.P
Quant Time: Sep 21 9:50 2017 Quant Results File: W082417.RES

Quant Method : I:\ACQUDATA\M...\W082417.M (RTE Integrator)
Title : 8260C / 624 WATERS
Last Update : Fri Aug 25 11:23:15 2017
Response via : Initial Calibration
DataAcq Meth : W082417

Compound	R.T.	QIon	Response	Conc Unit	Qvalue
107) Hexachlorobt	13.28	225	91799	47.39 ug/L	98
108) 1,2,3-Tclbenzene	13.35	180	172122	50.59 ug/L	98

(#) = qualifier out of range (m) = manual integration

1st DL 09/24/17
2nd BA 09/25/17

Data File : I:\ACQUDATA\MSVOA6\DATA\092117\D8344.D Vial: 5
Acq On : 21 Sep 2017 9:29 am Operator: D.Lipani
Sample : CCV Inst : MS#6
Misc : 8260C Multiplr: 1.00
MS Integration Params: CPD4.P
Quant Time: Sep 21 9:50 2017 Quant Results File: W082417.RES

Method : I:\ACQUDATA\MSVOA6\METHODS\W082417.M (RTE Integrator)
Title : 8260C / 624 WATERS
Last Update : Fri Aug 25 11:23:15 2017
Response via : Initial Calibration

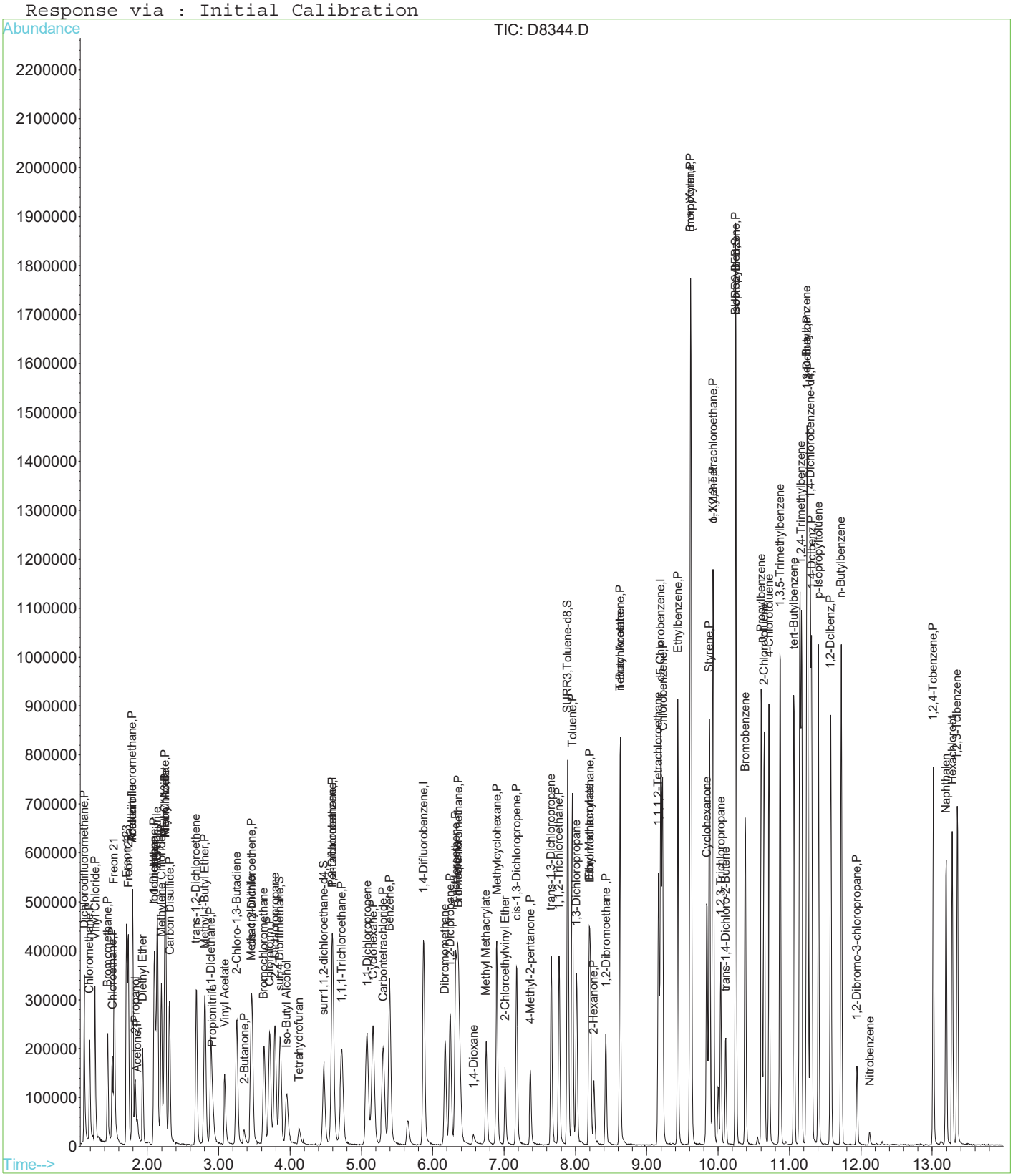

GC/MS QA-QC Check Report

1st DL 09/24/17
2nd BA 09/25/17

Tune File : I:\ACQUDATA\MSVOA6\DATA\092117\D8343.D
Tune Time : 21 Sep 2017 8:59 am

Daily Calibration File : I:\ACQUDATA\MSVOA6\DATA\092117\D8344.D

302604 395999 192136

227604

File	Sample	Surrogate Recovery %				Internal Standard Responses		
D8345.D	LCS	104	99	109	103	310468	403127	183903
				205366				
D8348.D	MET BLK	100	96	108	98	280743	384929	179323
				187189				
D8349.D	R1708700-001	102	97	110	98	276266	378931	181009
				195649				
D8350.D	R1708700-011	100	98	110	99	279678	380848	178646
				193959				
D8351.D	R1708700-002	102	97	110	101	276771	369242	176556
				192527				
D8352.D	R1708700-005	103	100	110	101	273290	368418	176494
				194570				
D8353.D	R1708700-007	101	99	111	99	278031	376228	178366
				194913				
D8354.D	R1708700-004	102	95	110	100	287220	389280	181050
				194310				
D8355.D	R1708678-004	101	97	109	99	278306	377589	177647
				194290				
D8356.D	R1708784-001	101	98	108	102	282550	377226	175644
				196185				
D8357.D	R1708784-002	101	95	109	100	276781	376696	171305
				197394				
D8358.D	R1708822-001	98	93	105	97	288277	398912	180821
				190654				
D8359.D	R1708822-002	98	95	107	102	277656	386219	181400
				194683				
D8360.D	R1708822-004	99	96	106	101	284033	387224	180517
				199733				
D8361.D	R1708781-002	103	95	108	101	283685	385887	179511
				196574				
D8362.D	R1708700-012	100	97	109	102	282076	378874	178524
				195836				
D8363.D	R1708249-007	101	97	108	101	279374	382990	177183
				196150				
D8364.D	R1708249-008	101	98	109	99	278427	372134	174529
				190659				
D8365.D	R1708249-012	99	97	107	99	283772	381254	175199
				192936				
D8366.D	R1708249-013	99	95	108	94	287996	387251	184404
				194415				
D8367.D	R1708700-005MS	103	94	111	104	300688	399028	192067

1st DL 09/24/17
2nd BA 09/25/17

```
                              219616
-------------------------------------------------------------------------------
D8368.D  R1708700-005DMS 102   96  108  103      307268     403193     197619
                              224145
-------------------------------------------------------------------------------
D8369.D  R1708822-004MS 101   98  108  100      305953     403148     199402
                              224948
-------------------------------------------------------------------------------
D8370.D  R1708822-004DMS  106   98  105  106      320885     414873     192976
                              223314
-------------------------------------------------------------------------------
    t - fails 12hr time check   * - fails criteria

    Created: Sun Sep 24 12:27:36 2017
```

BFB

```
Data File : I:\ACQUDATA\MSVOA6\DATA\092117\D8343.D       Vial: 4
Acq On    : 21 Sep 2017   8:59 am                    Operator: D.Lipani
Sample    : TUNE CHECK                               Inst    : MS#6
Misc      : 8260C / 624                              Multiplr: 1.00
MS Integration Params: CPD4.P
Method    : I:\ACQUDATA\MSVOA6\METHODS\W082417.M (RTE Integrator)
Title     : 8260C / 624 WATERS
```

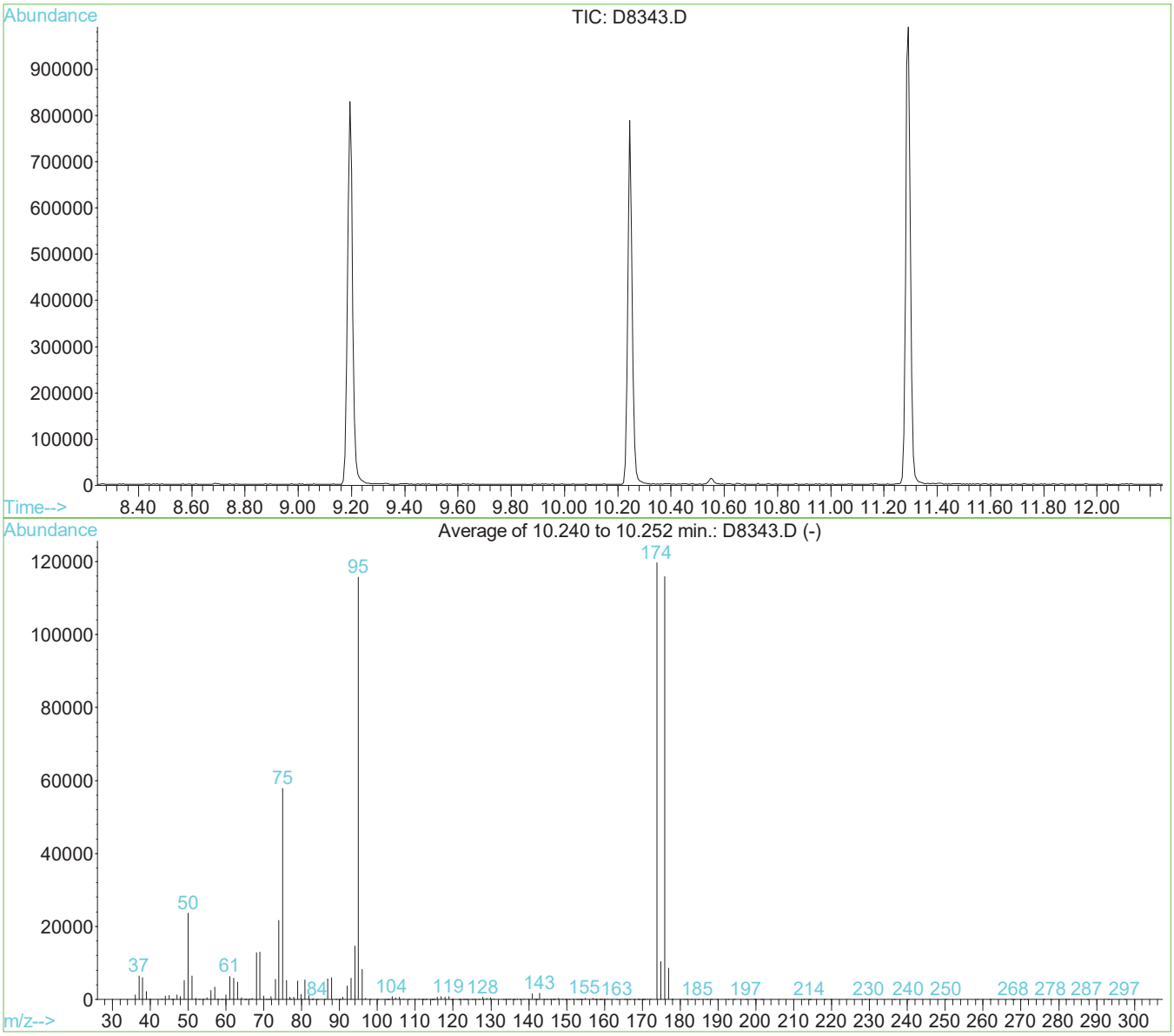

AutoFind: Scans 1510, 1511, 1512; Background Corrected with Scan 1504

Target Mass	Rel. to Mass	Lower Limit%	Upper Limit%	Rel. Abn%	Raw Abn	Result Pass/Fail
50	95	15	40	20.5	23701	PASS
75	95	30	60	50.0	57880	PASS
95	95	100	100	100.0	115787	PASS
96	95	5	9	7.2	8306	PASS
173	174	0.00	2	0.0	0	PASS
174	95	50	120	103.4	119684	PASS
175	174	5	9	8.7	10402	PASS
176	174	95	101	96.8	115896	PASS
177	176	5	9	7.3	8472	PASS

D8343.D W082417.M Thu Sep 21 09:36:01 2017

1st DL 08/25/17
2nd FJ 08/26/17

Data File : I:\ACQUDATA\MSVOA6\DATA\082417\D7735.D Vial: 18
Acq On : 24 Aug 2017 4:05 pm Operator: D.Lipani
Sample : ICV Inst : MS#6
Misc : 8260C / 624 ICAL GCMS#6 Multiplr: 1.00
MS Integration Params: CPD4.P
Quant Time: Aug 25 11:41 2017 Quant Results File: W082417.RES

Quant Method : I:\ACQUDATA\M...\W082417.M (RTE Integrator)
Title : 8260C / 624 WATERS
Last Update : Fri Aug 25 11:23:15 2017
Response via : Initial Calibration
DataAcq Meth : W082417

Internal Standards	R.T.	QIon	Response	Conc	Units	Dev(Min)
1) Pentafluorobenzene	4.59	168	285076	50.00	ug/L	0.00
40) 1,4-Difluorobenzene	5.88	114	366306	50.00	ug/L	0.00
67) d5-Chlorobenzene	9.19	82	169982	50.00	ug/L	0.00
87) 1,4-Dichlorobenzene-d4	11.29	152	206519	50.00	ug/L	0.00
System Monitoring Compounds						
41) surr4,Dibrflmethane	3.86	113	136555	51.98	ug/L	0.00
Spiked Amount 50.000	Range 89 - 119		Recovery = 103.96%			
43) surr1,1,2-dichloroethane-d	4.47	65	147002	51.66	ug/L	0.00
Spiked Amount 50.000	Range 81 - 127		Recovery = 103.32%			
65) SURR3,Toluene-d8	7.89	98	408551	55.08	ug/L	0.00
Spiked Amount 50.000	Range 87 - 121		Recovery = 110.16%			
86) SURR2,BFB	10.25	95	172525	54.19	ug/L	0.00
Spiked Amount 50.000	Range 85 - 122		Recovery = 108.38%			
Target Compounds						Qvalue
2) Dichlorodifluoromethane	1.12	85	201762	47.45	ug/L	100
3) Chloromethane	1.19	50	134831	47.76	ug/L	99
4) Vinyl Chloride	1.27	62	200602	57.63	ug/L	99
5) Bromomethane	1.44	94	108747	51.84	ug/L	99
6) Chloroethane	1.51	64	80057	46.95	ug/L	97
7) Freon 21	1.53	67	240776	46.52	ug/L	96
8) Freon 123	1.71	83	154694	48.13	ug/L	99
9) Freon 123a	1.74	67	120904m	47.34	ug/L	
10) Acrolein	1.79	56	28498	126.32	ug/L	98
11) Trichlorofluoromethane	1.79	101	194008	49.88	ug/L	96
12) Acetonitrile	1.80	41	37957m	244.64	ug/L	
13) 2-Propanol	1.83	45	96570	905.08	ug/L	95
14) Acetone	1.86	43	30433	57.03	ug/L	95
15) Diethyl Ether	1.94	59	62085	45.19	ug/L	97
16) 1,1-Diclethene	2.10	96	90681	46.16	ug/L	99
17) Iodomethane	2.11	142	148347	46.48	ug/L	99
18) TBA	2.13	59	183011m	1001.07	ug/L	
19) Acrylonitrile	2.14	53	142645	241.29	ug/L	92
20) Methylene Chloride	2.20	84	102772	49.25	ug/L	99
21) Freon 113	2.25	101	104763	46.69	ug/L	96
22) Methyl Acetate	2.25	43	63148	35.89	ug/L	95
23) Allyl Chloride	2.26	76	44976	55.61	ug/L	89
24) Carbon Disulfide	2.31	76	285973	47.60	ug/L	99
25) trans-1,2-Dichloroethene	2.69	96	97985	46.82	ug/L	99
26) Methyl-t-Butyl Ether	2.81	73	261547	48.63	ug/L	99
27) 1,1-Diclethane	2.90	63	159460	50.22	ug/L	99
28) Propionitrile	2.92	54	55345	259.78	ug/L	98
29) Vinyl Acetate	3.09	43	186362	49.40	ug/L	98
30) 2-Chloro-1,3-Butadiene	3.26	53	151942	54.12	ug/L	94
31) 2-Butanone	3.35	43	35654	49.79	ug/L	93
32) Methacrylonitrile	3.45	67	35996	51.84	ug/L	88
33) cis-1,2-Dichloroethene	3.47	96	112189	50.20	ug/L	100
34) Bromochloromethane	3.64	128	58865	46.43	ug/L	96
35) Chloroform	3.72	83	187766	49.33	ug/L	96
36) 2,2-Dichloropropane	3.79	77	165947	47.81	ug/L	97
37) Ethyl Acetate	3.82	43	75319	50.29	ug/L	98
38) Tetrahydrofuran	4.13	42	20600	47.94	ug/L	92
39) 1,1,1-Trichloroethane	4.72	97	178866	48.40	ug/L	94
42) Iso-Butyl Alcohol	3.96	42	42059	1026.67	ug/L	95

(#) = qualifier out of range (m) = manual integration

1st DL 08/25/17
2nd FJ 08/26/17

Data File : I:\ACQUDATA\MSVOA6\DATA\082417\D7735.D Vial: 18
Acq On : 24 Aug 2017 4:05 pm Operator: D.Lipani
Sample : ICV Inst : MS#6
Misc : 8260C / 624 ICAL GCMS#6 Multiplr: 1.00
MS Integration Params: CPD4.P
Quant Time: Aug 25 11:41 2017 Quant Results File: W082417.RES

Quant Method : I:\ACQUDATA\M...\W082417.M (RTE Integrator)
Title : 8260C / 624 WATERS
Last Update : Fri Aug 25 11:23:15 2017
Response via : Initial Calibration
DataAcq Meth : W082417

	Compound	R.T.	QIon	Response	Conc Unit	Qvalue
44)	1,2-Dichloroethane	4.59	64	45955	45.79 ug/L	96
45)	2-Methyl-1,3-Dioxolane	4.81	73	57602	237.16 ug/L	92
46)	1,1-Dichloropropene	5.08	75	128827	48.55 ug/L	96
47)	Cyclohexane	5.16	56	125009	45.87 ug/L	90
48)	Carbontetrachloride	5.31	119	155252	52.64 ug/L	97
49)	Benzene	5.40	78	338905	47.20 ug/L	99
50)	Isopropyl Acetate	5.40	43	172918	48.80 ug/L	95
51)	Dibromomethane	6.17	93	71838	47.33 ug/L	99
52)	1,2-Diclpropane	6.24	63	89645	48.88 ug/L	100
53)	n-Heptane	6.35	43	100038	49.83 ug/L	96
54)	Trichloroethene	6.32	130	119931	50.49 ug/L	98
55)	Bromodichloromethane	6.37	83	148062	52.14 ug/L	99
56)	1,4-Dioxane	6.58	88	18783m	1021.49 ug/L	
57)	Epichlorohydrin	6.74	57	37699	257.15 ug/L	92
58)	Methyl Methacrylate	6.75	69	60508	48.88 ug/L	94
59)	Methylcyclohexane	6.90	55	102662	48.53 ug/L	97
60)	2-Chloroethylvinyl Ether	7.02	63	55206	48.01 ug/L	96
61)	cis-1,3-Dichloropropene	7.18	75	157727	49.63 ug/L	98
62)	4-Methyl-2-pentanone	7.37	43	80715	49.08 ug/L	99
63)	trans-1,3-Dichloropropene	7.66	75	149036	49.92 ug/L	98
64)	1,1,2-Trichloroethane	7.77	97	93922	51.98 ug/L	98
66)	Toluene	7.96	91	389190	47.75 ug/L	100
68)	1,3-Dichloropropane	8.01	76	132016	46.39 ug/L	98
69)	Ethyl Methacrylate	8.20	69	115322	50.20 ug/L	97
70)	Dibromochloromethane	8.21	129	124021	53.06 ug/L	100
71)	2-Hexanone	8.26	43	59224	51.63 ug/L	99
72)	1,2-Dibromoethane	8.43	107	109573	53.39 ug/L	98
73)	n-Butyl Acetate	8.63	43	136536	52.03 ug/L	99
74)	Tetrachloroethene	8.63	164	104098	51.29 ug/L	98
75)	1,1,1,2-Tetrachloroethane	9.16	131	114789	54.12 ug/L	96
76)	Chlorobenzene	9.22	112	269902	50.25 ug/L	99
77)	Ethylbenzene	9.44	106	149011	52.61 ug/L	99
78)	Bromoform	9.61	173	91667	58.26 ug/L	98
79)	(m+p)Xylene	9.61	106	363187	102.44 ug/L	99
80)	o-Xylene	9.94	106	179085	52.50 ug/L	98
81)	Cyclohexanone	9.84	55	65597	1004.30 ug/L	92
82)	Styrene	9.88	104	283650	52.03 ug/L	99
83)	Amyl Acetate	9.99	43	189335	52.91 ug/L	99
84)	trans-1,4-Dichloro-2-Buten	10.11	75	42542	53.63 ug/L	92
85)	Isopropylbenzene	10.25	105	434556	49.93 ug/L	100
88)	1,1,2,2-Tetrachloroethane	9.92	83	125941	51.05 ug/L	98
89)	1,2,3-Trichloropropane	10.04	75	88133	47.33 ug/L	99
90)	Bromobenzene	10.39	156	146478	47.84 ug/L	99
91)	n-Propylbenzene	10.61	91	485039	44.31 ug/L	99
92)	2-Chlorotoluene	10.65	91	292854	45.99 ug/L	98
93)	4-Chlorotoluene	10.71	91	319127	46.61 ug/L	100
94)	1,3,5-Trimethylbenzene	10.87	105	360104	47.40 ug/L	99
95)	tert-Butylbenzene	11.07	119	307898	46.61 ug/L	99
96)	1,2,4-Trimethylbenzene	11.17	105	380012	46.66 ug/L	99
97)	sec-Butylbenzene	11.24	105	451282	47.92 ug/L	99
98)	1,3-Dclbenz	11.26	146	259984	49.94 ug/L	100
99)	1,4-Dclbenz	11.31	146	259253	49.14 ug/L	99
100)	p-Isopropyltoluene	11.41	119	393884	50.74 ug/L	99
101)	1,2-Dclbenz	11.58	146	240995	46.27 ug/L	99

(#) = qualifier out of range (m) = manual integration

1st DL 08/25/17
2nd FJ 08/26/17

Data File : I:\ACQUDATA\MSVOA6\DATA\082417\D7735.D Vial: 18
Acq On : 24 Aug 2017 4:05 pm Operator: D.Lipani
Sample : ICV Inst : MS#6
Misc : 8260C / 624 ICAL GCMS#6 Multiplr: 1.00
MS Integration Params: CPD4.P
Quant Time: Aug 25 11:41 2017 Quant Results File: W082417.RES

Quant Method : I:\ACQUDATA\M...\W082417.M (RTE Integrator)
Title : 8260C / 624 WATERS
Last Update : Fri Aug 25 11:23:15 2017
Response via : Initial Calibration
DataAcq Meth : W082417

	Compound	R.T.	QIon	Response	Conc	Unit	Qvalue
102)	n-Butylbenzene	11.72	91	361184	50.49	ug/L	99
103)	1,2-Dibromo-3-chloropropan	11.94	75	23870	52.54	ug/L	96
104)	Nitrobenzene	12.13	77	2801m	87.28	ug/L	
105)	1,2,4-Tcbenzene	13.01	180	175423	48.90	ug/L	98
106)	Naphthalen	13.20	128	336803	49.65	ug/L	100
107)	Hexachlorobt	13.28	225	87384	49.72	ug/L	99
108)	1,2,3-Tclbenzene	13.36	180	157845	51.13	ug/L	100

(#) = qualifier out of range (m) = manual integration

Data File : I:\ACQUDATA\MSVOA6\DATA\082417\D7735.D Vial: 18
Acq On : 24 Aug 2017 4:05 pm Operator: D.Lipani
Sample : ICV Inst : MS#6
Misc : 8260C / 624 ICAL GCMS#6 Multiplr: 1.00
MS Integration Params: CPD4.P
Quant Time: Aug 25 11:41 2017 Quant Results File: W082417.RES

Method : I:\ACQUDATA\MSVOA6\METHODS\W082417.M (RTE Integrator)
Title : 8260C / 624 WATERS
Last Update : Fri Aug 25 11:23:15 2017
Response via : Initial Calibration

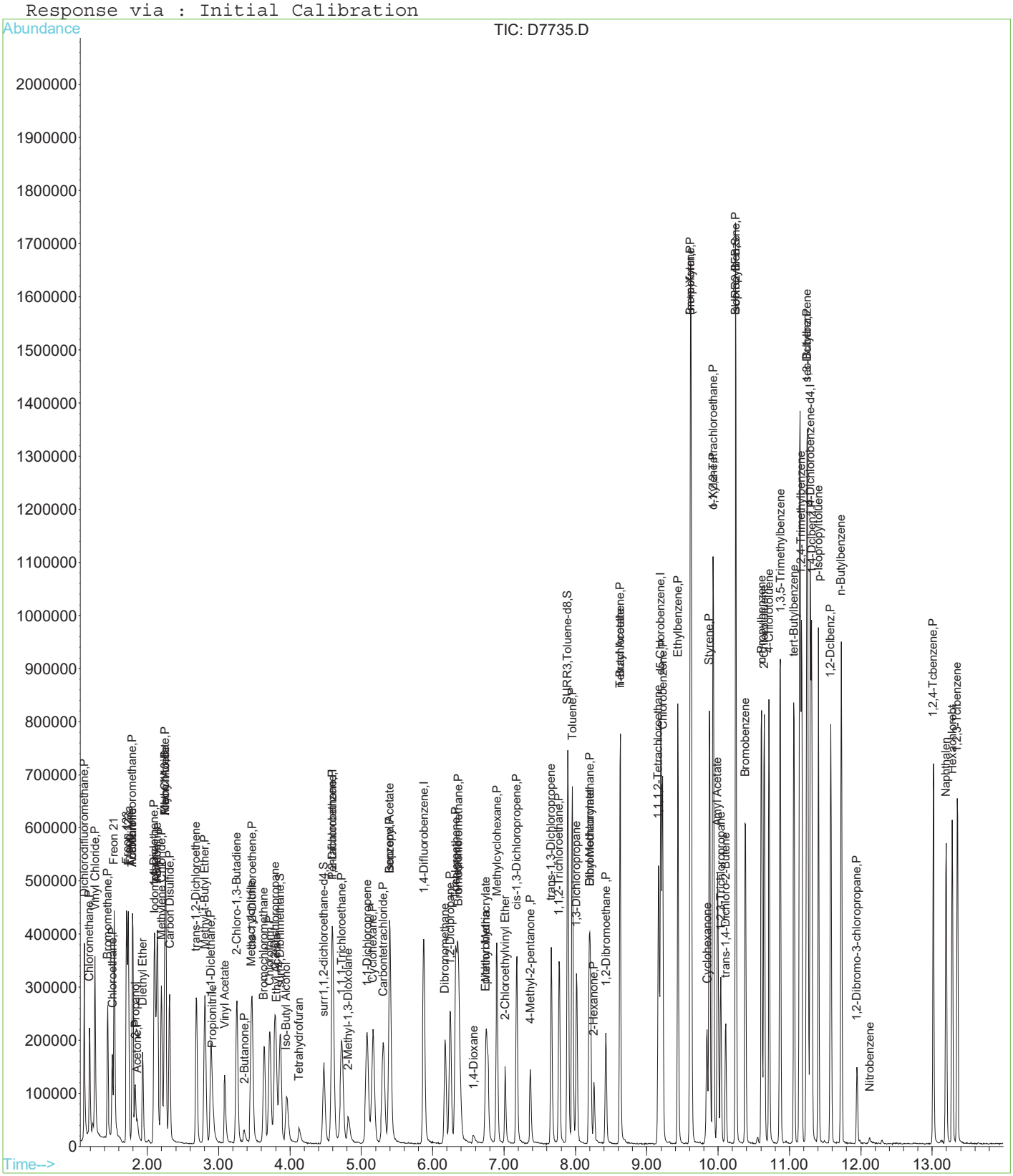

BFB

Data File : I:\ACQUDATA\MSVOA6\DATA\082417\D7721.D Vial: 4
Acq On : 24 Aug 2017 8:37 am Operator: D.Lipani
Sample : TUNE CHECK Inst : MS#6
Misc : 8260C / 624 Multiplr: 1.00
MS Integration Params: CPD4.P
Method : I:\ACQUDATA\MSVOA6\METHODS\W041117.M (RTE Integrator)
Title : 8260C / 624 WATERS

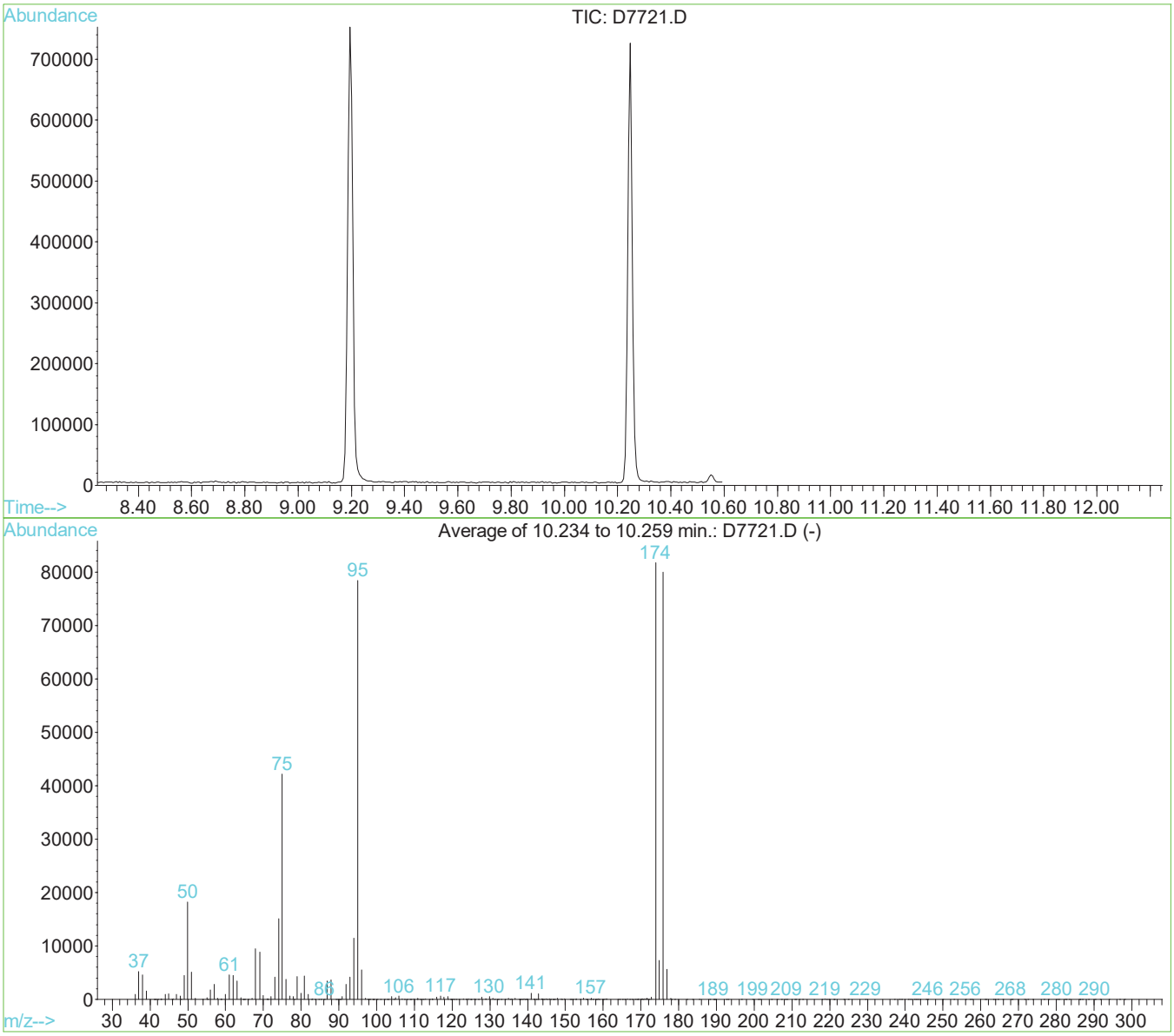

Sub Scan = 1205

Spectrum Information: Average of 10.234 to 10.259 min.

Target Mass	Rel. to Mass	Lower Limit%	Upper Limit%	Rel. Abn%	Raw Abn	Result Pass/Fail
50	95	15	40	23.3	18244	PASS
75	95	30	60	53.7	42131	PASS
95	95	100	100	100.0	78433	PASS
96	95	5	9	7.1	5547	PASS
173	174	0.00	2	0.5	372	PASS
174	95	50	120	104.2	81707	PASS
175	174	5	9	9.0	7335	PASS
176	174	95	101	97.8	79938	PASS
177	176	5	9	7.0	5605	PASS

D7721.D W041117.M Thu Aug 24 08:52:07 2017

1st DL 08/25/17
2nd FJ 08/26/17

Data File : I:\ACQUDATA\MSVOA6\DATA\082417\D7722.D Vial: 5
Acq On : 24 Aug 2017 9:07 am Operator: D.Lipani
Sample : INST BLK Inst : MS#6
Misc : 8260C / 624 ICAL GCMS#6 Multiplr: 1.00
MS Integration Params: CPD4.P
Quant Time: Aug 25 13:33 2017 Quant Results File: temp.res

Method : I:\ACQUDATA\MSVOA6\METHODS\W082417.M (RTE Integrator)
Title : 8260C / 624 WATERS
Last Update : Fri Aug 25 11:23:15 2017
Response via : Multiple Level Calibration

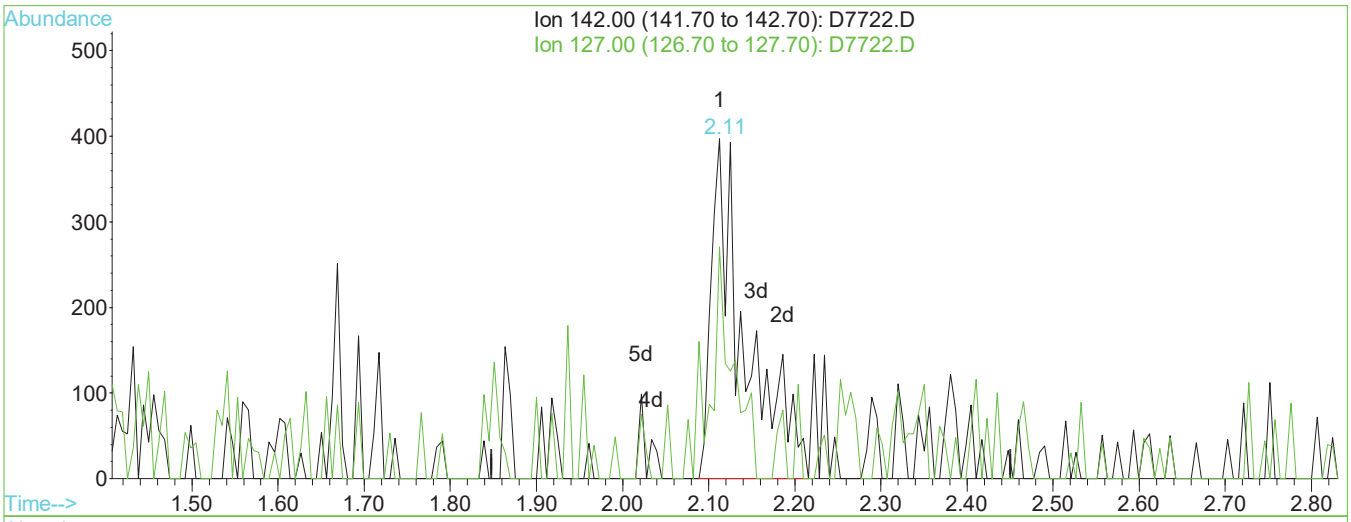

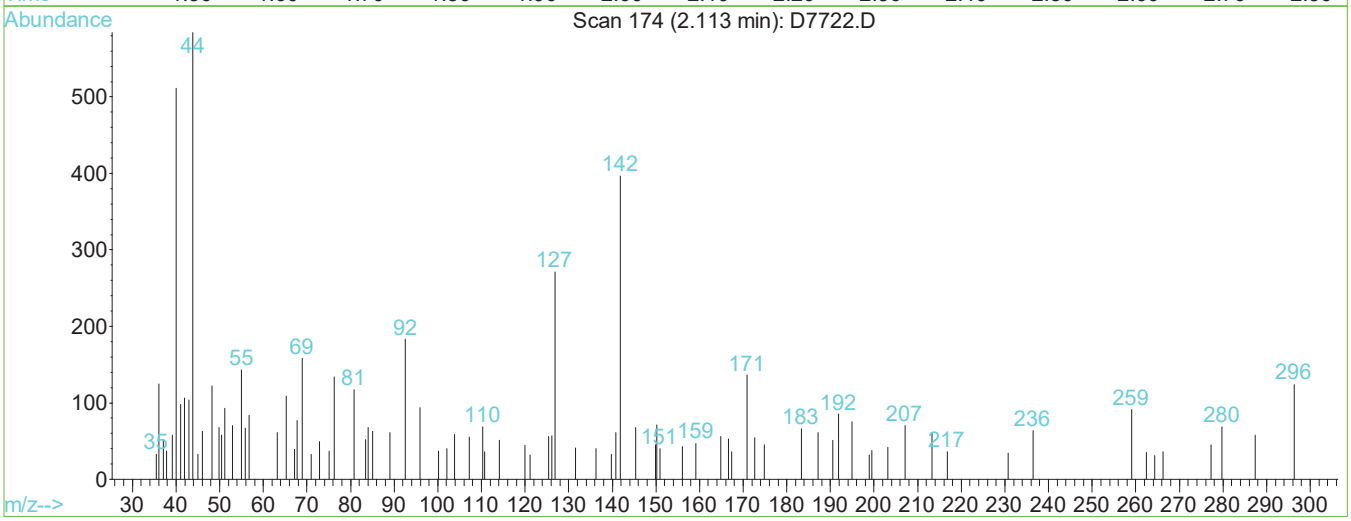

TIC: D7722.D

(17) Iodomethane

2.11min 0.36ug/L m

response 1071

Ion	Exp%	Act%
142.00	100	100
127.00	48.60	68.26
0.00	0.00	0.00
0.00	0.00	0.00

Manual Integration:

After

Split Peak.

08/25/17

1st DL 08/25/17
2nd FJ 08/26/17

Data File : I:\ACQUDATA\MSVOA6\DATA\082417\D7722.D Vial: 5
Acq On : 24 Aug 2017 9:07 am Operator: D.Lipani
Sample : INST BLK Inst : MS#6
Misc : 8260C / 624 ICAL GCMS#6 Multiplr: 1.00
MS Integration Params: CPD4.P
Quant Time: Aug 25 13:32 2017 Quant Results File: temp.res

Method : I:\ACQUDATA\MSVOA6\METHODS\W082417.M (RTE Integrator)
Title : 8260C / 624 WATERS
Last Update : Fri Aug 25 11:23:15 2017
Response via : Multiple Level Calibration

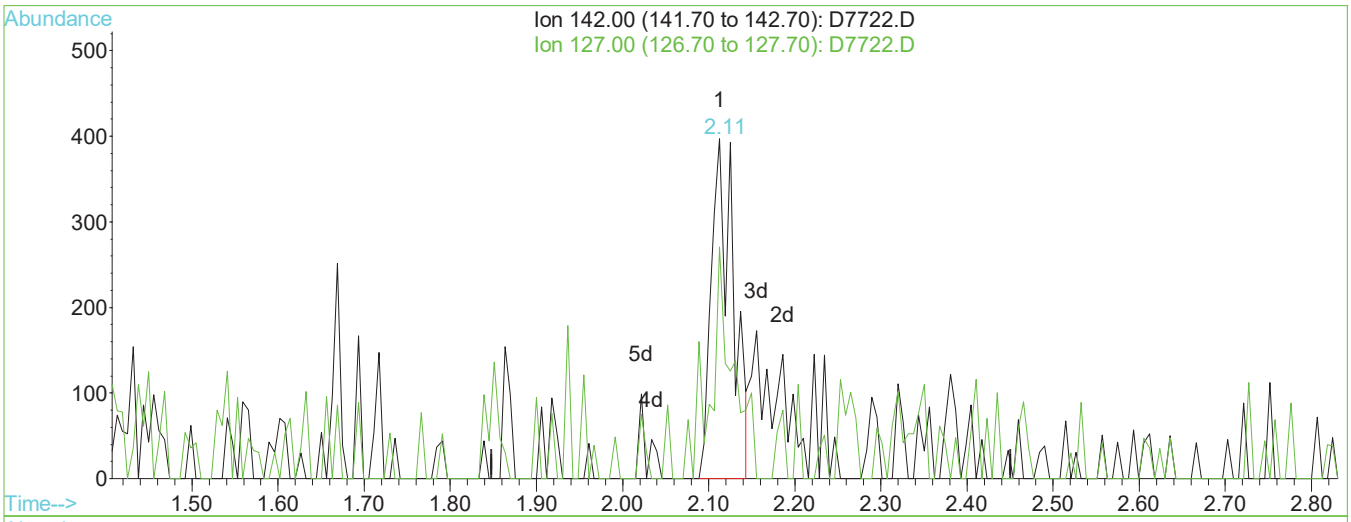

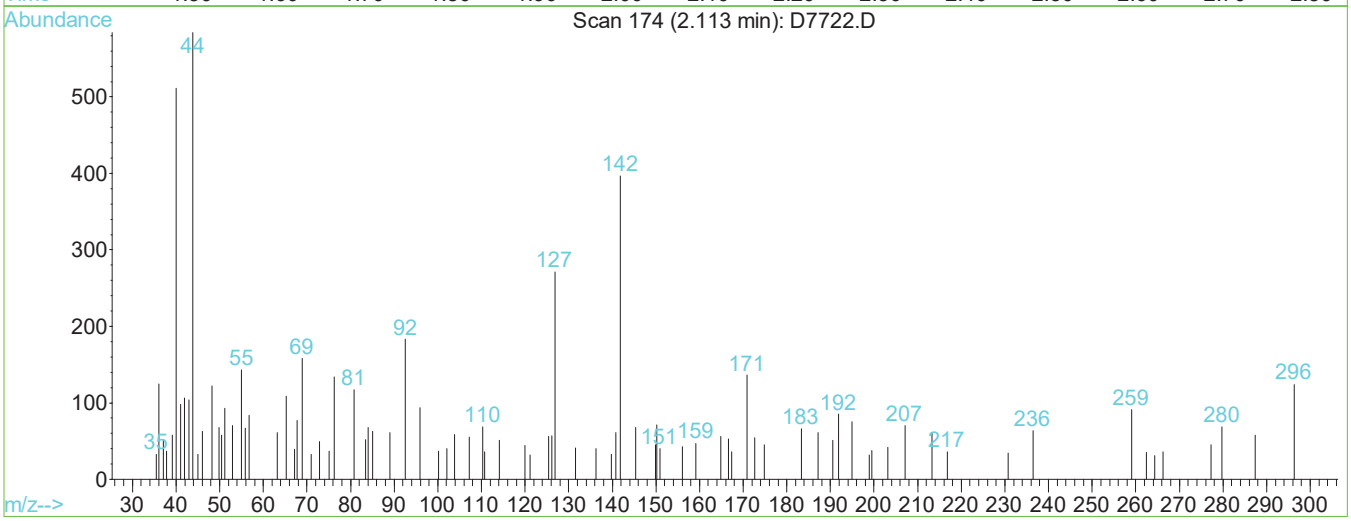

TIC: D7722.D

(17) Iodomethane

2.11min 0.24ug/L

response 700

Ion	Exp%	Act%
142.00	100	100
127.00	48.60	68.26
0.00	0.00	0.00
0.00	0.00	0.00

Manual Integration:

Before

08/25/17

1st DL 08/25/17
2nd FJ 08/26/17

Data File : I:\ACQUDATA\MSVOA6\DATA\082417\D7722.D Vial: 5
Acq On : 24 Aug 2017 9:07 am Operator: D.Lipani
Sample : INST BLK Inst : MS#6
Misc : 8260C / 624 ICAL GCMS#6 Multiplr: 1.00
MS Integration Params: CPD4.P
Quant Time: Aug 25 13:35 2017 Quant Results File: W082417.RES

Quant Method : I:\ACQUDATA\M...\W082417.M (RTE Integrator)
Title : 8260C / 624 WATERS
Last Update : Fri Aug 25 11:23:15 2017
Response via : Initial Calibration
DataAcq Meth : W082417

Internal Standards	R.T.	QIon	Response	Conc	Units	Dev(Min)
1) Pentafluorobenzene	4.59	168	265908	50.00	ug/L	0.00
40) 1,4-Difluorobenzene	5.87	114	352263	50.00	ug/L	0.00
67) d5-Chlorobenzene	9.19	82	161327	50.00	ug/L	0.00
87) 1,4-Dichlorobenzene-d4	11.29	152	181537	50.00	ug/L	0.00
System Monitoring Compounds						
41) surr4,Dibrflmethane	3.86	113	129063	51.08	ug/L	0.00
Spiked Amount 50.000	Range 89 - 119		Recovery = 102.16%			
43) surr1,1,2-dichloroethane-d	4.47	65	138603	50.65	ug/L	0.00
Spiked Amount 50.000	Range 81 - 127		Recovery = 101.30%			
65) SURR3,Toluene-d8	7.89	98	379301	53.18	ug/L	0.00
Spiked Amount 50.000	Range 87 - 121		Recovery = 106.36%			
86) SURR2,BFB	10.25	95	156742	51.87	ug/L	0.00
Spiked Amount 50.000	Range 85 - 122		Recovery = 103.74%			
Target Compounds						Qvalue
17) Iodomethane	2.11	142	1071m	0.36	ug/L	
38) Tetrahydrofuran	4.13	42	200	0.50	ug/L #	35

(#) = qualifier out of range (m) = manual integration

1st DL 08/25/17
2nd FJ 08/26/17

Data File : I:\ACQUDATA\MSVOA6\DATA\082417\D7722.D Vial: 5
Acq On : 24 Aug 2017 9:07 am Operator: D.Lipani
Sample : INST BLK Inst : MS#6
Misc : 8260C / 624 ICAL GCMS#6 Multiplr: 1.00
MS Integration Params: CPD4.P
Quant Time: Aug 25 13:35 2017 Quant Results File: W082417.RES

Method : I:\ACQUDATA\MSVOA6\METHODS\W082417.M (RTE Integrator)
Title : 8260C / 624 WATERS
Last Update : Fri Aug 25 11:23:15 2017
Response via : Initial Calibration



1st DL 08/25/17
2nd FJ 08/26/17

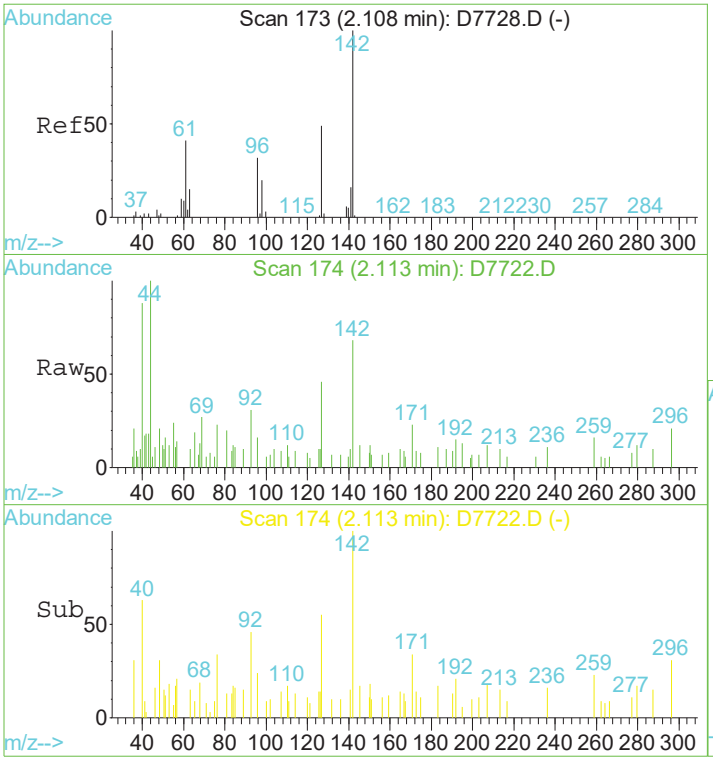

#17
Iodomethane
Concen: 0.36 ug/L m
RT: 2.11 min Scan# 174
Delta R.T. 0.00 min
Lab File: D7722.D
Acq: 24 Aug 2017 9:07 am

Tgt Ion:142 Resp: 1071

Ion	Ratio	Lower	Upper
142	100		
127	68.3	28.6	68.6

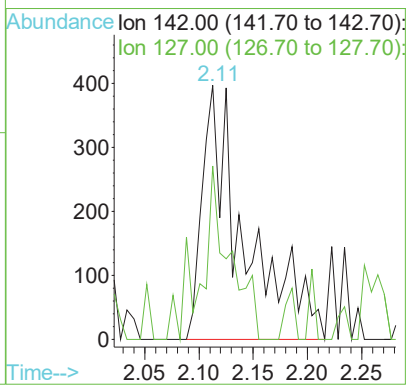

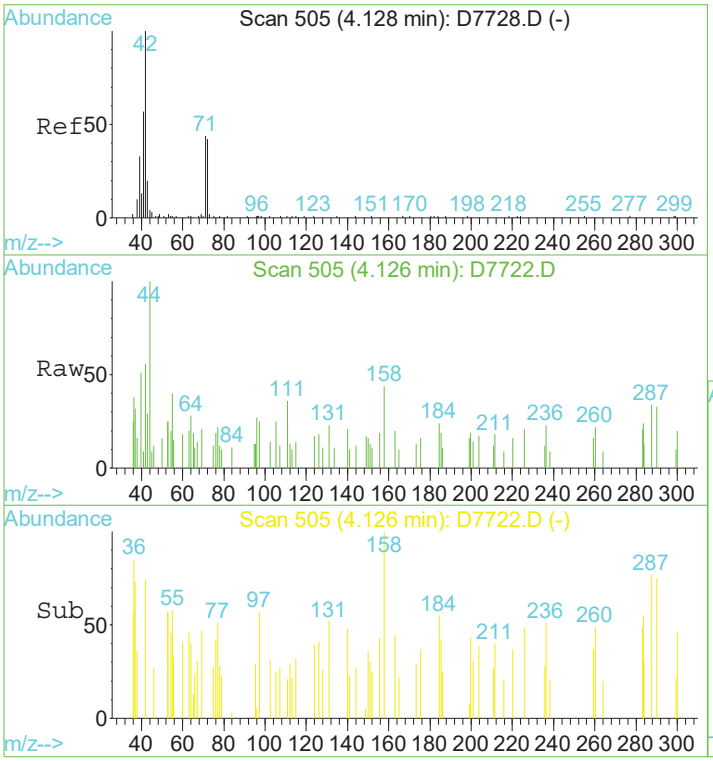

#38
Tetrahydrofuran
Concen: 0.50 ug/L
RT: 4.13 min Scan# 505
Delta R.T. -0.00 min
Lab File: D7722.D
Acq: 24 Aug 2017 9:07 am

Tgt Ion: 42 Resp: 200

Ion	Ratio	Lower	Upper
42	100		
72	0.0	20.5	60.5#

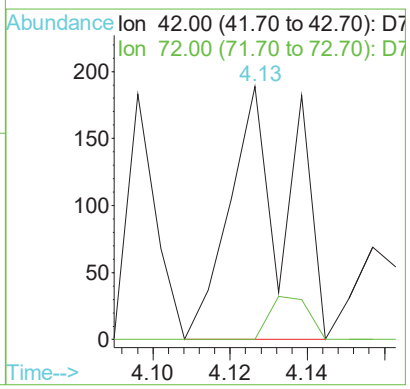

1st DL 08/25/17
2nd FW 08/26/17

Data File : I:\ACQUDATA\MSVOA6\DATA\082417\D7723.D Vial: 6
Acq On : 24 Aug 2017 9:44 am Operator: D.Lipani
Sample : STD #1 - 0.5 PPB Inst : MS#6
Misc : 8260C / 624 ICAL GCMS#6 Multiplr: 1.00
MS Integration Params: CPD4.P
Quant Time: Aug 25 8:53 2017 Quant Results File: temp.res

Method : I:\ACQUDATA\MSVOA6\METHODS\W082417.M (RTE Integrator)
Title : 8260C / 624 WATERS
Last Update : Thu Aug 24 17:40:01 2017
Response via : Multiple Level Calibration

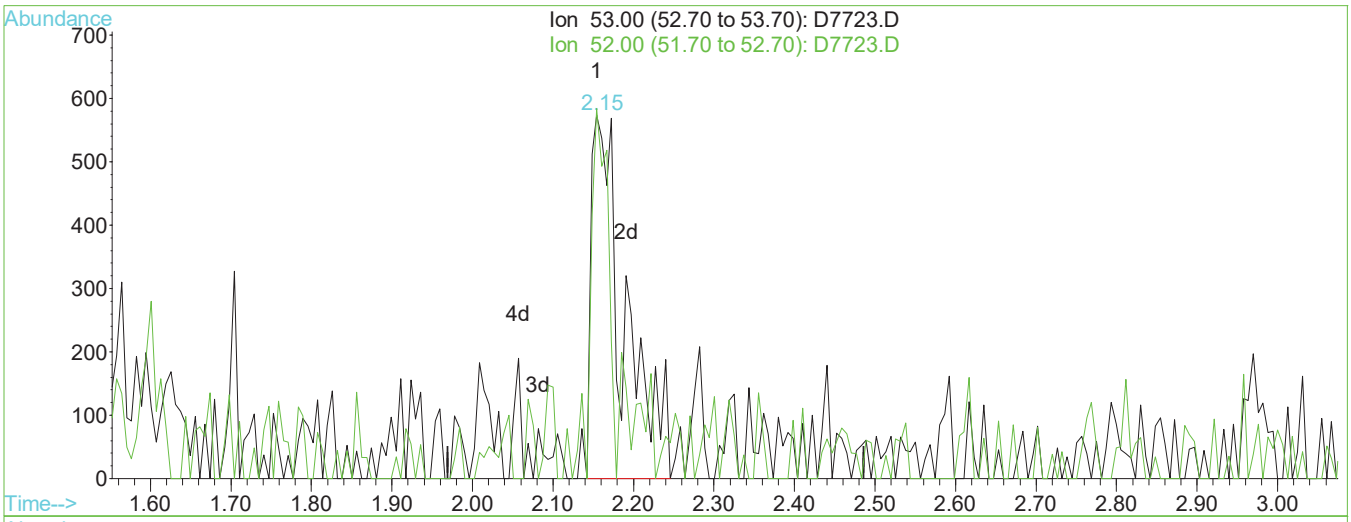

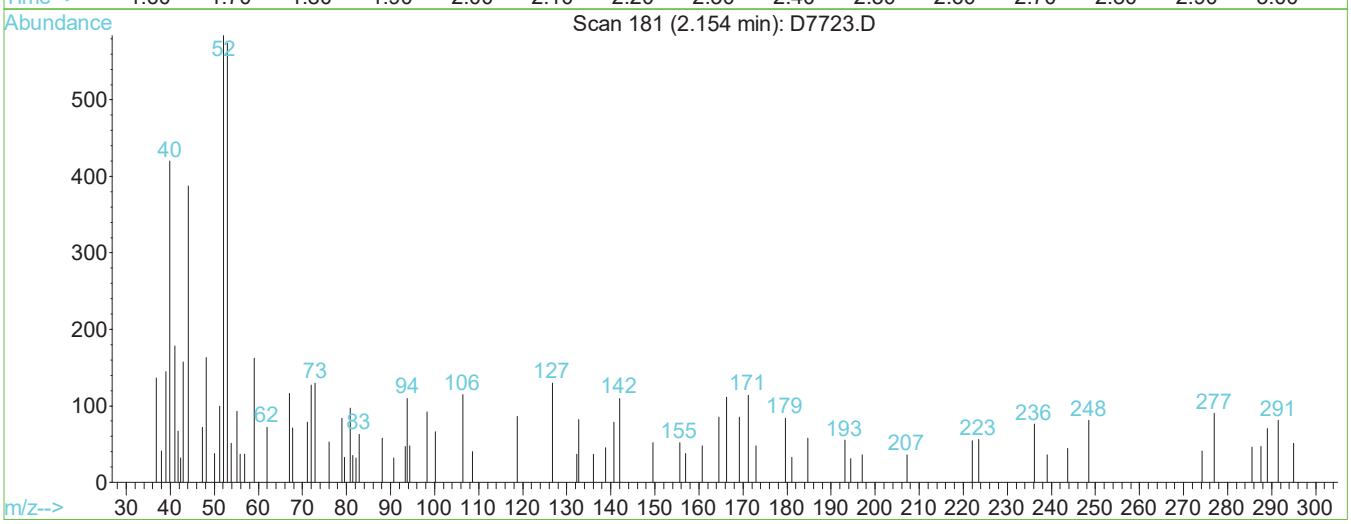

TIC: D7723.D

(19) Acrylonitrile

2.15min 2.95ug/L m

response 1626

Ion	Exp%	Act%
53.00	100	100
52.00	83.80	101.74
0.00	0.00	0.00
0.00	0.00	0.00

Manual Integration:

After

Split Peak.

08/25/17

1st DL 08/25/17
2nd FW 08/26/17

Data File : I:\ACQUDATA\MSVOA6\DATA\082417\D7723.D Vial: 6
Acq On : 24 Aug 2017 9:44 am Operator: D.Lipani
Sample : STD #1 - 0.5 PPB Inst : MS#6
Misc : 8260C / 624 ICAL GCMS#6 Multiplr: 1.00
MS Integration Params: CPD4.P
Quant Time: Aug 25 8:53 2017 Quant Results File: temp.res

Method : I:\ACQUDATA\MSVOA6\METHODS\W082417.M (RTE Integrator)
Title : 8260C / 624 WATERS
Last Update : Thu Aug 24 17:40:01 2017
Response via : Multiple Level Calibration

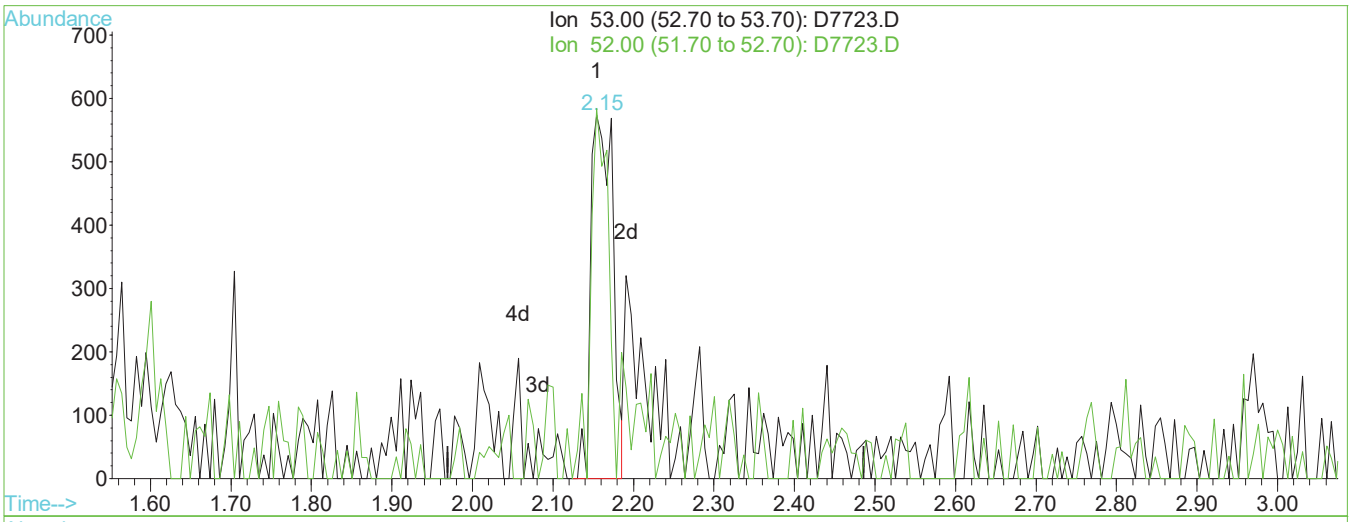

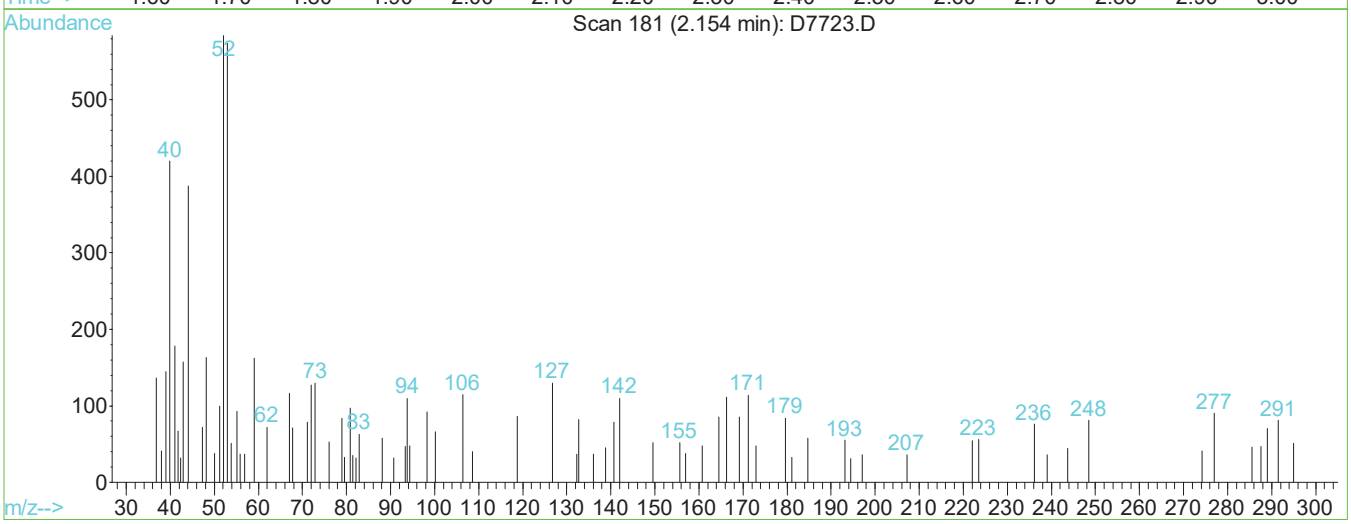

TIC: D7723.D

(19) Acrylonitrile

2.15min 1.98ug/L

response 1089

Ion	Exp%	Act%
53.00	100	100
52.00	83.80	101.74
0.00	0.00	0.00
0.00	0.00	0.00

Manual Integration:

Before

08/25/17

1st DL 08/25/17
2nd FJ 08/26/17

Data File : I:\ACQUDATA\MSVOA6\DATA\082417\D7723.D Vial: 6
Acq On : 24 Aug 2017 9:44 am Operator: D.Lipani
Sample : STD #1 - 0.5 PPB Inst : MS#6
Misc : 8260C / 624 ICAL GCMS#6 Multiplr: 1.00
MS Integration Params: CPD4.P
Quant Time: Aug 25 9:02 2017 Quant Results File: temp.res

Method : I:\ACQUDATA\MSVOA6\METHODS\W082417.M (RTE Integrator)
Title : 8260C / 624 WATERS
Last Update : Thu Aug 24 17:40:01 2017
Response via : Multiple Level Calibration

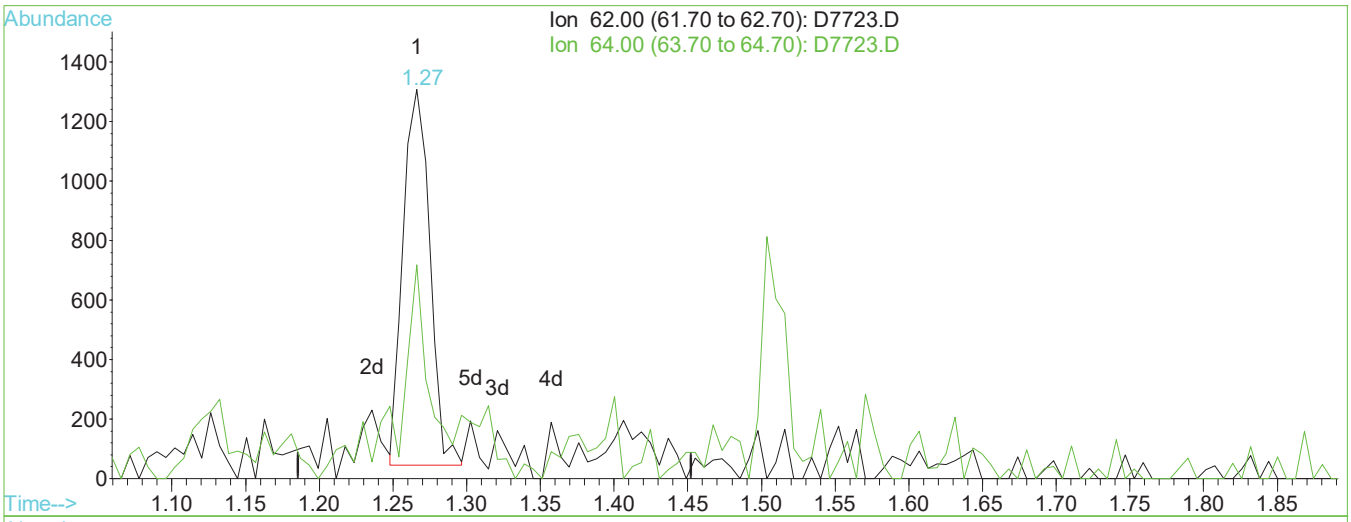

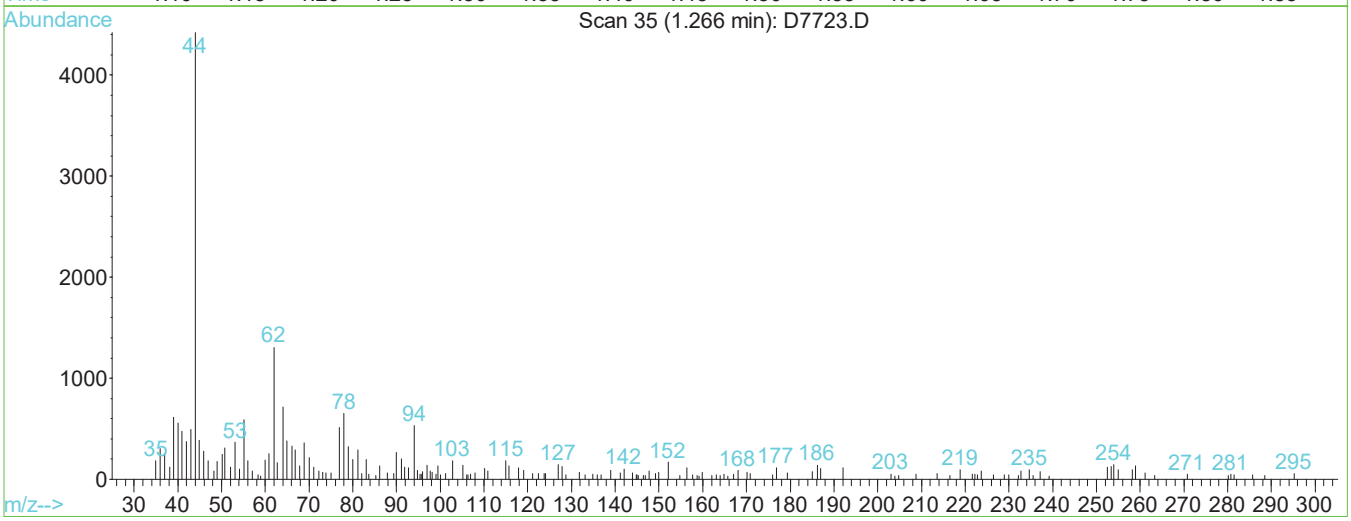

TIC: D7723.D

(4) Vinyl Chloride (P)

1.27min 0.49ug/L m

response 1595

Ion	Exp%	Act%
62.00	100	100
64.00	35.30	54.93
0.00	0.00	0.00
0.00	0.00	0.00

Manual Integration:

After

Poor integration.

08/25/17

Quantitation Report (Qedit)

Data File : I:\ACQUDATA\MSVOA6\DATA\082417\D7723.D Vial: 6
Acq On : 24 Aug 2017 9:44 am Operator: D.Lipani
Sample : STD #1 - 0.5 PPB Inst : MS#6
Misc : 8260C / 624 ICAL GCMS#6 Multiplr: 1.00
MS Integration Params: CPD4.P
Quant Time: Aug 25 9:00 2017 Quant Results File: temp.res

Method : I:\ACQUDATA\MSVOA6\METHODS\W082417.M (RTE Integrator)
Title : 8260C / 624 WATERS
Last Update : Thu Aug 24 17:40:01 2017
Response via : Multiple Level Calibration

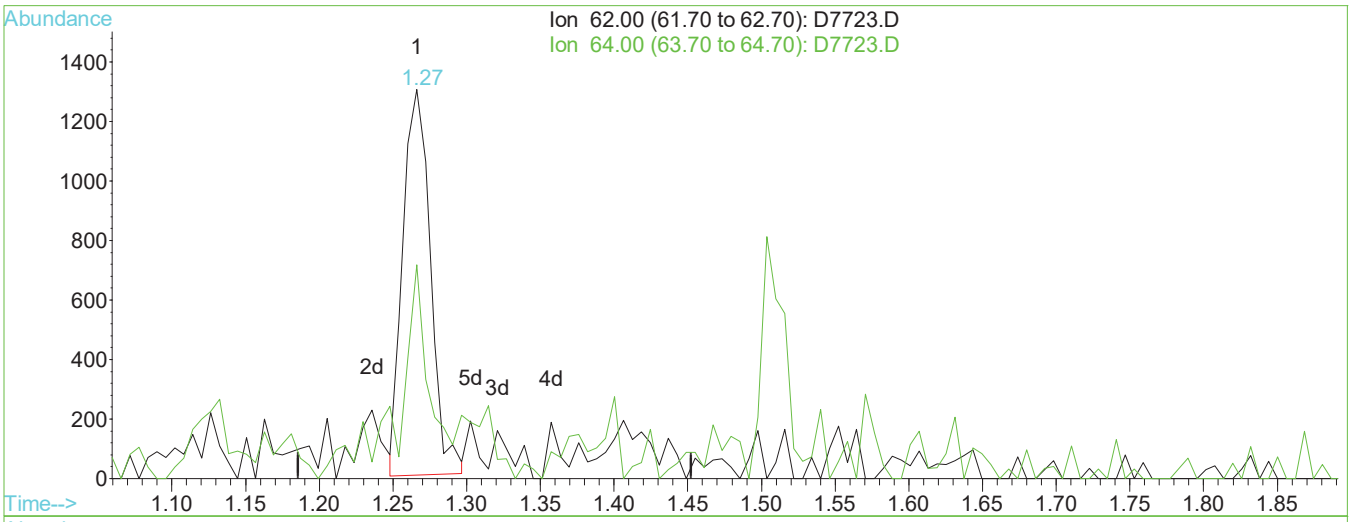

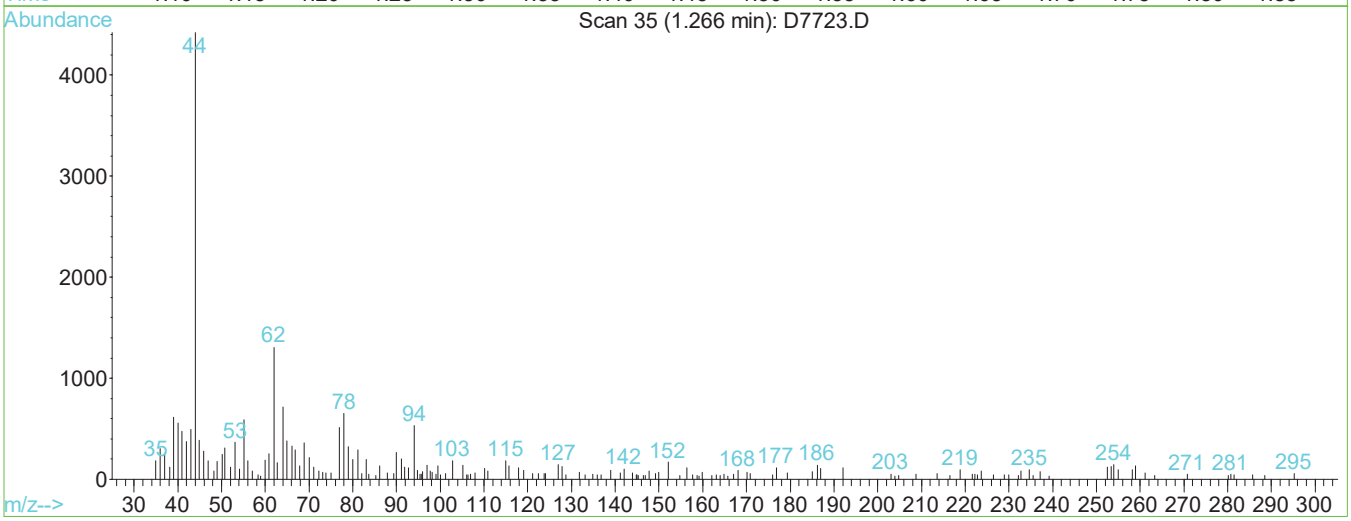

TIC: D7723.D

(4) Vinyl Chloride (P)

1.27min 0.52ug/L

response 1689

Ion	Exp%	Act%
62.00	100	100
64.00	35.30	54.93
0.00	0.00	0.00
0.00	0.00	0.00

Manual Integration:

Before

08/25/17

1st DL 08/25/17
2nd FW 08/26/17

Data File : I:\ACQUDATA\MSVOA6\DATA\082417\D7723.D Vial: 6
Acq On : 24 Aug 2017 9:44 am Operator: D.Lipani
Sample : STD #1 - 0.5 PPB Inst : MS#6
Misc : 8260C / 624 ICAL GCMS#6 Multiplr: 1.00
MS Integration Params: CPD4.P
Quant Time: Aug 25 9:07 2017 Quant Results File: temp.res

Method : I:\ACQUDATA\MSVOA6\METHODS\W082417.M (RTE Integrator)
Title : 8260C / 624 WATERS
Last Update : Thu Aug 24 17:40:01 2017
Response via : Multiple Level Calibration

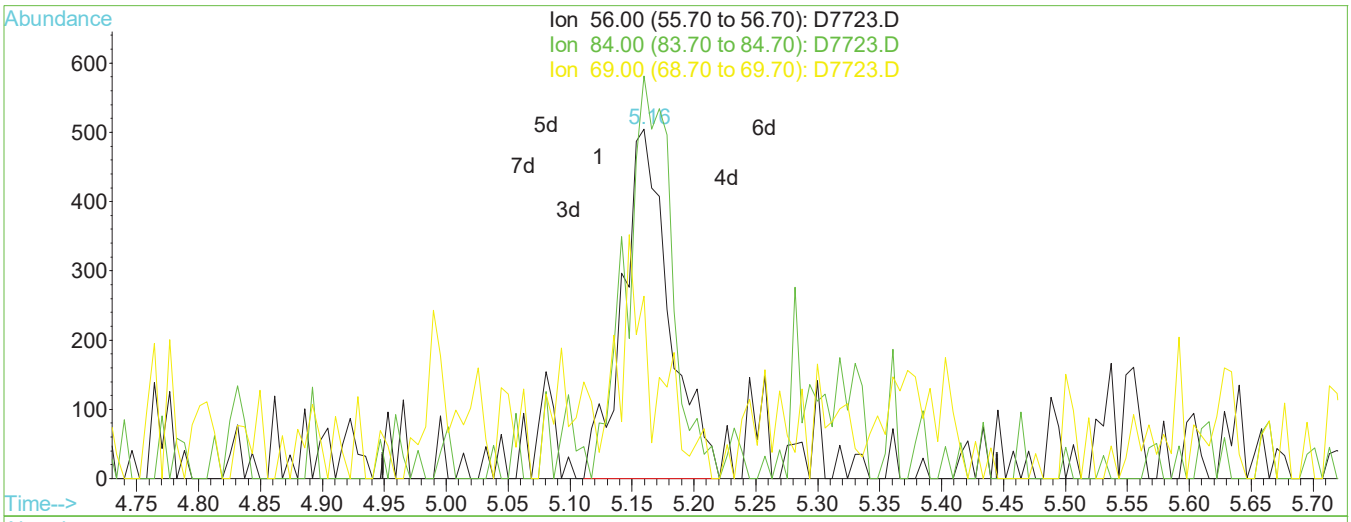

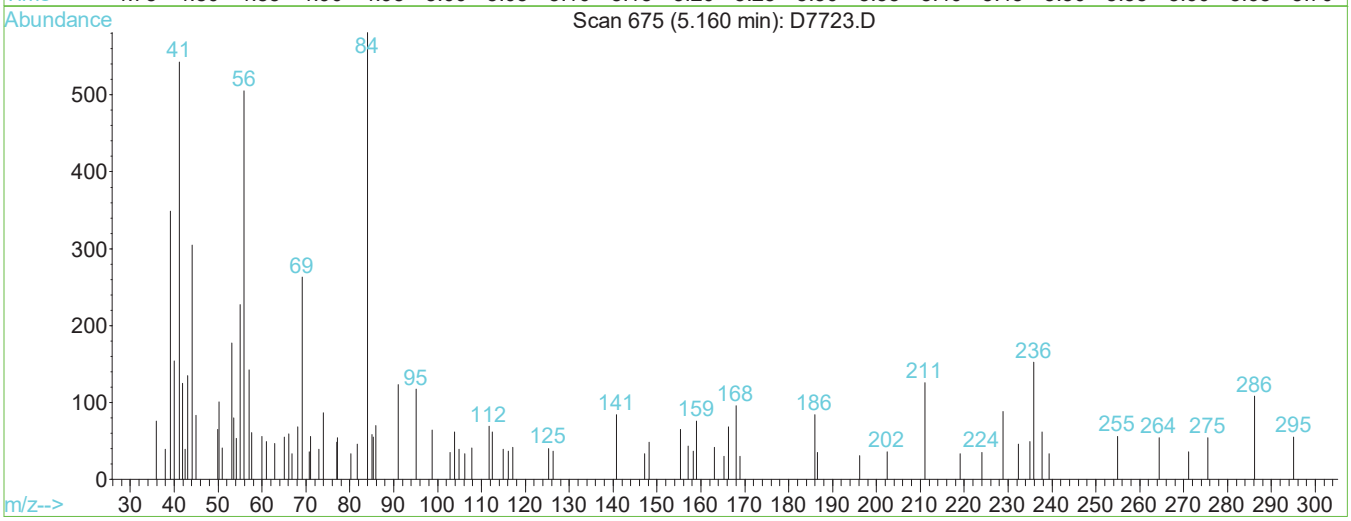

TIC: D7723.D

(47) Cyclohexane (P)

5.16min 0.52ug/L m

response 1329

Ion	Exp%	Act%
56.00	100	100
84.00	92.00	115.05#
69.00	31.60	52.08#
0.00	0.00	0.00

Manual Integration:

After

Split Peak.

08/25/17

1st DL 08/25/17
2nd FJ 08/26/17

Data File : I:\ACQUDATA\MSVOA6\DATA\082417\D7723.D Vial: 6
Acq On : 24 Aug 2017 9:44 am Operator: D.Lipani
Sample : STD #1 - 0.5 PPB Inst : MS#6
Misc : 8260C / 624 ICAL GCMS#6 Multiplr: 1.00
MS Integration Params: CPD4.P
Quant Time: Aug 25 9:07 2017 Quant Results File: temp.res

Method : I:\ACQUDATA\MSVOA6\METHODS\W082417.M (RTE Integrator)
Title : 8260C / 624 WATERS
Last Update : Thu Aug 24 17:40:01 2017
Response via : Multiple Level Calibration

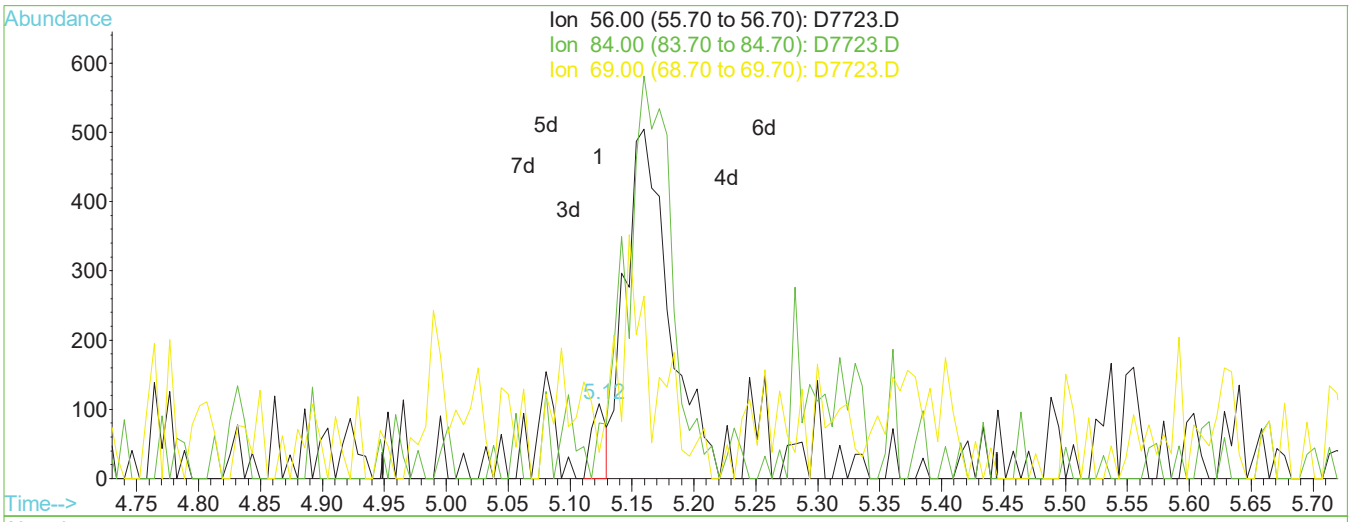

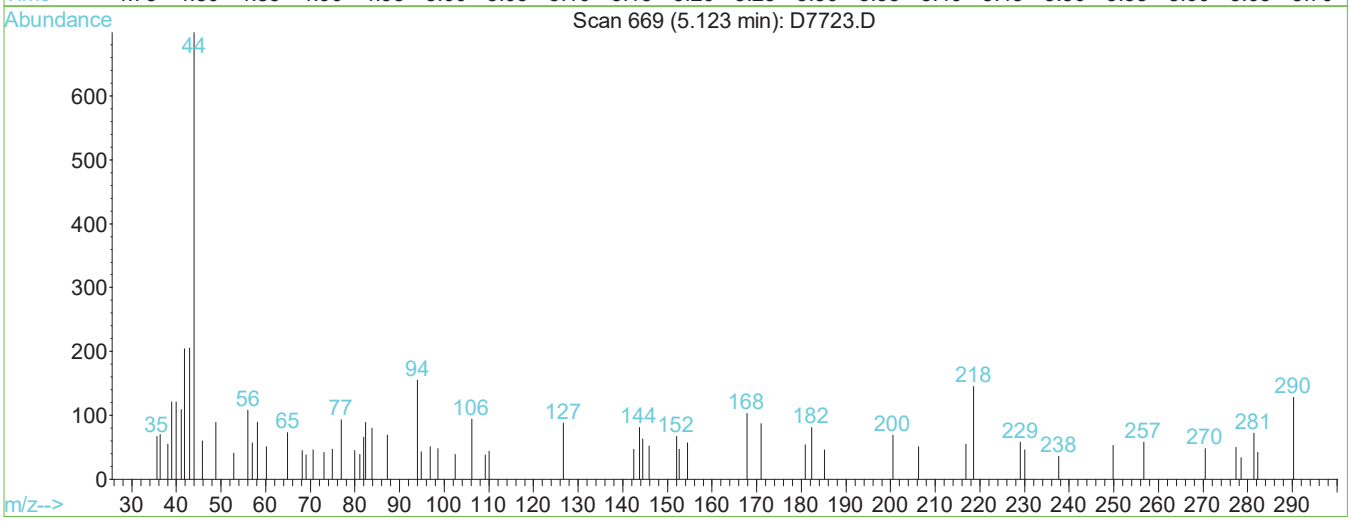

TIC: D7723.D

(47) Cyclohexane (P)

5.12min 0.04ug/L

response 93

Ion	Exp%	Act%
56.00	100	100
84.00	92.00	74.07
69.00	31.60	35.19
0.00	0.00	0.00

Manual Integration:

Before

08/25/17

1st DL 08/25/17
2nd FJ 08/26/17

Data File : I:\ACQUDATA\MSVOA6\DATA\082417\D7723.D Vial: 6
Acq On : 24 Aug 2017 9:44 am Operator: D.Lipani
Sample : STD #1 - 0.5 PPB Inst : MS#6
Misc : 8260C / 624 ICAL GCMS#6 Multiplr: 1.00
MS Integration Params: CPD4.P
Quant Time: Aug 25 9:08 2017 Quant Results File: temp.res

Method : I:\ACQUDATA\MSVOA6\METHODS\W082417.M (RTE Integrator)
Title : 8260C / 624 WATERS
Last Update : Thu Aug 24 17:40:01 2017
Response via : Multiple Level Calibration

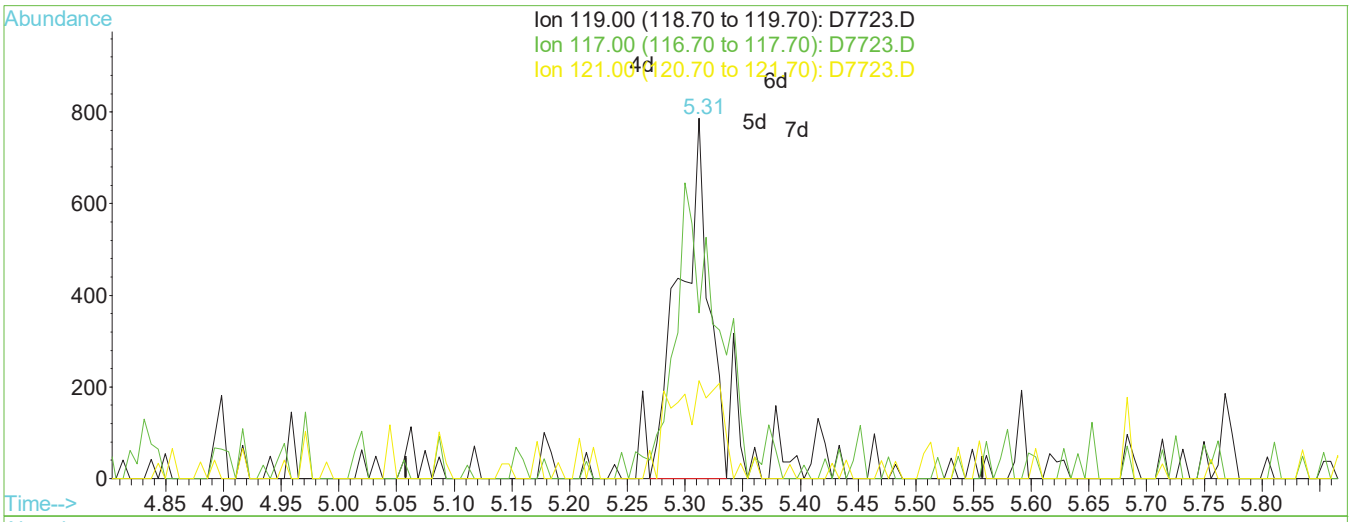

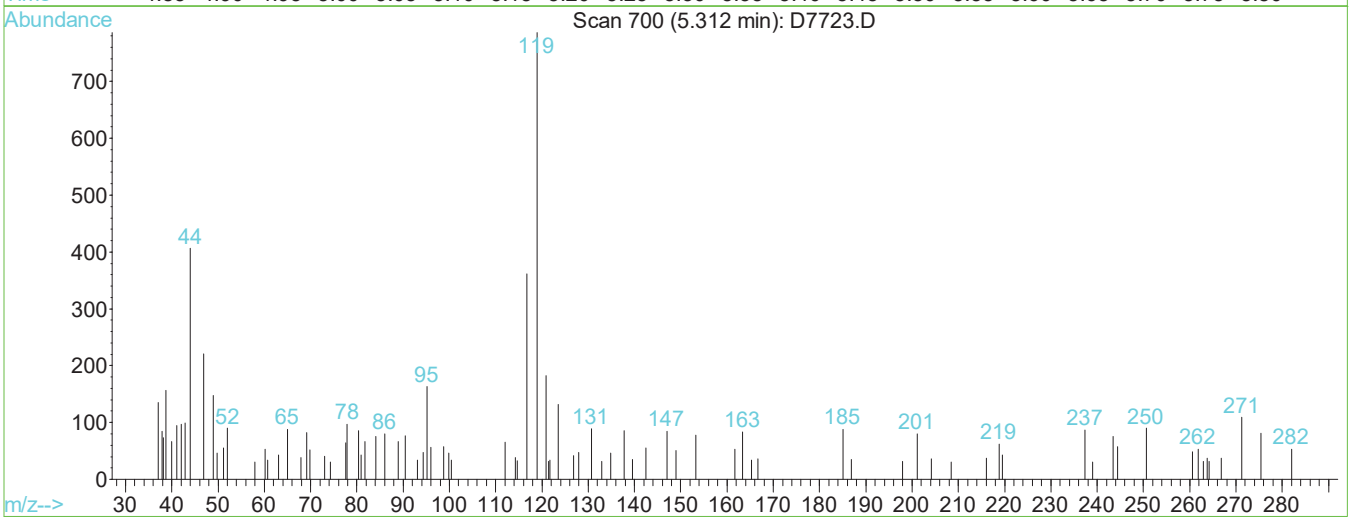

TIC: D7723.D

(48) Carbontetrachloride (P)

5.31min 0.49ug/L m

response 1363

Ion	Exp%	Act%
119.00	100	100
117.00	96.70	46.06#
121.00	33.20	23.16
0.00	0.00	0.00

Manual Integration:

After

Split Peak.

08/25/17

1st DL 08/25/17
2nd FJ 08/26/17

Data File : I:\ACQUDATA\MSVOA6\DATA\082417\D7723.D Vial: 6
Acq On : 24 Aug 2017 9:44 am Operator: D.Lipani
Sample : STD #1 - 0.5 PPB Inst : MS#6
Misc : 8260C / 624 ICAL GCMS#6 Multiplr: 1.00
MS Integration Params: CPD4.P
Quant Time: Aug 25 9:07 2017 Quant Results File: temp.res

Method : I:\ACQUDATA\MSVOA6\METHODS\W082417.M (RTE Integrator)
Title : 8260C / 624 WATERS
Last Update : Thu Aug 24 17:40:01 2017
Response via : Multiple Level Calibration

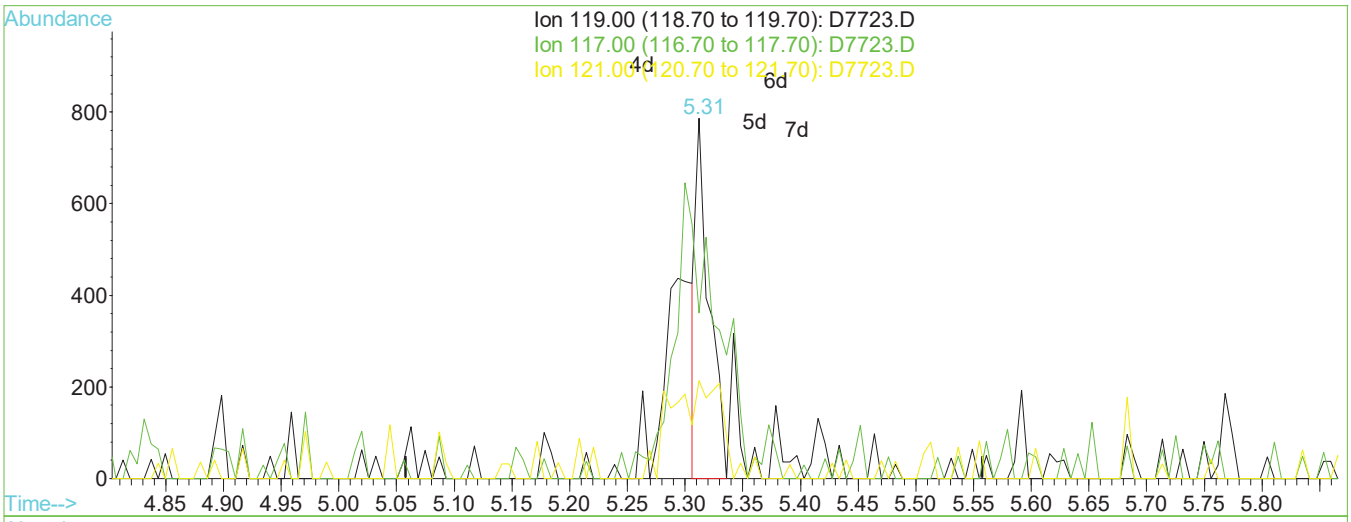

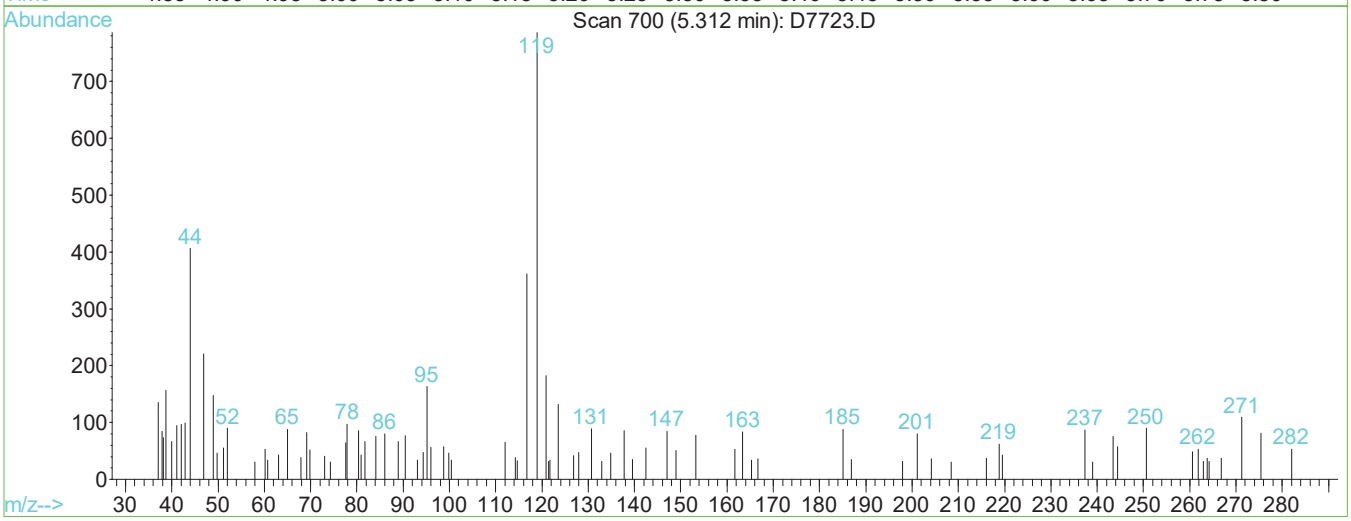

TIC: D7723.D

(48) Carbontetrachloride (P)

5.31min 0.23ug/L

response 640

Ion	Exp%	Act%
119.00	100	100
117.00	96.70	46.06#
121.00	33.20	31.55
0.00	0.00	0.00

Manual Integration:

Before

08/25/17

1st DL 08/25/17
2nd FJ 08/26/17

Data File : I:\ACQUDATA\MSVOA6\DATA\082417\D7723.D Vial: 6
Acq On : 24 Aug 2017 9:44 am Operator: D.Lipani
Sample : STD #1 - 0.5 PPB Inst : MS#6
Misc : 8260C / 624 ICAL GCMS#6 Multiplr: 1.00
MS Integration Params: CPD4.P
Quant Time: Aug 25 9:09 2017 Quant Results File: temp.res

Method : I:\ACQUDATA\MSVOA6\METHODS\W082417.M (RTE Integrator)
Title : 8260C / 624 WATERS
Last Update : Thu Aug 24 17:40:01 2017
Response via : Multiple Level Calibration

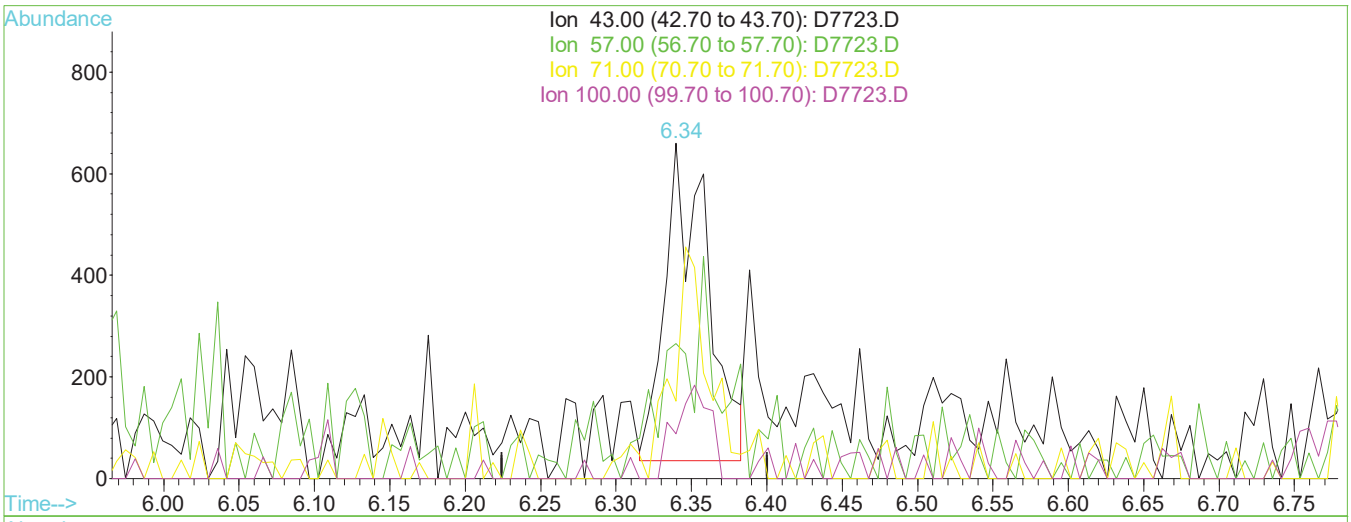

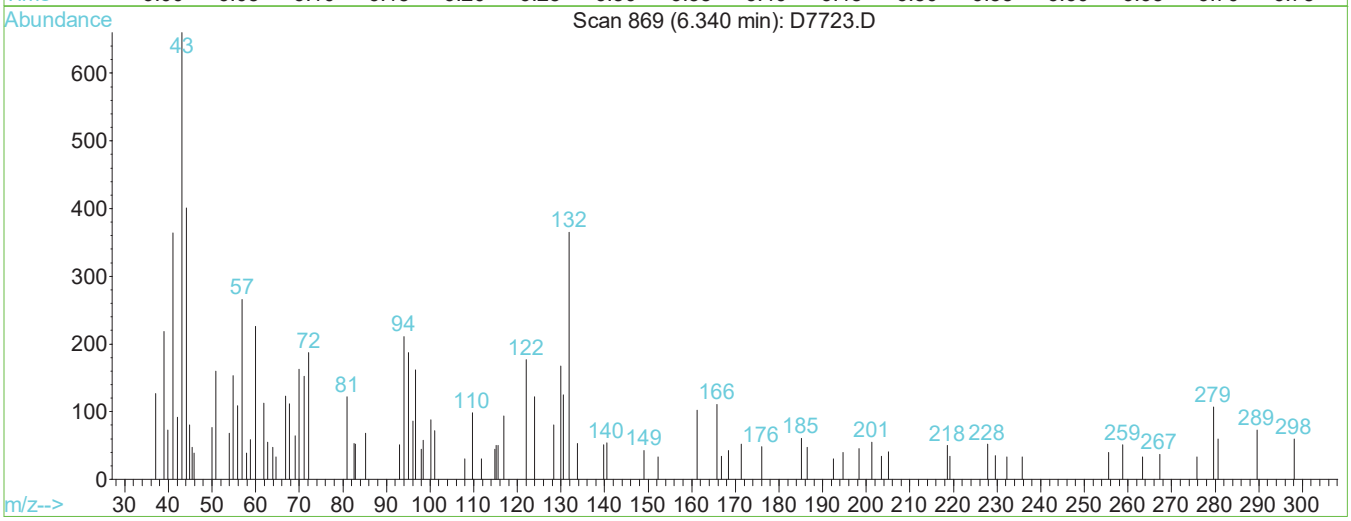

TIC: D7723.D

(53) n-Heptane

6.34min 0.65ug/L m

response 1222

Ion	Exp%	Act%
43.00	100	100
57.00	55.20	40.30
71.00	56.30	23.03#
100.00	17.70	13.33

Manual Integration:

After

Peak not found.

08/25/17

1st DL 08/25/17
2nd FJ 08/26/17

Data File : I:\ACQUDATA\MSVOA6\DATA\082417\D7723.D Vial: 6
Acq On : 24 Aug 2017 9:44 am Operator: D.Lipani
Sample : STD #1 - 0.5 PPB Inst : MS#6
Misc : 8260C / 624 ICAL GCMS#6 Multiplr: 1.00
MS Integration Params: CPD4.P
Quant Time: Aug 25 9:08 2017 Quant Results File: temp.res

Method : I:\ACQUDATA\MSVOA6\METHODS\W082417.M (RTE Integrator)
Title : 8260C / 624 WATERS
Last Update : Thu Aug 24 17:40:01 2017
Response via : Multiple Level Calibration

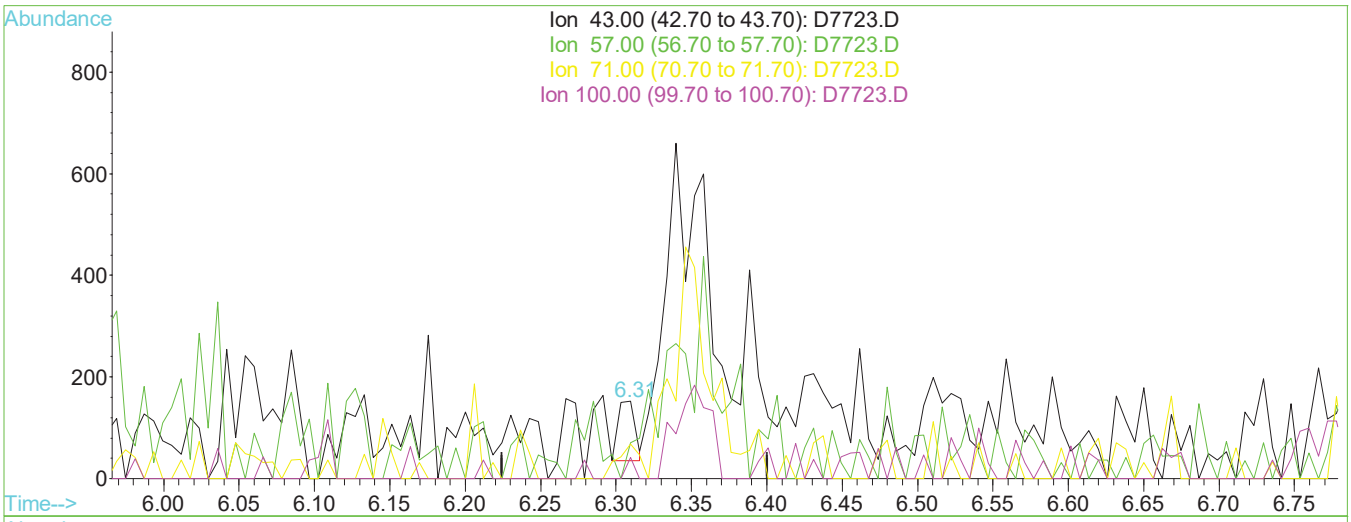

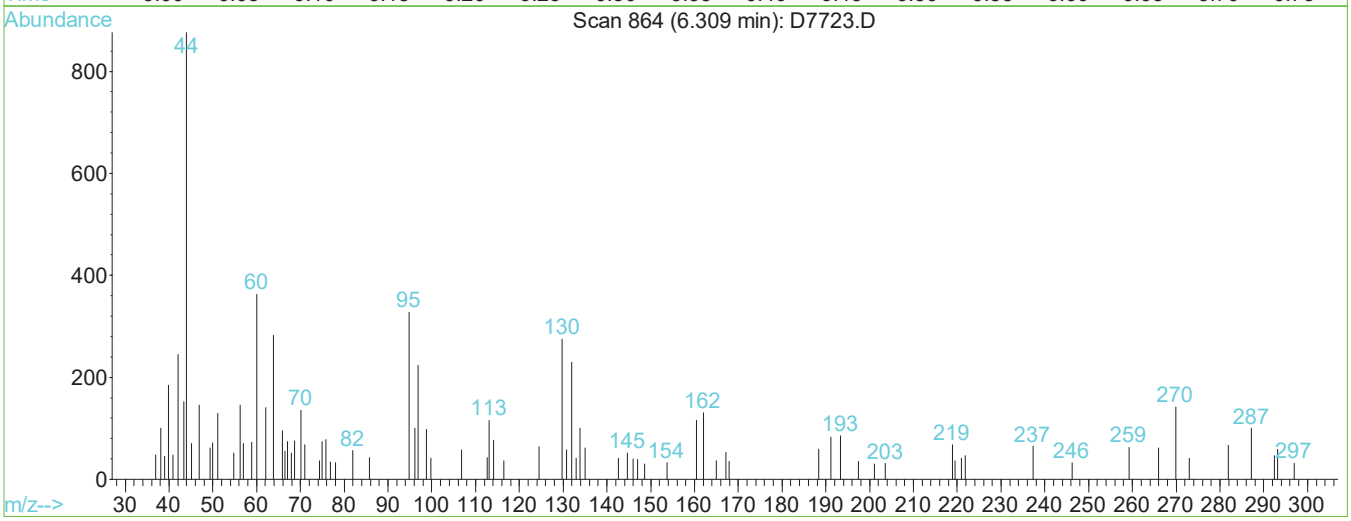

TIC: D7723.D

(53) n-Heptane

6.31min 0.05ug/L

response 91

Ion	Exp%	Act%
43.00	100	100
57.00	55.20	46.05
71.00	56.30	44.74
100.00	17.70	27.63

Manual Integration:

Before

08/25/17

1st DL 08/25/17
2nd FJ 08/26/17

Data File : I:\ACQUDATA\MSVOA6\DATA\082417\D7723.D Vial: 6
Acq On : 24 Aug 2017 9:44 am Operator: D.Lipani
Sample : STD #1 - 0.5 PPB Inst : MS#6
Misc : 8260C / 624 ICAL GCMS#6 Multiplr: 1.00
MS Integration Params: CPD4.P
Quant Time: Aug 25 9:10 2017 Quant Results File: temp.res

Method : I:\ACQUDATA\MSVOA6\METHODS\W082417.M (RTE Integrator)
Title : 8260C / 624 WATERS
Last Update : Thu Aug 24 17:40:01 2017
Response via : Multiple Level Calibration

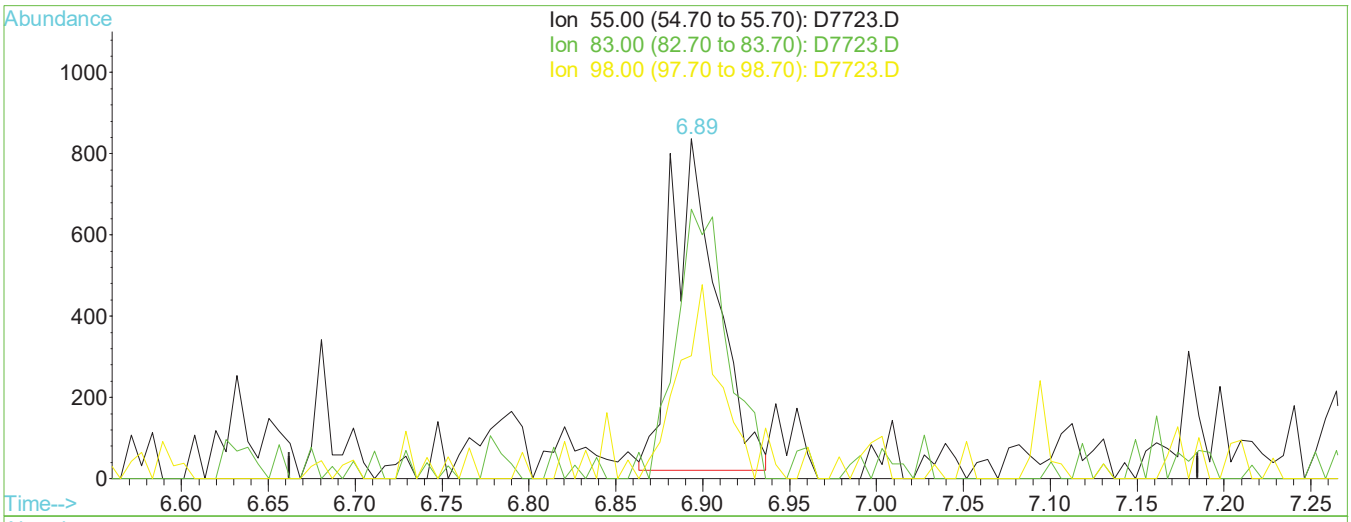

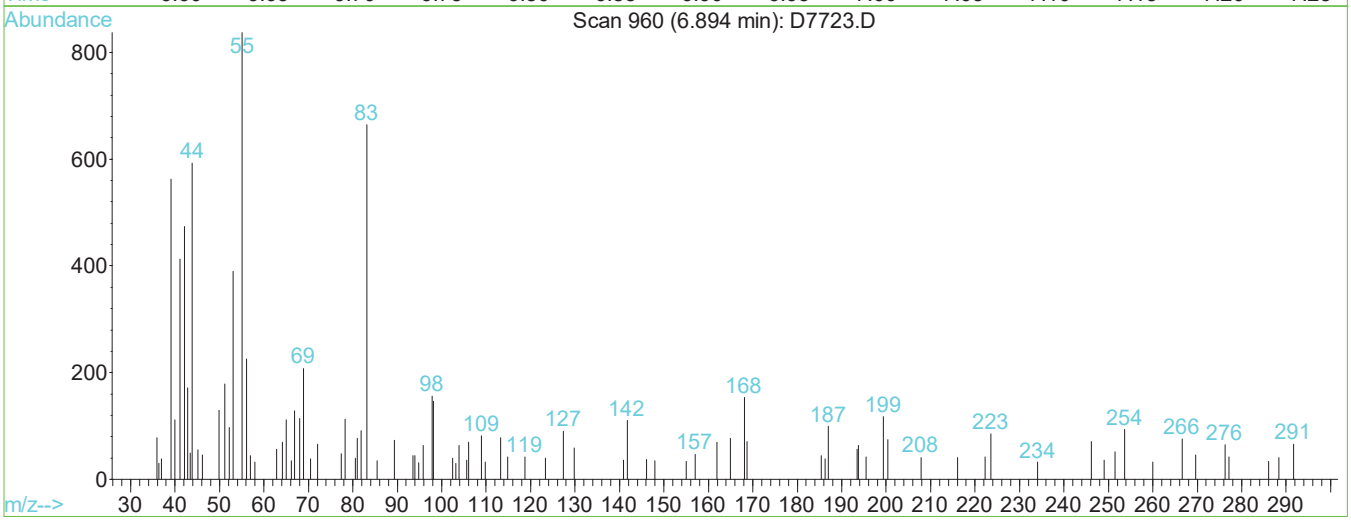

TIC: D7723.D

(59) Methylcyclohexane (P)

6.89min 0.71ug/L m

response 1507

Ion	Exp%	Act%
55.00	100	100
83.00	134.80	89.32#
98.00	62.30	51.43
0.00	0.00	0.00

Manual Integration:

After

Split Peak.

08/25/17

1st DL 08/25/17
2nd FJ 08/26/17

Data File : I:\ACQUDATA\MSVOA6\DATA\082417\D7723.D Vial: 6
Acq On : 24 Aug 2017 9:44 am Operator: D.Lipani
Sample : STD #1 - 0.5 PPB Inst : MS#6
Misc : 8260C / 624 ICAL GCMS#6 Multiplr: 1.00
MS Integration Params: CPD4.P
Quant Time: Aug 25 9:09 2017 Quant Results File: temp.res

Method : I:\ACQUDATA\MSVOA6\METHODS\W082417.M (RTE Integrator)
Title : 8260C / 624 WATERS
Last Update : Thu Aug 24 17:40:01 2017
Response via : Multiple Level Calibration

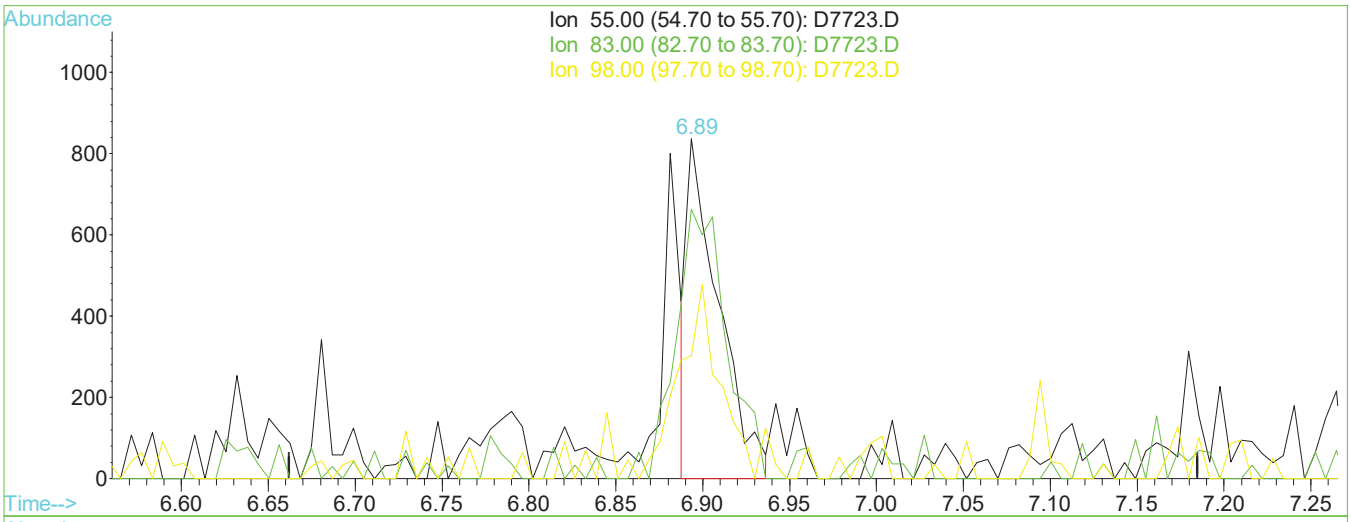

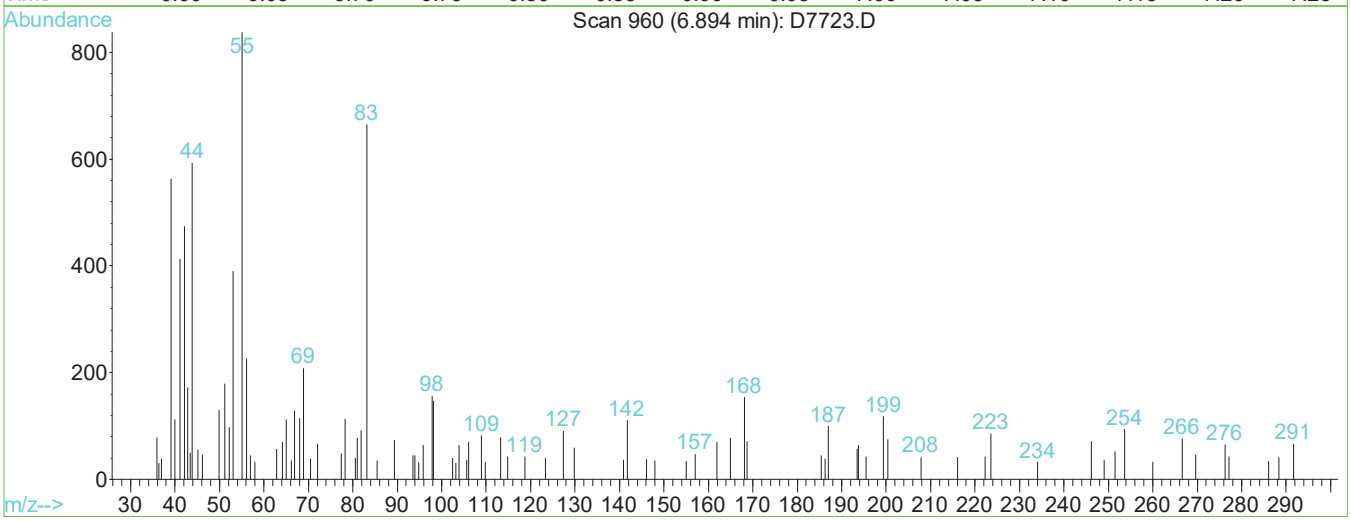

TIC: D7723.D

(59) Methylcyclohexane (P)

6.89min 0.50ug/L

response 1057

Ion	Exp%	Act%
55.00	100	100
83.00	134.80	127.34
98.00	62.30	73.32
0.00	0.00	0.00

Manual Integration:

Before

08/25/17

1st DL 08/25/17
2nd FW 08/26/17

Data File : I:\ACQUDATA\MSVOA6\DATA\082417\D7723.D Vial: 6
Acq On : 24 Aug 2017 9:44 am Operator: D.Lipani
Sample : STD #1 - 0.5 PPB Inst : MS#6
Misc : 8260C / 624 ICAL GCMS#6 Multiplr: 1.00
MS Integration Params: CPD4.P
Quant Time: Aug 25 9:11 2017 Quant Results File: temp.res

Method : I:\ACQUDATA\MSVOA6\METHODS\W082417.M (RTE Integrator)
Title : 8260C / 624 WATERS
Last Update : Thu Aug 24 17:40:01 2017
Response via : Multiple Level Calibration

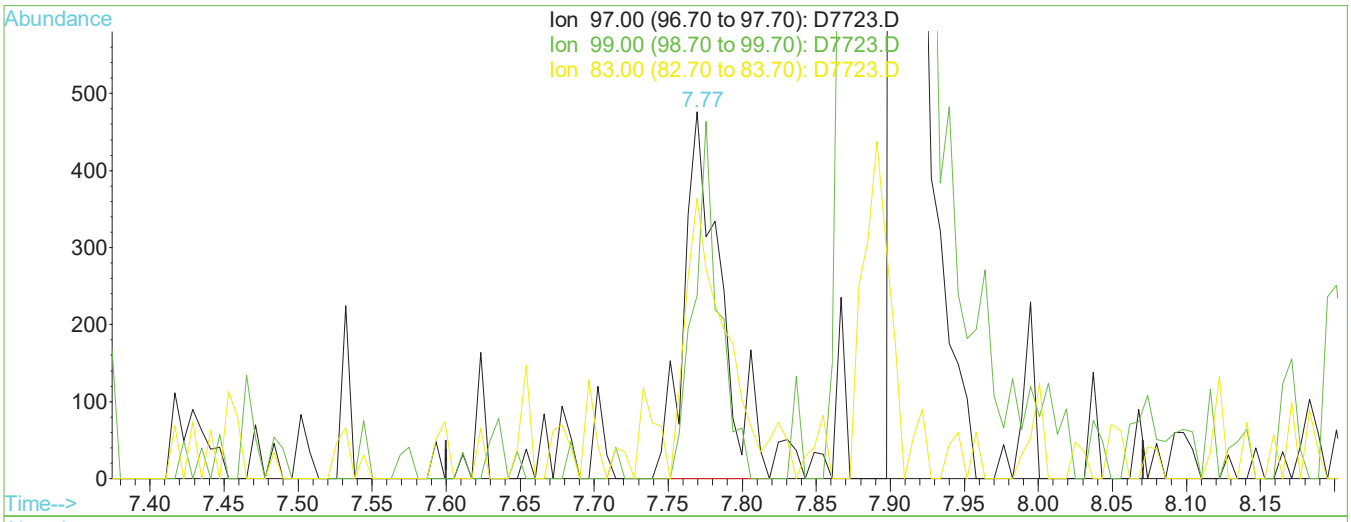

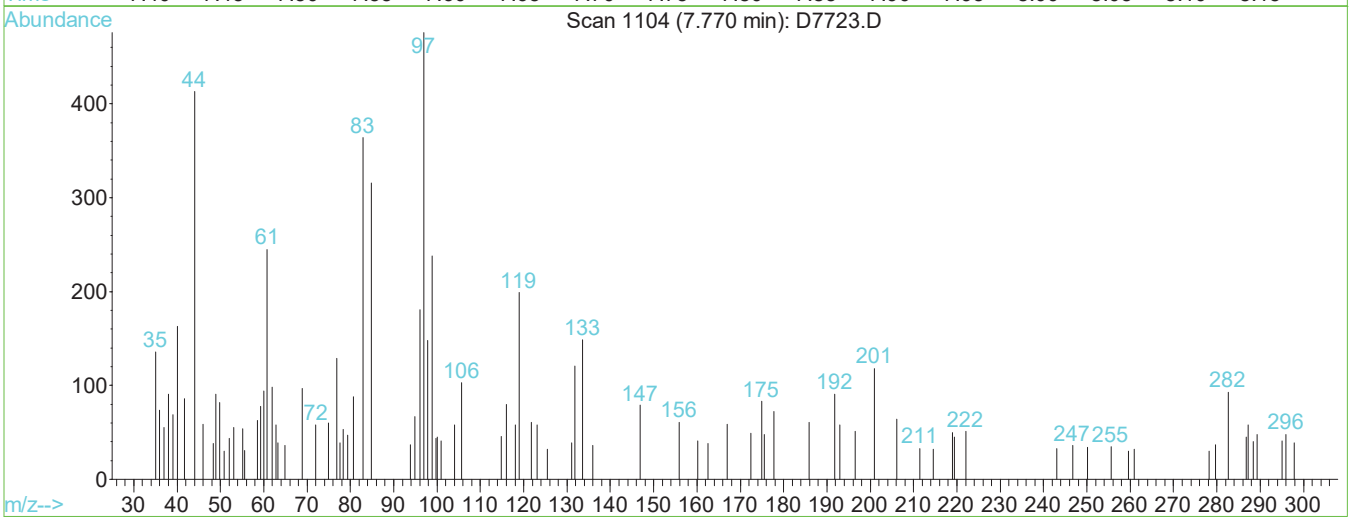

TIC: D7723.D

(64) 1,1,2-Trichloroethane (P)

7.77min 0.49ug/L m

response 833

Ion	Exp%	Act%
97.00	100	100
99.00	66.60	66.03
83.00	84.40	87.15
0.00	0.00	0.00

Manual Integration:

After

Split Peak.

08/25/17

1st DL 08/25/17
2nd FJ 08/26/17

Data File : I:\ACQUDATA\MSVOA6\DATA\082417\D7723.D Vial: 6
Acq On : 24 Aug 2017 9:44 am Operator: D.Lipani
Sample : STD #1 - 0.5 PPB Inst : MS#6
Misc : 8260C / 624 ICAL GCMS#6 Multiplr: 1.00
MS Integration Params: CPD4.P
Quant Time: Aug 25 9:10 2017 Quant Results File: temp.res

Method : I:\ACQUDATA\MSVOA6\METHODS\W082417.M (RTE Integrator)
Title : 8260C / 624 WATERS
Last Update : Thu Aug 24 17:40:01 2017
Response via : Multiple Level Calibration

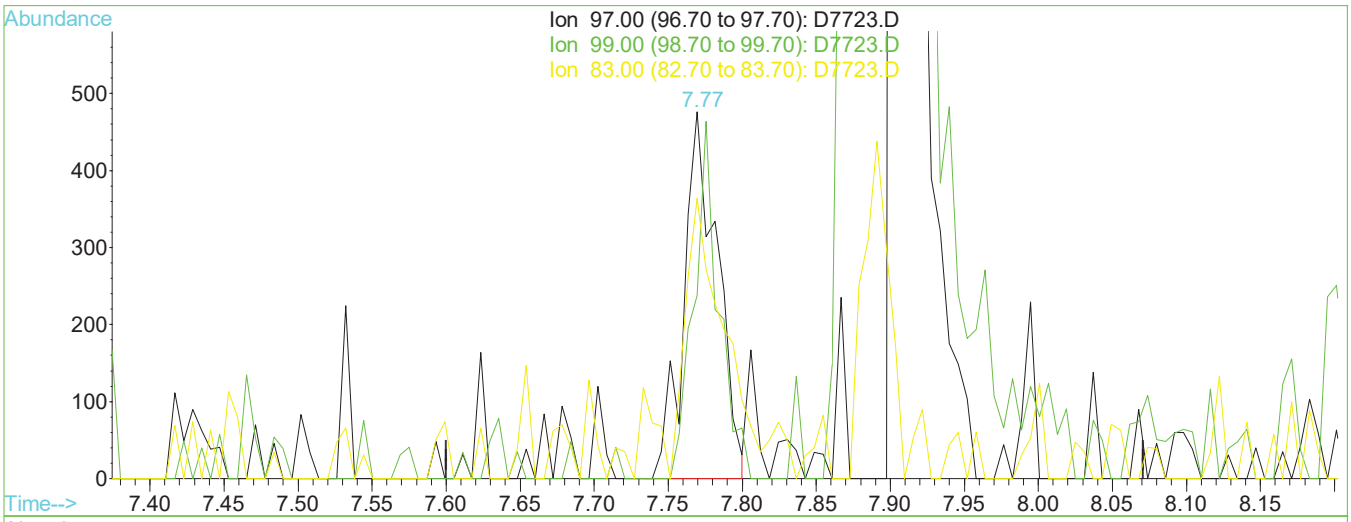

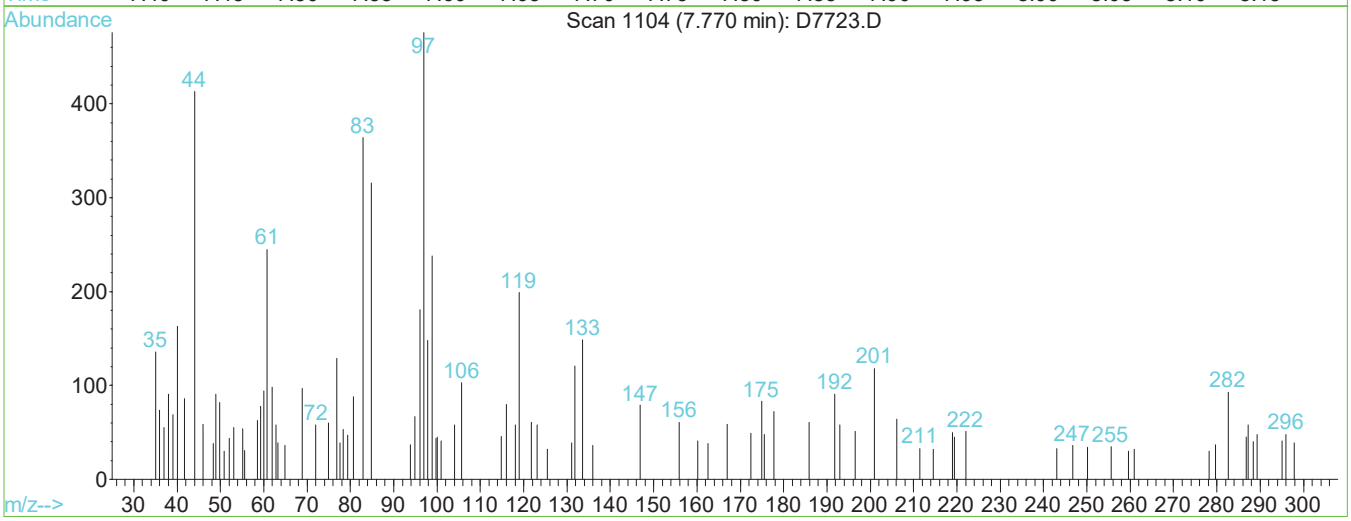

TIC: D7723.D

(64) 1,1,2-Trichloroethane (P)

7.77min 0.44ug/L

response 759

Ion	Exp%	Act%
97.00	100	100
99.00	66.60	72.46
83.00	84.40	95.65
0.00	0.00	0.00

Manual Integration:

Before

08/25/17

1st DL 08/25/17
2nd FJ 08/26/17

Data File : I:\ACQUDATA\MSVOA6\DATA\082417\D7723.D Vial: 6
Acq On : 24 Aug 2017 9:44 am Operator: D.Lipani
Sample : STD #1 - 0.5 PPB Inst : MS#6
Misc : 8260C / 624 ICAL GCMS#6 Multiplr: 1.00
MS Integration Params: CPD4.P
Quant Time: Aug 25 9:12 2017 Quant Results File: temp.res

Method : I:\ACQUDATA\MSVOA6\METHODS\W082417.M (RTE Integrator)
Title : 8260C / 624 WATERS
Last Update : Thu Aug 24 17:40:01 2017
Response via : Multiple Level Calibration

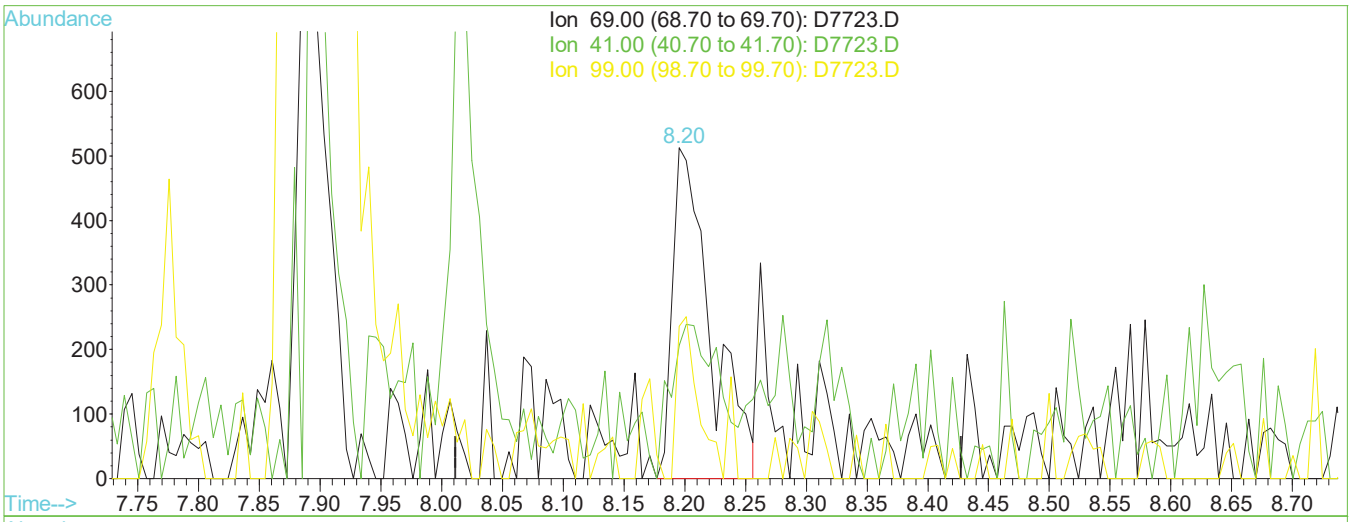

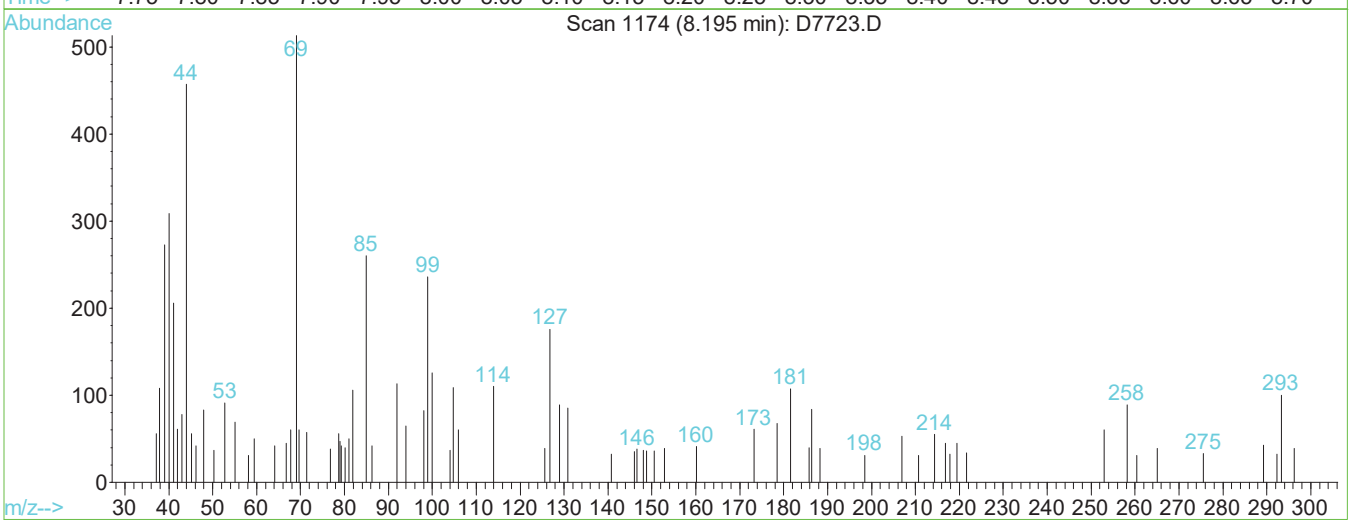

TIC: D7723.D

(69) Ethyl Methacrylate

8.20min 0.51ug/L m

response 1127

Ion	Exp%	Act%
69.00	100	100
41.00	76.30	40.16#
99.00	24.30	46.00#
0.00	0.00	0.00

Manual Integration:

After

Split Peak.

08/25/17

1st DL 08/25/17
2nd FJ 08/26/17

Data File : I:\ACQUDATA\MSVOA6\DATA\082417\D7723.D Vial: 6
Acq On : 24 Aug 2017 9:44 am Operator: D.Lipani
Sample : STD #1 - 0.5 PPB Inst : MS#6
Misc : 8260C / 624 ICAL GCMS#6 Multiplr: 1.00
MS Integration Params: CPD4.P
Quant Time: Aug 25 9:11 2017 Quant Results File: temp.res

Method : I:\ACQUDATA\MSVOA6\METHODS\W082417.M (RTE Integrator)
Title : 8260C / 624 WATERS
Last Update : Thu Aug 24 17:40:01 2017
Response via : Multiple Level Calibration

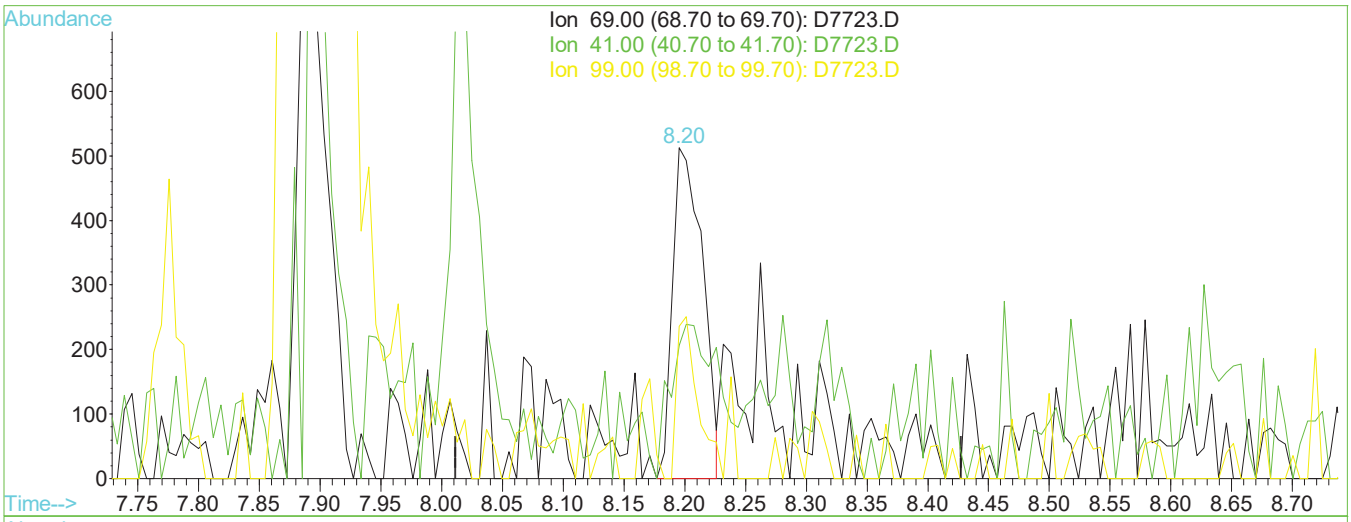

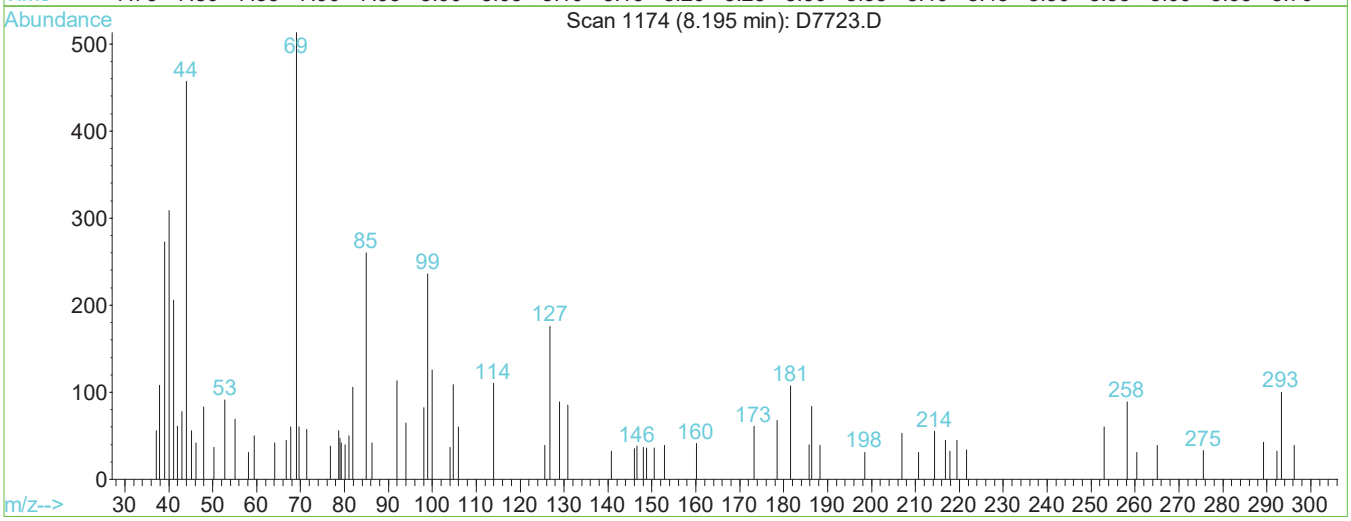

TIC: D7723.D

(69) Ethyl Methacrylate

8.20min 0.40ug/L

response 883

Ion	Exp%	Act%
69.00	100	100
41.00	76.30	35.95#
99.00	24.30	41.19
0.00	0.00	0.00

Manual Integration:

Before

08/25/17

1st DL 08/25/17
2nd FJ 08/26/17

Data File : I:\ACQUDATA\MSVOA6\DATA\082417\D7723.D Vial: 6
Acq On : 24 Aug 2017 9:44 am Operator: D.Lipani
Sample : STD #1 - 0.5 PPB Inst : MS#6
Misc : 8260C / 624 ICAL GCMS#6 Multiplr: 1.00
MS Integration Params: CPD4.P
Quant Time: Aug 25 9:15 2017 Quant Results File: W082417.RES

Quant Method : I:\ACQUDATA\M...\W082417.M (RTE Integrator)
Title : 8260C / 624 WATERS
Last Update : Thu Aug 24 17:40:01 2017
Response via : Initial Calibration
DataAcq Meth : W082417

Internal Standards	R.T.	QIon	Response	Conc	Units		Dev(Min)
1) Pentafluorobenzene	4.59	168	265340	50.00	ug/L		0.00
40) 1,4-Difluorobenzene	5.87	114	346094	50.00	ug/L		0.00
67) d5-Chlorobenzene	9.19	82	164119	50.00	ug/L		0.00
87) 1,4-Dichlorobenzene-d4	11.29	152	182019	50.00	ug/L		0.00
System Monitoring Compounds							
41) surr4,Dibrflmethane	3.86	113	131011	52.78	ug/L		0.00
Spiked Amount 50.000	Range 89 - 119		Recovery = 105.56%				
43) surr1,1,2-dichloroethane-d	4.47	65	139484	51.88	ug/L		0.00
Spiked Amount 50.000	Range 81 - 127		Recovery = 103.76%				
65) SURR3,Toluene-d8	7.89	98	389115	55.52	ug/L		0.00
Spiked Amount 50.000	Range 87 - 121		Recovery = 111.04%				
86) SURR2,BFB	10.25	95	153939	50.08	ug/L		0.00
Spiked Amount 50.000	Range 85 - 122		Recovery = 100.16%				
Target Compounds							Qvalue
2) Dichlorodifluoromethane	1.11	85	2153	0.54	ug/L		93
3) Chloromethane	1.19	50	1513	0.57	ug/L		79
4) Vinyl Chloride	1.27	62	1595m	0.49	ug/L		
5) Bromomethane	1.44	94	1404	0.72	ug/L	#	48
6) Chloroethane	1.50	64	853	0.53	ug/L	#	69
7) Freon 21	1.53	67	2774	0.58	ug/L		92
8) Freon 123	1.70	83	1869	0.62	ug/L		83
9) Freon 123a	1.73	67	1574	0.66	ug/L		87
11) Trichlorofluoromethane	1.79	101	2182	0.59	ug/L		81
13) 2-Propanol	1.83	45	1120	11.28	ug/L	#	36
15) Diethyl Ether	1.95	59	719	0.57	ug/L		95
16) 1,1-Diclethene	2.09	96	1021	0.56	ug/L	#	47
17) Iodomethane	2.11	142	2066	0.70	ug/L		97
18) TBA	2.14	59	1476	8.61	ug/L		83
19) Acrylonitrile	2.15	53	1626m	2.95	ug/L		
20) Methylene Chloride	2.20	84	1047	0.54	ug/L		90
21) Freon 113	2.24	101	1232	0.57	ug/L	#	59
23) Allyl Chloride	2.26	76	582	0.77	ug/L		95
24) Carbon Disulfide	2.31	76	3398	0.59	ug/L		98
25) trans-1,2-Dichloroethene	2.70	96	1008	0.52	ug/L	#	77
26) Methyl-t-Butyl Ether	2.81	73	2921	0.58	ug/L		87
27) 1,1-Diclethane	2.89	63	1936	0.63	ug/L		93
28) Propionitrile	2.99	54	355	1.79	ug/L		91
30) 2-Chloro-1,3-Butadiene	3.26	53	1761	0.67	ug/L		92
33) cis-1,2-Dichloroethene	3.47	96	1464	0.70	ug/L	#	52
34) Bromochloromethane	3.65	128	719	0.61	ug/L	#	85
35) Chloroform	3.72	83	2062	0.58	ug/L		84
36) 2,2-Dichloropropane	3.80	77	2377	0.71	ug/L		89
39) 1,1,1-Trichloroethane	4.73	97	2056	0.60	ug/L	#	66
46) 1,1-Dichloropropene	5.10	75	1407	0.56	ug/L		94
47) Cyclohexane	5.16	56	1329m	0.52	ug/L		
48) Carbontetrachloride	5.31	119	1363m	0.49	ug/L		
49) Benzene	5.39	78	3660	0.54	ug/L		88
51) Dibromomethane	6.17	93	708	0.49	ug/L		96
52) 1,2-Diclpropane	6.25	63	1000	0.57	ug/L		97
53) n-Heptane	6.34	43	1222m	0.65	ug/L		
54) Trichloroethene	6.33	130	1413	0.63	ug/L		91
55) Bromodichloromethane	6.38	83	1515	0.56	ug/L	#	72
59) Methylcyclohexane	6.89	55	1507m	0.71	ug/L		

(#) = qualifier out of range (m) = manual integration

1st DL 08/25/17
2nd FJ 08/26/17

Data File : I:\ACQUDATA\MSVOA6\DATA\082417\D7723.D Vial: 6
Acq On : 24 Aug 2017 9:44 am Operator: D.Lipani
Sample : STD #1 - 0.5 PPB Inst : MS#6
Misc : 8260C / 624 ICAL GCMS#6 Multiplr: 1.00
MS Integration Params: CPD4.P
Quant Time: Aug 25 9:15 2017 Quant Results File: W082417.RES

Quant Method : I:\ACQUDATA\M...\W082417.M (RTE Integrator)
Title : 8260C / 624 WATERS
Last Update : Thu Aug 24 17:40:01 2017
Response via : Initial Calibration
DataAcq Meth : W082417

	Compound	R.T.	QIon	Response	Conc	Unit		Qvalue
60)	2-Chloroethylvinyl Ether	7.03	63	699	0.64	ug/L		68
61)	cis-1,3-Dichloropropene	7.18	75	2021	0.65	ug/L		95
63)	trans-1,3-Dichloropropene	7.67	75	1433	0.51	ug/L	#	45
64)	1,1,2-Trichloroethane	7.77	97	833m	0.49	ug/L		
66)	Toluene	7.96	91	4139	0.54	ug/L		86
68)	1,3-Dichloropropane	8.02	76	1552	0.56	ug/L	#	61
69)	Ethyl Methacrylate	8.20	69	1127m	0.51	ug/L		
70)	Dibromochloromethane	8.21	129	1238	0.55	ug/L		88
72)	1,2-Dibromoethane	8.43	107	941	0.47	ug/L		100
74)	Tetrachloroethene	8.62	164	1011	0.52	ug/L		93
75)	1,1,1,2-Tetrachloroethane	9.17	131	1029	0.50	ug/L	#	40
76)	Chlorobenzene	9.22	112	3183	0.60	ug/L		88
77)	Ethylbenzene	9.43	106	1429	0.52	ug/L	#	85
78)	Bromoform	9.62	173	603	0.40	ug/L	#	70
79)	(m+p)Xylene	9.62	106	3885	1.13	ug/L		94
80)	o-Xylene	9.93	106	1651	0.50	ug/L	#	70
81)	Cyclohexanone	9.85	55	968	15.35	ug/L	#	80
82)	Styrene	9.88	104	2646	0.50	ug/L		98
84)	trans-1,4-Dichloro-2-Buten	10.11	75	365	0.48	ug/L	#	53
85)	Isopropylbenzene	10.25	105	4933	0.59	ug/L		85
88)	1,1,2,2-Tetrachloroethane	9.92	83	1125	0.52	ug/L		93
89)	1,2,3-Trichloropropane	10.04	75	912	0.56	ug/L		86
90)	Bromobenzene	10.39	156	1641	0.61	ug/L		94
91)	n-Propylbenzene	10.61	91	5622	0.58	ug/L		98
92)	2-Chlorotoluene	10.65	91	3151	0.56	ug/L		90
93)	4-Chlorotoluene	10.71	91	3486	0.58	ug/L		88
94)	1,3,5-Trimethylbenzene	10.87	105	3784	0.57	ug/L		99
95)	tert-Butylbenzene	11.07	119	3119	0.54	ug/L		99
96)	1,2,4-Trimethylbenzene	11.17	105	4231	0.59	ug/L		93
97)	sec-Butylbenzene	11.24	105	4469	0.54	ug/L		97
98)	1,3-Dclbenz	11.26	146	2261	0.49	ug/L		84
99)	1,4-Dclbenz	11.32	146	3215	0.70	ug/L	#	86
100)	p-Isopropyltoluene	11.41	119	4004	0.59	ug/L		93
101)	1,2-Dclbenz	11.58	146	2481	0.54	ug/L		94
102)	n-Butylbenzene	11.72	91	4234	0.67	ug/L		85
103)	1,2-Dibromo-3-chloropropan	11.95	75	396	0.99	ug/L	#	40
105)	1,2,4-Tcbenzene	13.02	180	1846	0.58	ug/L		95
106)	Naphthalen	13.20	128	3221	0.54	ug/L		97
107)	Hexachlorobt	13.29	225	713	0.46	ug/L	#	74
108)	1,2,3-Tclbenzene	13.35	180	1361	0.50	ug/L	#	75

(#) = qualifier out of range (m) = manual integration

1st DL 08/25/17
2nd FJ 08/26/17

Data File : I:\ACQUDATA\MSVOA6\DATA\082417\D7723.D Vial: 6
Acq On : 24 Aug 2017 9:44 am Operator: D.Lipani
Sample : STD #1 - 0.5 PPB Inst : MS#6
Misc : 8260C / 624 ICAL GCMS#6 Multiplr: 1.00
MS Integration Params: CPD4.P
Quant Time: Aug 25 9:15 2017 Quant Results File: W082417.RES

Method : I:\ACQUDATA\MSVOA6\METHODS\W082417.M (RTE Integrator)
Title : 8260C / 624 WATERS
Last Update : Fri Aug 25 08:54:47 2017
Response via : Initial Calibration

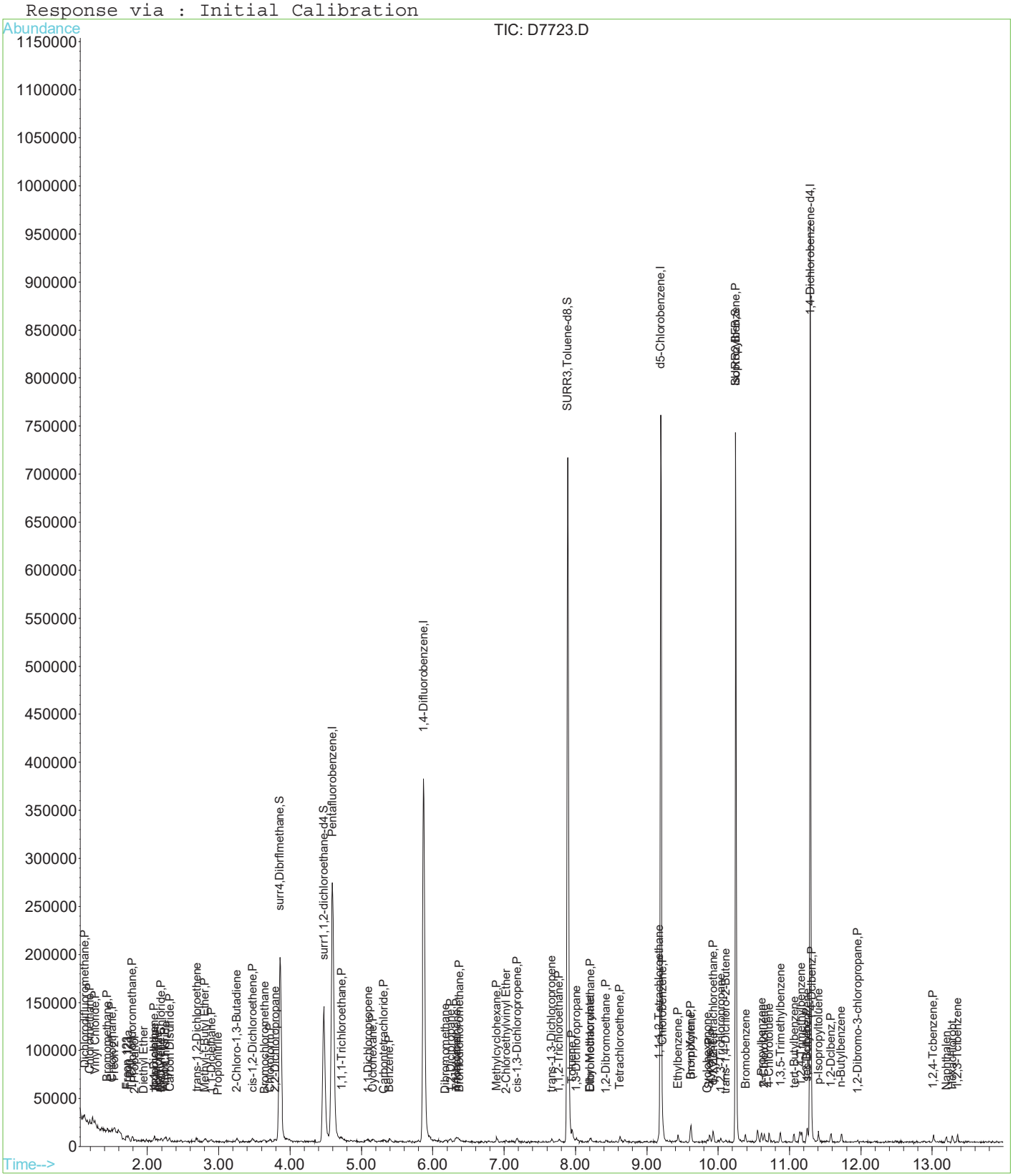

1st DL 08/25/17
2nd FJ 08/26/17

Data File : I:\ACQUDATA\MSVOA6\DATA\082417\D7724.D Vial: 7
Acq On : 24 Aug 2017 10:25 am Operator: D.Lipani
Sample : STD #2 - 1.0 PPB Inst : MS#6
Misc : 8260C / 624 ICAL GCMS#6 Multiplr: 1.00
MS Integration Params: CPD4.P
Quant Time: Aug 25 9:42 2017 Quant Results File: temp.res

Method : I:\ACQUDATA\MSVOA6\METHODS\W082417.M (RTE Integrator)
Title : 8260C / 624 WATERS
Last Update : Fri Aug 25 09:33:36 2017
Response via : Multiple Level Calibration

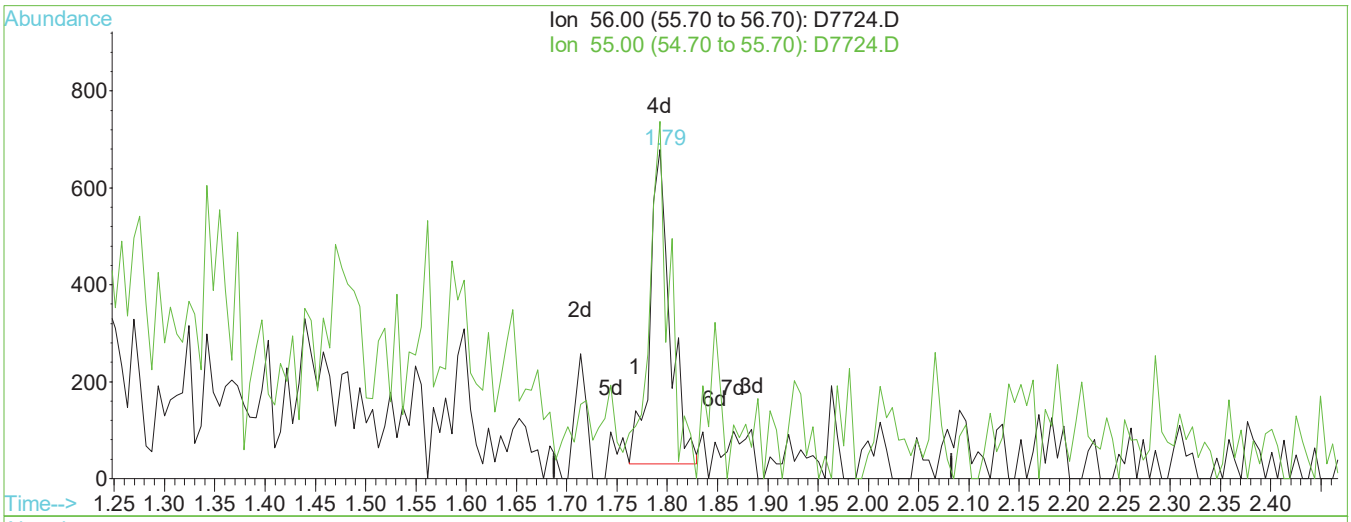

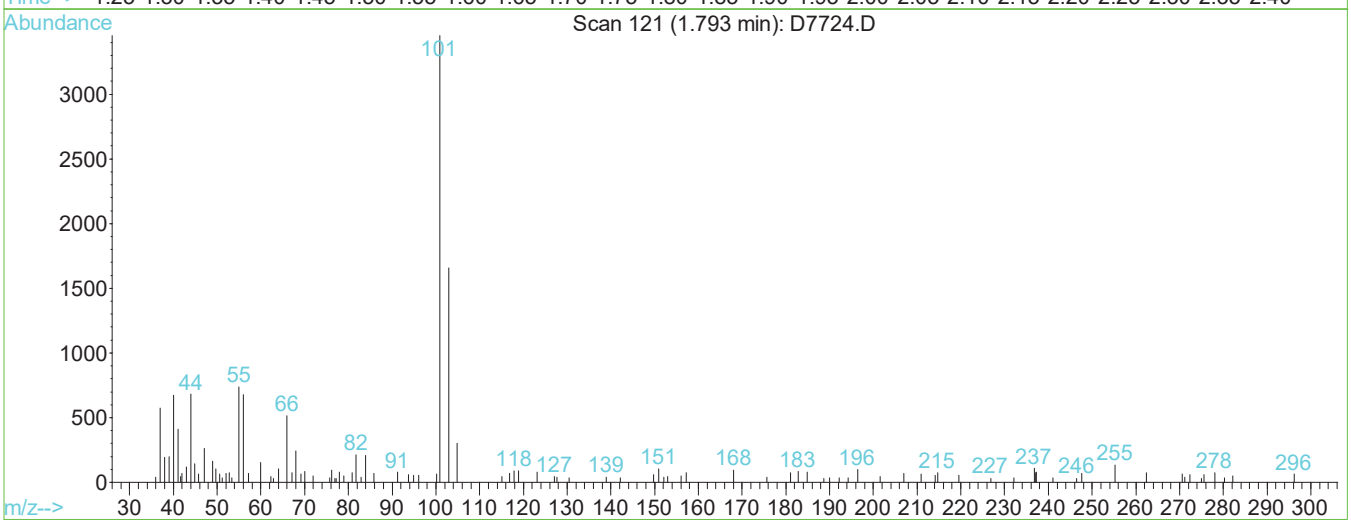

TIC: D7724.D

(10) Acrolein

1.79min 4.29ug/L m

response 906

Ion	Exp%	Act%
56.00	100	100
55.00	69.40	108.54#
0.00	0.00	0.00
0.00	0.00	0.00

Manual Integration:

After

Split Peak.

08/25/17

Quantitation Report (Qedit)

Data File : I:\ACQUDATA\MSVOA6\DATA\082417\D7724.D Vial: 7
Acq On : 24 Aug 2017 10:25 am Operator: D.Lipani
Sample : STD #2 - 1.0 PPB Inst : MS#6
Misc : 8260C / 624 ICAL GCMS#6 Multiplr: 1.00
MS Integration Params: CPD4.P
Quant Time: Aug 25 9:42 2017 Quant Results File: temp.res

Method : I:\ACQUDATA\MSVOA6\METHODS\W082417.M (RTE Integrator)
Title : 8260C / 624 WATERS
Last Update : Fri Aug 25 09:33:36 2017
Response via : Multiple Level Calibration

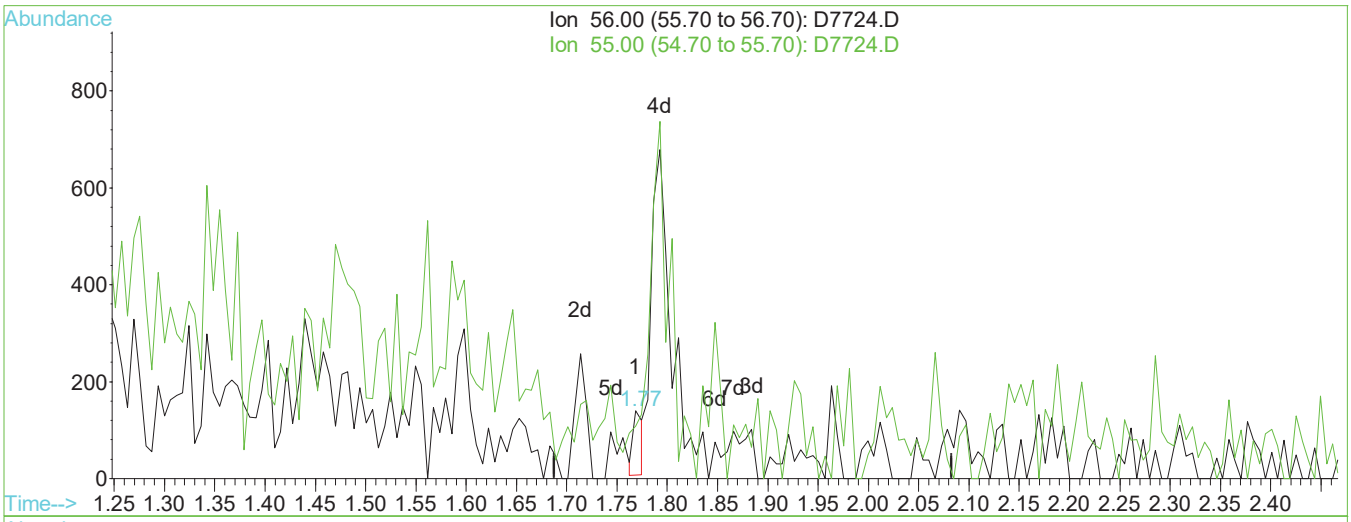

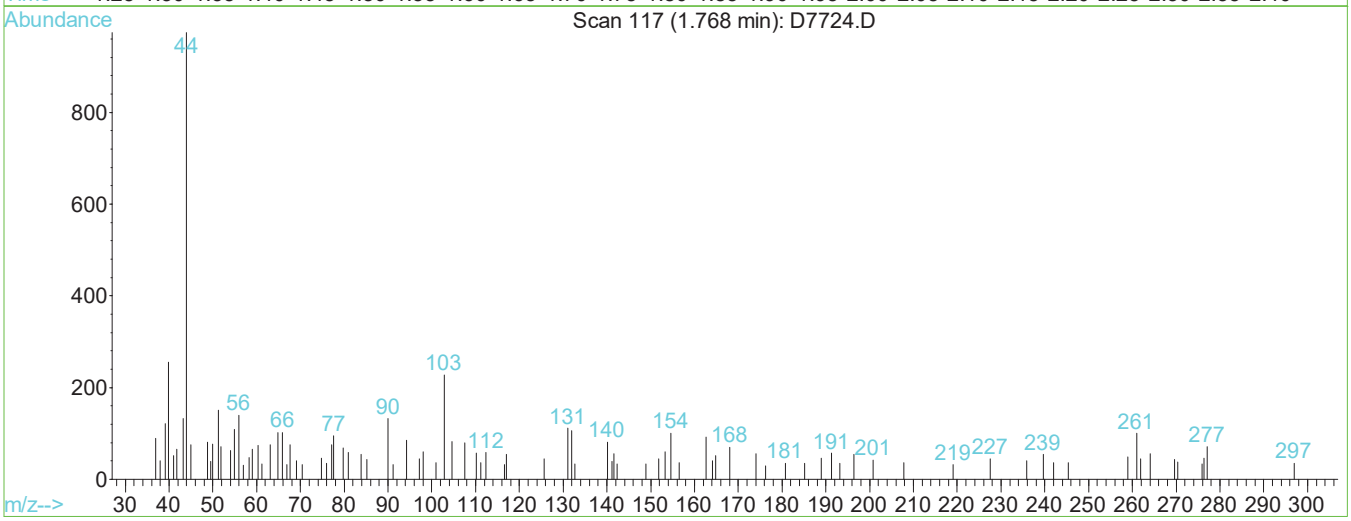

TIC: D7724.D

(10) Acrolein

1.77min 0.42ug/L

response 89

Ion	Exp%	Act%
56.00	100	100
55.00	69.40	77.86
0.00	0.00	0.00
0.00	0.00	0.00

Manual Integration:

Before

08/25/17

1st DL 08/25/17
2nd FJ 08/26/17

Data File : I:\ACQUDATA\MSVOA6\DATA\082417\D7724.D Vial: 7
Acq On : 24 Aug 2017 10:25 am Operator: D.Lipani
Sample : STD #2 - 1.0 PPB Inst : MS#6
Misc : 8260C / 624 ICAL GCMS#6 Multiplr: 1.00
MS Integration Params: CPD4.P
Quant Time: Aug 25 9:44 2017 Quant Results File: temp.res

Method : I:\ACQUDATA\MSVOA6\METHODS\W082417.M (RTE Integrator)
Title : 8260C / 624 WATERS
Last Update : Fri Aug 25 09:33:36 2017
Response via : Multiple Level Calibration

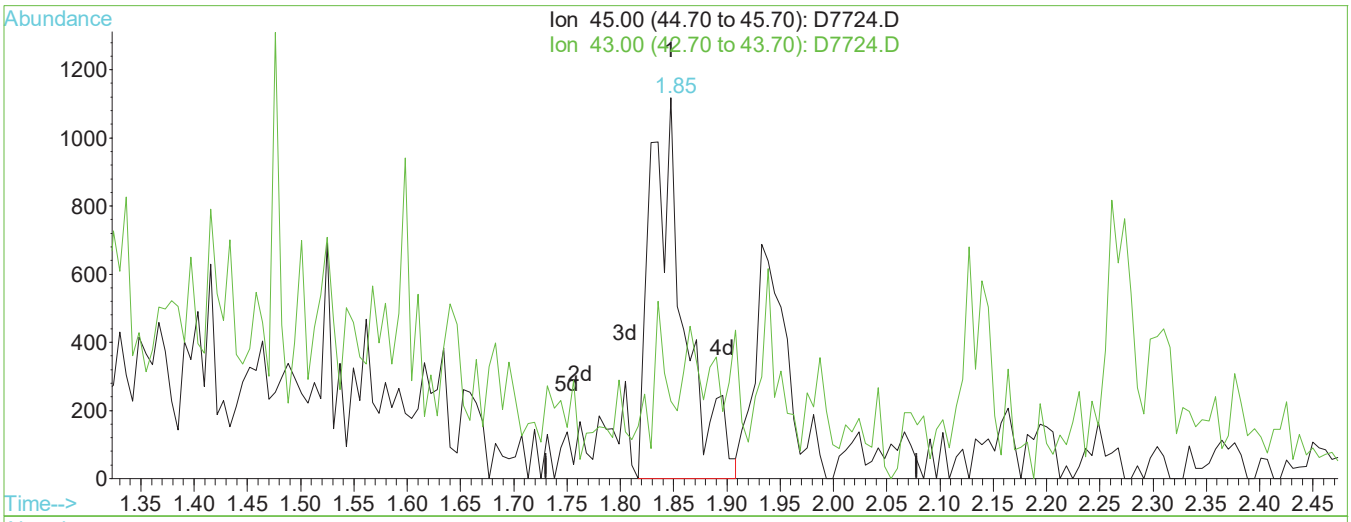

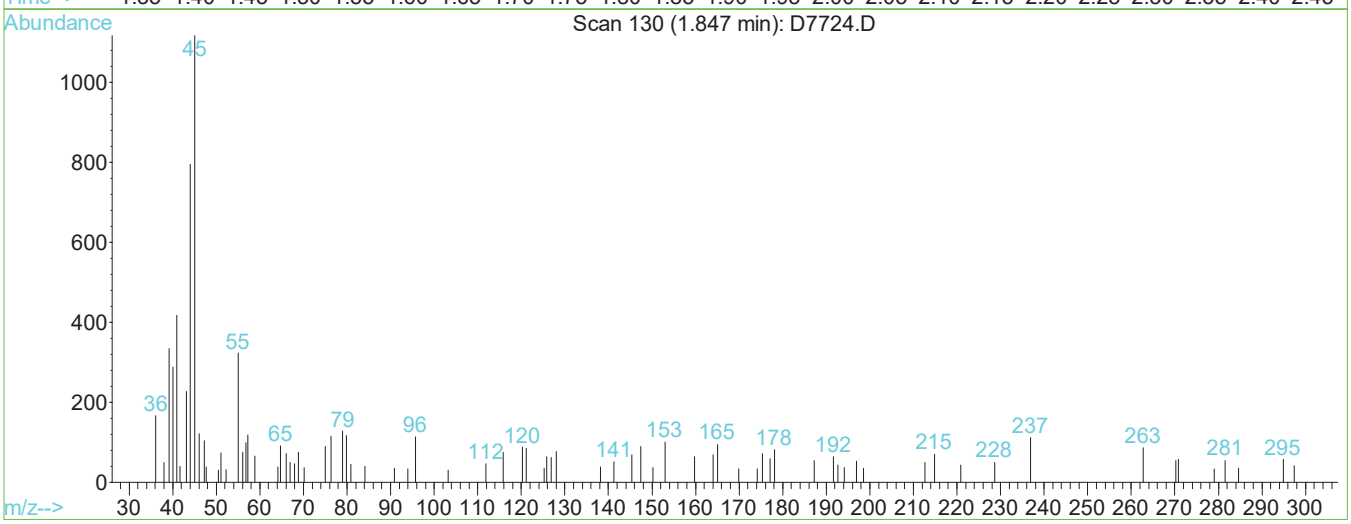

TIC: D7724.D

(13) 2-Propanol

1.85min 24.67ug/L m

response 2460

Ion	Exp%	Act%
45.00	100	100
43.00	23.50	20.32
0.00	0.00	0.00
0.00	0.00	0.00

Manual Integration:

After

Split Peak.

08/25/17

1st DL 08/25/17
2nd FJ 08/26/17

Data File : I:\ACQUDATA\MSVOA6\DATA\082417\D7724.D Vial: 7
Acq On : 24 Aug 2017 10:25 am Operator: D.Lipani
Sample : STD #2 - 1.0 PPB Inst : MS#6
Misc : 8260C / 624 ICAL GCMS#6 Multiplr: 1.00
MS Integration Params: CPD4.P
Quant Time: Aug 25 9:42 2017 Quant Results File: temp.res

Method : I:\ACQUDATA\MSVOA6\METHODS\W082417.M (RTE Integrator)
Title : 8260C / 624 WATERS
Last Update : Fri Aug 25 09:33:36 2017
Response via : Multiple Level Calibration

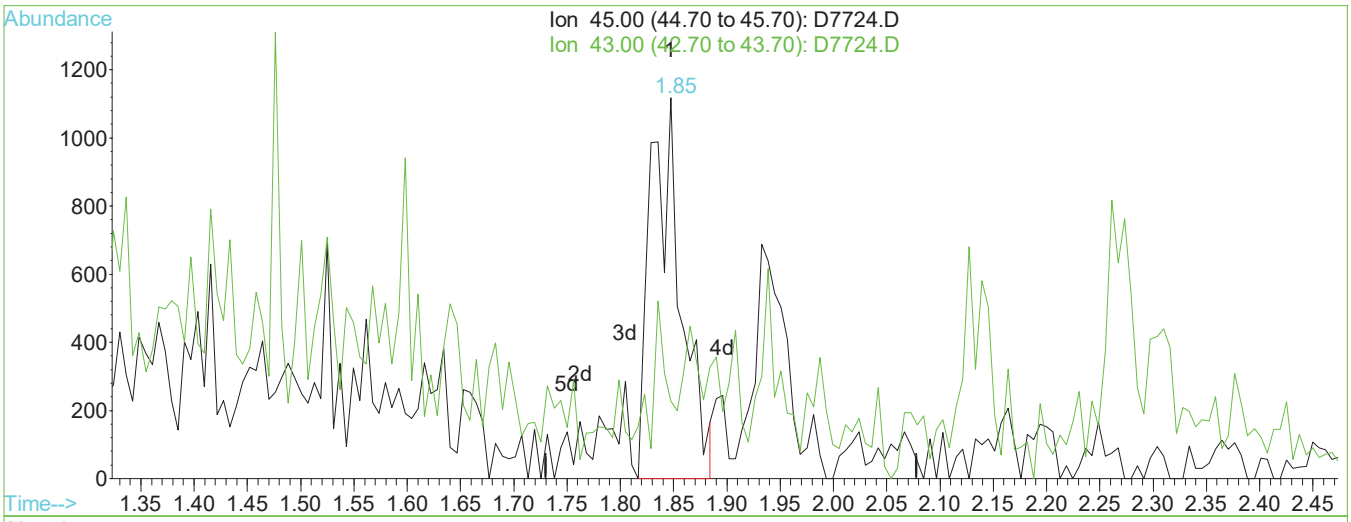

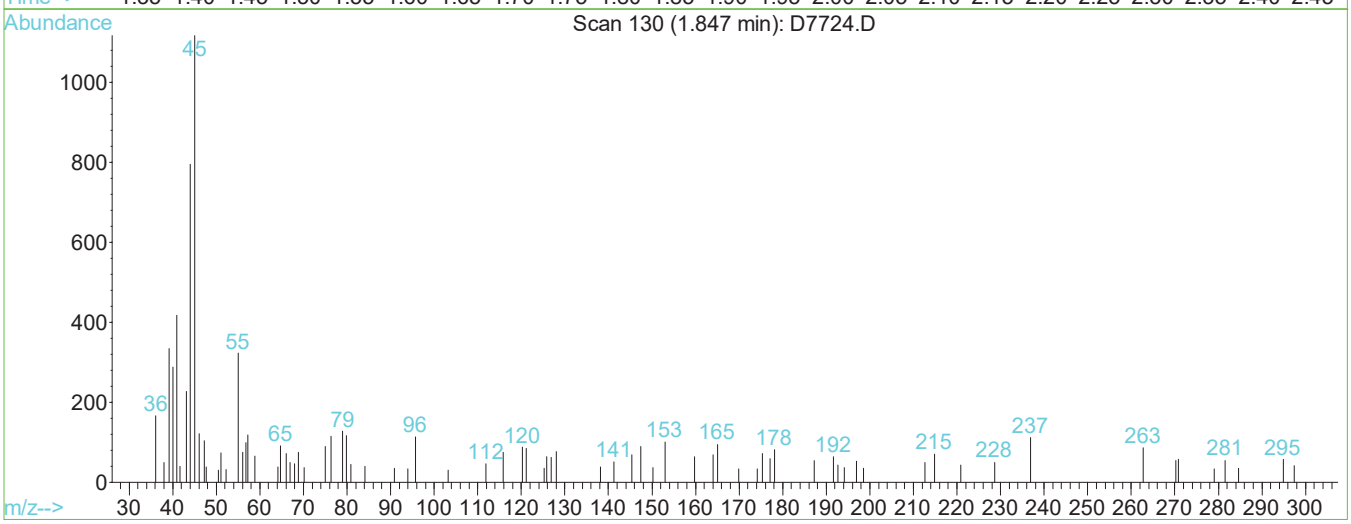

TIC: D7724.D

(13) 2-Propanol

1.85min 22.49ug/L

response 2243

Ion	Exp%	Act%
45.00	100	100
43.00	23.50	20.32
0.00	0.00	0.00
0.00	0.00	0.00

Manual Integration:

Before

08/25/17

1st DL 08/25/17
2nd FJ 08/26/17

Data File : I:\ACQUDATA\MSVOA6\DATA\082417\D7724.D Vial: 7
Acq On : 24 Aug 2017 10:25 am Operator: D.Lipani
Sample : STD #2 - 1.0 PPB Inst : MS#6
Misc : 8260C / 624 ICAL GCMS#6 Multiplr: 1.00
MS Integration Params: CPD4.P
Quant Time: Aug 25 9:44 2017 Quant Results File: temp.res

Method : I:\ACQUDATA\MSVOA6\METHODS\W082417.M (RTE Integrator)
Title : 8260C / 624 WATERS
Last Update : Fri Aug 25 09:33:36 2017
Response via : Multiple Level Calibration

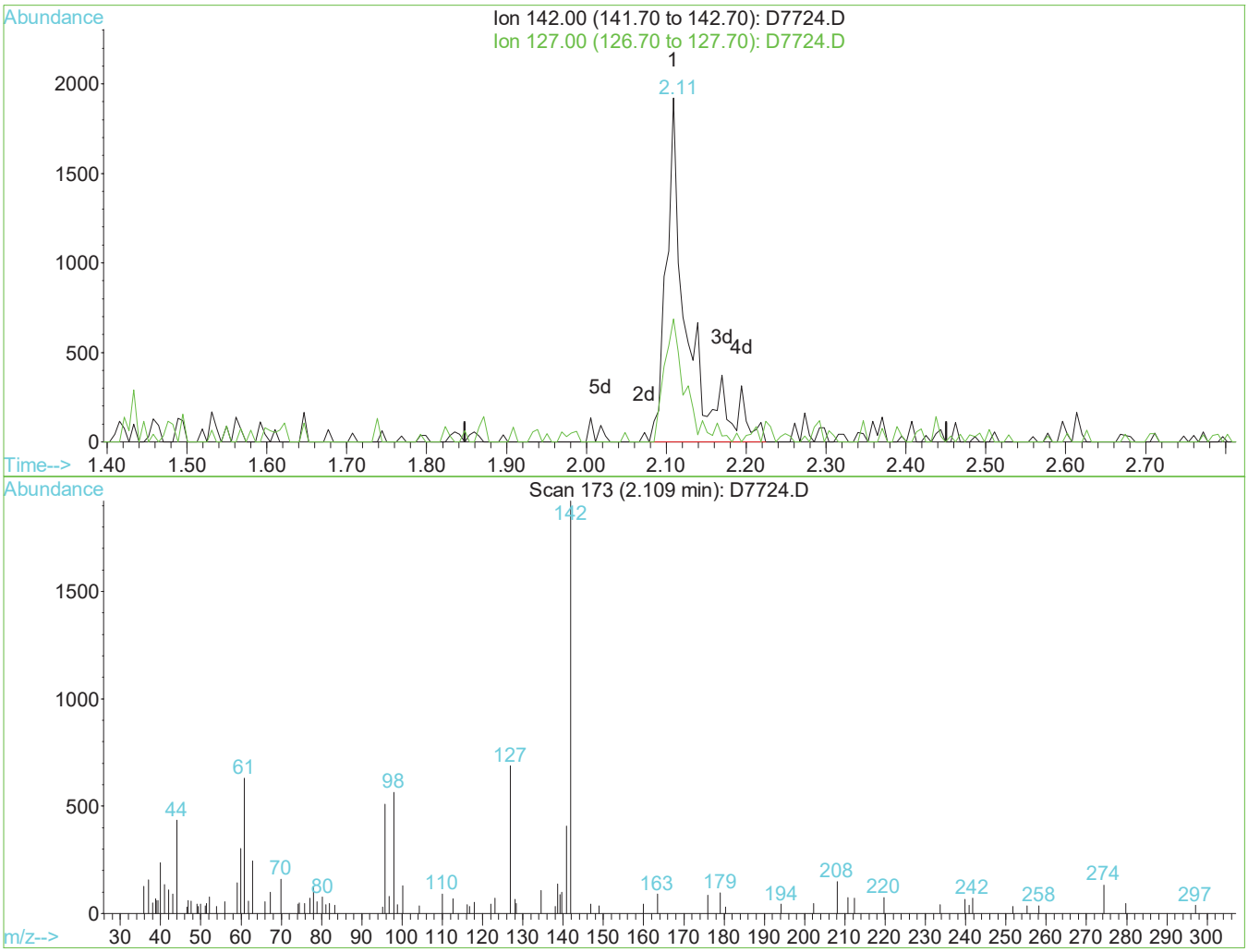

TIC: D7724.D

(17) Iodomethane

2.11min 1.17ug/L m

response 3484

Ion	Exp%	Act%
142.00	100	100
127.00	48.60	35.81
0.00	0.00	0.00
0.00	0.00	0.00

Manual Integration:

After

Split Peak.

08/25/17

1st DL 08/25/17
2nd FJ 08/26/17

Data File : I:\ACQUDATA\MSVOA6\DATA\082417\D7724.D Vial: 7
Acq On : 24 Aug 2017 10:25 am Operator: D.Lipani
Sample : STD #2 - 1.0 PPB Inst : MS#6
Misc : 8260C / 624 ICAL GCMS#6 Multiplr: 1.00
MS Integration Params: CPD4.P
Quant Time: Aug 25 9:44 2017 Quant Results File: temp.res

Method : I:\ACQUDATA\MSVOA6\METHODS\W082417.M (RTE Integrator)
Title : 8260C / 624 WATERS
Last Update : Fri Aug 25 09:33:36 2017
Response via : Multiple Level Calibration

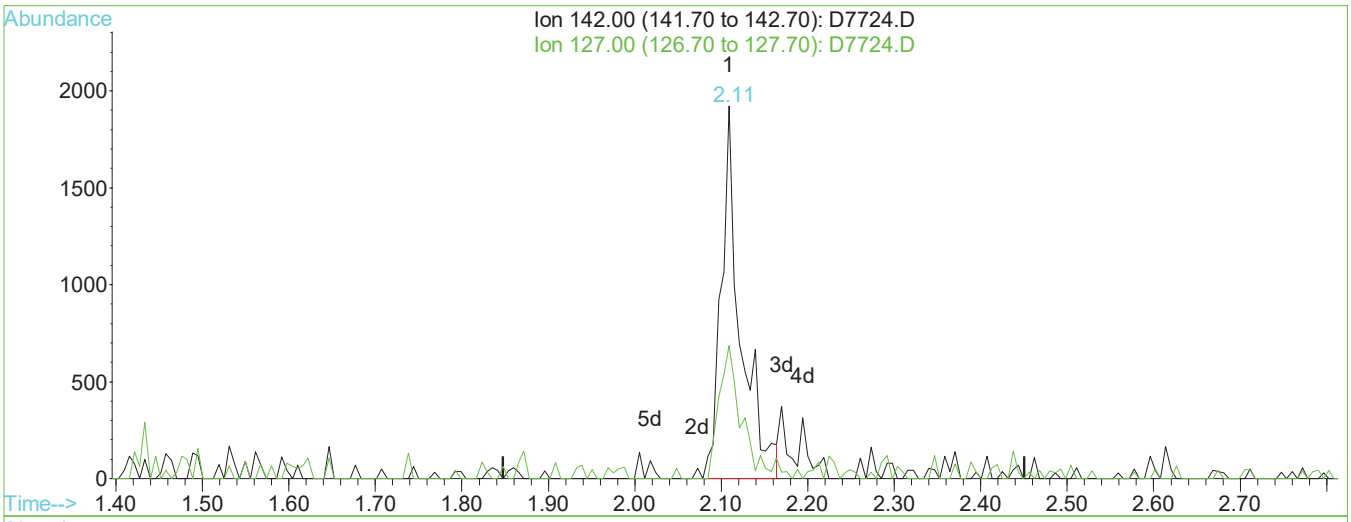

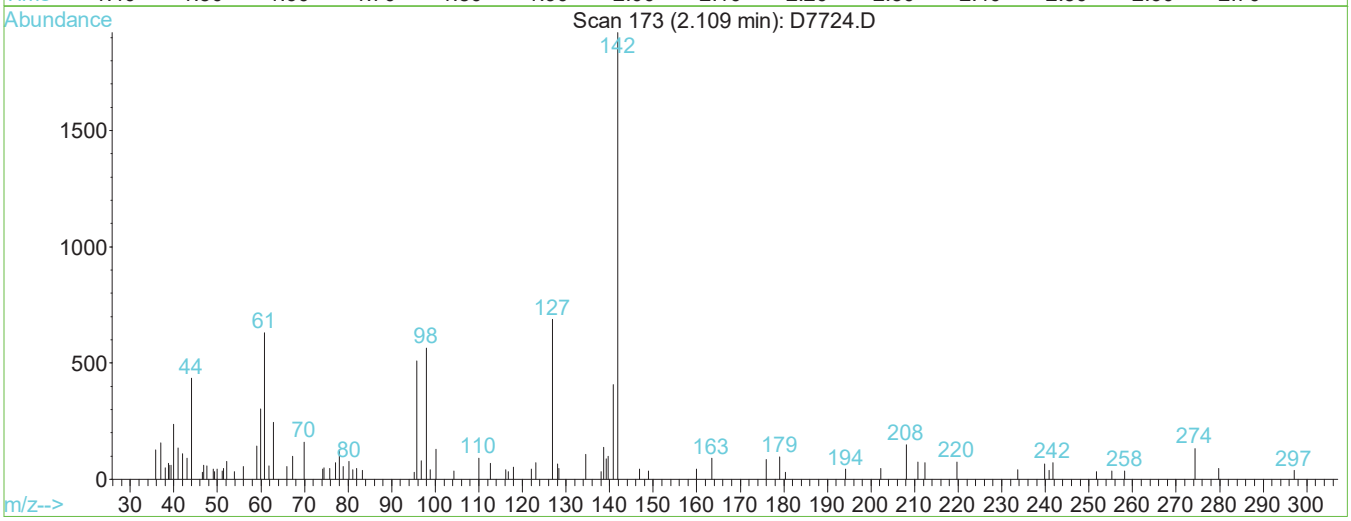

TIC: D7724.D

(17) Iodomethane

2.11min 1.01ug/L

response 3000

Ion	Exp%	Act%
142.00	100	100
127.00	48.60	35.81
0.00	0.00	0.00
0.00	0.00	0.00

Manual Integration:

Before

08/25/17

1st DL 08/25/17
2nd FJ 08/26/17

Data File : I:\ACQUDATA\MSVOA6\DATA\082417\D7724.D Vial: 7
Acq On : 24 Aug 2017 10:25 am Operator: D.Lipani
Sample : STD #2 - 1.0 PPB Inst : MS#6
Misc : 8260C / 624 ICAL GCMS#6 Multiplr: 1.00
MS Integration Params: CPD4.P
Quant Time: Aug 25 9:45 2017 Quant Results File: temp.res

Method : I:\ACQUDATA\MSVOA6\METHODS\W082417.M (RTE Integrator)
Title : 8260C / 624 WATERS
Last Update : Fri Aug 25 09:33:36 2017
Response via : Multiple Level Calibration

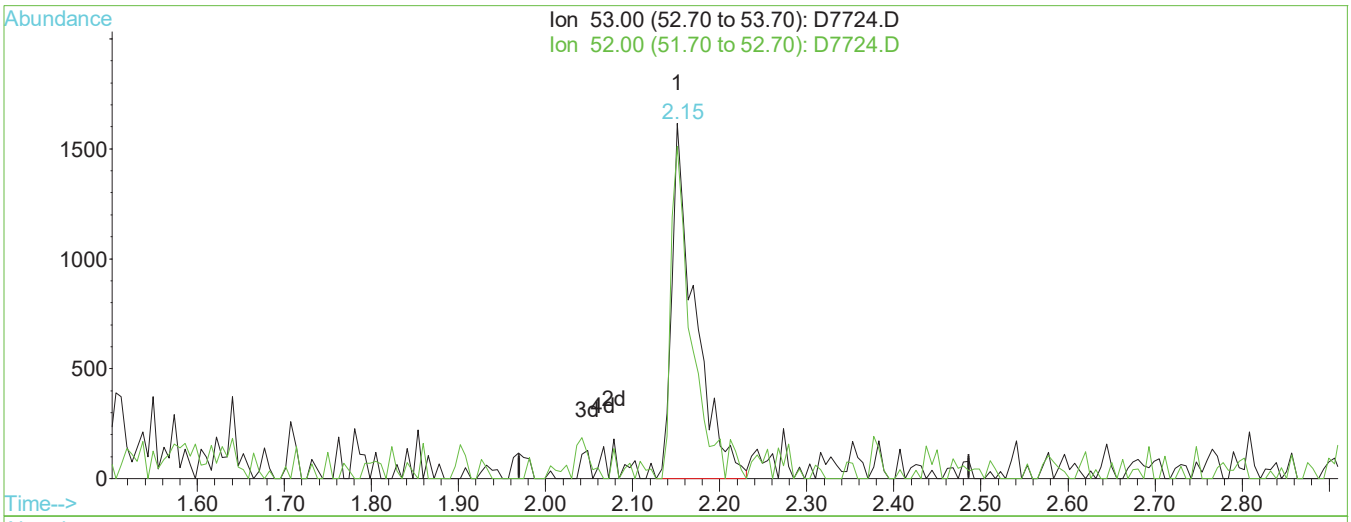

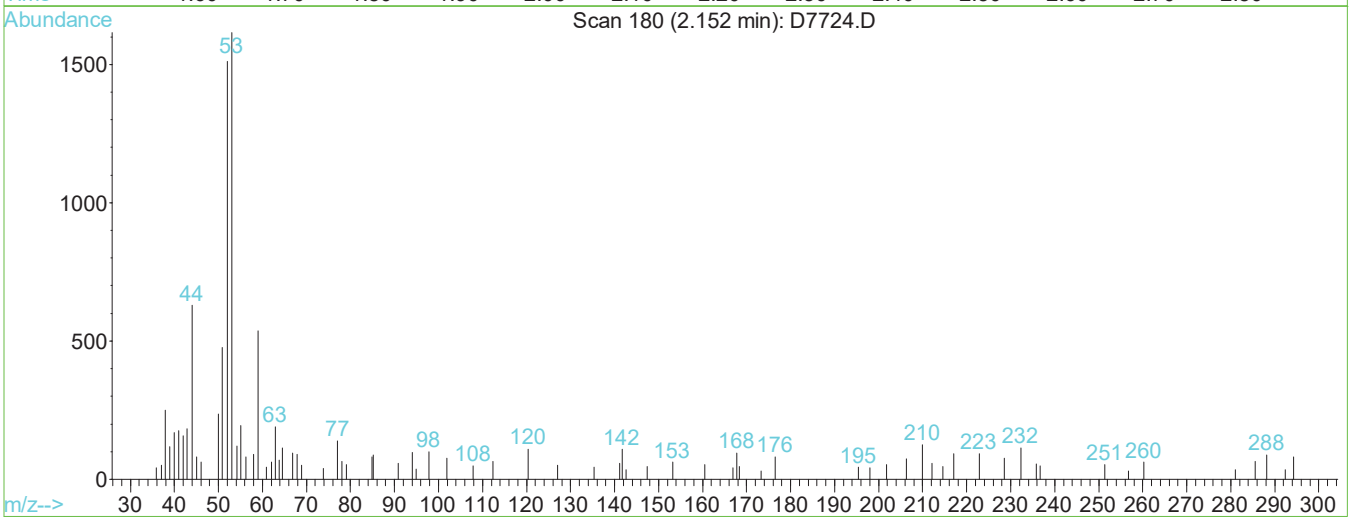

TIC: D7724.D

(19) Acrylonitrile

2.15min 5.36ug/L m

response 2966

Ion	Exp%	Act%
53.00	100	100
52.00	83.80	93.62
0.00	0.00	0.00
0.00	0.00	0.00

Manual Integration:

After

Poor integration.

08/25/17

Quantitation Report (Qedit)

Data File : I:\ACQUDATA\MSVOA6\DATA\082417\D7724.D Vial: 7
Acq On : 24 Aug 2017 10:25 am Operator: D.Lipani
Sample : STD #2 - 1.0 PPB Inst : MS#6
Misc : 8260C / 624 ICAL GCMS#6 Multiplr: 1.00
MS Integration Params: CPD4.P
Quant Time: Aug 25 9:44 2017 Quant Results File: temp.res

Method : I:\ACQUDATA\MSVOA6\METHODS\W082417.M (RTE Integrator)
Title : 8260C / 624 WATERS
Last Update : Fri Aug 25 09:33:36 2017
Response via : Multiple Level Calibration

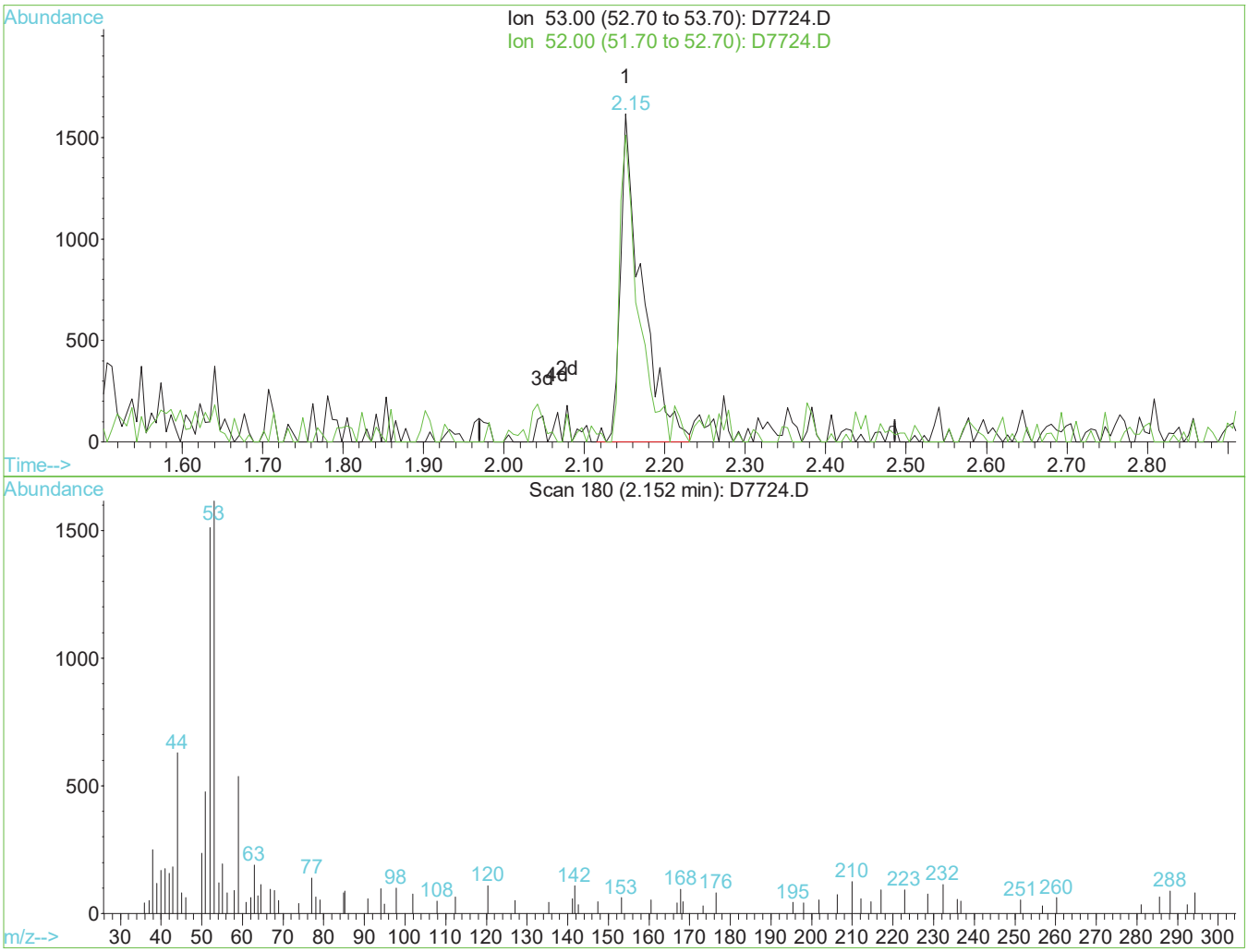

TIC: D7724.D

(19) Acrylonitrile

2.15min 5.41ug/L

response 2992

Ion	Exp%	Act%
53.00	100	100
52.00	83.80	93.62
0.00	0.00	0.00
0.00	0.00	0.00

Manual Integration:

Before

08/25/17

1st DL 08/25/17
2nd FJ 08/26/17

Data File : I:\ACQUDATA\MSVOA6\DATA\082417\D7724.D Vial: 7
Acq On : 24 Aug 2017 10:25 am Operator: D.Lipani
Sample : STD #2 - 1.0 PPB Inst : MS#6
Misc : 8260C / 624 ICAL GCMS#6 Multiplr: 1.00
MS Integration Params: CPD4.P
Quant Time: Aug 25 9:46 2017 Quant Results File: temp.res

Method : I:\ACQUDATA\MSVOA6\METHODS\W082417.M (RTE Integrator)
Title : 8260C / 624 WATERS
Last Update : Fri Aug 25 09:33:36 2017
Response via : Multiple Level Calibration

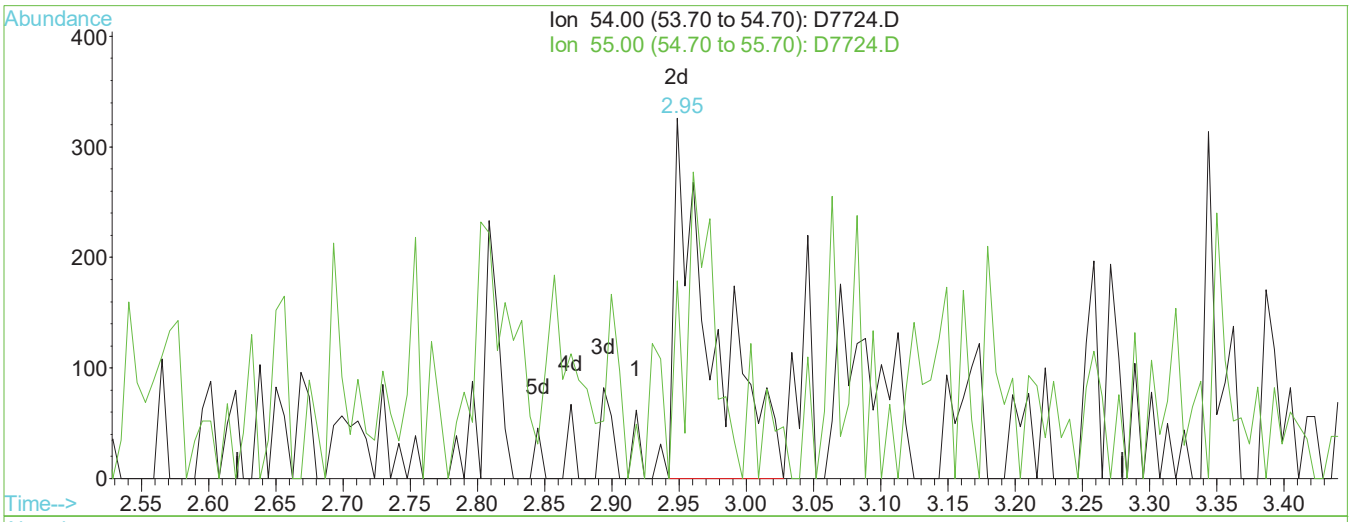

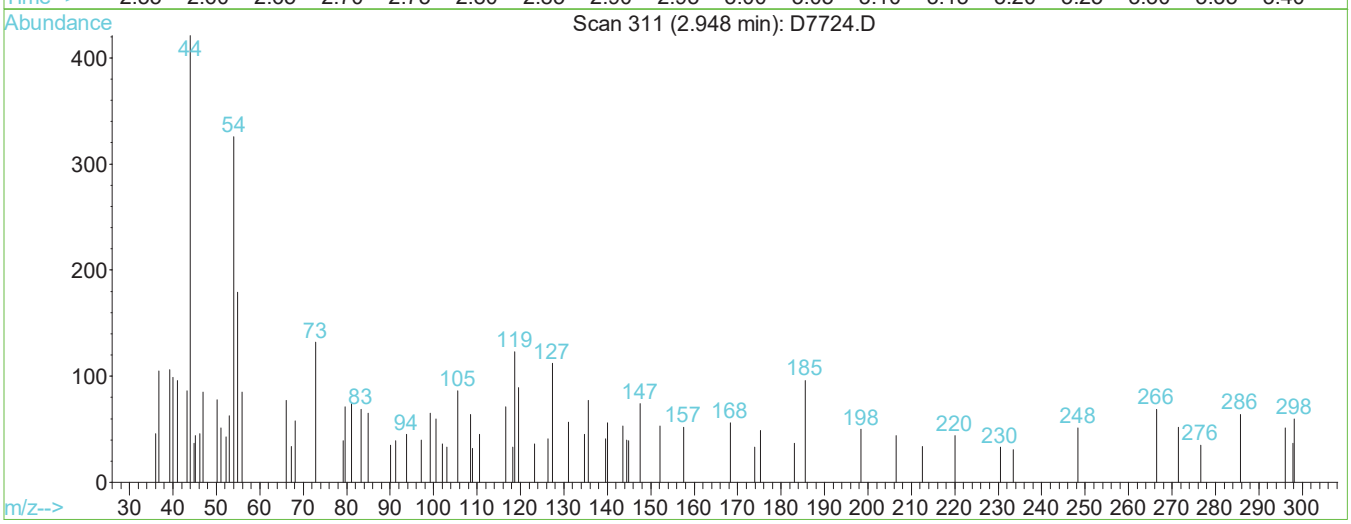

TIC: D7724.D

(28) Propionitrile

2.95min 3.16ug/L m

response 629

Ion	Exp%	Act%
54.00	100	100
55.00	15.40	54.91#
0.00	0.00	0.00
0.00	0.00	0.00

Manual Integration:

After

Peak not found.

08/25/17

1st DL 08/25/17
2nd FJ 08/26/17

Data File : I:\ACQUDATA\MSVOA6\DATA\082417\D7724.D Vial: 7
Acq On : 24 Aug 2017 10:25 am Operator: D.Lipani
Sample : STD #2 - 1.0 PPB Inst : MS#6
Misc : 8260C / 624 ICAL GCMS#6 Multiplr: 1.00
MS Integration Params: CPD4.P
Quant Time: Aug 25 9:45 2017 Quant Results File: temp.res

Method : I:\ACQUDATA\MSVOA6\METHODS\W082417.M (RTE Integrator)
Title : 8260C / 624 WATERS
Last Update : Fri Aug 25 09:33:36 2017
Response via : Multiple Level Calibration

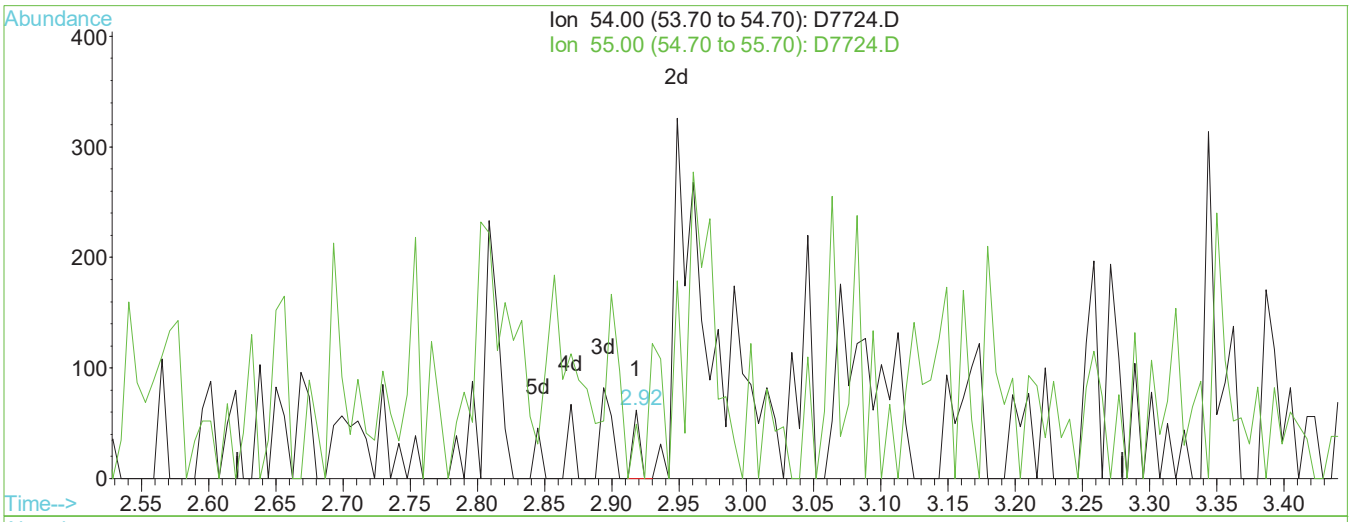

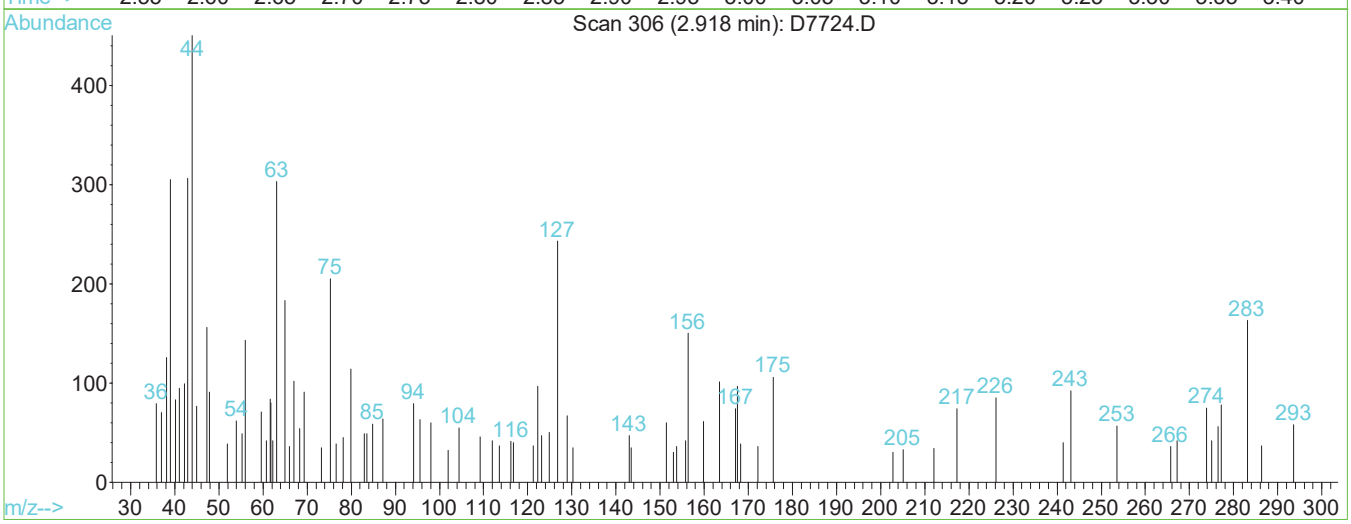

TIC: D7724.D

(28) Propionitrile

2.92min 0.12ug/L

response 23

Ion	Exp%	Act%
54.00	100	100
55.00	15.40	79.03#
0.00	0.00	0.00
0.00	0.00	0.00

Manual Integration:

Before

08/25/17

1st DL 08/25/17
2nd FJ 08/26/17

Data File : I:\ACQUDATA\MSVOA6\DATA\082417\D7724.D Vial: 7
Acq On : 24 Aug 2017 10:25 am Operator: D.Lipani
Sample : STD #2 - 1.0 PPB Inst : MS#6
Misc : 8260C / 624 ICAL GCMS#6 Multiplr: 1.00
MS Integration Params: CPD4.P
Quant Time: Aug 25 9:47 2017 Quant Results File: temp.res

Method : I:\ACQUDATA\MSVOA6\METHODS\W082417.M (RTE Integrator)
Title : 8260C / 624 WATERS
Last Update : Fri Aug 25 09:33:36 2017
Response via : Single Level Calibration

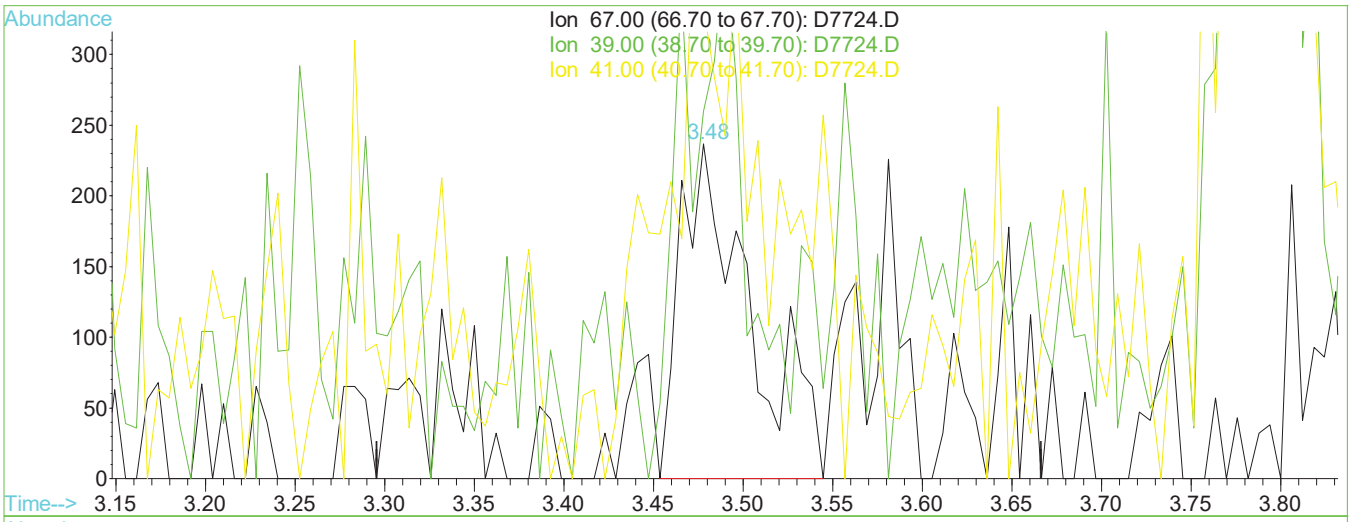

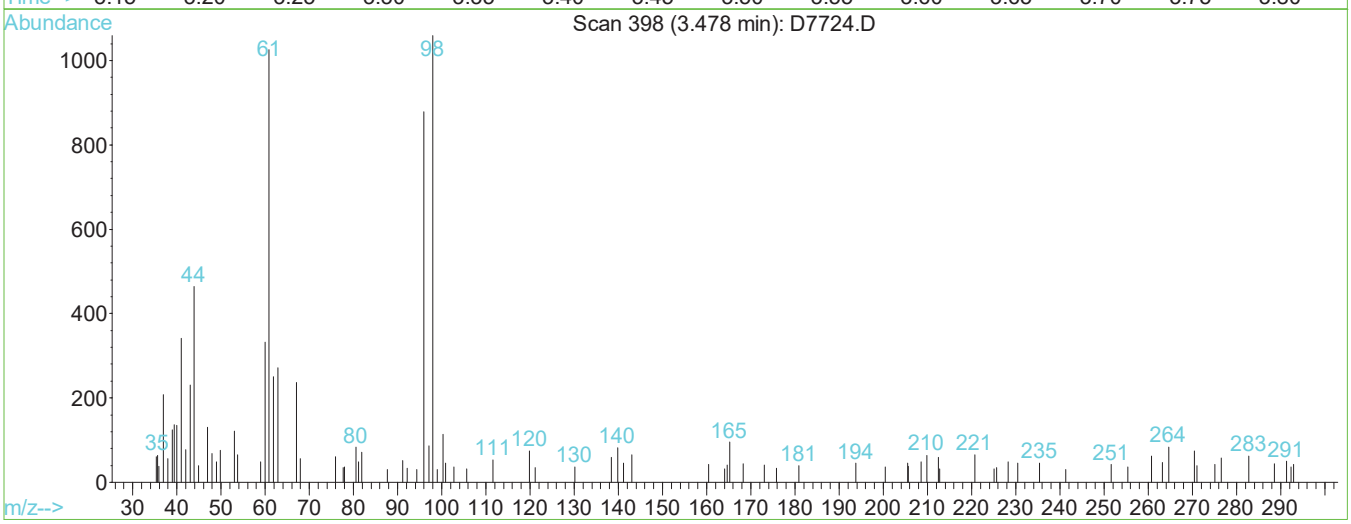

TIC: D7724.D

(32) Methacrylonitrile

3.48min 0.98ug/L m

response 637

Ion	Exp%	Act%
67.00	100	100
39.00	96.70	57.38#
41.00	148.40	143.88
0.00	0.00	0.00

Manual Integration:

After

Split Peak.

08/25/17

1st DL 08/25/17
2nd FW 08/26/17

Data File : I:\ACQUDATA\MSVOA6\DATA\082417\D7724.D Vial: 7
Acq On : 24 Aug 2017 10:25 am Operator: D.Lipani
Sample : STD #2 - 1.0 PPB Inst : MS#6
Misc : 8260C / 624 ICAL GCMS#6 Multiplr: 1.00
MS Integration Params: CPD4.P
Quant Time: Aug 25 9:46 2017 Quant Results File: temp.res

Method : I:\ACQUDATA\MSVOA6\METHODS\W082417.M (RTE Integrator)
Title : 8260C / 624 WATERS
Last Update : Fri Aug 25 09:33:36 2017
Response via : Single Level Calibration

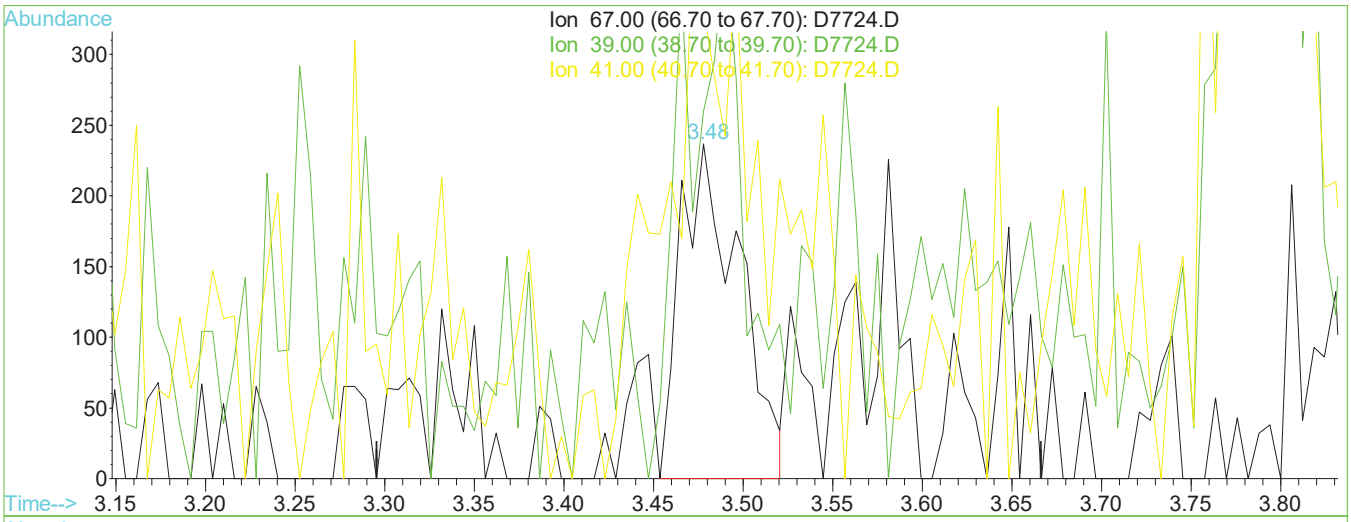

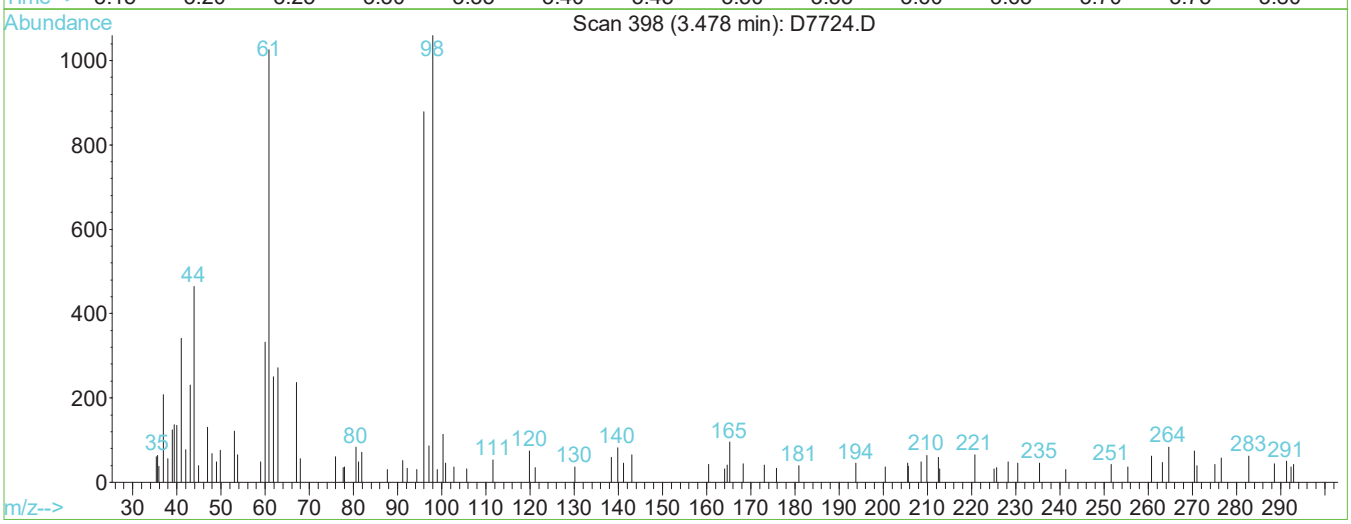

TIC: D7724.D

(32) Methacrylonitrile

3.48min 0.84ug/L

response 542

Ion	Exp%	Act%
67.00	100	100
39.00	96.70	109.70
41.00	148.40	143.88
0.00	0.00	0.00

Manual Integration:

Before

08/25/17

1st DL 08/25/17
2nd FJ 08/26/17

Data File : I:\ACQUDATA\MSVOA6\DATA\082417\D7724.D Vial: 7
Acq On : 24 Aug 2017 10:25 am Operator: D.Lipani
Sample : STD #2 - 1.0 PPB Inst : MS#6
Misc : 8260C / 624 ICAL GCMS#6 Multiplr: 1.00
MS Integration Params: CPD4.P
Quant Time: Aug 25 9:47 2017 Quant Results File: temp.res

Method : I:\ACQUDATA\MSVOA6\METHODS\W082417.M (RTE Integrator)
Title : 8260C / 624 WATERS
Last Update : Fri Aug 25 09:33:36 2017
Response via : Multiple Level Calibration

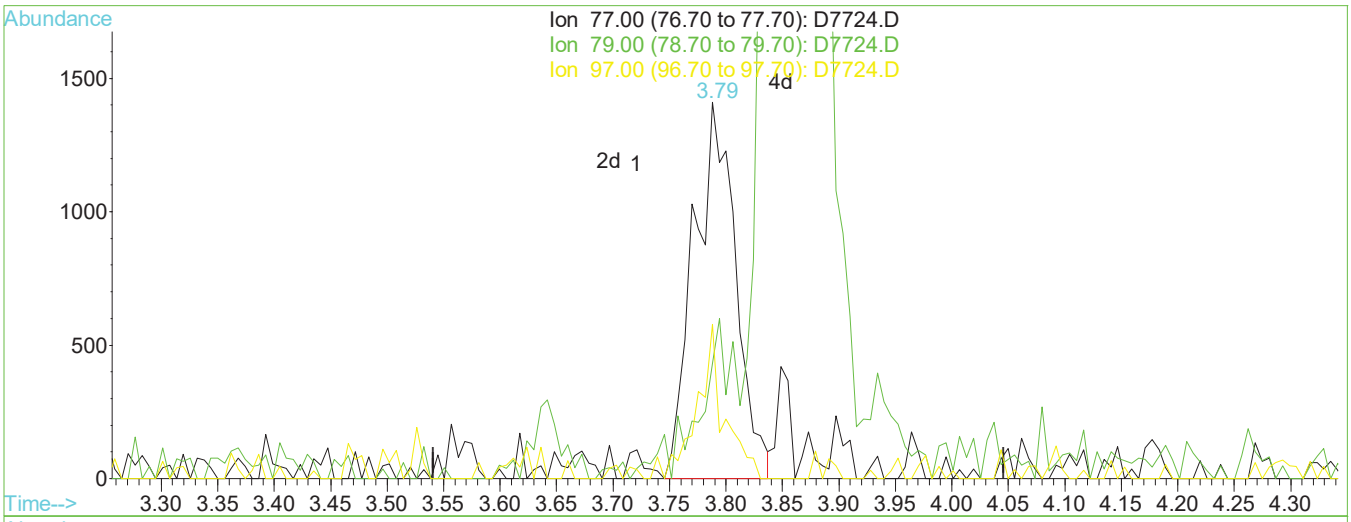

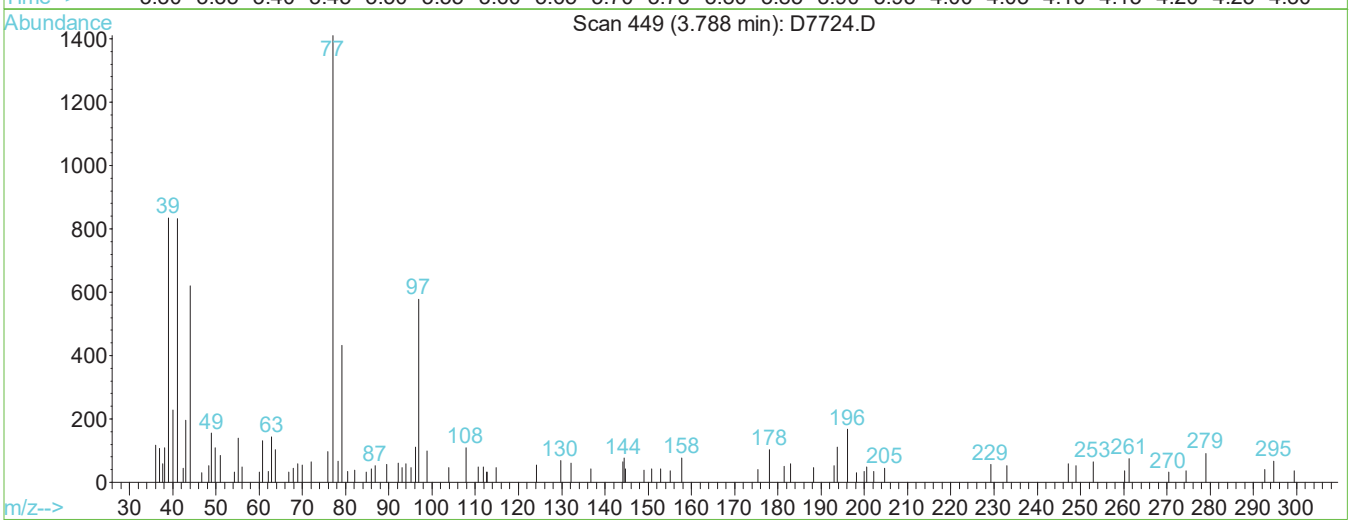

TIC: D7724.D

(36) 2,2-Dichloropropane

3.79min 1.12ug/L m

response 3620

Ion	Exp%	Act%
77.00	100	100
79.00	32.10	30.64
97.00	19.20	40.99#
0.00	0.00	0.00

Manual Integration:

After

Peak not found.

08/25/17

Quantitation Report (Qedit)

Data File : I:\ACQUDATA\MSVOA6\DATA\082417\D7724.D Vial: 7
Acq On : 24 Aug 2017 10:25 am Operator: D.Lipani
Sample : STD #2 - 1.0 PPB Inst : MS#6
Misc : 8260C / 624 ICAL GCMS#6 Multiplr: 1.00
MS Integration Params: CPD4.P
Quant Time: Aug 25 9:47 2017 Quant Results File: temp.res

Method : I:\ACQUDATA\MSVOA6\METHODS\W082417.M (RTE Integrator)
Title : 8260C / 624 WATERS
Last Update : Fri Aug 25 09:33:36 2017
Response via : Multiple Level Calibration

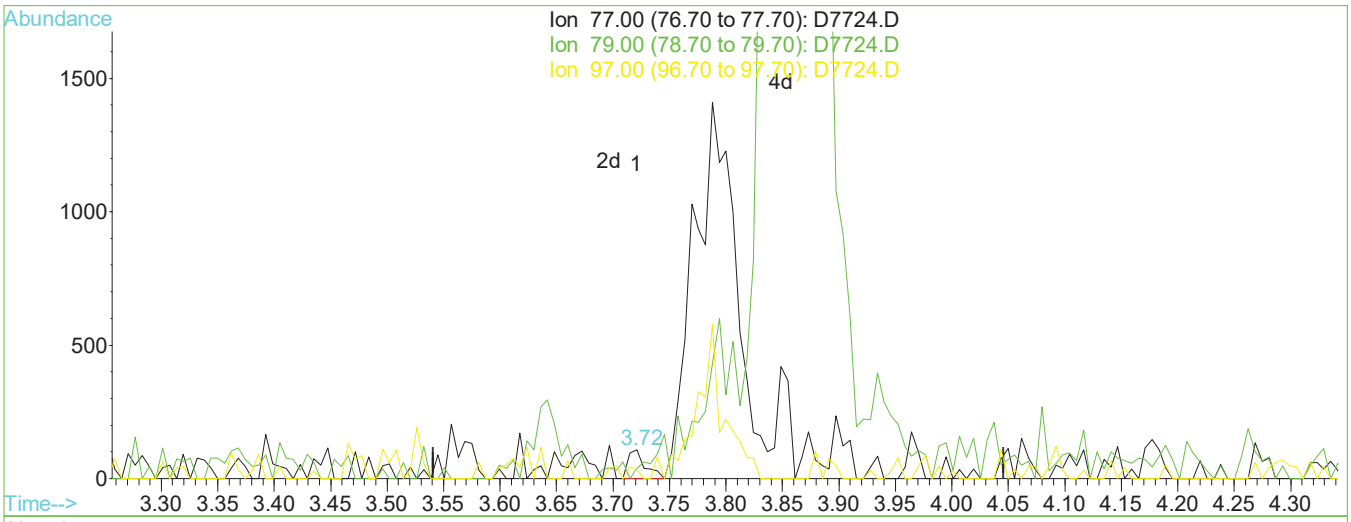

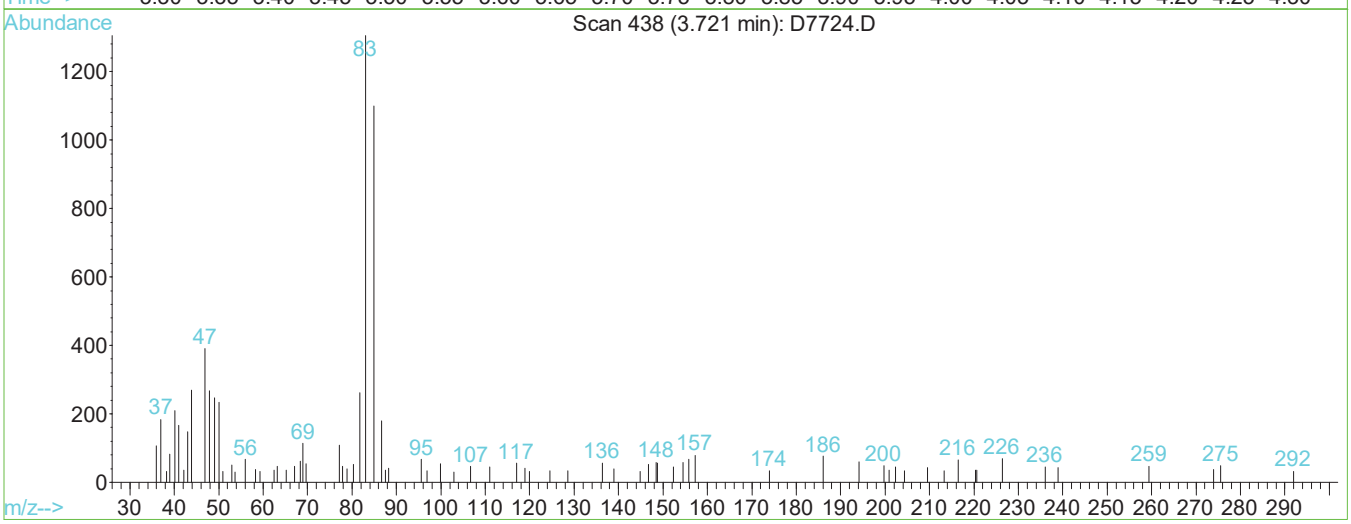

TIC: D7724.D

(36) 2,2-Dichloropropane

3.72min 0.03ug/L

response 112

Ion	Exp%	Act%
77.00	100	100
79.00	32.10	35.78
97.00	19.20	31.19
0.00	0.00	0.00

Manual Integration:

Before

08/25/17

1st DL 08/25/17
2nd FJ 08/26/17

Data File : I:\ACQUDATA\MSVOA6\DATA\082417\D7724.D Vial: 7
Acq On : 24 Aug 2017 10:25 am Operator: D.Lipani
Sample : STD #2 - 1.0 PPB Inst : MS#6
Misc : 8260C / 624 ICAL GCMS#6 Multiplr: 1.00
MS Integration Params: CPD4.P
Quant Time: Aug 25 9:48 2017 Quant Results File: temp.res

Method : I:\ACQUDATA\MSVOA6\METHODS\W082417.M (RTE Integrator)
Title : 8260C / 624 WATERS
Last Update : Fri Aug 25 09:33:36 2017
Response via : Multiple Level Calibration

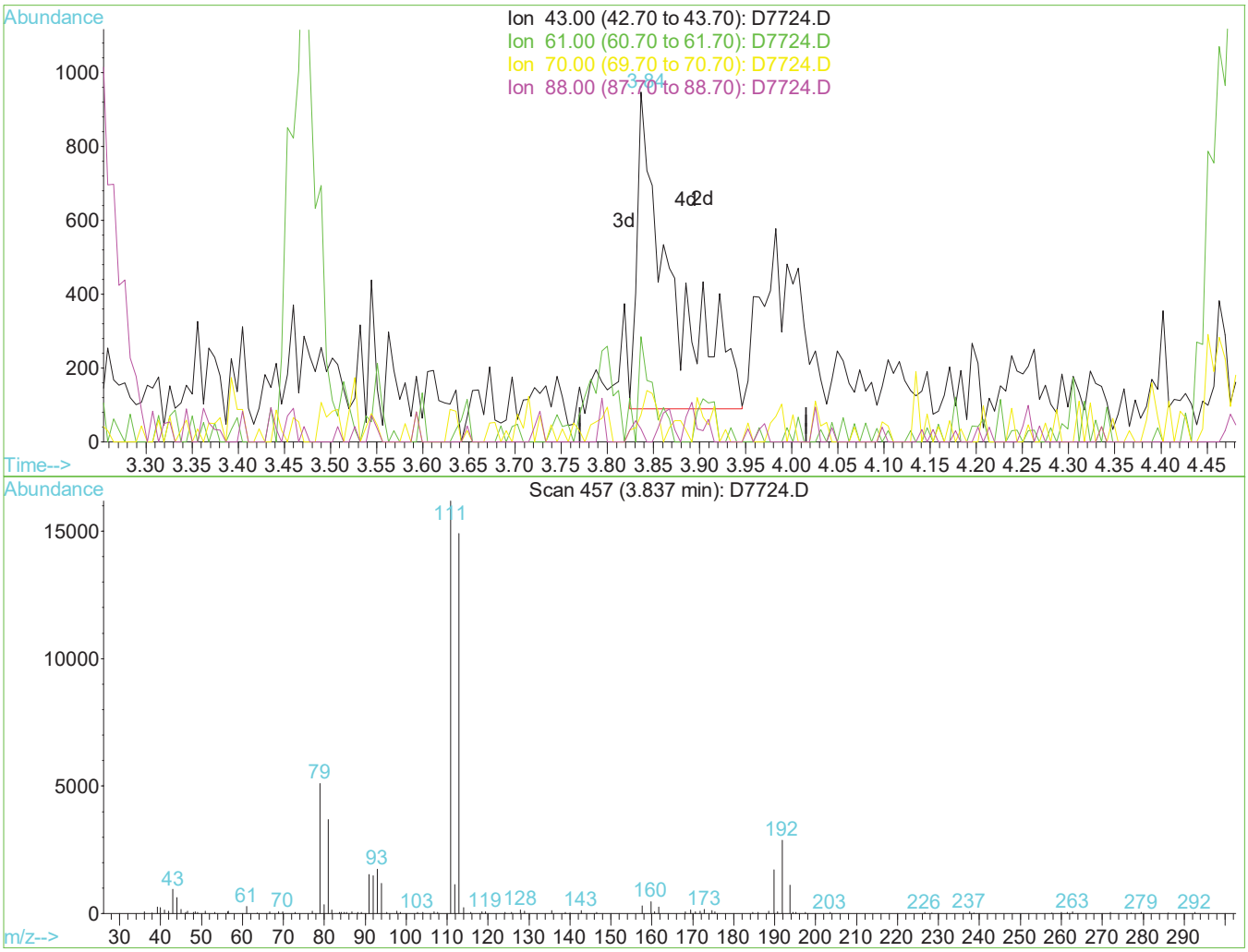

TIC: D7724.D

(37) Ethyl Acetate

3.84min 1.56ug/L m

response 2216

Ion	Exp%	Act%
43.00	100	100
61.00	21.70	30.10
70.00	10.60	7.71
88.00	4.70	3.80

Manual Integration:

After

Split Peak.

08/25/17

1st DL 08/25/17
2nd FJ 08/26/17

Data File : I:\ACQUDATA\MSVOA6\DATA\082417\D7724.D Vial: 7
Acq On : 24 Aug 2017 10:25 am Operator: D.Lipani
Sample : STD #2 - 1.0 PPB Inst : MS#6
Misc : 8260C / 624 ICAL GCMS#6 Multiplr: 1.00
MS Integration Params: CPD4.P
Quant Time: Aug 25 9:47 2017 Quant Results File: temp.res

Method : I:\ACQUDATA\MSVOA6\METHODS\W082417.M (RTE Integrator)
Title : 8260C / 624 WATERS
Last Update : Fri Aug 25 09:33:36 2017
Response via : Multiple Level Calibration

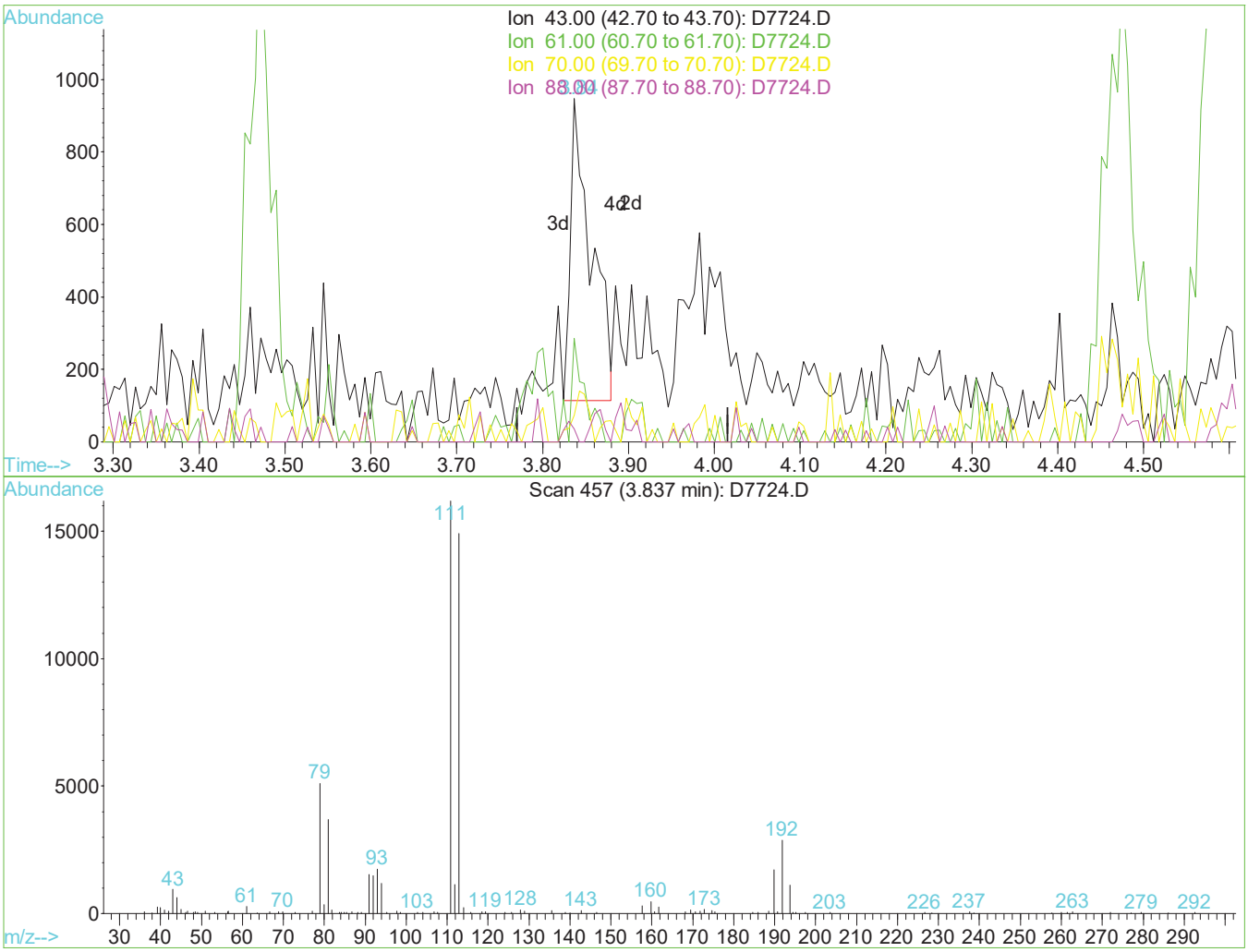

TIC: D7724.D

(37) Ethyl Acetate

3.84min 0.98ug/L

response 1398

Ion	Exp%	Act%
43.00	100	100
61.00	21.70	30.10
70.00	10.60	7.71
88.00	4.70	3.80

Manual Integration:

Before

08/25/17

1st DL 08/25/17
2nd FJ 08/26/17

Data File : I:\ACQUDATA\MSVOA6\DATA\082417\D7724.D Vial: 7
Acq On : 24 Aug 2017 10:25 am Operator: D.Lipani
Sample : STD #2 - 1.0 PPB Inst : MS#6
Misc : 8260C / 624 ICAL GCMS#6 Multiplr: 1.00
MS Integration Params: CPD4.P
Quant Time: Aug 25 9:40 2017 Quant Results File: temp.res

Method : I:\ACQUDATA\MSVOA6\METHODS\W082417.M (RTE Integrator)
Title : 8260C / 624 WATERS
Last Update : Fri Aug 25 09:33:36 2017
Response via : Multiple Level Calibration

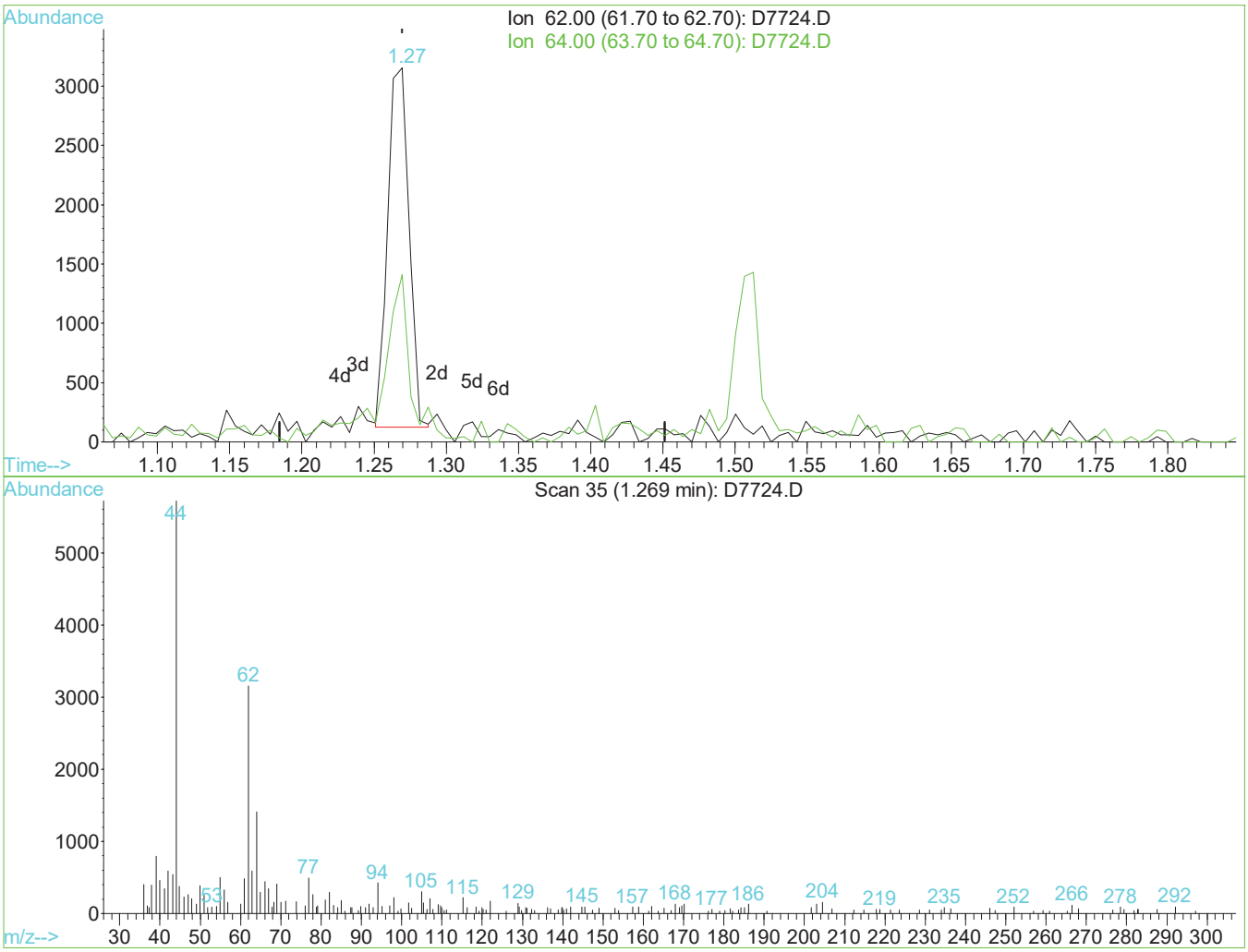

TIC: D7724.D

(4) Vinyl Chloride (P)

1.27min 0.95ug/L m

response 3095

Ion	Exp%	Act%
62.00	100	100
64.00	35.30	44.66
0.00	0.00	0.00
0.00	0.00	0.00

Manual Integration:

After

Poor integration.

08/25/17

1st DL 08/25/17
2nd FJ 08/26/17

Data File : I:\ACQUDATA\MSVOA6\DATA\082417\D7724.D Vial: 7
Acq On : 24 Aug 2017 10:25 am Operator: D.Lipani
Sample : STD #2 - 1.0 PPB Inst : MS#6
Misc : 8260C / 624 ICAL GCMS#6 Multiplr: 1.00
MS Integration Params: CPD4.P
Quant Time: Aug 25 9:39 2017 Quant Results File: temp.res

Method : I:\ACQUDATA\MSVOA6\METHODS\W082417.M (RTE Integrator)
Title : 8260C / 624 WATERS
Last Update : Fri Aug 25 09:33:36 2017
Response via : Multiple Level Calibration

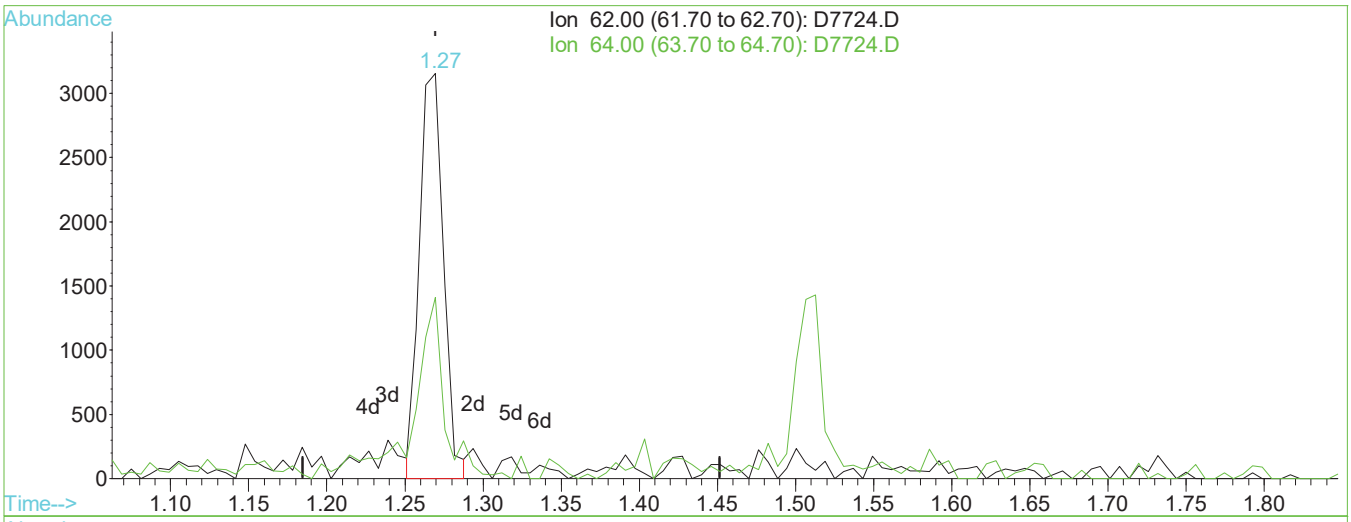

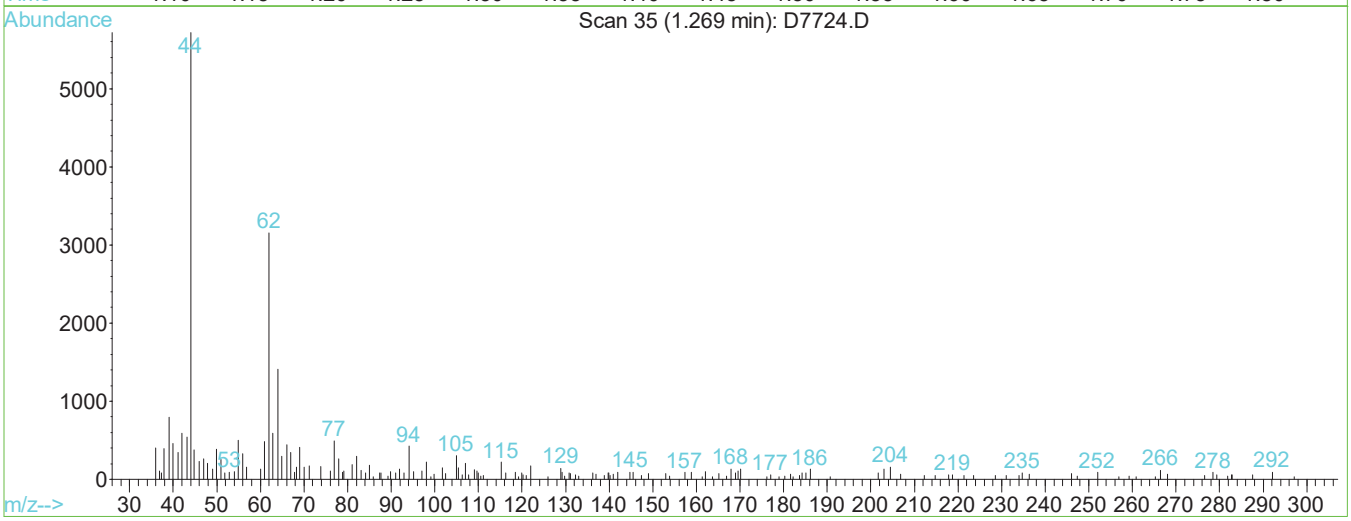

TIC: D7724.D

(4) Vinyl Chloride (P)

1.27min 1.03ug/L

response 3364

Ion	Exp%	Act%
62.00	100	100
64.00	35.30	44.66
0.00	0.00	0.00
0.00	0.00	0.00

Manual Integration:

Before

08/25/17

1st DL 08/25/17
2nd FJ 08/26/17

Data File : I:\ACQUDATA\MSVOA6\DATA\082417\D7724.D Vial: 7
Acq On : 24 Aug 2017 10:25 am Operator: D.Lipani
Sample : STD #2 - 1.0 PPB Inst : MS#6
Misc : 8260C / 624 ICAL GCMS#6 Multiplr: 1.00
MS Integration Params: CPD4.P
Quant Time: Aug 25 9:49 2017 Quant Results File: temp.res

Method : I:\ACQUDATA\MSVOA6\METHODS\W082417.M (RTE Integrator)
Title : 8260C / 624 WATERS
Last Update : Fri Aug 25 09:33:36 2017
Response via : Multiple Level Calibration

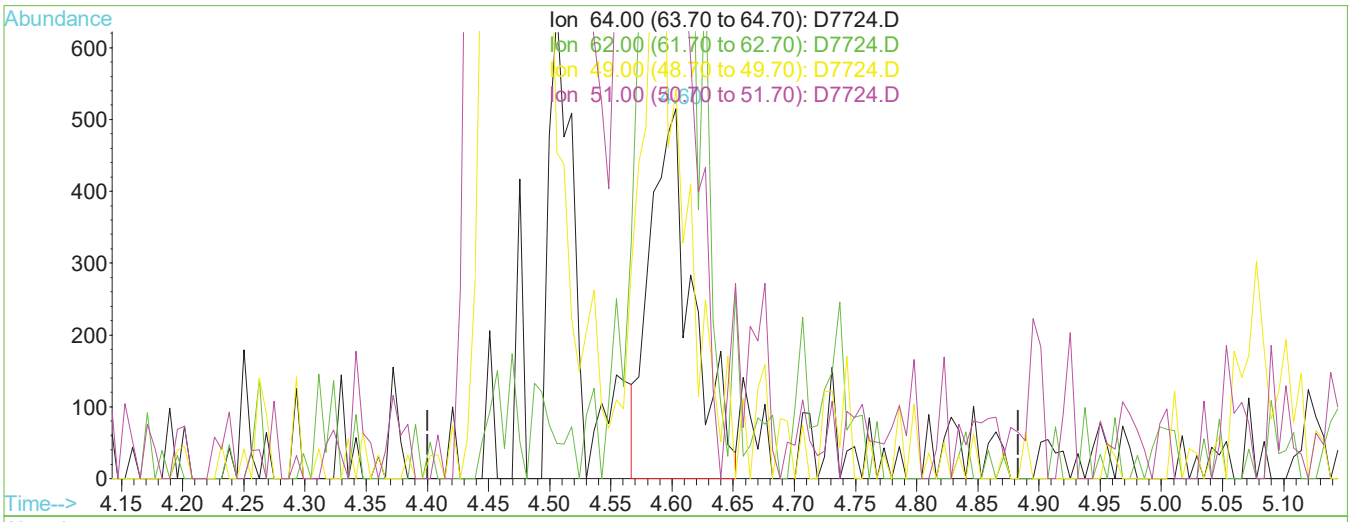

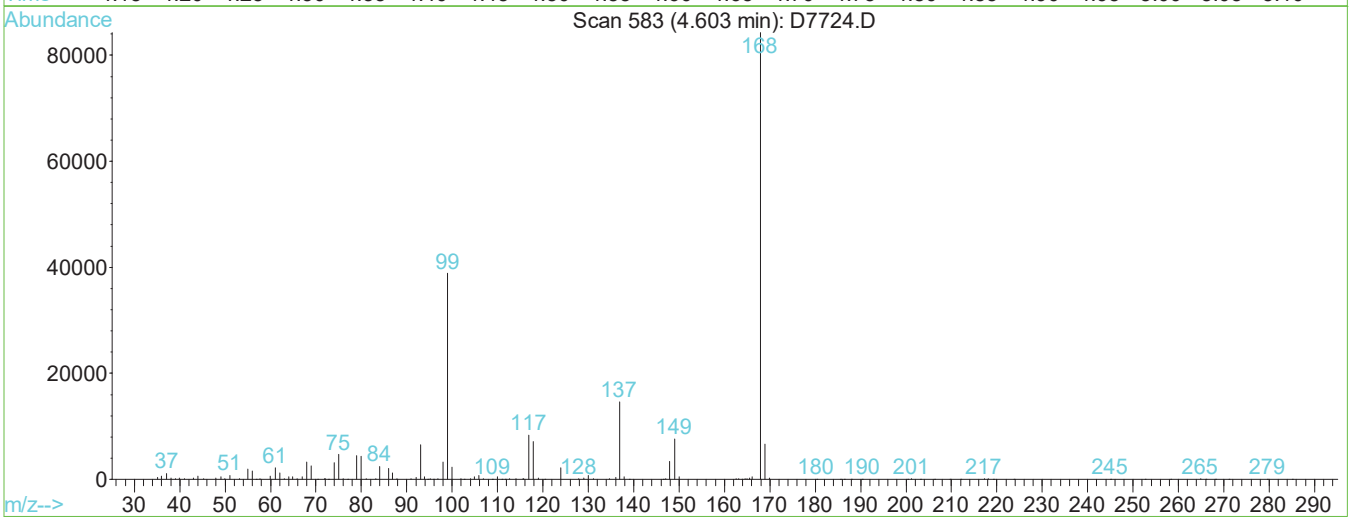

TIC: D7724.D

(44) 1,2-Dichloroethane (P)

4.60min 1.28ug/L m

response 1233

Ion	Exp%	Act%
64.00	100	100
62.00	291.40	233.59#
49.00	77.00	105.24#
51.00	29.80	153.01#

Manual Integration:

After

Split Peak.

08/25/17

1st DL 08/25/17
2nd FJ 08/26/17

Data File : I:\ACQUDATA\MSVOA6\DATA\082417\D7724.D Vial: 7
Acq On : 24 Aug 2017 10:25 am Operator: D.Lipani
Sample : STD #2 - 1.0 PPB Inst : MS#6
Misc : 8260C / 624 ICAL GCMS#6 Multiplr: 1.00
MS Integration Params: CPD4.P
Quant Time: Aug 25 9:48 2017 Quant Results File: temp.res

Method : I:\ACQUDATA\MSVOA6\METHODS\W082417.M (RTE Integrator)
Title : 8260C / 624 WATERS
Last Update : Fri Aug 25 09:33:36 2017
Response via : Multiple Level Calibration

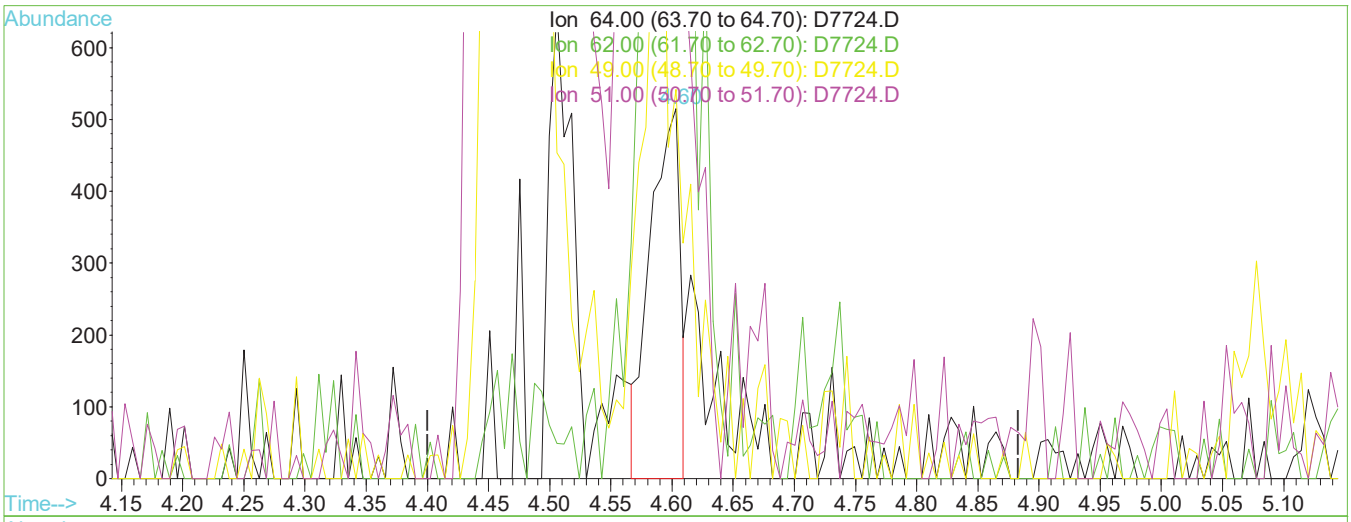

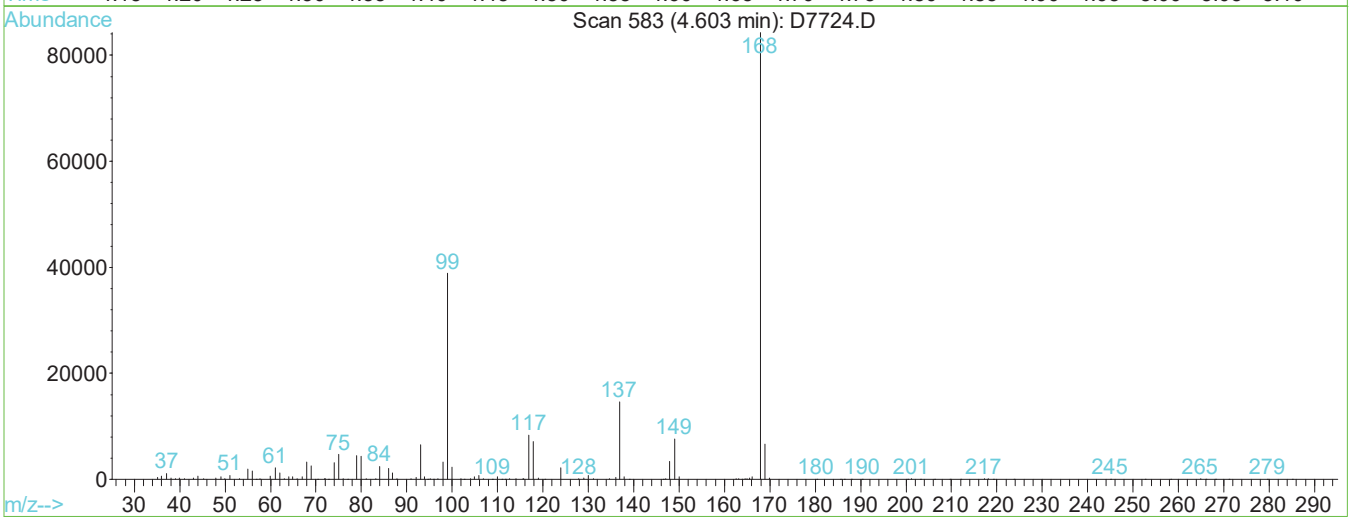

TIC: D7724.D

(44) 1,2-Dichloroethane (P)

4.60min 0.92ug/L

response 882

Ion	Exp%	Act%
64.00	100	100
62.00	291.40	233.59#
49.00	77.00	105.24#
51.00	29.80	153.01#

Manual Integration:

Before

08/25/17

1st DL 08/25/17
2nd FJ 08/26/17

Data File : I:\ACQUDATA\MSVOA6\DATA\082417\D7724.D Vial: 7
Acq On : 24 Aug 2017 10:25 am Operator: D.Lipani
Sample : STD #2 - 1.0 PPB Inst : MS#6
Misc : 8260C / 624 ICAL GCMS#6 Multiplr: 1.00
MS Integration Params: CPD4.P
Quant Time: Aug 25 9:50 2017 Quant Results File: temp.res

Method : I:\ACQUDATA\MSVOA6\METHODS\W082417.M (RTE Integrator)
Title : 8260C / 624 WATERS
Last Update : Fri Aug 25 09:33:36 2017
Response via : Multiple Level Calibration

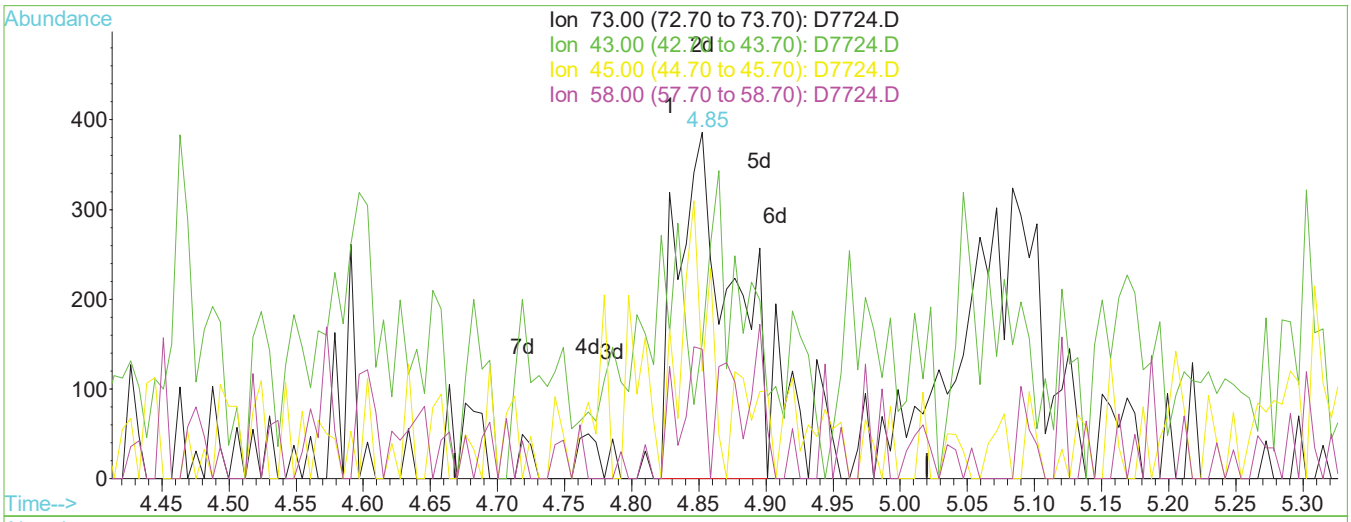

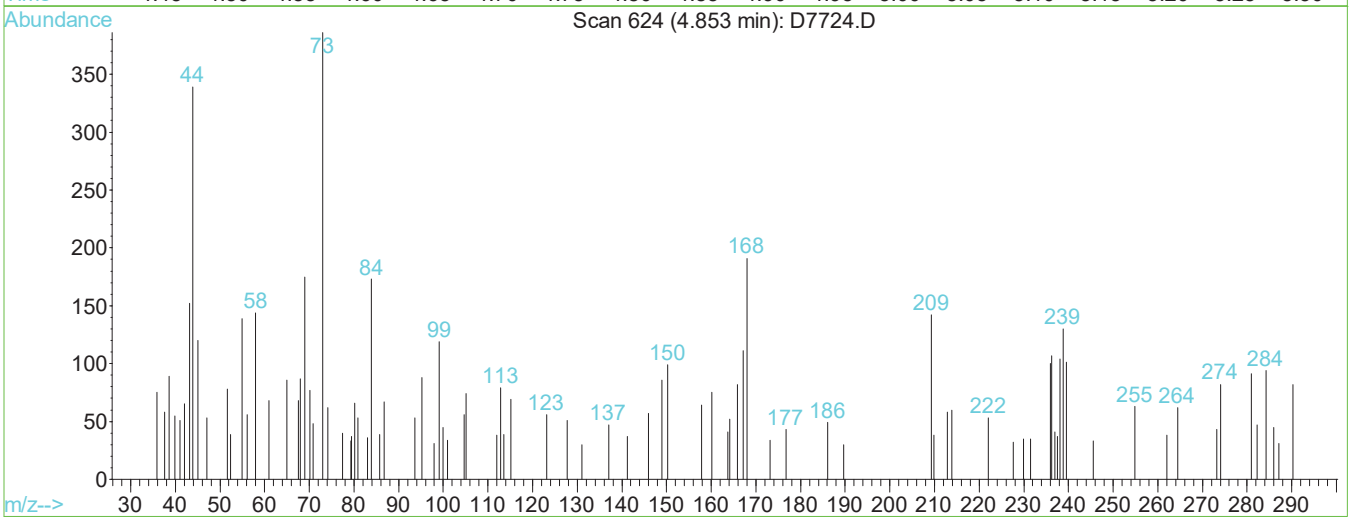

TIC: D7724.D

(45) 2-Methyl-1,3-Dioxolane

4.85min 4.72ug/L m

response 1097

Ion	Exp%	Act%
73.00	100	100
43.00	45.30	39.38
45.00	44.60	31.09
58.00	21.20	37.31

Manual Integration:

After

Peak not found.

08/25/17

1st DL 08/25/17
2nd FJ 08/26/17

Data File : I:\ACQUDATA\MSVOA6\DATA\082417\D7724.D Vial: 7
Acq On : 24 Aug 2017 10:25 am Operator: D.Lipani
Sample : STD #2 - 1.0 PPB Inst : MS#6
Misc : 8260C / 624 ICAL GCMS#6 Multiplr: 1.00
MS Integration Params: CPD4.P
Quant Time: Aug 25 9:49 2017 Quant Results File: temp.res

Method : I:\ACQUDATA\MSVOA6\METHODS\W082417.M (RTE Integrator)
Title : 8260C / 624 WATERS
Last Update : Fri Aug 25 09:33:36 2017
Response via : Multiple Level Calibration

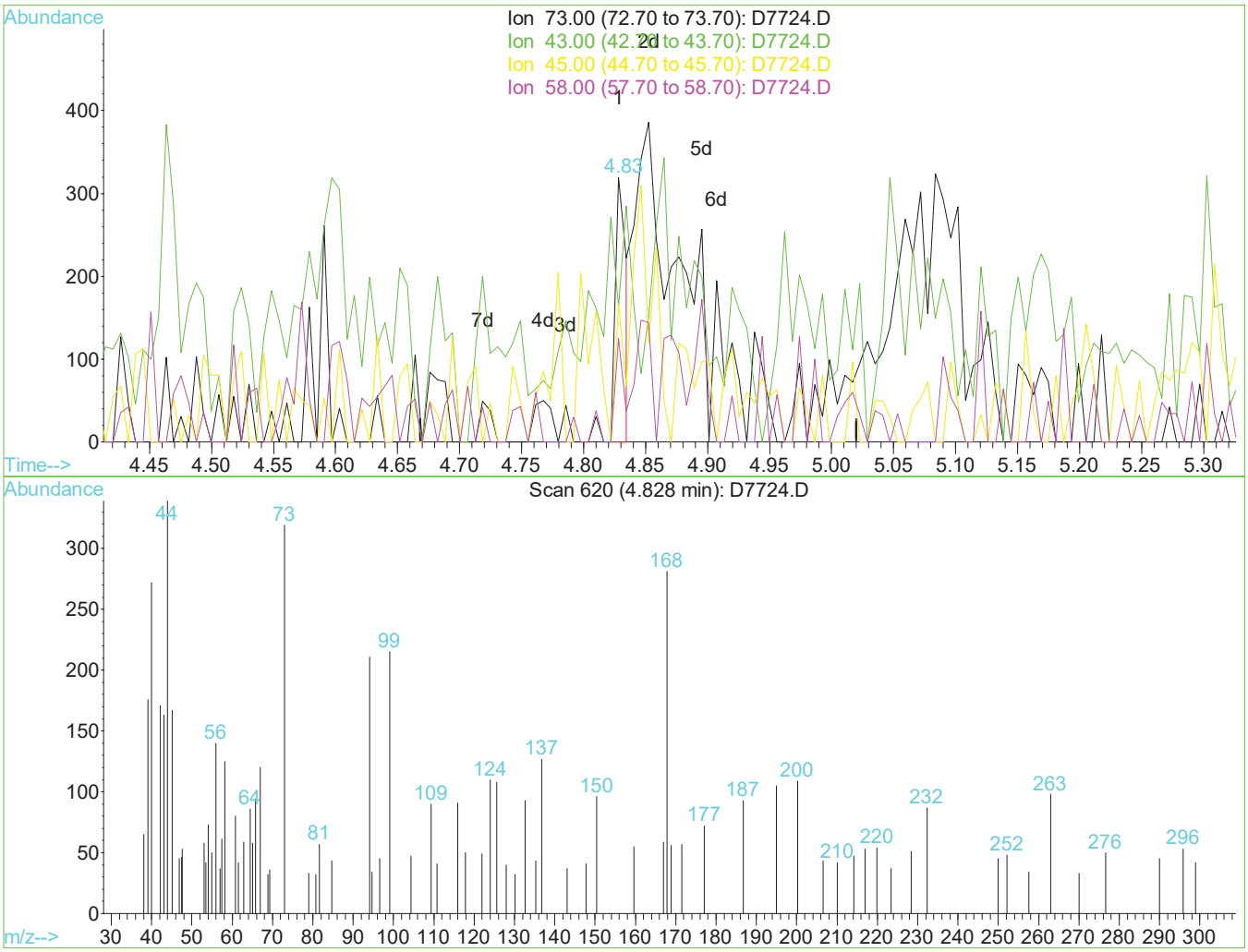

TIC: D7724.D

(45) 2-Methyl-1,3-Dioxolane

4.83min 0.85ug/L

response 197

Ion	Exp%	Act%
73.00	100	100
43.00	45.30	51.10
45.00	44.60	52.35
58.00	21.20	39.18

Manual Integration:

Before

08/25/17

1st DL 08/25/17
2nd FW 08/26/17

Data File : I:\ACQUDATA\MSVOA6\DATA\082417\D7724.D Vial: 7
Acq On : 24 Aug 2017 10:25 am Operator: D.Lipani
Sample : STD #2 - 1.0 PPB Inst : MS#6
Misc : 8260C / 624 ICAL GCMS#6 Multiplr: 1.00
MS Integration Params: CPD4.P
Quant Time: Aug 25 9:50 2017 Quant Results File: temp.res

Method : I:\ACQUDATA\MSVOA6\METHODS\W082417.M (RTE Integrator)
Title : 8260C / 624 WATERS
Last Update : Fri Aug 25 09:33:36 2017
Response via : Multiple Level Calibration

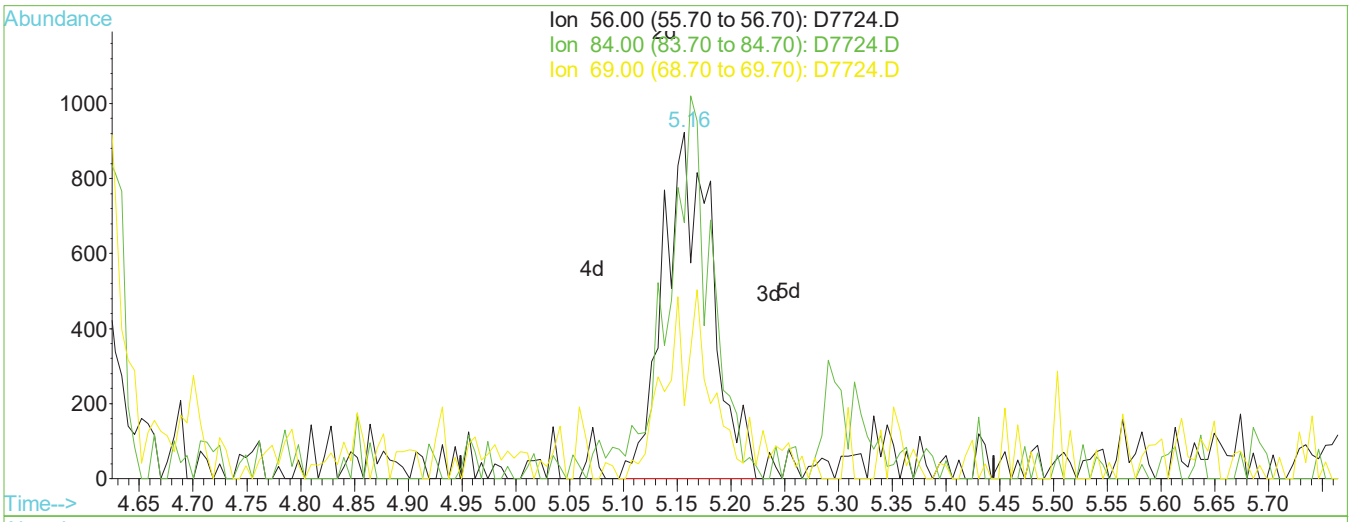

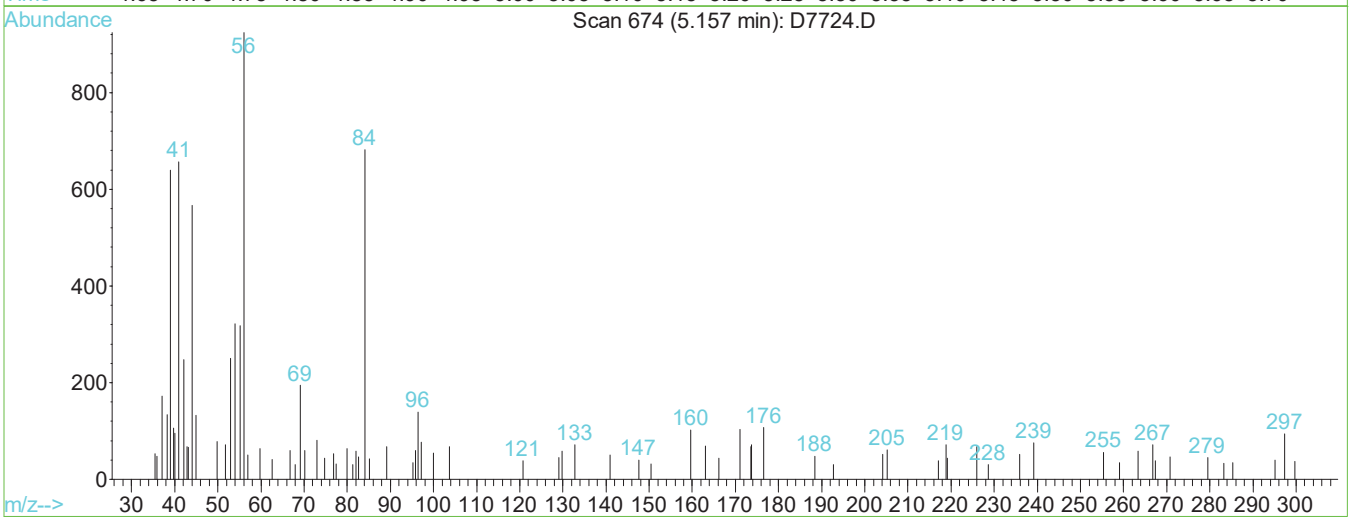

TIC: D7724.D

(47) Cyclohexane (P)

5.16min 1.13ug/L m

response 2940

Ion	Exp%	Act%
56.00	100	100
84.00	92.00	73.81
69.00	31.60	21.00
0.00	0.00	0.00

Manual Integration:

After

Split Peak.

08/25/17

Quantitation Report (Qedit)

Data File : I:\ACQUDATA\MSVOA6\DATA\082417\D7724.D Vial: 7
Acq On : 24 Aug 2017 10:25 am Operator: D.Lipani
Sample : STD #2 - 1.0 PPB Inst : MS#6
Misc : 8260C / 624 ICAL GCMS#6 Multiplr: 1.00
MS Integration Params: CPD4.P
Quant Time: Aug 25 9:50 2017 Quant Results File: temp.res

Method : I:\ACQUDATA\MSVOA6\METHODS\W082417.M (RTE Integrator)
Title : 8260C / 624 WATERS
Last Update : Fri Aug 25 09:33:36 2017
Response via : Multiple Level Calibration

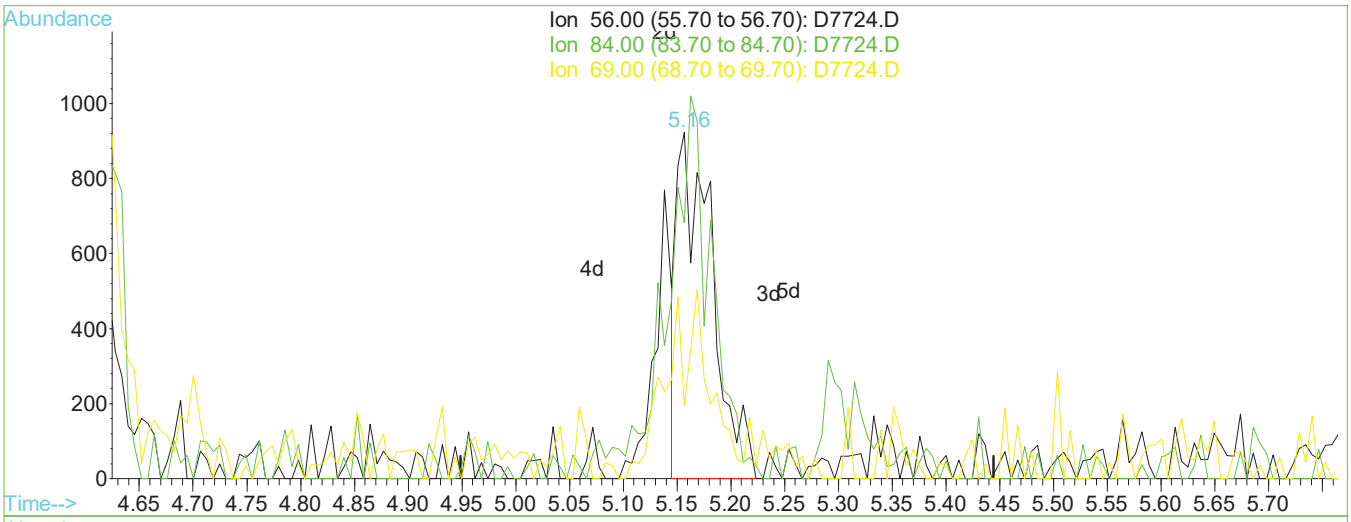

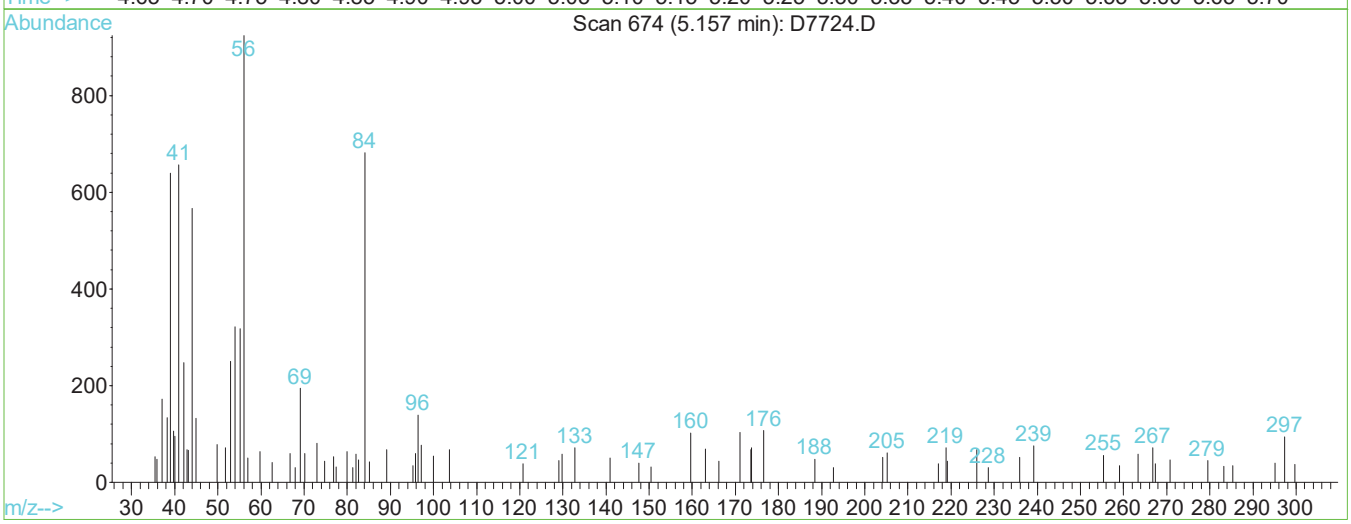

TIC: D7724.D

(47) Cyclohexane (P)

5.16min 0.81ug/L

response 2122

Ion	Exp%	Act%
56.00	100	100
84.00	92.00	73.81
69.00	31.60	21.00
0.00	0.00	0.00

Manual Integration:

Before

08/25/17

1st DL 08/25/17
2nd FJ 08/26/17

Data File : I:\ACQUDATA\MSVOA6\DATA\082417\D7724.D Vial: 7
Acq On : 24 Aug 2017 10:25 am Operator: D.Lipani
Sample : STD #2 - 1.0 PPB Inst : MS#6
Misc : 8260C / 624 ICAL GCMS#6 Multiplr: 1.00
MS Integration Params: CPD4.P
Quant Time: Aug 25 9:51 2017 Quant Results File: temp.res

Method : I:\ACQUDATA\MSVOA6\METHODS\W082417.M (RTE Integrator)
Title : 8260C / 624 WATERS
Last Update : Fri Aug 25 09:33:36 2017
Response via : Multiple Level Calibration

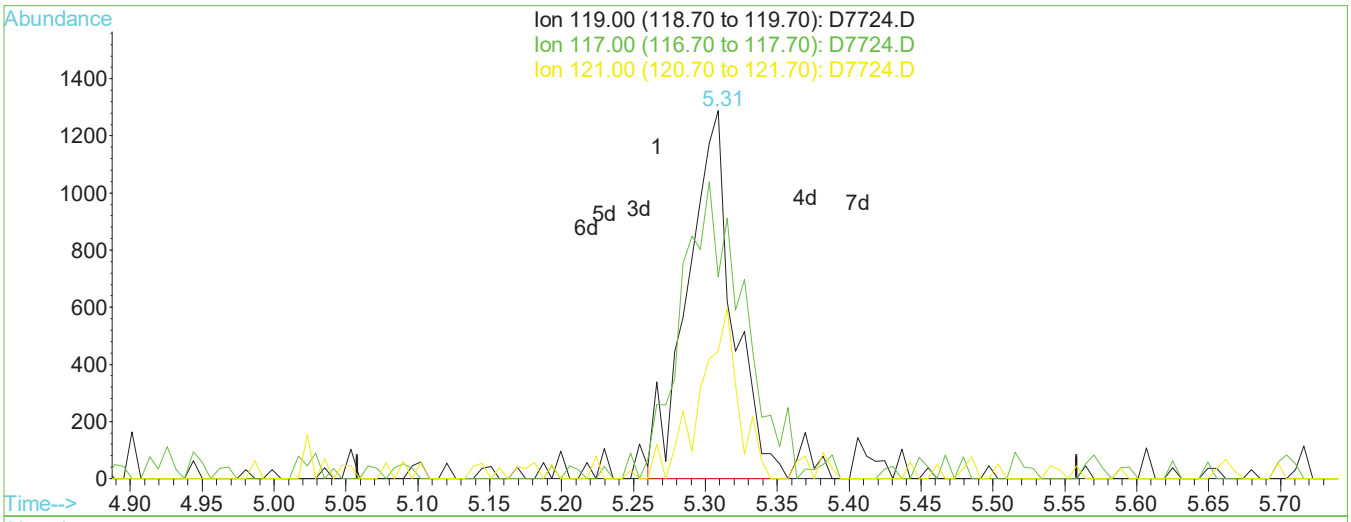

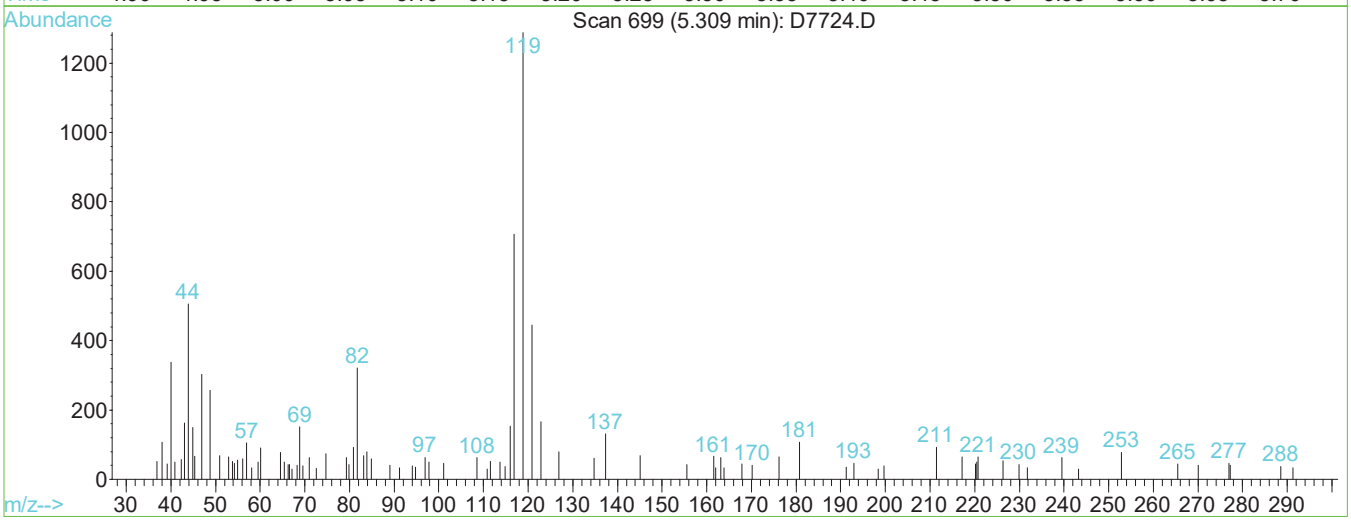

TIC: D7724.D

(48) Carbontetrachloride (P)

5.31min 1.00ug/L m

response 2822

Ion	Exp%	Act%
119.00	100	100
117.00	96.70	54.89#
121.00	33.20	34.55
0.00	0.00	0.00

Manual Integration:

After

Peak not found.

08/25/17

1st DL 08/25/17
2nd FJ 08/26/17

Data File : I:\ACQUDATA\MSVOA6\DATA\082417\D7724.D Vial: 7
Acq On : 24 Aug 2017 10:25 am Operator: D.Lipani
Sample : STD #2 - 1.0 PPB Inst : MS#6
Misc : 8260C / 624 ICAL GCMS#6 Multiplr: 1.00
MS Integration Params: CPD4.P
Quant Time: Aug 25 9:50 2017 Quant Results File: temp.res

Method : I:\ACQUDATA\MSVOA6\METHODS\W082417.M (RTE Integrator)
Title : 8260C / 624 WATERS
Last Update : Fri Aug 25 09:33:36 2017
Response via : Multiple Level Calibration

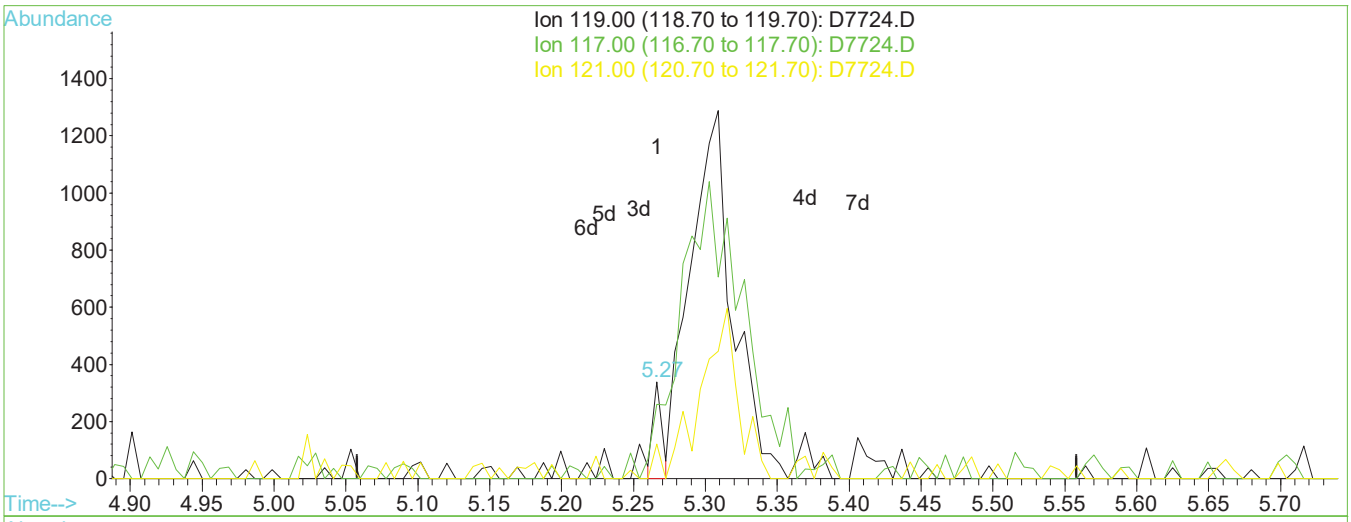

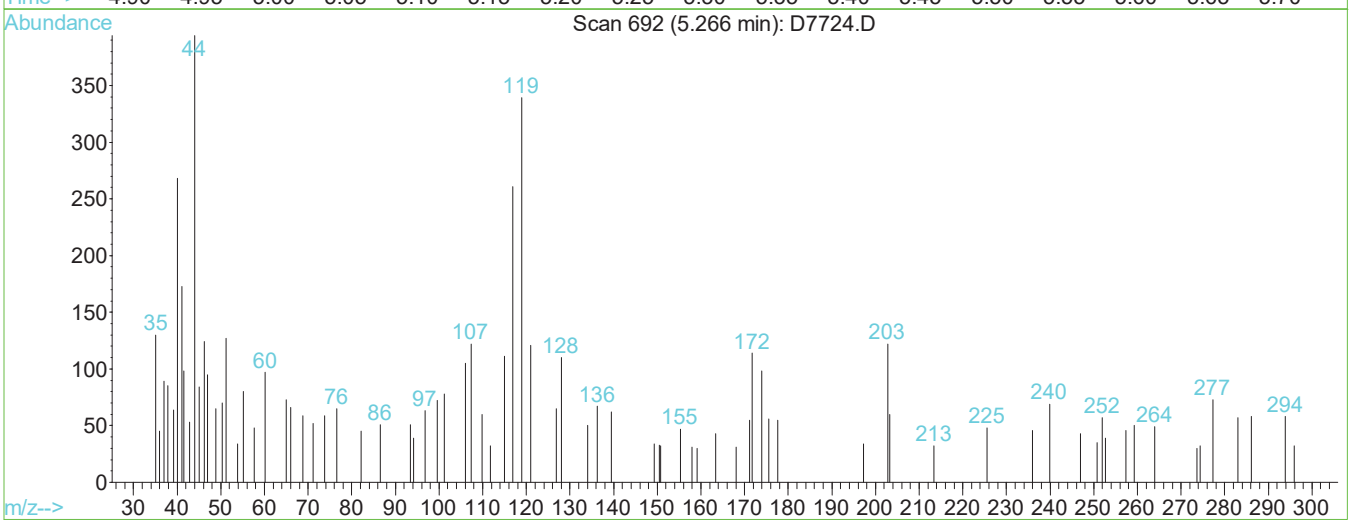

TIC: D7724.D

(48) Carbontetrachloride (P)

5.27min 0.05ug/L

response 146

Ion	Exp%	Act%
119.00	100	100
117.00	96.70	76.99
121.00	33.20	35.69
0.00	0.00	0.00

Manual Integration:

Before

08/25/17

1st DL 08/25/17
2nd FJ 08/26/17

Data File : I:\ACQUDATA\MSVOA6\DATA\082417\D7724.D Vial: 7
Acq On : 24 Aug 2017 10:25 am Operator: D.Lipani
Sample : STD #2 - 1.0 PPB Inst : MS#6
Misc : 8260C / 624 ICAL GCMS#6 Multiplr: 1.00
MS Integration Params: CPD4.P
Quant Time: Aug 25 9:51 2017 Quant Results File: temp.res

Method : I:\ACQUDATA\MSVOA6\METHODS\W082417.M (RTE Integrator)
Title : 8260C / 624 WATERS
Last Update : Fri Aug 25 09:33:36 2017
Response via : Multiple Level Calibration

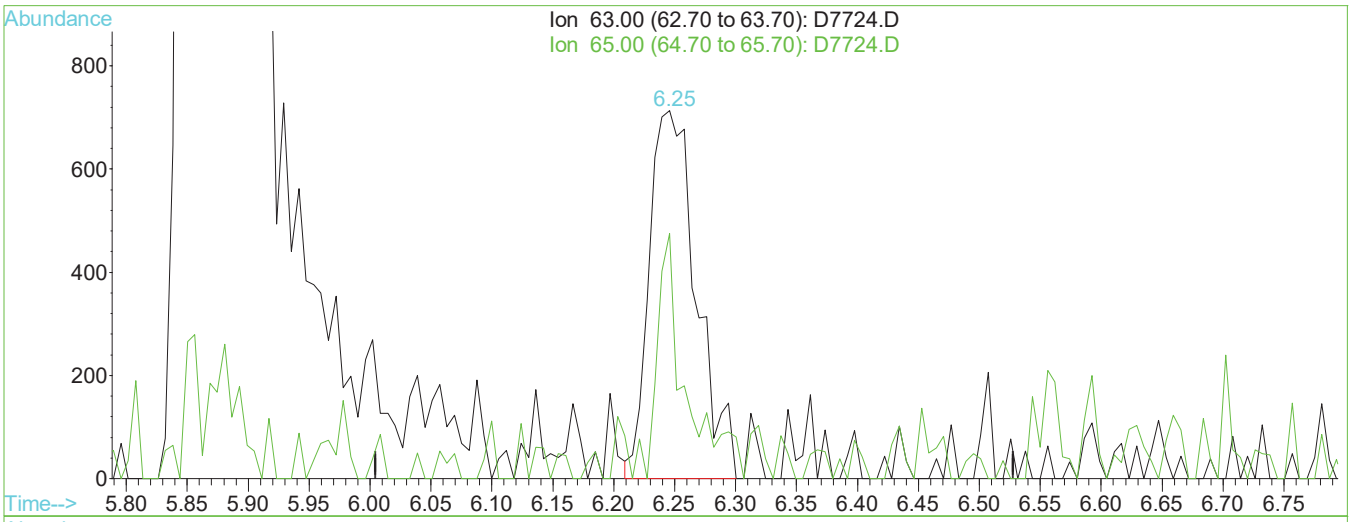

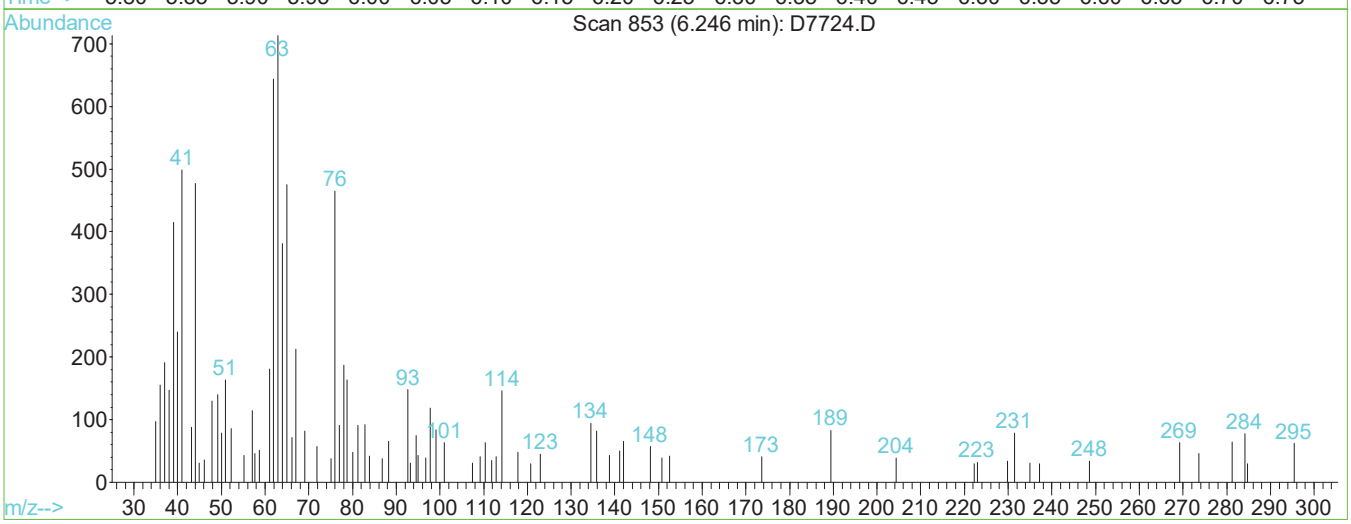

TIC: D7724.D

(52) 1,2-Diclpropane (P)

6.25min 1.10ug/L m

response 1919

Ion	Exp%	Act%
63.00	100	100
65.00	30.10	39.13
0.00	0.00	0.00
0.00	0.00	0.00

Manual Integration:

After

Poor integration.

08/25/17

1st DL 08/25/17
2nd FJ 08/26/17

Data File : I:\ACQUDATA\MSVOA6\DATA\082417\D7724.D Vial: 7
Acq On : 24 Aug 2017 10:25 am Operator: D.Lipani
Sample : STD #2 - 1.0 PPB Inst : MS#6
Misc : 8260C / 624 ICAL GCMS#6 Multiplr: 1.00
MS Integration Params: CPD4.P
Quant Time: Aug 25 9:51 2017 Quant Results File: temp.res

Method : I:\ACQUDATA\MSVOA6\METHODS\W082417.M (RTE Integrator)
Title : 8260C / 624 WATERS
Last Update : Fri Aug 25 09:33:36 2017
Response via : Multiple Level Calibration

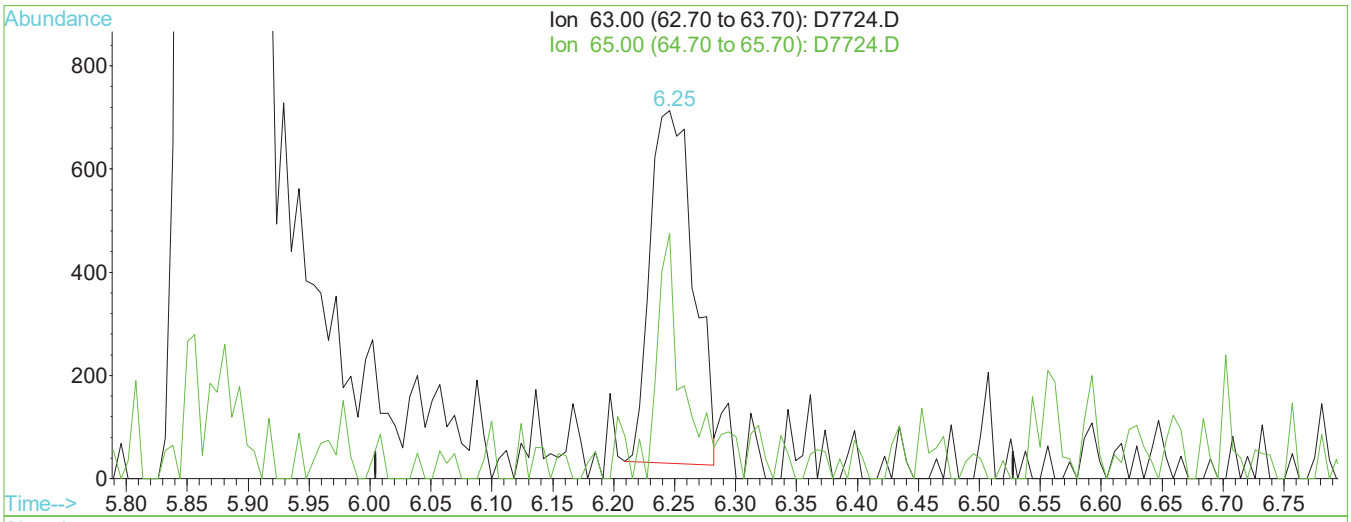

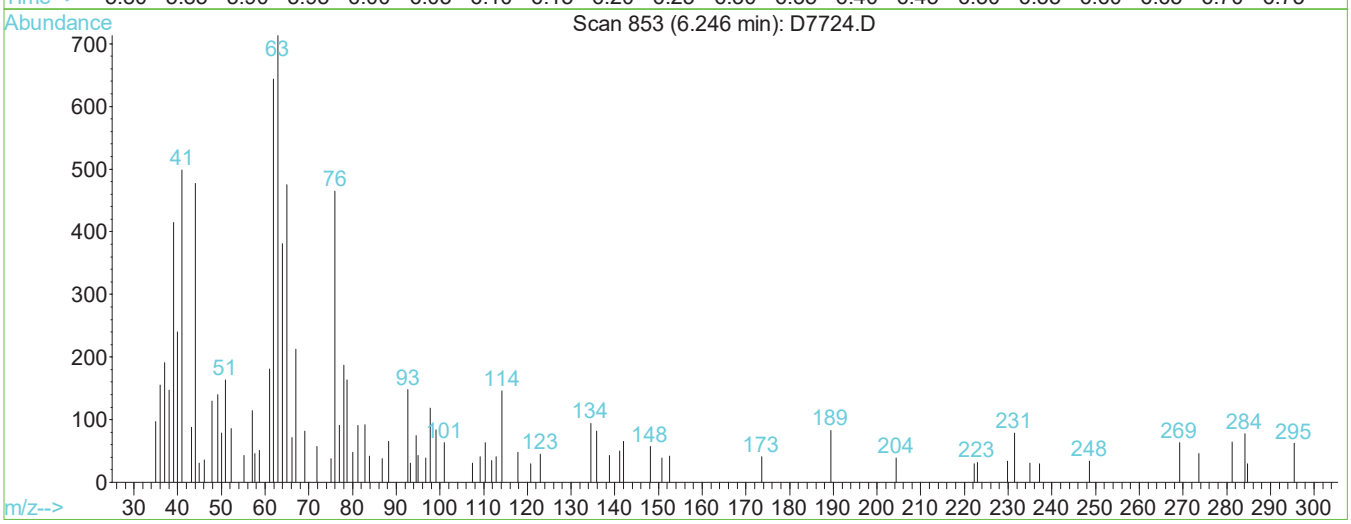

TIC: D7724.D

(52) 1,2-Diclpropane (P)

6.25min 0.96ug/L

response 1687

Ion	Exp%	Act%
63.00	100	100
65.00	30.10	44.52
0.00	0.00	0.00
0.00	0.00	0.00

Manual Integration:

Before

08/25/17

1st DL 08/25/17
2nd FJ 08/26/17

Data File : I:\ACQUDATA\MSVOA6\DATA\082417\D7724.D Vial: 7
Acq On : 24 Aug 2017 10:25 am Operator: D.Lipani
Sample : STD #2 - 1.0 PPB Inst : MS#6
Misc : 8260C / 624 ICAL GCMS#6 Multiplr: 1.00
MS Integration Params: CPD4.P
Quant Time: Aug 25 9:52 2017 Quant Results File: temp.res

Method : I:\ACQUDATA\MSVOA6\METHODS\W082417.M (RTE Integrator)
Title : 8260C / 624 WATERS
Last Update : Fri Aug 25 09:33:36 2017
Response via : Multiple Level Calibration

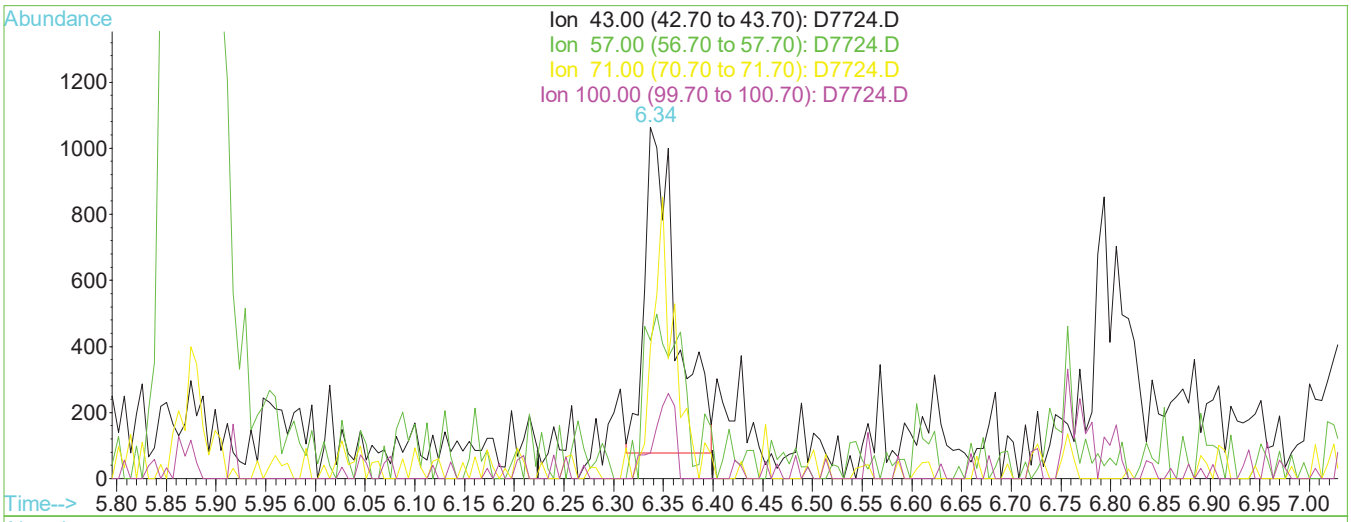

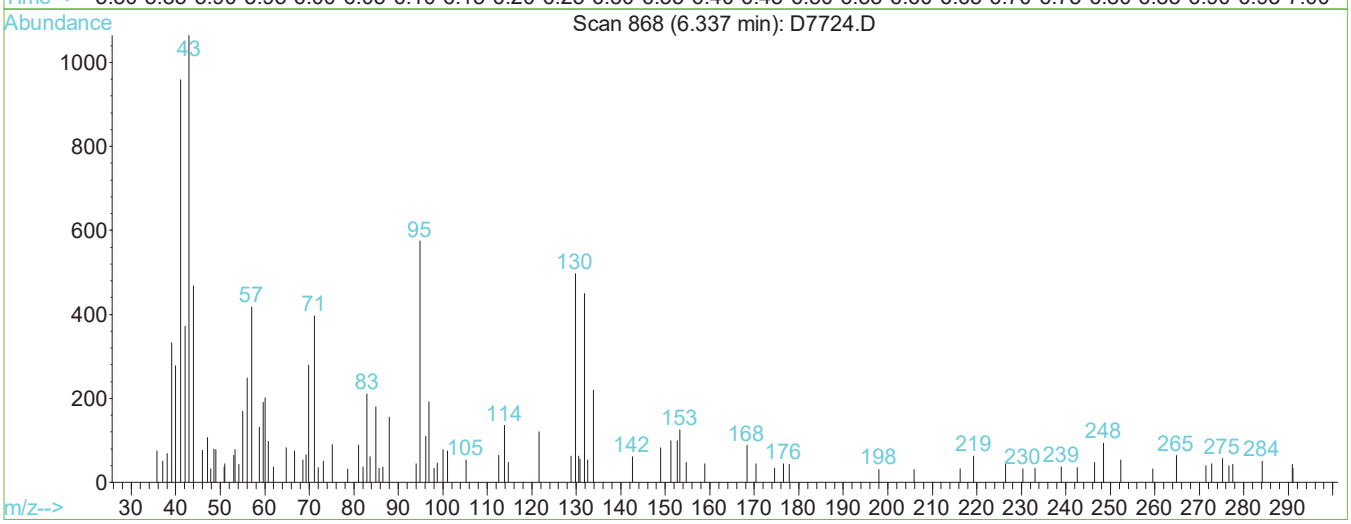

TIC: D7724.D

(53) n-Heptane

6.34min 1.14ug/L m

response 2174

Ion	Exp%	Act%
43.00	100	100
57.00	55.20	39.29
71.00	56.30	37.31
100.00	17.70	7.33

Manual Integration:

After

Poor integration.

08/25/17

1st DL 08/25/17
2nd FJ 08/26/17

Data File : I:\ACQUDATA\MSVOA6\DATA\082417\D7724.D Vial: 7
Acq On : 24 Aug 2017 10:25 am Operator: D.Lipani
Sample : STD #2 - 1.0 PPB Inst : MS#6
Misc : 8260C / 624 ICAL GCMS#6 Multiplr: 1.00
MS Integration Params: CPD4.P
Quant Time: Aug 25 9:51 2017 Quant Results File: temp.res

Method : I:\ACQUDATA\MSVOA6\METHODS\W082417.M (RTE Integrator)
Title : 8260C / 624 WATERS
Last Update : Fri Aug 25 09:33:36 2017
Response via : Multiple Level Calibration

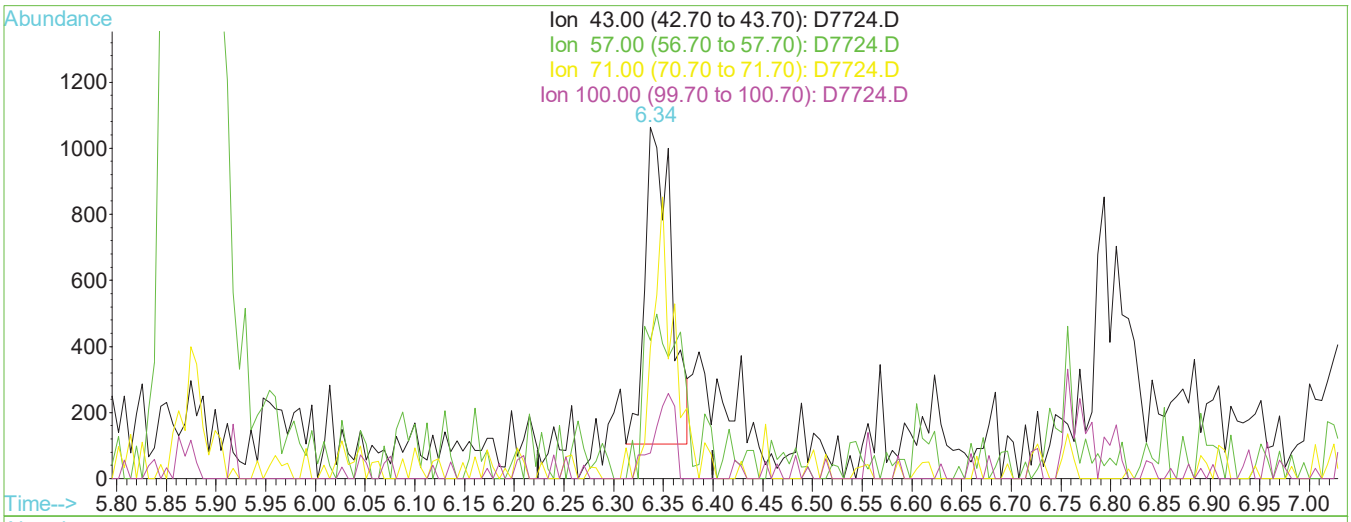

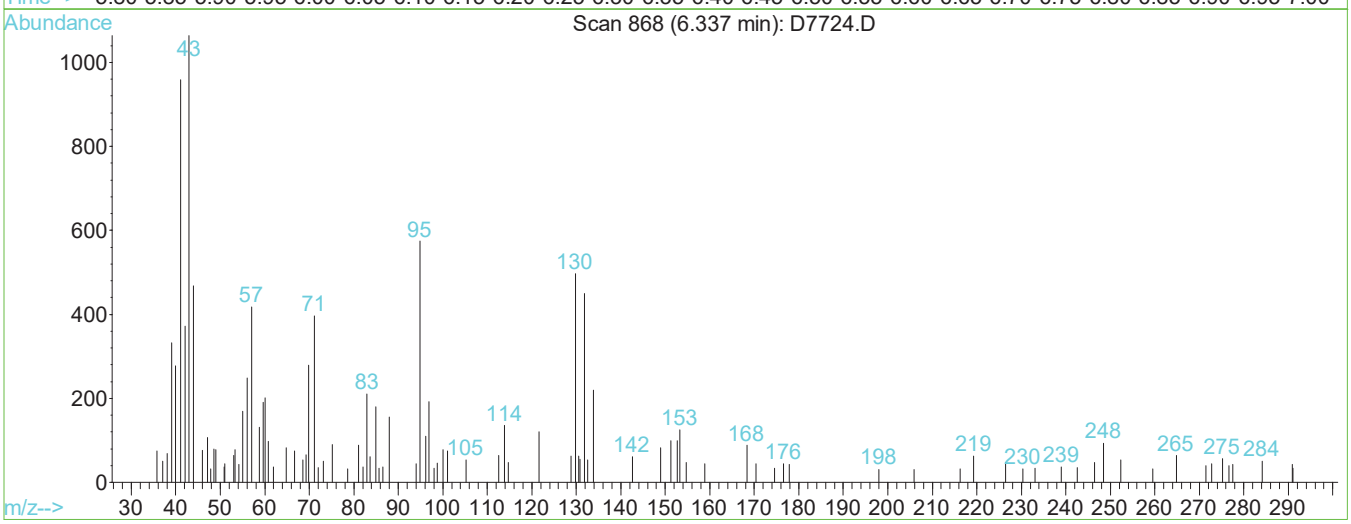

TIC: D7724.D

(53) n-Heptane

6.34min 0.92ug/L

response 1754

Ion	Exp%	Act%
43.00	100	100
57.00	55.20	39.29
71.00	56.30	37.31
100.00	17.70	7.33

Manual Integration:

Before

08/25/17

1st DL 08/25/17
2nd FJ 08/26/17

Data File : I:\ACQUDATA\MSVOA6\DATA\082417\D7724.D Vial: 7
Acq On : 24 Aug 2017 10:25 am Operator: D.Lipani
Sample : STD #2 - 1.0 PPB Inst : MS#6
Misc : 8260C / 624 ICAL GCMS#6 Multiplr: 1.00
MS Integration Params: CPD4.P
Quant Time: Aug 25 9:53 2017 Quant Results File: temp.res

Method : I:\ACQUDATA\MSVOA6\METHODS\W082417.M (RTE Integrator)
Title : 8260C / 624 WATERS
Last Update : Fri Aug 25 09:33:36 2017
Response via : Multiple Level Calibration

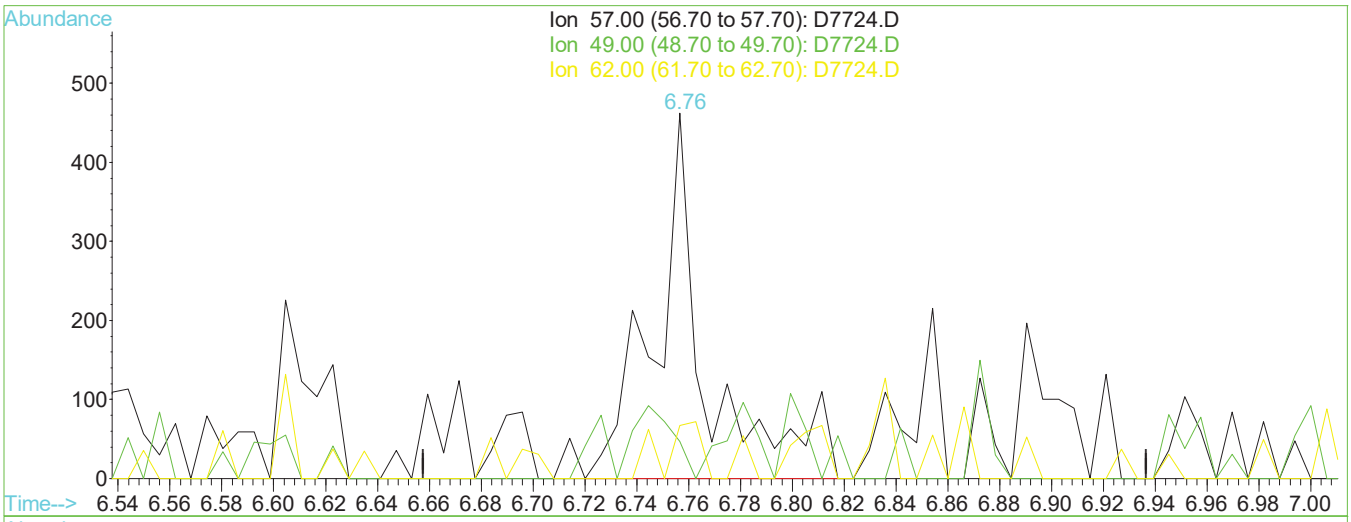

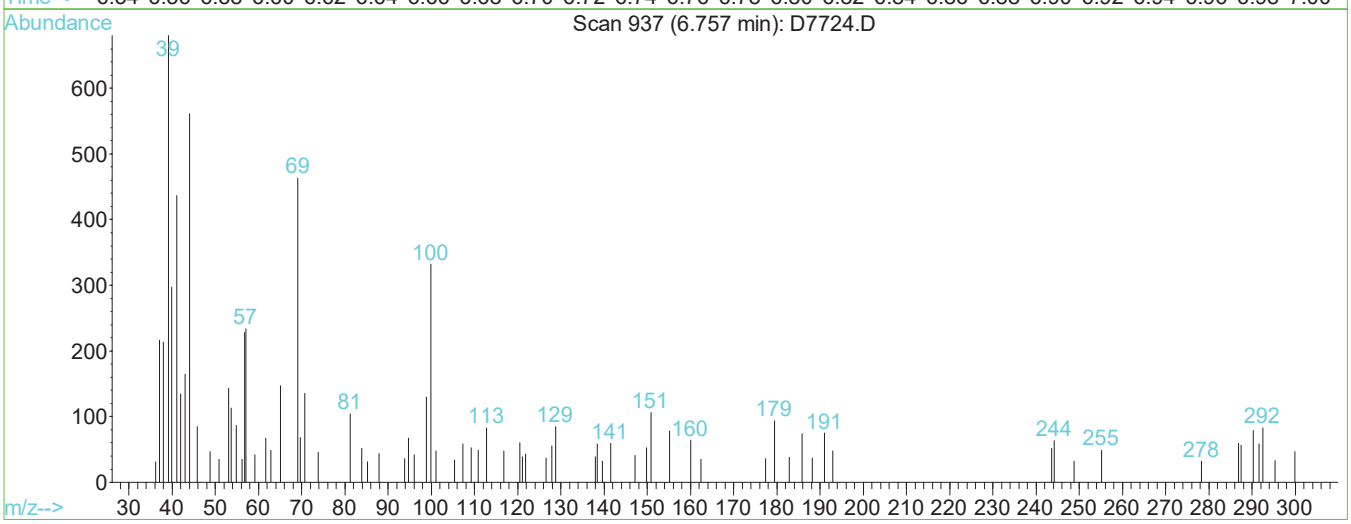

TIC: D7724.D

(57) Epichlorohydrin

6.76min 4.55ug/L m

response 635

Ion	Exp%	Act%
57.00	100	100
49.00	34.00	20.09
62.00	23.60	28.63
0.00	0.00	0.00

Manual Integration:

After

Peak not found.

08/25/17

1st DL 08/25/17
2nd FJ 08/26/17

Data File : I:\ACQUDATA\MSVOA6\DATA\082417\D7724.D Vial: 7
Acq On : 24 Aug 2017 10:25 am Operator: D.Lipani
Sample : STD #2 - 1.0 PPB Inst : MS#6
Misc : 8260C / 624 ICAL GCMS#6 Multiplr: 1.00
MS Integration Params: CPD4.P
Quant Time: Aug 25 9:52 2017 Quant Results File: temp.res

Method : I:\ACQUDATA\MSVOA6\METHODS\W082417.M (RTE Integrator)
Title : 8260C / 624 WATERS
Last Update : Fri Aug 25 09:33:36 2017
Response via : Multiple Level Calibration

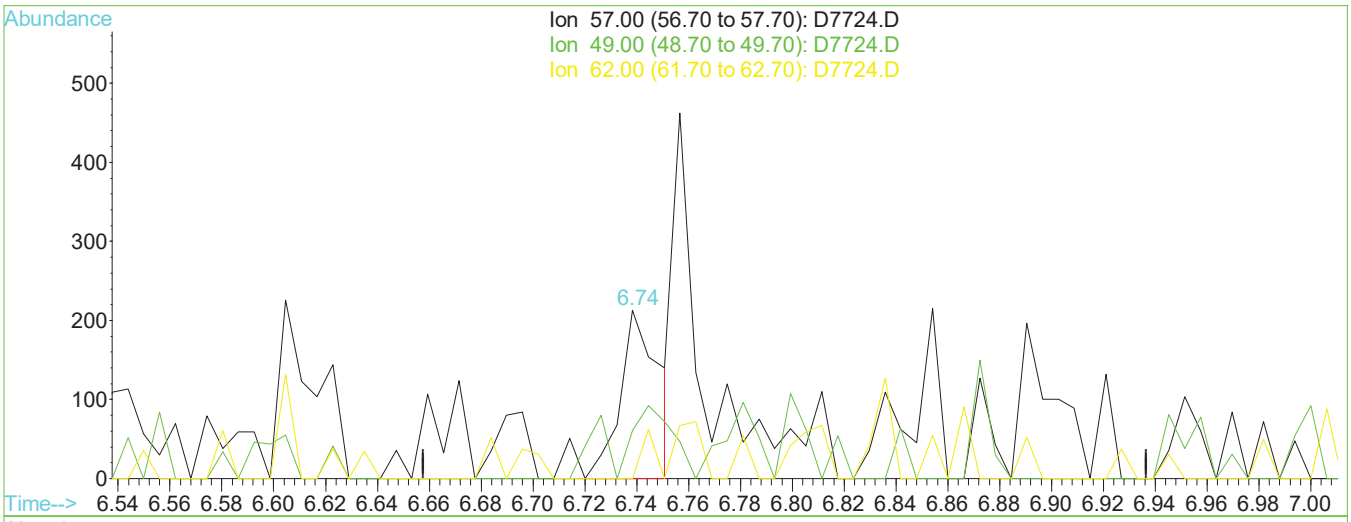

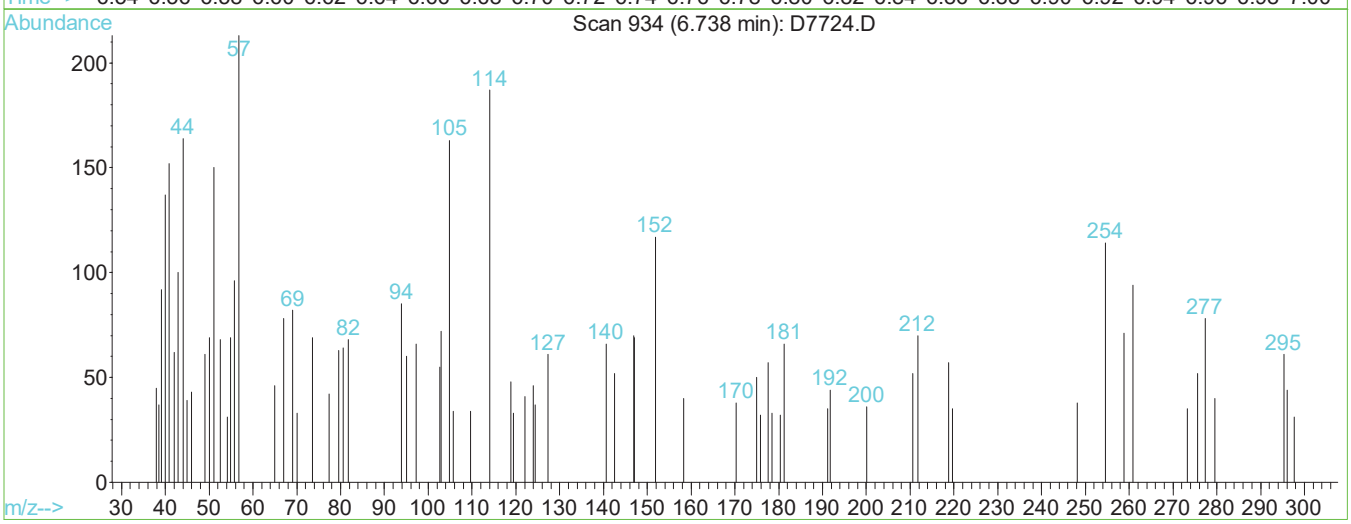

TIC: D7724.D

(57) Epichlorohydrin

6.74min 1.58ug/L

response 221

Ion	Exp%	Act%
57.00	100	100
49.00	34.00	28.64
62.00	23.60	0.00#
0.00	0.00	0.00

Manual Integration:

Before

08/25/17

1st DL 08/25/17
2nd FJ 08/26/17

Data File : I:\ACQUDATA\MSVOA6\DATA\082417\D7724.D Vial: 7
Acq On : 24 Aug 2017 10:25 am Operator: D.Lipani
Sample : STD #2 - 1.0 PPB Inst : MS#6
Misc : 8260C / 624 ICAL GCMS#6 Multiplr: 1.00
MS Integration Params: CPD4.P
Quant Time: Aug 25 9:54 2017 Quant Results File: temp.res

Method : I:\ACQUDATA\MSVOA6\METHODS\W082417.M (RTE Integrator)
Title : 8260C / 624 WATERS
Last Update : Fri Aug 25 09:33:36 2017
Response via : Multiple Level Calibration

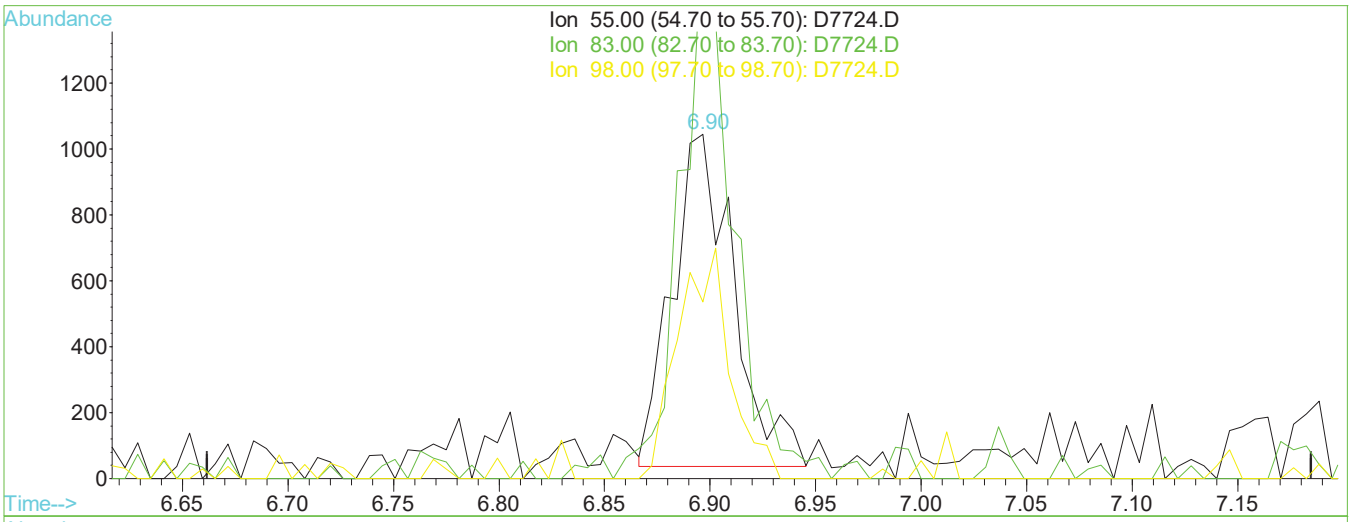

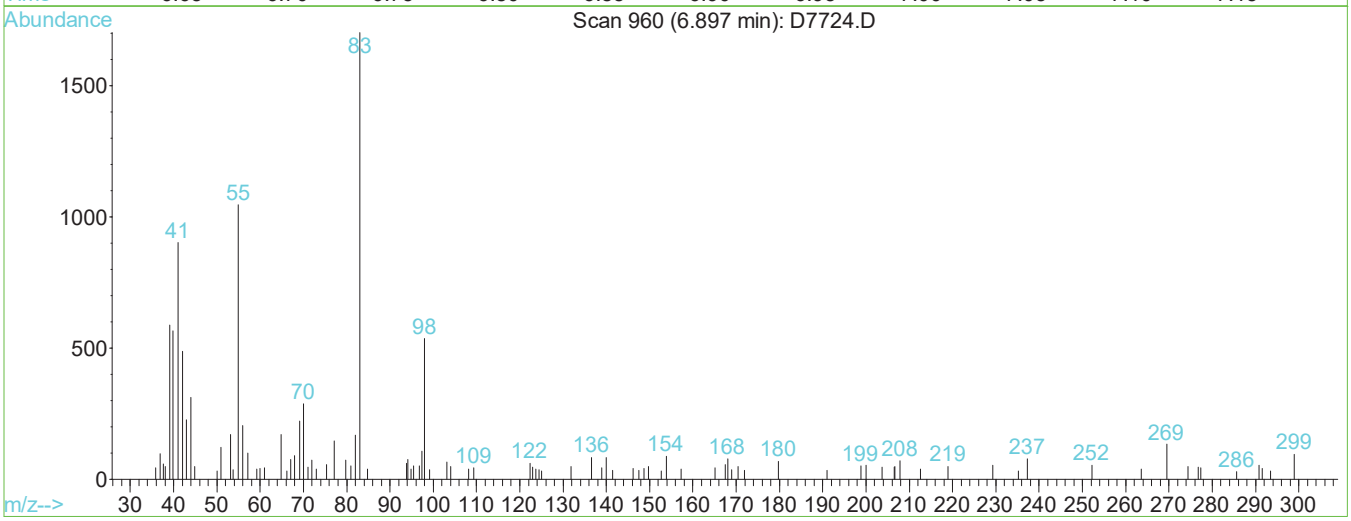

TIC: D7724.D

(59) Methylcyclohexane (P)

6.90min 0.95ug/L m

response 2045

Ion	Exp%	Act%
55.00	100	100
83.00	134.80	136.63
98.00	62.30	59.17
0.00	0.00	0.00

Manual Integration:

After

Poor integration.

08/25/17

1st DL 08/25/17
2nd FW 08/26/17

Data File : I:\ACQUDATA\MSVOA6\DATA\082417\D7724.D Vial: 7
Acq On : 24 Aug 2017 10:25 am Operator: D.Lipani
Sample : STD #2 - 1.0 PPB Inst : MS#6
Misc : 8260C / 624 ICAL GCMS#6 Multiplr: 1.00
MS Integration Params: CPD4.P
Quant Time: Aug 25 9:53 2017 Quant Results File: temp.res

Method : I:\ACQUDATA\MSVOA6\METHODS\W082417.M (RTE Integrator)
Title : 8260C / 624 WATERS
Last Update : Fri Aug 25 09:33:36 2017
Response via : Multiple Level Calibration

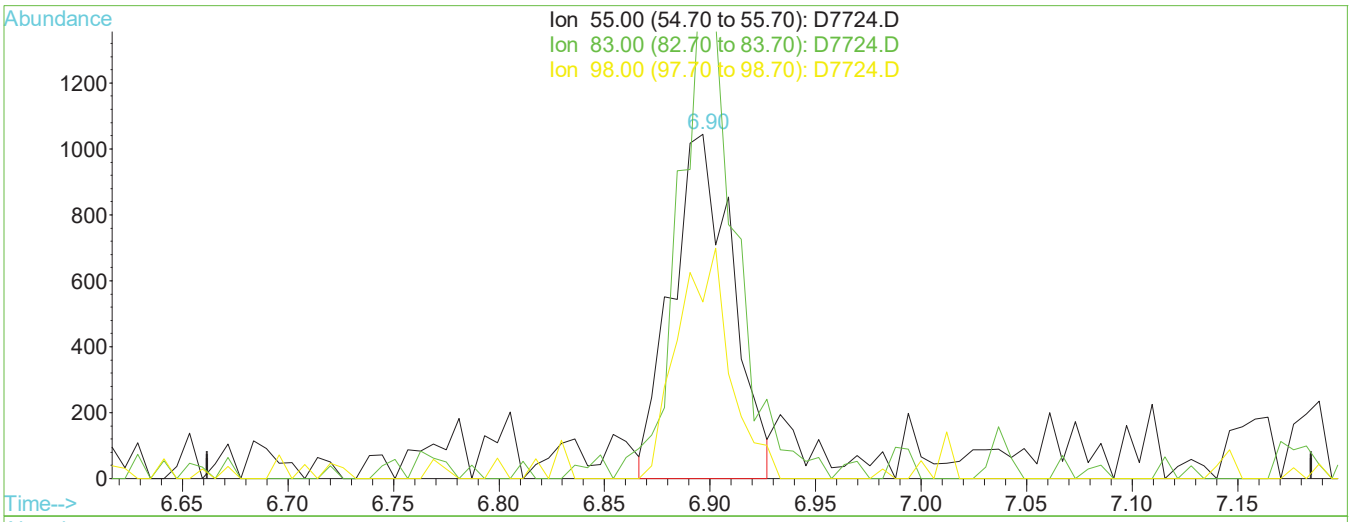

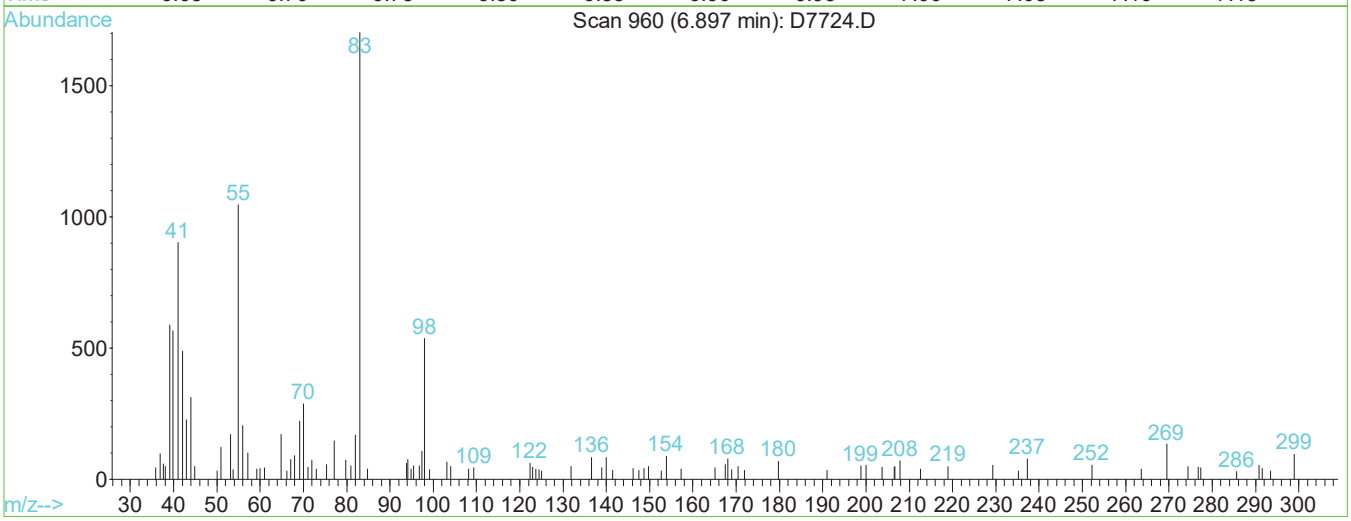

TIC: D7724.D

(59) Methylcyclohexane (P)

6.90min 0.97ug/L

response 2078

Ion	Exp%	Act%
55.00	100	100
83.00	134.80	134.46
98.00	62.30	58.23
0.00	0.00	0.00

Manual Integration:

Before

08/25/17

1st DL 08/25/17
2nd FW 08/26/17

Data File : I:\ACQUDATA\MSVOA6\DATA\082417\D7724.D Vial: 7
Acq On : 24 Aug 2017 10:25 am Operator: D.Lipani
Sample : STD #2 - 1.0 PPB Inst : MS#6
Misc : 8260C / 624 ICAL GCMS#6 Multiplr: 1.00
MS Integration Params: CPD4.P
Quant Time: Aug 25 9:41 2017 Quant Results File: temp.res

Method : I:\ACQUDATA\MSVOA6\METHODS\W082417.M (RTE Integrator)
Title : 8260C / 624 WATERS
Last Update : Fri Aug 25 09:33:36 2017
Response via : Multiple Level Calibration

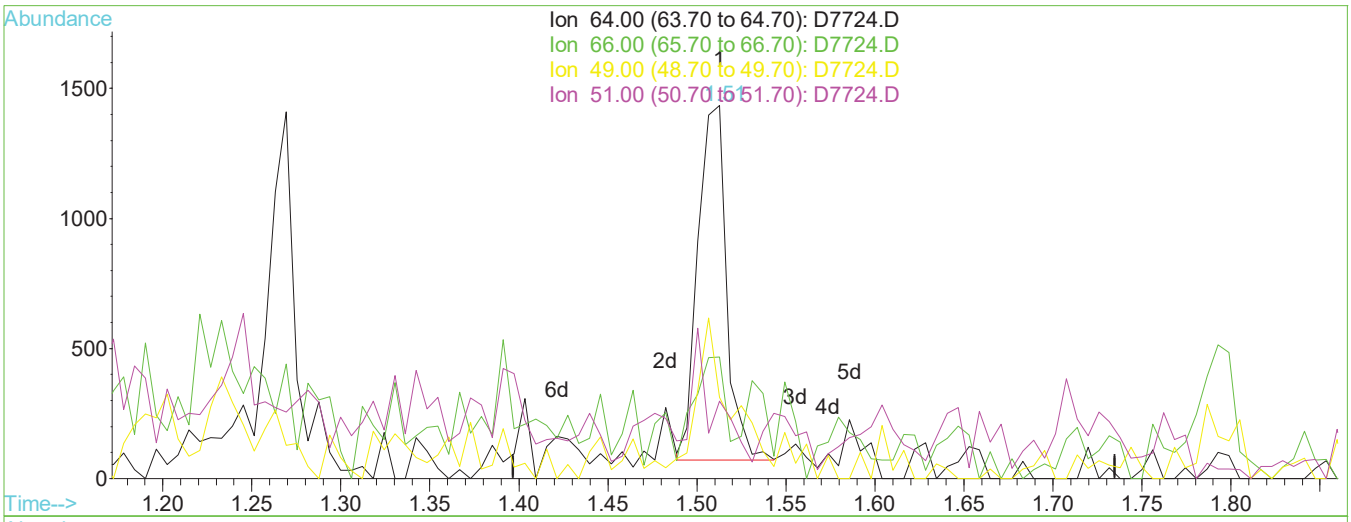

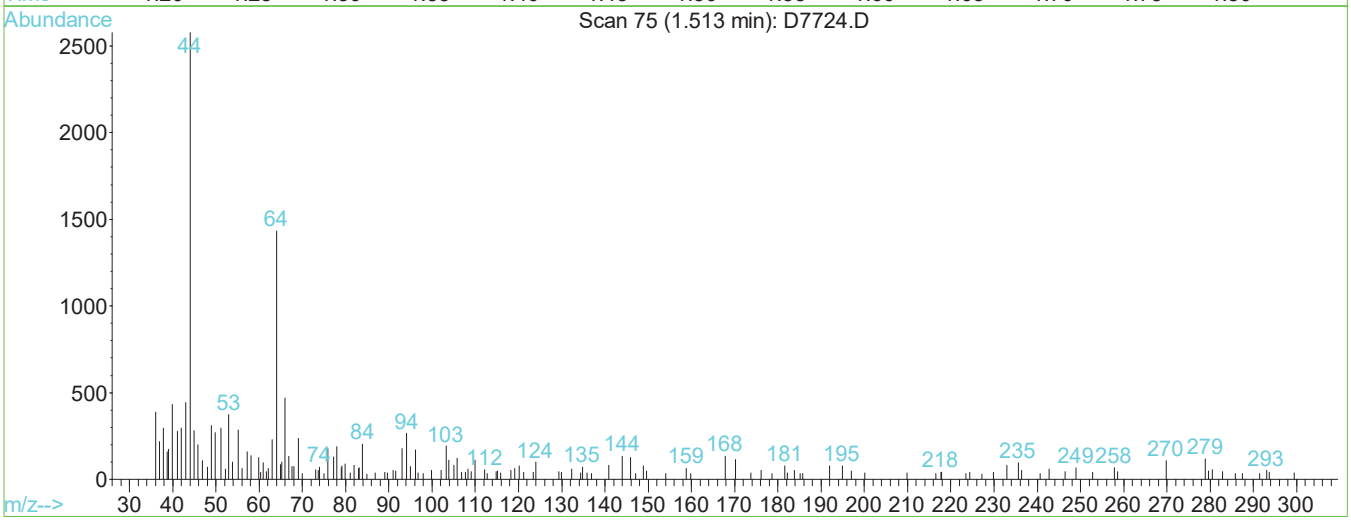

TIC: D7724.D

(6) Chloroethane (P)

1.51min 0.94ug/L m

response 1514

Ion	Exp%	Act%
64.00	100	100
66.00	34.30	32.66
49.00	30.70	21.77
51.00	10.50	20.73

Manual Integration:

After

Poor integration.

08/25/17

1st DL 08/25/17
2nd FJ 08/26/17

Data File : I:\ACQUDATA\MSVOA6\DATA\082417\D7724.D Vial: 7
Acq On : 24 Aug 2017 10:25 am Operator: D.Lipani
Sample : STD #2 - 1.0 PPB Inst : MS#6
Misc : 8260C / 624 ICAL GCMS#6 Multiplr: 1.00
MS Integration Params: CPD4.P
Quant Time: Aug 25 9:40 2017 Quant Results File: temp.res

Method : I:\ACQUDATA\MSVOA6\METHODS\W082417.M (RTE Integrator)
Title : 8260C / 624 WATERS
Last Update : Fri Aug 25 09:33:36 2017
Response via : Multiple Level Calibration

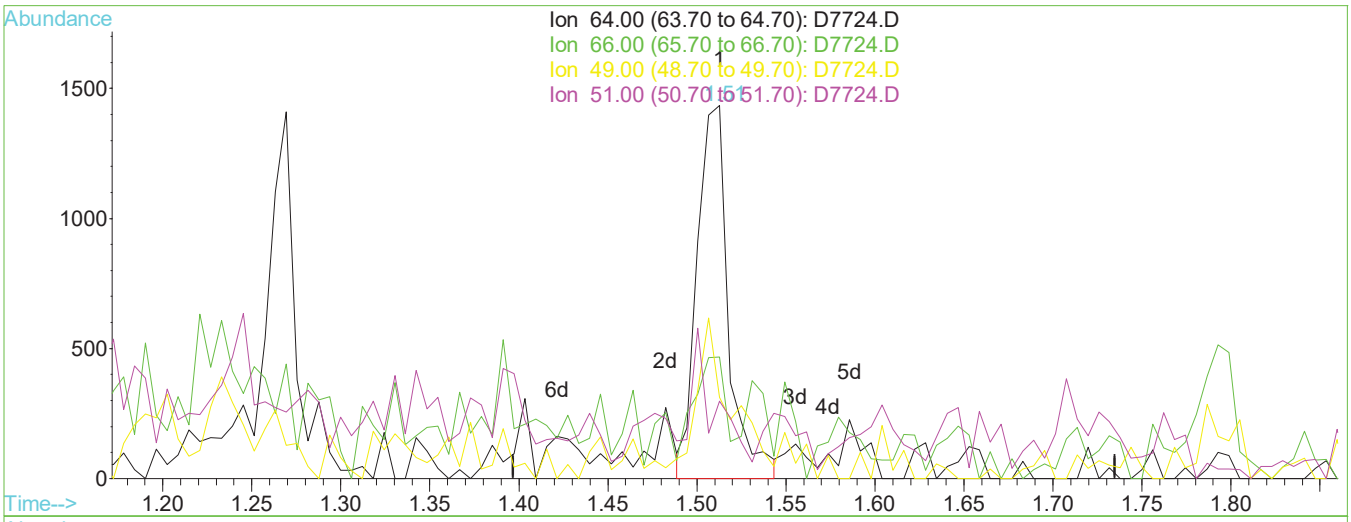

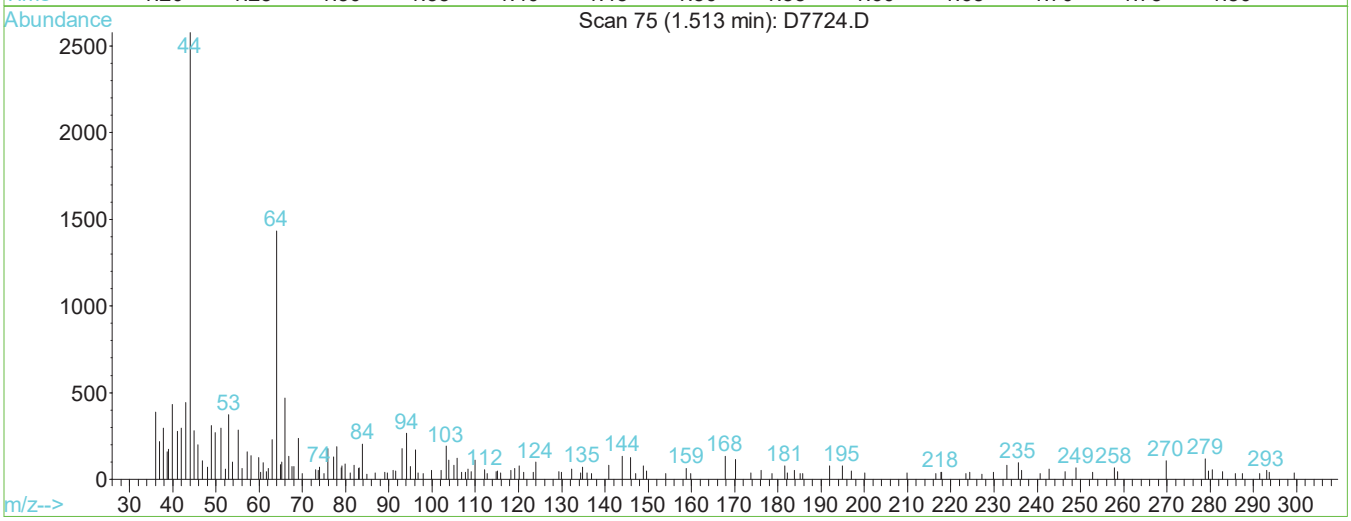

TIC: D7724.D

(6) Chloroethane (P)

1.51min 1.09ug/L

response 1751

Ion	Exp%	Act%
64.00	100	100
66.00	34.30	32.66
49.00	30.70	21.77
51.00	10.50	20.73

Manual Integration:

Before

08/25/17

1st DL 08/25/17
2nd FJ 08/26/17

Data File : I:\ACQUDATA\MSVOA6\DATA\082417\D7724.D Vial: 7
Acq On : 24 Aug 2017 10:25 am Operator: D.Lipani
Sample : STD #2 - 1.0 PPB Inst : MS#6
Misc : 8260C / 624 ICAL GCMS#6 Multiplr: 1.00
MS Integration Params: CPD4.P
Quant Time: Aug 25 9:55 2017 Quant Results File: temp.res

Method : I:\ACQUDATA\MSVOA6\METHODS\W082417.M (RTE Integrator)
Title : 8260C / 624 WATERS
Last Update : Fri Aug 25 09:33:36 2017
Response via : Multiple Level Calibration

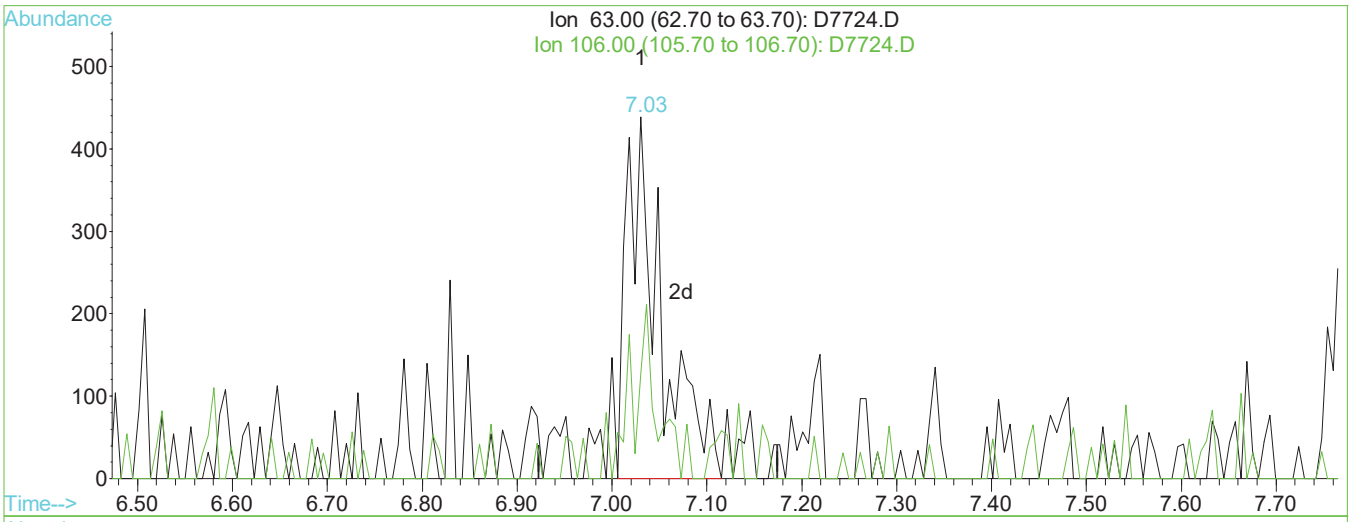

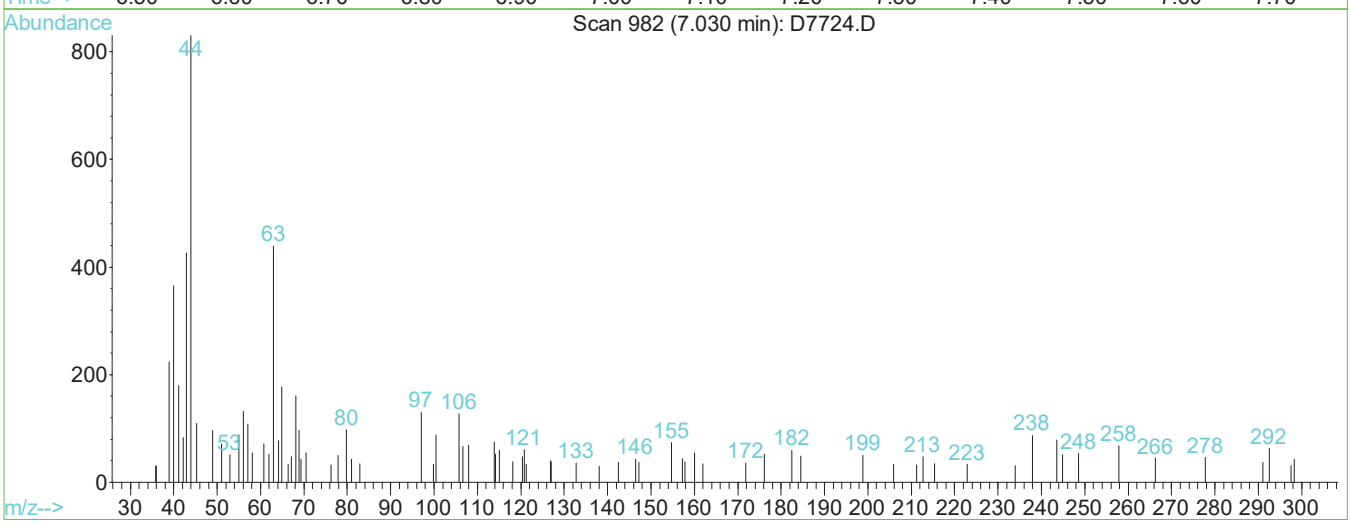

TIC: D7724.D

(60) 2-Chloroethylvinyl Ether

7.03min 1.00ug/L m

response 1103

Ion	Exp%	Act%
63.00	100	100
106.00	32.50	28.93
0.00	0.00	0.00
0.00	0.00	0.00

Manual Integration:

After

Split Peak.

08/25/17

1st DL 08/25/17
2nd FJ 08/26/17

Data File : I:\ACQUDATA\MSVOA6\DATA\082417\D7724.D Vial: 7
Acq On : 24 Aug 2017 10:25 am Operator: D.Lipani
Sample : STD #2 - 1.0 PPB Inst : MS#6
Misc : 8260C / 624 ICAL GCMS#6 Multiplr: 1.00
MS Integration Params: CPD4.P
Quant Time: Aug 25 9:54 2017 Quant Results File: temp.res

Method : I:\ACQUDATA\MSVOA6\METHODS\W082417.M (RTE Integrator)
Title : 8260C / 624 WATERS
Last Update : Fri Aug 25 09:33:36 2017
Response via : Multiple Level Calibration

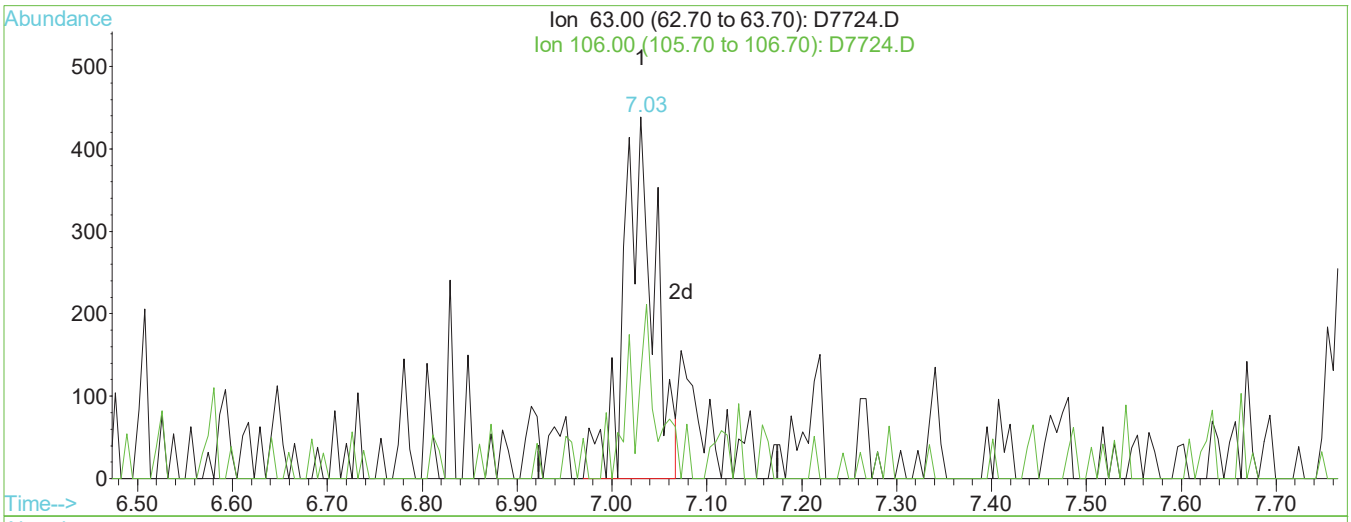

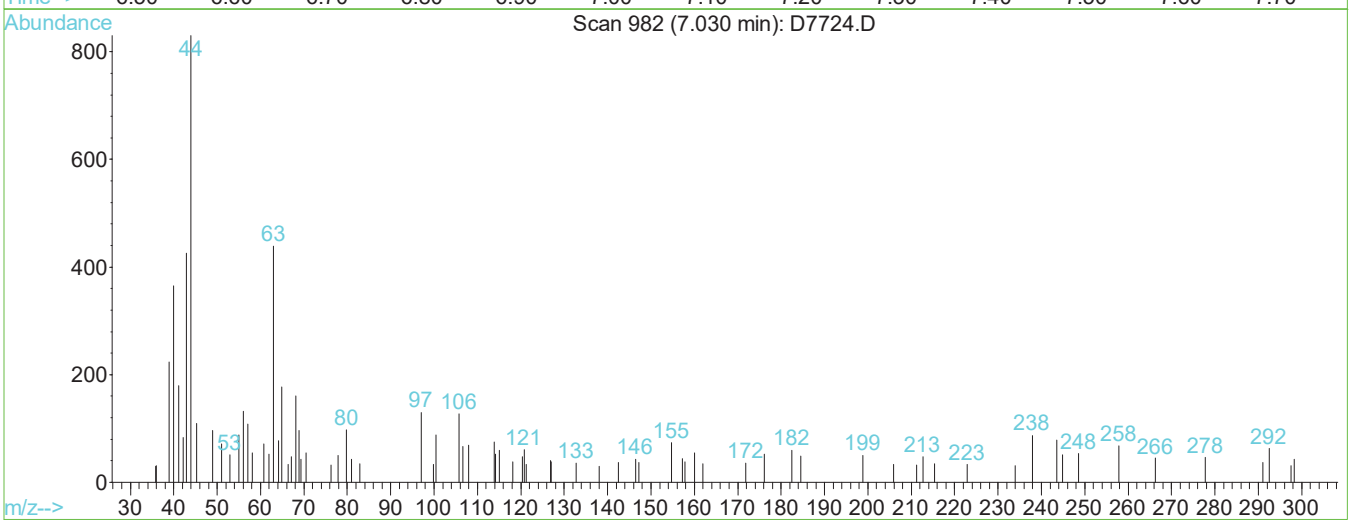

TIC: D7724.D

(60) 2-Chloroethylvinyl Ether

7.03min 0.90ug/L

response 990

Ion	Exp%	Act%
63.00	100	100
106.00	32.50	44.19
0.00	0.00	0.00
0.00	0.00	0.00

Manual Integration:

Before

08/25/17

1st DL 08/25/17
2nd FJ 08/26/17

Data File : I:\ACQUDATA\MSVOA6\DATA\082417\D7724.D Vial: 7
Acq On : 24 Aug 2017 10:25 am Operator: D.Lipani
Sample : STD #2 - 1.0 PPB Inst : MS#6
Misc : 8260C / 624 ICAL GCMS#6 Multiplr: 1.00
MS Integration Params: CPD4.P
Quant Time: Aug 25 9:42 2017 Quant Results File: temp.res

Method : I:\ACQUDATA\MSVOA6\METHODS\W082417.M (RTE Integrator)
Title : 8260C / 624 WATERS
Last Update : Fri Aug 25 09:33:36 2017
Response via : Multiple Level Calibration

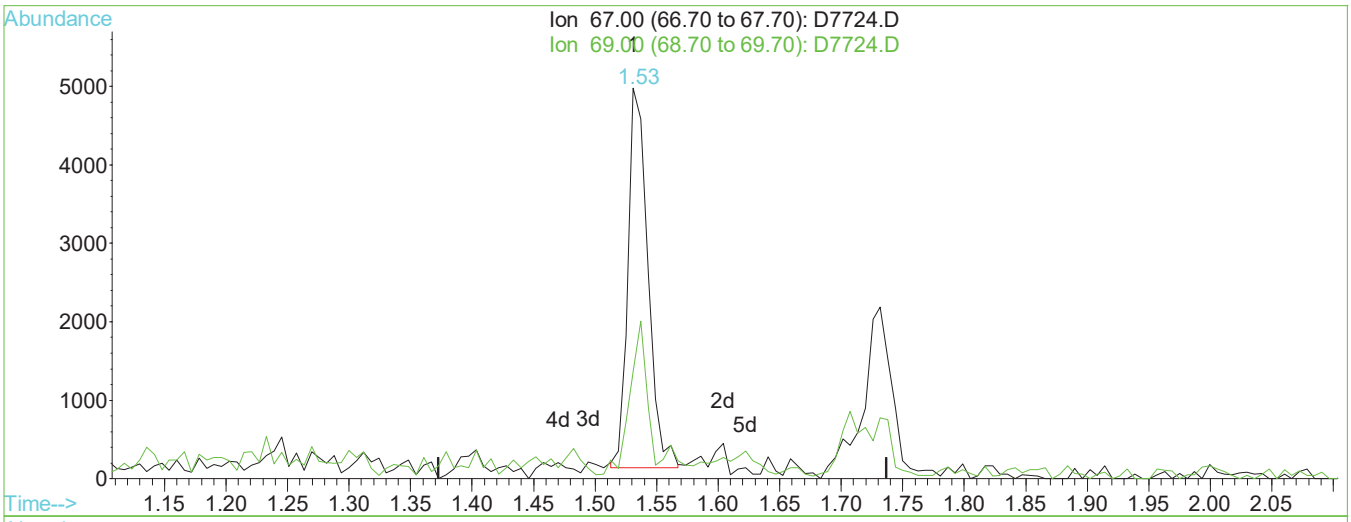

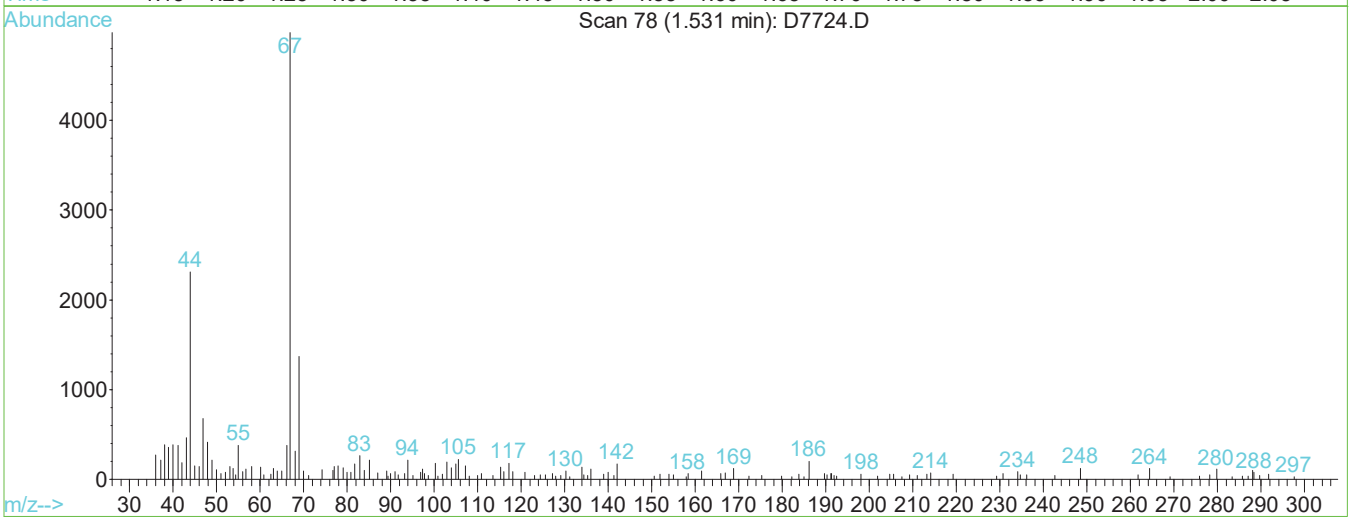

TIC: D7724.D

(7) Freon 21

1.53min 1.13ug/L m

response 5490

Ion	Exp%	Act%
67.00	100	100
69.00	36.90	27.44
0.00	0.00	0.00
0.00	0.00	0.00

Manual Integration:

After

Poor integration.

08/25/17

1st DL 08/25/17
2nd FJ 08/26/17

Data File : I:\ACQUDATA\MSVOA6\DATA\082417\D7724.D Vial: 7
Acq On : 24 Aug 2017 10:25 am Operator: D.Lipani
Sample : STD #2 - 1.0 PPB Inst : MS#6
Misc : 8260C / 624 ICAL GCMS#6 Multiplr: 1.00
MS Integration Params: CPD4.P
Quant Time: Aug 25 9:41 2017 Quant Results File: temp.res

Method : I:\ACQUDATA\MSVOA6\METHODS\W082417.M (RTE Integrator)
Title : 8260C / 624 WATERS
Last Update : Fri Aug 25 09:33:36 2017
Response via : Multiple Level Calibration

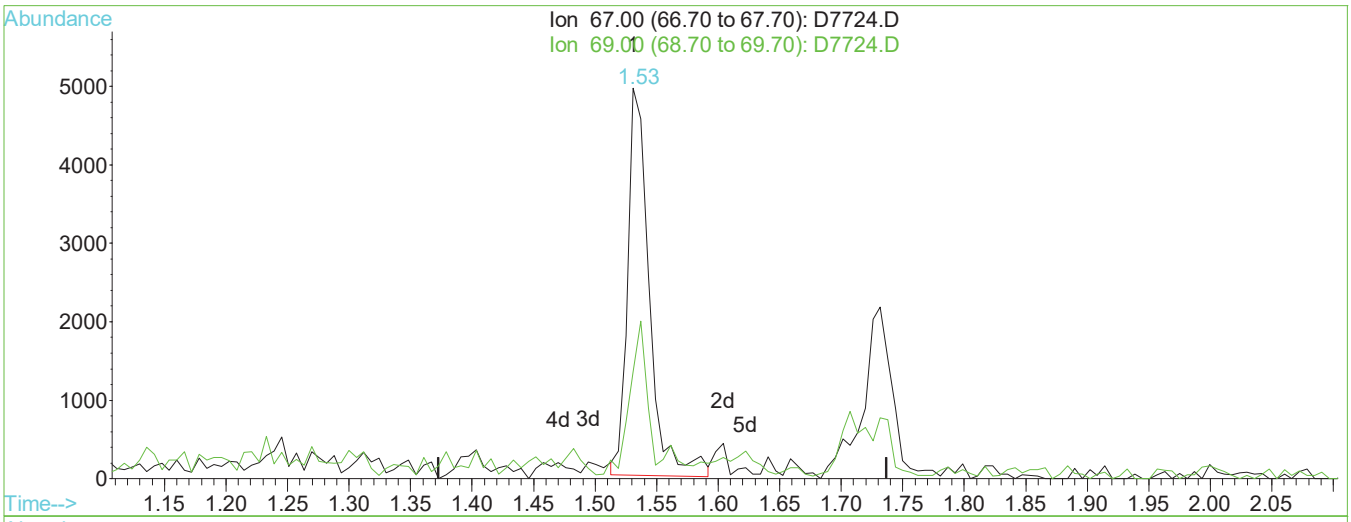

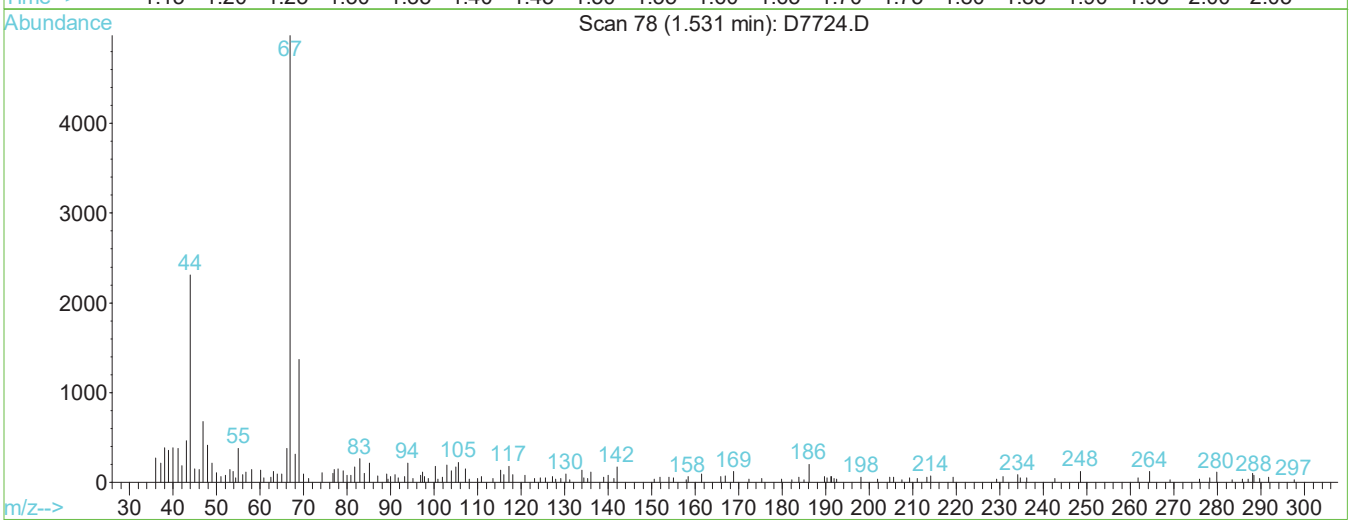

TIC: D7724.D

(7) Freon 21

1.53min 1.25ug/L

response 6067

Ion	Exp%	Act%
67.00	100	100
69.00	36.90	27.44
0.00	0.00	0.00
0.00	0.00	0.00

Manual Integration:

Before

08/25/17

1st DL 08/25/17
2nd FJ 08/26/17

Data File : I:\ACQUDATA\MSVOA6\DATA\082417\D7724.D Vial: 7
Acq On : 24 Aug 2017 10:25 am Operator: D.Lipani
Sample : STD #2 - 1.0 PPB Inst : MS#6
Misc : 8260C / 624 ICAL GCMS#6 Multiplr: 1.00
MS Integration Params: CPD4.P
Quant Time: Aug 25 9:57 2017 Quant Results File: temp.res

Method : I:\ACQUDATA\MSVOA6\METHODS\W082417.M (RTE Integrator)
Title : 8260C / 624 WATERS
Last Update : Fri Aug 25 09:33:36 2017
Response via : Multiple Level Calibration

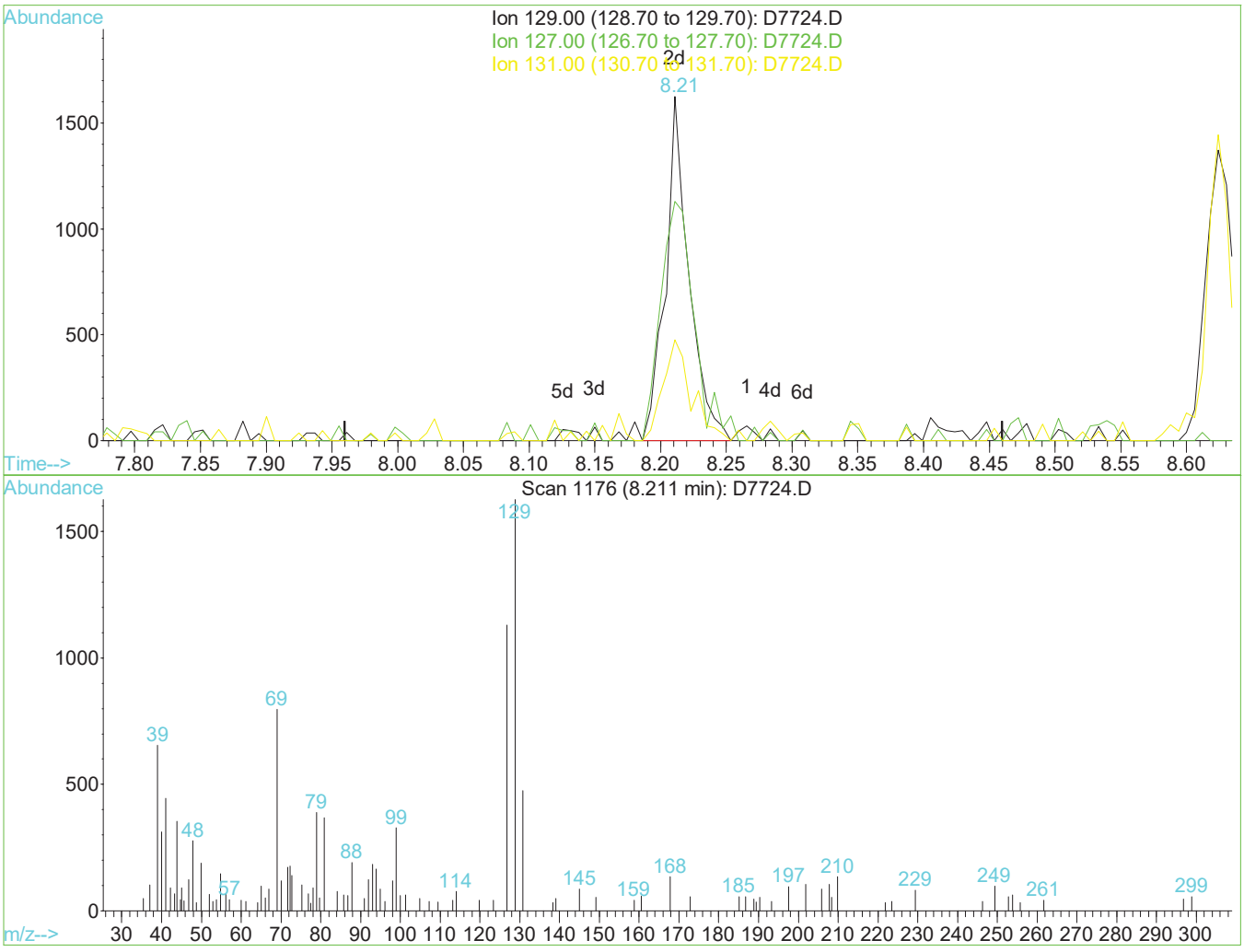

TIC: D7724.D

(70) Dibromochloromethane (P)

8.21min 0.90ug/L m

response 2017

Ion	Exp%	Act%
129.00	100	100
127.00	77.10	1.88#
131.00	25.10	0.89#
0.00	0.00	0.00

Manual Integration:

After

Peak not found.

08/25/17

Quantitation Report (Qedit)

Data File : I:\ACQUDATA\MSVOA6\DATA\082417\D7724.D Vial: 7
Acq On : 24 Aug 2017 10:25 am Operator: D.Lipani
Sample : STD #2 - 1.0 PPB Inst : MS#6
Misc : 8260C / 624 ICAL GCMS#6 Multiplr: 1.00
MS Integration Params: CPD4.P
Quant Time: Aug 25 9:55 2017 Quant Results File: temp.res

Method : I:\ACQUDATA\MSVOA6\METHODS\W082417.M (RTE Integrator)
Title : 8260C / 624 WATERS
Last Update : Fri Aug 25 09:33:36 2017
Response via : Multiple Level Calibration

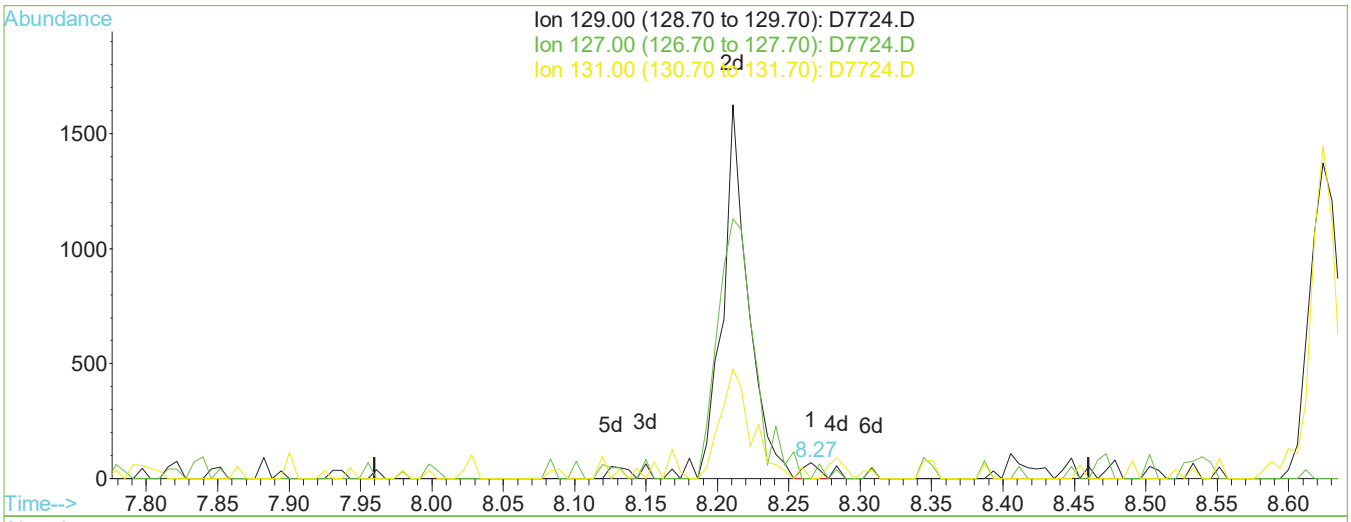

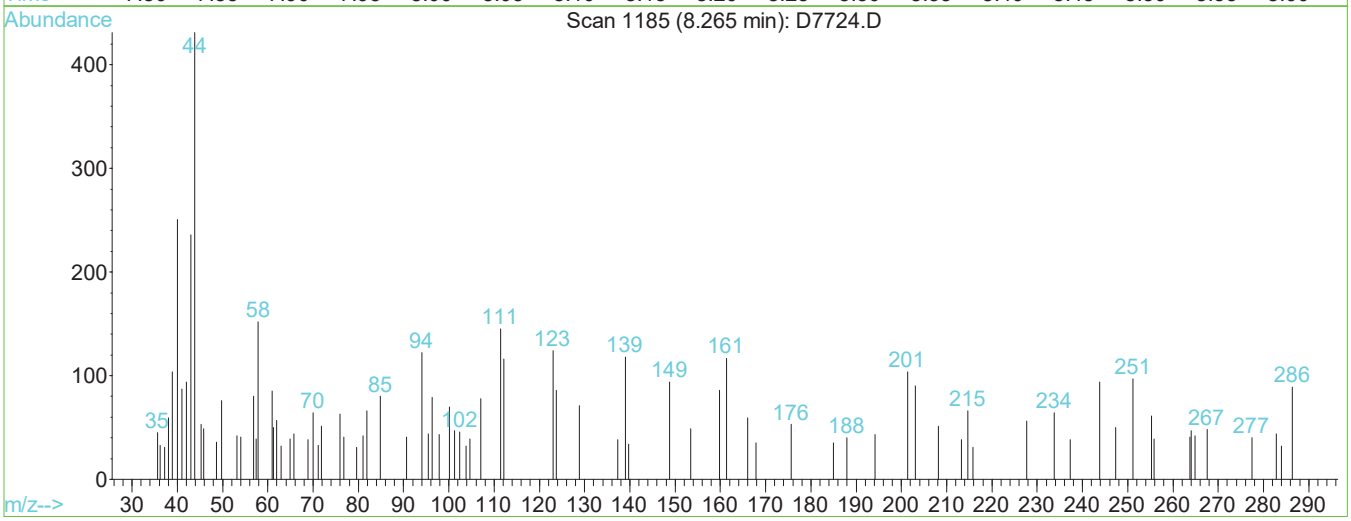

TIC: D7724.D

(70) Dibromochloromethane (P)

8.27min 0.03ug/L

response 57

Ion	Exp%	Act%
129.00	100	100
127.00	77.10	66.67
131.00	25.10	31.58
0.00	0.00	0.00

Manual Integration:

Before

08/25/17

1st DL 08/25/17
2nd FJ 08/26/17

Data File : I:\ACQUDATA\MSVOA6\DATA\082417\D7724.D Vial: 7
Acq On : 24 Aug 2017 10:25 am Operator: D.Lipani
Sample : STD #2 - 1.0 PPB Inst : MS#6
Misc : 8260C / 624 ICAL GCMS#6 Multiplr: 1.00
MS Integration Params: CPD4.P
Quant Time: Aug 25 9:58 2017 Quant Results File: temp.res

Method : I:\ACQUDATA\MSVOA6\METHODS\W082417.M (RTE Integrator)
Title : 8260C / 624 WATERS
Last Update : Fri Aug 25 09:33:36 2017
Response via : Multiple Level Calibration

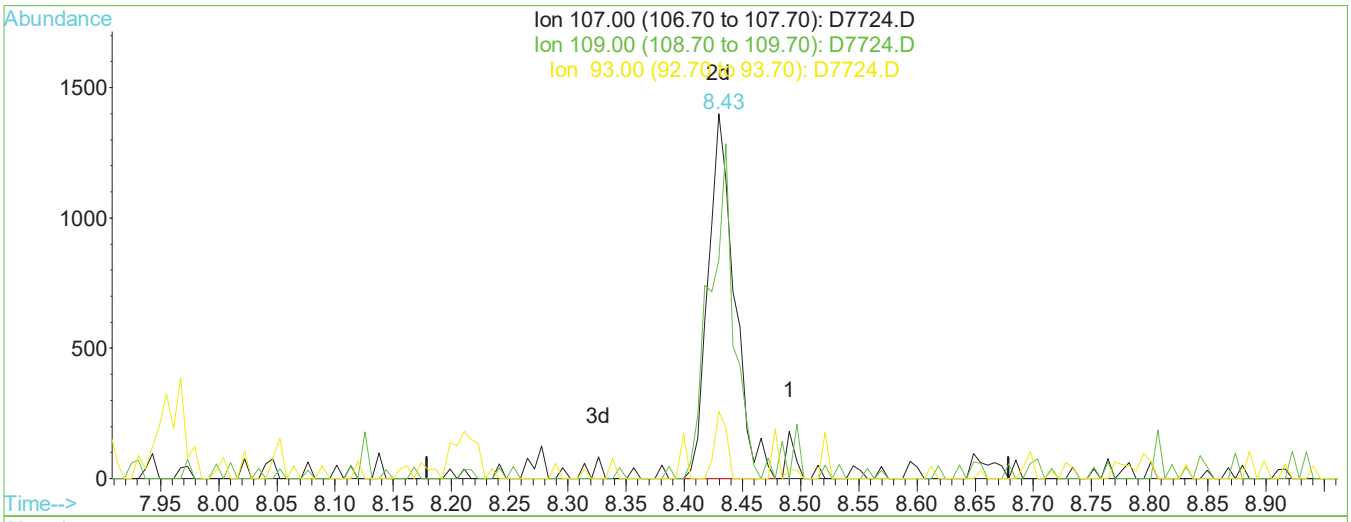

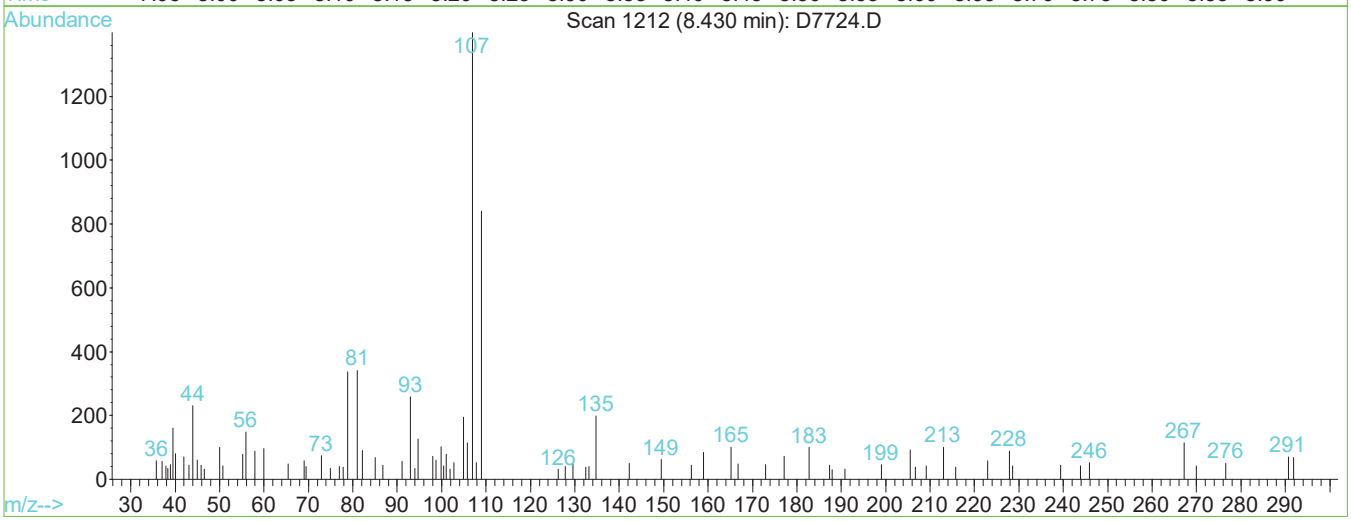

TIC: D7724.D

(72) 1,2-Dibromoethane (P)

8.43min 1.13ug/L m

response 2214

Ion	Exp%	Act%
107.00	100	100
109.00	96.90	3.48#
93.00	7.60	1.08
0.00	0.00	0.00

Manual Integration:

After

Peak not found.

08/25/17

1st DL 08/25/17
2nd FJ 08/26/17

Data File : I:\ACQUDATA\MSVOA6\DATA\082417\D7724.D Vial: 7
Acq On : 24 Aug 2017 10:25 am Operator: D.Lipani
Sample : STD #2 - 1.0 PPB Inst : MS#6
Misc : 8260C / 624 ICAL GCMS#6 Multiplr: 1.00
MS Integration Params: CPD4.P
Quant Time: Aug 25 9:57 2017 Quant Results File: temp.res

Method : I:\ACQUDATA\MSVOA6\METHODS\W082417.M (RTE Integrator)
Title : 8260C / 624 WATERS
Last Update : Fri Aug 25 09:33:36 2017
Response via : Multiple Level Calibration

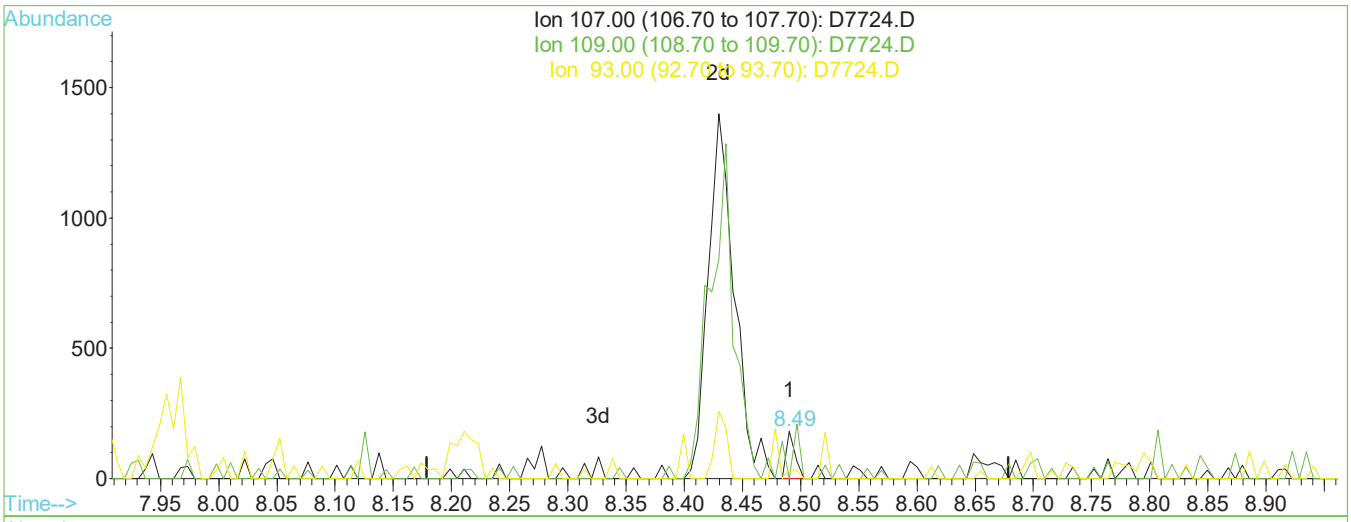

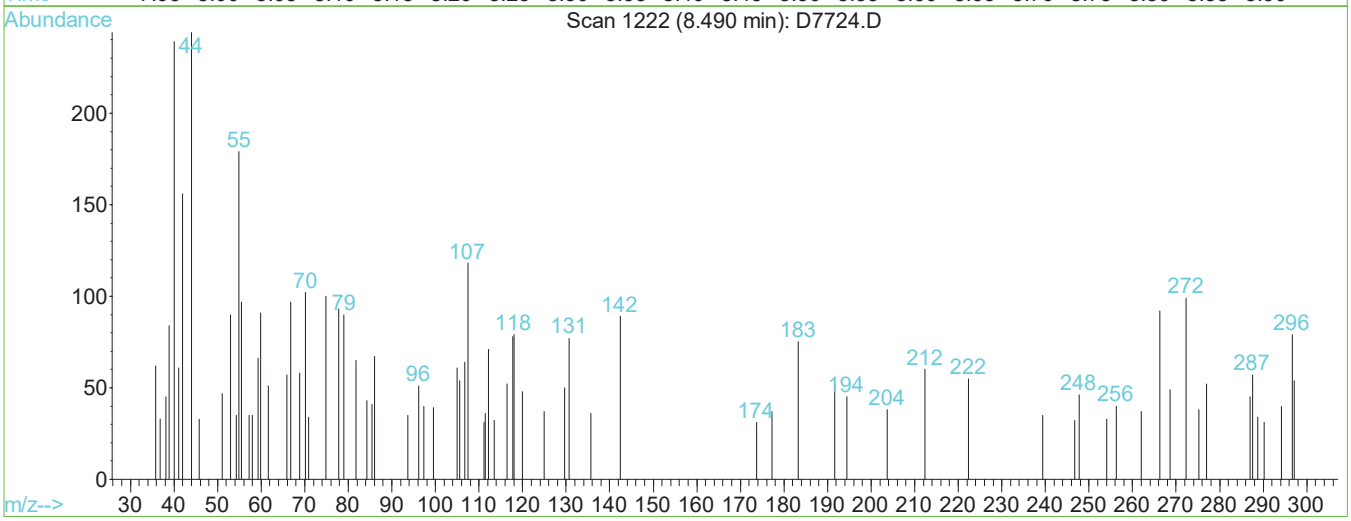

TIC: D7724.D

(72) 1,2-Dibromoethane (P)

8.49min 0.05ug/L

response 91

Ion	Exp%	Act%
107.00	100	100
109.00	96.90	84.62
93.00	7.60	26.37
0.00	0.00	0.00

Manual Integration:

Before

08/25/17

1st DL 08/25/17
2nd FJ 08/26/17

Data File : I:\ACQUDATA\MSVOA6\DATA\082417\D7724.D Vial: 7
Acq On : 24 Aug 2017 10:25 am Operator: D.Lipani
Sample : STD #2 - 1.0 PPB Inst : MS#6
Misc : 8260C / 624 ICAL GCMS#6 Multiplr: 1.00
MS Integration Params: CPD4.P
Quant Time: Aug 25 9:58 2017 Quant Results File: temp.res

Method : I:\ACQUDATA\MSVOA6\METHODS\W082417.M (RTE Integrator)
Title : 8260C / 624 WATERS
Last Update : Fri Aug 25 09:33:36 2017
Response via : Multiple Level Calibration

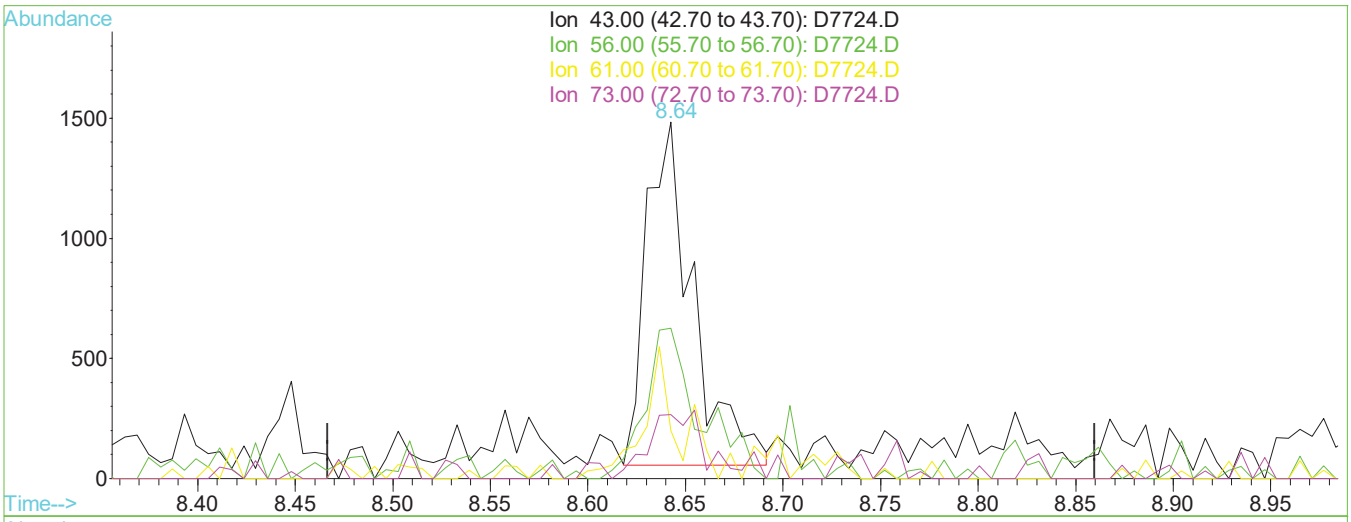

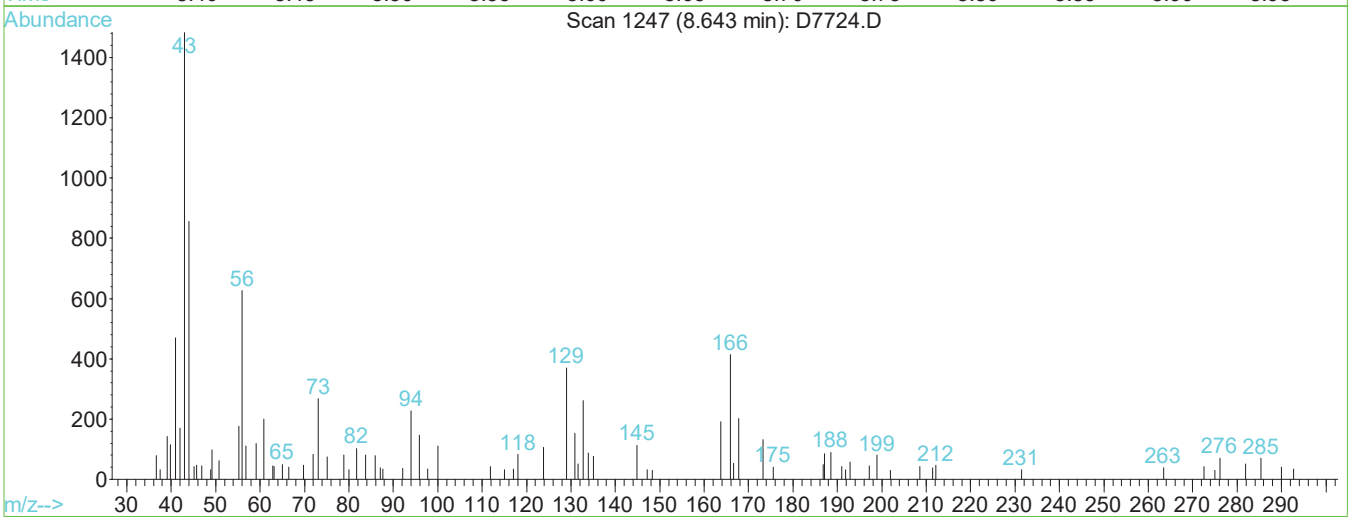

TIC: D7724.D

(73) n-Butyl Acetate
8.64min 0.95ug/L m
response 2386

Ion	Exp%	Act%
43.00	100	100
56.00	38.90	51.47
61.00	21.20	0.00#
73.00	15.20	0.00

Manual Integration:
After
Split Peak.
08/25/17

1st DL 08/25/17
2nd FJ 08/26/17

Data File : I:\ACQUDATA\MSVOA6\DATA\082417\D7724.D Vial: 7
Acq On : 24 Aug 2017 10:25 am Operator: D.Lipani
Sample : STD #2 - 1.0 PPB Inst : MS#6
Misc : 8260C / 624 ICAL GCMS#6 Multiplr: 1.00
MS Integration Params: CPD4.P
Quant Time: Aug 25 9:58 2017 Quant Results File: temp.res

Method : I:\ACQUDATA\MSVOA6\METHODS\W082417.M (RTE Integrator)
Title : 8260C / 624 WATERS
Last Update : Fri Aug 25 09:33:36 2017
Response via : Multiple Level Calibration

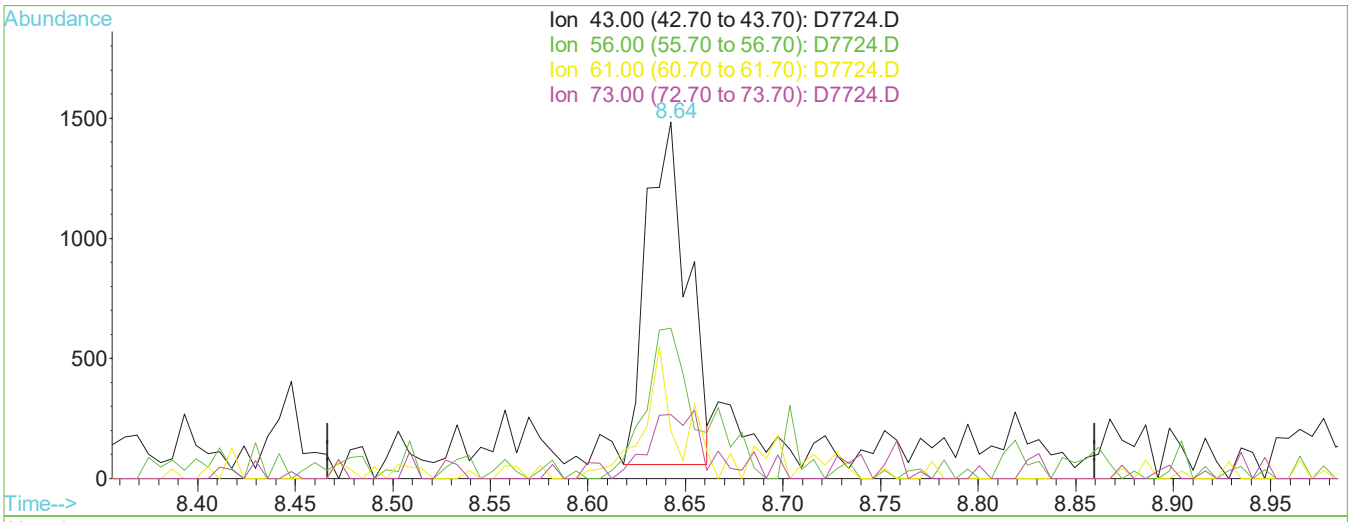

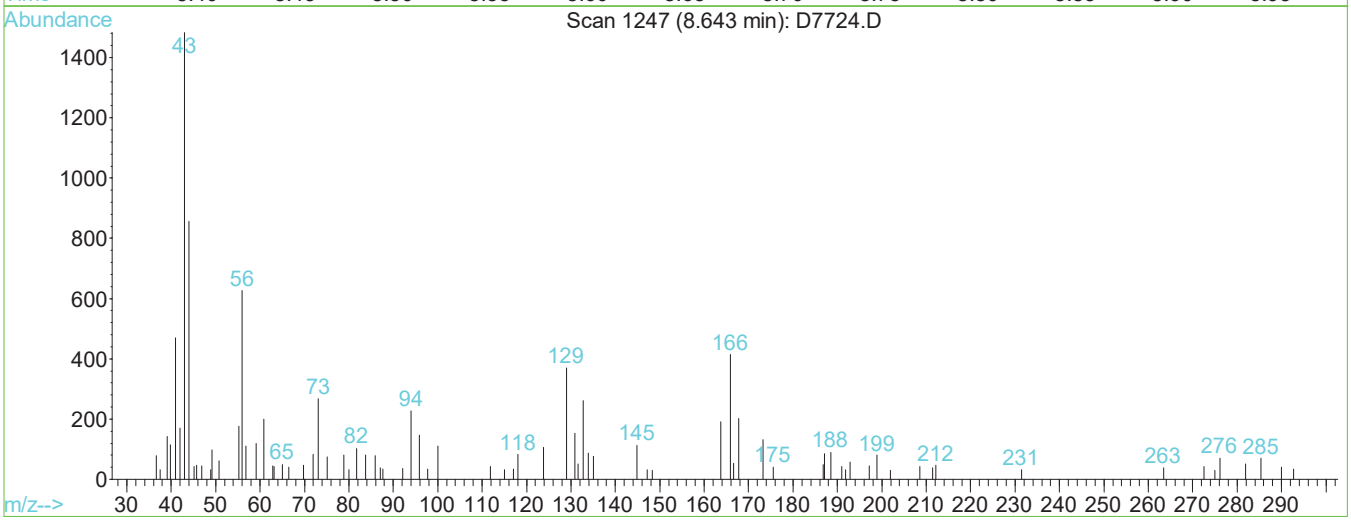

TIC: D7724.D

(73) n-Butyl Acetate

8.64min 0.83ug/L

response 2077

Ion	Exp%	Act%
43.00	100	100
56.00	38.90	59.12#
61.00	21.20	0.00#
73.00	15.20	0.00

Manual Integration:

Before

08/25/17

1st DL 08/25/17
2nd FJ 08/26/17

Data File : I:\ACQUDATA\MSVOA6\DATA\082417\D7724.D Vial: 7
Acq On : 24 Aug 2017 10:25 am Operator: D.Lipani
Sample : STD #2 - 1.0 PPB Inst : MS#6
Misc : 8260C / 624 ICAL GCMS#6 Multiplr: 1.00
MS Integration Params: CPD4.P
Quant Time: Aug 25 10:00 2017 Quant Results File: temp.res

Method : I:\ACQUDATA\MSVOA6\METHODS\W082417.M (RTE Integrator)
Title : 8260C / 624 WATERS
Last Update : Fri Aug 25 09:33:36 2017
Response via : Multiple Level Calibration

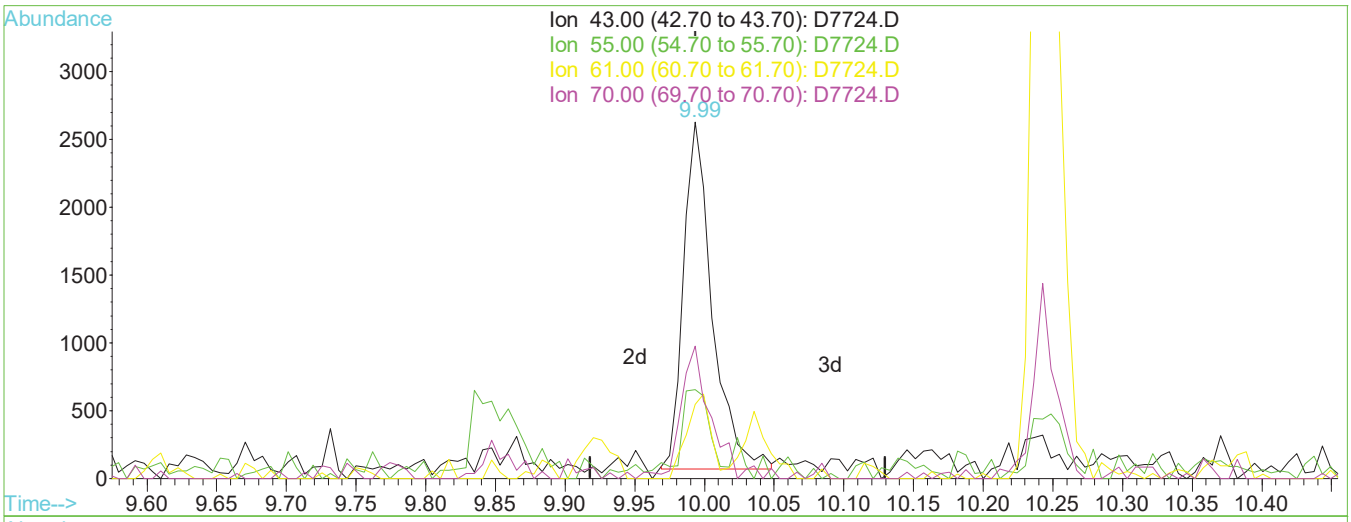

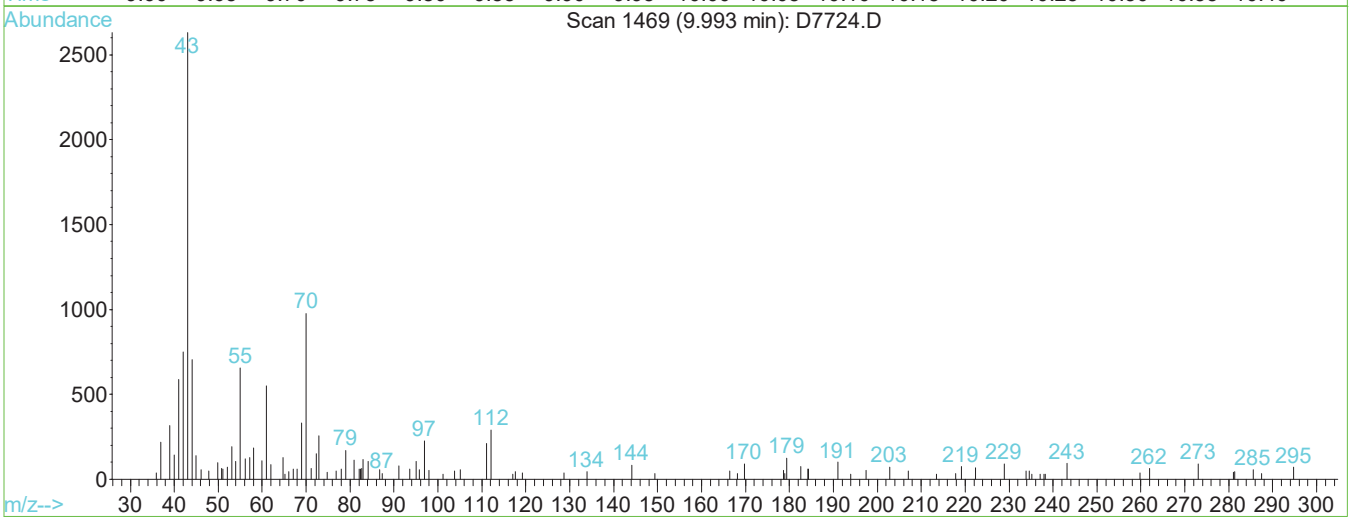

TIC: D7724.D

(83) Amyl Acetate

9.99min 1.04ug/L m

response 3645

Ion	Exp%	Act%
43.00	100	100
55.00	24.30	24.98
61.00	25.60	20.87
70.00	37.00	37.15

Manual Integration:

After

Poor integration.

08/25/17

Quantitation Report (Qedit)

Data File : I:\ACQUDATA\MSVOA6\DATA\082417\D7724.D Vial: 7
Acq On : 24 Aug 2017 10:25 am Operator: D.Lipani
Sample : STD #2 - 1.0 PPB Inst : MS#6
Misc : 8260C / 624 ICAL GCMS#6 Multiplr: 1.00
MS Integration Params: CPD4.P
Quant Time: Aug 25 9:58 2017 Quant Results File: temp.res

Method : I:\ACQUDATA\MSVOA6\METHODS\W082417.M (RTE Integrator)
Title : 8260C / 624 WATERS
Last Update : Fri Aug 25 09:33:36 2017
Response via : Multiple Level Calibration

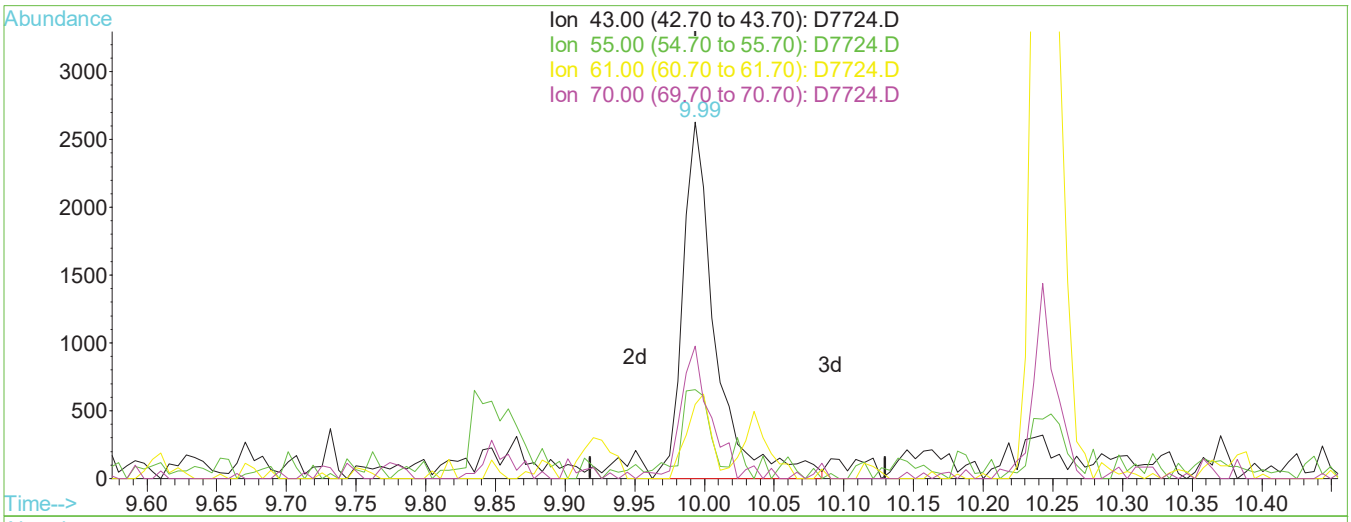

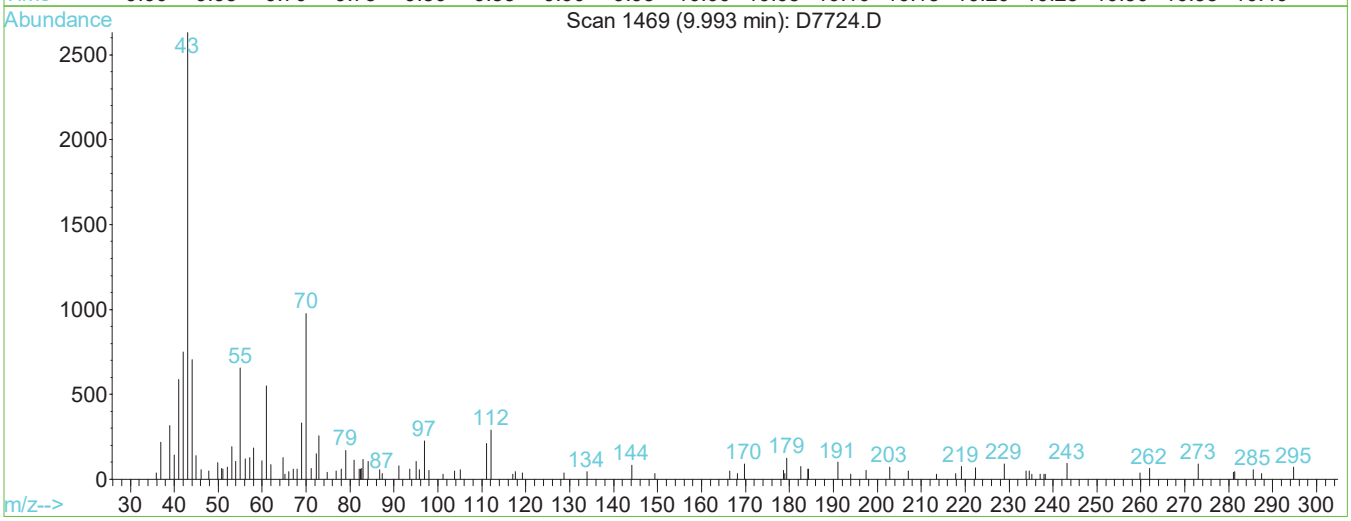

TIC: D7724.D

(83) Amyl Acetate

9.99min 1.22ug/L

response 4254

Ion	Exp%	Act%
43.00	100	100
55.00	24.30	24.98
61.00	25.60	20.87
70.00	37.00	37.15

Manual Integration:

Before

08/25/17

Quantitation Report (Qedit)

Data File : I:\ACQUDATA\MSVOA6\DATA\082417\D7724.D Vial: 7
Acq On : 24 Aug 2017 10:25 am Operator: D.Lipani
Sample : STD #2 - 1.0 PPB Inst : MS#6
Misc : 8260C / 624 ICAL GCMS#6 Multiplr: 1.00
MS Integration Params: CPD4.P
Quant Time: Aug 25 10:01 2017 Quant Results File: temp.res

Method : I:\ACQUDATA\MSVOA6\METHODS\W082417.M (RTE Integrator)
Title : 8260C / 624 WATERS
Last Update : Fri Aug 25 09:33:36 2017
Response via : Multiple Level Calibration

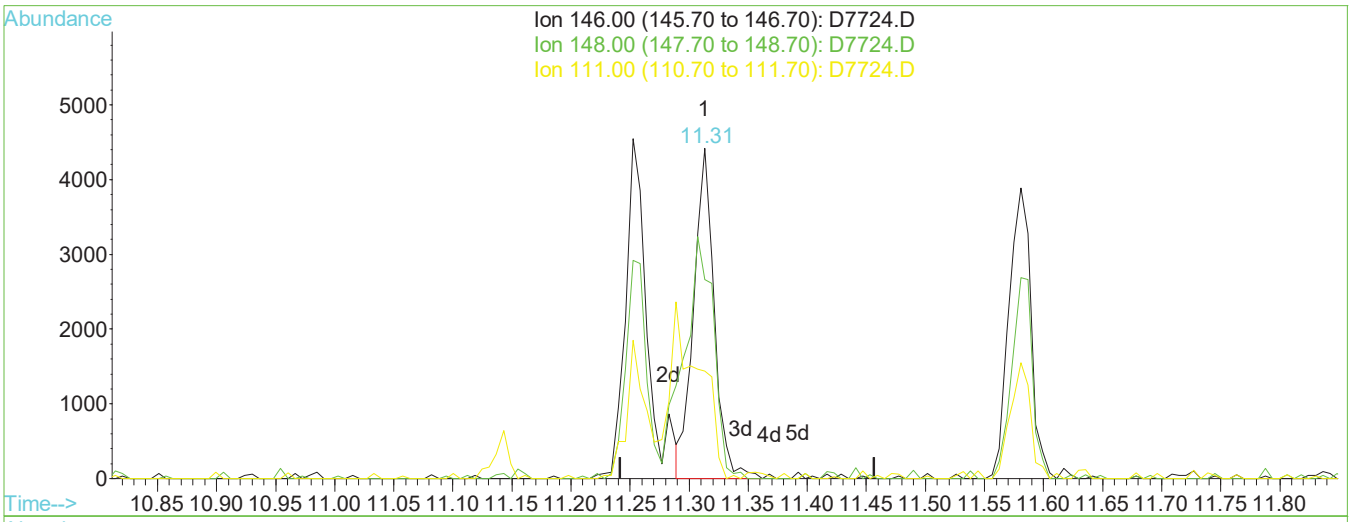

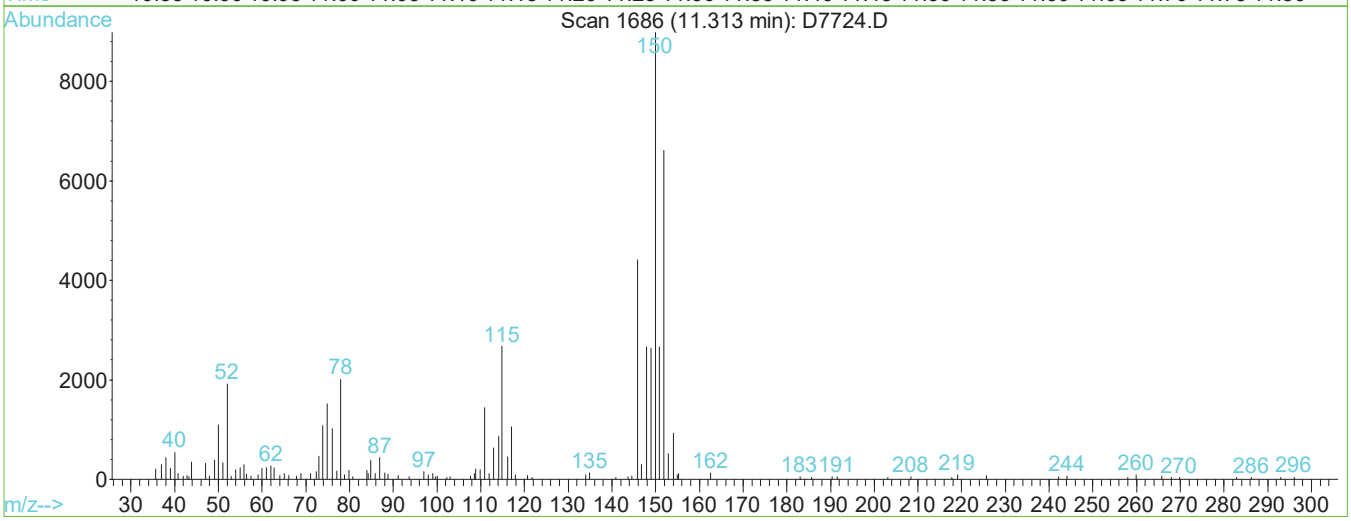

TIC: D7724.D

(99) 1,4-Dclbenz (P)

11.31min 1.17ug/L m

response 5404

Ion	Exp%	Act%
146.00	100	100
148.00	66.20	101.26#
111.00	37.30	0.35#
0.00	0.00	0.00

Manual Integration:

After

Poor integration.

08/25/17

Quantitation Report (Qedit)

Data File : I:\ACQUDATA\MSVOA6\DATA\082417\D7724.D Vial: 7
Acq On : 24 Aug 2017 10:25 am Operator: D.Lipani
Sample : STD #2 - 1.0 PPB Inst : MS#6
Misc : 8260C / 624 ICAL GCMS#6 Multiplr: 1.00
MS Integration Params: CPD4.P
Quant Time: Aug 25 10:00 2017 Quant Results File: temp.res

Method : I:\ACQUDATA\MSVOA6\METHODS\W082417.M (RTE Integrator)
Title : 8260C / 624 WATERS
Last Update : Fri Aug 25 09:33:36 2017
Response via : Multiple Level Calibration

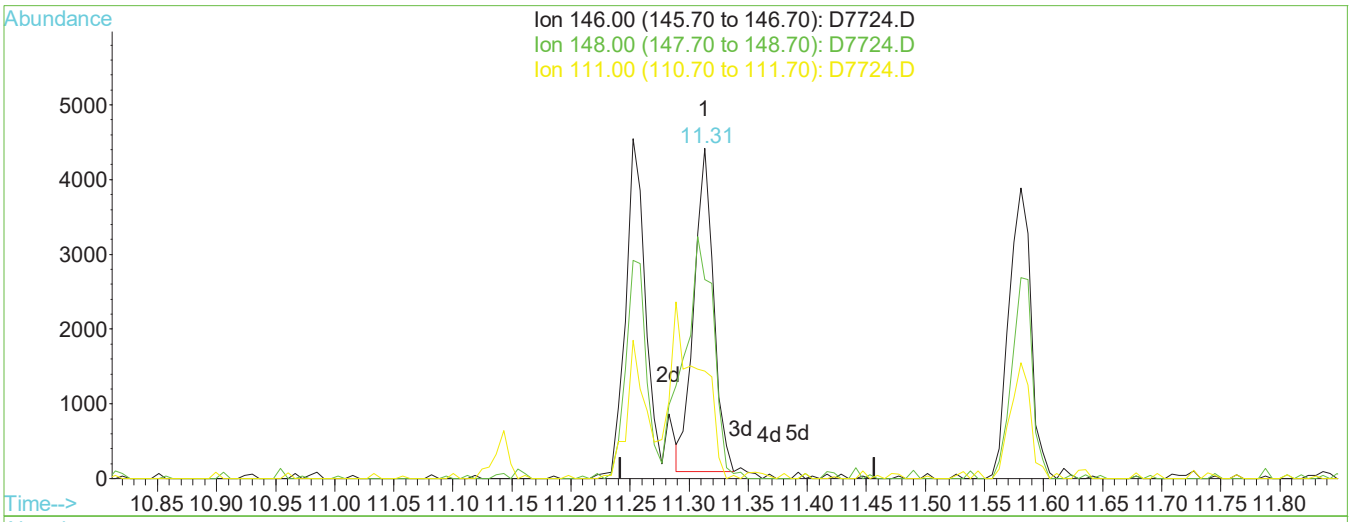

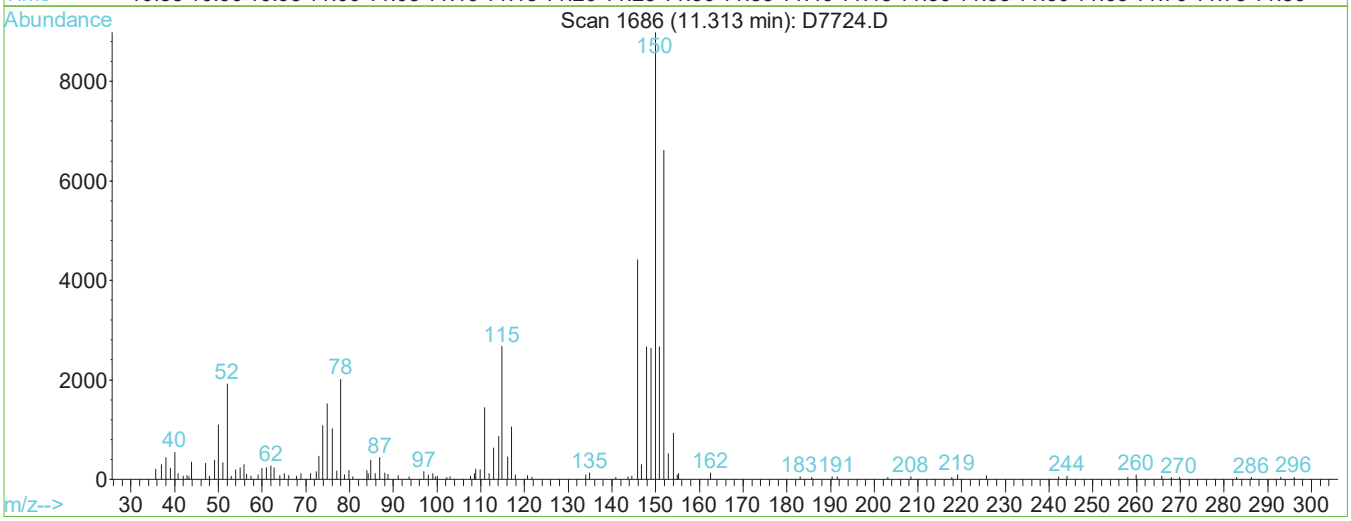

TIC: D7724.D

(99) 1,4-Dclbenz (P)

11.31min 1.09ug/L

response 5022

Ion	Exp%	Act%
146.00	100	100
148.00	66.20	108.96#
111.00	37.30	0.38#
0.00	0.00	0.00

Manual Integration:

Before

08/25/17

1st DL 08/25/17
2nd FJ 08/26/17

Data File : I:\ACQUDATA\MSVOA6\DATA\082417\D7724.D Vial: 7
Acq On : 24 Aug 2017 10:25 am Operator: D.Lipani
Sample : STD #2 - 1.0 PPB Inst : MS#6
Misc : 8260C / 624 ICAL GCMS#6 Multiplr: 1.00
MS Integration Params: CPD4.P
Quant Time: Aug 25 10:02 2017 Quant Results File: W082417.RES

Quant Method : I:\ACQUDATA\M...\W082417.M (RTE Integrator)
Title : 8260C / 624 WATERS
Last Update : Fri Aug 25 09:33:36 2017
Response via : Initial Calibration
DataAcq Meth : W082417

Internal Standards	R.T.	QIon	Response	Conc	Units		Dev(Min)
1) Pentafluorobenzene	4.60	168	266445	50.00	ug/L		0.00
40) 1,4-Difluorobenzene	5.87	114	350261	50.00	ug/L		0.00
67) d5-Chlorobenzene	9.20	82	162128	50.00	ug/L		0.00
87) 1,4-Dichlorobenzene-d4	11.29	152	182925	50.00	ug/L		0.00
System Monitoring Compounds							
41) surr4,Dibrflmethane	3.86	113	127590	50.79	ug/L		0.00
Spiked Amount 50.000	Range 89 - 119		Recovery = 101.58%				
43) surr1,1,2-dichloroethane-d	4.47	65	139185	51.15	ug/L		0.00
Spiked Amount 50.000	Range 81 - 127		Recovery = 102.30%				
65) SURR3,Toluene-d8	7.89	98	384477	54.21	ug/L		0.00
Spiked Amount 50.000	Range 87 - 121		Recovery = 108.42%				
86) SURR2,BFB	10.25	95	153450	50.53	ug/L		0.00
Spiked Amount 50.000	Range 85 - 122		Recovery = 101.06%				
Target Compounds							Qvalue
2) Dichlorodifluoromethane	1.11	85	4404	1.11	ug/L		92
3) Chloromethane	1.19	50	2768	1.05	ug/L		88
4) Vinyl Chloride	1.27	62	3095m	0.95	ug/L		
5) Bromomethane	1.44	94	2320	1.18	ug/L		91
6) Chloroethane	1.51	64	1514m	0.94	ug/L		
7) Freon 21	1.53	67	5490m	1.13	ug/L		
8) Freon 123	1.71	83	3417	1.14	ug/L		95
9) Freon 123a	1.73	67	2881	1.18	ug/L		99
10) Acrolein	1.79	56	906m	4.29	ug/L		
11) Trichlorofluoromethane	1.79	101	3764	1.04	ug/L		80
12) Acetonitrile	1.80	41	825	5.68	ug/L		97
13) 2-Propanol	1.85	45	2460m	24.67	ug/L		
15) Diethyl Ether	1.94	59	1552	1.22	ug/L	#	77
16) 1,1-Diclethene	2.10	96	2029	1.11	ug/L	#	81
17) Iodomethane	2.11	142	3484m	1.17	ug/L		
18) TBA	2.13	59	3385	19.65	ug/L		91
19) Acrylonitrile	2.15	53	2966m	5.36	ug/L		
20) Methylene Chloride	2.19	84	2491	1.28	ug/L		89
21) Freon 113	2.24	101	2527	1.20	ug/L		90
22) Methyl Acetate	2.26	43	1379	0.84	ug/L		79
23) Allyl Chloride	2.26	76	730	0.97	ug/L	#	69
24) Carbon Disulfide	2.31	76	6578	1.17	ug/L		92
25) trans-1,2-Dichloroethene	2.69	96	2312	1.18	ug/L		97
26) Methyl-t-Butyl Ether	2.81	73	5190	1.03	ug/L		82
27) 1,1-Diclethane	2.89	63	3093	1.04	ug/L		84
28) Propionitrile	2.95	54	629m	3.16	ug/L		
29) Vinyl Acetate	3.11	43	4155	1.17	ug/L		93
30) 2-Chloro-1,3-Butadiene	3.26	53	2790	1.06	ug/L		88
32) Methacrylonitrile	3.48	67	637m	0.98	ug/L		
33) cis-1,2-Dichloroethene	3.47	96	2319	1.11	ug/L	#	71
34) Bromochloromethane	3.65	128	1284	1.08	ug/L	#	75
35) Chloroform	3.71	83	3807	1.07	ug/L		92
36) 2,2-Dichloropropane	3.79	77	3620m	1.12	ug/L		
37) Ethyl Acetate	3.84	43	2216m	1.56	ug/L		
39) 1,1,1-Trichloroethane	4.72	97	3822	1.11	ug/L		90
44) 1,2-Dichloroethane	4.60	64	1233m	1.28	ug/L		
45) 2-Methyl-1,3-Dioxolane	4.85	73	1097m	4.72	ug/L		
46) 1,1-Dichloropropene	5.07	75	2486	0.98	ug/L		87
47) Cyclohexane	5.16	56	2940m	1.13	ug/L		

(#) = qualifier out of range (m) = manual integration

1st DL 08/25/17
2nd FJ 08/26/17

Data File : I:\ACQUDATA\MSVOA6\DATA\082417\D7724.D Vial: 7
Acq On : 24 Aug 2017 10:25 am Operator: D.Lipani
Sample : STD #2 - 1.0 PPB Inst : MS#6
Misc : 8260C / 624 ICAL GCMS#6 Multiplr: 1.00
MS Integration Params: CPD4.P
Quant Time: Aug 25 10:02 2017 Quant Results File: W082417.RES

Quant Method : I:\ACQUDATA\M...\W082417.M (RTE Integrator)
Title : 8260C / 624 WATERS
Last Update : Fri Aug 25 09:33:36 2017
Response via : Initial Calibration
DataAcq Meth : W082417

	Compound	R.T.	QIon	Response	Conc	Unit		Qvalue
48)	Carbontetrachloride	5.31	119	2822m	1.00	ug/L		
49)	Benzene	5.39	78	7408	1.08	ug/L		87
50)	Isopropyl Acetate	5.42	43	3433	1.03	ug/L		83
51)	Dibromomethane	6.18	93	1789	1.23	ug/L	#	84
52)	1,2-Diclpropane	6.25	63	1919m	1.10	ug/L		
53)	n-Heptane	6.34	43	2174m	1.14	ug/L		
54)	Trichloroethene	6.32	130	2126	0.94	ug/L		92
55)	Bromodichloromethane	6.37	83	2784	1.03	ug/L		93
57)	Epichlorohydrin	6.76	57	635m	4.55	ug/L		
58)	Methyl Methacrylate	6.76	69	1386	1.17	ug/L	#	88
59)	Methylcyclohexane	6.90	55	2045m	0.95	ug/L		
60)	2-Chloroethylvinyl Ether	7.03	63	1103m	1.00	ug/L		
61)	cis-1,3-Dichloropropene	7.18	75	3234	1.06	ug/L		97
62)	4-Methyl-2-pentanone	7.38	43	1815	1.15	ug/L	#	45
63)	trans-1,3-Dichloropropene	7.67	75	3073	1.08	ug/L	#	54
64)	1,1,2-Trichloroethane	7.77	97	1833	1.06	ug/L		97
66)	Toluene	7.96	91	7671	0.98	ug/L		95
68)	1,3-Dichloropropane	8.02	76	2879	1.06	ug/L		98
69)	Ethyl Methacrylate	8.20	69	2478	1.13	ug/L	#	69
70)	Dibromochloromethane	8.21	129	2017m	0.90	ug/L		
71)	2-Hexanone	8.28	43	1015	0.94	ug/L		89
72)	1,2-Dibromoethane	8.43	107	2214m	1.13	ug/L		
73)	n-Butyl Acetate	8.64	43	2386m	0.95	ug/L		
74)	Tetrachloroethene	8.62	164	1837	0.95	ug/L	#	83
75)	1,1,1,2-Tetrachloroethane	9.17	131	1939	0.96	ug/L	#	85
76)	Chlorobenzene	9.22	112	5906	1.12	ug/L		86
77)	Ethylbenzene	9.43	106	3049	1.13	ug/L		93
78)	Bromoform	9.62	173	1338	0.89	ug/L		87
79)	(m+p)Xylene	9.62	106	7853	2.32	ug/L		97
80)	o-Xylene	9.93	106	3359	1.03	ug/L		88
81)	Cyclohexanone	9.83	55	1446	23.21	ug/L	#	79
82)	Styrene	9.88	104	5140	0.99	ug/L		92
83)	Amyl Acetate	9.99	43	3645m	1.04	ug/L		
84)	trans-1,4-Dichloro-2-Buten	10.11	75	865	1.15	ug/L	#	65
85)	Isopropylbenzene	10.25	105	9563	1.15	ug/L		91
88)	1,1,2,2-Tetrachloroethane	9.92	83	2034	0.93	ug/L		85
89)	1,2,3-Trichloropropane	10.04	75	1767	1.07	ug/L		98
90)	Bromobenzene	10.38	156	3027	1.12	ug/L		98
91)	n-Propylbenzene	10.61	91	10759	1.11	ug/L		91
92)	2-Chlorotoluene	10.64	91	6390	1.13	ug/L		91
93)	4-Chlorotoluene	10.72	91	6171	1.02	ug/L		99
94)	1,3,5-Trimethylbenzene	10.87	105	6820	1.01	ug/L		96
95)	tert-Butylbenzene	11.06	119	6339	1.08	ug/L		98
96)	1,2,4-Trimethylbenzene	11.17	105	7789	1.08	ug/L		95
97)	sec-Butylbenzene	11.24	105	8689	1.04	ug/L		91
98)	1,3-Dclbenz	11.25	146	5098	1.11	ug/L		96
99)	1,4-Dclbenz	11.31	146	5404m	1.17	ug/L		
100)	p-Isopropyltoluene	11.40	119	8167	1.19	ug/L		97
101)	1,2-Dclbenz	11.58	146	5071	1.10	ug/L		98
102)	n-Butylbenzene	11.73	91	6917	1.09	ug/L		88
103)	1,2-Dibromo-3-chloropropan	11.95	75	414	1.03	ug/L		85
105)	1,2,4-Tcbenzene	13.02	180	3505	1.10	ug/L		91
106)	Naphthalen	13.19	128	6789	1.13	ug/L		97
107)	Hexachlorobt	13.28	225	1820	1.17	ug/L		85

(#) = qualifier out of range (m) = manual integration

1st DL 08/25/17
2nd FJ 08/26/17

Data File : I:\ACQUDATA\MSVOA6\DATA\082417\D7724.D Vial: 7
Acq On : 24 Aug 2017 10:25 am Operator: D.Lipani
Sample : STD #2 - 1.0 PPB Inst : MS#6
Misc : 8260C / 624 ICAL GCMS#6 Multiplr: 1.00
MS Integration Params: CPD4.P
Quant Time: Aug 25 10:02 2017 Quant Results File: W082417.RES

Quant Method : I:\ACQUDATA\M...\W082417.M (RTE Integrator)
Title : 8260C / 624 WATERS
Last Update : Fri Aug 25 09:33:36 2017
Response via : Initial Calibration
DataAcq Meth : W082417

Compound	R.T.	QIon	Response	Conc	Unit	Qvalue
108) 1,2,3-Tclbenzene	13.35	180	2950	1.08	ug/L	86

(#) = qualifier out of range (m) = manual integration

1st DL 08/25/17
2nd FJ 08/26/17

Data File : I:\ACQUDATA\MSVOA6\DATA\082417\D7724.D Vial: 7
Acq On : 24 Aug 2017 10:25 am Operator: D.Lipani
Sample : STD #2 - 1.0 PPB Inst : MS#6
Misc : 8260C / 624 ICAL GCMS#6 Multiplr: 1.00
MS Integration Params: CPD4.P
Quant Time: Aug 25 10:02 2017 Quant Results File: W082417.RES

Method : I:\ACQUDATA\MSVOA6\METHODS\W082417.M (RTE Integrator)
Title : 8260C / 624 WATERS
Last Update : Fri Aug 25 10:01:01 2017
Response via : Initial Calibration

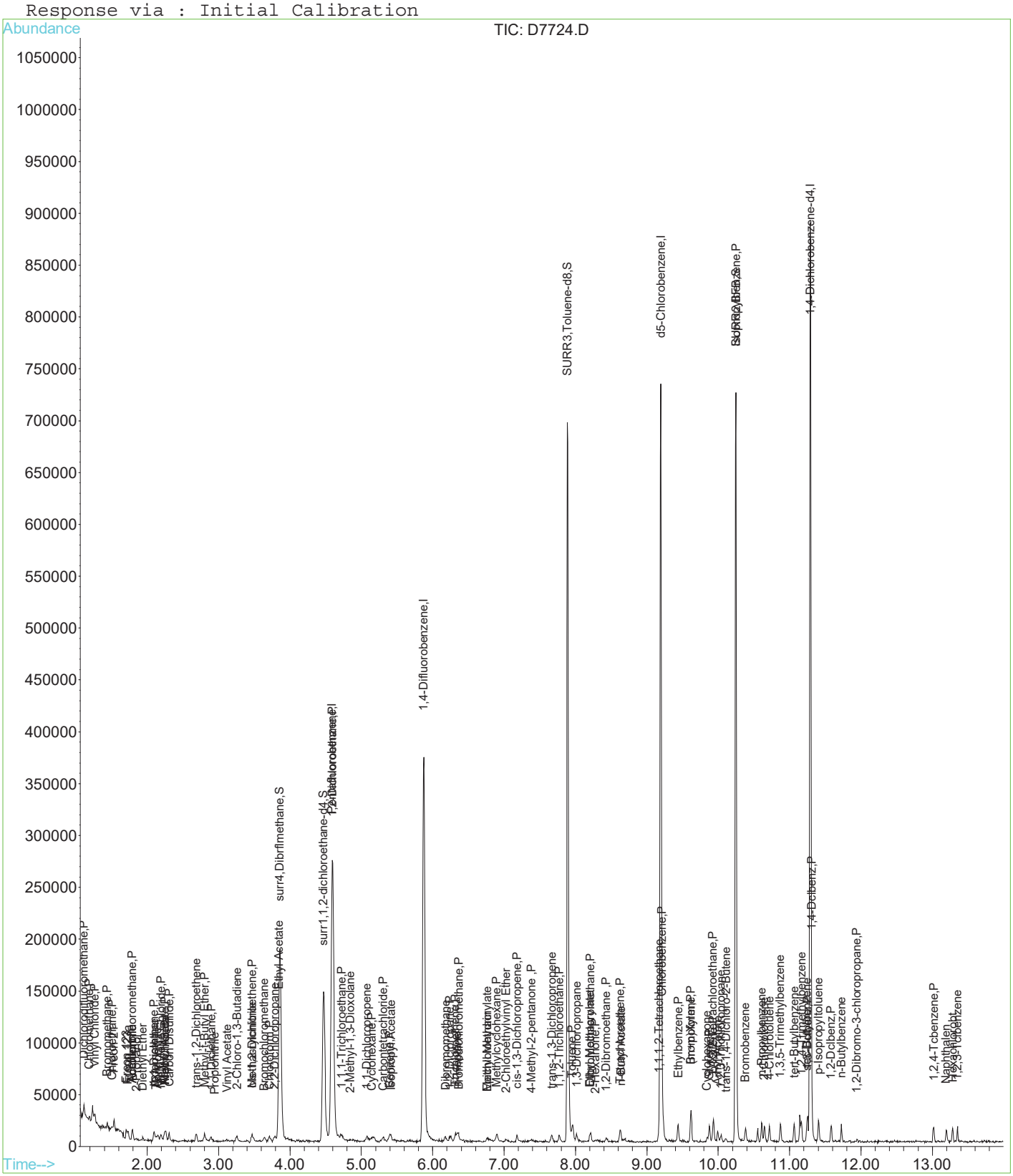

1st DL 08/25/17
2nd FJ 08/26/17

Data File : I:\ACQUDATA\MSVOA6\DATA\082417\D7725.D Vial: 8
Acq On : 24 Aug 2017 10:53 am Operator: D.Lipani
Sample : STD #3 - 2.0 PPB Inst : MS#6
Misc : 8260C / 624 ICAL GCMS#6 Multiplr: 1.00
MS Integration Params: CPD4.P
Quant Time: Aug 25 10:10 2017 Quant Results File: temp.res

Method : I:\ACQUDATA\MSVOA6\METHODS\W082417.M (RTE Integrator)
Title : 8260C / 624 WATERS
Last Update : Fri Aug 25 10:05:39 2017
Response via : Multiple Level Calibration

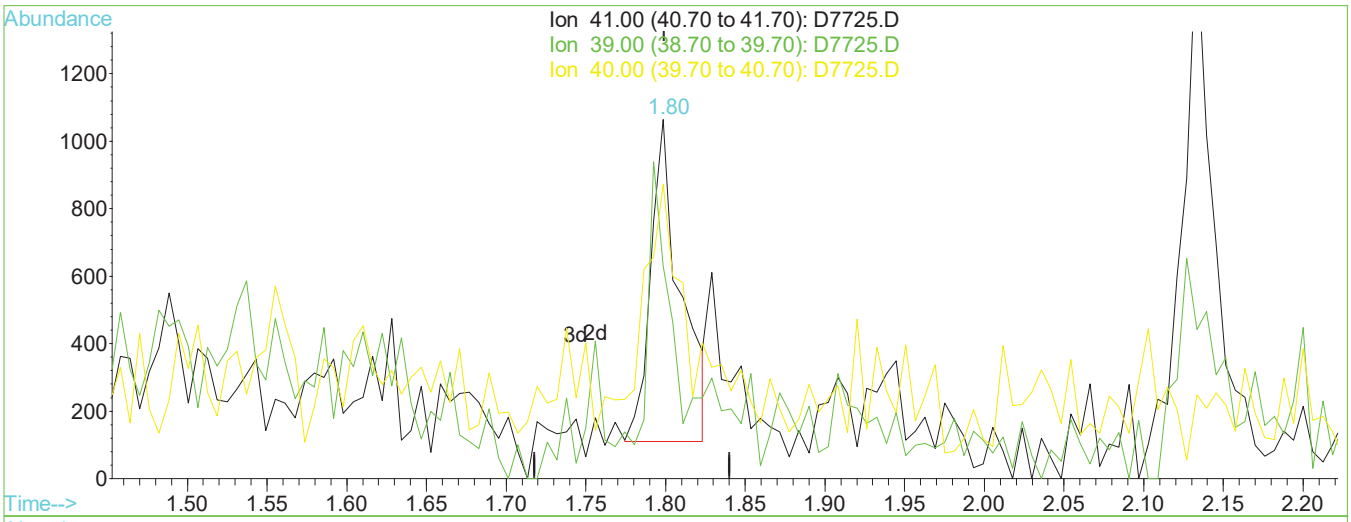

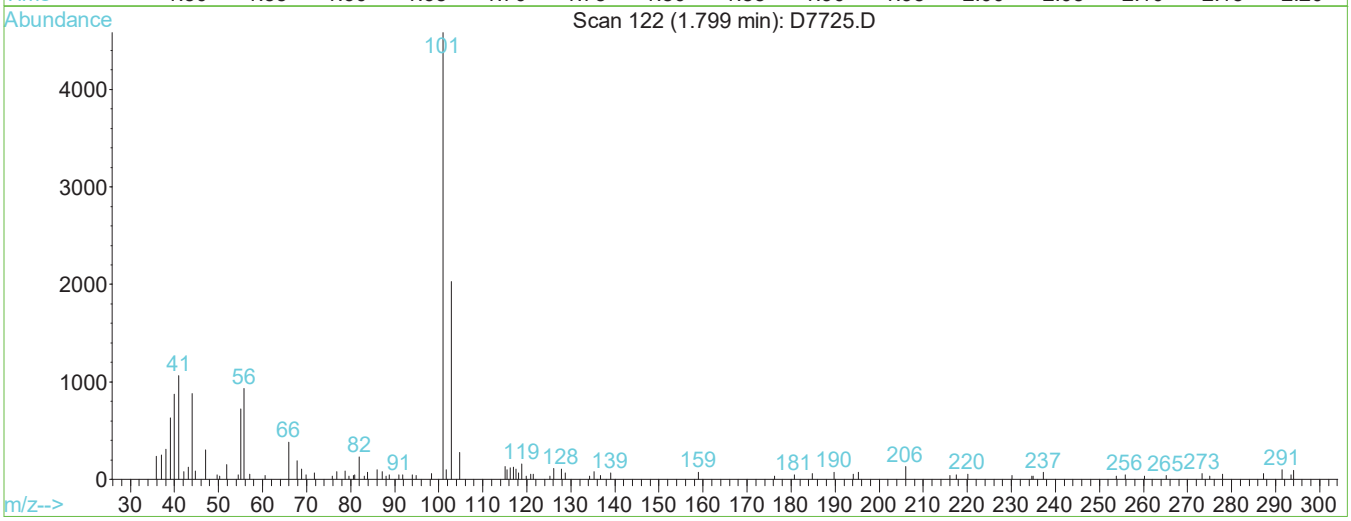

TIC: D7725.D

(12) Acetonitrile

1.80min 8.51ug/L m

response 1234

Ion	Exp%	Act%
41.00	100	100
39.00	30.90	59.06#
40.00	57.00	81.88#
0.00	0.00	0.00

Manual Integration:

After

Poor integration.

08/25/17

1st DL 08/25/17
2nd FJ 08/26/17

Data File : I:\ACQUDATA\MSVOA6\DATA\082417\D7725.D Vial: 8
Acq On : 24 Aug 2017 10:53 am Operator: D.Lipani
Sample : STD #3 - 2.0 PPB Inst : MS#6
Misc : 8260C / 624 ICAL GCMS#6 Multiplr: 1.00
MS Integration Params: CPD4.P
Quant Time: Aug 25 10:08 2017 Quant Results File: temp.res

Method : I:\ACQUDATA\MSVOA6\METHODS\W082417.M (RTE Integrator)
Title : 8260C / 624 WATERS
Last Update : Fri Aug 25 10:05:39 2017
Response via : Multiple Level Calibration

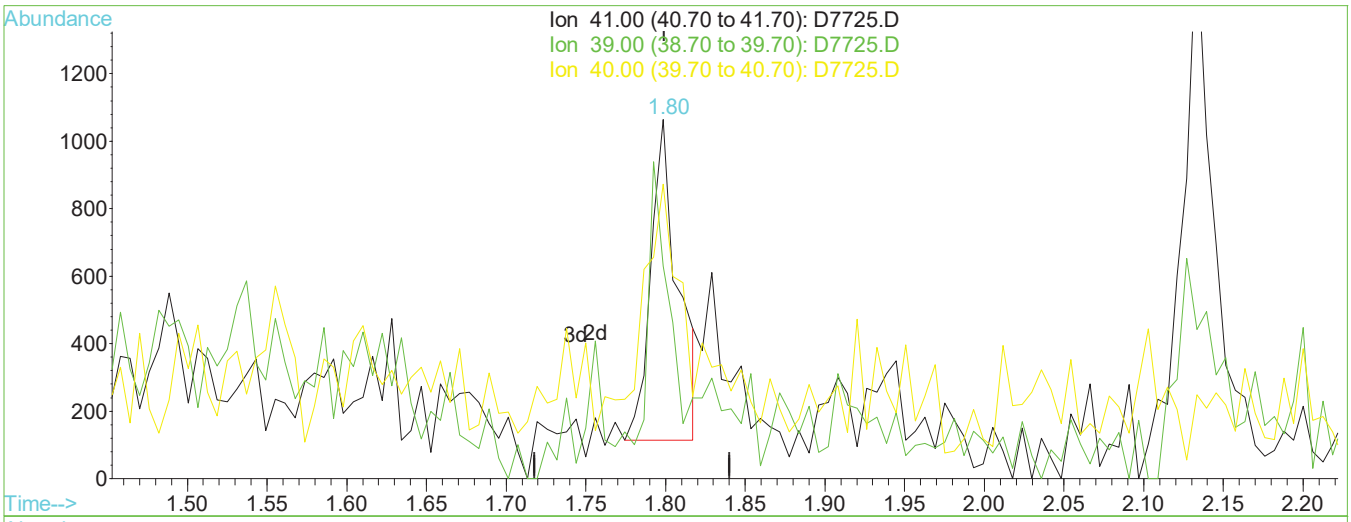

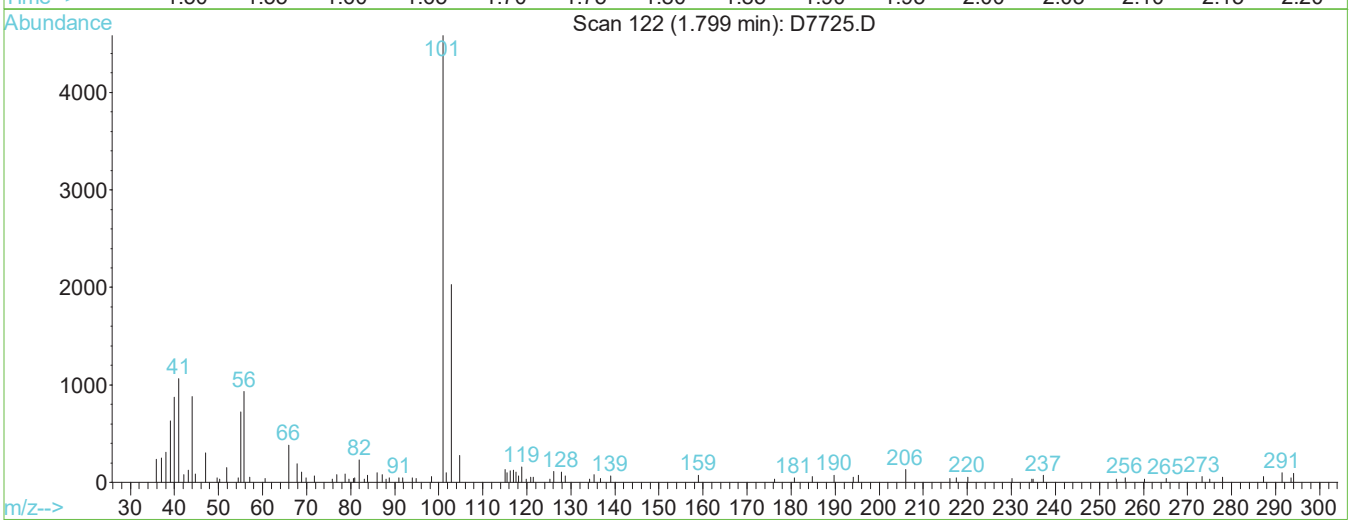

TIC: D7725.D

(12) Acetonitrile

1.80min 7.80ug/L

response 1130

Ion	Exp%	Act%
41.00	100	100
39.00	30.90	59.06#
40.00	57.00	81.88#
0.00	0.00	0.00

Manual Integration:

Before

08/25/17

Quantitation Report (Qedit)

Data File : I:\ACQUDATA\MSVOA6\DATA\082417\D7725.D Vial: 8
Acq On : 24 Aug 2017 10:53 am Operator: D.Lipani
Sample : STD #3 - 2.0 PPB Inst : MS#6
Misc : 8260C / 624 ICAL GCMS#6 Multiplr: 1.00
MS Integration Params: CPD4.P
Quant Time: Aug 25 10:11 2017 Quant Results File: temp.res

Method : I:\ACQUDATA\MSVOA6\METHODS\W082417.M (RTE Integrator)
Title : 8260C / 624 WATERS
Last Update : Fri Aug 25 10:05:39 2017
Response via : Multiple Level Calibration

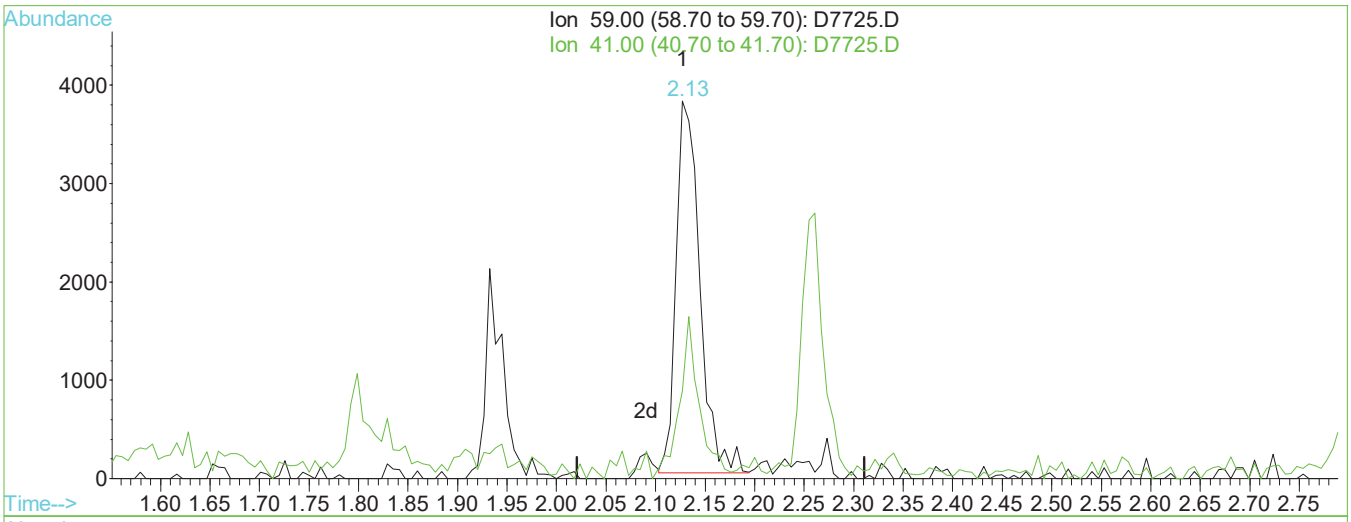

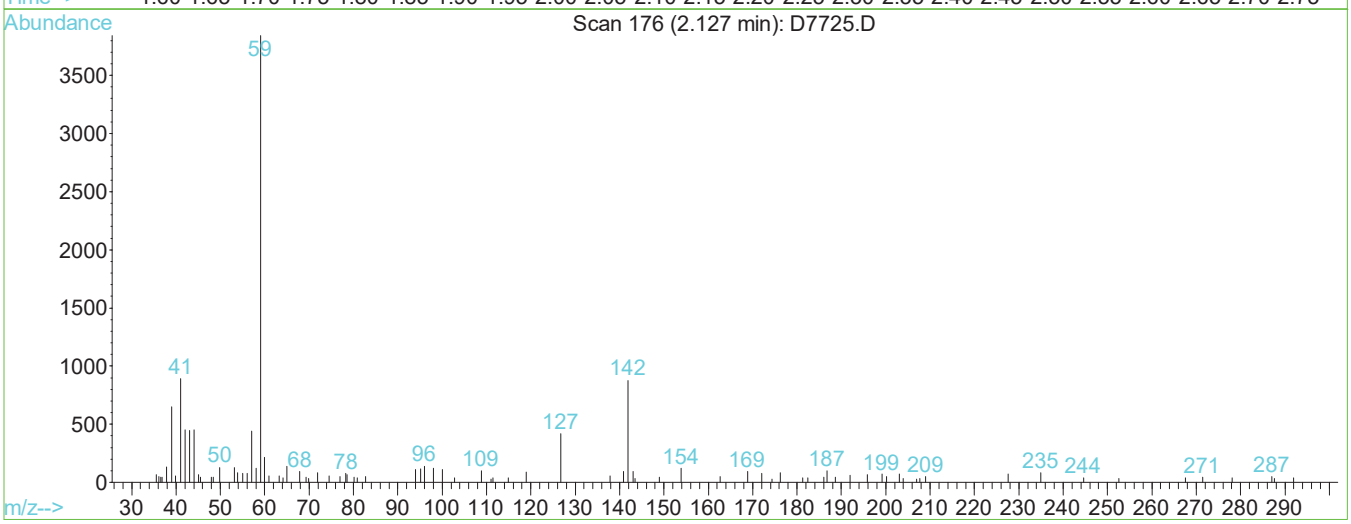

TIC: D7725.D

(18) TBA

2.13min 36.81ug/L m

response 6326

Ion	Exp%	Act%
59.00	100	100
41.00	19.90	23.17
0.00	0.00	0.00
0.00	0.00	0.00

Manual Integration:

After

Poor integration.

08/25/17

Quantitation Report (Qedit)

Data File : I:\ACQUDATA\MSVOA6\DATA\082417\D7725.D Vial: 8
Acq On : 24 Aug 2017 10:53 am Operator: D.Lipani
Sample : STD #3 - 2.0 PPB Inst : MS#6
Misc : 8260C / 624 ICAL GCMS#6 Multiplr: 1.00
MS Integration Params: CPD4.P
Quant Time: Aug 25 10:10 2017 Quant Results File: temp.res

Method : I:\ACQUDATA\MSVOA6\METHODS\W082417.M (RTE Integrator)
Title : 8260C / 624 WATERS
Last Update : Fri Aug 25 10:05:39 2017
Response via : Multiple Level Calibration

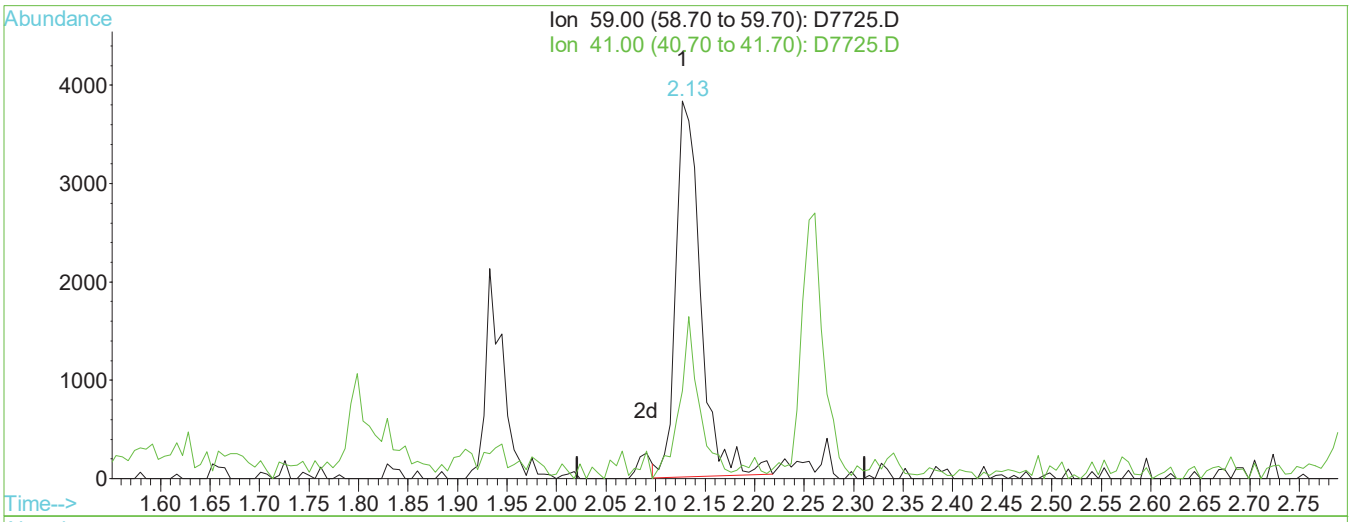

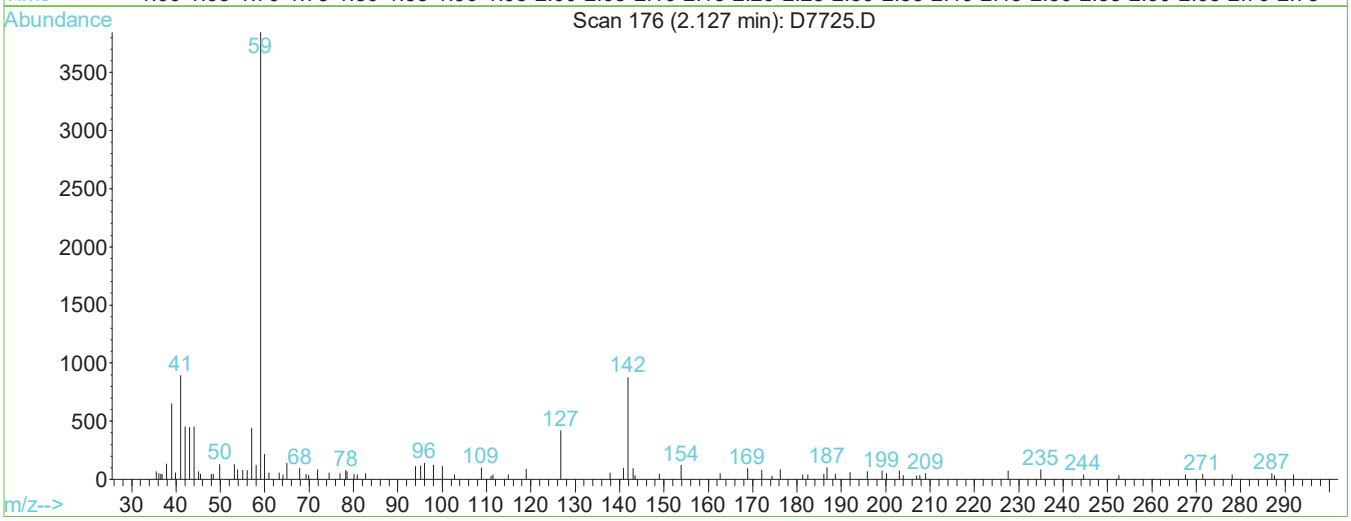

TIC: D7725.D

(18) TBA

2.13min 38.74ug/L

response 6657

Ion	Exp%	Act%
59.00	100	100
41.00	19.90	23.17
0.00	0.00	0.00
0.00	0.00	0.00

Manual Integration:

Before

08/25/17

Quantitation Report (Qedit)

Data File : I:\ACQUDATA\MSVOA6\DATA\082417\D7725.D Vial: 8
Acq On : 24 Aug 2017 10:53 am Operator: D.Lipani
Sample : STD #3 - 2.0 PPB Inst : MS#6
Misc : 8260C / 624 ICAL GCMS#6 Multiplr: 1.00
MS Integration Params: CPD4.P
Quant Time: Aug 25 10:11 2017 Quant Results File: temp.res

Method : I:\ACQUDATA\MSVOA6\METHODS\W082417.M (RTE Integrator)
Title : 8260C / 624 WATERS
Last Update : Fri Aug 25 10:05:39 2017
Response via : Multiple Level Calibration

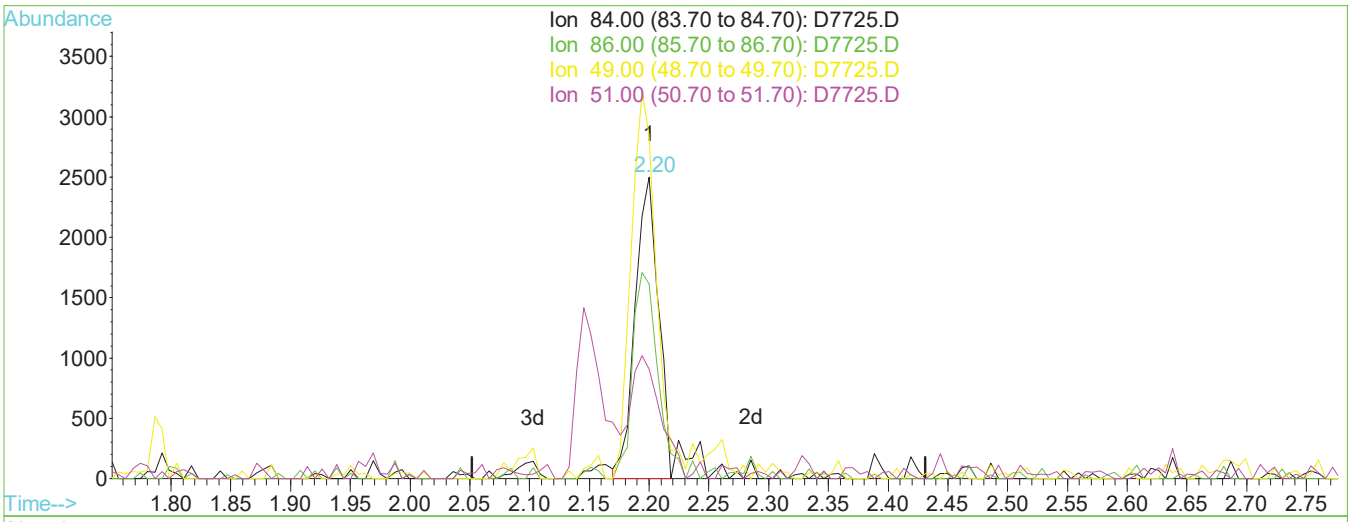

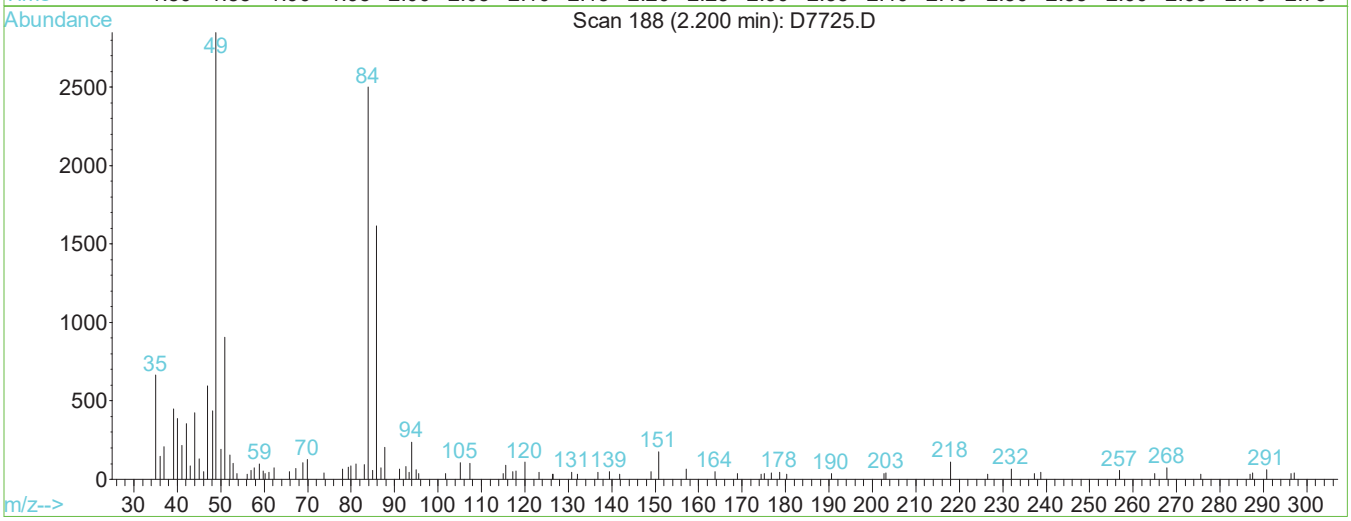

TIC: D7725.D

(20) Methylene Chloride (P)

2.20min 1.74ug/L m

response 3385

Ion	Exp%	Act%
84.00	100	100
86.00	63.20	64.60
49.00	119.20	113.88
51.00	41.00	36.28

Manual Integration:

After

Poor integration.

08/25/17

1st DL 08/25/17
2nd FJ 08/26/17

Data File : I:\ACQUDATA\MSVOA6\DATA\082417\D7725.D Vial: 8
Acq On : 24 Aug 2017 10:53 am Operator: D.Lipani
Sample : STD #3 - 2.0 PPB Inst : MS#6
Misc : 8260C / 624 ICAL GCMS#6 Multiplr: 1.00
MS Integration Params: CPD4.P
Quant Time: Aug 25 10:11 2017 Quant Results File: temp.res

Method : I:\ACQUDATA\MSVOA6\METHODS\W082417.M (RTE Integrator)
Title : 8260C / 624 WATERS
Last Update : Fri Aug 25 10:05:39 2017
Response via : Multiple Level Calibration

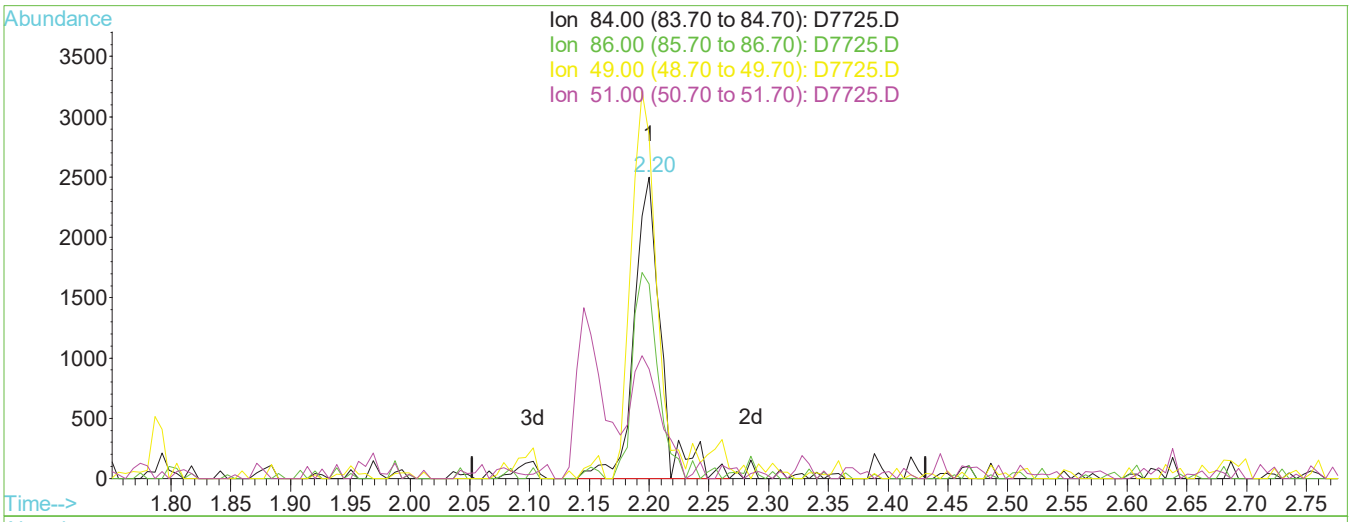

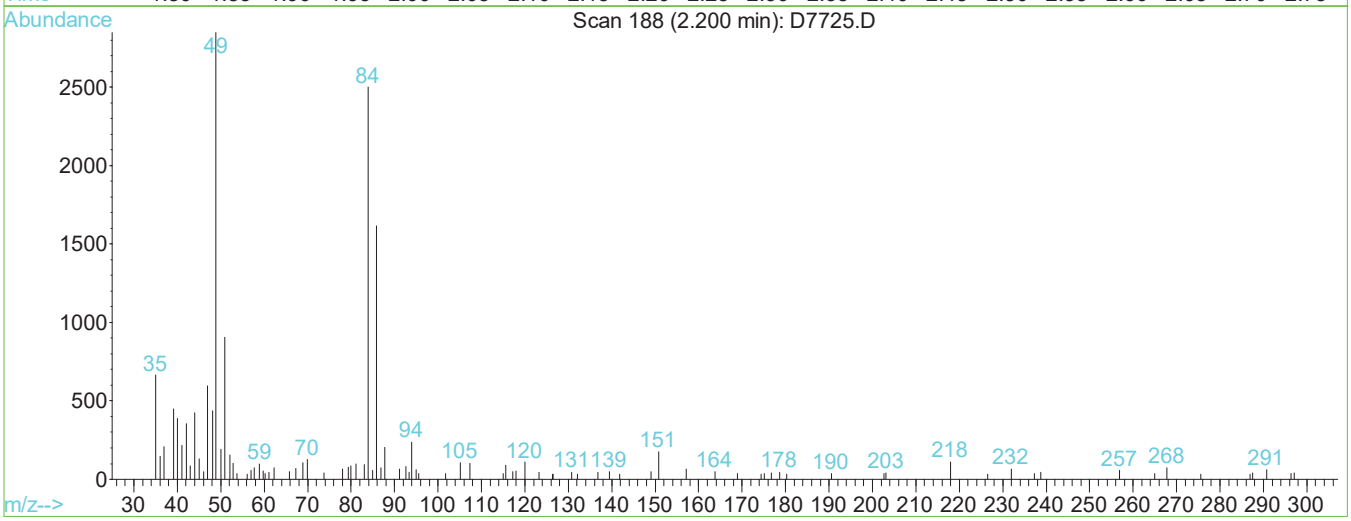

TIC: D7725.D

(20) Methylene Chloride (P)

2.20min 2.04ug/L

response 3964

Ion	Exp%	Act%
84.00	100	100
86.00	63.20	64.60
49.00	119.20	113.88
51.00	41.00	36.28

Manual Integration:

Before

08/25/17

1st DL 08/25/17
2nd FJ 08/26/17

Data File : I:\ACQUDATA\MSVOA6\DATA\082417\D7725.D Vial: 8
Acq On : 24 Aug 2017 10:53 am Operator: D.Lipani
Sample : STD #3 - 2.0 PPB Inst : MS#6
Misc : 8260C / 624 ICAL GCMS#6 Multiplr: 1.00
MS Integration Params: CPD4.P
Quant Time: Aug 25 10:12 2017 Quant Results File: temp.res

Method : I:\ACQUDATA\MSVOA6\METHODS\W082417.M (RTE Integrator)
Title : 8260C / 624 WATERS
Last Update : Fri Aug 25 10:05:39 2017
Response via : Single Level Calibration

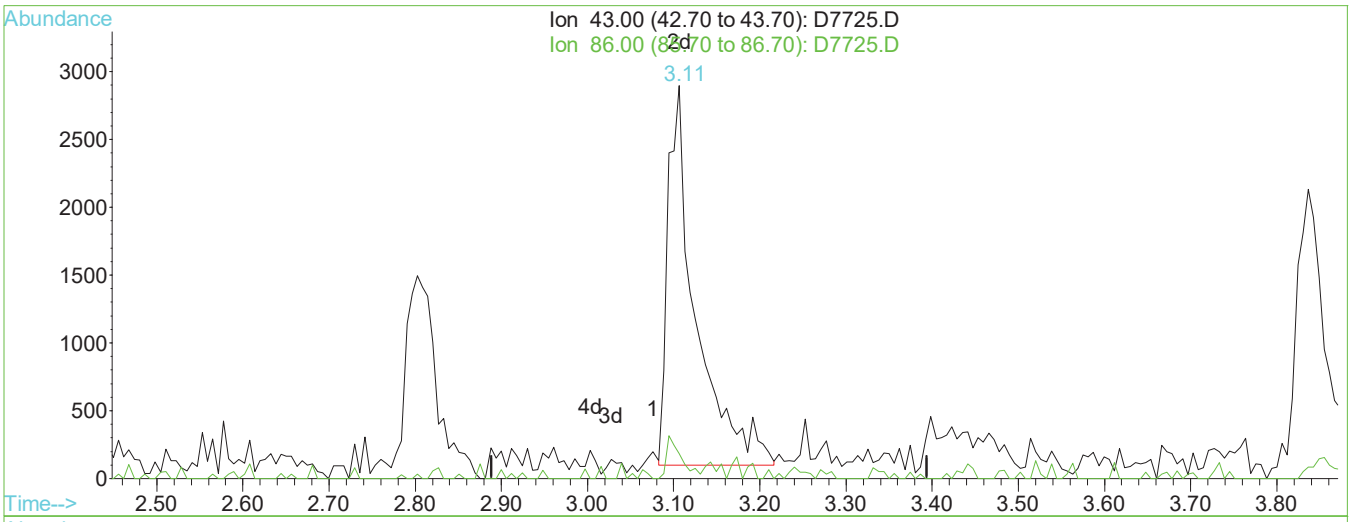

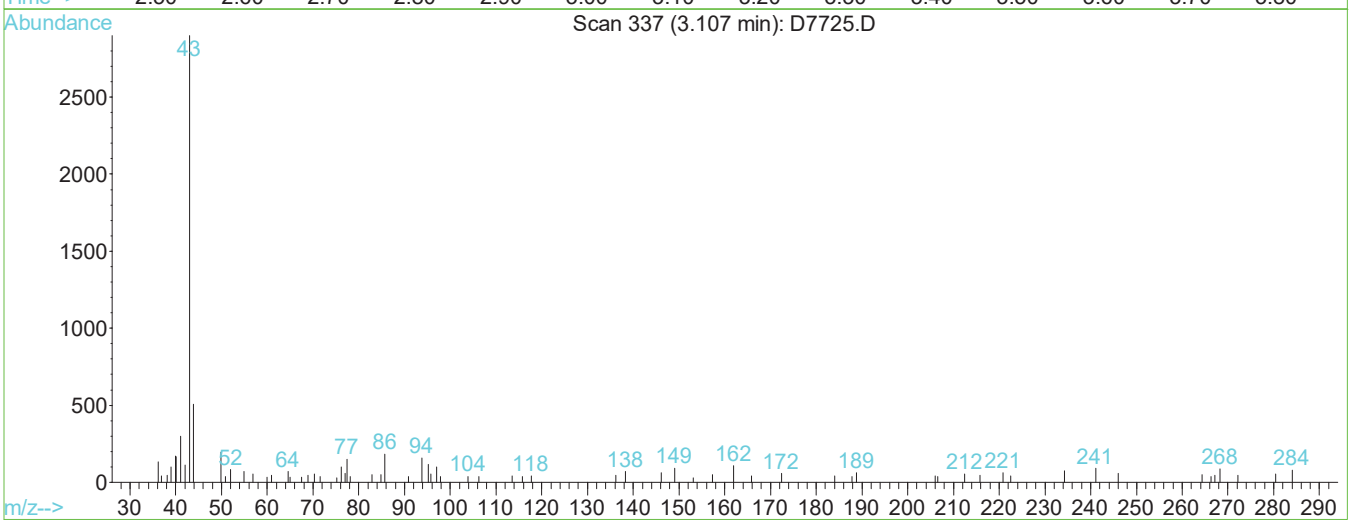

TIC: D7725.D

(29) Vinyl Acetate

3.11min 1.79ug/L m

response 6320

Ion	Exp%	Act%
43.00	100	100
86.00	8.70	6.31
0.00	0.00	0.00
0.00	0.00	0.00

Manual Integration:

After

Peak not found.

08/25/17

Quantitation Report (Qedit)

Data File : I:\ACQUDATA\MSVOA6\DATA\082417\D7725.D Vial: 8
Acq On : 24 Aug 2017 10:53 am Operator: D.Lipani
Sample : STD #3 - 2.0 PPB Inst : MS#6
Misc : 8260C / 624 ICAL GCMS#6 Multiplr: 1.00
MS Integration Params: CPD4.P
Quant Time: Aug 25 10:11 2017 Quant Results File: temp.res

Method : I:\ACQUDATA\MSVOA6\METHODS\W082417.M (RTE Integrator)
Title : 8260C / 624 WATERS
Last Update : Fri Aug 25 10:05:39 2017
Response via : Single Level Calibration

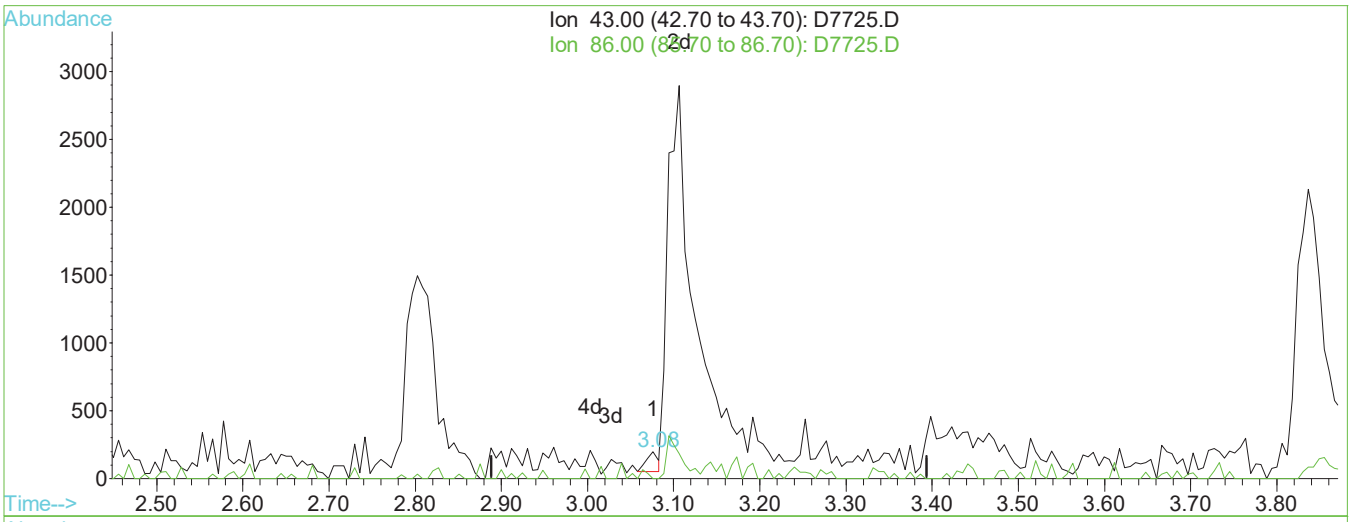

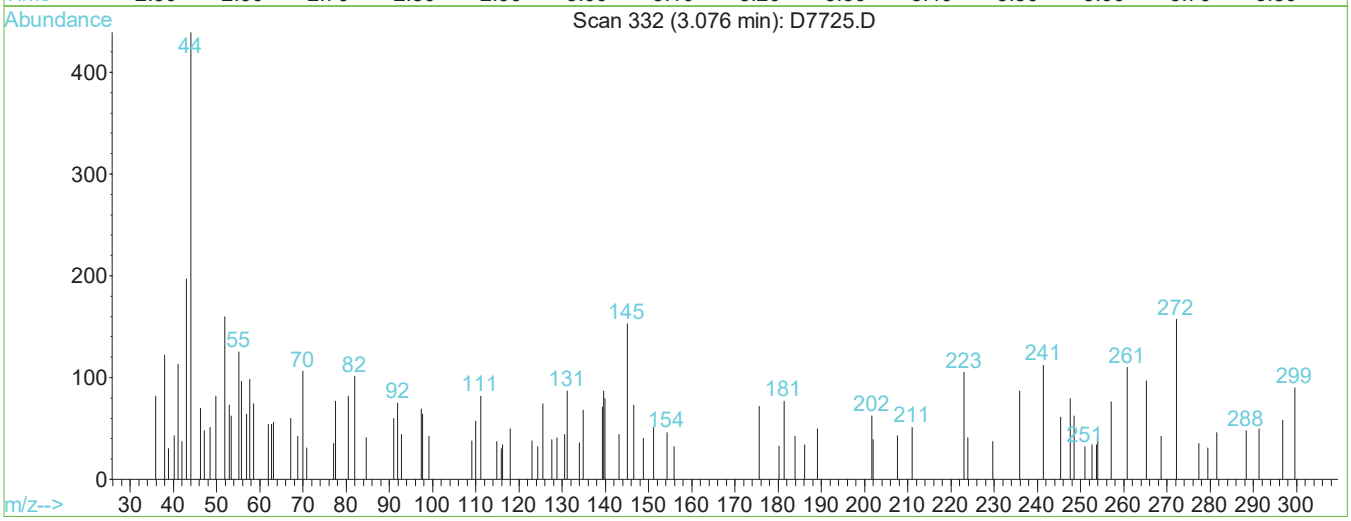

TIC: D7725.D

(29) Vinyl Acetate

3.08min 0.04ug/L

response 138

Ion	Exp%	Act%
43.00	100	100
86.00	8.70	0.00
0.00	0.00	0.00
0.00	0.00	0.00

Manual Integration:

Before

08/25/17

Quantitation Report (Qedit)

Data File : I:\ACQUDATA\MSVOA6\DATA\082417\D7725.D Vial: 8
Acq On : 24 Aug 2017 10:53 am Operator: D.Lipani
Sample : STD #3 - 2.0 PPB Inst : MS#6
Misc : 8260C / 624 ICAL GCMS#6 Multiplr: 1.00
MS Integration Params: CPD4.P
Quant Time: Aug 25 10:13 2017 Quant Results File: temp.res

Method : I:\ACQUDATA\MSVOA6\METHODS\W082417.M (RTE Integrator)
Title : 8260C / 624 WATERS
Last Update : Fri Aug 25 10:05:39 2017
Response via : Multiple Level Calibration

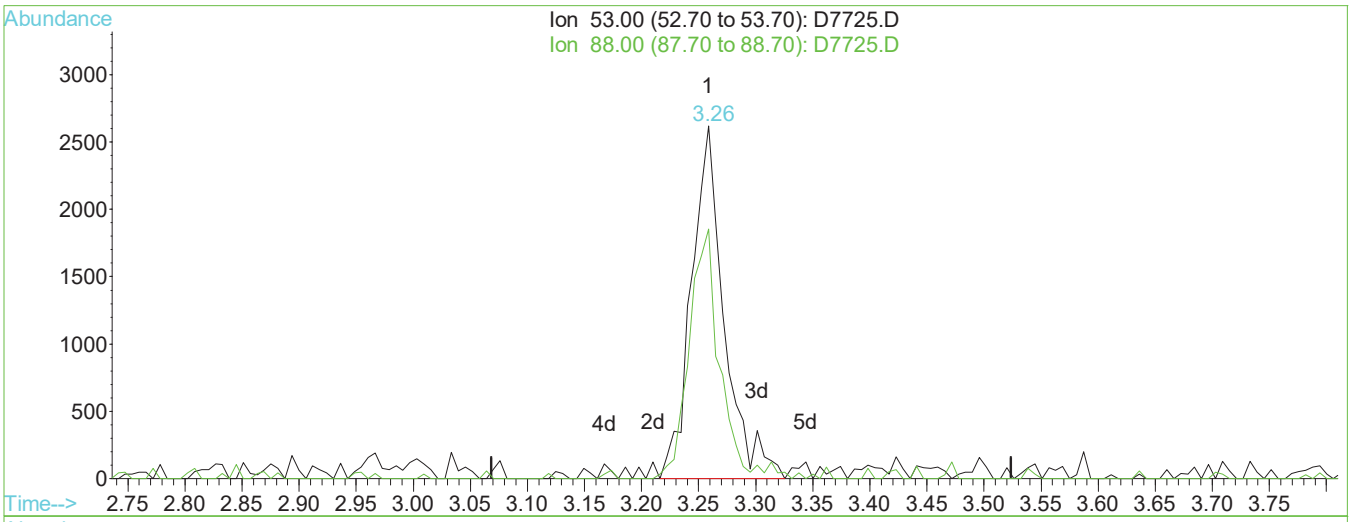

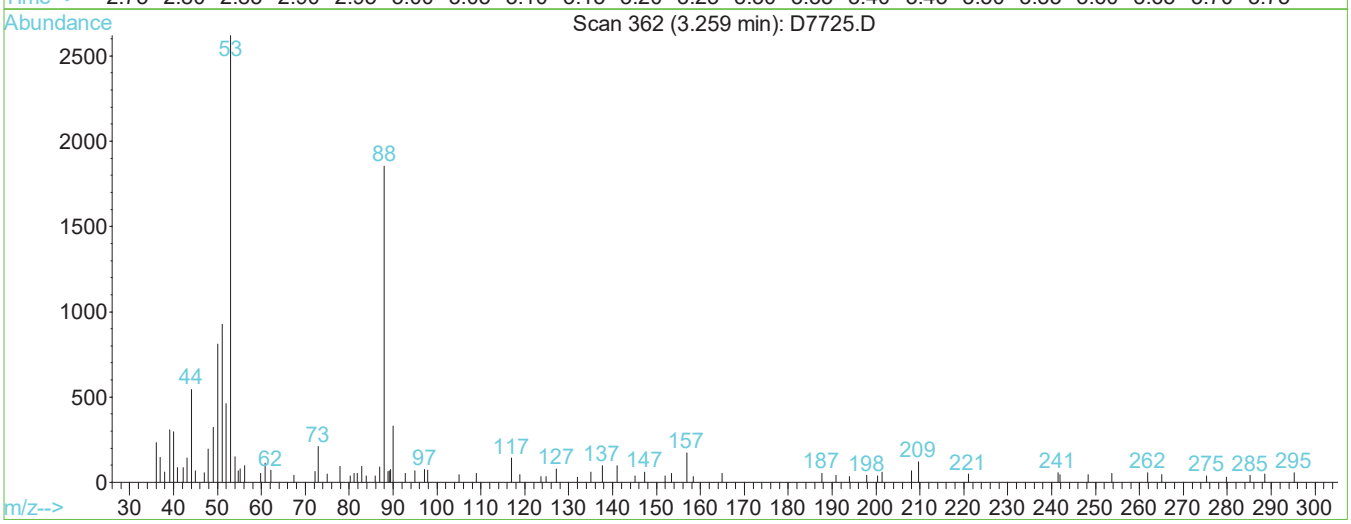

TIC: D7725.D

(30) 2-Chloro-1,3-Butadiene

3.26min 1.99ug/L m

response 5218

Ion	Exp%	Act%
53.00	100	100
88.00	57.00	70.79
0.00	0.00	0.00
0.00	0.00	0.00

Manual Integration:

After

Split Peak.

08/25/17

1st DL 08/25/17
2nd FJ 08/26/17

Data File : I:\ACQUDATA\MSVOA6\DATA\082417\D7725.D Vial: 8
Acq On : 24 Aug 2017 10:53 am Operator: D.Lipani
Sample : STD #3 - 2.0 PPB Inst : MS#6
Misc : 8260C / 624 ICAL GCMS#6 Multiplr: 1.00
MS Integration Params: CPD4.P
Quant Time: Aug 25 10:12 2017 Quant Results File: temp.res

Method : I:\ACQUDATA\MSVOA6\METHODS\W082417.M (RTE Integrator)
Title : 8260C / 624 WATERS
Last Update : Fri Aug 25 10:05:39 2017
Response via : Multiple Level Calibration

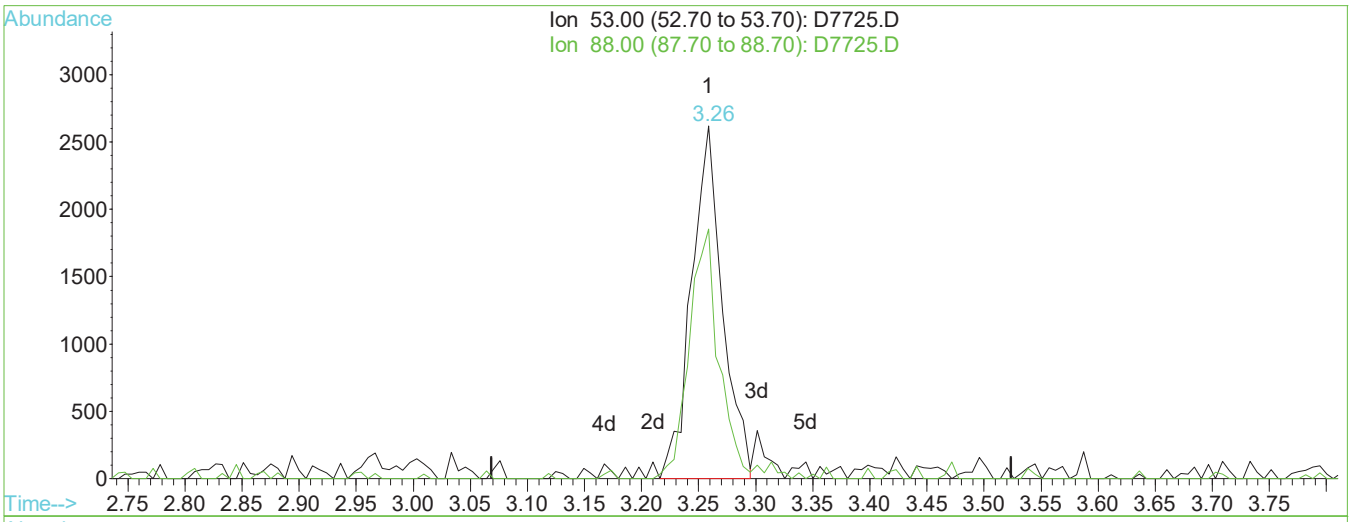

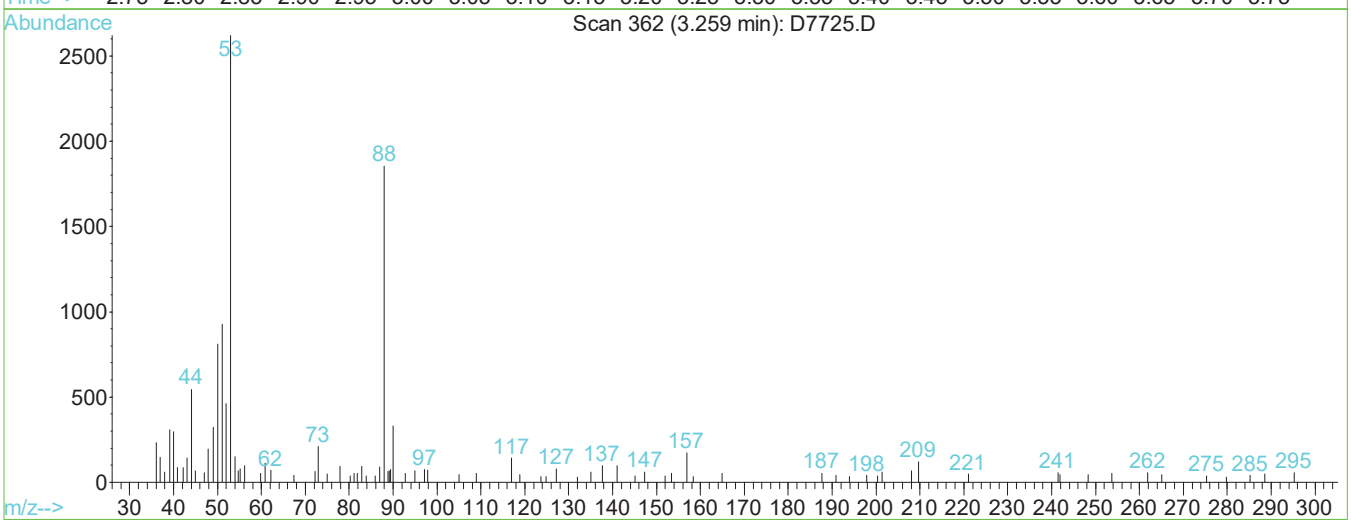

TIC: D7725.D

(30) 2-Chloro-1,3-Butadiene

3.26min 1.89ug/L

response 4942

Ion	Exp%	Act%
53.00	100	100
88.00	57.00	70.79
0.00	0.00	0.00
0.00	0.00	0.00

Manual Integration:

Before

08/25/17

1st DL 08/25/17
2nd FJ 08/26/17

Data File : I:\ACQUDATA\MSVOA6\DATA\082417\D7725.D Vial: 8
Acq On : 24 Aug 2017 10:53 am Operator: D.Lipani
Sample : STD #3 - 2.0 PPB Inst : MS#6
Misc : 8260C / 624 ICAL GCMS#6 Multiplr: 1.00
MS Integration Params: CPD4.P
Quant Time: Aug 25 10:13 2017 Quant Results File: temp.res

Method : I:\ACQUDATA\MSVOA6\METHODS\W082417.M (RTE Integrator)
Title : 8260C / 624 WATERS
Last Update : Fri Aug 25 10:05:39 2017
Response via : Single Level Calibration

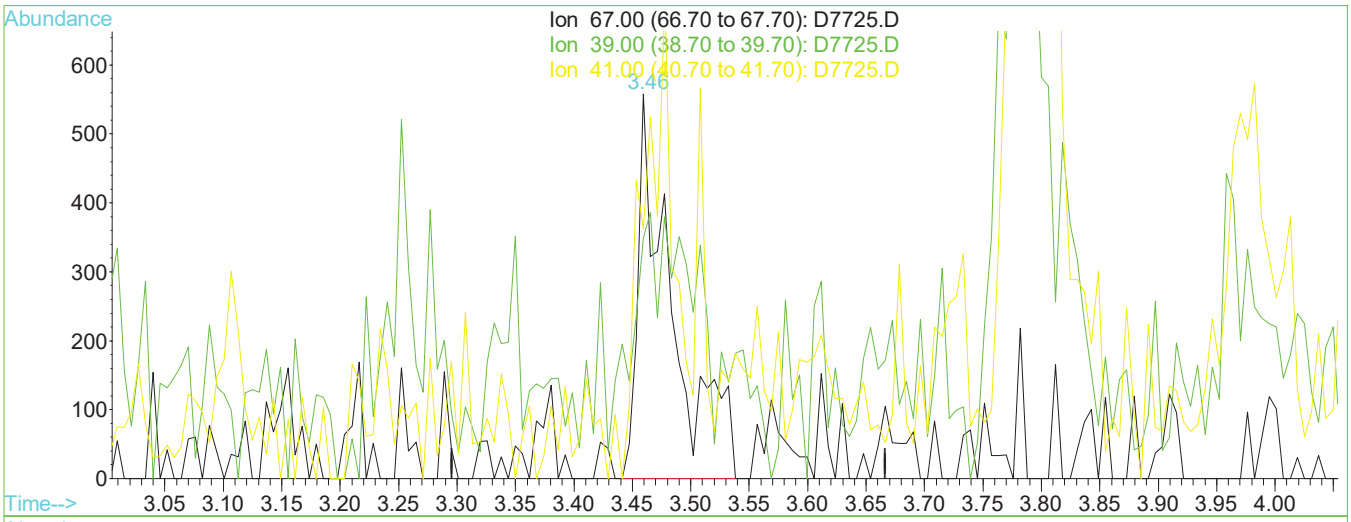

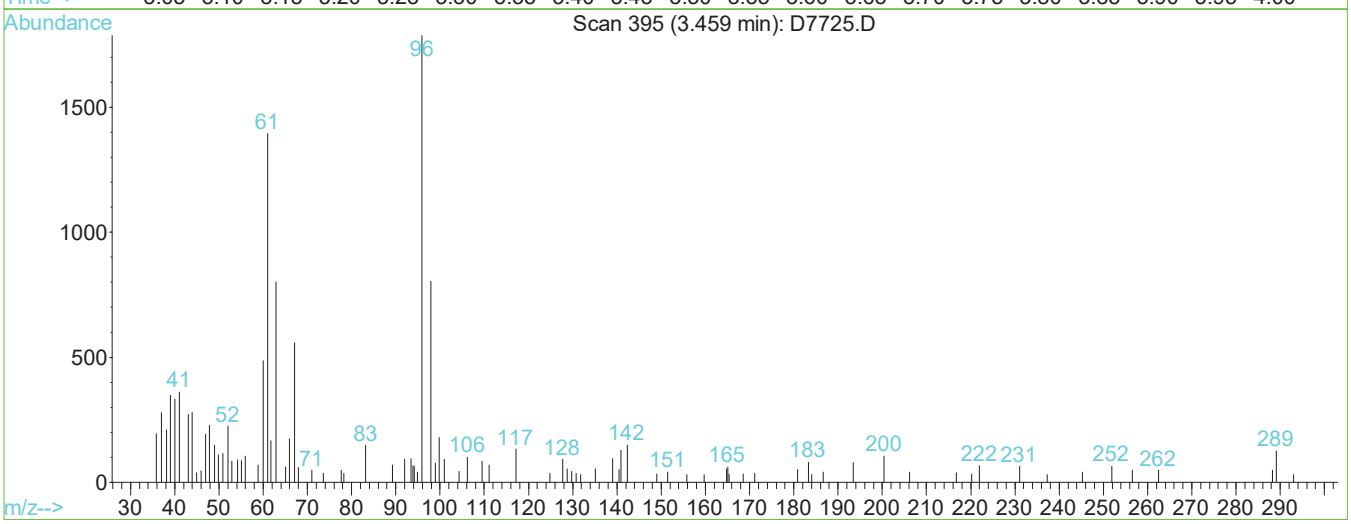

TIC: D7725.D

(32) Methacrylonitrile

3.46min 1.76ug/L m

response 1137

Ion	Exp%	Act%
67.00	100	100
39.00	96.70	62.54#
41.00	148.40	64.87#
0.00	0.00	0.00

Manual Integration:

After

Split Peak.

08/25/17

Quantitation Report (Qedit)

Data File : I:\ACQUDATA\MSVOA6\DATA\082417\D7725.D Vial: 8
Acq On : 24 Aug 2017 10:53 am Operator: D.Lipani
Sample : STD #3 - 2.0 PPB Inst : MS#6
Misc : 8260C / 624 ICAL GCMS#6 Multiplr: 1.00
MS Integration Params: CPD4.P
Quant Time: Aug 25 10:13 2017 Quant Results File: temp.res

Method : I:\ACQUDATA\MSVOA6\METHODS\W082417.M (RTE Integrator)
Title : 8260C / 624 WATERS
Last Update : Fri Aug 25 10:05:39 2017
Response via : Single Level Calibration

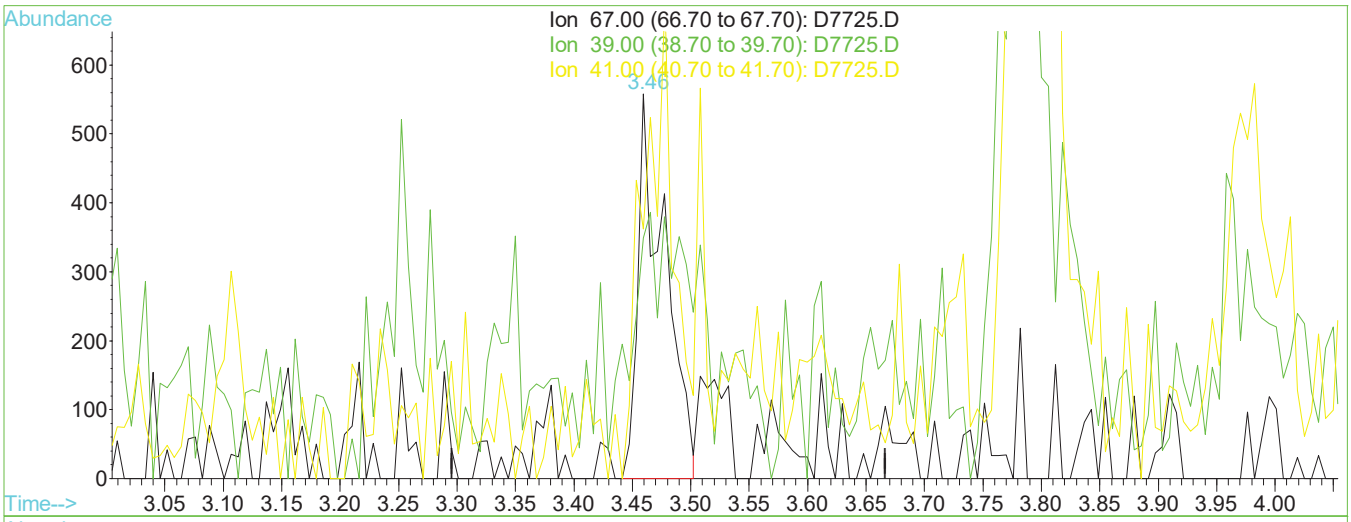

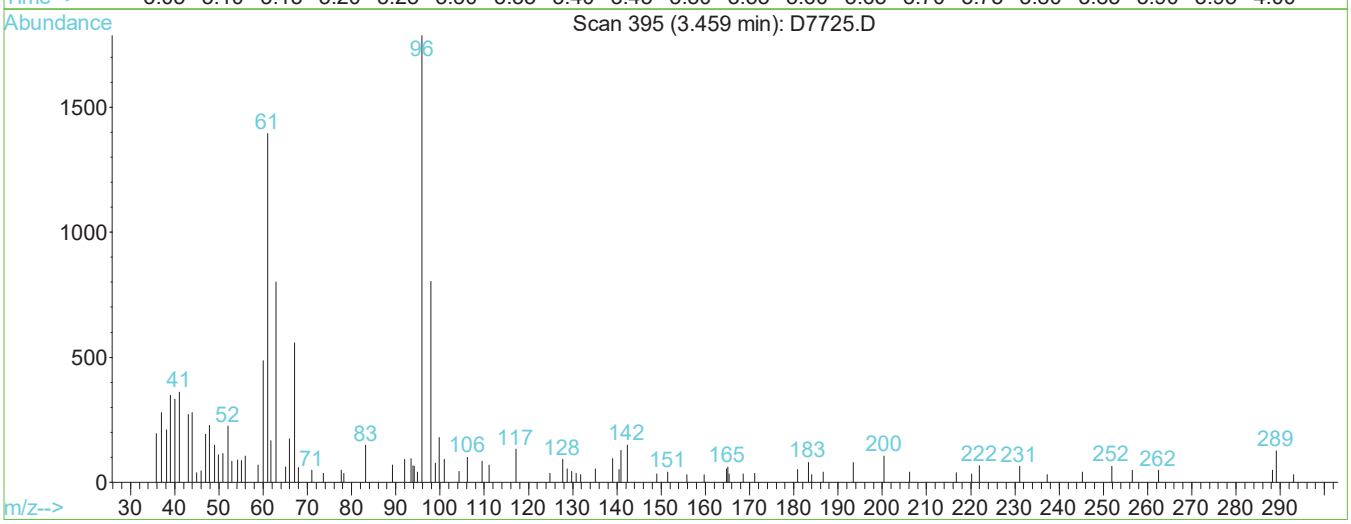

TIC: D7725.D

(32) Methacrylonitrile

3.46min 1.38ug/L

response 891

Ion	Exp%	Act%
67.00	100	100
39.00	96.70	62.54#
41.00	148.40	64.87#
0.00	0.00	0.00

Manual Integration:

Before

08/25/17

1st DL 08/25/17
2nd FW 08/26/17

Data File : I:\ACQUDATA\MSVOA6\DATA\082417\D7725.D Vial: 8
Acq On : 24 Aug 2017 10:53 am Operator: D.Lipani
Sample : STD #3 - 2.0 PPB Inst : MS#6
Misc : 8260C / 624 ICAL GCMS#6 Multiplr: 1.00
MS Integration Params: CPD4.P
Quant Time: Aug 25 10:14 2017 Quant Results File: temp.res

Method : I:\ACQUDATA\MSVOA6\METHODS\W082417.M (RTE Integrator)
Title : 8260C / 624 WATERS
Last Update : Fri Aug 25 10:05:39 2017
Response via : Multiple Level Calibration

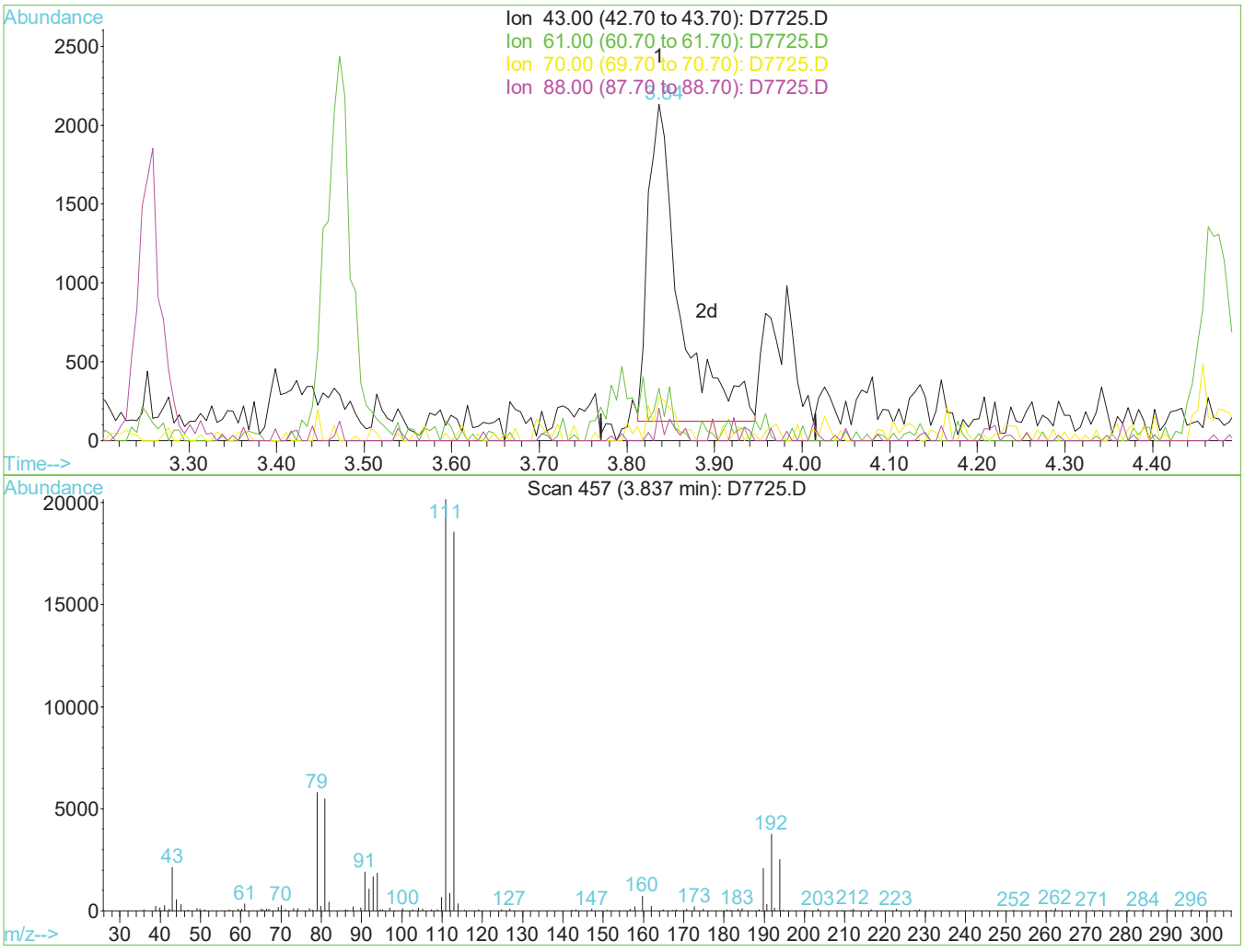

TIC: D7725.D

(37) Ethyl Acetate

3.84min 3.57ug/L m

response 5055

Ion	Exp%	Act%
43.00	100	100
61.00	21.70	15.61
70.00	10.60	12.85
88.00	4.70	9.56

Manual Integration:

After

Split Peak.

08/25/17

1st DL 08/25/17
2nd FW 08/26/17

Data File : I:\ACQUDATA\MSVOA6\DATA\082417\D7725.D Vial: 8
Acq On : 24 Aug 2017 10:53 am Operator: D.Lipani
Sample : STD #3 - 2.0 PPB Inst : MS#6
Misc : 8260C / 624 ICAL GCMS#6 Multiplr: 1.00
MS Integration Params: CPD4.P
Quant Time: Aug 25 10:13 2017 Quant Results File: temp.res

Method : I:\ACQUDATA\MSVOA6\METHODS\W082417.M (RTE Integrator)
Title : 8260C / 624 WATERS
Last Update : Fri Aug 25 10:05:39 2017
Response via : Multiple Level Calibration

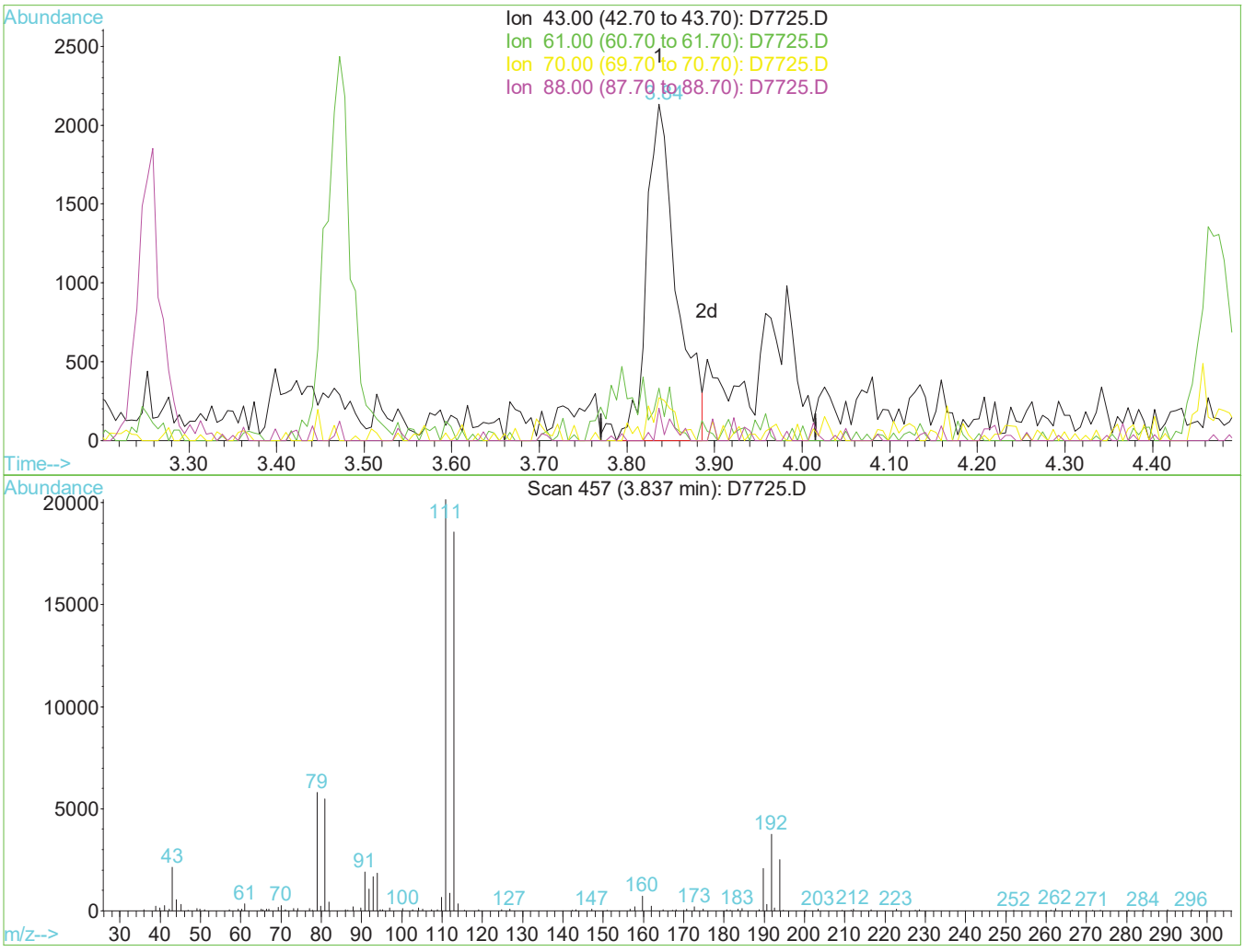

TIC: D7725.D

(37) Ethyl Acetate

3.84min 3.56ug/L

response 5042

Ion	Exp%	Act%
43.00	100	100
61.00	21.70	15.61
70.00	10.60	12.85
88.00	4.70	9.56

Manual Integration:

Before

08/25/17

1st DL 08/25/17
2nd FJ 08/26/17

Data File : I:\ACQUDATA\MSVOA6\DATA\082417\D7725.D Vial: 8
Acq On : 24 Aug 2017 10:53 am Operator: D.Lipani
Sample : STD #3 - 2.0 PPB Inst : MS#6
Misc : 8260C / 624 ICAL GCMS#6 Multiplr: 1.00
MS Integration Params: CPD4.P
Quant Time: Aug 25 10:08 2017 Quant Results File: temp.res

Method : I:\ACQUDATA\MSVOA6\METHODS\W082417.M (RTE Integrator)
Title : 8260C / 624 WATERS
Last Update : Fri Aug 25 10:05:39 2017
Response via : Multiple Level Calibration

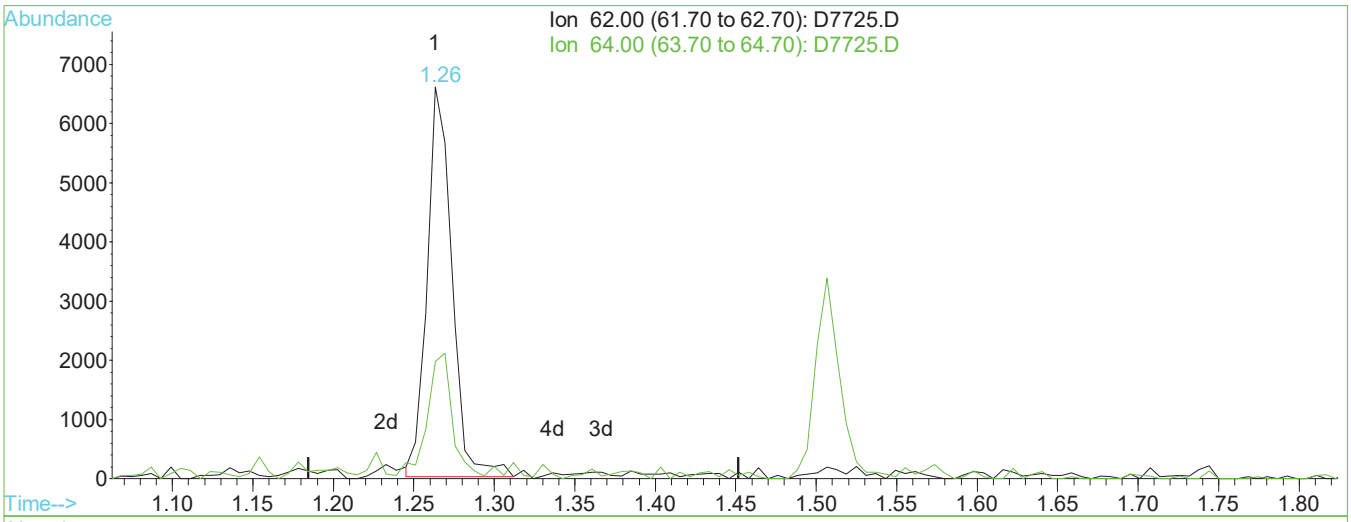

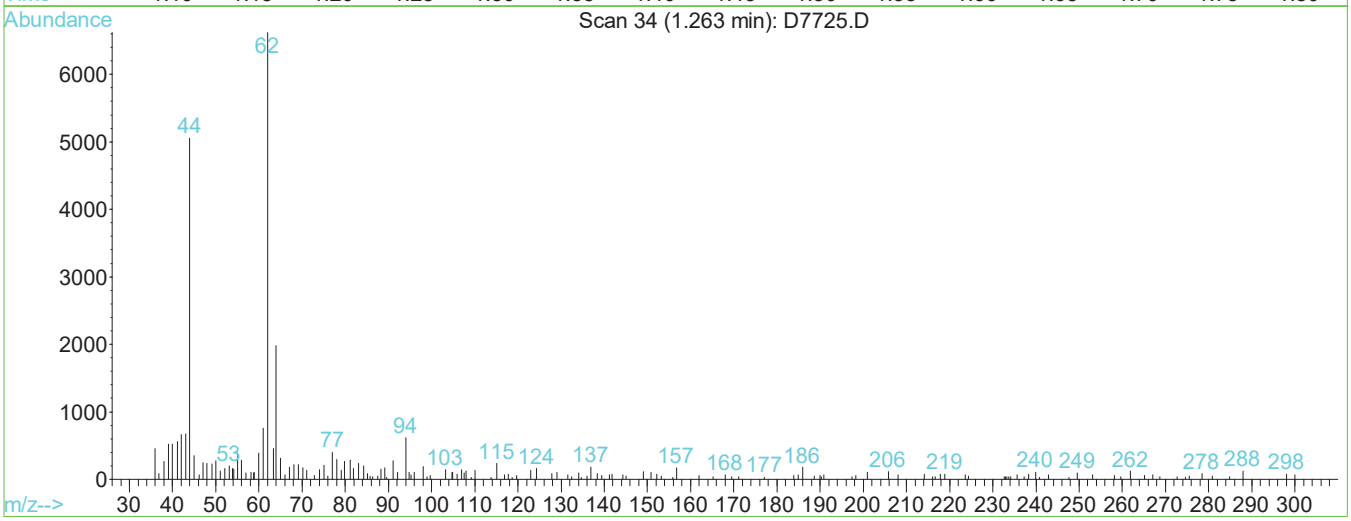

TIC: D7725.D

(4) Vinyl Chloride (P)

1.26min 2.16ug/L m

response 7056

Ion	Exp%	Act%
62.00	100	100
64.00	35.30	29.90
0.00	0.00	0.00
0.00	0.00	0.00

Manual Integration:

After

Poor integration.

08/25/17

1st DL 08/25/17
2nd FJ 08/26/17

Data File : I:\ACQUDATA\MSVOA6\DATA\082417\D7725.D Vial: 8
Acq On : 24 Aug 2017 10:53 am Operator: D.Lipani
Sample : STD #3 - 2.0 PPB Inst : MS#6
Misc : 8260C / 624 ICAL GCMS#6 Multiplr: 1.00
MS Integration Params: CPD4.P
Quant Time: Aug 25 10:07 2017 Quant Results File: temp.res

Method : I:\ACQUDATA\MSVOA6\METHODS\W082417.M (RTE Integrator)
Title : 8260C / 624 WATERS
Last Update : Fri Aug 25 10:05:39 2017
Response via : Multiple Level Calibration

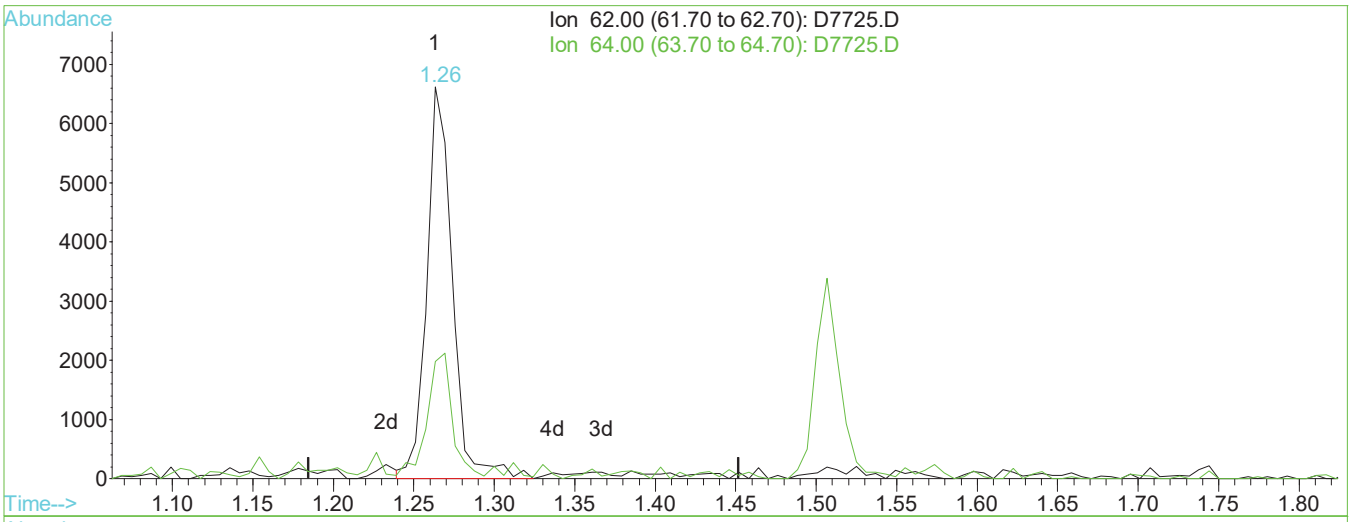

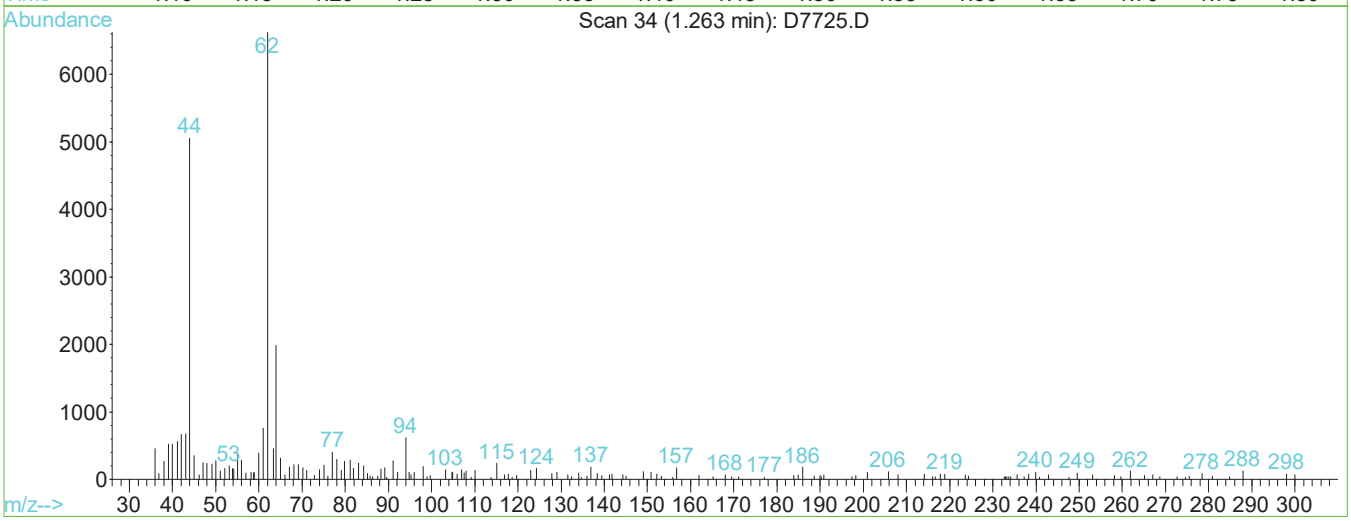

TIC: D7725.D

(4) Vinyl Chloride (P)

1.26min 2.24ug/L

response 7306

Ion	Exp%	Act%
62.00	100	100
64.00	35.30	29.90
0.00	0.00	0.00
0.00	0.00	0.00

Manual Integration:

Before

08/25/17

Quantitation Report (Qedit)

Data File : I:\ACQUDATA\MSVOA6\DATA\082417\D7725.D Vial: 8
Acq On : 24 Aug 2017 10:53 am Operator: D.Lipani
Sample : STD #3 - 2.0 PPB Inst : MS#6
Misc : 8260C / 624 ICAL GCMS#6 Multiplr: 1.00
MS Integration Params: CPD4.P
Quant Time: Aug 25 10:16 2017 Quant Results File: temp.res

Method : I:\ACQUDATA\MSVOA6\METHODS\W082417.M (RTE Integrator)
Title : 8260C / 624 WATERS
Last Update : Fri Aug 25 10:05:39 2017
Response via : Multiple Level Calibration

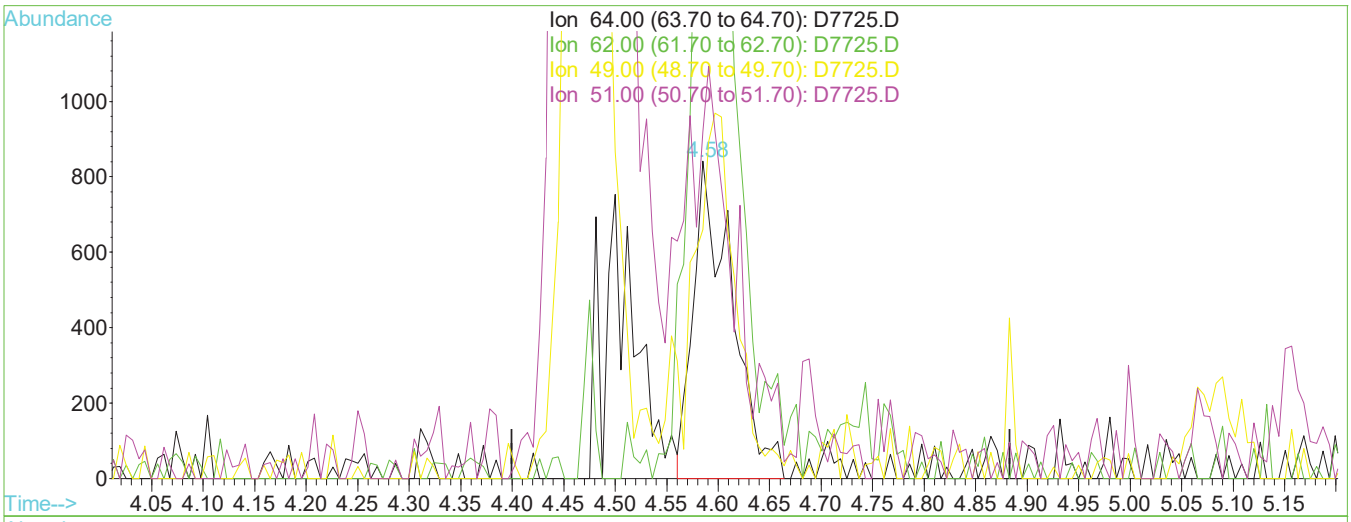

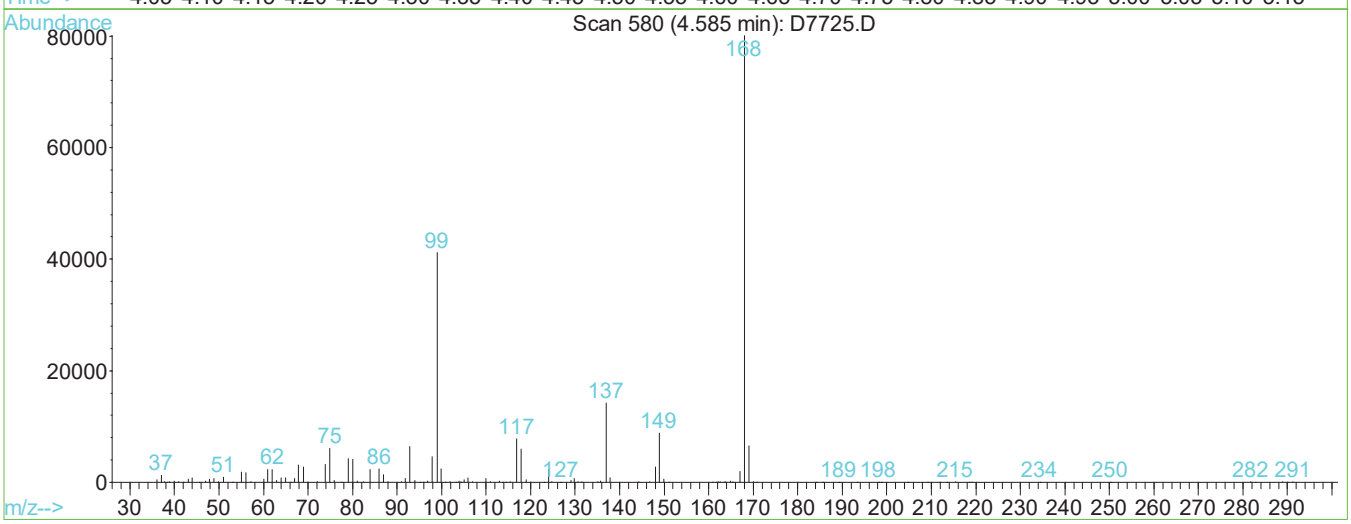

TIC: D7725.D

(44) 1,2-Dichloroethane (P)

4.58min 2.32ug/L m

response 2194

Ion	Exp%	Act%
64.00	100	100
62.00	291.40	278.00
49.00	77.00	78.48
51.00	29.80	109.39#

Manual Integration:

After

Split Peak.

08/25/17

1st DL 08/25/17
2nd FJ 08/26/17

Data File : I:\ACQUDATA\MSVOA6\DATA\082417\D7725.D Vial: 8
Acq On : 24 Aug 2017 10:53 am Operator: D.Lipani
Sample : STD #3 - 2.0 PPB Inst : MS#6
Misc : 8260C / 624 ICAL GCMS#6 Multiplr: 1.00
MS Integration Params: CPD4.P
Quant Time: Aug 25 10:14 2017 Quant Results File: temp.res

Method : I:\ACQUDATA\MSVOA6\METHODS\W082417.M (RTE Integrator)
Title : 8260C / 624 WATERS
Last Update : Fri Aug 25 10:05:39 2017
Response via : Multiple Level Calibration

TIC: D7725.D

(44) 1,2-Dichloroethane (P)

4.58min 1.23ug/L

response 1168

Ion	Exp%	Act%
64.00	100	100
62.00	291.40	278.00
49.00	77.00	78.48
51.00	29.80	109.39#

Manual Integration:

Before

08/25/17

1st DL 08/25/17
2nd FJ 08/26/17

Data File : I:\ACQUDATA\MSVOA6\DATA\082417\D7725.D Vial: 8
Acq On : 24 Aug 2017 10:53 am Operator: D.Lipani
Sample : STD #3 - 2.0 PPB Inst : MS#6
Misc : 8260C / 624 ICAL GCMS#6 Multiplr: 1.00
MS Integration Params: CPD4.P
Quant Time: Aug 25 10:16 2017 Quant Results File: temp.res

Method : I:\ACQUDATA\MSVOA6\METHODS\W082417.M (RTE Integrator)
Title : 8260C / 624 WATERS
Last Update : Fri Aug 25 10:05:39 2017
Response via : Multiple Level Calibration

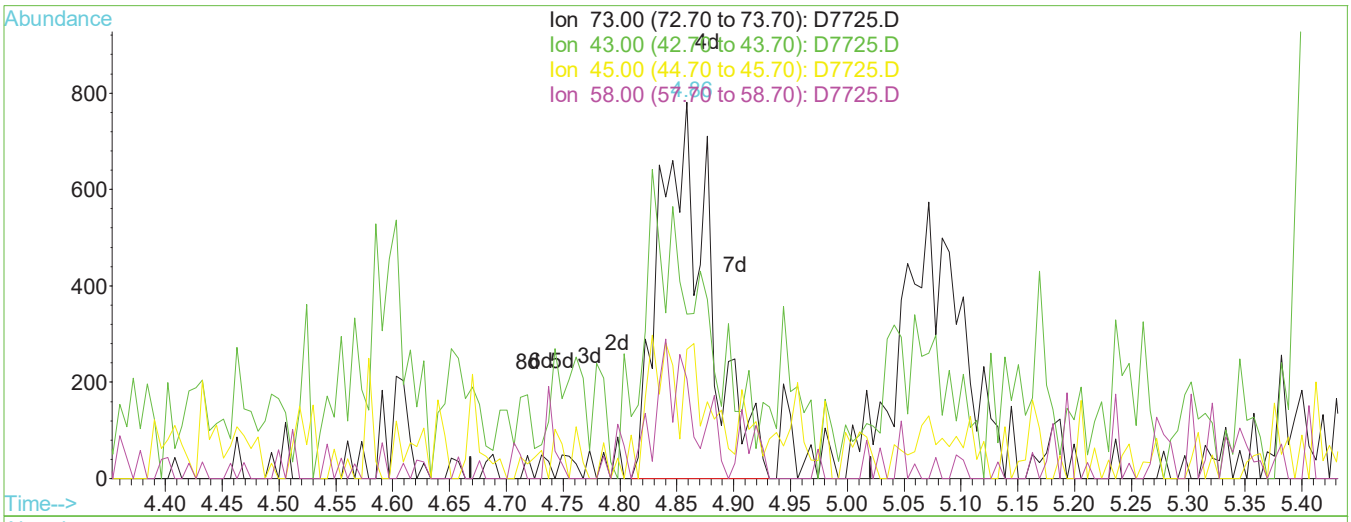

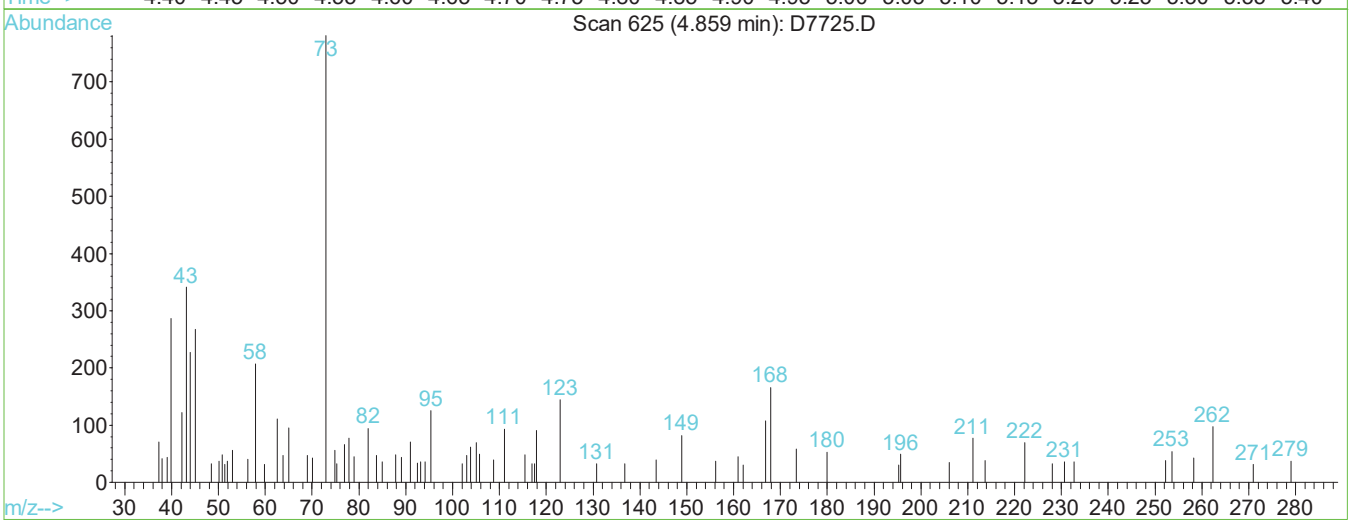

TIC: D7725.D

(45) 2-Methyl-1,3-Dioxolane

4.86min 10.37ug/L m

response 2376

Ion	Exp%	Act%
73.00	100	100
43.00	45.30	43.66
45.00	44.60	34.31
58.00	21.20	26.50

Manual Integration:

After

Split Peak.

08/25/17

1st DL 08/25/17
2nd FW 08/26/17

Data File : I:\ACQUDATA\MSVOA6\DATA\082417\D7725.D Vial: 8
Acq On : 24 Aug 2017 10:53 am Operator: D.Lipani
Sample : STD #3 - 2.0 PPB Inst : MS#6
Misc : 8260C / 624 ICAL GCMS#6 Multiplr: 1.00
MS Integration Params: CPD4.P
Quant Time: Aug 25 10:16 2017 Quant Results File: temp.res

Method : I:\ACQUDATA\MSVOA6\METHODS\W082417.M (RTE Integrator)
Title : 8260C / 624 WATERS
Last Update : Fri Aug 25 10:05:39 2017
Response via : Multiple Level Calibration

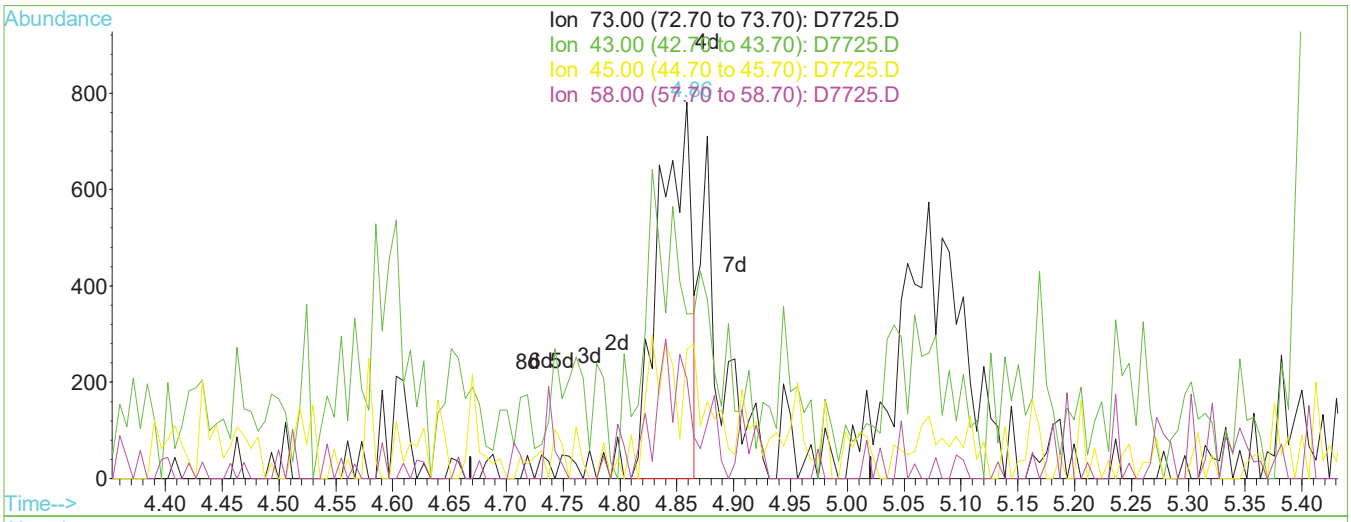

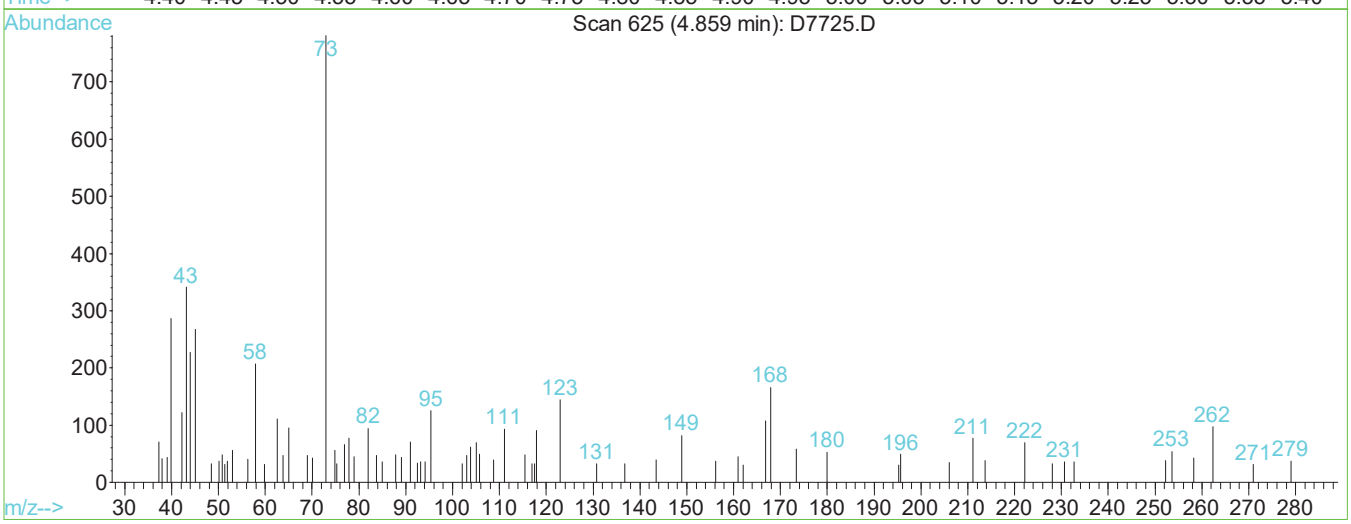

TIC: D7725.D

(45) 2-Methyl-1,3-Dioxolane

4.86min 6.64ug/L

response 1522

Ion	Exp%	Act%
73.00	100	100
43.00	45.30	43.66
45.00	44.60	34.31
58.00	21.20	26.50

Manual Integration:

Before

08/25/17

Quantitation Report (Qedit)

Data File : I:\ACQUDATA\MSVOA6\DATA\082417\D7725.D Vial: 8
Acq On : 24 Aug 2017 10:53 am Operator: D.Lipani
Sample : STD #3 - 2.0 PPB Inst : MS#6
Misc : 8260C / 624 ICAL GCMS#6 Multiplr: 1.00
MS Integration Params: CPD4.P
Quant Time: Aug 25 10:16 2017 Quant Results File: temp.res

Method : I:\ACQUDATA\MSVOA6\METHODS\W082417.M (RTE Integrator)
Title : 8260C / 624 WATERS
Last Update : Fri Aug 25 10:05:39 2017
Response via : Multiple Level Calibration

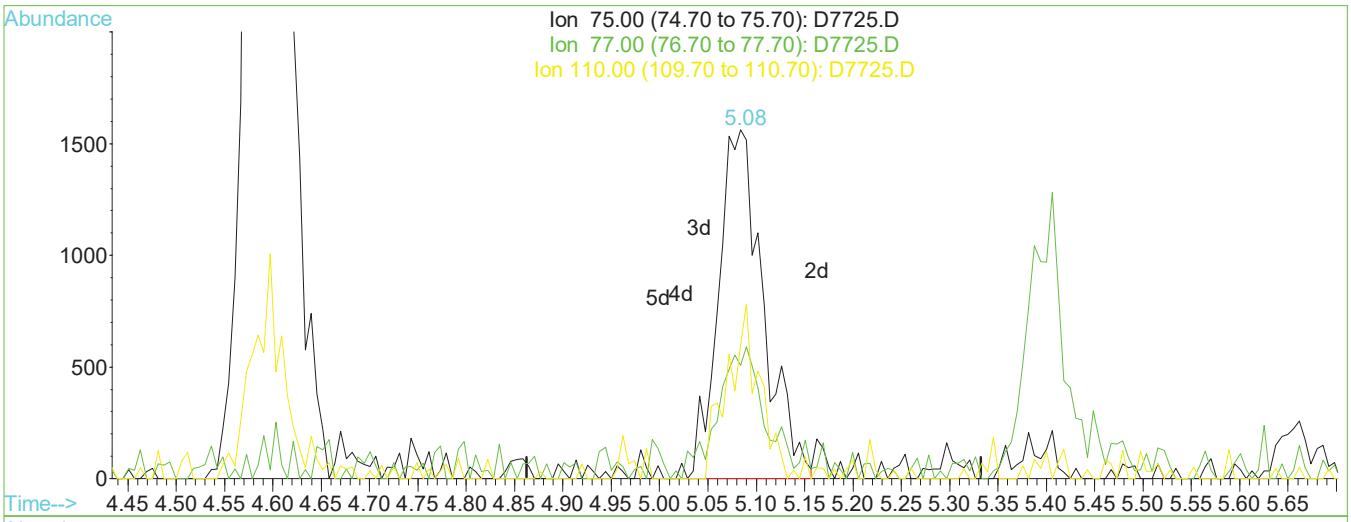

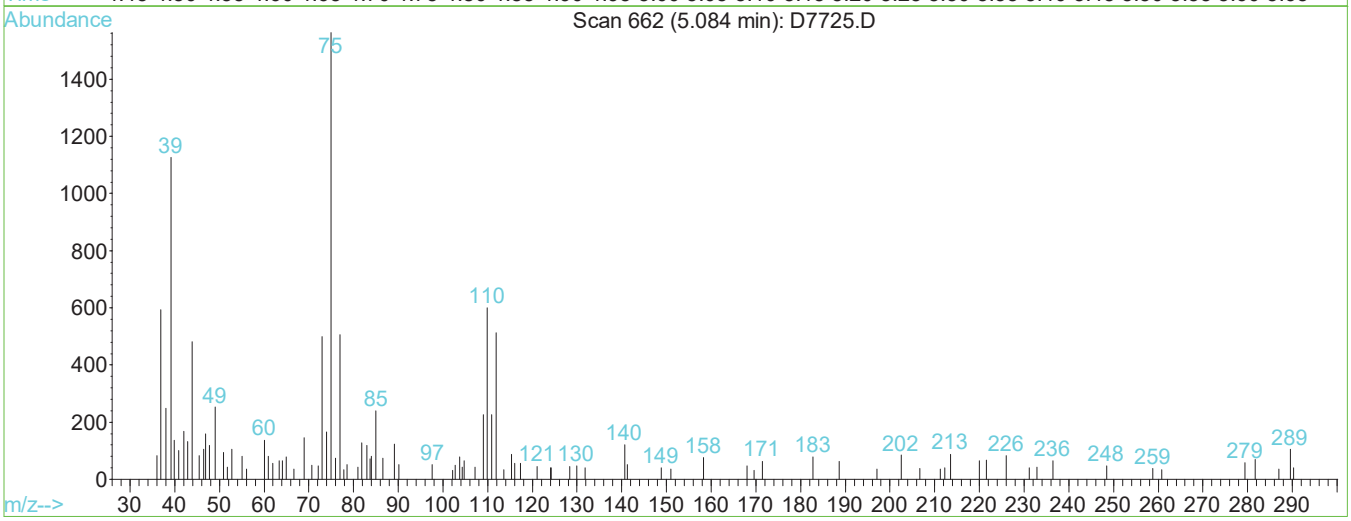

TIC: D7725.D

(46) 1,1-Dichloropropene

5.08min 2.01ug/L m

response 5037

Ion	Exp%	Act%
75.00	100	100
77.00	30.30	32.44
110.00	38.70	38.39
0.00	0.00	0.00

Manual Integration:

After

Split Peak.

08/25/17

1st DL 08/25/17
2nd FW 08/26/17

Data File : I:\ACQUDATA\MSVOA6\DATA\082417\D7725.D Vial: 8
Acq On : 24 Aug 2017 10:53 am Operator: D.Lipani
Sample : STD #3 - 2.0 PPB Inst : MS#6
Misc : 8260C / 624 ICAL GCMS#6 Multiplr: 1.00
MS Integration Params: CPD4.P
Quant Time: Aug 25 10:16 2017 Quant Results File: temp.res

Method : I:\ACQUDATA\MSVOA6\METHODS\W082417.M (RTE Integrator)
Title : 8260C / 624 WATERS
Last Update : Fri Aug 25 10:05:39 2017
Response via : Multiple Level Calibration

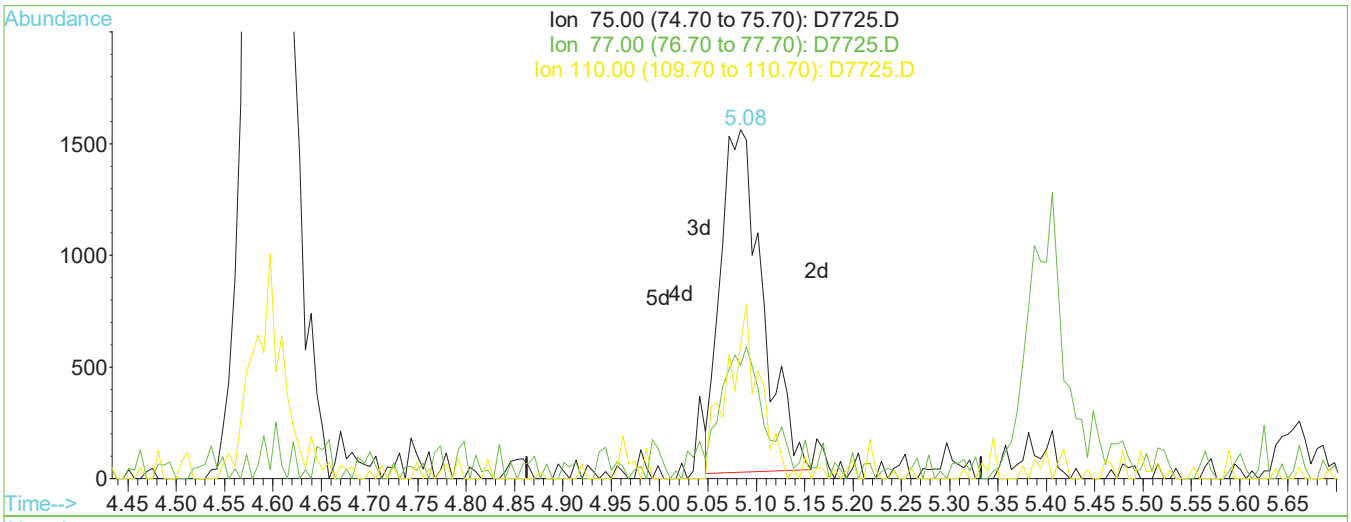

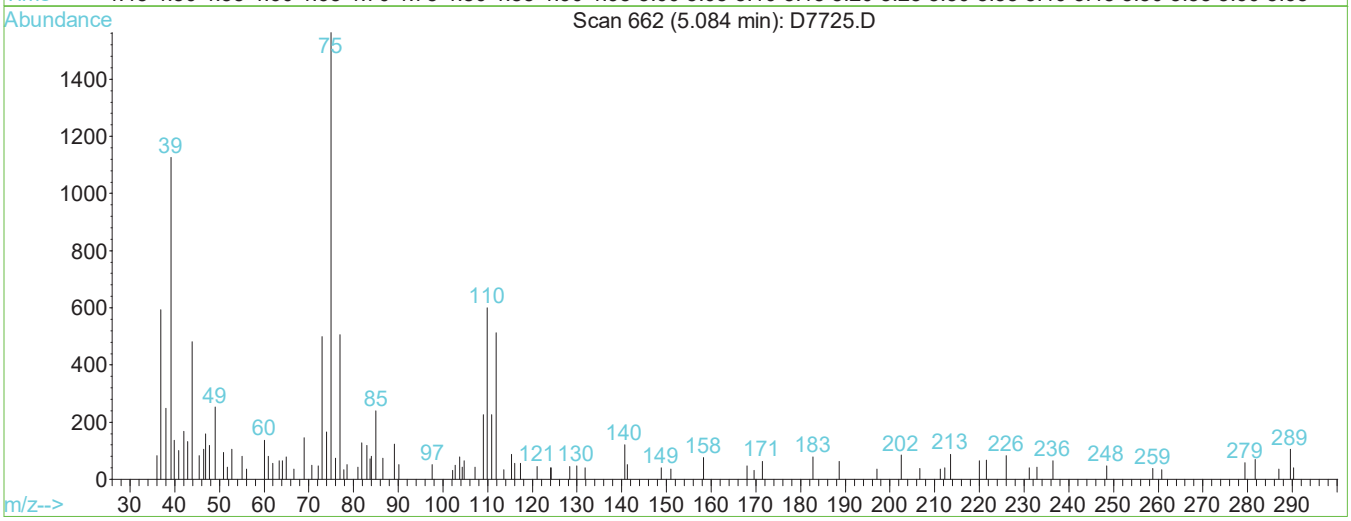

TIC: D7725.D

(46) 1,1-Dichloropropene

5.08min 1.84ug/L

response 4606

Ion	Exp%	Act%
75.00	100	100
77.00	30.30	32.44
110.00	38.70	38.39
0.00	0.00	0.00

Manual Integration:

Before

08/25/17

1st DL 08/25/17
2nd FJ 08/26/17

Data File : I:\ACQUDATA\MSVOA6\DATA\082417\D7725.D Vial: 8
Acq On : 24 Aug 2017 10:53 am Operator: D.Lipani
Sample : STD #3 - 2.0 PPB Inst : MS#6
Misc : 8260C / 624 ICAL GCMS#6 Multiplr: 1.00
MS Integration Params: CPD4.P
Quant Time: Aug 25 10:07 2017 Quant Results File: temp.res

Method : I:\ACQUDATA\MSVOA6\METHODS\W082417.M (RTE Integrator)
Title : 8260C / 624 WATERS
Last Update : Fri Aug 25 10:05:39 2017
Response via : Multiple Level Calibration

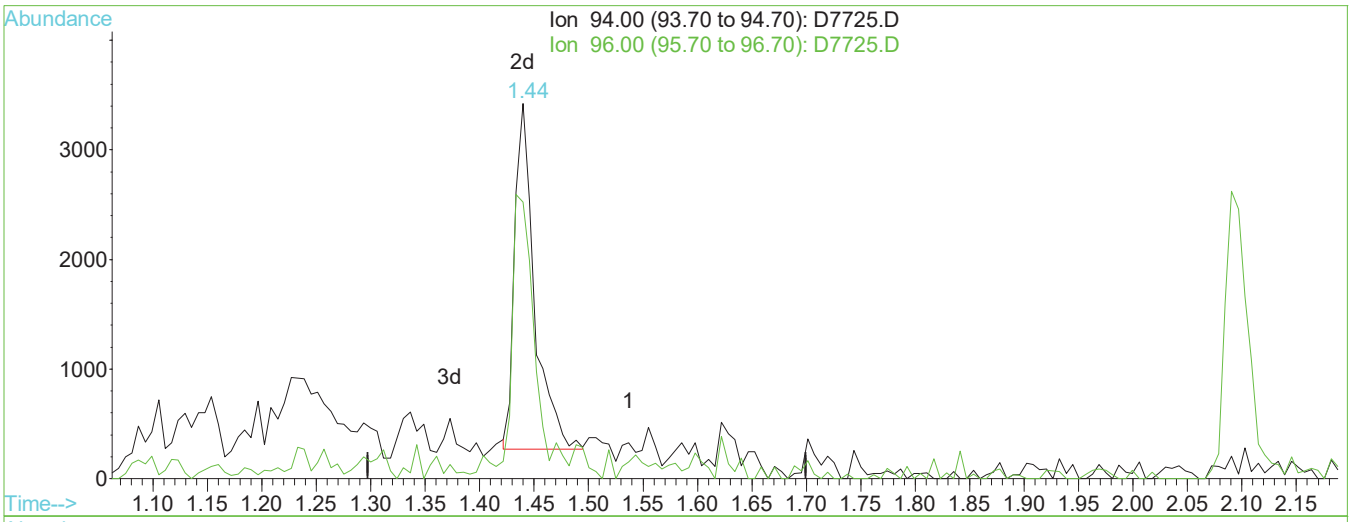

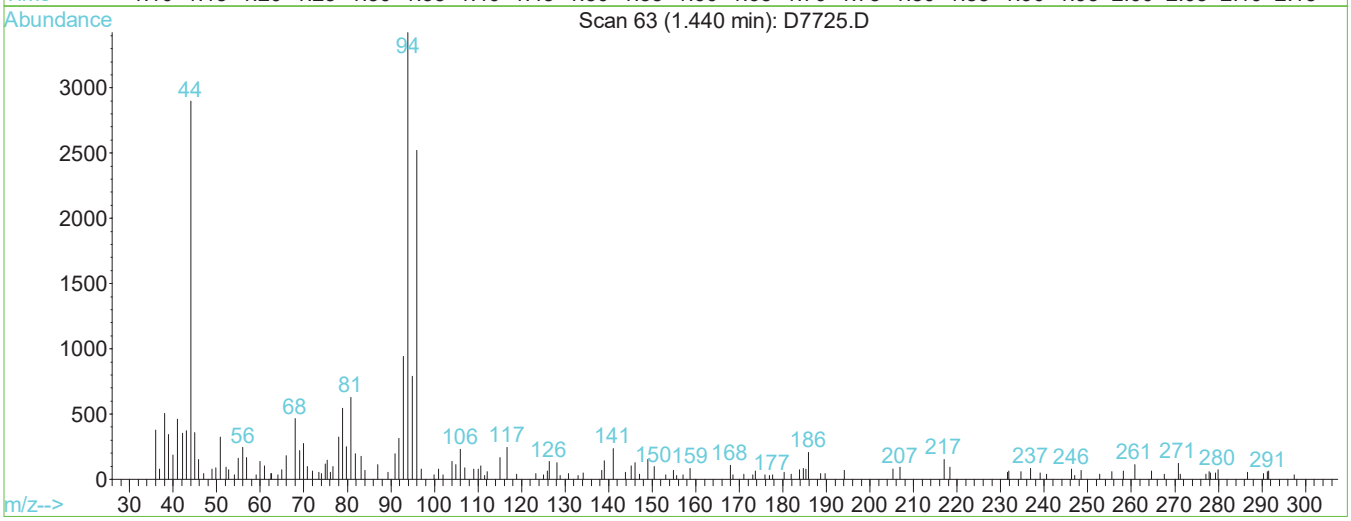

TIC: D7725.D

(5) Bromomethane (P)

1.44min 2.03ug/L m

response 3967

Ion	Exp%	Act%
94.00	100	100
96.00	93.70	73.68#
0.00	0.00	0.00
0.00	0.00	0.00

Manual Integration:

After

Peak not found.

08/25/17

Quantitation Report (Qedit)

Data File : I:\ACQUDATA\MSVOA6\DATA\082417\D7725.D Vial: 8
Acq On : 24 Aug 2017 10:53 am Operator: D.Lipani
Sample : STD #3 - 2.0 PPB Inst : MS#6
Misc : 8260C / 624 ICAL GCMS#6 Multiplr: 1.00
MS Integration Params: CPD4.P
Quant Time: Aug 25 10:06 2017 Quant Results File: temp.res

Method : I:\ACQUDATA\MSVOA6\METHODS\W082417.M (RTE Integrator)
Title : 8260C / 624 WATERS
Last Update : Fri Aug 25 10:05:39 2017
Response via : Multiple Level Calibration

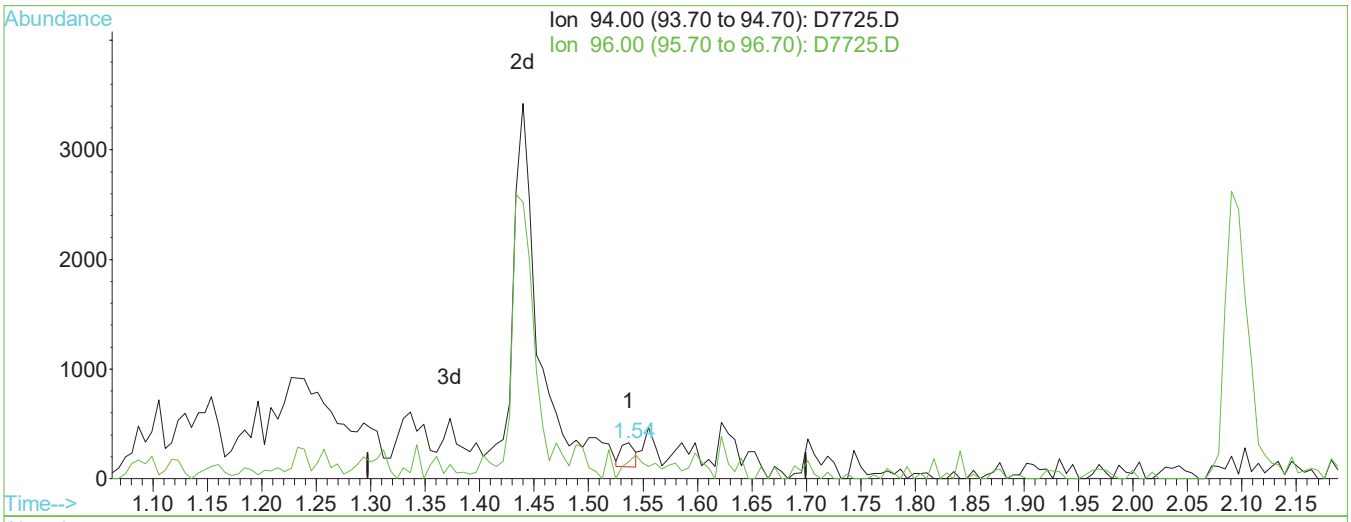

TIC: D7725.D

(5) Bromomethane (P)

1.54min 0.10ug/L

response 196

Ion	Exp%	Act%
94.00	100	100
96.00	93.70	73.70
0.00	0.00	0.00
0.00	0.00	0.00

Manual Integration:

Before

08/25/17

D7725.D W082417.M Fri Aug 25 10:06:27 2017

1st DL 08/25/17
2nd FJ 08/26/17

Data File : I:\ACQUDATA\MSVOA6\DATA\082417\D7725.D Vial: 8
Acq On : 24 Aug 2017 10:53 am Operator: D.Lipani
Sample : STD #3 - 2.0 PPB Inst : MS#6
Misc : 8260C / 624 ICAL GCMS#6 Multiplr: 1.00
MS Integration Params: CPD4.P
Quant Time: Aug 25 10:17 2017 Quant Results File: temp.res

Method : I:\ACQUDATA\MSVOA6\METHODS\W082417.M (RTE Integrator)
Title : 8260C / 624 WATERS
Last Update : Fri Aug 25 10:05:39 2017
Response via : Single Level Calibration

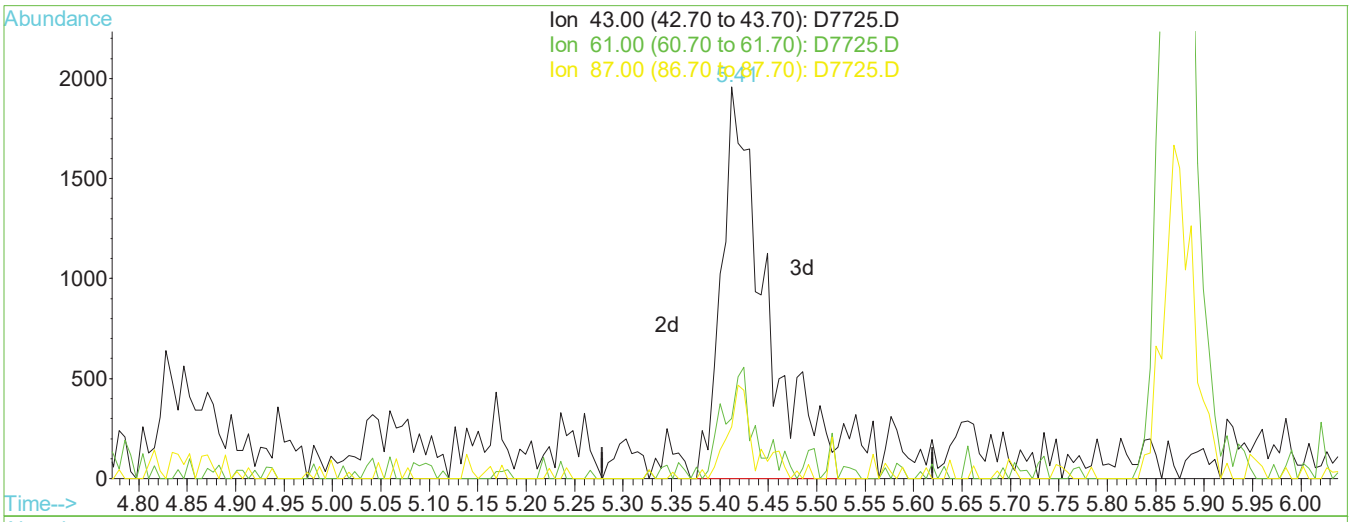

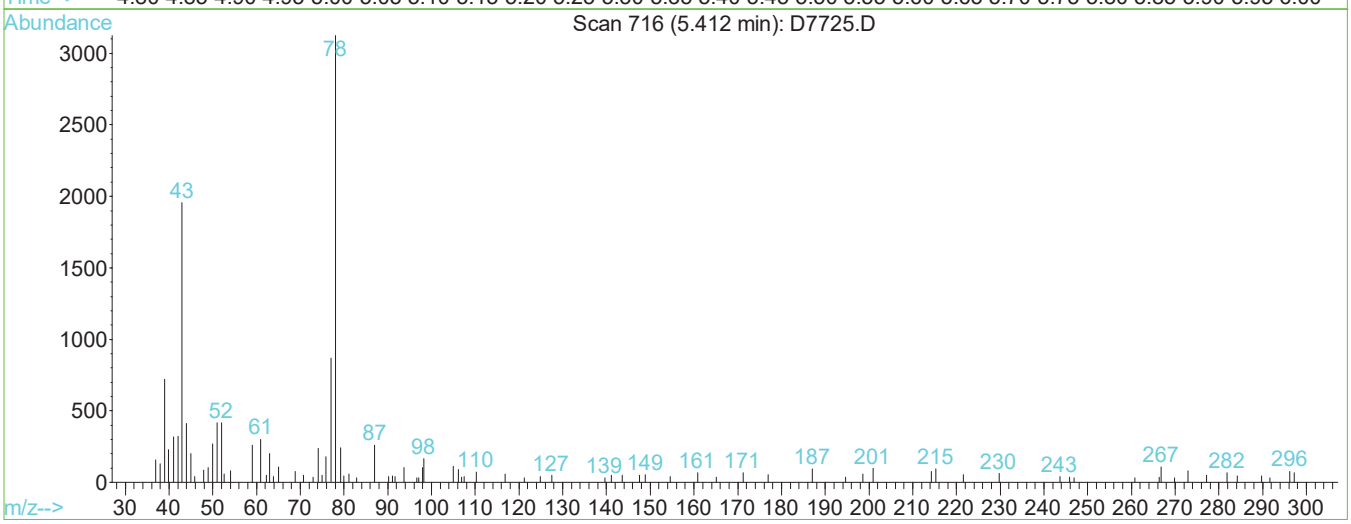

TIC: D7725.D

(50) Isopropyl Acetate

5.41min 2.04ug/L m

response 6737

Ion	Exp%	Act%
43.00	100	100
61.00	19.40	15.38
87.00	12.70	13.29
0.00	0.00	0.00

Manual Integration:

After

Split Peak.

08/25/17

1st DL 08/25/17
2nd FJ 08/26/17

Data File : I:\ACQUDATA\MSVOA6\DATA\082417\D7725.D Vial: 8
Acq On : 24 Aug 2017 10:53 am Operator: D.Lipani
Sample : STD #3 - 2.0 PPB Inst : MS#6
Misc : 8260C / 624 ICAL GCMS#6 Multiplr: 1.00
MS Integration Params: CPD4.P
Quant Time: Aug 25 10:16 2017 Quant Results File: temp.res

Method : I:\ACQUDATA\MSVOA6\METHODS\W082417.M (RTE Integrator)
Title : 8260C / 624 WATERS
Last Update : Fri Aug 25 10:05:39 2017
Response via : Single Level Calibration

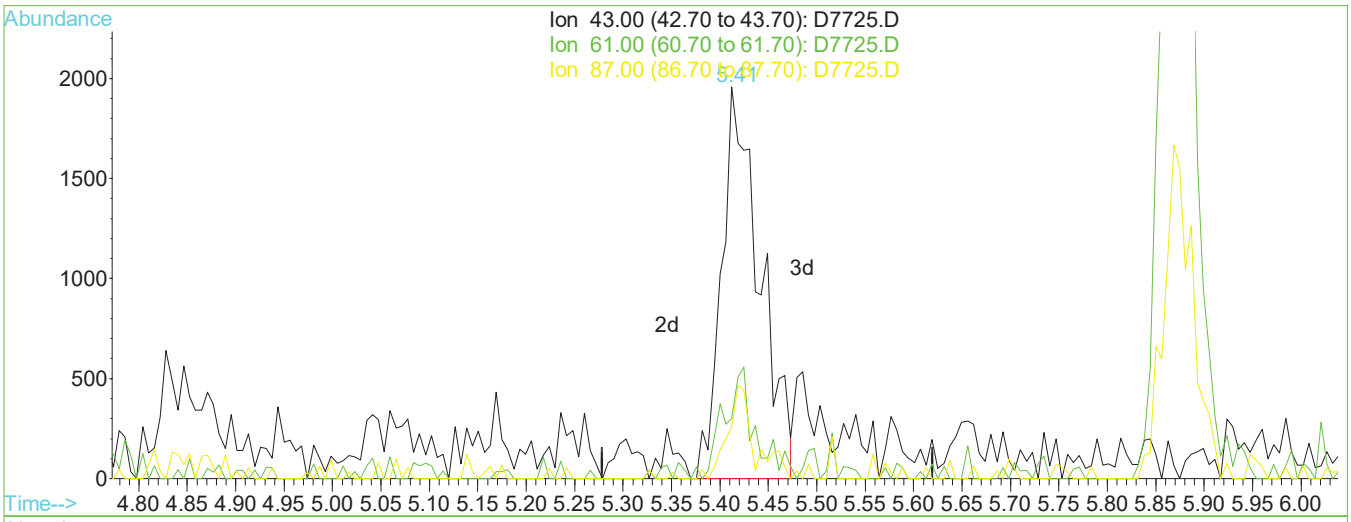

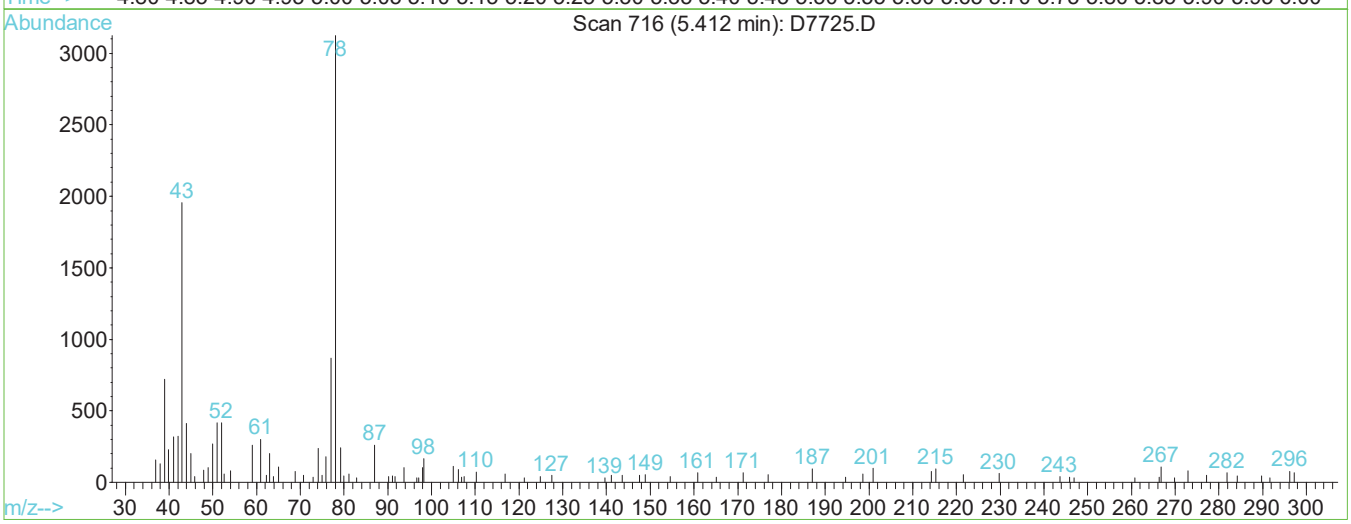

TIC: D7725.D

(50) Isopropyl Acetate

5.41min 1.62ug/L

response 5341

Ion	Exp%	Act%
43.00	100	100
61.00	19.40	15.38
87.00	12.70	13.29
0.00	0.00	0.00

Manual Integration:

Before

08/25/17

1st DL 08/25/17
2nd FJ 08/26/17

Data File : I:\ACQUDATA\MSVOA6\DATA\082417\D7725.D Vial: 8
Acq On : 24 Aug 2017 10:53 am Operator: D.Lipani
Sample : STD #3 - 2.0 PPB Inst : MS#6
Misc : 8260C / 624 ICAL GCMS#6 Multiplr: 1.00
MS Integration Params: CPD4.P
Quant Time: Aug 25 10:18 2017 Quant Results File: temp.res

Method : I:\ACQUDATA\MSVOA6\METHODS\W082417.M (RTE Integrator)
Title : 8260C / 624 WATERS
Last Update : Fri Aug 25 10:05:39 2017
Response via : Single Level Calibration

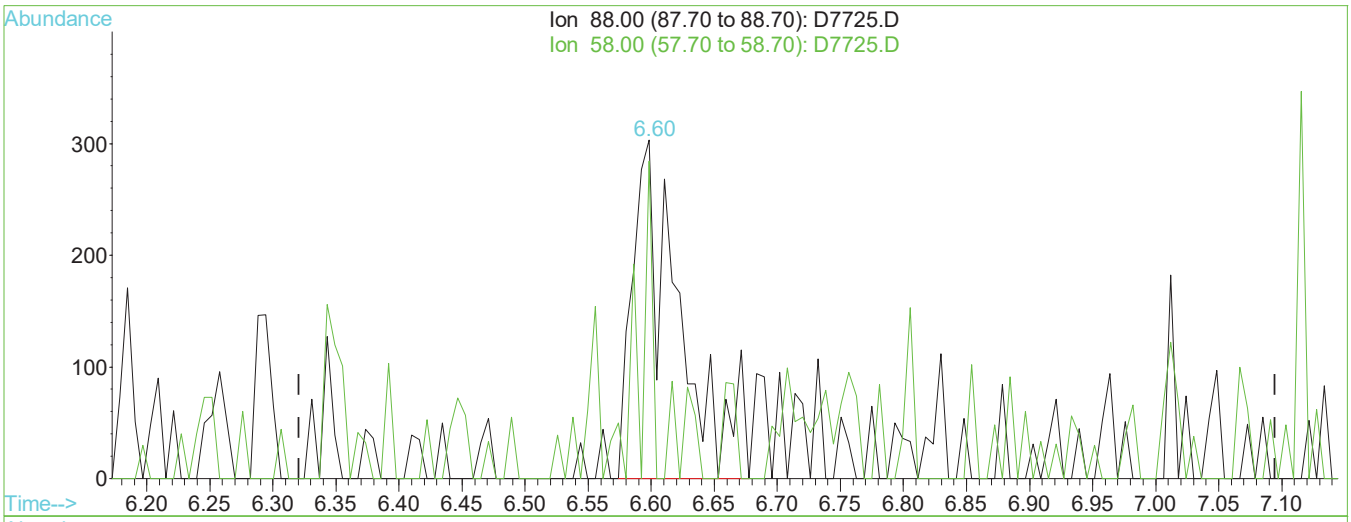

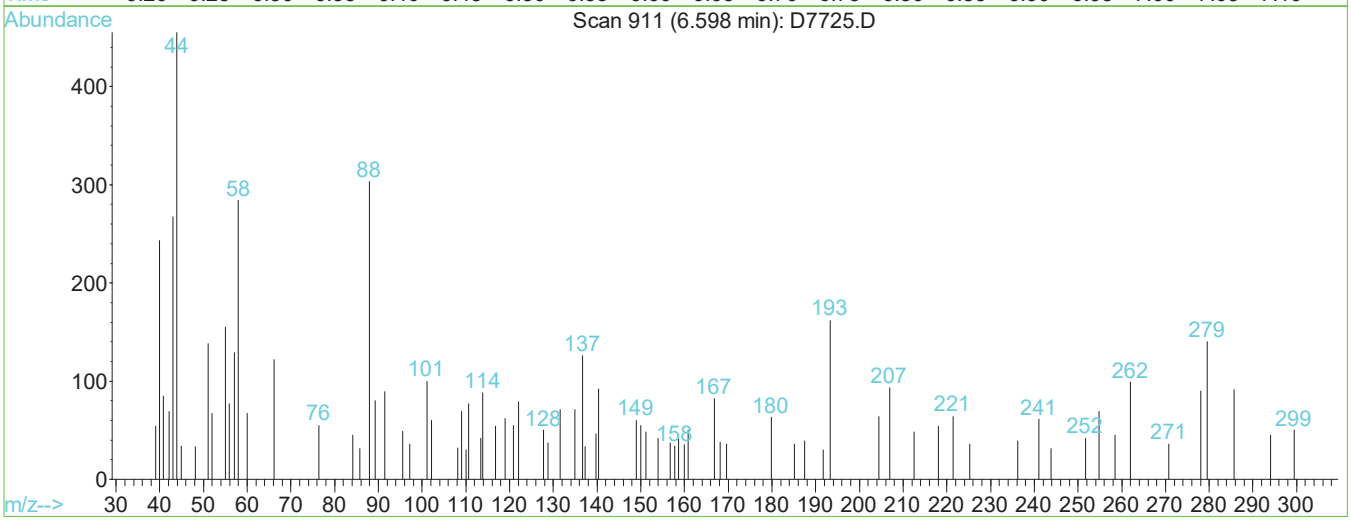

TIC: D7725.D

(56) 1,4-Dioxane

6.60min 45.00ug/L m

response 779

Ion	Exp%	Act%
88.00	100	100
58.00	49.20	93.73#
0.00	0.00	0.00
0.00	0.00	0.00

Manual Integration:

After

Peak not found.

08/25/17

1st DL 08/25/17
2nd FJ 08/26/17

Data File : I:\ACQUDATA\MSVOA6\DATA\082417\D7725.D Vial: 8
Acq On : 24 Aug 2017 10:53 am Operator: D.Lipani
Sample : STD #3 - 2.0 PPB Inst : MS#6
Misc : 8260C / 624 ICAL GCMS#6 Multiplr: 1.00
MS Integration Params: CPD4.P
Quant Time: Aug 25 10:17 2017 Quant Results File: temp.res

Method : I:\ACQUDATA\MSVOA6\METHODS\W082417.M (RTE Integrator)
Title : 8260C / 624 WATERS
Last Update : Fri Aug 25 10:05:39 2017
Response via : Single Level Calibration

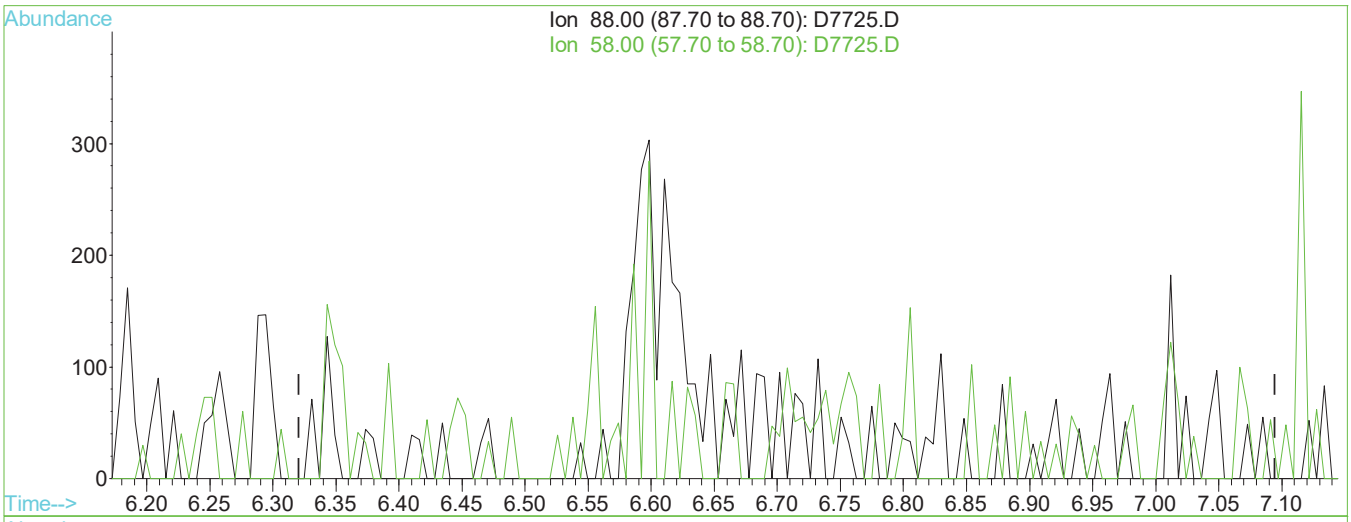

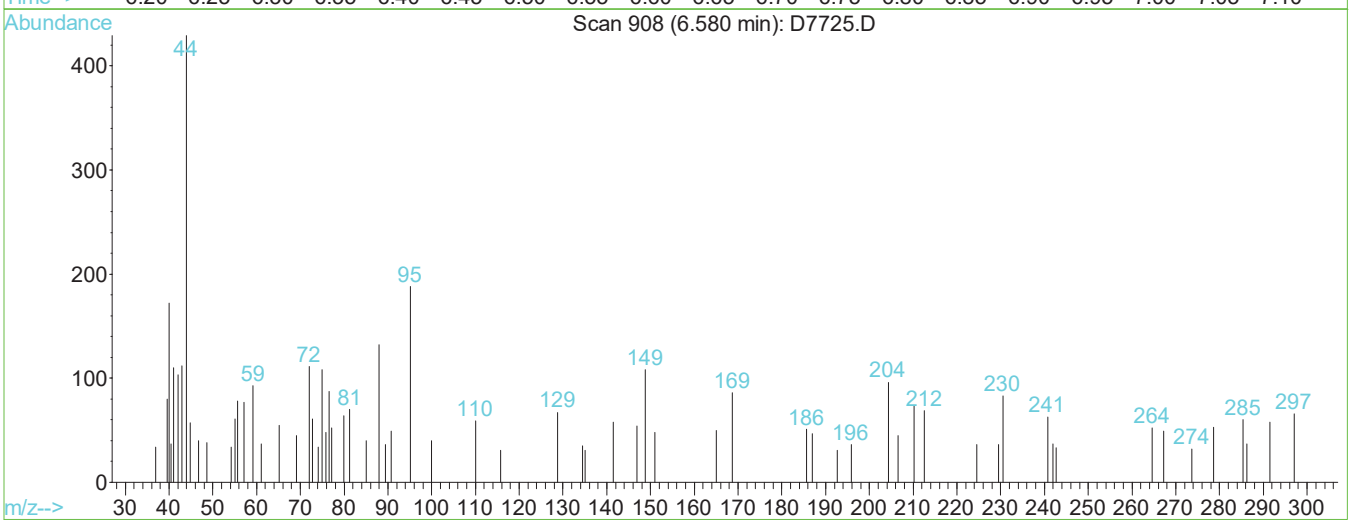

TIC: D7725.D

(56) 1,4-Dioxane

6.58min 0.00ug/L

response 0

Ion	Exp%	Act%
88.00	100	0.00
58.00	49.20	0.00#
0.00	0.00	0.00
0.00	0.00	0.00

Manual Integration:

Before

08/25/17

1st DL 08/25/17
2nd FJ 08/26/17

Data File : I:\ACQUDATA\MSVOA6\DATA\082417\D7725.D Vial: 8
Acq On : 24 Aug 2017 10:53 am Operator: D.Lipani
Sample : STD #3 - 2.0 PPB Inst : MS#6
Misc : 8260C / 624 ICAL GCMS#6 Multiplr: 1.00
MS Integration Params: CPD4.P
Quant Time: Aug 25 10:18 2017 Quant Results File: temp.res

Method : I:\ACQUDATA\MSVOA6\METHODS\W082417.M (RTE Integrator)
Title : 8260C / 624 WATERS
Last Update : Fri Aug 25 10:05:39 2017
Response via : Multiple Level Calibration

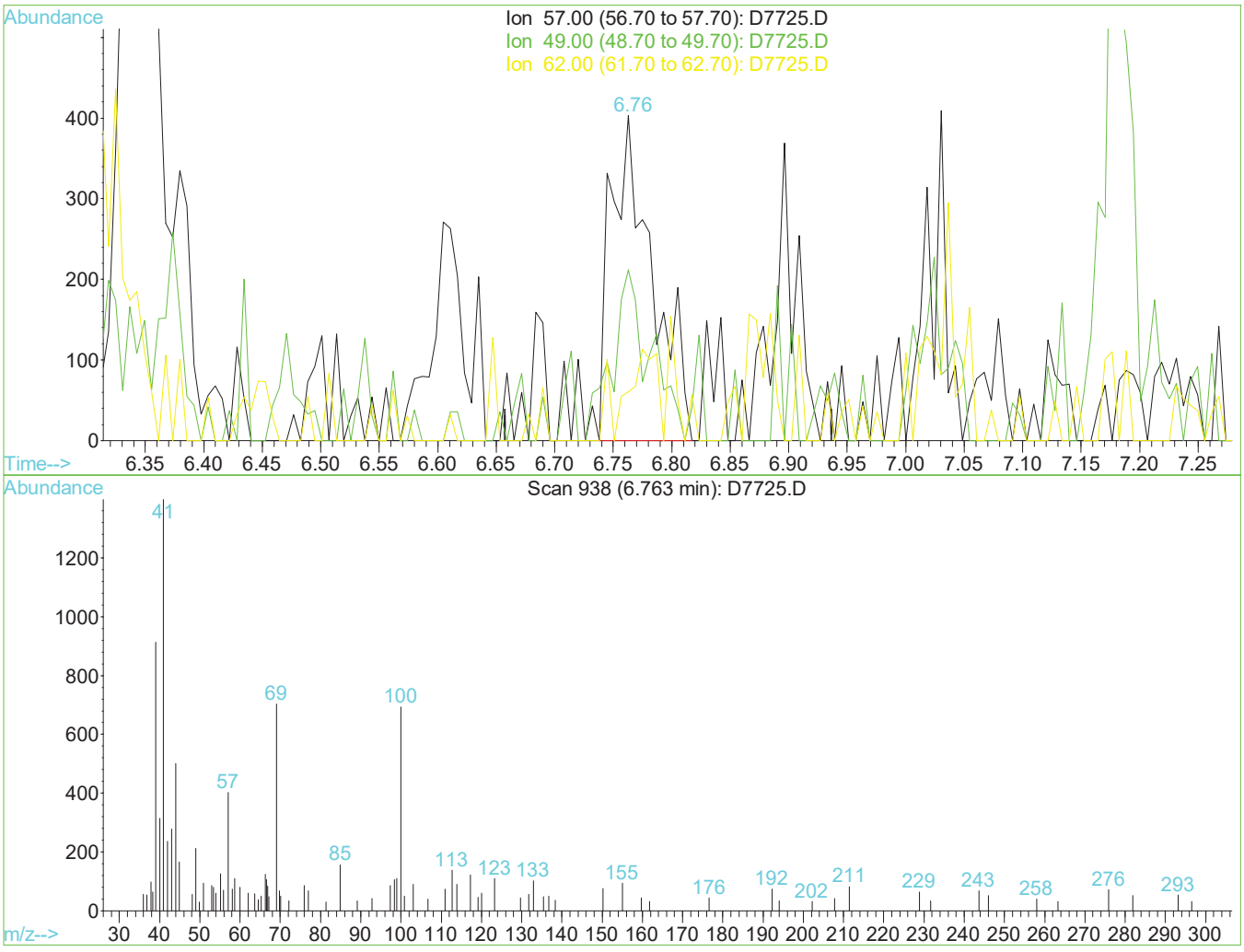

TIC: D7725.D

(57) Epichlorohydrin

6.76min 7.14ug/L m

response 996

Ion	Exp%	Act%
57.00	100	100
49.00	34.00	52.61
62.00	23.60	15.14
0.00	0.00	0.00

Manual Integration:

After

Split Peak.

08/25/17

1st DL 08/25/17
2nd FJ 08/26/17

Data File : I:\ACQUDATA\MSVOA6\DATA\082417\D7725.D Vial: 8
Acq On : 24 Aug 2017 10:53 am Operator: D.Lipani
Sample : STD #3 - 2.0 PPB Inst : MS#6
Misc : 8260C / 624 ICAL GCMS#6 Multiplr: 1.00
MS Integration Params: CPD4.P
Quant Time: Aug 25 10:18 2017 Quant Results File: temp.res

Method : I:\ACQUDATA\MSVOA6\METHODS\W082417.M (RTE Integrator)
Title : 8260C / 624 WATERS
Last Update : Fri Aug 25 10:05:39 2017
Response via : Multiple Level Calibration

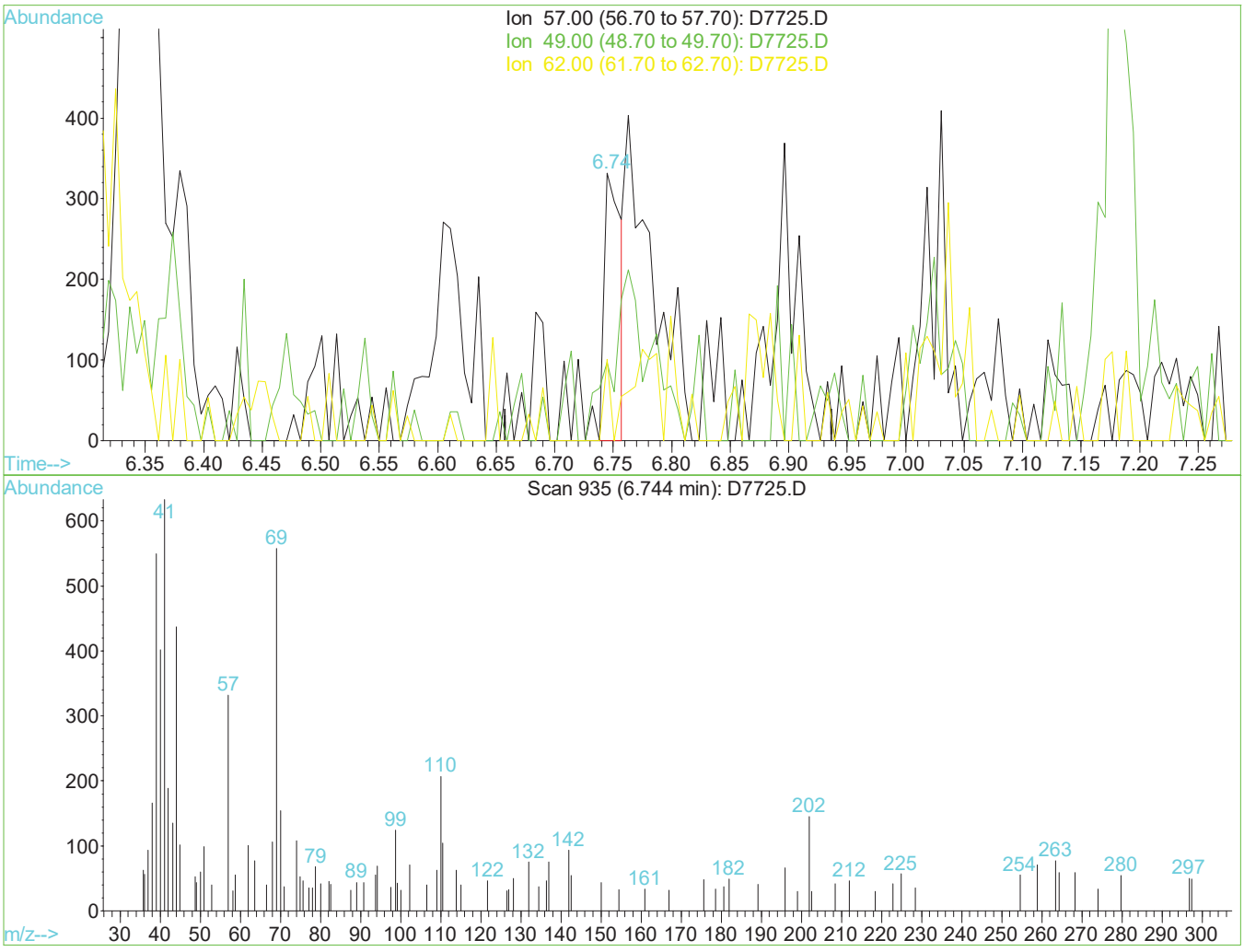

TIC: D7725.D

(57) Epichlorohydrin

6.74min 2.36ug/L

response 330

Ion	Exp%	Act%
57.00	100	100
49.00	34.00	29.22
62.00	23.60	30.42
0.00	0.00	0.00

Manual Integration:

Before

08/25/17

Quantitation Report (Qedit)

Data File : I:\ACQUDATA\MSVOA6\DATA\082417\D7725.D Vial: 8
Acq On : 24 Aug 2017 10:53 am Operator: D.Lipani
Sample : STD #3 - 2.0 PPB Inst : MS#6
Misc : 8260C / 624 ICAL GCMS#6 Multiplr: 1.00
MS Integration Params: CPD4.P
Quant Time: Aug 25 10:19 2017 Quant Results File: temp.res

Method : I:\ACQUDATA\MSVOA6\METHODS\W082417.M (RTE Integrator)
Title : 8260C / 624 WATERS
Last Update : Fri Aug 25 10:05:39 2017
Response via : Multiple Level Calibration

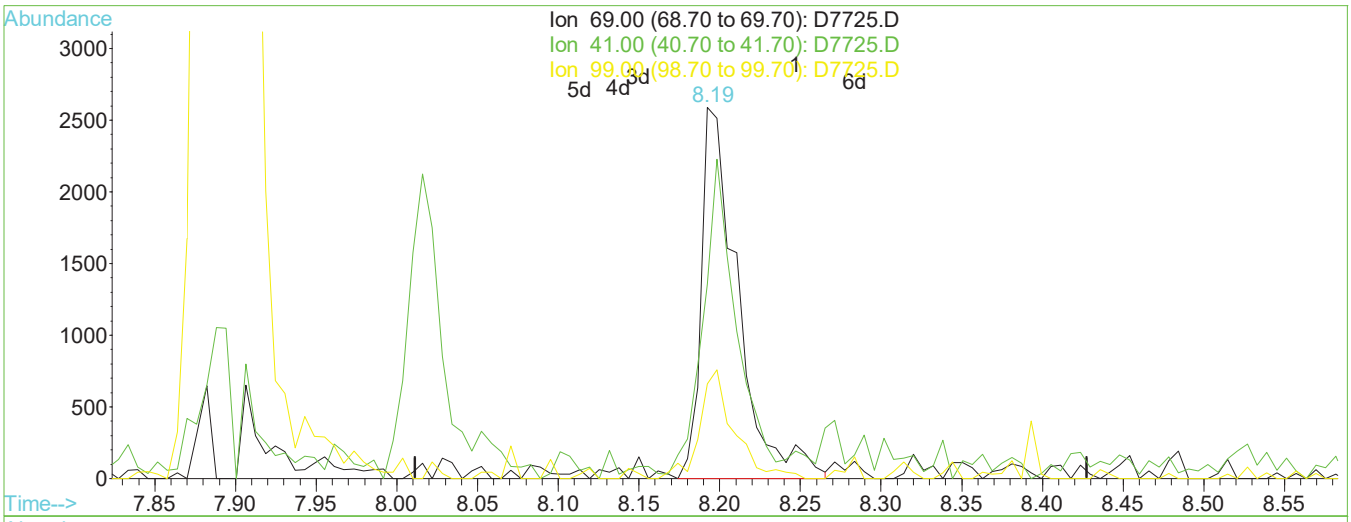

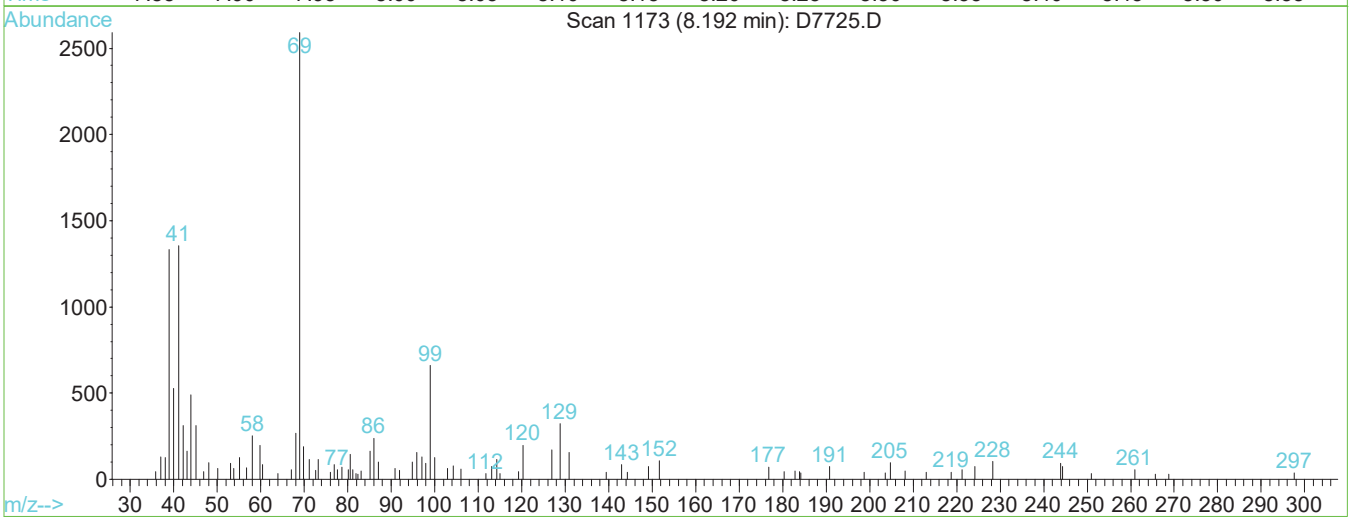

TIC: D7725.D

(69) Ethyl Methacrylate

8.19min 1.80ug/L m

response 4100

Ion	Exp%	Act%
69.00	100	100
41.00	76.30	52.34#
99.00	24.30	25.47
0.00	0.00	0.00

Manual Integration:

After

Split Peak.

08/25/17

Quantitation Report (Qedit)

Data File : I:\ACQUDATA\MSVOA6\DATA\082417\D7725.D Vial: 8
Acq On : 24 Aug 2017 10:53 am Operator: D.Lipani
Sample : STD #3 - 2.0 PPB Inst : MS#6
Misc : 8260C / 624 ICAL GCMS#6 Multiplr: 1.00
MS Integration Params: CPD4.P
Quant Time: Aug 25 10:18 2017 Quant Results File: temp.res

Method : I:\ACQUDATA\MSVOA6\METHODS\W082417.M (RTE Integrator)
Title : 8260C / 624 WATERS
Last Update : Fri Aug 25 10:05:39 2017
Response via : Multiple Level Calibration

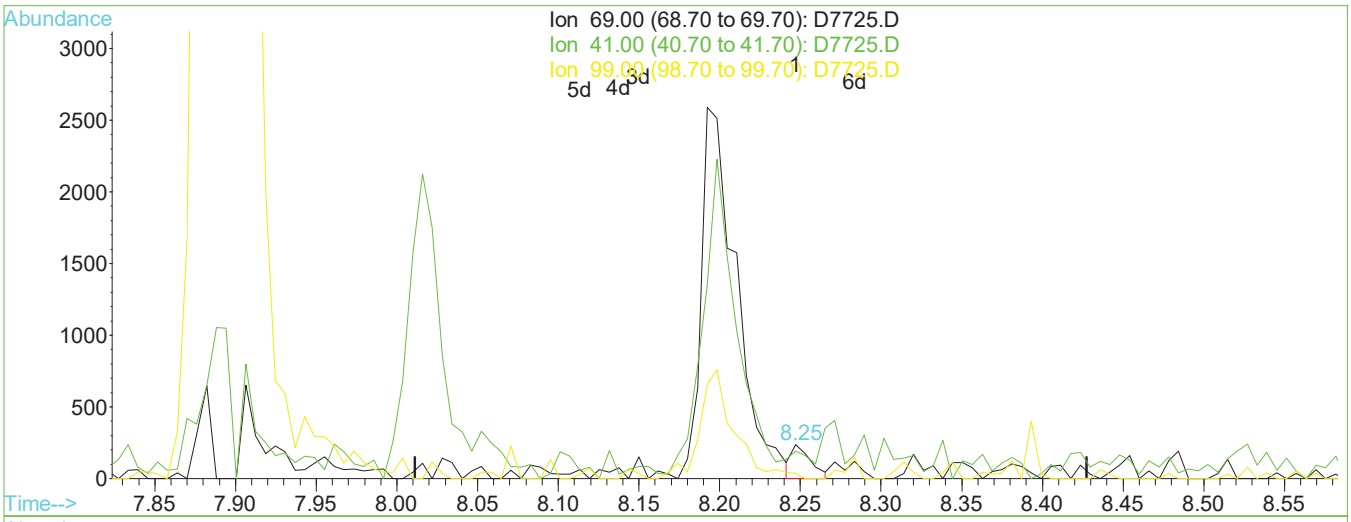

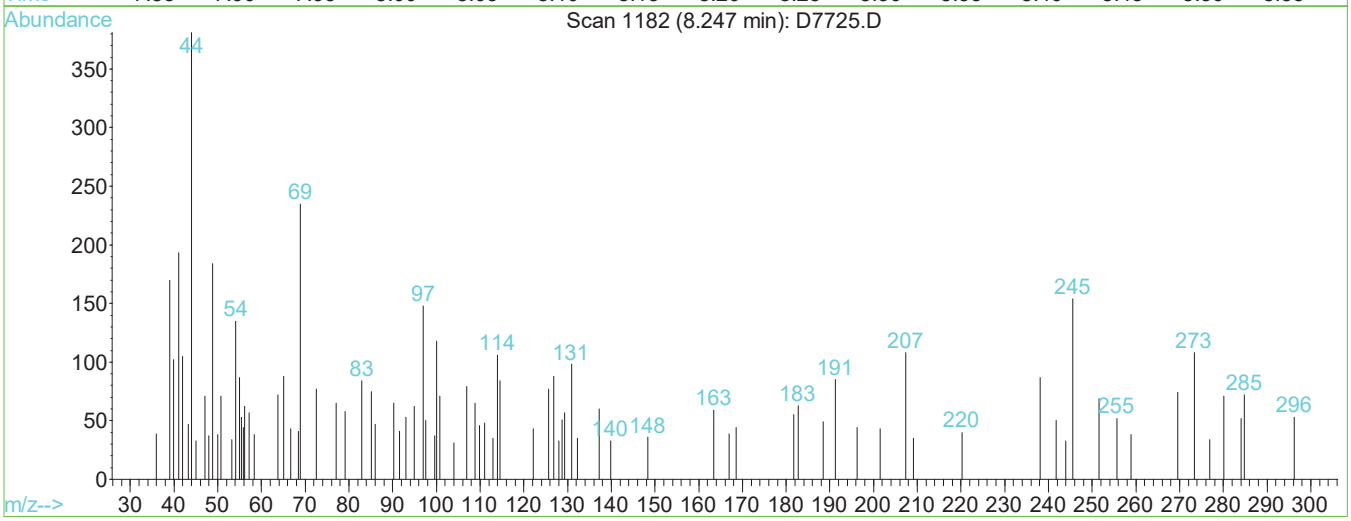

TIC: D7725.D

(69) Ethyl Methacrylate

8.25min 0.09ug/L

response 195

Ion	Exp%	Act%
69.00	100	100
41.00	76.30	82.13
99.00	24.30	15.74
0.00	0.00	0.00

Manual Integration:

Before

08/25/17

1st DL 08/25/17
2nd FJ 08/26/17

Data File : I:\ACQUDATA\MSVOA6\DATA\082417\D7725.D Vial: 8
Acq On : 24 Aug 2017 10:53 am Operator: D.Lipani
Sample : STD #3 - 2.0 PPB Inst : MS#6
Misc : 8260C / 624 ICAL GCMS#6 Multiplr: 1.00
MS Integration Params: CPD4.P
Quant Time: Aug 25 10:20 2017 Quant Results File: temp.res

Method : I:\ACQUDATA\MSVOA6\METHODS\W082417.M (RTE Integrator)
Title : 8260C / 624 WATERS
Last Update : Fri Aug 25 10:05:39 2017
Response via : Multiple Level Calibration

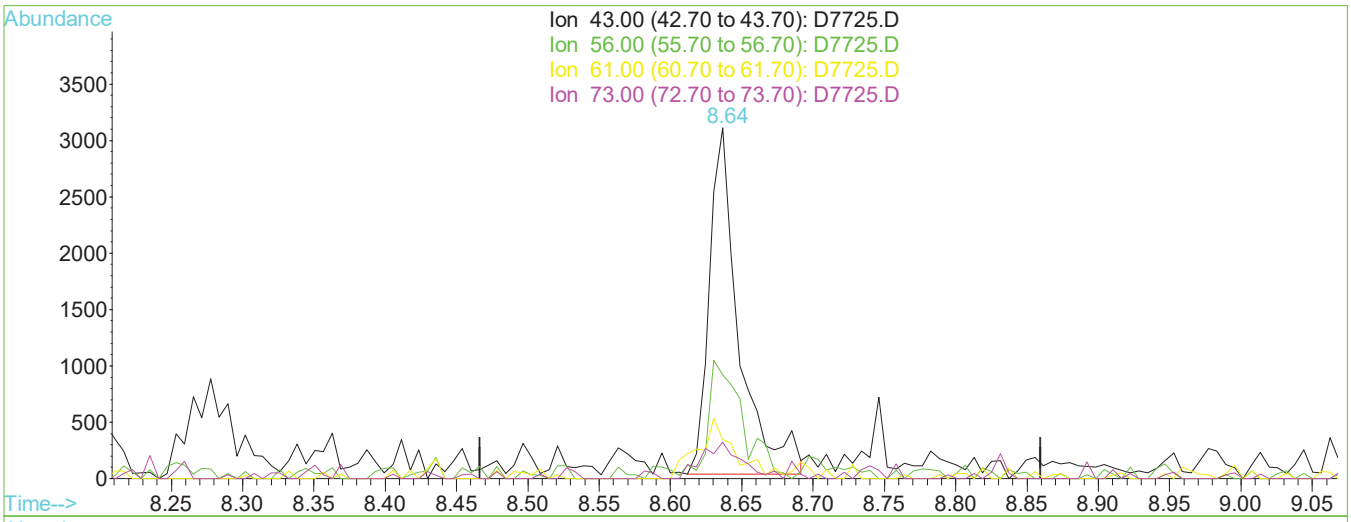

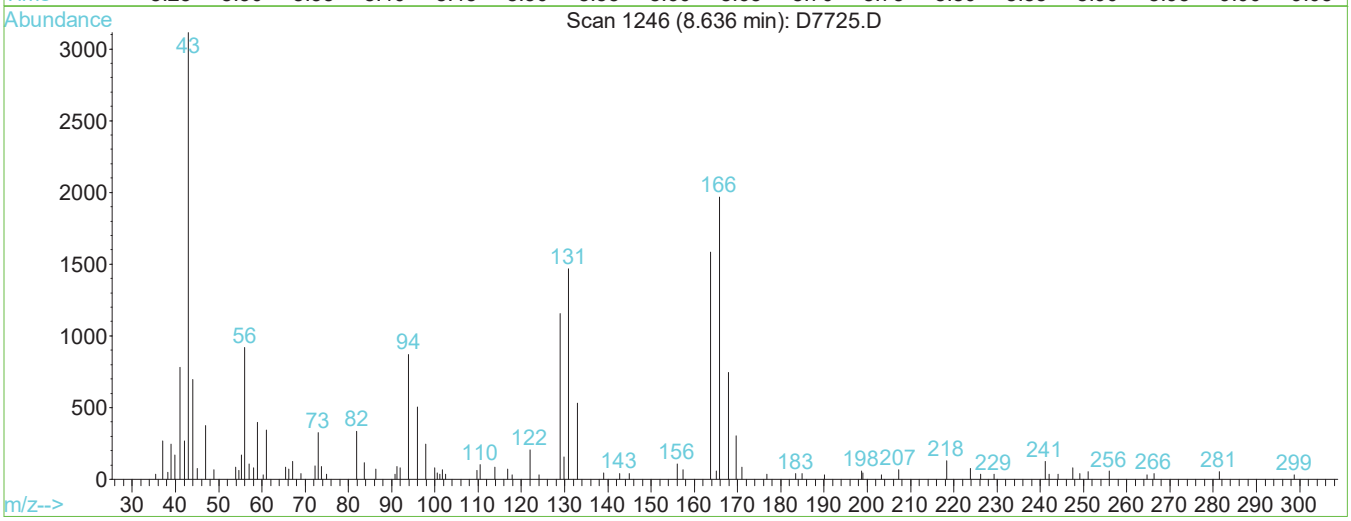

TIC: D7725.D

(73) n-Butyl Acetate

8.64min 1.72ug/L m

response 4451

Ion	Exp%	Act%
43.00	100	100
56.00	38.90	28.44
61.00	21.20	0.00#
73.00	15.20	0.00

Manual Integration:

After

Split Peak.

08/25/17

1st DL 08/25/17
2nd FJ 08/26/17

Data File : I:\ACQUDATA\MSVOA6\DATA\082417\D7725.D Vial: 8
Acq On : 24 Aug 2017 10:53 am Operator: D.Lipani
Sample : STD #3 - 2.0 PPB Inst : MS#6
Misc : 8260C / 624 ICAL GCMS#6 Multiplr: 1.00
MS Integration Params: CPD4.P
Quant Time: Aug 25 10:19 2017 Quant Results File: temp.res

Method : I:\ACQUDATA\MSVOA6\METHODS\W082417.M (RTE Integrator)
Title : 8260C / 624 WATERS
Last Update : Fri Aug 25 10:05:39 2017
Response via : Multiple Level Calibration

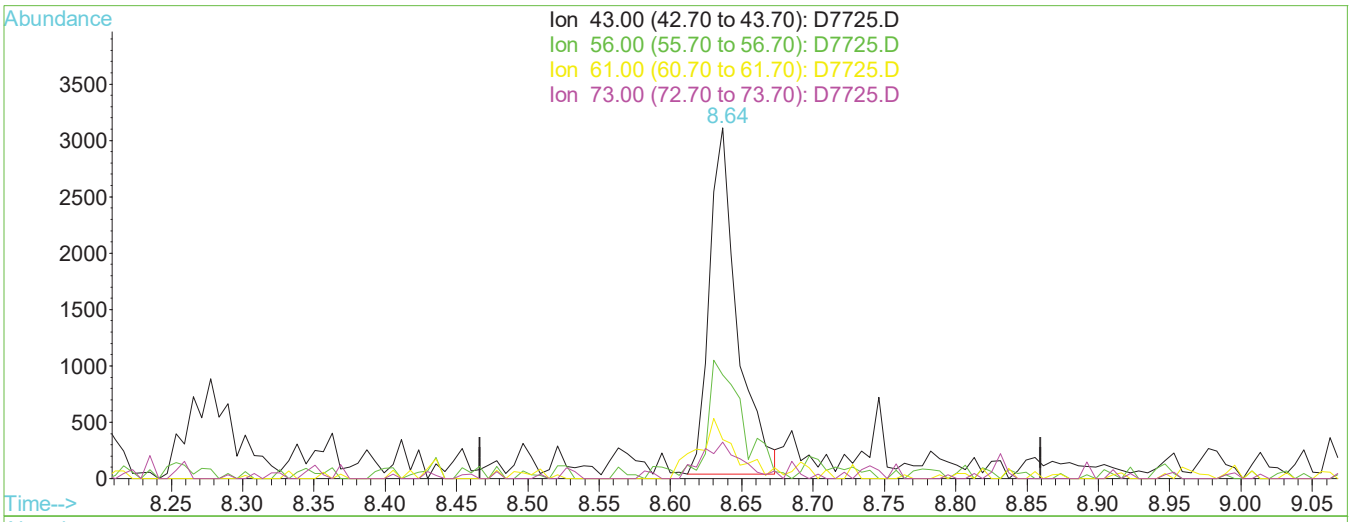

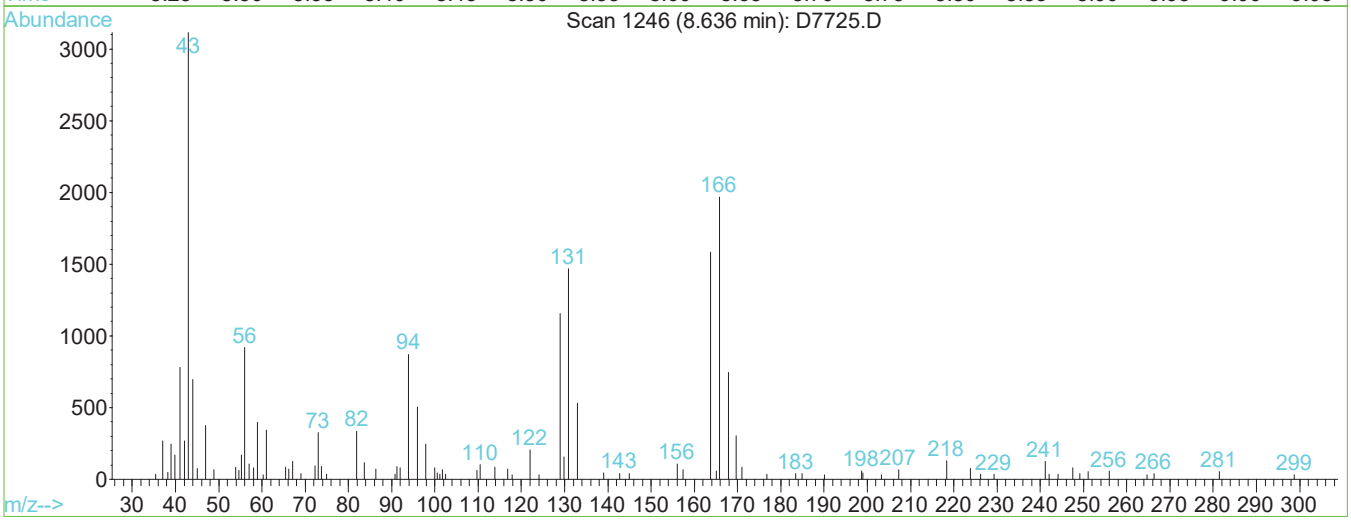

TIC: D7725.D

(73) n-Butyl Acetate

8.64min 1.61ug/L

response 4170

Ion	Exp%	Act%
43.00	100	100
56.00	38.90	30.36
61.00	21.20	0.00#
73.00	15.20	0.00

Manual Integration:

Before

08/25/17

1st DL 08/25/17
2nd FJ 08/26/17

Data File : I:\ACQUDATA\MSVOA6\DATA\082417\D7725.D Vial: 8
Acq On : 24 Aug 2017 10:53 am Operator: D.Lipani
Sample : STD #3 - 2.0 PPB Inst : MS#6
Misc : 8260C / 624 ICAL GCMS#6 Multiplr: 1.00
MS Integration Params: CPD4.P
Quant Time: Aug 25 10:21 2017 Quant Results File: temp.res

Method : I:\ACQUDATA\MSVOA6\METHODS\W082417.M (RTE Integrator)
Title : 8260C / 624 WATERS
Last Update : Fri Aug 25 10:05:39 2017
Response via : Multiple Level Calibration

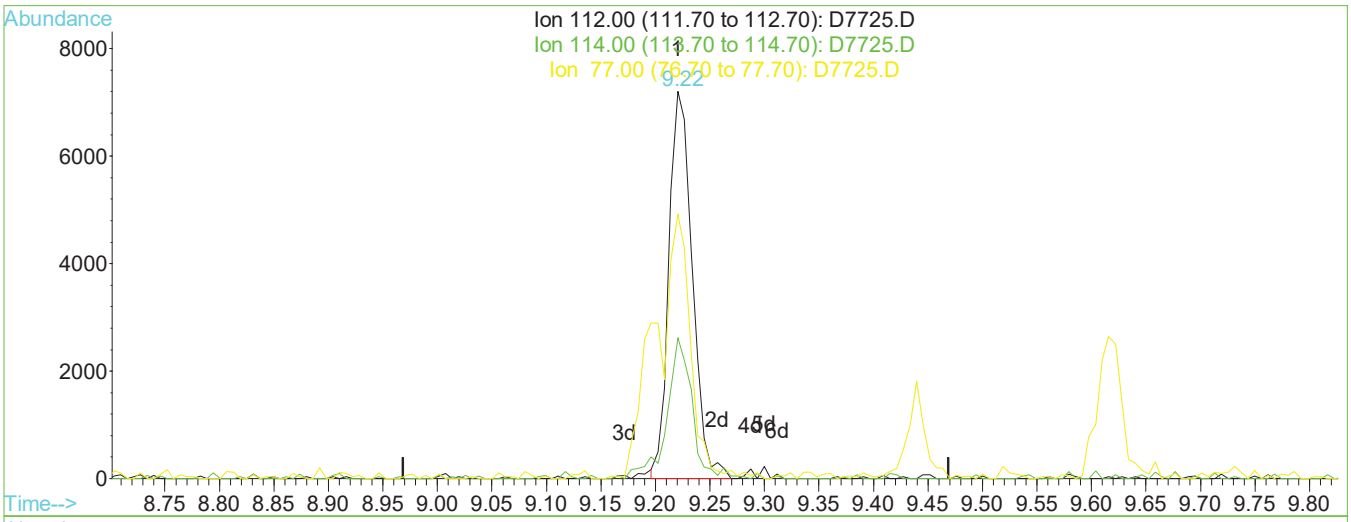

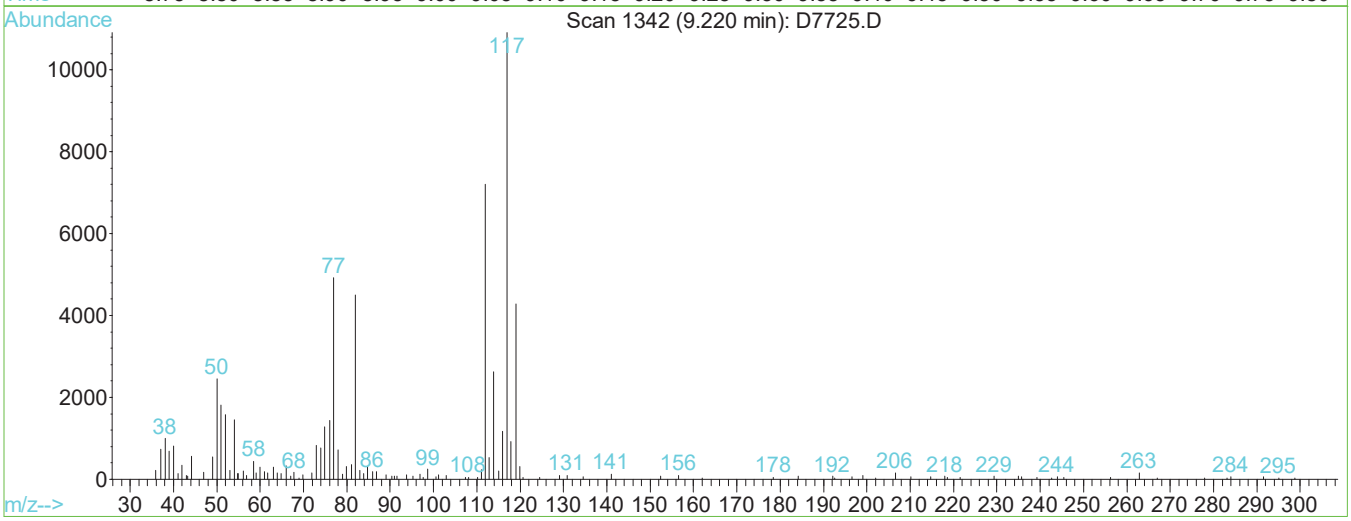

TIC: D7725.D

(76) Chlorobenzene (P)

9.22min 2.02ug/L m

response 10700

Ion	Exp%	Act%
112.00	100	100
114.00	34.20	33.65
77.00	56.20	56.90
0.00	0.00	0.00

Manual Integration:

After

Poor integration.

08/25/17

1st DL 08/25/17
2nd FJ 08/26/17

Data File : I:\ACQUDATA\MSVOA6\DATA\082417\D7725.D Vial: 8
Acq On : 24 Aug 2017 10:53 am Operator: D.Lipani
Sample : STD #3 - 2.0 PPB Inst : MS#6
Misc : 8260C / 624 ICAL GCMS#6 Multiplr: 1.00
MS Integration Params: CPD4.P
Quant Time: Aug 25 10:20 2017 Quant Results File: temp.res

Method : I:\ACQUDATA\MSVOA6\METHODS\W082417.M (RTE Integrator)
Title : 8260C / 624 WATERS
Last Update : Fri Aug 25 10:05:39 2017
Response via : Multiple Level Calibration

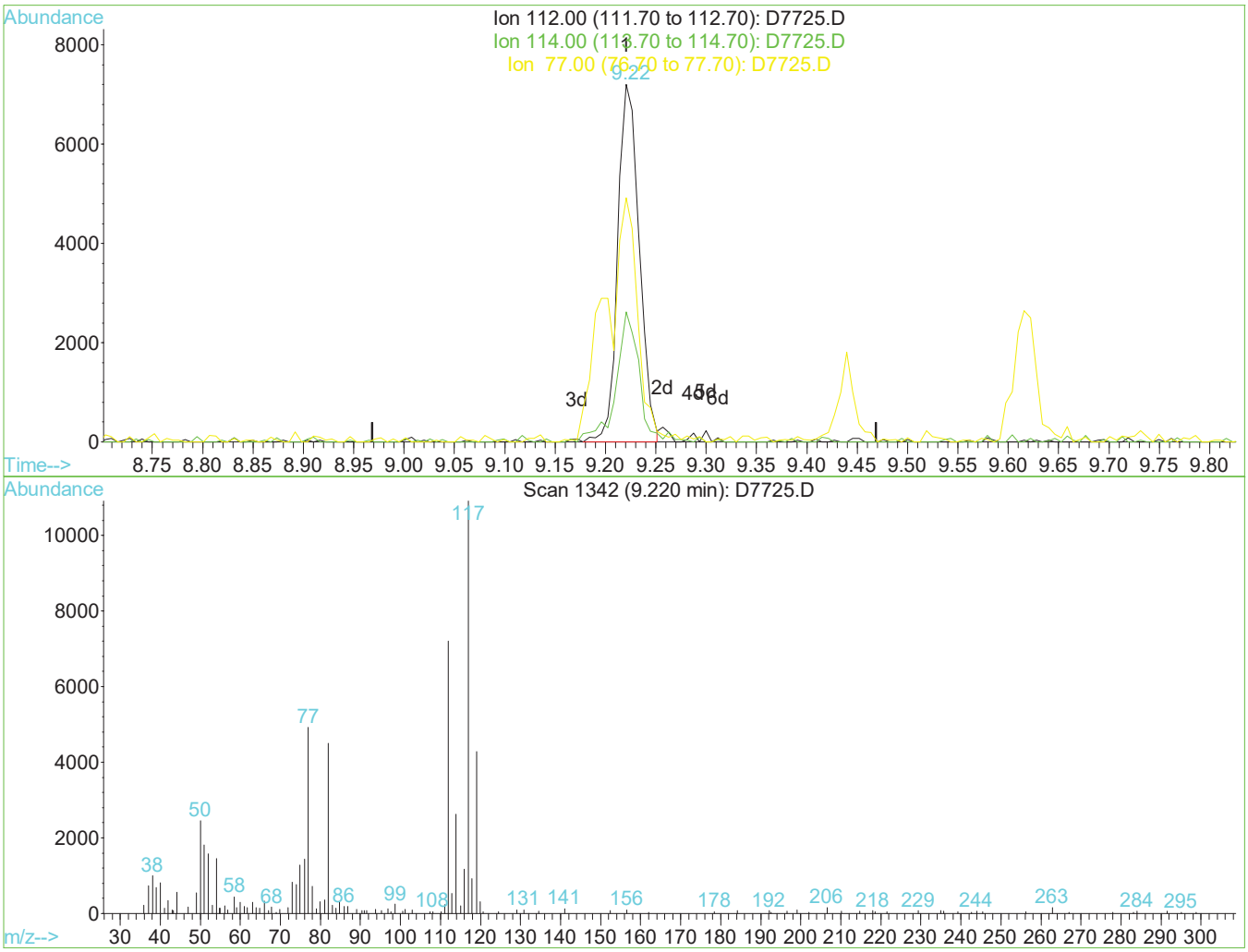

TIC: D7725.D

(76) Chlorobenzene (P)

9.22min 2.01ug/L

response 10647

Ion	Exp%	Act%
112.00	100	100
114.00	34.20	33.82
77.00	56.20	57.18
0.00	0.00	0.00

Manual Integration:

Before

08/25/17

Quantitation Report (Qedit)

Data File : I:\ACQUDATA\MSVOA6\DATA\082417\D7725.D Vial: 8
Acq On : 24 Aug 2017 10:53 am Operator: D.Lipani
Sample : STD #3 - 2.0 PPB Inst : MS#6
Misc : 8260C / 624 ICAL GCMS#6 Multiplr: 1.00
MS Integration Params: CPD4.P
Quant Time: Aug 25 10:21 2017 Quant Results File: temp.res

Method : I:\ACQUDATA\MSVOA6\METHODS\W082417.M (RTE Integrator)
Title : 8260C / 624 WATERS
Last Update : Fri Aug 25 10:05:39 2017
Response via : Multiple Level Calibration

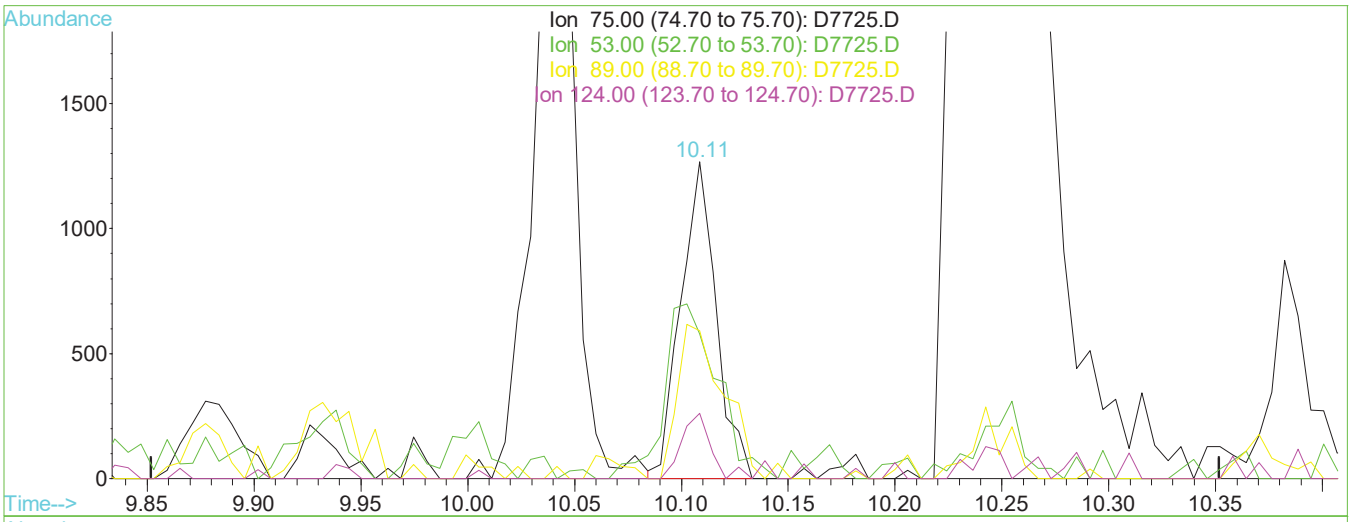

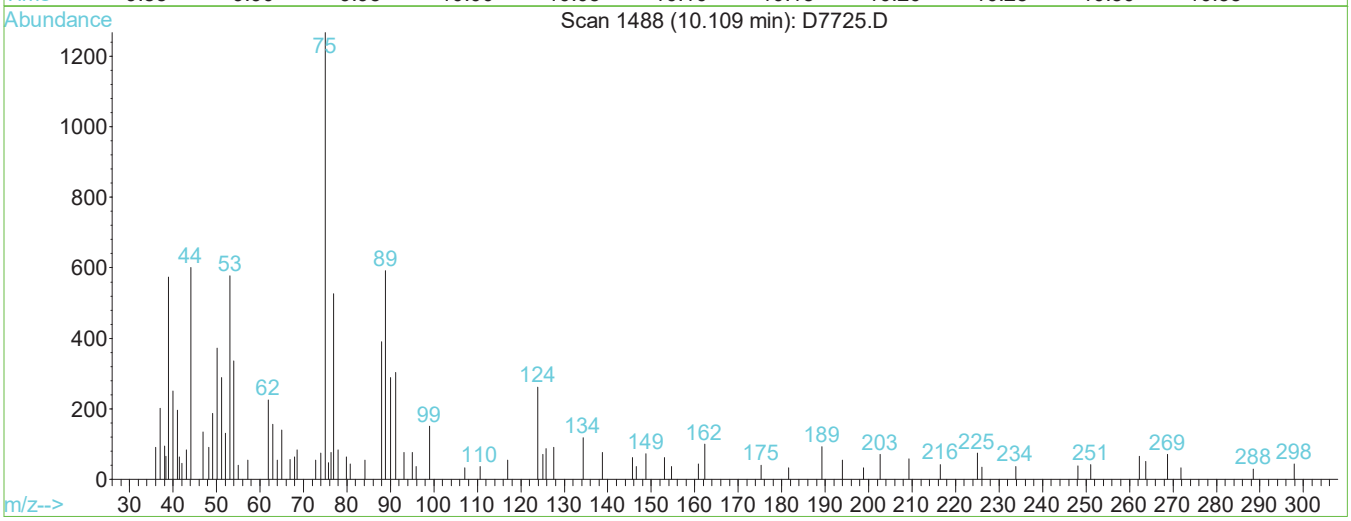

TIC: D7725.D

(84) trans-1,4-Dichloro-2-Butene

10.11min 1.86ug/L m

response 1456

Ion	Exp%	Act%
75.00	100	100
53.00	82.70	45.62#
89.00	54.40	46.72
124.00	18.70	20.68

Manual Integration:

After

Peak not found.

08/25/17

1st DL 08/25/17
2nd FW 08/26/17

Data File : I:\ACQUDATA\MSVOA6\DATA\082417\D7725.D Vial: 8
Acq On : 24 Aug 2017 10:53 am Operator: D.Lipani
Sample : STD #3 - 2.0 PPB Inst : MS#6
Misc : 8260C / 624 ICAL GCMS#6 Multiplr: 1.00
MS Integration Params: CPD4.P
Quant Time: Aug 25 10:21 2017 Quant Results File: temp.res

Method : I:\ACQUDATA\MSVOA6\METHODS\W082417.M (RTE Integrator)
Title : 8260C / 624 WATERS
Last Update : Fri Aug 25 10:05:39 2017
Response via : Multiple Level Calibration

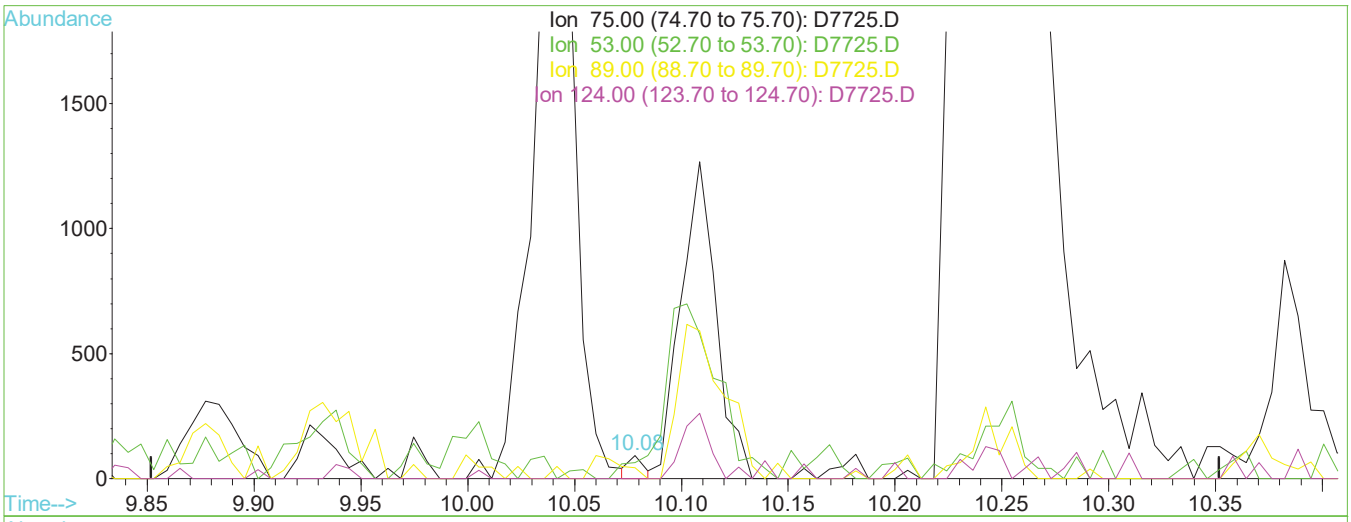

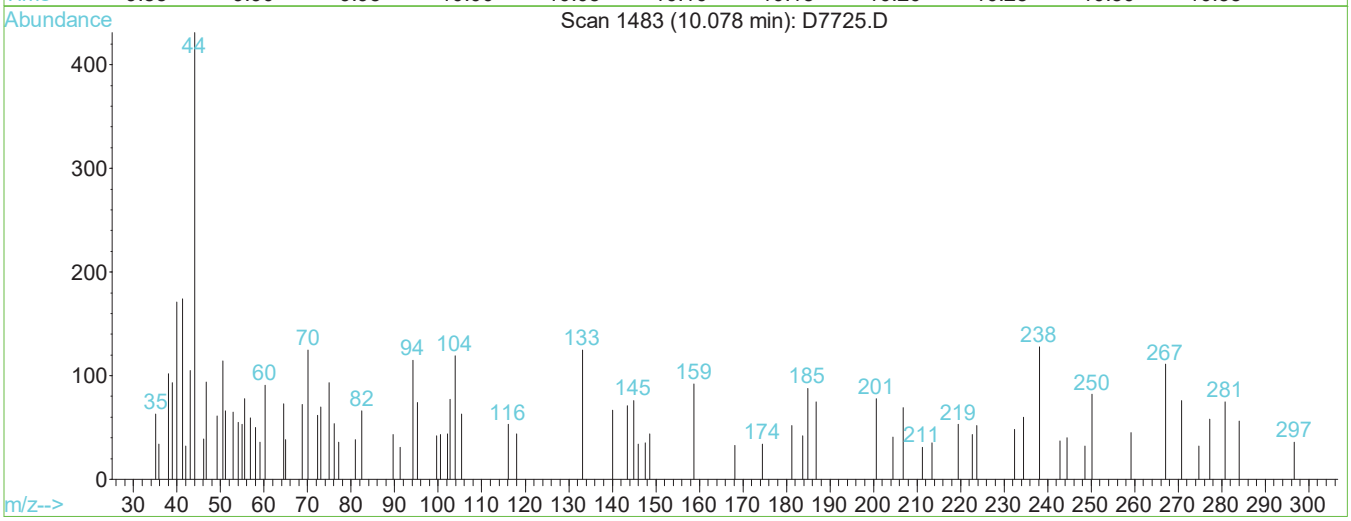

TIC: D7725.D

(84) trans-1,4-Dichloro-2-Butene

10.08min 0.06ug/L

response 45

Ion	Exp%	Act%
75.00	100	100
53.00	82.70	69.89
89.00	54.40	46.24
124.00	18.70	0.00

Manual Integration:

Before

08/25/17

1st DL 08/25/17
2nd FJ 08/26/17

Data File : I:\ACQUDATA\MSVOA6\DATA\082417\D7725.D Vial: 8
Acq On : 24 Aug 2017 10:53 am Operator: D.Lipani
Sample : STD #3 - 2.0 PPB Inst : MS#6
Misc : 8260C / 624 ICAL GCMS#6 Multiplr: 1.00
MS Integration Params: CPD4.P
Quant Time: Aug 25 10:22 2017 Quant Results File: W082417.RES

Quant Method : I:\ACQUDATA\M...\W082417.M (RTE Integrator)
Title : 8260C / 624 WATERS
Last Update : Fri Aug 25 10:05:39 2017
Response via : Initial Calibration
DataAcq Meth : W082417

Internal Standards	R.T.	QIon	Response	Conc	Units		Dev(Min)
1) Pentafluorobenzene	4.60	168	265836	50.00	ug/L		0.00
40) 1,4-Difluorobenzene	5.87	114	345578	50.00	ug/L		0.00
67) d5-Chlorobenzene	9.20	82	167666	50.00	ug/L		0.00
87) 1,4-Dichlorobenzene-d4	11.29	152	179011	50.00	ug/L		0.00
System Monitoring Compounds							
41) surr4,Dibrflmethane	3.86	113	150543	60.74	ug/L		0.00
Spiked Amount 50.000	Range 89 - 119		Recovery = 121.48%#				
43) surr1,1,2-dichloroethane-d	4.47	65	166883	62.16	ug/L		0.00
Spiked Amount 50.000	Range 81 - 127		Recovery = 124.32%				
65) SURR3,Toluene-d8	7.89	98	446717	63.83	ug/L		0.00
Spiked Amount 50.000	Range 87 - 121		Recovery = 127.66%#				
86) SURR2,BFB	10.25	95	179452	57.14	ug/L		0.00
Spiked Amount 50.000	Range 85 - 122		Recovery = 114.28%				
Target Compounds							Qvalue
2) Dichlorodifluoromethane	1.11	85	8888	2.24	ug/L		94
3) Chloromethane	1.18	50	5784	2.20	ug/L		94
4) Vinyl Chloride	1.26	62	7056m	2.16	ug/L		
5) Bromomethane	1.44	94	3967m	2.03	ug/L		
6) Chloroethane	1.51	64	3639	2.29	ug/L		97
7) Freon 21	1.53	67	10801	2.24	ug/L		97
8) Freon 123	1.71	83	6306	2.10	ug/L		91
9) Freon 123a	1.73	67	4944	2.06	ug/L		88
10) Acrolein	1.79	56	1949	9.27	ug/L		88
11) Trichlorofluoromethane	1.79	101	8407	2.32	ug/L		89
12) Acetonitrile	1.80	41	1234m	8.51	ug/L		
13) 2-Propanol	1.84	45	3717	37.36	ug/L		97
14) Acetone	1.86	43	1065	2.08	ug/L		94
15) Diethyl Ether	1.93	59	2669	2.10	ug/L	#	71
16) 1,1-Diclethene	2.09	96	3864	2.11	ug/L	#	84
17) Iodomethane	2.11	142	5227	1.76	ug/L		90
18) TBA	2.13	59	6326m	36.81	ug/L		
19) Acrylonitrile	2.15	53	5341	9.69	ug/L		90
20) Methylene Chloride	2.20	84	3385m	1.74	ug/L		
21) Freon 113	2.24	101	4463	2.13	ug/L		87
22) Methyl Acetate	2.26	43	3021	1.84	ug/L		85
23) Allyl Chloride	2.25	76	1395	1.85	ug/L	#	73
24) Carbon Disulfide	2.31	76	12314	2.20	ug/L		97
25) trans-1,2-Dichloroethene	2.69	96	3670	1.88	ug/L		90
26) Methyl-t-Butyl Ether	2.81	73	10248	2.04	ug/L		89
27) 1,1-Diclethane	2.90	63	6402	2.15	ug/L		92
28) Propionitrile	2.95	54	2209	11.12	ug/L		73
29) Vinyl Acetate	3.11	43	6320m	1.79	ug/L		
30) 2-Chloro-1,3-Butadiene	3.26	53	5218m	1.99	ug/L		
31) 2-Butanone	3.40	43	1639	2.46	ug/L		77
32) Methacrylonitrile	3.46	67	1137m	1.76	ug/L		
33) cis-1,2-Dichloroethene	3.47	96	4241	2.04	ug/L		95
34) Bromochloromethane	3.64	128	2379	2.01	ug/L		85
35) Chloroform	3.72	83	7601	2.14	ug/L		83
36) 2,2-Dichloropropane	3.79	77	6977	2.16	ug/L		86
37) Ethyl Acetate	3.84	43	5055m	3.57	ug/L		
39) 1,1,1-Trichloroethane	4.73	97	6964	2.02	ug/L		89
44) 1,2-Dichloroethane	4.58	64	2194m	2.32	ug/L		
45) 2-Methyl-1,3-Dioxolane	4.86	73	2376m	10.37	ug/L		

(#) = qualifier out of range (m) = manual integration

1st DL 08/25/17
2nd FJ 08/26/17

Data File : I:\ACQUDATA\MSVOA6\DATA\082417\D7725.D Vial: 8
Acq On : 24 Aug 2017 10:53 am Operator: D.Lipani
Sample : STD #3 - 2.0 PPB Inst : MS#6
Misc : 8260C / 624 ICAL GCMS#6 Multiplr: 1.00
MS Integration Params: CPD4.P
Quant Time: Aug 25 10:22 2017 Quant Results File: W082417.RES

Quant Method : I:\ACQUDATA\M...\W082417.M (RTE Integrator)
Title : 8260C / 624 WATERS
Last Update : Fri Aug 25 10:05:39 2017
Response via : Initial Calibration
DataAcq Meth : W082417

	Compound	R.T.	QIon	Response	Conc	Unit		Qvalue
46)	1,1-Dichloropropene	5.08	75	5037m	2.01	ug/L		
47)	Cyclohexane	5.16	56	5352	2.08	ug/L		98
48)	Carbontetrachloride	5.30	119	5550	1.99	ug/L		87
49)	Benzene	5.39	78	14224	2.10	ug/L		90
50)	Isopropyl Acetate	5.41	43	6737m	2.04	ug/L		
51)	Dibromomethane	6.18	93	2806	1.96	ug/L		94
52)	1,2-Diclpropane	6.24	63	3591	2.08	ug/L		87
53)	n-Heptane	6.35	43	4002	2.13	ug/L		87
54)	Trichloroethene	6.32	130	4256	1.90	ug/L		90
55)	Bromodichloromethane	6.37	83	5374	2.01	ug/L		94
56)	1,4-Dioxane	6.60	88	779m	45.00	ug/L		
57)	Epichlorohydrin	6.76	57	996m	7.14	ug/L		
58)	Methyl Methacrylate	6.76	69	2135	1.83	ug/L	#	78
59)	Methylcyclohexane	6.90	55	4045	1.92	ug/L		96
60)	2-Chloroethylvinyl Ether	7.04	63	2080	1.92	ug/L		88
61)	cis-1,3-Dichloropropene	7.18	75	6191	2.06	ug/L		95
62)	4-Methyl-2-pentanone	7.38	43	2718	1.75	ug/L	#	45
63)	trans-1,3-Dichloropropene	7.66	75	5376	1.91	ug/L		98
64)	1,1,2-Trichloroethane	7.77	97	3510	2.06	ug/L		95
66)	Toluene	7.96	91	16459	2.14	ug/L		97
68)	1,3-Dichloropropane	8.02	76	5163	1.84	ug/L		86
69)	Ethyl Methacrylate	8.19	69	4100m	1.80	ug/L		
70)	Dibromochloromethane	8.21	129	4550	1.97	ug/L		95
71)	2-Hexanone	8.28	43	1924	1.72	ug/L		93
72)	1,2-Dibromoethane	8.43	107	4043	2.00	ug/L		94
73)	n-Butyl Acetate	8.64	43	4451m	1.72	ug/L		
74)	Tetrachloroethene	8.62	164	4114	2.06	ug/L		93
75)	1,1,1,2-Tetrachloroethane	9.17	131	4455	2.13	ug/L		87
76)	Chlorobenzene	9.22	112	10700m	2.02	ug/L		
77)	Ethylbenzene	9.44	106	5350	1.92	ug/L	#	82
78)	Bromoform	9.62	173	2709	1.75	ug/L		92
79)	(m+p)Xylene	9.62	106	13616	3.89	ug/L	#	85
80)	o-Xylene	9.93	106	6620	1.97	ug/L	#	84
81)	Cyclohexanone	9.85	55	2652	41.16	ug/L		85
82)	Styrene	9.88	104	10758	2.00	ug/L		97
83)	Amyl Acetate	9.99	43	5983	1.70	ug/L		89
84)	trans-1,4-Dichloro-2-Buten	10.11	75	1456m	1.86	ug/L		
85)	Isopropylbenzene	10.25	105	18420	2.15	ug/L		93
88)	1,1,2,2-Tetrachloroethane	9.93	83	4743	2.22	ug/L		91
89)	1,2,3-Trichloropropane	10.04	75	3641	2.26	ug/L		97
90)	Bromobenzene	10.39	156	5841	2.20	ug/L		98
91)	n-Propylbenzene	10.61	91	21334	2.25	ug/L		95
92)	2-Chlorotoluene	10.65	91	11628	2.11	ug/L		92
93)	4-Chlorotoluene	10.72	91	12776	2.15	ug/L		95
94)	1,3,5-Trimethylbenzene	10.87	105	14089	2.14	ug/L		97
95)	tert-Butylbenzene	11.06	119	12509	2.18	ug/L		94
96)	1,2,4-Trimethylbenzene	11.17	105	15175	2.15	ug/L		90
97)	sec-Butylbenzene	11.25	105	17538	2.15	ug/L		94
98)	1,3-Dclbenz	11.25	146	9848	2.18	ug/L		94
99)	1,4-Dclbenz	11.31	146	9860	2.16	ug/L	#	72
100)	p-Isopropyltoluene	11.41	119	15028	2.23	ug/L		95
101)	1,2-Dclbenz	11.58	146	9745	2.16	ug/L		92
102)	n-Butylbenzene	11.73	91	13154	2.12	ug/L		93
103)	1,2-Dibromo-3-chloropropan	11.95	75	680	1.73	ug/L		91

(#) = qualifier out of range (m) = manual integration

1st DL 08/25/17
2nd FJ 08/26/17

Data File : I:\ACQUDATA\MSVOA6\DATA\082417\D7725.D Vial: 8
Acq On : 24 Aug 2017 10:53 am Operator: D.Lipani
Sample : STD #3 - 2.0 PPB Inst : MS#6
Misc : 8260C / 624 ICAL GCMS#6 Multiplr: 1.00
MS Integration Params: CPD4.P
Quant Time: Aug 25 10:22 2017 Quant Results File: W082417.RES

Quant Method : I:\ACQUDATA\M...\W082417.M (RTE Integrator)
Title : 8260C / 624 WATERS
Last Update : Fri Aug 25 10:05:39 2017
Response via : Initial Calibration
DataAcq Meth : W082417

Compound	R.T.	QIon	Response	Conc	Unit	Qvalue
105) 1,2,4-Tcbenzene	13.02	180	6479	2.08	ug/L	94
106) Naphthalen	13.20	128	12468	2.12	ug/L	99
107) Hexachlorobt	13.29	225	3432	2.25	ug/L	93
108) 1,2,3-Tclbenzene	13.35	180	5838	2.18	ug/L	97

(#) = qualifier out of range (m) = manual integration
D7725.D W082417.M Fri Aug 25 10:22:17 2017 Page 3

Data File : I:\ACQUDATA\MSVOA6\DATA\082417\D7725.D Vial: 8
Acq On : 24 Aug 2017 10:53 am Operator: D.Lipani
Sample : STD #3 - 2.0 PPB Inst : MS#6
Misc : 8260C / 624 ICAL GCMS#6 Multiplr: 1.00
MS Integration Params: CPD4.P
Quant Time: Aug 25 10:22 2017 Quant Results File: W082417.RES

Method : I:\ACQUDATA\MSVOA6\METHODS\W082417.M (RTE Integrator)
Title : 8260C / 624 WATERS
Last Update : Fri Aug 25 10:05:39 2017
Response via : Initial Calibration



1st DL 08/25/17
2nd FJ 08/26/17

Data File : I:\ACQUDATA\MSVOA6\DATA\082417\D7726.D Vial: 9
Acq On : 24 Aug 2017 11:33 am Operator: D.Lipani
Sample : STD #4 - 5.0 PPB Inst : MS#6
Misc : 8260C / 624 ICAL GCMS#6 Multiplr: 1.00
MS Integration Params: CPD4.P
Quant Time: Aug 25 10:53 2017 Quant Results File: temp.res

Method : I:\ACQUDATA\MSVOA6\METHODS\W082417.M (RTE Integrator)
Title : 8260C / 624 WATERS
Last Update : Fri Aug 25 10:22:29 2017
Response via : Single Level Calibration

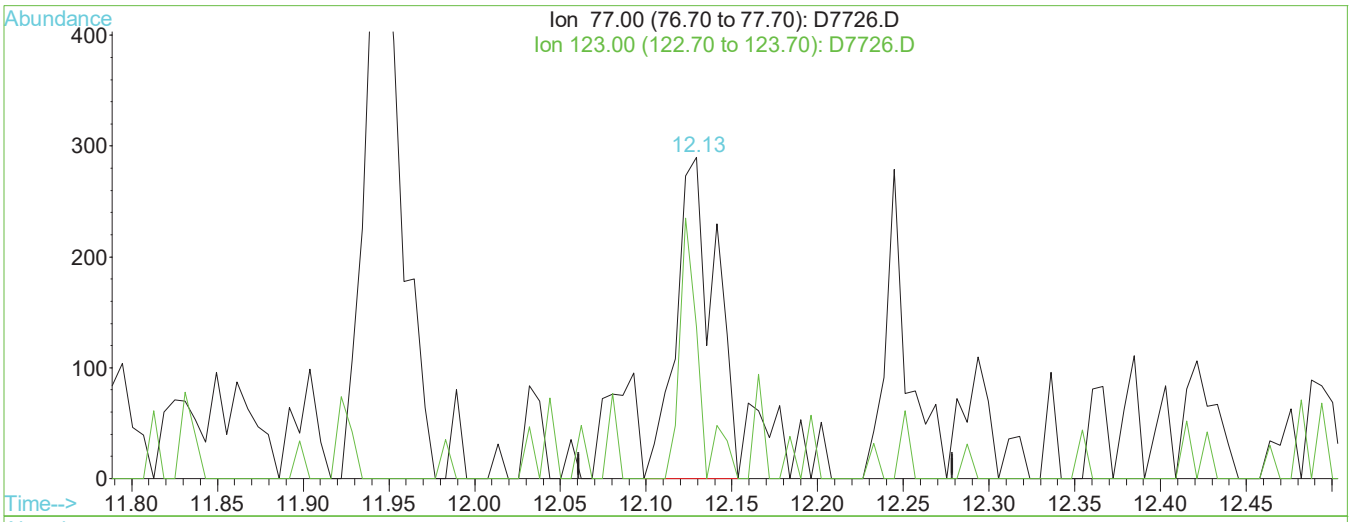

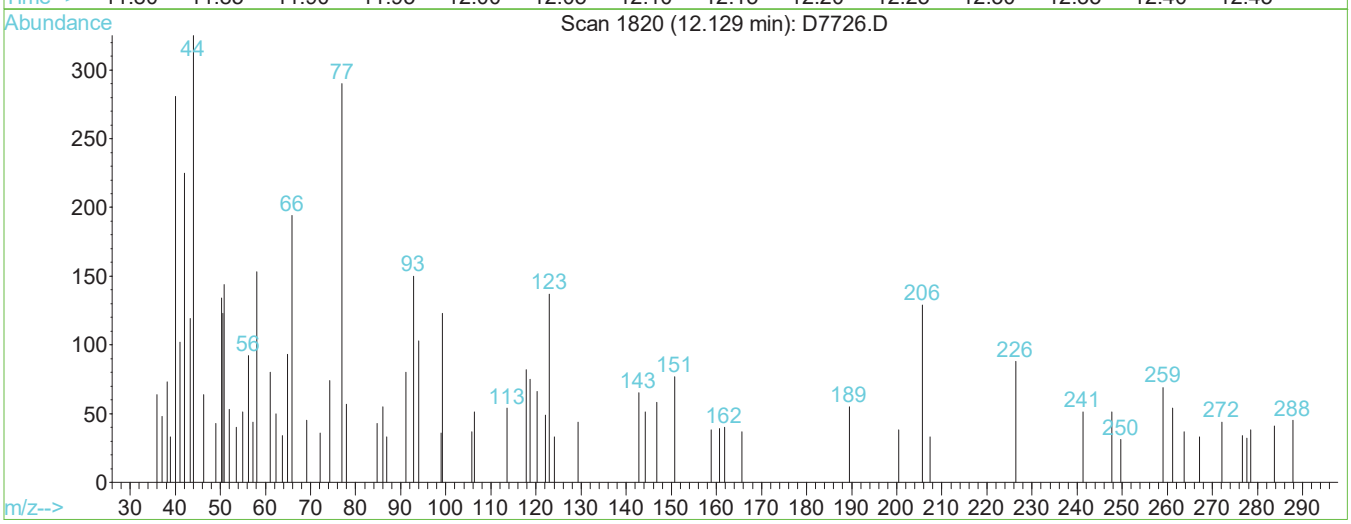

TIC: D7726.D

(104) Nitrobenzene

12.13min 15.77ug/L m

response 460

Ion	Exp%	Act%
77.00	100	100
123.00	44.60	47.24
0.00	0.00	0.00
0.00	0.00	0.00

Manual Integration:

After

Split Peak.

08/25/17

1st DL 08/25/17
2nd FJ 08/26/17

Data File : I:\ACQUDATA\MSVOA6\DATA\082417\D7726.D Vial: 9
Acq On : 24 Aug 2017 11:33 am Operator: D.Lipani
Sample : STD #4 - 5.0 PPB Inst : MS#6
Misc : 8260C / 624 ICAL GCMS#6 Multiplr: 1.00
MS Integration Params: CPD4.P
Quant Time: Aug 25 10:52 2017 Quant Results File: temp.res

Method : I:\ACQUDATA\MSVOA6\METHODS\W082417.M (RTE Integrator)
Title : 8260C / 624 WATERS
Last Update : Fri Aug 25 10:22:29 2017
Response via : Single Level Calibration

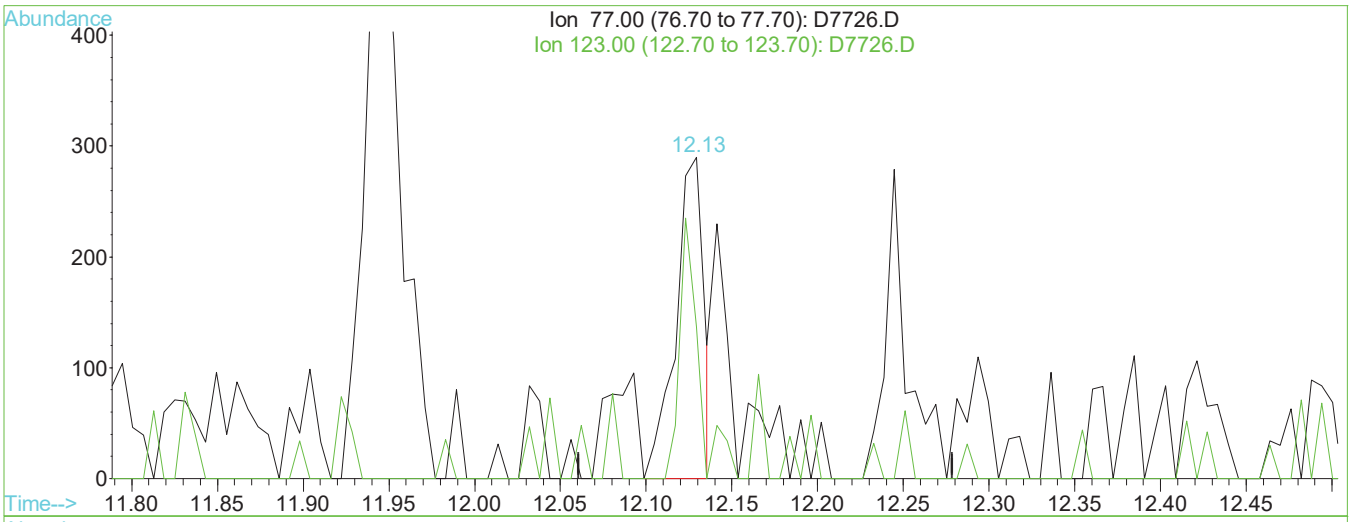

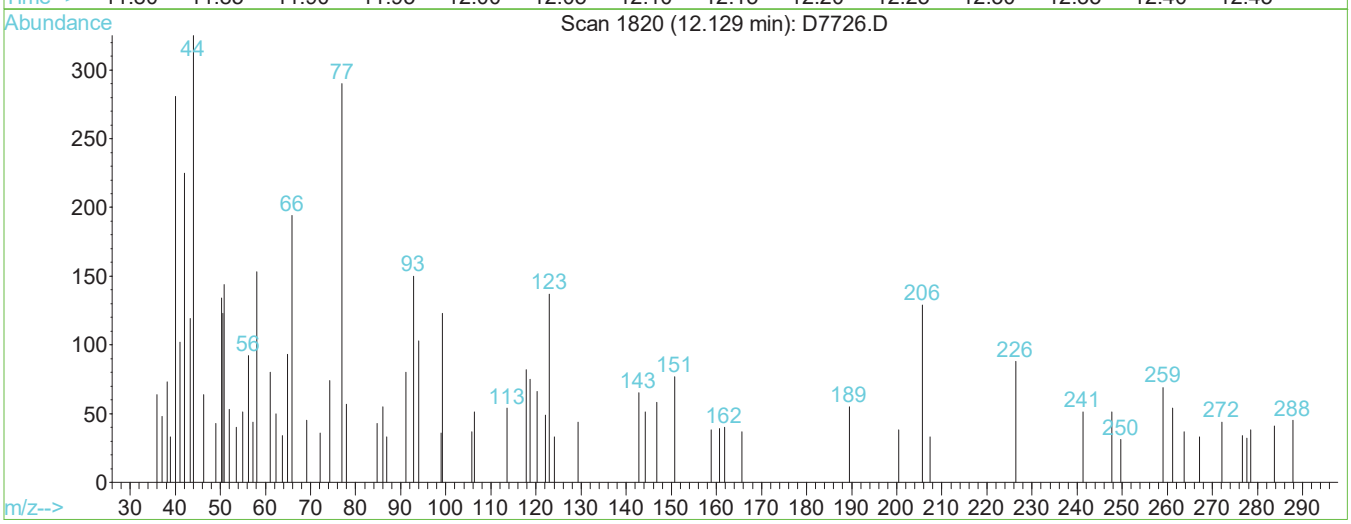

TIC: D7726.D

(104) Nitrobenzene

12.13min 11.28ug/L

response 329

Ion	Exp%	Act%
77.00	100	100
123.00	44.60	47.24
0.00	0.00	0.00
0.00	0.00	0.00

Manual Integration:

Before

08/25/17

1st DL 08/25/17
2nd FJ 08/26/17

Data File : I:\ACQUDATA\MSVOA6\DATA\082417\D7726.D Vial: 9
Acq On : 24 Aug 2017 11:33 am Operator: D.Lipani
Sample : STD #4 - 5.0 PPB Inst : MS#6
Misc : 8260C / 624 ICAL GCMS#6 Multiplr: 1.00
MS Integration Params: CPD4.P
Quant Time: Aug 25 10:47 2017 Quant Results File: temp.res

Method : I:\ACQUDATA\MSVOA6\METHODS\W082417.M (RTE Integrator)
Title : 8260C / 624 WATERS
Last Update : Fri Aug 25 10:22:29 2017
Response via : Multiple Level Calibration

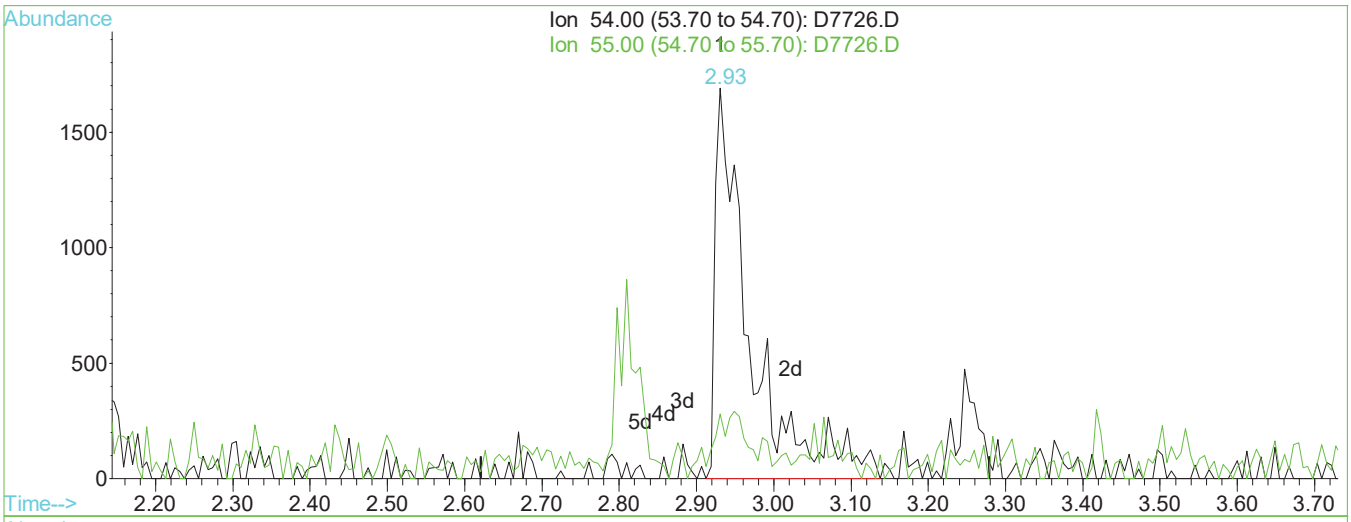

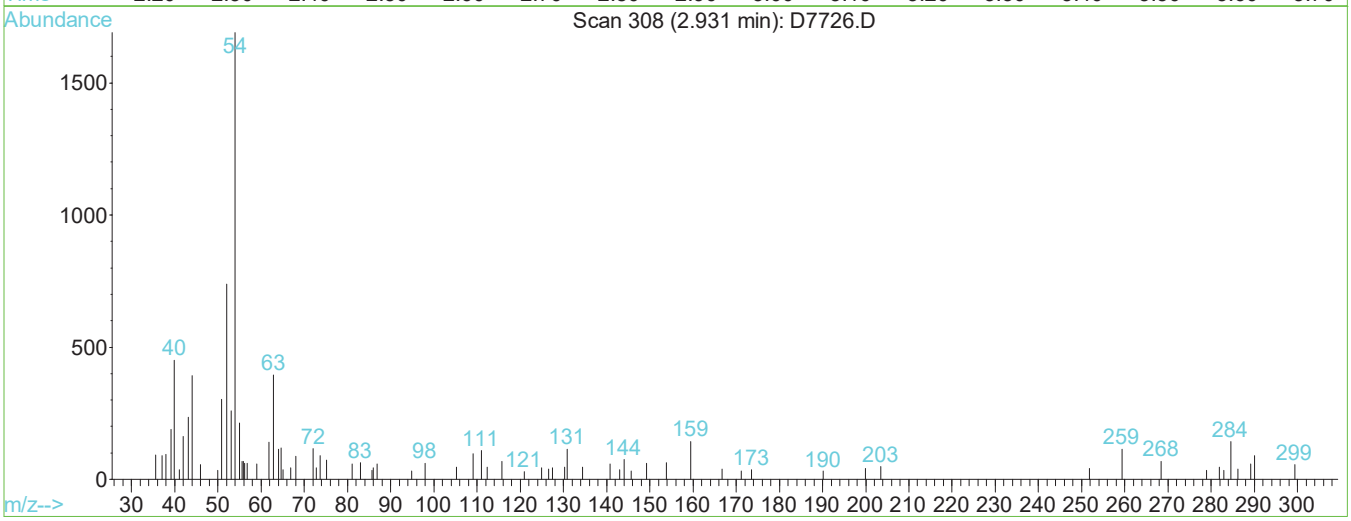

TIC: D7726.D

(28) Propionitrile

2.93min 25.57ug/L m

response 5242

Ion	Exp%	Act%
54.00	100	100
55.00	15.40	12.60
0.00	0.00	0.00
0.00	0.00	0.00

Manual Integration:

After

Split Peak.

08/25/17

1st DL 08/25/17
2nd FJ 08/26/17

Data File : I:\ACQUDATA\MSVOA6\DATA\082417\D7726.D Vial: 9
Acq On : 24 Aug 2017 11:33 am Operator: D.Lipani
Sample : STD #4 - 5.0 PPB Inst : MS#6
Misc : 8260C / 624 ICAL GCMS#6 Multiplr: 1.00
MS Integration Params: CPD4.P
Quant Time: Aug 25 10:45 2017 Quant Results File: temp.res

Method : I:\ACQUDATA\MSVOA6\METHODS\W082417.M (RTE Integrator)
Title : 8260C / 624 WATERS
Last Update : Fri Aug 25 10:22:29 2017
Response via : Multiple Level Calibration

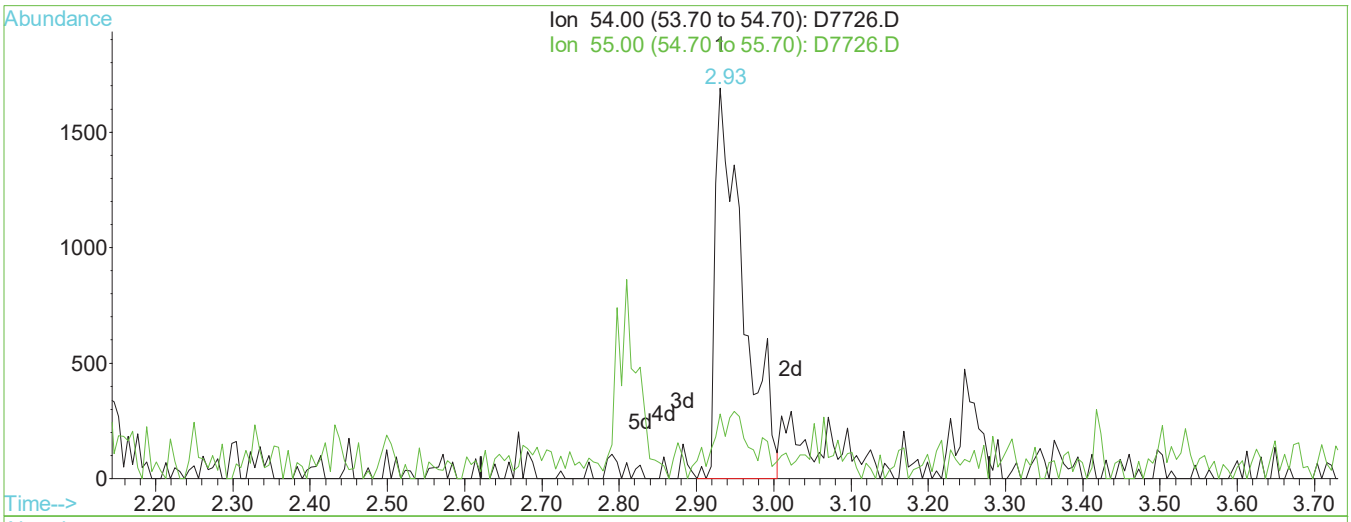

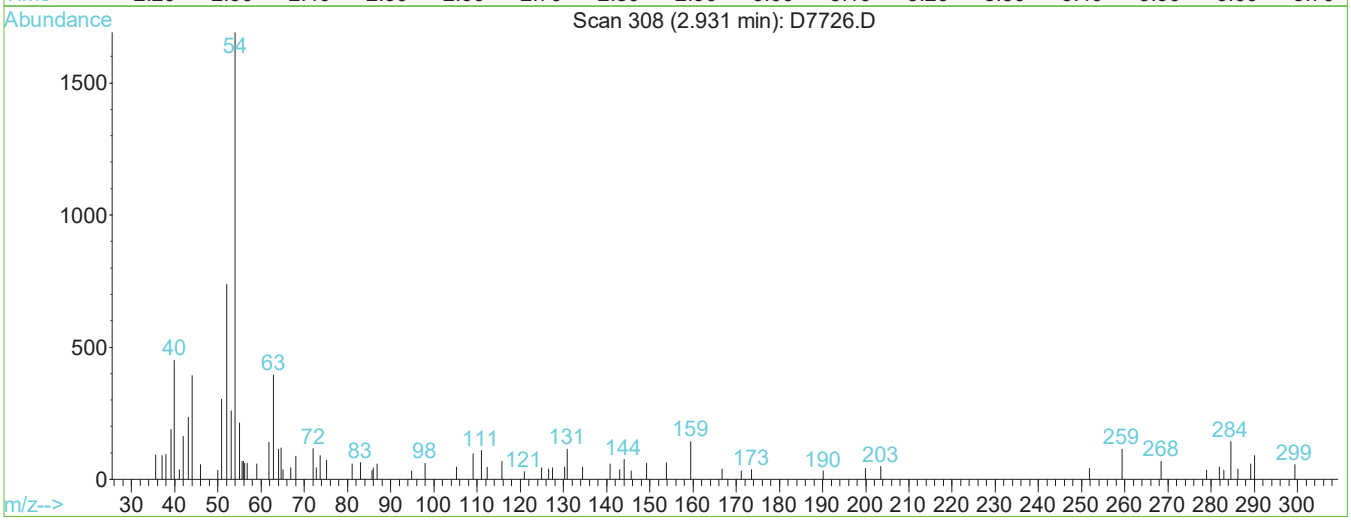

TIC: D7726.D

(28) Propionitrile

2.93min 20.45ug/L

response 4192

Ion	Exp%	Act%
54.00	100	100
55.00	15.40	16.57
0.00	0.00	0.00
0.00	0.00	0.00

Manual Integration:

Before

08/25/17

1st DL 08/25/17
2nd FW 08/26/17

Data File : I:\ACQUDATA\MSVOA6\DATA\082417\D7726.D Vial: 9
Acq On : 24 Aug 2017 11:33 am Operator: D.Lipani
Sample : STD #4 - 5.0 PPB Inst : MS#6
Misc : 8260C / 624 ICAL GCMS#6 Multiplr: 1.00
MS Integration Params: CPD4.P
Quant Time: Aug 25 10:47 2017 Quant Results File: temp.res

Method : I:\ACQUDATA\MSVOA6\METHODS\W082417.M (RTE Integrator)
Title : 8260C / 624 WATERS
Last Update : Fri Aug 25 10:22:29 2017
Response via : Single Level Calibration

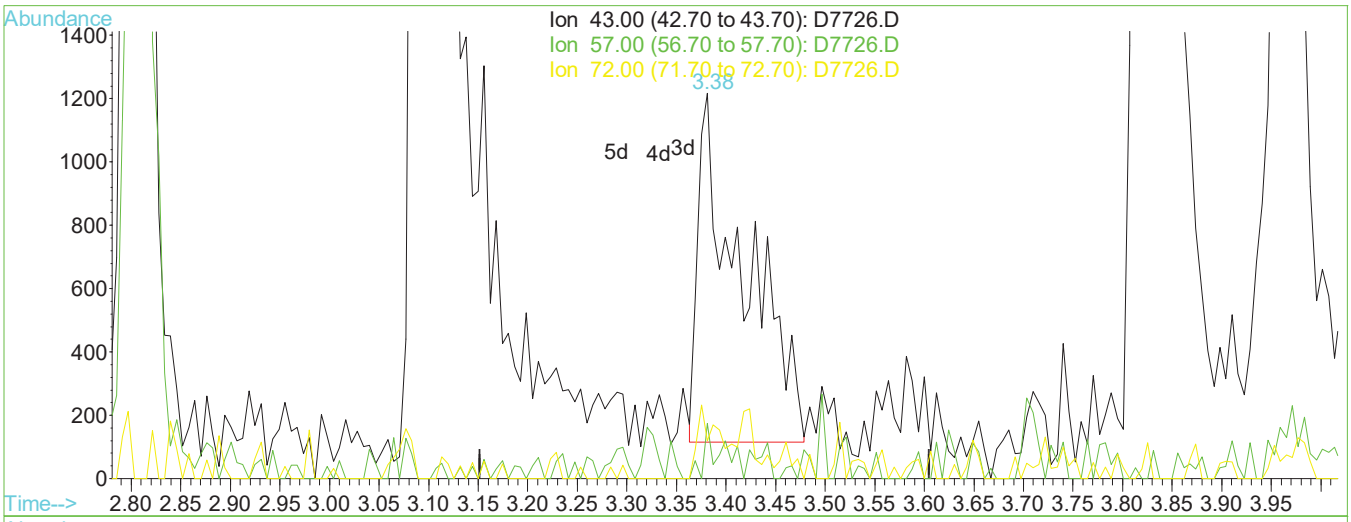

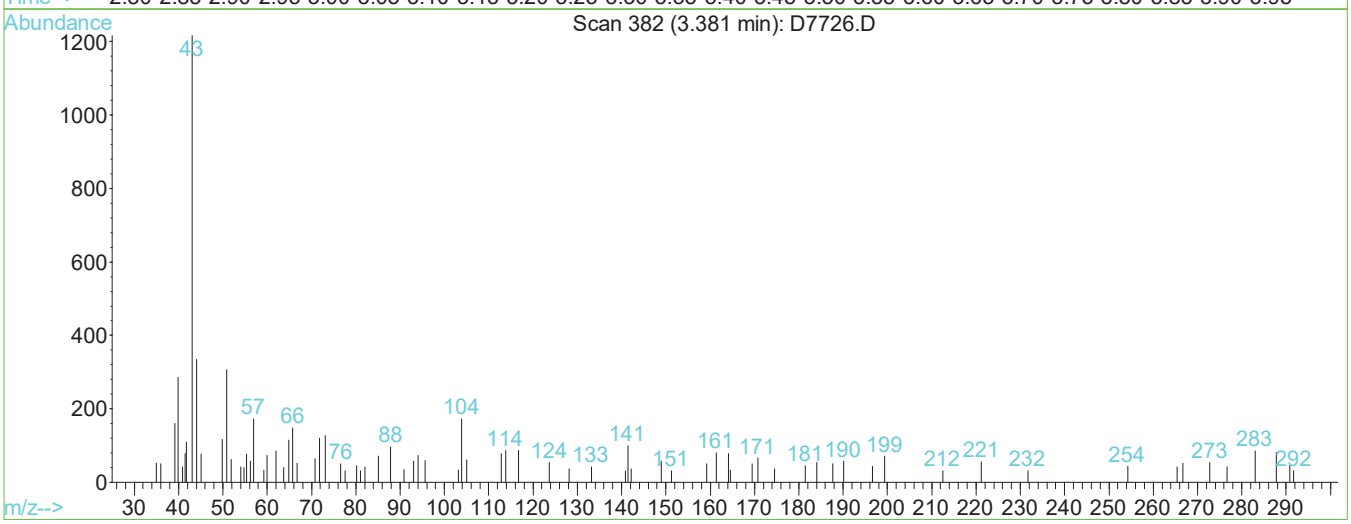

TIC: D7726.D

(31) 2-Butanone (P)

3.38min 5.11ug/L m

response 3507

Ion	Exp%	Act%
43.00	100	100
57.00	9.40	14.23
72.00	25.60	9.87
0.00	0.00	0.00

Manual Integration:

After

Split Peak.

08/25/17

Quantitation Report (Qedit)

Data File : I:\ACQUDATA\MSVOA6\DATA\082417\D7726.D Vial: 9
Acq On : 24 Aug 2017 11:33 am Operator: D.Lipani
Sample : STD #4 - 5.0 PPB Inst : MS#6
Misc : 8260C / 624 ICAL GCMS#6 Multiplr: 1.00
MS Integration Params: CPD4.P
Quant Time: Aug 25 10:47 2017 Quant Results File: temp.res

Method : I:\ACQUDATA\MSVOA6\METHODS\W082417.M (RTE Integrator)
Title : 8260C / 624 WATERS
Last Update : Fri Aug 25 10:22:29 2017
Response via : Single Level Calibration

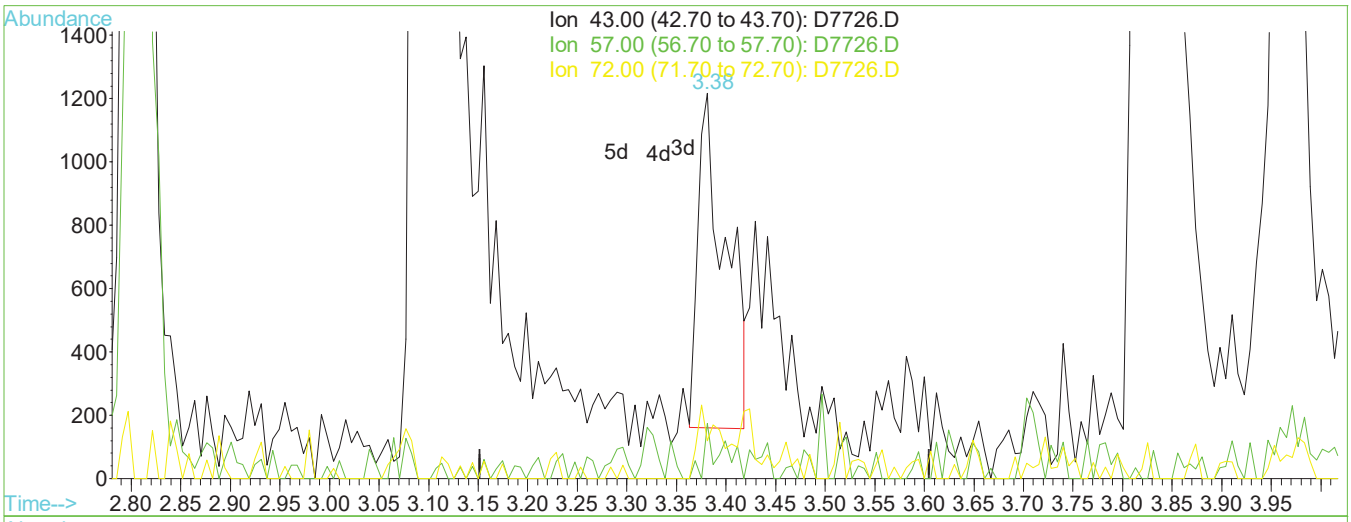

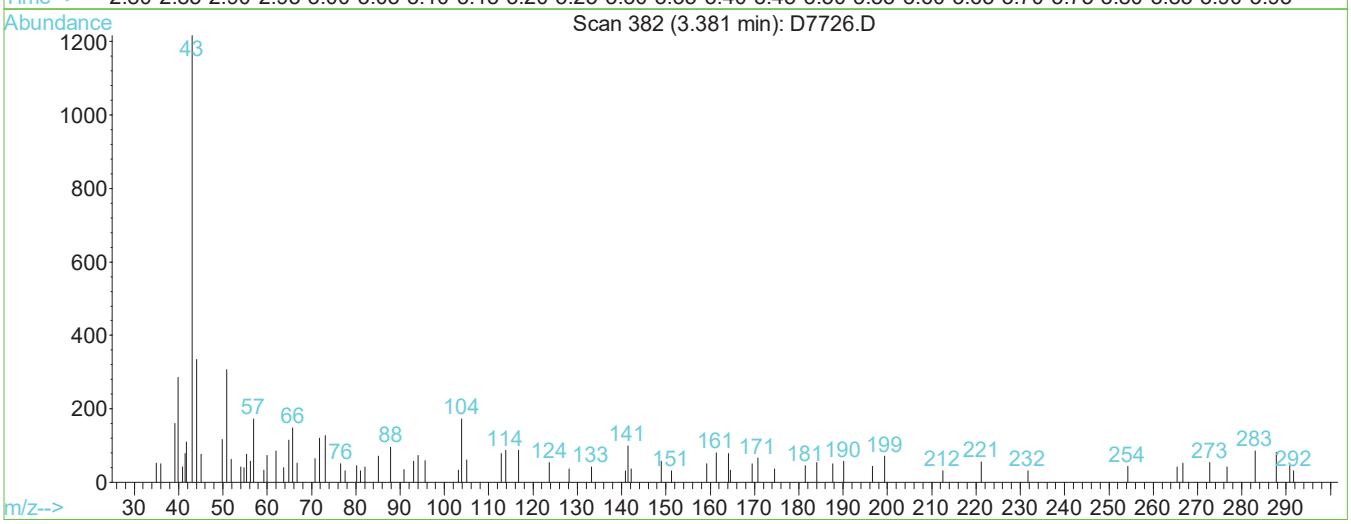

TIC: D7726.D

(31) 2-Butanone (P)

3.38min 2.98ug/L

response 2044

Ion	Exp%	Act%
43.00	100	100
57.00	9.40	14.23
72.00	25.60	9.87
0.00	0.00	0.00

Manual Integration:

Before

08/25/17

1st DL 08/25/17
2nd FJ 08/26/17

Data File : I:\ACQUDATA\MSVOA6\DATA\082417\D7726.D Vial: 9
Acq On : 24 Aug 2017 11:33 am Operator: D.Lipani
Sample : STD #4 - 5.0 PPB Inst : MS#6
Misc : 8260C / 624 ICAL GCMS#6 Multiplr: 1.00
MS Integration Params: CPD4.P
Quant Time: Aug 25 10:48 2017 Quant Results File: temp.res

Method : I:\ACQUDATA\MSVOA6\METHODS\W082417.M (RTE Integrator)
Title : 8260C / 624 WATERS
Last Update : Fri Aug 25 10:22:29 2017
Response via : Single Level Calibration

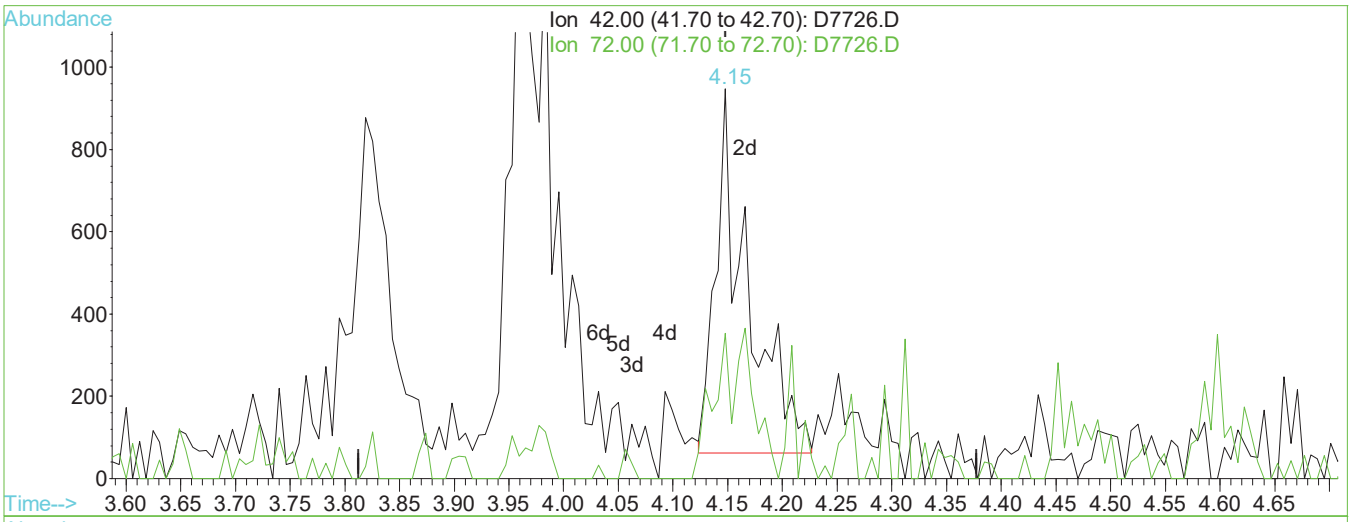

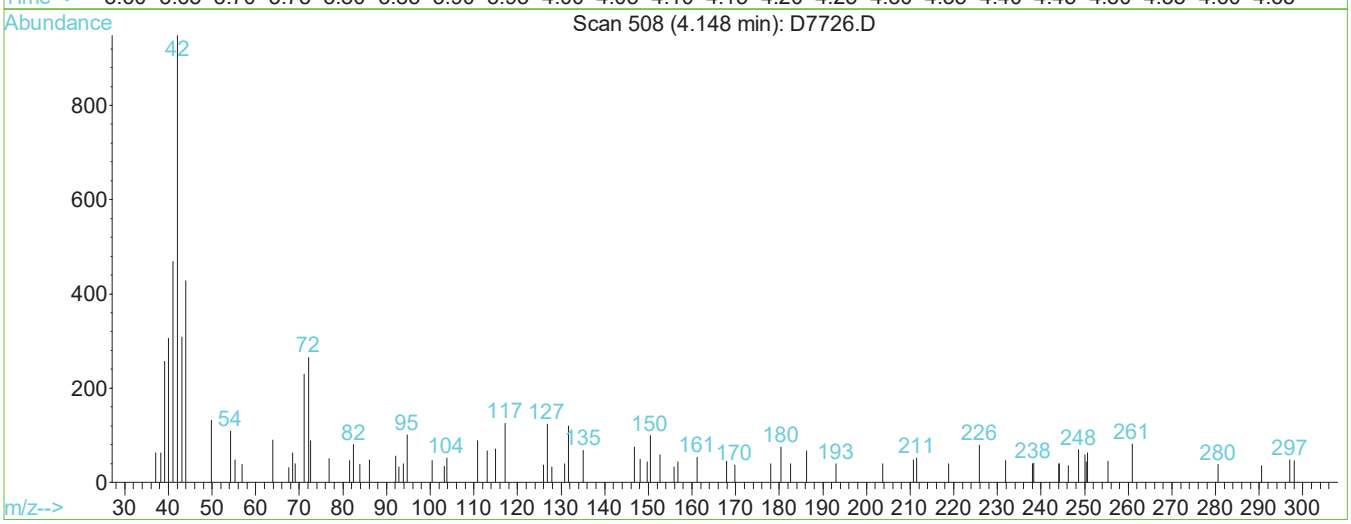

TIC: D7726.D

(38) Tetrahydrofuran

4.15min 4.32ug/L m

response 1796

Ion	Exp%	Act%
42.00	100	100
72.00	40.50	27.95
0.00	0.00	0.00
0.00	0.00	0.00

Manual Integration:

After

Split Peak.

08/25/17

1st DL 08/25/17
2nd FJ 08/26/17

Data File : I:\ACQUDATA\MSVOA6\DATA\082417\D7726.D Vial: 9
Acq On : 24 Aug 2017 11:33 am Operator: D.Lipani
Sample : STD #4 - 5.0 PPB Inst : MS#6
Misc : 8260C / 624 ICAL GCMS#6 Multiplr: 1.00
MS Integration Params: CPD4.P
Quant Time: Aug 25 10:47 2017 Quant Results File: temp.res

Method : I:\ACQUDATA\MSVOA6\METHODS\W082417.M (RTE Integrator)
Title : 8260C / 624 WATERS
Last Update : Fri Aug 25 10:22:29 2017
Response via : Single Level Calibration

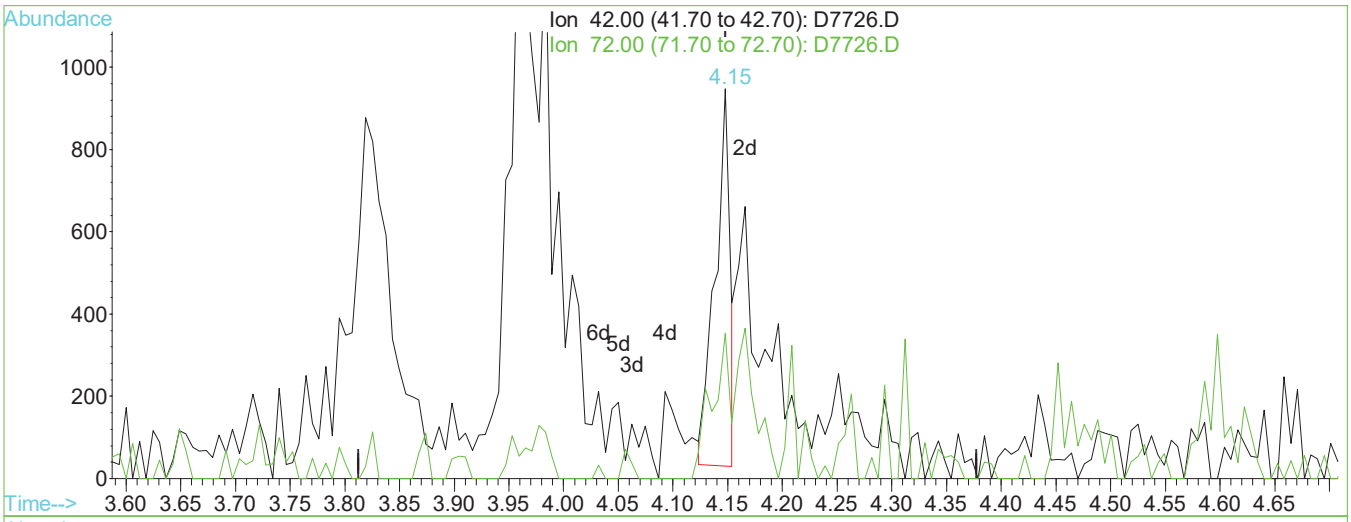

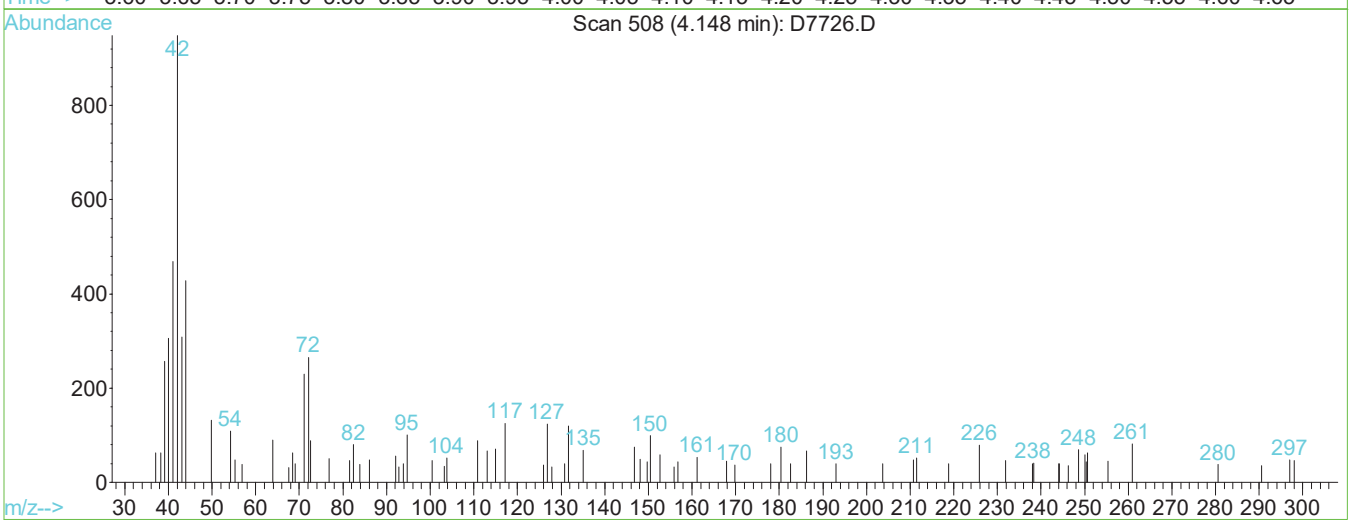

TIC: D7726.D

(38) Tetrahydrofuran

4.15min 2.11ug/L

response 879

Ion	Exp%	Act%
42.00	100	100
72.00	40.50	37.34
0.00	0.00	0.00
0.00	0.00	0.00

Manual Integration:

Before

08/25/17

Quantitation Report (Qedit)

Data File : I:\ACQUDATA\MSVOA6\DATA\082417\D7726.D Vial: 9
Acq On : 24 Aug 2017 11:33 am Operator: D.Lipani
Sample : STD #4 - 5.0 PPB Inst : MS#6
Misc : 8260C / 624 ICAL GCMS#6 Multiplr: 1.00
MS Integration Params: CPD4.P
Quant Time: Aug 25 10:48 2017 Quant Results File: temp.res

Method : I:\ACQUDATA\MSVOA6\METHODS\W082417.M (RTE Integrator)
Title : 8260C / 624 WATERS
Last Update : Fri Aug 25 10:22:29 2017
Response via : Single Level Calibration

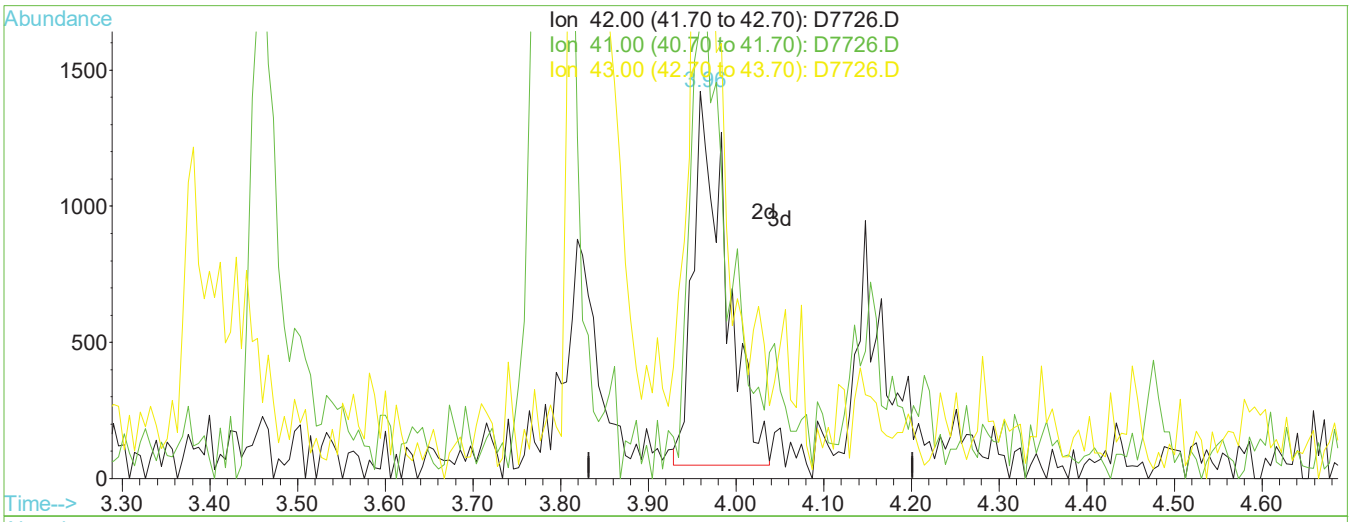

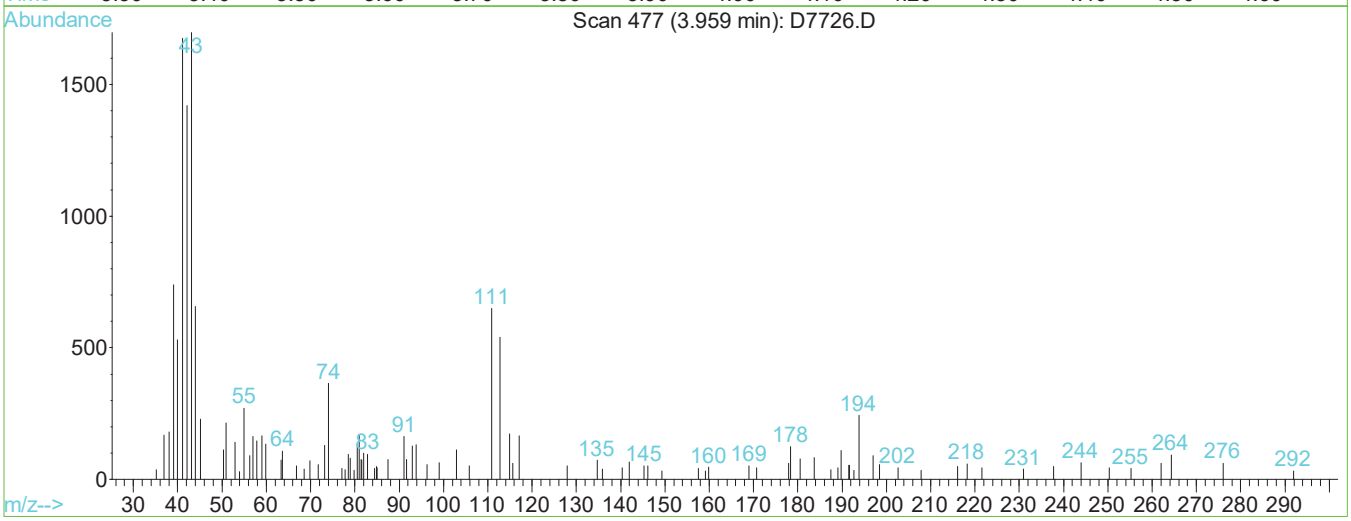

TIC: D7726.D

(42) Iso-Butyl Alcohol

3.96min 89.22ug/L m

response 3556

Ion	Exp%	Act%
42.00	100	100
41.00	128.10	117.80
43.00	164.20	119.42#
0.00	0.00	0.00

Manual Integration:

After

Poor integration.

08/25/17

1st DL 08/25/17
2nd FJ 08/26/17

Data File : I:\ACQUDATA\MSVOA6\DATA\082417\D7726.D Vial: 9
Acq On : 24 Aug 2017 11:33 am Operator: D.Lipani
Sample : STD #4 - 5.0 PPB Inst : MS#6
Misc : 8260C / 624 ICAL GCMS#6 Multiplr: 1.00
MS Integration Params: CPD4.P
Quant Time: Aug 25 10:48 2017 Quant Results File: temp.res

Method : I:\ACQUDATA\MSVOA6\METHODS\W082417.M (RTE Integrator)
Title : 8260C / 624 WATERS
Last Update : Fri Aug 25 10:22:29 2017
Response via : Single Level Calibration

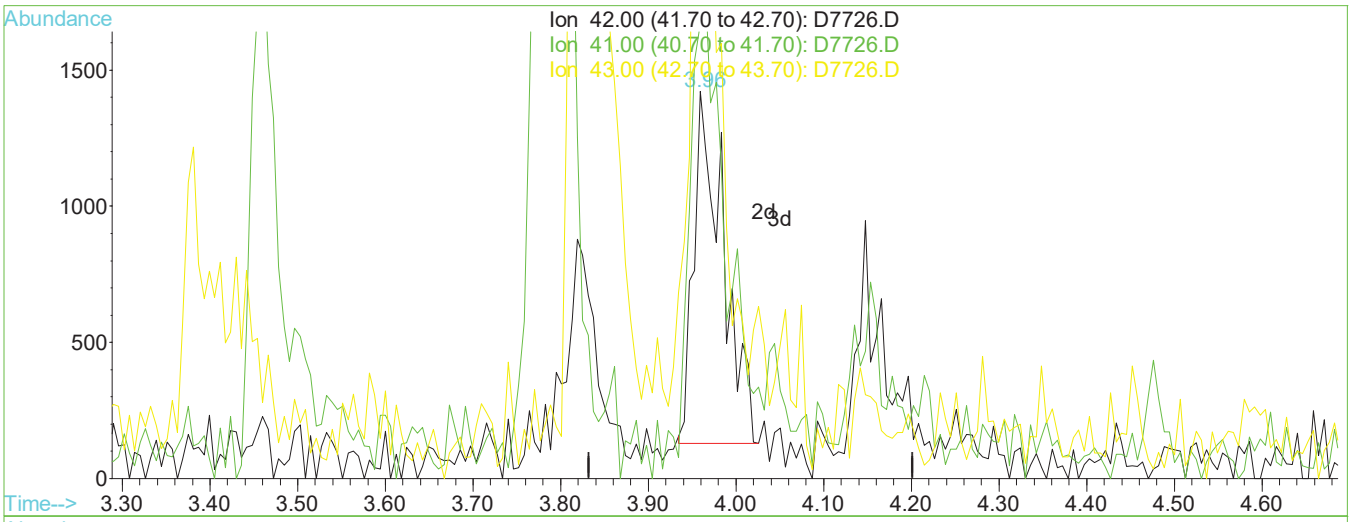

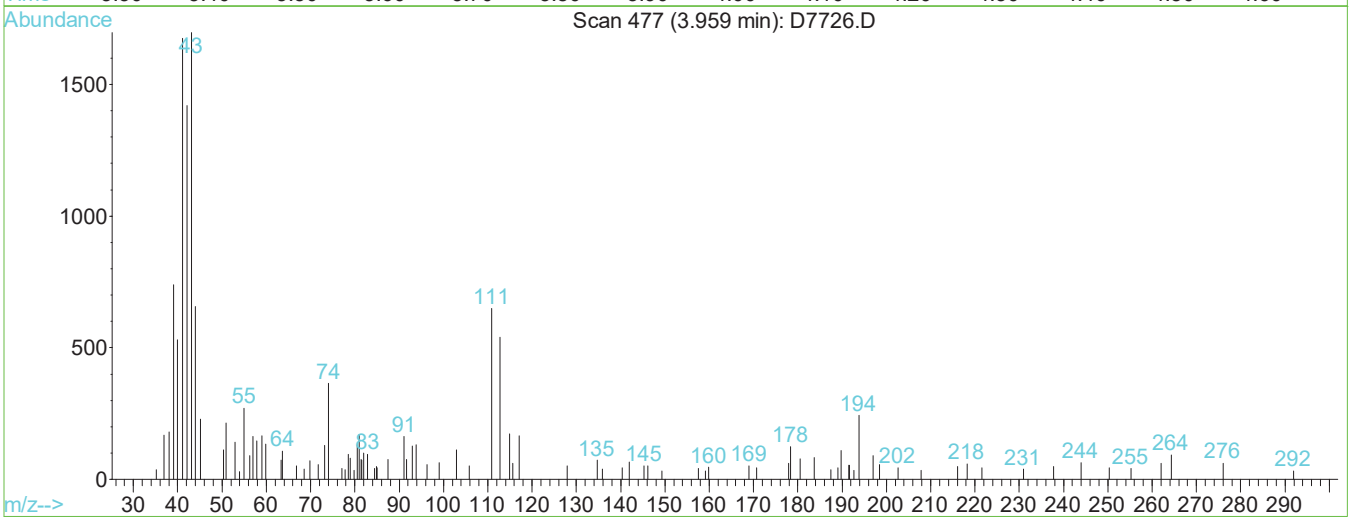

TIC: D7726.D

(42) Iso-Butyl Alcohol

3.96min 75.49ug/L

response 3009

Ion	Exp%	Act%
42.00	100	100
41.00	128.10	117.80
43.00	164.20	119.42#
0.00	0.00	0.00

Manual Integration:

Before

08/25/17

Quantitation Report (Qedit)

Data File : I:\ACQUDATA\MSVOA6\DATA\082417\D7726.D Vial: 9
Acq On : 24 Aug 2017 11:33 am Operator: D.Lipani
Sample : STD #4 - 5.0 PPB Inst : MS#6
Misc : 8260C / 624 ICAL GCMS#6 Multiplr: 1.00
MS Integration Params: CPD4.P
Quant Time: Aug 25 10:49 2017 Quant Results File: temp.res

Method : I:\ACQUDATA\MSVOA6\METHODS\W082417.M (RTE Integrator)
Title : 8260C / 624 WATERS
Last Update : Fri Aug 25 10:22:29 2017
Response via : Multiple Level Calibration

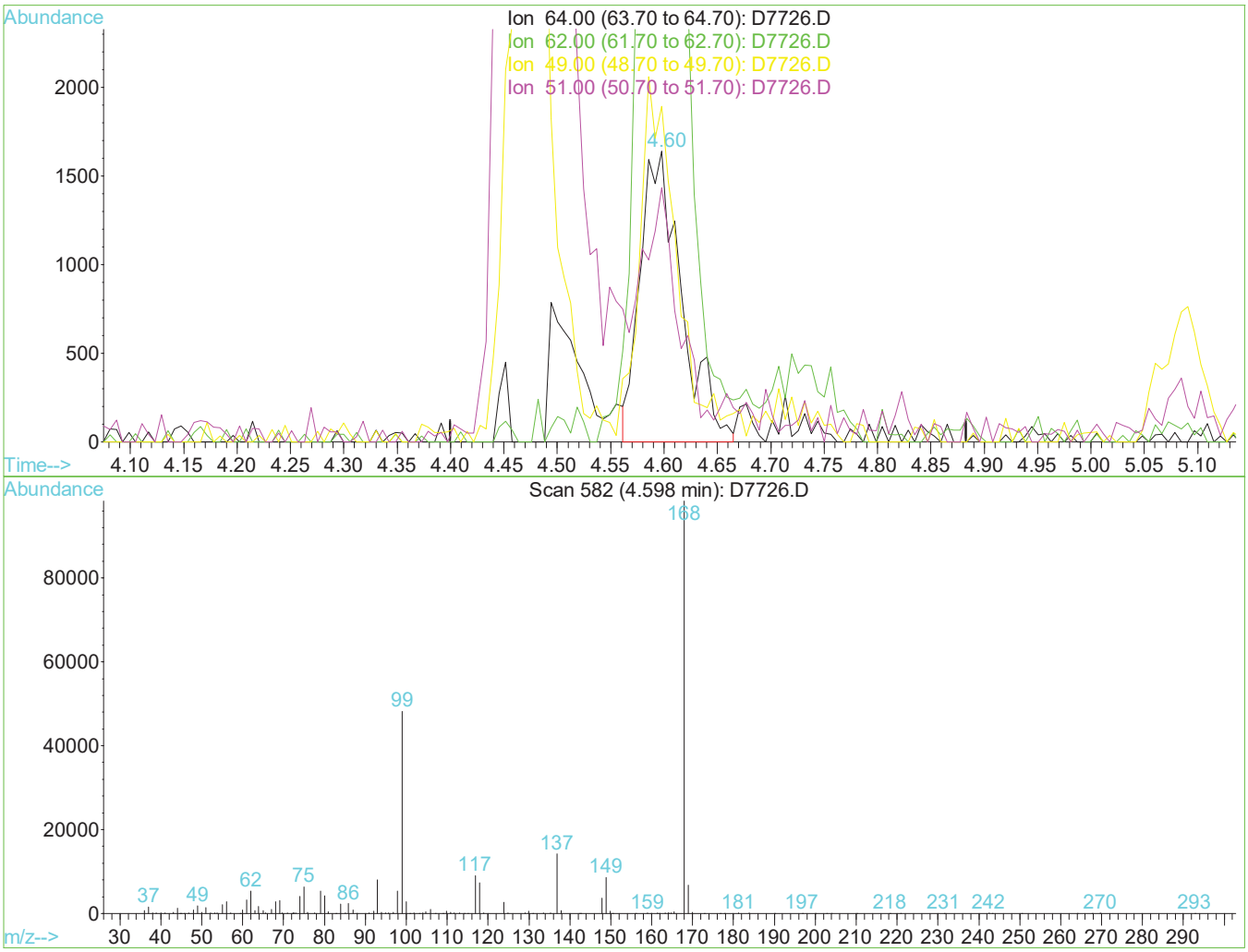

TIC: D7726.D

(44) 1,2-Dichloroethane (P)

4.60min 4.55ug/L m

response 4408

Ion	Exp%	Act%
64.00	100	100
62.00	291.40	327.58#
49.00	77.00	115.56#
51.00	29.80	87.49#

Manual Integration:

After

Poor integration.

08/25/17

Quantitation Report (Qedit)

Data File : I:\ACQUDATA\MSVOA6\DATA\082417\D7726.D Vial: 9
Acq On : 24 Aug 2017 11:33 am Operator: D.Lipani
Sample : STD #4 - 5.0 PPB Inst : MS#6
Misc : 8260C / 624 ICAL GCMS#6 Multiplr: 1.00
MS Integration Params: CPD4.P
Quant Time: Aug 25 10:48 2017 Quant Results File: temp.res

Method : I:\ACQUDATA\MSVOA6\METHODS\W082417.M (RTE Integrator)
Title : 8260C / 624 WATERS
Last Update : Fri Aug 25 10:22:29 2017
Response via : Multiple Level Calibration

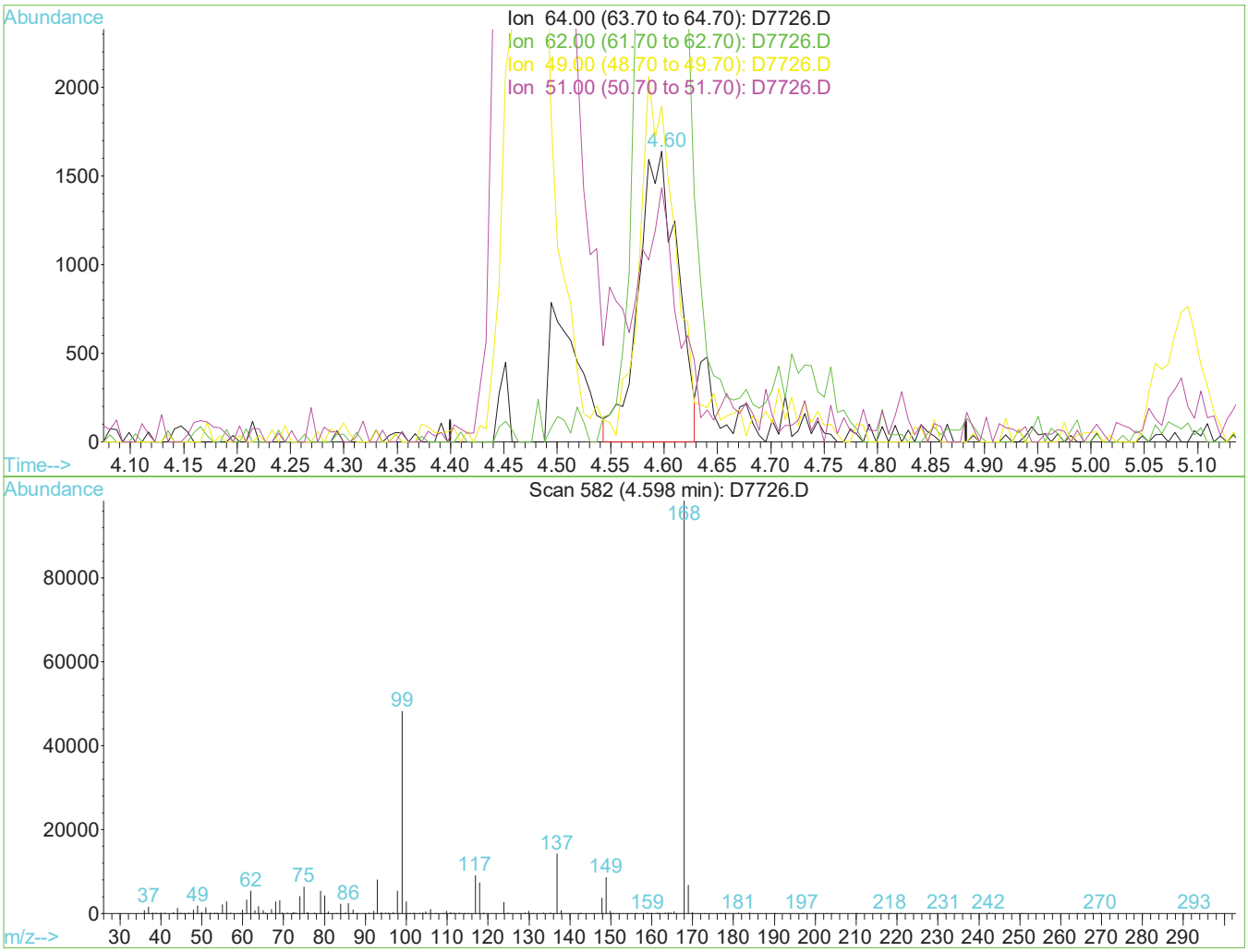

TIC: D7726.D

(44) 1,2-Dichloroethane (P)

4.60min 4.27ug/L

response 4136

Ion	Exp%	Act%
64.00	100	100
62.00	291.40	327.58#
49.00	77.00	115.56#
51.00	29.80	87.49#

Manual Integration:

Before

08/25/17

Quantitation Report (Qedit)

Data File : I:\ACQUDATA\MSVOA6\DATA\082417\D7726.D Vial: 9
Acq On : 24 Aug 2017 11:33 am Operator: D.Lipani
Sample : STD #4 - 5.0 PPB Inst : MS#6
Misc : 8260C / 624 ICAL GCMS#6 Multiplr: 1.00
MS Integration Params: CPD4.P
Quant Time: Aug 25 10:50 2017 Quant Results File: temp.res

Method : I:\ACQUDATA\MSVOA6\METHODS\W082417.M (RTE Integrator)
Title : 8260C / 624 WATERS
Last Update : Fri Aug 25 10:22:29 2017
Response via : Multiple Level Calibration

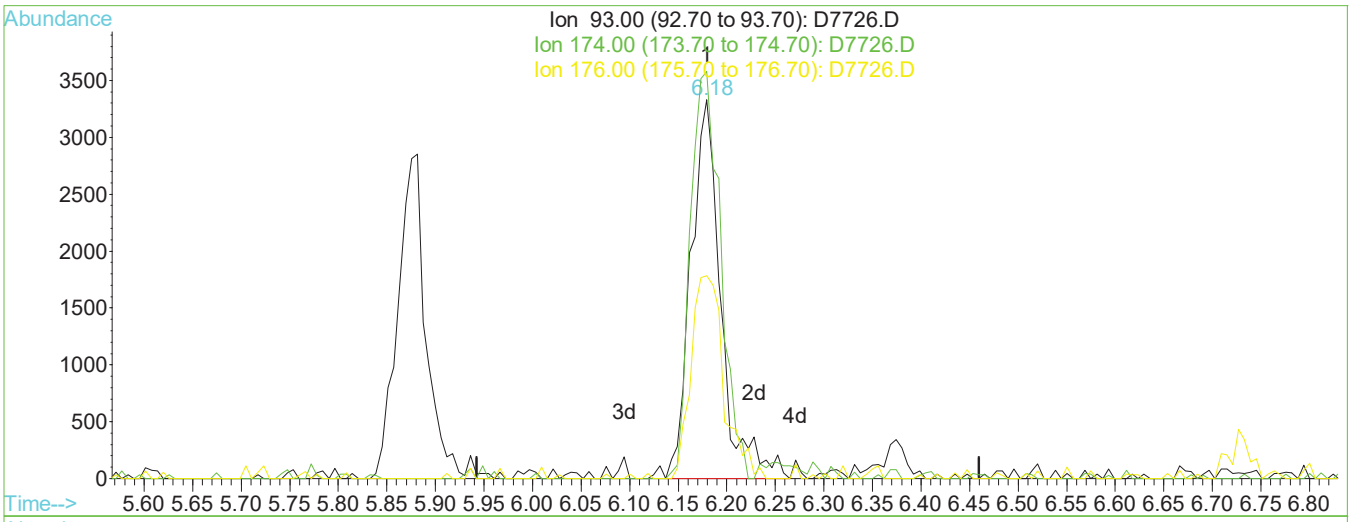

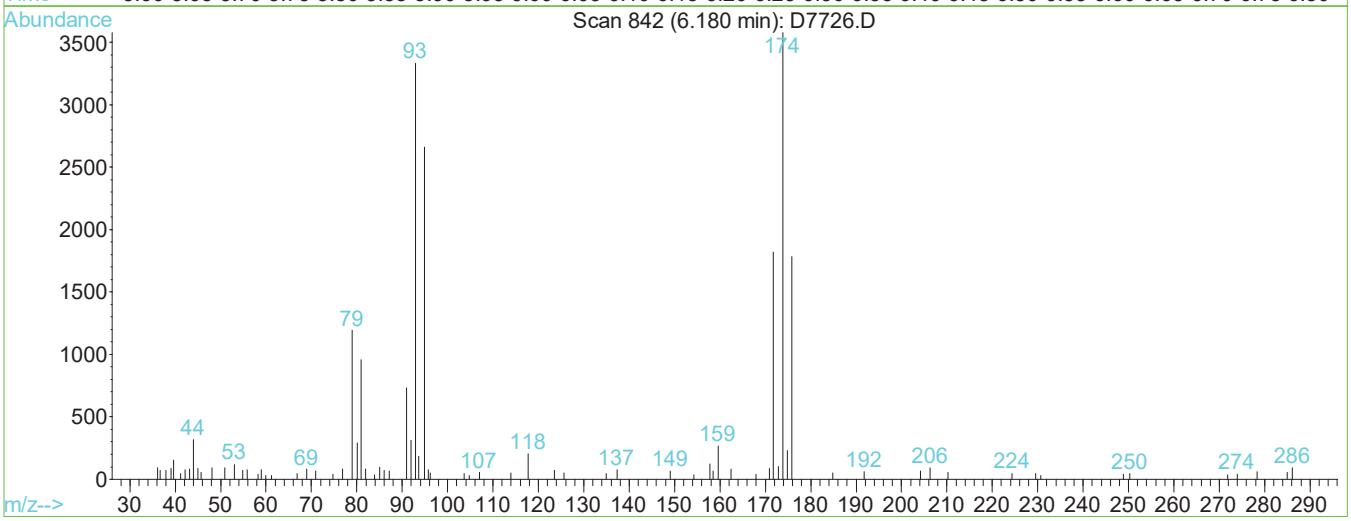

TIC: D7726.D

(51) Dibromomethane

6.18min 4.87ug/L m

response 7140

Ion	Exp%	Act%
93.00	100	100
174.00	117.80	108.95
176.00	58.60	58.96
0.00	0.00	0.00

Manual Integration:

After

Split Peak.

08/25/17

1st DL 08/25/17
2nd FJ 08/26/17

Data File : I:\ACQUDATA\MSVOA6\DATA\082417\D7726.D Vial: 9
Acq On : 24 Aug 2017 11:33 am Operator: D.Lipani
Sample : STD #4 - 5.0 PPB Inst : MS#6
Misc : 8260C / 624 ICAL GCMS#6 Multiplr: 1.00
MS Integration Params: CPD4.P
Quant Time: Aug 25 10:49 2017 Quant Results File: temp.res

Method : I:\ACQUDATA\MSVOA6\METHODS\W082417.M (RTE Integrator)
Title : 8260C / 624 WATERS
Last Update : Fri Aug 25 10:22:29 2017
Response via : Multiple Level Calibration

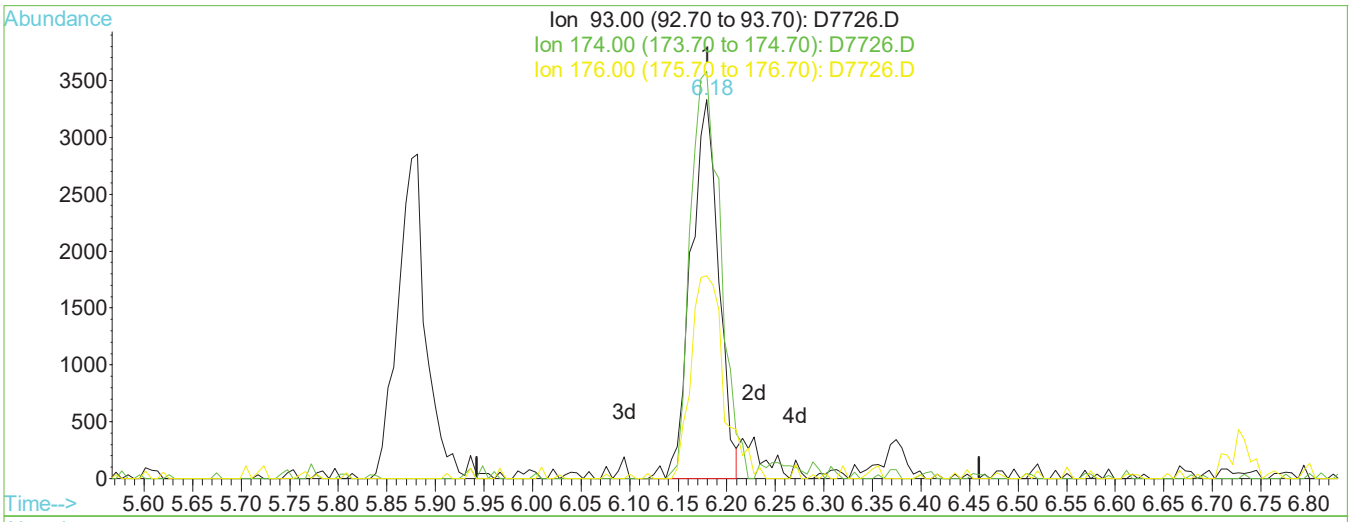

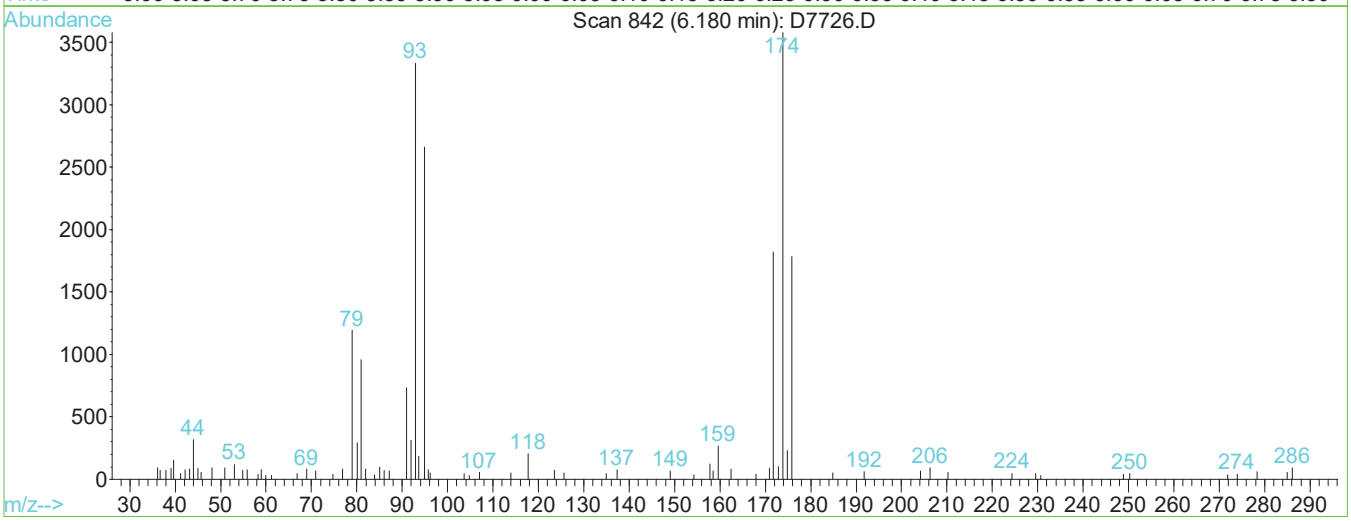

TIC: D7726.D

(51) Dibromomethane

6.18min 4.50ug/L

response 6597

Ion	Exp%	Act%
93.00	100	100
174.00	117.80	117.92
176.00	58.60	63.82
0.00	0.00	0.00

Manual Integration:

Before

08/25/17

1st DL 08/25/17
2nd FJ 08/26/17

Data File : I:\ACQUDATA\MSVOA6\DATA\082417\D7726.D Vial: 9
Acq On : 24 Aug 2017 11:33 am Operator: D.Lipani
Sample : STD #4 - 5.0 PPB Inst : MS#6
Misc : 8260C / 624 ICAL GCMS#6 Multiplr: 1.00
MS Integration Params: CPD4.P
Quant Time: Aug 25 10:51 2017 Quant Results File: temp.res

Method : I:\ACQUDATA\MSVOA6\METHODS\W082417.M (RTE Integrator)
Title : 8260C / 624 WATERS
Last Update : Fri Aug 25 10:22:29 2017
Response via : Single Level Calibration

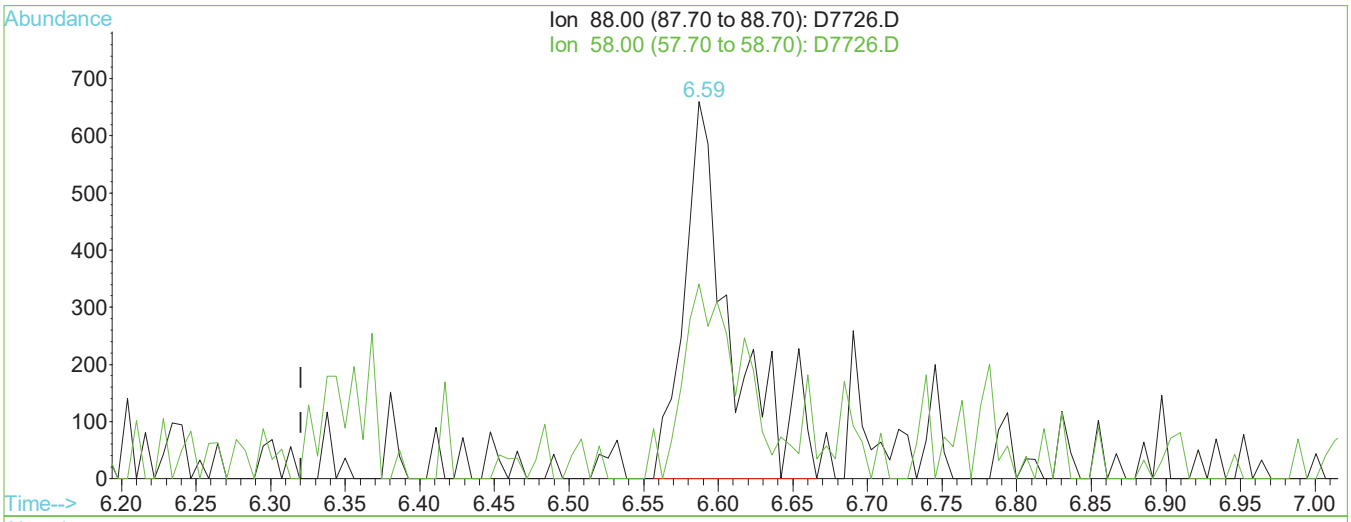

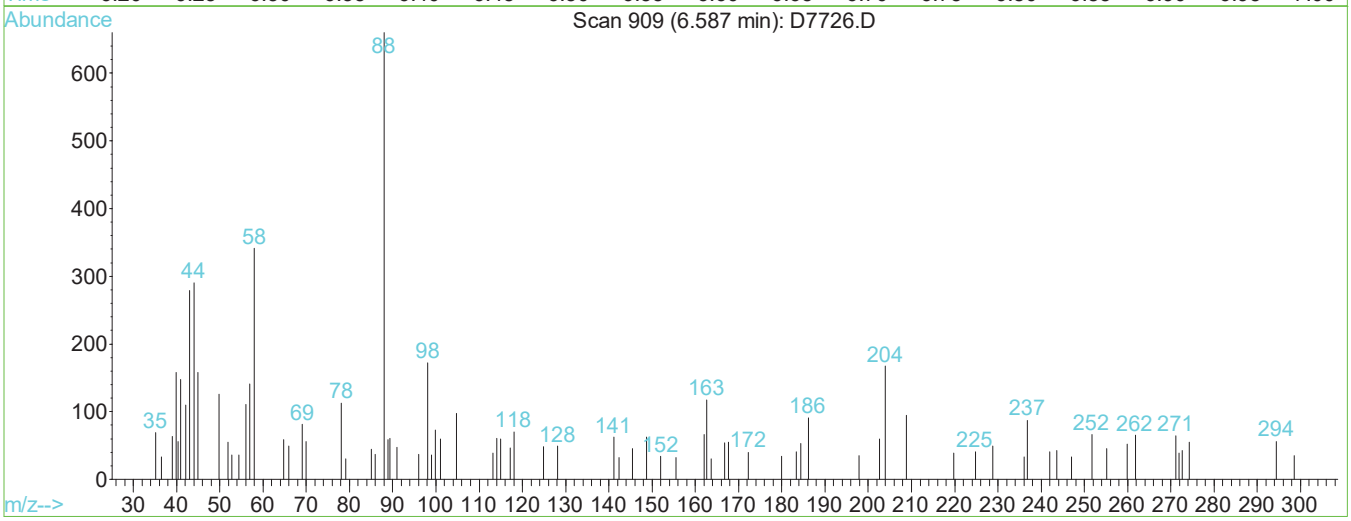

TIC: D7726.D

(56) 1,4-Dioxane

6.59min 84.28ug/L m

response 1494

Ion	Exp%	Act%
88.00	100	100
58.00	49.20	51.67
0.00	0.00	0.00
0.00	0.00	0.00

Manual Integration:

After

Split Peak.

08/25/17

1st DL 08/25/17
2nd FJ 08/26/17

Data File : I:\ACQUDATA\MSVOA6\DATA\082417\D7726.D Vial: 9
Acq On : 24 Aug 2017 11:33 am Operator: D.Lipani
Sample : STD #4 - 5.0 PPB Inst : MS#6
Misc : 8260C / 624 ICAL GCMS#6 Multiplr: 1.00
MS Integration Params: CPD4.P
Quant Time: Aug 25 10:50 2017 Quant Results File: temp.res

Method : I:\ACQUDATA\MSVOA6\METHODS\W082417.M (RTE Integrator)
Title : 8260C / 624 WATERS
Last Update : Fri Aug 25 10:22:29 2017
Response via : Single Level Calibration

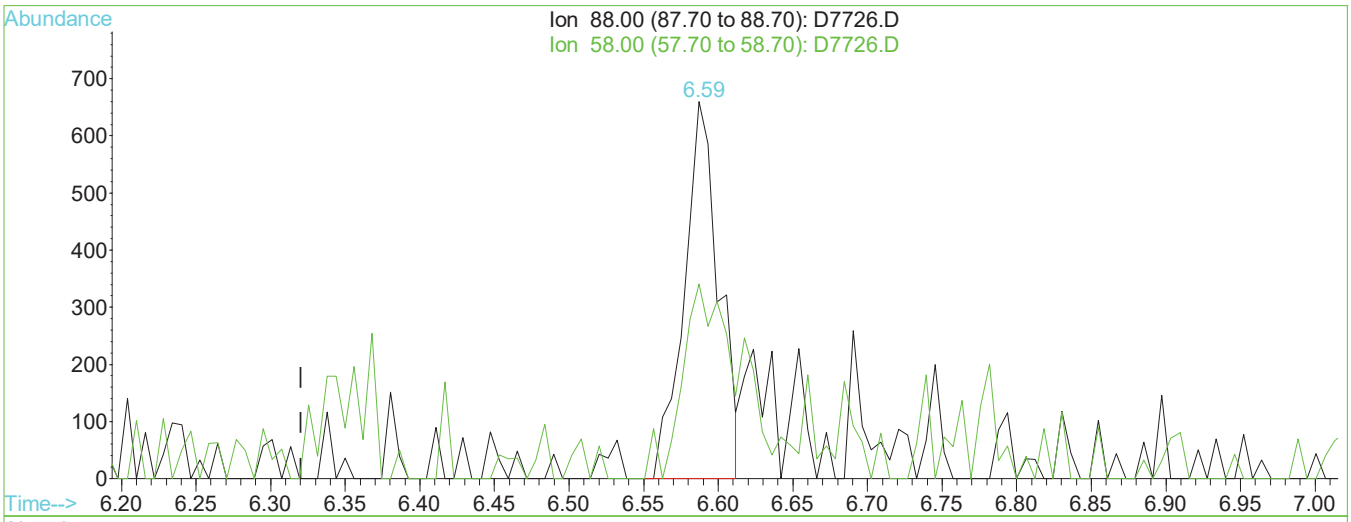

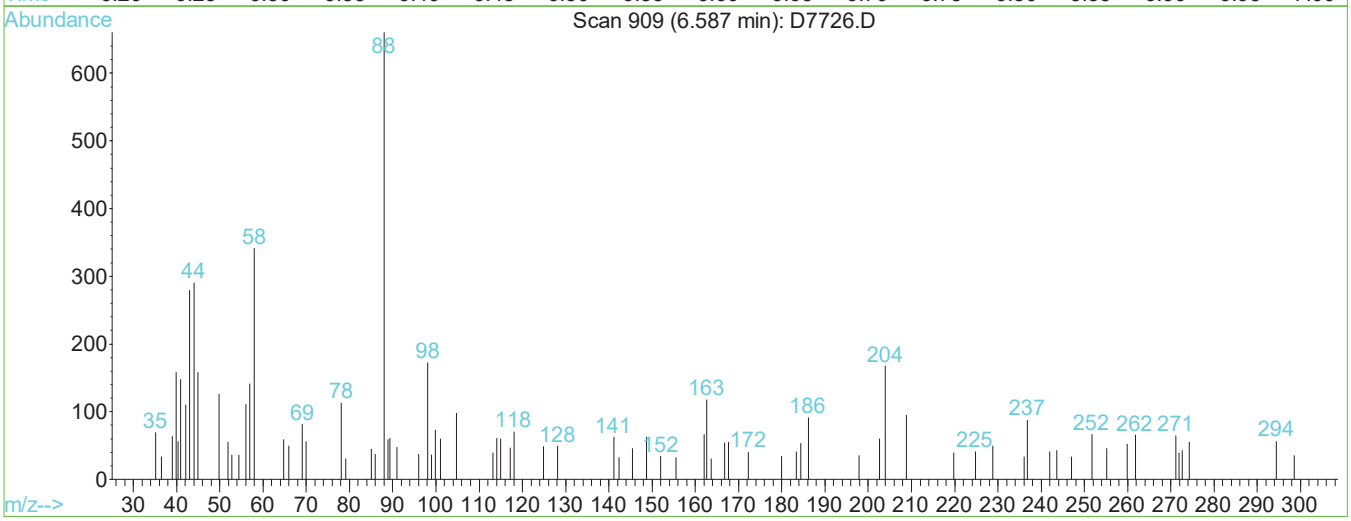

TIC: D7726.D

(56) 1,4-Dioxane

6.59min 60.42ug/L

response 1071

Ion	Exp%	Act%
88.00	100	100
58.00	49.20	51.67
0.00	0.00	0.00
0.00	0.00	0.00

Manual Integration:

Before

08/25/17

1st DL 08/25/17
2nd FJ 08/26/17

Data File : I:\ACQUDATA\MSVOA6\DATA\082417\D7726.D Vial: 9
Acq On : 24 Aug 2017 11:33 am Operator: D.Lipani
Sample : STD #4 - 5.0 PPB Inst : MS#6
Misc : 8260C / 624 ICAL GCMS#6 Multiplr: 1.00
MS Integration Params: CPD4.P
Quant Time: Aug 25 10:52 2017 Quant Results File: temp.res

Method : I:\ACQUDATA\MSVOA6\METHODS\W082417.M (RTE Integrator)
Title : 8260C / 624 WATERS
Last Update : Fri Aug 25 10:22:29 2017
Response via : Single Level Calibration

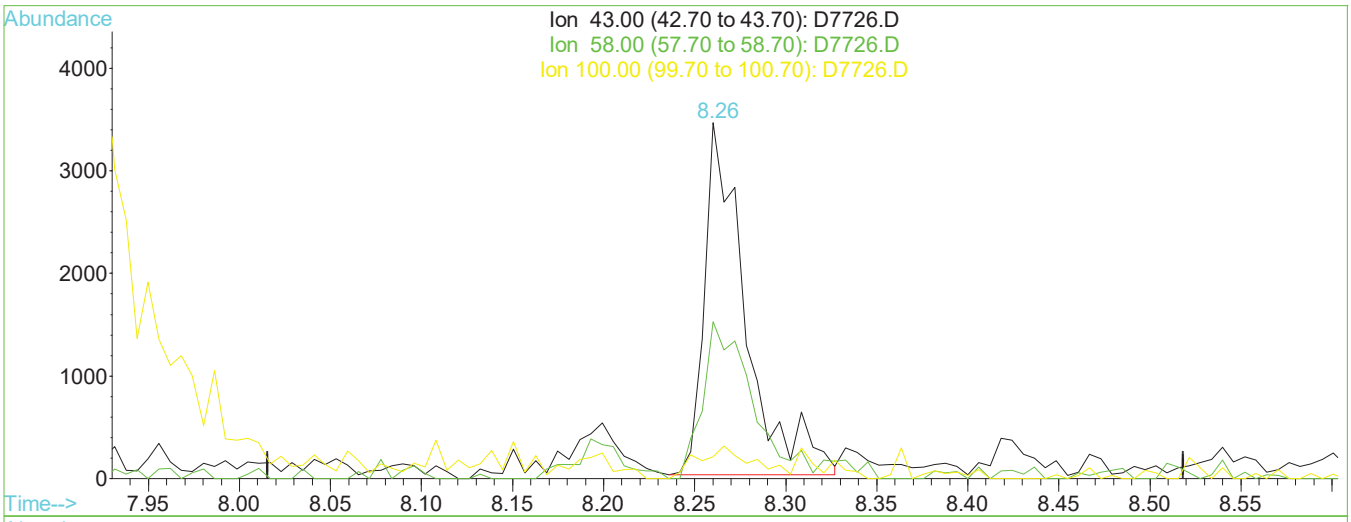

TIC: D7726.D

(71) 2-Hexanone (P)

8.26min 5.08ug/L m

response 5408

Ion	Exp%	Act%
43.00	100	100
58.00	51.20	53.22
100.00	12.00	7.75
0.00	0.00	0.00

Manual Integration:

After

Split Peak.

08/25/17

1st DL 08/25/17
2nd FJ 08/26/17

Data File : I:\ACQUDATA\MSVOA6\DATA\082417\D7726.D Vial: 9
Acq On : 24 Aug 2017 11:33 am Operator: D.Lipani
Sample : STD #4 - 5.0 PPB Inst : MS#6
Misc : 8260C / 624 ICAL GCMS#6 Multiplr: 1.00
MS Integration Params: CPD4.P
Quant Time: Aug 25 10:51 2017 Quant Results File: temp.res

Method : I:\ACQUDATA\MSVOA6\METHODS\W082417.M (RTE Integrator)
Title : 8260C / 624 WATERS
Last Update : Fri Aug 25 10:22:29 2017
Response via : Single Level Calibration

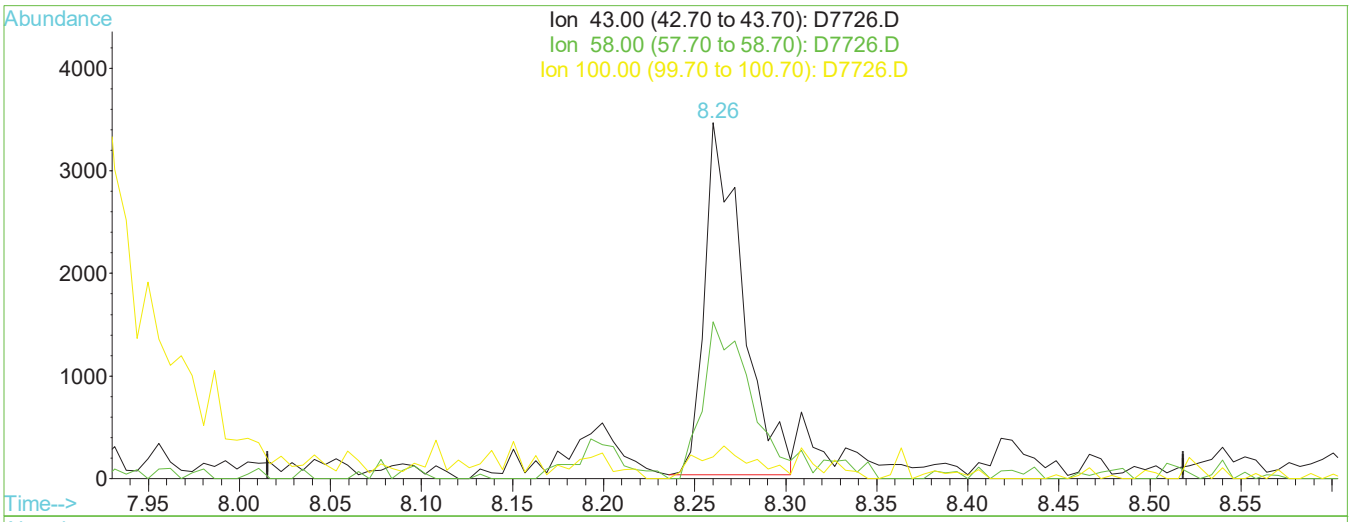

TIC: D7726.D

(71) 2-Hexanone (P)

8.26min 4.67ug/L

response 4972

Ion	Exp%	Act%
43.00	100	100
58.00	51.20	57.88
100.00	12.00	8.43
0.00	0.00	0.00

Manual Integration:

Before

08/25/17

1st DL 08/25/17
2nd FJ 08/26/17

Data File : I:\ACQUDATA\MSVOA6\DATA\082417\D7726.D Vial: 9
Acq On : 24 Aug 2017 11:33 am Operator: D.Lipani
Sample : STD #4 - 5.0 PPB Inst : MS#6
Misc : 8260C / 624 ICAL GCMS#6 Multiplr: 1.00
MS Integration Params: CPD4.P
Quant Time: Aug 25 10:53 2017 Quant Results File: W082417.RES

Quant Method : I:\ACQUDATA\M...\W082417.M (RTE Integrator)
Title : 8260C / 624 WATERS
Last Update : Fri Aug 25 10:22:29 2017
Response via : Initial Calibration
DataAcq Meth : W082417

Internal Standards	R.T.	QIon	Response	Conc	Units		Dev(Min)
1) Pentafluorobenzene	4.60	168	274309	50.00	ug/L		0.00
40) 1,4-Difluorobenzene	5.88	114	353882	50.00	ug/L		0.00
67) d5-Chlorobenzene	9.20	82	159551	50.00	ug/L		0.00
87) 1,4-Dichlorobenzene-d4	11.29	152	187694	50.00	ug/L		0.00
System Monitoring Compounds							
41) surr4,Dibrflmethane	3.86	113	179797	70.84	ug/L		0.00
Spiked Amount 50.000	Range 89 - 119		Recovery = 141.68%#				
43) surr1,1,2-dichloroethane-d	4.47	65	196772	71.58	ug/L		0.00
Spiked Amount 50.000	Range 81 - 127		Recovery = 143.16%#				
65) SURR3,Toluene-d8	7.89	98	515279	71.91	ug/L		0.00
Spiked Amount 50.000	Range 87 - 121		Recovery = 143.82%#				
86) SURR2,BFB	10.24	95	207134	69.31	ug/L		0.00
Spiked Amount 50.000	Range 85 - 122		Recovery = 138.62%#				
Target Compounds							Qvalue
2) Dichlorodifluoromethane	1.11	85	21540	5.26	ug/L		94
3) Chloromethane	1.19	50	13051	4.80	ug/L		91
4) Vinyl Chloride	1.27	62	15599	4.66	ug/L		93
5) Bromomethane	1.44	94	9657	4.78	ug/L		92
6) Chloroethane	1.51	64	8708	5.31	ug/L		96
7) Freon 21	1.54	67	24913	5.00	ug/L		98
8) Freon 123	1.71	83	16183	5.23	ug/L		89
9) Freon 123a	1.73	67	12392	5.01	ug/L		99
10) Acrolein	1.79	56	5374	24.77	ug/L		93
11) Trichlorofluoromethane	1.79	101	18908	5.05	ug/L		86
12) Acetonitrile	1.80	41	3435	22.99	ug/L		100
13) 2-Propanol	1.84	45	10915	106.31	ug/L		95
14) Acetone	1.87	43	2613	4.95	ug/L		89
15) Diethyl Ether	1.94	59	6477	4.90	ug/L		96
16) 1,1-Diclethene	2.10	96	8897	4.71	ug/L		95
17) Iodomethane	2.11	142	12181	3.97	ug/L		98
18) TBA	2.13	59	18115	102.71	ug/L		98
19) Acrylonitrile	2.15	53	14826	26.06	ug/L		95
20) Methylene Chloride	2.20	84	10058	5.01	ug/L		94
21) Freon 113	2.24	101	9527	4.41	ug/L		84
22) Methyl Acetate	2.26	43	7951	4.69	ug/L		88
23) Allyl Chloride	2.26	76	3986	5.12	ug/L	#	59
24) Carbon Disulfide	2.31	76	28086	4.86	ug/L		95
25) trans-1,2-Dichloroethene	2.69	96	10229	5.08	ug/L	#	86
26) Methyl-t-Butyl Ether	2.81	73	26851	5.19	ug/L		98
27) 1,1-Diclethane	2.89	63	14786	4.84	ug/L		90
28) Propionitrile	2.93	54	5242m	25.57	ug/L		
29) Vinyl Acetate	3.10	43	20073	5.53	ug/L		94
30) 2-Chloro-1,3-Butadiene	3.26	53	12296	4.55	ug/L		91
31) 2-Butanone	3.38	43	3507m	5.11	ug/L		
32) Methacrylonitrile	3.46	67	3378	5.06	ug/L	#	87
33) cis-1,2-Dichloroethene	3.47	96	10309	4.79	ug/L		96
34) Bromochloromethane	3.64	128	5639	4.62	ug/L	#	86
35) Chloroform	3.72	83	18131	4.95	ug/L		95
36) 2,2-Dichloropropane	3.79	77	17183	5.15	ug/L		89
37) Ethyl Acetate	3.83	43	15065	10.26	ug/L		90
38) Tetrahydrofuran	4.15	42	1796m	4.32	ug/L		
39) 1,1,1-Trichloroethane	4.73	97	17831	5.01	ug/L		95
42) Iso-Butyl Alcohol	3.96	42	3556m	89.22	ug/L		

(#) = qualifier out of range (m) = manual integration

1st DL 08/25/17
2nd FJ 08/26/17

Data File : I:\ACQUDATA\MSVOA6\DATA\082417\D7726.D Vial: 9
Acq On : 24 Aug 2017 11:33 am Operator: D.Lipani
Sample : STD #4 - 5.0 PPB Inst : MS#6
Misc : 8260C / 624 ICAL GCMS#6 Multiplr: 1.00
MS Integration Params: CPD4.P
Quant Time: Aug 25 10:53 2017 Quant Results File: W082417.RES

Quant Method : I:\ACQUDATA\M...\W082417.M (RTE Integrator)
Title : 8260C / 624 WATERS
Last Update : Fri Aug 25 10:22:29 2017
Response via : Initial Calibration
DataAcq Meth : W082417

	Compound	R.T.	QIon	Response	Conc	Unit		Qvalue
44)	1,2-Dichloroethane	4.60	64	4408m	4.55	ug/L		
45)	2-Methyl-1,3-Dioxolane	4.84	73	6103	26.01	ug/L		83
46)	1,1-Dichloropropene	5.08	75	11866	4.63	ug/L		91
47)	Cyclohexane	5.17	56	13587	5.16	ug/L		88
48)	Carbontetrachloride	5.31	119	14318	5.03	ug/L		94
49)	Benzene	5.39	78	33644	4.85	ug/L		93
50)	Isopropyl Acetate	5.41	43	17581	5.14	ug/L		97
51)	Dibromomethane	6.18	93	7140m	4.87	ug/L		
52)	1,2-Diclpropane	6.25	63	8109	4.58	ug/L		99
53)	n-Heptane	6.35	43	9282	4.83	ug/L		93
54)	Trichloroethene	6.33	130	11288	4.92	ug/L		98
55)	Bromodichloromethane	6.37	83	12743	4.65	ug/L		95
56)	1,4-Dioxane	6.59	88	1494m	84.28	ug/L		
57)	Epichlorohydrin	6.75	57	3325	23.27	ug/L		68
58)	Methyl Methacrylate	6.75	69	5665	4.74	ug/L		92
59)	Methylcyclohexane	6.90	55	10684	4.95	ug/L		90
60)	2-Chloroethylvinyl Ether	7.02	63	5929	5.34	ug/L		83
61)	cis-1,3-Dichloropropene	7.18	75	14649	4.77	ug/L		98
62)	4-Methyl-2-pentanone	7.37	43	7935	4.99	ug/L		92
63)	trans-1,3-Dichloropropene	7.66	75	14649	5.08	ug/L		94
64)	1,1,2-Trichloroethane	7.77	97	8307	4.76	ug/L		96
66)	Toluene	7.96	91	40133	5.10	ug/L		96
68)	1,3-Dichloropropane	8.02	76	14627	5.48	ug/L		88
69)	Ethyl Methacrylate	8.19	69	10570	4.90	ug/L		97
70)	Dibromochloromethane	8.21	129	10097	4.60	ug/L		100
71)	2-Hexanone	8.26	43	5408m	5.08	ug/L		
72)	1,2-Dibromoethane	8.43	107	9799	5.09	ug/L		97
73)	n-Butyl Acetate	8.63	43	13197	5.36	ug/L		94
74)	Tetrachloroethene	8.63	164	9590	5.03	ug/L		97
75)	1,1,1,2-Tetrachloroethane	9.17	131	9266	4.65	ug/L		92
76)	Chlorobenzene	9.22	112	25343	5.03	ug/L		99
77)	Ethylbenzene	9.44	106	13787	5.19	ug/L		93
78)	Bromoform	9.62	173	6698	4.54	ug/L		99
79)	(m+p)Xylene	9.62	106	31319	9.41	ug/L	#	82
80)	o-Xylene	9.93	106	15268	4.77	ug/L	#	86
81)	Cyclohexanone	9.84	55	5889	96.06	ug/L		87
82)	Styrene	9.88	104	27503	5.38	ug/L		91
83)	Amyl Acetate	9.99	43	18547	5.52	ug/L		89
84)	trans-1,4-Dichloro-2-Buten	10.10	75	3832	5.15	ug/L		96
85)	Isopropylbenzene	10.25	105	42191	5.16	ug/L		97
88)	1,1,2,2-Tetrachloroethane	9.92	83	11211	5.00	ug/L		93
89)	1,2,3-Trichloropropane	10.04	75	8579	5.07	ug/L		100
90)	Bromobenzene	10.38	156	13028	4.68	ug/L		96
91)	n-Propylbenzene	10.61	91	48410	4.87	ug/L		95
92)	2-Chlorotoluene	10.64	91	29131	5.03	ug/L		91
93)	4-Chlorotoluene	10.71	91	31162	5.01	ug/L		94
94)	1,3,5-Trimethylbenzene	10.87	105	35122	5.09	ug/L		94
95)	tert-Butylbenzene	11.06	119	29045	4.84	ug/L		95
96)	1,2,4-Trimethylbenzene	11.17	105	35566	4.80	ug/L		94
97)	sec-Butylbenzene	11.24	105	42813	5.00	ug/L		97
98)	1,3-Dclbenz	11.25	146	24313	5.14	ug/L		93
99)	1,4-Dclbenz	11.31	146	24160	5.04	ug/L		98
100)	p-Isopropyltoluene	11.41	119	36766	5.21	ug/L		94
101)	1,2-Dclbenz	11.58	146	22411	4.73	ug/L		100

(#) = qualifier out of range (m) = manual integration

1st DL 08/25/17
2nd FJ 08/26/17

Data File : I:\ACQUDATA\MSVOA6\DATA\082417\D7726.D Vial: 9
Acq On : 24 Aug 2017 11:33 am Operator: D.Lipani
Sample : STD #4 - 5.0 PPB Inst : MS#6
Misc : 8260C / 624 ICAL GCMS#6 Multiplr: 1.00
MS Integration Params: CPD4.P
Quant Time: Aug 25 10:53 2017 Quant Results File: W082417.RES

Quant Method : I:\ACQUDATA\M...\W082417.M (RTE Integrator)
Title : 8260C / 624 WATERS
Last Update : Fri Aug 25 10:22:29 2017
Response via : Initial Calibration
DataAcq Meth : W082417

	Compound	R.T.	QIon	Response	Conc	Unit		Qvalue
102)	n-Butylbenzene	11.73	91	31213	4.80	ug/L		98
103)	1,2-Dibromo-3-chloropropan	11.95	75	2159	5.23	ug/L	#	89
104)	Nitrobenzene	12.13	77	460m	15.77	ug/L		
105)	1,2,4-Tcbenzene	13.02	180	16292	5.00	ug/L		91
106)	Naphthalen	13.20	128	32332	5.24	ug/L		97
107)	Hexachlorobt	13.28	225	7596	4.76	ug/L		92
108)	1,2,3-Tclbenzene	13.35	180	13815	4.92	ug/L		94

(#) = qualifier out of range (m) = manual integration

Data File : I:\ACQUDATA\MSVOA6\DATA\082417\D7726.D Vial: 9
Acq On : 24 Aug 2017 11:33 am Operator: D.Lipani
Sample : STD #4 - 5.0 PPB Inst : MS#6
Misc : 8260C / 624 ICAL GCMS#6 Multiplr: 1.00
MS Integration Params: CPD4.P
Quant Time: Aug 25 10:53 2017 Quant Results File: W082417.RES

Method : I:\ACQUDATA\MSVOA6\METHODS\W082417.M (RTE Integrator)
Title : 8260C / 624 WATERS
Last Update : Fri Aug 25 10:22:29 2017
Response via : Initial Calibration

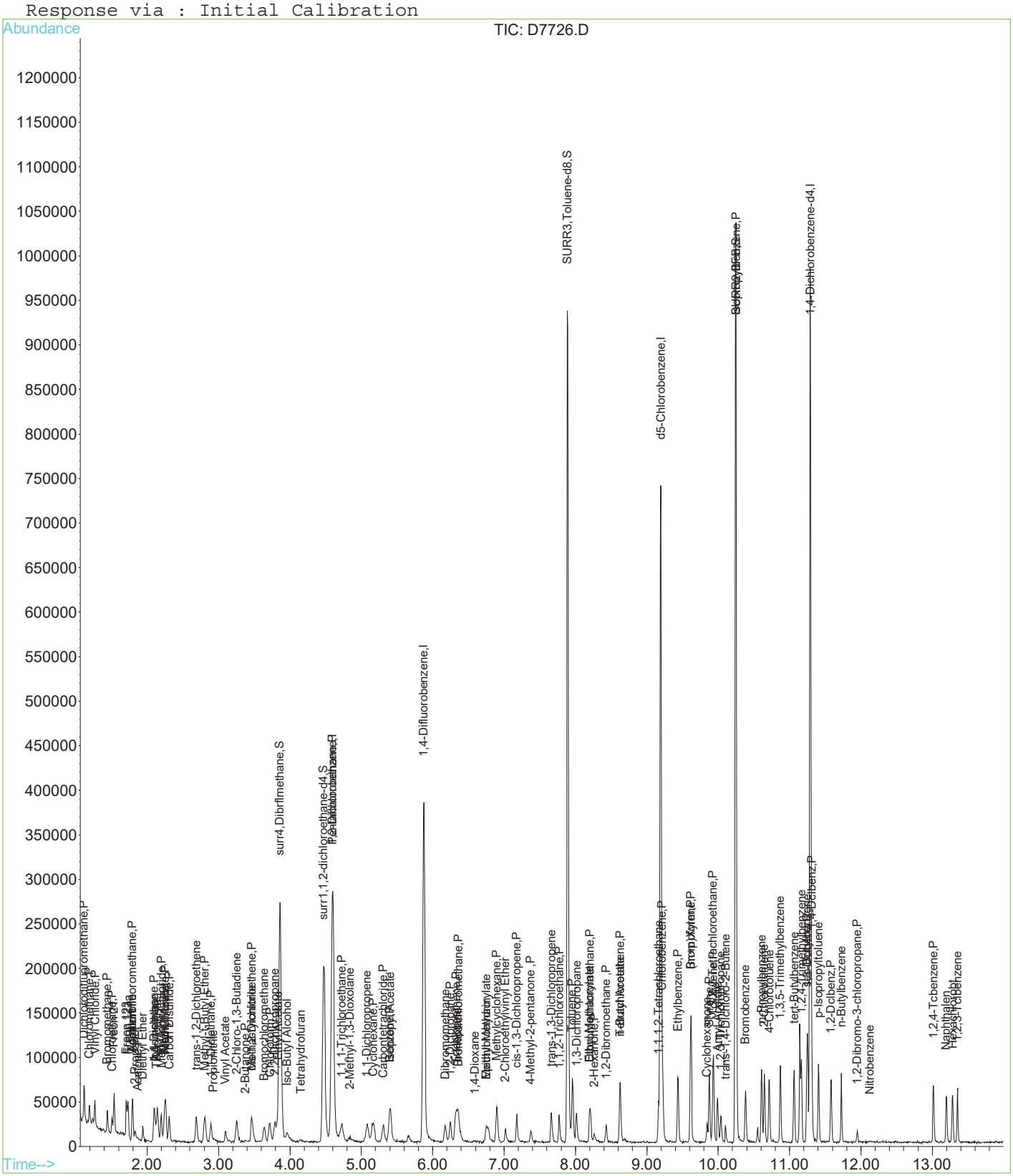

1st DL 08/25/17
2nd FJ 08/26/17

Data File : I:\ACQUDATA\MSVOA6\DATA\082417\D7727.D Vial: 10
Acq On : 24 Aug 2017 12:00 pm Operator: D.Lipani
Sample : STD #5 - 20 PPB Inst : MS#6
Misc : 8260C / 624 ICAL GCMS#6 Multiplr: 1.00
MS Integration Params: CPD4.P
Quant Time: Aug 24 17:35 2017 Quant Results File: temp.res

Method : I:\ACQUDATA\MSVOA6\METHODS\W082417.M (RTE Integrator)
Title : 8260C / 624 WATERS
Last Update : Thu Aug 24 17:33:51 2017
Response via : Multiple Level Calibration

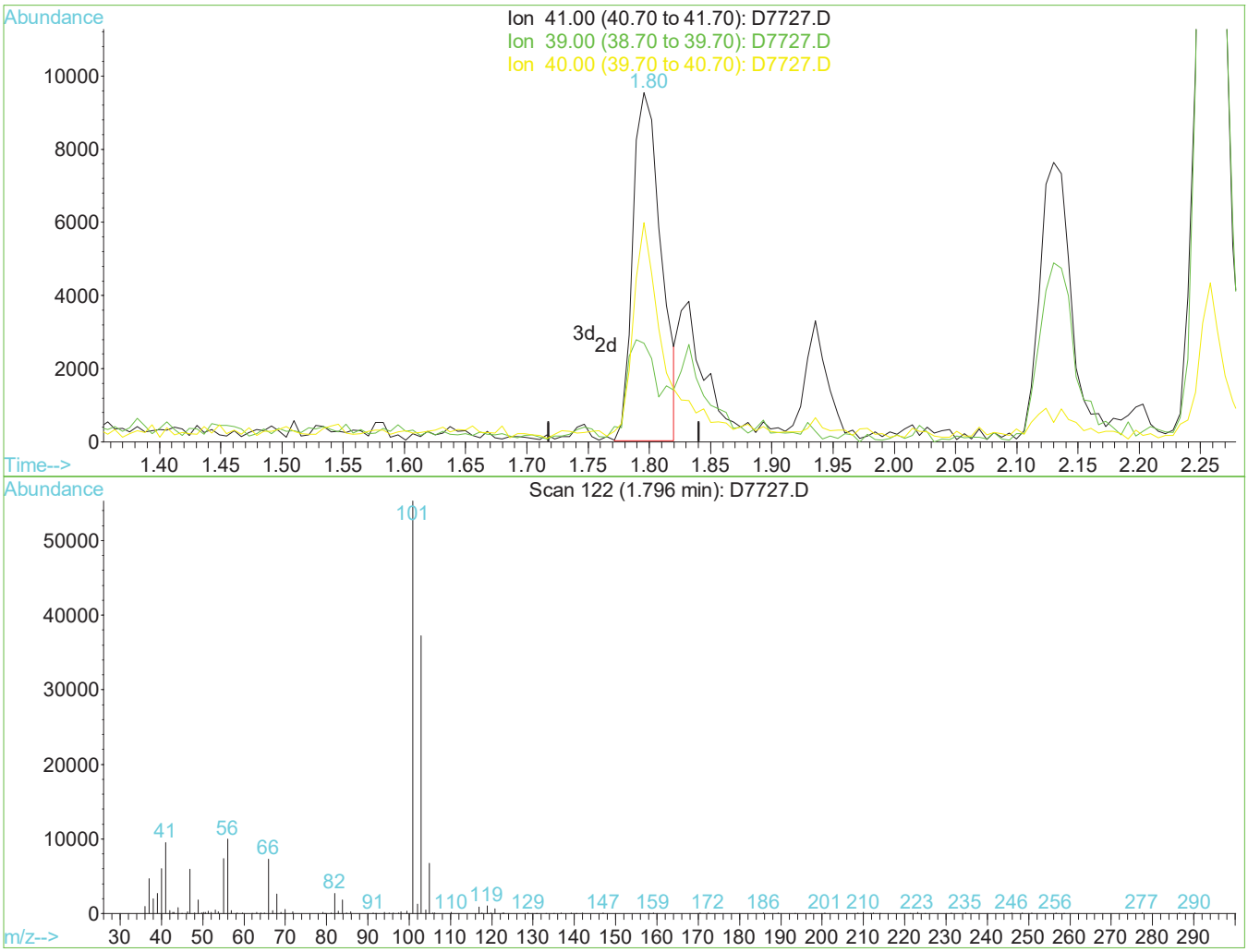

TIC: D7727.D

(12) Acetonitrile

1.80min 106.38ug/L m

response 15333

Ion	Exp%	Act%
41.00	100	100
39.00	30.90	28.20
40.00	57.00	62.73
0.00	0.00	0.00

Manual Integration:

After

Poor integration.

08/24/17

Quantitation Report (Qedit)

Data File : I:\ACQUDATA\MSVOA6\DATA\082417\D7727.D Vial: 10
Acq On : 24 Aug 2017 12:00 pm Operator: D.Lipani
Sample : STD #5 - 20 PPB Inst : MS#6
Misc : 8260C / 624 ICAL GCMS#6 Multiplr: 1.00
MS Integration Params: CPD4.P
Quant Time: Aug 24 17:34 2017 Quant Results File: temp.res

Method : I:\ACQUDATA\MSVOA6\METHODS\W082417.M (RTE Integrator)
Title : 8260C / 624 WATERS
Last Update : Thu Aug 24 17:33:51 2017
Response via : Multiple Level Calibration

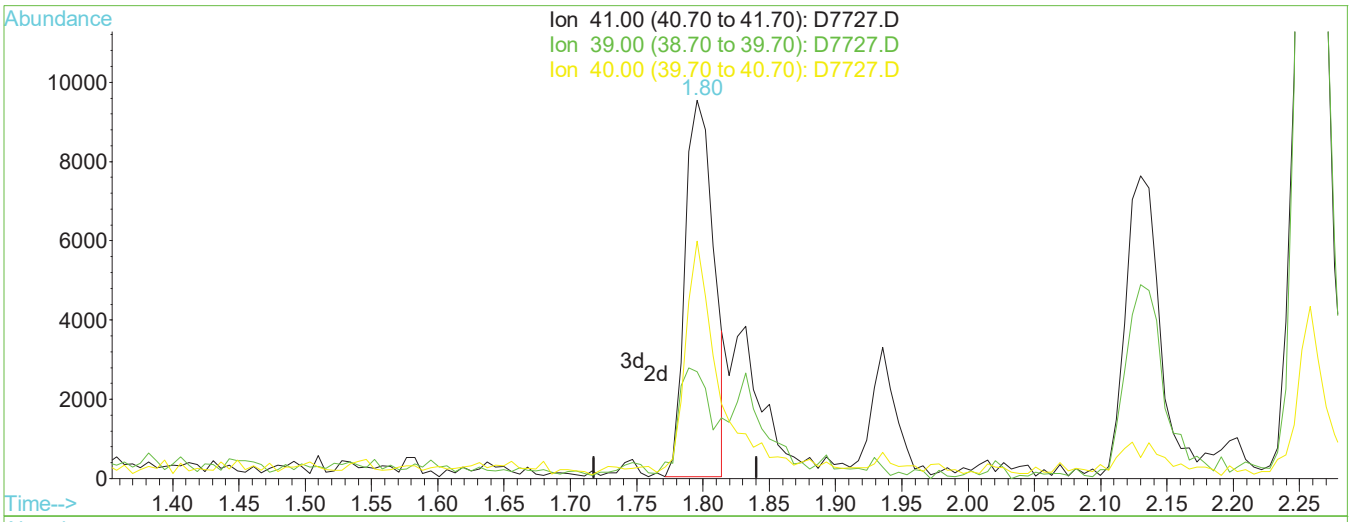

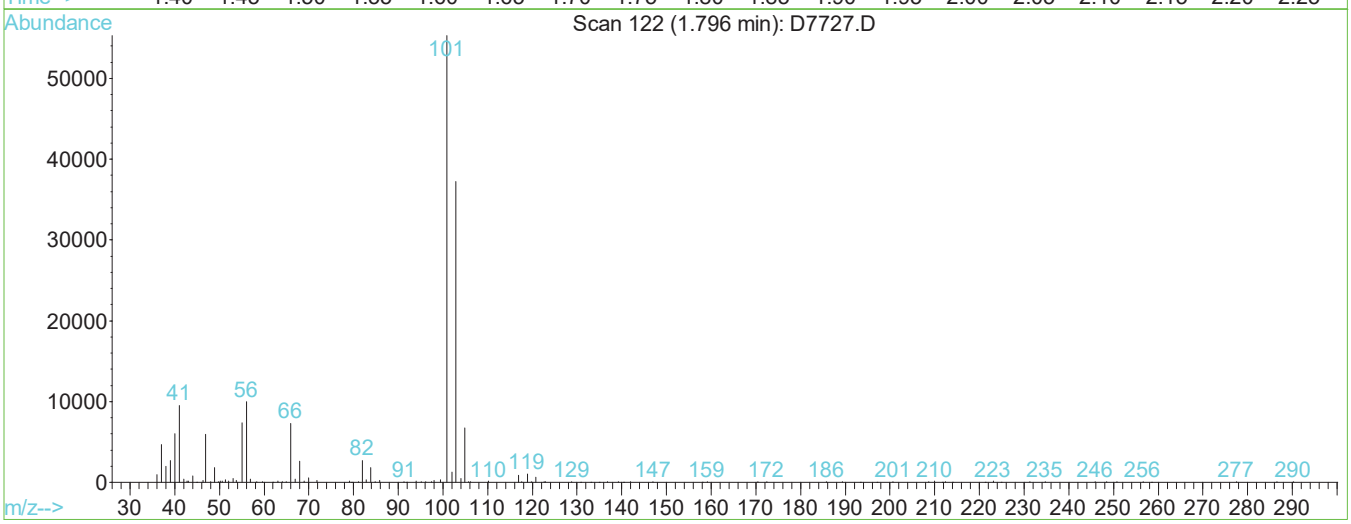

TIC: D7727.D

(12) Acetonitrile

1.80min 99.39ug/L

response 14326

Ion	Exp%	Act%
41.00	100	100
39.00	30.90	28.20
40.00	57.00	62.73
0.00	0.00	0.00

Manual Integration:

Before

08/24/17

1st DL 08/25/17
2nd FJ 08/26/17

Data File : I:\ACQUDATA\MSVOA6\DATA\082417\D7727.D Vial: 10
Acq On : 24 Aug 2017 12:00 pm Operator: D.Lipani
Sample : STD #5 - 20 PPB Inst : MS#6
Misc : 8260C / 624 ICAL GCMS#6 Multiplr: 1.00
MS Integration Params: CPD4.P
Quant Time: Aug 24 17:35 2017 Quant Results File: temp.res

Method : I:\ACQUDATA\MSVOA6\METHODS\W082417.M (RTE Integrator)
Title : 8260C / 624 WATERS
Last Update : Thu Aug 24 17:33:51 2017
Response via : Multiple Level Calibration

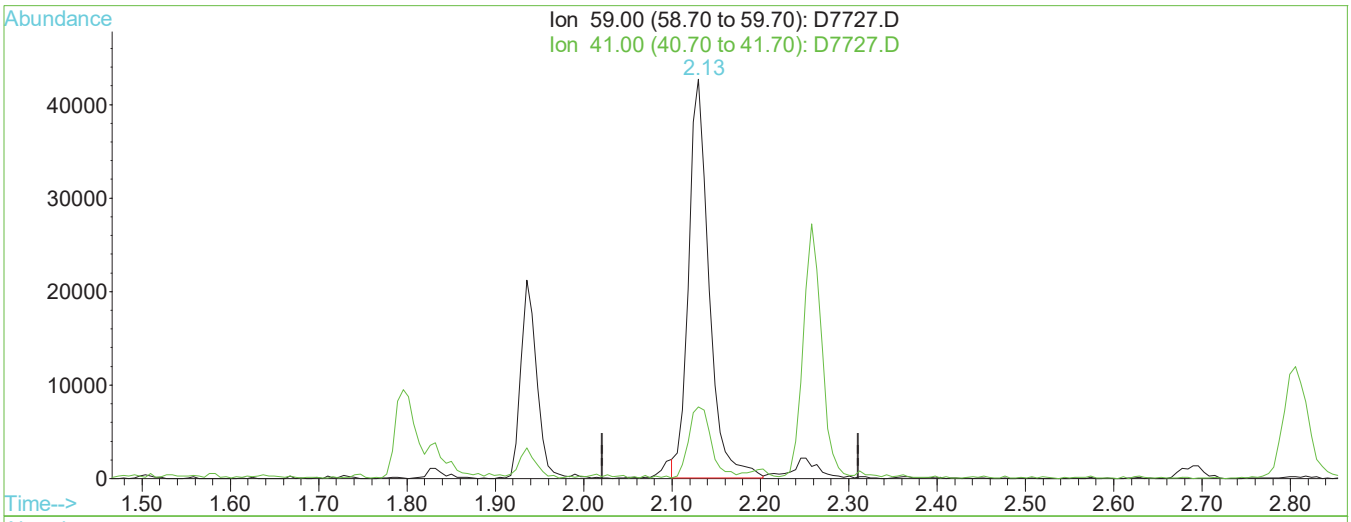

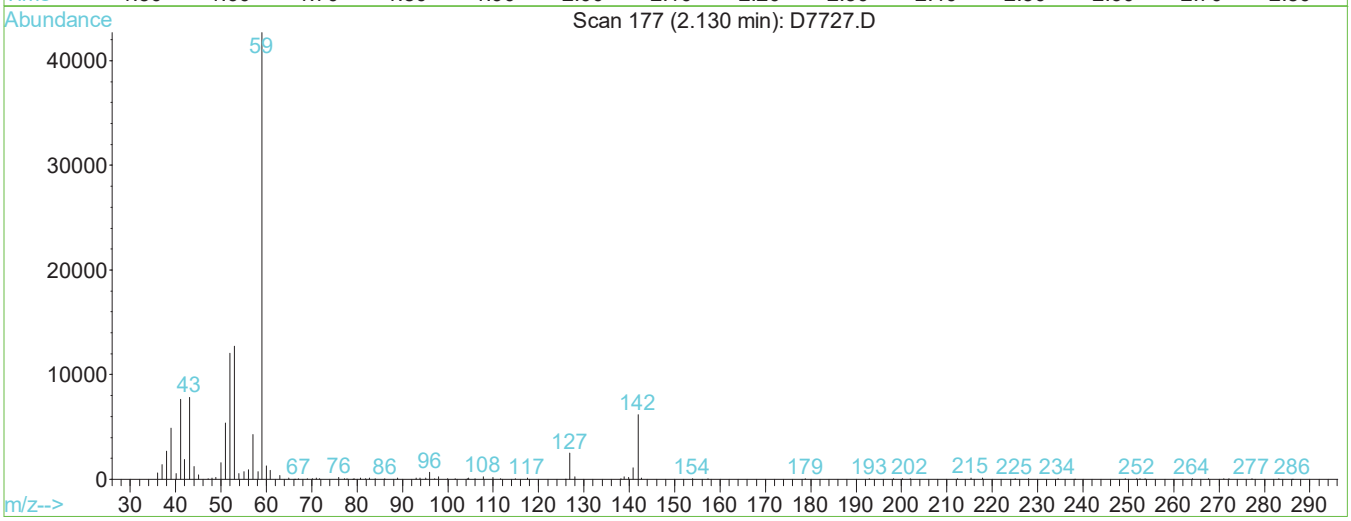

TIC: D7727.D

(18) TBA

2.13min 401.26ug/L m

response 68480

Ion	Exp%	Act%
59.00	100	100
41.00	19.90	17.91
0.00	0.00	0.00
0.00	0.00	0.00

Manual Integration:

After

Poor integration.

08/24/17

1st DL 08/25/17
2nd FJ 08/26/17

Data File : I:\ACQUDATA\MSVOA6\DATA\082417\D7727.D Vial: 10
Acq On : 24 Aug 2017 12:00 pm Operator: D.Lipani
Sample : STD #5 - 20 PPB Inst : MS#6
Misc : 8260C / 624 ICAL GCMS#6 Multiplr: 1.00
MS Integration Params: CPD4.P
Quant Time: Aug 24 17:35 2017 Quant Results File: temp.res

Method : I:\ACQUDATA\MSVOA6\METHODS\W082417.M (RTE Integrator)
Title : 8260C / 624 WATERS
Last Update : Thu Aug 24 17:33:51 2017
Response via : Multiple Level Calibration

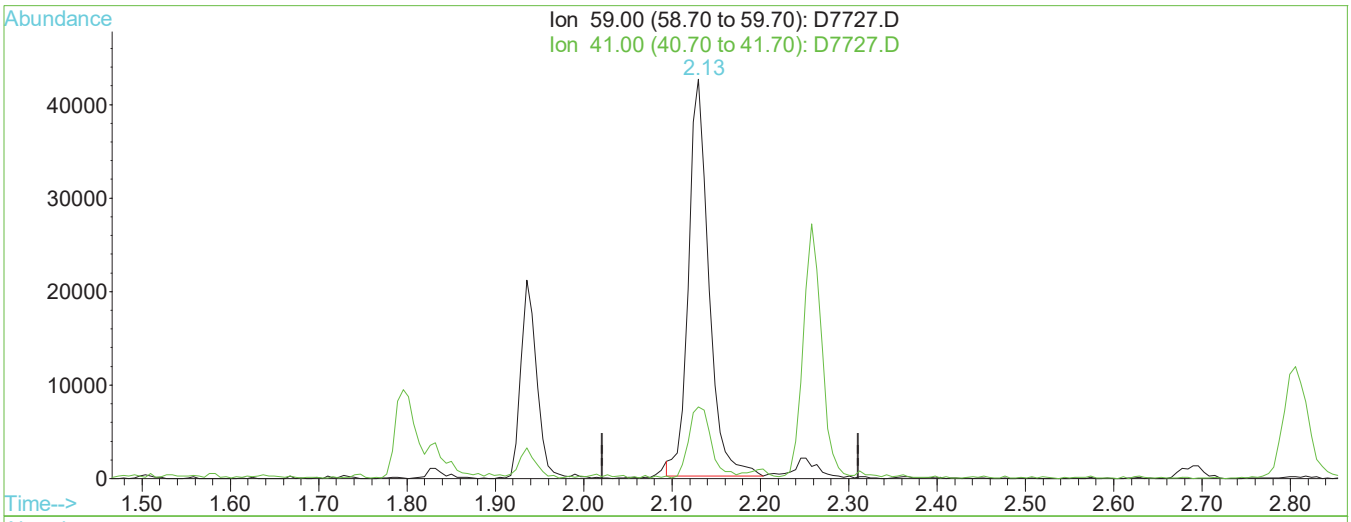

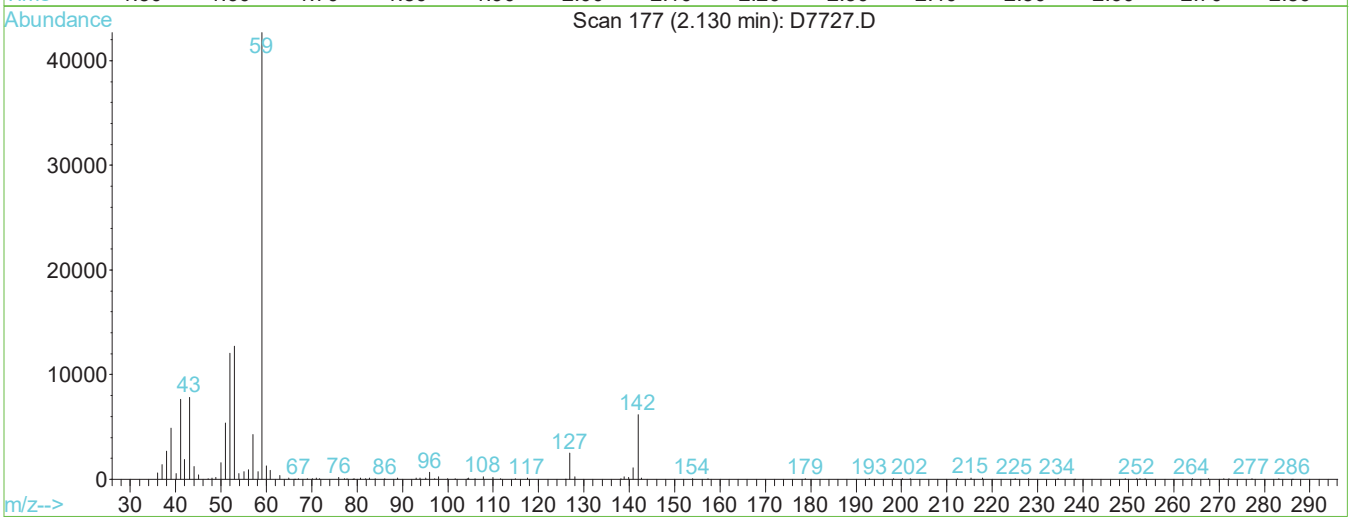

TIC: D7727.D

(18) TBA

2.13min 397.29ug/L

response 67803

Ion	Exp%	Act%
59.00	100	100
41.00	19.90	17.91
0.00	0.00	0.00
0.00	0.00	0.00

Manual Integration:

Before

08/24/17

1st DL 08/25/17
2nd FJ 08/26/17

Data File : I:\ACQUDATA\MSVOA6\DATA\082417\D7727.D Vial: 10
Acq On : 24 Aug 2017 12:00 pm Operator: D.Lipani
Sample : STD #5 - 20 PPB Inst : MS#6
Misc : 8260C / 624 ICAL GCMS#6 Multiplr: 1.00
MS Integration Params: CPD4.P
Quant Time: Aug 24 17:38 2017 Quant Results File: temp.res

Method : I:\ACQUDATA\MSVOA6\METHODS\W082417.M (RTE Integrator)
Title : 8260C / 624 WATERS
Last Update : Thu Aug 24 17:33:51 2017
Response via : Single Level Calibration

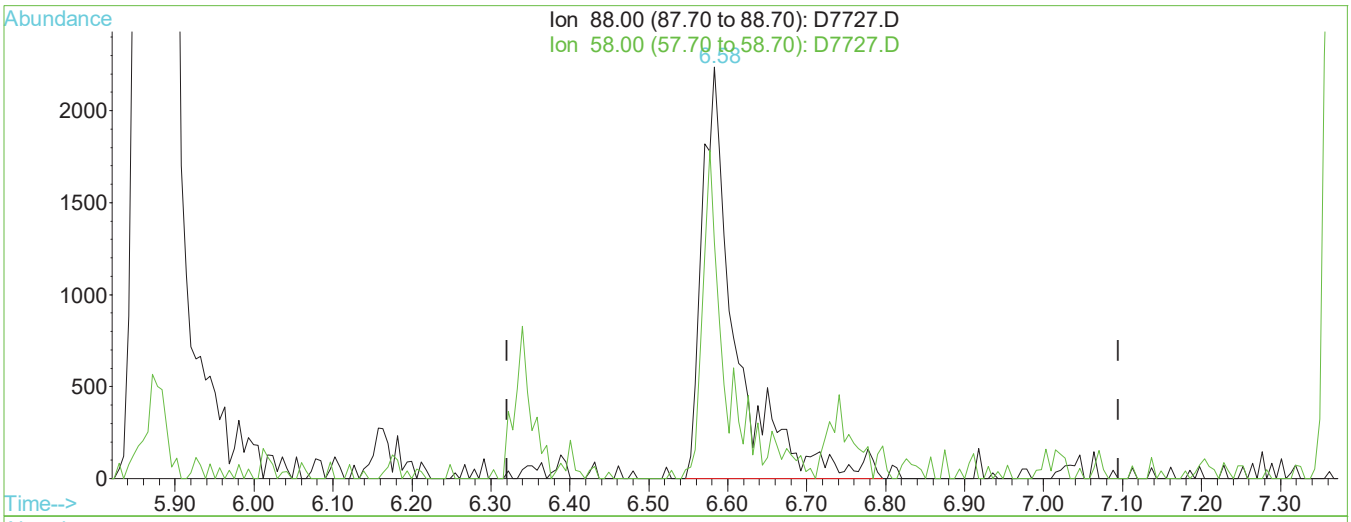

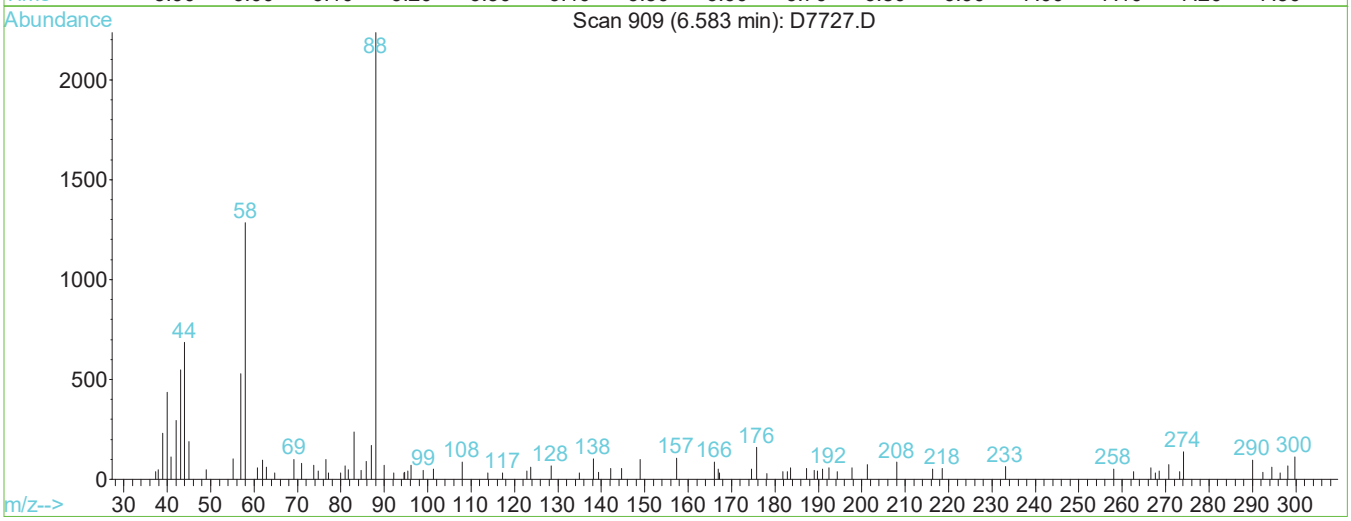

TIC: D7727.D

(56) 1,4-Dioxane

6.58min 374.26ug/L m

response 6647

Ion	Exp%	Act%
88.00	100	100
58.00	49.20	57.42
0.00	0.00	0.00
0.00	0.00	0.00

Manual Integration:

After

Split Peak.

08/24/17

Quantitation Report (Qedit)

Data File : I:\ACQUDATA\MSVOA6\DATA\082417\D7727.D Vial: 10
Acq On : 24 Aug 2017 12:00 pm Operator: D.Lipani
Sample : STD #5 - 20 PPB Inst : MS#6
Misc : 8260C / 624 ICAL GCMS#6 Multiplr: 1.00
MS Integration Params: CPD4.P
Quant Time: Aug 24 17:35 2017 Quant Results File: temp.res

Method : I:\ACQUDATA\MSVOA6\METHODS\W082417.M (RTE Integrator)
Title : 8260C / 624 WATERS
Last Update : Thu Aug 24 17:33:51 2017
Response via : Single Level Calibration

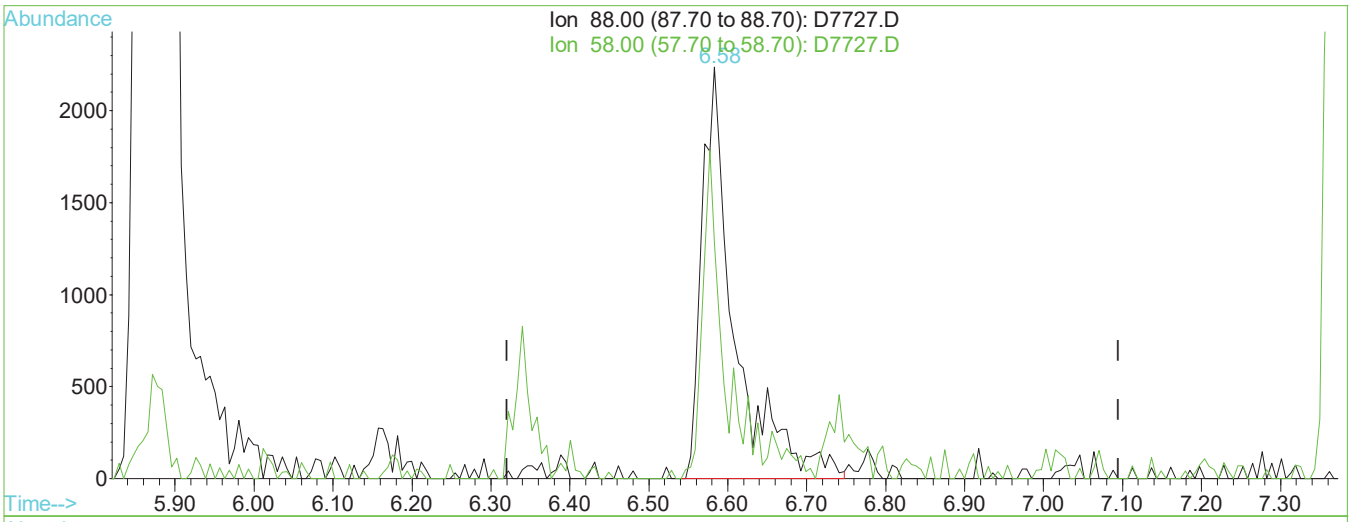

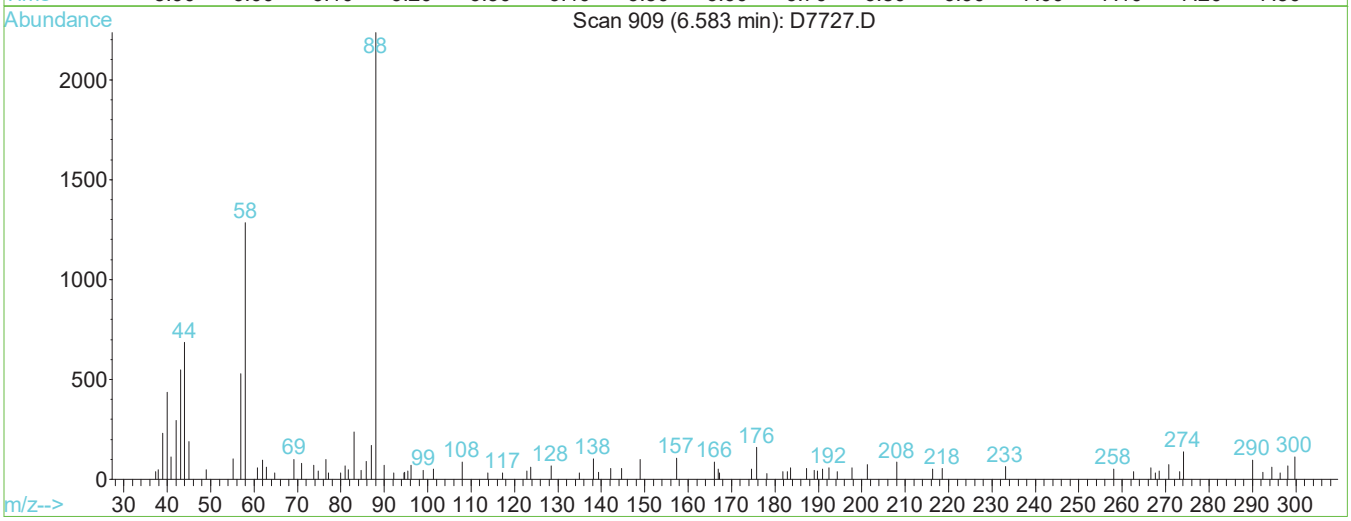

TIC: D7727.D

(56) 1,4-Dioxane

6.58min 363.17ug/L

response 6450

Ion	Exp%	Act%
88.00	100	100
58.00	49.20	57.42
0.00	0.00	0.00
0.00	0.00	0.00

Manual Integration:

Before

08/24/17

1st DL 08/25/17
2nd FJ 08/26/17

Data File : I:\ACQUDATA\MSVOA6\DATA\082417\D7727.D Vial: 10
Acq On : 24 Aug 2017 12:00 pm Operator: D.Lipani
Sample : STD #5 - 20 PPB Inst : MS#6
Misc : 8260C / 624 ICAL GCMS#6 Multiplr: 1.00
MS Integration Params: CPD4.P
Quant Time: Aug 24 17:38 2017 Quant Results File: temp.res

Method : I:\ACQUDATA\MSVOA6\METHODS\W082417.M (RTE Integrator)
Title : 8260C / 624 WATERS
Last Update : Thu Aug 24 17:33:51 2017
Response via : Multiple Level Calibration

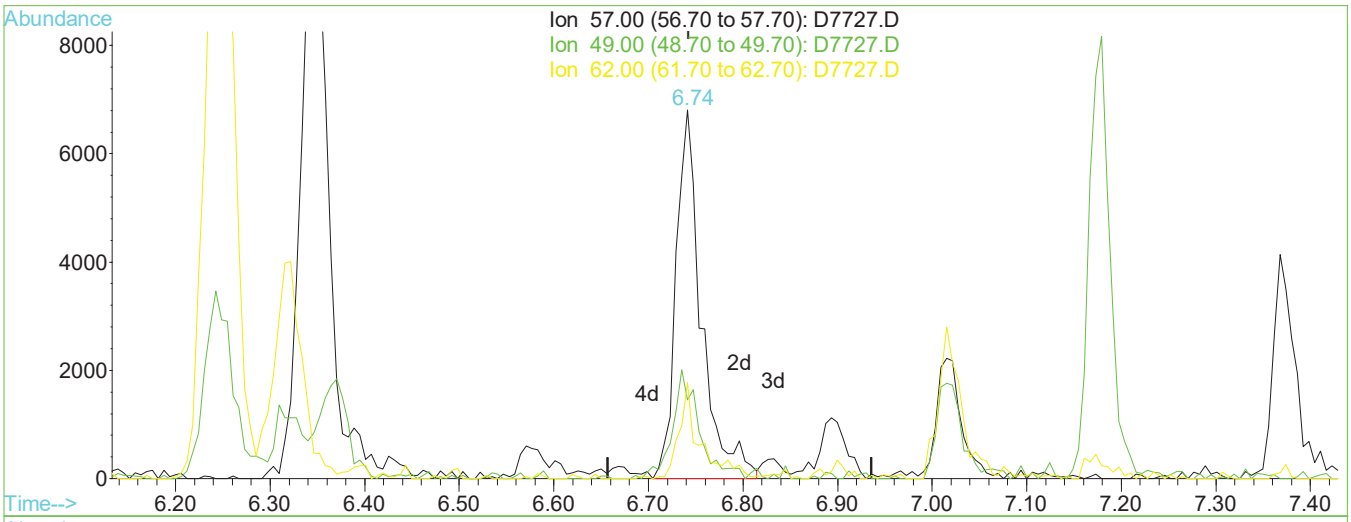

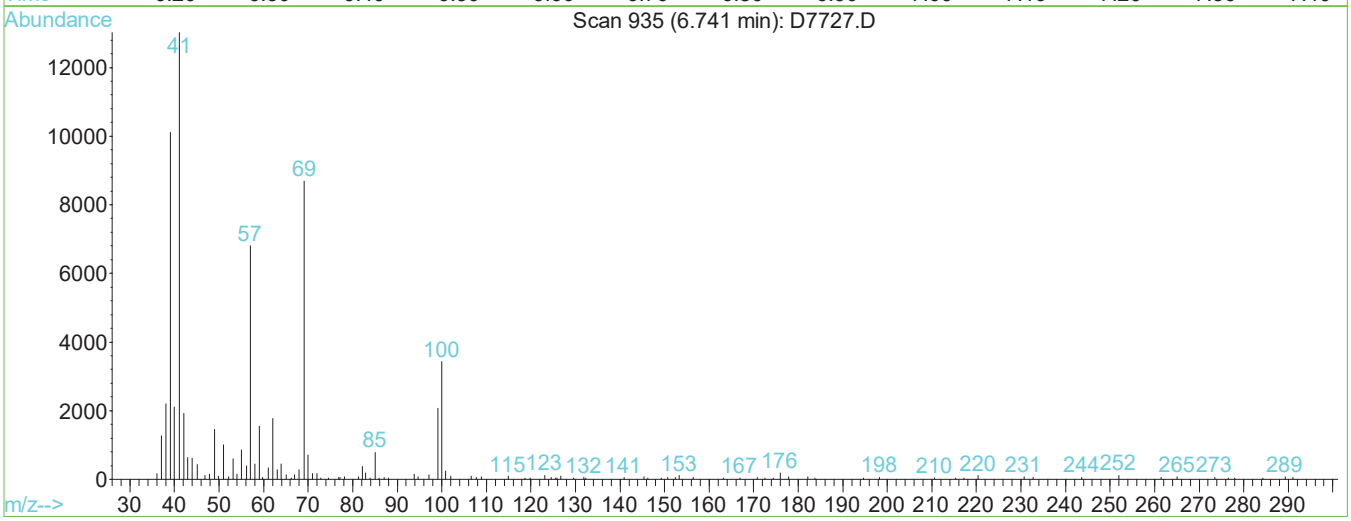

TIC: D7727.D

(57) Epichlorohydrin

6.74min 89.42ug/L m

response 12678

Ion	Exp%	Act%
57.00	100	100
49.00	34.00	21.44
62.00	23.60	26.08
0.00	0.00	0.00

Manual Integration:

After

Split Peak.

08/24/17

Quantitation Report (Qedit)

Data File : I:\ACQUDATA\MSVOA6\DATA\082417\D7727.D Vial: 10
Acq On : 24 Aug 2017 12:00 pm Operator: D.Lipani
Sample : STD #5 - 20 PPB Inst : MS#6
Misc : 8260C / 624 ICAL GCMS#6 Multiplr: 1.00
MS Integration Params: CPD4.P
Quant Time: Aug 24 17:38 2017 Quant Results File: temp.res

Method : I:\ACQUDATA\MSVOA6\METHODS\W082417.M (RTE Integrator)
Title : 8260C / 624 WATERS
Last Update : Thu Aug 24 17:33:51 2017
Response via : Multiple Level Calibration

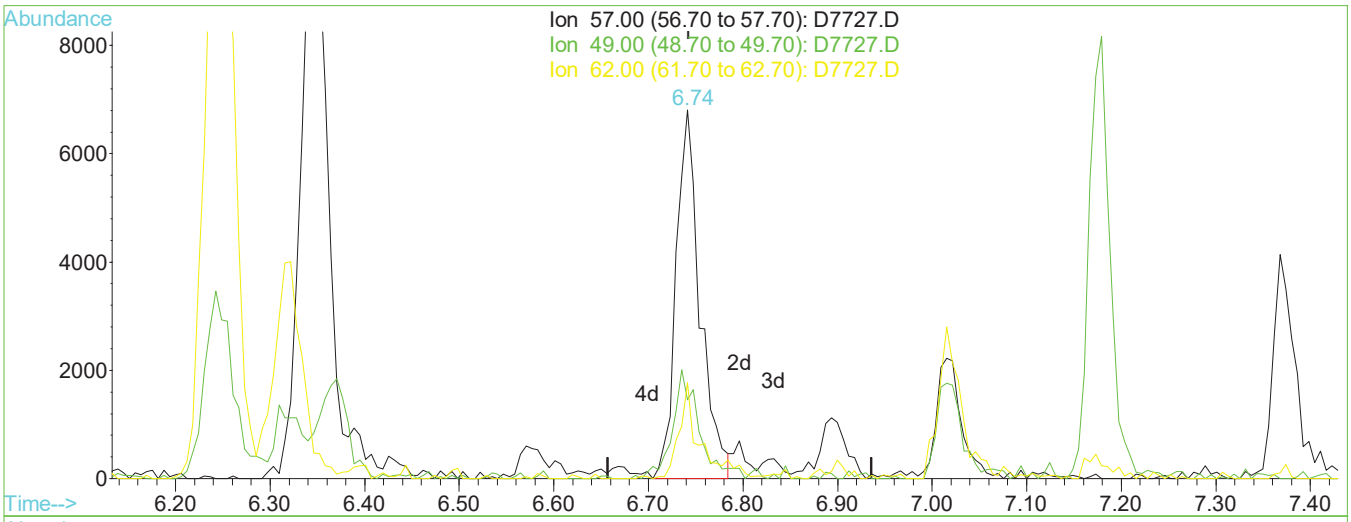

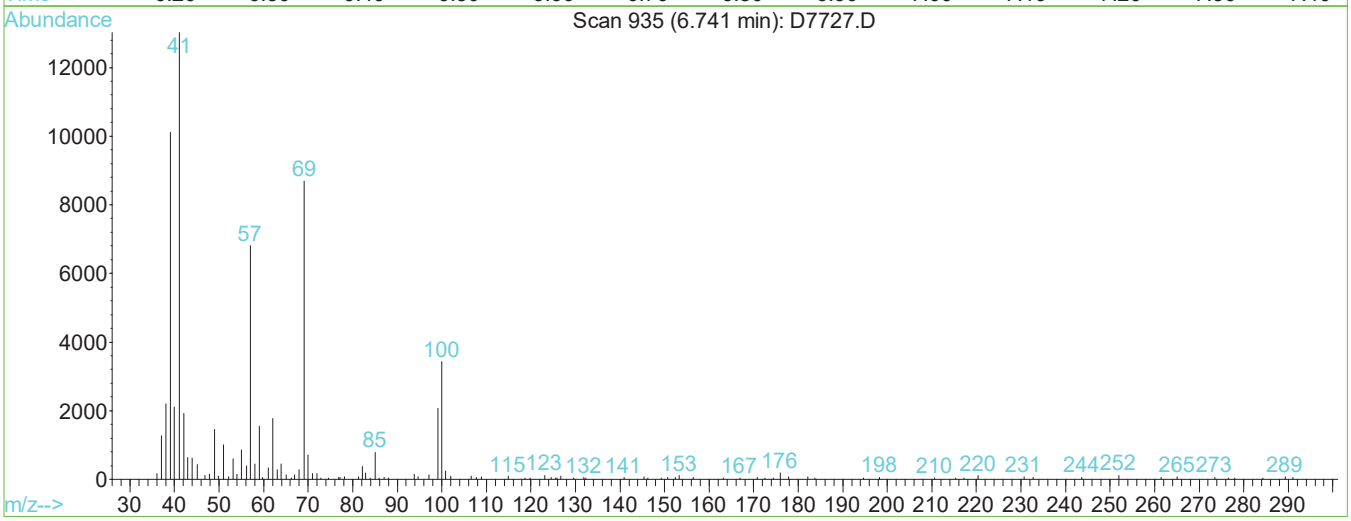

TIC: D7727.D

(57) Epichlorohydrin

6.74min 84.59ug/L

response 11993

Ion	Exp%	Act%
57.00	100	100
49.00	34.00	21.44
62.00	23.60	26.08
0.00	0.00	0.00

Manual Integration:

Before

08/24/17

1st DL 08/25/17
2nd FJ 08/26/17

Data File : I:\ACQUDATA\MSVOA6\DATA\082417\D7727.D Vial: 10
Acq On : 24 Aug 2017 12:00 pm Operator: D.Lipani
Sample : STD #5 - 20 PPB Inst : MS#6
Misc : 8260C / 624 ICAL GCMS#6 Multiplr: 1.00
MS Integration Params: CPD4.P
Quant Time: Aug 24 17:38 2017 Quant Results File: W082417.RES

Quant Method : I:\ACQUDATA\M...\W082417.M (RTE Integrator)
Title : 8260C / 624 WATERS
Last Update : Thu Aug 24 17:33:51 2017
Response via : Initial Calibration
DataAcq Meth : W082417

Internal Standards	R.T.	QIon	Response	Conc	Units	Dev(Min)
1) Pentafluorobenzene	4.59	168	264338	50.00	ug/L	0.00
40) 1,4-Difluorobenzene	5.88	114	355982	50.00	ug/L	0.00
67) d5-Chlorobenzene	9.19	82	170031	50.00	ug/L	0.00
87) 1,4-Dichlorobenzene-d4	11.29	152	193876	50.00	ug/L	0.00
System Monitoring Compounds						
41) surr4,Dibrflmethane	3.86	113	242656	95.04	ug/L	0.00
Spiked Amount 50.000	Range 89 - 119		Recovery = 190.08%#			
43) surr1,1,2-dichloroethane-d	4.47	65	261481	94.55	ug/L	0.00
Spiked Amount 50.000	Range 81 - 127		Recovery = 189.10%#			
65) SURR3,Toluene-d8	7.89	98	692862	96.11	ug/L	0.00
Spiked Amount 50.000	Range 87 - 121		Recovery = 192.22%#			
86) SURR2,BFB	10.25	95	292883	91.97	ug/L	0.00
Spiked Amount 50.000	Range 85 - 122		Recovery = 183.94%#			
Target Compounds						Qvalue
2) Dichlorodifluoromethane	1.11	85	86028	21.82	ug/L	98
3) Chloromethane	1.19	50	53632	20.15	ug/L	94
4) Vinyl Chloride	1.27	62	63905	19.82	ug/L	97
5) Bromomethane	1.44	94	36350	18.65	ug/L	99
6) Chloroethane	1.51	64	31326	19.66	ug/L	97
7) Freon 21	1.53	67	95688	19.92	ug/L	97
8) Freon 123	1.71	83	61833	20.54	ug/L	96
9) Freon 123a	1.73	67	48830	20.56	ug/L	91
10) Acrolein	1.79	56	18503	90.27	ug/L	89
11) Trichlorofluoromethane	1.79	101	77880	21.11	ug/L	97
12) Acetonitrile	1.80	41	15333m	106.38	ug/L	
13) 2-Propanol	1.83	45	36410	368.02	ug/L	92
14) Acetone	1.86	43	8644	17.00	ug/L	82
15) Diethyl Ether	1.94	59	25745	20.31	ug/L	91
16) 1,1-Diclethene	2.10	96	36991	20.31	ug/L	95
17) Iodomethane	2.11	142	56543	19.10	ug/L	93
18) TBA	2.13	59	68480m	401.26	ug/L	
19) Acrylonitrile	2.14	53	55392	100.93	ug/L	99
20) Methylene Chloride	2.20	84	39787	20.56	ug/L	96
21) Freon 113	2.25	101	43405	20.21	ug/L	96
22) Methyl Acetate	2.25	43	32761	20.07	ug/L	98
23) Allyl Chloride	2.26	76	16721	22.30	ug/L	100
24) Carbon Disulfide	2.31	76	114390	20.00	ug/L	98
25) trans-1,2-Dichloroethene	2.69	96	40792	21.02	ug/L	99
26) Methyl-t-Butyl Ether	2.81	73	105292	21.11	ug/L	98
27) 1,1-Diclethane	2.90	63	63613	20.82	ug/L	95
28) Propionitrile	2.92	54	19697	99.71	ug/L	90
29) Vinyl Acetate	3.09	43	69334	19.73	ug/L	99
30) 2-Chloro-1,3-Butadiene	3.26	53	53921	20.71	ug/L	93
31) 2-Butanone	3.37	43	11290	17.03	ug/L	94
32) Methacrylonitrile	3.45	67	12574	19.53	ug/L #	87
33) cis-1,2-Dichloroethene	3.47	96	42900	20.70	ug/L	86
34) Bromochloromethane	3.64	128	23521	20.01	ug/L	94
35) Chloroform	3.72	83	72986	20.68	ug/L	99
36) 2,2-Dichloropropane	3.79	77	67088	20.24	ug/L	97
37) Ethyl Acetate	3.82	43	57312	40.63	ug/L	96
38) Tetrahydrofuran	4.14	42	7893	19.70	ug/L	84
39) 1,1,1-Trichloroethane	4.73	97	72071	21.03	ug/L	99
42) Iso-Butyl Alcohol	3.96	42	14420	359.66	ug/L #	88

(#) = qualifier out of range (m) = manual integration

1st DL 08/25/17
2nd FJ 08/26/17

Data File : I:\ACQUDATA\MSVOA6\DATA\082417\D7727.D Vial: 10
Acq On : 24 Aug 2017 12:00 pm Operator: D.Lipani
Sample : STD #5 - 20 PPB Inst : MS#6
Misc : 8260C / 624 ICAL GCMS#6 Multiplr: 1.00
MS Integration Params: CPD4.P
Quant Time: Aug 24 17:38 2017 Quant Results File: W082417.RES

Quant Method : I:\ACQUDATA\M...\W082417.M (RTE Integrator)
Title : 8260C / 624 WATERS
Last Update : Thu Aug 24 17:33:51 2017
Response via : Initial Calibration
DataAcq Meth : W082417

	Compound	R.T.	QIon	Response	Conc	Unit	Qvalue
44)	1,2-Dichloroethane	4.59	64	18607	19.08	ug/L	95
45)	2-Methyl-1,3-Dioxolane	4.82	73	21749	92.14	ug/L	91
46)	1,1-Dichloropropene	5.08	75	53535	20.77	ug/L	92
47)	Cyclohexane	5.16	56	53060	20.05	ug/L	92
48)	Carbontetrachloride	5.31	119	58880	20.54	ug/L	97
49)	Benzene	5.40	78	144797	20.75	ug/L	100
50)	Isopropyl Acetate	5.41	43	65360	19.21	ug/L	98
51)	Dibromomethane	6.17	93	29478	19.98	ug/L	93
52)	1,2-Diclpropane	6.24	63	34955	19.40	ug/L	98
53)	n-Heptane	6.35	43	37221	19.15	ug/L	98
54)	Trichloroethene	6.32	130	46450	20.12	ug/L	98
55)	Bromodichloromethane	6.36	83	55704	20.19	ug/L	98
56)	1,4-Dioxane	6.58	88	6647m	374.26	ug/L	
57)	Epichlorohydrin	6.74	57	12678m	89.42	ug/L	
58)	Methyl Methacrylate	6.75	69	23386	19.44	ug/L	94
59)	Methylcyclohexane	6.90	55	41037	18.84	ug/L	96
60)	2-Chloroethylvinyl Ether	7.02	63	20050	17.94	ug/L	96
61)	cis-1,3-Dichloropropene	7.18	75	63943	19.94	ug/L	95
62)	4-Methyl-2-pentanone	7.37	43	29610	18.53	ug/L	99
63)	trans-1,3-Dichloropropene	7.66	75	60512	20.86	ug/L	99
64)	1,1,2-Trichloroethane	7.78	97	36152	20.59	ug/L	97
66)	Toluene	7.96	91	162923	20.57	ug/L	99
68)	1,3-Dichloropropane	8.01	76	56821	19.96	ug/L	95
69)	Ethyl Methacrylate	8.20	69	45083	19.55	ug/L	90
70)	Dibromochloromethane	8.21	129	45490	19.41	ug/L	98
71)	2-Hexanone	8.26	43	20086	17.71	ug/L	97
72)	1,2-Dibromoethane	8.43	107	40349	19.65	ug/L	98
73)	n-Butyl Acetate	8.63	43	49984	19.04	ug/L	97
74)	Tetrachloroethene	8.63	164	40306	19.86	ug/L	99
75)	1,1,1,2-Tetrachloroethane	9.16	131	41496	19.56	ug/L	93
76)	Chlorobenzene	9.22	112	110125	19.90	ug/L	97
77)	Ethylbenzene	9.44	106	56261	19.86	ug/L	93
78)	Bromoform	9.61	173	28929	18.38	ug/L	98
79)	(m+p)Xylene	9.61	106	139935	39.46	ug/L	95
80)	o-Xylene	9.94	106	70731	20.73	ug/L	95
81)	Cyclohexanone	9.84	55	25272	386.81	ug/L	94
82)	Styrene	9.87	104	111402	20.43	ug/L	100
83)	Amyl Acetate	9.99	43	72017	19.68	ug/L	96
84)	trans-1,4-Dichloro-2-Buten	10.11	75	12779	16.13	ug/L	88
85)	Isopropylbenzene	10.25	105	183059	21.03	ug/L	97
88)	1,1,2,2-Tetrachloroethane	9.92	83	45057	19.45	ug/L	98
89)	1,2,3-Trichloropropane	10.04	75	33022	18.89	ug/L	97
90)	Bromobenzene	10.39	156	58200	20.25	ug/L	98
91)	n-Propylbenzene	10.60	91	199195	19.38	ug/L	99
92)	2-Chlorotoluene	10.65	91	118038	19.75	ug/L	95
93)	4-Chlorotoluene	10.71	91	124372	19.35	ug/L	98
94)	1,3,5-Trimethylbenzene	10.87	105	143826	20.17	ug/L	98
95)	tert-Butylbenzene	11.07	119	124684	20.10	ug/L	96
96)	1,2,4-Trimethylbenzene	11.16	105	148023	19.35	ug/L	98
97)	sec-Butylbenzene	11.24	105	180213	20.39	ug/L	96
98)	1,3-Dclbenz	11.26	146	99526	20.36	ug/L	100
99)	1,4-Dclbenz	11.31	146	102088	20.86	ug/L	99
100)	p-Isopropyltoluene	11.41	119	148692	20.41	ug/L	98
101)	1,2-Dclbenz	11.58	146	97446	19.93	ug/L	98

(#) = qualifier out of range (m) = manual integration

1st DL 08/25/17
2nd FJ 08/26/17

Data File : I:\ACQUDATA\MSVOA6\DATA\082417\D7727.D Vial: 10
Acq On : 24 Aug 2017 12:00 pm Operator: D.Lipani
Sample : STD #5 - 20 PPB Inst : MS#6
Misc : 8260C / 624 ICAL GCMS#6 Multiplr: 1.00
MS Integration Params: CPD4.P
Quant Time: Aug 24 17:38 2017 Quant Results File: W082417.RES

Quant Method : I:\ACQUDATA\M...\W082417.M (RTE Integrator)
Title : 8260C / 624 WATERS
Last Update : Thu Aug 24 17:33:51 2017
Response via : Initial Calibration
DataAcq Meth : W082417

	Compound	R.T.	QIon	Response	Conc	Unit	Qvalue
102)	n-Butylbenzene	11.72	91	141971	21.14	ug/L	96
103)	1,2-Dibromo-3-chloropropan	11.94	75	8042	18.86	ug/L	96
104)	Nitrobenzene	12.13	77	920	30.45	ug/L	96
105)	1,2,4-Tcbenzene	13.02	180	64929	19.28	ug/L	100
106)	Naphthalen	13.20	128	124704	19.58	ug/L	98
107)	Hexachlorobt	13.29	225	31470	19.07	ug/L	97
108)	1,2,3-Tclbenzene	13.35	180	58280	20.11	ug/L	98

(#) = qualifier out of range (m) = manual integration

Data File : I:\ACQUDATA\MSVOA6\DATA\082417\D7727.D Vial: 10
Acq On : 24 Aug 2017 12:00 pm Operator: D.Lipani
Sample : STD #5 - 20 PPB Inst : MS#6
Misc : 8260C / 624 ICAL GCMS#6 Multiplr: 1.00
MS Integration Params: CPD4.P
Quant Time: Aug 24 17:38 2017 Quant Results File: W082417.RES

Method : I:\ACQUDATA\MSVOA6\METHODS\W082417.M (RTE Integrator)
Title : 8260C / 624 WATERS
Last Update : Thu Aug 24 17:33:51 2017
Response via : Initial Calibration

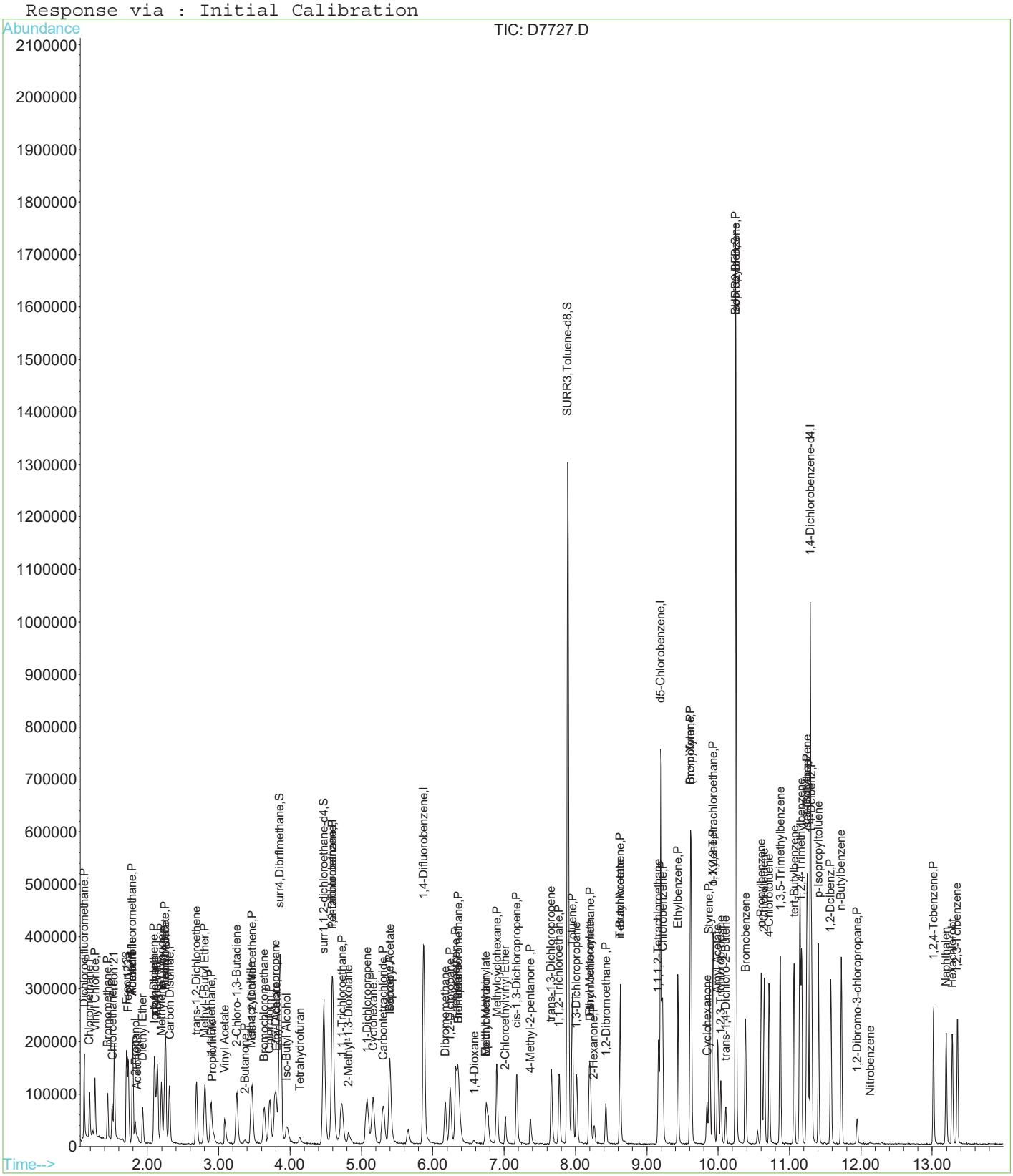

Quantitation Report (Qedit)

Data File : I:\ACQUDATA\MSVOA6\DATA\082417\D7728.D Vial: 11
Acq On : 24 Aug 2017 12:27 pm Operator: D.Lipani
Sample : STD #6 - 50 PPB Inst : MS#6
Misc : 8260C / 624 ICAL GCMS#6 Multiplr: 1.00
MS Integration Params: CPD4.P
Quant Time: Aug 24 17:10 2017 Quant Results File: temp.res

Method : I:\ACQUDATA\MSVOA6\METHODS\W082417.M (RTE Integrator)
Title : 8260C / 624 WATERS
Last Update : Thu Aug 24 17:09:17 2017
Response via : Multiple Level Calibration

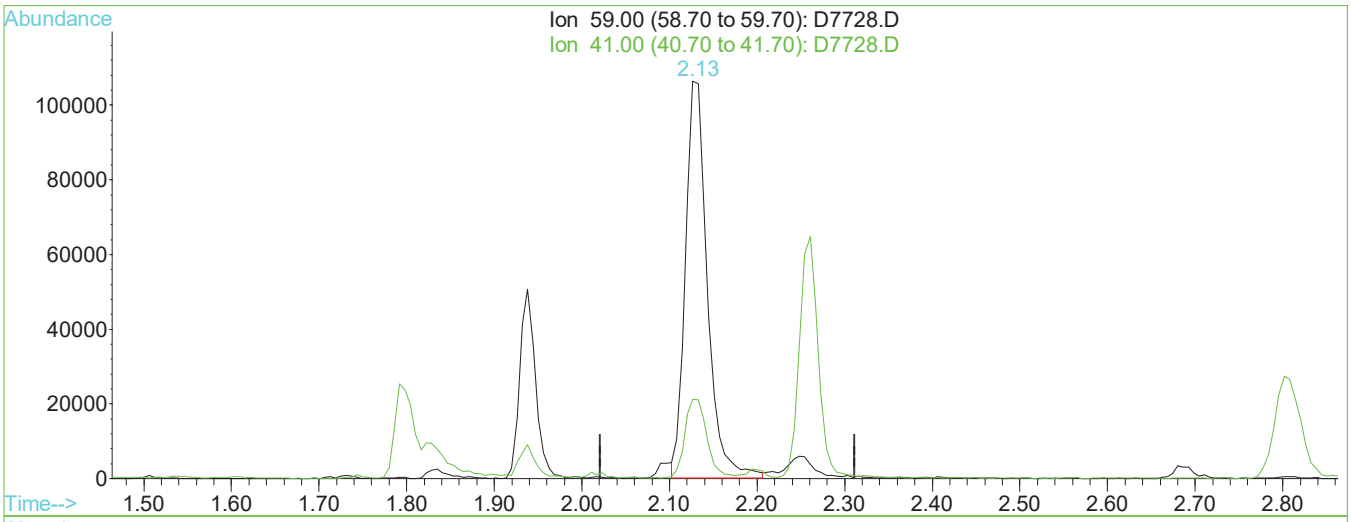

TIC: D7728.D

(18) TBA

2.13min 1008.34ug/L m

response 184921

Ion	Exp%	Act%
59.00	100	100
41.00	19.90	19.91
0.00	0.00	0.00
0.00	0.00	0.00

Manual Integration:

After

Poor integration.

08/24/17

Quantitation Report (Qedit)

Data File : I:\ACQUDATA\MSVOA6\DATA\082417\D7728.D Vial: 11
Acq On : 24 Aug 2017 12:27 pm Operator: D.Lipani
Sample : STD #6 - 50 PPB Inst : MS#6
Misc : 8260C / 624 ICAL GCMS#6 Multiplr: 1.00
MS Integration Params: CPD4.P
Quant Time: Aug 24 17:09 2017 Quant Results File: temp.res

Method : I:\ACQUDATA\MSVOA6\METHODS\W082417.M (RTE Integrator)
Title : 8260C / 624 WATERS
Last Update : Thu Aug 24 17:09:17 2017
Response via : Multiple Level Calibration

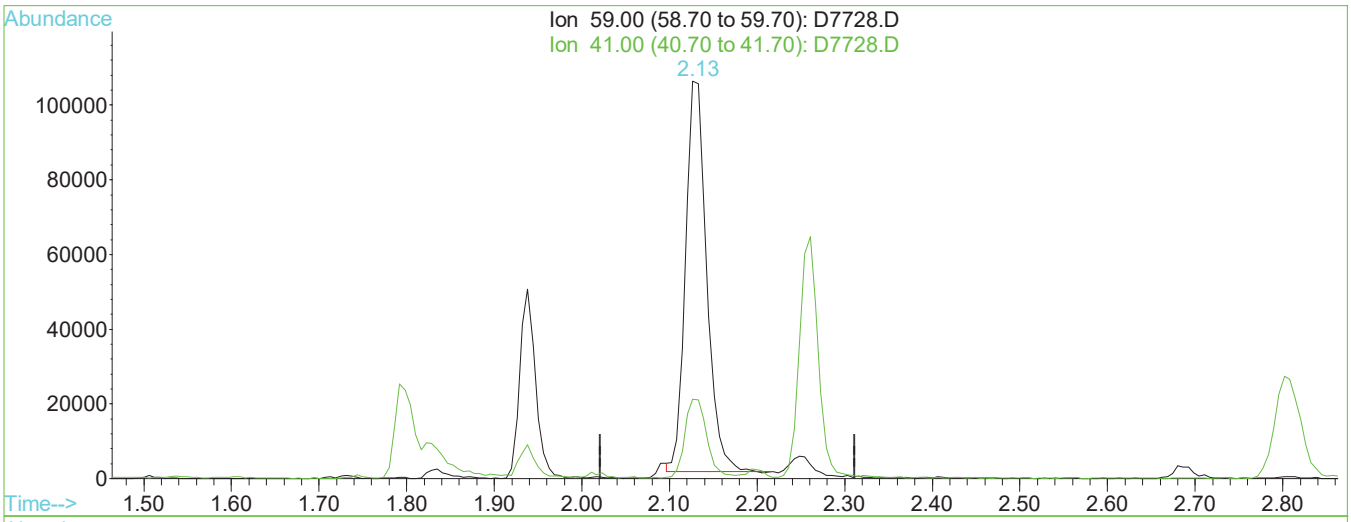

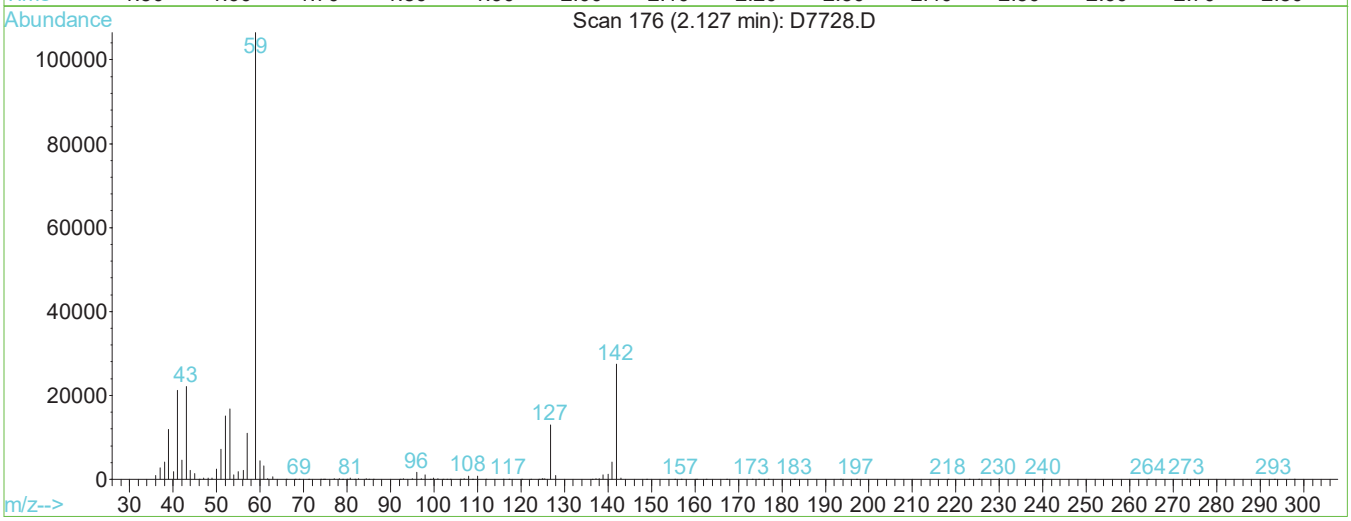

TIC: D7728.D

(18) TBA

2.13min 955.92ug/L

response 175309

Ion	Exp%	Act%
59.00	100	100
41.00	19.90	19.91
0.00	0.00	0.00
0.00	0.00	0.00

Manual Integration:

Before

08/24/17

1st DL 08/25/17
2nd FJ 08/26/17

Data File : I:\ACQUDATA\MSVOA6\DATA\082417\D7728.D Vial: 11
Acq On : 24 Aug 2017 12:27 pm Operator: D.Lipani
Sample : STD #6 - 50 PPB Inst : MS#6
Misc : 8260C / 624 ICAL GCMS#6 Multiplr: 1.00
MS Integration Params: CPD4.P
Quant Time: Aug 24 17:10 2017 Quant Results File: W082417.RES

Quant Method : I:\ACQUDATA\M...\W082417.M (RTE Integrator)
Title : 8260C / 624 WATERS
Last Update : Thu Aug 24 17:09:17 2017
Response via : Initial Calibration
DataAcq Meth : W082417

Internal Standards	R.T.	QIon	Response	Conc	Units	Dev(Min)
1) Pentafluorobenzene	4.60	168	283985	50.00	ug/L	0.00
40) 1,4-Difluorobenzene	5.87	114	367671	50.00	ug/L	0.00
67) d5-Chlorobenzene	9.20	82	169740	50.00	ug/L	0.00
87) 1,4-Dichlorobenzene-d4	11.29	152	202862	50.00	ug/L	0.00
System Monitoring Compounds						
41) surr4,Dibrflmethane	3.86	113	136816	51.88	ug/L	0.00
Spiked Amount 50.000	Range 89 - 119		Recovery = 103.76%			
43) surr1,1,2-dichloroethane-d	4.47	65	147237	51.55	ug/L	0.00
Spiked Amount 50.000	Range 81 - 127		Recovery = 103.10%			
65) SURR3,Toluene-d8	7.89	98	407623	54.75	ug/L	0.00
Spiked Amount 50.000	Range 87 - 121		Recovery = 109.50%			
86) SURR2,BFB	10.25	95	172254	54.18	ug/L	0.00
Spiked Amount 50.000	Range 85 - 122		Recovery = 108.36%			
Target Compounds						Qvalue
2) Dichlorodifluoromethane	1.12	85	200301	47.28	ug/L	100
3) Chloromethane	1.19	50	133002	46.51	ug/L	100
4) Vinyl Chloride	1.27	62	163786	47.29	ug/L	100
5) Bromomethane	1.44	94	93594	44.71	ug/L	100
6) Chloroethane	1.51	64	79561	46.45	ug/L	100
7) Freon 21	1.54	67	229323	44.43	ug/L	100
8) Freon 123	1.71	83	142714	44.14	ug/L	100
9) Freon 123a	1.73	67	115072	45.12	ug/L	100
10) Acrolein	1.79	56	56519	256.65	ug/L	100
11) Trichlorofluoromethane	1.79	101	188997	47.69	ug/L	100
12) Acetonitrile	1.79	41	37891	244.77	ug/L	100
13) 2-Propanol	1.83	45	106127	998.48	ug/L	100
14) Acetone	1.86	43	28503	52.17	ug/L	100
15) Diethyl Ether	1.94	59	63840	46.91	ug/L	100
16) 1,1-Diclethene	2.10	96	93841	47.97	ug/L	100
17) Iodomethane	2.11	142	160839	50.58	ug/L	100
18) TBA	2.13	59	184921m	1008.34	ug/L	
19) Acrylonitrile	2.14	53	144146	244.46	ug/L	100
20) Methylene Chloride	2.20	84	97957	47.12	ug/L	100
21) Freon 113	2.24	101	106167	46.01	ug/L	100
22) Methyl Acetate	2.25	43	88887	50.69	ug/L	100
23) Allyl Chloride	2.26	76	39816	49.42	ug/L	100
24) Carbon Disulfide	2.31	76	287796	46.84	ug/L	100
25) trans-1,2-Dichloroethene	2.69	96	99409	47.69	ug/L	100
26) Methyl-t-Butyl Ether	2.81	73	264774	49.42	ug/L	100
27) 1,1-Diclethane	2.89	63	157176	47.87	ug/L	100
28) Propionitrile	2.92	54	55311	260.62	ug/L	100
29) Vinyl Acetate	3.09	43	190830	50.56	ug/L	100
30) 2-Chloro-1,3-Butadiene	3.25	53	143613	51.35	ug/L	100
31) 2-Butanone	3.36	43	35512	49.86	ug/L	100
32) Methacrylonitrile	3.45	67	33799	48.86	ug/L	100
33) cis-1,2-Dichloroethene	3.46	96	108919	48.93	ug/L	100
34) Bromochloromethane	3.64	128	61111	48.39	ug/L	100
35) Chloroform	3.71	83	180531	47.61	ug/L	100
36) 2,2-Dichloropropane	3.79	77	164214	46.12	ug/L	100
37) Ethyl Acetate	3.81	43	165118	108.95	ug/L	100
38) Tetrahydrofuran	4.13	42	22046	51.22	ug/L	100
39) 1,1,1-Trichloroethane	4.73	97	171612	46.61	ug/L	100
42) Iso-Butyl Alcohol	3.95	42	40823	985.82	ug/L	100

(#) = qualifier out of range (m) = manual integration

1st DL 08/25/17
2nd FJ 08/26/17

Data File : I:\ACQUDATA\MSVOA6\DATA\082417\D7728.D Vial: 11
Acq On : 24 Aug 2017 12:27 pm Operator: D.Lipani
Sample : STD #6 - 50 PPB Inst : MS#6
Misc : 8260C / 624 ICAL GCMS#6 Multiplr: 1.00
MS Integration Params: CPD4.P
Quant Time: Aug 24 17:10 2017 Quant Results File: W082417.RES

Quant Method : I:\ACQUDATA\M...\W082417.M (RTE Integrator)
Title : 8260C / 624 WATERS
Last Update : Thu Aug 24 17:09:17 2017
Response via : Initial Calibration
DataAcq Meth : W082417

	Compound	R.T.	QIon	Response	Conc	Unit	Qvalue
44)	1,2-Dichloroethane	4.60	64	46189	45.85	ug/L	100
45)	2-Methyl-1,3-Dioxolane	4.82	73	60752	249.20	ug/L	100
46)	1,1-Dichloropropene	5.08	75	130919	49.17	ug/L	100
47)	Cyclohexane	5.16	56	124380	45.50	ug/L	100
48)	Carbontetrachloride	5.31	119	145798	49.26	ug/L	100
49)	Benzene	5.40	78	341770	47.42	ug/L	100
50)	Isopropyl Acetate	5.41	43	180534	51.38	ug/L	100
51)	Dibromomethane	6.17	93	71414	46.87	ug/L	100
52)	1,2-Diclpropane	6.25	63	88354	47.48	ug/L	100
53)	n-Heptane	6.34	43	96236	47.93	ug/L	100
54)	Trichloroethene	6.32	130	114663	48.09	ug/L	100
55)	Bromodichloromethane	6.37	83	136730	47.97	ug/L	100
56)	1,4-Dioxane	6.58	88	19141	1043.47	ug/L	100
57)	Epichlorohydrin	6.73	57	37758	257.84	ug/L	100
58)	Methyl Methacrylate	6.75	69	60750	48.89	ug/L	100
59)	Methylcyclohexane	6.90	55	100776	44.81	ug/L	100
60)	2-Chloroethylvinyl Ether	7.02	63	56931	49.33	ug/L	100
61)	cis-1,3-Dichloropropene	7.18	75	157016	47.40	ug/L	100
62)	4-Methyl-2-pentanone	7.37	43	84927	51.45	ug/L	100
63)	trans-1,3-Dichloropropene	7.66	75	147355	49.18	ug/L	100
64)	1,1,2-Trichloroethane	7.77	97	89993	49.62	ug/L	100
66)	Toluene	7.96	91	383920	46.93	ug/L	100
68)	1,3-Dichloropropane	8.02	76	136096	47.89	ug/L	100
69)	Ethyl Methacrylate	8.19	69	118120	51.32	ug/L	100
70)	Dibromochloromethane	8.21	129	117749	50.33	ug/L	100
71)	2-Hexanone	8.26	43	62075	54.82	ug/L	100
72)	1,2-Dibromoethane	8.43	107	100616	49.09	ug/L	100
73)	n-Butyl Acetate	8.63	43	139381	53.20	ug/L	100
74)	Tetrachloroethene	8.62	164	99827	49.26	ug/L	100
75)	1,1,1,2-Tetrachloroethane	9.17	131	106794	50.42	ug/L	100
76)	Chlorobenzene	9.22	112	263579	47.71	ug/L	100
77)	Ethylbenzene	9.44	106	141759	50.12	ug/L	100
78)	Bromoform	9.62	173	81965	52.17	ug/L	100
79)	(m+p)Xylene	9.62	106	343492	97.03	ug/L	100
80)	o-Xylene	9.93	106	174657	51.27	ug/L	100
81)	Cyclohexanone	9.85	55	65973	1011.54	ug/L	100
82)	Styrene	9.88	104	275113	50.54	ug/L	100
83)	Amyl Acetate	9.99	43	190996	52.29	ug/L	100
84)	trans-1,4-Dichloro-2-Buten	10.10	75	38886	49.17	ug/L	100
85)	Isopropylbenzene	10.25	105	418072	48.11	ug/L	100
88)	1,1,2,2-Tetrachloroethane	9.93	83	122553	50.57	ug/L	100
89)	1,2,3-Trichloropropane	10.04	75	87230	47.69	ug/L	100
90)	Bromobenzene	10.38	156	143196	47.61	ug/L	100
91)	n-Propylbenzene	10.61	91	482012	44.83	ug/L	100
92)	2-Chlorotoluene	10.65	91	266757	42.65	ug/L	100
93)	4-Chlorotoluene	10.72	91	314112	46.70	ug/L	100
94)	1,3,5-Trimethylbenzene	10.87	105	347627	46.58	ug/L	100
95)	tert-Butylbenzene	11.06	119	304092	46.86	ug/L	100
96)	1,2,4-Trimethylbenzene	11.17	105	362321	45.27	ug/L	100
97)	sec-Butylbenzene	11.25	105	433204	46.84	ug/L	100
98)	1,3-Dclbenz	11.26	146	248269	48.55	ug/L	100
99)	1,4-Dclbenz	11.31	146	250786	48.97	ug/L	100
100)	p-Isopropyltoluene	11.41	119	367094	48.15	ug/L	100
101)	1,2-Dclbenz	11.58	146	237305	46.38	ug/L	100

(#) = qualifier out of range (m) = manual integration

1st DL 08/25/17
2nd FJ 08/26/17

Data File : I:\ACQUDATA\MSVOA6\DATA\082417\D7728.D Vial: 11
Acq On : 24 Aug 2017 12:27 pm Operator: D.Lipani
Sample : STD #6 - 50 PPB Inst : MS#6
Misc : 8260C / 624 ICAL GCMS#6 Multiplr: 1.00
MS Integration Params: CPD4.P
Quant Time: Aug 24 17:10 2017 Quant Results File: W082417.RES

Quant Method : I:\ACQUDATA\M...\W082417.M (RTE Integrator)
Title : 8260C / 624 WATERS
Last Update : Thu Aug 24 17:09:17 2017
Response via : Initial Calibration
DataAcq Meth : W082417

	Compound	R.T.	QIon	Response	Conc	Unit	Qvalue
102)	n-Butylbenzene	11.73	91	336578	47.90	ug/L	100
103)	1,2-Dibromo-3-chloropropan	11.95	75	23017	51.58	ug/L	100
104)	Nitrobenzene	12.13	77	2493	78.86	ug/L	100
105)	1,2,4-Tcbenzene	13.02	180	167124	47.42	ug/L	100
106)	Naphthalen	13.20	128	329254	49.42	ug/L	100
107)	Hexachlorobt	13.28	225	83495	48.36	ug/L	100
108)	1,2,3-Tclbenzene	13.35	180	152991	50.45	ug/L	100

(#) = qualifier out of range (m) = manual integration

1st DL 08/25/17
2nd FJ 08/26/17

Data File : I:\ACQUDATA\MSVOA6\DATA\082417\D7728.D Vial: 11
Acq On : 24 Aug 2017 12:27 pm Operator: D.Lipani
Sample : STD #6 - 50 PPB Inst : MS#6
Misc : 8260C / 624 ICAL GCMS#6 Multiplr: 1.00
MS Integration Params: CPD4.P
Quant Time: Aug 24 17:10 2017 Quant Results File: W082417.RES

Method : I:\ACQUDATA\MSVOA6\METHODS\W082417.M (RTE Integrator)
Title : 8260C / 624 WATERS
Last Update : Thu Aug 24 17:13:00 2017
Response via : Initial Calibration

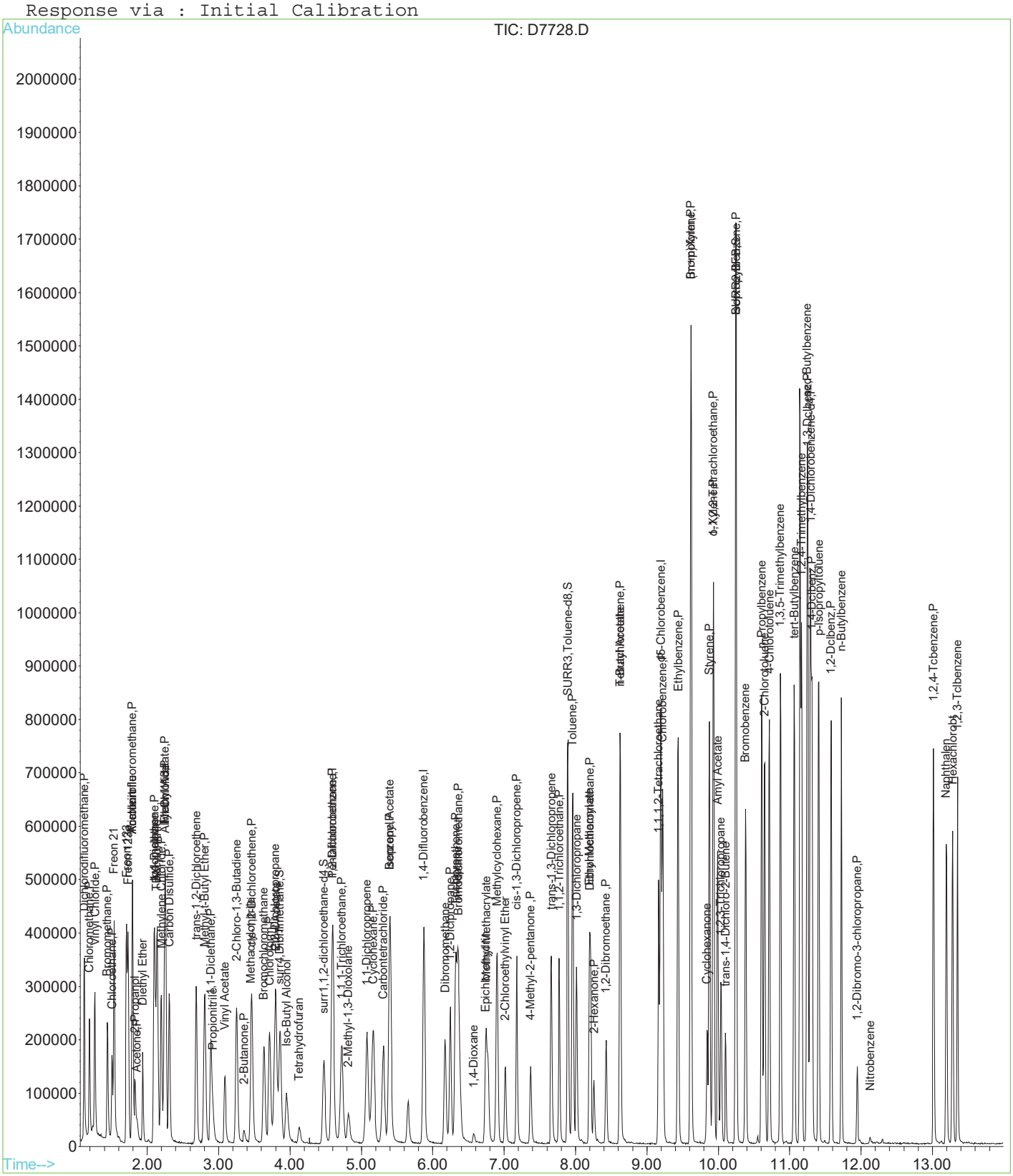

1st DL 08/25/17
2nd FJ 08/26/17

Data File : I:\ACQUDATA\MSVOA6\DATA\082417\D7729.D Vial: 12
Acq On : 24 Aug 2017 1:07 pm Operator: D.Lipani
Sample : STD #7 - 100 PPB Inst : MS#6
Misc : 8260C / 624 ICAL GCMS#6 Multiplr: 1.00
MS Integration Params: CPD4.P
Quant Time: Aug 25 11:02 2017 Quant Results File: temp.res

Method : I:\ACQUDATA\MSVOA6\METHODS\W082417.M (RTE Integrator)
Title : 8260C / 624 WATERS
Last Update : Fri Aug 25 10:54:27 2017
Response via : Multiple Level Calibration

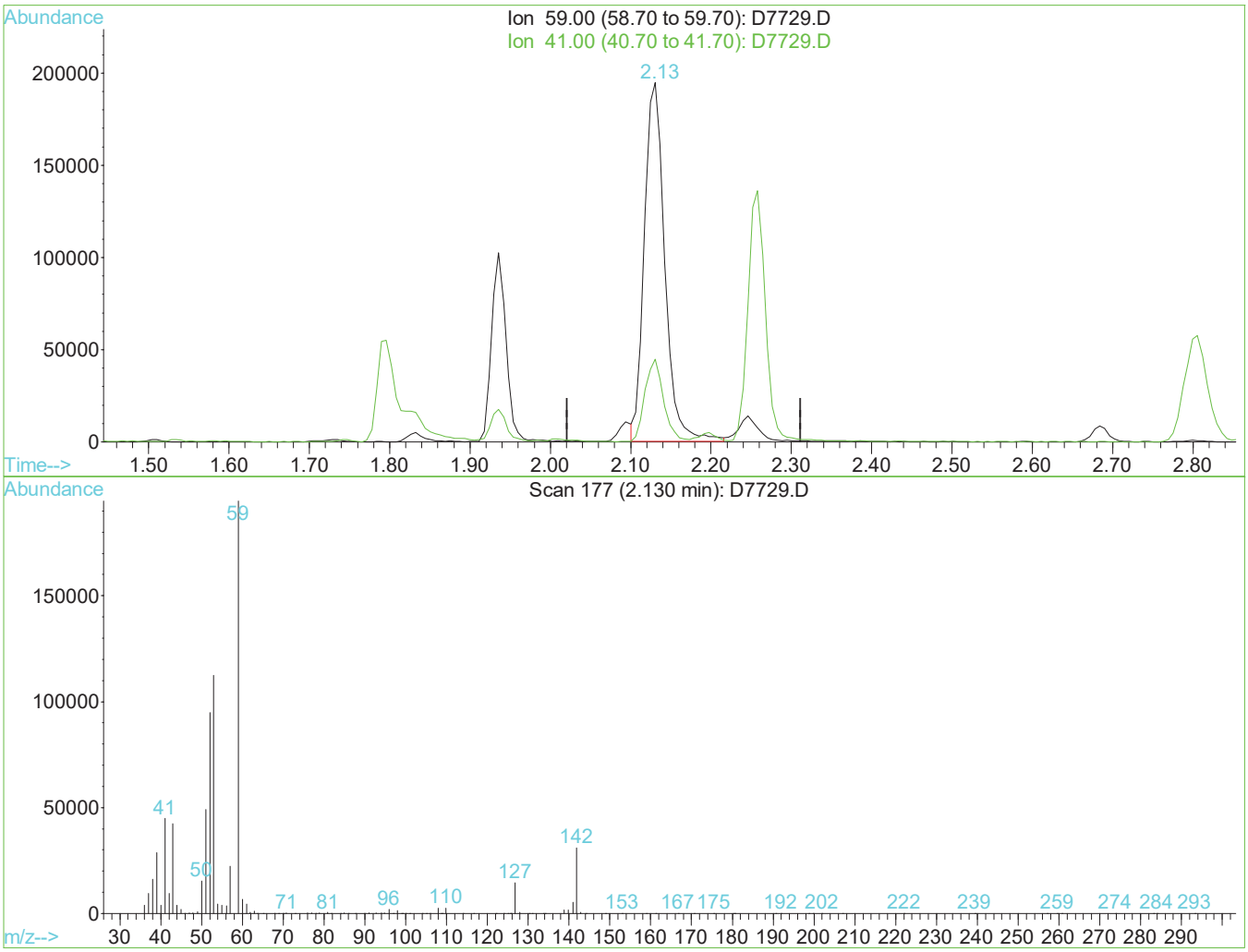

TIC: D7729.D

(18) TBA

2.13min 1827.18ug/L m

response 345570

Ion	Exp%	Act%
59.00	100	100
41.00	19.90	23.04
0.00	0.00	0.00
0.00	0.00	0.00

Manual Integration:

After

Poor integration.

08/25/17

Quantitation Report (Qedit)

Data File : I:\ACQUDATA\MSVOA6\DATA\082417\D7729.D Vial: 12
Acq On : 24 Aug 2017 1:07 pm Operator: D.Lipani
Sample : STD #7 - 100 PPB Inst : MS#6
Misc : 8260C / 624 ICAL GCMS#6 Multiplr: 1.00
MS Integration Params: CPD4.P
Quant Time: Aug 25 11:01 2017 Quant Results File: temp.res

Method : I:\ACQUDATA\MSVOA6\METHODS\W082417.M (RTE Integrator)
Title : 8260C / 624 WATERS
Last Update : Fri Aug 25 10:54:27 2017
Response via : Multiple Level Calibration

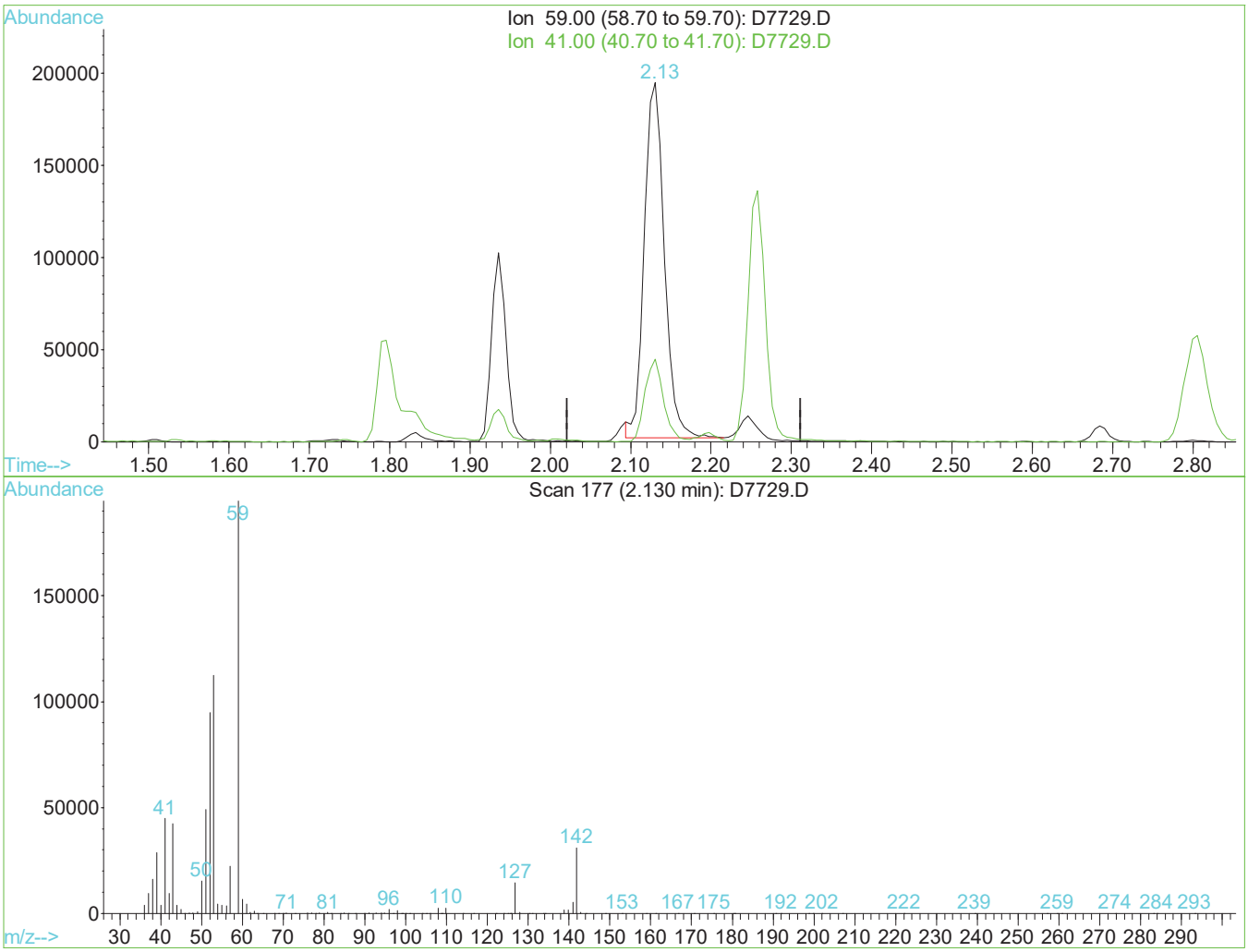

TIC: D7729.D

(18) TBA

2.13min 1763.90ug/L

response 333602

Ion	Exp%	Act%
59.00	100	100
41.00	19.90	23.04
0.00	0.00	0.00
0.00	0.00	0.00

Manual Integration:

Before

08/25/17

1st DL 08/25/17
2nd FJ 08/26/17

Data File : I:\ACQUDATA\MSVOA6\DATA\082417\D7729.D Vial: 12
Acq On : 24 Aug 2017 1:07 pm Operator: D.Lipani
Sample : STD #7 - 100 PPB Inst : MS#6
Misc : 8260C / 624 ICAL GCMS#6 Multiplr: 1.00
MS Integration Params: CPD4.P
Quant Time: Aug 25 11:04 2017 Quant Results File: temp.res

Method : I:\ACQUDATA\MSVOA6\METHODS\W082417.M (RTE Integrator)
Title : 8260C / 624 WATERS
Last Update : Fri Aug 25 10:54:27 2017
Response via : Single Level Calibration

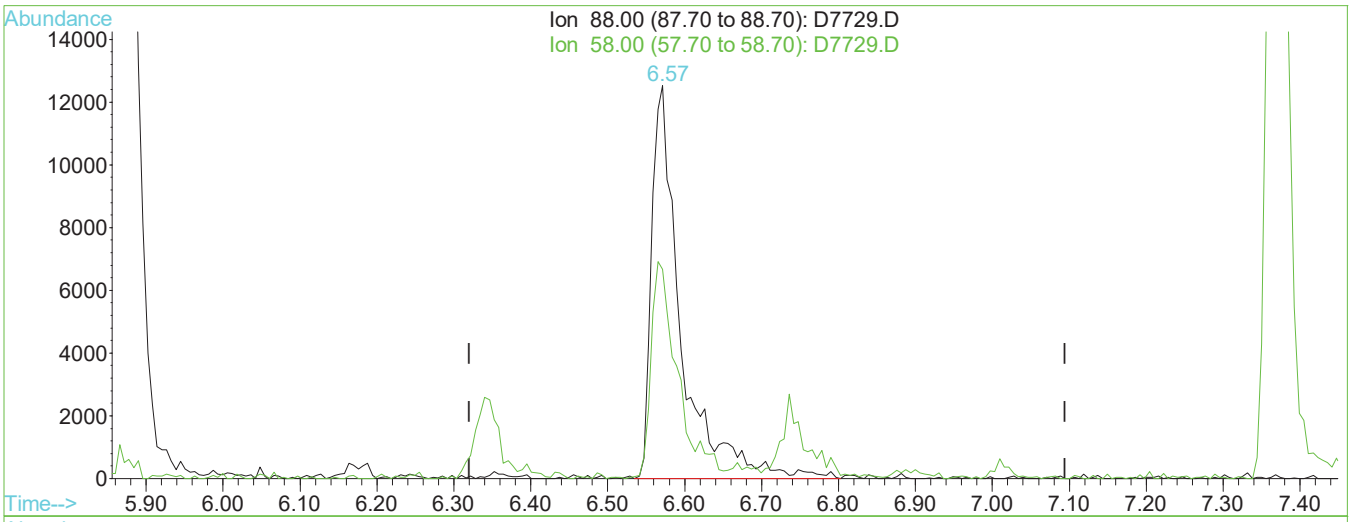

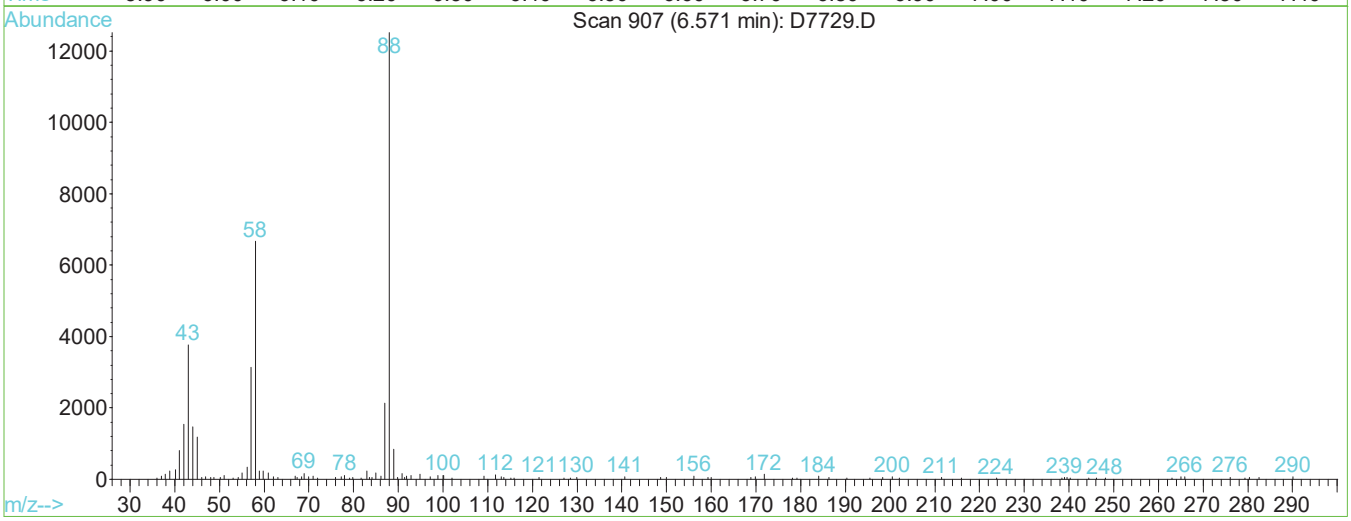

TIC: D7729.D

(56) 1,4-Dioxane

6.57min 1773.87ug/L m

response 33375

Ion	Exp%	Act%
88.00	100	100
58.00	49.20	53.24
0.00	0.00	0.00
0.00	0.00	0.00

Manual Integration:

After

Split Peak.

08/25/17

1st DL 08/25/17
2nd FJ 08/26/17

Data File : I:\ACQUDATA\MSVOA6\DATA\082417\D7729.D Vial: 12
Acq On : 24 Aug 2017 1:07 pm Operator: D.Lipani
Sample : STD #7 - 100 PPB Inst : MS#6
Misc : 8260C / 624 ICAL GCMS#6 Multiplr: 1.00
MS Integration Params: CPD4.P
Quant Time: Aug 25 11:02 2017 Quant Results File: temp.res

Method : I:\ACQUDATA\MSVOA6\METHODS\W082417.M (RTE Integrator)
Title : 8260C / 624 WATERS
Last Update : Fri Aug 25 10:54:27 2017
Response via : Single Level Calibration

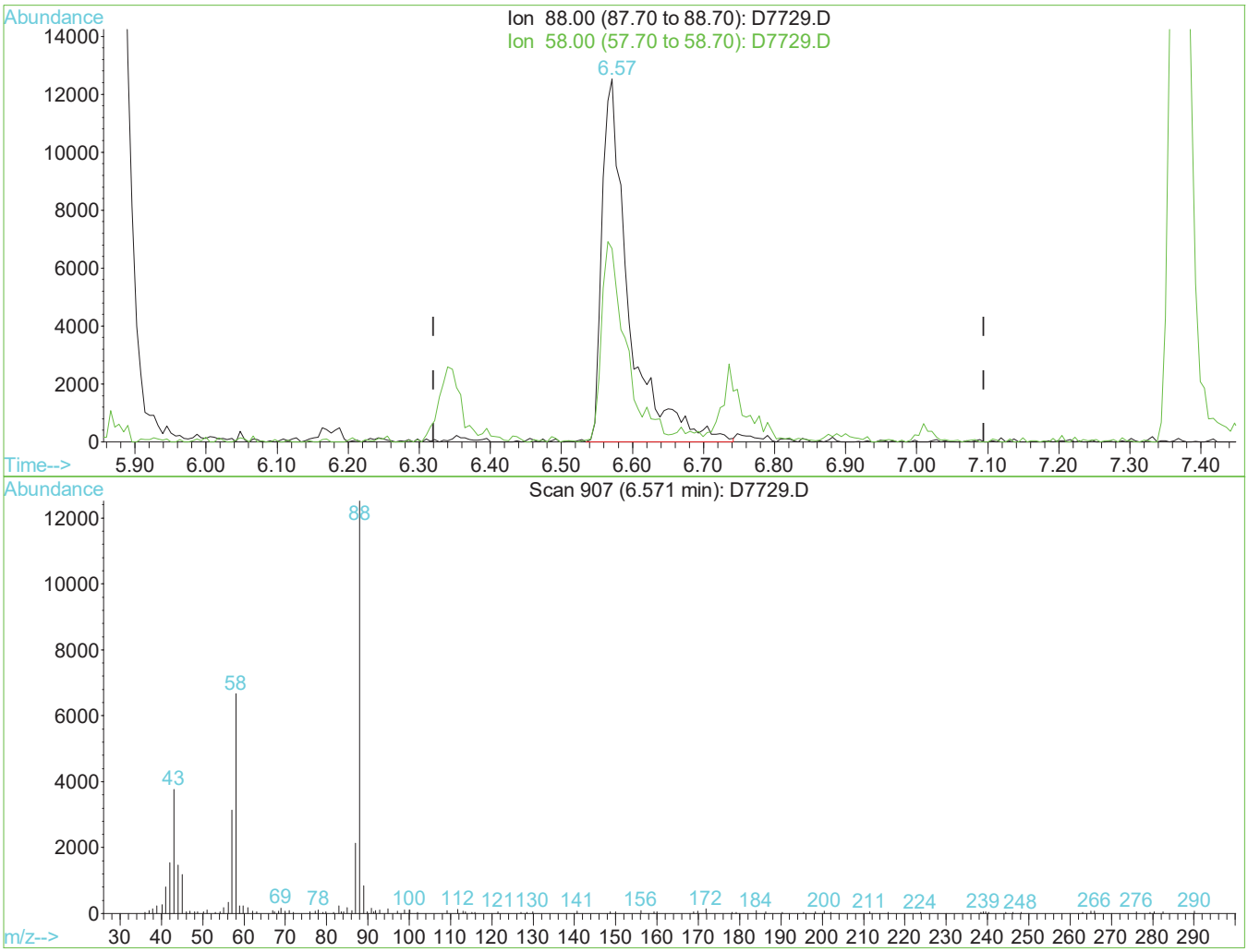

TIC: D7729.D

(56) 1,4-Dioxane

6.57min 1743.36ug/L

response 32801

Ion	Exp%	Act%
88.00	100	100
58.00	49.20	53.24
0.00	0.00	0.00
0.00	0.00	0.00

Manual Integration:

Before

08/25/17

1st DL 08/25/17
2nd FJ 08/26/17

Data File : I:\ACQUDATA\MSVOA6\DATA\082417\D7729.D Vial: 12
Acq On : 24 Aug 2017 1:07 pm Operator: D.Lipani
Sample : STD #7 - 100 PPB Inst : MS#6
Misc : 8260C / 624 ICAL GCMS#6 Multiplr: 1.00
MS Integration Params: CPD4.P
Quant Time: Aug 25 11:01 2017 Quant Results File: temp.res

Method : I:\ACQUDATA\MSVOA6\METHODS\W082417.M (RTE Integrator)
Title : 8260C / 624 WATERS
Last Update : Fri Aug 25 10:54:27 2017
Response via : Multiple Level Calibration

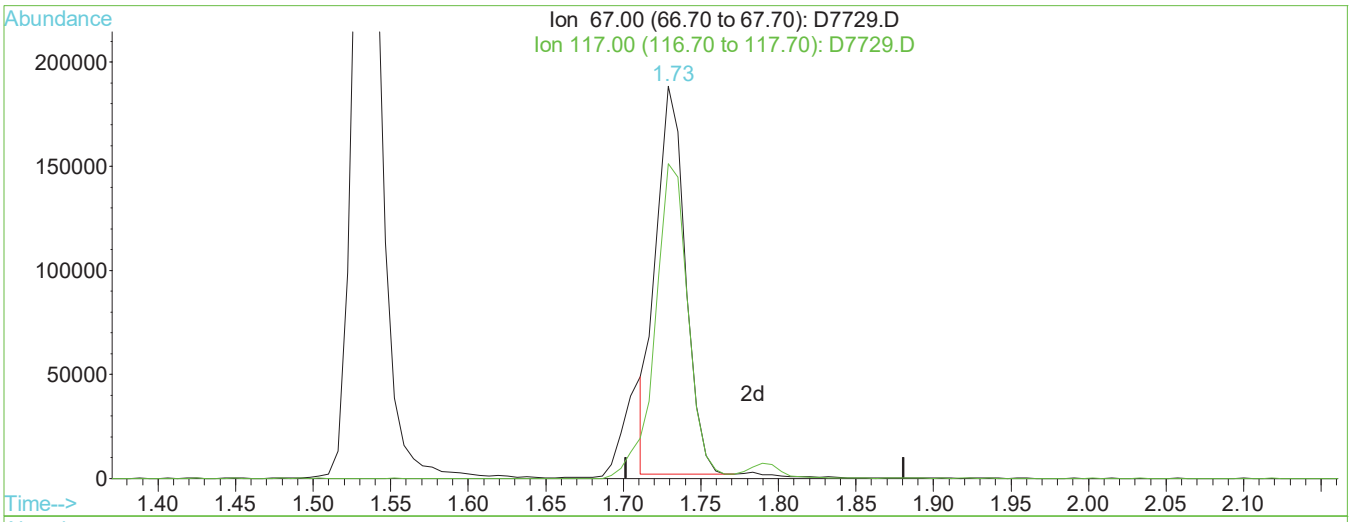

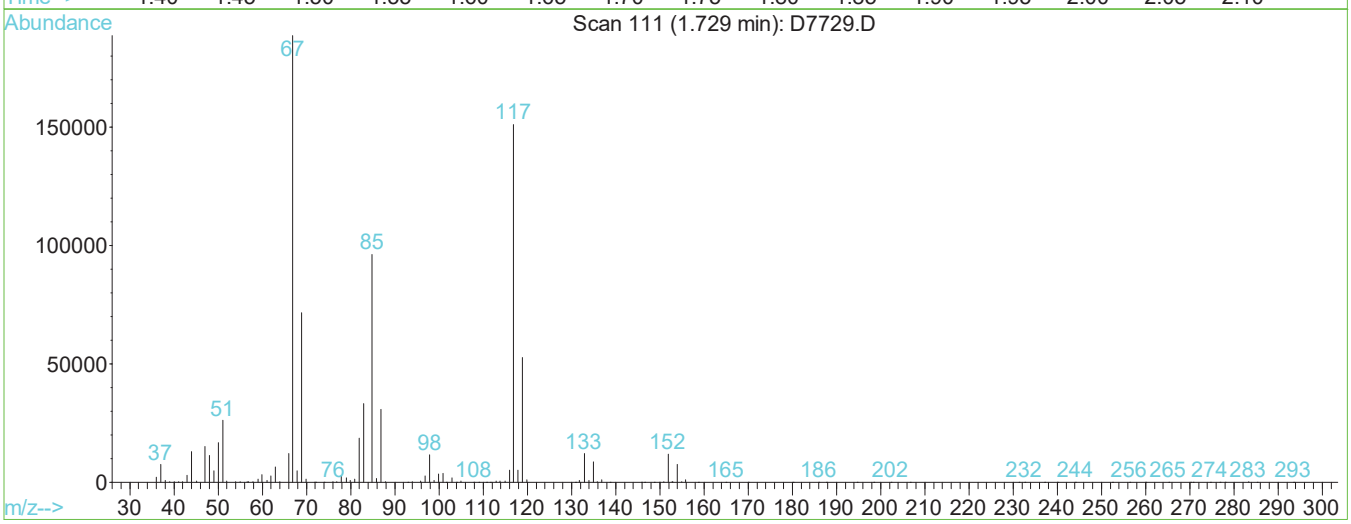

TIC: D7729.D

(9) Freon 123a

1.73min 92.32ug/L

response 245492

Ion	Exp%	Act%
67.00	100	100
117.00	81.00	80.14
0.00	0.00	0.00
0.00	0.00	0.00

Manual Integration:

Before

08/25/17

1st DL 08/25/17
2nd FJ 08/26/17

Data File : I:\ACQUDATA\MSVOA6\DATA\082417\D7729.D Vial: 12
Acq On : 24 Aug 2017 1:07 pm Operator: D.Lipani
Sample : STD #7 - 100 PPB Inst : MS#6
Misc : 8260C / 624 ICAL GCMS#6 Multiplr: 1.00
MS Integration Params: CPD4.P
Quant Time: Aug 25 11:04 2017 Quant Results File: W082417.RES

Quant Method : I:\ACQUDATA\M...\W082417.M (RTE Integrator)
Title : 8260C / 624 WATERS
Last Update : Fri Aug 25 10:54:27 2017
Response via : Initial Calibration
DataAcq Meth : W082417

Internal Standards	R.T.	QIon	Response	Conc	Units	Dev(Min)
1) Pentafluorobenzene	4.59	168	295167	50.00	ug/L	0.00
40) 1,4-Difluorobenzene	5.87	114	375628	50.00	ug/L	0.00
67) d5-Chlorobenzene	9.19	82	175374	50.00	ug/L	0.00
87) 1,4-Dichlorobenzene-d4	11.29	152	218231	50.00	ug/L	0.00
System Monitoring Compounds						
41) surr4,Dibrflmethane	3.86	113	334238	124.06	ug/L	0.00
Spiked Amount 50.000	Range 89 - 119		Recovery = 248.12%#			
43) surr1,1,2-dichloroethane-d	4.47	65	357548	122.53	ug/L	0.00
Spiked Amount 50.000	Range 81 - 127		Recovery = 245.06%#			
65) SURR3,Toluene-d8	7.89	98	888073	116.76	ug/L	0.00
Spiked Amount 50.000	Range 87 - 121		Recovery = 233.52%#			
86) SURR2,BFB	10.25	95	413363	125.85	ug/L	0.00
Spiked Amount 50.000	Range 85 - 122		Recovery = 251.70%#			
Target Compounds						Qvalue
2) Dichlorodifluoromethane	1.11	85	378071	85.87	ug/L	97
3) Chloromethane	1.19	50	260732	89.19	ug/L	97
4) Vinyl Chloride	1.26	62	363786	100.93	ug/L	95
5) Bromomethane	1.44	94	217021	99.91	ug/L	100
6) Chloroethane	1.50	64	171892	97.36	ug/L	99
7) Freon 21	1.53	67	470713	87.84	ug/L	99
8) Freon 123	1.71	83	317225	95.33	ug/L	97
9) Freon 123a	1.73	67	245492	92.32	ug/L	99
10) Acrolein	1.78	56	126425	541.45	ug/L	98
11) Trichlorofluoromethane	1.79	101	388867	96.56	ug/L	98
12) Acetonitrile	1.80	41	82796	515.58	ug/L	97
13) 2-Propanol	1.83	45	188555	1706.78	ug/L	97
14) Acetone	1.86	43	51821	93.78	ug/L	99
15) Diethyl Ether	1.94	59	129648	91.15	ug/L	96
16) 1,1-Diclethene	2.09	96	197404	97.06	ug/L	96
17) Iodomethane	2.11	142	398418	120.55	ug/L	99
18) TBA	2.13	59	345570m	1827.18	ug/L	
19) Acrylonitrile	2.14	53	285141	465.83	ug/L	93
20) Methylene Chloride	2.20	84	209284	96.87	ug/L	97
21) Freon 113	2.24	101	232296	99.98	ug/L	96
22) Methyl Acetate	2.25	43	182209	100.03	ug/L	97
23) Allyl Chloride	2.26	76	87419	104.40	ug/L	92
24) Carbon Disulfide	2.31	76	582484	93.64	ug/L	98
25) trans-1,2-Dichloroethene	2.68	96	211183	97.46	ug/L	96
26) Methyl-t-Butyl Ether	2.81	73	521446	93.64	ug/L	96
27) 1,1-Diclethane	2.89	63	325780	99.10	ug/L	96
28) Propionitrile	2.92	54	109868	498.07	ug/L	98
29) Vinyl Acetate	3.09	43	397988	101.89	ug/L	94
30) 2-Chloro-1,3-Butadiene	3.25	53	301785	103.82	ug/L	95
31) 2-Butanone	3.35	43	74816	100.91	ug/L	95
32) Methacrylonitrile	3.44	67	71089	98.88	ug/L	90
33) cis-1,2-Dichloroethene	3.47	96	227984	98.53	ug/L	91
34) Bromochloromethane	3.63	128	126325	96.24	ug/L	97
35) Chloroform	3.71	83	372555	94.53	ug/L	94
36) 2,2-Dichloropropane	3.79	77	348428	96.96	ug/L	97
37) Ethyl Acetate	3.81	43	316839	200.47	ug/L	98
38) Tetrahydrofuran	4.13	42	42881	96.38	ug/L	91
39) 1,1,1-Trichloroethane	4.72	97	358404	93.66	ug/L	97
42) Iso-Butyl Alcohol	3.96	42	79241	1886.29	ug/L	96

(#) = qualifier out of range (m) = manual integration

1st DL 08/25/17
2nd FJ 08/26/17

Data File : I:\ACQUDATA\MSVOA6\DATA\082417\D7729.D Vial: 12
Acq On : 24 Aug 2017 1:07 pm Operator: D.Lipani
Sample : STD #7 - 100 PPB Inst : MS#6
Misc : 8260C / 624 ICAL GCMS#6 Multiplr: 1.00
MS Integration Params: CPD4.P
Quant Time: Aug 25 11:04 2017 Quant Results File: W082417.RES

Quant Method : I:\ACQUDATA\M...\W082417.M (RTE Integrator)
Title : 8260C / 624 WATERS
Last Update : Fri Aug 25 10:54:27 2017
Response via : Initial Calibration
DataAcq Meth : W082417

	Compound	R.T.	QIon	Response	Conc	Unit	Qvalue
44)	1,2-Dichloroethane	4.59	64	96543	93.81	ug/L	98
45)	2-Methyl-1,3-Dioxolane	4.81	73	116661	468.40	ug/L	99
46)	1,1-Dichloropropene	5.07	75	274555	100.89	ug/L	96
47)	Cyclohexane	5.17	56	275564	98.61	ug/L	92
48)	Carbontetrachloride	5.31	119	312351	103.29	ug/L	96
49)	Benzene	5.40	78	691956	93.98	ug/L	96
50)	Isopropyl Acetate	5.40	43	353199	97.21	ug/L	97
51)	Dibromomethane	6.17	93	152290	97.84	ug/L	98
52)	1,2-Diclpropane	6.25	63	184558	98.14	ug/L	97
53)	n-Heptane	6.35	43	207516	100.80	ug/L	95
54)	Trichloroethene	6.32	130	241772	99.25	ug/L	99
55)	Bromodichloromethane	6.36	83	291710	100.18	ug/L	100
56)	1,4-Dioxane	6.57	88	33375m	1773.87	ug/L	
57)	Epichlorohydrin	6.74	57	78798	524.15	ug/L	96
58)	Methyl Methacrylate	6.75	69	119059	93.79	ug/L	93
59)	Methylcyclohexane	6.90	55	225479	98.40	ug/L	98
60)	2-Chloroethylvinyl Ether	7.02	63	121019	102.64	ug/L	93
61)	cis-1,3-Dichloropropene	7.17	75	332010	101.87	ug/L	99
62)	4-Methyl-2-pentanone	7.37	43	162575	96.41	ug/L	100
63)	trans-1,3-Dichloropropene	7.66	75	307384	100.41	ug/L	99
64)	1,1,2-Trichloroethane	7.77	97	184748	99.71	ug/L	97
66)	Toluene	7.96	91	738813	88.40	ug/L	95
68)	1,3-Dichloropropane	8.02	76	290104	98.80	ug/L	98
69)	Ethyl Methacrylate	8.20	69	229877	97.00	ug/L	96
70)	Dibromochloromethane	8.21	129	250088	103.70	ug/L	98
71)	2-Hexanone	8.26	43	120020	101.41	ug/L	99
72)	1,2-Dibromoethane	8.43	107	212363	100.29	ug/L	97
73)	n-Butyl Acetate	8.63	43	271483	100.27	ug/L	99
74)	Tetrachloroethene	8.63	164	211635	101.08	ug/L	98
75)	1,1,1,2-Tetrachloroethane	9.17	131	232513	106.25	ug/L	98
76)	Chlorobenzene	9.22	112	522212	94.23	ug/L	96
77)	Ethylbenzene	9.44	106	287300	98.32	ug/L	93
78)	Bromoform	9.61	173	183580	113.08	ug/L	98
79)	(m+p)Xylene	9.62	106	696570	190.44	ug/L	90
80)	o-Xylene	9.94	106	359805	102.23	ug/L	95
81)	Cyclohexanone	9.84	55	115184	1709.27	ug/L	96
82)	Styrene	9.88	104	555361	98.74	ug/L	97
83)	Amyl Acetate	9.99	43	365013	98.88	ug/L	97
84)	trans-1,4-Dichloro-2-Buten	10.11	75	81450	99.52	ug/L	95
85)	Isopropylbenzene	10.25	105	806321	89.80	ug/L	95
88)	1,1,2,2-Tetrachloroethane	9.93	83	248627	95.37	ug/L	98
89)	1,2,3-Trichloropropane	10.04	75	176991	89.95	ug/L	99
90)	Bromobenzene	10.39	156	297994	92.10	ug/L	98
91)	n-Propylbenzene	10.61	91	881549	76.21	ug/L	93
92)	2-Chlorotoluene	10.65	91	567624	84.36	ug/L	98
93)	4-Chlorotoluene	10.71	91	613448	84.78	ug/L	96
94)	1,3,5-Trimethylbenzene	10.87	105	665397	82.89	ug/L	96
95)	tert-Butylbenzene	11.07	119	588581	84.31	ug/L	96
96)	1,2,4-Trimethylbenzene	11.17	105	716081	83.20	ug/L	94
97)	sec-Butylbenzene	11.24	105	847442	85.15	ug/L	95
98)	1,3-Dclbenz	11.26	146	506320	92.03	ug/L	96
99)	1,4-Dclbenz	11.32	146	503447	90.31	ug/L	97
100)	p-Isopropyltoluene	11.41	119	721272	87.93	ug/L	94
101)	1,2-Dclbenz	11.58	146	478557	86.95	ug/L	97

(#) = qualifier out of range (m) = manual integration

1st DL 08/25/17
2nd FJ 08/26/17

Data File : I:\ACQUDATA\MSVOA6\DATA\082417\D7729.D Vial: 12
Acq On : 24 Aug 2017 1:07 pm Operator: D.Lipani
Sample : STD #7 - 100 PPB Inst : MS#6
Misc : 8260C / 624 ICAL GCMS#6 Multiplr: 1.00
MS Integration Params: CPD4.P
Quant Time: Aug 25 11:04 2017 Quant Results File: W082417.RES

Quant Method : I:\ACQUDATA\M...\W082417.M (RTE Integrator)
Title : 8260C / 624 WATERS
Last Update : Fri Aug 25 10:54:27 2017
Response via : Initial Calibration
DataAcq Meth : W082417

	Compound	R.T.	QIon	Response	Conc	Unit	Qvalue
102)	n-Butylbenzene	11.72	91	659431	87.24	ug/L	96
103)	1,2-Dibromo-3-chloropropan	11.94	75	44518	92.73	ug/L	94
104)	Nitrobenzene	12.13	77	5128	151.22	ug/L	87
105)	1,2,4-Tcbenzene	13.02	180	343137	90.51	ug/L	98
106)	Naphthalen	13.20	128	610455	85.17	ug/L	98
107)	Hexachlorobt	13.29	225	178840	96.30	ug/L	98
108)	1,2,3-Tclbenzene	13.35	180	319973	98.09	ug/L	98

(#) = qualifier out of range (m) = manual integration

Data File : I:\ACQUDATA\MSVOA6\DATA\082417\D7729.D Vial: 12
Acq On : 24 Aug 2017 1:07 pm Operator: D.Lipani
Sample : STD #7 - 100 PPB Inst : MS#6
Misc : 8260C / 624 ICAL GCMS#6 Multiplr: 1.00
MS Integration Params: CPD4.P
Quant Time: Aug 25 11:04 2017 Quant Results File: W082417.RES

Method : I:\ACQUDATA\MSVOA6\METHODS\W082417.M (RTE Integrator)
Title : 8260C / 624 WATERS
Last Update : Fri Aug 25 10:54:27 2017
Response via : Initial Calibration

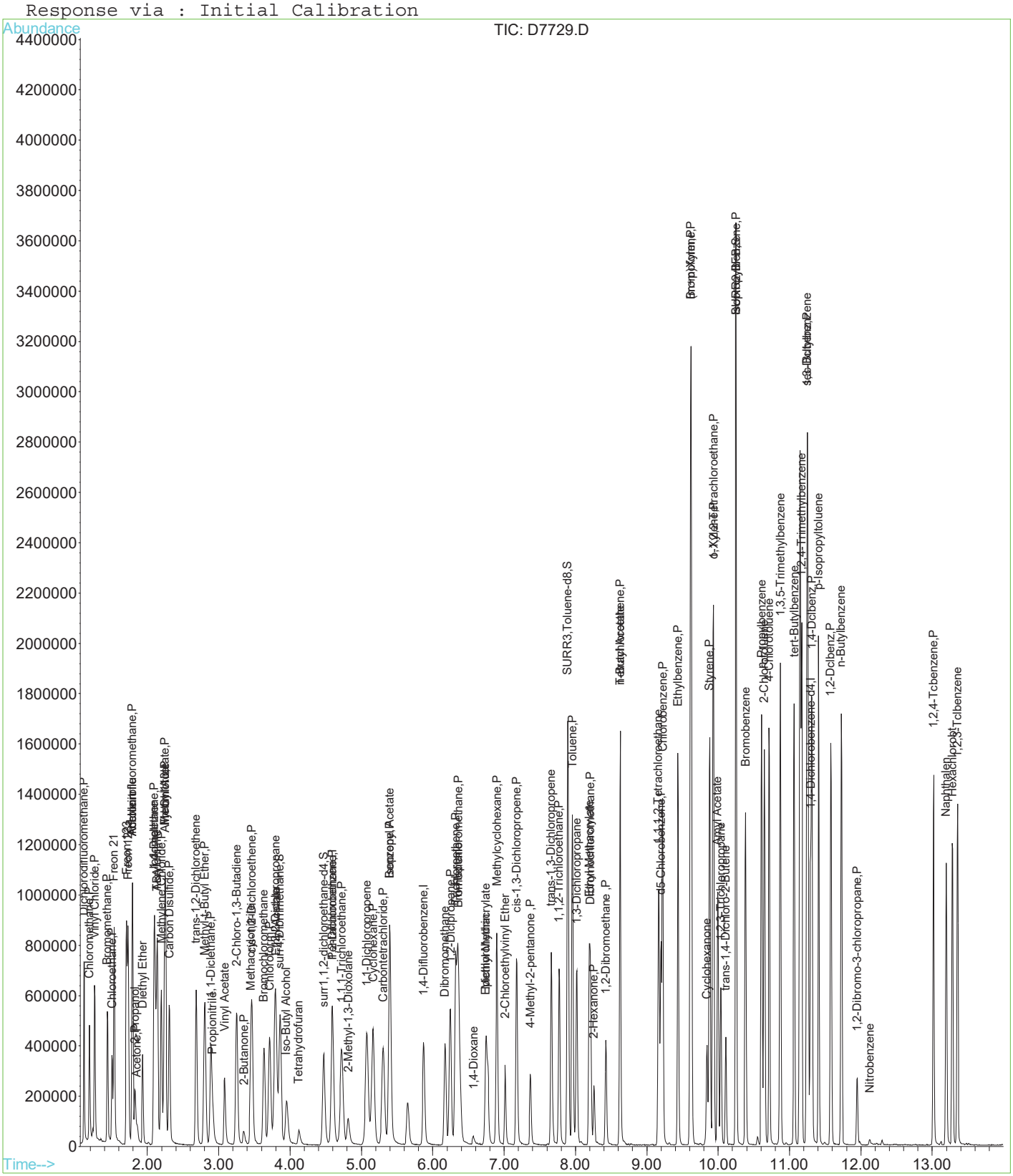

1st DL 08/25/17
2nd FJ 08/26/17

Data File : I:\ACQUDATA\MSVOA6\DATA\082417\D7730.D Vial: 13
Acq On : 24 Aug 2017 1:34 pm Operator: D.Lipani
Sample : STD #8 - 150 PPB Inst : MS#6
Misc : 8260C / 624 ICAL GCMS#6 Multiplr: 1.00
MS Integration Params: CPD4.P
Quant Time: Aug 25 11:07 2017 Quant Results File: temp.res

Method : I:\ACQUDATA\MSVOA6\METHODS\W082417.M (RTE Integrator)
Title : 8260C / 624 WATERS
Last Update : Fri Aug 25 11:05:49 2017
Response via : Multiple Level Calibration

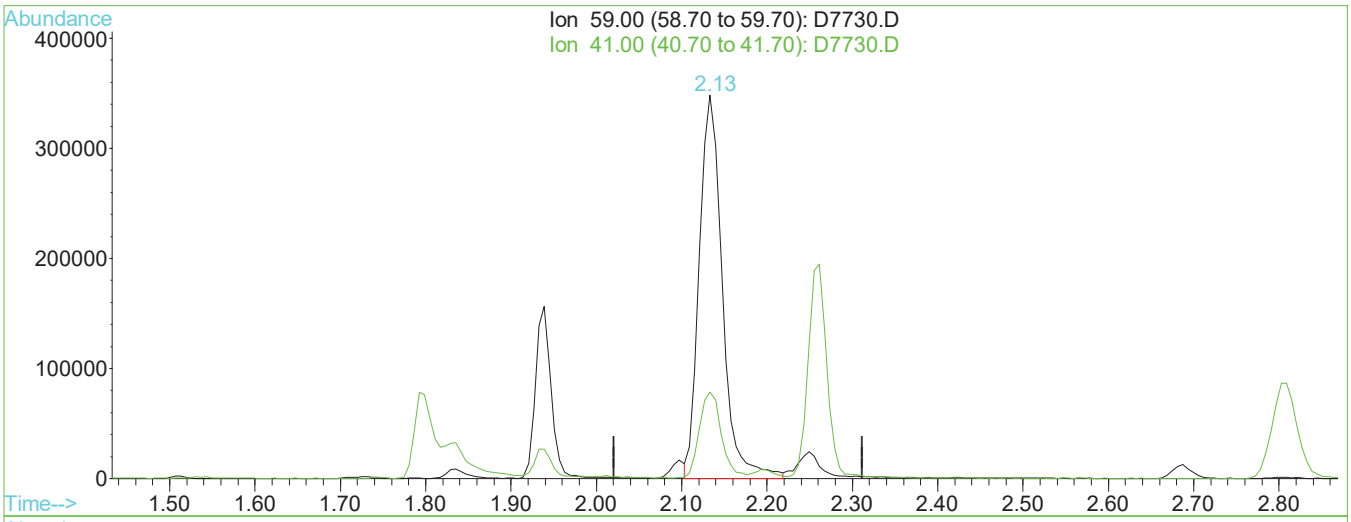

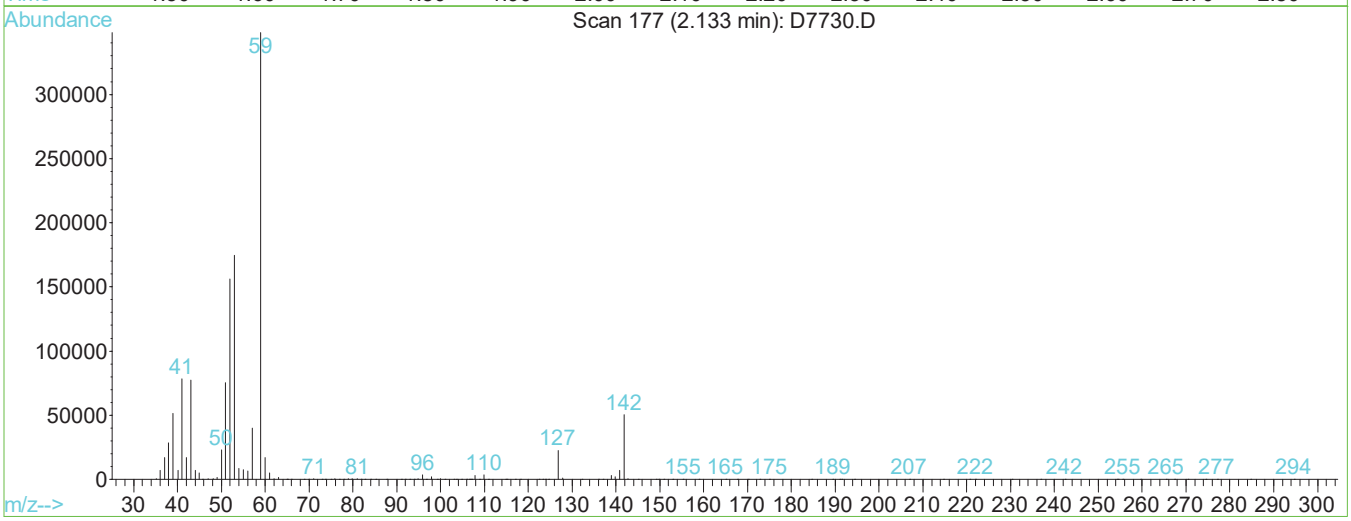

TIC: D7730.D

(18) TBA

2.13min 3290.24ug/L m

response 647832

Ion	Exp%	Act%
59.00	100	100
41.00	19.90	22.48
0.00	0.00	0.00
0.00	0.00	0.00

Manual Integration:

After

Poor integration.

08/25/17

1st DL 08/25/17
2nd FJ 08/26/17

Data File : I:\ACQUDATA\MSVOA6\DATA\082417\D7730.D Vial: 13
Acq On : 24 Aug 2017 1:34 pm Operator: D.Lipani
Sample : STD #8 - 150 PPB Inst : MS#6
Misc : 8260C / 624 ICAL GCMS#6 Multiplr: 1.00
MS Integration Params: CPD4.P
Quant Time: Aug 25 11:06 2017 Quant Results File: temp.res

Method : I:\ACQUDATA\MSVOA6\METHODS\W082417.M (RTE Integrator)
Title : 8260C / 624 WATERS
Last Update : Fri Aug 25 11:05:49 2017
Response via : Multiple Level Calibration

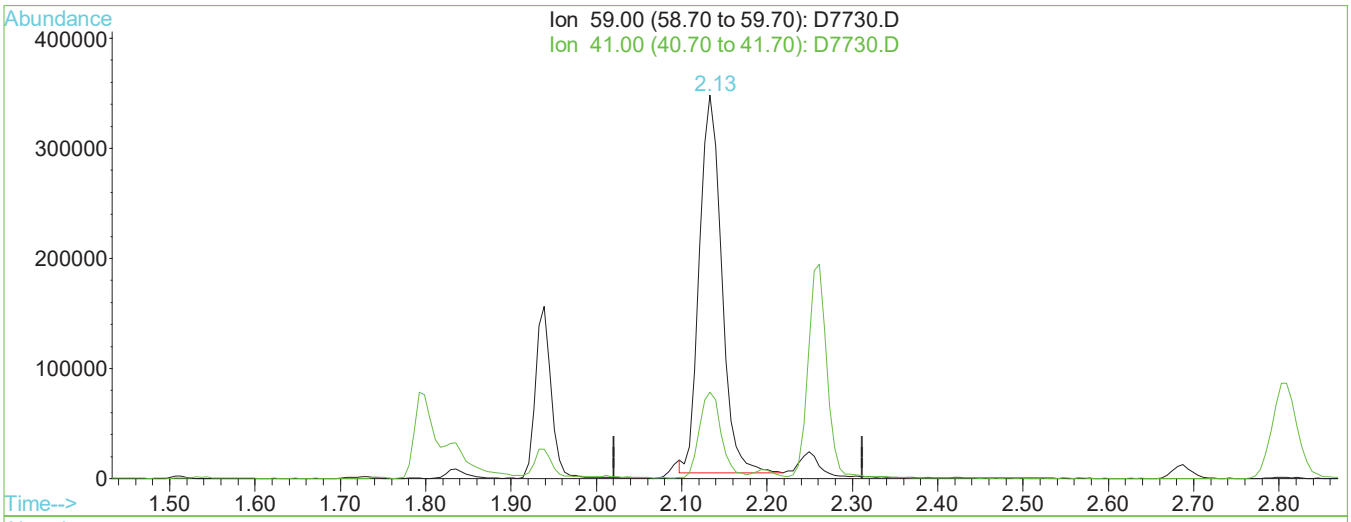

TIC: D7730.D

(18) TBA

2.13min 3126.19ug/L

response 615531

Ion	Exp%	Act%
59.00	100	100
41.00	19.90	22.48
0.00	0.00	0.00
0.00	0.00	0.00

Manual Integration:

Before

08/25/17

1st DL 08/25/17
2nd FJ 08/26/17

Data File : I:\ACQUDATA\MSVOA6\DATA\082417\D7730.D Vial: 13
Acq On : 24 Aug 2017 1:34 pm Operator: D.Lipani
Sample : STD #8 - 150 PPB Inst : MS#6
Misc : 8260C / 624 ICAL GCMS#6 Multiplr: 1.00
MS Integration Params: CPD4.P
Quant Time: Aug 25 11:07 2017 Quant Results File: W082417.RES

Quant Method : I:\ACQUDATA\M...\W082417.M (RTE Integrator)
Title : 8260C / 624 WATERS
Last Update : Fri Aug 25 11:05:49 2017
Response via : Initial Calibration
DataAcq Meth : W082417

Internal Standards	R.T.	QIon	Response	Conc	Units	Dev(Min)
1) Pentafluorobenzene	4.60	168	307302	50.00	ug/L	0.00
40) 1,4-Difluorobenzene	5.87	114	383927	50.00	ug/L	0.00
67) d5-Chlorobenzene	9.20	82	179749	50.00	ug/L	0.00
87) 1,4-Dichlorobenzene-d4	11.30	152	223272	50.00	ug/L	0.00
System Monitoring Compounds						
41) surr4,Dibrflmethane	3.86	113	411026	149.27	ug/L	0.00
Spiked Amount 50.000	Range 89 - 119		Recovery = 298.54%#			
43) surr1,1,2-dichloroethane-d	4.48	65	440508	147.70	ug/L	0.00
Spiked Amount 50.000	Range 81 - 127		Recovery = 295.40%#			
65) SURR3,Toluene-d8	7.89	98	1071029	137.77	ug/L	0.00
Spiked Amount 50.000	Range 87 - 121		Recovery = 275.54%#			
86) SURR2,BFB	10.25	95	528888	157.10	ug/L	0.00
Spiked Amount 50.000	Range 85 - 122		Recovery = 314.20%#			
Target Compounds						Qvalue
2) Dichlorodifluoromethane	1.11	85	565733	123.42	ug/L	93
3) Chloromethane	1.19	50	400870	131.72	ug/L	94
4) Vinyl Chloride	1.26	62	607454	161.88	ug/L	93
5) Bromomethane	1.44	94	342270	151.35	ug/L	100
6) Chloroethane	1.51	64	264083	143.67	ug/L	98
7) Freon 21	1.54	67	693680	124.34	ug/L	93
8) Freon 123	1.71	83	458278	132.27	ug/L	97
9) Freon 123a	1.73	67	364553	132.45	ug/L	97
10) Acrolein	1.79	56	201111	827.29	ug/L	98
11) Trichlorofluoromethane	1.79	101	566898	135.21	ug/L	96
12) Acetonitrile	1.79	41	120053	717.73	ug/L	93
13) 2-Propanol	1.84	45	357174	3105.43	ug/L	94
14) Acetone	1.86	43	90181	156.76	ug/L	100
15) Diethyl Ether	1.94	59	199030	134.40	ug/L	98
16) 1,1-Diclethene	2.10	96	292267	138.02	ug/L	98
17) Iodomethane	2.11	142	515789	149.91	ug/L	99
18) TBA	2.13	59	647832m	3290.24	ug/L	
19) Acrylonitrile	2.15	53	483412	758.56	ug/L	96
20) Methylene Chloride	2.20	84	311884	138.65	ug/L	97
21) Freon 113	2.24	101	338016	139.74	ug/L	96
22) Methyl Acetate	2.25	43	307272	162.02	ug/L	93
23) Allyl Chloride	2.26	76	123847	142.06	ug/L	97
24) Carbon Disulfide	2.31	76	809525	124.99	ug/L	95
25) trans-1,2-Dichloroethene	2.69	96	318979	141.40	ug/L	97
26) Methyl-t-Butyl Ether	2.81	73	787756	135.87	ug/L	95
27) 1,1-Diclethane	2.89	63	480898	140.51	ug/L	94
28) Propionitrile	2.92	54	195486	851.22	ug/L	90
29) Vinyl Acetate	3.08	43	621368	152.80	ug/L	94
30) 2-Chloro-1,3-Butadiene	3.25	53	445149	147.09	ug/L	92
31) 2-Butanone	3.35	43	123923	160.55	ug/L	96
32) Methacrylonitrile	3.45	67	123879	165.50	ug/L	93
33) cis-1,2-Dichloroethene	3.47	96	348118	144.51	ug/L	95
34) Bromochloromethane	3.64	128	189098	138.37	ug/L	98
35) Chloroform	3.72	83	554525	135.15	ug/L	94
36) 2,2-Dichloropropane	3.79	77	514794	137.59	ug/L	94
37) Ethyl Acetate	3.81	43	523607	319.87	ug/L	97
38) Tetrahydrofuran	4.12	42	72967	157.52	ug/L	85
39) 1,1,1-Trichloroethane	4.73	97	533900	134.02	ug/L	96
42) Iso-Butyl Alcohol	3.96	42	151066	3518.31	ug/L	97

(#) = qualifier out of range (m) = manual integration

1st DL 08/25/17
2nd FJ 08/26/17

Data File : I:\ACQUDATA\MSVOA6\DATA\082417\D7730.D Vial: 13
Acq On : 24 Aug 2017 1:34 pm Operator: D.Lipani
Sample : STD #8 - 150 PPB Inst : MS#6
Misc : 8260C / 624 ICAL GCMS#6 Multiplr: 1.00
MS Integration Params: CPD4.P
Quant Time: Aug 25 11:07 2017 Quant Results File: W082417.RES

Quant Method : I:\ACQUDATA\M...\W082417.M (RTE Integrator)
Title : 8260C / 624 WATERS
Last Update : Fri Aug 25 11:05:49 2017
Response via : Initial Calibration
DataAcq Meth : W082417

	Compound	R.T.	QIon	Response	Conc	Unit		Qvalue
44)	1,2-Dichloroethane	4.60	64	148126	140.82	ug/L		94
45)	2-Methyl-1,3-Dioxolane	4.82	73	213386	838.24	ug/L		93
46)	1,1-Dichloropropene	5.08	75	409343	147.17	ug/L		92
47)	Cyclohexane	5.17	56	411946	144.23	ug/L		92
48)	Carbontetrachloride	5.31	119	460705	149.05	ug/L		94
49)	Benzene	5.40	78	1011337	134.39	ug/L		93
50)	Isopropyl Acetate	5.41	43	582329	156.81	ug/L		95
51)	Dibromomethane	6.17	93	231943	145.79	ug/L		99
52)	1,2-Diclpropane	6.25	63	270425	140.69	ug/L		97
53)	n-Heptane	6.35	43	310126	147.39	ug/L		95
54)	Trichloroethene	6.32	130	359755	144.50	ug/L		98
55)	Bromodichloromethane	6.37	83	439402	147.64	ug/L		99
56)	1,4-Dioxane	6.57	88	66394	3445.03	ug/L		92
57)	Epichlorohydrin	6.74	57	147461	959.68	ug/L		98
58)	Methyl Methacrylate	6.75	69	206383	159.07	ug/L		98
59)	Methylcyclohexane	6.90	55	339128	144.79	ug/L		96
60)	2-Chloroethylvinyl Ether	7.02	63	192096	159.40	ug/L		99
61)	cis-1,3-Dichloropropene	7.18	75	488648	146.69	ug/L		98
62)	4-Methyl-2-pentanone	7.37	43	278997	161.88	ug/L		97
63)	trans-1,3-Dichloropropene	7.66	75	455975	145.73	ug/L		97
64)	1,1,2-Trichloroethane	7.77	97	284770	150.37	ug/L		98
66)	Toluene	7.96	91	1065767	124.76	ug/L		94
68)	1,3-Dichloropropane	8.02	76	428188	142.28	ug/L		98
69)	Ethyl Methacrylate	8.20	69	381178	156.92	ug/L		95
70)	Dibromochloromethane	8.21	129	395504	160.01	ug/L		98
71)	2-Hexanone	8.26	43	211312	174.19	ug/L		99
72)	1,2-Dibromoethane	8.43	107	324300	149.43	ug/L		99
73)	n-Butyl Acetate	8.63	43	454007	163.60	ug/L		98
74)	Tetrachloroethene	8.62	164	324994	151.44	ug/L		98
75)	1,1,1,2-Tetrachloroethane	9.17	131	340878	151.98	ug/L		97
76)	Chlorobenzene	9.23	112	751432	132.30	ug/L		95
77)	Ethylbenzene	9.44	106	429871	143.53	ug/L	#	80
78)	Bromoform	9.62	173	308371	185.33	ug/L		96
79)	(m+p)Xylene	9.62	106	990085	264.10	ug/L	#	85
80)	o-Xylene	9.94	106	543104	150.55	ug/L	#	88
81)	Cyclohexanone	9.85	55	210655	3049.93	ug/L		95
82)	Styrene	9.88	104	787619	136.63	ug/L		94
83)	Amyl Acetate	9.99	43	566454	149.71	ug/L		93
84)	trans-1,4-Dichloro-2-Buten	10.11	75	137678	164.13	ug/L		96
85)	Isopropylbenzene	10.25	105	1146604	124.59	ug/L		89
88)	1,1,2,2-Tetrachloroethane	9.93	83	406890	152.55	ug/L		96
89)	1,2,3-Trichloropropane	10.04	75	289811	143.96	ug/L		97
90)	Bromobenzene	10.39	156	439625	132.81	ug/L		98
91)	n-Propylbenzene	10.61	91	1218866	102.99	ug/L		89
92)	2-Chlorotoluene	10.65	91	797957	115.92	ug/L		95
93)	4-Chlorotoluene	10.72	91	864451	116.78	ug/L		92
94)	1,3,5-Trimethylbenzene	10.88	105	940029	114.46	ug/L		93
95)	tert-Butylbenzene	11.07	119	857186	120.02	ug/L		93
96)	1,2,4-Trimethylbenzene	11.17	105	1005161	114.15	ug/L		89
97)	sec-Butylbenzene	11.25	105	1165989	114.51	ug/L		90
98)	1,3-Dclbenz	11.26	146	743734	132.13	ug/L		94
99)	1,4-Dclbenz	11.31	146	732394	128.41	ug/L		95
100)	p-Isopropyltoluene	11.41	119	995061	118.58	ug/L		91
101)	1,2-Dclbenz	11.58	146	700562	124.42	ug/L		95

(#) = qualifier out of range (m) = manual integration

1st DL 08/25/17
2nd FJ 08/26/17

Data File : I:\ACQUDATA\MSVOA6\DATA\082417\D7730.D Vial: 13
Acq On : 24 Aug 2017 1:34 pm Operator: D.Lipani
Sample : STD #8 - 150 PPB Inst : MS#6
Misc : 8260C / 624 ICAL GCMS#6 Multiplr: 1.00
MS Integration Params: CPD4.P
Quant Time: Aug 25 11:07 2017 Quant Results File: W082417.RES

Quant Method : I:\ACQUDATA\M...\W082417.M (RTE Integrator)
Title : 8260C / 624 WATERS
Last Update : Fri Aug 25 11:05:49 2017
Response via : Initial Calibration
DataAcq Meth : W082417

	Compound	R.T.	QIon	Response	Conc	Unit	Qvalue
102)	n-Butylbenzene	11.73	91	922355	119.26	ug/L	91
103)	1,2-Dibromo-3-chloropropan	11.95	75	81294	165.51	ug/L	98
104)	Nitrobenzene	12.12	77	10498	302.58	ug/L	95
105)	1,2,4-Tcbenzene	13.02	180	506679	130.63	ug/L	98
106)	Naphthalen	13.19	128	950345	129.60	ug/L	94
107)	Hexachlorobt	13.28	225	270415	142.32	ug/L	98
108)	1,2,3-Tclbenzene	13.35	180	480661	144.02	ug/L	98

(#) = qualifier out of range (m) = manual integration

1st DL 08/25/17
2nd FJ 08/26/17

Data File : I:\ACQUDATA\MSVOA6\DATA\082417\D7730.D Vial: 13
Acq On : 24 Aug 2017 1:34 pm Operator: D.Lipani
Sample : STD #8 - 150 PPB Inst : MS#6
Misc : 8260C / 624 ICAL GCMS#6 Multiplr: 1.00
MS Integration Params: CPD4.P
Quant Time: Aug 25 11:07 2017 Quant Results File: W082417.RES

Method : I:\ACQUDATA\MSVOA6\METHODS\W082417.M (RTE Integrator)
Title : 8260C / 624 WATERS
Last Update : Fri Aug 25 11:05:49 2017
Response via : Initial Calibration

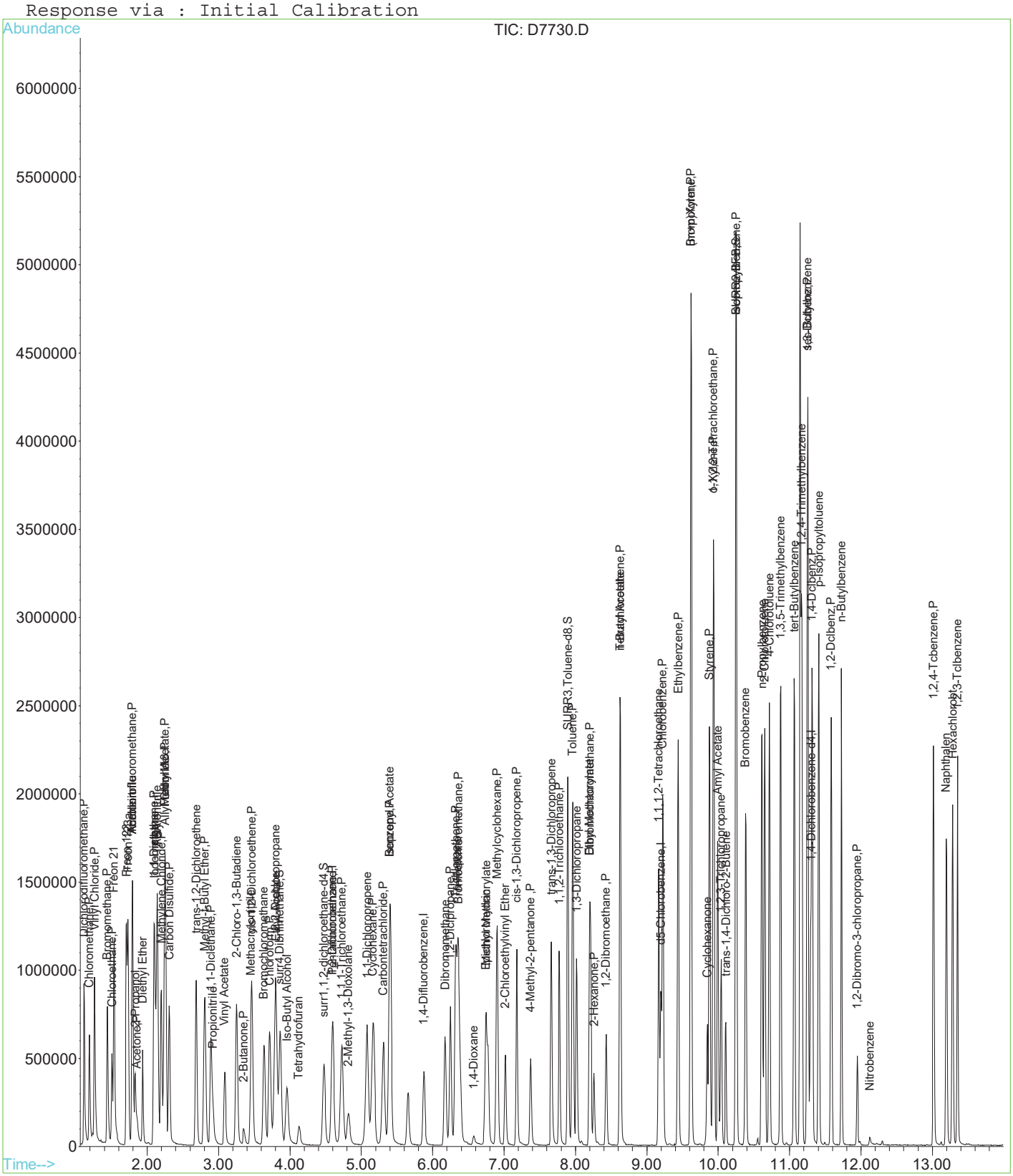

1st DL 08/25/17
2nd FJ 08/26/17

Data File : I:\ACQUDATA\MSVOA6\DATA\082417\D7731.D Vial: 14
Acq On : 24 Aug 2017 2:08 pm Operator: D.Lipani
Sample : STD #9 - 200 PPB Inst : MS#6
Misc : 8260C / 624 ICAL GCMS#6 Multiplr: 1.00
MS Integration Params: CPD4.P
Quant Time: Aug 25 11:14 2017 Quant Results File: temp.res

Method : I:\ACQUDATA\MSVOA6\METHODS\W082417.M (RTE Integrator)
Title : 8260C / 624 WATERS
Last Update : Fri Aug 25 11:10:33 2017
Response via : Multiple Level Calibration

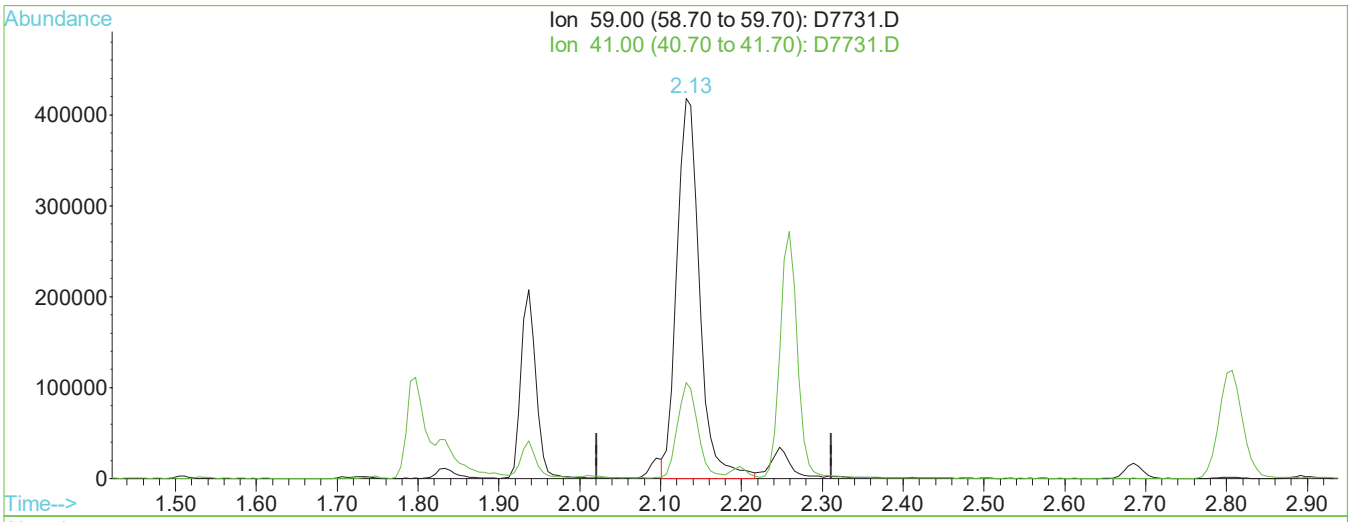

TIC: D7731.D

(18) TBA

2.13min 4074.29ug/L m

response 819305

Ion	Exp%	Act%
59.00	100	100
41.00	19.90	25.25
0.00	0.00	0.00
0.00	0.00	0.00

Manual Integration:

After

Poor integration.

08/25/17

Quantitation Report (Qedit)

Data File : I:\ACQUDATA\MSVOA6\DATA\082417\D7731.D Vial: 14
Acq On : 24 Aug 2017 2:08 pm Operator: D.Lipani
Sample : STD #9 - 200 PPB Inst : MS#6
Misc : 8260C / 624 ICAL GCMS#6 Multiplr: 1.00
MS Integration Params: CPD4.P
Quant Time: Aug 25 11:13 2017 Quant Results File: temp.res

Method : I:\ACQUDATA\MSVOA6\METHODS\W082417.M (RTE Integrator)
Title : 8260C / 624 WATERS
Last Update : Fri Aug 25 11:10:33 2017
Response via : Multiple Level Calibration

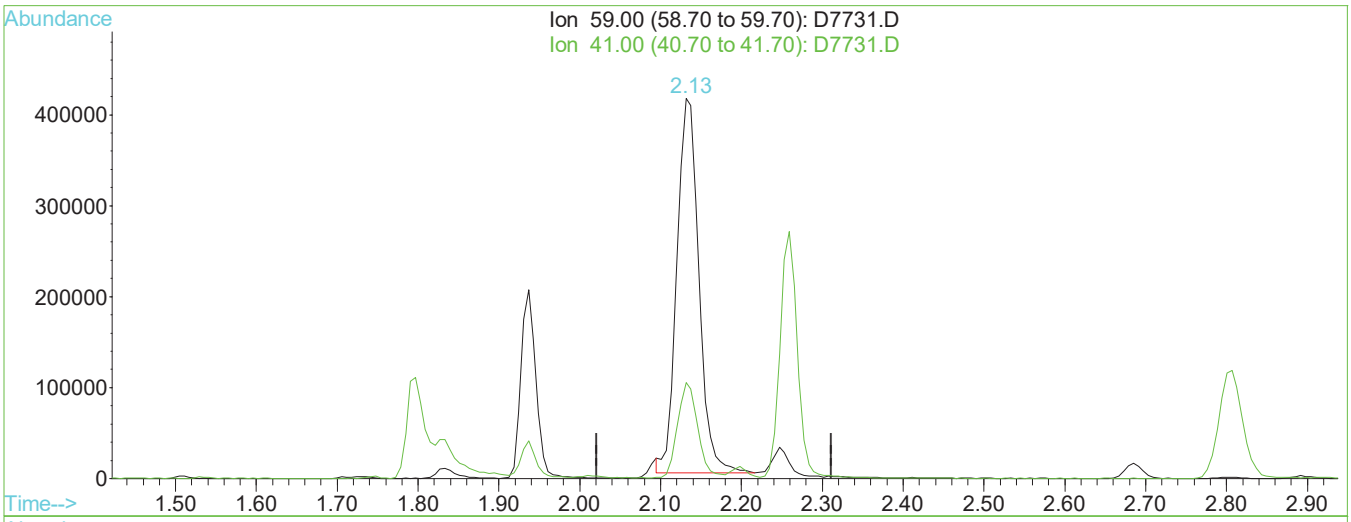

TIC: D7731.D

(18) TBA

2.13min 3884.41ug/L

response 781122

Ion	Exp%	Act%
59.00	100	100
41.00	19.90	25.25
0.00	0.00	0.00
0.00	0.00	0.00

Manual Integration:

Before

08/25/17

1st DL 08/25/17
2nd FJ 08/26/17

Data File : I:\ACQUDATA\MSVOA6\DATA\082417\D7731.D Vial: 14
Acq On : 24 Aug 2017 2:08 pm Operator: D.Lipani
Sample : STD #9 - 200 PPB Inst : MS#6
Misc : 8260C / 624 ICAL GCMS#6 Multiplr: 1.00
MS Integration Params: CPD4.P
Quant Time: Aug 25 11:15 2017 Quant Results File: temp.res

Method : I:\ACQUDATA\MSVOA6\METHODS\W082417.M (RTE Integrator)
Title : 8260C / 624 WATERS
Last Update : Fri Aug 25 11:10:33 2017
Response via : Multiple Level Calibration

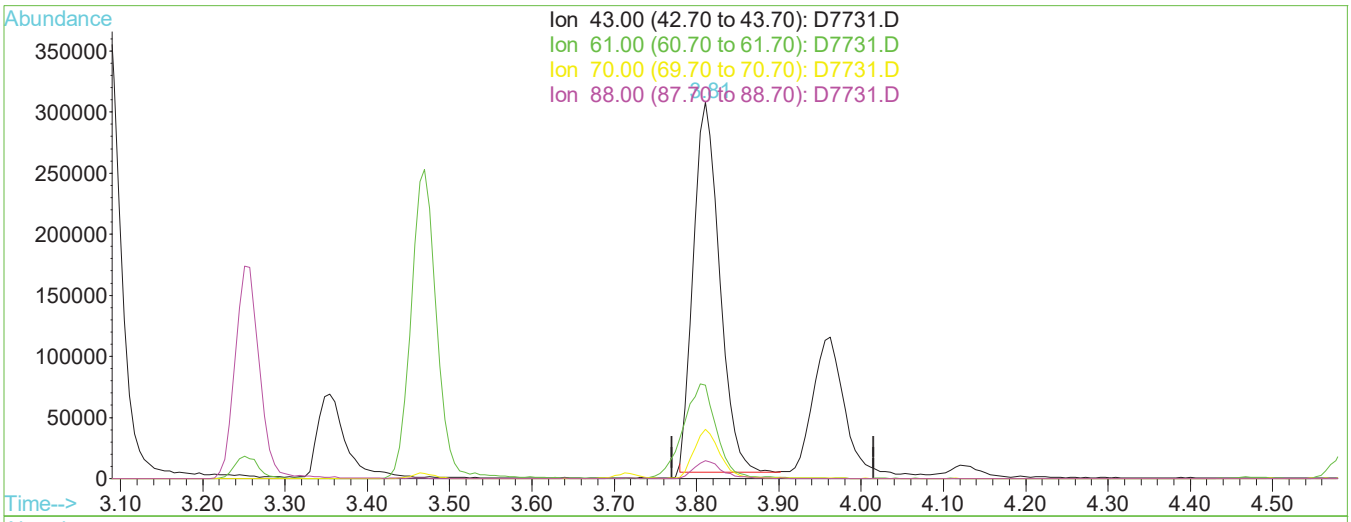

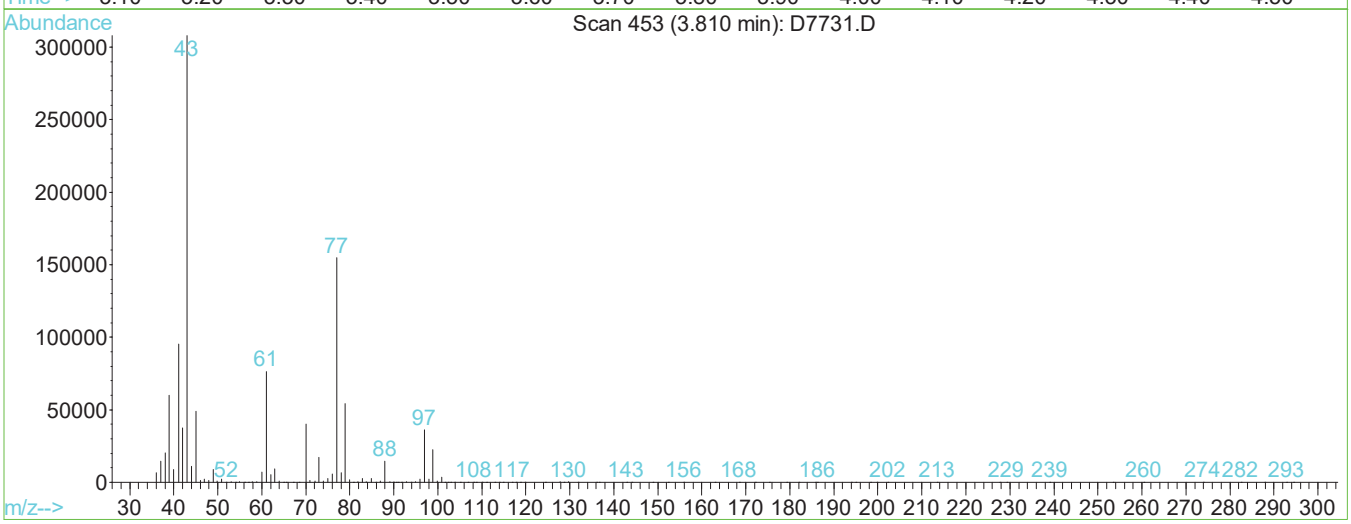

TIC: D7731.D

(37) Ethyl Acetate

3.81min 404.46ug/L m

response 671004

Ion	Exp%	Act%
43.00	100	100
61.00	21.70	24.85
70.00	10.60	13.09
88.00	4.70	4.80

Manual Integration:

After

Poor integration.

08/25/17

1st DL 08/25/17
2nd FJ 08/26/17

Data File : I:\ACQUDATA\MSVOA6\DATA\082417\D7731.D Vial: 14
Acq On : 24 Aug 2017 2:08 pm Operator: D.Lipani
Sample : STD #9 - 200 PPB Inst : MS#6
Misc : 8260C / 624 ICAL GCMS#6 Multiplr: 1.00
MS Integration Params: CPD4.P
Quant Time: Aug 25 11:14 2017 Quant Results File: temp.res

Method : I:\ACQUDATA\MSVOA6\METHODS\W082417.M (RTE Integrator)
Title : 8260C / 624 WATERS
Last Update : Fri Aug 25 11:10:33 2017
Response via : Multiple Level Calibration

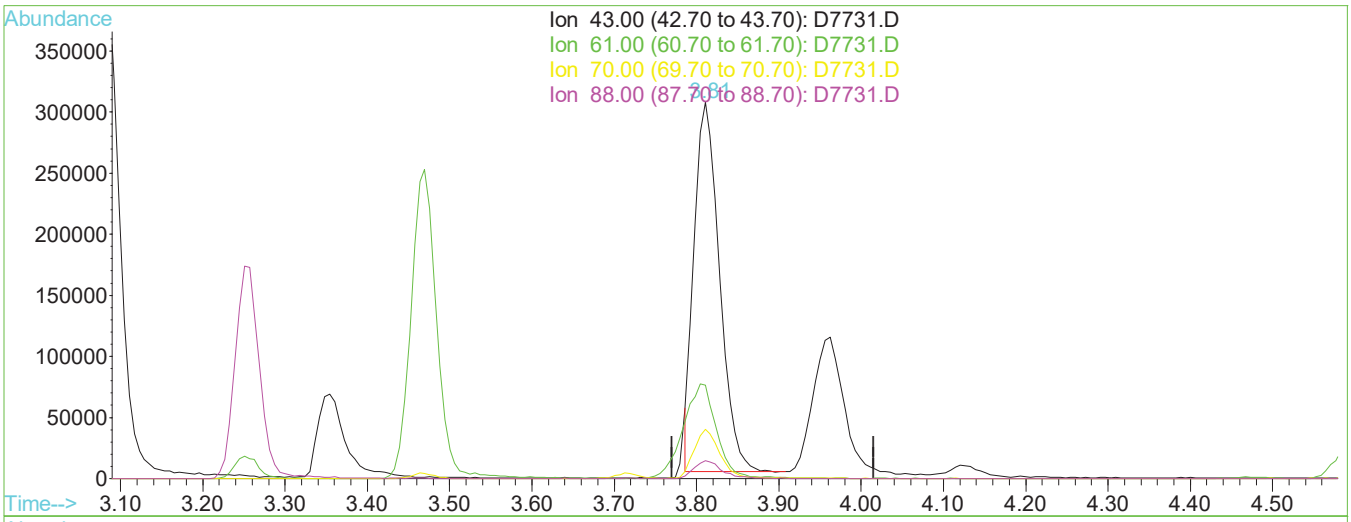

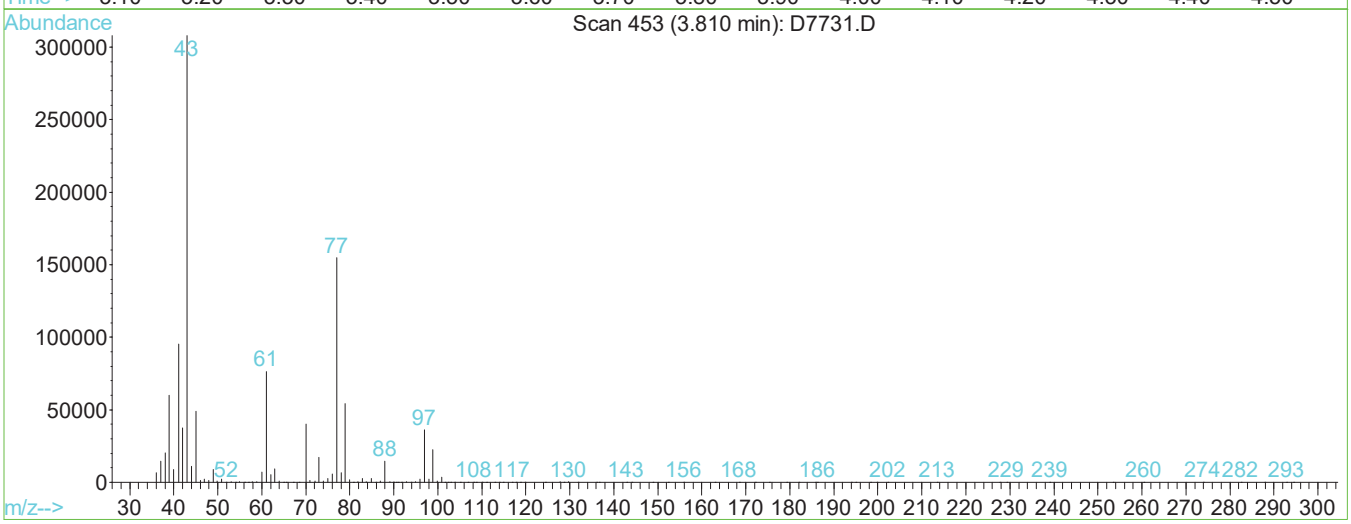

TIC: D7731.D

(37) Ethyl Acetate

3.81min 391.01ug/L

response 648692

Ion	Exp%	Act%
43.00	100	100
61.00	21.70	24.85
70.00	10.60	13.09
88.00	4.70	4.80

Manual Integration:

Before

08/25/17

1st DL 08/25/17
2nd FJ 08/26/17

Data File : I:\ACQUDATA\MSVOA6\DATA\082417\D7731.D Vial: 14
Acq On : 24 Aug 2017 2:08 pm Operator: D.Lipani
Sample : STD #9 - 200 PPB Inst : MS#6
Misc : 8260C / 624 ICAL GCMS#6 Multiplr: 1.00
MS Integration Params: CPD4.P
Quant Time: Aug 25 11:13 2017 Quant Results File: temp.res

Method : I:\ACQUDATA\MSVOA6\METHODS\W082417.M (RTE Integrator)
Title : 8260C / 624 WATERS
Last Update : Fri Aug 25 11:10:33 2017
Response via : Multiple Level Calibration

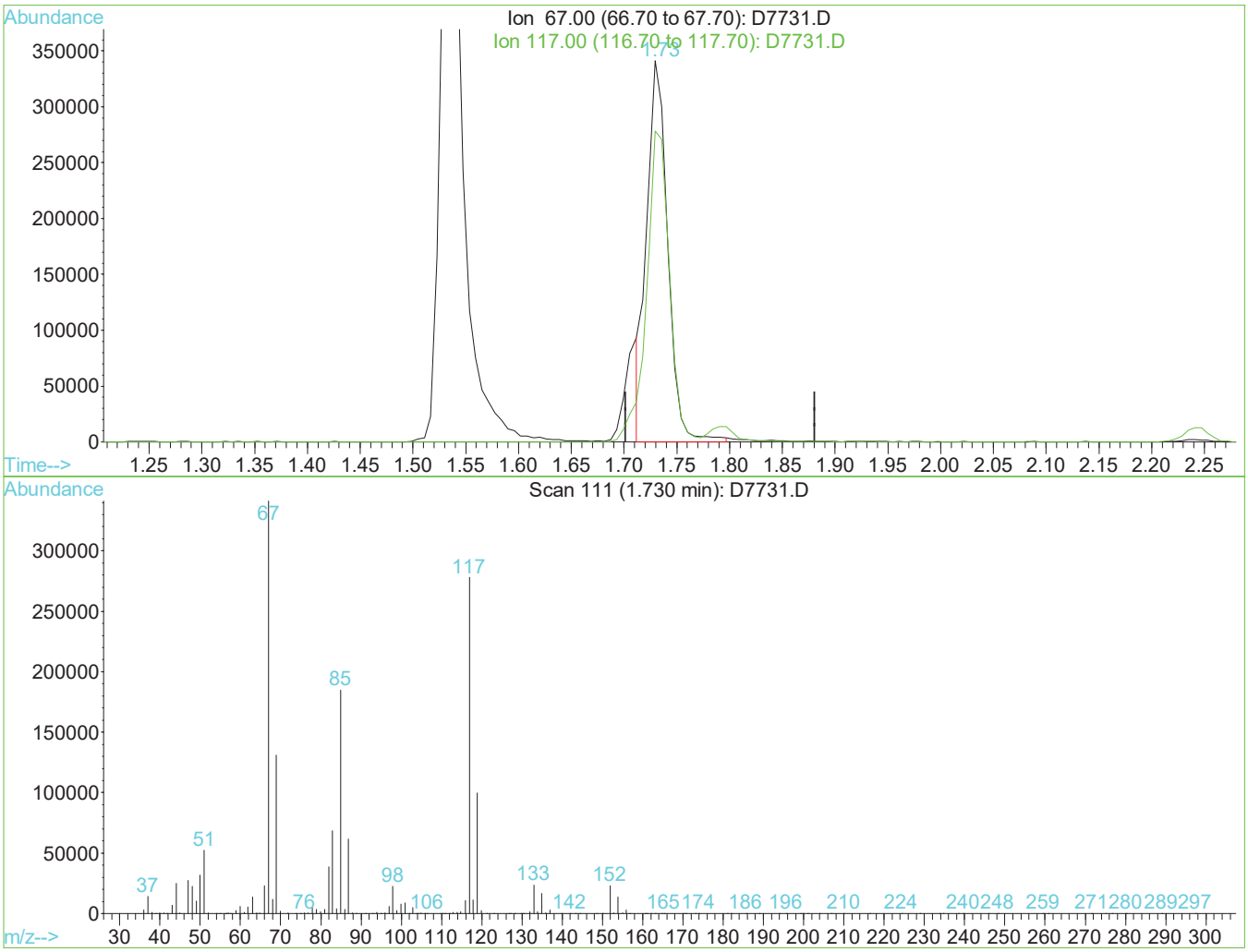

TIC: D7731.D

(9) Freon 123a

1.73min 168.44ug/L m

response 473443

Ion	Exp%	Act%
67.00	100	100
117.00	81.00	81.51
0.00	0.00	0.00
0.00	0.00	0.00

Manual Integration:

After

Poor integration.

08/25/17

1st DL 08/25/17
2nd FJ 08/26/17

Data File : I:\ACQUDATA\MSVOA6\DATA\082417\D7731.D Vial: 14
Acq On : 24 Aug 2017 2:08 pm Operator: D.Lipani
Sample : STD #9 - 200 PPB Inst : MS#6
Misc : 8260C / 624 ICAL GCMS#6 Multiplr: 1.00
MS Integration Params: CPD4.P
Quant Time: Aug 25 11:11 2017 Quant Results File: temp.res

Method : I:\ACQUDATA\MSVOA6\METHODS\W082417.M (RTE Integrator)
Title : 8260C / 624 WATERS
Last Update : Fri Aug 25 11:10:33 2017
Response via : Multiple Level Calibration

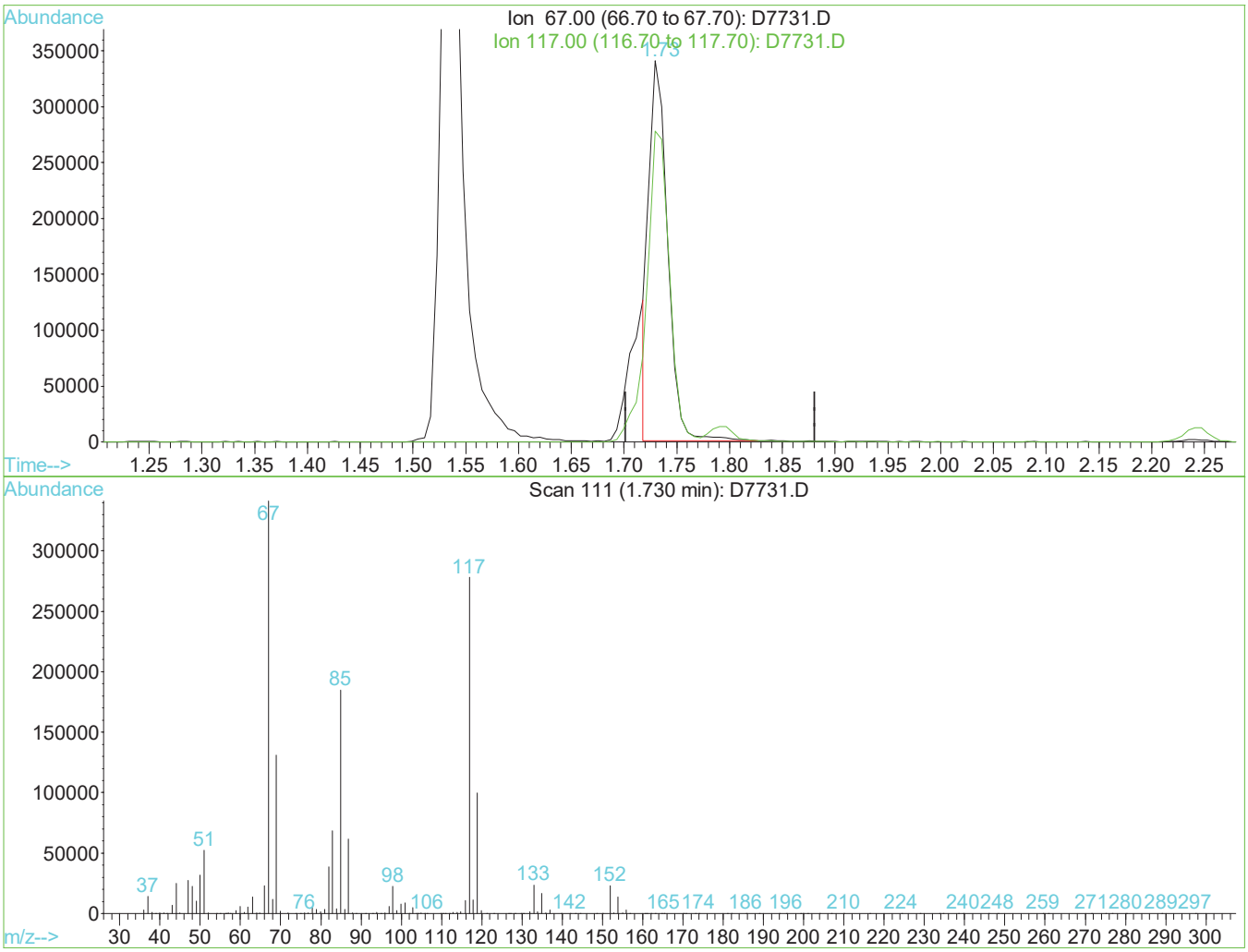

TIC: D7731.D

(9) Freon 123a

1.73min 151.03ug/L

response 424525

Ion	Exp%	Act%
67.00	100	100
117.00	81.00	81.51
0.00	0.00	0.00
0.00	0.00	0.00

Manual Integration:

Before

08/25/17

1st DL 08/25/17
2nd FJ 08/26/17

Data File : I:\ACQUDATA\MSVOA6\DATA\082417\D7731.D Vial: 14
Acq On : 24 Aug 2017 2:08 pm Operator: D.Lipani
Sample : STD #9 - 200 PPB Inst : MS#6
Misc : 8260C / 624 ICAL GCMS#6 Multiplr: 1.00
MS Integration Params: CPD4.P
Quant Time: Aug 25 11:15 2017 Quant Results File: W082417.RES

Quant Method : I:\ACQUDATA\M...\W082417.M (RTE Integrator)
Title : 8260C / 624 WATERS
Last Update : Fri Aug 25 11:10:33 2017
Response via : Initial Calibration
DataAcq Meth : W082417

Internal Standards	R.T.	QIon	Response	Conc	Units	Dev(Min)
1) Pentafluorobenzene	4.60	168	313741	50.00	ug/L	0.00
40) 1,4-Difluorobenzene	5.88	114	400128	50.00	ug/L	0.00
67) d5-Chlorobenzene	9.19	82	187998	50.00	ug/L	0.00
87) 1,4-Dichlorobenzene-d4	11.30	152	228175	50.00	ug/L	0.00
System Monitoring Compounds						
41) surr4,Dibrflmethane	3.87	113	150468	52.43	ug/L	0.00
Spiked Amount 50.000	Range 89 - 119		Recovery = 104.86%			
43) surr1,1,2-dichloroethane-d	4.47	65	161180	51.85	ug/L	0.00
Spiked Amount 50.000	Range 81 - 127		Recovery = 103.70%			
65) SURR3,Toluene-d8	7.89	98	443373	54.72	ug/L	0.00
Spiked Amount 50.000	Range 87 - 121		Recovery = 109.44%			
86) SURR2,BFB	10.25	95	207463	58.92	ug/L	0.00
Spiked Amount 50.000	Range 85 - 122		Recovery = 117.84%			
Target Compounds						Qvalue
2) Dichlorodifluoromethane	1.12	85	714116	152.60	ug/L	90
3) Chloromethane	1.19	50	521412	167.81	ug/L	90
4) Vinyl Chloride	1.26	62	783742	204.57	ug/L	88
5) Bromomethane	1.44	94	465456	201.60	ug/L	100
6) Chloroethane	1.50	64	341842	182.15	ug/L	95
7) Freon 21	1.54	67	869697	152.69	ug/L	90
8) Freon 123	1.71	83	593808	167.87	ug/L	96
9) Freon 123a	1.73	67	473443m	168.44	ug/L	
10) Acrolein	1.78	56	285210	1149.17	ug/L	98
11) Trichlorofluoromethane	1.79	101	747428	174.61	ug/L	94
12) Acetonitrile	1.80	41	180098	1054.20	ug/L	98
13) 2-Propanol	1.83	45	452069	3849.82	ug/L	95
14) Acetone	1.86	43	123767	210.73	ug/L	98
15) Diethyl Ether	1.94	59	270240	178.75	ug/L	94
16) 1,1-Diclethene	2.09	96	396331	183.33	ug/L	97
17) Iodomethane	2.11	142	694941	197.83	ug/L	97
18) TBA	2.13	59	819305m	4074.29	ug/L	
19) Acrylonitrile	2.14	53	639241	982.50	ug/L	96
20) Methylene Chloride	2.20	84	417656	181.87	ug/L	97
21) Freon 113	2.24	101	455226	184.34	ug/L	96
22) Methyl Acetate	2.25	43	403101	208.19	ug/L	95
23) Allyl Chloride	2.26	76	176345	198.13	ug/L	90
24) Carbon Disulfide	2.31	76	1006962	152.29	ug/L	93
25) trans-1,2-Dichloroethene	2.68	96	416637	180.90	ug/L	98
26) Methyl-t-Butyl Ether	2.81	73	1012356	171.03	ug/L	92
27) 1,1-Diclethane	2.89	63	633484	181.30	ug/L	93
28) Propionitrile	2.92	54	249190	1062.80	ug/L	93
29) Vinyl Acetate	3.09	43	790046	190.29	ug/L	93
30) 2-Chloro-1,3-Butadiene	3.25	53	586028	189.67	ug/L	91
31) 2-Butanone	3.35	43	166531	211.32	ug/L	98
32) Methacrylonitrile	3.46	67	162766	212.99	ug/L	91
33) cis-1,2-Dichloroethene	3.47	96	467668	190.16	ug/L	99
34) Bromochloromethane	3.64	128	255025	182.78	ug/L	98
35) Chloroform	3.71	83	731130	174.53	ug/L	93
36) 2,2-Dichloropropane	3.79	77	686138	179.63	ug/L	95
37) Ethyl Acetate	3.81	43	671004m	404.46	ug/L	
38) Tetrahydrofuran	4.13	42	103749	219.38	ug/L	88
39) 1,1,1-Trichloroethane	4.73	97	708432	174.18	ug/L	97
42) Iso-Butyl Alcohol	3.96	42	194619	4349.12	ug/L	98

(#) = qualifier out of range (m) = manual integration

1st DL 08/25/17
2nd FJ 08/26/17

Data File : I:\ACQUDATA\MSVOA6\DATA\082417\D7731.D Vial: 14
Acq On : 24 Aug 2017 2:08 pm Operator: D.Lipani
Sample : STD #9 - 200 PPB Inst : MS#6
Misc : 8260C / 624 ICAL GCMS#6 Multiplr: 1.00
MS Integration Params: CPD4.P
Quant Time: Aug 25 11:15 2017 Quant Results File: W082417.RES

Quant Method : I:\ACQUDATA\M...\W082417.M (RTE Integrator)
Title : 8260C / 624 WATERS
Last Update : Fri Aug 25 11:10:33 2017
Response via : Initial Calibration
DataAcq Meth : W082417

	Compound	R.T.	QIon	Response	Conc	Unit		Qvalue
44)	1,2-Dichloroethane	4.60	64	197192	179.88	ug/L		95
45)	2-Methyl-1,3-Dioxolane	4.81	73	266702	1005.26	ug/L		95
46)	1,1-Dichloropropene	5.08	75	553769	191.04	ug/L		94
47)	Cyclohexane	5.17	56	540043	181.43	ug/L		96
48)	Carbontetrachloride	5.31	119	631050	195.90	ug/L		93
49)	Benzene	5.40	78	1329733	169.55	ug/L		90
50)	Isopropyl Acetate	5.41	43	761015	196.63	ug/L		93
51)	Dibromomethane	6.17	93	311527	187.89	ug/L		100
52)	1,2-Diclpropane	6.25	63	375919	187.66	ug/L		92
53)	n-Heptane	6.35	43	418378	190.79	ug/L		93
54)	Trichloroethene	6.32	130	491868	189.56	ug/L		98
55)	Bromodichloromethane	6.37	83	594531	191.68	ug/L		99
56)	1,4-Dioxane	6.57	88	83231	4143.81	ug/L		90
57)	Epichlorohydrin	6.74	57	190691	1190.77	ug/L		96
58)	Methyl Methacrylate	6.75	69	275705	203.89	ug/L		96
59)	Methylcyclohexane	6.90	55	426553	174.74	ug/L		98
60)	2-Chloroethylvinyl Ether	7.02	63	250624	199.54	ug/L		97
61)	cis-1,3-Dichloropropene	7.18	75	648114	186.68	ug/L		97
62)	4-Methyl-2-pentanone	7.37	43	360040	200.44	ug/L		97
63)	trans-1,3-Dichloropropene	7.66	75	609704	186.97	ug/L		94
64)	1,1,2-Trichloroethane	7.78	97	379037	192.05	ug/L		100
66)	Toluene	7.96	91	1326529	149.00	ug/L		91
68)	1,3-Dichloropropane	8.02	76	568300	180.55	ug/L		98
69)	Ethyl Methacrylate	8.20	69	486084	191.33	ug/L		97
70)	Dibromochloromethane	8.21	129	519963	201.13	ug/L		97
71)	2-Hexanone	8.26	43	256555	202.21	ug/L		99
72)	1,2-Dibromoethane	8.43	107	426603	187.94	ug/L		99
73)	n-Butyl Acetate	8.63	43	584315	201.31	ug/L		95
74)	Tetrachloroethene	8.63	164	442709	197.24	ug/L		97
75)	1,1,1,2-Tetrachloroethane	9.16	131	459285	195.79	ug/L		97
76)	Chlorobenzene	9.22	112	965491	162.53	ug/L		92
77)	Ethylbenzene	9.44	106	561283	179.19	ug/L	#	75
78)	Bromoform	9.61	173	433174	248.92	ug/L		95
79)	(m+p)Xylene	9.62	106	1313176	334.91	ug/L	#	79
80)	o-Xylene	9.94	106	709378	188.02	ug/L	#	84
81)	Cyclohexanone	9.85	55	269306	3728.01	ug/L		96
82)	Styrene	9.88	104	1021312	169.40	ug/L		92
83)	Amyl Acetate	9.99	43	726516	183.59	ug/L		89
84)	trans-1,4-Dichloro-2-Buten	10.11	75	179061	204.10	ug/L		94
85)	Isopropylbenzene	10.25	105	1385808	143.97	ug/L		86
88)	1,1,2,2-Tetrachloroethane	9.93	83	529341	194.19	ug/L		94
89)	1,2,3-Trichloropropane	10.04	75	377648	183.56	ug/L		96
90)	Bromobenzene	10.39	156	581881	172.00	ug/L		97
91)	n-Propylbenzene	10.61	91	1472582	121.75	ug/L		83
92)	2-Chlorotoluene	10.65	91	1001999	142.43	ug/L		92
93)	4-Chlorotoluene	10.72	91	1079022	142.63	ug/L		88
94)	1,3,5-Trimethylbenzene	10.87	105	1180673	140.67	ug/L		89
95)	tert-Butylbenzene	11.07	119	1079592	147.91	ug/L		91
96)	1,2,4-Trimethylbenzene	11.17	105	1271244	141.27	ug/L		85
97)	sec-Butylbenzene	11.24	105	1464932	140.78	ug/L		85
98)	1,3-Dclbenz	11.26	146	967033	168.11	ug/L		91
99)	1,4-Dclbenz	11.32	146	925069	158.71	ug/L		92
100)	p-Isopropyltoluene	11.41	119	1268755	147.94	ug/L		86
101)	1,2-Dclbenz	11.58	146	886252	154.01	ug/L		92

(#) = qualifier out of range (m) = manual integration

1st DL 08/25/17
2nd FJ 08/26/17

Data File : I:\ACQUDATA\MSVOA6\DATA\082417\D7731.D Vial: 14
Acq On : 24 Aug 2017 2:08 pm Operator: D.Lipani
Sample : STD #9 - 200 PPB Inst : MS#6
Misc : 8260C / 624 ICAL GCMS#6 Multiplr: 1.00
MS Integration Params: CPD4.P
Quant Time: Aug 25 11:15 2017 Quant Results File: W082417.RES

Quant Method : I:\ACQUDATA\M...\W082417.M (RTE Integrator)
Title : 8260C / 624 WATERS
Last Update : Fri Aug 25 11:10:33 2017
Response via : Initial Calibration
DataAcq Meth : W082417

	Compound	R.T.	QIon	Response	Conc	Unit	Qvalue
102)	n-Butylbenzene	11.72	91	1137528	143.93	ug/L	88
103)	1,2-Dibromo-3-chloropropan	11.94	75	106132	211.43	ug/L	98
104)	Nitrobenzene	12.13	77	15656	441.55	ug/L	84
105)	1,2,4-Tcbenzene	13.02	180	643273	162.29	ug/L	99
106)	Naphthalen	13.20	128	1129140	150.67	ug/L	92
107)	Hexachlorobt	13.29	225	343577	176.94	ug/L	96
108)	1,2,3-Tclbenzene	13.36	180	606796	177.91	ug/L	98

(#) = qualifier out of range (m) = manual integration

Data File : I:\ACQUDATA\MSVOA6\DATA\082417\D7731.D Vial: 14
Acq On : 24 Aug 2017 2:08 pm Operator: D.Lipani
Sample : STD #9 - 200 PPB Inst : MS#6
Misc : 8260C / 624 ICAL GCMS#6 Multiplr: 1.00
MS Integration Params: CPD4.P
Quant Time: Aug 25 11:15 2017 Quant Results File: W082417.RES

Method : I:\ACQUDATA\MSVOA6\METHODS\W082417.M (RTE Integrator)
Title : 8260C / 624 WATERS
Last Update : Fri Aug 25 11:10:33 2017
Response via : Initial Calibration

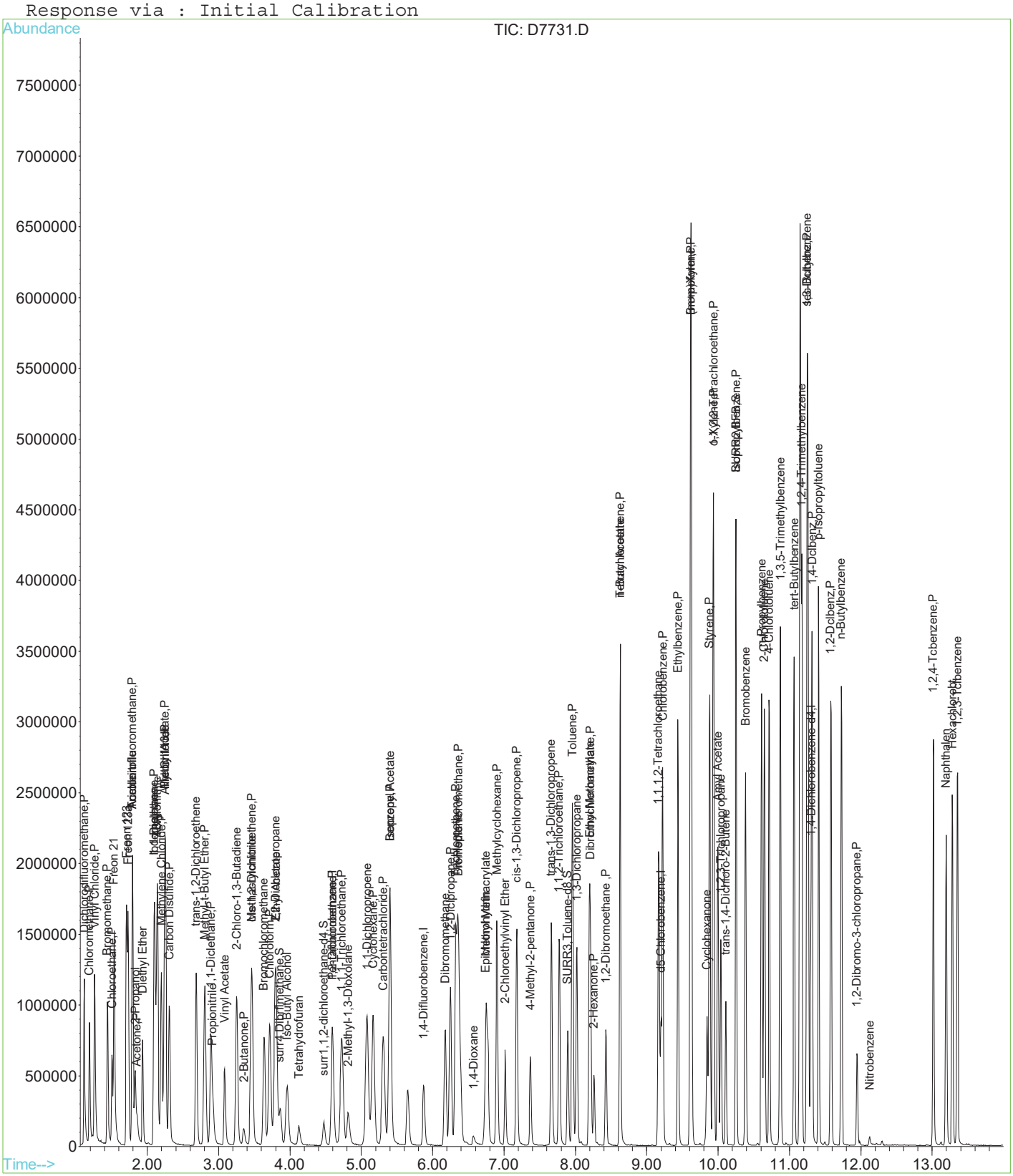

1st DL 08/25/17
2nd FJ 08/26/17

Data File : I:\ACQUDATA\MSVOA6\DATA\082417\D7735.D Vial: 18
Acq On : 24 Aug 2017 4:05 pm Operator: D.Lipani
Sample : ICV Inst : MS#6
Misc : 8260C / 624 ICAL GCMS#6 Multiplr: 1.00
MS Integration Params: CPD4.P
Quant Time: Aug 25 11:41 2017 Quant Results File: temp.res

Method : I:\ACQUDATA\MSVOA6\METHODS\W082417.M (RTE Integrator)
Title : 8260C / 624 WATERS
Last Update : Fri Aug 25 11:23:15 2017
Response via : Single Level Calibration

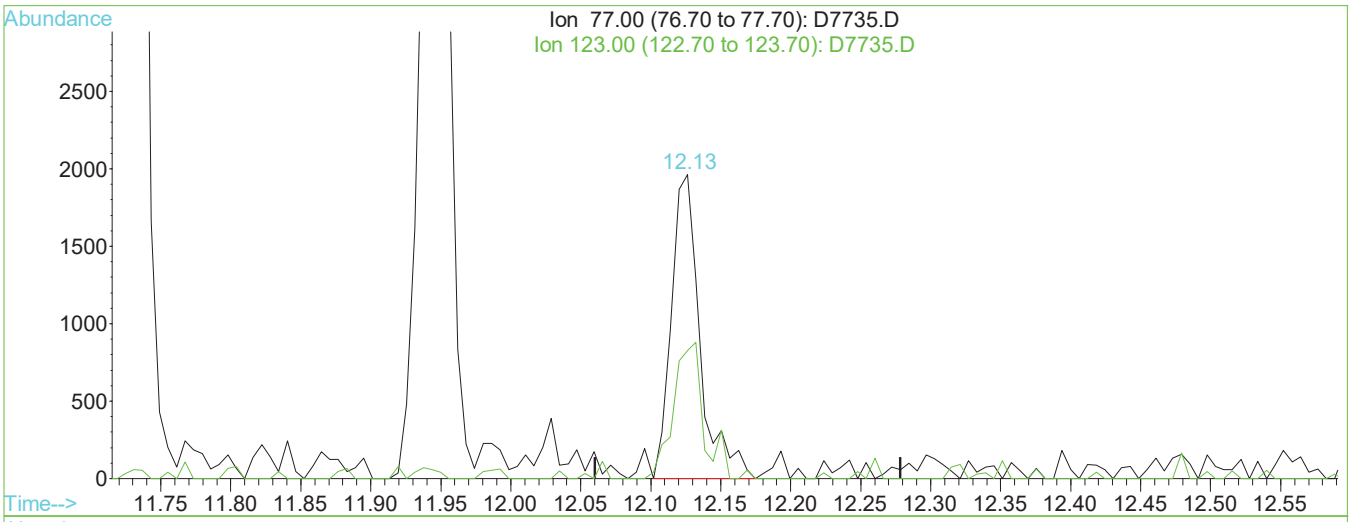

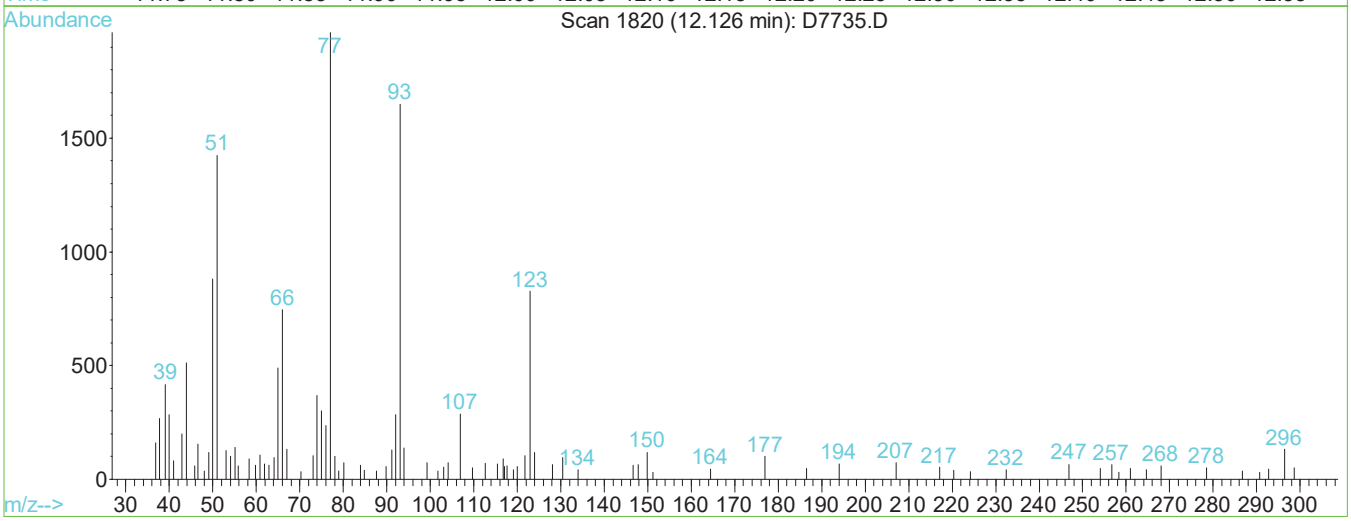

TIC: D7735.D

(104) Nitrobenzene

12.13min 87.28ug/L m

response 2801

Ion	Exp%	Act%
77.00	100	100
123.00	44.60	42.06
0.00	0.00	0.00
0.00	0.00	0.00

Manual Integration:

After

Split Peak.

08/25/17

1st DL 08/25/17
2nd FW 08/26/17

Data File : I:\ACQUDATA\MSVOA6\DATA\082417\D7735.D Vial: 18
Acq On : 24 Aug 2017 4:05 pm Operator: D.Lipani
Sample : ICV Inst : MS#6
Misc : 8260C / 624 ICAL GCMS#6 Multiplr: 1.00
MS Integration Params: CPD4.P
Quant Time: Aug 25 11:40 2017 Quant Results File: temp.res

Method : I:\ACQUDATA\MSVOA6\METHODS\W082417.M (RTE Integrator)
Title : 8260C / 624 WATERS
Last Update : Fri Aug 25 11:23:15 2017
Response via : Single Level Calibration

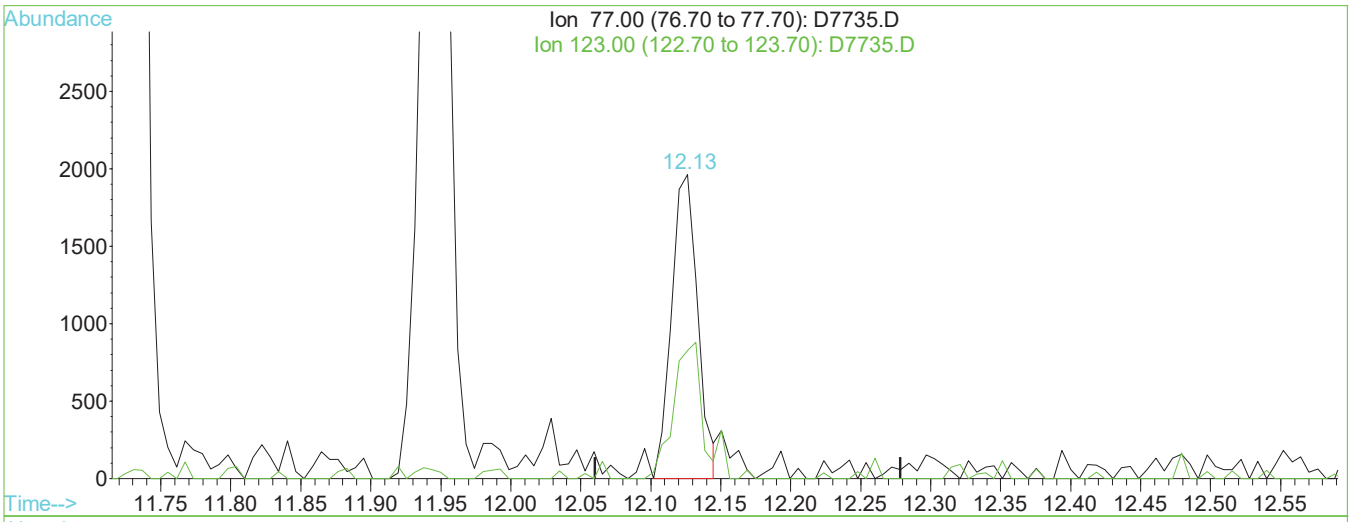

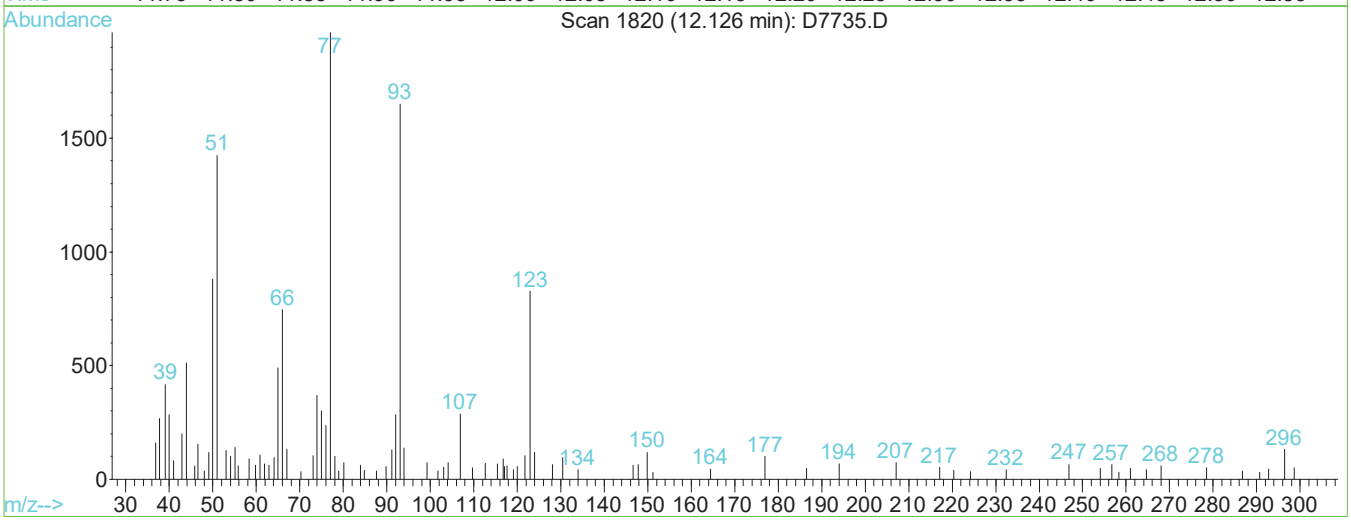

TIC: D7735.D

(104) Nitrobenzene

12.13min 79.55ug/L

response 2553

Ion	Exp%	Act%
77.00	100	100
123.00	44.60	42.06
0.00	0.00	0.00
0.00	0.00	0.00

Manual Integration:

Before

08/25/17

1st DL 08/25/17
2nd FJ 08/26/17

Data File : I:\ACQUDATA\MSVOA6\DATA\082417\D7735.D Vial: 18
Acq On : 24 Aug 2017 4:05 pm Operator: D.Lipani
Sample : ICV Inst : MS#6
Misc : 8260C / 624 ICAL GCMS#6 Multiplr: 1.00
MS Integration Params: CPD4.P
Quant Time: Aug 25 11:38 2017 Quant Results File: temp.res

Method : I:\ACQUDATA\MSVOA6\METHODS\W082417.M (RTE Integrator)
Title : 8260C / 624 WATERS
Last Update : Fri Aug 25 11:23:15 2017
Response via : Multiple Level Calibration

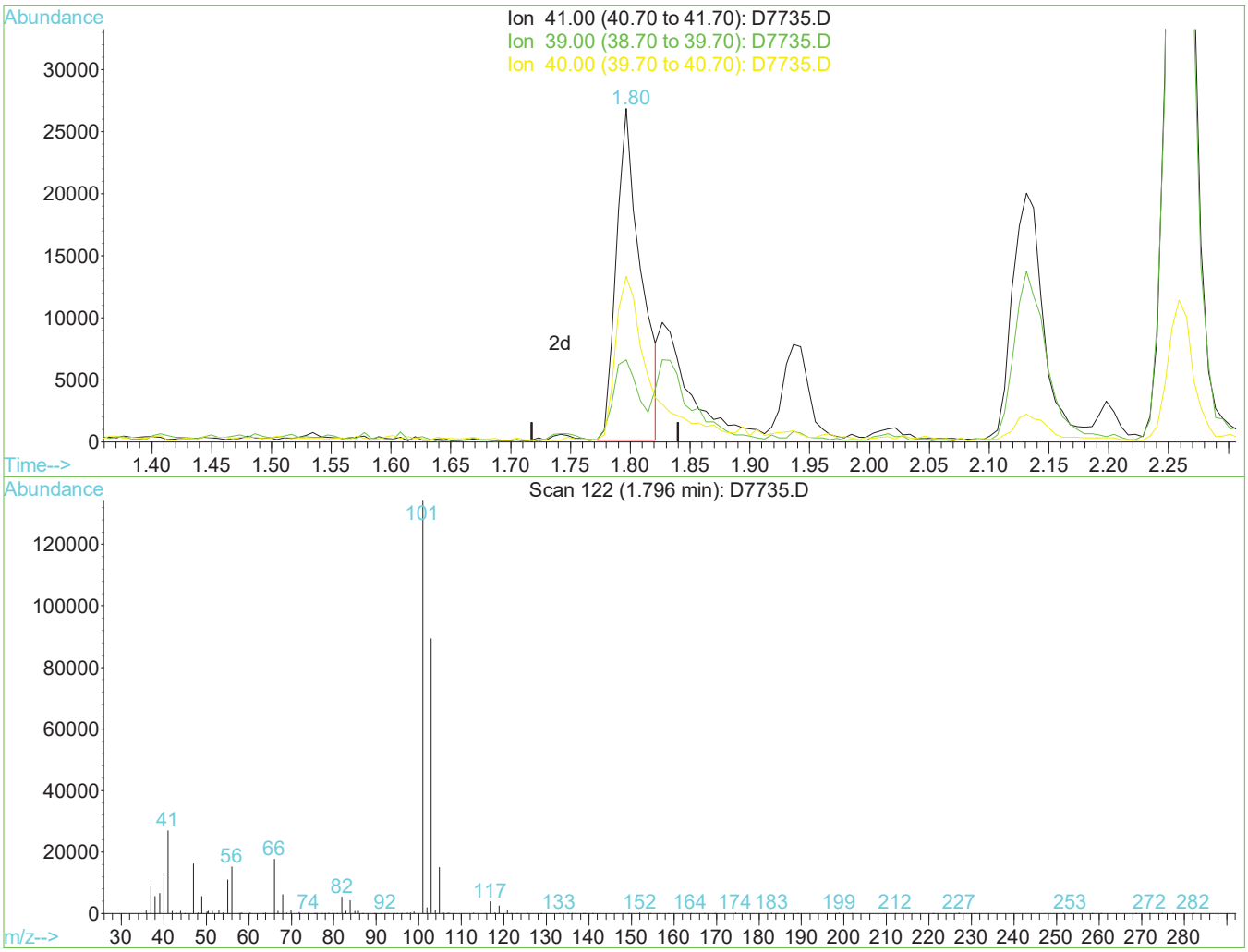

TIC: D7735.D

(12) Acetonitrile

1.80min 244.64ug/L m

response 37957

Ion	Exp%	Act%
41.00	100	100
39.00	30.90	24.55
40.00	57.00	49.57
0.00	0.00	0.00

Manual Integration:

After

Split Peak.

08/25/17

1st DL 08/25/17
2nd FJ 08/26/17

Data File : I:\ACQUDATA\MSVOA6\DATA\082417\D7735.D Vial: 18
Acq On : 24 Aug 2017 4:05 pm Operator: D.Lipani
Sample : ICV Inst : MS#6
Misc : 8260C / 624 ICAL GCMS#6 Multiplr: 1.00
MS Integration Params: CPD4.P
Quant Time: Aug 25 11:37 2017 Quant Results File: temp.res

Method : I:\ACQUDATA\MSVOA6\METHODS\W082417.M (RTE Integrator)
Title : 8260C / 624 WATERS
Last Update : Fri Aug 25 11:23:15 2017
Response via : Multiple Level Calibration

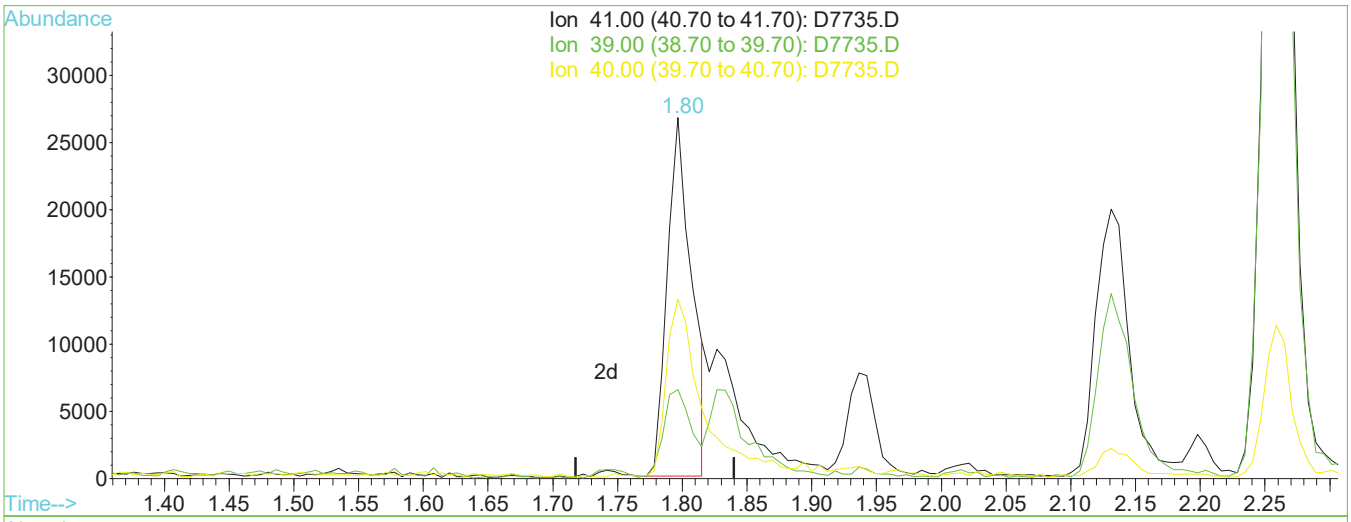

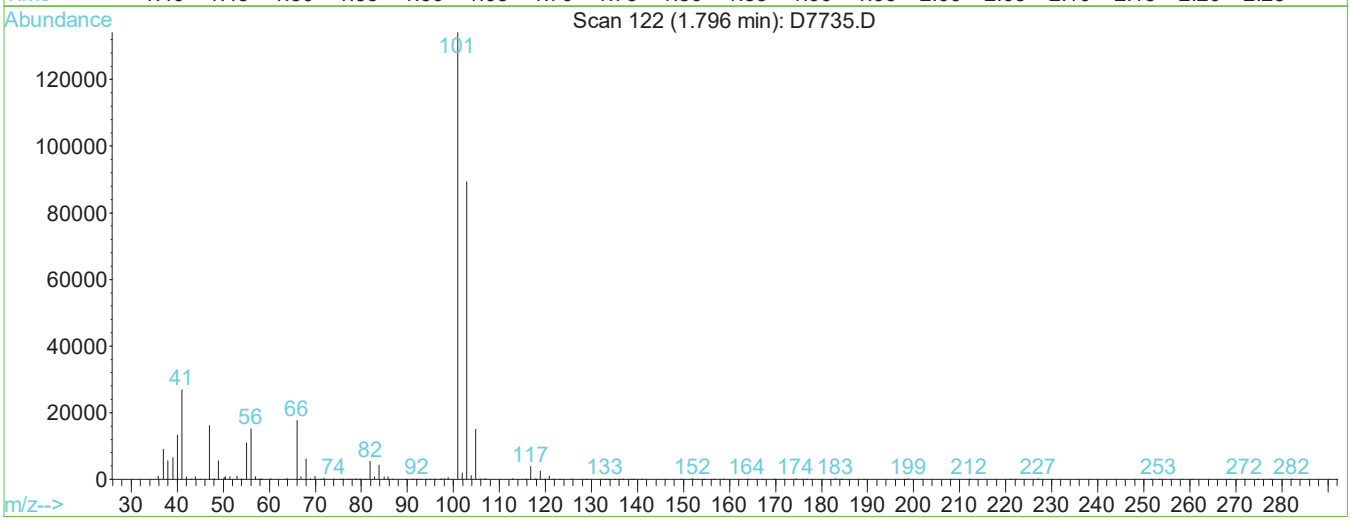

TIC: D7735.D

(12) Acetonitrile

1.80min 225.67ug/L

response 35014

Ion	Exp%	Act%
41.00	100	100
39.00	30.90	24.55
40.00	57.00	49.57
0.00	0.00	0.00

Manual Integration:

Before

08/25/17

Quantitation Report (Qedit)

Data File : I:\ACQUDATA\MSVOA6\DATA\082417\D7735.D Vial: 18
Acq On : 24 Aug 2017 4:05 pm Operator: D.Lipani
Sample : ICV Inst : MS#6
Misc : 8260C / 624 ICAL GCMS#6 Multiplr: 1.00
MS Integration Params: CPD4.P
Quant Time: Aug 25 11:39 2017 Quant Results File: temp.res

Method : I:\ACQUDATA\MSVOA6\METHODS\W082417.M (RTE Integrator)
Title : 8260C / 624 WATERS
Last Update : Fri Aug 25 11:23:15 2017
Response via : Multiple Level Calibration

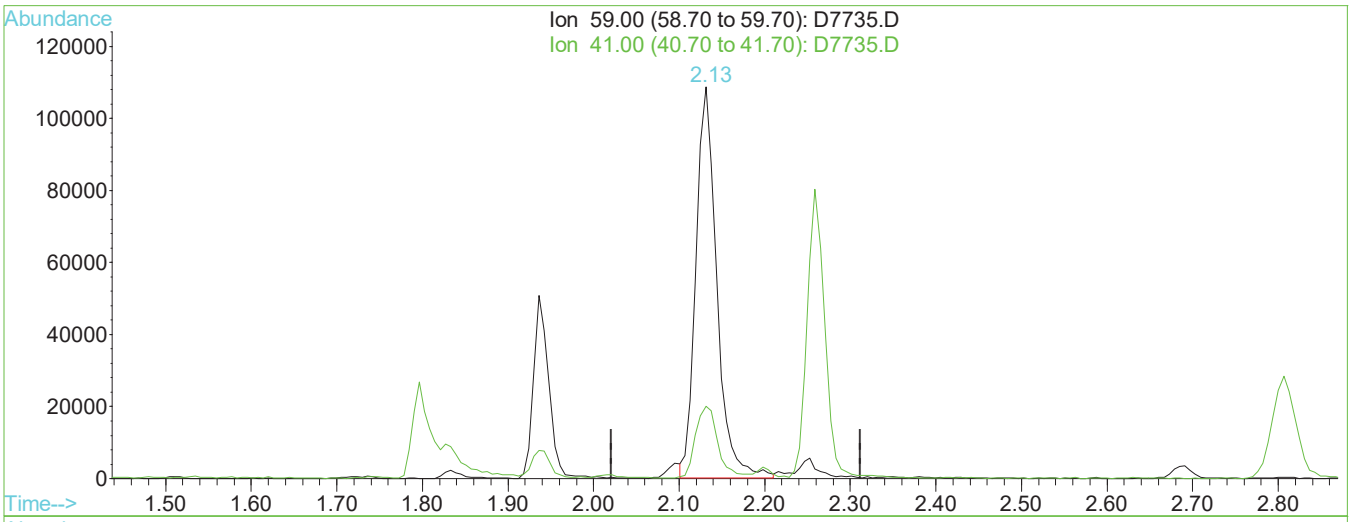

TIC: D7735.D

(18) TBA

2.13min 1001.07ug/L m

response 183011

Ion	Exp%	Act%
59.00	100	100
41.00	19.90	18.45
0.00	0.00	0.00
0.00	0.00	0.00

Manual Integration:

After

Poor integration.

08/25/17

Quantitation Report (Qedit)

Data File : I:\ACQUDATA\MSVOA6\DATA\082417\D7735.D Vial: 18
Acq On : 24 Aug 2017 4:05 pm Operator: D.Lipani
Sample : ICV Inst : MS#6
Misc : 8260C / 624 ICAL GCMS#6 Multiplr: 1.00
MS Integration Params: CPD4.P
Quant Time: Aug 25 11:38 2017 Quant Results File: temp.res

Method : I:\ACQUDATA\MSVOA6\METHODS\W082417.M (RTE Integrator)
Title : 8260C / 624 WATERS
Last Update : Fri Aug 25 11:23:15 2017
Response via : Multiple Level Calibration

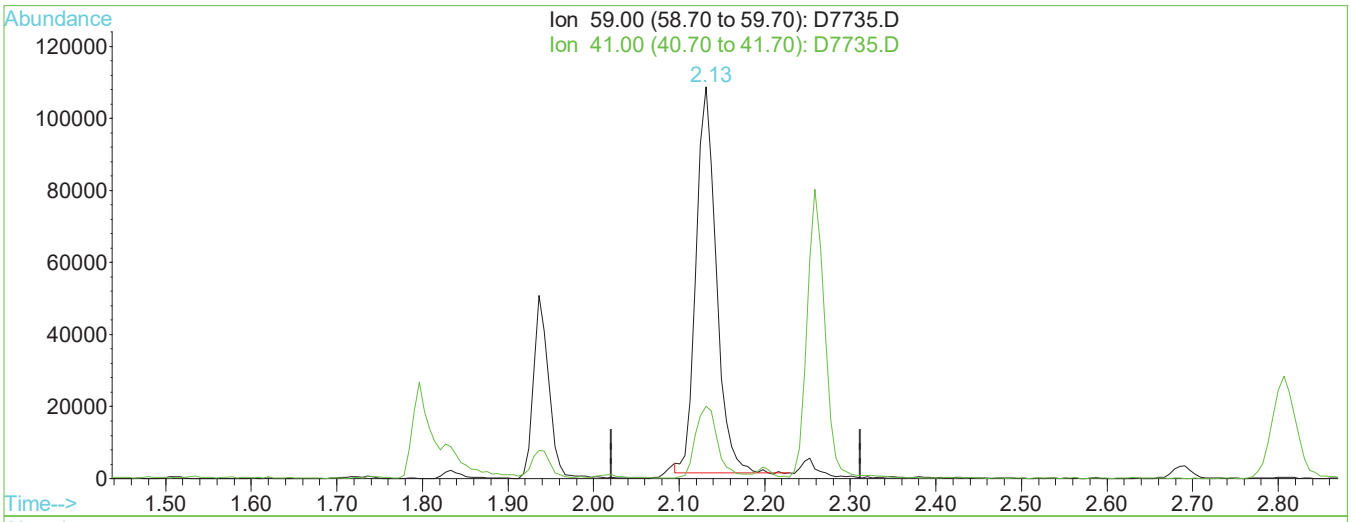

TIC: D7735.D

(18) TBA

2.13min 954.63ug/L

response 174520

Ion	Exp%	Act%
59.00	100	100
41.00	19.90	18.45
0.00	0.00	0.00
0.00	0.00	0.00

Manual Integration:

Before

08/25/17

1st DL 08/25/17
2nd FJ 08/26/17

Data File : I:\ACQUDATA\MSVOA6\DATA\082417\D7735.D Vial: 18
Acq On : 24 Aug 2017 4:05 pm Operator: D.Lipani
Sample : ICV Inst : MS#6
Misc : 8260C / 624 ICAL GCMS#6 Multiplr: 1.00
MS Integration Params: CPD4.P
Quant Time: Aug 25 11:40 2017 Quant Results File: temp.res

Method : I:\ACQUDATA\MSVOA6\METHODS\W082417.M (RTE Integrator)
Title : 8260C / 624 WATERS
Last Update : Fri Aug 25 11:23:15 2017
Response via : Single Level Calibration

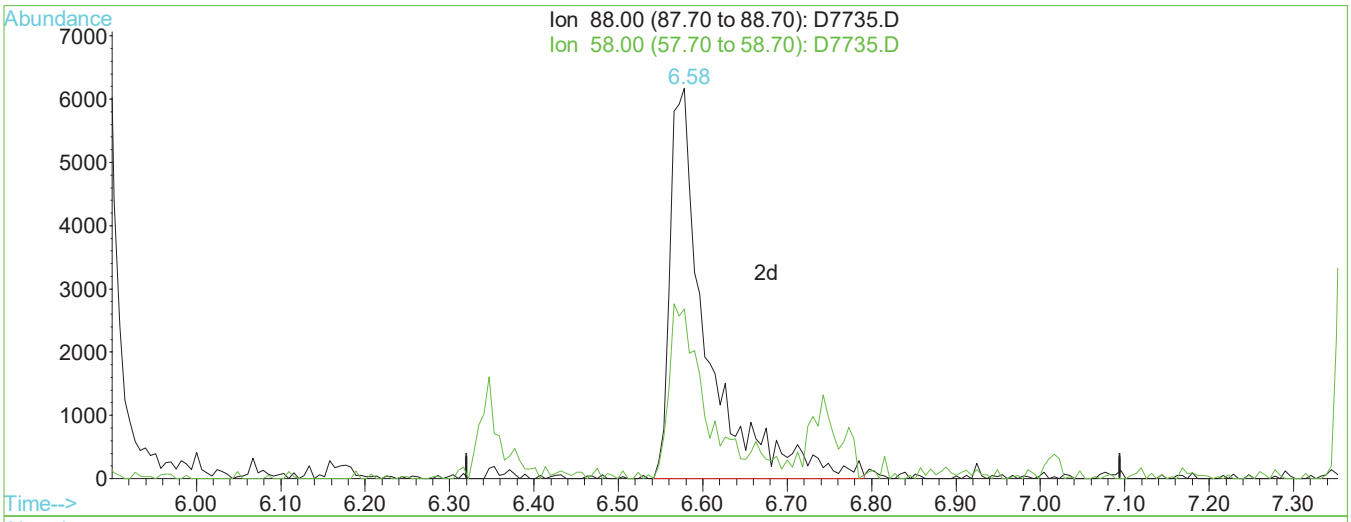

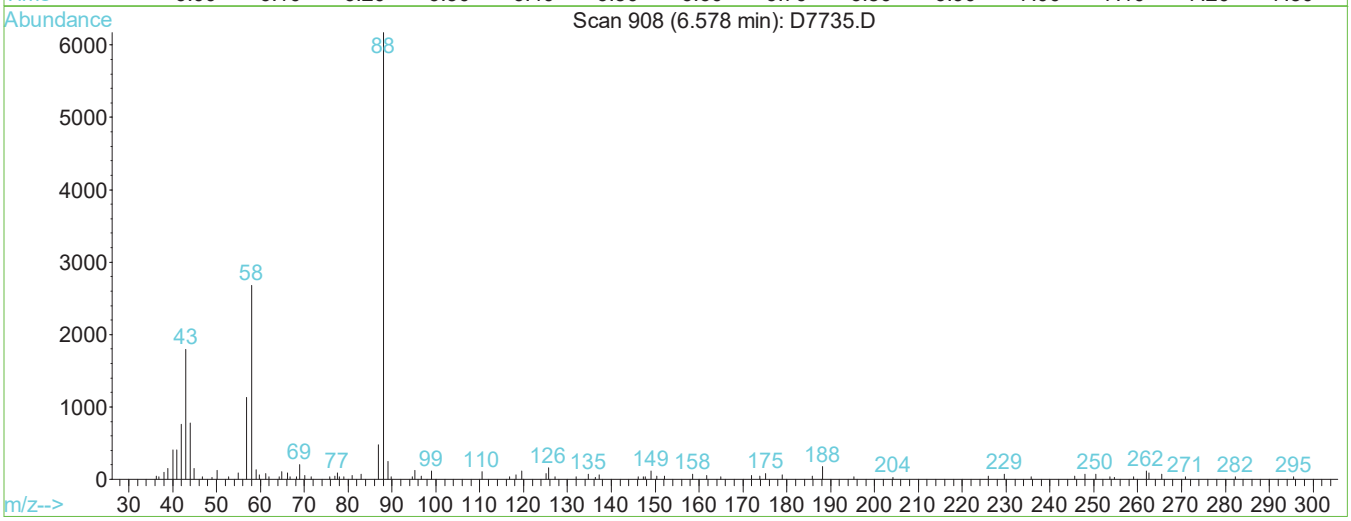

TIC: D7735.D

(56) 1,4-Dioxane

6.58min 1021.49ug/L m

response 18783

Ion	Exp%	Act%
88.00	100	100
58.00	49.20	43.48
0.00	0.00	0.00
0.00	0.00	0.00

Manual Integration:

After

Split Peak.

08/25/17

Quantitation Report (Qedit)

Data File : I:\ACQUDATA\MSVOA6\DATA\082417\D7735.D Vial: 18
Acq On : 24 Aug 2017 4:05 pm Operator: D.Lipani
Sample : ICV Inst : MS#6
Misc : 8260C / 624 ICAL GCMS#6 Multiplr: 1.00
MS Integration Params: CPD4.P
Quant Time: Aug 25 11:39 2017 Quant Results File: temp.res

Method : I:\ACQUDATA\MSVOA6\METHODS\W082417.M (RTE Integrator)
Title : 8260C / 624 WATERS
Last Update : Fri Aug 25 11:23:15 2017
Response via : Single Level Calibration

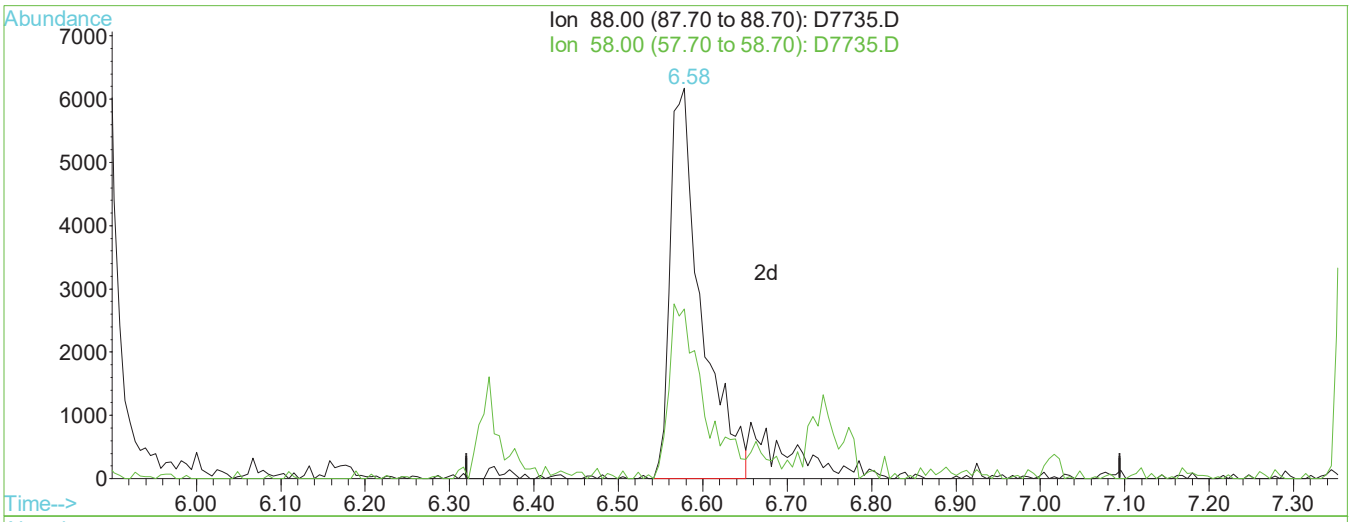

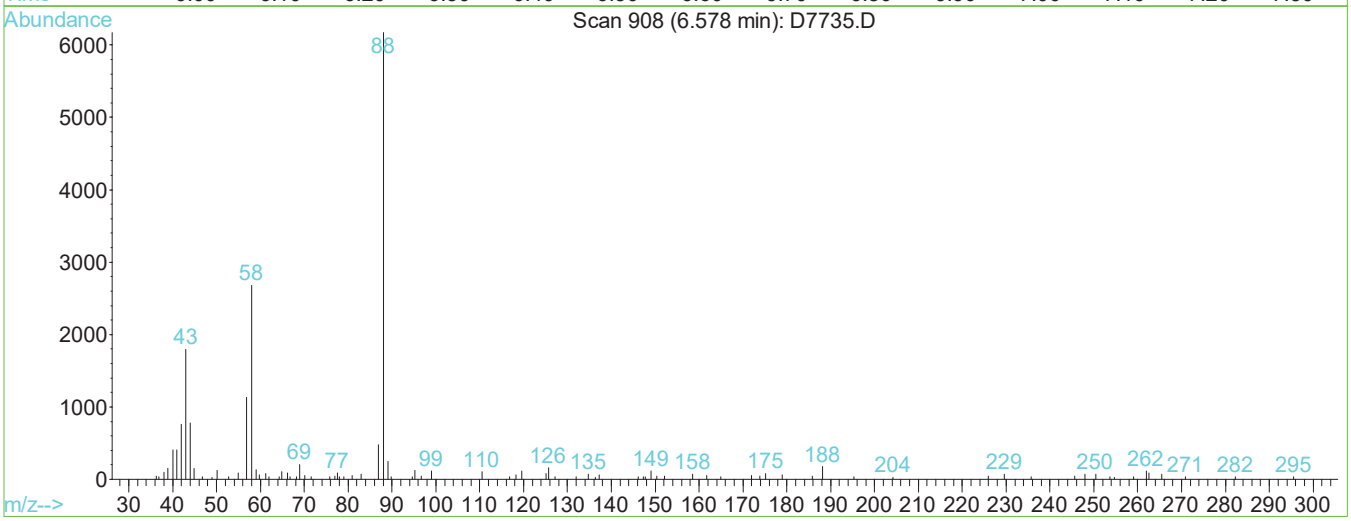

TIC: D7735.D

(56) 1,4-Dioxane

6.58min 861.82ug/L

response 15847

Ion	Exp%	Act%
88.00	100	100
58.00	49.20	43.48
0.00	0.00	0.00
0.00	0.00	0.00

Manual Integration:

Before

08/25/17

1st DL 08/25/17
2nd FJ 08/26/17

Data File : I:\ACQUDATA\MSVOA6\DATA\082417\D7735.D Vial: 18
Acq On : 24 Aug 2017 4:05 pm Operator: D.Lipani
Sample : ICV Inst : MS#6
Misc : 8260C / 624 ICAL GCMS#6 Multiplr: 1.00
MS Integration Params: CPD4.P
Quant Time: Aug 25 11:37 2017 Quant Results File: temp.res

Method : I:\ACQUDATA\MSVOA6\METHODS\W082417.M (RTE Integrator)
Title : 8260C / 624 WATERS
Last Update : Fri Aug 25 11:23:15 2017
Response via : Multiple Level Calibration

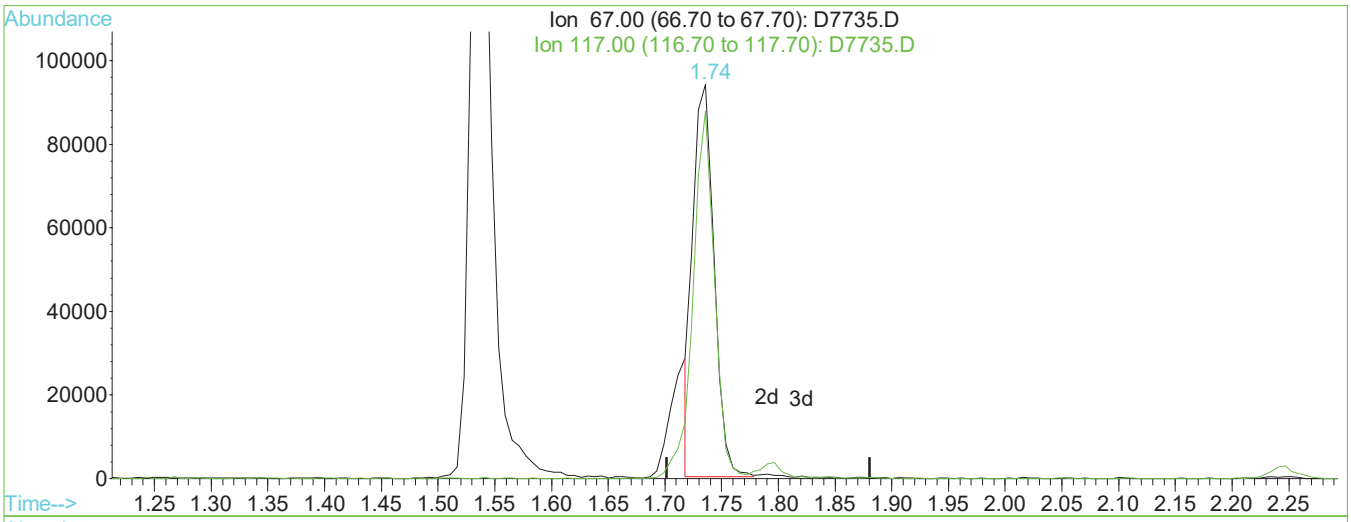

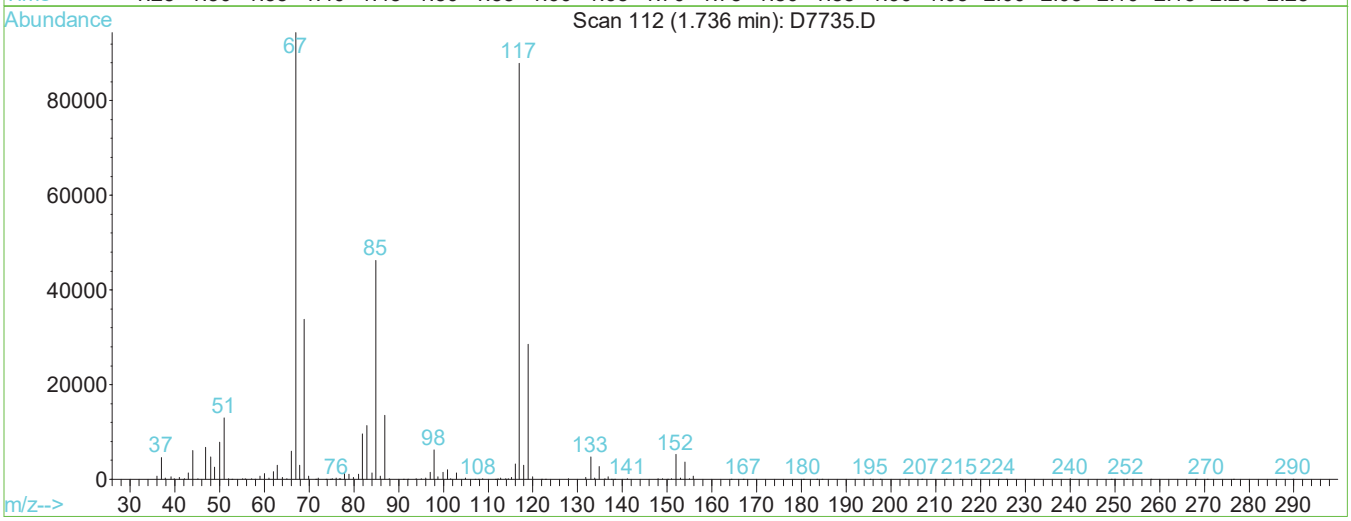

TIC: D7735.D

(9) Freon 123a

1.74min 47.34ug/L m

response 120904

Ion	Exp%	Act%
67.00	100	100
117.00	81.00	93.18
0.00	0.00	0.00
0.00	0.00	0.00

Manual Integration:

After

Poor integration.

08/25/17

1st DL 08/25/17
2nd FJ 08/26/17

Data File : I:\ACQUDATA\MSVOA6\DATA\082417\D7735.D Vial: 18
Acq On : 24 Aug 2017 4:05 pm Operator: D.Lipani
Sample : ICV Inst : MS#6
Misc : 8260C / 624 ICAL GCMS#6 Multiplr: 1.00
MS Integration Params: CPD4.P
Quant Time: Aug 25 11:36 2017 Quant Results File: temp.res

Method : I:\ACQUDATA\MSVOA6\METHODS\W082417.M (RTE Integrator)
Title : 8260C / 624 WATERS
Last Update : Fri Aug 25 11:23:15 2017
Response via : Multiple Level Calibration

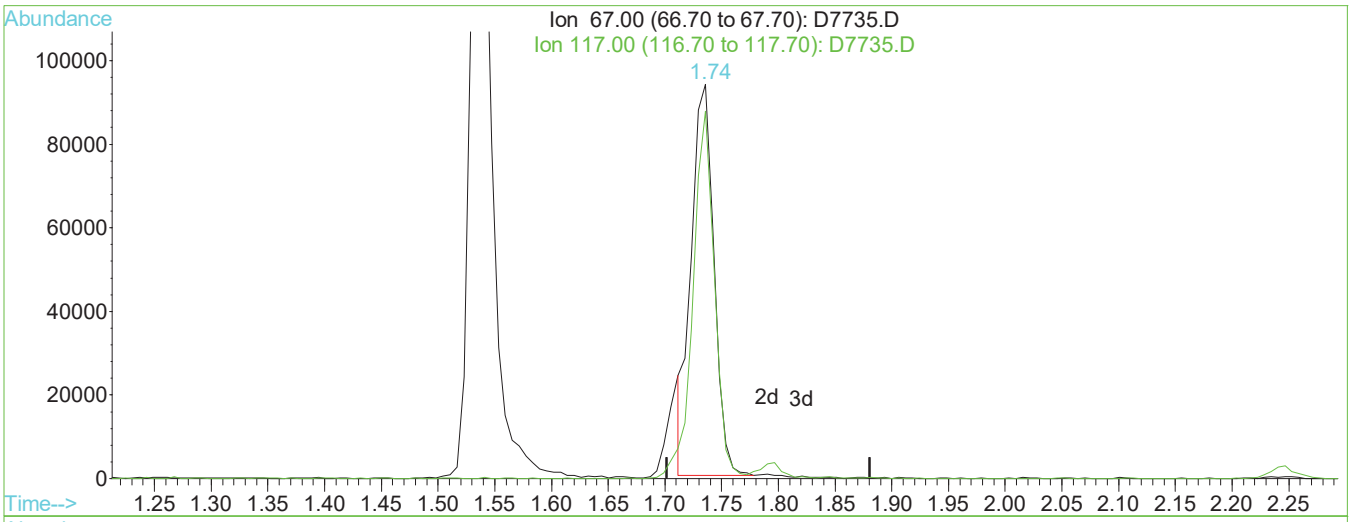

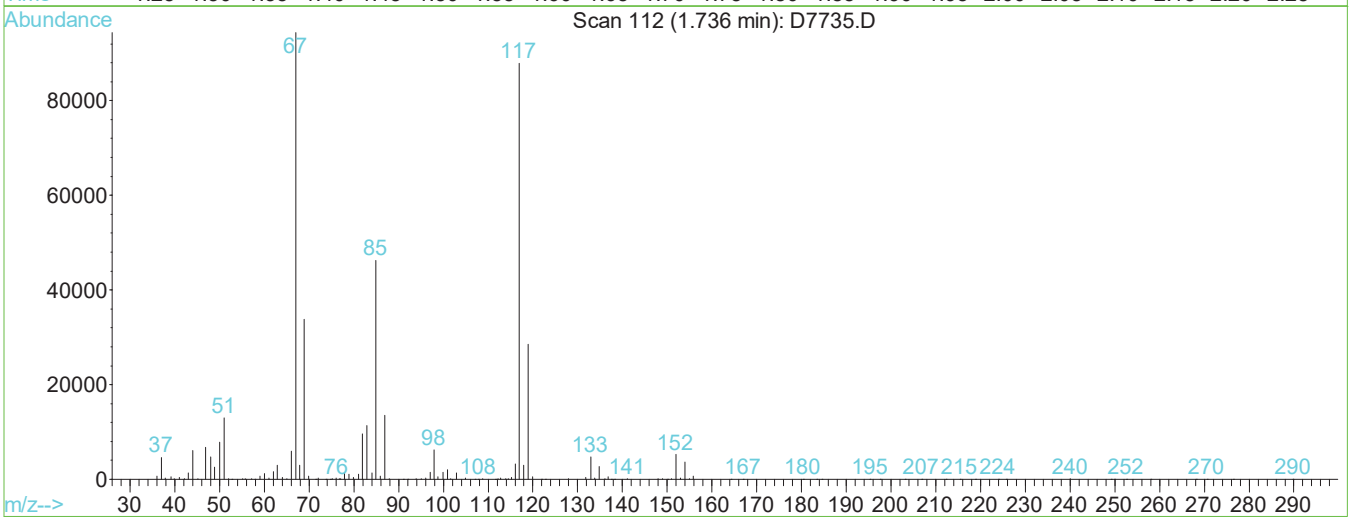

TIC: D7735.D

(9) Freon 123a

1.74min 50.83ug/L

response 129820

Ion	Exp%	Act%
67.00	100	100
117.00	81.00	93.18
0.00	0.00	0.00
0.00	0.00	0.00

Manual Integration:

Before

08/25/17

Client: Verina Consulting Group, LLC **Service Request:** R1708700
Project: Dover-Binghamton **Calibration Date:** 8/24/2017

Initial Calibration Summary
Volatile Organic Compounds by GC/MS

Calibration ID: RC1700082 **Signal ID:** 1
Instrument ID: R-MS-06

#	Lab Code	Sample Name	File Location	Aquisition Date
10	RC1700082-10	STD #1 - 0.5 PPB	I:\ACQUDATA\MSVOA6\DATA\082417\D7723.D	08/24/2017 09:44
09	RC1700082-09	STD #2 - 1.0 PPB	I:\ACQUDATA\MSVOA6\DATA\082417\D7724.D	08/24/2017 10:25
08	RC1700082-08	STD #3 - 2.0 PPB	I:\ACQUDATA\MSVOA6\DATA\082417\D7725.D	08/24/2017 10:53
07	RC1700082-07	STD #4 - 5.0 PPB	I:\ACQUDATA\MSVOA6\DATA\082417\D7726.D	08/24/2017 11:33
06	RC1700082-06	STD #5 - 20 PPB	I:\ACQUDATA\MSVOA6\DATA\082417\D7727.D	08/24/2017 12:00
05	RC1700082-05	STD #6 - 50 PPB	I:\ACQUDATA\MSVOA6\DATA\082417\D7728.D	08/24/2017 12:27
04	RC1700082-04	STD #7 - 100 PPB	I:\ACQUDATA\MSVOA6\DATA\082417\D7729.D	08/24/2017 13:07
03	RC1700082-03	STD #8 - 150 PPB	I:\ACQUDATA\MSVOA6\DATA\082417\D7730.D	08/24/2017 13:34
02	RC1700082-02	STD #9 - 200 PPB	I:\ACQUDATA\MSVOA6\DATA\082417\D7731.D	08/24/2017 14:08

Analyte

1,1,1-Trichloroethane (TCA)

#	Amount	RF	#	Amount	RF	#	Amount	RF	#	Amount	RF
10	0.500	0.7749	10	0.500	0.7749	09	1.000	0.7172	09	1.000	0.7172
08	2.000	0.6549	08	2.000	0.6549	07	5.000	0.65	07	5.000	0.65
06	20.000	0.6816	06	20.000	0.6816	05	50.000	0.6043	05	50.000	0.6043
04	100.000	0.6071	04	100.000	0.6071	03	150.000	0.5791	03	150.000	0.5791
02	200.000	0.5645	02	200.000	0.5645						

1,1-Dichloroethane (1,1-DCA)

#	Amount	RF	#	Amount	RF	#	Amount	RF	#	Amount	RF
09	1.000	0.5804	09	1.000	0.5804	08	2.000	0.6021	08	2.000	0.6021
07	5.000	0.539	07	5.000	0.539	06	20.000	0.6016	06	20.000	0.6016
05	50.000	0.5535	05	50.000	0.5535	04	100.000	0.5519	04	100.000	0.5519
03	150.000	0.5216	03	150.000	0.5216	02	200.000	0.5048	02	200.000	0.5048

1,1-Dichloroethene (1,1-DCE)

#	Amount	RF	#	Amount	RF	#	Amount	RF	#	Amount	RF
10	0.500	0.3848	10	0.500	0.3848	09	1.000	0.3808	09	1.000	0.3808
08	2.000	0.3634	08	2.000	0.3634	07	5.000	0.3243	07	5.000	0.3243
06	20.000	0.3498	06	20.000	0.3498	05	50.000	0.3304	05	50.000	0.3304
04	100.000	0.3344	04	100.000	0.3344	03	150.000	0.317	03	150.000	0.317
02	200.000	0.3158	02	200.000	0.3158						

Tetrachloroethene (PCE)

#	Amount	RF	#	Amount	RF	#	Amount	RF	#	Amount	RF
10	0.500	0.616	10	0.500	0.616	09	1.000	0.5665	09	1.000	0.5665
08	2.000	0.6134	08	2.000	0.6134	07	5.000	0.6011	07	5.000	0.6011
06	20.000	0.5926	06	20.000	0.5926	05	50.000	0.5881	05	50.000	0.5881
04	100.000	0.6034	04	100.000	0.6034	03	150.000	0.6027	03	150.000	0.6027
02	200.000	0.5887	02	200.000	0.5887						

Trichloroethene (TCE)

#	Amount	RF	#	Amount	RF	#	Amount	RF	#	Amount	RF
10	0.500	0.4083	10	0.500	0.4083	09	1.000	0.3035	09	1.000	0.3035
08	2.000	0.3079	08	2.000	0.3079	07	5.000	0.319	07	5.000	0.319

Client: Verina Consulting Group, LLC **Service Request:** R1708700
Project: Dover-Binghamton **Calibration Date:** 8/24/2017

Initial Calibration Summary
Volatile Organic Compounds by GC/MS

Calibration ID: RC1700082 **Signal ID:** 1
Instrument ID: R-MS-06

Analyte

Trichloroethene (TCE)

#	Amount	RF	#	Amount	RF	#	Amount	RF	#	Amount	RF
06	20.000	0.3262	06	20.000	0.3262	05	50.000	0.3119	05	50.000	0.3119
04	100.000	0.3218	04	100.000	0.3218	03	150.000	0.3123	03	150.000	0.3123
02	200.000	0.3073	02	200.000	0.3073						

Vinyl Chloride

#	Amount	RF	#	Amount	RF	#	Amount	RF	#	Amount	RF
10	0.500	0.6011	10	0.500	0.6011	09	1.000	0.5808	09	1.000	0.5808
08	2.000	0.6636	08	2.000	0.6636	07	5.000	0.5687	07	5.000	0.5687
06	20.000	0.6044	06	20.000	0.6044	05	50.000	0.5767	05	50.000	0.5767
04	100.000	0.6162	04	100.000	0.6162	03	150.000	0.6589	03	150.000	0.6589
02	200.000	0.6245	02	200.000	0.6245						

cis-1,2-Dichloroethene

#	Amount	RF	#	Amount	RF	#	Amount	RF	#	Amount	RF
09	1.000	0.4352	09	1.000	0.4352	08	2.000	0.3988	08	2.000	0.3988
07	5.000	0.3758	07	5.000	0.3758	06	20.000	0.4057	06	20.000	0.4057
05	50.000	0.3835	05	50.000	0.3835	04	100.000	0.3862	04	100.000	0.3862
03	150.000	0.3776	03	150.000	0.3776	02	200.000	0.3727	02	200.000	0.3727

trans-1,2-Dichloroethene

#	Amount	RF	#	Amount	RF	#	Amount	RF	#	Amount	RF
10	0.500	0.3799	10	0.500	0.3799	09	1.000	0.4339	09	1.000	0.4339
08	2.000	0.3451	08	2.000	0.3451	07	5.000	0.3729	07	5.000	0.3729
06	20.000	0.3858	06	20.000	0.3858	05	50.000	0.3501	05	50.000	0.3501
04	100.000	0.3577	04	100.000	0.3577	03	150.000	0.346	03	150.000	0.346
02	200.000	0.332	02	200.000	0.332						

4-Bromofluorobenzene

#	Amount	RF	#	Amount	RF	#	Amount	RF	#	Amount	RF
05	50.000	1.015	05	50.000	1.015	08	60.000	0.8919	08	60.000	0.8919
07	70.000	0.9273	07	70.000	0.9273	06	100.000	0.8613	06	100.000	0.8613
04	125.000	0.9428	04	125.000	0.9428	03	150.000	0.9808	03	150.000	0.9808

Dibromofluoromethane

#	Amount	RF	#	Amount	RF	#	Amount	RF	#	Amount	RF
05	50.000	0.3721	05	50.000	0.3721	08	60.000	0.363	08	60.000	0.363
07	70.000	0.3629	07	70.000	0.3629	06	100.000	0.3408	06	100.000	0.3408
04	125.000	0.3559	04	125.000	0.3559	03	150.000	0.3569	03	150.000	0.3569

Toluene-d8

#	Amount	RF	#	Amount	RF	#	Amount	RF	#	Amount	RF
05	50.000	1.109	05	50.000	1.109	08	60.000	1.077	08	60.000	1.077
07	70.000	1.04	07	70.000	1.04	06	100.000	0.9732	06	100.000	0.9732
04	125.000	0.9457	04	125.000	0.9457	03	150.000	0.9299	03	150.000	0.9299

Client: Verina Consulting Group, LLC **Service Request:** R1708700
Project: Dover-Binghamton **Calibration Date:** 8/24/2017

Initial Calibration Summary
Volatile Organic Compounds by GC/MS

Calibration ID: RC1700082 **Signal ID:** 1
Instrument ID: R-MS-06

		Calibration Evaluation				Calibration Evaluation	
Analyte Name	Compound Type	Fit Type	Eval	Eval Result	Control Criteria	Average RRF	Minimum RRF
1,1,1-Trichloroethane (TCA)	TRG	Average RF	% RSD	10.5	≤20	0.6482	0.100
1,1-Dichloroethane (1,1-DCA)	TRG	Average RF	% RSD	6.4	≤20	0.5569	0.200
1,1-Dichloroethene (1,1-DCE)	TRG	Average RF	% RSD	7.7	≤20	0.3445	0.100
Tetrachloroethene (PCE)	TRG	Average RF	% RSD	2.5	≤20	0.597	0.200
Trichloroethene (TCE)	TRG	Average RF	% RSD	10.0	≤20	0.3242	0.200
Vinyl Chloride	TRG	Average RF	% RSD	5.6	≤20	0.6105	0.100
cis-1,2-Dichloroethene	TRG	Average RF	% RSD	5.3	≤20	0.3919	0.100
trans-1,2-Dichloroethene	TRG	Average RF	% RSD	8.4	≤20	0.367	0.100
4-Bromofluorobenzene	SURR	Average RF	% RSD	6.0	≤20	0.9365	
Dibromofluoromethane	SURR	Average RF	% RSD	2.9	≤20	0.3586	
Toluene-d8	SURR	Average RF	% RSD	7.3	≤20	1.012	

Client: Verina Consulting Group, LLC **Service Request:** R1708700
Project: Dover-Binghamton **Calibration Date:** 8/24/2017

Initial Calibration Verification Summary
Volatile Organic Compounds by GC/MS

Calibration ID: RC1700082 **Signal ID:** 1
Instrument ID: R-MS-06

#	Lab Code	Sample Name	File Location	Aquisition Date
01	RC1700082-01	ICV	I:\ACQUDATA\MSVOA6\DATA\082417\D7735.D	08/24/2017 16:05

Analyte Name	Expected	Result	Average RF	SSV RF	% D	Criteria	Curve Fit
1,1,1-Trichloroethane (TCA)	50.0	48.4	6.482E-1	6.274E-1	-3.202	±30	Average RF
1,1,1-Trichloroethane (TCA)	50.0	48.4	6.482E-1	6.274E-1	-3.202	±30	Average RF
1,1-Dichloroethane (1,1-DCA)	50.0	50.2	5.569E-1	5.594E-1	0.449	±30	Average RF
1,1-Dichloroethane (1,1-DCA)	50.0	50.2	5.569E-1	5.594E-1	0.449	±30	Average RF
1,1-Dichloroethene (1,1-DCE)	50.0	46.2	3.445E-1	3.181E-1	-7.673	±30	Average RF
1,1-Dichloroethene (1,1-DCE)	50.0	46.2	3.445E-1	3.181E-1	-7.673	±30	Average RF
Tetrachloroethene (PCE)	50.0	51.3	5.97E-1	6.124E-1	2.59	±30	Average RF
Tetrachloroethene (PCE)	50.0	51.3	5.97E-1	6.124E-1	2.59	±30	Average RF
Trichloroethene (TCE)	50.0	50.5	3.242E-1	3.274E-1	0.976	±30	Average RF
Trichloroethene (TCE)	50.0	50.5	3.242E-1	3.274E-1	0.976	±30	Average RF
Vinyl Chloride	50.0	57.6	6.105E-1	7.037E-1	15.25	±30	Average RF
Vinyl Chloride	50.0	57.6	6.105E-1	7.037E-1	15.25	±30	Average RF
cis-1,2-Dichloroethene	50.0	50.2	3.919E-1	3.935E-1	0.407	±30	Average RF
cis-1,2-Dichloroethene	50.0	50.2	3.919E-1	3.935E-1	0.407	±30	Average RF
trans-1,2-Dichloroethene	50.0	46.8	3.67E-1	3.437E-1	-6.355	±30	Average RF
trans-1,2-Dichloroethene	50.0	46.8	3.67E-1	3.437E-1	-6.355	±30	Average RF
4-Bromofluorobenzene	50.0	54.2	9.365E-1	1.015E0	8.38	±30	Average RF
4-Bromofluorobenzene	50.0	54.2	9.365E-1	1.015E0	8.38	±30	Average RF
Dibromofluoromethane	50.0	52.0	3.586E-1	3.728E-1	3.95	±30	Average RF
Dibromofluoromethane	50.0	52.0	3.586E-1	3.728E-1	3.95	±30	Average RF
Toluene-d8	50.0	55.1	1.012E0	1.115E0	10.16	±30	Average RF
Toluene-d8	50.0	55.1	1.012E0	1.115E0	10.16	±30	Average RF

Client: Verina Consulting Group, LLC
Project: Dover-Binghamton/5101.0003

Service Request: R1708700
Date Analyzed: 09/21/17 09:29

Continuing Calibration Verification (CCV) Summary
Volatile Organic Compounds by GC/MS

Analysis Method: 8260C
File ID: I:\ACQUDATA\MSVOA6\DATA\092117\D8344.D\

Calibration Date: 8/24/2017
Calibration ID: RC1700082
Analysis Lot: 562566
Units: ug/L

Analyte Name	Expected	Result	Average RF	CCV RF	% D	% Drift	Criteria	Curve Fit
1,1,1-Trichloroethane (TCA)	50.0	47.1	0.6482	0.6105	-5.8	NA	±20	Average RF
1,1-Dichloroethane (1,1-DCA)	50.0	54.0	0.5569	0.6011	7.9	NA	±20	Average RF
1,1-Dichloroethene (1,1-DCE)	50.0	49.7	0.3445	0.3424	-0.6	NA	±20	Average RF
Tetrachloroethene (PCE)	50.0	50.8	0.597	0.6064	1.6	NA	±20	Average RF
Trichloroethene (TCE)	50.0	49.8	0.3242	0.3226	-0.5	NA	±20	Average RF
Vinyl Chloride	50.0	51.1	0.6105	0.6234	2.1	NA	±20	Average RF
cis-1,2-Dichloroethene	50.0	54.7	0.3919	0.4287	9.4	NA	±20	Average RF
trans-1,2-Dichloroethene	50.0	52.3	0.367	0.3841	4.7	NA	±20	Average RF
4-Bromofluorobenzene	50.0	53.5	0.9365	1.0012	6.9	NA	±20	Average RF
Dibromofluoromethane	50.0	52.4	0.3586	0.3759	4.8	NA	±20	Average RF
Toluene-d8	50.0	54.0	1.0124	1.0931	8.0	NA	±20	Average RF

Client: Verina Consulting Group, LLC **Service Request:**R1708700
Project: Dover-Binghamton/5101.0003

Analysis Run Log
Volatile Organic Compounds by GC/MS

Analysis Method: 8260C **Analysis Lot:**562566
Instrument ID:R-MS-06

Raw Data File	Sample Name	Lab Code	Date Analyzed	Time Analyzed	Q
I:\ACQUDATA\MSVOA6\DATA\092117\D8343.D\	ZZZZZZZ	ZZZZZZZ	9/21/2017	08:59:00	
I:\ACQUDATA\MSVOA6\DATA\092117\D8344.D\	Continuing Calibration Verification	RQ1709663-02	9/21/2017	09:29:00	
I:\ACQUDATA\MSVOA6\DATA\092117\D8345.D\	Lab Control Sample	RQ1709663-03	9/21/2017	09:59:00	
I:\ACQUDATA\MSVOA6\DATA\092117\D8348.D\	Method Blank	RQ1709663-04	9/21/2017	11:22:00	
I:\ACQUDATA\MSVOA6\DATA\092117\D8349.D\	TRIP BLANK	R1708700-001	9/21/2017	11:48:00	
I:\ACQUDATA\MSVOA6\DATA\092117\D8350.D\	EB-091417	R1708700-011	9/21/2017	12:14:00	
I:\ACQUDATA\MSVOA6\DATA\092117\D8351.D\	TMP-A	R1708700-002	9/21/2017	12:40:00	
I:\ACQUDATA\MSVOA6\DATA\092117\D8352.D\	DMW-3	R1708700-005	9/21/2017	13:06:00	
I:\ACQUDATA\MSVOA6\DATA\092117\D8353.D\	MW-13	R1708700-007	9/21/2017	13:32:00	
I:\ACQUDATA\MSVOA6\DATA\092117\D8354.D\	MW-10	R1708700-004	9/21/2017	13:58:00	
I:\ACQUDATA\MSVOA6\DATA\092117\D8355.D\	ZZZZZZZ	ZZZZZZZ	9/21/2017	14:24:00	
I:\ACQUDATA\MSVOA6\DATA\092117\D8356.D\	ZZZZZZZ	ZZZZZZZ	9/21/2017	14:49:00	
I:\ACQUDATA\MSVOA6\DATA\092117\D8357.D\	ZZZZZZZ	ZZZZZZZ	9/21/2017	15:15:00	
I:\ACQUDATA\MSVOA6\DATA\092117\D8358.D\	ZZZZZZZ	ZZZZZZZ	9/21/2017	15:43:00	
I:\ACQUDATA\MSVOA6\DATA\092117\D8359.D\	ZZZZZZZ	ZZZZZZZ	9/21/2017	16:09:00	
I:\ACQUDATA\MSVOA6\DATA\092117\D8360.D\	ZZZZZZZ	ZZZZZZZ	9/21/2017	16:34:00	
I:\ACQUDATA\MSVOA6\DATA\092117\D8361.D\	ZZZZZZZ	ZZZZZZZ	9/21/2017	17:00:00	
I:\ACQUDATA\MSVOA6\DATA\092117\D8362.D\	DUP-091417	R1708700-012	9/21/2017	17:26:00	
I:\ACQUDATA\MSVOA6\DATA\092117\D8363.D\	ZZZZZZZ	ZZZZZZZ	9/21/2017	17:52:00	
I:\ACQUDATA\MSVOA6\DATA\092117\D8364.D\	ZZZZZZZ	ZZZZZZZ	9/21/2017	18:18:00	
I:\ACQUDATA\MSVOA6\DATA\092117\D8365.D\	ZZZZZZZ	ZZZZZZZ	9/21/2017	18:43:00	
I:\ACQUDATA\MSVOA6\DATA\092117\D8366.D\	ZZZZZZZ	ZZZZZZZ	9/21/2017	19:09:00	
I:\ACQUDATA\MSVOA6\DATA\092117\D8367.D\	DMW-3 MS	RQ1709663-05	9/21/2017	19:35:00	

Client: Verina Consulting Group, LLC **Service Request:**R1708700
Project: Dover-Binghamton/5101.0003

Analysis Run Log
Volatile Organic Compounds by GC/MS

Analysis Method: 8260C **Analysis Lot:**562566
Instrument ID:R-MS-06

Raw Data File	Sample Name	Lab Code	Date Analyzed	Time Analyzed	Q
I:\ACQUDATA\MSVOA6\DATA\092117 \D8368.D\	DMW-3 DMS	RQ1709663-06	9/21/2017	20:00:00	
I:\ACQUDATA\MSVOA6\DATA\092117 \D8369.D\	ZZZZZZZ	ZZZZZZZ	9/21/2017	20:26:00	
I:\ACQUDATA\MSVOA6\DATA\092117 \D8370.D\	ZZZZZZZ	ZZZZZZZ	9/21/2017	20:52:00	

Analysis: 8260C/624 Analyst: D. Lipani pH strips: Hydrion 206717 Tune Method: W082417.M

Date: 09/21/17 Balance ID: —— ResCl strips: HF 033117L Run Method: ↓

Instr. GCMS#6 50 mL Class A used for dilution FV Syringes: 181116 (10µl) LIMS Run#: 562566

Data Path: j:\acqudata\msvoa(InstID)\(Date)

Pos.	Sample	Diln.	Diln. Prep./	RL	Tier	Vial	pH	File#	OK?	Comments
1	Blk							D8342		
2	Tune Check		(Run as a Blk)					43	Y	
3	CCV							44	Y	
4	LCS							45	Y	
5	Met Blk							46	N	- x - over
6	Met Blk							47	N	" "
7	Met Blk							48	Y	
8	R1708700-001	1.0	(8260C)	6646	IV	-1	<2	49	Y	
9	-011	1.0				-1	<2	D8350	Y	
10	-002	1.0				-1	<2	51	Y	
11	-005	1.0				-1	<2	52	Y	
12	-007	1.0				-1	<2	53	Y	
13	-004	1.0	DL 9-22-17			-1	<2	54	Y	
14	R1708768-004	25	2.0mL/50mL (624) R.C. =	8532	II	-2	<2	55	Y	
15	R1708784-001	500	1.0mL/100mL; 10mL/50mL	17638	I	-1	~12	56	Y	
16	-002	500				-1	~12	57	Y	
17	R1708822-001	1.0	(8260C)	6780	II	-1	<2	58	Y	
18	-002	1.0				-1	<2	59	Y	
19	-004	1.0				-1	<2	D8360	Y	
20	R1708781-002	1.0	(624) Res. Chlor. = neg	13976	I	-2	6-7	61	Y	
21	R1708700-0012	1.0	(8260C)	6646	IV	-1	<2	62	Y	
22	R1708249-007	1.0		9866	II	-1	<2	63	Y	
23	-008	1.0				-1	<2	64	Y	
24	-012	1.0				-1	<2	65	Y	
25	-013	1.0				-1	<2	66	Y	MS/DMS:
26	R1708700-005MS	1.0		6646	IV	-2	<2	67	Y	183878 4.2µl > into
27	-005DMS	1.0				-3	<2	68	Y	184186 4.2µl } full
28	R1708822-004MS	1.0		6780	II	-2	<2	69	Y	184000 10.6µl / vials
29	-004DMS	1.0				-3	<2	D8370	Y	↓ ↓ sample
30	Blk			—	—	—	—	71	N	
31	Blk			—	—	—	—	72	Y	
	EOD	DL	9-21-17							

DL 8678-4 =

All samples = 5.0 mL + 1.0 uL combined IS/Surr. 5.0 mL purged

Combined IS/Surr 250 : 184136

Primary TG : 184032 5.0µl

Primary HSL : 184116 ↓ / 50mL DI = CCV.

Primary Fr+ : 183932

Primary :

Primary :

Secondary TG : 183878 2.0µl

Secondary HSL : 184186 2.0µl / 50mL DI = LCS.

Secondary Fr+ : 184000 5.0µl

Secondary :

Secondary :

Surrogate :

Internal Std :

Reagents:

Analytical Report

Client:	Verina Consulting Group, LLC	**Service Request:**	R1708700
Project:	Dover-Binghamton/5101.0003	**Date Collected:**	09/14/17 10:05
Sample Matrix:	Water	**Date Received:**	09/15/17 09:05
Sample Name:	MW-9	**Units:**	ug/L
Lab Code:	R1708700-003	**Basis:**	NA

Volatile Organic Compounds by GC/MS, Unpreserved

Analysis Method: 8260C

Analyte Name	Result		MRL	MDL	Dil.	Date Analyzed	Q
1,1,1-Trichloroethane (TCA)	**0.61**	**J**	1.0	0.36	1	09/19/17 18:01	
1,1-Dichloroethane (1,1-DCA)	ND	U	1.0	0.20	1	09/19/17 18:01	
1,1-Dichloroethene (1,1-DCE)	ND	U	1.0	0.57	1	09/19/17 18:01	
Tetrachloroethene (PCE)	**0.30**	**J**	1.0	0.30	1	09/19/17 18:01	
Trichloroethene (TCE)	**21**		1.0	0.22	1	09/19/17 18:01	
Vinyl Chloride	ND	U	1.0	0.32	1	09/19/17 18:01	
cis-1,2-Dichloroethene	**0.92**	**J**	1.0	0.30	1	09/19/17 18:01	
trans-1,2-Dichloroethene	ND	U	1.0	0.33	1	09/19/17 18:01	

Surrogate Name	% Rec	Control Limits	Date Analyzed	Q
4-Bromofluorobenzene	100	85 - 122	09/19/17 18:01	
Dibromofluoromethane	102	89 - 119	09/19/17 18:01	
Toluene-d8	110	87 - 121	09/19/17 18:01	

Analytical Report

Client:	Verina Consulting Group, LLC	**Service Request:**	R1708700
Project:	Dover-Binghamton/5101.0003	**Date Collected:**	09/14/17 11:35
Sample Matrix:	Water	**Date Received:**	09/15/17 09:05
Sample Name:	MW-11	**Units:**	ug/L
Lab Code:	R1708700-006	**Basis:**	NA

Volatile Organic Compounds by GC/MS, Unpreserved

Analysis Method: 8260C

Analyte Name	Result	MRL	MDL	Dil.	Date Analyzed	Q
1,1,1-Trichloroethane (TCA)	ND U	10	3.6	10	09/19/17 17:35	
1,1-Dichloroethane (1,1-DCA)	ND U	10	2.0	10	09/19/17 17:35	
1,1-Dichloroethene (1,1-DCE)	ND U	10	5.7	10	09/19/17 17:35	
Tetrachloroethene (PCE)	ND U	10	3.0	10	09/19/17 17:35	
Trichloroethene (TCE)	ND U	10	2.2	10	09/19/17 17:35	
Vinyl Chloride	ND U	10	3.2	10	09/19/17 17:35	
cis-1,2-Dichloroethene	ND U	10	3.0	10	09/19/17 17:35	
trans-1,2-Dichloroethene	ND U	10	3.3	10	09/19/17 17:35	

Surrogate Name	% Rec	Control Limits	Date Analyzed	Q
4-Bromofluorobenzene	98	85 - 122	09/19/17 17:35	
Dibromofluoromethane	99	89 - 119	09/19/17 17:35	
Toluene-d8	109	87 - 121	09/19/17 17:35	

Analytical Report

Client:	Verina Consulting Group, LLC	**Service Request:**	R1708700
Project:	Dover-Binghamton/5101.0003	**Date Collected:**	09/14/17 13:27
Sample Matrix:	Water	**Date Received:**	09/15/17 09:05
Sample Name:	MW-17	**Units:**	ug/L
Lab Code:	R1708700-008	**Basis:**	NA

Volatile Organic Compounds by GC/MS, Unpreserved

Analysis Method: 8260C

Analyte Name	Result		MRL	MDL	Dil.	Date Analyzed	Q
1,1,1-Trichloroethane (TCA)	**2.2**		1.0	0.36	1	09/19/17 18:27	
1,1-Dichloroethane (1,1-DCA)	**14**		1.0	0.20	1	09/19/17 18:27	
1,1-Dichloroethene (1,1-DCE)	ND	U	1.0	0.57	1	09/19/17 18:27	
Tetrachloroethene (PCE)	ND	U	1.0	0.30	1	09/19/17 18:27	
Trichloroethene (TCE)	**0.61**	**J**	1.0	0.22	1	09/19/17 18:27	
Vinyl Chloride	ND	U	1.0	0.32	1	09/19/17 18:27	
cis-1,2-Dichloroethene	**0.40**	**J**	1.0	0.30	1	09/19/17 18:27	
trans-1,2-Dichloroethene	ND	U	1.0	0.33	1	09/19/17 18:27	

Surrogate Name	% Rec	Control Limits	Date Analyzed	Q
4-Bromofluorobenzene	100	85 - 122	09/19/17 18:27	
Dibromofluoromethane	101	89 - 119	09/19/17 18:27	
Toluene-d8	112	87 - 121	09/19/17 18:27	

Analytical Report

Client:	Verina Consulting Group, LLC	**Service Request:**	R1708700
Project:	Dover-Binghamton/5101.0003	**Date Collected:**	09/14/17 13:30
Sample Matrix:	Water	**Date Received:**	09/15/17 09:05
Sample Name:	MW-8	**Units:**	ug/L
Lab Code:	R1708700-009	**Basis:**	NA

Volatile Organic Compounds by GC/MS, Unpreserved

Analysis Method: 8260C

Analyte Name	Result	MRL	MDL	Dil.	Date Analyzed	Q
1,1,1-Trichloroethane (TCA)	**3.7**	1.0	0.36	1	09/19/17 18:53	
1,1-Dichloroethane (1,1-DCA)	**5.5**	1.0	0.20	1	09/19/17 18:53	
1,1-Dichloroethene (1,1-DCE)	ND U	1.0	0.57	1	09/19/17 18:53	
Tetrachloroethene (PCE)	ND U	1.0	0.30	1	09/19/17 18:53	
Trichloroethene (TCE)	ND U	1.0	0.22	1	09/19/17 18:53	
Vinyl Chloride	ND U	1.0	0.32	1	09/19/17 18:53	
cis-1,2-Dichloroethene	ND U	1.0	0.30	1	09/19/17 18:53	
trans-1,2-Dichloroethene	ND U	1.0	0.33	1	09/19/17 18:53	

Surrogate Name	% Rec	Control Limits	Date Analyzed	Q
4-Bromofluorobenzene	99	85 - 122	09/19/17 18:53	
Dibromofluoromethane	99	89 - 119	09/19/17 18:53	
Toluene-d8	111	87 - 121	09/19/17 18:53	

Analytical Report

Client:	Verina Consulting Group, LLC	**Service Request:**	R1708700
Project:	Dover-Binghamton/5101.0003	**Date Collected:**	09/14/17 13:40
Sample Matrix:	Water	**Date Received:**	09/15/17 09:05
Sample Name:	MW-16	**Units:**	ug/L
Lab Code:	R1708700-010	**Basis:**	NA

Volatile Organic Compounds by GC/MS, Unpreserved

Analysis Method: 8260C

Analyte Name	Result	MRL	MDL	Dil.	Date Analyzed	Q
1,1,1-Trichloroethane (TCA)	**6.7**	1.0	0.36	1	09/19/17 19:18	
1,1-Dichloroethane (1,1-DCA)	**31**	1.0	0.20	1	09/19/17 19:18	
1,1-Dichloroethene (1,1-DCE)	**1.2**	1.0	0.57	1	09/19/17 19:18	
Tetrachloroethene (PCE)	**0.30**	1.0	0.30	1	09/19/17 19:18	**J**
Trichloroethene (TCE)	**13**	1.0	0.22	1	09/19/17 19:18	
Vinyl Chloride	**2.7**	1.0	0.32	1	09/19/17 19:18	
cis-1,2-Dichloroethene	**67**	1.0	0.30	1	09/19/17 19:18	
trans-1,2-Dichloroethene	ND	1.0	0.33	1	09/19/17 19:18	U

Surrogate Name	% Rec	Control Limits	Date Analyzed	Q
4-Bromofluorobenzene	101	85 - 122	09/19/17 19:18	
Dibromofluoromethane	101	89 - 119	09/19/17 19:18	
Toluene-d8	109	87 - 121	09/19/17 19:18	

1st DL 09/21/17
2nd FJ 09/22/17

Data File : I:\ACQUDATA\MSVOA6\DATA\091917\D8306.D Vial: 25
Acq On : 19 Sep 2017 6:01 pm Operator: D.Lipani
Sample : R1708700-003|1.0 Inst : MS#6
Misc : Verina 8260C 7979 T4 Multiplr: 1.00
MS Integration Params: CPD4.P
Quant Time: Sep 21 17:31 2017 Quant Results File: W082417.RES

Quant Method : I:\ACQUDATA\M...\W082417.M (RTE Integrator)
Title : 8260C / 624 WATERS
Last Update : Fri Aug 25 11:23:15 2017
Response via : Initial Calibration
DataAcq Meth : W082417

Internal Standards	R.T.	QIon	Response	Conc	Units	Dev(Min)
1) Pentafluorobenzene	4.60	168	260282	50.00	ug/L	0.00
40) 1,4-Difluorobenzene	5.88	114	355243	50.00	ug/L	0.00
67) d5-Chlorobenzene	9.19	82	178423	50.00	ug/L	0.00
87) 1,4-Dichlorobenzene-d4	11.29	152	192677	50.00	ug/L	0.00
System Monitoring Compounds						
41) surr4,Dibrflmethane	3.86	113	129941	51.00	ug/L	0.00
Spiked Amount 50.000	Range 89 - 119		Recovery = 102.00%			
43) surr1,1,2-dichloroethane-d	4.48	65	136565	49.49	ug/L	0.00
Spiked Amount 50.000	Range 81 - 127		Recovery = 98.98%			
65) SURR3,Toluene-d8	7.89	98	395774	55.02	ug/L	0.00
Spiked Amount 50.000	Range 87 - 121		Recovery = 110.04%			
86) SURR2,BFB	10.25	95	167641	50.16	ug/L	0.00
Spiked Amount 50.000	Range 85 - 122		Recovery = 100.32%			
Target Compounds						Qvalue
5) Bromomethane	1.45	94	486	0.25	ug/L #	28
9) Freon 123a	1.73	67	1226	0.53	ug/L	82
14) Acetone	1.87	43	1093	2.24	ug/L	77 NT
21) Freon 113	2.25	101	11282	5.51	ug/L	92
33) cis-1,2-Dichloroethene	3.47	96	1867	0.92	ug/L #	43
35) Chloroform	3.72	83	1218	0.35	ug/L	89
39) 1,1,1-Trichloroethane	4.73	97	2067	0.61	ug/L #	62
54) Trichloroethene	6.32	130	48886	21.22	ug/L	99
74) Tetrachloroethene	8.63	164	642	0.30	ug/L	90

(#) = qualifier out of range (m) = manual integration

1st DL 09/21/17
2nd FJ 09/22/17

Data File : I:\ACQUDATA\MSVOA6\DATA\091917\D8306.D Vial: 25
Acq On : 19 Sep 2017 6:01 pm Operator: D.Lipani
Sample : R1708700-003|1.0 Inst : MS#6
Misc : Verina 8260C 7979 T4 Multiplr: 1.00
MS Integration Params: CPD4.P
Quant Time: Sep 21 17:31 2017 Quant Results File: W082417.RES

Method : I:\ACQUDATA\MSVOA6\METHODS\W082417.M (RTE Integrator)
Title : 8260C / 624 WATERS
Last Update : Fri Aug 25 11:23:15 2017
Response via : Initial Calibration



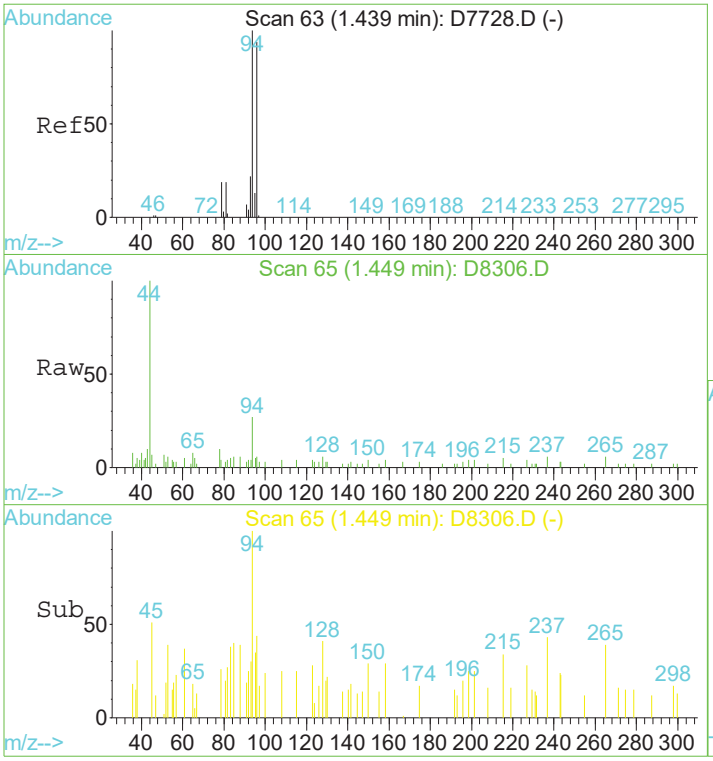

#5
Bromomethane
Concen: 0.25 ug/L
RT: 1.45 min Scan# 65
Delta R.T. 0.01 min
Lab File: D8306.D
Acq: 19 Sep 2017 6:01 pm

Tgt Ion: 94 Resp: 486

Ion	Ratio	Lower	Upper
94	100		
96	24.0	73.7	113.7#

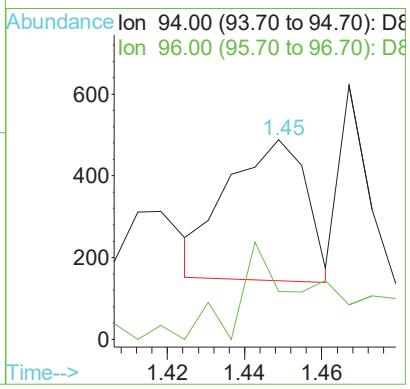

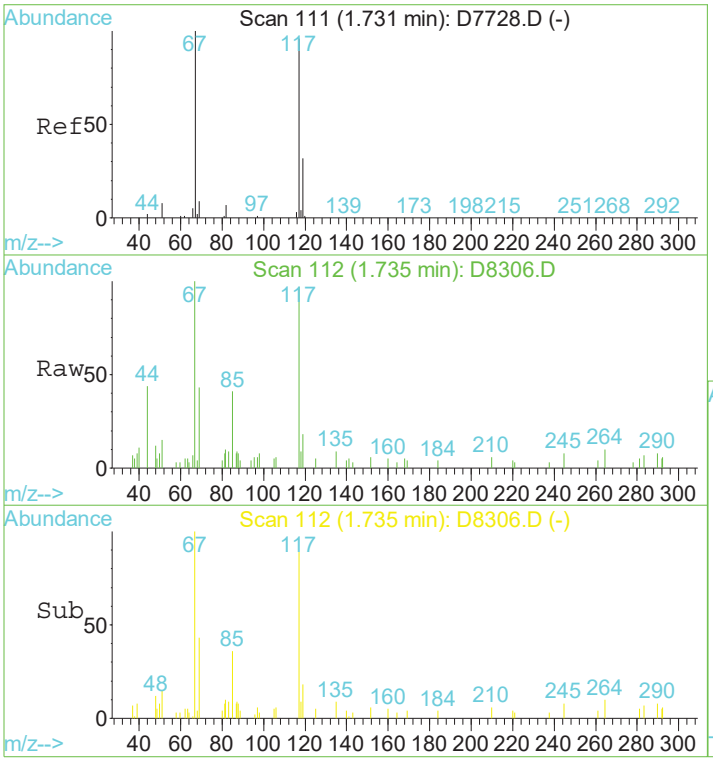

#9
Freon 123a
Concen: 0.53 ug/L
RT: 1.73 min Scan# 112
Delta R.T. 0.00 min
Lab File: D8306.D
Acq: 19 Sep 2017 6:01 pm

Tgt Ion: 67 Resp: 1226

Ion	Ratio	Lower	Upper
67	100		
117	97.4	61.0	101.0

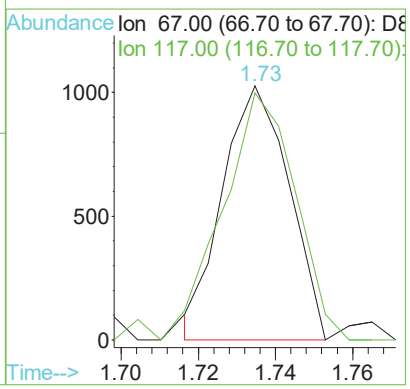

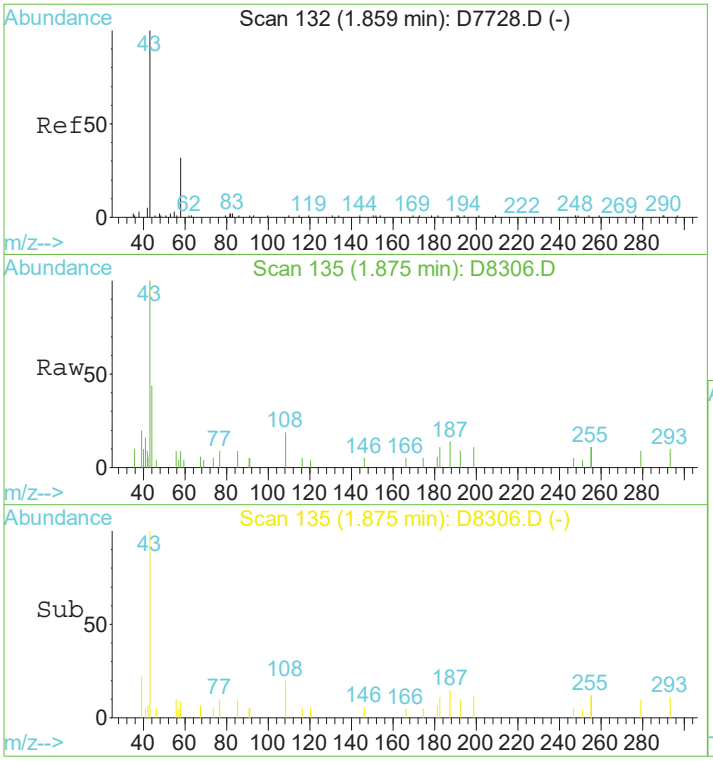

#14
Acetone
Concen: 2.24 ug/L
RT: 1.87 min Scan# 135
Delta R.T. 0.02 min
Lab File: D8306.D
Acq: 19 Sep 2017 6:01 pm

Tgt Ion: 43 Resp: 1093

Ion	Ratio	Lower	Upper
43	100		
42	15.4	0.0	31.4
58	8.5	3.1	43.1

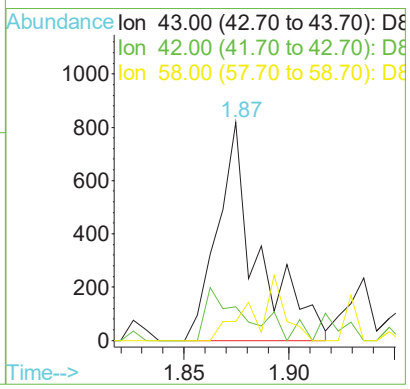

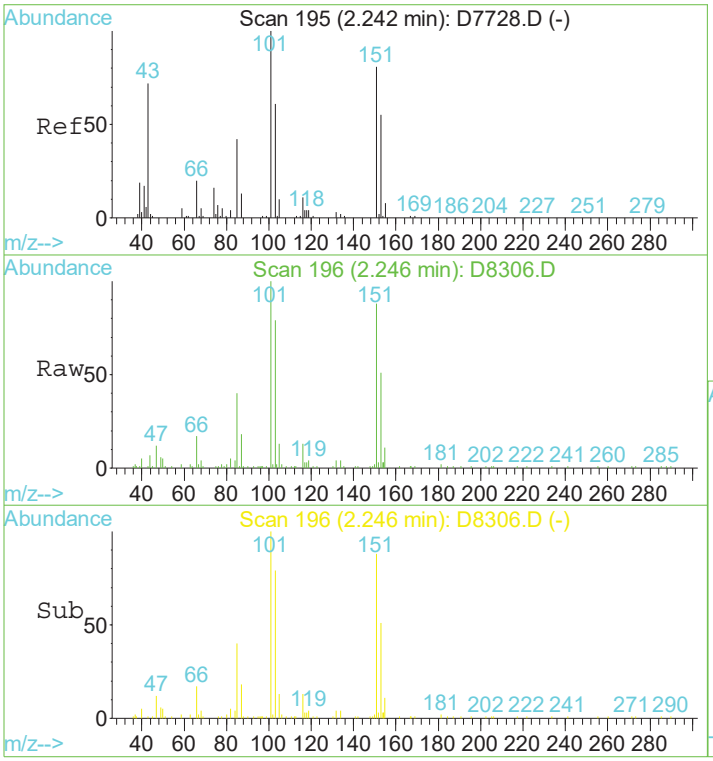

#21
Freon 113
Concen: 5.51 ug/L
RT: 2.25 min Scan# 196
Delta R.T. 0.00 min
Lab File: D8306.D
Acq: 19 Sep 2017 6:01 pm

Tgt Ion:101 Resp: 11282

Ion	Ratio	Lower	Upper
101	100		
85	40.4	25.6	65.6
151	87.8	61.0	101.0

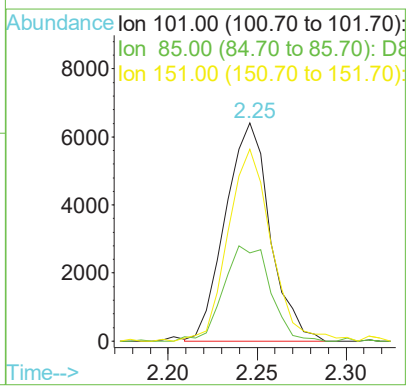

1st DL 09/21/17
2nd FJ 09/22/17

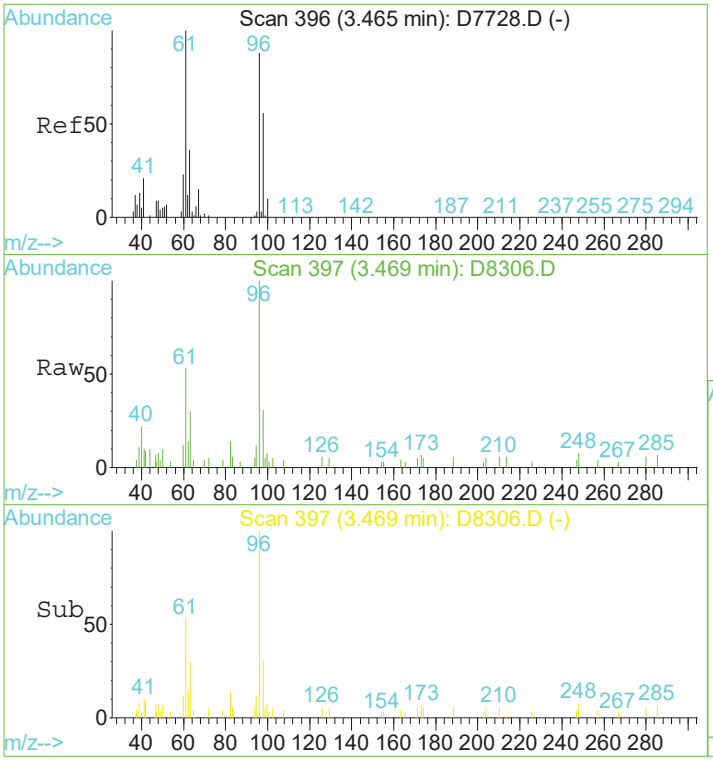

#33
cis-1,2-Dichloroethene
Concen: 0.92 ug/L
RT: 3.47 min Scan# 397
Delta R.T. 0.00 min
Lab File: D8306.D
Acq: 19 Sep 2017 6:01 pm

Tgt Ion: 96 Resp: 1867

Ion	Ratio	Lower	Upper
96	100		
61	52.6	93.6	133.6#

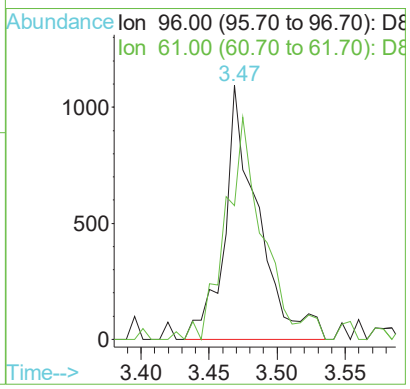

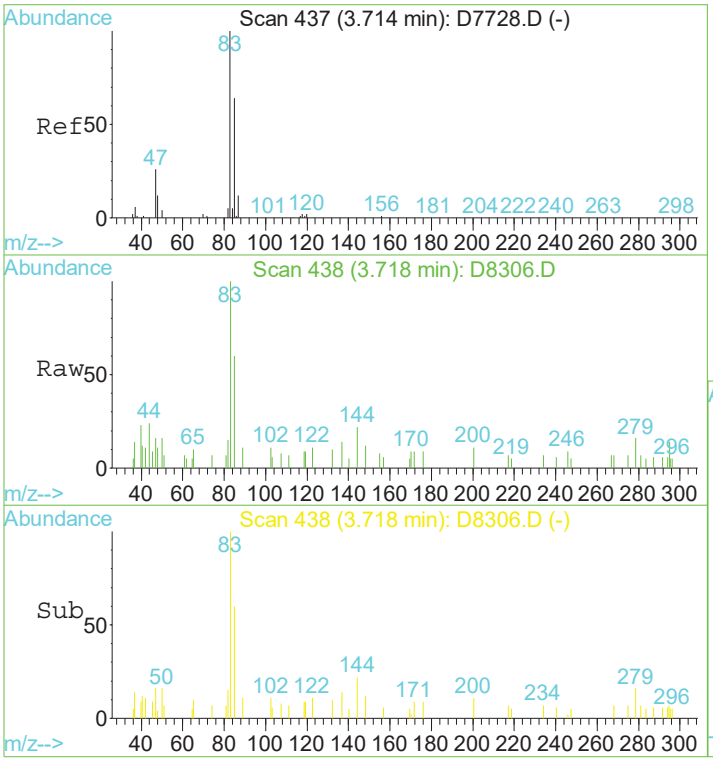

#35
Chloroform
Concen: 0.35 ug/L
RT: 3.72 min Scan# 438
Delta R.T. 0.00 min
Lab File: D8306.D
Acq: 19 Sep 2017 6:01 pm

Tgt Ion: 83 Resp: 1218

Ion	Ratio	Lower	Upper
83	100		
85	59.6	43.9	83.9
47	16.1	8.1	48.1

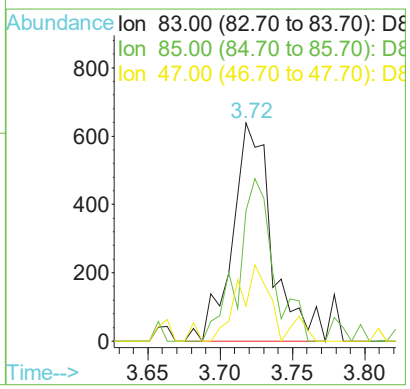

1st DL 09/21/17
2nd FJ 09/22/17

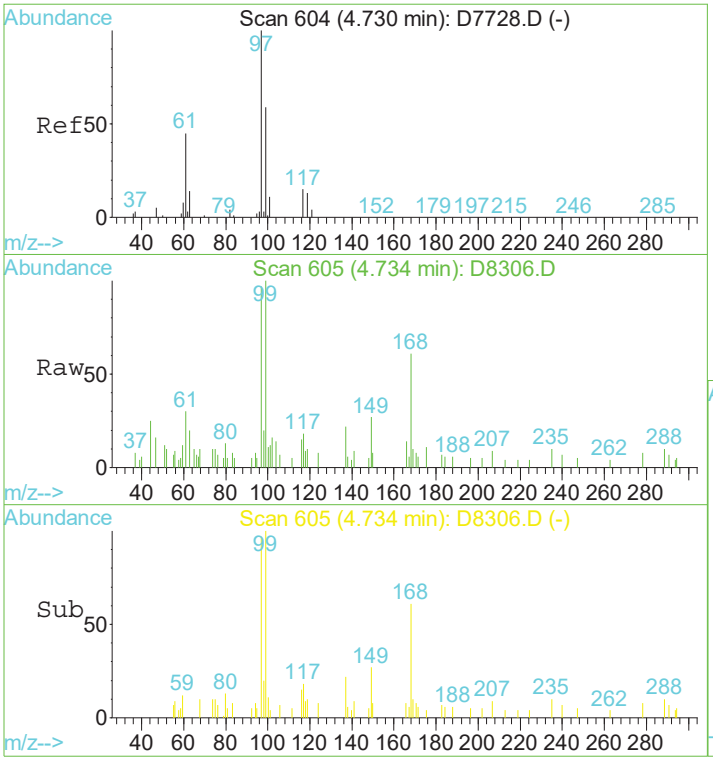

#39
1,1,1-Trichloroethane
Concen: 0.61 ug/L
RT: 4.73 min Scan# 605
Delta R.T. 0.00 min
Lab File: D8306.D
Acq: 19 Sep 2017 6:01 pm

Tgt Ion: 97 Resp: 2067

Ion	Ratio	Lower	Upper
97	100		
61	31.0	26.0	66.0
99	102.7	44.3	84.3#

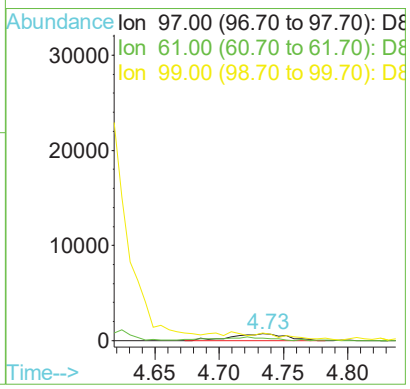

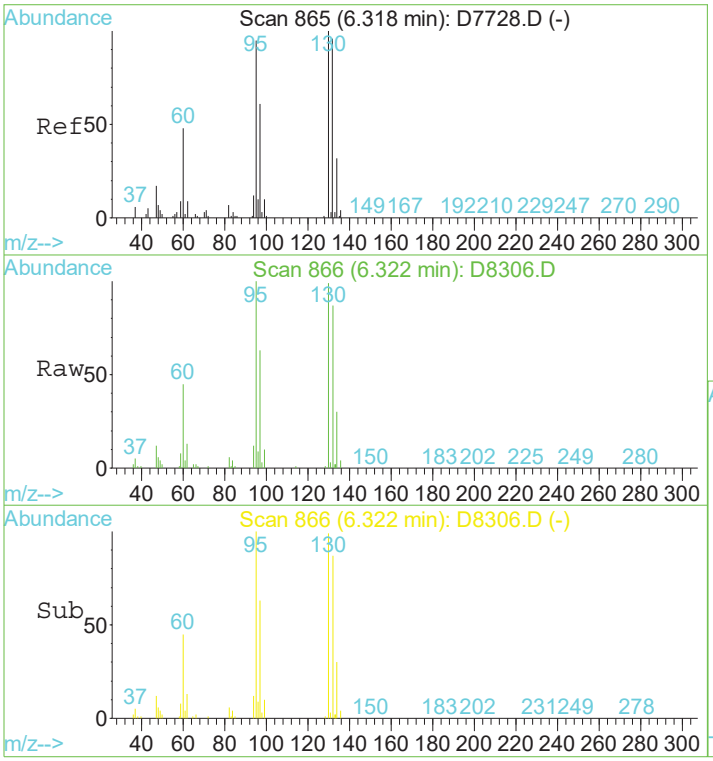

#54
Trichloroethene
Concen: 21.22 ug/L
RT: 6.32 min Scan# 866
Delta R.T. 0.00 min
Lab File: D8306.D
Acq: 19 Sep 2017 6:01 pm

Tgt Ion:130 Resp: 48886

Ion	Ratio	Lower	Upper
130	100		
132	95.0	75.8	115.8
95	91.9	72.3	112.3
97	60.8	40.0	80.0

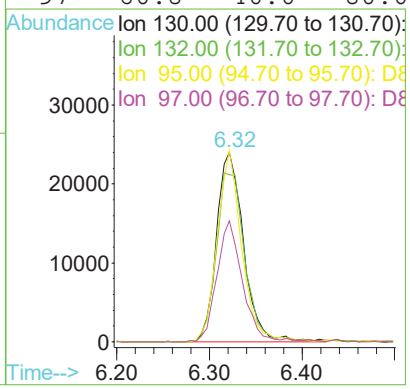

1st DL 09/21/17
2nd FJ 09/22/17

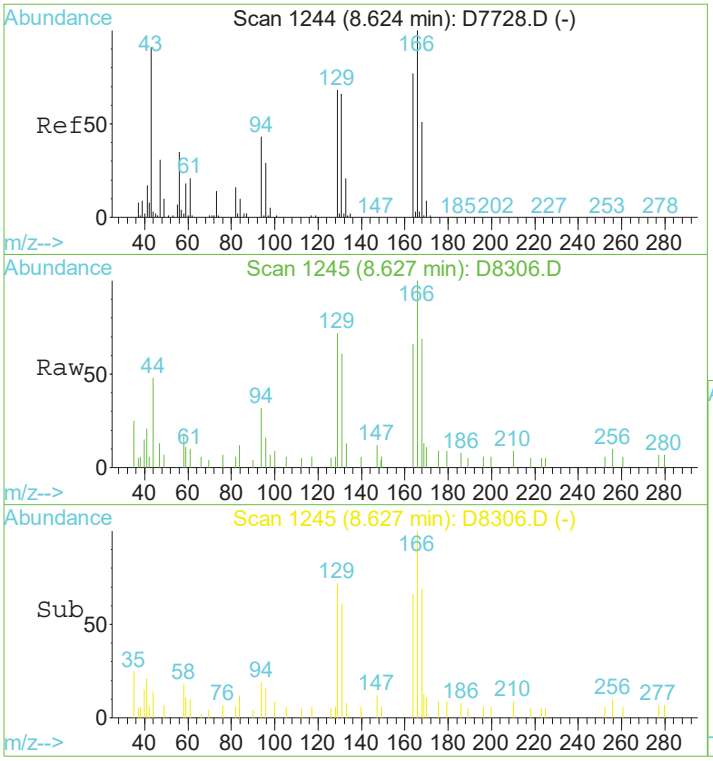

#74
Tetrachloroethene
Concen: 0.30 ug/L
RT: 8.63 min Scan# 1245
Delta R.T. 0.00 min
Lab File: D8306.D
Acq: 19 Sep 2017 6:01 pm

Tgt Ion:164 Resp: 642

Ion	Ratio	Lower	Upper
164	100		
166	138.5	111.1	151.1
129	69.3	67.3	107.3
131	91.7	64.7	104.7

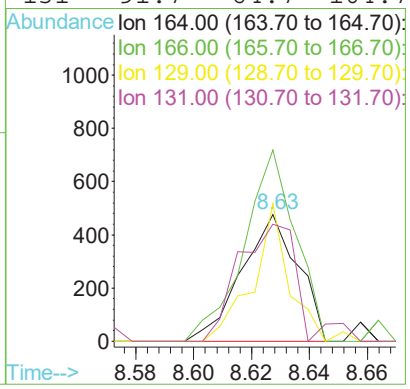

1st DL 09/21/17
2nd FJ 09/22/17

Quantitation Report (QT Reviewed)

Data File : I:\ACQUDATA\MSVOA6\DATA\091917\D8305.D Vial: 24
Acq On : 19 Sep 2017 5:35 pm Operator: D.Lipani
Sample : R1708700-006|10 Inst : MS#6
Misc : Verina 8260C 7979 T4 Multiplr: 1.00
MS Integration Params: CPD4.P
Quant Time: Sep 21 17:28 2017 Quant Results File: W082417.RES

Quant Method : I:\ACQUDATA\M...\W082417.M (RTE Integrator)
Title : 8260C / 624 WATERS
Last Update : Fri Aug 25 11:23:15 2017
Response via : Initial Calibration
DataAcq Meth : W082417

Internal Standards	R.T.	QIon	Response	Conc	Units	Dev(Min)
1) Pentafluorobenzene	4.60	168	261183	50.00	ug/L	0.00
40) 1,4-Difluorobenzene	5.87	114	359860	50.00	ug/L	0.00
67) d5-Chlorobenzene	9.19	82	178060	50.00	ug/L	0.00
87) 1,4-Dichlorobenzene-d4	11.29	152	191482	50.00	ug/L	0.00
System Monitoring Compounds						
41) surr4,Dibrflmethane	3.86	113	127294	49.32	ug/L	0.00
Spiked Amount 50.000	Range 89 - 119		Recovery = 98.64%			
43) surr1,1,2-dichloroethane-d	4.47	65	131819	47.15	ug/L	0.00
Spiked Amount 50.000	Range 81 - 127		Recovery = 94.30%			
65) SURR3,Toluene-d8	7.89	98	397465	54.55	ug/L	0.00
Spiked Amount 50.000	Range 87 - 121		Recovery = 109.10%			
86) SURR2,BFB	10.25	95	163495	49.02	ug/L	0.00
Spiked Amount 50.000	Range 85 - 122		Recovery = 98.04%			
Target Compounds						Qvalue
14) Acetone	1.86	43	4994	10.21	ug/L	81
39) 1,1,1-Trichloroethane	4.74	97	686	0.20	ug/L #	79
106) Naphthalen	13.20	128	1849	0.29	ug/L #	71

Sample diluted due to dark color, foamy nature

(#) = qualifier out of range (m) = manual integration
D8305.D W082417.M Thu Sep 21 17:28:56 2017 Page 1

Data File : I:\ACQUDATA\MSVOA6\DATA\091917\D8305.D Vial: 24
Acq On : 19 Sep 2017 5:35 pm Operator: D.Lipani
Sample : R1708700-006|10 Inst : MS#6
Misc : Verina 8260C 7979 T4 Multiplr: 1.00
MS Integration Params: CPD4.P
Quant Time: Sep 21 17:28 2017 Quant Results File: W082417.RES

Method : I:\ACQUDATA\MSVOA6\METHODS\W082417.M (RTE Integrator)
Title : 8260C / 624 WATERS
Last Update : Fri Aug 25 11:23:15 2017
Response via : Initial Calibration



1st DL 09/21/17
2nd FJ 09/22/17

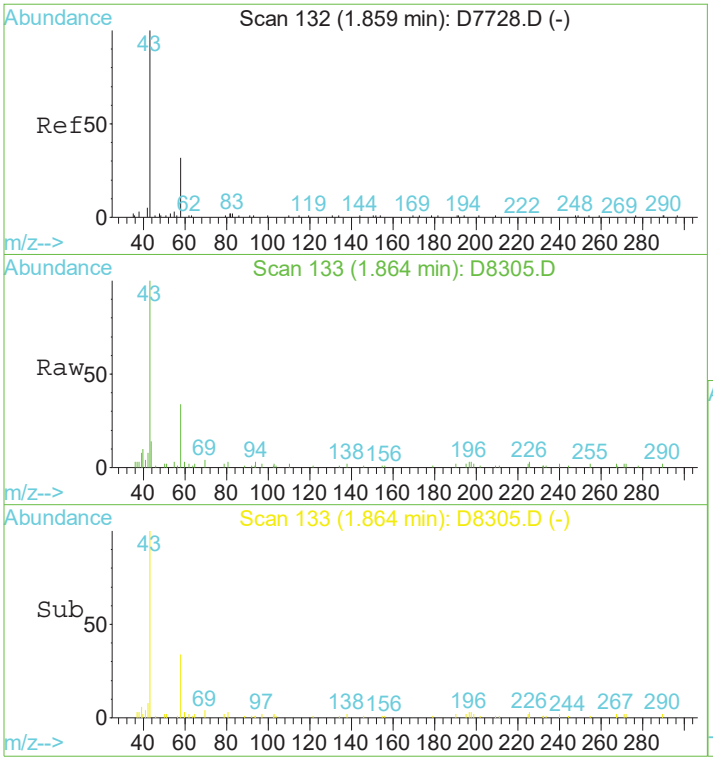

#14
Acetone
Concen: 10.21 ug/L
RT: 1.86 min Scan# 133
Delta R.T. 0.01 min
Lab File: D8305.D
Acq: 19 Sep 2017 5:35 pm

Tgt Ion: 43 Resp: 4994

Ion	Ratio	Lower	Upper
43	100		
42	7.7	0.0	31.4
58	34.3	3.1	43.1

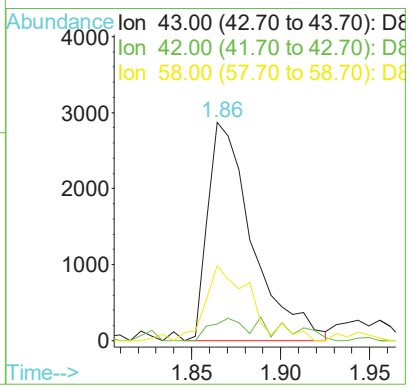

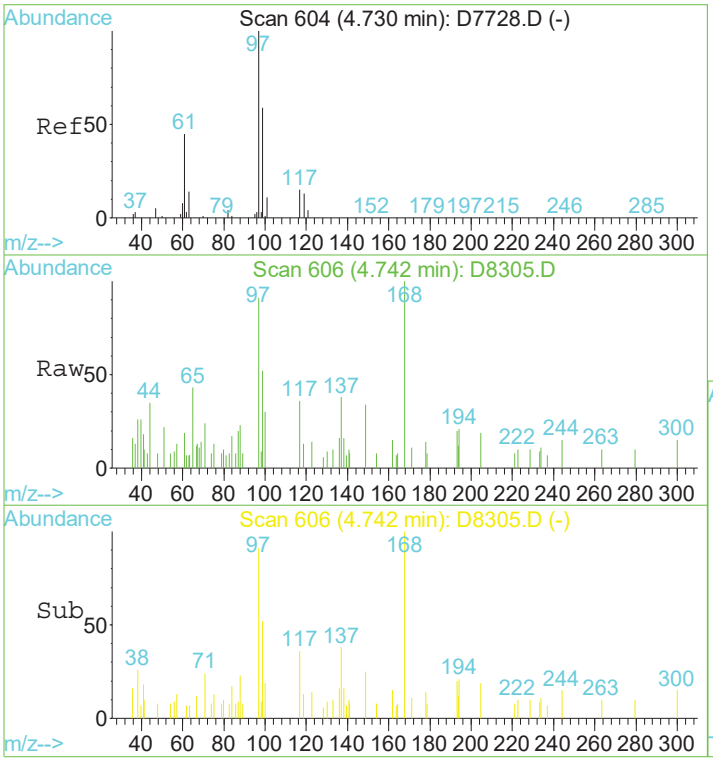

#39
1,1,1-Trichloroethane
Concen: 0.20 ug/L
RT: 4.74 min Scan# 606
Delta R.T. 0.01 min
Lab File: D8305.D
Acq: 19 Sep 2017 5:35 pm

Tgt Ion: 97 Resp: 686

Ion	Ratio	Lower	Upper
97	100		
61	20.9	26.0	66.0#
99	56.9	44.3	84.3

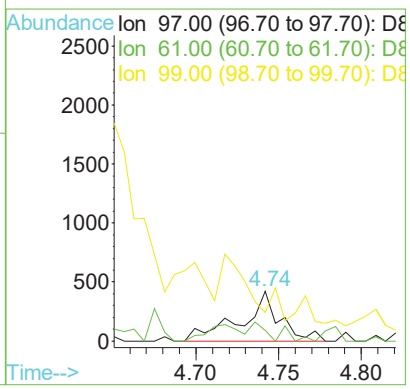

1st DL 09/21/17
2nd FJ 09/22/17



#106
Naphthalen
Concen: 0.29 ug/L
RT: 13.20 min Scan# 1996
Delta R.T. -0.00 min
Lab File: D8305.D
Acq: 19 Sep 2017 5:35 pm

Tgt Ion:128 Resp: 1849

Ion	Ratio	Lower	Upper
128	100		
127	0.0	0.0	35.0
102	2.7	0.0	29.4

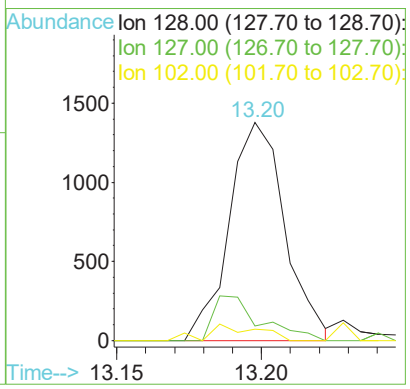

1st DL 09/21/17
2nd FJ 09/22/17

Data File : I:\ACQUDATA\MSVOA6\DATA\091917\D8307.D Vial: 26
Acq On : 19 Sep 2017 6:27 pm Operator: D.Lipani
Sample : R1708700-008|1.0 Inst : MS#6
Misc : Verina 8260C 7979 T4 Multiplr: 1.00
MS Integration Params: CPD4.P
Quant Time: Sep 21 17:03 2017 Quant Results File: temp.res

Method : I:\ACQUDATA\MSVOA6\METHODS\W082417.M (RTE Integrator)
Title : 8260C / 624 WATERS
Last Update : Fri Aug 25 11:23:15 2017
Response via : Multiple Level Calibration

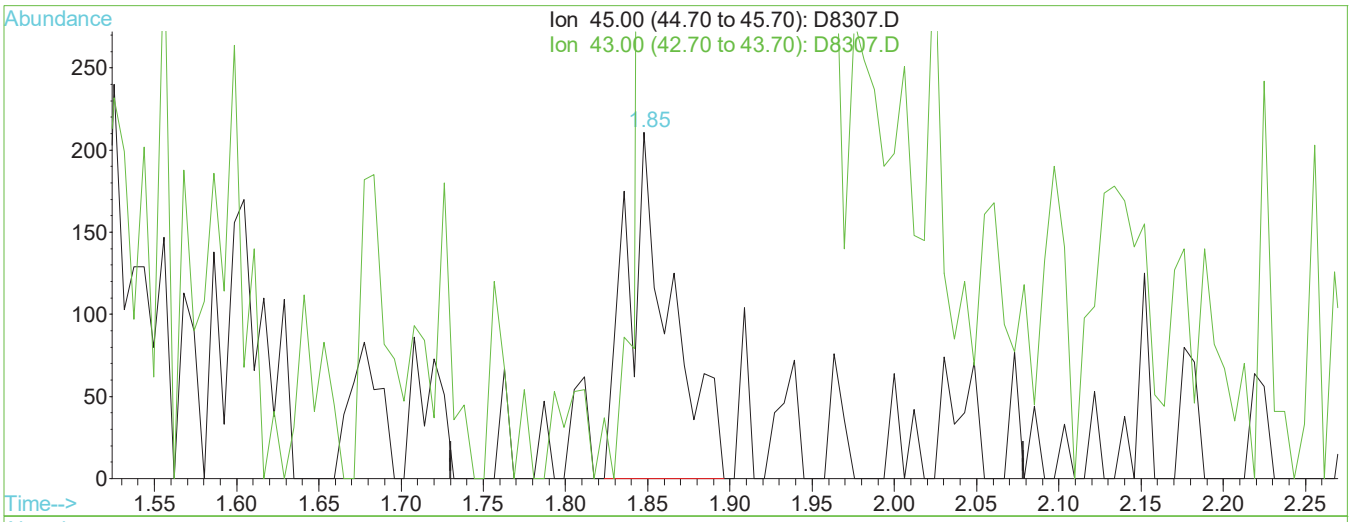

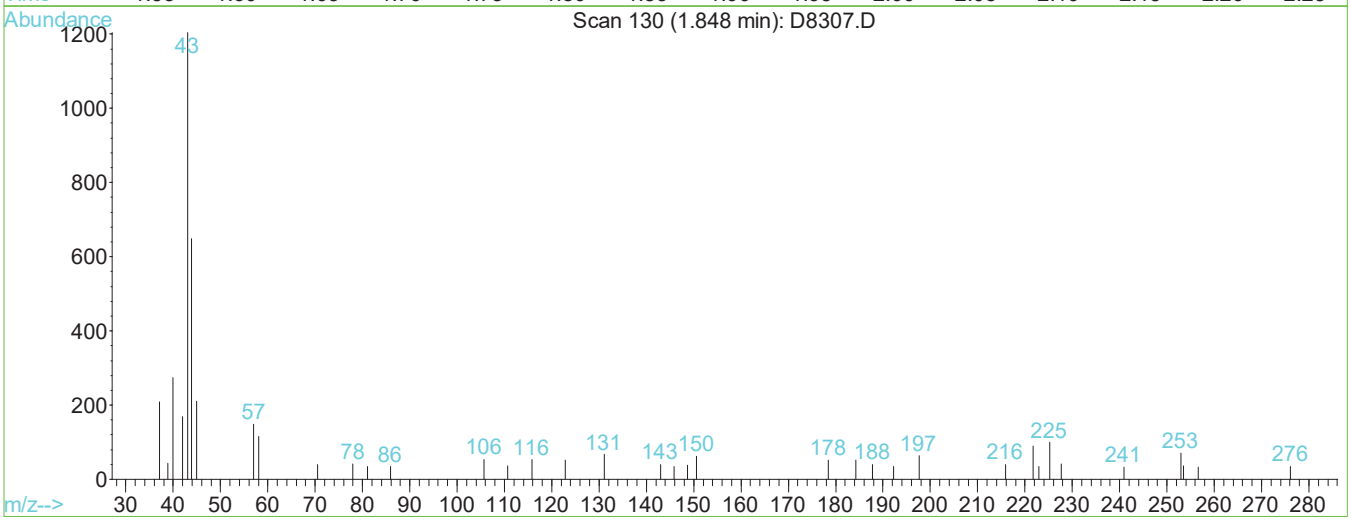

TIC: D8307.D

(13) 2-Propanol

1.85min 4.26ug/L m

response 397

Ion	Exp%	Act%
45.00	100	100
43.00	23.50	570.62#
0.00	0.00	0.00
0.00	0.00	0.00

Manual Integration:

After

Split Peak.

09/21/17

Quantitation Report (Qedit)

Data File : I:\ACQUDATA\MSVOA6\DATA\091917\D8307.D Vial: 26
Acq On : 19 Sep 2017 6:27 pm Operator: D.Lipani
Sample : R1708700-008|1.0 Inst : MS#6
Misc : Verina 8260C 7979 T4 Multiplr: 1.00
MS Integration Params: CPD4.P
Quant Time: Sep 21 17:03 2017 Quant Results File: temp.res

Method : I:\ACQUDATA\MSVOA6\METHODS\W082417.M (RTE Integrator)
Title : 8260C / 624 WATERS
Last Update : Fri Aug 25 11:23:15 2017
Response via : Multiple Level Calibration

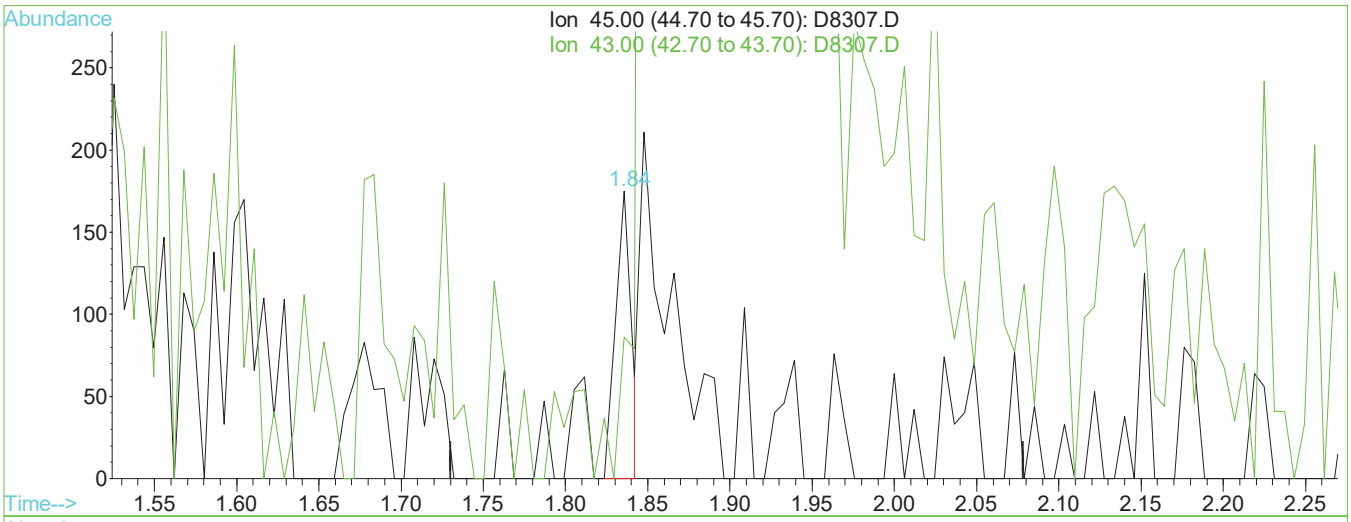

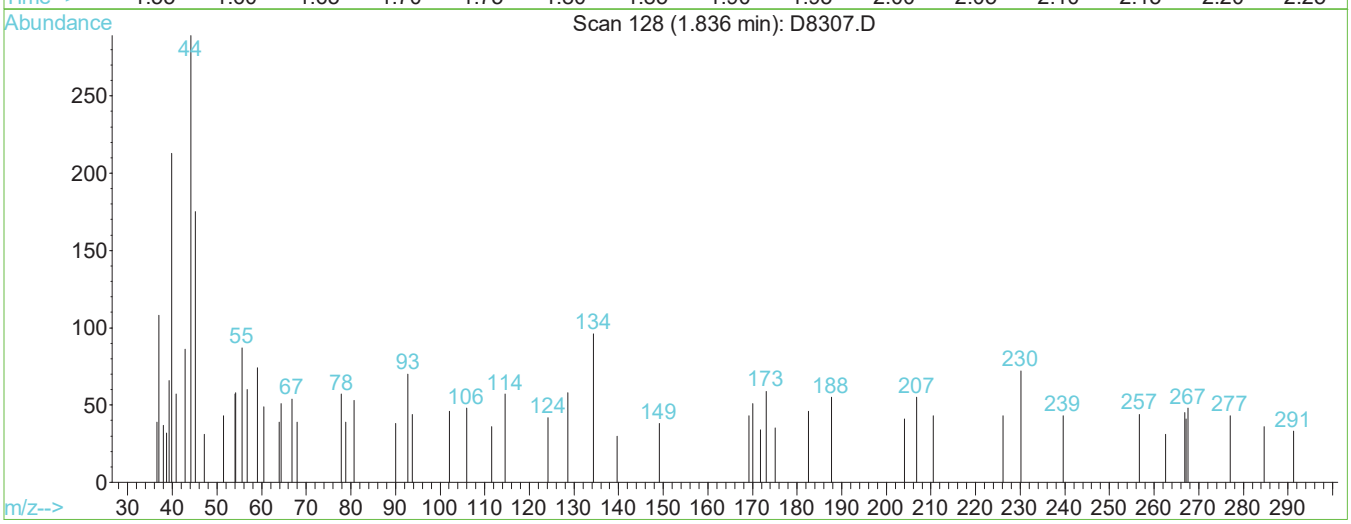

TIC: D8307.D

(13) 2-Propanol

1.84min 1.25ug/L

response 116

Ion	Exp%	Act%
45.00	100	100
43.00	23.50	49.14#
0.00	0.00	0.00
0.00	0.00	0.00

Manual Integration:

Before

09/21/17

Quantitation Report (Qedit)

Data File : I:\ACQUDATA\MSVOA6\DATA\091917\D8307.D Vial: 26
Acq On : 19 Sep 2017 6:27 pm Operator: D.Lipani
Sample : R1708700-008|1.0 Inst : MS#6
Misc : Verina 8260C 7979 T4 Multiplr: 1.00
MS Integration Params: CPD4.P
Quant Time: Sep 21 17:04 2017 Quant Results File: temp.res

Method : I:\ACQUDATA\MSVOA6\METHODS\W082417.M (RTE Integrator)
Title : 8260C / 624 WATERS
Last Update : Fri Aug 25 11:23:15 2017
Response via : Single Level Calibration

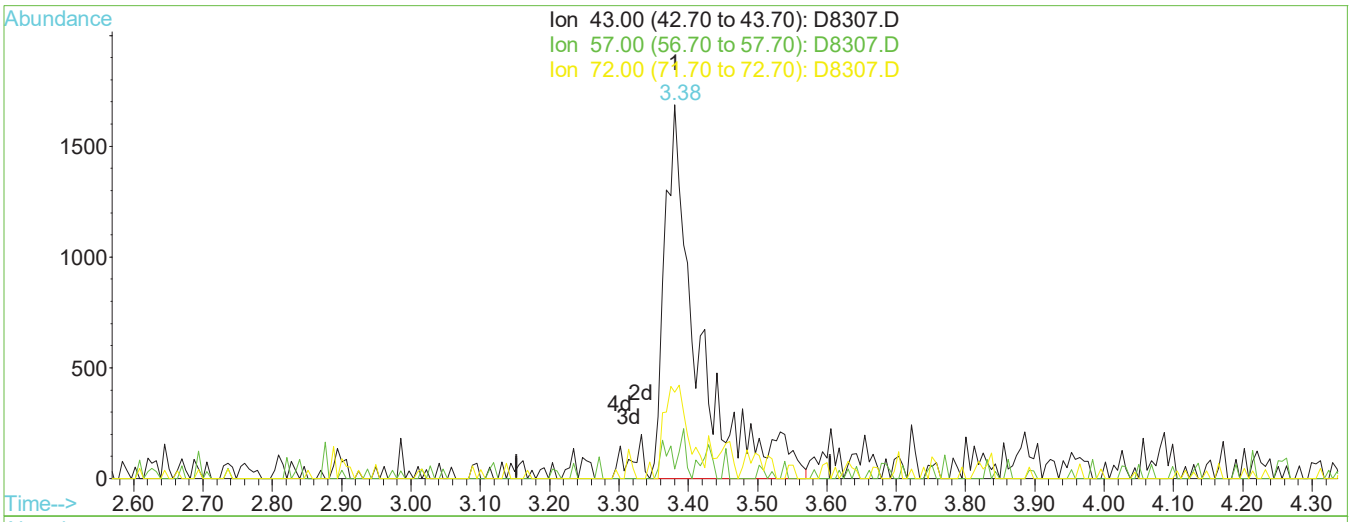

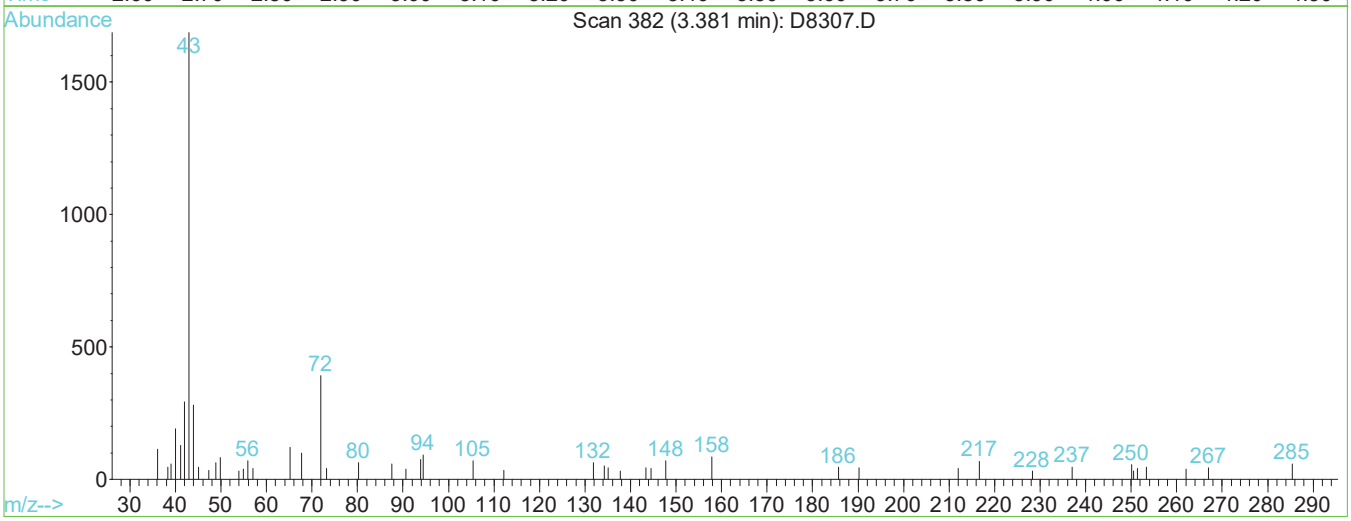

TIC: D8307.D

(31) 2-Butanone (P)

3.38min 9.04ug/L m

response 5648

Ion	Exp%	Act%
43.00	100	100
57.00	9.40	2.49
72.00	25.60	23.18
0.00	0.00	0.00

Manual Integration:

After

Split Peak.

09/21/17

1st DL 09/21/17
2nd FW 09/22/17

Data File : I:\ACQUDATA\MSVOA6\DATA\091917\D8307.D Vial: 26
Acq On : 19 Sep 2017 6:27 pm Operator: D.Lipani
Sample : R1708700-008|1.0 Inst : MS#6
Misc : Verina 8260C 7979 T4 Multiplr: 1.00
MS Integration Params: CPD4.P
Quant Time: Sep 21 17:03 2017 Quant Results File: temp.res

Method : I:\ACQUDATA\MSVOA6\METHODS\W082417.M (RTE Integrator)
Title : 8260C / 624 WATERS
Last Update : Fri Aug 25 11:23:15 2017
Response via : Single Level Calibration

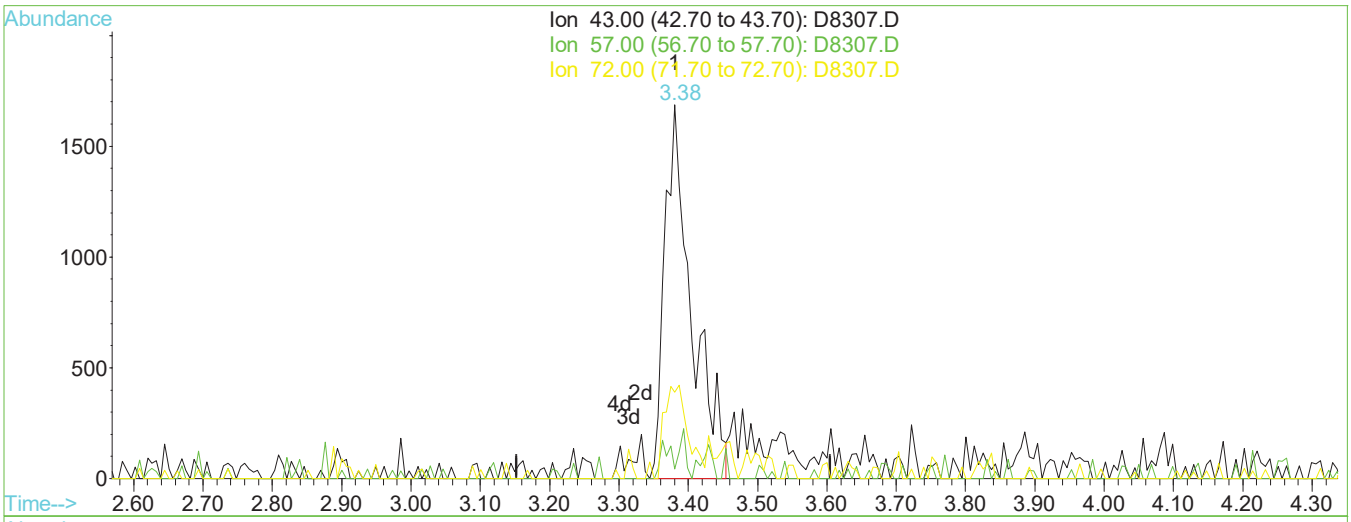

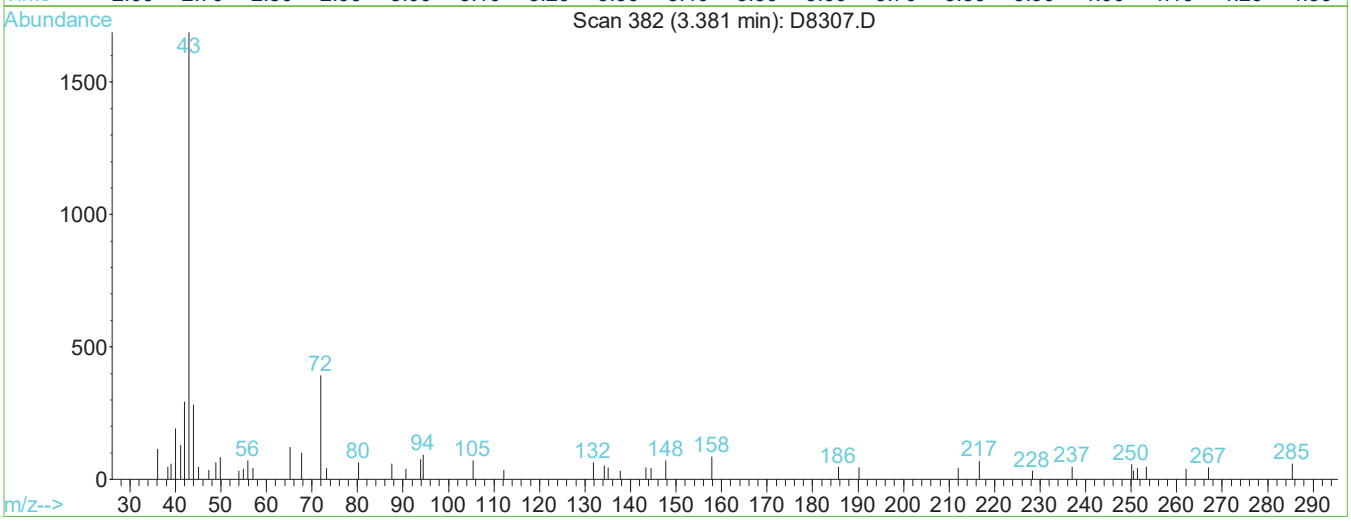

TIC: D8307.D

(31) 2-Butanone (P)

3.38min 7.32ug/L

response 4577

Ion	Exp%	Act%
43.00	100	100
57.00	9.40	2.49
72.00	25.60	23.18
0.00	0.00	0.00

Manual Integration:

Before

09/21/17

1st DL 09/21/17
2nd FJ 09/22/17

Data File : I:\ACQUDATA\MSVOA6\DATA\091917\D8307.D Vial: 26
Acq On : 19 Sep 2017 6:27 pm Operator: D.Lipani
Sample : R1708700-008|1.0 Inst : MS#6
Misc : Verina 8260C 7979 T4 Multiplr: 1.00
MS Integration Params: CPD4.P
Quant Time: Sep 21 17:04 2017 Quant Results File: temp.res

Method : I:\ACQUDATA\MSVOA6\METHODS\W082417.M (RTE Integrator)
Title : 8260C / 624 WATERS
Last Update : Fri Aug 25 11:23:15 2017
Response via : Multiple Level Calibration

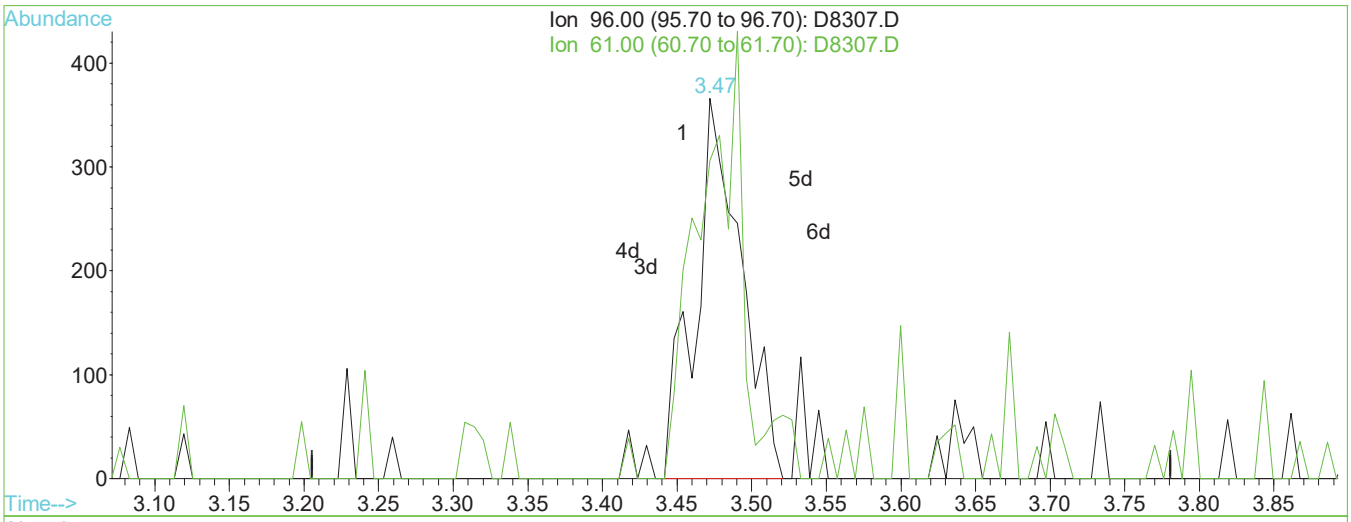

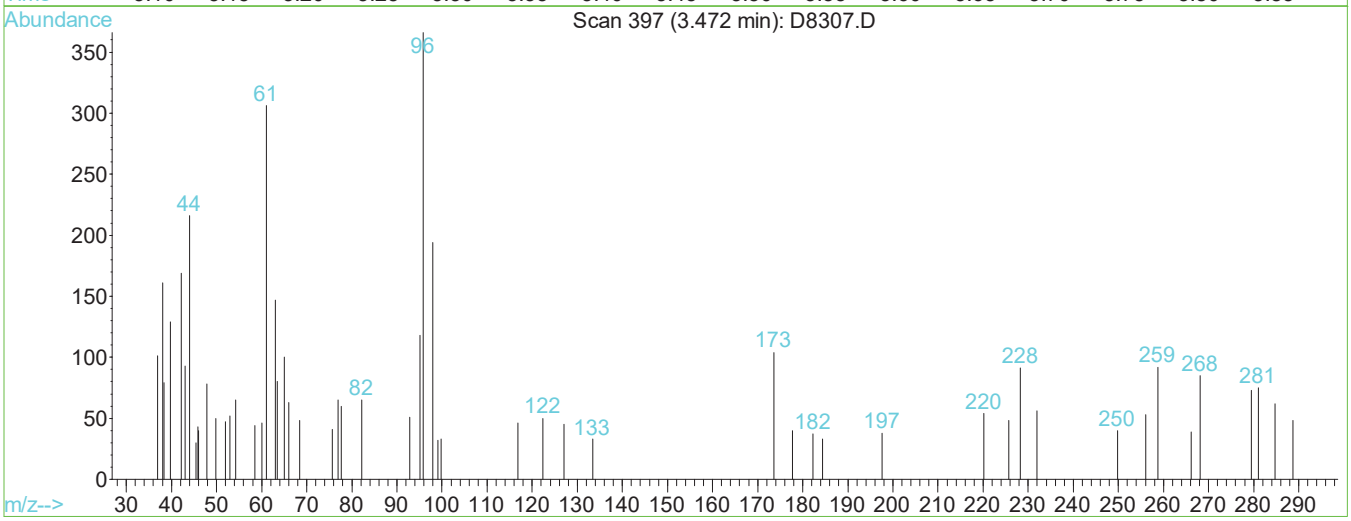

TIC: D8307.D

(33) cis-1,2-Dichloroethene (P)

3.47min 0.40ug/L m

response 789

Ion	Exp%	Act%
96.00	100	100
61.00	113.60	83.61#
0.00	0.00	0.00
0.00	0.00	0.00

Manual Integration:

After

Peak not found.

09/21/17

1st DL 09/21/17
2nd FJ 09/22/17

Data File : I:\ACQUDATA\MSVOA6\DATA\091917\D8307.D Vial: 26
Acq On : 19 Sep 2017 6:27 pm Operator: D.Lipani
Sample : R1708700-008|1.0 Inst : MS#6
Misc : Verina 8260C 7979 T4 Multiplr: 1.00
MS Integration Params: CPD4.P
Quant Time: Sep 21 17:04 2017 Quant Results File: temp.res

Method : I:\ACQUDATA\MSVOA6\METHODS\W082417.M (RTE Integrator)
Title : 8260C / 624 WATERS
Last Update : Fri Aug 25 11:23:15 2017
Response via : Multiple Level Calibration

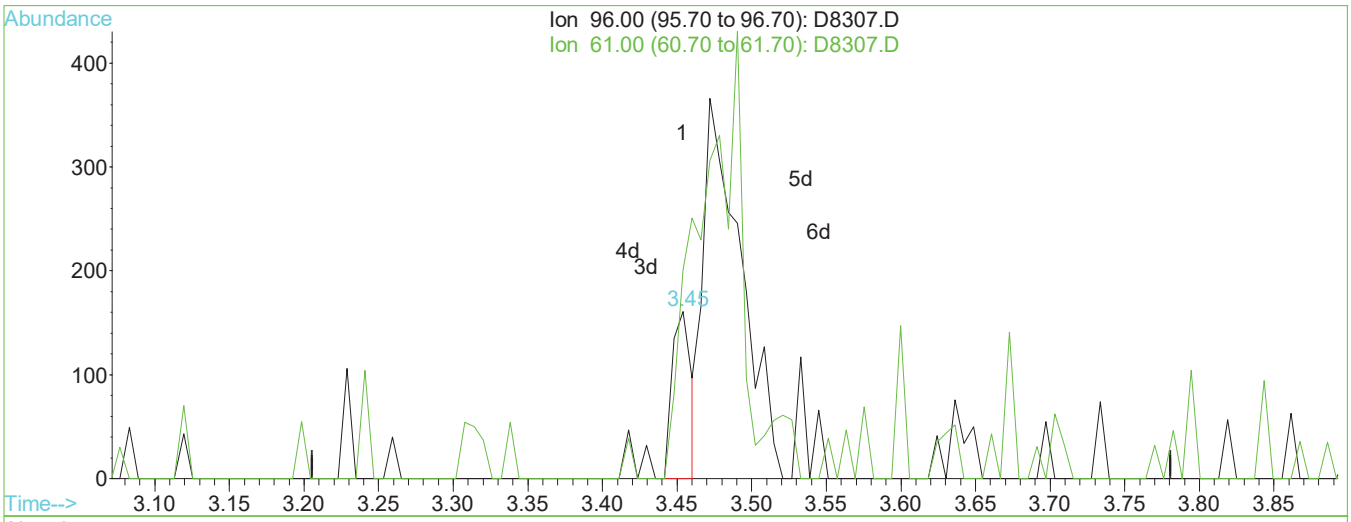

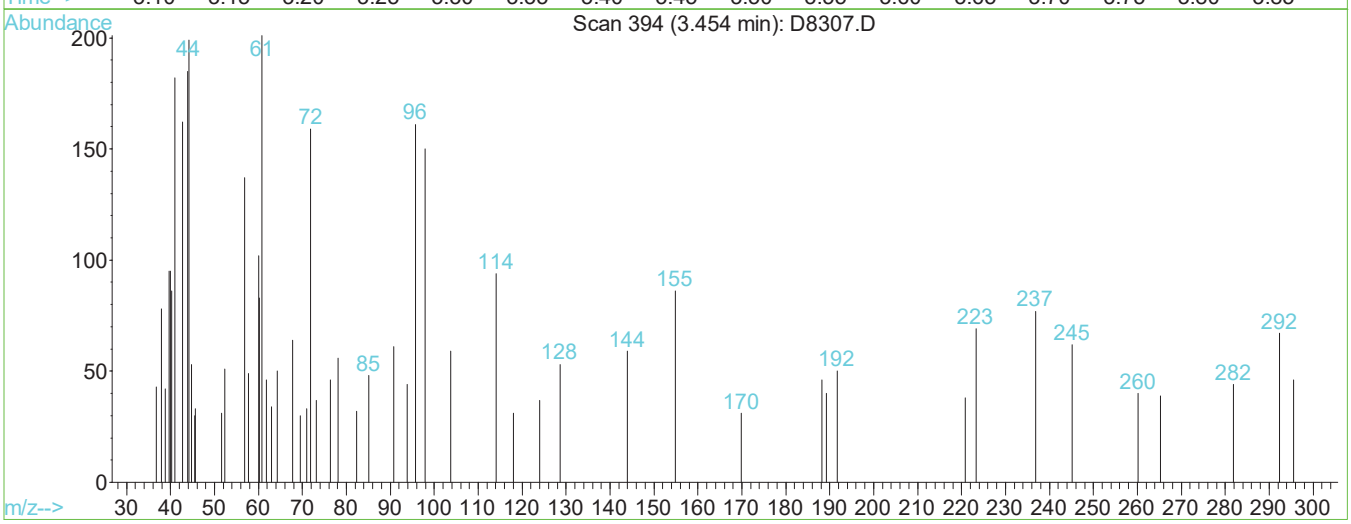

TIC: D8307.D

(33) cis-1,2-Dichloroethene (P)

3.45min 0.07ug/L

response 144

Ion	Exp%	Act%
96.00	100	100
61.00	113.60	124.84
0.00	0.00	0.00
0.00	0.00	0.00

Manual Integration:

Before

09/21/17

1st DL 09/21/17
2nd FJ 09/22/17

Data File : I:\ACQUDATA\MSVOA6\DATA\091917\D8307.D Vial: 26
Acq On : 19 Sep 2017 6:27 pm Operator: D.Lipani
Sample : R1708700-008|1.0 Inst : MS#6
Misc : Verina 8260C 7979 T4 Multiplr: 1.00
MS Integration Params: CPD4.P
Quant Time: Sep 21 17:05 2017 Quant Results File: temp.res

Method : I:\ACQUDATA\MSVOA6\METHODS\W082417.M (RTE Integrator)
Title : 8260C / 624 WATERS
Last Update : Fri Aug 25 11:23:15 2017
Response via : Single Level Calibration

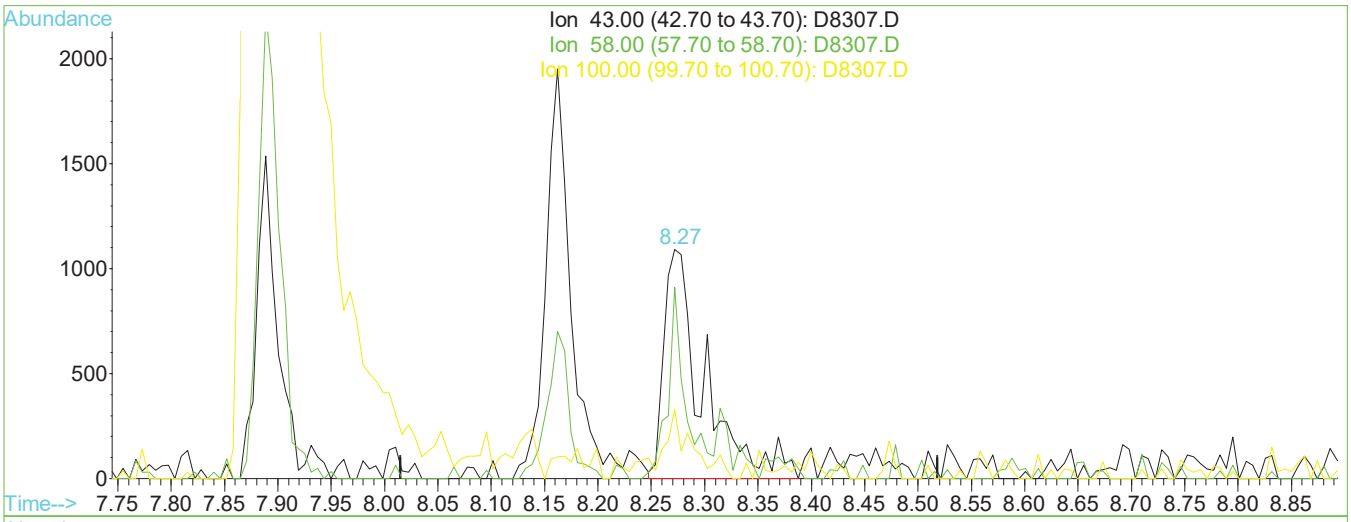

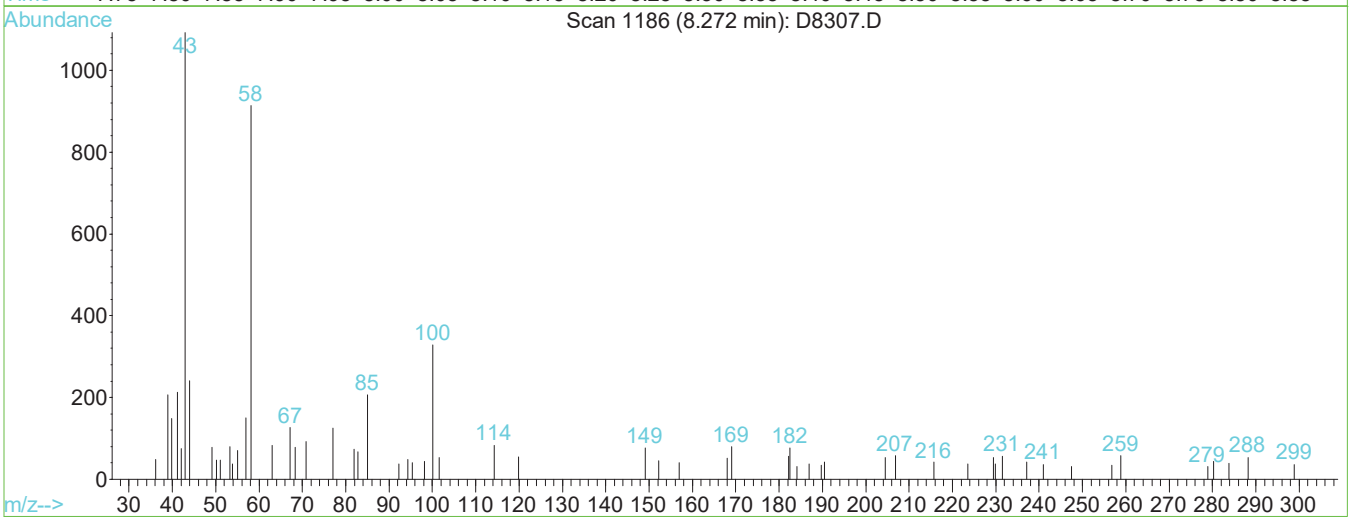

TIC: D8307.D

(71) 2-Hexanone (P)

8.27min 2.39ug/L m

response 2798

Ion	Exp%	Act%
43.00	100	100
58.00	51.20	38.53
100.00	12.00	14.08
0.00	0.00	0.00

Manual Integration:

After

Split Peak.

09/21/17

1st DL 09/21/17
2nd FJ 09/22/17

Data File : I:\ACQUDATA\MSVOA6\DATA\091917\D8307.D Vial: 26
Acq On : 19 Sep 2017 6:27 pm Operator: D.Lipani
Sample : R1708700-008|1.0 Inst : MS#6
Misc : Verina 8260C 7979 T4 Multiplr: 1.00
MS Integration Params: CPD4.P
Quant Time: Sep 21 17:05 2017 Quant Results File: temp.res

Method : I:\ACQUDATA\MSVOA6\METHODS\W082417.M (RTE Integrator)
Title : 8260C / 624 WATERS
Last Update : Fri Aug 25 11:23:15 2017
Response via : Single Level Calibration

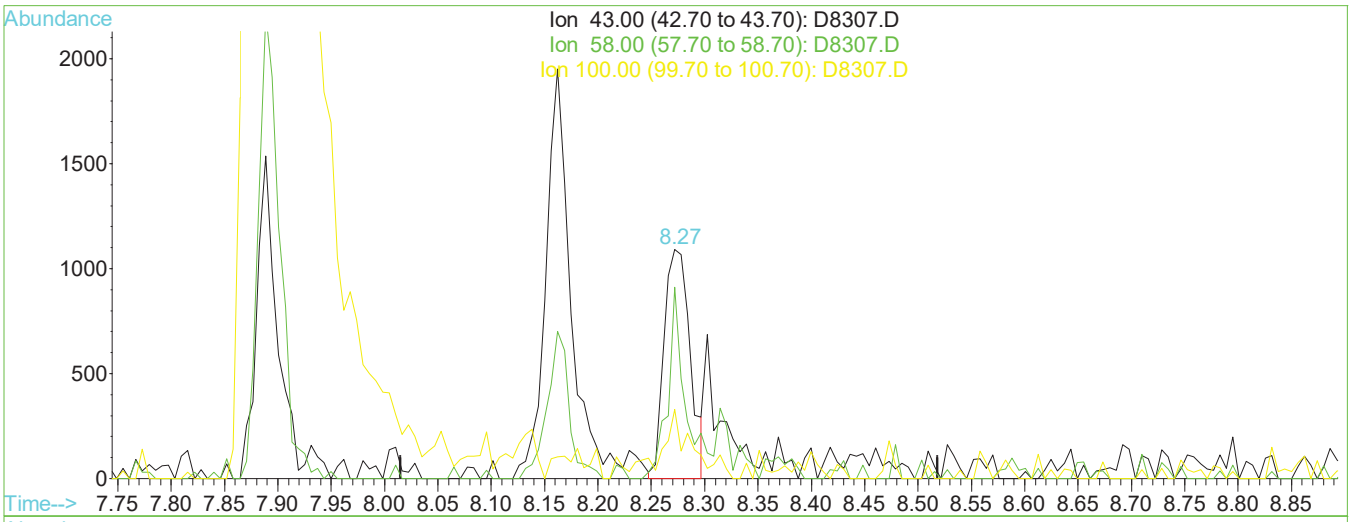

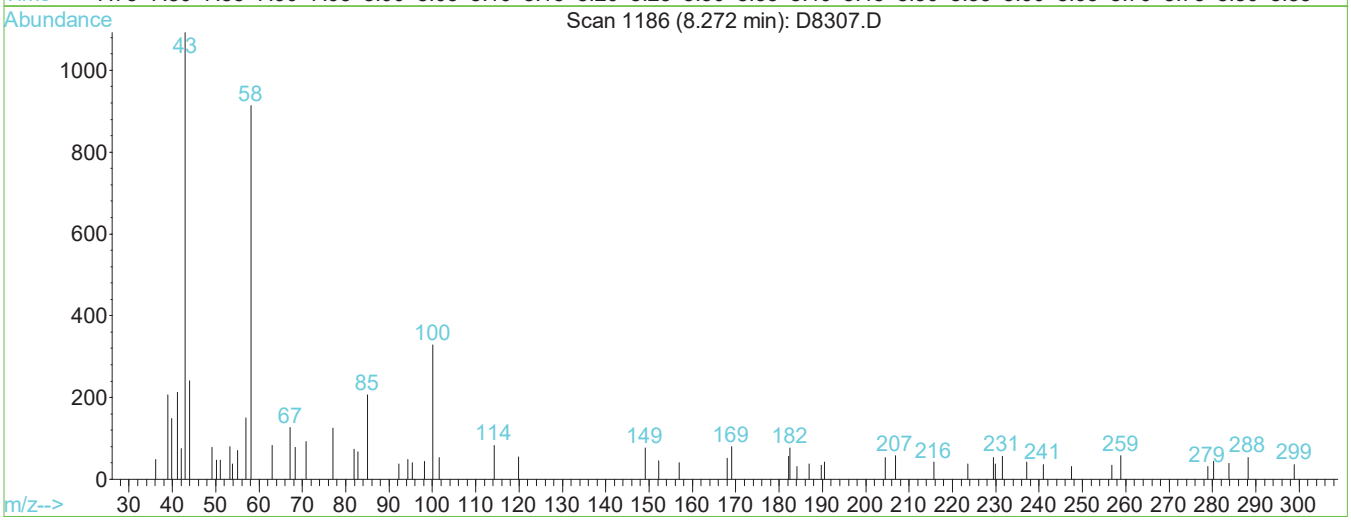

TIC: D8307.D

(71) 2-Hexanone (P)

8.27min 1.59ug/L

response 1857

Ion	Exp%	Act%
43.00	100	100
58.00	51.20	58.05
100.00	12.00	21.22
0.00	0.00	0.00

Manual Integration:

Before

09/21/17

1st DL 09/21/17
2nd FJ 09/22/17

Data File : I:\ACQUDATA\MSVOA6\DATA\091917\D8307.D Vial: 26
Acq On : 19 Sep 2017 6:27 pm Operator: D.Lipani
Sample : R1708700-008|1.0 Inst : MS#6
Misc : Verina 8260C 7979 T4 Multiplr: 1.00
MS Integration Params: CPD4.P
Quant Time: Sep 21 17:06 2017 Quant Results File: W082417.RES

Quant Method : I:\ACQUDATA\M...\W082417.M (RTE Integrator)
Title : 8260C / 624 WATERS
Last Update : Fri Aug 25 11:23:15 2017
Response via : Initial Calibration
DataAcq Meth : W082417

Internal Standards	R.T.	QIon	Response	Conc	Units	Dev(Min)
1) Pentafluorobenzene	4.60	168	248818	50.00	ug/L	0.00
40) 1,4-Difluorobenzene	5.88	114	351252	50.00	ug/L	0.00
67) d5-Chlorobenzene	9.20	82	173484	50.00	ug/L	0.00
87) 1,4-Dichlorobenzene-d4	11.29	152	191480	50.00	ug/L	0.00
System Monitoring Compounds						
41) surr4,Dibrflmethane	3.86	113	127291	50.53	ug/L	0.00
Spiked Amount 50.000	Range 89 - 119		Recovery = 101.06%			
43) surr1,1,2-dichloroethane-d	4.48	65	127756	46.82	ug/L	0.00
Spiked Amount 50.000	Range 81 - 127		Recovery = 93.64%			
65) SURR3,Toluene-d8	7.89	98	396849	55.80	ug/L	0.00
Spiked Amount 50.000	Range 87 - 121		Recovery = 111.60%			
86) SURR2,BFB	10.25	95	162349	49.96	ug/L	0.00
Spiked Amount 50.000	Range 85 - 122		Recovery = 99.92%			
Target Compounds						Qvalue
6) Chloroethane	1.51	64	129503	87.01	ug/L	96
9) Freon 123a	1.73	67	4962	2.23	ug/L	98
13) 2-Propanol	1.85	45	397m	4.26	ug/L	
14) Acetone	1.86	43	31606	67.85	ug/L	90 NT
18) TBA	2.14	59	938	5.88	ug/L	93
24) Carbon Disulfide	2.31	76	2165	0.41	ug/L	91
27) 1,1-Diclethane	2.89	63	38793	14.00	ug/L	98
31) 2-Butanone	3.38	43	5648m	9.04	ug/L	
33) cis-1,2-Dichloroethene	3.47	96	789m	0.40	ug/L	
39) 1,1,1-Trichloroethane	4.73	97	7048	2.19	ug/L	81
49) Benzene	5.39	78	3054	0.44	ug/L	86
54) Trichloroethene	6.33	130	1381	0.61	ug/L	87
71) 2-Hexanone	8.27	43	2798m	2.39	ug/L	

(#) = qualifier out of range (m) = manual integration

1st DL 09/21/17
2nd FJ 09/22/17

Data File : I:\ACQUDATA\MSVOA6\DATA\091917\D8307.D Vial: 26
Acq On : 19 Sep 2017 6:27 pm Operator: D.Lipani
Sample : R1708700-008|1.0 Inst : MS#6
Misc : Verina 8260C 7979 T4 Multiplr: 1.00
MS Integration Params: CPD4.P
Quant Time: Sep 21 17:06 2017 Quant Results File: W082417.RES

Method : I:\ACQUDATA\MSVOA6\METHODS\W082417.M (RTE Integrator)
Title : 8260C / 624 WATERS
Last Update : Fri Aug 25 11:23:15 2017
Response via : Initial Calibration



1st DL 09/21/17
2nd FJ 09/22/17

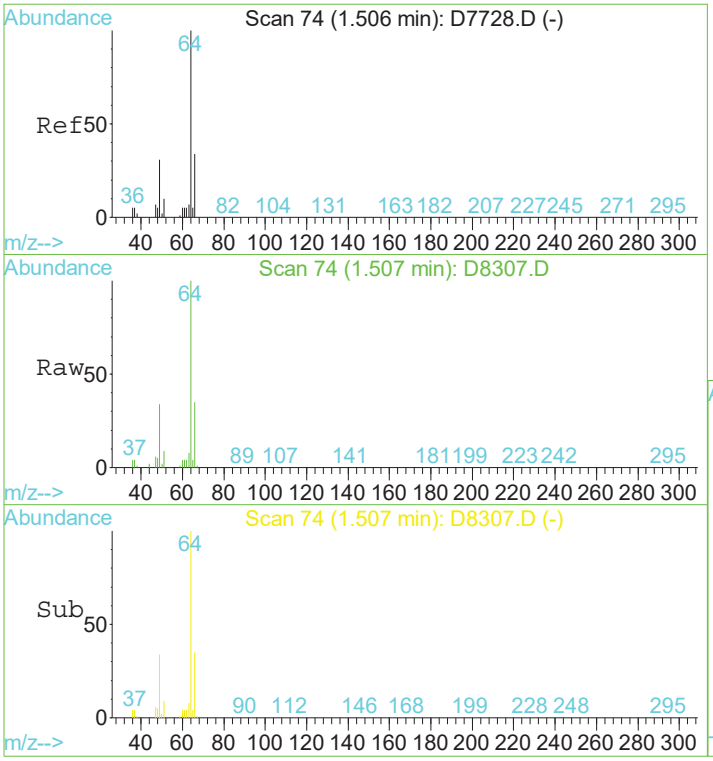

#6
Chloroethane
Concen: 87.01 ug/L
RT: 1.51 min Scan# 74
Delta R.T. 0.00 min
Lab File: D8307.D
Acq: 19 Sep 2017 6:27 pm

Tgt Ion: 64 Resp: 129503

Ion	Ratio	Lower	Upper
64	100		
66	35.2	14.3	54.3
49	34.4	10.7	50.7
51	9.2	0.0	30.5

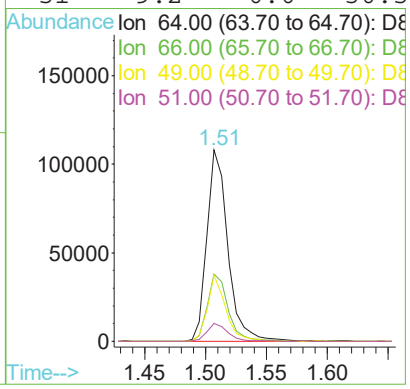



#9
Freon 123a
Concen: 2.23 ug/L
RT: 1.73 min Scan# 111
Delta R.T. 0.00 min
Lab File: D8307.D
Acq: 19 Sep 2017 6:27 pm

Tgt Ion: 67 Resp: 4962

Ion	Ratio	Lower	Upper
67	100		
117	82.8	61.0	101.0

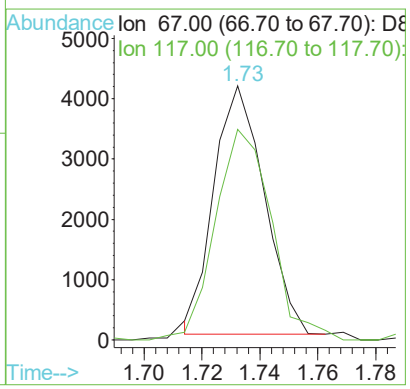

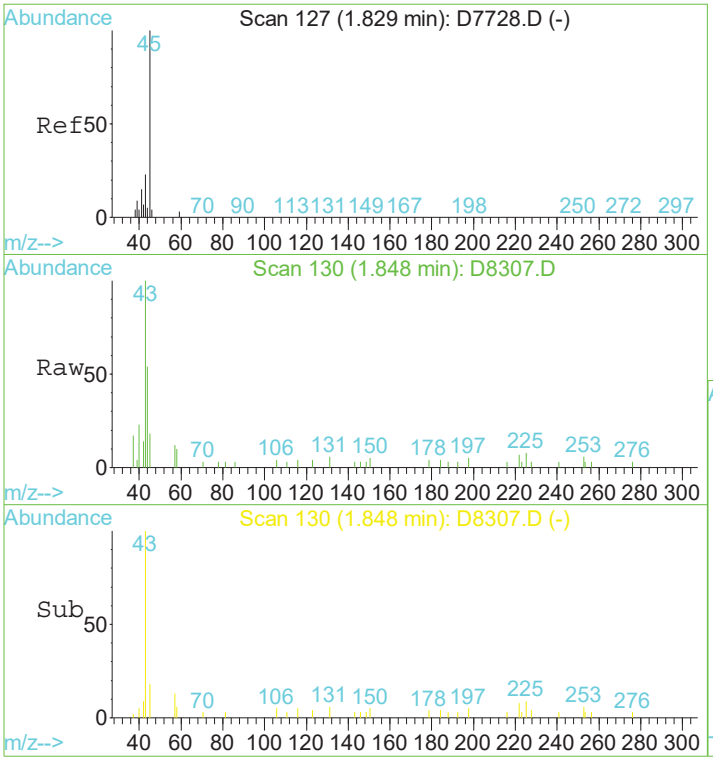

#13
2-Propanol
Concen: 4.26 ug/L m
RT: 1.85 min Scan# 130
Delta R.T. 0.02 min
Lab File: D8307.D
Acq: 19 Sep 2017 6:27 pm

Tgt Ion: 45 Resp: 397

Ion	Ratio	Lower	Upper
45	100		
43	570.6	3.5	43.5#

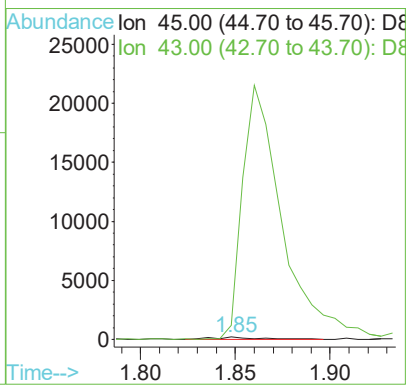

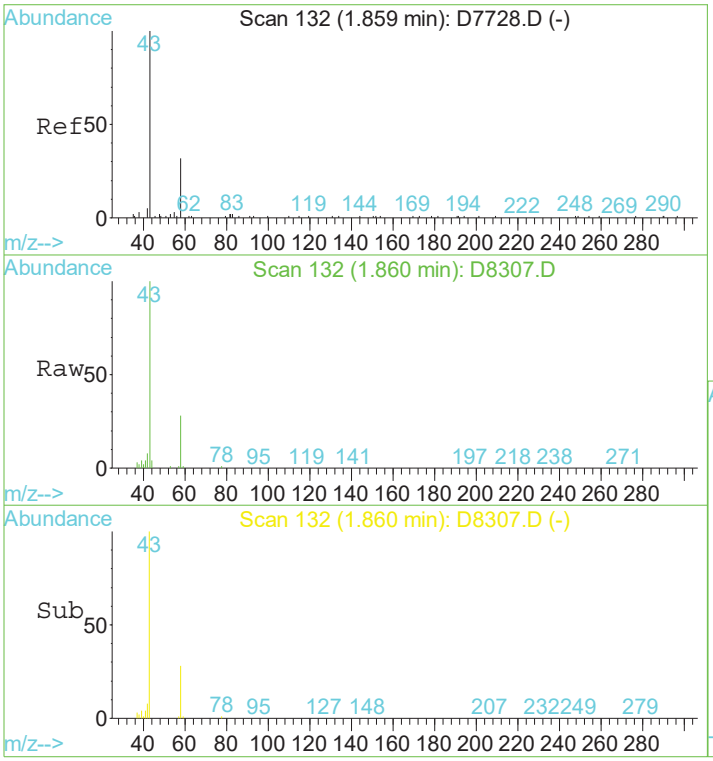

#14
Acetone
Concen: 67.85 ug/L
RT: 1.86 min Scan# 132
Delta R.T. 0.00 min
Lab File: D8307.D
Acq: 19 Sep 2017 6:27 pm

Tgt Ion: 43 Resp: 31606

Ion	Ratio	Lower	Upper
43	100		
42	7.6	0.0	31.4
58	28.0	3.1	43.1

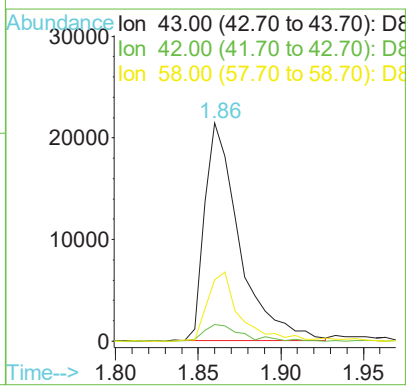

1st DL 09/21/17
2nd FJ 09/22/17

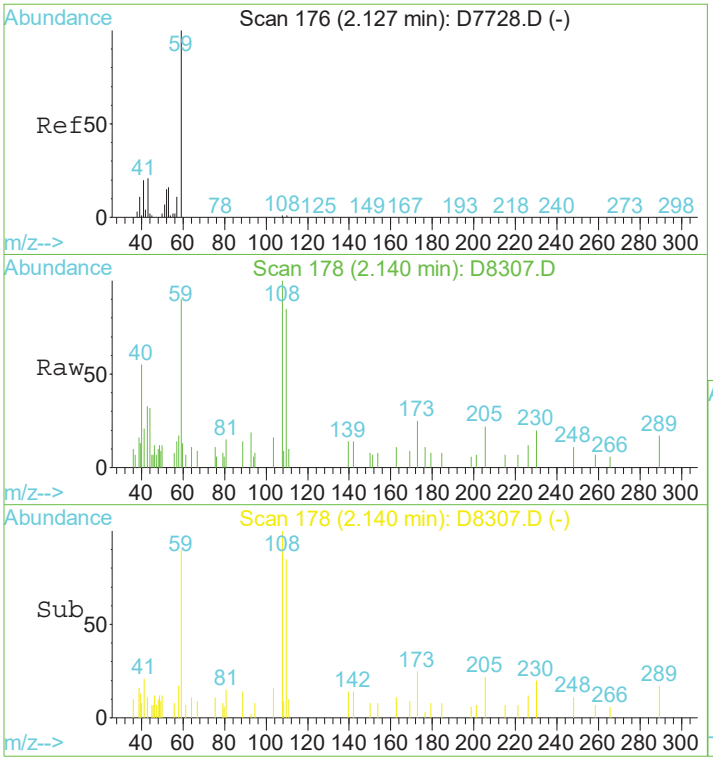

#18
TBA
Concen: 5.88 ug/L
RT: 2.14 min Scan# 178
Delta R.T. 0.01 min
Lab File: D8307.D
Acq: 19 Sep 2017 6:27 pm

Tgt Ion: 59 Resp: 938

Ion	Ratio	Lower	Upper
59	100		
41	23.1	0.0	39.9

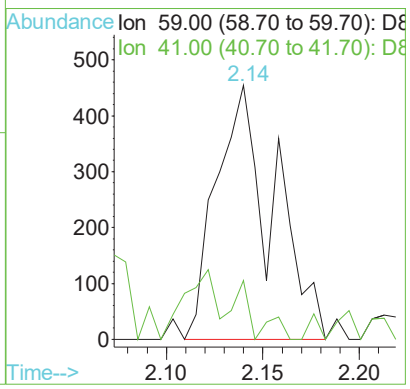

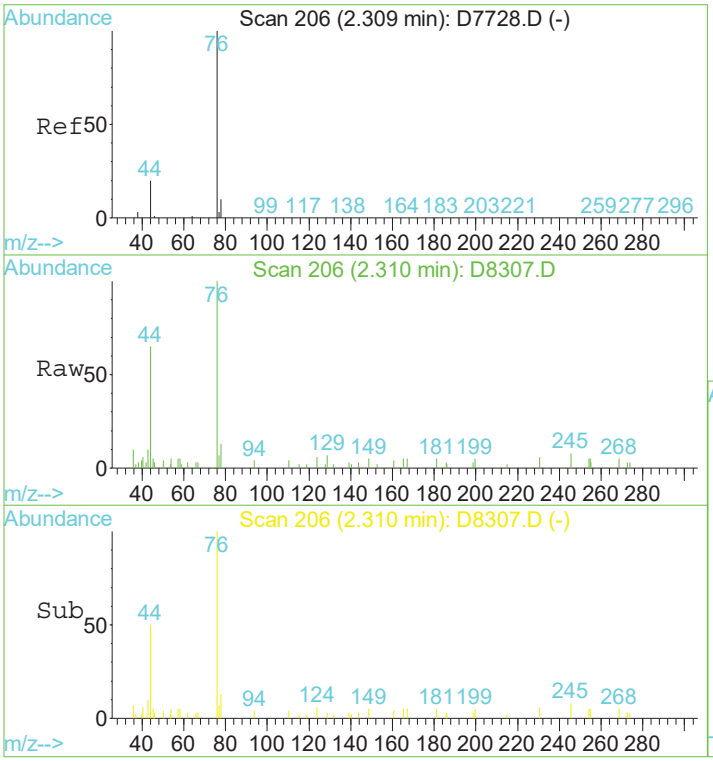

#24
Carbon Disulfide
Concen: 0.41 ug/L
RT: 2.31 min Scan# 206
Delta R.T. 0.00 min
Lab File: D8307.D
Acq: 19 Sep 2017 6:27 pm

Tgt Ion: 76 Resp: 2165

Ion	Ratio	Lower	Upper
76	100		
78	13.4	0.0	30.5
77	7.4	0.0	23.3

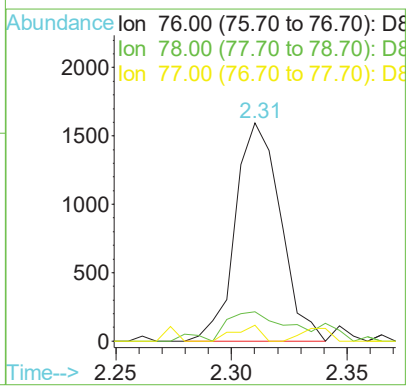

1st DL 09/21/17
2nd FJ 09/22/17

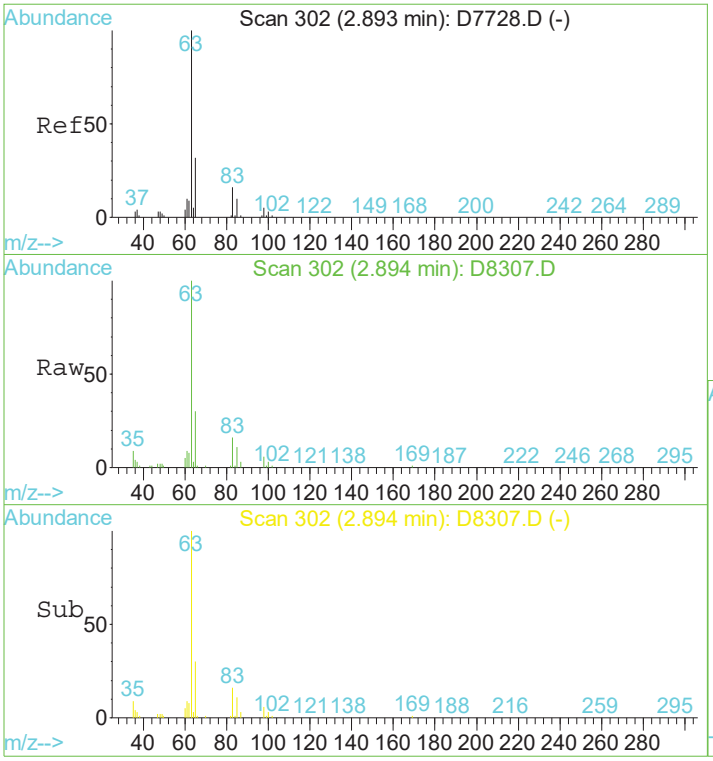

#27
1,1-Diclethane
Concen: 14.00 ug/L
RT: 2.89 min Scan# 302
Delta R.T. 0.00 min
Lab File: D8307.D
Acq: 19 Sep 2017 6:27 pm

Tgt Ion: 63 Resp: 38793

Ion	Ratio	Lower	Upper
63	100		
65	30.2	11.9	51.9
83	15.7	0.0	36.0

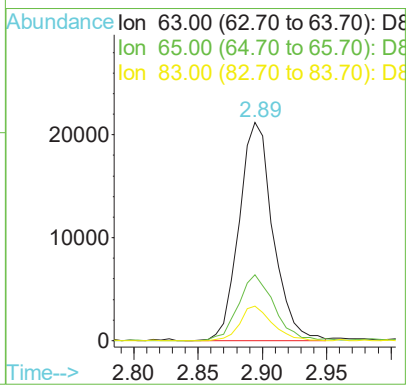

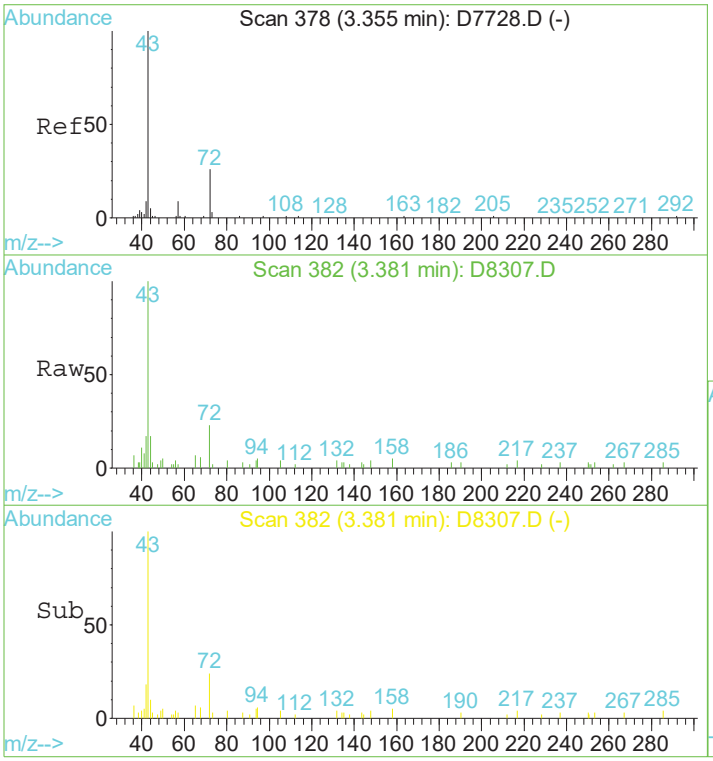

#31
2-Butanone
Concen: 9.04 ug/L m
RT: 3.38 min Scan# 382
Delta R.T. 0.03 min
Lab File: D8307.D
Acq: 19 Sep 2017 6:27 pm

Tgt Ion: 43 Resp: 5648

Ion	Ratio	Lower	Upper
43	100		
57	2.5	0.0	29.4
72	23.2	5.6	45.6

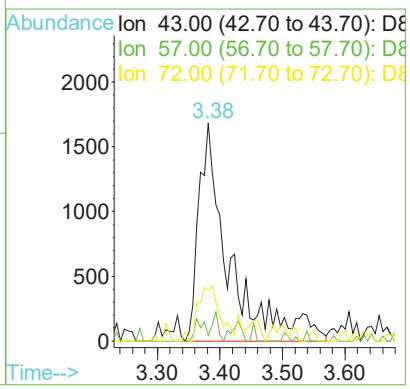

1st DL 09/21/17
2nd FJ 09/22/17

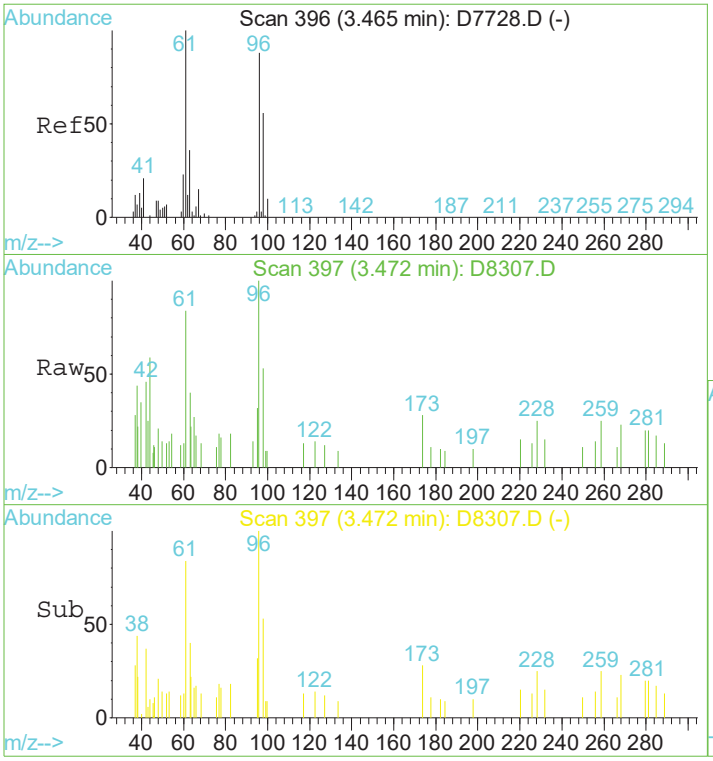

#33
cis-1,2-Dichloroethene
Concen: 0.40 ug/L m
RT: 3.47 min Scan# 397
Delta R.T. 0.01 min
Lab File: D8307.D
Acq: 19 Sep 2017 6:27 pm

Tgt Ion: 96 Resp: 789

Ion	Ratio	Lower	Upper
96	100		
61	83.6	93.6	133.6#

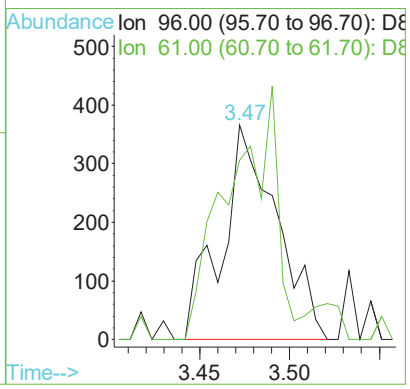

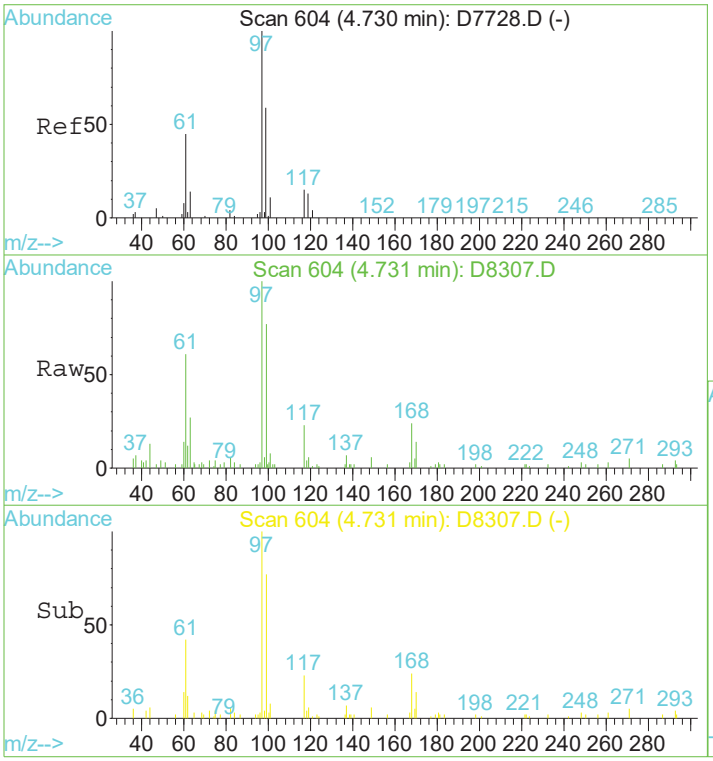

#39
1,1,1-Trichloroethane
Concen: 2.19 ug/L
RT: 4.73 min Scan# 604
Delta R.T. 0.00 min
Lab File: D8307.D
Acq: 19 Sep 2017 6:27 pm

Tgt Ion: 97 Resp: 7048

Ion	Ratio	Lower	Upper
97	100		
61	61.1	26.0	66.0
99	77.1	44.3	84.3

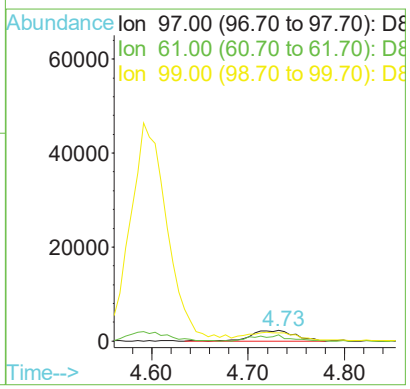

1st DL 09/21/17
2nd FJ 09/22/17

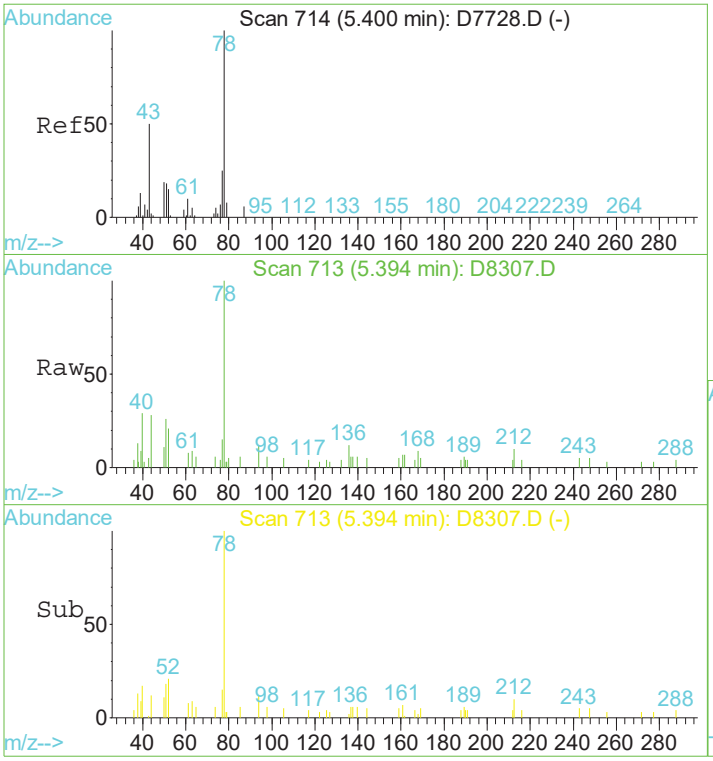

#49
Benzene
Concen: 0.44 ug/L
RT: 5.39 min Scan# 713
Delta R.T. -0.01 min
Lab File: D8307.D
Acq: 19 Sep 2017 6:27 pm

Tgt Ion: 78 Resp: 3054

Ion	Ratio	Lower	Upper
78	100		
51	25.1	0.0	37.8
52	20.5	0.0	35.4

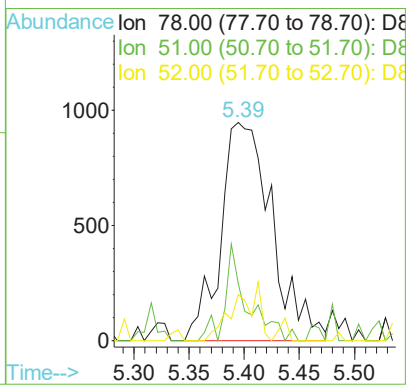

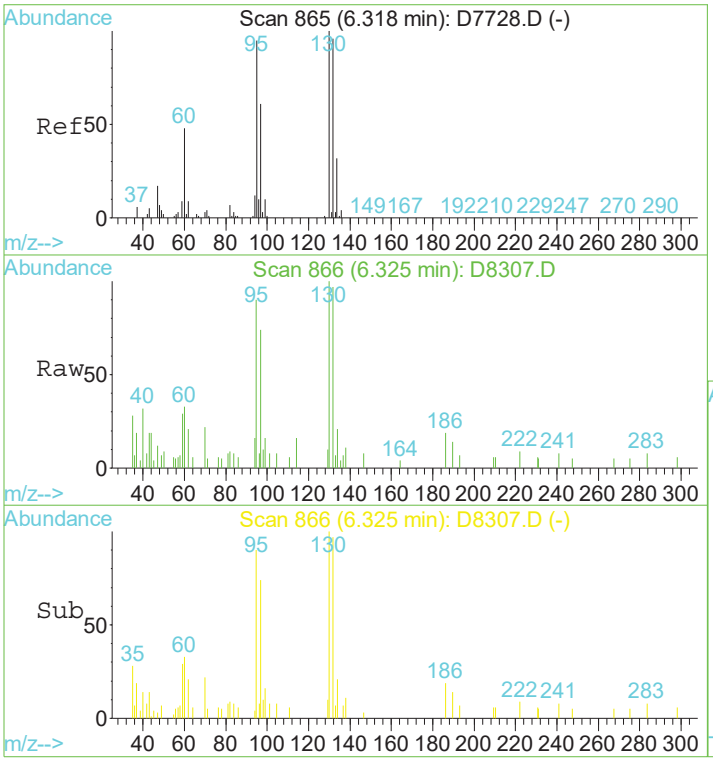

#54
Trichloroethene
Concen: 0.61 ug/L
RT: 6.33 min Scan# 866
Delta R.T. 0.01 min
Lab File: D8307.D
Acq: 19 Sep 2017 6:27 pm

Tgt Ion:130 Resp: 1381

Ion	Ratio	Lower	Upper
130	100		
132	104.5	75.8	115.8
95	107.7	72.3	112.3
97	71.7	40.0	80.0

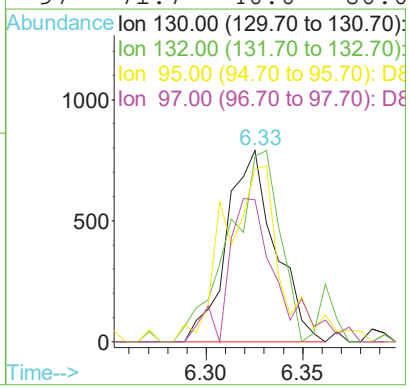

1st DL 09/21/17
2nd FJ 09/22/17

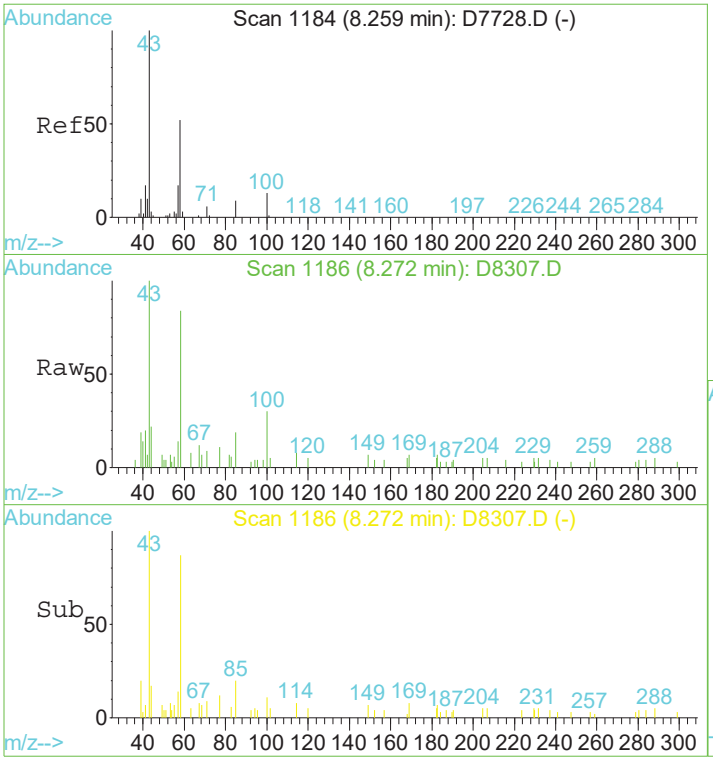

#71
2-Hexanone
Concen: 2.39 ug/L m
RT: 8.27 min Scan# 1186
Delta R.T. 0.01 min
Lab File: D8307.D
Acq: 19 Sep 2017 6:27 pm

Tgt Ion: 43 Resp: 2798

Ion	Ratio	Lower	Upper
43	100		
58	38.5	31.2	71.2
100	14.1	0.0	32.0

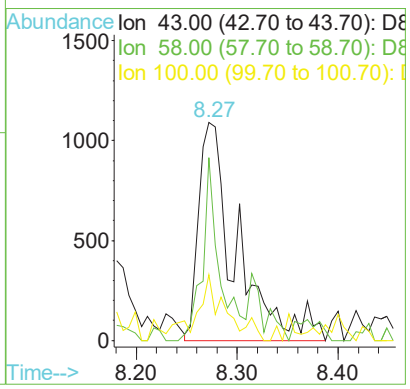

1st DL 09/21/17
2nd FJ 09/22/17

Data File : I:\ACQUDATA\MSVOA6\DATA\091917\D8308.D Vial: 27
Acq On : 19 Sep 2017 6:53 pm Operator: D.Lipani
Sample : R1708700-009|1.0 Inst : MS#6
Misc : Verina 8260C 7979 T4 Multiplr: 1.00
MS Integration Params: CPD4.P
Quant Time: Sep 21 17:33 2017 Quant Results File: temp.res

Method : I:\ACQUDATA\MSVOA6\METHODS\W082417.M (RTE Integrator)
Title : 8260C / 624 WATERS
Last Update : Fri Aug 25 11:23:15 2017
Response via : Single Level Calibration

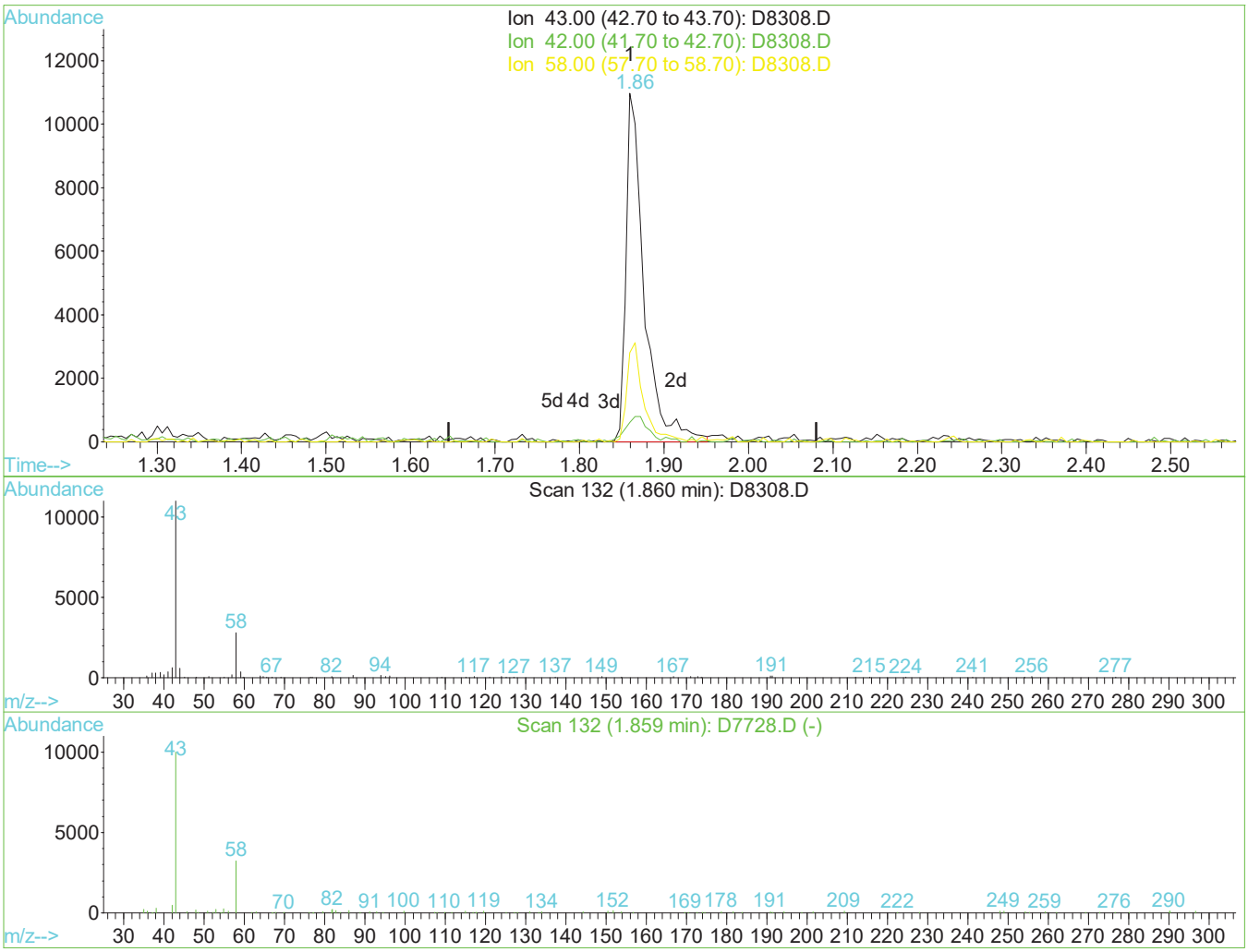

TIC: D8308.D

(14) Acetone (P)

1.86min 34.53ug/L m

response 16462

Ion	Exp%	Act%
43.00	100	100
42.00	11.40	5.64
58.00	23.10	25.54
0.00	0.00	0.00

Manual Integration:

After

Poor integration.

09/21/17

Quantitation Report (Qedit)

Data File : I:\ACQUDATA\MSVOA6\DATA\091917\D8308.D Vial: 27
Acq On : 19 Sep 2017 6:53 pm Operator: D.Lipani
Sample : R1708700-009|1.0 Inst : MS#6
Misc : Verina 8260C 7979 T4 Multiplr: 1.00
MS Integration Params: CPD4.P
Quant Time: Sep 21 17:32 2017 Quant Results File: temp.res

Method : I:\ACQUDATA\MSVOA6\METHODS\W082417.M (RTE Integrator)
Title : 8260C / 624 WATERS
Last Update : Fri Aug 25 11:23:15 2017
Response via : Single Level Calibration

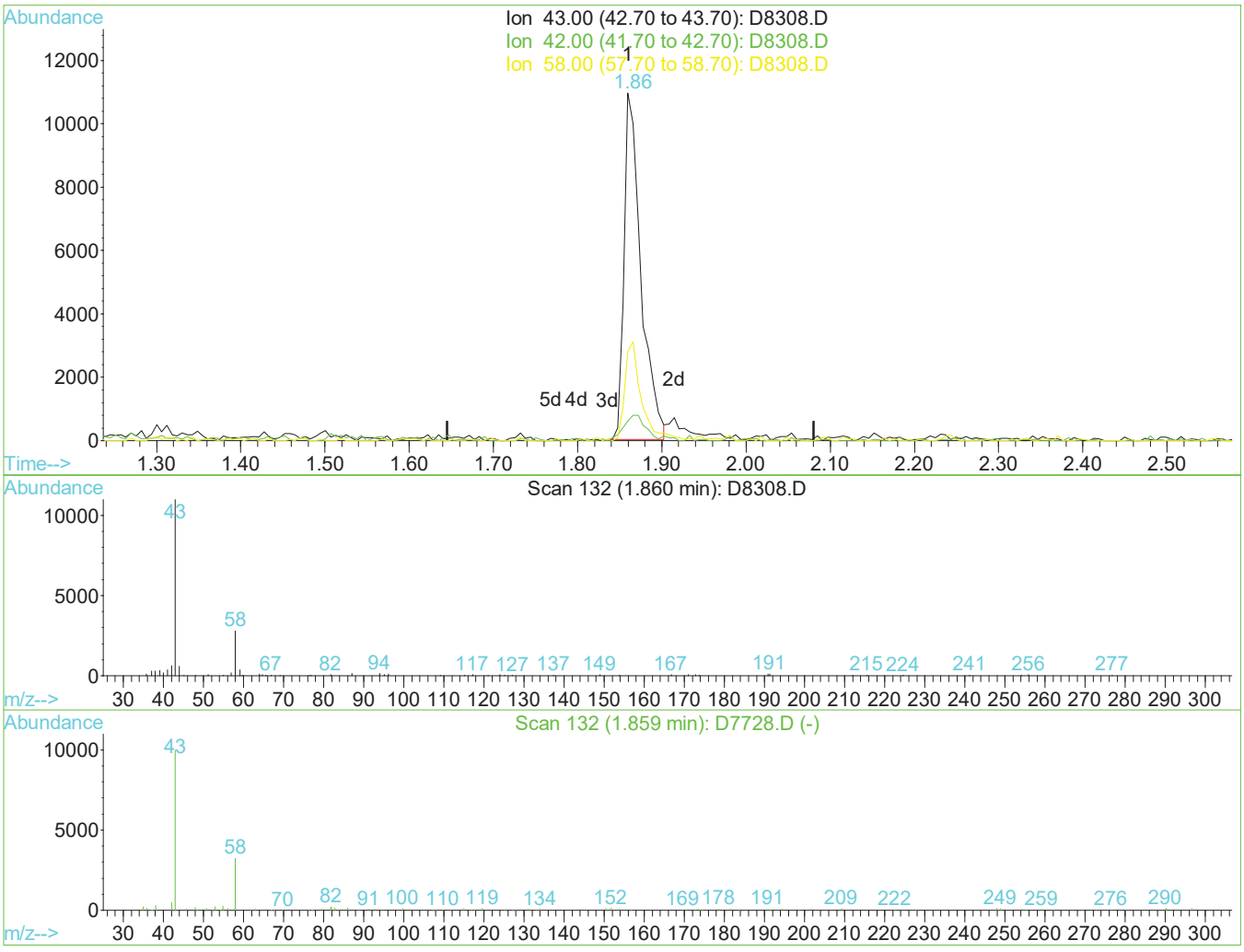

TIC: D8308.D

(14) Acetone (P)

1.86min 31.99ug/L

response 15251

Ion	Exp%	Act%
43.00	100	100
42.00	11.40	5.64
58.00	23.10	25.54
0.00	0.00	0.00

Manual Integration:

Before

09/21/17

1st DL 09/21/17
2nd FJ 09/22/17

Data File : I:\ACQUDATA\MSVOA6\DATA\091917\D8308.D Vial: 27
Acq On : 19 Sep 2017 6:53 pm Operator: D.Lipani
Sample : R1708700-009|1.0 Inst : MS#6
Misc : Verina 8260C 7979 T4 Multiplr: 1.00
MS Integration Params: CPD4.P
Quant Time: Sep 21 17:32 2017 Quant Results File: temp.res

Method : I:\ACQUDATA\MSVOA6\METHODS\W082417.M (RTE Integrator)
Title : 8260C / 624 WATERS
Last Update : Fri Aug 25 11:23:15 2017
Response via : Multiple Level Calibration

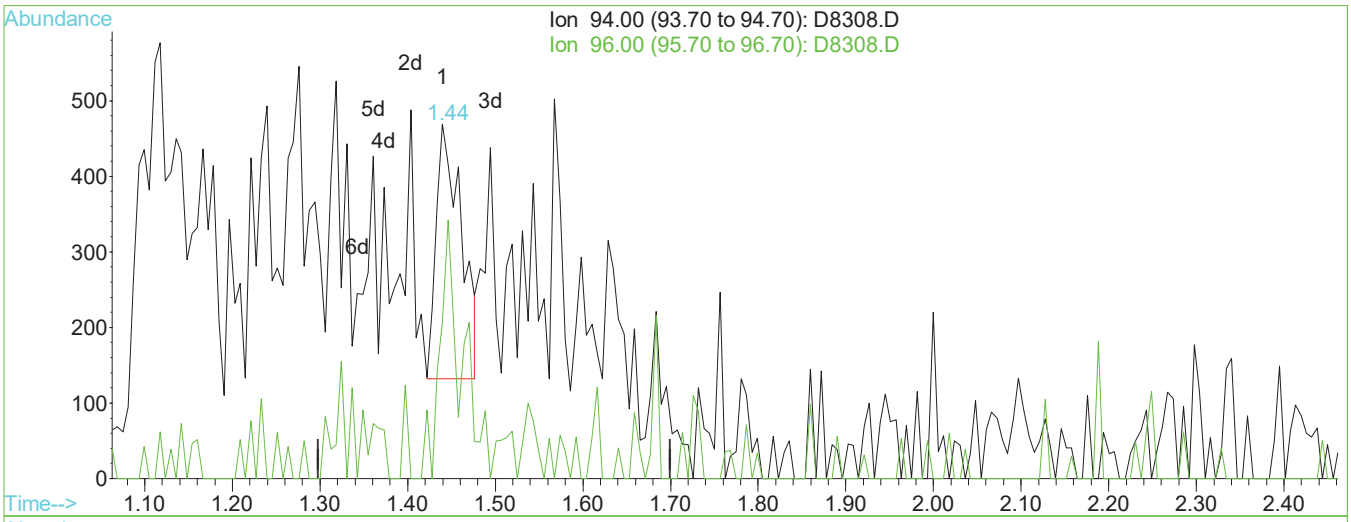

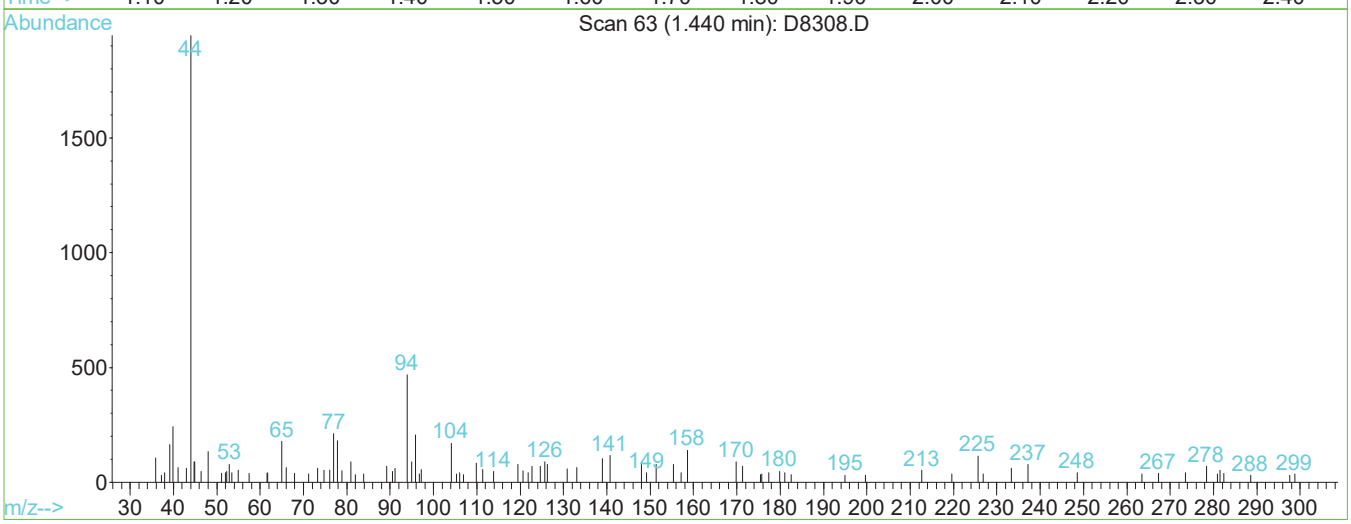

TIC: D8308.D

(5) Bromomethane (P)

1.44min 0.36ug/L m

response 674

Ion	Exp%	Act%
94.00	100	100
96.00	93.70	44.14#
0.00	0.00	0.00
0.00	0.00	0.00

Manual Integration:

After

Poor integration.

09/21/17

1st DL 09/21/17
2nd FW 09/22/17

Data File : I:\ACQUDATA\MSVOA6\DATA\091917\D8308.D Vial: 27
Acq On : 19 Sep 2017 6:53 pm Operator: D.Lipani
Sample : R1708700-009|1.0 Inst : MS#6
Misc : Verina 8260C 7979 T4 Multiplr: 1.00
MS Integration Params: CPD4.P
Quant Time: Sep 19 19:09 2017 Quant Results File: temp.res

Method : I:\ACQUDATA\MSVOA6\METHODS\W082417.M (RTE Integrator)
Title : 8260C / 624 WATERS
Last Update : Fri Aug 25 11:23:15 2017
Response via : Multiple Level Calibration

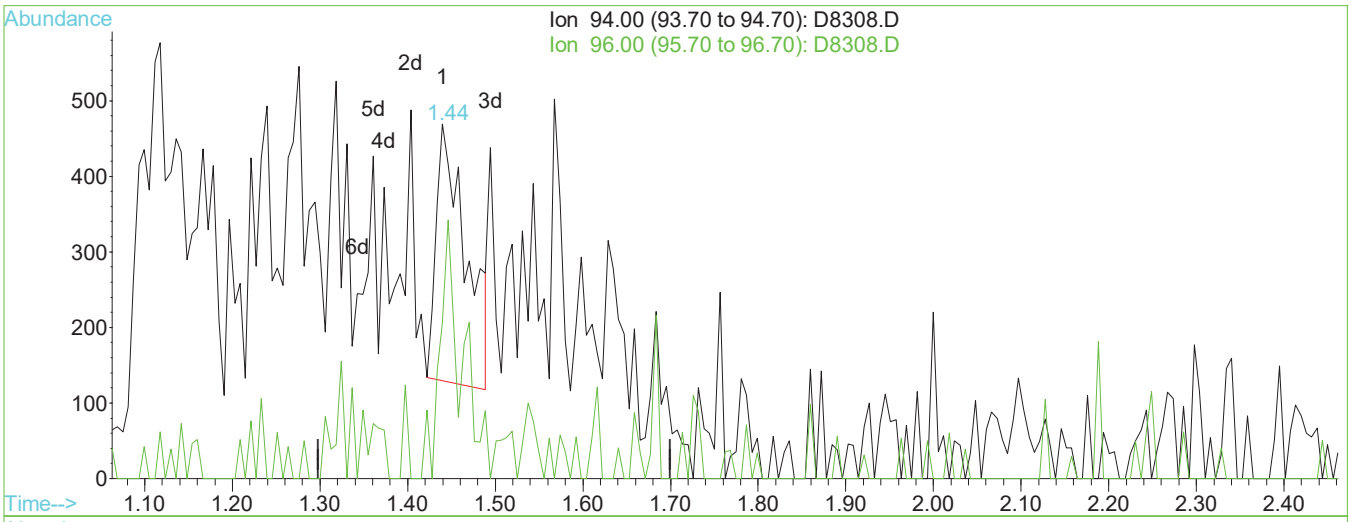

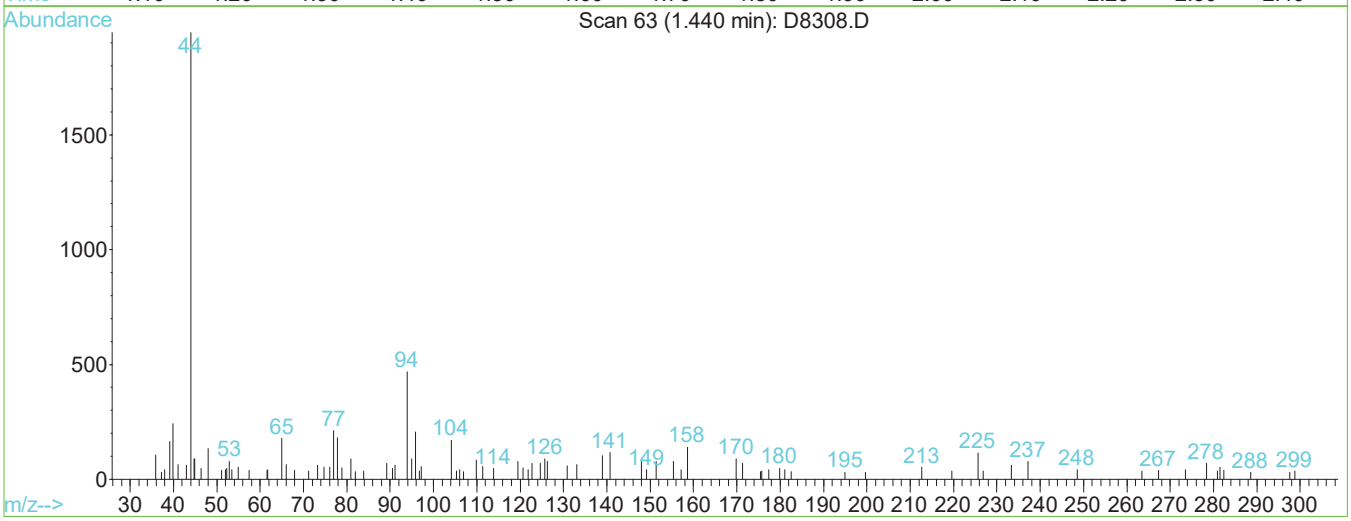

TIC: D8308.D

(5) Bromomethane (P)

1.44min 0.43ug/L

response 802

Ion	Exp%	Act%
94.00	100	100
96.00	93.70	44.14#
0.00	0.00	0.00
0.00	0.00	0.00

Manual Integration:

Before

09/21/17

D8308.D W082417.M Thu Sep 21 17:32:04 2017

1st DL 09/21/17
2nd FJ 09/22/17

Data File : I:\ACQUDATA\MSVOA6\DATA\091917\D8308.D Vial: 27
Acq On : 19 Sep 2017 6:53 pm Operator: D.Lipani
Sample : R1708700-009|1.0 Inst : MS#6
Misc : Verina 8260C 7979 T4 Multiplr: 1.00
MS Integration Params: CPD4.P
Quant Time: Sep 21 17:35 2017 Quant Results File: W082417.RES

Quant Method : I:\ACQUDATA\M...\W082417.M (RTE Integrator)
Title : 8260C / 624 WATERS
Last Update : Fri Aug 25 11:23:15 2017
Response via : Initial Calibration
DataAcq Meth : W082417

Internal Standards	R.T.	QIon	Response	Conc	Units	Dev(Min)
1) Pentafluorobenzene	4.60	168	254704	50.00	ug/L	0.00
40) 1,4-Difluorobenzene	5.87	114	354838	50.00	ug/L	0.00
67) d5-Chlorobenzene	9.20	82	176044	50.00	ug/L	0.00
87) 1,4-Dichlorobenzene-d4	11.29	152	174321	50.00	ug/L	0.00
System Monitoring Compounds						
41) surr4,Dibrflmethane	3.86	113	125866	49.46	ug/L	0.00
Spiked Amount 50.000	Range 89 - 119		Recovery = 98.92%			
43) surr1,1,2-dichloroethane-d	4.47	65	133496	48.43	ug/L	0.00
Spiked Amount 50.000	Range 81 - 127		Recovery = 96.86%			
65) SURR3,Toluene-d8	7.89	98	398687	55.49	ug/L	0.00
Spiked Amount 50.000	Range 87 - 121		Recovery = 110.98%			
86) SURR2,BFB	10.25	95	163060	49.45	ug/L	0.00
Spiked Amount 50.000	Range 85 - 122		Recovery = 98.90%			
Target Compounds						Qvalue
5) Bromomethane	1.44	94	674m	0.36	ug/L	
9) Freon 123a	1.73	67	12323	5.40	ug/L	92
14) Acetone	1.86	43	16462m	34.53	ug/L	NT
18) TBA	2.14	59	497	3.04	ug/L	86
21) Freon 113	2.24	101	13847	6.91	ug/L	88
27) 1,1-Diclethane	2.90	63	15561	5.49	ug/L	95
31) 2-Butanone	3.40	43	2107	3.29	ug/L	93
35) Chloroform	3.72	83	1840	0.54	ug/L	83
39) 1,1,1-Trichloroethane	4.72	97	12068	3.65	ug/L	90
49) Benzene	5.41	78	1547	0.22	ug/L	78

(#) = qualifier out of range (m) = manual integration

1st DL 09/21/17
2nd FJ 09/22/17

Data File : I:\ACQUDATA\MSVOA6\DATA\091917\D8308.D Vial: 27
Acq On : 19 Sep 2017 6:53 pm Operator: D.Lipani
Sample : R1708700-009|1.0 Inst : MS#6
Misc : Verina 8260C 7979 T4 Multiplr: 1.00
MS Integration Params: CPD4.P
Quant Time: Sep 21 17:35 2017 Quant Results File: W082417.RES

Method : I:\ACQUDATA\MSVOA6\METHODS\W082417.M (RTE Integrator)
Title : 8260C / 624 WATERS
Last Update : Fri Aug 25 11:23:15 2017
Response via : Initial Calibration



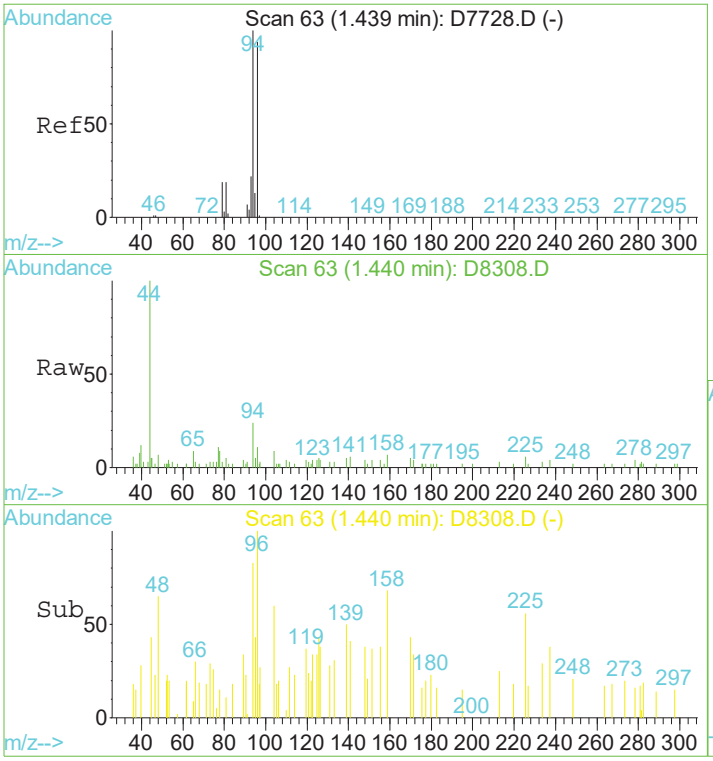

#5
Bromomethane
Concen: 0.36 ug/L m
RT: 1.44 min Scan# 63
Delta R.T. 0.00 min
Lab File: D8308.D
Acq: 19 Sep 2017 6:53 pm

Tgt Ion: 94 Resp: 674

Ion	Ratio	Lower	Upper
94	100		
96	44.1	73.7	113.7#

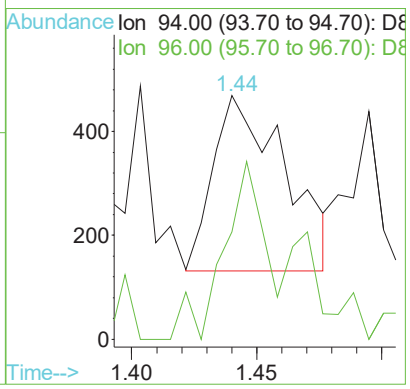

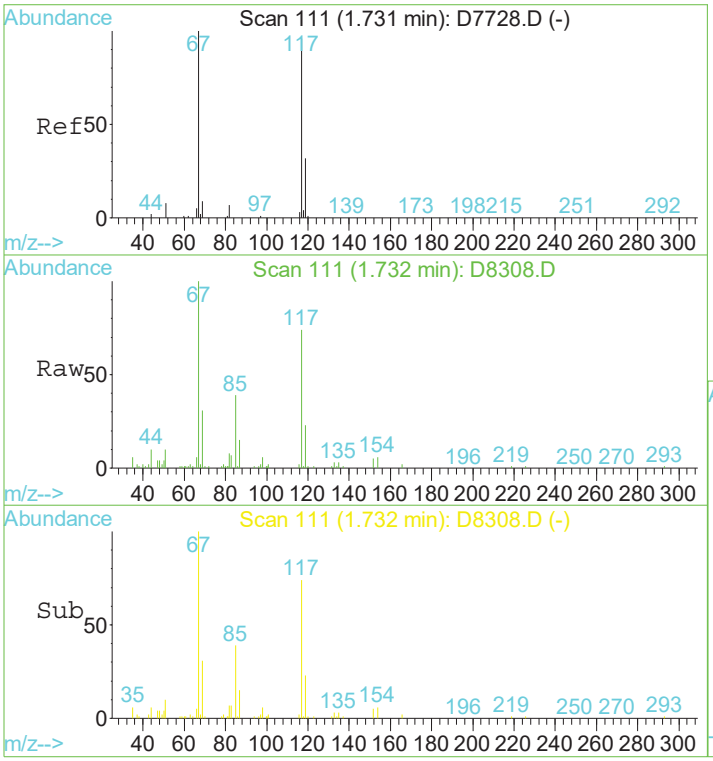

#9
Freon 123a
Concen: 5.40 ug/L
RT: 1.73 min Scan# 111
Delta R.T. 0.00 min
Lab File: D8308.D
Acq: 19 Sep 2017 6:53 pm

Tgt Ion: 67 Resp: 12323

Ion	Ratio	Lower	Upper
67	100		
117	73.5	61.0	101.0

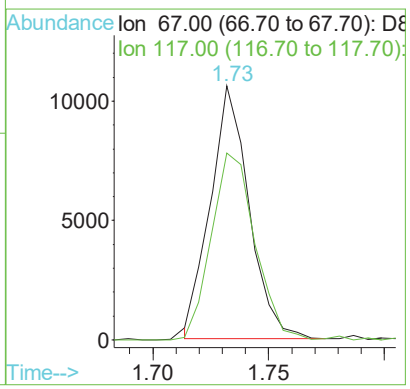

1st DL 09/21/17
2nd FJ 09/22/17

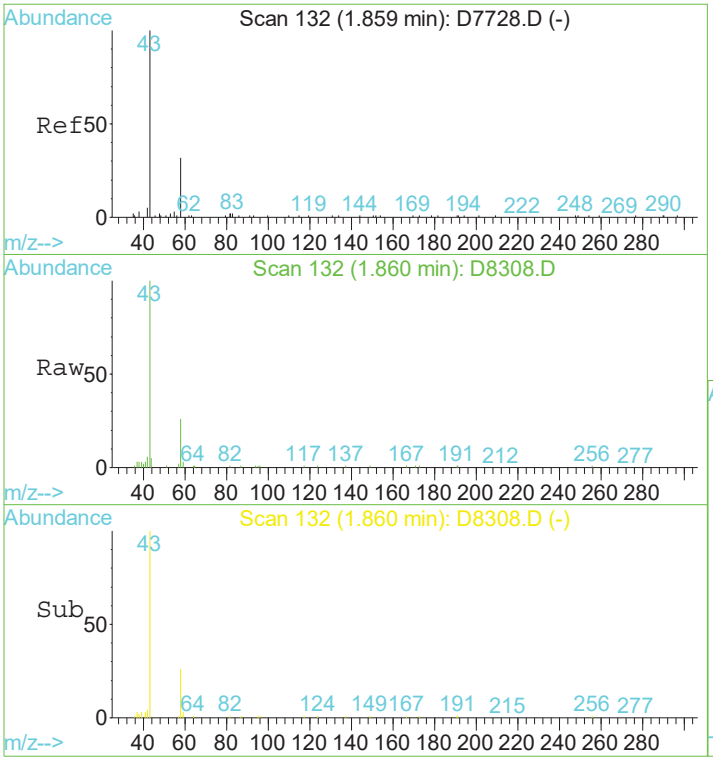

#14
Acetone
Concen: 34.53 ug/L m
RT: 1.86 min Scan# 132
Delta R.T. 0.00 min
Lab File: D8308.D
Acq: 19 Sep 2017 6:53 pm

Tgt Ion: 43 Resp: 16462

Ion	Ratio	Lower	Upper
43	100		
42	5.6	0.0	31.4
58	25.5	3.1	43.1

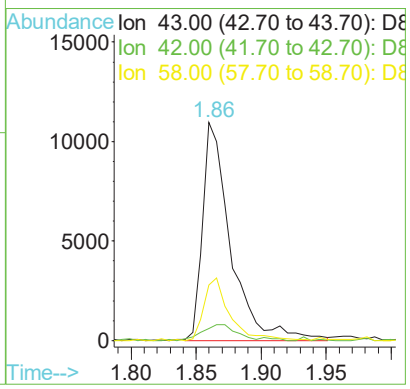

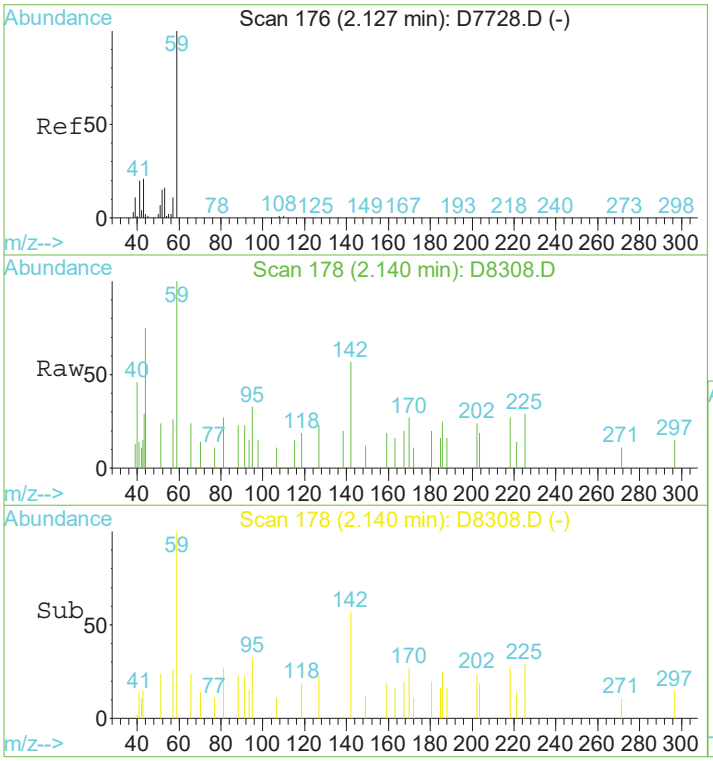

#18
TBA
Concen: 3.04 ug/L
RT: 2.14 min Scan# 178
Delta R.T. 0.01 min
Lab File: D8308.D
Acq: 19 Sep 2017 6:53 pm

Tgt Ion: 59 Resp: 497

Ion	Ratio	Lower	Upper
59	100		
41	13.5	0.0	39.9

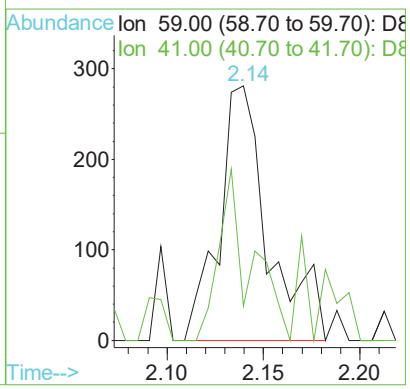

1st DL 09/21/17
2nd FJ 09/22/17

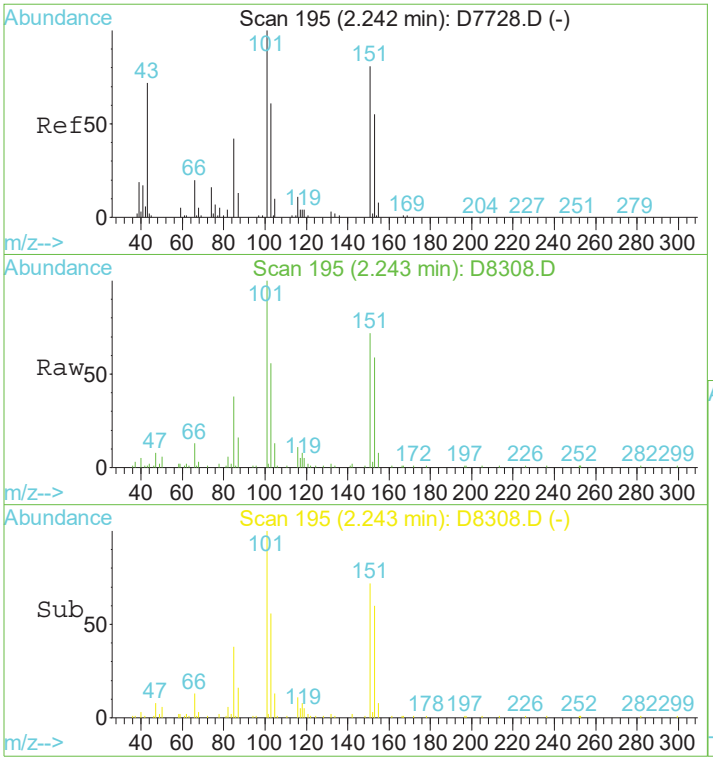

#21
Freon 113
Concen: 6.91 ug/L
RT: 2.24 min Scan# 195
Delta R.T. 0.00 min
Lab File: D8308.D
Acq: 19 Sep 2017 6:53 pm

Tgt Ion:101 Resp: 13847

Ion	Ratio	Lower	Upper
101	100		
85	37.2	25.6	65.6
151	70.9	61.0	101.0

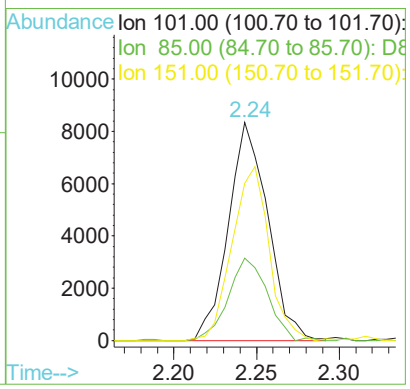

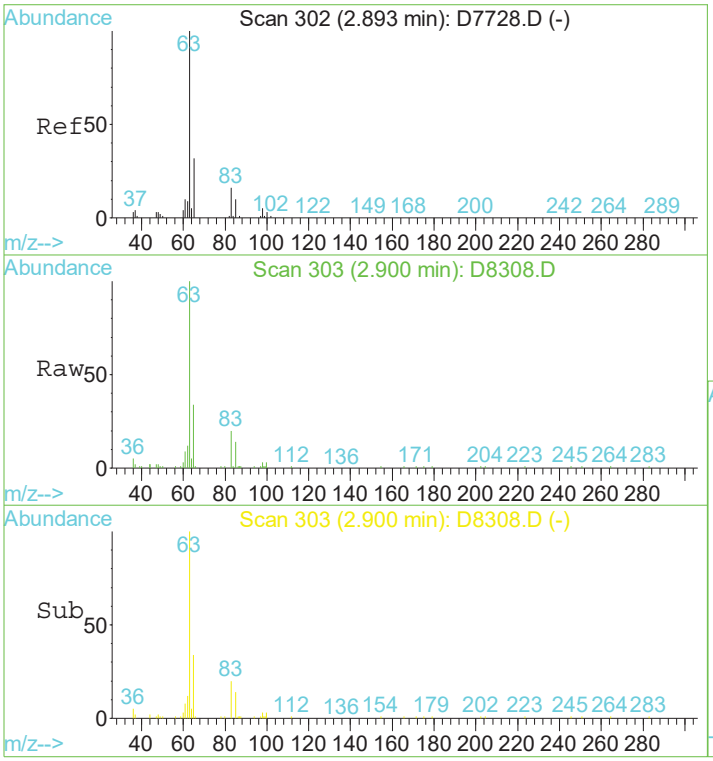

#27
1,1-Diclethane
Concen: 5.49 ug/L
RT: 2.90 min Scan# 303
Delta R.T. 0.01 min
Lab File: D8308.D
Acq: 19 Sep 2017 6:53 pm

Tgt Ion: 63 Resp: 15561

Ion	Ratio	Lower	Upper
63	100		
65	33.7	11.9	51.9
83	20.2	0.0	36.0

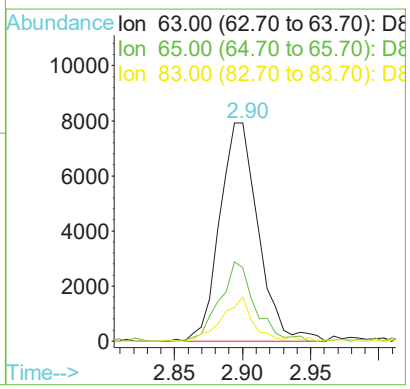

1st DL 09/21/17
2nd FJ 09/22/17

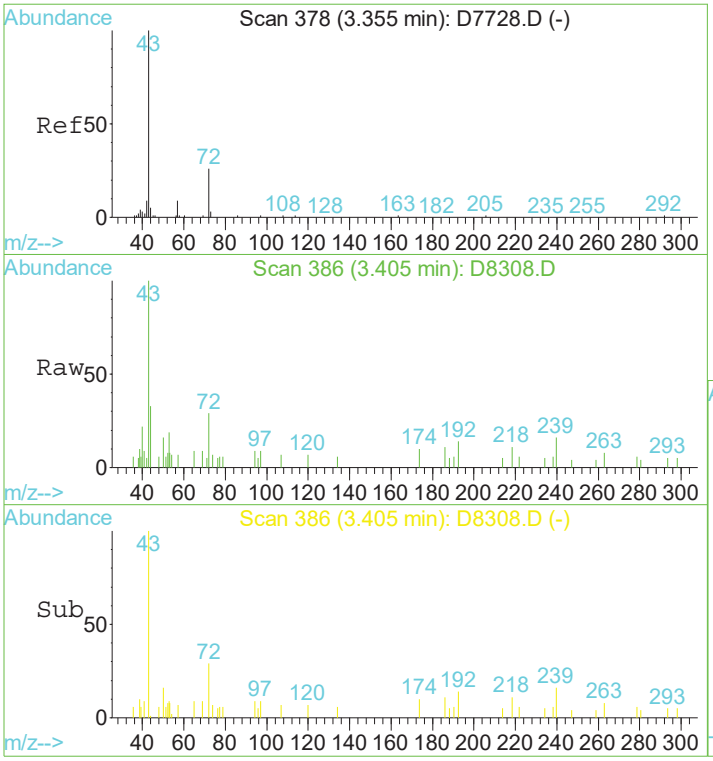

#31
2-Butanone
Concen: 3.29 ug/L
RT: 3.40 min Scan# 386
Delta R.T. 0.05 min
Lab File: D8308.D
Acq: 19 Sep 2017 6:53 pm

Tgt Ion: 43 Resp: 2107

Ion	Ratio	Lower	Upper
43	100		
57	6.9	0.0	29.4
72	29.4	5.6	45.6

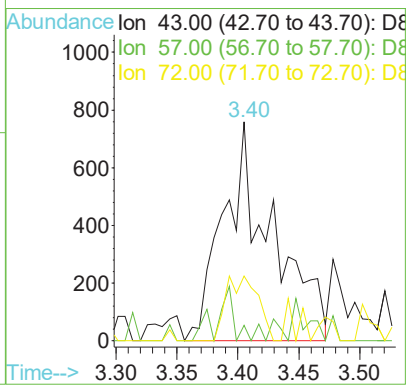

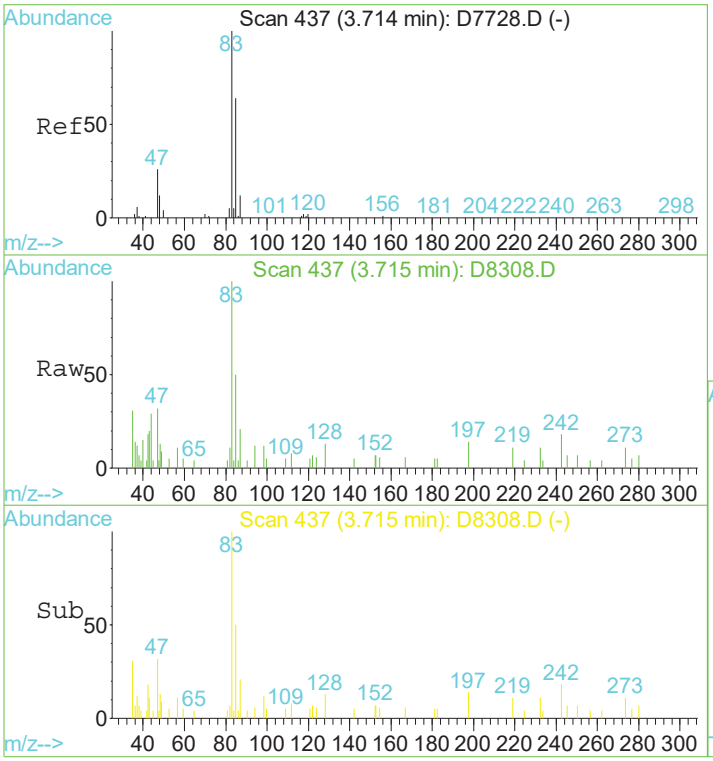

#35
Chloroform
Concen: 0.54 ug/L
RT: 3.72 min Scan# 437
Delta R.T. 0.00 min
Lab File: D8308.D
Acq: 19 Sep 2017 6:53 pm

Tgt Ion: 83 Resp: 1840

Ion	Ratio	Lower	Upper
83	100		
85	50.5	43.9	83.9
47	36.1	8.1	48.1

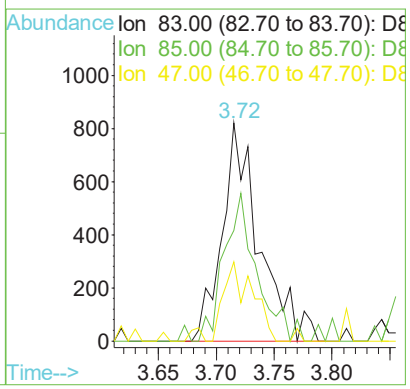

1st DL 09/21/17
2nd FJ 09/22/17

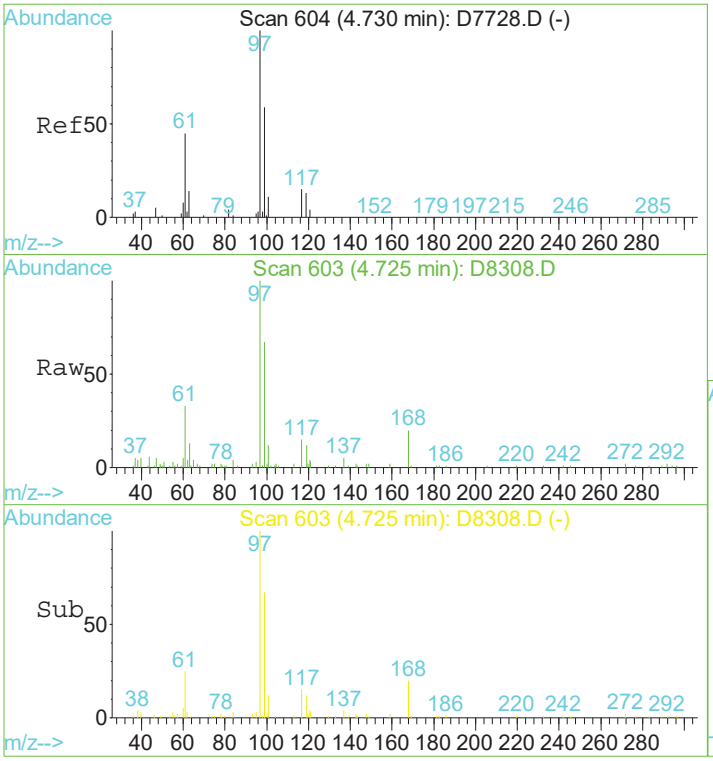

#39
1,1,1-Trichloroethane
Concen: 3.65 ug/L
RT: 4.72 min Scan# 603
Delta R.T. -0.01 min
Lab File: D8308.D
Acq: 19 Sep 2017 6:53 pm

Tgt Ion: 97 Resp: 12068

Ion	Ratio	Lower	Upper
97	100		
61	33.3	26.0	66.0
99	67.1	44.3	84.3

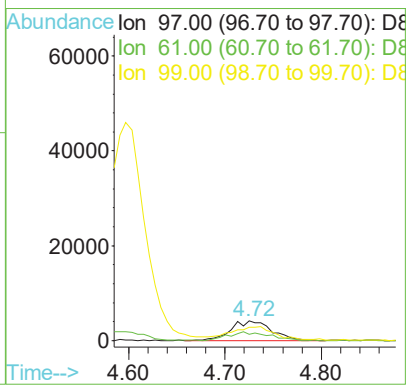

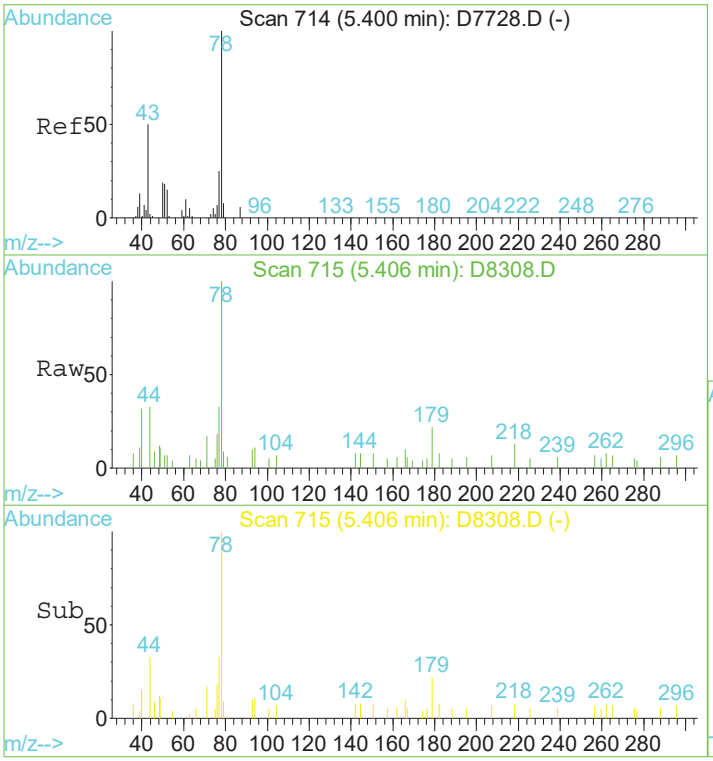

#49
Benzene
Concen: 0.22 ug/L
RT: 5.41 min Scan# 715
Delta R.T. 0.01 min
Lab File: D8308.D
Acq: 19 Sep 2017 6:53 pm

Tgt Ion: 78 Resp: 1547

Ion	Ratio	Lower	Upper
78	100		
51	7.1	0.0	37.8
52	6.9	0.0	35.4

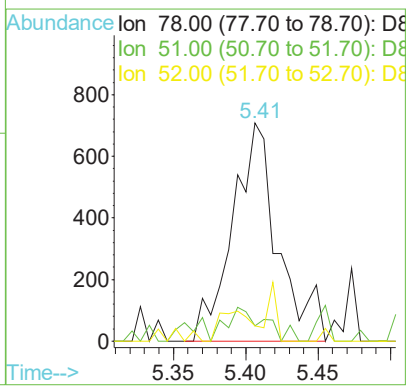

1st DL 09/21/17
2nd FJ 09/22/17

Data File : I:\ACQUDATA\MSVOA6\DATA\091917\D8309.D Vial: 28
Acq On : 19 Sep 2017 7:18 pm Operator: D.Lipani
Sample : R1708700-010|1.0 Inst : MS#6
Misc : Verina 8260C 7979 T4 Multiplr: 1.00
MS Integration Params: CPD4.P
Quant Time: Sep 21 17:38 2017 Quant Results File: W082417.RES

Quant Method : I:\ACQUDATA\M...\W082417.M (RTE Integrator)
Title : 8260C / 624 WATERS
Last Update : Fri Aug 25 11:23:15 2017
Response via : Initial Calibration
DataAcq Meth : W082417

Internal Standards	R.T.	QIon	Response	Conc	Units	Dev(Min)
1) Pentafluorobenzene	4.60	168	257121	50.00	ug/L	0.00
40) 1,4-Difluorobenzene	5.88	114	358785	50.00	ug/L	0.00
67) d5-Chlorobenzene	9.20	82	173123	50.00	ug/L	0.00
87) 1,4-Dichlorobenzene-d4	11.29	152	189131	50.00	ug/L	0.00
System Monitoring Compounds						
41) surr4,Dibrflmethane	3.86	113	129405	50.29	ug/L	0.00
Spiked Amount 50.000	Range 89 - 119		Recovery = 100.58%			
43) surr1,1,2-dichloroethane-d	4.48	65	134148	48.13	ug/L	0.00
Spiked Amount 50.000	Range 81 - 127		Recovery = 96.26%			
65) SURR3,Toluene-d8	7.90	98	395244	54.40	ug/L	0.00
Spiked Amount 50.000	Range 87 - 121		Recovery = 108.80%			
86) SURR2,BFB	10.24	95	163614	50.46	ug/L	0.00
Spiked Amount 50.000	Range 85 - 122		Recovery = 100.92%			
Target Compounds						Qvalue
4) Vinyl Chloride	1.27	62	8583	2.73	ug/L	96
6) Chloroethane	1.51	64	946	0.62	ug/L #	65
9) Freon 123a	1.73	67	15749	6.84	ug/L	91
14) Acetone	1.87	43	7069	14.69	ug/L	97 NT
16) 1,1-Diclethene	2.09	96	2041	1.15	ug/L	88
21) Freon 113	2.24	101	8814	4.36	ug/L	90
24) Carbon Disulfide	2.31	76	1852	0.34	ug/L	86
27) 1,1-Diclethane	2.89	63	89887	31.39	ug/L	96
33) cis-1,2-Dichloroethene	3.47	96	135341	67.15	ug/L	97
39) 1,1,1-Trichloroethane	4.73	97	22393	6.72	ug/L	93
54) Trichloroethene	6.32	130	30691	13.19	ug/L	98
74) Tetrachloroethene	8.63	164	623	0.30	ug/L #	83

(#) = qualifier out of range (m) = manual integration

1st DL 09/21/17
2nd FJ 09/22/17

Data File : I:\ACQUDATA\MSVOA6\DATA\091917\D8309.D Vial: 28
Acq On : 19 Sep 2017 7:18 pm Operator: D.Lipani
Sample : R1708700-010|1.0 Inst : MS#6
Misc : Verina 8260C 7979 T4 Multiplr: 1.00
MS Integration Params: CPD4.P
Quant Time: Sep 21 17:38 2017 Quant Results File: W082417.RES

Method : I:\ACQUDATA\MSVOA6\METHODS\W082417.M (RTE Integrator)
Title : 8260C / 624 WATERS
Last Update : Fri Aug 25 11:23:15 2017
Response via : Initial Calibration



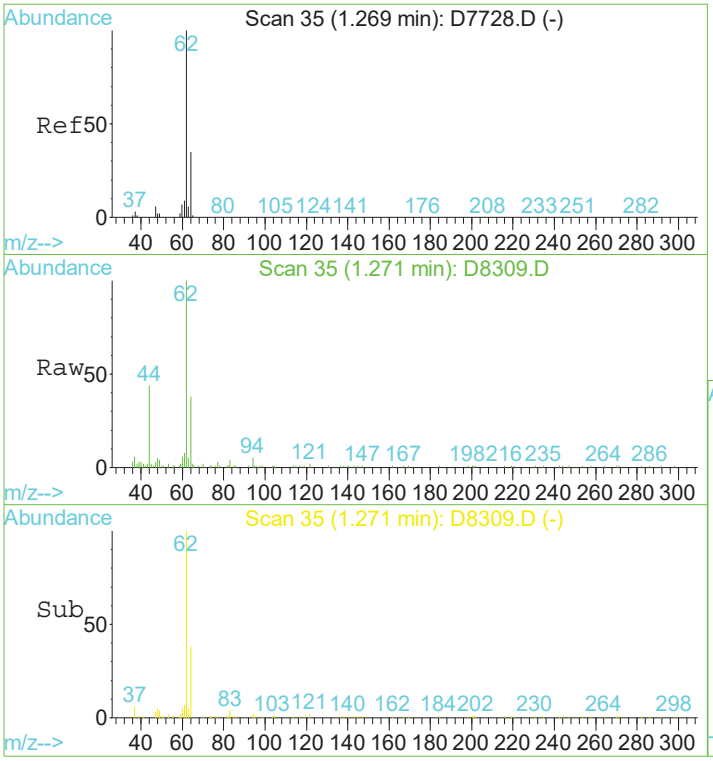

#4
Vinyl Chloride
Concen: 2.73 ug/L
RT: 1.27 min Scan# 35
Delta R.T. 0.00 min
Lab File: D8309.D
Acq: 19 Sep 2017 7:18 pm

Tgt Ion: 62 Resp: 8583

Ion	Ratio	Lower	Upper
62	100		
64	37.8	15.3	55.3

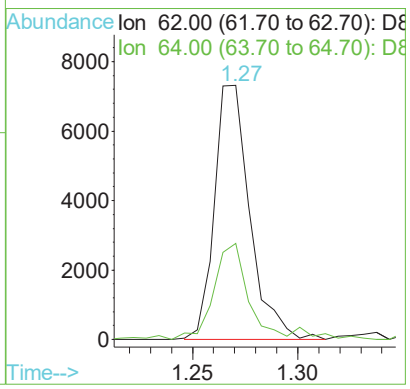

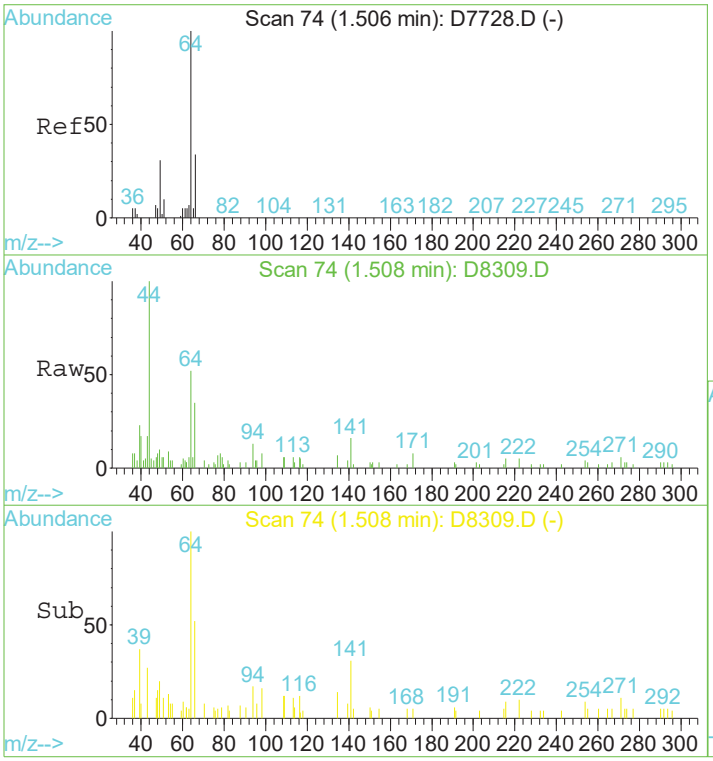

#6
Chloroethane
Concen: 0.62 ug/L
RT: 1.51 min Scan# 74
Delta R.T. 0.00 min
Lab File: D8309.D
Acq: 19 Sep 2017 7:18 pm

Tgt Ion: 64 Resp: 946

Ion	Ratio	Lower	Upper
64	100		
66	68.7	14.3	54.3#
49	19.8	10.7	50.7
51	11.0	0.0	30.5

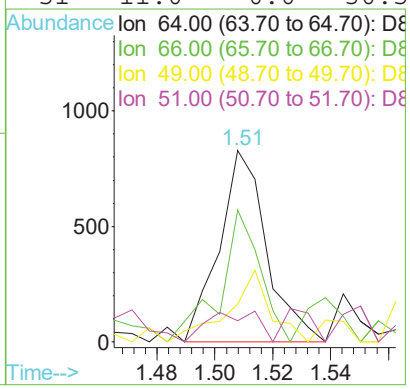

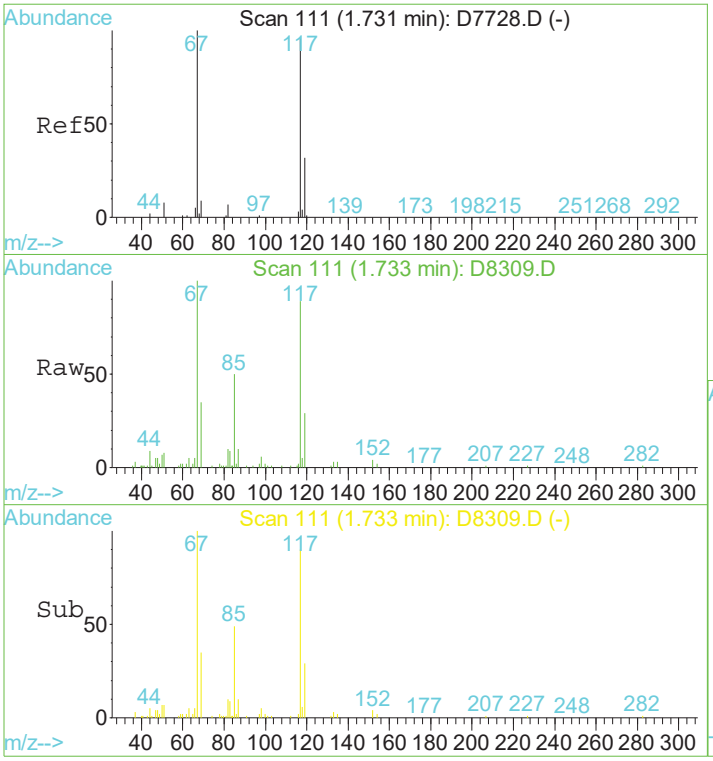

#9
Freon 123a
Concen: 6.84 ug/L
RT: 1.73 min Scan# 111
Delta R.T. 0.00 min
Lab File: D8309.D
Acq: 19 Sep 2017 7:18 pm

Tgt Ion: 67 Resp: 15749

Ion	Ratio	Lower	Upper
67	100		
117	89.3	61.0	101.0

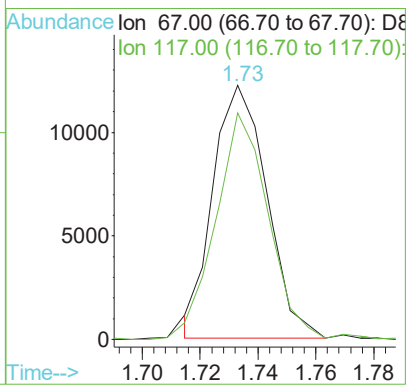

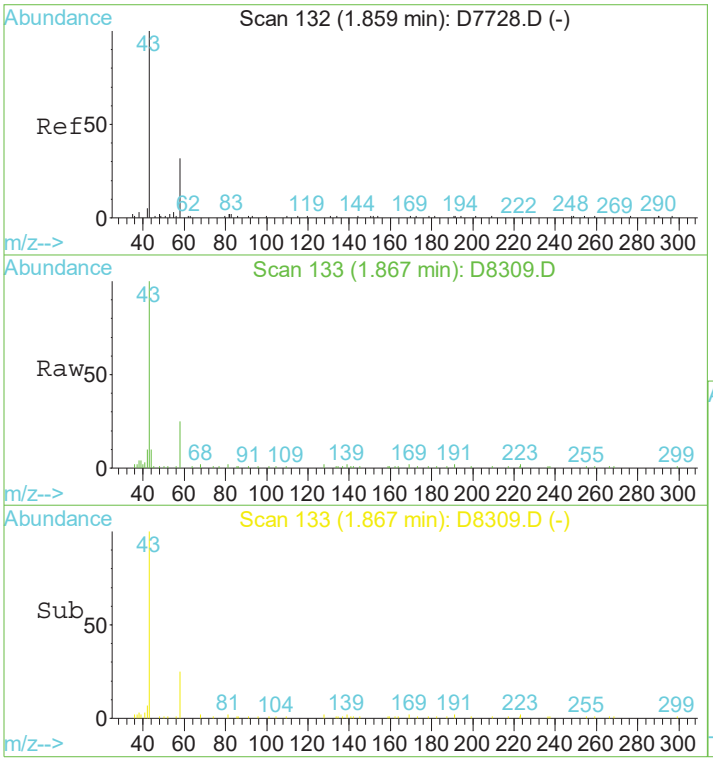

#14
Acetone
Concen: 14.69 ug/L
RT: 1.87 min Scan# 133
Delta R.T. 0.01 min
Lab File: D8309.D
Acq: 19 Sep 2017 7:18 pm

Tgt Ion: 43 Resp: 7069

Ion	Ratio	Lower	Upper
43	100		
42	10.1	0.0	31.4
58	24.8	3.1	43.1

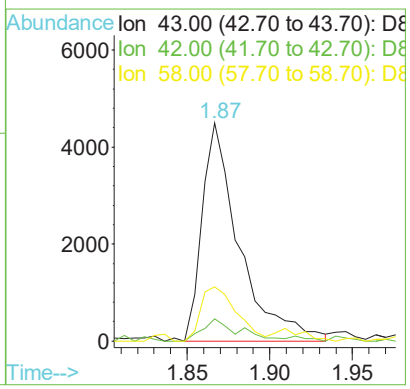

1st DL 09/21/17
2nd FJ 09/22/17

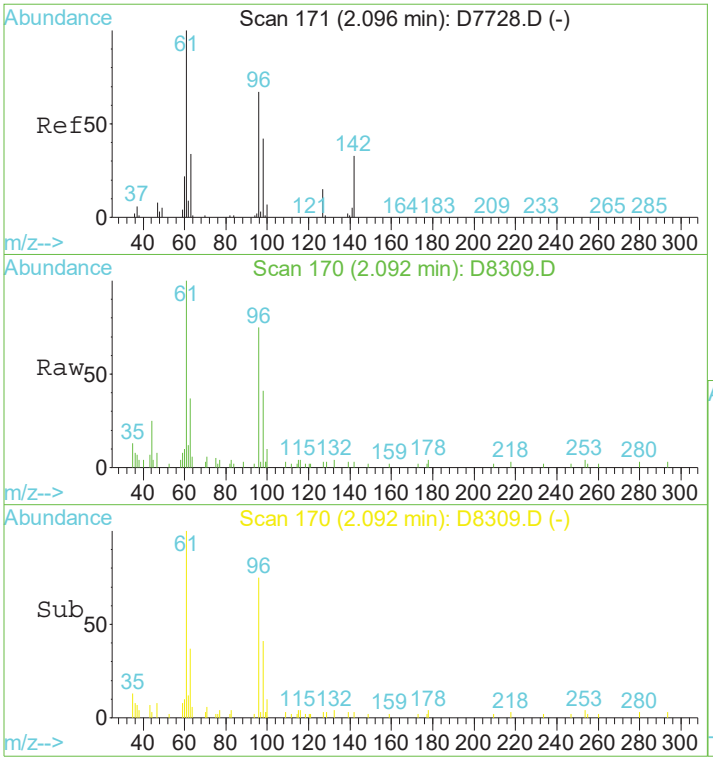

#16
1,1-Diclethene
Concen: 1.15 ug/L
RT: 2.09 min Scan# 170
Delta R.T. -0.00 min
Lab File: D8309.D
Acq: 19 Sep 2017 7:18 pm

Tgt Ion: 96 Resp: 2041

Ion	Ratio	Lower	Upper
96	100		
98	54.1	42.6	82.6
61	133.3	129.3	169.3

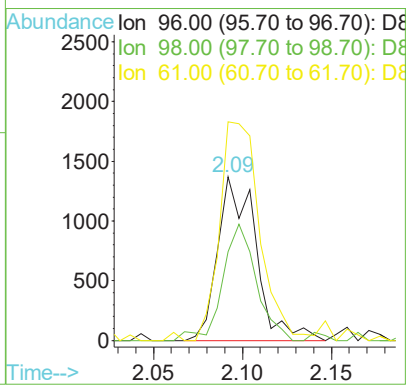

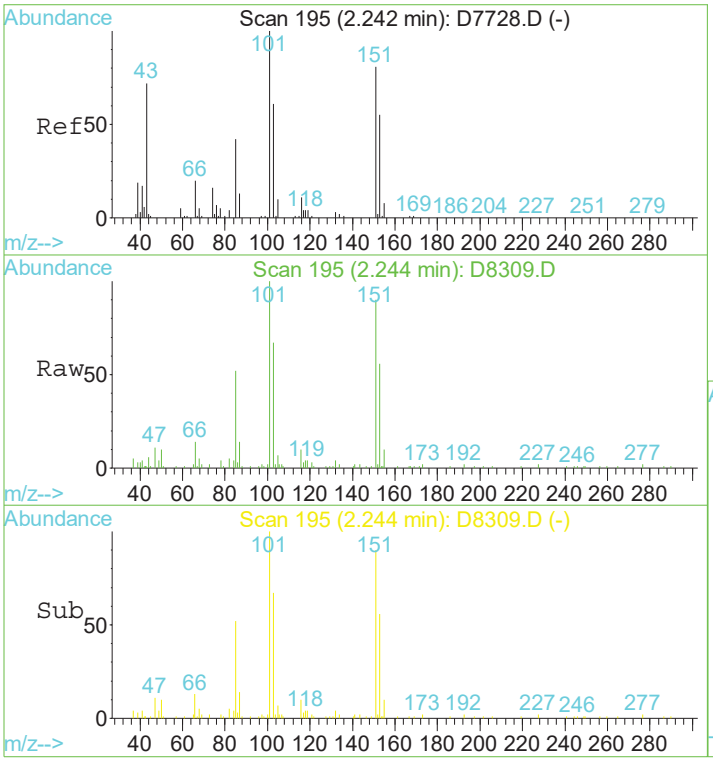

#21
Freon 113
Concen: 4.36 ug/L
RT: 2.24 min Scan# 195
Delta R.T. 0.00 min
Lab File: D8309.D
Acq: 19 Sep 2017 7:18 pm

Tgt Ion:101 Resp: 8814

Ion	Ratio	Lower	Upper
101	100		
85	52.0	25.6	65.6
151	90.1	61.0	101.0

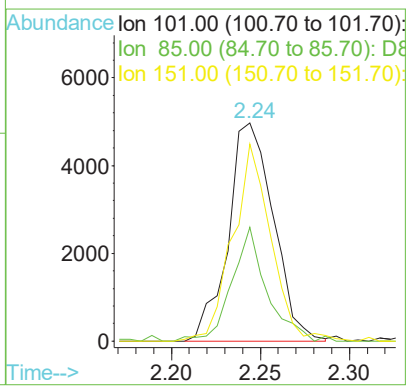

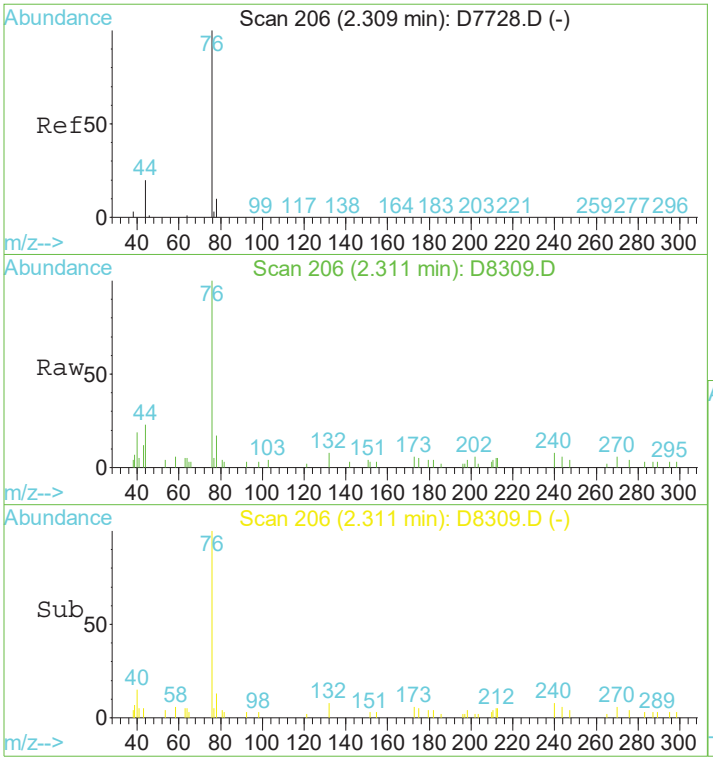

#24
Carbon Disulfide
Concen: 0.34 ug/L
RT: 2.31 min Scan# 206
Delta R.T. 0.00 min
Lab File: D8309.D
Acq: 19 Sep 2017 7:18 pm

Tgt Ion: 76 Resp: 1852

Ion	Ratio	Lower	Upper
76	100		
78	16.8	0.0	30.5
77	4.6	0.0	23.3

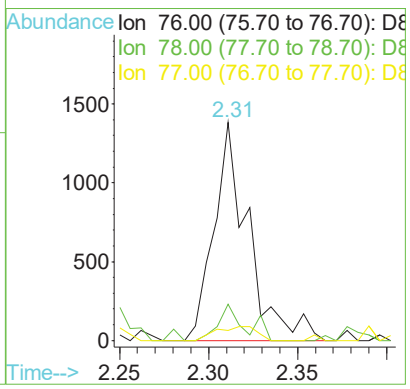

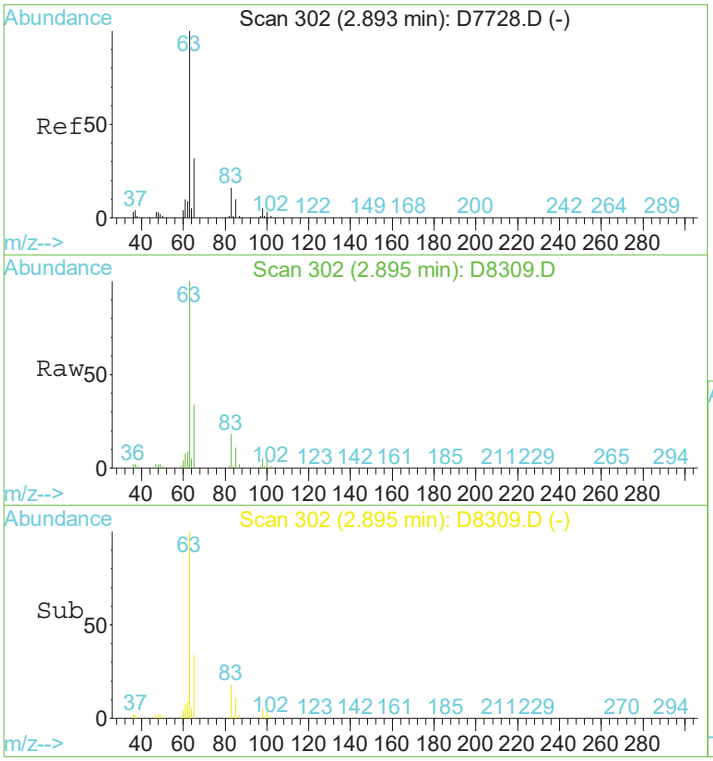

#27
1,1-Diclethane
Concen: 31.39 ug/L
RT: 2.89 min Scan# 302
Delta R.T. 0.00 min
Lab File: D8309.D
Acq: 19 Sep 2017 7:18 pm

Tgt Ion: 63 Resp: 89887

Ion	Ratio	Lower	Upper
63	100		
65	34.3	11.9	51.9
83	17.9	0.0	36.0

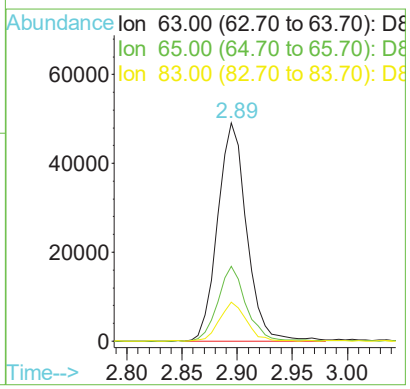

1st DL 09/21/17
2nd FJ 09/22/17

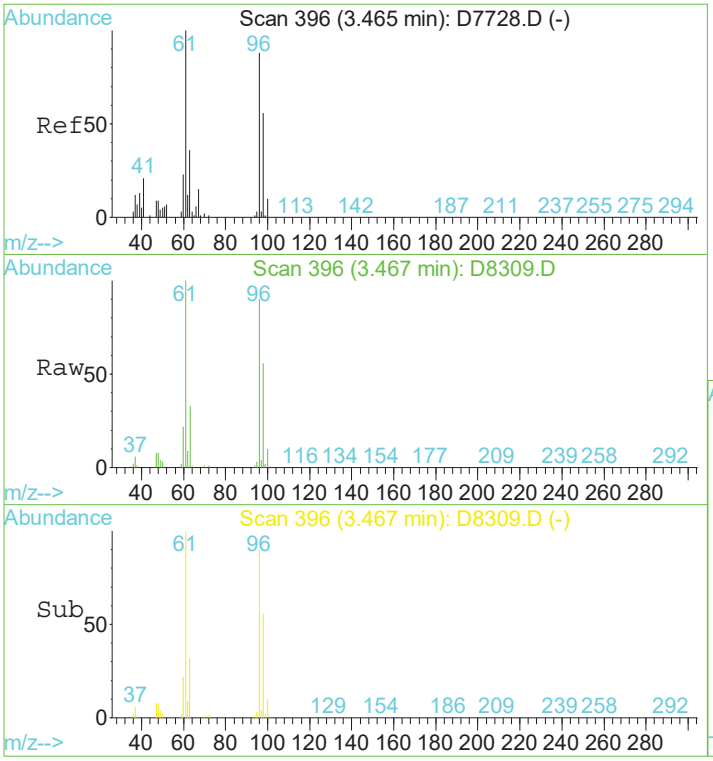

#33
cis-1,2-Dichloroethene
Concen: 67.15 ug/L
RT: 3.47 min Scan# 396
Delta R.T. 0.00 min
Lab File: D8309.D
Acq: 19 Sep 2017 7:18 pm

Tgt Ion: 96 Resp: 135341

Ion	Ratio	Lower	Upper
96	100		
61	110.6	93.6	133.6

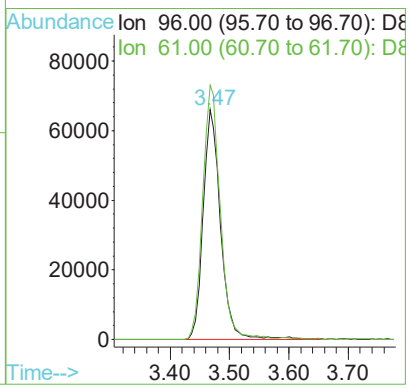

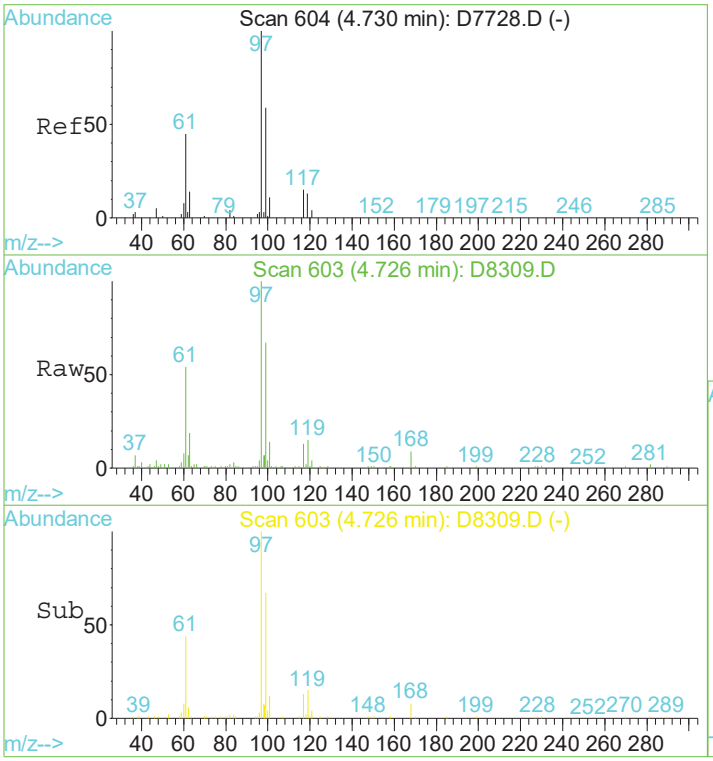

#39
1,1,1-Trichloroethane
Concen: 6.72 ug/L
RT: 4.73 min Scan# 603
Delta R.T. -0.00 min
Lab File: D8309.D
Acq: 19 Sep 2017 7:18 pm

Tgt Ion: 97 Resp: 22393

Ion	Ratio	Lower	Upper
97	100		
61	54.1	26.0	66.0
99	66.9	44.3	84.3

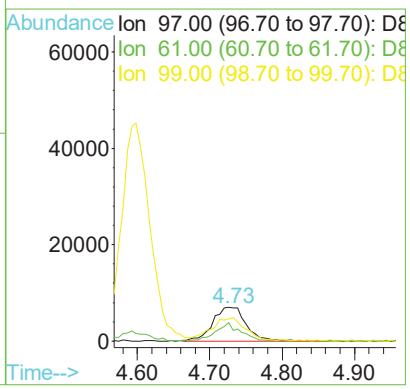

1st DL 09/21/17
2nd FJ 09/22/17

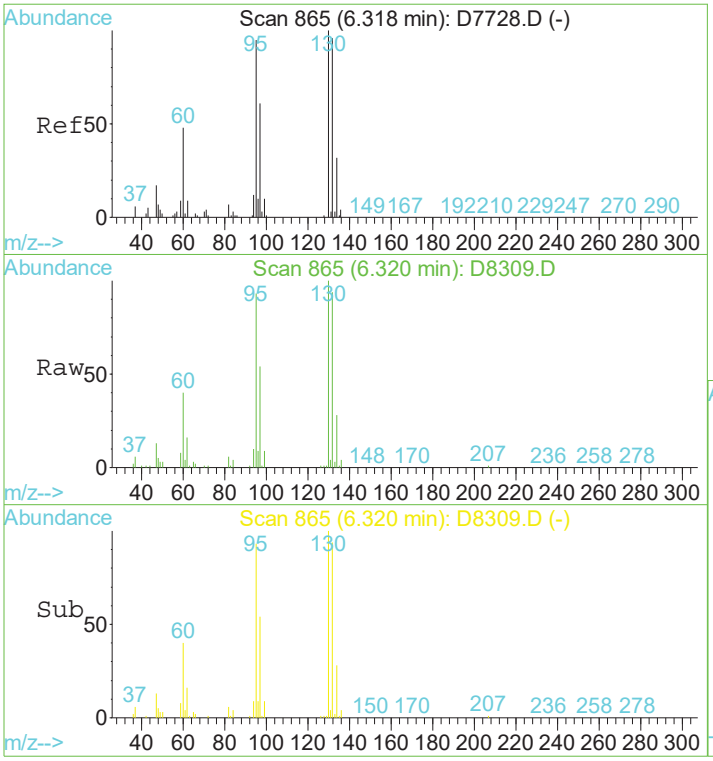

#54
Trichloroethene
Concen: 13.19 ug/L
RT: 6.32 min Scan# 865
Delta R.T. 0.00 min
Lab File: D8309.D
Acq: 19 Sep 2017 7:18 pm

Tgt Ion:130 Resp: 30691

Ion	Ratio	Lower	Upper
130	100		
132	95.6	75.8	115.8
95	96.2	72.3	112.3
97	58.0	40.0	80.0

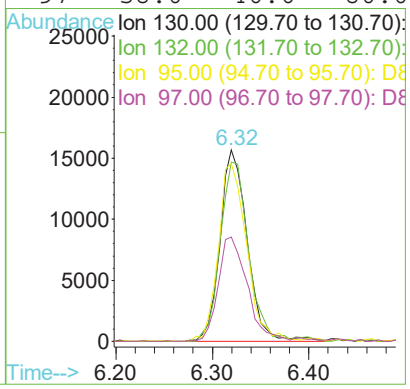

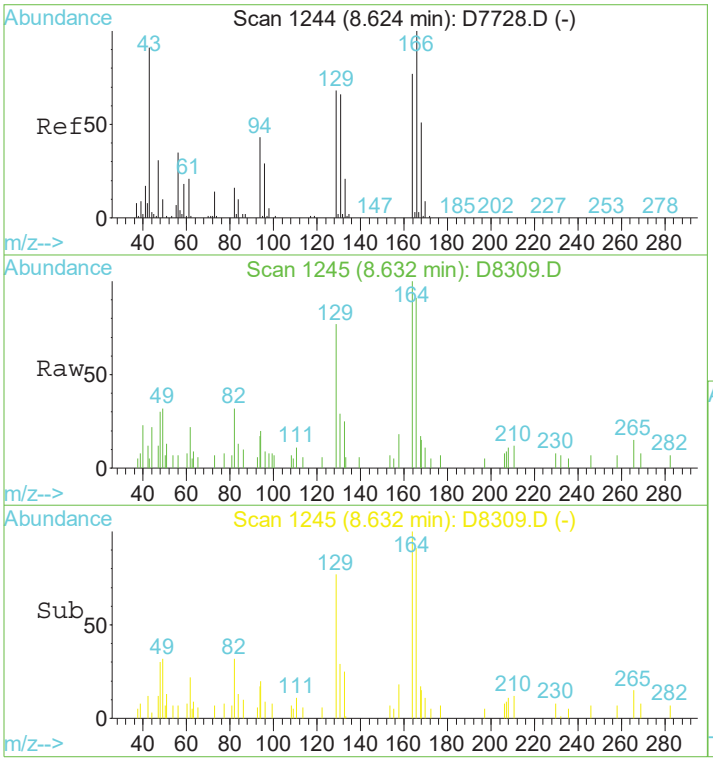

#74
Tetrachloroethene
Concen: 0.30 ug/L
RT: 8.63 min Scan# 1245
Delta R.T. 0.01 min
Lab File: D8309.D
Acq: 19 Sep 2017 7:18 pm

Tgt Ion:164 Resp: 623

Ion	Ratio	Lower	Upper
164	100		
166	110.6	111.1	151.1#
129	110.8	67.3	107.3#
131	77.8	64.7	104.7

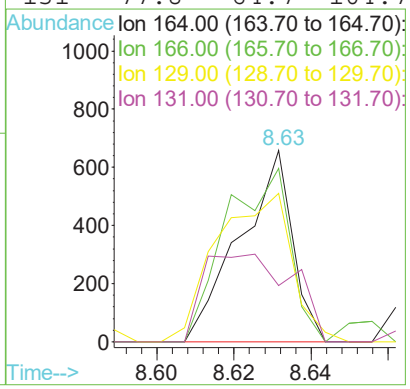

1st DL 09/21/17
2nd FJ 09/22/17

Data File : I:\ACQUDATA\MSVOA6\DATA\091917\D8290.D Vial: 9
Acq On : 19 Sep 2017 10:56 am Operator: D.Lipani
Sample : MET BLK Inst : MS#6
Misc : 8260C / 624 Multiplr: 1.00
MS Integration Params: CPD4.P
Quant Time: Sep 21 14:11 2017 Quant Results File: temp.res

Method : I:\ACQUDATA\MSVOA6\METHODS\W082417.M (RTE Integrator)
Title : 8260C / 624 WATERS
Last Update : Fri Aug 25 11:23:15 2017
Response via : Multiple Level Calibration

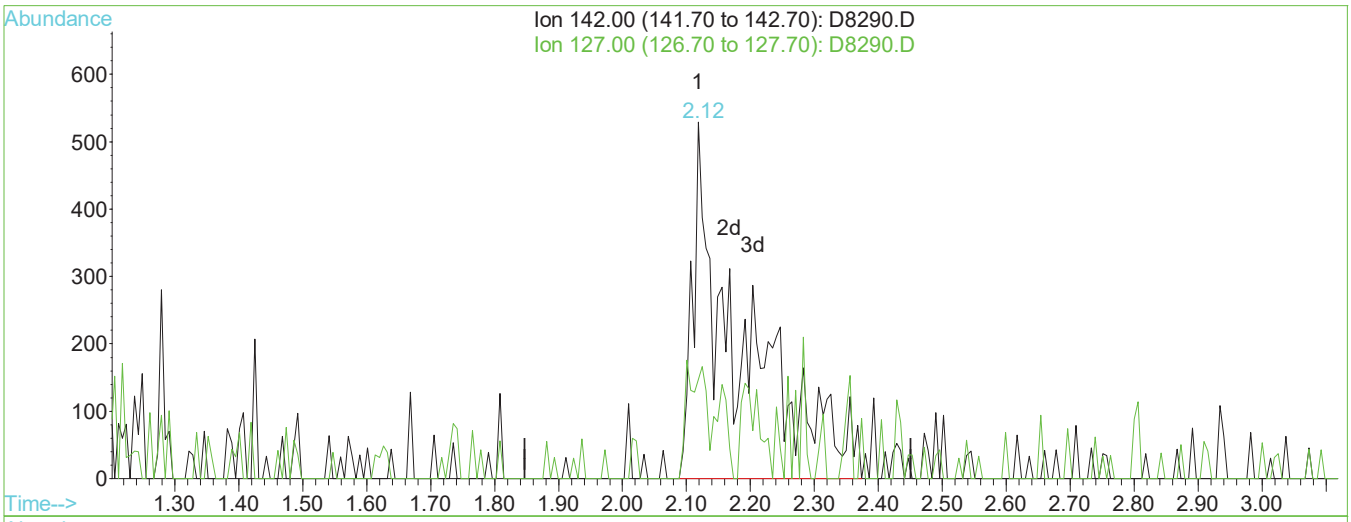

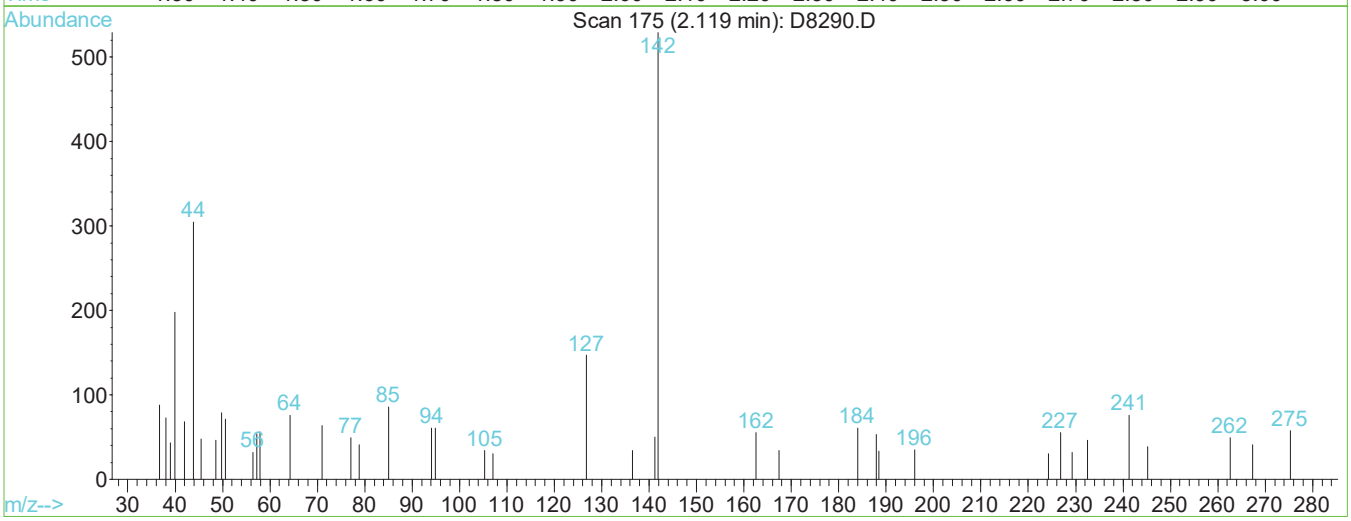

TIC: D8290.D

(17) Iodomethane

2.12min 0.92ug/L m

response 2723

Ion	Exp%	Act%
142.00	100	100
127.00	48.60	27.79#
0.00	0.00	0.00
0.00	0.00	0.00

Manual Integration:

After

Split Peak.

09/21/17

Quantitation Report (Qedit)

Data File : I:\ACQUDATA\MSVOA6\DATA\091917\D8290.D Vial: 9
Acq On : 19 Sep 2017 10:56 am Operator: D.Lipani
Sample : MET BLK Inst : MS#6
Misc : 8260C / 624 Multiplr: 1.00
MS Integration Params: CPD4.P
Quant Time: Sep 21 14:11 2017 Quant Results File: temp.res

Method : I:\ACQUDATA\MSVOA6\METHODS\W082417.M (RTE Integrator)
Title : 8260C / 624 WATERS
Last Update : Fri Aug 25 11:23:15 2017
Response via : Multiple Level Calibration

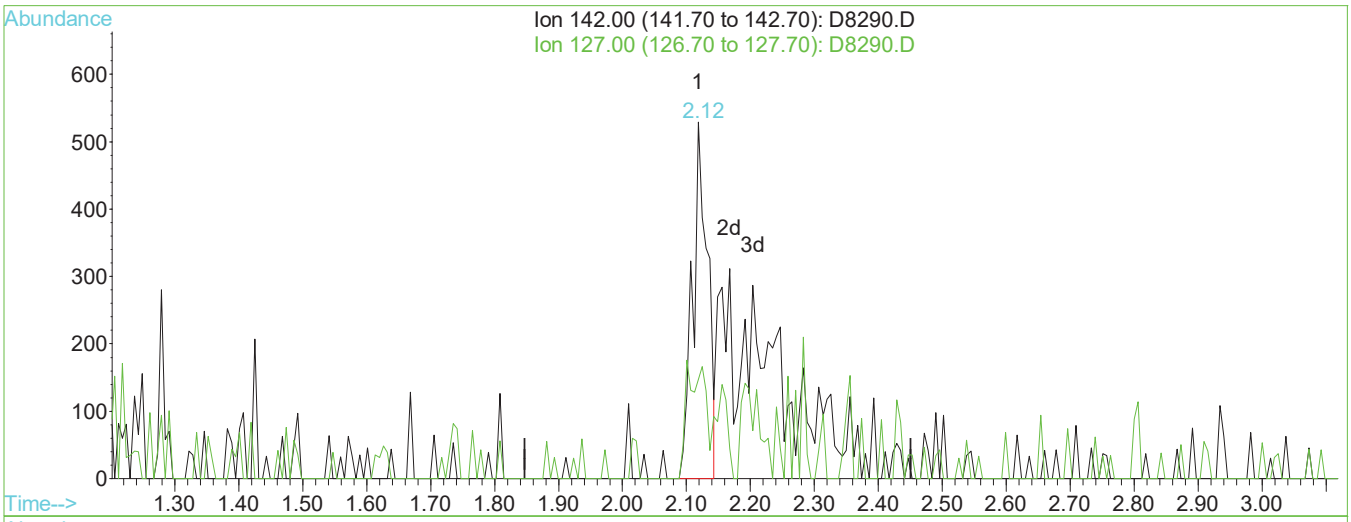

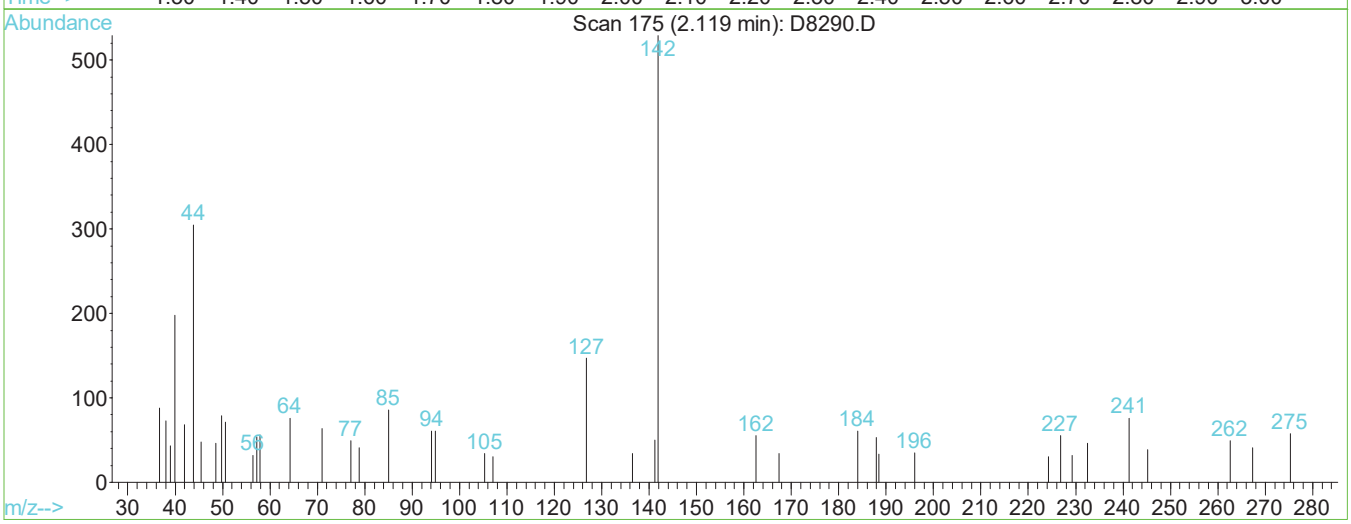

TIC: D8290.D

(17) Iodomethane

2.12min 0.29ug/L

response 871

Ion	Exp%	Act%
142.00	100	100
127.00	48.60	27.79#
0.00	0.00	0.00
0.00	0.00	0.00

Manual Integration:

Before

09/21/17

D8290.D W082417.M Thu Sep 21 14:11:48 2017

1st DL 09/21/17
2nd FJ 09/22/17

Tentatively Identified Compound (LSC) summary

Operator ID: D.Lipani Date Acquired: 19 Sep 2017 10:56 am
Data File: I:\ACQUDATA\MSVOA6\DATA\091917\D8290.D
Name: MET BLK
Misc: 8260C / 624
Method: I:\ACQUDATA\MSVOA6\METHODS\W082417.M (RTE Integrator)
Title: 8260C / 624 WATERS
Library Searched: I:\ACQUDATA\DATABASE\NBS75K.L

TIC Top Hit name	RT	EstConc	Units	Area	IntStd	ISRT	ISArea	ISConc

D8290.D W082417.M Thu Sep 21 14:49:23 2017

LSC Report - Integrated Chromatogram

File : I:\ACQUDATA\MSVOA6\DATA\091917\D8290.D
Operator : D.Lipani
Acquired : 19 Sep 2017 10:56 am using AcqMethod W082417
Instrument : MS#6
Sample Name: MET BLK
Misc Info : 8260C / 624
Vial Number: 9
Quant File :W082417.RES (RTE Integrator)

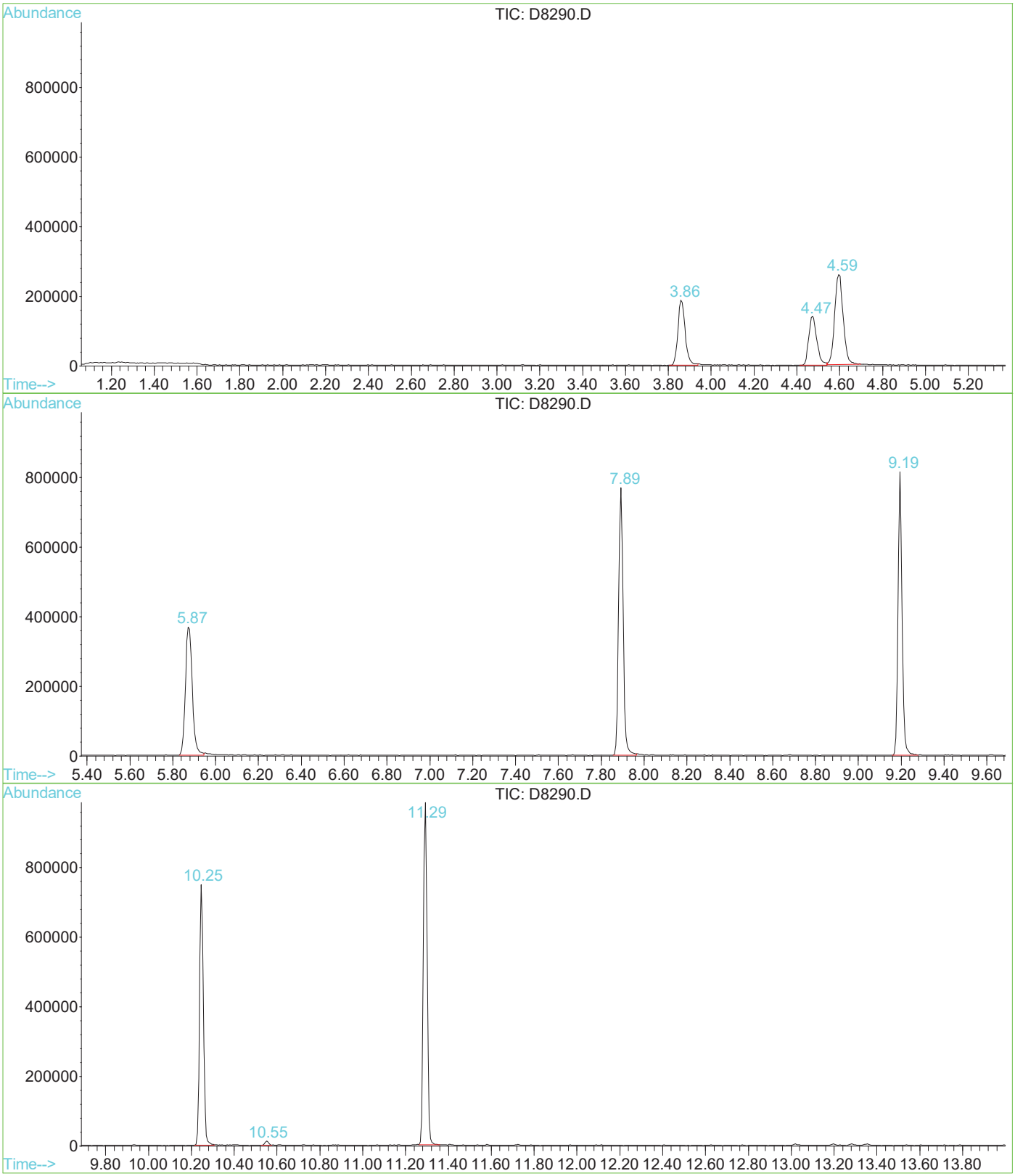

D8290.D W082417.M Thu Sep 21 14:49:23 2017

1st DL 09/21/17
2nd FJ 09/22/17

Data File : I:\ACQUDATA\MSVOA6\DATA\091917\D8290.D Vial: 9
Acq On : 19 Sep 2017 10:56 am Operator: D.Lipani
Sample : MET BLK Inst : MS#6
Misc : 8260C / 624 Multiplr: 1.00
MS Integration Params: CPD4.P
Quant Time: Sep 21 14:13 2017 Quant Results File: W082417.RES

Quant Method : I:\ACQUDATA\M...\W082417.M (RTE Integrator)
Title : 8260C / 624 WATERS
Last Update : Fri Aug 25 11:23:15 2017
Response via : Initial Calibration
DataAcq Meth : W082417

Internal Standards	R.T.	QIon	Response	Conc	Units	Dev(Min)
1) Pentafluorobenzene	4.59	168	264805	50.00	ug/L	0.00
40) 1,4-Difluorobenzene	5.87	114	365982	50.00	ug/L	0.00
67) d5-Chlorobenzene	9.19	82	180212	50.00	ug/L	0.00
87) 1,4-Dichlorobenzene-d4	11.29	152	194295	50.00	ug/L	0.00
System Monitoring Compounds						
41) surr4,Dibrflmethane	3.86	113	133080	50.70	ug/L	0.00
Spiked Amount 50.000	Range 89 - 119		Recovery = 101.40%			
43) surr1,1,2-dichloroethane-d	4.47	65	135750	47.75	ug/L	0.00
Spiked Amount 50.000	Range 81 - 127		Recovery = 95.50%			
65) SURR3,Toluene-d8	7.89	98	414094	55.88	ug/L	0.00
Spiked Amount 50.000	Range 87 - 121		Recovery = 111.76%			
86) SURR2,BFB	10.25	95	166759	49.41	ug/L	0.00
Spiked Amount 50.000	Range 85 - 122		Recovery = 98.82%			
Target Compounds						Qvalue
14) Acetone	1.91	43	296	0.60	ug/L	82
17) Iodomethane	2.12	142	2723m	0.92	ug/L	
105) 1,2,4-Tcbenzene	13.01	180	953	0.28	ug/L	85
106) Naphthalen	13.20	128	1911	0.30	ug/L	80
107) Hexachlorobt	13.28	225	524	0.32	ug/L #	82

(#) = qualifier out of range (m) = manual integration

1st DL 09/21/17
2nd FJ 09/22/17

Data File : I:\ACQUDATA\MSVOA6\DATA\091917\D8290.D Vial: 9
Acq On : 19 Sep 2017 10:56 am Operator: D.Lipani
Sample : MET BLK Inst : MS#6
Misc : 8260C / 624 Multiplr: 1.00
MS Integration Params: CPD4.P
Quant Time: Sep 21 14:13 2017 Quant Results File: W082417.RES

Method : I:\ACQUDATA\MSVOA6\METHODS\W082417.M (RTE Integrator)
Title : 8260C / 624 WATERS
Last Update : Fri Aug 25 11:23:15 2017
Response via : Initial Calibration



1st DL 09/21/17
2nd FJ 09/22/17

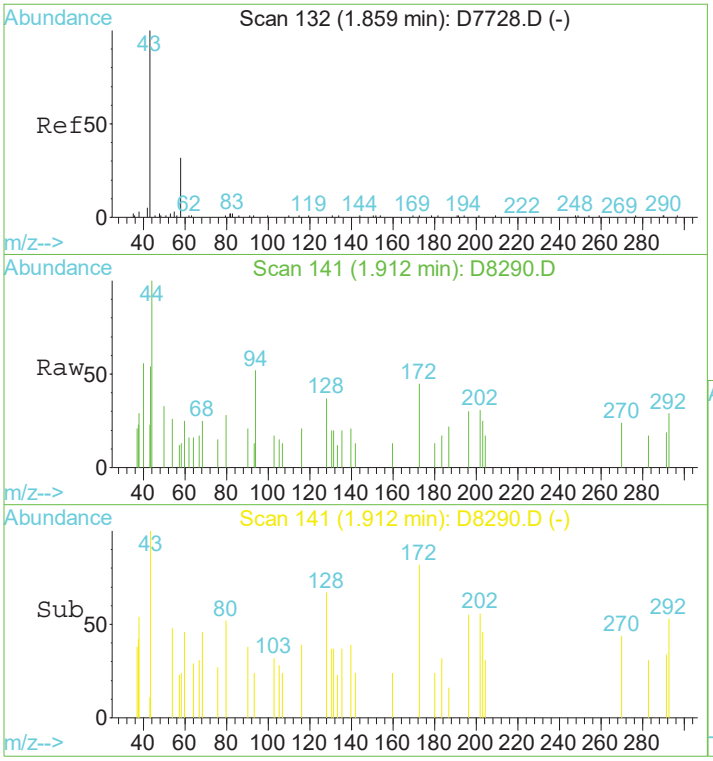

#14
Acetone
Concen: 0.60 ug/L
RT: 1.91 min Scan# 141
Delta R.T. 0.05 min
Lab File: D8290.D
Acq: 19 Sep 2017 10:56 am

Tgt Ion: 43 Resp: 296

Ion	Ratio	Lower	Upper
43	100		
42	0.0	0.0	31.4
58	17.2	3.1	43.1

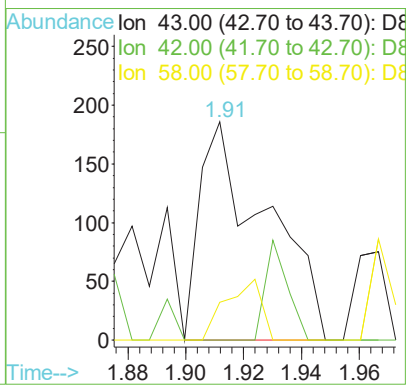

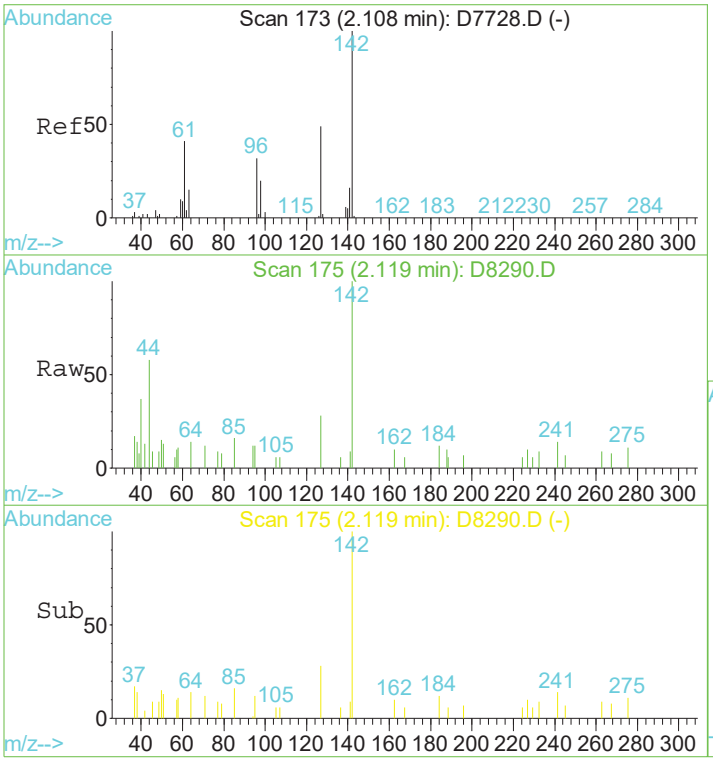

#17
Iodomethane
Concen: 0.92 ug/L m
RT: 2.12 min Scan# 175
Delta R.T. 0.01 min
Lab File: D8290.D
Acq: 19 Sep 2017 10:56 am

Tgt Ion:142 Resp: 2723

Ion	Ratio	Lower	Upper
142	100		
127	27.8	28.6	68.6#

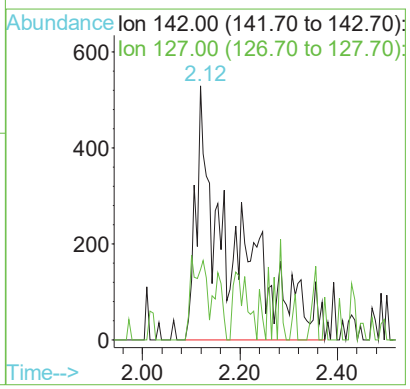

1st DL 09/21/17
2nd FJ 09/22/17

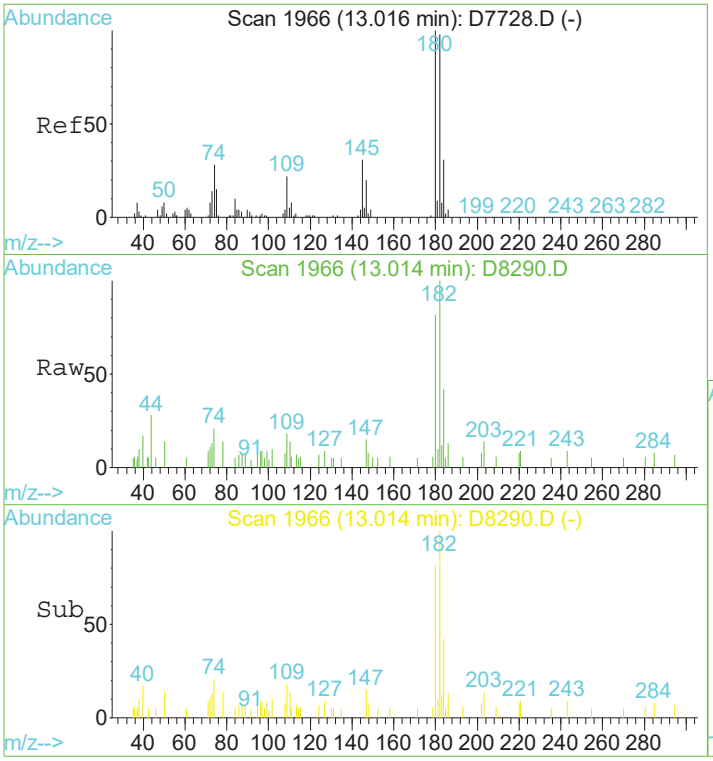

#105
1,2,4-Tcbenzene
Concen: 0.28 ug/L
RT: 13.01 min Scan# 1966
Delta R.T. -0.00 min
Lab File: D8290.D
Acq: 19 Sep 2017 10:56 am

Tgt Ion:180 Resp: 953

Ion	Ratio	Lower	Upper
180	100		
182	86.6	77.3	117.3
145	13.0	9.5	49.5

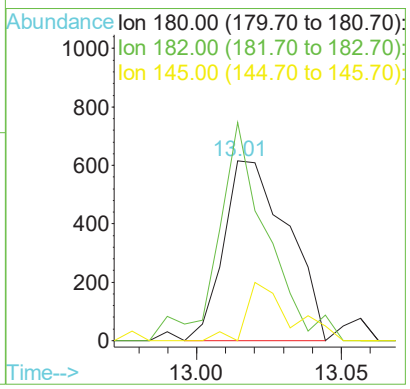

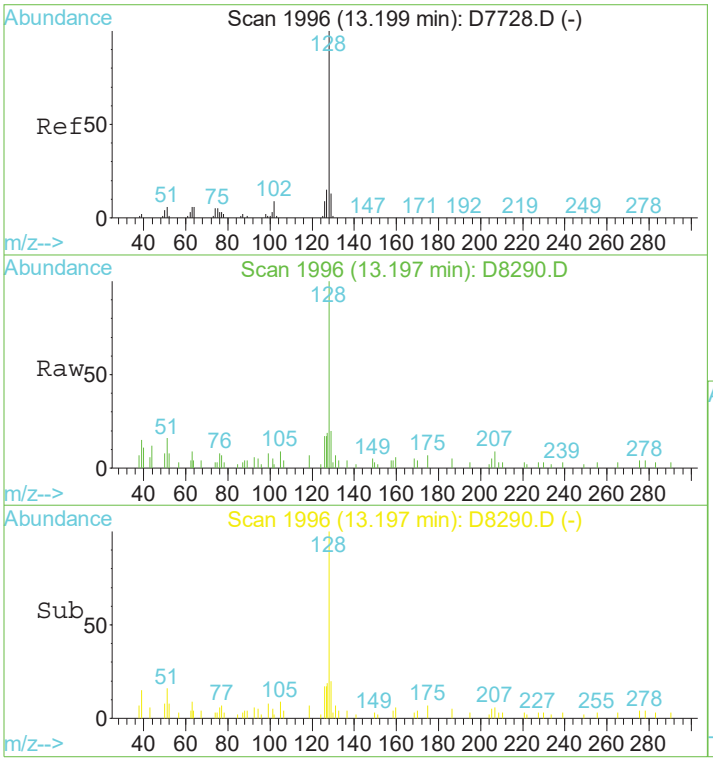

#106
Naphthalen
Concen: 0.30 ug/L
RT: 13.20 min Scan# 1996
Delta R.T. -0.00 min
Lab File: D8290.D
Acq: 19 Sep 2017 10:56 am

Tgt Ion:128 Resp: 1911

Ion	Ratio	Lower	Upper
128	100		
127	25.7	0.0	35.0
102	5.3	0.0	29.4

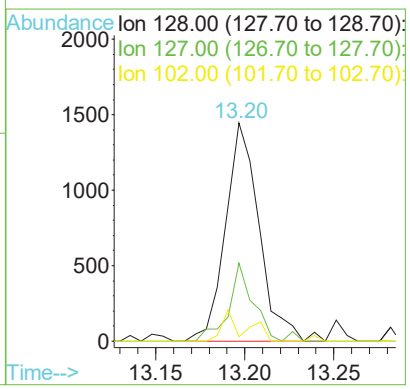

1st DL 09/21/17
2nd FJ 09/22/17

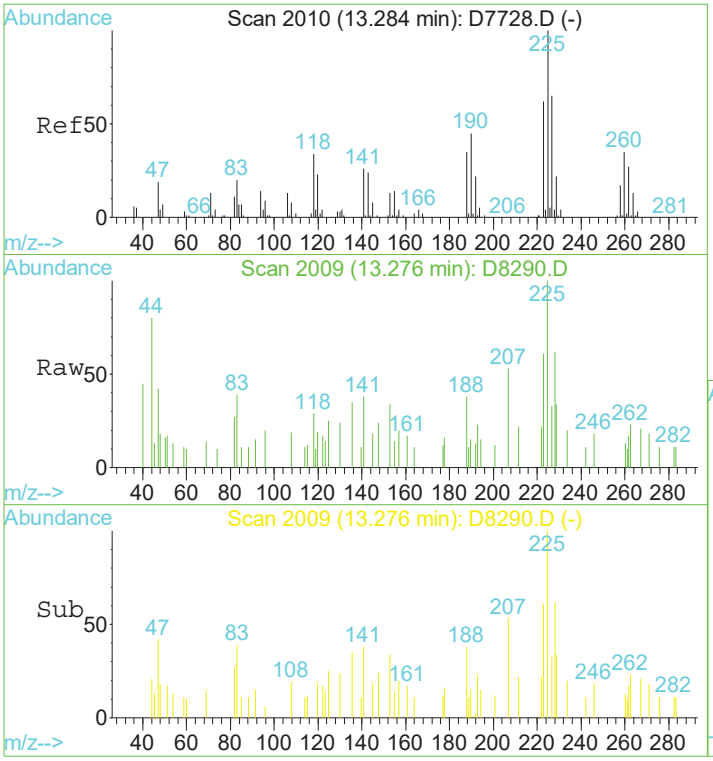

#107
Hexachlorobt
Concen: 0.32 ug/L
RT: 13.28 min Scan# 2009
Delta R.T. -0.01 min
Lab File: D8290.D
Acq: 19 Sep 2017 10:56 am

Tgt Ion:225 Resp: 524

Ion	Ratio	Lower	Upper
225	100		
223	58.4	42.5	82.5
227	41.4	45.8	85.8#

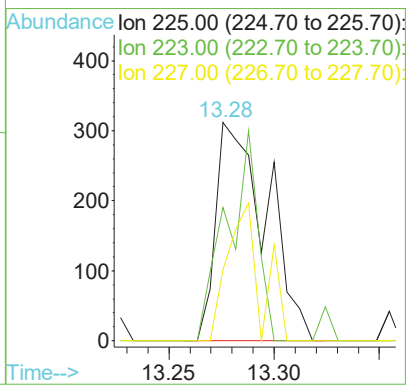

1st DL 09/21/17
2nd FJ 09/22/17

Data File : I:\ACQUDATA\MSVOA6\DATA\091917\D8287.D Vial: 6
Acq On : 19 Sep 2017 9:38 am Operator: D.Lipani
Sample : LCS Inst : MS#6
Misc : 8260C / 624 Multiplr: 1.00
MS Integration Params: CPD4.P
Quant Time: Sep 19 11:12 2017 Quant Results File: temp.res

Method : I:\ACQUDATA\MSVOA6\METHODS\W082417.M (RTE Integrator)
Title : 8260C / 624 WATERS
Last Update : Fri Aug 25 11:23:15 2017
Response via : Single Level Calibration

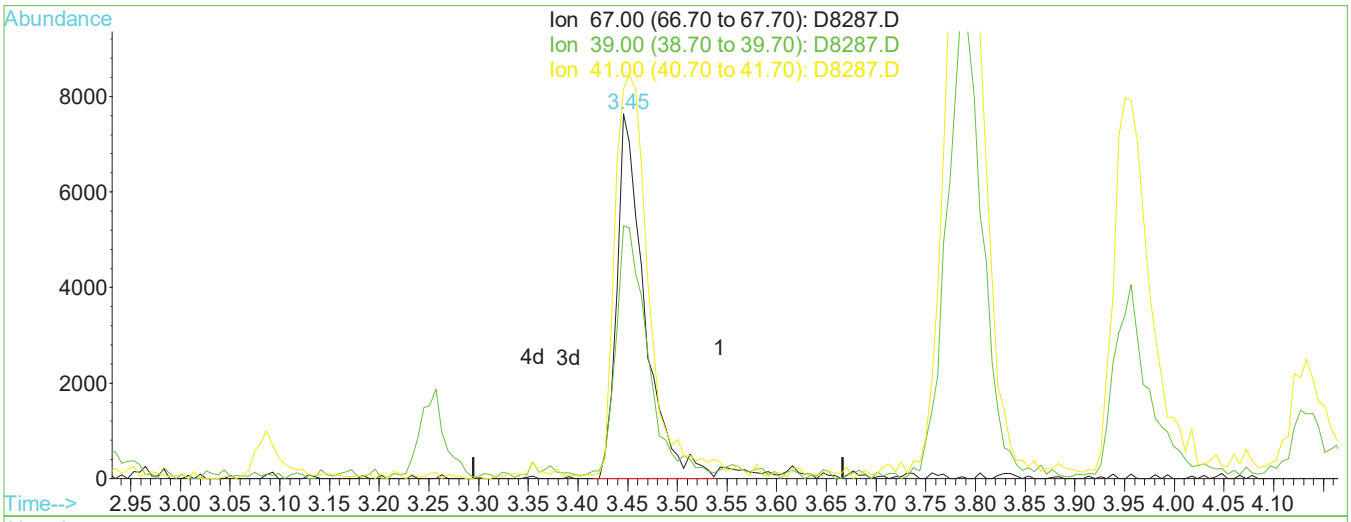

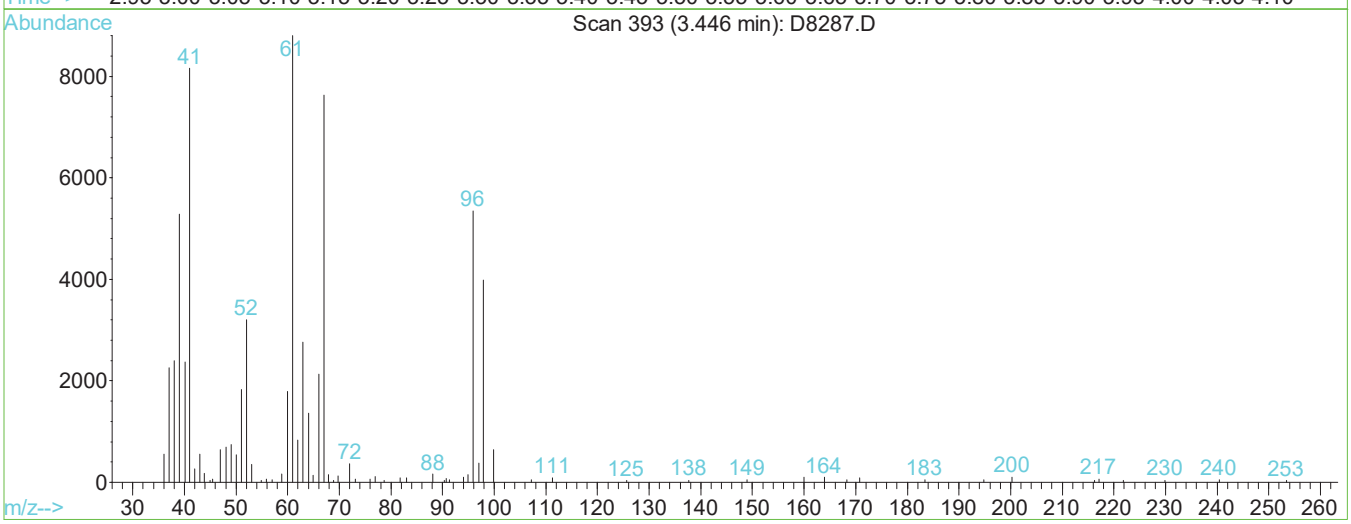

TIC: D8287.D

(32) Methacrylonitrile
3.45min 21.67ug/L m
response 14841

Ion	Exp%	Act%
67.00	100	100
39.00	96.70	69.25#
41.00	148.40	106.86#
0.00	0.00	0.00

Manual Integration:
After
Peak not found.
09/19/17

Quantitation Report (Qedit)

Data File : I:\ACQUDATA\MSVOA6\DATA\091917\D8287.D Vial: 6
Acq On : 19 Sep 2017 9:38 am Operator: D.Lipani
Sample : LCS Inst : MS#6
Misc : 8260C / 624 Multiplr: 1.00
MS Integration Params: CPD4.P
Quant Time: Sep 19 9:55 2017 Quant Results File: temp.res

Method : I:\ACQUDATA\MSVOA6\METHODS\W082417.M (RTE Integrator)
Title : 8260C / 624 WATERS
Last Update : Fri Aug 25 11:23:15 2017
Response via : Single Level Calibration

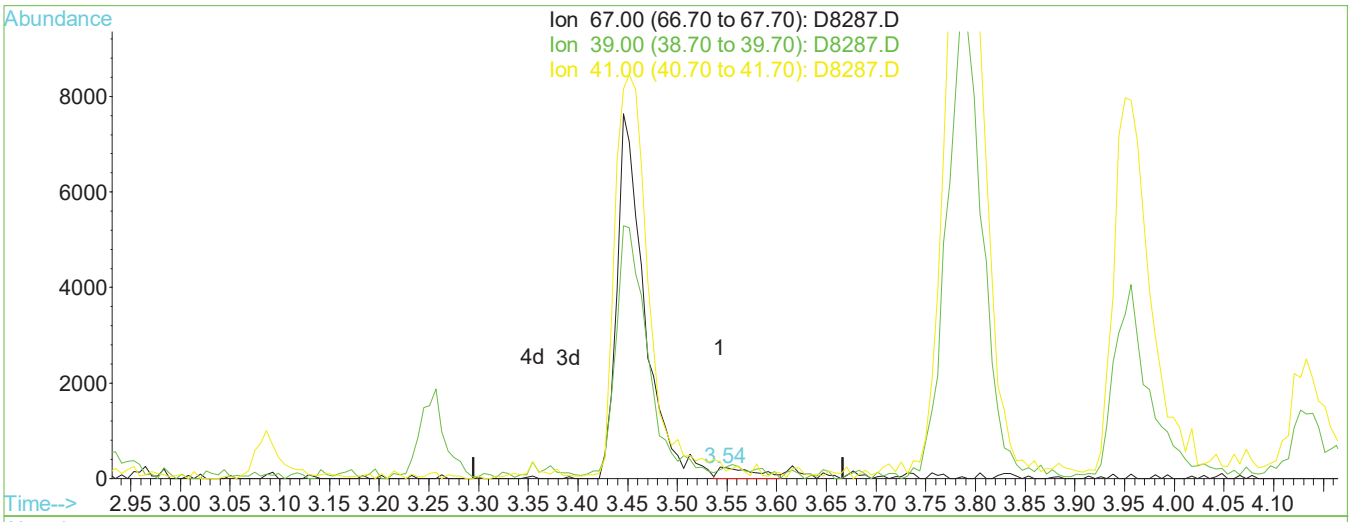

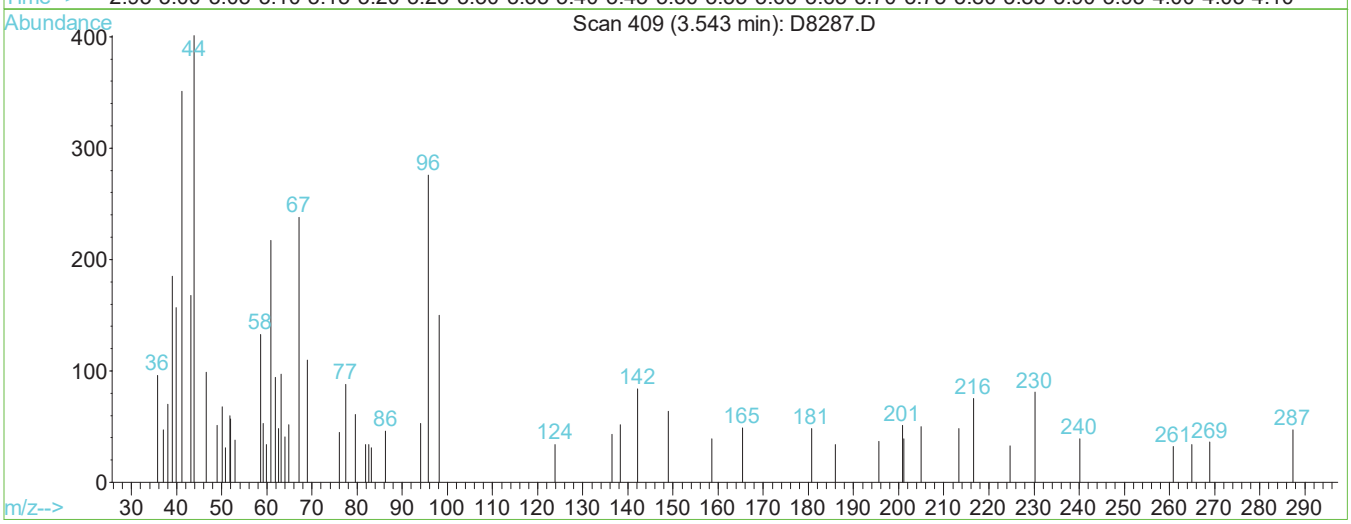

TIC: D8287.D

(32) Methacrylonitrile

3.54min 0.92ug/L

response 628

Ion	Exp%	Act%
67.00	100	100
39.00	96.70	77.73
41.00	148.40	147.48
0.00	0.00	0.00

Manual Integration:

Before

09/19/17

Quantitation Report (Qedit)

Data File : I:\ACQUDATA\MSVOA6\DATA\091917\D8287.D Vial: 6
Acq On : 19 Sep 2017 9:38 am Operator: D.Lipani
Sample : LCS Inst : MS#6
Misc : 8260C / 624 Multiplr: 1.00
MS Integration Params: CPD4.P
Quant Time: Sep 19 11:13 2017 Quant Results File: temp.res

Method : I:\ACQUDATA\MSVOA6\METHODS\W082417.M (RTE Integrator)
Title : 8260C / 624 WATERS
Last Update : Fri Aug 25 11:23:15 2017
Response via : Single Level Calibration

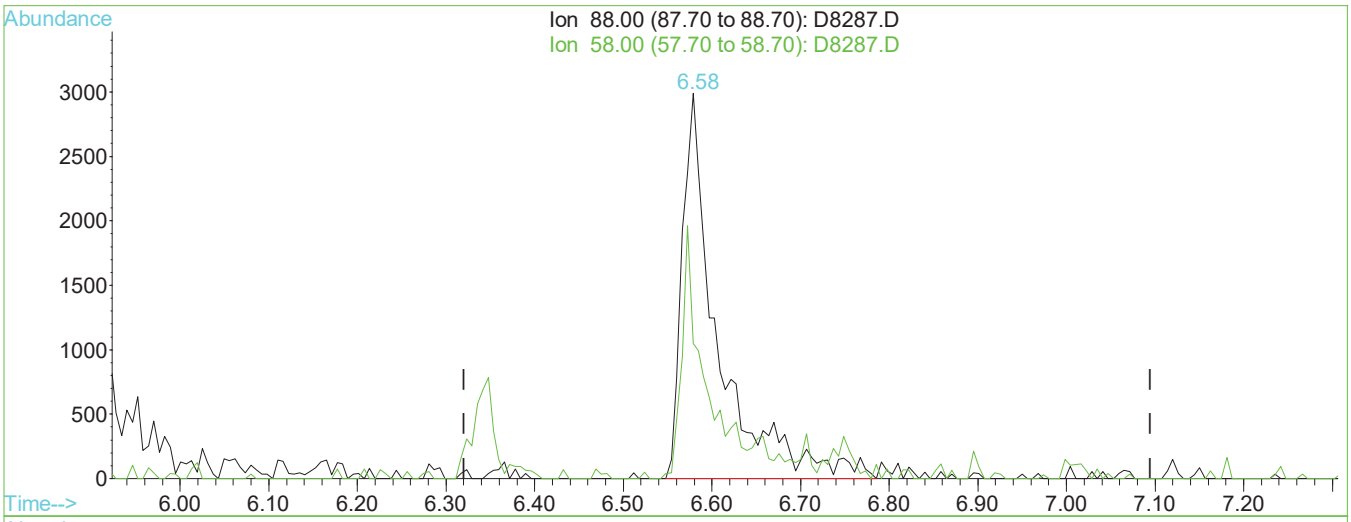

TIC: D8287.D

(56) 1,4-Dioxane

6.58min 434.13ug/L m

response 8427

Ion	Exp%	Act%
88.00	100	100
58.00	49.20	35.12
0.00	0.00	0.00
0.00	0.00	0.00

Manual Integration:

After

Split Peak.

09/19/17

Quantitation Report (Qedit)

Data File : I:\ACQUDATA\MSVOA6\DATA\091917\D8287.D Vial: 6
Acq On : 19 Sep 2017 9:38 am Operator: D.Lipani
Sample : LCS Inst : MS#6
Misc : 8260C / 624 Multiplr: 1.00
MS Integration Params: CPD4.P
Quant Time: Sep 19 11:13 2017 Quant Results File: temp.res

Method : I:\ACQUDATA\MSVOA6\METHODS\W082417.M (RTE Integrator)
Title : 8260C / 624 WATERS
Last Update : Fri Aug 25 11:23:15 2017
Response via : Single Level Calibration

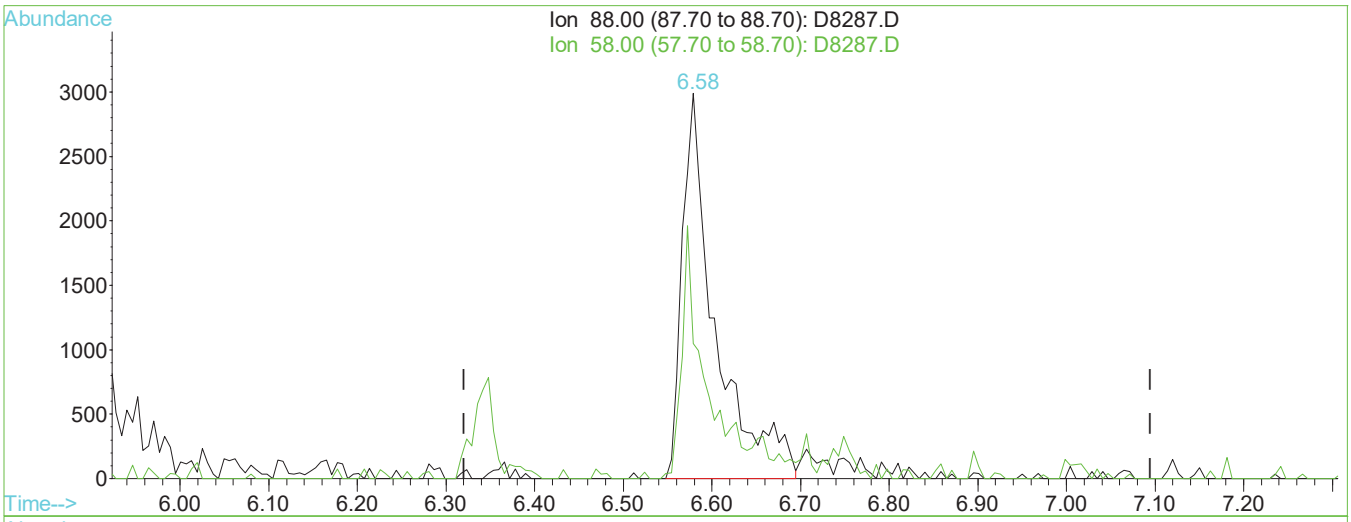

TIC: D8287.D

(56) 1,4-Dioxane

6.58min 401.52ug/L

response 7794

Ion	Exp%	Act%
88.00	100	100
58.00	49.20	36.73
0.00	0.00	0.00
0.00	0.00	0.00

Manual Integration:

Before

09/19/17

1st DL 09/21/17
2nd FJ 09/22/17

Data File : I:\ACQUDATA\MSVOA6\DATA\091917\D8287.D Vial: 6
Acq On : 19 Sep 2017 9:38 am Operator: D.Lipani
Sample : LCS Inst : MS#6
Misc : 8260C / 624 Multiplr: 1.00
MS Integration Params: CPD4.P
Quant Time: Sep 19 11:14 2017 Quant Results File: W082417.RES

Quant Method : I:\ACQUDATA\M...\W082417.M (RTE Integrator)
Title : 8260C / 624 WATERS
Last Update : Fri Aug 25 11:23:15 2017
Response via : Initial Calibration
DataAcq Meth : W082417

Internal Standards	R.T.	QIon	Response	Conc	Units		Dev(Min)
1) Pentafluorobenzene	4.60	168	281215	50.00	ug/L		0.00
40) 1,4-Difluorobenzene	5.87	114	386694	50.00	ug/L		0.00
67) d5-Chlorobenzene	9.19	82	187982	50.00	ug/L		0.00
87) 1,4-Dichlorobenzene-d4	11.29	152	204561	50.00	ug/L		0.00
System Monitoring Compounds							
41) surr4,Dibrflmethane	3.86	113	140772	50.76	ug/L		0.00
Spiked Amount 50.000	Range 89 - 119		Recovery = 101.52%				
43) surr1,1,2-dichloroethane-d	4.47	65	143987	47.93	ug/L		0.00
Spiked Amount 50.000	Range 81 - 127		Recovery = 95.86%				
65) SURR3,Toluene-d8	7.89	98	429945	54.91	ug/L		0.00
Spiked Amount 50.000	Range 87 - 121		Recovery = 109.82%				
86) SURR2,BFB	10.25	95	179554	51.00	ug/L		0.00
Spiked Amount 50.000	Range 85 - 122		Recovery = 102.00%				
Target Compounds							Qvalue
2) Dichlorodifluoromethane	1.12	85	83373	19.88	ug/L		96
3) Chloromethane	1.19	50	60698	21.79	ug/L		97
4) Vinyl Chloride	1.27	62	83751	24.39	ug/L		98
5) Bromomethane	1.44	94	43105	20.83	ug/L		98
6) Chloroethane	1.50	64	38891	23.12	ug/L		98
7) Freon 21	1.54	67	109040	21.36	ug/L		96
8) Freon 123	1.71	83	71099	22.43	ug/L		96
9) Freon 123a	1.73	67	57465	22.81	ug/L		99
10) Acrolein	1.79	56	6626	29.77	ug/L		98
11) Trichlorofluoromethane	1.79	101	80298	20.93	ug/L		96
12) Acetonitrile	1.80	41	14686	95.95	ug/L		90
13) 2-Propanol	1.83	45	38148	362.44	ug/L		95
14) Acetone	1.86	43	11127	21.14	ug/L		82
15) Diethyl Ether	1.94	59	28248	20.85	ug/L		97
16) 1,1-Diclethene	2.10	96	40118	20.70	ug/L		94
17) Iodomethane	2.11	142	54436	17.29	ug/L		92
18) TBA	2.13	59	72266	400.72	ug/L		98
19) Acrylonitrile	2.14	53	64077	109.88	ug/L		96
20) Methylene Chloride	2.20	84	46572	22.63	ug/L		95
21) Freon 113	2.24	101	46760	21.12	ug/L		96
22) Methyl Acetate	2.25	43	24936	14.37	ug/L		94
23) Allyl Chloride	2.26	76	20147	25.25	ug/L		92
24) Carbon Disulfide	2.31	76	117387	19.81	ug/L		98
25) trans-1,2-Dichloroethene	2.69	96	43444	21.04	ug/L	#	84
26) Methyl-t-Butyl Ether	2.81	73	114956	21.67	ug/L		100
27) 1,1-Diclethane	2.89	63	72221	23.06	ug/L		98
28) Propionitrile	2.92	54	23616	112.37	ug/L		97
29) Vinyl Acetate	3.09	43	80331	21.59	ug/L		95
30) 2-Chloro-1,3-Butadiene	3.25	53	57863	20.89	ug/L		87
31) 2-Butanone	3.36	43	15110	21.39	ug/L		92
32) Methacrylonitrile	3.45	67	14841m	21.67	ug/L		
33) cis-1,2-Dichloroethene	3.47	96	49657	22.53	ug/L		97
34) Bromochloromethane	3.64	128	27095	21.67	ug/L		95
35) Chloroform	3.71	83	83735	22.30	ug/L		94
36) 2,2-Dichloropropane	3.79	77	70856	20.70	ug/L		97
38) Tetrahydrofuran	4.13	42	9032	21.31	ug/L		98
39) 1,1,1-Trichloroethane	4.73	97	75113	20.60	ug/L		96
42) Iso-Butyl Alcohol	3.96	42	16227	375.22	ug/L		93
44) 1,2-Dichloroethane	4.59	64	19487	18.39	ug/L		98

(#) = qualifier out of range (m) = manual integration

1st DL 09/21/17
2nd FJ 09/22/17

Data File : I:\ACQUDATA\MSVOA6\DATA\091917\D8287.D Vial: 6
Acq On : 19 Sep 2017 9:38 am Operator: D.Lipani
Sample : LCS Inst : MS#6
Misc : 8260C / 624 Multiplr: 1.00
MS Integration Params: CPD4.P
Quant Time: Sep 19 11:14 2017 Quant Results File: W082417.RES

Quant Method : I:\ACQUDATA\M...\W082417.M (RTE Integrator)
Title : 8260C / 624 WATERS
Last Update : Fri Aug 25 11:23:15 2017
Response via : Initial Calibration
DataAcq Meth : W082417

	Compound	R.T.	QIon	Response	Conc	Unit	Qvalue
46)	1,1-Dichloropropene	5.08	75	56861	20.30	ug/L	96
47)	Cyclohexane	5.17	56	56290	19.57	ug/L	94
48)	Carbontetrachloride	5.31	119	63537	20.41	ug/L	96
49)	Benzene	5.40	78	160122	21.13	ug/L	97
51)	Dibromomethane	6.18	93	32124	20.05	ug/L	97
52)	1,2-Diclpropane	6.24	63	39548	20.43	ug/L	98
53)	n-Heptane	6.34	43	45369	21.41	ug/L	94
54)	Trichloroethene	6.32	130	52626	20.99	ug/L	97
55)	Bromodichloromethane	6.37	83	63549	21.20	ug/L	98
56)	1,4-Dioxane	6.58	88	8427m	434.13	ug/L	
58)	Methyl Methacrylate	6.75	69	26520	20.29	ug/L	99
59)	Methylcyclohexane	6.90	55	46512	20.83	ug/L	95
60)	2-Chloroethylvinyl Ether	7.02	63	22896	18.86	ug/L	95
61)	cis-1,3-Dichloropropene	7.17	75	70306	20.95	ug/L	95
62)	4-Methyl-2-pentanone	7.37	43	31766	18.30	ug/L	98
63)	trans-1,3-Dichloropropene	7.66	75	64331	20.41	ug/L	99
64)	1,1,2-Trichloroethane	7.77	97	44034	23.09	ug/L	95
66)	Toluene	7.96	91	181243	21.07	ug/L	99
68)	1,3-Dichloropropane	8.01	76	63385	20.14	ug/L	90
69)	Ethyl Methacrylate	8.19	69	54411	21.42	ug/L	87
70)	Dibromochloromethane	8.21	129	54801	21.20	ug/L	99
71)	2-Hexanone	8.26	43	23717	18.69	ug/L	95
72)	1,2-Dibromoethane	8.43	107	47142	20.77	ug/L	98
73)	n-Butyl Acetate	8.63	43	56483	19.46	ug/L	99
74)	Tetrachloroethene	8.62	164	45948	20.47	ug/L	97
75)	1,1,1,2-Tetrachloroethane	9.16	131	47933	20.44	ug/L	96
76)	Chlorobenzene	9.22	112	122889	20.69	ug/L	99
77)	Ethylbenzene	9.44	106	66146	21.12	ug/L	95
78)	Bromoform	9.61	173	38765	22.28	ug/L	97
79)	(m+p)Xylene	9.61	106	156369	39.88	ug/L	95
80)	o-Xylene	9.93	106	79751	21.14	ug/L	99
81)	Cyclohexanone	9.84	55	62283	862.26	ug/L	93
82)	Styrene	9.88	104	127431	21.14	ug/L	99
84)	trans-1,4-Dichloro-2-Buten	10.11	75	15453	17.62	ug/L	90
85)	Isopropylbenzene	10.25	105	195605	20.32	ug/L	98
88)	1,1,2,2-Tetrachloroethane	9.92	83	54747	22.40	ug/L	95
89)	1,2,3-Trichloropropane	10.04	75	37648	20.41	ug/L	96
90)	Bromobenzene	10.38	156	64928	21.41	ug/L	98
91)	n-Propylbenzene	10.61	91	231705	21.37	ug/L	96
92)	2-Chlorotoluene	10.65	91	126490	20.06	ug/L	97
93)	4-Chlorotoluene	10.72	91	143231	21.12	ug/L	96
94)	1,3,5-Trimethylbenzene	10.87	105	162391	21.58	ug/L	95
95)	tert-Butylbenzene	11.06	119	136184	20.81	ug/L	97
96)	1,2,4-Trimethylbenzene	11.17	105	162714	20.17	ug/L	99
97)	sec-Butylbenzene	11.24	105	203032	21.76	ug/L	97
98)	1,3-Dclbenz	11.25	146	109476	21.23	ug/L	99
99)	1,4-Dclbenz	11.31	146	110574	21.16	ug/L	99
100)	p-Isopropyltoluene	11.41	119	170866	22.22	ug/L	97
101)	1,2-Dclbenz	11.58	146	107083	20.76	ug/L	98
102)	n-Butylbenzene	11.73	91	162023	22.87	ug/L	98
103)	1,2-Dibromo-3-chloropropan	11.94	75	9781	21.73	ug/L	90
104)	Nitrobenzene	12.12	77	2947	92.71	ug/L	99
105)	1,2,4-Tcbenzene	13.01	180	78652	22.13	ug/L	95
106)	Naphthalen	13.20	128	146472	21.80	ug/L	98

(#) = qualifier out of range (m) = manual integration

1st DL 09/21/17
2nd FJ 09/22/17

Data File : I:\ACQUDATA\MSVOA6\DATA\091917\D8287.D Vial: 6
Acq On : 19 Sep 2017 9:38 am Operator: D.Lipani
Sample : LCS Inst : MS#6
Misc : 8260C / 624 Multiplr: 1.00
MS Integration Params: CPD4.P
Quant Time: Sep 19 11:14 2017 Quant Results File: W082417.RES

Quant Method : I:\ACQUDATA\M...\W082417.M (RTE Integrator)
Title : 8260C / 624 WATERS
Last Update : Fri Aug 25 11:23:15 2017
Response via : Initial Calibration
DataAcq Meth : W082417

Compound	R.T.	QIon	Response	Conc	Unit	Qvalue
107) Hexachlorobt	13.28	225	40242	23.12	ug/L	96
108) 1,2,3-Tclbenzene	13.35	180	68500	22.40	ug/L	97

(#) = qualifier out of range (m) = manual integration
D8287.D W082417.M Tue Sep 19 11:14:53 2017 Page 3

Data File : I:\ACQUDATA\MSVOA6\DATA\091917\D8287.D Vial: 6
Acq On : 19 Sep 2017 9:38 am Operator: D.Lipani
Sample : LCS Inst : MS#6
Misc : 8260C / 624 Multiplr: 1.00
MS Integration Params: CPD4.P
Quant Time: Sep 19 11:14 2017 Quant Results File: W082417.RES

Method : I:\ACQUDATA\MSVOA6\METHODS\W082417.M (RTE Integrator)
Title : 8260C / 624 WATERS
Last Update : Fri Aug 25 11:23:15 2017
Response via : Initial Calibration

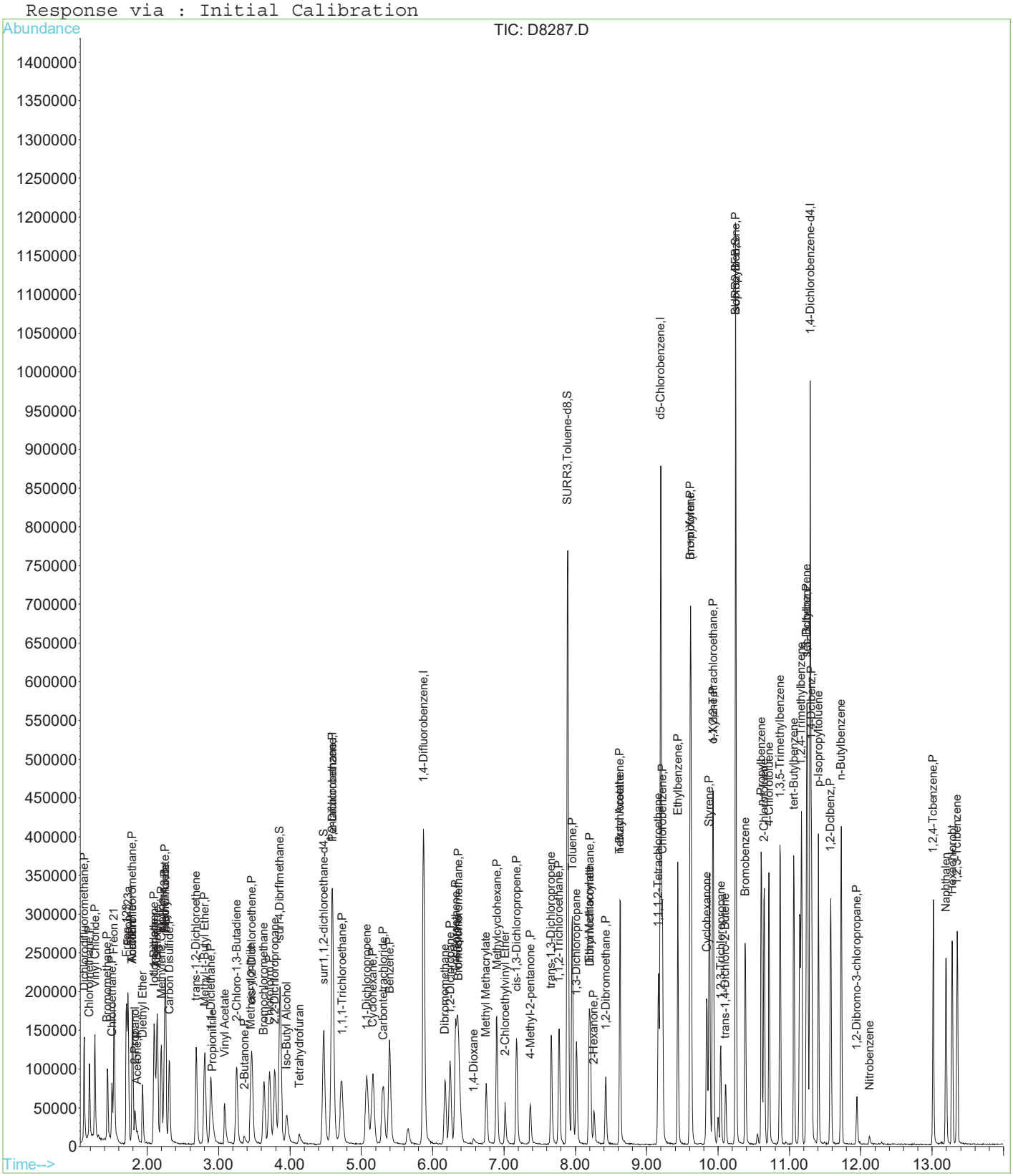

Quantitation Report (Qedit)

Data File : I:\ACQUDATA\MSVOA6\DATA\091917\D8286.D Vial: 5
Acq On : 19 Sep 2017 9:12 am Operator: D.Lipani
Sample : CCV Inst : MS#6
Misc : 8260C Multiplr: 1.00
MS Integration Params: CPD4.P
Quant Time: Sep 19 9:34 2017 Quant Results File: temp.res

Method : I:\ACQUDATA\MSVOA6\METHODS\W082417.M (RTE Integrator)
Title : 8260C / 624 WATERS
Last Update : Fri Aug 25 11:23:15 2017
Response via : Single Level Calibration

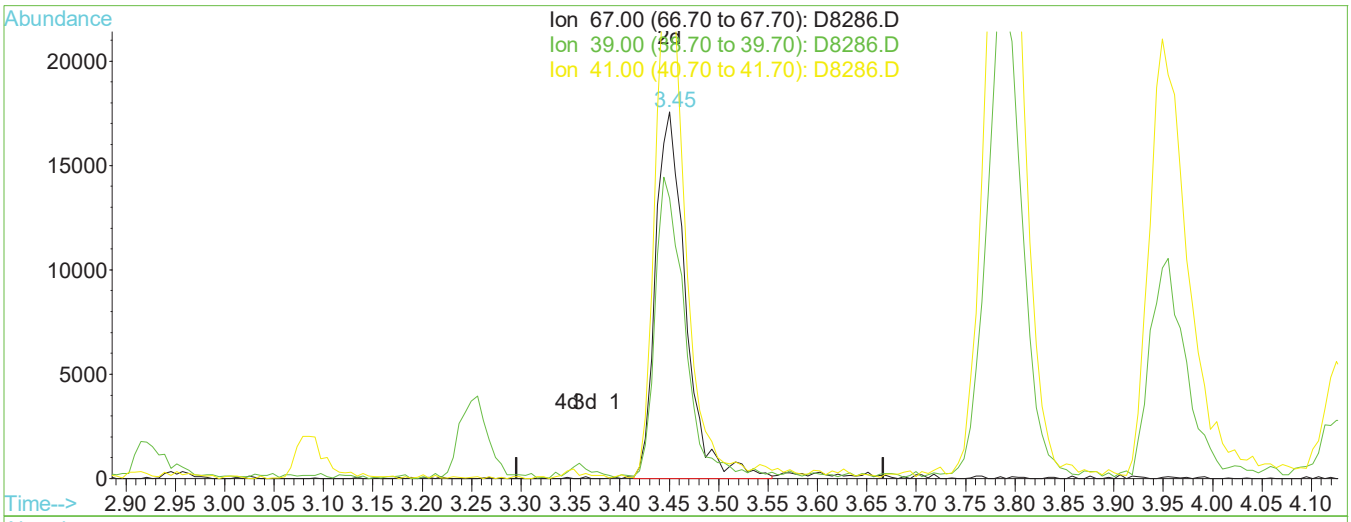

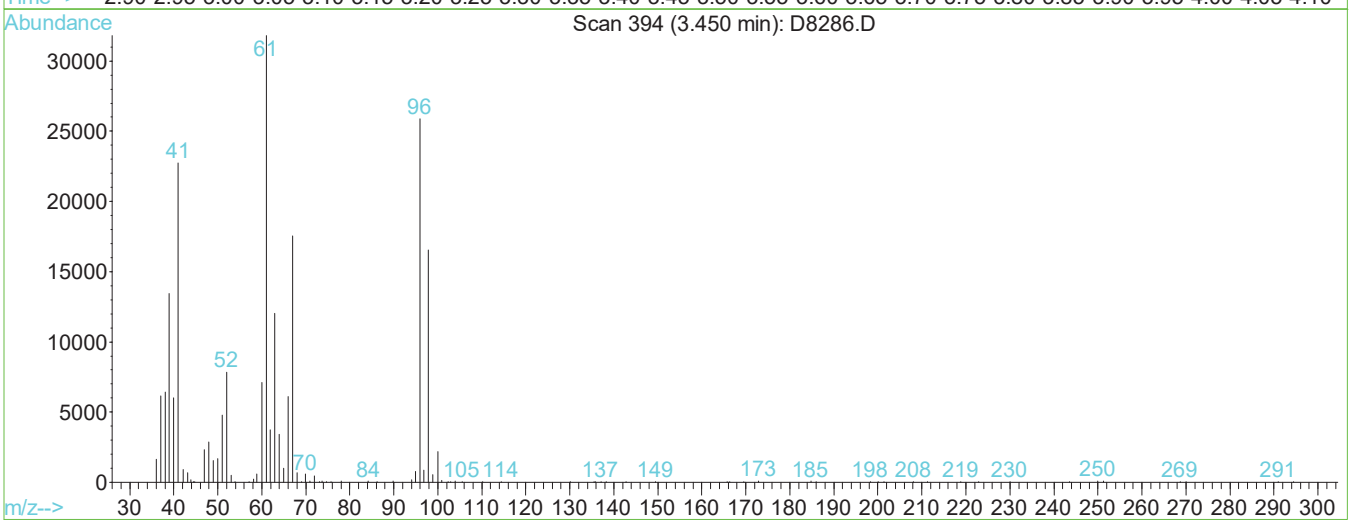

TIC: D8286.D

(32) Methacrylonitrile

3.45min 55.62ug/L m

response 37527

Ion	Exp%	Act%
67.00	100	100
39.00	96.70	76.40#
41.00	148.40	129.51
0.00	0.00	0.00

Manual Integration:

After

Peak not found.

09/19/17

1st DL 09/21/17
2nd FJ 09/22/17

Data File : I:\ACQUDATA\MSVOA6\DATA\091917\D8286.D Vial: 5
Acq On : 19 Sep 2017 9:12 am Operator: D.Lipani
Sample : CCV Inst : MS#6
Misc : 8260C Multiplr: 1.00
MS Integration Params: CPD4.P
Quant Time: Sep 19 9:29 2017 Quant Results File: temp.res

Method : I:\ACQUDATA\MSVOA6\METHODS\W082417.M (RTE Integrator)
Title : 8260C / 624 WATERS
Last Update : Fri Aug 25 11:23:15 2017
Response via : Single Level Calibration

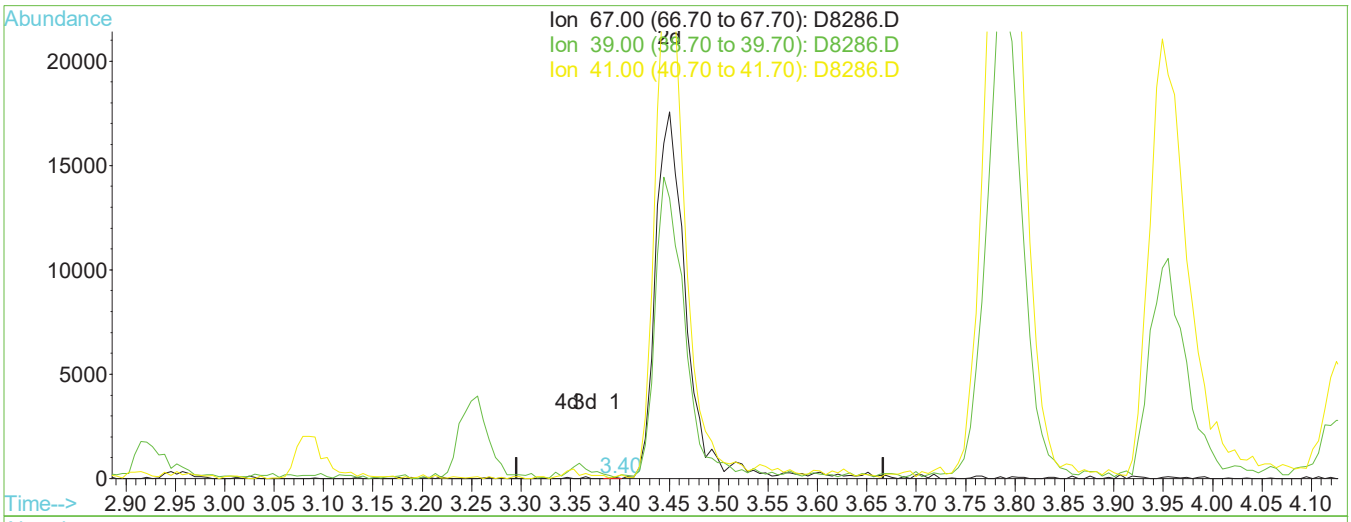

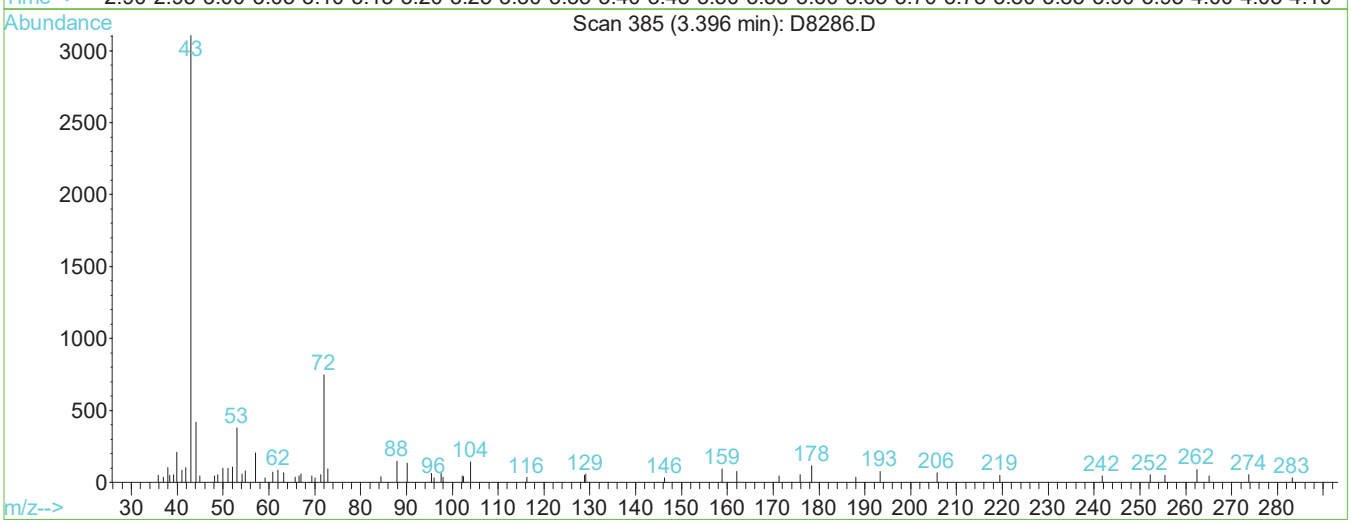

TIC: D8286.D

(32) Methacrylonitrile

3.40min 0.05ug/L

response 34

Ion	Exp%	Act%
67.00	100	100
39.00	96.70	88.33
41.00	148.40	141.67
0.00	0.00	0.00

Manual Integration:

Before

09/19/17

GC/MS QA-QC Check Report

1st DL 09/21/17
2nd FJ 09/22/17

Tune File : I:\ACQUDATA\MSVOA6\DATA\091917\D8285.D
Tune Time : 19 Sep 2017 8:46 am

Daily Calibration File : I:\ACQUDATA\MSVOA6\DATA\091917\D8286.D

277028 375638 184968

222554

File	Sample	Surrogate Recovery %				Internal Standard Responses		
D8287.D	LCS	102	96	110	102	281215	386694	187982
				204561				
D8290.D	MET BLK	101	95	112	99	264805	365982	180212
				194295				
D8291.D	R1708737-002	100	96	112	103	258906	359408	180535
				192938				
D8292.D	R1708737-001	100	97	110	103	262142	358973	179281
				194232				
D8293.D	R1708550-004	98	94	111	99	259337	367222	179230
				196318				
D8294.D	R1708659-001	103	95	111	99	259179	357473	178183
				195009				
D8295.D	R1708659-002	101	95	109	101	255705	358534	174185
				199101				
D8296.D	R1708659-003	99	94	112	99	260368	351903	173308
				192917				
D8297.D	R1708603-001	97	95	106	101	255754	357873	176871
				193873				
D8298.D	R1708603-002	102	96	111	100	257599	352812	172957
				195309				
D8299.D	R1708603-003	100	95	111	100	262408	361024	173996
				194860				
D8300.D	R1708745-003	99	95	111	99	257399	359095	175171
				194173				
D8301.D	R1708745-001	100	96	109	107	257048	351902	167607
				194440				
D8302.D	R1708550-001	100	96	108	100	266039	363651	174988
				195269				
D8303.D	R1708550-002	99	92	107	101	252706	368418	171702
				194618				
D8304.D	R1708550-003	97	94	109	103	254494	361176	174542
				192401				
D8305.D	R1708700-006	99	94	109	98	261183	359860	178060
				191482				
D8306.D	R1708700-003	102	99	110	100	260282	355243	178423
				192677				
D8307.D	R1708700-008	101	94	112	100	248818	351252	173484
				191480				
D8308.D	R1708700-009	99	97	111	99	254704	354838	176044
				174321				
D8309.D	R1708700-010	101	96	109	101	257121	358785	173123

1st DL 09/21/17
2nd FJ 09/22/17

```
                              189131
-------------------------------------------------------------------------------
D8310.D  R1708550-003MS 102   94  110  107      276901     377935     185186
                              216525
-------------------------------------------------------------------------------
D8311.D  R1708550-003DMS 101   94  109  105      275002     373647     190682
                              216553
-------------------------------------------------------------------------------
    t - fails 12hr time check   * - fails criteria

    Created: Thu Sep 21 17:43:13 2017
```

BFB

Data File : I:\ACQUDATA\MSVOA6\DATA\091917\D8285.D Vial: 4
Acq On : 19 Sep 2017 8:46 am Operator: D.Lipani
Sample : TUNE CHECK Inst : MS#6
Misc : 8260C / 624 Multiplr: 1.00
MS Integration Params: CPD4.P
Method : I:\ACQUDATA\MSVOA6\METHODS\W082417.M (RTE Integrator)
Title : 8260C / 624 WATERS

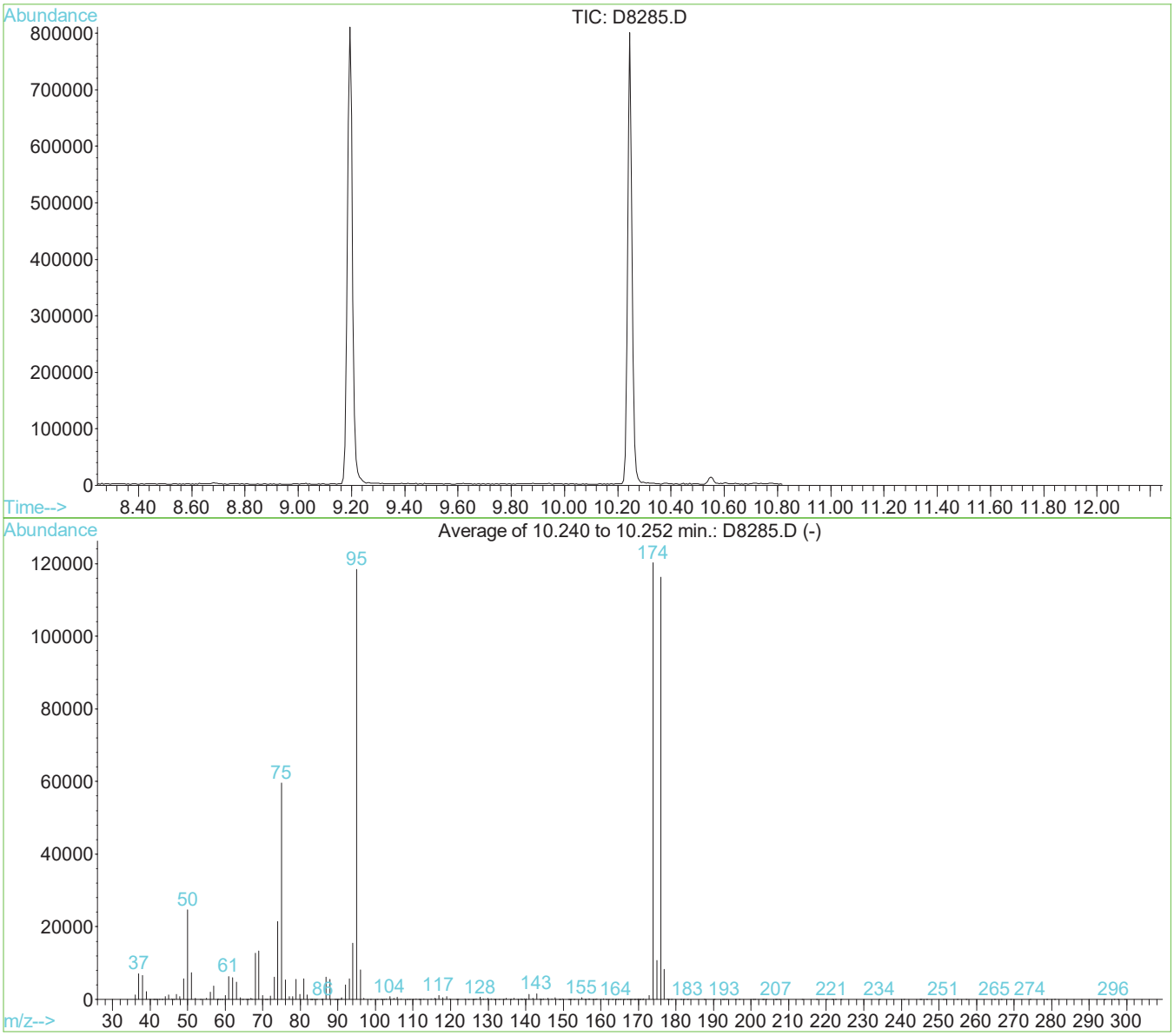

AutoFind: Scans 1510, 1511, 1512; Background Corrected with Scan 1504

Target Mass	Rel. to Mass	Lower Limit%	Upper Limit%	Rel. Abn%	Raw Abn	Result Pass/Fail
50	95	15	40	20.8	24667	PASS
75	95	30	60	50.3	59581	PASS
95	95	100	100	100.0	118429	PASS
96	95	5	9	6.9	8174	PASS
173	174	0.00	2	0.9	1055	PASS
174	95	50	120	101.5	120197	PASS
175	174	5	9	8.9	10748	PASS
176	174	95	101	96.7	116211	PASS
177	176	5	9	7.1	8291	PASS

D8285.D W082417.M Tue Sep 19 08:58:09 2017

Client: Verina Consulting Group, LLC **Service Request:** R1708700
Project: Dover-Binghamton **Calibration Date:** 8/24/2017

Initial Calibration Summary
Volatile Organic Compounds by GC/MS, Unpreserved

Calibration ID: RC1700082 **Signal ID:** 1
Instrument ID: R-MS-06

#	Lab Code	Sample Name	File Location	Aquisition Date
10	RC1700082-10	STD #1 - 0.5 PPB	I:\ACQUDATA\MSVOA6\DATA\082417\D7723.D	08/24/2017 09:44
09	RC1700082-09	STD #2 - 1.0 PPB	I:\ACQUDATA\MSVOA6\DATA\082417\D7724.D	08/24/2017 10:25
08	RC1700082-08	STD #3 - 2.0 PPB	I:\ACQUDATA\MSVOA6\DATA\082417\D7725.D	08/24/2017 10:53
07	RC1700082-07	STD #4 - 5.0 PPB	I:\ACQUDATA\MSVOA6\DATA\082417\D7726.D	08/24/2017 11:33
06	RC1700082-06	STD #5 - 20 PPB	I:\ACQUDATA\MSVOA6\DATA\082417\D7727.D	08/24/2017 12:00
05	RC1700082-05	STD #6 - 50 PPB	I:\ACQUDATA\MSVOA6\DATA\082417\D7728.D	08/24/2017 12:27
04	RC1700082-04	STD #7 - 100 PPB	I:\ACQUDATA\MSVOA6\DATA\082417\D7729.D	08/24/2017 13:07
03	RC1700082-03	STD #8 - 150 PPB	I:\ACQUDATA\MSVOA6\DATA\082417\D7730.D	08/24/2017 13:34
02	RC1700082-02	STD #9 - 200 PPB	I:\ACQUDATA\MSVOA6\DATA\082417\D7731.D	08/24/2017 14:08

Analyte

1,1,1-Trichloroethane (TCA)

#	Amount	RF	#	Amount	RF	#	Amount	RF	#	Amount	RF
10	0.500	0.7749	10	0.500	0.7749	09	1.000	0.7172	09	1.000	0.7172
08	2.000	0.6549	08	2.000	0.6549	07	5.000	0.65	07	5.000	0.65
06	20.000	0.6816	06	20.000	0.6816	05	50.000	0.6043	05	50.000	0.6043
04	100.000	0.6071	04	100.000	0.6071	03	150.000	0.5791	03	150.000	0.5791
02	200.000	0.5645	02	200.000	0.5645						

1,1-Dichloroethane (1,1-DCA)

#	Amount	RF	#	Amount	RF	#	Amount	RF	#	Amount	RF
09	1.000	0.5804	09	1.000	0.5804	08	2.000	0.6021	08	2.000	0.6021
07	5.000	0.539	07	5.000	0.539	06	20.000	0.6016	06	20.000	0.6016
05	50.000	0.5535	05	50.000	0.5535	04	100.000	0.5519	04	100.000	0.5519
03	150.000	0.5216	03	150.000	0.5216	02	200.000	0.5048	02	200.000	0.5048

1,1-Dichloroethene (1,1-DCE)

#	Amount	RF	#	Amount	RF	#	Amount	RF	#	Amount	RF
10	0.500	0.3848	10	0.500	0.3848	09	1.000	0.3808	09	1.000	0.3808
08	2.000	0.3634	08	2.000	0.3634	07	5.000	0.3243	07	5.000	0.3243
06	20.000	0.3498	06	20.000	0.3498	05	50.000	0.3304	05	50.000	0.3304
04	100.000	0.3344	04	100.000	0.3344	03	150.000	0.317	03	150.000	0.317
02	200.000	0.3158	02	200.000	0.3158						

Tetrachloroethene (PCE)

#	Amount	RF	#	Amount	RF	#	Amount	RF	#	Amount	RF
10	0.500	0.616	10	0.500	0.616	09	1.000	0.5665	09	1.000	0.5665
08	2.000	0.6134	08	2.000	0.6134	07	5.000	0.6011	07	5.000	0.6011
06	20.000	0.5926	06	20.000	0.5926	05	50.000	0.5881	05	50.000	0.5881
04	100.000	0.6034	04	100.000	0.6034	03	150.000	0.6027	03	150.000	0.6027
02	200.000	0.5887	02	200.000	0.5887						

Trichloroethene (TCE)

#	Amount	RF	#	Amount	RF	#	Amount	RF	#	Amount	RF
10	0.500	0.4083	10	0.500	0.4083	09	1.000	0.3035	09	1.000	0.3035
08	2.000	0.3079	08	2.000	0.3079	07	5.000	0.319	07	5.000	0.319

Client: Verina Consulting Group, LLC **Service Request:** R1708700
Project: Dover-Binghamton **Calibration Date:** 8/24/2017

Initial Calibration Summary
Volatile Organic Compounds by GC/MS, Unpreserved

Calibration ID: RC1700082 **Signal ID:** 1
Instrument ID: R-MS-06

Analyte

Trichloroethene (TCE)

#	Amount	RF	#	Amount	RF	#	Amount	RF	#	Amount	RF
06	20.000	0.3262	06	20.000	0.3262	05	50.000	0.3119	05	50.000	0.3119
04	100.000	0.3218	04	100.000	0.3218	03	150.000	0.3123	03	150.000	0.3123
02	200.000	0.3073	02	200.000	0.3073						

Vinyl Chloride

#	Amount	RF	#	Amount	RF	#	Amount	RF	#	Amount	RF
10	0.500	0.6011	10	0.500	0.6011	09	1.000	0.5808	09	1.000	0.5808
08	2.000	0.6636	08	2.000	0.6636	07	5.000	0.5687	07	5.000	0.5687
06	20.000	0.6044	06	20.000	0.6044	05	50.000	0.5767	05	50.000	0.5767
04	100.000	0.6162	04	100.000	0.6162	03	150.000	0.6589	03	150.000	0.6589
02	200.000	0.6245	02	200.000	0.6245						

cis-1,2-Dichloroethene

#	Amount	RF	#	Amount	RF	#	Amount	RF	#	Amount	RF
09	1.000	0.4352	09	1.000	0.4352	08	2.000	0.3988	08	2.000	0.3988
07	5.000	0.3758	07	5.000	0.3758	06	20.000	0.4057	06	20.000	0.4057
05	50.000	0.3835	05	50.000	0.3835	04	100.000	0.3862	04	100.000	0.3862
03	150.000	0.3776	03	150.000	0.3776	02	200.000	0.3727	02	200.000	0.3727

trans-1,2-Dichloroethene

#	Amount	RF	#	Amount	RF	#	Amount	RF	#	Amount	RF
10	0.500	0.3799	10	0.500	0.3799	09	1.000	0.4339	09	1.000	0.4339
08	2.000	0.3451	08	2.000	0.3451	07	5.000	0.3729	07	5.000	0.3729
06	20.000	0.3858	06	20.000	0.3858	05	50.000	0.3501	05	50.000	0.3501
04	100.000	0.3577	04	100.000	0.3577	03	150.000	0.346	03	150.000	0.346
02	200.000	0.332	02	200.000	0.332						

4-Bromofluorobenzene

#	Amount	RF	#	Amount	RF	#	Amount	RF	#	Amount	RF
05	50.000	1.015	05	50.000	1.015	08	60.000	0.8919	08	60.000	0.8919
07	70.000	0.9273	07	70.000	0.9273	06	100.000	0.8613	06	100.000	0.8613
04	125.000	0.9428	04	125.000	0.9428	03	150.000	0.9808	03	150.000	0.9808

Dibromofluoromethane

#	Amount	RF	#	Amount	RF	#	Amount	RF	#	Amount	RF
05	50.000	0.3721	05	50.000	0.3721	08	60.000	0.363	08	60.000	0.363
07	70.000	0.3629	07	70.000	0.3629	06	100.000	0.3408	06	100.000	0.3408
04	125.000	0.3559	04	125.000	0.3559	03	150.000	0.3569	03	150.000	0.3569

Toluene-d8

#	Amount	RF	#	Amount	RF	#	Amount	RF	#	Amount	RF
05	50.000	1.109	05	50.000	1.109	08	60.000	1.077	08	60.000	1.077
07	70.000	1.04	07	70.000	1.04	06	100.000	0.9732	06	100.000	0.9732
04	125.000	0.9457	04	125.000	0.9457	03	150.000	0.9299	03	150.000	0.9299

Client: Verina Consulting Group, LLC
Project: Dover-Binghamton

Service Request: R1708700
Calibration Date: 8/24/2017

Initial Calibration Summary
Volatile Organic Compounds by GC/MS, Unpreserved

Calibration ID: RC1700082
Instrument ID: R-MS-06

Signal ID: 1

		Calibration Evaluation				Calibration Evaluation	
Analyte Name	Compound Type	Fit Type	Eval	Eval Result	Control Criteria	Average RRF	Minimum RRF
1,1,1-Trichloroethane (TCA)	TRG	Average RF	% RSD	10.5	≤20	0.6482	0.100
1,1-Dichloroethane (1,1-DCA)	TRG	Average RF	% RSD	6.4	≤20	0.5569	0.200
1,1-Dichloroethene (1,1-DCE)	TRG	Average RF	% RSD	7.7	≤20	0.3445	0.100
Tetrachloroethene (PCE)	TRG	Average RF	% RSD	2.5	≤20	0.597	0.200
Trichloroethene (TCE)	TRG	Average RF	% RSD	10.0	≤20	0.3242	0.200
Vinyl Chloride	TRG	Average RF	% RSD	5.6	≤20	0.6105	0.100
cis-1,2-Dichloroethene	TRG	Average RF	% RSD	5.3	≤20	0.3919	0.100
trans-1,2-Dichloroethene	TRG	Average RF	% RSD	8.4	≤20	0.367	0.100
4-Bromofluorobenzene	SURR	Average RF	% RSD	6.0	≤20	0.9365	
Dibromofluoromethane	SURR	Average RF	% RSD	2.9	≤20	0.3586	
Toluene-d8	SURR	Average RF	% RSD	7.3	≤20	1.012	

Client: Verina Consulting Group, LLC **Service Request:** R1708700
Project: Dover-Binghamton **Calibration Date:** 8/24/2017

Initial Calibration Verification Summary
Volatile Organic Compounds by GC/MS, Unpreserved

Calibration ID: RC1700082 **Signal ID:** 1
Instrument ID: R-MS-06

#	Lab Code	Sample Name	File Location	Aquisition Date
01	RC1700082-01	ICV	I:\ACQUDATA\MSVOA6\DATA\082417\D7735.D	08/24/2017 16:05

Analyte Name	Expected	Result	Average RF	SSV RF	% D	Criteria	Curve Fit
1,1,1-Trichloroethane (TCA)	50.0	48.4	6.482E-1	6.274E-1	-3.202	±30	Average RF
1,1,1-Trichloroethane (TCA)	50.0	48.4	6.482E-1	6.274E-1	-3.202	±30	Average RF
1,1-Dichloroethane (1,1-DCA)	50.0	50.2	5.569E-1	5.594E-1	0.449	±30	Average RF
1,1-Dichloroethane (1,1-DCA)	50.0	50.2	5.569E-1	5.594E-1	0.449	±30	Average RF
1,1-Dichloroethene (1,1-DCE)	50.0	46.2	3.445E-1	3.181E-1	-7.673	±30	Average RF
1,1-Dichloroethene (1,1-DCE)	50.0	46.2	3.445E-1	3.181E-1	-7.673	±30	Average RF
Tetrachloroethene (PCE)	50.0	51.3	5.97E-1	6.124E-1	2.59	±30	Average RF
Tetrachloroethene (PCE)	50.0	51.3	5.97E-1	6.124E-1	2.59	±30	Average RF
Trichloroethene (TCE)	50.0	50.5	3.242E-1	3.274E-1	0.976	±30	Average RF
Trichloroethene (TCE)	50.0	50.5	3.242E-1	3.274E-1	0.976	±30	Average RF
Vinyl Chloride	50.0	57.6	6.105E-1	7.037E-1	15.25	±30	Average RF
Vinyl Chloride	50.0	57.6	6.105E-1	7.037E-1	15.25	±30	Average RF
cis-1,2-Dichloroethene	50.0	50.2	3.919E-1	3.935E-1	0.407	±30	Average RF
cis-1,2-Dichloroethene	50.0	50.2	3.919E-1	3.935E-1	0.407	±30	Average RF
trans-1,2-Dichloroethene	50.0	46.8	3.67E-1	3.437E-1	-6.355	±30	Average RF
trans-1,2-Dichloroethene	50.0	46.8	3.67E-1	3.437E-1	-6.355	±30	Average RF
4-Bromofluorobenzene	50.0	54.2	9.365E-1	1.015E0	8.38	±30	Average RF
4-Bromofluorobenzene	50.0	54.2	9.365E-1	1.015E0	8.38	±30	Average RF
Dibromofluoromethane	50.0	52.0	3.586E-1	3.728E-1	3.95	±30	Average RF
Dibromofluoromethane	50.0	52.0	3.586E-1	3.728E-1	3.95	±30	Average RF
Toluene-d8	50.0	55.1	1.012E0	1.115E0	10.16	±30	Average RF
Toluene-d8	50.0	55.1	1.012E0	1.115E0	10.16	±30	Average RF

Client: Verina Consulting Group, LLC
Project: Dover-Binghamton/5101.0003

Service Request: R1708700
Date Analyzed: 09/19/17 09:12

Continuing Calibration Verification (CCV) Summary
Volatile Organic Compounds by GC/MS, Unpreserved

Analysis Method: 8260C
File ID: I:\ACQUDATA\MSVOA6\DATA\091917\D8286.D\

Calibration Date: 8/24/2017
Calibration ID: RC1700082
Analysis Lot: 562155
Units: ug/L

Analyte Name	Expected	Result	Average RF	CCV RF	% D	% Drift	Criteria	Curve Fit
1,1,1-Trichloroethane (TCA)	50.0	50.2	0.6482	0.651	0.4	NA	±20	Average RF
1,1-Dichloroethane (1,1-DCA)	50.0	55.3	0.5569	0.6154	10.5	NA	±20	Average RF
1,1-Dichloroethene (1,1-DCE)	50.0	54.9	0.3445	0.3784	9.8	NA	±20	Average RF
Tetrachloroethene (PCE)	50.0	49.8	0.597	0.5951	-0.3	NA	±20	Average RF
Trichloroethene (TCE)	50.0	50.9	0.3242	0.3304	1.9	NA	±20	Average RF
Vinyl Chloride	50.0	52.6	0.6105	0.6417	5.1	NA	±20	Average RF
cis-1,2-Dichloroethene	50.0	57.0	0.3919	0.447	14.0	NA	±20	Average RF
trans-1,2-Dichloroethene	50.0	53.8	0.367	0.395	7.6	NA	±20	Average RF
4-Bromofluorobenzene	50.0	54.2	0.9365	1.0142	8.3	NA	±20	Average RF
Dibromofluoromethane	50.0	50.4	0.3586	0.3612	0.7	NA	±20	Average RF
Toluene-d8	50.0	55.7	1.0124	1.1269	11.3	NA	±20	Average RF

Client: Verina Consulting Group, LLC **Service Request:**R1708700
Project: Dover-Binghamton/5101.0003

Analysis Run Log
Volatile Organic Compounds by GC/MS, Unpreserved

Analysis Method: 8260C **Analysis Lot:**562155
Instrument ID:R-MS-06

Raw Data File	Sample Name	Lab Code	Date Analyzed	Time Analyzed	Q
I:\ACQUDATA\MSVOA6\DATA\091917\D8285.D\	ZZZZZZZ	ZZZZZZZ	9/19/2017	08:46:00	
I:\ACQUDATA\MSVOA6\DATA\091917\D8286.D\	Continuing Calibration Verification	RQ1709591-02	9/19/2017	09:12:00	
I:\ACQUDATA\MSVOA6\DATA\091917\D8287.D\	Lab Control Sample	RQ1709591-03	9/19/2017	09:38:00	
I:\ACQUDATA\MSVOA6\DATA\091917\D8290.D\	Method Blank	RQ1709591-04	9/19/2017	10:56:00	
I:\ACQUDATA\MSVOA6\DATA\091917\D8291.D\	ZZZZZZZ	ZZZZZZZ	9/19/2017	11:22:00	
I:\ACQUDATA\MSVOA6\DATA\091917\D8292.D\	ZZZZZZZ	ZZZZZZZ	9/19/2017	11:48:00	
I:\ACQUDATA\MSVOA6\DATA\091917\D8293.D\	ZZZZZZZ	ZZZZZZZ	9/19/2017	12:14:00	
I:\ACQUDATA\MSVOA6\DATA\091917\D8294.D\	ZZZZZZZ	ZZZZZZZ	9/19/2017	12:48:00	
I:\ACQUDATA\MSVOA6\DATA\091917\D8295.D\	ZZZZZZZ	ZZZZZZZ	9/19/2017	13:14:00	
I:\ACQUDATA\MSVOA6\DATA\091917\D8296.D\	ZZZZZZZ	ZZZZZZZ	9/19/2017	13:40:00	
I:\ACQUDATA\MSVOA6\DATA\091917\D8297.D\	ZZZZZZZ	ZZZZZZZ	9/19/2017	14:07:00	
I:\ACQUDATA\MSVOA6\DATA\091917\D8298.D\	ZZZZZZZ	ZZZZZZZ	9/19/2017	14:33:00	
I:\ACQUDATA\MSVOA6\DATA\091917\D8299.D\	ZZZZZZZ	ZZZZZZZ	9/19/2017	14:59:00	
I:\ACQUDATA\MSVOA6\DATA\091917\D8300.D\	ZZZZZZZ	ZZZZZZZ	9/19/2017	15:25:00	
I:\ACQUDATA\MSVOA6\DATA\091917\D8301.D\	ZZZZZZZ	ZZZZZZZ	9/19/2017	15:51:00	
I:\ACQUDATA\MSVOA6\DATA\091917\D8302.D\	ZZZZZZZ	ZZZZZZZ	9/19/2017	16:17:00	
I:\ACQUDATA\MSVOA6\DATA\091917\D8303.D\	ZZZZZZZ	ZZZZZZZ	9/19/2017	16:43:00	
I:\ACQUDATA\MSVOA6\DATA\091917\D8304.D\	ZZZZZZZ	ZZZZZZZ	9/19/2017	17:09:00	
I:\ACQUDATA\MSVOA6\DATA\091917\D8305.D\	MW-11	R1708700-006	9/19/2017	17:35:00	
I:\ACQUDATA\MSVOA6\DATA\091917\D8306.D\	MW-9	R1708700-003	9/19/2017	18:01:00	
I:\ACQUDATA\MSVOA6\DATA\091917\D8307.D\	MW-17	R1708700-008	9/19/2017	18:27:00	
I:\ACQUDATA\MSVOA6\DATA\091917\D8308.D\	MW-8	R1708700-009	9/19/2017	18:53:00	
I:\ACQUDATA\MSVOA6\DATA\091917\D8309.D\	MW-16	R1708700-010	9/19/2017	19:18:00	

Client: Verina Consulting Group, LLC **Service Request:**R1708700
Project: Dover-Binghamton/5101.0003

Analysis Run Log
Volatile Organic Compounds by GC/MS, Unpreserved

Analysis Method: 8260C **Analysis Lot:**562155
Instrument ID:R-MS-06

Raw Data File	Sample Name	Lab Code	Date Analyzed	Time Analyzed	Q
I:\ACQUDATA\MSVOA6\DATA\091917\D8310.D\	ZZZZZZZ	ZZZZZZZ	9/19/2017	19:44:00	
I:\ACQUDATA\MSVOA6\DATA\091917\D8311.D\	ZZZZZZZ	ZZZZZZZ	9/19/2017	20:10:00	

Analysis: 8260C/624 | Analyst: R. Lipari | pH strips: Hydrion 206717 | Tune Method: W082417.M

Date: 09/19/17 | Balance ID: — | ResCl strips: HF 033117L | Run Method: ↓

Instr. GCMS#6 | 50 mL Class A used for dilution FV | Syringes: 181116 (10µl) | LIMS Run#: 562155

Data Path: j:\acqudata\msvoa(InstID)\(Date)

Pos.	Sample	Diln.	Diln. Prep./		RL	Tier	Vial	pH	File#	OK?	Comments
1	Blk								D8284	Y	
2	Tune Check		(Run as a Blk)						85	Y	
3	CCV								86	Y	acetone↑ MeAc↓ exceptions
4	LCS								87	Y	
5	Met Blk								88	N	
6	Met Blk			Residual					89	N	
7	Met Blk			Chlorine					D8290	Y	
8	R1708737-002	1.0	(624)	neg	11851	II	-1	6	91	Y	
9	↓ -001	1.0	↓	neg	↓	↓	-1	6	92	Y	
10	R1708550-004	1.0	(8260C)	—	8043	IV	-2	<2	93	Y	
11	R1708659-001	1.0		—	6656	III	-1	<2	94	Y	
12	↓ -002	1.0		—	↓	↓	-1	<2	95	Y	
13	↓ -003	1.0		—	↓	↓	-1	<2	96	Y	
14	R1708603-001	1.0		—	6813	II	-1	<2	97	Y	
15	↓ -002	1.0		—	↓	↓	-1	<2	98	Y	
16	↓ -003	1.0	↓ T.B.	—	↓	↓	-1	<2	99	Y	
17	R1708745-003	1.0	(624)	neg	13189	II	-1	6	D8300	Y	
18	↓ -001	1.0	↓		↓	↓	-1	6	01	Y	
19	R1708550-001	100	(8260C) 1.0mL/100mL	—	8043	IV	-2	6	02	Y	weak but "DL"
20	↓ -002	100	1.0mL/100mL	—	↓	↓	-2	8	03	Y	" " "
21	↓ -003	50	1.0mL/50mL	—	↓	↓	-4	<2	04	Y	DL + QC
22	R1708700-006	10	5.0mL/50mL	—	7979	IV	-1	?	05	Y	weak but samp. is dark purple, foamy → cannot do pH, sample turns paper purple
23	↓ -003	1.0		—	↓	↓	-1	7	06	Y	
24	↓ -008	1.0		—	↓	↓	-1	7	07	Y	
25	↓ -009	1.0		—	↓	↓	-1	6	08	Y	
26	↓ -010	1.0		—	↓	↓	-1	7	09	Y	MS/DMS
27	R1708550-003MS	50	1.0mL/50mL	—	8043	IV	-5	<2	D8310	Y	183878 5.0µl } into
28	↓ -003DMS	50	↓ ↓	—	↓	↓	-6	<2	11	Y	183623 5.0µl } 50mL sample
29	Blk			—	—	—	—	—	12	Y	184000 12.5µl } dilution.
		EOD	DL 9-19-17								

All samples = 5.0 mL + 1.0 uL combined IS/Surr. 5.0 mL purged

Combined IS/Surr 250 : 183573B

Primary TG : 184032 5.0µl
Primary HSL : 183838
Primary Fr+ : 183932 ↓ / 50mL DI = CCV.
Primary :
Primary :

Secondary TG : 183878 2.0µl
Secondary HSL : 183623 2.0µl
Secondary Fr+ : 184000 5.0µl / 50mL DI = LCS
Secondary :
Secondary :

Surrogate : —
Internal Std : —
Reagents:

Runlog-MSVOAr4 1/17/17

Appendix C

VERINA Consulting Group, LLC

ACTIVE SUB-SLAB DEPRESSURIZATION (ASD) INSPECTION LOG

Former Dover Electronics Site, Binghamton, NY (5101.0003)

Date	Time	System On? (Y/N)	E-1	E-2	E-3	E-4	Comments
			Vacuum	Vacuum	Vacuum	Vacuum	
1/13/2016	8:10	Y	2.75	2.63	0.19	2.50	
2/9/2016	8:05	Y	3.13	3.00	0.25	3.00	
3/17/2016	8:02	Y	3.25	3.25	0.25	2.88	
4/14/2016	8:30	Y	3.25	3.25	0.38	3.00	
5/3/2016	8:28	Y	3.25	3.38	0.25	3.00	Brad Bates has been escorting us for the past 3 months
6/23/2016	8:30	Y	3.38	3.25	0.25	3.00	
7/21/2016	8:30	Y	3.38	3.25	0.38	3.13	
8/18/2016	8:30	Y	3.50	3.13	0.25	2.88	
9/29/2016	8:30	Y	3.50	3.13	0.13	3.00	
10/20/2016	8:30	Y	3.50	3.38	0.13	3.00	
11/17/2016	8:30	Y	3.50	3.38	0.13	3.00	
12/16/2016	13:40	Y	3.00	2.75	0.13	1.50	
1/10/2017	10:00	Y	3.50	3.00	0.13	2.75	
2/23/2017	8:00	Y	3.12	3.00	0.13	2.88	Tim Williams escorted Verina
3/22/2017	9:40	Y	3.25	3.00	0.13	2.75	Eric escorted Verina
4/13/2017	8:00	Y	3.50	3.13	0.13	3.13	Eric escorted Verina
5/11/2017	8:00	Y	3.25	3.13	0.13	2.88	
6/21/2017	8:20	Y	3.25	3.13	0.25	3.13	David escorted Verina
7/13/2017	7:50	Y	3.33	3.13	0.25	3.00	Eric escorted Verina
8/25/2017	8:00	Y	3.50	3.25	0.25	3.00	Eric escorted Verina
9/15/2017	8:00	Y	3.33	3.25	0.25	2.88	Eric escorted Verina
11/17/2017	8:00	Y	3.50	3.13	0.13	3.13	Eric escorted Verina
12/13/2017	9:00	N	--	--	--	--	System on and off, fan may have been damaged during power outage week prior