New York State Department of Environmental Conservation – Division of Environmental Remediation

GLADDING CORDAGE SITE QUARTERLY REPORT AND ANNUAL GROUNDWATER MONITORING SUMMARY

SITE 7-09-009

FOURTH QUARTER 2017

March 2018

GLADDING CORDAGE SITE QUARTERLY REPORT AND ANNUAL GROUNDWATER MONITORING SUMMARY

Fourth Quarter 2017

Andy Vitolins

Associate Vice President

Jeremy Wyckoff

Project Geologist

Prepared for:

New York State Department of Environmental Conservation – Division of Environmental Remediation

625 Broadway

Albany, NY 12233-7011

Prepared by:

Arcadis CE, Inc.

855 Route 146

Suite 210

Clifton Park

New York 12065

Tel 518 250 7300

Fax 518 250 7301

Our Ref.:

00266406.0000

Date:

March 2018

This document is intended only for the use of the individual or entity for which it was prepared and may contain information that is privileged, confidential and exempt from disclosure under applicable law. Any dissemination, distribution or copying of this document is strictly prohibited.

CONTENTS

Acronyms and Abbreviations iii

1 INTRODUCTION 1

2 SITE DESCRIPTION 2

3 OPERATION AND MAINTENANCE 3

3.1 Treatment Plant Upgrades 3

3.1.1 Variable Frequency Drive 3

3.1.2 Treatment Plant Controls 3

3.1.3 Geothermal Heat Exchanger 4

3.2 Treatment Plant Operation 4

3.3 Treatment System Sampling 4

3.3.1 Influent Sample Results 4

3.3.2 Effluent Sample Results 5

4 GROUNDWATER MONITORING PROGRAM 6

4.1 Well Inspection 6

4.2 Water Level Survey 6

4.3 Groundwater Sampling 7

4.4 Groundwater Results 7

4.4.1 Shallow Groundwater Monitoring Zone 7

4.4.2 Intermediate Groundwater Monitoring Zone 8

4.4.3 Deep Groundwater Monitoring Zone 8

5 RECOMMENDATIONS 9

6 SUMMARY 10

7 REFERENCES 11

TABLES

Table 3-1 Treatment System Status and Flow Summary

Table 3-2 Groundwater Treatment System VOCs (RW-1)

Table 3-3 Groundwater Treatment System VOCs (RW-2)

Table 3-4 Summary of Treatment System Detections (PFAS/1,4-Dioxane)

Table 3-5 Groundwater Treatment System VOCs (Effluent)

Table 4-1 Groundwater Monitoring Water Level Data

Table 4-2 Recovery Well Water Level Data

Table 4-3 Summary of Groundwater Detections (VOCs)

Table 4-4 Summary of Groundwater Detections (PFAS/1,4-Dioxane)

FIGURES

Figure 2-1 Site Location

Figure 3-1 Treatment System Influent Sample Concentration (1,1,1-TCA)

Figure 4-1 Groundwater Monitoring Well Locations

Figure 4-2 Shallow Potentiometric Surface Map (10/25/2017)

Figure 4-3 Intermediate Potentiometric Surface Map (10/25/2017)

Figure 4-4 Deep Potentiometric Surface Map (10/25/2017)

APPENDICES

Appendix A PLC Facsimile Reports

Appendix B O&M Checklists

Appendix C Analytical Reporting Forms

Appendix D Monitoring Well Inspection Forms

Appendix E Groundwater Level Data Form

Appendix E Groundwater Sampling Purge Logs

ACRONYMS AND ABBREVIATIONS

Amsl	above mean sea level
BTEX	Benzene, toluene, ethylbenzene, and xylene.
Ft	feet
GAP	generally accepted procedure
HZ	hertz
µg/L	micrograms per liter
NYSDEC	New York State Department of Environmental Conservation
O&M	operation and maintenance
PDB	passive diffusion bag
PLC	programmable logic controller
PCE	Tetrachloroethene
USEPA	United States Environmental Protection Agency
VFD	variable frequency drive
VOC	volatile organic compound
1,1-DCA	1,2-dichloroethane
1,1-DCE	1,2-dichloroethene
1,1,1-TCA	1,1,1-trichloroethane
Ug/L	Micrograms per liter
Ng/L	Nanograms per liter
PFAS	Perfluorinated Alkyl Substances
PFOS	Perfluorooctanesulfonic acids
PFOA	Perfluorooctanoic acids
SIM	Selective Ion Monitoring
SMP	Site Management Plan

1 INTRODUCTION

The New York State Department of Environmental Conservation (NYSDEC) has issued a Work Assignment (# D007618-9) to ARCADIS CE, Inc. (Arcadis) for Operation, Maintenance, and Monitoring at the Gladding Cordage Site (Site # 7-09-009). This Quarterly Report and Annual Groundwater Monitoring Summary has been prepared in accordance with the Site Management Plan (SMP) to summarize fourth quarter 2017 site activities.

2 SITE DESCRIPTION

The Gladding Cordage Site is located on Ridge Road, South Otselic, Chenango County, New York (Figure 2-1), along the western bank of the Otselic River. The site contains an active braided wire and rope manufacturing facility that has been in operation since 1892.

3 OPERATION AND MAINTENANCE

On August 23, 2007, the NYSDEC provided a training session to Arcadis personnel on the operation and maintenance (O&M) of the groundwater treatment plant at the Gladding Cordage Site. Since then, Arcadis has maintained operation of the groundwater treatment plant. This includes the operation, maintenance, and influent/effluent sampling in accordance with the NYSDEC O&M manual (Operation and Maintenance Manual, Volume I, Gladding Cordage Site, Site 7-09-009, TAMS Consultants, Inc., 1996) (O&M Manual).

3.1 Treatment Plant Upgrades

3.1.1 Variable Frequency Drive

A variable frequency drive (VFD) was installed on January 9, 2008 to regulate the speed of the air stripper blower motor for reduced energy usage. Following the installation of the VFD, effluent samples were collected at various blower motor frequencies (speeds) to evaluate the minimum blower frequency required for the treatment plant to effectively treat groundwater extracted from the source area. Additional sampling was conducted again in February 2008 to further optimize the treatment system blower speed. Based on the results, the VFD setting was reduced to 42 hertz (HZ) beginning in March 2008. However, based on the detection of low-level VOCs in effluent samples from the treatment system, the VFD setting was subsequently increased to 46 HZ in September 2010 and was maintained at that frequency until November 19, 2014.

Based on a general trend of lower concentrations of VOCs in influent treatment system samples since September 2010, the NYSDEC authorized a reduction of the VFD frequency to 44 HZ in an attempt to further optimize treatment plant operations and reduce electric usage. The VFD frequency was lowered to 44 HZ on November 19, 2014. Following approximately one-half hour of operation, post-treatment effluent samples were collected in accordance with the Work Plan (see Section 3.2.1). Based on a review of post-treatment effluent sample data from November 19, 2014, 1,1,1 TCA and toluene were detected with the air stripper blower operating at 44 HZ, but at concentrations below the corresponding NYSDEC Class GA Standards. The NYSDEC was notified of the VOC detections and the blower motor frequency was subsequently increased to 46 HZ and has been maintained at that level since the December 18, 2014 O&M event.

3.1.2 Treatment Plant Controls

In August 2011, the NYSDEC authorized construction and installation of a new treatment plant controls system. The new control system is designed to provide remote access to treatment plant operating parameters and improve reliability of the groundwater remediation system. The treatment plant was shut down to begin repairs and upgrades on January 30, 2012 by Aztech Technologies, Inc. (Aztech). The upgrades to the treatment system controls were completed and the treatment plant resumed operation on March 22, 2012. The treatment plant functions are controlled and monitored using an EOS Research Ltd. ProControl Programmable Logic Controller (PLC). The interface software allows remote connection to the PLC via analog phone line. The PLC and interface software also allows the treatment system to be started or stopped remotely. The PLC is programmed to send a facsimile with the status of system inputs and outputs on a daily basis. If input and/or output device values exceed the defined operating parameters, an

alarm condition is set, and the corresponding alarm information is sent via facsimile to the system user (i.e. Arcadis).

3.1.3 Geothermal Heat Exchanger

The NYSDEC authorized the installation of a geothermal heat exchanger to provide climate control (heating and humidity) for the treatment system building. The treatment plant was shut down to begin installation of the system on May 8, 2012 by Aztech. The geothermal heat exchanger installation and testing was completed on May 10, 2012. The heat-exchanger uses groundwater from the treatment plant as a geo-thermal energy source.

3.2 Treatment Plant Operation

As shown on PLC facsimile reports (Appendix A) and O&M Checklist and Operation Logs (Appendix B), the Gladding Cordage groundwater treatment system operated without interruption during the fourth quarter 2017.

The average monthly flow rates and total flow volumes for the fourth quarter 2017 operating period are summarized in Table 3-1. As shown in Table 3-1, the monthly flow rates from recovery wells RW-1 and RW-2 averaged approximately 16 gpm and 23 gpm, respectively. However, as indicated in previous reports, the flow meter for RW-1 may be under-reporting flow. Therefore, the total extraction rate is likely greater than reported. The flow meter was inspected in November 2017, but there were no visual indications of a defect. Additional diagnostics and/or calibration will be performed during the first quarter 2018. Based on the total flow values, approximately 5.3 million gallons of water were treated and discharged to the Otselic River between October and December 2017. The total annual flow for RW-1 and RW-2 in 2017 was approximately 10.5 million gallons and 12 million gallons, respectively.

3.3 Treatment System Sampling

Influent and effluent groundwater samples were collected from the Gladding Cordage treatment system in accordance with the Work Plan and submitted to Contest Analytical following chain-of-custody protocols. Each sample was analyzed for volatile organic compounds (VOCs) by United States Environmental Protection Agency (USEPA) Method 624. Analytical Reporting Forms are provided in Appendix C. At the request of NYSDEC, groundwater samples were also analyzed for Perfluorinated Alkyl Substances (PFAS) by USEPA Method 537 Modified, and 1,4-Dioxane by USEPA Method 8260 Selective Ion Monitoring (SIM).

3.3.1 Influent Sample Results

Table 3-2 and Table 3-3 summarize influent VOC sample results from recovery wells RW-1 and RW-2, respectively. PFAS and 1,4 dioxane results are provided in Table 3-4. Figure 3-1 provides a summary of 1,1,1-TCA concentrations in samples from recovery wells RW-1 and RW-2 since September 2007.

Table 3-2 and Figure 3-1, show that the concentrations of 1,1,1-TCA in samples from recovery well RW-1 ranged between 34 µg/L in October and 41 µg/L in December. Table 3-3 and Figure 3-1, show that the concentrations of 1,1,1-TCA in the samples from recovery well RW-2 increased slightly from 28 µg/L in

October to 32 µg/L in December. As shown in Tables 3-2 and 3-3, these results are within the range of historic concentrations and exceed the corresponding NYSDEC Class GA Standard of 5 µg/L.

As shown in Tables 3-2 and 3-3, 1,1-dichloroethane (1,1-DCA) and 1,1-dichloroethene (1,1-DCE) were detected in the fourth quarter 2017 samples from recovery wells RW-1 and RW-2. However, consistent with previous results, the concentrations were less than the applicable NYSDEC Class GA Standard of 5 µg/L.

Table 3-4 shows that an estimated concentration of perfluorobutanesulfonic acid (PFBS) (1.99J ng/L), perfluorooctanoic acid (PFOA) (3.72 ng/L), and perfluorooctanesulfonic acid (PFOS) (2.15 ng/L) were detected in the samples from RW-1. As shown in Table 3-4, an estimated concentrations of PFOA was also detected in the samples from RW-2 (0.89J ng/L). However, none of these results are greater than the current USEPA Health Advisory Limit for PFOA and PFOS of 70 ng/L. 1,4-dioxane was detected in the sample from RW-1 at an estimated concentration of 0.29 ug/L. 1,4-Dioxane was not detected in any of the other treatment system samples.

3.3.2 Effluent Sample Results

Table 3-5 summarizes laboratory analytical data for effluent samples collected from the treatment system. As shown in Table 3-5, no VOCs were detected in any of the fourth quarter 2017 effluent samples at the indicated quantitation limits. Table 3-4 shows that PFOA was detected in the effluent sample at a concentration of 1.32 ng/L. No other PFAS compounds were detected in the effluent from the treatment plant. In addition, Table 3-4 also shows that no 1,4-dioxane was detected in the samples from the treatment plant effluent.

Based on influent sample concentrations and total flow volumes from the Gladding Cordage treatment system, approximately 1.6 pounds of VOCs were removed by the treatment system during the fourth quarter 2017. The total annual VOC removal for the system was approximately 6.6 pounds.

4 GROUNDWATER MONITORING PROGRAM

The NYSDEC-approved Work Plan stated that groundwater samples would be collected using low-flow sampling techniques and analyzed for VOCs and metals. The NYSDEC later requested to have groundwater samples collected using passive diffusion bags (PDBs). On July 24, 2007, NYSDEC and Arcadis conducted a conference call regarding groundwater sampling protocols and analysis for the site. Since metals cannot be analyzed from PDB samples, NYSDEC authorized groundwater samples to be analyzed for VOCs only.

However, on October 24th and 25th 2017 at the request of NYSDEC, groundwater samples were also analyzed for PFAS by USEPA Method 537 Modified, and 1,4-Dioxane by USEPA Method 8260 SIM, which require the use of PFAS-free sampling equipment. Since PDBs are not appropriate for the collection of samples for analysis of PFAS, PDBs were not used during the fourth quarter 2017 sampling event. Samples were collected from monitoring wells using a peristaltic pump and dedicated PFAS-free sample tubing in accordance with USEPA low-flow sampling techniques.

Groundwater samples are collected on a five-quarter sampling interval in accordance with the SMP. Groundwater sampling was conducted October 24th and 25th, 2017 to provide information on groundwater quality, monitor contaminant migration in groundwater, and assess hydrogeologic site conditions, including groundwater flow. The next groundwater sampling event is scheduled to occur during the first quarter 2019. Figure 4-1 shows the location of the groundwater monitoring wells.

4.1 Well Inspection

Groundwater monitoring wells were evaluated for integrity and suitability for groundwater monitoring and water levels. The condition of each well was visually inspected, and results were recorded on a Groundwater Monitoring Well Inspection form (Appendix D), with no significant damage or deficiencies observed.

4.2 Water Level Survey

Prior to collecting groundwater samples, water levels were measured to the nearest hundredth of a foot and recorded on a groundwater level data form (Appendix E).

Table 4-1 summarizes the groundwater levels and elevations. As shown in Table 4-1, groundwater elevations in monitoring wells screened in the shallow groundwater monitoring zone ranged from 1202.95 feet (ft) above mean sea level (amsl) to 1204.91 ft amsl; groundwater elevations in monitoring wells screened in the intermediate groundwater monitoring zone ranged from 1202.83 ft amsl to 1203.84 ft amsl; and groundwater elevations in monitoring wells screened in the deep groundwater monitoring zone ranged from 1202.73 ft amsl to 1203.86 ft amsl.

Shallow, intermediate, and deep potentiometric surface maps are provided on Figure 4-2, Figure 4-3, and Figure 4-4, respectfully. Figure 4-2, Figure 4-3, and Figure 4-4 show that the direction of groundwater flow in the shallow, intermediate, and deep groundwater monitoring zones is generally to the south, toward the Otselic River. However, as shown on Figure 4-3 and Figure 4-4, groundwater extraction from recovery well RW-1, and to a lesser extent RW-2, has created a cone of depression, with groundwater flows in the immediate area being directed toward the recovery wells.

4.3 Groundwater Sampling

Groundwater samples were collected from 21 groundwater monitoring wells in accordance with the SMP and in consultation with NYSDEC.

Prior to collecting groundwater samples, pH, conductivity, turbidity, dissolved oxygen (DO), temperature, and oxidation-reduction potential (REDOX) were measured using a YSI Quarto water quality meter and recorded on groundwater sampling purge logs. Groundwater Sampling Purge Logs are presented in Appendix F.

Groundwater samples were collected from the following monitoring locations:

- TW-3S
- TW-3I
- TW-3D
- TW-4I
- TW-5S
- TW-5I
- TW-5D
- TW-6S
- TW-6I
- TW-6D
- TW-7S
- TW-7I
- TW-7D
- TW-9I
- TW-9D
- TW-12I
- TW-12D
- TW-14S
- TW-14I
- TW-14D
- TW-15

Groundwater samples were sent to Contest Analytical by chain-of-custody procedures and analyzed for VOCs by USEPA Method 624. As indicated in Section 4.2, groundwater samples were also analyzed for PFAS by USEPA Method 537 Modified, and 1,4-Dioxane by USEPA Method 8260C SIM. Analytical data packages are provided in Appendix C.

4.4 Groundwater Results

Groundwater sampling results from the fourth quarter 2017 sampling event are summarized in Table 4-3 (VOCs) and 4-4 (PFAS and 1,4-Dioxane).

4.4.1 Shallow Groundwater Monitoring Zone

As shown in Table 4-3, VOCs were detected at concentrations greater than the corresponding NYSDEC Class GA Standards in three of the five groundwater samples collected from the shallow groundwater monitoring network. The 1,1,1-TCA results from groundwater samples collected at TW-5S (13 µg/L), TW-7S (6.8 µg/L), and TW-14S (34 µg/L) exceeded the NYSDEC Class GA Standard of 5 µg/L. These results are within the range of previous concentrations detected at these locations.

VOCs were not detected at concentrations greater than the applicable NYSDEC Class GA Standards in the other groundwater samples collected from the shallow monitoring network during the fourth quarter 2017 sampling event.

As shown in Table 4-4, PFAS was detected in groundwater sampled from all five shallow wells. However, the concentrations of perfluorooctanesulfonic acid (PFOS) in these samples were less than the current USEPA Health Advisory of 70 nanograms per liter (ng/L). As shown in Table 4-4, 1,4-dioxane was not detected in any of the shallow groundwater monitoring zone samples during this sampling event.

4.4.2 Intermediate Groundwater Monitoring Zone

Table 4-3 shows that the concentrations of 1,1,1-TCA in groundwater samples collected from intermediate groundwater monitoring wells TW-4I (19 µg/L), TW-14I (51 µg/L), and TW-15 (16 µg/L) were greater than the applicable NYSDEC Class GA Standard of 5 µg/L. Table 4-3 shows the concentration of benzene from TW-5I (4.8 µg/L) and TW-9I (21 µg/L) exceeded the NYSDEC Class GA Standard (1 µg/L). This is the first benzene detection from TW-9I since samples have been collected from this well (March 2009).

The sample DUP-X was collected from monitoring well TW-15 and submitted as a field duplicate. The concentrations of 1,1,1-TCA in sample DUP-X (16 µg/L) and sample TW-15 (16 µg/L) correlate well.

Table 4-3 shows that the concentrations of 1,1,1 TCA in the samples discussed above are within the range of previous results at these locations.

No other VOCs were detected in groundwater samples from intermediate monitoring wells at concentrations greater than the applicable NYSDEC Class GA Standards.

As shown in Table 4-4, PFAS was detected in intermediate groundwater monitoring wells TW-3I, TW-5I, TW-6I, TW-7I, TW-9I, TW-14I and TW-15, at concentrations less than the USEPA Health Advisory Limit. 1,4-Dioxane was also detected in TW-5I (0.38 µg/L, estimated), TW-14I (0.48 µg/L) and TW-15 (3.20 µg/L); however, there are currently no guidance values for this analyte.

4.4.3 Deep Groundwater Monitoring Zone

As shown in Table 4-3, the concentrations of 1,1,1-TCA exceeded the corresponding NYSDEC Class GA Standard of 5 µg/L in the groundwater sample collected from deep monitoring wells TW-5D (17 µg/L) and TW-14D (7.5 µg/L). These concentrations are consistent with historic results from these wells.

Table 4-3 shows the concentrations of benzene detected in TW-5D (2.8 µg/L) and TW-9D (1.6 µg/L) exceed the corresponding NYSDEC Class GA Standard of 1 µg/L in the October 2017 sampling event. These are the first benzene detections in samples from TW-5D and TW-9D wells since September 2007 and June 2010, respectively.

No other VOCs were detected in groundwater samples collected from the deep monitoring network at concentrations greater than the applicable NYSDEC Class GA Standard.

As shown in Table 4-4, PFAS were detected in six deep groundwater monitoring wells (TW-3D, TW-5D, TW-6D, TW-7D, TW-9D, and TW-12D) at concentrations less than the USEPA Health Advisory Limit. The sample from monitoring well TW-12D contained 1,4-Dioxane at a concentration of 0.57 µg/L. This was the only detection of 1,4-Dioxane in groundwater samples from the deep groundwater monitoring zone.

5 RECOMMENDATIONS

Based on the data presented herein, there are no recommended changes to site operations at this time.

6 SUMMARY

The Gladding Cordage groundwater treatment system had no interruptions during the fourth quarter 2017. The average total flow through the treatment system was approximately 19.5 GPM.

The concentrations of VOCs detected in pre-treatment influent samples from recovery wells RW-1 and RW-2 were consistent with previous results.

The treatment successfully removes VOCs from groundwater extracted from the capture zone at the current VFD setting of 46 Hz. The VFD setting will continue to be evaluated based on system monitoring results. Approximately 1.6 pounds of VOCs were removed by the treatment system during the fourth quarter 2017 and a total of approximately 6.6 pounds removed during 2017.

Groundwater samples were collected from 21 groundwater monitoring wells at the Gladding Cordage site in 2017. With the exception of benzene in the sample from TW-5D, TW-9I, and TW-9D the concentrations of VOCs in samples collected from the shallow, intermediate, and deep groundwater monitoring zones were generally consistent with results from the 2016 monitoring event. Groundwater samples collected from three shallow, five intermediate, and three deep groundwater monitoring well contained concentrations of VOCs greater than the applicable NYSDEC Class GA Standards. The maximum concentration of total VOCs (54.5 µg/L) was in the groundwater sample from intermediate monitoring well TW-14I.

In general, groundwater samples collected from monitoring wells in the immediate vicinity of groundwater recovery wells RW-1 and RW-2 contained the greatest concentrations of VOCs.

At the request of NYSDEC, groundwater and treatment plant samples were analyzed for PFAS and 1,4-dioxane. None of the groundwater or treatment plant samples contained PFOA or PFOS at concentrations greater than the current USEPA Health Advisory Limit. 1,4-dioxane was detected in four of the 21 samples collected during this monitoring event.

Based on the current five-quarter sampling interval, the next groundwater monitoring event is scheduled to occur during the first quarter 2019.

7 REFERENCES

Arcadis, 2016, Gladding Cordage Site Quarterly Report, Third Quarter 2016, Arcadis CE, Inc., September 2016.

Malcolm Pirnie, 2007, Gladding Cordage Site Work Plan, Site 7-09-009, Malcolm Pirnie, Inc., June, 2007.

TAMS, 1996, Operation and Maintenance Manual, Volume I, Gladding Cordage Site. Site 7-09-009, TAMS Consultants, Inc., March 1996.

TABLES

TABLE 3-1
TREATMENT SYSTEM STATUS AND FLOW SUMMARY
GLADDING CORDAGE SITE
SOUTH OTSELIC, NEW YORK
NYSDEC SITE NO. 7-04-009A

Date	System Operation (days)	System On-time (% of possible days)	Well On-time RW-1 (% possible)	Well On-time RW-2 (% possible)	Flow Rates RW-1 (gpm)	Flow Rates RW-2 (gpm)	Totalizer RW-1 (gallons)	Totalizer RW-2 (gallons)	Recovery Well Total Flows RW-1 (gallons)	Recovery Well Total Flows RW-2 (gallons)	Total System Flow (gallons)	Quarterly Totals (gallons)
January-17	31	100%	100%	100%	25.7	23.7	50,412,604	46,629,621	1,213,626	1,139,731	2,353,357	6,229,301
February-17	28	100%	100%	100%	25.5	23.6	51,438,294	47,591,095	1,025,690	961,474	1,987,164	
March-17	30	97%	100%	100%	25.4	23.7	52,415,109	48,503,060	976,815	911,965	1,888,780	
April-17	30	100%	100%	100%	25.0	23.6	53,511,717	49,527,491	1,096,608	1,024,431	2,121,039	6,300,342
May-17	31	100%	100%	100%	24.5	23.4	54,444,161	50,411,047	932,444	883,556	1,816,000	
June-17	29	97%	100%	100%	19.7	24.1	55,646,695	51,571,816	1,202,534	1,160,769	2,363,303	
July-17	23	74%	100%	100%	15.9 *	23.7	56,191,182	52,359,043	544,487	787,227	1,331,714	4,577,965
August-17	22	71%	100%	100%	16.5 *	23.8	56,726,638	53,145,185	535,456	786,142	1,321,598	
September-17	30	100%	100%	100%	16.4 *	24	57,513,034	54,283,442	786,396	1,138,257	1,924,653	
October-17	31	100%	100%	100%	15.9 *	23.2	58,219,935	55,325,647	706,901	1,042,205	1,749,106	5,305,181
November-17	30	100%	100%	100%	15.9 *	23.2	58,901,735	56,353,922	681,800	1,028,275	1,710,075	
December-17	31	100%	100%	100%	17.6 *	23.9	59,686,940	57,414,717	785,205	1,060,795	1,846,000	
Total Flow 2017									10,487,962	11,924,827	22,412,789	

Notes:
gpm - Gallons per minute
* - flow meter not reading properly

TABLE 3-2
SUMMARY OF GROUNDWATER TREATMENT SYSTEM VOCS (INFLUENT - RW-1)
GLADDING CORDAGE
SOUTH OTSELIC, NEW YORK
NYSDEC Site No. 7-09-009

Sample ID Sampling Date Matrix Units	NYSDEC Class GA Standard ug/L	RW-1 12/4/2016 WATER ug/L	RW-1 1/30/2017 WATER ug/L	RW-1 2/27/2017 WATER ug/L	RW-1 3/23/2017 WATER ug/L	RW-1 4/26/2017 WATER ug/L	RW-1 5/24/2017 WATER ug/L	RW-1 6/29/2017 WATER ug/L	RW-1 7/31/2017 WATER ug/L	RW-1 8/28/2017 WATER ug/L	RW-1 9/20/2017 WATER ug/L	RW-1 10/23/2017 WATER ug/L	RW-1 10/25/2017 WATER ug/L	RW-1 10/26/2017 WATER ug/L	RW-1 11/28/2017 WATER ug/L	RW-1 12/29/2017 WATER ug/L
VOCs																
1,1,1-Trichloroethane	5	**41**	**35**	**34**	**40**	**30**	**31**	**35**	**30**	**41**	**39**	**34**	**37**	**37**	**38**	**41**
1,1,2,2-Tetrachloroethane	5	2.0 U	2.0 U	2.0 U	2.0 U	2.0 U	2.0 U	2.0 U	2.0 U	2.0 U	2.0 U	2.0 U	2.0 U	2 U	2.0 U	2.0 U
1,1,2-Trichloroethane	1	0.25 J	2.0 U	2.0 U	2.0 U	2.0 U	2.0 U	2.0 U	2.0 U	2.0 U	2.0 U	2.0 U	2.0 U	2 U	2.0 U	2.0 U
1,1-Dichloroethane	5	2 J	1.5 J	1.5 J	1.7 J	1.4 J	1.4 J	1.5 J	1.4 J	1.8 J	1.6 J	1.6 J	1.8 J	1.8 J	1.9 J	1.7 J
1,1-Dichloroethene	5	1.2 J	0.86 J	1.7 J	0.99 J	0.65 J	0.69 J	0.74 J	0.77 J	0.98 J	0.83 J	0.74 J	0.74 J	0.74 J	0.98 J	0.97 J
1,2-Dichlorobenzene	3	2.0 U	2.0 U	2.0 U	2.0 U	2.0 U	2.0 U	2.0 U	2.0 U	2.0 U	2.0 U	2.0 U	2.0 U	2 U	2.0 U	2.0 U
1,2-Dichloroethane	0.6	2.0 U	2.0 U	2.0 U	2.0 U	2.0 U	2.0 U	2.0 U	2.0 U	2.0 U	2.0 U	2.0 U	2.0 U	2 U	2.0 U	2.0 U
1,2-Dichloropropane	1	2.0 U	2.0 U	2.0 U	2.0 U	2.0 U	2.0 U	2.0 U	2.0 U	2.0 U	2.0 U	2.0 U	2.0 U	2 U	2.0 U	2.0 U
1,3-Dichlorobenzene	3	2.0 U	2.0 U	2.0 U	2.0 U	2.0 U	2.0 U	2.0 U	2.0 U	2.0 U	2.0 U	2.0 U	2.0 U	2 U	2.0 U	2.0 U
1,4-Dichlorobenzene	3	2.0 U	2.0 U	2.0 U	2.0 U	2.0 U	2.0 U	2.0 U	2.0 U	2.0 U	2.0 U	2.0 U	2.0 U	2 U	2.0 U	2.0 U
2-Chloroethyl Vinyl Ether		10 U	10 U	10 U	10.0 U	10 U	10 U	10.0 U	10 U	10 U	10.0 U	10 U	10 U	10 U	10.0 U	10 U
Benzene	1	1.0 U	1.0 U	1.0 U	1.0 U	1.0 U	1.0 U	1.0 U	1.0 U	1.0 U	1.0 U	1.0 U	1.0 U	1 U	1.0 U	1.0 U
Bromodichloromethane	50	2.0 U	2.0 U	2.0 U	2.0 U	2.0 U	2.0 U	2.0 U	2.0 U	2.0 U	2.0 U	2.0 U	2.0 U	2 U	2.0 U	2.0 U
Bromoform	50	2.0 U	2.0 U	2.0 U	2.0 U	2.0 U	2.0 U	2.0 U	2.0 U	2.0 U	2.0 U	2.0 U	2.0 U	2 U	2.0 U	2.0 U
Bromomethane	5	2.0 U	2.0 U	2.0 U	2.0 U	2.0 U	2.0 U	2.0 U	2.0 U	2.0 U	2.0 U	2.0 U	2.0 U	2 U	2.0 U	2.0 U
Carbon Tetrachloride	5	2.0 U	2.0 U	2.0 U	2.0 U	2.0 U	2.0 U	2.0 U	2.0 U	2.0 U	2.0 U	2.0 U	2.0 U	2 U	2.0 U	2.0 U
Chlorobenzene	5	2.0 U	2.0 U	2.0 U	2.0 U	2.0 U	2.0 U	2.0 U	2.0 U	2.0 U	2.0 U	2.0 U	2.0 U	2 U	2.0 U	2.0 U
Chloroethane	5	2.0 U	2.0 U	2.0 U	2.0 U	2.0 U	2.0 U	2.0 U	2.0 U	2.0 U	2.0 U	2.0 U	2.0 U	2 U	2.0 U	2.0 U
Chloroform	7	2.0 U	2.0 U	2.0 U	2.0 U	2.0 U	2.0 U	2.0 U	2.0 U	2.0 U	2.0 U	2.0 U	2.0 U	2 U	2.0 U	2.0 U
Chloromethane	5	2.0 U	2.0 U	2.0 U	2.0 U	2.0 U	2.0 U	2.0 U	2.0 U	2.0 U	2.0 U	2.0 U	2.0 U	2 U	2.0 U	2.0 U
cis-1,3-Dichloropropene	0.4	2.0 U	2.0 U	2.0 U	2.0 U	2.0 U	2.0 U	2.0 U	2.0 U	2.0 U	2.0 U	2.0 U	2.0 U	2 U	2.0 U	2.0 U
Dibromochloromethane	50	2.0 U	2.0 U	2.0 U	2.0 U	2.0 U	2.0 U	2.0 U	2.0 U	2.0 U	2.0 U	2.0 U	2.0 U	2 U	2.0 U	2.0 U
Ethyl Benzene	5	2.0 U	2.0 U	2.0 U	2.0 U	2.0 U	2.0 U	2.0 U	2.0 U	2.0 U	2.0 U	2.0 U	2.0 U	2 U	2.0 U	2.0 U
m/p-Xylenes	5	2.0 U	2.0 U	2.0 U	2.0 U	2.0 U	2.0 U	2.0 U	2.0 U	2.0 U	2.0 U	2.0 U	2.0 U	2 U	2.0 U	2.0 U
Methyl tert-butyl Ether		2.0 U	2.0 U	2.0 U	2.0 U	2.0 U	2.0 U	2.0 U	2.0 U	2.0 U	2.0 U	2.0 U	2.0 U	2 U	2.0 U	2.0 U
Methylene Chloride	5	5.0 U	5.0 U	5.0 U	5.0 U	5.0 U	5.0 U	5.0 U	5.0 U	5.0 U	5.0 U	5.0 U	5.0 U	5 U	5.0 U	5.0 U
o-Xylene		2.0 U	2.0 U	2.0 U	2.0 U	2.0 U	2.0 U	2.0 U	2.0 U	2.0 U	2.0 U	2.0 U	2.0 U	2 U	2.0 U	2.0 U
Tetrachloroethene	5	2.0 U	2.0 U	2.0 U	2.0 U	2.0 U	2.0 U	2.0 U	2.0 U	2.0 U	2.0 U	2.0 U	2.0 U	2 U	2.0 U	2.0 U
Toluene	5	2.0 U	1.0 U	1.0 U	1.0 U	1.0 U	1.0 U	1.0 U	1.0 U	1.0 U	1.0 U	1.0 U	1.0 U	1 U	1.0 U	1.0 U
trans-1,2-Dichloroethene	5	2.0 U	2.0 U	2.0 U	2.0 U	2.0 U	2.0 U	2.0 U	2.0 U	2.0 U	2.0 U	2.0 U	2.0 U	2 U	2.0 U	2.0 U
trans-1,3-Dichloropropene	0.4	2.0 U	2.0 U	2.0 U	2.0 U	2.0 U	2.0 U	2.0 U	2.0 U	2.0 U	2.0 U	2.0 U	2.0 U	2 U	2.0 U	2.0 U
Trichloroethene	5	2.0 U	2.0 U	2.0 U	2.0 U	2.0 U	2.0 U	2.0 U	2.0 U	2.0 U	2.0 U	2.0 U	2.0 U	2 U	2.0 U	2.0 U
Trichlorofluoromethane	5	2.0 U	2.0 U	2.0 U	2.0 U	2.0 U	2.0 U	2.0 U	2.0 U	2.0 U	2.0 U	2.0 U	2.0 U	2 U	2.0 U	2.0 U
Vinyl Chloride	2	2.0 U	2.0 U	2.0 U	2.0 U	2.0 U	2.0 U	2.0 U	2.0 U	2.0 U	2.0 U	2.0 U	2.0 U	2 U	2.0 U	2.0 U
Total VOCs		44.5	37.4	37.2	42.7	32.1	33.1	37.2	32.2	43.8	41.4	36.3	39.5	39.5	40.9	43.7

- Concentration exceeds corresponding NYSDEC Class GA Standard.

U - Not detected at the indicated concentration

J - Estimated concentration.

TABLE 3-3
SUMMARY OF GROUNDWATER TREATMENT SYSTEM VOCS (INFLUENT - RW-2)
GLADDING CORDAGE
SOUTH OTSELIC, NEW YORK
NYSDEC Site No. 7-09-009

Sample ID Sampling Date Matrix Units	NYSDEC Class GA Standard ug/L	RW-2 12/4/2016 WATER ug/L	RW-2 1/30/2017 WATER ug/L	RW-2 2/27/2017 WATER ug/L	RW-2 3/23/2017 WATER ug/L	RW-2 4/26/2017 WATER ug/L	RW-2 5/24/2017 WATER ug/L	RW-2 6/29/2017 WATER ug/L	RW-2 7/31/2017 WATER ug/L	RW-2 8/28/2017 WATER ug/L	RW-2 9/20/2017 WATER ug/L	RW-2 10/23/2017 WATER ug/L	RW-2 10/25/2017 WATER ug/L	RW-2 11/28/2017 WATER ug/L	RW-2 12/29/2017 WATER ug/L
VOCs															
1,1,1-Trichloroethane	5	**32**	**30**	**29**	**33**	**26**	**27**	**31**	**25**	**41**	**32**	**28**	**36**	**30**	**32**
1,1,2,2-Tetrachloroethane	5	2.0 U	2.0 U	2.0 U	2.0 U	2.0 U	2.0 U	2.0 U	2.0 U	2.0 U	2.0 U	2.0 U	2.0 U	2.0 U	2.0 U
1,1,2-Trichloroethane	1	2.0 U	2.0 U	2.0 U	2.0 U	2.0 U	2.0 U	2.0 U	2.0 U	2.0 U	2.0 U	2.0 U	2.0 U	2.0 U	2.0 U
1,1-Dichloroethane	5	0.82 J	0.63 J	0.66 J	0.76 J	0.63 J	0.65 J	0.75 J	0.64 J	1.0 J	0.72 J	0.66 J	0.9 J	0.82 J	0.71 J
1,1-Dichloroethene	5	0.86 J	0.65 J	1.1 J	0.71 J	0.51 J	0.57 J	0.55 J	0.65 J	0.92 J	0.61 J	0.6 J	0.8 J	0.66 J	0.72 J
1,2-Dichlorobenzene	3	2.0 U	2.0 U	2.0 U	2.0 U	2.0 U	2.0 U	2.0 U	2.0 U	2.0 U	2.0 U	2.0 U	2.0 U	2.0 U	2.0 U
1,2-Dichloroethane	0.6	2.0 U	2.0 U	2.0 U	2.0 U	2.0 U	2.0 U	2.0 U	2.0 U	2.0 U	2.0 U	2.0 U	2.0 U	2.0 U	2.0 U
1,2-Dichloropropane	1	2.0 U	2.0 U	2.0 U	2.0 U	2.0 U	2.0 U	2.0 U	2.0 U	2.0 U	2.0 U	2.0 U	2.0 U	2.0 U	2.0 U
1,3-Dichlorobenzene	3	2.0 U	2.0 U	2.0 U	2.0 U	2.0 U	2.0 U	2.0 U	2.0 U	2.0 U	2.0 U	2.0 U	2.0 U	2.0 U	2.0 U
1,4-Dichlorobenzene	3	2.0 U	2.0 U	2.0 U	2.0 U	2.0 U	2.0 U	2.0 U	2.0 U	2.0 U	2.0 U	2.0 U	2.0 U	2.0 U	2.0 U
2-Chloroethyl Vinyl Ether		10 U	10 U	10 U	10.0 U	10 U	10 U	10.0 U	10 U	10 U	10.0 U	10 U	10 U	10.0 U	10.0 U
Benzene	1	1.0 U	1.0 U	1.0 U	1.0 U	1.0 U	1.0 U	1.0 U	1.0 U	1.0 U	1.0 U	1.0 U	1.0 U	1.0 U	1.0 U
Bromodichloromethane	50	2.0 U	2.0 U	2.0 U	2.0 U	2.0 U	2.0 U	2.0 U	2.0 U	2.0 U	2.0 U	2.0 U	2.0 U	2.0 U	2.0 U
Bromoform	50	2.0 U	2.0 U	2.0 U	2.0 U	2.0 U	2.0 U	2.0 U	2.0 U	2.0 U	2.0 U	2.0 U	2.0 U	2.0 U	2.0 U
Bromomethane	5	2.0 U	2.0 U	2.0 U	2.0 U	2.0 U	2.0 U	2.0 U	2.0 U	2.0 U	2.0 U	2.0 U	2.0 U	2.0 U	2.0 U
Carbon Tetrachloride	5	2.0 U	2.0 U	2.0 U	2.0 U	2.0 U	2.0 U	2.0 U	2.0 U	2.0 U	2.0 U	2.0 U	2.0 U	2.0 U	2.0 U
Chlorobenzene	5	2.0 U	2.0 U	2.0 U	2.0 U	2.0 U	2.0 U	2.0 U	2.0 U	2.0 U	2.0 U	2.0 U	2.0 U	2.0 U	2.0 U
Chloroethane	5	2.0 U	2.0 U	2.0 U	2.0 U	2.0 U	2.0 U	2.0 U	2.0 U	2.0 U	2.0 U	2.0 U	2.0 U	2.0 U	2.0 U
Chloroform	7	2.0 U	2.0 U	2.0 U	2.0 U	2.0 U	2.0 U	2.0 U	2.0 U	2.0 U	2.0 U	2.0 U	2.0 U	2.0 U	2.0 U
Chloromethane		0.57 J	2.0 U	2.0 U	2.0 U	2.0 U	2.0 U	2.0 U	2.0 U	2.0 U	2.0 U	2.0 U	2.0 U	2.0 U	2.0 U
cis-1,3-Dichloropropene	0.4	2.0 U	2.0 U	2.0 U	2.0 U	2.0 U	2.0 U	2.0 U	2.0 U	2.0 U	2.0 U	2.0 U	2.0 U	2.0 U	2.0 U
Dibromochloromethane	50	2.0 U	2.0 U	2.0 U	2.0 U	2.0 U	2.0 U	2.0 U	2.0 U	2.0 U	2.0 U	2.0 U	2.0 U	2.0 U	2.0 U
Ethyl Benzene	5	2.0 U	2.0 U	2.0 U	2.0 U	2.0 U	2.0 U	2.0 U	2.0 U	2.0 U	2.0 U	2.0 U	2.0 U	2.0 U	2.0 U
m/p-Xylenes	5	2.0 U	2.0 U	2.0 U	2.0 U	2.0 U	2.0 U	2.0 U	2.0 U	2.0 U	2.0 U	2.0 U	2.0 U	2.0 U	2.0 U
Methyl tert-butyl Ether		2.0 U	2.0 U	2.0 U	2.0 U	2.0 U	2.0 U	2.0 U	2.0 U	2.0 U	2.0 U	2.0 U	2.0 U	2.0 U	2.0 U
Methylene Chloride	5	5.0 U	5.0 U	5.0 U	5.0 U	5.0 U	5.0 U	5.0 U	5.0 U	5.0 U	5.0 U	5.0 U	5.0 U	5.0 U	5.0 U
o-Xylene		2.0 U	2.0 U	2.0 U	2.0 U	2.0 U	2.0 U	2.0 U	2.0 U	2.0 U	2.0 U	2.0 U	2.0 U	2.0 U	2.0 U
Tetrachloroethene	5	2.0 U	2.0 U	2.0 U	2.0 U	2.0 U	2.0 U	2.0 U	2.0 U	2.0 U	2.0 U	2.0 U	2.0 U	2.0 U	2.0 U
Toluene	5	1.0 U	1.0 U	1.0 U	1.0 U	1.0 U	1.0 U	1.0 U	1.0 U	1.0 U	1.0 U	1.0 U	1.0 U	1.0 U	1.0 U
trans-1,2-Dichloroethene	5	2.0 U	2.0 U	2.0 U	2.0 U	2.0 U	2.0 U	2.0 U	2.0 U	2.0 U	2.0 U	2.0 U	2.0 U	2.0 U	2.0 U
trans-1,3-Dichloropropene	0.4	2.0 U	2.0 U	2.0 U	2.0 U	2.0 U	2.0 U	2.0 U	2.0 U	2.0 U	2.0 U	2.0 U	2.0 U	2.0 U	2.0 U
Trichloroethene	5	2.0 U	2.0 U	2.0 U	2.0 U	2.0 U	2.0 U	2.0 U	2.0 U	2.0 U	2.0 U	2.0 U	2.0 U	2.0 U	2.0 U
Trichlorofluoromethane	5	2.0 U	2.0 U	2.0 U	2.0 U	2.0 U	2.0 U	2.0 U	2.0 U	2.0 U	2.0 U	2.0 U	2.0 U	2.0 U	2.0 U
Vinyl Chloride	2	2.0 U	2.0 U	2.0 U	2.0 U	2.0 U	2.0 U	2.0 U	2.0 U	2.0 U	2.0 U	2.0 U	2.0 U	2.0 U	2.0 U
Total VOCs		34.3	31.3	30.8	34.5	27.1	28.2	32.3	26.3	42.9	33.3	29.3	37.7	31.5	33.4

- Concentration exceeds corresponding NYSDEC Class GA Standard.

U - Not detected at the indicated concentration

J - Estimated concentration.

TABLE 3-4
SUMMARY OF TREATMENT SYSTEM DETECTIONS (PFAS/1,4-DIOXANE)
GLADDING CORDAGE
SOUTH OTSELIC, NEW YORK
NYSDEC Site No. 7-09-009

Well	**RW-1**	**RW-2**	**EFF-46HZ**
Date	**10/25/2017**	**10/25/2017**	**10/25/2017**
Perfluorobutanesulfonic acid (PFBS) (ng/L)	1.99 J	2.00 U	2.00 U
Perfluorohexanesulfonic acid (PFHxS) (ng/L)	2.00 U	2.00 U	2.00 U
Perfluoroheptanoic acid (PFHpA) (ng/L)	2.00 U	2.00 U	2.00 U
Perfluorooctanoic acid (PFOA) (ng/L)	3.72	0.89 J	1.32 J
Perfluorooctanesulfonic acid (PFOS) (ng/L)	2.15	2.00 U	2.00 U
Perfluorononanoic acid (PFNA) (ng/L)	2.00 U	2.00 U	2.00 U
1,4-Dioxane (ug/L)	0.29 J	0.40 U	0.40 U

Notes:

The current USEPA Public Health Advisory for PFOA and PFOS in drinking water is 70 ng/L

ng/L - nanograms per liter or parts per trillion

1 - Duplicate sample from MW-4

U - Analyte not detected.

J - Estimated value

TABLE 3-5
SUMMARY OF GROUNDWATER TREATMENT SYSTEM VOCS (EFFLUENT)
GLADDING CORDAGE
SOUTH OTSELIC, NEW YORK
NYSDEC Site No. 7-09-009

Sample ID Sampling Date Matrix Units	NYSDEC GA Standard ug/L	EFF(46HZ) 12/4/2016 WATER ug/L	EFF(46HZ) 1/30/2017 WATER ug/L	EFF(46HZ) 2/27/2017 WATER ug/L	EFF(46HZ) 3/23/2017 WATER ug/L	EFF(46HZ) 4/26/2017 WATER ug/L	EFF(46HZ) 5/24/2017 WATER ug/L	EFF(46HZ) 6/29/2017 WATER ug/L	EFF(46HZ) 7/31/2017 WATER ug/L	EFF(46HZ) 8/28/2017 WATER ug/L	EFF(46HZ) 9/20/2017 WATER ug/L	EFF(46HZ) 10/23/2017 WATER ug/L	EFF(46HZ) 10/25/2017 WATER ug/L	EFF(46HZ) 11/28/2017 WATER ug/L	EFF(46HZ) 12/29/2017 WATER ug/L
VOCs															
1,1,1-Trichloroethane	5	**0.15 J**	1.0 U	1.0 U	1.0 U	1.0 U	**0.22**	1.0 U	1.0 U	1.0 U	1.0 U	1.0 U	1.0 U	1.0 U	1.0 U
1,1,2,2-Tetrachloroethane	5	2.0 U	2.0 U	2.0 U	2.0 U	2.0 U	2.0 U	2.0 U	2.0 U	2.0 U	2.0 U	2.0 U	2.0 U	2.0 U	2.0 U
1,1,2-Trichloroethane	1	2.0 U	2.0 U	2.0 U	2.0 U	2.0 U	2.0 U	2.0 U	2.0 U	2.0 U	2.0 U	2.0 U	2.0 U	2.0 U	2.0 U
1,1-Dichloroethane	5	2.0 U	2.0 U	2.0 U	2.0 U	2.0 U	2.0 U	2.0 U	2.0 U	2.0 U	2.0 U	2.0 U	2.0 U	2.0 U	2.0 U
1,1-Dichloroethene	5	2.0 U	2.0 U	2.0 U	2.0 U	2.0 U	2.0 U	2.0 U	2.0 U	2.0 U	2.0 U	2.0 U	2.0 U	2.0 U	2.0 U
1,2-Dichlorobenzene	3	2.0 U	2.0 U	2.0 U	2.0 U	2.0 U	2.0 U	2.0 U	2.0 U	2.0 U	2.0 U	2.0 U	2.0 U	2.0 U	2.0 U
1,2-Dichloroethane	0.6	2.0 U	2.0 U	2.0 U	2.0 U	2.0 U	2.0 U	2.0 U	2.0 U	2.0 U	2.0 U	2.0 U	2.0 U	2.0 U	2.0 U
1,2-Dichloropropane	1	2.0 U	2.0 U	2.0 U	2.0 U	2.0 U	2.0 U	2.0 U	2.0 U	2.0 U	2.0 U	2.0 U	2.0 U	2.0 U	2.0 U
1,3-Dichlorobenzene	3	2.0 U	2.0 U	2.0 U	2.0 U	2.0 U	2.0 U	2.0 U	2.0 U	2.0 U	2.0 U	2.0 U	2.0 U	2.0 U	2.0 U
1,4-Dichlorobenzene	3	2.0 U	2.0 U	2.0 U	2.0 U	2.0 U	2.0 U	2.0 U	2.0 U	2.0 U	2.0 U	2.0 U	2.0 U	2.0 U	2.0 U
2-Chloroethyl Vinyl Ether		10 U	10 U	10 U	10 U	10 U	10 U	10 U	10 U	10 U	10 U	10 U	10 U	10 U	10 U
Benzene	1	1.0 U	1.0 U	1.0 U	1.0 U	1.0 U	1.0 U	1.0 U	1.0 U	1.0 U	1.0 U	1.0 U	1.0 U	1.0 U	1.0 U
Bromodichloromethane	50	2.0 U	2.0 U	2.0 U	2.0 U	2.0 U	2.0 U	2.0 U	2.0 U	2.0 U	2.0 U	2.0 U	2.0 U	2.0 U	2.0 U
Bromoform	50	2.0 U	2.0 U	2.0 U	2.0 U	2.0 U	2.0 U	2.0 U	2.0 U	2.0 U	2.0 U	2.0 U	2.0 U	2.0 U	2.0 U
Bromomethane	5	2.0 U	2.0 U	2.0 U	2.0 U	2.0 U	2.0 U	2.0 U	2.0 U	2.0 U	2.0 U	2.0 U	2.0 U	2.0 U	2.0 U
Carbon Tetrachloride	5	2.0 U	2.0 U	2.0 U	2.0 U	2.0 U	2.0 U	2.0 U	2.0 U	2.0 U	2.0 U	2.0 U	2.0 U	2.0 U	2.0 U
Chlorobenzene	5	2.0 U	2.0 U	2.0 U	2.0 U	2.0 U	2.0 U	2.0 U	2.0 U	2.0 U	2.0 U	2.0 U	2.0 U	2.0 U	2.0 U
Chloroethane	5	2.0 U	2.0 U	2.0 U	2.0 U	2.0 U	2.0 U	2.0 U	2.0 U	2.0 U	2.0 U	2.0 U	2.0 U	2.0 U	2.0 U
Chloroform	7	2.0 U	2.0 U	2.0 U	2.0 U	2.0 U	2.0 U	2.0 U	2.0 U	2.0 U	2.0 U	2.0 U	2.0 U	2.0 U	2.0 U
Chloromethane		**0.73 J**	2.0 U	2.0 U	**0.66 J**	2.0 U	2.0 U	2.0 U	2.0 U	2.0 U	2.0 U	2.0 U	2.0 U	2.0 U	2.0 U
cis-1,3-Dichloropropene	0.4	2.0 U	2.0 U	2.0 U	2.0 U	2.0 U	2.0 U	2.0 U	2.0 U	2.0 U	2.0 U	2.0 U	2.0 U	2.0 U	2.0 U
Dibromochloromethane	50	2.0 U	2.0 U	2.0 U	2.0 U	2.0 U	2.0 U	2.0 U	2.0 U	2.0 U	2.0 U	2.0 U	2.0 U	2.0 U	2.0 U
Ethyl Benzene	5	2.0 U	2.0 U	2.0 U	2.0 U	2.0 U	2.0 U	2.0 U	2.0 U	2.0 U	2.0 U	2.0 U	2.0 U	2.0 U	2.0 U
m/p-Xylenes	5	2.0 U	2.0 U	2.0 U	2.0 U	2.0 U	2.0 U	2.0 U	2.0 U	2.0 U	2.0 U	2.0 U	2.0 U	2.0 U	2.0 U
Methyl tert-butyl Ether		2.0 U	2.0 U	2.0 U	2.0 U	2.0 U	2.0 U	2.0 U	2.0 U	2.0 U	2.0 U	2.0 U	2.0 U	2.0 U	2.0 U
Methylene Chloride	5	5.0 U	5.0 U	5.0 U	5.0 U	5.0 U	5.0 U	5.0 U	5.0 U	5.0 U	5.0 U	5.0 U	5.0 U	5.0 U	5.0 U
o-Xylene		2.0 U	2.0 U	2.0 U	2.0 U	2.0 U	2.0 U	2.0 U	2.0 U	2.0 U	2.0 U	2.0 U	2.0 U	2.0 U	2.0 U
Tetrachloroethene	5	2.0 U	2.0 U	2.0 U	2.0 U	2.0 U	2.0 U	2.0 U	2.0 U	2.0 U	2.0 U	2.0 U	2.0 U	2.0 U	2.0 U
Toluene	5	1.0 U	1.0 U	1.0 U	1.0 U	1.0 U	1.0 U	1.0 U	1.0 U	1.0 U	1.0 U	1.0 U	1.0 U	1.0 U	1.0 U
trans-1,2-Dichloroethene	5	2.0 U	2.0 U	2.0 U	2.0 U	2.0 U	2.0 U	2.0 U	2.0 U	2.0 U	2.0 U	2.0 U	2.0 U	2.0 U	2.0 U
trans-1,3-Dichloropropene	0.4	2.0 U	5.0 U	5.0 U	5.0 U	5.0 U	5.0 U	5.0 U	5.0 U	5.0 U	5.0 U	5.0 U	5.0 U	5.0 U	5.0 U
Trichloroethene	5	2.0 U	2.0 U	2.0 U	2.0 U	2.0 U	2.0 U	2.0 U	2.0 U	2.0 U	2.0 U	2.0 U	2.0 U	2.0 U	2.0 U
Trichlorofluoromethane	5	2.0 U	2.0 U	2.0 U	2.0 U	2.0 U	2.0 U	2.0 U	2.0 U	2.0 U	2.0 U	2.0 U	2.0 U	2.0 U	2.0 U
Vinyl Chloride	2	2.0 U	2.0 U	2.0 U	2.0 U	2.0 U	2.0 U	2.0 U	2.0 U	2.0 U	2.0 U	2.0 U	2.0 U	2.0 U	2.0 U

Notes
U - Not detected at the indicated concentration.
J - Estimated concentration.

Table 4-1
GROUNDWATER MONITORING WELL WATER LEVEL DATA
GLADDING CORDAGE
SOUTH OTSELIC, NEW YORK
NYSDEC SITE No. 7-09-009

Well ID	Monitored Interval	Measuring Point Elevation [1] (feet)	6/7/2011		7/10/2012		10/15/2013		4/21/2015		9/12/2016		10/25/2017	
			DTW (feet)	Elevation (feet amsl)	DTW (feet)	Elevation (feet amsl)	DTW (feet)	Elevation (feet amsl)	DTW (feet)	Elevation (feet amsl)	DTW (feet)	Elevation (feet amsl)	DTW (feet)	Elevation (feet amsl)
TW-1	Shallow	1212.71 [4]	7.40	1205.31	8.03	1204.68	7.29	1205.42	5.47	1207.24	7.84	1204.87	7.80	1204.91
TW-2S	Shallow	1212.57 [4]	8.48	1204.09	8.84	1203.73	8.22	1204.35	6.31	1206.26	8.70	1203.87	8.60	1203.97
TW-2I	Intermediate	1212.16 [4]	8.07	1204.09	8.51	1203.65	7.84	1204.32	6.03	1206.13	8.41	1203.75	8.34	1203.82
TW-2D	Deep	1212.26 [4]	8.24	1204.02	8.48	1203.78	7.93	1204.33	6.08	1206.18	8.52	1203.74	8.46	1203.80
TW-3S	Shallow	1213.60	9.74	1203.86	9.91	1203.69	9.40	1204.20	7.83	1205.77	10.11	1203.49	10.05	1203.55
TW-3I	Intermediate	1213.19	9.10	1204.09	9.50	1203.69	8.75	1204.44	8.59	1204.60	9.40	1203.79	9.35	1203.84
TW-3D	Deep	1213.47	9.38	1204.09	9.75	1203.72	9.05	1204.42	7.33	1206.14	9.67	1203.80	9.61	1203.86
TW-4I	Intermediate	1209.96 [2]	6.75	1203.21	7.16	1202.80	5.65	1204.31	5.01	1204.95	7.29	1202.67	7.13	1202.83
TW-5S	Shallow	1211.78	7.93	1203.85	8.38	1203.40	7.60	1204.18	6.04	1205.74	8.37	1203.41	8.30	1203.48
TW-5I	Intermediate	1211.89	8.29	1203.60	8.76	1203.13	8.90	1202.99	6.36	1205.53	8.78	1203.11	8.76	1203.13
TW-5D	Deep	1212.55	9.11	1203.44	9.63	1202.92	8.75	1203.80	7.26	1205.29	9.65	1202.90	9.66	1202.89
TW-6S	Shallow	1210.08 [5]	6.38	1203.70	6.62	1203.46	6.02	1204.06	4.55	1205.53	7.13	1202.95	7.13	1202.95
TW-6I	Intermediate	1210.61 [5]	7.26	1203.35	7.74	1202.87	6.94	1203.67	5.40	1205.21	7.80	1202.81	7.76	1202.85
TW-6D	Deep	1210.36 [5]	7.01	1203.35	7.49	1202.87	6.70	1203.66	5.13	1205.23	7.50	1202.86	7.46	1202.90
TW-7S	Shallow	1213.48	8.83	1204.65	8.50	1204.98	8.70	1204.78	6.88	1206.60	9.35	1204.13	9.36	1204.12
TW-7I	Intermediate	1213.60	9.33	1204.27	9.85	1203.75	9.02	1204.58	7.30	1206.30	9.80	1203.80	9.74	1203.86
TW-7D	Deep	1213.25	9.05	1204.20	9.68	1203.57	8.85	1204.40	7.09	1206.16	9.50	1203.75	9.50	1203.75
TW-9I	Intermediate	1213.75 [4]	9.80	1203.95	10.58	1203.17	9.54	1204.21	7.97	1205.78	10.45	1203.30	10.34	1203.41
TW-9D	Deep	1213.84 [4]	10.11	1203.73	10.78	1203.06	9.93	1203.91	8.30	1205.54	10.79	1203.05	10.90	1202.94
TW-10D	Deep	1209.58 [5]	6.45	1203.13	6.94	1202.64	6.21	1203.37	4.70	1204.88	6.89	1202.69	6.85	1202.73
TW-12I	Intermediate	-	-	-	7.88	-	7.10	-	6.09	-	7.66	-	7.51	-
TW-12D	Deep	-	-	-	7.90	-	7.13	-	6.03	-	7.68	-	8.20	-
TW-14S	Shallow	1210.05 [2]	6.46	1203.59	6.79	1203.26	6.04	1204.01	4.58	1205.47	6.88	1203.17	6.80	1203.25
TW-14I	Intermediate	1210.17 [2]	6.95	1203.22	7.29	1202.88	6.25	1203.92	5.08	1205.09	7.36	1202.81	7.30	1202.87
TW-14D	Deep	1209.98 [2]	6.64	1203.34	7.05	1202.93	6.26	1203.72	4.70	1205.28	7.13	1202.85	7.16	1202.82
TW-15	Intermediate	1212.94 [2]	9.94	1203.00	9.72	1203.22	9.11	1203.83	4.52	1208.42	9.86	1203.08	9.85	1203.09

Notes:
1 - Measuring point elevations from: Operation and Maintenance Manual,
2 - Based on December 2007 survey referenced from TW-5D.
3 - Elevation calculated from water level pressure transducer reading.
4 - Based on June 2009 survey referenced from TW-3S, 5D, and 6D.
5 - Based on September 2010 survey referenced from TW-4I.

Table 4-2
RECOVERY WELL WATER LEVEL DATA
GLADDING CORDAGE
SOUTH OTSELIC, NEW YORK
NYSDEC SITE No. 7-09-009

Recovery Well ID	Top of Casing Elevation ft amsl	Transducer Cable Length ft	Transducer Elevation ft amsl	10/29/2013		4/21/2015		9/12/2016		10/25/2017	
				Pumping Level ft above transducer	Elevation ft amsl	Pumping Level ft above transducer	Elevation ft amsl	Pumping Level ft above transducer	Elevation ft amsl	Pumping Level ft above transducer	Elevation ft amsl
RW-1	1209.30	40	1169.30	33.04	1202.34	35.49	1204.79	31.37	1200.67	29.46	1198.76
RW-2	1212.20	65	1147.20	54.94	1202.14	57.46	1204.66	55.36	1202.56	54.92	1202.12

Notes:
Top of casing elevation from: Operation and Maintenance Manual, Volume I, Gladding Cordage Site, TAMS Consulting, Inc., 1996.
ft amsl - feet above mean sea level
Pumping level from instrument control panel reading

TABLE 4-3
SUMMARY OF GROUNDWATER DETECTIONS (VOCS)
GLADDING CORDAGE
SOUTH OTSELIC, NEW YORK
NYSDEC Site No. 7-09-009

Sample ID Sampling Date Matrix Units	NYSDEC Class GA Standard ug/L	TW-1 6/25/2009 WATER ug/L	TW-2S 6/25/2009 WATER ug/L	TW-2I 6/25/2009 WATER ug/L	TW-2D 6/25/2009 WATER ug/L	TW-3S 9/6/2007 WATER ug/L	TW-3S 10/17/2008 WATER ug/L	TW-3S 6/25/2009 WATER ug/L	TW-3S 3/23/2010 WATER ug/L	TW-3S 6/21/2011 WATER ug/L	TW-3S 7/24/2012 WATER ug/L	TW-3S 10/29/2013 WATER ug/L	TW-3S 5/6/2015 WATER ug/L	TW-3S 9/30/2016 WATER ug/L	TW-3S 10/26/2017 WATER ug/L	TW-3I 9/6/2007 WATER ug/L
VOCs																
1,1,1-Trichloroethane	5	0.4 U	0.4 U	1.4	0.4 U	0.32 U	3.4	0.4 U	**6.2**	4	2	2.9	2	2.1	1.1 J	**9.1**
1,1-Dichloroethane	*	0.36 U	0.36 U	0.36 U	0.36 U	0.38 U	1 U	0.36 U	1 U	1 U	0.5 U	2 U	2 U	1 U	1.3 J	0.38 U
1,1-Dichloroethene	5	0.47 U	0.47 U	0.47 U	0.47 U	0.42 U	1 U	0.47 U	1 U	1 U	0.5 U	2 U	2 U	1 U	2 U	0.42 U
1,4-Dichlorobenzene	3	0.32 U	0.32 U	0.32 U	0.32 U	0.54 U	1 U	0.32 U	1 U	1 U	0.5 U	2 U	2 U	1 U	0.16 J	0.54 U
2-Butanone	50	1.3 U	1.3 U	1.3 U	1.3 U	1.1 U	5 U	1.3 U	5 U	5 U	1.4 J			20 U		1.1 U
Acetone	50	10	11	9.5	19	2.3 U	5 U	13	14	**64**	12			50 U		2.3 U
Benzene	1	0.32 U	0.32 U	0.32 U	0.32 U	0.39 U	1 U	0.32 U	**1.1**	1 U	0.5 U	1 U	1 U	1 U	1 U	0.39 U
Carbon Tetrachloride	5	0.62 U	0.62 U	0.62 U	0.62 U	1.1 U	1 U	0.62 U	1 U	1 U	0.5 U	2 U	2 U	5 U	2 U	1.1 U
Chloroethane	5	0.66 U	0.66 U	0.66 U	0.66 U	0.83 U	1 U	0.66 U	1 U	1 U	0.5 U	2 U	2 U	2 U	2 U	0.83 U
Chloroform	7	0.34 U	0.34 U	0.34 U	0.34 U	0.33 U	1 U	0.34 U	1 U	1 U	0.5 U	2 U	2 U	2 U	2 U	0.33 U
Chloromethane		0.54 U	0.54 U	0.54 U	0.54 U	0.34 U	1 U	0.54 U	1 U	1 U	0.41 J	2 U	2 U	2 U	2 U	0.34 U
cis-1,2-Dichloroethene	5	0.35 U	0.35 U	0.35 U	0.35 U	0.29 U	1 U	0.35 U	1 U	1 U	0.5 U			1 U		0.29 U
Tetrachloroethene	5	0.27 U	0.27 U	0.27 U	0.27 U	0.48 U	1 U	0.27 U	1 U	1 U	0.5 U	2 U	2 U	1 U	2 U	0.48 U
Toluene	5	0.37 U	0.37 U	0.37 U	0.37 U	0.36 U	1 U	0.37 U	1 U	1 U	0.5 U	1 U	0.10 J	1 U	1 U	0.36 U
Trichloroethene	5	0.28 U	0.28 U	0.28 U	0.28 U	0.46 U	1 U	0.28 U	1 U	1 U	0.5 U	2 U	2 U	1 U	2 U	0.46 U

Notes
- Concentration exceeds corresponding NYSDEC Class GA Standard.
* - NYSDEC Principal Organic Contaminant Standard of 5 ug/l applies to this compound.
U - The compound was not detected at the indicated concentration.
J - Compound detected below the reporting limit or Concentration is estimated for TICS.
D - Sample dilluted
TW-X is a duplicate sample collected at TW-15

Blank space indicates sample not analyzed for that compound

TABLE 4-3
SUMMARY OF GROUNDWATER DETECTIONS (VOCS)
GLADDING CORDAGE
SOUTH OTSELIC, NEW YORK
NYSDEC Site No. 7-09-009

Sample ID Sampling Date Matrix Units	NYSDEC Class GA Standard ug/L	TW-3I 10/17/2008 WATER ug/L	TW-3I 6/25/2009 WATER ug/L	TW-3I 3/23/2010 WATER ug/L	TW-3I 6/21/2011 WATER ug/L	TW-3I 7/24/2012 WATER ug/L	TW-3I 10/29/2013 WATER ug/L	TW-3I 5/6/2015 WATER ug/L	TW-3I 9/30/2016 WATER ug/L	TW-3I 10/25/2017 WATER ug/L	TW-3D 9/6/2007 WATER ug/L	TW-3D 10/17/2008 WATER ug/L	TW-3D 6/25/2009 WATER ug/L	TW-3D 3/23/2010 WATER ug/L	TW-3D 6/21/2011 WATER ug/L	TW-3D 7/24/2012 WATER ug/L
VOCs																
1,1,1-Trichloroethane	5	**6.7**	0.4 U	1 U	1 U	**5**	**6.1**	3.6	4.7	0.98 J	0.32 U	1.3	1.4	1 U	1 U	1.2
1,1-Dichloroethane	*	1 U	0.36 U	1 U	1 U	0.5 U	2 U	2 U	1 U	2 U	0.38 U	1 U	0.36 U	1 U	1 U	0.5 U
1,1-Dichloroethene	5	1 U	0.47 U	1 U	1 U	0.5 U	2 U	2 U	1 U	2 U	0.42 U	1 U	0.47 U	1 U	1 U	0.5 U
1,4-Dichlorobenzene	3	1 U	0.32 U	1 U	1 U	0.5 U	2 U	11 U	1 U	1 U	0.54 U	1 U	0.32 U	1 U	1 U	0.5 U
2-Butanone	50	5 U	1.3 U	5 U	5 U	2.6 J			20 U		1.1 U	5 U	1.3 U	5 U	5 U	2.7 J
Acetone	50	5 U	16	13	6	14			50 U		2.3 U	5 U	11	13	9.5	17
Benzene	1	1 U	0.32 U	1 U	1 U	0.5 U	1 U	1 U	1 U	1 U	0.39 U	1 U	0.32 U	0.76 J	1.9	0.67 J
Carbon Tetrachloride	5	1 U	0.62 U	1 U	1 U	0.5 U	2 U	2 U	5 U	2 U	1.1 U	1 U	0.62 U	1 U	1 U	0.5 U
Chloroethane	5	1 U	0.66 U	1 U	1 U	0.5 U	2 U	2 U	2 U	2 U	0.83 U	1 U	0.66 U	1 U	1 U	0.5 U
Chloroform	7	1 U	0.34 U	1 U	1 U	0.5 U	2 U	2 U	2 U	2 U	0.33 U	1 U	0.34 U	1 U	1 U	0.5 U
Chloromethane		1 U	0.54 U	1 U	1 U	0.5 U	2 U	2 U	2 U	2 U	0.34 U	1 U	0.54 U	1 U	1 U	0.5 U
cis-1,2-Dichloroethene	5	1 U	0.35 U	1 U	1 U	0.5 U			1 U		0.29 U	1 U	0.35 U	1 U	1 U	0.5 U
Tetrachloroethene	5	1 U	0.27 U	1 U	1 U	0.5 U	2 U	2 U	1 U	2 U	0.48 U	1 U	0.27 U	1 U	1 U	0.5 U
Toluene	5	1 U	0.37 U	1 U	1 U	0.5 U	1 U	1 U	1 U	1 U	0.36 U	1 U	0.37 U	1 U	1 U	0.5 U
Trichloroethene	5	1 U	0.28 U	1 U	1 U	0.5 U	2 U	2 U	1 U	2 U	0.46 U	1 U	0.28 U	1 U	1 U	0.5 U

Notes
- Concentration exceeds corresponding NYSDEC Class GA Standard.
* - NYSDEC Principal Organic Contaminant Standard of 5 ug/l applies to this compound.
U - The compound was not detected at the indicated concentration.
J - Compound detected below the reporting limit or Concentration is estimated for TICS.
D - Sample dilluted
TW-X is a duplicate sample collected at TW-15

Blank space indicates sample not analyzed for that compound

TABLE 4-3
SUMMARY OF GROUNDWATER DETECTIONS (VOCS)
GLADDING CORDAGE
SOUTH OTSELIC, NEW YORK
NYSDEC Site No. 7-09-009

Sample ID Sampling Date Matrix Units	NYSDEC Class GA Standard ug/L	TW-3D 10/29/2013 WATER ug/L	TW-3D 5/6/2015 WATER ug/L	TW-3D 9/30/2016 WATER ug/L	TW-3D 10/26/2017 WATER ug/L	TW-4I 9/6/2007 WATER ug/L	TW-4I 10/17/2008 WATER ug/L	TW-4I 6/25/2009 WATER ug/L	TW-4I 3/23/2010 WATER ug/L	TW-4I 6/21/2011 WATER ug/L	TW-4I 7/24/2012 WATER ug/L	TW-4I 10/29/2013 WATER ug/L	TW-4I 5/6/2015 WATER ug/L	TW-4I 9/30/2016 WATER ug/L	TW-4I 10/25/2017 WATER ug/L	TW-5S 9/6/2007 WATER ug/L
VOCs																
1,1,1-Trichloroethane	5	2 U	0.96 J	1 U	0.84 J	**6.6**	1.1	0.4 U	**23**	**33**	**28**	**23**	**20**	**20**	**19**	0.32 U
1,1-Dichloroethane	*	2 U	2 U	1 U	2 U	0.38 U	3.8	3.8	2.5	**5.3**	4.4	4.4	4.1	4.6	6.2	0.38 U
1,1-Dichloroethene	5	2 U	2 U	1 U	2 U	0.42 U	1 U	0.47 U	1 U	1.6	0.5 U	2 U	0.3 J	1 U	0.31 J	0.42 U
1,4-Dichlorobenzene	3	2 U	2 U	1 U	1 U	0.54 U	1 U	0.32 U	1 U	1 U	0.5 U	2 U	2	1 U	2 U	0.54 U
2-Butanone	50			20 U		1.1 U	5 U	1.3 U	5 U	5 U	2.2 J			20 U		1.1 U
Acetone	50			50 U		2.3 U	5 U	16	18	20	15			50 U		2.3 U
Benzene	1	1 U	1.9	1 U	1 U	0.39 U	1 U	0.32 U	1 U	1 U	0.5 U	1 U	0.15 J	1 U	1 U	0.39 U
Carbon Tetrachloride	5	2 U	2 U	5 U	2 U	1.1 U	1 U	0.62 U	1 U	1 U	0.5 U	2 U	2 U	5 U	2 U	1.1 U
Chloroethane	5	2 U	2 U	2 U	2 U	0.83 U	1 U	0.66 U	1 U	2.5	2.8	2.3	1.7 J	2 U	2 J	0.83 U
Chloroform	7	2 U	2 U	2 U	2 U	0.33 U	1 U	0.34 U	1 U	1 U	0.5 U	2 U	2 U	2 U	2 U	0.33 U
Chloromethane		2 U	2 U	2 U	2 U	0.34 U	1 U	0.54 U	1 U	1 U	0.5 U	2 U	2 U	2 U	2 U	0.34 U
cis-1,2-Dichloroethene	5			1 U		0.29 U	1 U	0.35 U	1 U	1 U	0.5 U			1 U		0.29 U
Tetrachloroethene	5	2 U	2 U	1 U	2 U	0.48 U	1 U	0.27 U	1 U	1 U	0.5 U	2 U	2 U	1 U	2 U	0.48 U
Toluene	5	1 U	0.11 J	1 U	1 U	0.36 U	1 U	0.37 U	1 U	1 U	0.5 U	1 U	0.11 J	1 U	1 U	0.36 U
Trichloroethene	5	2 U	2 U	1 U	2 U	0.46 U	1 U	0.28 U	1 U	1 U	0.5 U	2 U	2 U	1 U	2 U	0.46 U

Notes
- Concentration exceeds corresponding NYSDEC Class GA Standard.
* - NYSDEC Principal Organic Contaminant Standard of 5 ug/l applies to this compound.
U - The compound was not detected at the indicated concentration.
J - Compound detected below the reporting limit or Concentration is estimated for TICS.
D - Sample dilluted
TW-X is a duplicate sample collected at TW-15

Blank space indicates sample not analyzed for that compound

TABLE 4-3
SUMMARY OF GROUNDWATER DETECTIONS (VOCS)
GLADDING CORDAGE
SOUTH OTSELIC, NEW YORK
NYSDEC Site No. 7-09-009

Sample ID Sampling Date Matrix Units	NYSDEC Class GA Standard ug/L	TW-5S 10/17/2008 WATER ug/L	TW-5S 6/25/2009 WATER ug/L	TW-5S 3/23/2010 WATER ug/L	TW-5S 6/21/2011 WATER ug/L	TW-5S 7/24/2012 WATER ug/L	TW-5S 10/29/2013 WATER ug/L	TW-5S 5/8/2015 WATER ug/L	TW-5S 9/30/2016 WATER ug/L	TW-5S 10/25/2017 WATER ug/L	TW-5I 9/6/2007 WATER ug/L	TW-5I 10/17/2008 WATER ug/L	TW-5I 6/25/2009 WATER ug/L	TW-5I 3/23/2010 WATER ug/L	TW-5I 6/21/2011 WATER ug/L	TW-5I 7/24/2012 WATER ug/L
VOCs																
1,1,1-Trichloroethane	5	**11**	**13**	**7.4**	**7.9**	**11**	**7.9**	2 J	**7.1**	**13**	4.8 J	**8.8**	**90**	**8.6**	**5.5**	4.3
1,1-Dichloroethane	*	1 U	0.48 J	1 U	1 U	0.5 U	2 U	2 U	1 U	1.2 J	0.38 U	1	3.5	2.3	1.7	0.5 U
1,1-Dichloroethene	5	1 U	0.47 U	1 U	1 U	0.5 U	2 U	2 U	1 U	2 U	0.42 U	1 U	0.47 U	1 U	1 U	0.5 U
1,4-Dichlorobenzene	3	1 U	0.32 U	1 U	1 U	0.5 U	2 U	2 U	1 U	2 U	0.54 U	1 U	0.32 U	1 U	1 U	0.5 U
2-Butanone	50	5 U	1.3 U	5 U	5 U	2.7 J			20 U		1.1 U	5 U	1.3 U	5 U	5 U	2.3 J
Acetone	50	5 U	9.2	18	5 U	14			50 U		2.3 U	5 U	13	15	18	14
Benzene	1	1 U	0.32 U	1 U	1 U	0.5 U	1 U	1 U	1 U	1 U	**6.2**	**3.5**	0.32 U	**32**	1 U	**4.8**
Carbon Tetrachloride	5	1 U	0.62 U	1 U	1 U	0.5 U	2 U	2 U	5 U	2 U	1.1 U	1 U	0.62 U	1 U	1 U	0.5 U
Chloroethane	5	1 U	0.66 U	1 U	1 U	0.5 U	2 U	2 U	2 U	2 U	0.83 U	1 U	0.66 U	1 U	1 U	0.5 U
Chloroform	7	1 U	0.34 U	1 U	1 U	0.5 U	2 U	2 U	2 U	2 U	0.33 U	1 U	0.34 U	1 U	1 U	0.5 U
Chloromethane		1 U	0.54 U	1 U	1 U	0.5 U	2 U	2 U	2 U	2 U	0.34 U	1 U	0.54 U	1 U	1 U	0.43 J
cis-1,2-Dichloroethene	5	1 U	0.35 U	1 U	1 U	0.5 U			1 U		0.29 U	1 U	0.35 U	1 U	1 U	0.5 U
Tetrachloroethene	5	1 U	0.27 U	1 U	1 U	0.5 U	2 U	2 U	1 U	2 U	0.48 U	1 U	0.27 U	1 U	1 U	0.5 U
Toluene	5	1 U	0.37 U	1 U	1 U	0.5 U	1 U	0.16 J	1 U	1 U	0.36 U	1 U	0.37 U	0.63 J	1 U	0.44 J
Trichloroethene	5	1 U	0.28 U	1 U	1 U	0.5 U	2 U	2 U	1 U	2 U	0.46 U	1 U	0.28 U	1 U	1 U	0.5 U

Notes
- Concentration exceeds corresponding NYSDEC Class GA Standard.
* - NYSDEC Principal Organic Contaminant Standard of 5 ug/l applies to this compound.
U - The compound was not detected at the indicated concentration.
J - Compound detected below the reporting limit or Concentration is estimated for TICS.
D - Sample dilluted
TW-X is a duplicate sample collected at TW-15

Blank space indicates sample not analyzed for that compound

TABLE 4-3
SUMMARY OF GROUNDWATER DETECTIONS (VOCS)
GLADDING CORDAGE
SOUTH OTSELIC, NEW YORK
NYSDEC Site No. 7-09-009

Sample ID Sampling Date Matrix Units	NYSDEC Class GA Standard ug/L	TW-5I 10/29/2013 WATER ug/L	TW-5I 5/6/2015 WATER ug/L	TW-5I 9/30/2016 WATER ug/L	TW-5I 10/26/2017 WATER ug/L	TW-5D 9/6/2007 WATER ug/L	TW-5D 10/17/2008 WATER ug/L	TW-5D 6/25/2009 WATER ug/L	TW-5D 3/23/2010 WATER ug/L	TW-5D 6/21/2011 WATER ug/L	TW-5D 7/24/2012 WATER ug/L	TW-5D 10/29/2013 WATER ug/L	TW-5D 5/6/2015 WATER ug/L	TW-5D 9/30/2016 WATER ug/L	TW-5D 10/26/2017 WATER ug/L	TW-6S 9/6/2007 WATER ug/L
VOCs																
1,1,1-Trichloroethane	5	4.1	**9.6**	3.2	4	**41**	**28**	**32**	**28**	**25**	**28**	**39**	**18**	3.2	**17**	0.32 U
1,1-Dichloroethane	*	2 U	0.47 J	1 U	0.81 J	0.38 U	1 U	0.36 U	1 U	1 U	0.5 U	2 U	2 U	1 U	0.26 J	0.38 U
1,1-Dichloroethene	5	2 U	0.22 J	1 U	2 U	0.42 U	1 U	0.47 U	1 U	1.3	0.5 U	2 U	0.29 J	1 U	0.45 J	0.42 U
1,4-Dichlorobenzene	3	2 U	2 U	1 U	2 U	0.54 U	1 U	0.32 U	1 U	1 U	0.5 U	2 U	2 U	1 U	2 U	0.54 U
2-Butanone	50			20 U		1.1 U	5 U	1.3 U	5 U	5 U	2.1 J			20 U		1.1 U
Acetone	50			50 U		2.3 U	5 U	20	17	41	14			50 U		2.3 U
Benzene	1	**1.9**	**4.7**	**1.2**	**4.8**	0.39 U	1 U	0.32 U	1 U	1 U	0.5 U	1 U	1 U	1 U	**2.8**	0.39 U
Carbon Tetrachloride	5	2 U	2 U	5 U	2 U	1.1 U	1 U	0.62 U	1 U	1 U	0.5 U	2 U	2 U	5 U	2 U	1.1 U
Chloroethane	5	2 U	2 U	2 U	2 U	0.83 U	1 U	0.66 U	1 U	1 U	0.5 U	2 U	2 U	2 U	2 U	0.83 U
Chloroform	7	2 U	2 U	2 U	2 U	0.33 U	1 U	0.34 U	1 U	1 U	0.5 U	2 U	2 U	2 U	2 U	0.33 U
Chloromethane		2 U	2 U	2 U	2 U	0.34 U	1 U	0.54 U	1 U	1 U	0.5 U	2 U	2 U	2 U	2 U	0.34 U
cis-1,2-Dichloroethene	5			1 U		0.29 U	1 U	0.35 U	1 U	1 U	0.5 U			1 U		0.29 U
Tetrachloroethene	5	2 U	2 U	1 U	2 U	0.48 U	1 U	0.27 U	1 U	1 U	0.5 U	2 U	2 U	1 U	2 U	0.48 U
Toluene	5	1 U	0.17 J	1 U	1 U	0.36 U	1 U	0.37 U	1 U	1 U	0.5 U	1 U	0.12 J	1 U	1 U	0.36 U
Trichloroethene	5	2 U	2 U	1 U	2 U	0.46 U	1 U	0.28 U	1 U	1 U	0.5 U	2 U	2 U	1 U	2 U	0.46 U

Notes
- Concentration exceeds corresponding NYSDEC Class GA Standard.
* - NYSDEC Principal Organic Contaminant Standard of 5 ug/l applies to this compound.
U - The compound was not detected at the indicated concentration.
J - Compound detected below the reporting limit or Concentration is estimated for TICS.
D - Sample dilluted
TW-X is a duplicate sample collected at TW-15

Blank space indicates sample not analyzed for that compound

TABLE 4-3
SUMMARY OF GROUNDWATER DETECTIONS (VOCS)
GLADDING CORDAGE
SOUTH OTSELIC, NEW YORK
NYSDEC Site No. 7-09-009

Sample ID Sampling Date Matrix Units	NYSDEC Class GA Standard ug/L	TW-6S 10/17/2008 WATER ug/L	TW-6S 6/25/2009 WATER ug/L	TW-6S 3/23/2010 WATER ug/L	TW-6S 6/21/2011 WATER ug/L	TW-6S 7/24/2012 WATER ug/L	TW-6S 10/29/2013 WATER ug/L	TW-6S 5/6/2015 WATER ug/L	TW-6S 9/30/2016 WATER ug/L	TW-6S 10/24/2017 WATER ug/L	TW-6I 9/6/2007 WATER ug/L	TW-6I 10/17/2008 WATER ug/L	TW-6I 6/25/2009 WATER ug/L	TW-6I 3/23/2010 WATER ug/L	TW-6I 6/21/2011 WATER ug/L	TW-6I 7/24/2012 WATER ug/L
VOCs																
1,1,1-Trichloroethane	5	0.53 J	0.4 U	1 U	1 U	0.5 U	2 U	2 U	1 U	2 U	0.32 U	1.3	0.4 U	1 U	1 U	3.2
1,1-Dichloroethane	*	1 U	0.36 U	1 U	1 U	0.5 U	2 U	2 U	1 U	2 U	0.38 U	1 U	0.36 U	1 U	1 U	0.5 U
1,1-Dichloroethene	5	1 U	0.47 U	1 U	1 U	0.5 U	2 U	2 U	1 U	2 U	0.42 U	1 U	0.47 U	1 U	1 U	0.5 U
1,4-Dichlorobenzene	3	1 U	0.32 U	1 U	1 U	0.5 U	2 U	2 U	1 U	2 U	0.54 U	1 U	0.32 U	1 U	1 U	0.5 U
2-Butanone	50	5 U	1.3 U	5 U	5 U	2.3 J			20 U		1.1 U	5 U	1.3 U	5 U	5 U	2.1 J
Acetone	50	5 U	11	15	17	12			50 U		2.3 U	4.4 J	11	18	14	16
Benzene	1	1 U	0.32 U	1 U	1 U	0.5 U	1 U	1 U	1 U	1 U	0.39 U	1 U	0.32 U	0.99 J	1.1	0.5 U
Carbon Tetrachloride	5	1 U	0.62 U	1 U	1 U	0.5 U	2 U	2 U	5 U	2 U	1.1 U	1 U	0.62 U	1 U	1 U	0.5 U
Chloroethane	5	1 U	0.66 U	1 U	1 U	0.5 U	2 U	2 U	2 U	2 U	0.83 U	1 U	0.66 U	1 U	1 U	0.5 U
Chloroform	7	1.6	1	1.1	1.2	4.7	8.6	1.4 J	3.0	2.2	0.33 U	1 U	0.34 U	1 U	1 U	0.5 U
Chloromethane		1 U	0.54 U	1 U	1 U	0.5 U	2 U	2 U	2 U	2 U	0.34 U	1 U	0.54 U	1 U	1 U	0.5 U
cis-1,2-Dichloroethene	5	1 U	0.35 U	1 U	1 U	0.5 U			1 U		0.29 U	4.1	0.35 U	1 U	1 U	0.5 U
Tetrachloroethene	5	1 U	0.27 U	1 U	1 U	0.5 U	2 U	2 U	1 U	2 U	0.48 U	2.4	0.27 U	1 U	1 U	0.5 U
Toluene	5	1 U	0.37 U	1 U	1 U	0.5 U	1 U	1 U	1 U	1 U	0.36 U	1 U	0.37 U	1 U	1 U	0.5 U
Trichloroethene	5	1 U	0.28 U	1 U	1 U	0.5 U	2 U	2 U	1 U	2 U	0.46 U	1.2	0.28 U	1 U	1 U	0.5 U

Notes
- Concentration exceeds corresponding NYSDEC Class GA Standard.
* - NYSDEC Principal Organic Contaminant Standard of 5 ug/l applies to this compound.
U - The compound was not detected at the indicated concentration.
J - Compound detected below the reporting limit or Concentration is estimated for TICS.
D - Sample dilluted
TW-X is a duplicate sample collected at TW-15

Blank space indicates sample not analyzed for that compound

TABLE 4-3
SUMMARY OF GROUNDWATER DETECTIONS (VOCS)
GLADDING CORDAGE
SOUTH OTSELIC, NEW YORK
NYSDEC Site No. 7-09-009

Sample ID Sampling Date Matrix Units	NYSDEC Class GA Standard ug/L	TW-6I 10/29/2013 WATER ug/L	TW-6I 5/6/2015 WATER ug/L	TW-6I 9/30/2016 WATER ug/L	TW-6I 10/24/2017 WATER ug/L	TW-6D 9/6/2007 WATER ug/L	TW-6D 10/17/2008 WATER ug/L	TW-6D 6/25/2009 WATER ug/L	TW-6D 3/23/2010 WATER ug/L	TW-6D 6/21/2011 WATER ug/L	TW-6D 7/24/2012 WATER ug/L	TW-6D 10/29/2013 WATER ug/L	TW-6D 5/6/2015 WATER ug/L	TW-6D 9/30/2016 WATER ug/L	TW-6D 10/24/2017 WATER ug/L
VOCs															
1,1,1-Trichloroethane	5	2.2	2.4	1 U	0.54 J	0.32 U	1 U	0.4 U	1 U	1 U	0.5 U	2 U	2 U	1 U	2 U
1,1-Dichloroethane	*	2 U	2 U	1 U	2 U	0.38 U	1 U	0.36 U	1 U	1 U	0.5 U	2 U	2 U	1 U	2 U
1,1-Dichloroethene	5	2 U	2 U	1 U	2 U	0.42 U	1 U	0.47 U	1 U	1 U	0.5 U	2 U	2 U	1 U	2 U
1,4-Dichlorobenzene	3	2 U	2 U	1 U	2 U	0.54 U	1 U	0.32 U	1 U	1 U	0.5 U	2 U	2 U	1 U	1 U
2-Butanone	50			20 U		1.1 U	5 U	1.3 U	5 U	5 U	1.9 J			20 U	
Acetone	50			50 U		2.3 U	5 U	21	9.5	16	13			50 U	
Benzene	1	1 U	**1.5**	**2.5**	1 U	0.39 U	1 U	1	1 U	1 U	0.5 U	1 U	1 U	1 U	1 U
Carbon Tetrachloride	5	2 U	2 U	5 U	2 U	1.1 U	1 U	0.62 U	1 U	1 U	0.5 U	2 U	2 U	5 U	2 U
Chloroethane	5	2 U	2 U	2 U	2 U	0.83 U	1 U	0.66 U	1 U	1 U	0.5 U	2 U	2 U	2 U	2 U
Chloroform	7	2 U	2 U	2 U	2 U	0.33 U	1 U	0.34 U	1 U	1 U	0.5 U	2 U	2 U	2 U	2 U
Chloromethane		2 U	2 U	2 U	2 U	0.34 U	1 U	0.54 U	1 U	1 U	0.5 U	2 U	2 U	2 U	2 U
cis-1,2-Dichloroethene	5			1 U		0.29 U	1 U	0.35 U	1 U	1 U	0.5 U			1 U	
Tetrachloroethene	5	2 U	2 U	1 U	2 U	0.48 U	1 U	0.27 U	1 U	1 U	0.5 U	2 U	2 U	1 U	2 U
Toluene	5	1 U	0.15 J	1 U	0.18 J	0.36 U	1 U	0.37 U	1 U	1 U	0.5 U	1 U	0.11 J	1 U	1 U
Trichloroethene	5	2 U	2 U	1 U	2 U	0.46 U	1 U	0.28 U	1 U	1 U	0.5 U	2 U	2 U	1 U	2 U

Notes
- Concentration exceeds corresponding NYSDEC Class GA Standard.
* - NYSDEC Principal Organic Contaminant Standard of 5 ug/l applies to this compound.
U - The compound was not detected at the indicated concentration.
J - Compound detected below the reporting limit or Concentration is estimated for TICS.
D - Sample dilluted
TW-X is a duplicate sample collected at TW-15

Blank space indicates sample not analyzed for that compound

TABLE 4-3
SUMMARY OF GROUNDWATER DETECTIONS (VOCS)
GLADDING CORDAGE
SOUTH OTSELIC, NEW YORK
NYSDEC Site No. 7-09-009

Sample ID Sampling Date Matrix Units	NYSDEC Class GA Standard ug/L	TW-7S 9/6/2007 WATER ug/L	TW-7S 10/17/2008 WATER ug/L	TW-7S 6/25/2009 WATER ug/L	TW-7S 3/23/2010 WATER ug/L	TW-7S 6/21/2011 WATER ug/L	TW-7S 7/24/2012 WATER ug/L	TW-7S 10/29/2013 WATER ug/L	TW-7S 5/6/2015 WATER ug/L	TW-7S 9/30/2016 WATER ug/L	TW-7S 10/24/2017 WATER ug/L	TW-7I 9/6/2007 WATER ug/L	TW-7I 10/17/2008 WATER ug/L	TW-7I 6/25/2009 WATER ug/L	TW-7I 3/23/2010 WATER ug/L	TW-7I 6/21/2011 WATER ug/L
VOCs																
1,1,1-Trichloroethane	5	**8.2**	**18**	**7.8**	**6.8**	5	**11**	**12**	**5.1**	**6.6**	**6.8**	0.32 U	1.5	0.4 U	2.2	0.69 J
1,1-Dichloroethane	*	0.38 U	1 U	0.36 U	1 U	1 U	0.5 U	2 U	2 U	1 U	2 U	0.38 U	1 U	0.36 U	1 U	1 U
1,1-Dichloroethene	5	0.42 U	1 U	0.47 U	1 U	1 U	0.5 U	2 U	2 U	1 U	2 U	0.42 U	1 U	0.47 U	1 U	1 U
2-Butanone	50	1.1 U	5 U	1.3 U	5 U	5 U	2.9 J			20 U		1.1 U	5 U	1.3 U	5 U	5 U
Acetone	50	2.3 U	3.3 J	22	12	19	15			50 U		2.3 U	5 U	15	17	21
Benzene	1	0.39 U	1 U	0.32 U	1 U	1 U	0.5 U	1 U	1 U	1 U	1 U	0.39 U	1 U	0.32 U	1 U	1 U
Carbon Tetrachloride	5	1.1 U	2.6	0.62 U	1 U	1 U	0.5 U	2 U	2 U	5 U	2 U	1.1 U	1 U	0.62 U	1 U	1 U
Chloroethane	5	0.83 U	1 U	0.66 U	1 U	1 U	0.5 U	2 U	2 U	2 U	2 U	0.83 U	1 U	0.66 U	1 U	1 U
Chloroform	7	0.33 U	1 U	0.34 U	1 U	1 U	0.5 U	2 U	2 U	2 U	2 U	0.33 U	1 U	0.34 U	1 U	1 U
Chloromethane		0.34 U	1 U	0.54 U	1 U	1 U	0.5 U	2 U	2 U	2 U	2 U	0.34 U	1 U	0.54 U	1 U	1 U
cis-1,2-Dichloroethene	5	0.29 U	1 U	0.35 U	1 U	1 U	0.5 U			1 U		0.29 U	1 U	0.35 U	1 U	1 U
Tetrachloroethene	5	0.48 U	1 U	0.27 U	1 U	1 U	0.5 U	2 U	2 U	1 U	2 U	0.48 U	1 U	0.27 U	1 U	1 U
Toluene	5	0.36 U	1 U	0.37 U	1 U	1 U	0.5 U	1 U	1 U	1 U	1 U	0.36 U	1 U	0.37 U	1 U	1 U
Trichloroethene	5	0.46 U	1 U	0.28 U	1 U	1 U	0.5 U	2 U	2 U	1 U	2 U	0.46 U	1 U	0.28 U	1 U	1 U

Notes
- Concentration exceeds corresponding NYSDEC Class GA Standard.
* - NYSDEC Principal Organic Contaminant Standard of 5 ug/l applies to this compound.
U - The compound was not detected at the indicated concentration.
J - Compound detected below the reporting limit or Concentration is estimated for TICS.
D - Sample dilluted
TW-X is a duplicate sample collected at TW-15
Blank space indicates sample not analyzed for that compound

TABLE 4-3
SUMMARY OF GROUNDWATER DETECTIONS (VOCS)
GLADDING CORDAGE
SOUTH OTSELIC, NEW YORK
NYSDEC Site No. 7-09-009

Sample ID Sampling Date Matrix Units	NYSDEC Class GA Standard ug/L	TW-7I 7/24/2012 WATER ug/L	TW-7I 10/29/2013 WATER ug/L	TW-7I 5/6/2015 WATER ug/L	TW-7I 9/30/2016 WATER ug/L	TW-7I 10/24/2017 WATER ug/L	TW-7D 9/6/2007 WATER ug/L	TW-7D 10/17/2008 WATER ug/L	TW-7D 6/25/2009 WATER ug/L	TW-7D 3/23/2010 WATER ug/L	TW-7D 6/21/2011 WATER ug/L	TW-7D 7/24/2012 WATER ug/L	TW-7D 10/29/2013 WATER ug/L	TW-7D 5/6/2015 WATER ug/L	TW-7D 9/30/2016 WATER ug/L	TW-7D 10/26/2017 WATER ug/L
VOCs																
1,1,1-Trichloroethane	5	1.6	2 U	1.1 J	1.1	**1.4 J**	**21**	3.8	**9.1**	**5.2**	4.5	4.4	**5.9**	**10**	1.1	**1.4 J**
1,1-Dichloroethane	*	0.5 U	2 U	2 U	1 U	2 U	0.38 U	1 U	0.36 U	1 U	1 U	0.5 U	2 U	2 U	1 U	2 U
1,1-Dichloroethene	5	0.5 U	2 U	2 U	1 U	2 U	4.8 J	1 U	0.47 U	1 U	1 U	0.5 U	2 U	2 U	1 U	2 U
2-Butanone	50	1.8 J			20 U		1.1 U	5 U	1.3 U	5 U	5 U	2.4 J			20 U	
Acetone	50	11			50 U		2.3 U	5 U	17	18	14	13			50 U	
Benzene	1	0.5 U	1 U	1 U	1 U	1 U	0.39 U	1 U	0.32 U	1 U	1 U	0.5 U	1 U	1 U	1 U	1 U
Carbon Tetrachloride	5	0.5 U	2 U	2 U	5 U	2 U	1.1 U	1 U	0.62 U	1 U	1 U	0.5 U	2 U	2 U	5 U	2 U
Chloroethane	5	0.5 U	2 U	2 U	2 U	2 U	0.83 U	1 U	0.66 U	1 U	1 U	0.5 U	2 U	2 U	2 U	2 U
Chloroform	7	0.5 U	2 U	2 U	2 U	2 U	0.33 U	1 U	0.34 U	1 U	1 U	0.5 U	2 U	2 U	2 U	2 U
Chloromethane		0.5 U	2 U	2 U	2 U	2 U	0.34 U	1 U	0.54 U	1 U	1 U	0.5 U	2 U	2 U	2 U	2 U
cis-1,2-Dichloroethene	5	0.5 U			1 U		0.29 U	1 U	0.35 U	1 U	1 U	0.5 U			1 U	
Tetrachloroethene	5	0.5 U	2 U	2 U	1 U	2 U	0.48 U	1 U	0.27 U	1 U	1 U	0.5 U	2 U	2 U	1 U	2 U
Toluene	5	0.5 U	1 U	0.11 J	1 U	1 U	0.36 U	1 U	0.37 U	1 U	1 U	0.5 U	1 U	1 U	1 U	1 U
Trichloroethene	5	0.5 U	2 U	2 U	1 U	2 U	0.46 U	1 U	0.28 U	1 U	1 U	0.5 U	2 U	2 U	1 U	2 U

Notes
- Concentration exceeds corresponding NYSDEC Class GA Standard.
* - NYSDEC Principal Organic Contaminant Standard of 5 ug/l applies to this compound.
U - The compound was not detected at the indicated concentration.
J - Compound detected below the reporting limit or Concentration is estimated for TICS.
D - Sample dilluted
TW-X is a duplicate sample collected at TW-15
Blank space indicates sample not analyzed for that compound

TABLE 4-3
SUMMARY OF GROUNDWATER DETECTIONS (VOCS)
GLADDING CORDAGE
SOUTH OTSELIC, NEW YORK
NYSDEC Site No. 7-09-009

Sample ID Sampling Date Matrix Units	NYSDEC Class GA Standard ug/L	TW-9I 6/25/2009 WATER ug/L	TW-9I 3/23/2010 WATER ug/L	TW-9I 6/21/2011 WATER ug/L	TW-9I 7/24/2012 WATER ug/L	TW-9I 10/29/2013 WATER ug/L	TW-9I 5/6/2015 WATER ug/L	TW-9I 9/30/2016 WATER ug/L	TW-9I 10/26/2017 WATER ug/L	TW-9D 6/25/2009 WATER ug/L	TW-9D 3/23/2010 WATER ug/L	TW-9D 6/21/2011 WATER ug/L	TW-9D 7/24/2012 WATER ug/L	TW-9D 10/29/2013 WATER ug/L	TW-9D 5/6/2015 WATER ug/L	TW-9D 9/30/2016 WATER ug/L
VOCs																
1,1,1-Trichloroethane	5	**5.5**	4.3	4.2	4.2	4	3	1 U	0.4 J	0.4 U	1 U	1 U	0.5 U	2 U	2 U	3.3
1,1-Dichloroethane	*	0.36 U	1 U	1 U	0.5 U	2 U	2 U	1 U	2 U	0.36 U	1 U	1 U	0.5 U	2 U	2 U	1 U
1,1-Dichloroethene	5	0.47 U	1 U	1 U	0.5 U	2 U	2 U	1 U	2 U	0.47 U	1 U	1 U	0.5 U	2 U	2 U	1 U
2-Butanone	50	1.3 U	5 U	5 U	2.6 J			20 U		1.3 U	5 U	5 U	1.9 J			20 U
Acetone	50	17	14	19	16			50 U		9.1	13	3.6 J	14			50 U
Benzene	1	0.32 U	1 U	1 U	0.5 U	1 U	1 U	1 U	**21**	0.32 U	1 U	1 U	0.5 U	1 U	1 U	1 U
Carbon Tetrachloride	5	0.62 U	1 U	1 U	0.5 U	2 U	2 U	5 U	2 U	0.62 U	1 U	1 U	0.5 U	2 U	2 U	5 U
Chloroethane	5	0.66 U	1 U	1 U	0.5 U	2 U	2 U	2 U	2 U	0.66 U	1 U	1 U	0.5 U	2 U	2 U	2 U
Chloroform	7	0.34 U	1 U	1 U	0.5 U	2 U	2 U	2 U	2 U	0.34 U	1 U	1 U	0.5 U	2 U	2 U	2 U
Chloromethane		0.54 U	1 U	1 U	0.41 J	2 U	2 U	2 U	2 U	0.54 U	1 U	1 U	0.4 J	2 U	2 U	2 U
cis-1,2-Dichloroethene	5	0.35 U	1 U	1 U	0.5 U			1 U		0.35 U	1 U	1 U	0.5 U			1 U
Tetrachloroethene	5	0.27 U	1 U	1 U	0.5 U	2 U	2 U	1 U	2 U	0.27 U	1 U	1 U	0.5 U	2 U	2 U	1 U
Toluene	5	0.37 U	1 U	1 U	0.5 U	1 U	1 U	1 U	1 U	0.37 U	1 U	1 U	0.5 U	1 U	1 U	1 U
Trichloroethene	5	0.28 U	1 U	1 U	0.5 U	2 U	2 U	1 U	2 U	0.28 U	1 U	1 U	0.5 U	2 U	2 U	1 U

Notes
- Concentration exceeds corresponding NYSDEC Class GA Standard.
* - NYSDEC Principal Organic Contaminant Standard of 5 ug/l applies to this compound.
U - The compound was not detected at the indicated concentration.
J - Compound detected below the reporting limit or Concentration is estimated for TICS.
D - Sample dilluted
TW-X is a duplicate sample collected at TW-15
Blank space indicates sample not analyzed for that compound

TABLE 4-3
SUMMARY OF GROUNDWATER DETECTIONS (VOCS)
GLADDING CORDAGE
SOUTH OTSELIC, NEW YORK
NYSDEC Site No. 7-09-009

Sample ID Sampling Date Matrix Units	NYSDEC Class GA Standard ug/L	TW-9D 10/24/2017 WATER ug/L	TW-10D 6/25/2009 WATER ug/L	TW-12I 9/6/2007 WATER ug/L	TW-12I 10/17/2008 WATER ug/L	TW-12I 6/25/2009 WATER ug/L	TW-12I 3/23/2010 WATER ug/L	TW-12I 6/21/2011 WATER ug/L	TW-12I 7/24/2012 WATER ug/L	TW-12I 10/29/2013 WATER ug/L	TW-12I 5/6/2015 WATER ug/L	TW-12I 9/30/2016 WATER ug/L	TW-12I 10/24/2017 WATER ug/L	TW-12D 9/6/2007 WATER ug/L	TW-12D 6/25/2009 WATER ug/L	TW-12D 3/23/2010 WATER ug/L
VOCs																
1,1,1-Trichloroethane	5	2 U	0.53 J	0.32 U	1 U	0.4 U	1 U	1 U	0.5 U	2 U	2 U	1 U	1.7 J	0.32 U	0.4 U	1 U
1,1-Dichloroethane	*	2 U	0.36 U	0.38 U	1 U	0.36 U	1 U	1 U	0.5 U	2 U	2 U	1 U	1 U	0.38 U	0.36 U	1 U
1,1-Dichloroethene	5	2 U	0.47 U	0.42 U	1 U	0.47 U	1 U	1 U	0.5 U	2 U	2 U	1 U	1 U	0.42 U	0.47 U	1 U
2-Butanone	50		1.3 U	1.1 U	5 U	1.3 U	5 U	5 U	1.8 J			20 U		1.1 U	1.3 U	5 U
Acetone	50		19	2.3 U	5 U	10	21	13	12			50 U		2.3 U	14	13
Benzene	1	**1.6**	0.32 U	0.39 U	1 U	0.32 U	1 U	1 U	0.5 U	1 U	1 U	1 U	1 U	0.39 U	0.32 U	1 U
Carbon Tetrachloride	5	2 U	0.62 U	1.1 U	1 U	0.62 U	1 U	1 U	0.5 U	2 U	2 U	5 U	2 U	1.1 U	0.62 U	1 U
Chloroethane	5	2 U	0.66 U	0.83 U	1 U	0.66 U	1 U	1 U	0.5 U	2 U	2 U	2 U	2 U	0.83 U	0.66 U	1 U
Chloroform	7	2 U	0.34 U	0.33 U	1 U	0.34 U	1 U	1 U	0.5 U	2 U	2 U	2 U	2 U	0.33 U	0.34 U	1 U
Chloromethane		2 U	0.54 U	0.34 U	1 U	0.54 U	1 U	1 U	0.43 J	2 U	2 U	2 U	2 U	0.34 U	0.54 U	1 U
cis-1,2-Dichloroethene	5		0.35 U	0.29 U	1 U	0.35 U	1 U	1 U	0.5 U			1 U		0.29 U	0.35 U	1 U
Tetrachloroethene	5	2 U	0.27 U	0.48 U	1 U	0.27 U	1 U	1 U	0.5 U	2 U	2 U	1 U	2 U	0.48 U	0.27 U	1 U
Toluene	5	1 U	0.37 U	0.36 U	1 U	0.37 U	1 U	1 U	0.5 U	1 U	1 U	1 U	1 U	0.36 U	0.37 U	1 U
Trichloroethene	5	2 U	0.28 U	0.46 U	1 U	0.28 U	1 U	1 U	0.5 U	2 U	2 U	1 U	2 U	0.46 U	0.28 U	1 U

Notes
- Concentration exceeds corresponding NYSDEC Class GA Standard.
* - NYSDEC Principal Organic Contaminant Standard of 5 ug/l applies to this compound.
U - The compound was not detected at the indicated concentration.
J - Compound detected below the reporting limit or Concentration is estimated for TICS.
D - Sample dilluted
TW-X is a duplicate sample collected at TW-15
Blank space indicates sample not analyzed for that compound

TABLE 4-3
SUMMARY OF GROUNDWATER DETECTIONS (VOCS)
GLADDING CORDAGE
SOUTH OTSELIC, NEW YORK
NYSDEC Site No. 7-09-009

Sample ID Sampling Date Matrix Units	NYSDEC Class GA Standard ug/L	TW-12D 6/21/2011 WATER ug/L	TW-12D 7/24/2012 WATER ug/L	TW-12D 10/29/2013 WATER ug/L	TW-12D 5/6/2015 WATER ug/L	TW-12D 9/30/2016 WATER ug/L	TW-12D 10/24/2017 WATER ug/L	TW-14S 9/6/2007 WATER ug/L	TW-14S 10/17/2008 WATER ug/L	TW-14S 6/25/2009 WATER ug/L	TW-14S 3/23/2010 WATER ug/L	TW-14S 6/21/2011 WATER ug/L	TW-14S 7/24/2012 WATER ug/L	TW-14S 10/29/2013 WATER ug/L	TW-14S 5/6/2015 WATER ug/L	TW-14S 9/30/2016 WATER ug/L
VOCs																
1,1,1-Trichloroethane	5	1 U	0.5 U	2 U	2 U	1 U	0.48 J	0.32 U	**68**	0.4 U	**16**	**12**	**21**	**10**	4.5	**50**
1,1-Dichloroethane	*	1 U	0.5 U	2 U	2 U	1 U	2 U	0.38 U	**5.8**	1.2	0.64 J	0.55 J	0.95 J	2 U	2 U	5.3
1,1-Dichloroethene	5	1 U	0.5 U	2 U	2 U	1 U	2 U	0.42 U	1 U	0.47 U	1 U	0.67 J	0.5 U	2 U	2 U	1 U
2-Butanone	50	5 U	2.8 J			20 U		1.1 U	5 U	1.3 U	5 U	5 U	2 J			20 U
Acetone	50	11	18			50 U		2.3 U	5 U	14	16	18	14			50 U
Benzene	1	1 U	0.5 U	1 U	1 U	1 U	1 U	0.39 U	1 U	0.32 U	1 U	1 U	0.5 U	1 U	1 U	1 U
Carbon Tetrachloride	5	1 U	0.5 U	2 U	2 U	5 U	2 U	1.1 U	1 U	0.62 U	1 U	1 U	0.5 U	2 U	2 U	5 U
Chloroethane	5	1 U	0.5 U	2 U	2 U	2 U	2 U	0.83 U	1 U	0.66 U	1 U	1 U	0.5 U	2 U	2 U	2 U
Chloroform	7	1 U	0.5 U	2 U	2 U	2 U	2 U	0.33 U	1 U	0.34 U	1 U	1 U	0.5 U	2 U	2 U	2 U
Chloromethane		1 U	0.5 U	2 U	2 U	2 U	2 U	0.34 U	1 U	0.54 U	1 U	1 U	0.5 U	2 U	2 U	2 U
cis-1,2-Dichloroethene	5	1 U	0.5 U			1 U		0.29 U	1 U	0.35 U	1 U	1 U	0.5 U			1 U
Tetrachloroethene	5	1 U	0.5 U	2 U	2 U	1 U	2 U	0.48 U	1 U	0.27 U	1 U	1 U	0.5 U	2 U	2 U	1 U
Toluene	5	1 U	0.5 U	1 U	1 U	1 U	1 U	0.36 U	1 U	0.37 U	1 U	1 U	0.5 U	1 U	0.15 J	1 U
Trichloroethene	5	1 U	0.5 U	2 U	2 U	1 U	2 U	0.46 U	1 U	0.28 U	1 U	1 U	0.5 U	2 U	2 U	1 U

Notes
- Concentration exceeds corresponding NYSDEC Class GA Standard.
* - NYSDEC Principal Organic Contaminant Standard of 5 ug/l applies to this compound.
U - The compound was not detected at the indicated concentration.
J - Compound detected below the reporting limit or Concentration is estimated for TICS.
D - Sample dilluted
TW-X is a duplicate sample collected at TW-15
Blank space indicates sample not analyzed for that compound

TABLE 4-3
SUMMARY OF GROUNDWATER DETECTIONS (VOCS)
GLADDING CORDAGE
SOUTH OTSELIC, NEW YORK
NYSDEC Site No. 7-09-009

Sample ID Sampling Date Matrix Units	NYSDEC Class GA Standard ug/L	TW-14S 10/25/2017 WATER ug/L	TW-14I 9/6/2007 WATER ug/L	TW-14I 10/17/2008 WATER ug/L	TW-14I 6/25/2009 WATER ug/L	TW-14I 3/23/2010 WATER ug/L	TW-14I 6/21/2011 WATER ug/L	TW-14I 7/24/2012 WATER ug/L	TW-14I 10/29/2013 WATER ug/L	TW-14I 5/6/2015 WATER ug/L	TW-14I 9/30/2016 WATER ug/L	TW-14I 10/25/2017 WATER ug/L	TW-14D 9/6/2007 WATER ug/L	TW-14D 10/17/2008 WATER ug/L	TW-14D 6/25/2009 WATER ug/L	TW-14D 3/23/2010 WATER ug/L
VOCs																
1,1,1-Trichloroethane	5	**34**	**39**	**95**	**83**	**82**	**87**	**76**	**59**	**57**	**65**	**51**	**42**	**18**	0.4 U	**9.1**
1,1-Dichloroethane	*	1.5 J	0.38 U	2.8	3.2	3.2	3.5	2.6	2.1	2 J	2.4	**2.4**	0.38 U	1 U	0.36 U	1 U
1,1-Dichloroethene	5	0.47 J	3.7 J	1.5	0.47 U	2.1	4.4	1.4	2 U	1.1 J	1.3	**1.1 J**	**7.2**	1 U	0.47 U	1 U
2-Butanone	50		1.1 U	5 U	1.3 U	5 U	5 U	2.2 J			20 U		1.1 U	5 U	1.3 U	5 U
Acetone	50		2.3 U	5 U	13	17	20	16			50 U		2.3 U	5 U	15	18
Benzene	1	1 U	0.39 U	1 U	0.32 U	1 U	1 U	0.5 U	1 U	1 U	1 U	1 U	0.39 U	1 U	0.32 U	1 U
Carbon Tetrachloride	5	2 U	1.1 U	1 U	0.62 U	1 U	1 U	0.5 U	2 U	2 U	5 U	2 U	1.1 U	1 U	0.62 U	1 U
Chloroethane	5	2 U	0.83 U	1 U	0.66 U	1 U	1 U	0.5 U	2 U	2 U	2 U	2 U	0.83 U	1 U	0.66 U	1 U
Chloroform	7	2 U	0.33 U	1 U	0.34 U	1 U	1 U	0.5 U	2 U	2 U	2 U	2 U	0.33 U	1 U	0.34 U	1 U
Chloromethane		2 U	0.34 U	1 U	0.54 U	1 U	1 U	0.5 U	2 U	2 U	2 U	2 U	0.34 U	1 U	0.54 U	1 U
cis-1,2-Dichloroethene	5		0.29 U	1 U	0.35 U	1 U	1 U	0.5 U			1 U		0.29 U	1 U	0.35 U	1 U
Tetrachloroethene	5	2 U	0.48 U	1 U	0.27 U	1 U	1 U	0.5 U	2 U	2 U	1 U	2 U	0.48 U	1 U	0.27 U	1 U
Toluene	5	1 U	0.36 U	1 U	0.37 U	1 U	1 U	0.5 U	1 U	1 U	1 U	1 U	0.36 U	1 U	0.37 U	1 U
Trichloroethene	5	2 U	0.46 U	1 U	0.28 U	1 U	1 U	0.5 U	2 U	2 U	1 U	2 U	0.46 U	1 U	0.28 U	1 U

Notes
- Concentration exceeds corresponding NYSDEC Class GA Standard.
* - NYSDEC Principal Organic Contaminant Standard of 5 ug/l applies to this compound.
U - The compound was not detected at the indicated concentration.
J - Compound detected below the reporting limit or Concentration is estimated for TICS.
D - Sample dilluted
TW-X is a duplicate sample collected at TW-15
Blank space indicates sample not analyzed for that compound

TABLE 4-3
SUMMARY OF GROUNDWATER DETECTIONS (VOCS)
GLADDING CORDAGE
SOUTH OTSELIC, NEW YORK
NYSDEC Site No. 7-09-009

Sample ID Sampling Date Matrix Units	NYSDEC Class GA Standard ug/L	TW-14D 6/21/2011 WATER ug/L	TW-14D 7/24/2012 WATER ug/L	TW-14D 10/29/2013 WATER ug/L	TW-14D 5/6/2015 WATER ug/L	TW-14D 9/30/2016 WATER ug/L	TW-14D 10/25/2017 WATER ug/L	TW-15 9/6/2007 WATER ug/L	TW-15 10/17/2008 WATER ug/L	TW-15 6/25/2009 WATER ug/L	TW-15 3/23/2010 WATER ug/L	TW-15 6/21/2011 WATER ug/L	TW-15 7/24/2012 WATER ug/L	TW-15 10/29/2013 WATER ug/L	TW-15 5/6/2015 WATER ug/L	TW-15 9/30/2016 WATER ug/L	TW-15 10/26/2017 WATER ug/L	TW-X-DUP 10/26/2017 WATER ug/L
VOCs																		
1,1,1-Trichloroethane	5	**12**	**11**	**56**	**10**	**6.5**	**7.5**	**17**	**84 D**	**95**	**97**	**89**	**85**	**9.4**	**32**	**14**	**16**	**16**
1,1-Dichloroethane	*	1 U	0.5 U	2 U	2 U	1 U	**0.39 J**	0.38 U	3.3	3.4	4.1	3.8	3.4	2 U	1.6	1 U	**1.1 J**	**1.2 J**
1,1-Dichloroethene	5	0.67 J	0.5 U	2 U	2 U	1 U	2 U	4.6 J	2	1.8	2.7	**5.9**	2	2 U	0.93	1 U	**0.46 J**	**0.45 J**
2-Butanone	50	5 U	2.2 J			20 U		1.1 U	5 U	1.3 U	5 U	5 U	2.9 J			20 U		
Acetone	50	25	17			50 U		2.3 U	5 U	9.7	15	35	17			50 U		
Benzene	1	1 U	0.5 U	1 U	**5.7**	1 U	1 U	0.39 U	1 U	0.32 U	1 U	1 U	0.5 U	1 U	**13**	**1.3**	1 U	1 U
Carbon Tetrachloride	5	1 U	0.5 U	2 U	2 U	5 U	2 U	1.1 U	1 U	0.62 U	1 U	1 U	0.5 U	2 U	2 U	5 U	2	2 U
Chloroethane	5	1 U	0.5 U	2 U	2 U	2 U	2 U	0.83 U	1 U	0.66 U	1 U	1 U	0.5 U	2 U	2 U	2 U	2	2 U
Chloroform	7	1 U	0.5 U	2 U	2 U	2 U	2 U	0.33 U	1 U	0.34 U	1 U	1 U	0.5 U	2 U	2 U	2 U	2	2 U
Chloromethane		1 U	0.5 U	2 U	2 U	2 U	2 U	0.34 U	1 U	0.54 U	1 U	1 U	0.48 J	2 U	2 U	2 U	2	2 U
cis-1,2-Dichloroethene	5	1 U	0.5 U			1 U		0.29 U	1 U	0.35 U	1 U	1 U	0.5 U			1 U		
Tetrachloroethene	5	1 U	0.5 U	2 U	2 U	1 U	2 U	0.48 U	1 U	0.27 U	1 U	1 U	0.5 U	2 U	2 U	1 U	2 U	2 U
Toluene	5	1 U	0.5 U	1 U	1 U	1 U	1 U	0.36 U	1 U	0.37 U	1 U	1 U	0.5 U	1 U	1 U	1 U	1 U	1 U
Trichloroethene	5	1 U	0.5 U	2 U	2 U	1 U	2 U	0.46 U	1 U	0.28 U	1 U	1 U	0.5 U	2 U	2 U	1 U	2 U	2 U

Notes
- Concentration exceeds corresponding NYSDEC Class GA Standard.
* - NYSDEC Principal Organic Contaminant Standard of 5 ug/l applies to this compound.
U - The compound was not detected at the indicated concentration.
J - Compound detected below the reporting limit or Concentration is estimated for TICS.
D - Sample dilluted
TW-X is a duplicate sample collected at TW-15
Blank space indicates sample not analyzed for that compound

TABLE 4-4
SUMMARY OF GROUNDWATER DETECTIONS (PFAS/1,4-DIOXANE)
GLADDING CORDAGE
SOUTH OTSELIC, NEW YORK
NYSDEC Site No. 7-09-009

Sample ID	**TW-3D**	**TW-3I**	**TW-3S**	**TW-4I**	**TW-5D**	**TW-5I**	**TW-5S**	**TW-6D**	**TW-6I**	**TW-6S**
Sample Date	**10/25/2017**	**10/25/2017**	**10/25/2017**	**10/25/2017**	**10/25/2017**	**10/25/2017**	**10/25/2017**	**10/24/2017**	**10/24/2017**	**10/24/2017**
Perfluorinated Alkyl Substances (ng/L)										
Perfluorobutanesulfonic acid (PFBS)	2.00 U	2.00 U	2.00 U	2.00 U	2.00 U	4.61	2.12	2.00 U	2.00 U	2.00 U
Perfluorohexanesulfonic acid (PFHxS)	2.00 U	2.00 U	2.00 U	2.00 U	2.00 U	1.08 J	2.00 U	2.00 U	2.00 U	2.00 U
Perfluoroheptanoic acid (PFHpA)	2.00 U	2.00 U	6.74 J	2.00 U	0.87 J	0.83 J	0.93 J	2.00 U	2.00 U	2.00 U
Perfluorooctanoic acid (PFOA)	1.92 J	2.00 U	1.55 J	2.00 U	8.72	3.64	3.86	2.00 U	1.48 J	2.00 U
Perfluorooctanesulfonic acid (PFOS)	3.4	1.96 J	2.90 J	2.00 U	6.72	7.45	7.41	3.25	2.76	4.14
Perfluorononanoic acid (PFNA)	2.00 U	2.00 U	2.00 U	2.00 U	2.00 U	2.00 U	2.00 U	2.00 U	2.00 U	2.00 U
1,4-Dioxane (ug/L)	0.4 U	0.4 U	0.4 U	0.40 U	0.40 U	0.38 J	0.40 U	0.40 U	0.40 U	0.40 U

Notes:

The current USEPA Public Health Advisory for PFOA/PFOS in drinking water is 70 ng/L

ng/L - nanograms per liter or parts per trillion

ug/L - micrograms per liter

1 - Duplicate sample from TW-15

U - Analyte not detected.

J - Estimated value

TABLE 4-4
SUMMARY OF GROUNDWATER DETECTIONS (PFAS/1,4-DIOXANE)
GLADDING CORDAGE
SOUTH OTSELIC, NEW YORK
NYSDEC Site No. 7-09-009

Sample ID	**TW-7D**	**TW-7I**	**TW-7S**	**TW-9D**	**TW-9I**	**TW-12D**	**TW-12I**	**TW-14D**	**TW-14I**	**TW-14S**	**TW-15**	**TW-X-DUP[(1)]**
Sample Date	**10/24/2017**	**10/24/2017**	**10/24/2017**	**10/24/2017**	**10/24/2017**	**10/24/2017**	**10/24/2017**	**10/25/2017**	**10/25/2017**	**10/25/2017**	**10/25/2017**	**10/25/2017**
Perfluorinated Alkyl Substances (ng/L)												
Perfluorobutanesulfonic acid (PFBS)	2.00 U	2.00 U	2.00 U	2.00 U	0.95 J	2.00 U	2.00 U	2.00 U	2.00 U	2.80	2.00 U	2.00 U
Perfluorohexanesulfonic acid (PFHxS)	2.00 U	2.00 U	2.00 U	2.94	2.57	2.00 U	2.00 U	2.00 U	2.00 U	2.00 U	2.00 U	2.00 U
Perfluoroheptanoic acid (PFHpA)	2.00 U	2.00 U	2.00 U	2.40	5.88	2.00 U	2.00 U	2.00 U	2.00 U	2.00 U	2.00 U	2.00 U
Perfluorooctanoic acid (PFOA)	2.00 U	2.00 U	2.00 U	13.70	30.10	2.00 U	2.00 U	2.00 U	2.00 U	2.00 U	10.20	10.20
Perfluorooctanesulfonic acid (PFOS)	2.03	2.22	1.67 J	32.10	28.30	2.00 U	2.00 U	2.00 U	2.00 U	3.94	2.00 U	2.00 U
Perfluorononanoic acid (PFNA)	2.00 U	2.00 U	2.00 U	2.00 U	2.00 U	2.00 U	2.00 U	2.00 U	2.00 U	2.00 U	2.00 U	2.00 U
1,4-Dioxane (ug/L)	0.40 U	0.40 U	0.40 U	0.40 U	0.40 U	0.57	0.40 U	0.40 U	0.48	0.40 U	3.20	2.70

Notes:

The current USEPA Public Health Advisory for PFOA/PFOS in drinking water is 70 ng/L

ng/L - nanograms per liter or parts per trillion

ug/L - micrograms per liter

1 - Duplicate sample from TW-15

U - Analyte not detected.

J - Estimated value

FIGURES

Figure 2-1
Site Location

Gladding Cordage Site
South Otselic, New York
NYSDEC Site 7-09-009

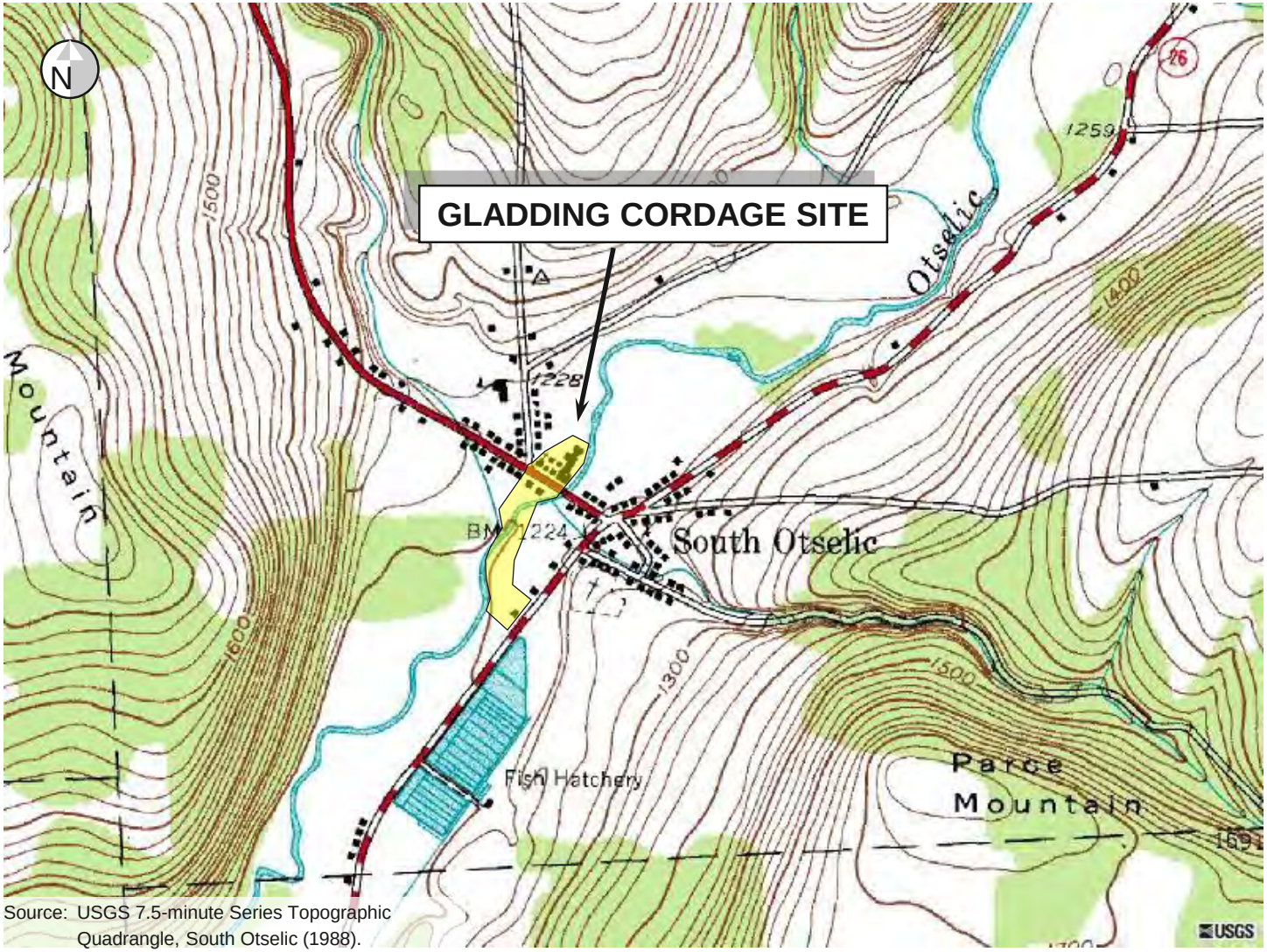

Source: USGS 7.5-minute Series Topographic Quadrangle, South Otselic (1988).

0 2,000 ft

G:\PROJECT\00266406.0000\Reports\Figure 2-1.pptx

Figure 3-1
Treatment System Influent Sample Concentrations (1,1,1-TCA)
Gladding Cordage Site
NYSDEC Site Number 7-09-009

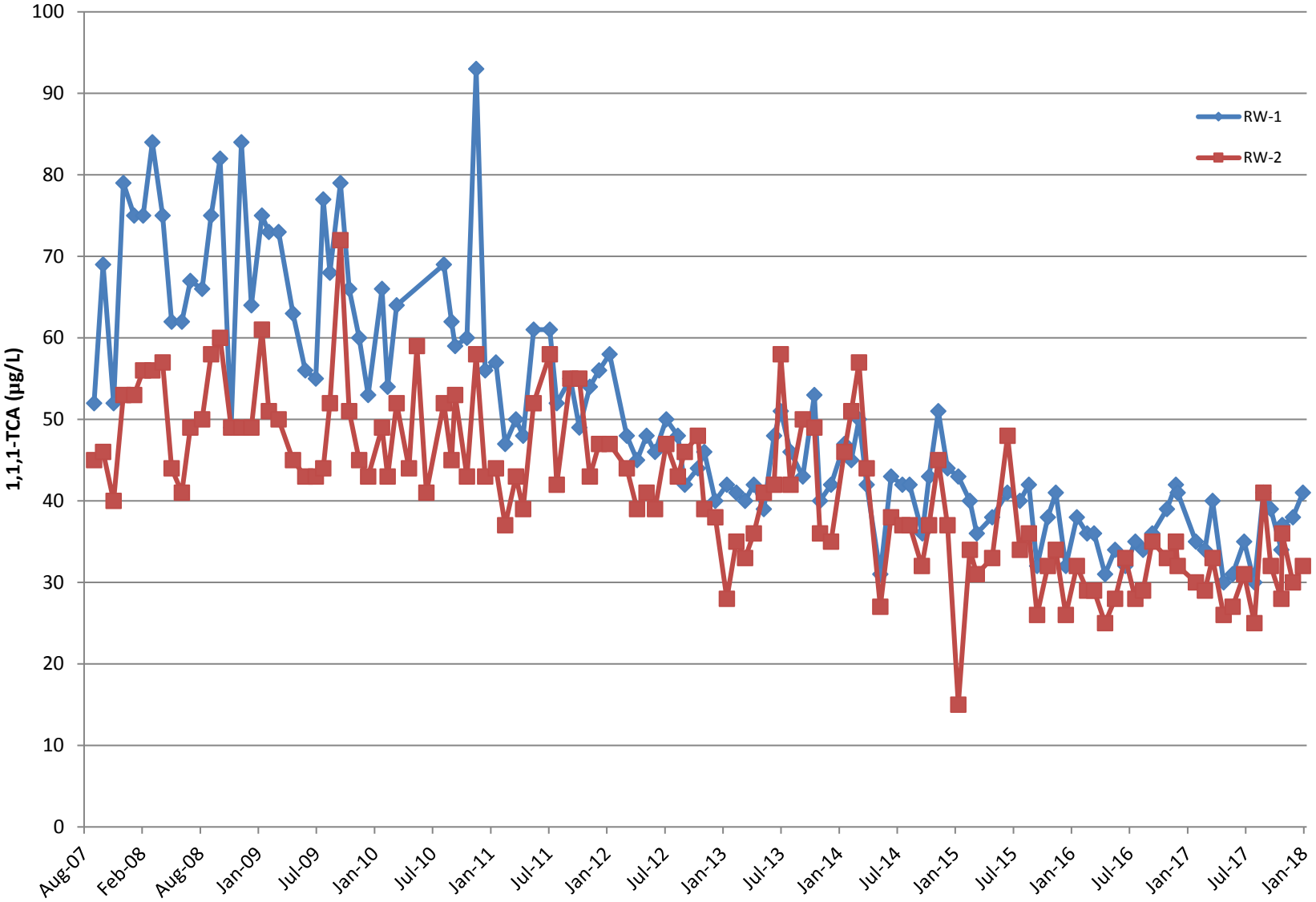

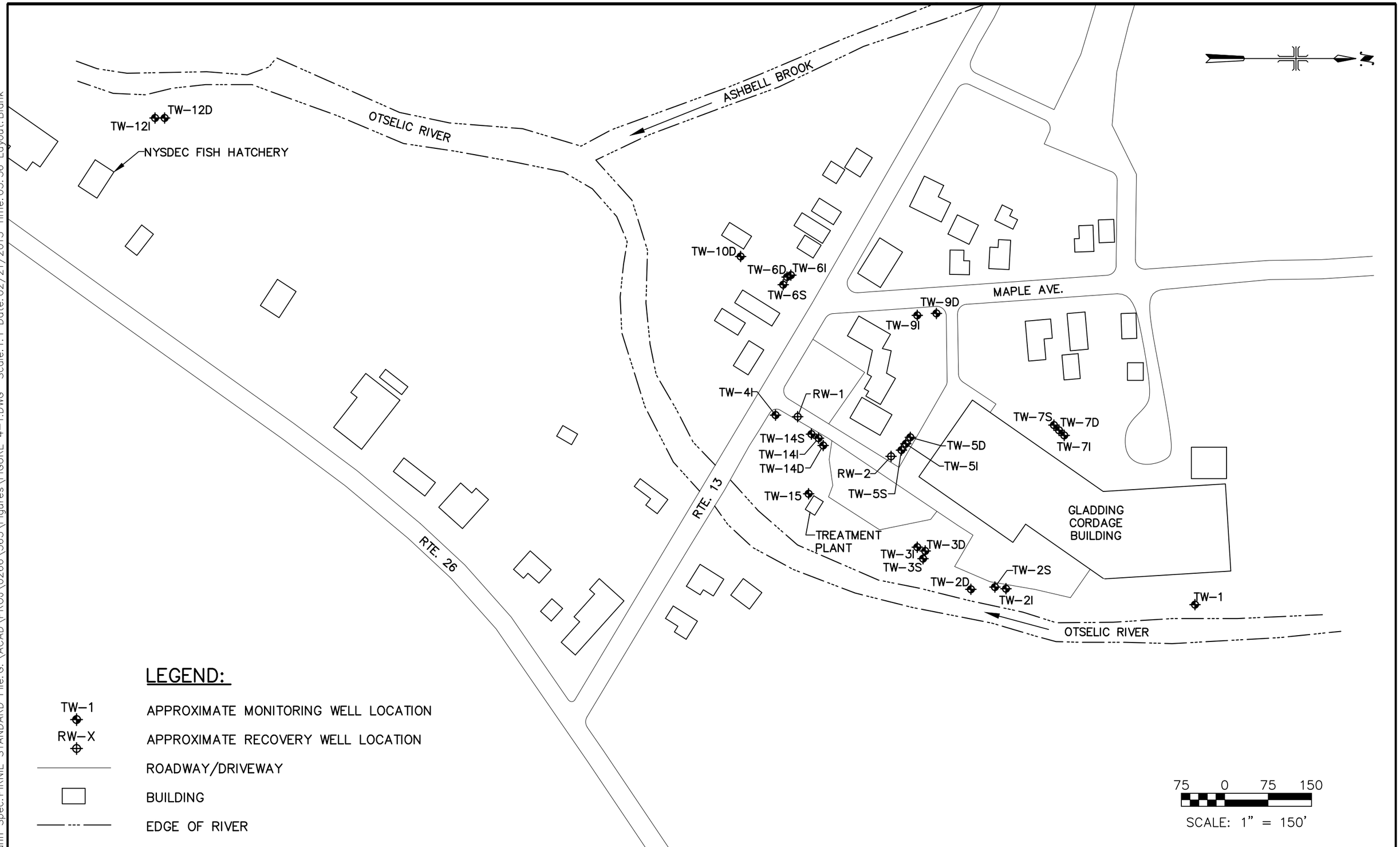

ARCADIS
Infrastructure · Water · Environment · Buildings

NYSDEC STANDBY CONTRACT NO. D004443-5
NYSDEC SITE NO. 7-09-009
GLADDING CORDAGE SITE
SOUTH OTSELIC, NEW YORK

MONITORING WELL LOCATION MAP

SCALE: AS SHOWN

FEBRUARY 2013
FIGURE 4-1

XREFS: ..\X-Refs\Basemap.dwg IMAGES: None
User: Hausmann Spec: PIRNIE STANDARD File: G:\ACAD\PROJ\0266\365\Figures\FIGURE 4-1.DWG Scale: 1:1 Date: 02/21/2013 Time: 05:56 Layout: Blank

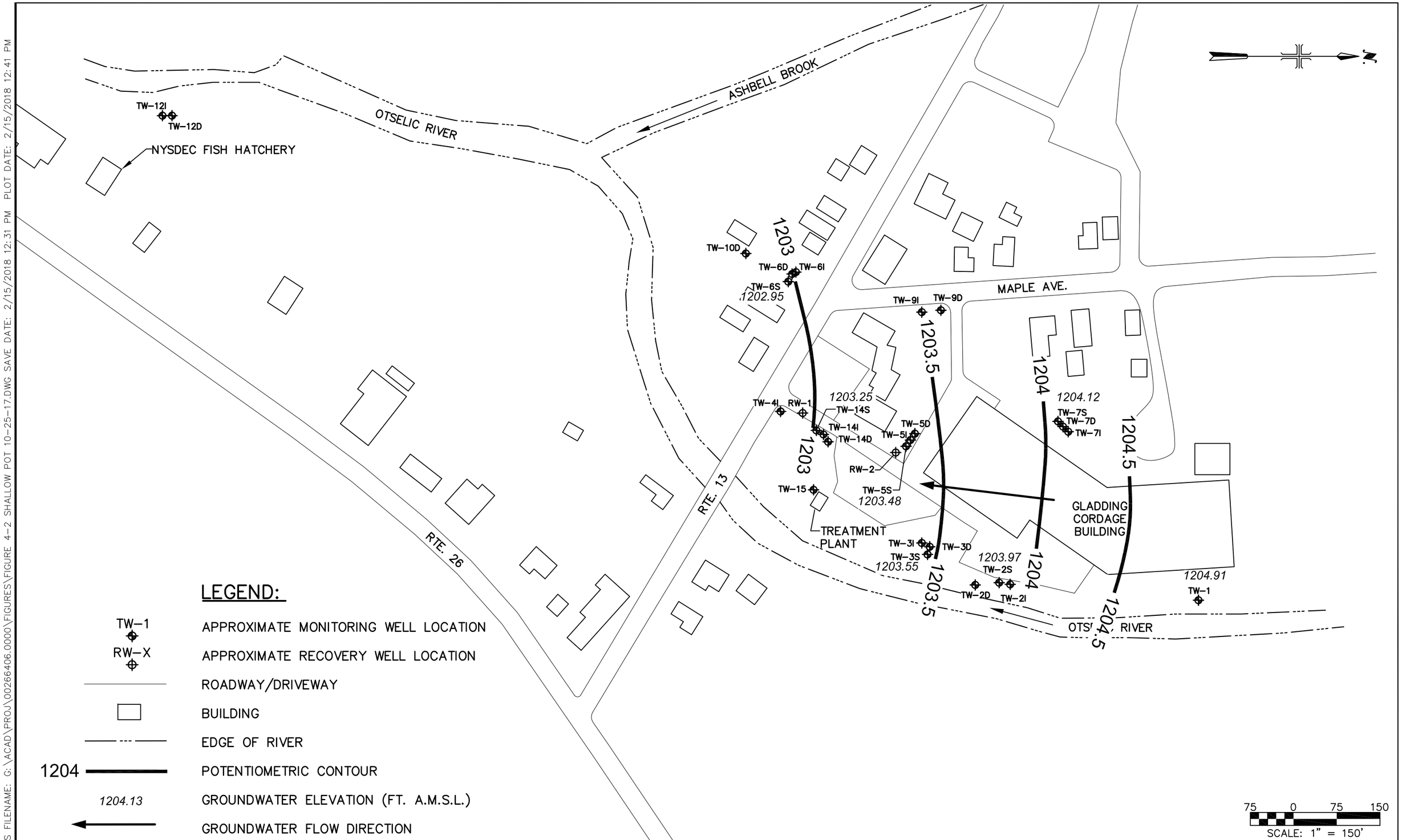

ARCADIS

NYSDEC STANDBY CONTRACT NO. D004443-5
NYSDEC SITE NO. 7-09-009
GLADDING CORDAGE SITE
SOUTH OTSELIC, NEW YORK

SHALLOW POTENTIOMETRIC CONTOUR SURFACE MAP (10/25/17)
SCALE: AS SHOWN

FIGURE 4-2

USER: JMULLINS FILENAME: G:\ACAD\PROJ\00266406.0000\FIGURES\FIGURE 4-2 SHALLOW POT 10-25-17.DWG SAVE DATE: 2/15/2018 12:31 PM PLOT DATE: 2/15/2018 12:41 PM

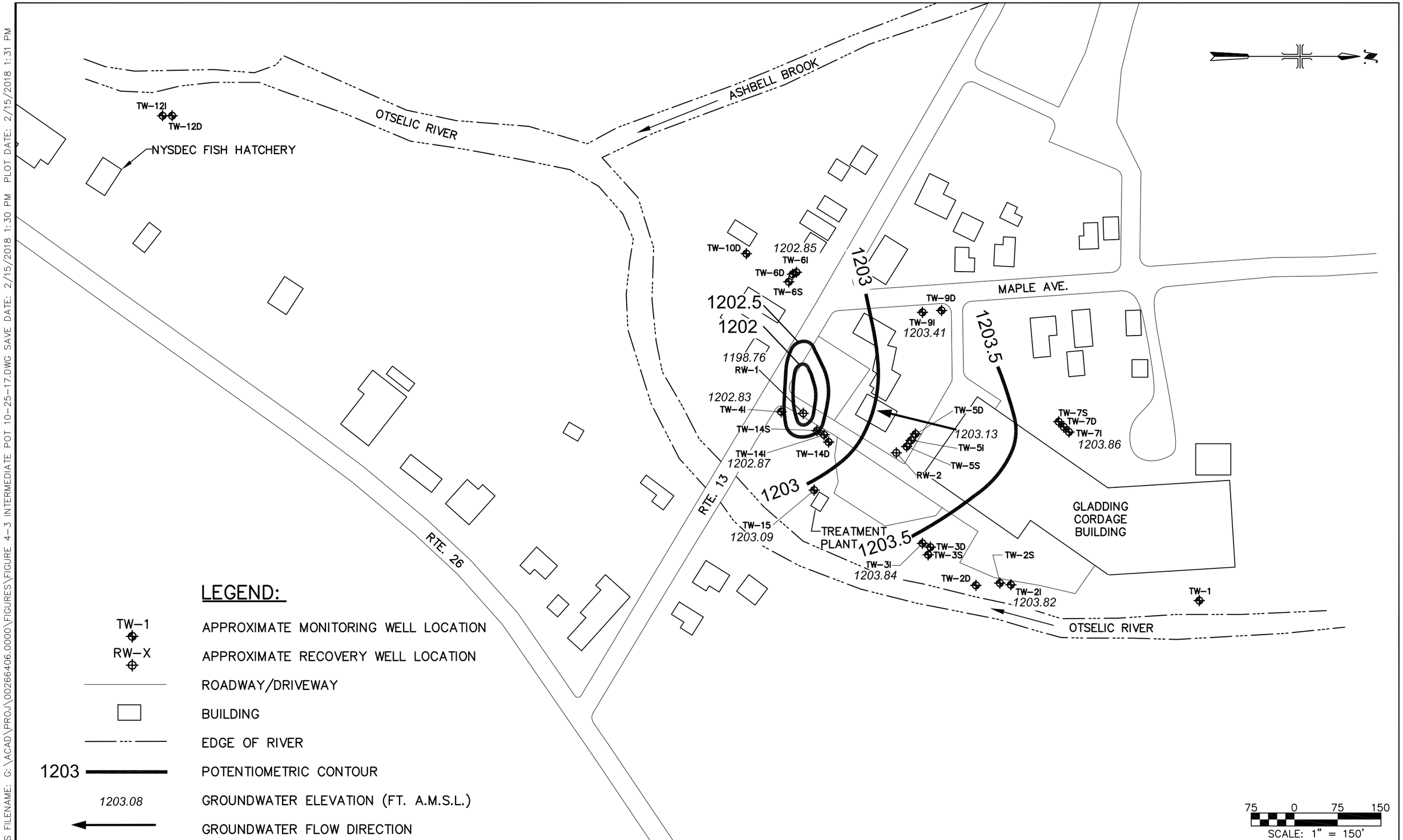

ARCADIS

NYSDEC STANDBY CONTRACT NO. D004443-5
NYSDEC SITE NO. 7-09-009
GLADDING CORDAGE SITE
SOUTH OTSELIC, NEW YORK

INTERMEDIATE POTENTIOMETRIC CONTOUR SURFACE MAP (10/25/17)
SCALE: AS SHOWN

FIGURE 4-3

USER: JMULLINS FILENAME: G:\ACAD\PROJ\00266406.0000\FIGURES\FIGURE 4-3 INTERMEDIATE POT 10-25-17.DWG SAVE DATE: 2/15/2018 1:30 PM PLOT DATE: 2/15/2018 1:31 PM

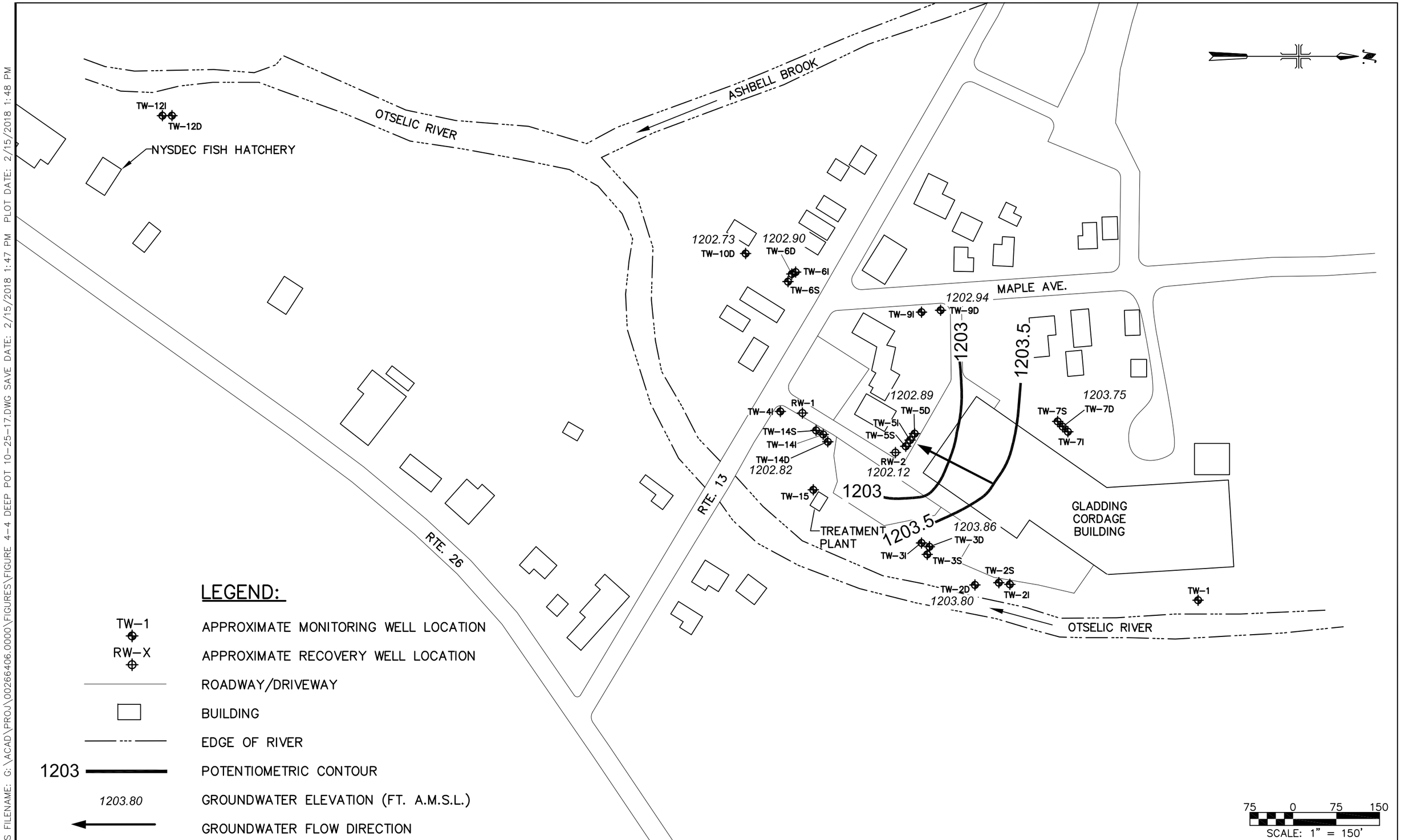

ARCADIS

NYSDEC STANDBY CONTRACT NO. D004443-5
NYSDEC SITE NO. 7-09-009

GLADDING CORDAGE SITE
SOUTH OTSELIC, NEW YORK

DEEP POTENTIOMETRIC CONTOUR SURFACE MAP (10/25/17)
SCALE: AS SHOWN

FIGURE 4-4

USER: JMULLINS FILENAME: G:\ACAD\PROJ\00266406.0000\FIGURES\FIGURE 4-4 DEEP POT 10-25-17.DWG SAVE DATE: 2/15/2018 1:47 PM PLOT DATE: 2/15/2018 1:48 PM

APPENDIX A

PLC Facsimile Reports

ProControl Series II+

EOS Research Ltd.

Fax Report

To:

JEREMY WYCKOFF

From:

THE NYSDEC GLADDING SYSTEM IN SOUTH OTSELIC NY @ 06:00:00 ON 10/04/2017
SER NO 9605 : SETUP VER 1 : ROM 2.1996 : MODEL A2

System Status:

AUTO P36 : LAST SHUTDOWN @ 17:23:27 ON 08/25/2017 BY ACFAIL

Discrete Inputs:

W1_CTR is ON	W2_CTR is ON	ASBVFD is ON	SMPCTR is OFF
HP_OP is OFF	ASP_HH is OFF	ASP_LO is OFF	FLRSMP is OFF
ACFAIL is OFF	E_STOP is OFF		

Discrete Outputs:

W1_GO is ON	W2_GO is ON	ASB_GO is ON	SMP_GO is OFF
AIR_HH is OFF	ASMPHH is OFF	ASMPLL is OFF	W1_ALM is OFF
W2_ALM is OFF	ASBALM is OFF	SMPALM is OFF	AIR_LL is OFF
VFDRUN is OFF	VFDRST is OFF	HPMPGO is ON	

Analog Inputs:

W1_FLO is 16.1	GPM	TOTAL FLOW is	57600495	GAL				
W2_FLO is 23.1	GPM	TOTAL FLOW is	54414703	GAL				
ASBPRS is 10.5	IWC	LIMITS are	L: 5.0	IWC	H:	30.0	IWC
HP_FLO is 0.00	GPM	TOTAL FLOW is	494022	GAL				
HP_PRS is 1.0	PSI	LIMITS are	L: -2.0	PSI	H:	20.0	PSI
HP_AMP is 0.95	AMP	LIMITS are	L: 0.00	AMP	H:	.....	AMP
W1_AMP is 4.41	AMP	LIMITS are	L: 0.00	AMP	H:	10.00	AMP
W2_AMP is 4.56	AMP	LIMITS are	L: 0.00	AMP	H:	10.00	AMP
W1_LVL is 29.50	FT	LIMITS are	L: 8.00	FT	H:	28.00	FT
W2_LVL is 54.58	FT	LIMITS are	L: 9.00	FT	H:	52.00	FT
W1_PRS is 4.0	PSI	LIMITS are	L: 0.5	PSI	H:	100.0	PSI
W2_PRS is 4.2	PSI	LIMITS are	L: 0.5	PSI	H:	100.0	PSI
INTEMP is 57.8	DEG	LIMITS are	L: 42.0	DEG	H:	130.0	DEG

Analog Outputs:

ASBSPD 0.0 PCT MAN

ProControl Series II+

EOS Research Ltd.

Fax Report

To:

JEREMY WYCKOFF

From:

THE NYSDEC GLADDING SYSTEM IN SOUTH OTSELIC NY @ 06:00:00 ON 10/05/2017
SER NO 9605 : SETUP VER 1 : ROM 2.1996 : MODEL A2

System Status:

AUTO P36 : LAST SHUTDOWN @ 17:23:27 ON 08/25/2017 BY ACFAIL

Discrete Inputs:

W1_CTR is ON	W2_CTR is ON	ASBVFD is ON	SMPCTR is OFF
HP_OP is OFF	ASP_HH is OFF	ASP_LO is OFF	FLRSMP is OFF
ACFAIL is OFF	E_STOP is OFF		

Discrete Outputs:

W1_GO is ON	W2_GO is ON	ASB_GO is ON	SMP_GO is OFF
AIR_HH is OFF	ASMPHH is OFF	ASMPLL is OFF	W1_ALM is OFF
W2_ALM is OFF	ASBALM is OFF	SMPALM is OFF	AIR_LL is OFF
VFDRUN is OFF	VFDRST is OFF	HPMPGO is ON	

Analog Inputs:

W1_FLO is 15.9	GPM	TOTAL FLOW is		57623200	GAL			
W2_FLO is 23.2	GPM	TOTAL FLOW is		54448391	GAL			
ASBPRS is 10.2	IWC	LIMITS are	L:	5.0	IWC	H:	30.0	IWC
HP_FLO is 0.00	GPM	TOTAL FLOW is		494175	GAL			
HP_PRS is 1.1	PSI	LIMITS are	L:	-2.0	PSI	H:	20.0	PSI
HP_AMP is 0.99	AMP	LIMITS are	L:	0.00	AMP	H:	.....	AMP
W1_AMP is 4.42	AMP	LIMITS are	L:	0.00	AMP	H:	10.00	AMP
W2_AMP is 4.59	AMP	LIMITS are	L:	0.00	AMP	H:	10.00	AMP
W1_LVL is 29.27	FT	LIMITS are	L:	8.00	FT	H:	28.00	FT
W2_LVL is 54.52	FT	LIMITS are	L:	9.00	FT	H:	52.00	FT
W1_PRS is 4.1	PSI	LIMITS are	L:	0.5	PSI	H:	100.0	PSI
W2_PRS is 4.1	PSI	LIMITS are	L:	0.5	PSI	H:	100.0	PSI
INTEMP is 62.1	DEG	LIMITS are	L:	42.0	DEG	H:	130.0	DEG

Analog Outputs:

ASBSPD 0.0 PCT MAN

ProControl Series II+

EOS Research Ltd.

Fax Report

To:

JEREMY WYCKOFF

From:

THE NYSDEC GLADDING SYSTEM IN SOUTH OTSELIC NY @ 06:00:00 ON 10/06/2017
SER NO 9605 : SETUP VER 1 : ROM 2.1996 : MODEL A2

System Status:

AUTO P36 : LAST SHUTDOWN @ 17:23:27 ON 08/25/2017 BY ACFAIL

Discrete Inputs:

W1_CTR is ON	W2_CTR is ON	ASBVFD is ON	SMPCTR is OFF
HP_OP is OFF	ASP_HH is OFF	ASP_LO is OFF	FLRSMP is OFF
ACFAIL is OFF	E_STOP is OFF		

Discrete Outputs:

W1_GO is ON	W2_GO is ON	ASB_GO is ON	SMP_GO is OFF
AIR_HH is OFF	ASMPHH is OFF	ASMPLL is OFF	W1_ALM is OFF
W2_ALM is OFF	ASBALM is OFF	SMPALM is OFF	AIR_LL is OFF
VFDRUN is OFF	VFDRST is OFF	HPMPGO is ON	

Analog Inputs:

W1_FLO is	16.0	GPM	TOTAL FLOW is		57645979	GAL		
W2_FLO is	23.8	GPM	TOTAL FLOW is		54482055	GAL		
ASBPRS is	10.3	IWC	LIMITS are	L:	5.0	IWC	H: 30.0	IWC
HP_FLO is	0.00	GPM	TOTAL FLOW is		494308	GAL		
HP_PRS is	1.0	PSI	LIMITS are	L:	-2.0	PSI	H: 20.0	PSI
HP_AMP is	0.95	AMP	LIMITS are	L:	0.00	AMP	H:	AMP
W1_AMP is	4.40	AMP	LIMITS are	L:	0.00	AMP	H: 10.00	AMP
W2_AMP is	4.55	AMP	LIMITS are	L:	0.00	AMP	H: 10.00	AMP
W1_LVL is	29.16	FT	LIMITS are	L:	8.00	FT	H: 28.00	FT
W2_LVL is	54.50	FT	LIMITS are	L:	9.00	FT	H: 52.00	FT
W1_PRS is	4.0	PSI	LIMITS are	L:	0.5	PSI	H: 100.0	PSI
W2_PRS is	4.1	PSI	LIMITS are	L:	0.5	PSI	H: 100.0	PSI
INTEMP is	60.0	DEG	LIMITS are	L:	42.0	DEG	H: 130.0	DEG

Analog Outputs:

ASBSPD 0.0 PCT MAN

ProControl Series II+

EOS Research Ltd.

Fax Report

To:

JEREMY WYCKOFF

From:

THE NYSDEC GLADDING SYSTEM IN SOUTH OTSELIC NY @ 06:00:00 ON 10/07/2017
SER NO 9605 : SETUP VER 1 : ROM 2.1996 : MODEL A2

System Status:

AUTO P36 : LAST SHUTDOWN @ 17:23:27 ON 08/25/2017 BY ACFAIL

Discrete Inputs:

W1_CTR is ON	W2_CTR is ON	ASBVFD is ON	SMPCTR is OFF
HP_OP is OFF	ASP_HH is OFF	ASP_LO is OFF	FLRSMP is OFF
ACFAIL is OFF	E_STOP is OFF		

Discrete Outputs:

W1_GO is ON	W2_GO is ON	ASB_GO is ON	SMP_GO is OFF
AIR_HH is OFF	ASMPHH is OFF	ASMPLL is OFF	W1_ALM is OFF
W2_ALM is OFF	ASBALM is OFF	SMPALM is OFF	AIR_LL is OFF
VFDRUN is OFF	VFDRST is OFF	HPMPGO is ON	

Analog Inputs:

W1_FLO is	16.0	GPM	TOTAL FLOW is		57668995	GAL		
W2_FLO is	23.4	GPM	TOTAL FLOW is		54515743	GAL		
ASBPRS is	10.1	IWC	LIMITS are	L:	5.0	IWC	H: 30.0	IWC
HP_FLO is	0.00	GPM	TOTAL FLOW is		494338	GAL		
HP_PRS is	1.1	PSI	LIMITS are	L:	-2.0	PSI	H: 20.0	PSI
HP_AMP is	0.96	AMP	LIMITS are	L:	0.00	AMP	H:	AMP
W1_AMP is	4.51	AMP	LIMITS are	L:	0.00	AMP	H: 10.00	AMP
W2_AMP is	4.65	AMP	LIMITS are	L:	0.00	AMP	H: 10.00	AMP
W1_LVL is	29.11	FT	LIMITS are	L:	8.00	FT	H: 28.00	FT
W2_LVL is	54.50	FT	LIMITS are	L:	9.00	FT	H: 52.00	FT
W1_PRS is	4.1	PSI	LIMITS are	L:	0.5	PSI	H: 100.0	PSI
W2_PRS is	3.9	PSI	LIMITS are	L:	0.5	PSI	H: 100.0	PSI
INTEMP is	62.0	DEG	LIMITS are	L:	42.0	DEG	H: 130.0	DEG

Analog Outputs:

ASBSPD 0.0 PCT MAN

ProControl Series II+

EOS Research Ltd.

Fax Report

To:

JEREMY WYCKOFF

From:

THE NYSDEC GLADDING SYSTEM IN SOUTH OTSELIC NY @ 06:00:00 ON 10/08/2017
SER NO 9605 : SETUP VER 1 : ROM 2.1996 : MODEL A2

System Status:

AUTO P36 : LAST SHUTDOWN @ 17:23:27 ON 08/25/2017 BY ACFAIL

Discrete Inputs:

W1_CTR is ON	W2_CTR is ON	ASBVFD is ON	SMPCTR is OFF
HP_OP is OFF	ASP_HH is OFF	ASP_LO is OFF	FLRSMP is OFF
ACFAIL is OFF	E_STOP is OFF		

Discrete Outputs:

W1_GO is ON	W2_GO is ON	ASB_GO is ON	SMP_GO is OFF
AIR_HH is OFF	ASMPHH is OFF	ASMPLL is OFF	W1_ALM is OFF
W2_ALM is OFF	ASBALM is OFF	SMPALM is OFF	AIR_LL is OFF
VFDRUN is OFF	VFDRST is OFF	HPMPGO is ON	

Analog Inputs:

W1_FLO is	16.0	GPM	TOTAL FLOW is		57691924	GAL		
W2_FLO is	23.6	GPM	TOTAL FLOW is		54549394	GAL		
ASBPRS is	9.9	IWC	LIMITS are	L:	5.0	IWC	H: 30.0	IWC
HP_FLO is	0.00	GPM	TOTAL FLOW is		494395	GAL		
HP_PRS is	1.2	PSI	LIMITS are	L:	-2.0	PSI	H: 20.0	PSI
HP_AMP is	0.99	AMP	LIMITS are	L:	0.00	AMP	H:	AMP
W1_AMP is	4.47	AMP	LIMITS are	L:	0.00	AMP	H: 10.00	AMP
W2_AMP is	4.63	AMP	LIMITS are	L:	0.00	AMP	H: 10.00	AMP
W1_LVL is	28.90	FT	LIMITS are	L:	8.00	FT	H: 28.00	FT
W2_LVL is	54.46	FT	LIMITS are	L:	9.00	FT	H: 52.00	FT
W1_PRS is	4.1	PSI	LIMITS are	L:	0.5	PSI	H: 100.0	PSI
W2_PRS is	3.5	PSI	LIMITS are	L:	0.5	PSI	H: 100.0	PSI
INTEMP is	65.6	DEG	LIMITS are	L:	42.0	DEG	H: 130.0	DEG

Analog Outputs:

ASBSPD 0.0 PCT MAN

ProControl Series II+

EOS Research Ltd.

Fax Report

To:

JEREMY WYCKOFF

From:

THE NYSDEC GLADDING SYSTEM IN SOUTH OTSELIC NY @ 06:00:00 ON 10/09/2017
SER NO 9605 : SETUP VER 1 : ROM 2.1996 : MODEL A2

System Status:

AUTO P36 : LAST SHUTDOWN @ 17:23:27 ON 08/25/2017 BY ACFAIL

Discrete Inputs:

W1_CTR is ON	W2_CTR is ON	ASBVFD is ON	SMPCTR is OFF
HP_OP is OFF	ASP_HH is OFF	ASP_LO is OFF	FLRSMP is OFF
ACFAIL is OFF	E_STOP is OFF		

Discrete Outputs:

W1_GO is ON	W2_GO is ON	ASB_GO is ON	SMP_GO is OFF
AIR_HH is OFF	ASMPHH is OFF	ASMPLL is OFF	W1_ALM is OFF
W2_ALM is OFF	ASBALM is OFF	SMPALM is OFF	AIR_LL is OFF
VFDRUN is OFF	VFDRST is OFF	HPMPGO is ON	

Analog Inputs:

W1_FLO is	16.1	GPM	TOTAL FLOW is		57714830	GAL		
W2_FLO is	23.4	GPM	TOTAL FLOW is		54583076	GAL		
ASBPRS is	10.0	IWC	LIMITS are	L:	5.0	IWC	H: 30.0	IWC
HP_FLO is	0.00	GPM	TOTAL FLOW is		494434	GAL		
HP_PRS is	1.1	PSI	LIMITS are	L:	-2.0	PSI	H: 20.0	PSI
HP_AMP is	0.99	AMP	LIMITS are	L:	0.00	AMP	H:	AMP
W1_AMP is	4.41	AMP	LIMITS are	L:	0.00	AMP	H: 10.00	AMP
W2_AMP is	4.56	AMP	LIMITS are	L:	0.00	AMP	H: 10.00	AMP
W1_LVL is	29.19	FT	LIMITS are	L:	8.00	FT	H: 28.00	FT
W2_LVL is	54.73	FT	LIMITS are	L:	9.00	FT	H: 52.00	FT
W1_PRS is	4.0	PSI	LIMITS are	L:	0.5	PSI	H: 100.0	PSI
W2_PRS is	2.9	PSI	LIMITS are	L:	0.5	PSI	H: 100.0	PSI
INTEMP is	62.7	DEG	LIMITS are	L:	42.0	DEG	H: 130.0	DEG

Analog Outputs:

ASBSPD 0.0 PCT MAN

ProControl Series II+

EOS Research Ltd.

Fax Report

To:

JEREMY WYCKOFF

From:

THE NYSDEC GLADDING SYSTEM IN SOUTH OTSELIC NY @ 06:00:00 ON 10/10/2017
SER NO 9605 : SETUP VER 1 : ROM 2.1996 : MODEL A2

System Status:

AUTO P36 : LAST SHUTDOWN @ 17:23:27 ON 08/25/2017 BY ACFAIL

Discrete Inputs:

W1_CTR is ON	W2_CTR is ON	ASBVFD is ON	SMPCTR is OFF
HP_OP is OFF	ASP_HH is OFF	ASP_LO is OFF	FLRSMP is OFF
ACFAIL is OFF	E_STOP is OFF		

Discrete Outputs:

W1_GO is ON	W2_GO is ON	ASB_GO is ON	SMP_GO is OFF
AIR_HH is OFF	ASMPHH is OFF	ASMPLL is OFF	W1_ALM is OFF
W2_ALM is OFF	ASBALM is OFF	SMPALM is OFF	AIR_LL is OFF
VFDRUN is OFF	VFDRST is OFF	HPMPGO is ON	

Analog Inputs:

W1_FLO is 15.4	GPM	TOTAL FLOW is		57737738	GAL			
W2_FLO is 22.8	GPM	TOTAL FLOW is		54616797	GAL			
ASBPRS is 10.1	IWC	LIMITS are	L:	5.0	IWC	H:	30.0	IWC
HP_FLO is 0.00	GPM	TOTAL FLOW is		494434	GAL			
HP_PRS is 1.1	PSI	LIMITS are	L:	-2.0	PSI	H:	20.0	PSI
HP_AMP is 0.99	AMP	LIMITS are	L:	0.00	AMP	H:	.....	AMP
W1_AMP is 4.45	AMP	LIMITS are	L:	0.00	AMP	H:	10.00	AMP
W2_AMP is 4.61	AMP	LIMITS are	L:	0.00	AMP	H:	10.00	AMP
W1_LVL is 29.58	FT	LIMITS are	L:	8.00	FT	H:	28.00	FT
W2_LVL is 54.96	FT	LIMITS are	L:	9.00	FT	H:	52.00	FT
W1_PRS is 4.0	PSI	LIMITS are	L:	0.5	PSI	H:	100.0	PSI
W2_PRS is 2.1	PSI	LIMITS are	L:	0.5	PSI	H:	100.0	PSI
INTEMP is 62.5	DEG	LIMITS are	L:	42.0	DEG	H:	130.0	DEG

Analog Outputs:

ASBSPD 0.0 PCT MAN

ProControl Series II+

EOS Research Ltd.

Fax Report

To:

JEREMY WYCKOFF

From:

THE NYSDEC GLADDING SYSTEM IN SOUTH OTSELIC NY @ 06:00:00 ON 10/11/2017
SER NO 9605 : SETUP VER 1 : ROM 2.1996 : MODEL A2

System Status:

AUTO P36 : LAST SHUTDOWN @ 17:23:27 ON 08/25/2017 BY ACFAIL

Discrete Inputs:

W1_CTR is ON	W2_CTR is ON	ASBVFD is ON	SMPCTR is OFF
HP_OP is OFF	ASP_HH is OFF	ASP_LO is OFF	FLRSMP is OFF
ACFAIL is OFF	E_STOP is OFF		

Discrete Outputs:

W1_GO is ON	W2_GO is ON	ASB_GO is ON	SMP_GO is OFF
AIR_HH is OFF	ASMPHH is OFF	ASMPLL is OFF	W1_ALM is OFF
W2_ALM is OFF	ASBALM is OFF	SMPALM is OFF	AIR_LL is OFF
VFDRUN is OFF	VFDRST is OFF	HPMPGO is ON	

Analog Inputs:

W1_FLO is 15.9	GPM	TOTAL FLOW is		57760653	GAL			
W2_FLO is 23.0	GPM	TOTAL FLOW is		54650522	GAL			
ASBPRS is 10.2	IWC	LIMITS are	L:	5.0	IWC	H:	30.0	IWC
HP_FLO is 0.00	GPM	TOTAL FLOW is		494479	GAL			
HP_PRS is 1.2	PSI	LIMITS are	L:	-2.0	PSI	H:	20.0	PSI
HP_AMP is 0.95	AMP	LIMITS are	L:	0.00	AMP	H:	.....	AMP
W1_AMP is 4.42	AMP	LIMITS are	L:	0.00	AMP	H:	10.00	AMP
W2_AMP is 4.59	AMP	LIMITS are	L:	0.00	AMP	H:	10.00	AMP
W1_LVL is 29.60	FT	LIMITS are	L:	8.00	FT	H:	28.00	FT
W2_LVL is 54.88	FT	LIMITS are	L:	9.00	FT	H:	52.00	FT
W1_PRS is 4.0	PSI	LIMITS are	L:	0.5	PSI	H:	100.0	PSI
W2_PRS is 2.1	PSI	LIMITS are	L:	0.5	PSI	H:	100.0	PSI
INTEMP is 60.7	DEG	LIMITS are	L:	42.0	DEG	H:	130.0	DEG

Analog Outputs:

ASBSPD 0.0 PCT MAN

ProControl Series II+

EOS Research Ltd.

Fax Report

To:

JEREMY WYCKOFF

From:

THE NYSDEC GLADDING SYSTEM IN SOUTH OTSELIC NY @ 06:00:00 ON 10/12/2017
SER NO 9605 : SETUP VER 1 : ROM 2.1996 : MODEL A2

System Status:

AUTO P36 : LAST SHUTDOWN @ 17:23:27 ON 08/25/2017 BY ACFAIL

Discrete Inputs:

W1_CTR is ON	W2_CTR is ON	ASBVFD is ON	SMPCTR is OFF
HP_OP is OFF	ASP_HH is OFF	ASP_LO is OFF	FLRSMP is OFF
ACFAIL is OFF	E_STOP is OFF		

Discrete Outputs:

W1_GO is ON	W2_GO is ON	ASB_GO is ON	SMP_GO is OFF
AIR_HH is OFF	ASMPHH is OFF	ASMPLL is OFF	W1_ALM is OFF
W2_ALM is OFF	ASBALM is OFF	SMPALM is OFF	AIR_LL is OFF
VFDRUN is OFF	VFDRST is OFF	HPMPGO is ON	

Analog Inputs:

W1_FLO is	16.2	GPM	TOTAL FLOW is		57783596	GAL		
W2_FLO is	22.8	GPM	TOTAL FLOW is		54684255	GAL		
ASBPRS is	10.4	IWC	LIMITS are	L:	5.0	IWC	H: 30.0	IWC
HP_FLO is	0.00	GPM	TOTAL FLOW is		494562	GAL		
HP_PRS is	1.1	PSI	LIMITS are	L:	-2.0	PSI	H: 20.0	PSI
HP_AMP is	0.95	AMP	LIMITS are	L:	0.00	AMP	H:	AMP
W1_AMP is	4.43	AMP	LIMITS are	L:	0.00	AMP	H: 10.00	AMP
W2_AMP is	4.59	AMP	LIMITS are	L:	0.00	AMP	H: 10.00	AMP
W1_LVL is	29.71	FT	LIMITS are	L:	8.00	FT	H: 28.00	FT
W2_LVL is	54.84	FT	LIMITS are	L:	9.00	FT	H: 52.00	FT
W1_PRS is	4.0	PSI	LIMITS are	L:	0.5	PSI	H: 100.0	PSI
W2_PRS is	2.6	PSI	LIMITS are	L:	0.5	PSI	H: 100.0	PSI
INTEMP is	60.0	DEG	LIMITS are	L:	42.0	DEG	H: 130.0	DEG

Analog Outputs:

ASBSPD 0.0 PCT MAN

ProControl Series II+

EOS Research Ltd.

Fax Report

To:

JEREMY WYCKOFF

From:

THE NYSDEC GLADDING SYSTEM IN SOUTH OTSELIC NY @ 06:00:00 ON 10/13/2017
SER NO 9605 : SETUP VER 1 : ROM 2.1996 : MODEL A2

System Status:

AUTO P36 : LAST SHUTDOWN @ 17:23:27 ON 08/25/2017 BY ACFAIL

Discrete Inputs:

W1_CTR is ON	W2_CTR is ON	ASBVFD is ON	SMPCTR is OFF
HP_OP is OFF	ASP_HH is OFF	ASP_LO is OFF	FLRSMP is OFF
ACFAIL is OFF	E_STOP is OFF		

Discrete Outputs:

W1_GO is ON	W2_GO is ON	ASB_GO is ON	SMP_GO is OFF
AIR_HH is OFF	ASMPHH is OFF	ASMPLL is OFF	W1_ALM is OFF
W2_ALM is OFF	ASBALM is OFF	SMPALM is OFF	AIR_LL is OFF
VFDRUN is OFF	VFDRST is OFF	HPMPGO is ON	

Analog Inputs:

W1_FLO is	16.0	GPM	TOTAL FLOW is		57806542	GAL		
W2_FLO is	23.3	GPM	TOTAL FLOW is		54717986	GAL		
ASBPRS is	10.4	IWC	LIMITS are	L:	5.0	IWC	H: 30.0	IWC
HP_FLO is	0.00	GPM	TOTAL FLOW is		494748	GAL		
HP_PRS is	1.1	PSI	LIMITS are	L:	-2.0	PSI	H: 20.0	PSI
HP_AMP is	0.96	AMP	LIMITS are	L:	0.00	AMP	H:	AMP
W1_AMP is	4.50	AMP	LIMITS are	L:	0.00	AMP	H: 10.00	AMP
W2_AMP is	4.65	AMP	LIMITS are	L:	0.00	AMP	H: 10.00	AMP
W1_LVL is	29.78	FT	LIMITS are	L:	8.00	FT	H: 28.00	FT
W2_LVL is	54.77	FT	LIMITS are	L:	9.00	FT	H: 52.00	FT
W1_PRS is	4.0	PSI	LIMITS are	L:	0.5	PSI	H: 100.0	PSI
W2_PRS is	3.4	PSI	LIMITS are	L:	0.5	PSI	H: 100.0	PSI
INTEMP is	58.2	DEG	LIMITS are	L:	42.0	DEG	H: 130.0	DEG

Analog Outputs:

ASBSPD 0.0 PCT MAN

ProControl Series II+

EOS Research Ltd.

Fax Report

To:

JEREMY WYCKOFF

From:

THE NYSDEC GLADDING SYSTEM IN SOUTH OTSELIC NY @ 06:00:00 ON 10/14/2017
SER NO 9605 : SETUP VER 1 : ROM 2.1996 : MODEL A2

System Status:

AUTO P36 : LAST SHUTDOWN @ 17:23:27 ON 08/25/2017 BY ACFAIL

Discrete Inputs:

W1_CTR is ON	W2_CTR is ON	ASBVFD is ON	SMPCTR is OFF
HP_OP is OFF	ASP_HH is OFF	ASP_LO is OFF	FLRSMP is OFF
ACFAIL is OFF	E_STOP is OFF		

Discrete Outputs:

W1_GO is ON	W2_GO is ON	ASB_GO is ON	SMP_GO is OFF
AIR_HH is OFF	ASMPHH is OFF	ASMPLL is OFF	W1_ALM is OFF
W2_ALM is OFF	ASBALM is OFF	SMPALM is OFF	AIR_LL is OFF
VFDRUN is OFF	VFDRST is OFF	HPMPGO is ON	

Analog Inputs:

W1_FLO is	16.1	GPM	TOTAL FLOW is		57829431	GAL		
W2_FLO is	23.4	GPM	TOTAL FLOW is		54751710	GAL		
ASBPRS is	10.1	IWC	LIMITS are	L:	5.0	IWC	H: 30.0	IWC
HP_FLO is	0.00	GPM	TOTAL FLOW is		494807	GAL		
HP_PRS is	1.1	PSI	LIMITS are	L:	-2.0	PSI	H: 20.0	PSI
HP_AMP is	0.95	AMP	LIMITS are	L:	0.00	AMP	H:	AMP
W1_AMP is	4.47	AMP	LIMITS are	L:	0.00	AMP	H: 10.00	AMP
W2_AMP is	4.62	AMP	LIMITS are	L:	0.00	AMP	H: 10.00	AMP
W1_LVL is	29.66	FT	LIMITS are	L:	8.00	FT	H: 28.00	FT
W2_LVL is	54.69	FT	LIMITS are	L:	9.00	FT	H: 52.00	FT
W1_PRS is	4.1	PSI	LIMITS are	L:	0.5	PSI	H: 100.0	PSI
W2_PRS is	3.5	PSI	LIMITS are	L:	0.5	PSI	H: 100.0	PSI
INTEMP is	61.4	DEG	LIMITS are	L:	42.0	DEG	H: 130.0	DEG

Analog Outputs:

ASBSPD 0.0 PCT MAN

ProControl Series II+

EOS Research Ltd.

Fax Report

To:

JEREMY WYCKOFF

From:

THE NYSDEC GLADDING SYSTEM IN SOUTH OTSELIC NY @ 06:00:00 ON 10/15/2017
SER NO 9605 : SETUP VER 1 : ROM 2.1996 : MODEL A2

System Status:

AUTO P36 : LAST SHUTDOWN @ 17:23:27 ON 08/25/2017 BY ACFAIL

Discrete Inputs:

W1_CTR is ON	W2_CTR is ON	ASBVFD is ON	SMPCTR is OFF
HP_OP is OFF	ASP_HH is OFF	ASP_LO is OFF	FLRSMP is OFF
ACFAIL is OFF	E_STOP is OFF		

Discrete Outputs:

W1_GO is ON	W2_GO is ON	ASB_GO is ON	SMP_GO is OFF
AIR_HH is OFF	ASMPHH is OFF	ASMPLL is OFF	W1_ALM is OFF
W2_ALM is OFF	ASBALM is OFF	SMPALM is OFF	AIR_LL is OFF
VFDRUN is OFF	VFDRST is OFF	HPMPGO is ON	

Analog Inputs:

W1_FLO is	16.0	GPM	TOTAL FLOW is		57852282	GAL		
W2_FLO is	23.2	GPM	TOTAL FLOW is		54785433	GAL		
ASBPRS is	10.1	IWC	LIMITS are	L:	5.0	IWC	H: 30.0	IWC
HP_FLO is	0.00	GPM	TOTAL FLOW is		494817	GAL		
HP_PRS is	1.1	PSI	LIMITS are	L:	-2.0	PSI	H: 20.0	PSI
HP_AMP is	0.96	AMP	LIMITS are	L:	0.00	AMP	H:	AMP
W1_AMP is	4.53	AMP	LIMITS are	L:	0.00	AMP	H: 10.00	AMP
W2_AMP is	4.68	AMP	LIMITS are	L:	0.00	AMP	H: 10.00	AMP
W1_LVL is	29.32	FT	LIMITS are	L:	8.00	FT	H: 28.00	FT
W2_LVL is	54.69	FT	LIMITS are	L:	9.00	FT	H: 52.00	FT
W1_PRS is	4.0	PSI	LIMITS are	L:	0.5	PSI	H: 100.0	PSI
W2_PRS is	3.1	PSI	LIMITS are	L:	0.5	PSI	H: 100.0	PSI
INTEMP is	61.7	DEG	LIMITS are	L:	42.0	DEG	H: 130.0	DEG

Analog Outputs:

ASBSPD 0.0 PCT MAN

ProControl Series II+

EOS Research Ltd.

Fax Report

To:

JEREMY WYCKOFF

From:

THE NYSDEC GLADDING SYSTEM IN SOUTH OTSELIC NY @ 06:00:00 ON 10/16/2017
SER NO 9605 : SETUP VER 1 : ROM 2.1996 : MODEL A2

System Status:

AUTO P36 : LAST SHUTDOWN @ 17:23:27 ON 08/25/2017 BY ACFAIL

Discrete Inputs:

W1_CTR is ON	W2_CTR is ON	ASBVFD is ON	SMPCTR is OFF
HP_OP is OFF	ASP_HH is OFF	ASP_LO is OFF	FLRSMP is OFF
ACFAIL is OFF	E_STOP is OFF		

Discrete Outputs:

W1_GO is ON	W2_GO is ON	ASB_GO is ON	SMP_GO is OFF
AIR_HH is OFF	ASMPHH is OFF	ASMPLL is OFF	W1_ALM is OFF
W2_ALM is OFF	ASBALM is OFF	SMPALM is OFF	AIR_LL is OFF
VFDRUN is OFF	VFDRST is OFF	HPMPGO is ON	

Analog Inputs:

W1_FLO is	15.8	GPM	TOTAL FLOW is		57875100	GAL		
W2_FLO is	23.6	GPM	TOTAL FLOW is		54819123	GAL		
ASBPRS is	10.2	IWC	LIMITS are	L:	5.0	IWC	H: 30.0	IWC
HP_FLO is	0.00	GPM	TOTAL FLOW is		494903	GAL		
HP_PRS is	1.2	PSI	LIMITS are	L:	-2.0	PSI	H: 20.0	PSI
HP_AMP is	0.96	AMP	LIMITS are	L:	0.00	AMP	H:	AMP
W1_AMP is	4.50	AMP	LIMITS are	L:	0.00	AMP	H: 10.00	AMP
W2_AMP is	4.63	AMP	LIMITS are	L:	0.00	AMP	H: 10.00	AMP
W1_LVL is	29.56	FT	LIMITS are	L:	8.00	FT	H: 28.00	FT
W2_LVL is	54.92	FT	LIMITS are	L:	9.00	FT	H: 52.00	FT
W1_PRS is	4.1	PSI	LIMITS are	L:	0.5	PSI	H: 100.0	PSI
W2_PRS is	3.1	PSI	LIMITS are	L:	0.5	PSI	H: 100.0	PSI
INTEMP is	59.2	DEG	LIMITS are	L:	42.0	DEG	H: 130.0	DEG

Analog Outputs:

ASBSPD 0.0 PCT MAN

ProControl Series II+

EOS Research Ltd.

Fax Report

To:

JEREMY WYCKOFF

From:

THE NYSDEC GLADDING SYSTEM IN SOUTH OTSELIC NY @ 06:00:00 ON 10/17/2017
SER NO 9605 : SETUP VER 1 : ROM 2.1996 : MODEL A2

System Status:

AUTO P36 : LAST SHUTDOWN @ 17:23:27 ON 08/25/2017 BY ACFAIL

Discrete Inputs:

W1_CTR is ON	W2_CTR is ON	ASBVFD is ON	SMPCTR is OFF
HP_OP is ON	ASP_HH is OFF	ASP_LO is OFF	FLRSMP is OFF
ACFAIL is OFF	E_STOP is OFF		

Discrete Outputs:

W1_GO is ON	W2_GO is ON	ASB_GO is ON	SMP_GO is OFF
AIR_HH is OFF	ASMPHH is OFF	ASMPLL is OFF	W1_ALM is OFF
W2_ALM is OFF	ASBALM is OFF	SMPALM is OFF	AIR_LL is OFF
VFDRUN is OFF	VFDRST is OFF	HPMPGO is ON	

Analog Inputs:

W1_FLO is 15.9	GPM	TOTAL FLOW is		57898066	GAL			
W2_FLO is 23.4	GPM	TOTAL FLOW is		54852865	GAL			
ASBPRS is 10.7	IWC	LIMITS are	L:	5.0	IWC	H:	30.0	IWC
HP_FLO is 2.27	GPM	TOTAL FLOW is		495383	GAL			
HP_PRS is 8.0	PSI	LIMITS are	L:	-2.0	PSI	H:	20.0	PSI
HP_AMP is 4.77	AMP	LIMITS are	L:	0.00	AMP	H:	.....	AMP
W1_AMP is 4.37	AMP	LIMITS are	L:	0.00	AMP	H:	10.00	AMP
W2_AMP is 4.53	AMP	LIMITS are	L:	0.00	AMP	H:	10.00	AMP
W1_LVL is 29.94	FT	LIMITS are	L:	8.00	FT	H:	28.00	FT
W2_LVL is 54.96	FT	LIMITS are	L:	9.00	FT	H:	52.00	FT
W1_PRS is 3.9	PSI	LIMITS are	L:	0.5	PSI	H:	100.0	PSI
W2_PRS is 4.1	PSI	LIMITS are	L:	0.5	PSI	H:	100.0	PSI
INTEMP is 56.7	DEG	LIMITS are	L:	42.0	DEG	H:	130.0	DEG

Analog Outputs:

ASBSPD 0.0 PCT MAN

ProControl Series II+

EOS Research Ltd.

Fax Report

To:

JEREMY WYCKOFF

From:

THE NYSDEC GLADDING SYSTEM IN SOUTH OTSELIC NY @ 06:00:00 ON 10/18/2017
SER NO 9605 : SETUP VER 1 : ROM 2.1996 : MODEL A2

System Status:

AUTO P36 : LAST SHUTDOWN @ 17:23:27 ON 08/25/2017 BY ACFAIL

Discrete Inputs:

W1_CTR is ON	W2_CTR is ON	ASBVFD is ON	SMPCTR is OFF
HP_OP is OFF	ASP_HH is OFF	ASP_LO is OFF	FLRSMP is OFF
ACFAIL is OFF	E_STOP is OFF		

Discrete Outputs:

W1_GO is ON	W2_GO is ON	ASB_GO is ON	SMP_GO is OFF
AIR_HH is OFF	ASMPHH is OFF	ASMPLL is OFF	W1_ALM is OFF
W2_ALM is OFF	ASBALM is OFF	SMPALM is OFF	AIR_LL is OFF
VFDRUN is OFF	VFDRST is OFF	HPMPGO is ON	

Analog Inputs:

W1_FLO is	16.3	GPM	TOTAL FLOW is		57921026	GAL		
W2_FLO is	23.2	GPM	TOTAL FLOW is		54886600	GAL		
ASBPRS is	10.5	IWC	LIMITS are	L:	5.0	IWC	H: 30.0	IWC
HP_FLO is	0.00	GPM	TOTAL FLOW is		495796	GAL		
HP_PRS is	1.2	PSI	LIMITS are	L:	-2.0	PSI	H: 20.0	PSI
HP_AMP is	0.96	AMP	LIMITS are	L:	0.00	AMP	H:	AMP
W1_AMP is	4.44	AMP	LIMITS are	L:	0.00	AMP	H: 10.00	AMP
W2_AMP is	4.60	AMP	LIMITS are	L:	0.00	AMP	H: 10.00	AMP
W1_LVL is	29.80	FT	LIMITS are	L:	8.00	FT	H: 28.00	FT
W2_LVL is	54.88	FT	LIMITS are	L:	9.00	FT	H: 52.00	FT
W1_PRS is	4.0	PSI	LIMITS are	L:	0.5	PSI	H: 100.0	PSI
W2_PRS is	4.3	PSI	LIMITS are	L:	0.5	PSI	H: 100.0	PSI
INTEMP is	58.3	DEG	LIMITS are	L:	42.0	DEG	H: 130.0	DEG

Analog Outputs:

ASBSPD 0.0 PCT MAN

ProControl Series II+

EOS Research Ltd.

Fax Report

To:

JEREMY WYCKOFF

From:

THE NYSDEC GLADDING SYSTEM IN SOUTH OTSELIC NY @ 06:00:00 ON 10/19/2017
SER NO 9605 : SETUP VER 1 : ROM 2.1996 : MODEL A2

System Status:

AUTO P36 : LAST SHUTDOWN @ 17:23:27 ON 08/25/2017 BY ACFAIL

Discrete Inputs:

W1_CTR is ON	W2_CTR is ON	ASBVFD is ON	SMPCTR is OFF
HP_OP is OFF	ASP_HH is OFF	ASP_LO is OFF	FLRSMP is OFF
ACFAIL is OFF	E_STOP is OFF		

Discrete Outputs:

W1_GO is ON	W2_GO is ON	ASB_GO is ON	SMP_GO is OFF
AIR_HH is OFF	ASMPHH is OFF	ASMPLL is OFF	W1_ALM is OFF
W2_ALM is OFF	ASBALM is OFF	SMPALM is OFF	AIR_LL is OFF
VFDRUN is OFF	VFDRST is OFF	HPMPGO is ON	

Analog Inputs:

W1_FLO is 16.1	GPM	TOTAL FLOW is	57943958	GAL				
W2_FLO is 23.5	GPM	TOTAL FLOW is	54920346	GAL				
ASBPRS is 10.5	IWC	LIMITS are	L: 5.0	IWC	H:	30.0	IWC
HP_FLO is 0.00	GPM	TOTAL FLOW is	496108	GAL				
HP_PRS is 1.1	PSI	LIMITS are	L: -2.0	PSI	H:	20.0	PSI
HP_AMP is 0.96	AMP	LIMITS are	L: 0.00	AMP	H:	.....	AMP
W1_AMP is 4.45	AMP	LIMITS are	L: 0.00	AMP	H:	10.00	AMP
W2_AMP is 4.62	AMP	LIMITS are	L: 0.00	AMP	H:	10.00	AMP
W1_LVL is 29.67	FT	LIMITS are	L: 8.00	FT	H:	28.00	FT
W2_LVL is 54.77	FT	LIMITS are	L: 9.00	FT	H:	52.00	FT
W1_PRS is 3.9	PSI	LIMITS are	L: 0.5	PSI	H:	100.0	PSI
W2_PRS is 4.2	PSI	LIMITS are	L: 0.5	PSI	H:	100.0	PSI
INTEMP is 57.1	DEG	LIMITS are	L: 42.0	DEG	H:	130.0	DEG

Analog Outputs:

ASBSPD 0.0 PCT MAN

ProControl Series II+

EOS Research Ltd.

Fax Report

To:

JEREMY WYCKOFF

From:

THE NYSDEC GLADDING SYSTEM IN SOUTH OTSELIC NY @ 06:00:00 ON 10/20/2017
SER NO 9605 : SETUP VER 1 : ROM 2.1996 : MODEL A2

System Status:

AUTO P36 : LAST SHUTDOWN @ 17:23:27 ON 08/25/2017 BY ACFAIL

Discrete Inputs:

W1_CTR is ON	W2_CTR is ON	ASBVFD is ON	SMPCTR is OFF
HP_OP is OFF	ASP_HH is OFF	ASP_LO is OFF	FLRSMP is OFF
ACFAIL is OFF	E_STOP is OFF		

Discrete Outputs:

W1_GO is ON	W2_GO is ON	ASB_GO is ON	SMP_GO is OFF
AIR_HH is OFF	ASMPHH is OFF	ASMPLL is OFF	W1_ALM is OFF
W2_ALM is OFF	ASBALM is OFF	SMPALM is OFF	AIR_LL is OFF
VFDRUN is OFF	VFDRST is OFF	HPMPGO is ON	

Analog Inputs:

W1_FLO is 15.9	GPM	TOTAL FLOW is		57966801	GAL			
W2_FLO is 23.0	GPM	TOTAL FLOW is		54954074	GAL			
ASBPRS is 10.5	IWC	LIMITS are	L:	5.0	IWC	H:	30.0	IWC
HP_FLO is 0.00	GPM	TOTAL FLOW is		496341	GAL			
HP_PRS is 1.0	PSI	LIMITS are	L:	-2.0	PSI	H:	20.0	PSI
HP_AMP is 0.95	AMP	LIMITS are	L:	0.00	AMP	H:	.....	AMP
W1_AMP is 4.42	AMP	LIMITS are	L:	0.00	AMP	H:	10.00	AMP
W2_AMP is 4.57	AMP	LIMITS are	L:	0.00	AMP	H:	10.00	AMP
W1_LVL is 29.66	FT	LIMITS are	L:	8.00	FT	H:	28.00	FT
W2_LVL is 54.73	FT	LIMITS are	L:	9.00	FT	H:	52.00	FT
W1_PRS is 4.0	PSI	LIMITS are	L:	0.5	PSI	H:	100.0	PSI
W2_PRS is 4.2	PSI	LIMITS are	L:	0.5	PSI	H:	100.0	PSI
INTEMP is 57.1	DEG	LIMITS are	L:	42.0	DEG	H:	130.0	DEG

Analog Outputs:

ASBSPD 0.0 PCT MAN

ProControl Series II+

EOS Research Ltd.

Fax Report

To:

JEREMY WYCKOFF

From:

THE NYSDEC GLADDING SYSTEM IN SOUTH OTSELIC NY @ 06:00:00 ON 10/21/2017
SER NO 9605 : SETUP VER 1 : ROM 2.1996 : MODEL A2

System Status:

AUTO P36 : LAST SHUTDOWN @ 17:23:27 ON 08/25/2017 BY ACFAIL

Discrete Inputs:

W1_CTR is ON	W2_CTR is ON	ASBVFD is ON	SMPCTR is OFF
HP_OP is OFF	ASP_HH is OFF	ASP_LO is OFF	FLRSMP is OFF
ACFAIL is OFF	E_STOP is OFF		

Discrete Outputs:

W1_GO is ON	W2_GO is ON	ASB_GO is ON	SMP_GO is OFF
AIR_HH is OFF	ASMPHH is OFF	ASMPLL is OFF	W1_ALM is OFF
W2_ALM is OFF	ASBALM is OFF	SMPALM is OFF	AIR_LL is OFF
VFDRUN is OFF	VFDRST is OFF	HPMPGO is ON	

Analog Inputs:

W1_FLO is 16.1	GPM	TOTAL FLOW is	57989613	GAL				
W2_FLO is 23.4	GPM	TOTAL FLOW is	54987783	GAL				
ASBPRS is 10.7	IWC	LIMITS are	L: 5.0	IWC	H:	30.0	IWC
HP_FLO is 0.00	GPM	TOTAL FLOW is	496674	GAL				
HP_PRS is 1.1	PSI	LIMITS are	L: -2.0	PSI	H:	20.0	PSI
HP_AMP is 0.97	AMP	LIMITS are	L: 0.00	AMP	H:	.....	AMP
W1_AMP is 4.49	AMP	LIMITS are	L: 0.00	AMP	H:	10.00	AMP
W2_AMP is 4.65	AMP	LIMITS are	L: 0.00	AMP	H:	10.00	AMP
W1_LVL is 29.80	FT	LIMITS are	L: 8.00	FT	H:	28.00	FT
W2_LVL is 54.71	FT	LIMITS are	L: 9.00	FT	H:	52.00	FT
W1_PRS is 3.9	PSI	LIMITS are	L: 0.5	PSI	H:	100.0	PSI
W2_PRS is 4.2	PSI	LIMITS are	L: 0.5	PSI	H:	100.0	PSI
INTEMP is 56.0	DEG	LIMITS are	L: 42.0	DEG	H:	130.0	DEG

Analog Outputs:

ASBSPD 0.0 PCT MAN

ProControl Series II+

EOS Research Ltd.

Fax Report

To:

JEREMY WYCKOFF

From:

THE NYSDEC GLADDING SYSTEM IN SOUTH OTSELIC NY @ 06:00:00 ON 10/22/2017
SER NO 9605 : SETUP VER 1 : ROM 2.1996 : MODEL A2

System Status:

AUTO P36 : LAST SHUTDOWN @ 17:23:27 ON 08/25/2017 BY ACFAIL

Discrete Inputs:

W1_CTR is ON	W2_CTR is ON	ASBVFD is ON	SMPCTR is OFF
HP_OP is ON	ASP_HH is OFF	ASP_LO is OFF	FLRSMP is OFF
ACFAIL is OFF	E_STOP is OFF		

Discrete Outputs:

W1_GO is ON	W2_GO is ON	ASB_GO is ON	SMP_GO is OFF
AIR_HH is OFF	ASMPHH is OFF	ASMPLL is OFF	W1_ALM is OFF
W2_ALM is OFF	ASBALM is OFF	SMPALM is OFF	AIR_LL is OFF
VFDRUN is OFF	VFDRST is OFF	HPMPGO is ON	

Analog Inputs:

W1_FLO is	16.4	GPM	TOTAL FLOW is		58012385	GAL		
W2_FLO is	23.6	GPM	TOTAL FLOW is		55021512	GAL		
ASBPRS is	10.6	IWC	LIMITS are	L:	5.0	IWC	H: 30.0	IWC
HP_FLO is	2.32	GPM	TOTAL FLOW is		497003	GAL		
HP_PRS is	8.3	PSI	LIMITS are	L:	-2.0	PSI	H: 20.0	PSI
HP_AMP is	4.76	AMP	LIMITS are	L:	0.00	AMP	H:	AMP
W1_AMP is	4.48	AMP	LIMITS are	L:	0.00	AMP	H: 10.00	AMP
W2_AMP is	4.62	AMP	LIMITS are	L:	0.00	AMP	H: 10.00	AMP
W1_LVL is	29.89	FT	LIMITS are	L:	8.00	FT	H: 28.00	FT
W2_LVL is	54.73	FT	LIMITS are	L:	9.00	FT	H: 52.00	FT
W1_PRS is	4.0	PSI	LIMITS are	L:	0.5	PSI	H: 100.0	PSI
W2_PRS is	4.3	PSI	LIMITS are	L:	0.5	PSI	H: 100.0	PSI
INTEMP is	56.7	DEG	LIMITS are	L:	42.0	DEG	H: 130.0	DEG

Analog Outputs:

ASBSPD 0.0 PCT MAN

ProControl Series II+

EOS Research Ltd.

Fax Report

To:

JEREMY WYCKOFF

From:

THE NYSDEC GLADDING SYSTEM IN SOUTH OTSELIC NY @ 06:00:00 ON 10/23/2017
SER NO 9605 : SETUP VER 1 : ROM 2.1996 : MODEL A2

System Status:

AUTO P36 : LAST SHUTDOWN @ 17:23:27 ON 08/25/2017 BY ACFAIL

Discrete Inputs:

W1_CTR is ON	W2_CTR is ON	ASBVFD is ON	SMPCTR is OFF
HP_OP is OFF	ASP_HH is OFF	ASP_LO is OFF	FLRSMP is OFF
ACFAIL is OFF	E_STOP is OFF		

Discrete Outputs:

W1_GO is ON	W2_GO is ON	ASB_GO is ON	SMP_GO is OFF
AIR_HH is OFF	ASMPHH is OFF	ASMPLL is OFF	W1_ALM is OFF
W2_ALM is OFF	ASBALM is OFF	SMPALM is OFF	AIR_LL is OFF
VFDRUN is OFF	VFDRST is OFF	HPMPGO is ON	

Analog Inputs:

W1_FLO is 15.6	GPM	TOTAL FLOW is		58035133	GAL			
W2_FLO is 23.6	GPM	TOTAL FLOW is		55055238	GAL			
ASBPRS is 10.2	IWC	LIMITS are	L:	5.0	IWC	H:	30.0	IWC
HP_FLO is 0.00	GPM	TOTAL FLOW is		497187	GAL			
HP_PRS is 1.1	PSI	LIMITS are	L:	-2.0	PSI	H:	20.0	PSI
HP_AMP is 0.95	AMP	LIMITS are	L:	0.00	AMP	H:	.....	AMP
W1_AMP is 4.46	AMP	LIMITS are	L:	0.00	AMP	H:	10.00	AMP
W2_AMP is 4.62	AMP	LIMITS are	L:	0.00	AMP	H:	10.00	AMP
W1_LVL is 29.69	FT	LIMITS are	L:	8.00	FT	H:	28.00	FT
W2_LVL is 54.67	FT	LIMITS are	L:	9.00	FT	H:	52.00	FT
W1_PRS is 4.0	PSI	LIMITS are	L:	0.5	PSI	H:	100.0	PSI
W2_PRS is 4.3	PSI	LIMITS are	L:	0.5	PSI	H:	100.0	PSI
INTEMP is 59.9	DEG	LIMITS are	L:	42.0	DEG	H:	130.0	DEG

Analog Outputs:

ASBSPD 0.0 PCT MAN

ProControl Series II+

EOS Research Ltd.

Fax Report

To:

JEREMY WYCKOFF

From:

THE NYSDEC GLADDING SYSTEM IN SOUTH OTSELIC NY @ 06:00:00 ON 10/24/2017
SER NO 9605 : SETUP VER 1 : ROM 2.1996 : MODEL A2

System Status:

AUTO P36 : LAST SHUTDOWN @ 17:23:27 ON 08/25/2017 BY ACFAIL

Discrete Inputs:

W1_CTR is ON	W2_CTR is ON	ASBVFD is ON	SMPCTR is OFF
HP_OP is OFF	ASP_HH is OFF	ASP_LO is OFF	FLRSMP is OFF
ACFAIL is OFF	E_STOP is OFF		

Discrete Outputs:

W1_GO is ON	W2_GO is ON	ASB_GO is ON	SMP_GO is OFF
AIR_HH is OFF	ASMPHH is OFF	ASMPLL is OFF	W1_ALM is OFF
W2_ALM is OFF	ASBALM is OFF	SMPALM is OFF	AIR_LL is OFF
VFDRUN is OFF	VFDRST is OFF	HPMPGO is ON	

Analog Inputs:

W1_FLO is 15.6	GPM	TOTAL FLOW is		58057799	GAL			
W2_FLO is 23.5	GPM	TOTAL FLOW is		55088937	GAL			
ASBPRS is 9.9	IWC	LIMITS are	L:	5.0	IWC	H:	30.0	IWC
HP_FLO is 0.00	GPM	TOTAL FLOW is		497247	GAL			
HP_PRS is 1.2	PSI	LIMITS are	L:	-2.0	PSI	H:	20.0	PSI
HP_AMP is 0.95	AMP	LIMITS are	L:	0.00	AMP	H:	.....	AMP
W1_AMP is 4.43	AMP	LIMITS are	L:	0.00	AMP	H:	10.00	AMP
W2_AMP is 4.60	AMP	LIMITS are	L:	0.00	AMP	H:	10.00	AMP
W1_LVL is 29.16	FT	LIMITS are	L:	8.00	FT	H:	28.00	FT
W2_LVL is 54.56	FT	LIMITS are	L:	9.00	FT	H:	52.00	FT
W1_PRS is 4.1	PSI	LIMITS are	L:	0.5	PSI	H:	100.0	PSI
W2_PRS is 4.2	PSI	LIMITS are	L:	0.5	PSI	H:	100.0	PSI
INTEMP is 63.6	DEG	LIMITS are	L:	42.0	DEG	H:	130.0	DEG

Analog Outputs:

ASBSPD 0.0 PCT MAN

ProControl Series II+

EOS Research Ltd.

Fax Report

To:

JEREMY WYCKOFF

From:

THE NYSDEC GLADDING SYSTEM IN SOUTH OTSELIC NY @ 06:00:00 ON 10/25/2017
SER NO 9605 : SETUP VER 1 : ROM 2.1996 : MODEL A2

System Status:

AUTO P36 : LAST SHUTDOWN @ 17:23:27 ON 08/25/2017 BY ACFAIL

Discrete Inputs:

W1_CTR is ON	W2_CTR is ON	ASBVFD is ON	SMPCTR is OFF
HP_OP is OFF	ASP_HH is OFF	ASP_LO is OFF	FLRSMP is OFF
ACFAIL is OFF	E_STOP is OFF		

Discrete Outputs:

W1_GO is ON	W2_GO is ON	ASB_GO is ON	SMP_GO is OFF
AIR_HH is OFF	ASMPHH is OFF	ASMPLL is OFF	W1_ALM is OFF
W2_ALM is OFF	ASBALM is OFF	SMPALM is OFF	AIR_LL is OFF
VFDRUN is OFF	VFDRST is OFF	HPMPGO is ON	

Analog Inputs:

W1_FLO is 15.8	GPM	TOTAL FLOW is		58080488	GAL			
W2_FLO is 23.1	GPM	TOTAL FLOW is		55122643	GAL			
ASBPRS is 10.2	IWC	LIMITS are	L:	5.0	IWC	H:	30.0	IWC
HP_FLO is 0.00	GPM	TOTAL FLOW is		497403	GAL			
HP_PRS is 1.1	PSI	LIMITS are	L:	-2.0	PSI	H:	20.0	PSI
HP_AMP is 0.95	AMP	LIMITS are	L:	0.00	AMP	H:	.....	AMP
W1_AMP is 4.44	AMP	LIMITS are	L:	0.00	AMP	H:	10.00	AMP
W2_AMP is 4.60	AMP	LIMITS are	L:	0.00	AMP	H:	10.00	AMP
W1_LVL is 29.46	FT	LIMITS are	L:	8.00	FT	H:	28.00	FT
W2_LVL is 54.92	FT	LIMITS are	L:	9.00	FT	H:	52.00	FT
W1_PRS is 4.1	PSI	LIMITS are	L:	0.5	PSI	H:	100.0	PSI
W2_PRS is 4.1	PSI	LIMITS are	L:	0.5	PSI	H:	100.0	PSI
INTEMP is 60.8	DEG	LIMITS are	L:	42.0	DEG	H:	130.0	DEG

Analog Outputs:

ASBSPD 0.0 PCT MAN

ALARM Fax Report

EOS Research Ltd. ProControl Series II+

To:

JEREMY WYCKOFF

From:

THE NYSDEC GLADDING SYSTEM IN SOUTH OTSELIC NY @ 15:55:19 ON 10/25/2017
SER NO 9605 : SETUP VER 1 : ROM 2.1996 : MODEL A2

System Status:

AUTO P18 : LAST SHUTDOWN @ 17:23:27 ON 08/25/2017 BY ACFAIL
FAX REPORT INITIATED BY PROCESS 18

Discrete Inputs:

W1_CTR is OFF	W2_CTR is ON	ASBVFD is ON	SMPCTR is OFF
HP_OP is OFF	ASP_HH is OFF	ASP_LO is OFF	FLRSMP is OFF
ACFAIL is OFF	E_STOP is OFF		

Discrete Outputs:

W1_GO is OFF	W2_GO is ON	ASB_GO is ON	SMP_GO is OFF
AIR_HH is OFF	ASMPHH is OFF	ASMPLL is OFF	W1_ALM is ON
W2_ALM is OFF	ASBALM is OFF	SMPALM is OFF	AIR_LL is OFF
VFDRUN is OFF	VFDRST is OFF	HPMPGO is ON	

Analog Inputs:

W1_FLO is 0.0	GPM	TOTAL FLOW is	58089867	GAL				
W2_FLO is 23.5	GPM	TOTAL FLOW is	55136587	GAL				
ASBPRS is 9.7	IWC	LIMITS are	L: 5.0	IWC	H:	30.0	IWC
HP_FLO is 0.00	GPM	TOTAL FLOW is	497515	GAL				
HP_PRS is 0.5	PSI	LIMITS are	L: -2.0	PSI	H:	20.0	PSI
HP_AMP is 0.96	AMP	LIMITS are	L: 0.00	AMP	H:	.....	AMP
W1_AMP is 0.01	AMP	LIMITS are	L: 0.00	AMP	H:	10.00	AMP
W2_AMP is 4.70	AMP	LIMITS are	L: 0.00	AMP	H:	10.00	AMP
W1_LVL is 30.81	FT	LIMITS are	L: 8.00	FT	H:	28.00	FT
W2_LVL is 54.82	FT	LIMITS are	L: 9.00	FT	H:	52.00	FT
W1_PRS is 0.0	PSI	LIMITS are	L: 0.5	PSI	H:	100.0	PSI
W2_PRS is 3.7	PSI	LIMITS are	L: 0.5	PSI	H:	100.0	PSI
INTEMP is 64.1	DEG	LIMITS are	L: 42.0	DEG	H:	130.0	DEG

Analog Outputs:

ASBSPD 0.0 PCT MAN

ALARM Fax Report

EOS Research Ltd. ProControl Series II+

To:

JEREMY WYCKOFF

From:

THE NYSDEC GLADDING SYSTEM IN SOUTH OTSELIC NY @ 16:29:26 ON 10/25/2017
SER NO 9605 : SETUP VER 1 : ROM 2.1996 : MODEL A2

System Status:

AUTO P18 : LAST SHUTDOWN @ 17:23:27 ON 08/25/2017 BY ACFAIL
FAX REPORT INITIATED BY PROCESS 18

Discrete Inputs:

W1_CTR is OFF	W2_CTR is ON	ASBVFD is ON	SMPCTR is OFF
HP_OP is OFF	ASP_HH is OFF	ASP_LO is OFF	FLRSMP is OFF
ACFAIL is OFF	E_STOP is OFF		

Discrete Outputs:

W1_GO is OFF	W2_GO is ON	ASB_GO is ON	SMP_GO is OFF
AIR_HH is OFF	ASMPHH is OFF	ASMPLL is OFF	W1_ALM is ON
W2_ALM is OFF	ASBALM is OFF	SMPALM is OFF	AIR_LL is OFF
VFDRUN is OFF	VFDRST is OFF	HPMPGO is ON	

Analog Inputs:

W1_FLO is	0.0	GPM	TOTAL FLOW is		58090195	GAL			
W2_FLO is	23.4	GPM	TOTAL FLOW is		55137388	GAL			
ASBPRS is	9.8	IWC	LIMITS are	L:	5.0	IWC	H:	30.0	IWC
HP_FLO is	0.00	GPM	TOTAL FLOW is		497515	GAL			
HP_PRS is	0.4	PSI	LIMITS are	L:	-2.0	PSI	H:	20.0	PSI
HP_AMP is	0.95	AMP	LIMITS are	L:	0.00	AMP	H:	.....	AMP
W1_AMP is	0.01	AMP	LIMITS are	L:	0.00	AMP	H:	10.00	AMP
W2_AMP is	4.72	AMP	LIMITS are	L:	0.00	AMP	H:	10.00	AMP
W1_LVL is	30.84	FT	LIMITS are	L:	8.00	FT	H:	28.00	FT
W2_LVL is	54.79	FT	LIMITS are	L:	9.00	FT	H:	52.00	FT
W1_PRS is	0.0	PSI	LIMITS are	L:	0.5	PSI	H:	100.0	PSI
W2_PRS is	3.6	PSI	LIMITS are	L:	0.5	PSI	H:	100.0	PSI
INTEMP is	65.0	DEG	LIMITS are	L:	42.0	DEG	H:	130.0	DEG

Analog Outputs:

ASBSPD 0.0 PCT MAN

ALARM Fax Report

EOS Research Ltd. ProControl Series II+

To:

JEREMY WYCKOFF

From:

THE NYSDEC GLADDING SYSTEM IN SOUTH OTSELIC NY @ 16:40:02 ON 10/25/2017
SER NO 9605 : SETUP VER 1 : ROM 2.1996 : MODEL A2

System Status:

AUTO P19 : LAST SHUTDOWN @ 17:23:27 ON 08/25/2017 BY ACFAIL
FAX REPORT INITIATED BY PROCESS 19

Discrete Inputs:

W1_CTR is ON	W2_CTR is OFF	ASBVFD is ON	SMPCTR is OFF
HP_OP is OFF	ASP_HH is OFF	ASP_LO is OFF	FLRSMP is OFF
ACFAIL is OFF	E_STOP is OFF		

Discrete Outputs:

W1_GO is ON	W2_GO is OFF	ASB_GO is ON	SMP_GO is OFF
AIR_HH is OFF	ASMPHH is OFF	ASMPLL is OFF	W1_ALM is OFF
W2_ALM is ON	ASBALM is OFF	SMPALM is OFF	AIR_LL is OFF
VFDRUN is OFF	VFDRST is OFF	HPMPGO is ON	

Analog Inputs:

W1_FLO is 16.5	GPM	TOTAL FLOW is	58090208	GAL				
W2_FLO is 0.0	GPM	TOTAL FLOW is	55137620	GAL				
ASBPRS is 9.7	IWC	LIMITS are	L: 5.0	IWC	H:	30.0	IWC
HP_FLO is 0.00	GPM	TOTAL FLOW is	497515	GAL				
HP_PRS is 0.5	PSI	LIMITS are	L: -2.0	PSI	H:	20.0	PSI
HP_AMP is 0.96	AMP	LIMITS are	L: 0.00	AMP	H:	.....	AMP
W1_AMP is 4.60	AMP	LIMITS are	L: 0.00	AMP	H:	10.00	AMP
W2_AMP is 0.00	AMP	LIMITS are	L: 0.00	AMP	H:	10.00	AMP
W1_LVL is 29.60	FT	LIMITS are	L: 8.00	FT	H:	28.00	FT
W2_LVL is 56.27	FT	LIMITS are	L: 9.00	FT	H:	52.00	FT
W1_PRS is 3.2	PSI	LIMITS are	L: 0.5	PSI	H:	100.0	PSI
W2_PRS is 0.0	PSI	LIMITS are	L: 0.5	PSI	H:	100.0	PSI
INTEMP is 64.8	DEG	LIMITS are	L: 42.0	DEG	H:	130.0	DEG

Analog Outputs:

ASBSPD 0.0 PCT MAN

ProControl Series II+

EOS Research Ltd.

Fax Report

To:

JEREMY WYCKOFF

From:

THE NYSDEC GLADDING SYSTEM IN SOUTH OTSELIC NY @ 06:00:00 ON 10/26/2017
SER NO 9605 : SETUP VER 1 : ROM 2.1996 : MODEL A2

System Status:

AUTO : LAST SHUTDOWN @ 17:23:27 ON 08/25/2017 BY ACFAIL

Discrete Inputs:

W1_CTR is ON	W2_CTR is ON	ASBVFD is ON	SMPCTR is OFF
HP_OP is ON	ASP_HH is OFF	ASP_LO is OFF	FLRSMP is OFF
ACFAIL is OFF	E_STOP is OFF		

Discrete Outputs:

W1_GO is ON	W2_GO is ON	ASB_GO is ON	SMP_GO is OFF
AIR_HH is OFF	ASMPHH is OFF	ASMPLL is OFF	W1_ALM is OFF
W2_ALM is OFF	ASBALM is OFF	SMPALM is OFF	AIR_LL is OFF
VFDRUN is OFF	VFDRST is OFF	HPMPGO is ON	

Analog Inputs:

W1_FLO is 16.1	GPM	TOTAL FLOW is		58103202	GAL			
W2_FLO is 23.3	GPM	TOTAL FLOW is		55156204	GAL			
ASBPRS is 10.3	IWC	LIMITS are	L:	5.0	IWC	H:	30.0	IWC
HP_FLO is 2.27	GPM	TOTAL FLOW is		497826	GAL			
HP_PRS is 8.2	PSI	LIMITS are	L:	-2.0	PSI	H:	20.0	PSI
HP_AMP is 4.77	AMP	LIMITS are	L:	0.00	AMP	H:	.....	AMP
W1_AMP is 4.44	AMP	LIMITS are	L:	0.00	AMP	H:	10.00	AMP
W2_AMP is 4.59	AMP	LIMITS are	L:	0.00	AMP	H:	10.00	AMP
W1_LVL is 29.38	FT	LIMITS are	L:	8.00	FT	H:	28.00	FT
W2_LVL is 54.84	FT	LIMITS are	L:	9.00	FT	H:	52.00	FT
W1_PRS is 4.0	PSI	LIMITS are	L:	0.5	PSI	H:	100.0	PSI
W2_PRS is 4.3	PSI	LIMITS are	L:	0.5	PSI	H:	100.0	PSI
INTEMP is 58.6	DEG	LIMITS are	L:	42.0	DEG	H:	130.0	DEG

Analog Outputs:

ASBSPD 0.0 PCT MAN

ProControl Series II+

EOS Research Ltd.

Fax Report

To:

JEREMY WYCKOFF

From:

THE NYSDEC GLADDING SYSTEM IN SOUTH OTSELIC NY @ 06:00:00 ON 10/27/2017
SER NO 9605 : SETUP VER 1 : ROM 2.1996 : MODEL A2

System Status:

AUTO : LAST SHUTDOWN @ 17:23:27 ON 08/25/2017 BY ACFAIL

Discrete Inputs:

W1_CTR is ON	W2_CTR is ON	ASBVFD is ON	SMPCTR is OFF
HP_OP is ON	ASP_HH is OFF	ASP_LO is OFF	FLRSMP is OFF
ACFAIL is OFF	E_STOP is OFF		

Discrete Outputs:

W1_GO is ON	W2_GO is ON	ASB_GO is ON	SMP_GO is OFF
AIR_HH is OFF	ASMPHH is OFF	ASMPLL is OFF	W1_ALM is OFF
W2_ALM is OFF	ASBALM is OFF	SMPALM is OFF	AIR_LL is OFF
VFDRUN is OFF	VFDRST is OFF	HPMPGO is ON	

Analog Inputs:

W1_FLO is 16.7	GPM	TOTAL FLOW is	58126637	GAL				
W2_FLO is 23.4	GPM	TOTAL FLOW is	55190034	GAL				
ASBPRS is 10.5	IWC	LIMITS are	L: 5.0	IWC	H:	30.0	IWC
HP_FLO is 2.26	GPM	TOTAL FLOW is	498465	GAL				
HP_PRS is 8.0	PSI	LIMITS are	L: -2.0	PSI	H:	20.0	PSI
HP_AMP is 4.79	AMP	LIMITS are	L: 0.00	AMP	H:	.....	AMP
W1_AMP is 4.44	AMP	LIMITS are	L: 0.00	AMP	H:	10.00	AMP
W2_AMP is 4.60	AMP	LIMITS are	L: 0.00	AMP	H:	10.00	AMP
W1_LVL is 29.52	FT	LIMITS are	L: 8.00	FT	H:	28.00	FT
W2_LVL is 54.77	FT	LIMITS are	L: 9.00	FT	H:	52.00	FT
W1_PRS is 4.0	PSI	LIMITS are	L: 0.5	PSI	H:	100.0	PSI
W2_PRS is 4.3	PSI	LIMITS are	L: 0.5	PSI	H:	100.0	PSI
INTEMP is 57.9	DEG	LIMITS are	L: 42.0	DEG	H:	130.0	DEG

Analog Outputs:

ASBSPD 0.0 PCT MAN

ProControl Series II+

EOS Research Ltd.

Fax Report

To:

JEREMY WYCKOFF

From:

THE NYSDEC GLADDING SYSTEM IN SOUTH OTSELIC NY @ 06:00:00 ON 10/28/2017
SER NO 9605 : SETUP VER 1 : ROM 2.1996 : MODEL A2

System Status:

AUTO : LAST SHUTDOWN @ 17:23:27 ON 08/25/2017 BY ACFAIL

Discrete Inputs:

W1_CTR is ON	W2_CTR is ON	ASBVFD is ON	SMPCTR is OFF
HP_OP is OFF	ASP_HH is OFF	ASP_LO is OFF	FLRSMP is OFF
ACFAIL is OFF	E_STOP is OFF		

Discrete Outputs:

W1_GO is ON	W2_GO is ON	ASB_GO is ON	SMP_GO is OFF
AIR_HH is OFF	ASMPHH is OFF	ASMPLL is OFF	W1_ALM is OFF
W2_ALM is OFF	ASBALM is OFF	SMPALM is OFF	AIR_LL is OFF
VFDRUN is OFF	VFDRST is OFF	HPMPGO is ON	

Analog Inputs:

W1_FLO is 16.2	GPM	TOTAL FLOW is	58149904	GAL				
W2_FLO is 23.2	GPM	TOTAL FLOW is	55223862	GAL				
ASBPRS is 10.3	IWC	LIMITS are	L: 5.0	IWC	H:	30.0	IWC
HP_FLO is 0.00	GPM	TOTAL FLOW is	498963	GAL				
HP_PRS is 1.1	PSI	LIMITS are	L: -2.0	PSI	H:	20.0	PSI
HP_AMP is 0.96	AMP	LIMITS are	L: 0.00	AMP	H:	.....	AMP
W1_AMP is 4.58	AMP	LIMITS are	L: 0.00	AMP	H:	10.00	AMP
W2_AMP is 4.71	AMP	LIMITS are	L: 0.00	AMP	H:	10.00	AMP
W1_LVL is 29.41	FT	LIMITS are	L: 8.00	FT	H:	28.00	FT
W2_LVL is 54.75	FT	LIMITS are	L: 9.00	FT	H:	52.00	FT
W1_PRS is 4.0	PSI	LIMITS are	L: 0.5	PSI	H:	100.0	PSI
W2_PRS is 4.4	PSI	LIMITS are	L: 0.5	PSI	H:	100.0	PSI
INTEMP is 59.5	DEG	LIMITS are	L: 42.0	DEG	H:	130.0	DEG

Analog Outputs:

ASBSPD 0.0 PCT MAN

ProControl Series II+

EOS Research Ltd.

Fax Report

To:

JEREMY WYCKOFF

From:

THE NYSDEC GLADDING SYSTEM IN SOUTH OTSELIC NY @ 06:00:00 ON 10/29/2017
SER NO 9605 : SETUP VER 1 : ROM 2.1996 : MODEL A2

System Status:

AUTO : LAST SHUTDOWN @ 17:23:27 ON 08/25/2017 BY ACFAIL

Discrete Inputs:

W1_CTR is ON	W2_CTR is ON	ASBVFD is ON	SMPCTR is OFF
HP_OP is ON	ASP_HH is OFF	ASP_LO is OFF	FLRSMP is OFF
ACFAIL is OFF	E_STOP is OFF		

Discrete Outputs:

W1_GO is ON	W2_GO is ON	ASB_GO is ON	SMP_GO is OFF
AIR_HH is OFF	ASMPHH is OFF	ASMPLL is OFF	W1_ALM is OFF
W2_ALM is OFF	ASBALM is OFF	SMPALM is OFF	AIR_LL is OFF
VFDRUN is OFF	VFDRST is OFF	HPMPGO is ON	

Analog Inputs:

W1_FLO is	16.0	GPM	TOTAL FLOW is		58173068	GAL		
W2_FLO is	23.7	GPM	TOTAL FLOW is		55257652	GAL		
ASBPRS is	10.3	IWC	LIMITS are	L:	5.0	IWC	H: 30.0	IWC
HP_FLO is	2.29	GPM	TOTAL FLOW is		499219	GAL		
HP_PRS is	8.2	PSI	LIMITS are	L:	-2.0	PSI	H: 20.0	PSI
HP_AMP is	4.86	AMP	LIMITS are	L:	0.00	AMP	H:	AMP
W1_AMP is	4.52	AMP	LIMITS are	L:	0.00	AMP	H: 10.00	AMP
W2_AMP is	4.67	AMP	LIMITS are	L:	0.00	AMP	H: 10.00	AMP
W1_LVL is	29.52	FT	LIMITS are	L:	8.00	FT	H: 28.00	FT
W2_LVL is	54.98	FT	LIMITS are	L:	9.00	FT	H: 52.00	FT
W1_PRS is	4.0	PSI	LIMITS are	L:	0.5	PSI	H: 100.0	PSI
W2_PRS is	4.3	PSI	LIMITS are	L:	0.5	PSI	H: 100.0	PSI
INTEMP is	60.6	DEG	LIMITS are	L:	42.0	DEG	H: 130.0	DEG

Analog Outputs:

ASBSPD 0.0 PCT MAN

ProControl Series II+

EOS Research Ltd.

Fax Report

To:

JEREMY WYCKOFF

From:

THE NYSDEC GLADDING SYSTEM IN SOUTH OTSELIC NY @ 06:00:00 ON 10/30/2017
SER NO 9605 : SETUP VER 1 : ROM 2.1996 : MODEL A2

System Status:

AUTO : LAST SHUTDOWN @ 17:23:27 ON 08/25/2017 BY ACFAIL

Discrete Inputs:

W1_CTR is ON	W2_CTR is ON	ASBVFD is ON	SMPCTR is OFF
HP_OP is ON	ASP_HH is OFF	ASP_LO is OFF	FLRSMP is OFF
ACFAIL is OFF	E_STOP is OFF		

Discrete Outputs:

W1_GO is ON	W2_GO is ON	ASB_GO is ON	SMP_GO is OFF
AIR_HH is OFF	ASMPHH is OFF	ASMPLL is OFF	W1_ALM is OFF
W2_ALM is OFF	ASBALM is OFF	SMPALM is OFF	AIR_LL is OFF
VFDRUN is OFF	VFDRST is OFF	HPMPGO is ON	

Analog Inputs:

W1_FLO is	16.5	GPM	TOTAL FLOW is		58196350	GAL		
W2_FLO is	24.1	GPM	TOTAL FLOW is		55291510	GAL		
ASBPRS is	10.0	IWC	LIMITS are	L:	5.0	IWC	H: 30.0	IWC
HP_FLO is	2.27	GPM	TOTAL FLOW is		499809	GAL		
HP_PRS is	8.1	PSI	LIMITS are	L:	-2.0	PSI	H: 20.0	PSI
HP_AMP is	4.83	AMP	LIMITS are	L:	0.00	AMP	H:	AMP
W1_AMP is	4.47	AMP	LIMITS are	L:	0.00	AMP	H: 10.00	AMP
W2_AMP is	4.63	AMP	LIMITS are	L:	0.00	AMP	H: 10.00	AMP
W1_LVL is	31.12	FT	LIMITS are	L:	8.00	FT	H: 28.00	FT
W2_LVL is	57.24	FT	LIMITS are	L:	9.00	FT	H: 52.00	FT
W1_PRS is	4.0	PSI	LIMITS are	L:	0.5	PSI	H: 100.0	PSI
W2_PRS is	4.4	PSI	LIMITS are	L:	0.5	PSI	H: 100.0	PSI
INTEMP is	59.2	DEG	LIMITS are	L:	42.0	DEG	H: 130.0	DEG

Analog Outputs:

ASBSPD 0.0 PCT MAN

ProControl Series II+

EOS Research Ltd.

Fax Report

To:

JEREMY WYCKOFF

From:

THE NYSDEC GLADDING SYSTEM IN SOUTH OTSELIC NY @ 06:00:00 ON 10/31/2017
SER NO 9605 : SETUP VER 1 : ROM 2.1996 : MODEL A2

System Status:

AUTO : LAST SHUTDOWN @ 17:23:27 ON 08/25/2017 BY ACFAIL

Discrete Inputs:

W1_CTR is ON	W2_CTR is ON	ASBVFD is ON	SMPCTR is OFF
HP_OP is ON	ASP_HH is OFF	ASP_LO is OFF	FLRSMP is OFF
ACFAIL is OFF	E_STOP is OFF		

Discrete Outputs:

W1_GO is ON	W2_GO is ON	ASB_GO is ON	SMP_GO is OFF
AIR_HH is OFF	ASMPHH is OFF	ASMPLL is OFF	W1_ALM is OFF
W2_ALM is OFF	ASBALM is OFF	SMPALM is OFF	AIR_LL is OFF
VFDRUN is OFF	VFDRST is OFF	HPMPGO is ON	

Analog Inputs:

W1_FLO is	16.8	GPM	TOTAL FLOW is		58219935	GAL		
W2_FLO is	23.5	GPM	TOTAL FLOW is		55325647	GAL		
ASBPRS is	10.3	IWC	LIMITS are	L:	5.0	IWC	H: 30.0	IWC
HP_FLO is	2.26	GPM	TOTAL FLOW is		500537	GAL		
HP_PRS is	8.0	PSI	LIMITS are	L:	-2.0	PSI	H: 20.0	PSI
HP_AMP is	4.85	AMP	LIMITS are	L:	0.00	AMP	H:	AMP
W1_AMP is	4.42	AMP	LIMITS are	L:	0.00	AMP	H: 10.00	AMP
W2_AMP is	4.59	AMP	LIMITS are	L:	0.00	AMP	H: 10.00	AMP
W1_LVL is	32.01	FT	LIMITS are	L:	8.00	FT	H: 28.00	FT
W2_LVL is	57.27	FT	LIMITS are	L:	9.00	FT	H: 52.00	FT
W1_PRS is	4.0	PSI	LIMITS are	L:	0.5	PSI	H: 100.0	PSI
W2_PRS is	4.3	PSI	LIMITS are	L:	0.5	PSI	H: 100.0	PSI
INTEMP is	59.4	DEG	LIMITS are	L:	42.0	DEG	H: 130.0	DEG

Analog Outputs:

ASBSPD 0.0 PCT MAN

ProControl Series II+

EOS Research Ltd.

Fax Report

To:

JEREMY WYCKOFF

From:

THE NYSDEC GLADDING SYSTEM IN SOUTH OTSELIC NY @ 06:00:00 ON 11/01/2017
SER NO 9605 : SETUP VER 1 : ROM 2.1996 : MODEL A2

System Status:

AUTO : LAST SHUTDOWN @ 17:23:27 ON 08/25/2017 BY ACFAIL

Discrete Inputs:

W1_CTR is ON	W2_CTR is ON	ASBVFD is ON	SMPCTR is OFF
HP_OP is OFF	ASP_HH is OFF	ASP_LO is OFF	FLRSMP is OFF
ACFAIL is OFF	E_STOP is OFF		

Discrete Outputs:

W1_GO is ON	W2_GO is ON	ASB_GO is ON	SMP_GO is OFF
AIR_HH is OFF	ASMPHH is OFF	ASMPLL is OFF	W1_ALM is OFF
W2_ALM is OFF	ASBALM is OFF	SMPALM is OFF	AIR_LL is OFF
VFDRUN is OFF	VFDRST is OFF	HPMPGO is ON	

Analog Inputs:

W1_FLO is 16.1	GPM	TOTAL FLOW is	58243260	GAL				
W2_FLO is 24.0	GPM	TOTAL FLOW is	55359702	GAL				
ASBPRS is 10.7	IWC	LIMITS are	L: 5.0	IWC	H:	30.0	IWC
HP_FLO is 0.00	GPM	TOTAL FLOW is	501283	GAL				
HP_PRS is 1.2	PSI	LIMITS are	L: -2.0	PSI	H:	20.0	PSI
HP_AMP is 0.96	AMP	LIMITS are	L: 0.00	AMP	H:	.....	AMP
W1_AMP is 4.44	AMP	LIMITS are	L: 0.00	AMP	H:	10.00	AMP
W2_AMP is 4.61	AMP	LIMITS are	L: 0.00	AMP	H:	10.00	AMP
W1_LVL is 31.55	FT	LIMITS are	L: 8.00	FT	H:	28.00	FT
W2_LVL is 56.46	FT	LIMITS are	L: 9.00	FT	H:	52.00	FT
W1_PRS is 4.1	PSI	LIMITS are	L: 0.5	PSI	H:	100.0	PSI
W2_PRS is 4.5	PSI	LIMITS are	L: 0.5	PSI	H:	100.0	PSI
INTEMP is 58.4	DEG	LIMITS are	L: 42.0	DEG	H:	130.0	DEG

Analog Outputs:

ASBSPD 0.0 PCT MAN

ProControl Series II+

EOS Research Ltd.

Fax Report

To:

JEREMY WYCKOFF

From:

THE NYSDEC GLADDING SYSTEM IN SOUTH OTSELIC NY @ 06:00:00 ON 11/04/2017
SER NO 9605 : SETUP VER 1 : ROM 2.1996 : MODEL A2

System Status:

AUTO : LAST SHUTDOWN @ 17:23:27 ON 08/25/2017 BY ACFAIL

Discrete Inputs:

W1_CTR is ON	W2_CTR is ON	ASBVFD is ON	SMPCTR is OFF
HP_OP is OFF	ASP_HH is OFF	ASP_LO is OFF	FLRSMP is OFF
ACFAIL is OFF	E_STOP is OFF		

Discrete Outputs:

W1_GO is ON	W2_GO is ON	ASB_GO is ON	SMP_GO is OFF
AIR_HH is OFF	ASMPHH is OFF	ASMPLL is OFF	W1_ALM is OFF
W2_ALM is OFF	ASBALM is OFF	SMPALM is OFF	AIR_LL is OFF
VFDRUN is OFF	VFDRST is OFF	HPMPGO is ON	

Analog Inputs:

W1_FLO is 16.2	GPM	TOTAL FLOW is	58313000	GAL				
W2_FLO is 24.2	GPM	TOTAL FLOW is	55462782	GAL				
ASBPRS is 10.5	IWC	LIMITS are	L: 5.0	IWC	H:	30.0	IWC
HP_FLO is 0.00	GPM	TOTAL FLOW is	502859	GAL				
HP_PRS is 1.2	PSI	LIMITS are	L: -2.0	PSI	H:	20.0	PSI
HP_AMP is 0.97	AMP	LIMITS are	L: 0.00	AMP	H:	.....	AMP
W1_AMP is 4.52	AMP	LIMITS are	L: 0.00	AMP	H:	10.00	AMP
W2_AMP is 4.67	AMP	LIMITS are	L: 0.00	AMP	H:	10.00	AMP
W1_LVL is 31.92	FT	LIMITS are	L: 8.00	FT	H:	28.00	FT
W2_LVL is 56.55	FT	LIMITS are	L: 9.00	FT	H:	52.00	FT
W1_PRS is 4.0	PSI	LIMITS are	L: 0.5	PSI	H:	100.0	PSI
W2_PRS is 4.4	PSI	LIMITS are	L: 0.5	PSI	H:	100.0	PSI
INTEMP is 57.1	DEG	LIMITS are	L: 42.0	DEG	H:	130.0	DEG

Analog Outputs:

ASBSPD 0.0 PCT MAN

ProControl Series II+

EOS Research Ltd.

Fax Report

To:

JEREMY WYCKOFF

From:

THE NYSDEC GLADDING SYSTEM IN SOUTH OTSELIC NY @ 06:00:00 ON 11/05/2017
SER NO 9605 : SETUP VER 1 : ROM 2.1996 : MODEL A2

System Status:

AUTO : LAST SHUTDOWN @ 17:23:27 ON 08/25/2017 BY ACFAIL

Discrete Inputs:

W1_CTR is ON	W2_CTR is ON	ASBVFD is ON	SMPCTR is OFF
HP_OP is OFF	ASP_HH is OFF	ASP_LO is OFF	FLRSMP is OFF
ACFAIL is OFF	E_STOP is OFF		

Discrete Outputs:

W1_GO is ON	W2_GO is ON	ASB_GO is ON	SMP_GO is OFF
AIR_HH is OFF	ASMPHH is OFF	ASMPLL is OFF	W1_ALM is OFF
W2_ALM is OFF	ASBALM is OFF	SMPALM is OFF	AIR_LL is OFF
VFDRUN is OFF	VFDRST is OFF	HPMPGO is ON	

Analog Inputs:

W1_FLO is	16.2	GPM	TOTAL FLOW is		58336084	GAL		
W2_FLO is	24.1	GPM	TOTAL FLOW is		55497196	GAL		
ASBPRS is	10.3	IWC	LIMITS are	L:	5.0	IWC	H: 30.0	IWC
HP_FLO is	0.00	GPM	TOTAL FLOW is		503503	GAL		
HP_PRS is	1.2	PSI	LIMITS are	L:	-2.0	PSI	H: 20.0	PSI
HP_AMP is	0.96	AMP	LIMITS are	L:	0.00	AMP	H:	AMP
W1_AMP is	4.58	AMP	LIMITS are	L:	0.00	AMP	H: 10.00	AMP
W2_AMP is	4.74	AMP	LIMITS are	L:	0.00	AMP	H: 10.00	AMP
W1_LVL is	31.51	FT	LIMITS are	L:	8.00	FT	H: 28.00	FT
W2_LVL is	56.23	FT	LIMITS are	L:	9.00	FT	H: 52.00	FT
W1_PRS is	4.0	PSI	LIMITS are	L:	0.5	PSI	H: 100.0	PSI
W2_PRS is	4.4	PSI	LIMITS are	L:	0.5	PSI	H: 100.0	PSI
INTEMP is	59.2	DEG	LIMITS are	L:	42.0	DEG	H: 130.0	DEG

Analog Outputs:

ASBSPD 0.0 PCT MAN

ProControl Series II+

EOS Research Ltd.

Fax Report

To:

JEREMY WYCKOFF

From:

THE NYSDEC GLADDING SYSTEM IN SOUTH OTSELIC NY @ 06:00:00 ON 11/06/2017
SER NO 9605 : SETUP VER 1 : ROM 2.1996 : MODEL A2

System Status:

AUTO : LAST SHUTDOWN @ 17:23:27 ON 08/25/2017 BY ACFAIL

Discrete Inputs:

W1_CTR is ON	W2_CTR is ON	ASBVFD is ON	SMPCTR is OFF
HP_OP is OFF	ASP_HH is OFF	ASP_LO is OFF	FLRSMP is OFF
ACFAIL is OFF	E_STOP is OFF		

Discrete Outputs:

W1_GO is ON	W2_GO is ON	ASB_GO is ON	SMP_GO is OFF
AIR_HH is OFF	ASMPHH is OFF	ASMPLL is OFF	W1_ALM is OFF
W2_ALM is OFF	ASBALM is OFF	SMPALM is OFF	AIR_LL is OFF
VFDRUN is OFF	VFDRST is OFF	HPMPGO is ON	

Analog Inputs:

W1_FLO is	16.0	GPM	TOTAL FLOW is		58359063	GAL		
W2_FLO is	23.7	GPM	TOTAL FLOW is		55531575	GAL		
ASBPRS is	10.0	IWC	LIMITS are	L:	5.0	IWC	H: 30.0	IWC
HP_FLO is	0.00	GPM	TOTAL FLOW is		503880	GAL		
HP_PRS is	1.1	PSI	LIMITS are	L:	-2.0	PSI	H: 20.0	PSI
HP_AMP is	0.96	AMP	LIMITS are	L:	0.00	AMP	H:	AMP
W1_AMP is	4.56	AMP	LIMITS are	L:	0.00	AMP	H: 10.00	AMP
W2_AMP is	4.73	AMP	LIMITS are	L:	0.00	AMP	H: 10.00	AMP
W1_LVL is	31.37	FT	LIMITS are	L:	8.00	FT	H: 28.00	FT
W2_LVL is	56.36	FT	LIMITS are	L:	9.00	FT	H: 52.00	FT
W1_PRS is	4.0	PSI	LIMITS are	L:	0.5	PSI	H: 100.0	PSI
W2_PRS is	4.3	PSI	LIMITS are	L:	0.5	PSI	H: 100.0	PSI
INTEMP is	61.6	DEG	LIMITS are	L:	42.0	DEG	H: 130.0	DEG

Analog Outputs:

ASBSPD 0.0 PCT MAN

ProControl Series II+

EOS Research Ltd.

Fax Report

To:

JEREMY WYCKOFF

From:

THE NYSDEC GLADDING SYSTEM IN SOUTH OTSELIC NY @ 06:00:00 ON 11/07/2017
SER NO 9605 : SETUP VER 1 : ROM 2.1996 : MODEL A2

System Status:

AUTO : LAST SHUTDOWN @ 17:23:27 ON 08/25/2017 BY ACFAIL

Discrete Inputs:

W1_CTR is ON	W2_CTR is ON	ASBVFD is ON	SMPCTR is OFF
HP_OP is ON	ASP_HH is OFF	ASP_LO is OFF	FLRSMP is OFF
ACFAIL is OFF	E_STOP is OFF		

Discrete Outputs:

W1_GO is ON	W2_GO is ON	ASB_GO is ON	SMP_GO is OFF
AIR_HH is OFF	ASMPHH is OFF	ASMPLL is OFF	W1_ALM is OFF
W2_ALM is OFF	ASBALM is OFF	SMPALM is OFF	AIR_LL is OFF
VFDRUN is OFF	VFDRST is OFF	HPMPGO is ON	

Analog Inputs:

W1_FLO is	15.8	GPM	TOTAL FLOW is		58382062	GAL		
W2_FLO is	23.6	GPM	TOTAL FLOW is		55565981	GAL		
ASBPRS is	10.6	IWC	LIMITS are	L:	5.0	IWC	H: 30.0	IWC
HP_FLO is	2.32	GPM	TOTAL FLOW is		504524	GAL		
HP_PRS is	8.3	PSI	LIMITS are	L:	-2.0	PSI	H: 20.0	PSI
HP_AMP is	4.77	AMP	LIMITS are	L:	0.00	AMP	H:	AMP
W1_AMP is	4.44	AMP	LIMITS are	L:	0.00	AMP	H: 10.00	AMP
W2_AMP is	4.62	AMP	LIMITS are	L:	0.00	AMP	H: 10.00	AMP
W1_LVL is	32.03	FT	LIMITS are	L:	8.00	FT	H: 28.00	FT
W2_LVL is	56.67	FT	LIMITS are	L:	9.00	FT	H: 52.00	FT
W1_PRS is	4.0	PSI	LIMITS are	L:	0.5	PSI	H: 100.0	PSI
W2_PRS is	4.4	PSI	LIMITS are	L:	0.5	PSI	H: 100.0	PSI
INTEMP is	56.9	DEG	LIMITS are	L:	42.0	DEG	H: 130.0	DEG

Analog Outputs:

ASBSPD 0.0 PCT MAN

ProControl Series II+

EOS Research Ltd.

Fax Report

To:

JEREMY WYCKOFF

From:

THE NYSDEC GLADDING SYSTEM IN SOUTH OTSELIC NY @ 06:00:00 ON 11/08/2017
SER NO 9605 : SETUP VER 1 : ROM 2.1996 : MODEL A2

System Status:

AUTO : LAST SHUTDOWN @ 17:23:27 ON 08/25/2017 BY ACFAIL

Discrete Inputs:

W1_CTR is ON	W2_CTR is ON	ASBVFD is ON	SMPCTR is OFF
HP_OP is OFF	ASP_HH is OFF	ASP_LO is OFF	FLRSMP is OFF
ACFAIL is OFF	E_STOP is OFF		

Discrete Outputs:

W1_GO is ON	W2_GO is ON	ASB_GO is ON	SMP_GO is OFF
AIR_HH is OFF	ASMPHH is OFF	ASMPLL is OFF	W1_ALM is OFF
W2_ALM is OFF	ASBALM is OFF	SMPALM is OFF	AIR_LL is OFF
VFDRUN is OFF	VFDRST is OFF	HPMPGO is ON	

Analog Inputs:

W1_FLO is	16.1	GPM	TOTAL FLOW is		58405044	GAL		
W2_FLO is	24.3	GPM	TOTAL FLOW is		55600396	GAL		
ASBPRS is	10.7	IWC	LIMITS are	L:	5.0	IWC	H: 30.0	IWC
HP_FLO is	0.00	GPM	TOTAL FLOW is		505523	GAL		
HP_PRS is	1.3	PSI	LIMITS are	L:	-2.0	PSI	H: 20.0	PSI
HP_AMP is	0.96	AMP	LIMITS are	L:	0.00	AMP	H:	AMP
W1_AMP is	4.44	AMP	LIMITS are	L:	0.00	AMP	H: 10.00	AMP
W2_AMP is	4.61	AMP	LIMITS are	L:	0.00	AMP	H: 10.00	AMP
W1_LVL is	31.76	FT	LIMITS are	L:	8.00	FT	H: 28.00	FT
W2_LVL is	56.42	FT	LIMITS are	L:	9.00	FT	H: 52.00	FT
W1_PRS is	4.0	PSI	LIMITS are	L:	0.5	PSI	H: 100.0	PSI
W2_PRS is	4.4	PSI	LIMITS are	L:	0.5	PSI	H: 100.0	PSI
INTEMP is	55.6	DEG	LIMITS are	L:	42.0	DEG	H: 130.0	DEG

Analog Outputs:

ASBSPD 0.0 PCT MAN

ProControl Series II+

EOS Research Ltd.

Fax Report

To:

JEREMY WYCKOFF

From:

THE NYSDEC GLADDING SYSTEM IN SOUTH OTSELIC NY @ 06:00:00 ON 11/09/2017
SER NO 9605 : SETUP VER 1 : ROM 2.1996 : MODEL A2

System Status:

AUTO : LAST SHUTDOWN @ 17:23:27 ON 08/25/2017 BY ACFAIL

Discrete Inputs:

W1_CTR is ON	W2_CTR is ON	ASBVFD is ON	SMPCTR is OFF
HP_OP is OFF	ASP_HH is OFF	ASP_LO is OFF	FLRSMP is OFF
ACFAIL is OFF	E_STOP is OFF		

Discrete Outputs:

W1_GO is ON	W2_GO is ON	ASB_GO is ON	SMP_GO is OFF
AIR_HH is OFF	ASMPHH is OFF	ASMPLL is OFF	W1_ALM is OFF
W2_ALM is OFF	ASBALM is OFF	SMPALM is OFF	AIR_LL is OFF
VFDRUN is OFF	VFDRST is OFF	HPMPGO is ON	

Analog Inputs:

W1_FLO is 15.9	GPM	TOTAL FLOW is		58427947	GAL			
W2_FLO is 23.7	GPM	TOTAL FLOW is		55634794	GAL			
ASBPRS is 10.8	IWC	LIMITS are	L:	5.0	IWC	H:	30.0	IWC
HP_FLO is 0.00	GPM	TOTAL FLOW is		506551	GAL			
HP_PRS is 1.1	PSI	LIMITS are	L:	-2.0	PSI	H:	20.0	PSI
HP_AMP is 0.96	AMP	LIMITS are	L:	0.00	AMP	H:	.....	AMP
W1_AMP is 4.44	AMP	LIMITS are	L:	0.00	AMP	H:	10.00	AMP
W2_AMP is 4.62	AMP	LIMITS are	L:	0.00	AMP	H:	10.00	AMP
W1_LVL is 31.51	FT	LIMITS are	L:	8.00	FT	H:	28.00	FT
W2_LVL is 56.23	FT	LIMITS are	L:	9.00	FT	H:	52.00	FT
W1_PRS is 4.0	PSI	LIMITS are	L:	0.5	PSI	H:	100.0	PSI
W2_PRS is 4.4	PSI	LIMITS are	L:	0.5	PSI	H:	100.0	PSI
INTEMP is 56.3	DEG	LIMITS are	L:	42.0	DEG	H:	130.0	DEG

Analog Outputs:

ASBSPD 0.0 PCT MAN

ProControl Series II+

EOS Research Ltd.

Fax Report

To:

JEREMY WYCKOFF

From:

THE NYSDEC GLADDING SYSTEM IN SOUTH OTSELIC NY @ 06:00:00 ON 11/10/2017
SER NO 9605 : SETUP VER 1 : ROM 2.1996 : MODEL A2

System Status:

AUTO : LAST SHUTDOWN @ 17:23:27 ON 08/25/2017 BY ACFAIL

Discrete Inputs:

W1_CTR is ON	W2_CTR is ON	ASBVFD is ON	SMPCTR is OFF
HP_OP is ON	ASP_HH is OFF	ASP_LO is OFF	FLRSMP is OFF
ACFAIL is OFF	E_STOP is OFF		

Discrete Outputs:

W1_GO is ON	W2_GO is ON	ASB_GO is ON	SMP_GO is OFF
AIR_HH is OFF	ASMPHH is OFF	ASMPLL is OFF	W1_ALM is OFF
W2_ALM is OFF	ASBALM is OFF	SMPALM is OFF	AIR_LL is OFF
VFDRUN is OFF	VFDRST is OFF	HPMPGO is ON	

Analog Inputs:

W1_FLO is	15.6	GPM	TOTAL FLOW is		58450797	GAL		
W2_FLO is	23.8	GPM	TOTAL FLOW is		55669149	GAL		
ASBPRS is	10.7	IWC	LIMITS are	L:	5.0	IWC	H: 30.0	IWC
HP_FLO is	2.30	GPM	TOTAL FLOW is		507533	GAL		
HP_PRS is	8.3	PSI	LIMITS are	L:	-2.0	PSI	H: 20.0	PSI
HP_AMP is	4.74	AMP	LIMITS are	L:	0.00	AMP	H:	AMP
W1_AMP is	4.43	AMP	LIMITS are	L:	0.00	AMP	H: 10.00	AMP
W2_AMP is	4.62	AMP	LIMITS are	L:	0.00	AMP	H: 10.00	AMP
W1_LVL is	31.33	FT	LIMITS are	L:	8.00	FT	H: 28.00	FT
W2_LVL is	56.10	FT	LIMITS are	L:	9.00	FT	H: 52.00	FT
W1_PRS is	4.1	PSI	LIMITS are	L:	0.5	PSI	H: 100.0	PSI
W2_PRS is	4.5	PSI	LIMITS are	L:	0.5	PSI	H: 100.0	PSI
INTEMP is	54.4	DEG	LIMITS are	L:	42.0	DEG	H: 130.0	DEG

Analog Outputs:

ASBSPD 0.0 PCT MAN

ProControl Series II+

EOS Research Ltd.

Fax Report

To:

JEREMY WYCKOFF

From:

THE NYSDEC GLADDING SYSTEM IN SOUTH OTSELIC NY @ 06:00:00 ON 11/11/2017
SER NO 9605 : SETUP VER 1 : ROM 2.1996 : MODEL A2

System Status:

AUTO : LAST SHUTDOWN @ 17:23:27 ON 08/25/2017 BY ACFAIL

Discrete Inputs:

W1_CTR is ON	W2_CTR is ON	ASBVFD is ON	SMPCTR is OFF
HP_OP is ON	ASP_HH is OFF	ASP_LO is OFF	FLRSMP is OFF
ACFAIL is OFF	E_STOP is OFF		

Discrete Outputs:

W1_GO is ON	W2_GO is ON	ASB_GO is ON	SMP_GO is OFF
AIR_HH is OFF	ASMPHH is OFF	ASMPLL is OFF	W1_ALM is OFF
W2_ALM is OFF	ASBALM is OFF	SMPALM is OFF	AIR_LL is OFF
VFDRUN is OFF	VFDRST is OFF	HPMPGO is ON	

Analog Inputs:

W1_FLO is	15.7	GPM	TOTAL FLOW is		58473621	GAL		
W2_FLO is	23.7	GPM	TOTAL FLOW is		55703520	GAL		
ASBPRS is	11.0	IWC	LIMITS are	L:	5.0	IWC	H: 30.0	IWC
HP_FLO is	2.30	GPM	TOTAL FLOW is		509027	GAL		
HP_PRS is	8.3	PSI	LIMITS are	L:	-2.0	PSI	H: 20.0	PSI
HP_AMP is	4.74	AMP	LIMITS are	L:	0.00	AMP	H:	AMP
W1_AMP is	4.47	AMP	LIMITS are	L:	0.00	AMP	H: 10.00	AMP
W2_AMP is	4.66	AMP	LIMITS are	L:	0.00	AMP	H: 10.00	AMP
W1_LVL is	31.70	FT	LIMITS are	L:	8.00	FT	H: 28.00	FT
W2_LVL is	56.04	FT	LIMITS are	L:	9.00	FT	H: 52.00	FT
W1_PRS is	4.1	PSI	LIMITS are	L:	0.5	PSI	H: 100.0	PSI
W2_PRS is	4.6	PSI	LIMITS are	L:	0.5	PSI	H: 100.0	PSI
INTEMP is	54.3	DEG	LIMITS are	L:	42.0	DEG	H: 130.0	DEG

Analog Outputs:

ASBSPD 0.0 PCT MAN

ProControl Series II+

EOS Research Ltd.

Fax Report

To:

JEREMY WYCKOFF

From:

THE NYSDEC GLADDING SYSTEM IN SOUTH OTSELIC NY @ 06:00:00 ON 11/12/2017
SER NO 9605 : SETUP VER 1 : ROM 2.1996 : MODEL A2

System Status:

AUTO : LAST SHUTDOWN @ 17:23:27 ON 08/25/2017 BY ACFAIL

Discrete Inputs:

W1_CTR is ON	W2_CTR is ON	ASBVFD is ON	SMPCTR is OFF
HP_OP is OFF	ASP_HH is OFF	ASP_LO is OFF	FLRSMP is OFF
ACFAIL is OFF	E_STOP is OFF		

Discrete Outputs:

W1_GO is ON	W2_GO is ON	ASB_GO is ON	SMP_GO is OFF
AIR_HH is OFF	ASMPHH is OFF	ASMPLL is OFF	W1_ALM is OFF
W2_ALM is OFF	ASBALM is OFF	SMPALM is OFF	AIR_LL is OFF
VFDRUN is OFF	VFDRST is OFF	HPMPGO is ON	

Analog Inputs:

W1_FLO is 15.8	GPM	TOTAL FLOW is	58496393	GAL				
W2_FLO is 23.7	GPM	TOTAL FLOW is	55737894	GAL				
ASBPRS is 10.7	IWC	LIMITS are	L: 5.0	IWC	H:	30.0	IWC
HP_FLO is 0.00	GPM	TOTAL FLOW is	510255	GAL				
HP_PRS is 1.2	PSI	LIMITS are	L: -2.0	PSI	H:	20.0	PSI
HP_AMP is 0.97	AMP	LIMITS are	L: 0.00	AMP	H:	.....	AMP
W1_AMP is 4.47	AMP	LIMITS are	L: 0.00	AMP	H:	10.00	AMP
W2_AMP is 4.66	AMP	LIMITS are	L: 0.00	AMP	H:	10.00	AMP
W1_LVL is 31.39	FT	LIMITS are	L: 8.00	FT	H:	28.00	FT
W2_LVL is 55.81	FT	LIMITS are	L: 9.00	FT	H:	52.00	FT
W1_PRS is 4.2	PSI	LIMITS are	L: 0.5	PSI	H:	100.0	PSI
W2_PRS is 4.5	PSI	LIMITS are	L: 0.5	PSI	H:	100.0	PSI
INTEMP is 56.8	DEG	LIMITS are	L: 42.0	DEG	H:	130.0	DEG

Analog Outputs:

ASBSPD 0.0 PCT MAN

ProControl Series II+

EOS Research Ltd.

Fax Report

To:

JEREMY WYCKOFF

From:

THE NYSDEC GLADDING SYSTEM IN SOUTH OTSELIC NY @ 06:00:00 ON 11/13/2017
SER NO 9605 : SETUP VER 1 : ROM 2.1996 : MODEL A2

System Status:

AUTO : LAST SHUTDOWN @ 17:23:27 ON 08/25/2017 BY ACFAIL

Discrete Inputs:

W1_CTR is ON	W2_CTR is ON	ASBVFD is ON	SMPCTR is OFF
HP_OP is ON	ASP_HH is OFF	ASP_LO is OFF	FLRSMP is OFF
ACFAIL is OFF	E_STOP is OFF		

Discrete Outputs:

W1_GO is ON	W2_GO is ON	ASB_GO is ON	SMP_GO is OFF
AIR_HH is OFF	ASMPHH is OFF	ASMPLL is OFF	W1_ALM is OFF
W2_ALM is OFF	ASBALM is OFF	SMPALM is OFF	AIR_LL is OFF
VFDRUN is OFF	VFDRST is OFF	HPMPGO is ON	

Analog Inputs:

W1_FLO is	15.9	GPM	TOTAL FLOW is		58519017	GAL		
W2_FLO is	23.8	GPM	TOTAL FLOW is		55772210	GAL		
ASBPRS is	10.6	IWC	LIMITS are	L:	5.0	IWC	H: 30.0	IWC
HP_FLO is	2.26	GPM	TOTAL FLOW is		511206	GAL		
HP_PRS is	8.3	PSI	LIMITS are	L:	-2.0	PSI	H: 20.0	PSI
HP_AMP is	4.80	AMP	LIMITS are	L:	0.00	AMP	H:	AMP
W1_AMP is	4.49	AMP	LIMITS are	L:	0.00	AMP	H: 10.00	AMP
W2_AMP is	4.67	AMP	LIMITS are	L:	0.00	AMP	H: 10.00	AMP
W1_LVL is	31.33	FT	LIMITS are	L:	8.00	FT	H: 28.00	FT
W2_LVL is	55.74	FT	LIMITS are	L:	9.00	FT	H: 52.00	FT
W1_PRS is	4.2	PSI	LIMITS are	L:	0.5	PSI	H: 100.0	PSI
W2_PRS is	4.5	PSI	LIMITS are	L:	0.5	PSI	H: 100.0	PSI
INTEMP is	56.3	DEG	LIMITS are	L:	42.0	DEG	H: 130.0	DEG

Analog Outputs:

ASBSPD 0.0 PCT MAN

ProControl Series II+

EOS Research Ltd.

Fax Report

To:

JEREMY WYCKOFF

From:

THE NYSDEC GLADDING SYSTEM IN SOUTH OTSELIC NY @ 06:00:00 ON 11/14/2017
SER NO 9605 : SETUP VER 1 : ROM 2.1996 : MODEL A2

System Status:

AUTO : LAST SHUTDOWN @ 17:23:27 ON 08/25/2017 BY ACFAIL

Discrete Inputs:

W1_CTR is ON	W2_CTR is ON	ASBVFD is ON	SMPCTR is OFF
HP_OP is OFF	ASP_HH is OFF	ASP_LO is OFF	FLRSMP is OFF
ACFAIL is OFF	E_STOP is OFF		

Discrete Outputs:

W1_GO is ON	W2_GO is ON	ASB_GO is ON	SMP_GO is OFF
AIR_HH is OFF	ASMPHH is OFF	ASMPLL is OFF	W1_ALM is OFF
W2_ALM is OFF	ASBALM is OFF	SMPALM is OFF	AIR_LL is OFF
VFDRUN is OFF	VFDRST is OFF	HPMPGO is ON	

Analog Inputs:

W1_FLO is 15.7	GPM	TOTAL FLOW is		58541594	GAL			
W2_FLO is 23.6	GPM	TOTAL FLOW is		55806523	GAL			
ASBPRS is 10.6	IWC	LIMITS are	L:	5.0	IWC	H:	30.0	IWC
HP_FLO is 0.00	GPM	TOTAL FLOW is		512078	GAL			
HP_PRS is 1.0	PSI	LIMITS are	L:	-2.0	PSI	H:	20.0	PSI
HP_AMP is 0.95	AMP	LIMITS are	L:	0.00	AMP	H:	.....	AMP
W1_AMP is 4.43	AMP	LIMITS are	L:	0.00	AMP	H:	10.00	AMP
W2_AMP is 4.63	AMP	LIMITS are	L:	0.00	AMP	H:	10.00	AMP
W1_LVL is 31.27	FT	LIMITS are	L:	8.00	FT	H:	28.00	FT
W2_LVL is 55.72	FT	LIMITS are	L:	9.00	FT	H:	52.00	FT
W1_PRS is 4.1	PSI	LIMITS are	L:	0.5	PSI	H:	100.0	PSI
W2_PRS is 4.5	PSI	LIMITS are	L:	0.5	PSI	H:	100.0	PSI
INTEMP is 57.1	DEG	LIMITS are	L:	42.0	DEG	H:	130.0	DEG

Analog Outputs:

ASBSPD 0.0 PCT MAN

ProControl Series II+

EOS Research Ltd.

Fax Report

To:

JEREMY WYCKOFF

From:

THE NYSDEC GLADDING SYSTEM IN SOUTH OTSELIC NY @ 06:00:00 ON 11/15/2017
SER NO 9605 : SETUP VER 1 : ROM 2.1996 : MODEL A2

System Status:

AUTO : LAST SHUTDOWN @ 17:23:27 ON 08/25/2017 BY ACFAIL

Discrete Inputs:

W1_CTR is ON	W2_CTR is ON	ASBVFD is ON	SMPCTR is OFF
HP_OP is OFF	ASP_HH is OFF	ASP_LO is OFF	FLRSMP is OFF
ACFAIL is OFF	E_STOP is OFF		

Discrete Outputs:

W1_GO is ON	W2_GO is ON	ASB_GO is ON	SMP_GO is OFF
AIR_HH is OFF	ASMPHH is OFF	ASMPLL is OFF	W1_ALM is OFF
W2_ALM is OFF	ASBALM is OFF	SMPALM is OFF	AIR_LL is OFF
VFDRUN is OFF	VFDRST is OFF	HPMPGO is ON	

Analog Inputs:

W1_FLO is 15.9	GPM	TOTAL FLOW is		58564153	GAL			
W2_FLO is 23.5	GPM	TOTAL FLOW is		55840810	GAL			
ASBPRS is 10.8	IWC	LIMITS are	L:	5.0	IWC	H:	30.0	IWC
HP_FLO is 0.00	GPM	TOTAL FLOW is		513018	GAL			
HP_PRS is 1.2	PSI	LIMITS are	L:	-2.0	PSI	H:	20.0	PSI
HP_AMP is 0.96	AMP	LIMITS are	L:	0.00	AMP	H:	.....	AMP
W1_AMP is 4.49	AMP	LIMITS are	L:	0.00	AMP	H:	10.00	AMP
W2_AMP is 4.68	AMP	LIMITS are	L:	0.00	AMP	H:	10.00	AMP
W1_LVL is 31.21	FT	LIMITS are	L:	8.00	FT	H:	28.00	FT
W2_LVL is 55.70	FT	LIMITS are	L:	9.00	FT	H:	52.00	FT
W1_PRS is 4.1	PSI	LIMITS are	L:	0.5	PSI	H:	100.0	PSI
W2_PRS is 4.5	PSI	LIMITS are	L:	0.5	PSI	H:	100.0	PSI
INTEMP is 55.4	DEG	LIMITS are	L:	42.0	DEG	H:	130.0	DEG

Analog Outputs:

ASBSPD 0.0 PCT MAN

ProControl Series II+

EOS Research Ltd.

Fax Report

To:

JEREMY WYCKOFF

From:

THE NYSDEC GLADDING SYSTEM IN SOUTH OTSELIC NY @ 06:00:00 ON 11/16/2017
SER NO 9605 : SETUP VER 1 : ROM 2.1996 : MODEL A2

System Status:

AUTO : LAST SHUTDOWN @ 17:23:27 ON 08/25/2017 BY ACFAIL

Discrete Inputs:

W1_CTR is ON	W2_CTR is ON	ASBVFD is ON	SMPCTR is OFF
HP_OP is ON	ASP_HH is OFF	ASP_LO is OFF	FLRSMP is OFF
ACFAIL is OFF	E_STOP is OFF		

Discrete Outputs:

W1_GO is ON	W2_GO is ON	ASB_GO is ON	SMP_GO is OFF
AIR_HH is OFF	ASMPHH is OFF	ASMPLL is OFF	W1_ALM is OFF
W2_ALM is OFF	ASBALM is OFF	SMPALM is OFF	AIR_LL is OFF
VFDRUN is OFF	VFDRST is OFF	HPMPGO is ON	

Analog Inputs:

W1_FLO is 15.4	GPM	TOTAL FLOW is		58586707	GAL			
W2_FLO is 24.0	GPM	TOTAL FLOW is		55875073	GAL			
ASBPRS is 10.3	IWC	LIMITS are	L:	5.0	IWC	H:	30.0	IWC
HP_FLO is 2.28	GPM	TOTAL FLOW is		513884	GAL			
HP_PRS is 8.0	PSI	LIMITS are	L:	-2.0	PSI	H:	20.0	PSI
HP_AMP is 4.87	AMP	LIMITS are	L:	0.00	AMP	H:	.....	AMP
W1_AMP is 4.43	AMP	LIMITS are	L:	0.00	AMP	H:	10.00	AMP
W2_AMP is 4.64	AMP	LIMITS are	L:	0.00	AMP	H:	10.00	AMP
W1_LVL is 30.66	FT	LIMITS are	L:	8.00	FT	H:	28.00	FT
W2_LVL is 55.53	FT	LIMITS are	L:	9.00	FT	H:	52.00	FT
W1_PRS is 4.1	PSI	LIMITS are	L:	0.5	PSI	H:	100.0	PSI
W2_PRS is 4.5	PSI	LIMITS are	L:	0.5	PSI	H:	100.0	PSI
INTEMP is 59.5	DEG	LIMITS are	L:	42.0	DEG	H:	130.0	DEG

Analog Outputs:

ASBSPD 0.0 PCT MAN

ProControl Series II+

EOS Research Ltd.

Fax Report

To:

JEREMY WYCKOFF

From:

THE NYSDEC GLADDING SYSTEM IN SOUTH OTSELIC NY @ 06:00:00 ON 11/17/2017
SER NO 9605 : SETUP VER 1 : ROM 2.1996 : MODEL A2

System Status:

AUTO : LAST SHUTDOWN @ 17:23:27 ON 08/25/2017 BY ACFAIL

Discrete Inputs:

W1_CTR is ON	W2_CTR is ON	ASBVFD is ON	SMPCTR is OFF
HP_OP is ON	ASP_HH is OFF	ASP_LO is OFF	FLRSMP is OFF
ACFAIL is OFF	E_STOP is OFF		

Discrete Outputs:

W1_GO is ON	W2_GO is ON	ASB_GO is ON	SMP_GO is OFF
AIR_HH is OFF	ASMPHH is OFF	ASMPLL is OFF	W1_ALM is OFF
W2_ALM is OFF	ASBALM is OFF	SMPALM is OFF	AIR_LL is OFF
VFDRUN is OFF	VFDRST is OFF	HPMPGO is ON	

Analog Inputs:

W1_FLO is 15.9	GPM	TOTAL FLOW is	58609239	GAL				
W2_FLO is 23.6	GPM	TOTAL FLOW is	55909333	GAL				
ASBPRS is 10.6	IWC	LIMITS are	L: 5.0	IWC	H:	30.0	IWC
HP_FLO is 2.36	GPM	TOTAL FLOW is	514752	GAL				
HP_PRS is 8.0	PSI	LIMITS are	L: -2.0	PSI	H:	20.0	PSI
HP_AMP is 4.78	AMP	LIMITS are	L: 0.00	AMP	H:	.....	AMP
W1_AMP is 4.45	AMP	LIMITS are	L: 0.00	AMP	H:	10.00	AMP
W2_AMP is 4.65	AMP	LIMITS are	L: 0.00	AMP	H:	10.00	AMP
W1_LVL is 30.93	FT	LIMITS are	L: 8.00	FT	H:	28.00	FT
W2_LVL is 55.62	FT	LIMITS are	L: 9.00	FT	H:	52.00	FT
W1_PRS is 4.1	PSI	LIMITS are	L: 0.5	PSI	H:	100.0	PSI
W2_PRS is 4.5	PSI	LIMITS are	L: 0.5	PSI	H:	100.0	PSI
INTEMP is 55.0	DEG	LIMITS are	L: 42.0	DEG	H:	130.0	DEG

Analog Outputs:

ASBSPD 0.0 PCT MAN

ProControl Series II+

EOS Research Ltd.

Fax Report

To:

JEREMY WYCKOFF

From:

THE NYSDEC GLADDING SYSTEM IN SOUTH OTSELIC NY @ 06:00:00 ON 11/18/2017
SER NO 9605 : SETUP VER 1 : ROM 2.1996 : MODEL A2

System Status:

AUTO : LAST SHUTDOWN @ 17:23:27 ON 08/25/2017 BY ACFAIL

Discrete Inputs:

W1_CTR is ON	W2_CTR is ON	ASBVFD is ON	SMPCTR is OFF
HP_OP is OFF	ASP_HH is OFF	ASP_LO is OFF	FLRSMP is OFF
ACFAIL is OFF	E_STOP is OFF		

Discrete Outputs:

W1_GO is ON	W2_GO is ON	ASB_GO is ON	SMP_GO is OFF
AIR_HH is OFF	ASMPHH is OFF	ASMPLL is OFF	W1_ALM is OFF
W2_ALM is OFF	ASBALM is OFF	SMPALM is OFF	AIR_LL is OFF
VFDRUN is OFF	VFDRST is OFF	HPMPGO is ON	

Analog Inputs:

W1_FLO is	15.3	GPM	TOTAL FLOW is		58631745	GAL		
W2_FLO is	23.7	GPM	TOTAL FLOW is		55943581	GAL		
ASBPRS is	10.6	IWC	LIMITS are	L:	5.0	IWC	H: 30.0	IWC
HP_FLO is	0.00	GPM	TOTAL FLOW is		515944	GAL		
HP_PRS is	1.1	PSI	LIMITS are	L:	-2.0	PSI	H: 20.0	PSI
HP_AMP is	0.97	AMP	LIMITS are	L:	0.00	AMP	H:	AMP
W1_AMP is	4.58	AMP	LIMITS are	L:	0.00	AMP	H: 10.00	AMP
W2_AMP is	4.76	AMP	LIMITS are	L:	0.00	AMP	H: 10.00	AMP
W1_LVL is	30.66	FT	LIMITS are	L:	8.00	FT	H: 28.00	FT
W2_LVL is	55.53	FT	LIMITS are	L:	9.00	FT	H: 52.00	FT
W1_PRS is	4.1	PSI	LIMITS are	L:	0.5	PSI	H: 100.0	PSI
W2_PRS is	4.6	PSI	LIMITS are	L:	0.5	PSI	H: 100.0	PSI
INTEMP is	54.9	DEG	LIMITS are	L:	42.0	DEG	H: 130.0	DEG

Analog Outputs:

ASBSPD 0.0 PCT MAN

ProControl Series II+

EOS Research Ltd.

Fax Report

To:

JEREMY WYCKOFF

From:

THE NYSDEC GLADDING SYSTEM IN SOUTH OTSELIC NY @ 06:00:00 ON 11/19/2017
SER NO 9605 : SETUP VER 1 : ROM 2.1996 : MODEL A2

System Status:

AUTO : LAST SHUTDOWN @ 17:23:27 ON 08/25/2017 BY ACFAIL

Discrete Inputs:

W1_CTR is ON	W2_CTR is ON	ASBVFD is ON	SMPCTR is OFF
HP_OP is OFF	ASP_HH is OFF	ASP_LO is OFF	FLRSMP is OFF
ACFAIL is OFF	E_STOP is OFF		

Discrete Outputs:

W1_GO is ON	W2_GO is ON	ASB_GO is ON	SMP_GO is OFF
AIR_HH is OFF	ASMPHH is OFF	ASMPLL is OFF	W1_ALM is OFF
W2_ALM is OFF	ASBALM is OFF	SMPALM is OFF	AIR_LL is OFF
VFDRUN is OFF	VFDRST is OFF	HPMPGO is ON	

Analog Inputs:

W1_FLO is	15.6	GPM	TOTAL FLOW is		58654210	GAL		
W2_FLO is	24.0	GPM	TOTAL FLOW is		55977786	GAL		
ASBPRS is	9.9	IWC	LIMITS are	L:	5.0	IWC	H: 30.0	IWC
HP_FLO is	0.00	GPM	TOTAL FLOW is		516807	GAL		
HP_PRS is	1.1	PSI	LIMITS are	L:	-2.0	PSI	H: 20.0	PSI
HP_AMP is	0.95	AMP	LIMITS are	L:	0.00	AMP	H:	AMP
W1_AMP is	4.56	AMP	LIMITS are	L:	0.00	AMP	H: 10.00	AMP
W2_AMP is	4.73	AMP	LIMITS are	L:	0.00	AMP	H: 10.00	AMP
W1_LVL is	30.06	FT	LIMITS are	L:	8.00	FT	H: 28.00	FT
W2_LVL is	55.49	FT	LIMITS are	L:	9.00	FT	H: 52.00	FT
W1_PRS is	4.0	PSI	LIMITS are	L:	0.5	PSI	H: 100.0	PSI
W2_PRS is	4.5	PSI	LIMITS are	L:	0.5	PSI	H: 100.0	PSI
INTEMP is	59.0	DEG	LIMITS are	L:	42.0	DEG	H: 130.0	DEG

Analog Outputs:

ASBSPD 0.0 PCT MAN

ProControl Series II+

EOS Research Ltd.

Fax Report

To:

JEREMY WYCKOFF

From:

THE NYSDEC GLADDING SYSTEM IN SOUTH OTSELIC NY @ 06:00:00 ON 11/20/2017
SER NO 9605 : SETUP VER 1 : ROM 2.1996 : MODEL A2

System Status:

AUTO : LAST SHUTDOWN @ 17:23:27 ON 08/25/2017 BY ACFAIL

Discrete Inputs:

W1_CTR is ON	W2_CTR is ON	ASBVFD is ON	SMPCTR is OFF
HP_OP is OFF	ASP_HH is OFF	ASP_LO is OFF	FLRSMP is OFF
ACFAIL is OFF	E_STOP is OFF		

Discrete Outputs:

W1_GO is ON	W2_GO is ON	ASB_GO is ON	SMP_GO is OFF
AIR_HH is OFF	ASMPHH is OFF	ASMPLL is OFF	W1_ALM is OFF
W2_ALM is OFF	ASBALM is OFF	SMPALM is OFF	AIR_LL is OFF
VFDRUN is OFF	VFDRST is OFF	HPMPGO is ON	

Analog Inputs:

W1_FLO is	16.1	GPM	TOTAL FLOW is		58676765	GAL		
W2_FLO is	23.4	GPM	TOTAL FLOW is		56012048	GAL		
ASBPRS is	10.6	IWC	LIMITS are	L:	5.0	IWC	H: 30.0	IWC
HP_FLO is	0.00	GPM	TOTAL FLOW is		517928	GAL		
HP_PRS is	1.1	PSI	LIMITS are	L:	-2.0	PSI	H: 20.0	PSI
HP_AMP is	0.96	AMP	LIMITS are	L:	0.00	AMP	H:	AMP
W1_AMP is	4.48	AMP	LIMITS are	L:	0.00	AMP	H: 10.00	AMP
W2_AMP is	4.65	AMP	LIMITS are	L:	0.00	AMP	H: 10.00	AMP
W1_LVL is	31.15	FT	LIMITS are	L:	8.00	FT	H: 28.00	FT
W2_LVL is	56.06	FT	LIMITS are	L:	9.00	FT	H: 52.00	FT
W1_PRS is	4.1	PSI	LIMITS are	L:	0.5	PSI	H: 100.0	PSI
W2_PRS is	4.5	PSI	LIMITS are	L:	0.5	PSI	H: 100.0	PSI
INTEMP is	54.9	DEG	LIMITS are	L:	42.0	DEG	H: 130.0	DEG

Analog Outputs:

ASBSPD 0.0 PCT MAN

ProControl Series II+

EOS Research Ltd.

Fax Report

To:

JEREMY WYCKOFF

From:

THE NYSDEC GLADDING SYSTEM IN SOUTH OTSELIC NY @ 06:00:00 ON 11/21/2017
SER NO 9605 : SETUP VER 1 : ROM 2.1996 : MODEL A2

System Status:

AUTO : LAST SHUTDOWN @ 17:23:27 ON 08/25/2017 BY ACFAIL

Discrete Inputs:

W1_CTR is ON	W2_CTR is ON	ASBVFD is ON	SMPCTR is OFF
HP_OP is ON	ASP_HH is OFF	ASP_LO is OFF	FLRSMP is OFF
ACFAIL is OFF	E_STOP is OFF		

Discrete Outputs:

W1_GO is ON	W2_GO is ON	ASB_GO is ON	SMP_GO is OFF
AIR_HH is OFF	ASMPHH is OFF	ASMPLL is OFF	W1_ALM is OFF
W2_ALM is OFF	ASBALM is OFF	SMPALM is OFF	AIR_LL is OFF
VFDRUN is OFF	VFDRST is OFF	HPMPGO is ON	

Analog Inputs:

W1_FLO is	15.6	GPM	TOTAL FLOW is		58699302	GAL		
W2_FLO is	23.7	GPM	TOTAL FLOW is		56046302	GAL		
ASBPRS is	10.7	IWC	LIMITS are	L:	5.0	IWC	H: 30.0	IWC
HP_FLO is	2.30	GPM	TOTAL FLOW is		519172	GAL		
HP_PRS is	8.2	PSI	LIMITS are	L:	-2.0	PSI	H: 20.0	PSI
HP_AMP is	4.79	AMP	LIMITS are	L:	0.00	AMP	H:	AMP
W1_AMP is	4.43	AMP	LIMITS are	L:	0.00	AMP	H: 10.00	AMP
W2_AMP is	4.61	AMP	LIMITS are	L:	0.00	AMP	H: 10.00	AMP
W1_LVL is	31.10	FT	LIMITS are	L:	8.00	FT	H: 28.00	FT
W2_LVL is	55.96	FT	LIMITS are	L:	9.00	FT	H: 52.00	FT
W1_PRS is	4.1	PSI	LIMITS are	L:	0.5	PSI	H: 100.0	PSI
W2_PRS is	4.5	PSI	LIMITS are	L:	0.5	PSI	H: 100.0	PSI
INTEMP is	55.9	DEG	LIMITS are	L:	42.0	DEG	H: 130.0	DEG

Analog Outputs:

ASBSPD 0.0 PCT MAN

ProControl Series II+

EOS Research Ltd.

Fax Report

To:

JEREMY WYCKOFF

From:

THE NYSDEC GLADDING SYSTEM IN SOUTH OTSELIC NY @ 06:00:00 ON 11/22/2017
SER NO 9605 : SETUP VER 1 : ROM 2.1996 : MODEL A2

System Status:

AUTO : LAST SHUTDOWN @ 17:23:27 ON 08/25/2017 BY ACFAIL

Discrete Inputs:

W1_CTR is ON	W2_CTR is ON	ASBVFD is ON	SMPCTR is OFF
HP_OP is OFF	ASP_HH is OFF	ASP_LO is OFF	FLRSMP is OFF
ACFAIL is OFF	E_STOP is OFF		

Discrete Outputs:

W1_GO is ON	W2_GO is ON	ASB_GO is ON	SMP_GO is OFF
AIR_HH is OFF	ASMPHH is OFF	ASMPLL is OFF	W1_ALM is OFF
W2_ALM is OFF	ASBALM is OFF	SMPALM is OFF	AIR_LL is OFF
VFDRUN is OFF	VFDRST is OFF	HPMPGO is ON	

Analog Inputs:

W1_FLO is	15.6	GPM	TOTAL FLOW is		58721813	GAL		
W2_FLO is	23.6	GPM	TOTAL FLOW is		56080524	GAL		
ASBPRS is	10.5	IWC	LIMITS are	L:	5.0	IWC	H: 30.0	IWC
HP_FLO is	0.00	GPM	TOTAL FLOW is		520043	GAL		
HP_PRS is	1.1	PSI	LIMITS are	L:	-2.0	PSI	H: 20.0	PSI
HP_AMP is	0.95	AMP	LIMITS are	L:	0.00	AMP	H:	AMP
W1_AMP is	4.44	AMP	LIMITS are	L:	0.00	AMP	H: 10.00	AMP
W2_AMP is	4.63	AMP	LIMITS are	L:	0.00	AMP	H: 10.00	AMP
W1_LVL is	31.00	FT	LIMITS are	L:	8.00	FT	H: 28.00	FT
W2_LVL is	55.85	FT	LIMITS are	L:	9.00	FT	H: 52.00	FT
W1_PRS is	4.1	PSI	LIMITS are	L:	0.5	PSI	H: 100.0	PSI
W2_PRS is	4.5	PSI	LIMITS are	L:	0.5	PSI	H: 100.0	PSI
INTEMP is	57.4	DEG	LIMITS are	L:	42.0	DEG	H: 130.0	DEG

Analog Outputs:

ASBSPD 0.0 PCT MAN

ProControl Series II+

EOS Research Ltd.

Fax Report

To:

JEREMY WYCKOFF

From:

THE NYSDEC GLADDING SYSTEM IN SOUTH OTSELIC NY @ 06:00:00 ON 11/23/2017
SER NO 9605 : SETUP VER 1 : ROM 2.1996 : MODEL A2

System Status:

AUTO : LAST SHUTDOWN @ 17:23:27 ON 08/25/2017 BY ACFAIL

Discrete Inputs:

W1_CTR is ON	W2_CTR is ON	ASBVFD is ON	SMPCTR is OFF
HP_OP is ON	ASP_HH is OFF	ASP_LO is OFF	FLRSMP is OFF
ACFAIL is OFF	E_STOP is OFF		

Discrete Outputs:

W1_GO is ON	W2_GO is ON	ASB_GO is ON	SMP_GO is OFF
AIR_HH is OFF	ASMPHH is OFF	ASMPLL is OFF	W1_ALM is OFF
W2_ALM is OFF	ASBALM is OFF	SMPALM is OFF	AIR_LL is OFF
VFDRUN is OFF	VFDRST is OFF	HPMPGO is ON	

Analog Inputs:

W1_FLO is 15.7	GPM	TOTAL FLOW is		58744328	GAL			
W2_FLO is 23.7	GPM	TOTAL FLOW is		56114749	GAL			
ASBPRS is 10.6	IWC	LIMITS are	L:	5.0	IWC	H:	30.0	IWC
HP_FLO is 2.28	GPM	TOTAL FLOW is		521175	GAL			
HP_PRS is 8.2	PSI	LIMITS are	L:	-2.0	PSI	H:	20.0	PSI
HP_AMP is 4.77	AMP	LIMITS are	L:	0.00	AMP	H:	.....	AMP
W1_AMP is 4.47	AMP	LIMITS are	L:	0.00	AMP	H:	10.00	AMP
W2_AMP is 4.65	AMP	LIMITS are	L:	0.00	AMP	H:	10.00	AMP
W1_LVL is 31.22	FT	LIMITS are	L:	8.00	FT	H:	28.00	FT
W2_LVL is 55.85	FT	LIMITS are	L:	9.00	FT	H:	52.00	FT
W1_PRS is 4.1	PSI	LIMITS are	L:	0.5	PSI	H:	100.0	PSI
W2_PRS is 4.5	PSI	LIMITS are	L:	0.5	PSI	H:	100.0	PSI
INTEMP is 54.4	DEG	LIMITS are	L:	42.0	DEG	H:	130.0	DEG

Analog Outputs:

ASBSPD 0.0 PCT MAN

ProControl Series II+

EOS Research Ltd.

Fax Report

To:

JEREMY WYCKOFF

From:

THE NYSDEC GLADDING SYSTEM IN SOUTH OTSELIC NY @ 06:00:00 ON 11/24/2017
SER NO 9605 : SETUP VER 1 : ROM 2.1996 : MODEL A2

System Status:

AUTO : LAST SHUTDOWN @ 17:23:27 ON 08/25/2017 BY ACFAIL

Discrete Inputs:

W1_CTR is ON	W2_CTR is ON	ASBVFD is ON	SMPCTR is OFF
HP_OP is OFF	ASP_HH is OFF	ASP_LO is OFF	FLRSMP is OFF
ACFAIL is OFF	E_STOP is OFF		

Discrete Outputs:

W1_GO is ON	W2_GO is ON	ASB_GO is ON	SMP_GO is OFF
AIR_HH is OFF	ASMPHH is OFF	ASMPLL is OFF	W1_ALM is OFF
W2_ALM is OFF	ASBALM is OFF	SMPALM is OFF	AIR_LL is OFF
VFDRUN is OFF	VFDRST is OFF	HPMPGO is ON	

Analog Inputs:

W1_FLO is 15.6	GPM	TOTAL FLOW is		58766824	GAL			
W2_FLO is 23.4	GPM	TOTAL FLOW is		56148970	GAL			
ASBPRS is 10.5	IWC	LIMITS are	L:	5.0	IWC	H:	30.0	IWC
HP_FLO is 0.00	GPM	TOTAL FLOW is		522247	GAL			
HP_PRS is 1.2	PSI	LIMITS are	L:	-2.0	PSI	H:	20.0	PSI
HP_AMP is 0.97	AMP	LIMITS are	L:	0.00	AMP	H:	.....	AMP
W1_AMP is 4.50	AMP	LIMITS are	L:	0.00	AMP	H:	10.00	AMP
W2_AMP is 4.69	AMP	LIMITS are	L:	0.00	AMP	H:	10.00	AMP
W1_LVL is 30.98	FT	LIMITS are	L:	8.00	FT	H:	28.00	FT
W2_LVL is 55.72	FT	LIMITS are	L:	9.00	FT	H:	52.00	FT
W1_PRS is 4.1	PSI	LIMITS are	L:	0.5	PSI	H:	100.0	PSI
W2_PRS is 4.5	PSI	LIMITS are	L:	0.5	PSI	H:	100.0	PSI
INTEMP is 55.7	DEG	LIMITS are	L:	42.0	DEG	H:	130.0	DEG

Analog Outputs:

ASBSPD 0.0 PCT MAN

ProControl Series II+

EOS Research Ltd.

Fax Report

To:

JEREMY WYCKOFF

From:

THE NYSDEC GLADDING SYSTEM IN SOUTH OTSELIC NY @ 06:00:00 ON 11/25/2017
SER NO 9605 : SETUP VER 1 : ROM 2.1996 : MODEL A2

System Status:

AUTO : LAST SHUTDOWN @ 17:23:27 ON 08/25/2017 BY ACFAIL

Discrete Inputs:

W1_CTR is ON	W2_CTR is ON	ASBVFD is ON	SMPCTR is OFF
HP_OP is OFF	ASP_HH is OFF	ASP_LO is OFF	FLRSMP is OFF
ACFAIL is OFF	E_STOP is OFF		

Discrete Outputs:

W1_GO is ON	W2_GO is ON	ASB_GO is ON	SMP_GO is OFF
AIR_HH is OFF	ASMPHH is OFF	ASMPLL is OFF	W1_ALM is OFF
W2_ALM is OFF	ASBALM is OFF	SMPALM is OFF	AIR_LL is OFF
VFDRUN is OFF	VFDRST is OFF	HPMPGO is ON	

Analog Inputs:

W1_FLO is 15.7	GPM	TOTAL FLOW is		58789284	GAL			
W2_FLO is 23.6	GPM	TOTAL FLOW is		56183153	GAL			
ASBPRS is 10.4	IWC	LIMITS are	L:	5.0	IWC	H:	30.0	IWC
HP_FLO is 0.00	GPM	TOTAL FLOW is		523135	GAL			
HP_PRS is 1.2	PSI	LIMITS are	L:	-2.0	PSI	H:	20.0	PSI
HP_AMP is 0.97	AMP	LIMITS are	L:	0.00	AMP	H:	.....	AMP
W1_AMP is 4.52	AMP	LIMITS are	L:	0.00	AMP	H:	10.00	AMP
W2_AMP is 4.72	AMP	LIMITS are	L:	0.00	AMP	H:	10.00	AMP
W1_LVL is 30.60	FT	LIMITS are	L:	8.00	FT	H:	28.00	FT
W2_LVL is 55.68	FT	LIMITS are	L:	9.00	FT	H:	52.00	FT
W1_PRS is 4.2	PSI	LIMITS are	L:	0.5	PSI	H:	100.0	PSI
W2_PRS is 4.6	PSI	LIMITS are	L:	0.5	PSI	H:	100.0	PSI
INTEMP is 58.7	DEG	LIMITS are	L:	42.0	DEG	H:	130.0	DEG

Analog Outputs:

ASBSPD 0.0 PCT MAN

ProControl Series II+

EOS Research Ltd.

Fax Report

To:

JEREMY WYCKOFF

From:

THE NYSDEC GLADDING SYSTEM IN SOUTH OTSELIC NY @ 06:00:00 ON 11/26/2017
SER NO 9605 : SETUP VER 1 : ROM 2.1996 : MODEL A2

System Status:

AUTO : LAST SHUTDOWN @ 17:23:27 ON 08/25/2017 BY ACFAIL

Discrete Inputs:

W1_CTR is ON	W2_CTR is ON	ASBVFD is ON	SMPCTR is OFF
HP_OP is OFF	ASP_HH is OFF	ASP_LO is OFF	FLRSMP is OFF
ACFAIL is OFF	E_STOP is OFF		

Discrete Outputs:

W1_GO is ON	W2_GO is ON	ASB_GO is ON	SMP_GO is OFF
AIR_HH is OFF	ASMPHH is OFF	ASMPLL is OFF	W1_ALM is OFF
W2_ALM is OFF	ASBALM is OFF	SMPALM is OFF	AIR_LL is OFF
VFDRUN is OFF	VFDRST is OFF	HPMPGO is ON	

Analog Inputs:

W1_FLO is	15.7	GPM	TOTAL FLOW is		58811726	GAL		
W2_FLO is	23.3	GPM	TOTAL FLOW is		56217316	GAL		
ASBPRS is	10.5	IWC	LIMITS are	L:	5.0	IWC	H: 30.0	IWC
HP_FLO is	0.00	GPM	TOTAL FLOW is		523917	GAL		
HP_PRS is	1.1	PSI	LIMITS are	L:	-2.0	PSI	H: 20.0	PSI
HP_AMP is	0.97	AMP	LIMITS are	L:	0.00	AMP	H:	AMP
W1_AMP is	4.55	AMP	LIMITS are	L:	0.00	AMP	H: 10.00	AMP
W2_AMP is	4.72	AMP	LIMITS are	L:	0.00	AMP	H: 10.00	AMP
W1_LVL is	30.79	FT	LIMITS are	L:	8.00	FT	H: 28.00	FT
W2_LVL is	55.70	FT	LIMITS are	L:	9.00	FT	H: 52.00	FT
W1_PRS is	4.1	PSI	LIMITS are	L:	0.5	PSI	H: 100.0	PSI
W2_PRS is	4.5	PSI	LIMITS are	L:	0.5	PSI	H: 100.0	PSI
INTEMP is	56.0	DEG	LIMITS are	L:	42.0	DEG	H: 130.0	DEG

Analog Outputs:

ASBSPD 0.0 PCT MAN

ProControl Series II+

EOS Research Ltd.

Fax Report

To:

JEREMY WYCKOFF

From:

THE NYSDEC GLADDING SYSTEM IN SOUTH OTSELIC NY @ 06:00:00 ON 11/27/2017
SER NO 9605 : SETUP VER 1 : ROM 2.1996 : MODEL A2

System Status:

AUTO : LAST SHUTDOWN @ 17:23:27 ON 08/25/2017 BY ACFAIL

Discrete Inputs:

W1_CTR is ON	W2_CTR is ON	ASBVFD is ON	SMPCTR is OFF
HP_OP is OFF	ASP_HH is OFF	ASP_LO is OFF	FLRSMP is OFF
ACFAIL is OFF	E_STOP is OFF		

Discrete Outputs:

W1_GO is ON	W2_GO is ON	ASB_GO is ON	SMP_GO is OFF
AIR_HH is OFF	ASMPHH is OFF	ASMPLL is OFF	W1_ALM is OFF
W2_ALM is OFF	ASBALM is OFF	SMPALM is OFF	AIR_LL is OFF
VFDRUN is OFF	VFDRST is OFF	HPMPGO is ON	

Analog Inputs:

W1_FLO is 15.7	GPM	TOTAL FLOW is		58834139	GAL			
W2_FLO is 24.5	GPM	TOTAL FLOW is		56251471	GAL			
ASBPRS is 10.5	IWC	LIMITS are	L:	5.0	IWC	H:	30.0	IWC
HP_FLO is 0.00	GPM	TOTAL FLOW is		524831	GAL			
HP_PRS is 1.1	PSI	LIMITS are	L:	-2.0	PSI	H:	20.0	PSI
HP_AMP is 0.98	AMP	LIMITS are	L:	0.00	AMP	H:	.....	AMP
W1_AMP is 4.50	AMP	LIMITS are	L:	0.00	AMP	H:	10.00	AMP
W2_AMP is 4.69	AMP	LIMITS are	L:	0.00	AMP	H:	10.00	AMP
W1_LVL is 30.82	FT	LIMITS are	L:	8.00	FT	H:	28.00	FT
W2_LVL is 55.62	FT	LIMITS are	L:	9.00	FT	H:	52.00	FT
W1_PRS is 4.2	PSI	LIMITS are	L:	0.5	PSI	H:	100.0	PSI
W2_PRS is 4.5	PSI	LIMITS are	L:	0.5	PSI	H:	100.0	PSI
INTEMP is 69.0	DEG	LIMITS are	L:	42.0	DEG	H:	130.0	DEG

Analog Outputs:

ASBSPD 0.0 PCT MAN

ProControl Series II+

EOS Research Ltd.

Fax Report

To:

JEREMY WYCKOFF

From:

THE NYSDEC GLADDING SYSTEM IN SOUTH OTSELIC NY @ 06:00:00 ON 11/28/2017
SER NO 9605 : SETUP VER 1 : ROM 2.1996 : MODEL A2

System Status:

AUTO : LAST SHUTDOWN @ 17:23:27 ON 08/25/2017 BY ACFAIL

Discrete Inputs:

W1_CTR is ON	W2_CTR is ON	ASBVFD is ON	SMPCTR is OFF
HP_OP is OFF	ASP_HH is OFF	ASP_LO is OFF	FLRSMP is OFF
ACFAIL is OFF	E_STOP is OFF		

Discrete Outputs:

W1_GO is ON	W2_GO is ON	ASB_GO is ON	SMP_GO is OFF
AIR_HH is OFF	ASMPHH is OFF	ASMPLL is OFF	W1_ALM is OFF
W2_ALM is OFF	ASBALM is OFF	SMPALM is OFF	AIR_LL is OFF
VFDRUN is OFF	VFDRST is OFF	HPMPGO is ON	

Analog Inputs:

W1_FLO is 15.1	GPM	TOTAL FLOW is	58856477	GAL				
W2_FLO is 23.8	GPM	TOTAL FLOW is	56285613	GAL				
ASBPRS is 10.8	IWC	LIMITS are	L: 5.0	IWC	H:	30.0	IWC
HP_FLO is 0.00	GPM	TOTAL FLOW is	525444	GAL				
HP_PRS is 1.0	PSI	LIMITS are	L: -2.0	PSI	H:	20.0	PSI
HP_AMP is 0.98	AMP	LIMITS are	L: 0.00	AMP	H:	.....	AMP
W1_AMP is 4.45	AMP	LIMITS are	L: 0.00	AMP	H:	10.00	AMP
W2_AMP is 4.64	AMP	LIMITS are	L: 0.00	AMP	H:	10.00	AMP
W1_LVL is 31.16	FT	LIMITS are	L: 8.00	FT	H:	28.00	FT
W2_LVL is 55.64	FT	LIMITS are	L: 9.00	FT	H:	52.00	FT
W1_PRS is 4.2	PSI	LIMITS are	L: 0.5	PSI	H:	100.0	PSI
W2_PRS is 4.6	PSI	LIMITS are	L: 0.5	PSI	H:	100.0	PSI
INTEMP is 67.5	DEG	LIMITS are	L: 42.0	DEG	H:	130.0	DEG

Analog Outputs:

ASBSPD 0.0 PCT MAN

ALARM Fax Report

EOS Research Ltd. ProControl Series II+

To:

JEREMY WYCKOFF

From:

THE NYSDEC GLADDING SYSTEM IN SOUTH OTSELIC NY @ 11:23:42 ON 11/28/2017
SER NO 9605 : SETUP VER 1 : ROM 2.1996 : MODEL A2

System Status:

AUTO P18 : LAST SHUTDOWN @ 17:23:27 ON 08/25/2017 BY ACFAIL
FAX REPORT INITIATED BY PROCESS 18

Discrete Inputs:

W1_CTR is OFF	W2_CTR is ON	ASBVFD is ON	SMPCTR is OFF
HP_OP is OFF	ASP_HH is OFF	ASP_LO is OFF	FLRSMP is OFF
ACFAIL is OFF	E_STOP is OFF		

Discrete Outputs:

W1_GO is OFF	W2_GO is ON	ASB_GO is ON	SMP_GO is OFF
AIR_HH is OFF	ASMPHH is OFF	ASMPLL is OFF	W1_ALM is ON
W2_ALM is OFF	ASBALM is OFF	SMPALM is OFF	AIR_LL is OFF
VFDRUN is OFF	VFDRST is OFF	HPMPGO is ON	

Analog Inputs:

W1_FLO is 0.0	GPM	TOTAL FLOW is	58861487	GAL				
W2_FLO is 23.2	GPM	TOTAL FLOW is	56293298	GAL				
ASBPRS is 10.3	IWC	LIMITS are	L: 5.0	IWC	H:	30.0	IWC
HP_FLO is 0.00	GPM	TOTAL FLOW is	525538	GAL				
HP_PRS is 0.4	PSI	LIMITS are	L: -2.0	PSI	H:	20.0	PSI
HP_AMP is 0.09	AMP	LIMITS are	L: 0.00	AMP	H:	.....	AMP
W1_AMP is 0.01	AMP	LIMITS are	L: 0.00	AMP	H:	10.00	AMP
W2_AMP is 4.67	AMP	LIMITS are	L: 0.00	AMP	H:	10.00	AMP
W1_LVL is 32.56	FT	LIMITS are	L: 8.00	FT	H:	28.00	FT
W2_LVL is 55.49	FT	LIMITS are	L: 9.00	FT	H:	52.00	FT
W1_PRS is 0.0	PSI	LIMITS are	L: 0.5	PSI	H:	100.0	PSI
W2_PRS is 4.0	PSI	LIMITS are	L: 0.5	PSI	H:	100.0	PSI
INTEMP is 62.9	DEG	LIMITS are	L: 42.0	DEG	H:	130.0	DEG

Analog Outputs:

ASBSPD 0.0 PCT MAN

ProControl Series II+

EOS Research Ltd.

Fax Report

To:

JEREMY WYCKOFF

From:

THE NYSDEC GLADDING SYSTEM IN SOUTH OTSELIC NY @ 06:00:00 ON 11/29/2017
SER NO 9605 : SETUP VER 1 : ROM 2.1996 : MODEL A2

System Status:

AUTO P08 : LAST SHUTDOWN @ 17:23:27 ON 08/25/2017 BY ACFAIL

Discrete Inputs:

W1_CTR is ON	W2_CTR is ON	ASBVFD is ON	SMPCTR is OFF
HP_OP is OFF	ASP_HH is OFF	ASP_LO is OFF	FLRSMP is OFF
ACFAIL is OFF	E_STOP is OFF		

Discrete Outputs:

W1_GO is ON	W2_GO is ON	ASB_GO is ON	SMP_GO is OFF
AIR_HH is OFF	ASMPHH is OFF	ASMPLL is OFF	W1_ALM is OFF
W2_ALM is OFF	ASBALM is OFF	SMPALM is OFF	AIR_LL is OFF
VFDRUN is OFF	VFDRST is OFF	HPMPGO is ON	

Analog Inputs:

W1_FLO is	15.9	GPM	TOTAL FLOW is		58879037	GAL		
W2_FLO is	23.6	GPM	TOTAL FLOW is		56319768	GAL		
ASBPRS is	10.3	IWC	LIMITS are	L:	5.0	IWC	H: 30.0	IWC
HP_FLO is	0.00	GPM	TOTAL FLOW is		525976	GAL		
HP_PRS is	1.2	PSI	LIMITS are	L:	-2.0	PSI	H: 20.0	PSI
HP_AMP is	0.04	AMP	LIMITS are	L:	0.00	AMP	H:	AMP
W1_AMP is	4.53	AMP	LIMITS are	L:	0.00	AMP	H: 10.00	AMP
W2_AMP is	4.71	AMP	LIMITS are	L:	0.00	AMP	H: 10.00	AMP
W1_LVL is	30.77	FT	LIMITS are	L:	8.00	FT	H: 28.00	FT
W2_LVL is	55.49	FT	LIMITS are	L:	9.00	FT	H: 52.00	FT
W1_PRS is	4.2	PSI	LIMITS are	L:	0.5	PSI	H: 100.0	PSI
W2_PRS is	4.6	PSI	LIMITS are	L:	0.5	PSI	H: 100.0	PSI
INTEMP is	58.3	DEG	LIMITS are	L:	42.0	DEG	H: 130.0	DEG

Analog Outputs:

ASBSPD 0.0 PCT MAN

ProControl Series II+

EOS Research Ltd.

Fax Report

To:

JEREMY WYCKOFF

From:

THE NYSDEC GLADDING SYSTEM IN SOUTH OTSELIC NY @ 06:00:00 ON 11/30/2017
SER NO 9605 : SETUP VER 1 : ROM 2.1996 : MODEL A2

System Status:

AUTO P08 : LAST SHUTDOWN @ 17:23:27 ON 08/25/2017 BY ACFAIL

Discrete Inputs:

W1_CTR is ON	W2_CTR is ON	ASBVFD is ON	SMPCTR is OFF
HP_OP is ON	ASP_HH is OFF	ASP_LO is OFF	FLRSMP is OFF
ACFAIL is OFF	E_STOP is OFF		

Discrete Outputs:

W1_GO is ON	W2_GO is ON	ASB_GO is ON	SMP_GO is OFF
AIR_HH is OFF	ASMPHH is OFF	ASMPLL is OFF	W1_ALM is OFF
W2_ALM is OFF	ASBALM is OFF	SMPALM is OFF	AIR_LL is OFF
VFDRUN is OFF	VFDRST is OFF	HPMPGO is ON	

Analog Inputs:

W1_FLO is	15.6	GPM	TOTAL FLOW is		58901735	GAL		
W2_FLO is	23.7	GPM	TOTAL FLOW is		56353922	GAL		
ASBPRS is	10.8	IWC	LIMITS are	L:	5.0	IWC	H: 30.0	IWC
HP_FLO is	2.28	GPM	TOTAL FLOW is		526872	GAL		
HP_PRS is	8.2	PSI	LIMITS are	L:	-2.0	PSI	H: 20.0	PSI
HP_AMP is	4.78	AMP	LIMITS are	L:	0.00	AMP	H:	AMP
W1_AMP is	4.47	AMP	LIMITS are	L:	0.00	AMP	H: 10.00	AMP
W2_AMP is	4.65	AMP	LIMITS are	L:	0.00	AMP	H: 10.00	AMP
W1_LVL is	31.01	FT	LIMITS are	L:	8.00	FT	H: 28.00	FT
W2_LVL is	55.53	FT	LIMITS are	L:	9.00	FT	H: 52.00	FT
W1_PRS is	4.2	PSI	LIMITS are	L:	0.5	PSI	H: 100.0	PSI
W2_PRS is	4.6	PSI	LIMITS are	L:	0.5	PSI	H: 100.0	PSI
INTEMP is	54.4	DEG	LIMITS are	L:	42.0	DEG	H: 130.0	DEG

Analog Outputs:

ASBSPD 0.0 PCT MAN

ProControl Series II+

EOS Research Ltd.

Fax Report

To:

JEREMY WYCKOFF

From:

THE NYSDEC GLADDING SYSTEM IN SOUTH OTSELIC NY @ 06:00:00 ON 12/01/2017
SER NO 9605 : SETUP VER 1 : ROM 2.1996 : MODEL A2

System Status:

AUTO P08 : LAST SHUTDOWN @ 17:23:27 ON 08/25/2017 BY ACFAIL

Discrete Inputs:

W1_CTR is ON	W2_CTR is ON	ASBVFD is ON	SMPCTR is OFF
HP_OP is ON	ASP_HH is OFF	ASP_LO is OFF	FLRSMP is OFF
ACFAIL is OFF	E_STOP is OFF		

Discrete Outputs:

W1_GO is ON	W2_GO is ON	ASB_GO is ON	SMP_GO is OFF
AIR_HH is OFF	ASMPHH is OFF	ASMPLL is OFF	W1_ALM is OFF
W2_ALM is OFF	ASBALM is OFF	SMPALM is OFF	AIR_LL is OFF
VFDRUN is OFF	VFDRST is OFF	HPMPGO is ON	

Analog Inputs:

W1_FLO is 15.7	GPM	TOTAL FLOW is		58924389	GAL			
W2_FLO is 23.8	GPM	TOTAL FLOW is		56388062	GAL			
ASBPRS is 10.5	IWC	LIMITS are	L:	5.0	IWC	H:	30.0	IWC
HP_FLO is 2.29	GPM	TOTAL FLOW is		527740	GAL			
HP_PRS is 8.2	PSI	LIMITS are	L:	-2.0	PSI	H:	20.0	PSI
HP_AMP is 4.91	AMP	LIMITS are	L:	0.00	AMP	H:	.....	AMP
W1_AMP is 4.48	AMP	LIMITS are	L:	0.00	AMP	H:	10.00	AMP
W2_AMP is 4.66	AMP	LIMITS are	L:	0.00	AMP	H:	10.00	AMP
W1_LVL is 30.90	FT	LIMITS are	L:	8.00	FT	H:	28.00	FT
W2_LVL is 55.49	FT	LIMITS are	L:	9.00	FT	H:	52.00	FT
W1_PRS is 4.1	PSI	LIMITS are	L:	0.5	PSI	H:	100.0	PSI
W2_PRS is 4.5	PSI	LIMITS are	L:	0.5	PSI	H:	100.0	PSI
INTEMP is 58.9	DEG	LIMITS are	L:	42.0	DEG	H:	130.0	DEG

Analog Outputs:

ASBSPD 0.0 PCT MAN

ProControl Series II+

EOS Research Ltd.

Fax Report

To:

JEREMY WYCKOFF

From:

THE NYSDEC GLADDING SYSTEM IN SOUTH OTSELIC NY @ 06:00:00 ON 12/02/2017
SER NO 9605 : SETUP VER 1 : ROM 2.1996 : MODEL A2

System Status:

AUTO P08 : LAST SHUTDOWN @ 17:23:27 ON 08/25/2017 BY ACFAIL

Discrete Inputs:

W1_CTR is ON	W2_CTR is ON	ASBVFD is ON	SMPCTR is OFF
HP_OP is OFF	ASP_HH is OFF	ASP_LO is OFF	FLRSMP is OFF
ACFAIL is OFF	E_STOP is OFF		

Discrete Outputs:

W1_GO is ON	W2_GO is ON	ASB_GO is ON	SMP_GO is OFF
AIR_HH is OFF	ASMPHH is OFF	ASMPLL is OFF	W1_ALM is OFF
W2_ALM is OFF	ASBALM is OFF	SMPALM is OFF	AIR_LL is OFF
VFDRUN is OFF	VFDRST is OFF	HPMPGO is ON	

Analog Inputs:

W1_FLO is 15.6	GPM	TOTAL FLOW is	58946997	GAL				
W2_FLO is 23.5	GPM	TOTAL FLOW is	56422243	GAL				
ASBPRS is 10.7	IWC	LIMITS are	L: 5.0	IWC	H:	30.0	IWC
HP_FLO is 0.00	GPM	TOTAL FLOW is	528678	GAL				
HP_PRS is 1.0	PSI	LIMITS are	L: -2.0	PSI	H:	20.0	PSI
HP_AMP is 0.04	AMP	LIMITS are	L: 0.00	AMP	H:	.....	AMP
W1_AMP is 4.53	AMP	LIMITS are	L: 0.00	AMP	H:	10.00	AMP
W2_AMP is 4.71	AMP	LIMITS are	L: 0.00	AMP	H:	10.00	AMP
W1_LVL is 31.05	FT	LIMITS are	L: 8.00	FT	H:	28.00	FT
W2_LVL is 55.51	FT	LIMITS are	L: 9.00	FT	H:	52.00	FT
W1_PRS is 4.2	PSI	LIMITS are	L: 0.5	PSI	H:	100.0	PSI
W2_PRS is 4.6	PSI	LIMITS are	L: 0.5	PSI	H:	100.0	PSI
INTEMP is 55.6	DEG	LIMITS are	L: 42.0	DEG	H:	130.0	DEG

Analog Outputs:

ASBSPD 0.0 PCT MAN

ProControl Series II+

EOS Research Ltd.

Fax Report

To:

JEREMY WYCKOFF

From:

THE NYSDEC GLADDING SYSTEM IN SOUTH OTSELIC NY @ 06:00:00 ON 12/03/2017
SER NO 9605 : SETUP VER 1 : ROM 2.1996 : MODEL A2

System Status:

AUTO P08 : LAST SHUTDOWN @ 17:23:27 ON 08/25/2017 BY ACFAIL

Discrete Inputs:

W1_CTR is ON	W2_CTR is ON	ASBVFD is ON	SMPCTR is OFF
HP_OP is OFF	ASP_HH is OFF	ASP_LO is OFF	FLRSMP is OFF
ACFAIL is OFF	E_STOP is OFF		

Discrete Outputs:

W1_GO is ON	W2_GO is ON	ASB_GO is ON	SMP_GO is OFF
AIR_HH is OFF	ASMPHH is OFF	ASMPLL is OFF	W1_ALM is OFF
W2_ALM is OFF	ASBALM is OFF	SMPALM is OFF	AIR_LL is OFF
VFDRUN is OFF	VFDRST is OFF	HPMPGO is ON	

Analog Inputs:

W1_FLO is 15.8	GPM	TOTAL FLOW is	58969559	GAL				
W2_FLO is 23.9	GPM	TOTAL FLOW is	56456457	GAL				
ASBPRS is 10.7	IWC	LIMITS are	L: 5.0	IWC	H:	30.0	IWC
HP_FLO is 0.00	GPM	TOTAL FLOW is	529672	GAL				
HP_PRS is 1.0	PSI	LIMITS are	L: -2.0	PSI	H:	20.0	PSI
HP_AMP is 0.04	AMP	LIMITS are	L: 0.00	AMP	H:	.....	AMP
W1_AMP is 4.44	AMP	LIMITS are	L: 0.00	AMP	H:	10.00	AMP
W2_AMP is 4.63	AMP	LIMITS are	L: 0.00	AMP	H:	10.00	AMP
W1_LVL is 30.89	FT	LIMITS are	L: 8.00	FT	H:	28.00	FT
W2_LVL is 55.41	FT	LIMITS are	L: 9.00	FT	H:	52.00	FT
W1_PRS is 4.1	PSI	LIMITS are	L: 0.5	PSI	H:	100.0	PSI
W2_PRS is 4.5	PSI	LIMITS are	L: 0.5	PSI	H:	100.0	PSI
INTEMP is 53.7	DEG	LIMITS are	L: 42.0	DEG	H:	130.0	DEG

Analog Outputs:

ASBSPD 0.0 PCT MAN

ProControl Series II+

EOS Research Ltd.

Fax Report

To:

JEREMY WYCKOFF

From:

THE NYSDEC GLADDING SYSTEM IN SOUTH OTSELIC NY @ 06:00:00 ON 12/04/2017
SER NO 9605 : SETUP VER 1 : ROM 2.1996 : MODEL A2

System Status:

AUTO P08 : LAST SHUTDOWN @ 17:23:27 ON 08/25/2017 BY ACFAIL

Discrete Inputs:

W1_CTR is ON	W2_CTR is ON	ASBVFD is ON	SMPCTR is OFF
HP_OP is OFF	ASP_HH is OFF	ASP_LO is OFF	FLRSMP is OFF
ACFAIL is OFF	E_STOP is OFF		

Discrete Outputs:

W1_GO is ON	W2_GO is ON	ASB_GO is ON	SMP_GO is OFF
AIR_HH is OFF	ASMPHH is OFF	ASMPLL is OFF	W1_ALM is OFF
W2_ALM is OFF	ASBALM is OFF	SMPALM is OFF	AIR_LL is OFF
VFDRUN is OFF	VFDRST is OFF	HPMPGO is ON	

Analog Inputs:

W1_FLO is 15.9	GPM	TOTAL FLOW is	58992102	GAL				
W2_FLO is 24.1	GPM	TOTAL FLOW is	56490683	GAL				
ASBPRS is 10.7	IWC	LIMITS are	L: 5.0	IWC	H:	30.0	IWC
HP_FLO is 0.00	GPM	TOTAL FLOW is	530627	GAL				
HP_PRS is 1.0	PSI	LIMITS are	L: -2.0	PSI	H:	20.0	PSI
HP_AMP is 0.04	AMP	LIMITS are	L: 0.00	AMP	H:	.....	AMP
W1_AMP is 4.48	AMP	LIMITS are	L: 0.00	AMP	H:	10.00	AMP
W2_AMP is 4.67	AMP	LIMITS are	L: 0.00	AMP	H:	10.00	AMP
W1_LVL is 31.03	FT	LIMITS are	L: 8.00	FT	H:	28.00	FT
W2_LVL is 55.43	FT	LIMITS are	L: 9.00	FT	H:	52.00	FT
W1_PRS is 4.1	PSI	LIMITS are	L: 0.5	PSI	H:	100.0	PSI
W2_PRS is 4.6	PSI	LIMITS are	L: 0.5	PSI	H:	100.0	PSI
INTEMP is 55.6	DEG	LIMITS are	L: 42.0	DEG	H:	130.0	DEG

Analog Outputs:

ASBSPD 0.0 PCT MAN

ProControl Series II+

EOS Research Ltd.

Fax Report

To:

JEREMY WYCKOFF

From:

THE NYSDEC GLADDING SYSTEM IN SOUTH OTSELIC NY @ 06:00:00 ON 12/05/2017
SER NO 9605 : SETUP VER 1 : ROM 2.1996 : MODEL A2

System Status:

AUTO P08 : LAST SHUTDOWN @ 17:23:27 ON 08/25/2017 BY ACFAIL

Discrete Inputs:

W1_CTR is ON	W2_CTR is ON	ASBVFD is ON	SMPCTR is OFF
HP_OP is ON	ASP_HH is OFF	ASP_LO is OFF	FLRSMP is OFF
ACFAIL is OFF	E_STOP is OFF		

Discrete Outputs:

W1_GO is ON	W2_GO is ON	ASB_GO is ON	SMP_GO is OFF
AIR_HH is OFF	ASMPHH is OFF	ASMPLL is OFF	W1_ALM is OFF
W2_ALM is OFF	ASBALM is OFF	SMPALM is OFF	AIR_LL is OFF
VFDRUN is OFF	VFDRST is OFF	HPMPGO is ON	

Analog Inputs:

W1_FLO is 15.6	GPM	TOTAL FLOW is		59014572	GAL			
W2_FLO is 24.1	GPM	TOTAL FLOW is		56524877	GAL			
ASBPRS is 10.3	IWC	LIMITS are	L:	5.0	IWC	H:	30.0	IWC
HP_FLO is 2.30	GPM	TOTAL FLOW is		531439	GAL			
HP_PRS is 8.2	PSI	LIMITS are	L:	-2.0	PSI	H:	20.0	PSI
HP_AMP is 4.95	AMP	LIMITS are	L:	0.00	AMP	H:	.....	AMP
W1_AMP is 4.49	AMP	LIMITS are	L:	0.00	AMP	H:	10.00	AMP
W2_AMP is 4.69	AMP	LIMITS are	L:	0.00	AMP	H:	10.00	AMP
W1_LVL is 30.72	FT	LIMITS are	L:	8.00	FT	H:	28.00	FT
W2_LVL is 55.28	FT	LIMITS are	L:	9.00	FT	H:	52.00	FT
W1_PRS is 4.1	PSI	LIMITS are	L:	0.5	PSI	H:	100.0	PSI
W2_PRS is 4.5	PSI	LIMITS are	L:	0.5	PSI	H:	100.0	PSI
INTEMP is 59.7	DEG	LIMITS are	L:	42.0	DEG	H:	130.0	DEG

Analog Outputs:

ASBSPD 0.0 PCT MAN

ProControl Series II+

EOS Research Ltd.

Fax Report

To:

JEREMY WYCKOFF

From:

THE NYSDEC GLADDING SYSTEM IN SOUTH OTSELIC NY @ 06:00:00 ON 12/06/2017
SER NO 9605 : SETUP VER 1 : ROM 2.1996 : MODEL A2

System Status:

AUTO P08 : LAST SHUTDOWN @ 17:23:27 ON 08/25/2017 BY ACFAIL

Discrete Inputs:

W1_CTR is ON	W2_CTR is ON	ASBVFD is ON	SMPCTR is OFF
HP_OP is OFF	ASP_HH is OFF	ASP_LO is OFF	FLRSMP is OFF
ACFAIL is OFF	E_STOP is OFF		

Discrete Outputs:

W1_GO is ON	W2_GO is ON	ASB_GO is ON	SMP_GO is OFF
AIR_HH is OFF	ASMPHH is OFF	ASMPLL is OFF	W1_ALM is OFF
W2_ALM is OFF	ASBALM is OFF	SMPALM is OFF	AIR_LL is OFF
VFDRUN is OFF	VFDRST is OFF	HPMPGO is ON	

Analog Inputs:

W1_FLO is 18.6	GPM	TOTAL FLOW is		59039608	GAL			
W2_FLO is 23.1	GPM	TOTAL FLOW is		56559047	GAL			
ASBPRS is 10.5	IWC	LIMITS are	L:	5.0	IWC	H:	30.0	IWC
HP_FLO is 0.00	GPM	TOTAL FLOW is		532094	GAL			
HP_PRS is 1.2	PSI	LIMITS are	L:	-2.0	PSI	H:	20.0	PSI
HP_AMP is 0.04	AMP	LIMITS are	L:	0.00	AMP	H:	.....	AMP
W1_AMP is 4.62	AMP	LIMITS are	L:	0.00	AMP	H:	10.00	AMP
W2_AMP is 4.70	AMP	LIMITS are	L:	0.00	AMP	H:	10.00	AMP
W1_LVL is 30.49	FT	LIMITS are	L:	8.00	FT	H:	28.00	FT
W2_LVL is 55.49	FT	LIMITS are	L:	9.00	FT	H:	52.00	FT
W1_PRS is 4.3	PSI	LIMITS are	L:	0.5	PSI	H:	100.0	PSI
W2_PRS is 4.7	PSI	LIMITS are	L:	0.5	PSI	H:	100.0	PSI
INTEMP is 53.7	DEG	LIMITS are	L:	42.0	DEG	H:	130.0	DEG

Analog Outputs:

ASBSPD 0.0 PCT MAN

ProControl Series II+

EOS Research Ltd.

Fax Report

To:

JEREMY WYCKOFF

From:

THE NYSDEC GLADDING SYSTEM IN SOUTH OTSELIC NY @ 06:00:00 ON 12/07/2017
SER NO 9605 : SETUP VER 1 : ROM 2.1996 : MODEL A2

System Status:

AUTO P08 : LAST SHUTDOWN @ 17:23:27 ON 08/25/2017 BY ACFAIL

Discrete Inputs:

W1_CTR is ON	W2_CTR is ON	ASBVFD is ON	SMPCTR is OFF
HP_OP is OFF	ASP_HH is OFF	ASP_LO is OFF	FLRSMP is OFF
ACFAIL is OFF	E_STOP is OFF		

Discrete Outputs:

W1_GO is ON	W2_GO is ON	ASB_GO is ON	SMP_GO is OFF
AIR_HH is OFF	ASMPHH is OFF	ASMPLL is OFF	W1_ALM is OFF
W2_ALM is OFF	ASBALM is OFF	SMPALM is OFF	AIR_LL is OFF
VFDRUN is OFF	VFDRST is OFF	HPMPGO is ON	

Analog Inputs:

W1_FLO is 18.2	GPM	TOTAL FLOW is		59065715	GAL			
W2_FLO is 24.0	GPM	TOTAL FLOW is		56593228	GAL			
ASBPRS is 10.6	IWC	LIMITS are	L:	5.0	IWC	H:	30.0	IWC
HP_FLO is 0.00	GPM	TOTAL FLOW is		533106	GAL			
HP_PRS is 1.2	PSI	LIMITS are	L:	-2.0	PSI	H:	20.0	PSI
HP_AMP is 0.04	AMP	LIMITS are	L:	0.00	AMP	H:	.....	AMP
W1_AMP is 4.58	AMP	LIMITS are	L:	0.00	AMP	H:	10.00	AMP
W2_AMP is 4.67	AMP	LIMITS are	L:	0.00	AMP	H:	10.00	AMP
W1_LVL is 30.45	FT	LIMITS are	L:	8.00	FT	H:	28.00	FT
W2_LVL is 55.45	FT	LIMITS are	L:	9.00	FT	H:	52.00	FT
W1_PRS is 4.3	PSI	LIMITS are	L:	0.5	PSI	H:	100.0	PSI
W2_PRS is 4.7	PSI	LIMITS are	L:	0.5	PSI	H:	100.0	PSI
INTEMP is 54.7	DEG	LIMITS are	L:	42.0	DEG	H:	130.0	DEG

Analog Outputs:

ASBSPD 0.0 PCT MAN

ProControl Series II+

EOS Research Ltd.

Fax Report

To:

JEREMY WYCKOFF

From:

THE NYSDEC GLADDING SYSTEM IN SOUTH OTSELIC NY @ 06:00:00 ON 12/09/2017
SER NO 9605 : SETUP VER 1 : ROM 2.1996 : MODEL A2

System Status:

AUTO P08 : LAST SHUTDOWN @ 17:23:27 ON 08/25/2017 BY ACFAIL

Discrete Inputs:

W1_CTR is ON	W2_CTR is ON	ASBVFD is ON	SMPCTR is OFF
HP_OP is ON	ASP_HH is OFF	ASP_LO is OFF	FLRSMP is OFF
ACFAIL is OFF	E_STOP is OFF		

Discrete Outputs:

W1_GO is ON	W2_GO is ON	ASB_GO is ON	SMP_GO is OFF
AIR_HH is OFF	ASMPHH is OFF	ASMPLL is OFF	W1_ALM is OFF
W2_ALM is OFF	ASBALM is OFF	SMPALM is OFF	AIR_LL is OFF
VFDRUN is OFF	VFDRST is OFF	HPMPGO is ON	

Analog Inputs:

W1_FLO is 18.8	GPM	TOTAL FLOW is		59117793	GAL			
W2_FLO is 23.8	GPM	TOTAL FLOW is		56661569	GAL			
ASBPRS is 10.7	IWC	LIMITS are	L:	5.0	IWC	H:	30.0	IWC
HP_FLO is 2.30	GPM	TOTAL FLOW is		535345	GAL			
HP_PRS is 8.3	PSI	LIMITS are	L:	-2.0	PSI	H:	20.0	PSI
HP_AMP is 4.80	AMP	LIMITS are	L:	0.00	AMP	H:	.....	AMP
W1_AMP is 4.59	AMP	LIMITS are	L:	0.00	AMP	H:	10.00	AMP
W2_AMP is 4.69	AMP	LIMITS are	L:	0.00	AMP	H:	10.00	AMP
W1_LVL is 30.33	FT	LIMITS are	L:	8.00	FT	H:	28.00	FT
W2_LVL is 55.28	FT	LIMITS are	L:	9.00	FT	H:	52.00	FT
W1_PRS is 4.2	PSI	LIMITS are	L:	0.5	PSI	H:	100.0	PSI
W2_PRS is 4.7	PSI	LIMITS are	L:	0.5	PSI	H:	100.0	PSI
INTEMP is 54.4	DEG	LIMITS are	L:	42.0	DEG	H:	130.0	DEG

Analog Outputs:

ASBSPD 0.0 PCT MAN

ProControl Series II+

EOS Research Ltd.

Fax Report

To:

JEREMY WYCKOFF

From:

THE NYSDEC GLADDING SYSTEM IN SOUTH OTSELIC NY @ 06:00:00 ON 12/10/2017
SER NO 9605 : SETUP VER 1 : ROM 2.1996 : MODEL A2

System Status:

AUTO P08 : LAST SHUTDOWN @ 17:23:27 ON 08/25/2017 BY ACFAIL

Discrete Inputs:

W1_CTR is ON	W2_CTR is ON	ASBVFD is ON	SMPCTR is OFF
HP_OP is OFF	ASP_HH is OFF	ASP_LO is OFF	FLRSMP is OFF
ACFAIL is OFF	E_STOP is OFF		

Discrete Outputs:

W1_GO is ON	W2_GO is ON	ASB_GO is ON	SMP_GO is OFF
AIR_HH is OFF	ASMPHH is OFF	ASMPLL is OFF	W1_ALM is OFF
W2_ALM is OFF	ASBALM is OFF	SMPALM is OFF	AIR_LL is OFF
VFDRUN is OFF	VFDRST is OFF	HPMPGO is ON	

Analog Inputs:

W1_FLO is 18.0	GPM	TOTAL FLOW is		59143814	GAL			
W2_FLO is 23.6	GPM	TOTAL FLOW is		56695756	GAL			
ASBPRS is 10.7	IWC	LIMITS are	L:	5.0	IWC	H:	30.0	IWC
HP_FLO is 0.00	GPM	TOTAL FLOW is		536548	GAL			
HP_PRS is 1.2	PSI	LIMITS are	L:	-2.0	PSI	H:	20.0	PSI
HP_AMP is 0.04	AMP	LIMITS are	L:	0.00	AMP	H:	.....	AMP
W1_AMP is 4.68	AMP	LIMITS are	L:	0.00	AMP	H:	10.00	AMP
W2_AMP is 4.76	AMP	LIMITS are	L:	0.00	AMP	H:	10.00	AMP
W1_LVL is 30.10	FT	LIMITS are	L:	8.00	FT	H:	28.00	FT
W2_LVL is 55.22	FT	LIMITS are	L:	9.00	FT	H:	52.00	FT
W1_PRS is 4.3	PSI	LIMITS are	L:	0.5	PSI	H:	100.0	PSI
W2_PRS is 4.7	PSI	LIMITS are	L:	0.5	PSI	H:	100.0	PSI
INTEMP is 54.4	DEG	LIMITS are	L:	42.0	DEG	H:	130.0	DEG

Analog Outputs:

ASBSPD 0.0 PCT MAN

ProControl Series II+

EOS Research Ltd.

Fax Report

To:

JEREMY WYCKOFF

From:

THE NYSDEC GLADDING SYSTEM IN SOUTH OTSELIC NY @ 06:00:00 ON 12/11/2017
SER NO 9605 : SETUP VER 1 : ROM 2.1996 : MODEL A2

System Status:

AUTO P08 : LAST SHUTDOWN @ 17:23:27 ON 08/25/2017 BY ACFAIL

Discrete Inputs:

W1_CTR is ON	W2_CTR is ON	ASBVFD is ON	SMPCTR is OFF
HP_OP is OFF	ASP_HH is OFF	ASP_LO is OFF	FLRSMP is OFF
ACFAIL is OFF	E_STOP is OFF		

Discrete Outputs:

W1_GO is ON	W2_GO is ON	ASB_GO is ON	SMP_GO is OFF
AIR_HH is OFF	ASMPHH is OFF	ASMPLL is OFF	W1_ALM is OFF
W2_ALM is OFF	ASBALM is OFF	SMPALM is OFF	AIR_LL is OFF
VFDRUN is OFF	VFDRST is OFF	HPMPGO is ON	

Analog Inputs:

W1_FLO is 18.0	GPM	TOTAL FLOW is	59169804	GAL				
W2_FLO is 23.4	GPM	TOTAL FLOW is	56729960	GAL				
ASBPRS is 10.6	IWC	LIMITS are	L: 5.0	IWC	H:	30.0	IWC
HP_FLO is 0.00	GPM	TOTAL FLOW is	537685	GAL				
HP_PRS is 1.2	PSI	LIMITS are	L: -2.0	PSI	H:	20.0	PSI
HP_AMP is 0.04	AMP	LIMITS are	L: 0.00	AMP	H:	.....	AMP
W1_AMP is 4.69	AMP	LIMITS are	L: 0.00	AMP	H:	10.00	AMP
W2_AMP is 4.78	AMP	LIMITS are	L: 0.00	AMP	H:	10.00	AMP
W1_LVL is 30.28	FT	LIMITS are	L: 8.00	FT	H:	28.00	FT
W2_LVL is 55.17	FT	LIMITS are	L: 9.00	FT	H:	52.00	FT
W1_PRS is 4.3	PSI	LIMITS are	L: 0.5	PSI	H:	100.0	PSI
W2_PRS is 4.7	PSI	LIMITS are	L: 0.5	PSI	H:	100.0	PSI
INTEMP is 53.6	DEG	LIMITS are	L: 42.0	DEG	H:	130.0	DEG

Analog Outputs:

ASBSPD 0.0 PCT MAN

ProControl Series II+

EOS Research Ltd.

Fax Report

To:

JEREMY WYCKOFF

From:

THE NYSDEC GLADDING SYSTEM IN SOUTH OTSELIC NY @ 06:00:00 ON 12/12/2017
SER NO 9605 : SETUP VER 1 : ROM 2.1996 : MODEL A2

System Status:

AUTO P08 : LAST SHUTDOWN @ 17:23:27 ON 08/25/2017 BY ACFAIL

Discrete Inputs:

W1_CTR is ON	W2_CTR is ON	ASBVFD is ON	SMPCTR is OFF
HP_OP is OFF	ASP_HH is OFF	ASP_LO is OFF	FLRSMP is OFF
ACFAIL is OFF	E_STOP is OFF		

Discrete Outputs:

W1_GO is ON	W2_GO is ON	ASB_GO is ON	SMP_GO is OFF
AIR_HH is OFF	ASMPHH is OFF	ASMPLL is OFF	W1_ALM is OFF
W2_ALM is OFF	ASBALM is OFF	SMPALM is OFF	AIR_LL is OFF
VFDRUN is OFF	VFDRST is OFF	HPMPGO is ON	

Analog Inputs:

W1_FLO is 18.0	GPM	TOTAL FLOW is		59195733	GAL			
W2_FLO is 23.6	GPM	TOTAL FLOW is		56764163	GAL			
ASBPRS is 10.5	IWC	LIMITS are	L:	5.0	IWC	H:	30.0	IWC
HP_FLO is 0.00	GPM	TOTAL FLOW is		538775	GAL			
HP_PRS is 1.3	PSI	LIMITS are	L:	-2.0	PSI	H:	20.0	PSI
HP_AMP is 0.04	AMP	LIMITS are	L:	0.00	AMP	H:	.....	AMP
W1_AMP is 4.65	AMP	LIMITS are	L:	0.00	AMP	H:	10.00	AMP
W2_AMP is 4.74	AMP	LIMITS are	L:	0.00	AMP	H:	10.00	AMP
W1_LVL is 29.87	FT	LIMITS are	L:	8.00	FT	H:	28.00	FT
W2_LVL is 55.07	FT	LIMITS are	L:	9.00	FT	H:	52.00	FT
W1_PRS is 4.3	PSI	LIMITS are	L:	0.5	PSI	H:	100.0	PSI
W2_PRS is 4.7	PSI	LIMITS are	L:	0.5	PSI	H:	100.0	PSI
INTEMP is 55.7	DEG	LIMITS are	L:	42.0	DEG	H:	130.0	DEG

Analog Outputs:

ASBSPD 0.0 PCT MAN

ProControl Series II+

EOS Research Ltd.

Fax Report

To:

JEREMY WYCKOFF

From:

THE NYSDEC GLADDING SYSTEM IN SOUTH OTSELIC NY @ 06:00:00 ON 12/13/2017
SER NO 9605 : SETUP VER 1 : ROM 2.1996 : MODEL A2

System Status:

AUTO P08 : LAST SHUTDOWN @ 17:23:27 ON 08/25/2017 BY ACFAIL

Discrete Inputs:

W1_CTR is ON	W2_CTR is ON	ASBVFD is ON	SMPCTR is OFF
HP_OP is ON	ASP_HH is OFF	ASP_LO is OFF	FLRSMP is OFF
ACFAIL is OFF	E_STOP is OFF		

Discrete Outputs:

W1_GO is ON	W2_GO is ON	ASB_GO is ON	SMP_GO is OFF
AIR_HH is OFF	ASMPHH is OFF	ASMPLL is OFF	W1_ALM is OFF
W2_ALM is OFF	ASBALM is OFF	SMPALM is OFF	AIR_LL is OFF
VFDRUN is OFF	VFDRST is OFF	HPMPGO is ON	

Analog Inputs:

W1_FLO is 18.1	GPM	TOTAL FLOW is		59221645	GAL			
W2_FLO is 23.8	GPM	TOTAL FLOW is		56798354	GAL			
ASBPRS is 10.7	IWC	LIMITS are	L:	5.0	IWC	H:	30.0	IWC
HP_FLO is 2.28	GPM	TOTAL FLOW is		540115	GAL			
HP_PRS is 8.3	PSI	LIMITS are	L:	-2.0	PSI	H:	20.0	PSI
HP_AMP is 4.76	AMP	LIMITS are	L:	0.00	AMP	H:	.....	AMP
W1_AMP is 4.60	AMP	LIMITS are	L:	0.00	AMP	H:	10.00	AMP
W2_AMP is 4.68	AMP	LIMITS are	L:	0.00	AMP	H:	10.00	AMP
W1_LVL is 29.60	FT	LIMITS are	L:	8.00	FT	H:	28.00	FT
W2_LVL is 55.07	FT	LIMITS are	L:	9.00	FT	H:	52.00	FT
W1_PRS is 4.3	PSI	LIMITS are	L:	0.5	PSI	H:	100.0	PSI
W2_PRS is 4.7	PSI	LIMITS are	L:	0.5	PSI	H:	100.0	PSI
INTEMP is 53.0	DEG	LIMITS are	L:	42.0	DEG	H:	130.0	DEG

Analog Outputs:

ASBSPD 0.0 PCT MAN

ProControl Series II+

EOS Research Ltd.

Fax Report

To:

JEREMY WYCKOFF

From:

THE NYSDEC GLADDING SYSTEM IN SOUTH OTSELIC NY @ 06:00:00 ON 12/14/2017
SER NO 9605 : SETUP VER 1 : ROM 2.1996 : MODEL A2

System Status:

AUTO P08 : LAST SHUTDOWN @ 17:23:27 ON 08/25/2017 BY ACFAIL

Discrete Inputs:

W1_CTR is ON	W2_CTR is ON	ASBVFD is ON	SMPCTR is OFF
HP_OP is ON	ASP_HH is OFF	ASP_LO is OFF	FLRSMP is OFF
ACFAIL is OFF	E_STOP is OFF		

Discrete Outputs:

W1_GO is ON	W2_GO is ON	ASB_GO is ON	SMP_GO is OFF
AIR_HH is OFF	ASMPHH is OFF	ASMPLL is OFF	W1_ALM is OFF
W2_ALM is OFF	ASBALM is OFF	SMPALM is OFF	AIR_LL is OFF
VFDRUN is OFF	VFDRST is OFF	HPMPGO is ON	

Analog Inputs:

W1_FLO is 18.3	GPM	TOTAL FLOW is		59247595	GAL			
W2_FLO is 24.1	GPM	TOTAL FLOW is		56832556	GAL			
ASBPRS is 10.8	IWC	LIMITS are	L:	5.0	IWC	H:	30.0	IWC
HP_FLO is 2.29	GPM	TOTAL FLOW is		541864	GAL			
HP_PRS is 8.3	PSI	LIMITS are	L:	-2.0	PSI	H:	20.0	PSI
HP_AMP is 4.71	AMP	LIMITS are	L:	0.00	AMP	H:	.....	AMP
W1_AMP is 4.62	AMP	LIMITS are	L:	0.00	AMP	H:	10.00	AMP
W2_AMP is 4.73	AMP	LIMITS are	L:	0.00	AMP	H:	10.00	AMP
W1_LVL is 29.82	FT	LIMITS are	L:	8.00	FT	H:	28.00	FT
W2_LVL is 55.15	FT	LIMITS are	L:	9.00	FT	H:	52.00	FT
W1_PRS is 4.3	PSI	LIMITS are	L:	0.5	PSI	H:	100.0	PSI
W2_PRS is 4.7	PSI	LIMITS are	L:	0.5	PSI	H:	100.0	PSI
INTEMP is 51.7	DEG	LIMITS are	L:	42.0	DEG	H:	130.0	DEG

Analog Outputs:

ASBSPD 0.0 PCT MAN

ProControl Series II+

EOS Research Ltd.

Fax Report

To:

JEREMY WYCKOFF

From:

THE NYSDEC GLADDING SYSTEM IN SOUTH OTSELIC NY @ 06:00:00 ON 12/15/2017
SER NO 9605 : SETUP VER 1 : ROM 2.1996 : MODEL A2

System Status:

AUTO P08 : LAST SHUTDOWN @ 17:23:27 ON 08/25/2017 BY ACFAIL

Discrete Inputs:

W1_CTR is ON	W2_CTR is ON	ASBVFD is ON	SMPCTR is OFF
HP_OP is OFF	ASP_HH is OFF	ASP_LO is OFF	FLRSMP is OFF
ACFAIL is OFF	E_STOP is OFF		

Discrete Outputs:

W1_GO is ON	W2_GO is ON	ASB_GO is ON	SMP_GO is OFF
AIR_HH is OFF	ASMPHH is OFF	ASMPLL is OFF	W1_ALM is OFF
W2_ALM is OFF	ASBALM is OFF	SMPALM is OFF	AIR_LL is OFF
VFDRUN is OFF	VFDRST is OFF	HPMPGO is ON	

Analog Inputs:

W1_FLO is 17.7	GPM	TOTAL FLOW is	59273670	GAL				
W2_FLO is 23.4	GPM	TOTAL FLOW is	56866764	GAL				
ASBPRS is 11.1	IWC	LIMITS are	L: 5.0	IWC	H:	30.0	IWC
HP_FLO is 0.00	GPM	TOTAL FLOW is	543704	GAL				
HP_PRS is 1.3	PSI	LIMITS are	L: -2.0	PSI	H:	20.0	PSI
HP_AMP is 0.04	AMP	LIMITS are	L: 0.00	AMP	H:	.....	AMP
W1_AMP is 4.65	AMP	LIMITS are	L: 0.00	AMP	H:	10.00	AMP
W2_AMP is 4.72	AMP	LIMITS are	L: 0.00	AMP	H:	10.00	AMP
W1_LVL is 30.29	FT	LIMITS are	L: 8.00	FT	H:	28.00	FT
W2_LVL is 55.30	FT	LIMITS are	L: 9.00	FT	H:	52.00	FT
W1_PRS is 4.5	PSI	LIMITS are	L: 0.5	PSI	H:	100.0	PSI
W2_PRS is 4.8	PSI	LIMITS are	L: 0.5	PSI	H:	100.0	PSI
INTEMP is 50.3	DEG	LIMITS are	L: 42.0	DEG	H:	130.0	DEG

Analog Outputs:

ASBSPD 0.0 PCT MAN

ProControl Series II+

EOS Research Ltd.

Fax Report

To:

JEREMY WYCKOFF

From:

THE NYSDEC GLADDING SYSTEM IN SOUTH OTSELIC NY @ 06:00:00 ON 12/16/2017
SER NO 9605 : SETUP VER 1 : ROM 2.1996 : MODEL A2

System Status:

AUTO P08 : LAST SHUTDOWN @ 17:23:27 ON 08/25/2017 BY ACFAIL

Discrete Inputs:

W1_CTR is ON	W2_CTR is ON	ASBVFD is ON	SMPCTR is OFF
HP_OP is ON	ASP_HH is OFF	ASP_LO is OFF	FLRSMP is OFF
ACFAIL is OFF	E_STOP is OFF		

Discrete Outputs:

W1_GO is ON	W2_GO is ON	ASB_GO is ON	SMP_GO is OFF
AIR_HH is OFF	ASMPHH is OFF	ASMPLL is OFF	W1_ALM is OFF
W2_ALM is OFF	ASBALM is OFF	SMPALM is OFF	AIR_LL is OFF
VFDRUN is OFF	VFDRST is OFF	HPMPGO is ON	

Analog Inputs:

W1_FLO is 18.0	GPM	TOTAL FLOW is	59299752	GAL				
W2_FLO is 23.6	GPM	TOTAL FLOW is	56900988	GAL				
ASBPRS is 10.8	IWC	LIMITS are	L: 5.0	IWC	H:	30.0	IWC
HP_FLO is 2.29	GPM	TOTAL FLOW is	545363	GAL				
HP_PRS is 8.4	PSI	LIMITS are	L: -2.0	PSI	H:	20.0	PSI
HP_AMP is 4.72	AMP	LIMITS are	L: 0.00	AMP	H:	.....	AMP
W1_AMP is 4.72	AMP	LIMITS are	L: 0.00	AMP	H:	10.00	AMP
W2_AMP is 4.81	AMP	LIMITS are	L: 0.00	AMP	H:	10.00	AMP
W1_LVL is 30.18	FT	LIMITS are	L: 8.00	FT	H:	28.00	FT
W2_LVL is 55.17	FT	LIMITS are	L: 9.00	FT	H:	52.00	FT
W1_PRS is 4.4	PSI	LIMITS are	L: 0.5	PSI	H:	100.0	PSI
W2_PRS is 4.8	PSI	LIMITS are	L: 0.5	PSI	H:	100.0	PSI
INTEMP is 51.1	DEG	LIMITS are	L: 42.0	DEG	H:	130.0	DEG

Analog Outputs:

ASBSPD 0.0 PCT MAN

ProControl Series II+

EOS Research Ltd.

Fax Report

To:

JEREMY WYCKOFF

From:

THE NYSDEC GLADDING SYSTEM IN SOUTH OTSELIC NY @ 06:00:00 ON 12/17/2017
SER NO 9605 : SETUP VER 1 : ROM 2.1996 : MODEL A2

System Status:

AUTO P08 : LAST SHUTDOWN @ 17:23:27 ON 08/25/2017 BY ACFAIL

Discrete Inputs:

W1_CTR is ON	W2_CTR is ON	ASBVFD is ON	SMPCTR is OFF
HP_OP is OFF	ASP_HH is OFF	ASP_LO is OFF	FLRSMP is OFF
ACFAIL is OFF	E_STOP is OFF		

Discrete Outputs:

W1_GO is ON	W2_GO is ON	ASB_GO is ON	SMP_GO is OFF
AIR_HH is OFF	ASMPHH is OFF	ASMPLL is OFF	W1_ALM is OFF
W2_ALM is OFF	ASBALM is OFF	SMPALM is OFF	AIR_LL is OFF
VFDRUN is OFF	VFDRST is OFF	HPMPGO is ON	

Analog Inputs:

W1_FLO is 17.8	GPM	TOTAL FLOW is		59325715	GAL			
W2_FLO is 23.5	GPM	TOTAL FLOW is		56935214	GAL			
ASBPRS is 11.1	IWC	LIMITS are	L:	5.0	IWC	H:	30.0	IWC
HP_FLO is 0.00	GPM	TOTAL FLOW is		546873	GAL			
HP_PRS is 1.3	PSI	LIMITS are	L:	-2.0	PSI	H:	20.0	PSI
HP_AMP is 0.04	AMP	LIMITS are	L:	0.00	AMP	H:	.....	AMP
W1_AMP is 4.63	AMP	LIMITS are	L:	0.00	AMP	H:	10.00	AMP
W2_AMP is 4.71	AMP	LIMITS are	L:	0.00	AMP	H:	10.00	AMP
W1_LVL is 30.53	FT	LIMITS are	L:	8.00	FT	H:	28.00	FT
W2_LVL is 55.30	FT	LIMITS are	L:	9.00	FT	H:	52.00	FT
W1_PRS is 4.4	PSI	LIMITS are	L:	0.5	PSI	H:	100.0	PSI
W2_PRS is 4.8	PSI	LIMITS are	L:	0.5	PSI	H:	100.0	PSI
INTEMP is 49.3	DEG	LIMITS are	L:	42.0	DEG	H:	130.0	DEG

Analog Outputs:

ASBSPD 0.0 PCT MAN

ProControl Series II+

EOS Research Ltd.

Fax Report

To:

JEREMY WYCKOFF

From:

THE NYSDEC GLADDING SYSTEM IN SOUTH OTSELIC NY @ 06:00:00 ON 12/18/2017
SER NO 9605 : SETUP VER 1 : ROM 2.1996 : MODEL A2

System Status:

AUTO P08 : LAST SHUTDOWN @ 17:23:27 ON 08/25/2017 BY ACFAIL

Discrete Inputs:

W1_CTR is ON	W2_CTR is ON	ASBVFD is ON	SMPCTR is OFF
HP_OP is OFF	ASP_HH is OFF	ASP_LO is OFF	FLRSMP is OFF
ACFAIL is OFF	E_STOP is OFF		

Discrete Outputs:

W1_GO is ON	W2_GO is ON	ASB_GO is ON	SMP_GO is OFF
AIR_HH is OFF	ASMPHH is OFF	ASMPLL is OFF	W1_ALM is OFF
W2_ALM is OFF	ASBALM is OFF	SMPALM is OFF	AIR_LL is OFF
VFDRUN is OFF	VFDRST is OFF	HPMPGO is ON	

Analog Inputs:

W1_FLO is 18.1	GPM	TOTAL FLOW is	59351649	GAL				
W2_FLO is 23.7	GPM	TOTAL FLOW is	56969451	GAL				
ASBPRS is 10.7	IWC	LIMITS are	L: 5.0	IWC	H:	30.0	IWC
HP_FLO is 0.00	GPM	TOTAL FLOW is	548278	GAL				
HP_PRS is 1.2	PSI	LIMITS are	L: -2.0	PSI	H:	20.0	PSI
HP_AMP is 0.04	AMP	LIMITS are	L: 0.00	AMP	H:	.....	AMP
W1_AMP is 4.69	AMP	LIMITS are	L: 0.00	AMP	H:	10.00	AMP
W2_AMP is 4.76	AMP	LIMITS are	L: 0.00	AMP	H:	10.00	AMP
W1_LVL is 30.35	FT	LIMITS are	L: 8.00	FT	H:	28.00	FT
W2_LVL is 55.05	FT	LIMITS are	L: 9.00	FT	H:	52.00	FT
W1_PRS is 4.4	PSI	LIMITS are	L: 0.5	PSI	H:	100.0	PSI
W2_PRS is 4.8	PSI	LIMITS are	L: 0.5	PSI	H:	100.0	PSI
INTEMP is 56.7	DEG	LIMITS are	L: 42.0	DEG	H:	130.0	DEG

Analog Outputs:

ASBSPD 0.0 PCT MAN

ProControl Series II+

EOS Research Ltd.

Fax Report

To:

JEREMY WYCKOFF

From:

THE NYSDEC GLADDING SYSTEM IN SOUTH OTSELIC NY @ 06:00:00 ON 12/19/2017
SER NO 9605 : SETUP VER 1 : ROM 2.1996 : MODEL A2

System Status:

AUTO P08 : LAST SHUTDOWN @ 17:23:27 ON 08/25/2017 BY ACFAIL

Discrete Inputs:

W1_CTR is ON	W2_CTR is ON	ASBVFD is ON	SMPCTR is OFF
HP_OP is OFF	ASP_HH is OFF	ASP_LO is OFF	FLRSMP is OFF
ACFAIL is OFF	E_STOP is OFF		

Discrete Outputs:

W1_GO is ON	W2_GO is ON	ASB_GO is ON	SMP_GO is OFF
AIR_HH is OFF	ASMPHH is OFF	ASMPLL is OFF	W1_ALM is OFF
W2_ALM is OFF	ASBALM is OFF	SMPALM is OFF	AIR_LL is OFF
VFDRUN is OFF	VFDRST is OFF	HPMPGO is ON	

Analog Inputs:

W1_FLO is 18.3	GPM	TOTAL FLOW is	59377521	GAL				
W2_FLO is 23.2	GPM	TOTAL FLOW is	57003620	GAL				
ASBPRS is 10.4	IWC	LIMITS are	L: 5.0	IWC	H:	30.0	IWC
HP_FLO is 0.00	GPM	TOTAL FLOW is	549252	GAL				
HP_PRS is 1.2	PSI	LIMITS are	L: -2.0	PSI	H:	20.0	PSI
HP_AMP is 0.04	AMP	LIMITS are	L: 0.00	AMP	H:	.....	AMP
W1_AMP is 4.62	AMP	LIMITS are	L: 0.00	AMP	H:	10.00	AMP
W2_AMP is 4.72	AMP	LIMITS are	L: 0.00	AMP	H:	10.00	AMP
W1_LVL is 30.12	FT	LIMITS are	L: 8.00	FT	H:	28.00	FT
W2_LVL is 55.01	FT	LIMITS are	L: 9.00	FT	H:	52.00	FT
W1_PRS is 4.3	PSI	LIMITS are	L: 0.5	PSI	H:	100.0	PSI
W2_PRS is 4.7	PSI	LIMITS are	L: 0.5	PSI	H:	100.0	PSI
INTEMP is 54.5	DEG	LIMITS are	L: 42.0	DEG	H:	130.0	DEG

Analog Outputs:

ASBSPD 0.0 PCT MAN

ProControl Series II+

EOS Research Ltd.

Fax Report

To:

JEREMY WYCKOFF

From:

THE NYSDEC GLADDING SYSTEM IN SOUTH OTSELIC NY @ 06:00:00 ON 12/20/2017
SER NO 9605 : SETUP VER 1 : ROM 2.1996 : MODEL A2

System Status:

AUTO P08 : LAST SHUTDOWN @ 17:23:27 ON 08/25/2017 BY ACFAIL

Discrete Inputs:

W1_CTR is ON	W2_CTR is ON	ASBVFD is ON	SMPCTR is OFF
HP_OP is ON	ASP_HH is OFF	ASP_LO is OFF	FLRSMP is OFF
ACFAIL is OFF	E_STOP is OFF		

Discrete Outputs:

W1_GO is ON	W2_GO is ON	ASB_GO is ON	SMP_GO is OFF
AIR_HH is OFF	ASMPHH is OFF	ASMPLL is OFF	W1_ALM is OFF
W2_ALM is OFF	ASBALM is OFF	SMPALM is OFF	AIR_LL is OFF
VFDRUN is OFF	VFDRST is OFF	HPMPGO is ON	

Analog Inputs:

W1_FLO is 18.0	GPM	TOTAL FLOW is		59403370	GAL			
W2_FLO is 24.0	GPM	TOTAL FLOW is		57037796	GAL			
ASBPRS is 10.5	IWC	LIMITS are	L:	5.0	IWC	H:	30.0	IWC
HP_FLO is 2.30	GPM	TOTAL FLOW is		550107	GAL			
HP_PRS is 8.3	PSI	LIMITS are	L:	-2.0	PSI	H:	20.0	PSI
HP_AMP is 4.78	AMP	LIMITS are	L:	0.00	AMP	H:	.....	AMP
W1_AMP is 4.60	AMP	LIMITS are	L:	0.00	AMP	H:	10.00	AMP
W2_AMP is 4.71	AMP	LIMITS are	L:	0.00	AMP	H:	10.00	AMP
W1_LVL is 30.31	FT	LIMITS are	L:	8.00	FT	H:	28.00	FT
W2_LVL is 55.32	FT	LIMITS are	L:	9.00	FT	H:	52.00	FT
W1_PRS is 4.3	PSI	LIMITS are	L:	0.5	PSI	H:	100.0	PSI
W2_PRS is 4.7	PSI	LIMITS are	L:	0.5	PSI	H:	100.0	PSI
INTEMP is 54.3	DEG	LIMITS are	L:	42.0	DEG	H:	130.0	DEG

Analog Outputs:

ASBSPD 0.0 PCT MAN

ProControl Series II+

EOS Research Ltd.

Fax Report

To:

JEREMY WYCKOFF

From:

THE NYSDEC GLADDING SYSTEM IN SOUTH OTSELIC NY @ 06:00:00 ON 12/21/2017
SER NO 9605 : SETUP VER 1 : ROM 2.1996 : MODEL A2

System Status:

AUTO P08 : LAST SHUTDOWN @ 17:23:27 ON 08/25/2017 BY ACFAIL

Discrete Inputs:

W1_CTR is ON	W2_CTR is ON	ASBVFD is ON	SMPCTR is OFF
HP_OP is ON	ASP_HH is OFF	ASP_LO is OFF	FLRSMP is OFF
ACFAIL is OFF	E_STOP is OFF		

Discrete Outputs:

W1_GO is ON	W2_GO is ON	ASB_GO is ON	SMP_GO is OFF
AIR_HH is OFF	ASMPHH is OFF	ASMPLL is OFF	W1_ALM is OFF
W2_ALM is OFF	ASBALM is OFF	SMPALM is OFF	AIR_LL is OFF
VFDRUN is OFF	VFDRST is OFF	HPMPGO is ON	

Analog Inputs:

W1_FLO is 17.7	GPM	TOTAL FLOW is		59429201	GAL			
W2_FLO is 23.8	GPM	TOTAL FLOW is		57072009	GAL			
ASBPRS is 10.8	IWC	LIMITS are	L:	5.0	IWC	H:	30.0	IWC
HP_FLO is 2.33	GPM	TOTAL FLOW is		551267	GAL			
HP_PRS is 8.5	PSI	LIMITS are	L:	-2.0	PSI	H:	20.0	PSI
HP_AMP is 4.81	AMP	LIMITS are	L:	0.00	AMP	H:	.....	AMP
W1_AMP is 4.55	AMP	LIMITS are	L:	0.00	AMP	H:	10.00	AMP
W2_AMP is 4.66	AMP	LIMITS are	L:	0.00	AMP	H:	10.00	AMP
W1_LVL is 30.60	FT	LIMITS are	L:	8.00	FT	H:	28.00	FT
W2_LVL is 55.28	FT	LIMITS are	L:	9.00	FT	H:	52.00	FT
W1_PRS is 4.3	PSI	LIMITS are	L:	0.5	PSI	H:	100.0	PSI
W2_PRS is 4.7	PSI	LIMITS are	L:	0.5	PSI	H:	100.0	PSI
INTEMP is 55.0	DEG	LIMITS are	L:	42.0	DEG	H:	130.0	DEG

Analog Outputs:

ASBSPD 0.0 PCT MAN

ProControl Series II+

EOS Research Ltd.

Fax Report

To:

JEREMY WYCKOFF

From:

THE NYSDEC GLADDING SYSTEM IN SOUTH OTSELIC NY @ 06:00:00 ON 12/22/2017
SER NO 9605 : SETUP VER 1 : ROM 2.1996 : MODEL A2

System Status:

AUTO P08 : LAST SHUTDOWN @ 17:23:27 ON 08/25/2017 BY ACFAIL

Discrete Inputs:

W1_CTR is ON	W2_CTR is ON	ASBVFD is ON	SMPCTR is OFF
HP_OP is OFF	ASP_HH is OFF	ASP_LO is OFF	FLRSMP is OFF
ACFAIL is OFF	E_STOP is OFF		

Discrete Outputs:

W1_GO is ON	W2_GO is ON	ASB_GO is ON	SMP_GO is OFF
AIR_HH is OFF	ASMPHH is OFF	ASMPLL is OFF	W1_ALM is OFF
W2_ALM is OFF	ASBALM is OFF	SMPALM is OFF	AIR_LL is OFF
VFDRUN is OFF	VFDRST is OFF	HPMPGO is ON	

Analog Inputs:

W1_FLO is 17.8	GPM	TOTAL FLOW is	59454972	GAL				
W2_FLO is 23.8	GPM	TOTAL FLOW is	57106240	GAL				
ASBPRS is 10.8	IWC	LIMITS are	L: 5.0	IWC	H:	30.0	IWC
HP_FLO is 0.00	GPM	TOTAL FLOW is	552466	GAL				
HP_PRS is 1.2	PSI	LIMITS are	L: -2.0	PSI	H:	20.0	PSI
HP_AMP is 0.04	AMP	LIMITS are	L: 0.00	AMP	H:	.....	AMP
W1_AMP is 4.62	AMP	LIMITS are	L: 0.00	AMP	H:	10.00	AMP
W2_AMP is 4.72	AMP	LIMITS are	L: 0.00	AMP	H:	10.00	AMP
W1_LVL is 30.57	FT	LIMITS are	L: 8.00	FT	H:	28.00	FT
W2_LVL is 55.17	FT	LIMITS are	L: 9.00	FT	H:	52.00	FT
W1_PRS is 4.4	PSI	LIMITS are	L: 0.5	PSI	H:	100.0	PSI
W2_PRS is 4.7	PSI	LIMITS are	L: 0.5	PSI	H:	100.0	PSI
INTEMP is 56.9	DEG	LIMITS are	L: 42.0	DEG	H:	130.0	DEG

Analog Outputs:

ASBSPD 0.0 PCT MAN

ProControl Series II+

EOS Research Ltd.

Fax Report

To:

JEREMY WYCKOFF

From:

THE NYSDEC GLADDING SYSTEM IN SOUTH OTSELIC NY @ 06:00:00 ON 12/23/2017
SER NO 9605 : SETUP VER 1 : ROM 2.1996 : MODEL A2

System Status:

AUTO P08 : LAST SHUTDOWN @ 17:23:27 ON 08/25/2017 BY ACFAIL

Discrete Inputs:

W1_CTR is ON	W2_CTR is ON	ASBVFD is ON	SMPCTR is OFF
HP_OP is OFF	ASP_HH is OFF	ASP_LO is OFF	FLRSMP is OFF
ACFAIL is OFF	E_STOP is OFF		

Discrete Outputs:

W1_GO is ON	W2_GO is ON	ASB_GO is ON	SMP_GO is OFF
AIR_HH is OFF	ASMPHH is OFF	ASMPLL is OFF	W1_ALM is OFF
W2_ALM is OFF	ASBALM is OFF	SMPALM is OFF	AIR_LL is OFF
VFDRUN is OFF	VFDRST is OFF	HPMPGO is ON	

Analog Inputs:

W1_FLO is 17.7	GPM	TOTAL FLOW is	59480710	GAL				
W2_FLO is 23.9	GPM	TOTAL FLOW is	57140450	GAL				
ASBPRS is 10.6	IWC	LIMITS are	L: 5.0	IWC	H:	30.0	IWC
HP_FLO is 0.00	GPM	TOTAL FLOW is	553467	GAL				
HP_PRS is 1.2	PSI	LIMITS are	L: -2.0	PSI	H:	20.0	PSI
HP_AMP is 0.04	AMP	LIMITS are	L: 0.00	AMP	H:	.....	AMP
W1_AMP is 4.68	AMP	LIMITS are	L: 0.00	AMP	H:	10.00	AMP
W2_AMP is 4.77	AMP	LIMITS are	L: 0.00	AMP	H:	10.00	AMP
W1_LVL is 30.33	FT	LIMITS are	L: 8.00	FT	H:	28.00	FT
W2_LVL is 55.09	FT	LIMITS are	L: 9.00	FT	H:	52.00	FT
W1_PRS is 4.3	PSI	LIMITS are	L: 0.5	PSI	H:	100.0	PSI
W2_PRS is 4.7	PSI	LIMITS are	L: 0.5	PSI	H:	100.0	PSI
INTEMP is 54.8	DEG	LIMITS are	L: 42.0	DEG	H:	130.0	DEG

Analog Outputs:

ASBSPD 0.0 PCT MAN

ProControl Series II+

EOS Research Ltd.

Fax Report

To:

JEREMY WYCKOFF

From:

THE NYSDEC GLADDING SYSTEM IN SOUTH OTSELIC NY @ 06:00:00 ON 12/24/2017
SER NO 9605 : SETUP VER 1 : ROM 2.1996 : MODEL A2

System Status:

AUTO P08 : LAST SHUTDOWN @ 17:23:27 ON 08/25/2017 BY ACFAIL

Discrete Inputs:

W1_CTR is ON	W2_CTR is ON	ASBVFD is ON	SMPCTR is OFF
HP_OP is ON	ASP_HH is OFF	ASP_LO is OFF	FLRSMP is OFF
ACFAIL is OFF	E_STOP is OFF		

Discrete Outputs:

W1_GO is ON	W2_GO is ON	ASB_GO is ON	SMP_GO is OFF
AIR_HH is OFF	ASMPHH is OFF	ASMPLL is OFF	W1_ALM is OFF
W2_ALM is OFF	ASBALM is OFF	SMPALM is OFF	AIR_LL is OFF
VFDRUN is OFF	VFDRST is OFF	HPMPGO is ON	

Analog Inputs:

W1_FLO is 17.9	GPM	TOTAL FLOW is	59506530	GAL				
W2_FLO is 23.8	GPM	TOTAL FLOW is	57174722	GAL				
ASBPRS is 10.7	IWC	LIMITS are	L: 5.0	IWC	H:	30.0	IWC
HP_FLO is 2.29	GPM	TOTAL FLOW is	554451	GAL				
HP_PRS is 8.5	PSI	LIMITS are	L: -2.0	PSI	H:	20.0	PSI
HP_AMP is 4.88	AMP	LIMITS are	L: 0.00	AMP	H:	.....	AMP
W1_AMP is 4.66	AMP	LIMITS are	L: 0.00	AMP	H:	10.00	AMP
W2_AMP is 4.75	AMP	LIMITS are	L: 0.00	AMP	H:	10.00	AMP
W1_LVL is 31.26	FT	LIMITS are	L: 8.00	FT	H:	28.00	FT
W2_LVL is 55.93	FT	LIMITS are	L: 9.00	FT	H:	52.00	FT
W1_PRS is 4.4	PSI	LIMITS are	L: 0.5	PSI	H:	100.0	PSI
W2_PRS is 4.8	PSI	LIMITS are	L: 0.5	PSI	H:	100.0	PSI
INTEMP is 56.5	DEG	LIMITS are	L: 42.0	DEG	H:	130.0	DEG

Analog Outputs:

ASBSPD 0.0 PCT MAN

ProControl Series II+

EOS Research Ltd.

Fax Report

To:

JEREMY WYCKOFF

From:

THE NYSDEC GLADDING SYSTEM IN SOUTH OTSELIC NY @ 06:00:00 ON 12/25/2017
SER NO 9605 : SETUP VER 1 : ROM 2.1996 : MODEL A2

System Status:

AUTO P08 : LAST SHUTDOWN @ 17:23:27 ON 08/25/2017 BY ACFAIL

Discrete Inputs:

W1_CTR is ON	W2_CTR is ON	ASBVFD is ON	SMPCTR is OFF
HP_OP is ON	ASP_HH is OFF	ASP_LO is OFF	FLRSMP is OFF
ACFAIL is OFF	E_STOP is OFF		

Discrete Outputs:

W1_GO is ON	W2_GO is ON	ASB_GO is ON	SMP_GO is OFF
AIR_HH is OFF	ASMPHH is OFF	ASMPLL is OFF	W1_ALM is OFF
W2_ALM is OFF	ASBALM is OFF	SMPALM is OFF	AIR_LL is OFF
VFDRUN is OFF	VFDRST is OFF	HPMPGO is ON	

Analog Inputs:

W1_FLO is 17.8	GPM	TOTAL FLOW is		59532351	GAL			
W2_FLO is 24.3	GPM	TOTAL FLOW is		57209011	GAL			
ASBPRS is 10.4	IWC	LIMITS are	L:	5.0	IWC	H:	30.0	IWC
HP_FLO is 2.27	GPM	TOTAL FLOW is		555488	GAL			
HP_PRS is 8.5	PSI	LIMITS are	L:	-2.0	PSI	H:	20.0	PSI
HP_AMP is 4.88	AMP	LIMITS are	L:	0.00	AMP	H:	.....	AMP
W1_AMP is 4.69	AMP	LIMITS are	L:	0.00	AMP	H:	10.00	AMP
W2_AMP is 4.78	AMP	LIMITS are	L:	0.00	AMP	H:	10.00	AMP
W1_LVL is 30.56	FT	LIMITS are	L:	8.00	FT	H:	28.00	FT
W2_LVL is 55.60	FT	LIMITS are	L:	9.00	FT	H:	52.00	FT
W1_PRS is 4.2	PSI	LIMITS are	L:	0.5	PSI	H:	100.0	PSI
W2_PRS is 4.7	PSI	LIMITS are	L:	0.5	PSI	H:	100.0	PSI
INTEMP is 56.6	DEG	LIMITS are	L:	42.0	DEG	H:	130.0	DEG

Analog Outputs:

ASBSPD 0.0 PCT MAN

ProControl Series II+

EOS Research Ltd.

Fax Report

To:

JEREMY WYCKOFF

From:

THE NYSDEC GLADDING SYSTEM IN SOUTH OTSELIC NY @ 06:00:00 ON 12/26/2017
SER NO 9605 : SETUP VER 1 : ROM 2.1996 : MODEL A2

System Status:

AUTO P08 : LAST SHUTDOWN @ 17:23:27 ON 08/25/2017 BY ACFAIL

Discrete Inputs:

W1_CTR is ON	W2_CTR is ON	ASBVFD is ON	SMPCTR is OFF
HP_OP is OFF	ASP_HH is OFF	ASP_LO is OFF	FLRSMP is OFF
ACFAIL is OFF	E_STOP is OFF		

Discrete Outputs:

W1_GO is ON	W2_GO is ON	ASB_GO is ON	SMP_GO is OFF
AIR_HH is OFF	ASMPHH is OFF	ASMPLL is OFF	W1_ALM is OFF
W2_ALM is OFF	ASBALM is OFF	SMPALM is OFF	AIR_LL is OFF
VFDRUN is OFF	VFDRST is OFF	HPMPGO is ON	

Analog Inputs:

W1_FLO is 18.3	GPM	TOTAL FLOW is		59558157	GAL			
W2_FLO is 23.8	GPM	TOTAL FLOW is		57243279	GAL			
ASBPRS is 11.0	IWC	LIMITS are	L:	5.0	IWC	H:	30.0	IWC
HP_FLO is 0.00	GPM	TOTAL FLOW is		556963	GAL			
HP_PRS is 1.2	PSI	LIMITS are	L:	-2.0	PSI	H:	20.0	PSI
HP_AMP is 0.04	AMP	LIMITS are	L:	0.00	AMP	H:	.....	AMP
W1_AMP is 4.60	AMP	LIMITS are	L:	0.00	AMP	H:	10.00	AMP
W2_AMP is 4.70	AMP	LIMITS are	L:	0.00	AMP	H:	10.00	AMP
W1_LVL is 30.94	FT	LIMITS are	L:	8.00	FT	H:	28.00	FT
W2_LVL is 55.68	FT	LIMITS are	L:	9.00	FT	H:	52.00	FT
W1_PRS is 4.4	PSI	LIMITS are	L:	0.5	PSI	H:	100.0	PSI
W2_PRS is 4.7	PSI	LIMITS are	L:	0.5	PSI	H:	100.0	PSI
INTEMP is 50.2	DEG	LIMITS are	L:	42.0	DEG	H:	130.0	DEG

Analog Outputs:

ASBSPD 0.0 PCT MAN

ProControl Series II+

EOS Research Ltd.

Fax Report

To:

JEREMY WYCKOFF

From:

THE NYSDEC GLADDING SYSTEM IN SOUTH OTSELIC NY @ 06:00:00 ON 12/27/2017
SER NO 9605 : SETUP VER 1 : ROM 2.1996 : MODEL A2

System Status:

AUTO P08 : LAST SHUTDOWN @ 17:23:27 ON 08/25/2017 BY ACFAIL

Discrete Inputs:

W1_CTR is ON	W2_CTR is ON	ASBVFD is ON	SMPCTR is OFF
HP_OP is OFF	ASP_HH is OFF	ASP_LO is OFF	FLRSMP is OFF
ACFAIL is OFF	E_STOP is OFF		

Discrete Outputs:

W1_GO is ON	W2_GO is ON	ASB_GO is ON	SMP_GO is OFF
AIR_HH is OFF	ASMPHH is OFF	ASMPLL is OFF	W1_ALM is OFF
W2_ALM is OFF	ASBALM is OFF	SMPALM is OFF	AIR_LL is OFF
VFDRUN is OFF	VFDRST is OFF	HPMPGO is ON	

Analog Inputs:

W1_FLO is 17.8	GPM	TOTAL FLOW is		59583949	GAL			
W2_FLO is 23.7	GPM	TOTAL FLOW is		57277545	GAL			
ASBPRS is 11.3	IWC	LIMITS are	L:	5.0	IWC	H:	30.0	IWC
HP_FLO is 0.00	GPM	TOTAL FLOW is		558923	GAL			
HP_PRS is 1.2	PSI	LIMITS are	L:	-2.0	PSI	H:	20.0	PSI
HP_AMP is 0.04	AMP	LIMITS are	L:	0.00	AMP	H:	.....	AMP
W1_AMP is 4.65	AMP	LIMITS are	L:	0.00	AMP	H:	10.00	AMP
W2_AMP is 4.75	AMP	LIMITS are	L:	0.00	AMP	H:	10.00	AMP
W1_LVL is 31.14	FT	LIMITS are	L:	8.00	FT	H:	28.00	FT
W2_LVL is 55.81	FT	LIMITS are	L:	9.00	FT	H:	52.00	FT
W1_PRS is 4.4	PSI	LIMITS are	L:	0.5	PSI	H:	100.0	PSI
W2_PRS is 4.7	PSI	LIMITS are	L:	0.5	PSI	H:	100.0	PSI
INTEMP is 50.5	DEG	LIMITS are	L:	42.0	DEG	H:	130.0	DEG

Analog Outputs:

ASBSPD 0.0 PCT MAN

ProControl Series II+

EOS Research Ltd.

Fax Report

To:

JEREMY WYCKOFF

From:

THE NYSDEC GLADDING SYSTEM IN SOUTH OTSELIC NY @ 06:00:00 ON 12/28/2017
SER NO 9605 : SETUP VER 1 : ROM 2.1996 : MODEL A2

System Status:

AUTO P08 : LAST SHUTDOWN @ 17:23:27 ON 08/25/2017 BY ACFAIL

Discrete Inputs:

W1_CTR is ON	W2_CTR is ON	ASBVFD is ON	SMPCTR is OFF
HP_OP is OFF	ASP_HH is OFF	ASP_LO is OFF	FLRSMP is OFF
ACFAIL is OFF	E_STOP is OFF		

Discrete Outputs:

W1_GO is ON	W2_GO is ON	ASB_GO is ON	SMP_GO is OFF
AIR_HH is OFF	ASMPHH is OFF	ASMPLL is OFF	W1_ALM is OFF
W2_ALM is OFF	ASBALM is OFF	SMPALM is OFF	AIR_LL is OFF
VFDRUN is OFF	VFDRST is OFF	HPMPGO is ON	

Analog Inputs:

W1_FLO is	17.8	GPM	TOTAL FLOW is		59609674	GAL		
W2_FLO is	23.8	GPM	TOTAL FLOW is		57311829	GAL		
ASBPRS is	11.3	IWC	LIMITS are	L:	5.0	IWC	H: 30.0	IWC
HP_FLO is	0.00	GPM	TOTAL FLOW is		561103	GAL		
HP_PRS is	1.2	PSI	LIMITS are	L:	-2.0	PSI	H: 20.0	PSI
HP_AMP is	0.04	AMP	LIMITS are	L:	0.00	AMP	H:	AMP
W1_AMP is	4.64	AMP	LIMITS are	L:	0.00	AMP	H: 10.00	AMP
W2_AMP is	4.73	AMP	LIMITS are	L:	0.00	AMP	H: 10.00	AMP
W1_LVL is	31.33	FT	LIMITS are	L:	8.00	FT	H: 28.00	FT
W2_LVL is	55.98	FT	LIMITS are	L:	9.00	FT	H: 52.00	FT
W1_PRS is	4.4	PSI	LIMITS are	L:	0.5	PSI	H: 100.0	PSI
W2_PRS is	4.8	PSI	LIMITS are	L:	0.5	PSI	H: 100.0	PSI
INTEMP is	48.0	DEG	LIMITS are	L:	42.0	DEG	H: 130.0	DEG

Analog Outputs:

ASBSPD 0.0 PCT MAN

ProControl Series II+

EOS Research Ltd.

Fax Report

To:

JEREMY WYCKOFF

From:

THE NYSDEC GLADDING SYSTEM IN SOUTH OTSELIC NY @ 06:00:00 ON 12/29/2017
SER NO 9605 : SETUP VER 1 : ROM 2.1996 : MODEL A2

System Status:

AUTO P08 : LAST SHUTDOWN @ 17:23:27 ON 08/25/2017 BY ACFAIL

Discrete Inputs:

W1_CTR is ON	W2_CTR is ON	ASBVFD is ON	SMPCTR is OFF
HP_OP is ON	ASP_HH is OFF	ASP_LO is OFF	FLRSMP is OFF
ACFAIL is OFF	E_STOP is OFF		

Discrete Outputs:

W1_GO is ON	W2_GO is ON	ASB_GO is ON	SMP_GO is OFF
AIR_HH is OFF	ASMPHH is OFF	ASMPLL is OFF	W1_ALM is OFF
W2_ALM is OFF	ASBALM is OFF	SMPALM is OFF	AIR_LL is OFF
VFDRUN is OFF	VFDRST is OFF	HPMPGO is ON	

Analog Inputs:

W1_FLO is 17.7	GPM	TOTAL FLOW is	59635446	GAL				
W2_FLO is 23.4	GPM	TOTAL FLOW is	57346115	GAL				
ASBPRS is 11.1	IWC	LIMITS are	L: 5.0	IWC	H:	30.0	IWC
HP_FLO is 2.37	GPM	TOTAL FLOW is	563415	GAL				
HP_PRS is 8.2	PSI	LIMITS are	L: -2.0	PSI	H:	20.0	PSI
HP_AMP is 4.75	AMP	LIMITS are	L: 0.00	AMP	H:	.....	AMP
W1_AMP is 4.64	AMP	LIMITS are	L: 0.00	AMP	H:	10.00	AMP
W2_AMP is 4.72	AMP	LIMITS are	L: 0.00	AMP	H:	10.00	AMP
W1_LVL is 31.18	FT	LIMITS are	L: 8.00	FT	H:	28.00	FT
W2_LVL is 55.89	FT	LIMITS are	L: 9.00	FT	H:	52.00	FT
W1_PRS is 4.3	PSI	LIMITS are	L: 0.5	PSI	H:	100.0	PSI
W2_PRS is 4.8	PSI	LIMITS are	L: 0.5	PSI	H:	100.0	PSI
INTEMP is 53.3	DEG	LIMITS are	L: 42.0	DEG	H:	130.0	DEG

Analog Outputs:

ASBSPD 0.0 PCT MAN

ProControl Series II+

EOS Research Ltd.

Fax Report

To:

JEREMY WYCKOFF

From:

THE NYSDEC GLADDING SYSTEM IN SOUTH OTSELIC NY @ 06:00:00 ON 12/30/2017
SER NO 9605 : SETUP VER 1 : ROM 2.1996 : MODEL A2

System Status:

AUTO P08 : LAST SHUTDOWN @ 17:23:27 ON 08/25/2017 BY ACFAIL

Discrete Inputs:

W1_CTR is ON	W2_CTR is ON	ASBVFD is ON	SMPCTR is OFF
HP_OP is ON	ASP_HH is OFF	ASP_LO is OFF	FLRSMP is OFF
ACFAIL is OFF	E_STOP is OFF		

Discrete Outputs:

W1_GO is ON	W2_GO is ON	ASB_GO is ON	SMP_GO is OFF
AIR_HH is OFF	ASMPHH is OFF	ASMPLL is OFF	W1_ALM is OFF
W2_ALM is OFF	ASBALM is OFF	SMPALM is OFF	AIR_LL is OFF
VFDRUN is OFF	VFDRST is OFF	HPMPGO is ON	

Analog Inputs:

W1_FLO is 17.9	GPM	TOTAL FLOW is		59661195	GAL			
W2_FLO is 24.0	GPM	TOTAL FLOW is		57380426	GAL			
ASBPRS is 11.1	IWC	LIMITS are	L:	5.0	IWC	H:	30.0	IWC
HP_FLO is 2.38	GPM	TOTAL FLOW is		565643	GAL			
HP_PRS is 8.3	PSI	LIMITS are	L:	-2.0	PSI	H:	20.0	PSI
HP_AMP is 4.77	AMP	LIMITS are	L:	0.00	AMP	H:	.....	AMP
W1_AMP is 4.68	AMP	LIMITS are	L:	0.00	AMP	H:	10.00	AMP
W2_AMP is 4.78	AMP	LIMITS are	L:	0.00	AMP	H:	10.00	AMP
W1_LVL is 30.88	FT	LIMITS are	L:	8.00	FT	H:	28.00	FT
W2_LVL is 55.77	FT	LIMITS are	L:	9.00	FT	H:	52.00	FT
W1_PRS is 4.4	PSI	LIMITS are	L:	0.5	PSI	H:	100.0	PSI
W2_PRS is 4.8	PSI	LIMITS are	L:	0.5	PSI	H:	100.0	PSI
INTEMP is 53.1	DEG	LIMITS are	L:	42.0	DEG	H:	130.0	DEG

Analog Outputs:

ASBSPD 0.0 PCT MAN

ProControl Series II+

EOS Research Ltd.

Fax Report

To:

JEREMY WYCKOFF

From:

THE NYSDEC GLADDING SYSTEM IN SOUTH OTSELIC NY @ 06:00:00 ON 12/31/2017
SER NO 9605 : SETUP VER 1 : ROM 2.1996 : MODEL A2

System Status:

AUTO P08 : LAST SHUTDOWN @ 17:23:27 ON 08/25/2017 BY ACFAIL

Discrete Inputs:

W1_CTR is ON	W2_CTR is ON	ASBVFD is ON	SMPCTR is OFF
HP_OP is ON	ASP_HH is OFF	ASP_LO is OFF	FLRSMP is OFF
ACFAIL is OFF	E_STOP is OFF		

Discrete Outputs:

W1_GO is ON	W2_GO is ON	ASB_GO is ON	SMP_GO is OFF
AIR_HH is OFF	ASMPHH is OFF	ASMPLL is OFF	W1_ALM is OFF
W2_ALM is OFF	ASBALM is OFF	SMPALM is OFF	AIR_LL is OFF
VFDRUN is OFF	VFDRST is OFF	HPMPGO is ON	

Analog Inputs:

W1_FLO is 17.9	GPM	TOTAL FLOW is		59686940	GAL			
W2_FLO is 23.8	GPM	TOTAL FLOW is		57414717	GAL			
ASBPRS is 11.4	IWC	LIMITS are	L:	5.0	IWC	H:	30.0	IWC
HP_FLO is 2.26	GPM	TOTAL FLOW is		567728	GAL			
HP_PRS is 8.3	PSI	LIMITS are	L:	-2.0	PSI	H:	20.0	PSI
HP_AMP is 4.66	AMP	LIMITS are	L:	0.00	AMP	H:	.....	AMP
W1_AMP is 4.65	AMP	LIMITS are	L:	0.00	AMP	H:	10.00	AMP
W2_AMP is 4.75	AMP	LIMITS are	L:	0.00	AMP	H:	10.00	AMP
W1_LVL is 30.96	FT	LIMITS are	L:	8.00	FT	H:	28.00	FT
W2_LVL is 55.93	FT	LIMITS are	L:	9.00	FT	H:	52.00	FT
W1_PRS is 4.5	PSI	LIMITS are	L:	0.5	PSI	H:	100.0	PSI
W2_PRS is 4.8	PSI	LIMITS are	L:	0.5	PSI	H:	100.0	PSI
INTEMP is 50.5	DEG	LIMITS are	L:	42.0	DEG	H:	130.0	DEG

Analog Outputs:

ASBSPD 0.0 PCT MAN

APPENDIX B

O&M Checklists

Gladding Cordage
South Otselic, New York
NYSDEC Site #709009

Date	10/23/2017
Inspector	J. Wyckoff
Time	10:00

Treatment System Operation		**Alarms**	
System On (Y/N)	Yes	A/C Fail (Y/N)	No
RW-1 On (Y/N)	Yes	RW-1 (Y/N)	No
RW-2 On (Y/N)	Yes	RW-2 (Y/N)	No
Blower On (Y/N)	Yes	Blower Pressure (Y/N)	No
Sump Pump On (Y/N)	No	Sump Level (Y/N)	No

Recovery Wells	**RW-1**	**RW-2**
Flow Rate (GPM)	15.9	23.2
Total Flow (Gallons)	58856477	55055238
Water Level (Feet Above Probe)	31.11	54.67
Probe Depth (Feet BTOC)	40.00	65.00

Air Stripper			
Blower VFD Setting (Hertz)	46	Intake/Exhaust Piping OK? (Y/N)	Yes
System Pressure (inches water)	10.3	Water Leaks (Y/N)	No
Influent/Effluent Piping OK? (Y/N)	Yes	Water Temperature (°F)	53

Heat Exchanger			
Heat (On/Off)	On	Building Temperature (°F)	61
Heat Exchanger Flow (GPM)	0.0	Heat Exchanger Pressure (PSI)	1.3

General Building/Site			
Building Condition OK? (Y/N)	Yes	Circuit Breakers Checked (Y/N)	Yes
Grass Mowed (Y/N)	Yes	Outfall Condition OK? (Y/N)	Yes
Monitoring Wells OK? (Y/N)	Yes	Samples Collected (Y/N)	Yes

Notes:

Mow grass		-	6:40
Sampled:	RW-1	-	6:10
	RW-2	-	6:15
	EFF 46 Hz	-	6:20
System and well check		-	6:30

Gladding Cordage
South Otselic, New York
NYSDEC Site #709009

Date	11/28/2017
Inspector	L. Whalen
Time	8:00

Treatment System Operation		**Alarms**	
System On (Y/N)	Yes	A/C Fail (Y/N)	No
RW-1 On (Y/N)	Yes	RW-1 (Y/N)	No
RW-2 On (Y/N)	Yes	RW-2 (Y/N)	No
Blower On (Y/N)	Yes	Blower Pressure (Y/N)	No
Sump Pump On (Y/N)	No	Sump Level (Y/N)	No

Recovery Wells	**RW-1**	**RW-2**
Flow Rate (GPM)	15.9	23.7
Total Flow (Gallons)	58035133	56285613
Water Level (Feet Above Probe)	29.72	55.49
Probe Depth (Feet BTOC)	40.00	65.00

Air Stripper			
Blower VFD Setting (Hertz)	46	Intake/Exhaust Piping OK? (Y/N)	Yes
System Pressure (inches water)	10.5	Water Leaks (Y/N)	No
Influent/Effluent Piping OK? (Y/N)	Yes	Water Temperature (°F)	50

Heat Exchanger			
Heat (On/Off)	On	Building Temperature (°F)	59
Heat Exchanger Flow (GPM)	2.3	Heat Exchanger Pressure (PSI)	8.5

General Building/Site			
Building Condition OK? (Y/N)	Yes	Circuit Breakers Checked (Y/N)	Yes
Grass Mowed (Y/N)	Yes	Outfall Condition OK? (Y/N)	Yes
Monitoring Wells OK? (Y/N)	Yes	Samples Collected (Y/N)	Yes

Notes:

Sampled:	RW-1	-	10:30
	RW-2	-	10:35
	EFF 46 Hz	-	10:40

Pulled flow meter for RW-1- Looks OK/Clean

Gladding Cordage
South Otselic, New York
NYSDEC Site #709009

Date	12/29/2017
Inspector	L. Whalen
Time	11:32

Treatment System Operation		**Alarms**	
System On (Y/N)	Yes	A/C Fail (Y/N)	No
RW-1 On (Y/N)	Yes	RW-1 (Y/N)	No
RW-2 On (Y/N)	Yes	RW-2 (Y/N)	No
Blower On (Y/N)	Yes	Blower Pressure (Y/N)	No
Sump Pump On (Y/N)	No	Sump Level (Y/N)	No

Recovery Wells	**RW-1**	**RW-2**
Flow Rate (GPM)	17.6	23.9
Total Flow (Gallons)	59635446	57346115
Water Level (Feet Above Probe)	31.15	55.74
Probe Depth (Feet BTOC)	40.00	65.00

Air Stripper			
Blower VFD Setting (Hertz)	46	Intake/Exhaust Piping OK? (Y/N)	Yes
System Pressure (inches water)	11.0	Water Leaks (Y/N)	No
Influent/Effluent Piping OK? (Y/N)	Yes	Water Temperature (°F)	53.2

Heat Exchanger			
Heat (On/Off)	On	Building Temperature (°F)	68
Heat Exchanger Flow (GPM)	0.0	Heat Exchanger Pressure (PSI)	1.4

General Building/Site			
Building Condition OK? (Y/N)	Yes	Circuit Breakers Checked (Y/N)	Yes
Grass Mowed (Y/N)	No	Outfall Condition OK? (Y/N)	Yes
Monitoring Wells OK? (Y/N)	NA	Samples Collected (Y/N)	Yes

Notes:

Sampled:	RW-1	-	10:45
	RW-2	-	10:50
	EFF 46 Hz	-	11:00
System Check		-	11:30

APPENDIX C

Analytical Reporting Forms

con-test® ANALYTICAL LABORATORY
39 Spruce Street * East Longmeadow, MA 01028 * FAX 413/525-6405 * TEL. 413/525-2332

November 1, 2017

Jeremy Wyckoff
Arcadis US, Inc. - Clifton Park-NY
855 Route 146, Suite 210
Clifton Park, NY 12065

Project Location: Gladding - South Otselic, NY
Client Job Number:
Project Number: 00266406.0000
Laboratory Work Order Number: 17J1331

Enclosed are results of analyses for samples received by the laboratory on October 25, 2017. If you have any questions concerning this report, please feel free to contact me.

Sincerely,

Aaron L. Benoit
Project Manager

Table of Contents

Sample Summary 3

Case Narrative 4

Sample Results 5

17J1331-01 5

17J1331-02 6

17J1331-03 7

17J1331-04 8

Sample Preparation Information 9

QC Data 10

Volatile Organic Compounds by GC/MS 10

B189617 10

Flag/Qualifier Summary 12

Certifications 13

Chain of Custody/Sample Receipt 15

39 Spruce Street * East Longmeadow, MA 01028 * FAX 413/525-6405 * TEL. 413/525-2332

Arcadis US, Inc. - Clifton Park-NY
855 Route 146, Suite 210
Clifton Park, NY 12065
ATTN: Jeremy Wyckoff

REPORT DATE: 11/1/2017

PURCHASE ORDER NUMBER:

PROJECT NUMBER: 00266406.0000

ANALYTICAL SUMMARY

WORK ORDER NUMBER: 17J1331

The results of analyses performed on the following samples submitted to the CON-TEST Analytical Laboratory are found in this report.

PROJECT LOCATION: Gladding - South Otselic, NY

FIELD SAMPLE #	LAB ID:	MATRIX	SAMPLE DESCRIPTION	TEST	SUB LAB
RW-1	17J1331-01	Ground Water		EPA 624	
RW-2	17J1331-02	Ground Water		EPA 624	
EFF 46-HZ	17J1331-03	Ground Water		EPA 624	
Trip Blank	17J1331-04	Trip Blank Water		EPA 624	

39 Spruce Street * East Longmeadow, MA 01028 * FAX 413/525-6405 * TEL. 413/525-2332

CASE NARRATIVE SUMMARY

All reported results are within defined laboratory quality control objectives unless listed below or otherwise qualified in this report.

The results of analyses reported only relate to samples submitted to the Con-Test Analytical Laboratory for testing.
I certify that the analyses listed above, unless specifically listed as subcontracted, if any, were performed under my direction according to the approved methodologies listed in this document, and that based upon my inquiry of those individuals immediately responsible for obtaining the information, the material contained in this report is, to the best of my knowledge and belief, accurate and complete.

Tod E. Kopyscinski
Laboratory Director

con-test® ANALYTICAL LABORATORY

39 Spruce Street * East Longmeadow, MA 01028 * FAX 413/525-6405 * TEL. 413/525-2332

Project Location: Gladding - South Otselic, NY Sample Description: Work Order: 17J1331

Date Received: 10/25/2017

Field Sample #: RW-1 Sampled: 10/23/2017 06:10

Sample ID: 17J1331-01

Sample Matrix: Ground Water

Volatile Organic Compounds by GC/MS

Analyte	Results	RL	DL	Units	Dilution	Flag/Qual	Method	Date Prepared	Date/Time Analyzed	Analyst
Benzene	ND	1.0	0.12	µg/L	1		EPA 624	10/27/17	10/28/17 6:03	MFF
Bromodichloromethane	ND	2.0	0.30	µg/L	1		EPA 624	10/27/17	10/28/17 6:03	MFF
Bromoform	ND	2.0	0.21	µg/L	1		EPA 624	10/27/17	10/28/17 6:03	MFF
Bromomethane	ND	2.0	0.94	µg/L	1		EPA 624	10/27/17	10/28/17 6:03	MFF
Carbon Tetrachloride	ND	2.0	0.25	µg/L	1		EPA 624	10/27/17	10/28/17 6:03	MFF
Chlorobenzene	ND	2.0	0.16	µg/L	1		EPA 624	10/27/17	10/28/17 6:03	MFF
Chlorodibromomethane	ND	2.0	0.10	µg/L	1		EPA 624	10/27/17	10/28/17 6:03	MFF
Chloroethane	ND	2.0	0.28	µg/L	1		EPA 624	10/27/17	10/28/17 6:03	MFF
2-Chloroethyl Vinyl Ether	ND	10	2.2	µg/L	1		EPA 624	10/27/17	10/28/17 6:03	MFF
Chloroform	ND	2.0	0.22	µg/L	1		EPA 624	10/27/17	10/28/17 6:03	MFF
Chloromethane	ND	2.0	0.55	µg/L	1		EPA 624	10/27/17	10/28/17 6:03	MFF
1,2-Dichlorobenzene	ND	2.0	0.17	µg/L	1		EPA 624	10/27/17	10/28/17 6:03	MFF
1,3-Dichlorobenzene	ND	2.0	0.17	µg/L	1		EPA 624	10/27/17	10/28/17 6:03	MFF
1,4-Dichlorobenzene	ND	2.0	0.15	µg/L	1		EPA 624	10/27/17	10/28/17 6:03	MFF
1,2-Dichloroethane	ND	2.0	0.19	µg/L	1		EPA 624	10/27/17	10/28/17 6:03	MFF
1,1-Dichloroethane	1.6	2.0	0.16	µg/L	1	J	EPA 624	10/27/17	10/28/17 6:03	MFF
1,1-Dichloroethylene	0.74	2.0	0.21	µg/L	1	J	EPA 624	10/27/17	10/28/17 6:03	MFF
trans-1,2-Dichloroethylene	ND	2.0	0.15	µg/L	1		EPA 624	10/27/17	10/28/17 6:03	MFF
1,2-Dichloropropane	ND	2.0	0.13	µg/L	1		EPA 624	10/27/17	10/28/17 6:03	MFF
cis-1,3-Dichloropropene	ND	2.0	0.12	µg/L	1		EPA 624	10/27/17	10/28/17 6:03	MFF
trans-1,3-Dichloropropene	ND	2.0	0.11	µg/L	1		EPA 624	10/27/17	10/28/17 6:03	MFF
Ethylbenzene	ND	2.0	0.13	µg/L	1		EPA 624	10/27/17	10/28/17 6:03	MFF
Methyl tert-Butyl Ether (MTBE)	ND	2.0	0.090	µg/L	1		EPA 624	10/27/17	10/28/17 6:03	MFF
Methylene Chloride	ND	5.0	3.2	µg/L	1		EPA 624	10/27/17	10/28/17 6:03	MFF
1,1,2,2-Tetrachloroethane	ND	2.0	0.16	µg/L	1		EPA 624	10/27/17	10/28/17 6:03	MFF
Tetrachloroethylene	ND	2.0	0.27	µg/L	1		EPA 624	10/27/17	10/28/17 6:03	MFF
Toluene	ND	1.0	0.17	µg/L	1		EPA 624	10/27/17	10/28/17 6:03	MFF
1,1,1-Trichloroethane	34	2.0	0.13	µg/L	1		EPA 624	10/27/17	10/28/17 6:03	MFF
1,1,2-Trichloroethane	ND	2.0	0.24	µg/L	1		EPA 624	10/27/17	10/28/17 6:03	MFF
Trichloroethylene	ND	2.0	0.20	µg/L	1		EPA 624	10/27/17	10/28/17 6:03	MFF
Trichlorofluoromethane (Freon 11)	ND	2.0	0.15	µg/L	1		EPA 624	10/27/17	10/28/17 6:03	MFF
Vinyl Chloride	ND	2.0	0.13	µg/L	1		EPA 624	10/27/17	10/28/17 6:03	MFF
m+p Xylene	ND	2.0	0.26	µg/L	1		EPA 624	10/27/17	10/28/17 6:03	MFF
o-Xylene	ND	2.0	0.13	µg/L	1		EPA 624	10/27/17	10/28/17 6:03	MFF

Surrogates	% Recovery	Recovery Limits	Flag/Qual	
1,2-Dichloroethane-d4	86.0	70-130		10/28/17 6:03
Toluene-d8	101	70-130		10/28/17 6:03
4-Bromofluorobenzene	101	70-130		10/28/17 6:03

con-test® ANALYTICAL LABORATORY

39 Spruce Street * East Longmeadow, MA 01028 * FAX 413/525-6405 * TEL. 413/525-2332

Project Location: Gladding - South Otselic, NY Sample Description: Work Order: 17J1331

Date Received: 10/25/2017

Field Sample #: RW-2 Sampled: 10/23/2017 06:15

Sample ID: 17J1331-02

Sample Matrix: Ground Water

Volatile Organic Compounds by GC/MS

Analyte	Results	RL	DL	Units	Dilution	Flag/Qual	Method	Date Prepared	Date/Time Analyzed	Analyst
Benzene	ND	1.0	0.12	µg/L	1		EPA 624	10/27/17	10/28/17 6:34	MFF
Bromodichloromethane	ND	2.0	0.30	µg/L	1		EPA 624	10/27/17	10/28/17 6:34	MFF
Bromoform	ND	2.0	0.21	µg/L	1		EPA 624	10/27/17	10/28/17 6:34	MFF
Bromomethane	ND	2.0	0.94	µg/L	1		EPA 624	10/27/17	10/28/17 6:34	MFF
Carbon Tetrachloride	ND	2.0	0.25	µg/L	1		EPA 624	10/27/17	10/28/17 6:34	MFF
Chlorobenzene	ND	2.0	0.16	µg/L	1		EPA 624	10/27/17	10/28/17 6:34	MFF
Chlorodibromomethane	ND	2.0	0.10	µg/L	1		EPA 624	10/27/17	10/28/17 6:34	MFF
Chloroethane	ND	2.0	0.28	µg/L	1		EPA 624	10/27/17	10/28/17 6:34	MFF
2-Chloroethyl Vinyl Ether	ND	10	2.2	µg/L	1		EPA 624	10/27/17	10/28/17 6:34	MFF
Chloroform	ND	2.0	0.22	µg/L	1		EPA 624	10/27/17	10/28/17 6:34	MFF
Chloromethane	ND	2.0	0.55	µg/L	1		EPA 624	10/27/17	10/28/17 6:34	MFF
1,2-Dichlorobenzene	ND	2.0	0.17	µg/L	1		EPA 624	10/27/17	10/28/17 6:34	MFF
1,3-Dichlorobenzene	ND	2.0	0.17	µg/L	1		EPA 624	10/27/17	10/28/17 6:34	MFF
1,4-Dichlorobenzene	ND	2.0	0.15	µg/L	1		EPA 624	10/27/17	10/28/17 6:34	MFF
1,2-Dichloroethane	ND	2.0	0.19	µg/L	1		EPA 624	10/27/17	10/28/17 6:34	MFF
1,1-Dichloroethane	0.66	2.0	0.16	µg/L	1	J	EPA 624	10/27/17	10/28/17 6:34	MFF
1,1-Dichloroethylene	0.57	2.0	0.21	µg/L	1	J	EPA 624	10/27/17	10/28/17 6:34	MFF
trans-1,2-Dichloroethylene	ND	2.0	0.15	µg/L	1		EPA 624	10/27/17	10/28/17 6:34	MFF
1,2-Dichloropropane	ND	2.0	0.13	µg/L	1		EPA 624	10/27/17	10/28/17 6:34	MFF
cis-1,3-Dichloropropene	ND	2.0	0.12	µg/L	1		EPA 624	10/27/17	10/28/17 6:34	MFF
trans-1,3-Dichloropropene	ND	2.0	0.11	µg/L	1		EPA 624	10/27/17	10/28/17 6:34	MFF
Ethylbenzene	ND	2.0	0.13	µg/L	1		EPA 624	10/27/17	10/28/17 6:34	MFF
Methyl tert-Butyl Ether (MTBE)	ND	2.0	0.090	µg/L	1		EPA 624	10/27/17	10/28/17 6:34	MFF
Methylene Chloride	ND	5.0	3.2	µg/L	1		EPA 624	10/27/17	10/28/17 6:34	MFF
1,1,2,2-Tetrachloroethane	ND	2.0	0.16	µg/L	1		EPA 624	10/27/17	10/28/17 6:34	MFF
Tetrachloroethylene	ND	2.0	0.27	µg/L	1		EPA 624	10/27/17	10/28/17 6:34	MFF
Toluene	ND	1.0	0.17	µg/L	1		EPA 624	10/27/17	10/28/17 6:34	MFF
1,1,1-Trichloroethane	28	2.0	0.13	µg/L	1		EPA 624	10/27/17	10/28/17 6:34	MFF
1,1,2-Trichloroethane	ND	2.0	0.24	µg/L	1		EPA 624	10/27/17	10/28/17 6:34	MFF
Trichloroethylene	ND	2.0	0.20	µg/L	1		EPA 624	10/27/17	10/28/17 6:34	MFF
Trichlorofluoromethane (Freon 11)	ND	2.0	0.15	µg/L	1		EPA 624	10/27/17	10/28/17 6:34	MFF
Vinyl Chloride	ND	2.0	0.13	µg/L	1		EPA 624	10/27/17	10/28/17 6:34	MFF
m+p Xylene	ND	2.0	0.26	µg/L	1		EPA 624	10/27/17	10/28/17 6:34	MFF
o-Xylene	ND	2.0	0.13	µg/L	1		EPA 624	10/27/17	10/28/17 6:34	MFF

Surrogates	% Recovery	Recovery Limits	Flag/Qual	
1,2-Dichloroethane-d4	86.2	70-130		10/28/17 6:34
Toluene-d8	101	70-130		10/28/17 6:34
4-Bromofluorobenzene	104	70-130		10/28/17 6:34

con-test® ANALYTICAL LABORATORY

39 Spruce Street * East Longmeadow, MA 01028 * FAX 413/525-6405 * TEL. 413/525-2332

Project Location: Gladding - South Otselic, NY
Sample Description:
Work Order: 17J1331

Date Received: 10/25/2017

Field Sample #: EFF 46-HZ
Sampled: 10/23/2017 06:20

Sample ID: 17J1331-03

Sample Matrix: Ground Water

Volatile Organic Compounds by GC/MS

Analyte	Results	RL	DL	Units	Dilution	Flag/Qual	Method	Date Prepared	Date/Time Analyzed	Analyst
Benzene	ND	1.0	0.12	µg/L	1		EPA 624	10/27/17	10/28/17 5:33	MFF
Bromodichloromethane	ND	2.0	0.30	µg/L	1		EPA 624	10/27/17	10/28/17 5:33	MFF
Bromoform	ND	2.0	0.21	µg/L	1		EPA 624	10/27/17	10/28/17 5:33	MFF
Bromomethane	ND	2.0	0.94	µg/L	1		EPA 624	10/27/17	10/28/17 5:33	MFF
Carbon Tetrachloride	ND	2.0	0.25	µg/L	1		EPA 624	10/27/17	10/28/17 5:33	MFF
Chlorobenzene	ND	2.0	0.16	µg/L	1		EPA 624	10/27/17	10/28/17 5:33	MFF
Chlorodibromomethane	ND	2.0	0.10	µg/L	1		EPA 624	10/27/17	10/28/17 5:33	MFF
Chloroethane	ND	2.0	0.28	µg/L	1		EPA 624	10/27/17	10/28/17 5:33	MFF
2-Chloroethyl Vinyl Ether	ND	10	2.2	µg/L	1		EPA 624	10/27/17	10/28/17 5:33	MFF
Chloroform	ND	2.0	0.22	µg/L	1		EPA 624	10/27/17	10/28/17 5:33	MFF
Chloromethane	ND	2.0	0.55	µg/L	1		EPA 624	10/27/17	10/28/17 5:33	MFF
1,2-Dichlorobenzene	ND	2.0	0.17	µg/L	1		EPA 624	10/27/17	10/28/17 5:33	MFF
1,3-Dichlorobenzene	ND	2.0	0.17	µg/L	1		EPA 624	10/27/17	10/28/17 5:33	MFF
1,4-Dichlorobenzene	ND	2.0	0.15	µg/L	1		EPA 624	10/27/17	10/28/17 5:33	MFF
1,2-Dichloroethane	ND	2.0	0.19	µg/L	1		EPA 624	10/27/17	10/28/17 5:33	MFF
1,1-Dichloroethane	ND	2.0	0.16	µg/L	1		EPA 624	10/27/17	10/28/17 5:33	MFF
1,1-Dichloroethylene	ND	2.0	0.21	µg/L	1		EPA 624	10/27/17	10/28/17 5:33	MFF
trans-1,2-Dichloroethylene	ND	2.0	0.15	µg/L	1		EPA 624	10/27/17	10/28/17 5:33	MFF
1,2-Dichloropropane	ND	2.0	0.13	µg/L	1		EPA 624	10/27/17	10/28/17 5:33	MFF
cis-1,3-Dichloropropene	ND	2.0	0.12	µg/L	1		EPA 624	10/27/17	10/28/17 5:33	MFF
trans-1,3-Dichloropropene	ND	2.0	0.11	µg/L	1		EPA 624	10/27/17	10/28/17 5:33	MFF
Ethylbenzene	ND	2.0	0.13	µg/L	1		EPA 624	10/27/17	10/28/17 5:33	MFF
Methyl tert-Butyl Ether (MTBE)	ND	2.0	0.090	µg/L	1		EPA 624	10/27/17	10/28/17 5:33	MFF
Methylene Chloride	ND	5.0	3.2	µg/L	1		EPA 624	10/27/17	10/28/17 5:33	MFF
1,1,2,2-Tetrachloroethane	ND	2.0	0.16	µg/L	1		EPA 624	10/27/17	10/28/17 5:33	MFF
Tetrachloroethylene	ND	2.0	0.27	µg/L	1		EPA 624	10/27/17	10/28/17 5:33	MFF
Toluene	ND	1.0	0.17	µg/L	1		EPA 624	10/27/17	10/28/17 5:33	MFF
1,1,1-Trichloroethane	ND	2.0	0.13	µg/L	1		EPA 624	10/27/17	10/28/17 5:33	MFF
1,1,2-Trichloroethane	ND	2.0	0.24	µg/L	1		EPA 624	10/27/17	10/28/17 5:33	MFF
Trichloroethylene	ND	2.0	0.20	µg/L	1		EPA 624	10/27/17	10/28/17 5:33	MFF
Trichlorofluoromethane (Freon 11)	ND	2.0	0.15	µg/L	1		EPA 624	10/27/17	10/28/17 5:33	MFF
Vinyl Chloride	ND	2.0	0.13	µg/L	1		EPA 624	10/27/17	10/28/17 5:33	MFF
m+p Xylene	ND	2.0	0.26	µg/L	1		EPA 624	10/27/17	10/28/17 5:33	MFF
o-Xylene	ND	2.0	0.13	µg/L	1		EPA 624	10/27/17	10/28/17 5:33	MFF

Surrogates	% Recovery	Recovery Limits	Flag/Qual	
1,2-Dichloroethane-d4	87.1	70-130		10/28/17 5:33
Toluene-d8	100	70-130		10/28/17 5:33
4-Bromofluorobenzene	103	70-130		10/28/17 5:33

con-test® ANALYTICAL LABORATORY

39 Spruce Street * East Longmeadow, MA 01028 * FAX 413/525-6405 * TEL. 413/525-2332

Project Location: Gladding - South Otselic, NY Sample Description: Work Order: 17J1331

Date Received: 10/25/2017

Field Sample #: Trip Blank Sampled: 10/23/2017 00:00

Sample ID: 17J1331-04

Sample Matrix: Trip Blank Water

Volatile Organic Compounds by GC/MS

Analyte	Results	RL	DL	Units	Dilution	Flag/Qual	Method	Date Prepared	Date/Time Analyzed	Analyst
Benzene	ND	1.0	0.12	µg/L	1		EPA 624	10/27/17	10/28/17 5:02	MFF
Bromodichloromethane	ND	2.0	0.30	µg/L	1		EPA 624	10/27/17	10/28/17 5:02	MFF
Bromoform	ND	2.0	0.21	µg/L	1		EPA 624	10/27/17	10/28/17 5:02	MFF
Bromomethane	ND	2.0	0.94	µg/L	1		EPA 624	10/27/17	10/28/17 5:02	MFF
Carbon Tetrachloride	ND	2.0	0.25	µg/L	1		EPA 624	10/27/17	10/28/17 5:02	MFF
Chlorobenzene	ND	2.0	0.16	µg/L	1		EPA 624	10/27/17	10/28/17 5:02	MFF
Chlorodibromomethane	ND	2.0	0.10	µg/L	1		EPA 624	10/27/17	10/28/17 5:02	MFF
Chloroethane	ND	2.0	0.28	µg/L	1		EPA 624	10/27/17	10/28/17 5:02	MFF
2-Chloroethyl Vinyl Ether	ND	10	2.2	µg/L	1		EPA 624	10/27/17	10/28/17 5:02	MFF
Chloroform	ND	2.0	0.22	µg/L	1		EPA 624	10/27/17	10/28/17 5:02	MFF
Chloromethane	ND	2.0	0.55	µg/L	1		EPA 624	10/27/17	10/28/17 5:02	MFF
1,2-Dichlorobenzene	ND	2.0	0.17	µg/L	1		EPA 624	10/27/17	10/28/17 5:02	MFF
1,3-Dichlorobenzene	ND	2.0	0.17	µg/L	1		EPA 624	10/27/17	10/28/17 5:02	MFF
1,4-Dichlorobenzene	ND	2.0	0.15	µg/L	1		EPA 624	10/27/17	10/28/17 5:02	MFF
1,2-Dichloroethane	ND	2.0	0.19	µg/L	1		EPA 624	10/27/17	10/28/17 5:02	MFF
1,1-Dichloroethane	ND	2.0	0.16	µg/L	1		EPA 624	10/27/17	10/28/17 5:02	MFF
1,1-Dichloroethylene	ND	2.0	0.21	µg/L	1		EPA 624	10/27/17	10/28/17 5:02	MFF
trans-1,2-Dichloroethylene	ND	2.0	0.15	µg/L	1		EPA 624	10/27/17	10/28/17 5:02	MFF
1,2-Dichloropropane	ND	2.0	0.13	µg/L	1		EPA 624	10/27/17	10/28/17 5:02	MFF
cis-1,3-Dichloropropene	ND	2.0	0.12	µg/L	1		EPA 624	10/27/17	10/28/17 5:02	MFF
trans-1,3-Dichloropropene	ND	2.0	0.11	µg/L	1		EPA 624	10/27/17	10/28/17 5:02	MFF
Ethylbenzene	ND	2.0	0.13	µg/L	1		EPA 624	10/27/17	10/28/17 5:02	MFF
Methyl tert-Butyl Ether (MTBE)	ND	2.0	0.090	µg/L	1		EPA 624	10/27/17	10/28/17 5:02	MFF
Methylene Chloride	ND	5.0	3.2	µg/L	1		EPA 624	10/27/17	10/28/17 5:02	MFF
1,1,2,2-Tetrachloroethane	ND	2.0	0.16	µg/L	1		EPA 624	10/27/17	10/28/17 5:02	MFF
Tetrachloroethylene	ND	2.0	0.27	µg/L	1		EPA 624	10/27/17	10/28/17 5:02	MFF
Toluene	ND	1.0	0.17	µg/L	1		EPA 624	10/27/17	10/28/17 5:02	MFF
1,1,1-Trichloroethane	ND	2.0	0.13	µg/L	1		EPA 624	10/27/17	10/28/17 5:02	MFF
1,1,2-Trichloroethane	ND	2.0	0.24	µg/L	1		EPA 624	10/27/17	10/28/17 5:02	MFF
Trichloroethylene	ND	2.0	0.20	µg/L	1		EPA 624	10/27/17	10/28/17 5:02	MFF
Trichlorofluoromethane (Freon 11)	ND	2.0	0.15	µg/L	1		EPA 624	10/27/17	10/28/17 5:02	MFF
Vinyl Chloride	ND	2.0	0.13	µg/L	1		EPA 624	10/27/17	10/28/17 5:02	MFF
m+p Xylene	ND	2.0	0.26	µg/L	1		EPA 624	10/27/17	10/28/17 5:02	MFF
o-Xylene	ND	2.0	0.13	µg/L	1		EPA 624	10/27/17	10/28/17 5:02	MFF

Surrogates	% Recovery	Recovery Limits	Flag/Qual	
1,2-Dichloroethane-d4	84.5	70-130		10/28/17 5:02
Toluene-d8	102	70-130		10/28/17 5:02
4-Bromofluorobenzene	102	70-130		10/28/17 5:02

con-test® ANALYTICAL LABORATORY

39 Spruce Street * East Longmeadow, MA 01028 * FAX 413/525-6405 * TEL. 413/525-2332

Sample Extraction Data

Prep Method: SW-846 5030B-EPA 624

Lab Number [Field ID]	Batch	Initial [mL]	Final [mL]	Date
17J1331-01 [RW-1]	B189617	5	5.00	10/27/17
17J1331-02 [RW-2]	B189617	5	5.00	10/27/17
17J1331-03 [EFF 46-HZ]	B189617	5	5.00	10/27/17
17J1331-04 [Trip Blank]	B189617	5	5.00	10/27/17

con-test® ANALYTICAL LABORATORY

39 Spruce Street * East Longmeadow, MA 01028 * FAX 413/525-6405 * TEL. 413/525-2332

QUALITY CONTROL

Volatile Organic Compounds by GC/MS - Quality Control

Analyte	Result	Reporting Limit	Units	Spike Level	Source Result	%REC	%REC Limits	RPD	RPD Limit	Notes
Batch B189617 - SW-846 5030B										
Blank (B189617-BLK1)				Prepared & Analyzed: 10/27/17						
Benzene	ND	1.0	µg/L							
Bromodichloromethane	ND	2.0	µg/L							
Bromoform	ND	2.0	µg/L							
Bromomethane	ND	2.0	µg/L							
Carbon Tetrachloride	ND	2.0	µg/L							
Chlorobenzene	ND	2.0	µg/L							
Chlorodibromomethane	ND	2.0	µg/L							
Chloroethane	ND	2.0	µg/L							
2-Chloroethyl Vinyl Ether	ND	10	µg/L							
Chloroform	ND	2.0	µg/L							
Chloromethane	ND	2.0	µg/L							
1,2-Dichlorobenzene	ND	2.0	µg/L							
1,3-Dichlorobenzene	ND	2.0	µg/L							
1,4-Dichlorobenzene	ND	2.0	µg/L							
1,2-Dichloroethane	ND	2.0	µg/L							
1,1-Dichloroethane	ND	2.0	µg/L							
1,1-Dichloroethylene	ND	2.0	µg/L							
trans-1,2-Dichloroethylene	ND	2.0	µg/L							
1,2-Dichloropropane	ND	2.0	µg/L							
cis-1,3-Dichloropropene	ND	2.0	µg/L							
trans-1,3-Dichloropropene	ND	2.0	µg/L							
Ethylbenzene	ND	2.0	µg/L							
Methyl tert-Butyl Ether (MTBE)	ND	2.0	µg/L							
Methylene Chloride	ND	5.0	µg/L							
1,1,2,2-Tetrachloroethane	ND	2.0	µg/L							
Tetrachloroethylene	ND	2.0	µg/L							
Toluene	ND	1.0	µg/L							
1,2,4-Trimethylbenzene	ND	1.0	µg/L							
1,1,1-Trichloroethane	ND	2.0	µg/L							
1,3,5-Trimethylbenzene	ND	1.0	µg/L							
1,1,2-Trichloroethane	ND	2.0	µg/L							
Trichloroethylene	ND	2.0	µg/L							
Trichlorofluoromethane (Freon 11)	ND	2.0	µg/L							
Vinyl Chloride	ND	2.0	µg/L							
m+p Xylene	ND	2.0	µg/L							
o-Xylene	ND	2.0	µg/L							
Surrogate: 1,2-Dichloroethane-d4	*21.8*		µg/L	25.0		87.3	70-130			
Surrogate: Toluene-d8	*25.1*		µg/L	25.0		101	70-130			
Surrogate: 4-Bromofluorobenzene	*25.9*		µg/L	25.0		104	70-130			
LCS (B189617-BS1)				Prepared: 10/27/17 Analyzed: 10/28/17						
Benzene	10.0	1.0	µg/L	10.0		100	37-151			
Bromodichloromethane	10.3	2.0	µg/L	10.0		103	35-155			
Bromoform	10.4	2.0	µg/L	10.0		104	45-169			
Bromomethane	5.32	2.0	µg/L	10.0		53.2	20-242			
Carbon Tetrachloride	9.81	2.0	µg/L	10.0		98.1	70-140			
Chlorobenzene	10.9	2.0	µg/L	10.0		109	37-160			
Chlorodibromomethane	9.87	2.0	µg/L	10.0		98.7	53-149			
Chloroethane	9.45	2.0	µg/L	10.0		94.5	70-130			
2-Chloroethyl Vinyl Ether	98.2	10	µg/L	100		98.2	10-305			
Chloroform	10.0	2.0	µg/L	10.0		100	51-138			
Chloromethane	8.77	2.0	µg/L	10.0		87.7	20-273			

con-test® ANALYTICAL LABORATORY

39 Spruce Street * East Longmeadow, MA 01028 * FAX 413/525-6405 * TEL. 413/525-2332

QUALITY CONTROL

Volatile Organic Compounds by GC/MS - Quality Control

Analyte	Result	Reporting Limit	Units	Spike Level	Source Result	%REC	%REC Limits	RPD	RPD Limit	Notes
Batch B189617 - SW-846 5030B										
LCS (B189617-BS1)				Prepared: 10/27/17 Analyzed: 10/28/17						
1,2-Dichlorobenzene	10.1	2.0	µg/L	10.0		101	18-190			
1,3-Dichlorobenzene	9.98	2.0	µg/L	10.0		99.8	59-156			
1,4-Dichlorobenzene	9.52	2.0	µg/L	10.0		95.2	18-190			
1,2-Dichloroethane	9.03	2.0	µg/L	10.0		90.3	49-155			
1,1-Dichloroethane	10.2	2.0	µg/L	10.0		102	59-155			
1,1-Dichloroethylene	9.29	2.0	µg/L	10.0		92.9	20-234			
trans-1,2-Dichloroethylene	10.1	2.0	µg/L	10.0		101	54-156			
1,2-Dichloropropane	10.6	2.0	µg/L	10.0		106	20-210			
cis-1,3-Dichloropropene	9.00	2.0	µg/L	10.0		90.0	20-227			
trans-1,3-Dichloropropene	9.23	2.0	µg/L	10.0		92.3	17-183			
Ethylbenzene	10.8	2.0	µg/L	10.0		108	37-162			
Methyl tert-Butyl Ether (MTBE)	9.34	2.0	µg/L	10.0		93.4	70-130			
Methylene Chloride	9.85	5.0	µg/L	10.0		98.5	50-221			
1,1,2,2-Tetrachloroethane	10.5	2.0	µg/L	10.0		105	46-157			
Tetrachloroethylene	10.7	2.0	µg/L	10.0		107	64-148			
Toluene	10.3	1.0	µg/L	10.0		103	47-150			
1,2,4-Trimethylbenzene	9.66	1.0	µg/L	10.0		96.6	70-130			
1,1,1-Trichloroethane	9.41	2.0	µg/L	10.0		94.1	52-162			
1,3,5-Trimethylbenzene	10.5	1.0	µg/L	10.0		105	70-130			
1,1,2-Trichloroethane	10.3	2.0	µg/L	10.0		103	52-150			
Trichloroethylene	11.1	2.0	µg/L	10.0		111	71-157			
Trichlorofluoromethane (Freon 11)	7.97	2.0	µg/L	10.0		79.7	17-181			
Vinyl Chloride	9.05	2.0	µg/L	10.0		90.5	20-251			
m+p Xylene	21.7	2.0	µg/L	20.0		109	70-130			
o-Xylene	10.6	2.0	µg/L	10.0		106	70-130			
Surrogate: 1,2-Dichloroethane-d4	*21.0*		µg/L	25.0		83.8	70-130			
Surrogate: Toluene-d8	*25.2*		µg/L	25.0		101	70-130			
Surrogate: 4-Bromofluorobenzene	*26.5*		µg/L	25.0		106	70-130			

con-test® ANALYTICAL LABORATORY

39 Spruce Street * East Longmeadow, MA 01028 * FAX 413/525-6405 * TEL. 413/525-2332

FLAG/QUALIFIER SUMMARY

*	QC result is outside of established limits.
†	Wide recovery limits established for difficult compound.
‡	Wide RPD limits established for difficult compound.
#	Data exceeded client recommended or regulatory level
ND	Not Detected
RL	Reporting Limit
DL	Method Detection Limit
MCL	Maximum Contaminant Level
	Percent recoveries and relative percent differences (RPDs) are determined by the software using values in the calculation which have not been rounded.
	No results have been blank subtracted unless specified in the case narrative section.
J	Detected but below the Reporting Limit (lowest calibration standard); therefore, result is an estimated concentration (CLP J-Flag).

con-test® ANALYTICAL LABORATORY

39 Spruce Street * East Longmeadow, MA 01028 * FAX 413/525-6405 * TEL. 413/525-2332

CERTIFICATIONS

Certified Analyses included in this Report

Analyte	Certifications
EPA 624 in Water	
Benzene	CT,MA,NH,NY,RI,NC,ME,VA
Bromodichloromethane	CT,MA,NH,NY,RI,NC,ME,VA
Bromoform	CT,MA,NH,NY,RI,NC,ME,VA
Bromomethane	CT,MA,NH,NY,RI,NC,ME,VA
Carbon Tetrachloride	CT,MA,NH,NY,RI,NC,ME,VA
Chlorobenzene	CT,MA,NH,NY,RI,NC,ME,VA
Chlorodibromomethane	CT,MA,NH,NY,RI,NC,ME,VA
Chloroethane	CT,MA,NH,NY,RI,NC,ME,VA
2-Chloroethyl Vinyl Ether	CT,MA,NH,NY,RI,NC,ME,VA
Chloroform	CT,MA,NH,NY,RI,NC,ME,VA
Chloromethane	CT,MA,NH,NY,RI,NC,ME,VA
1,2-Dichlorobenzene	CT,MA,NH,NY,RI,NC,ME,VA
1,3-Dichlorobenzene	CT,MA,NH,NY,RI,NC,ME,VA
1,4-Dichlorobenzene	CT,MA,NH,NY,RI,NC,ME,VA
1,2-Dichloroethane	CT,MA,NH,NY,RI,NC,ME,VA
1,1-Dichloroethane	CT,MA,NH,NY,RI,NC,ME,VA
1,1-Dichloroethylene	CT,MA,NH,NY,RI,NC,ME,VA
trans-1,2-Dichloroethylene	CT,MA,NH,NY,RI,NC,ME,VA
1,2-Dichloropropane	CT,MA,NH,NY,RI,NC,ME,VA
cis-1,3-Dichloropropene	CT,MA,NH,NY,RI,NC,ME,VA
trans-1,3-Dichloropropene	CT,MA,NH,NY,RI,NC,ME,VA
Ethylbenzene	CT,MA,NH,NY,RI,NC,ME,VA
Methyl tert-Butyl Ether (MTBE)	NH,NY,NC
Methylene Chloride	CT,MA,NH,NY,RI,NC,ME,VA
1,1,2,2-Tetrachloroethane	CT,MA,NH,NY,RI,NC,ME,VA
Tetrachloroethylene	CT,MA,NH,NY,RI,NC,ME,VA
Toluene	CT,MA,NH,NY,RI,NC,ME,VA
1,1,1-Trichloroethane	CT,MA,NH,NY,RI,NC,ME,VA
1,1,2-Trichloroethane	CT,MA,NH,NY,RI,NC,ME,VA
Trichloroethylene	CT,MA,NH,NY,RI,NC,ME,VA
Trichlorofluoromethane (Freon 11)	CT,MA,NH,NY,RI,NC,ME,VA
Vinyl Chloride	CT,MA,NH,NY,RI,NC,ME,VA
m+p Xylene	CT,MA,NH,NY,RI,NC,VA
o-Xylene	CT,MA,NH,NY,RI,NC,VA

39 Spruce Street * East Longmeadow, MA 01028 * FAX 413/525-6405 * TEL. 413/525-2332

The CON-TEST Environmental Laboratory operates under the following certifications and accreditations:

Code	Description	Number	Expires
AIHA	AIHA-LAP, LLC - ISO17025:2005	100033	02/1/2018
MA	Massachusetts DEP	M-MA100	06/30/2018
CT	Connecticut Department of Publilc Health	PH-0567	09/30/2019
NY	New York State Department of Health	10899 NELAP	04/1/2018
NH-S	New Hampshire Environmental Lab	2516 NELAP	02/5/2018
RI	Rhode Island Department of Health	LAO00112	12/30/2017
NC	North Carolina Div. of Water Quality	652	12/31/2017
NJ	New Jersey DEP	MA007 NELAP	06/30/2018
FL	Florida Department of Health	E871027 NELAP	06/30/2018
VT	Vermont Department of Health Lead Laboratory	LL015036	07/30/2018
ME	State of Maine	2011028	06/9/2019
VA	Commonwealth of Virginia	460217	12/14/2017
NH-P	New Hampshire Environmental Lab	2557 NELAP	09/6/2018
VT-DW	Vermont Department of Health Drinking Water	VT-255716	06/12/2018
NC-DW	North Carolina Department of Health	25703	07/31/2018

17J1331

http://www.contestlabs.com

Doc # 380 Rev 1_03242017

con-test ANALYTICAL LABORATORY

Phone: 413-525-2332
Fax: 413-525-6405
Email: info@contestlabs.com

CHAIN OF CUSTODY RECORD (New York)

39 Spruce Street
East Longmeadow, MA 01028

Page 1 of 1

Company Name: Arcadis
Address: 855 Route 146 Ste 210 Clifton Park NY 12065
Phone: (518)-250-7300
Project Name: Gladding
Project Location: S. Otselic N.Y.
Project Number: 00266406.0000
Project Manager: J. Wyskoff
Con-Test Quote Name/Number:
Invoice Recipient: J. Wyskoff
Sampled By: L. Whalen

Requested Turnaround Time
7-Day ☐ 10-Day ■
Due Date:

Rush-Approval Required
1-Day ☐ 3-Day ☐
2-Day ☐ 4-Day ☐

Data Delivery
Format: PDF ■ EXCEL ☐
Other:
CLP Like Data Pkg Required: ☐
Email To:
Fax To #:

ANALYSIS REQUESTED

Con-Test Work Order#	Client Sample ID / Description	Beginning Date/Time	Ending Date/Time	Composite	Grab	[1]Matrix Code	Conc Code	VOC											# of Containers	[2] Preservation Code	[3] Container Code
01	RW-1	10-23-17	0610		X	GW	M	X													
02	RW-2	↓	0615		X	↓	M	X													
03	EFF 46-HZ	↓	0620		X	↓	L	X													
04	Trip Blank	↓	–		X	↓	-	X													

Comments:

Please use the following codes to indicate possible sample concentration within the Conc Code column above:
H - High; M - Medium; L - Low; C - Clean; U - Unknown

Dissolved Metals Samples
☐ Field Filtered
☐ Lab to Filter

Orthophosphate Samples
☐ Field Filtered
☐ Lab to Filter

[1] Matrix Codes:
GW = Ground Water
WW = Waste Water
DW = Drinking Water
A = Air
S = Soil
SL = Sludge
SOL = Solid
O = Other (please define)

[2] Preservation Codes:
I = Iced
H = HCL
M = Methanol
N = Nitric Acid
S = Sulfuric Acid
B = Sodium Bisulfate
X = Sodium Hydroxide
T = Sodium Thiosulfate
O = Other (please define)

[3] Container Codes:
A = Amber Glass
G = Glass
P = Plastic
ST = Sterile
V = Vial
S = Summa Canister
T = Tedlar Bag
O = Other (please define)

Relinquished by: (signature)	Date/Time:
Lam D. Whalen	10/23/17 1100
Received by: (signature)	Date/Time:
26 10/25/17	930
Relinquished by: (signature)	Date/Time:
Received by: (signature)	Date/Time:
Relinquished by: (signature)	Date/Time:
Received by: (signature)	Date/Time:

Program & Regulatory Information
☐ AWQ STDS ☒ NY TOGS
☐ NYC Sewer Discharge ☐ NY CP-51
☐ Part 360 GW (Landfill)
☐ NY Restricted Use
☐ NY Unrestricted Use
☐ NY Part 375
Other:

Deliverables
☐ Enhanced Data Package
☐ NYSDEC EQuIS EDD
☐ EQuIS (Standard) EDD
☐ NY Regulatory EDD
☒ NY Regs Hits-Only EDD
Other:

NELAC and AIHA-LAP, LLC Accredited

Project Entity
☐ Government ☐ Municipality ☐ MWRA ☐ WRTA
☐ Federal ☐ 21 J ☐ School
☐ City ☐ Brownfield ☐ MBTA

Other
☐ Chromatogram
☐ AIHA-LAP,LLC

PCB ONLY
☐ Soxhlet
☐ Non Soxhlet

Table of Contents

Sign In

IMPORTANT!
FedEx has now returned to standard operations in California. Learn More

FedEx Tracking

806832457133

Ship date:		Actual delivery:
Tue 10/24/2017	**Delivered**	**Wed 10/25/2017 9:30 am**
SYRACUSE, NY US	*Signed for by: P.BLAKE*	EAST LONGMEADOW, MA US

Travel History

▲Date/Time	Activity	Location
10/25/2017 - Wednesday		
9:30 am	Delivered	EAST LONGMEADOW, MA
8:05 am	On FedEx vehicle for delivery	WINDSOR LOCKS, CT
7:58 am	At local FedEx facility	WINDSOR LOCKS, CT
6:27 am	At destination sort facility	EAST GRANBY, CT
4:48 am	Departed FedEx location	INDIANAPOLIS, IN
12:06 am	Arrived at FedEx location	INDIANAPOLIS, IN
10/24/2017 - Tuesday		
7:39 pm	Left FedEx origin facility	WATERTOWN, NY
4:29 pm	Picked up	WATERTOWN, NY
3:43 pm	Shipment information sent to FedEx	

Shipment Facts

Tracking Number	806832457133	**Service**	FedEx Priority Overnight
Weight	10 lbs / 4.54 kgs	**Dimensions**	14x11x11 in.
Delivered To	Shipping/Receiving	**Total pieces**	1
Total shipment weight	10 lbs / 4.54 kgs	**Terms**	Recipient
Packaging	Your Packaging	**Special handling section**	Deliver Weekday, Additional Handling Surcharge
Standard transit	10/25/2017 by 10:30 am		

OUR COMPANY

About FedEx
Our Portfolio
Investor Relations
Careers
FedEx Blog
Corporate Responsibility
Newsroom
Contact Us

MORE FROM FEDEX

FedEx Compatible
Developer Resource Center
FedEx Cross Border

LANGUAGE

Change Country

English

FOLLOW FEDEX

© FedEx 1995-2017

Site Map | Terms of Use | Security & Privacy

Ask FedEx

39 Spruce St.
East Longmeadow, MA. 01028
P: 413-525-2332
F: 413-525-6405
www.contestlabs.com

con-test® ANALYTICAL LABORATORY

Doc# 277 Rev 5 2017

Login Sample Receipt Checklist - (Rejection Criteria Listing - Using Acceptance Policy) Any False Statement will be brought to the attention of the Client - State True or False

Client Arcadis

Received By RMP Date 10/25/17 Time 930

How were the samples received? In Cooler T No Cooler ____ On Ice T No Ice ____
Direct from Sampling ____ Ambient ____ Melted Ice ____

Were samples within Temperature? 2-6°C T By Gun # 1 Actual Temp - 2.6
By Blank # ____ Actual Temp - ____

Was Custody Seal Intact? NA Were Samples Tampered with? NA
Was COC Relinquished ? T Does Chain Agree With Samples? T
Are there broken/leaking/loose caps on any samples? F
Is COC in ink/ Legible? T Were samples received within holding time? T
Did COC include all pertinent Information? Client T Analysis T Sampler Name T
Project T ID's T Collection Dates/Times T
Are Sample labels filled out and legible? T
Are there Lab to Filters? F Who was notified? ____
Are there Rushes? F Who was notified? ____
Are there Short Holds? F Who was notified? ____
Is there enough Volume? T
Is there Headspace where applicable? F MS/MSD? F
Proper Media/Containers Used? T Is splitting samples required? F
Were trip blanks received? T On COC? T
Do all samples have the proper pH? N/A Acid ____ Base ____

Vials	#	Containers:	#		#		#
Unp-		1 Liter Amb.		1 Liter Plastic		16 oz Amb.	
HCL-	11	500 mL Amb.		500 mL Plastic		8oz Amb/Clear	
Meoh-		250 mL Amb.		250 mL Plastic		4oz Amb/Clear	
Bisulfate-		Col./Bacteria		Flashpoint		2oz Amb/Clear	
DI-		Other Plastic		Other Glass		Encore	
Thiosulfate-		SOC Kit		Plastic Bag		Frozen:	
Sulfuric-		Perchlorate		Ziplock			

Unused Media

Vials	#	Containers:	#		#		#
Unp-		1 Liter Amb.		1 Liter Plastic		16 oz Amb.	
HCL-		500 mL Amb.		500 mL Plastic		8oz Amb/Clear	
Meoh-		250 mL Amb.		250 mL Plastic		4oz Amb/Clear	
Bisulfate-		Col./Bacteria		Flashpoint		2oz Amb/Clear	
DI-		Other Plastic		Other Glass		Encore	
Thiosulfate-		SOC Kit		Plastic Bag		Frozen:	
Sulfuric-		Perchlorate		Ziplock			

Comments:

con-test® ANALYTICAL LABORATORY
39 Spruce Street * East Longmeadow, MA 01028 * FAX 413/525-6405 * TEL. 413/525-2332

November 8, 2017

Jeremy Wyckoff
Arcadis US, Inc. - Clifton Park-NY
855 Route 146, Suite 210
Clifton Park, NY 12065

Project Location: Gladding Cordage - South Otselic, NY
Client Job Number:
Project Number: 00266406.0000
Laboratory Work Order Number: 17J1419

Enclosed are results of analyses for samples received by the laboratory on October 26, 2017. If you have any questions concerning this report, please feel free to contact me.

Sincerely,

Aaron L. Benoit
Project Manager

Table of Contents

Sample Summary	4
Case Narrative	5
Sample Results	6
17J1419-01	6
17J1419-02	7
17J1419-03	8
17J1419-04	9
17J1419-05	10
17J1419-06	11
17J1419-07	12
17J1419-08	13
17J1419-09	14
17J1419-10	15
17J1419-11	16
17J1419-12	17
17J1419-13	18
17J1419-14	19
17J1419-15	20
17J1419-16	21
17J1419-17	22
17J1419-18	23
17J1419-19	24
17J1419-20	25
17J1419-21	26
17J1419-22	27

Table of Contents (continued)

17J1419-23 28

17J1419-24 29

17J1419-25 30

17J1419-26 31

Sample Preparation Information 32

QC Data 33

Volatile Organic Compounds by GC/MS 33

B190157 33

B190158 36

B190193 37

Flag/Qualifier Summary 40

Certifications 41

Chain of Custody/Sample Receipt 43

con-test® ANALYTICAL LABORATORY

39 Spruce Street * East Longmeadow, MA 01028 * FAX 413/525-6405 * TEL. 413/525-2332

Arcadis US, Inc. - Clifton Park-NY
855 Route 146, Suite 210
Clifton Park, NY 12065
ATTN: Jeremy Wyckoff

REPORT DATE: 11/8/2017

PURCHASE ORDER NUMBER:

PROJECT NUMBER: 00266406.0000

ANALYTICAL SUMMARY

WORK ORDER NUMBER: 17J1419

The results of analyses performed on the following samples submitted to the CON-TEST Analytical Laboratory are found in this report.

PROJECT LOCATION: Gladding Cordage - South Otselic, NY

FIELD SAMPLE #	LAB ID:	MATRIX	SAMPLE DESCRIPTION	TEST	SUB LAB
TW-12D	17J1419-01	Ground Water		EPA 624	
TW-121	17J1419-02	Ground Water		EPA 624	
TW-6I	17J1419-03	Ground Water		EPA 624	
TW-6S	17J1419-04	Ground Water		EPA 624	
TW-6D	17J1419-05	Ground Water		EPA 624	
TW-9D	17J1419-06	Ground Water		EPA 624	
TW-9I	17J1419-07	Ground Water		EPA 624	
TW-7I	17J1419-08	Ground Water		EPA 624	
TW-7S	17J1419-09	Ground Water		EPA 624	
TW-7D	17J1419-10	Ground Water		EPA 624	
TW-5D	17J1419-11	Ground Water		EPA 624	
TW-5S	17J1419-12	Ground Water		EPA 624	
TW-5I	17J1419-13	Ground Water		EPA 624	
TW-14D	17J1419-14	Ground Water		EPA 624	
TW-14I	17J1419-15	Ground Water		EPA 624	
TW-4I	17J1419-16	Ground Water		EPA 624	
TW-14S	17J1419-17	Ground Water		EPA 624	
TW-15	17J1419-18	Ground Water		EPA 624	
TW-X-DUP	17J1419-19	Ground Water		EPA 624	
TW-3I	17J1419-20	Ground Water		EPA 624	
TW-3D	17J1419-21	Ground Water		EPA 624	
TW-3S	17J1419-22	Ground Water		EPA 624	
Eff-45Hz	17J1419-23	Ground Water		EPA 624	
RW-1	17J1419-24	Ground Water		EPA 624	
RW-2	17J1419-25	Ground Water		EPA 624	
TRIP BLANK	17J1419-26	Trip Blank Water		EPA 624	

con-test® ANALYTICAL LABORATORY

39 Spruce Street * East Longmeadow, MA 01028 * FAX 413/525-6405 * TEL. 413/525-2332

CASE NARRATIVE SUMMARY

All reported results are within defined laboratory quality control objectives unless listed below or otherwise qualified in this report.

EPA 624

Qualifications:

Z-01

Spiked into a acidified vial,the result recovery is non detected.

Analyte & Samples(s) Qualified:

2-Chloroethyl Vinyl Ether
B190157-MS1, B190157-MSD1

The results of analyses reported only relate to samples submitted to the Con-Test Analytical Laboratory for testing.
I certify that the analyses listed above, unless specifically listed as subcontracted, if any, were performed under my direction according to the approved methodologies listed in this document, and that based upon my inquiry of those individuals immediately responsible for obtaining the information, the material contained in this report is, to the best of my knowledge and belief, accurate and complete.

Lisa A. Worthington
Project Manager

con-test® ANALYTICAL LABORATORY

39 Spruce Street * East Longmeadow, MA 01028 * FAX 413/525-6405 * TEL. 413/525-2332

Project Location: Gladding Cordage - South Otselic Sample Description: Work Order: 17J1419

Date Received: 10/26/2017

Field Sample #: TW-12D Sampled: 10/24/2017 11:55

Sample ID: 17J1419-01

Sample Matrix: Ground Water

Volatile Organic Compounds by GC/MS

Analyte	Results	RL	DL	Units	Dilution	Flag/Qual	Method	Date Prepared	Date/Time Analyzed	Analyst
Benzene	ND	1.0	0.12	µg/L	1		EPA 624	11/3/17	11/7/17 20:28	MFF
Bromodichloromethane	ND	2.0	0.30	µg/L	1		EPA 624	11/3/17	11/7/17 20:28	MFF
Bromoform	ND	2.0	0.21	µg/L	1		EPA 624	11/3/17	11/7/17 20:28	MFF
Bromomethane	ND	2.0	0.94	µg/L	1		EPA 624	11/3/17	11/7/17 20:28	MFF
Carbon Tetrachloride	ND	2.0	0.25	µg/L	1		EPA 624	11/3/17	11/7/17 20:28	MFF
Chlorobenzene	ND	2.0	0.16	µg/L	1		EPA 624	11/3/17	11/7/17 20:28	MFF
Chlorodibromomethane	ND	2.0	0.10	µg/L	1		EPA 624	11/3/17	11/7/17 20:28	MFF
Chloroethane	ND	2.0	0.28	µg/L	1		EPA 624	11/3/17	11/7/17 20:28	MFF
2-Chloroethyl Vinyl Ether	ND	10	2.2	µg/L	1		EPA 624	11/3/17	11/7/17 20:28	MFF
Chloroform	ND	2.0	0.22	µg/L	1		EPA 624	11/3/17	11/7/17 20:28	MFF
Chloromethane	ND	2.0	0.55	µg/L	1		EPA 624	11/3/17	11/7/17 20:28	MFF
1,2-Dichlorobenzene	ND	2.0	0.17	µg/L	1		EPA 624	11/3/17	11/7/17 20:28	MFF
1,3-Dichlorobenzene	ND	2.0	0.17	µg/L	1		EPA 624	11/3/17	11/7/17 20:28	MFF
1,4-Dichlorobenzene	ND	2.0	0.15	µg/L	1		EPA 624	11/3/17	11/7/17 20:28	MFF
1,2-Dichloroethane	ND	2.0	0.19	µg/L	1		EPA 624	11/3/17	11/7/17 20:28	MFF
1,1-Dichloroethane	ND	2.0	0.16	µg/L	1		EPA 624	11/3/17	11/7/17 20:28	MFF
1,1-Dichloroethylene	ND	2.0	0.21	µg/L	1		EPA 624	11/3/17	11/7/17 20:28	MFF
trans-1,2-Dichloroethylene	ND	2.0	0.15	µg/L	1		EPA 624	11/3/17	11/7/17 20:28	MFF
1,2-Dichloropropane	ND	2.0	0.13	µg/L	1		EPA 624	11/3/17	11/7/17 20:28	MFF
cis-1,3-Dichloropropene	ND	2.0	0.12	µg/L	1		EPA 624	11/3/17	11/7/17 20:28	MFF
trans-1,3-Dichloropropene	ND	2.0	0.11	µg/L	1		EPA 624	11/3/17	11/7/17 20:28	MFF
Ethylbenzene	ND	2.0	0.13	µg/L	1		EPA 624	11/3/17	11/7/17 20:28	MFF
Methyl tert-Butyl Ether (MTBE)	ND	2.0	0.090	µg/L	1		EPA 624	11/3/17	11/7/17 20:28	MFF
Methylene Chloride	ND	5.0	3.2	µg/L	1		EPA 624	11/3/17	11/7/17 20:28	MFF
1,1,2,2-Tetrachloroethane	ND	2.0	0.16	µg/L	1		EPA 624	11/3/17	11/7/17 20:28	MFF
Tetrachloroethylene	ND	2.0	0.27	µg/L	1		EPA 624	11/3/17	11/7/17 20:28	MFF
Toluene	ND	1.0	0.17	µg/L	1		EPA 624	11/3/17	11/7/17 20:28	MFF
1,1,1-Trichloroethane	0.48	2.0	0.13	µg/L	1	J	EPA 624	11/3/17	11/7/17 20:28	MFF
1,1,2-Trichloroethane	ND	2.0	0.24	µg/L	1		EPA 624	11/3/17	11/7/17 20:28	MFF
Trichloroethylene	ND	2.0	0.20	µg/L	1		EPA 624	11/3/17	11/7/17 20:28	MFF
Trichlorofluoromethane (Freon 11)	ND	2.0	0.15	µg/L	1		EPA 624	11/3/17	11/7/17 20:28	MFF
Vinyl Chloride	ND	2.0	0.13	µg/L	1		EPA 624	11/3/17	11/7/17 20:28	MFF
m+p Xylene	ND	2.0	0.26	µg/L	1		EPA 624	11/3/17	11/7/17 20:28	MFF
o-Xylene	ND	2.0	0.13	µg/L	1		EPA 624	11/3/17	11/7/17 20:28	MFF

Surrogates	% Recovery	Recovery Limits	Flag/Qual	
1,2-Dichloroethane-d4	97.1	70-130		11/7/17 20:28
Toluene-d8	99.9	70-130		11/7/17 20:28
4-Bromofluorobenzene	98.6	70-130		11/7/17 20:28

con-test® ANALYTICAL LABORATORY

39 Spruce Street * East Longmeadow, MA 01028 * FAX 413/525-6405 * TEL. 413/525-2332

Project Location: Gladding Cordage - South Otselic Sample Description: Work Order: 17J1419

Date Received: 10/26/2017

Field Sample #: TW-121 Sampled: 10/24/2017 12:00

Sample ID: 17J1419-02

Sample Matrix: Ground Water

Volatile Organic Compounds by GC/MS

Analyte	Results	RL	DL	Units	Dilution	Flag/Qual	Method	Date Prepared	Date/Time Analyzed	Analyst
Benzene	ND	1.0	0.12	µg/L	1		EPA 624	11/3/17	11/7/17 20:54	MFF
Bromodichloromethane	ND	2.0	0.30	µg/L	1		EPA 624	11/3/17	11/7/17 20:54	MFF
Bromoform	ND	2.0	0.21	µg/L	1		EPA 624	11/3/17	11/7/17 20:54	MFF
Bromomethane	ND	2.0	0.94	µg/L	1		EPA 624	11/3/17	11/7/17 20:54	MFF
Carbon Tetrachloride	ND	2.0	0.25	µg/L	1		EPA 624	11/3/17	11/7/17 20:54	MFF
Chlorobenzene	ND	2.0	0.16	µg/L	1		EPA 624	11/3/17	11/7/17 20:54	MFF
Chlorodibromomethane	ND	2.0	0.10	µg/L	1		EPA 624	11/3/17	11/7/17 20:54	MFF
Chloroethane	ND	2.0	0.28	µg/L	1		EPA 624	11/3/17	11/7/17 20:54	MFF
2-Chloroethyl Vinyl Ether	ND	10	2.2	µg/L	1		EPA 624	11/3/17	11/7/17 20:54	MFF
Chloroform	ND	2.0	0.22	µg/L	1		EPA 624	11/3/17	11/7/17 20:54	MFF
Chloromethane	ND	2.0	0.55	µg/L	1		EPA 624	11/3/17	11/7/17 20:54	MFF
1,2-Dichlorobenzene	ND	2.0	0.17	µg/L	1		EPA 624	11/3/17	11/7/17 20:54	MFF
1,3-Dichlorobenzene	ND	2.0	0.17	µg/L	1		EPA 624	11/3/17	11/7/17 20:54	MFF
1,4-Dichlorobenzene	ND	2.0	0.15	µg/L	1		EPA 624	11/3/17	11/7/17 20:54	MFF
1,2-Dichloroethane	ND	2.0	0.19	µg/L	1		EPA 624	11/3/17	11/7/17 20:54	MFF
1,1-Dichloroethane	ND	2.0	0.16	µg/L	1		EPA 624	11/3/17	11/7/17 20:54	MFF
1,1-Dichloroethylene	ND	2.0	0.21	µg/L	1		EPA 624	11/3/17	11/7/17 20:54	MFF
trans-1,2-Dichloroethylene	ND	2.0	0.15	µg/L	1		EPA 624	11/3/17	11/7/17 20:54	MFF
1,2-Dichloropropane	ND	2.0	0.13	µg/L	1		EPA 624	11/3/17	11/7/17 20:54	MFF
cis-1,3-Dichloropropene	ND	2.0	0.12	µg/L	1		EPA 624	11/3/17	11/7/17 20:54	MFF
trans-1,3-Dichloropropene	ND	2.0	0.11	µg/L	1		EPA 624	11/3/17	11/7/17 20:54	MFF
Ethylbenzene	ND	2.0	0.13	µg/L	1		EPA 624	11/3/17	11/7/17 20:54	MFF
Methyl tert-Butyl Ether (MTBE)	ND	2.0	0.090	µg/L	1		EPA 624	11/3/17	11/7/17 20:54	MFF
Methylene Chloride	ND	5.0	3.2	µg/L	1		EPA 624	11/3/17	11/7/17 20:54	MFF
1,1,2,2-Tetrachloroethane	ND	2.0	0.16	µg/L	1		EPA 624	11/3/17	11/7/17 20:54	MFF
Tetrachloroethylene	ND	2.0	0.27	µg/L	1		EPA 624	11/3/17	11/7/17 20:54	MFF
Toluene	ND	1.0	0.17	µg/L	1		EPA 624	11/3/17	11/7/17 20:54	MFF
1,1,1-Trichloroethane	1.7	2.0	0.13	µg/L	1	J	EPA 624	11/3/17	11/7/17 20:54	MFF
1,1,2-Trichloroethane	ND	2.0	0.24	µg/L	1		EPA 624	11/3/17	11/7/17 20:54	MFF
Trichloroethylene	ND	2.0	0.20	µg/L	1		EPA 624	11/3/17	11/7/17 20:54	MFF
Trichlorofluoromethane (Freon 11)	ND	2.0	0.15	µg/L	1		EPA 624	11/3/17	11/7/17 20:54	MFF
Vinyl Chloride	ND	2.0	0.13	µg/L	1		EPA 624	11/3/17	11/7/17 20:54	MFF
m+p Xylene	ND	2.0	0.26	µg/L	1		EPA 624	11/3/17	11/7/17 20:54	MFF
o-Xylene	ND	2.0	0.13	µg/L	1		EPA 624	11/3/17	11/7/17 20:54	MFF

Surrogates	% Recovery	Recovery Limits	Flag/Qual	
1,2-Dichloroethane-d4	95.4	70-130		11/7/17 20:54
Toluene-d8	97.6	70-130		11/7/17 20:54
4-Bromofluorobenzene	98.2	70-130		11/7/17 20:54

con-test® ANALYTICAL LABORATORY

39 Spruce Street * East Longmeadow, MA 01028 * FAX 413/525-6405 * TEL. 413/525-2332

Project Location: Gladding Cordage - South Otselic Sample Description: Work Order: 17J1419

Date Received: 10/26/2017

Field Sample #: TW-6I Sampled: 10/24/2017 13:30

Sample ID: 17J1419-03

Sample Matrix: Ground Water

Volatile Organic Compounds by GC/MS

Analyte	Results	RL	DL	Units	Dilution	Flag/Qual	Method	Date Prepared	Date/Time Analyzed	Analyst
Benzene	ND	1.0	0.12	µg/L	1		EPA 624	11/3/17	11/7/17 21:21	MFF
Bromodichloromethane	ND	2.0	0.30	µg/L	1		EPA 624	11/3/17	11/7/17 21:21	MFF
Bromoform	ND	2.0	0.21	µg/L	1		EPA 624	11/3/17	11/7/17 21:21	MFF
Bromomethane	ND	2.0	0.94	µg/L	1		EPA 624	11/3/17	11/7/17 21:21	MFF
Carbon Tetrachloride	ND	2.0	0.25	µg/L	1		EPA 624	11/3/17	11/7/17 21:21	MFF
Chlorobenzene	ND	2.0	0.16	µg/L	1		EPA 624	11/3/17	11/7/17 21:21	MFF
Chlorodibromomethane	ND	2.0	0.10	µg/L	1		EPA 624	11/3/17	11/7/17 21:21	MFF
Chloroethane	ND	2.0	0.28	µg/L	1		EPA 624	11/3/17	11/7/17 21:21	MFF
2-Chloroethyl Vinyl Ether	ND	10	2.2	µg/L	1		EPA 624	11/3/17	11/7/17 21:21	MFF
Chloroform	ND	2.0	0.22	µg/L	1		EPA 624	11/3/17	11/7/17 21:21	MFF
Chloromethane	ND	2.0	0.55	µg/L	1		EPA 624	11/3/17	11/7/17 21:21	MFF
1,2-Dichlorobenzene	ND	2.0	0.17	µg/L	1		EPA 624	11/3/17	11/7/17 21:21	MFF
1,3-Dichlorobenzene	ND	2.0	0.17	µg/L	1		EPA 624	11/3/17	11/7/17 21:21	MFF
1,4-Dichlorobenzene	ND	2.0	0.15	µg/L	1		EPA 624	11/3/17	11/7/17 21:21	MFF
1,2-Dichloroethane	ND	2.0	0.19	µg/L	1		EPA 624	11/3/17	11/7/17 21:21	MFF
1,1-Dichloroethane	ND	2.0	0.16	µg/L	1		EPA 624	11/3/17	11/7/17 21:21	MFF
1,1-Dichloroethylene	ND	2.0	0.21	µg/L	1		EPA 624	11/3/17	11/7/17 21:21	MFF
trans-1,2-Dichloroethylene	ND	2.0	0.15	µg/L	1		EPA 624	11/3/17	11/7/17 21:21	MFF
1,2-Dichloropropane	ND	2.0	0.13	µg/L	1		EPA 624	11/3/17	11/7/17 21:21	MFF
cis-1,3-Dichloropropene	ND	2.0	0.12	µg/L	1		EPA 624	11/3/17	11/7/17 21:21	MFF
trans-1,3-Dichloropropene	ND	2.0	0.11	µg/L	1		EPA 624	11/3/17	11/7/17 21:21	MFF
Ethylbenzene	ND	2.0	0.13	µg/L	1		EPA 624	11/3/17	11/7/17 21:21	MFF
Methyl tert-Butyl Ether (MTBE)	ND	2.0	0.090	µg/L	1		EPA 624	11/3/17	11/7/17 21:21	MFF
Methylene Chloride	ND	5.0	3.2	µg/L	1		EPA 624	11/3/17	11/7/17 21:21	MFF
1,1,2,2-Tetrachloroethane	ND	2.0	0.16	µg/L	1		EPA 624	11/3/17	11/7/17 21:21	MFF
Tetrachloroethylene	ND	2.0	0.27	µg/L	1		EPA 624	11/3/17	11/7/17 21:21	MFF
Toluene	0.18	1.0	0.17	µg/L	1	J	EPA 624	11/3/17	11/7/17 21:21	MFF
1,1,1-Trichloroethane	0.54	2.0	0.13	µg/L	1	J	EPA 624	11/3/17	11/7/17 21:21	MFF
1,1,2-Trichloroethane	ND	2.0	0.24	µg/L	1		EPA 624	11/3/17	11/7/17 21:21	MFF
Trichloroethylene	ND	2.0	0.20	µg/L	1		EPA 624	11/3/17	11/7/17 21:21	MFF
Trichlorofluoromethane (Freon 11)	ND	2.0	0.15	µg/L	1		EPA 624	11/3/17	11/7/17 21:21	MFF
Vinyl Chloride	ND	2.0	0.13	µg/L	1		EPA 624	11/3/17	11/7/17 21:21	MFF
m+p Xylene	ND	2.0	0.26	µg/L	1		EPA 624	11/3/17	11/7/17 21:21	MFF
o-Xylene	ND	2.0	0.13	µg/L	1		EPA 624	11/3/17	11/7/17 21:21	MFF

Surrogates	% Recovery	Recovery Limits	Flag/Qual	
1,2-Dichloroethane-d4	98.3	70-130		11/7/17 21:21
Toluene-d8	99.4	70-130		11/7/17 21:21
4-Bromofluorobenzene	96.7	70-130		11/7/17 21:21

con-test® ANALYTICAL LABORATORY

39 Spruce Street * East Longmeadow, MA 01028 * FAX 413/525-6405 * TEL. 413/525-2332

Project Location: Gladding Cordage - South Otselic Sample Description: Work Order: 17J1419

Date Received: 10/26/2017

Field Sample #: TW-6S Sampled: 10/24/2017 13:40

Sample ID: 17J1419-04

Sample Matrix: Ground Water

Volatile Organic Compounds by GC/MS

Analyte	Results	RL	DL	Units	Dilution	Flag/Qual	Method	Date Prepared	Date/Time Analyzed	Analyst
Benzene	ND	1.0	0.12	µg/L	1		EPA 624	11/3/17	11/7/17 21:47	MFF
Bromodichloromethane	ND	2.0	0.30	µg/L	1		EPA 624	11/3/17	11/7/17 21:47	MFF
Bromoform	ND	2.0	0.21	µg/L	1		EPA 624	11/3/17	11/7/17 21:47	MFF
Bromomethane	ND	2.0	0.94	µg/L	1		EPA 624	11/3/17	11/7/17 21:47	MFF
Carbon Tetrachloride	ND	2.0	0.25	µg/L	1		EPA 624	11/3/17	11/7/17 21:47	MFF
Chlorobenzene	ND	2.0	0.16	µg/L	1		EPA 624	11/3/17	11/7/17 21:47	MFF
Chlorodibromomethane	ND	2.0	0.10	µg/L	1		EPA 624	11/3/17	11/7/17 21:47	MFF
Chloroethane	ND	2.0	0.28	µg/L	1		EPA 624	11/3/17	11/7/17 21:47	MFF
2-Chloroethyl Vinyl Ether	ND	10	2.2	µg/L	1		EPA 624	11/3/17	11/7/17 21:47	MFF
Chloroform	2.2	2.0	0.22	µg/L	1		EPA 624	11/3/17	11/7/17 21:47	MFF
Chloromethane	ND	2.0	0.55	µg/L	1		EPA 624	11/3/17	11/7/17 21:47	MFF
1,2-Dichlorobenzene	ND	2.0	0.17	µg/L	1		EPA 624	11/3/17	11/7/17 21:47	MFF
1,3-Dichlorobenzene	ND	2.0	0.17	µg/L	1		EPA 624	11/3/17	11/7/17 21:47	MFF
1,4-Dichlorobenzene	ND	2.0	0.15	µg/L	1		EPA 624	11/3/17	11/7/17 21:47	MFF
1,2-Dichloroethane	ND	2.0	0.19	µg/L	1		EPA 624	11/3/17	11/7/17 21:47	MFF
1,1-Dichloroethane	ND	2.0	0.16	µg/L	1		EPA 624	11/3/17	11/7/17 21:47	MFF
1,1-Dichloroethylene	ND	2.0	0.21	µg/L	1		EPA 624	11/3/17	11/7/17 21:47	MFF
trans-1,2-Dichloroethylene	ND	2.0	0.15	µg/L	1		EPA 624	11/3/17	11/7/17 21:47	MFF
1,2-Dichloropropane	ND	2.0	0.13	µg/L	1		EPA 624	11/3/17	11/7/17 21:47	MFF
cis-1,3-Dichloropropene	ND	2.0	0.12	µg/L	1		EPA 624	11/3/17	11/7/17 21:47	MFF
trans-1,3-Dichloropropene	ND	2.0	0.11	µg/L	1		EPA 624	11/3/17	11/7/17 21:47	MFF
Ethylbenzene	ND	2.0	0.13	µg/L	1		EPA 624	11/3/17	11/7/17 21:47	MFF
Methyl tert-Butyl Ether (MTBE)	ND	2.0	0.090	µg/L	1		EPA 624	11/3/17	11/7/17 21:47	MFF
Methylene Chloride	ND	5.0	3.2	µg/L	1		EPA 624	11/3/17	11/7/17 21:47	MFF
1,1,2,2-Tetrachloroethane	ND	2.0	0.16	µg/L	1		EPA 624	11/3/17	11/7/17 21:47	MFF
Tetrachloroethylene	ND	2.0	0.27	µg/L	1		EPA 624	11/3/17	11/7/17 21:47	MFF
Toluene	ND	1.0	0.17	µg/L	1		EPA 624	11/3/17	11/7/17 21:47	MFF
1,1,1-Trichloroethane	ND	2.0	0.13	µg/L	1		EPA 624	11/3/17	11/7/17 21:47	MFF
1,1,2-Trichloroethane	ND	2.0	0.24	µg/L	1		EPA 624	11/3/17	11/7/17 21:47	MFF
Trichloroethylene	ND	2.0	0.20	µg/L	1		EPA 624	11/3/17	11/7/17 21:47	MFF
Trichlorofluoromethane (Freon 11)	ND	2.0	0.15	µg/L	1		EPA 624	11/3/17	11/7/17 21:47	MFF
Vinyl Chloride	ND	2.0	0.13	µg/L	1		EPA 624	11/3/17	11/7/17 21:47	MFF
m+p Xylene	ND	2.0	0.26	µg/L	1		EPA 624	11/3/17	11/7/17 21:47	MFF
o-Xylene	ND	2.0	0.13	µg/L	1		EPA 624	11/3/17	11/7/17 21:47	MFF

Surrogates	% Recovery	Recovery Limits	Flag/Qual	
1,2-Dichloroethane-d4	100	70-130		11/7/17 21:47
Toluene-d8	98.8	70-130		11/7/17 21:47
4-Bromofluorobenzene	94.1	70-130		11/7/17 21:47

con-test® ANALYTICAL LABORATORY

39 Spruce Street * East Longmeadow, MA 01028 * FAX 413/525-6405 * TEL. 413/525-2332

Project Location: Gladding Cordage - South Otselic Sample Description: Work Order: 17J1419

Date Received: 10/26/2017

Field Sample #: TW-6D Sampled: 10/24/2017 15:00

Sample ID: 17J1419-05

Sample Matrix: Ground Water

Volatile Organic Compounds by GC/MS

Analyte	Results	RL	DL	Units	Dilution	Flag/Qual	Method	Date Prepared	Date/Time Analyzed	Analyst
Benzene	ND	1.0	0.12	µg/L	1		EPA 624	11/3/17	11/4/17 10:41	LBD
Bromodichloromethane	ND	2.0	0.30	µg/L	1		EPA 624	11/3/17	11/4/17 10:41	LBD
Bromoform	ND	2.0	0.21	µg/L	1		EPA 624	11/3/17	11/4/17 10:41	LBD
Bromomethane	ND	2.0	0.94	µg/L	1		EPA 624	11/3/17	11/4/17 10:41	LBD
Carbon Tetrachloride	ND	2.0	0.25	µg/L	1		EPA 624	11/3/17	11/4/17 10:41	LBD
Chlorobenzene	ND	2.0	0.16	µg/L	1		EPA 624	11/3/17	11/4/17 10:41	LBD
Chlorodibromomethane	ND	2.0	0.10	µg/L	1		EPA 624	11/3/17	11/4/17 10:41	LBD
Chloroethane	ND	2.0	0.28	µg/L	1		EPA 624	11/3/17	11/4/17 10:41	LBD
2-Chloroethyl Vinyl Ether	ND	10	2.2	µg/L	1		EPA 624	11/3/17	11/4/17 10:41	LBD
Chloroform	ND	2.0	0.22	µg/L	1		EPA 624	11/3/17	11/4/17 10:41	LBD
Chloromethane	ND	2.0	0.55	µg/L	1		EPA 624	11/3/17	11/4/17 10:41	LBD
1,2-Dichlorobenzene	ND	2.0	0.17	µg/L	1		EPA 624	11/3/17	11/4/17 10:41	LBD
1,3-Dichlorobenzene	ND	2.0	0.17	µg/L	1		EPA 624	11/3/17	11/4/17 10:41	LBD
1,4-Dichlorobenzene	ND	2.0	0.15	µg/L	1		EPA 624	11/3/17	11/4/17 10:41	LBD
1,2-Dichloroethane	ND	2.0	0.19	µg/L	1		EPA 624	11/3/17	11/4/17 10:41	LBD
1,1-Dichloroethane	ND	2.0	0.16	µg/L	1		EPA 624	11/3/17	11/4/17 10:41	LBD
1,1-Dichloroethylene	ND	2.0	0.21	µg/L	1		EPA 624	11/3/17	11/4/17 10:41	LBD
trans-1,2-Dichloroethylene	ND	2.0	0.15	µg/L	1		EPA 624	11/3/17	11/4/17 10:41	LBD
1,2-Dichloropropane	ND	2.0	0.13	µg/L	1		EPA 624	11/3/17	11/4/17 10:41	LBD
cis-1,3-Dichloropropene	ND	2.0	0.12	µg/L	1		EPA 624	11/3/17	11/4/17 10:41	LBD
trans-1,3-Dichloropropene	ND	2.0	0.11	µg/L	1		EPA 624	11/3/17	11/4/17 10:41	LBD
Ethylbenzene	ND	2.0	0.13	µg/L	1		EPA 624	11/3/17	11/4/17 10:41	LBD
Methyl tert-Butyl Ether (MTBE)	ND	2.0	0.090	µg/L	1		EPA 624	11/3/17	11/4/17 10:41	LBD
Methylene Chloride	ND	5.0	3.2	µg/L	1		EPA 624	11/3/17	11/4/17 10:41	LBD
1,1,2,2-Tetrachloroethane	ND	2.0	0.16	µg/L	1		EPA 624	11/3/17	11/4/17 10:41	LBD
Tetrachloroethylene	ND	2.0	0.27	µg/L	1		EPA 624	11/3/17	11/4/17 10:41	LBD
Toluene	ND	1.0	0.17	µg/L	1		EPA 624	11/3/17	11/4/17 10:41	LBD
1,1,1-Trichloroethane	ND	2.0	0.13	µg/L	1		EPA 624	11/3/17	11/4/17 10:41	LBD
1,1,2-Trichloroethane	ND	2.0	0.24	µg/L	1		EPA 624	11/3/17	11/4/17 10:41	LBD
Trichloroethylene	ND	2.0	0.20	µg/L	1		EPA 624	11/3/17	11/4/17 10:41	LBD
Trichlorofluoromethane (Freon 11)	ND	2.0	0.15	µg/L	1		EPA 624	11/3/17	11/4/17 10:41	LBD
Vinyl Chloride	ND	2.0	0.13	µg/L	1		EPA 624	11/3/17	11/4/17 10:41	LBD
m+p Xylene	ND	2.0	0.26	µg/L	1		EPA 624	11/3/17	11/4/17 10:41	LBD
o-Xylene	ND	2.0	0.13	µg/L	1		EPA 624	11/3/17	11/4/17 10:41	LBD

Surrogates	% Recovery	Recovery Limits	Flag/Qual	
1,2-Dichloroethane-d4	90.4	70-130		11/4/17 10:41
Toluene-d8	105	70-130		11/4/17 10:41
4-Bromofluorobenzene	105	70-130		11/4/17 10:41

con-test® ANALYTICAL LABORATORY

39 Spruce Street * East Longmeadow, MA 01028 * FAX 413/525-6405 * TEL. 413/525-2332

Project Location: Gladding Cordage - South Otselic Sample Description: Work Order: 17J1419

Date Received: 10/26/2017

Field Sample #: TW-9D Sampled: 10/24/2017 15:30

Sample ID: 17J1419-06

Sample Matrix: Ground Water

Volatile Organic Compounds by GC/MS

Analyte	Results	RL	DL	Units	Dilution	Flag/Qual	Method	Date Prepared	Date/Time Analyzed	Analyst
Benzene	1.6	1.0	0.12	µg/L	1		EPA 624	11/3/17	11/4/17 11:12	LBD
Bromodichloromethane	ND	2.0	0.30	µg/L	1		EPA 624	11/3/17	11/4/17 11:12	LBD
Bromoform	ND	2.0	0.21	µg/L	1		EPA 624	11/3/17	11/4/17 11:12	LBD
Bromomethane	ND	2.0	0.94	µg/L	1		EPA 624	11/3/17	11/4/17 11:12	LBD
Carbon Tetrachloride	ND	2.0	0.25	µg/L	1		EPA 624	11/3/17	11/4/17 11:12	LBD
Chlorobenzene	ND	2.0	0.16	µg/L	1		EPA 624	11/3/17	11/4/17 11:12	LBD
Chlorodibromomethane	ND	2.0	0.10	µg/L	1		EPA 624	11/3/17	11/4/17 11:12	LBD
Chloroethane	ND	2.0	0.28	µg/L	1		EPA 624	11/3/17	11/4/17 11:12	LBD
2-Chloroethyl Vinyl Ether	ND	10	2.2	µg/L	1		EPA 624	11/3/17	11/4/17 11:12	LBD
Chloroform	ND	2.0	0.22	µg/L	1		EPA 624	11/3/17	11/4/17 11:12	LBD
Chloromethane	ND	2.0	0.55	µg/L	1		EPA 624	11/3/17	11/4/17 11:12	LBD
1,2-Dichlorobenzene	ND	2.0	0.17	µg/L	1		EPA 624	11/3/17	11/4/17 11:12	LBD
1,3-Dichlorobenzene	ND	2.0	0.17	µg/L	1		EPA 624	11/3/17	11/4/17 11:12	LBD
1,4-Dichlorobenzene	ND	2.0	0.15	µg/L	1		EPA 624	11/3/17	11/4/17 11:12	LBD
1,2-Dichloroethane	ND	2.0	0.19	µg/L	1		EPA 624	11/3/17	11/4/17 11:12	LBD
1,1-Dichloroethane	ND	2.0	0.16	µg/L	1		EPA 624	11/3/17	11/4/17 11:12	LBD
1,1-Dichloroethylene	ND	2.0	0.21	µg/L	1		EPA 624	11/3/17	11/4/17 11:12	LBD
trans-1,2-Dichloroethylene	ND	2.0	0.15	µg/L	1		EPA 624	11/3/17	11/4/17 11:12	LBD
1,2-Dichloropropane	ND	2.0	0.13	µg/L	1		EPA 624	11/3/17	11/4/17 11:12	LBD
cis-1,3-Dichloropropene	ND	2.0	0.12	µg/L	1		EPA 624	11/3/17	11/4/17 11:12	LBD
trans-1,3-Dichloropropene	ND	2.0	0.11	µg/L	1		EPA 624	11/3/17	11/4/17 11:12	LBD
Ethylbenzene	ND	2.0	0.13	µg/L	1		EPA 624	11/3/17	11/4/17 11:12	LBD
Methyl tert-Butyl Ether (MTBE)	ND	2.0	0.090	µg/L	1		EPA 624	11/3/17	11/4/17 11:12	LBD
Methylene Chloride	ND	5.0	3.2	µg/L	1		EPA 624	11/3/17	11/4/17 11:12	LBD
1,1,2,2-Tetrachloroethane	ND	2.0	0.16	µg/L	1		EPA 624	11/3/17	11/4/17 11:12	LBD
Tetrachloroethylene	ND	2.0	0.27	µg/L	1		EPA 624	11/3/17	11/4/17 11:12	LBD
Toluene	ND	1.0	0.17	µg/L	1		EPA 624	11/3/17	11/4/17 11:12	LBD
1,1,1-Trichloroethane	ND	2.0	0.13	µg/L	1		EPA 624	11/3/17	11/4/17 11:12	LBD
1,1,2-Trichloroethane	ND	2.0	0.24	µg/L	1		EPA 624	11/3/17	11/4/17 11:12	LBD
Trichloroethylene	ND	2.0	0.20	µg/L	1		EPA 624	11/3/17	11/4/17 11:12	LBD
Trichlorofluoromethane (Freon 11)	ND	2.0	0.15	µg/L	1		EPA 624	11/3/17	11/4/17 11:12	LBD
Vinyl Chloride	ND	2.0	0.13	µg/L	1		EPA 624	11/3/17	11/4/17 11:12	LBD
m+p Xylene	ND	2.0	0.26	µg/L	1		EPA 624	11/3/17	11/4/17 11:12	LBD
o-Xylene	ND	2.0	0.13	µg/L	1		EPA 624	11/3/17	11/4/17 11:12	LBD

Surrogates	% Recovery	Recovery Limits	Flag/Qual	
1,2-Dichloroethane-d4	91.0	70-130		11/4/17 11:12
Toluene-d8	102	70-130		11/4/17 11:12
4-Bromofluorobenzene	102	70-130		11/4/17 11:12

con-test® ANALYTICAL LABORATORY

39 Spruce Street * East Longmeadow, MA 01028 * FAX 413/525-6405 * TEL. 413/525-2332

Project Location: Gladding Cordage - South Otselic Sample Description: Work Order: 17J1419

Date Received: 10/26/2017

Field Sample #: TW-9I Sampled: 10/24/2017 15:55

Sample ID: 17J1419-07

Sample Matrix: Ground Water

Volatile Organic Compounds by GC/MS

Analyte	Results	RL	DL	Units	Dilution	Flag/Qual	Method	Date Prepared	Date/Time Analyzed	Analyst
Benzene	21	1.0	0.12	µg/L	1		EPA 624	11/3/17	11/4/17 11:42	LBD
Bromodichloromethane	ND	2.0	0.30	µg/L	1		EPA 624	11/3/17	11/4/17 11:42	LBD
Bromoform	ND	2.0	0.21	µg/L	1		EPA 624	11/3/17	11/4/17 11:42	LBD
Bromomethane	ND	2.0	0.94	µg/L	1		EPA 624	11/3/17	11/4/17 11:42	LBD
Carbon Tetrachloride	ND	2.0	0.25	µg/L	1		EPA 624	11/3/17	11/4/17 11:42	LBD
Chlorobenzene	ND	2.0	0.16	µg/L	1		EPA 624	11/3/17	11/4/17 11:42	LBD
Chlorodibromomethane	ND	2.0	0.10	µg/L	1		EPA 624	11/3/17	11/4/17 11:42	LBD
Chloroethane	ND	2.0	0.28	µg/L	1		EPA 624	11/3/17	11/4/17 11:42	LBD
2-Chloroethyl Vinyl Ether	ND	10	2.2	µg/L	1		EPA 624	11/3/17	11/4/17 11:42	LBD
Chloroform	ND	2.0	0.22	µg/L	1		EPA 624	11/3/17	11/4/17 11:42	LBD
Chloromethane	ND	2.0	0.55	µg/L	1		EPA 624	11/3/17	11/4/17 11:42	LBD
1,2-Dichlorobenzene	ND	2.0	0.17	µg/L	1		EPA 624	11/3/17	11/4/17 11:42	LBD
1,3-Dichlorobenzene	ND	2.0	0.17	µg/L	1		EPA 624	11/3/17	11/4/17 11:42	LBD
1,4-Dichlorobenzene	ND	2.0	0.15	µg/L	1		EPA 624	11/3/17	11/4/17 11:42	LBD
1,2-Dichloroethane	ND	2.0	0.19	µg/L	1		EPA 624	11/3/17	11/4/17 11:42	LBD
1,1-Dichloroethane	ND	2.0	0.16	µg/L	1		EPA 624	11/3/17	11/4/17 11:42	LBD
1,1-Dichloroethylene	ND	2.0	0.21	µg/L	1		EPA 624	11/3/17	11/4/17 11:42	LBD
trans-1,2-Dichloroethylene	ND	2.0	0.15	µg/L	1		EPA 624	11/3/17	11/4/17 11:42	LBD
1,2-Dichloropropane	ND	2.0	0.13	µg/L	1		EPA 624	11/3/17	11/4/17 11:42	LBD
cis-1,3-Dichloropropene	ND	2.0	0.12	µg/L	1		EPA 624	11/3/17	11/4/17 11:42	LBD
trans-1,3-Dichloropropene	ND	2.0	0.11	µg/L	1		EPA 624	11/3/17	11/4/17 11:42	LBD
Ethylbenzene	ND	2.0	0.13	µg/L	1		EPA 624	11/3/17	11/4/17 11:42	LBD
Methyl tert-Butyl Ether (MTBE)	ND	2.0	0.090	µg/L	1		EPA 624	11/3/17	11/4/17 11:42	LBD
Methylene Chloride	ND	5.0	3.2	µg/L	1		EPA 624	11/3/17	11/4/17 11:42	LBD
1,1,2,2-Tetrachloroethane	ND	2.0	0.16	µg/L	1		EPA 624	11/3/17	11/4/17 11:42	LBD
Tetrachloroethylene	ND	2.0	0.27	µg/L	1		EPA 624	11/3/17	11/4/17 11:42	LBD
Toluene	ND	1.0	0.17	µg/L	1		EPA 624	11/3/17	11/4/17 11:42	LBD
1,1,1-Trichloroethane	0.40	2.0	0.13	µg/L	1	J	EPA 624	11/3/17	11/4/17 11:42	LBD
1,1,2-Trichloroethane	ND	2.0	0.24	µg/L	1		EPA 624	11/3/17	11/4/17 11:42	LBD
Trichloroethylene	ND	2.0	0.20	µg/L	1		EPA 624	11/3/17	11/4/17 11:42	LBD
Trichlorofluoromethane (Freon 11)	ND	2.0	0.15	µg/L	1		EPA 624	11/3/17	11/4/17 11:42	LBD
Vinyl Chloride	ND	2.0	0.13	µg/L	1		EPA 624	11/3/17	11/4/17 11:42	LBD
m+p Xylene	ND	2.0	0.26	µg/L	1		EPA 624	11/3/17	11/4/17 11:42	LBD
o-Xylene	ND	2.0	0.13	µg/L	1		EPA 624	11/3/17	11/4/17 11:42	LBD

Surrogates	% Recovery	Recovery Limits	Flag/Qual	
1,2-Dichloroethane-d4	91.1	70-130		11/4/17 11:42
Toluene-d8	103	70-130		11/4/17 11:42
4-Bromofluorobenzene	105	70-130		11/4/17 11:42

con-test® ANALYTICAL LABORATORY
39 Spruce Street * East Longmeadow, MA 01028 * FAX 413/525-6405 * TEL. 413/525-2332

Project Location: Gladding Cordage - South Otselic Sample Description: Work Order: 17J1419

Date Received: 10/26/2017

Field Sample #: TW-7I Sampled: 10/24/2017 00:00

Sample ID: 17J1419-08

Sample Matrix: Ground Water

Volatile Organic Compounds by GC/MS

Analyte	Results	RL	DL	Units	Dilution	Flag/Qual	Method	Date Prepared	Date/Time Analyzed	Analyst
Benzene	ND	1.0	0.12	µg/L	1		EPA 624	11/3/17	11/4/17 12:13	LBD
Bromodichloromethane	ND	2.0	0.30	µg/L	1		EPA 624	11/3/17	11/4/17 12:13	LBD
Bromoform	ND	2.0	0.21	µg/L	1		EPA 624	11/3/17	11/4/17 12:13	LBD
Bromomethane	ND	2.0	0.94	µg/L	1		EPA 624	11/3/17	11/4/17 12:13	LBD
Carbon Tetrachloride	ND	2.0	0.25	µg/L	1		EPA 624	11/3/17	11/4/17 12:13	LBD
Chlorobenzene	ND	2.0	0.16	µg/L	1		EPA 624	11/3/17	11/4/17 12:13	LBD
Chlorodibromomethane	ND	2.0	0.10	µg/L	1		EPA 624	11/3/17	11/4/17 12:13	LBD
Chloroethane	ND	2.0	0.28	µg/L	1		EPA 624	11/3/17	11/4/17 12:13	LBD
2-Chloroethyl Vinyl Ether	ND	10	2.2	µg/L	1		EPA 624	11/3/17	11/4/17 12:13	LBD
Chloroform	ND	2.0	0.22	µg/L	1		EPA 624	11/3/17	11/4/17 12:13	LBD
Chloromethane	ND	2.0	0.55	µg/L	1		EPA 624	11/3/17	11/4/17 12:13	LBD
1,2-Dichlorobenzene	ND	2.0	0.17	µg/L	1		EPA 624	11/3/17	11/4/17 12:13	LBD
1,3-Dichlorobenzene	ND	2.0	0.17	µg/L	1		EPA 624	11/3/17	11/4/17 12:13	LBD
1,4-Dichlorobenzene	ND	2.0	0.15	µg/L	1		EPA 624	11/3/17	11/4/17 12:13	LBD
1,2-Dichloroethane	ND	2.0	0.19	µg/L	1		EPA 624	11/3/17	11/4/17 12:13	LBD
1,1-Dichloroethane	ND	2.0	0.16	µg/L	1		EPA 624	11/3/17	11/4/17 12:13	LBD
1,1-Dichloroethylene	ND	2.0	0.21	µg/L	1		EPA 624	11/3/17	11/4/17 12:13	LBD
trans-1,2-Dichloroethylene	ND	2.0	0.15	µg/L	1		EPA 624	11/3/17	11/4/17 12:13	LBD
1,2-Dichloropropane	ND	2.0	0.13	µg/L	1		EPA 624	11/3/17	11/4/17 12:13	LBD
cis-1,3-Dichloropropene	ND	2.0	0.12	µg/L	1		EPA 624	11/3/17	11/4/17 12:13	LBD
trans-1,3-Dichloropropene	ND	2.0	0.11	µg/L	1		EPA 624	11/3/17	11/4/17 12:13	LBD
Ethylbenzene	ND	2.0	0.13	µg/L	1		EPA 624	11/3/17	11/4/17 12:13	LBD
Methyl tert-Butyl Ether (MTBE)	ND	2.0	0.090	µg/L	1		EPA 624	11/3/17	11/4/17 12:13	LBD
Methylene Chloride	ND	5.0	3.2	µg/L	1		EPA 624	11/3/17	11/4/17 12:13	LBD
1,1,2,2-Tetrachloroethane	ND	2.0	0.16	µg/L	1		EPA 624	11/3/17	11/4/17 12:13	LBD
Tetrachloroethylene	ND	2.0	0.27	µg/L	1		EPA 624	11/3/17	11/4/17 12:13	LBD
Toluene	ND	1.0	0.17	µg/L	1		EPA 624	11/3/17	11/4/17 12:13	LBD
1,1,1-Trichloroethane	1.4	2.0	0.13	µg/L	1	J	EPA 624	11/3/17	11/4/17 12:13	LBD
1,1,2-Trichloroethane	ND	2.0	0.24	µg/L	1		EPA 624	11/3/17	11/4/17 12:13	LBD
Trichloroethylene	ND	2.0	0.20	µg/L	1		EPA 624	11/3/17	11/4/17 12:13	LBD
Trichlorofluoromethane (Freon 11)	ND	2.0	0.15	µg/L	1		EPA 624	11/3/17	11/4/17 12:13	LBD
Vinyl Chloride	ND	2.0	0.13	µg/L	1		EPA 624	11/3/17	11/4/17 12:13	LBD
m+p Xylene	ND	2.0	0.26	µg/L	1		EPA 624	11/3/17	11/4/17 12:13	LBD
o-Xylene	ND	2.0	0.13	µg/L	1		EPA 624	11/3/17	11/4/17 12:13	LBD

Surrogates	% Recovery	Recovery Limits	Flag/Qual	
1,2-Dichloroethane-d4	91.0	70-130		11/4/17 12:13
Toluene-d8	103	70-130		11/4/17 12:13
4-Bromofluorobenzene	104	70-130		11/4/17 12:13

con-test® ANALYTICAL LABORATORY

39 Spruce Street * East Longmeadow, MA 01028 * FAX 413/525-6405 * TEL. 413/525-2332

Project Location: Gladding Cordage - South Otselic Sample Description: Work Order: 17J1419

Date Received: 10/26/2017

Field Sample #: TW-7S Sampled: 10/24/2017 16:55

Sample ID: 17J1419-09

Sample Matrix: Ground Water

Volatile Organic Compounds by GC/MS

Analyte	Results	RL	DL	Units	Dilution	Flag/Qual	Method	Date Prepared	Date/Time Analyzed	Analyst
Benzene	ND	1.0	0.12	µg/L	1		EPA 624	11/3/17	11/4/17 12:44	LBD
Bromodichloromethane	ND	2.0	0.30	µg/L	1		EPA 624	11/3/17	11/4/17 12:44	LBD
Bromoform	ND	2.0	0.21	µg/L	1		EPA 624	11/3/17	11/4/17 12:44	LBD
Bromomethane	ND	2.0	0.94	µg/L	1		EPA 624	11/3/17	11/4/17 12:44	LBD
Carbon Tetrachloride	ND	2.0	0.25	µg/L	1		EPA 624	11/3/17	11/4/17 12:44	LBD
Chlorobenzene	ND	2.0	0.16	µg/L	1		EPA 624	11/3/17	11/4/17 12:44	LBD
Chlorodibromomethane	ND	2.0	0.10	µg/L	1		EPA 624	11/3/17	11/4/17 12:44	LBD
Chloroethane	ND	2.0	0.28	µg/L	1		EPA 624	11/3/17	11/4/17 12:44	LBD
2-Chloroethyl Vinyl Ether	ND	10	2.2	µg/L	1		EPA 624	11/3/17	11/4/17 12:44	LBD
Chloroform	ND	2.0	0.22	µg/L	1		EPA 624	11/3/17	11/4/17 12:44	LBD
Chloromethane	ND	2.0	0.55	µg/L	1		EPA 624	11/3/17	11/4/17 12:44	LBD
1,2-Dichlorobenzene	ND	2.0	0.17	µg/L	1		EPA 624	11/3/17	11/4/17 12:44	LBD
1,3-Dichlorobenzene	ND	2.0	0.17	µg/L	1		EPA 624	11/3/17	11/4/17 12:44	LBD
1,4-Dichlorobenzene	ND	2.0	0.15	µg/L	1		EPA 624	11/3/17	11/4/17 12:44	LBD
1,2-Dichloroethane	ND	2.0	0.19	µg/L	1		EPA 624	11/3/17	11/4/17 12:44	LBD
1,1-Dichloroethane	ND	2.0	0.16	µg/L	1		EPA 624	11/3/17	11/4/17 12:44	LBD
1,1-Dichloroethylene	ND	2.0	0.21	µg/L	1		EPA 624	11/3/17	11/4/17 12:44	LBD
trans-1,2-Dichloroethylene	ND	2.0	0.15	µg/L	1		EPA 624	11/3/17	11/4/17 12:44	LBD
1,2-Dichloropropane	ND	2.0	0.13	µg/L	1		EPA 624	11/3/17	11/4/17 12:44	LBD
cis-1,3-Dichloropropene	ND	2.0	0.12	µg/L	1		EPA 624	11/3/17	11/4/17 12:44	LBD
trans-1,3-Dichloropropene	ND	2.0	0.11	µg/L	1		EPA 624	11/3/17	11/4/17 12:44	LBD
Ethylbenzene	ND	2.0	0.13	µg/L	1		EPA 624	11/3/17	11/4/17 12:44	LBD
Methyl tert-Butyl Ether (MTBE)	ND	2.0	0.090	µg/L	1		EPA 624	11/3/17	11/4/17 12:44	LBD
Methylene Chloride	ND	5.0	3.2	µg/L	1		EPA 624	11/3/17	11/4/17 12:44	LBD
1,1,2,2-Tetrachloroethane	ND	2.0	0.16	µg/L	1		EPA 624	11/3/17	11/4/17 12:44	LBD
Tetrachloroethylene	ND	2.0	0.27	µg/L	1		EPA 624	11/3/17	11/4/17 12:44	LBD
Toluene	ND	1.0	0.17	µg/L	1		EPA 624	11/3/17	11/4/17 12:44	LBD
1,1,1-Trichloroethane	6.8	2.0	0.13	µg/L	1		EPA 624	11/3/17	11/4/17 12:44	LBD
1,1,2-Trichloroethane	ND	2.0	0.24	µg/L	1		EPA 624	11/3/17	11/4/17 12:44	LBD
Trichloroethylene	ND	2.0	0.20	µg/L	1		EPA 624	11/3/17	11/4/17 12:44	LBD
Trichlorofluoromethane (Freon 11)	ND	2.0	0.15	µg/L	1		EPA 624	11/3/17	11/4/17 12:44	LBD
Vinyl Chloride	ND	2.0	0.13	µg/L	1		EPA 624	11/3/17	11/4/17 12:44	LBD
m+p Xylene	ND	2.0	0.26	µg/L	1		EPA 624	11/3/17	11/4/17 12:44	LBD
o-Xylene	ND	2.0	0.13	µg/L	1		EPA 624	11/3/17	11/4/17 12:44	LBD

Surrogates	% Recovery	Recovery Limits	Flag/Qual	
1,2-Dichloroethane-d4	90.1	70-130		11/4/17 12:44
Toluene-d8	103	70-130		11/4/17 12:44
4-Bromofluorobenzene	105	70-130		11/4/17 12:44

con-test® ANALYTICAL LABORATORY

39 Spruce Street * East Longmeadow, MA 01028 * FAX 413/525-6405 * TEL. 413/525-2332

Project Location: Gladding Cordage - South Otselic Sample Description: Work Order: 17J1419

Date Received: 10/26/2017

Field Sample #: TW-7D Sampled: 10/24/2017 18:00

Sample ID: 17J1419-10

Sample Matrix: Ground Water

Volatile Organic Compounds by GC/MS

Analyte	Results	RL	DL	Units	Dilution	Flag/Qual	Method	Date Prepared	Date/Time Analyzed	Analyst
Benzene	ND	1.0	0.12	µg/L	1		EPA 624	11/3/17	11/7/17 22:13	MFF
Bromodichloromethane	ND	2.0	0.30	µg/L	1		EPA 624	11/3/17	11/7/17 22:13	MFF
Bromoform	ND	2.0	0.21	µg/L	1		EPA 624	11/3/17	11/7/17 22:13	MFF
Bromomethane	ND	2.0	0.94	µg/L	1		EPA 624	11/3/17	11/7/17 22:13	MFF
Carbon Tetrachloride	ND	2.0	0.25	µg/L	1		EPA 624	11/3/17	11/7/17 22:13	MFF
Chlorobenzene	ND	2.0	0.16	µg/L	1		EPA 624	11/3/17	11/7/17 22:13	MFF
Chlorodibromomethane	ND	2.0	0.10	µg/L	1		EPA 624	11/3/17	11/7/17 22:13	MFF
Chloroethane	ND	2.0	0.28	µg/L	1		EPA 624	11/3/17	11/7/17 22:13	MFF
2-Chloroethyl Vinyl Ether	ND	10	2.2	µg/L	1		EPA 624	11/3/17	11/7/17 22:13	MFF
Chloroform	ND	2.0	0.22	µg/L	1		EPA 624	11/3/17	11/7/17 22:13	MFF
Chloromethane	ND	2.0	0.55	µg/L	1		EPA 624	11/3/17	11/7/17 22:13	MFF
1,2-Dichlorobenzene	ND	2.0	0.17	µg/L	1		EPA 624	11/3/17	11/7/17 22:13	MFF
1,3-Dichlorobenzene	ND	2.0	0.17	µg/L	1		EPA 624	11/3/17	11/7/17 22:13	MFF
1,4-Dichlorobenzene	ND	2.0	0.15	µg/L	1		EPA 624	11/3/17	11/7/17 22:13	MFF
1,2-Dichloroethane	ND	2.0	0.19	µg/L	1		EPA 624	11/3/17	11/7/17 22:13	MFF
1,1-Dichloroethane	ND	2.0	0.16	µg/L	1		EPA 624	11/3/17	11/7/17 22:13	MFF
1,1-Dichloroethylene	ND	2.0	0.21	µg/L	1		EPA 624	11/3/17	11/7/17 22:13	MFF
trans-1,2-Dichloroethylene	ND	2.0	0.15	µg/L	1		EPA 624	11/3/17	11/7/17 22:13	MFF
1,2-Dichloropropane	ND	2.0	0.13	µg/L	1		EPA 624	11/3/17	11/7/17 22:13	MFF
cis-1,3-Dichloropropene	ND	2.0	0.12	µg/L	1		EPA 624	11/3/17	11/7/17 22:13	MFF
trans-1,3-Dichloropropene	ND	2.0	0.11	µg/L	1		EPA 624	11/3/17	11/7/17 22:13	MFF
Ethylbenzene	ND	2.0	0.13	µg/L	1		EPA 624	11/3/17	11/7/17 22:13	MFF
Methyl tert-Butyl Ether (MTBE)	ND	2.0	0.090	µg/L	1		EPA 624	11/3/17	11/7/17 22:13	MFF
Methylene Chloride	ND	5.0	3.2	µg/L	1		EPA 624	11/3/17	11/7/17 22:13	MFF
1,1,2,2-Tetrachloroethane	ND	2.0	0.16	µg/L	1		EPA 624	11/3/17	11/7/17 22:13	MFF
Tetrachloroethylene	ND	2.0	0.27	µg/L	1		EPA 624	11/3/17	11/7/17 22:13	MFF
Toluene	ND	1.0	0.17	µg/L	1		EPA 624	11/3/17	11/7/17 22:13	MFF
1,1,1-Trichloroethane	1.4	2.0	0.13	µg/L	1	J	EPA 624	11/3/17	11/7/17 22:13	MFF
1,1,2-Trichloroethane	ND	2.0	0.24	µg/L	1		EPA 624	11/3/17	11/7/17 22:13	MFF
Trichloroethylene	ND	2.0	0.20	µg/L	1		EPA 624	11/3/17	11/7/17 22:13	MFF
Trichlorofluoromethane (Freon 11)	ND	2.0	0.15	µg/L	1		EPA 624	11/3/17	11/7/17 22:13	MFF
Vinyl Chloride	ND	2.0	0.13	µg/L	1		EPA 624	11/3/17	11/7/17 22:13	MFF
m+p Xylene	ND	2.0	0.26	µg/L	1		EPA 624	11/3/17	11/7/17 22:13	MFF
o-Xylene	ND	2.0	0.13	µg/L	1		EPA 624	11/3/17	11/7/17 22:13	MFF

Surrogates	% Recovery	Recovery Limits	Flag/Qual	
1,2-Dichloroethane-d4	96.4	70-130		11/7/17 22:13
Toluene-d8	98.0	70-130		11/7/17 22:13
4-Bromofluorobenzene	98.8	70-130		11/7/17 22:13

con-test® ANALYTICAL LABORATORY

39 Spruce Street * East Longmeadow, MA 01028 * FAX 413/525-6405 * TEL. 413/525-2332

Project Location: Gladding Cordage - South Otselic Sample Description: Work Order: 17J1419

Date Received: 10/26/2017

Field Sample #: TW-5D Sampled: 10/25/2017 09:10

Sample ID: 17J1419-11

Sample Matrix: Ground Water

Volatile Organic Compounds by GC/MS

Analyte	Results	RL	DL	Units	Dilution	Flag/Qual	Method	Date Prepared	Date/Time Analyzed	Analyst
Benzene	2.8	1.0	0.12	µg/L	1		EPA 624	11/3/17	11/4/17 13:14	LBD
Bromodichloromethane	ND	2.0	0.30	µg/L	1		EPA 624	11/3/17	11/4/17 13:14	LBD
Bromoform	ND	2.0	0.21	µg/L	1		EPA 624	11/3/17	11/4/17 13:14	LBD
Bromomethane	ND	2.0	0.94	µg/L	1		EPA 624	11/3/17	11/4/17 13:14	LBD
Carbon Tetrachloride	ND	2.0	0.25	µg/L	1		EPA 624	11/3/17	11/4/17 13:14	LBD
Chlorobenzene	ND	2.0	0.16	µg/L	1		EPA 624	11/3/17	11/4/17 13:14	LBD
Chlorodibromomethane	ND	2.0	0.10	µg/L	1		EPA 624	11/3/17	11/4/17 13:14	LBD
Chloroethane	ND	2.0	0.28	µg/L	1		EPA 624	11/3/17	11/4/17 13:14	LBD
2-Chloroethyl Vinyl Ether	ND	10	2.2	µg/L	1		EPA 624	11/3/17	11/4/17 13:14	LBD
Chloroform	ND	2.0	0.22	µg/L	1		EPA 624	11/3/17	11/4/17 13:14	LBD
Chloromethane	ND	2.0	0.55	µg/L	1		EPA 624	11/3/17	11/4/17 13:14	LBD
1,2-Dichlorobenzene	ND	2.0	0.17	µg/L	1		EPA 624	11/3/17	11/4/17 13:14	LBD
1,3-Dichlorobenzene	ND	2.0	0.17	µg/L	1		EPA 624	11/3/17	11/4/17 13:14	LBD
1,4-Dichlorobenzene	ND	2.0	0.15	µg/L	1		EPA 624	11/3/17	11/4/17 13:14	LBD
1,2-Dichloroethane	ND	2.0	0.19	µg/L	1		EPA 624	11/3/17	11/4/17 13:14	LBD
1,1-Dichloroethane	0.26	2.0	0.16	µg/L	1	J	EPA 624	11/3/17	11/4/17 13:14	LBD
1,1-Dichloroethylene	0.45	2.0	0.21	µg/L	1	J	EPA 624	11/3/17	11/4/17 13:14	LBD
trans-1,2-Dichloroethylene	ND	2.0	0.15	µg/L	1		EPA 624	11/3/17	11/4/17 13:14	LBD
1,2-Dichloropropane	ND	2.0	0.13	µg/L	1		EPA 624	11/3/17	11/4/17 13:14	LBD
cis-1,3-Dichloropropene	ND	2.0	0.12	µg/L	1		EPA 624	11/3/17	11/4/17 13:14	LBD
trans-1,3-Dichloropropene	ND	2.0	0.11	µg/L	1		EPA 624	11/3/17	11/4/17 13:14	LBD
Ethylbenzene	ND	2.0	0.13	µg/L	1		EPA 624	11/3/17	11/4/17 13:14	LBD
Methyl tert-Butyl Ether (MTBE)	ND	2.0	0.090	µg/L	1		EPA 624	11/3/17	11/4/17 13:14	LBD
Methylene Chloride	ND	5.0	3.2	µg/L	1		EPA 624	11/3/17	11/4/17 13:14	LBD
1,1,2,2-Tetrachloroethane	ND	2.0	0.16	µg/L	1		EPA 624	11/3/17	11/4/17 13:14	LBD
Tetrachloroethylene	ND	2.0	0.27	µg/L	1		EPA 624	11/3/17	11/4/17 13:14	LBD
Toluene	ND	1.0	0.17	µg/L	1		EPA 624	11/3/17	11/4/17 13:14	LBD
1,1,1-Trichloroethane	17	2.0	0.13	µg/L	1		EPA 624	11/3/17	11/4/17 13:14	LBD
1,1,2-Trichloroethane	ND	2.0	0.24	µg/L	1		EPA 624	11/3/17	11/4/17 13:14	LBD
Trichloroethylene	ND	2.0	0.20	µg/L	1		EPA 624	11/3/17	11/4/17 13:14	LBD
Trichlorofluoromethane (Freon 11)	ND	2.0	0.15	µg/L	1		EPA 624	11/3/17	11/4/17 13:14	LBD
Vinyl Chloride	ND	2.0	0.13	µg/L	1		EPA 624	11/3/17	11/4/17 13:14	LBD
m+p Xylene	ND	2.0	0.26	µg/L	1		EPA 624	11/3/17	11/4/17 13:14	LBD
o-Xylene	ND	2.0	0.13	µg/L	1		EPA 624	11/3/17	11/4/17 13:14	LBD

Surrogates	% Recovery	Recovery Limits	Flag/Qual	
1,2-Dichloroethane-d4	89.5	70-130		11/4/17 13:14
Toluene-d8	103	70-130		11/4/17 13:14
4-Bromofluorobenzene	105	70-130		11/4/17 13:14

con-test® ANALYTICAL LABORATORY

39 Spruce Street * East Longmeadow, MA 01028 * FAX 413/525-6405 * TEL. 413/525-2332

Project Location: Gladding Cordage - South Otselic Sample Description: Work Order: 17J1419

Date Received: 10/26/2017

Field Sample #: TW-5S Sampled: 10/25/2017 09:15

Sample ID: 17J1419-12

Sample Matrix: Ground Water

Volatile Organic Compounds by GC/MS

Analyte	Results	RL	DL	Units	Dilution	Flag/Qual	Method	Date Prepared	Date/Time Analyzed	Analyst
Benzene	ND	1.0	0.12	µg/L	1		EPA 624	11/3/17	11/4/17 13:45	LBD
Bromodichloromethane	ND	2.0	0.30	µg/L	1		EPA 624	11/3/17	11/4/17 13:45	LBD
Bromoform	ND	2.0	0.21	µg/L	1		EPA 624	11/3/17	11/4/17 13:45	LBD
Bromomethane	ND	2.0	0.94	µg/L	1		EPA 624	11/3/17	11/4/17 13:45	LBD
Carbon Tetrachloride	ND	2.0	0.25	µg/L	1		EPA 624	11/3/17	11/4/17 13:45	LBD
Chlorobenzene	ND	2.0	0.16	µg/L	1		EPA 624	11/3/17	11/4/17 13:45	LBD
Chlorodibromomethane	ND	2.0	0.10	µg/L	1		EPA 624	11/3/17	11/4/17 13:45	LBD
Chloroethane	ND	2.0	0.28	µg/L	1		EPA 624	11/3/17	11/4/17 13:45	LBD
2-Chloroethyl Vinyl Ether	ND	10	2.2	µg/L	1		EPA 624	11/3/17	11/4/17 13:45	LBD
Chloroform	ND	2.0	0.22	µg/L	1		EPA 624	11/3/17	11/4/17 13:45	LBD
Chloromethane	ND	2.0	0.55	µg/L	1		EPA 624	11/3/17	11/4/17 13:45	LBD
1,2-Dichlorobenzene	ND	2.0	0.17	µg/L	1		EPA 624	11/3/17	11/4/17 13:45	LBD
1,3-Dichlorobenzene	ND	2.0	0.17	µg/L	1		EPA 624	11/3/17	11/4/17 13:45	LBD
1,4-Dichlorobenzene	ND	2.0	0.15	µg/L	1		EPA 624	11/3/17	11/4/17 13:45	LBD
1,2-Dichloroethane	ND	2.0	0.19	µg/L	1		EPA 624	11/3/17	11/4/17 13:45	LBD
1,1-Dichloroethane	1.2	2.0	0.16	µg/L	1	J	EPA 624	11/3/17	11/4/17 13:45	LBD
1,1-Dichloroethylene	ND	2.0	0.21	µg/L	1		EPA 624	11/3/17	11/4/17 13:45	LBD
trans-1,2-Dichloroethylene	ND	2.0	0.15	µg/L	1		EPA 624	11/3/17	11/4/17 13:45	LBD
1,2-Dichloropropane	ND	2.0	0.13	µg/L	1		EPA 624	11/3/17	11/4/17 13:45	LBD
cis-1,3-Dichloropropene	ND	2.0	0.12	µg/L	1		EPA 624	11/3/17	11/4/17 13:45	LBD
trans-1,3-Dichloropropene	ND	2.0	0.11	µg/L	1		EPA 624	11/3/17	11/4/17 13:45	LBD
Ethylbenzene	ND	2.0	0.13	µg/L	1		EPA 624	11/3/17	11/4/17 13:45	LBD
Methyl tert-Butyl Ether (MTBE)	ND	2.0	0.090	µg/L	1		EPA 624	11/3/17	11/4/17 13:45	LBD
Methylene Chloride	ND	5.0	3.2	µg/L	1		EPA 624	11/3/17	11/4/17 13:45	LBD
1,1,2,2-Tetrachloroethane	ND	2.0	0.16	µg/L	1		EPA 624	11/3/17	11/4/17 13:45	LBD
Tetrachloroethylene	ND	2.0	0.27	µg/L	1		EPA 624	11/3/17	11/4/17 13:45	LBD
Toluene	ND	1.0	0.17	µg/L	1		EPA 624	11/3/17	11/4/17 13:45	LBD
1,1,1-Trichloroethane	13	2.0	0.13	µg/L	1		EPA 624	11/3/17	11/4/17 13:45	LBD
1,1,2-Trichloroethane	ND	2.0	0.24	µg/L	1		EPA 624	11/3/17	11/4/17 13:45	LBD
Trichloroethylene	ND	2.0	0.20	µg/L	1		EPA 624	11/3/17	11/4/17 13:45	LBD
Trichlorofluoromethane (Freon 11)	ND	2.0	0.15	µg/L	1		EPA 624	11/3/17	11/4/17 13:45	LBD
Vinyl Chloride	ND	2.0	0.13	µg/L	1		EPA 624	11/3/17	11/4/17 13:45	LBD
m+p Xylene	ND	2.0	0.26	µg/L	1		EPA 624	11/3/17	11/4/17 13:45	LBD
o-Xylene	ND	2.0	0.13	µg/L	1		EPA 624	11/3/17	11/4/17 13:45	LBD

Surrogates	% Recovery	Recovery Limits	Flag/Qual	
1,2-Dichloroethane-d4	90.3	70-130		11/4/17 13:45
Toluene-d8	106	70-130		11/4/17 13:45
4-Bromofluorobenzene	103	70-130		11/4/17 13:45

con-test® ANALYTICAL LABORATORY

39 Spruce Street * East Longmeadow, MA 01028 * FAX 413/525-6405 * TEL. 413/525-2332

Project Location: Gladding Cordage - South Otselic Sample Description: Work Order: 17J1419

Date Received: 10/26/2017

Field Sample #: TW-5I Sampled: 10/25/2017 10:15

Sample ID: 17J1419-13

Sample Matrix: Ground Water

Volatile Organic Compounds by GC/MS

Analyte	Results	RL	DL	Units	Dilution	Flag/Qual	Method	Date Prepared	Date/Time Analyzed	Analyst
Benzene	4.8	1.0	0.12	µg/L	1		EPA 624	11/3/17	11/4/17 14:16	LBD
Bromodichloromethane	ND	2.0	0.30	µg/L	1		EPA 624	11/3/17	11/4/17 14:16	LBD
Bromoform	ND	2.0	0.21	µg/L	1		EPA 624	11/3/17	11/4/17 14:16	LBD
Bromomethane	ND	2.0	0.94	µg/L	1		EPA 624	11/3/17	11/4/17 14:16	LBD
Carbon Tetrachloride	ND	2.0	0.25	µg/L	1		EPA 624	11/3/17	11/4/17 14:16	LBD
Chlorobenzene	ND	2.0	0.16	µg/L	1		EPA 624	11/3/17	11/4/17 14:16	LBD
Chlorodibromomethane	ND	2.0	0.10	µg/L	1		EPA 624	11/3/17	11/4/17 14:16	LBD
Chloroethane	ND	2.0	0.28	µg/L	1		EPA 624	11/3/17	11/4/17 14:16	LBD
2-Chloroethyl Vinyl Ether	ND	10	2.2	µg/L	1		EPA 624	11/3/17	11/4/17 14:16	LBD
Chloroform	ND	2.0	0.22	µg/L	1		EPA 624	11/3/17	11/4/17 14:16	LBD
Chloromethane	ND	2.0	0.55	µg/L	1		EPA 624	11/3/17	11/4/17 14:16	LBD
1,2-Dichlorobenzene	ND	2.0	0.17	µg/L	1		EPA 624	11/3/17	11/4/17 14:16	LBD
1,3-Dichlorobenzene	ND	2.0	0.17	µg/L	1		EPA 624	11/3/17	11/4/17 14:16	LBD
1,4-Dichlorobenzene	ND	2.0	0.15	µg/L	1		EPA 624	11/3/17	11/4/17 14:16	LBD
1,2-Dichloroethane	ND	2.0	0.19	µg/L	1		EPA 624	11/3/17	11/4/17 14:16	LBD
1,1-Dichloroethane	0.81	2.0	0.16	µg/L	1	J	EPA 624	11/3/17	11/4/17 14:16	LBD
1,1-Dichloroethylene	ND	2.0	0.21	µg/L	1		EPA 624	11/3/17	11/4/17 14:16	LBD
trans-1,2-Dichloroethylene	ND	2.0	0.15	µg/L	1		EPA 624	11/3/17	11/4/17 14:16	LBD
1,2-Dichloropropane	ND	2.0	0.13	µg/L	1		EPA 624	11/3/17	11/4/17 14:16	LBD
cis-1,3-Dichloropropene	ND	2.0	0.12	µg/L	1		EPA 624	11/3/17	11/4/17 14:16	LBD
trans-1,3-Dichloropropene	ND	2.0	0.11	µg/L	1		EPA 624	11/3/17	11/4/17 14:16	LBD
Ethylbenzene	ND	2.0	0.13	µg/L	1		EPA 624	11/3/17	11/4/17 14:16	LBD
Methyl tert-Butyl Ether (MTBE)	ND	2.0	0.090	µg/L	1		EPA 624	11/3/17	11/4/17 14:16	LBD
Methylene Chloride	ND	5.0	3.2	µg/L	1		EPA 624	11/3/17	11/4/17 14:16	LBD
1,1,2,2-Tetrachloroethane	ND	2.0	0.16	µg/L	1		EPA 624	11/3/17	11/4/17 14:16	LBD
Tetrachloroethylene	ND	2.0	0.27	µg/L	1		EPA 624	11/3/17	11/4/17 14:16	LBD
Toluene	ND	1.0	0.17	µg/L	1		EPA 624	11/3/17	11/4/17 14:16	LBD
1,1,1-Trichloroethane	4.0	2.0	0.13	µg/L	1		EPA 624	11/3/17	11/4/17 14:16	LBD
1,1,2-Trichloroethane	ND	2.0	0.24	µg/L	1		EPA 624	11/3/17	11/4/17 14:16	LBD
Trichloroethylene	ND	2.0	0.20	µg/L	1		EPA 624	11/3/17	11/4/17 14:16	LBD
Trichlorofluoromethane (Freon 11)	ND	2.0	0.15	µg/L	1		EPA 624	11/3/17	11/4/17 14:16	LBD
Vinyl Chloride	ND	2.0	0.13	µg/L	1		EPA 624	11/3/17	11/4/17 14:16	LBD
m+p Xylene	ND	2.0	0.26	µg/L	1		EPA 624	11/3/17	11/4/17 14:16	LBD
o-Xylene	ND	2.0	0.13	µg/L	1		EPA 624	11/3/17	11/4/17 14:16	LBD

Surrogates	% Recovery	Recovery Limits	Flag/Qual	
1,2-Dichloroethane-d4	90.0	70-130		11/4/17 14:16
Toluene-d8	104	70-130		11/4/17 14:16
4-Bromofluorobenzene	106	70-130		11/4/17 14:16

con-test® ANALYTICAL LABORATORY

39 Spruce Street * East Longmeadow, MA 01028 * FAX 413/525-6405 * TEL. 413/525-2332

Project Location: Gladding Cordage - South Otselic Sample Description: Work Order: 17J1419

Date Received: 10/26/2017

Field Sample #: TW-14D Sampled: 10/25/2017 10:50

Sample ID: 17J1419-14

Sample Matrix: Ground Water

Volatile Organic Compounds by GC/MS

Analyte	Results	RL	DL	Units	Dilution	Flag/Qual	Method	Date Prepared	Date/Time Analyzed	Analyst
Benzene	ND	1.0	0.12	µg/L	1		EPA 624	11/3/17	11/4/17 14:46	LBD
Bromodichloromethane	ND	2.0	0.30	µg/L	1		EPA 624	11/3/17	11/4/17 14:46	LBD
Bromoform	ND	2.0	0.21	µg/L	1		EPA 624	11/3/17	11/4/17 14:46	LBD
Bromomethane	ND	2.0	0.94	µg/L	1		EPA 624	11/3/17	11/4/17 14:46	LBD
Carbon Tetrachloride	ND	2.0	0.25	µg/L	1		EPA 624	11/3/17	11/4/17 14:46	LBD
Chlorobenzene	ND	2.0	0.16	µg/L	1		EPA 624	11/3/17	11/4/17 14:46	LBD
Chlorodibromomethane	ND	2.0	0.10	µg/L	1		EPA 624	11/3/17	11/4/17 14:46	LBD
Chloroethane	ND	2.0	0.28	µg/L	1		EPA 624	11/3/17	11/4/17 14:46	LBD
2-Chloroethyl Vinyl Ether	ND	10	2.2	µg/L	1		EPA 624	11/3/17	11/4/17 14:46	LBD
Chloroform	ND	2.0	0.22	µg/L	1		EPA 624	11/3/17	11/4/17 14:46	LBD
Chloromethane	ND	2.0	0.55	µg/L	1		EPA 624	11/3/17	11/4/17 14:46	LBD
1,2-Dichlorobenzene	ND	2.0	0.17	µg/L	1		EPA 624	11/3/17	11/4/17 14:46	LBD
1,3-Dichlorobenzene	ND	2.0	0.17	µg/L	1		EPA 624	11/3/17	11/4/17 14:46	LBD
1,4-Dichlorobenzene	ND	2.0	0.15	µg/L	1		EPA 624	11/3/17	11/4/17 14:46	LBD
1,2-Dichloroethane	ND	2.0	0.19	µg/L	1		EPA 624	11/3/17	11/4/17 14:46	LBD
1,1-Dichloroethane	0.39	2.0	0.16	µg/L	1	J	EPA 624	11/3/17	11/4/17 14:46	LBD
1,1-Dichloroethylene	ND	2.0	0.21	µg/L	1		EPA 624	11/3/17	11/4/17 14:46	LBD
trans-1,2-Dichloroethylene	ND	2.0	0.15	µg/L	1		EPA 624	11/3/17	11/4/17 14:46	LBD
1,2-Dichloropropane	ND	2.0	0.13	µg/L	1		EPA 624	11/3/17	11/4/17 14:46	LBD
cis-1,3-Dichloropropene	ND	2.0	0.12	µg/L	1		EPA 624	11/3/17	11/4/17 14:46	LBD
trans-1,3-Dichloropropene	ND	2.0	0.11	µg/L	1		EPA 624	11/3/17	11/4/17 14:46	LBD
Ethylbenzene	ND	2.0	0.13	µg/L	1		EPA 624	11/3/17	11/4/17 14:46	LBD
Methyl tert-Butyl Ether (MTBE)	ND	2.0	0.090	µg/L	1		EPA 624	11/3/17	11/4/17 14:46	LBD
Methylene Chloride	ND	5.0	3.2	µg/L	1		EPA 624	11/3/17	11/4/17 14:46	LBD
1,1,2,2-Tetrachloroethane	ND	2.0	0.16	µg/L	1		EPA 624	11/3/17	11/4/17 14:46	LBD
Tetrachloroethylene	ND	2.0	0.27	µg/L	1		EPA 624	11/3/17	11/4/17 14:46	LBD
Toluene	ND	1.0	0.17	µg/L	1		EPA 624	11/3/17	11/4/17 14:46	LBD
1,1,1-Trichloroethane	7.5	2.0	0.13	µg/L	1		EPA 624	11/3/17	11/4/17 14:46	LBD
1,1,2-Trichloroethane	ND	2.0	0.24	µg/L	1		EPA 624	11/3/17	11/4/17 14:46	LBD
Trichloroethylene	ND	2.0	0.20	µg/L	1		EPA 624	11/3/17	11/4/17 14:46	LBD
Trichlorofluoromethane (Freon 11)	ND	2.0	0.15	µg/L	1		EPA 624	11/3/17	11/4/17 14:46	LBD
Vinyl Chloride	ND	2.0	0.13	µg/L	1		EPA 624	11/3/17	11/4/17 14:46	LBD
m+p Xylene	ND	2.0	0.26	µg/L	1		EPA 624	11/3/17	11/4/17 14:46	LBD
o-Xylene	ND	2.0	0.13	µg/L	1		EPA 624	11/3/17	11/4/17 14:46	LBD

Surrogates	% Recovery	Recovery Limits	Flag/Qual	
1,2-Dichloroethane-d4	90.4	70-130		11/4/17 14:46
Toluene-d8	104	70-130		11/4/17 14:46
4-Bromofluorobenzene	106	70-130		11/4/17 14:46

con-test® ANALYTICAL LABORATORY
39 Spruce Street * East Longmeadow, MA 01028 * FAX 413/525-6405 * TEL. 413/525-2332

Project Location: Gladding Cordage - South Otselic Sample Description: Work Order: 17J1419

Date Received: 10/26/2017

Field Sample #: TW-14I Sampled: 10/25/2017 11:45

Sample ID: 17J1419-15

Sample Matrix: Ground Water

Volatile Organic Compounds by GC/MS

Analyte	Results	RL	DL	Units	Dilution	Flag/Qual	Method	Date Prepared	Date/Time Analyzed	Analyst
Benzene	ND	1.0	0.12	µg/L	1		EPA 624	11/3/17	11/4/17 15:17	LBD
Bromodichloromethane	ND	2.0	0.30	µg/L	1		EPA 624	11/3/17	11/4/17 15:17	LBD
Bromoform	ND	2.0	0.21	µg/L	1		EPA 624	11/3/17	11/4/17 15:17	LBD
Bromomethane	ND	2.0	0.94	µg/L	1		EPA 624	11/3/17	11/4/17 15:17	LBD
Carbon Tetrachloride	ND	2.0	0.25	µg/L	1		EPA 624	11/3/17	11/4/17 15:17	LBD
Chlorobenzene	ND	2.0	0.16	µg/L	1		EPA 624	11/3/17	11/4/17 15:17	LBD
Chlorodibromomethane	ND	2.0	0.10	µg/L	1		EPA 624	11/3/17	11/4/17 15:17	LBD
Chloroethane	ND	2.0	0.28	µg/L	1		EPA 624	11/3/17	11/4/17 15:17	LBD
2-Chloroethyl Vinyl Ether	ND	10	2.2	µg/L	1		EPA 624	11/3/17	11/4/17 15:17	LBD
Chloroform	ND	2.0	0.22	µg/L	1		EPA 624	11/3/17	11/4/17 15:17	LBD
Chloromethane	ND	2.0	0.55	µg/L	1		EPA 624	11/3/17	11/4/17 15:17	LBD
1,2-Dichlorobenzene	ND	2.0	0.17	µg/L	1		EPA 624	11/3/17	11/4/17 15:17	LBD
1,3-Dichlorobenzene	ND	2.0	0.17	µg/L	1		EPA 624	11/3/17	11/4/17 15:17	LBD
1,4-Dichlorobenzene	ND	2.0	0.15	µg/L	1		EPA 624	11/3/17	11/4/17 15:17	LBD
1,2-Dichloroethane	ND	2.0	0.19	µg/L	1		EPA 624	11/3/17	11/4/17 15:17	LBD
1,1-Dichloroethane	2.4	2.0	0.16	µg/L	1		EPA 624	11/3/17	11/4/17 15:17	LBD
1,1-Dichloroethylene	1.1	2.0	0.21	µg/L	1	J	EPA 624	11/3/17	11/4/17 15:17	LBD
trans-1,2-Dichloroethylene	ND	2.0	0.15	µg/L	1		EPA 624	11/3/17	11/4/17 15:17	LBD
1,2-Dichloropropane	ND	2.0	0.13	µg/L	1		EPA 624	11/3/17	11/4/17 15:17	LBD
cis-1,3-Dichloropropene	ND	2.0	0.12	µg/L	1		EPA 624	11/3/17	11/4/17 15:17	LBD
trans-1,3-Dichloropropene	ND	2.0	0.11	µg/L	1		EPA 624	11/3/17	11/4/17 15:17	LBD
Ethylbenzene	ND	2.0	0.13	µg/L	1		EPA 624	11/3/17	11/4/17 15:17	LBD
Methyl tert-Butyl Ether (MTBE)	ND	2.0	0.090	µg/L	1		EPA 624	11/3/17	11/4/17 15:17	LBD
Methylene Chloride	ND	5.0	3.2	µg/L	1		EPA 624	11/3/17	11/4/17 15:17	LBD
1,1,2,2-Tetrachloroethane	ND	2.0	0.16	µg/L	1		EPA 624	11/3/17	11/4/17 15:17	LBD
Tetrachloroethylene	ND	2.0	0.27	µg/L	1		EPA 624	11/3/17	11/4/17 15:17	LBD
Toluene	ND	1.0	0.17	µg/L	1		EPA 624	11/3/17	11/4/17 15:17	LBD
1,1,1-Trichloroethane	51	2.0	0.13	µg/L	1		EPA 624	11/3/17	11/4/17 15:17	LBD
1,1,2-Trichloroethane	ND	2.0	0.24	µg/L	1		EPA 624	11/3/17	11/4/17 15:17	LBD
Trichloroethylene	ND	2.0	0.20	µg/L	1		EPA 624	11/3/17	11/4/17 15:17	LBD
Trichlorofluoromethane (Freon 11)	ND	2.0	0.15	µg/L	1		EPA 624	11/3/17	11/4/17 15:17	LBD
Vinyl Chloride	ND	2.0	0.13	µg/L	1		EPA 624	11/3/17	11/4/17 15:17	LBD
m+p Xylene	ND	2.0	0.26	µg/L	1		EPA 624	11/3/17	11/4/17 15:17	LBD
o-Xylene	ND	2.0	0.13	µg/L	1		EPA 624	11/3/17	11/4/17 15:17	LBD

Surrogates	% Recovery	Recovery Limits	Flag/Qual	
1,2-Dichloroethane-d4	93.2	70-130		11/4/17 15:17
Toluene-d8	103	70-130		11/4/17 15:17
4-Bromofluorobenzene	105	70-130		11/4/17 15:17

con-test® ANALYTICAL LABORATORY

39 Spruce Street * East Longmeadow, MA 01028 * FAX 413/525-6405 * TEL. 413/525-2332

Project Location: Gladding Cordage - South Otselic Sample Description: Work Order: 17J1419

Date Received: 10/26/2017

Field Sample #: TW-4I Sampled: 10/25/2017 12:20

Sample ID: 17J1419-16

Sample Matrix: Ground Water

Volatile Organic Compounds by GC/MS

Analyte	Results	RL	DL	Units	Dilution	Flag/Qual	Method	Date Prepared	Date/Time Analyzed	Analyst
Benzene	ND	1.0	0.12	µg/L	1		EPA 624	11/3/17	11/4/17 15:48	LBD
Bromodichloromethane	ND	2.0	0.30	µg/L	1		EPA 624	11/3/17	11/4/17 15:48	LBD
Bromoform	ND	2.0	0.21	µg/L	1		EPA 624	11/3/17	11/4/17 15:48	LBD
Bromomethane	ND	2.0	0.94	µg/L	1		EPA 624	11/3/17	11/4/17 15:48	LBD
Carbon Tetrachloride	ND	2.0	0.25	µg/L	1		EPA 624	11/3/17	11/4/17 15:48	LBD
Chlorobenzene	ND	2.0	0.16	µg/L	1		EPA 624	11/3/17	11/4/17 15:48	LBD
Chlorodibromomethane	ND	2.0	0.10	µg/L	1		EPA 624	11/3/17	11/4/17 15:48	LBD
Chloroethane	2.0	2.0	0.28	µg/L	1	J	EPA 624	11/3/17	11/4/17 15:48	LBD
2-Chloroethyl Vinyl Ether	ND	10	2.2	µg/L	1		EPA 624	11/3/17	11/4/17 15:48	LBD
Chloroform	ND	2.0	0.22	µg/L	1		EPA 624	11/3/17	11/4/17 15:48	LBD
Chloromethane	ND	2.0	0.55	µg/L	1		EPA 624	11/3/17	11/4/17 15:48	LBD
1,2-Dichlorobenzene	ND	2.0	0.17	µg/L	1		EPA 624	11/3/17	11/4/17 15:48	LBD
1,3-Dichlorobenzene	ND	2.0	0.17	µg/L	1		EPA 624	11/3/17	11/4/17 15:48	LBD
1,4-Dichlorobenzene	ND	2.0	0.15	µg/L	1		EPA 624	11/3/17	11/4/17 15:48	LBD
1,2-Dichloroethane	ND	2.0	0.19	µg/L	1		EPA 624	11/3/17	11/4/17 15:48	LBD
1,1-Dichloroethane	6.2	2.0	0.16	µg/L	1		EPA 624	11/3/17	11/4/17 15:48	LBD
1,1-Dichloroethylene	0.31	2.0	0.21	µg/L	1	J	EPA 624	11/3/17	11/4/17 15:48	LBD
trans-1,2-Dichloroethylene	ND	2.0	0.15	µg/L	1		EPA 624	11/3/17	11/4/17 15:48	LBD
1,2-Dichloropropane	ND	2.0	0.13	µg/L	1		EPA 624	11/3/17	11/4/17 15:48	LBD
cis-1,3-Dichloropropene	ND	2.0	0.12	µg/L	1		EPA 624	11/3/17	11/4/17 15:48	LBD
trans-1,3-Dichloropropene	ND	2.0	0.11	µg/L	1		EPA 624	11/3/17	11/4/17 15:48	LBD
Ethylbenzene	ND	2.0	0.13	µg/L	1		EPA 624	11/3/17	11/4/17 15:48	LBD
Methyl tert-Butyl Ether (MTBE)	ND	2.0	0.090	µg/L	1		EPA 624	11/3/17	11/4/17 15:48	LBD
Methylene Chloride	ND	5.0	3.2	µg/L	1		EPA 624	11/3/17	11/4/17 15:48	LBD
1,1,2,2-Tetrachloroethane	ND	2.0	0.16	µg/L	1		EPA 624	11/3/17	11/4/17 15:48	LBD
Tetrachloroethylene	ND	2.0	0.27	µg/L	1		EPA 624	11/3/17	11/4/17 15:48	LBD
Toluene	ND	1.0	0.17	µg/L	1		EPA 624	11/3/17	11/4/17 15:48	LBD
1,1,1-Trichloroethane	19	2.0	0.13	µg/L	1		EPA 624	11/3/17	11/4/17 15:48	LBD
1,1,2-Trichloroethane	ND	2.0	0.24	µg/L	1		EPA 624	11/3/17	11/4/17 15:48	LBD
Trichloroethylene	ND	2.0	0.20	µg/L	1		EPA 624	11/3/17	11/4/17 15:48	LBD
Trichlorofluoromethane (Freon 11)	ND	2.0	0.15	µg/L	1		EPA 624	11/3/17	11/4/17 15:48	LBD
Vinyl Chloride	ND	2.0	0.13	µg/L	1		EPA 624	11/3/17	11/4/17 15:48	LBD
m+p Xylene	ND	2.0	0.26	µg/L	1		EPA 624	11/3/17	11/4/17 15:48	LBD
o-Xylene	ND	2.0	0.13	µg/L	1		EPA 624	11/3/17	11/4/17 15:48	LBD

Surrogates	% Recovery	Recovery Limits	Flag/Qual	
1,2-Dichloroethane-d4	92.0	70-130		11/4/17 15:48
Toluene-d8	104	70-130		11/4/17 15:48
4-Bromofluorobenzene	105	70-130		11/4/17 15:48

con-test® ANALYTICAL LABORATORY

39 Spruce Street * East Longmeadow, MA 01028 * FAX 413/525-6405 * TEL. 413/525-2332

Project Location: Gladding Cordage - South Otselic Sample Description: Work Order: 17J1419

Date Received: 10/26/2017

Field Sample #: TW-14S Sampled: 10/25/2017 12:55

Sample ID: 17J1419-17

Sample Matrix: Ground Water

Volatile Organic Compounds by GC/MS

Analyte	Results	RL	DL	Units	Dilution	Flag/Qual	Method	Date Prepared	Date/Time Analyzed	Analyst
Benzene	ND	1.0	0.12	µg/L	1		EPA 624	11/3/17	11/4/17 16:18	LBD
Bromodichloromethane	ND	2.0	0.30	µg/L	1		EPA 624	11/3/17	11/4/17 16:18	LBD
Bromoform	ND	2.0	0.21	µg/L	1		EPA 624	11/3/17	11/4/17 16:18	LBD
Bromomethane	ND	2.0	0.94	µg/L	1		EPA 624	11/3/17	11/4/17 16:18	LBD
Carbon Tetrachloride	ND	2.0	0.25	µg/L	1		EPA 624	11/3/17	11/4/17 16:18	LBD
Chlorobenzene	ND	2.0	0.16	µg/L	1		EPA 624	11/3/17	11/4/17 16:18	LBD
Chlorodibromomethane	ND	2.0	0.10	µg/L	1		EPA 624	11/3/17	11/4/17 16:18	LBD
Chloroethane	ND	2.0	0.28	µg/L	1		EPA 624	11/3/17	11/4/17 16:18	LBD
2-Chloroethyl Vinyl Ether	ND	10	2.2	µg/L	1		EPA 624	11/3/17	11/4/17 16:18	LBD
Chloroform	ND	2.0	0.22	µg/L	1		EPA 624	11/3/17	11/4/17 16:18	LBD
Chloromethane	ND	2.0	0.55	µg/L	1		EPA 624	11/3/17	11/4/17 16:18	LBD
1,2-Dichlorobenzene	ND	2.0	0.17	µg/L	1		EPA 624	11/3/17	11/4/17 16:18	LBD
1,3-Dichlorobenzene	ND	2.0	0.17	µg/L	1		EPA 624	11/3/17	11/4/17 16:18	LBD
1,4-Dichlorobenzene	ND	2.0	0.15	µg/L	1		EPA 624	11/3/17	11/4/17 16:18	LBD
1,2-Dichloroethane	ND	2.0	0.19	µg/L	1		EPA 624	11/3/17	11/4/17 16:18	LBD
1,1-Dichloroethane	1.5	2.0	0.16	µg/L	1	J	EPA 624	11/3/17	11/4/17 16:18	LBD
1,1-Dichloroethylene	0.47	2.0	0.21	µg/L	1	J	EPA 624	11/3/17	11/4/17 16:18	LBD
trans-1,2-Dichloroethylene	ND	2.0	0.15	µg/L	1		EPA 624	11/3/17	11/4/17 16:18	LBD
1,2-Dichloropropane	ND	2.0	0.13	µg/L	1		EPA 624	11/3/17	11/4/17 16:18	LBD
cis-1,3-Dichloropropene	ND	2.0	0.12	µg/L	1		EPA 624	11/3/17	11/4/17 16:18	LBD
trans-1,3-Dichloropropene	ND	2.0	0.11	µg/L	1		EPA 624	11/3/17	11/4/17 16:18	LBD
Ethylbenzene	ND	2.0	0.13	µg/L	1		EPA 624	11/3/17	11/4/17 16:18	LBD
Methyl tert-Butyl Ether (MTBE)	ND	2.0	0.090	µg/L	1		EPA 624	11/3/17	11/4/17 16:18	LBD
Methylene Chloride	ND	5.0	3.2	µg/L	1		EPA 624	11/3/17	11/4/17 16:18	LBD
1,1,2,2-Tetrachloroethane	ND	2.0	0.16	µg/L	1		EPA 624	11/3/17	11/4/17 16:18	LBD
Tetrachloroethylene	ND	2.0	0.27	µg/L	1		EPA 624	11/3/17	11/4/17 16:18	LBD
Toluene	ND	1.0	0.17	µg/L	1		EPA 624	11/3/17	11/4/17 16:18	LBD
1,1,1-Trichloroethane	34	2.0	0.13	µg/L	1		EPA 624	11/3/17	11/4/17 16:18	LBD
1,1,2-Trichloroethane	ND	2.0	0.24	µg/L	1		EPA 624	11/3/17	11/4/17 16:18	LBD
Trichloroethylene	ND	2.0	0.20	µg/L	1		EPA 624	11/3/17	11/4/17 16:18	LBD
Trichlorofluoromethane (Freon 11)	ND	2.0	0.15	µg/L	1		EPA 624	11/3/17	11/4/17 16:18	LBD
Vinyl Chloride	ND	2.0	0.13	µg/L	1		EPA 624	11/3/17	11/4/17 16:18	LBD
m+p Xylene	ND	2.0	0.26	µg/L	1		EPA 624	11/3/17	11/4/17 16:18	LBD
o-Xylene	ND	2.0	0.13	µg/L	1		EPA 624	11/3/17	11/4/17 16:18	LBD

Surrogates	% Recovery	Recovery Limits	Flag/Qual	
1,2-Dichloroethane-d4	91.2	70-130		11/4/17 16:18
Toluene-d8	104	70-130		11/4/17 16:18
4-Bromofluorobenzene	105	70-130		11/4/17 16:18

con-test® ANALYTICAL LABORATORY

39 Spruce Street * East Longmeadow, MA 01028 * FAX 413/525-6405 * TEL. 413/525-2332

Project Location: Gladding Cordage - South Otselic Sample Description: Work Order: 17J1419

Date Received: 10/26/2017

Field Sample #: TW-15 Sampled: 10/25/2017 13:30

Sample ID: 17J1419-18

Sample Matrix: Ground Water

Volatile Organic Compounds by GC/MS

Analyte	Results	RL	DL	Units	Dilution	Flag/Qual	Method	Date Prepared	Date/Time Analyzed	Analyst
Benzene	ND	1.0	0.12	µg/L	1		EPA 624	11/3/17	11/4/17 16:49	LBD
Bromodichloromethane	ND	2.0	0.30	µg/L	1		EPA 624	11/3/17	11/4/17 16:49	LBD
Bromoform	ND	2.0	0.21	µg/L	1		EPA 624	11/3/17	11/4/17 16:49	LBD
Bromomethane	ND	2.0	0.94	µg/L	1		EPA 624	11/3/17	11/4/17 16:49	LBD
Carbon Tetrachloride	ND	2.0	0.25	µg/L	1		EPA 624	11/3/17	11/4/17 16:49	LBD
Chlorobenzene	ND	2.0	0.16	µg/L	1		EPA 624	11/3/17	11/4/17 16:49	LBD
Chlorodibromomethane	ND	2.0	0.10	µg/L	1		EPA 624	11/3/17	11/4/17 16:49	LBD
Chloroethane	ND	2.0	0.28	µg/L	1		EPA 624	11/3/17	11/4/17 16:49	LBD
2-Chloroethyl Vinyl Ether	ND	10	2.2	µg/L	1		EPA 624	11/3/17	11/4/17 16:49	LBD
Chloroform	ND	2.0	0.22	µg/L	1		EPA 624	11/3/17	11/4/17 16:49	LBD
Chloromethane	ND	2.0	0.55	µg/L	1		EPA 624	11/3/17	11/4/17 16:49	LBD
1,2-Dichlorobenzene	ND	2.0	0.17	µg/L	1		EPA 624	11/3/17	11/4/17 16:49	LBD
1,3-Dichlorobenzene	ND	2.0	0.17	µg/L	1		EPA 624	11/3/17	11/4/17 16:49	LBD
1,4-Dichlorobenzene	ND	2.0	0.15	µg/L	1		EPA 624	11/3/17	11/4/17 16:49	LBD
1,2-Dichloroethane	ND	2.0	0.19	µg/L	1		EPA 624	11/3/17	11/4/17 16:49	LBD
1,1-Dichloroethane	1.1	2.0	0.16	µg/L	1	J	EPA 624	11/3/17	11/4/17 16:49	LBD
1,1-Dichloroethylene	0.46	2.0	0.21	µg/L	1	J	EPA 624	11/3/17	11/4/17 16:49	LBD
trans-1,2-Dichloroethylene	ND	2.0	0.15	µg/L	1		EPA 624	11/3/17	11/4/17 16:49	LBD
1,2-Dichloropropane	ND	2.0	0.13	µg/L	1		EPA 624	11/3/17	11/4/17 16:49	LBD
cis-1,3-Dichloropropene	ND	2.0	0.12	µg/L	1		EPA 624	11/3/17	11/4/17 16:49	LBD
trans-1,3-Dichloropropene	ND	2.0	0.11	µg/L	1		EPA 624	11/3/17	11/4/17 16:49	LBD
Ethylbenzene	ND	2.0	0.13	µg/L	1		EPA 624	11/3/17	11/4/17 16:49	LBD
Methyl tert-Butyl Ether (MTBE)	ND	2.0	0.090	µg/L	1		EPA 624	11/3/17	11/4/17 16:49	LBD
Methylene Chloride	ND	5.0	3.2	µg/L	1		EPA 624	11/3/17	11/4/17 16:49	LBD
1,1,2,2-Tetrachloroethane	ND	2.0	0.16	µg/L	1		EPA 624	11/3/17	11/4/17 16:49	LBD
Tetrachloroethylene	ND	2.0	0.27	µg/L	1		EPA 624	11/3/17	11/4/17 16:49	LBD
Toluene	ND	1.0	0.17	µg/L	1		EPA 624	11/3/17	11/4/17 16:49	LBD
1,1,1-Trichloroethane	16	2.0	0.13	µg/L	1		EPA 624	11/3/17	11/4/17 16:49	LBD
1,1,2-Trichloroethane	ND	2.0	0.24	µg/L	1		EPA 624	11/3/17	11/4/17 16:49	LBD
Trichloroethylene	ND	2.0	0.20	µg/L	1		EPA 624	11/3/17	11/4/17 16:49	LBD
Trichlorofluoromethane (Freon 11)	ND	2.0	0.15	µg/L	1		EPA 624	11/3/17	11/4/17 16:49	LBD
Vinyl Chloride	ND	2.0	0.13	µg/L	1		EPA 624	11/3/17	11/4/17 16:49	LBD
m+p Xylene	ND	2.0	0.26	µg/L	1		EPA 624	11/3/17	11/4/17 16:49	LBD
o-Xylene	ND	2.0	0.13	µg/L	1		EPA 624	11/3/17	11/4/17 16:49	LBD

Surrogates	% Recovery	Recovery Limits	Flag/Qual	
1,2-Dichloroethane-d4	91.0	70-130		11/4/17 16:49
Toluene-d8	104	70-130		11/4/17 16:49
4-Bromofluorobenzene	105	70-130		11/4/17 16:49

con-test® ANALYTICAL LABORATORY

39 Spruce Street * East Longmeadow, MA 01028 * FAX 413/525-6405 * TEL. 413/525-2332

Project Location: Gladding Cordage - South Otselic Sample Description: Work Order: 17J1419

Date Received: 10/26/2017

Field Sample #: TW-X-DUP Sampled: 10/25/2017 00:00

Sample ID: 17J1419-19

Sample Matrix: Ground Water

Volatile Organic Compounds by GC/MS

Analyte	Results	RL	DL	Units	Dilution	Flag/Qual	Method	Date Prepared	Date/Time Analyzed	Analyst
Benzene	ND	1.0	0.12	µg/L	1		EPA 624	11/3/17	11/4/17 17:20	LBD
Bromodichloromethane	ND	2.0	0.30	µg/L	1		EPA 624	11/3/17	11/4/17 17:20	LBD
Bromoform	ND	2.0	0.21	µg/L	1		EPA 624	11/3/17	11/4/17 17:20	LBD
Bromomethane	ND	2.0	0.94	µg/L	1		EPA 624	11/3/17	11/4/17 17:20	LBD
Carbon Tetrachloride	ND	2.0	0.25	µg/L	1		EPA 624	11/3/17	11/4/17 17:20	LBD
Chlorobenzene	ND	2.0	0.16	µg/L	1		EPA 624	11/3/17	11/4/17 17:20	LBD
Chlorodibromomethane	ND	2.0	0.10	µg/L	1		EPA 624	11/3/17	11/4/17 17:20	LBD
Chloroethane	ND	2.0	0.28	µg/L	1		EPA 624	11/3/17	11/4/17 17:20	LBD
2-Chloroethyl Vinyl Ether	ND	10	2.2	µg/L	1		EPA 624	11/3/17	11/4/17 17:20	LBD
Chloroform	ND	2.0	0.22	µg/L	1		EPA 624	11/3/17	11/4/17 17:20	LBD
Chloromethane	ND	2.0	0.55	µg/L	1		EPA 624	11/3/17	11/4/17 17:20	LBD
1,2-Dichlorobenzene	ND	2.0	0.17	µg/L	1		EPA 624	11/3/17	11/4/17 17:20	LBD
1,3-Dichlorobenzene	ND	2.0	0.17	µg/L	1		EPA 624	11/3/17	11/4/17 17:20	LBD
1,4-Dichlorobenzene	ND	2.0	0.15	µg/L	1		EPA 624	11/3/17	11/4/17 17:20	LBD
1,2-Dichloroethane	ND	2.0	0.19	µg/L	1		EPA 624	11/3/17	11/4/17 17:20	LBD
1,1-Dichloroethane	1.2	2.0	0.16	µg/L	1	J	EPA 624	11/3/17	11/4/17 17:20	LBD
1,1-Dichloroethylene	0.45	2.0	0.21	µg/L	1	J	EPA 624	11/3/17	11/4/17 17:20	LBD
trans-1,2-Dichloroethylene	ND	2.0	0.15	µg/L	1		EPA 624	11/3/17	11/4/17 17:20	LBD
1,2-Dichloropropane	ND	2.0	0.13	µg/L	1		EPA 624	11/3/17	11/4/17 17:20	LBD
cis-1,3-Dichloropropene	ND	2.0	0.12	µg/L	1		EPA 624	11/3/17	11/4/17 17:20	LBD
trans-1,3-Dichloropropene	ND	2.0	0.11	µg/L	1		EPA 624	11/3/17	11/4/17 17:20	LBD
Ethylbenzene	ND	2.0	0.13	µg/L	1		EPA 624	11/3/17	11/4/17 17:20	LBD
Methyl tert-Butyl Ether (MTBE)	ND	2.0	0.090	µg/L	1		EPA 624	11/3/17	11/4/17 17:20	LBD
Methylene Chloride	ND	5.0	3.2	µg/L	1		EPA 624	11/3/17	11/4/17 17:20	LBD
1,1,2,2-Tetrachloroethane	ND	2.0	0.16	µg/L	1		EPA 624	11/3/17	11/4/17 17:20	LBD
Tetrachloroethylene	ND	2.0	0.27	µg/L	1		EPA 624	11/3/17	11/4/17 17:20	LBD
Toluene	ND	1.0	0.17	µg/L	1		EPA 624	11/3/17	11/4/17 17:20	LBD
1,1,1-Trichloroethane	16	2.0	0.13	µg/L	1		EPA 624	11/3/17	11/4/17 17:20	LBD
1,1,2-Trichloroethane	ND	2.0	0.24	µg/L	1		EPA 624	11/3/17	11/4/17 17:20	LBD
Trichloroethylene	ND	2.0	0.20	µg/L	1		EPA 624	11/3/17	11/4/17 17:20	LBD
Trichlorofluoromethane (Freon 11)	ND	2.0	0.15	µg/L	1		EPA 624	11/3/17	11/4/17 17:20	LBD
Vinyl Chloride	ND	2.0	0.13	µg/L	1		EPA 624	11/3/17	11/4/17 17:20	LBD
m+p Xylene	ND	2.0	0.26	µg/L	1		EPA 624	11/3/17	11/4/17 17:20	LBD
o-Xylene	ND	2.0	0.13	µg/L	1		EPA 624	11/3/17	11/4/17 17:20	LBD

Surrogates	% Recovery	Recovery Limits	Flag/Qual	
1,2-Dichloroethane-d4	91.5	70-130		11/4/17 17:20
Toluene-d8	106	70-130		11/4/17 17:20
4-Bromofluorobenzene	105	70-130		11/4/17 17:20

con-test® ANALYTICAL LABORATORY

39 Spruce Street * East Longmeadow, MA 01028 * FAX 413/525-6405 * TEL. 413/525-2332

Project Location: Gladding Cordage - South Otselic Sample Description: Work Order: 17J1419

Date Received: 10/26/2017

Field Sample #: TW-3I Sampled: 10/25/2017 14:15

Sample ID: 17J1419-20

Sample Matrix: Ground Water

Volatile Organic Compounds by GC/MS

Analyte	Results	RL	DL	Units	Dilution	Flag/Qual	Method	Date Prepared	Date/Time Analyzed	Analyst
Benzene	ND	1.0	0.12	µg/L	1		EPA 624	11/3/17	11/4/17 17:50	LBD
Bromodichloromethane	ND	2.0	0.30	µg/L	1		EPA 624	11/3/17	11/4/17 17:50	LBD
Bromoform	ND	2.0	0.21	µg/L	1		EPA 624	11/3/17	11/4/17 17:50	LBD
Bromomethane	ND	2.0	0.94	µg/L	1		EPA 624	11/3/17	11/4/17 17:50	LBD
Carbon Tetrachloride	ND	2.0	0.25	µg/L	1		EPA 624	11/3/17	11/4/17 17:50	LBD
Chlorobenzene	ND	2.0	0.16	µg/L	1		EPA 624	11/3/17	11/4/17 17:50	LBD
Chlorodibromomethane	ND	2.0	0.10	µg/L	1		EPA 624	11/3/17	11/4/17 17:50	LBD
Chloroethane	ND	2.0	0.28	µg/L	1		EPA 624	11/3/17	11/4/17 17:50	LBD
2-Chloroethyl Vinyl Ether	ND	10	2.2	µg/L	1		EPA 624	11/3/17	11/4/17 17:50	LBD
Chloroform	ND	2.0	0.22	µg/L	1		EPA 624	11/3/17	11/4/17 17:50	LBD
Chloromethane	ND	2.0	0.55	µg/L	1		EPA 624	11/3/17	11/4/17 17:50	LBD
1,2-Dichlorobenzene	ND	2.0	0.17	µg/L	1		EPA 624	11/3/17	11/4/17 17:50	LBD
1,3-Dichlorobenzene	ND	2.0	0.17	µg/L	1		EPA 624	11/3/17	11/4/17 17:50	LBD
1,4-Dichlorobenzene	ND	2.0	0.15	µg/L	1		EPA 624	11/3/17	11/4/17 17:50	LBD
1,2-Dichloroethane	ND	2.0	0.19	µg/L	1		EPA 624	11/3/17	11/4/17 17:50	LBD
1,1-Dichloroethane	ND	2.0	0.16	µg/L	1		EPA 624	11/3/17	11/4/17 17:50	LBD
1,1-Dichloroethylene	ND	2.0	0.21	µg/L	1		EPA 624	11/3/17	11/4/17 17:50	LBD
trans-1,2-Dichloroethylene	ND	2.0	0.15	µg/L	1		EPA 624	11/3/17	11/4/17 17:50	LBD
1,2-Dichloropropane	ND	2.0	0.13	µg/L	1		EPA 624	11/3/17	11/4/17 17:50	LBD
cis-1,3-Dichloropropene	ND	2.0	0.12	µg/L	1		EPA 624	11/3/17	11/4/17 17:50	LBD
trans-1,3-Dichloropropene	ND	2.0	0.11	µg/L	1		EPA 624	11/3/17	11/4/17 17:50	LBD
Ethylbenzene	ND	2.0	0.13	µg/L	1		EPA 624	11/3/17	11/4/17 17:50	LBD
Methyl tert-Butyl Ether (MTBE)	ND	2.0	0.090	µg/L	1		EPA 624	11/3/17	11/4/17 17:50	LBD
Methylene Chloride	ND	5.0	3.2	µg/L	1		EPA 624	11/3/17	11/4/17 17:50	LBD
1,1,2,2-Tetrachloroethane	ND	2.0	0.16	µg/L	1		EPA 624	11/3/17	11/4/17 17:50	LBD
Tetrachloroethylene	ND	2.0	0.27	µg/L	1		EPA 624	11/3/17	11/4/17 17:50	LBD
Toluene	ND	1.0	0.17	µg/L	1		EPA 624	11/3/17	11/4/17 17:50	LBD
1,1,1-Trichloroethane	0.98	2.0	0.13	µg/L	1	J	EPA 624	11/3/17	11/4/17 17:50	LBD
1,1,2-Trichloroethane	ND	2.0	0.24	µg/L	1		EPA 624	11/3/17	11/4/17 17:50	LBD
Trichloroethylene	ND	2.0	0.20	µg/L	1		EPA 624	11/3/17	11/4/17 17:50	LBD
Trichlorofluoromethane (Freon 11)	ND	2.0	0.15	µg/L	1		EPA 624	11/3/17	11/4/17 17:50	LBD
Vinyl Chloride	ND	2.0	0.13	µg/L	1		EPA 624	11/3/17	11/4/17 17:50	LBD
m+p Xylene	ND	2.0	0.26	µg/L	1		EPA 624	11/3/17	11/4/17 17:50	LBD
o-Xylene	ND	2.0	0.13	µg/L	1		EPA 624	11/3/17	11/4/17 17:50	LBD

Surrogates	% Recovery	Recovery Limits	Flag/Qual	
1,2-Dichloroethane-d4	92.0	70-130		11/4/17 17:50
Toluene-d8	104	70-130		11/4/17 17:50
4-Bromofluorobenzene	105	70-130		11/4/17 17:50

con-test® ANALYTICAL LABORATORY

39 Spruce Street * East Longmeadow, MA 01028 * FAX 413/525-6405 * TEL. 413/525-2332

Project Location: Gladding Cordage - South Otselic Sample Description: Work Order: 17J1419

Date Received: 10/26/2017

Field Sample #: TW-3D Sampled: 10/25/2017 14:50

Sample ID: 17J1419-21

Sample Matrix: Ground Water

Volatile Organic Compounds by GC/MS

Analyte	Results	RL	DL	Units	Dilution	Flag/Qual	Method	Date Prepared	Date/Time Analyzed	Analyst
Benzene	ND	1.0	0.12	µg/L	1		EPA 624	11/3/17	11/4/17 18:21	LBD
Bromodichloromethane	ND	2.0	0.30	µg/L	1		EPA 624	11/3/17	11/4/17 18:21	LBD
Bromoform	ND	2.0	0.21	µg/L	1		EPA 624	11/3/17	11/4/17 18:21	LBD
Bromomethane	ND	2.0	0.94	µg/L	1		EPA 624	11/3/17	11/4/17 18:21	LBD
Carbon Tetrachloride	ND	2.0	0.25	µg/L	1		EPA 624	11/3/17	11/4/17 18:21	LBD
Chlorobenzene	ND	2.0	0.16	µg/L	1		EPA 624	11/3/17	11/4/17 18:21	LBD
Chlorodibromomethane	ND	2.0	0.10	µg/L	1		EPA 624	11/3/17	11/4/17 18:21	LBD
Chloroethane	ND	2.0	0.28	µg/L	1		EPA 624	11/3/17	11/4/17 18:21	LBD
2-Chloroethyl Vinyl Ether	ND	10	2.2	µg/L	1		EPA 624	11/3/17	11/4/17 18:21	LBD
Chloroform	ND	2.0	0.22	µg/L	1		EPA 624	11/3/17	11/4/17 18:21	LBD
Chloromethane	ND	2.0	0.55	µg/L	1		EPA 624	11/3/17	11/4/17 18:21	LBD
1,2-Dichlorobenzene	ND	2.0	0.17	µg/L	1		EPA 624	11/3/17	11/4/17 18:21	LBD
1,3-Dichlorobenzene	ND	2.0	0.17	µg/L	1		EPA 624	11/3/17	11/4/17 18:21	LBD
1,4-Dichlorobenzene	ND	2.0	0.15	µg/L	1		EPA 624	11/3/17	11/4/17 18:21	LBD
1,2-Dichloroethane	ND	2.0	0.19	µg/L	1		EPA 624	11/3/17	11/4/17 18:21	LBD
1,1-Dichloroethane	ND	2.0	0.16	µg/L	1		EPA 624	11/3/17	11/4/17 18:21	LBD
1,1-Dichloroethylene	ND	2.0	0.21	µg/L	1		EPA 624	11/3/17	11/4/17 18:21	LBD
trans-1,2-Dichloroethylene	ND	2.0	0.15	µg/L	1		EPA 624	11/3/17	11/4/17 18:21	LBD
1,2-Dichloropropane	ND	2.0	0.13	µg/L	1		EPA 624	11/3/17	11/4/17 18:21	LBD
cis-1,3-Dichloropropene	ND	2.0	0.12	µg/L	1		EPA 624	11/3/17	11/4/17 18:21	LBD
trans-1,3-Dichloropropene	ND	2.0	0.11	µg/L	1		EPA 624	11/3/17	11/4/17 18:21	LBD
Ethylbenzene	ND	2.0	0.13	µg/L	1		EPA 624	11/3/17	11/4/17 18:21	LBD
Methyl tert-Butyl Ether (MTBE)	ND	2.0	0.090	µg/L	1		EPA 624	11/3/17	11/4/17 18:21	LBD
Methylene Chloride	ND	5.0	3.2	µg/L	1		EPA 624	11/3/17	11/4/17 18:21	LBD
1,1,2,2-Tetrachloroethane	ND	2.0	0.16	µg/L	1		EPA 624	11/3/17	11/4/17 18:21	LBD
Tetrachloroethylene	ND	2.0	0.27	µg/L	1		EPA 624	11/3/17	11/4/17 18:21	LBD
Toluene	ND	1.0	0.17	µg/L	1		EPA 624	11/3/17	11/4/17 18:21	LBD
1,1,1-Trichloroethane	0.84	2.0	0.13	µg/L	1	J	EPA 624	11/3/17	11/4/17 18:21	LBD
1,1,2-Trichloroethane	ND	2.0	0.24	µg/L	1		EPA 624	11/3/17	11/4/17 18:21	LBD
Trichloroethylene	ND	2.0	0.20	µg/L	1		EPA 624	11/3/17	11/4/17 18:21	LBD
Trichlorofluoromethane (Freon 11)	ND	2.0	0.15	µg/L	1		EPA 624	11/3/17	11/4/17 18:21	LBD
Vinyl Chloride	ND	2.0	0.13	µg/L	1		EPA 624	11/3/17	11/4/17 18:21	LBD
m+p Xylene	ND	2.0	0.26	µg/L	1		EPA 624	11/3/17	11/4/17 18:21	LBD
o-Xylene	ND	2.0	0.13	µg/L	1		EPA 624	11/3/17	11/4/17 18:21	LBD

Surrogates	% Recovery	Recovery Limits	Flag/Qual	
1,2-Dichloroethane-d4	91.9	70-130		11/4/17 18:21
Toluene-d8	104	70-130		11/4/17 18:21
4-Bromofluorobenzene	106	70-130		11/4/17 18:21

con-test® ANALYTICAL LABORATORY

39 Spruce Street * East Longmeadow, MA 01028 * FAX 413/525-6405 * TEL. 413/525-2332

Project Location: Gladding Cordage - South Otselic Sample Description: Work Order: 17J1419

Date Received: 10/26/2017

Field Sample #: TW-3S Sampled: 10/25/2017 15:25

Sample ID: 17J1419-22

Sample Matrix: Ground Water

Volatile Organic Compounds by GC/MS

Analyte	Results	RL	DL	Units	Dilution	Flag/Qual	Method	Date Prepared	Date/Time Analyzed	Analyst
Benzene	ND	1.0	0.12	µg/L	1		EPA 624	11/3/17	11/4/17 18:52	LBD
Bromodichloromethane	ND	2.0	0.30	µg/L	1		EPA 624	11/3/17	11/4/17 18:52	LBD
Bromoform	ND	2.0	0.21	µg/L	1		EPA 624	11/3/17	11/4/17 18:52	LBD
Bromomethane	ND	2.0	0.94	µg/L	1		EPA 624	11/3/17	11/4/17 18:52	LBD
Carbon Tetrachloride	ND	2.0	0.25	µg/L	1		EPA 624	11/3/17	11/4/17 18:52	LBD
Chlorobenzene	ND	2.0	0.16	µg/L	1		EPA 624	11/3/17	11/4/17 18:52	LBD
Chlorodibromomethane	ND	2.0	0.10	µg/L	1		EPA 624	11/3/17	11/4/17 18:52	LBD
Chloroethane	ND	2.0	0.28	µg/L	1		EPA 624	11/3/17	11/4/17 18:52	LBD
2-Chloroethyl Vinyl Ether	ND	10	2.2	µg/L	1		EPA 624	11/3/17	11/4/17 18:52	LBD
Chloroform	ND	2.0	0.22	µg/L	1		EPA 624	11/3/17	11/4/17 18:52	LBD
Chloromethane	ND	2.0	0.55	µg/L	1		EPA 624	11/3/17	11/4/17 18:52	LBD
1,2-Dichlorobenzene	ND	2.0	0.17	µg/L	1		EPA 624	11/3/17	11/4/17 18:52	LBD
1,3-Dichlorobenzene	ND	2.0	0.17	µg/L	1		EPA 624	11/3/17	11/4/17 18:52	LBD
1,4-Dichlorobenzene	0.16	2.0	0.15	µg/L	1	J	EPA 624	11/3/17	11/4/17 18:52	LBD
1,2-Dichloroethane	ND	2.0	0.19	µg/L	1		EPA 624	11/3/17	11/4/17 18:52	LBD
1,1-Dichloroethane	1.3	2.0	0.16	µg/L	1	J	EPA 624	11/3/17	11/4/17 18:52	LBD
1,1-Dichloroethylene	ND	2.0	0.21	µg/L	1		EPA 624	11/3/17	11/4/17 18:52	LBD
trans-1,2-Dichloroethylene	ND	2.0	0.15	µg/L	1		EPA 624	11/3/17	11/4/17 18:52	LBD
1,2-Dichloropropane	ND	2.0	0.13	µg/L	1		EPA 624	11/3/17	11/4/17 18:52	LBD
cis-1,3-Dichloropropene	ND	2.0	0.12	µg/L	1		EPA 624	11/3/17	11/4/17 18:52	LBD
trans-1,3-Dichloropropene	ND	2.0	0.11	µg/L	1		EPA 624	11/3/17	11/4/17 18:52	LBD
Ethylbenzene	ND	2.0	0.13	µg/L	1		EPA 624	11/3/17	11/4/17 18:52	LBD
Methyl tert-Butyl Ether (MTBE)	ND	2.0	0.090	µg/L	1		EPA 624	11/3/17	11/4/17 18:52	LBD
Methylene Chloride	ND	5.0	3.2	µg/L	1		EPA 624	11/3/17	11/4/17 18:52	LBD
1,1,2,2-Tetrachloroethane	ND	2.0	0.16	µg/L	1		EPA 624	11/3/17	11/4/17 18:52	LBD
Tetrachloroethylene	ND	2.0	0.27	µg/L	1		EPA 624	11/3/17	11/4/17 18:52	LBD
Toluene	ND	1.0	0.17	µg/L	1		EPA 624	11/3/17	11/4/17 18:52	LBD
1,1,1-Trichloroethane	1.1	2.0	0.13	µg/L	1	J	EPA 624	11/3/17	11/4/17 18:52	LBD
1,1,2-Trichloroethane	ND	2.0	0.24	µg/L	1		EPA 624	11/3/17	11/4/17 18:52	LBD
Trichloroethylene	ND	2.0	0.20	µg/L	1		EPA 624	11/3/17	11/4/17 18:52	LBD
Trichlorofluoromethane (Freon 11)	ND	2.0	0.15	µg/L	1		EPA 624	11/3/17	11/4/17 18:52	LBD
Vinyl Chloride	ND	2.0	0.13	µg/L	1		EPA 624	11/3/17	11/4/17 18:52	LBD
m+p Xylene	ND	2.0	0.26	µg/L	1		EPA 624	11/3/17	11/4/17 18:52	LBD
o-Xylene	ND	2.0	0.13	µg/L	1		EPA 624	11/3/17	11/4/17 18:52	LBD

Surrogates	% Recovery	Recovery Limits	Flag/Qual	
1,2-Dichloroethane-d4	92.6	70-130		11/4/17 18:52
Toluene-d8	104	70-130		11/4/17 18:52
4-Bromofluorobenzene	108	70-130		11/4/17 18:52

con-test® ANALYTICAL LABORATORY

39 Spruce Street * East Longmeadow, MA 01028 * FAX 413/525-6405 * TEL. 413/525-2332

Project Location: Gladding Cordage - South Otselic Sample Description: Work Order: 17J1419

Date Received: 10/26/2017

Field Sample #: Eff-45Hz Sampled: 10/25/2017 15:30

Sample ID: 17J1419-23

Sample Matrix: Ground Water

Volatile Organic Compounds by GC/MS

Analyte	Results	RL	DL	Units	Dilution	Flag/Qual	Method	Date Prepared	Date/Time Analyzed	Analyst
Benzene	ND	1.0	0.12	µg/L	1		EPA 624	11/3/17	11/4/17 19:22	LBD
Bromodichloromethane	ND	2.0	0.30	µg/L	1		EPA 624	11/3/17	11/4/17 19:22	LBD
Bromoform	ND	2.0	0.21	µg/L	1		EPA 624	11/3/17	11/4/17 19:22	LBD
Bromomethane	ND	2.0	0.94	µg/L	1		EPA 624	11/3/17	11/4/17 19:22	LBD
Carbon Tetrachloride	ND	2.0	0.25	µg/L	1		EPA 624	11/3/17	11/4/17 19:22	LBD
Chlorobenzene	ND	2.0	0.16	µg/L	1		EPA 624	11/3/17	11/4/17 19:22	LBD
Chlorodibromomethane	ND	2.0	0.10	µg/L	1		EPA 624	11/3/17	11/4/17 19:22	LBD
Chloroethane	ND	2.0	0.28	µg/L	1		EPA 624	11/3/17	11/4/17 19:22	LBD
2-Chloroethyl Vinyl Ether	ND	10	2.2	µg/L	1		EPA 624	11/3/17	11/4/17 19:22	LBD
Chloroform	ND	2.0	0.22	µg/L	1		EPA 624	11/3/17	11/4/17 19:22	LBD
Chloromethane	ND	2.0	0.55	µg/L	1		EPA 624	11/3/17	11/4/17 19:22	LBD
1,2-Dichlorobenzene	ND	2.0	0.17	µg/L	1		EPA 624	11/3/17	11/4/17 19:22	LBD
1,3-Dichlorobenzene	ND	2.0	0.17	µg/L	1		EPA 624	11/3/17	11/4/17 19:22	LBD
1,4-Dichlorobenzene	ND	2.0	0.15	µg/L	1		EPA 624	11/3/17	11/4/17 19:22	LBD
1,2-Dichloroethane	ND	2.0	0.19	µg/L	1		EPA 624	11/3/17	11/4/17 19:22	LBD
1,1-Dichloroethane	ND	2.0	0.16	µg/L	1		EPA 624	11/3/17	11/4/17 19:22	LBD
1,1-Dichloroethylene	ND	2.0	0.21	µg/L	1		EPA 624	11/3/17	11/4/17 19:22	LBD
trans-1,2-Dichloroethylene	ND	2.0	0.15	µg/L	1		EPA 624	11/3/17	11/4/17 19:22	LBD
1,2-Dichloropropane	ND	2.0	0.13	µg/L	1		EPA 624	11/3/17	11/4/17 19:22	LBD
cis-1,3-Dichloropropene	ND	2.0	0.12	µg/L	1		EPA 624	11/3/17	11/4/17 19:22	LBD
trans-1,3-Dichloropropene	ND	2.0	0.11	µg/L	1		EPA 624	11/3/17	11/4/17 19:22	LBD
Ethylbenzene	ND	2.0	0.13	µg/L	1		EPA 624	11/3/17	11/4/17 19:22	LBD
Methyl tert-Butyl Ether (MTBE)	ND	2.0	0.090	µg/L	1		EPA 624	11/3/17	11/4/17 19:22	LBD
Methylene Chloride	ND	5.0	3.2	µg/L	1		EPA 624	11/3/17	11/4/17 19:22	LBD
1,1,2,2-Tetrachloroethane	ND	2.0	0.16	µg/L	1		EPA 624	11/3/17	11/4/17 19:22	LBD
Tetrachloroethylene	ND	2.0	0.27	µg/L	1		EPA 624	11/3/17	11/4/17 19:22	LBD
Toluene	ND	1.0	0.17	µg/L	1		EPA 624	11/3/17	11/4/17 19:22	LBD
1,1,1-Trichloroethane	ND	2.0	0.13	µg/L	1		EPA 624	11/3/17	11/4/17 19:22	LBD
1,1,2-Trichloroethane	ND	2.0	0.24	µg/L	1		EPA 624	11/3/17	11/4/17 19:22	LBD
Trichloroethylene	ND	2.0	0.20	µg/L	1		EPA 624	11/3/17	11/4/17 19:22	LBD
Trichlorofluoromethane (Freon 11)	ND	2.0	0.15	µg/L	1		EPA 624	11/3/17	11/4/17 19:22	LBD
Vinyl Chloride	ND	2.0	0.13	µg/L	1		EPA 624	11/3/17	11/4/17 19:22	LBD
m+p Xylene	ND	2.0	0.26	µg/L	1		EPA 624	11/3/17	11/4/17 19:22	LBD
o-Xylene	ND	2.0	0.13	µg/L	1		EPA 624	11/3/17	11/4/17 19:22	LBD

Surrogates	% Recovery	Recovery Limits	Flag/Qual	
1,2-Dichloroethane-d4	92.5	70-130		11/4/17 19:22
Toluene-d8	104	70-130		11/4/17 19:22
4-Bromofluorobenzene	106	70-130		11/4/17 19:22

con-test® ANALYTICAL LABORATORY

39 Spruce Street * East Longmeadow, MA 01028 * FAX 413/525-6405 * TEL. 413/525-2332

Project Location: Gladding Cordage - South Otselic Sample Description: Work Order: 17J1419

Date Received: 10/26/2017

Field Sample #: RW-1 Sampled: 10/25/2017 15:40

Sample ID: 17J1419-24

Sample Matrix: Ground Water

Volatile Organic Compounds by GC/MS

Analyte	Results	RL	DL	Units	Dilution	Flag/Qual	Method	Date Prepared	Date/Time Analyzed	Analyst
Benzene	ND	1.0	0.12	µg/L	1		EPA 624	11/3/17	11/4/17 19:53	LBD
Bromodichloromethane	ND	2.0	0.30	µg/L	1		EPA 624	11/3/17	11/4/17 19:53	LBD
Bromoform	ND	2.0	0.21	µg/L	1		EPA 624	11/3/17	11/4/17 19:53	LBD
Bromomethane	ND	2.0	0.94	µg/L	1		EPA 624	11/3/17	11/4/17 19:53	LBD
Carbon Tetrachloride	ND	2.0	0.25	µg/L	1		EPA 624	11/3/17	11/4/17 19:53	LBD
Chlorobenzene	ND	2.0	0.16	µg/L	1		EPA 624	11/3/17	11/4/17 19:53	LBD
Chlorodibromomethane	ND	2.0	0.10	µg/L	1		EPA 624	11/3/17	11/4/17 19:53	LBD
Chloroethane	ND	2.0	0.28	µg/L	1		EPA 624	11/3/17	11/4/17 19:53	LBD
2-Chloroethyl Vinyl Ether	ND	10	2.2	µg/L	1		EPA 624	11/3/17	11/4/17 19:53	LBD
Chloroform	ND	2.0	0.22	µg/L	1		EPA 624	11/3/17	11/4/17 19:53	LBD
Chloromethane	ND	2.0	0.55	µg/L	1		EPA 624	11/3/17	11/4/17 19:53	LBD
1,2-Dichlorobenzene	ND	2.0	0.17	µg/L	1		EPA 624	11/3/17	11/4/17 19:53	LBD
1,3-Dichlorobenzene	ND	2.0	0.17	µg/L	1		EPA 624	11/3/17	11/4/17 19:53	LBD
1,4-Dichlorobenzene	ND	2.0	0.15	µg/L	1		EPA 624	11/3/17	11/4/17 19:53	LBD
1,2-Dichloroethane	ND	2.0	0.19	µg/L	1		EPA 624	11/3/17	11/4/17 19:53	LBD
1,1-Dichloroethane	1.8	2.0	0.16	µg/L	1	J	EPA 624	11/3/17	11/4/17 19:53	LBD
1,1-Dichloroethylene	0.74	2.0	0.21	µg/L	1	J	EPA 624	11/3/17	11/4/17 19:53	LBD
trans-1,2-Dichloroethylene	ND	2.0	0.15	µg/L	1		EPA 624	11/3/17	11/4/17 19:53	LBD
1,2-Dichloropropane	ND	2.0	0.13	µg/L	1		EPA 624	11/3/17	11/4/17 19:53	LBD
cis-1,3-Dichloropropene	ND	2.0	0.12	µg/L	1		EPA 624	11/3/17	11/4/17 19:53	LBD
trans-1,3-Dichloropropene	ND	2.0	0.11	µg/L	1		EPA 624	11/3/17	11/4/17 19:53	LBD
Ethylbenzene	ND	2.0	0.13	µg/L	1		EPA 624	11/3/17	11/4/17 19:53	LBD
Methyl tert-Butyl Ether (MTBE)	ND	2.0	0.090	µg/L	1		EPA 624	11/3/17	11/4/17 19:53	LBD
Methylene Chloride	ND	5.0	3.2	µg/L	1		EPA 624	11/3/17	11/4/17 19:53	LBD
1,1,2,2-Tetrachloroethane	ND	2.0	0.16	µg/L	1		EPA 624	11/3/17	11/4/17 19:53	LBD
Tetrachloroethylene	ND	2.0	0.27	µg/L	1		EPA 624	11/3/17	11/4/17 19:53	LBD
Toluene	ND	1.0	0.17	µg/L	1		EPA 624	11/3/17	11/4/17 19:53	LBD
1,1,1-Trichloroethane	37	2.0	0.13	µg/L	1		EPA 624	11/3/17	11/4/17 19:53	LBD
1,1,2-Trichloroethane	ND	2.0	0.24	µg/L	1		EPA 624	11/3/17	11/4/17 19:53	LBD
Trichloroethylene	ND	2.0	0.20	µg/L	1		EPA 624	11/3/17	11/4/17 19:53	LBD
Trichlorofluoromethane (Freon 11)	ND	2.0	0.15	µg/L	1		EPA 624	11/3/17	11/4/17 19:53	LBD
Vinyl Chloride	ND	2.0	0.13	µg/L	1		EPA 624	11/3/17	11/4/17 19:53	LBD
m+p Xylene	ND	2.0	0.26	µg/L	1		EPA 624	11/3/17	11/4/17 19:53	LBD
o-Xylene	ND	2.0	0.13	µg/L	1		EPA 624	11/3/17	11/4/17 19:53	LBD

Surrogates	% Recovery	Recovery Limits	Flag/Qual	
1,2-Dichloroethane-d4	94.0	70-130		11/4/17 19:53
Toluene-d8	104	70-130		11/4/17 19:53
4-Bromofluorobenzene	107	70-130		11/4/17 19:53

con-test® ANALYTICAL LABORATORY

39 Spruce Street * East Longmeadow, MA 01028 * FAX 413/525-6405 * TEL. 413/525-2332

Project Location: Gladding Cordage - South Otselic Sample Description: Work Order: 17J1419

Date Received: 10/26/2017

Field Sample #: RW-2 Sampled: 10/25/2017 16:10

Sample ID: 17J1419-25

Sample Matrix: Ground Water

Volatile Organic Compounds by GC/MS

Analyte	Results	RL	DL	Units	Dilution	Flag/Qual	Method	Date Prepared	Date/Time Analyzed	Analyst
Benzene	ND	1.0	0.12	µg/L	1		EPA 624	11/5/17	11/5/17 20:21	LBD
Bromodichloromethane	ND	2.0	0.30	µg/L	1		EPA 624	11/5/17	11/5/17 20:21	LBD
Bromoform	ND	2.0	0.21	µg/L	1		EPA 624	11/5/17	11/5/17 20:21	LBD
Bromomethane	ND	2.0	0.94	µg/L	1		EPA 624	11/5/17	11/5/17 20:21	LBD
Carbon Tetrachloride	ND	2.0	0.25	µg/L	1		EPA 624	11/5/17	11/5/17 20:21	LBD
Chlorobenzene	ND	2.0	0.16	µg/L	1		EPA 624	11/5/17	11/5/17 20:21	LBD
Chlorodibromomethane	ND	2.0	0.10	µg/L	1		EPA 624	11/5/17	11/5/17 20:21	LBD
Chloroethane	ND	2.0	0.28	µg/L	1		EPA 624	11/5/17	11/5/17 20:21	LBD
2-Chloroethyl Vinyl Ether	ND	10	2.2	µg/L	1		EPA 624	11/5/17	11/5/17 20:21	LBD
Chloroform	ND	2.0	0.22	µg/L	1		EPA 624	11/5/17	11/5/17 20:21	LBD
Chloromethane	ND	2.0	0.55	µg/L	1		EPA 624	11/5/17	11/5/17 20:21	LBD
1,2-Dichlorobenzene	ND	2.0	0.17	µg/L	1		EPA 624	11/5/17	11/5/17 20:21	LBD
1,3-Dichlorobenzene	ND	2.0	0.17	µg/L	1		EPA 624	11/5/17	11/5/17 20:21	LBD
1,4-Dichlorobenzene	ND	2.0	0.15	µg/L	1		EPA 624	11/5/17	11/5/17 20:21	LBD
1,2-Dichloroethane	ND	2.0	0.19	µg/L	1		EPA 624	11/5/17	11/5/17 20:21	LBD
1,1-Dichloroethane	0.90	2.0	0.16	µg/L	1	J	EPA 624	11/5/17	11/5/17 20:21	LBD
1,1-Dichloroethylene	0.80	2.0	0.21	µg/L	1	J	EPA 624	11/5/17	11/5/17 20:21	LBD
trans-1,2-Dichloroethylene	ND	2.0	0.15	µg/L	1		EPA 624	11/5/17	11/5/17 20:21	LBD
1,2-Dichloropropane	ND	2.0	0.13	µg/L	1		EPA 624	11/5/17	11/5/17 20:21	LBD
cis-1,3-Dichloropropene	ND	2.0	0.12	µg/L	1		EPA 624	11/5/17	11/5/17 20:21	LBD
trans-1,3-Dichloropropene	ND	2.0	0.11	µg/L	1		EPA 624	11/5/17	11/5/17 20:21	LBD
Ethylbenzene	ND	2.0	0.13	µg/L	1		EPA 624	11/5/17	11/5/17 20:21	LBD
Methyl tert-Butyl Ether (MTBE)	ND	2.0	0.090	µg/L	1		EPA 624	11/5/17	11/5/17 20:21	LBD
Methylene Chloride	ND	5.0	3.2	µg/L	1		EPA 624	11/5/17	11/5/17 20:21	LBD
1,1,2,2-Tetrachloroethane	ND	2.0	0.16	µg/L	1		EPA 624	11/5/17	11/5/17 20:21	LBD
Tetrachloroethylene	ND	2.0	0.27	µg/L	1		EPA 624	11/5/17	11/5/17 20:21	LBD
Toluene	ND	1.0	0.17	µg/L	1		EPA 624	11/5/17	11/5/17 20:21	LBD
1,1,1-Trichloroethane	36	2.0	0.13	µg/L	1		EPA 624	11/5/17	11/5/17 20:21	LBD
1,1,2-Trichloroethane	ND	2.0	0.24	µg/L	1		EPA 624	11/5/17	11/5/17 20:21	LBD
Trichloroethylene	ND	2.0	0.20	µg/L	1		EPA 624	11/5/17	11/5/17 20:21	LBD
Trichlorofluoromethane (Freon 11)	ND	2.0	0.15	µg/L	1		EPA 624	11/5/17	11/5/17 20:21	LBD
Vinyl Chloride	ND	2.0	0.13	µg/L	1		EPA 624	11/5/17	11/5/17 20:21	LBD
m+p Xylene	ND	2.0	0.26	µg/L	1		EPA 624	11/5/17	11/5/17 20:21	LBD
o-Xylene	ND	2.0	0.13	µg/L	1		EPA 624	11/5/17	11/5/17 20:21	LBD

Surrogates	% Recovery	Recovery Limits	Flag/Qual	
1,2-Dichloroethane-d4	93.0	70-130		11/5/17 20:21
Toluene-d8	105	70-130		11/5/17 20:21
4-Bromofluorobenzene	107	70-130		11/5/17 20:21

con-test® ANALYTICAL LABORATORY

39 Spruce Street * East Longmeadow, MA 01028 * FAX 413/525-6405 * TEL. 413/525-2332

Project Location: Gladding Cordage - South Otselic Sample Description: Work Order: 17J1419

Date Received: 10/26/2017

Field Sample #: TRIP BLANK Sampled: 10/25/2017 00:00

Sample ID: 17J1419-26

Sample Matrix: Trip Blank Water

Volatile Organic Compounds by GC/MS

Analyte	Results	RL	DL	Units	Dilution	Flag/Qual	Method	Date Prepared	Date/Time Analyzed	Analyst
Benzene	ND	1.0	0.12	µg/L	1		EPA 624	11/3/17	11/4/17 10:10	LBD
Bromodichloromethane	ND	2.0	0.30	µg/L	1		EPA 624	11/3/17	11/4/17 10:10	LBD
Bromoform	ND	2.0	0.21	µg/L	1		EPA 624	11/3/17	11/4/17 10:10	LBD
Bromomethane	ND	2.0	0.94	µg/L	1		EPA 624	11/3/17	11/4/17 10:10	LBD
Carbon Tetrachloride	ND	2.0	0.25	µg/L	1		EPA 624	11/3/17	11/4/17 10:10	LBD
Chlorobenzene	ND	2.0	0.16	µg/L	1		EPA 624	11/3/17	11/4/17 10:10	LBD
Chlorodibromomethane	ND	2.0	0.10	µg/L	1		EPA 624	11/3/17	11/4/17 10:10	LBD
Chloroethane	ND	2.0	0.28	µg/L	1		EPA 624	11/3/17	11/4/17 10:10	LBD
2-Chloroethyl Vinyl Ether	ND	10	2.2	µg/L	1		EPA 624	11/3/17	11/4/17 10:10	LBD
Chloroform	ND	2.0	0.22	µg/L	1		EPA 624	11/3/17	11/4/17 10:10	LBD
Chloromethane	ND	2.0	0.55	µg/L	1		EPA 624	11/3/17	11/4/17 10:10	LBD
1,2-Dichlorobenzene	ND	2.0	0.17	µg/L	1		EPA 624	11/3/17	11/4/17 10:10	LBD
1,3-Dichlorobenzene	ND	2.0	0.17	µg/L	1		EPA 624	11/3/17	11/4/17 10:10	LBD
1,4-Dichlorobenzene	ND	2.0	0.15	µg/L	1		EPA 624	11/3/17	11/4/17 10:10	LBD
1,2-Dichloroethane	ND	2.0	0.19	µg/L	1		EPA 624	11/3/17	11/4/17 10:10	LBD
1,1-Dichloroethane	ND	2.0	0.16	µg/L	1		EPA 624	11/3/17	11/4/17 10:10	LBD
1,1-Dichloroethylene	ND	2.0	0.21	µg/L	1		EPA 624	11/3/17	11/4/17 10:10	LBD
trans-1,2-Dichloroethylene	ND	2.0	0.15	µg/L	1		EPA 624	11/3/17	11/4/17 10:10	LBD
1,2-Dichloropropane	ND	2.0	0.13	µg/L	1		EPA 624	11/3/17	11/4/17 10:10	LBD
cis-1,3-Dichloropropene	ND	2.0	0.12	µg/L	1		EPA 624	11/3/17	11/4/17 10:10	LBD
trans-1,3-Dichloropropene	ND	2.0	0.11	µg/L	1		EPA 624	11/3/17	11/4/17 10:10	LBD
Ethylbenzene	ND	2.0	0.13	µg/L	1		EPA 624	11/3/17	11/4/17 10:10	LBD
Methyl tert-Butyl Ether (MTBE)	ND	2.0	0.090	µg/L	1		EPA 624	11/3/17	11/4/17 10:10	LBD
Methylene Chloride	ND	5.0	3.2	µg/L	1		EPA 624	11/3/17	11/4/17 10:10	LBD
1,1,2,2-Tetrachloroethane	ND	2.0	0.16	µg/L	1		EPA 624	11/3/17	11/4/17 10:10	LBD
Tetrachloroethylene	ND	2.0	0.27	µg/L	1		EPA 624	11/3/17	11/4/17 10:10	LBD
Toluene	ND	1.0	0.17	µg/L	1		EPA 624	11/3/17	11/4/17 10:10	LBD
1,1,1-Trichloroethane	ND	2.0	0.13	µg/L	1		EPA 624	11/3/17	11/4/17 10:10	LBD
1,1,2-Trichloroethane	ND	2.0	0.24	µg/L	1		EPA 624	11/3/17	11/4/17 10:10	LBD
Trichloroethylene	ND	2.0	0.20	µg/L	1		EPA 624	11/3/17	11/4/17 10:10	LBD
Trichlorofluoromethane (Freon 11)	ND	2.0	0.15	µg/L	1		EPA 624	11/3/17	11/4/17 10:10	LBD
Vinyl Chloride	ND	2.0	0.13	µg/L	1		EPA 624	11/3/17	11/4/17 10:10	LBD
m+p Xylene	ND	2.0	0.26	µg/L	1		EPA 624	11/3/17	11/4/17 10:10	LBD
o-Xylene	ND	2.0	0.13	µg/L	1		EPA 624	11/3/17	11/4/17 10:10	LBD

Surrogates	% Recovery	Recovery Limits	Flag/Qual	
1,2-Dichloroethane-d4	90.6	70-130		11/4/17 10:10
Toluene-d8	103	70-130		11/4/17 10:10
4-Bromofluorobenzene	105	70-130		11/4/17 10:10

con-test® ANALYTICAL LABORATORY

39 Spruce Street * East Longmeadow, MA 01028 * FAX 413/525-6405 * TEL. 413/525-2332

Sample Extraction Data

Prep Method: SW-846 5030B-EPA 624

Lab Number [Field ID]	Batch	Initial [mL]	Final [mL]	Date
17J1419-01 [TW-12D]	B190157	5	5.00	11/03/17
17J1419-02 [TW-121]	B190157	5	5.00	11/03/17
17J1419-03 [TW-6I]	B190157	5	5.00	11/03/17
17J1419-04 [TW-6S]	B190157	5	5.00	11/03/17
17J1419-10 [TW-7D]	B190157	5	5.00	11/03/17

Prep Method: SW-846 5030B-EPA 624

Lab Number [Field ID]	Batch	Initial [mL]	Final [mL]	Date
17J1419-05 [TW-6D]	B190158	5	5.00	11/03/17
17J1419-06 [TW-9D]	B190158	5	5.00	11/03/17
17J1419-07 [TW-9I]	B190158	5	5.00	11/03/17
17J1419-08 [TW-7I]	B190158	5	5.00	11/03/17
17J1419-09 [TW-7S]	B190158	5	5.00	11/03/17
17J1419-11 [TW-5D]	B190158	5	5.00	11/03/17
17J1419-12 [TW-5S]	B190158	5	5.00	11/03/17
17J1419-13 [TW-5I]	B190158	5	5.00	11/03/17
17J1419-14 [TW-14D]	B190158	5	5.00	11/03/17
17J1419-15 [TW-14I]	B190158	5	5.00	11/03/17
17J1419-16 [TW-4I]	B190158	5	5.00	11/03/17
17J1419-17 [TW-14S]	B190158	5	5.00	11/03/17
17J1419-18 [TW-15]	B190158	5	5.00	11/03/17
17J1419-19 [TW-X-DUP]	B190158	5	5.00	11/03/17
17J1419-20 [TW-3I]	B190158	5	5.00	11/03/17
17J1419-21 [TW-3D]	B190158	5	5.00	11/03/17
17J1419-22 [TW-3S]	B190158	5	5.00	11/03/17
17J1419-23 [Eff-45Hz]	B190158	5	5.00	11/03/17
17J1419-24 [RW-1]	B190158	5	5.00	11/03/17
17J1419-26 [TRIP BLANK]	B190158	5	5.00	11/03/17

Prep Method: SW-846 5030B-EPA 624

Lab Number [Field ID]	Batch	Initial [mL]	Final [mL]	Date
17J1419-25 [RW-2]	B190193	5	5.00	11/05/17

con-test® ANALYTICAL LABORATORY

39 Spruce Street * East Longmeadow, MA 01028 * FAX 413/525-6405 * TEL. 413/525-2332

QUALITY CONTROL

Volatile Organic Compounds by GC/MS - Quality Control

Analyte	Result	Reporting Limit	Units	Spike Level	Source Result	%REC	%REC Limits	RPD	RPD Limit	Notes
Batch B190157 - SW-846 5030B										
Blank (B190157-BLK1)				Prepared: 11/03/17 Analyzed: 11/07/17						
Benzene	ND	1.0	µg/L							
Bromodichloromethane	ND	2.0	µg/L							
Bromoform	ND	2.0	µg/L							
Bromomethane	ND	2.0	µg/L							
Carbon Tetrachloride	ND	2.0	µg/L							
Chlorobenzene	ND	2.0	µg/L							
Chlorodibromomethane	ND	2.0	µg/L							
Chloroethane	ND	2.0	µg/L							
2-Chloroethyl Vinyl Ether	ND	10	µg/L							
Chloroform	ND	2.0	µg/L							
Chloromethane	ND	2.0	µg/L							
1,2-Dichlorobenzene	ND	2.0	µg/L							
1,3-Dichlorobenzene	ND	2.0	µg/L							
1,4-Dichlorobenzene	ND	2.0	µg/L							
1,2-Dichloroethane	ND	2.0	µg/L							
1,1-Dichloroethane	ND	2.0	µg/L							
1,1-Dichloroethylene	ND	2.0	µg/L							
trans-1,2-Dichloroethylene	ND	2.0	µg/L							
1,2-Dichloropropane	ND	2.0	µg/L							
cis-1,3-Dichloropropene	ND	2.0	µg/L							
trans-1,3-Dichloropropene	ND	2.0	µg/L							
Ethylbenzene	ND	2.0	µg/L							
Methyl tert-Butyl Ether (MTBE)	ND	2.0	µg/L							
Methylene Chloride	ND	5.0	µg/L							
1,1,2,2-Tetrachloroethane	ND	2.0	µg/L							
Tetrachloroethylene	ND	2.0	µg/L							
Toluene	ND	1.0	µg/L							
1,1,1-Trichloroethane	ND	2.0	µg/L							
1,1,2-Trichloroethane	ND	2.0	µg/L							
Trichloroethylene	ND	2.0	µg/L							
Trichlorofluoromethane (Freon 11)	ND	2.0	µg/L							
Vinyl Chloride	ND	2.0	µg/L							
m+p Xylene	ND	2.0	µg/L							
o-Xylene	ND	2.0	µg/L							
Surrogate: 1,2-Dichloroethane-d4	*24.2*		µg/L	25.0		96.7	70-130			
Surrogate: Toluene-d8	*24.8*		µg/L	25.0		99.0	70-130			
Surrogate: 4-Bromofluorobenzene	*24.7*		µg/L	25.0		98.9	70-130			
LCS (B190157-BS1)				Prepared: 11/03/17 Analyzed: 11/07/17						
Benzene	10.3	1.0	µg/L	10.0		103	37-151			
Bromodichloromethane	10.7	2.0	µg/L	10.0		107	35-155			
Bromoform	10.6	2.0	µg/L	10.0		106	45-169			
Bromomethane	8.04	2.0	µg/L	10.0		80.4	20-242			
Carbon Tetrachloride	10.1	2.0	µg/L	10.0		101	70-140			
Chlorobenzene	10.8	2.0	µg/L	10.0		108	37-160			
Chlorodibromomethane	9.82	2.0	µg/L	10.0		98.2	53-149			
Chloroethane	9.23	2.0	µg/L	10.0		92.3	70-130			
2-Chloroethyl Vinyl Ether	125	10	µg/L	100		125	10-305			
Chloroform	10.8	2.0	µg/L	10.0		108	51-138			
Chloromethane	6.86	2.0	µg/L	10.0		68.6	20-273			
1,2-Dichlorobenzene	10.8	2.0	µg/L	10.0		108	18-190			
1,3-Dichlorobenzene	10.9	2.0	µg/L	10.0		109	59-156			

con-test® ANALYTICAL LABORATORY

39 Spruce Street * East Longmeadow, MA 01028 * FAX 413/525-6405 * TEL. 413/525-2332

QUALITY CONTROL

Volatile Organic Compounds by GC/MS - Quality Control

Analyte	Result	Reporting Limit	Units	Spike Level	Source Result	%REC		%REC Limits	RPD	RPD Limit	Notes
Batch B190157 - SW-846 5030B											
LCS (B190157-BS1)				Prepared: 11/03/17 Analyzed: 11/07/17							
1,4-Dichlorobenzene	10.7	2.0	µg/L	10.0		107		18-190			
1,2-Dichloroethane	10.4	2.0	µg/L	10.0		104		49-155			
1,1-Dichloroethane	10.3	2.0	µg/L	10.0		103		59-155			
1,1-Dichloroethylene	11.8	2.0	µg/L	10.0		118		20-234			
trans-1,2-Dichloroethylene	9.59	2.0	µg/L	10.0		95.9		54-156			
1,2-Dichloropropane	10.5	2.0	µg/L	10.0		105		20-210			
cis-1,3-Dichloropropene	9.68	2.0	µg/L	10.0		96.8		20-227			
trans-1,3-Dichloropropene	10.1	2.0	µg/L	10.0		101		17-183			
Ethylbenzene	10.6	2.0	µg/L	10.0		106		37-162			
Methyl tert-Butyl Ether (MTBE)	10.5	2.0	µg/L	10.0		105		70-130			
Methylene Chloride	9.00	5.0	µg/L	10.0		90.0		50-221			
1,1,2,2-Tetrachloroethane	11.6	2.0	µg/L	10.0		116		46-157			
Tetrachloroethylene	11.0	2.0	µg/L	10.0		110		64-148			
Toluene	10.6	1.0	µg/L	10.0		106		47-150			
1,1,1-Trichloroethane	9.68	2.0	µg/L	10.0		96.8		52-162			
1,1,2-Trichloroethane	10.5	2.0	µg/L	10.0		105		52-150			
Trichloroethylene	10.5	2.0	µg/L	10.0		105		71-157			
Trichlorofluoromethane (Freon 11)	9.25	2.0	µg/L	10.0		92.5		17-181			
Vinyl Chloride	7.82	2.0	µg/L	10.0		78.2		20-251			
m+p Xylene	21.6	2.0	µg/L	20.0		108		70-130			
o-Xylene	10.4	2.0	µg/L	10.0		104		70-130			
Surrogate: 1,2-Dichloroethane-d4	*24.2*		µg/L	25.0		96.7		70-130			
Surrogate: Toluene-d8	*25.0*		µg/L	25.0		100		70-130			
Surrogate: 4-Bromofluorobenzene	*24.6*		µg/L	25.0		98.5		70-130			
Matrix Spike (B190157-MS1)		**Source: 17J1419-10**		Prepared: 11/03/17 Analyzed: 11/07/17							
Benzene	10.5	1.0	µg/L	10.0	ND	105		37-151			
Bromodichloromethane	10.8	2.0	µg/L	10.0	ND	108		35-155			
Bromoform	9.71	2.0	µg/L	10.0	ND	97.1		45-169			
Bromomethane	9.08	2.0	µg/L	10.0	ND	90.8		20-242			
Carbon Tetrachloride	10.6	2.0	µg/L	10.0	ND	106		70-140			
Chlorobenzene	10.5	2.0	µg/L	10.0	ND	105		37-160			
Chlorodibromomethane	10.2	2.0	µg/L	10.0	ND	102		53-149			
Chloroethane	9.95	2.0	µg/L	10.0	ND	99.5		70-130			
2-Chloroethyl Vinyl Ether	ND	10	µg/L	100	ND		*	10-305			Z-01
Chloroform	11.0	2.0	µg/L	10.0	ND	110		51-138			
Chloromethane	7.19	2.0	µg/L	10.0	ND	71.9		20-273			
1,2-Dichlorobenzene	10.3	2.0	µg/L	10.0	ND	103		18-190			
1,3-Dichlorobenzene	10.5	2.0	µg/L	10.0	ND	105		59-156			
1,4-Dichlorobenzene	10.2	2.0	µg/L	10.0	ND	102		18-190			
1,2-Dichloroethane	10.7	2.0	µg/L	10.0	ND	107		49-155			
1,1-Dichloroethane	10.8	2.0	µg/L	10.0	ND	108		59-155			
1,1-Dichloroethylene	12.8	2.0	µg/L	10.0	ND	128		20-234			
trans-1,2-Dichloroethylene	10.4	2.0	µg/L	10.0	ND	104		54-156			
1,2-Dichloropropane	10.8	2.0	µg/L	10.0	ND	108		20-210			
cis-1,3-Dichloropropene	9.26	2.0	µg/L	10.0	ND	92.6		20-227			
trans-1,3-Dichloropropene	9.40	2.0	µg/L	10.0	ND	94.0		17-183			
Ethylbenzene	10.6	2.0	µg/L	10.0	ND	106		37-162			
Methyl tert-Butyl Ether (MTBE)	8.34	2.0	µg/L	10.0	ND	83.4		70-130			
Methylene Chloride	9.70	5.0	µg/L	10.0	ND	97.0		50-221			
1,1,2,2-Tetrachloroethane	10.6	2.0	µg/L	10.0	ND	106		46-157			
Tetrachloroethylene	11.0	2.0	µg/L	10.0	ND	110		64-148			

con-test® ANALYTICAL LABORATORY

39 Spruce Street * East Longmeadow, MA 01028 * FAX 413/525-6405 * TEL. 413/525-2332

QUALITY CONTROL

Volatile Organic Compounds by GC/MS - Quality Control

Analyte	Result	Reporting Limit	Units	Spike Level	Source Result	%REC		%REC Limits	RPD	RPD Limit	Notes
Batch B190157 - SW-846 5030B											
Matrix Spike (B190157-MS1)		**Source: 17J1419-10**		Prepared: 11/03/17 Analyzed: 11/07/17							
Toluene	11.1	1.0	µg/L	10.0	ND	111		47-150			
1,1,1-Trichloroethane	12.1	2.0	µg/L	10.0	1.39	107		52-162			
1,1,2-Trichloroethane	10.3	2.0	µg/L	10.0	ND	103		52-150			
Trichloroethylene	11.0	2.0	µg/L	10.0	ND	110		71-157			
Trichlorofluoromethane (Freon 11)	9.60	2.0	µg/L	10.0	ND	96.0		17-181			
Vinyl Chloride	8.67	2.0	µg/L	10.0	ND	86.7		20-251			
m+p Xylene	21.6	2.0	µg/L	20.0	ND	108		70-130			
o-Xylene	10.4	2.0	µg/L	10.0	ND	104		70-130			
Surrogate: 1,2-Dichloroethane-d4	*24.8*		µg/L	25.0		99.4		70-130			
Surrogate: Toluene-d8	*24.9*		µg/L	25.0		99.4		70-130			
Surrogate: 4-Bromofluorobenzene	*24.4*		µg/L	25.0		97.5		70-130			
Matrix Spike Dup (B190157-MSD1)		**Source: 17J1419-10**		Prepared: 11/03/17 Analyzed: 11/07/17							
Benzene	10.4	1.0	µg/L	10.0	ND	104		37-151	0.960	20	
Bromodichloromethane	10.6	2.0	µg/L	10.0	ND	106		35-155	1.95	20	
Bromoform	9.63	2.0	µg/L	10.0	ND	96.3		45-169	0.827	20	
Bromomethane	7.95	2.0	µg/L	10.0	ND	79.5		20-242	13.3	20	
Carbon Tetrachloride	10.6	2.0	µg/L	10.0	ND	106		70-140	0.0944	20	
Chlorobenzene	10.7	2.0	µg/L	10.0	ND	107		37-160	1.41	20	
Chlorodibromomethane	10.3	2.0	µg/L	10.0	ND	103		53-149	1.07	20	
Chloroethane	9.56	2.0	µg/L	10.0	ND	95.6		70-130	4.00	20	
2-Chloroethyl Vinyl Ether	ND	10	µg/L	100	ND		*	10-305	NC	20	Z-01
Chloroform	11.0	2.0	µg/L	10.0	ND	110		51-138	0.728	20	
Chloromethane	6.91	2.0	µg/L	10.0	ND	69.1		20-273	3.97	20	
1,2-Dichlorobenzene	10.5	2.0	µg/L	10.0	ND	105		18-190	2.11	20	
1,3-Dichlorobenzene	10.5	2.0	µg/L	10.0	ND	105		59-156	0.0956	20	
1,4-Dichlorobenzene	10.5	2.0	µg/L	10.0	ND	105		18-190	3.39	20	
1,2-Dichloroethane	10.4	2.0	µg/L	10.0	ND	104		49-155	2.37	20	
1,1-Dichloroethane	11.0	2.0	µg/L	10.0	ND	110		59-155	1.56	20	
1,1-Dichloroethylene	12.3	2.0	µg/L	10.0	ND	123		20-234	4.14	20	
trans-1,2-Dichloroethylene	9.92	2.0	µg/L	10.0	ND	99.2		54-156	5.11	20	
1,2-Dichloropropane	10.3	2.0	µg/L	10.0	ND	103		20-210	4.73	20	
cis-1,3-Dichloropropene	8.99	2.0	µg/L	10.0	ND	89.9		20-227	2.96	20	
trans-1,3-Dichloropropene	9.66	2.0	µg/L	10.0	ND	96.6		17-183	2.73	20	
Ethylbenzene	10.8	2.0	µg/L	10.0	ND	108		37-162	1.69	20	
Methyl tert-Butyl Ether (MTBE)	8.19	2.0	µg/L	10.0	ND	81.9		70-130	1.81	20	
Methylene Chloride	9.65	5.0	µg/L	10.0	ND	96.5		50-221	0.517	20	
1,1,2,2-Tetrachloroethane	11.0	2.0	µg/L	10.0	ND	110		46-157	2.97	20	
Tetrachloroethylene	11.2	2.0	µg/L	10.0	ND	112		64-148	1.53	20	
Toluene	10.9	1.0	µg/L	10.0	ND	109		47-150	1.73	20	
1,1,1-Trichloroethane	11.8	2.0	µg/L	10.0	1.39	104		52-162	2.35	20	
1,1,2-Trichloroethane	10.5	2.0	µg/L	10.0	ND	105		52-150	1.35	20	
Trichloroethylene	11.1	2.0	µg/L	10.0	ND	111		71-157	1.54	20	
Trichlorofluoromethane (Freon 11)	9.82	2.0	µg/L	10.0	ND	98.2		17-181	2.27	20	
Vinyl Chloride	8.53	2.0	µg/L	10.0	ND	85.3		20-251	1.63	20	
m+p Xylene	22.0	2.0	µg/L	20.0	ND	110		70-130	1.88	20	
o-Xylene	10.8	2.0	µg/L	10.0	ND	108		70-130	4.25	20	
Surrogate: 1,2-Dichloroethane-d4	*24.5*		µg/L	25.0		98.1		70-130			
Surrogate: Toluene-d8	*25.1*		µg/L	25.0		101		70-130			
Surrogate: 4-Bromofluorobenzene	*24.8*		µg/L	25.0		99.4		70-130			

con-test® ANALYTICAL LABORATORY

39 Spruce Street * East Longmeadow, MA 01028 * FAX 413/525-6405 * TEL. 413/525-2332

QUALITY CONTROL

Volatile Organic Compounds by GC/MS - Quality Control

Analyte	Result	Reporting Limit	Units	Spike Level	Source Result	%REC	%REC Limits	RPD	RPD Limit	Notes
Batch B190158 - SW-846 5030B										
Blank (B190158-BLK1)				Prepared: 11/03/17 Analyzed: 11/04/17						
Benzene	ND	1.0	µg/L							
Bromodichloromethane	ND	2.0	µg/L							
Bromoform	ND	2.0	µg/L							
Bromomethane	1.0	2.0	µg/L							J
Carbon Tetrachloride	ND	2.0	µg/L							
Chlorobenzene	ND	2.0	µg/L							
Chlorodibromomethane	ND	2.0	µg/L							
Chloroethane	ND	2.0	µg/L							
2-Chloroethyl Vinyl Ether	ND	10	µg/L							
Chloroform	ND	2.0	µg/L							
Chloromethane	ND	2.0	µg/L							
1,2-Dichlorobenzene	ND	2.0	µg/L							
1,3-Dichlorobenzene	ND	2.0	µg/L							
1,4-Dichlorobenzene	ND	2.0	µg/L							
1,2-Dichloroethane	ND	2.0	µg/L							
1,1-Dichloroethane	ND	2.0	µg/L							
1,1-Dichloroethylene	ND	2.0	µg/L							
trans-1,2-Dichloroethylene	ND	2.0	µg/L							
1,2-Dichloropropane	ND	2.0	µg/L							
cis-1,3-Dichloropropene	ND	2.0	µg/L							
trans-1,3-Dichloropropene	ND	2.0	µg/L							
Ethylbenzene	ND	2.0	µg/L							
Methyl tert-Butyl Ether (MTBE)	ND	2.0	µg/L							
Methylene Chloride	ND	5.0	µg/L							
1,1,2,2-Tetrachloroethane	ND	2.0	µg/L							
Tetrachloroethylene	ND	2.0	µg/L							
Toluene	ND	1.0	µg/L							
1,1,1-Trichloroethane	ND	2.0	µg/L							
1,1,2-Trichloroethane	ND	2.0	µg/L							
Trichloroethylene	ND	2.0	µg/L							
Trichlorofluoromethane (Freon 11)	ND	2.0	µg/L							
Vinyl Chloride	ND	2.0	µg/L							
m+p Xylene	ND	2.0	µg/L							
o-Xylene	ND	2.0	µg/L							
Surrogate: 1,2-Dichloroethane-d4	*22.4*		µg/L	25.0		89.6	70-130			
Surrogate: Toluene-d8	*26.0*		µg/L	25.0		104	70-130			
Surrogate: 4-Bromofluorobenzene	*26.1*		µg/L	25.0		105	70-130			
LCS (B190158-BS1)				Prepared: 11/03/17 Analyzed: 11/04/17						
Benzene	11.8	1.0	µg/L	10.0		118	37-151			
Bromodichloromethane	11.0	2.0	µg/L	10.0		110	35-155			
Bromoform	9.67	2.0	µg/L	10.0		96.7	45-169			
Bromomethane	8.39	2.0	µg/L	10.0		83.9	20-242			
Carbon Tetrachloride	10.8	2.0	µg/L	10.0		108	70-140			
Chlorobenzene	9.86	2.0	µg/L	10.0		98.6	37-160			
Chlorodibromomethane	10.9	2.0	µg/L	10.0		109	53-149			
Chloroethane	10.5	2.0	µg/L	10.0		105	70-130			
2-Chloroethyl Vinyl Ether	112	10	µg/L	100		112	10-305			
Chloroform	11.3	2.0	µg/L	10.0		113	51-138			
Chloromethane	8.78	2.0	µg/L	10.0		87.8	20-273			
1,2-Dichlorobenzene	9.46	2.0	µg/L	10.0		94.6	18-190			
1,3-Dichlorobenzene	9.50	2.0	µg/L	10.0		95.0	59-156			

con-test® ANALYTICAL LABORATORY

39 Spruce Street * East Longmeadow, MA 01028 * FAX 413/525-6405 * TEL. 413/525-2332

QUALITY CONTROL

Volatile Organic Compounds by GC/MS - Quality Control

Analyte	Result	Reporting Limit	Units	Spike Level	Source Result	%REC	%REC Limits	RPD	RPD Limit	Notes
Batch B190158 - SW-846 5030B										
LCS (B190158-BS1)				Prepared: 11/03/17 Analyzed: 11/04/17						
1,4-Dichlorobenzene	8.85	2.0	µg/L	10.0		88.5	18-190			
1,2-Dichloroethane	9.74	2.0	µg/L	10.0		97.4	49-155			
1,1-Dichloroethane	11.8	2.0	µg/L	10.0		118	59-155			
1,1-Dichloroethylene	9.60	2.0	µg/L	10.0		96.0	20-234			
trans-1,2-Dichloroethylene	8.86	2.0	µg/L	10.0		88.6	54-156			
1,2-Dichloropropane	11.7	2.0	µg/L	10.0		117	20-210			
cis-1,3-Dichloropropene	10.2	2.0	µg/L	10.0		102	20-227			
trans-1,3-Dichloropropene	10.6	2.0	µg/L	10.0		106	17-183			
Ethylbenzene	9.95	2.0	µg/L	10.0		99.5	37-162			
Methyl tert-Butyl Ether (MTBE)	9.38	2.0	µg/L	10.0		93.8	70-130			
Methylene Chloride	5.23	5.0	µg/L	10.0		52.3	50-221			
1,1,2,2-Tetrachloroethane	10.6	2.0	µg/L	10.0		106	46-157			
Tetrachloroethylene	11.6	2.0	µg/L	10.0		116	64-148			
Toluene	11.3	1.0	µg/L	10.0		113	47-150			
1,1,1-Trichloroethane	10.3	2.0	µg/L	10.0		103	52-162			
1,1,2-Trichloroethane	11.0	2.0	µg/L	10.0		110	52-150			
Trichloroethylene	11.7	2.0	µg/L	10.0		117	71-157			
Trichlorofluoromethane (Freon 11)	7.75	2.0	µg/L	10.0		77.5	17-181			
Vinyl Chloride	10.4	2.0	µg/L	10.0		104	20-251			
m+p Xylene	20.2	2.0	µg/L	20.0		101	70-130			
o-Xylene	9.90	2.0	µg/L	10.0		99.0	70-130			
Surrogate: 1,2-Dichloroethane-d4	*22.3*		µg/L	25.0		89.2	70-130			
Surrogate: Toluene-d8	*26.0*		µg/L	25.0		104	70-130			
Surrogate: 4-Bromofluorobenzene	*26.7*		µg/L	25.0		107	70-130			
Batch B190193 - SW-846 5030B										
Blank (B190193-BLK1)				Prepared & Analyzed: 11/05/17						
Acrolein	ND	10	µg/L							
Acrylonitrile	ND	5.0	µg/L							
Benzene	ND	1.0	µg/L							
Bromodichloromethane	ND	2.0	µg/L							
Bromoform	ND	2.0	µg/L							
Bromomethane	1.0	2.0	µg/L							J
Carbon Tetrachloride	ND	2.0	µg/L							
Chlorobenzene	ND	2.0	µg/L							
Chlorodibromomethane	ND	2.0	µg/L							
Chloroethane	ND	2.0	µg/L							
2-Chloroethyl Vinyl Ether	ND	10	µg/L							
Chloroform	ND	2.0	µg/L							
Chloromethane	ND	2.0	µg/L							
1,2-Dichlorobenzene	ND	2.0	µg/L							
1,3-Dichlorobenzene	ND	2.0	µg/L							
1,4-Dichlorobenzene	ND	2.0	µg/L							
1,2-Dichloroethane	ND	2.0	µg/L							
1,1-Dichloroethane	ND	2.0	µg/L							
1,1-Dichloroethylene	ND	2.0	µg/L							
trans-1,2-Dichloroethylene	ND	2.0	µg/L							
1,2-Dichloropropane	ND	2.0	µg/L							
cis-1,3-Dichloropropene	ND	2.0	µg/L							
trans-1,3-Dichloropropene	ND	2.0	µg/L							
Ethylbenzene	ND	2.0	µg/L							
Methyl tert-Butyl Ether (MTBE)	ND	2.0	µg/L							

con-test® ANALYTICAL LABORATORY

39 Spruce Street * East Longmeadow, MA 01028 * FAX 413/525-6405 * TEL. 413/525-2332

QUALITY CONTROL

Volatile Organic Compounds by GC/MS - Quality Control

Analyte	Result	Reporting Limit	Units	Spike Level	Source Result	%REC	%REC Limits	RPD	RPD Limit	Notes
Batch B190193 - SW-846 5030B										
Blank (B190193-BLK1)				Prepared & Analyzed: 11/05/17						
Methylene Chloride	ND	5.0	µg/L							
1,1,2,2-Tetrachloroethane	ND	2.0	µg/L							
Tetrachloroethylene	ND	2.0	µg/L							
Toluene	ND	1.0	µg/L							
1,1,1-Trichloroethane	ND	2.0	µg/L							
1,1,2-Trichloroethane	ND	2.0	µg/L							
Trichloroethylene	ND	2.0	µg/L							
Trichlorofluoromethane (Freon 11)	ND	2.0	µg/L							
Vinyl Chloride	ND	2.0	µg/L							
m+p Xylene	ND	2.0	µg/L							
o-Xylene	ND	2.0	µg/L							
Surrogate: 1,2-Dichloroethane-d4	*23.6*		µg/L	25.0		94.4	70-130			
Surrogate: Toluene-d8	*26.1*		µg/L	25.0		104	70-130			
Surrogate: 4-Bromofluorobenzene	*26.2*		µg/L	25.0		105	70-130			
LCS (B190193-BS1)				Prepared & Analyzed: 11/05/17						
Acrolein	104	10	µg/L	100		104	70-130			
Acrylonitrile	12.8	5.0	µg/L	10.0		128	70-130			
Benzene	12.9	1.0	µg/L	10.0		129	37-151			
Bromodichloromethane	12.5	2.0	µg/L	10.0		125	35-155			
Bromoform	10.7	2.0	µg/L	10.0		107	45-169			
Bromomethane	9.11	2.0	µg/L	10.0		91.1	20-242			
Carbon Tetrachloride	12.9	2.0	µg/L	10.0		129	70-140			
Chlorobenzene	10.4	2.0	µg/L	10.0		104	37-160			
Chlorodibromomethane	12.0	2.0	µg/L	10.0		120	53-149			
Chloroethane	11.8	2.0	µg/L	10.0		118	70-130			
2-Chloroethyl Vinyl Ether	121	10	µg/L	100		121	10-305			
Chloroform	12.7	2.0	µg/L	10.0		127	51-138			
Chloromethane	9.94	2.0	µg/L	10.0		99.4	20-273			
1,2-Dichlorobenzene	9.76	2.0	µg/L	10.0		97.6	18-190			
1,3-Dichlorobenzene	9.89	2.0	µg/L	10.0		98.9	59-156			
1,4-Dichlorobenzene	9.43	2.0	µg/L	10.0		94.3	18-190			
1,2-Dichloroethane	10.8	2.0	µg/L	10.0		108	49-155			
1,1-Dichloroethane	13.2	2.0	µg/L	10.0		132	59-155			
1,1-Dichloroethylene	11.2	2.0	µg/L	10.0		112	20-234			
trans-1,2-Dichloroethylene	12.7	2.0	µg/L	10.0		127	54-156			
1,2-Dichloropropane	12.7	2.0	µg/L	10.0		127	20-210			
cis-1,3-Dichloropropene	12.4	2.0	µg/L	10.0		124	20-227			
trans-1,3-Dichloropropene	12.3	2.0	µg/L	10.0		123	17-183			
Ethylbenzene	10.6	2.0	µg/L	10.0		106	37-162			
Methyl tert-Butyl Ether (MTBE)	12.4	2.0	µg/L	10.0		124	70-130			
Methylene Chloride	12.1	5.0	µg/L	10.0		121	50-221			
1,1,2,2-Tetrachloroethane	10.9	2.0	µg/L	10.0		109	46-157			
Tetrachloroethylene	12.4	2.0	µg/L	10.0		124	64-148			
Toluene	12.3	1.0	µg/L	10.0		123	47-150			
1,1,1-Trichloroethane	11.8	2.0	µg/L	10.0		118	52-162			
1,1,2-Trichloroethane	12.0	2.0	µg/L	10.0		120	52-150			
Trichloroethylene	12.8	2.0	µg/L	10.0		128	71-157			
Trichlorofluoromethane (Freon 11)	10.3	2.0	µg/L	10.0		103	17-181			
Vinyl Chloride	11.5	2.0	µg/L	10.0		115	20-251			
m+p Xylene	21.1	2.0	µg/L	20.0		105	70-130			
o-Xylene	10.4	2.0	µg/L	10.0		104	70-130			

con-test® ANALYTICAL LABORATORY

39 Spruce Street * East Longmeadow, MA 01028 * FAX 413/525-6405 * TEL. 413/525-2332

QUALITY CONTROL

Volatile Organic Compounds by GC/MS - Quality Control

Analyte	Result	Reporting Limit	Units	Spike Level	Source Result	%REC	%REC Limits	RPD	RPD Limit	Notes
Batch B190193 - SW-846 5030B										
LCS (B190193-BS1)				Prepared & Analyzed: 11/05/17						
Surrogate: 1,2-Dichloroethane-d4	*22.7*		µg/L	25.0		90.8	70-130			
Surrogate: Toluene-d8	*26.0*		µg/L	25.0		104	70-130			
Surrogate: 4-Bromofluorobenzene	*27.4*		µg/L	25.0		110	70-130			

con-test® ANALYTICAL LABORATORY

39 Spruce Street * East Longmeadow, MA 01028 * FAX 413/525-6405 * TEL. 413/525-2332

FLAG/QUALIFIER SUMMARY

*	QC result is outside of established limits.
†	Wide recovery limits established for difficult compound.
‡	Wide RPD limits established for difficult compound.
#	Data exceeded client recommended or regulatory level
ND	Not Detected
RL	Reporting Limit
DL	Method Detection Limit
MCL	Maximum Contaminant Level
	Percent recoveries and relative percent differences (RPDs) are determined by the software using values in the calculation which have not been rounded.
	No results have been blank subtracted unless specified in the case narrative section.
J	Detected but below the Reporting Limit (lowest calibration standard); therefore, result is an estimated concentration (CLP J-Flag).
Z-01	Spiked into a acidified vial,the result recovery is non detected.

con-test® ANALYTICAL LABORATORY

39 Spruce Street * East Longmeadow, MA 01028 * FAX 413/525-6405 * TEL. 413/525-2332

CERTIFICATIONS

Certified Analyses included in this Report

Analyte	Certifications
EPA 624 in Water	
Benzene	CT,MA,NH,NY,RI,NC,ME,VA
Bromodichloromethane	CT,MA,NH,NY,RI,NC,ME,VA
Bromoform	CT,MA,NH,NY,RI,NC,ME,VA
Bromomethane	CT,MA,NH,NY,RI,NC,ME,VA
Carbon Tetrachloride	CT,MA,NH,NY,RI,NC,ME,VA
Chlorobenzene	CT,MA,NH,NY,RI,NC,ME,VA
Chlorodibromomethane	CT,MA,NH,NY,RI,NC,ME,VA
Chloroethane	CT,MA,NH,NY,RI,NC,ME,VA
2-Chloroethyl Vinyl Ether	CT,MA,NH,NY,RI,NC,ME,VA
Chloroform	CT,MA,NH,NY,RI,NC,ME,VA
Chloromethane	CT,MA,NH,NY,RI,NC,ME,VA
1,2-Dichlorobenzene	CT,MA,NH,NY,RI,NC,ME,VA
1,3-Dichlorobenzene	CT,MA,NH,NY,RI,NC,ME,VA
1,4-Dichlorobenzene	CT,MA,NH,NY,RI,NC,ME,VA
1,2-Dichloroethane	CT,MA,NH,NY,RI,NC,ME,VA
1,1-Dichloroethane	CT,MA,NH,NY,RI,NC,ME,VA
1,1-Dichloroethylene	CT,MA,NH,NY,RI,NC,ME,VA
trans-1,2-Dichloroethylene	CT,MA,NH,NY,RI,NC,ME,VA
1,2-Dichloropropane	CT,MA,NH,NY,RI,NC,ME,VA
cis-1,3-Dichloropropene	CT,MA,NH,NY,RI,NC,ME,VA
trans-1,3-Dichloropropene	CT,MA,NH,NY,RI,NC,ME,VA
Ethylbenzene	CT,MA,NH,NY,RI,NC,ME,VA
Methyl tert-Butyl Ether (MTBE)	NH,NY,NC
Methylene Chloride	CT,MA,NH,NY,RI,NC,ME,VA
1,1,2,2-Tetrachloroethane	CT,MA,NH,NY,RI,NC,ME,VA
Tetrachloroethylene	CT,MA,NH,NY,RI,NC,ME,VA
Toluene	CT,MA,NH,NY,RI,NC,ME,VA
1,1,1-Trichloroethane	CT,MA,NH,NY,RI,NC,ME,VA
1,1,2-Trichloroethane	CT,MA,NH,NY,RI,NC,ME,VA
Trichloroethylene	CT,MA,NH,NY,RI,NC,ME,VA
Trichlorofluoromethane (Freon 11)	CT,MA,NH,NY,RI,NC,ME,VA
Vinyl Chloride	CT,MA,NH,NY,RI,NC,ME,VA
m+p Xylene	CT,MA,NH,NY,RI,NC,VA
o-Xylene	CT,MA,NH,NY,RI,NC,VA

39 Spruce Street * East Longmeadow, MA 01028 * FAX 413/525-6405 * TEL. 413/525-2332

The CON-TEST Environmental Laboratory operates under the following certifications and accreditations:

Code	Description	Number	Expires
AIHA	AIHA-LAP, LLC - ISO17025:2005	100033	02/1/2018
MA	Massachusetts DEP	M-MA100	06/30/2018
CT	Connecticut Department of Publilc Health	PH-0567	09/30/2019
NY	New York State Department of Health	10899 NELAP	04/1/2018
NH-S	New Hampshire Environmental Lab	2516 NELAP	02/5/2018
RI	Rhode Island Department of Health	LAO00112	12/30/2017
NC	North Carolina Div. of Water Quality	652	12/31/2017
NJ	New Jersey DEP	MA007 NELAP	06/30/2018
FL	Florida Department of Health	E871027 NELAP	06/30/2018
VT	Vermont Department of Health Lead Laboratory	LL015036	07/30/2018
ME	State of Maine	2011028	06/9/2019
VA	Commonwealth of Virginia	460217	12/14/2017
NH-P	New Hampshire Environmental Lab	2557 NELAP	09/6/2018
VT-DW	Vermont Department of Health Drinking Water	VT-255716	06/12/2018
NC-DW	North Carolina Department of Health	25703	07/31/2018

17J1419

con-test ANALYTICAL LABORATORY

Phone: 413-525-2332
Fax: 413-525-6405
Email: info@contestlabs.com

http://www.contestlabs.com

Doc # 380 Rev 1_03242017

CHAIN OF CUSTODY RECORD (New York)

39 Spruce Street
East Longmeadow, MA 01028

Company Name: ARCADIS
Address: 855 Route 146 Suite 210 Clifton Park NY
Phone: 518-250-7308 / 646-248-4208
Project Name: GLADDING CORDAGE
Project Location: SOUTH OTSELIC, NY
Project Number: 00266406.0000
Project Manager: ANDY VITOLINS
Con-Test Quote Name/Number:
Invoice Recipient: JEREMY.WYCKOFF
Sampled By: J. MULLINS/K. LILOIA

Requested Turnaround Time
7-Day ☐ 10-Day ☑
Due Date:

Rush-Approval Required
1-Day ☐ 3-Day ☐
2-Day ☐ 4-Day ☐

Data Delivery
Format: PDF ☑ EXCEL ☑
Other:
CLP Like Data Pkg Required: ☐
Email To: JEREMY.WYCKOFF@
Fax To #: ARCADIS.com

ANALYSIS REQUESTED

Con-Test Work Order#	Client Sample ID / Description	Beginning Date/Time	Ending Date/Time	Composite	Grab	[1]Matrix Code	Conc Code	624 VOCs (# of Containers)
01	TW-12D	10/24/17	1155		✓	GW		3
02	TW-12~~S~~ I	10/24/17	1200		✓	GW		3
03	TW-6I	10/24/17	1330		✓	GW		3
04	TW-6S	10/24/17	1340		✓	GW		3
05	TW-6D	10/24/17	1500		✓	GW		3
—	~~EB-PROBE~~	~~10/24/17~~	~~1410~~		✓			
—	~~EB-TUBING~~	~~10/24/17~~	~~1400~~		✓			
06	TW-9D	10/24/17	1530		✓	GW		3
07	TW-9I	10/24/17	1555		✓	GW		3
08	TW-7I	10/24/17			✓	GW		3

[2] Preservation Code: 4
[3] Container Code: ✓

Dissolved Metals Samples
☐ Field Filtered
☐ Lab to Filter

Orthophosphate Samples
☐ Field Filtered
☐ Lab to Filter

[1] Matrix Codes:
GW = Ground Water
WW = Waste Water
DW = Drinking Water
A = Air
S = Soil
SL = Sludge
SOL = Solid
O = Other (please define)

[2] Preservation Codes:
I = Iced
H = HCL
M = Methanol
N = Nitric Acid
S = Sulfuric Acid
B = Sodium Bisulfate
X = Sodium Hydroxide
T = Sodium Thiosulfate
O = Other (please define)

[3] Container Codes:
A = Amber Glass
G = Glass
P = Plastic
ST = Sterile
V = Vial
S = Summa Canister
T = Tedlar Bag
O = Other (please define)

Comments:

Per client conversation 10/30/17 - Sample ID for 17J1418-02 should be TW-12I.

Please use the following codes to indicate possible sample concentration within the Conc Code column above:
H - High; M - Medium; L - Low; C - Clean; U - Unknown

Relinquished by: (signature)	Date/Time:
Lauren Williams	10/25/17 2100
Received by: (signature) 3.3/4.9	Date/Time: 10/26/17 929
Relinquished by: (signature)	Date/Time:
Received by: (signature)	Date/Time:
Relinquished by: (signature)	Date/Time:
Received by: (signature)	Date/Time:

Program & Regulatory Information
☐ AWQ STDS ☐ NY TOGS
☐ NYC Sewer Discharge ☐ NY CP-51
☐ Part 360 GW (Landfill)
☐ NY Restricted Use
☐ NY Unrestricted Use
☐ NY Part 375
Other:

Deliverables
☐ Enhanced Data Package
☑ NYSDEC EQuIS EDD
☐ EQuIS (Standard) EDD
☐ NY Regulatory EDD
☐ NY Regs Hits-Only EDD
Other:

NELAC and AIHA-LAP, LLC Accredited

Project Entity
☐ Government ☐ Municipality ☐ MWRA ☐ WRTA
☐ Federal ☐ 21 J ☐ School
☐ City ☐ Brownfield ☐ MBTA

Other
☐ Chromatogram
☐ AIHA-LAP, LLC

PCB ONLY
☐ Soxhlet
☐ Non Soxhlet

Table of Contents

17J1419

http://www.contestlabs.com Doc # 380 Rev 1_03242017

con-test ANALYTICAL LABORATORY

Phone: 413-525-2332
Fax: 413-525-6405
Email: info@contestlabs.com

CHAIN OF CUSTODY RECORD (New York)

39 Spruce Street
East Longmeadow, MA 01028

Requested Turnaround Time
7-Day ☐ 10-Day ☑
Due Date:

Rush-Approval Required
1-Day ☐ 3-Day ☐
2-Day ☐ 4-Day ☐

Data Delivery
Format: PDF ☑ EXCEL ☑
Other:
CLP Like Data Pkg Required: ☐
Email To: Jeremy.wyckoff@arcadis.com
Fax To #:

Company Name: ARCADIS
Address: 855 Route 146 Suite 210 Clifton Park, NY
Phone: 518-250-7308/646-248-4208
Project Name: GLADDING CORDAGE
Project Location: SOUTH OTSELIC, NY
Project Number: 00266406.0000
Project Manager: ANDY VITOLINS
Con-Test Quote Name/Number:
Invoice Recipient: JEREMY WYCKOFF
Sampled By: J. MULLINS / K. LILOIA

ANALYSIS REQUESTED

Dissolved Metals Samples
☐ Field Filtered
☐ Lab to Filter

Orthophosphate Samples
☐ Field Filtered
☐ Lab to Filter

Con-Test Work Order#	Client Sample ID / Description	Beginning Date/Time	Ending Date/Time	Composite	Grab	[1] Matrix Code	Conc Code	624 VOCs	# of Containers	[2] Preservation Code	[3] Container Code
09	TW-7S	10/24/17	1655		✓	GW		3			
10	TW-7D	10/24/17	1800		✓	GW		3			
08 11	TW-7D-MS	10/24/17	1800		✓	GW		3			
12	TW-7D-MSD	10/24/17	1800		✓	GW		3			
13 11	TW-5D	10/25/17	0910		✓	GW		3			
14 12	TW-5S	10/25/17	0915		✓	GW		3			
15 13	TW-5I	10/25/17	1015		✓	GW		3			
16 14	TW-14D	10/25/17	1050		✓	GW		3			
17 15	TW-14I	10/25/17	1145		✓	GW		3			
18 16	TW-4I	10/25/17	1220		✓	GW		3			

Comments:

Please use the following codes to indicate possible sample concentration within the **Conc Code** column above:
H - High; M - Medium; L - Low; C - Clean; U - Unknown

[1] Matrix Codes:
GW = Ground Water
WW = Waste Water
DW = Drinking Water
A = Air
S = Soil
SL = Sludge
SOL = Solid
O = Other (please define)

[2] Preservation Codes:
I = Iced
H = HCL
M = Methanol
N = Nitric Acid
S = Sulfuric Acid
B = Sodium Bisulfate
X = Sodium Hydroxide
T = Sodium Thiosulfate
O = Other (please define)

[3] Container Codes:
A = Amber Glass
G = Glass
P = Plastic
ST = Sterile
V = Vial
S = Summa Canister
T = Tedlar Bag
O = Other (please define)

Relinquished by: (signature)	Date/Time:
[signature]	10/25/17 2000
Received by: (signature) 3.3/4.9	Date/Time: 10/26/17 929
Relinquished by: (signature)	Date/Time:
ived by: (signature)	Date/Time:
quished by: (signature)	Date/Time:
ived by: (signature)	Date/Time:

Program & Regulatory Information
☐ AWQ STDS ☐ NY TOGS
☐ NYC Sewer Discharge ☐ NY CP-51
☐ Part 360 GW (Landfill)
☐ NY Restricted Use
☐ NY Unrestricted Use
☐ NY Part 375
Other:

Deliverables
☐ Enhanced Data Package
☑ NYSDEC EQuIS EDD
☐ EQuIS (Standard) EDD
☐ NY Regulatory EDD
☐ NY Regs Hits-Only EDD
Other:

NELAC and AIHA-LAP, LLC Accredited

Project Entity
☐ Government ☐ Municipality ☐ MWRA ☐ WRTA
☐ Federal ☐ 21 J ☐ School
☐ City ☐ Brownfield ☐ MBTA

Other
☐ Chromatogram
☐ AIHA-LAP,LLC

PCB ONLY
☐ Soxhlet
☐ Non Soxhlet

Table of Contents

con-test ANALYTICAL LABORATORY
Phone: 413-525-2332
Fax: 413-525-6405
Email: info@contestlabs.com
39 Spruce Street
East Longmeadow, MA 01028

CHAIN OF CUSTODY RECORD (New York)

Requested Turnaround Time
7-Day ☐ 10-Day ☑
Due Date:

Rush-Approval Required
1-Day ☐ 3-Day ☐
2-Day ☐ 4-Day ☐

Data Delivery
Format: PDF ☑ EXCEL ☑
Other:
CLP Like Data Pkg Required: ☐
Email To: JEREMY.WYCKOFF@ARCADIS.COM
Fax To #:

Company Name: ARCADIS
Address: 855 Route 146 Suite 210 Clifton Park, NY
Phone: 518-250-7308/646-248-4208
Project Name: GLADDING CORDAGE
Project Location: SOUTH OTSELIC, NY
Project Number: 00266406.0000
Project Manager: ANDY VITOLINS
Con-Test Quote Name/Number:
Invoice Recipient: JEREMY.WYCKOFF ~~@A~~
Sampled By: J. MULLINS / K. LILOIA

ANALYSIS REQUESTED

Con-Test Work Order#	Client Sample ID / Description	Beginning Date/Time	Ending Date/Time	Composite	Grab	[1]Matrix Code	Conc Code	624 VOCs											
19 17	TW-14S	10/25/17	1255		✓	GW		3											
20 18	TW-15	10/25/17	1330		✓	GW		3											
21 19	TW-X-DUP	10/25/17	—		✓	GW		3											
22 20	TW-3I	10/25/17	1415		✓	GW		3											
23 21	TW-3D	10/25/17	1450		✓	GW		3											
24 22	TW-3S	10/25/17	1525		✓	GW		3											
25 23	ESS-45Hz	10/25/17	1530		✓	GW		3											
26 24	RW-1	10/25/17	1540		✓	GW		3											
27 25	RW-2	10/25/17	1610		✓	GW		3											
28 26	TRIP BLANK	10/25/17	—		✓	GW		2											

Comments:

Please use the following codes to indicate possible sample concentration within the Conc Code column above:
H - High; M - Medium; L - Low; C - Clean; U - Unknown

	Date/Time
Relinquished by: (signature) [signature]	Date/Time: 2000 10/25/17
Received by: (signature) [signature] 3.3/4.9	Date/Time: 10/26/17 929
Relinquished by: (signature)	Date/Time:
Received by: (signature)	Date/Time:
Relinquished by: (signature)	Date/Time:
Received by: (signature)	Date/Time:

Program & Regulatory Information
☐ AWQ STDS ☐ NY TOGS
☐ NYC Sewer Discharge ☐ NY CP-51
☐ Part 360 GW (Landfill)
☐ NY Restricted Use
☐ NY Unrestricted Use
☐ NY Part 375
Other:

Deliverables
☐ Enhanced Data Package
☑ NYSDEC EQuIS EDD
☐ EQuIS (Standard) EDD
☐ NY Regulatory EDD
☐ NY Regs Hits-Only EDD
Other:
NELAC and AIHA-LAP, LLC Accredited

Project Entity
☐ Government ☐ Municipality ☐ MWRA ☐ WRTA
☐ Federal ☐ 21 J ☐ School
☐ City ☐ Brownfield ☐ MBTA

Other
☐ Chromatogram
☐ AIHA-LAP, LLC

PCB ONLY
☐ Soxhlet
☐ Non Soxhlet

# of Containers	
[2] Preservation Code	H
[3] Container Code	V

Dissolved Metals Samples
☐ Field Filtered
☐ Lab to Filter

Orthophosphate Samples
☐ Field Filtered
☐ Lab to Filter

[1] Matrix Codes:
GW = Ground Water
WW = Waste Water
DW = Drinking Water
A = Air
S = Soil
SL = Sludge
SOL = Solid
O = Other (please define)

[2] Preservation Codes:
I = Iced
H = HCL
M = Methanol
N = Nitric Acid
S = Sulfuric Acid
B = Sodium Bisulfate
X = Sodium Hydroxide
T = Sodium Thiosulfate
O = Other (please define)

[3] Container Codes:
A = Amber Glass
G = Glass
P = Plastic
ST = Sterile
V = Vial
S = Summa Canister
T = Tedlar Bag
O = Other (please define)

Table of Contents

39 Spruce St.
East Longmeadow, MA. 01028
P: 413-525-2332
F: 413-525-6405
www.contestlabs.com

con-test® ANALYTICAL LABORATORY

Doc# 277 Rev 5 2017

Login Sample Receipt Checklist - (Rejection Criteria Listing - Using Acceptance Policy) Any False Statement will be brought to the attention of the Client - State True or False

Client Arcadis

Received By RAP Date 10/26/17 Time 929

How were the samples received? In Cooler T No Cooler ____ On Ice T No Ice ____
Direct from Sampling ____ Ambient ____ Melted Ice ____

Were samples within Temperature? 2-6°C T By Gun # 1 Actual Temp - 3.3/4.9
By Blank # ____ Actual Temp - ____

Was Custody Seal Intact? NM Were Samples Tampered with? NA
Was COC Relinquished ? T Does Chain Agree With Samples? T
Are there broken/leaking/loose caps on any samples? F
Is COC in ink/ Legible? T Were samples received within holding time? T
Did COC include all pertinent Information? Client T Analysis T Sampler Name T
Project T ID's T Collection Dates/Times T
Are Sample labels filled out and legible? T
Are there Lab to Filters? F Who was notified? ____
Are there Rushes? F Who was notified? ____
Are there Short Holds? F Who was notified? ____
Is there enough Volume? T
Is there Headspace where applicable? F MS/MSD? ~~F~~ RAP T
Proper Media/Containers Used? T Is splitting samples required? F
Were trip blanks received? T On COC? T
Do all samples have the proper pH? N/A Acid ____ Base ____

Vials	#	Containers:	#		#		#
Unp-		1 Liter Amb.		1 Liter Plastic		16 oz Amb.	
HCL-	85	500 mL Amb.		500 mL Plastic		8oz Amb/Clear	
Meoh-		250 mL Amb.		250 mL Plastic		4oz Amb/Clear	
Bisulfate-		Col./Bacteria		Flashpoint		2oz Amb/Clear	
DI-		Other Plastic		Other Glass		Encore	
Thiosulfate-		SOC Kit		Plastic Bag		Frozen:	
Sulfuric-		Perchlorate		Ziplock			

Unused Media

Vials	#	Containers:	#		#		#
Unp-		1 Liter Amb.		1 Liter Plastic		16 oz Amb.	
HCL-		500 mL Amb.		500 mL Plastic		8oz Amb/Clear	
Meoh-		250 mL Amb.		250 mL Plastic		4oz Amb/Clear	
Bisulfate-		Col./Bacteria		Flashpoint		2oz Amb/Clear	
DI-		Other Plastic		Other Glass		Encore	
Thiosulfate-		SOC Kit		Plastic Bag		Frozen:	
Sulfuric-		Perchlorate		Ziplock			

Comments:

Samples received in 2 coolers.
~~Received 2 sets of sample TW7D did not received~~ RAP ~~sample TW7D-MSD.~~
Received a sample labelled TW12-I with no time on labels, didn't received sample TW12S.

Sign In

IMPORTANT!
FedEx has now returned to standard operations in California. Learn More

FedEx® Tracking

788215726612

Ship date:		Actual delivery:
Wed 10/25/2017	**Delivered**	**Thu 10/26/2017 9:29 am**
CLIFTON PARK, NY US	*Signed for by: R.REBECCA*	East Longmeadow, MA US

2 Piece shipment

Travel History

Date/Time	Activity	Location
10/26/2017 - Thursday		
9:29 am	Delivered	East Longmeadow, MA
8:01 am	On FedEx vehicle for delivery	WINDSOR LOCKS, CT
7:51 am	At local FedEx facility	WINDSOR LOCKS, CT
6:25 am	At destination sort facility	EAST GRANBY, CT
4:40 am	Departed FedEx location	INDIANAPOLIS, IN
10/25/2017 - Wednesday		
11:35 pm	Arrived at FedEx location	INDIANAPOLIS, IN
8:25 pm	Left FedEx origin facility	NORTH SYRACUSE, NY
7:51 pm	Picked up	NORTH SYRACUSE, NY
6:59 pm	Shipment information sent to FedEx	

Shipment Facts

Tracking Number	788215726612	**Service**	FedEx Priority Overnight
Master tracking number	788215726601	**Weight**	17 lbs / 7.71 kgs
Dimensions	18x13x16 in.	**Delivered To**	Shipping/Receiving
Total pieces	2	**Total shipment weight**	17 lbs / 7.71 kgs
Terms	Recipient	**Packaging**	Your Packaging
Special handling section	Deliver Weekday	**Standard transit**	10/26/2017 by 10:30 am

OUR COMPANY

About FedEx
Our Portfolio
Investor Relations
Careers
FedEx Blog
Corporate Responsibility
Newsroom
Contact Us

MORE FROM FEDEX

FedEx Compatible
Developer Resource Center
FedEx Cross Border

LANGUAGE

Change Country

English

FOLLOW FEDEX

© FedEx 1995-2017

Ask FedEx

con-test® ANALYTICAL LABORATORY
39 Spruce Street * East Longmeadow, MA 01028 * FAX 413/525-6405 * TEL. 413/525-2332

December 8, 2017

Jeremy Wyckoff
Arcadis US, Inc. - Clifton Park-NY
855 Route 146, Suite 210
Clifton Park, NY 12065

Project Location: South Otselic, NY
Client Job Number:
Project Number: 00266406.0000
Laboratory Work Order Number: 17K1651

Enclosed are results of analyses for samples received by the laboratory on November 29, 2017. If you have any questions concerning this report, please feel free to contact me.

Sincerely,

Aaron L. Benoit
Project Manager

Table of Contents

Sample Summary 3

Case Narrative 4

Sample Results 5

17K1651-01 5

17K1651-02 6

17K1651-03 7

17K1651-04 8

Sample Preparation Information 9

QC Data 10

Volatile Organic Compounds by GC/MS 10

B192721 10

Flag/Qualifier Summary 12

Certifications 13

Chain of Custody/Sample Receipt 15

39 Spruce Street * East Longmeadow, MA 01028 * FAX 413/525-6405 * TEL. 413/525-2332

Arcadis US, Inc. - Clifton Park-NY
855 Route 146, Suite 210
Clifton Park, NY 12065
ATTN: Jeremy Wyckoff

REPORT DATE: 12/8/2017

PURCHASE ORDER NUMBER:

PROJECT NUMBER: 00266406.0000

ANALYTICAL SUMMARY

WORK ORDER NUMBER: 17K1651

The results of analyses performed on the following samples submitted to the CON-TEST Analytical Laboratory are found in this report.

PROJECT LOCATION: South Otselic, NY

FIELD SAMPLE #	LAB ID:	MATRIX	SAMPLE DESCRIPTION	TEST	SUB LAB
RW-1	17K1651-01	Ground Water		EPA 624	
RW-2	17K1651-02	Ground Water		EPA 624	
Eff 46 HZ	17K1651-03	Ground Water		EPA 624	
Trip Blank	17K1651-04	Trip Blank Water		EPA 624	

39 Spruce Street * East Longmeadow, MA 01028 * FAX 413/525-6405 * TEL. 413/525-2332

CASE NARRATIVE SUMMARY

All reported results are within defined laboratory quality control objectives unless listed below or otherwise qualified in this report.

The results of analyses reported only relate to samples submitted to the Con-Test Analytical Laboratory for testing.
I certify that the analyses listed above, unless specifically listed as subcontracted, if any, were performed under my direction according to the approved methodologies listed in this document, and that based upon my inquiry of those individuals immediately responsible for obtaining the information, the material contained in this report is, to the best of my knowledge and belief, accurate and complete.

Tod E. Kopyscinski
Laboratory Director

con-test® ANALYTICAL LABORATORY
39 Spruce Street * East Longmeadow, MA 01028 * FAX 413/525-6405 * TEL. 413/525-2332

Project Location: South Otselic, NY
Sample Description:
Work Order: 17K1651
Date Received: 11/29/2017
Field Sample #: RW-1
Sampled: 11/28/2017 10:30
Sample ID: 17K1651-01
Sample Matrix: Ground Water

Volatile Organic Compounds by GC/MS

Analyte	Results	RL	DL	Units	Dilution	Flag/Qual	Method	Date Prepared	Date/Time Analyzed	Analyst
Benzene	ND	1.0	0.12	µg/L	1		EPA 624	12/7/17	12/8/17 6:36	LBD
Bromodichloromethane	ND	2.0	0.30	µg/L	1		EPA 624	12/7/17	12/8/17 6:36	LBD
Bromoform	ND	5.0	0.21	µg/L	1		EPA 624	12/7/17	12/8/17 6:36	LBD
Bromomethane	ND	2.0	0.94	µg/L	1		EPA 624	12/7/17	12/8/17 6:36	LBD
Carbon Tetrachloride	ND	2.0	0.25	µg/L	1		EPA 624	12/7/17	12/8/17 6:36	LBD
Chlorobenzene	ND	2.0	0.16	µg/L	1		EPA 624	12/7/17	12/8/17 6:36	LBD
Chlorodibromomethane	ND	2.0	0.10	µg/L	1		EPA 624	12/7/17	12/8/17 6:36	LBD
Chloroethane	ND	2.0	0.28	µg/L	1		EPA 624	12/7/17	12/8/17 6:36	LBD
2-Chloroethyl Vinyl Ether	ND	10	2.2	µg/L	1		EPA 624	12/7/17	12/8/17 6:36	LBD
Chloroform	ND	2.0	0.22	µg/L	1		EPA 624	12/7/17	12/8/17 6:36	LBD
Chloromethane	ND	2.0	0.55	µg/L	1		EPA 624	12/7/17	12/8/17 6:36	LBD
1,2-Dichlorobenzene	ND	2.0	0.17	µg/L	1		EPA 624	12/7/17	12/8/17 6:36	LBD
1,3-Dichlorobenzene	ND	2.0	0.17	µg/L	1		EPA 624	12/7/17	12/8/17 6:36	LBD
1,4-Dichlorobenzene	ND	2.0	0.15	µg/L	1		EPA 624	12/7/17	12/8/17 6:36	LBD
1,2-Dichloroethane	ND	2.0	0.19	µg/L	1		EPA 624	12/7/17	12/8/17 6:36	LBD
1,1-Dichloroethane	1.9	2.0	0.16	µg/L	1	J	EPA 624	12/7/17	12/8/17 6:36	LBD
1,1-Dichloroethylene	0.98	2.0	0.21	µg/L	1	J	EPA 624	12/7/17	12/8/17 6:36	LBD
trans-1,2-Dichloroethylene	ND	2.0	0.15	µg/L	1		EPA 624	12/7/17	12/8/17 6:36	LBD
1,2-Dichloropropane	ND	2.0	0.13	µg/L	1		EPA 624	12/7/17	12/8/17 6:36	LBD
cis-1,3-Dichloropropene	ND	2.0	0.12	µg/L	1		EPA 624	12/7/17	12/8/17 6:36	LBD
trans-1,3-Dichloropropene	ND	2.0	0.11	µg/L	1		EPA 624	12/7/17	12/8/17 6:36	LBD
Ethylbenzene	ND	2.0	0.13	µg/L	1		EPA 624	12/7/17	12/8/17 6:36	LBD
Methyl tert-Butyl Ether (MTBE)	ND	2.0	0.090	µg/L	1		EPA 624	12/7/17	12/8/17 6:36	LBD
Methylene Chloride	ND	5.0	3.2	µg/L	1		EPA 624	12/7/17	12/8/17 6:36	LBD
1,1,2,2-Tetrachloroethane	ND	2.0	0.16	µg/L	1		EPA 624	12/7/17	12/8/17 6:36	LBD
Tetrachloroethylene	ND	2.0	0.27	µg/L	1		EPA 624	12/7/17	12/8/17 6:36	LBD
Toluene	ND	1.0	0.17	µg/L	1		EPA 624	12/7/17	12/8/17 6:36	LBD
1,1,1-Trichloroethane	38	2.0	0.13	µg/L	1		EPA 624	12/7/17	12/8/17 6:36	LBD
1,1,2-Trichloroethane	ND	2.0	0.24	µg/L	1		EPA 624	12/7/17	12/8/17 6:36	LBD
Trichloroethylene	ND	2.0	0.20	µg/L	1		EPA 624	12/7/17	12/8/17 6:36	LBD
Trichlorofluoromethane (Freon 11)	ND	2.0	0.15	µg/L	1		EPA 624	12/7/17	12/8/17 6:36	LBD
Vinyl Chloride	ND	2.0	0.13	µg/L	1		EPA 624	12/7/17	12/8/17 6:36	LBD
m+p Xylene	ND	2.0	0.26	µg/L	1		EPA 624	12/7/17	12/8/17 6:36	LBD
o-Xylene	ND	2.0	0.13	µg/L	1		EPA 624	12/7/17	12/8/17 6:36	LBD

Surrogates	% Recovery	Recovery Limits	Flag/Qual	
1,2-Dichloroethane-d4	115	70-130		12/8/17 6:36
Toluene-d8	107	70-130		12/8/17 6:36
4-Bromofluorobenzene	95.5	70-130		12/8/17 6:36

con-test® ANALYTICAL LABORATORY

39 Spruce Street * East Longmeadow, MA 01028 * FAX 413/525-6405 * TEL. 413/525-2332

Project Location: South Otselic, NY
Sample Description:
Work Order: 17K1651
Date Received: 11/29/2017
Field Sample #: RW-2
Sampled: 11/28/2017 10:35
Sample ID: 17K1651-02
Sample Matrix: Ground Water

Volatile Organic Compounds by GC/MS

Analyte	Results	RL	DL	Units	Dilution	Flag/Qual	Method	Date Prepared	Date/Time Analyzed	Analyst
Benzene	ND	1.0	0.12	µg/L	1		EPA 624	12/7/17	12/8/17 7:07	LBD
Bromodichloromethane	ND	2.0	0.30	µg/L	1		EPA 624	12/7/17	12/8/17 7:07	LBD
Bromoform	ND	5.0	0.21	µg/L	1		EPA 624	12/7/17	12/8/17 7:07	LBD
Bromomethane	ND	2.0	0.94	µg/L	1		EPA 624	12/7/17	12/8/17 7:07	LBD
Carbon Tetrachloride	ND	2.0	0.25	µg/L	1		EPA 624	12/7/17	12/8/17 7:07	LBD
Chlorobenzene	ND	2.0	0.16	µg/L	1		EPA 624	12/7/17	12/8/17 7:07	LBD
Chlorodibromomethane	ND	2.0	0.10	µg/L	1		EPA 624	12/7/17	12/8/17 7:07	LBD
Chloroethane	ND	2.0	0.28	µg/L	1		EPA 624	12/7/17	12/8/17 7:07	LBD
2-Chloroethyl Vinyl Ether	ND	10	2.2	µg/L	1		EPA 624	12/7/17	12/8/17 7:07	LBD
Chloroform	ND	2.0	0.22	µg/L	1		EPA 624	12/7/17	12/8/17 7:07	LBD
Chloromethane	ND	2.0	0.55	µg/L	1		EPA 624	12/7/17	12/8/17 7:07	LBD
1,2-Dichlorobenzene	ND	2.0	0.17	µg/L	1		EPA 624	12/7/17	12/8/17 7:07	LBD
1,3-Dichlorobenzene	ND	2.0	0.17	µg/L	1		EPA 624	12/7/17	12/8/17 7:07	LBD
1,4-Dichlorobenzene	ND	2.0	0.15	µg/L	1		EPA 624	12/7/17	12/8/17 7:07	LBD
1,2-Dichloroethane	ND	2.0	0.19	µg/L	1		EPA 624	12/7/17	12/8/17 7:07	LBD
1,1-Dichloroethane	0.82	2.0	0.16	µg/L	1	J	EPA 624	12/7/17	12/8/17 7:07	LBD
1,1-Dichloroethylene	0.66	2.0	0.21	µg/L	1	J	EPA 624	12/7/17	12/8/17 7:07	LBD
trans-1,2-Dichloroethylene	ND	2.0	0.15	µg/L	1		EPA 624	12/7/17	12/8/17 7:07	LBD
1,2-Dichloropropane	ND	2.0	0.13	µg/L	1		EPA 624	12/7/17	12/8/17 7:07	LBD
cis-1,3-Dichloropropene	ND	2.0	0.12	µg/L	1		EPA 624	12/7/17	12/8/17 7:07	LBD
trans-1,3-Dichloropropene	ND	2.0	0.11	µg/L	1		EPA 624	12/7/17	12/8/17 7:07	LBD
Ethylbenzene	ND	2.0	0.13	µg/L	1		EPA 624	12/7/17	12/8/17 7:07	LBD
Methyl tert-Butyl Ether (MTBE)	ND	2.0	0.090	µg/L	1		EPA 624	12/7/17	12/8/17 7:07	LBD
Methylene Chloride	ND	5.0	3.2	µg/L	1		EPA 624	12/7/17	12/8/17 7:07	LBD
1,1,2,2-Tetrachloroethane	ND	2.0	0.16	µg/L	1		EPA 624	12/7/17	12/8/17 7:07	LBD
Tetrachloroethylene	ND	2.0	0.27	µg/L	1		EPA 624	12/7/17	12/8/17 7:07	LBD
Toluene	ND	1.0	0.17	µg/L	1		EPA 624	12/7/17	12/8/17 7:07	LBD
1,1,1-Trichloroethane	30	2.0	0.13	µg/L	1		EPA 624	12/7/17	12/8/17 7:07	LBD
1,1,2-Trichloroethane	ND	2.0	0.24	µg/L	1		EPA 624	12/7/17	12/8/17 7:07	LBD
Trichloroethylene	ND	2.0	0.20	µg/L	1		EPA 624	12/7/17	12/8/17 7:07	LBD
Trichlorofluoromethane (Freon 11)	ND	2.0	0.15	µg/L	1		EPA 624	12/7/17	12/8/17 7:07	LBD
Vinyl Chloride	ND	2.0	0.13	µg/L	1		EPA 624	12/7/17	12/8/17 7:07	LBD
m+p Xylene	ND	2.0	0.26	µg/L	1		EPA 624	12/7/17	12/8/17 7:07	LBD
o-Xylene	ND	2.0	0.13	µg/L	1		EPA 624	12/7/17	12/8/17 7:07	LBD

Surrogates	% Recovery	Recovery Limits	Flag/Qual	
1,2-Dichloroethane-d4	114	70-130		12/8/17 7:07
Toluene-d8	106	70-130		12/8/17 7:07
4-Bromofluorobenzene	93.4	70-130		12/8/17 7:07

con-test® ANALYTICAL LABORATORY

39 Spruce Street * East Longmeadow, MA 01028 * FAX 413/525-6405 * TEL. 413/525-2332

Project Location: South Otselic, NY
Sample Description:
Work Order: 17K1651

Date Received: 11/29/2017

Field Sample #: Eff 46 HZ
Sampled: 11/28/2017 10:40

Sample ID: 17K1651-03

Sample Matrix: Ground Water

Volatile Organic Compounds by GC/MS

Analyte	Results	RL	DL	Units	Dilution	Flag/Qual	Method	Date Prepared	Date/Time Analyzed	Analyst
Benzene	ND	1.0	0.12	µg/L	1		EPA 624	12/7/17	12/8/17 6:05	LBD
Bromodichloromethane	ND	2.0	0.30	µg/L	1		EPA 624	12/7/17	12/8/17 6:05	LBD
Bromoform	ND	5.0	0.21	µg/L	1		EPA 624	12/7/17	12/8/17 6:05	LBD
Bromomethane	ND	2.0	0.94	µg/L	1		EPA 624	12/7/17	12/8/17 6:05	LBD
Carbon Tetrachloride	ND	2.0	0.25	µg/L	1		EPA 624	12/7/17	12/8/17 6:05	LBD
Chlorobenzene	ND	2.0	0.16	µg/L	1		EPA 624	12/7/17	12/8/17 6:05	LBD
Chlorodibromomethane	ND	2.0	0.10	µg/L	1		EPA 624	12/7/17	12/8/17 6:05	LBD
Chloroethane	ND	2.0	0.28	µg/L	1		EPA 624	12/7/17	12/8/17 6:05	LBD
2-Chloroethyl Vinyl Ether	ND	10	2.2	µg/L	1		EPA 624	12/7/17	12/8/17 6:05	LBD
Chloroform	ND	2.0	0.22	µg/L	1		EPA 624	12/7/17	12/8/17 6:05	LBD
Chloromethane	ND	2.0	0.55	µg/L	1		EPA 624	12/7/17	12/8/17 6:05	LBD
1,2-Dichlorobenzene	ND	2.0	0.17	µg/L	1		EPA 624	12/7/17	12/8/17 6:05	LBD
1,3-Dichlorobenzene	ND	2.0	0.17	µg/L	1		EPA 624	12/7/17	12/8/17 6:05	LBD
1,4-Dichlorobenzene	ND	2.0	0.15	µg/L	1		EPA 624	12/7/17	12/8/17 6:05	LBD
1,2-Dichloroethane	ND	2.0	0.19	µg/L	1		EPA 624	12/7/17	12/8/17 6:05	LBD
1,1-Dichloroethane	ND	2.0	0.16	µg/L	1		EPA 624	12/7/17	12/8/17 6:05	LBD
1,1-Dichloroethylene	ND	2.0	0.21	µg/L	1		EPA 624	12/7/17	12/8/17 6:05	LBD
trans-1,2-Dichloroethylene	ND	2.0	0.15	µg/L	1		EPA 624	12/7/17	12/8/17 6:05	LBD
1,2-Dichloropropane	ND	2.0	0.13	µg/L	1		EPA 624	12/7/17	12/8/17 6:05	LBD
cis-1,3-Dichloropropene	ND	2.0	0.12	µg/L	1		EPA 624	12/7/17	12/8/17 6:05	LBD
trans-1,3-Dichloropropene	ND	2.0	0.11	µg/L	1		EPA 624	12/7/17	12/8/17 6:05	LBD
Ethylbenzene	ND	2.0	0.13	µg/L	1		EPA 624	12/7/17	12/8/17 6:05	LBD
Methyl tert-Butyl Ether (MTBE)	ND	2.0	0.090	µg/L	1		EPA 624	12/7/17	12/8/17 6:05	LBD
Methylene Chloride	ND	5.0	3.2	µg/L	1		EPA 624	12/7/17	12/8/17 6:05	LBD
1,1,2,2-Tetrachloroethane	ND	2.0	0.16	µg/L	1		EPA 624	12/7/17	12/8/17 6:05	LBD
Tetrachloroethylene	ND	2.0	0.27	µg/L	1		EPA 624	12/7/17	12/8/17 6:05	LBD
Toluene	ND	1.0	0.17	µg/L	1		EPA 624	12/7/17	12/8/17 6:05	LBD
1,1,1-Trichloroethane	ND	2.0	0.13	µg/L	1		EPA 624	12/7/17	12/8/17 6:05	LBD
1,1,2-Trichloroethane	ND	2.0	0.24	µg/L	1		EPA 624	12/7/17	12/8/17 6:05	LBD
Trichloroethylene	ND	2.0	0.20	µg/L	1		EPA 624	12/7/17	12/8/17 6:05	LBD
Trichlorofluoromethane (Freon 11)	ND	2.0	0.15	µg/L	1		EPA 624	12/7/17	12/8/17 6:05	LBD
Vinyl Chloride	ND	2.0	0.13	µg/L	1		EPA 624	12/7/17	12/8/17 6:05	LBD
m+p Xylene	ND	2.0	0.26	µg/L	1		EPA 624	12/7/17	12/8/17 6:05	LBD
o-Xylene	ND	2.0	0.13	µg/L	1		EPA 624	12/7/17	12/8/17 6:05	LBD

Surrogates	% Recovery	Recovery Limits	Flag/Qual	
1,2-Dichloroethane-d4	114	70-130		12/8/17 6:05
Toluene-d8	106	70-130		12/8/17 6:05
4-Bromofluorobenzene	94.9	70-130		12/8/17 6:05

con-test® ANALYTICAL LABORATORY

39 Spruce Street * East Longmeadow, MA 01028 * FAX 413/525-6405 * TEL. 413/525-2332

Project Location: South Otselic, NY
Sample Description:
Work Order: 17K1651

Date Received: 11/29/2017

Field Sample #: Trip Blank
Sampled: 11/28/2017 00:00

Sample ID: 17K1651-04

Sample Matrix: Trip Blank Water

Volatile Organic Compounds by GC/MS

Analyte	Results	RL	DL	Units	Dilution	Flag/Qual	Method	Date Prepared	Date/Time Analyzed	Analyst
Benzene	ND	1.0	0.12	µg/L	1		EPA 624	12/7/17	12/8/17 5:34	LBD
Bromodichloromethane	ND	2.0	0.30	µg/L	1		EPA 624	12/7/17	12/8/17 5:34	LBD
Bromoform	ND	5.0	0.21	µg/L	1		EPA 624	12/7/17	12/8/17 5:34	LBD
Bromomethane	ND	2.0	0.94	µg/L	1		EPA 624	12/7/17	12/8/17 5:34	LBD
Carbon Tetrachloride	ND	2.0	0.25	µg/L	1		EPA 624	12/7/17	12/8/17 5:34	LBD
Chlorobenzene	ND	2.0	0.16	µg/L	1		EPA 624	12/7/17	12/8/17 5:34	LBD
Chlorodibromomethane	ND	2.0	0.10	µg/L	1		EPA 624	12/7/17	12/8/17 5:34	LBD
Chloroethane	ND	2.0	0.28	µg/L	1		EPA 624	12/7/17	12/8/17 5:34	LBD
2-Chloroethyl Vinyl Ether	ND	10	2.2	µg/L	1		EPA 624	12/7/17	12/8/17 5:34	LBD
Chloroform	ND	2.0	0.22	µg/L	1		EPA 624	12/7/17	12/8/17 5:34	LBD
Chloromethane	ND	2.0	0.55	µg/L	1		EPA 624	12/7/17	12/8/17 5:34	LBD
1,2-Dichlorobenzene	ND	2.0	0.17	µg/L	1		EPA 624	12/7/17	12/8/17 5:34	LBD
1,3-Dichlorobenzene	ND	2.0	0.17	µg/L	1		EPA 624	12/7/17	12/8/17 5:34	LBD
1,4-Dichlorobenzene	ND	2.0	0.15	µg/L	1		EPA 624	12/7/17	12/8/17 5:34	LBD
1,2-Dichloroethane	ND	2.0	0.19	µg/L	1		EPA 624	12/7/17	12/8/17 5:34	LBD
1,1-Dichloroethane	ND	2.0	0.16	µg/L	1		EPA 624	12/7/17	12/8/17 5:34	LBD
1,1-Dichloroethylene	ND	2.0	0.21	µg/L	1		EPA 624	12/7/17	12/8/17 5:34	LBD
trans-1,2-Dichloroethylene	ND	2.0	0.15	µg/L	1		EPA 624	12/7/17	12/8/17 5:34	LBD
1,2-Dichloropropane	ND	2.0	0.13	µg/L	1		EPA 624	12/7/17	12/8/17 5:34	LBD
cis-1,3-Dichloropropene	ND	2.0	0.12	µg/L	1		EPA 624	12/7/17	12/8/17 5:34	LBD
trans-1,3-Dichloropropene	ND	2.0	0.11	µg/L	1		EPA 624	12/7/17	12/8/17 5:34	LBD
Ethylbenzene	ND	2.0	0.13	µg/L	1		EPA 624	12/7/17	12/8/17 5:34	LBD
Methyl tert-Butyl Ether (MTBE)	ND	2.0	0.090	µg/L	1		EPA 624	12/7/17	12/8/17 5:34	LBD
Methylene Chloride	ND	5.0	3.2	µg/L	1		EPA 624	12/7/17	12/8/17 5:34	LBD
1,1,2,2-Tetrachloroethane	ND	2.0	0.16	µg/L	1		EPA 624	12/7/17	12/8/17 5:34	LBD
Tetrachloroethylene	ND	2.0	0.27	µg/L	1		EPA 624	12/7/17	12/8/17 5:34	LBD
Toluene	ND	1.0	0.17	µg/L	1		EPA 624	12/7/17	12/8/17 5:34	LBD
1,1,1-Trichloroethane	ND	2.0	0.13	µg/L	1		EPA 624	12/7/17	12/8/17 5:34	LBD
1,1,2-Trichloroethane	ND	2.0	0.24	µg/L	1		EPA 624	12/7/17	12/8/17 5:34	LBD
Trichloroethylene	ND	2.0	0.20	µg/L	1		EPA 624	12/7/17	12/8/17 5:34	LBD
Trichlorofluoromethane (Freon 11)	ND	2.0	0.15	µg/L	1		EPA 624	12/7/17	12/8/17 5:34	LBD
Vinyl Chloride	ND	2.0	0.13	µg/L	1		EPA 624	12/7/17	12/8/17 5:34	LBD
m+p Xylene	ND	2.0	0.26	µg/L	1		EPA 624	12/7/17	12/8/17 5:34	LBD
o-Xylene	ND	2.0	0.13	µg/L	1		EPA 624	12/7/17	12/8/17 5:34	LBD

Surrogates	% Recovery	Recovery Limits	Flag/Qual	
1,2-Dichloroethane-d4	115	70-130		12/8/17 5:34
Toluene-d8	107	70-130		12/8/17 5:34
4-Bromofluorobenzene	93.8	70-130		12/8/17 5:34

con-test® ANALYTICAL LABORATORY

39 Spruce Street * East Longmeadow, MA 01028 * FAX 413/525-6405 * TEL. 413/525-2332

Sample Extraction Data

Prep Method: SW-846 5030B-EPA 624

Lab Number [Field ID]	Batch	Initial [mL]	Final [mL]	Date
17K1651-01 [RW-1]	B192721	5	5.00	12/07/17
17K1651-02 [RW-2]	B192721	5	5.00	12/07/17
17K1651-03 [Eff 46 HZ]	B192721	5	5.00	12/07/17
17K1651-04 [Trip Blank]	B192721	5	5.00	12/07/17

con-test® ANALYTICAL LABORATORY

39 Spruce Street * East Longmeadow, MA 01028 * FAX 413/525-6405 * TEL. 413/525-2332

QUALITY CONTROL

Volatile Organic Compounds by GC/MS - Quality Control

Analyte	Result	Reporting Limit	Units	Spike Level	Source Result	%REC	%REC Limits	RPD	RPD Limit	Notes
Batch B192721 - SW-846 5030B										
Blank (B192721-BLK1)				Prepared & Analyzed: 12/07/17						
Benzene	ND	1.0	µg/L							
Bromodichloromethane	ND	2.0	µg/L							
Bromoform	ND	5.0	µg/L							
Bromomethane	ND	2.0	µg/L							
Carbon Tetrachloride	ND	2.0	µg/L							
Chlorobenzene	ND	2.0	µg/L							
Chlorodibromomethane	ND	2.0	µg/L							
Chloroethane	ND	2.0	µg/L							
2-Chloroethyl Vinyl Ether	ND	10	µg/L							
Chloroform	ND	2.0	µg/L							
Chloromethane	ND	2.0	µg/L							
1,2-Dichlorobenzene	ND	2.0	µg/L							
1,3-Dichlorobenzene	ND	2.0	µg/L							
1,4-Dichlorobenzene	ND	2.0	µg/L							
1,2-Dichloroethane	ND	2.0	µg/L							
1,1-Dichloroethane	ND	2.0	µg/L							
1,1-Dichloroethylene	ND	2.0	µg/L							
trans-1,2-Dichloroethylene	ND	2.0	µg/L							
1,2-Dichloropropane	ND	2.0	µg/L							
cis-1,3-Dichloropropene	ND	2.0	µg/L							
trans-1,3-Dichloropropene	ND	2.0	µg/L							
Ethylbenzene	ND	2.0	µg/L							
Methyl tert-Butyl Ether (MTBE)	ND	2.0	µg/L							
Methylene Chloride	ND	5.0	µg/L							
1,1,2,2-Tetrachloroethane	ND	2.0	µg/L							
Tetrachloroethylene	ND	2.0	µg/L							
Toluene	ND	1.0	µg/L							
1,1,1-Trichloroethane	ND	2.0	µg/L							
1,1,2-Trichloroethane	ND	2.0	µg/L							
Trichloroethylene	ND	2.0	µg/L							
Trichlorofluoromethane (Freon 11)	ND	2.0	µg/L							
Vinyl Chloride	ND	2.0	µg/L							
m+p Xylene	ND	2.0	µg/L							
o-Xylene	ND	2.0	µg/L							
Surrogate: 1,2-Dichloroethane-d4	*28.5*		µg/L	25.0		114	70-130			
Surrogate: Toluene-d8	*26.4*		µg/L	25.0		106	70-130			
Surrogate: 4-Bromofluorobenzene	*23.7*		µg/L	25.0		94.9	70-130			
LCS (B192721-BS1)				Prepared & Analyzed: 12/07/17						
Benzene	10.3	1.0	µg/L	10.0		103	37-151			
Bromodichloromethane	11.7	2.0	µg/L	10.0		117	35-155			
Bromoform	8.30	5.0	µg/L	10.0		83.0	45-169			
Bromomethane	3.23	2.0	µg/L	10.0		32.3	20-242			
Carbon Tetrachloride	10.2	2.0	µg/L	10.0		102	70-140			
Chlorobenzene	10.1	2.0	µg/L	10.0		101	37-160			
Chlorodibromomethane	10.8	2.0	µg/L	10.0		108	53-149			
Chloroethane	8.75	2.0	µg/L	10.0		87.5	70-130			
2-Chloroethyl Vinyl Ether	94.8	10	µg/L	100		94.8	10-305			
Chloroform	10.4	2.0	µg/L	10.0		104	51-138			
Chloromethane	5.28	2.0	µg/L	10.0		52.8	20-273			
1,2-Dichlorobenzene	11.3	2.0	µg/L	10.0		113	18-190			
1,3-Dichlorobenzene	11.3	2.0	µg/L	10.0		113	59-156			

con-test® ANALYTICAL LABORATORY

39 Spruce Street * East Longmeadow, MA 01028 * FAX 413/525-6405 * TEL. 413/525-2332

QUALITY CONTROL

Volatile Organic Compounds by GC/MS - Quality Control

Analyte	Result	Reporting Limit	Units	Spike Level	Source Result	%REC	%REC Limits	RPD	RPD Limit	Notes
Batch B192721 - SW-846 5030B										
LCS (B192721-BS1)				Prepared & Analyzed: 12/07/17						
1,4-Dichlorobenzene	10.9	2.0	µg/L	10.0		109	18-190			
1,2-Dichloroethane	13.5	2.0	µg/L	10.0		135	49-155			
1,1-Dichloroethane	12.0	2.0	µg/L	10.0		120	59-155			
1,1-Dichloroethylene	10.1	2.0	µg/L	10.0		101	20-234			
trans-1,2-Dichloroethylene	12.4	2.0	µg/L	10.0		124	54-156			
1,2-Dichloropropane	12.4	2.0	µg/L	10.0		124	20-210			
cis-1,3-Dichloropropene	10.5	2.0	µg/L	10.0		105	20-227			
trans-1,3-Dichloropropene	11.2	2.0	µg/L	10.0		112	17-183			
Ethylbenzene	10.6	2.0	µg/L	10.0		106	37-162			
Methyl tert-Butyl Ether (MTBE)	10.8	2.0	µg/L	10.0		108	70-130			
Methylene Chloride	13.2	5.0	µg/L	10.0		132	50-221			
1,1,2,2-Tetrachloroethane	10.3	2.0	µg/L	10.0		103	46-157			
Tetrachloroethylene	11.4	2.0	µg/L	10.0		114	64-148			
Toluene	11.4	1.0	µg/L	10.0		114	47-150			
1,1,1-Trichloroethane	9.95	2.0	µg/L	10.0		99.5	52-162			
1,1,2-Trichloroethane	10.8	2.0	µg/L	10.0		108	52-150			
Trichloroethylene	11.1	2.0	µg/L	10.0		111	71-157			
Trichlorofluoromethane (Freon 11)	7.80	2.0	µg/L	10.0		78.0	17-181			
Vinyl Chloride	7.68	2.0	µg/L	10.0		76.8	20-251			
m+p Xylene	21.1	2.0	µg/L	20.0		106	70-130			
o-Xylene	10.2	2.0	µg/L	10.0		102	70-130			
Surrogate: 1,2-Dichloroethane-d4	*28.0*		µg/L	25.0		112	70-130			
Surrogate: Toluene-d8	*26.1*		µg/L	25.0		104	70-130			
Surrogate: 4-Bromofluorobenzene	*24.9*		µg/L	25.0		99.5	70-130			

con-test® ANALYTICAL LABORATORY

39 Spruce Street * East Longmeadow, MA 01028 * FAX 413/525-6405 * TEL. 413/525-2332

FLAG/QUALIFIER SUMMARY

*	QC result is outside of established limits.
†	Wide recovery limits established for difficult compound.
‡	Wide RPD limits established for difficult compound.
#	Data exceeded client recommended or regulatory level
ND	Not Detected
RL	Reporting Limit
DL	Method Detection Limit
MCL	Maximum Contaminant Level
	Percent recoveries and relative percent differences (RPDs) are determined by the software using values in the calculation which have not been rounded.
	No results have been blank subtracted unless specified in the case narrative section.
J	Detected but below the Reporting Limit (lowest calibration standard); therefore, result is an estimated concentration (CLP J-Flag).

con-test® ANALYTICAL LABORATORY

39 Spruce Street * East Longmeadow, MA 01028 * FAX 413/525-6405 * TEL. 413/525-2332

CERTIFICATIONS

Certified Analyses included in this Report

Analyte	Certifications
EPA 624 in Water	
Benzene	CT,MA,NH,NY,RI,NC,ME,VA
Bromodichloromethane	CT,MA,NH,NY,RI,NC,ME,VA
Bromoform	CT,MA,NH,NY,RI,NC,ME,VA
Bromomethane	CT,MA,NH,NY,RI,NC,ME,VA
Carbon Tetrachloride	CT,MA,NH,NY,RI,NC,ME,VA
Chlorobenzene	CT,MA,NH,NY,RI,NC,ME,VA
Chlorodibromomethane	CT,MA,NH,NY,RI,NC,ME,VA
Chloroethane	CT,MA,NH,NY,RI,NC,ME,VA
2-Chloroethyl Vinyl Ether	CT,MA,NH,NY,RI,NC,ME,VA
Chloroform	CT,MA,NH,NY,RI,NC,ME,VA
Chloromethane	CT,MA,NH,NY,RI,NC,ME,VA
1,2-Dichlorobenzene	CT,MA,NH,NY,RI,NC,ME,VA
1,3-Dichlorobenzene	CT,MA,NH,NY,RI,NC,ME,VA
1,4-Dichlorobenzene	CT,MA,NH,NY,RI,NC,ME,VA
1,2-Dichloroethane	CT,MA,NH,NY,RI,NC,ME,VA
1,1-Dichloroethane	CT,MA,NH,NY,RI,NC,ME,VA
1,1-Dichloroethylene	CT,MA,NH,NY,RI,NC,ME,VA
trans-1,2-Dichloroethylene	CT,MA,NH,NY,RI,NC,ME,VA
1,2-Dichloropropane	CT,MA,NH,NY,RI,NC,ME,VA
cis-1,3-Dichloropropene	CT,MA,NH,NY,RI,NC,ME,VA
trans-1,3-Dichloropropene	CT,MA,NH,NY,RI,NC,ME,VA
Ethylbenzene	CT,MA,NH,NY,RI,NC,ME,VA
Methyl tert-Butyl Ether (MTBE)	NH,NY,NC
Methylene Chloride	CT,MA,NH,NY,RI,NC,ME,VA
1,1,2,2-Tetrachloroethane	CT,MA,NH,NY,RI,NC,ME,VA
Tetrachloroethylene	CT,MA,NH,NY,RI,NC,ME,VA
Toluene	CT,MA,NH,NY,RI,NC,ME,VA
1,1,1-Trichloroethane	CT,MA,NH,NY,RI,NC,ME,VA
1,1,2-Trichloroethane	CT,MA,NH,NY,RI,NC,ME,VA
Trichloroethylene	CT,MA,NH,NY,RI,NC,ME,VA
Trichlorofluoromethane (Freon 11)	CT,MA,NH,NY,RI,NC,ME,VA
Vinyl Chloride	CT,MA,NH,NY,RI,NC,ME,VA
m+p Xylene	CT,MA,NH,NY,RI,NC,VA
o-Xylene	CT,MA,NH,NY,RI,NC,VA

39 Spruce Street * East Longmeadow, MA 01028 * FAX 413/525-6405 * TEL. 413/525-2332

The CON-TEST Environmental Laboratory operates under the following certifications and accreditations:

Code	Description	Number	Expires
AIHA	AIHA-LAP, LLC - ISO17025:2005	100033	02/1/2018
MA	Massachusetts DEP	M-MA100	06/30/2018
CT	Connecticut Department of Publilc Health	PH-0567	09/30/2019
NY	New York State Department of Health	10899 NELAP	04/1/2018
NH-S	New Hampshire Environmental Lab	2516 NELAP	02/5/2018
RI	Rhode Island Department of Health	LAO00112	12/30/2017
NC	North Carolina Div. of Water Quality	652	12/31/2017
NJ	New Jersey DEP	MA007 NELAP	06/30/2018
FL	Florida Department of Health	E871027 NELAP	06/30/2018
VT	Vermont Department of Health Lead Laboratory	LL015036	07/30/2018
ME	State of Maine	2011028	06/9/2019
VA	Commonwealth of Virginia	460217	12/14/2017
NH-P	New Hampshire Environmental Lab	2557 NELAP	09/6/2018
VT-DW	Vermont Department of Health Drinking Water	VT-255716	06/12/2018
NC-DW	North Carolina Department of Health	25703	07/31/2018

17K1651

con-test ANALYTICAL LABORATORY

Phone: 413-525-2332
Fax: 413-525-6405
Email: info@contestlabs.com

http://www.contestlabs.com

Doc # 380 Rev 1_03242017

CHAIN OF CUSTODY RECORD (New York)

39 Spruce Street
East Longmeadow, MA 01028

Page 1 of 1

Company Name: ARCADIS
Address: 855 Route 146, STE 210, Clifton Park, NY
Phone: 518-250-7300 / 607-206-6262
Project Name: Gladding Cordage
Project Location: South Otselic
Project Number: 00266406.0000
Project Manager: J. Wyckoff
Con-Test Quote Name/Number:
Invoice Recipient: J. Wyckoff
Sampled By: J. Wyckoff

Requested Turnaround Time
7-Day ☐ 10-Day ☐
Due Date: STD

Rush Approval Required
1-Day ☐ 3-Day ☐
2-Day ☐ 4-Day ☐

Data Delivery
Format: PDF ☑ EXCEL ☑
Other:
CLP Like Data Pkg Required: ☐
Email To:
Fax To #:

ANALYSIS REQUESTED

Con-Test Work Order#	Client Sample ID / Description	Beginning Date/Time	Ending Date/Time	Composite	Grab	[1]Matrix Code	Conc Code	624											# of Containers
								3											[2] Preservation Code
								H											[3] Container Code
								V											
01	RW-1	1030	11/28/17		X	GW		X											
02	RW-2	1035	↓		X	↓		X											
03	Eff 46 HZ	1040	↓		X	↓		X											
04	Trip Blank	—	↓					X											

Dissolved Metals Samples
☐ Field Filtered
☐ Lab to Filter

Orthophosphate Samples
☐ Field Filtered
☐ Lab to Filter

[1] Matrix Codes:
GW = Ground Water
WW = Waste Water
DW = Drinking Water
A = Air
S = Soil
SL = Sludge
SOL = Solid
O = Other (please define)

[2] Preservation Codes:
I = Iced
H = HCL
M = Methanol
N = Nitric Acid
S = Sulfuric Acid
B = Sodium Bisulfate
X = Sodium Hydroxide
T = Sodium Thiosulfate
O = Other (please define)

[3] Container Codes:
A = Amber Glass
G = Glass
P = Plastic
ST = Sterile
V = Vial
S = Summa Canister
T = Tedlar Bag
O = Other (please define)

Comments:

Please use the following codes to indicate possible sample concentration within the Conc Code column above:
H - High; M - Medium; L - Low; C - Clean; U - Unknown

	Date/Time
Relinquished by: (signature)	11/28/17 1400
Received by: (signature)	11-29-17 8:38 Am
Relinquished by: (signature)	11-30-17 1405
Received by: (signature) 11/30/17	2
Relinquished by: (signature) 11/30/17	5:15
Received by: (signature)	1715

Program & Regulatory Information
☐ AWQ STDS ☐ NY TOGS
☐ NYC Sewer Discharge ☐ NY CP-51
☐ Part 360 GW (Landfill)
☐ NY Restricted Use
☐ NY Unrestricted Use
☐ NY Part 375
Other:

Deliverables
☐ Enhanced Data Package
☑ NYSDEC EQuIS EDD
☐ EQuIS (Standard) EDD
☐ NY Regulatory EDD
☐ NY Regs Hits-Only EDD
Other:

NELAC and AIHA-LAP, LLC Accredited

Project Entity
☐ Government ☐ Municipality ☐ MWRA ☐ WRTA
☐ Federal ☐ 21 J ☐ School

Other
☐ Chromatogram
☐ AIHA-LAP,LLC

PCB ONLY
☐ Soxhlet
☐ Non Soxhlet

Table of Contents

39 Spruce St.
East Longmeadow, MA. 01028
P: 413-525-2332
F: 413-525-6405
www.contestlabs.com

con-test® ANALYTICAL LABORATORY

Doc# 277 Rev 5 2017

Login Sample Receipt Checklist - (Rejection Criteria Listing - Using Acceptance Policy) Any False Statement will be brought to the attention of the Client - State True or False

Client Arcadis

Received By MAP Date 11/30/17 Time 1715

How were the samples received? In Cooler T No Cooler ____ On Ice T No Ice ____
Direct from Sampling ____ Ambient ____ Melted Ice ____

Were samples within Temperature? 2-6°C ~~F~~ MP T By Gun # 577 Actual Temp - 5.7
By Blank # ____ Actual Temp - ____

Was Custody Seal Intact? NA Were Samples Tampered with? NA
Was COC Relinquished ? T Does Chain Agree With Samples? T
Are there broken/leaking/loose caps on any samples? F
Is COC in ink/ Legible? T Were samples received within holding time? T
Did COC include all pertinent Information? Client T Analysis T Sampler Name T
Project T ID's T Collection Dates/Times T
Are Sample labels filled out and legible? T
Are there Lab to Filters? F Who was notified? ____
Are there Rushes? F Who was notified? ____
Are there Short Holds? F Who was notified? ____
Is there enough Volume? T
Is there Headspace where applicable? F MS/MSD? F
Proper Media/Containers Used? T Is splitting samples required? F
Were trip blanks received? T On COC? T
Do all samples have the proper pH? NA Acid ____ Base ____

Vials	#	Containers:			#		#
Unp-		1 Liter Amb.		1 Liter Plastic		16 oz Amb.	
HCL-	11	500 mL Amb.		500 mL Plastic		8oz Amb/Clear	
Meoh-		250 mL Amb.		250 mL Plastic		4oz Amb/Clear	
Bisulfate-		Col./Bacteria		Flashpoint		2oz Amb/Clear	
DI-		Other Plastic		Other Glass		Encore	
Thiosulfate-		SOC Kit		Plastic Bag		Frozen:	
Sulfuric-		Perchlorate		Ziplock			

Unused Media

Vials	#	Containers:	#		#		#
Unp-		1 Liter Amb.		1 Liter Plastic		16 oz Amb.	
HCL-		500 mL Amb.		500 mL Plastic		8oz Amb/Clear	
Meoh-		250 mL Amb.		250 mL Plastic		4oz Amb/Clear	
Bisulfate-		Col./Bacteria		Flashpoint		2oz Amb/Clear	
DI-		Other Plastic		Other Glass		Encore	
Thiosulfate-		SOC Kit		Plastic Bag		Frozen:	
Sulfuric-		Perchlorate		Ziplock			

Comments:

con-test® ANALYTICAL LABORATORY
39 Spruce Street * East Longmeadow, MA 01028 * FAX 413/525-6405 * TEL. 413/525-2332

January 10, 2018

Jeremy Wyckoff
Arcadis US, Inc. - Clifton Park-NY
855 Route 146, Suite 210
Clifton Park, NY 12065

Project Location: South Otselic, NY
Client Job Number:
Project Number: 00266406.0000
Laboratory Work Order Number: 18A0009

Enclosed are results of analyses for samples received by the laboratory on January 2, 2018. If you have any questions concerning this report, please feel free to contact me.

Sincerely,

Aaron L. Benoit
Project Manager

Table of Contents

Sample Summary 3

Case Narrative 4

Sample Results 5

18A0009-01 5

18A0009-02 6

18A0009-03 7

18A0009-04 8

Sample Preparation Information 9

QC Data 10

Volatile Organic Compounds by GC/MS 10

B194334 10

Flag/Qualifier Summary 12

Certifications 13

Chain of Custody/Sample Receipt 15

39 Spruce Street * East Longmeadow, MA 01028 * FAX 413/525-6405 * TEL. 413/525-2332

Arcadis US, Inc. - Clifton Park-NY
855 Route 146, Suite 210
Clifton Park, NY 12065
ATTN: Jeremy Wyckoff

REPORT DATE: 1/10/2018

PURCHASE ORDER NUMBER:

PROJECT NUMBER: 00266406.0000

ANALYTICAL SUMMARY

WORK ORDER NUMBER: 18A0009

The results of analyses performed on the following samples submitted to the CON-TEST Analytical Laboratory are found in this report.

PROJECT LOCATION: South Otselic, NY

FIELD SAMPLE #	LAB ID:	MATRIX	SAMPLE DESCRIPTION	TEST	SUB LAB
RW-1	18A0009-01	Ground Water		EPA 624	
RW-2	18A0009-02	Ground Water		EPA 624	
Eff 46 HZ	18A0009-03	Ground Water		EPA 624	
Trip Blank	18A0009-04	Trip Blank Water		EPA 624	

39 Spruce Street * East Longmeadow, MA 01028 * FAX 413/525-6405 * TEL. 413/525-2332

CASE NARRATIVE SUMMARY

All reported results are within defined laboratory quality control objectives unless listed below or otherwise qualified in this report.

The results of analyses reported only relate to samples submitted to the Con-Test Analytical Laboratory for testing.
I certify that the analyses listed above, unless specifically listed as subcontracted, if any, were performed under my direction according to the approved methodologies listed in this document, and that based upon my inquiry of those individuals immediately responsible for obtaining the information, the material contained in this report is, to the best of my knowledge and belief, accurate and complete.

Lisa A. Worthington
Project Manager

con-test® ANALYTICAL LABORATORY

39 Spruce Street * East Longmeadow, MA 01028 * FAX 413/525-6405 * TEL. 413/525-2332

Project Location: South Otselic, NY
Sample Description:
Work Order: 18A0009

Date Received: 1/2/2018

Field Sample #: RW-1
Sampled: 12/29/2017 10:45

Sample ID: 18A0009-01

Sample Matrix: Ground Water

Volatile Organic Compounds by GC/MS

Analyte	Results	RL	DL	Units	Dilution	Flag/Qual	Method	Date Prepared	Date/Time Analyzed	Analyst
Benzene	ND	1.0	0.12	µg/L	1		EPA 624	1/5/18	1/5/18 22:59	EEH
Bromodichloromethane	ND	2.0	0.30	µg/L	1		EPA 624	1/5/18	1/5/18 22:59	EEH
Bromoform	ND	2.0	0.21	µg/L	1		EPA 624	1/5/18	1/5/18 22:59	EEH
Bromomethane	ND	2.0	0.94	µg/L	1		EPA 624	1/5/18	1/5/18 22:59	EEH
Carbon Tetrachloride	ND	2.0	0.25	µg/L	1		EPA 624	1/5/18	1/5/18 22:59	EEH
Chlorobenzene	ND	2.0	0.16	µg/L	1		EPA 624	1/5/18	1/5/18 22:59	EEH
Chlorodibromomethane	ND	2.0	0.10	µg/L	1		EPA 624	1/5/18	1/5/18 22:59	EEH
Chloroethane	ND	2.0	0.28	µg/L	1		EPA 624	1/5/18	1/5/18 22:59	EEH
Chloroform	ND	2.0	0.22	µg/L	1		EPA 624	1/5/18	1/5/18 22:59	EEH
Chloromethane	ND	2.0	0.55	µg/L	1		EPA 624	1/5/18	1/5/18 22:59	EEH
1,2-Dichlorobenzene	ND	2.0	0.17	µg/L	1		EPA 624	1/5/18	1/5/18 22:59	EEH
1,3-Dichlorobenzene	ND	2.0	0.17	µg/L	1		EPA 624	1/5/18	1/5/18 22:59	EEH
1,4-Dichlorobenzene	ND	2.0	0.15	µg/L	1		EPA 624	1/5/18	1/5/18 22:59	EEH
1,2-Dichloroethane	ND	2.0	0.19	µg/L	1		EPA 624	1/5/18	1/5/18 22:59	EEH
1,1-Dichloroethane	1.7	2.0	0.16	µg/L	1	J	EPA 624	1/5/18	1/5/18 22:59	EEH
1,1-Dichloroethylene	0.97	2.0	0.21	µg/L	1	J	EPA 624	1/5/18	1/5/18 22:59	EEH
trans-1,2-Dichloroethylene	ND	2.0	0.15	µg/L	1		EPA 624	1/5/18	1/5/18 22:59	EEH
1,2-Dichloropropane	ND	2.0	0.13	µg/L	1		EPA 624	1/5/18	1/5/18 22:59	EEH
cis-1,3-Dichloropropene	ND	2.0	0.12	µg/L	1		EPA 624	1/5/18	1/5/18 22:59	EEH
trans-1,3-Dichloropropene	ND	2.0	0.11	µg/L	1		EPA 624	1/5/18	1/5/18 22:59	EEH
Ethylbenzene	ND	2.0	0.13	µg/L	1		EPA 624	1/5/18	1/5/18 22:59	EEH
Methyl tert-Butyl Ether (MTBE)	ND	2.0	0.090	µg/L	1		EPA 624	1/5/18	1/5/18 22:59	EEH
Methylene Chloride	ND	5.0	3.2	µg/L	1		EPA 624	1/5/18	1/5/18 22:59	EEH
1,1,2,2-Tetrachloroethane	ND	2.0	0.16	µg/L	1		EPA 624	1/5/18	1/5/18 22:59	EEH
Tetrachloroethylene	ND	2.0	0.27	µg/L	1		EPA 624	1/5/18	1/5/18 22:59	EEH
Toluene	ND	1.0	0.17	µg/L	1		EPA 624	1/5/18	1/5/18 22:59	EEH
1,1,1-Trichloroethane	41	2.0	0.13	µg/L	1		EPA 624	1/5/18	1/5/18 22:59	EEH
1,1,2-Trichloroethane	ND	2.0	0.24	µg/L	1		EPA 624	1/5/18	1/5/18 22:59	EEH
Trichloroethylene	ND	2.0	0.20	µg/L	1		EPA 624	1/5/18	1/5/18 22:59	EEH
Trichlorofluoromethane (Freon 11)	ND	2.0	0.15	µg/L	1		EPA 624	1/5/18	1/5/18 22:59	EEH
Vinyl Chloride	ND	2.0	0.13	µg/L	1		EPA 624	1/5/18	1/5/18 22:59	EEH
m+p Xylene	ND	2.0	0.26	µg/L	1		EPA 624	1/5/18	1/5/18 22:59	EEH
o-Xylene	ND	2.0	0.13	µg/L	1		EPA 624	1/5/18	1/5/18 22:59	EEH

Surrogates	% Recovery	Recovery Limits	Flag/Qual	
1,2-Dichloroethane-d4	116	70-130		1/5/18 22:59
Toluene-d8	90.1	70-130		1/5/18 22:59
4-Bromofluorobenzene	80.8	70-130		1/5/18 22:59

con-test® ANALYTICAL LABORATORY

39 Spruce Street * East Longmeadow, MA 01028 * FAX 413/525-6405 * TEL. 413/525-2332

Project Location: South Otselic, NY
Sample Description:
Work Order: 18A0009

Date Received: 1/2/2018

Field Sample #: RW-2
Sampled: 12/29/2017 10:50

Sample ID: 18A0009-02

Sample Matrix: Ground Water

Volatile Organic Compounds by GC/MS

Analyte	Results	RL	DL	Units	Dilution	Flag/Qual	Method	Date Prepared	Date/Time Analyzed	Analyst
Benzene	ND	1.0	0.12	µg/L	1		EPA 624	1/5/18	1/5/18 23:22	EEH
Bromodichloromethane	ND	2.0	0.30	µg/L	1		EPA 624	1/5/18	1/5/18 23:22	EEH
Bromoform	ND	2.0	0.21	µg/L	1		EPA 624	1/5/18	1/5/18 23:22	EEH
Bromomethane	ND	2.0	0.94	µg/L	1		EPA 624	1/5/18	1/5/18 23:22	EEH
Carbon Tetrachloride	ND	2.0	0.25	µg/L	1		EPA 624	1/5/18	1/5/18 23:22	EEH
Chlorobenzene	ND	2.0	0.16	µg/L	1		EPA 624	1/5/18	1/5/18 23:22	EEH
Chlorodibromomethane	ND	2.0	0.10	µg/L	1		EPA 624	1/5/18	1/5/18 23:22	EEH
Chloroethane	ND	2.0	0.28	µg/L	1		EPA 624	1/5/18	1/5/18 23:22	EEH
Chloroform	ND	2.0	0.22	µg/L	1		EPA 624	1/5/18	1/5/18 23:22	EEH
Chloromethane	ND	2.0	0.55	µg/L	1		EPA 624	1/5/18	1/5/18 23:22	EEH
1,2-Dichlorobenzene	ND	2.0	0.17	µg/L	1		EPA 624	1/5/18	1/5/18 23:22	EEH
1,3-Dichlorobenzene	ND	2.0	0.17	µg/L	1		EPA 624	1/5/18	1/5/18 23:22	EEH
1,4-Dichlorobenzene	ND	2.0	0.15	µg/L	1		EPA 624	1/5/18	1/5/18 23:22	EEH
1,2-Dichloroethane	ND	2.0	0.19	µg/L	1		EPA 624	1/5/18	1/5/18 23:22	EEH
1,1-Dichloroethane	0.71	2.0	0.16	µg/L	1	J	EPA 624	1/5/18	1/5/18 23:22	EEH
1,1-Dichloroethylene	0.72	2.0	0.21	µg/L	1	J	EPA 624	1/5/18	1/5/18 23:22	EEH
trans-1,2-Dichloroethylene	ND	2.0	0.15	µg/L	1		EPA 624	1/5/18	1/5/18 23:22	EEH
1,2-Dichloropropane	ND	2.0	0.13	µg/L	1		EPA 624	1/5/18	1/5/18 23:22	EEH
cis-1,3-Dichloropropene	ND	2.0	0.12	µg/L	1		EPA 624	1/5/18	1/5/18 23:22	EEH
trans-1,3-Dichloropropene	ND	2.0	0.11	µg/L	1		EPA 624	1/5/18	1/5/18 23:22	EEH
Ethylbenzene	ND	2.0	0.13	µg/L	1		EPA 624	1/5/18	1/5/18 23:22	EEH
Methyl tert-Butyl Ether (MTBE)	ND	2.0	0.090	µg/L	1		EPA 624	1/5/18	1/5/18 23:22	EEH
Methylene Chloride	ND	5.0	3.2	µg/L	1		EPA 624	1/5/18	1/5/18 23:22	EEH
1,1,2,2-Tetrachloroethane	ND	2.0	0.16	µg/L	1		EPA 624	1/5/18	1/5/18 23:22	EEH
Tetrachloroethylene	ND	2.0	0.27	µg/L	1		EPA 624	1/5/18	1/5/18 23:22	EEH
Toluene	ND	1.0	0.17	µg/L	1		EPA 624	1/5/18	1/5/18 23:22	EEH
1,1,1-Trichloroethane	32	2.0	0.13	µg/L	1		EPA 624	1/5/18	1/5/18 23:22	EEH
1,1,2-Trichloroethane	ND	2.0	0.24	µg/L	1		EPA 624	1/5/18	1/5/18 23:22	EEH
Trichloroethylene	ND	2.0	0.20	µg/L	1		EPA 624	1/5/18	1/5/18 23:22	EEH
Trichlorofluoromethane (Freon 11)	ND	2.0	0.15	µg/L	1		EPA 624	1/5/18	1/5/18 23:22	EEH
Vinyl Chloride	ND	2.0	0.13	µg/L	1		EPA 624	1/5/18	1/5/18 23:22	EEH
m+p Xylene	ND	2.0	0.26	µg/L	1		EPA 624	1/5/18	1/5/18 23:22	EEH
o-Xylene	ND	2.0	0.13	µg/L	1		EPA 624	1/5/18	1/5/18 23:22	EEH

Surrogates	% Recovery	Recovery Limits	Flag/Qual	
1,2-Dichloroethane-d4	114	70-130		1/5/18 23:22
Toluene-d8	91.1	70-130		1/5/18 23:22
4-Bromofluorobenzene	80.3	70-130		1/5/18 23:22

con-test® ANALYTICAL LABORATORY

39 Spruce Street * East Longmeadow, MA 01028 * FAX 413/525-6405 * TEL. 413/525-2332

Project Location: South Otselic, NY
Sample Description:
Work Order: 18A0009

Date Received: 1/2/2018

Field Sample #: Eff 46 HZ
Sampled: 12/29/2017 11:00

Sample ID: 18A0009-03

Sample Matrix: Ground Water

Volatile Organic Compounds by GC/MS

Analyte	Results	RL	DL	Units	Dilution	Flag/Qual	Method	Date Prepared	Date/Time Analyzed	Analyst
Benzene	ND	1.0	0.12	µg/L	1		EPA 624	1/5/18	1/5/18 22:14	EEH
Bromodichloromethane	ND	2.0	0.30	µg/L	1		EPA 624	1/5/18	1/5/18 22:14	EEH
Bromoform	ND	2.0	0.21	µg/L	1		EPA 624	1/5/18	1/5/18 22:14	EEH
Bromomethane	ND	2.0	0.94	µg/L	1		EPA 624	1/5/18	1/5/18 22:14	EEH
Carbon Tetrachloride	ND	2.0	0.25	µg/L	1		EPA 624	1/5/18	1/5/18 22:14	EEH
Chlorobenzene	ND	2.0	0.16	µg/L	1		EPA 624	1/5/18	1/5/18 22:14	EEH
Chlorodibromomethane	ND	2.0	0.10	µg/L	1		EPA 624	1/5/18	1/5/18 22:14	EEH
Chloroethane	ND	2.0	0.28	µg/L	1		EPA 624	1/5/18	1/5/18 22:14	EEH
Chloroform	ND	2.0	0.22	µg/L	1		EPA 624	1/5/18	1/5/18 22:14	EEH
Chloromethane	ND	2.0	0.55	µg/L	1		EPA 624	1/5/18	1/5/18 22:14	EEH
1,2-Dichlorobenzene	ND	2.0	0.17	µg/L	1		EPA 624	1/5/18	1/5/18 22:14	EEH
1,3-Dichlorobenzene	ND	2.0	0.17	µg/L	1		EPA 624	1/5/18	1/5/18 22:14	EEH
1,4-Dichlorobenzene	ND	2.0	0.15	µg/L	1		EPA 624	1/5/18	1/5/18 22:14	EEH
1,2-Dichloroethane	ND	2.0	0.19	µg/L	1		EPA 624	1/5/18	1/5/18 22:14	EEH
1,1-Dichloroethane	ND	2.0	0.16	µg/L	1		EPA 624	1/5/18	1/5/18 22:14	EEH
1,1-Dichloroethylene	ND	2.0	0.21	µg/L	1		EPA 624	1/5/18	1/5/18 22:14	EEH
trans-1,2-Dichloroethylene	ND	2.0	0.15	µg/L	1		EPA 624	1/5/18	1/5/18 22:14	EEH
1,2-Dichloropropane	ND	2.0	0.13	µg/L	1		EPA 624	1/5/18	1/5/18 22:14	EEH
cis-1,3-Dichloropropene	ND	2.0	0.12	µg/L	1		EPA 624	1/5/18	1/5/18 22:14	EEH
trans-1,3-Dichloropropene	ND	2.0	0.11	µg/L	1		EPA 624	1/5/18	1/5/18 22:14	EEH
Ethylbenzene	ND	2.0	0.13	µg/L	1		EPA 624	1/5/18	1/5/18 22:14	EEH
Methyl tert-Butyl Ether (MTBE)	ND	2.0	0.090	µg/L	1		EPA 624	1/5/18	1/5/18 22:14	EEH
Methylene Chloride	ND	5.0	3.2	µg/L	1		EPA 624	1/5/18	1/5/18 22:14	EEH
1,1,2,2-Tetrachloroethane	ND	2.0	0.16	µg/L	1		EPA 624	1/5/18	1/5/18 22:14	EEH
Tetrachloroethylene	ND	2.0	0.27	µg/L	1		EPA 624	1/5/18	1/5/18 22:14	EEH
Toluene	ND	1.0	0.17	µg/L	1		EPA 624	1/5/18	1/5/18 22:14	EEH
1,1,1-Trichloroethane	ND	2.0	0.13	µg/L	1		EPA 624	1/5/18	1/5/18 22:14	EEH
1,1,2-Trichloroethane	ND	2.0	0.24	µg/L	1		EPA 624	1/5/18	1/5/18 22:14	EEH
Trichloroethylene	ND	2.0	0.20	µg/L	1		EPA 624	1/5/18	1/5/18 22:14	EEH
Trichlorofluoromethane (Freon 11)	ND	2.0	0.15	µg/L	1		EPA 624	1/5/18	1/5/18 22:14	EEH
Vinyl Chloride	ND	2.0	0.13	µg/L	1		EPA 624	1/5/18	1/5/18 22:14	EEH
m+p Xylene	ND	2.0	0.26	µg/L	1		EPA 624	1/5/18	1/5/18 22:14	EEH
o-Xylene	ND	2.0	0.13	µg/L	1		EPA 624	1/5/18	1/5/18 22:14	EEH

Surrogates	% Recovery	Recovery Limits	Flag/Qual	
1,2-Dichloroethane-d4	116	70-130		1/5/18 22:14
Toluene-d8	91.1	70-130		1/5/18 22:14
4-Bromofluorobenzene	80.3	70-130		1/5/18 22:14

con-test® ANALYTICAL LABORATORY

39 Spruce Street * East Longmeadow, MA 01028 * FAX 413/525-6405 * TEL. 413/525-2332

Project Location: South Otselic, NY
Sample Description:
Work Order: 18A0009

Date Received: 1/2/2018

Field Sample #: Trip Blank
Sampled: 12/29/2017 10:18

Sample ID: 18A0009-04

Sample Matrix: Trip Blank Water

Volatile Organic Compounds by GC/MS

Analyte	Results	RL	DL	Units	Dilution	Flag/Qual	Method	Date Prepared	Date/Time Analyzed	Analyst
Benzene	ND	1.0	0.12	µg/L	1		EPA 624	1/5/18	1/5/18 21:51	EEH
Bromodichloromethane	ND	2.0	0.30	µg/L	1		EPA 624	1/5/18	1/5/18 21:51	EEH
Bromoform	ND	2.0	0.21	µg/L	1		EPA 624	1/5/18	1/5/18 21:51	EEH
Bromomethane	ND	2.0	0.94	µg/L	1		EPA 624	1/5/18	1/5/18 21:51	EEH
Carbon Tetrachloride	ND	2.0	0.25	µg/L	1		EPA 624	1/5/18	1/5/18 21:51	EEH
Chlorobenzene	ND	2.0	0.16	µg/L	1		EPA 624	1/5/18	1/5/18 21:51	EEH
Chlorodibromomethane	ND	2.0	0.10	µg/L	1		EPA 624	1/5/18	1/5/18 21:51	EEH
Chloroethane	ND	2.0	0.28	µg/L	1		EPA 624	1/5/18	1/5/18 21:51	EEH
Chloroform	ND	2.0	0.22	µg/L	1		EPA 624	1/5/18	1/5/18 21:51	EEH
Chloromethane	ND	2.0	0.55	µg/L	1		EPA 624	1/5/18	1/5/18 21:51	EEH
1,2-Dichlorobenzene	ND	2.0	0.17	µg/L	1		EPA 624	1/5/18	1/5/18 21:51	EEH
1,3-Dichlorobenzene	ND	2.0	0.17	µg/L	1		EPA 624	1/5/18	1/5/18 21:51	EEH
1,4-Dichlorobenzene	ND	2.0	0.15	µg/L	1		EPA 624	1/5/18	1/5/18 21:51	EEH
1,2-Dichloroethane	ND	2.0	0.19	µg/L	1		EPA 624	1/5/18	1/5/18 21:51	EEH
1,1-Dichloroethane	ND	2.0	0.16	µg/L	1		EPA 624	1/5/18	1/5/18 21:51	EEH
1,1-Dichloroethylene	ND	2.0	0.21	µg/L	1		EPA 624	1/5/18	1/5/18 21:51	EEH
trans-1,2-Dichloroethylene	ND	2.0	0.15	µg/L	1		EPA 624	1/5/18	1/5/18 21:51	EEH
1,2-Dichloropropane	ND	2.0	0.13	µg/L	1		EPA 624	1/5/18	1/5/18 21:51	EEH
cis-1,3-Dichloropropene	ND	2.0	0.12	µg/L	1		EPA 624	1/5/18	1/5/18 21:51	EEH
trans-1,3-Dichloropropene	ND	2.0	0.11	µg/L	1		EPA 624	1/5/18	1/5/18 21:51	EEH
Ethylbenzene	ND	2.0	0.13	µg/L	1		EPA 624	1/5/18	1/5/18 21:51	EEH
Methyl tert-Butyl Ether (MTBE)	ND	2.0	0.090	µg/L	1		EPA 624	1/5/18	1/5/18 21:51	EEH
Methylene Chloride	ND	5.0	3.2	µg/L	1		EPA 624	1/5/18	1/5/18 21:51	EEH
1,1,2,2-Tetrachloroethane	ND	2.0	0.16	µg/L	1		EPA 624	1/5/18	1/5/18 21:51	EEH
Tetrachloroethylene	ND	2.0	0.27	µg/L	1		EPA 624	1/5/18	1/5/18 21:51	EEH
Toluene	ND	1.0	0.17	µg/L	1		EPA 624	1/5/18	1/5/18 21:51	EEH
1,1,1-Trichloroethane	ND	2.0	0.13	µg/L	1		EPA 624	1/5/18	1/5/18 21:51	EEH
1,1,2-Trichloroethane	ND	2.0	0.24	µg/L	1		EPA 624	1/5/18	1/5/18 21:51	EEH
Trichloroethylene	ND	2.0	0.20	µg/L	1		EPA 624	1/5/18	1/5/18 21:51	EEH
Trichlorofluoromethane (Freon 11)	ND	2.0	0.15	µg/L	1		EPA 624	1/5/18	1/5/18 21:51	EEH
Vinyl Chloride	ND	2.0	0.13	µg/L	1		EPA 624	1/5/18	1/5/18 21:51	EEH
m+p Xylene	0.27	2.0	0.26	µg/L	1	J	EPA 624	1/5/18	1/5/18 21:51	EEH
o-Xylene	0.14	2.0	0.13	µg/L	1	J	EPA 624	1/5/18	1/5/18 21:51	EEH

Surrogates	% Recovery	Recovery Limits	Flag/Qual	
1,2-Dichloroethane-d4	115	70-130		1/5/18 21:51
Toluene-d8	92.1	70-130		1/5/18 21:51
4-Bromofluorobenzene	82.0	70-130		1/5/18 21:51

con-test® ANALYTICAL LABORATORY

39 Spruce Street * East Longmeadow, MA 01028 * FAX 413/525-6405 * TEL. 413/525-2332

Sample Extraction Data

Prep Method: SW-846 5030B-EPA 624

Lab Number [Field ID]	Batch	Initial [mL]	Final [mL]	Date
18A0009-01 [RW-1]	B194334	5	5.00	01/05/18
18A0009-02 [RW-2]	B194334	5	5.00	01/05/18
18A0009-03 [Eff 46 HZ]	B194334	5	5.00	01/05/18
18A0009-04 [Trip Blank]	B194334	5	5.00	01/05/18

con-test® ANALYTICAL LABORATORY

39 Spruce Street * East Longmeadow, MA 01028 * FAX 413/525-6405 * TEL. 413/525-2332

QUALITY CONTROL

Volatile Organic Compounds by GC/MS - Quality Control

Analyte	Result	Reporting Limit	Units	Spike Level	Source Result	%REC	%REC Limits	RPD	RPD Limit	Notes
Batch B194334 - SW-846 5030B										
Blank (B194334-BLK1)				Prepared: 01/03/18 Analyzed: 01/05/18						
Acetone	ND	50	µg/L							
tert-Amyl Methyl Ether (TAME)	ND	0.50	µg/L							
Benzene	ND	1.0	µg/L							
Bromodichloromethane	ND	2.0	µg/L							
Bromoform	ND	2.0	µg/L							
Bromomethane	ND	2.0	µg/L							
tert-Butyl Alcohol (TBA)	ND	20	µg/L							
Carbon Tetrachloride	ND	2.0	µg/L							
Chlorobenzene	ND	2.0	µg/L							
Chlorodibromomethane	ND	2.0	µg/L							
Chloroethane	ND	2.0	µg/L							
Chloroform	ND	2.0	µg/L							
Chloromethane	ND	2.0	µg/L							
1,2-Dichlorobenzene	ND	2.0	µg/L							
1,3-Dichlorobenzene	ND	2.0	µg/L							
1,4-Dichlorobenzene	ND	2.0	µg/L							
1,2-Dichloroethane	ND	2.0	µg/L							
1,1-Dichloroethane	ND	2.0	µg/L							
1,1-Dichloroethylene	ND	2.0	µg/L							
trans-1,2-Dichloroethylene	ND	2.0	µg/L							
1,2-Dichloropropane	ND	2.0	µg/L							
cis-1,3-Dichloropropene	ND	2.0	µg/L							
1,4-Dioxane	ND	50	µg/L							
trans-1,3-Dichloropropene	ND	2.0	µg/L							
Ethylbenzene	ND	2.0	µg/L							
Methyl tert-Butyl Ether (MTBE)	ND	2.0	µg/L							
Methylene Chloride	ND	5.0	µg/L							
1,1,2,2-Tetrachloroethane	ND	2.0	µg/L							
Tetrachloroethylene	ND	2.0	µg/L							
Toluene	ND	1.0	µg/L							
1,1,1-Trichloroethane	ND	2.0	µg/L							
1,1,2-Trichloroethane	ND	2.0	µg/L							
Trichloroethylene	ND	2.0	µg/L							
Trichlorofluoromethane (Freon 11)	ND	2.0	µg/L							
Vinyl Chloride	ND	2.0	µg/L							
m+p Xylene	ND	2.0	µg/L							
o-Xylene	ND	2.0	µg/L							
Surrogate: 1,2-Dichloroethane-d4	*29.2*		µg/L	25.0		117	70-130			
Surrogate: Toluene-d8	*23.0*		µg/L	25.0		92.0	70-130			
Surrogate: 4-Bromofluorobenzene	*20.2*		µg/L	25.0		80.8	70-130			
LCS (B194334-BS1)				Prepared: 01/03/18 Analyzed: 01/05/18						
Acetone	155	50	µg/L	200		77.6	70-160			†
tert-Amyl Methyl Ether (TAME)	14.1	0.50	µg/L	20.0		70.4	70-130			
Benzene	19.0	1.0	µg/L	20.0		95.1	37-151			
Bromodichloromethane	20.8	2.0	µg/L	20.0		104	35-155			
Bromoform	20.5	2.0	µg/L	20.0		102	45-169			
Bromomethane	13.0	2.0	µg/L	20.0		65.1	20-242			
tert-Butyl Alcohol (TBA)	149	20	µg/L	200		74.6	40-160			†
Carbon Tetrachloride	20.3	2.0	µg/L	20.0		102	70-140			
Chlorobenzene	20.3	2.0	µg/L	20.0		102	37-160			
Chlorodibromomethane	20.0	2.0	µg/L	20.0		100	53-149			

con-test® ANALYTICAL LABORATORY

39 Spruce Street * East Longmeadow, MA 01028 * FAX 413/525-6405 * TEL. 413/525-2332

QUALITY CONTROL

Volatile Organic Compounds by GC/MS - Quality Control

Analyte	Result	Reporting Limit	Units	Spike Level	Source Result	%REC	%REC Limits	RPD	RPD Limit	Notes
Batch B194334 - SW-846 5030B										
LCS (B194334-BS1)				Prepared: 01/03/18 Analyzed: 01/05/18						
Chloroethane	16.5	2.0	µg/L	20.0		82.7	70-130			
Chloroform	19.9	2.0	µg/L	20.0		99.4	51-138			
Chloromethane	14.1	2.0	µg/L	20.0		70.7	20-273			
1,2-Dichlorobenzene	19.3	2.0	µg/L	20.0		96.3	18-190			
1,3-Dichlorobenzene	19.8	2.0	µg/L	20.0		99.2	59-156			
1,4-Dichlorobenzene	18.7	2.0	µg/L	20.0		93.6	18-190			
1,2-Dichloroethane	20.7	2.0	µg/L	20.0		104	49-155			
1,1-Dichloroethane	18.9	2.0	µg/L	20.0		94.6	59-155			
1,1-Dichloroethylene	18.0	2.0	µg/L	20.0		90.0	20-234			
trans-1,2-Dichloroethylene	18.6	2.0	µg/L	20.0		93.2	54-156			
1,2-Dichloropropane	20.7	2.0	µg/L	20.0		104	20-210			
cis-1,3-Dichloropropene	16.0	2.0	µg/L	20.0		79.8	20-227			
1,4-Dioxane	205	50	µg/L	200		103	40-130			†
trans-1,3-Dichloropropene	19.0	2.0	µg/L	20.0		95.1	17-183			
Ethylbenzene	20.2	2.0	µg/L	20.0		101	37-162			
Methyl tert-Butyl Ether (MTBE)	16.7	2.0	µg/L	20.0		83.7	70-130			
Methylene Chloride	18.1	5.0	µg/L	20.0		90.5	50-221			
1,1,2,2-Tetrachloroethane	22.1	2.0	µg/L	20.0		110	46-157			
Tetrachloroethylene	21.3	2.0	µg/L	20.0		107	64-148			
Toluene	21.1	1.0	µg/L	20.0		105	47-150			
1,1,1-Trichloroethane	18.9	2.0	µg/L	20.0		94.3	52-162			
1,1,2-Trichloroethane	21.0	2.0	µg/L	20.0		105	52-150			
Trichloroethylene	20.3	2.0	µg/L	20.0		102	71-157			
Trichlorofluoromethane (Freon 11)	16.4	2.0	µg/L	20.0		81.9	17-181			
Vinyl Chloride	15.2	2.0	µg/L	20.0		76.0	20-251			
m+p Xylene	44.6	2.0	µg/L	40.0		111	70-130			
o-Xylene	19.4	2.0	µg/L	20.0		96.8	70-130			
Surrogate: 1,2-Dichloroethane-d4	*24.8*		µg/L	25.0		99.0	70-130			
Surrogate: Toluene-d8	*26.5*		µg/L	25.0		106	70-130			
Surrogate: 4-Bromofluorobenzene	*26.5*		µg/L	25.0		106	70-130			

con-test® ANALYTICAL LABORATORY

39 Spruce Street * East Longmeadow, MA 01028 * FAX 413/525-6405 * TEL. 413/525-2332

FLAG/QUALIFIER SUMMARY

*	QC result is outside of established limits.
†	Wide recovery limits established for difficult compound.
‡	Wide RPD limits established for difficult compound.
#	Data exceeded client recommended or regulatory level
ND	Not Detected
RL	Reporting Limit
DL	Method Detection Limit
MCL	Maximum Contaminant Level
	Percent recoveries and relative percent differences (RPDs) are determined by the software using values in the calculation which have not been rounded.
	No results have been blank subtracted unless specified in the case narrative section.
J	Detected but below the Reporting Limit (lowest calibration standard); therefore, result is an estimated concentration (CLP J-Flag).

con-test® ANALYTICAL LABORATORY

39 Spruce Street * East Longmeadow, MA 01028 * FAX 413/525-6405 * TEL. 413/525-2332

CERTIFICATIONS

Certified Analyses included in this Report

Analyte	Certifications
EPA 624 in Water	
Benzene	CT,MA,NH,NY,RI,NC,ME,VA
Bromodichloromethane	CT,MA,NH,NY,RI,NC,ME,VA
Bromoform	CT,MA,NH,NY,RI,NC,ME,VA
Bromomethane	CT,MA,NH,NY,RI,NC,ME,VA
Carbon Tetrachloride	CT,MA,NH,NY,RI,NC,ME,VA
Chlorobenzene	CT,MA,NH,NY,RI,NC,ME,VA
Chlorodibromomethane	CT,MA,NH,NY,RI,NC,ME,VA
Chloroethane	CT,MA,NH,NY,RI,NC,ME,VA
Chloroform	CT,MA,NH,NY,RI,NC,ME,VA
Chloromethane	CT,MA,NH,NY,RI,NC,ME,VA
1,2-Dichlorobenzene	CT,MA,NH,NY,RI,NC,ME,VA
1,3-Dichlorobenzene	CT,MA,NH,NY,RI,NC,ME,VA
1,4-Dichlorobenzene	CT,MA,NH,NY,RI,NC,ME,VA
1,2-Dichloroethane	CT,MA,NH,NY,RI,NC,ME,VA
1,1-Dichloroethane	CT,MA,NH,NY,RI,NC,ME,VA
1,1-Dichloroethylene	CT,MA,NH,NY,RI,NC,ME,VA
trans-1,2-Dichloroethylene	CT,MA,NH,NY,RI,NC,ME,VA
1,2-Dichloropropane	CT,MA,NH,NY,RI,NC,ME,VA
cis-1,3-Dichloropropene	CT,MA,NH,NY,RI,NC,ME,VA
trans-1,3-Dichloropropene	CT,MA,NH,NY,RI,NC,ME,VA
Ethylbenzene	CT,MA,NH,NY,RI,NC,ME,VA
Methyl tert-Butyl Ether (MTBE)	NH,NY,NC
Methylene Chloride	CT,MA,NH,NY,RI,NC,ME,VA
1,1,2,2-Tetrachloroethane	CT,MA,NH,NY,RI,NC,ME,VA
Tetrachloroethylene	CT,MA,NH,NY,RI,NC,ME,VA
Toluene	CT,MA,NH,NY,RI,NC,ME,VA
1,1,1-Trichloroethane	CT,MA,NH,NY,RI,NC,ME,VA
1,1,2-Trichloroethane	CT,MA,NH,NY,RI,NC,ME,VA
Trichloroethylene	CT,MA,NH,NY,RI,NC,ME,VA
Trichlorofluoromethane (Freon 11)	CT,MA,NH,NY,RI,NC,ME,VA
Vinyl Chloride	CT,MA,NH,NY,RI,NC,ME,VA
m+p Xylene	CT,MA,NH,NY,RI,NC,VA
o-Xylene	CT,MA,NH,NY,RI,NC,VA

39 Spruce Street * East Longmeadow, MA 01028 * FAX 413/525-6405 * TEL. 413/525-2332

The CON-TEST Environmental Laboratory operates under the following certifications and accreditations:

Code	Description	Number	Expires
AIHA	AIHA-LAP, LLC - ISO17025:2005	100033	02/1/2018
MA	Massachusetts DEP	M-MA100	06/30/2018
CT	Connecticut Department of Publilc Health	PH-0567	09/30/2019
NY	New York State Department of Health	10899 NELAP	04/1/2018
NH-S	New Hampshire Environmental Lab	2516 NELAP	02/5/2018
RI	Rhode Island Department of Health	LAO00112	12/30/2018
NC	North Carolina Div. of Water Quality	652	12/31/2018
NJ	New Jersey DEP	MA007 NELAP	06/30/2018
FL	Florida Department of Health	E871027 NELAP	06/30/2018
VT	Vermont Department of Health Lead Laboratory	LL015036	07/30/2018
ME	State of Maine	2011028	06/9/2019
VA	Commonwealth of Virginia	460217	12/14/2018
NH-P	New Hampshire Environmental Lab	2557 NELAP	09/6/2018
VT-DW	Vermont Department of Health Drinking Water	VT-255716	06/12/2018
NC-DW	North Carolina Department of Health	25703	07/31/2018

con-test ANALYTICAL LABORATORY

18A 0009

Phone: 413-525-2332
Fax: 413-525-6405
Email: info@contestlabs.com

http://www.contestlabs.com

Doc # 380 Rev 1_03242017

CHAIN OF CUSTODY RECORD (New York)

39 Spruce Street
East Longmeadow, MA 01028

Company Name: Arcadis
Address: 855 Route 146, STE 210, Clifton Park, NY
Phone: (518) - 250 - 7300
Project Name: Gladding
Project Location: S. Otselic, NY?
Project Number: 00266406.0000. 00003
Project Manager: J. Wyckoff
Con-Test Quote Name/Number:
Invoice Recipient: J. Wyckoff
Sampled By: L. Whalen

Requested Turnaround Time
7-Day ☐ 10-Day ☐
Due Date: STD

Rush Approval Required
1-Day ☐ 3-Day ☐
2-Day ☐ 4-Day ☐

Data Delivery
Format: PDF ☒ EXCEL ☒
Other:
CLP Like Data Pkg Required: ☐
Email To:
Fax To #:

ANALYSIS REQUESTED

Con-Test Work Order#	Client Sample ID / Description	Beginning Date/Time	Ending Date/Time	Composite	Grab	[1] Matrix Code	Conc Code	624	624										
								3	3										# of Containers
								H	None										[2] Preservation Code
								V	V										[3] Container Code
01	RW-1	12/29/17	10:45		X	GW		X	X										
02	RW-2	12/29/17	10:50		X	GW		X	X										
03	EFF 46 HZ	12/29/17	11:00		X	GW		X	X										
04	Trip Blank	12/29/17	X		-	-		X	X										

Comments:

Please use the following codes to indicate possible sample concentration within the **Conc Code** column above:
H - High; M - Medium; L - Low; C - Clean; U - Unknown

Dissolved Metals Samples
☐ Field Filtered
☐ Lab to Filter

Orthophosphate Samples
☐ Field Filtered
☐ Lab to Filter

[1] Matrix Codes:
GW = Ground Water
WW = Waste Water
DW = Drinking Water
A = Air
S = Soil
SL = Sludge
SOL = Solid
O = Other (please define)

[2] Preservation Codes:
I = Iced
H = HCL
M = Methanol
N = Nitric Acid
S = Sulfuric Acid
B = Sodium Bisulfate
X = Sodium Hydroxide
T = Sodium Thiosulfate
O = Other (please define)

[3] Container Codes:
A = Amber Glass
G = Glass
P = Plastic
ST = Sterile
V = Vial
S = Summa Canister
T = Tedlar Bag
O = Other (please define)

Relinquished by: (signature) Lan W. Whalen	Date/Time: 12/29/17 1425	
Received by: (signature) 3.9 Paul	Date/Time: 12/30/18 10:18	
Relinquished by: (signature)	Date/Time:	
Received by: (signature)	Date/Time:	
Relinquished by: (signature)	Date/Time:	
Received by: (signature)	Date/Time:	

Program & Regulatory Information
☐ AWQ STDS ☐ NY TOGS
☐ NYC Sewer Discharge ☐ NY CP-51
☐ Part 360 GW (Landfill)
☐ NY Restricted Use
☐ NY Unrestricted Use
☐ NY Part 375
Other:

Deliverables
☐ Enhanced Data Package
☒ NYSDEC EQuIS EDD
☐ EQuIS (Standard) EDD
☐ NY Regulatory EDD
☐ NY Regs Hits-Only EDD
Other:

NELAC and AIHA-LAP, LLC Accredited

Project Entity
☐ Government ☐ Municipality ☐ MWRA ☐ WRTA
☐ Federal ☐ 21 J ☐ School
☐ City ☐ Brownfield ☐ MBTA

Other
☐ Chromatogram
☐ *AIHA-LAP, LLC*

PCB ONLY
☐ Soxhlet
☐ Non Soxhlet

Table of Contents

Ex.

FedEx ® Tracking

806832457409

Ship date:
Fri 12/29/2017

Clifton Park, NY US

Delivered
Signed for by: P.PAULA

Actual delivery:
Tue 1/02/2018 10:18 am

East Longmeadow, MA US

Travel History

▲ Date/Time	Activity	Location
1/02/2018 - Tuesday		
10:18 am	Delivered	East Longmeadow, MA
7:14 am	On FedEx vehicle for delivery	WINDSOR LOCKS, CT
7:05 am	At local FedEx facility	WINDSOR LOCKS, CT
12/31/2017 - Sunday		
12:48 am	At destination sort facility	EAST GRANBY, CT
12/30/2017 - Saturday		
9:40 pm	Departed FedEx location	NEWARK, NJ
9:03 am	Arrived at FedEx location	NEWARK, NJ
12/29/2017 - Friday		
8:25 pm	Left FedEx origin facility	NORTH SYRACUSE, NY
7:27 pm	Picked up Tendered at FedEx Office	SYRACUSE, NY
7:27 pm	Picked up	NORTH SYRACUSE, NY
6:35 pm	Shipment information sent to FedEx	

Shipment Facts

Tracking Number	806832457409	**Service**	FedEx Priority Overnight
Weight	13 lbs / 5.9 kgs	**Dimensions**	14x12x11 in.
Delivered To	Shipping/Receiving	**Total pieces**	1
Total shipment weight	13 lbs / 5.9 kgs	**Terms**	Recipient
Packaging	Your Packaging	**Special handling section**	Deliver Weekday, Additional Handling Surcharge
Standard transit	1/02/2018 by 10:30 am		

OUR COMPANY

About FedEx

Our Portfolio

Investor Relations

Careers

FedEx Blog

Corporate Responsibility

Newsroom

Contact Us

MORE FROM FEDEX

FedEx Compatible

Ask FedEx

39 Spruce St.
East Longmeadow, MA. 01028
P: 413-525-2332
F: 413-525-6405
www.contestlabs.com

con-test® ANALYTICAL LABORATORY

Doc# 277 Rev 5 2017

Login Sample Receipt Checklist - (Rejection Criteria Listing - Using Acceptance Policy) Any False Statement will be brought to the attention of the Client - State True or False

Client Arcadis

Received By PB Date 1.2.18 Time 10:18

How were the samples received? In Cooler T No Cooler ____ On Ice T No Ice ____
Direct from Sampling ____ Ambient ____ Melted Ice ____

Were samples within Temperature? 2-6°C T By Gun # 557 Actual Temp - 3.9
By Blank # ____ Actual Temp - ____

Was Custody Seal Intact? NA Were Samples Tampered with? NA
Was COC Relinquished ? T Does Chain Agree With Samples? T
Are there broken/leaking/loose caps on any samples? F
Is COC in ink/ Legible? T Were samples received within holding time? T
Did COC include all pertinent Information? Client T Analysis T Sampler Name T
Project T ID's T Collection Dates/Times T
Are Sample labels filled out and legible? T
Are there Lab to Filters? F Who was notified? ____
Are there Rushes? F Who was notified? ____
Are there Short Holds? F Who was notified? ____
Is there enough Volume? T
Is there Headspace where applicable? F MS/MSD? NA
Proper Media/Containers Used? T Is splitting samples required? F
Were trip blanks received? T On COC? T
Do all samples have the proper pH? NA Acid ____ Base ____

Vials	#	Containers:	#		#		#
Unp-	9	1 Liter Amb.		1 Liter Plastic		16 oz Amb.	
HCL-	13	500 mL Amb.		500 mL Plastic		8oz Amb/Clear	
Meoh-		250 mL Amb.		250 mL Plastic		4oz Amb/Clear	
Bisulfate-		Col./Bacteria		Flashpoint		2oz Amb/Clear	
DI-		Other Plastic		Other Glass		Encore	
Thiosulfate-		SOC Kit		Plastic Bag		Frozen:	
Sulfuric-		Perchlorate		Ziplock			

Unused Media

Vials	#	Containers:	#		#		#
Unp-		1 Liter Amb.		1 Liter Plastic		16 oz Amb.	
HCL-		500 mL Amb.		500 mL Plastic		8oz Amb/Clear	
Meoh-		250 mL Amb.		250 mL Plastic		4oz Amb/Clear	
Bisulfate-		Col./Bacteria		Flashpoint		2oz Amb/Clear	
DI-		Other Plastic		Other Glass		Encore	
Thiosulfate-		SOC Kit		Plastic Bag		Frozen:	
Sulfuric-		Perchlorate		Ziplock			

Comments:

TestAmerica

THE LEADER IN ENVIRONMENTAL TESTING

ANALYTICAL REPORT

TestAmerica Laboratories, Inc.
TestAmerica Edison
777 New Durham Road
Edison, NJ 08817
Tel: (732)549-3900

TestAmerica Job ID: 460-143814-1
Client Project/Site: NY Standby - Gladding Cordage 2017

For:
ARCADIS U.S. Inc
855 Route 146
Suite 210
Clifton Park, New York 12065

Attn: Jasmine Mullins

Authorized for release by:
11/22/2017 9:58:10 AM

Judy Stone, Senior Project Manager
(484)685-0868
judy.stone@testamericainc.com

LINKS

Review your project results through TotalAccess

Have a Question? Ask The Expert

Visit us at: www.testamericainc.com

The test results in this report meet all 2003 NELAC and 2009 TNI requirements for accredited parameters, exceptions are noted in this report. This report may not be reproduced except in full, and with written approval from the laboratory. For questions please contact the Project Manager at the e-mail address or telephone number listed on this page.

This report has been electronically signed and authorized by the signatory. Electronic signature is intended to be the legally binding equivalent of a traditionally handwritten signature.

Results relate only to the items tested and the sample(s) as received by the laboratory.

Table of Contents

Cover Page 1
Table of Contents 2
Definitions/Glossary 3
Case Narrative 4
Detection Summary 5
Client Sample Results 9
Surrogate Summary 24
Isotope Dilution Summary 25
QC Sample Results 26
QC Association Summary 32
Lab Chronicle 36
Certification Summary 42
Method Summary 43
Sample Summary 44
Chain of Custody 45
Field Data Sheets 48
Receipt Checklists 52

Qualifiers

GC/MS VOA

Qualifier	Qualifier Description
U	Analyzed for but not detected.
*	ISTD response or retention time outside acceptable limits
J	Indicates an estimated value.

LCMS

Qualifier	Qualifier Description
U	Analyzed for but not detected.
J	Indicates an estimated value.

Glossary

Abbreviation	These commonly used abbreviations may or may not be present in this report.
¤	Listed under the "D" column to designate that the result is reported on a dry weight basis
%R	Percent Recovery
CFL	Contains Free Liquid
CNF	Contains No Free Liquid
DER	Duplicate Error Ratio (normalized absolute difference)
Dil Fac	Dilution Factor
DL	Detection Limit (DoD/DOE)
DL, RA, RE, IN	Indicates a Dilution, Re-analysis, Re-extraction, or additional Initial metals/anion analysis of the sample
DLC	Decision Level Concentration (Radiochemistry)
EDL	Estimated Detection Limit (Dioxin)
LOD	Limit of Detection (DoD/DOE)
LOQ	Limit of Quantitation (DoD/DOE)
MDA	Minimum Detectable Activity (Radiochemistry)
MDC	Minimum Detectable Concentration (Radiochemistry)
MDL	Method Detection Limit
ML	Minimum Level (Dioxin)
NC	Not Calculated
ND	Not Detected at the reporting limit (or MDL or EDL if shown)
PQL	Practical Quantitation Limit
QC	Quality Control
RER	Relative Error Ratio (Radiochemistry)
RL	Reporting Limit or Requested Limit (Radiochemistry)
RPD	Relative Percent Difference, a measure of the relative difference between two points
TEF	Toxicity Equivalent Factor (Dioxin)
TEQ	Toxicity Equivalent Quotient (Dioxin)

Job ID: 460-143814-1

Laboratory: TestAmerica Edison

Narrative

Job Narrative
460-143814-1

Receipt
The samples were received on 10/27/2017 9:20 AM; the samples arrived in good condition, properly preserved and, where required, on ice. The temperatures of the 2 coolers at receipt time were 1.5º C and 3.1º C.

Receipt Exceptions
The container label for the following sample did not match the information listed on the Chain-of-Custody (COC): TW-14D (460-143814-20). The container labels list a sampling time of 10:50, while the COC lists 10:55; logged per the COC. The client was contacted and instructed us to use the time of 10:55 from the COC.

GC/MS VOA
Method(s) 8260C SIM: Internal standard responses were outside of acceptance limits for the following samples: TW-7D (460-143814-13[MS]) and TW-7D (460-143814-13[MSD]). The samples show evidence of matrix interference.

No additional analytical or quality issues were noted, other than those described above or in the Definitions/Glossary page.

LCMS
No analytical or quality issues were noted, other than those described in the Definitions/Glossary page.

Organic Prep
Method(s) PFAS Prep: Insufficient sample volume was available to perform a matrix spike/matrix spike duplicate (MS/MSD) associated with preparation batch 320-195730, method code PFAS_DI_Prep.

No additional analytical or quality issues were noted, other than those described above or in the Definitions/Glossary page.

VOA Prep
No analytical or quality issues were noted, other than those described in the Definitions/Glossary page.

Detection Summary

Client: ARCADIS U.S. Inc
Project/Site: NY Standby - Gladding Cordage 2017

TestAmerica Job ID: 460-143814-1

Client Sample ID: TW-3S — Lab Sample ID: 460-143814-1

Analyte	Result	Qualifier	RL	MDL	Unit	Dil Fac	D	Method	Prep Type
Perfluoroheptanoic acid (PFHpA)	6.74		2.00	0.80	ng/L	1		WS-LC-0025 At1	Total/NA
Perfluorooctanoic acid (PFOA)	1.55	J	2.00	0.75	ng/L	1		WS-LC-0025 At1	Total/NA
Perfluorooctanesulfonic acid (PFOS)	1.90	J	2.00	1.28	ng/L	1		WS-LC-0025 At1	Total/NA

Client Sample ID: TW-3I — Lab Sample ID: 460-143814-2

Analyte	Result	Qualifier	RL	MDL	Unit	Dil Fac	D	Method	Prep Type
Perfluorooctanesulfonic acid (PFOS)	1.96	J	2.00	1.28	ng/L	1		WS-LC-0025 At1	Total/NA

Client Sample ID: TW-3D — Lab Sample ID: 460-143814-3

Analyte	Result	Qualifier	RL	MDL	Unit	Dil Fac	D	Method	Prep Type
Perfluorooctanoic acid (PFOA)	1.92	J	2.00	0.75	ng/L	1		WS-LC-0025 At1	Total/NA
Perfluorooctanesulfonic acid (PFOS)	3.40		2.00	1.28	ng/L	1		WS-LC-0025 At1	Total/NA

Client Sample ID: TW-4I — Lab Sample ID: 460-143814-4

No Detections.

Client Sample ID: TW-5S — Lab Sample ID: 460-143814-5

Analyte	Result	Qualifier	RL	MDL	Unit	Dil Fac	D	Method	Prep Type
Perfluorobutanesulfonic acid (PFBS)	2.12		2.00	0.92	ng/L	1		WS-LC-0025 At1	Total/NA
Perfluoroheptanoic acid (PFHpA)	0.93	J	2.00	0.80	ng/L	1		WS-LC-0025 At1	Total/NA
Perfluorooctanoic acid (PFOA)	3.86		2.00	0.75	ng/L	1		WS-LC-0025 At1	Total/NA
Perfluorooctanesulfonic acid (PFOS)	7.41		2.00	1.28	ng/L	1		WS-LC-0025 At1	Total/NA

Client Sample ID: TW-5I — Lab Sample ID: 460-143814-6

Analyte	Result	Qualifier	RL	MDL	Unit	Dil Fac	D	Method	Prep Type
1,4-Dioxane	0.38	J	0.40	0.20	ug/L	1		8260C SIM	Total/NA
Perfluorobutanesulfonic acid (PFBS)	4.61		2.00	0.92	ng/L	1		WS-LC-0025 At1	Total/NA
Perfluorohexanesulfonic acid (PFHxS)	1.08	J	2.00	0.87	ng/L	1		WS-LC-0025 At1	Total/NA
Perfluoroheptanoic acid (PFHpA)	0.83	J	2.00	0.80	ng/L	1		WS-LC-0025 At1	Total/NA
Perfluorooctanoic acid (PFOA)	3.64		2.00	0.75	ng/L	1		WS-LC-0025 At1	Total/NA
Perfluorooctanesulfonic acid (PFOS)	7.45		2.00	1.28	ng/L	1		WS-LC-0025 At1	Total/NA

Client Sample ID: TW-5D — Lab Sample ID: 460-143814-7

This Detection Summary does not include radiochemical test results.

TestAmerica Edison

Detection Summary

Client: ARCADIS U.S. Inc
Project/Site: NY Standby - Gladding Cordage 2017

TestAmerica Job ID: 460-143814-1

Client Sample ID: TW-5D (Continued) — Lab Sample ID: 460-143814-7

Analyte	Result	Qualifier	RL	MDL	Unit	Dil Fac	D	Method	Prep Type
Perfluoroheptanoic acid (PFHpA)	0.87	J	2.00	0.80	ng/L	1		WS-LC-0025 At1	Total/NA
Perfluorooctanoic acid (PFOA)	8.72		2.00	0.75	ng/L	1		WS-LC-0025 At1	Total/NA
Perfluorooctanesulfonic acid (PFOS)	6.72		2.00	1.28	ng/L	1		WS-LC-0025 At1	Total/NA

Client Sample ID: TW-6S — Lab Sample ID: 460-143814-8

Analyte	Result	Qualifier	RL	MDL	Unit	Dil Fac	D	Method	Prep Type
Perfluorooctanesulfonic acid (PFOS)	4.14		2.00	1.28	ng/L	1		WS-LC-0025 At1	Total/NA

Client Sample ID: TW-6I — Lab Sample ID: 460-143814-9

Analyte	Result	Qualifier	RL	MDL	Unit	Dil Fac	D	Method	Prep Type
Perfluorooctanoic acid (PFOA)	1.48	J	2.00	0.75	ng/L	1		WS-LC-0025 At1	Total/NA
Perfluorooctanesulfonic acid (PFOS)	2.76		2.00	1.28	ng/L	1		WS-LC-0025 At1	Total/NA

Client Sample ID: TW-6D — Lab Sample ID: 460-143814-10

Analyte	Result	Qualifier	RL	MDL	Unit	Dil Fac	D	Method	Prep Type
Perfluorooctanesulfonic acid (PFOS)	3.25		2.00	1.28	ng/L	1		WS-LC-0025 At1	Total/NA

Client Sample ID: TW-7S — Lab Sample ID: 460-143814-11

Analyte	Result	Qualifier	RL	MDL	Unit	Dil Fac	D	Method	Prep Type
Perfluorooctanesulfonic acid (PFOS)	1.67	J	2.00	1.28	ng/L	1		WS-LC-0025 At1	Total/NA

Client Sample ID: TW-7I — Lab Sample ID: 460-143814-12

Analyte	Result	Qualifier	RL	MDL	Unit	Dil Fac	D	Method	Prep Type
Perfluorooctanesulfonic acid (PFOS)	2.22		2.00	1.28	ng/L	1		WS-LC-0025 At1	Total/NA

Client Sample ID: TW-7D — Lab Sample ID: 460-143814-13

Analyte	Result	Qualifier	RL	MDL	Unit	Dil Fac	D	Method	Prep Type
Perfluorooctanesulfonic acid (PFOS)	2.03		2.00	1.28	ng/L	1		WS-LC-0025 At1	Total/NA

Client Sample ID: TW-9I — Lab Sample ID: 460-143814-14

Analyte	Result	Qualifier	RL	MDL	Unit	Dil Fac	D	Method	Prep Type
Perfluorobutanesulfonic acid (PFBS)	0.95	J	2.00	0.92	ng/L	1		WS-LC-0025 At1	Total/NA
Perfluorohexanesulfonic acid (PFHxS)	2.57		2.00	0.87	ng/L	1		WS-LC-0025 At1	Total/NA
Perfluoroheptanoic acid (PFHpA)	5.88		2.00	0.80	ng/L	1		WS-LC-0025 At1	Total/NA

This Detection Summary does not include radiochemical test results.

Client Sample ID: TW-9I (Continued) — Lab Sample ID: 460-143814-14

Analyte	Result	Qualifier	RL	MDL	Unit	Dil Fac	D	Method	Prep Type
Perfluorooctanoic acid (PFOA)	30.1		2.00	0.75	ng/L	1		WS-LC-0025 At1	Total/NA
Perfluorooctanesulfonic acid (PFOS)	28.3		2.00	1.28	ng/L	1		WS-LC-0025 At1	Total/NA

Client Sample ID: TW-9D — Lab Sample ID: 460-143814-15

Analyte	Result	Qualifier	RL	MDL	Unit	Dil Fac	D	Method	Prep Type
Perfluorohexanesulfonic acid (PFHxS)	2.94		2.00	0.87	ng/L	1		WS-LC-0025 At1	Total/NA
Perfluoroheptanoic acid (PFHpA)	2.40		2.00	0.80	ng/L	1		WS-LC-0025 At1	Total/NA
Perfluorooctanoic acid (PFOA)	13.7		2.00	0.75	ng/L	1		WS-LC-0025 At1	Total/NA
Perfluorooctanesulfonic acid (PFOS)	32.1		2.00	1.28	ng/L	1		WS-LC-0025 At1	Total/NA

Client Sample ID: TW-12I — Lab Sample ID: 460-143814-16

No Detections.

Client Sample ID: TW-12D — Lab Sample ID: 460-143814-17

Analyte	Result	Qualifier	RL	MDL	Unit	Dil Fac	D	Method	Prep Type
1,4-Dioxane	0.57		0.40	0.20	ug/L	1		8260C SIM	Total/NA

Client Sample ID: TW-14S — Lab Sample ID: 460-143814-18

Analyte	Result	Qualifier	RL	MDL	Unit	Dil Fac	D	Method	Prep Type
Perfluorobutanesulfonic acid (PFBS)	2.80		2.00	0.92	ng/L	1		WS-LC-0025 At1	Total/NA
Perfluorooctanesulfonic acid (PFOS)	3.94		2.00	1.28	ng/L	1		WS-LC-0025 At1	Total/NA

Client Sample ID: TW-14I — Lab Sample ID: 460-143814-19

Analyte	Result	Qualifier	RL	MDL	Unit	Dil Fac	D	Method	Prep Type
1,4-Dioxane	0.48		0.40	0.20	ug/L	1		8260C SIM	Total/NA

Client Sample ID: TW-14D — Lab Sample ID: 460-143814-20

No Detections.

Client Sample ID: TW-15 — Lab Sample ID: 460-143814-21

Analyte	Result	Qualifier	RL	MDL	Unit	Dil Fac	D	Method	Prep Type
1,4-Dioxane	3.2		0.40	0.20	ug/L	1		8260C SIM	Total/NA
Perfluorooctanoic acid (PFOA)	10.2		2.00	0.75	ng/L	1		WS-LC-0025 At1	Total/NA

Client Sample ID: RW-1 — Lab Sample ID: 460-143814-22

This Detection Summary does not include radiochemical test results.

Client Sample ID: RW-1 (Continued) — Lab Sample ID: 460-143814-22

Analyte	Result	Qualifier	RL	MDL	Unit	Dil Fac	D	Method	Prep Type
1,4-Dioxane	0.29	J	0.40	0.20	ug/L	1		8260C SIM	Total/NA
Perfluorobutanesulfonic acid (PFBS)	1.99	J	2.00	0.92	ng/L	1		WS-LC-0025 At1	Total/NA
Perfluorooctanoic acid (PFOA)	3.72		2.00	0.75	ng/L	1		WS-LC-0025 At1	Total/NA
Perfluorooctanesulfonic acid (PFOS)	2.15		2.00	1.28	ng/L	1		WS-LC-0025 At1	Total/NA

Client Sample ID: RW-2 — Lab Sample ID: 460-143814-23

Analyte	Result	Qualifier	RL	MDL	Unit	Dil Fac	D	Method	Prep Type
Perfluorooctanoic acid (PFOA)	0.89	J	2.00	0.75	ng/L	1		WS-LC-0025 At1	Total/NA

Client Sample ID: EFF-45HZ — Lab Sample ID: 460-143814-24

Analyte	Result	Qualifier	RL	MDL	Unit	Dil Fac	D	Method	Prep Type
Perfluorooctanoic acid (PFOA)	1.32	J	2.00	0.75	ng/L	1		WS-LC-0025 At1	Total/NA

Client Sample ID: EB-PROBE — Lab Sample ID: 460-143814-25

No Detections.

Client Sample ID: EB-TUBING — Lab Sample ID: 460-143814-26

No Detections.

Client Sample ID: FB-X — Lab Sample ID: 460-143814-27

Analyte	Result	Qualifier	RL	MDL	Unit	Dil Fac	D	Method	Prep Type
Perfluorooctanoic acid (PFOA)	0.99	J	2.00	0.75	ng/L	1		WS-LC-0025 At1	Total/NA

Client Sample ID: TW-X-DUP — Lab Sample ID: 460-143814-28

Analyte	Result	Qualifier	RL	MDL	Unit	Dil Fac	D	Method	Prep Type
1,4-Dioxane	2.7		0.40	0.20	ug/L	1		8260C SIM	Total/NA
Perfluorooctanoic acid (PFOA)	10.2		2.00	0.75	ng/L	1		WS-LC-0025 At1	Total/NA

Client Sample ID: Trip Blank — Lab Sample ID: 460-143814-29

No Detections.

This Detection Summary does not include radiochemical test results.

Client Sample Results

Client: ARCADIS U.S. Inc
Project/Site: NY Standby - Gladding Cordage 2017

TestAmerica Job ID: 460-143814-1

Client Sample ID: TW-3S

Lab Sample ID: 460-143814-1
Date Collected: 10/25/17 15:25
Matrix: Water
Date Received: 10/27/17 09:20

Method: 8260C SIM - Volatile Organic Compounds (GC/MS)

Analyte	Result	Qualifier	RL	MDL	Unit	D	Prepared	Analyzed	Dil Fac
1,4-Dioxane	0.40	U	0.40	0.20	ug/L			11/02/17 15:25	1

Surrogate	*%Recovery*	*Qualifier*	*Limits*	*Prepared*	*Analyzed*	*Dil Fac*
1,2-Dichloroethane-d4 (Surr)	*129*		*71 - 144*		*11/02/17 15:25*	*1*
4-Bromofluorobenzene	*88*		*72 - 133*		*11/02/17 15:25*	*1*

Method: WS-LC-0025 At1 - Fluorinated Alkyl Substances

Analyte	Result	Qualifier	RL	MDL	Unit	D	Prepared	Analyzed	Dil Fac
Perfluorobutanesulfonic acid (PFBS)	2.00	U	2.00	0.92	ng/L		11/01/17 10:28	11/10/17 18:05	1
Perfluorohexanesulfonic acid (PFHxS)	2.00	U	2.00	0.87	ng/L		11/01/17 10:28	11/10/17 18:05	1
Perfluoroheptanoic acid (PFHpA)	**6.74**		2.00	0.80	ng/L		11/01/17 10:28	11/10/17 18:05	1
Perfluorooctanoic acid (PFOA)	**1.55**	**J**	2.00	0.75	ng/L		11/01/17 10:28	11/10/17 18:05	1
Perfluorooctanesulfonic acid (PFOS)	**1.90**	**J**	2.00	1.28	ng/L		11/01/17 10:28	11/10/17 18:05	1
Perfluorononanoic acid (PFNA)	2.00	U	2.00	0.65	ng/L		11/01/17 10:28	11/10/17 18:05	1

Isotope Dilution	*%Recovery*	*Qualifier*	*Limits*	*Prepared*	*Analyzed*	*Dil Fac*
18O2 PFHxS	*112*		*25 - 150*	*11/01/17 10:28*	*11/10/17 18:05*	*1*
13C4-PFHpA	*107*		*25 - 150*	*11/01/17 10:28*	*11/10/17 18:05*	*1*
13C4 PFOA	*119*		*25 - 150*	*11/01/17 10:28*	*11/10/17 18:05*	*1*
13C4 PFOS	*110*		*25 - 150*	*11/01/17 10:28*	*11/10/17 18:05*	*1*
13C5 PFNA	*111*		*25 - 150*	*11/01/17 10:28*	*11/10/17 18:05*	*1*

Client Sample ID: TW-3I

Lab Sample ID: 460-143814-2
Date Collected: 10/25/17 14:15
Matrix: Water
Date Received: 10/27/17 09:20

Method: 8260C SIM - Volatile Organic Compounds (GC/MS)

Analyte	Result	Qualifier	RL	MDL	Unit	D	Prepared	Analyzed	Dil Fac
1,4-Dioxane	0.40	U	0.40	0.20	ug/L			11/01/17 12:06	1

Surrogate	*%Recovery*	*Qualifier*	*Limits*	*Prepared*	*Analyzed*	*Dil Fac*
1,2-Dichloroethane-d4 (Surr)	*108*		*71 - 144*		*11/01/17 12:06*	*1*
4-Bromofluorobenzene	*93*		*72 - 133*		*11/01/17 12:06*	*1*

Method: WS-LC-0025 At1 - Fluorinated Alkyl Substances

Analyte	Result	Qualifier	RL	MDL	Unit	D	Prepared	Analyzed	Dil Fac
Perfluorobutanesulfonic acid (PFBS)	2.00	U	2.00	0.92	ng/L		11/01/17 10:28	11/10/17 18:23	1
Perfluorohexanesulfonic acid (PFHxS)	2.00	U	2.00	0.87	ng/L		11/01/17 10:28	11/10/17 18:23	1
Perfluoroheptanoic acid (PFHpA)	2.00	U	2.00	0.80	ng/L		11/01/17 10:28	11/10/17 18:23	1
Perfluorooctanoic acid (PFOA)	2.00	U	2.00	0.75	ng/L		11/01/17 10:28	11/10/17 18:23	1
Perfluorooctanesulfonic acid (PFOS)	**1.96**	**J**	2.00	1.28	ng/L		11/01/17 10:28	11/10/17 18:23	1
Perfluorononanoic acid (PFNA)	2.00	U	2.00	0.65	ng/L		11/01/17 10:28	11/10/17 18:23	1

Isotope Dilution	*%Recovery*	*Qualifier*	*Limits*	*Prepared*	*Analyzed*	*Dil Fac*
18O2 PFHxS	*113*		*25 - 150*	*11/01/17 10:28*	*11/10/17 18:23*	*1*
13C4-PFHpA	*105*		*25 - 150*	*11/01/17 10:28*	*11/10/17 18:23*	*1*
13C4 PFOA	*117*		*25 - 150*	*11/01/17 10:28*	*11/10/17 18:23*	*1*
13C4 PFOS	*113*		*25 - 150*	*11/01/17 10:28*	*11/10/17 18:23*	*1*
13C5 PFNA	*113*		*25 - 150*	*11/01/17 10:28*	*11/10/17 18:23*	*1*

Client Sample ID: TW-3D

Lab Sample ID: 460-143814-3
Date Collected: 10/25/17 14:50
Matrix: Water
Date Received: 10/27/17 09:20

Method: 8260C SIM - Volatile Organic Compounds (GC/MS)

Analyte	Result	Qualifier	RL	MDL	Unit	D	Prepared	Analyzed	Dil Fac
1,4-Dioxane	0.40	U	0.40	0.20	ug/L			11/01/17 12:29	1

Surrogate	*%Recovery*	*Qualifier*	*Limits*	*Prepared*	*Analyzed*	*Dil Fac*
1,2-Dichloroethane-d4 (Surr)	*112*		*71 - 144*		*11/01/17 12:29*	*1*
4-Bromofluorobenzene	*93*		*72 - 133*		*11/01/17 12:29*	*1*

Method: WS-LC-0025 At1 - Fluorinated Alkyl Substances

Analyte	Result	Qualifier	RL	MDL	Unit	D	Prepared	Analyzed	Dil Fac
Perfluorobutanesulfonic acid (PFBS)	2.00	U	2.00	0.92	ng/L		11/01/17 10:28	11/10/17 18:41	1
Perfluorohexanesulfonic acid (PFHxS)	2.00	U	2.00	0.87	ng/L		11/01/17 10:28	11/10/17 18:41	1
Perfluoroheptanoic acid (PFHpA)	2.00	U	2.00	0.80	ng/L		11/01/17 10:28	11/10/17 18:41	1
Perfluorooctanoic acid (PFOA)	**1.92**	**J**	2.00	0.75	ng/L		11/01/17 10:28	11/10/17 18:41	1
Perfluorooctanesulfonic acid (PFOS)	**3.40**		2.00	1.28	ng/L		11/01/17 10:28	11/10/17 18:41	1
Perfluorononanoic acid (PFNA)	2.00	U	2.00	0.65	ng/L		11/01/17 10:28	11/10/17 18:41	1

Isotope Dilution	*%Recovery*	*Qualifier*	*Limits*	*Prepared*	*Analyzed*	*Dil Fac*
18O2 PFHxS	*112*		*25 - 150*	*11/01/17 10:28*	*11/10/17 18:41*	*1*
13C4-PFHpA	*109*		*25 - 150*	*11/01/17 10:28*	*11/10/17 18:41*	*1*
13C4 PFOA	*115*		*25 - 150*	*11/01/17 10:28*	*11/10/17 18:41*	*1*
13C4 PFOS	*110*		*25 - 150*	*11/01/17 10:28*	*11/10/17 18:41*	*1*
13C5 PFNA	*115*		*25 - 150*	*11/01/17 10:28*	*11/10/17 18:41*	*1*

Client Sample ID: TW-4I

Lab Sample ID: 460-143814-4
Date Collected: 10/25/17 12:20
Matrix: Water
Date Received: 10/27/17 09:20

Method: 8260C SIM - Volatile Organic Compounds (GC/MS)

Analyte	Result	Qualifier	RL	MDL	Unit	D	Prepared	Analyzed	Dil Fac
1,4-Dioxane	0.40	U	0.40	0.20	ug/L			11/01/17 12:52	1

Surrogate	*%Recovery*	*Qualifier*	*Limits*	*Prepared*	*Analyzed*	*Dil Fac*
1,2-Dichloroethane-d4 (Surr)	*109*		*71 - 144*		*11/01/17 12:52*	*1*
4-Bromofluorobenzene	*92*		*72 - 133*		*11/01/17 12:52*	*1*

Method: WS-LC-0025 At1 - Fluorinated Alkyl Substances

Analyte	Result	Qualifier	RL	MDL	Unit	D	Prepared	Analyzed	Dil Fac
Perfluorobutanesulfonic acid (PFBS)	2.00	U	2.00	0.92	ng/L		11/01/17 10:28	11/10/17 19:00	1
Perfluorohexanesulfonic acid (PFHxS)	2.00	U	2.00	0.87	ng/L		11/01/17 10:28	11/10/17 19:00	1
Perfluoroheptanoic acid (PFHpA)	2.00	U	2.00	0.80	ng/L		11/01/17 10:28	11/10/17 19:00	1
Perfluorooctanoic acid (PFOA)	2.00	U	2.00	0.75	ng/L		11/01/17 10:28	11/10/17 19:00	1
Perfluorooctanesulfonic acid (PFOS)	2.00	U	2.00	1.28	ng/L		11/01/17 10:28	11/10/17 19:00	1
Perfluorononanoic acid (PFNA)	2.00	U	2.00	0.65	ng/L		11/01/17 10:28	11/10/17 19:00	1

Isotope Dilution	*%Recovery*	*Qualifier*	*Limits*	*Prepared*	*Analyzed*	*Dil Fac*
18O2 PFHxS	*110*		*25 - 150*	*11/01/17 10:28*	*11/10/17 19:00*	*1*
13C4-PFHpA	*108*		*25 - 150*	*11/01/17 10:28*	*11/10/17 19:00*	*1*
13C4 PFOA	*111*		*25 - 150*	*11/01/17 10:28*	*11/10/17 19:00*	*1*
13C4 PFOS	*111*		*25 - 150*	*11/01/17 10:28*	*11/10/17 19:00*	*1*
13C5 PFNA	*110*		*25 - 150*	*11/01/17 10:28*	*11/10/17 19:00*	*1*

Client Sample ID: TW-5S

Lab Sample ID: 460-143814-5
Date Collected: 10/25/17 09:15
Matrix: Water
Date Received: 10/27/17 09:20

Method: 8260C SIM - Volatile Organic Compounds (GC/MS)

Analyte	Result	Qualifier	RL	MDL	Unit	D	Prepared	Analyzed	Dil Fac
1,4-Dioxane	0.40	U	0.40	0.20	ug/L			11/01/17 13:15	1

Surrogate	*%Recovery*	*Qualifier*	*Limits*	*Prepared*	*Analyzed*	*Dil Fac*
1,2-Dichloroethane-d4 (Surr)	*115*		*71 - 144*		*11/01/17 13:15*	*1*
4-Bromofluorobenzene	*92*		*72 - 133*		*11/01/17 13:15*	*1*

Method: WS-LC-0025 At1 - Fluorinated Alkyl Substances

Analyte	Result	Qualifier	RL	MDL	Unit	D	Prepared	Analyzed	Dil Fac
Perfluorobutanesulfonic acid (PFBS)	**2.12**		2.00	0.92	ng/L		11/01/17 10:28	11/10/17 19:37	1
Perfluorohexanesulfonic acid (PFHxS)	2.00	U	2.00	0.87	ng/L		11/01/17 10:28	11/10/17 19:37	1
Perfluoroheptanoic acid (PFHpA)	**0.93**	**J**	2.00	0.80	ng/L		11/01/17 10:28	11/10/17 19:37	1
Perfluorooctanoic acid (PFOA)	**3.86**		2.00	0.75	ng/L		11/01/17 10:28	11/10/17 19:37	1
Perfluorooctanesulfonic acid (PFOS)	**7.41**		2.00	1.28	ng/L		11/01/17 10:28	11/10/17 19:37	1
Perfluorononanoic acid (PFNA)	2.00	U	2.00	0.65	ng/L		11/01/17 10:28	11/10/17 19:37	1

Isotope Dilution	*%Recovery*	*Qualifier*	*Limits*	*Prepared*	*Analyzed*	*Dil Fac*
18O2 PFHxS	*110*		*25 - 150*	*11/01/17 10:28*	*11/10/17 19:37*	*1*
13C4-PFHpA	*105*		*25 - 150*	*11/01/17 10:28*	*11/10/17 19:37*	*1*
13C4 PFOA	*113*		*25 - 150*	*11/01/17 10:28*	*11/10/17 19:37*	*1*
13C4 PFOS	*111*		*25 - 150*	*11/01/17 10:28*	*11/10/17 19:37*	*1*
13C5 PFNA	*110*		*25 - 150*	*11/01/17 10:28*	*11/10/17 19:37*	*1*

Client Sample ID: TW-5I

Lab Sample ID: 460-143814-6
Date Collected: 10/25/17 10:15
Matrix: Water
Date Received: 10/27/17 09:20

Method: 8260C SIM - Volatile Organic Compounds (GC/MS)

Analyte	Result	Qualifier	RL	MDL	Unit	D	Prepared	Analyzed	Dil Fac
1,4-Dioxane	**0.38**	**J**	0.40	0.20	ug/L			11/01/17 13:38	1

Surrogate	*%Recovery*	*Qualifier*	*Limits*	*Prepared*	*Analyzed*	*Dil Fac*
1,2-Dichloroethane-d4 (Surr)	*109*		*71 - 144*		*11/01/17 13:38*	*1*
4-Bromofluorobenzene	*91*		*72 - 133*		*11/01/17 13:38*	*1*

Method: WS-LC-0025 At1 - Fluorinated Alkyl Substances

Analyte	Result	Qualifier	RL	MDL	Unit	D	Prepared	Analyzed	Dil Fac
Perfluorobutanesulfonic acid (PFBS)	**4.61**		2.00	0.92	ng/L		11/01/17 10:28	11/10/17 19:55	1
Perfluorohexanesulfonic acid (PFHxS)	**1.08**	**J**	2.00	0.87	ng/L		11/01/17 10:28	11/10/17 19:55	1
Perfluoroheptanoic acid (PFHpA)	**0.83**	**J**	2.00	0.80	ng/L		11/01/17 10:28	11/10/17 19:55	1
Perfluorooctanoic acid (PFOA)	**3.64**		2.00	0.75	ng/L		11/01/17 10:28	11/10/17 19:55	1
Perfluorooctanesulfonic acid (PFOS)	**7.45**		2.00	1.28	ng/L		11/01/17 10:28	11/10/17 19:55	1
Perfluorononanoic acid (PFNA)	2.00	U	2.00	0.65	ng/L		11/01/17 10:28	11/10/17 19:55	1

Isotope Dilution	*%Recovery*	*Qualifier*	*Limits*	*Prepared*	*Analyzed*	*Dil Fac*
18O2 PFHxS	*108*		*25 - 150*	*11/01/17 10:28*	*11/10/17 19:55*	*1*
13C4-PFHpA	*111*		*25 - 150*	*11/01/17 10:28*	*11/10/17 19:55*	*1*
13C4 PFOA	*118*		*25 - 150*	*11/01/17 10:28*	*11/10/17 19:55*	*1*
13C4 PFOS	*105*		*25 - 150*	*11/01/17 10:28*	*11/10/17 19:55*	*1*

Client Sample ID: TW-5I
Lab Sample ID: 460-143814-6
Date Collected: 10/25/17 10:15
Matrix: Water
Date Received: 10/27/17 09:20

Method: WS-LC-0025 At1 - Fluorinated Alkyl Substances (Continued)

Isotope Dilution	%Recovery	Qualifier	Limits	Prepared	Analyzed	Dil Fac
13C5 PFNA	114		25 - 150	11/01/17 10:28	11/10/17 19:55	1

Client Sample ID: TW-5D
Lab Sample ID: 460-143814-7
Date Collected: 10/25/17 09:10
Matrix: Water
Date Received: 10/27/17 09:20

Method: 8260C SIM - Volatile Organic Compounds (GC/MS)

Analyte	Result	Qualifier	RL	MDL	Unit	D	Prepared	Analyzed	Dil Fac
1,4-Dioxane	0.40	U	0.40	0.20	ug/L			11/02/17 15:49	1

Surrogate	%Recovery	Qualifier	Limits	Prepared	Analyzed	Dil Fac
1,2-Dichloroethane-d4 (Surr)	128		71 - 144		11/02/17 15:49	1
4-Bromofluorobenzene	86		72 - 133		11/02/17 15:49	1

Method: WS-LC-0025 At1 - Fluorinated Alkyl Substances

Analyte	Result	Qualifier	RL	MDL	Unit	D	Prepared	Analyzed	Dil Fac
Perfluorobutanesulfonic acid (PFBS)	2.00	U	2.00	0.92	ng/L		11/01/17 10:28	11/10/17 20:13	1
Perfluorohexanesulfonic acid (PFHxS)	2.00	U	2.00	0.87	ng/L		11/01/17 10:28	11/10/17 20:13	1
Perfluoroheptanoic acid (PFHpA)	**0.87**	**J**	2.00	0.80	ng/L		11/01/17 10:28	11/10/17 20:13	1
Perfluorooctanoic acid (PFOA)	**8.72**		2.00	0.75	ng/L		11/01/17 10:28	11/10/17 20:13	1
Perfluorooctanesulfonic acid (PFOS)	**6.72**		2.00	1.28	ng/L		11/01/17 10:28	11/10/17 20:13	1
Perfluorononanoic acid (PFNA)	2.00	U	2.00	0.65	ng/L		11/01/17 10:28	11/10/17 20:13	1

Isotope Dilution	%Recovery	Qualifier	Limits	Prepared	Analyzed	Dil Fac
18O2 PFHxS	106		25 - 150	11/01/17 10:28	11/10/17 20:13	1
13C4-PFHpA	107		25 - 150	11/01/17 10:28	11/10/17 20:13	1
13C4 PFOA	115		25 - 150	11/01/17 10:28	11/10/17 20:13	1
13C4 PFOS	106		25 - 150	11/01/17 10:28	11/10/17 20:13	1
13C5 PFNA	116		25 - 150	11/01/17 10:28	11/10/17 20:13	1

Client Sample ID: TW-6S
Lab Sample ID: 460-143814-8
Date Collected: 10/24/17 13:40
Matrix: Water
Date Received: 10/27/17 09:20

Method: 8260C SIM - Volatile Organic Compounds (GC/MS)

Analyte	Result	Qualifier	RL	MDL	Unit	D	Prepared	Analyzed	Dil Fac
1,4-Dioxane	0.40	U	0.40	0.20	ug/L			11/01/17 14:25	1

Surrogate	%Recovery	Qualifier	Limits	Prepared	Analyzed	Dil Fac
1,2-Dichloroethane-d4 (Surr)	85		71 - 144		11/01/17 14:25	1
4-Bromofluorobenzene	82		72 - 133		11/01/17 14:25	1

Method: WS-LC-0025 At1 - Fluorinated Alkyl Substances

Analyte	Result	Qualifier	RL	MDL	Unit	D	Prepared	Analyzed	Dil Fac
Perfluorobutanesulfonic acid (PFBS)	2.00	U	2.00	0.92	ng/L		11/01/17 10:28	11/10/17 20:32	1
Perfluorohexanesulfonic acid (PFHxS)	2.00	U	2.00	0.87	ng/L		11/01/17 10:28	11/10/17 20:32	1
Perfluoroheptanoic acid (PFHpA)	2.00	U	2.00	0.80	ng/L		11/01/17 10:28	11/10/17 20:32	1
Perfluorooctanoic acid (PFOA)	2.00	U	2.00	0.75	ng/L		11/01/17 10:28	11/10/17 20:32	1
Perfluorooctanesulfonic acid (PFOS)	**4.14**		2.00	1.28	ng/L		11/01/17 10:28	11/10/17 20:32	1
Perfluorononanoic acid (PFNA)	2.00	U	2.00	0.65	ng/L		11/01/17 10:28	11/10/17 20:32	1

Client Sample ID: TW-6S
Lab Sample ID: 460-143814-8
Date Collected: 10/24/17 13:40
Matrix: Water
Date Received: 10/27/17 09:20

Isotope Dilution	*%Recovery*	*Qualifier*	*Limits*	*Prepared*	*Analyzed*	*Dil Fac*
18O2 PFHxS	*114*		*25 - 150*	*11/01/17 10:28*	*11/10/17 20:32*	*1*
13C4-PFHpA	*112*		*25 - 150*	*11/01/17 10:28*	*11/10/17 20:32*	*1*
13C4 PFOA	*118*		*25 - 150*	*11/01/17 10:28*	*11/10/17 20:32*	*1*
13C4 PFOS	*117*		*25 - 150*	*11/01/17 10:28*	*11/10/17 20:32*	*1*
13C5 PFNA	*118*		*25 - 150*	*11/01/17 10:28*	*11/10/17 20:32*	*1*

Client Sample ID: TW-6I
Lab Sample ID: 460-143814-9
Date Collected: 10/24/17 13:30
Matrix: Water
Date Received: 10/27/17 09:20

Method: 8260C SIM - Volatile Organic Compounds (GC/MS)

Analyte	Result	Qualifier	RL	MDL	Unit	D	Prepared	Analyzed	Dil Fac
1,4-Dioxane	0.40	U	0.40	0.20	ug/L			11/01/17 14:48	1

Surrogate	*%Recovery*	*Qualifier*	*Limits*	*Prepared*	*Analyzed*	*Dil Fac*
1,2-Dichloroethane-d4 (Surr)	*113*		*71 - 144*		*11/01/17 14:48*	*1*
4-Bromofluorobenzene	*92*		*72 - 133*		*11/01/17 14:48*	*1*

Method: WS-LC-0025 At1 - Fluorinated Alkyl Substances

Analyte	Result	Qualifier	RL	MDL	Unit	D	Prepared	Analyzed	Dil Fac
Perfluorobutanesulfonic acid (PFBS)	2.00	U	2.00	0.92	ng/L		11/01/17 10:28	11/10/17 20:50	1
Perfluorohexanesulfonic acid (PFHxS)	2.00	U	2.00	0.87	ng/L		11/01/17 10:28	11/10/17 20:50	1
Perfluoroheptanoic acid (PFHpA)	2.00	U	2.00	0.80	ng/L		11/01/17 10:28	11/10/17 20:50	1
Perfluorooctanoic acid (PFOA)	**1.48**	**J**	2.00	0.75	ng/L		11/01/17 10:28	11/10/17 20:50	1
Perfluorooctanesulfonic acid (PFOS)	**2.76**		2.00	1.28	ng/L		11/01/17 10:28	11/10/17 20:50	1
Perfluorononanoic acid (PFNA)	2.00	U	2.00	0.65	ng/L		11/01/17 10:28	11/10/17 20:50	1

Isotope Dilution	*%Recovery*	*Qualifier*	*Limits*	*Prepared*	*Analyzed*	*Dil Fac*
18O2 PFHxS	*110*		*25 - 150*	*11/01/17 10:28*	*11/10/17 20:50*	*1*
13C4-PFHpA	*108*		*25 - 150*	*11/01/17 10:28*	*11/10/17 20:50*	*1*
13C4 PFOA	*112*		*25 - 150*	*11/01/17 10:28*	*11/10/17 20:50*	*1*
13C4 PFOS	*110*		*25 - 150*	*11/01/17 10:28*	*11/10/17 20:50*	*1*
13C5 PFNA	*112*		*25 - 150*	*11/01/17 10:28*	*11/10/17 20:50*	*1*

Client Sample ID: TW-6D
Lab Sample ID: 460-143814-10
Date Collected: 10/24/17 15:00
Matrix: Water
Date Received: 10/27/17 09:20

Method: 8260C SIM - Volatile Organic Compounds (GC/MS)

Analyte	Result	Qualifier	RL	MDL	Unit	D	Prepared	Analyzed	Dil Fac
1,4-Dioxane	0.40	U	0.40	0.20	ug/L			11/01/17 15:11	1

Surrogate	*%Recovery*	*Qualifier*	*Limits*	*Prepared*	*Analyzed*	*Dil Fac*
1,2-Dichloroethane-d4 (Surr)	*114*		*71 - 144*		*11/01/17 15:11*	*1*
4-Bromofluorobenzene	*93*		*72 - 133*		*11/01/17 15:11*	*1*

Method: WS-LC-0025 At1 - Fluorinated Alkyl Substances

Analyte	Result	Qualifier	RL	MDL	Unit	D	Prepared	Analyzed	Dil Fac
Perfluorobutanesulfonic acid (PFBS)	2.00	U	2.00	0.92	ng/L		11/01/17 10:28	11/10/17 21:08	1
Perfluorohexanesulfonic acid (PFHxS)	2.00	U	2.00	0.87	ng/L		11/01/17 10:28	11/10/17 21:08	1
Perfluoroheptanoic acid (PFHpA)	2.00	U	2.00	0.80	ng/L		11/01/17 10:28	11/10/17 21:08	1
Perfluorooctanoic acid (PFOA)	2.00	U	2.00	0.75	ng/L		11/01/17 10:28	11/10/17 21:08	1

Client Sample ID: TW-6D
Lab Sample ID: 460-143814-10
Date Collected: 10/24/17 15:00
Matrix: Water
Date Received: 10/27/17 09:20

Method: WS-LC-0025 At1 - Fluorinated Alkyl Substances (Continued)

Analyte	Result	Qualifier	RL	MDL	Unit	D	Prepared	Analyzed	Dil Fac
Perfluorooctanesulfonic acid (PFOS)	**3.25**		2.00	1.28	ng/L		11/01/17 10:28	11/10/17 21:08	1
Perfluorononanoic acid (PFNA)	2.00	U	2.00	0.65	ng/L		11/01/17 10:28	11/10/17 21:08	1

Isotope Dilution	*%Recovery*	*Qualifier*	*Limits*	*Prepared*	*Analyzed*	*Dil Fac*
18O2 PFHxS	*111*		*25 - 150*	*11/01/17 10:28*	*11/10/17 21:08*	*1*
13C4-PFHpA	*111*		*25 - 150*	*11/01/17 10:28*	*11/10/17 21:08*	*1*
13C4 PFOA	*116*		*25 - 150*	*11/01/17 10:28*	*11/10/17 21:08*	*1*
13C4 PFOS	*112*		*25 - 150*	*11/01/17 10:28*	*11/10/17 21:08*	*1*
13C5 PFNA	*111*		*25 - 150*	*11/01/17 10:28*	*11/10/17 21:08*	*1*

Client Sample ID: TW-7S
Lab Sample ID: 460-143814-11
Date Collected: 10/24/17 16:55
Matrix: Water
Date Received: 10/27/17 09:20

Method: 8260C SIM - Volatile Organic Compounds (GC/MS)

Analyte	Result	Qualifier	RL	MDL	Unit	D	Prepared	Analyzed	Dil Fac
1,4-Dioxane	0.40	U	0.40	0.20	ug/L			11/01/17 15:34	1

Surrogate	*%Recovery*	*Qualifier*	*Limits*	*Prepared*	*Analyzed*	*Dil Fac*
1,2-Dichloroethane-d4 (Surr)	*113*		*71 - 144*		*11/01/17 15:34*	*1*
4-Bromofluorobenzene	*89*		*72 - 133*		*11/01/17 15:34*	*1*

Method: WS-LC-0025 At1 - Fluorinated Alkyl Substances

Analyte	Result	Qualifier	RL	MDL	Unit	D	Prepared	Analyzed	Dil Fac
Perfluorobutanesulfonic acid (PFBS)	2.00	U	2.00	0.92	ng/L		11/01/17 10:28	11/10/17 21:27	1
Perfluorohexanesulfonic acid (PFHxS)	2.00	U	2.00	0.87	ng/L		11/01/17 10:28	11/10/17 21:27	1
Perfluoroheptanoic acid (PFHpA)	2.00	U	2.00	0.80	ng/L		11/01/17 10:28	11/10/17 21:27	1
Perfluorooctanoic acid (PFOA)	2.00	U	2.00	0.75	ng/L		11/01/17 10:28	11/10/17 21:27	1
Perfluorooctanesulfonic acid (PFOS)	**1.67**	**J**	2.00	1.28	ng/L		11/01/17 10:28	11/10/17 21:27	1
Perfluorononanoic acid (PFNA)	2.00	U	2.00	0.65	ng/L		11/01/17 10:28	11/10/17 21:27	1

Isotope Dilution	*%Recovery*	*Qualifier*	*Limits*	*Prepared*	*Analyzed*	*Dil Fac*
18O2 PFHxS	*108*		*25 - 150*	*11/01/17 10:28*	*11/10/17 21:27*	*1*
13C4-PFHpA	*105*		*25 - 150*	*11/01/17 10:28*	*11/10/17 21:27*	*1*
13C4 PFOA	*112*		*25 - 150*	*11/01/17 10:28*	*11/10/17 21:27*	*1*
13C4 PFOS	*109*		*25 - 150*	*11/01/17 10:28*	*11/10/17 21:27*	*1*
13C5 PFNA	*110*		*25 - 150*	*11/01/17 10:28*	*11/10/17 21:27*	*1*

Client Sample ID: TW-7I
Lab Sample ID: 460-143814-12
Date Collected: 10/24/17 17:00
Matrix: Water
Date Received: 10/27/17 09:20

Method: 8260C SIM - Volatile Organic Compounds (GC/MS)

Analyte	Result	Qualifier	RL	MDL	Unit	D	Prepared	Analyzed	Dil Fac
1,4-Dioxane	0.40	U	0.40	0.20	ug/L			11/01/17 15:57	1

Surrogate	*%Recovery*	*Qualifier*	*Limits*	*Prepared*	*Analyzed*	*Dil Fac*
1,2-Dichloroethane-d4 (Surr)	*121*		*71 - 144*		*11/01/17 15:57*	*1*
4-Bromofluorobenzene	*90*		*72 - 133*		*11/01/17 15:57*	*1*

Client Sample ID: TW-7I

Lab Sample ID: 460-143814-12
Date Collected: 10/24/17 17:00
Matrix: Water
Date Received: 10/27/17 09:20

Method: WS-LC-0025 At1 - Fluorinated Alkyl Substances

Analyte	Result	Qualifier	RL	MDL	Unit	D	Prepared	Analyzed	Dil Fac
Perfluorobutanesulfonic acid (PFBS)	2.00	U	2.00	0.92	ng/L		11/01/17 10:28	11/10/17 21:45	1
Perfluorohexanesulfonic acid (PFHxS)	2.00	U	2.00	0.87	ng/L		11/01/17 10:28	11/10/17 21:45	1
Perfluoroheptanoic acid (PFHpA)	2.00	U	2.00	0.80	ng/L		11/01/17 10:28	11/10/17 21:45	1
Perfluorooctanoic acid (PFOA)	2.00	U	2.00	0.75	ng/L		11/01/17 10:28	11/10/17 21:45	1
Perfluorooctanesulfonic acid (PFOS)	**2.22**		2.00	1.28	ng/L		11/01/17 10:28	11/10/17 21:45	1
Perfluorononanoic acid (PFNA)	2.00	U	2.00	0.65	ng/L		11/01/17 10:28	11/10/17 21:45	1

Isotope Dilution	*%Recovery*	*Qualifier*	*Limits*	*Prepared*	*Analyzed*	*Dil Fac*
18O2 PFHxS	*102*		*25 - 150*	*11/01/17 10:28*	*11/10/17 21:45*	*1*
13C4-PFHpA	*105*		*25 - 150*	*11/01/17 10:28*	*11/10/17 21:45*	*1*
13C4 PFOA	*106*		*25 - 150*	*11/01/17 10:28*	*11/10/17 21:45*	*1*
13C4 PFOS	*106*		*25 - 150*	*11/01/17 10:28*	*11/10/17 21:45*	*1*
13C5 PFNA	*105*		*25 - 150*	*11/01/17 10:28*	*11/10/17 21:45*	*1*

Client Sample ID: TW-7D

Lab Sample ID: 460-143814-13
Date Collected: 10/24/17 18:00
Matrix: Water
Date Received: 10/27/17 09:20

Method: 8260C SIM - Volatile Organic Compounds (GC/MS)

Analyte	Result	Qualifier	RL	MDL	Unit	D	Prepared	Analyzed	Dil Fac
1,4-Dioxane	0.40	U	0.40	0.20	ug/L			11/03/17 10:17	1

Surrogate	*%Recovery*	*Qualifier*	*Limits*	*Prepared*	*Analyzed*	*Dil Fac*
1,2-Dichloroethane-d4 (Surr)	*95*		*71 - 144*		*11/03/17 10:17*	*1*
4-Bromofluorobenzene	*96*		*72 - 133*		*11/03/17 10:17*	*1*

Method: WS-LC-0025 At1 - Fluorinated Alkyl Substances

Analyte	Result	Qualifier	RL	MDL	Unit	D	Prepared	Analyzed	Dil Fac
Perfluorobutanesulfonic acid (PFBS)	2.00	U	2.00	0.92	ng/L		11/01/17 10:28	11/10/17 22:04	1
Perfluorohexanesulfonic acid (PFHxS)	2.00	U	2.00	0.87	ng/L		11/01/17 10:28	11/10/17 22:04	1
Perfluoroheptanoic acid (PFHpA)	2.00	U	2.00	0.80	ng/L		11/01/17 10:28	11/10/17 22:04	1
Perfluorooctanoic acid (PFOA)	2.00	U	2.00	0.75	ng/L		11/01/17 10:28	11/10/17 22:04	1
Perfluorooctanesulfonic acid (PFOS)	**2.03**		2.00	1.28	ng/L		11/01/17 10:28	11/10/17 22:04	1
Perfluorononanoic acid (PFNA)	2.00	U	2.00	0.65	ng/L		11/01/17 10:28	11/10/17 22:04	1

Isotope Dilution	*%Recovery*	*Qualifier*	*Limits*	*Prepared*	*Analyzed*	*Dil Fac*
18O2 PFHxS	*103*		*25 - 150*	*11/01/17 10:28*	*11/10/17 22:04*	*1*
13C4-PFHpA	*104*		*25 - 150*	*11/01/17 10:28*	*11/10/17 22:04*	*1*
13C4 PFOA	*109*		*25 - 150*	*11/01/17 10:28*	*11/10/17 22:04*	*1*
13C4 PFOS	*106*		*25 - 150*	*11/01/17 10:28*	*11/10/17 22:04*	*1*
13C5 PFNA	*107*		*25 - 150*	*11/01/17 10:28*	*11/10/17 22:04*	*1*

Client Sample ID: TW-9I

Lab Sample ID: 460-143814-14
Date Collected: 10/24/17 15:55
Matrix: Water
Date Received: 10/27/17 09:20

Method: 8260C SIM - Volatile Organic Compounds (GC/MS)

Analyte	Result	Qualifier	RL	MDL	Unit	D	Prepared	Analyzed	Dil Fac
1,4-Dioxane	0.40	U	0.40	0.20	ug/L			11/01/17 16:20	1

Client Sample ID: TW-9I

Lab Sample ID: 460-143814-14

Date Collected: 10/24/17 15:55
Date Received: 10/27/17 09:20
Matrix: Water

Surrogate	%Recovery	Qualifier	Limits	Prepared	Analyzed	Dil Fac
1,2-Dichloroethane-d4 (Surr)	111		71 - 144		11/01/17 16:20	1
4-Bromofluorobenzene	89		72 - 133		11/01/17 16:20	1

Method: WS-LC-0025 At1 - Fluorinated Alkyl Substances

Analyte	Result	Qualifier	RL	MDL	Unit	D	Prepared	Analyzed	Dil Fac
Perfluorobutanesulfonic acid (PFBS)	**0.95**	**J**	2.00	0.92	ng/L		11/01/17 10:28	11/10/17 23:17	1
Perfluorohexanesulfonic acid (PFHxS)	**2.57**		2.00	0.87	ng/L		11/01/17 10:28	11/10/17 23:17	1
Perfluoroheptanoic acid (PFHpA)	**5.88**		2.00	0.80	ng/L		11/01/17 10:28	11/10/17 23:17	1
Perfluorooctanoic acid (PFOA)	**30.1**		2.00	0.75	ng/L		11/01/17 10:28	11/10/17 23:17	1
Perfluorooctanesulfonic acid (PFOS)	**28.3**		2.00	1.28	ng/L		11/01/17 10:28	11/10/17 23:17	1
Perfluorononanoic acid (PFNA)	2.00	U	2.00	0.65	ng/L		11/01/17 10:28	11/10/17 23:17	1

Isotope Dilution	%Recovery	Qualifier	Limits	Prepared	Analyzed	Dil Fac
18O2 PFHxS	104		25 - 150	11/01/17 10:28	11/10/17 23:17	1
13C4-PFHpA	102		25 - 150	11/01/17 10:28	11/10/17 23:17	1
13C4 PFOA	115		25 - 150	11/01/17 10:28	11/10/17 23:17	1
13C4 PFOS	103		25 - 150	11/01/17 10:28	11/10/17 23:17	1
13C5 PFNA	115		25 - 150	11/01/17 10:28	11/10/17 23:17	1

Client Sample ID: TW-9D

Lab Sample ID: 460-143814-15

Date Collected: 10/24/17 15:30
Date Received: 10/27/17 09:20
Matrix: Water

Method: 8260C SIM - Volatile Organic Compounds (GC/MS)

Analyte	Result	Qualifier	RL	MDL	Unit	D	Prepared	Analyzed	Dil Fac
1,4-Dioxane	0.40	U	0.40	0.20	ug/L			11/01/17 16:44	1

Surrogate	%Recovery	Qualifier	Limits	Prepared	Analyzed	Dil Fac
1,2-Dichloroethane-d4 (Surr)	115		71 - 144		11/01/17 16:44	1
4-Bromofluorobenzene	89		72 - 133		11/01/17 16:44	1

Method: WS-LC-0025 At1 - Fluorinated Alkyl Substances

Analyte	Result	Qualifier	RL	MDL	Unit	D	Prepared	Analyzed	Dil Fac
Perfluorobutanesulfonic acid (PFBS)	2.00	U	2.00	0.92	ng/L		11/20/17 09:38	11/20/17 19:16	1
Perfluorohexanesulfonic acid (PFHxS)	**2.94**		2.00	0.87	ng/L		11/20/17 09:38	11/20/17 19:16	1
Perfluoroheptanoic acid (PFHpA)	**2.40**		2.00	0.80	ng/L		11/20/17 09:38	11/20/17 19:16	1
Perfluorooctanoic acid (PFOA)	**13.7**		2.00	0.75	ng/L		11/20/17 09:38	11/20/17 19:16	1
Perfluorooctanesulfonic acid (PFOS)	**32.1**		2.00	1.28	ng/L		11/20/17 09:38	11/20/17 19:16	1
Perfluorononanoic acid (PFNA)	2.00	U	2.00	0.65	ng/L		11/20/17 09:38	11/20/17 19:16	1

Isotope Dilution	%Recovery	Qualifier	Limits	Prepared	Analyzed	Dil Fac
18O2 PFHxS	97		25 - 150	11/20/17 09:38	11/20/17 19:16	1
13C4-PFHpA	108		25 - 150	11/20/17 09:38	11/20/17 19:16	1
13C4 PFOA	108		25 - 150	11/20/17 09:38	11/20/17 19:16	1
13C4 PFOS	98		25 - 150	11/20/17 09:38	11/20/17 19:16	1
13C5 PFNA	110		25 - 150	11/20/17 09:38	11/20/17 19:16	1

Client Sample ID: TW-12I

Lab Sample ID: 460-143814-16

Date Collected: 10/24/17 12:00
Matrix: Water
Date Received: 10/27/17 09:20

Method: 8260C SIM - Volatile Organic Compounds (GC/MS)

Analyte	Result	Qualifier	RL	MDL	Unit	D	Prepared	Analyzed	Dil Fac
1,4-Dioxane	0.40	U	0.40	0.20	ug/L			11/01/17 17:07	1

Surrogate	*%Recovery*	*Qualifier*	*Limits*	*Prepared*	*Analyzed*	*Dil Fac*
1,2-Dichloroethane-d4 (Surr)	*123*		*71 - 144*		*11/01/17 17:07*	*1*
4-Bromofluorobenzene	*90*		*72 - 133*		*11/01/17 17:07*	*1*

Method: WS-LC-0025 At1 - Fluorinated Alkyl Substances

Analyte	Result	Qualifier	RL	MDL	Unit	D	Prepared	Analyzed	Dil Fac
Perfluorobutanesulfonic acid (PFBS)	2.00	U	2.00	0.92	ng/L		11/20/17 09:38	11/20/17 19:34	1
Perfluorohexanesulfonic acid (PFHxS)	2.00	U	2.00	0.87	ng/L		11/20/17 09:38	11/20/17 19:34	1
Perfluoroheptanoic acid (PFHpA)	2.00	U	2.00	0.80	ng/L		11/20/17 09:38	11/20/17 19:34	1
Perfluorooctanoic acid (PFOA)	2.00	U	2.00	0.75	ng/L		11/20/17 09:38	11/20/17 19:34	1
Perfluorooctanesulfonic acid (PFOS)	2.00	U	2.00	1.28	ng/L		11/20/17 09:38	11/20/17 19:34	1
Perfluorononanoic acid (PFNA)	2.00	U	2.00	0.65	ng/L		11/20/17 09:38	11/20/17 19:34	1

Isotope Dilution	*%Recovery*	*Qualifier*	*Limits*	*Prepared*	*Analyzed*	*Dil Fac*
18O2 PFHxS	*107*		*25 - 150*	*11/20/17 09:38*	*11/20/17 19:34*	*1*
13C4-PFHpA	*110*		*25 - 150*	*11/20/17 09:38*	*11/20/17 19:34*	*1*
13C4 PFOA	*106*		*25 - 150*	*11/20/17 09:38*	*11/20/17 19:34*	*1*
13C4 PFOS	*102*		*25 - 150*	*11/20/17 09:38*	*11/20/17 19:34*	*1*
13C5 PFNA	*106*		*25 - 150*	*11/20/17 09:38*	*11/20/17 19:34*	*1*

Client Sample ID: TW-12D

Lab Sample ID: 460-143814-17

Date Collected: 10/24/17 11:55
Matrix: Water
Date Received: 10/27/17 09:20

Method: 8260C SIM - Volatile Organic Compounds (GC/MS)

Analyte	Result	Qualifier	RL	MDL	Unit	D	Prepared	Analyzed	Dil Fac
1,4-Dioxane	**0.57**		0.40	0.20	ug/L			11/01/17 17:30	1

Surrogate	*%Recovery*	*Qualifier*	*Limits*	*Prepared*	*Analyzed*	*Dil Fac*
1,2-Dichloroethane-d4 (Surr)	*122*		*71 - 144*		*11/01/17 17:30*	*1*
4-Bromofluorobenzene	*90*		*72 - 133*		*11/01/17 17:30*	*1*

Method: WS-LC-0025 At1 - Fluorinated Alkyl Substances

Analyte	Result	Qualifier	RL	MDL	Unit	D	Prepared	Analyzed	Dil Fac
Perfluorobutanesulfonic acid (PFBS)	2.00	U	2.00	0.92	ng/L		11/20/17 09:38	11/20/17 19:52	1
Perfluorohexanesulfonic acid (PFHxS)	2.00	U	2.00	0.87	ng/L		11/20/17 09:38	11/20/17 19:52	1
Perfluoroheptanoic acid (PFHpA)	2.00	U	2.00	0.80	ng/L		11/20/17 09:38	11/20/17 19:52	1
Perfluorooctanoic acid (PFOA)	2.00	U	2.00	0.75	ng/L		11/20/17 09:38	11/20/17 19:52	1
Perfluorooctanesulfonic acid (PFOS)	2.00	U	2.00	1.28	ng/L		11/20/17 09:38	11/20/17 19:52	1
Perfluorononanoic acid (PFNA)	2.00	U	2.00	0.65	ng/L		11/20/17 09:38	11/20/17 19:52	1

Isotope Dilution	*%Recovery*	*Qualifier*	*Limits*	*Prepared*	*Analyzed*	*Dil Fac*
18O2 PFHxS	*103*		*25 - 150*	*11/20/17 09:38*	*11/20/17 19:52*	*1*
13C4-PFHpA	*101*		*25 - 150*	*11/20/17 09:38*	*11/20/17 19:52*	*1*
13C4 PFOA	*99*		*25 - 150*	*11/20/17 09:38*	*11/20/17 19:52*	*1*
13C4 PFOS	*100*		*25 - 150*	*11/20/17 09:38*	*11/20/17 19:52*	*1*
13C5 PFNA	*97*		*25 - 150*	*11/20/17 09:38*	*11/20/17 19:52*	*1*

Client Sample ID: TW-14S

Lab Sample ID: 460-143814-18

Date Collected: 10/25/17 12:55
Matrix: Water
Date Received: 10/27/17 09:20

Method: 8260C SIM - Volatile Organic Compounds (GC/MS)

Analyte	Result	Qualifier	RL	MDL	Unit	D	Prepared	Analyzed	Dil Fac
1,4-Dioxane	0.40	U	0.40	0.20	ug/L			11/01/17 17:53	1

Surrogate	*%Recovery*	*Qualifier*	*Limits*	*Prepared*	*Analyzed*	*Dil Fac*
1,2-Dichloroethane-d4 (Surr)	*124*		*71 - 144*		*11/01/17 17:53*	*1*
4-Bromofluorobenzene	*89*		*72 - 133*		*11/01/17 17:53*	*1*

Method: WS-LC-0025 At1 - Fluorinated Alkyl Substances

Analyte	Result	Qualifier	RL	MDL	Unit	D	Prepared	Analyzed	Dil Fac
Perfluorobutanesulfonic acid (PFBS)	**2.80**		2.00	0.92	ng/L		11/20/17 09:38	11/20/17 20:11	1
Perfluorohexanesulfonic acid (PFHxS)	2.00	U	2.00	0.87	ng/L		11/20/17 09:38	11/20/17 20:11	1
Perfluoroheptanoic acid (PFHpA)	2.00	U	2.00	0.80	ng/L		11/20/17 09:38	11/20/17 20:11	1
Perfluorooctanoic acid (PFOA)	2.00	U	2.00	0.75	ng/L		11/20/17 09:38	11/20/17 20:11	1
Perfluorooctanesulfonic acid (PFOS)	**3.94**		2.00	1.28	ng/L		11/20/17 09:38	11/20/17 20:11	1
Perfluorononanoic acid (PFNA)	2.00	U	2.00	0.65	ng/L		11/20/17 09:38	11/20/17 20:11	1

Isotope Dilution	*%Recovery*	*Qualifier*	*Limits*	*Prepared*	*Analyzed*	*Dil Fac*
18O2 PFHxS	*107*		*25 - 150*	*11/20/17 09:38*	*11/20/17 20:11*	*1*
13C4-PFHpA	*106*		*25 - 150*	*11/20/17 09:38*	*11/20/17 20:11*	*1*
13C4 PFOA	*102*		*25 - 150*	*11/20/17 09:38*	*11/20/17 20:11*	*1*
13C4 PFOS	*103*		*25 - 150*	*11/20/17 09:38*	*11/20/17 20:11*	*1*
13C5 PFNA	*100*		*25 - 150*	*11/20/17 09:38*	*11/20/17 20:11*	*1*

Client Sample ID: TW-14I

Lab Sample ID: 460-143814-19

Date Collected: 10/25/17 11:45
Matrix: Water
Date Received: 10/27/17 09:20

Method: 8260C SIM - Volatile Organic Compounds (GC/MS)

Analyte	Result	Qualifier	RL	MDL	Unit	D	Prepared	Analyzed	Dil Fac
1,4-Dioxane	**0.48**		0.40	0.20	ug/L			11/03/17 10:41	1

Surrogate	*%Recovery*	*Qualifier*	*Limits*	*Prepared*	*Analyzed*	*Dil Fac*
1,2-Dichloroethane-d4 (Surr)	*106*		*71 - 144*		*11/03/17 10:41*	*1*
4-Bromofluorobenzene	*91*		*72 - 133*		*11/03/17 10:41*	*1*

Method: WS-LC-0025 At1 - Fluorinated Alkyl Substances

Analyte	Result	Qualifier	RL	MDL	Unit	D	Prepared	Analyzed	Dil Fac
Perfluorobutanesulfonic acid (PFBS)	2.00	U	2.00	0.92	ng/L		11/20/17 09:38	11/20/17 20:29	1
Perfluorohexanesulfonic acid (PFHxS)	2.00	U	2.00	0.87	ng/L		11/20/17 09:38	11/20/17 20:29	1
Perfluoroheptanoic acid (PFHpA)	2.00	U	2.00	0.80	ng/L		11/20/17 09:38	11/20/17 20:29	1
Perfluorooctanoic acid (PFOA)	2.00	U	2.00	0.75	ng/L		11/20/17 09:38	11/20/17 20:29	1
Perfluorooctanesulfonic acid (PFOS)	2.00	U	2.00	1.28	ng/L		11/20/17 09:38	11/20/17 20:29	1
Perfluorononanoic acid (PFNA)	2.00	U	2.00	0.65	ng/L		11/20/17 09:38	11/20/17 20:29	1

Isotope Dilution	*%Recovery*	*Qualifier*	*Limits*	*Prepared*	*Analyzed*	*Dil Fac*
18O2 PFHxS	*110*		*25 - 150*	*11/20/17 09:38*	*11/20/17 20:29*	*1*
13C4-PFHpA	*108*		*25 - 150*	*11/20/17 09:38*	*11/20/17 20:29*	*1*
13C4 PFOA	*109*		*25 - 150*	*11/20/17 09:38*	*11/20/17 20:29*	*1*
13C4 PFOS	*111*		*25 - 150*	*11/20/17 09:38*	*11/20/17 20:29*	*1*
13C5 PFNA	*104*		*25 - 150*	*11/20/17 09:38*	*11/20/17 20:29*	*1*

Client Sample ID: TW-14D

Lab Sample ID: 460-143814-20

Date Collected: 10/25/17 10:55
Matrix: Water
Date Received: 10/27/17 09:20

Method: 8260C SIM - Volatile Organic Compounds (GC/MS)

Analyte	Result	Qualifier	RL	MDL	Unit	D	Prepared	Analyzed	Dil Fac
1,4-Dioxane	0.40	U	0.40	0.20	ug/L			11/03/17 11:04	1

Surrogate	*%Recovery*	*Qualifier*	*Limits*	*Prepared*	*Analyzed*	*Dil Fac*
1,2-Dichloroethane-d4 (Surr)	*115*		*71 - 144*		*11/03/17 11:04*	*1*
4-Bromofluorobenzene	*90*		*72 - 133*		*11/03/17 11:04*	*1*

Method: WS-LC-0025 At1 - Fluorinated Alkyl Substances

Analyte	Result	Qualifier	RL	MDL	Unit	D	Prepared	Analyzed	Dil Fac
Perfluorobutanesulfonic acid (PFBS)	2.00	U	2.00	0.92	ng/L		11/20/17 09:38	11/20/17 20:47	1
Perfluorohexanesulfonic acid (PFHxS)	2.00	U	2.00	0.87	ng/L		11/20/17 09:38	11/20/17 20:47	1
Perfluoroheptanoic acid (PFHpA)	2.00	U	2.00	0.80	ng/L		11/20/17 09:38	11/20/17 20:47	1
Perfluorooctanoic acid (PFOA)	2.00	U	2.00	0.75	ng/L		11/20/17 09:38	11/20/17 20:47	1
Perfluorooctanesulfonic acid (PFOS)	2.00	U	2.00	1.28	ng/L		11/20/17 09:38	11/20/17 20:47	1
Perfluorononanoic acid (PFNA)	2.00	U	2.00	0.65	ng/L		11/20/17 09:38	11/20/17 20:47	1

Isotope Dilution	*%Recovery*	*Qualifier*	*Limits*	*Prepared*	*Analyzed*	*Dil Fac*
18O2 PFHxS	*100*		*25 - 150*	*11/20/17 09:38*	*11/20/17 20:47*	*1*
13C4-PFHpA	*101*		*25 - 150*	*11/20/17 09:38*	*11/20/17 20:47*	*1*
13C4 PFOA	*99*		*25 - 150*	*11/20/17 09:38*	*11/20/17 20:47*	*1*
13C4 PFOS	*100*		*25 - 150*	*11/20/17 09:38*	*11/20/17 20:47*	*1*
13C5 PFNA	*99*		*25 - 150*	*11/20/17 09:38*	*11/20/17 20:47*	*1*

Client Sample ID: TW-15

Lab Sample ID: 460-143814-21

Date Collected: 10/25/17 13:30
Matrix: Water
Date Received: 10/27/17 09:20

Method: 8260C SIM - Volatile Organic Compounds (GC/MS)

Analyte	Result	Qualifier	RL	MDL	Unit	D	Prepared	Analyzed	Dil Fac
1,4-Dioxane	**3.2**		0.40	0.20	ug/L			11/03/17 11:27	1

Surrogate	*%Recovery*	*Qualifier*	*Limits*	*Prepared*	*Analyzed*	*Dil Fac*
1,2-Dichloroethane-d4 (Surr)	*107*		*71 - 144*		*11/03/17 11:27*	*1*
4-Bromofluorobenzene	*91*		*72 - 133*		*11/03/17 11:27*	*1*

Method: WS-LC-0025 At1 - Fluorinated Alkyl Substances

Analyte	Result	Qualifier	RL	MDL	Unit	D	Prepared	Analyzed	Dil Fac
Perfluorobutanesulfonic acid (PFBS)	2.00	U	2.00	0.92	ng/L		11/20/17 09:38	11/20/17 21:06	1
Perfluorohexanesulfonic acid (PFHxS)	2.00	U	2.00	0.87	ng/L		11/20/17 09:38	11/20/17 21:06	1
Perfluoroheptanoic acid (PFHpA)	2.00	U	2.00	0.80	ng/L		11/20/17 09:38	11/20/17 21:06	1
Perfluorooctanoic acid (PFOA)	**10.2**		2.00	0.75	ng/L		11/20/17 09:38	11/20/17 21:06	1
Perfluorooctanesulfonic acid (PFOS)	2.00	U	2.00	1.28	ng/L		11/20/17 09:38	11/20/17 21:06	1
Perfluorononanoic acid (PFNA)	2.00	U	2.00	0.65	ng/L		11/20/17 09:38	11/20/17 21:06	1

Isotope Dilution	*%Recovery*	*Qualifier*	*Limits*	*Prepared*	*Analyzed*	*Dil Fac*
18O2 PFHxS	*105*		*25 - 150*	*11/20/17 09:38*	*11/20/17 21:06*	*1*
13C4-PFHpA	*114*		*25 - 150*	*11/20/17 09:38*	*11/20/17 21:06*	*1*
13C4 PFOA	*114*		*25 - 150*	*11/20/17 09:38*	*11/20/17 21:06*	*1*
13C4 PFOS	*102*		*25 - 150*	*11/20/17 09:38*	*11/20/17 21:06*	*1*
13C5 PFNA	*114*		*25 - 150*	*11/20/17 09:38*	*11/20/17 21:06*	*1*

Client Sample Results

Client: ARCADIS U.S. Inc
Project/Site: NY Standby - Gladding Cordage 2017

TestAmerica Job ID: 460-143814-1

Client Sample ID: RW-1

Lab Sample ID: 460-143814-22
Date Collected: 10/25/17 15:40
Matrix: Water
Date Received: 10/27/17 09:20

Method: 8260C SIM - Volatile Organic Compounds (GC/MS)

Analyte	Result	Qualifier	RL	MDL	Unit	D	Prepared	Analyzed	Dil Fac
1,4-Dioxane	**0.29**	**J**	0.40	0.20	ug/L			11/03/17 11:50	1

Surrogate	*%Recovery*	*Qualifier*	*Limits*	*Prepared*	*Analyzed*	*Dil Fac*
1,2-Dichloroethane-d4 (Surr)	*115*		*71 - 144*		*11/03/17 11:50*	*1*
4-Bromofluorobenzene	*89*		*72 - 133*		*11/03/17 11:50*	*1*

Method: WS-LC-0025 At1 - Fluorinated Alkyl Substances

Analyte	Result	Qualifier	RL	MDL	Unit	D	Prepared	Analyzed	Dil Fac
Perfluorobutanesulfonic acid (PFBS)	**1.99**	**J**	2.00	0.92	ng/L		11/20/17 09:38	11/20/17 21:42	1
Perfluorohexanesulfonic acid (PFHxS)	2.00	U	2.00	0.87	ng/L		11/20/17 09:38	11/20/17 21:42	1
Perfluoroheptanoic acid (PFHpA)	2.00	U	2.00	0.80	ng/L		11/20/17 09:38	11/20/17 21:42	1
Perfluorooctanoic acid (PFOA)	**3.72**		2.00	0.75	ng/L		11/20/17 09:38	11/20/17 21:42	1
Perfluorooctanesulfonic acid (PFOS)	**2.15**		2.00	1.28	ng/L		11/20/17 09:38	11/20/17 21:42	1
Perfluorononanoic acid (PFNA)	2.00	U	2.00	0.65	ng/L		11/20/17 09:38	11/20/17 21:42	1

Isotope Dilution	*%Recovery*	*Qualifier*	*Limits*	*Prepared*	*Analyzed*	*Dil Fac*
18O2 PFHxS	*101*		*25 - 150*	*11/20/17 09:38*	*11/20/17 21:42*	*1*
13C4-PFHpA	*101*		*25 - 150*	*11/20/17 09:38*	*11/20/17 21:42*	*1*
13C4 PFOA	*99*		*25 - 150*	*11/20/17 09:38*	*11/20/17 21:42*	*1*
13C4 PFOS	*101*		*25 - 150*	*11/20/17 09:38*	*11/20/17 21:42*	*1*
13C5 PFNA	*96*		*25 - 150*	*11/20/17 09:38*	*11/20/17 21:42*	*1*

Client Sample ID: RW-2

Lab Sample ID: 460-143814-23
Date Collected: 10/25/17 16:10
Matrix: Water
Date Received: 10/27/17 09:20

Method: 8260C SIM - Volatile Organic Compounds (GC/MS)

Analyte	Result	Qualifier	RL	MDL	Unit	D	Prepared	Analyzed	Dil Fac
1,4-Dioxane	0.40	U	0.40	0.20	ug/L			11/03/17 17:13	1

Surrogate	*%Recovery*	*Qualifier*	*Limits*	*Prepared*	*Analyzed*	*Dil Fac*
1,2-Dichloroethane-d4 (Surr)	*100*		*71 - 144*		*11/03/17 17:13*	*1*
4-Bromofluorobenzene	*95*		*72 - 133*		*11/03/17 17:13*	*1*

Method: WS-LC-0025 At1 - Fluorinated Alkyl Substances

Analyte	Result	Qualifier	RL	MDL	Unit	D	Prepared	Analyzed	Dil Fac
Perfluorobutanesulfonic acid (PFBS)	2.00	U	2.00	0.92	ng/L		11/20/17 09:38	11/20/17 22:01	1
Perfluorohexanesulfonic acid (PFHxS)	2.00	U	2.00	0.87	ng/L		11/20/17 09:38	11/20/17 22:01	1
Perfluoroheptanoic acid (PFHpA)	2.00	U	2.00	0.80	ng/L		11/20/17 09:38	11/20/17 22:01	1
Perfluorooctanoic acid (PFOA)	**0.89**	**J**	2.00	0.75	ng/L		11/20/17 09:38	11/20/17 22:01	1
Perfluorooctanesulfonic acid (PFOS)	2.00	U	2.00	1.28	ng/L		11/20/17 09:38	11/20/17 22:01	1
Perfluorononanoic acid (PFNA)	2.00	U	2.00	0.65	ng/L		11/20/17 09:38	11/20/17 22:01	1

Isotope Dilution	*%Recovery*	*Qualifier*	*Limits*	*Prepared*	*Analyzed*	*Dil Fac*
18O2 PFHxS	*107*		*25 - 150*	*11/20/17 09:38*	*11/20/17 22:01*	*1*
13C4-PFHpA	*107*		*25 - 150*	*11/20/17 09:38*	*11/20/17 22:01*	*1*
13C4 PFOA	*105*		*25 - 150*	*11/20/17 09:38*	*11/20/17 22:01*	*1*
13C4 PFOS	*106*		*25 - 150*	*11/20/17 09:38*	*11/20/17 22:01*	*1*
13C5 PFNA	*104*		*25 - 150*	*11/20/17 09:38*	*11/20/17 22:01*	*1*

Client Sample ID: EFF-45HZ

Lab Sample ID: 460-143814-24

Date Collected: 10/25/17 15:30
Matrix: Water
Date Received: 10/27/17 09:20

Method: 8260C SIM - Volatile Organic Compounds (GC/MS)

Analyte	Result	Qualifier	RL	MDL	Unit	D	Prepared	Analyzed	Dil Fac
1,4-Dioxane	0.40	U	0.40	0.20	ug/L			11/03/17 17:37	1

Surrogate	*%Recovery*	*Qualifier*	*Limits*	*Prepared*	*Analyzed*	*Dil Fac*
1,2-Dichloroethane-d4 (Surr)	*96*		*71 - 144*		*11/03/17 17:37*	*1*
4-Bromofluorobenzene	*94*		*72 - 133*		*11/03/17 17:37*	*1*

Method: WS-LC-0025 At1 - Fluorinated Alkyl Substances

Analyte	Result	Qualifier	RL	MDL	Unit	D	Prepared	Analyzed	Dil Fac
Perfluorobutanesulfonic acid (PFBS)	2.00	U	2.00	0.92	ng/L		11/20/17 09:38	11/20/17 22:19	1
Perfluorohexanesulfonic acid (PFHxS)	2.00	U	2.00	0.87	ng/L		11/20/17 09:38	11/20/17 22:19	1
Perfluoroheptanoic acid (PFHpA)	2.00	U	2.00	0.80	ng/L		11/20/17 09:38	11/20/17 22:19	1
Perfluorooctanoic acid (PFOA)	**1.32**	**J**	2.00	0.75	ng/L		11/20/17 09:38	11/20/17 22:19	1
Perfluorooctanesulfonic acid (PFOS)	2.00	U	2.00	1.28	ng/L		11/20/17 09:38	11/20/17 22:19	1
Perfluorononanoic acid (PFNA)	2.00	U	2.00	0.65	ng/L		11/20/17 09:38	11/20/17 22:19	1

Isotope Dilution	*%Recovery*	*Qualifier*	*Limits*	*Prepared*	*Analyzed*	*Dil Fac*
18O2 PFHxS	*103*		*25 - 150*	*11/20/17 09:38*	*11/20/17 22:19*	*1*
13C4-PFHpA	*104*		*25 - 150*	*11/20/17 09:38*	*11/20/17 22:19*	*1*
13C4 PFOA	*100*		*25 - 150*	*11/20/17 09:38*	*11/20/17 22:19*	*1*
13C4 PFOS	*101*		*25 - 150*	*11/20/17 09:38*	*11/20/17 22:19*	*1*
13C5 PFNA	*96*		*25 - 150*	*11/20/17 09:38*	*11/20/17 22:19*	*1*

Client Sample ID: EB-PROBE

Lab Sample ID: 460-143814-25

Date Collected: 10/24/17 14:10
Matrix: Water
Date Received: 10/27/17 09:20

Method: 8260C SIM - Volatile Organic Compounds (GC/MS)

Analyte	Result	Qualifier	RL	MDL	Unit	D	Prepared	Analyzed	Dil Fac
1,4-Dioxane	0.40	U	0.40	0.20	ug/L			11/03/17 18:00	1

Surrogate	*%Recovery*	*Qualifier*	*Limits*	*Prepared*	*Analyzed*	*Dil Fac*
1,2-Dichloroethane-d4 (Surr)	*100*		*71 - 144*		*11/03/17 18:00*	*1*
4-Bromofluorobenzene	*94*		*72 - 133*		*11/03/17 18:00*	*1*

Method: WS-LC-0025 At1 - Fluorinated Alkyl Substances

Analyte	Result	Qualifier	RL	MDL	Unit	D	Prepared	Analyzed	Dil Fac
Perfluorobutanesulfonic acid (PFBS)	2.00	U	2.00	0.92	ng/L		11/20/17 09:38	11/20/17 22:37	1
Perfluorohexanesulfonic acid (PFHxS)	2.00	U	2.00	0.87	ng/L		11/20/17 09:38	11/20/17 22:37	1
Perfluoroheptanoic acid (PFHpA)	2.00	U	2.00	0.80	ng/L		11/20/17 09:38	11/20/17 22:37	1
Perfluorooctanoic acid (PFOA)	2.00	U	2.00	0.75	ng/L		11/20/17 09:38	11/20/17 22:37	1
Perfluorooctanesulfonic acid (PFOS)	2.00	U	2.00	1.28	ng/L		11/20/17 09:38	11/20/17 22:37	1
Perfluorononanoic acid (PFNA)	2.00	U	2.00	0.65	ng/L		11/20/17 09:38	11/20/17 22:37	1

Isotope Dilution	*%Recovery*	*Qualifier*	*Limits*	*Prepared*	*Analyzed*	*Dil Fac*
18O2 PFHxS	*100*		*25 - 150*	*11/20/17 09:38*	*11/20/17 22:37*	*1*
13C4-PFHpA	*104*		*25 - 150*	*11/20/17 09:38*	*11/20/17 22:37*	*1*
13C4 PFOA	*96*		*25 - 150*	*11/20/17 09:38*	*11/20/17 22:37*	*1*
13C4 PFOS	*100*		*25 - 150*	*11/20/17 09:38*	*11/20/17 22:37*	*1*
13C5 PFNA	*97*		*25 - 150*	*11/20/17 09:38*	*11/20/17 22:37*	*1*

Client Sample ID: EB-TUBING

Lab Sample ID: 460-143814-26
Date Collected: 10/24/17 14:00
Matrix: Water
Date Received: 10/27/17 09:20

Method: 8260C SIM - Volatile Organic Compounds (GC/MS)

Analyte	Result	Qualifier	RL	MDL	Unit	D	Prepared	Analyzed	Dil Fac
1,4-Dioxane	0.40	U	0.40	0.20	ug/L			11/03/17 18:23	1

Surrogate	*%Recovery*	*Qualifier*	*Limits*	*Prepared*	*Analyzed*	*Dil Fac*
1,2-Dichloroethane-d4 (Surr)	*96*		*71 - 144*		*11/03/17 18:23*	*1*
4-Bromofluorobenzene	*90*		*72 - 133*		*11/03/17 18:23*	*1*

Method: WS-LC-0025 At1 - Fluorinated Alkyl Substances

Analyte	Result	Qualifier	RL	MDL	Unit	D	Prepared	Analyzed	Dil Fac
Perfluorobutanesulfonic acid (PFBS)	2.00	U	2.00	0.92	ng/L		11/20/17 09:38	11/20/17 22:56	1
Perfluorohexanesulfonic acid (PFHxS)	2.00	U	2.00	0.87	ng/L		11/20/17 09:38	11/20/17 22:56	1
Perfluoroheptanoic acid (PFHpA)	2.00	U	2.00	0.80	ng/L		11/20/17 09:38	11/20/17 22:56	1
Perfluorooctanoic acid (PFOA)	2.00	U	2.00	0.75	ng/L		11/20/17 09:38	11/20/17 22:56	1
Perfluorooctanesulfonic acid (PFOS)	2.00	U	2.00	1.28	ng/L		11/20/17 09:38	11/20/17 22:56	1
Perfluorononanoic acid (PFNA)	2.00	U	2.00	0.65	ng/L		11/20/17 09:38	11/20/17 22:56	1

Isotope Dilution	*%Recovery*	*Qualifier*	*Limits*	*Prepared*	*Analyzed*	*Dil Fac*
18O2 PFHxS	*107*		*25 - 150*	*11/20/17 09:38*	*11/20/17 22:56*	*1*
13C4-PFHpA	*109*		*25 - 150*	*11/20/17 09:38*	*11/20/17 22:56*	*1*
13C4 PFOA	*106*		*25 - 150*	*11/20/17 09:38*	*11/20/17 22:56*	*1*
13C4 PFOS	*105*		*25 - 150*	*11/20/17 09:38*	*11/20/17 22:56*	*1*
13C5 PFNA	*103*		*25 - 150*	*11/20/17 09:38*	*11/20/17 22:56*	*1*

Client Sample ID: FB-X

Lab Sample ID: 460-143814-27
Date Collected: 10/25/17 16:00
Matrix: Water
Date Received: 10/27/17 09:20

Method: 8260C SIM - Volatile Organic Compounds (GC/MS)

Analyte	Result	Qualifier	RL	MDL	Unit	D	Prepared	Analyzed	Dil Fac
1,4-Dioxane	0.40	U	0.40	0.20	ug/L			11/03/17 18:46	1

Surrogate	*%Recovery*	*Qualifier*	*Limits*	*Prepared*	*Analyzed*	*Dil Fac*
1,2-Dichloroethane-d4 (Surr)	*102*		*71 - 144*		*11/03/17 18:46*	*1*
4-Bromofluorobenzene	*92*		*72 - 133*		*11/03/17 18:46*	*1*

Method: WS-LC-0025 At1 - Fluorinated Alkyl Substances

Analyte	Result	Qualifier	RL	MDL	Unit	D	Prepared	Analyzed	Dil Fac
Perfluorobutanesulfonic acid (PFBS)	2.00	U	2.00	0.92	ng/L		11/20/17 09:38	11/20/17 23:14	1
Perfluorohexanesulfonic acid (PFHxS)	2.00	U	2.00	0.87	ng/L		11/20/17 09:38	11/20/17 23:14	1
Perfluoroheptanoic acid (PFHpA)	2.00	U	2.00	0.80	ng/L		11/20/17 09:38	11/20/17 23:14	1
Perfluorooctanoic acid (PFOA)	**0.99**	**J**	2.00	0.75	ng/L		11/20/17 09:38	11/20/17 23:14	1
Perfluorooctanesulfonic acid (PFOS)	2.00	U	2.00	1.28	ng/L		11/20/17 09:38	11/20/17 23:14	1
Perfluorononanoic acid (PFNA)	2.00	U	2.00	0.65	ng/L		11/20/17 09:38	11/20/17 23:14	1

Isotope Dilution	*%Recovery*	*Qualifier*	*Limits*	*Prepared*	*Analyzed*	*Dil Fac*
18O2 PFHxS	*97*		*25 - 150*	*11/20/17 09:38*	*11/20/17 23:14*	*1*
13C4-PFHpA	*99*		*25 - 150*	*11/20/17 09:38*	*11/20/17 23:14*	*1*
13C4 PFOA	*95*		*25 - 150*	*11/20/17 09:38*	*11/20/17 23:14*	*1*
13C4 PFOS	*97*		*25 - 150*	*11/20/17 09:38*	*11/20/17 23:14*	*1*
13C5 PFNA	*93*		*25 - 150*	*11/20/17 09:38*	*11/20/17 23:14*	*1*

Client Sample Results

Client: ARCADIS U.S. Inc
Project/Site: NY Standby - Gladding Cordage 2017

TestAmerica Job ID: 460-143814-1

Client Sample ID: TW-X-DUP

Lab Sample ID: 460-143814-28
Date Collected: 10/25/17 00:00
Matrix: Water
Date Received: 10/27/17 09:20

Method: 8260C SIM - Volatile Organic Compounds (GC/MS)

Analyte	Result	Qualifier	RL	MDL	Unit	D	Prepared	Analyzed	Dil Fac
1,4-Dioxane	**2.7**		0.40	0.20	ug/L			11/04/17 16:33	1

Surrogate	*%Recovery*	*Qualifier*	*Limits*	*Prepared*	*Analyzed*	*Dil Fac*
1,2-Dichloroethane-d4 (Surr)	*129*		*71 - 144*		*11/04/17 16:33*	*1*
4-Bromofluorobenzene	*91*		*72 - 133*		*11/04/17 16:33*	*1*

Method: WS-LC-0025 At1 - Fluorinated Alkyl Substances

Analyte	Result	Qualifier	RL	MDL	Unit	D	Prepared	Analyzed	Dil Fac
Perfluorobutanesulfonic acid (PFBS)	2.00	U	2.00	0.92	ng/L		11/20/17 09:38	11/20/17 23:32	1
Perfluorohexanesulfonic acid (PFHxS)	2.00	U	2.00	0.87	ng/L		11/20/17 09:38	11/20/17 23:32	1
Perfluoroheptanoic acid (PFHpA)	2.00	U	2.00	0.80	ng/L		11/20/17 09:38	11/20/17 23:32	1
Perfluorooctanoic acid (PFOA)	**10.2**		2.00	0.75	ng/L		11/20/17 09:38	11/20/17 23:32	1
Perfluorooctanesulfonic acid (PFOS)	2.00	U	2.00	1.28	ng/L		11/20/17 09:38	11/20/17 23:32	1
Perfluorononanoic acid (PFNA)	2.00	U	2.00	0.65	ng/L		11/20/17 09:38	11/20/17 23:32	1

Isotope Dilution	*%Recovery*	*Qualifier*	*Limits*	*Prepared*	*Analyzed*	*Dil Fac*
18O2 PFHxS	*102*		*25 - 150*	*11/20/17 09:38*	*11/20/17 23:32*	*1*
13C4-PFHpA	*111*		*25 - 150*	*11/20/17 09:38*	*11/20/17 23:32*	*1*
13C4 PFOA	*108*		*25 - 150*	*11/20/17 09:38*	*11/20/17 23:32*	*1*
13C4 PFOS	*102*		*25 - 150*	*11/20/17 09:38*	*11/20/17 23:32*	*1*
13C5 PFNA	*110*		*25 - 150*	*11/20/17 09:38*	*11/20/17 23:32*	*1*

Client Sample ID: Trip Blank

Lab Sample ID: 460-143814-29
Date Collected: 10/25/17 00:00
Matrix: Water
Date Received: 10/27/17 09:20

Method: 8260C SIM - Volatile Organic Compounds (GC/MS)

Analyte	Result	Qualifier	RL	MDL	Unit	D	Prepared	Analyzed	Dil Fac
1,4-Dioxane	0.40	U	0.40	0.20	ug/L			11/04/17 13:51	1

Surrogate	*%Recovery*	*Qualifier*	*Limits*	*Prepared*	*Analyzed*	*Dil Fac*
1,2-Dichloroethane-d4 (Surr)	*100*		*71 - 144*		*11/04/17 13:51*	*1*
4-Bromofluorobenzene	*100*		*72 - 133*		*11/04/17 13:51*	*1*

Surrogate Summary

Client: ARCADIS U.S. Inc
Project/Site: NY Standby - Gladding Cordage 2017

TestAmerica Job ID: 460-143814-1

Method: 8260C SIM - Volatile Organic Compounds (GC/MS)

Matrix: Water **Prep Type: Total/NA**

		Percent Surrogate Recovery (Acceptance Limits)							
Lab Sample ID	Client Sample ID	12DCE (71-144)	BFB (72-133)						
460-143814-1	TW-3S	129	88						
460-143814-2	TW-3I	108	93						
460-143814-3	TW-3D	112	93						
460-143814-4	TW-4I	109	92						
460-143814-5	TW-5S	115	92						
460-143814-6	TW-5I	109	91						
460-143814-7	TW-5D	128	86						
460-143814-8	TW-6S	85	82						
460-143814-9	TW-6I	113	92						
460-143814-10	TW-6D	114	93						
460-143814-11	TW-7S	113	89						
460-143814-12	TW-7I	121	90						
460-143814-13	TW-7D	95	96						
460-143814-13 MS	TW-7D	113	83 *						
460-143814-13 MSD	TW-7D	127	84 *						
460-143814-14	TW-9I	111	89						
460-143814-15	TW-9D	115	89						
460-143814-16	TW-12I	123	90						
460-143814-17	TW-12D	122	90						
460-143814-18	TW-14S	124	89						
460-143814-19	TW-14I	106	91						
460-143814-20	TW-14D	115	90						
460-143814-21	TW-15	107	91						
460-143814-22	RW-1	115	89						
460-143814-23	RW-2	100	95						
460-143814-24	EFF-45HZ	96	94						
460-143814-25	EB-PROBE	100	94						
460-143814-26	EB-TUBING	96	90						
460-143814-27	FB-X	102	92						
460-143814-28	TW-X-DUP	129	91						
460-143814-29	Trip Blank	100	100						
LCS 460-473721/3	Lab Control Sample	109	93						
LCS 460-473991/3	Lab Control Sample	118	91						
LCS 460-474310/3	Lab Control Sample	89	97						
LCS 460-474609/3	Lab Control Sample	97	99						
LCSD 460-473721/4	Lab Control Sample Dup	109	93						
LCSD 460-473991/4	Lab Control Sample Dup	123	91						
LCSD 460-474609/4	Lab Control Sample Dup	96	98						
MB 460-473721/7	Method Blank	108	92						
MB 460-473991/7	Method Blank	124	92						
MB 460-474310/7	Method Blank	94	98						
MB 460-474609/7	Method Blank	98	98						

Surrogate Legend

12DCE = 1,2-Dichloroethane-d4 (Surr)

BFB = 4-Bromofluorobenzene

Isotope Dilution Summary

Client: ARCADIS U.S. Inc
Project/Site: NY Standby - Gladding Cordage 2017

TestAmerica Job ID: 460-143814-1

Method: WS-LC-0025 At1 - Fluorinated Alkyl Substances

Matrix: Water **Prep Type: Total/NA**

		Percent Isotope Dilution Recovery (Acceptance Limits)							
		8O2 PFHx	3C4-PFHp	3C4 PFO/	3C4 PFO	3C5 PFN/			
Lab Sample ID	Client Sample ID	(25-150)	(25-150)	(25-150)	(25-150)	(25-150)			
460-143814-1	TW-3S	112	107	119	110	111			
460-143814-2	TW-3I	113	105	117	113	113			
460-143814-3	TW-3D	112	109	115	110	115			
460-143814-4	TW-4I	110	108	111	111	110			
460-143814-5	TW-5S	110	105	113	111	110			
460-143814-6	TW-5I	108	111	118	105	114			
460-143814-7	TW-5D	106	107	115	106	116			
460-143814-8	TW-6S	114	112	118	117	118			
460-143814-9	TW-6I	110	108	112	110	112			
460-143814-10	TW-6D	111	111	116	112	111			
460-143814-11	TW-7S	108	105	112	109	110			
460-143814-12	TW-7I	102	105	106	106	105			
460-143814-13	TW-7D	103	104	109	106	107			
460-143814-13 MS	TW-7D	105	101	107	104	108			
460-143814-13 MSD	TW-7D	106	103	110	108	105			
460-143814-14	TW-9I	104	102	115	103	115			
460-143814-15	TW-9D	97	108	108	98	110			
460-143814-16	TW-12I	107	110	106	102	106			
460-143814-17	TW-12D	103	101	99	100	97			
460-143814-18	TW-14S	107	106	102	103	100			
460-143814-19	TW-14I	110	108	109	111	104			
460-143814-20	TW-14D	100	101	99	100	99			
460-143814-21	TW-15	105	114	114	102	114			
460-143814-22	RW-1	101	101	99	101	96			
460-143814-23	RW-2	107	107	105	106	104			
460-143814-24	EFF-45HZ	103	104	100	101	96			
460-143814-25	EB-PROBE	100	104	96	100	97			
460-143814-26	EB-TUBING	107	109	106	105	103			
460-143814-27	FB-X	97	99	95	97	93			
460-143814-28	TW-X-DUP	102	111	108	102	110			
LCS 320-192332/2-A	Lab Control Sample	113	110	111	113	104			
LCS 320-195730/2-A	Lab Control Sample	96	98	94	97	92			
LCSD 320-195730/3-A	Lab Control Sample Dup	95	98	94	98	92			
MB 320-192332/1-A	Method Blank	116	111	112	115	107			
MB 320-195730/1-A	Method Blank	102	102	102	104	96			

Surrogate Legend

18O2 PFHxS = 18O2 PFHxS
13C4-PFHpA = 13C4-PFHpA
13C4 PFOA = 13C4 PFOA
13C4 PFOS = 13C4 PFOS
13C5 PFNA = 13C5 PFNA

Method: 8260C SIM - Volatile Organic Compounds (GC/MS)

Lab Sample ID: MB 460-473721/7
Matrix: Water
Analysis Batch: 473721

Client Sample ID: Method Blank
Prep Type: Total/NA

Analyte	MB Result	MB Qualifier	RL	MDL	Unit	D	Prepared	Analyzed	Dil Fac
1,4-Dioxane	0.40	U	0.40	0.20	ug/L			11/01/17 09:47	1

Surrogate	*MB %Recovery*	*MB Qualifier*	*Limits*	*Prepared*	*Analyzed*	*Dil Fac*
1,2-Dichloroethane-d4 (Surr)	*108*		*71 - 144*		*11/01/17 09:47*	*1*
4-Bromofluorobenzene	*92*		*72 - 133*		*11/01/17 09:47*	*1*

Lab Sample ID: LCS 460-473721/3
Matrix: Water
Analysis Batch: 473721

Client Sample ID: Lab Control Sample
Prep Type: Total/NA

Analyte	Spike Added	LCS Result	LCS Qualifier	Unit	D	%Rec	%Rec. Limits
1,4-Dioxane	5.00	4.16		ug/L		83	66 - 135

Surrogate	*LCS %Recovery*	*LCS Qualifier*	*Limits*
1,2-Dichloroethane-d4 (Surr)	*109*		*71 - 144*
4-Bromofluorobenzene	*93*		*72 - 133*

Lab Sample ID: LCSD 460-473721/4
Matrix: Water
Analysis Batch: 473721

Client Sample ID: Lab Control Sample Dup
Prep Type: Total/NA

Analyte	Spike Added	LCSD Result	LCSD Qualifier	Unit	D	%Rec	%Rec. Limits	RPD	RPD Limit
1,4-Dioxane	5.00	4.26		ug/L		85	66 - 135	2	30

Surrogate	*LCSD %Recovery*	*LCSD Qualifier*	*Limits*
1,2-Dichloroethane-d4 (Surr)	*109*		*71 - 144*
4-Bromofluorobenzene	*93*		*72 - 133*

Lab Sample ID: MB 460-473991/7
Matrix: Water
Analysis Batch: 473991

Client Sample ID: Method Blank
Prep Type: Total/NA

Analyte	MB Result	MB Qualifier	RL	MDL	Unit	D	Prepared	Analyzed	Dil Fac
1,4-Dioxane	0.40	U	0.40	0.20	ug/L			11/02/17 09:52	1

Surrogate	*MB %Recovery*	*MB Qualifier*	*Limits*	*Prepared*	*Analyzed*	*Dil Fac*
1,2-Dichloroethane-d4 (Surr)	*124*		*71 - 144*		*11/02/17 09:52*	*1*
4-Bromofluorobenzene	*92*		*72 - 133*		*11/02/17 09:52*	*1*

Lab Sample ID: LCS 460-473991/3
Matrix: Water
Analysis Batch: 473991

Client Sample ID: Lab Control Sample
Prep Type: Total/NA

Analyte	Spike Added	LCS Result	LCS Qualifier	Unit	D	%Rec	%Rec. Limits
1,4-Dioxane	5.00	4.48		ug/L		90	66 - 135

Method: 8260C SIM - Volatile Organic Compounds (GC/MS) (Continued)

Lab Sample ID: LCS 460-473991/3
Matrix: Water
Analysis Batch: 473991

Client Sample ID: Lab Control Sample
Prep Type: Total/NA

Surrogate	*LCS %Recovery*	*LCS Qualifier*	*Limits*
1,2-Dichloroethane-d4 (Surr)	*118*		*71 - 144*
4-Bromofluorobenzene	*91*		*72 - 133*

Lab Sample ID: LCSD 460-473991/4
Matrix: Water
Analysis Batch: 473991

Client Sample ID: Lab Control Sample Dup
Prep Type: Total/NA

Analyte	Spike Added	LCSD Result	LCSD Qualifier	Unit	D	%Rec	%Rec. Limits	RPD	RPD Limit
1,4-Dioxane	5.00	4.75		ug/L		95	66 - 135	6	30

Surrogate	*LCSD %Recovery*	*LCSD Qualifier*	*Limits*
1,2-Dichloroethane-d4 (Surr)	*123*		*71 - 144*
4-Bromofluorobenzene	*91*		*72 - 133*

Lab Sample ID: MB 460-474310/7
Matrix: Water
Analysis Batch: 474310

Client Sample ID: Method Blank
Prep Type: Total/NA

Analyte	MB Result	MB Qualifier	RL	MDL	Unit	D	Prepared	Analyzed	Dil Fac
1,4-Dioxane	0.40	U	0.40	0.20	ug/L			11/03/17 09:54	1

Surrogate	*MB %Recovery*	*MB Qualifier*	*Limits*	*Prepared*	*Analyzed*	*Dil Fac*
1,2-Dichloroethane-d4 (Surr)	*94*		*71 - 144*		*11/03/17 09:54*	*1*
4-Bromofluorobenzene	*98*		*72 - 133*		*11/03/17 09:54*	*1*

Lab Sample ID: LCS 460-474310/3
Matrix: Water
Analysis Batch: 474310

Client Sample ID: Lab Control Sample
Prep Type: Total/NA

Analyte	Spike Added	LCS Result	LCS Qualifier	Unit	D	%Rec	%Rec. Limits
1,4-Dioxane	5.00	5.20		ug/L		104	66 - 135

Surrogate	*LCS %Recovery*	*LCS Qualifier*	*Limits*
1,2-Dichloroethane-d4 (Surr)	*89*		*71 - 144*
4-Bromofluorobenzene	*97*		*72 - 133*

Lab Sample ID: 460-143814-13 MS
Matrix: Water
Analysis Batch: 474310

Client Sample ID: TW-7D
Prep Type: Total/NA

Analyte	Sample Result	Sample Qualifier	Spike Added	MS Result	MS Qualifier	Unit	D	%Rec	%Rec. Limits
1,4-Dioxane	0.40	U	5.00	4.86		ug/L		97	66 - 135

Surrogate	*MS %Recovery*	*MS Qualifier*	*Limits*
1,2-Dichloroethane-d4 (Surr)	*113*		*71 - 144*
4-Bromofluorobenzene	*83*	*	*72 - 133*

Method: 8260C SIM - Volatile Organic Compounds (GC/MS) (Continued)

Lab Sample ID: 460-143814-13 MSD — **Client Sample ID: TW-7D**
Matrix: Water — **Prep Type: Total/NA**
Analysis Batch: 474310

Analyte	Sample Result	Sample Qualifier	Spike Added	MSD Result	MSD Qualifier	Unit	D	%Rec	%Rec. Limits	RPD	RPD Limit
1,4-Dioxane	0.40	U	5.00	5.97		ug/L		119	66 - 135	21	30

Surrogate	*MSD %Recovery*	*MSD Qualifier*	*Limits*
1,2-Dichloroethane-d4 (Surr)	*127*		*71 - 144*
4-Bromofluorobenzene	*84*	*	*72 - 133*

Lab Sample ID: MB 460-474609/7 — **Client Sample ID: Method Blank**
Matrix: Water — **Prep Type: Total/NA**
Analysis Batch: 474609

Analyte	MB Result	MB Qualifier	RL	MDL	Unit	D	Prepared	Analyzed	Dil Fac
1,4-Dioxane	0.40	U	0.40	0.20	ug/L			11/04/17 13:06	1

Surrogate	*MB %Recovery*	*MB Qualifier*	*Limits*	*Prepared*	*Analyzed*	*Dil Fac*
1,2-Dichloroethane-d4 (Surr)	*98*		*71 - 144*		*11/04/17 13:06*	*1*
4-Bromofluorobenzene	*98*		*72 - 133*		*11/04/17 13:06*	*1*

Lab Sample ID: LCS 460-474609/3 — **Client Sample ID: Lab Control Sample**
Matrix: Water — **Prep Type: Total/NA**
Analysis Batch: 474609

Analyte			Spike Added	LCS Result	LCS Qualifier	Unit	D	%Rec	%Rec. Limits		
1,4-Dioxane			5.00	5.18		ug/L		104	66 - 135		

Surrogate	*LCS %Recovery*	*LCS Qualifier*	*Limits*
1,2-Dichloroethane-d4 (Surr)	*97*		*71 - 144*
4-Bromofluorobenzene	*99*		*72 - 133*

Lab Sample ID: LCSD 460-474609/4 — **Client Sample ID: Lab Control Sample Dup**
Matrix: Water — **Prep Type: Total/NA**
Analysis Batch: 474609

Analyte			Spike Added	LCSD Result	LCSD Qualifier	Unit	D	%Rec	%Rec. Limits	RPD	RPD Limit
1,4-Dioxane			5.00	4.86		ug/L		97	66 - 135	6	30

Surrogate	*LCSD %Recovery*	*LCSD Qualifier*	*Limits*
1,2-Dichloroethane-d4 (Surr)	*96*		*71 - 144*
4-Bromofluorobenzene	*98*		*72 - 133*

Method: WS-LC-0025 At1 - Fluorinated Alkyl Substances

Lab Sample ID: MB 320-192332/1-A — **Client Sample ID: Method Blank**
Matrix: Water — **Prep Type: Total/NA**
Analysis Batch: 194455 — **Prep Batch: 192332**

Analyte	MB Result	MB Qualifier	RL	MDL	Unit	D	Prepared	Analyzed	Dil Fac
Perfluorobutanesulfonic acid (PFBS)	2.00	U	2.00	0.92	ng/L		11/01/17 10:28	11/10/17 17:28	1

Method: WS-LC-0025 At1 - Fluorinated Alkyl Substances (Continued)

Lab Sample ID: MB 320-192332/1-A
Matrix: Water
Analysis Batch: 194455

Client Sample ID: Method Blank
Prep Type: Total/NA
Prep Batch: 192332

Analyte	MB Result	MB Qualifier	RL	MDL	Unit	D	Prepared	Analyzed	Dil Fac
Perfluorohexanesulfonic acid (PFHxS)	2.00	U	2.00	0.87	ng/L		11/01/17 10:28	11/10/17 17:28	1
Perfluoroheptanoic acid (PFHpA)	2.00	U	2.00	0.80	ng/L		11/01/17 10:28	11/10/17 17:28	1
Perfluorooctanoic acid (PFOA)	2.00	U	2.00	0.75	ng/L		11/01/17 10:28	11/10/17 17:28	1
Perfluorooctanesulfonic acid (PFOS)	2.00	U	2.00	1.28	ng/L		11/01/17 10:28	11/10/17 17:28	1
Perfluorononanoic acid (PFNA)	2.00	U	2.00	0.65	ng/L		11/01/17 10:28	11/10/17 17:28	1

Isotope Dilution	*MB %Recovery*	*MB Qualifier*	*Limits*	*Prepared*	*Analyzed*	*Dil Fac*
18O2 PFHxS	*116*		*25 - 150*	*11/01/17 10:28*	*11/10/17 17:28*	*1*
13C4-PFHpA	*111*		*25 - 150*	*11/01/17 10:28*	*11/10/17 17:28*	*1*
13C4 PFOA	*112*		*25 - 150*	*11/01/17 10:28*	*11/10/17 17:28*	*1*
13C4 PFOS	*115*		*25 - 150*	*11/01/17 10:28*	*11/10/17 17:28*	*1*
13C5 PFNA	*107*		*25 - 150*	*11/01/17 10:28*	*11/10/17 17:28*	*1*

Lab Sample ID: LCS 320-192332/2-A
Matrix: Water
Analysis Batch: 194455

Client Sample ID: Lab Control Sample
Prep Type: Total/NA
Prep Batch: 192332

Analyte	Spike Added	LCS Result	LCS Qualifier	Unit	D	%Rec	%Rec. Limits
Perfluorobutanesulfonic acid (PFBS)	17.7	15.19		ng/L		86	72 - 151
Perfluorohexanesulfonic acid (PFHxS)	18.2	15.53		ng/L		85	73 - 157
Perfluoroheptanoic acid (PFHpA)	20.0	17.55		ng/L		88	71 - 138
Perfluorooctanoic acid (PFOA)	20.0	17.10		ng/L		85	70 - 140
Perfluorooctanesulfonic acid (PFOS)	18.6	16.29		ng/L		88	69 - 144
Perfluorononanoic acid (PFNA)	20.0	17.51		ng/L		88	73 - 147

Isotope Dilution	*LCS %Recovery*	*LCS Qualifier*	*Limits*
18O2 PFHxS	*113*		*25 - 150*
13C4-PFHpA	*110*		*25 - 150*
13C4 PFOA	*111*		*25 - 150*
13C4 PFOS	*113*		*25 - 150*
13C5 PFNA	*104*		*25 - 150*

Lab Sample ID: 460-143814-13 MS
Matrix: Water
Analysis Batch: 194455

Client Sample ID: TW-7D
Prep Type: Total/NA
Prep Batch: 192332

Analyte	Sample Result	Sample Qualifier	Spike Added	MS Result	MS Qualifier	Unit	D	%Rec	%Rec. Limits
Perfluorobutanesulfonic acid (PFBS)	2.00	U	16.0	14.66		ng/L		91	55 - 147
Perfluorohexanesulfonic acid (PFHxS)	2.00	U	16.5	14.54		ng/L		88	58 - 138
Perfluoroheptanoic acid (PFHpA)	2.00	U	18.2	16.62		ng/L		92	63 - 135
Perfluorooctanoic acid (PFOA)	2.00	U	18.2	15.42		ng/L		85	63 - 141
Perfluorooctanesulfonic acid (PFOS)	2.03		16.8	16.08		ng/L		83	47 - 162
Perfluorononanoic acid (PFNA)	2.00	U	18.2	15.96		ng/L		88	71 - 140

Isotope Dilution	MS %Recovery	MS Qualifier	Limits
18O2 PFHxS	105		25 - 150
13C4-PFHpA	101		25 - 150
13C4 PFOA	107		25 - 150
13C4 PFOS	104		25 - 150
13C5 PFNA	108		25 - 150

Lab Sample ID: 460-143814-13 MSD
Matrix: Water
Analysis Batch: 194455

Client Sample ID: TW-7D
Prep Type: Total/NA
Prep Batch: 192332

Analyte	Sample Result	Sample Qualifier	Spike Added	MSD Result	MSD Qualifier	Unit	D	%Rec	%Rec. Limits	RPD	RPD Limit
Perfluorobutanesulfonic acid (PFBS)	2.00	U	16.1	14.42		ng/L		89	55 - 147	2	30
Perfluorohexanesulfonic acid (PFHxS)	2.00	U	16.6	14.41		ng/L		87	58 - 138	1	30
Perfluoroheptanoic acid (PFHpA)	2.00	U	18.2	16.78		ng/L		92	63 - 135	1	30
Perfluorooctanoic acid (PFOA)	2.00	U	18.2	15.63		ng/L		86	63 - 141	1	30
Perfluorooctanesulfonic acid (PFOS)	2.03		16.9	15.82		ng/L		81	47 - 162	2	30
Perfluorononanoic acid (PFNA)	2.00	U	18.2	16.80		ng/L		92	71 - 140	5	30

Isotope Dilution	MSD %Recovery	MSD Qualifier	Limits
18O2 PFHxS	106		25 - 150
13C4-PFHpA	103		25 - 150
13C4 PFOA	110		25 - 150
13C4 PFOS	108		25 - 150
13C5 PFNA	105		25 - 150

Lab Sample ID: MB 320-195730/1-A
Matrix: Water
Analysis Batch: 195896

Client Sample ID: Method Blank
Prep Type: Total/NA
Prep Batch: 195730

Analyte	MB Result	MB Qualifier	RL	MDL	Unit	D	Prepared	Analyzed	Dil Fac
Perfluorobutanesulfonic acid (PFBS)	2.00	U	2.00	0.92	ng/L		11/20/17 09:38	11/20/17 18:21	1
Perfluorohexanesulfonic acid (PFHxS)	2.00	U	2.00	0.87	ng/L		11/20/17 09:38	11/20/17 18:21	1
Perfluoroheptanoic acid (PFHpA)	2.00	U	2.00	0.80	ng/L		11/20/17 09:38	11/20/17 18:21	1
Perfluorooctanoic acid (PFOA)	2.00	U	2.00	0.75	ng/L		11/20/17 09:38	11/20/17 18:21	1
Perfluorooctanesulfonic acid (PFOS)	2.00	U	2.00	1.28	ng/L		11/20/17 09:38	11/20/17 18:21	1
Perfluorononanoic acid (PFNA)	2.00	U	2.00	0.65	ng/L		11/20/17 09:38	11/20/17 18:21	1

Isotope Dilution	MB %Recovery	MB Qualifier	Limits	Prepared	Analyzed	Dil Fac
18O2 PFHxS	102		25 - 150	11/20/17 09:38	11/20/17 18:21	1
13C4-PFHpA	102		25 - 150	11/20/17 09:38	11/20/17 18:21	1
13C4 PFOA	102		25 - 150	11/20/17 09:38	11/20/17 18:21	1
13C4 PFOS	104		25 - 150	11/20/17 09:38	11/20/17 18:21	1
13C5 PFNA	96		25 - 150	11/20/17 09:38	11/20/17 18:21	1

Lab Sample ID: LCS 320-195730/2-A
Matrix: Water
Analysis Batch: 195896

Client Sample ID: Lab Control Sample
Prep Type: Total/NA
Prep Batch: 195730

Analyte	Spike Added	LCS Result	LCS Qualifier	Unit	D	%Rec	%Rec. Limits
Perfluorobutanesulfonic acid (PFBS)	17.7	17.23		ng/L		97	72 - 151
Perfluorohexanesulfonic acid (PFHxS)	18.2	16.85		ng/L		93	73 - 157

Method: WS-LC-0025 At1 - Fluorinated Alkyl Substances (Continued)

Lab Sample ID: LCS 320-195730/2-A
Matrix: Water
Analysis Batch: 195896

Client Sample ID: Lab Control Sample
Prep Type: Total/NA
Prep Batch: 195730

Analyte	Spike Added	LCS Result	LCS Qualifier	Unit	D	%Rec	%Rec. Limits
Perfluoroheptanoic acid (PFHpA)	20.0	19.43		ng/L		97	71 - 138
Perfluorooctanoic acid (PFOA)	20.0	18.52		ng/L		93	70 - 140
Perfluorooctanesulfonic acid (PFOS)	18.6	16.47		ng/L		89	69 - 144
Perfluorononanoic acid (PFNA)	20.0	19.22		ng/L		96	73 - 147

Isotope Dilution	*LCS %Recovery*	*LCS Qualifier*	*Limits*
18O2 PFHxS	*96*		*25 - 150*
13C4-PFHpA	*98*		*25 - 150*
13C4 PFOA	*94*		*25 - 150*
13C4 PFOS	*97*		*25 - 150*
13C5 PFNA	*92*		*25 - 150*

Lab Sample ID: LCSD 320-195730/3-A
Matrix: Water
Analysis Batch: 195896

Client Sample ID: Lab Control Sample Dup
Prep Type: Total/NA
Prep Batch: 195730

Analyte	Spike Added	LCSD Result	LCSD Qualifier	Unit	D	%Rec	%Rec. Limits	RPD	RPD Limit
Perfluorobutanesulfonic acid (PFBS)	17.7	17.37		ng/L		98	72 - 151	1	30
Perfluorohexanesulfonic acid (PFHxS)	18.2	17.17		ng/L		94	73 - 157	2	30
Perfluoroheptanoic acid (PFHpA)	20.0	19.09		ng/L		95	71 - 138	2	30
Perfluorooctanoic acid (PFOA)	20.0	19.09		ng/L		95	70 - 140	3	30
Perfluorooctanesulfonic acid (PFOS)	18.6	16.63		ng/L		90	69 - 144	1	30
Perfluorononanoic acid (PFNA)	20.0	19.38		ng/L		97	73 - 147	1	30

Isotope Dilution	*LCSD %Recovery*	*LCSD Qualifier*	*Limits*
18O2 PFHxS	*95*		*25 - 150*
13C4-PFHpA	*98*		*25 - 150*
13C4 PFOA	*94*		*25 - 150*
13C4 PFOS	*98*		*25 - 150*
13C5 PFNA	*92*		*25 - 150*

QC Association Summary

Client: ARCADIS U.S. Inc
Project/Site: NY Standby - Gladding Cordage 2017

TestAmerica Job ID: 460-143814-1

GC/MS VOA

Analysis Batch: 473721

Lab Sample ID	Client Sample ID	Prep Type	Matrix	Method	Prep Batch
460-143814-2	TW-3I	Total/NA	Water	8260C SIM	
460-143814-3	TW-3D	Total/NA	Water	8260C SIM	
460-143814-4	TW-4I	Total/NA	Water	8260C SIM	
460-143814-5	TW-5S	Total/NA	Water	8260C SIM	
460-143814-6	TW-5I	Total/NA	Water	8260C SIM	
460-143814-8	TW-6S	Total/NA	Water	8260C SIM	
460-143814-9	TW-6I	Total/NA	Water	8260C SIM	
460-143814-10	TW-6D	Total/NA	Water	8260C SIM	
460-143814-11	TW-7S	Total/NA	Water	8260C SIM	
460-143814-12	TW-7I	Total/NA	Water	8260C SIM	
460-143814-14	TW-9I	Total/NA	Water	8260C SIM	
460-143814-15	TW-9D	Total/NA	Water	8260C SIM	
460-143814-16	TW-12I	Total/NA	Water	8260C SIM	
460-143814-17	TW-12D	Total/NA	Water	8260C SIM	
460-143814-18	TW-14S	Total/NA	Water	8260C SIM	
MB 460-473721/7	Method Blank	Total/NA	Water	8260C SIM	
LCS 460-473721/3	Lab Control Sample	Total/NA	Water	8260C SIM	
LCSD 460-473721/4	Lab Control Sample Dup	Total/NA	Water	8260C SIM	

Analysis Batch: 473991

Lab Sample ID	Client Sample ID	Prep Type	Matrix	Method	Prep Batch
460-143814-1	TW-3S	Total/NA	Water	8260C SIM	
460-143814-7	TW-5D	Total/NA	Water	8260C SIM	
MB 460-473991/7	Method Blank	Total/NA	Water	8260C SIM	
LCS 460-473991/3	Lab Control Sample	Total/NA	Water	8260C SIM	
LCSD 460-473991/4	Lab Control Sample Dup	Total/NA	Water	8260C SIM	

Analysis Batch: 474310

Lab Sample ID	Client Sample ID	Prep Type	Matrix	Method	Prep Batch
460-143814-13	TW-7D	Total/NA	Water	8260C SIM	
460-143814-19	TW-14I	Total/NA	Water	8260C SIM	
460-143814-20	TW-14D	Total/NA	Water	8260C SIM	
460-143814-21	TW-15	Total/NA	Water	8260C SIM	
460-143814-22	RW-1	Total/NA	Water	8260C SIM	
460-143814-23	RW-2	Total/NA	Water	8260C SIM	
460-143814-24	EFF-45HZ	Total/NA	Water	8260C SIM	
460-143814-25	EB-PROBE	Total/NA	Water	8260C SIM	
460-143814-26	EB-TUBING	Total/NA	Water	8260C SIM	
460-143814-27	FB-X	Total/NA	Water	8260C SIM	
MB 460-474310/7	Method Blank	Total/NA	Water	8260C SIM	
LCS 460-474310/3	Lab Control Sample	Total/NA	Water	8260C SIM	
460-143814-13 MS	TW-7D	Total/NA	Water	8260C SIM	
460-143814-13 MSD	TW-7D	Total/NA	Water	8260C SIM	

Analysis Batch: 474609

Lab Sample ID	Client Sample ID	Prep Type	Matrix	Method	Prep Batch
460-143814-28	TW-X-DUP	Total/NA	Water	8260C SIM	
460-143814-29	Trip Blank	Total/NA	Water	8260C SIM	
MB 460-474609/7	Method Blank	Total/NA	Water	8260C SIM	
LCS 460-474609/3	Lab Control Sample	Total/NA	Water	8260C SIM	
LCSD 460-474609/4	Lab Control Sample Dup	Total/NA	Water	8260C SIM	

QC Association Summary

Client: ARCADIS U.S. Inc
Project/Site: NY Standby - Gladding Cordage 2017

TestAmerica Job ID: 460-143814-1

LCMS

Prep Batch: 192332

Lab Sample ID	Client Sample ID	Prep Type	Matrix	Method	Prep Batch
460-143814-1	TW-3S	Total/NA	Water	PFAS Prep	
460-143814-2	TW-3I	Total/NA	Water	PFAS Prep	
460-143814-3	TW-3D	Total/NA	Water	PFAS Prep	
460-143814-4	TW-4I	Total/NA	Water	PFAS Prep	
460-143814-5	TW-5S	Total/NA	Water	PFAS Prep	
460-143814-6	TW-5I	Total/NA	Water	PFAS Prep	
460-143814-7	TW-5D	Total/NA	Water	PFAS Prep	
460-143814-8	TW-6S	Total/NA	Water	PFAS Prep	
460-143814-9	TW-6I	Total/NA	Water	PFAS Prep	
460-143814-10	TW-6D	Total/NA	Water	PFAS Prep	
460-143814-11	TW-7S	Total/NA	Water	PFAS Prep	
460-143814-12	TW-7I	Total/NA	Water	PFAS Prep	
460-143814-13	TW-7D	Total/NA	Water	PFAS Prep	
460-143814-14	TW-9I	Total/NA	Water	PFAS Prep	
MB 320-192332/1-A	Method Blank	Total/NA	Water	PFAS Prep	
LCS 320-192332/2-A	Lab Control Sample	Total/NA	Water	PFAS Prep	
460-143814-13 MS	TW-7D	Total/NA	Water	PFAS Prep	
460-143814-13 MSD	TW-7D	Total/NA	Water	PFAS Prep	

Analysis Batch: 194455

Lab Sample ID	Client Sample ID	Prep Type	Matrix	Method	Prep Batch
460-143814-1	TW-3S	Total/NA	Water	WS-LC-0025 At1	192332
460-143814-2	TW-3I	Total/NA	Water	WS-LC-0025 At1	192332
460-143814-3	TW-3D	Total/NA	Water	WS-LC-0025 At1	192332
460-143814-4	TW-4I	Total/NA	Water	WS-LC-0025 At1	192332
460-143814-5	TW-5S	Total/NA	Water	WS-LC-0025 At1	192332
460-143814-6	TW-5I	Total/NA	Water	WS-LC-0025 At1	192332
460-143814-7	TW-5D	Total/NA	Water	WS-LC-0025 At1	192332
460-143814-8	TW-6S	Total/NA	Water	WS-LC-0025 At1	192332
460-143814-9	TW-6I	Total/NA	Water	WS-LC-0025 At1	192332
460-143814-10	TW-6D	Total/NA	Water	WS-LC-0025 At1	192332
460-143814-11	TW-7S	Total/NA	Water	WS-LC-0025 At1	192332
460-143814-12	TW-7I	Total/NA	Water	WS-LC-0025 At1	192332
460-143814-13	TW-7D	Total/NA	Water	WS-LC-0025 At1	192332
460-143814-14	TW-9I	Total/NA	Water	WS-LC-0025 At1	192332
MB 320-192332/1-A	Method Blank	Total/NA	Water	WS-LC-0025 At1	192332
LCS 320-192332/2-A	Lab Control Sample	Total/NA	Water	WS-LC-0025 At1	192332
460-143814-13 MS	TW-7D	Total/NA	Water	WS-LC-0025 At1	192332

LCMS (Continued)

Analysis Batch: 194455 (Continued)

Lab Sample ID	Client Sample ID	Prep Type	Matrix	Method	Prep Batch
460-143814-13 MSD	TW-7D	Total/NA	Water	WS-LC-0025 At1	192332

Prep Batch: 195730

Lab Sample ID	Client Sample ID	Prep Type	Matrix	Method	Prep Batch
460-143814-15	TW-9D	Total/NA	Water	PFAS Prep	
460-143814-16	TW-12I	Total/NA	Water	PFAS Prep	
460-143814-17	TW-12D	Total/NA	Water	PFAS Prep	
460-143814-18	TW-14S	Total/NA	Water	PFAS Prep	
460-143814-19	TW-14I	Total/NA	Water	PFAS Prep	
460-143814-20	TW-14D	Total/NA	Water	PFAS Prep	
460-143814-21	TW-15	Total/NA	Water	PFAS Prep	
460-143814-22	RW-1	Total/NA	Water	PFAS Prep	
460-143814-23	RW-2	Total/NA	Water	PFAS Prep	
460-143814-24	EFF-45HZ	Total/NA	Water	PFAS Prep	
460-143814-25	EB-PROBE	Total/NA	Water	PFAS Prep	
460-143814-26	EB-TUBING	Total/NA	Water	PFAS Prep	
460-143814-27	FB-X	Total/NA	Water	PFAS Prep	
460-143814-28	TW-X-DUP	Total/NA	Water	PFAS Prep	
MB 320-195730/1-A	Method Blank	Total/NA	Water	PFAS Prep	
LCS 320-195730/2-A	Lab Control Sample	Total/NA	Water	PFAS Prep	
LCSD 320-195730/3-A	Lab Control Sample Dup	Total/NA	Water	PFAS Prep	

Analysis Batch: 195896

Lab Sample ID	Client Sample ID	Prep Type	Matrix	Method	Prep Batch
460-143814-15	TW-9D	Total/NA	Water	WS-LC-0025 At1	195730
460-143814-16	TW-12I	Total/NA	Water	WS-LC-0025 At1	195730
460-143814-17	TW-12D	Total/NA	Water	WS-LC-0025 At1	195730
460-143814-18	TW-14S	Total/NA	Water	WS-LC-0025 At1	195730
460-143814-19	TW-14I	Total/NA	Water	WS-LC-0025 At1	195730
460-143814-20	TW-14D	Total/NA	Water	WS-LC-0025 At1	195730
460-143814-21	TW-15	Total/NA	Water	WS-LC-0025 At1	195730
460-143814-22	RW-1	Total/NA	Water	WS-LC-0025 At1	195730
460-143814-23	RW-2	Total/NA	Water	WS-LC-0025 At1	195730
460-143814-24	EFF-45HZ	Total/NA	Water	WS-LC-0025 At1	195730
460-143814-25	EB-PROBE	Total/NA	Water	WS-LC-0025 At1	195730
460-143814-26	EB-TUBING	Total/NA	Water	WS-LC-0025 At1	195730
460-143814-27	FB-X	Total/NA	Water	WS-LC-0025 At1	195730
460-143814-28	TW-X-DUP	Total/NA	Water	WS-LC-0025 At1	195730
MB 320-195730/1-A	Method Blank	Total/NA	Water	WS-LC-0025 At1	195730

LCMS (Continued)

Analysis Batch: 195896 (Continued)

Lab Sample ID	Client Sample ID	Prep Type	Matrix	Method	Prep Batch
LCS 320-195730/2-A	Lab Control Sample	Total/NA	Water	WS-LC-0025 At1	195730
LCSD 320-195730/3-A	Lab Control Sample Dup	Total/NA	Water	WS-LC-0025 At1	195730

Lab Chronicle

Client: ARCADIS U.S. Inc
Project/Site: NY Standby - Gladding Cordage 2017

TestAmerica Job ID: 460-143814-1

Client Sample ID: TW-3S — Lab Sample ID: 460-143814-1

Date Collected: 10/25/17 15:25 — **Matrix: Water**
Date Received: 10/27/17 09:20

Prep Type	Batch Type	Batch Method	Run	Dilution Factor	Batch Number	Prepared or Analyzed	Analyst	Lab
Total/NA	Analysis	8260C SIM		1	473991	11/02/17 15:25	DAS	TAL EDI
Total/NA	Prep	PFAS Prep			192332	11/01/17 10:28	TON	TAL SAC
Total/NA	Analysis	WS-LC-0025 At1		1	194455	11/10/17 18:05	TTP	TAL SAC

Client Sample ID: TW-3I — Lab Sample ID: 460-143814-2

Date Collected: 10/25/17 14:15 — **Matrix: Water**
Date Received: 10/27/17 09:20

Prep Type	Batch Type	Batch Method	Run	Dilution Factor	Batch Number	Prepared or Analyzed	Analyst	Lab
Total/NA	Analysis	8260C SIM		1	473721	11/01/17 12:06	DAS	TAL EDI
Total/NA	Prep	PFAS Prep			192332	11/01/17 10:28	TON	TAL SAC
Total/NA	Analysis	WS-LC-0025 At1		1	194455	11/10/17 18:23	TTP	TAL SAC

Client Sample ID: TW-3D — Lab Sample ID: 460-143814-3

Date Collected: 10/25/17 14:50 — **Matrix: Water**
Date Received: 10/27/17 09:20

Prep Type	Batch Type	Batch Method	Run	Dilution Factor	Batch Number	Prepared or Analyzed	Analyst	Lab
Total/NA	Analysis	8260C SIM		1	473721	11/01/17 12:29	DAS	TAL EDI
Total/NA	Prep	PFAS Prep			192332	11/01/17 10:28	TON	TAL SAC
Total/NA	Analysis	WS-LC-0025 At1		1	194455	11/10/17 18:41	TTP	TAL SAC

Client Sample ID: TW-4I — Lab Sample ID: 460-143814-4

Date Collected: 10/25/17 12:20 — **Matrix: Water**
Date Received: 10/27/17 09:20

Prep Type	Batch Type	Batch Method	Run	Dilution Factor	Batch Number	Prepared or Analyzed	Analyst	Lab
Total/NA	Analysis	8260C SIM		1	473721	11/01/17 12:52	DAS	TAL EDI
Total/NA	Prep	PFAS Prep			192332	11/01/17 10:28	TON	TAL SAC
Total/NA	Analysis	WS-LC-0025 At1		1	194455	11/10/17 19:00	TTP	TAL SAC

Client Sample ID: TW-5S — Lab Sample ID: 460-143814-5

Date Collected: 10/25/17 09:15 — **Matrix: Water**
Date Received: 10/27/17 09:20

Prep Type	Batch Type	Batch Method	Run	Dilution Factor	Batch Number	Prepared or Analyzed	Analyst	Lab
Total/NA	Analysis	8260C SIM		1	473721	11/01/17 13:15	DAS	TAL EDI
Total/NA	Prep	PFAS Prep			192332	11/01/17 10:28	TON	TAL SAC
Total/NA	Analysis	WS-LC-0025 At1		1	194455	11/10/17 19:37	TTP	TAL SAC

Lab Chronicle

Client: ARCADIS U.S. Inc
Project/Site: NY Standby - Gladding Cordage 2017

TestAmerica Job ID: 460-143814-1

Client Sample ID: TW-5I
Date Collected: 10/25/17 10:15
Date Received: 10/27/17 09:20

Lab Sample ID: 460-143814-6
Matrix: Water

Prep Type	Batch Type	Batch Method	Run	Dilution Factor	Batch Number	Prepared or Analyzed	Analyst	Lab
Total/NA	Analysis	8260C SIM		1	473721	11/01/17 13:38	DAS	TAL EDI
Total/NA	Prep	PFAS Prep			192332	11/01/17 10:28	TON	TAL SAC
Total/NA	Analysis	WS-LC-0025 At1		1	194455	11/10/17 19:55	TTP	TAL SAC

Client Sample ID: TW-5D
Date Collected: 10/25/17 09:10
Date Received: 10/27/17 09:20

Lab Sample ID: 460-143814-7
Matrix: Water

Prep Type	Batch Type	Batch Method	Run	Dilution Factor	Batch Number	Prepared or Analyzed	Analyst	Lab
Total/NA	Analysis	8260C SIM		1	473991	11/02/17 15:49	DAS	TAL EDI
Total/NA	Prep	PFAS Prep			192332	11/01/17 10:28	TON	TAL SAC
Total/NA	Analysis	WS-LC-0025 At1		1	194455	11/10/17 20:13	TTP	TAL SAC

Client Sample ID: TW-6S
Date Collected: 10/24/17 13:40
Date Received: 10/27/17 09:20

Lab Sample ID: 460-143814-8
Matrix: Water

Prep Type	Batch Type	Batch Method	Run	Dilution Factor	Batch Number	Prepared or Analyzed	Analyst	Lab
Total/NA	Analysis	8260C SIM		1	473721	11/01/17 14:25	DAS	TAL EDI
Total/NA	Prep	PFAS Prep			192332	11/01/17 10:28	TON	TAL SAC
Total/NA	Analysis	WS-LC-0025 At1		1	194455	11/10/17 20:32	TTP	TAL SAC

Client Sample ID: TW-6I
Date Collected: 10/24/17 13:30
Date Received: 10/27/17 09:20

Lab Sample ID: 460-143814-9
Matrix: Water

Prep Type	Batch Type	Batch Method	Run	Dilution Factor	Batch Number	Prepared or Analyzed	Analyst	Lab
Total/NA	Analysis	8260C SIM		1	473721	11/01/17 14:48	DAS	TAL EDI
Total/NA	Prep	PFAS Prep			192332	11/01/17 10:28	TON	TAL SAC
Total/NA	Analysis	WS-LC-0025 At1		1	194455	11/10/17 20:50	TTP	TAL SAC

Client Sample ID: TW-6D
Date Collected: 10/24/17 15:00
Date Received: 10/27/17 09:20

Lab Sample ID: 460-143814-10
Matrix: Water

Prep Type	Batch Type	Batch Method	Run	Dilution Factor	Batch Number	Prepared or Analyzed	Analyst	Lab
Total/NA	Analysis	8260C SIM		1	473721	11/01/17 15:11	DAS	TAL EDI
Total/NA	Prep	PFAS Prep			192332	11/01/17 10:28	TON	TAL SAC
Total/NA	Analysis	WS-LC-0025 At1		1	194455	11/10/17 21:08	TTP	TAL SAC

Lab Chronicle

Client: ARCADIS U.S. Inc
Project/Site: NY Standby - Gladding Cordage 2017

TestAmerica Job ID: 460-143814-1

Client Sample ID: TW-7S — Lab Sample ID: 460-143814-11

Date Collected: 10/24/17 16:55 — **Matrix: Water**
Date Received: 10/27/17 09:20

Prep Type	Batch Type	Batch Method	Run	Dilution Factor	Batch Number	Prepared or Analyzed	Analyst	Lab
Total/NA	Analysis	8260C SIM		1	473721	11/01/17 15:34	DAS	TAL EDI
Total/NA	Prep	PFAS Prep			192332	11/01/17 10:28	TON	TAL SAC
Total/NA	Analysis	WS-LC-0025 At1		1	194455	11/10/17 21:27	TTP	TAL SAC

Client Sample ID: TW-7I — Lab Sample ID: 460-143814-12

Date Collected: 10/24/17 17:00 — **Matrix: Water**
Date Received: 10/27/17 09:20

Prep Type	Batch Type	Batch Method	Run	Dilution Factor	Batch Number	Prepared or Analyzed	Analyst	Lab
Total/NA	Analysis	8260C SIM		1	473721	11/01/17 15:57	DAS	TAL EDI
Total/NA	Prep	PFAS Prep			192332	11/01/17 10:28	TON	TAL SAC
Total/NA	Analysis	WS-LC-0025 At1		1	194455	11/10/17 21:45	TTP	TAL SAC

Client Sample ID: TW-7D — Lab Sample ID: 460-143814-13

Date Collected: 10/24/17 18:00 — **Matrix: Water**
Date Received: 10/27/17 09:20

Prep Type	Batch Type	Batch Method	Run	Dilution Factor	Batch Number	Prepared or Analyzed	Analyst	Lab
Total/NA	Analysis	8260C SIM		1	474310	11/03/17 10:17	SZD	TAL EDI
Total/NA	Prep	PFAS Prep			192332	11/01/17 10:28	TON	TAL SAC
Total/NA	Analysis	WS-LC-0025 At1		1	194455	11/10/17 22:04	TTP	TAL SAC

Client Sample ID: TW-9I — Lab Sample ID: 460-143814-14

Date Collected: 10/24/17 15:55 — **Matrix: Water**
Date Received: 10/27/17 09:20

Prep Type	Batch Type	Batch Method	Run	Dilution Factor	Batch Number	Prepared or Analyzed	Analyst	Lab
Total/NA	Analysis	8260C SIM		1	473721	11/01/17 16:20	DAS	TAL EDI
Total/NA	Prep	PFAS Prep			192332	11/01/17 10:28	TON	TAL SAC
Total/NA	Analysis	WS-LC-0025 At1		1	194455	11/10/17 23:17	TTP	TAL SAC

Client Sample ID: TW-9D — Lab Sample ID: 460-143814-15

Date Collected: 10/24/17 15:30 — **Matrix: Water**
Date Received: 10/27/17 09:20

Prep Type	Batch Type	Batch Method	Run	Dilution Factor	Batch Number	Prepared or Analyzed	Analyst	Lab
Total/NA	Analysis	8260C SIM		1	473721	11/01/17 16:44	DAS	TAL EDI
Total/NA	Prep	PFAS Prep			195730	11/20/17 09:38	TON	TAL SAC
Total/NA	Analysis	WS-LC-0025 At1		1	195896	11/20/17 19:16	TTP	TAL SAC

Lab Chronicle

Client: ARCADIS U.S. Inc
Project/Site: NY Standby - Gladding Cordage 2017

TestAmerica Job ID: 460-143814-1

Client Sample ID: TW-12I
Lab Sample ID: 460-143814-16
Date Collected: 10/24/17 12:00
Matrix: Water
Date Received: 10/27/17 09:20

Prep Type	Batch Type	Batch Method	Run	Dilution Factor	Batch Number	Prepared or Analyzed	Analyst	Lab
Total/NA	Analysis	8260C SIM		1	473721	11/01/17 17:07	DAS	TAL EDI
Total/NA	Prep	PFAS Prep			195730	11/20/17 09:38	TON	TAL SAC
Total/NA	Analysis	WS-LC-0025 At1		1	195896	11/20/17 19:34	TTP	TAL SAC

Client Sample ID: TW-12D
Lab Sample ID: 460-143814-17
Date Collected: 10/24/17 11:55
Matrix: Water
Date Received: 10/27/17 09:20

Prep Type	Batch Type	Batch Method	Run	Dilution Factor	Batch Number	Prepared or Analyzed	Analyst	Lab
Total/NA	Analysis	8260C SIM		1	473721	11/01/17 17:30	DAS	TAL EDI
Total/NA	Prep	PFAS Prep			195730	11/20/17 09:38	TON	TAL SAC
Total/NA	Analysis	WS-LC-0025 At1		1	195896	11/20/17 19:52	TTP	TAL SAC

Client Sample ID: TW-14S
Lab Sample ID: 460-143814-18
Date Collected: 10/25/17 12:55
Matrix: Water
Date Received: 10/27/17 09:20

Prep Type	Batch Type	Batch Method	Run	Dilution Factor	Batch Number	Prepared or Analyzed	Analyst	Lab
Total/NA	Analysis	8260C SIM		1	473721	11/01/17 17:53	DAS	TAL EDI
Total/NA	Prep	PFAS Prep			195730	11/20/17 09:38	TON	TAL SAC
Total/NA	Analysis	WS-LC-0025 At1		1	195896	11/20/17 20:11	TTP	TAL SAC

Client Sample ID: TW-14I
Lab Sample ID: 460-143814-19
Date Collected: 10/25/17 11:45
Matrix: Water
Date Received: 10/27/17 09:20

Prep Type	Batch Type	Batch Method	Run	Dilution Factor	Batch Number	Prepared or Analyzed	Analyst	Lab
Total/NA	Analysis	8260C SIM		1	474310	11/03/17 10:41	SZD	TAL EDI
Total/NA	Prep	PFAS Prep			195730	11/20/17 09:38	TON	TAL SAC
Total/NA	Analysis	WS-LC-0025 At1		1	195896	11/20/17 20:29	TTP	TAL SAC

Client Sample ID: TW-14D
Lab Sample ID: 460-143814-20
Date Collected: 10/25/17 10:55
Matrix: Water
Date Received: 10/27/17 09:20

Prep Type	Batch Type	Batch Method	Run	Dilution Factor	Batch Number	Prepared or Analyzed	Analyst	Lab
Total/NA	Analysis	8260C SIM		1	474310	11/03/17 11:04	SZD	TAL EDI
Total/NA	Prep	PFAS Prep			195730	11/20/17 09:38	TON	TAL SAC
Total/NA	Analysis	WS-LC-0025 At1		1	195896	11/20/17 20:47	TTP	TAL SAC

Client Sample ID: TW-15 — Lab Sample ID: 460-143814-21

Date Collected: 10/25/17 13:30 — **Matrix: Water**
Date Received: 10/27/17 09:20

Prep Type	Batch Type	Batch Method	Run	Dilution Factor	Batch Number	Prepared or Analyzed	Analyst	Lab
Total/NA	Analysis	8260C SIM		1	474310	11/03/17 11:27	SZD	TAL EDI
Total/NA	Prep	PFAS Prep			195730	11/20/17 09:38	TON	TAL SAC
Total/NA	Analysis	WS-LC-0025 At1		1	195896	11/20/17 21:06	TTP	TAL SAC

Client Sample ID: RW-1 — Lab Sample ID: 460-143814-22

Date Collected: 10/25/17 15:40 — **Matrix: Water**
Date Received: 10/27/17 09:20

Prep Type	Batch Type	Batch Method	Run	Dilution Factor	Batch Number	Prepared or Analyzed	Analyst	Lab
Total/NA	Analysis	8260C SIM		1	474310	11/03/17 11:50	SZD	TAL EDI
Total/NA	Prep	PFAS Prep			195730	11/20/17 09:38	TON	TAL SAC
Total/NA	Analysis	WS-LC-0025 At1		1	195896	11/20/17 21:42	TTP	TAL SAC

Client Sample ID: RW-2 — Lab Sample ID: 460-143814-23

Date Collected: 10/25/17 16:10 — **Matrix: Water**
Date Received: 10/27/17 09:20

Prep Type	Batch Type	Batch Method	Run	Dilution Factor	Batch Number	Prepared or Analyzed	Analyst	Lab
Total/NA	Analysis	8260C SIM		1	474310	11/03/17 17:13	SZD	TAL EDI
Total/NA	Prep	PFAS Prep			195730	11/20/17 09:38	TON	TAL SAC
Total/NA	Analysis	WS-LC-0025 At1		1	195896	11/20/17 22:01	TTP	TAL SAC

Client Sample ID: EFF-45HZ — Lab Sample ID: 460-143814-24

Date Collected: 10/25/17 15:30 — **Matrix: Water**
Date Received: 10/27/17 09:20

Prep Type	Batch Type	Batch Method	Run	Dilution Factor	Batch Number	Prepared or Analyzed	Analyst	Lab
Total/NA	Analysis	8260C SIM		1	474310	11/03/17 17:37	SZD	TAL EDI
Total/NA	Prep	PFAS Prep			195730	11/20/17 09:38	TON	TAL SAC
Total/NA	Analysis	WS-LC-0025 At1		1	195896	11/20/17 22:19	TTP	TAL SAC

Client Sample ID: EB-PROBE — Lab Sample ID: 460-143814-25

Date Collected: 10/24/17 14:10 — **Matrix: Water**
Date Received: 10/27/17 09:20

Prep Type	Batch Type	Batch Method	Run	Dilution Factor	Batch Number	Prepared or Analyzed	Analyst	Lab
Total/NA	Analysis	8260C SIM		1	474310	11/03/17 18:00	SZD	TAL EDI
Total/NA	Prep	PFAS Prep			195730	11/20/17 09:38	TON	TAL SAC
Total/NA	Analysis	WS-LC-0025 At1		1	195896	11/20/17 22:37	TTP	TAL SAC

Lab Chronicle

Client: ARCADIS U.S. Inc
Project/Site: NY Standby - Gladding Cordage 2017

TestAmerica Job ID: 460-143814-1

Client Sample ID: EB-TUBING
Lab Sample ID: 460-143814-26
Date Collected: 10/24/17 14:00
Matrix: Water
Date Received: 10/27/17 09:20

Prep Type	Batch Type	Batch Method	Run	Dilution Factor	Batch Number	Prepared or Analyzed	Analyst	Lab
Total/NA	Analysis	8260C SIM		1	474310	11/03/17 18:23	SZD	TAL EDI
Total/NA	Prep	PFAS Prep			195730	11/20/17 09:38	TON	TAL SAC
Total/NA	Analysis	WS-LC-0025 At1		1	195896	11/20/17 22:56	TTP	TAL SAC

Client Sample ID: FB-X
Lab Sample ID: 460-143814-27
Date Collected: 10/25/17 16:00
Matrix: Water
Date Received: 10/27/17 09:20

Prep Type	Batch Type	Batch Method	Run	Dilution Factor	Batch Number	Prepared or Analyzed	Analyst	Lab
Total/NA	Analysis	8260C SIM		1	474310	11/03/17 18:46	SZD	TAL EDI
Total/NA	Prep	PFAS Prep			195730	11/20/17 09:38	TON	TAL SAC
Total/NA	Analysis	WS-LC-0025 At1		1	195896	11/20/17 23:14	TTP	TAL SAC

Client Sample ID: TW-X-DUP
Lab Sample ID: 460-143814-28
Date Collected: 10/25/17 00:00
Matrix: Water
Date Received: 10/27/17 09:20

Prep Type	Batch Type	Batch Method	Run	Dilution Factor	Batch Number	Prepared or Analyzed	Analyst	Lab
Total/NA	Analysis	8260C SIM		1	474609	11/04/17 16:33	DAS	TAL EDI
Total/NA	Prep	PFAS Prep			195730	11/20/17 09:38	TON	TAL SAC
Total/NA	Analysis	WS-LC-0025 At1		1	195896	11/20/17 23:32	TTP	TAL SAC

Client Sample ID: Trip Blank
Lab Sample ID: 460-143814-29
Date Collected: 10/25/17 00:00
Matrix: Water
Date Received: 10/27/17 09:20

Prep Type	Batch Type	Batch Method	Run	Dilution Factor	Batch Number	Prepared or Analyzed	Analyst	Lab
Total/NA	Analysis	8260C SIM		1	474609	11/04/17 13:51	DAS	TAL EDI

Laboratory References:

TAL EDI = TestAmerica Edison, 777 New Durham Road, Edison, NJ 08817, TEL (732)549-3900

TAL SAC = TestAmerica Sacramento, 880 Riverside Parkway, West Sacramento, CA 95605, TEL (916)373-5600

Accreditation/Certification Summary

Client: ARCADIS U.S. Inc
Project/Site: NY Standby - Gladding Cordage 2017

TestAmerica Job ID: 460-143814-1

Laboratory: TestAmerica Edison

The accreditations/certifications listed below are applicable to this report.

Authority	Program	EPA Region	Identification Number	Expiration Date
New York	NELAP	2	11452	04-01-18

Laboratory: TestAmerica Buffalo

The accreditations/certifications listed below are applicable to this report.

Authority	Program	EPA Region	Identification Number	Expiration Date
New York	NELAP	2	10026	03-31-18

Laboratory: TestAmerica Sacramento

Unless otherwise noted, all analytes for this laboratory were covered under each accreditation/certification below.

Authority	Program	EPA Region	Identification Number	Expiration Date
New York	NELAP	2	11666	04-01-18

The following analytes are included in this report, but accreditation/certification is not offered by the governing authority:

Analysis Method	Prep Method	Matrix	Analyte
WS-LC-0025 At1	PFAS Prep	Water	Perfluorobutanesulfonic acid (PFBS)
WS-LC-0025 At1	PFAS Prep	Water	Perfluoroheptanoic acid (PFHpA)
WS-LC-0025 At1	PFAS Prep	Water	Perfluorohexanesulfonic acid (PFHxS)
WS-LC-0025 At1	PFAS Prep	Water	Perfluorononanoic acid (PFNA)
WS-LC-0025 At1	PFAS Prep	Water	Perfluorooctanesulfonic acid (PFOS)
WS-LC-0025 At1	PFAS Prep	Water	Perfluorooctanoic acid (PFOA)

Method Summary

Client: ARCADIS U.S. Inc
Project/Site: NY Standby - Gladding Cordage 2017

TestAmerica Job ID: 460-143814-1

Method	Method Description	Protocol	Laboratory
8260C SIM	Volatile Organic Compounds (GC/MS)	SW846	TAL EDI
WS-LC-0025 At1	Fluorinated Alkyl Substances	TAL-SAC	TAL SAC

Protocol References:

SW846 = "Test Methods For Evaluating Solid Waste, Physical/Chemical Methods", Third Edition, November 1986 And Its Updates.

TAL-SAC = TestAmerica Laboratories, West Sacramento, Facility Standard Operating Procedure.

Laboratory References:

TAL EDI = TestAmerica Edison, 777 New Durham Road, Edison, NJ 08817, TEL (732)549-3900

TAL SAC = TestAmerica Sacramento, 880 Riverside Parkway, West Sacramento, CA 95605, TEL (916)373-5600

Sample Summary

Client: ARCADIS U.S. Inc
Project/Site: NY Standby - Gladding Cordage 2017

TestAmerica Job ID: 460-143814-1

Lab Sample ID	Client Sample ID	Matrix	Collected	Received
460-143814-1	TW-3S	Water	10/25/17 15:25	10/27/17 09:20
460-143814-2	TW-3I	Water	10/25/17 14:15	10/27/17 09:20
460-143814-3	TW-3D	Water	10/25/17 14:50	10/27/17 09:20
460-143814-4	TW-4I	Water	10/25/17 12:20	10/27/17 09:20
460-143814-5	TW-5S	Water	10/25/17 09:15	10/27/17 09:20
460-143814-6	TW-5I	Water	10/25/17 10:15	10/27/17 09:20
460-143814-7	TW-5D	Water	10/25/17 09:10	10/27/17 09:20
460-143814-8	TW-6S	Water	10/24/17 13:40	10/27/17 09:20
460-143814-9	TW-6I	Water	10/24/17 13:30	10/27/17 09:20
460-143814-10	TW-6D	Water	10/24/17 15:00	10/27/17 09:20
460-143814-11	TW-7S	Water	10/24/17 16:55	10/27/17 09:20
460-143814-12	TW-7I	Water	10/24/17 17:00	10/27/17 09:20
460-143814-13	TW-7D	Water	10/24/17 18:00	10/27/17 09:20
460-143814-14	TW-9I	Water	10/24/17 15:55	10/27/17 09:20
460-143814-15	TW-9D	Water	10/24/17 15:30	10/27/17 09:20
460-143814-16	TW-12I	Water	10/24/17 12:00	10/27/17 09:20
460-143814-17	TW-12D	Water	10/24/17 11:55	10/27/17 09:20
460-143814-18	TW-14S	Water	10/25/17 12:55	10/27/17 09:20
460-143814-19	TW-14I	Water	10/25/17 11:45	10/27/17 09:20
460-143814-20	TW-14D	Water	10/25/17 10:55	10/27/17 09:20
460-143814-21	TW-15	Water	10/25/17 13:30	10/27/17 09:20
460-143814-22	RW-1	Water	10/25/17 15:40	10/27/17 09:20
460-143814-23	RW-2	Water	10/25/17 16:10	10/27/17 09:20
460-143814-24	EFF-45HZ	Water	10/25/17 15:30	10/27/17 09:20
460-143814-25	EB-PROBE	Water	10/24/17 14:10	10/27/17 09:20
460-143814-26	EB-TUBING	Water	10/24/17 14:00	10/27/17 09:20
460-143814-27	FB-X	Water	10/25/17 16:00	10/27/17 09:20
460-143814-28	TW-X-DUP	Water	10/25/17 00:00	10/27/17 09:20
460-143814-29	Trip Blank	Water	10/25/17 00:00	10/27/17 09:20

TestAmerica Buffalo
10 Hazelwood Drive
Amherst, NY 14228-2298
Phone (716) 691-2600 Fax (716) 691-7991

Chain of Custody Record

TestAmerica

Client Information	Sampler: J MULLINS / K. LILLIA	Lab PM: Stone, Judy L	Carrier Tracking No(s):	COC No: 480-103781-24589.1
Client Contact: Jasmine Mullins	Phone: 646-248-4205	E-Mail: judy.stone@testamericainc.com		Page: Page 1 of 3
Company: ARCADIS U.S. Inc				Job #
Address: 855 Route 146 Suite 210	Due Date Requested:			
City: Clifton Park	TAT Requested (days): STD			
State, Zip: NY 12065				
Phone: 518-250-7308(Tel)	PO #: 00266406.0000			
Email: jasmine.mullins@arcadis.com	WO #:			
Project Name: NY Standby - Gladding Cordage 2017	Project #: 48016951			
Site: GLADDING CORDAGE	SSOW#:			

Analysis Requested

460-143814 Chain of Custody

Preservation Codes:
A - HCL, B - NaOH, C - Zn Acetate, D - Nitric Acid, E - NaHSO4, F - MeOH, G - Amchlor, H - Ascorbic Acid, I - Ice, J - DI Water, K - EDTA, L - EDA, M - Hexane, N - None, O - AsNaO2, P - Na2O4S, Q - Na2SO3, R - Na2S2O3, S - H2SO4, T - TSP Dodecahydrate, U - Acetone, V - MCAA, W - pH 4-5, Z - other (specify)
Other:

Sample Identification	Sample Date	Sample Time	Sample Type (C=Comp, G=grab)	Matrix (W=water, S=solid, O=waste/oil, BT=Tissue, A=Air)	Field Filtered Sample (Yes or No)	Perform MS/MSD (Yes or No)	PFAS_DI - PFAS, UCMR List	8260C_SIM - Volatile SIM	Total Number of containers	Special Instructions/Note:
			Preservation Code:				N	A		
TW-3S	10/25/17	1525	G	Water	N	N	2	3	5	
TW-3I	10/25/17	1415	G	Water	N	N	2	3	5	
TW-3D	10/25/17	1450	G	Water	N	N	2	3	5	
TW-4I	10/25/17	1220	G	Water	N	N	2	3	5	
TW-5S	10/25/17	0915	G	Water	N	N	2	3	5	
TW-5I	10/25/17	1015	G	Water	N	N	2	3	5	
TW-5D	10/25/17	0910	G	Water	N	N	2	3	5	
TW-6S	10/24/17	1340	G	Water	N	N	2	3	5	
TW-6I	10/24/17	1330	G	Water	N	N	2	3	5	
TW-6D	10/24/17	1500	G	Water	N	N	2	3	5	
TW-7S	10/24/17	1655	G	Water	N	N	2	3	5	

Possible Hazard Identification
☑ Non-Hazard ☐ Flammable ☐ Skin Irritant ☐ Poison B ☐ Unknown ☐ Radiological

Sample Disposal (A fee may be assessed if samples are retained longer than 1 month)
☐ Return To Client ☑ Disposal By Lab ☐ Archive For _____ Months

Deliverable Requested: I, II, III, IV, Other (specify)

Special Instructions/QC Requirements:

Empty Kit Relinquished by:	Date:	Time:	Method of Shipment:

Relinquished by	Date/Time	Company	Received by	Date/Time	Company
Jasmine Mullins	10/25/17 2050	ARCADIS	RE Nigl/11	10.25.17, 2050	Syn
RE Nigl/11	10.26.17, 19:00	Syn	[illegible]	10/27/17 1010	TAmS
Relinquished by	Date/Time	Company	Received by	Date/Time	Company

Custody Seals Intact: ☐ Yes ☐ No	Custody Seal No:	Cooler Temperature(s) °C and Other Remarks: 1.6/1.2

Ver. 08/04/2016

TestAmerica Buffalo
10 Hazelwood Drive
Amherst, NY 14228-2298
Phone (716) 691-2600 Fax (716) 691-7991

Chain of Custody Record

TestAmerica

FROM SYR: PFCs → SAC (FEDEX 4414 3180 9216), BAL → EDISON (-9238).

Client Information	Sampler: J MULLINS / K. LILOIA	Lab PM: Stone, Judy L	Carrier Tracking No(s):	COC No: 480-103781-24589.2
Client Contact: Jasmine Mullins	Phone: 646-248-4208	E-Mail: judy.stone@testamericainc.com		Page: Page 2 of 3
Company: ARCADIS U.S. Inc				Job #
Address: 855 Route 146, Suite 210	Due Date Requested:			
City: Clifton Park	TAT Requested (days): STD.			
State, Zip: NY, 12065				
Phone: 518-250-7308(Tel)	PO #: 00266406.0000			
Email: jasmine.mullins@arcadis.com	WO #:			
Project Name: NY Standby - Gladding Cordage 2017	Project #: 48016951			
Site: GLADDING CORDAGE	SSOW#:			

Analysis Requested

Preservation Codes:
A - HCL; B - NaOH; C - Zn Acetate; D - Nitric Acid; E - NaHSO4; F - MeOH; G - Amchlor; H - Ascorbic Acid; I - Ice; J - DI Water; K - EDTA; L - EDA; M - Hexane; N - None; O - AsNaO2; P - Na2O4S; Q - Na2SO3; R - Na2S2O3; S - H2SO4; T - TSP Dodecahydrate; U - Acetone; V - MCAA; W - pH 4-5; Z - other (specify)
Other:

Sample Identification	Sample Date	Sample Time	Sample Type (C=comp, G=grab)	Matrix (W=water, S=solid, O=waste/oil, BT=Tissue, A=Air)	Field Filtered Sample (Yes or No)	Perform MS/MSD (Yes or No)	PFAS_DI - PFAS, UCMR List	8260C_SIM - Volatile SIM	Total Number of containers	Special Instructions/Note:
			Preservation Code:				N	A		
TW-7I	10/24/17	1700	G	Water	N	N	2	3	5	
TW-7D	10/24/17	1800	G	Water	N	Y	2	3	15	MS/MSD
TW-9I	10/24/17	1555	G	Water	N	N	2	3	5	
TW-9D	10/24/17	1530	G	Water	N	N	2	3	5	
TW-12I	10/24/17	1200	G	Water	N	N	2	3	5	
TW-12D	10/24/17	1155	G	Water	N	N	2	3	5	
TW-14S	10/25/17	1255	G	Water	N	N	2	3	5	
TW-14I	10/25/17	1145	G	Water	N	N	2	3	5	
TW-14D	10/25/17	1055	G	Water	N	N	2	3	5	
TW-15	10/25/17	1330	G	Water	N	N	2	3	5	
RW-1	10/25/17	1540	G	Water	N	N	2	3	5	

TW-14D LABEL TIME 1050 COC doesn't match

Possible Hazard Identification
☑ Non-Hazard ☐ Flammable ☐ Skin Irritant ☐ Poison B ☐ Unknown ☐ Radiological

Sample Disposal (A fee may be assessed if samples are retained longer than 1 month)
☐ Return To Client ☑ Disposal By Lab ☐ Archive For _____ Months

Deliverable Requested: I, II, III, IV, Other (specify)

Special Instructions/QC Requirements:

Empty Kit Relinquished by:	Date:	Time:	Method of Shipment:

Relinquished by	Date/Time	Company	Received by	Date/Time	Company
Jasmine Mullins	10/25/17 2000	ARCADIS	R. Eng/11	10.25.17, 20:50	Syr
R. Eng/11	10.25.17, 19:00	Syr	[illegible]	10/27/17 1010	TAus

Custody Seals Intact: ☐ Yes ☐ No	Custody Seal No.:	Cooler Temperature(s) °C and Other Remarks: 1.6 / 1.6

Ver: 08/04/2016

11/22/2017

TestAmerica Buffalo
10 Hazelwood Drive
Amherst, NY 14228-2298
Phone (716) 691-2600 Fax (716) 691-7991

Chain of Custody Record

TestAmerica

Client Information	Sampler: J MULLINS / K ULOIA	Lab PM: Stone, Judy L	Carrier Tracking No(s):	COC No: 480-103781-24589.3
Client Contact: Jasmine Mullins	Phone: 646-248-4208	E-Mail: judy.stone@testamericainc.com		Page: Page 3 of 3
Company: ARCADIS U.S. Inc				Job #
Address: 855 Route 146, Suite 210	Due Date Requested:			
City: Clifton Park	TAT Requested (days): STD			
State, Zip: NY, 12065				
Phone: 518-250-7308(Tel)	PO # 00266406.0000			
Email: jasmine.mullins@arcadis.com	WO #			
Project Name: NY Standby - Gladding Cordage 2017	Project # 48016951			
Site: GLADDING CORDAGE	SSOW#			

Analysis Requested

Preservation Codes:
A - HCL; B - NaOH; C - Zn Acetate; D - Nitric Acid; E - NaHSO4; F - MeOH; G - Amchlor; H - Ascorbic Acid; I - Ice; J - DI Water; K - EDTA; L - EDA; M - Hexane; N - None; O - AsNaO2; P - Na2O4S; Q - Na2SO3; R - Na2S2O3; S - H2SO4; T - TSP Dodecahydrate; U - Acetone; V - MCAA; W - pH 4-5; Z - other (specify)
Other:

Sample Identification	Sample Date	Sample Time	Sample Type (C=comp, G=grab)	Matrix (W=water, S=solid, O=waste/oil, BT=Tissue, A=Air)	Field Filtered Sample (Yes or No)	Perform MS/MSD (Yes or No)	PFAS_DI - PFAS, UCMR List	8260C_SIM - Volatile SIM	Total Number of containers	Special Instructions/Note:
			Preservation Code:				N	A		
RW-2	10/25/17	1610	G	Water	N	N	2	3	5	
EFF-45HZ	10/25/17	1530	G	Water	N	N	2	3	5	
EB-PROBE	10/24/17	1410	G	Water	N	N	2	3	5	
EB-TUBING	10/24/17	1400	G	Water	N	N	2	3	5	
~~EB-X~~ FB-X	10/25/17	1600	G	Water	N	N	2	3	5	
TW-X-DUP	10/25/17	—	G	Water	N	N	2	3	5	
TRIP BLANK	10/25/17	—	G	Water	N	N	2		2	
				Water						
RE 10.26.17										

Possible Hazard Identification: ☑ Non-Hazard ☐ Flammable ☐ Skin Irritant ☐ Poison B ☐ Unknown ☐ Radiological

Sample Disposal (A fee may be assessed if samples are retained longer than 1 month): ☐ Return To Client ☑ Disposal By Lab ☐ Archive For _____ Months

Deliverable Requested: I, II, III, IV, Other (specify)

Special Instructions/QC Requirements

Empty Kit Relinquished by	Date	Time	Method of Shipment

Relinquished by	Date/Time	Company	Received by	Date/Time	Company
[signature]	10/25/17 2000	ARCADIS	R. Eng/ILL	10.25.17 2015	Syn
R. Eng/ILL	10.25.17 19:00	Syn	[signature]	10/27/17 1010	TAWS
Relinquished by	Date/Time	Company	Received by	Date/Time	Company

Custody Seals Intact: Δ Yes Δ No	Custody Seal No.	Cooler Temperature(s) °C and Other Remarks: 1.6 / 1.2

Ver: 08/04/2016

TestAmerica

THE LEADER IN ENVIRONMENTAL TESTING

Sacramento

Samp

Job: 460-143814 Field Sheet

Tracking #_____

Use this form to record Sample Custody Seal, Cooler Custody Seal, Temperature & corrected Temperature & other observations. File in the job folder with the COC.

Notes:
TW-14 D Label Time does not match COC Time

Therm. ID: AK-2 / AK-3 / HACCP /Other_____

Ice X Wet X Dry_____ Other_____

Cooler Custody Seal: Seal

Sample Custody Seal: —

Cooler ID: 1/2

Temp: Observed 1.6°C

Corrected: —

From: Temp Blank ☒ Sample ☐

NCM Filed: Yes ☒ No ☐

	Yes	No	NA
Perchlorate has headspace?	☐	☐	☒
CoC is complete w/o discrepancies?	☒	☐	☐
Samples received within holding time?	☒	☐	☐
Sample preservatives verified?	☐	☐	☒
Cooler compromised/tampered with?	☐	☒	☐
Samples compromised/tampered with?	☐	☒	☐
COC and Samples w/o discrepancies?	☒	☒	☐
Sample containers have legible labels?	☒	☐	☐
Containers are not broken or leaking?	☒	☐	☐
Sample date/times are provided.	☒	☐	☐
Appropriate containers are used?	☒	☐	☐
Sample bottles are completely filled?	☒	☐	☐
Zero headspace?*	☐	☐	☒
Multiphasic samples are not present?	☒	☐	☐

Initials: AA Date: 10/27/17

*Containers requiring zero headspace have no headspace, or bubble < 6 mm (1/4")

TestAmerica

THE LEADER IN ENVIRONMENTAL TESTING

Sacramento
Sample Receiving Notes

Job:_____

Tracking # 4144 3190 9227 5.0

Use this form to record Sample Custody Seal, Cooler Custody Seal, Temperature & corrected Temperature & other observations. File in the job folder with the COC.

Notes:_____

Therm. ID: **AK-2** / **AK-3** / **HACCP** /Other_____

Ice X Wet X Dry_____ Other_____

Cooler Custody Seal: Seal

Sample Custody Seal: _____

Cooler ID: 212

Temp: Observed 1.2°C

Corrected: —

From: Temp Blank ☒ Sample ☐

NCM Filed: Yes ☐ No ☐

	Yes	No	NA
Perchlorate has headspace?	☐	☐	☒
CoC is complete w/o discrepancies?	☒	☐	☐
Samples received within holding time?	☒	☐	☐
Sample preservatives verified?	☐	☐	☒
Cooler compromised/tampered with?	☐	☒	☐
Samples compromised/tampered with?	☐	☒	☐
COC and Samples w/o discrepancies?	☒	☐	☐
Sample containers have legible labels?	☒	☐	☐
Containers are not broken or leaking?	☒	☐	☐
Sample date/times are provided.	☒	☐	☐
Appropriate containers are used?	☒	☐	☐
Sample bottles are completely filled?	☒	☐	☐
Zero headspace?*	☐	☐	☒
Multiphasic samples are not present?	☒	☐	☐

Initials: AA Date: 10/27/17

Containers requiring zero headspace have no headspace, or bubble < 6 mm (1/4")

INFOTRAC (800) 535-5053
TESTAMERICA (716) 691-2600

ORIGIN ID:SYRA (315) 431-0171
SYR SERVICE CENTER
TESTAMERICA
118 BOSS RD

SYRACUSE, NY 13211
UNITED STATES US

SHIP DATE: 26OCT17
ACTWGT: 40.00 LB MAN
CAD: 251798/CAFE3108

BILL RECIPIENT

TO SAMPLE RECIEVING
TESTAMERICA W. SACRAMENTO
880 RIVERSIDE PARKWAY

WEST SACRAMENTO CA 95605
(916) 373-5600
REF: ARCADIS GLADDING 2COOLERS

FedEx Express

1 of 2

TRK# 0201 4144 3190 9216

FRI - 27 OCT 3:00P
STANDARD OVERNIGHT

MASTER

XH BLUA

95605
CA-US SMF

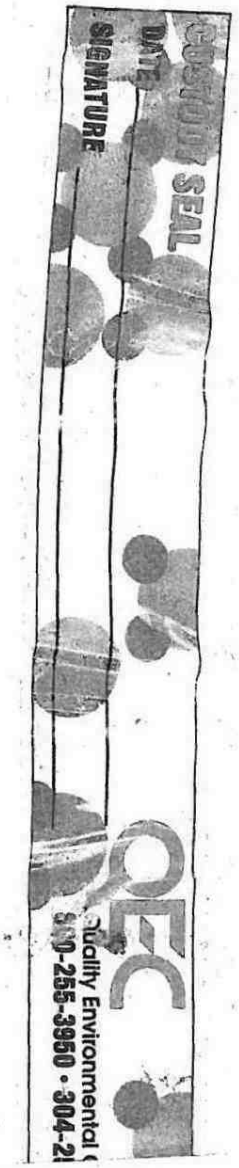

rica Laboratories Inc.

ARCADIS CI

INFOTRAC (800) 535-5053
TESTAMERICA (716) 691-2600

ORIGIN ID:SYRA (315) 431-0171
SYR SERVICE CENTER
TESTAMERICA
118 BOSS RD

SYRACUSE, NY 13211
UNITED STATES US

SHIP DATE: 26OCT17
ACTWGT: 40.00 LB MAN
CAD: 251798/CAFE3108

BILL RECIPIENT

TO SAMPLE RECIEVING
TESTAMERICA W. SACRAMENTO
880 RIVERSIDE PARKWAY

WEST SACRAMENTO CA 95605
(916) 373-5600
REF: ARCADIS GLADDING 2COOLERS

546C4/94FC/53C1

FedEx Express

J171016192001ur

2 of 2
MPS# 0263 4144 3190 9227
Mstr# 4144 3190 9216 0201

FRI - 27 OCT 3:00P
STANDARD OVERNIGHT

XH BLUA

95605
CA-US SMF

Part # 156146V-434 RIT2 EXP 04/18

CUSTODY SEAL
DATE
SIGNATURE

QEC
Quality Environmental Containers
800-255-3950 • 304-255-3900

Login Sample Receipt Checklist

Client: ARCADIS U.S. Inc

Job Number: 460-143814-1

Login Number: 143814
List Number: 1
Creator: Meyers, Gary

List Source: TestAmerica Edison

Question	Answer	Comment
Radioactivity either was not measured or, if measured, is at or below background	N/A	
The cooler's custody seal, if present, is intact.	N/A	No: Not present
The cooler or samples do not appear to have been compromised or tampered with.	True	
Samples were received on ice.	True	
Cooler Temperature is acceptable.	True	
Cooler Temperature is recorded.	True	
COC is present.	True	
COC is filled out in ink and legible.	True	
COC is filled out with all pertinent information.	True	
Is the Field Sampler's name present on COC?	True	
There are no discrepancies between the sample IDs on the containers and the COC.	True	
Samples are received within Holding Time (Excluding tests with immediate HTs)..	True	
Sample containers have legible labels.	True	
Containers are not broken or leaking.	True	
Sample collection date/times are provided.	True	
Appropriate sample containers are used.	True	
Sample bottles are completely filled.	True	
Sample Preservation Verified	True	
There is sufficient vol. for all requested analyses, incl. any requested MS/MSDs	True	
VOA sample vials do not have headspace or bubble is <6mm (1/4") in diameter.	True	
If necessary, staff have been informed of any short hold time or quick TAT needs	True	
Multiphasic samples are not present.	True	
Samples do not require splitting or compositing.	True	
Sampling Company provided.	True	
Samples received within 48 hours of sampling.	True	
Samples requiring field filtration have been filtered in the field.	True	
Chlorine Residual checked.	True	

Login Sample Receipt Checklist

Client: ARCADIS U.S. Inc

Job Number: 460-143814-1

Login Number: 143814
List Number: 2
Creator: Turpen, Troy

List Source: TestAmerica Sacramento
List Creation: 10/30/17 08:26 AM

Question	Answer	Comment
Radioactivity wasn't checked or is </= background as measured by a survey meter.	True	
The cooler's custody seal, if present, is intact.	True	
Sample custody seals, if present, are intact.	N/A	
The cooler or samples do not appear to have been compromised or tampered with.	True	
Samples were received on ice.	True	
Cooler Temperature is acceptable.	True	1.6 °C, 1.2 °C
Cooler Temperature is recorded.	True	
COC is present.	True	
COC is filled out in ink and legible.	True	
COC is filled out with all pertinent information.	True	
Is the Field Sampler's name present on COC?	True	
There are no discrepancies between the containers received and the COC.	False	Refer to Job Narrative for details.
Samples are received within Holding Time (excluding tests with immediate HTs)	True	
Sample containers have legible labels.	True	
Containers are not broken or leaking.	True	
Sample collection date/times are provided.	True	
Appropriate sample containers are used.	True	
Sample bottles are completely filled.	True	
Sample Preservation Verified.	N/A	
There is sufficient vol. for all requested analyses, incl. any requested MS/MSDs	True	
Containers requiring zero headspace have no headspace or bubble is <6mm (1/4").	True	
Multiphasic samples are not present.	True	
Samples do not require splitting or compositing.	True	
Residual Chlorine Checked.	N/A	

APPENDIX D

Monitoring Well Inspection Forms

Groundwater Monitoring Well Inspection

ARCADIS Design & Consultancy for natural and built assets

Site/Project Name: Gladding Cordage Project Number: 00266406.0000

Date of Inspection: 10/25/17 Inspector: J. Mullins

Well Designation: TW-1

Well Location: East of building

Outward Appearance

Flushmount Diameter	____ inches	N/A [✓]	
Approximate Stickup Height	≈ 2 feet	N/A [ ]	
Integrity of Protective Casing	Describe: Good, intact		
Protective Casing Material	Steel [✓]	Stainless Steel [ ]	Other ____
Protective Casing Width or Dia.	4 inches		
Weep Hole in Protective Casing	Yes [ ]	No [✓]	
Surface Seal/Apron Material	Cement [ ]	Bentonite [ ]	Not apparent [✓] Other ____
Integrity of Surface Seal/Apron	Describe: ____		
Surface Drainage	Away from Wellhead [ ]	Toward Wellhead [ ]	
Bollards Present?	Yes [ ]	No [✓]	Describe: ____
Well ID. Visible?	Yes [✓]	No [ ]	Describe: On casing
Lock Present and Functional?	Yes [✓]	No [ ]	Describe: ____
Photograph Taken? Photo #	Yes [✓]	No [ ]	Describe: ____

Inner Appearance

Integrity of Well Casing	Describe: Good, intact		
Integrity of Cap Seal	Describe: Good		
Surface Water in Casing?	Yes [ ]	No [✓]	Describe: ____
Well Casing Diameter	2 inches		
Well Casing Material	PVC [✓]	Steel [ ]	Stainless Steel [ ]
Inner Cap	Threaded [✓]	Slip [ ]	Expansion Plug [ ] None [ ]
Reference/Measuring Point	Groove [ ]	Indelible Mark [✓]	None [ ]
Evidence of Double Casing?	Yes [ ]	No [✓]	Describe: ____

Downhole

Odor	Yes [ ]	No [✓]	Describe: ____
PID Reading	0.0 ppm		
Depth to Water (to top of casing)	7.80 feet (nearest 0.01)	Depth to LNAPL	— feet (nearest 0.01) N/A [✓]
Total Well Depth (to top of casing)	14.65 feet (nearest 0.1)		
Sediment (Hard/Soft Bottom)	Describe: Hard bottom		

Additional Comments:

Groundwater Monitoring Well Inspection

ARCADIS Design & Consultancy for natural and built assets

Site/Project Name: Gladding Cordage Project Number: 00266406.0000

Date of Inspection: 10/25/17 Inspector: J. Mullins

Well Designation: IW-2S

Well Location: East of building

Outward Appearance

Flushmount Diameter	___ inches	N/A [✓]	
Approximate Stickup Height	2.5 feet	N/A [ ]	
Integrity of Protective Casing	Describe: Good, intact		
Protective Casing Material	Steel [✓]	Stainless Steel [ ]	Other ___
Protective Casing Width or Dia.	4 inches		
Weep Hole in Protective Casing	Yes [ ]	No [✓]	
Surface Seal/Apron Material	Cement [ ]	Bentonite [ ]	Not apparent [✓] Other ___
Integrity of Surface Seal/Apron	Describe:		
Surface Drainage	Away from Wellhead [✓]	Toward Wellhead [ ]	
Bollards Present?	Yes [ ]	No [✓]	Describe:
Well ID. Visible?	Yes [✓]	No [ ]	Describe: On casing
Lock Present and Functional?	Yes [✓]	No [ ]	Describe:
Photograph Taken? Photo #	Yes [✓]	No [ ]	Describe:

Inner Appearance

Integrity of Well Casing	Describe: Good, intact		
Integrity of Cap Seal	Describe: Good		
Surface Water in Casing?	Yes [ ]	No [✓]	Describe:
Well Casing Diameter	2 inches		
Well Casing Material	PVC [✓]	Steel [ ]	Stainless Steel [ ]
Inner Cap	Threaded [✓]	Slip [ ]	Expansion Plug [ ] None [ ]
Reference/Measuring Point	Groove [ ]	Indelible Mark [ ]	None [✓]
Evidence of Double Casing?	Yes [ ]	No [✓]	Describe:

Downhole

Odor	Yes [ ]	No [ ]	Describe:
PID Reading	0.0 ppm		
Depth to Water (to top of casing)	8.60 feet (nearest 0.01)	Depth to LNAPL	— feet (nearest 0.01) N/A [✓]
Total Well Depth (to top of casing)	13.23 feet (nearest 0.1)		
Sediment (Hard/Soft Bottom)	Describe: Hard bottom		

Additional Comments:

Orange groundwater noted on probe.

Groundwater Monitoring Well Inspection

ARCADIS Design & Consultancy for natural and built assets

Site/Project Name: Gladding Cordage Project Number: 00266406.0000

Date of Inspection: 10/25/17 Inspector: J. Mullins

Well Designation: TW-2I

Well Location: East of building

Outward Appearance

Flushmount Diameter	____ inches	N/A [✓]	
Approximate Stickup Height	~2 feet	N/A [ ]	
Integrity of Protective Casing	Describe: Good; intact		
Protective Casing Material	Steel [✓]	Stainless Steel [ ]	Other ____
Protective Casing Width or Dia.	4 inches		
Weep Hole in Protective Casing	Yes [ ]	No [✓]	
Surface Seal/Apron Material	Cement [ ]	Bentonite [ ]	Not apparent [✓] Other ____
Integrity of Surface Seal/Apron	Describe: ____		
Surface Drainage	Away from Wellhead [✓]	Toward Wellhead [ ]	
Bollards Present?	Yes [ ]	No [✓]	Describe: ____
Well ID. Visible?	Yes [✓]	No [ ]	Describe: On casing
Lock Present and Functional?	Yes [✓]	No [ ]	Describe: ____
Photograph Taken? Photo #	Yes [✓]	No [ ]	Describe: ____

Inner Appearance

Integrity of Well Casing	Describe: Good; intact		
Integrity of Cap Seal	Describe: Good		
Surface Water in Casing?	Yes [ ]	No [✓]	Describe: ____
Well Casing Diameter	2 inches		
Well Casing Material	PVC [ ]	Steel [ ]	Stainless Steel [✓]
Inner Cap	Threaded [ ]	Slip [✓]	Expansion Plug [ ] None [ ]
Reference/Measuring Point	Groove [ ]	Indelible Mark [ ]	None [✓]
Evidence of Double Casing?	Yes [ ]	No [✓]	Describe: ____

Downhole

Odor	Yes [ ]	No [✓]	Describe: ____
PID Reading	0.0 ppm		
Depth to Water (to top of casing)	8.34 feet (nearest 0.01)	Depth to LNAPL	— feet (nearest 0.01) N/A [✓]
Total Well Depth (to top of casing)	55.33 feet (nearest 0.1)		
Sediment (Hard/Soft Bottom)	Describe: Soft bottom		

Additional Comments:

Groundwater Monitoring Well Inspection

ARCADIS Design & Consultancy for natural and built assets

Site/Project Name: Gladding Cordage Project Number: 00266406.0000

Date of Inspection: 10/25/17 Inspector: J. Mullins

Well Designation: TW-2D

Well Location: East of building

Outward Appearance

Flushmount Diameter	____ inches	N/A [✓]	
Approximate Stickup Height	≈ 2.5 feet	N/A [ ]	
Integrity of Protective Casing	Describe: Good; intact		
Protective Casing Material	Steel [✓]	Stainless Steel [ ]	Other ____
Protective Casing Width or Dia.	4 inches		
Weep Hole in Protective Casing	Yes [ ]	No [✓]	
Surface Seal/Apron Material	Cement [ ]	Bentonite [ ]	Not apparent [✓] Other ____
Integrity of Surface Seal/Apron	Describe: ____		
Surface Drainage	Away from Wellhead [✓]	Toward Wellhead [ ]	
Bollards Present?	Yes [ ]	No [✓]	Describe: ____
Well ID. Visible?	Yes [✓]	No [ ]	Describe: On casing
Lock Present and Functional?	Yes [✓]	No [ ]	Describe: ____
Photograph Taken? Photo #	Yes [✓]	No [ ]	Describe: ____

Inner Appearance

Integrity of Well Casing	Describe: Good; intact & slightly warped		
Integrity of Cap Seal	Describe: Good		
Surface Water in Casing?	Yes [ ]	No [✓]	Describe: ____
Well Casing Diameter	2 inches		
Well Casing Material	PVC [ ]	Steel [ ]	Stainless Steel [✓]
Inner Cap	Threaded [ ]	Slip [✓]	Expansion Plug [ ] None [ ]
Reference/Measuring Point	Groove [ ]	Indelible Mark [ ]	None [✓]
Evidence of Double Casing?	Yes [ ]	No [✓]	Describe: ____

Downhole

Odor	Yes [ ]	No [✓]	Describe: ____
PID Reading	0.0 ppm		
Depth to Water (to top of casing)	5.46 feet (nearest 0.01)	Depth to LNAPL	— feet (nearest 0.01) N/A [✓]
Total Well Depth (to top of casing)	13.82 feet (nearest 0.1)		
Sediment (Hard/Soft Bottom)	Describe: Soft bottom		

Additional Comments:

Groundwater Monitoring Well Inspection

ARCADIS Design & Consultancy for natural and built assets

Site/Project Name: Gladding Cordage Project Number: 00266406.0000

Date of Inspection: 10/25/17 Inspector: J. Mullins

Well Designation: TW-3S

Well Location: Southeast of building; adjacent to pavilion

Outward Appearance

Flushmount Diameter	____ inches	N/A [✓]	
Approximate Stickup Height	≈ 3 feet	N/A [ ]	
Integrity of Protective Casing	Describe: Good; intact		
Protective Casing Material	Steel [✓]	Stainless Steel [ ]	Other ____
Protective Casing Width or Dia.	4 inches		
Weep Hole in Protective Casing	Yes [ ]	No [✓]	
Surface Seal/Apron Material	Cement [✓]	Bentonite [ ]	Not apparent [ ] Other ____
Integrity of Surface Seal/Apron	Describe: Good		
Surface Drainage	Away from Wellhead [ ]	Toward Wellhead [✓]	
Bollards Present?	Yes [ ]	No [✓]	Describe: ____
Well ID. Visible?	Yes [✓]	No [ ]	Describe: On casing
Lock Present and Functional?	Yes [✓]	No [ ]	Describe: ____
Photograph Taken? Photo #	Yes [✓]	No [ ]	Describe: ____

Inner Appearance

Integrity of Well Casing	Describe: Good; intact		
Integrity of Cap Seal	Describe: Good		
Surface Water in Casing?	Yes [ ]	No [✓]	Describe: ____
Well Casing Diameter	2 inches		
Well Casing Material	PVC [✓]	Steel [ ]	Stainless Steel [ ]
Inner Cap	Threaded [✓]	Slip [ ]	Expansion Plug [ ] None [ ]
Reference/Measuring Point	Groove [ ]	Indelible Mark [✓]	None [ ]
Evidence of Double Casing?	Yes [ ]	No [✓]	Describe: ____

Downhole

Odor	Yes [ ]	No [✓]	Describe: ____
PID Reading	0.0 ppm		
Depth to Water (to top of casing)	10.05 feet (nearest 0.01)	Depth to LNAPL	— feet (nearest 0.01) N/A [✓]
Total Well Depth (to top of casing)	17.60 feet (nearest 0.1)		
Sediment (Hard/Soft Bottom)	Describe: Hard bottom		

Additional Comments:

Groundwater Monitoring Well Inspection

ARCADIS Design & Consultancy for natural and built assets

Site/Project Name: Gladding Cordage Project Number: 00266406.0000

Date of Inspection: 10/25/17 Inspector: J. Mullins

Well Designation: TW-3I

Well Location: Southeast of building; adjacent to pavilion

Outward Appearance

Flushmount Diameter	____ inches	N/A [✓]	
Approximate Stickup Height	≈3 feet	N/A [ ]	
Integrity of Protective Casing	Describe: Good; intact		
Protective Casing Material	Steel [✓]	Stainless Steel [ ]	Other ____
Protective Casing Width or Dia.	4 inches		
Weep Hole in Protective Casing	Yes [ ]	No [✓]	
Surface Seal/Apron Material	Cement [✓]	Bentonite [ ]	Not apparent [ ] Other ____
Integrity of Surface Seal/Apron	Describe: Good		
Surface Drainage	Away from Wellhead [ ]	Toward Wellhead [✓]	
Bollards Present?	Yes [ ]	No [✓]	Describe: ____
Well ID. Visible?	Yes [✓]	No [ ]	Describe: On Casing
Lock Present and Functional?	Yes [✓]	No [ ]	Describe: ____
Photograph Taken? Photo #	Yes [✓]	No [ ]	Describe: ____

Inner Appearance

Integrity of Well Casing	Describe: Good; intact		
Integrity of Cap Seal	Describe: Good		
Surface Water in Casing?	Yes [ ]	No [✓]	Describe: ____
Well Casing Diameter	2 inches		
Well Casing Material	PVC [ ]	Steel [✓]	Stainless Steel [ ]
Inner Cap	Threaded [ ]	Slip [✓]	Expansion Plug [ ] None [ ]
Reference/Measuring Point	Groove [ ]	Indelible Mark [✓]	None [ ]
Evidence of Double Casing?	Yes [ ]	No [✓]	Describe: ____

Downhole

Odor	Yes [ ]	No [✓]	Describe: ____
PID Reading	0.0 ppm		
Depth to Water (to top of casing)	9.35 feet (nearest 0.01)	Depth to LNAPL	— feet (nearest 0.01) N/A [✓]
Total Well Depth (to top of casing)	58.02 feet (nearest 0.1)		
Sediment (Hard/Soft Bottom)	Describe: Soft bottom		

Additional Comments:

Groundwater Monitoring Well Inspection

ARCADIS Design & Consultancy for natural and built assets

Site/Project Name: Gladding Cordage Project Number: 00266406.0000

Date of Inspection: 10/25/17 Inspector: J. Mullins

Well Designation: TW-3D

Well Location: SE of Building

Outward Appearance

Flushmount Diameter	____ inches	N/A [X]	
Approximate Stickup Height	~2 feet	N/A [ ]	
Integrity of Protective Casing	Describe: Good, Intact		
Protective Casing Material	Steel [X]	Stainless Steel [ ]	Other ____
Protective Casing Width or Dia.	4 inches		
Weep Hole in Protective Casing	Yes [ ]	No [X]	
Surface Seal/Apron Material	Cement [X]	Bentonite [ ]	Not apparent [ ] Other ____
Integrity of Surface Seal/Apron	Describe: Good		
Surface Drainage	Away from Wellhead [ ]	Toward Wellhead [ ]	
Bollards Present?	Yes [ ]	No [X]	Describe: ____
Well ID. Visible?	Yes [X]	No [ ]	Describe: On Casing
Lock Present and Functional?	Yes [X]	No [ ]	Describe: ____
Photograph Taken? Photo #	Yes [X]	No [ ]	Describe: ____

Inner Appearance

Integrity of Well Casing	Describe: Good, Intact		
Integrity of Cap Seal	Describe: good		
Surface Water in Casing?	Yes [ ]	No [X]	Describe: ____
Well Casing Diameter	2 inches		
Well Casing Material	PVC [ ]	Steel [X]	Stainless Steel [ ]
Inner Cap	Threaded [ ]	Slip [X]	Expansion Plug [ ] None [ ]
Reference/Measuring Point	Groove [ ]	Indelible Mark [ ]	None [ ]
Evidence of Double Casing?	Yes [ ]	No [X]	Describe: ____

Downhole

Odor	Yes [ ]	No [X]	Describe: ____
PID Reading	0.0 ppm		
Depth to Water (to top of casing)	9.61 feet (nearest 0.01)	Depth to LNAPL	— feet (nearest 0.01) N/A [X]
Total Well Depth (to top of casing)	100.70 feet (nearest 0.1)		
Sediment (Hard/Soft Bottom)	Describe: Soft Bottom		

Additional Comments:

Groundwater Monitoring Well Inspection

ARCADIS Design & Consultancy for natural and built assets

Site/Project Name: Gladding Cordage Project Number: 00266406.0000

Date of Inspection: 10-25-17 Inspector: J. Mullins

Well Designation: TW-4I

Well Location: South of Building

Outward Appearance

Flushmount Diameter	6 inches	N/A [ ]	
Approximate Stickup Height	____ feet	N/A [X]	
Integrity of Protective Casing	Describe: Fair, Intact		
Protective Casing Material	Steel [X]	Stainless Steel [ ]	Other ____
Protective Casing Width or Dia.	4 inches		
Weep Hole in Protective Casing	Yes [ ]	No [X]	
Surface Seal/Apron Material	Cement [ ]	Bentonite [ ]	Not apparent [X] Other ____
Integrity of Surface Seal/Apron	Describe: Fair		
Surface Drainage	Away from Wellhead [ ]	Toward Wellhead [X]	
Bollards Present?	Yes [ ]	No [X]	Describe: ____
Well ID. Visible?	Yes [ ]	No [X]	Describe: ____
Lock Present and Functional?	Yes [ ]	No [X]	Describe: Flush Mount
Photograph Taken? Photo #	Yes [✓]	No [ ]	Describe: ____

Inner Appearance

Integrity of Well Casing	Describe: Good, Intact		
Integrity of Cap Seal	Describe: Good		
Surface Water in Casing?	Yes [ ]	No [X]	Describe: ____
Well Casing Diameter	2 inches		
Well Casing Material	PVC [X]	Steel [ ]	Stainless Steel [ ]
Inner Cap	Threaded [ ]	Slip [ ]	Expansion Plug [X] None [ ]
Reference/Measuring Point	Groove [ ]	Indelible Mark [X]	None [ ]
Evidence of Double Casing?	Yes [X]	No [ ]	Describe: Steel protective casing around PVC well casing

Downhole

Odor	Yes [ ]	No [X]	Describe: ____
PID Reading	0.0 ppm		
Depth to Water (to top of casing)	7.13 feet (nearest 0.01)	Depth to LNAPL	— feet (nearest 0.01) N/A [X]
Total Well Depth (to top of casing)	67.20 feet (nearest 0.1)		
Sediment (Hard/Soft Bottom)	Describe: Soft Bottom		

Additional Comments:

Groundwater Monitoring Well Inspection

ARCADIS Design & Consultancy for natural and built assets

Site/Project Name: Gladding Cordage Project Number: 00266406.0000

Date of Inspection: 10/25/17 Inspector: J. Mullins

Well Designation: TW-5S

Well Location: Behind Church; South side of Gladding building

Outward Appearance

Flushmount Diameter	____ inches	N/A [✓]	
Approximate Stickup Height	≈2 feet	N/A [ ]	
Integrity of Protective Casing	Describe: Good, intact		
Protective Casing Material	Steel [✓]	Stainless Steel [ ]	Other ____
Protective Casing Width or Dia.	4 inches		
Weep Hole in Protective Casing	Yes [ ]	No [✓]	
Surface Seal/Apron Material	Cement [ ]	Bentonite [ ]	Not apparent [✓] Other ____
Integrity of Surface Seal/Apron	Describe: ____		
Surface Drainage	Away from Wellhead [✓]	Toward Wellhead [ ]	
Bollards Present?	Yes [ ]	No [✓]	Describe: ____
Well ID. Visible?	Yes [✓]	No [ ]	Describe: On Casing
Lock Present and Functional?	Yes [✓]	No [ ]	Describe: ____
Photograph Taken? Photo #	Yes [✓]	No [ ]	Describe: ____

Inner Appearance

Integrity of Well Casing	Describe: Good, intact		
Integrity of Cap Seal	Describe: Good		
Surface Water in Casing?	Yes [ ]	No [✓]	Describe: ____
Well Casing Diameter	2 inches		
Well Casing Material	PVC [✓]	Steel [ ]	Stainless Steel [ ]
Inner Cap	Threaded [ ]	Slip [ ]	Expansion Plug [✓] None [ ]
Reference/Measuring Point	Groove [ ]	Indelible Mark [ ]	None [✓]
Evidence of Double Casing?	Yes [ ]	No [✓]	Describe: ____

Downhole

Odor	Yes [ ]	No [✓]	Describe: ____
PID Reading	0.0 ppm		
Depth to Water (to top of casing)	8.30 feet (nearest 0.01)	Depth to LNAPL	— feet (nearest 0.01) N/A [✓]
Total Well Depth (to top of casing)	22.80 feet (nearest 0.1)		
Sediment (Hard/Soft Bottom)	Describe: Hard bottom		

Additional Comments:

Groundwater Monitoring Well Inspection

ARCADIS Design & Consultancy for natural and built assets

Site/Project Name: Gladding Cordage Project Number: 00266406.0000

Date of Inspection: 10/25/17 Inspector: J. Mullins

Well Designation: TW-5I

Well Location: Behind church; south side of building

Outward Appearance

Flushmount Diameter	____ inches	N/A [✓]	
Approximate Stickup Height	≈2 feet	N/A [ ]	
Integrity of Protective Casing	Describe: Good; intact		
Protective Casing Material	Steel [✓]	Stainless Steel [ ]	Other ____
Protective Casing Width or Dia.	4 inches		
Weep Hole in Protective Casing	Yes [ ]	No [✓]	
Surface Seal/Apron Material	Cement [ ]	Bentonite [ ]	Not apparent [✓] Other ____
Integrity of Surface Seal/Apron	Describe: ____		
Surface Drainage	Away from Wellhead [✓]	Toward Wellhead [ ]	
Bollards Present?	Yes [ ]	No [✓]	Describe: ____
Well ID. Visible?	Yes [✓]	No [ ]	Describe: On casing
Lock Present and Functional?	Yes [✓]	No [ ]	Describe: ____
Photograph Taken? Photo #	Yes [✓]	No [ ]	Describe: ____

Inner Appearance

Integrity of Well Casing	Describe: Good, intact		
Integrity of Cap Seal	Describe: Good		
Surface Water in Casing?	Yes [ ]	No [✓]	Describe: ____
Well Casing Diameter	2 inches		
Well Casing Material	PVC [✓]	Steel [ ]	Stainless Steel [ ]
Inner Cap	Threaded [ ]	Slip [ ]	Expansion Plug [✓] None [ ]
Reference/Measuring Point	Groove [ ]	Indelible Mark [ ]	None [✓]
Evidence of Double Casing?	Yes [ ]	No [✓]	Describe: ____

Downhole

Odor	Yes [ ]	No [✓]	Describe: ____
PID Reading	0.0 ppm		
Depth to Water (to top of casing)	8.76 feet (nearest 0.01)	Depth to LNAPL	— feet (nearest 0.01) N/A [✓]
Total Well Depth (to top of casing)	70.83 feet (nearest 0.1)		
Sediment (Hard/Soft Bottom)	Describe: Soft bottom		

Additional Comments:

Groundwater Monitoring Well Inspection

ARCADIS Design & Consultancy for natural and built assets

Site/Project Name: Gladding Cordage Project Number: 00266406.0000

Date of Inspection: 10-25-17 Inspector: J. Mullins

Well Designation: TW-5D

Well Location: South Side of building

Outward Appearance

Flushmount Diameter	____ inches	N/A [x]	
Approximate Stickup Height	~2.5 feet	N/A [ ]	
Integrity of Protective Casing	Describe: Good, Intact		
Protective Casing Material	Steel [x]	Stainless Steel [ ]	Other ____
Protective Casing Width or Dia.	4 inches		
Weep Hole in Protective Casing	Yes [ ]	No [x]	
Surface Seal/Apron Material	Cement [x]	Bentonite [ ]	Not apparent [ ] Other ____
Integrity of Surface Seal/Apron	Describe: Good		
Surface Drainage	Away from Wellhead [ ]	Toward Wellhead [x]	
Bollards Present?	Yes [ ]	No [x]	Describe: ____
Well ID. Visible?	Yes [x]	No [ ]	Describe: On Casing
Lock Present and Functional?	Yes [x]	No [ ]	Describe: ____
Photograph Taken? Photo #	Yes [X]	No [ ]	Describe: ____

Inner Appearance

Integrity of Well Casing	Describe: Good, Intact		
Integrity of Cap Seal	Describe: Good		
Surface Water in Casing?	Yes [ ]	No [x]	Describe: ____
Well Casing Diameter	2 inches		
Well Casing Material	PVC [ ]	Steel [ ]	Stainless Steel [x]
Inner Cap	Threaded [ ]	Slip [x]	Expansion Plug [ ] None [ ]
Reference/Measuring Point	Groove [ ]	Indelible Mark [x]	None [ ]
Evidence of Double Casing?	Yes [ ]	No [X]	Describe: ____

Downhole

Odor	Yes [ ]	No [X]	Describe: ____
PID Reading	0.0 ppm		
Depth to Water (to top of casing)	9.66 feet (nearest 0.01)	Depth to LNAPL	— feet (nearest 0.01) N/A [x]
Total Well Depth (to top of casing)	90.41 feet (nearest 0.1)		
Sediment (Hard/Soft Bottom)	Describe: Soft Bottom		

Additional Comments:

Groundwater Monitoring Well Inspection

ARCADIS Design & Consultancy for natural and built assets

Site/Project Name: Gladding Cordage Project Number: 00266406.0000

Date of Inspection: 10/24/17 Inspector: J. Mullins

Well Designation: TW-65

Well Location: Right of House 129 in Town Court Grass Area

Outward Appearance

Flushmount Diameter	65 inches	N/A [ ]	
Approximate Stickup Height	____ feet	N/A [✓]	
Integrity of Protective Casing	Describe: Good; intact		
Protective Casing Material	Steel [✓]	Stainless Steel [ ]	Other ____
Protective Casing Width or Dia.	4 inches		
Weep Hole in Protective Casing	Yes [ ]	No [✓]	
Surface Seal/Apron Material	Cement [✓]	Bentonite [ ]	Not apparent [ ] Other ____
Integrity of Surface Seal/Apron	Describe: Good		
Surface Drainage	Away from Wellhead [✓]	Toward Wellhead [ ]	
Bollards Present?	Yes [ ]	No [✓]	Describe: ____
Well ID. Visible?	Yes [✓]	No [ ]	Describe: ON WELL CASING
Lock Present and Functional?	Yes [ ]	No [✓]	Describe: FLUSH MOUNT
Photograph Taken? Photo #	Yes [✓]	No [ ]	Describe: ____

Inner Appearance

Integrity of Well Casing	Describe: GOOD; INTACT		
Integrity of Cap Seal	Describe: GOOD		
Surface Water in Casing?	Yes [ ]	No [✓]	Describe: ____
Well Casing Diameter	2 inches		
Well Casing Material	PVC [ ]	Steel [✓]	Stainless Steel [ ]
Inner Cap	Threaded [ ]	Slip [ ]	Expansion Plug [ ] None [✓]
Reference/Measuring Point	Groove [ ]	Indelible Mark [ ]	None [✓]
Evidence of Double Casing?	Yes [ ]	No [ ]	Describe: Steel casing around PVC casing

Downhole

Odor	Yes [ ]	No [✓]	Describe: ____
PID Reading	0.0 ppm		
Depth to Water (to top of casing)	7.13 feet (nearest 0.01)	Depth to LNAPL	— feet (nearest 0.01) N/A [✓]
Total Well Depth (to top of casing)	22.3 feet (nearest 0.1)		
Sediment (Hard/Soft Bottom)	Describe: Soft bottom		

Additional Comments:

BOLTS MISSING; EXPANSION CAP MISSING

Groundwater Monitoring Well Inspection

ARCADIS Design & Consultancy for natural and built assets

Site/Project Name: Gladding Cordage Project Number: 00266406.0000

Date of Inspection: ~~TW-6I~~ 10/24/17 Inspector: J. Mullins

Well Designation: TW-6I

Well Location: Next to town Hall

Outward Appearance

Flushmount Diameter	6 5 inches	N/A [ ]	
Approximate Stickup Height	____ feet	N/A [X]	
Integrity of Protective Casing	Describe: Good, intact		
Protective Casing Material	Steel [X]	Stainless Steel [ ]	Other ____
Protective Casing Width or Dia.	4 inches		
Weep Hole in Protective Casing	Yes [ ]	No [X]	
Surface Seal/Apron Material	Cement [X]	Bentonite [ ]	Not apparent [ ] Other ____
Integrity of Surface Seal/Apron	Describe: good		
Surface Drainage	Away from Wellhead [X]	Toward Wellhead [ ]	
Bollards Present?	Yes [ ]	No [X]	Describe: ____
Well ID. Visible?	Yes [X]	No [ ]	Describe: on Cap
Lock Present and Functional?	Yes [ ]	No [X]	Describe: Flush mount - needs bolts
Photograph Taken? Photo #	Yes [X]	No [ ]	Describe: ____

Inner Appearance

Integrity of Well Casing	Describe: Good, intact		
Integrity of Cap Seal	Describe: good		
Surface Water in Casing?	Yes [ ]	No [X]	Describe: ____
Well Casing Diameter	2 inches		
Well Casing Material	PVC [X]	Steel [ ]	Stainless Steel [ ]
Inner Cap	Threaded [ ]	Slip [ ]	Expansion Plug [X] None [ ]
Reference/Measuring Point	Groove [ ]	Indelible Mark [X]	None [ ]
Evidence of Double Casing?	Yes [X]	No [ ]	Describe: Steel 4" Casing

Downhole

Odor	Yes [ ]	No [X]	Describe: ____
PID Reading	0.0 ppm		
Depth to Water (to top of casing)	7.76 feet (nearest 0.01)	Depth to LNAPL	— feet (nearest 0.01) N/A [X]
Total Well Depth (to top of casing)	68.65 feet (nearest 0.1)		
Sediment (Hard/Soft Bottom)	Describe: Soft Bottom		

Additional Comments:

Groundwater Monitoring Well Inspection

ARCADIS Design & Consultants for natural and built assets

Site/Project Name: Gladding Cordage Project Number: 00266406.0000

Date of Inspection: 10-24-17 Inspector: J. Mullins

Well Designation: TW-6D

Well Location: Next to Town Hall

Outward Appearance

Flushmount Diameter	6.5 inches	N/A [ ]	
Approximate Stickup Height	____ feet	N/A [X]	
Integrity of Protective Casing	Describe: Good, Intact		
Protective Casing Material	Steel [X]	Stainless Steel [ ]	Other ____
Protective Casing Width or Dia.	4 inches		
Weep Hole in Protective Casing	Yes [ ]	No [X]	
Surface Seal/Apron Material	Cement [X]	Bentonite [ ]	Not apparent [ ] Other ____
Integrity of Surface Seal/Apron	Describe: Good		
Surface Drainage	Away from Wellhead [X]	Toward Wellhead [ ]	
Bollards Present?	Yes [ ]	No [X]	Describe: ____
Well ID. Visible?	Yes [X]	No [ ]	Describe: on Cap
Lock Present and Functional?	Yes [ ]	No [X]	Describe: Flush Mount
Photograph Taken? Photo #	Yes [X]	No [ ]	Describe: ____

Inner Appearance

Integrity of Well Casing	Describe: Good, intact		
Integrity of Cap Seal	Describe: Good		
Surface Water in Casing?	Yes [ ]	No [X]	Describe: ____
Well Casing Diameter	2 inches		
Well Casing Material	PVC [ ]	Steel [ ]	Stainless Steel [X]
Inner Cap	Threaded [ ]	Slip [ ]	Expansion Plug [X] None [ ]
Reference/Measuring Point	Groove [ ]	Indelible Mark [ ]	None [ ]
Evidence of Double Casing?	Yes [X]	No [ ]	Describe: Steel Casing around PVC Casing

Downhole

Odor	Yes [ ]	No [X]	Describe: ____
PID Reading	0.0 ppm		
Depth to Water (to top of casing)	7.46 feet (nearest 0.01)	Depth to LNAPL	— feet (nearest 0.01) N/A [✓]
Total Well Depth (to top of casing)	98.65 feet (nearest 0.1)		
Sediment (Hard/Soft Bottom)	Describe: Soft bottom		

Additional Comments:

Groundwater Monitoring Well Inspection

ARCADIS Design & Consultancy for natural and built assets

Site/Project Name: Gladding Cordage Project Number: 00266406.0000

Date of Inspection: 10/24/17 Inspector: J. Mullins

Well Designation: TW-7S

Well Location: West Side of Building

Outward Appearance

Flushmount Diameter	____ inches	N/A [X]		
Approximate Stickup Height	~2.5 feet	N/A [ ]		
Integrity of Protective Casing	Describe: Good, Intact			
Protective Casing Material	Steel [X]	Stainless Steel [ ]	Other ____	
Protective Casing Width or Dia.	4 inches			
Weep Hole in Protective Casing	Yes [ ]	No [X]		
Surface Seal/Apron Material	Cement [X]	Bentonite [ ]	Not apparent [ ]	Other ____
Integrity of Surface Seal/Apron	Describe: Fair, some cracks			
Surface Drainage	Away from Wellhead [X]	Toward Wellhead [ ]		
Bollards Present?	Yes [ ]	No [X]	Describe: ____	
Well ID. Visible?	Yes [X]	No [ ]	Describe: on Casing	
Lock Present and Functional?	Yes [X]	No [ ]	Describe: ____	
Photograph Taken? Photo #	Yes [X]	No [ ]	Describe: ____	

Inner Appearance

Integrity of Well Casing	Describe: Good, Intact			
Integrity of Cap Seal	Describe: Good			
Surface Water in Casing?	Yes [ ]	No [ ]	Describe: ____	
Well Casing Diameter	2 inches			
Well Casing Material	PVC [ ]	Steel [X]	Stainless Steel [ ]	
Inner Cap	Threaded [ ]	Slip [X]	Expansion Plug [ ]	None [ ]
Reference/Measuring Point	Groove [ ]	Indelible Mark [X]	None [ ]	
Evidence of Double Casing?	Yes [ ]	No [X]	Describe: ____	

Downhole

Odor	Yes [ ]	No [X]	Describe: ____
PID Reading	0.0 ppm		
Depth to Water (to top of casing)	9.36 feet (nearest 0.01)	Depth to LNAPL	___ feet (nearest 0.01) N/A [X]
Total Well Depth (to top of casing)	18.11 feet (nearest 0.1)		
Sediment (Hard/Soft Bottom)	Describe: Hard Bottom		

Additional Comments:

Groundwater Monitoring Well Inspection

ARCADIS Design & Consultancy for natural and built assets

Site/Project Name: Gladding Cordage Project Number: 00266406.0000

Date of Inspection: 10/24/17 Inspector: J. Mullins

Well Designation: TW-7I

Well Location: West side of building

Outward Appearance

Flushmount Diameter	____ inches	N/A [✓]	
Approximate Stickup Height	≈2.5 feet	N/A [ ]	
Integrity of Protective Casing	Describe: Good; intact		
Protective Casing Material	Steel [✓]	Stainless Steel [ ]	Other ____
Protective Casing Width or Dia.	4 inches		
Weep Hole in Protective Casing	Yes [ ]	No [✓]	
Surface Seal/Apron Material	Cement [✓]	Bentonite [ ]	Not apparent [ ] Other ____
Integrity of Surface Seal/Apron	Describe: FAIR; MINOR CRACKS		
Surface Drainage	Away from Wellhead [✓]	Toward Wellhead [ ]	
Bollards Present?	Yes [ ]	No [✓]	Describe: ____
Well ID. Visible?	Yes [✓]	No [ ]	Describe: ON CASING
Lock Present and Functional?	Yes [✓]	No [ ]	Describe: ____
Photograph Taken? Photo #	Yes [✓]	No [ ]	Describe: ____

Inner Appearance

Integrity of Well Casing	Describe: GOOD; INTACT		
Integrity of Cap Seal	Describe: GOOD		
Surface Water in Casing?	Yes [ ]	No [✓]	Describe: ____
Well Casing Diameter	2 inches		
Well Casing Material	PVC [ ]	Steel [ ]	Stainless Steel [✓]
Inner Cap	Threaded [ ]	Slip [✓]	Expansion Plug [ ] None [ ]
Reference/Measuring Point	Groove [ ]	Indelible Mark [ ]	None [✓]
Evidence of Double Casing?	Yes [ ]	No [✓]	Describe: ____

Downhole

Odor	Yes [ ]	No [✓]	Describe: ____
PID Reading	0.0 ppm		
Depth to Water (to top of casing)	9.74 feet (nearest 0.01)	Depth to LNAPL	— feet (nearest 0.01) N/A [✓]
Total Well Depth (to top of casing)	55.75 feet (nearest 0.1)		
Sediment (Hard/Soft Bottom)	Describe: Soft bottom		

Additional Comments:

Groundwater Monitoring Well Inspection

ARCADIS Design & Consultancy for natural and built assets

Site/Project Name: Gladding Cordage Project Number: 00266406.0000

Date of Inspection: 10/24/17 Inspector: J. Mullins

Well Designation: TW-7D

Well Location: West side of Building

Outward Appearance

Flushmount Diameter	____ inches	N/A [X]	
Approximate Stickup Height	~2 feet	N/A [ ]	
Integrity of Protective Casing	Describe: Good, Intact		
Protective Casing Material	Steel [X]	Stainless Steel [ ]	Other ____
Protective Casing Width or Dia.	4 inches		
Weep Hole in Protective Casing	Yes [ ]	No [X]	
Surface Seal/Apron Material	Cement [X]	Bentonite [ ]	Not apparent [ ] Other ____
Integrity of Surface Seal/Apron	Describe: Good		
Surface Drainage	Away from Wellhead [X]	Toward Wellhead [ ]	
Bollards Present?	Yes [ ]	No [X]	Describe: ____
Well ID. Visible?	Yes [X]	No [ ]	Describe: On Casing
Lock Present and Functional?	Yes [X]	No [ ]	Describe: ____
Photograph Taken? Photo #	Yes [X]	No [ ]	Describe: ____

Inner Appearance

Integrity of Well Casing	Describe: Good, Intact		
Integrity of Cap Seal	Describe: good		
Surface Water in Casing?	Yes [ ]	No [X]	Describe: ____
Well Casing Diameter	2 inches		
Well Casing Material	PVC [ ]	Steel [ ]	Stainless Steel [X]
Inner Cap	Threaded [ ]	Slip [ ]	Expansion Plug [X] None [ ]
Reference/Measuring Point	Groove [ ]	Indelible Mark [X]	None [ ]
Evidence of Double Casing?	Yes [ ]	No [X]	Describe: ____

Downhole

Odor	Yes [ ]	No [X]	Describe: ____
PID Reading	0.0 ppm		
Depth to Water (to top of casing)	9.5 feet (nearest 0.01)	Depth to LNAPL	— feet (nearest 0.01) N/A [X]
Total Well Depth (to top of casing)	79.95 feet (nearest 0.1)		
Sediment (Hard/Soft Bottom)	Describe: Soft Bottom		

Additional Comments:

Groundwater Monitoring Well Inspection

ARCADIS Design & Consultancy for natural and built assets

Site/Project Name: Gladding Cordage Project Number: 00266406.0000

Date of Inspection: 10-24-17 Inspector: J. Mullins

Well Designation: TW-9I

Well Location: off Maple Ave, next to church

Outward Appearance

Flushmount Diameter	____ inches	N/A [X]	
Approximate Stickup Height	~1 feet	N/A [ ]	
Integrity of Protective Casing	Describe: Good, intact		
Protective Casing Material	Steel [✓]	Stainless Steel [ ]	Other ____
Protective Casing Width or Dia.	4 inches		
Weep Hole in Protective Casing	Yes [ ]	No [X]	
Surface Seal/Apron Material	Cement [X]	Bentonite [ ]	Not apparent [ ] Other ____
Integrity of Surface Seal/Apron	Describe: Fair, cracking		
Surface Drainage	Away from Wellhead [✓]	Toward Wellhead [ ]	
Bollards Present?	Yes [ ]	No [X]	Describe: ____
Well ID. Visible?	Yes [X]	No [ ]	Describe: on casing
Lock Present and Functional?	Yes [X]	No [ ]	Describe: ____
Photograph Taken? Photo #	Yes [X]	No [ ]	Describe: ____

Inner Appearance

Integrity of Well Casing	Describe: Good, Intact		
Integrity of Cap Seal	Describe: Good		
Surface Water in Casing?	Yes [ ]	No [X]	Describe: ____
Well Casing Diameter	2 inches		
Well Casing Material	PVC [ ]	Steel [X]	Stainless Steel [ ]
Inner Cap	Threaded [ ]	Slip [X]	Expansion Plug [ ] None [ ]
Reference/Measuring Point	Groove [ ]	Indelible Mark [X]	None [ ]
Evidence of Double Casing?	Yes [ ]	No [X]	Describe: ____

Downhole

Odor	Yes [ ]	No [X]	Describe: ____
PID Reading	0.0 ppm		
Depth to Water (to top of casing)	10.34 feet (nearest 0.01)	Depth to LNAPL	— feet (nearest 0.01) N/A [X]
Total Well Depth (to top of casing)	63.51 feet (nearest 0.1)		
Sediment (Hard/Soft Bottom)	Describe: Soft Bottom		

Additional Comments:

Groundwater Monitoring Well Inspection

ARCADIS Design & Consultancy for natural and built assets

Site/Project Name: Gladding Cordage Project Number: 00266406.0000

Date of Inspection: 10/24/17 Inspector: J. Mullins

Well Designation: TW-9D

Well Location: Maple Ave, In front of White Gladding sign

Outward Appearance

Flushmount Diameter	____ inches	N/A [✓]	
Approximate Stickup Height	≈1.5 feet	N/A [ ]	
Integrity of Protective Casing	Describe: Good; intact		
Protective Casing Material	Steel [✓]	Stainless Steel [ ]	Other ____
Protective Casing Width or Dia.	4 inches		
Weep Hole in Protective Casing	Yes [ ]	No [✓]	
Surface Seal/Apron Material	Cement [✓]	Bentonite [ ]	Not apparent [ ] Other ____
Integrity of Surface Seal/Apron	Describe: Good		
Surface Drainage	Away from Wellhead [ ]	Toward Wellhead [ ]	
Bollards Present?	Yes [ ]	No [✓]	Describe: ____
Well ID. Visible?	Yes [✓]	No [ ]	Describe: On casing
Lock Present and Functional?	Yes [✓]	No [ ]	Describe: ____
Photograph Taken? Photo #	Yes [✓]	No [ ]	Describe: ____

Inner Appearance

Integrity of Well Casing	Describe: Good; intact		
Integrity of Cap Seal	Describe: Good		
Surface Water in Casing?	Yes [ ]	No [✓]	Describe: ____
Well Casing Diameter	2 inches		
Well Casing Material	PVC [ ]	Steel [ ]	Stainless Steel [✓]
Inner Cap	Threaded [ ]	Slip [✓]	Expansion Plug [ ] None [ ]
Reference/Measuring Point	Groove [ ]	Indelible Mark [✓]	None [ ]
Evidence of Double Casing?	Yes [ ]	No [✓]	Describe: ____

Downhole

Odor	Yes [ ]	No [✓]	Describe: ____
PID Reading	0.0 ppm		
Depth to Water (to top of casing)	10.90 feet (nearest 0.01)	Depth to LNAPL	— feet (nearest 0.01) N/A [✓]
Total Well Depth (to top of casing)	85.08 feet (nearest 0.1)		
Sediment (Hard/Soft Bottom)	Describe: Soft bottom		

Additional Comments:

Groundwater Monitoring Well Inspection

ARCADIS Design & Consultancy for natural and built assets

Site/Project Name: Gladding Cordage Project Number: 00266406.0000

Date of Inspection: 10/25/17 Inspector: J. Mullins

Well Designation: TW-70

Well Location: Right of House 129 in Town Court, back left corner of Pavilion

Outward Appearance

Flushmount Diameter	6.5 inches	N/A [ ]	
Approximate Stickup Height	____ feet	N/A [✓]	
Integrity of Protective Casing	Describe: Good; intact		
Protective Casing Material	Steel [✓]	Stainless Steel [ ]	Other ____
Protective Casing Width or Dia.	4 inches		
Weep Hole in Protective Casing	Yes [ ]	No [✓]	
Surface Seal/Apron Material	Cement [✓]	Bentonite [ ]	Not apparent [ ] Other ____
Integrity of Surface Seal/Apron	Describe: Good		
Surface Drainage	Away from Wellhead [ ]	Toward Wellhead [ ]	
Bollards Present?	Yes [ ]	No [✓]	Describe: ____
Well ID. Visible?	Yes [✓]	No [ ]	Describe: ____
Lock Present and Functional?	Yes [ ]	No [✓]	Describe: FLUSH MOUNT
Photograph Taken? Photo #	Yes [✓]	No [ ]	Describe: ____

Inner Appearance

Integrity of Well Casing	Describe: Good; Intact		
Integrity of Cap Seal	Describe: Good		
Surface Water in Casing?	Yes [ ]	No [✓]	Describe: ____
Well Casing Diameter	2 inches		
Well Casing Material	PVC [ ]	Steel [ ]	Stainless Steel [✓]
Inner Cap	Threaded [ ]	Slip [ ]	Expansion Plug [✓] None [ ]
Reference/Measuring Point	Groove [ ]	Indelible Mark [✓]	None [ ]
Evidence of Double Casing?	Yes [✓]	No [ ]	Describe: 4" Casing around 2" casing

Downhole

Odor	Yes [ ]	No [✓]	Describe: ____
PID Reading	0.0 ppm		
Depth to Water (to top of casing)	6.85 feet (nearest 0.01)	Depth to LNAPL	— feet (nearest 0.01) N/A [✓]
Total Well Depth (to top of casing)	9.71 feet (nearest 0.1)		
Sediment (Hard/Soft Bottom)	Describe: Soft bottom		

Additional Comments:

Groundwater Monitoring Well Inspection

ARCADIS Design & Consultancy for natural and built assets

Site/Project Name: Gladding Cordage Project Number: 00266406.0000

Date of Inspection: 10-24-17 Inspector: J. Mullins

Well Designation: TW-12I

Well Location: NYSDEC Fish Hatchery

Outward Appearance

Flushmount Diameter	____ inches	N/A [X]	
Approximate Stickup Height	~2 feet	N/A [ ]	
Integrity of Protective Casing	Describe: Good, intact		
Protective Casing Material	Steel [X]	Stainless Steel [ ]	Other ____
Protective Casing Width or Dia.	4 inches		
Weep Hole in Protective Casing	Yes [ ]	No [X]	
Surface Seal/Apron Material	Cement [X]	Bentonite [ ]	Not apparent [ ] Other ____
Integrity of Surface Seal/Apron	Describe: Good		
Surface Drainage	Away from Wellhead [X]	Toward Wellhead [ ]	
Bollards Present?	Yes [ ]	No [X]	Describe: ____
Well ID. Visible?	Yes [X]	No [ ]	Describe: on casing
Lock Present and Functional?	Yes [X]	No [ ]	Describe: ____
Photograph Taken? Photo #	Yes [X]	No [ ]	Describe: ____

Inner Appearance

Integrity of Well Casing	Describe: Good, Intact		
Integrity of Cap Seal	Describe: Good		
Surface Water in Casing?	Yes [ ]	No [X]	Describe: ____
Well Casing Diameter	2 inches		
Well Casing Material	PVC [ ]	Steel [ ]	Stainless Steel [X]
Inner Cap	Threaded [ ]	Slip [X]	Expansion Plug [ ] None [ ]
Reference/Measuring Point	Groove [ ]	Indelible Mark [ ]	None [ ]
Evidence of Double Casing?	Yes [ ]	No [X]	Describe: ____

Downhole

Odor	Yes [ ]	No [X]	Describe: ____
PID Reading	0.0 ppm		
Depth to Water (to top of casing)	7.61 feet (nearest 0.01)	Depth to LNAPL	— feet (nearest 0.01) N/A [X]
Total Well Depth (to top of casing)	70.02 feet (nearest 0.1)		
Sediment (Hard/Soft Bottom)	Describe: Soft Bottom		

Additional Comments:

Groundwater Monitoring Well Inspection

ARCADIS

Site/Project Name: Gladding Cordage Project Number: 00266406.0000

Date of Inspection: 10/24/17 Inspector: J. Mullins

Well Designation: TW - 12D

Well Location: DEC Fish Hatchery

Outward Appearance

Flushmount Diameter	____ inches	N/A [✓]	
Approximate Stickup Height	≈2 feet	N/A [ ]	
Integrity of Protective Casing	Describe: Good; intact		
Protective Casing Material	Steel [✓]	Stainless Steel [ ]	Other ____
Protective Casing Width or Dia.	4 inches		
Weep Hole in Protective Casing	Yes [ ]	No [✓]	
Surface Seal/Apron Material	Cement [✓]	Bentonite [ ]	Not apparent [ ] Other ____
Integrity of Surface Seal/Apron	Describe: Good		
Surface Drainage	Away from Wellhead [ ]	Toward Wellhead [ ]	
Bollards Present?	Yes [ ]	No [✓]	Describe: ____
Well ID. Visible?	Yes [✓]	No [ ]	Describe: ON CASING
Lock Present and Functional?	Yes [✓]	No [ ]	Describe: ____
Photograph Taken? Photo #	Yes [✓]	No [ ]	Describe: ____

Inner Appearance

Integrity of Well Casing	Describe: Good; intact		
Integrity of Cap Seal	Describe: Good		
Surface Water in Casing?	Yes [ ]	No [✓]	Describe: ____
Well Casing Diameter	2 inches		
Well Casing Material	PVC [ ]	Steel [ ]	Stainless Steel [✓]
Inner Cap	Threaded [✓]	Slip [ ]	Expansion Plug [ ] None [ ]
Reference/Measuring Point	Groove [ ]	Indelible Mark [✓]	None [ ]
Evidence of Double Casing?	Yes [ ]	No [✓]	Describe: ____

Downhole

Odor	Yes [ ]	No [✓]	Describe: ____
PID Reading	0.0 ppm		
Depth to Water (to top of casing)	8.20 feet (nearest 0.01)	Depth to LNAPL	— feet (nearest 0.01) N/A [✓]
Total Well Depth (to top of casing)	99.21 feet (nearest 0.1)		
Sediment (Hard/Soft Bottom)	Describe: Soft bottom		

Additional Comments:

Groundwater Monitoring Well Inspection

ARCADIS Design & Consultancy for natural and built assets

Site/Project Name: Gladding Cordage Project Number: 00266406.0000

Date of Inspection: 10/25/17 Inspector: J. Mullins

Well Designation: TW-14S

Well Location: Left of Church across Roadway

Outward Appearance

Flushmount Diameter	6 inches	N/A [ ]	
Approximate Stickup Height	____ feet	N/A [✓]	
Integrity of Protective Casing	Describe: Good, intact		
Protective Casing Material	Steel [✓]	Stainless Steel [ ]	Other ____
Protective Casing Width or Dia.	4 inches		
Weep Hole in Protective Casing	Yes [ ]	No [✓]	
Surface Seal/Apron Material	Cement [✓]	Bentonite [ ]	Not apparent [ ] Other ____
Integrity of Surface Seal/Apron	Describe: Good		
Surface Drainage	Away from Wellhead [ ]	Toward Wellhead [✓]	
Bollards Present?	Yes [ ]	No [✓]	Describe: ____
Well ID. Visible?	Yes [✓]	No [ ]	Describe: on cap
Lock Present and Functional?	Yes [ ]	No [✓]	Describe: FLUSH MOUNT
Photograph Taken? Photo #	Yes [✓]	No [ ]	Describe: ____

Inner Appearance

Integrity of Well Casing	Describe: Good, intact		
Integrity of Cap Seal	Describe: Good		
Surface Water in Casing?	Yes [ ]	No [✓]	Describe: ____
Well Casing Diameter	2 inches		
Well Casing Material	PVC [ ]	Steel [✓]	Stainless Steel [ ]
Inner Cap	Threaded [ ]	Slip [ ]	Expansion Plug [✓] None [ ]
Reference/Measuring Point	Groove [✓]	Indelible Mark [ ]	None [✓]
Evidence of Double Casing?	Yes [✓]	No [ ]	Describe: Steel casing around 2" casing

Downhole

Odor	Yes [ ]	No [✓]	Describe: ____
PID Reading	0.0 ppm		
Depth to Water (to top of casing)	6.80 feet (nearest 0.01)	Depth to LNAPL	— feet (nearest 0.01) N/A [✓]
Total Well Depth (to top of casing)	20.03 feet (nearest 0.1)		
Sediment (Hard/Soft Bottom)	Describe: Hard bottom		

Additional Comments:

MISSING BOLTS for Flush mount cover

Groundwater Monitoring Well Inspection

ARCADIS Design & Consultancy for natural and built assets

Site/Project Name: Gladding Cordage Project Number: 00266406.0000

Date of Inspection: 10/25/17 Inspector: J. Mullins

Well Designation: TW-14I

Well Location: Left of Church & across roadway

Outward Appearance

Flushmount Diameter	6 inches	N/A [ ]	
Approximate Stickup Height	____ feet	N/A [✓]	
Integrity of Protective Casing	Describe: Good, intact		
Protective Casing Material	Steel [✓]	Stainless Steel [ ]	Other ____
Protective Casing Width or Dia.	4 inches		
Weep Hole in Protective Casing	Yes [ ]	No [✓]	
Surface Seal/Apron Material	Cement [✓]	Bentonite [ ]	Not apparent [ ] Other ____
Integrity of Surface Seal/Apron	Describe:		
Surface Drainage	Away from Wellhead [ ]	Toward Wellhead [✓]	
Bollards Present?	Yes [ ]	No [✓]	Describe:
Well ID. Visible?	Yes [✓]	No [ ]	Describe: On Flushmount cover
Lock Present and Functional?	Yes [ ]	No [✓]	Describe: FLUSH MOUNT
Photograph Taken? Photo #	Yes [✓]	No [ ]	Describe:

Inner Appearance

Integrity of Well Casing	Describe: Good, intact		
Integrity of Cap Seal	Describe: Good		
Surface Water in Casing?	Yes [ ]	No [✓]	Describe:
Well Casing Diameter	2 inches		
Well Casing Material	PVC [ ]	Steel [✓]	Stainless Steel [ ]
Inner Cap	Threaded [ ]	Slip [ ]	Expansion Plug [✓] None [ ]
Reference/Measuring Point	Groove [ ]	Indelible Mark [ ]	None [✓]
Evidence of Double Casing?	Yes [✓]	No [ ]	Describe: 4" Steel casing around 2" casing

Downhole

Odor	Yes [ ]	No [✓]	Describe:
PID Reading	0.0 ppm		
Depth to Water (to top of casing)	7.30 feet (nearest 0.01)	Depth to LNAPL	— feet (nearest 0.01) N/A [✓]
Total Well Depth (to top of casing)	75.21 feet (nearest 0.1)		
Sediment (Hard/Soft Bottom)	Describe: Hard bottom		

Additional Comments:

Groundwater Monitoring Well Inspection

ARCADIS Design & Consultancy for natural and built assets

Site/Project Name: Gladding Cordage Project Number: 00266406.0000

Date of Inspection: 10 25-17 Inspector: J. Mullins

Well Designation: JW-14D

Well Location: South of Building

Outward Appearance

Flushmount Diameter	6 inches	N/A [ ]	
Approximate Stickup Height	____ feet	N/A [x]	
Integrity of Protective Casing	Describe: Good, Intact		
Protective Casing Material	Steel [x]	Stainless Steel [ ]	Other ____
Protective Casing Width or Dia.	4 inches		
Weep Hole in Protective Casing	Yes [ ]	No [x]	
Surface Seal/Apron Material	Cement [x]	Bentonite [ ]	Not apparent [ ] Other ____
Integrity of Surface Seal/Apron	Describe: Good		
Surface Drainage	Away from Wellhead [ ]	Toward Wellhead [X]	
Bollards Present?	Yes [ ]	No [X]	Describe: ____
Well ID. Visible?	Yes [x]	No [ ]	Describe: ____
Lock Present and Functional?	Yes [ ]	No [X]	Describe: Flush mount
Photograph Taken? Photo #	Yes [X]	No [ ]	Describe: ____

Inner Appearance

Integrity of Well Casing	Describe: Good, Intact		
Integrity of Cap Seal	Describe: Good		
Surface Water in Casing?	Yes [ ]	No [X]	Describe: ____
Well Casing Diameter	2 inches		
Well Casing Material	PVC [ ]	Steel [X]	Stainless Steel [ ]
Inner Cap	Threaded [ ]	Slip [ ]	Expansion Plug [X] None [ ]
Reference/Measuring Point	Groove [ ]	Indelible Mark [ ]	None [ ]
Evidence of Double Casing?	Yes [X]	No [ ]	Describe: Steel casing around PVC casing

Downhole

Odor	Yes [ ]	No [X]	Describe: ____
PID Reading	0.0 ppm		
Depth to Water (to top of casing)	7.16 feet (nearest 0.01)	Depth to LNAPL	____ feet (nearest 0.01) N/A [✓]
Total Well Depth (to top of casing)	89.93 feet (nearest 0.1)		
Sediment (Hard/Soft Bottom)	Describe: Soft Bottom		

Additional Comments:

Groundwater Monitoring Well Inspection

ARCADIS Design & Consultancy for natural and built assets

Site/Project Name: Gladding Cordage Project Number: 00266406.0000

Date of Inspection: 10-25-17 Inspector: J. Mullins

Well Designation: TW-15

Well Location: Next to treatment building

Outward Appearance

Flushmount Diameter	6 inches	N/A [ ]	
Approximate Stickup Height	____ feet	N/A [X]	
Integrity of Protective Casing	Describe: good		
Protective Casing Material	Steel [X]	Stainless Steel [ ]	Other ____
Protective Casing Width or Dia.	4 inches		
Weep Hole in Protective Casing	Yes [ ]	No [X]	
Surface Seal/Apron Material	Cement [X]	Bentonite [ ]	Not apparent [ ] Other ____
Integrity of Surface Seal/Apron	Describe: Good		
Surface Drainage	Away from Wellhead [X]	Toward Wellhead [ ]	
Bollards Present?	Yes [ ]	No [X]	Describe: ____
Well ID. Visible?	Yes [ ]	No [X]	Describe: ____
Lock Present and Functional?	Yes [ ]	No [X]	Describe: Flush mount
Photograph Taken? Photo #	Yes [X]	No [ ]	Describe: ____

Inner Appearance

Integrity of Well Casing	Describe: Good, In tact		
Integrity of Cap Seal	Describe: Good		
Surface Water in Casing?	Yes [ ]	No [X]	Describe: ____
Well Casing Diameter	2 inches		
Well Casing Material	PVC [X]	Steel [ ]	Stainless Steel [ ]
Inner Cap	Threaded [ ]	Slip [ ]	Expansion Plug [X] None [ ]
Reference/Measuring Point	Groove [ ]	Indelible Mark [X]	None [ ]
Evidence of Double Casing?	Yes [ ]	No [X]	Describe: ____

Downhole

Odor	Yes [ ]	No [X]	Describe: ____
PID Reading	0.0 ppm		
Depth to Water (to top of casing)	9.85 feet (nearest 0.01)	Depth to LNAPL	— feet (nearest 0.01) N/A [X]
Total Well Depth (to top of casing)	73.27 feet (nearest 0.1)		
Sediment (Hard/Soft Bottom)	Describe: Soft Bottom		

Additional Comments:

APPENDIX E

Groundwater Level Data Form

GROUNDWATER LEVEL DATA FORM

PROJECT NAME: Gladding Cordage
PROJECT NUMBER: 00266406.0000

DATE: 10/25/2017
NAME: KL

WELL ID	Date	Time	Headspace VOCs (ppm)	Depth to Water (feet)	Reference Point
TW-1	10/25/2017	--	0.0	7.80	TOC
TW-2S	10/25/2017	--	0.0	8.60	TOC
TW-2I	10/25/2017	--	0.0	8.34	TOC
TW-2D	10/25/2017	--	0.0	8.46	TOC
TW-3S	10/25/2017	--	0.0	10.05	TOC
TW-3I	10/25/2017	--	0.0	9.35	TOC
TW-3D	10/25/2017	--	0.0	9.61	TOC
TW-4I	10/25/2017	--	0.0	7.13	TOC
TW-5S	10/25/2017	--	0.0	8.30	TOC
TW-5I	10/25/2017	--	0.0	8.76	TOC
TW-5D	10/25/2017	--	0.0	9.66	TOC
TW-6S	10/24/2017	--	0.0	7.13	TOC
TW-6I	10/24/2017	--	0.0	7.76	TOC
TW-6D	10/24/2017	--	0.0	7.46	TOC
TW-7S	10/24/2017	--	0.0	9.36	TOC
TW-7I	10/24/2017	--	0.0	9.74	TOC
TW-7D	10/24/2017	--	0.0	9.50	TOC
TW-9I	10/24/2017	--	0.0	10.34	TOC
TW-9D	10/24/2017	--	0.0	10.90	TOC
TW-10D	10/25/2017	--	0.0	6.85	TOC
TW-12I	10/24/2017	--	0.0	7.60	TOC
TW-12D	10/24/2017	--	0.0	8.20	TOC
TW-14S	10/25/2017	--	0.0	6.8	TOC
TW-14I	10/25/2017	--	0.0	7.3	TOC
TW-14D	10/25/2017	--	0.0	7.16	TOC
TW-15	10/25/2017	--	0.0	9.85	TOC

Notes:

APPENDIX F

Groundwater Sampling Purge Logs

Groundwater Sampling Log

ARCADIS Design & Consultancy for natural and built assets

Project No. 00266406.0000 | Well ID TW-3S | Date 10/25/17

Project Name/Location Gladding Cordage | Weather Sunny @ 45°F

Measuring Pt. Description Top of PVC | Screen Setting (ft-bmp) | Casing Diameter (in.) 2 | Well Material: PVC ✓ SS

Total Depth (ft-bmp) 17.60 | Static Water Level (ft-bmp) 10.05 | Water Column in Well (ft.) 7.55 | Gallons in Well 1.208

MP Elevation | Pump Intake (ft-bmp) 15.60 | Volumes Purged | Gallons Purged 2.20

Sample Method Grab | Pump On/Off 1438 / 1530 | Sample Time Label 15:25 Start 15:18 End 15:30 | Purge Method Centrifugal / Submersible / Disp. Bailer / Other Peristaltic

Replicate/Code No. | Sampled By K.L

Time	Minutes Elapsed	Rate (gpm) (mL/min)	Depth to Water (ft) TOC	Gallons Purged	pH	Cond. (µmhos) (mS/cm)	Turbidity (NTU)	Dissolved Oxygen (mg/L)	Temp. (°C) (°F)	Redox (mV)	Appearance Color	Appearance Odor
1440			10.05	Ø	6.70	0.668	27.4	28.13	14.99	82	slight AZ	NO
1445	5min		10.05	0.5	6.58	0.680	13.4	10.10	14.99	59	Clear	NO
1450	5min		10.05	1.0	6.49	0.699	3.80	2.47	15.01	1	Clear	NO
1455	5min		10.05	1.25	6.49	0.707	2.83	2.87	15.04	-33	Clear	NO
1500	5min		10.05	1.5	6.49	0.709	1.46	2.62	15.12	-38	Clear	NO
1505	5min		10.05	1.75	6.49	0.710	1.55	2.56	15.29	-38	Clear	NO
1510	5min		10.05	2.0	6.49	0.709	1.39	2.25	15.57	-37	Clear	NO
1515	5min		10.05	2.2	6.49	0.709	1.41	1.99	15.80	-37	Clear	NO

Constituents Sampled	Container	Number	Preservative
PFAS	250 mL Plastic	2	
1,4-Dioxane	40 mL VOA Vial	3	HCL
EPA 624	40 mL VOA Vial	3	HCL

Well Information

Well Location: Southeast of building; adjacent to pavilion | Well Locked at Arrival: Yes

Condition of Well: Good | Well Locked at Departure: Yes

Well Completion: Flush Mount / Stick Up | Key Number To Well: 0344

NOTES:

Well Casing Volumes

Gallons/Foot					
	1" = 0.04	1.5" = 0.09	2.5" = 0.26	3.5" = 0.50	6" = 1.47
	1.25" = 0.06	2" = 0.16	3" = 0.37	4" = 0.65	

Groundwater Sampling Log

ARCADIS Design & Consultancy for natural and built assets

Page 1 of 1

Project No. 00266406.0000

Well ID TW-3I

Date 10/25/17

Project Name/Location Gladding Cordage

Weather SUNNY @ 45°F

Measuring Pt. Description Top of SS

Screen Setting (ft-bmp)

Casing Diameter (in.) 2

Well Material: PVC ☐ SS ☑

Total Depth (ft-bmp) 58.02

Static Water Level (ft-bmp) 9.35

Water Column in Well (ft.) 48.67

Gallons in Well 7.78

MP Elevation

Pump Intake (ft-bmp) 54.02

Volumes Purged

Gallons Purged 1.60

Sample Method Grab

Pump On/Off 1325/1425

Sample Time Label 1415 Start 1415 End 1425

Purge Method Centrifugal ☐ Submersible ☐ Disp. Bailer ☐ Other Peristaltic

Replicate/Code No.

Sampled By J. Mullins

Time	Minutes Elapsed	Rate (gpm) (mL/min)	Depth to Water (ft) TOC	Gallons Purged	pH	Cond. (µmhos) (mS/cm)	Turbidity (NTU)	Dissolved Oxygen (mg/L)	Temp. (°C) (°F)	Redox (mV)	Appearance Color	Appearance Odor
1330	0		9.35	0.0	7.26	0.348	3.54	1.94	16.03	52	None	None
1340	10		9.35	0.4	7.41	0.226	1.69	1.76	15.40	51	"	"
1350	20		9.35	0.8	7.73	0.226	1.69	1.23	14.79	47	"	"
1400	30		9.35	1.2	7.75	0.227	1.55	1.23	14.52	43	"	"
1410	40		9.35	1.6	7.75	0.226	0.59	1.22	14.44	39	"	"

Constituents Sampled	Container	Number	Preservative
PFAS	250 mL Plastic	2	—
1,4-DIOXANE	40 mL VIAL	3	HCL
624 VOCs	40 mL VIAL	3	HCL

Well Information

Well Location: Southeast of building adjacent to pavilion

Condition of Well: Good

Well Completion: Flush Mount / Stick Up

Well Locked at Arrival: Yes

Well Locked at Departure: Yes

Key Number To Well: 0344

NOTES:

Well Casing Volumes

Gallons/Foot: 1" = 0.04; 1.25" = 0.06; 1.5" = 0.09; 2" = 0.16; 2.5" = 0.26; 3" = 0.37; 3.5" = 0.50; 4" = 0.65; 6" = 1.47

Groundwater Sampling Log

ARCADIS Design & Consultancy for natural and built assets

Page 1 of 1

Project No. 00266406.0000

Well ID MW-3D

Date 10-25-17

Project Name/Location Gladding Cordage

Weather Sunny @ 45°F

Measuring Pt. Description Top of SS

Screen Setting (ft-bmp)

Casing Diameter (in.) 2

Well Material: PVC ___ SS X

Total Depth (ft-bmp) 100.72

Static Water Level (ft-bmp) 9.61

Water Column in Well (ft.) 91.11

Gallons in Well 14.57

MP Elevation

Pump Intake (ft-bmp) 98.72

Volumes Purged

Gallons Purged 1.25

Sample Method Grab

Pump On/Off 2:04 / 15:00

Sample Time Label 1450 Start 1440 End 1500

Purge Method Centrifugal ___ Submersible ___ Disp. Bailer ___ Other Peri pump

Replicate/Code No.

Sampled By KL

Time	Minutes Elapsed	Rate (gpm) (mL/min)	Depth to Water (ft) TOC	Gallons Purged	pH	Cond. (µmhos) (mS/cm)	Turbidity (NTU)	Dissolved Oxygen (mg/L)	Temp. (°C) (°F)	Redox (mV)	Appearance Color	Appearance Odor
2:05			9.61	Ø	7.70	0.302	2.61	0.84	15.40	81	Clear	No
2:10	5 min		9.62	0.25	7.84	0.204	0.0	0.75	16.55	75	Clear	No
2:15	5 min		9.62	0.5	7.59	0.187	0.0	0.0	16.72	86	Clear	NO
2:20	5 min		9.63	0.6	7.51	0.185	0.0	0.0	16.34	86	Clear	NO
2:25	5 min		9.63	0.75	7.52	0.184	0.0	0.0	15.38	83	Clear	NO
2:30	5 min		9.64	1.00	7.54	0.186	0.0	0.0	14.87	81	Clear	NO
2:35	5 min		9.64	1.25	7.55	0.187	0.0	0.0	14.47	80	Clear	NO

Constituents Sampled	Container	Number	Preservative
PFA's	250 mL Plastic	2	—
1,4-Dioxane	40 mL VOA Vial	3	HCL
EPA 624	40 mL VOA Vial	3	HCL

Well Information

Well Location: SE of Building

Condition of Well: Good

Well Completion: Flush Mount / Stick Up

Well Locked at Arrival: Yes

Well Locked at Departure: Yes

Key Number To Well: 0344

NOTES:

Well Casing Volumes

Gallons/Foot: 1" = 0.04; 1.25" = 0.06; 1.5" = 0.09; 2" = 0.16; 2.5" = 0.26; 3" = 0.37; 3.5" = 0.50; 4" = 0.65; 6" = 1.47

1

Groundwater Sampling Log

ARCADIS Design & Consultancy for natural and built assets

Page 1 of 1

Project No. 00266406.0000 | Well ID TW-4I | Date 10-25-17

Project Name/Location Gladding Cordage | Weather Partly Sunny 44°

Measuring Pt. Description Top of PVC | Screen Setting (ft-bmp) | Casing Diameter (in.) 2 | Well Material: PVC X, SS

Total Depth (ft-bmp) 67.20 | Static Water Level (ft-bmp) 7.13 | Water Column in Well (ft.) 60.07 | Gallons in Well 9.61

MP Elevation | Pump Intake (ft-bmp) 65.20 | Volumes Purged | Gallons Purged 2.25

Sample Method Grab | Pump On/Off 11:30 / 1228 | Sample Time Label 12:20, Start 12:10, End 12:28 | Purge Method: Centrifugal, Submersible, Disp. Bailer, Other Peri Pump

Replicate/Code No. | Sampled By KL

Time	Minutes Elapsed	Rate (gpm) (mL/min)	Depth to Water (ft) TOC	Gallons Purged	pH	Cond. (µmhos) (mS/cm)	Turbidity (NTU)	Dissolved Oxygen (mg/L)	Temp. (°C) (°F)	Redox (mV)	Appearance Color	Appearance Odor
11:35			7.13	Ø	7.20	0.320	0.91	6.0	14.18	152	None	NO
11:40	5mins		7.16	0.25	7.61	0.358	0.0	0.0	15.74	67	None	NO
11:45	5mins		7.19	0.75	7.64	0.355	0.0	0.0	16.32	27	None	NO
11:50	5mins		7.22	1.0	7.66	0.353	0.0	0.0	16.47	16	None	NO
11:55	5mins		7.24	1.25	7.70	0.352	0.0	0.0	16.59	8	None	NO
12:00	5mins		7.26	1.5	7.76	0.351	0.0	0.0	16.70	2	None	NO
12:05	5mins		7.30	1.75	7.97	0.349	0.0	0.0	16.71	-15	None	NO
12:10	5mins		7.30	2.0	8.1	0.349	0.0	0.0	16.45	-27	None	NO

Constituents Sampled	Container	Number	Preservative
PFAS	250 mL Plastic	2	
1,4-Dioxane	40 mL VOA Vial	3	HCL
EPA 624	40 mL VOA Vial	3	HCL

Well Information

Well Location: South of building

Condition of Well: Good

Well Completion: Flush Mount / Stick Up

Well Locked at Arrival: NA

Well Locked at Departure: NA

Key Number To Well: —

NOTES:

Well Casing Volumes

Gallons/Foot: 1" = 0.04, 1.25" = 0.06, 1.5" = 0.09, 2" = 0.16, 2.5" = 0.26, 3" = 0.37, 3.5" = 0.50, 4" = 0.65, 6" = 1.47

Groundwater Sampling Log

ARCADIS Design & Consultancy for natural and built assets

Page 1 of 1

Project No. 00266406.0000

Well ID TW-5S

Date 10/25/17

Project Name/Location Gladding Cordage

Weather Partly Cloudy 45

Measuring Pt. Description top of PVC

Screen Setting (ft-bmp)

Casing Diameter (in.) 2"

Well Material: PVC ✓ SS ✗

Total Depth (ft-bmp) 22.28

Static Water Level (ft-bmp) 8.30

Water Column in Well (ft.) 13.98

Gallons in Well 2.23

MP Elevation

Pump Intake (ft-bmp) 20.28

Volumes Purged

Gallons Purged 2.00

Sample Method Grab

Pump On/Off 0815/0925

Sample Time Label 0915 Start 0925 End 0925

Purge Method Centrifugal Submersible Disp. Bailer Other Peristaltic

Replicate/Code No.

Sampled By J. Mullins

Time	Minutes Elapsed	Rate (gpm) (mL/min)	Depth to Water (ft) TOC	Gallons Purged	pH	Cond. (µmhos) (mS/cm)	Turbidity (NTU)	Dissolved Oxygen (mg/L)	Temp. (°C) (°F)	Redox (mV)	Appearance Color	Appearance Odor
0820	0		8.30	0.0	5.86	0.381	21.8	4.71	15.85	163	None	None
0830	10		8.30	0.4	6.31	0.342	3.94	3.95	16.25	143	"	"
0840	20		8.30	0.8	6.37	0.321	0.00	3.83	16.60	137	"	"
0850	30		8.30	1.2	6.39	0.320	0.00	3.80	16.60	137	"	"
0900	40		8.30	1.6	6.40	0.320	0.00	3.80	16.60	135	"	"
0910	50		8.30	2.0	6.40	0.320	0.00	3.80	16.60	134	"	"

Constituents Sampled	Container	Number	Preservative
PFAS	250 mL Plastic	2	—
1,4-DIOXANE	40 mL VIAL	3	HCL
624 VOCs	40 mL VIAL	3	HCL

Well Information

Well Location: Behind church; south side of building

Condition of Well: Good

Well Completion: Flush Mount / Stick Up

Well Locked at Arrival: Yes

Well Locked at Departure: Yes

Key Number To Well: 0344

NOTES:

Well Casing Volumes

Gallons/Foot 1" = 0.04 1.25" = 0.06 1.5" = 0.09 2" = 0.16 2.5" = 0.26 3" = 0.37 3.5" = 0.50 4" = 0.65 6" = 1.47

Groundwater Sampling Log

ARCADIS Design & Consultancy for natural and built assets

Page 1 of 1

Project No. 00266406.0000 Well ID IW-5I Date 10/25/17

Project Name/Location Gladding Cordage Weather Partly Cloudy 045

Measuring Pt. Description Top of PVC Screen Setting (ft-bmp) Casing Diameter (in.) 2 Well Material: PVC ✓ SS

Total Depth (ft-bmp) 70.83 Static Water Level (ft-bmp) 8.76 Water Column in Well (ft.) 62.07 Gallons in Well 9.93

MP Elevation Pump Intake (ft-bmp) 68.83 Volumes Purged Gallons Purged 1.60

Sample Method Grab Pump On/Off 0925/1025 Sample Time Label 1015 Start 1015 End 1025 Purge Method Centrifugal Submersible Disp. Bailer Other Peristaltic

Replicate/Code No. Sampled By J Mullins

Time	Minutes Elapsed	Rate (gpm) (mL/min)	Depth to Water (ft) TOC	Gallons Purged	pH	Cond. (µmhos) (mS/cm)	Turbidity (NTU)	Dissolved Oxygen (mg/L)	Temp (°C) (°F)	Redox (mV)	Appearance Color	Appearance Odor
0930	0		8.76	0.0	7.85	0.490	8.29	1.23	16.32	91	None	None
0940	10		8.76	0.4	7.85	0.491	0.85	1.07	16.29	84	"	"
0950	20		8.76	0.8	7.95	0.499	0.84	0.99	15.25	58	"	"
1000	30		8.76	1.2	7.99	0.506	0.82	0.96	15.12	42	"	"
1010	40		8.76	1.6	7.99	0.506	0.83	0.96	15.12	40	"	"

Constituents Sampled	Container	Number	Preservative
PFAS	250 mL Plastic	2	
1,4-DIOXANE	40 mL VIAL	3	HCL
624 VOCs	40 mL VIAL	3	HCL

Well Information

Well Location: Behind church, South side of Bldg. Well Locked at Arrival: Yes

Condition of Well: Good Well Locked at Departure: Yes

Well Completion: Flush Mount / Stick Up Key Number To Well: 0344

NOTES:

Well Casing Volumes

Gallons/Foot 1" = 0.04 1.25" = 0.06 1.5" = 0.09 2" = 0.16 2.5" = 0.26 3" = 0.37 3.5" = 0.50 4" = 0.65 6" = 1.47

Groundwater Sampling Log

ARCADIS Design & Consultancy for natural and built assets

Project No. 00266406.0000 | Well ID TW-5D | Date 10-25-17

Project Name/Location Gladding Cordage | Weather Cloudy 40's

Measuring Pt. Description Top of SS | Screen Setting (ft-bmp) | Casing Diameter (in.) 2 | Well Material: PVC ___ SS X

Total Depth (ft-bmp) 90.41 | Static Water Level (ft-bmp) 9.66 | Water Column in Well (ft.) 80.75 | Gallons in Well 12.92

MP Elevation | Pump Intake (ft-bmp) 88.41 | Volumes Purged | Gallons Purged 20

Sample Method Grab | Pump On/Off 8 12 / 0915 | Sample Time Label 9:10 Start 9:02 End 9:15 | Purge Method Centrifugal ___ Submersible ___ Disp. Bailer ___ Other Peri Pump

Replicate/Code No. | Sampled By KL

Time	Minutes Elapsed	Rate (gpm) (mL/min)	Depth to Water (ft) TOC	Gallons Purged	pH	Cond. (µmhos) (mS/cm)	Turbidity (NTU)	Dissolved Oxygen (mg/L)	Temp. (°C) (°F)	Redox (mV)	Appearance Color	Appearance Odor
8:15			9.66	Ø	6.05	0.349	0.0	2.44	13.85	194	Clear	NO
8:20	5min		9.66	0.25	6.62	0.320	0.0	1.63	14.15	179	Clear	No
8:25	5min		9.66	0.5	6.77	0.308	0.0	1.49	14.18	177	Clear	NO
8:30	5min		9.66	0.75	6.80	0.304	2.45	1.38	14.09	179	Slight tan	NO
8:35	5min		9.66	1.0	6.80	0.302	2.45	0.97	14.04	~~179~~201	Slight	No
8:40	5min		9.66	1.25	6.92	0.303	2.11	0.72	14.20	228	Clear	NO
8:45	5min		9.66	1.5	6.98	0.303	1.30	0.39	14.16	251	Clear	NO
8:50	5min		9.67	1.75	7.20	0.313	1.30	0.0	14.21	244	Clear	NO
8:55	5min		9.67	1.8	7.23	0.314	0.22	0.0	14.15	237	Clear	NO
9:00	5min		9.67	2.0	7.25	0.314	0.06	0.0	14.18	232	Clear	NO

Constituents Sampled	Container	Number	Preservative
PFA's	250 mL Plastic	2	
1,4-Dioxane	40 mL VOA Vial	3	HCL
EPA 624	40 mL VOA Vial	3	HCL

Well Information

Well Location: South Side of building | Well Locked at Arrival: Yes

Condition of Well: Good | Well Locked at Departure: Yes

Well Completion: Flush Mount / (Stick Up) | Key Number To Well: 0344

NOTES:

Well Casing Volumes

Gallons/Foot					
	1" = 0.04	1.5" = 0.09	2.5" = 0.26	3.5" = 0.50	6" = 1.47
	1.25" = 0.06	2" = 0.16	3" = 0.37	4" = 0.65	

Groundwater Sampling Log

ARCADIS

Page 1 of 1

Project No. 00266406.0000

Well ID IW-6S

Date 10/24/17

Project Name/Location Gladding Cordage

Weather Sunny @ 65°F

Measuring Pt. Description Top of PVC

Screen Setting (ft-bmp)

Casing Diameter (in.) 2"

Well Material: PVC ___ SS ✓

Total Depth (ft-bmp) 22.30

Static Water Level (ft-bmp) 7.13

Water Column in Well (ft.) 15.17

Gallons in Well 2.42

MP Elevation

Pump Intake (ft-bmp) 20.30

Volumes Purged

Gallons Purged 1.80

Sample Method Grab

Pump On/Off 1249/1350

Sample Time Label 1340 Start 1350 End 1350

Purge Method
Centrifugal
Submersible
Disp. Bailer
Other Peristaltic

Replicate/Code No.

Sampled By J Mullins

Time	Minutes Elapsed	Rate (gpm) (mL/min)	Depth to Water (ft) TOC	Gallons Purged	pH	Cond. (µmhos) (mS/cm)	Turbidity (NTU)	Dissolved Oxygen (mg/L)	Temp. (°C) (°F)	Redox (mV)	Appearance Color	Appearance Odor
1255	0		7.13	0.2	6.56	0.251	13.6	5.49	16.68	109	None	None
1305	10		7.13	0.6	6.45	0.244	2.75	4.12	17.35	113	"	"
1315	20		7.13	1.0	6.43	0.246	0.35	4.11	16.82	119	"	"
1325	30		7.13	1.4	6.42	0.244	0.00	4.03	16.94	121	"	"
1335	40		7.13	1.8	6.42	0.244	0.00	4.03	16.94	121	"	"

Constituents Sampled	Container	Number	Preservative
PFAS	250 mL Plastic	2	—
1,4-DIOXANE	40 mL VIAL	3	HCL
624 VOCS	40 mL VIAL	3	HCL

Well Information

Well Location: Right of House 129 IN GRASS

Condition of Well: POOR; NO BOLTS OR PLUG CAP

Well Completion: Flush Mount / Stick Up

Well Locked at Arrival: NO

Well Locked at Departure: NO

Key Number To Well: —

NOTES:

Well Casing Volumes

Gallons/Foot 1" = 0.04 1.25" = 0.06 1.5" = 0.09 2" = 0.16 2.5" = 0.26 3" = 0.37 3.5" = 0.50 4" = 0.65 6" = 1.47

Groundwater Sampling Log

ARCADIS Design & Consultancy for natural and built assets

Project No. 00266406.0000

Well ID FW-6 T

Date 10-24-17

Project Name/Location Gladding Cordage

Weather Sunny 70's

Measuring Pt. Description Top of SS,

Screen Setting (ft-bmp)

Casing Diameter (in.) 2"

Well Material: PVC ___ SS ✓

Total Depth (ft-bmp) 68.65'

Static Water Level (ft-bmp) 7.76

Water Column in Well (ft.) 61.09

Gallons in Well 9.77

MP Elevation

Pump Intake (ft-bmp) 65.00

Volumes Purged

Gallons Purged 2.05

Sample Method Grab

Pump On/Off 12:54/1350

Sample Time Label 13:30 Start 13:28 End 13:46

Purge Method Centrifugal ___ Submersible ___ Disp. Bailer ___ Other Peri

Replicate/Code No.

Sampled By JM/KL

Time	Minutes Elapsed	Rate (gpm) (mL/min)	Depth to Water (ft) TOC	Gallons Purged	pH	Cond. (µmhos) (mS/cm)	Turbidity (NTU)	Dissolved Oxygen (mg/L)	Temp. (°C) (°F)	Redox (mV)	Appearance Color	Appearance Odor
12:55			7.76	Ø	7.1	0.292	0.0	0.0	22.1	86	NO	NO
1:00	5min		7.76	0.48	6.93	0.290	0.0	0.0	21.2	84	NO	NO
1:05	5min		7.76	0.75	6.82	0.293	0.0	0.0	20.67	82	NO	NO
1:10	5min		7.76	1.05	6.81	0.297	0.0	0.0	20.43	78	NO	NO
1:15	5min		7.76	1.5	6.76	0.303	0.0	0.0	20.21	78	NO	NO
1:20	5min		7.76	1.75	6.74	0.299	0.0	0.0	20.11	79	NO	NO
1:26	6min		7.76	2.05	6.69	0.297	0.0	0.0	20.13	83	NO	NO

Constituents Sampled	Container	Number	Preservative
PFAS	250 mL Plastic	2	
1,4-Dioxane	40 mL Voa Vials	3	HCL
EPA 624	40 mL Voa Vials	3	HCL

Well Information

Well Location: Next to town Hall

Condition of Well: Good

Well Completion: (Flush Mount) / Stick Up

Well Locked at Arrival: NO

Well Locked at Departure: NO

Key Number To Well: —

NOTES:

Well Casing Volumes

Gallons/Foot: 1" = 0.04; 1.25" = 0.06; 1.5" = 0.09; 2" = 0.16; 2.5" = 0.26; 3" = 0.37; 3.5" = 0.50; 4" = 0.65; 6" = 1.47

Groundwater Sampling Log

ARCADIS

Page 1 of 1

Project No. 00266406.0000

Well ID TW-6D

Date 10-24-17

Project Name/Location Gladding Cordage

Weather Sunny 60's

Measuring Pt. Description Top of SS

Screen Setting (ft-bmp)

Casing Diameter (in.) 2

Well Material: PVC / SS ✓

Total Depth (ft-bmp) 98.65

Static Water Level (ft-bmp) 7.46

Water Column in Well (ft.) 91.19

Gallons in Well 14.6

MP Elevation

Pump Intake (ft-bmp) 90.00

Volumes Purged

Gallons Purged 2.25

Sample Method Grab

Pump On/Off 1400 / 1500

Sample Time Label 15:00 Start 14:46 End 15:00

Purge Method Centrifugal / Submersible / Disp. Bailer / Other Peri

Replicate/Code No.

Sampled By KL

Time	Minutes Elapsed	Rate (gpm) (mL/min)	Depth to Water (ft) TOC	Gallons Purged	pH	Cond. (µmhos) (mS/cm)	Turbidity (NTU)	Dissolved Oxygen (mg/L)	Temp. (°C) (°F)	Redox (mV)	Appearance Color	Appearance Odor
14:00			7.46	0	6.67	0.333	0.0	3.05	14.85	111	NO	NO
14:15	5mins		7.46	0.75	6.73	0.331	0.0	2.57	14.95	104	Clear	NO
14:20	5mins		7.46	1.05	6.64	0.333	0.0	2.52	14.32	107	Clear	NO
14:25	5mins		7.46	1.5	6.59	0.331	0.0	2.29	14.17	110	Clear	No
14:30	5mins		7.46	1.75	6.57	0.332	0.0	2.28	14.17	111	Clear	NO
14:35	5mins		7.46	2.0	6.62	0.330	0.0	2.17	14.26	108	Clear	NO
14:40	5mins		7.46	2.25	6.67	0.331	0.0	2.17	14.06	109	Clear	NO

Constituents Sampled

PFA's
1,4-Dioxane
EPA 624

Container	Number	Preservative
250 mL Plastic	2	—
40 mL VOA Vial	3	HCL
40 mL VOA Vial	3	HCL

Well Information

Well Location: Next to Town Hall

Condition of Well: Good

Well Completion: Flush Mount / Stick Up

Well Locked at Arrival: N/A

Well Locked at Departure: N/A

Key Number To Well: N/A

NOTES:

Well Casing Volumes

Gallons/Foot: 1" = 0.04; 1.25" = 0.06; 1.5" = 0.09; 2" = 0.16; 2.5" = 0.26; 3" = 0.37; 3.5" = 0.50; 4" = 0.65; 6" = 1.47

Groundwater Sampling Log

ARCADIS Design & Consultancy for natural and built assets

Project No. 00266406.0000 | Well ID TW-75 | Date 10/24/17

Project Name/Location Gladding Cordage | Weather Cloudy 60°F

Measuring Pt. Description Top of SS | Screen Setting (ft-bmp) | Casing Diameter (in.) 2 | Well Material: PVC ___ SS X

Total Depth (ft-bmp) 18.11 | Static Water Level (ft-bmp) 9.36 | Water Column in Well (ft.) 8.75 | Gallons in Well 1.4

MP Elevation | Pump Intake (ft-bmp) 16.11 | Volumes Purged | Gallons Purged 2.25

Sample Method Grab | Pump On/Off 1612/1705 | Sample Time Label 1655 Start 948 End 5:03 | Purge Method Centrifugal ___ Submersible ___ Disp. Bailer ___ Other Peri Pump

Replicate/Code No. | Sampled By KL

Time	Minutes Elapsed	Rate (gpm) (mL/min)	Depth to Water (ft) TOC	Gallons Purged	pH	Cond. (µmhos) (mS/cm)	Turbidity (NTU)	Dissolved Oxygen (mg/L)	Temp. (°C) (°F)	Redox (mV)	Appearance Color	Appearance Odor
1615			9.36	0	7.28	0.422	0.0	2.61	13.55	63	Clear	NO
1620	5min		9.36	0.4	7.25	0.422	0.0	2.46	13.44	65	Clear	NO
1625	5min		9.36	0.6	7.23	0.423	0.0	2.40	13.31	69	Clear	NO
1630	5min		9.36	1.0	7.22	0.424	0.0	2.32	12.96	73	Clear	NO
1635	5min		9.36	1.5	7.21	0.424	0.0	2.26	13.04	76	Clear	NO
1640	5min		9.36	2.0	7.20	0.423	0.0	2.26	13.12	80	Clear	NO
1645	5min		9.36	2.25	7.19	0.424	0.0	2.26	13.04	81	Clear	NO

Constituents Sampled	Container	Number	Preservative
PFA's	250 ML Plastic	2	—
1,4-Dioxane	40 mL VOA VIAL	3	HCL
EPA-624	40 mL VOA VIAL	3	HCL

Well Information

Well Location: West side of building

Condition of Well: Good

Well Completion: Flush Mount / Stick Up

Well Locked at Arrival: Yes

Well Locked at Departure: Yes

Key Number To Well: 0344

NOTES:

Well Casing Volumes

Gallons/Foot: 1" = 0.04; 1.25" = 0.06; 1.5" = 0.09; 2" = 0.16; 2.5" = 0.26; 3" = 0.37; 3.5" = 0.50; 4" = 0.65; 6" = 1.47

Groundwater Sampling Log

ARCADIS Design & Consultancy for natural and built assets

Project No. 00266406.0000

Well ID TW-7I

Date 10/24/17

Project Name/Location Gladding Cordage

Weather Cloudy @ 62°F

Measuring Pt. Description Top of SS

Screen Setting (ft-bmp)

Casing Diameter (in.) 2

Well Material: PVC ___ SS ✓

Total Depth (ft-bmp) 55.75

Static Water Level (ft-bmp) 9.74

Water Column in Well (ft.) 46.01

Gallons in Well 7.36

MP Elevation

Pump Intake (ft-bmp) 53.75

Volumes Purged

Gallons Purged 1.60

Sample Method Grab

Pump On/Off 1613/1712

Sample Time Label 1700 Start 1700 End 1712

Purge Method Centrifugal ___ Submersible ___ Disp. Bailer ___ Other Peristaltic

Replicate/Code No.

Sampled By J. Mullins

Time	Minutes Elapsed	Rate (gpm) (mL/min)	Depth to Water (ft) TOC	Gallons Purged	pH	Cond. (µmhos) (mS/cm)	Turbidity (NTU)	Dissolved Oxygen (mg/L)	Temp. (°C) (°F)	Redox (mV)	Appearance Color	Appearance Odor
1615	0		9.74	0.0	7.52	0.394	5.00	3.51	14.41	34	None	None
1625	10		9.74	0.4	7.47	0.402	3.40	2.80	14.52	36	"	"
1635	20		9.74	0.8	7.47	0.402	2.43	2.64	14.29	38	"	"
1645	30		9.75	1.2	7.47	0.402	0.89	2.71	14.85	42	"	"
1655	40		9.75	1.6	7.47	0.402	0.40	2.72	14.85	45	"	"

Constituents Sampled	Container	Number	Preservative
PFAS	250 mL Plastic	2	—
1,4-DIOXANE	40 mL VIAL	3	HCL
624 VOCs	40 mL VIAL	3	HCL

Well Information

Well Location: West Side of Building

Condition of Well: GOOD

Well Completion: Flush Mount / Stick Up

Well Locked at Arrival: Yes

Well Locked at Departure: Yes

Key Number To Well: 0344

NOTES:

Well Casing Volumes

Gallons/Foot: 1" = 0.04; 1.25" = 0.06; 1.5" = 0.09; 2" = 0.16; 2.5" = 0.26; 3" = 0.37; 3.5" = 0.50; 4" = 0.65; 6" = 1.47

Groundwater Sampling Log

ARCADIS

Project No. 00266406.0000

Well ID TW-7D

Date 10/24/17

Project Name/Location Gladding Cordage

Weather Cloudy @ 60F

Measuring Pt. Description Top of SS

Screen Setting (ft-bmp)

Casing Diameter (in.) 2

Well Material: PVC ___ SS X

Total Depth (ft-bmp) 79.95

Static Water Level (ft-bmp) 9.5

Water Column in Well (ft.) 70.45

Gallons in Well 11.27

MP Elevation

Pump Intake (ft-bmp) 77.75

Volumes Purged

Gallons Purged 2.0

Sample Method Grab

Pump On/Off 1723/1630

Sample Time Label 1600 Start 1600 End 1530

Purge Method Centrifugal ___ Submersible ___ Disp. Bailer ___ Other Peri Pump

Replicate/Code No. MS/MSD

Sampled By KL/JM

Time	Minutes Elapsed	Rate (gpm) (mL/min)	Depth to Water (ft) TOC	Gallons Purged	pH	Cond. (µmhos) (mS/cm)	Turbidity (NTU)	Dissolved Oxygen (mg/L)	Temp (°C) (°F)	Redox (mV)	Appearance Color	Appearance Odor
1725			9.50	Ø	8.27	0.247	0.0	2.40	15.22	70	Clear	NO
1730	5mins		9.50	0.3	8.25	0.249	0.0	1.84	13.69	74	Clear	NO
1735	5mins		9.50	0.6	8.21	0.251	0.0	1.69	13.17	77	Clear	NO
1740	5mins		9.50	1.0	8.20	0.252	0.0	1.68	12.99	77	Clear	NO
1745	5mins		9.50	1.5	8.19	0.252	0.0	1.65	12.78	78	Clear	NO
1750	5mins		9.50	1.75	8.18	0.252	0.0	1.63	12.58	79	Clear	NO
1755	5		9.50	2.0	8.18	0.252	0.0	1.63	12.54	81	"	"

Constituents Sampled	Container	Number	Preservative
PFAS	250 mL Plastic	2	
1,4-Dioxane	40 mL VOA Vial	3	HCL
EPA-624	40 mL VOA Vial	3	HCL

Well Information

Well Location: West side of building

Condition of Well: Good

Well Completion: Flush Mount / Stick Up

Well Locked at Arrival: Yes

Well Locked at Departure: Yes

Key Number To Well: 0344

NOTES:

Well Casing Volumes

Gallons/Foot					
	1" = 0.04	1.5" = 0.09	2.5" = 0.26	3.5" = 0.50	6" = 1.47
	1.25" = 0.06	2" = 0.16	3" = 0.37	4" = 0.65	

Groundwater Sampling Log

ARCADIS Design & Consultancy for natural and built assets

Project No. 00266406.0000 Well ID TW.9I

Date 10/24/17

Project Name/Location Gladding Cordage

Weather Cloudy @ 60°F

Measuring Pt. Description Top of SS

Screen Setting (ft-bmp)

Casing Diameter (in.) 2

Well Material: PVC ___ SS X

Total Depth (ft-bmp) 63.51

Static Water Level (ft-bmp) 10.34

Water Column in Well (ft.) 53.17

Gallons in Well 8.5

MP Elevation

Pump Intake (ft-bmp) 60.51

Volumes Purged

Gallons Purged 2.5

Sample Method Grab

Pump On/Off 15:10 / 1559

Sample Time Label 15:55 Start 15:48 End 15:59

Purge Method Centrifugal ___ Submersible ___ Disp. Bailer ___ Other Peri

Replicate/Code No.

Sampled By KL

Time	Minutes Elapsed	Rate (gpm) (mL/min)	Depth to Water (ft) TOC	Gallons Purged	pH	Cond. (µmhos) (mS/cm)	Turbidity (NTU)	Dissolved Oxygen (mg/L)	Temp (°C) (°F)	Redox (mV)	Appearance Color	Appearance Odor
15:15			10.34	Ø	7.12	0.426	0.0	0.0	15.92	87	Clear	No
15:20	5min		10.34	0.5	7.00	0.438	0.0	0.0	14.27	25	Clear	No
1525	5min		10.34	0.9	6.98	0.436	0.0	0.0	14.12	1	Clear	No
1530	5min		10.34	1.5	6.98	0.436	0.0	0.0	13.98	-13	Clear	No
1535	5min		10.34	1.75	6.99	0.437	0.0	0.0	13.77	-20	Clear	No
1540	5min		10.34	2.0	7.0	0.433	0.0	0.0	13.68	-22	Clear	No
1545	5min		10.34	2.5	7.01	0.438	0.0	0.0	13.65	-24	Clear	No

Constituents Sampled	Container	Number	Preservative
PFA's	250 mL Plastic	2	
1,4-Dioxane	40 mL VOA Vials	3	HCL
EPA 624	40 mL VOA Vials	3	HCL

Well Information

Well Location: Off Maple Ave, Next to church

Condition of Well: Good

Well Completion: Flush Mount / Stick Up

Well Locked at Arrival: Yes

Well Locked at Departure: Yes

Key Number To Well: 0344

NOTES:

Well Casing Volumes

Gallons/Foot 1" = 0.04 1.25" = 0.06 1.5" = 0.09 2" = 0.16 2.5" = 0.26 3" = 0.37 3.5" = 0.50 4" = 0.65 6" = 1.47

Groundwater Sampling Log

ARCADIS Design & Consultance for natural and built assets

Page 1 of 1

Project No. 00266406.0000

Well ID TW-9D

Date 10/24/17

Project Name/Location Gladding Cordage

Weather Sunny @ 65°F

Measuring Pt. Description Top of PVC

Screen Setting (ft-bmp)

Casing Diameter (in.) 2

Well Material: PVC ___ SS ✓

Total Depth (ft-bmp) 85.05

Static Water Level (ft-bmp) 10.90

Water Column in Well (ft.) 74.15

Gallons in Well 11.86

MP Elevation

Pump Intake (ft-bmp) 84.00

Volumes Purged

Gallons Purged 1.60

Sample Method Grab

Pump On/Off 1444 / 1540

Sample Time Label 1530 Start 1530 End 1540

Purge Method Centrifugal ___ Submersible ___ Disp. Bailer ___ Other Peristaltic

Replicate/Code No.

Sampled By J. MULLINS

Time	Minutes Elapsed	Rate (gpm) (mL/min)	Depth to Water (ft) TOC	Gallons Purged	pH	Cond. (umhos) (mS/cm)	Turbidity (NTU)	Dissolved Oxygen (mg/L)	Temp. (°C) (°F)	Redox (mV)	Appearance Color	Appearance Odor
1445	0		10.90	0.0	6.84	0.383	2.04	1.66	14.49	75	None	None
1455	10		10.90	0.4	6.82	0.383	1.80	1.09	13.68	-33	"	"
1505	20		10.90	0.8	6.82	0.381	2.04	1.15	13.53	-45	"	"
1515	30		10.90	1.2	6.81	0.381	2.04	0.98	13.51	-50	"	"
1525	40		10.90	1.6	6.81	0.381	2.04	1.00	13.51	-54	"	"

Constituents Sampled	Container	Number	Preservative
PFAS	250 mL Plastic	2	—
1,4-DIOXANE	40 mL VIAL	3	HCL
624 VOCS	40 mL VIAL	3	HCL

Well Information

Well Location: Maple Ave; In front of White Gladding Sign

Condition of Well: GOOD

Well Completion: Flush Mount / Stick Up

Well Locked at Arrival: Yes

Well Locked at Departure: Yes

Key Number To Well: 0344

NOTES:

Well Casing Volumes

Gallons/Foot: 1" = 0.04; 1.25" = 0.06; 1.5" = 0.09; 2" = 0.16; 2.5" = 0.26; 3" = 0.37; 3.5" = 0.50; 4" = 0.65; 6" = 1.47

Groundwater Sampling Log

ARCADIS Design & Consultancy for natural and built assets

Project No. 00266406.0000 | Well ID TW-12I | Date 10-24-17

Project Name/Location Gladding Cordage | Weather Cloudy @ 61°

Measuring Pt. Description Top of PVC ~~70.00~~ | Screen Setting (ft-bmp) | Casing Diameter (in.) 2 in | Well Material: PVC ✓ SS

Total Depth (ft-bmp) 70.02 | Static Water Level (ft-bmp) 7.60 | Water Column in Well (ft.) 62.42 | Gallons in Well 9.9872

MP Elevation | Pump Intake (ft-bmp) 67.02 | Volumes Purged | Gallons Purged 2.5

Sample Method Grab | Pump On/Off 10:55 / 1210 | Sample Time Label 12:00 Start 11:50 End 12:08 | Purge Method Centrifugal / Submersible / Disp. Bailer / Other Peri

Replicate/Code No. | Sampled By K. Liloia

Time	Minutes Elapsed	Rate (gpm) (mL/min)	Depth to Water (ft) TOC	Gallons Purged	pH	Cond. (µmhos) (mS/cm)	Turbidity (NTU)	Dissolved Oxygen (mg/L)	Temp. (°C) (°F)	Redox (mV)	Appearance Color	Appearance Odor
11:08			7.51	0.0	6.98	0.272	0.34	0	15.56	139	Clear	NO
11:13	5min		7.51	0.25	7.28	0.272	0.0	0	15.03	125	Clear	NO
11:18	5min		7.51	0.75	7.39	0.273	0.0	0.0	14.65	115	Clear	NO
11:23	5min		7.51	1.25	7.45	0.273	0.0	0.0	14.47	108	Clear	NO
11:28	5min		7.51	1.50	7.50	0.272	0.0	0.0	14.38	102	Clear	NO
11:33	5m		7.51	1.85	7.54	0.272	0.0	0.0	14.27	97	Clear	NO
11:38	5min		7.51	2.5	7.57	0.273	0.0	0.0	14.17	92	Clear	NO

Constituents Sampled	Container	Number	Preservative
PFAS	250 mL Plastic	2	
1,4-Dioxane	40 mL VOA Vial	3	HCL
624 VOCs	40 mL VOA Vial	3	HCL

Well Information

Well Location: DEC Fish Hatchery | Well Locked at Arrival: Yes

Condition of Well: Good | Well Locked at Departure: Yes

Well Completion: Flush Mount / Stick Up | Key Number To Well: 0344

NOTES:

Well Casing Volumes

Gallons/Foot					
	1" = 0.04	1.5" = 0.09	2.5" = 0.26	3.5" = 0.50	6" = 1.47
	1.25" = 0.06	2" = 0.16	3" = 0.37	4" = 0.65	

Groundwater Sampling Log

ARCADIS Design & Consultancy for natural and built assets

Page 1 of 1

Project No. 00266406.0000 | Well ID TW-12D | Date 10/24/17

Project Name/Location Gladding Cordage | Weather Cloudy @ 61°F

Measuring Pt. Description Top of PVC | Screen Setting (ft-bmp) | Casing Diameter (in.) 2" | Well Material: PVC ✓ SS

Total Depth (ft-bmp) 99.21 | Static Water Level (ft-bmp) 8.20 | Water Column in Well (ft.) 91.01 | Gallons in Well 14.56

MP Elevation | Pump Intake (ft-bmp) 98.21 | Volumes Purged | Gallons Purged 1.60

Sample Method Grab | Pump On/Off 1056/1210 | Sample Time Label 1155 Start 1153 End 1204 | Purge Method Centrifugal / Submersible / Disp. Bailer / Other Peristaltic

Replicate/Code No. | Sampled By J. MULLINS

Time	Minutes Elapsed	Rate (gpm) (mL/min)	Depth to Water (ft) TOC	Gallons Purged	pH	Cond. (µmhos) (mS/cm)	Turbidity (NTU)	Dissolved Oxygen (mg/L)	Temp. (°C) (°F)	Redox (mV)	Appearance Color	Appearance Odor
1110	0		8.20	0.0	6.60	0.302	1.22	11.50	13.27	147	None	None
1120	10		8.20	0.4	7.45	0.302	0.00	7.26	12.80	115	"	"
1130	20		8.20	0.8	7.53	0.302	0.00	5.93	13.33	105	"	"
1140	30		8.20	1.2	7.57	0.302	0.00	4.84	13.29	99	"	"
1150	40		8.20	1.6	7.57	0.302	0.00	4.84	13.30	99	"	"

Constituents Sampled	Container	Number	Preservative
PFAS	250 mL Plastic	2	
1,4-DIOXANE	40 mL VOA VIAL	3	HCL
624 VOCs	40 mL VOA VIAL	3	HCL

Well Information

Well Location: DEC fish hatchery | Well Locked at Arrival: Yes

Condition of Well: Good | Well Locked at Departure: Yes

Well Completion: Flush Mount / Stick Up | Key Number To Well: 0344

NOTES:

Well Casing Volumes

Gallons/Foot: 1" = 0.04; 1.25" = 0.06; 1.5" = 0.09; 2" = 0.16; 2.5" = 0.26; 3" = 0.37; 3.5" = 0.50; 4" = 0.65; 6" = 1.47

Groundwater Sampling Log

ARCADIS Design & Consultancy for natural and built assets

Page 1 of 1

Project No. 00266406.0000 | Well ID TW-14S | Date 10/25/17

Project Name/Location Gladding Cordage | Weather Sunny @ 45°F

Measuring Pt. Description: Top of SS | Screen Setting (ft-bmp): | Casing Diameter (in.): 2" | Well Material: PVC ___ SS ✓

Total Depth (ft-bmp): 20.03 | Static Water Level (ft-bmp): 6.80 | Water Column in Well (ft.): 13.23 | Gallons in Well: 2.11

MP Elevation: | Pump Intake (ft-bmp): 18.03 | Volumes Purged: | Gallons Purged: 1.60

Sample Method: Grab | Pump On/Off: 1205/1305 | Sample Time: Label 1255, Start 1255, End 1305 | Purge Method: Centrifugal ___ Submersible ___ Disp. Bailer ___ Other PERISTALTIC

Replicate/Code No.: | Sampled By: J. Mullins

Time	Minutes Elapsed	Rate (gpm) (mL/min)	Depth to Water (ft) TOC	Gallons Purged	pH	Cond. (µmhos) (mS/cm)	Turbidity (NTU)	Dissolved Oxygen (mg/L)	Temp. (°C) (°F)	Redox (mV)	Appearance Color	Appearance Odor
1210	0		6.80	0.0	7.35	0.441	20.7	5.25	16.27	40	None	None
1220	10		6.80	0.4	6.88	0.446	0.43	1.49	15.24	49	"	"
1230	20		6.80	0.8	6.85	0.453	0.00	1.35	15.27	52	"	"
1240	30		6.80	1.2	6.85	0.462	0.00	1.27	15.25	50	"	"
1250	40		6.80	1.6	6.85	0.465	0.00	1.28	15.27	48	"	"

Constituents Sampled	Container	Number	Preservative
PFAS	250 mL Plastic	2	—
1,4-DIOXANE	40 mL VIAL	3	HCL
624 VOCs	40 mL VIAL	3	HCL

Well Information

Well Location: Left of church across roadway

Condition of Well: FAIR, missing bolts

Well Completion: Flush Mount / Stick Up

Well Locked at Arrival: NO

Well Locked at Departure: NO

Key Number To Well: NO LOCK

NOTES:

Well Casing Volumes

Gallons/Foot: 1" = 0.04; 1.25" = 0.06; 1.5" = 0.09; 2" = 0.16; 2.5" = 0.26; 3" = 0.37; 3.5" = 0.50; 4" = 0.65; 6" = 1.47

Groundwater Sampling Log

ARCADIS Design & Consultancy for natural and built assets

Project No. 00266406.0000 | Well ID TW-14I | Date 10/25/17

Project Name/Location Gladding Cordage | Weather Cloudy @ 45°F

Measuring Pt. Description: Top of SS | Screen Setting (ft-bmp): | Casing Diameter (in.): 2 | Well Material: PVC ___ SS ✓

Total Depth (ft-bmp): 75.21 | Static Water Level (ft-bmp): 7.30 | Water Column in Well (ft.): 67.91 | Gallons in Well: 10.86

MP Elevation: | Pump Intake (ft-bmp): 70.21 | Volumes Purged: | Gallons Purged: 1.60

Sample Method: Grab | Pump On/Off: 1045/1155 | Sample Time: Label 1145, Start 1145, End 1155 | Purge Method: Centrifugal ___ Submersible ___ Disp. Bailer ___ Other Peristaltic

Replicate/Code No.: | Sampled By: J. MULLINS

Time	Minutes Elapsed	Rate (gpm) (mL/min)	Depth to Water (ft) TOC	Gallons Purged	pH	Cond. (µmhos) (mS/cm)	Turbidity (NTU)	Dissolved Oxygen (mg/L)	Temp. (°C) (°F)	Redox (mV)	Appearance Color	Appearance Odor
1100	0		7.30	0.0	7.61	0.427	0.00	4.49	14.29	53	None	None
1110	10		7.30	0.4	7.58	0.425	0.00	3.90	14.05	57	"	"
1120	20		7.30	0.8	7.58	0.424	0.00	3.70	14.08	59	"	"
1130	30		7.30	1.2	7.60	0.424	0.00	3.54	14.10	60	"	"
1140	40		7.30	1.6	7.61	0.426	0.00	3.48	14.08	60	"	"

Constituents Sampled	Container	Number	Preservative
PFAS	250 mL Plastic	2	—
1,4-DIOXANE	40 mL VIAL	3	HCL
624 VOCs	40 mL VIAL	3	HCL

Well Information

Well Location: Left of church & across roadway

Condition of Well: GOOD

Well Completion: Flush Mount / Stick Up

Well Locked at Arrival: NO

Well Locked at Departure: NO

Key Number To Well: NO LOCK

NOTES:

Well Casing Volumes

Gallons/Foot: 1" = 0.04; 1.25" = 0.06; 1.5" = 0.09; 2" = 0.16; 2.5" = 0.26; 3" = 0.37; 3.5" = 0.50; 4" = 0.65; 6" = 1.47

Groundwater Sampling Log

ARCADIS Design & Consultancy for natural and built assets

Project No. 00266406.0000

Well ID TW-14D

Date 10-25-17

Project Name/Location Gladding Cordage

Weather Cloudy 44°

Measuring Pt. Description Top of SS

Screen Setting (ft-bmp)

Casing Diameter (in.) 2

Well Material: PVC ___ SS X

Total Depth (ft-bmp) 89.93

Static Water Level (ft-bmp) 7.16

Water Column in Well (ft.) 82.77

Gallons in Well 13.24

MP Elevation

Pump Intake (ft-bmp) 88.93

Volumes Purged

Gallons Purged 1.50

Sample Method Grab

Pump On/Off 9:58 / 10:59

Sample Time Label 10:50 Start 10:45 End 10:58

Purge Method Centrifugal ___ Submersible ___ Disp. Bailer ___ Other Peri Pump

Replicate/Code No.

Sampled By KL/JM

Time	Minutes Elapsed	Rate (gpm) (mL/min)	Depth to Water (ft) TOC	Gallons Purged	pH	Cond. (µmhos) (mS/cm)	Turbidity (NTU)	Dissolved Oxygen (mg/L)	Temp. (°C) (°F)	Redox (mV)	Appearance Color	Appearance Odor
10:00			7.13	Ø	7.25	0.314	0.06	0	14.18	237	None	No
10:05	5min		7.13	0.1	7.25	0.304	3.31	0	13.93	200	None	No
10:10	5min		7.13	0.2	7.20	0.296	0.84	0.34	13.50	172	None	No
10:15	5min		7.13	0.5	7.11	0.297	0.37	0.0	13.33	178	None	No
10:20	5min		7.13	0.75	7.06	0.298	0.0	0.0	13.25	182	None	No
10:25	5min		7.14	1.0	7.03	0.299	0.0	0.0	13.26	184	None	No
10:30	5min		7.14	1.25	7.01	0.300	0.0	0.0	13.32	184	None	No

Constituents Sampled	Container	Number	Preservative
PFAS	250 mL Plastic	2	—
1,4-Dioxane	40 mL VOA Vial	3	HCL
EPA 624	40 mL VOA Vial	3	HCL

Well Information

Well Location: South of building

Condition of Well: Good

Well Completion: Flush Mount / Stick Up

Well Locked at Arrival: NA

Well Locked at Departure: NA

Key Number To Well: —

NOTES:

Well Casing Volumes

Gallons/Foot: 1" = 0.04; 1.25" = 0.06; 1.5" = 0.09; 2" = 0.16; 2.5" = 0.26; 3" = 0.37; 3.5" = 0.50; 4" = 0.65; 6" = 1.47

Groundwater Sampling Log

ARCADIS Design & Consultancy for natural and built assets

Page 1 of 1

Project No. 00266406.0000 | Well ID TW-15 | Date 10-25-17

Project Name/Location Gladding Cordage | Weather Sunny 47°

Measuring Pt. Description: Top of PVC | Screen Setting (ft-bmp): | Casing Diameter (in.): 2 | Well Material: PVC X, SS

Total Depth (ft-bmp): 73.27 | Static Water Level (ft-bmp): 9.85 | Water Column in Well (ft.): 63.42 | Gallons in Well: 10.14

MP Elevation: | Pump Intake (ft-bmp): ~~70~~ 27 | Volumes Purged: | Gallons Purged: 1.75

Sample Method: Grab | Pump On/Off: 12:48 / 1350 | Sample Time: Label 1330, Start 122, End 1:50 | Purge Method: Centrifugal, Submersible, Disp. Bailer, Other Peri Pump

Replicate/Code No.: TW-X-DUP | Sampled By: KL

Time	Minutes Elapsed	Rate (gpm) (mL/min)	Depth to Water (ft) TOC	Gallons Purged	pH	Cond. (µmhos) (mS/cm)	Turbidity (NTU)	Dissolved Oxygen (mg/L)	Temp. (°C) (°F)	Redox (mV)	Appearance Color	Appearance Odor
12:50			9.85	Ø	8.0	0.356	1.54	0.0	16.94	1	Clear	No
12:55	5min		9.85	0.25	7.70	0.357	0.21	1.77	17.46	69	Clear	NO
1:00	5min		9.85	0.5	7.60	0.358	0.79	1.37	16.25	79	Clear	NO
1:05	5min		9.86	1.00	7.56	0.361	1.46	1.89	15.86	81	Clear	NO
1:10	5min		9.86	1.25	7.52	0.364	0.0	1.15	15.31	85	Clear	NO
1:15	5min		9.86	1.5	7.50	0.369	0.21	0.95	14.93	87	Clear	NO
1:20	5min		9.87	1.75	7.49	0.371	0.51	0.72	14.83	88	Clear	NO

Constituents Sampled	Container	Number	Preservative
PFA's	250 mL Plastic	2	
1,4-Dioxane	40 mL VOA Vial	3	HCL
EPA-624	40 mL VOA Vial	3	HCL

Well Information

Well Location: Next to Treatment building

Condition of Well: Good

Well Completion: Flush Mount / Stick Up

Well Locked at Arrival: N/O

Well Locked at Departure: N/O

Key Number To Well: —

NOTES:

Well Casing Volumes

Gallons/Foot					
	1" = 0.04	1.5" = 0.09	2.5" = 0.26	3.5" = 0.50	6" = 1.47
	1.25" = 0.06	2" = 0.16	3" = 0.37	4" = 0.65	

Arcadis CE, Inc.

855 Route 146

Suite 210

Clifton Park, New York 12065

Tel 518 250 7300

Fax 518 250 7301

www.arcadis.com