

March 27, 2026

Mr. Stephen Colquhoun  
Division of Environmental Remediation  
New York State Department of Environmental Conservation  
5786 Widewaters Parkway  
Syracuse, NY 13214

Submitted electronically [stephen.colquhoun@dec.ny.gov](mailto:stephen.colquhoun@dec.ny.gov)

**Subject: Groundwater Monitoring Report – 2025 Event  
Lee Avenue Railroad Area  
Norwich, New York  
NYSDEC #709014**

Dear Mr. Colquhoun:

EHS Support LLC (“EHS Support”) has prepared the enclosed *Groundwater Monitoring Report – 2025 Event* for the Lee Avenue Railroad Area Site in Norwich, New York (“the Site”), on behalf of Hercules LLC (“Hercules,” a wholly owned subsidiary of Ashland Inc.), pursuant to the Record of Decision (ROD) issued by the New York State Department of Environmental Conservation (NYSDEC) on March 31, 2017. The ROD was issued in accordance with the Order on Consent and Administrative Settlement Section III, executed on July 10, 2012, between NYSDEC and Hercules (Index #R7-0787-12-06).

Annual groundwater monitoring was performed in August 2025, consistent with the following NYSDEC-approved documents:<sup>1</sup>

- *Site Management Plan (SMP)*;
- *Groundwater Field Activities Plan (Appendix J to the SMP)*; and
- *Quality Assurance Project Plan (Appendix I to the SMP)*.

The next round of groundwater monitoring at the Site is planned for Fall 2026, and the next *Groundwater Monitoring Report* will be submitted to NYSDEC in March 2027.

If you have any questions or would like to discuss this report, please contact Elena Dadukova at 302-440-4401.

---

<sup>1</sup> EHS Support LLC. 2025. Site Management Plan. January.

Mr. Stephen Colquhoun  
Groundwater Monitoring Report – 2025 Event  
March 27, 2026



I, Elena Dadukova, P.E., certify that I am currently a Qualified Environmental Professional as defined in 6 NYCRR Part 375 and that this *Groundwater Monitoring Report* dated March 2026 for the Lee Avenue Railroad Area located in Norwich, New York, was prepared in accordance with all applicable statutes and regulations and with DER *Technical Guidance for Site Investigation and Remediation* (DER-10).

Regards,

A handwritten signature in black ink, appearing to read 'E. Dadukova', is written over a light gray rectangular background.

Elena Dadukova, P.E.  
Delaware Professional Engineer No. 23589  
EHS Support LLC

cc: Christopher Budd, New York State Department of Health  
Joshua P. Cook, P.E., New York State Department of Environmental Conservation  
Danielle Gugliemotto, Hercules LLC  
Kristin VanLandingham, P.E., EHS Support LLC  
Meredith Duncan, EHS Support LLC

Enclosure

Mr. Stephen Colquhoun  
Groundwater Monitoring Report – 2025 Event  
March 27, 2026



Enclosure

Groundwater  
Monitoring Report  
2025 Event  
Lee Avenue Railroad  
Area  
Norwich, NY

Prepared for:

The logo for HERCULES, featuring a red square followed by the word "HERCULES" in bold, black, uppercase letters.

---

Prepared by:

EHS  Support<sup>™</sup>The logo for EHS Support, featuring the letters "EHS" in black, a green circular icon with a white swirl, and the word "Support" in black with a trademark symbol.

March 2026



## Table of Contents

<b>1</b>	<b>Introduction .....</b>	<b>1</b>
1.1	Site Description .....	1
1.2	Site Vicinity .....	2
1.3	Previous Activities.....	2
1.3.1	Previous Investigations .....	3
1.3.2	Remedial Actions .....	3
1.3.3	Groundwater Monitoring .....	4
<b>2</b>	<b>Environmental Setting.....</b>	<b>5</b>
2.1	Site Geology .....	5
2.2	Site Hydrogeology.....	5
<b>3</b>	<b>2025 Groundwater Sampling Field Activities .....</b>	<b>7</b>
3.1	Groundwater Level Gauging .....	8
3.2	Groundwater Sampling.....	8
3.3	Biogenic Gas Measurements .....	9
3.4	Sample Laboratory Analysis.....	9
3.5	Quality Control Sampling and Analysis .....	9
3.6	Water Quality Standards.....	10
3.7	Data Quality Review.....	10
<b>4</b>	<b>Groundwater Sampling Results .....</b>	<b>11</b>
4.1	Groundwater Elevation Data .....	11
4.2	Secondary Off-Site Source Contributions .....	11
4.3	Groundwater Analytical Results and Comparison to Standards.....	12
<b>5</b>	<b>Next Steps .....</b>	<b>14</b>
5.1	Well Decommissioning .....	14
5.1.1	Injection Wells .....	14
5.1.2	LAOW11-9.....	14
5.2	Groundwater Monitoring .....	15
<b>6</b>	<b>References.....</b>	<b>16</b>



## List of Embedded Tables

Table 4-1 Downgradient Trichloroethylene Concentrations in Groundwater, 2017 and 2025

## List of Attached Tables

Table 1 Sampling Event Schedule  
Table 2 Well Construction Table  
Table 3 Water Level Gauging and Field Parameters  
Table 4 Laboratory Method Summary  
Table 5 Equipment and Trip Blank Results – VOCs  
Table 6 Groundwater Analytical Results – VOCs

## List of Attached Figures

Figure 1 Site Location Map  
Figure 2 Site Layout Map  
Figure 3 Unconfined Aquifer Groundwater Contour Map  
Figure 4 Groundwater Sampling Locations  
Figure 5 Near-Source Area Trichloroethylene Concentrations 2017–2024  
Figure 6 Downgradient Dilute-Plume Monitoring Network Trichloroethylene Isocontours 2017 and 2024

## List of Appendices

Appendix A 2024 Field Sampling Logs  
Appendix B Laboratory Analytical Reports  
Appendix C Tier II Validation Reports  
Appendix D Well Construction Logs  
Appendix E Photo Log



## Acronyms

µg/L	microgram per liter
bgs	below ground surface
CCIDA	Chenango County Industrial Development Authority
cis-1,2-DCE	cis-1,2-dichloroethene
COC	constituent of concern
CVOC	chlorinated volatile organic compound
DO	dissolved oxygen
DER	Division of Environmental Remediation
EDD	electronic data deliverable
FER	Final Engineering Report
GWMR	Groundwater Monitoring Report
MS/MSD	matrix spike/matrix spike duplicate
NGVD29	National Geodetic Vertical Datum of 1929
NYS&W	New York Susquehanna and Western
NYSDEC	New York State Department of Environmental Conservation
NYSDOH	New York State Department of Health
ORP	oxidation-reduction potential
QA/QC	quality assurance/quality control
QAPP	Quality Assurance Project Plan
RI	remedial investigation
RIR	Remedial Investigation Report
ROD	Record of Decision
SMP	Site Management Plan
SSDS	sub-slab depressurization system
TCE	trichloroethylene
USEPA	United States Environmental Protection Agency
USGS	United States Geological Survey
VI	vapor intrusion
VOC	volatile organic compound

Trademarks, trade names, company or product names referenced herein are used for identification purposes only and are the property of their respective owners.



## Executive Summary

This Groundwater Monitoring Report (GWMR) presents groundwater monitoring data for the Lee Avenue Railroad Area, located adjacent to 1-11 Lee Avenue in Norwich, New York (“Site”). EHS Support LLC (“EHS Support”) is submitting this report to the New York State Department of Environmental Conservation (NYSDEC) on behalf of Hercules LLC (“Hercules”), a wholly owned subsidiary of Ashland Inc. Sampling was conducted pursuant to the Record of Decision (ROD) issued by NYSDEC on March 31, 2017. The ROD was issued in accordance with the Order on Consent and Administrative Settlement Section III, executed on July 10, 2012, between NYSDEC and Hercules (Index #R7-0787-12-06).

Groundwater monitoring has been performed on an annual basis from 2017 through 2025 in accordance with the following NYSDEC-approved documents:

- *Remedial Action Work Plan* (EHS Support, 2017)
- *Interim Groundwater Monitoring Plan – Source Area* (EHS Support, 2018a)
- *Groundwater Monitoring Plan for the Source and Dilute-Plume Areas* (EHS Support, 2019)
- *Groundwater Field Activities Plan* (EHS Support, 2021a)
- *Quality Assurance Project Plan* (EHS Support, 2021b)
- *Site Management Plan* (SMP; EHS Support, 2025a)

The scope of groundwater monitoring through 2027 is detailed in the SMP, which was approved in March 2025 by NYSDEC and the New York State Department of Health (NYSDOH; collectively “the State”).

The post-remediation groundwater data to date show degradation of trichloroethylene (TCE) in the Near-Source Area Monitoring Network, as well as decreased concentrations of TCE in the Downgradient Dilute-Plume Monitoring Network, compared with the baseline groundwater data. In both the Near-Source Area Monitoring Network and the Downgradient Dilute-Plume Monitoring Network, TCE concentrations are now typically an order of magnitude lower than concentrations prior to the excavation activities and implementation of *in situ* enhanced bioremediation in 2018. Notably, reductions in TCE concentrations have decreased the size of the TCE plume from 55 acres in 2017 to 3.5 acres in 2025 – a reduction of over 90 percent.



## 1 Introduction

This Groundwater Monitoring Report (GWMR) presents sampling data collected in 2025 and an assessment of the data collected from 2017 through 2025 for the Lee Avenue Railroad Area Site, located adjacent to 1-11 Lee Avenue in Norwich, New York (“Site”; **Figure 1**). EHS Support LLC (“EHS Support”) is submitting this report to the New York State Department of Environmental Conservation (NYSDEC) on behalf of Hercules LLC (“Hercules,” a wholly owned subsidiary of Ashland Inc.).

A groundwater monitoring program was implemented to monitor the effectiveness of remediation activities performed in 2018 (excavation and *in situ* bioremediation) to foster continued degradation of chlorinated volatile organic compounds (CVOCs) associated with the Site. Groundwater monitoring was performed annually from 2017 through 2025 in accordance with the sampling program presented in the following NYSDEC-approved documents:

- *Remedial Action Work Plan* (EHS Support, 2017)
- *Interim Groundwater Monitoring Plan – Source Area* (EHS Support, 2018a)
- *Groundwater Monitoring Plan for the Source and Dilute-Plume Areas* (EHS Support, 2019)
- *Groundwater Field Activities Plan* (EHS Support, 2021a)
- *Quality Assurance Project Plan* (QAPP; EHS Support, 2021b)
- *Site Management Plan* (SMP; EHS Support, 2025a)

The Site description is provided in **Section 1.1**. A summary of previous investigations is provided in **Section 1.3.1**. A summary of the remedial actions completed at the Site in 2018 is provided in **Section 1.3.2**, and a summary of the groundwater monitoring activity is provided in **Section 1.3.3**. A discussion of the environmental setting, including the Site geology and hydrogeology, is provided in **Section 2**. Details regarding 2025 field activities and quality control sampling, laboratory methods, water quality, and data validation are provided in **Section 3**. Sample analytical results and comparison to criteria are discussed in **Section 4**. The next steps are summarized in **Section 5**, including abandonment of the 2018 injection wells. A list of documents referenced in this report is provided in **Section 6**.

### 1.1 Site Description

Three primary areas of investigation were established in the Remedial Investigation Report (RIR; EHS Support, 2014):

- 1) The Site (Lee Avenue Railroad Area)
- 2) The Lee Avenue Plant (1-11 Lee Avenue)
- 3) The residential/commercial community east and southeast of the Site (the Investigation Study Area)

These areas are shown in **Figure 2**.

The Site is located in a railroad right-of-way owned by the Chenango County Industrial Development Authority (CCIDA). The Site is an approximately 3-acre area and includes a single rail line running north-south with no physical building structures. The Site is zoned industrial and is currently operated by the New York Susquehanna and Western (NYS&W) Railway Corporation. The Site is bisected east-west by Rexford Street (**Figure 2**).



## 1.2 Site Vicinity

The Site is bound to the north and south by property owned by CCIDA and operated by NYS&W Railway Corporation, to the east by a mix of industrial and residential properties, and to the west by residential properties. It is located approximately 1,750 feet west of the Chenango River and is less than one-half mile north of Norwich city center.

Several nearby properties (shown on **Figure 2**) have been evaluated as potential separate sources of contamination. Historical investigations conducted by the NYSDEC identified the Northeast Classic Car Museum located at 24-26 North State Street as a potential secondary source of TCE. Additionally, the property located at 16 Marshall Street was identified as another potential secondary source of TCE. This property historically housed a woodworking shop, where various wood shop products and solvents were reportedly stored and used.

The Mirabito Fuels Site, located at 65 Mitchell Street and comprising four parcels totaling 2.92 acres within a long-established residential area, was also evaluated. Historically, the property was used for heating oil and coal storage and sales. A past oil tank leak occurred on the property and was remediated by the owner. Although the cleanup was not formally certified by an environmental engineer, NYSDEC subsequently issued a “No Further Action Necessary” determination following completion of remediation activities.

## 1.3 Previous Activities

Investigations and remediation were performed to address TCE as the primary constituent of concern (COC) for the Site and Investigation Study Area. Remediation activities addressed all media (i.e., implementation of enhanced *in situ* bioremediation for groundwater, excavation for soil, and installation of sub-slab depressurization systems [SSDS] for soil vapor).

As detailed in the RIR (EHS Support, 2014), Hercules conducted the initial phases of Site assessment, environmental investigation, soil remediation, and performance monitoring between 1991 and 1997. From 2004 through 2012, NYSDEC and the New York State Department of Health (NYSDOH; together referred to as “the State”) undertook efforts to assess groundwater and vapor intrusion at the Site and off-site properties to the east and southeast of the Site. The results of these assessments identified soil vapor intrusion as a potentially complete exposure pathway. No other direct routes of exposure to groundwater impacts were identified by the State.

Hercules then entered into an Order on Consent and Administrative Settlement (“Order”), in which Hercules agreed to conduct further groundwater delineation, vapor assessment, and mitigation. The Order was executed on July 10, 2012, between NYSDEC and Hercules (Index #R7-0787-12-06; NYSDEC, 2012). The purpose of the Order was to identify the nature and extent of TCE impacts migrating from the Site. Hercules’s *Remedial Investigation/Feasibility Study Workplan* (EHS Support, 2012) was conditionally approved by the State on October 11, 2012. Additional scopes of work were approved by the State on February 8, 2013. NYSDEC issued the Record of Decision (ROD) for the Site on March 31, 2017 (NYSDEC, 2017). Additional details regarding the Site history and setting are provided in the SMP (EHS Support, 2025a).



### 1.3.1 Previous Investigations

Soil and groundwater results collected as part of the remedial investigation (RI) were generally consistent with historical data in both distribution and magnitude (EHS Support, 2014). These results support the conceptualization of historical release mechanisms (i.e., that subsurface impacts are due to a series of short-duration, relatively small-volume releases over a long period of time that contribute to impacts within the shallow soils and weathered shale bedrock at the Site). Investigation efforts confirmed that the primary COC in Site media is TCE. Remaining volatile organic compound (VOC) detections, including chlorinated solvents and aromatic hydrocarbons (i.e., 1,1,1-trichloroethane, cis-1,2-dichloroethene [cis-1,2-DCE], and tetrachloroethene) were present in discrete locations in the immediate Site vicinity and were not determined to drive risk evaluation and remedy selection. No continuing releases were identified at the Site.

Based on groundwater flow and constituent distribution, the shallow fractured bedrock was determined to belong to the Perched Zone hydrostratigraphic unit, not the Shale Bedrock; therefore, the primary hydrostratigraphic units of interest are the Perched Zone and the Unconfined Aquifer. Groundwater and surface water gauging efforts were successful in verifying the regional direction of groundwater flow to the east-southeast and establishing the Chenango River as the discharge point for groundwater within the Investigation Study Area. A potentiometric surface map is included in **Figure 3**, and additional Site geology and hydrogeology information is presented in **Section 2.1** and **Section 2.2**, respectively.

The horizontal and vertical extent of groundwater impacts were well defined. TCE concentrations were determined to be stable or decreasing, with the bedrock groundwater contaminant plume being stable. Sequential degradation of both chloroethenes and chloroethanes, the presence of available energy sources, and favorable geochemical conditions supported the prospect for continued long-term contaminant mass reduction through natural means within the shallow fractured bedrock. The maximum concentration of TCE in groundwater on-site was 70,000 micrograms per liter ( $\mu\text{g/L}$ ) in Perched Zone well URS-3R in August 2011, with TCE concentrations in groundwater rapidly attenuating within the Investigation Study Area (EHS Support, 2014). Evaluation of more recent data is provided in **Section 4**.

### 1.3.2 Remedial Actions

A *Feasibility Study Report* was prepared to assess remedies for VOCs in soil and groundwater (EHS Support, 2016), followed by a *Remedial Action Work Plan* (EHS Support, 2017). Remedial actions for soil and groundwater were implemented in 2018. The remediation activities were summarized in Quarterly Progress Reports submitted to NYSDEC in May 2018 (EHS Support, 2018b) and August 2018 (EHS Support, 2018c), with final documentation provided in the Final Engineering Report (FER; EHS Support, 2024). The FER was approved by NYSDEC on April 11, 2025.

The remedial action for on-site soil included the excavation and off-site disposal of accessible soils that exceeded the protection of groundwater soil cleanup objectives as defined by the New York Codes, Rules and Regulations<sup>1</sup>. These VOC constituents were also identified in groundwater above applicable standards. Soil was excavated vertically to the top of bedrock from an area on the east side of the railroad right-of-way.

---

<sup>1</sup> Title 6, Part 375-6.8



Enhanced *in situ* bioremediation was implemented as the remedy for VOCs in groundwater in 2018. Groundwater remediation consisted of gravity-fed emplacement of a solution of emulsified vegetable oil, consisting of Newman Zone High Retention Oil™ and associated amendments, into five injection wells at the Site.

### 1.3.3 Groundwater Monitoring

The groundwater monitoring well network includes on-site wells that monitor the immediate vicinity of the Near-Source Area and historical releases, and subsequent excavation and injection remedies. One upgradient well is included in the off-site network. The remaining off-site locations are generally downgradient wells screened in the unconfined alluvial aquifer on the Lee Avenue Plant site and in the downgradient Vapor Intrusion (VI) Evaluation Area. The VI Evaluation Area is defined as the network of soil vapor intrusion sampling locations established based on a review of TCE concentrations in groundwater, which serve as the source of TCE volatilization to soil vapor.

The post-remediation groundwater sampling network, monitored from 2018 through 2022, was based on analytical results and the horizontal and vertical location of monitoring wells within the network. Wells were included in the sampling program if 2011, 2013, and 2017 groundwater data exceeded NYSDEC Class GA Groundwater Quality Standards<sup>2</sup> or if the well was incorporated in the post-remedial action *in situ* bioremediation evaluation. Wells were excluded from monitoring if previous monitoring events yielded results below Class GA Groundwater Quality Standards or if they provided duplicate data. The post-remediation analytical parameters included VOCs, microbial parameters, and geochemical field parameters to confirm a reduction in Site COCs as well as geochemical conditions and microbial measurements favorable for continued detoxification of chlorinated ethenes.

Post-remediation groundwater monitoring events through 2022 are reported in the *GWMR 2017–2020 Events* (EHS Support, 2021d), the *GWMR – 2021 Event* (EHS Support, 2022a), and the *GWMR – 2022 Event* (EHS Support, 2023a). The baseline and five post-remediation monitoring events included in these reports are as follows:

- July 2017 Pre-remediation “baseline event” – 38 wells
- October–November 2018 (three months after remediation) – 7 wells
- June 2019 (one year after remediation) – 22 wells
- September 2020 (two years after remediation) – 22 wells
- August 2021 (three years after remediation) – 22 wells
- October 2022 (four years after remediation) – 22 wells

A second five-year monitoring period began in 2023 with continued groundwater monitoring activities to monitor the continued effectiveness of the *in situ* bioremediation and evaluate groundwater conditions within the VI Evaluation Area. The scope of groundwater monitoring for the second five-year period (2023 through 2027) is detailed in the SMP (EHS Support, 2025a). The November 2023 event is documented in the *GWMR – 2023 Event* (EHS Support, 2024a) and the October 2024 event is documented in the *GWMR – 2024 Event* (EHS Support, 2025b). **Table 1** outlines the post-remediation groundwater sampling plan and schedule through 2027. The August 2025 groundwater monitoring event is detailed in **Section 3** and **Section 4**.

---

<sup>2</sup> Class A groundwater standard established for potable water.



## 2 Environmental Setting

This section summarizes the geologic and hydrogeologic settings at the Site. In-depth review and evaluation of the Site's geologic and hydrogeologic setting were presented in the RIR (EHS Support, 2014) and the SMP (EHS Support, 2025a).

### 2.1 Site Geology

Chenango County is located within the northern Appalachian Plateau physiographic province and is characterized by relatively flat-lying sedimentary strata incised by glacially deepened north-south trending valleys and adjacent uplands. As the glaciers retreated, glacial valleys in-filled with glacial and post-glacial deposits. The glacial deposits have subsequently been reworked and overlain by more recent alluvial deposits associated with present-day streams and rivers (United States Geological Survey [USGS], 2003).

Alluvial deposits range from less than 2 feet thick beneath the Site to over 30 feet thick within the center of the valley near the Chenango River. Within the Site vicinity, alluvial deposits appear to be reworked, and some fill material was noted to be directly on top of the low-permeability shale and siltstone, with a bedrock outcrop immediately west of the railroad tracks. The erosional bedrock surface dips approximately 3 to 5 degrees beneath the railroad and more steeply moving east. The uppermost 2 to 5 feet of bedrock beneath the Site appears to be highly weathered and fractured, followed by gradually more competent, less fractured rock to a depth of approximately 30 feet below ground surface (bgs), where relatively unfractured shale was encountered.

East of the Site, recent alluvial deposits are generally underlain by low-permeability glaciolacustrine sediments consisting predominantly of clay and silt. Although these fine-grained deposits are absent beneath the Site, the deposits increase to almost 400 feet thick moving eastward into the center of the valley (USGS, 2003). The surface of the clay and silt unit is slightly undulating, but generally dips toward the Chenango River.

### 2.2 Site Hydrogeology

An overview of the five primary hydrostratigraphic units of interest as discussed in the RIR (EHS Support, 2014) follows. Groundwater elevation data and a groundwater contour map of the unconfined aquifer are shown in **Figure 3**.

1. **Perched Zone** – Groundwater within the thin veneer of reworked alluvial sediments and fill material resting directly on the bedrock beneath the western portion of the Site. Depth to water has been recorded at approximately 3 to 6 feet bgs and is believed to be a localized, potentially sporadic accumulation of infiltrated rainwater within a depression in the bedrock surface. Based on the perceived localized nature of the Perched Zone, groundwater flow is expected to be primarily vertical into the underlying fractured bedrock and is not considered to be substantially connected to the Unconfined Aquifer present in the alluvial sand and gravel to the east.
2. **Unconfined Aquifer** – Groundwater within the alluvial sand and gravel east of the Site generally follows the topography and flows radially away from the Site to the northeast, east, and southeast toward the Chenango River, where it discharges. Depth to water has been recorded at approximately 7 to 15 feet bgs with an average hydraulic gradient, calculated between URS-4S and URS-13, of 0.007. The hydraulic gradient flattens to the east as groundwater flows toward



the Chenango River. Regional groundwater contour maps support the localized observations and suggest that the overall groundwater flow direction within the Site vicinity is southeast toward the Chenango River (USGS, 2003). The Unconfined Aquifer is not used as a groundwater resource in the City of Norwich (City of Norwich, 2023).

3. **Silt/Clay Confining Unit** – The low-permeability sediments of glaciolacustrine deposits act as the aquitard separating the overlying Unconfined Aquifer from the underlying Confined Aquifer. It is included as a hydrostratigraphic unit of interest from a contaminant transport perspective.
4. **Glacial Confined Aquifer** – Groundwater within the discontinuous outwash deposits generally located within the center of the Chenango River Valley. Regionally, this Confined Aquifer is bound by the bedrock valley and overlying glaciolacustrine deposits. The Confined Aquifer is believed to be hydraulically isolated from the Unconfined Aquifer. Regional water resource maps indicate that the saturated thickness of this Confined Aquifer ranges from less than 1 foot within the Investigation Study Area to more than 200 feet north of the City of Norwich (USGS, 2003). The Confined Aquifer is the primary groundwater resource for water supply in the City of Norwich (City of Norwich, 2023). Supply Wells #3 and #4 are screened within this Confined Aquifer and are located to the north of Norwich along the west bank of the Chenango River (**Figure 1**).
5. **Shale Bedrock Confined Aquifer** – Hydrostratigraphic unit of interest from a contaminant transport perspective, especially in the upper weathered and fractured zones underlying the Site. As detailed in the RIR (EHS Support, 2014), groundwater elevations measured in the Shale Bedrock monitoring wells vary greatly from well to well (approximately 3 to 12 feet bgs), which is not uncommon for wells screened within bedrock with low primary porosity and poorly connected secondary porosity features (e.g., fractures and voids). Hydraulic head differences show the greatest disparity in wells screened within the uppermost fractured zone, with relatively little head difference in wells fully screened within the lower competent zones. The head difference at nested bedrock monitoring wells URS-3R (shallow fractured zone) and MW-10R (lower competent zone) was approximately 9 feet, suggesting that the shallow fractured zone behaves more like an extension of the Perched Zone rather than part of the Shale Bedrock hydrostratigraphic unit. The downward gradient between the two zones indicates that there may be limited local vertical groundwater recharge into the lower competent zone.

Due to the location of the Site along the bedrock valley wall, the bedrock monitoring wells are located mostly on-site or near the Site boundaries. The overburden monitoring wells are mostly located off-site to the east in the Investigation Study Area. The distinction between on-site and off-site is important for understanding the differences in groundwater contaminant conditions concerning the changes in location and the hydrogeologic units in which groundwater exists (i.e., bedrock versus overburden alluvial).



### 3 2025 Groundwater Sampling Field Activities

Groundwater sampling was conducted on August 26 and August 27, 2025. A monitoring network consisting of 32 wells was utilized to monitor upgradient, on-site, and downgradient groundwater conditions (**Figure 4**). The network of on-site and off-site wells was designed based on the following criteria:

- Downgradient Dilute Plume Monitoring Network (25 wells) – off-site locations selected to monitor the extent of the dilute TCE plume. This network was sampled for VOCs. The 25 Downgradient Dilute Plume Monitoring Network wells include the following:
  - LAOW11-1
  - LAOW11-4
  - LAOW11-5
  - LAOW11-6
  - LAOW11-9<sup>3</sup>
  - MW-5
  - MW-7
  - MW-8
  - MW-9
  - MW-12
  - MW-13
  - MW-14
  - MW-15
  - MW-18
  - MW-20
  - URS-2S
  - URS-4S
  - URS-6I
  - URS-7S
  - URS-8S
  - URS-9S
  - URS-10S
  - URS-12
  - URS-13
  - URS-14
- The Near-Source Area Monitored Network (7 wells) – on-site and off-site locations selected to monitor concentration trends in the Near-Source Area and upgradient of the source. These locations were sampled in 2024 and will be sampled for VOCs on biennial basis, with the next sampling event scheduled for Fall 2026. The 7 additional sampling locations include the following wells:
  - LARW11-1
  - LARW11-2
  - LARW11-3
  - MW-10R
  - MW-11R
  - URS-1R
  - URS-3R

The *Groundwater Field Activities Plan* included as Appendix J of the SMP (EHS Support, 2025a) summarized the methods and procedures used for performing groundwater monitoring at the Site. Groundwater sampling procedures complied with the Division of Environmental Remediation (DER)-10 *Technical Guidance for Site Investigation and Remediation* (NYSDEC, 2010) and accepted United States Environmental Protection Agency (USEPA) guidelines. Samples are analyzed by an NYSDOH Environmental Laboratory Approval Program (ELAP)-certified laboratory.

**Table 1** summarizes the wells that were gauged and sampled in 2025, and **Table 2** provides well construction details. **Table 3** summarizes the water level gauging and field parameter measurements, and **Table 4** summarizes the laboratory methods. The analytical results are discussed in **Section 4**.

---

<sup>3</sup> Monitoring well LAOW11-9 assumed destroyed, no sample collected in 2025.



### 3.1 Groundwater Level Gauging

Depth-to-groundwater measurements were collected using an electronic oil/water interface meter. The measurements were converted to groundwater elevations using the top-of-casing elevations, surveyed relative to the National Geodetic Vertical Datum of 1929 (NGVD29), also known as the sea level datum. Groundwater level measurements and calculated elevation data are summarized in **Table 3**.

### 3.2 Groundwater Sampling

Field personnel completed low-flow/minimal drawdown purge and sample collection – following USEPA low-flow purging and sampling procedures – using a peristaltic pump. Groundwater sampling activities were recorded on sampling logs (**Appendix A**). At a minimum, field instruments were calibrated daily before use. The calibration procedures conformed to the manufacturer’s standard instructions to ensure that the equipment was functioning within the allowable tolerances established by the manufacturer and required by the project.

Before sample collection, groundwater was evacuated from each well at a low-flow rate between 100 to 500 milliliters per minute using a peristaltic pump. Field measurements for pH, temperature, dissolved oxygen (DO), oxidation-reduction potential (ORP), specific conductance, turbidity, and depth to water, as well as visual and olfactory field observations, were recorded every 3 to 5 minutes and monitored until the measurements stabilized. Stability was defined as variations between field measurements within the following parameters:

- pH  $\pm$  0.1 standard units
- Temperature  $\pm$  3 percent degrees Celsius
- DO  $\pm$  10 percent milligrams per liter
- ORP  $\pm$  10.0 percent millivolts
- Specific conductance  $\pm$  3 percent millisiemens per centimeter
- Turbidity  $\pm$  10 percent nephelometric turbidity units
- Drawdown less than 0.33 feet

Once field parameters stabilized, groundwater samples were collected in laboratory-supplied sample bottles (**Table 4**). The groundwater samples were shipped on ice and under chain of custody to Eurofins Laboratories.

Decontamination procedures for field personnel and equipment were followed to protect the health and safety of those present, to maintain sample integrity, and to minimize the movement of potential constituents between the work area and off-site locations. Non-dedicated (i.e., reusable) equipment used on-site was decontaminated before beginning work, between sampling locations and/or uses, and before demobilizing from the Site. Sample bottles and disposable equipment (e.g., tubing) were not cleaned or reused in the field.

Purge and decontamination water was containerized in United States Department of Transportation-approved 55-gallon steel drums. The drums were appropriately labeled and temporarily stored on-site. Purge and decontamination water was disposed of off-site at an approved waste disposal facility per the requirements of Section 3.3(e) of DER-10 (NYSDEC, 2010), under the previously approved non-hazardous waste profile for this Site.



The following modifications from the field procedures occurred in 2025, due to field conditions:

- MW-5 was not sampled due to insufficient groundwater volume.
- LAOW11-9 was not gauged or sampled because the field personnel were unable to locate the well. Additional details are provided in **Section 5** of this report.
- Wells MW-12, URS-2S, and URS-4S were allowed time to recharge after purging to provide sufficient yield for sampling.

### 3.3 Biogenic Gas Measurements

Similar to previous events, headspace measurements for biogenic gases (i.e., methane and hydrogen sulfide) were collected concurrently with groundwater sampling near the *in situ* bioremediation injection area on-site. The 2025 measurements are provided in **Appendix A**. As a precaution, biogenic gas measurements were also collected inside the adjacent active manufacturing building at 1-11 Lee Avenue and in the SSDS exhaust ports at that building; no elevated detections of hydrogen sulfide or methane were present. Additional details related to sampling procedures and previous biogenic gas sampling measurements are provided in the FER (EHS Support, 2024).

### 3.4 Sample Laboratory Analysis

Groundwater samples for VOCs analysis were shipped on ice and under chain of custody to Eurofins Laboratories located in Amherst, NY, an analytical laboratory certified by the State of New York that participates in the National Environmental Laboratory Accreditation Program (Laboratory Certification ID 10842). The laboratory analytes, analytical methods, anticipated reporting limits, and laboratory requirements are summarized in **Table 4**. The laboratory analytical reports are included in **Appendix B**.

### 3.5 Quality Control Sampling and Analysis

As part of the quality assurance/quality control (QA/QC) program, samples were collected and prepared in the field and laboratory to provide control over the collection of environmental measurements and subsequent review, interpretation, and validation of generated analytical data.

The QA/QC samples were collected with the following frequencies:

- Duplicates – 1 per 20 samples per sampling event
- Matrix spike/matrix spike duplicate (MS/MSD) – 1 per 20 samples per sampling event
- Equipment blanks – 1 per day
- Trip blanks – 1 per cooler containing VOC samples

The QA/QC samples were analyzed for VOCs. Analytical results for the equipment blanks and trip blanks are provided in **Table 5**. Analytical results for the duplicate samples are included in **Table 6** along with VOC results for the primary samples. Results for all QC samples, including MS/MSD and other laboratory method QC samples, are provided in the VOC laboratory reports in **Appendix B**.

The electronic data deliverables (EDD) provided by the laboratory were reviewed to meet current requirements outlined in the NYSDEC EDD Manual (NYSDEC, 2024) and formatted by Electronic Data Processor software. The finalized EDDs will be submitted for upload to the NYSDEC Environmental Information Management System.



### 3.6 Water Quality Standards

As detailed in the QAPP (EHS Support, 2021b), the data quality objectives for groundwater monitoring have been established for the project based on New York State Class GA Groundwater Standards for CVOCs (i.e., the Class A groundwater standards established for potable water). Comparison to the GA standards is for reference only, as groundwater in the Unconfined Aquifer is not used as a groundwater resource in the City of Norwich (City of Norwich, 2011).

### 3.7 Data Quality Review

Analytical reports generated for the sampling events completed during this reporting period meet NYSDEC requirements for a Category B data package.

The VOC data were assessed for usability, and Tier II Validation Reports were prepared (**Appendix C**). All data was found to be usable. The analytical data, including the EDDs, were updated to include the data qualifiers applied based on the data usability review.



## 4 Groundwater Sampling Results

The 2025 groundwater monitoring data continues to show TCE degradation. **Table 6** provides groundwater analytical results for VOCs collected during the August 2025 sampling event. **Figure 5** presents concentrations of TCE over time in the Near-Source Area Monitoring Network. **Figure 6** illustrates baseline TCE isocontours alongside 2025 TCE isocontours, highlighting the reduced TCE extent in groundwater.

### 4.1 Groundwater Elevation Data

The groundwater levels recorded during synoptic gauging on August 26, 2025, and August 27, 2025 (**Table 3**), were consistent with the groundwater levels measured during the RI in 2014. The groundwater flow conditions in the unconfined aquifer are consistent with historical observations (**Figure 3**). Groundwater elevations in wells located near the Site are generally around 1,000 feet NGVD29 and water levels in wells located near the Chenango River generally around 990 feet NGVD29.

Groundwater elevations within the perched and bedrock zones beneath the western portion of the Site are not used to create a potentiometric surface due to the localized and discontinuous nature of this zone. Groundwater level measurements and calculated elevation data are included in **Table 3**.

### 4.2 Secondary Off-Site Source Contributions

As noted in **Section 1.2**, three potential secondary sources have been identified in the Study Area (**Figure 2**). Historical investigation conducted by NYSDEC identified the Northeast Classic Car Museum property as one such secondary source of potential TCE impacts. The spatial distribution and the TCE concentration magnitude downgradient of the Northeast Classic Car Museum property support the presence of an additional source contributing to concentrations observed with the Dilute Plume Network, see **Figure 6**.

Regional groundwater flow within the unconfined aquifer is directed to the southeast, consistent with the groundwater flow patterns observed in the monitoring network (**Figure 3**). Monitoring wells located directly downgradient of the Site exhibit a contaminant profile consistent with ongoing biodegradation of TCE. In these wells, TCE concentrations have declined by orders of magnitude over time and are accompanied by the presence of degradation products, including cis-1,2-dichloroethene (cis-DCE). The occurrence of these daughter products indicates that reductive dechlorination processes are occurring within the plume migrating from the Site.

In contrast, monitoring wells located downgradient of the Northeast Classic Car Museum property show a markedly different contaminant signature. These wells contain predominantly TCE, with no detection of degradation products. Additionally, TCE concentrations in these wells have remained relatively stable over time and have not demonstrated the magnitude of reduction observed in wells directly downgradient of the Site.

The contrasting plume chemistry and concentration trends indicate that groundwater in the Dilute-Plume Monitoring Network is influenced by two distinct contaminant sources that become commingled downgradient. These differences in contaminant composition and behavior support the conclusion that



Northern Classic Car Museum is a secondary source of TCE contributing to the groundwater conditions observed within the Dilute-Plume Monitoring Network.

### 4.3 Groundwater Analytical Results and Comparison to Standards

The 2025 groundwater data continue to show decreased TCE concentrations in the Downgradient Dilute-Plume Monitoring Network. Reductions in TCE concentrations have decreased the size of the TCE plume from 55 acres in 2017 to 3.5 acres in 2025 – a reduction of over 90 percent (**Figure 6**). **Table 4-1** presents TCE concentrations above the Class A groundwater standard (5 µg/L) in 13 monitoring wells during baseline monitoring in 2017, the most recent TCE concentrations, and the percent change between those concentrations.

**Table 4-1 Downgradient Trichloroethylene Concentrations in Groundwater, 2017 and 2025**

Location	Trichloroethylene Data (µg/L)		July 2017 versus November 2024*
	Baseline, July 2017	August 2025	
LAOW11-1	77	1.4	-98%
LAOW11-4 <sup>2</sup>	32	9.4	-71%
LAOW11-6	5	0.73	-85%
LAOW11-9 <sup>1</sup>	11	1.5 <sup>1</sup>	-86% <sup>1</sup>
MW-9	9.5	1	-89%
MW-12 <sup>2</sup>	24	19	-21%
MW-14	5.2	0.47	-91%
MW-18	320	0.66	-100%
MW-20	21	1	-95%
URS-7S	59	0.66	-99%
URS-8S	26	0.6	-98%
URS-9S	23	2	-91%
URS-12	8.1	1	-88%

**Notes:**

Locations with TCE above the NYSDEC Class GA groundwater standard of 5 µg/L during baseline sampling in 2017 included in assessment.

\* = percent difference; µg/L = microgram per liter; J = result is less than the reporting limit but greater than or equal to the method detection limit and the concentration is an approximate value; <sup>1</sup> Monitoring well LAOW11-9 assumed destroyed, no sample collected in 2025, previous years result used; <sup>2</sup> Monitoring well located downgradient of a secondary VOC source.

**Table 6** presents the groundwater analytical results. TCE was detected above the groundwater quality standard at two locations, LAOW11-4 and MW-12, both located downgradient of the Northeast Classic Car Museum property. Sporadic detections of cis-1,2-DCE, a byproduct of reductive dechlorination, continue to indicate that active biological reductive dechlorination is occurring, including one cis-1,2-DCE detection at a concentration of 5.8 µg/L (above the groundwater quality standard of 5 µg/L) in LAOW11-1.



Field parameters for the Dilute-Plume Monitoring Network wells are summarized in **Table 3**. ORP values are positive across all wells in the Dilute-Plume network, dissolve oxygen (DO) ranges from 1.05 to 8.58, and pH conditions across the network are neutral to slightly acidic, ranging from 5.07 to 7.18 standard units. These geochemical conditions are not indicative of active biodegradation within the dilute plume. However, localized biodegradation is occurring in the immediate vicinity of the injection points, as suggested by the biogenic gas measurements observed at the injection wells (**Attachment A**). Overall, chlorinated ethene concentrations within the Dilute-Plume Monitoring Network have decreased to below applicable groundwater standards at 92% of the monitoring wells (23 of the 25 locations).



## 5 Next Steps

After seven years, the *in situ* enhanced bioremediation remedy is performing as expected, with significant reductions of TCE in groundwater documented throughout the Site and the downgradient area. No further *in situ* enhanced bioremediation injections are planned; thus, decommissioning is discussed in Section 5.1.

NYSDEC issued a Certificate of Completion in April 2025 effectively reclassifying the site from Class 2 (significant threat to public health or the environment; action required) to Class 4 (site properly closed; continued management required).

### 5.1 Well Decommissioning

Injection wells IW-01 through IW-05 and monitoring well LAOW11-9 are proposed for decommissioning. The timing of these activities has not yet been finalized and will be coordinated with the NYSDEC once additional information becomes available and scheduling is determined. Well decommissioning will follow procedures detailed in CP-43 Groundwater Monitoring Well Decommissioning Policy (NYSDEC, 2009). Final decommissioning methods will be selected after the assessment of well construction information and current subsurface conditions to protect groundwater conditions.

Prior to decommissioning, the total well depth will be measured to confirm construction details and to estimate the required volume of grout. The well will be inspected for obstructions or other materials that might interfere with the decommissioning process. Grouting will take place before removing the protective casing to prevent collapse of materials into the well. After grouting is complete and allowed to settle, the protective casing materials will be removed, and the borehole will be backfilled to the ground surface. The ground surface will be restored to match existing conditions (e.g., topsoil and grass, asphalt, or concrete). All investigation-derived waste generated during well decommissioning activities will be containerized and disposed of at an appropriately permitted facility.

Documentation of the well decommissioning activities will be included in the subsequent annual Groundwater Monitoring Report.

#### 5.1.1 Injection Wells

The depth of the injection wells is approximately 30 feet bgs. Construction logs for IW-01 through IW-05 are provided in **Appendix D**. The soil and groundwater in the vicinity of the wells are potentially contaminated; therefore, the anticipated decommissioning approach is to grout the wells in place. Wells will be tremie grouted in-place from the bottom of the well to a depth of approximately 5 ft bgs with the appropriate grout mixture. Once grouted, the PVC casing will be cut at 5 ft bgs.

#### 5.1.2 LAOW11-9

On August 26, 2025, EHS Support field personnel attempted to locate permanent monitoring well LAOW11-9 during the 2025 groundwater sampling event. EHS Support personnel discovered that the area in the vicinity of well LAOW11-9 was disturbed and appeared to be altered by landscaping and repaving activities. Municipal personnel working nearby verbally confirmed that municipal work and improvements were being conducted in the area.



Multiple efforts were undertaken to locate the well, including inspection of the area using a metal detector, review of historical reference photographs, and manual excavation of several shallow test pits using hand tools. Despite these efforts, the well could not be located and is therefore considered destroyed. Photographs documenting the site conditions in the vicinity of the well during the 2025 groundwater sampling event are included in the photo log in **Appendix E**.

An effort will be made to locate monitoring well LAOW11-9 during the injection well decommissioning activities described above. If the well is located, it will be evaluated and either repaired or properly decommissioned, depending on its condition. Construction log for well LAOW11-9 is provided in **Appendix D**.

## 5.2 Groundwater Monitoring

Hercules completed the first five-year period of post-remediation groundwater monitoring in 2022 (EHS Support, 2023b). Groundwater monitoring activities will continue to be reported annually in March of the following year per the SMP (EHS Support, 2025a). The current groundwater monitoring program will continue as follows:

- Sampling events for the annual wells: 2026 and 2027
- Expanded sampling events including the biennial wells: 2026

The next sampling event will take place in late summer or fall of 2026 and will include the 25 Downgradient Dilute-Plume Monitoring Network wells<sup>4</sup>, as well as the 7 Near-Source Area Monitoring Network wells that are sampled on a biennial basis.

---

<sup>4</sup> The Downgradient Dilute-Plume Monitoring network of 25 wells includes LAOW11-9; this monitoring location may be destroyed and will require additional assessment in 2026.



## 6 References

- City of Norwich. (2023). *Annual Drinking Water Quality Report for 2023*. City of Norwich Public Water Supply.
- EHS Support. (2012, September 28). *Remedial Investigation/Feasibility Study Workplan*.
- EHS Support. (2014, May 12). *Remedial Investigation Report*. Lee Avenue Railroad Area, Norwich, New York. NYSDEC Site #709014.
- EHS Support. (2016, February 29). *Feasibility Study Report*. Lee Avenue Railroad Area, Norwich, New York. NYSDEC Site #709014.
- EHS Support. (2017, August 8). *Remedial Action Work Plan*. Lee Avenue Railroad Area, Norwich, New York. NYSDEC Site #709014.
- EHS Support. (2018a, October 23). *Interim Groundwater Monitoring Plan – Source Area*. Lee Avenue Railroad Area, Norwich, New York. NYSDEC #709014.
- EHS Support. (2018b, May 9). *Quarterly Progress Report #22 for February–April 2018*. Lee Avenue Railroad Area, Norwich, New York. NYSDEC #709014.
- EHS Support. (2018c, August 10). *Quarterly Progress Report #23 for May–July 2018*. Lee Avenue Railroad Area, Norwich, New York. NYSDEC #709014.
- EHS Support. (2019, May 21). *Groundwater Monitoring Plan for the Source and Dilute-Plume Areas*. Lee Avenue Railroad Area, Norwich, New York. NYSDEC #709014.
- EHS Support. (2021a, February 26). *Groundwater Field Activities Plan*. Appendix J to the *Site Management Plan*. Lee Avenue Railroad Area, Norwich, New York. NYSDEC Site #709014.
- EHS Support. (2021b, February 26). *Quality Assurance Project Plan*. Appendix I to the *Site Management Plan*. Lee Avenue Railroad Area, Norwich, New York. NYSDEC Site #709014.
- EHS Support. (2021d, March 31). *Groundwater Monitoring Report 2017–2020 Events*. Lee Avenue Railroad Area, Norwich, NY.
- EHS Support. (2022a, April 13). *Groundwater Monitoring Report – 2021 Event*. Lee Avenue Railroad Area, Norwich, NY.
- EHS Support. (2023a, March 31). *Groundwater Monitoring Report – 2022 Event*. Lee Avenue Railroad Area, Norwich, NY.
- EHS Support. (2023b, August 9). *Proposed Site Management Plan Updates*. Letter.
- EHS Support. (2024a, March 29). *Groundwater Monitoring Report – 2023 Event*. Lee Avenue Railroad Area, Norwich, NY.



Groundwater Monitoring Report – 2025 Event  
References

EHS Support. (2024b, December). *Site Management Plan*. Lee Avenue Railroad Area, Norwich, New York. NYSDEC Site #709014. Revised December 2024.

EHS Support. (2024, December 11). *Final Engineering Report – Updated December 2024*. Lee Avenue Railroad Area, Norwich, NY.

EHS Support. (2025a, January). *Site Management Plan*. Lee Avenue Railroad Area, Norwich, NY.

EHS Support. (2025b, February 11). *Groundwater Monitoring Report – 2024 Event*. Lee Avenue Railroad Area, Norwich, NY.

New York State Department of Environmental Conservation. (2010, May 3). *DER-10 Technical Guidance for Site Investigation and Remediation*.

[https://extapps.dec.ny.gov/docs/remediation\\_hudson\\_pdf/der10.pdf](https://extapps.dec.ny.gov/docs/remediation_hudson_pdf/der10.pdf)

New York State Department of Environmental Conservation. (2012, July 10). Order on Consent and Administrative Settlement, Index R7-0787-12-06, Site 709014.

New York State Department of Environmental Conservation. (2017, March 31). *Record of Decision*.

New York State Department of Environmental Conservation. (2024, May). *Electronic Data Deliverable Manual*.

United States Geological Survey. (2003). *Geohydrology of the Valley-Fill Aquifer in the Norwich-Oxford-Brisben Area, Chenango County, New York*.



## Tables

**Table 1**  
**Sampling Event Schedule**  
**Lee Avenue Railroad Area - NYSDEC Site # 709014**  
**Norwich, New York**

Well ID	Field Parameters <sup>1</sup>	VOCs
<b>Downgradient Dilute-Plume Monitoring Network (25 wells) - Annual</b>		
LAOW11-1	1	1
LAOW11-4	1	1
LAOW11-5	1	1
LAOW11-6	1	1
LAOW11-9 <sup>3</sup>	1	1
MW-5 <sup>2</sup>	1	1
MW-7	1	1
MW-8	1	1
MW-9	1	1
MW-12	1	1
MW-13	1	1
MW-14	1	1
MW-15	1	1
MW-18	1	1
MW-20	1	1
URS-2S	1	1
URS-4S	1	1
URS-6I	1	1
URS-7S	1	1
URS-8S	1	1
URS-9S	1	1
URS-10S	1	1
URS-12	1	1
URS-13	1	1
URS-14	1	1
<b>Upgradient and Near-Source Area Monitoring Network (7 wells) - Biennial</b>		
MW-10R	1	1
MW-11R	1	1
LARW11-1	1	1
LARW11-2	1	1
LARW11-3	1	1
URS-1R	1	1
URS-3R	1	1

**Notes:**

<sup>1</sup> Field parameters to include pH, temperature, dissolved oxygen, redox potential, specific conductivity, and turbidity.

<sup>2</sup> MW-5 will be collected when sufficient sample volume present.

<sup>3</sup> Locations will be sampled if located (not located during the 2025 groundwater monitoring event).

Samples will not be collected if presence of Emulsified Vegetable Oil (EVO) is detected

VOCs - volatile organic compounds

**Table 2**  
**Well Construction Table**  
**Lee Avenue Railroad Area - NYSDEC Site # 709014**  
**Norwich, New York**

Monitoring Well ID	Investigation Phase (Installed by)	Install Date (DD-MMM-YY)	Active/Inactive	Monitoring Well Construction Details								Location				Elevation Details (ft-msl)		
				Aquifer Screen Location	Boring Depth (ft below grade)	Well Depth (ft below grade)	Screened Interval (ft below grade)		Screened Length (ft)	Casing Diameter (inches)	Well Construction	Latitude	Longitude	Northing	Easting	Top of PVC Elevation	Ground Surface Elevation	
LARW11-1	Superfund	20-Jul-11	Active	Shale Bedrock	31.5	31.5	21.5	-	31.5	10.0	2	0.010-inch slot Sch 40 PVC	42.538439	75.522040	926655.58	1106227.37	1011.64	1011.94
LARW11-2	Superfund	19-Jul-11	Active	Shale Bedrock	31.5	31.5	21.5	-	31.5	10.0	2	0.010-inch slot Sch 40 PVC	42.537773	75.522065	926412.76	1106223.75	1011.90	1012.26
LARW11-3	Superfund	18-Jul-11	Active	Shale Bedrock	41.5	41.5	31.5	-	41.5	10.0	2	0.010-inch slot Sch 40 PVC	42.537323	75.522072	926248.60	1106223.94	1012.28	1012.55
MW-10R	Hercules	5-Feb-13	Active	Shale Bedrock	41.0	40.5	35.5	-	40.5	5.0	2	0.010-inch slot Sch 40 PVC	42.537943	75.522049	926474.51	1106227.24	1011.74	1012.26
MW-11R	Hercules	5-Feb-13	Active	Shale Bedrock	17.5	17.5	12.5	-	17.5	5.0	2	0.010-inch slot Sch 40 PVC	42.538042	75.521959	926510.95	1106251.02	1011.45	1011.95
URS-1R	ERP	30-Apr-07	Active	Shale Bedrock	24.0	24.0	19.0	-	24.0	5.0	2	0.010-inch slot Sch 40 PVC	42.537690	75.522569	926380.60	1106088.25	1028.62	1029.45
URS-3R	ERP	2-May-07	Active	Shale Bedrock	17.3	17.0	12.0	-	17.0	5.0	2	0.010-inch slot Sch 40 PVC	42.537971	75.522047	926485.00	1106227.74	1012.66	1012.61
LAOW11-1	Superfund	21-Jul-11	Active	Unconfined Aquifer	21.0	20.0	10.0	-	20.0	10.0	2	0.010-inch slot Sch 40 PVC	42.537191	75.519901	926207.80	1106809.51	1008.56	1009.19
LAOW11-4	Superfund	11-Aug-11	Active	Unconfined Aquifer	20.0	20.0	15.0	-	20.0	5.0	0.75	0.010-inch slot Sch 40 PVC	42.536494	75.520594	925951.62	1106625.90	1010.20	1010.42
LAOW11-5	Superfund	2-Aug-11	Active	Unconfined Aquifer	20.0	20.0	15.0	-	20.0	5.0	0.75	0.010-inch slot Sch 40 PVC	42.535698	75.520485	925662.09	1106658.93	1011.50	1011.66
LAOW11-6	Superfund	11-Aug-11	Active	Unconfined Aquifer	20.0	20.0	15.0	-	20.0	5.0	0.75	0.010-inch slot Sch 40 PVC	42.535964	75.518978	925763.88	1107063.97	1008.42	1008.56
LAOW11-9	Superfund	2-Aug-11	Active	Unconfined Aquifer	20.0	20.0	15.0	-	20.0	5.0	0.75	0.010-inch slot Sch 40 PVC	42.534832	75.515819	925362.16	1107920.57	1001.37	1001.43
MW-5	Hercules	16-Aug-04	Active	Unconfined Aquifer	15 R	15.0	5.0	-	15.0	10.0	2	0.010-inch slot Sch 40 PVC	42.538139	75.521588	926547.57	1106350.64	1008.92	1009.14
MW-7	Hercules	17-Aug-04	Active	Unconfined Aquifer	19.0	19.0	9.0	-	19.0	10.0	2	0.010-inch slot Sch 40 PVC	42.538001	75.521121	926498.89	1106477.16	1008.74	1008.89
MW-8	Hercules	17-Aug-04	Active	Unconfined Aquifer	17 R	17.0	7.0	-	17.0	10.0	2	0.010-inch slot Sch 40 PVC	42.538336	75.521314	926620.49	1106423.63	1008.31	1008.66
MW-9	Hercules	17-Aug-04	Active	Unconfined Aquifer	17 R	17.0	7.0	-	17.0	10.0	2	0.010-inch slot Sch 40 PVC	42.537435	75.520859	926293.64	1106550.43	1008.33	1008.51
MW-12	Hercules	5-Feb-13	Active	Unconfined Aquifer	16.0	14.0	9.0	-	14.0	5.0	2	0.010-inch slot Sch 40 PVC	42.535915	75.521253	925738.29	1106451.06	1011.94	1012.78
MW-13	Hercules	11-Feb-13	Active	Unconfined Aquifer	14.0	12.0	7.0	-	12.0	5.0	2	0.010-inch slot Sch 40 PVC	42.534339	75.518986	925171.48	1107069.27	1006.79	1007.04
MW-14	Hercules	7-Feb-13	Active	Unconfined Aquifer	18.0	17.0	12.0	-	17.0	5.0	2	0.010-inch slot Sch 40 PVC	42.534975	75.513166	925423.20	1108634.98	997.92	998.12
MW-15	Hercules	11-Feb-13	Active	Unconfined Aquifer	16.0	14.0	9.0	-	14.0	5.0	2	0.010-inch slot Sch 40 PVC	42.533535	75.515599	924890.14	1107985.88	1000.22	1000.92
MW-16	Hercules	6-Feb-13	Active	Unconfined Aquifer	18.0	16.0	11.0	-	16.0	5.0	2	0.010-inch slot Sch 40 PVC	42.533784	75.510157	924999.44	1109451.52	995.84	996.56
MW-17	Hercules	6-Feb-13	Active	Unconfined Aquifer	10.0	8.0	3.0	-	8.0	5.0	2	0.010-inch slot Sch 40 PVC	42.532305	75.512529	924452.38	1108818.84	995.98	996.57
MW-18	Hercules	11-Feb-13	Active	Unconfined Aquifer	20.0	18.0	13.0	-	18.0	5.0	2	0.010-inch slot Sch 40 PVC	42.536946	75.520730	926115.80	1106587.17	1010.27	1010.77
MW-19	Hercules	5-Feb-13	Active	Unconfined Aquifer	22.0	20.0	15.0	-	20.0	5.0	2	0.010-inch slot Sch 40 PVC	42.536654	75.512744	926036.51	1108741.09	996.99	997.44
MW-20	Hercules	7-Feb-13	Active	Unconfined Aquifer	28.0	27.0	22.0	-	27.0	5.0	2	0.010-inch slot Sch 40 PVC	42.537324	75.516124	926269.23	1107826.88	1001.82	1002.53
URS-2S	ERP	8-May-07	Active	Unconfined Aquifer	16.0	16.0	11.0	-	16.0	5.0	2	0.010-inch slot Sch 40 PVC	42.539312	75.519301	926982.79	1106961.55	1005.12	1005.31
URS-4S	ERP	7-May-07	Active	Unconfined Aquifer	11.0	11.0	6.0	-	11.0	5.0	2	0.010-inch slot Sch 40 PVC	42.536644	75.522270	926000.51	1106173.51	1010.81	1011.04
URS-6I	ERP	8-May-07	Active	Unconfined Aquifer	18.0	16.0	11.0	-	16.0	5.0	2	0.010-inch slot Sch 40 PVC	42.538968	75.521600	926849.63	1106343.51	1007.57	1007.89
URS-7S	ERP	8-May-07	Active	Unconfined Aquifer	16.0	15.0	10.0	-	15.0	5.0	2	0.010-inch slot Sch 40 PVC	42.538236	75.520250	926587.52	1106710.64	1007.55	1007.66
URS-8S	ERP	10-May-07	Active	Unconfined Aquifer	18.0	16.0	11.0	-	16.0	5.0	2	0.010-inch slot Sch 40 PVC	42.538286	75.519139	926609.35	1107010.09	1005.94	1006.31
URS-9S	ERP	10-May-07	Active	Unconfined Aquifer	18.0	17.0	12.0	-	17.0	5.0	2	0.010-inch slot Sch 40 PVC	42.538307	75.518669	926618.79	1107136.44	1004.85	1005.44
URS-10S	ERP	10-May-07	Active	Unconfined Aquifer	18.0	16.0	11.0	-	16.0	5.0	2	0.010-inch slot Sch 40 PVC	42.540004	75.520779	927230.10	1106560.12	1005.74	1006.10
URS-12	ERP	14-May-07	Active	Unconfined Aquifer	16.0	14.0	9.0	-	14.0	5.0	2	0.010-inch slot Sch 40 PVC	42.537111	75.518943	926181.97	1107068.16	1006.17	1006.51
URS-13	ERP	14-May-07	Active	Unconfined Aquifer	22.0	16.0	11.0	-	16.0	5.0	2	0.010-inch slot Sch 40 PVC	42.537347	75.516104	926277.61	1107832.09	1001.36	1001.90
URS-14	ERP	15-May-07	Active	Unconfined Aquifer	16.0	14.0	9.0	-	14.0	5.0	2	0.010-inch slot Sch 40 PVC	42.538809	75.517004	926807.43	1107582.92	1000.33	1000.67

**Notes:**

Investigation Phases

ERP: Environmental Restoration Program implemented by Chenango County Industrial Development Agency.  
Hercules: Tank Closure/Remediation Activities (1990s) and Implemented under Consent Order with NYSDEC (2012-2013).  
Superfund: Implemented by NYSDEC and NYSDOH.

Northing and easting coordinates and elevation details provided by Shumaker in March 2013 and September 2013.

Definitions

ft = feet  
ft-msl = feet above mean sea level  
NYSDEC = New York State Department of Environmental Conservation  
NYSDOH = New York State Department of Health  
PVC = polyvinyl chloride

**Table 3**  
**Water Level Gauging and Field Parameters**  
**Downgradient Dilute-Plume Monitoring Well Network**  
**Lee Avenue Railroad Area - NYSDEC Site #709014**  
**Norwich, New York**

Well ID	Sample Date	Depth to Water	Top-of-Casing Elevations	Groundwater Elevation	Conductivity	Dissolved Oxygen	Oxidation-Reduction Potential	pH	Temperature	Turbidity
		ft btoc	ft NGVD29	ft above msl	mS/cm	mg/L	mV	SU	deg c	NTU
LAOW11-1	08/27/2025	9.89	1008.56	998.67	0.819	6.07	129	6.83	20.48	NA
LAOW11-4	08/26/2025	10.85	1010.20	999.35	0.772	1.97	164	5.07	18.20	NA
LAOW11-5	08/26/2025	12.00	1011.50	999.50	1.61	3.02	104	6.57	15.61	NA
LAOW11-6	08/26/2025	12.69	1008.42	995.73	1.47	5.79	98	6.95	17.68	NA
MW-7	08/26/2025	11.40	1008.74	997.34	0.644	5.43	143	5.71	17.38	NA
MW-8	08/26/2025	11.30	1008.31	997.01	0.662	1.87	74	5.98	20.03	NA
MW-9	08/26/2025	10.09	1008.33	998.24	1.15	4.50	123	6.10	21.07	NA
MW-12	08/27/2025	12.10	1011.94	999.84	0.905	1.27	24	6.82	17.66	NA
MW-13	08/26/2025	8.90	1006.79	997.89	2.53	6.48	100	6.97	20.68	NA
MW-14	08/26/2025	9.01	997.92	988.91	1.44	4.88	124	6.57	15.29	5.8
MW-15	08/27/2025	9.70	1000.22	990.52	1.55	3.74	87	7.17	18.79	NA
MW-18	08/26/2025	10.80	1010.27	999.47	0.464	5.59	132	6.17	21.91	NA
MW-20	08/26/2025	11.87	1001.82	989.95	1.46	5.91	103	7.18	16.50	NA
URS-2S	08/27/2025	13.60	1005.12	991.52	1.72	1.16	112	6.67	16.88	NA
URS-4S	08/27/2025	8.55	1010.81	1002.26	2.02	1.05	121	6.51	17.68	NA
URS-6I	08/26/2025	11.49	1007.57	996.08	0.614	8.58	102	6.08	16.26	NA
URS-7S	08/27/2025	11.66	1007.55	995.89	0.953	7.33	151	6.49	16.13	NA
URS-8S	08/27/2025	10.95	1005.94	994.99	1.64	0.00	83	6.42	18.18	NA
URS-9S	08/27/2025	14.51	1004.85	990.34	1.92	2.99	121	6.62	17.71	NA
URS-10S	08/26/2025	13.63	1005.74	992.11	0.75	6.56	109	6.60	22.45	NA
URS-12	08/27/2025	10.41	1006.17	995.76	1.9	2.80	90	7.18	22.74	NA
URS-13	08/26/2025	11.35	1001.36	990.01	1.5	5.84	105	6.91	19.03	NA
URS-14	08/27/2025	10.26	1000.33	990.07	1.32	6.07	129	6.69	16.56	NA

Notes:

MW-5 was not sampled due to insufficient groundwater volume.

LAOW11-9 was not gauged or sampled because the field personnel were unable to locate the well.

n/a = not available

Units:

°C = degrees Celsius

btoc = below top of casing

ft = feet

mg/L = milligrams per liter

mS/cm = millisiemen per centimeter

mV = millivolts

NGVD29 = National Geodetic Vertical Datum of 1929

NTU = nephelometric turbidity units

NYSDEC = New York State Department of Environmental Conservation

SU = standard units

**Table 4**  
**Laboratory Method Summary**  
**Lee Avenue Railroad Area - NYSDEC Site # 709014**  
**Norwich, New York**

Analyte	Method Number	Anticipated Reporting Limit (µg/L)	Sample Container Type	Container Volume (each in ml)	No. Containers per sample	Preservation	Holding Time
<b>Volatile Organic Compounds</b>							
Volatile Organic Compounds	SW846 8260C	1	Glass VOA	40	3	HCl to pH<2, Cool, < 6 deg. C.	14 Days
Tentatively Identified Compounds							

**Notes:**

µg/L = micrograms per liter

deg. C. = degrees Celsius

HCl = hydrochloric acid

ml = milliliters

VOA = volatile organic analysis

USEPA = United States Environmental Protection Agency

**Table 5**  
**Equipment and Trip Blank Results - VOCs**  
**Lee Avenue Railroad Ave - NYSDEC Site # 709014**  
**Norwich, New York**

Chemical		1,1,1- Trichloroethane	1,1- Dichloroethane	1,1- Dichloroethene	cis-1,2- Dichloroethene	Tetrachloroethylene (PCE)	trans-1,2- Dichloroethene	Trichloroethylene (TCE)	Vinyl Chloride
Unit		µg/L	µg/L	µg/L	µg/L	µg/L	µg/L	µg/L	µg/L
Sample Name	Date	Result	Result	Result	Result	Result	Result	Result	Result
EB-1_20250826	08/26/2025	1 U	1 U	1 U	1 U	1 U	1 U	1 U	1 U
EB-2_20250827	08/27/2025	1 U	1 U	1 U	1 U	1 U	1 U	1 U	1 U
TB-1_20250827	08/27/2025	1 U	1 U	1 U	1 U	1 U	1 U	1 U	1 U

**Notes**

EB = equipment blank

NYSDEC = New York State Department of Environmental Conservation

TB = Trip Blank

U = Indicates the analyte was analyzed for but not detected.

VOC = volatile organic compound

µg/L = micrograms/liter

**Table 6**  
**Groundwater Analytical Results - VOCs**  
**Lee Avenue Railroad Area - NYSDEC Site # 709014**  
**Norwich, New York**

Chemical Name		1,1,1-Trichloroethane	1,1-Dichloroethane	1,1-Dichloroethene	cis-1,2-Dichloroethene	Tetrachloroethylene (PCE)	trans-1,2-Dichloroethene	Trichloroethylene (TCE)	Vinyl Chloride
NYSDEC Class GA Groundwater Quality Standards (µg/L)		5	5	5	5	5	5	5	2
Location	Date								
LAOW11-1	08/27/2025	1 U	1 U	1 U	<b>5.8</b>	1 U	1 U	1.4	1 U
LAOW11-4	08/26/2025	1 U	1 U	1 U	1 U	1 U	1 U	<b>9.4</b>	1 U
LAOW11-5	08/26/2025	1 U	1 U	1 U	1 U	1 U	1 U	1 U	1 U
LAOW11-6	08/26/2025	1 U	1 U	1 U	1 U	1 U	1 U	0.73 J	1 U
MW-7	08/26/2025	1 U	0.41 J	1 U	1 U	1 U	1 U	1 U	1 U
MW-8	08/26/2025	1 U	1 U	1 U	1 U	1 U	1 U	1 U	1 U
MW-9	08/26/2025	1 U	1 U	1 U	1 U	1 U	1 U	1 U	1 U
MW-12	08/27/2025	1 U	1 U	1 U	<b>0.94 J</b>	1 U	1 U	<b>19</b>	1 U
MW-13	08/26/2025	1 U	1 U	1 U	1 U	1 U	1 U	1 U	1 U
MW-14	08/26/2025	1 U	1 U	1 U	1 U	1 U	1 U	0.47 J	1 U
MW-15	08/27/2025	1 U	1 U	1 U	1 U	1 U	1 U	1 U	1 U
MW-18	08/26/2025	1 U	1 U	1 U	<b>3.3</b>	1 U	1 U	0.66 J	1 U
MW-20	08/26/2025	1 U	1 U	1 U	1 U	1 U	1 U	1 U	1 U
URS-2S	08/27/2025	1 U	1 U	1 U	1 U	1 U	1 U	1 U	1 U
URS-4S	08/27/2025	1 U	1 U	1 U	1 U	1 U	1 U	1 U	1 U
URS-4S Duplicate	08/27/2025	1 U	1 U	1 U	1 U	1 U	1 U	1 U	1 U
URS-6I	08/26/2025	1 U	1 U	1 U	1 U	1 U	1 U	1 U	1 U
URS-7S	08/27/2025	1 U	1 U	1 U	1 U	1 U	1 U	0.66 J	1 U
URS-8S	08/27/2025	1 U	1 U	1 U	1 U	1 U	1 U	0.6 J	1 U
URS-8S Duplicate	08/27/2025	1 U	1 U	1 U	1 U	1 U	1 U	0.58 J	1 U
URS-9S	08/27/2025	1 U	1 U	1 U	1 U	1 U	1 U	2	1 U
URS-10S	08/26/2025	0.89 J	1 U	1 U	1 U	1 U	1 U	0.63 J	1 U
URS-12	08/27/2025	1 U	1 U	1 U	1 U	1 U	1 U	1	1 U
URS-13	08/26/2025	1 U	1 U	1 U	1 U	1 U	1 U	1 U	1 U
URS-14	08/27/2025	1 U	1 U	1 U	1 U	1 U	1 U	1 U	1 U

Notes

All concentrations provided in micrograms per liter (µg/L).

Bold Values indicates exceedance of the applicable NYSDEC Class GA Groundwater Quality Standards µg/L 2/16/2008, for protection of groundwater as a drinking water source.

Class GA Standard = Class A groundwater standard established for potable water.

NYSDEC = New York State Department of Environmental Conservation

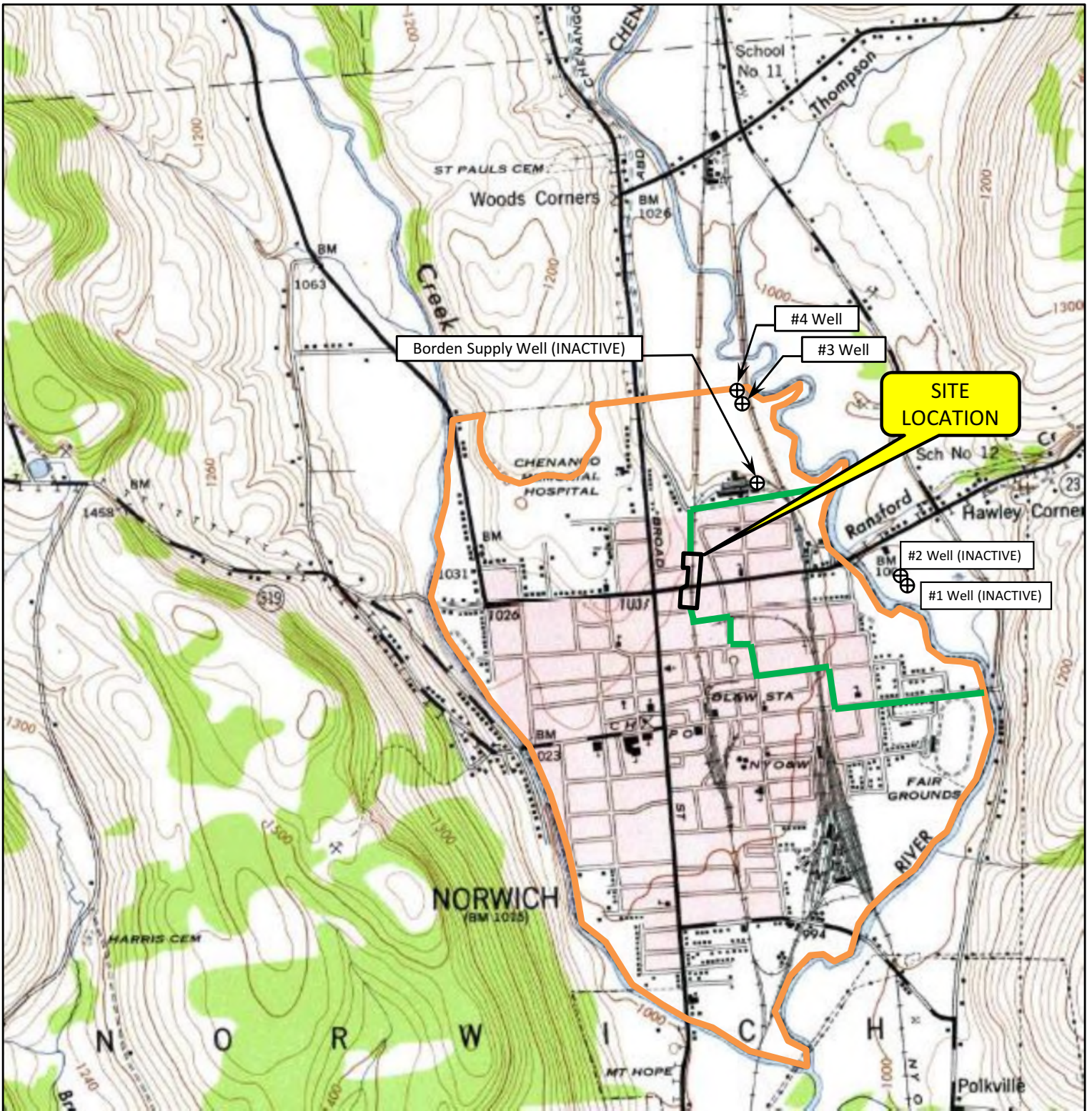
VOC = volatile organic compound

J = Result is less than RL but greater than or equal to the method detection limit and concentration is an approximate value.





U = Indicates the analyte was analyzed for but not detected.



## Figures

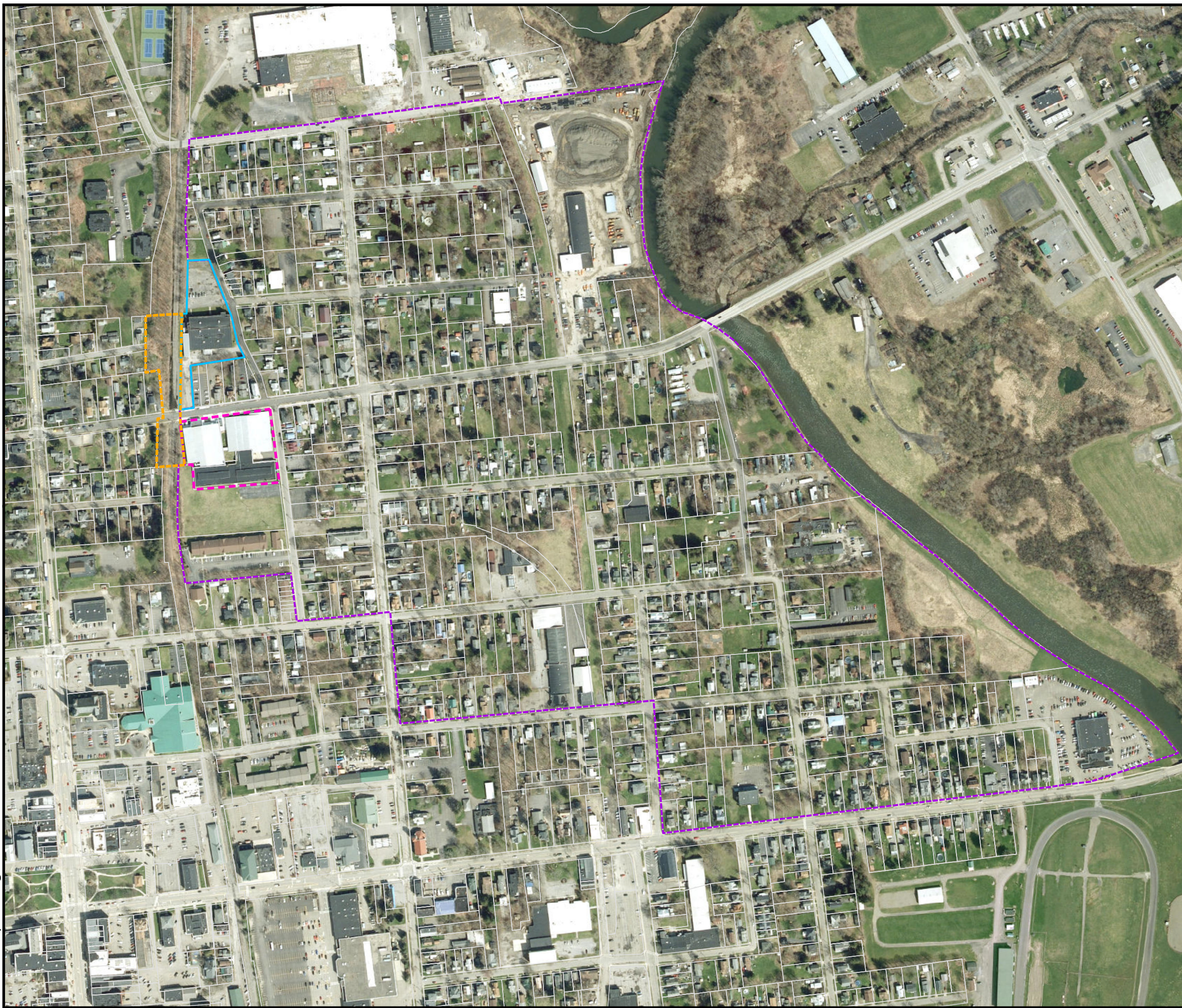


**LEGEND**






-  SITE LOCATION
-  STUDY AREA
-  STUDY AREA VICINITY
-  SUPPLY WELL

<b>TARGET QUAD NAME:</b>	NORWICH, NY
<b>MAP YEAR:</b>	1944
<b>SERIES:</b>	7.5
<b>SCALE:</b>	1 : 24000
<b>SITE NAME:</b>	LEE AVENUE RAILROAD AREA
<b>ADDRESS:</b>	LEE AVENUE NORWICH, NY 13815
<b>LAT / LONG:</b>	42.5378 / -75.5216

Figure Source: Final Feasibility Study, Figure 2-4 (EHS Support, 2016)




**Legend**

-  Lee Avenue Railroad Area
-  Lee Avenue Plant 1-11 Lee Avenue
-  Investigation Study Area
-  Secondary Off-Site Source
-  Tax Parcel

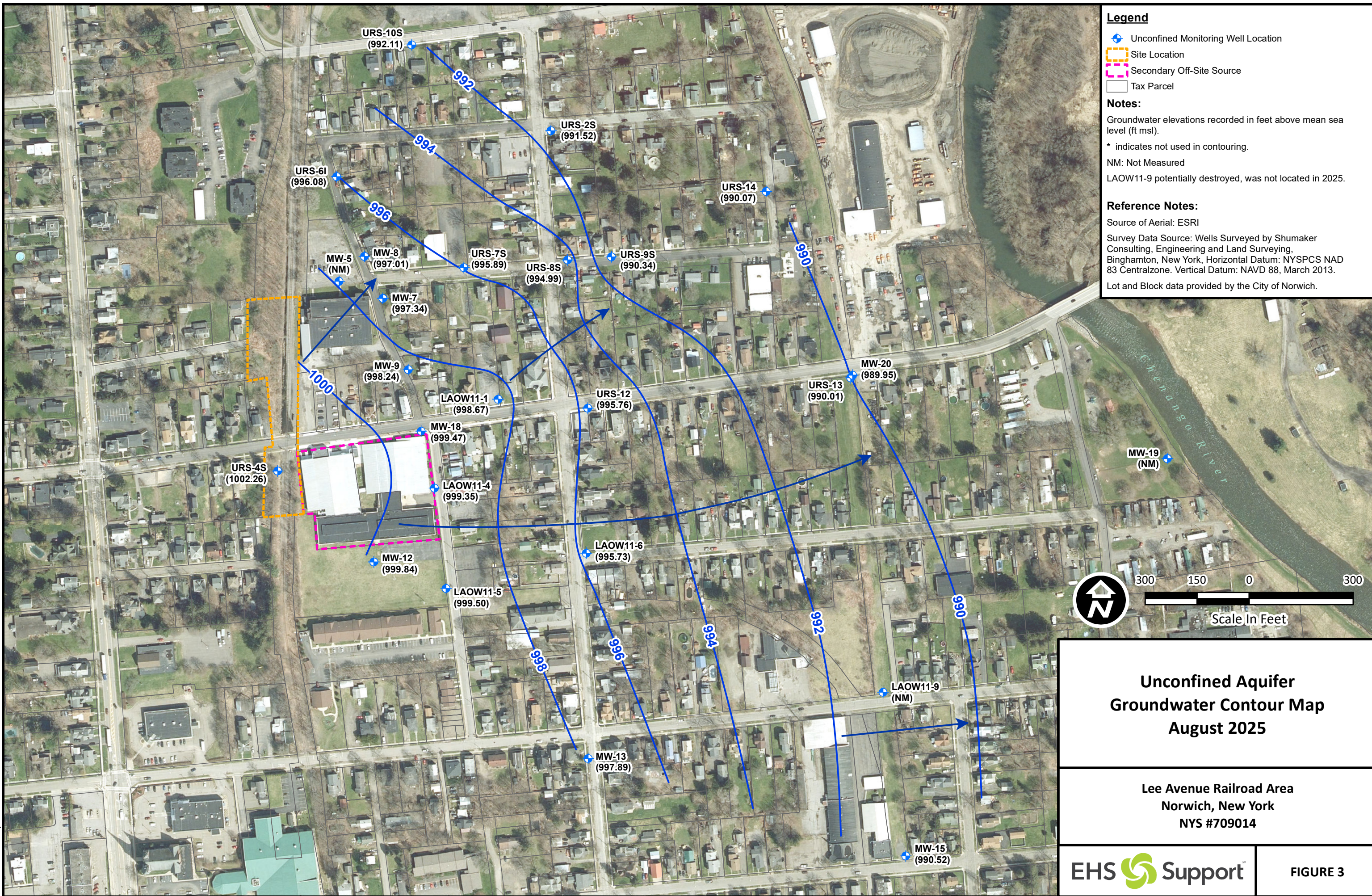
**Reference Notes:**

Source of Aerial: ESRI  
 Lot and Block data provided by the City of Norwich.  
 Figure Reference: Final Feasibility Study, Figure 2-2  
 (EHS Support, 2016)



**Site Layout Map**

Lee Avenue Railroad Area  
 Norwich, New York  
 NYS #709014



**Legend**

- Unconfined Monitoring Well Location
- Site Location
- Secondary Off-Site Source
- Tax Parcel

**Notes:**

Groundwater elevations recorded in feet above mean sea level (ft msl).

\* indicates not used in contouring.

NM: Not Measured

LAOW11-9 potentially destroyed, was not located in 2025.

**Reference Notes:**

Source of Aerial: ESRI

Survey Data Source: Wells Surveyed by Shumaker Consulting, Engineering and Land Surveying, Binghamton, New York, Horizontal Datum: NYSPCS NAD 83 Centralzone. Vertical Datum: NAVD 88, March 2013.

Lot and Block data provided by the City of Norwich.



**Unconfined Aquifer  
Groundwater Contour Map  
August 2025**






Lee Avenue Railroad Area  
Norwich, New York  
NYS #709014

**EHS Support**

**FIGURE 3**



**Legend**


-  Bedrock Monitoring Well Location
-  Railroad
-  Site Location
-  Secondary Off-Site Source
-  VI Evaluation Area

Well ID	Parameter	Date	Concentration
LARW11-1	TCE	2017-07-25	1U
		2022-10-05	1U
		2024-10-02	1U
URS-3R	TCE	2017-07-27	32000
		2018-11-01	1000U
		2019-06-26	11000
		2020-09-02	2500
		2022-10-05	2400
		2024-10-01	2200
URS-1R	TCE	2017-07-26	1U
		2018-11-01	1U
		2019-06-26	0.55J
		2024-10-01	1U
MW-11R	TCE	2017-07-26	1600
		2019-06-26	420
		2020-09-03	170
		2021-08-25	130
		2024-10-02	34J
MW-10R	TCE	2017-07-25	1U
		2022-10-05	1U
		2024-10-01	1U
LARW11-2	TCE	2017-07-26	390
		2018-10-30	690J
		2019-06-26	820
		2020-09-02	300
		2021-08-25	620
		2024-10-01	320
LARW11-3	TCE	2017-07-26	1.1
		2018-11-02	0.73J
		2019-06-26	1U
		2020-09-02	1U
		2021-08-25	1U
		2024-10-01	1U

**Notes:**  
 TCE Class GA GWQS is 5 (µg/L)  
 TCE = Trichloroethylene  
 GWQS = Groundwater Quality Standard  
 µg/L = micrograms per Liter

**Near-Source Area  
 Trichloroethylene Concentrations  
 2017 - 2024**

**LEE AVENUE RAILROAD AREA  
 NORWICH, NEW YORK  
 NYS #709014**

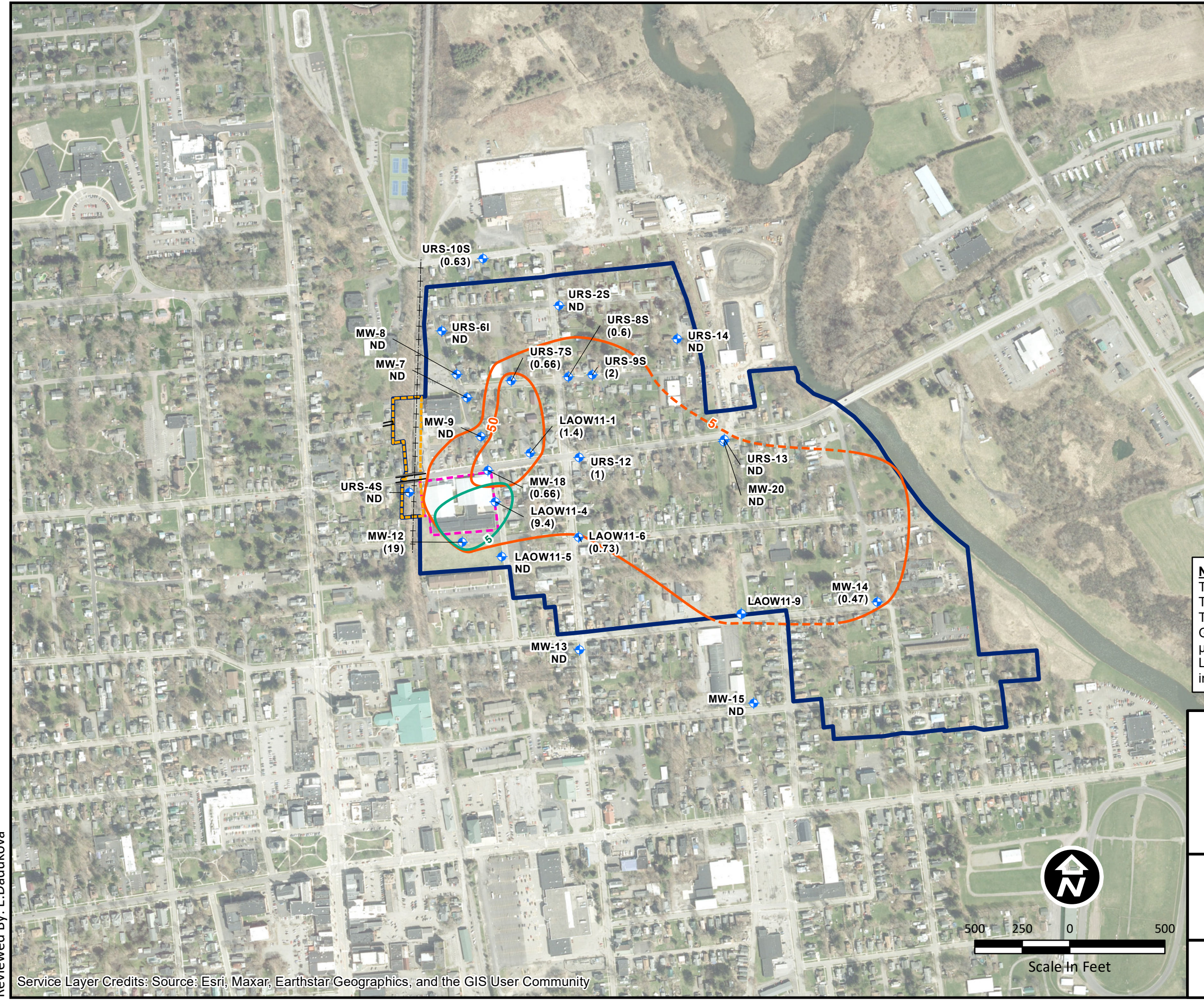


Reviewed By: E. Dadukova

Service Layer Credits: Source: Esri, Maxar, Earthstar Geographics, and the GIS User Community

**Legend**


- Unconfined Monitoring Well
- 2025 TCE Isoconcentration Line (µg/L ; dashed where inferred)
- 2017 TCE Isoconcentration Line (µg/L ; dashed where inferred)
- Railroad
- Site Location
- Secondary Off-Site Source
- VI Evaluation Area



**Notes:**  
 TCE Class GA GWQS is 5 (µg/L)  
 TCE Vapor Intrusion Screening Level (VISL) is 1.2 µg/L  
 TCE = Trichloroethylene  
 GWQS = Groundwater Quality Standard  
 µg/L = micrograms per Liter  
 LAOW11-9 potentially destroyed, was not located in 2025.

**Downgradient Dilute Plume  
 Monitoring Network  
 Trichloroethylene Isocontours  
 2017 and 2025**

**LEE AVENUE RAILROAD AREA  
 NORWICH, NEW YORK  
 NYS #709014**



**Figure 6**



## Appendix A 2024 Field Sampling Logs

**Gauging Sheet – 2025**  
**Lee Avenue Railroad Area – NYSDEC Site # 709014**  
**Norwich, New York**

LEE AVE RR SITE, Norwich NY							
Location	Date	PID PPM	CH4 % by Vol	O2 %	H2S PPM	CO PPM	CO2 % by Vol
SSDS-1	8/26/2025	0.0	1.0	20.9	0.0	0.0	0.0
SSDS-2	8/26/2025	0.0	1.0	20.9	0.0	0.0	0.1
SSDS-3	8/26/2025	0.0	1.0	20.9	0.0	0.0	0.0
SSDS-4	8/26/2025	0.0	2.0	20.9	0.0	0.0	0.0
SSDS-5	8/26/2025	0.0	2.0	20.9	0.0	0.0	0.0
SSDS-6	8/26/2025	0.0	2.0	20.9	0.0	0.0	0.0

Peak Reading							
Location	Date	PID PPM	CH4 % by Vol	O2 %	H2S PPM	CO PPM	CO2 % by Vol
IW-3	8/27/2025	0.3	13.5	10.4	0.0	12.0	6.6
IW-4	8/27/2025	15.1	18.5	12.2	8.5	23.0	7.6
IW-5	8/27/2025	381.0	14.5	7.5	20.5	211.0	9.0

Sustained Reading							
Location	Date	PID PPM	CH4 % by Vol	O2 %	H2S PPM	CO PPM	CO2 % by Vol
IW-3	8/27/2025	0.0	8.5	17.5	0.0	0.0	3.8
IW-4	8/27/2025	1.0	7.5	18.2	4.0	18.0	2.7
IW-5	8/27/2025	9.0	9.0	15.2	11.0	159.0	5.2

Lee Avenue Railroad Area, Route 640, West of Route 15 Groundwater Monitoring Program

Low-Flow Development / Sampling Log

Well ID: LAOW11_1				Project: Lee Avenue Railroad Area				Page 1 of 1			
<b>Purging Data from Below Top of Casing (btoc)</b>											
Purge Date: 8/27/2025		Depth to Water (feet btoc): 9.89			Total Well Depth (feet btoc):			Water Column Height (H) (feet):		Screened Interval (feet btoc):	Casing diameter (D) (inches): 2
<b>Groundwater Purge Information</b>											
Sampling Method: Low Flow		Purge Equipment: PP-Peristaltic Pump									
Tubing / Pump set at ft. btoc		Total Volume Removed: 1.5 Gal									
Purge Start Time: 14:50 Purge End Time: 15:20				Well Purged Dry: no			Time allowed to recharge before sampling (if applicable):				
<b>Groundwater Purge Data</b>											
Time	Depth to Water (feet btoc)	Drawdown (feet)	Purge Rate (ml/min.)	pH (Units)	Specific Conductivity (mS/cm)	Turbidity (NTU)	Temp. (°C)	DO (mg/L)	O.R.P. (mV)	Remarks	
14:51	9.89	0.00	230	7.66	0.777	0	23.93	7.37	69.00		
14:56	9.98	0.09	250	7.22	0.798	0	21.72	6.01	101.00		
15:01	9.98	0.00	250	6.98	0.794	0	22.88	6.12	112.00		
15:06	9.98	0.00		6.92	0.808	0	20.86	6.02	121.00		
15:11	9.98	0.00	250	6.86	0.812	0	20.73	5.93	126.00		
15:16	9.98	0.00	250	6.83	0.819	0	20.48	6.07	129.00		
Groundwater Sample I.D.: LAOW11_1				Groundwater Sample Time: 15:20			Duplicate Sample I.D.:		Duplicate Sample Time:		
Equipment/Rinsate Sample I.D.:				Equipment/Rinsate Sample Time:			Sampler Name:				
<b>Analytical Methods: VOCs + Field Parameters</b>											
<b>Notes:</b> NR = not recorded; btoc = below top of casing; ml/min = milliliters per minute; L = liters; mS/cm = MilliSiemens/centimeter; NTU = Nephelometric Turbidity Unit; °C = degrees Celsius; mg/L = milligrams per liter; mV = millivolt											

Lee Avenue Railroad Area, Route 640, West of Route 15 Groundwater Monitoring Program

Low-Flow Development / Sampling Log

Well ID: LAOW11_4				Project: Lee Avenue Railroad Area				Page 1 of 1			
<b>Purging Data from Below Top of Casing (btoc)</b>											
Purge Date: 8/26/2025		Depth to Water (feet btoc): 10.9			Total Well Depth (feet btoc):		Water Column Height (H) (feet): 8.85		Screened Interval (feet btoc):	Casing diameter (D) (inches):	
<b>Groundwater Purge Information</b>											
Sampling Method: Low Flow			Purge Equipment: PP-Peristaltic Pump								
Tubing / Pump set at ft. btoc			Total Volume Removed: 0.5 Gal								
Purge Start Time: 15:00 Purge End Time: 15:15				Well Purged Dry: no			Time allowed to recharge before sampling (if applicable):				
<b>Groundwater Purge Data</b>											
Time	Depth to Water (feet btoc)	Drawdown (feet)	Purge Rate (ml/min.)	pH (Units)	Specific Conductivity (mS/cm)	Turbidity (NTU)	Temp. (°C)	DO (mg/L)	O.R.P. (mV)	Remarks	
15:00			100	5.48	0.688	0	21.18	2.11	162.00		
15:05			100	5.17	0.751	0	18.76	2.12	162.00		
15:10			100	5.10	0.764	0	18.48	2.04	162.00		
15:15				5.07	0.772	0	18.20	1.97	164.00		
Groundwater Sample I.D.: LAOW11_4				Groundwater Sample Time: 16:00			Duplicate Sample I.D.:		Duplicate Sample Time:		
Equipment/Rinsate Sample I.D.:				Equipment/Rinsate Sample Time:			Sampler Name:				
<b>Analytical Methods:</b> <u>VOCs + Field Parameters</u>											
<b>Notes:</b> NR = not recorded; btoc = below top of casing; ml/min = milliliters per minute; L = liters; mS/cm = MilliSiemens/centimeter; NTU = Nephelometric Turbidity Unit; °C = degrees Celsius; mg/L = milligrams per liter; mV = millivolt											

Lee Avenue Railroad Area, Route 640, West of Route 15 Groundwater Monitoring Program

Low-Flow Development / Sampling Log

Well ID: LAOW11_5				Project: Lee Avenue Railroad Area				Page 1 of 1			
<b>Purging Data from Below Top of Casing (btoc)</b>											
Purge Date: 8/26/2025			Depth to Water (feet btoc): 12			Total Well Depth (feet btoc): 19.67		Water Column Height (H) (feet): 7.37		Screened Interval (feet btoc):	Casing diameter (D) (inches): 2
<b>Groundwater Purge Information</b>											
Sampling Method: Low Flow			Purge Equipment: PP-Peristaltic Pump								
Tubing / Pump set at 17 ft. btoc			Total Volume Removed: 1 Gal								
Purge Start Time: 10:47 Purge End Time: 11:05				Well Purged Dry: no				Time allowed to recharge before sampling (if applicable):			
<b>Groundwater Purge Data</b>											
Time	Depth to Water (feet btoc)	Drawdown (feet)	Purge Rate (ml/min.)	pH (Units)	Specific Conductivity (mS/cm)	Turbidity (NTU)	Temp. (°C)	DO (mg/L)	O.R.P. (mV)	Remarks	
10:49			200	6.76	1.54	2.1	16.51	3.58	86.00		
10:54			200	6.63	1.59	0	15.75	3.19	96.00		
10:59			200	6.59	1.6	0	15.45	3.03	101.00		
11:04			200	6.57	1.61	0	15.61	3.02	104.00		
Groundwater Sample I.D.: LAOW11_5				Groundwater Sample Time: 11:05				Duplicate Sample I.D.:		Duplicate Sample Time:	
Equipment/Rinsate Sample I.D.:				Equipment/Rinsate Sample Time:				Sampler Name:			
<b>Analytical Methods:</b> <u>VOCs + Field Parameters</u>											
<b>Notes:</b> NR = not recorded; btoc = below top of casing; ml/min = milliliters per minute; L = liters; mS/cm = MilliSiemens/centimeter; NTU = Nephelometric Turbidity Unit; °C = degrees Celsius; mg/L = milligrams per liter; mV = millivolt											

Lee Avenue Railroad Area, Route 640, West of Route 15 Groundwater Monitoring Program

Low-Flow Development / Sampling Log

Well ID: LAOW11_6				Project: Lee Avenue Railroad Area				Page 1 of 1			
<b>Purging Data from Below Top of Casing (btoc)</b>											
Purge Date: 8/26/2025		Depth to Water (feet btoc): 12.7		Total Well Depth (feet btoc): 16.59		Water Column Height (H) (feet): 3.9		Screened Interval (feet btoc):		Casing diameter (D) (inches): 2	
<b>Groundwater Purge Information</b>											
Sampling Method: Low Flow			Purge Equipment: PP-Peristaltic Pump								
Tubing / Pump set at ft. btoc			Total Volume Removed: 2 Gal								
Purge Start Time: 13:57 Purge End Time: 14:25				Well Purged Dry: no			Time allowed to recharge before sampling (if applicable):				
<b>Groundwater Purge Data</b>											
Time	Depth to Water (feet btoc)	Drawdown (feet)	Purge Rate (ml/min.)	pH (Units)	Specific Conductivity (mS/cm)	Turbidity (NTU)	Temp. (°C)	DO (mg/L)	O.R.P. (mV)	Remarks	
14:07			170	7.05	1.47	37	18.34	5.97	80.00	Prepurged 1.5L due to muddy water	
14:12			170	7.00	1.47	15.2	18.23	5.91	90.00		
14:17			170	6.96	1.47	173	17.79	5.90	96.00		
14:22			170	6.95	1.47	0	17.68	5.79	98.00		
Groundwater Sample I.D.: LAOW11_6				Groundwater Sample Time: 14:25			Duplicate Sample I.D.:		Duplicate Sample Time:		
Equipment/Rinsate Sample I.D.:				Equipment/Rinsate Sample Time:			Sampler Name:				
<b>Analytical Methods:</b> <u>VOCs + Field Parameters</u>											
<b>Notes:</b> NR = not recorded; btoc = below top of casing; ml/min = milliliters per minute; L = liters; mS/cm = MilliSiemens/centimeter; NTU = Nephelometric Turbidity Unit; °C = degrees Celsius; mg/L = milligrams per liter; mV = millivolt											

Lee Avenue Railroad Area, Route 640, West of Route 15 Groundwater Monitoring Program

Low-Flow Development / Sampling Log

Well ID: MW-7				Project: Lee Avenue Railroad Area				Page 1 of 1			
<b>Purging Data from Below Top of Casing (btoc)</b>											
Purge Date: 8/26/2025			Depth to Water (feet btoc): 11.37			Total Well Depth (feet btoc):		Water Column Height (H) (feet): 7.68		Screened Interval (feet btoc):	Casing diameter (D) (inches):
<b>Groundwater Purge Information</b>											
Sampling Method: Low Flow			Purge Equipment: PP-Peristaltic Pump								
Tubing / Pump set at 15 ft. btoc			Total Volume Removed: 0.5 Gal								
Purge Start Time: 11:10 Purge End Time: 11:35				Well Purged Dry: no				Time allowed to recharge before sampling (if applicable):			
<b>Groundwater Purge Data</b>											
Time	Depth to Water (feet btoc)	Drawdown (feet)	Purge Rate (ml/min.)	pH (Units)	Specific Conductivity (mS/cm)	Turbidity (NTU)	Temp. (°C)	DO (mg/L)	O.R.P. (mV)	Remarks	
11:15	11.49	0.12	100	6.03	0.623	0	19.71	5.68	105.00		
11:20	11.50	0.01	100	5.90	0.623	0	18.32	5.62	123.00		
11:25	11.52	0.02	100	5.81	0.638	0	17.63	5.57	133.00		
11:30	11.52	0.00	100	5.75	0.642	0	17.49	5.47	138.00		
11:35	11.55	0.03	100	5.71	0.644	0	17.38	5.43	143.00		
Groundwater Sample I.D.: MW-7				Groundwater Sample Time: 11:30				Duplicate Sample I.D.:		Duplicate Sample Time:	
Equipment/Rinsate Sample I.D.:				Equipment/Rinsate Sample Time:				Sampler Name:			
<b>Analytical Methods:</b> <u>VOCs + Field Parameters</u>											
<b>Notes:</b> NR = not recorded; btoc = below top of casing; ml/min = milliliters per minute; L = liters; mS/cm = MilliSiemens/centimeter; NTU = Nephelometric Turbidity Unit; °C = degrees Celsius; mg/L = milligrams per liter; mV = millivolt											

Lee Avenue Railroad Area, Route 640, West of Route 15 Groundwater Monitoring Program

Low-Flow Development / Sampling Log

Well ID: MW-8				Project: Lee Avenue Railroad Area				Page 1 of 1			
<b>Purging Data from Below Top of Casing (btoc)</b>											
Purge Date: 8/26/2025		Depth to Water (feet btoc): 11.3			Total Well Depth (feet btoc): 16.8		Water Column Height (H) (feet):		Screened Interval (feet btoc):	Casing diameter (D) (inches):	
<b>Groundwater Purge Information</b>											
Sampling Method: Low Flow			Purge Equipment: PP-Peristaltic Pump								
Tubing / Pump set at 15 ft. btoc			Total Volume Removed: 0.5 Gal								
Purge Start Time: 9:57 Purge End Time: 10:28				Well Purged Dry: no			Time allowed to recharge before sampling (if applicable):				
<b>Groundwater Purge Data</b>											
Time	Depth to Water (feet btoc)	Drawdown (feet)	Purge Rate (ml/min.)	pH (Units)	Specific Conductivity (mS/cm)	Turbidity (NTU)	Temp. (°C)	DO (mg/L)	O.R.P. (mV)	Remarks	
9:57	11.32	0.02	110	5.94	0.587	0	19.37	3.80	89.00		
10:02	11.33	0.01	110	6.17	0.777	0	18.89	2.82	71.00		
10:07	11.35	0.02	100	6.11	0.713	0	19.14	2.32	73.00		
10:12	11.35	0.00	100	6.05	0.688	0	19.37	2.09	72.00		
10:17	11.37	0.02	100	6.02	0.672	0	19.71	1.93	71.00		
10:22	11.37	0.00	100	5.99	0.665	0	19.89	1.84	74.00		
	11.35	-0.02	100	5.98	0.662	0	20.03	1.87	74.00		
Groundwater Sample I.D.: MW-8				Groundwater Sample Time: 10:00			Duplicate Sample I.D.:		Duplicate Sample Time:		
Equipment/Rinsate Sample I.D.:				Equipment/Rinsate Sample Time:			Sampler Name:				
<b>Analytical Methods: VOCs + Field Parameters</b>											
<b>Notes:</b> NR = not recorded; btoc = below top of casing; ml/min = milliliters per minute; L = liters; mS/cm = MilliSiemens/centimeter; NTU = Nephelometric Turbidity Unit; °C = degrees Celsius; mg/L = milligrams per liter; mV = millivolt											

Lee Avenue Railroad Area, Route 640, West of Route 15 Groundwater Monitoring Program

Low-Flow Development / Sampling Log

Well ID: MW-9				Project: Lee Avenue Railroad Area				Page 1 of 1			
<b>Purging Data from Below Top of Casing (btoc)</b>											
Purge Date: 8/26/2025		Depth to Water (feet btoc): 10.09			Total Well Depth (feet btoc):		Water Column Height (H) (feet): 6.21		Screened Interval (feet btoc):	Casing diameter (D) (inches):	
<b>Groundwater Purge Information</b>											
Sampling Method: Low Flow			Purge Equipment: PP-Peristaltic Pump								
Tubing / Pump set at 13 ft. btoc			Total Volume Removed: 0.75 Gal								
Purge Start Time: 12:25 Purge End Time: 12:50				Well Purged Dry: no			Time allowed to recharge before sampling (if applicable):				
<b>Groundwater Purge Data</b>											
Time	Depth to Water (feet btoc)	Drawdown (feet)	Purge Rate (ml/min.)	pH (Units)	Specific Conductivity (mS/cm)	Turbidity (NTU)	Temp. (°C)	DO (mg/L)	O.R.P. (mV)	Remarks	
12:25	10.11	0.02	100	5.96	1.12	263	22.04	5.08	116.00		
12:30	10.11	0.00	100	6.02	1.14	45	21.79	4.75	120.00		
12:35	10.11	0.00	100	6.04	1.43	0	21.47	4.56	123.00		
12:40	10.11	0.00	100	6.07	1.14	0	21.32	4.49	124.00		
12:45	10.11	0.00	100	6.08	1.15	0	21.17	4.51	123.00		
12:50	10.11	0.00	100	6.10	1.15	0	21.07	4.50	123.00		
Groundwater Sample I.D.: MW-9				Groundwater Sample Time: 13:00			Duplicate Sample I.D.:		Duplicate Sample Time:		
Equipment/Rinsate Sample I.D.:				Equipment/Rinsate Sample Time:			Sampler Name:				
<b>Analytical Methods:</b> <u>VOCs + Field Parameters</u>											
<b>Notes:</b> NR = not recorded; btoc = below top of casing; ml/min = milliliters per minute; L = liters; mS/cm = MilliSiemens/centimeter; NTU = Nephelometric Turbidity Unit; °C = degrees Celsius; mg/L = milligrams per liter; mV = millivolt											

Lee Avenue Railroad Area, Route 640, West of Route 15 Groundwater Monitoring Program

Low-Flow Development / Sampling Log

Well ID: MW-12				Project: Lee Avenue Railroad Area				Page 1 of 1			
<b>Purging Data from Below Top of Casing (btoc)</b>											
Purge Date: 8/27/2025		Depth to Water (feet btoc): 12.1		Total Well Depth (feet btoc): 13.51		Water Column Height (H) (feet): 1.41		Screened Interval (feet btoc):		Casing diameter (D) (inches): 2	
<b>Groundwater Purge Information</b>											
Sampling Method: Low Flow			Purge Equipment: PP-Peristaltic Pump								
Tubing / Pump set at 13 ft. btoc			Total Volume Removed: 0.25 Gal								
Purge Start Time: 10:20 Purge End Time: 10:29				Well Purged Dry: yes			Time allowed to recharge before sampling (if applicable):				
<b>Groundwater Purge Data</b>											
Time	Depth to Water (feet btoc)	Drawdown (feet)	Purge Rate (ml/min.)	pH (Units)	Specific Conductivity (mS/cm)	Turbidity (NTU)	Temp. (°C)	DO (mg/L)	O.R.P. (mV)	Remarks	
10:22	12.49	0.39	120	6.92	0.928	0	17.87	2.05	20.00		
10:27	12.90	0.41	120	6.82	0.905	0	17.66	1.27	24.00		
Groundwater Sample I.D.: MW-12				Groundwater Sample Time: 9:10			Duplicate Sample I.D.:		Duplicate Sample Time:		
Equipment/Rinsate Sample I.D.:				Equipment/Rinsate Sample Time:			Sampler Name:				
<b>Analytical Methods:</b> <u>VOCs + Field Parameters</u>											
<b>Notes:</b> NR = not recorded; btoc = below top of casing; ml/min = milliliters per minute; L = liters; mS/cm = MilliSiemens/centimeter; NTU = Nephelometric Turbidity Unit; °C = degrees Celsius; mg/L = milligrams per liter; mV = millivolt											

Lee Avenue Railroad Area, Route 640, West of Route 15 Groundwater Monitoring Program

Low-Flow Development / Sampling Log

Well ID: MW-13				Project: Lee Avenue Railroad Area				Page 1 of 1			
<b>Purging Data from Below Top of Casing (btoc)</b>											
Purge Date: 8/26/2025		Depth to Water (feet btoc): 8.9		Total Well Depth (feet btoc): 11.77		Water Column Height (H) (feet): 2.87		Screened Interval (feet btoc):		Casing diameter (D) (inches): 2	
<b>Groundwater Purge Information</b>											
Sampling Method: Low Flow			Purge Equipment: PP-Peristaltic Pump								
Tubing / Pump set at 11 ft. btoc			Total Volume Removed: 1.25 Gal								
Purge Start Time: 13:01 Purge End Time: 13:35				Well Purged Dry: no			Time allowed to recharge before sampling (if applicable):				
<b>Groundwater Purge Data</b>											
Time	Depth to Water (feet btoc)	Drawdown (feet)	Purge Rate (ml/min.)	pH (Units)	Specific Conductivity (mS/cm)	Turbidity (NTU)	Temp. (°C)	DO (mg/L)	O.R.P. (mV)	Remarks	
13:03	8.90	0.00	170	6.99	3.66	23.9	23.37	3.02	76.00		
13:08	8.90	0.00	175	7.12	3.23	71.5	20.85	5.90	80.00		
13:13	8.90	0.00	170	7.14	2.9	10.6	20.64	6.50	82.00		
13:18	8.90	0.00	170	7.10	2.74	0	20.53	6.50	88.00		
13:23	8.90	0.00	170	7.04	2.61	0	20.69	6.47	95.00		
13:28	8.90	0.00	170	7.00	2.53	0	21.07	6.24	100.00		
13:33	8.90	0.00	170	6.97	2.53	0	20.68	6.48	100.00		
Groundwater Sample I.D.: MW-13				Groundwater Sample Time: 13:35			Duplicate Sample I.D.:		Duplicate Sample Time:		
Equipment/Rinsate Sample I.D.:				Equipment/Rinsate Sample Time:			Sampler Name:				
<b>Analytical Methods:</b> <u>VOCs + Field Parameters</u>											
<b>Notes:</b> NR = not recorded; btoc = below top of casing; ml/min = milliliters per minute; L = liters; mS/cm = MilliSiemens/centimeter; NTU = Nephelometric Turbidity Unit; °C = degrees Celsius; mg/L = milligrams per liter; mV = millivolt											

Lee Avenue Railroad Area, Route 640, West of Route 15 Groundwater Monitoring Program

Low-Flow Development / Sampling Log

Well ID: MW-14				Project: Lee Avenue Railroad Area				Page 1 of 1			
<b>Purging Data from Below Top of Casing (btoc)</b>											
Purge Date: 8/26/2025		Depth to Water (feet btoc): 8.97			Total Well Depth (feet btoc):		Water Column Height (H) (feet): 7.84		Screened Interval (feet btoc):	Casing diameter (D) (inches): 2	
<b>Groundwater Purge Information</b>											
Sampling Method: Low Flow			Purge Equipment: PP-Peristaltic Pump								
Tubing / Pump set at 15 ft. btoc			Total Volume Removed: 1 Gal								
Purge Start Time: 8:59 Purge End Time: 9:15				Well Purged Dry: no			Time allowed to recharge before sampling (if applicable):				
<b>Groundwater Purge Data</b>											
Time	Depth to Water (feet btoc)	Drawdown (feet)	Purge Rate (ml/min.)	pH (Units)	Specific Conductivity (mS/cm)	Turbidity (NTU)	Temp. (°C)	DO (mg/L)	O.R.P. (mV)	Remarks	
8:59	8.98	0.01	220	6.52	1.45	425	15.34	4.91	121.00		
9:04	8.98	0.00	220	6.54	1.44	125	15.24	4.93	121.00		
9:09	8.98	0.00	220	6.56	1.44	41.4	15.26	5.03	123.00		
9:14	8.98	0.00	220	6.57	1.44	5.8	15.29	4.88	124.00		
Groundwater Sample I.D.: MW-14				Groundwater Sample Time: 9:15			Duplicate Sample I.D.:		Duplicate Sample Time:		
Equipment/Rinsate Sample I.D.:				Equipment/Rinsate Sample Time:			Sampler Name:				
<b>Analytical Methods:</b> <u>VOCs + Field Parameters</u>											
<b>Notes:</b> NR = not recorded; btoc = below top of casing; ml/min = milliliters per minute; L = liters; mS/cm = MilliSiemens/centimeter; NTU = Nephelometric Turbidity Unit; °C = degrees Celsius; mg/L = milligrams per liter; mV = millivolt											

Lee Avenue Railroad Area, Route 640, West of Route 15 Groundwater Monitoring Program

Low-Flow Development / Sampling Log

Well ID: MW-15				Project: Lee Avenue Railroad Area				Page 1 of 1			
<b>Purging Data from Below Top of Casing (btoc)</b>											
Purge Date: 8/27/2025		Depth to Water (feet btoc): 9.85		Total Well Depth (feet btoc): 13.58		Water Column Height (H) (feet): 3.88		Screened Interval (feet btoc):		Casing diameter (D) (inches): 2	
<b>Groundwater Purge Information</b>											
Sampling Method: Low Flow			Purge Equipment: PP-Peristaltic Pump								
Tubing / Pump set at 13 ft. btoc			Total Volume Removed: 2.25 Gal								
Purge Start Time: 9:45 Purge End Time: 10:20				Well Purged Dry: no			Time allowed to recharge before sampling (if applicable):				
<b>Groundwater Purge Data</b>											
Time	Depth to Water (feet btoc)	Drawdown (feet)	Purge Rate (ml/min.)	pH (Units)	Specific Conductivity (mS/cm)	Turbidity (NTU)	Temp. (°C)	DO (mg/L)	O.R.P. (mV)	Remarks	
9:49	9.90	0.05	200	7.24	1.73	0	17.29	1.85	73.00		
9:54	9.90	0.00	200	7.15	1.4	0	17.92	1.28	75.00		
9:59	9.90	0.00	9.9	7.16	1.68	0.4	18.22	1.85	76.00		
10:04	9.90	0.00	200	7.16	1.64	0	18.45	2.98	77.00		
10:09	9.90	0.00	200	7.17	1.59	0	18.61	3.59	81.00		
10:14	9.90	0.00	200	7.17	1.57	0	18.76	3.60	84.00		
10:19	9.90	0.00	200	7.17	1.55	0	18.79	3.74	87.00		
Groundwater Sample I.D.: MW-15				Groundwater Sample Time: 10:20			Duplicate Sample I.D.:		Duplicate Sample Time:		
Equipment/Rinsate Sample I.D.:				Equipment/Rinsate Sample Time:			Sampler Name:				
<b>Analytical Methods:</b> <u>VOCs + Field Parameters</u>											
<b>Notes:</b> NR = not recorded; btoc = below top of casing; ml/min = milliliters per minute; L = liters; mS/cm = MilliSiemens/centimeter; NTU = Nephelometric Turbidity Unit; °C = degrees Celsius; mg/L = milligrams per liter; mV = millivolt											

Lee Avenue Railroad Area, Route 640, West of Route 15 Groundwater Monitoring Program

Low-Flow Development / Sampling Log

Well ID: MW-18				Project: Lee Avenue Railroad Area				Page 1 of 1			
<b>Purging Data from Below Top of Casing (btoc)</b>											
Purge Date: 8/26/2025		Depth to Water (feet btoc): 10.8			Total Well Depth (feet btoc):		Water Column Height (H) (feet): 6.72		Screened Interval (feet btoc):	Casing diameter (D) (inches):	
<b>Groundwater Purge Information</b>											
Sampling Method: Low Flow			Purge Equipment: PP-Peristaltic Pump								
Tubing / Pump set at 15 ft. btoc			Total Volume Removed: 0.75 Gal								
Purge Start Time: 13:46 Purge End Time: 14:10				Well Purged Dry: no			Time allowed to recharge before sampling (if applicable):				
<b>Groundwater Purge Data</b>											
Time	Depth to Water (feet btoc)	Drawdown (feet)	Purge Rate (ml/min.)	pH (Units)	Specific Conductivity (mS/cm)	Turbidity (NTU)	Temp. (°C)	DO (mg/L)	O.R.P. (mV)	Remarks	
13:46	10.90	0.10	100	6.63	0.469	0	23.36	5.68	106.00		
13:51	10.90	0.00	100	6.53	0.467	0	22.84	5.57	117.00		
13:56	10.90	0.00	100	6.37	0.471	0	22.10	5.68	117.00		
14:01	10.90	0.00	100	6.26	0.474	0	21.90	5.71	119.00		
14:06	10.90	0.00	100	6.22	0.469	0	21.88	5.68	123.00		
14:11	10.90	0.00	100	6.17	0.464	0	21.91	5.59	132.00		
Groundwater Sample I.D.: MW-18				Groundwater Sample Time: 14:30			Duplicate Sample I.D.:		Duplicate Sample Time:		
Equipment/Rinsate Sample I.D.:				Equipment/Rinsate Sample Time:			Sampler Name:				
<b>Analytical Methods:</b> <u>VOCs + Field Parameters</u>											
<b>Notes:</b> NR = not recorded; btoc = below top of casing; ml/min = milliliters per minute; L = liters; mS/cm = MilliSiemens/centimeter; NTU = Nephelometric Turbidity Unit; °C = degrees Celsius; mg/L = milligrams per liter; mV = millivolt											

Lee Avenue Railroad Area, Route 640, West of Route 15 Groundwater Monitoring Program

Low-Flow Development / Sampling Log

Well ID: MW-20				Project: Lee Avenue Railroad Area				Page 1 of 1			
<b>Purging Data from Below Top of Casing (btoc)</b>											
Purge Date: 8/26/2025		Depth to Water (feet btoc): 11.85			Total Well Depth (feet btoc):		Water Column Height (H) (feet): 14.78		Screened Interval (feet btoc):	Casing diameter (D) (inches): 2	
<b>Groundwater Purge Information</b>											
Sampling Method: Low Flow			Purge Equipment: PP-Peristaltic Pump								
Tubing / Pump set at ft. btoc			Total Volume Removed: 1 Gal								
Purge Start Time: 15:20 Purge End Time: 15:40				Well Purged Dry: no			Time allowed to recharge before sampling (if applicable):				
<b>Groundwater Purge Data</b>											
Time	Depth to Water (feet btoc)	Drawdown (feet)	Purge Rate (ml/min.)	pH (Units)	Specific Conductivity (mS/cm)	Turbidity (NTU)	Temp. (°C)	DO (mg/L)	O.R.P. (mV)	Remarks	
15:24	11.85	0.00	160	7.21	1.42	0	17.31	6.13	86.00		
15:29	11.85	0.00	165	7.20	1.45	0	16.70	5.93	95.00		
15:34	11.85	0.00	165	7.19	1.45	0	16.28	5.91	100.00		
15:39	11.85	0.00	165	7.18	1.46	0	16.50	5.91	103.00		
Groundwater Sample I.D.: MW-20				Groundwater Sample Time: 15:40			Duplicate Sample I.D.:		Duplicate Sample Time:		
Equipment/Rinsate Sample I.D.:				Equipment/Rinsate Sample Time:			Sampler Name:				
<b>Analytical Methods:</b> <u>VOCs + Field Parameters</u>											
<b>Notes:</b> NR = not recorded; btoc = below top of casing; ml/min = milliliters per minute; L = liters; mS/cm = MilliSiemens/centimeter; NTU = Nephelometric Turbidity Unit; °C = degrees Celsius; mg/L = milligrams per liter; mV = millivolt											

Lee Avenue Railroad Area, Route 640, West of Route 15 Groundwater Monitoring Program

Low-Flow Development / Sampling Log

Well ID: URS-2S				Project: Lee Avenue Railroad Area				Page 1 of 1				
<b>Purging Data from Below Top of Casing (btoc)</b>												
Purge Date: 8/27/2025		Depth to Water (feet btoc): 13.69			Total Well Depth (feet btoc):		Water Column Height (H) (feet):		Screened Interval (feet btoc):	Casing diameter (D) (inches):		
<b>Groundwater Purge Information</b>												
Sampling Method: Low Flow			Purge Equipment: PP-Peristaltic Pump									
Tubing / Pump set at ft. btoc			Total Volume Removed: 0.75 Gal									
Purge Start Time: 10:15				Purge End Time: 10:58			Well Purged Dry: yes		Time allowed to recharge before sampling (if applicable):			
<b>Groundwater Purge Data</b>												
Time	Depth to Water (feet btoc)	Drawdown (feet)	Purge Rate (ml/min.)	pH (Units)	Specific Conductivity (mS/cm)	Turbidity (NTU)	Temp. (°C)	DO (mg/L)	O.R.P. (mV)	Remarks		
10:23	14.05	0.36	100	6.70	1.48	0	16.94	4.16	123.00			
10:28	14.20	0.15	100	6.71	1.39	0	17.17	4.13	121.00			
10:33	14.37	0.17	90	6.70	1.41	0	17.08	3.22	121.00			
10:38	14.59	0.22		6.69	1.46	0	16.98	2.68	120.00			
10:43	14.65	0.06	90	6.69	1.51	0	16.97	2.47	119.00			
10:48	14.79	0.14	90	6.68	1.58	0	17.13	2.13	116.00			
10:53	14.97	0.18	90	6.69	1.63	0	17.01	1.84	112.00			
10:58	15.04	0.07	90	6.67	1.72	0	16.88	1.16	112.00			
Groundwater Sample I.D.: URS-2S				Groundwater Sample Time: 14:35			Duplicate Sample I.D.:		Duplicate Sample Time:			
Equipment/Rinsate Sample I.D.:				Equipment/Rinsate Sample Time:			Sampler Name:					
<b>Analytical Methods: VOCs + Field Parameters</b>												
<b>Notes:</b> NR = not recorded; btoc = below top of casing; ml/min = milliliters per minute; L = liters; mS/cm = MilliSiemens/centimeter; NTU = Nephelometric Turbidity Unit; °C = degrees Celsius; mg/L = milligrams per liter; mV = millivolt												

Lee Avenue Railroad Area, Route 640, West of Route 15 Groundwater Monitoring Program

Low-Flow Development / Sampling Log

Well ID: URS-4S				Project: Lee Avenue Railroad Area				Page 1 of 1			
<b>Purging Data from Below Top of Casing (btoc)</b>											
Purge Date: 8/27/2025		Depth to Water (feet btoc): 8.5		Total Well Depth (feet btoc): 10.55		Water Column Height (H) (feet): 2		Screened Interval (feet btoc):		Casing diameter (D) (inches): 2	
<b>Groundwater Purge Information</b>											
Sampling Method: Low Flow			Purge Equipment: PP-Peristaltic Pump								
Tubing / Pump set at ft. btoc			Total Volume Removed: 1 Gal								
Purge Start Time: 15:49 Purge End Time: 16:09				Well Purged Dry: yes			Time allowed to recharge before sampling (if applicable):				
<b>Groundwater Purge Data</b>											
Time	Depth to Water (feet btoc)	Drawdown (feet)	Purge Rate (ml/min.)	pH (Units)	Specific Conductivity (mS/cm)	Turbidity (NTU)	Temp. (°C)	DO (mg/L)	O.R.P. (mV)	Remarks	
15:49	8.90	0.40	200	6.78	1.95	0	19.90	0.83	120.00		
15:54	9.29	0.39	200	6.44	1.92	0	18.31	2.23	122.00		
15:59	9.71	0.42		6.45	1.99	0	17.76	0.53	123.00		
16:04	10.08	0.37	180	6.51	2.02	0	17.68	1.05	121.00		
Groundwater Sample I.D.: URS-4S				Groundwater Sample Time: 17:40			Duplicate Sample I.D.: DUP-2		Duplicate Sample Time:		
Equipment/Rinsate Sample I.D.:				Equipment/Rinsate Sample Time:			Sampler Name:				
<b>Analytical Methods:</b> <u>VOCs + Field Parameters</u>											
<b>Notes:</b> NR = not recorded; btoc = below top of casing; ml/min = milliliters per minute; L = liters; mS/cm = MilliSiemens/centimeter; NTU = Nephelometric Turbidity Unit; °C = degrees Celsius; mg/L = milligrams per liter; mV = millivolt											

Lee Avenue Railroad Area, Route 640, West of Route 15 Groundwater Monitoring Program

Low-Flow Development / Sampling Log

Well ID: URS-6I				Project: Lee Avenue Railroad Area				Page 1 of 1			
<b>Purging Data from Below Top of Casing (btoc)</b>											
Purge Date: 8/26/2025		Depth to Water (feet btoc): 11.4			Total Well Depth (feet btoc):		Water Column Height (H) (feet): 4.38		Screened Interval (feet btoc):	Casing diameter (D) (inches):	
<b>Groundwater Purge Information</b>											
Sampling Method: Low Flow			Purge Equipment: PP-Peristaltic Pump								
Tubing / Pump set at 14 ft. btoc			Total Volume Removed: 0.5 Gal								
Purge Start Time: 8:54 Purge End Time: 9:24				Well Purged Dry: no			Time allowed to recharge before sampling (if applicable):				
<b>Groundwater Purge Data</b>											
Time	Depth to Water (feet btoc)	Drawdown (feet)	Purge Rate (ml/min.)	pH (Units)	Specific Conductivity (mS/cm)	Turbidity (NTU)	Temp. (°C)	DO (mg/L)	O.R.P. (mV)	Remarks	
8:54	11.61	0.21	110	5.37	0.608	0.439	15.91	6.50	145.00		
8:59	11.63	0.02	110	6.70	0.639	0	15.89	6.77	91.00		
9:04	11.65	0.02	105	6.33	0.642	0	15.88	6.52	89.00		
9:09	11.66	0.01	110	6.19	0.622	0	15.98	6.44	93.00		
9:14	11.69	0.03	110	6.14	0.614	0	16.05	8.73	97.00		
	11.70	0.01	110	6.04	0.612	0	16.11	8.85	102.00		
9:24	11.70	0.00	110	6.08	0.614	0	16.26	8.58	102.00		
Groundwater Sample I.D.: URS-6I				Groundwater Sample Time: 9:30			Duplicate Sample I.D.:		Duplicate Sample Time:		
Equipment/Rinsate Sample I.D.:				Equipment/Rinsate Sample Time:			Sampler Name:				
<b>Analytical Methods:</b> <u>VOCs + Field Parameters</u>											
<b>Notes:</b> NR = not recorded; btoc = below top of casing; ml/min = milliliters per minute; L = liters; mS/cm = MilliSiemens/centimeter; NTU = Nephelometric Turbidity Unit; °C = degrees Celsius; mg/L = milligrams per liter; mV = millivolt											

Lee Avenue Railroad Area, Route 640, West of Route 15 Groundwater Monitoring Program

Low-Flow Development / Sampling Log

Well ID: URS-7S				Project: Lee Avenue Railroad Area				Page <u>1</u> of <u>1</u>			
<b>Purging Data from Below Top of Casing (btoc)</b>											
Purge Date: 8/27/2025		Depth to Water (feet btoc): 11.65			Total Well Depth (feet btoc):		Water Column Height (H) (feet): 2.99		Screened Interval (feet btoc):	Casing diameter (D) (inches):	
<b>Groundwater Purge Information</b>											
Sampling Method: Low Flow			Purge Equipment: PP-Peristaltic Pump								
Tubing / Pump set at 13 ft. btoc			Total Volume Removed: 0.5 Gal								
Purge Start Time: 9:16 Purge End Time: 9:36				Well Purged Dry: no			Time allowed to recharge before sampling (if applicable):				
<b>Groundwater Purge Data</b>											
Time	Depth to Water (feet btoc)	Drawdown (feet)	Purge Rate (ml/min.)	pH (Units)	Specific Conductivity (mS/cm)	Turbidity (NTU)	Temp. (°C)	DO (mg/L)	O.R.P. (mV)	Remarks	
9:16	11.67	0.02	100	6.60	0.945	157	16.24	7.60	132.00		
9:21	11.70	0.03	100	6.56	0.954	9.7	16.13	7.55	139.00		
9:26	11.70	0.00	100	6.52	0.953	0	16.12	7.47	145.00		
9:31	11.70	0.00	100	6.50	0.953	0	16.12	7.38	149.00		
9:36	11.70	0.00	100	6.49	0.953	0	16.13	7.33	151.00		
Groundwater Sample I.D.: URS-7S				Groundwater Sample Time: 10:00			Duplicate Sample I.D.:		Duplicate Sample Time:		
Equipment/Rinsate Sample I.D.:				Equipment/Rinsate Sample Time:			Sampler Name:				
<b>Analytical Methods:</b> <u>VOCs + Field Parameters</u>											
<b>Notes:</b> NR = not recorded; btoc = below top of casing; ml/min = milliliters per minute; L = liters; mS/cm = MilliSiemens/centimeter; NTU = Nephelometric Turbidity Unit; °C = degrees Celsius; mg/L = milligrams per liter; mV = millivolt											

Lee Avenue Railroad Area, Route 640, West of Route 15 Groundwater Monitoring Program

Low-Flow Development / Sampling Log

Well ID: URS-8S				Project: Lee Avenue Railroad Area				Page 1 of 1			
<b>Purging Data from Below Top of Casing (btoc)</b>											
Purge Date: 8/27/2025		Depth to Water (feet btoc): 10.92			Total Well Depth (feet btoc): 15.65		Water Column Height (H) (feet): 4.7		Screened Interval (feet btoc):	Casing diameter (D) (inches): 2	
<b>Groundwater Purge Information</b>											
Sampling Method: Low Flow			Purge Equipment: PP-Peristaltic Pump								
Tubing / Pump set at 15 ft. btoc			Total Volume Removed: 1 Gal								
Purge Start Time: 12:51 Purge End Time: 13:10				Well Purged Dry: no			Time allowed to recharge before sampling (if applicable):				
<b>Groundwater Purge Data</b>											
Time	Depth to Water (feet btoc)	Drawdown (feet)	Purge Rate (ml/min.)	pH (Units)	Specific Conductivity (mS/cm)	Turbidity (NTU)	Temp. (°C)	DO (mg/L)	O.R.P. (mV)	Remarks	
12:54	10.99	0.07	220	6.69	1.81	0	17.71	0.09	87.00		
12:59	10.99	0.00	250	6.50	1.76	0	17.92	0.00	80.00		
13:04	10.99	0.00	260	6.45	1.62	0	18.05	0.00	81.00		
13:09	10.99	0.00	250	6.42	1.64	0	18.18	0.00	83.00		
Groundwater Sample I.D.: URS-8S				Groundwater Sample Time: 13:10			Duplicate Sample I.D.: DUP-1		Duplicate Sample Time:		
Equipment/Rinsate Sample I.D.:				Equipment/Rinsate Sample Time:			Sampler Name:				
<b>Analytical Methods:</b> <u>VOCs + Field Parameters</u>											
<b>Notes:</b> NR = not recorded; btoc = below top of casing; ml/min = milliliters per minute; L = liters; mS/cm = MilliSiemens/centimeter; NTU = Nephelometric Turbidity Unit; °C = degrees Celsius; mg/L = milligrams per liter; mV = millivolt											

Lee Avenue Railroad Area, Route 640, West of Route 15 Groundwater Monitoring Program

Low-Flow Development / Sampling Log

Well ID: URS-9S				Project: Lee Avenue Railroad Area				Page 1 of 1			
<b>Purging Data from Below Top of Casing (btoc)</b>											
Purge Date: 8/27/2025		Depth to Water (feet btoc): 14.37			Total Well Depth (feet btoc): 16.67		Water Column Height (H) (feet): 2.16		Screened Interval (feet btoc):	Casing diameter (D) (inches): 2	
<b>Groundwater Purge Information</b>											
Sampling Method: Low Flow			Purge Equipment: PP-Peristaltic Pump								
Tubing / Pump set at ft. btoc			Total Volume Removed: 1.75 Gal								
Purge Start Time: 12:03 Purge End Time: 12:21				Well Purged Dry: no			Time allowed to recharge before sampling (if applicable):				
<b>Groundwater Purge Data</b>											
Time	Depth to Water (feet btoc)	Drawdown (feet)	Purge Rate (ml/min.)	pH (Units)	Specific Conductivity (mS/cm)	Turbidity (NTU)	Temp. (°C)	DO (mg/L)	O.R.P. (mV)	Remarks	
12:05	14.38	0.01	240	6.80	1.82	15.7	17.69	3.55	107.00		
12:10	14.39	0.01	240	6.69	1.87	0	17.79	3.21	113.00		
12:15	14.39	0.00	240	6.64	1.88	0	17.71	3.27	118.00		
12:20	14.39	0.00	240	6.62	1.92	0	17.71	2.99	121.00		
Groundwater Sample I.D.: URS-9S				Groundwater Sample Time: 12:25			Duplicate Sample I.D.:		Duplicate Sample Time:		
Equipment/Rinsate Sample I.D.:				Equipment/Rinsate Sample Time:			Sampler Name:				
<b>Analytical Methods:</b> <u>VOCs + Field Parameters</u>											
<b>Notes:</b> NR = not recorded; btoc = below top of casing; ml/min = milliliters per minute; L = liters; mS/cm = MilliSiemens/centimeter; NTU = Nephelometric Turbidity Unit; °C = degrees Celsius; mg/L = milligrams per liter; mV = millivolt											

Lee Avenue Railroad Area, Route 640, West of Route 15 Groundwater Monitoring Program

Low-Flow Development / Sampling Log

Well ID: URS-10S				Project: Lee Avenue Railroad Area				Page 1 of 1				
<b>Purging Data from Below Top of Casing (btoc)</b>												
Purge Date: 8/26/2025		Depth to Water (feet btoc): 13.63			Total Well Depth (feet btoc):		Water Column Height (H) (feet):		Screened Interval (feet btoc):	Casing diameter (D) (inches):		
<b>Groundwater Purge Information</b>												
Sampling Method: Low Flow			Purge Equipment: PP-Peristaltic Pump									
Tubing / Pump set at ft. btoc			Total Volume Removed: 0.75 Gal									
Purge Start Time: 16:08				Purge End Time: 16:42			Well Purged Dry: no		Time allowed to recharge before sampling (if applicable):			
<b>Groundwater Purge Data</b>												
Time	Depth to Water (feet btoc)	Drawdown (feet)	Purge Rate (ml/min.)	pH (Units)	Specific Conductivity (mS/cm)	Turbidity (NTU)	Temp. (°C)	DO (mg/L)	O.R.P. (mV)	Remarks		
16:08	13.65	0.02	100	6.14	0.891	287	23.61	4.73	110.00			
16:13	13.68	0.03	100	6.40	0.858	133	22.80	4.81	109.00			
16:18	13.68	0.00	100	6.58	0.845	0.5	21.87	4.99	105.00			
16:23	13.71	0.03	100	6.63	0.809	0	21.82	6.00	104.00			
16:28	13.71	0.00	110	6.63	0.785	0	22.01	6.68	105.00			
16:33	13.71	0.00	100	6.59	0.768	0	22.08	6.80	105.00			
16:38	13.71	0.00	100	6.61	0.751	0	22.30	6.56	108.00			
16:40	13.71	0.00	100	6.60	0.75	0	22.45	6.56	109.00			
Groundwater Sample I.D.: URS-10S				Groundwater Sample Time: 17:00			Duplicate Sample I.D.:		Duplicate Sample Time:			
Equipment/Rinsate Sample I.D.:				Equipment/Rinsate Sample Time:			Sampler Name:					
<b>Analytical Methods: VOCs + Field Parameters</b>												
<b>Notes:</b> NR = not recorded; btoc = below top of casing; ml/min = milliliters per minute; L = liters; mS/cm = MilliSiemens/centimeter; NTU = Nephelometric Turbidity Unit; °C = degrees Celsius; mg/L = milligrams per liter; mV = millivolt												

Lee Avenue Railroad Area, Route 640, West of Route 15 Groundwater Monitoring Program

Low-Flow Development / Sampling Log

Well ID: URS-12				Project: Lee Avenue Railroad Area				Page 1 of 1				
<b>Purging Data from Below Top of Casing (btoc)</b>												
Purge Date: 8/27/2025		Depth to Water (feet btoc): 10.41			Total Well Depth (feet btoc):			Water Column Height (H) (feet):		Screened Interval (feet btoc):	Casing diameter (D) (inches): 2	
<b>Groundwater Purge Information</b>												
Sampling Method: Low Flow			Purge Equipment: PP-Peristaltic Pump									
Tubing / Pump set at ft. btoc			Total Volume Removed: 1 Gal									
Purge Start Time: 13:46				Purge End Time: 14:06			Well Purged Dry: no		Time allowed to recharge before sampling (if applicable):			
<b>Groundwater Purge Data</b>												
Time	Depth to Water (feet btoc)	Drawdown (feet)	Purge Rate (ml/min.)	pH (Units)	Specific Conductivity (mS/cm)	Turbidity (NTU)	Temp. (°C)	DO (mg/L)	O.R.P. (mV)	Remarks		
13:50	10.50	0.09	270	6.98	1.85	0	24.07	4.36	95.00			
13:55	10.50	0.00	250	7.15	1.93	0	22.74	2.55	91.00			
14:00	10.50	0.00	250	7.17	1.9	0	22.59	2.65	90.00			
14:05	10.50	0.00	250	7.18	1.9	0	22.74	2.80	90.00			
Groundwater Sample I.D.: URS-12				Groundwater Sample Time: 14:10			Duplicate Sample I.D.:		Duplicate Sample Time:			
Equipment/Rinsate Sample I.D.:				Equipment/Rinsate Sample Time:			Sampler Name:					
<b>Analytical Methods:</b> VOCs + Field Parameters												
<b>Notes:</b> NR = not recorded; btoc = below top of casing; ml/min = milliliters per minute; L = liters; mS/cm = MilliSiemens/centimeter; NTU = Nephelometric Turbidity Unit; °C = degrees Celsius; mg/L = milligrams per liter; mV = millivolt												

Lee Avenue Railroad Area, Route 640, West of Route 15 Groundwater Monitoring Program

Low-Flow Development / Sampling Log

Well ID: URS-13				Project: Lee Avenue Railroad Area				Page 1 of 1			
<b>Purging Data from Below Top of Casing (btoc)</b>											
Purge Date: 8/26/2025		Depth to Water (feet btoc): 11.35			Total Well Depth (feet btoc): 15.85			Water Column Height (H) (feet): 4.5		Screened Interval (feet btoc):	Casing diameter (D) (inches): 2
<b>Groundwater Purge Information</b>											
Sampling Method: Low Flow			Purge Equipment: PP-Peristaltic Pump								
Tubing / Pump set at 15 ft. btoc			Total Volume Removed: 1.25 Gal								
Purge Start Time: 14:45 Purge End Time: 15:05				Well Purged Dry: no				Time allowed to recharge before sampling (if applicable):			
<b>Groundwater Purge Data</b>											
Time	Depth to Water (feet btoc)	Drawdown (feet)	Purge Rate (ml/min.)	pH (Units)	Specific Conductivity (mS/cm)	Turbidity (NTU)	Temp. (°C)	DO (mg/L)	O.R.P. (mV)	Remarks	
14:48	11.35	0.00	200	7.07	1.46	0	20.26	6.10	77.00		
14:53	11.35	0.00	200	6.96	1.48	0	18.80	6.07	95.00		
14:58	11.35	0.00	200	6.93	1.5	0	18.71	5.94	103.00		
15:03	11.35	0.00	200	6.91	1.5	0	19.03	5.84	105.00		
Groundwater Sample I.D.: URS-13				Groundwater Sample Time: 15:05				Duplicate Sample I.D.:		Duplicate Sample Time:	
Equipment/Rinsate Sample I.D.:				Equipment/Rinsate Sample Time:				Sampler Name:			
<b>Analytical Methods:</b> <u>VOCs + Field Parameters</u>											
<b>Notes:</b> NR = not recorded; btoc = below top of casing; ml/min = milliliters per minute; L = liters; mS/cm = MilliSiemens/centimeter; NTU = Nephelometric Turbidity Unit; °C = degrees Celsius; mg/L = milligrams per liter; mV = millivolt											

Lee Avenue Railroad Area, Route 640, West of Route 15 Groundwater Monitoring Program

Low-Flow Development / Sampling Log

Well ID: URS-14				Project: Lee Avenue Railroad Area				Page 1 of 1			
<b>Purging Data from Below Top of Casing (btoc)</b>											
Purge Date: 8/27/2025		Depth to Water (feet btoc): 10.18			Total Well Depth (feet btoc): 13.63		Water Column Height (H) (feet): 3.37		Screened Interval (feet btoc):	Casing diameter (D) (inches): 2	
<b>Groundwater Purge Information</b>											
Sampling Method: Low Flow			Purge Equipment: PP-Peristaltic Pump								
Tubing / Pump set at 13 ft. btoc			Total Volume Removed: 3 Gal								
Purge Start Time: 11:06 Purge End Time: 11:35				Well Purged Dry: no			Time allowed to recharge before sampling (if applicable):				
<b>Groundwater Purge Data</b>											
Time	Depth to Water (feet btoc)	Drawdown (feet)	Purge Rate (ml/min.)	pH (Units)	Specific Conductivity (mS/cm)	Turbidity (NTU)	Temp. (°C)	DO (mg/L)	O.R.P. (mV)	Remarks	
11:09	10.19	0.01	270	6.99	1.28	0	17.73	6.70	89.00		
11:14	10.20	0.01	270	6.78	1.29	0	17.10	6.09	108.00		
11:19	10.20	0.00	270	6.74	1.3	0	16.95	6.10	114.00		
11:24	10.20	0.00	270	6.72	1.31	0	16.66	6.09	120.00		
11:29	10.20	0.00	2	6.70	1.31	0	16.49	6.19	125.00		
11:34	10.20	0.00	270	6.69	1.32	0	16.56	6.07	129.00		
Groundwater Sample I.D.: URS-14				Groundwater Sample Time: 11:35			Duplicate Sample I.D.:		Duplicate Sample Time:		
Equipment/Rinsate Sample I.D.:				Equipment/Rinsate Sample Time:			Sampler Name:				
<b>Analytical Methods:</b> <u>VOCs + Field Parameters</u>											
<b>Notes:</b> NR = not recorded; btoc = below top of casing; ml/min = milliliters per minute; L = liters; mS/cm = MilliSiemens/centimeter; NTU = Nephelometric Turbidity Unit; °C = degrees Celsius; mg/L = milligrams per liter; mV = millivolt											



## Appendix B Laboratory Analytical Reports

# ANALYTICAL REPORT

## PREPARED FOR

Attn: Elena Dadukova  
EHS Support, LLC  
4512 N Beacon Street  
#2  
Chicago, Illinois 60640

Generated 9/4/2025 12:08:34 AM

## JOB DESCRIPTION

Ashland Lee Ave. Railroad - Norwich, NY

## JOB NUMBER

480-232192-1

# Eurofins Buffalo

## Job Notes

This report may not be reproduced except in full, and with written approval from the laboratory. The results relate only to the samples tested. For questions please contact the Project Manager at the e-mail address or telephone number listed on this page.

The test results in this report relate only to the samples as received by the laboratory and will meet all requirements of the methodology, with any exceptions noted. This report shall not be reproduced except in full, without the express written approval of the laboratory. All questions should be directed to the Eurofins Environment Testing Northeast, LLC Project Manager.

## Authorization



Generated  
9/4/2025 12:08:34 AM

---

Authorized for release by  
John Beninati, Project Manager I  
[John.Beninati@et.eurofinsus.com](mailto:John.Beninati@et.eurofinsus.com)  
(716)504-9874



# Table of Contents

Cover Page . . . . .	1
Table of Contents . . . . .	3
Case Narrative . . . . .	4
Sample Summary . . . . .	5
Method Summary . . . . .	6
Definitions/Glossary . . . . .	7
Detection Summary . . . . .	8
Client Sample Results . . . . .	11
Surrogate Summary . . . . .	67
QC Sample Results . . . . .	68
QC Association Summary . . . . .	78
Lab Chronicle . . . . .	79
Chain of Custody . . . . .	83
Receipt Checklists . . . . .	87
Certification Summary . . . . .	88

# Case Narrative

Client: EHS Support, LLC  
Project: Ashland Lee Ave. Railroad - Norwich, NY

Job ID: 480-232192-1

**Job ID: 480-232192-1**

**Eurofins Buffalo**

## Job Narrative 480-232192-1

The analytical test results presented in this report meet all requirements of the associated regulatory program listed on the Accreditation/Certification Summary Page, unless otherwise noted. Data qualifiers and/or narrative comments are included to explain any exceptions, if applicable. Regulated compliance samples (e.g. SDWA, NPDES) must comply with associated agency requirements/permits.

- Matrix-specific batch QC (e.g., MS, MSD, SD) may not be reported when insufficient sample volume is available or when site-specific QC samples are not submitted. In such cases, a Laboratory Control Sample Duplicate (LCSD) may be analyzed to provide precision data for the batch.
- For samples analyzed using surrogate and/or isotope dilution analytes, any recoveries falling outside of established acceptance criteria are re-prepared and/or re-analyzed to confirm results, unless the deviation is due to sample dilution or otherwise explained in the case narrative.

### Receipt

The samples were received on 8/29/2025 10:00 AM. Unless otherwise noted below, the samples arrived in good condition, and, where required, properly preserved and on ice. The temperature of the cooler at receipt time was 2.2°C.

### GC/MS VOA

Method 8260C: The continuing calibration verification (CCV) associated with batch 480-755777 recovered outside acceptance criteria, low biased, for Carbon disulfide. A reporting limit (RL) standard was analyzed, and the target analytes are detected. Since the associated samples were non-detect for the analyte(s), the data are reported. The following associated samples are impacted: URS-8S (480-232192-19), MW-18 (480-232192-20), URS-9S (480-232192-21), URS-4S (480-232192-22), URS-10S (480-232192-23), DUP-1 (480-232192-24), DUP-2 (480-232192-25), EB-1 (480-232192-26), EB-2 (480-232192-27) and TB-1 (480-232192-28)

No additional analytical or quality issues were noted, other than those described above or in the Definitions/ Glossary page.

Eurofins Buffalo

# Sample Summary

Client: EHS Support, LLC  
 Project/Site: Ashland Lee Ave. Railroad - Norwich, NY

Job ID: 480-232192-1

Lab Sample ID	Client Sample ID	Matrix	Collected	Received	Sample Origin
480-232192-1	LAOW11-1	Water	08/27/25 15:20	08/29/25 10:00	New York
480-232192-2	LAOW11-6	Water	08/26/25 14:25	08/29/25 10:00	New York
480-232192-3	MW-9	Water	08/26/25 13:00	08/29/25 10:00	New York
480-232192-4	MW-12	Water	08/27/25 09:10	08/29/25 10:00	New York
480-232192-5	MW-14	Water	08/26/25 09:15	08/29/25 10:00	New York
480-232192-6	MW-15	Water	08/27/25 10:20	08/29/25 10:00	New York
480-232192-7	URS-6I	Water	08/26/25 09:30	08/29/25 10:00	New York
480-232192-8	MW-20	Water	08/26/25 15:40	08/29/25 10:00	New York
480-232192-9	URS-2S	Water	08/27/25 14:35	08/29/25 10:00	New York
480-232192-10	URS-12	Water	08/27/25 14:10	08/29/25 10:00	New York
480-232192-11	URS-13	Water	08/26/25 15:05	08/29/25 10:00	New York
480-232192-12	URS-14	Water	08/27/25 11:35	08/29/25 10:00	New York
480-232192-13	LAOW11-4	Water	08/26/25 16:00	08/29/25 10:00	New York
480-232192-14	LAOW11-5	Water	08/26/25 11:05	08/29/25 10:00	New York
480-232192-15	MW-7	Water	08/26/25 11:30	08/29/25 10:00	New York
480-232192-16	MW-8	Water	08/26/25 10:00	08/29/25 10:00	New York
480-232192-17	MW-13	Water	08/26/25 13:35	08/29/25 10:00	New York
480-232192-18	URS-7S	Water	08/27/25 10:00	08/29/25 10:00	New York
480-232192-19	URS-8S	Water	08/27/25 13:10	08/29/25 10:00	New York
480-232192-20	MW-18	Water	08/26/25 14:30	08/29/25 10:00	New York
480-232192-21	URS-9S	Water	08/27/25 12:25	08/29/25 10:00	New York
480-232192-22	URS-4S	Water	08/27/25 17:40	08/29/25 10:00	New York
480-232192-23	URS-10S	Water	08/26/25 17:00	08/29/25 10:00	New York
480-232192-24	DUP-1	Water	08/27/25 00:00	08/29/25 10:00	New York
480-232192-25	DUP-2	Water	08/27/25 00:00	08/29/25 10:00	New York
480-232192-26	EB-1	Water	08/26/25 17:10	08/29/25 10:00	New York
480-232192-27	EB-2	Water	08/27/25 16:30	08/29/25 10:00	New York
480-232192-28	TB-1	Water	08/27/25 00:00	08/29/25 10:00	New York

- 1
- 2
- 3
- 4
- 5
- 6
- 7
- 8
- 9
- 10
- 11
- 12
- 13
- 14

# Method Summary

Client: EHS Support, LLC  
Project/Site: Ashland Lee Ave. Railroad - Norwich, NY

Job ID: 480-232192-1

Method	Method Description	Protocol	Laboratory
8260C	Volatile Organic Compounds by GC/MS	SW846	EET BUF
5030C	Purge and Trap	SW846	EET BUF

**Protocol References:**

SW846 = "Test Methods For Evaluating Solid Waste, Physical/Chemical Methods", Third Edition, November 1986 And Its Updates.

**Laboratory References:**

EET BUF = Eurofins Buffalo, 10 Hazelwood Drive, Amherst, NY 14228-2298, TEL (716)691-2600

- 1
- 2
- 3
- 4
- 5
- 6
- 7
- 8
- 9
- 10
- 11
- 12
- 13
- 14

# Definitions/Glossary

Client: EHS Support, LLC  
Project/Site: Ashland Lee Ave. Railroad - Norwich, NY

Job ID: 480-232192-1

## Qualifiers

### GC/MS VOA

Qualifier	Qualifier Description
J	Result is less than the RL but greater than or equal to the MDL and the concentration is an approximate value.
U	Indicates the analyte was analyzed for but not detected.

## Glossary

Abbreviation	These commonly used abbreviations may or may not be present in this report.
☼	Listed under the "D" column to designate that the result is reported on a dry weight basis
%R	Percent Recovery
CFL	Contains Free Liquid
CFU	Colony Forming Unit
CNF	Contains No Free Liquid
DER	Duplicate Error Ratio (normalized absolute difference)
Dil Fac	Dilution Factor
DL	Detection Limit (DoD/DOE)
DL, RA, RE, IN	Indicates a Dilution, Re-analysis, Re-extraction, or additional Initial metals/anion analysis of the sample
DLC	Decision Level Concentration (Radiochemistry)
EDL	Estimated Detection Limit (Dioxin)
LOD	Limit of Detection (DoD/DOE)
LOQ	Limit of Quantitation (DoD/DOE)
MCL	EPA recommended "Maximum Contaminant Level"
MDA	Minimum Detectable Activity (Radiochemistry)
MDC	Minimum Detectable Concentration (Radiochemistry)
MDL	Method Detection Limit
ML	Minimum Level (Dioxin)
MPN	Most Probable Number
MQL	Method Quantitation Limit
NC	Not Calculated
ND	Not Detected at the reporting limit (or MDL or EDL if shown)
NEG	Negative / Absent
POS	Positive / Present
PQL	Practical Quantitation Limit
PRES	Presumptive
QC	Quality Control
RER	Relative Error Ratio (Radiochemistry)
RL	Reporting Limit or Requested Limit (Radiochemistry)
RPD	Relative Percent Difference, a measure of the relative difference between two points
TEF	Toxicity Equivalent Factor (Dioxin)
TEQ	Toxicity Equivalent Quotient (Dioxin)
TNTC	Too Numerous To Count

# Detection Summary

Client: EHS Support, LLC  
Project/Site: Ashland Lee Ave. Railroad - Norwich, NY

Job ID: 480-232192-1

## Client Sample ID: LAOW11-1

Lab Sample ID: 480-232192-1

Analyte	Result	Qualifier	RL	MDL	Unit	Dil Fac	D	Method	Prep Type
cis-1,2-Dichloroethene	5.8		1.0	0.81	ug/L	1		8260C	Total/NA
Trichloroethene	1.4		1.0	0.46	ug/L	1		8260C	Total/NA

## Client Sample ID: LAOW11-6

Lab Sample ID: 480-232192-2

Analyte	Result	Qualifier	RL	MDL	Unit	Dil Fac	D	Method	Prep Type
Trichloroethene	0.73	J	1.0	0.46	ug/L	1		8260C	Total/NA

## Client Sample ID: MW-9

Lab Sample ID: 480-232192-3

No Detections.

## Client Sample ID: MW-12

Lab Sample ID: 480-232192-4

Analyte	Result	Qualifier	RL	MDL	Unit	Dil Fac	D	Method	Prep Type
cis-1,2-Dichloroethene	0.94	J	1.0	0.81	ug/L	1		8260C	Total/NA
Trichloroethene	19		1.0	0.46	ug/L	1		8260C	Total/NA

## Client Sample ID: MW-14

Lab Sample ID: 480-232192-5

Analyte	Result	Qualifier	RL	MDL	Unit	Dil Fac	D	Method	Prep Type
Trichloroethene	0.47	J	1.0	0.46	ug/L	1		8260C	Total/NA

## Client Sample ID: MW-15

Lab Sample ID: 480-232192-6

No Detections.

## Client Sample ID: URS-6I

Lab Sample ID: 480-232192-7

No Detections.

## Client Sample ID: MW-20

Lab Sample ID: 480-232192-8

No Detections.

## Client Sample ID: URS-2S

Lab Sample ID: 480-232192-9

No Detections.

## Client Sample ID: URS-12

Lab Sample ID: 480-232192-10

Analyte	Result	Qualifier	RL	MDL	Unit	Dil Fac	D	Method	Prep Type
Trichloroethene	1.0		1.0	0.46	ug/L	1		8260C	Total/NA

## Client Sample ID: URS-13

Lab Sample ID: 480-232192-11

No Detections.

## Client Sample ID: URS-14

Lab Sample ID: 480-232192-12

No Detections.

## Client Sample ID: LAOW11-4

Lab Sample ID: 480-232192-13

Analyte	Result	Qualifier	RL	MDL	Unit	Dil Fac	D	Method	Prep Type
Trichloroethene	9.4		1.0	0.46	ug/L	1		8260C	Total/NA

This Detection Summary does not include radiochemical test results.

Eurofins Buffalo

# Detection Summary

Client: EHS Support, LLC  
Project/Site: Ashland Lee Ave. Railroad - Norwich, NY

Job ID: 480-232192-1

## Client Sample ID: LAOW11-5

Lab Sample ID: 480-232192-14

No Detections.

## Client Sample ID: MW-7

Lab Sample ID: 480-232192-15

Analyte	Result	Qualifier	RL	MDL	Unit	Dil Fac	D	Method	Prep Type
1,1-Dichloroethane	0.41	J	1.0	0.38	ug/L	1		8260C	Total/NA

## Client Sample ID: MW-8

Lab Sample ID: 480-232192-16

No Detections.

## Client Sample ID: MW-13

Lab Sample ID: 480-232192-17

No Detections.

## Client Sample ID: URS-7S

Lab Sample ID: 480-232192-18

Analyte	Result	Qualifier	RL	MDL	Unit	Dil Fac	D	Method	Prep Type
Trichloroethene	0.66	J	1.0	0.46	ug/L	1		8260C	Total/NA

## Client Sample ID: URS-8S

Lab Sample ID: 480-232192-19

Analyte	Result	Qualifier	RL	MDL	Unit	Dil Fac	D	Method	Prep Type
Trichloroethene	0.60	J	1.0	0.46	ug/L	1		8260C	Total/NA

## Client Sample ID: MW-18

Lab Sample ID: 480-232192-20

Analyte	Result	Qualifier	RL	MDL	Unit	Dil Fac	D	Method	Prep Type
cis-1,2-Dichloroethene	3.3		1.0	0.81	ug/L	1		8260C	Total/NA
Trichloroethene	0.66	J	1.0	0.46	ug/L	1		8260C	Total/NA

## Client Sample ID: URS-9S

Lab Sample ID: 480-232192-21

Analyte	Result	Qualifier	RL	MDL	Unit	Dil Fac	D	Method	Prep Type
Trichloroethene	2.0		1.0	0.46	ug/L	1		8260C	Total/NA

## Client Sample ID: URS-4S

Lab Sample ID: 480-232192-22

No Detections.

## Client Sample ID: URS-10S

Lab Sample ID: 480-232192-23

Analyte	Result	Qualifier	RL	MDL	Unit	Dil Fac	D	Method	Prep Type
1,1,1-Trichloroethane	0.89	J	1.0	0.82	ug/L	1		8260C	Total/NA
Chloroform	1.4		1.0	0.34	ug/L	1		8260C	Total/NA
Bromodichloromethane	0.41	J	1.0	0.39	ug/L	1		8260C	Total/NA
Trichloroethene	0.63	J	1.0	0.46	ug/L	1		8260C	Total/NA

## Client Sample ID: DUP-1

Lab Sample ID: 480-232192-24

Analyte	Result	Qualifier	RL	MDL	Unit	Dil Fac	D	Method	Prep Type
Trichloroethene	0.58	J	1.0	0.46	ug/L	1		8260C	Total/NA

## Client Sample ID: DUP-2

Lab Sample ID: 480-232192-25

No Detections.

This Detection Summary does not include radiochemical test results.

Eurofins Buffalo

# Detection Summary

Client: EHS Support, LLC  
Project/Site: Ashland Lee Ave. Railroad - Norwich, NY

Job ID: 480-232192-1

## Client Sample ID: EB-1

Lab Sample ID: 480-232192-26

Analyte	Result	Qualifier	RL	MDL	Unit	Dil Fac	D	Method	Prep Type
Chloroform	0.35	J	1.0	0.34	ug/L	1		8260C	Total/NA

## Client Sample ID: EB-2

Lab Sample ID: 480-232192-27

No Detections.

## Client Sample ID: TB-1

Lab Sample ID: 480-232192-28

No Detections.

This Detection Summary does not include radiochemical test results.

Eurofins Buffalo



# Client Sample Results

Client: EHS Support, LLC  
 Project/Site: Ashland Lee Ave. Railroad - Norwich, NY

Job ID: 480-232192-1

**Client Sample ID: LAOW11-1**

**Lab Sample ID: 480-232192-1**

Date Collected: 08/27/25 15:20

Matrix: Water

Date Received: 08/29/25 10:00

**Method: SW846 8260C - Volatile Organic Compounds by GC/MS**

Analyte	Result	Qualifier	RL	MDL	Unit	D	Prepared	Analyzed	Dil Fac
1,1,1-Trichloroethane	1.0	U	1.0	0.82	ug/L			08/29/25 18:23	1
1,1,2,2-Tetrachloroethane	1.0	U	1.0	0.21	ug/L			08/29/25 18:23	1
1,1,2-Trichloro-1,2,2-trifluoroethane	1.0	U	1.0	0.31	ug/L			08/29/25 18:23	1
1,1,2-Trichloroethane	1.0	U	1.0	0.23	ug/L			08/29/25 18:23	1
1,1-Dichloroethane	1.0	U	1.0	0.38	ug/L			08/29/25 18:23	1
1,1-Dichloroethene	1.0	U	1.0	0.29	ug/L			08/29/25 18:23	1
1,2,4-Trichlorobenzene	1.0	U	1.0	0.41	ug/L			08/29/25 18:23	1
1,2-Dibromo-3-Chloropropane	1.0	U	1.0	0.39	ug/L			08/29/25 18:23	1
1,2-Dichlorobenzene	1.0	U	1.0	0.79	ug/L			08/29/25 18:23	1
1,2-Dichloroethane	1.0	U	1.0	0.21	ug/L			08/29/25 18:23	1
1,2-Dichloropropane	1.0	U	1.0	0.72	ug/L			08/29/25 18:23	1
1,3-Dichlorobenzene	1.0	U	1.0	0.78	ug/L			08/29/25 18:23	1
1,4-Dichlorobenzene	1.0	U	1.0	0.84	ug/L			08/29/25 18:23	1
2-Butanone (MEK)	10	U	10	1.3	ug/L			08/29/25 18:23	1
2-Hexanone	5.0	U	5.0	1.2	ug/L			08/29/25 18:23	1
4-Methyl-2-pentanone (MIBK)	5.0	U	5.0	2.1	ug/L			08/29/25 18:23	1
Acetone	10	U	10	3.0	ug/L			08/29/25 18:23	1
Benzene	1.0	U	1.0	0.41	ug/L			08/29/25 18:23	1
Bromoform	1.0	U	1.0	0.26	ug/L			08/29/25 18:23	1
Bromomethane	1.0	U	1.0	0.69	ug/L			08/29/25 18:23	1
Carbon disulfide	1.0	U	1.0	0.19	ug/L			08/29/25 18:23	1
Carbon tetrachloride	1.0	U	1.0	0.27	ug/L			08/29/25 18:23	1
Chlorobenzene	1.0	U	1.0	0.75	ug/L			08/29/25 18:23	1
Dibromochloromethane	1.0	U	1.0	0.32	ug/L			08/29/25 18:23	1
Chloroethane	1.0	U	1.0	0.32	ug/L			08/29/25 18:23	1
Chloroform	1.0	U	1.0	0.34	ug/L			08/29/25 18:23	1
Chloromethane	1.0	U	1.0	0.35	ug/L			08/29/25 18:23	1
<b>cis-1,2-Dichloroethene</b>	<b>5.8</b>		1.0	0.81	ug/L			08/29/25 18:23	1
Cyclohexane	1.0	U	1.0	0.18	ug/L			08/29/25 18:23	1
Bromodichloromethane	1.0	U	1.0	0.39	ug/L			08/29/25 18:23	1
Dichlorodifluoromethane	1.0	U	1.0	0.68	ug/L			08/29/25 18:23	1
Ethylbenzene	1.0	U	1.0	0.74	ug/L			08/29/25 18:23	1
1,2-Dibromoethane	1.0	U	1.0	0.73	ug/L			08/29/25 18:23	1
Isopropylbenzene	1.0	U	1.0	0.79	ug/L			08/29/25 18:23	1
Methyl acetate	2.5	U	2.5	1.3	ug/L			08/29/25 18:23	1
Methyl tert-butyl ether	1.0	U	1.0	0.16	ug/L			08/29/25 18:23	1
Methylcyclohexane	1.0	U	1.0	0.16	ug/L			08/29/25 18:23	1
Methylene Chloride	1.0	U	1.0	0.44	ug/L			08/29/25 18:23	1
Tetrachloroethene	1.0	U	1.0	0.36	ug/L			08/29/25 18:23	1
Toluene	1.0	U	1.0	0.51	ug/L			08/29/25 18:23	1
trans-1,2-Dichloroethene	1.0	U	1.0	0.90	ug/L			08/29/25 18:23	1
trans-1,3-Dichloropropene	1.0	U	1.0	0.37	ug/L			08/29/25 18:23	1
<b>Trichloroethene</b>	<b>1.4</b>		1.0	0.46	ug/L			08/29/25 18:23	1
Trichlorofluoromethane	1.0	U	1.0	0.88	ug/L			08/29/25 18:23	1
Vinyl chloride	1.0	U	1.0	0.90	ug/L			08/29/25 18:23	1
Xylenes, Total	2.0	U	2.0	0.66	ug/L			08/29/25 18:23	1
cis-1,3-Dichloropropene	1.0	U	1.0	0.36	ug/L			08/29/25 18:23	1
Styrene	1.0	U	1.0	0.73	ug/L			08/29/25 18:23	1

# Client Sample Results

Client: EHS Support, LLC  
Project/Site: Ashland Lee Ave. Railroad - Norwich, NY

Job ID: 480-232192-1

**Client Sample ID: LAOW11-1**

**Lab Sample ID: 480-232192-1**

**Date Collected: 08/27/25 15:20**

**Matrix: Water**

**Date Received: 08/29/25 10:00**

<i>Surrogate</i>	<i>%Recovery</i>	<i>Qualifier</i>	<i>Limits</i>	<i>Prepared</i>	<i>Analyzed</i>	<i>Dil Fac</i>
1,2-Dichloroethane-d4 (Surr)	100		77 - 120		08/29/25 18:23	1
4-Bromofluorobenzene (Surr)	98		73 - 120		08/29/25 18:23	1
Toluene-d8 (Surr)	105		80 - 120		08/29/25 18:23	1
Dibromofluoromethane (Surr)	95		75 - 123		08/29/25 18:23	1

- 1
- 2
- 3
- 4
- 5
- 6
- 7
- 8
- 9
- 10
- 11
- 12
- 13
- 14

# Client Sample Results

Client: EHS Support, LLC  
 Project/Site: Ashland Lee Ave. Railroad - Norwich, NY

Job ID: 480-232192-1

**Client Sample ID: LAOW11-6**

**Lab Sample ID: 480-232192-2**

Date Collected: 08/26/25 14:25

Matrix: Water

Date Received: 08/29/25 10:00

**Method: SW846 8260C - Volatile Organic Compounds by GC/MS**

Analyte	Result	Qualifier	RL	MDL	Unit	D	Prepared	Analyzed	Dil Fac
1,1,1-Trichloroethane	1.0	U	1.0	0.82	ug/L			08/29/25 18:47	1
1,1,2,2-Tetrachloroethane	1.0	U	1.0	0.21	ug/L			08/29/25 18:47	1
1,1,2-Trichloro-1,2,2-trifluoroethane	1.0	U	1.0	0.31	ug/L			08/29/25 18:47	1
1,1,2-Trichloroethane	1.0	U	1.0	0.23	ug/L			08/29/25 18:47	1
1,1-Dichloroethane	1.0	U	1.0	0.38	ug/L			08/29/25 18:47	1
1,1-Dichloroethene	1.0	U	1.0	0.29	ug/L			08/29/25 18:47	1
1,2,4-Trichlorobenzene	1.0	U	1.0	0.41	ug/L			08/29/25 18:47	1
1,2-Dibromo-3-Chloropropane	1.0	U	1.0	0.39	ug/L			08/29/25 18:47	1
1,2-Dichlorobenzene	1.0	U	1.0	0.79	ug/L			08/29/25 18:47	1
1,2-Dichloroethane	1.0	U	1.0	0.21	ug/L			08/29/25 18:47	1
1,2-Dichloropropane	1.0	U	1.0	0.72	ug/L			08/29/25 18:47	1
1,3-Dichlorobenzene	1.0	U	1.0	0.78	ug/L			08/29/25 18:47	1
1,4-Dichlorobenzene	1.0	U	1.0	0.84	ug/L			08/29/25 18:47	1
2-Butanone (MEK)	10	U	10	1.3	ug/L			08/29/25 18:47	1
2-Hexanone	5.0	U	5.0	1.2	ug/L			08/29/25 18:47	1
4-Methyl-2-pentanone (MIBK)	5.0	U	5.0	2.1	ug/L			08/29/25 18:47	1
Acetone	10	U	10	3.0	ug/L			08/29/25 18:47	1
Benzene	1.0	U	1.0	0.41	ug/L			08/29/25 18:47	1
Bromoform	1.0	U	1.0	0.26	ug/L			08/29/25 18:47	1
Bromomethane	1.0	U	1.0	0.69	ug/L			08/29/25 18:47	1
Carbon disulfide	1.0	U	1.0	0.19	ug/L			08/29/25 18:47	1
Carbon tetrachloride	1.0	U	1.0	0.27	ug/L			08/29/25 18:47	1
Chlorobenzene	1.0	U	1.0	0.75	ug/L			08/29/25 18:47	1
Dibromochloromethane	1.0	U	1.0	0.32	ug/L			08/29/25 18:47	1
Chloroethane	1.0	U	1.0	0.32	ug/L			08/29/25 18:47	1
Chloroform	1.0	U	1.0	0.34	ug/L			08/29/25 18:47	1
Chloromethane	1.0	U	1.0	0.35	ug/L			08/29/25 18:47	1
cis-1,2-Dichloroethene	1.0	U	1.0	0.81	ug/L			08/29/25 18:47	1
Cyclohexane	1.0	U	1.0	0.18	ug/L			08/29/25 18:47	1
Bromodichloromethane	1.0	U	1.0	0.39	ug/L			08/29/25 18:47	1
Dichlorodifluoromethane	1.0	U	1.0	0.68	ug/L			08/29/25 18:47	1
Ethylbenzene	1.0	U	1.0	0.74	ug/L			08/29/25 18:47	1
1,2-Dibromoethane	1.0	U	1.0	0.73	ug/L			08/29/25 18:47	1
Isopropylbenzene	1.0	U	1.0	0.79	ug/L			08/29/25 18:47	1
Methyl acetate	2.5	U	2.5	1.3	ug/L			08/29/25 18:47	1
Methyl tert-butyl ether	1.0	U	1.0	0.16	ug/L			08/29/25 18:47	1
Methylcyclohexane	1.0	U	1.0	0.16	ug/L			08/29/25 18:47	1
Methylene Chloride	1.0	U	1.0	0.44	ug/L			08/29/25 18:47	1
Tetrachloroethene	1.0	U	1.0	0.36	ug/L			08/29/25 18:47	1
Toluene	1.0	U	1.0	0.51	ug/L			08/29/25 18:47	1
trans-1,2-Dichloroethene	1.0	U	1.0	0.90	ug/L			08/29/25 18:47	1
trans-1,3-Dichloropropene	1.0	U	1.0	0.37	ug/L			08/29/25 18:47	1
<b>Trichloroethene</b>	<b>0.73</b>	<b>J</b>	1.0	0.46	ug/L			08/29/25 18:47	1
Trichlorofluoromethane	1.0	U	1.0	0.88	ug/L			08/29/25 18:47	1
Vinyl chloride	1.0	U	1.0	0.90	ug/L			08/29/25 18:47	1
Xylenes, Total	2.0	U	2.0	0.66	ug/L			08/29/25 18:47	1
cis-1,3-Dichloropropene	1.0	U	1.0	0.36	ug/L			08/29/25 18:47	1
Styrene	1.0	U	1.0	0.73	ug/L			08/29/25 18:47	1

# Client Sample Results

Client: EHS Support, LLC  
Project/Site: Ashland Lee Ave. Railroad - Norwich, NY

Job ID: 480-232192-1

**Client Sample ID: LAOW11-6**

**Lab Sample ID: 480-232192-2**

**Date Collected: 08/26/25 14:25**

**Matrix: Water**

**Date Received: 08/29/25 10:00**

<i>Surrogate</i>	<i>%Recovery</i>	<i>Qualifier</i>	<i>Limits</i>	<i>Prepared</i>	<i>Analyzed</i>	<i>Dil Fac</i>
1,2-Dichloroethane-d4 (Surr)	98		77 - 120		08/29/25 18:47	1
4-Bromofluorobenzene (Surr)	96		73 - 120		08/29/25 18:47	1
Toluene-d8 (Surr)	102		80 - 120		08/29/25 18:47	1
Dibromofluoromethane (Surr)	91		75 - 123		08/29/25 18:47	1

# Client Sample Results

Client: EHS Support, LLC  
 Project/Site: Ashland Lee Ave. Railroad - Norwich, NY

Job ID: 480-232192-1

**Client Sample ID: MW-9**

**Lab Sample ID: 480-232192-3**

**Date Collected: 08/26/25 13:00**

**Matrix: Water**

**Date Received: 08/29/25 10:00**

**Method: SW846 8260C - Volatile Organic Compounds by GC/MS**

Analyte	Result	Qualifier	RL	MDL	Unit	D	Prepared	Analyzed	Dil Fac
1,1,1-Trichloroethane	1.0	U	1.0	0.82	ug/L			08/29/25 19:11	1
1,1,2,2-Tetrachloroethane	1.0	U	1.0	0.21	ug/L			08/29/25 19:11	1
1,1,2-Trichloro-1,2,2-trifluoroethane	1.0	U	1.0	0.31	ug/L			08/29/25 19:11	1
1,1,2-Trichloroethane	1.0	U	1.0	0.23	ug/L			08/29/25 19:11	1
1,1-Dichloroethane	1.0	U	1.0	0.38	ug/L			08/29/25 19:11	1
1,1-Dichloroethene	1.0	U	1.0	0.29	ug/L			08/29/25 19:11	1
1,2,4-Trichlorobenzene	1.0	U	1.0	0.41	ug/L			08/29/25 19:11	1
1,2-Dibromo-3-Chloropropane	1.0	U	1.0	0.39	ug/L			08/29/25 19:11	1
1,2-Dichlorobenzene	1.0	U	1.0	0.79	ug/L			08/29/25 19:11	1
1,2-Dichloroethane	1.0	U	1.0	0.21	ug/L			08/29/25 19:11	1
1,2-Dichloropropane	1.0	U	1.0	0.72	ug/L			08/29/25 19:11	1
1,3-Dichlorobenzene	1.0	U	1.0	0.78	ug/L			08/29/25 19:11	1
1,4-Dichlorobenzene	1.0	U	1.0	0.84	ug/L			08/29/25 19:11	1
2-Butanone (MEK)	10	U	10	1.3	ug/L			08/29/25 19:11	1
2-Hexanone	5.0	U	5.0	1.2	ug/L			08/29/25 19:11	1
4-Methyl-2-pentanone (MIBK)	5.0	U	5.0	2.1	ug/L			08/29/25 19:11	1
Acetone	10	U	10	3.0	ug/L			08/29/25 19:11	1
Benzene	1.0	U	1.0	0.41	ug/L			08/29/25 19:11	1
Bromoform	1.0	U	1.0	0.26	ug/L			08/29/25 19:11	1
Bromomethane	1.0	U	1.0	0.69	ug/L			08/29/25 19:11	1
Carbon disulfide	1.0	U	1.0	0.19	ug/L			08/29/25 19:11	1
Carbon tetrachloride	1.0	U	1.0	0.27	ug/L			08/29/25 19:11	1
Chlorobenzene	1.0	U	1.0	0.75	ug/L			08/29/25 19:11	1
Dibromochloromethane	1.0	U	1.0	0.32	ug/L			08/29/25 19:11	1
Chloroethane	1.0	U	1.0	0.32	ug/L			08/29/25 19:11	1
Chloroform	1.0	U	1.0	0.34	ug/L			08/29/25 19:11	1
Chloromethane	1.0	U	1.0	0.35	ug/L			08/29/25 19:11	1
cis-1,2-Dichloroethene	1.0	U	1.0	0.81	ug/L			08/29/25 19:11	1
Cyclohexane	1.0	U	1.0	0.18	ug/L			08/29/25 19:11	1
Bromodichloromethane	1.0	U	1.0	0.39	ug/L			08/29/25 19:11	1
Dichlorodifluoromethane	1.0	U	1.0	0.68	ug/L			08/29/25 19:11	1
Ethylbenzene	1.0	U	1.0	0.74	ug/L			08/29/25 19:11	1
1,2-Dibromoethane	1.0	U	1.0	0.73	ug/L			08/29/25 19:11	1
Isopropylbenzene	1.0	U	1.0	0.79	ug/L			08/29/25 19:11	1
Methyl acetate	2.5	U	2.5	1.3	ug/L			08/29/25 19:11	1
Methyl tert-butyl ether	1.0	U	1.0	0.16	ug/L			08/29/25 19:11	1
Methylcyclohexane	1.0	U	1.0	0.16	ug/L			08/29/25 19:11	1
Methylene Chloride	1.0	U	1.0	0.44	ug/L			08/29/25 19:11	1
Tetrachloroethene	1.0	U	1.0	0.36	ug/L			08/29/25 19:11	1
Toluene	1.0	U	1.0	0.51	ug/L			08/29/25 19:11	1
trans-1,2-Dichloroethene	1.0	U	1.0	0.90	ug/L			08/29/25 19:11	1
trans-1,3-Dichloropropene	1.0	U	1.0	0.37	ug/L			08/29/25 19:11	1
Trichloroethene	1.0	U	1.0	0.46	ug/L			08/29/25 19:11	1
Trichlorofluoromethane	1.0	U	1.0	0.88	ug/L			08/29/25 19:11	1
Vinyl chloride	1.0	U	1.0	0.90	ug/L			08/29/25 19:11	1
Xylenes, Total	2.0	U	2.0	0.66	ug/L			08/29/25 19:11	1
cis-1,3-Dichloropropene	1.0	U	1.0	0.36	ug/L			08/29/25 19:11	1
Styrene	1.0	U	1.0	0.73	ug/L			08/29/25 19:11	1

# Client Sample Results

Client: EHS Support, LLC  
Project/Site: Ashland Lee Ave. Railroad - Norwich, NY

Job ID: 480-232192-1

**Client Sample ID: MW-9**

**Lab Sample ID: 480-232192-3**

**Date Collected: 08/26/25 13:00**

**Matrix: Water**

**Date Received: 08/29/25 10:00**

<i>Surrogate</i>	<i>%Recovery</i>	<i>Qualifier</i>	<i>Limits</i>	<i>Prepared</i>	<i>Analyzed</i>	<i>Dil Fac</i>
1,2-Dichloroethane-d4 (Surr)	98		77 - 120		08/29/25 19:11	1
4-Bromofluorobenzene (Surr)	95		73 - 120		08/29/25 19:11	1
Toluene-d8 (Surr)	104		80 - 120		08/29/25 19:11	1
Dibromofluoromethane (Surr)	92		75 - 123		08/29/25 19:11	1

- 1
- 2
- 3
- 4
- 5
- 6
- 7
- 8
- 9
- 10
- 11
- 12
- 13
- 14

# Client Sample Results

Client: EHS Support, LLC  
 Project/Site: Ashland Lee Ave. Railroad - Norwich, NY

Job ID: 480-232192-1

**Client Sample ID: MW-12**

**Lab Sample ID: 480-232192-4**

Date Collected: 08/27/25 09:10

Matrix: Water

Date Received: 08/29/25 10:00

**Method: SW846 8260C - Volatile Organic Compounds by GC/MS**

Analyte	Result	Qualifier	RL	MDL	Unit	D	Prepared	Analyzed	Dil Fac
1,1,1-Trichloroethane	1.0	U	1.0	0.82	ug/L			08/29/25 19:34	1
1,1,2,2-Tetrachloroethane	1.0	U	1.0	0.21	ug/L			08/29/25 19:34	1
1,1,2-Trichloro-1,2,2-trifluoroethane	1.0	U	1.0	0.31	ug/L			08/29/25 19:34	1
1,1,2-Trichloroethane	1.0	U	1.0	0.23	ug/L			08/29/25 19:34	1
1,1-Dichloroethane	1.0	U	1.0	0.38	ug/L			08/29/25 19:34	1
1,1-Dichloroethene	1.0	U	1.0	0.29	ug/L			08/29/25 19:34	1
1,2,4-Trichlorobenzene	1.0	U	1.0	0.41	ug/L			08/29/25 19:34	1
1,2-Dibromo-3-Chloropropane	1.0	U	1.0	0.39	ug/L			08/29/25 19:34	1
1,2-Dichlorobenzene	1.0	U	1.0	0.79	ug/L			08/29/25 19:34	1
1,2-Dichloroethane	1.0	U	1.0	0.21	ug/L			08/29/25 19:34	1
1,2-Dichloropropane	1.0	U	1.0	0.72	ug/L			08/29/25 19:34	1
1,3-Dichlorobenzene	1.0	U	1.0	0.78	ug/L			08/29/25 19:34	1
1,4-Dichlorobenzene	1.0	U	1.0	0.84	ug/L			08/29/25 19:34	1
2-Butanone (MEK)	10	U	10	1.3	ug/L			08/29/25 19:34	1
2-Hexanone	5.0	U	5.0	1.2	ug/L			08/29/25 19:34	1
4-Methyl-2-pentanone (MIBK)	5.0	U	5.0	2.1	ug/L			08/29/25 19:34	1
Acetone	10	U	10	3.0	ug/L			08/29/25 19:34	1
Benzene	1.0	U	1.0	0.41	ug/L			08/29/25 19:34	1
Bromoform	1.0	U	1.0	0.26	ug/L			08/29/25 19:34	1
Bromomethane	1.0	U	1.0	0.69	ug/L			08/29/25 19:34	1
Carbon disulfide	1.0	U	1.0	0.19	ug/L			08/29/25 19:34	1
Carbon tetrachloride	1.0	U	1.0	0.27	ug/L			08/29/25 19:34	1
Chlorobenzene	1.0	U	1.0	0.75	ug/L			08/29/25 19:34	1
Dibromochloromethane	1.0	U	1.0	0.32	ug/L			08/29/25 19:34	1
Chloroethane	1.0	U	1.0	0.32	ug/L			08/29/25 19:34	1
Chloroform	1.0	U	1.0	0.34	ug/L			08/29/25 19:34	1
Chloromethane	1.0	U	1.0	0.35	ug/L			08/29/25 19:34	1
<b>cis-1,2-Dichloroethene</b>	<b>0.94</b>	<b>J</b>	1.0	0.81	ug/L			08/29/25 19:34	1
Cyclohexane	1.0	U	1.0	0.18	ug/L			08/29/25 19:34	1
Bromodichloromethane	1.0	U	1.0	0.39	ug/L			08/29/25 19:34	1
Dichlorodifluoromethane	1.0	U	1.0	0.68	ug/L			08/29/25 19:34	1
Ethylbenzene	1.0	U	1.0	0.74	ug/L			08/29/25 19:34	1
1,2-Dibromoethane	1.0	U	1.0	0.73	ug/L			08/29/25 19:34	1
Isopropylbenzene	1.0	U	1.0	0.79	ug/L			08/29/25 19:34	1
Methyl acetate	2.5	U	2.5	1.3	ug/L			08/29/25 19:34	1
Methyl tert-butyl ether	1.0	U	1.0	0.16	ug/L			08/29/25 19:34	1
Methylcyclohexane	1.0	U	1.0	0.16	ug/L			08/29/25 19:34	1
Methylene Chloride	1.0	U	1.0	0.44	ug/L			08/29/25 19:34	1
Tetrachloroethene	1.0	U	1.0	0.36	ug/L			08/29/25 19:34	1
Toluene	1.0	U	1.0	0.51	ug/L			08/29/25 19:34	1
trans-1,2-Dichloroethene	1.0	U	1.0	0.90	ug/L			08/29/25 19:34	1
trans-1,3-Dichloropropene	1.0	U	1.0	0.37	ug/L			08/29/25 19:34	1
<b>Trichloroethene</b>	<b>19</b>		1.0	0.46	ug/L			08/29/25 19:34	1
Trichlorofluoromethane	1.0	U	1.0	0.88	ug/L			08/29/25 19:34	1
Vinyl chloride	1.0	U	1.0	0.90	ug/L			08/29/25 19:34	1
Xylenes, Total	2.0	U	2.0	0.66	ug/L			08/29/25 19:34	1
cis-1,3-Dichloropropene	1.0	U	1.0	0.36	ug/L			08/29/25 19:34	1
Styrene	1.0	U	1.0	0.73	ug/L			08/29/25 19:34	1

# Client Sample Results

Client: EHS Support, LLC  
Project/Site: Ashland Lee Ave. Railroad - Norwich, NY

Job ID: 480-232192-1

**Client Sample ID: MW-12**

**Lab Sample ID: 480-232192-4**

**Date Collected: 08/27/25 09:10**

**Matrix: Water**

**Date Received: 08/29/25 10:00**

<i>Surrogate</i>	<i>%Recovery</i>	<i>Qualifier</i>	<i>Limits</i>	<i>Prepared</i>	<i>Analyzed</i>	<i>Dil Fac</i>
1,2-Dichloroethane-d4 (Surr)	100		77 - 120		08/29/25 19:34	1
4-Bromofluorobenzene (Surr)	99		73 - 120		08/29/25 19:34	1
Toluene-d8 (Surr)	108		80 - 120		08/29/25 19:34	1
Dibromofluoromethane (Surr)	95		75 - 123		08/29/25 19:34	1

# Client Sample Results

Client: EHS Support, LLC  
 Project/Site: Ashland Lee Ave. Railroad - Norwich, NY

Job ID: 480-232192-1

**Client Sample ID: MW-14**

**Lab Sample ID: 480-232192-5**

Date Collected: 08/26/25 09:15

Matrix: Water

Date Received: 08/29/25 10:00

**Method: SW846 8260C - Volatile Organic Compounds by GC/MS**

Analyte	Result	Qualifier	RL	MDL	Unit	D	Prepared	Analyzed	Dil Fac
1,1,1-Trichloroethane	1.0	U	1.0	0.82	ug/L			08/29/25 19:58	1
1,1,1,2-Tetrachloroethane	1.0	U	1.0	0.21	ug/L			08/29/25 19:58	1
1,1,2-Trichloro-1,2,2-trifluoroethane	1.0	U	1.0	0.31	ug/L			08/29/25 19:58	1
1,1,2-Trichloroethane	1.0	U	1.0	0.23	ug/L			08/29/25 19:58	1
1,1-Dichloroethane	1.0	U	1.0	0.38	ug/L			08/29/25 19:58	1
1,1-Dichloroethene	1.0	U	1.0	0.29	ug/L			08/29/25 19:58	1
1,2,4-Trichlorobenzene	1.0	U	1.0	0.41	ug/L			08/29/25 19:58	1
1,2-Dibromo-3-Chloropropane	1.0	U	1.0	0.39	ug/L			08/29/25 19:58	1
1,2-Dichlorobenzene	1.0	U	1.0	0.79	ug/L			08/29/25 19:58	1
1,2-Dichloroethane	1.0	U	1.0	0.21	ug/L			08/29/25 19:58	1
1,2-Dichloropropane	1.0	U	1.0	0.72	ug/L			08/29/25 19:58	1
1,3-Dichlorobenzene	1.0	U	1.0	0.78	ug/L			08/29/25 19:58	1
1,4-Dichlorobenzene	1.0	U	1.0	0.84	ug/L			08/29/25 19:58	1
2-Butanone (MEK)	10	U	10	1.3	ug/L			08/29/25 19:58	1
2-Hexanone	5.0	U	5.0	1.2	ug/L			08/29/25 19:58	1
4-Methyl-2-pentanone (MIBK)	5.0	U	5.0	2.1	ug/L			08/29/25 19:58	1
Acetone	10	U	10	3.0	ug/L			08/29/25 19:58	1
Benzene	1.0	U	1.0	0.41	ug/L			08/29/25 19:58	1
Bromoform	1.0	U	1.0	0.26	ug/L			08/29/25 19:58	1
Bromomethane	1.0	U	1.0	0.69	ug/L			08/29/25 19:58	1
Carbon disulfide	1.0	U	1.0	0.19	ug/L			08/29/25 19:58	1
Carbon tetrachloride	1.0	U	1.0	0.27	ug/L			08/29/25 19:58	1
Chlorobenzene	1.0	U	1.0	0.75	ug/L			08/29/25 19:58	1
Dibromochloromethane	1.0	U	1.0	0.32	ug/L			08/29/25 19:58	1
Chloroethane	1.0	U	1.0	0.32	ug/L			08/29/25 19:58	1
Chloroform	1.0	U	1.0	0.34	ug/L			08/29/25 19:58	1
Chloromethane	1.0	U	1.0	0.35	ug/L			08/29/25 19:58	1
cis-1,2-Dichloroethene	1.0	U	1.0	0.81	ug/L			08/29/25 19:58	1
Cyclohexane	1.0	U	1.0	0.18	ug/L			08/29/25 19:58	1
Bromodichloromethane	1.0	U	1.0	0.39	ug/L			08/29/25 19:58	1
Dichlorodifluoromethane	1.0	U	1.0	0.68	ug/L			08/29/25 19:58	1
Ethylbenzene	1.0	U	1.0	0.74	ug/L			08/29/25 19:58	1
1,2-Dibromoethane	1.0	U	1.0	0.73	ug/L			08/29/25 19:58	1
Isopropylbenzene	1.0	U	1.0	0.79	ug/L			08/29/25 19:58	1
Methyl acetate	2.5	U	2.5	1.3	ug/L			08/29/25 19:58	1
Methyl tert-butyl ether	1.0	U	1.0	0.16	ug/L			08/29/25 19:58	1
Methylcyclohexane	1.0	U	1.0	0.16	ug/L			08/29/25 19:58	1
Methylene Chloride	1.0	U	1.0	0.44	ug/L			08/29/25 19:58	1
Tetrachloroethene	1.0	U	1.0	0.36	ug/L			08/29/25 19:58	1
Toluene	1.0	U	1.0	0.51	ug/L			08/29/25 19:58	1
trans-1,2-Dichloroethene	1.0	U	1.0	0.90	ug/L			08/29/25 19:58	1
trans-1,3-Dichloropropene	1.0	U	1.0	0.37	ug/L			08/29/25 19:58	1
<b>Trichloroethene</b>	<b>0.47</b>	<b>J</b>	1.0	0.46	ug/L			08/29/25 19:58	1
Trichlorofluoromethane	1.0	U	1.0	0.88	ug/L			08/29/25 19:58	1
Vinyl chloride	1.0	U	1.0	0.90	ug/L			08/29/25 19:58	1
Xylenes, Total	2.0	U	2.0	0.66	ug/L			08/29/25 19:58	1
cis-1,3-Dichloropropene	1.0	U	1.0	0.36	ug/L			08/29/25 19:58	1
Styrene	1.0	U	1.0	0.73	ug/L			08/29/25 19:58	1

# Client Sample Results

Client: EHS Support, LLC  
Project/Site: Ashland Lee Ave. Railroad - Norwich, NY

Job ID: 480-232192-1

**Client Sample ID: MW-14**

**Lab Sample ID: 480-232192-5**

**Date Collected: 08/26/25 09:15**

**Matrix: Water**

**Date Received: 08/29/25 10:00**

<i>Surrogate</i>	<i>%Recovery</i>	<i>Qualifier</i>	<i>Limits</i>	<i>Prepared</i>	<i>Analyzed</i>	<i>Dil Fac</i>
1,2-Dichloroethane-d4 (Surr)	99		77 - 120		08/29/25 19:58	1
4-Bromofluorobenzene (Surr)	95		73 - 120		08/29/25 19:58	1
Toluene-d8 (Surr)	105		80 - 120		08/29/25 19:58	1
Dibromofluoromethane (Surr)	96		75 - 123		08/29/25 19:58	1

- 1
- 2
- 3
- 4
- 5
- 6
- 7
- 8
- 9
- 10
- 11
- 12
- 13
- 14

# Client Sample Results

Client: EHS Support, LLC  
 Project/Site: Ashland Lee Ave. Railroad - Norwich, NY

Job ID: 480-232192-1

**Client Sample ID: MW-15**

**Lab Sample ID: 480-232192-6**

**Date Collected: 08/27/25 10:20**

**Matrix: Water**

**Date Received: 08/29/25 10:00**

**Method: SW846 8260C - Volatile Organic Compounds by GC/MS**

Analyte	Result	Qualifier	RL	MDL	Unit	D	Prepared	Analyzed	Dil Fac
1,1,1-Trichloroethane	1.0	U	1.0	0.82	ug/L			08/29/25 20:22	1
1,1,2,2-Tetrachloroethane	1.0	U	1.0	0.21	ug/L			08/29/25 20:22	1
1,1,2-Trichloro-1,2,2-trifluoroethane	1.0	U	1.0	0.31	ug/L			08/29/25 20:22	1
1,1,2-Trichloroethane	1.0	U	1.0	0.23	ug/L			08/29/25 20:22	1
1,1-Dichloroethane	1.0	U	1.0	0.38	ug/L			08/29/25 20:22	1
1,1-Dichloroethene	1.0	U	1.0	0.29	ug/L			08/29/25 20:22	1
1,2,4-Trichlorobenzene	1.0	U	1.0	0.41	ug/L			08/29/25 20:22	1
1,2-Dibromo-3-Chloropropane	1.0	U	1.0	0.39	ug/L			08/29/25 20:22	1
1,2-Dichlorobenzene	1.0	U	1.0	0.79	ug/L			08/29/25 20:22	1
1,2-Dichloroethane	1.0	U	1.0	0.21	ug/L			08/29/25 20:22	1
1,2-Dichloropropane	1.0	U	1.0	0.72	ug/L			08/29/25 20:22	1
1,3-Dichlorobenzene	1.0	U	1.0	0.78	ug/L			08/29/25 20:22	1
1,4-Dichlorobenzene	1.0	U	1.0	0.84	ug/L			08/29/25 20:22	1
2-Butanone (MEK)	10	U	10	1.3	ug/L			08/29/25 20:22	1
2-Hexanone	5.0	U	5.0	1.2	ug/L			08/29/25 20:22	1
4-Methyl-2-pentanone (MIBK)	5.0	U	5.0	2.1	ug/L			08/29/25 20:22	1
Acetone	10	U	10	3.0	ug/L			08/29/25 20:22	1
Benzene	1.0	U	1.0	0.41	ug/L			08/29/25 20:22	1
Bromoform	1.0	U	1.0	0.26	ug/L			08/29/25 20:22	1
Bromomethane	1.0	U	1.0	0.69	ug/L			08/29/25 20:22	1
Carbon disulfide	1.0	U	1.0	0.19	ug/L			08/29/25 20:22	1
Carbon tetrachloride	1.0	U	1.0	0.27	ug/L			08/29/25 20:22	1
Chlorobenzene	1.0	U	1.0	0.75	ug/L			08/29/25 20:22	1
Dibromochloromethane	1.0	U	1.0	0.32	ug/L			08/29/25 20:22	1
Chloroethane	1.0	U	1.0	0.32	ug/L			08/29/25 20:22	1
Chloroform	1.0	U	1.0	0.34	ug/L			08/29/25 20:22	1
Chloromethane	1.0	U	1.0	0.35	ug/L			08/29/25 20:22	1
cis-1,2-Dichloroethene	1.0	U	1.0	0.81	ug/L			08/29/25 20:22	1
Cyclohexane	1.0	U	1.0	0.18	ug/L			08/29/25 20:22	1
Bromodichloromethane	1.0	U	1.0	0.39	ug/L			08/29/25 20:22	1
Dichlorodifluoromethane	1.0	U	1.0	0.68	ug/L			08/29/25 20:22	1
Ethylbenzene	1.0	U	1.0	0.74	ug/L			08/29/25 20:22	1
1,2-Dibromoethane	1.0	U	1.0	0.73	ug/L			08/29/25 20:22	1
Isopropylbenzene	1.0	U	1.0	0.79	ug/L			08/29/25 20:22	1
Methyl acetate	2.5	U	2.5	1.3	ug/L			08/29/25 20:22	1
Methyl tert-butyl ether	1.0	U	1.0	0.16	ug/L			08/29/25 20:22	1
Methylcyclohexane	1.0	U	1.0	0.16	ug/L			08/29/25 20:22	1
Methylene Chloride	1.0	U	1.0	0.44	ug/L			08/29/25 20:22	1
Tetrachloroethene	1.0	U	1.0	0.36	ug/L			08/29/25 20:22	1
Toluene	1.0	U	1.0	0.51	ug/L			08/29/25 20:22	1
trans-1,2-Dichloroethene	1.0	U	1.0	0.90	ug/L			08/29/25 20:22	1
trans-1,3-Dichloropropene	1.0	U	1.0	0.37	ug/L			08/29/25 20:22	1
Trichloroethene	1.0	U	1.0	0.46	ug/L			08/29/25 20:22	1
Trichlorofluoromethane	1.0	U	1.0	0.88	ug/L			08/29/25 20:22	1
Vinyl chloride	1.0	U	1.0	0.90	ug/L			08/29/25 20:22	1
Xylenes, Total	2.0	U	2.0	0.66	ug/L			08/29/25 20:22	1
cis-1,3-Dichloropropene	1.0	U	1.0	0.36	ug/L			08/29/25 20:22	1
Styrene	1.0	U	1.0	0.73	ug/L			08/29/25 20:22	1

# Client Sample Results

Client: EHS Support, LLC  
Project/Site: Ashland Lee Ave. Railroad - Norwich, NY

Job ID: 480-232192-1

**Client Sample ID: MW-15**

**Lab Sample ID: 480-232192-6**

**Date Collected: 08/27/25 10:20**

**Matrix: Water**

**Date Received: 08/29/25 10:00**

<i>Surrogate</i>	<i>%Recovery</i>	<i>Qualifier</i>	<i>Limits</i>	<i>Prepared</i>	<i>Analyzed</i>	<i>Dil Fac</i>
1,2-Dichloroethane-d4 (Surr)	101		77 - 120		08/29/25 20:22	1
4-Bromofluorobenzene (Surr)	97		73 - 120		08/29/25 20:22	1
Toluene-d8 (Surr)	105		80 - 120		08/29/25 20:22	1
Dibromofluoromethane (Surr)	95		75 - 123		08/29/25 20:22	1

- 1
- 2
- 3
- 4
- 5
- 6
- 7
- 8
- 9
- 10
- 11
- 12
- 13
- 14

# Client Sample Results

Client: EHS Support, LLC  
 Project/Site: Ashland Lee Ave. Railroad - Norwich, NY

Job ID: 480-232192-1

**Client Sample ID: URS-6I**

**Lab Sample ID: 480-232192-7**

Date Collected: 08/26/25 09:30

Matrix: Water

Date Received: 08/29/25 10:00

**Method: SW846 8260C - Volatile Organic Compounds by GC/MS**

Analyte	Result	Qualifier	RL	MDL	Unit	D	Prepared	Analyzed	Dil Fac
1,1,1-Trichloroethane	1.0	U	1.0	0.82	ug/L			08/29/25 20:46	1
1,1,2,2-Tetrachloroethane	1.0	U	1.0	0.21	ug/L			08/29/25 20:46	1
1,1,2-Trichloro-1,2,2-trifluoroethane	1.0	U	1.0	0.31	ug/L			08/29/25 20:46	1
1,1,2-Trichloroethane	1.0	U	1.0	0.23	ug/L			08/29/25 20:46	1
1,1-Dichloroethane	1.0	U	1.0	0.38	ug/L			08/29/25 20:46	1
1,1-Dichloroethene	1.0	U	1.0	0.29	ug/L			08/29/25 20:46	1
1,2,4-Trichlorobenzene	1.0	U	1.0	0.41	ug/L			08/29/25 20:46	1
1,2-Dibromo-3-Chloropropane	1.0	U	1.0	0.39	ug/L			08/29/25 20:46	1
1,2-Dichlorobenzene	1.0	U	1.0	0.79	ug/L			08/29/25 20:46	1
1,2-Dichloroethane	1.0	U	1.0	0.21	ug/L			08/29/25 20:46	1
1,2-Dichloropropane	1.0	U	1.0	0.72	ug/L			08/29/25 20:46	1
1,3-Dichlorobenzene	1.0	U	1.0	0.78	ug/L			08/29/25 20:46	1
1,4-Dichlorobenzene	1.0	U	1.0	0.84	ug/L			08/29/25 20:46	1
2-Butanone (MEK)	10	U	10	1.3	ug/L			08/29/25 20:46	1
2-Hexanone	5.0	U	5.0	1.2	ug/L			08/29/25 20:46	1
4-Methyl-2-pentanone (MIBK)	5.0	U	5.0	2.1	ug/L			08/29/25 20:46	1
Acetone	10	U	10	3.0	ug/L			08/29/25 20:46	1
Benzene	1.0	U	1.0	0.41	ug/L			08/29/25 20:46	1
Bromoform	1.0	U	1.0	0.26	ug/L			08/29/25 20:46	1
Bromomethane	1.0	U	1.0	0.69	ug/L			08/29/25 20:46	1
Carbon disulfide	1.0	U	1.0	0.19	ug/L			08/29/25 20:46	1
Carbon tetrachloride	1.0	U	1.0	0.27	ug/L			08/29/25 20:46	1
Chlorobenzene	1.0	U	1.0	0.75	ug/L			08/29/25 20:46	1
Dibromochloromethane	1.0	U	1.0	0.32	ug/L			08/29/25 20:46	1
Chloroethane	1.0	U	1.0	0.32	ug/L			08/29/25 20:46	1
Chloroform	1.0	U	1.0	0.34	ug/L			08/29/25 20:46	1
Chloromethane	1.0	U	1.0	0.35	ug/L			08/29/25 20:46	1
cis-1,2-Dichloroethene	1.0	U	1.0	0.81	ug/L			08/29/25 20:46	1
Cyclohexane	1.0	U	1.0	0.18	ug/L			08/29/25 20:46	1
Bromodichloromethane	1.0	U	1.0	0.39	ug/L			08/29/25 20:46	1
Dichlorodifluoromethane	1.0	U	1.0	0.68	ug/L			08/29/25 20:46	1
Ethylbenzene	1.0	U	1.0	0.74	ug/L			08/29/25 20:46	1
1,2-Dibromoethane	1.0	U	1.0	0.73	ug/L			08/29/25 20:46	1
Isopropylbenzene	1.0	U	1.0	0.79	ug/L			08/29/25 20:46	1
Methyl acetate	2.5	U	2.5	1.3	ug/L			08/29/25 20:46	1
Methyl tert-butyl ether	1.0	U	1.0	0.16	ug/L			08/29/25 20:46	1
Methylcyclohexane	1.0	U	1.0	0.16	ug/L			08/29/25 20:46	1
Methylene Chloride	1.0	U	1.0	0.44	ug/L			08/29/25 20:46	1
Tetrachloroethene	1.0	U	1.0	0.36	ug/L			08/29/25 20:46	1
Toluene	1.0	U	1.0	0.51	ug/L			08/29/25 20:46	1
trans-1,2-Dichloroethene	1.0	U	1.0	0.90	ug/L			08/29/25 20:46	1
trans-1,3-Dichloropropene	1.0	U	1.0	0.37	ug/L			08/29/25 20:46	1
Trichloroethene	1.0	U	1.0	0.46	ug/L			08/29/25 20:46	1
Trichlorofluoromethane	1.0	U	1.0	0.88	ug/L			08/29/25 20:46	1
Vinyl chloride	1.0	U	1.0	0.90	ug/L			08/29/25 20:46	1
Xylenes, Total	2.0	U	2.0	0.66	ug/L			08/29/25 20:46	1
cis-1,3-Dichloropropene	1.0	U	1.0	0.36	ug/L			08/29/25 20:46	1
Styrene	1.0	U	1.0	0.73	ug/L			08/29/25 20:46	1

# Client Sample Results

Client: EHS Support, LLC  
Project/Site: Ashland Lee Ave. Railroad - Norwich, NY

Job ID: 480-232192-1

**Client Sample ID: URS-6I**

**Lab Sample ID: 480-232192-7**

**Date Collected: 08/26/25 09:30**

**Matrix: Water**

**Date Received: 08/29/25 10:00**

<i>Surrogate</i>	<i>%Recovery</i>	<i>Qualifier</i>	<i>Limits</i>	<i>Prepared</i>	<i>Analyzed</i>	<i>Dil Fac</i>
1,2-Dichloroethane-d4 (Surr)	101		77 - 120		08/29/25 20:46	1
4-Bromofluorobenzene (Surr)	101		73 - 120		08/29/25 20:46	1
Toluene-d8 (Surr)	107		80 - 120		08/29/25 20:46	1
Dibromofluoromethane (Surr)	97		75 - 123		08/29/25 20:46	1

- 1
- 2
- 3
- 4
- 5
- 6
- 7
- 8
- 9
- 10
- 11
- 12
- 13
- 14

# Client Sample Results

Client: EHS Support, LLC  
 Project/Site: Ashland Lee Ave. Railroad - Norwich, NY

Job ID: 480-232192-1

**Client Sample ID: MW-20**

**Lab Sample ID: 480-232192-8**

**Date Collected: 08/26/25 15:40**

**Matrix: Water**

**Date Received: 08/29/25 10:00**

**Method: SW846 8260C - Volatile Organic Compounds by GC/MS**

Analyte	Result	Qualifier	RL	MDL	Unit	D	Prepared	Analyzed	Dil Fac
1,1,1-Trichloroethane	1.0	U	1.0	0.82	ug/L			08/29/25 21:10	1
1,1,1,2-Tetrachloroethane	1.0	U	1.0	0.21	ug/L			08/29/25 21:10	1
1,1,2-Trichloro-1,2,2-trifluoroethane	1.0	U	1.0	0.31	ug/L			08/29/25 21:10	1
1,1,2-Trichloroethane	1.0	U	1.0	0.23	ug/L			08/29/25 21:10	1
1,1-Dichloroethane	1.0	U	1.0	0.38	ug/L			08/29/25 21:10	1
1,1-Dichloroethene	1.0	U	1.0	0.29	ug/L			08/29/25 21:10	1
1,2,4-Trichlorobenzene	1.0	U	1.0	0.41	ug/L			08/29/25 21:10	1
1,2-Dibromo-3-Chloropropane	1.0	U	1.0	0.39	ug/L			08/29/25 21:10	1
1,2-Dichlorobenzene	1.0	U	1.0	0.79	ug/L			08/29/25 21:10	1
1,2-Dichloroethane	1.0	U	1.0	0.21	ug/L			08/29/25 21:10	1
1,2-Dichloropropane	1.0	U	1.0	0.72	ug/L			08/29/25 21:10	1
1,3-Dichlorobenzene	1.0	U	1.0	0.78	ug/L			08/29/25 21:10	1
1,4-Dichlorobenzene	1.0	U	1.0	0.84	ug/L			08/29/25 21:10	1
2-Butanone (MEK)	10	U	10	1.3	ug/L			08/29/25 21:10	1
2-Hexanone	5.0	U	5.0	1.2	ug/L			08/29/25 21:10	1
4-Methyl-2-pentanone (MIBK)	5.0	U	5.0	2.1	ug/L			08/29/25 21:10	1
Acetone	10	U	10	3.0	ug/L			08/29/25 21:10	1
Benzene	1.0	U	1.0	0.41	ug/L			08/29/25 21:10	1
Bromoform	1.0	U	1.0	0.26	ug/L			08/29/25 21:10	1
Bromomethane	1.0	U	1.0	0.69	ug/L			08/29/25 21:10	1
Carbon disulfide	1.0	U	1.0	0.19	ug/L			08/29/25 21:10	1
Carbon tetrachloride	1.0	U	1.0	0.27	ug/L			08/29/25 21:10	1
Chlorobenzene	1.0	U	1.0	0.75	ug/L			08/29/25 21:10	1
Dibromochloromethane	1.0	U	1.0	0.32	ug/L			08/29/25 21:10	1
Chloroethane	1.0	U	1.0	0.32	ug/L			08/29/25 21:10	1
Chloroform	1.0	U	1.0	0.34	ug/L			08/29/25 21:10	1
Chloromethane	1.0	U	1.0	0.35	ug/L			08/29/25 21:10	1
cis-1,2-Dichloroethene	1.0	U	1.0	0.81	ug/L			08/29/25 21:10	1
Cyclohexane	1.0	U	1.0	0.18	ug/L			08/29/25 21:10	1
Bromodichloromethane	1.0	U	1.0	0.39	ug/L			08/29/25 21:10	1
Dichlorodifluoromethane	1.0	U	1.0	0.68	ug/L			08/29/25 21:10	1
Ethylbenzene	1.0	U	1.0	0.74	ug/L			08/29/25 21:10	1
1,2-Dibromoethane	1.0	U	1.0	0.73	ug/L			08/29/25 21:10	1
Isopropylbenzene	1.0	U	1.0	0.79	ug/L			08/29/25 21:10	1
Methyl acetate	2.5	U	2.5	1.3	ug/L			08/29/25 21:10	1
Methyl tert-butyl ether	1.0	U	1.0	0.16	ug/L			08/29/25 21:10	1
Methylcyclohexane	1.0	U	1.0	0.16	ug/L			08/29/25 21:10	1
Methylene Chloride	1.0	U	1.0	0.44	ug/L			08/29/25 21:10	1
Tetrachloroethene	1.0	U	1.0	0.36	ug/L			08/29/25 21:10	1
Toluene	1.0	U	1.0	0.51	ug/L			08/29/25 21:10	1
trans-1,2-Dichloroethene	1.0	U	1.0	0.90	ug/L			08/29/25 21:10	1
trans-1,3-Dichloropropene	1.0	U	1.0	0.37	ug/L			08/29/25 21:10	1
Trichloroethene	1.0	U	1.0	0.46	ug/L			08/29/25 21:10	1
Trichlorofluoromethane	1.0	U	1.0	0.88	ug/L			08/29/25 21:10	1
Vinyl chloride	1.0	U	1.0	0.90	ug/L			08/29/25 21:10	1
Xylenes, Total	2.0	U	2.0	0.66	ug/L			08/29/25 21:10	1
cis-1,3-Dichloropropene	1.0	U	1.0	0.36	ug/L			08/29/25 21:10	1
Styrene	1.0	U	1.0	0.73	ug/L			08/29/25 21:10	1

# Client Sample Results

Client: EHS Support, LLC  
Project/Site: Ashland Lee Ave. Railroad - Norwich, NY

Job ID: 480-232192-1

**Client Sample ID: MW-20**

**Lab Sample ID: 480-232192-8**

**Date Collected: 08/26/25 15:40**

**Matrix: Water**

**Date Received: 08/29/25 10:00**

<i>Surrogate</i>	<i>%Recovery</i>	<i>Qualifier</i>	<i>Limits</i>	<i>Prepared</i>	<i>Analyzed</i>	<i>Dil Fac</i>
1,2-Dichloroethane-d4 (Surr)	100		77 - 120		08/29/25 21:10	1
4-Bromofluorobenzene (Surr)	94		73 - 120		08/29/25 21:10	1
Toluene-d8 (Surr)	101		80 - 120		08/29/25 21:10	1
Dibromofluoromethane (Surr)	96		75 - 123		08/29/25 21:10	1

# Client Sample Results

Client: EHS Support, LLC  
 Project/Site: Ashland Lee Ave. Railroad - Norwich, NY

Job ID: 480-232192-1

**Client Sample ID: URS-2S**

**Lab Sample ID: 480-232192-9**

Date Collected: 08/27/25 14:35

Matrix: Water

Date Received: 08/29/25 10:00

**Method: SW846 8260C - Volatile Organic Compounds by GC/MS**

Analyte	Result	Qualifier	RL	MDL	Unit	D	Prepared	Analyzed	Dil Fac
1,1,1-Trichloroethane	1.0	U	1.0	0.82	ug/L			08/29/25 21:33	1
1,1,2,2-Tetrachloroethane	1.0	U	1.0	0.21	ug/L			08/29/25 21:33	1
1,1,2-Trichloro-1,2,2-trifluoroethane	1.0	U	1.0	0.31	ug/L			08/29/25 21:33	1
1,1,2-Trichloroethane	1.0	U	1.0	0.23	ug/L			08/29/25 21:33	1
1,1-Dichloroethane	1.0	U	1.0	0.38	ug/L			08/29/25 21:33	1
1,1-Dichloroethene	1.0	U	1.0	0.29	ug/L			08/29/25 21:33	1
1,2,4-Trichlorobenzene	1.0	U	1.0	0.41	ug/L			08/29/25 21:33	1
1,2-Dibromo-3-Chloropropane	1.0	U	1.0	0.39	ug/L			08/29/25 21:33	1
1,2-Dichlorobenzene	1.0	U	1.0	0.79	ug/L			08/29/25 21:33	1
1,2-Dichloroethane	1.0	U	1.0	0.21	ug/L			08/29/25 21:33	1
1,2-Dichloropropane	1.0	U	1.0	0.72	ug/L			08/29/25 21:33	1
1,3-Dichlorobenzene	1.0	U	1.0	0.78	ug/L			08/29/25 21:33	1
1,4-Dichlorobenzene	1.0	U	1.0	0.84	ug/L			08/29/25 21:33	1
2-Butanone (MEK)	10	U	10	1.3	ug/L			08/29/25 21:33	1
2-Hexanone	5.0	U	5.0	1.2	ug/L			08/29/25 21:33	1
4-Methyl-2-pentanone (MIBK)	5.0	U	5.0	2.1	ug/L			08/29/25 21:33	1
Acetone	10	U	10	3.0	ug/L			08/29/25 21:33	1
Benzene	1.0	U	1.0	0.41	ug/L			08/29/25 21:33	1
Bromoform	1.0	U	1.0	0.26	ug/L			08/29/25 21:33	1
Bromomethane	1.0	U	1.0	0.69	ug/L			08/29/25 21:33	1
Carbon disulfide	1.0	U	1.0	0.19	ug/L			08/29/25 21:33	1
Carbon tetrachloride	1.0	U	1.0	0.27	ug/L			08/29/25 21:33	1
Chlorobenzene	1.0	U	1.0	0.75	ug/L			08/29/25 21:33	1
Dibromochloromethane	1.0	U	1.0	0.32	ug/L			08/29/25 21:33	1
Chloroethane	1.0	U	1.0	0.32	ug/L			08/29/25 21:33	1
Chloroform	1.0	U	1.0	0.34	ug/L			08/29/25 21:33	1
Chloromethane	1.0	U	1.0	0.35	ug/L			08/29/25 21:33	1
cis-1,2-Dichloroethene	1.0	U	1.0	0.81	ug/L			08/29/25 21:33	1
Cyclohexane	1.0	U	1.0	0.18	ug/L			08/29/25 21:33	1
Bromodichloromethane	1.0	U	1.0	0.39	ug/L			08/29/25 21:33	1
Dichlorodifluoromethane	1.0	U	1.0	0.68	ug/L			08/29/25 21:33	1
Ethylbenzene	1.0	U	1.0	0.74	ug/L			08/29/25 21:33	1
1,2-Dibromoethane	1.0	U	1.0	0.73	ug/L			08/29/25 21:33	1
Isopropylbenzene	1.0	U	1.0	0.79	ug/L			08/29/25 21:33	1
Methyl acetate	2.5	U	2.5	1.3	ug/L			08/29/25 21:33	1
Methyl tert-butyl ether	1.0	U	1.0	0.16	ug/L			08/29/25 21:33	1
Methylcyclohexane	1.0	U	1.0	0.16	ug/L			08/29/25 21:33	1
Methylene Chloride	1.0	U	1.0	0.44	ug/L			08/29/25 21:33	1
Tetrachloroethene	1.0	U	1.0	0.36	ug/L			08/29/25 21:33	1
Toluene	1.0	U	1.0	0.51	ug/L			08/29/25 21:33	1
trans-1,2-Dichloroethene	1.0	U	1.0	0.90	ug/L			08/29/25 21:33	1
trans-1,3-Dichloropropene	1.0	U	1.0	0.37	ug/L			08/29/25 21:33	1
Trichloroethene	1.0	U	1.0	0.46	ug/L			08/29/25 21:33	1
Trichlorofluoromethane	1.0	U	1.0	0.88	ug/L			08/29/25 21:33	1
Vinyl chloride	1.0	U	1.0	0.90	ug/L			08/29/25 21:33	1
Xylenes, Total	2.0	U	2.0	0.66	ug/L			08/29/25 21:33	1
cis-1,3-Dichloropropene	1.0	U	1.0	0.36	ug/L			08/29/25 21:33	1
Styrene	1.0	U	1.0	0.73	ug/L			08/29/25 21:33	1

# Client Sample Results

Client: EHS Support, LLC  
Project/Site: Ashland Lee Ave. Railroad - Norwich, NY

Job ID: 480-232192-1

**Client Sample ID: URS-2S**

**Lab Sample ID: 480-232192-9**

**Date Collected: 08/27/25 14:35**

**Matrix: Water**

**Date Received: 08/29/25 10:00**

<i>Surrogate</i>	<i>%Recovery</i>	<i>Qualifier</i>	<i>Limits</i>	<i>Prepared</i>	<i>Analyzed</i>	<i>Dil Fac</i>
1,2-Dichloroethane-d4 (Surr)	101		77 - 120		08/29/25 21:33	1
4-Bromofluorobenzene (Surr)	93		73 - 120		08/29/25 21:33	1
Toluene-d8 (Surr)	102		80 - 120		08/29/25 21:33	1
Dibromofluoromethane (Surr)	95		75 - 123		08/29/25 21:33	1

# Client Sample Results

Client: EHS Support, LLC  
 Project/Site: Ashland Lee Ave. Railroad - Norwich, NY

Job ID: 480-232192-1

**Client Sample ID: URS-12**

**Lab Sample ID: 480-232192-10**

**Date Collected: 08/27/25 14:10**

**Matrix: Water**

**Date Received: 08/29/25 10:00**

**Method: SW846 8260C - Volatile Organic Compounds by GC/MS**

Analyte	Result	Qualifier	RL	MDL	Unit	D	Prepared	Analyzed	Dil Fac
1,1,1-Trichloroethane	1.0	U	1.0	0.82	ug/L			08/29/25 21:58	1
1,1,2,2-Tetrachloroethane	1.0	U	1.0	0.21	ug/L			08/29/25 21:58	1
1,1,2-Trichloro-1,2,2-trifluoroethane	1.0	U	1.0	0.31	ug/L			08/29/25 21:58	1
1,1,2-Trichloroethane	1.0	U	1.0	0.23	ug/L			08/29/25 21:58	1
1,1-Dichloroethane	1.0	U	1.0	0.38	ug/L			08/29/25 21:58	1
1,1-Dichloroethene	1.0	U	1.0	0.29	ug/L			08/29/25 21:58	1
1,2,4-Trichlorobenzene	1.0	U	1.0	0.41	ug/L			08/29/25 21:58	1
1,2-Dibromo-3-Chloropropane	1.0	U	1.0	0.39	ug/L			08/29/25 21:58	1
1,2-Dichlorobenzene	1.0	U	1.0	0.79	ug/L			08/29/25 21:58	1
1,2-Dichloroethane	1.0	U	1.0	0.21	ug/L			08/29/25 21:58	1
1,2-Dichloropropane	1.0	U	1.0	0.72	ug/L			08/29/25 21:58	1
1,3-Dichlorobenzene	1.0	U	1.0	0.78	ug/L			08/29/25 21:58	1
1,4-Dichlorobenzene	1.0	U	1.0	0.84	ug/L			08/29/25 21:58	1
2-Butanone (MEK)	10	U	10	1.3	ug/L			08/29/25 21:58	1
2-Hexanone	5.0	U	5.0	1.2	ug/L			08/29/25 21:58	1
4-Methyl-2-pentanone (MIBK)	5.0	U	5.0	2.1	ug/L			08/29/25 21:58	1
Acetone	10	U	10	3.0	ug/L			08/29/25 21:58	1
Benzene	1.0	U	1.0	0.41	ug/L			08/29/25 21:58	1
Bromoform	1.0	U	1.0	0.26	ug/L			08/29/25 21:58	1
Bromomethane	1.0	U	1.0	0.69	ug/L			08/29/25 21:58	1
Carbon disulfide	1.0	U	1.0	0.19	ug/L			08/29/25 21:58	1
Carbon tetrachloride	1.0	U	1.0	0.27	ug/L			08/29/25 21:58	1
Chlorobenzene	1.0	U	1.0	0.75	ug/L			08/29/25 21:58	1
Dibromochloromethane	1.0	U	1.0	0.32	ug/L			08/29/25 21:58	1
Chloroethane	1.0	U	1.0	0.32	ug/L			08/29/25 21:58	1
Chloroform	1.0	U	1.0	0.34	ug/L			08/29/25 21:58	1
Chloromethane	1.0	U	1.0	0.35	ug/L			08/29/25 21:58	1
cis-1,2-Dichloroethene	1.0	U	1.0	0.81	ug/L			08/29/25 21:58	1
Cyclohexane	1.0	U	1.0	0.18	ug/L			08/29/25 21:58	1
Bromodichloromethane	1.0	U	1.0	0.39	ug/L			08/29/25 21:58	1
Dichlorodifluoromethane	1.0	U	1.0	0.68	ug/L			08/29/25 21:58	1
Ethylbenzene	1.0	U	1.0	0.74	ug/L			08/29/25 21:58	1
1,2-Dibromoethane	1.0	U	1.0	0.73	ug/L			08/29/25 21:58	1
Isopropylbenzene	1.0	U	1.0	0.79	ug/L			08/29/25 21:58	1
Methyl acetate	2.5	U	2.5	1.3	ug/L			08/29/25 21:58	1
Methyl tert-butyl ether	1.0	U	1.0	0.16	ug/L			08/29/25 21:58	1
Methylcyclohexane	1.0	U	1.0	0.16	ug/L			08/29/25 21:58	1
Methylene Chloride	1.0	U	1.0	0.44	ug/L			08/29/25 21:58	1
Tetrachloroethene	1.0	U	1.0	0.36	ug/L			08/29/25 21:58	1
Toluene	1.0	U	1.0	0.51	ug/L			08/29/25 21:58	1
trans-1,2-Dichloroethene	1.0	U	1.0	0.90	ug/L			08/29/25 21:58	1
trans-1,3-Dichloropropene	1.0	U	1.0	0.37	ug/L			08/29/25 21:58	1
<b>Trichloroethene</b>	<b>1.0</b>		1.0	0.46	ug/L			08/29/25 21:58	1
Trichlorofluoromethane	1.0	U	1.0	0.88	ug/L			08/29/25 21:58	1
Vinyl chloride	1.0	U	1.0	0.90	ug/L			08/29/25 21:58	1
Xylenes, Total	2.0	U	2.0	0.66	ug/L			08/29/25 21:58	1
cis-1,3-Dichloropropene	1.0	U	1.0	0.36	ug/L			08/29/25 21:58	1
Styrene	1.0	U	1.0	0.73	ug/L			08/29/25 21:58	1

# Client Sample Results

Client: EHS Support, LLC  
Project/Site: Ashland Lee Ave. Railroad - Norwich, NY

Job ID: 480-232192-1

**Client Sample ID: URS-12**

**Lab Sample ID: 480-232192-10**

**Date Collected: 08/27/25 14:10**

**Matrix: Water**

**Date Received: 08/29/25 10:00**

<i>Surrogate</i>	<i>%Recovery</i>	<i>Qualifier</i>	<i>Limits</i>	<i>Prepared</i>	<i>Analyzed</i>	<i>Dil Fac</i>
1,2-Dichloroethane-d4 (Surr)	100		77 - 120		08/29/25 21:58	1
4-Bromofluorobenzene (Surr)	96		73 - 120		08/29/25 21:58	1
Toluene-d8 (Surr)	105		80 - 120		08/29/25 21:58	1
Dibromofluoromethane (Surr)	95		75 - 123		08/29/25 21:58	1

# Client Sample Results

Client: EHS Support, LLC  
 Project/Site: Ashland Lee Ave. Railroad - Norwich, NY

Job ID: 480-232192-1

**Client Sample ID: URS-13**

**Lab Sample ID: 480-232192-11**

Date Collected: 08/26/25 15:05

Matrix: Water

Date Received: 08/29/25 10:00

**Method: SW846 8260C - Volatile Organic Compounds by GC/MS**

Analyte	Result	Qualifier	RL	MDL	Unit	D	Prepared	Analyzed	Dil Fac
1,1,1-Trichloroethane	1.0	U	1.0	0.82	ug/L			08/29/25 22:21	1
1,1,1,2-Tetrachloroethane	1.0	U	1.0	0.21	ug/L			08/29/25 22:21	1
1,1,2-Trichloro-1,2,2-trifluoroethane	1.0	U	1.0	0.31	ug/L			08/29/25 22:21	1
1,1,2-Trichloroethane	1.0	U	1.0	0.23	ug/L			08/29/25 22:21	1
1,1-Dichloroethane	1.0	U	1.0	0.38	ug/L			08/29/25 22:21	1
1,1-Dichloroethene	1.0	U	1.0	0.29	ug/L			08/29/25 22:21	1
1,2,4-Trichlorobenzene	1.0	U	1.0	0.41	ug/L			08/29/25 22:21	1
1,2-Dibromo-3-Chloropropane	1.0	U	1.0	0.39	ug/L			08/29/25 22:21	1
1,2-Dichlorobenzene	1.0	U	1.0	0.79	ug/L			08/29/25 22:21	1
1,2-Dichloroethane	1.0	U	1.0	0.21	ug/L			08/29/25 22:21	1
1,2-Dichloropropane	1.0	U	1.0	0.72	ug/L			08/29/25 22:21	1
1,3-Dichlorobenzene	1.0	U	1.0	0.78	ug/L			08/29/25 22:21	1
1,4-Dichlorobenzene	1.0	U	1.0	0.84	ug/L			08/29/25 22:21	1
2-Butanone (MEK)	10	U	10	1.3	ug/L			08/29/25 22:21	1
2-Hexanone	5.0	U	5.0	1.2	ug/L			08/29/25 22:21	1
4-Methyl-2-pentanone (MIBK)	5.0	U	5.0	2.1	ug/L			08/29/25 22:21	1
Acetone	10	U	10	3.0	ug/L			08/29/25 22:21	1
Benzene	1.0	U	1.0	0.41	ug/L			08/29/25 22:21	1
Bromoform	1.0	U	1.0	0.26	ug/L			08/29/25 22:21	1
Bromomethane	1.0	U	1.0	0.69	ug/L			08/29/25 22:21	1
Carbon disulfide	1.0	U	1.0	0.19	ug/L			08/29/25 22:21	1
Carbon tetrachloride	1.0	U	1.0	0.27	ug/L			08/29/25 22:21	1
Chlorobenzene	1.0	U	1.0	0.75	ug/L			08/29/25 22:21	1
Dibromochloromethane	1.0	U	1.0	0.32	ug/L			08/29/25 22:21	1
Chloroethane	1.0	U	1.0	0.32	ug/L			08/29/25 22:21	1
Chloroform	1.0	U	1.0	0.34	ug/L			08/29/25 22:21	1
Chloromethane	1.0	U	1.0	0.35	ug/L			08/29/25 22:21	1
cis-1,2-Dichloroethene	1.0	U	1.0	0.81	ug/L			08/29/25 22:21	1
Cyclohexane	1.0	U	1.0	0.18	ug/L			08/29/25 22:21	1
Bromodichloromethane	1.0	U	1.0	0.39	ug/L			08/29/25 22:21	1
Dichlorodifluoromethane	1.0	U	1.0	0.68	ug/L			08/29/25 22:21	1
Ethylbenzene	1.0	U	1.0	0.74	ug/L			08/29/25 22:21	1
1,2-Dibromoethane	1.0	U	1.0	0.73	ug/L			08/29/25 22:21	1
Isopropylbenzene	1.0	U	1.0	0.79	ug/L			08/29/25 22:21	1
Methyl acetate	2.5	U	2.5	1.3	ug/L			08/29/25 22:21	1
Methyl tert-butyl ether	1.0	U	1.0	0.16	ug/L			08/29/25 22:21	1
Methylcyclohexane	1.0	U	1.0	0.16	ug/L			08/29/25 22:21	1
Methylene Chloride	1.0	U	1.0	0.44	ug/L			08/29/25 22:21	1
Tetrachloroethene	1.0	U	1.0	0.36	ug/L			08/29/25 22:21	1
Toluene	1.0	U	1.0	0.51	ug/L			08/29/25 22:21	1
trans-1,2-Dichloroethene	1.0	U	1.0	0.90	ug/L			08/29/25 22:21	1
trans-1,3-Dichloropropene	1.0	U	1.0	0.37	ug/L			08/29/25 22:21	1
Trichloroethene	1.0	U	1.0	0.46	ug/L			08/29/25 22:21	1
Trichlorofluoromethane	1.0	U	1.0	0.88	ug/L			08/29/25 22:21	1
Vinyl chloride	1.0	U	1.0	0.90	ug/L			08/29/25 22:21	1
Xylenes, Total	2.0	U	2.0	0.66	ug/L			08/29/25 22:21	1
cis-1,3-Dichloropropene	1.0	U	1.0	0.36	ug/L			08/29/25 22:21	1
Styrene	1.0	U	1.0	0.73	ug/L			08/29/25 22:21	1

# Client Sample Results

Client: EHS Support, LLC  
Project/Site: Ashland Lee Ave. Railroad - Norwich, NY

Job ID: 480-232192-1

**Client Sample ID: URS-13**

**Lab Sample ID: 480-232192-11**

**Date Collected: 08/26/25 15:05**

**Matrix: Water**

**Date Received: 08/29/25 10:00**

<i>Surrogate</i>	<i>%Recovery</i>	<i>Qualifier</i>	<i>Limits</i>	<i>Prepared</i>	<i>Analyzed</i>	<i>Dil Fac</i>
1,2-Dichloroethane-d4 (Surr)	102		77 - 120		08/29/25 22:21	1
4-Bromofluorobenzene (Surr)	94		73 - 120		08/29/25 22:21	1
Toluene-d8 (Surr)	103		80 - 120		08/29/25 22:21	1
Dibromofluoromethane (Surr)	96		75 - 123		08/29/25 22:21	1

- 1
- 2
- 3
- 4
- 5
- 6
- 7
- 8
- 9
- 10
- 11
- 12
- 13
- 14

# Client Sample Results

Client: EHS Support, LLC  
 Project/Site: Ashland Lee Ave. Railroad - Norwich, NY

Job ID: 480-232192-1

**Client Sample ID: URS-14**

**Lab Sample ID: 480-232192-12**

**Date Collected: 08/27/25 11:35**

**Matrix: Water**

**Date Received: 08/29/25 10:00**

**Method: SW846 8260C - Volatile Organic Compounds by GC/MS**

Analyte	Result	Qualifier	RL	MDL	Unit	D	Prepared	Analyzed	Dil Fac
1,1,1-Trichloroethane	1.0	U	1.0	0.82	ug/L			08/29/25 22:45	1
1,1,2,2-Tetrachloroethane	1.0	U	1.0	0.21	ug/L			08/29/25 22:45	1
1,1,2-Trichloro-1,2,2-trifluoroethane	1.0	U	1.0	0.31	ug/L			08/29/25 22:45	1
1,1,2-Trichloroethane	1.0	U	1.0	0.23	ug/L			08/29/25 22:45	1
1,1-Dichloroethane	1.0	U	1.0	0.38	ug/L			08/29/25 22:45	1
1,1-Dichloroethene	1.0	U	1.0	0.29	ug/L			08/29/25 22:45	1
1,2,4-Trichlorobenzene	1.0	U	1.0	0.41	ug/L			08/29/25 22:45	1
1,2-Dibromo-3-Chloropropane	1.0	U	1.0	0.39	ug/L			08/29/25 22:45	1
1,2-Dichlorobenzene	1.0	U	1.0	0.79	ug/L			08/29/25 22:45	1
1,2-Dichloroethane	1.0	U	1.0	0.21	ug/L			08/29/25 22:45	1
1,2-Dichloropropane	1.0	U	1.0	0.72	ug/L			08/29/25 22:45	1
1,3-Dichlorobenzene	1.0	U	1.0	0.78	ug/L			08/29/25 22:45	1
1,4-Dichlorobenzene	1.0	U	1.0	0.84	ug/L			08/29/25 22:45	1
2-Butanone (MEK)	10	U	10	1.3	ug/L			08/29/25 22:45	1
2-Hexanone	5.0	U	5.0	1.2	ug/L			08/29/25 22:45	1
4-Methyl-2-pentanone (MIBK)	5.0	U	5.0	2.1	ug/L			08/29/25 22:45	1
Acetone	10	U	10	3.0	ug/L			08/29/25 22:45	1
Benzene	1.0	U	1.0	0.41	ug/L			08/29/25 22:45	1
Bromoform	1.0	U	1.0	0.26	ug/L			08/29/25 22:45	1
Bromomethane	1.0	U	1.0	0.69	ug/L			08/29/25 22:45	1
Carbon disulfide	1.0	U	1.0	0.19	ug/L			08/29/25 22:45	1
Carbon tetrachloride	1.0	U	1.0	0.27	ug/L			08/29/25 22:45	1
Chlorobenzene	1.0	U	1.0	0.75	ug/L			08/29/25 22:45	1
Dibromochloromethane	1.0	U	1.0	0.32	ug/L			08/29/25 22:45	1
Chloroethane	1.0	U	1.0	0.32	ug/L			08/29/25 22:45	1
Chloroform	1.0	U	1.0	0.34	ug/L			08/29/25 22:45	1
Chloromethane	1.0	U	1.0	0.35	ug/L			08/29/25 22:45	1
cis-1,2-Dichloroethene	1.0	U	1.0	0.81	ug/L			08/29/25 22:45	1
Cyclohexane	1.0	U	1.0	0.18	ug/L			08/29/25 22:45	1
Bromodichloromethane	1.0	U	1.0	0.39	ug/L			08/29/25 22:45	1
Dichlorodifluoromethane	1.0	U	1.0	0.68	ug/L			08/29/25 22:45	1
Ethylbenzene	1.0	U	1.0	0.74	ug/L			08/29/25 22:45	1
1,2-Dibromoethane	1.0	U	1.0	0.73	ug/L			08/29/25 22:45	1
Isopropylbenzene	1.0	U	1.0	0.79	ug/L			08/29/25 22:45	1
Methyl acetate	2.5	U	2.5	1.3	ug/L			08/29/25 22:45	1
Methyl tert-butyl ether	1.0	U	1.0	0.16	ug/L			08/29/25 22:45	1
Methylcyclohexane	1.0	U	1.0	0.16	ug/L			08/29/25 22:45	1
Methylene Chloride	1.0	U	1.0	0.44	ug/L			08/29/25 22:45	1
Tetrachloroethene	1.0	U	1.0	0.36	ug/L			08/29/25 22:45	1
Toluene	1.0	U	1.0	0.51	ug/L			08/29/25 22:45	1
trans-1,2-Dichloroethene	1.0	U	1.0	0.90	ug/L			08/29/25 22:45	1
trans-1,3-Dichloropropene	1.0	U	1.0	0.37	ug/L			08/29/25 22:45	1
Trichloroethene	1.0	U	1.0	0.46	ug/L			08/29/25 22:45	1
Trichlorofluoromethane	1.0	U	1.0	0.88	ug/L			08/29/25 22:45	1
Vinyl chloride	1.0	U	1.0	0.90	ug/L			08/29/25 22:45	1
Xylenes, Total	2.0	U	2.0	0.66	ug/L			08/29/25 22:45	1
cis-1,3-Dichloropropene	1.0	U	1.0	0.36	ug/L			08/29/25 22:45	1
Styrene	1.0	U	1.0	0.73	ug/L			08/29/25 22:45	1

# Client Sample Results

Client: EHS Support, LLC  
Project/Site: Ashland Lee Ave. Railroad - Norwich, NY

Job ID: 480-232192-1

**Client Sample ID: URS-14**

**Lab Sample ID: 480-232192-12**

**Date Collected: 08/27/25 11:35**

**Matrix: Water**

**Date Received: 08/29/25 10:00**

<i>Surrogate</i>	<i>%Recovery</i>	<i>Qualifier</i>	<i>Limits</i>	<i>Prepared</i>	<i>Analyzed</i>	<i>Dil Fac</i>
1,2-Dichloroethane-d4 (Surr)	99		77 - 120		08/29/25 22:45	1
4-Bromofluorobenzene (Surr)	97		73 - 120		08/29/25 22:45	1
Toluene-d8 (Surr)	105		80 - 120		08/29/25 22:45	1
Dibromofluoromethane (Surr)	94		75 - 123		08/29/25 22:45	1

# Client Sample Results

Client: EHS Support, LLC  
 Project/Site: Ashland Lee Ave. Railroad - Norwich, NY

Job ID: 480-232192-1

**Client Sample ID: LAOW11-4**

**Lab Sample ID: 480-232192-13**

Date Collected: 08/26/25 16:00

Matrix: Water

Date Received: 08/29/25 10:00

**Method: SW846 8260C - Volatile Organic Compounds by GC/MS**

Analyte	Result	Qualifier	RL	MDL	Unit	D	Prepared	Analyzed	Dil Fac
1,1,1-Trichloroethane	1.0	U	1.0	0.82	ug/L			08/29/25 23:09	1
1,1,2,2-Tetrachloroethane	1.0	U	1.0	0.21	ug/L			08/29/25 23:09	1
1,1,2-Trichloro-1,2,2-trifluoroethane	1.0	U	1.0	0.31	ug/L			08/29/25 23:09	1
1,1,2-Trichloroethane	1.0	U	1.0	0.23	ug/L			08/29/25 23:09	1
1,1-Dichloroethane	1.0	U	1.0	0.38	ug/L			08/29/25 23:09	1
1,1-Dichloroethene	1.0	U	1.0	0.29	ug/L			08/29/25 23:09	1
1,2,4-Trichlorobenzene	1.0	U	1.0	0.41	ug/L			08/29/25 23:09	1
1,2-Dibromo-3-Chloropropane	1.0	U	1.0	0.39	ug/L			08/29/25 23:09	1
1,2-Dichlorobenzene	1.0	U	1.0	0.79	ug/L			08/29/25 23:09	1
1,2-Dichloroethane	1.0	U	1.0	0.21	ug/L			08/29/25 23:09	1
1,2-Dichloropropane	1.0	U	1.0	0.72	ug/L			08/29/25 23:09	1
1,3-Dichlorobenzene	1.0	U	1.0	0.78	ug/L			08/29/25 23:09	1
1,4-Dichlorobenzene	1.0	U	1.0	0.84	ug/L			08/29/25 23:09	1
2-Butanone (MEK)	10	U	10	1.3	ug/L			08/29/25 23:09	1
2-Hexanone	5.0	U	5.0	1.2	ug/L			08/29/25 23:09	1
4-Methyl-2-pentanone (MIBK)	5.0	U	5.0	2.1	ug/L			08/29/25 23:09	1
Acetone	10	U	10	3.0	ug/L			08/29/25 23:09	1
Benzene	1.0	U	1.0	0.41	ug/L			08/29/25 23:09	1
Bromoform	1.0	U	1.0	0.26	ug/L			08/29/25 23:09	1
Bromomethane	1.0	U	1.0	0.69	ug/L			08/29/25 23:09	1
Carbon disulfide	1.0	U	1.0	0.19	ug/L			08/29/25 23:09	1
Carbon tetrachloride	1.0	U	1.0	0.27	ug/L			08/29/25 23:09	1
Chlorobenzene	1.0	U	1.0	0.75	ug/L			08/29/25 23:09	1
Dibromochloromethane	1.0	U	1.0	0.32	ug/L			08/29/25 23:09	1
Chloroethane	1.0	U	1.0	0.32	ug/L			08/29/25 23:09	1
Chloroform	1.0	U	1.0	0.34	ug/L			08/29/25 23:09	1
Chloromethane	1.0	U	1.0	0.35	ug/L			08/29/25 23:09	1
cis-1,2-Dichloroethene	1.0	U	1.0	0.81	ug/L			08/29/25 23:09	1
Cyclohexane	1.0	U	1.0	0.18	ug/L			08/29/25 23:09	1
Bromodichloromethane	1.0	U	1.0	0.39	ug/L			08/29/25 23:09	1
Dichlorodifluoromethane	1.0	U	1.0	0.68	ug/L			08/29/25 23:09	1
Ethylbenzene	1.0	U	1.0	0.74	ug/L			08/29/25 23:09	1
1,2-Dibromoethane	1.0	U	1.0	0.73	ug/L			08/29/25 23:09	1
Isopropylbenzene	1.0	U	1.0	0.79	ug/L			08/29/25 23:09	1
Methyl acetate	2.5	U	2.5	1.3	ug/L			08/29/25 23:09	1
Methyl tert-butyl ether	1.0	U	1.0	0.16	ug/L			08/29/25 23:09	1
Methylcyclohexane	1.0	U	1.0	0.16	ug/L			08/29/25 23:09	1
Methylene Chloride	1.0	U	1.0	0.44	ug/L			08/29/25 23:09	1
Tetrachloroethene	1.0	U	1.0	0.36	ug/L			08/29/25 23:09	1
Toluene	1.0	U	1.0	0.51	ug/L			08/29/25 23:09	1
trans-1,2-Dichloroethene	1.0	U	1.0	0.90	ug/L			08/29/25 23:09	1
trans-1,3-Dichloropropene	1.0	U	1.0	0.37	ug/L			08/29/25 23:09	1
<b>Trichloroethene</b>	<b>9.4</b>		1.0	0.46	ug/L			08/29/25 23:09	1
Trichlorofluoromethane	1.0	U	1.0	0.88	ug/L			08/29/25 23:09	1
Vinyl chloride	1.0	U	1.0	0.90	ug/L			08/29/25 23:09	1
Xylenes, Total	2.0	U	2.0	0.66	ug/L			08/29/25 23:09	1
cis-1,3-Dichloropropene	1.0	U	1.0	0.36	ug/L			08/29/25 23:09	1
Styrene	1.0	U	1.0	0.73	ug/L			08/29/25 23:09	1

# Client Sample Results

Client: EHS Support, LLC  
Project/Site: Ashland Lee Ave. Railroad - Norwich, NY

Job ID: 480-232192-1

**Client Sample ID: LAOW11-4**

**Lab Sample ID: 480-232192-13**

**Date Collected: 08/26/25 16:00**

**Matrix: Water**

**Date Received: 08/29/25 10:00**

<i>Surrogate</i>	<i>%Recovery</i>	<i>Qualifier</i>	<i>Limits</i>	<i>Prepared</i>	<i>Analyzed</i>	<i>Dil Fac</i>
1,2-Dichloroethane-d4 (Surr)	101		77 - 120		08/29/25 23:09	1
4-Bromofluorobenzene (Surr)	101		73 - 120		08/29/25 23:09	1
Toluene-d8 (Surr)	105		80 - 120		08/29/25 23:09	1
Dibromofluoromethane (Surr)	95		75 - 123		08/29/25 23:09	1

- 1
- 2
- 3
- 4
- 5
- 6
- 7
- 8
- 9
- 10
- 11
- 12
- 13
- 14

# Client Sample Results

Client: EHS Support, LLC  
 Project/Site: Ashland Lee Ave. Railroad - Norwich, NY

Job ID: 480-232192-1

**Client Sample ID: LAOW11-5**

**Lab Sample ID: 480-232192-14**

Date Collected: 08/26/25 11:05

Matrix: Water

Date Received: 08/29/25 10:00

**Method: SW846 8260C - Volatile Organic Compounds by GC/MS**

Analyte	Result	Qualifier	RL	MDL	Unit	D	Prepared	Analyzed	Dil Fac
1,1,1-Trichloroethane	1.0	U	1.0	0.82	ug/L			08/29/25 23:33	1
1,1,2,2-Tetrachloroethane	1.0	U	1.0	0.21	ug/L			08/29/25 23:33	1
1,1,2-Trichloro-1,2,2-trifluoroethane	1.0	U	1.0	0.31	ug/L			08/29/25 23:33	1
1,1,2-Trichloroethane	1.0	U	1.0	0.23	ug/L			08/29/25 23:33	1
1,1-Dichloroethane	1.0	U	1.0	0.38	ug/L			08/29/25 23:33	1
1,1-Dichloroethene	1.0	U	1.0	0.29	ug/L			08/29/25 23:33	1
1,2,4-Trichlorobenzene	1.0	U	1.0	0.41	ug/L			08/29/25 23:33	1
1,2-Dibromo-3-Chloropropane	1.0	U	1.0	0.39	ug/L			08/29/25 23:33	1
1,2-Dichlorobenzene	1.0	U	1.0	0.79	ug/L			08/29/25 23:33	1
1,2-Dichloroethane	1.0	U	1.0	0.21	ug/L			08/29/25 23:33	1
1,2-Dichloropropane	1.0	U	1.0	0.72	ug/L			08/29/25 23:33	1
1,3-Dichlorobenzene	1.0	U	1.0	0.78	ug/L			08/29/25 23:33	1
1,4-Dichlorobenzene	1.0	U	1.0	0.84	ug/L			08/29/25 23:33	1
2-Butanone (MEK)	10	U	10	1.3	ug/L			08/29/25 23:33	1
2-Hexanone	5.0	U	5.0	1.2	ug/L			08/29/25 23:33	1
4-Methyl-2-pentanone (MIBK)	5.0	U	5.0	2.1	ug/L			08/29/25 23:33	1
Acetone	10	U	10	3.0	ug/L			08/29/25 23:33	1
Benzene	1.0	U	1.0	0.41	ug/L			08/29/25 23:33	1
Bromoform	1.0	U	1.0	0.26	ug/L			08/29/25 23:33	1
Bromomethane	1.0	U	1.0	0.69	ug/L			08/29/25 23:33	1
Carbon disulfide	1.0	U	1.0	0.19	ug/L			08/29/25 23:33	1
Carbon tetrachloride	1.0	U	1.0	0.27	ug/L			08/29/25 23:33	1
Chlorobenzene	1.0	U	1.0	0.75	ug/L			08/29/25 23:33	1
Dibromochloromethane	1.0	U	1.0	0.32	ug/L			08/29/25 23:33	1
Chloroethane	1.0	U	1.0	0.32	ug/L			08/29/25 23:33	1
Chloroform	1.0	U	1.0	0.34	ug/L			08/29/25 23:33	1
Chloromethane	1.0	U	1.0	0.35	ug/L			08/29/25 23:33	1
cis-1,2-Dichloroethene	1.0	U	1.0	0.81	ug/L			08/29/25 23:33	1
Cyclohexane	1.0	U	1.0	0.18	ug/L			08/29/25 23:33	1
Bromodichloromethane	1.0	U	1.0	0.39	ug/L			08/29/25 23:33	1
Dichlorodifluoromethane	1.0	U	1.0	0.68	ug/L			08/29/25 23:33	1
Ethylbenzene	1.0	U	1.0	0.74	ug/L			08/29/25 23:33	1
1,2-Dibromoethane	1.0	U	1.0	0.73	ug/L			08/29/25 23:33	1
Isopropylbenzene	1.0	U	1.0	0.79	ug/L			08/29/25 23:33	1
Methyl acetate	2.5	U	2.5	1.3	ug/L			08/29/25 23:33	1
Methyl tert-butyl ether	1.0	U	1.0	0.16	ug/L			08/29/25 23:33	1
Methylcyclohexane	1.0	U	1.0	0.16	ug/L			08/29/25 23:33	1
Methylene Chloride	1.0	U	1.0	0.44	ug/L			08/29/25 23:33	1
Tetrachloroethene	1.0	U	1.0	0.36	ug/L			08/29/25 23:33	1
Toluene	1.0	U	1.0	0.51	ug/L			08/29/25 23:33	1
trans-1,2-Dichloroethene	1.0	U	1.0	0.90	ug/L			08/29/25 23:33	1
trans-1,3-Dichloropropene	1.0	U	1.0	0.37	ug/L			08/29/25 23:33	1
Trichloroethene	1.0	U	1.0	0.46	ug/L			08/29/25 23:33	1
Trichlorofluoromethane	1.0	U	1.0	0.88	ug/L			08/29/25 23:33	1
Vinyl chloride	1.0	U	1.0	0.90	ug/L			08/29/25 23:33	1
Xylenes, Total	2.0	U	2.0	0.66	ug/L			08/29/25 23:33	1
cis-1,3-Dichloropropene	1.0	U	1.0	0.36	ug/L			08/29/25 23:33	1
Styrene	1.0	U	1.0	0.73	ug/L			08/29/25 23:33	1

# Client Sample Results

Client: EHS Support, LLC  
Project/Site: Ashland Lee Ave. Railroad - Norwich, NY

Job ID: 480-232192-1

**Client Sample ID: LAOW11-5**

**Lab Sample ID: 480-232192-14**

**Date Collected: 08/26/25 11:05**

**Matrix: Water**

**Date Received: 08/29/25 10:00**

<i>Surrogate</i>	<i>%Recovery</i>	<i>Qualifier</i>	<i>Limits</i>	<i>Prepared</i>	<i>Analyzed</i>	<i>Dil Fac</i>
1,2-Dichloroethane-d4 (Surr)	99		77 - 120		08/29/25 23:33	1
4-Bromofluorobenzene (Surr)	100		73 - 120		08/29/25 23:33	1
Toluene-d8 (Surr)	107		80 - 120		08/29/25 23:33	1
Dibromofluoromethane (Surr)	94		75 - 123		08/29/25 23:33	1

- 1
- 2
- 3
- 4
- 5
- 6
- 7
- 8
- 9
- 10
- 11
- 12
- 13
- 14

# Client Sample Results

Client: EHS Support, LLC  
 Project/Site: Ashland Lee Ave. Railroad - Norwich, NY

Job ID: 480-232192-1

**Client Sample ID: MW-7**

**Lab Sample ID: 480-232192-15**

Date Collected: 08/26/25 11:30

Matrix: Water

Date Received: 08/29/25 10:00

**Method: SW846 8260C - Volatile Organic Compounds by GC/MS**

Analyte	Result	Qualifier	RL	MDL	Unit	D	Prepared	Analyzed	Dil Fac
1,1,1-Trichloroethane	1.0	U	1.0	0.82	ug/L			08/29/25 23:56	1
1,1,1,2-Tetrachloroethane	1.0	U	1.0	0.21	ug/L			08/29/25 23:56	1
1,1,1,2-Trichloro-1,2,2-trifluoroethane	1.0	U	1.0	0.31	ug/L			08/29/25 23:56	1
1,1,2-Trichloroethane	1.0	U	1.0	0.23	ug/L			08/29/25 23:56	1
<b>1,1-Dichloroethane</b>	<b>0.41</b>	<b>J</b>	1.0	0.38	ug/L			08/29/25 23:56	1
1,1-Dichloroethene	1.0	U	1.0	0.29	ug/L			08/29/25 23:56	1
1,2,4-Trichlorobenzene	1.0	U	1.0	0.41	ug/L			08/29/25 23:56	1
1,2-Dibromo-3-Chloropropane	1.0	U	1.0	0.39	ug/L			08/29/25 23:56	1
1,2-Dichlorobenzene	1.0	U	1.0	0.79	ug/L			08/29/25 23:56	1
1,2-Dichloroethane	1.0	U	1.0	0.21	ug/L			08/29/25 23:56	1
1,2-Dichloropropane	1.0	U	1.0	0.72	ug/L			08/29/25 23:56	1
1,3-Dichlorobenzene	1.0	U	1.0	0.78	ug/L			08/29/25 23:56	1
1,4-Dichlorobenzene	1.0	U	1.0	0.84	ug/L			08/29/25 23:56	1
2-Butanone (MEK)	10	U	10	1.3	ug/L			08/29/25 23:56	1
2-Hexanone	5.0	U	5.0	1.2	ug/L			08/29/25 23:56	1
4-Methyl-2-pentanone (MIBK)	5.0	U	5.0	2.1	ug/L			08/29/25 23:56	1
Acetone	10	U	10	3.0	ug/L			08/29/25 23:56	1
Benzene	1.0	U	1.0	0.41	ug/L			08/29/25 23:56	1
Bromoform	1.0	U	1.0	0.26	ug/L			08/29/25 23:56	1
Bromomethane	1.0	U	1.0	0.69	ug/L			08/29/25 23:56	1
Carbon disulfide	1.0	U	1.0	0.19	ug/L			08/29/25 23:56	1
Carbon tetrachloride	1.0	U	1.0	0.27	ug/L			08/29/25 23:56	1
Chlorobenzene	1.0	U	1.0	0.75	ug/L			08/29/25 23:56	1
Dibromochloromethane	1.0	U	1.0	0.32	ug/L			08/29/25 23:56	1
Chloroethane	1.0	U	1.0	0.32	ug/L			08/29/25 23:56	1
Chloroform	1.0	U	1.0	0.34	ug/L			08/29/25 23:56	1
Chloromethane	1.0	U	1.0	0.35	ug/L			08/29/25 23:56	1
cis-1,2-Dichloroethene	1.0	U	1.0	0.81	ug/L			08/29/25 23:56	1
Cyclohexane	1.0	U	1.0	0.18	ug/L			08/29/25 23:56	1
Bromodichloromethane	1.0	U	1.0	0.39	ug/L			08/29/25 23:56	1
Dichlorodifluoromethane	1.0	U	1.0	0.68	ug/L			08/29/25 23:56	1
Ethylbenzene	1.0	U	1.0	0.74	ug/L			08/29/25 23:56	1
1,2-Dibromoethane	1.0	U	1.0	0.73	ug/L			08/29/25 23:56	1
Isopropylbenzene	1.0	U	1.0	0.79	ug/L			08/29/25 23:56	1
Methyl acetate	2.5	U	2.5	1.3	ug/L			08/29/25 23:56	1
Methyl tert-butyl ether	1.0	U	1.0	0.16	ug/L			08/29/25 23:56	1
Methylcyclohexane	1.0	U	1.0	0.16	ug/L			08/29/25 23:56	1
Methylene Chloride	1.0	U	1.0	0.44	ug/L			08/29/25 23:56	1
Tetrachloroethene	1.0	U	1.0	0.36	ug/L			08/29/25 23:56	1
Toluene	1.0	U	1.0	0.51	ug/L			08/29/25 23:56	1
trans-1,2-Dichloroethene	1.0	U	1.0	0.90	ug/L			08/29/25 23:56	1
trans-1,3-Dichloropropene	1.0	U	1.0	0.37	ug/L			08/29/25 23:56	1
Trichloroethene	1.0	U	1.0	0.46	ug/L			08/29/25 23:56	1
Trichlorofluoromethane	1.0	U	1.0	0.88	ug/L			08/29/25 23:56	1
Vinyl chloride	1.0	U	1.0	0.90	ug/L			08/29/25 23:56	1
Xylenes, Total	2.0	U	2.0	0.66	ug/L			08/29/25 23:56	1
cis-1,3-Dichloropropene	1.0	U	1.0	0.36	ug/L			08/29/25 23:56	1
Styrene	1.0	U	1.0	0.73	ug/L			08/29/25 23:56	1

# Client Sample Results

Client: EHS Support, LLC  
Project/Site: Ashland Lee Ave. Railroad - Norwich, NY

Job ID: 480-232192-1

**Client Sample ID: MW-7**

**Lab Sample ID: 480-232192-15**

**Date Collected: 08/26/25 11:30**

**Matrix: Water**

**Date Received: 08/29/25 10:00**

<i>Surrogate</i>	<i>%Recovery</i>	<i>Qualifier</i>	<i>Limits</i>	<i>Prepared</i>	<i>Analyzed</i>	<i>Dil Fac</i>
1,2-Dichloroethane-d4 (Surr)	101		77 - 120		08/29/25 23:56	1
4-Bromofluorobenzene (Surr)	94		73 - 120		08/29/25 23:56	1
Toluene-d8 (Surr)	105		80 - 120		08/29/25 23:56	1
Dibromofluoromethane (Surr)	96		75 - 123		08/29/25 23:56	1

- 1
- 2
- 3
- 4
- 5
- 6
- 7
- 8
- 9
- 10
- 11
- 12
- 13
- 14

# Client Sample Results

Client: EHS Support, LLC  
 Project/Site: Ashland Lee Ave. Railroad - Norwich, NY

Job ID: 480-232192-1

**Client Sample ID: MW-8**

**Lab Sample ID: 480-232192-16**

**Date Collected: 08/26/25 10:00**

**Matrix: Water**

**Date Received: 08/29/25 10:00**

**Method: SW846 8260C - Volatile Organic Compounds by GC/MS**

Analyte	Result	Qualifier	RL	MDL	Unit	D	Prepared	Analyzed	Dil Fac
1,1,1-Trichloroethane	1.0	U	1.0	0.82	ug/L			08/30/25 00:20	1
1,1,2,2-Tetrachloroethane	1.0	U	1.0	0.21	ug/L			08/30/25 00:20	1
1,1,2-Trichloro-1,2,2-trifluoroethane	1.0	U	1.0	0.31	ug/L			08/30/25 00:20	1
1,1,2-Trichloroethane	1.0	U	1.0	0.23	ug/L			08/30/25 00:20	1
1,1-Dichloroethane	1.0	U	1.0	0.38	ug/L			08/30/25 00:20	1
1,1-Dichloroethene	1.0	U	1.0	0.29	ug/L			08/30/25 00:20	1
1,2,4-Trichlorobenzene	1.0	U	1.0	0.41	ug/L			08/30/25 00:20	1
1,2-Dibromo-3-Chloropropane	1.0	U	1.0	0.39	ug/L			08/30/25 00:20	1
1,2-Dichlorobenzene	1.0	U	1.0	0.79	ug/L			08/30/25 00:20	1
1,2-Dichloroethane	1.0	U	1.0	0.21	ug/L			08/30/25 00:20	1
1,2-Dichloropropane	1.0	U	1.0	0.72	ug/L			08/30/25 00:20	1
1,3-Dichlorobenzene	1.0	U	1.0	0.78	ug/L			08/30/25 00:20	1
1,4-Dichlorobenzene	1.0	U	1.0	0.84	ug/L			08/30/25 00:20	1
2-Butanone (MEK)	10	U	10	1.3	ug/L			08/30/25 00:20	1
2-Hexanone	5.0	U	5.0	1.2	ug/L			08/30/25 00:20	1
4-Methyl-2-pentanone (MIBK)	5.0	U	5.0	2.1	ug/L			08/30/25 00:20	1
Acetone	10	U	10	3.0	ug/L			08/30/25 00:20	1
Benzene	1.0	U	1.0	0.41	ug/L			08/30/25 00:20	1
Bromoform	1.0	U	1.0	0.26	ug/L			08/30/25 00:20	1
Bromomethane	1.0	U	1.0	0.69	ug/L			08/30/25 00:20	1
Carbon disulfide	1.0	U	1.0	0.19	ug/L			08/30/25 00:20	1
Carbon tetrachloride	1.0	U	1.0	0.27	ug/L			08/30/25 00:20	1
Chlorobenzene	1.0	U	1.0	0.75	ug/L			08/30/25 00:20	1
Dibromochloromethane	1.0	U	1.0	0.32	ug/L			08/30/25 00:20	1
Chloroethane	1.0	U	1.0	0.32	ug/L			08/30/25 00:20	1
Chloroform	1.0	U	1.0	0.34	ug/L			08/30/25 00:20	1
Chloromethane	1.0	U	1.0	0.35	ug/L			08/30/25 00:20	1
cis-1,2-Dichloroethene	1.0	U	1.0	0.81	ug/L			08/30/25 00:20	1
Cyclohexane	1.0	U	1.0	0.18	ug/L			08/30/25 00:20	1
Bromodichloromethane	1.0	U	1.0	0.39	ug/L			08/30/25 00:20	1
Dichlorodifluoromethane	1.0	U	1.0	0.68	ug/L			08/30/25 00:20	1
Ethylbenzene	1.0	U	1.0	0.74	ug/L			08/30/25 00:20	1
1,2-Dibromoethane	1.0	U	1.0	0.73	ug/L			08/30/25 00:20	1
Isopropylbenzene	1.0	U	1.0	0.79	ug/L			08/30/25 00:20	1
Methyl acetate	2.5	U	2.5	1.3	ug/L			08/30/25 00:20	1
Methyl tert-butyl ether	1.0	U	1.0	0.16	ug/L			08/30/25 00:20	1
Methylcyclohexane	1.0	U	1.0	0.16	ug/L			08/30/25 00:20	1
Methylene Chloride	1.0	U	1.0	0.44	ug/L			08/30/25 00:20	1
Tetrachloroethene	1.0	U	1.0	0.36	ug/L			08/30/25 00:20	1
Toluene	1.0	U	1.0	0.51	ug/L			08/30/25 00:20	1
trans-1,2-Dichloroethene	1.0	U	1.0	0.90	ug/L			08/30/25 00:20	1
trans-1,3-Dichloropropene	1.0	U	1.0	0.37	ug/L			08/30/25 00:20	1
Trichloroethene	1.0	U	1.0	0.46	ug/L			08/30/25 00:20	1
Trichlorofluoromethane	1.0	U	1.0	0.88	ug/L			08/30/25 00:20	1
Vinyl chloride	1.0	U	1.0	0.90	ug/L			08/30/25 00:20	1
Xylenes, Total	2.0	U	2.0	0.66	ug/L			08/30/25 00:20	1
cis-1,3-Dichloropropene	1.0	U	1.0	0.36	ug/L			08/30/25 00:20	1
Styrene	1.0	U	1.0	0.73	ug/L			08/30/25 00:20	1

# Client Sample Results

Client: EHS Support, LLC  
Project/Site: Ashland Lee Ave. Railroad - Norwich, NY

Job ID: 480-232192-1

**Client Sample ID: MW-8**

**Lab Sample ID: 480-232192-16**

**Date Collected: 08/26/25 10:00**

**Matrix: Water**

**Date Received: 08/29/25 10:00**

<i>Surrogate</i>	<i>%Recovery</i>	<i>Qualifier</i>	<i>Limits</i>	<i>Prepared</i>	<i>Analyzed</i>	<i>Dil Fac</i>
1,2-Dichloroethane-d4 (Surr)	103		77 - 120		08/30/25 00:20	1
4-Bromofluorobenzene (Surr)	94		73 - 120		08/30/25 00:20	1
Toluene-d8 (Surr)	104		80 - 120		08/30/25 00:20	1
Dibromofluoromethane (Surr)	96		75 - 123		08/30/25 00:20	1

- 1
- 2
- 3
- 4
- 5
- 6
- 7
- 8
- 9
- 10
- 11
- 12
- 13
- 14

# Client Sample Results

Client: EHS Support, LLC  
 Project/Site: Ashland Lee Ave. Railroad - Norwich, NY

Job ID: 480-232192-1

**Client Sample ID: MW-13**

**Lab Sample ID: 480-232192-17**

**Date Collected: 08/26/25 13:35**

**Matrix: Water**

**Date Received: 08/29/25 10:00**

**Method: SW846 8260C - Volatile Organic Compounds by GC/MS**

Analyte	Result	Qualifier	RL	MDL	Unit	D	Prepared	Analyzed	Dil Fac
1,1,1-Trichloroethane	1.0	U	1.0	0.82	ug/L			08/30/25 00:45	1
1,1,2,2-Tetrachloroethane	1.0	U	1.0	0.21	ug/L			08/30/25 00:45	1
1,1,2-Trichloro-1,2,2-trifluoroethane	1.0	U	1.0	0.31	ug/L			08/30/25 00:45	1
1,1,2-Trichloroethane	1.0	U	1.0	0.23	ug/L			08/30/25 00:45	1
1,1-Dichloroethane	1.0	U	1.0	0.38	ug/L			08/30/25 00:45	1
1,1-Dichloroethene	1.0	U	1.0	0.29	ug/L			08/30/25 00:45	1
1,2,4-Trichlorobenzene	1.0	U	1.0	0.41	ug/L			08/30/25 00:45	1
1,2-Dibromo-3-Chloropropane	1.0	U	1.0	0.39	ug/L			08/30/25 00:45	1
1,2-Dichlorobenzene	1.0	U	1.0	0.79	ug/L			08/30/25 00:45	1
1,2-Dichloroethane	1.0	U	1.0	0.21	ug/L			08/30/25 00:45	1
1,2-Dichloropropane	1.0	U	1.0	0.72	ug/L			08/30/25 00:45	1
1,3-Dichlorobenzene	1.0	U	1.0	0.78	ug/L			08/30/25 00:45	1
1,4-Dichlorobenzene	1.0	U	1.0	0.84	ug/L			08/30/25 00:45	1
2-Butanone (MEK)	10	U	10	1.3	ug/L			08/30/25 00:45	1
2-Hexanone	5.0	U	5.0	1.2	ug/L			08/30/25 00:45	1
4-Methyl-2-pentanone (MIBK)	5.0	U	5.0	2.1	ug/L			08/30/25 00:45	1
Acetone	10	U	10	3.0	ug/L			08/30/25 00:45	1
Benzene	1.0	U	1.0	0.41	ug/L			08/30/25 00:45	1
Bromoform	1.0	U	1.0	0.26	ug/L			08/30/25 00:45	1
Bromomethane	1.0	U	1.0	0.69	ug/L			08/30/25 00:45	1
Carbon disulfide	1.0	U	1.0	0.19	ug/L			08/30/25 00:45	1
Carbon tetrachloride	1.0	U	1.0	0.27	ug/L			08/30/25 00:45	1
Chlorobenzene	1.0	U	1.0	0.75	ug/L			08/30/25 00:45	1
Dibromochloromethane	1.0	U	1.0	0.32	ug/L			08/30/25 00:45	1
Chloroethane	1.0	U	1.0	0.32	ug/L			08/30/25 00:45	1
Chloroform	1.0	U	1.0	0.34	ug/L			08/30/25 00:45	1
Chloromethane	1.0	U	1.0	0.35	ug/L			08/30/25 00:45	1
cis-1,2-Dichloroethene	1.0	U	1.0	0.81	ug/L			08/30/25 00:45	1
Cyclohexane	1.0	U	1.0	0.18	ug/L			08/30/25 00:45	1
Bromodichloromethane	1.0	U	1.0	0.39	ug/L			08/30/25 00:45	1
Dichlorodifluoromethane	1.0	U	1.0	0.68	ug/L			08/30/25 00:45	1
Ethylbenzene	1.0	U	1.0	0.74	ug/L			08/30/25 00:45	1
1,2-Dibromoethane	1.0	U	1.0	0.73	ug/L			08/30/25 00:45	1
Isopropylbenzene	1.0	U	1.0	0.79	ug/L			08/30/25 00:45	1
Methyl acetate	2.5	U	2.5	1.3	ug/L			08/30/25 00:45	1
Methyl tert-butyl ether	1.0	U	1.0	0.16	ug/L			08/30/25 00:45	1
Methylcyclohexane	1.0	U	1.0	0.16	ug/L			08/30/25 00:45	1
Methylene Chloride	1.0	U	1.0	0.44	ug/L			08/30/25 00:45	1
Tetrachloroethene	1.0	U	1.0	0.36	ug/L			08/30/25 00:45	1
Toluene	1.0	U	1.0	0.51	ug/L			08/30/25 00:45	1
trans-1,2-Dichloroethene	1.0	U	1.0	0.90	ug/L			08/30/25 00:45	1
trans-1,3-Dichloropropene	1.0	U	1.0	0.37	ug/L			08/30/25 00:45	1
Trichloroethene	1.0	U	1.0	0.46	ug/L			08/30/25 00:45	1
Trichlorofluoromethane	1.0	U	1.0	0.88	ug/L			08/30/25 00:45	1
Vinyl chloride	1.0	U	1.0	0.90	ug/L			08/30/25 00:45	1
Xylenes, Total	2.0	U	2.0	0.66	ug/L			08/30/25 00:45	1
cis-1,3-Dichloropropene	1.0	U	1.0	0.36	ug/L			08/30/25 00:45	1
Styrene	1.0	U	1.0	0.73	ug/L			08/30/25 00:45	1

# Client Sample Results

Client: EHS Support, LLC  
Project/Site: Ashland Lee Ave. Railroad - Norwich, NY

Job ID: 480-232192-1

**Client Sample ID: MW-13**

**Lab Sample ID: 480-232192-17**

**Date Collected: 08/26/25 13:35**

**Matrix: Water**

**Date Received: 08/29/25 10:00**

<i>Surrogate</i>	<i>%Recovery</i>	<i>Qualifier</i>	<i>Limits</i>	<i>Prepared</i>	<i>Analyzed</i>	<i>Dil Fac</i>
1,2-Dichloroethane-d4 (Surr)	102		77 - 120		08/30/25 00:45	1
4-Bromofluorobenzene (Surr)	100		73 - 120		08/30/25 00:45	1
Toluene-d8 (Surr)	105		80 - 120		08/30/25 00:45	1
Dibromofluoromethane (Surr)	96		75 - 123		08/30/25 00:45	1

- 1
- 2
- 3
- 4
- 5
- 6
- 7
- 8
- 9
- 10
- 11
- 12
- 13
- 14

# Client Sample Results

Client: EHS Support, LLC  
 Project/Site: Ashland Lee Ave. Railroad - Norwich, NY

Job ID: 480-232192-1

**Client Sample ID: URS-7S**

**Lab Sample ID: 480-232192-18**

**Date Collected: 08/27/25 10:00**

**Matrix: Water**

**Date Received: 08/29/25 10:00**

**Method: SW846 8260C - Volatile Organic Compounds by GC/MS**

Analyte	Result	Qualifier	RL	MDL	Unit	D	Prepared	Analyzed	Dil Fac
1,1,1-Trichloroethane	1.0	U	1.0	0.82	ug/L			08/30/25 01:08	1
1,1,2,2-Tetrachloroethane	1.0	U	1.0	0.21	ug/L			08/30/25 01:08	1
1,1,2-Trichloro-1,2,2-trifluoroethane	1.0	U	1.0	0.31	ug/L			08/30/25 01:08	1
1,1,2-Trichloroethane	1.0	U	1.0	0.23	ug/L			08/30/25 01:08	1
1,1-Dichloroethane	1.0	U	1.0	0.38	ug/L			08/30/25 01:08	1
1,1-Dichloroethene	1.0	U	1.0	0.29	ug/L			08/30/25 01:08	1
1,2,4-Trichlorobenzene	1.0	U	1.0	0.41	ug/L			08/30/25 01:08	1
1,2-Dibromo-3-Chloropropane	1.0	U	1.0	0.39	ug/L			08/30/25 01:08	1
1,2-Dichlorobenzene	1.0	U	1.0	0.79	ug/L			08/30/25 01:08	1
1,2-Dichloroethane	1.0	U	1.0	0.21	ug/L			08/30/25 01:08	1
1,2-Dichloropropane	1.0	U	1.0	0.72	ug/L			08/30/25 01:08	1
1,3-Dichlorobenzene	1.0	U	1.0	0.78	ug/L			08/30/25 01:08	1
1,4-Dichlorobenzene	1.0	U	1.0	0.84	ug/L			08/30/25 01:08	1
2-Butanone (MEK)	10	U	10	1.3	ug/L			08/30/25 01:08	1
2-Hexanone	5.0	U	5.0	1.2	ug/L			08/30/25 01:08	1
4-Methyl-2-pentanone (MIBK)	5.0	U	5.0	2.1	ug/L			08/30/25 01:08	1
Acetone	10	U	10	3.0	ug/L			08/30/25 01:08	1
Benzene	1.0	U	1.0	0.41	ug/L			08/30/25 01:08	1
Bromoform	1.0	U	1.0	0.26	ug/L			08/30/25 01:08	1
Bromomethane	1.0	U	1.0	0.69	ug/L			08/30/25 01:08	1
Carbon disulfide	1.0	U	1.0	0.19	ug/L			08/30/25 01:08	1
Carbon tetrachloride	1.0	U	1.0	0.27	ug/L			08/30/25 01:08	1
Chlorobenzene	1.0	U	1.0	0.75	ug/L			08/30/25 01:08	1
Dibromochloromethane	1.0	U	1.0	0.32	ug/L			08/30/25 01:08	1
Chloroethane	1.0	U	1.0	0.32	ug/L			08/30/25 01:08	1
Chloroform	1.0	U	1.0	0.34	ug/L			08/30/25 01:08	1
Chloromethane	1.0	U	1.0	0.35	ug/L			08/30/25 01:08	1
cis-1,2-Dichloroethene	1.0	U	1.0	0.81	ug/L			08/30/25 01:08	1
Cyclohexane	1.0	U	1.0	0.18	ug/L			08/30/25 01:08	1
Bromodichloromethane	1.0	U	1.0	0.39	ug/L			08/30/25 01:08	1
Dichlorodifluoromethane	1.0	U	1.0	0.68	ug/L			08/30/25 01:08	1
Ethylbenzene	1.0	U	1.0	0.74	ug/L			08/30/25 01:08	1
1,2-Dibromoethane	1.0	U	1.0	0.73	ug/L			08/30/25 01:08	1
Isopropylbenzene	1.0	U	1.0	0.79	ug/L			08/30/25 01:08	1
Methyl acetate	2.5	U	2.5	1.3	ug/L			08/30/25 01:08	1
Methyl tert-butyl ether	1.0	U	1.0	0.16	ug/L			08/30/25 01:08	1
Methylcyclohexane	1.0	U	1.0	0.16	ug/L			08/30/25 01:08	1
Methylene Chloride	1.0	U	1.0	0.44	ug/L			08/30/25 01:08	1
Tetrachloroethene	1.0	U	1.0	0.36	ug/L			08/30/25 01:08	1
Toluene	1.0	U	1.0	0.51	ug/L			08/30/25 01:08	1
trans-1,2-Dichloroethene	1.0	U	1.0	0.90	ug/L			08/30/25 01:08	1
trans-1,3-Dichloropropene	1.0	U	1.0	0.37	ug/L			08/30/25 01:08	1
<b>Trichloroethene</b>	<b>0.66</b>	<b>J</b>	1.0	0.46	ug/L			08/30/25 01:08	1
Trichlorofluoromethane	1.0	U	1.0	0.88	ug/L			08/30/25 01:08	1
Vinyl chloride	1.0	U	1.0	0.90	ug/L			08/30/25 01:08	1
Xylenes, Total	2.0	U	2.0	0.66	ug/L			08/30/25 01:08	1
cis-1,3-Dichloropropene	1.0	U	1.0	0.36	ug/L			08/30/25 01:08	1
Styrene	1.0	U	1.0	0.73	ug/L			08/30/25 01:08	1

# Client Sample Results

Client: EHS Support, LLC  
Project/Site: Ashland Lee Ave. Railroad - Norwich, NY

Job ID: 480-232192-1

**Client Sample ID: URS-7S**

**Lab Sample ID: 480-232192-18**

**Date Collected: 08/27/25 10:00**

**Matrix: Water**

**Date Received: 08/29/25 10:00**

<i>Surrogate</i>	<i>%Recovery</i>	<i>Qualifier</i>	<i>Limits</i>	<i>Prepared</i>	<i>Analyzed</i>	<i>Dil Fac</i>
1,2-Dichloroethane-d4 (Surr)	100		77 - 120		08/30/25 01:08	1
4-Bromofluorobenzene (Surr)	95		73 - 120		08/30/25 01:08	1
Toluene-d8 (Surr)	104		80 - 120		08/30/25 01:08	1
Dibromofluoromethane (Surr)	95		75 - 123		08/30/25 01:08	1

- 1
- 2
- 3
- 4
- 5
- 6
- 7
- 8
- 9
- 10
- 11
- 12
- 13
- 14

# Client Sample Results

Client: EHS Support, LLC  
 Project/Site: Ashland Lee Ave. Railroad - Norwich, NY

Job ID: 480-232192-1

**Client Sample ID: URS-8S**

**Lab Sample ID: 480-232192-19**

Date Collected: 08/27/25 13:10

Matrix: Water

Date Received: 08/29/25 10:00

**Method: SW846 8260C - Volatile Organic Compounds by GC/MS**

Analyte	Result	Qualifier	RL	MDL	Unit	D	Prepared	Analyzed	Dil Fac
1,1,1-Trichloroethane	1.0	U	1.0	0.82	ug/L			09/02/25 13:54	1
1,1,2,2-Tetrachloroethane	1.0	U	1.0	0.21	ug/L			09/02/25 13:54	1
1,1,2-Trichloro-1,2,2-trifluoroethane	1.0	U	1.0	0.31	ug/L			09/02/25 13:54	1
1,1,2-Trichloroethane	1.0	U	1.0	0.23	ug/L			09/02/25 13:54	1
1,1-Dichloroethane	1.0	U	1.0	0.38	ug/L			09/02/25 13:54	1
1,1-Dichloroethene	1.0	U	1.0	0.29	ug/L			09/02/25 13:54	1
1,2,4-Trichlorobenzene	1.0	U	1.0	0.41	ug/L			09/02/25 13:54	1
1,2-Dibromo-3-Chloropropane	1.0	U	1.0	0.39	ug/L			09/02/25 13:54	1
1,2-Dichlorobenzene	1.0	U	1.0	0.79	ug/L			09/02/25 13:54	1
1,2-Dichloroethane	1.0	U	1.0	0.21	ug/L			09/02/25 13:54	1
1,2-Dichloropropane	1.0	U	1.0	0.72	ug/L			09/02/25 13:54	1
1,3-Dichlorobenzene	1.0	U	1.0	0.78	ug/L			09/02/25 13:54	1
1,4-Dichlorobenzene	1.0	U	1.0	0.84	ug/L			09/02/25 13:54	1
2-Butanone (MEK)	10	U	10	1.3	ug/L			09/02/25 13:54	1
2-Hexanone	5.0	U	5.0	1.2	ug/L			09/02/25 13:54	1
4-Methyl-2-pentanone (MIBK)	5.0	U	5.0	2.1	ug/L			09/02/25 13:54	1
Acetone	10	U	10	3.0	ug/L			09/02/25 13:54	1
Benzene	1.0	U	1.0	0.41	ug/L			09/02/25 13:54	1
Bromoform	1.0	U	1.0	0.26	ug/L			09/02/25 13:54	1
Bromomethane	1.0	U	1.0	0.69	ug/L			09/02/25 13:54	1
Carbon disulfide	1.0	U	1.0	0.19	ug/L			09/02/25 13:54	1
Carbon tetrachloride	1.0	U	1.0	0.27	ug/L			09/02/25 13:54	1
Chlorobenzene	1.0	U	1.0	0.75	ug/L			09/02/25 13:54	1
Dibromochloromethane	1.0	U	1.0	0.32	ug/L			09/02/25 13:54	1
Chloroethane	1.0	U	1.0	0.32	ug/L			09/02/25 13:54	1
Chloroform	1.0	U	1.0	0.34	ug/L			09/02/25 13:54	1
Chloromethane	1.0	U	1.0	0.35	ug/L			09/02/25 13:54	1
cis-1,2-Dichloroethene	1.0	U	1.0	0.81	ug/L			09/02/25 13:54	1
Cyclohexane	1.0	U	1.0	0.18	ug/L			09/02/25 13:54	1
Bromodichloromethane	1.0	U	1.0	0.39	ug/L			09/02/25 13:54	1
Dichlorodifluoromethane	1.0	U	1.0	0.68	ug/L			09/02/25 13:54	1
Ethylbenzene	1.0	U	1.0	0.74	ug/L			09/02/25 13:54	1
1,2-Dibromoethane	1.0	U	1.0	0.73	ug/L			09/02/25 13:54	1
Isopropylbenzene	1.0	U	1.0	0.79	ug/L			09/02/25 13:54	1
Methyl acetate	2.5	U	2.5	1.3	ug/L			09/02/25 13:54	1
Methyl tert-butyl ether	1.0	U	1.0	0.16	ug/L			09/02/25 13:54	1
Methylcyclohexane	1.0	U	1.0	0.16	ug/L			09/02/25 13:54	1
Methylene Chloride	1.0	U	1.0	0.44	ug/L			09/02/25 13:54	1
Tetrachloroethene	1.0	U	1.0	0.36	ug/L			09/02/25 13:54	1
Toluene	1.0	U	1.0	0.51	ug/L			09/02/25 13:54	1
trans-1,2-Dichloroethene	1.0	U	1.0	0.90	ug/L			09/02/25 13:54	1
trans-1,3-Dichloropropene	1.0	U	1.0	0.37	ug/L			09/02/25 13:54	1
<b>Trichloroethene</b>	<b>0.60</b>	<b>J</b>	1.0	0.46	ug/L			09/02/25 13:54	1
Trichlorofluoromethane	1.0	U	1.0	0.88	ug/L			09/02/25 13:54	1
Vinyl chloride	1.0	U	1.0	0.90	ug/L			09/02/25 13:54	1
Xylenes, Total	2.0	U	2.0	0.66	ug/L			09/02/25 13:54	1
cis-1,3-Dichloropropene	1.0	U	1.0	0.36	ug/L			09/02/25 13:54	1
Styrene	1.0	U	1.0	0.73	ug/L			09/02/25 13:54	1

# Client Sample Results

Client: EHS Support, LLC  
Project/Site: Ashland Lee Ave. Railroad - Norwich, NY

Job ID: 480-232192-1

**Client Sample ID: URS-8S**

**Lab Sample ID: 480-232192-19**

**Date Collected: 08/27/25 13:10**

**Matrix: Water**

**Date Received: 08/29/25 10:00**

<i>Surrogate</i>	<i>%Recovery</i>	<i>Qualifier</i>	<i>Limits</i>	<i>Prepared</i>	<i>Analyzed</i>	<i>Dil Fac</i>
1,2-Dichloroethane-d4 (Surr)	101		77 - 120		09/02/25 13:54	1
4-Bromofluorobenzene (Surr)	104		73 - 120		09/02/25 13:54	1
Toluene-d8 (Surr)	107		80 - 120		09/02/25 13:54	1
Dibromofluoromethane (Surr)	99		75 - 123		09/02/25 13:54	1

# Client Sample Results

Client: EHS Support, LLC  
 Project/Site: Ashland Lee Ave. Railroad - Norwich, NY

Job ID: 480-232192-1

**Client Sample ID: MW-18**

**Lab Sample ID: 480-232192-20**

Date Collected: 08/26/25 14:30

Matrix: Water

Date Received: 08/29/25 10:00

**Method: SW846 8260C - Volatile Organic Compounds by GC/MS**

Analyte	Result	Qualifier	RL	MDL	Unit	D	Prepared	Analyzed	Dil Fac
1,1,1-Trichloroethane	1.0	U	1.0	0.82	ug/L			09/02/25 14:18	1
1,1,2,2-Tetrachloroethane	1.0	U	1.0	0.21	ug/L			09/02/25 14:18	1
1,1,2-Trichloro-1,2,2-trifluoroethane	1.0	U	1.0	0.31	ug/L			09/02/25 14:18	1
1,1,2-Trichloroethane	1.0	U	1.0	0.23	ug/L			09/02/25 14:18	1
1,1-Dichloroethane	1.0	U	1.0	0.38	ug/L			09/02/25 14:18	1
1,1-Dichloroethene	1.0	U	1.0	0.29	ug/L			09/02/25 14:18	1
1,2,4-Trichlorobenzene	1.0	U	1.0	0.41	ug/L			09/02/25 14:18	1
1,2-Dibromo-3-Chloropropane	1.0	U	1.0	0.39	ug/L			09/02/25 14:18	1
1,2-Dichlorobenzene	1.0	U	1.0	0.79	ug/L			09/02/25 14:18	1
1,2-Dichloroethane	1.0	U	1.0	0.21	ug/L			09/02/25 14:18	1
1,2-Dichloropropane	1.0	U	1.0	0.72	ug/L			09/02/25 14:18	1
1,3-Dichlorobenzene	1.0	U	1.0	0.78	ug/L			09/02/25 14:18	1
1,4-Dichlorobenzene	1.0	U	1.0	0.84	ug/L			09/02/25 14:18	1
2-Butanone (MEK)	10	U	10	1.3	ug/L			09/02/25 14:18	1
2-Hexanone	5.0	U	5.0	1.2	ug/L			09/02/25 14:18	1
4-Methyl-2-pentanone (MIBK)	5.0	U	5.0	2.1	ug/L			09/02/25 14:18	1
Acetone	10	U	10	3.0	ug/L			09/02/25 14:18	1
Benzene	1.0	U	1.0	0.41	ug/L			09/02/25 14:18	1
Bromoform	1.0	U	1.0	0.26	ug/L			09/02/25 14:18	1
Bromomethane	1.0	U	1.0	0.69	ug/L			09/02/25 14:18	1
Carbon disulfide	1.0	U	1.0	0.19	ug/L			09/02/25 14:18	1
Carbon tetrachloride	1.0	U	1.0	0.27	ug/L			09/02/25 14:18	1
Chlorobenzene	1.0	U	1.0	0.75	ug/L			09/02/25 14:18	1
Dibromochloromethane	1.0	U	1.0	0.32	ug/L			09/02/25 14:18	1
Chloroethane	1.0	U	1.0	0.32	ug/L			09/02/25 14:18	1
Chloroform	1.0	U	1.0	0.34	ug/L			09/02/25 14:18	1
Chloromethane	1.0	U	1.0	0.35	ug/L			09/02/25 14:18	1
<b>cis-1,2-Dichloroethene</b>	<b>3.3</b>		1.0	0.81	ug/L			09/02/25 14:18	1
Cyclohexane	1.0	U	1.0	0.18	ug/L			09/02/25 14:18	1
Bromodichloromethane	1.0	U	1.0	0.39	ug/L			09/02/25 14:18	1
Dichlorodifluoromethane	1.0	U	1.0	0.68	ug/L			09/02/25 14:18	1
Ethylbenzene	1.0	U	1.0	0.74	ug/L			09/02/25 14:18	1
1,2-Dibromoethane	1.0	U	1.0	0.73	ug/L			09/02/25 14:18	1
Isopropylbenzene	1.0	U	1.0	0.79	ug/L			09/02/25 14:18	1
Methyl acetate	2.5	U	2.5	1.3	ug/L			09/02/25 14:18	1
Methyl tert-butyl ether	1.0	U	1.0	0.16	ug/L			09/02/25 14:18	1
Methylcyclohexane	1.0	U	1.0	0.16	ug/L			09/02/25 14:18	1
Methylene Chloride	1.0	U	1.0	0.44	ug/L			09/02/25 14:18	1
Tetrachloroethene	1.0	U	1.0	0.36	ug/L			09/02/25 14:18	1
Toluene	1.0	U	1.0	0.51	ug/L			09/02/25 14:18	1
trans-1,2-Dichloroethene	1.0	U	1.0	0.90	ug/L			09/02/25 14:18	1
trans-1,3-Dichloropropene	1.0	U	1.0	0.37	ug/L			09/02/25 14:18	1
<b>Trichloroethene</b>	<b>0.66</b>	<b>J</b>	1.0	0.46	ug/L			09/02/25 14:18	1
Trichlorofluoromethane	1.0	U	1.0	0.88	ug/L			09/02/25 14:18	1
Vinyl chloride	1.0	U	1.0	0.90	ug/L			09/02/25 14:18	1
Xylenes, Total	2.0	U	2.0	0.66	ug/L			09/02/25 14:18	1
cis-1,3-Dichloropropene	1.0	U	1.0	0.36	ug/L			09/02/25 14:18	1
Styrene	1.0	U	1.0	0.73	ug/L			09/02/25 14:18	1

# Client Sample Results

Client: EHS Support, LLC  
Project/Site: Ashland Lee Ave. Railroad - Norwich, NY

Job ID: 480-232192-1

**Client Sample ID: MW-18**

**Lab Sample ID: 480-232192-20**

**Date Collected: 08/26/25 14:30**

**Matrix: Water**

**Date Received: 08/29/25 10:00**

<i>Surrogate</i>	<i>%Recovery</i>	<i>Qualifier</i>	<i>Limits</i>	<i>Prepared</i>	<i>Analyzed</i>	<i>Dil Fac</i>
1,2-Dichloroethane-d4 (Surr)	99		77 - 120		09/02/25 14:18	1
4-Bromofluorobenzene (Surr)	95		73 - 120		09/02/25 14:18	1
Toluene-d8 (Surr)	102		80 - 120		09/02/25 14:18	1
Dibromofluoromethane (Surr)	95		75 - 123		09/02/25 14:18	1

- 1
- 2
- 3
- 4
- 5
- 6
- 7
- 8
- 9
- 10
- 11
- 12
- 13
- 14

# Client Sample Results

Client: EHS Support, LLC  
 Project/Site: Ashland Lee Ave. Railroad - Norwich, NY

Job ID: 480-232192-1

**Client Sample ID: URS-9S**

**Lab Sample ID: 480-232192-21**

Date Collected: 08/27/25 12:25

Matrix: Water

Date Received: 08/29/25 10:00

**Method: SW846 8260C - Volatile Organic Compounds by GC/MS**

Analyte	Result	Qualifier	RL	MDL	Unit	D	Prepared	Analyzed	Dil Fac
1,1,1-Trichloroethane	1.0	U	1.0	0.82	ug/L			09/02/25 14:42	1
1,1,2,2-Tetrachloroethane	1.0	U	1.0	0.21	ug/L			09/02/25 14:42	1
1,1,2-Trichloro-1,2,2-trifluoroethane	1.0	U	1.0	0.31	ug/L			09/02/25 14:42	1
1,1,2-Trichloroethane	1.0	U	1.0	0.23	ug/L			09/02/25 14:42	1
1,1-Dichloroethane	1.0	U	1.0	0.38	ug/L			09/02/25 14:42	1
1,1-Dichloroethene	1.0	U	1.0	0.29	ug/L			09/02/25 14:42	1
1,2,4-Trichlorobenzene	1.0	U	1.0	0.41	ug/L			09/02/25 14:42	1
1,2-Dibromo-3-Chloropropane	1.0	U	1.0	0.39	ug/L			09/02/25 14:42	1
1,2-Dichlorobenzene	1.0	U	1.0	0.79	ug/L			09/02/25 14:42	1
1,2-Dichloroethane	1.0	U	1.0	0.21	ug/L			09/02/25 14:42	1
1,2-Dichloropropane	1.0	U	1.0	0.72	ug/L			09/02/25 14:42	1
1,3-Dichlorobenzene	1.0	U	1.0	0.78	ug/L			09/02/25 14:42	1
1,4-Dichlorobenzene	1.0	U	1.0	0.84	ug/L			09/02/25 14:42	1
2-Butanone (MEK)	10	U	10	1.3	ug/L			09/02/25 14:42	1
2-Hexanone	5.0	U	5.0	1.2	ug/L			09/02/25 14:42	1
4-Methyl-2-pentanone (MIBK)	5.0	U	5.0	2.1	ug/L			09/02/25 14:42	1
Acetone	10	U	10	3.0	ug/L			09/02/25 14:42	1
Benzene	1.0	U	1.0	0.41	ug/L			09/02/25 14:42	1
Bromoform	1.0	U	1.0	0.26	ug/L			09/02/25 14:42	1
Bromomethane	1.0	U	1.0	0.69	ug/L			09/02/25 14:42	1
Carbon disulfide	1.0	U	1.0	0.19	ug/L			09/02/25 14:42	1
Carbon tetrachloride	1.0	U	1.0	0.27	ug/L			09/02/25 14:42	1
Chlorobenzene	1.0	U	1.0	0.75	ug/L			09/02/25 14:42	1
Dibromochloromethane	1.0	U	1.0	0.32	ug/L			09/02/25 14:42	1
Chloroethane	1.0	U	1.0	0.32	ug/L			09/02/25 14:42	1
Chloroform	1.0	U	1.0	0.34	ug/L			09/02/25 14:42	1
Chloromethane	1.0	U	1.0	0.35	ug/L			09/02/25 14:42	1
cis-1,2-Dichloroethene	1.0	U	1.0	0.81	ug/L			09/02/25 14:42	1
Cyclohexane	1.0	U	1.0	0.18	ug/L			09/02/25 14:42	1
Bromodichloromethane	1.0	U	1.0	0.39	ug/L			09/02/25 14:42	1
Dichlorodifluoromethane	1.0	U	1.0	0.68	ug/L			09/02/25 14:42	1
Ethylbenzene	1.0	U	1.0	0.74	ug/L			09/02/25 14:42	1
1,2-Dibromoethane	1.0	U	1.0	0.73	ug/L			09/02/25 14:42	1
Isopropylbenzene	1.0	U	1.0	0.79	ug/L			09/02/25 14:42	1
Methyl acetate	2.5	U	2.5	1.3	ug/L			09/02/25 14:42	1
Methyl tert-butyl ether	1.0	U	1.0	0.16	ug/L			09/02/25 14:42	1
Methylcyclohexane	1.0	U	1.0	0.16	ug/L			09/02/25 14:42	1
Methylene Chloride	1.0	U	1.0	0.44	ug/L			09/02/25 14:42	1
Tetrachloroethene	1.0	U	1.0	0.36	ug/L			09/02/25 14:42	1
Toluene	1.0	U	1.0	0.51	ug/L			09/02/25 14:42	1
trans-1,2-Dichloroethene	1.0	U	1.0	0.90	ug/L			09/02/25 14:42	1
trans-1,3-Dichloropropene	1.0	U	1.0	0.37	ug/L			09/02/25 14:42	1
<b>Trichloroethene</b>	<b>2.0</b>		1.0	0.46	ug/L			09/02/25 14:42	1
Trichlorofluoromethane	1.0	U	1.0	0.88	ug/L			09/02/25 14:42	1
Vinyl chloride	1.0	U	1.0	0.90	ug/L			09/02/25 14:42	1
Xylenes, Total	2.0	U	2.0	0.66	ug/L			09/02/25 14:42	1
cis-1,3-Dichloropropene	1.0	U	1.0	0.36	ug/L			09/02/25 14:42	1
Styrene	1.0	U	1.0	0.73	ug/L			09/02/25 14:42	1

# Client Sample Results

Client: EHS Support, LLC  
Project/Site: Ashland Lee Ave. Railroad - Norwich, NY

Job ID: 480-232192-1

**Client Sample ID: URS-9S**

**Lab Sample ID: 480-232192-21**

**Date Collected: 08/27/25 12:25**

**Matrix: Water**

**Date Received: 08/29/25 10:00**

<i>Surrogate</i>	<i>%Recovery</i>	<i>Qualifier</i>	<i>Limits</i>	<i>Prepared</i>	<i>Analyzed</i>	<i>Dil Fac</i>
1,2-Dichloroethane-d4 (Surr)	98		77 - 120		09/02/25 14:42	1
4-Bromofluorobenzene (Surr)	99		73 - 120		09/02/25 14:42	1
Toluene-d8 (Surr)	107		80 - 120		09/02/25 14:42	1
Dibromofluoromethane (Surr)	97		75 - 123		09/02/25 14:42	1

- 1
- 2
- 3
- 4
- 5
- 6
- 7
- 8
- 9
- 10
- 11
- 12
- 13
- 14

# Client Sample Results

Client: EHS Support, LLC  
 Project/Site: Ashland Lee Ave. Railroad - Norwich, NY

Job ID: 480-232192-1

**Client Sample ID: URS-4S**

**Lab Sample ID: 480-232192-22**

Date Collected: 08/27/25 17:40

Matrix: Water

Date Received: 08/29/25 10:00

**Method: SW846 8260C - Volatile Organic Compounds by GC/MS**

Analyte	Result	Qualifier	RL	MDL	Unit	D	Prepared	Analyzed	Dil Fac
1,1,1-Trichloroethane	1.0	U	1.0	0.82	ug/L			09/02/25 15:05	1
1,1,1,2-Tetrachloroethane	1.0	U	1.0	0.21	ug/L			09/02/25 15:05	1
1,1,2-Trichloro-1,2,2-trifluoroethane	1.0	U	1.0	0.31	ug/L			09/02/25 15:05	1
1,1,2-Trichloroethane	1.0	U	1.0	0.23	ug/L			09/02/25 15:05	1
1,1-Dichloroethane	1.0	U	1.0	0.38	ug/L			09/02/25 15:05	1
1,1-Dichloroethene	1.0	U	1.0	0.29	ug/L			09/02/25 15:05	1
1,2,4-Trichlorobenzene	1.0	U	1.0	0.41	ug/L			09/02/25 15:05	1
1,2-Dibromo-3-Chloropropane	1.0	U	1.0	0.39	ug/L			09/02/25 15:05	1
1,2-Dichlorobenzene	1.0	U	1.0	0.79	ug/L			09/02/25 15:05	1
1,2-Dichloroethane	1.0	U	1.0	0.21	ug/L			09/02/25 15:05	1
1,2-Dichloropropane	1.0	U	1.0	0.72	ug/L			09/02/25 15:05	1
1,3-Dichlorobenzene	1.0	U	1.0	0.78	ug/L			09/02/25 15:05	1
1,4-Dichlorobenzene	1.0	U	1.0	0.84	ug/L			09/02/25 15:05	1
2-Butanone (MEK)	10	U	10	1.3	ug/L			09/02/25 15:05	1
2-Hexanone	5.0	U	5.0	1.2	ug/L			09/02/25 15:05	1
4-Methyl-2-pentanone (MIBK)	5.0	U	5.0	2.1	ug/L			09/02/25 15:05	1
Acetone	10	U	10	3.0	ug/L			09/02/25 15:05	1
Benzene	1.0	U	1.0	0.41	ug/L			09/02/25 15:05	1
Bromoform	1.0	U	1.0	0.26	ug/L			09/02/25 15:05	1
Bromomethane	1.0	U	1.0	0.69	ug/L			09/02/25 15:05	1
Carbon disulfide	1.0	U	1.0	0.19	ug/L			09/02/25 15:05	1
Carbon tetrachloride	1.0	U	1.0	0.27	ug/L			09/02/25 15:05	1
Chlorobenzene	1.0	U	1.0	0.75	ug/L			09/02/25 15:05	1
Dibromochloromethane	1.0	U	1.0	0.32	ug/L			09/02/25 15:05	1
Chloroethane	1.0	U	1.0	0.32	ug/L			09/02/25 15:05	1
Chloroform	1.0	U	1.0	0.34	ug/L			09/02/25 15:05	1
Chloromethane	1.0	U	1.0	0.35	ug/L			09/02/25 15:05	1
cis-1,2-Dichloroethene	1.0	U	1.0	0.81	ug/L			09/02/25 15:05	1
Cyclohexane	1.0	U	1.0	0.18	ug/L			09/02/25 15:05	1
Bromodichloromethane	1.0	U	1.0	0.39	ug/L			09/02/25 15:05	1
Dichlorodifluoromethane	1.0	U	1.0	0.68	ug/L			09/02/25 15:05	1
Ethylbenzene	1.0	U	1.0	0.74	ug/L			09/02/25 15:05	1
1,2-Dibromoethane	1.0	U	1.0	0.73	ug/L			09/02/25 15:05	1
Isopropylbenzene	1.0	U	1.0	0.79	ug/L			09/02/25 15:05	1
Methyl acetate	2.5	U	2.5	1.3	ug/L			09/02/25 15:05	1
Methyl tert-butyl ether	1.0	U	1.0	0.16	ug/L			09/02/25 15:05	1
Methylcyclohexane	1.0	U	1.0	0.16	ug/L			09/02/25 15:05	1
Methylene Chloride	1.0	U	1.0	0.44	ug/L			09/02/25 15:05	1
Tetrachloroethene	1.0	U	1.0	0.36	ug/L			09/02/25 15:05	1
Toluene	1.0	U	1.0	0.51	ug/L			09/02/25 15:05	1
trans-1,2-Dichloroethene	1.0	U	1.0	0.90	ug/L			09/02/25 15:05	1
trans-1,3-Dichloropropene	1.0	U	1.0	0.37	ug/L			09/02/25 15:05	1
Trichloroethene	1.0	U	1.0	0.46	ug/L			09/02/25 15:05	1
Trichlorofluoromethane	1.0	U	1.0	0.88	ug/L			09/02/25 15:05	1
Vinyl chloride	1.0	U	1.0	0.90	ug/L			09/02/25 15:05	1
Xylenes, Total	2.0	U	2.0	0.66	ug/L			09/02/25 15:05	1
cis-1,3-Dichloropropene	1.0	U	1.0	0.36	ug/L			09/02/25 15:05	1
Styrene	1.0	U	1.0	0.73	ug/L			09/02/25 15:05	1

# Client Sample Results

Client: EHS Support, LLC  
Project/Site: Ashland Lee Ave. Railroad - Norwich, NY

Job ID: 480-232192-1

**Client Sample ID: URS-4S**

**Lab Sample ID: 480-232192-22**

**Date Collected: 08/27/25 17:40**

**Matrix: Water**

**Date Received: 08/29/25 10:00**

<i>Surrogate</i>	<i>%Recovery</i>	<i>Qualifier</i>	<i>Limits</i>	<i>Prepared</i>	<i>Analyzed</i>	<i>Dil Fac</i>
1,2-Dichloroethane-d4 (Surr)	100		77 - 120		09/02/25 15:05	1
4-Bromofluorobenzene (Surr)	98		73 - 120		09/02/25 15:05	1
Toluene-d8 (Surr)	106		80 - 120		09/02/25 15:05	1
Dibromofluoromethane (Surr)	96		75 - 123		09/02/25 15:05	1

# Client Sample Results

Client: EHS Support, LLC  
 Project/Site: Ashland Lee Ave. Railroad - Norwich, NY

Job ID: 480-232192-1

**Client Sample ID: URS-10S**

**Lab Sample ID: 480-232192-23**

Date Collected: 08/26/25 17:00

Matrix: Water

Date Received: 08/29/25 10:00

**Method: SW846 8260C - Volatile Organic Compounds by GC/MS**

Analyte	Result	Qualifier	RL	MDL	Unit	D	Prepared	Analyzed	Dil Fac
<b>1,1,1-Trichloroethane</b>	<b>0.89</b>	<b>J</b>	1.0	0.82	ug/L			09/02/25 15:29	1
1,1,2,2-Tetrachloroethane	1.0	U	1.0	0.21	ug/L			09/02/25 15:29	1
1,1,2-Trichloro-1,2,2-trifluoroethane	1.0	U	1.0	0.31	ug/L			09/02/25 15:29	1
1,1,2-Trichloroethane	1.0	U	1.0	0.23	ug/L			09/02/25 15:29	1
1,1-Dichloroethane	1.0	U	1.0	0.38	ug/L			09/02/25 15:29	1
1,1-Dichloroethene	1.0	U	1.0	0.29	ug/L			09/02/25 15:29	1
1,2,4-Trichlorobenzene	1.0	U	1.0	0.41	ug/L			09/02/25 15:29	1
1,2-Dibromo-3-Chloropropane	1.0	U	1.0	0.39	ug/L			09/02/25 15:29	1
1,2-Dichlorobenzene	1.0	U	1.0	0.79	ug/L			09/02/25 15:29	1
1,2-Dichloroethane	1.0	U	1.0	0.21	ug/L			09/02/25 15:29	1
1,2-Dichloropropane	1.0	U	1.0	0.72	ug/L			09/02/25 15:29	1
1,3-Dichlorobenzene	1.0	U	1.0	0.78	ug/L			09/02/25 15:29	1
1,4-Dichlorobenzene	1.0	U	1.0	0.84	ug/L			09/02/25 15:29	1
2-Butanone (MEK)	10	U	10	1.3	ug/L			09/02/25 15:29	1
2-Hexanone	5.0	U	5.0	1.2	ug/L			09/02/25 15:29	1
4-Methyl-2-pentanone (MIBK)	5.0	U	5.0	2.1	ug/L			09/02/25 15:29	1
Acetone	10	U	10	3.0	ug/L			09/02/25 15:29	1
Benzene	1.0	U	1.0	0.41	ug/L			09/02/25 15:29	1
Bromoform	1.0	U	1.0	0.26	ug/L			09/02/25 15:29	1
Bromomethane	1.0	U	1.0	0.69	ug/L			09/02/25 15:29	1
Carbon disulfide	1.0	U	1.0	0.19	ug/L			09/02/25 15:29	1
Carbon tetrachloride	1.0	U	1.0	0.27	ug/L			09/02/25 15:29	1
Chlorobenzene	1.0	U	1.0	0.75	ug/L			09/02/25 15:29	1
Dibromochloromethane	1.0	U	1.0	0.32	ug/L			09/02/25 15:29	1
Chloroethane	1.0	U	1.0	0.32	ug/L			09/02/25 15:29	1
<b>Chloroform</b>	<b>1.4</b>		1.0	0.34	ug/L			09/02/25 15:29	1
Chloromethane	1.0	U	1.0	0.35	ug/L			09/02/25 15:29	1
cis-1,2-Dichloroethene	1.0	U	1.0	0.81	ug/L			09/02/25 15:29	1
Cyclohexane	1.0	U	1.0	0.18	ug/L			09/02/25 15:29	1
<b>Bromodichloromethane</b>	<b>0.41</b>	<b>J</b>	1.0	0.39	ug/L			09/02/25 15:29	1
Dichlorodifluoromethane	1.0	U	1.0	0.68	ug/L			09/02/25 15:29	1
Ethylbenzene	1.0	U	1.0	0.74	ug/L			09/02/25 15:29	1
1,2-Dibromoethane	1.0	U	1.0	0.73	ug/L			09/02/25 15:29	1
Isopropylbenzene	1.0	U	1.0	0.79	ug/L			09/02/25 15:29	1
Methyl acetate	2.5	U	2.5	1.3	ug/L			09/02/25 15:29	1
Methyl tert-butyl ether	1.0	U	1.0	0.16	ug/L			09/02/25 15:29	1
Methylcyclohexane	1.0	U	1.0	0.16	ug/L			09/02/25 15:29	1
Methylene Chloride	1.0	U	1.0	0.44	ug/L			09/02/25 15:29	1
Tetrachloroethene	1.0	U	1.0	0.36	ug/L			09/02/25 15:29	1
Toluene	1.0	U	1.0	0.51	ug/L			09/02/25 15:29	1
trans-1,2-Dichloroethene	1.0	U	1.0	0.90	ug/L			09/02/25 15:29	1
trans-1,3-Dichloropropene	1.0	U	1.0	0.37	ug/L			09/02/25 15:29	1
<b>Trichloroethene</b>	<b>0.63</b>	<b>J</b>	1.0	0.46	ug/L			09/02/25 15:29	1
Trichlorofluoromethane	1.0	U	1.0	0.88	ug/L			09/02/25 15:29	1
Vinyl chloride	1.0	U	1.0	0.90	ug/L			09/02/25 15:29	1
Xylenes, Total	2.0	U	2.0	0.66	ug/L			09/02/25 15:29	1
cis-1,3-Dichloropropene	1.0	U	1.0	0.36	ug/L			09/02/25 15:29	1
Styrene	1.0	U	1.0	0.73	ug/L			09/02/25 15:29	1

# Client Sample Results

Client: EHS Support, LLC  
Project/Site: Ashland Lee Ave. Railroad - Norwich, NY

Job ID: 480-232192-1

**Client Sample ID: URS-10S**

**Lab Sample ID: 480-232192-23**

**Date Collected: 08/26/25 17:00**

**Matrix: Water**

**Date Received: 08/29/25 10:00**

<i>Surrogate</i>	<i>%Recovery</i>	<i>Qualifier</i>	<i>Limits</i>	<i>Prepared</i>	<i>Analyzed</i>	<i>Dil Fac</i>
1,2-Dichloroethane-d4 (Surr)	101		77 - 120		09/02/25 15:29	1
4-Bromofluorobenzene (Surr)	99		73 - 120		09/02/25 15:29	1
Toluene-d8 (Surr)	105		80 - 120		09/02/25 15:29	1
Dibromofluoromethane (Surr)	96		75 - 123		09/02/25 15:29	1

# Client Sample Results

Client: EHS Support, LLC  
 Project/Site: Ashland Lee Ave. Railroad - Norwich, NY

Job ID: 480-232192-1

**Client Sample ID: DUP-1**

**Lab Sample ID: 480-232192-24**

**Date Collected: 08/27/25 00:00**

**Matrix: Water**

**Date Received: 08/29/25 10:00**

**Method: SW846 8260C - Volatile Organic Compounds by GC/MS**

Analyte	Result	Qualifier	RL	MDL	Unit	D	Prepared	Analyzed	Dil Fac
1,1,1-Trichloroethane	1.0	U	1.0	0.82	ug/L			09/02/25 15:53	1
1,1,2,2-Tetrachloroethane	1.0	U	1.0	0.21	ug/L			09/02/25 15:53	1
1,1,2-Trichloro-1,2,2-trifluoroethane	1.0	U	1.0	0.31	ug/L			09/02/25 15:53	1
1,1,2-Trichloroethane	1.0	U	1.0	0.23	ug/L			09/02/25 15:53	1
1,1-Dichloroethane	1.0	U	1.0	0.38	ug/L			09/02/25 15:53	1
1,1-Dichloroethene	1.0	U	1.0	0.29	ug/L			09/02/25 15:53	1
1,2,4-Trichlorobenzene	1.0	U	1.0	0.41	ug/L			09/02/25 15:53	1
1,2-Dibromo-3-Chloropropane	1.0	U	1.0	0.39	ug/L			09/02/25 15:53	1
1,2-Dichlorobenzene	1.0	U	1.0	0.79	ug/L			09/02/25 15:53	1
1,2-Dichloroethane	1.0	U	1.0	0.21	ug/L			09/02/25 15:53	1
1,2-Dichloropropane	1.0	U	1.0	0.72	ug/L			09/02/25 15:53	1
1,3-Dichlorobenzene	1.0	U	1.0	0.78	ug/L			09/02/25 15:53	1
1,4-Dichlorobenzene	1.0	U	1.0	0.84	ug/L			09/02/25 15:53	1
2-Butanone (MEK)	10	U	10	1.3	ug/L			09/02/25 15:53	1
2-Hexanone	5.0	U	5.0	1.2	ug/L			09/02/25 15:53	1
4-Methyl-2-pentanone (MIBK)	5.0	U	5.0	2.1	ug/L			09/02/25 15:53	1
Acetone	10	U	10	3.0	ug/L			09/02/25 15:53	1
Benzene	1.0	U	1.0	0.41	ug/L			09/02/25 15:53	1
Bromoform	1.0	U	1.0	0.26	ug/L			09/02/25 15:53	1
Bromomethane	1.0	U	1.0	0.69	ug/L			09/02/25 15:53	1
Carbon disulfide	1.0	U	1.0	0.19	ug/L			09/02/25 15:53	1
Carbon tetrachloride	1.0	U	1.0	0.27	ug/L			09/02/25 15:53	1
Chlorobenzene	1.0	U	1.0	0.75	ug/L			09/02/25 15:53	1
Dibromochloromethane	1.0	U	1.0	0.32	ug/L			09/02/25 15:53	1
Chloroethane	1.0	U	1.0	0.32	ug/L			09/02/25 15:53	1
Chloroform	1.0	U	1.0	0.34	ug/L			09/02/25 15:53	1
Chloromethane	1.0	U	1.0	0.35	ug/L			09/02/25 15:53	1
cis-1,2-Dichloroethene	1.0	U	1.0	0.81	ug/L			09/02/25 15:53	1
Cyclohexane	1.0	U	1.0	0.18	ug/L			09/02/25 15:53	1
Bromodichloromethane	1.0	U	1.0	0.39	ug/L			09/02/25 15:53	1
Dichlorodifluoromethane	1.0	U	1.0	0.68	ug/L			09/02/25 15:53	1
Ethylbenzene	1.0	U	1.0	0.74	ug/L			09/02/25 15:53	1
1,2-Dibromoethane	1.0	U	1.0	0.73	ug/L			09/02/25 15:53	1
Isopropylbenzene	1.0	U	1.0	0.79	ug/L			09/02/25 15:53	1
Methyl acetate	2.5	U	2.5	1.3	ug/L			09/02/25 15:53	1
Methyl tert-butyl ether	1.0	U	1.0	0.16	ug/L			09/02/25 15:53	1
Methylcyclohexane	1.0	U	1.0	0.16	ug/L			09/02/25 15:53	1
Methylene Chloride	1.0	U	1.0	0.44	ug/L			09/02/25 15:53	1
Tetrachloroethene	1.0	U	1.0	0.36	ug/L			09/02/25 15:53	1
Toluene	1.0	U	1.0	0.51	ug/L			09/02/25 15:53	1
trans-1,2-Dichloroethene	1.0	U	1.0	0.90	ug/L			09/02/25 15:53	1
trans-1,3-Dichloropropene	1.0	U	1.0	0.37	ug/L			09/02/25 15:53	1
<b>Trichloroethene</b>	<b>0.58</b>	<b>J</b>	1.0	0.46	ug/L			09/02/25 15:53	1
Trichlorofluoromethane	1.0	U	1.0	0.88	ug/L			09/02/25 15:53	1
Vinyl chloride	1.0	U	1.0	0.90	ug/L			09/02/25 15:53	1
Xylenes, Total	2.0	U	2.0	0.66	ug/L			09/02/25 15:53	1
cis-1,3-Dichloropropene	1.0	U	1.0	0.36	ug/L			09/02/25 15:53	1
Styrene	1.0	U	1.0	0.73	ug/L			09/02/25 15:53	1

# Client Sample Results

Client: EHS Support, LLC  
Project/Site: Ashland Lee Ave. Railroad - Norwich, NY

Job ID: 480-232192-1

**Client Sample ID: DUP-1**

**Lab Sample ID: 480-232192-24**

**Date Collected: 08/27/25 00:00**

**Matrix: Water**

**Date Received: 08/29/25 10:00**

<i>Surrogate</i>	<i>%Recovery</i>	<i>Qualifier</i>	<i>Limits</i>	<i>Prepared</i>	<i>Analyzed</i>	<i>Dil Fac</i>
1,2-Dichloroethane-d4 (Surr)	99		77 - 120		09/02/25 15:53	1
4-Bromofluorobenzene (Surr)	95		73 - 120		09/02/25 15:53	1
Toluene-d8 (Surr)	102		80 - 120		09/02/25 15:53	1
Dibromofluoromethane (Surr)	93		75 - 123		09/02/25 15:53	1

- 1
- 2
- 3
- 4
- 5
- 6
- 7
- 8
- 9
- 10
- 11
- 12
- 13
- 14

# Client Sample Results

Client: EHS Support, LLC  
 Project/Site: Ashland Lee Ave. Railroad - Norwich, NY

Job ID: 480-232192-1

**Client Sample ID: DUP-2**

**Lab Sample ID: 480-232192-25**

**Date Collected: 08/27/25 00:00**

**Matrix: Water**

**Date Received: 08/29/25 10:00**

**Method: SW846 8260C - Volatile Organic Compounds by GC/MS**

Analyte	Result	Qualifier	RL	MDL	Unit	D	Prepared	Analyzed	Dil Fac
1,1,1-Trichloroethane	1.0	U	1.0	0.82	ug/L			09/02/25 16:17	1
1,1,1,2-Tetrachloroethane	1.0	U	1.0	0.21	ug/L			09/02/25 16:17	1
1,1,2-Trichloro-1,2,2-trifluoroethane	1.0	U	1.0	0.31	ug/L			09/02/25 16:17	1
1,1,2-Trichloroethane	1.0	U	1.0	0.23	ug/L			09/02/25 16:17	1
1,1-Dichloroethane	1.0	U	1.0	0.38	ug/L			09/02/25 16:17	1
1,1-Dichloroethene	1.0	U	1.0	0.29	ug/L			09/02/25 16:17	1
1,2,4-Trichlorobenzene	1.0	U	1.0	0.41	ug/L			09/02/25 16:17	1
1,2-Dibromo-3-Chloropropane	1.0	U	1.0	0.39	ug/L			09/02/25 16:17	1
1,2-Dichlorobenzene	1.0	U	1.0	0.79	ug/L			09/02/25 16:17	1
1,2-Dichloroethane	1.0	U	1.0	0.21	ug/L			09/02/25 16:17	1
1,2-Dichloropropane	1.0	U	1.0	0.72	ug/L			09/02/25 16:17	1
1,3-Dichlorobenzene	1.0	U	1.0	0.78	ug/L			09/02/25 16:17	1
1,4-Dichlorobenzene	1.0	U	1.0	0.84	ug/L			09/02/25 16:17	1
2-Butanone (MEK)	10	U	10	1.3	ug/L			09/02/25 16:17	1
2-Hexanone	5.0	U	5.0	1.2	ug/L			09/02/25 16:17	1
4-Methyl-2-pentanone (MIBK)	5.0	U	5.0	2.1	ug/L			09/02/25 16:17	1
Acetone	10	U	10	3.0	ug/L			09/02/25 16:17	1
Benzene	1.0	U	1.0	0.41	ug/L			09/02/25 16:17	1
Bromoform	1.0	U	1.0	0.26	ug/L			09/02/25 16:17	1
Bromomethane	1.0	U	1.0	0.69	ug/L			09/02/25 16:17	1
Carbon disulfide	1.0	U	1.0	0.19	ug/L			09/02/25 16:17	1
Carbon tetrachloride	1.0	U	1.0	0.27	ug/L			09/02/25 16:17	1
Chlorobenzene	1.0	U	1.0	0.75	ug/L			09/02/25 16:17	1
Dibromochloromethane	1.0	U	1.0	0.32	ug/L			09/02/25 16:17	1
Chloroethane	1.0	U	1.0	0.32	ug/L			09/02/25 16:17	1
Chloroform	1.0	U	1.0	0.34	ug/L			09/02/25 16:17	1
Chloromethane	1.0	U	1.0	0.35	ug/L			09/02/25 16:17	1
cis-1,2-Dichloroethene	1.0	U	1.0	0.81	ug/L			09/02/25 16:17	1
Cyclohexane	1.0	U	1.0	0.18	ug/L			09/02/25 16:17	1
Bromodichloromethane	1.0	U	1.0	0.39	ug/L			09/02/25 16:17	1
Dichlorodifluoromethane	1.0	U	1.0	0.68	ug/L			09/02/25 16:17	1
Ethylbenzene	1.0	U	1.0	0.74	ug/L			09/02/25 16:17	1
1,2-Dibromoethane	1.0	U	1.0	0.73	ug/L			09/02/25 16:17	1
Isopropylbenzene	1.0	U	1.0	0.79	ug/L			09/02/25 16:17	1
Methyl acetate	2.5	U	2.5	1.3	ug/L			09/02/25 16:17	1
Methyl tert-butyl ether	1.0	U	1.0	0.16	ug/L			09/02/25 16:17	1
Methylcyclohexane	1.0	U	1.0	0.16	ug/L			09/02/25 16:17	1
Methylene Chloride	1.0	U	1.0	0.44	ug/L			09/02/25 16:17	1
Tetrachloroethene	1.0	U	1.0	0.36	ug/L			09/02/25 16:17	1
Toluene	1.0	U	1.0	0.51	ug/L			09/02/25 16:17	1
trans-1,2-Dichloroethene	1.0	U	1.0	0.90	ug/L			09/02/25 16:17	1
trans-1,3-Dichloropropene	1.0	U	1.0	0.37	ug/L			09/02/25 16:17	1
Trichloroethene	1.0	U	1.0	0.46	ug/L			09/02/25 16:17	1
Trichlorofluoromethane	1.0	U	1.0	0.88	ug/L			09/02/25 16:17	1
Vinyl chloride	1.0	U	1.0	0.90	ug/L			09/02/25 16:17	1
Xylenes, Total	2.0	U	2.0	0.66	ug/L			09/02/25 16:17	1
cis-1,3-Dichloropropene	1.0	U	1.0	0.36	ug/L			09/02/25 16:17	1
Styrene	1.0	U	1.0	0.73	ug/L			09/02/25 16:17	1

# Client Sample Results

Client: EHS Support, LLC  
Project/Site: Ashland Lee Ave. Railroad - Norwich, NY

Job ID: 480-232192-1

**Client Sample ID: DUP-2**

**Lab Sample ID: 480-232192-25**

**Date Collected: 08/27/25 00:00**

**Matrix: Water**

**Date Received: 08/29/25 10:00**

<i>Surrogate</i>	<i>%Recovery</i>	<i>Qualifier</i>	<i>Limits</i>	<i>Prepared</i>	<i>Analyzed</i>	<i>Dil Fac</i>
1,2-Dichloroethane-d4 (Surr)	101		77 - 120		09/02/25 16:17	1
4-Bromofluorobenzene (Surr)	96		73 - 120		09/02/25 16:17	1
Toluene-d8 (Surr)	103		80 - 120		09/02/25 16:17	1
Dibromofluoromethane (Surr)	95		75 - 123		09/02/25 16:17	1

- 1
- 2
- 3
- 4
- 5
- 6
- 7
- 8
- 9
- 10
- 11
- 12
- 13
- 14

# Client Sample Results

Client: EHS Support, LLC  
 Project/Site: Ashland Lee Ave. Railroad - Norwich, NY

Job ID: 480-232192-1

**Client Sample ID: EB-1**

**Lab Sample ID: 480-232192-26**

Date Collected: 08/26/25 17:10

Matrix: Water

Date Received: 08/29/25 10:00

**Method: SW846 8260C - Volatile Organic Compounds by GC/MS**

Analyte	Result	Qualifier	RL	MDL	Unit	D	Prepared	Analyzed	Dil Fac
1,1,1-Trichloroethane	1.0	U	1.0	0.82	ug/L			09/02/25 16:41	1
1,1,2,2-Tetrachloroethane	1.0	U	1.0	0.21	ug/L			09/02/25 16:41	1
1,1,2-Trichloro-1,2,2-trifluoroethane	1.0	U	1.0	0.31	ug/L			09/02/25 16:41	1
1,1,2-Trichloroethane	1.0	U	1.0	0.23	ug/L			09/02/25 16:41	1
1,1-Dichloroethane	1.0	U	1.0	0.38	ug/L			09/02/25 16:41	1
1,1-Dichloroethene	1.0	U	1.0	0.29	ug/L			09/02/25 16:41	1
1,2,4-Trichlorobenzene	1.0	U	1.0	0.41	ug/L			09/02/25 16:41	1
1,2-Dibromo-3-Chloropropane	1.0	U	1.0	0.39	ug/L			09/02/25 16:41	1
1,2-Dichlorobenzene	1.0	U	1.0	0.79	ug/L			09/02/25 16:41	1
1,2-Dichloroethane	1.0	U	1.0	0.21	ug/L			09/02/25 16:41	1
1,2-Dichloropropane	1.0	U	1.0	0.72	ug/L			09/02/25 16:41	1
1,3-Dichlorobenzene	1.0	U	1.0	0.78	ug/L			09/02/25 16:41	1
1,4-Dichlorobenzene	1.0	U	1.0	0.84	ug/L			09/02/25 16:41	1
2-Butanone (MEK)	10	U	10	1.3	ug/L			09/02/25 16:41	1
2-Hexanone	5.0	U	5.0	1.2	ug/L			09/02/25 16:41	1
4-Methyl-2-pentanone (MIBK)	5.0	U	5.0	2.1	ug/L			09/02/25 16:41	1
Acetone	10	U	10	3.0	ug/L			09/02/25 16:41	1
Benzene	1.0	U	1.0	0.41	ug/L			09/02/25 16:41	1
Bromoform	1.0	U	1.0	0.26	ug/L			09/02/25 16:41	1
Bromomethane	1.0	U	1.0	0.69	ug/L			09/02/25 16:41	1
Carbon disulfide	1.0	U	1.0	0.19	ug/L			09/02/25 16:41	1
Carbon tetrachloride	1.0	U	1.0	0.27	ug/L			09/02/25 16:41	1
Chlorobenzene	1.0	U	1.0	0.75	ug/L			09/02/25 16:41	1
Dibromochloromethane	1.0	U	1.0	0.32	ug/L			09/02/25 16:41	1
Chloroethane	1.0	U	1.0	0.32	ug/L			09/02/25 16:41	1
<b>Chloroform</b>	<b>0.35</b>	<b>J</b>	1.0	0.34	ug/L			09/02/25 16:41	1
Chloromethane	1.0	U	1.0	0.35	ug/L			09/02/25 16:41	1
cis-1,2-Dichloroethene	1.0	U	1.0	0.81	ug/L			09/02/25 16:41	1
Cyclohexane	1.0	U	1.0	0.18	ug/L			09/02/25 16:41	1
Bromodichloromethane	1.0	U	1.0	0.39	ug/L			09/02/25 16:41	1
Dichlorodifluoromethane	1.0	U	1.0	0.68	ug/L			09/02/25 16:41	1
Ethylbenzene	1.0	U	1.0	0.74	ug/L			09/02/25 16:41	1
1,2-Dibromoethane	1.0	U	1.0	0.73	ug/L			09/02/25 16:41	1
Isopropylbenzene	1.0	U	1.0	0.79	ug/L			09/02/25 16:41	1
Methyl acetate	2.5	U	2.5	1.3	ug/L			09/02/25 16:41	1
Methyl tert-butyl ether	1.0	U	1.0	0.16	ug/L			09/02/25 16:41	1
Methylcyclohexane	1.0	U	1.0	0.16	ug/L			09/02/25 16:41	1
Methylene Chloride	1.0	U	1.0	0.44	ug/L			09/02/25 16:41	1
Tetrachloroethene	1.0	U	1.0	0.36	ug/L			09/02/25 16:41	1
Toluene	1.0	U	1.0	0.51	ug/L			09/02/25 16:41	1
trans-1,2-Dichloroethene	1.0	U	1.0	0.90	ug/L			09/02/25 16:41	1
trans-1,3-Dichloropropene	1.0	U	1.0	0.37	ug/L			09/02/25 16:41	1
Trichloroethene	1.0	U	1.0	0.46	ug/L			09/02/25 16:41	1
Trichlorofluoromethane	1.0	U	1.0	0.88	ug/L			09/02/25 16:41	1
Vinyl chloride	1.0	U	1.0	0.90	ug/L			09/02/25 16:41	1
Xylenes, Total	2.0	U	2.0	0.66	ug/L			09/02/25 16:41	1
cis-1,3-Dichloropropene	1.0	U	1.0	0.36	ug/L			09/02/25 16:41	1
Styrene	1.0	U	1.0	0.73	ug/L			09/02/25 16:41	1

# Client Sample Results

Client: EHS Support, LLC  
Project/Site: Ashland Lee Ave. Railroad - Norwich, NY

Job ID: 480-232192-1

**Client Sample ID: EB-1**

**Lab Sample ID: 480-232192-26**

**Date Collected: 08/26/25 17:10**

**Matrix: Water**

**Date Received: 08/29/25 10:00**

<i>Surrogate</i>	<i>%Recovery</i>	<i>Qualifier</i>	<i>Limits</i>	<i>Prepared</i>	<i>Analyzed</i>	<i>Dil Fac</i>
1,2-Dichloroethane-d4 (Surr)	101		77 - 120		09/02/25 16:41	1
4-Bromofluorobenzene (Surr)	102		73 - 120		09/02/25 16:41	1
Toluene-d8 (Surr)	106		80 - 120		09/02/25 16:41	1
Dibromofluoromethane (Surr)	97		75 - 123		09/02/25 16:41	1

# Client Sample Results

Client: EHS Support, LLC  
 Project/Site: Ashland Lee Ave. Railroad - Norwich, NY

Job ID: 480-232192-1

**Client Sample ID: EB-2**

**Lab Sample ID: 480-232192-27**

**Date Collected: 08/27/25 16:30**

**Matrix: Water**

**Date Received: 08/29/25 10:00**

**Method: SW846 8260C - Volatile Organic Compounds by GC/MS**

Analyte	Result	Qualifier	RL	MDL	Unit	D	Prepared	Analyzed	Dil Fac
1,1,1-Trichloroethane	1.0	U	1.0	0.82	ug/L			09/02/25 17:05	1
1,1,2,2-Tetrachloroethane	1.0	U	1.0	0.21	ug/L			09/02/25 17:05	1
1,1,2-Trichloro-1,2,2-trifluoroethane	1.0	U	1.0	0.31	ug/L			09/02/25 17:05	1
1,1,2-Trichloroethane	1.0	U	1.0	0.23	ug/L			09/02/25 17:05	1
1,1-Dichloroethane	1.0	U	1.0	0.38	ug/L			09/02/25 17:05	1
1,1-Dichloroethene	1.0	U	1.0	0.29	ug/L			09/02/25 17:05	1
1,2,4-Trichlorobenzene	1.0	U	1.0	0.41	ug/L			09/02/25 17:05	1
1,2-Dibromo-3-Chloropropane	1.0	U	1.0	0.39	ug/L			09/02/25 17:05	1
1,2-Dichlorobenzene	1.0	U	1.0	0.79	ug/L			09/02/25 17:05	1
1,2-Dichloroethane	1.0	U	1.0	0.21	ug/L			09/02/25 17:05	1
1,2-Dichloropropane	1.0	U	1.0	0.72	ug/L			09/02/25 17:05	1
1,3-Dichlorobenzene	1.0	U	1.0	0.78	ug/L			09/02/25 17:05	1
1,4-Dichlorobenzene	1.0	U	1.0	0.84	ug/L			09/02/25 17:05	1
2-Butanone (MEK)	10	U	10	1.3	ug/L			09/02/25 17:05	1
2-Hexanone	5.0	U	5.0	1.2	ug/L			09/02/25 17:05	1
4-Methyl-2-pentanone (MIBK)	5.0	U	5.0	2.1	ug/L			09/02/25 17:05	1
Acetone	10	U	10	3.0	ug/L			09/02/25 17:05	1
Benzene	1.0	U	1.0	0.41	ug/L			09/02/25 17:05	1
Bromoform	1.0	U	1.0	0.26	ug/L			09/02/25 17:05	1
Bromomethane	1.0	U	1.0	0.69	ug/L			09/02/25 17:05	1
Carbon disulfide	1.0	U	1.0	0.19	ug/L			09/02/25 17:05	1
Carbon tetrachloride	1.0	U	1.0	0.27	ug/L			09/02/25 17:05	1
Chlorobenzene	1.0	U	1.0	0.75	ug/L			09/02/25 17:05	1
Dibromochloromethane	1.0	U	1.0	0.32	ug/L			09/02/25 17:05	1
Chloroethane	1.0	U	1.0	0.32	ug/L			09/02/25 17:05	1
Chloroform	1.0	U	1.0	0.34	ug/L			09/02/25 17:05	1
Chloromethane	1.0	U	1.0	0.35	ug/L			09/02/25 17:05	1
cis-1,2-Dichloroethene	1.0	U	1.0	0.81	ug/L			09/02/25 17:05	1
Cyclohexane	1.0	U	1.0	0.18	ug/L			09/02/25 17:05	1
Bromodichloromethane	1.0	U	1.0	0.39	ug/L			09/02/25 17:05	1
Dichlorodifluoromethane	1.0	U	1.0	0.68	ug/L			09/02/25 17:05	1
Ethylbenzene	1.0	U	1.0	0.74	ug/L			09/02/25 17:05	1
1,2-Dibromoethane	1.0	U	1.0	0.73	ug/L			09/02/25 17:05	1
Isopropylbenzene	1.0	U	1.0	0.79	ug/L			09/02/25 17:05	1
Methyl acetate	2.5	U	2.5	1.3	ug/L			09/02/25 17:05	1
Methyl tert-butyl ether	1.0	U	1.0	0.16	ug/L			09/02/25 17:05	1
Methylcyclohexane	1.0	U	1.0	0.16	ug/L			09/02/25 17:05	1
Methylene Chloride	1.0	U	1.0	0.44	ug/L			09/02/25 17:05	1
Tetrachloroethene	1.0	U	1.0	0.36	ug/L			09/02/25 17:05	1
Toluene	1.0	U	1.0	0.51	ug/L			09/02/25 17:05	1
trans-1,2-Dichloroethene	1.0	U	1.0	0.90	ug/L			09/02/25 17:05	1
trans-1,3-Dichloropropene	1.0	U	1.0	0.37	ug/L			09/02/25 17:05	1
Trichloroethene	1.0	U	1.0	0.46	ug/L			09/02/25 17:05	1
Trichlorofluoromethane	1.0	U	1.0	0.88	ug/L			09/02/25 17:05	1
Vinyl chloride	1.0	U	1.0	0.90	ug/L			09/02/25 17:05	1
Xylenes, Total	2.0	U	2.0	0.66	ug/L			09/02/25 17:05	1
cis-1,3-Dichloropropene	1.0	U	1.0	0.36	ug/L			09/02/25 17:05	1
Styrene	1.0	U	1.0	0.73	ug/L			09/02/25 17:05	1

# Client Sample Results

Client: EHS Support, LLC  
Project/Site: Ashland Lee Ave. Railroad - Norwich, NY

Job ID: 480-232192-1

**Client Sample ID: EB-2**

**Lab Sample ID: 480-232192-27**

**Date Collected: 08/27/25 16:30**

**Matrix: Water**

**Date Received: 08/29/25 10:00**

<i>Surrogate</i>	<i>%Recovery</i>	<i>Qualifier</i>	<i>Limits</i>	<i>Prepared</i>	<i>Analyzed</i>	<i>Dil Fac</i>
1,2-Dichloroethane-d4 (Surr)	99		77 - 120		09/02/25 17:05	1
4-Bromofluorobenzene (Surr)	94		73 - 120		09/02/25 17:05	1
Toluene-d8 (Surr)	104		80 - 120		09/02/25 17:05	1
Dibromofluoromethane (Surr)	93		75 - 123		09/02/25 17:05	1

- 1
- 2
- 3
- 4
- 5
- 6
- 7
- 8
- 9
- 10
- 11
- 12
- 13
- 14

# Client Sample Results

Client: EHS Support, LLC  
 Project/Site: Ashland Lee Ave. Railroad - Norwich, NY

Job ID: 480-232192-1

**Client Sample ID: TB-1**

**Lab Sample ID: 480-232192-28**

**Date Collected: 08/27/25 00:00**

**Matrix: Water**

**Date Received: 08/29/25 10:00**

**Method: SW846 8260C - Volatile Organic Compounds by GC/MS**

Analyte	Result	Qualifier	RL	MDL	Unit	D	Prepared	Analyzed	Dil Fac
1,1,1-Trichloroethane	1.0	U	1.0	0.82	ug/L			09/02/25 17:29	1
1,1,2,2-Tetrachloroethane	1.0	U	1.0	0.21	ug/L			09/02/25 17:29	1
1,1,2-Trichloro-1,2,2-trifluoroethane	1.0	U	1.0	0.31	ug/L			09/02/25 17:29	1
1,1,2-Trichloroethane	1.0	U	1.0	0.23	ug/L			09/02/25 17:29	1
1,1-Dichloroethane	1.0	U	1.0	0.38	ug/L			09/02/25 17:29	1
1,1-Dichloroethene	1.0	U	1.0	0.29	ug/L			09/02/25 17:29	1
1,2,4-Trichlorobenzene	1.0	U	1.0	0.41	ug/L			09/02/25 17:29	1
1,2-Dibromo-3-Chloropropane	1.0	U	1.0	0.39	ug/L			09/02/25 17:29	1
1,2-Dichlorobenzene	1.0	U	1.0	0.79	ug/L			09/02/25 17:29	1
1,2-Dichloroethane	1.0	U	1.0	0.21	ug/L			09/02/25 17:29	1
1,2-Dichloropropane	1.0	U	1.0	0.72	ug/L			09/02/25 17:29	1
1,3-Dichlorobenzene	1.0	U	1.0	0.78	ug/L			09/02/25 17:29	1
1,4-Dichlorobenzene	1.0	U	1.0	0.84	ug/L			09/02/25 17:29	1
2-Butanone (MEK)	10	U	10	1.3	ug/L			09/02/25 17:29	1
2-Hexanone	5.0	U	5.0	1.2	ug/L			09/02/25 17:29	1
4-Methyl-2-pentanone (MIBK)	5.0	U	5.0	2.1	ug/L			09/02/25 17:29	1
Acetone	10	U	10	3.0	ug/L			09/02/25 17:29	1
Benzene	1.0	U	1.0	0.41	ug/L			09/02/25 17:29	1
Bromoform	1.0	U	1.0	0.26	ug/L			09/02/25 17:29	1
Bromomethane	1.0	U	1.0	0.69	ug/L			09/02/25 17:29	1
Carbon disulfide	1.0	U	1.0	0.19	ug/L			09/02/25 17:29	1
Carbon tetrachloride	1.0	U	1.0	0.27	ug/L			09/02/25 17:29	1
Chlorobenzene	1.0	U	1.0	0.75	ug/L			09/02/25 17:29	1
Dibromochloromethane	1.0	U	1.0	0.32	ug/L			09/02/25 17:29	1
Chloroethane	1.0	U	1.0	0.32	ug/L			09/02/25 17:29	1
Chloroform	1.0	U	1.0	0.34	ug/L			09/02/25 17:29	1
Chloromethane	1.0	U	1.0	0.35	ug/L			09/02/25 17:29	1
cis-1,2-Dichloroethene	1.0	U	1.0	0.81	ug/L			09/02/25 17:29	1
Cyclohexane	1.0	U	1.0	0.18	ug/L			09/02/25 17:29	1
Bromodichloromethane	1.0	U	1.0	0.39	ug/L			09/02/25 17:29	1
Dichlorodifluoromethane	1.0	U	1.0	0.68	ug/L			09/02/25 17:29	1
Ethylbenzene	1.0	U	1.0	0.74	ug/L			09/02/25 17:29	1
1,2-Dibromoethane	1.0	U	1.0	0.73	ug/L			09/02/25 17:29	1
Isopropylbenzene	1.0	U	1.0	0.79	ug/L			09/02/25 17:29	1
Methyl acetate	2.5	U	2.5	1.3	ug/L			09/02/25 17:29	1
Methyl tert-butyl ether	1.0	U	1.0	0.16	ug/L			09/02/25 17:29	1
Methylcyclohexane	1.0	U	1.0	0.16	ug/L			09/02/25 17:29	1
Methylene Chloride	1.0	U	1.0	0.44	ug/L			09/02/25 17:29	1
Tetrachloroethene	1.0	U	1.0	0.36	ug/L			09/02/25 17:29	1
Toluene	1.0	U	1.0	0.51	ug/L			09/02/25 17:29	1
trans-1,2-Dichloroethene	1.0	U	1.0	0.90	ug/L			09/02/25 17:29	1
trans-1,3-Dichloropropene	1.0	U	1.0	0.37	ug/L			09/02/25 17:29	1
Trichloroethene	1.0	U	1.0	0.46	ug/L			09/02/25 17:29	1
Trichlorofluoromethane	1.0	U	1.0	0.88	ug/L			09/02/25 17:29	1
Vinyl chloride	1.0	U	1.0	0.90	ug/L			09/02/25 17:29	1
Xylenes, Total	2.0	U	2.0	0.66	ug/L			09/02/25 17:29	1
cis-1,3-Dichloropropene	1.0	U	1.0	0.36	ug/L			09/02/25 17:29	1
Styrene	1.0	U	1.0	0.73	ug/L			09/02/25 17:29	1

# Client Sample Results

Client: EHS Support, LLC  
Project/Site: Ashland Lee Ave. Railroad - Norwich, NY

Job ID: 480-232192-1

**Client Sample ID: TB-1**

**Lab Sample ID: 480-232192-28**

**Date Collected: 08/27/25 00:00**

**Matrix: Water**

**Date Received: 08/29/25 10:00**

<i>Surrogate</i>	<i>%Recovery</i>	<i>Qualifier</i>	<i>Limits</i>	<i>Prepared</i>	<i>Analyzed</i>	<i>Dil Fac</i>
1,2-Dichloroethane-d4 (Surr)	103		77 - 120		09/02/25 17:29	1
4-Bromofluorobenzene (Surr)	95		73 - 120		09/02/25 17:29	1
Toluene-d8 (Surr)	102		80 - 120		09/02/25 17:29	1
Dibromofluoromethane (Surr)	96		75 - 123		09/02/25 17:29	1

# Surrogate Summary

Client: EHS Support, LLC  
 Project/Site: Ashland Lee Ave. Railroad - Norwich, NY

Job ID: 480-232192-1

## Method: 8260C - Volatile Organic Compounds by GC/MS

Matrix: Water

Prep Type: Total/NA

Lab Sample ID	Client Sample ID	Percent Surrogate Recovery (Acceptance Limits)			
		DCA (77-120)	BFB (73-120)	TOL (80-120)	DBFM (75-123)
480-232192-1	LAOW11-1	100	98	105	95
480-232192-2	LAOW11-6	98	96	102	91
480-232192-3	MW-9	98	95	104	92
480-232192-4	MW-12	100	99	108	95
480-232192-5	MW-14	99	95	105	96
480-232192-6	MW-15	101	97	105	95
480-232192-7	URS-6I	101	101	107	97
480-232192-8	MW-20	100	94	101	96
480-232192-9	URS-2S	101	93	102	95
480-232192-10	URS-12	100	96	105	95
480-232192-11	URS-13	102	94	103	96
480-232192-12	URS-14	99	97	105	94
480-232192-13	LAOW11-4	101	101	105	95
480-232192-14	LAOW11-5	99	100	107	94
480-232192-15	MW-7	101	94	105	96
480-232192-16	MW-8	103	94	104	96
480-232192-17	MW-13	102	100	105	96
480-232192-18	URS-7S	100	95	104	95
480-232192-19	URS-8S	101	104	107	99
480-232192-19 MS	URS-8S-MS	99	99	100	99
480-232192-19 MSD	URS-8S-MSD	100	103	103	98
480-232192-20	MW-18	99	95	102	95
480-232192-21	URS-9S	98	99	107	97
480-232192-21 MS	URS-9S-MS	99	109	105	99
480-232192-21 MSD	URS-9S-MSD	104	107	105	103
480-232192-22	URS-4S	100	98	106	96
480-232192-23	URS-10S	101	99	105	96
480-232192-24	DUP-1	99	95	102	93
480-232192-25	DUP-2	101	96	103	95
480-232192-26	EB-1	101	102	106	97
480-232192-27	EB-2	99	94	104	93
480-232192-28	TB-1	103	95	102	96
LCS 480-755668/6	Lab Control Sample	104	104	102	97
LCS 480-755777/6	Lab Control Sample	100	103	104	98
MB 480-755668/8	Method Blank	104	98	103	96
MB 480-755777/8	Method Blank	99	93	102	94

### Surrogate Legend

- DCA = 1,2-Dichloroethane-d4 (Surr)
- BFB = 4-Bromofluorobenzene (Surr)
- TOL = Toluene-d8 (Surr)
- DBFM = Dibromofluoromethane (Surr)

# QC Sample Results

Client: EHS Support, LLC  
 Project/Site: Ashland Lee Ave. Railroad - Norwich, NY

Job ID: 480-232192-1

## Method: 8260C - Volatile Organic Compounds by GC/MS

Lab Sample ID: MB 480-755668/8

Matrix: Water

Analysis Batch: 755668

Client Sample ID: Method Blank

Prep Type: Total/NA

Analyte	MB	MB	RL	MDL	Unit	D	Prepared	Analyzed	Dil Fac
	Result	Qualifier							
1,1,1-Trichloroethane	1.0	U	1.0	0.82	ug/L			08/29/25 16:12	1
1,1,2,2-Tetrachloroethane	1.0	U	1.0	0.21	ug/L			08/29/25 16:12	1
1,1,2-Trichloro-1,2,2-trifluoroethane	1.0	U	1.0	0.31	ug/L			08/29/25 16:12	1
1,1,2-Trichloroethane	1.0	U	1.0	0.23	ug/L			08/29/25 16:12	1
1,1-Dichloroethane	1.0	U	1.0	0.38	ug/L			08/29/25 16:12	1
1,1-Dichloroethene	1.0	U	1.0	0.29	ug/L			08/29/25 16:12	1
1,2,4-Trichlorobenzene	1.0	U	1.0	0.41	ug/L			08/29/25 16:12	1
1,2-Dibromo-3-Chloropropane	1.0	U	1.0	0.39	ug/L			08/29/25 16:12	1
1,2-Dichlorobenzene	1.0	U	1.0	0.79	ug/L			08/29/25 16:12	1
1,2-Dichloroethane	1.0	U	1.0	0.21	ug/L			08/29/25 16:12	1
1,2-Dichloropropane	1.0	U	1.0	0.72	ug/L			08/29/25 16:12	1
1,3-Dichlorobenzene	1.0	U	1.0	0.78	ug/L			08/29/25 16:12	1
1,4-Dichlorobenzene	1.0	U	1.0	0.84	ug/L			08/29/25 16:12	1
2-Butanone (MEK)	10	U	10	1.3	ug/L			08/29/25 16:12	1
2-Hexanone	5.0	U	5.0	1.2	ug/L			08/29/25 16:12	1
4-Methyl-2-pentanone (MIBK)	5.0	U	5.0	2.1	ug/L			08/29/25 16:12	1
Acetone	10	U	10	3.0	ug/L			08/29/25 16:12	1
Benzene	1.0	U	1.0	0.41	ug/L			08/29/25 16:12	1
Bromoform	1.0	U	1.0	0.26	ug/L			08/29/25 16:12	1
Bromomethane	1.0	U	1.0	0.69	ug/L			08/29/25 16:12	1
Carbon disulfide	1.0	U	1.0	0.19	ug/L			08/29/25 16:12	1
Carbon tetrachloride	1.0	U	1.0	0.27	ug/L			08/29/25 16:12	1
Chlorobenzene	1.0	U	1.0	0.75	ug/L			08/29/25 16:12	1
Dibromochloromethane	1.0	U	1.0	0.32	ug/L			08/29/25 16:12	1
Chloroethane	1.0	U	1.0	0.32	ug/L			08/29/25 16:12	1
Chloroform	1.0	U	1.0	0.34	ug/L			08/29/25 16:12	1
Chloromethane	1.0	U	1.0	0.35	ug/L			08/29/25 16:12	1
cis-1,2-Dichloroethene	1.0	U	1.0	0.81	ug/L			08/29/25 16:12	1
Cyclohexane	1.0	U	1.0	0.18	ug/L			08/29/25 16:12	1
Bromodichloromethane	1.0	U	1.0	0.39	ug/L			08/29/25 16:12	1
Dichlorodifluoromethane	1.0	U	1.0	0.68	ug/L			08/29/25 16:12	1
Ethylbenzene	1.0	U	1.0	0.74	ug/L			08/29/25 16:12	1
1,2-Dibromoethane	1.0	U	1.0	0.73	ug/L			08/29/25 16:12	1
Isopropylbenzene	1.0	U	1.0	0.79	ug/L			08/29/25 16:12	1
Methyl acetate	2.5	U	2.5	1.3	ug/L			08/29/25 16:12	1
Methyl tert-butyl ether	1.0	U	1.0	0.16	ug/L			08/29/25 16:12	1
Methylcyclohexane	1.0	U	1.0	0.16	ug/L			08/29/25 16:12	1
Methylene Chloride	1.0	U	1.0	0.44	ug/L			08/29/25 16:12	1
Tetrachloroethene	1.0	U	1.0	0.36	ug/L			08/29/25 16:12	1
Toluene	1.0	U	1.0	0.51	ug/L			08/29/25 16:12	1
trans-1,2-Dichloroethene	1.0	U	1.0	0.90	ug/L			08/29/25 16:12	1
trans-1,3-Dichloropropene	1.0	U	1.0	0.37	ug/L			08/29/25 16:12	1
Trichloroethene	1.0	U	1.0	0.46	ug/L			08/29/25 16:12	1
Trichlorofluoromethane	1.0	U	1.0	0.88	ug/L			08/29/25 16:12	1
Vinyl chloride	1.0	U	1.0	0.90	ug/L			08/29/25 16:12	1
Xylenes, Total	2.0	U	2.0	0.66	ug/L			08/29/25 16:12	1
cis-1,3-Dichloropropene	1.0	U	1.0	0.36	ug/L			08/29/25 16:12	1
Styrene	1.0	U	1.0	0.73	ug/L			08/29/25 16:12	1

# QC Sample Results

Client: EHS Support, LLC  
 Project/Site: Ashland Lee Ave. Railroad - Norwich, NY

Job ID: 480-232192-1

## Method: 8260C - Volatile Organic Compounds by GC/MS (Continued)

Lab Sample ID: MB 480-755668/8

Matrix: Water

Analysis Batch: 755668

Client Sample ID: Method Blank

Prep Type: Total/NA

Surrogate	MB MB		Limits	Prepared	Analyzed	Dil Fac
	%Recovery	Qualifier				
1,2-Dichloroethane-d4 (Surr)	104		77 - 120		08/29/25 16:12	1
4-Bromofluorobenzene (Surr)	98		73 - 120		08/29/25 16:12	1
Toluene-d8 (Surr)	103		80 - 120		08/29/25 16:12	1
Dibromofluoromethane (Surr)	96		75 - 123		08/29/25 16:12	1

Lab Sample ID: LCS 480-755668/6

Matrix: Water

Analysis Batch: 755668

Client Sample ID: Lab Control Sample

Prep Type: Total/NA

Analyte	Spike Added	LCS Result	LCS Qualifier	Unit	D	%Rec	%Rec Limits
1,1,2,2-Tetrachloroethane	25.0	22.5		ug/L		90	76 - 120
1,1,2-Trichloro-1,2,2-trifluoroethane	25.0	22.9		ug/L		92	61 - 148
1,1,2-Trichloroethane	25.0	23.5		ug/L		94	76 - 122
1,1-Dichloroethane	25.0	22.0		ug/L		88	77 - 120
1,1-Dichloroethene	25.0	22.6		ug/L		91	66 - 127
1,2,4-Trichlorobenzene	25.0	22.3		ug/L		89	79 - 122
1,2-Dibromo-3-Chloropropane	25.0	22.5		ug/L		90	56 - 134
1,2-Dichlorobenzene	25.0	23.2		ug/L		93	80 - 124
1,2-Dichloroethane	25.0	21.5		ug/L		86	75 - 120
1,2-Dichloropropane	25.0	22.6		ug/L		90	76 - 120
1,3-Dichlorobenzene	25.0	23.0		ug/L		92	77 - 120
1,4-Dichlorobenzene	25.0	22.9		ug/L		92	80 - 120
2-Butanone (MEK)	125	113		ug/L		91	57 - 140
2-Hexanone	125	120		ug/L		96	65 - 127
4-Methyl-2-pentanone (MIBK)	125	119		ug/L		96	71 - 125
Acetone	125	105		ug/L		84	56 - 142
Benzene	25.0	21.9		ug/L		87	71 - 124
Bromoform	25.0	25.0		ug/L		100	61 - 132
Bromomethane	25.0	20.2		ug/L		81	55 - 144
Carbon disulfide	25.0	20.0		ug/L		80	59 - 134
Carbon tetrachloride	25.0	23.2		ug/L		93	72 - 134
Chlorobenzene	25.0	23.2		ug/L		93	80 - 120
Dibromochloromethane	25.0	24.5		ug/L		98	75 - 125
Chloroethane	25.0	20.7		ug/L		83	69 - 136
Chloroform	25.0	21.3		ug/L		85	73 - 127
Chloromethane	25.0	19.8		ug/L		79	68 - 124
cis-1,2-Dichloroethene	25.0	22.2		ug/L		89	74 - 124
Cyclohexane	25.0	23.4		ug/L		93	59 - 135
Bromodichloromethane	25.0	22.9		ug/L		91	80 - 122
Dichlorodifluoromethane	25.0	20.5		ug/L		82	59 - 135
Ethylbenzene	25.0	23.4		ug/L		94	77 - 123
1,2-Dibromoethane	25.0	23.9		ug/L		96	77 - 120
Isopropylbenzene	25.0	23.9		ug/L		95	77 - 122
Methyl acetate	50.0	43.4		ug/L		87	74 - 133
Methyl tert-butyl ether	25.0	20.9		ug/L		84	77 - 120
Methylcyclohexane	25.0	23.9		ug/L		95	68 - 134
Methylene Chloride	25.0	21.9		ug/L		88	75 - 124

Eurofins Buffalo

# QC Sample Results

Client: EHS Support, LLC  
 Project/Site: Ashland Lee Ave. Railroad - Norwich, NY

Job ID: 480-232192-1

## Method: 8260C - Volatile Organic Compounds by GC/MS (Continued)

Lab Sample ID: LCS 480-755668/6

Matrix: Water

Analysis Batch: 755668

Client Sample ID: Lab Control Sample

Prep Type: Total/NA

Analyte	Spike Added	LCS	LCS	Unit	D	%Rec	%Rec Limits
		Result	Qualifier				
Tetrachloroethene	25.0	24.5		ug/L		98	74 - 122
Toluene	25.0	23.0		ug/L		92	80 - 122
trans-1,2-Dichloroethene	25.0	21.9		ug/L		88	73 - 127
trans-1,3-Dichloropropene	25.0	24.4		ug/L		98	80 - 120
Trichloroethene	25.0	21.6		ug/L		86	74 - 123
Trichlorofluoromethane	25.0	22.7		ug/L		91	62 - 150
Vinyl chloride	25.0	21.6		ug/L		86	65 - 133
Xylenes, Total	50.0	48.9		ug/L		98	76 - 122
cis-1,3-Dichloropropene	25.0	22.9		ug/L		92	74 - 124
Styrene	25.0	24.1		ug/L		97	80 - 120

Surrogate	LCS	LCS	Limits
	%Recovery	Qualifier	
1,2-Dichloroethane-d4 (Surr)	104		77 - 120
4-Bromofluorobenzene (Surr)	104		73 - 120
Toluene-d8 (Surr)	102		80 - 120
Dibromofluoromethane (Surr)	97		75 - 123

Lab Sample ID: MB 480-755777/8

Matrix: Water

Analysis Batch: 755777

Client Sample ID: Method Blank

Prep Type: Total/NA

Analyte	MB	MB	RL	MDL	Unit	D	Prepared	Analyzed	Dil Fac
	Result	Qualifier							
1,1,1-Trichloroethane	1.0	U	1.0	0.82	ug/L		09/02/25 13:05	1	
1,1,2,2-Tetrachloroethane	1.0	U	1.0	0.21	ug/L		09/02/25 13:05	1	
1,1,2-Trichloro-1,2,2-trifluoroethane	1.0	U	1.0	0.31	ug/L		09/02/25 13:05	1	
1,1,2-Trichloroethane	1.0	U	1.0	0.23	ug/L		09/02/25 13:05	1	
1,1-Dichloroethane	1.0	U	1.0	0.38	ug/L		09/02/25 13:05	1	
1,1-Dichloroethene	1.0	U	1.0	0.29	ug/L		09/02/25 13:05	1	
1,2,4-Trichlorobenzene	1.0	U	1.0	0.41	ug/L		09/02/25 13:05	1	
1,2-Dibromo-3-Chloropropane	1.0	U	1.0	0.39	ug/L		09/02/25 13:05	1	
1,2-Dichlorobenzene	1.0	U	1.0	0.79	ug/L		09/02/25 13:05	1	
1,2-Dichloroethane	1.0	U	1.0	0.21	ug/L		09/02/25 13:05	1	
1,2-Dichloropropane	1.0	U	1.0	0.72	ug/L		09/02/25 13:05	1	
1,3-Dichlorobenzene	1.0	U	1.0	0.78	ug/L		09/02/25 13:05	1	
1,4-Dichlorobenzene	1.0	U	1.0	0.84	ug/L		09/02/25 13:05	1	
2-Butanone (MEK)	10	U	10	1.3	ug/L		09/02/25 13:05	1	
2-Hexanone	5.0	U	5.0	1.2	ug/L		09/02/25 13:05	1	
4-Methyl-2-pentanone (MIBK)	5.0	U	5.0	2.1	ug/L		09/02/25 13:05	1	
Acetone	10	U	10	3.0	ug/L		09/02/25 13:05	1	
Benzene	1.0	U	1.0	0.41	ug/L		09/02/25 13:05	1	
Bromoform	1.0	U	1.0	0.26	ug/L		09/02/25 13:05	1	
Bromomethane	1.0	U	1.0	0.69	ug/L		09/02/25 13:05	1	
Carbon disulfide	1.0	U	1.0	0.19	ug/L		09/02/25 13:05	1	
Carbon tetrachloride	1.0	U	1.0	0.27	ug/L		09/02/25 13:05	1	
Chlorobenzene	1.0	U	1.0	0.75	ug/L		09/02/25 13:05	1	
Dibromochloromethane	1.0	U	1.0	0.32	ug/L		09/02/25 13:05	1	
Chloroethane	1.0	U	1.0	0.32	ug/L		09/02/25 13:05	1	
Chloroform	1.0	U	1.0	0.34	ug/L		09/02/25 13:05	1	

Eurofins Buffalo

# QC Sample Results

Client: EHS Support, LLC  
 Project/Site: Ashland Lee Ave. Railroad - Norwich, NY

Job ID: 480-232192-1

## Method: 8260C - Volatile Organic Compounds by GC/MS (Continued)

Lab Sample ID: MB 480-755777/8

Matrix: Water

Analysis Batch: 755777

Client Sample ID: Method Blank

Prep Type: Total/NA

Analyte	MB	MB	RL	MDL	Unit	D	Prepared	Analyzed	Dil Fac
	Result	Qualifier							
Chloromethane	1.0	U	1.0	0.35	ug/L			09/02/25 13:05	1
cis-1,2-Dichloroethene	1.0	U	1.0	0.81	ug/L			09/02/25 13:05	1
Cyclohexane	1.0	U	1.0	0.18	ug/L			09/02/25 13:05	1
Bromodichloromethane	1.0	U	1.0	0.39	ug/L			09/02/25 13:05	1
Dichlorodifluoromethane	1.0	U	1.0	0.68	ug/L			09/02/25 13:05	1
Ethylbenzene	1.0	U	1.0	0.74	ug/L			09/02/25 13:05	1
1,2-Dibromoethane	1.0	U	1.0	0.73	ug/L			09/02/25 13:05	1
Isopropylbenzene	1.0	U	1.0	0.79	ug/L			09/02/25 13:05	1
Methyl acetate	2.5	U	2.5	1.3	ug/L			09/02/25 13:05	1
Methyl tert-butyl ether	1.0	U	1.0	0.16	ug/L			09/02/25 13:05	1
Methylcyclohexane	1.0	U	1.0	0.16	ug/L			09/02/25 13:05	1
Methylene Chloride	1.0	U	1.0	0.44	ug/L			09/02/25 13:05	1
Tetrachloroethene	1.0	U	1.0	0.36	ug/L			09/02/25 13:05	1
Toluene	1.0	U	1.0	0.51	ug/L			09/02/25 13:05	1
trans-1,2-Dichloroethene	1.0	U	1.0	0.90	ug/L			09/02/25 13:05	1
trans-1,3-Dichloropropene	1.0	U	1.0	0.37	ug/L			09/02/25 13:05	1
Trichloroethene	1.0	U	1.0	0.46	ug/L			09/02/25 13:05	1
Trichlorofluoromethane	1.0	U	1.0	0.88	ug/L			09/02/25 13:05	1
Vinyl chloride	1.0	U	1.0	0.90	ug/L			09/02/25 13:05	1
Xylenes, Total	2.0	U	2.0	0.66	ug/L			09/02/25 13:05	1
cis-1,3-Dichloropropene	1.0	U	1.0	0.36	ug/L			09/02/25 13:05	1
Styrene	1.0	U	1.0	0.73	ug/L			09/02/25 13:05	1

Surrogate	MB	MB	Limits	Prepared	Analyzed	Dil Fac
	%Recovery	Qualifier				
1,2-Dichloroethane-d4 (Surr)	99		77 - 120		09/02/25 13:05	1
4-Bromofluorobenzene (Surr)	93		73 - 120		09/02/25 13:05	1
Toluene-d8 (Surr)	102		80 - 120		09/02/25 13:05	1
Dibromofluoromethane (Surr)	94		75 - 123		09/02/25 13:05	1

Lab Sample ID: LCS 480-755777/6

Matrix: Water

Analysis Batch: 755777

Client Sample ID: Lab Control Sample

Prep Type: Total/NA

Analyte	Spike Added	LCS Result	LCS Qualifier	Unit	D	%Rec	%Rec Limits
1,1,2,2-Tetrachloroethane	25.0	23.3		ug/L		93	76 - 120
1,1,2-Trichloro-1,2,2-trifluoroethane	25.0	23.7		ug/L		95	61 - 148
1,1,2-Trichloroethane	25.0	24.6		ug/L		98	76 - 122
1,1-Dichloroethane	25.0	22.9		ug/L		92	77 - 120
1,1-Dichloroethene	25.0	22.9		ug/L		92	66 - 127
1,2,4-Trichlorobenzene	25.0	23.5		ug/L		94	79 - 122
1,2-Dibromo-3-Chloropropane	25.0	23.9		ug/L		96	56 - 134
1,2-Dichlorobenzene	25.0	23.9		ug/L		96	80 - 124
1,2-Dichloroethane	25.0	22.1		ug/L		89	75 - 120
1,2-Dichloropropane	25.0	23.4		ug/L		94	76 - 120
1,3-Dichlorobenzene	25.0	24.2		ug/L		97	77 - 120
1,4-Dichlorobenzene	25.0	24.1		ug/L		96	80 - 120
2-Butanone (MEK)	125	125		ug/L		100	57 - 140

Eurofins Buffalo

# QC Sample Results

Client: EHS Support, LLC  
 Project/Site: Ashland Lee Ave. Railroad - Norwich, NY

Job ID: 480-232192-1

## Method: 8260C - Volatile Organic Compounds by GC/MS (Continued)

Lab Sample ID: LCS 480-755777/6

Matrix: Water

Analysis Batch: 755777

Client Sample ID: Lab Control Sample

Prep Type: Total/NA

Analyte	Spike Added	LCS Result	LCS Qualifier	Unit	D	%Rec	%Rec Limits
2-Hexanone	125	135		ug/L		108	65 - 127
4-Methyl-2-pentanone (MIBK)	125	127		ug/L		102	71 - 125
Acetone	125	128		ug/L		102	56 - 142
Benzene	25.0	22.6		ug/L		90	71 - 124
Bromoform	25.0	27.5		ug/L		110	61 - 132
Bromomethane	25.0	22.9		ug/L		92	55 - 144
Carbon disulfide	25.0	21.4		ug/L		85	59 - 134
Carbon tetrachloride	25.0	24.6		ug/L		98	72 - 134
Chlorobenzene	25.0	24.4		ug/L		98	80 - 120
Dibromochloromethane	25.0	26.9		ug/L		108	75 - 125
Chloroethane	25.0	23.4		ug/L		94	69 - 136
Chloroform	25.0	22.2		ug/L		89	73 - 127
Chloromethane	25.0	22.8		ug/L		91	68 - 124
cis-1,2-Dichloroethene	25.0	23.0		ug/L		92	74 - 124
Cyclohexane	25.0	23.9		ug/L		96	59 - 135
Bromodichloromethane	25.0	24.3		ug/L		97	80 - 122
Dichlorodifluoromethane	25.0	24.4		ug/L		98	59 - 135
Ethylbenzene	25.0	24.6		ug/L		98	77 - 123
1,2-Dibromoethane	25.0	24.6		ug/L		98	77 - 120
Isopropylbenzene	25.0	25.0		ug/L		100	77 - 122
Methyl acetate	50.0	46.3		ug/L		93	74 - 133
Methyl tert-butyl ether	25.0	22.2		ug/L		89	77 - 120
Methylcyclohexane	25.0	24.4		ug/L		98	68 - 134
Methylene Chloride	25.0	22.1		ug/L		88	75 - 124
Tetrachloroethene	25.0	26.3		ug/L		105	74 - 122
Toluene	25.0	24.4		ug/L		98	80 - 122
trans-1,2-Dichloroethene	25.0	22.7		ug/L		91	73 - 127
trans-1,3-Dichloropropene	25.0	25.7		ug/L		103	80 - 120
Trichloroethene	25.0	23.0		ug/L		92	74 - 123
Trichlorofluoromethane	25.0	25.1		ug/L		100	62 - 150
Vinyl chloride	25.0	24.4		ug/L		98	65 - 133
Xylenes, Total	50.0	52.2		ug/L		104	76 - 122
cis-1,3-Dichloropropene	25.0	23.5		ug/L		94	74 - 124
Styrene	25.0	25.9		ug/L		104	80 - 120

Surrogate	LCS %Recovery	LCS Qualifier	Limits
1,2-Dichloroethane-d4 (Surr)	100		77 - 120
4-Bromofluorobenzene (Surr)	103		73 - 120
Toluene-d8 (Surr)	104		80 - 120
Dibromofluoromethane (Surr)	98		75 - 123

Lab Sample ID: 480-232192-19 MS

Matrix: Water

Analysis Batch: 755777

Client Sample ID: URS-8S-MS

Prep Type: Total/NA

Analyte	Sample Result	Sample Qualifier	Spike Added	MS Result	MS Qualifier	Unit	D	%Rec	%Rec Limits
1,1,1-Trichloroethane	1.0	U	25.0	28.1		ug/L		112	73 - 126
1,1,1,2,2-Tetrachloroethane	1.0	U	25.0	26.3		ug/L		105	76 - 120

Eurofins Buffalo

# QC Sample Results

Client: EHS Support, LLC  
 Project/Site: Ashland Lee Ave. Railroad - Norwich, NY

Job ID: 480-232192-1

## Method: 8260C - Volatile Organic Compounds by GC/MS (Continued)

Lab Sample ID: 480-232192-19 MS

Client Sample ID: URS-8S-MS

Matrix: Water

Prep Type: Total/NA

Analysis Batch: 755777

Analyte	Sample	Sample	Spike	MS	MS	Unit	D	%Rec	%Rec Limits
	Result	Qualifier	Added	Result	Qualifier				
1,1,2-Trichloro-1,2,2-trifluoroethane	1.0	U	25.0	26.4		ug/L		106	61 - 148
1,1,2-Trichloroethane	1.0	U	25.0	26.8		ug/L		107	76 - 122
1,1-Dichloroethane	1.0	U	25.0	26.1		ug/L		104	77 - 120
1,1-Dichloroethene	1.0	U	25.0	26.5		ug/L		106	66 - 127
1,2,4-Trichlorobenzene	1.0	U	25.0	28.2		ug/L		113	79 - 122
1,2-Dibromo-3-Chloropropane	1.0	U	25.0	27.4		ug/L		110	56 - 134
1,2-Dichlorobenzene	1.0	U	25.0	27.6		ug/L		110	80 - 124
1,2-Dichloroethane	1.0	U	25.0	24.8		ug/L		99	75 - 120
1,2-Dichloropropane	1.0	U	25.0	26.0		ug/L		104	76 - 120
1,3-Dichlorobenzene	1.0	U	25.0	27.0		ug/L		108	77 - 120
1,4-Dichlorobenzene	1.0	U	25.0	27.1		ug/L		108	78 - 124
2-Butanone (MEK)	10	U	125	133		ug/L		106	57 - 140
2-Hexanone	5.0	U	125	136		ug/L		109	65 - 127
4-Methyl-2-pentanone (MIBK)	5.0	U	125	137		ug/L		109	71 - 125
Acetone	10	U	125	121		ug/L		97	56 - 142
Benzene	1.0	U	25.0	25.6		ug/L		102	71 - 124
Bromoform	1.0	U	25.0	29.6		ug/L		118	61 - 132
Bromomethane	1.0	U	25.0	27.1		ug/L		109	55 - 144
Carbon disulfide	1.0	U	25.0	24.1		ug/L		96	59 - 134
Carbon tetrachloride	1.0	U	25.0	28.6		ug/L		115	72 - 134
Chlorobenzene	1.0	U	25.0	27.4		ug/L		110	80 - 120
Dibromochloromethane	1.0	U	25.0	29.3		ug/L		117	75 - 125
Chloroethane	1.0	U	25.0	27.9		ug/L		112	69 - 136
Chloroform	1.0	U	25.0	25.0		ug/L		100	73 - 127
Chloromethane	1.0	U	25.0	26.8		ug/L		107	68 - 124
cis-1,2-Dichloroethene	1.0	U	25.0	27.2		ug/L		109	74 - 124
Cyclohexane	1.0	U	25.0	27.0		ug/L		108	59 - 135
Bromodichloromethane	1.0	U	25.0	26.9		ug/L		108	80 - 122
Dichlorodifluoromethane	1.0	U	25.0	28.2		ug/L		113	59 - 135
Ethylbenzene	1.0	U	25.0	27.6		ug/L		110	77 - 123
1,2-Dibromoethane	1.0	U	25.0	27.6		ug/L		110	77 - 120
Isopropylbenzene	1.0	U	25.0	28.6		ug/L		115	77 - 122
Methyl acetate	2.5	U	50.0	52.1		ug/L		104	74 - 133
Methyl tert-butyl ether	1.0	U	25.0	24.4		ug/L		98	77 - 120
Methylcyclohexane	1.0	U	25.0	26.5		ug/L		106	68 - 134
Methylene Chloride	1.0	U	25.0	25.3		ug/L		101	75 - 124
Tetrachloroethene	1.0	U	25.0	29.9		ug/L		120	74 - 122
Toluene	1.0	U	25.0	27.3		ug/L		109	80 - 122
trans-1,2-Dichloroethene	1.0	U	25.0	26.3		ug/L		105	73 - 127
trans-1,3-Dichloropropene	1.0	U	25.0	27.8		ug/L		111	80 - 120
Trichloroethene	0.60	J	25.0	26.6		ug/L		104	74 - 123
Trichlorofluoromethane	1.0	U	25.0	29.6		ug/L		118	62 - 150
Vinyl chloride	1.0	U	25.0	30.2		ug/L		121	65 - 133
Xylenes, Total	2.0	U	50.0	58.4		ug/L		117	76 - 122
cis-1,3-Dichloropropene	1.0	U	25.0	25.6		ug/L		103	74 - 124
Styrene	1.0	U	25.0	28.1		ug/L		112	80 - 120

# QC Sample Results

Client: EHS Support, LLC  
 Project/Site: Ashland Lee Ave. Railroad - Norwich, NY

Job ID: 480-232192-1

## Method: 8260C - Volatile Organic Compounds by GC/MS (Continued)

Lab Sample ID: 480-232192-19 MS

Matrix: Water

Analysis Batch: 755777

Client Sample ID: URS-8S-MS

Prep Type: Total/NA

Surrogate	MS %Recovery	MS Qualifier	Limits
1,2-Dichloroethane-d4 (Surr)	99		77 - 120
4-Bromofluorobenzene (Surr)	99		73 - 120
Toluene-d8 (Surr)	100		80 - 120
Dibromofluoromethane (Surr)	99		75 - 123

Lab Sample ID: 480-232192-19 MSD

Matrix: Water

Analysis Batch: 755777

Client Sample ID: URS-8S-MSD

Prep Type: Total/NA

Analyte	Sample	Sample	Spike	MSD		Unit	D	%Rec	%Rec	RPD	RPD
	Result	Qualifier		Result	Qualifier				Limits		Limit
1,1,1-Trichloroethane	1.0	U	25.0	27.1		ug/L		108	73 - 126	3	15
1,1,1,2-Tetrachloroethane	1.0	U	25.0	25.5		ug/L		102	76 - 120	3	15
1,1,2-Trichloro-1,2,2-trifluoroethane	1.0	U	25.0	25.5		ug/L		102	61 - 148	4	20
1,1,2-Trichloroethane	1.0	U	25.0	26.7		ug/L		107	76 - 122	0	15
1,1-Dichloroethane	1.0	U	25.0	25.1		ug/L		101	77 - 120	4	20
1,1-Dichloroethene	1.0	U	25.0	26.1		ug/L		104	66 - 127	1	16
1,2,4-Trichlorobenzene	1.0	U	25.0	27.0		ug/L		108	79 - 122	4	20
1,2-Dibromo-3-Chloropropane	1.0	U	25.0	27.1		ug/L		108	56 - 134	1	15
1,2-Dichlorobenzene	1.0	U	25.0	27.1		ug/L		108	80 - 124	2	20
1,2-Dichloroethane	1.0	U	25.0	23.9		ug/L		96	75 - 120	3	20
1,2-Dichloropropane	1.0	U	25.0	25.9		ug/L		104	76 - 120	1	20
1,3-Dichlorobenzene	1.0	U	25.0	27.0		ug/L		108	77 - 120	0	20
1,4-Dichlorobenzene	1.0	U	25.0	26.8		ug/L		107	78 - 124	1	20
2-Butanone (MEK)	10	U	125	134		ug/L		107	57 - 140	1	20
2-Hexanone	5.0	U	125	140		ug/L		112	65 - 127	3	15
4-Methyl-2-pentanone (MIBK)	5.0	U	125	136		ug/L		109	71 - 125	0	35
Acetone	10	U	125	124		ug/L		99	56 - 142	2	15
Benzene	1.0	U	25.0	24.8		ug/L		99	71 - 124	3	13
Bromoform	1.0	U	25.0	29.7		ug/L		119	61 - 132	0	15
Bromomethane	1.0	U	25.0	26.0		ug/L		104	55 - 144	4	15
Carbon disulfide	1.0	U	25.0	22.4		ug/L		90	59 - 134	7	15
Carbon tetrachloride	1.0	U	25.0	28.0		ug/L		112	72 - 134	2	15
Chlorobenzene	1.0	U	25.0	27.3		ug/L		109	80 - 120	0	25
Dibromochloromethane	1.0	U	25.0	29.5		ug/L		118	75 - 125	1	15
Chloroethane	1.0	U	25.0	27.0		ug/L		108	69 - 136	3	15
Chloroform	1.0	U	25.0	24.3		ug/L		97	73 - 127	3	20
Chloromethane	1.0	U	25.0	25.6		ug/L		103	68 - 124	4	15
cis-1,2-Dichloroethene	1.0	U	25.0	26.6		ug/L		106	74 - 124	2	15
Cyclohexane	1.0	U	25.0	26.2		ug/L		105	59 - 135	3	20
Bromodichloromethane	1.0	U	25.0	26.2		ug/L		105	80 - 122	3	15
Dichlorodifluoromethane	1.0	U	25.0	27.4		ug/L		109	59 - 135	3	20
Ethylbenzene	1.0	U	25.0	27.2		ug/L		109	77 - 123	1	15
1,2-Dibromoethane	1.0	U	25.0	27.2		ug/L		109	77 - 120	1	15
Isopropylbenzene	1.0	U	25.0	28.1		ug/L		112	77 - 122	2	20
Methyl acetate	2.5	U	50.0	47.6		ug/L		95	74 - 133	9	20
Methyl tert-butyl ether	1.0	U	25.0	24.1		ug/L		96	77 - 120	1	37
Methylcyclohexane	1.0	U	25.0	26.4		ug/L		105	68 - 134	1	20
Methylene Chloride	1.0	U	25.0	24.4		ug/L		98	75 - 124	4	15

Eurofins Buffalo

# QC Sample Results

Client: EHS Support, LLC  
 Project/Site: Ashland Lee Ave. Railroad - Norwich, NY

Job ID: 480-232192-1

## Method: 8260C - Volatile Organic Compounds by GC/MS (Continued)

Lab Sample ID: 480-232192-19 MSD

Client Sample ID: URS-8S-MSD

Matrix: Water

Prep Type: Total/NA

Analysis Batch: 755777

Analyte	Sample	Sample	Spike	MSD	MSD	Unit	D	%Rec	%Rec	RPD	RPD
	Result	Qualifier		Added	Result				Qualifier		Limits
Tetrachloroethene	1.0	U	25.0	29.8		ug/L		119	74 - 122	1	20
Toluene	1.0	U	25.0	26.9		ug/L		108	80 - 122	2	15
trans-1,2-Dichloroethene	1.0	U	25.0	25.7		ug/L		103	73 - 127	2	20
trans-1,3-Dichloropropene	1.0	U	25.0	27.6		ug/L		110	80 - 120	1	15
Trichloroethene	0.60	J	25.0	26.0		ug/L		102	74 - 123	2	16
Trichlorofluoromethane	1.0	U	25.0	28.6		ug/L		114	62 - 150	3	20
Vinyl chloride	1.0	U	25.0	29.3		ug/L		117	65 - 133	3	15
Xylenes, Total	2.0	U	50.0	57.1		ug/L		114	76 - 122	2	16
cis-1,3-Dichloropropene	1.0	U	25.0	25.5		ug/L		102	74 - 124	1	15
Styrene	1.0	U	25.0	27.8		ug/L		111	80 - 120	1	20
<b>MSD MSD</b>											
<b>Surrogate</b>	<b>%Recovery</b>	<b>Qualifier</b>	<b>Limits</b>								
1,2-Dichloroethane-d4 (Surr)	100		77 - 120								
4-Bromofluorobenzene (Surr)	103		73 - 120								
Toluene-d8 (Surr)	103		80 - 120								
Dibromofluoromethane (Surr)	98		75 - 123								

Lab Sample ID: 480-232192-21 MS

Client Sample ID: URS-9S-MS

Matrix: Water

Prep Type: Total/NA

Analysis Batch: 755777

Analyte	Sample	Sample	Spike	MS	MS	Unit	D	%Rec	%Rec	RPD	RPD
	Result	Qualifier		Added	Result				Qualifier		Limits
1,1,1-Trichloroethane	1.0	U	25.0	27.6		ug/L		111	73 - 126		
1,1,1,2-Tetrachloroethane	1.0	U	25.0	26.4		ug/L		106	76 - 120		
1,1,2-Trichloro-1,2,2-trifluoroethane	1.0	U	25.0	25.5		ug/L		102	61 - 148		
1,1,2-Trichloroethane	1.0	U	25.0	26.9		ug/L		107	76 - 122		
1,1-Dichloroethane	1.0	U	25.0	25.5		ug/L		102	77 - 120		
1,1-Dichloroethene	1.0	U	25.0	26.2		ug/L		105	66 - 127		
1,2,4-Trichlorobenzene	1.0	U	25.0	27.8		ug/L		111	79 - 122		
1,2-Dibromo-3-Chloropropane	1.0	U	25.0	26.9		ug/L		108	56 - 134		
1,2-Dichlorobenzene	1.0	U	25.0	27.5		ug/L		110	80 - 124		
1,2-Dichloroethane	1.0	U	25.0	24.3		ug/L		97	75 - 120		
1,2-Dichloropropane	1.0	U	25.0	26.1		ug/L		105	76 - 120		
1,3-Dichlorobenzene	1.0	U	25.0	27.8		ug/L		111	77 - 120		
1,4-Dichlorobenzene	1.0	U	25.0	27.3		ug/L		109	78 - 124		
2-Butanone (MEK)	10	U	125	137		ug/L		110	57 - 140		
2-Hexanone	5.0	U	125	148		ug/L		119	65 - 127		
4-Methyl-2-pentanone (MIBK)	5.0	U	125	139		ug/L		111	71 - 125		
Acetone	10	U	125	128		ug/L		102	56 - 142		
Benzene	1.0	U	25.0	25.2		ug/L		101	71 - 124		
Bromoform	1.0	U	25.0	31.0		ug/L		124	61 - 132		
Bromomethane	1.0	U	25.0	25.8		ug/L		103	55 - 144		
Carbon disulfide	1.0	U	25.0	22.6		ug/L		90	59 - 134		
Carbon tetrachloride	1.0	U	25.0	28.6		ug/L		115	72 - 134		
Chlorobenzene	1.0	U	25.0	27.6		ug/L		111	80 - 120		
Dibromochloromethane	1.0	U	25.0	29.7		ug/L		119	75 - 125		
Chloroethane	1.0	U	25.0	26.3		ug/L		105	69 - 136		
Chloroform	1.0	U	25.0	25.1		ug/L		100	73 - 127		

Eurofins Buffalo

# QC Sample Results

Client: EHS Support, LLC  
 Project/Site: Ashland Lee Ave. Railroad - Norwich, NY

Job ID: 480-232192-1

## Method: 8260C - Volatile Organic Compounds by GC/MS (Continued)

Lab Sample ID: 480-232192-21 MS

Client Sample ID: URS-9S-MS

Matrix: Water

Prep Type: Total/NA

Analysis Batch: 755777

Analyte	Sample	Sample	Spike Added	MS	MS	Unit	D	%Rec	%Rec Limits
	Result	Qualifier		Result	Qualifier				
Chloromethane	1.0	U	25.0	25.8		ug/L		103	68 - 124
cis-1,2-Dichloroethene	1.0	U	25.0	26.0		ug/L		104	74 - 124
Cyclohexane	1.0	U	25.0	26.5		ug/L		106	59 - 135
Bromodichloromethane	1.0	U	25.0	26.7		ug/L		107	80 - 122
Dichlorodifluoromethane	1.0	U	25.0	26.5		ug/L		106	59 - 135
Ethylbenzene	1.0	U	25.0	28.0		ug/L		112	77 - 123
1,2-Dibromoethane	1.0	U	25.0	27.8		ug/L		111	77 - 120
Isopropylbenzene	1.0	U	25.0	28.9		ug/L		115	77 - 122
Methyl acetate	2.5	U	50.0	48.8		ug/L		98	74 - 133
Methyl tert-butyl ether	1.0	U	25.0	24.2		ug/L		97	77 - 120
Methylcyclohexane	1.0	U	25.0	26.3		ug/L		105	68 - 134
Methylene Chloride	1.0	U	25.0	25.0		ug/L		100	75 - 124
Tetrachloroethene	1.0	U	25.0	30.4		ug/L		122	74 - 122
Toluene	1.0	U	25.0	27.2		ug/L		109	80 - 122
trans-1,2-Dichloroethene	1.0	U	25.0	25.8		ug/L		103	73 - 127
trans-1,3-Dichloropropene	1.0	U	25.0	28.0		ug/L		112	80 - 120
Trichloroethene	2.0		25.0	27.5		ug/L		102	74 - 123
Trichlorofluoromethane	1.0	U	25.0	28.5		ug/L		114	62 - 150
Vinyl chloride	1.0	U	25.0	28.6		ug/L		114	65 - 133
Xylenes, Total	2.0	U	50.0	59.0		ug/L		118	76 - 122
cis-1,3-Dichloropropene	1.0	U	25.0	25.9		ug/L		103	74 - 124
Styrene	1.0	U	25.0	28.8		ug/L		115	80 - 120

Surrogate	MS	MS	Limits
	%Recovery	Qualifier	
1,2-Dichloroethane-d4 (Surr)	99		77 - 120
4-Bromofluorobenzene (Surr)	109		73 - 120
Toluene-d8 (Surr)	105		80 - 120
Dibromofluoromethane (Surr)	99		75 - 123

Lab Sample ID: 480-232192-21 MSD

Client Sample ID: URS-9S-MSD

Matrix: Water

Prep Type: Total/NA

Analysis Batch: 755777

Analyte	Sample	Sample	Spike Added	MSD	MSD	Unit	D	%Rec	%Rec Limits	RPD	RPD Limit
	Result	Qualifier		Result	Qualifier						
1,1,1-Trichloroethane	1.0	U	25.0	27.9		ug/L		112	73 - 126	1	15
1,1,2,2-Tetrachloroethane	1.0	U	25.0	26.2		ug/L		105	76 - 120	1	15
1,1,2-Trichloro-1,2,2-trifluoroethane	1.0	U	25.0	26.1		ug/L		105	61 - 148	2	20
1,1,2-Trichloroethane	1.0	U	25.0	26.6		ug/L		106	76 - 122	1	15
1,1-Dichloroethane	1.0	U	25.0	26.0		ug/L		104	77 - 120	2	20
1,1-Dichloroethene	1.0	U	25.0	26.9		ug/L		108	66 - 127	3	16
1,2,4-Trichlorobenzene	1.0	U	25.0	27.3		ug/L		109	79 - 122	1	20
1,2-Dibromo-3-Chloropropane	1.0	U	25.0	26.3		ug/L		105	56 - 134	2	15
1,2-Dichlorobenzene	1.0	U	25.0	27.1		ug/L		109	80 - 124	1	20
1,2-Dichloroethane	1.0	U	25.0	24.6		ug/L		98	75 - 120	1	20
1,2-Dichloropropane	1.0	U	25.0	26.3		ug/L		105	76 - 120	1	20
1,3-Dichlorobenzene	1.0	U	25.0	27.5		ug/L		110	77 - 120	1	20
1,4-Dichlorobenzene	1.0	U	25.0	27.4		ug/L		109	78 - 124	0	20
2-Butanone (MEK)	10	U	125	134		ug/L		107	57 - 140	2	20

Eurofins Buffalo

# QC Sample Results

Client: EHS Support, LLC  
 Project/Site: Ashland Lee Ave. Railroad - Norwich, NY

Job ID: 480-232192-1

## Method: 8260C - Volatile Organic Compounds by GC/MS (Continued)

Lab Sample ID: 480-232192-21 MSD

Client Sample ID: URS-9S-MSD

Matrix: Water

Prep Type: Total/NA

Analysis Batch: 755777

Analyte	Sample	Sample	Spike	MSD	MSD	Unit	D	%Rec	%Rec	RPD	RPD
	Result	Qualifier	Added	Result	Qualifier				Limits		Limit
2-Hexanone	5.0	U	125	136		ug/L		108	65 - 127	9	15
4-Methyl-2-pentanone (MIBK)	5.0	U	125	133		ug/L		106	71 - 125	4	35
Acetone	10	U	125	122		ug/L		98	56 - 142	5	15
Benzene	1.0	U	25.0	25.8		ug/L		103	71 - 124	2	13
Bromoform	1.0	U	25.0	29.4		ug/L		118	61 - 132	5	15
Bromomethane	1.0	U	25.0	26.7		ug/L		107	55 - 144	3	15
Carbon disulfide	1.0	U	25.0	22.9		ug/L		92	59 - 134	1	15
Carbon tetrachloride	1.0	U	25.0	29.1		ug/L		117	72 - 134	2	15
Chlorobenzene	1.0	U	25.0	26.9		ug/L		107	80 - 120	3	25
Dibromochloromethane	1.0	U	25.0	29.3		ug/L		117	75 - 125	2	15
Chloroethane	1.0	U	25.0	27.5		ug/L		110	69 - 136	4	15
Chloroform	1.0	U	25.0	25.4		ug/L		101	73 - 127	1	20
Chloromethane	1.0	U	25.0	26.9		ug/L		108	68 - 124	4	15
cis-1,2-Dichloroethene	1.0	U	25.0	26.8		ug/L		107	74 - 124	3	15
Cyclohexane	1.0	U	25.0	27.1		ug/L		108	59 - 135	2	20
Bromodichloromethane	1.0	U	25.0	26.8		ug/L		107	80 - 122	0	15
Dichlorodifluoromethane	1.0	U	25.0	28.9		ug/L		116	59 - 135	8	20
Ethylbenzene	1.0	U	25.0	27.2		ug/L		109	77 - 123	3	15
1,2-Dibromoethane	1.0	U	25.0	27.5		ug/L		110	77 - 120	1	15
Isopropylbenzene	1.0	U	25.0	28.8		ug/L		115	77 - 122	0	20
Methyl acetate	2.5	U	50.0	51.5		ug/L		103	74 - 133	5	20
Methyl tert-butyl ether	1.0	U	25.0	24.3		ug/L		97	77 - 120	0	37
Methylcyclohexane	1.0	U	25.0	26.5		ug/L		106	68 - 134	1	20
Methylene Chloride	1.0	U	25.0	24.9		ug/L		100	75 - 124	0	15
Tetrachloroethene	1.0	U	25.0	30.1		ug/L		120	74 - 122	1	20
Toluene	1.0	U	25.0	26.8		ug/L		107	80 - 122	2	15
trans-1,2-Dichloroethene	1.0	U	25.0	26.3		ug/L		105	73 - 127	2	20
trans-1,3-Dichloropropene	1.0	U	25.0	27.6		ug/L		110	80 - 120	2	15
Trichloroethene	2.0		25.0	27.9		ug/L		104	74 - 123	2	16
Trichlorofluoromethane	1.0	U	25.0	29.7		ug/L		119	62 - 150	4	20
Vinyl chloride	1.0	U	25.0	29.7		ug/L		119	65 - 133	4	15
Xylenes, Total	2.0	U	50.0	56.5		ug/L		113	76 - 122	4	16
cis-1,3-Dichloropropene	1.0	U	25.0	25.7		ug/L		103	74 - 124	1	15
Styrene	1.0	U	25.0	27.7		ug/L		111	80 - 120	4	20

Surrogate	MSD	MSD	Limits
	%Recovery	Qualifier	
1,2-Dichloroethane-d4 (Surr)	104		77 - 120
4-Bromofluorobenzene (Surr)	107		73 - 120
Toluene-d8 (Surr)	105		80 - 120
Dibromofluoromethane (Surr)	103		75 - 123

# QC Association Summary

Client: EHS Support, LLC  
 Project/Site: Ashland Lee Ave. Railroad - Norwich, NY

Job ID: 480-232192-1

## GC/MS VOA

### Analysis Batch: 755668

Lab Sample ID	Client Sample ID	Prep Type	Matrix	Method	Prep Batch
480-232192-1	LAOW11-1	Total/NA	Water	8260C	
480-232192-2	LAOW11-6	Total/NA	Water	8260C	
480-232192-3	MW-9	Total/NA	Water	8260C	
480-232192-4	MW-12	Total/NA	Water	8260C	
480-232192-5	MW-14	Total/NA	Water	8260C	
480-232192-6	MW-15	Total/NA	Water	8260C	
480-232192-7	URS-6I	Total/NA	Water	8260C	
480-232192-8	MW-20	Total/NA	Water	8260C	
480-232192-9	URS-2S	Total/NA	Water	8260C	
480-232192-10	URS-12	Total/NA	Water	8260C	
480-232192-11	URS-13	Total/NA	Water	8260C	
480-232192-12	URS-14	Total/NA	Water	8260C	
480-232192-13	LAOW11-4	Total/NA	Water	8260C	
480-232192-14	LAOW11-5	Total/NA	Water	8260C	
480-232192-15	MW-7	Total/NA	Water	8260C	
480-232192-16	MW-8	Total/NA	Water	8260C	
480-232192-17	MW-13	Total/NA	Water	8260C	
480-232192-18	URS-7S	Total/NA	Water	8260C	
MB 480-755668/8	Method Blank	Total/NA	Water	8260C	
LCS 480-755668/6	Lab Control Sample	Total/NA	Water	8260C	

### Analysis Batch: 755777

Lab Sample ID	Client Sample ID	Prep Type	Matrix	Method	Prep Batch
480-232192-19	URS-8S	Total/NA	Water	8260C	
480-232192-20	MW-18	Total/NA	Water	8260C	
480-232192-21	URS-9S	Total/NA	Water	8260C	
480-232192-22	URS-4S	Total/NA	Water	8260C	
480-232192-23	URS-10S	Total/NA	Water	8260C	
480-232192-24	DUP-1	Total/NA	Water	8260C	
480-232192-25	DUP-2	Total/NA	Water	8260C	
480-232192-26	EB-1	Total/NA	Water	8260C	
480-232192-27	EB-2	Total/NA	Water	8260C	
480-232192-28	TB-1	Total/NA	Water	8260C	
MB 480-755777/8	Method Blank	Total/NA	Water	8260C	
LCS 480-755777/6	Lab Control Sample	Total/NA	Water	8260C	
480-232192-19 MS	URS-8S-MS	Total/NA	Water	8260C	
480-232192-19 MSD	URS-8S-MSD	Total/NA	Water	8260C	
480-232192-21 MS	URS-9S-MS	Total/NA	Water	8260C	
480-232192-21 MSD	URS-9S-MSD	Total/NA	Water	8260C	

# Lab Chronicle

Client: EHS Support, LLC  
Project/Site: Ashland Lee Ave. Railroad - Norwich, NY

Job ID: 480-232192-1

## Client Sample ID: LAOW11-1

Lab Sample ID: 480-232192-1

Date Collected: 08/27/25 15:20

Matrix: Water

Date Received: 08/29/25 10:00

Prep Type	Batch Type	Batch Method	Run	Dilution Factor	Batch Number	Analyst	Lab	Prepared or Analyzed
Total/NA	Analysis	8260C		1	755668	AXK	EET BUF	08/29/25 18:23

## Client Sample ID: LAOW11-6

Lab Sample ID: 480-232192-2

Date Collected: 08/26/25 14:25

Matrix: Water

Date Received: 08/29/25 10:00

Prep Type	Batch Type	Batch Method	Run	Dilution Factor	Batch Number	Analyst	Lab	Prepared or Analyzed
Total/NA	Analysis	8260C		1	755668	AXK	EET BUF	08/29/25 18:47

## Client Sample ID: MW-9

Lab Sample ID: 480-232192-3

Date Collected: 08/26/25 13:00

Matrix: Water

Date Received: 08/29/25 10:00

Prep Type	Batch Type	Batch Method	Run	Dilution Factor	Batch Number	Analyst	Lab	Prepared or Analyzed
Total/NA	Analysis	8260C		1	755668	AXK	EET BUF	08/29/25 19:11

## Client Sample ID: MW-12

Lab Sample ID: 480-232192-4

Date Collected: 08/27/25 09:10

Matrix: Water

Date Received: 08/29/25 10:00

Prep Type	Batch Type	Batch Method	Run	Dilution Factor	Batch Number	Analyst	Lab	Prepared or Analyzed
Total/NA	Analysis	8260C		1	755668	AXK	EET BUF	08/29/25 19:34

## Client Sample ID: MW-14

Lab Sample ID: 480-232192-5

Date Collected: 08/26/25 09:15

Matrix: Water

Date Received: 08/29/25 10:00

Prep Type	Batch Type	Batch Method	Run	Dilution Factor	Batch Number	Analyst	Lab	Prepared or Analyzed
Total/NA	Analysis	8260C		1	755668	AXK	EET BUF	08/29/25 19:58

## Client Sample ID: MW-15

Lab Sample ID: 480-232192-6

Date Collected: 08/27/25 10:20

Matrix: Water

Date Received: 08/29/25 10:00

Prep Type	Batch Type	Batch Method	Run	Dilution Factor	Batch Number	Analyst	Lab	Prepared or Analyzed
Total/NA	Analysis	8260C		1	755668	AXK	EET BUF	08/29/25 20:22

## Client Sample ID: URS-6I

Lab Sample ID: 480-232192-7

Date Collected: 08/26/25 09:30

Matrix: Water

Date Received: 08/29/25 10:00

Prep Type	Batch Type	Batch Method	Run	Dilution Factor	Batch Number	Analyst	Lab	Prepared or Analyzed
Total/NA	Analysis	8260C		1	755668	AXK	EET BUF	08/29/25 20:46

# Lab Chronicle

Client: EHS Support, LLC  
Project/Site: Ashland Lee Ave. Railroad - Norwich, NY

Job ID: 480-232192-1

## Client Sample ID: MW-20

Date Collected: 08/26/25 15:40

Date Received: 08/29/25 10:00

Lab Sample ID: 480-232192-8

Matrix: Water

Prep Type	Batch Type	Batch Method	Run	Dilution Factor	Batch Number	Analyst	Lab	Prepared or Analyzed
Total/NA	Analysis	8260C		1	755668	AXK	EET BUF	08/29/25 21:10

## Client Sample ID: URS-2S

Date Collected: 08/27/25 14:35

Date Received: 08/29/25 10:00

Lab Sample ID: 480-232192-9

Matrix: Water

Prep Type	Batch Type	Batch Method	Run	Dilution Factor	Batch Number	Analyst	Lab	Prepared or Analyzed
Total/NA	Analysis	8260C		1	755668	AXK	EET BUF	08/29/25 21:33

## Client Sample ID: URS-12

Date Collected: 08/27/25 14:10

Date Received: 08/29/25 10:00

Lab Sample ID: 480-232192-10

Matrix: Water

Prep Type	Batch Type	Batch Method	Run	Dilution Factor	Batch Number	Analyst	Lab	Prepared or Analyzed
Total/NA	Analysis	8260C		1	755668	AXK	EET BUF	08/29/25 21:58

## Client Sample ID: URS-13

Date Collected: 08/26/25 15:05

Date Received: 08/29/25 10:00

Lab Sample ID: 480-232192-11

Matrix: Water

Prep Type	Batch Type	Batch Method	Run	Dilution Factor	Batch Number	Analyst	Lab	Prepared or Analyzed
Total/NA	Analysis	8260C		1	755668	AXK	EET BUF	08/29/25 22:21

## Client Sample ID: URS-14

Date Collected: 08/27/25 11:35

Date Received: 08/29/25 10:00

Lab Sample ID: 480-232192-12

Matrix: Water

Prep Type	Batch Type	Batch Method	Run	Dilution Factor	Batch Number	Analyst	Lab	Prepared or Analyzed
Total/NA	Analysis	8260C		1	755668	AXK	EET BUF	08/29/25 22:45

## Client Sample ID: LAOW11-4

Date Collected: 08/26/25 16:00

Date Received: 08/29/25 10:00

Lab Sample ID: 480-232192-13

Matrix: Water

Prep Type	Batch Type	Batch Method	Run	Dilution Factor	Batch Number	Analyst	Lab	Prepared or Analyzed
Total/NA	Analysis	8260C		1	755668	AXK	EET BUF	08/29/25 23:09

## Client Sample ID: LAOW11-5

Date Collected: 08/26/25 11:05

Date Received: 08/29/25 10:00

Lab Sample ID: 480-232192-14

Matrix: Water

Prep Type	Batch Type	Batch Method	Run	Dilution Factor	Batch Number	Analyst	Lab	Prepared or Analyzed
Total/NA	Analysis	8260C		1	755668	AXK	EET BUF	08/29/25 23:33

# Lab Chronicle

Client: EHS Support, LLC  
Project/Site: Ashland Lee Ave. Railroad - Norwich, NY

Job ID: 480-232192-1

**Client Sample ID: MW-7**  
Date Collected: 08/26/25 11:30  
Date Received: 08/29/25 10:00

**Lab Sample ID: 480-232192-15**  
Matrix: Water

Prep Type	Batch Type	Batch Method	Run	Dilution Factor	Batch Number	Analyst	Lab	Prepared or Analyzed
Total/NA	Analysis	8260C		1	755668	AXK	EET BUF	08/29/25 23:56

**Client Sample ID: MW-8**  
Date Collected: 08/26/25 10:00  
Date Received: 08/29/25 10:00

**Lab Sample ID: 480-232192-16**  
Matrix: Water

Prep Type	Batch Type	Batch Method	Run	Dilution Factor	Batch Number	Analyst	Lab	Prepared or Analyzed
Total/NA	Analysis	8260C		1	755668	AXK	EET BUF	08/30/25 00:20

**Client Sample ID: MW-13**  
Date Collected: 08/26/25 13:35  
Date Received: 08/29/25 10:00

**Lab Sample ID: 480-232192-17**  
Matrix: Water

Prep Type	Batch Type	Batch Method	Run	Dilution Factor	Batch Number	Analyst	Lab	Prepared or Analyzed
Total/NA	Analysis	8260C		1	755668	AXK	EET BUF	08/30/25 00:45

**Client Sample ID: URS-7S**  
Date Collected: 08/27/25 10:00  
Date Received: 08/29/25 10:00

**Lab Sample ID: 480-232192-18**  
Matrix: Water

Prep Type	Batch Type	Batch Method	Run	Dilution Factor	Batch Number	Analyst	Lab	Prepared or Analyzed
Total/NA	Analysis	8260C		1	755668	AXK	EET BUF	08/30/25 01:08

**Client Sample ID: URS-8S**  
Date Collected: 08/27/25 13:10  
Date Received: 08/29/25 10:00

**Lab Sample ID: 480-232192-19**  
Matrix: Water

Prep Type	Batch Type	Batch Method	Run	Dilution Factor	Batch Number	Analyst	Lab	Prepared or Analyzed
Total/NA	Analysis	8260C		1	755777	AXK	EET BUF	09/02/25 13:54

**Client Sample ID: MW-18**  
Date Collected: 08/26/25 14:30  
Date Received: 08/29/25 10:00

**Lab Sample ID: 480-232192-20**  
Matrix: Water

Prep Type	Batch Type	Batch Method	Run	Dilution Factor	Batch Number	Analyst	Lab	Prepared or Analyzed
Total/NA	Analysis	8260C		1	755777	AXK	EET BUF	09/02/25 14:18

**Client Sample ID: URS-9S**  
Date Collected: 08/27/25 12:25  
Date Received: 08/29/25 10:00

**Lab Sample ID: 480-232192-21**  
Matrix: Water

Prep Type	Batch Type	Batch Method	Run	Dilution Factor	Batch Number	Analyst	Lab	Prepared or Analyzed
Total/NA	Analysis	8260C		1	755777	AXK	EET BUF	09/02/25 14:42

# Lab Chronicle

Client: EHS Support, LLC  
 Project/Site: Ashland Lee Ave. Railroad - Norwich, NY

Job ID: 480-232192-1

**Client Sample ID: URS-4S**

**Lab Sample ID: 480-232192-22**

Date Collected: 08/27/25 17:40

Matrix: Water

Date Received: 08/29/25 10:00

Prep Type	Batch Type	Batch Method	Run	Dilution Factor	Batch Number	Analyst	Lab	Prepared or Analyzed
Total/NA	Analysis	8260C		1	755777	AXK	EET BUF	09/02/25 15:05

**Client Sample ID: URS-10S**

**Lab Sample ID: 480-232192-23**

Date Collected: 08/26/25 17:00

Matrix: Water

Date Received: 08/29/25 10:00

Prep Type	Batch Type	Batch Method	Run	Dilution Factor	Batch Number	Analyst	Lab	Prepared or Analyzed
Total/NA	Analysis	8260C		1	755777	AXK	EET BUF	09/02/25 15:29

**Client Sample ID: DUP-1**

**Lab Sample ID: 480-232192-24**

Date Collected: 08/27/25 00:00

Matrix: Water

Date Received: 08/29/25 10:00

Prep Type	Batch Type	Batch Method	Run	Dilution Factor	Batch Number	Analyst	Lab	Prepared or Analyzed
Total/NA	Analysis	8260C		1	755777	AXK	EET BUF	09/02/25 15:53

**Client Sample ID: DUP-2**

**Lab Sample ID: 480-232192-25**

Date Collected: 08/27/25 00:00

Matrix: Water

Date Received: 08/29/25 10:00

Prep Type	Batch Type	Batch Method	Run	Dilution Factor	Batch Number	Analyst	Lab	Prepared or Analyzed
Total/NA	Analysis	8260C		1	755777	AXK	EET BUF	09/02/25 16:17

**Client Sample ID: EB-1**

**Lab Sample ID: 480-232192-26**

Date Collected: 08/26/25 17:10

Matrix: Water

Date Received: 08/29/25 10:00

Prep Type	Batch Type	Batch Method	Run	Dilution Factor	Batch Number	Analyst	Lab	Prepared or Analyzed
Total/NA	Analysis	8260C		1	755777	AXK	EET BUF	09/02/25 16:41

**Client Sample ID: EB-2**

**Lab Sample ID: 480-232192-27**

Date Collected: 08/27/25 16:30

Matrix: Water

Date Received: 08/29/25 10:00

Prep Type	Batch Type	Batch Method	Run	Dilution Factor	Batch Number	Analyst	Lab	Prepared or Analyzed
Total/NA	Analysis	8260C		1	755777	AXK	EET BUF	09/02/25 17:05

**Client Sample ID: TB-1**

**Lab Sample ID: 480-232192-28**

Date Collected: 08/27/25 00:00

Matrix: Water

Date Received: 08/29/25 10:00

Prep Type	Batch Type	Batch Method	Run	Dilution Factor	Batch Number	Analyst	Lab	Prepared or Analyzed
Total/NA	Analysis	8260C		1	755777	AXK	EET BUF	09/02/25 17:29

**Laboratory References:**

EET BUF = Eurofins Buffalo, 10 Hazelwood Drive, Amherst, NY 14228-2298, TEL (716)691-2600

Eurofins Buffalo









## Login Sample Receipt Checklist

Client: EHS Support, LLC

Job Number: 480-232192-1

**Login Number: 232192**

**List Source: Eurofins Buffalo**

**List Number: 1**

**Creator: Stapleton, Kaitlyn**

Question	Answer	Comment
Radioactivity either was not measured or, if measured, is at or below background	True	
The cooler's custody seal, if present, is intact.	True	
The cooler or samples do not appear to have been compromised or tampered with.	True	
Samples were received on ice.	True	
Cooler Temperature is acceptable.	True	
Cooler Temperature is recorded.	True	2.2 IR#SC ice
COC is present.	True	
COC is filled out in ink and legible.	True	
COC is filled out with all pertinent information.	True	
Is the Field Sampler's name present on COC?	True	
There are no discrepancies between the sample IDs on the containers and the COC.	True	
Samples are received within Holding Time (Excluding tests with immediate HTs)..	True	
Sample containers have legible labels.	True	
Containers are not broken or leaking.	True	
Sample collection date/times are provided.	True	
Appropriate sample containers are used.	True	
Sample bottles are completely filled.	True	
Sample Preservation Verified	True	
There is sufficient vol. for all requested analyses, incl. any requested MS/MSDs	True	
VOA sample vials do not have headspace or bubble is <6mm (1/4") in diameter.	True	
If necessary, staff have been informed of any short hold time or quick TAT needs	True	
Multiphasic samples are not present.	True	
Samples do not require splitting or compositing.	True	
Sampling Company provided.	True	EHS Support
Samples received within 48 hours of sampling.	True	
Samples requiring field filtration have been filtered in the field.	True	
Chlorine Residual checked.	N/A	

# Accreditation/Certification Summary

Client: EHS Support, LLC  
Project/Site: Ashland Lee Ave. Railroad - Norwich, NY

Job ID: 480-232192-1

## Laboratory: Eurofins Buffalo

The accreditations/certifications listed below are applicable to this report.

Authority	Program	Identification Number	Expiration Date
New York	NELAP	10026	03-31-26

- 1
- 2
- 3
- 4
- 5
- 6
- 7
- 8
- 9
- 10
- 11
- 12
- 13
- 14



## Appendix C Tier II Validation Reports

# EHS Support Validation Report

Number: 994

Lee Avenue Railroad,  
Norwich, New York

Sample Delivery Group:

480-232192-1

Analyses:

VOC

Review Level:

Tier II

Analyses performed by:

Eurofins

Buffalo, New York

**EHS**  **Support**<sup>™</sup>

Report Date:

November 5, 2025



## Table of Contents

<b>1</b>	<b>Sample and Analytical Protocol Summary.....</b>	<b>1</b>
<b>2</b>	<b>Data Review Summary .....</b>	<b>2</b>
2.1	Guidelines and Qualifiers.....	2
2.2	Sample Custody and Receipt .....	2
2.3	Assessment Summary and Data Usability.....	2
<b>3</b>	<b>Volatile Organic Compound Analysis .....</b>	<b>3</b>
3.1	Preservation and Holding Times .....	3
3.2	Blanks .....	3
3.3	Surrogates .....	4
3.4	Laboratory Control Sample Analysis.....	4
3.5	Matrix Spike/Matrix Spike Duplicate Analysis .....	4
3.6	Target Compound Identification and Quantitation .....	5
3.7	Field Duplicates.....	5
3.8	Additional Notes .....	5
<b>4</b>	<b>References.....</b>	<b>7</b>

## List of In-Text Tables

Table 1	Sample and Analytical Protocol Summary
Table 2	Qualifier Codes and Definitions
Table 3	Preservation and Holding Time Requirements – Volatile Organic Compounds
Table 4	Observed Blank Contamination and Associated Actions – Volatile Organic Compounds
Table 5	Acceptable Parent Sample – Field Duplicate Relationships – Volatile Organic Compounds
Table 6	Calibration Nonconformances – Volatile Organic Compounds
Table 7	Calibration Nonconformance Actions – Volatile Organic Compounds

## List of Appendices

Appendix A	Records with Updated Qualifiers
------------	---------------------------------



## 1 Sample and Analytical Protocol Summary

Water samples were collected at the Lee Road Avenue Area in Norwich, New York and were analyzed by the United States Environmental Protection Agency (USEPA) SW-846 Method 8260C for volatile organic compounds (VOCs). Samples included in this sample delivery group (SDG), and in this data validation report, are listed in **Table 1**.

**Table 1 Sample and Analytical Protocol Summary**

SDG	Lab Sample ID	Field Sample ID	Sample Matrix	Sample Collection Date	VOC Analysis
480-232192-1	480-232192-1	LAOW11-1	Water	8/27/2025	X
480-232192-1	480-232192-2	LAOW11-6	Water	8/26/2025	X
480-232192-1	480-232192-3	MW-9	Water	8/26/2025	X
480-232192-1	480-232192-4	MW-12	Water	8/27/2025	X
480-232192-1	480-232192-5	MW-14	Water	8/26/2025	X
480-232192-1	480-232192-6	MW-15	Water	8/27/2025	X
480-232192-1	480-232192-7	URS-6I	Water	8/26/2025	X
480-232192-1	480-232192-8	MW-20	Water	8/26/2025	X
480-232192-1	480-232192-9	URS-2S	Water	8/27/2025	X
480-232192-1	480-232192-10	URS-12	Water	8/27/2025	X
480-232192-1	480-232192-11	URS-13	Water	8/26/2025	X
480-232192-1	480-232192-12	URS-14	Water	8/27/2025	X
480-232192-1	480-232192-13	LAOW11-4	Water	8/26/2025	X
480-232192-1	480-232192-14	LAOW11-5	Water	8/26/2025	X
480-232192-1	480-232192-15	MW-7	Water	8/26/2025	X
480-232192-1	480-232192-16	MW-8	Water	8/26/2025	X
480-232192-1	480-232192-17	MW-13	Water	8/26/2025	X
480-232192-1	480-232192-18	URS-7S	Water	8/27/2025	X
480-232192-1	480-232192-19	URS-8S	Water	8/27/2025	X
480-232192-1	480-232192-20	MW-18	Water	8/26/2025	X
480-232192-1	480-232192-21	URS-9S	Water	8/27/2025	X
480-232192-1	480-232192-22	URS-4S	Water	8/27/2025	X
480-232192-1	480-232192-23	URS-10S	Water	8/26/2025	X
480-232192-1	480-232192-24	DUP-1	Water	8/27/2025	X
480-232192-1	480-232192-25	DUP-2	Water	8/27/2025	X
480-232192-1	480-232192-26	EB-1	Water	8/26/2025	X
480-232192-1	480-232192-27	EB-2	Water	8/27/2025	X
480-232192-1	480-232192-28	TB-1	Water	8/27/2025	X



## 2 Data Review Summary

### 2.1 Guidelines and Qualifiers

Data were reviewed in accordance with USEPA Contract Laboratory Program National Functional Guidelines Organic (USEPA, 2020), laboratory analytical methods, and professional judgment. It is expected that the laboratory conducted a sufficient quality review of the data before reporting. While quality control (QC) is meant to increase confidence in analytical data, it is important to note that no compound concentration is guaranteed to be accurate, even if all QC criteria are met.

Data validation includes a review of reported results and supporting documentation in the laboratory report. Based on this evaluation, qualifiers may be added, deleted, or modified. Results are qualified with the following codes in accordance with the USEPA National Functional Guidelines (**Table 2**).

**Table 2 Qualifier Codes and Definitions**

Qualifier Code	Definition
U	The analyte was included in the analysis but was not detected above the reported quantitation limit, or the result is considered non-detect as a consequence of associated blank contamination.
UJ	The analyte was included in the analysis but was not detected. The reported quantitation limit is approximate and may be inaccurate or imprecise.
J	The result is an estimated quantity. The associated numerical value is the approximate concentration of the analyte in the sample. When applied to TICs, the “J” qualifier means that the detected compound cannot be identified.
R	The data are unusable. The sample results are rejected due to serious deficiencies in meeting QC criteria. The analyte may or may not be present in the sample.

**Notes:**

TIC = tentatively identified compound

### 2.2 Sample Custody and Receipt

The chain of custody was properly completed, except that the relinquishing/receiving information is incomplete; this is assumed to be attributable to the commercial shipper (FedEx is indicated). It is assumed that custody was maintained. No issues expected to impact data quality were encountered. No notes were encountered that indicate issues with sample condition upon receipt; samples appear to have been received in good condition and appropriately preserved.

### 2.3 Assessment Summary and Data Usability

In this SDG, no QC excursions encountered led to the rejection of data. Results reported in this SDG are considered usable. The specific QC variances and data qualification are outlined in this report. Records that have updated qualifiers are presented in **Appendix A**.



### 3 Volatile Organic Compound Analysis

#### 3.1 Preservation and Holding Times

Acceptance criteria were met. Relevant preservation and holding time requirements for VOCs are presented in **Table 3**.

**Table 3 Preservation and Holding Time Requirements – Volatile Organic Compounds**

Method	Matrix	Preservation	Holding Time
Method 8260	Water	Less than or equal to 6°C; HCl to pH less than 2; no headspace	14 days
		Less than or equal to 6°C; no headspace	7 days

**Notes:**

°C = degrees Celsius  
 HCl = hydrochloric acid

#### 3.2 Blanks

Blanks are analyzed to identify contamination that may have been introduced into samples. There are several types of blanks that undergo different portions of the process undergone by field samples. Blanks are containers of analyte-free water (and in some cases, analyte-free or ‘clean’ sand when associated samples are solids) that are preserved and analyzed the same as field samples. The following are some common types of blanks:

- Laboratory method blanks indicate contamination introduced during sample preparation and/or analysis from sources such as reagents, glassware, equipment, sample handling, and ambient laboratory conditions.
- Trip blanks identify contamination introduced at any point during the “trip,” which begins with the empty containers and their transportation to the site and includes field activity, shipment to the laboratory, and analysis.
- Equipment blanks indicate the effectiveness of the field decontamination procedures as well as contamination from new sampling equipment. They also identify contamination introduced from bottleware and ambient conditions.

Sample results impacted by blank contamination are shown in **Table 4**.

**Table 4 Observed Blank Contamination and Associated Actions – Volatile Organic Compounds**

Compound	Blank Detection	Blank Result (Category)	Associated Sample	Sample Result	Qualification <sup>a</sup>
Chloroform	0.35 J ug/L EB 480-232192-26	Greater than or equal to the method detection limit but less than or equal to the reporting limit.	480-232192-23	Greater than or equal to the reporting limit and greater than or equal to the blank concentration but less than 5x the blank concentration	U at the reported concentration

**Notes:**

<sup>a</sup> See **Section 1** for qualifier definitions.



µg/L = Micrograms per liter  
EB = Equipment blank

### 3.3 Surrogates

Surrogates are chemicals that are similar to target compounds in chemical composition and chromatography but are not expected to be present in samples. Each field sample and QC sample is spiked with a known concentration of the appropriate surrogate compound(s) before sample preparation and analysis. Surrogates are incorporated into samples, and their recoveries are shown to predict experimental recoveries of target analytes. Surrogates are used to monitor performance of the preparation and analysis process, particularly purging efficiency, and possible matrix interference, on a sample-specific basis.

Acceptance criteria were met. The relationships between the amounts of surrogate added and the amounts of surrogate reported for each sample were within control limits.

### 3.4 Laboratory Control Sample Analysis

A laboratory control sample is prepared when known concentrations of target analytes are spiked into an aliquot of analyte-free material (deionized water or 'clean' sand). The laboratory control sample undergoes the same preparation and analytical procedure as the field samples. It is analyzed to determine, without sample matrix, whether the overall procedure is working within control limits. The recoveries of the spiked analytes are evaluated to determine accuracy.

Acceptance criteria were met. Recoveries were within control limits.

### 3.5 Matrix Spike/Matrix Spike Duplicate Analysis

A matrix spike is prepared when known concentrations of target analytes are spiked into an aliquot of a field sample, thus it is a spiked sample. The matrix spike undergoes the same preparation and analytical procedure as normal (unspiked) field samples. It is analyzed to evaluate the effects of interferences caused by the sample matrix. Poor spike recoveries could indicate matrix interference issues.

A matrix spike duplicate is a replicate of the matrix spike. It is a separate aliquot of sample into which the same concentrations of analytes are spiked; this second spiked sample is intended to be identical to the matrix spike. The matrix spike and matrix spike duplicate undergo the same preparation and analytical process as the original sample. Recoveries of analytes from the matrix spike and matrix spike duplicate are evaluated to assess accuracy and bias. The relative percent difference between the matrix spike result and the matrix spike duplicate result is evaluated to assess precision.

Acceptance criteria were met. The matrix spike/matrix spike duplicate analysis were performed on samples 480-232192-19 and 480-232192-21.



### 3.6 Target Compound Identification and Quantitation

Acceptable; no issues were encountered. No compound identification issues were presented in the laboratory report narrative. No reported results were flagged by the laboratory as concentrations greater than the calibrated range of the instrument.

### 3.7 Field Duplicates

Acceptance criteria, shown in **Table 5**, were met. Two parent sample-field duplicate sample pairs were included in this SDG.

**Table 5 Acceptable Parent Sample – Field Duplicate Relationships – Volatile Organic Compounds**

Parent Sample and Field Duplicate Sample Concentrations	Difference
Sample and field duplicate concentrations are greater than or equal to 5x the reporting limit.	Relative percent difference is less than or equal to 30 percent (aqueous).
Sample and/or field duplicate concentration(s) is/are less than 5x the reporting limit.	Absolute difference is less than or equal to 2x the reporting limit (aqueous).

### 3.8 Additional Notes

Results reported at concentrations greater than the method detection limit but less than the reporting limit are considered estimated due to the inherent uncertainty associated with concentrations that are less than the reporting limit.

Notes in the laboratory report narrative present noncompliant recoveries of continuing calibration verification (CCV) standards. Sample results associated with CCV results that did not meet criteria are listed in **Table 6**. Please note that validation was performed using Level II laboratory packages. Level II packages do not include calibration reports; the narrative is the source of calibration information.

**Table 6 Calibration Nonconformances – Volatile Organic Compounds**

Batch Associated with Noncompliant CCV	Compound	Quality Control Nonconformance	Associated Samples
480-755777	Carbon disulfide	Recovery is less than the lower acceptance limit. *	480-232192-19 480-232192-20 480-232192-21 480-232192-22 480-232192-23 480-232192-24 480-232192-25 480-232192-26 480-232192-27 480-232192-28

**Notes:**

\* In the laboratory narrative, the discussion of the nonconforming recovery of this compound was accompanied by the following statement: “A reporting limit (RL) standard was analyzed, and the target analytes are detected.”  
 CCV = continuing calibration verification



Sample results associated with non-compliant calibration values are qualified as shown in **Table 7**.

**Table 7 Calibration Nonconformance Actions – Volatile Organic Compounds**

Quality Control Nonconformance	Sample Result	Qualification <sup>[1]</sup>
CCV recovery is greater than upper acceptance limit.	Non-detect	No Action
	Detect	J
CCV recovery is less than the lower acceptance limit.	Non-detect	UJ
	Detect	J

**Notes:**

<sup>[1]</sup> See **Table 2** for qualifier definitions.

Validation performed by: Maria Melendez  
EHS Support LLC

Peer review performed by: Amy Coats  
EHS Support LLC



## 4 References

United States Environmental Protection Agency. (2020, November). National Functional Guidelines for Organic Superfund Methods Data Review. EPA-542-R-20-006.



## Appendix A      Records with Updated Qualifiers



**Table A-1 Records with Updated Qualifiers**

Sample Name	Sample Date	Matrix	Fraction	Analytical Method	Analyte	Unit	Result Value	Interpreted Qualifier	Quantitation Limit Value	Lab Qualifier	Lab Sample ID	SDG
URS-8S	8/27/2025	Water	N	8260C	Carbon disulfide	ug/L	1	UJ	1.0	U	480-232192-19	480-232192-1
MW-18	8/26/2025	Water	N	8260C	Carbon disulfide	ug/L	1	UJ	1.0	U	480-232192-20	480-232192-1
URS-9S	8/27/2025	Water	N	8260C	Carbon disulfide	ug/L	1	UJ	1.0	U	480-232192-21	480-232192-1
URS-4S	8/27/2025	Water	N	8260C	Carbon disulfide	ug/L	1	UJ	1.0	U	480-232192-22	480-232192-1
URS-10S	8/26/2025	Water	N	8260C	Carbon disulfide	ug/L	1	UJ	1.0	U	480-232192-23	480-232192-1
URS-10S	8/26/2025	Water	N	8260C	Chloroform	ug/L	1.4	U	1.4		480-232192-23	480-232192-1
DUP-1	8/27/2025	Water	N	8260C	Carbon disulfide	ug/L	1	UJ	1.0	U	480-232192-24	480-232192-1
DUP-2	8/27/2025	Water	N	8260C	Carbon disulfide	ug/L	1	UJ	1.0	U	480-232192-25	480-232192-1
EB-1	8/26/2025	Water	N	8260C	Carbon disulfide	ug/L	1	UJ	1.0	U	480-232192-26	480-232192-1
EB-2	8/27/2025	Water	N	8260C	Carbon disulfide	ug/L	1	UJ	1.0	U	480-232192-27	480-232192-1
TB-1	8/27/2025	Water	N	8260C	Carbon disulfide	ug/L	1	UJ	1.0	U	480-232192-28	480-232192-1

**Notes:**  
 µg/L = micrograms per liter  
 N = not applicable  
 SDG = sample delivery group  
 U (laboratory qualifier) = Not detected at a concentration equal to or greater than the quantitation limit.  
 U (validation qualifier) = The analyte was included in the analysis but was not detected above the reported quantitation limit, or the result is considered non-detect as a consequence of associated blank contamination.  
 UJ = The analyte was included in the analysis but was not detected. The reported quantitation limit is approximate and may be inaccurate or imprecise.



## Appendix D Well Construction Logs

Project / Site: Lee Avenue Railroad Area

Location / Address: Norwich, New York

Client / Owner: Hercules

Project Number: C00332\_2016

Coordinates: NA (not available)

Rig Type: Truck Mounted

Drilling Co.: Parratt-Wolff

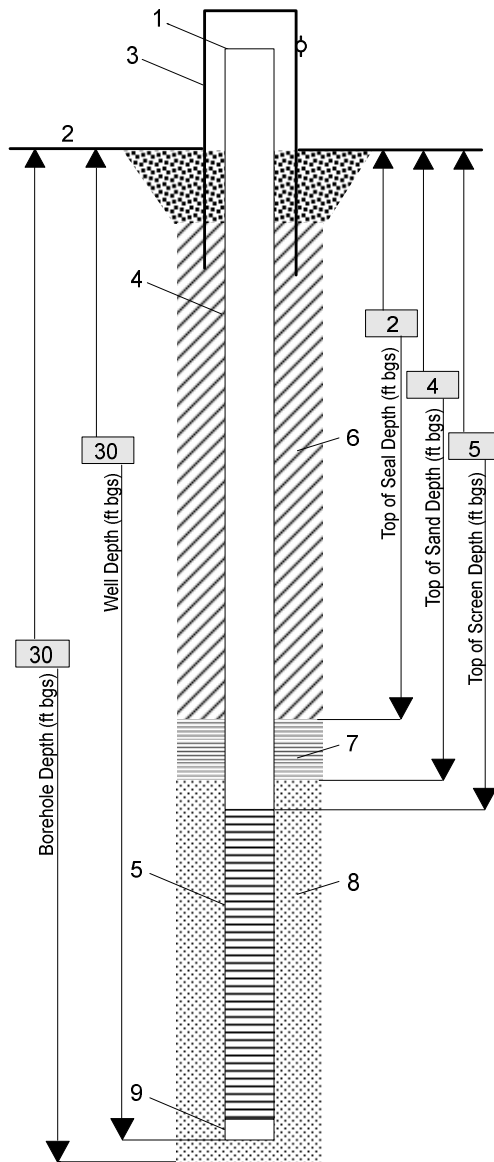
Drilling Method: Air Rotary

Drilled by: R. Trask

Logged by: M. Smith

Sketch Map

Reference Figure



Boring Diameter (in.) 8-inch (in)

Well Installation Date 5/29/2018-6/5/2018

Elevation Datum NA

1. Top of Casing Elevation (ft msl) NA

2. Ground Surface Elevation (ft msl) NA

3. Wellhead Cover Type  
 a) Cover (Flush or Above Ground) Flush  
 b) Concrete Pad Dimensions (ft.) 2 x 2

4. Well Casing  
 a) Material PVC  
 b) Diameter (in.) 4  
 c) Length (ft.) 5

5. Well Screen  
 a) Material PVC  
 b) Diameter (in.) 4  
 c) Length (ft.) 25  
 d) Type (slotted or wound) Slotted  
 e) Opening Size (in.) 0.02

6. Grout  
 a) Type Cement Grout  
 b) Description/Formula NA  
 c) Quantity NA

7. Seal  
 a) Manufacturer/Type Bentonite  
 b) Quantity NA

8. Filter Pack  
 a) Manufacturer NA  
 b) Filter Pack Size No. 1 Sand  
 c) Quantity NA

9. Sump or End Cap Length (ft.) NA

10. Drilling Fluid  
 a) Additive AquaClear®  
 b) Description/Formula Phosphate-free dispersant  
 c) Quantity NA  
 d) Mud Weight NA

Well Development Date 6/6/2018

**Comments:**

4-in expandable cap  
 6/11/2022 Water Levels (ft below top of casing)  
 IW-01: 3.85  
 IW-02: 3.53  
 IW-03: 2.75  
 IW-04: 3.08  
 IW-05: 10.17

Completed by: D. Gugliemotto



# MONITORING WELL COMPLETION LOG

PROJECT NUMBER: 144385

PROJECT NAME: Lee Avenue Railroad Area

WELL No.: LAOW11-9

CLIENT: NYSDEC

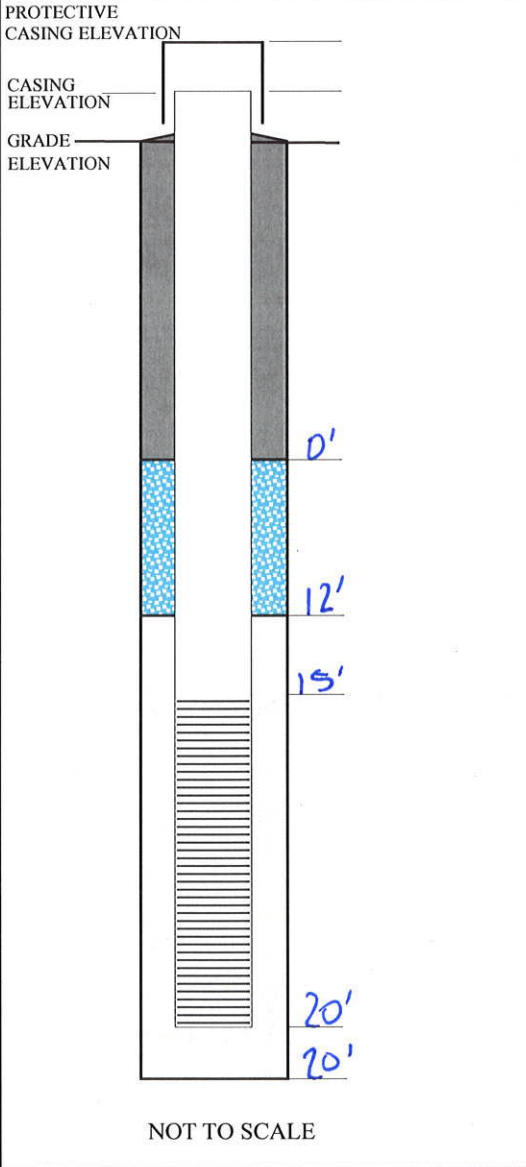
LOCATION: Norwich, NY

DATE DRILLED: 8-2-11

DATE DEVELOPED: 8-9-11

CONSTRUCTION COMPLETED: 8-2-11

DEVELOPING METHOD: Peri pump



INSPECTOR:

DRILLING CONTRACTOR: Aztech Technologies  
 TYPE OF WELL: Monitoring Well  
 STATIC WATER LEVEL: 12.31' DATE: 8-8-11  
 MEASURING POINT: TOC  
 TOTAL DEPTH OF WELL: 20' (19.89' measured) TOTAL DEPTH OF BORING: 20'

DRILLING METHOD TYPE: HSA

DIAMETER: CASING:

SAMPLING METHOD TYPE: SS

DIAMETER: WEIGHT:

FALL: INTERVAL:

RISER PIPE LEFT IN PLACE MATERIAL: PVC

DIAMETER: 3/4" LENGTH: 15-0' JOINT TYPE: threaded

SCREEN MATERIAL: PVC

INTERVAL: 20'-15' DIAMETER: 3/4" diameter, prepack

STRATIGRAPHIC UNITS SCREENED: S+G SLOT SIZE:

FILTER PACK GRADE:

SAND: GRAVEL: NATURAL:

AMOUNT: INTERVAL: 20'-12'

SEAL(s)

NOTES: On utility Easement E. of Mirabito property Well is 18' W. of utility Pole located Mitchell and S. Mitchell and 18' N. of curb of Mitchell St. (N. side)

Portland Cement	INTERVAL:	AMOUNT:
Bentonite Slurry	INTERVAL:	AMOUNT:
Bentonite Pellets	INTERVAL: 12'-0'	AMOUNT:
Other:	INTERVAL:	AMOUNT:

LOCKING CASING:  YES  NO KEY NO:








## Appendix E Photo Log



### PHOTOGRAPHIC LOG

Client Name: Hercules/Ashland		Site Location: Lee Avenue Railroad Area, Norwich, NY	Project No. LLC.00287.2025
<b>Photo No.</b> 1.			
Date: March 2013 Direction Photo Taken: South			
Description: View of the LAOW11-9 location taken in March 2013, showing site conditions prior to any landscaping activities in the area.			
<b>Photo No.</b> 2.			
Date: 8/26/2025 Direction Photo Taken: South			
Description: View of the LAOW11-9 area showing evidence of landscaping and re-paving activities.			



<b>Photo No.</b>	<b>3.</b>	
Date: 8/26/2025 Direction Photo Taken: South		
Description: View of the LAOW11-9 area after repeated attempts to locate the well using a shovel, showing disturbed soil.		
<b>Photo No.</b>	<b>4.</b>	
Date: 8/26/2025 Direction Photo Taken: North		
Description: View of the LAOW11-9 area showing attempts to locate the well using a metal detector.		