



OBG | There's a way

December 21, 2015 (revised February 8, 2016)

Mr. John C. Grathwol, P.E.

Remedial Bureau B – Div of Environmental Remediation
New York State Department of Environmental Conservation
625 Broadway
Albany, New York 12233-7016

RE: Former Accurate Die Casting Site, Fayetteville, NY (Site #7-34-052)
FILE: 3902.45845

Dear **Mr. Grathwol:**

This letter serves as the fourth annual *Periodic Review Report* (PRR) to document the implementation of, and compliance with, Site Management (SM) requirements under the Order on Consent (#A7-0318-94-10) and the December 1994 *Record of Decision* (1994 ROD) for the Former Accurate Die Casting Site (Site) in Fayetteville, New York (Site #7-34-052) (Figure 1). This PRR is accompanied by the Site Management Periodic Review Report Notice and Institutional and Engineering Controls Certification Form (Attachment 1). The reporting period for this PRR is December 1, 2014 through November 30, 2015.

I. EXECUTIVE SUMMARY

In December 1994, the New York State Department of Environmental Conservation (NYSDEC) issued a *Record of Decision* (ROD) (NYSDEC, 1994) in which the NYSDEC selected (1) excavation and off-site disposal for contaminated soil, and (2) extraction and on-site treatment for the contaminated groundwater at the Site. The NYSDEC identified five areas (Figure 1) in the December 1994 ROD which could pose an unacceptable risk to human health if not addressed.

Remedial actions to address these five areas were conducted between 1995 and 1999, as described in Section II below. A *Final Engineering Report* (FER) (OBG, 2000) was provided to the NYSDEC in March 2000 certifying and documenting that the remedial actions required by the Consent Order and December 1994 ROD were complete. The FER provided commitment to on-going groundwater recovery from recovery wells RW-1 and RW-2 on the Site, and also from the sump outside Area 2 and the overburden groundwater interceptor trench downgradient of Area 1 when water is present, until Class GA Standards are achieved in monitoring wells or monitored groundwater concentrations reach an asymptotic level below which further reduction is not practicable.

Presently, the NYSDEC requires sampling of select groundwater monitoring wells on Site on two occasions each year, during the Spring and Fall, and analyses for volatile organic compounds (VOCs). As presented in Section III below, the results indicate that progress is being made toward meeting the remedial objectives for the Site. However, it is likely that the concentration of several VOCs may remain above the Class GA drinking water standards in overburden groundwater and bedrock groundwater on the Site for an indefinite period. Regardless, the current remedy is protective for direct contact with potentially impacted groundwater since groundwater is not recovered for consumption or use on or near the Site because the community is served by the regional public water authority.



On June 4, 2014, the NYSDEC changed the classification of the site from a Class 2 Site (meaning one presenting significant threat to the public health or environment – action required) to a Class 4 Site (meaning one where the site is properly closed – requires continued management). The Site is presently unoccupied without an anticipated future occupant for the facility. The Site owner, 547 East Genesee Street, LLC, wants to demolish the existing facility and redevelop the site.

FOUBU Environmental Services, LLC (FOUBU) submitted an application to the NYSDEC on January 15, 2015, as a “Volunteer”, for the site to participate in the Brownfield Cleanup Program (BCP). On March 31, 2015 the NYSDEC provided notice that the application was accepted, and on June 1, 2015 executed Brownfield Site Cleanup Agreement Index C734052-03-15 with FOUBU (“Applicant”). FOUBU subsequently provided notice to NYSDEC on June 15, 2015 of an intended Change of Use for the site, in accordance with the provisions of 6 NYCRR §375-1.11(d), as an initial action to allow demolition of the existing building in preparation for the site redevelopment.

The current site owner is one of the entities having ownership interest in FOUBU Environmental Services, LLC. Prior to remedial action being initiated at the Site under the BCP, 547 East Genesee Street LLC intends to transfer ownership of the Site to FOUBU Environmental Services, LLC for purpose of completing the remedial action under the BCP as a Volunteer.

At present, the demolition and redevelopment under the BCP is on hold pending approval of the development plans by the Village of Fayetteville and rezoning of the Site necessary to allow redevelopment of the Site for restricted residential use.

II. SITE OVERVIEW

LOCATION

The Site is located at 547 East Genesee Street in Fayetteville, New York (Figure 1); it is currently zoned for commercial/industrial use, and is approximately 30 acres in size. The Site is bordered to the west by a former railroad bed that is no longer in use. Residential housing is located west of the former railroad bed. Residential housing also borders the Site to the east while Bishop Brook completes the northern border.

OWNERSHIP

Accurate Die Casting and predecessor owners and operators of the facility conducted manufacturing operations at the Site from approximately 1950 until 1988 when Accurate Die Casting abandoned the facility. Accurate Die Casting and the predecessor owners and operators used the facility for die and casting operations to fabricate metal products for the automobile industry and other industries.

ITT Commercial Finance Corporation, a former subsidiary of ITT Industries, now ITT Corporation (ITT), acquired the Site in 1988 as a result of foreclosure proceedings. ITT never conducted manufacturing operations at the Site and did not own or operate the facility at any time that a disposal or release of hazardous substances occurred at the Site.

The Site was sold to O’Brien & Gere Technical Services, Inc. in 1999. In 2000, O’Brien & Gere Technical Services, Inc. subsequently sold the Site to Three Ponds Corporation. Three Ponds Corporation subsequently changed its name to 547 East Genesee Street, LLC. The Site is presently owned by 547 East Genesee Street, LLC.

INVESTIGATIONS AND RECORD OF DECISION

Although ITT never conducted manufacturing operations at the Site, ITT conducted remedial assessments of the property and also completed a Remedial Investigation and Feasibility Study in accordance with NYSDEC Consent Order (CO) (Index # A7-0258-91-03) dated August 19, 1991 and amended on June 6, 1994.

The *Final Report – Remedial Investigation* (Stearns & Wheler, December 1993) concluded that:

- Trichloroethene (TCE) was observed in both overburden and bedrock groundwater at concentrations above the NYSDEC Class GA groundwater standards.
- The highest TCE concentrations in soils were observed at about 20 to 25 ft below grade in the vicinity of MW-3, at the interface between the sand/gravel and till layers.

Following the investigation, a ROD (December 5, 1994) was prepared by the NYSDEC in which it selected (1) excavation and off-site disposal for the contaminated soil, and (2) extraction and on-site treatment for the contaminated groundwater. The NYSDEC identified five areas in the December 1994 ROD requiring remedial action, as described below. The NYSDEC subsequently prepared an Amended ROD (October 2, 1997) and an Explanation of Significant Differences (ESD) (October 1998).

REMEDIAL ACTIONS

A Remedial Design was prepared and Remedial Construction was implemented under NYSDEC Consent Order (Index #A7-0318-94-10) dated April 26, 1995, and NYSDEC-approved Site remediation was conducted that included soil excavation and construction of a groundwater collection and treatment (GWC&T) system as summarized below for each area.

Area 1 - PCB/PAH/VOC Soils Area

In accordance with the NYSDEC-approved *PCB/PAH/VOCs Soils Area Excavation Plan* (OBG, 1995a) dated March 1995, unsaturated soils exhibiting concentrations of PAHs, PCBs, and VOCs above remedial action objectives (RAOs) in the northwest area of the site were excavated during September and October 1995. After excavating approximately 600 cubic yards (cy) of soil, grab samples were collected from the excavations and analyzed for PAHs, VOCs, and PCBs to evaluate if further action was required. Based on the results of the sampling and analyses, it was concluded that the unsaturated soils containing PAHs, PCBs and VOCs above the RAOs had been removed to the extent practicable.

In 1997, approximately 350 cy of the 600 cy of excavated soil was removed from the site and transported to the ESMI facility in Fort Edward, New York for low temperature thermal destruction and subsequent off-site disposal. The remaining 250 cy of soil was mechanically processed on-site to enhance volatilization of VOCs in accordance with the ROD amendment issued in October 1997 (NYSDEC, 1997).

In April 1998, following analyses that indicated that the RAOs had been achieved, the 250 cy of mechanically processed soils were spread on-site in the Corrective Action Management Unit (CAMU) (Area 1) identified in the ROD amendment (Figure 1). In accordance with the NYSDEC requirements, approximately 1 foot of general fill, topsoil, and grass seed was placed on top of the processed soils.

Pursuant to an ESD Notice dated October 1998 (NYSDEC, 1998a), a groundwater collection trench was then constructed to intercept groundwater (if any) containing VOCs present in the sand lenses observed in Area 1. Construction plans (OBG, 1998) for the installation of a groundwater interceptor trench in Area 1 were submitted to the NYSDEC for review in August 1998 and approved by a letter dated October 7, 1998 (NYSDEC, 1998b). Construction of the trench was completed in July 1999 following the placement of approximately 300 cy of soil, excavated during construction of the interceptor trench, into the CAMU as approved by the NYSDEC by the letter dated July 14, 1999 (NYSDEC, 1999). The location of the collection trench is shown on Figure 1. Collected groundwater is treated at the existing on-site treatment system.

Area 2 – Northeast Corner of Facility

In accordance with the NYSDEC-approved *IRM Work Plan* dated May 1994 (OBG, 1994a), the area outside the northeast corner of the facility was addressed as part of an IRM between May 24 and June 22, 1994. During that period, soils exhibiting TCE above the RAO of 0.7 milligrams per kilogram (mg/kg) were removed to the extent practicable. Afterwards, the soil was mechanically processed on-site to enhance volatilization of the VOCs until residual levels were documented to be below the RAOs. Following achievement of the RAOs, the soils were used to backfill the excavation. A description of the soil remediation activities completed in this area is provided in the NYSDEC-approved *Soil Remediation Activities Summary Report* dated October 1994 (OBG, 1994b).

Area 3 - Overburden Groundwater

In accordance with the NYSDEC-approved IRM Work Plan (OBG, 1994a) and as part of the IRM which addressed the soils outside the northeast corner of the facility (Area 2), a groundwater collection sump was constructed within the excavation (S-1 on Figure 1). The sump extends to the clay layer that was found to be present at the base of the excavation made during the soil remediation activities. This sump is being utilized when water is present as one of the groundwater recovery points for the groundwater recovery and treatment system constructed at the Site to address the shallow/overburden groundwater. However, the sump is typically dry as reported in the quarterly reports provided to the NYSDEC.

Also, an overburden recovery well designated as RW-1 (Figure 1) was constructed on-site as part of the IRM. A 24-hour aquifer performance test was conducted using this recovery well on September 28 and 29, 1994 to evaluate the overburden aquifer characteristics and to assess the influence of pumping on the overburden aquifer. The results of the performance test are provided in the NYSDEC-approved Basis of Design Report for the System dated December 1994 (OBG, 1994c). This recovery well is being utilized to collect groundwater containing TCE in the overburden aquifer downgradient of the northeast corner of the facility.

Recovery and treatment of overburden groundwater using the sump and RW-1 has been ongoing since February 5, 1996 and is continuing.

Area 4 – Shallow Bedrock Groundwater

A second groundwater recovery well, designated as RW-2, is being utilized on-site to recover groundwater containing VOCs from the shallow bedrock in the vicinity of the northeast corner of the facility (Figure 1). This well was installed between September 5 and 18, 1995, in accordance with the NYSDEC-approved *Remedial Design/Remedial Action (RD/RA) Work Plan* dated March 1995 (OBG, 1995b) and the letter from O'Brien & Gere dated May 26, 1995 (OBG, 1995c), as amended on July 17, 1995 (OBG, 1995e). An aquifer performance test was conducted using this recovery well between November 7 and 13, 1995. The results of the performance test were provided to the NYSDEC in a letter report dated January 12, 1996 (OBG, 1996).

Recovery and treatment of shallow bedrock groundwater using RW-2 was initiated on February 5, 1996 and is continuing.

Area 5 - Septic Tank

During 1995, the septic tank was uncovered and the contents were removed and disposed of at an off-site NYSDEC-approved landfill in accordance with the NYSDEC-approved *Remedial Design/Remedial Action Work Plan* dated March 1995 (OBG, 1995b). Once the contents were removed, the walls of the septic tank were cleaned using a pressure-washer as approved by the NYSDEC. The spent washing liquid was collected and treated on-site using the groundwater treatment system. Subsequent to

decontaminating the floor and walls of the septic tank, the concrete vault was filled and buried, completing remediation of this area.

A *Final Engineering Report* (OBG, 2000) was provided to the NYSDEC in March 2000 certifying and documenting that the remedial actions required by the Consent Order to address the five areas identified in the 1994 ROD were complete. The *Final Engineering Report* provided commitment to on-going groundwater recovery from RW-1, RW-2, the sump outside Area 2, and the overburden groundwater interceptor trench downgrade of Area 1 until achieving Class GA Standards or reaching an asymptotic level below which further reduction is not practicable.

An *On-Site Soil Vapor Sampling Work Plan* (OBG, 2006a) and a letter revision (OBG, 2006b) were subsequently submitted to the NYSDEC on February 13, 2006 and February 16, 2006, respectively. The results of the on-Site sampling were reported to NYSDEC in a Technical Memorandum (TM) dated September 18, 2006 (OBG, 2006c). A soil vapor mitigation system for the on-site building was recommended but due to the changing occupancy and probable site redevelopment, NYSDEC allowed the mitigation system installation to be deferred until such changes were designed. The on-site building is currently unoccupied, and soil vapor mitigation is pending site/building redevelopment or re-occupancy.

Based on the results of the on-site investigation, off-Site vapor intrusion sampling was also recommended as indicated in the technical memorandum titled *Vapor Intrusion Evaluation Results* (OBG, 2006c). The final work plan for conducting off-Site sampling was submitted to NYSDEC on February 23, 2007 (OBG, 2007). The off-Site sampling was conducted in two phases. Phase I was conducted in March and April 2007 (2006/2007 heating season) and repeated at some off-site properties during the 2007/2008, 2008/2009 and 2009/2010 heating seasons. Phase II was conducted at other off-site properties between February and April 2008. Based on the results of the off-site sampling, vapor intrusion mitigation systems were recommended at six off-Site properties and have been installed at five of these six properties. The analytical results of the sampling at the sixth property resulted in a No Further Action (NFA) determination based on the Guidance tables; however, because the properties on either side of the sixth property had analytical results requiring action based on the Guidance tables, the NYSDEC and New York State Department of Health required that a vapor intrusion mitigation system be offered to the sixth property owner. A letter to the property owner dated July 14, 2007 stated this, but the sixth property owner declined to have a system installed at their property. An *Operation and Maintenance Plan for Off-Site Vapor Intrusion Mitigation Systems* (OBG, 2009) was approved by NYSDEC and is currently being followed.

CURRENT STATUS

On June 4, 2014, the NYSDEC changed the classification of the site from a Class 2 Site (meaning one presenting significant threat to the public health or environment – action required) to a Class 4 Site (meaning one where the site is properly closed – requires continued management).

The Site is unoccupied without an anticipated future use for the facility. The site owner wants to demolish the existing facility and redevelop the site.

FOUBU submitted an application to the NYSDEC on January 15, 2015, as a “Volunteer”, for the site to participate in the BCP. On March 31, 2015 the NYSDEC provided notice that the application was accepted, and on June 1, 2015 executed Brownfield Site Cleanup Agreement Index C734052-03-15 with FOUBU (“Applicant”). FOUBU subsequently provided notice to NYSDEC on June 15, 2015 of an intended Change of Use for the site, in accordance with the provisions of 6 NYCRR §375-1.11(d), as an initial action to allow demolition of the existing building in preparation for the site redevelopment.

The current site owner, 547 East Genesee Street LLC, is one of the entities having ownership interest in FOUBU. Prior to remedial action being initiated at the site under the BCP, 547 East Genesee Street LLC intends to

transfer ownership of the site to FOUBU for purpose of completing the remedial action under the BCP as a Volunteer.

At present, the demolition and redevelopment under the BCP is on hold pending approval of the development plans by the Village of Fayetteville and rezoning of the site.

III. EVALUATION OF REMEDY PERFORMANCE, EFFECTIVENESS, AND PROTECTIVENESS

A record of the groundwater elevations measured prior to and since operation of the groundwater recovery and treatment system began is provided in Table 1, and Figures 2 and 3 depict the September 2015 overburden and bedrock groundwater flow contours.

- Figure 2 presents the groundwater elevations for the overburden zone. As indicated in the figure, groundwater flow in the overburden is generally to the north towards Bishop Brook under a hydraulic gradient of approximately 0.05 feet per foot (ft/ft) (before the top of the bank).
- Figure 3 presents the groundwater elevations for the bedrock zone. As indicated in the figure, the hydraulic gradient in the bedrock is to the northwest towards Bishop Brook under a hydraulic gradient of about 0.05 ft/ft.

Tables 2 and 3 provide a record of the groundwater quality for the monitoring wells, and Figures 4 and 5 depict the September 2015 TCE concentrations in the overburden and bedrock groundwater respectively. There are three areas on site during September 2015 where TCE concentrations are notable.

- One area, below the existing building, is evidenced by monitoring wells MW-13 and MW-14 which exhibited TCE concentrations of 260 micrograms per liter (µg/L) and 200 µg/L respectively.
- Another area is evidenced by monitoring well MW-17 which exhibited a TCE concentration of 190 µg/L.
- The third area is evidenced by monitoring wells MW-18 and MW-24, which exhibited TCE concentrations of 1,500 µg/L and 380 µg/L respectively.

Presented as part of Attachment 2 are graphs depicting the trend of TCE concentrations observed in the fifteen monitoring wells and two piezometers including MW-5, MW-6, MW-9, MW-10, MW-11, MW-12, MW-13, MW-14, MW-15B, MW-16B, MW-17, MW-18, MW-21, MW-22, MW-24, PZ-1 and PZ-2.

Off-Site Vapor Intrusion Mitigation Systems

Maintenance activities have been performed in accordance with the NYSDEC-approved *Operation and Maintenance Plan for Off-Site Vapor Intrusion Mitigation Systems* (OBG, 2009) and included conducting annual inspections of the systems and submitting annual communication letters to applicable property owners.

IV. INSTITUTIONAL CONTROL/ENGINEERING CONTROL COMPLIANCE REPORT

Digging on Site in the CAMU (Area 1) is not allowed, nor is construction of groundwater recovery wells for consumption or production use. The current site owner filed a Declaration of Covenants and Restrictions (deed restrictions), as required by the NYSDEC, on May 15, 2014 that prohibits the disturbance or excavation of the Property which threatens the integrity of the engineering controls or which results in unacceptable human exposure to contaminated soils, and prohibits use of on-site groundwater. Also, the deed restrictions filed by the current site owner require evaluation of the potential for soil vapor intrusion by the site owner should the on-site building become occupied and for any buildings developed on the Site.

V. MONITORING PLAN COMPLIANCE REPORT

Groundwater samples have been collected and analyzed for VOCs since 1998 in accordance with the NYSDEC-approved *Sampling and Analysis Plan* (SAP) dated March 1996 (OBG, 1996). Presently, the NYSDEC requires sampling of select monitoring wells on two occasions each year, during the Spring and Fall, and analyses for VOCs.

- For the Spring monitoring event, also referred to as the semi-annual event, the NYSDEC presently requires samples to be collected from five monitoring wells including MW-10, MW-11, MW-13, MW-18 and MW-24.
- For the Fall (or annual) event, the NYSDEC presently requires samples to be collected from fifteen monitoring wells and two piezometers including MW-5, MW-6, MW-9, MW-10, MW-11, MW-12, MW-13, MW-14, MW-15B, MW-16B, MW-17, MW-18, MW-21, MW-22, MW-24, PZ-1 and PZ-2.

TCE is the primary contaminant of concern, although other chlorinated compounds (cis-1,2-dichloroethene, methylene chloride, tetrachloroethene, and trans-1,2-dichloroethene) have been occasionally detected. The results of the groundwater monitoring events are provided to the NYSDEC with quarterly Operation and Maintenance reports. The latest report containing these results was submitted to NYSDEC on October 9, 2015.

VI. OPERATION AND MAINTENANCE PLAN COMPLIANCE REPORT

In accordance with the 1994 ROD, the groundwater recovery and treatment system (the “System”) was constructed on Site and has been in operation since February 5, 1996. The System includes groundwater recovery well RW-1 that is screened in the overburden and groundwater recovery well RW-2 that is screened in the shallow bedrock (Figure 1). Groundwater is also recovered, when present, from the:

- Sump constructed outside the northeast corner of the facility (Area 2) where during 1994 the soil contaminated with TCE was removed and treated as part of an IRM (Figure 1); and
- 300 ft long groundwater interceptor trench (Area 1) constructed in accordance with the ESD dated October 1998 downgradient of the CAMU (Figure 1).

Recovered groundwater is first discharged to an influent equalization tank and then pumped through bag filters and two granular activated carbon (GAC) filters connected in series. The treated effluent from the System is discharged to the rip-rap lined bank of Bishop Brook (Figure 1) and monitored in accordance with the State Pollution Discharge Elimination System (SPDES) fact sheet issued by the NYSDEC (NYSDEC, 1997). The results of monitoring performed in accordance with the SPDES fact sheet are submitted on a quarterly basis (Attachment 3) as presently required by the NYSDEC and indicate that the system effluent complies with the SPDES permit requirements. Also, on a monthly basis, samples of water are collected both between and prior to the GAC filters to gauge System performance.

Table 4 provides a summary of the volume of groundwater recovered each year since operation of the System was initiated on February 5, 1996. The table identifies the average flow rate for each year calculated by taking the volume of groundwater recovered for a particular year, dividing it by the number of days in the period, and dividing it by the number of minutes in a day. Attachment 4 provides a graph depicting the annualized average flow rates and trends.

The shallow bedrock groundwater recovery well RW-2 has recovered an annual average flow between 4 and 6 gpm, and the average flow rate for the 19 years has been approximately 5 gpm.

The annual average flow rate from recovery well RW-1 has been more variable. The highest annual average flow for RW-1 was calculated to be 14 gpm for 1996, the year operation of the System was initiated. Between 1996 and 2005 the annual average flow for RW-1 declined steadily to an annual average flow rate of 2.4 gpm.

Between 2006 and 2012 the annual average flow rate ranged between 2.3 gpm and 5 gpm, averaging 3.7 gpm for the six years. Since 2013, the RW-1 flow rate has an annual average flow ranging between 1.5 and 1.7 gpm, averaging 1.6 gpm for the three years.

Table 5 provides a summary of the influent concentrations of TCE to the System. Attachment 5 provides a graph depicting the concentrations and trend of TCE quantified at the influent of the System over time. As indicated in the trend graph, between 1997 and 2003 the TCE concentrations fluctuated, ranging between 350µg/L and 2,300 µg/L. A decreasing trend with considerably less fluctuation is observed after 2003.

Maintenance has been performed on the system as required including replacement of spent granular activated carbon (GAC) on two occasions (GAC #1 on February 23, 2015 and GAC# 2 on June 23, 2015) between December 1, 2014 and November 30, 2015.

VII. CONCLUSIONS AND RECOMMENDATIONS

The remedial actions completed between 1995 and 1999 to address the five Areas identified in the December 1994 ROD have been maintained as required by the Order on Consent. As presented in Section III above, the results of monitoring conducted at the Site indicate that progress is being made toward meeting the remedial objectives established by the 1994 ROD. However, it is likely that the concentration of several VOCs may remain above the Class GA drinking water standards in impacted overburden groundwater and bedrock groundwater for an indefinite period. There are no changes recommended presently for operation of the groundwater recovery system.

Deed restrictions were filed on May 15, 2014 by the site owner that prohibit use of on-site groundwater and requires future actions by the site owner should the site be occupied or redeveloped. A letter from the site owner certifying that the deed restrictions remain in place is provided as Attachment 6.

On June 4, 2014 the NYSDEC changed the classification of the site from Class 2 to Class 4.

Also, operation and maintenance activities associated with the off-site vapor intrusion mitigation systems will continue in accordance with the NYSDEC-approved O&M Plan (OBG, 2009).

If you have questions regarding this PRR, please do not hesitate to call or email Al Farrell, John Sutphen, or me on behalf of OBG.

Very truly yours,
O'Brien & Gere Engineers, Inc.



Douglas M. Crawford, P.E.
Vice President

cc: T. Blum – NYSDEC
T. Slutzky – 547 East Genesee Street LLC
J. Sutphen – O'Brien & Gere
A. Farrell – O'Brien & Gere
M. Distler – O'Brien & Gere
G. Swenson – O'Brien & Gere

Tables

1. Groundwater Elevations Summary
2. Groundwater TCE Concentrations
3. Groundwater Other Detected VOCs
4. Summary of Recovered Groundwater Volumes
5. Summary of Influent TCE Concentrations

Figures

1. Site Plan
2. Overburden Groundwater Elevation (9/16/15)
3. Bedrock Groundwater Elevation (9/16/15)
4. Overburden TCE Concentration (9/16/15)
5. Bedrock TCE Concentration (9/16/15)

Attachments

1. Site Management Periodic Review Report Notice – Institutional and Engineering Controls Certification Form
2. Monitoring Well TCE Concentration Trend Graphs
3. Quarterly Groundwater Treatment System Reports
4. Annual Average Flow Rate Trends
5. Groundwater Treatment System Influent TCE Concentration Trend Graph
6. February 3, 2016 certification from 547 East Genesee, LLC regarding deed restrictions

References:

NYSDEC, 1994 – *Record of Decision for Former Accurate Die Casting Site, Fayetteville, New York, Site Number 7-34-052*, December 1994

NYSDEC, 1997 – *Record of Decision Amendment for Former Accurate Die Casting Site, Fayetteville, New York, Site Number 7-34-052*, October 1997

NYSDEC, 1998a – *Explanation of Significant Differences, Former Accurate Die Casting Site, Fayetteville, New York, Site Number 7-34-052*, October 1998

NYSDEC, 1998b – October 7, 1998 letter from NYSDEC to O'Brien & Gere Engineers, Inc. regarding approval of groundwater interceptor trench construction plans

NYSDEC, 1999 – July 14, 1999 letter from NYSDEC to O'Brien & Gere Engineers, Inc. regarding establishment of a Corrective Action Management Unit (CAMU) on Site

NYSDEC, 2003 – January 28, 2003 letter from NYSDEC to O'Brien & Gere Engineers, Inc. regarding proposed reclassification of the Site from Class 2 to Class 4

NYSDEC, 2005 – August 19, 2005 letter from NYSDEC to O'Brien & Gere Engineers, Inc. requesting performance of a soil vapor intrusion evaluation for the Accurate Die Casting Site, Site Number 7-34-052

OBG, 1994a - *Interim Remedial Measure (IRM) Soil Excavation Work Plan*, May 1994

OBG, 1994b - *Interim Remedial Measure Summary Report*, October 1994

OBG, 1994c - *Groundwater Recovery and Treatment System Basis of Design Report*, December 1994

OBG, 1995a - *PCB/PAH/VOC Soils Excavation Work Plan*, February 1995



OBG, 1995b – *Remedial Design/Remedial Action (RD/RA) Work Plan*, March 1995

OBG, 1995c – May 26, 1995 letter from O'Brien & Gere Engineers, Inc. to NYSDEC

OBG, 1995d – *PCB/PAH/VOC Soils Area Excavation Plan*, June 1995

OBG, 1995e – July 17, 1995 letter from O'Brien & Gere Engineers, Inc. to NYSDEC

OBG, 1996 – *Sampling and Analysis Plan*, March 1996

OPBG, 1998 – August 1998 letter from O'Brien & Gere Engineers, Inc. to NYSDEC regarding construction plans for groundwater interceptor trench

OBG, 2000 – *Final Engineering Report*, March 2000

OBG, 2005 – September 21, 2005 letter from O'Brien & Gere Engineers, Inc. to NYSDEC agreeing to conduct a soil vapor intrusion evaluation at the former Accurate Die Casting Site, Site Number 7-34-052

OBG, 2006a – *On-Site Soil Vapor Sampling Work Plan*, February 2006

OBG, 2006b – February 16, 2006 letter from O'Brien & Gere Engineers, Inc. to NYSDEC regarding revision of *On-Site Soil Vapor Sampling Work Plan*

OBG, 2006c – September 18, 2006 technical memorandum from O'Brien & Gere Engineers, Inc. to NYSDEC presenting results of the on-Site soil vapor sampling

OBG, 2007 – *Final Work Plan for Conduct of Off-Site Sampling*, February 2007

OBG, 2009 – *Operation and Maintenance Work Plan*, November 2009

Stearns & Wheeler, 1993 – *Remedial Investigation Report*, December 1993

On June 4, 2014, the NYSDEC changed the classification of the site from a Class 2 Site (meaning one presenting significant threat to the public health or environment – action required) to a Class 4 Site (meaning one where the site is properly closed – requires continued management). The Site is presently unoccupied without an anticipated future occupant for the facility. The Site owner, 547 East Genesee Street, LLC, wants to demolish the existing facility and redevelop the site.

FOUBU Environmental Services, LLC (FOUBU) submitted an application to the NYSDEC on January 15, 2015, as a “Volunteer”, for the site to participate in the Brownfield Cleanup Program (BCP). On March 31, 2015 the NYSDEC provided notice that the application was accepted, and on June 1, 2015 executed Brownfield Site Cleanup Agreement Index C734052-03-15 with FOUBU (“Applicant”). FOUBU subsequently provided notice to NYSDEC on June 15, 2015 of an intended Change of Use for the site, in accordance with the provisions of 6 NYCRR §375-1.11(d), as an initial action to allow demolition of the existing building in preparation for the site redevelopment.

The current site owner is one of the entities having ownership interest in FOUBU Environmental Services, LLC. Prior to remedial action being initiated at the Site under the BCP, 547 East Genesee Street LLC intends to transfer ownership of the Site to FOUBU Environmental Services, LLC for purpose of completing the remedial action under the BCP as a Volunteer.

At present, the demolition and redevelopment under the BCP is on hold pending approval of the development plans by the Village of Fayetteville and rezoning of the Site necessary to allow redevelopment of the Site for restricted residential use.

II. SITE OVERVIEW

LOCATION

The Site is located at 547 East Genesee Street in Fayetteville, New York (Figure 1); it is currently zoned for commercial/industrial use, and is approximately 30 acres in size. The Site is bordered to the west by a former railroad bed that is no longer in use. Residential housing is located west of the former railroad bed. Residential housing also borders the Site to the east while Bishop Brook completes the northern border.

OWNERSHIP

Accurate Die Casting and predecessor owners and operators of the facility conducted manufacturing operations at the Site from approximately 1950 until 1988 when Accurate Die Casting abandoned the facility. Accurate Die Casting and the predecessor owners and operators used the facility for die and casting operations to fabricate metal products for the automobile industry and other industries.

ITT Commercial Finance Corporation, a former subsidiary of ITT Industries, now ITT Corporation (ITT), acquired the Site in 1988 as a result of foreclosure proceedings. ITT never conducted manufacturing operations at the Site and did not own or operate the facility at any time that a disposal or release of hazardous substances occurred at the Site.

The Site was sold to O’Brien & Gere Technical Services, Inc. in 1999. In 2000, O’Brien & Gere Technical Services, Inc. subsequently sold the Site to Three Ponds Corporation. Three Ponds Corporation subsequently changed its name to 547 East Genesee Street, LLC. The Site is presently owned by 547 East Genesee Street, LLC.

INVESTIGATIONS AND RECORD OF DECISION

Although ITT never conducted manufacturing operations at the Site, ITT conducted remedial assessments of the property and also completed a Remedial Investigation and Feasibility Study in accordance with NYSDEC Consent Order (CO) (Index # A7-0258-91-03) dated August 19, 1991 and amended on June 6, 1994.

The *Final Report – Remedial Investigation* (Stearns & Wheler, December 1993) concluded that:

- Trichloroethene (TCE) was observed in both overburden and bedrock groundwater at concentrations above the NYSDEC Class GA groundwater standards.
- The highest TCE concentrations in soils were observed at about 20 to 25 ft below grade in the vicinity of MW-3, at the interface between the sand/gravel and till layers.

Following the investigation, a ROD (December 5, 1994) was prepared by the NYSDEC in which it selected (1) excavation and off-site disposal for the contaminated soil, and (2) extraction and on-site treatment for the contaminated groundwater. The NYSDEC identified five areas in the December 1994 ROD requiring remedial action, as described below. The NYSDEC subsequently prepared an Amended ROD (October 2, 1997) and an Explanation of Significant Differences (ESD) (October 1998).

REMEDIAL ACTIONS

A Remedial Design was prepared and Remedial Construction was implemented under NYSDEC Consent Order (Index #A7-0318-94-10) dated April 26, 1995, and NYSDEC-approved Site remediation was conducted that included soil excavation and construction of a groundwater collection and treatment (GWC&T) system as summarized below for each area.

Area 1 - PCB/PAH/VOC Soils Area

In accordance with the NYSDEC-approved *PCB/PAH/VOCs Soils Area Excavation Plan* (OBG, 1995a) dated March 1995, unsaturated soils exhibiting concentrations of PAHs, PCBs, and VOCs above remedial action objectives (RAOs) in the northwest area of the site were excavated during September and October 1995. After excavating approximately 600 cubic yards (cy) of soil, grab samples were collected from the excavations and analyzed for PAHs, VOCs, and PCBs to evaluate if further action was required. Based on the results of the sampling and analyses, it was concluded that the unsaturated soils containing PAHs, PCBs and VOCs above the RAOs had been removed to the extent practicable.

In 1997, approximately 350 cy of the 600 cy of excavated soil was removed from the site and transported to the ESMI facility in Fort Edward, New York for low temperature thermal destruction and subsequent off-site disposal. The remaining 250 cy of soil was mechanically processed on-site to enhance volatilization of VOCs in accordance with the ROD amendment issued in October 1997 (NYSDEC, 1997).

In April 1998, following analyses that indicated that the RAOs had been achieved, the 250 cy of mechanically processed soils were spread on-site in the Corrective Action Management Unit (CAMU) (Area 1) identified in the ROD amendment (Figure 1). In accordance with the NYSDEC requirements, approximately 1 foot of general fill, topsoil, and grass seed was placed on top of the processed soils.

Pursuant to an ESD Notice dated October 1998 (NYSDEC, 1998a), a groundwater collection trench was then constructed to intercept groundwater (if any) containing VOCs present in the sand lenses observed in Area 1. Construction plans (OBG, 1998) for the installation of a groundwater interceptor trench in Area 1 were submitted to the NYSDEC for review in August 1998 and approved by a letter dated October 7, 1998 (NYSDEC, 1998b). Construction of the trench was completed in July 1999 following the placement of approximately 300 cy of soil, excavated during construction of the interceptor trench, into the CAMU as approved by the NYSDEC by the letter dated July 14, 1999 (NYSDEC, 1999). The location of the collection trench is shown on Figure 1. Collected groundwater is treated at the existing on-site treatment system.

Area 2 – Northeast Corner of Facility

In accordance with the NYSDEC-approved *IRM Work Plan* dated May 1994 (OBG, 1994a), the area outside the northeast corner of the facility was addressed as part of an IRM between May 24 and June 22, 1994. During that period, soils exhibiting TCE above the RAO of 0.7 milligrams per kilogram (mg/kg) were removed to the extent practicable. Afterwards, the soil was mechanically processed on-site to enhance volatilization of the VOCs until residual levels were documented to be below the RAOs. Following achievement of the RAOs, the soils were used to backfill the excavation. A description of the soil remediation activities completed in this area is provided in the NYSDEC-approved *Soil Remediation Activities Summary Report* dated October 1994 (OBG, 1994b).

Area 3 - Overburden Groundwater

In accordance with the NYSDEC-approved IRM Work Plan (OBG, 1994a) and as part of the IRM which addressed the soils outside the northeast corner of the facility (Area 2), a groundwater collection sump was constructed within the excavation (S-1 on Figure 1). The sump extends to the clay layer that was found to be present at the base of the excavation made during the soil remediation activities. This sump is being utilized when water is present as one of the groundwater recovery points for the groundwater recovery and treatment system constructed at the Site to address the shallow/overburden groundwater. However, the sump is typically dry as reported in the quarterly reports provided to the NYSDEC.

Also, an overburden recovery well designated as RW-1 (Figure 1) was constructed on-site as part of the IRM. A 24-hour aquifer performance test was conducted using this recovery well on September 28 and 29, 1994 to evaluate the overburden aquifer characteristics and to assess the influence of pumping on the overburden aquifer. The results of the performance test are provided in the NYSDEC-approved Basis of Design Report for the System dated December 1994 (OBG, 1994c). This recovery well is being utilized to collect groundwater containing TCE in the overburden aquifer downgradient of the northeast corner of the facility.

Recovery and treatment of overburden groundwater using the sump and RW-1 has been ongoing since February 5, 1996 and is continuing.

Area 4 – Shallow Bedrock Groundwater

A second groundwater recovery well, designated as RW-2, is being utilized on-site to recover groundwater containing VOCs from the shallow bedrock in the vicinity of the northeast corner of the facility (Figure 1). This well was installed between September 5 and 18, 1995, in accordance with the NYSDEC-approved *Remedial Design/Remedial Action (RD/RA) Work Plan* dated March 1995 (OBG, 1995b) and the letter from O'Brien & Gere dated May 26, 1995 (OBG, 1995c), as amended on July 17, 1995 (OBG, 1995e). An aquifer performance test was conducted using this recovery well between November 7 and 13, 1995. The results of the performance test were provided to the NYSDEC in a letter report dated January 12, 1996 (OBG, 1996).

Recovery and treatment of shallow bedrock groundwater using RW-2 was initiated on February 5, 1996 and is continuing.

Area 5 - Septic Tank

During 1995, the septic tank was uncovered and the contents were removed and disposed of at an off-site NYSDEC-approved landfill in accordance with the NYSDEC-approved *Remedial Design/Remedial Action Work Plan* dated March 1995 (OBG, 1995b). Once the contents were removed, the walls of the septic tank were cleaned using a pressure-washer as approved by the NYSDEC. The spent washing liquid was collected and treated on-site using the groundwater treatment system. Subsequent to

decontaminating the floor and walls of the septic tank, the concrete vault was filled and buried, completing remediation of this area.

A *Final Engineering Report* (OBG, 2000) was provided to the NYSDEC in March 2000 certifying and documenting that the remedial actions required by the Consent Order to address the five areas identified in the 1994 ROD were complete. The *Final Engineering Report* provided commitment to on-going groundwater recovery from RW-1, RW-2, the sump outside Area 2, and the overburden groundwater interceptor trench downgrade of Area 1 until achieving Class GA Standards or reaching an asymptotic level below which further reduction is not practicable.

An *On-Site Soil Vapor Sampling Work Plan* (OBG, 2006a) and a letter revision (OBG, 2006b) were subsequently submitted to the NYSDEC on February 13, 2006 and February 16, 2006, respectively. The results of the on-Site sampling were reported to NYSDEC in a Technical Memorandum (TM) dated September 18, 2006 (OBG, 2006c). A soil vapor mitigation system for the on-site building was recommended but due to the changing occupancy and probable site redevelopment, NYSDEC allowed the mitigation system installation to be deferred until such changes were designed. The on-site building is currently unoccupied, and soil vapor mitigation is pending site/building redevelopment or re-occupancy.

Based on the results of the on-site investigation, off-Site vapor intrusion sampling was also recommended as indicated in the technical memorandum titled *Vapor Intrusion Evaluation Results* (OBG, 2006c). The final work plan for conducting off-Site sampling was submitted to NYSDEC on February 23, 2007 (OBG, 2007). The off-Site sampling was conducted in two phases. Phase I was conducted in March and April 2007 (2006/2007 heating season) and repeated at some off-site properties during the 2007/2008, 2008/2009 and 2009/2010 heating seasons. Phase II was conducted at other off-site properties between February and April 2008. Based on the results of the off-site sampling, vapor intrusion mitigation systems were recommended at six off-Site properties and have been installed at five of these six properties. The analytical results of the sampling at the sixth property resulted in a No Further Action (NFA) determination based on the Guidance tables; however, because the properties on either side of the sixth property had analytical results requiring action based on the Guidance tables, the NYSDEC and New York State Department of Health required that a vapor intrusion mitigation system be offered to the sixth property owner. A letter to the property owner dated July 14, 2007 stated this, but the sixth property owner declined to have a system installed at their property. An *Operation and Maintenance Plan for Off-Site Vapor Intrusion Mitigation Systems* (OBG, 2009) was approved by NYSDEC and is currently being followed.

CURRENT STATUS

On June 4, 2014, the NYSDEC changed the classification of the site from a Class 2 Site (meaning one presenting significant threat to the public health or environment – action required) to a Class 4 Site (meaning one where the site is properly closed – requires continued management).

The Site is unoccupied without an anticipated future use for the facility. The site owner wants to demolish the existing facility and redevelop the site.

FOUBU submitted an application to the NYSDEC on January 15, 2015, as a “Volunteer”, for the site to participate in the BCP. On March 31, 2015 the NYSDEC provided notice that the application was accepted, and on June 1, 2015 executed Brownfield Site Cleanup Agreement Index C734052-03-15 with FOUBU (“Applicant”). FOUBU subsequently provided notice to NYSDEC on June 15, 2015 of an intended Change of Use for the site, in accordance with the provisions of 6 NYCRR §375-1.11(d), as an initial action to allow demolition of the existing building in preparation for the site redevelopment.

The current site owner, 547 East Genesee Street LLC, is one of the entities having ownership interest in FOUBU. Prior to remedial action being initiated at the site under the BCP, 547 East Genesee Street LLC intends to

transfer ownership of the site to FOUBU for purpose of completing the remedial action under the BCP as a Volunteer.

At present, the demolition and redevelopment under the BCP is on hold pending approval of the development plans by the Village of Fayetteville and rezoning of the site.

III. EVALUATION OF REMEDY PERFORMANCE, EFFECTIVENESS, AND PROTECTIVENESS

A record of the groundwater elevations measured prior to and since operation of the groundwater recovery and treatment system began is provided in Table 1, and Figures 2 and 3 depict the September 2015 overburden and bedrock groundwater flow contours.

- Figure 2 presents the groundwater elevations for the overburden zone. As indicated in the figure, groundwater flow in the overburden is generally to the north towards Bishop Brook under a hydraulic gradient of approximately 0.05 feet per foot (ft/ft) (before the top of the bank).
- Figure 3 presents the groundwater elevations for the bedrock zone. As indicated in the figure, the hydraulic gradient in the bedrock is to the northwest towards Bishop Brook under a hydraulic gradient of about 0.05 ft/ft.

Tables 2 and 3 provide a record of the groundwater quality for the monitoring wells, and Figures 4 and 5 depict the September 2015 TCE concentrations in the overburden and bedrock groundwater respectively. There are three areas on site during September 2015 where TCE concentrations are notable.

- One area, below the existing building, is evidenced by monitoring wells MW-13 and MW-14 which exhibited TCE concentrations of 260 micrograms per liter (µg/L) and 200 µg/L respectively.
- Another area is evidenced by monitoring well MW-17 which exhibited a TCE concentration of 190 µg/L.
- The third area is evidenced by monitoring wells MW-18 and MW-24, which exhibited TCE concentrations of 1,500 µg/L and 380 µg/L respectively.

Presented as part of Attachment 2 are graphs depicting the trend of TCE concentrations observed in the fifteen monitoring wells and two piezometers including MW-5, MW-6, MW-9, MW-10, MW-11, MW-12, MW-13, MW-14, MW-15B, MW-16B, MW-17, MW-18, MW-21, MW-22, MW-24, PZ-1 and PZ-2.

Off-Site Vapor Intrusion Mitigation Systems

Maintenance activities have been performed in accordance with the NYSDEC-approved *Operation and Maintenance Plan for Off-Site Vapor Intrusion Mitigation Systems* (OBG, 2009) and included conducting annual inspections of the systems and submitting annual communication letters to applicable property owners.

IV. INSTITUTIONAL CONTROL/ENGINEERING CONTROL COMPLIANCE REPORT

Digging on Site in the CAMU (Area 1) is not allowed, nor is construction of groundwater recovery wells for consumption or production use. The current site owner filed a Declaration of Covenants and Restrictions (deed restrictions), as required by the NYSDEC, on May 15, 2014 that prohibits the disturbance or excavation of the Property which threatens the integrity of the engineering controls or which results in unacceptable human exposure to contaminated soils, and prohibits use of on-site groundwater. Also, the deed restrictions filed by the current site owner require evaluation of the potential for soil vapor intrusion by the site owner should the on-site building become occupied and for any buildings developed on the Site.

V. MONITORING PLAN COMPLIANCE REPORT

Groundwater samples have been collected and analyzed for VOCs since 1998 in accordance with the NYSDEC-approved *Sampling and Analysis Plan* (SAP) dated March 1996 (OBG, 1996). Presently, the NYSDEC requires sampling of select monitoring wells on two occasions each year, during the Spring and Fall, and analyses for VOCs.

- For the Spring monitoring event, also referred to as the semi-annual event, the NYSDEC presently requires samples to be collected from five monitoring wells including MW-10, MW-11, MW-13, MW-18 and MW-24.
- For the Fall (or annual) event, the NYSDEC presently requires samples to be collected from fifteen monitoring wells and two piezometers including MW-5, MW-6, MW-9, MW-10, MW-11, MW-12, MW-13, MW-14, MW-15B, MW-16B, MW-17, MW-18, MW-21, MW-22, MW-24, PZ-1 and PZ-2.

TCE is the primary contaminant of concern, although other chlorinated compounds (cis-1,2-dichloroethene, methylene chloride, tetrachloroethene, and trans-1,2-dichloroethene) have been occasionally detected. The results of the groundwater monitoring events are provided to the NYSDEC with quarterly Operation and Maintenance reports. The latest report containing these results was submitted to NYSDEC on October 9, 2015.

VI. OPERATION AND MAINTENANCE PLAN COMPLIANCE REPORT

In accordance with the 1994 ROD, the groundwater recovery and treatment system (the “System”) was constructed on Site and has been in operation since February 5, 1996. The System includes groundwater recovery well RW-1 that is screened in the overburden and groundwater recovery well RW-2 that is screened in the shallow bedrock (Figure 1). Groundwater is also recovered, when present, from the:

- Sump constructed outside the northeast corner of the facility (Area 2) where during 1994 the soil contaminated with TCE was removed and treated as part of an IRM (Figure 1); and
- 300 ft long groundwater interceptor trench (Area 1) constructed in accordance with the ESD dated October 1998 downgradient of the CAMU (Figure 1).

Recovered groundwater is first discharged to an influent equalization tank and then pumped through bag filters and two granular activated carbon (GAC) filters connected in series. The treated effluent from the System is discharged to the rip-rap lined bank of Bishop Brook (Figure 1) and monitored in accordance with the State Pollution Discharge Elimination System (SPDES) fact sheet issued by the NYSDEC (NYSDEC, 1997). The results of monitoring performed in accordance with the SPDES fact sheet are submitted on a quarterly basis (Attachment 3) as presently required by the NYSDEC and indicate that the system effluent complies with the SPDES permit requirements. Also, on a monthly basis, samples of water are collected both between and prior to the GAC filters to gauge System performance.

Table 4 provides a summary of the volume of groundwater recovered each year since operation of the System was initiated on February 5, 1996. The table identifies the average flow rate for each year calculated by taking the volume of groundwater recovered for a particular year, dividing it by the number of days in the period, and dividing it by the number of minutes in a day. Attachment 4 provides a graph depicting the annualized average flow rates and trends.

The shallow bedrock groundwater recovery well RW-2 has recovered an annual average flow between 4 and 6 gpm, and the average flow rate for the 19 years has been approximately 5 gpm.

The annual average flow rate from recovery well RW-1 has been more variable. The highest annual average flow for RW-1 was calculated to be 14 gpm for 1996, the year operation of the System was initiated. Between 1996 and 2005 the annual average flow for RW-1 declined steadily to an annual average flow rate of 2.4 gpm.

Between 2006 and 2012 the annual average flow rate ranged between 2.3 gpm and 5 gpm, averaging 3.7 gpm for the six years. Since 2013, the RW-1 flow rate has an annual average flow ranging between 1.5 and 1.7 gpm, averaging 1.6 gpm for the three years.

Table 5 provides a summary of the influent concentrations of TCE to the System. Attachment 5 provides a graph depicting the concentrations and trend of TCE quantified at the influent of the System over time. As indicated in the trend graph, between 1997 and 2003 the TCE concentrations fluctuated, ranging between 350µg/L and 2,300 µg/L. A decreasing trend with considerably less fluctuation is observed after 2003.

Maintenance has been performed on the system as required including replacement of spent granular activated carbon (GAC) on two occasions (GAC #1 on February 23, 2015 and GAC# 2 on June 23, 2015) between December 1, 2014 and November 30, 2015.

VII. CONCLUSIONS AND RECOMMENDATIONS

The remedial actions completed between 1995 and 1999 to address the five Areas identified in the December 1994 ROD have been maintained as required by the Order on Consent. As presented in Section III above, the results of monitoring conducted at the Site indicate that progress is being made toward meeting the remedial objectives established by the 1994 ROD. However, it is likely that the concentration of several VOCs may remain above the Class GA drinking water standards in impacted overburden groundwater and bedrock groundwater for an indefinite period. There are no changes recommended presently for operation of the groundwater recovery system.

Deed restrictions were filed on May 15, 2014 by the site owner that prohibit use of on-site groundwater and requires future actions by the site owner should the site be occupied or redeveloped. A letter from the site owner certifying that the deed restrictions remain in place is provided as Attachment 6.

On June 4, 2014 the NYSDEC changed the classification of the site from Class 2 to Class 4.

Also, operation and maintenance activities associated with the off-site vapor intrusion mitigation systems will continue in accordance with the NYSDEC-approved O&M Plan (OBG, 2009).

If you have questions regarding this PRR, please do not hesitate to call or email Al Farrell, John Sutphen, or me on behalf of OBG.

Very truly yours,
O'Brien & Gere Engineers, Inc.



Douglas M. Crawford, P.E.
Vice President

cc: T. Blum – NYSDEC
T. Slutzky – 547 East Genesee Street LLC
J. Sutphen – O'Brien & Gere
A. Farrell – O'Brien & Gere
M. Distler – O'Brien & Gere
G. Swenson – O'Brien & Gere

Tables

1. Groundwater Elevations Summary
2. Groundwater TCE Concentrations
3. Groundwater Other Detected VOCs
4. Summary of Recovered Groundwater Volumes
5. Summary of Influent TCE Concentrations

Figures

1. Site Plan
2. Overburden Groundwater Elevation (9/16/15)
3. Bedrock Groundwater Elevation (9/16/15)
4. Overburden TCE Concentration (9/16/15)
5. Bedrock TCE Concentration (9/16/15)

Attachments

1. Site Management Periodic Review Report Notice – Institutional and Engineering Controls Certification Form
2. Monitoring Well TCE Concentration Trend Graphs
3. Quarterly Groundwater Treatment System Reports
4. Annual Average Flow Rate Trends
5. Groundwater Treatment System Influent TCE Concentration Trend Graph
6. February 3, 2016 certification from 547 East Genesee, LLC regarding deed restrictions

References:

NYSDEC, 1994 – *Record of Decision for Former Accurate Die Casting Site, Fayetteville, New York, Site Number 7-34-052*, December 1994

NYSDEC, 1997 – *Record of Decision Amendment for Former Accurate Die Casting Site, Fayetteville, New York, Site Number 7-34-052*, October 1997

NYSDEC, 1998a – *Explanation of Significant Differences, Former Accurate Die Casting Site, Fayetteville, New York, Site Number 7-34-052*, October 1998

NYSDEC, 1998b – October 7, 1998 letter from NYSDEC to O'Brien & Gere Engineers, Inc. regarding approval of groundwater interceptor trench construction plans

NYSDEC, 1999 – July 14, 1999 letter from NYSDEC to O'Brien & Gere Engineers, Inc. regarding establishment of a Corrective Action Management Unit (CAMU) on Site

NYSDEC, 2003 – January 28, 2003 letter from NYSDEC to O'Brien & Gere Engineers, Inc. regarding proposed reclassification of the Site from Class 2 to Class 4

NYSDEC, 2005 – August 19, 2005 letter from NYSDEC to O'Brien & Gere Engineers, Inc. requesting performance of a soil vapor intrusion evaluation for the Accurate Die Casting Site, Site Number 7-34-052

OBG, 1994a - *Interim Remedial Measure (IRM) Soil Excavation Work Plan*, May 1994

OBG, 1994b - *Interim Remedial Measure Summary Report*, October 1994

OBG, 1994c - *Groundwater Recovery and Treatment System Basis of Design Report*, December 1994

OBG, 1995a - *PCB/PAH/VOC Soils Excavation Work Plan*, February 1995



OBG, 1995b – *Remedial Design/Remedial Action (RD/RA) Work Plan*, March 1995

OBG, 1995c – May 26, 1995 letter from O'Brien & Gere Engineers, Inc. to NYSDEC

OBG, 1995d – *PCB/PAH/VOC Soils Area Excavation Plan*, June 1995

OBG, 1995e – July 17, 1995 letter from O'Brien & Gere Engineers, Inc. to NYSDEC

OBG, 1996 – *Sampling and Analysis Plan*, March 1996

OPBG, 1998 – August 1998 letter from O'Brien & Gere Engineers, Inc. to NYSDEC regarding construction plans for groundwater interceptor trench

OBG, 2000 – *Final Engineering Report*, March 2000

OBG, 2005 – September 21, 2005 letter from O'Brien & Gere Engineers, Inc. to NYSDEC agreeing to conduct a soil vapor intrusion evaluation at the former Accurate Die Casting Site, Site Number 7-34-052

OBG, 2006a – *On-Site Soil Vapor Sampling Work Plan*, February 2006

OBG, 2006b – February 16, 2006 letter from O'Brien & Gere Engineers, Inc. to NYSDEC regarding revision of *On-Site Soil Vapor Sampling Work Plan*

OBG, 2006c – September 18, 2006 technical memorandum from O'Brien & Gere Engineers, Inc. to NYSDEC presenting results of the on-Site soil vapor sampling

OBG, 2007 – *Final Work Plan for Conduct of Off-Site Sampling*, February 2007

OBG, 2009 – *Operation and Maintenance Work Plan*, November 2009

Stearns & Wheeler, 1993 – *Remedial Investigation Report*, December 1993

Table 1
Former Accurate Die Casting Site
Fayetteville, New York
Groundwater Elevation Summary Table

Well ID	Ground Elevation (ft)	Well Casing Elevation (ft)	Screen Interval Elevation (ft)	Groundwater Elevation (ft) 5/28/1992	Groundwater Elevation (ft) 6/26/1992	Groundwater Elevation (ft) 8/7/1992	Groundwater Elevation (ft) 9/26/1994	Groundwater Elevation (ft) 9/27/1994	Groundwater Elevation (ft) 10/18/1994	Groundwater Elevation (ft) 11/2/1994	Groundwater Elevation (ft) 11/17/1994
MW-01	99.36	101.11	75.4 - 85.4	DRY	DRY	79.69	---	---	DRY	---	---
MW-02	91.8	94.68	76.6 - 86.6	83.21	82.81	84.32	83.1	83.28	80.12	---	---
MW-03	97.65	99.63	73.7 - 83.7	80.44	---	81.63	---	---	---	---	---
MW-04	65.62	68.52	46.6 - 56.6	51.08	49.95	50.81	47.22	52.21	46.79	---	---
MW-05	88.21	90.42	49.2 - 59.2	60.71	63.76	61.22	59.87	59.91	59.45	---	---
MW-06	77.46	79.38	46.4 - 56.4	60.5	60.49	60.46	59.51	59.52	59.05	---	---
MW-07 (B)	75.66	78.34	34.3 - 44.3	54.59	54.55	54.47	53.9	53.97	53.55	---	---
MW-08	88.21	91.78	53.9 - 63.9	66.38	66.38	66.83	61.59	61.65	60.99	---	---
MW-09	102.44	104.03	49.7 - 59.7	60.46	60.51	61.83	59.57	59.59	59.08	---	---
MW-10 (B)	97.51	97.27	43 - 53	61.15	61.99	61.69	---	---	56.02	55.07	55.19
MW-11 (B)	91.48	93.8	43.1 - 53.1	62.34	63.7	63.66	58.41	58.39	57.47	---	56.68
MW-12	93.62	94.14	51.9 - 61.9	62.24	60.74	62.77	59.77	59.79	59.31	---	---
MW-13	98.8	98.7	77.7 - 87.7	DRY	80.62	80.92	---	---	78.7	82.92	78.21
MW-14	98.76	100.62	74.6 - 84.6	75.11	79.07	81.54	---	---	86.18	80.12	80.54
MW-15 (B)	96.1	98.9	32.7 - 42.7	---	---	---	---	---	53.47	---	---
MW-16 (B)	98.5	100.85	50.8 - 60.8	---	---	---	---	---	61.67	---	---
MW-17	66.9	69.24	53.7 - 63.7	---	---	---	54.61	54.61	54.08	---	---
MW-18	76.5	78.29	61.5 - 71.5	---	---	---	---	---	---	---	---
MW-19	69.5	71.27	46.5 - 56.5	---	---	---	---	---	---	---	---
MW-20	70.98	73.34	51.9 - 61.9	---	---	---	---	---	---	---	---
MW-21	69.9	71.87	59.5 - 64.5	---	---	---	---	---	---	---	---
MW-22	71.5	73.34	60.9 - 65.9	---	---	---	---	---	---	---	---
MW-23 (B)	89.8	91.72	17.3 - 22.3	---	---	---	---	---	---	---	---
MW-24*			-	---	---	---	---	---	---	---	---
PZ-01	81.8	83.95	49.8 - 59.8	---	---	---	59.56	59.57	59.1	---	---
PZ-02	80.6	83.06	42.8 - 52.8	---	---	---	59.35	59.36	58.89	---	---
RW-01	78.4	80.28	4 - 39.4, 45.4 - 50	---	---	---	56.88	56.89	58.22	---	---
RW-02 (B)	91.58	95.18	-	---	---	---	---	---	---	---	---
SUMP		97.93	-	---	---	---	---	---	---	76.04	74.83

Notes: NI-Well not installed at time of monitoring, NA-Data not available, AB-Well was abandoned, --- Water level not monitored, (B)-Bedrock groundwater monitoring well,
* - Measurement relative to top of well casing. Elevations based on assumed datum. MW-01 through MW-16 installed during Remedial Investigation (Stearns & Wheeler).
MW-03 was removed as part of the TCE Soils Interim Remedial Measure (IRM) completed in September 1994. System shutdown 02/15/96; System restored 02/20/96.
System start-up 02/06/96; MW-13 casing elev. changed 06/06/96. MW-04 and MW-20 were abandoned and replaced by MW-21 and MW-22 on 01/20/97.

Table 1
Former Accurate Die Casting Site
Fayetteville, New York
Groundwater Elevation Summary Table

Well ID	Groundwater Elevation (ft) 11/30/1994	Groundwater Elevation (ft) 12/15/1994	Groundwater Elevation (ft) 12/27/1994	Groundwater Elevation (ft) 1/13/1995	Groundwater Elevation (ft) 1/25/1995	Groundwater Elevation (ft) 2/9/1995	Groundwater Elevation (ft) 2/23/1995	Groundwater Elevation (ft) 3/9/1995	Groundwater Elevation (ft) 4/26/1995	Groundwater Elevation (ft) 7/25/1995
MW-01	---	---	---	---	---	---	---	---	DRY	DRY
MW-02	---	---	---	---	---	---	---	---	83.28	82.42
MW-03	---	---	---	---	---	---	---	---	---	---
MW-04	---	---	---	---	---	---	---	---	51.44	45.94
MW-05	---	---	---	---	---	---	---	---	60.34	58.78
MW-06	---	---	---	---	---	---	---	---	---	58.52
MW-07 (B)	---	---	---	---	---	---	---	---	54.51	53.27
MW-08	---	---	---	---	---	---	---	---	63.41	59.82
MW-09	---	---	---	---	---	---	---	---	60.1	58.56
MW-10 (B)	54.94	55.19	55.02	54.94	54.95	54.52	54.36	55.02	57.49	54.6
MW-11 (B)	55.59	56.63	56.55	55.63	55.63	56.13	55.63	56.55	58.86	55.72
MW-12	---	---	---	---	---	---	---	---	60.3	58.76
MW-13	78.21	80.92	78.34	78.25	77.83	77.84	77.75	77.67	DRY	DRY
MW-14	80.54	80.2	80.54	80.62	80.45	78.95	79.54	80.12	80.61	80.61
MW-15 (B)	---	---	---	---	---	---	---	---	54.71	51.6
MW-16 (B)	---	---	---	---	---	---	---	---	63.86	59.41
MW-17	---	---	---	---	---	---	---	---	59.02	57.71
MW-18	---	---	---	---	---	---	---	---	---	---
MW-19	---	---	---	---	---	---	---	---	---	---
MW-20	---	---	---	---	---	---	---	---	---	---
MW-21	---	---	---	---	---	---	---	---	---	---
MW-22	---	---	---	---	---	---	---	---	---	---
MW-23 (B)	---	---	---	---	---	---	---	---	---	---
MW-24*	---	---	---	---	---	---	---	---	---	---
PZ-01	---	---	---	---	---	---	---	---	---	58.58
PZ-02	---	---	---	---	---	---	---	---	59.88	58.37
RW-01	---	---	---	---	---	---	---	---	59.14	57.6
RW-02 (B)	---	---	---	---	---	---	---	---	---	---
SUMP	75	75.17	74.83	75	75	74.88	75	78	75.09	75.25

Notes: NI-Well not installed at time of monitoring, NA-Data not available, AB-Well was abandoned, --- Water level not monitored, (B)-Bedrock groundwater monitoring well,
* - Measurement relative to top of well casing. Elevations based on assumed datum. MW-01 through MW-16 installed during Remedial Investigation (Stearns & Wheler).
MW-03 was removed as part of the TCE Soils Interim Remedial Measure (IRM) completed in September 1994. System shutdown 02/15/96; System restored 02/20/96.
System start-up 02/06/96; MW-13 casing elev. changed 06/06/96. MW-04 and MW-20 were abandoned and replaced by MW-21 and MW-22 on 01/20/97.

Table 1
Former Accurate Die Casting Site
Fayetteville, New York
Groundwater Elevation Summary Table

Well ID	Groundwater Elevation (ft) 10/17/1995	Groundwater Elevation (ft) 2/5/1996	Groundwater Elevation (ft) 2/7/1996	Groundwater Elevation (ft) 2/15/1996	Groundwater Elevation (ft) 2/16/1996	Groundwater Elevation (ft) 2/20/1996	Groundwater Elevation (ft) 2/22/1996	Groundwater Elevation (ft) 2/29/1996	Groundwater Elevation (ft) 3/7/1996	Groundwater Elevation (ft) 3/21/1996
MW-01	DRY	77.06	76.64	75.3	DRY	DRY	DRY	75.36	75.17	77.34
MW-02	84.22	84.04	83.87	83.41	83.34	83.15	83.32	83.67	83.5	84.24
MW-03	---	---	---	---	---	---	---	---	---	---
MW-04	---	53.6	52.06	55.39	54.43	52.46	60.37	58.14	55.1	59.26
MW-05	---	61.26	---	60.8	60.73	60.5	60.4	60.14	59.73	58.85
MW-06	58.1	60.86	60.44	60.41	60.11	59.8	59.75	59.45	58.96	58.02
MW-07 (B)	52.71	55.16	54.67	55.03	54.52	54.45	54.58	54.46	54.32	54.29
MW-08	60.76	66.61	66.4	65.93	65.84	65.47	65.42	65.12	64.68	64.76
MW-09	58.16	60.95	60.7	60.48	60.35	---	---	59.71	59.22	58.3
MW-10 (B)	54.61	62	59.88	62.11	60.42	59.96	59.91	59.64	59.43	59.07
MW-11 (B)	55.31	62.63	60.37	62.67	60.88	60.35	60.29	59.99	59.78	59.38
MW-12	58.35	61.11	60.83	60.65	60.5	60.21	60.16	59.86	59.37	58.44
MW-13	DRY	---	79.98	79.91	79.9	79.88	79.87	79.86	79.77	79.68
MW-14	80.72	79.91	---	80.28	80.29	80.35	80.38	80.44	80.45	80.49
MW-15 (B)	50.47	59.24	59.37	59.79	59.63	59.56	59.56	59.46	59.4	59.14
MW-16 (B)	58.06	67.14	67.17	66.9	66.79	66.57	66.52	66.39	66.17	65.99
MW-17	DRY	60.29	60.17	59.75	59.7	59.52	59.64	59.42	59.28	59.3
MW-18	---	---	---	---	---	---	---	---	---	---
MW-19	---	---	---	---	---	---	---	---	---	---
MW-20	---	---	---	---	---	---	---	---	---	---
MW-21	---	---	---	---	---	---	---	---	---	---
MW-22	---	---	---	---	---	---	---	---	---	---
MW-23 (B)	---	---	---	---	---	---	---	---	---	---
MW-24*	---	---	---	---	---	---	---	---	---	---
PZ-01	58.16	60.92	60.61	60.46	60.28	59.99	59.93	59.63	59.14	58.21
PZ-02	57.97	60.7	60.3	60.26	59.97	59.66	59.61	59.33	58.83	57.9
RW-01	57.11	59.64	55.04	59.22	54.71	54.4	54.35	54.05	53.58	52.76
RW-02 (B)	56.05	63.8	59.98	63.83	60.67	---	59.97	59.63	59.41	58.95
SUMP	76.94	74.67	74.68	74.64	74.63	74.63	75.3	74.9	74.65	74.87

Notes: NI-Well not installed at time of monitoring, NA-Data not available, AB-Well was abandoned, --- Water level not monitored, (B)-Bedrock groundwater monitoring well,
 * - Measurement relative to top of well casing. Elevations based on assumed datum. MW-01 through MW-16 installed during Remedial Investigation (Stearns & Wheler).
 MW-03 was removed as part of the TCE Soils Interim Remedial Measure (IRM) completed in September 1994. System shutdown 02/15/96; System restored 02/20/96.
 System start-up 02/06/96; MW-13 casing elev. changed 06/06/96. MW-04 and MW-20 were abandoned and replaced by MW-21 and MW-22 on 01/20/97.

Table 1
Former Accurate Die Casting Site
Fayetteville, New York
Groundwater Elevation Summary Table

Well ID	Groundwater Elevation (ft) 4/4/1996	Groundwater Elevation (ft) 4/10/1996	Groundwater Elevation (ft) 4/18/1996	Groundwater Elevation (ft) 5/2/1996	Groundwater Elevation (ft) 6/6/1996	Groundwater Elevation (ft) 7/16/1996	Groundwater Elevation (ft) 9/5/1996	Groundwater Elevation (ft) 10/21/1996	Groundwater Elevation (ft) 11/19/1996	Groundwater Elevation (ft) 1/16/1997
MW-01	DRY	DRY	DRY	77.73	DRY	DRY	DRY	DRY	76.6	75.15
MW-02	83.68	83.68	84.86	85.35	83.17	83.32	82.57	83.18	84.22	83.56
MW-03	---	---	---	---	---	---	---	---	---	---
MW-04	52.66	54.43	60.28	59.7	51.63	52.45	DRY	55.91	55.91	53.12
MW-05	58.32	58.14	58.2	58.71	60.54	58.98	56.33	55.4	56.49	59.15
MW-06	57.48	57.28	57.41	58.17	59.91	58.13	54.95	53.71	55.61	58.39
MW-07 (B)	54.17	54.15	54.32	54.75	55.02	53.95	52.44	51.22	52.68	54.28
MW-08	64.1	63.83	64.08	65.43	67.07	64.5	59.05	59.56	63.61	64.67
MW-09	57.78	57.59	57.73	58.46	60.18	58.38	55.38	54.24	56.64	58.65
MW-10 (B)	58.81	58.72	58.61	59.72	62.25	59.11	53.88	---	54.95	59.61
MW-11 (B)	59.1	59.01	58.94	60.35	62.68	59.53	54.72	52.88	55.85	60.15
MW-12	57.93	57.74	57.86	58.59	60.33	58.54	55.48	54.3	56.18	58.81
MW-13	79.6	79.57	79.52	79.44	79.28	79.35	79.15	79.07	80.68	80.49
MW-14	80.52	80.55	78.14	79.29	80.56	80.66	80.59	80.61	---	80.59
MW-15 (B)	59.07	59.04	58.84	59.87	62.62	59.24	54.83	51.58	51.99	58.83
MW-16 (B)	65.99	65.9	65.84	67.02	68.4	65.57	63.31	---	---	66.13
MW-17	59.27	59.14	59.3	59.95	59.22	58.46	57.89	55.96	58.02	59.33
MW-18	---	---	---	---	72.95	72.32	70.81	70.77	---	73.31
MW-19	---	---	---	---	DRY	DRY	DRY	DRY	DRY	DRY
MW-20	---	---	---	---	DRY	50.26	DRY	DRY	DRY	DRY
MW-21	---	---	---	---	---	---	---	---	---	---
MW-22	---	---	---	---	---	---	---	---	---	---
MW-23 (B)	---	---	---	---	---	---	---	---	---	---
MW-24*	---	---	---	---	---	---	---	---	---	---
PZ-01	57.67	57.47	57.6	58.34	---	58.31	55.13	53.9	55.83	58.57
PZ-02	57.39	57.19	57.3	58.04	59.77	57.97	54.9	53.53	55.25	58.23
RW-01	52.24	52.03	52.11	52.69	53.82	51.94	48.05	41.8	47.33	50.74
RW-02 (B)	58.63	58.52	58.41	59.63	62.56	59.14	---	42.02	55.39	---
SUMP	74.69	74.99	75.89	75.76	74.73	74.78	74.56	74.85	74.77	74.71

Notes: NI-Well not installed at time of monitoring, NA-Data not available, AB-Well was abandoned, --- Water level not monitored, (B)-Bedrock groundwater monitoring well,
 * - Measurement relative to top of well casing. Elevations based on assumed datum. MW-01 through MW-16 installed during Remedial Investigation (Stearns & Wheler).
 MW-03 was removed as part of the TCE Soils Interim Remedial Measure (IRM) completed in September 1994. System shutdown 02/15/96; System restored 02/20/96.
 System start-up 02/06/96; MW-13 casing elev. changed 06/06/96. MW-04 and MW-20 were abandoned and replaced by MW-21 and MW-22 on 01/20/97.

Table 1
Former Accurate Die Casting Site
Fayetteville, New York
Groundwater Elevation Summary Table

Well ID	Groundwater Elevation (ft) 2/4/1997	Groundwater Elevation (ft) 4/15/1997	Groundwater Elevation (ft) 7/8/1997	Groundwater Elevation (ft) 10/22/1997	Groundwater Elevation (ft) 1/29/1998	Groundwater Elevation (ft) 4/15/1998	Groundwater Elevation (ft) 10/20/1998	Groundwater Elevation (ft) 4/28/1999	Groundwater Elevation (ft) 10/19/1999	Groundwater Elevation (ft) 4/6/2000
MW-01	---	75.64	DRY	DRY	DRY	DRY	DRY	DRY	DRY	80.92
MW-02	---	83.81	---	82.84	83.47	83.52	83.54	83.38	84.44	86.58
MW-03	---	---	---	---	---	---	---	---	---	---
MW-04	---	---	---	---	---	---	---	---	---	---
MW-05	---	59.83	59.16	58.34	60.86	---	---	59.91	55.35	60.52
MW-06	---	59.34	58.58	57.97	60.46	60.57	59.69	59.11	53.34	60.36
MW-07 (B)	---	54.7	52.93	50.63	52.9	53.82	51.76	54.57	51.73	54.87
MW-08	---	65.15	61.65	58.9	64.98	67.17	59.86	64.21	62.37	66.41
MW-09	---	59.6	58.76	58	60.51	60.56	59.71	59.68	54.25	60.62
MW-10 (B)	---	58.11	53.44	50.75	55.78	---	51.88	57.97	51.32	57.6
MW-11 (B)	---	58.59	55.2	52.5	56.75	61.73	53.98	58.36	53.31	59.39
MW-12	---	59.72	58.92	58.21	60.67	60.8	59.89	59.53	54.09	60.71
MW-13	---	80.33	79.84	79.53	78.87	78.67	78.31	78.08	80.75	80.89
MW-14	---	80.53	80.55	80.58	80.78	80.78	80.64	80.54	80.67	80.6
MW-15 (B)	---	59.83	56.63	50.48	56.34	62.1	52.58	58.94	50.95	58.81
MW-16 (B)	---	66.89	64.43	58.45	65.71	68.03	61.84	65.99	59.81	66.92
MW-17	---	59.64	58.33	DRY	59.7	59.51	57.93	58.76	57.47	60.28
MW-18	72.78	73.6	71.34	69.71	73.5	73.29	70.74	72.46	70.78	75.08
MW-19	DRY	DRY	DRY	DRY	DRY	DRY	DRY	DRY	DRY	DRY
MW-20	---	---	---	---	---	---	---	---	---	---
MW-21	63.69	63.74	---	62.93	63.82	63.54	63.23	63.31	62.69	64.42
MW-22	63.69	67.92	67.35	65.96	68.51	68.39	67.83	68.05	67.69	68.52
MW-23 (B)	---	37.71	35.61	32.29	34.95	37.95	33.57	36.76	32.48	36.69
MW-24*	---	---	---	---	---	---	---	-7.38	-10.22	-9.96
PZ-01	---	59.51	58.7	58.01	60.5	60.61	59.7	59.3	53.65	60.51
PZ-02	---	59.13	58.34	57.65	60.22	60.34	59.46	59.03	52.71	60.17
RW-01	---	50.3	43.34	42.03	43.13	32.6	32.36	54.69	---	50.73
RW-02 (B)	---	55.69	44.07	42.89	52.74	59.94	44.33	56.74	---	54.52
SUMP	---	74.94	75.01	74.75	74.89	74.96	75.2	75.26	---	78.49

Notes: NI-Well not installed at time of monitoring, NA-Data not available, AB-Well was abandoned, --- Water level not monitored, (B)-Bedrock groundwater monitoring well,
* - Measurement relative to top of well casing. Elevations based on assumed datum. MW-01 through MW-16 installed during Remedial Investigation (Stearns & Wheler).
MW-03 was removed as part of the TCE Soils Interim Remedial Measure (IRM) completed in September 1994. System shutdown 02/15/96; System restored 02/20/96.
System start-up 02/06/96; MW-13 casing elev. changed 06/06/96. MW-04 and MW-20 were abandoned and replaced by MW-21 and MW-22 on 01/20/97.

Table 1
Former Accurate Die Casting Site
Fayetteville, New York
Groundwater Elevation Summary Table

Well ID	Groundwater Elevation (ft) 11/7/2000	Groundwater Elevation (ft) 7/3/2001	Groundwater Elevation (ft) 11/8/2001	Groundwater Elevation (ft) 4/3/2002	Groundwater Elevation (ft) 10/9/2002	Groundwater Elevation (ft) 12/28/2004	Groundwater Elevation (ft) 4/8/2005	Groundwater Elevation (ft) 5/8/2005	Groundwater Elevation (ft) 11/9/2005	Groundwater Elevation (ft) 4/21/2006
MW-01	DRY	77.46	76.87	77.42	101.11	76.7	80.09	80.09	78.27	78.66
MW-02	---	84.33	83.67	84.28	83.6	83.67	85.01	85.01	84.1	85.14
MW-03	---	---	---	---	---	---	---	---	---	---
MW-04	---	---	---	---	---	---	---	---	---	---
MW-05	59.83	60.92	60.1	60.8	58.42	60.79	61.76	61.76	60.82	60.88
MW-06	59.4	55.87	59.67	60.42	59.84	60.35	61.45	61.45	60.36	70.35
MW-07 (B)	DRY	53.34	51.92	53.59	52.34	54.11	55.35	55.35	---	54.59
MW-08	61.45	65.63	60.92	64.16	60.73	63.24	67.83	67.83	64.14	65.22
MW-09	59.42	60.51	59.68	60.47	59.85	60.36	61.54	61.54	60.4	60.36
MW-10 (B)	52.73	57.22	52.6	56.07	54.57	54.86	60.38	60.38	55.76	58.75
MW-11 (B)	54.66	59.15	54.73	57.19	54.77	56.54	60.89	60.89	56.05	58.84
MW-12	59.62	60.63	59.87	60.64	---	60.54	61.67	61.67	60.58	60.54
MW-13	80.53	79.95	80.1	78.65	79.62	83.48	80.04	80.04	80.6	79.8
MW-14	80.75	79.74	80.77	80.48	82.87	81.72	84.69	84.69	82.77	82.71
MW-15 (B)	54.32	58.98	53.52	59.03	54.4	57.78	61.53	61.53	55.87	59.87
MW-16 (B)	63.57	66.14	63.58	66.25	63.5	65.64	68.75	68.75	65.35	66.31
MW-17	58.33	58.55	58.02	59.24	57.58	58.91	60.79	60.79	58.91	58.77
MW-18	71.61	72.09	71.36	73.75	69.84	72.88	74.61	74.61	72.33	72.54
MW-19	DRY	DRY	DRY	DRY	DRY	DRY	---	DRY	DRY	DRY
MW-20	---	---	---	---	---	---	---	---	---	---
MW-21	62.59	62.53	62.58	63.39	61.82	62.54	63.92	63.92	62.62	62.24
MW-22	66.42	68.13	68.15	68.71	67.24	63.41	68.65	68.65	68.68	68.3
MW-23 (B)	33.97	36.21	33.25	35.68	33.63	36.49	39.32	39.32	35.43	37.72
MW-24*	-10.43	-10.41	-10.39	-10.35	-10.3	-10.33	-10.2	-10.2	-10.33	-10.4
PZ-01	59.44	---	59.7	60.45	59.87	60.4	61.48	61.48	60.38	60.37
PZ-02	59.16	---	59.48	60.18	59.65	60.23	61.28	61.28	60.22	60.19
RW-01	40.88	---	36.48	36.53	34.88	---	---	---	---	---
RW-02 (B)	42.86	---	42.97	49.85	44.13	---	---	---	---	---
SUMP	74.91	75.33	75.05	75.13	74.94	---	---	---	---	---

Notes: NI-Well not installed at time of monitoring, NA-Data not available, AB-Well was abandoned, --- Water level not monitored, (B)-Bedrock groundwater monitoring well,
 * - Measurement relative to top of well casing. Elevations based on assumed datum. MW-01 through MW-16 installed during Remedial Investigation (Stearns & Wheler).
 MW-03 was removed as part of the TCE Soils Interim Remedial Measure (IRM) completed in September 1994. System shutdown 02/15/96; System restored 02/20/96.
 System start-up 02/06/96; MW-13 casing elev. changed 06/06/96. MW-04 and MW-20 were abandoned and replaced by MW-21 and MW-22 on 01/20/97.

Table 1
Former Accurate Die Casting Site
Fayetteville, New York
Groundwater Elevation Summary Table

Well ID	Groundwater Elevation (ft) 1/2/2007	Groundwater Elevation (ft) 11/29/2007	Groundwater Elevation (ft) 5/8/2008	Groundwater Elevation (ft) 11/21/2008	Groundwater Elevation (ft) 4/22/2009	Groundwater Elevation (ft) 11/20/2009	Groundwater Elevation (ft) 4/30/2010	Groundwater Elevation (ft) 11/17/2010	Groundwater Elevation (ft) 5/12/2011	Groundwater Elevation (ft) 11/29/2011
MW-01	76.7	80.03	80.06	80.11	80.69	79.49	80.73	79.87	80.71	75.97
MW-02	83.58	85.6	---	---	83.26	83.24	83.13	83.6	NM	83.98
MW-03	---	---	---	---	---	---	---	---	---	---
MW-04	---	---	---	---	---	---	---	---	---	---
MW-05	60.65	61.62	60.72	60.24	60.86	60.32	60.7	60.62	62.32	60.66
MW-06	60.28	60.5	60.28	59.98	60.46	60.03	60.34	60.26	NM	60.26
MW-07 (B)	54.04	52.96	52.94	---	56.1	52.88	54.04	52.94	53.84	53.18
MW-08	63.24	66.86	66.82	66.88	66.5	61.93	65.94	64.7	NM	63
MW-09	60.36	60.55	60.33	60.53	60.49	60.03	60.37	60.27	61.9	60.25
MW-10 (B)	57.62	56.01	61.05	52.79	60.33	53.77	58.97	58.77	66.37	55.73
MW-11 (B)	57.81	55.72	60.32	52.42	59.4	52.98	57.95	57.84	64.85	54.56
MW-12	60.47	60.72	60.5	60.19	60.67	60.24	60.56	60.44	62.02	60.46
MW-13	79.44	78.68	78.23	DRY	DRY	78.02	Dry	Dry	Dry	Dry
MW-14	82.65	89.24	82.74	82.59	82.72	82.67	82.62	82.77	81.74	82.7
MW-15 (B)	59.26	54.35	61.89	52.85	61.74	54.7	60.4	60.1	62.56	57.88
MW-16 (B)	66.12	63.99	67.78	63.03	67.85	64.11	66.77	66.41	74.8	64.83
MW-17	59	58.46	58.96	57.9	59.36	58.38	58.96	58.89	60.26	58.96
MW-18	73.2	72.84	72.7	71.85	73.08	71.91	72.53	72.95	73.26	73.05
MW-19	---	DRY	DRY	DRY	DRY	47.11	Dry	47.13	DRY	47.13
MW-20	---	---	---	---	---	---	---	---	---	---
MW-21	62.63	63.12	62.65	62.65	62.63	62.43	62.31	63.31	62.36	62.85
MW-22	68.59	68.94	68.6	68.51	68.44	68.29	68.26	68.88	68.44	68.74
MW-23 (B)	36.62	34.82	34.76	34.82	39.14	35.06	38.38	38.08	42.22	36.96
MW-24*	-10.23	-10.12	-10.35	-10.35	-10.45	-11.12	-10.5	-10.44	-10.4	-10.36
PZ-01	60.35	60.53	60.32	59.99	60.49	60.03	60.37	60.27	61.85	60.27
PZ-02	60.09	60.36	60.12	59.81	60.3	59.86	60.18	60.1	61.61	60.11
RW-01	---	---	---	---	---	---	---	---	---	---
RW-02 (B)	---	---	---	---	---	---	---	---	---	---
SUMP	---	---	---	---	---	---	---	---	---	---

Notes: NI-Well not installed at time of monitoring, NA-Data not available, AB-Well was abandoned, --- Water level not monitored, (B)-Bedrock groundwater monitoring well,
 * - Measurement relative to top of well casing. Elevations based on assumed datum. MW-01 through MW-16 installed during Remedial Investigation (Stearns & Wheeler).
 MW-03 was removed as part of the TCE Soils Interim Remedial Measure (IRM) completed in September 1994. System shutdown 02/15/96; System restored 02/20/96.
 System start-up 02/06/96; MW-13 casing elev. changed 06/06/96. MW-04 and MW-20 were abandoned and replaced by MW-21 and MW-22 on 01/20/97.

Table 1
Former Accurate Die Casting Site
Fayetteville, New York
Groundwater Elevation Summary Table

Well ID	Groundwater Elevation (ft) 5/22/2012	Groundwater Elevation (ft) 11/28/2012	Groundwater Elevation (ft) 4/18/2013	Groundwater Elevation (ft) 10/1/2013	Groundwater Elevation (ft) 4/16/2014	Groundwater Elevation (ft) 9/18/2014	Groundwater Elevation (ft) 3/31/2015	Groundwater Elevation (ft) 9/16/2015		
MW-01	75.07	75.06	78.43	75.06	77.29	75.07	80.26	75.07		
MW-02	83.36	83.4	84.68	83.36	85.18	83.06	85.18	83.06		
MW-03	---	---	---	---	---	---	---	---		
MW-04	---	---	---	---	---	---	---	---		
MW-05	60.54	60.02	61.08	60.38	61.74	60.24	60.22	60.06		
MW-06	60.16	59.78	60.98	60.04	61.35	59.94	60.02	59.88		
MW-07 (B)	53.32	52.24	54.12	53.14	54.82	52.29	53.28	52.24		
MW-08	62.44	60.93	65.6	62.66	68.38	61.32	63.93	61.36		
MW-09	60.19	59.76	60.71	60.05	61.43	59.97	60.01	59.88		
MW-10 (B)	55.41	52.47	58.67	55.39	61.91	54.73	54.25	54.85		
MW-11 (B)	54.2	51.58	57.48	54.10	60.5	53.54	53.15	53.55		
MW-12	60.38	59.98	60.88	60.24	61.56	60.16	60.22	60.09		
MW-13	Dry	Dry	Dry	78.00	79.94	79.3	78.74	78.3		
MW-14	82.64	82.54	82.54	82.82	82.8	82.88	84.8	83.2		
MW-15 (B)	57.6	52.1	60.12	57.65	63.3	56.34	55.06	56.68		
MW-16 (B)	64.81	61.03	67.15	64.75	69.49	64.19	64.2	64.29		
MW-17	58.92	54.44	59.88	58.24	60.36	58.08	58.7	58		
MW-18	72.47	70.83	74.27	71.07	74.83	70.77	73.63	70.23		
MW-19	47.12	Dry	Dry	Dry	Dry	Dry	Dry	47.13		
MW-20	---	---	---	---	---	---	---	---		
MW-21	62.12	60.57	62.92	60.91	63.71	60.55	63.43	60.57		
MW-22	68.3	68.34	68.3	66.39	68.04	66.8	68.18	66.92		
MW-23 (B)	37.4	34	38.6	36.86	40.38	36.22	36.12	36.54		
MW-24*	-10.48	Dry	Dry	-11.12	-10.1	-11.14	-10.3	-11.15		
PZ-01	60.2	59.79	60.69	60.07	61.39	59.97	60.03	59.89		
PZ-02	60.02	59.62	60.51	59.88	61.14	59.78	59.84	59.72		
RW-01	---	33.54	34.88	34.38	34.88	34.88	33.93	34.14		
RW-02 (B)	---	43.33	54.73	44.02	58.94	44.18	44.8	43.54		
SUMP	---	---	---	---	---	---	---	---		

Notes: NI-Well not installed at time of monitoring, NA-Data not available, AB-Well was abandoned, --- Water level not monitored, (B)-Bedrock groundwater monitoring well,
* - Measurement relative to top of well casing. Elevations based on assumed datum. MW-01 through MW-16 installed during Remedial Investigation (Stearns & Wheler).
MW-03 was removed as part of the TCE Soils Interim Remedial Measure (IRM) completed in September 1994. System shutdown 02/15/96; System restored 02/20/96.
System start-up 02/06/96; MW-13 casing elev. changed 06/06/96. MW-04 and MW-20 were abandoned and replaced by MW-21 and MW-22 on 01/20/97.

Table 2
Former Accurate Die Casting Site
Fayetteville, New York
Groundwater Trichloroethene Concentrations

Sample Date	August-89 Trichloroethene ug/L	December-89 Trichloroethene ug/L	May-90 Trichloroethene ug/L	May-92 Trichloroethene ug/L	July-94 Trichloroethene ug/L	October-94 Trichloroethene ug/L	February-95 Trichloroethene ug/L	April-95 Trichloroethene ug/L	July-95 Trichloroethene ug/L
Location ID									
MW-01	112	ND	2	ND	---	---	---	---	---
MW-02	ND	ND	1	ND	---	ND	ND	ND	ND
MW-03	ND	ND	440000	340000	ND	NI	NI	NI	NI
MW-04	---	7	43	6	270	23	13	16	---
MW-05	---	340	344	110	330	410	290	280	---
MW-06	---	700	454	510	390	360	330	280	270
MW-07	---	ND	ND	ND	ND	ND	ND	ND	ND
MW-08	---	ND	ND	ND	---	ND	ND	ND	ND
MW-09	---	109	106	60	72	74	74	84	75
MW-10	---	---	---	4500	1600	1300	1400	1200	900
MW-11	---	---	---	5200	5500	5300	4300	3900	4000
MW-12	---	---	---	36	44	35	33	30	25
MW-13	---	---	---	110	740	510	---	---	---
MW-14	---	---	---	67	150	120	79	95	140
MW-15	NI	NI	NI	NI	NI	14	11	10	17
MW-16	NI	NI	NI	NI	NI	6	17	7	18
MW-17	NI	NI	NI	NI	260	140	200	130	160
MW-18	NI	NI	NI	NI	NI	NI	NI	NI	NI
MW-20	NI	NI	NI	NI	NI	NI	NI	NI	NI
MW-21	NI	NI	NI	NI	NI	NI	NI	NI	NI
MW-22	NI	NI	NI	NI	NI	NI	NI	NI	NI
MW-23	NI	NI	NI	NI	NI	NI	NI	NI	NI
MW-24	NI	NI	NI	NI	NI	NI	NI	NI	NI
PZ-01	NI	NI	NI	NI	NI	---	---	---	120
PZ-02	NI	NI	NI	NI	NI	---	---	490	400
Notes:	ND - Not detected above unknown MDL, U - Not detected above known MDL, --- - Not analyzed, NI - Not installed at time of monitoring, AB - Well was abandoned. MW-01 through MW-16 installed during Remedial Investigation (Stearns & Wheler), F1 - MS/MSD recovery outside limits MW-03 removed as part of TCE Soils Interim Remedial Measure (IRM) completed in September 1994. Data was collected by Stearns & Wheler prior to 07/22/94. MW-04 and MW-20 were abandoned and replaced by MW-21 and MW-22 on 01/20/97. Data provided only for wells presently included in either the annual or semi-annual monitoring list of wells.								

Table 2
Former Accurate Die Casting Site
Fayetteville, New York
Groundwater Trichloroethene Concentrations

Sample Date	October-95 Trichloroethene ug/L	January-96 Trichloroethene ug/L	April-96 Trichloroethene ug/L	May-96 Trichloroethene ug/L	July-96 Trichloroethene ug/L	October-96 Trichloroethene ug/L	January-97 Trichloroethene ug/L	April-97 Trichloroethene ug/L	July-97 Trichloroethene ug/L
Location ID									
MW-01	---	---	---	---	---	---	---	---	---
MW-02	ND	---	---	---	---	1 U	---	---	---
MW-03	NI	NI	NI	NI	NI	NI	NI	NI	NI
MW-04	15	---	---	---	---	62	NI	NI	NI
MW-05	---	---	---	---	---	180	---	---	---
MW-06	180	170	110	---	98	71	75	52	---
MW-07	ND	---	---	---	---	1 U	---	---	---
MW-08	ND	---	---	---	---	1 U	---	---	---
MW-09	68	100	64	---	65	50	95	83	66
MW-10	890	900	820	---	960	1700	1900	1200	---
MW-11	2600	2500	1500	---	1400	1600	1500	800	---
MW-12	29	---	---	---	---	17	---	---	---
MW-13	---	---	---	---	---	370	---	---	---
MW-14	78	84	250	---	230	170	390	400	260
MW-15	7	---	---	---	---	20	---	---	---
MW-16	20	---	---	---	---	11	---	---	---
MW-17	---	180	350	---	460	300	450	220	150
MW-18	NI	NI	NI	1200	---	2900	850	410	1800
MW-20	NI	NI	NI	70	---	---	NI	NI	NI
MW-21	NI	NI	NI	NI	NI	NI	270	520	310
MW-22	NI	NI	NI	NI	NI	NI	2	1	3
MW-23	NI	NI	NI	NI	NI	NI	NI	1 U	1 U
MW-24	NI	NI	NI	NI	NI	NI	NI	NI	NI
PZ-01	---	---	---	---	---	32	---	---	---
PZ-02	---	---	---	---	---	540	---	---	---
Notes:	ND - Not detected above unknown MDL, U - Not detected above known MDL, --- - Not analyzed, NI - Not installed at time of monitoring, AB - Well was abandoned. MW-01 through MW-16 installed during Remedial Investigation (Stearns & Wheler), F1 - MS/MSD recovery outside limits MW-03 removed as part of TCE Soils Interim Remedial Measure (IRM) completed in September 1994. Data was collected by Stearns & Wheler prior to 07/22/94. MW-04 and MW-20 were abandoned and replaced by MW-21 and MW-22 on 01/20/97. Data provided only for wells presently included in either the annual or semi-annual monitoring list of wells.								

Table 2
Former Accurate Die Casting Site
Fayetteville, New York
Groundwater Trichloroethene Concentrations

Sample Date	October-97 Trichloroethene ug/L	January-98 Trichloroethene ug/L	April-98 Trichloroethene ug/L	October-98 Trichloroethene ug/L	November-98 Trichloroethene ug/L	April-99 Trichloroethene ug/L	October-99 Trichloroethene ug/L	April-00 Trichloroethene ug/L	November-00 Trichloroethene ug/L
Location ID									
MW-01	---	---	---	---	---	---	---	---	---
MW-02	1 U	---	---	1 U	---	---	1 U	---	1 U
MW-03	NI	NI	NI	NI	NI	NI	NI	NI	NI
MW-04	NI	NI	NI	NI	NI	NI	NI	NI	NI
MW-05	220	---	---	200	---	---	78	---	110
MW-06	58	---	140	92	---	63	72	30	48
MW-07	1 U	---	---	1 U	---	---	1 U	---	---
MW-08	---	---	---	1 U	---	---	1 U	---	1 U
MW-09	61	140	120	80	---	120	46	69	60
MW-10	1300	---	930	880	---	720	700	530	690
MW-11	1600	---	920	1100	---	740	900	670	840
MW-12	19	---	---	22	---	---	15	---	17
MW-13	760	---	---	480	---	---	430	---	790
MW-14	560	560	460	400	---	460	260	250	280
MW-15	18	---	---	21	---	---	13	---	7
MW-16	14	---	---	4	---	---	15	---	3
MW-17	---	270	800	250	---	280	180	160	220
MW-18	3100	1000	1100	3600	---	620	1800	360	1900
MW-20	NI	NI	NI	NI	NI	NI	NI	NI	NI
MW-21	450	120	1300	180	---	510	90	42	73
MW-22	8	5	10	14	---	10	9	13	12
MW-23	1 U	1 U	---	1 U	---	---	1 U	---	1 U
MW-24	NI	NI	NI	NI	6000	4300	4300	690	2400
PZ-01	48	---	---	85	---	---	410	---	29
PZ-02	420	---	---	250	---	---	18	---	160
Notes:	ND - Not detected above unknown MDL, U - Not detected above known MDL, --- - Not analyzed, NI - Not installed at time of monitoring, AB - Well was abandoned. MW-01 through MW-16 installed during Remedial Investigation (Stearns & Wheler), F1 - MS/MSD recovery outside limits MW-03 removed as part of TCE Soils Interim Remedial Measure (IRM) completed in September 1994. Data was collected by Stearns & Wheler prior to 07/22/94. MW-04 and MW-20 were abandoned and replaced by MW-21 and MW-22 on 01/20/97. Data provided only for wells presently included in either the annual or semi-annual monitoring list of wells.								

Table 2
Former Accurate Die Casting Site
Fayetteville, New York
Groundwater Trichloroethene Concentrations

Sample Date	July-01 Trichloroethene ug/L	November-01 Trichloroethene ug/L	April-02 Trichloroethene ug/L	June-02 Trichloroethene ug/L	October-02 Trichloroethene ug/L	May-03 Trichloroethene ug/L	December-03 Trichloroethene ug/L	July-04 Trichloroethene ug/L	December-04 Trichloroethene ug/L
Location ID									
MW-01	---	1 U	---	---	---	---	---	---	---
MW-02	---	1 U	---	---	---	---	---	---	---
MW-03	NI	NI	NI	NI	NI	NI	NI	NI	NI
MW-04	NI	NI	NI	NI	NI	NI	NI	NI	NI
MW-05	---	120	---	---	100	---	110	---	98
MW-06	89	92	---	---	92	---	110	---	---
MW-07	---	1 U	---	---	---	---	---	---	---
MW-08	---	1 U	---	---	---	---	---	---	---
MW-09	70	77	---	---	67	---	110	---	---
MW-10	600	900	740	---	700	530	570	470	---
MW-11	680	1000	870	---	760	940	620	490	---
MW-12	---	19	---	---	18	---	20	---	21
MW-13	---	520	---	360	370	---	---	---	---
MW-14	270	240	---	---	200	310	190	---	200
MW-15	---	27	---	---	21	---	26	---	2.1
MW-16	---	3	---	---	1	---	3	---	2.1
MW-17	240	230	---	---	290	---	310	---	140
MW-18	970	2000	350	---	2500	2100	2300	1600	---
MW-20	NI	NI	NI	NI	NI	NI	NI	NI	NI
MW-21	35	38	---	---	---	---	12	---	4.9
MW-22	13	13	---	---	4	---	18	---	18
MW-23	---	1 U	---	---	---	---	---	---	---
MW-24	600	1500	---	470	---	390	190	170	96
PZ-01	---	79	---	---	79	---	92	---	120
PZ-02	---	260	---	---	160	---	150	---	130
Notes:	ND - Not detected above unknown MDL, U - Not detected above known MDL, --- - Not analyzed, NI - Not installed at time of monitoring, AB - Well was abandoned. MW-01 through MW-16 installed during Remedial Investigation (Stearns & Wheler), F1 - MS/MSD recovery outside limits MW-03 removed as part of TCE Soils Interim Remedial Measure (IRM) completed in September 1994. Data was collected by Stearns & Wheler prior to 07/22/94. MW-04 and MW-20 were abandoned and replaced by MW-21 and MW-22 on 01/20/97. Data provided only for wells presently included in either the annual or semi-annual monitoring list of wells.								

Table 2
Former Accurate Die Casting Site
Fayetteville, New York
Groundwater Trichloroethene Concentrations

Sample Date	April-05 Trichloroethene UG/L	November-05 Trichloroethene ug/l	April-06 Trichloroethene ug/l	January-07 Trichloroethene ug/l	February-07 Trichloroethene ug/l	May-07 Trichloroethene ug/l	November-07 Trichloroethene ug/l	May-08 Trichloroethene ug/l	November-08 Trichloroethene ug/l
Location ID									
MW-01	---	---	---	---	---	---	---	---	---
MW-02	---	---	---	---	---	---	---	---	---
MW-03	NI	NI	NI	NI	NI	NI	NI	NI	NI
MW-04	NI	NI	NI	NI	NI	NI	NI	NI	NI
MW-05	---	75.0	---	75.2	---	---	88	---	84.6
MW-06	---	---	---	142	---	---	120	---	84.1
MW-07	---	---	---	---	---	---	---	---	---
MW-08	---	---	---	---	---	---	---	---	---
MW-09	---	83.3	---	86.9	---	---	88	---	77.2
MW-10	450	---	486	---	448	448	440	476	126
MW-11	390	---	469	---	407	390	380	293	746
MW-12	---	19.6	---	23	---	24	38	---	24.3
MW-13	200	---	265	---	265	282	310	251	---
MW-14	---	127	---	270	---	---	380	---	484
MW-15	---	0.50 U	---	0.54	---	---	0.82	---	0.5 U
MW-16	---	2.25	---	1.82	---	---	2.1	---	3.21
MW-17	---	---	---	132	---	---	240	---	210
MW-18	1300	---	1490	---	763	1590	1800	1160	1840
MW-20	NI	NI	NI	NI	NI	NI	NI	NI	NI
MW-21	---	10.6	---	6.17	---	---	7.2	---	12.2
MW-22	---	15.8	---	13.5	---	---	27	---	28.9
MW-23	---	---	---	---	---	---	---	---	---
MW-24	64	124	70.6	100	---	197	210	159	452
PZ-01	---	103	---	132	---	---	100	---	48.4
PZ-02	---	118	---	125	---	---	110	---	116
Notes:	ND - Not detected above unknown MDL, U - Not detected above known MDL, --- - Not analyzed, NI - Not installed at time of monitoring, AB - Well was abandoned. MW-01 through MW-16 installed during Remedial Investigation (Stearns & Wheler), F1 - MS/MSD recovery outside limits MW-03 removed as part of TCE Soils Interim Remedial Measure (IRM) completed in September 1994. Data was collected by Stearns & Wheler prior to 07/22/94. MW-04 and MW-20 were abandoned and replaced by MW-21 and MW-22 on 01/20/97. Data provided only for wells presently included in either the annual or semi-annual monitoring list of wells.								

Table 2
Former Accurate Die Casting Site
Fayetteville, New York
Groundwater Trichloroethene Concentrations

Sample Date	April-09	November-09	April-10	November-10	May-11	November-11	May-12	November-12	April-13
	Trichloroethene ug/l	Trichloroethene ug/l	Trichloroethene ug/l	Trichloroethene ug/l	Trichloroethene ug/l	Trichloroethene ug/l	Trichloroethene ug/l	Trichloroethene ug/l	Trichloroethene ug/l
Location ID									
MW-01	---	---	---	---	---	---	---	---	---
MW-02	---	---	---	---	---	---	---	---	---
MW-03	NI	NI	NI	NI	NI	NI	---	NI	---
MW-04	NI	NI	NI	NI	NI	NI	---	NI	---
MW-05	---	77.8	---	82	---	73.1	---	64.8	---
MW-06	---	75.8	---	83.8	---	52.6	---	87.2	---
MW-07	---	---	---	---	---	---	---	---	---
MW-08	---	---	---	---	---	---	---	---	---
MW-09	---	71.2	---	62	---	52.6	---	87.6	---
MW-10	329	285	369	395	416	169	135	60.7	320
MW-11	260	452	379	406	255	926	891	1080	638
MW-12	---	16.5	---	19.5	---	21.9	---	17.6	---
MW-13	---	---	208	262	---	278	234	307	196
MW-14	---	426	---	438	---	17.8	---	355	---
MW-15	---	0.65	---	22.9	---	0.5 U	---	0.5 U	---
MW-16	---	1.96	---	1.69	---	1.53	---	2.21	---
MW-17	---	190	---	79.6	---	496	---	118	---
MW-18	1160	1290	609	1300	1460	1190	1020	1820	942
MW-20	NI	NI	NI	NI	NI	NI	---	NI	---
MW-21	---	12.3	---	6.1	---	6.76	---	27.4	---
MW-22	---	19	---	19.4	---	23.6	---	19.1	---
MW-23	---	---	---	---	---	---	---	---	---
MW-24	118	---	193	331	62.1	246	162	1010	210
PZ-01	---	50.9	---	95	---	94.2	---	50.8	---
PZ-02	---	101	---	100	---	96.6	---	111	---
Notes:	ND - Not detected above unknown MDL, U - Not detected above known MDL, --- - Not analyzed, NI - Not installed at time of monitoring, AB - Well was abandoned. MW-01 through MW-16 installed during Remedial Investigation (Stearns & Wheler), F1 - MS/MSD recovery outside limits MW-03 removed as part of TCE Soils Interim Remedial Measure (IRM) completed in September 1994. Data was collected by Stearns & Wheler prior to 07/22/94. MW-04 and MW-20 were abandoned and replaced by MW-21 and MW-22 on 01/20/97. Data provided only for wells presently included in either the annual or semi-annual monitoring list of wells.								

Table 2
Former Accurate Die Casting Site
Fayetteville, New York
Groundwater Trichloroethene Concentrations

Sample Date	October-13 Trichloroethene ug/l	Apr-14 Trichloroethene ug/l	Sep-14 Trichloroethene ug/l	Mar-15 Trichloroethene ug/l	Sep-15 Trichloroethene ug/l
Location ID					
MW-01	---	---	---	---	---
MW-02	---	---	---	---	---
MW-03	---	---	---	---	---
MW-04	---	---	---	---	---
MW-05	73	---	53	---	55
MW-06	64	---	82	---	79
MW-07	---	---	---	---	---
MW-08	---	---	---	---	---
MW-09	52	---	45	---	46
MW-10	84	310	56	96	100
MW-11	760	470	640	690	680
MW-12	16	---	21	---	16
MW-13	290	190	260	210	260
MW-14	1600	210	300	---	200
MW-15	0.69 J	---	1U	---	0.82 J
MW-16	1.5	---	1.5	---	1.5
MW-17	330	---	260	---	190
MW-18	1700	650	1500	960	1500 F1
MW-20	---	---	---	---	---
MW-21	15	---	15	---	18
MW-22	1.5	---	11	---	9.5
MW-23	---	---	---	---	---
MW-24	530	220	400	230	380
PZ-01	90	---	77	---	63
PZ-02	97	---	89	---	83
Notes:	ND - Not detected above unknown MDL, U - Not detected above known MDL, --- - Not analyzed, NI - Not installed at time of monitoring, AB - Well was abandoned. MW-01 through MW-16 installed during Remedial Investigation (Stearns & Wheler), F1 - MS/MSD recovery outside limits MW-03 removed as part of TCE Soils Interim Remedial Measure (IRM) completed in September 1994. Data was collected by Stearns & Wheler prior to 07/22/94. MW-04 and MW-20 were abandoned and replaced by MW-21 and MW-22 on 01/20/97. Data provided only for wells presently included in either the annual or semi-annual monitoring list of wells.				

Table 3
Former Accurate Die Casting Site
Fayetteville, New York
Other Detected Volatile Organic Compounds

Location ID	Chemical Name Sample Date	cis-1,2-Dichloroethene ug/l	Tetrachloroethene ug/l	Toluene ug/l	trans-1,2-Dichloroethene ug/l
MW-01	11/8/2001	1 U	1 U	1 U	1 U
MW-02	10/22/1996	1 U	1 U	1 U	1 U
MW-02	10/22/1997	1 U	1 U	1 U	1 U
MW-02	10/21/1998	1 U	1 U	1 U	1 U
MW-02	10/19/1999	1 U	1 U	1 U	1 U
MW-02	11/9/2000	1 U	1 U	1 U	1 U
MW-02	11/10/2001	1 U	1 U	1 U	1 U
MW-04	10/22/1996	12	1 U	1 U	1 U
MW-05	10/21/1996	10 U	10 U	10 U	10 U
MW-05	10/22/1997	10 U	10 U	10 U	10 U
MW-05	10/20/1998	10 U	10 U	10 U	10 U
MW-05	10/19/1999	10 U	10 U	10 U	10 U
MW-05	11/8/2000	5 U	5 U	5 U	5 U
MW-05	11/9/2001	5 U	5 U	5 U	5 U
MW-05	10/10/2002	5 U	5 U	5 U	5 U
MW-05	12/8/2003	5 U	5 U	5 U	5 U
MW-05	12/28/2004	2.5 U	2.7	2.5 U	2.5 U
MW-05	11/9/2005	2.50 U	2.50 U	2.50 U	2.50 U
MW-05	1/2/2007	2.5 U	2.5 U	2.5 U	2.5 U
MW-05	11/29/2007	0.5 U	2.5	0.5 U	0.5 U
MW-05	11/1/2008	1.52	1.95	0.5 U	0.5 U
MW-05	11/20/2009	1.15	2.25	0.5 U	0.5 U
MW-05	11/17/2010	2.5 U	2.5 U	2.5 U	2.5 U
MW-05	11/29/2011	2.5 U	2.5 U	2.5 U	2.5 U
MW-05	11/28/2012	2.5 U	2.5	2.5 U	2.5 U
MW-05	10/1/2013	1.3	2.5	1 U	1 U
MW-05	9/18/2014	1 U	1.9	1 U	1 U
MW-05	9/16/2015	1 U	1.9	1 U	1 U
MW-06	1/17/1996	---	5 U	5 U	---
MW-06	4/10/1996	---	5 U	5 U	---
MW-06	7/16/1996	5 U	5 U	5 U	5 U
MW-06	10/22/1996	2 U	2 U	2 U	2 U
MW-06	1/16/1997	1 U	1 U	1 U	1 U
MW-06	4/15/1997	1 U	1 U	1 U	1 U
MW-06	10/23/1997	1 U	1 U	1 U	1 U
MW-06	4/15/1998	5 U	5 U	5 U	5 U
MW-06	10/20/1998	2 U	2 U	2 U	2 U
MW-06	4/29/1999	2 U	2 U	2 U	2 U
MW-06	10/19/1999	2 U	2 U	2 U	2 U
MW-06	4/6/2000	1 U	1 U	1 U	1 U
MW-06	11/8/2000	1 U	1 U	1 U	1 U
MW-06	7/3/2001	2 U	2 U	2 U	2 U
MW-06	11/9/2001	2 U	2 U	2 U	2 U
MW-06	10/10/2002	2 U	2 U	2 U	2 U
MW-06	12/8/2003	5 U	5 U	5 U	5 U
MW-06	1/2/2007	2.5 U	2.5 U	2.5 U	2.5 U
MW-06	11/29/2007	0.65	0.5 U	0.5 U	0.5 U
MW-06	11/1/2008	0.5 U	0.5 U	0.5 U	0.5 U
MW-06	11/20/2009	0.5 U	0.5 U	0.5 U	0.5 U
MW-06	11/23/2010	1 U	1 U	1 U	1 U
MW-06	11/29/2011	2.5 U	2.5 U	2.5 U	2.5 U
MW-06	11/28/2012	1.25 U	1.25 U	1.25 U	1.25 U
MW-06	10/1/2013	1 U	1 U	1 U	1 U
MW-06	9/18/2014	1 U	1 U	1 U	1 U
MW-06	9/16/2015	1 U	1 U	1 U	1 U
MW-07	10/21/1996	1 U	1 U	1 U	1 U
MW-07	10/22/1997	1 U	1 U	1 U	1 U
MW-07	10/20/1998	1 U	1 U	1 U	1 U
MW-07	10/19/1999	1 U	1 U	1 U	1 U
MW-07	11/9/2001	1 U	1 U	1 U	1 U
MW-08	10/22/1996	1 U	1 U	1 U	1 U
MW-08	10/21/1998	1 U	1 U	1 U	1 U
MW-08	10/19/1999	1 U	1 U	1 U	1 U
MW-08	11/7/2000	1 U	1 U	1 U	1 U
MW-08	11/8/2001	1 U	1 U	1 U	1 U
MW-09	1/17/1996	---	5 U	5 U	---
MW-09	4/10/1996	---	1 U	1 U	---
MW-09	7/16/1996	1 U	1 U	1 U	1 U
MW-09	10/21/1996	1 U	1 U	1 U	1 U
MW-09	1/16/1997	5 U	5 U	5 U	5 U
MW-09	4/15/1997	2 U	2 U	2 U	2 U

Notes: U - Not detected, NS - Not sampled, --- - Not Analyzed, Detects in BOLD.
MW-04, MW-20 were abandoned and replaced by MW-21, MW-22 on 1/20/97.

Table 3
Former Accurate Die Casting Site
Fayetteville, New York
Other Detected Volatile Organic Compounds

Location ID	Chemical Name Sample Date	cis-1,2-Dichloroethene ug/l	Tetrachloroethene ug/l	Toluene ug/l	trans-1,2-Dichloroethene ug/l
MW-09	7/8/1997	5 U	5 U	5 U	5 U
MW-09	10/22/1997	5 U	5 U	5 U	5 U
MW-09	1/29/1998	5 U	5 U	5 U	5 U
MW-09	4/15/1998	5 U	5 U	5 U	5 U
MW-09	10/20/1998	2 U	2 U	2 U	2 U
MW-09	4/29/1999	2 U	2 U	2 U	2 U
MW-09	10/19/1999	5 U	5 U	5 U	5 U
MW-09	4/6/2000	2 U	2 U	2 U	2 U
MW-09	11/8/2000	2 U	2 U	2 U	2 U
MW-09	7/3/2001	2 U	2 U	2 U	2 U
MW-09	11/10/2001	2 U	2 U	2 U	2 U
MW-09	10/11/2002	2 U	2 U	2 U	2 U
MW-09	12/8/2003	2 U	2 U	2 U	2 U
MW-09	11/9/2005	2.50 U	2.50 U	2.50 U	2.50 U
MW-09	1/2/2007	2.5 U	2.5 U	2.5 U	2.5 U
MW-09	11/29/2007	0.5 U	0.5 U	0.5 U	0.5 U
MW-09	11/1/2008	0.5 U	0.5 U	0.5 U	0.5 U
MW-09	11/20/2009	2.5 U	2.5 U	2.5 U	2.5 U
MW-09	11/17/2010	2.5 U	2.5 U	2.5 U	2.5 U
MW-09	11/29/2011	2.5 U	2.5 U	2.5 U	2.5 U
MW-09	11/28/2012	1.25 U	1.25 U	1.25 U	1.25 U
MW-09	10/1/2013	1 U	1 U	1 U	1 U
MW-09	9/18/2014	1 U	1 U	1 U	1 U
MW-09	9/16/2015	1 U	1 U	1 U	1 U
MW-10	1/17/1996	---	20 U	20 U	---
MW-10	4/10/1996	---	50 U	50 U	---
MW-10	7/16/1996	50 U	50 U	50 U	50 U
MW-10	10/22/1996	50 U	50 U	50 U	50 U
MW-10	1/16/1997	100 U	100 U	100 U	100 U
MW-10	4/16/1997	100 U	100 U	100 U	100 U
MW-10	10/23/1997	50 U	50 U	50 U	50 U
MW-10	4/15/1998	50 U	50 U	50 U	50 U
MW-10	10/21/1998	50 U	50 U	50 U	50 U
MW-10	4/29/1999	25 U	25 U	25 U	25 U
MW-10	10/20/1999	25 U	25 U	25 U	25 U
MW-10	4/6/2000	20 U	20 U	20 U	20 U
MW-10	11/8/2000	20 U	20 U	20 U	20 U
MW-10	7/3/2001	20 U	20 U	20 U	20 U
MW-10	11/10/2001	20 U	20 U	20 U	20 U
MW-10	4/3/2002	20 U	20 U	20 U	20 U
MW-10	10/10/2002	20 U	20 U	20 U	20 U
MW-10	5/1/2003	20 U	20 U	20 U	20 U
MW-10	12/8/2003	20 U	20 U	20 U	20 U
MW-10	7/19/2004	10 U	10 U	10 U	10 U
MW-10	4/8/2005	0.50 U	0.50 U	0.50 U	0.50 U
MW-10	4/21/2006	10 U	10 U	10 U	10 U
MW-10	2/7/2007	10 U	10 U	10 U	10 U
MW-10	5/31/2007	10 U	10 U	10 U	10 U
MW-10	11/29/2007	0.5 U	0.5 U	0.5 U	0.5 U
MW-10	5/1/2008	0.5 U	0.5 U	0.5 U	0.5 U
MW-10	11/1/2008	5 U	5 U	5 U	5 U
MW-10	4/22/2009	10 U	10 U	10 U	10 U
MW-10	11/20/2009	10 U	10 U	10 U	10 U
MW-10	4/30/2010	10 U	10 U	10 U	10 U
MW-10	11/17/2010	10 U	10 U	10 U	10 U
MW-10	5/12/2011	10 U	10 U	10 U	10 U
MW-10	11/29/2011	10 U	10 U	10 U	10 U
MW-10	5/22/2012	5 U	5 U	5 U	5 U
MW-10	11/28/2012	1 U	1 U	1 U	1 U
MW-10	4/18/2013	25 U	25 U	25 U	25 U
MW-10	10/1/2013	1 U	1 U	1 U	1 U
MW-10	4/16/2014	1 U	1 U	1 U	1 U
MW-10	9/18/2014	1 U	1 U	1 U	1 U
MW-10	3/31/2015	1 U	1 U	1 U	1 U
MW-10	9/16/2015	1 U	1 U	1 U	1 U
MW-11	1/17/1996	---	100 U	100 U	---
MW-11	4/10/1996	---	100 U	100 U	---
MW-11	7/16/1996	100 U	100 U	100 U	100 U
MW-11	10/22/1996	100 U	100 U	100 U	100 U
MW-11	1/16/1997	100 U	100 U	100 U	100 U
MW-11	4/15/1997	50 U	50 U	50 U	50 U
MW-11	10/23/1997	50 U	50 U	50 U	50 U
MW-11	4/15/1998	50 U	50 U	50 U	50 U
MW-11	10/21/1998	50 U	50 U	50 U	50 U
MW-11	4/29/1999	50 U	50 U	50 U	50 U
MW-11	10/19/1999	25 U	25 U	25 U	25 U

Notes: U - Not detected, NS - Not sampled, --- - Not Analyzed, Detects in BOLD.
MW-04, MW-20 were abandoned and replaced by MW-21, MW-22 on 1/20/97.

Table 3
Former Accurate Die Casting Site
Fayetteville, New York
Other Detected Volatile Organic Compounds

Location ID	Chemical Name Sample Date	cis-1,2-Dichloroethene ug/l	Tetrachloroethene ug/l	Toluene ug/l	trans-1,2-Dichloroethene ug/l
MW-11	4/6/2000	20 U	20 U	20 U	20 U
MW-11	11/9/2000	20 U	20 U	20 U	20 U
MW-11	7/3/2001	20 U	20 U	20 U	20 U
MW-11	11/9/2001	20 U	20 U	20 U	20 U
MW-11	4/3/2002	20 U	20 U	20 U	20 U
MW-11	10/10/2002	20 U	20 U	20 U	20 U
MW-11	5/1/2003	20 U	20 U	20 U	20 U
MW-11	12/8/2003	50 U	50 U	50 U	50 U
MW-11	7/19/2004	10 U	10 U	10 U	10 U
MW-11	4/8/2005	1.1	0.50 J	0.50 U	0.50 U
MW-11	4/21/2006	10 U	10 U	10 U	10 U
MW-11	2/7/2007	5 U	5 U	5 U	5 U
MW-11	5/31/2007	5 U	5 U	5 U	5 U
MW-11	11/29/2007	1.2	0.5 U	0.5 U	0.5 U
MW-11	5/1/2008	0.65	0.5 U	0.5 U	0.5 U
MW-11	11/1/2008	10 U	10 U	10 U	10 U
MW-11	4/22/2009	10 U	10 U	10 U	10 U
MW-11	11/20/2009	10 U	10 U	10 U	10 U
MW-11	4/30/2010	10 U	10 U	10 U	10 U
MW-11	11/17/2010	10 U	10 U	10 U	10 U
MW-11	5/21/2011	10 U	10 U	10 U	10 U
MW-11	11/29/2011	10 U	10 U	10 U	10 U
MW-11	5/22/2012	25 U	25 U	25 U	25 U
MW-11	11/28/2012	25 U	25 U	25 U	25 U
MW-11	4/18/2013	25 U	25 U	25 U	25 U
MW-11	10/1/2013	1.1	1 U	1 U	1 U
MW-11	4/16/2014	1	1 U	1 U	1 U
MW-11	9/18/2014	5 U	5 U	5 U	5 U
MW-11	3/31/2015	5 U	5 U	5 U	5 U
MW-11	9/16/2015	10 U	10 U	10 U	10 U
MW-12	10/21/1996	1 U	1 U	1 U	1 U
MW-12	10/22/1997	1 U	1 U	1 U	1 U
MW-12	10/20/1998	1 U	1 U	1 U	1 U
MW-12	10/19/1999	1 U	1 U	1 U	1 U
MW-12	11/8/2000	1 U	1 U	1 U	1 U
MW-12	11/9/2001	1 U	1 U	1 U	1 U
MW-12	10/10/2002	1 U	1 U	2	1 U
MW-12	12/8/2003	1 U	1 U	1 U	1 U
MW-12	12/28/2004	0.50 U	0.50 U	0.50 U	0.50 U
MW-12	11/9/2005	0.50 U	0.50 U	0.50 U	0.50 U
MW-12	1/2/2007	0.5 U	0.5 U	0.5 U	0.5 U
MW-12	5/31/2007	0.5 U	0.5 U	0.5 U	0.5 U
MW-12	11/29/2007	0.5 U	0.5 U	0.5 U	0.5 U
MW-12	11/1/2008	0.5 U	0.5 U	0.5 U	0.5 U
MW-12	11/20/2009	0.5 U	0.5 U	0.5 U	0.5 U
MW-12	11/17/2010	0.5 U	0.5 U	0.5 U	0.5 U
MW-12	11/29/2011	0.5 U	0.5 U	0.5 U	0.5 U
MW-12	11/28/2012	0.5 U	0.5 U	0.5 U	0.5 U
MW-12	10/1/2013	1 U	1 U	1 U	1 U
MW-12	9/18/2014	1 U	1 U	1 U	1 U
MW-12	9/16/2015	1 U	1 U	1 U	1 U
MW-13	10/24/1996	10 U	10 U	10 U	10 U
MW-13	10/23/1997	50 U	50 U	50 U	50 U
MW-13	10/21/1998	25 U	25 U	25 U	25 U
MW-13	10/20/1999	20 U	20 U	20 U	20 U
MW-13	11/9/2000	20 U	20 U	20 U	20 U
MW-13	11/8/2001	20 U	20 U	20 U	20 U
MW-13	6/11/2002	20 U	20 U	20 U	20 U
MW-13	10/11/2002	20 U	20 U	20 U	20 U
MW-13	4/8/2005	0.50 U	0.50 U	0.50 U	0.50 U
MW-13	4/21/2006	5 U	5 U	5 U	5 U
MW-13	2/7/2007	5 U	5 U	5 U	5 U
MW-13	5/31/2007	5 U	5 U	5 U	5 U
MW-13	11/29/2007	0.5 U	0.5 U	0.5 U	0.5 U
MW-13	5/1/2008	0.5 U	0.5 U	0.5 U	0.5 U
MW-13	11/1/2008	NS	NS	NS	NS
MW-13	4/30/2010	5 U	5 U	5 U	5 U
MW-13	11/17/2010	5 U	5 U	5 U	5 U
MW-13	11/29/2011	5 U	5 U	5 U	5 U
MW-13	5/22/2012	5 U	5 U	5 U	5 U
MW-13	11/28/2012	5 U	5 U	5 U	5 U
MW-13	4/18/2013	5 U	5 U	5 U	5 U
MW-13	10/1/2013	1 U	1 U	1 U	1 U
MW-13	4/16/2014	1 U	1 U	1 U	1 U
MW-13	9/18/2014	4 U	4 U	4 U	4 U
MW-13	3/31/2015	4 U	4 U	4 U	4 U
MW-13	9/16/2015	4 U	4 U	4 U	4 U
MW-14	1/17/1996	---	5 U	5 U	---
MW-14	4/10/1996	---	5 U	5 U	---
MW-14	7/16/1996	10 U	10 U	10 U	10 U

Notes: U - Not detected, NS - Not sampled, --- - Not Analyzed, Detects in BOLD.
MW-04, MW-20 were abandoned and replaced by MW-21, MW-22 on 1/20/97.

Table 3
Former Accurate Die Casting Site
Fayetteville, New York
Other Detected Volatile Organic Compounds

Location ID	Chemical Name Sample Date	cis-1,2-Dichloroethene ug/l	Tetrachloroethene ug/l	Toluene ug/l	trans-1,2-Dichloroethene ug/l
MW-14	10/22/1996	5 U	5 U	5 U	5 U
MW-14	1/16/1997	10 U	10 U	10 U	10 U
MW-14	4/16/1997	10 U	10 U	10 U	10 U
MW-14	7/8/1997	10 U	10 U	10 U	10 U
MW-14	10/23/1997	10 U	10 U	10 U	10 U
MW-14	1/29/1998	10 U	10 U	10 U	10 U
MW-14	4/15/1998	10 U	10 U	10 U	10 U
MW-14	10/21/1998	10 U	10 U	10 U	10 U
MW-14	4/29/1999	10 U	10 U	10 U	10 U
MW-14	10/20/1999	10 U	10 U	10 U	10 U
MW-14	4/6/2000	5 U	5 U	5 U	5 U
MW-14	11/8/2000	5 U	5 U	5 U	5 U
MW-14	7/3/2001	5 U	5 U	5 U	5 U
MW-14	11/8/2001	5 U	5 U	5 U	5 U
MW-14	10/11/2002	5 U	5 U	5 U	5 U
MW-14	5/1/2003	5 U	5 U	5 U	5 U
MW-14	12/8/2003	10 U	10 U	10 U	10 U
MW-14	12/28/2004	5.0 U	5.0 U	5.0 U	5.0 U
MW-14	11/9/2005	5.00 U	5.00 U	5.00 U	5.00 U
MW-14	1/2/2007	5 U	5 U	5 U	5 U
MW-14	11/29/2007	0.94	0.5 U	0.5 U	0.5 U
MW-14	11/1/2008	1	0.5 U	0.5 U	0.5 U
MW-14	11/20/2009	12.5 U	12.5 U	12.5 U	12.5 U
MW-14	11/17/2010	10 U	10 U	10 U	10 U
MW-14	11/29/2011	0.5 U	0.5 U	0.5 U	0.5 U
MW-14	11/28/2012	2.5 U	2.5 U	2.5 U	2.5 U
MW-14	10/1/2013	200	0.49 J	1 U	0.93 J
MW-14	9/18/2014	4 U	4 U	4 U	4 U
MW-14	9/16/2015	4 U	4 U	4 U	4 U
MW-15	10/22/1996	1 U	1 U	1 U	1 U
MW-15	10/22/1997	1 U	1 U	1 U	1 U
MW-15	10/21/1998	1 U	1 U	1 U	1 U
MW-15	10/19/1999	1 U	1 U	1 U	1 U
MW-15	11/9/2000	1 U	1 U	1 U	1 U
MW-15	11/8/2001	1 U	1 U	1 U	1 U
MW-15	10/11/2002	1 U	1 U	1 U	1 U
MW-15	12/8/2003	1 U	1 U	1 U	1 U
MW-15	12/28/2004	0.50 U	0.50 U	0.50 U	0.50 U
MW-15	11/9/2005	2.19	0.50 U	0.50 U	0.50 U
MW-15	1/2/2007	1.8	0.5 U	0.5 U	0.5 U
MW-15	11/29/2007	1.7	0.5 U	0.5 U	0.5 U
MW-15	11/1/2008	0.5 U	0.5 U	0.5 U	0.5 U
MW-15	11/20/2009	0.71	0.5 U	0.5 U	0.5 U
MW-15	11/17/2010	0.5 U	0.5 U	0.5 U	0.5 U
MW-15	11/29/2011	0.5 U	0.5 U	0.5 U	0.5 U
MW-15	11/28/2012	0.5 U	0.5 U	0.5 U	0.5 U
MW-15	10/1/2013	1 U	1 U	1 U	1 U
MW-15	9/18/2014	1 U	1 U	1 U	1 U
MW-15	9/16/2015	1 U	1 U	1 U	1 U
MW-16	10/22/1996	1 U	1 U	1 U	1 U
MW-16	10/22/1997	1 U	1 U	1 U	1 U
MW-16	10/21/1998	1 U	1 U	1 U	1 U
MW-16	10/19/1999	1 U	1 U	1 U	1 U
MW-16	11/9/2000	1 U	1 U	1 U	1 U
MW-16	11/8/2001	1 U	1 U	1 U	1 U
MW-16	10/11/2002	1 U	1 U	1 U	1 U
MW-16	12/8/2003	1 U	1 U	1 U	1 U
MW-16	12/28/2004	0.50 U	0.50 U	0.50 U	0.50 U
MW-16	11/9/2005	0.50 U	0.50 U	0.50 U	0.50 U
MW-16	1/2/2007	0.5 U	0.5 U	0.5 U	0.5 U
MW-16	11/29/2007	0.5 U	0.5 U	0.5 U	0.5 U
MW-16	11/1/2008	0.5 U	0.5 U	0.5 U	0.5 U
MW-16	11/20/2009	0.5 U	0.5 U	0.5 U	0.5 U
MW-16	11/17/2010	0.5 U	0.5 U	0.5 U	0.5 U
MW-16	11/29/2011	0.5 U	0.5 U	0.5 U	0.5 U
MW-16	11/28/2012	0.5 U	0.5 U	0.5 U	0.5 U
MW-16	10/1/2013	1 U	1 U	1 U	1 U
MW-16	9/18/2014	1 U	1 U	1 U	1 U
MW-16	9/16/2015	1 U	1 U	1 U	1 U
MW-17	1/17/1996	---	5 U	5 U	---
MW-17	4/10/1996	---	20	5 U	---
MW-17	7/16/1996	10 U	10 U	10 U	10 U
MW-17	10/22/1996	7	12	5 U	5 U
MW-17	1/16/1997	10 U	22	10 U	10 U

Notes: U - Not detected, NS - Not sampled, --- - Not Analyzed, Detects in BOLD.
MW-04, MW-20 were abandoned and replaced by MW-21, MW-22 on 1/20/97.

Table 3
Former Accurate Die Casting Site
Fayetteville, New York
Other Detected Volatile Organic Compounds

Location ID	Chemical Name Sample Date	cis-1,2-Dichloroethene ug/l	Tetrachloroethene ug/l	Toluene ug/l	trans-1,2-Dichloroethene ug/l
MW-17	4/15/1997	10 U	15	10 U	10 U
MW-17	7/8/1997	10 U	18	10 U	10 U
MW-17	1/29/1998	10 U	12	10 U	10 U
MW-17	4/15/1998	50 U	50 U	50 U	50 U
MW-17	10/20/1998	10 U	17	10 U	10 U
MW-17	4/29/1999	10 U	23	10 U	10 U
MW-17	10/19/1999	10 U	10 U	10 U	10 U
MW-17	4/6/2000	10 U	10 U	10 U	10 U
MW-17	11/9/2000	15	7	5 U	5 U
MW-17	7/3/2001	10	7	5 U	5 U
MW-17	11/10/2001	10	8	5 U	5 U
MW-17	10/11/2002	22	5 U	5 U	5 U
MW-17	12/8/2003	10 U	10 U	10 U	10 U
MW-17	12/28/2004	5.1	11	5.0 U	5.0 U
MW-17	11/9/2005	17.9	9.5	2.50 U	2.50 U
MW-17	1/2/2007	9.45	10.2	2.5 U	2.5 U
MW-17	11/29/2007	22	6.9	0.5 U	0.5 U
MW-17	11/1/2008	21.7	5.06	0.5 U	0.5 U
MW-17	11/20/2009	11.6	6.1	5 U	5 U
MW-17	11/17/2010	2.4	6.18	1.25 U	1.25 U
MW-17	11/29/2011	20.2	19.7	5 U	5 U
MW-17	11/28/2012	10.7	5.25	2.5 U	2.5 U
MW-17	10/1/2013	31	8.1	1 U	1 U
MW-17	9/18/2014	24	4.9J	5 U	5 U
MW-17	9/16/2015	16	5.9	1 U	1 U
MW-18	5/29/1996	50 U	50 U	50 U	50 U
MW-18	10/22/1996	81	50 U	50 U	50 U
MW-18	1/16/1997	100 U	100 U	100 U	100 U
MW-18	4/16/1997	10 U	10 U	10 U	10 U
MW-18	7/8/1997	66	50 U	50 U	50 U
MW-18	10/23/1997	100 U	100 U	100 U	100 U
MW-18	1/29/1998	50 U	50 U	50 U	50 U
MW-18	4/16/1998	50 U	50 U	50 U	50 U
MW-18	10/21/1998	160	100 U	100 U	100 U
MW-18	4/29/1999	37	25 U	25 U	25 U
MW-18	10/19/1999	100 U	100 U	100 U	100 U
MW-18	4/6/2000	14	10 U	10 U	10 U
MW-18	11/9/2000	100	50 U	50 U	50 U
MW-18	7/3/2001	50 U	50 U	50 U	50 U
MW-18	11/10/2001	120	50 U	50 U	50 U
MW-18	4/4/2002	10 U	10 U	10 U	10 U
MW-18	10/15/2002	310	50 U	50 U	50 U
MW-18	5/1/2003	130	50 U	50 U	50 U
MW-18	12/8/2003	100 U	100 U	100 U	100 U
MW-18	7/19/2004	140	50 U	50 U	50 U
MW-18	4/8/2005	120	0.51	0.50 U	0.86
MW-18	4/21/2006	127	25 U	25 U	25 U
MW-18	2/7/2007	68.5	12.5 U	12.5 U	12.5 U
MW-18	5/31/2007	136	12.5 U	12.5 U	12.5 U
MW-18	11/29/2007	190	0.51	0.5 U	0.86
MW-18	5/1/2008	108	0.5 U	0.5 U	0.81
MW-18	11/1/2008	148	25 U	25 U	25 U
MW-18	04/22/2009	79.5	25 U	25 U	25 U
MW-18	11/20/2009	125	25 U	25 U	25 U
MW-18	04/30/2010	38.5	25 U	25 U	25 U
MW-18	11/17/2010	99	25 U	25 U	25 U
MW-18	5/21/2011	73.5	25 U	25 U	25 U
MW-18	11/29/2011	109	25 U	25 U	25 U
MW-18	5/22/2012	74	25 U	25 U	25 U
MW-18	11/28/2012	144	25 U	25 U	25 U
MW-18	4/18/2013	70.5	25 U	25 U	25 U
MW-18	10/1/2013	210	0.42 J	1 U	0.9 J
MW-18	4/16/2014	76	1 U	1.0 U	1 U
MW-18	9/18/2014	270	1 U	10 U	1 U
MW-18	3/31/2015	210	10 U	10 U	10 U

Notes: U - Not detected, NS - Not sampled, --- - Not Analyzed, Detects in BOLD.
MW-04, MW-20 were abandoned and replaced by MW-21, MW-22 on 1/20/97.

Table 3
Former Accurate Die Casting Site
Fayetteville, New York
Other Detected Volatile Organic Compounds

Location ID	Chemical Name	cis-1,2-Dichloroethene	Tetrachloroethene	Toluene	trans-1,2-Dichloroethene
	Sample Date	ug/l	ug/l	ug/l	ug/l
MW-18	9/16/2015	430 F1	10 U	10 U	10 U
MW-20	5/24/1996	46	1 U	1 U	1 U
MW-21	1/21/1997	650	100 U	100 U	100 U
MW-21	4/16/1997	630	50 U	50 U	50 U
MW-21	7/8/1997	770	50 U	50 U	50 U
MW-21	10/23/1997	800	50 U	50 U	50 U
MW-21	1/29/1998	350	10 U	10 U	10 U
MW-21	4/16/1998	1400	50 U	50 U	50 U
MW-21	10/21/1998	340	50 U	50 U	50 U
MW-21	4/29/1999	2100	100 U	100 U	100 U
MW-21	10/19/1999	670	20 U	20 U	20 U
MW-21	4/6/2000	140	5 U	5 U	5 U
MW-21	11/7/2000	220	5 U	5 U	5 U
MW-21	7/3/2001	130	5 U	5 U	5 U
MW-21	11/10/2001	240	5 U	5 U	5 U
MW-21	12/8/2003	32	1 U	1 U	1 U
MW-21	12/28/2004	2.8	0.50 U	0.50 U	0.50 U
MW-21	11/9/2005	20	0.50 U	0.50 U	0.50 U
MW-21	1/2/2007	15.4	0.5 U	0.5 U	0.5 U
MW-21	11/29/2007	25	0.5 U	0.5 U	0.5 U
MW-21	11/1/2008	45.2	0.5 U	0.5 U	0.5 U
MW-21	11/20/2009	40.7	1 U	1 U	1 U
MW-21	11/17/2010	22.6	1 U	1 U	1 U
MW-21	11/29/2011	18.8	0.5 U	0.5 U	0.5 U
MW-21	11/28/2012	71	2.5 U	2.5 U	2.5 U
MW-21	10/1/2013	28	1 U	1 U	1 U
MW-21	9/18/2014	30	1 U	1 U	1 U
MW-21	9/16/2015	40	1 U	1 U	1 U
MW-22	1/21/1997	5	1 U	1 U	1 U
MW-22	4/16/1997	4	1 U	1 U	1 U
MW-22	7/8/1997	9	1 U	1 U	1 U
MW-22	10/23/1997	22	1 U	1 U	1 U
MW-22	1/29/1998	11	1 U	1 U	1 U
MW-22	4/16/1998	22	1 U	1 U	1 U
MW-22	10/21/1998	35	1 U	1 U	1 U
MW-22	4/29/1999	24	1 U	1 U	1 U
MW-22	10/19/1999	28	1 U	1 U	1 U
MW-22	4/6/2000	26	1 U	1 U	1 U
MW-22	11/9/2000	29	1 U	1 U	1 U
MW-22	7/3/2001	37	1 U	1 U	1 U
MW-22	11/10/2001	36	1 U	1 U	1 U
MW-22	10/1/2002	51	1 U	1 U	1 U
MW-22	12/8/2003	52	2 U	2 U	2 U
MW-22	12/28/2004	47	1.0 U	1.0 U	1.1
MW-22	11/9/2005	56.3	1.00 U	1.00 U	1.00 U
MW-22	1/2/2007	38.4	1 U	1 U	1 U
MW-22	11/29/2007	37	0.5 U	0.5 U	0.77
MW-22	11/1/2008	31.2	0.5 U	0.5 U	0.92
MW-22	11/20/2009	30.6	1 U	1 U	1 U
MW-22	11/17/2010	30.5	1 U	1 U	1 U
MW-22	11/29/2011	33.4	0.5 U	0.5 U	1.16
MW-22	11/28/2012	37.2	1 U	1 U	1.24
MW-22	10/1/2013	48	1 U	1 U	2.4
MW-22	9/18/2014	53	1 U	1 U	5
MW-22	9/16/2015	54	1 U	1 U	5.2
MW-23	4/15/1997	1 U	1 U	1 U	1 U
MW-23	7/8/1997	1 U	1 U	1 U	1 U
MW-23	10/22/1997	1 U	1 U	1 U	1 U
MW-23	1/29/1998	1 U	1 U	1 U	1 U
MW-23	10/21/1998	1 U	1 U	1 U	1 U
MW-23	10/19/1999	1 U	1 U	1 U	1 U
MW-23	11/7/2000	1 U	1 U	1 U	1 U
MW-23	11/8/2001	1 U	1 U	1 U	1 U

Notes: U - Not detected, NS - Not sampled, --- - Not Analyzed, Detects in BOLD.
MW-04, MW-20 were abandoned and replaced by MW-21, MW-22 on 1/20/97.

Table 3
Former Accurate Die Casting Site
Fayetteville, New York
Other Detected Volatile Organic Compounds

Location ID	Chemical Name Sample Date	cis-1,2-Dichloroethene ug/l	Tetrachloroethene ug/l	Toluene ug/l	trans-1,2-Dichloroethene ug/l
MW-24	11/9/1998	2600	200 U	200 U	200 U
MW-24	4/29/1999	1600	100 U	100 U	100 U
MW-24	10/19/1999	3000	100 U	100 U	100 U
MW-24	4/6/2000	250	20 U	20 U	20 U
MW-24	11/7/2000	1200	50 U	50 U	50 U
MW-24	7/3/2001	400	50 U	50 U	50 U
MW-24	11/10/2001	2100	50 U	50 U	50 U
MW-24	6/11/2002	680	50 U	50 U	50 U
MW-24	5/1/2003	410	10 U	10 U	10 U
MW-24	12/8/2003	81	10 U	10 U	10 U
MW-24	7/19/2004	680	10 U	10 U	10 U
MW-24	12/28/2004	69	5.0 U	5.0 U	5.0 U
MW-24	4/8/2005	44	2.0 U	2.0 U	2.0 U
MW-24	11/9/2005	75.6	2.50 U	2.50 U	2.50 U
MW-24	4/21/2006	180	2.5 U	2.5 U	2.5 U
MW-24	1/2/2007	5.15	2.5 U	2.5 U	2.5 U
MW-24	5/31/2007	45.7	2.5 U	2.5 U	2.5 U
MW-24	11/29/2007	42	0.5 U	0.5 U	0.5 U
MW-24	5/1/2008	8.21	0.5 U	0.5 U	0.5 U
MW-24	11/1/2008	51.9	5 U	5 U	5 U
MW-24	04/22/2009	8.1	5 U	5 U	5 U
MW-24	04/30/2010	11	2.5 U	2.5 U	2.5 U
MW-24	11/17/2010	212	2.5 U	2.5 U	2.5 U
MW-24	5/21/2011	492	5 U	5 U	5 U
MW-24	11/29/2011	43.3	5 U	5 U	5 U
MW-24	5/22/2012	36.9	5 U	5 U	5 U
MW-24	11/28/2012	111	25 U	25 U	25 U
MW-24	4/18/2013	43	25 U	25 U	25 U
MW-24	10/1/2013	150	1 U	1 U	1.9
MW-24	4/16/2014	89	1 U	1 U	1.2
MW-24	9/18/2014	110	5 U	5 U	5 U
MW-24	3/31/2015	14	5 U	5 U	5 U
MW-24	9/16/2015	150	5 U	5 U	5 U
PZ-01	10/21/1996	1 U	1 U	1 U	1 U
PZ-01	10/23/1997	1 U	1 U	1 U	1 U
PZ-01	10/20/1998	2 U	2 U	2 U	2 U
PZ-01	10/19/1999	10 U	10 U	10 U	10 U
PZ-01	11/7/2000	1 U	1 U	1 U	1 U
PZ-01	11/9/2001	2 U	2 U	2 U	2 U
PZ-01	10/10/2002	2 U	2 U	2 U	2 U
PZ-01	12/8/2003	5 U	5 U	5 U	5 U
PZ-01	12/28/2004	2.5 U	2.5 U	2.5 U	2.5 U
PZ-01	11/9/2005	2.50 U	2.50 U	2.50 U	2.50 U
PZ-01	1/2/2007	2.5 U	2.5 U	2.5 U	2.5 U
PZ-01	11/29/2007	0.5 U	0.5 U	0.5 U	0.5 U
PZ-01	11/1/2008	0.5 U	0.5 U	0.5 U	0.5 U
PZ-01	11/20/2009	0.5 U	0.5 U	0.5 U	0.5 U
PZ-01	11/17/2010	1 U	1 U	1 U	1 U
PZ-01	11/29/2011	2.5 U	2.5 U	2.5 U	2.5 U
PZ-01	11/28/2012	2.5 U	2.5 U	2.5 U	2.5 U
PZ-01	10/1/2013	1 U	1 U	1 U	1 U
PZ-01	9/18/2014	1 U	1 U	1 U	1 U
PZ-01	9/16/2015	1 U	1 U	1 U	1 U
PZ-02	10/21/1996	10 U	10 U	10 U	10 U
PZ-02	10/23/1997	10 U	10 U	10 U	10 U
PZ-02	10/20/1998	10 U	10 U	10 U	10 U
PZ-02	10/19/1999	1 U	1 U	1 U	1 U
PZ-02	11/9/2000	5 U	5 U	5 U	5 U
PZ-02	11/10/2001	5 U	5 U	5 U	5 U
PZ-02	10/11/2002	5 U	5 U	5 U	5 U
PZ-02	12/8/2003	5 U	5 U	5 U	5 U
PZ-02	12/28/2004	2.5 U	2.5 U	2.5 U	2.5 U
PZ-02	11/9/2005	2.50 U	2.50 U	2.50 U	2.50 U
PZ-02	1/2/2007	2.5 U	2.5 U	2.5 U	2.5 U
PZ-02	11/29/2007	1.1	0.51	0.5 U	0.5 U
PZ-02	11/1/2008	1	0.5 U	0.5 U	0.5 U
PZ-02	11/20/2009	2.5 U	2.5 U	2.5 U	2.5 U
PZ-02	11/17/2010	2.5 U	2.5 U	2.5 U	2.5 U
PZ-02	11/29/2011	2.5 U	2.5 U	2.5 U	2.5 U
PZ-02	11/28/2012	2.5 U	2.5 U	2.5 U	2.5 U
PZ-02	10/1/2013	1 U	0.57 J	1 U	1 U

Notes: U - Not detected, NS - Not sampled, --- - Not Analyzed, Detects in BOLD.
MW-04, MW-20 were abandoned and replaced by MW-21, MW-22 on 1/20/97.

Table 3
Former Accurate Die Casting Site
Fayetteville, New York
Other Detected Volatile Organic Compounds

Location ID	Chemical Name Sample Date	cis-1,2-Dichloroethene	Tetrachloroethene	Toluene	trans-1,2-Dichloroethene
		ug/l	ug/l	ug/l	ug/l
PZ-02	9/18/2014	1 U	0.47 J	1 U	1 U
PZ-02	9/16/2015	1 U	0.49 J	1 U	1 U

Notes: U - Not detected, NS - Not sampled, --- - Not Analyzed, Detects in BOLD.
MW-04, MW-20 were abandoned and replaced by MW-21, MW-22 on 1/20/97.

TABLE 4 - SUMMARY OF RECOVERED GROUNDWATER VOLUMES

FORMER ACCURATE DIE CASTING SITE
FAYETTEVILLE, NEW YORK

	RW-1		RW-2		Total (Note 1)	
	Volume (gal)	RW-1 annual avg. flow rate (gpm)	Volume (gal)	RW-2 annual avg. flow rate (gpm)	Volume (gal)	Total annual avg. flow rate (gpm)
1996 (note 2)	5,998,900	14	1,987,020	4.7	8,024,610	18.8
1997 (note 3)	6,519,770	12.4	2,494,900	4.8	9,036,730	17.2
1998 (note 4)	4,578,960	8.7	2,243,700	4.3	6,856,820	13
1999 (note 5)						
2000	5,536,710	10.5	2,348,840	4.5	7,888,520	15
2001	4,382,540	8.3	2,285,500	4.3	6,668,320	12.7
2002	3,680,540	7	2,494,490	4.7	6,176,790	11.8
2003	1,702,150	3.2	2,850,890	5.4	4,560,930	8.7
2004	1,362,590	2.6	3,201,590	6.1	4,569,740	8.7
2005	1,242,760	2.4	2,935,610	5.6	4,179,920	8
2006	1,820,850	3.5	2,996,200	5.7	4,818,730	9.2
2007 (note 6)	2,269,640	4.3	2,997,210	5.7	5,267,350	10.0
2008 (note 7)	2,615,210	5.0	2,697,830	5.1	5,313,040	10.1
2009 (note 8)	2,183,860	4.2	2,773,920	5.3	4,957,780	9.5
2010 (note 9)	1,762,230	3.4	2,870,950	5.5	4,639,510	8.9
2011 (note 10)	1,610,860	3.1	3,051,580	5.8	4,662,440	8.8
2012 (note 11)	1,225,270	2.3	2,146,120	4.0	3,371,390	6.3
2013 (note 12)	792,200	1.5	2,058,420	4.0	2,852,470	5.5
2014 (note 13)	911,470	1.7	2,172,290	4.1	3,090,530	5.9
2015 (note 14)	613,950	1.6	1,872,200	4.7	2,487,260	6.3

Notes

1. Total includes the flows, when applicable, from the sump and interceptor trench as well as the two recovery wells.
2. The groundwater recovery system was placed into operation on February 5, 1996. The data for 1996 includes volumes recovered between February 5, 1996 and November 27, 1996 as reported in February 7, 1997 letter to the NYSDEC. Average calculated by dividing period flow by 296 days in period.
3. The data for 1997 includes volumes recovered between December 2, 1996 and December 1, 1997 as reported in Jan 27, 1998 letter to the NYSDEC. Average calculated by dividing period flow by 364 days in period.
4. The data for 1998 includes volumes recovered between December 1, 1997 and December 1, 1998 as reported in Feb 25, 1999 letter to the NYSDEC. Average calculated by dividing period flow by 365 days in period.
5. Data for 1999 in central records and not recovered for preparation of table.
6. Volume of groundwater recovered between January 1, 2007 and January 2, 2008. Average calculated by dividing period flow by 366 days in period.
7. Volume of groundwater recovered between January 3, 2008 and January 2, 2009. Average calculated by dividing period flow by 365 days in period.
8. Volume of groundwater recovered between January 3, 2009 and December 30, 2009. Average calculated by dividing period flow by 361 days in period.
9. Volume of groundwater recovered between December 31, 2009 and December 27, 2010. Average calculated by dividing period flow by 361 days in period.
10. Volume of groundwater recovered between December 28, 2010 and December 29, 2011. Average calculated by dividing period flow by 366 days in period.
11. Volume of groundwater recovered between December 30, 2011 and January 2, 2013. Average calculated by dividing period flow by 369 days in period.
12. Volume of groundwater recovered between January 3, 2013 and December 30, 2013. Average calculated by dividing period flow by 361 days in period.
13. Volume of groundwater recovered between December 31, 2013 and December 31, 2014. Average calculated by dividing period flow by 365 days in period.
14. Volume of groundwater recovered between December 31, 2014 and October 1, 2015. Average calculated by dividing period flow by 274 days in period.

TABLE 5 - SUMMARY OF INFLUENT TCE CONCENTRATIONS

FORMER ACCURATE DIE CASTING SITE
FAYETTEVILLE, NEW YORK

Sample date	Influent TCE Concentration	Sample date	Influent TCE Concentration	Sample date	Influent TCE Concentration	Sample date	Influent TCE Concentration	Sample date	Influent TCE Concentration
4/4/1996	1900 ug/l	10/7/1998	840 ug/l	5/2/2001	1100 ug/l	4/7/2005	690 ug/l	1/7/2013	552 ug/l
5/2/1996	1900 ug/l	11/4/1998	750 ug/l	6/6/2001	1000 ug/l	7/7/2005	940 ug/l	4/2/2013	412 ug/l
5/21/1996	2100 ug/l	12/2/1998	580 ug/l	7/5/2001	740 ug/l	10/6/2005	876 ug/l	7/1/2013	384 ug/l
6/6/1996	2300 ug/l	1/6/1999	550 ug/l	8/1/2001	600 ug/l	1/6/2006	654 ug/l	10/10/2013	437 ug/l
7/3/1996	1900 ug/l	2/3/1999	1100 ug/l	9/5/2001	710 ug/l	4/6/2006	125 ug/l	1/21/2014	340 ug/l
8/2/1996	1700 ug/l	3/3/1999	1200 ug/l	10/3/2001	820 ug/l	7/6/2006	584 ug/l	4/1/2014	340 ug/l
9/5/1996	1400 ug/l	4/7/1999	1100 ug/l	10/3/2001	1900 ug/l	10/5/2006	698 ug/l	7/1/2014	520 ug/l
10/3/1996	750 ug/l	5/5/1999	590 ug/l	11/7/2001	710 ug/l	1/4/2007	609 ug/l	10/7/2014	360 ug/l
11/7/1996	500 ug/l	6/2/1999	510 ug/l	12/5/2001	550 ug/l	4/5/2007	560 ug/l	1/6/2015	360 ug/L
12/5/1996	460 ug/l	7/7/1999	530 ug/l	1/2/2002	530 ug/l	7/3/2007	682 ug/l	4/6/2015	360 ug/L
1/2/1997	800 ug/l	8/4/1999	420 ug/l	2/5/2002	610 ug/l	10/2/2007	416 ug/l	7/6/2015	320 ug/L
2/6/1997	1400 ug/l	9/2/1999	470 ug/l	3/5/2002	850 ug/l	1/11/2008	294 ug/l	11/5/2015	340 ug/L
3/5/1997	1100 ug/l	10/6/1999	350 ug/l	4/3/2002	610 ug/l	4/2/2008	425 ug/l		
4/2/1997	1200 ug/l	11/3/1999	520 ug/l	5/1/2002	860 ug/l	7/10/2008	285 ug/l		
5/7/1997	1300 ug/l	12/1/1999	400 ug/l	6/5/2002	850 ug/l	10/2/2008	319 ug/l		
6/4/1997	1200 ug/l	1/5/2000	420 ug/l	7/2/2002	1400 ug/l	4/3/2009	297 ug/l		
7/2/1997	1200 ug/l	2/2/2000	450 ug/l	8/6/2002	790 ug/l	7/7/2009	324 ug/l		
8/5/1997	810 ug/l	3/1/2000	520 ug/l	9/4/2002	690 ug/l	8/6/2009	440 ug/l		
9/3/1997	720 ug/l	4/5/2000	560 ug/l	10/2/2002	700 ug/l	10/8/2009	431 ug/l		
9/30/1997	580 ug/l	5/3/2000	1300 ug/l	11/6/2002	540 ug/l	1/12/2010	368 ug/l		
11/5/1997	590 ug/l	6/7/2000	1900 ug/l	11/6/2002	590 ug/l	4/6/2010	306 ug/l		
12/3/1997	660 ug/l	7/5/2000	1300 ug/l	12/3/2002	600 ug/l	7/7/2010	403 ug/l		
1/7/1998	940 ug/l	8/2/2000	1100 ug/l	1/2/2003	1000 ug/l	10/5/2010	363 ug/l		
2/4/1998	790 ug/l	9/6/2000	900 ug/l	2/4/2003	670 ug/l	1/7/2011	177 ug/l		
3/4/1998	880 ug/l	10/4/2000	740 ug/l	3/4/2003	640 ug/l	4/5/2011	560 ug/l		
4/1/1998	1500 ug/l	11/1/2000	670 ug/l	4/3/2003	910 ug/l	7/7/2011	513 ug/l		
5/5/1998	1700 ug/l	12/6/2000	480 ug/l	5/1/2003	1200 ug/l	10/4/2011	446 ug/l		
6/3/1998	1300 ug/l	1/3/2001	460 ug/l	6/5/2003	970 ug/l	1/3/2012	460 ug/l		
7/1/1998	960 ug/l	2/7/2001	500 ug/l	7/3/2003	930 ug/l	4/3/2012	479 ug/l		
8/5/1998	880 ug/l	3/7/2001	680 ug/l	4/1/2004	850 ug/l	7/6/2012	558 ug/l		
9/2/1998	1100 ug/l	4/4/2001	950 ug/l	10/7/2004	790 ug/l	10/16/2012	425 ug/l		



Source: Esri, DigitalGlobe, GeoEye, Earthstar Geographics, CNES/Airbus DS, USDA, USGS, AEX, Getmapping, Aerogrid, IGN, IGP, swisstopo, and the GIS User Community

FIGURE 1



LEGEND

PROPERTY LINE (approximate)

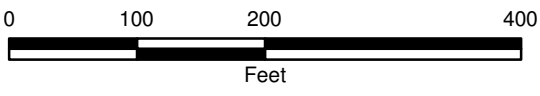
SAMPLE TYPE

- MONITORING WELL
- PIEZOMETER
- RECOVERY WELL

FORMER ACCURATE
DIE CASTING SITE
FAYETTEVILLE, NEW YORK

SITE CODE 7-34-052

SITE PLAN



NOVEMBER 2013
2488.45845





FIGURE 2



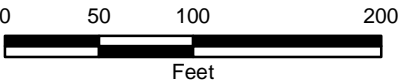
Legend

- GROUNDWATER CONTOUR LINE
- ◆ OVERBURDEN MONITORING WELL
- ◆ OVERBURDEN PIEZOMETER
- + OVERBURDEN RECOVERY WELL
- PROPERTY LINE (approximate)
- (60.38) GROUNDWATER ELEVATION (msl)
- 60 GROUNDWATER CONTOUR

FORMER ACCURATE
DIE CASTING SITE
FAYETTEVILLE, NEW YORK

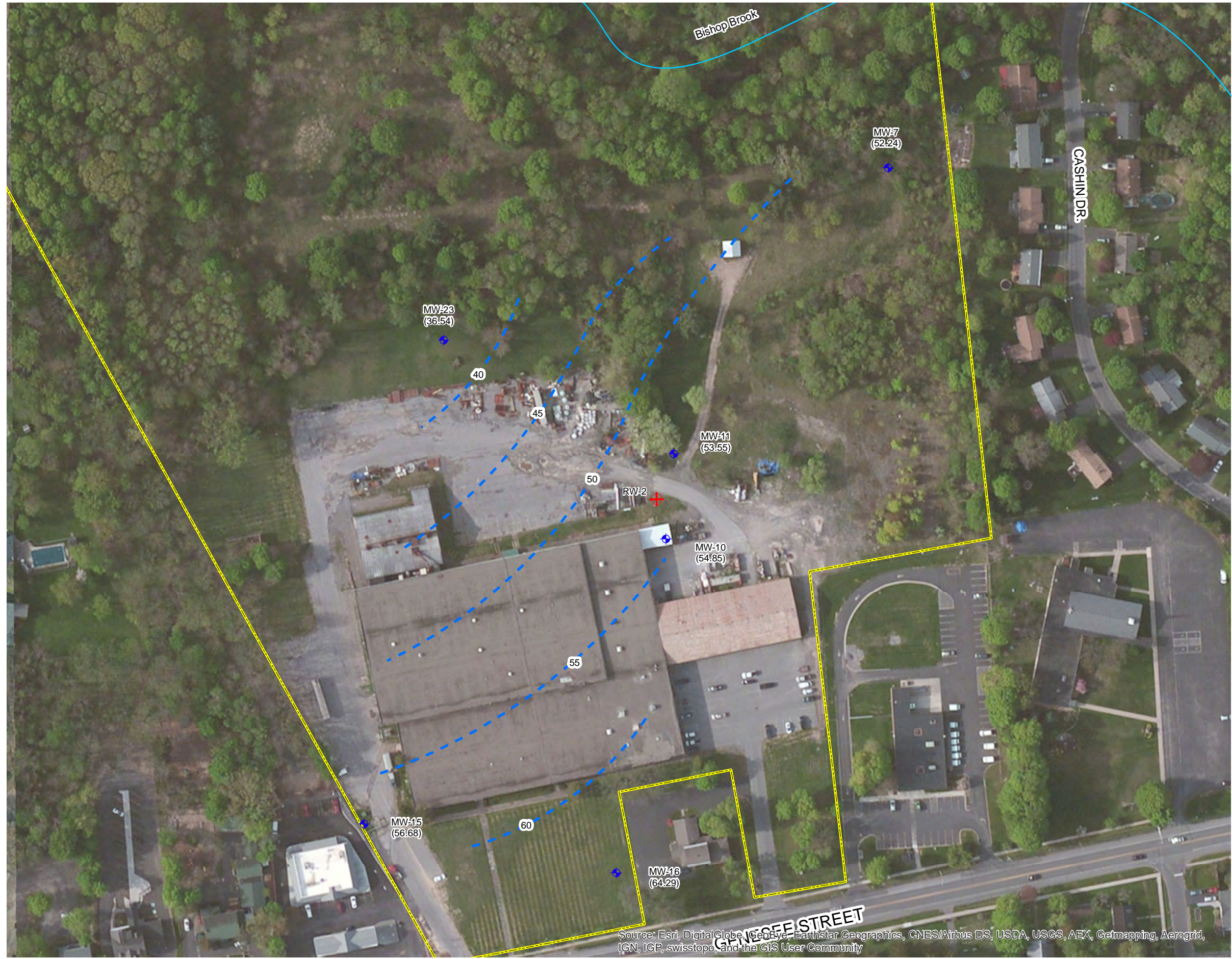
SITE CODE 7-34-052

OVERBURDEN
GROUNDWATER
ELEVATIONS
(9/16/2015)



NOVEMBER 2013
2488.45845





Source: Esri, DigitalGlobe, GeoEye, Earthstar Geographics, CNES/Airbus DS, USDA, USGS, AEX, Getmapping, Aerogrid, IGN, IGP, swisstopo, and the GIS User Community

FIGURE 3



Legend

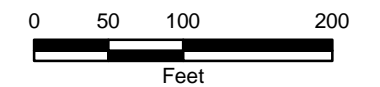
- GROUNDWATER CONTOUR LINE
- ◆ BEDROCK MONITORING WELL
- ⊕ BEDROCK RECOVERY WELL
- PROPERTY LINE (approximate)

60 GROUNDWATER CONTOUR
(53.14) GROUNDWATER ELEVATION (msl)

FORMER ACCURATE
DIE CASTING SITE
FAYETTEVILLE, NEW YORK

SITE CODE 7-34-052

**BEDROCK
GROUNDWATER
ELEVATIONS
(9/16/2015)**



NOVEMBER 2013
2488.45845



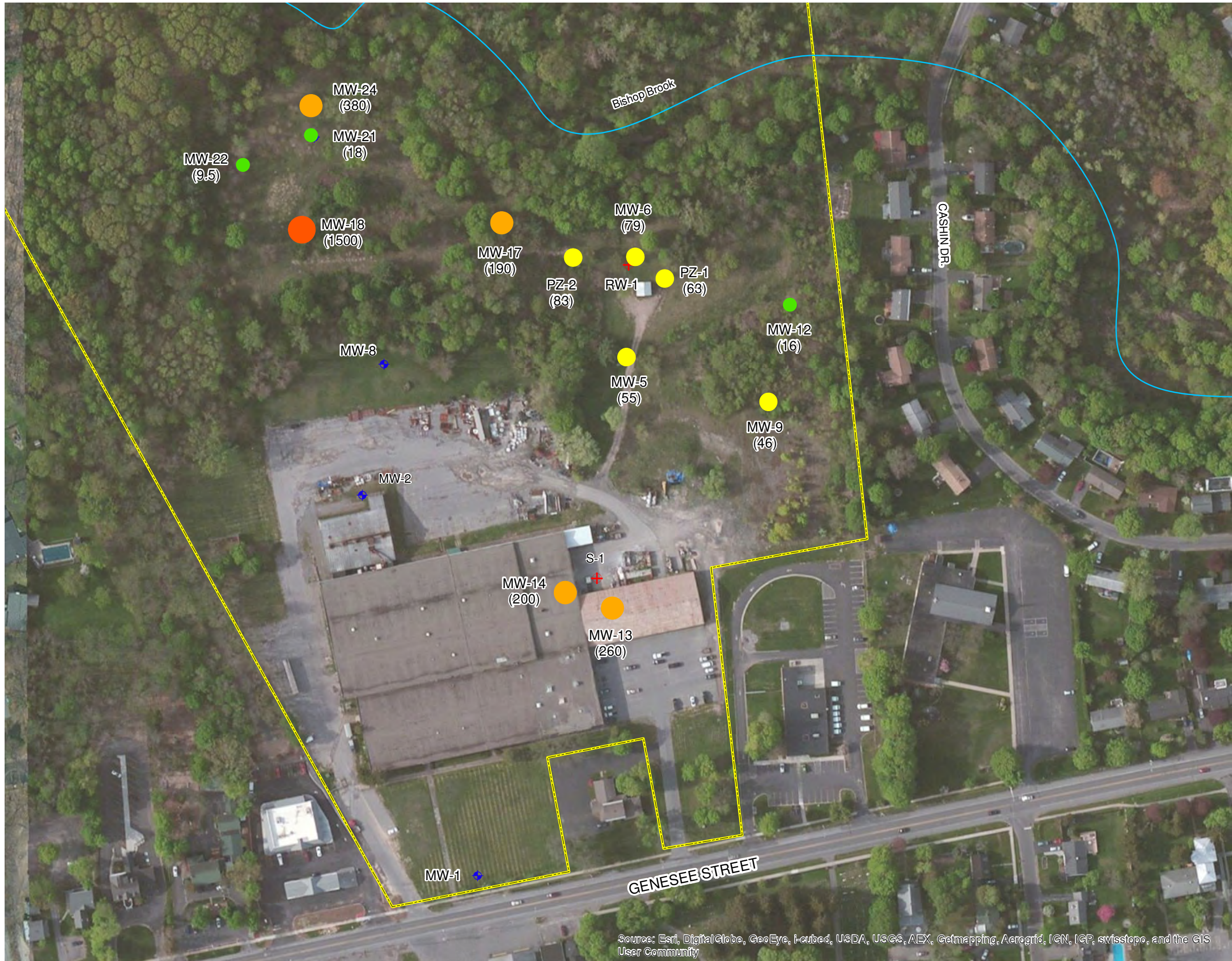


FIGURE 4



LEGEND

- MONITORING WELL
- PIEZOMETER
- RECOVERY WELL
- PROPERTY LINE (approximate)

TCE Concentrations (ug/L)

- 0 - 20
- 20 - 100
- 100 - 1000
- 1000 - 10000

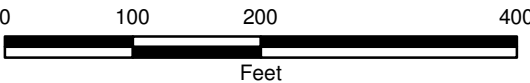
(1500) TCE Concentration (ug/L)

NOTE - MW-24 LOCATION IS APPROXIMATE

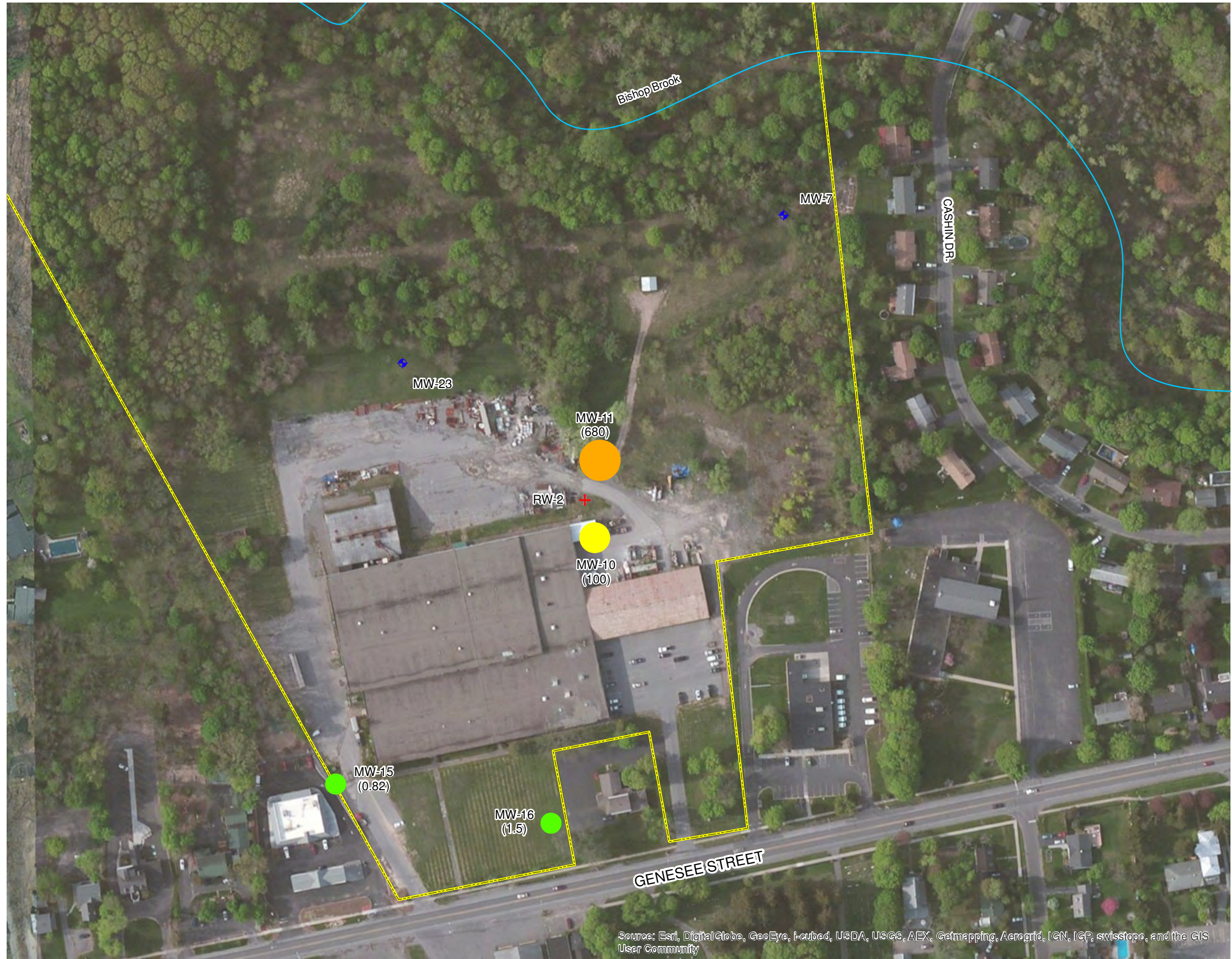
FORMER ACCURATE
DIE CASTING SITE
FAYETTEVILLE, NEW YORK

SITE CODE 7-34-052

OVERBURDEN TCE
CONCENTRATIONS
(09/16/2015)



NOVEMBER 2015
2488.45845



Source: Esri, DigitalGlobe, GeoEye, i-cubed, USDA, USGS, AEX, Getmapping, Aerogrid, IGN, IGP, swisstopo, and the GIS User Community

FIGURE 5



LEGEND

- MONITORING WELL
- PIEZOMETER
- RECOVERY WELL
- PROPERTY LINE (approximate)

TCE Concentrations (ug/L)

- 0 - 5
- 5 - 100
- 100 - 1000

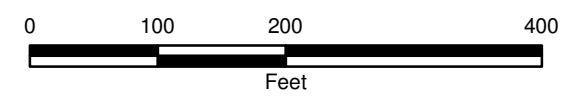
(84) TCE Concentration (ug/l)

(ND) Not Detected

FORMER ACCURATE
DIE CASTING SITE
FAYETTEVILLE, NEW YORK

SITE CODE 7-34-052

BEDROCK TCE
CONCENTRATIONS
(9/16/2015)



DECEMBER 2015
2488.45845



***Site Management Periodic
Review Report Notice***

***Institutional and
Engineering Controls
Certification Form***



NEW YORK STATE DEPARTMENT OF ENVIRONMENTAL CONSERVATION
Site Management Periodic Review Report Notice
Institutional and Engineering Controls Certification Form



Site No. 7-34-052 Site Details Box 1

Site Name Former Accurate Die Casting

Site Address: 547 East Genessee Street Zip Code: 13066
City/Town: Fayetteville
County: Onondaga
Site Acreage: 33

Reporting Period: December 1, 2014 to November 30, 2015

- | | YES | NO |
|---|-----|----|
| 1. Is the information above correct? | X | |
| If NO, include handwritten above or on a separate sheet. | | |
| 2. Has some or all of the site property been sold, subdivided, merged, or undergone a tax map amendment during this Reporting Period? | | X |
| 3. Has there been any change of use at the site during this Reporting Period (see 6NYCRR 375-1.11(d))? | | X |
| 4. Have any federal, state, and/or local permits (e.g., building, discharge) been issued for or at the property during this Reporting Period? | | X |

If you answered YES to questions 2 thru 4, include documentation or evidence that documentation has been previously submitted with this certification form.

- | | | |
|--|--|---|
| 5. Is the site currently undergoing development? | | X |
|--|--|---|

The site entered the Brownfield Cleanup Program on June 1, 2015 (Agreement Index C734052-03-15) but redevelopment is presently on hold pending approval of the development plans by the Village of Fayetteville and rezoning of the site.

- | | Box 2 | |
|---|-------|----|
| | YES | NO |
| 6. Is the current site use consistent with the use(s) listed below? | X | |
| 7. Are all ICs/ECs in place and functioning as designed? | X | |

IF THE ANSWER TO EITHER QUESTION 6 OR 7 IS NO, sign and date below and DO NOT COMPLETE THE REST OF THIS FORM. Otherwise continue.

A Corrective Measures Work Plan must be submitted along with this form to address these issues.

Deborah Mc Crandall
Signature of Owner, Remedial Party or Designated Representative

12/21/2015
Date

SITE NO. 7-34-052

Description of Institutional Controls:

In accordance with the December 1994 Record of Decision (ROD), October 1998 Explanation of Significant Difference (ESD), and letter from the New York State Department of Environmental Conservation (NYSDEC) dated July 14, 1999, a Corrective Action Management Unit (CAMU) was established in the portion of the Site designated in the 1994 ROD as Area 1 – PCB/PAH/VOC Soils Area. Intrusive activities (e.g. excavation) are not allowed to be undertaken in the CAMU without receiving prior approval to do so from the NYSDEC.

Also, groundwater may not be recovered on-site for any use. A Declaration of Covenants and Restrictions dated May 12, 2014, identifying controls for the property, was recorded in the Onondaga County Clerk's office.

Description of Engineering Controls:

In accordance with the December 1994 ROD, October 1998 ESD, and letter from the NYSDEC dated July 14, 1999, a CAMU was established in the portion of the Site designated in the 1994 ROD as Area 1 – PCB/PAH/VOC Soils Area. A groundwater intercept trench is located downgrade of the CAMU, in the overburden material, to collect groundwater (if any) present in sand lenses.

A groundwater recovery well RW-1 operates on site to address overburden groundwater (designated as Area 3 in the 1994 ROD) hydraulically downgradient of the location where trichloroethylene (TCE) was released to the surface outside the northeast corner of the facility (designated as Area 2 in the 1994 ROD). Also, a groundwater collection sump to collect overburden water (if any) is maintained in Area 2. Groundwater recovery well RW-2 operates near Area 2 to address shallow bedrock groundwater (designated as Area 4 in the 1994 ROD) beneath Area 2.

The collected groundwater is treated on site using bag filters and a pair of granular activated carbon (GAC) filters connected in series. The treated groundwater is discharged to the bank of Bishop Brook, where it is further aerated while flowing over the rip-rap lined discharge channel directing the flow to Bishop Brook. Samples of the treated groundwater are collected periodically in accordance with a State Pollutant Discharge Elimination System (SPDES) Fact Sheet to monitor compliance with the discharge standards established for the Site.

Periodic Review Report (PRR) Certification Statements

1. I certify by checking "YES" below that:

- a) The Periodic Review report and all attachments were prepared under the direction of, and reviewed by, the party making the certification;
- b) To the best of my knowledge and belief, the work and conclusions described in this certification are in accordance with the requirements of the site remedial program, and generally accepted engineering practices; and the information presented is accurate and complete.

YES NO

X

2. If this site has an IC/EC Plan (or equivalent as required in the Decision Document), for each Institutional or Engineering control listed in Boxes 3 and/or 4, I certify by checking "YES" below that all of the following statements are true:

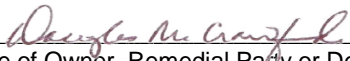
- (a) The Institutional Control and/or Engineering Control(s) employed at this site is unchanged since the date that the Control was put in-place, or was last approved by the Department;
- (b) Nothing has occurred that would impair the ability of such Control, to protect public health and the environment;
- (c) Access to the site will continue to be provided to the Department, to evaluate the remedy, including access to evaluate the continued maintenance of this Control;
- (d) Nothing has occurred that would constitute a violation or failure to comply with the Site Management Plan for this Control; and
- (e) If a financial assurance mechanism is required by the oversight document for the site, the mechanism remains valid and sufficient for its intended purpose established in the document.

YES NO

X

**IF THE ANSWER TO QUESTION 2 IS NO, sign and date below and
DO NOT COMPLETE THE REST OF THIS FORM. Otherwise continue.**

A Corrective Measures Work Plan must be submitted along with this form to address these issues.


Signature of Owner, Remedial Party or Designated Representative

12/21/15
Date

IC CERTIFICATIONS
SITE NO.

Box 6


SITE OWNER OR DESIGNATED REPRESENTATIVE SIGNATURE

I certify that all information and statements in Boxes 1, 2, and 3 are true. I understand that a false statement made herein is punishable as a Class "A" misdemeanor, pursuant to Section 210.45 of the Penal Law.

I Douglas M. Crawford at O'Brien & Gere Engineers, Inc., 333 W. Washington St, Syracuse, NY am
print name print business address

certifying as Representative for Remedial Party (ITT Corporation) (Owner or Remedial Party)

for the Site named in the Site Details Section of this form.

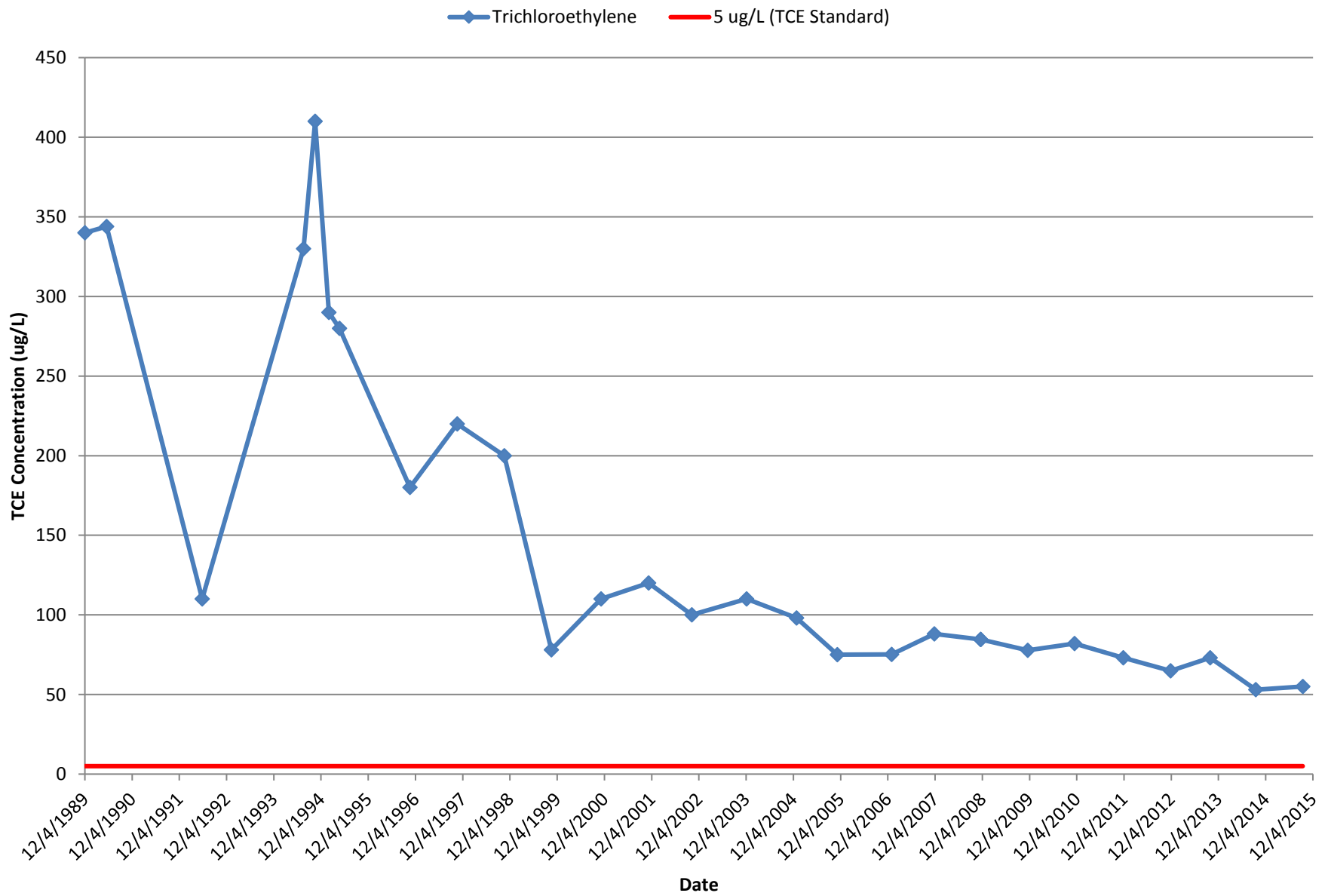

Signature of Owner, Remedial Party, or Designated Representative
Rendering Certification



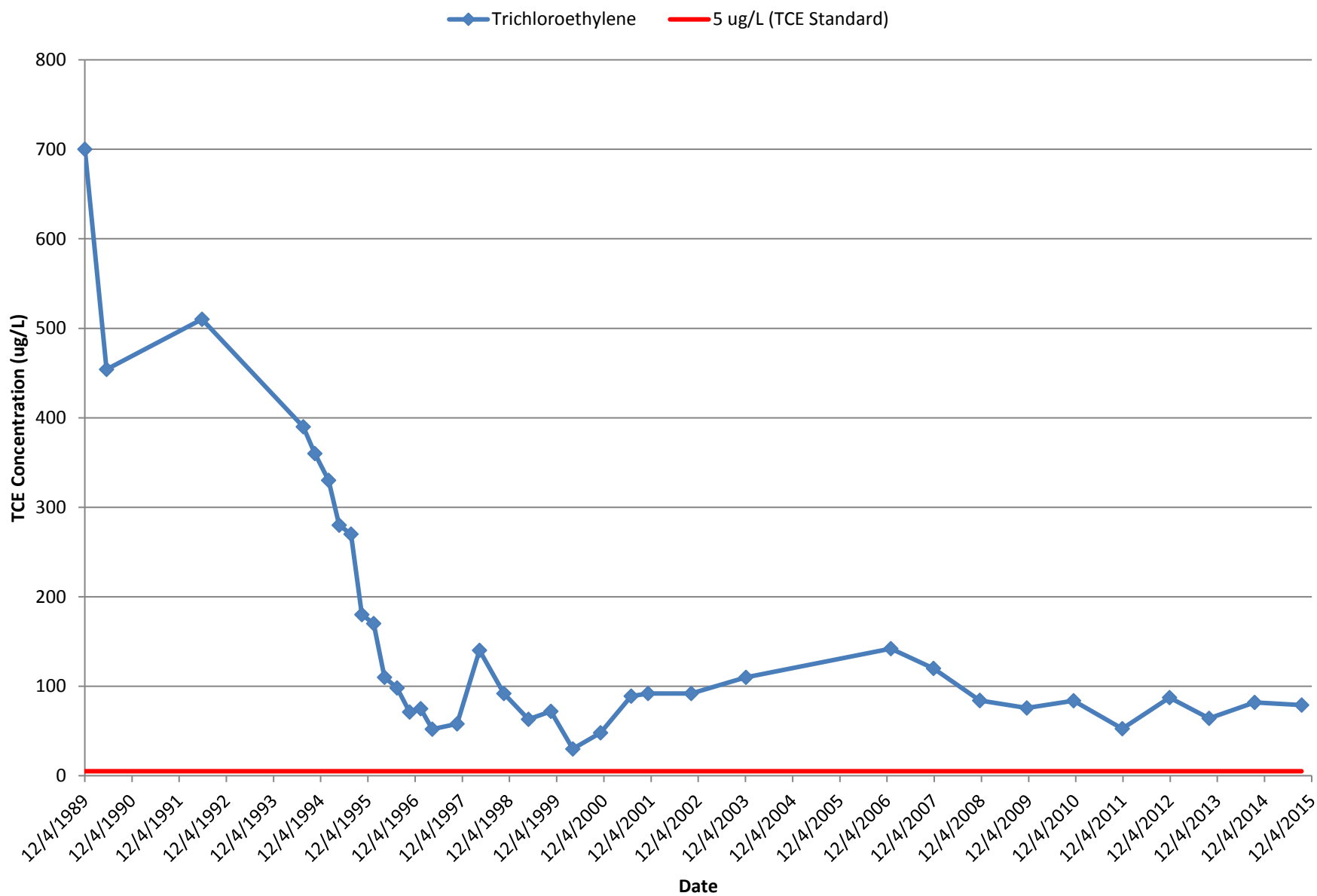
12/21/15
Date

*Monitoring Well TCE
Concentration Trend Graphs*

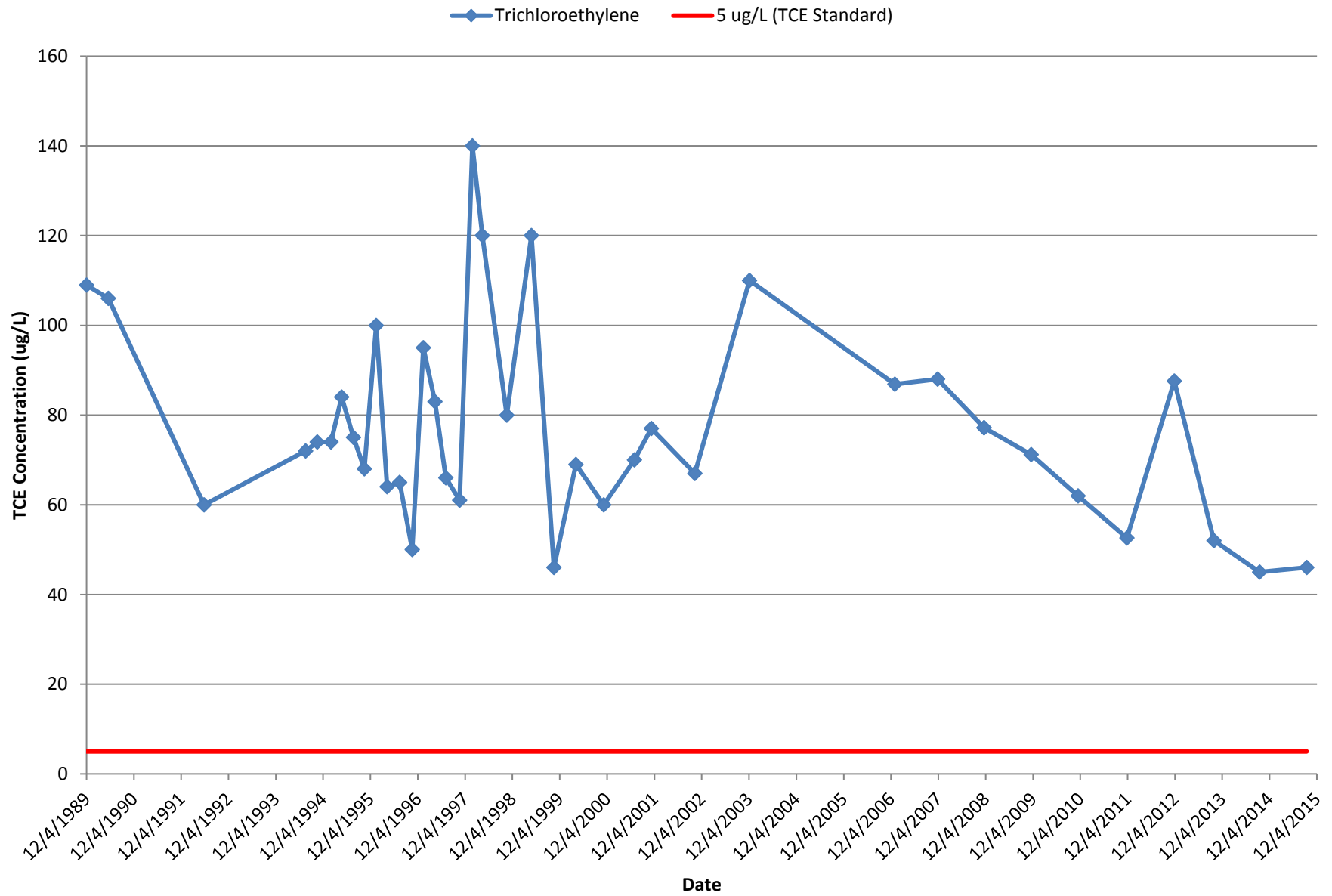
MW-5



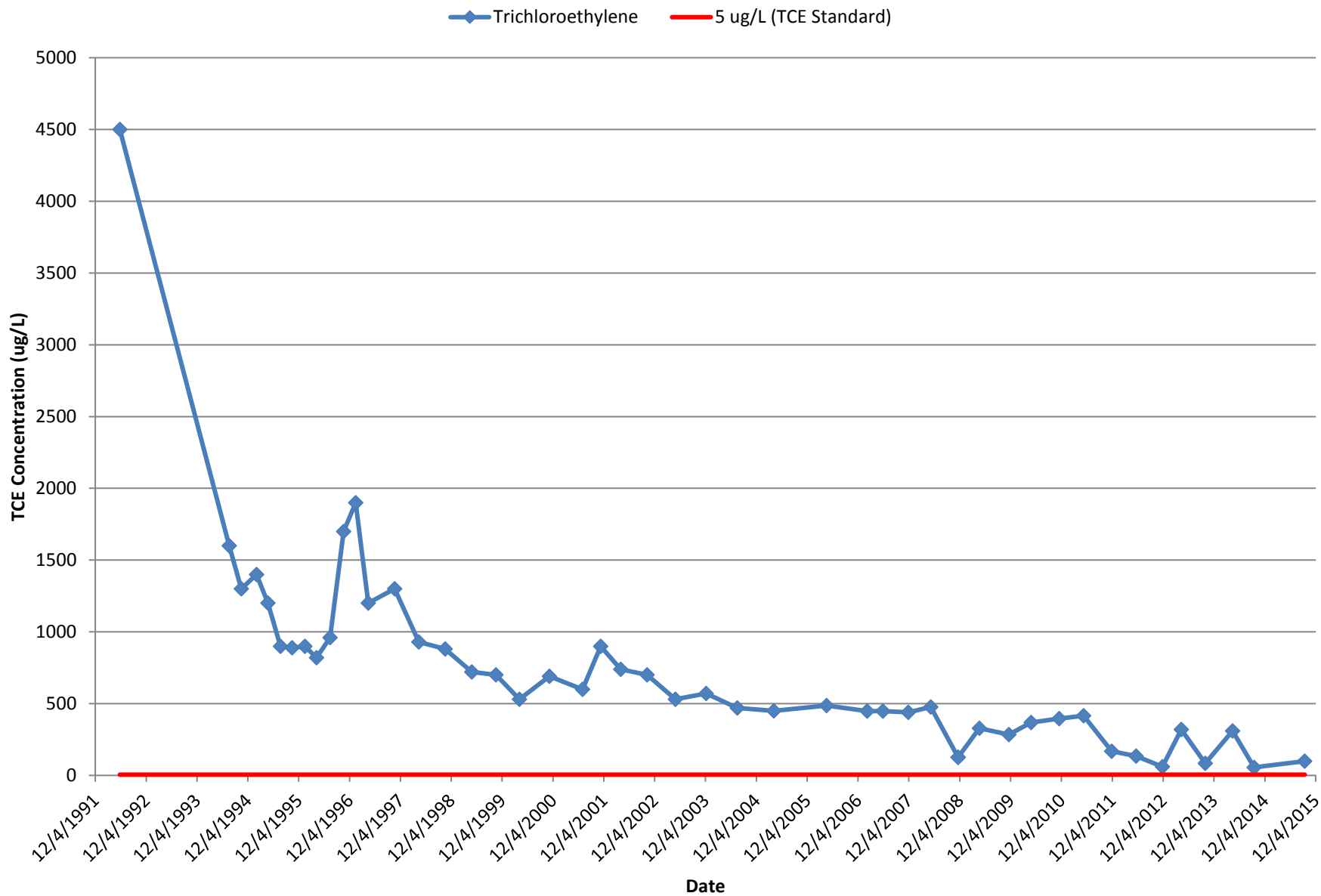
MW-6



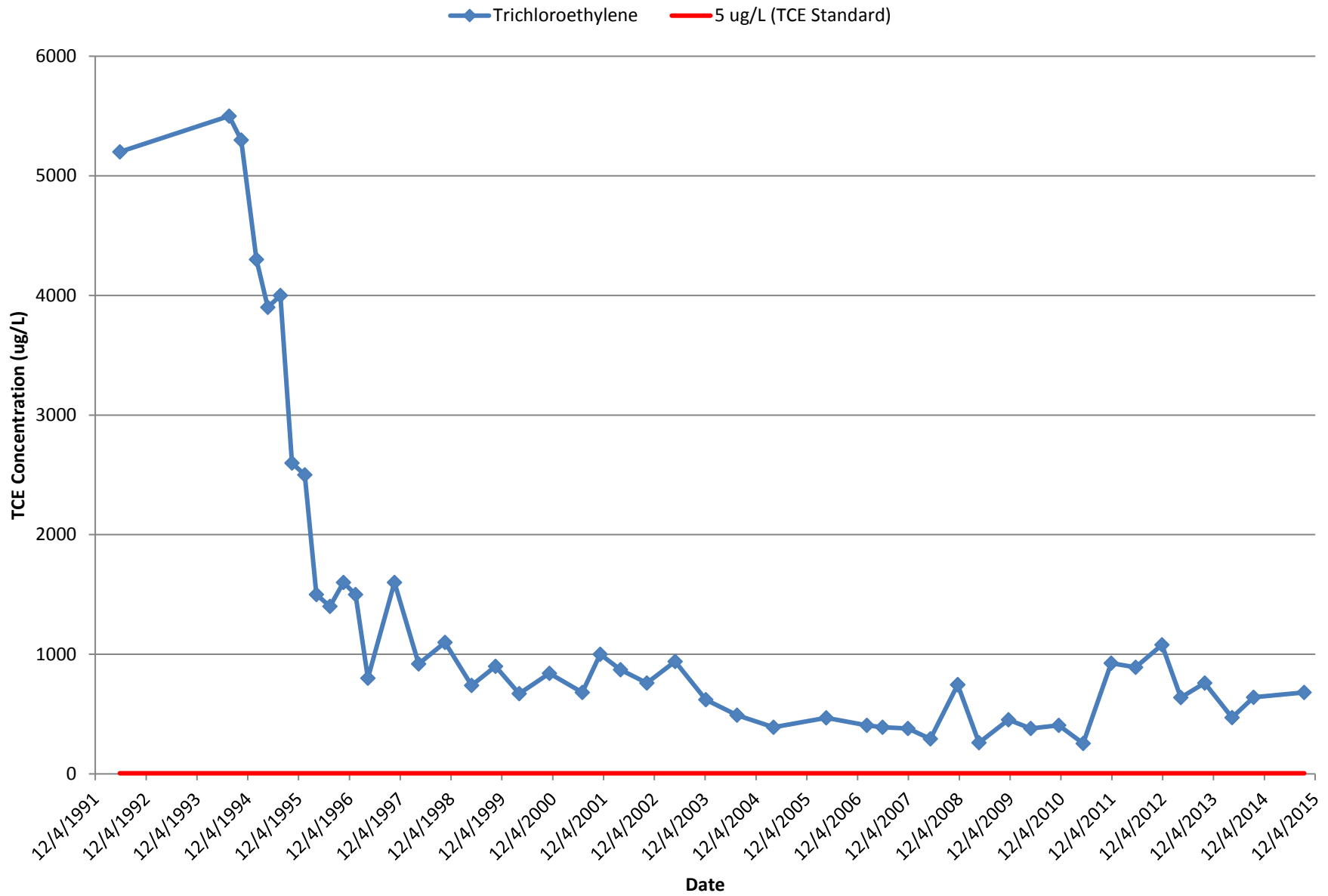
MW-9



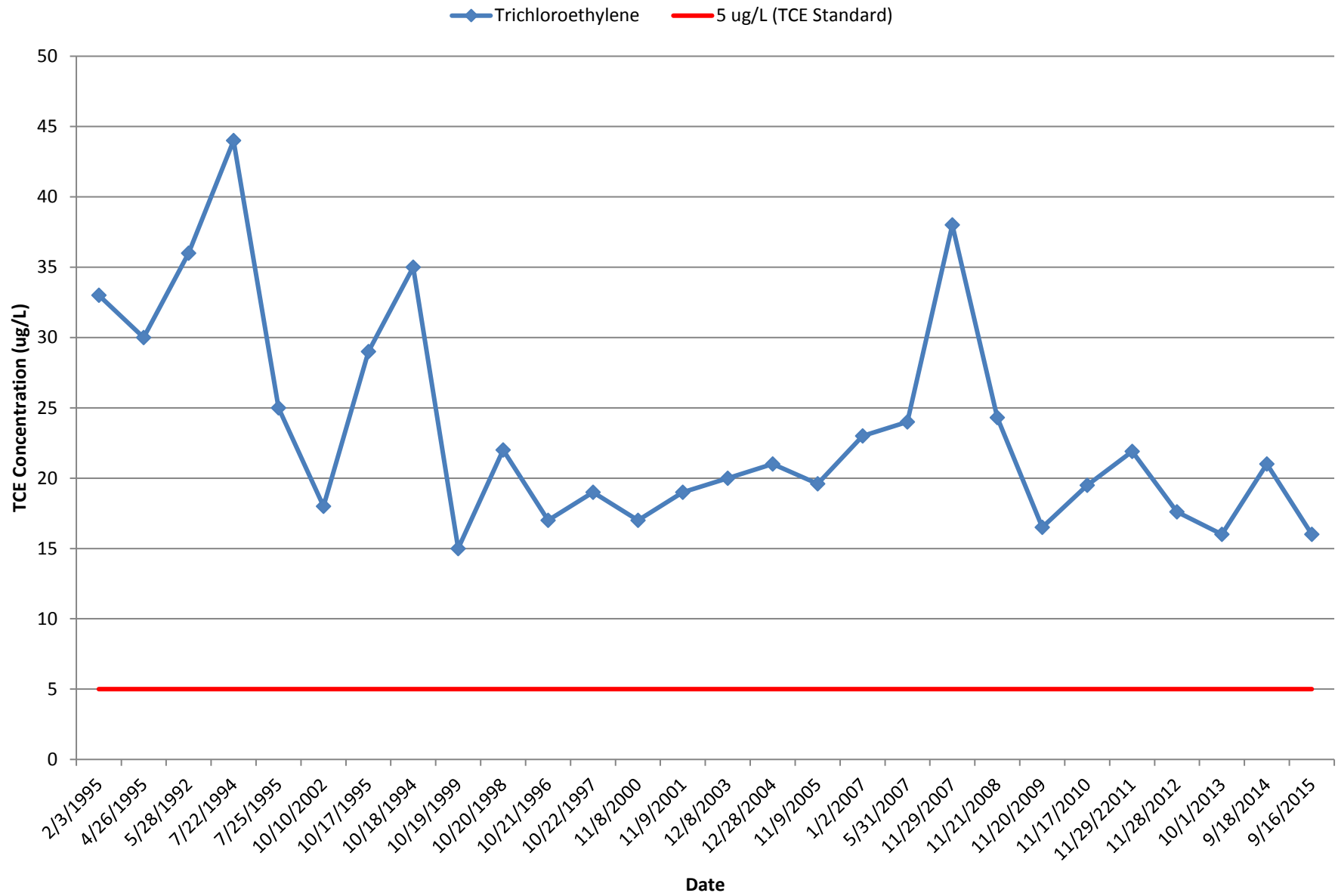
MW-10



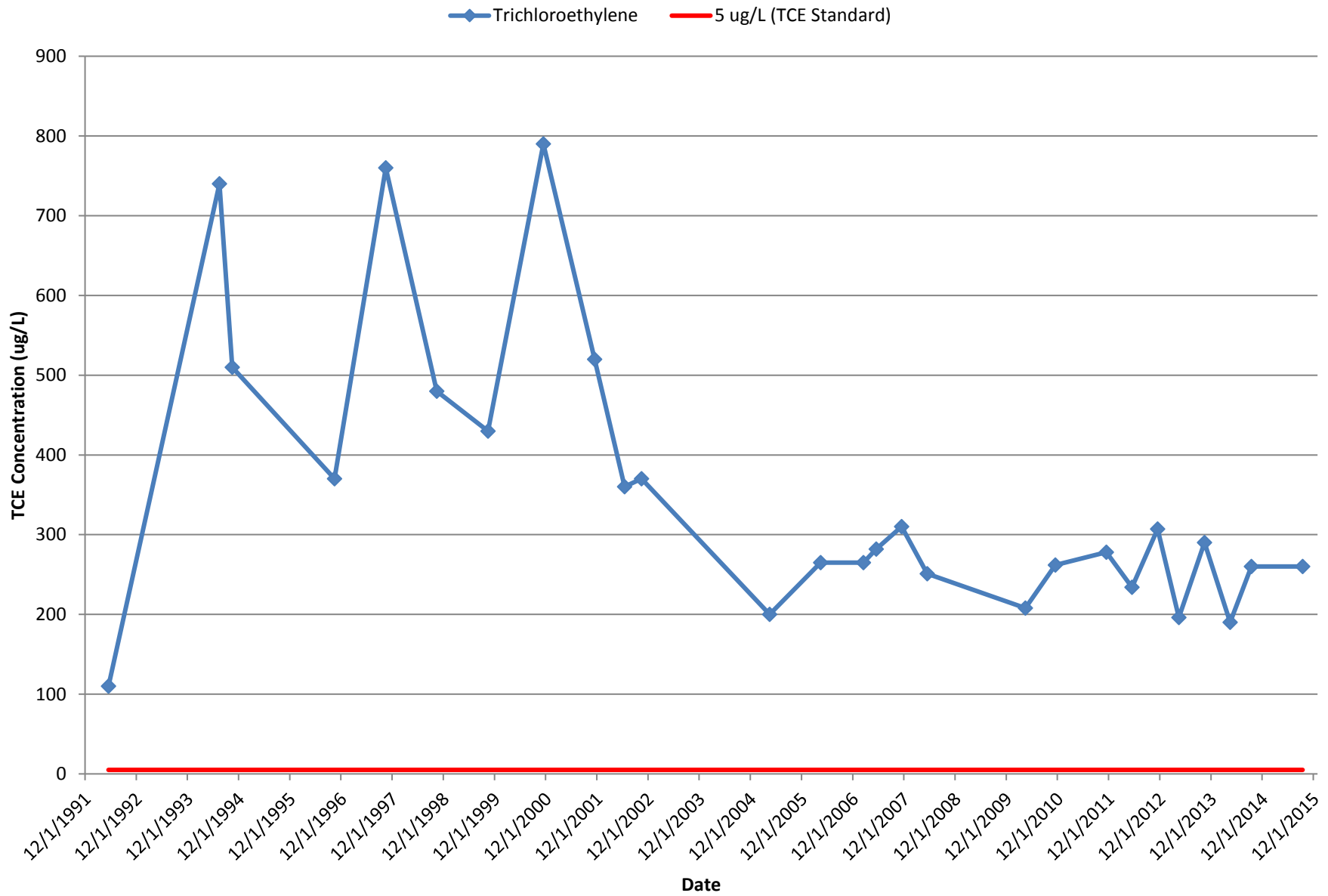
MW-11



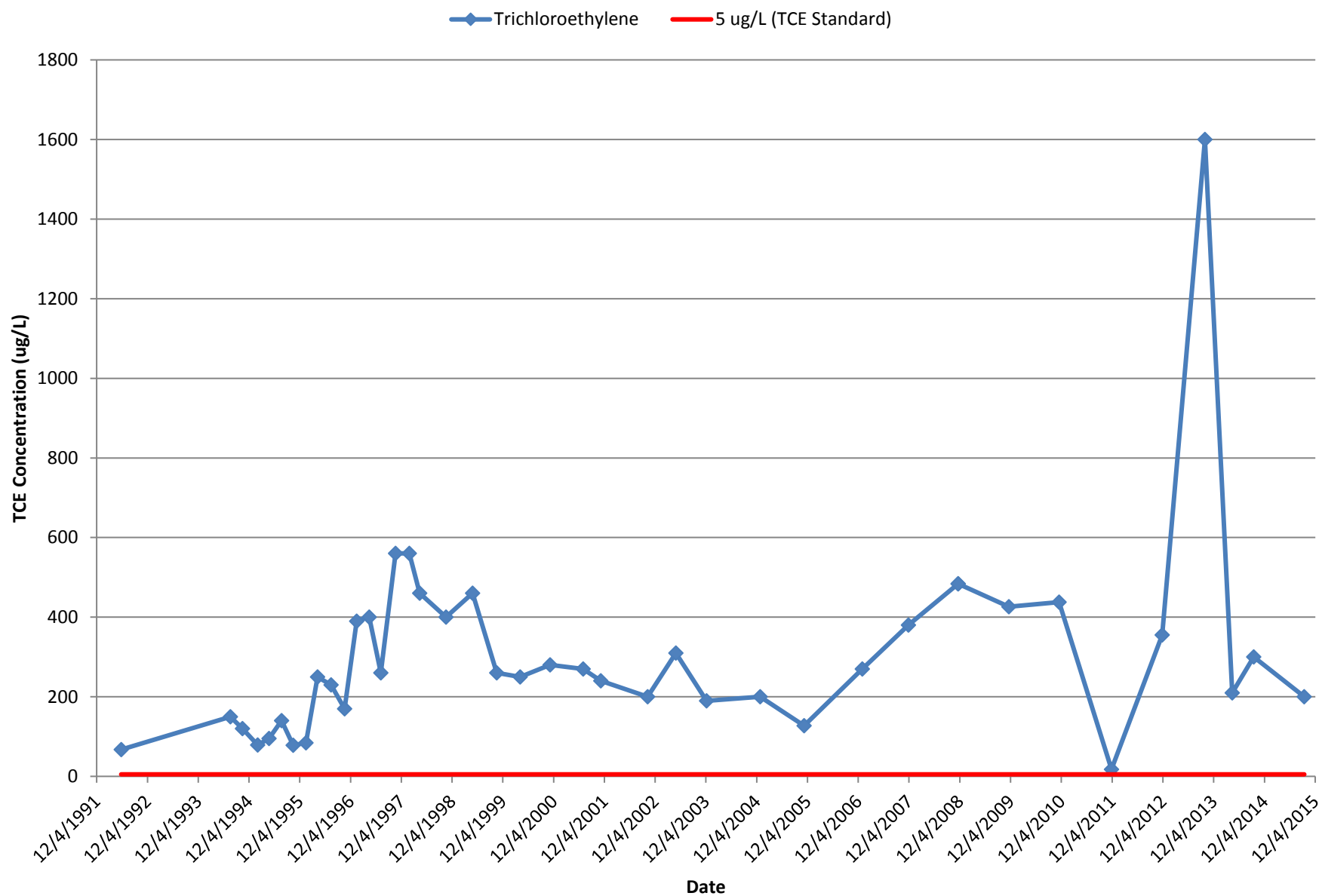
MW-12



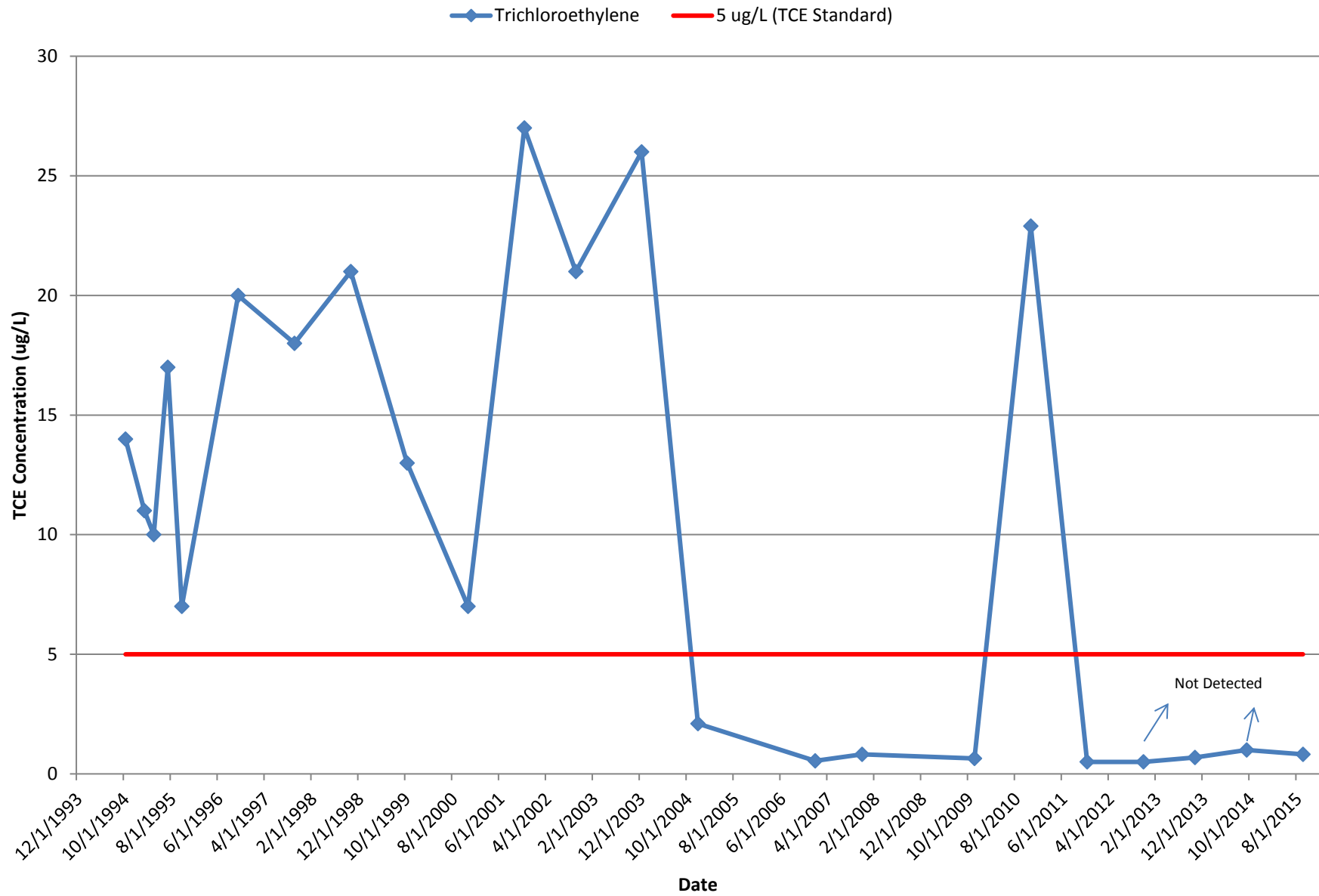
MW-13



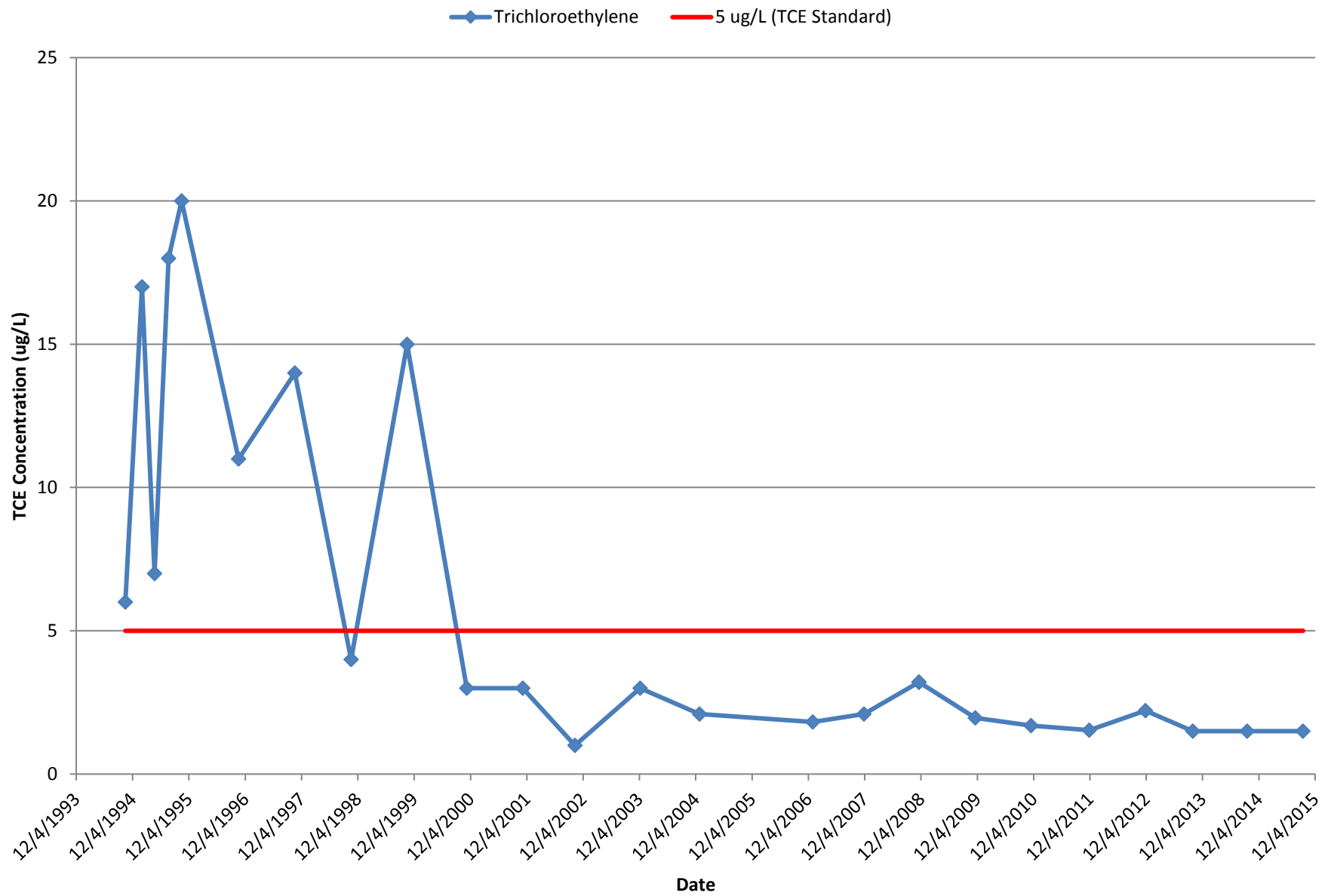
MW-14



MW-15

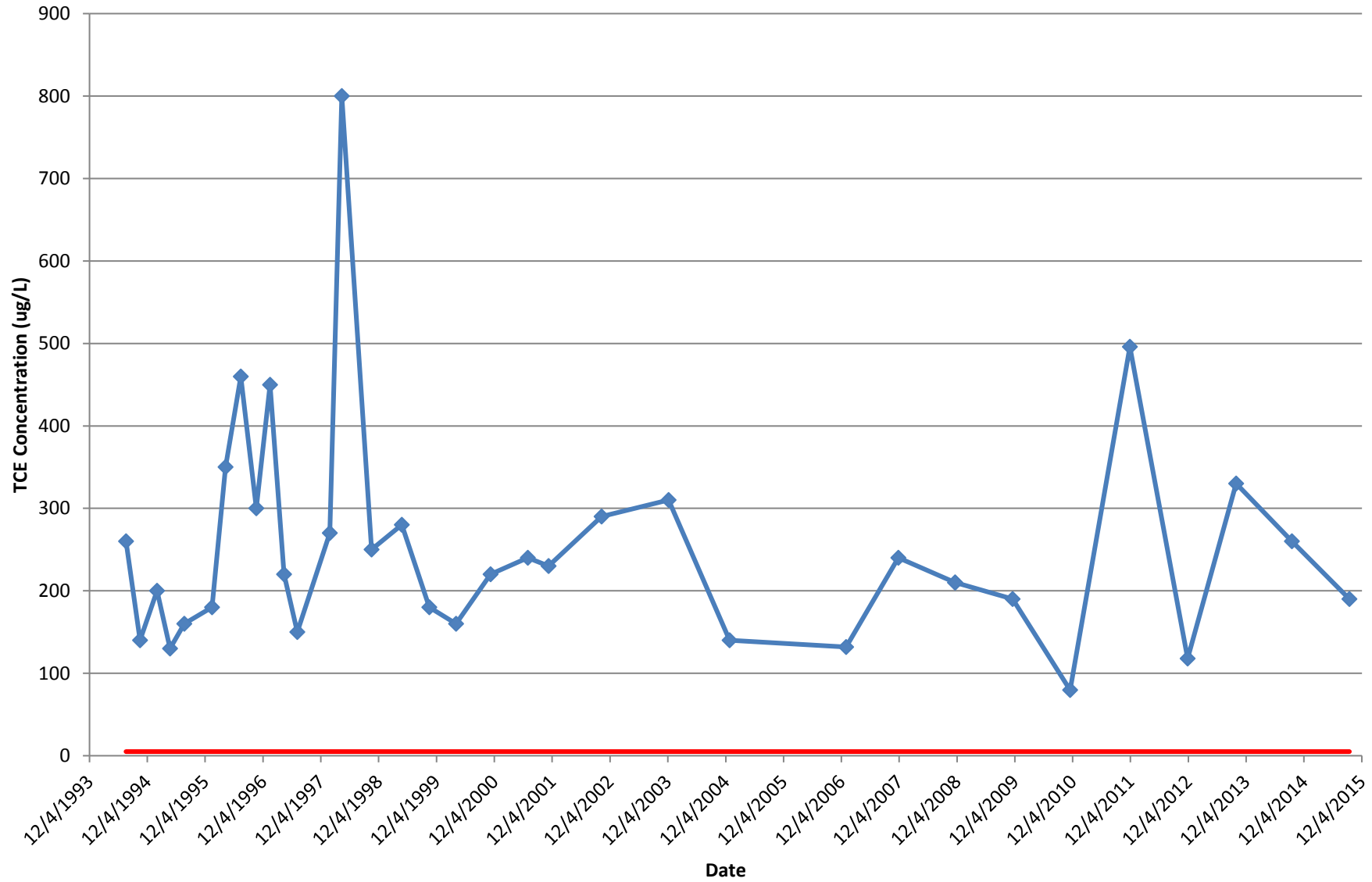


MW-16

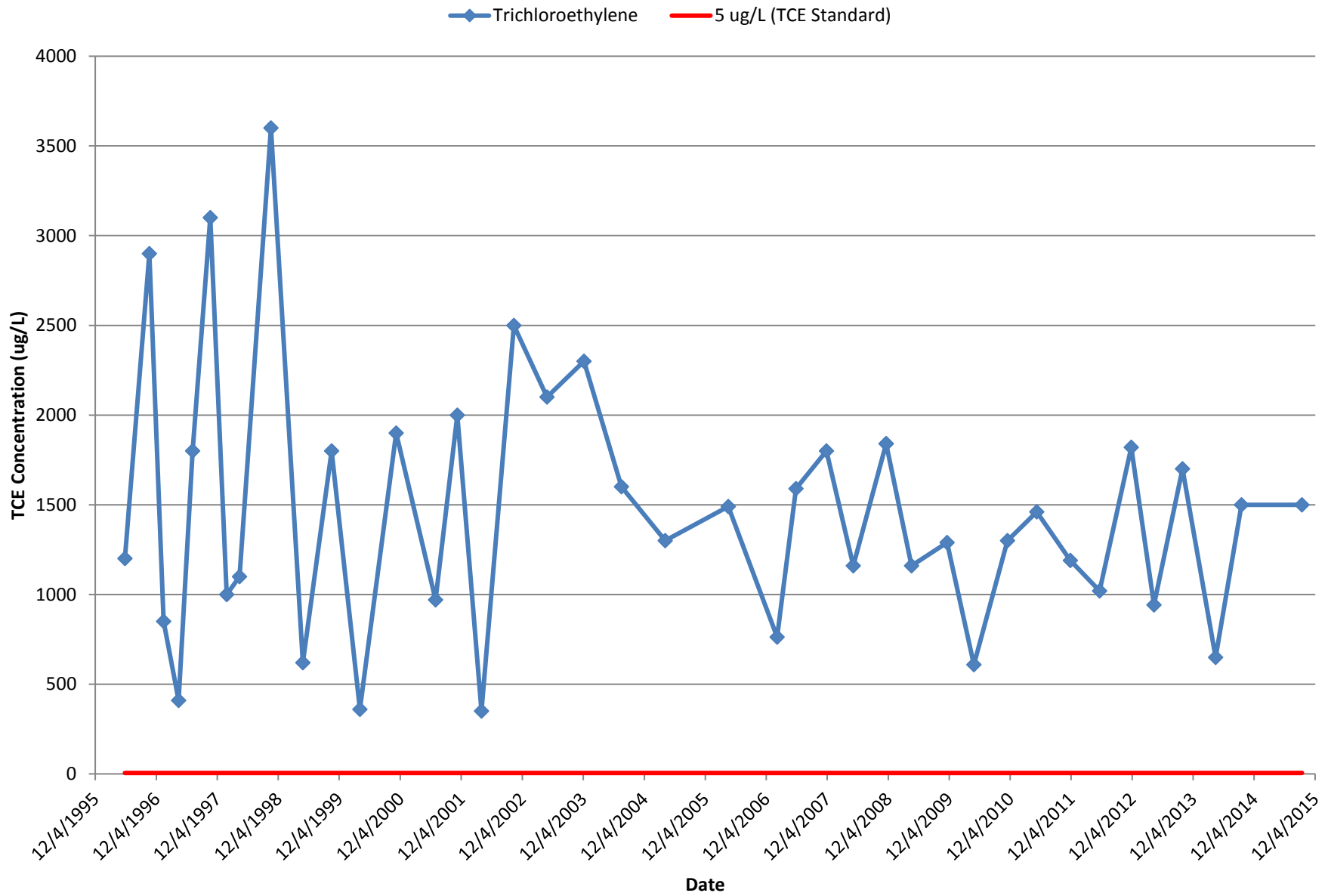


MW-17

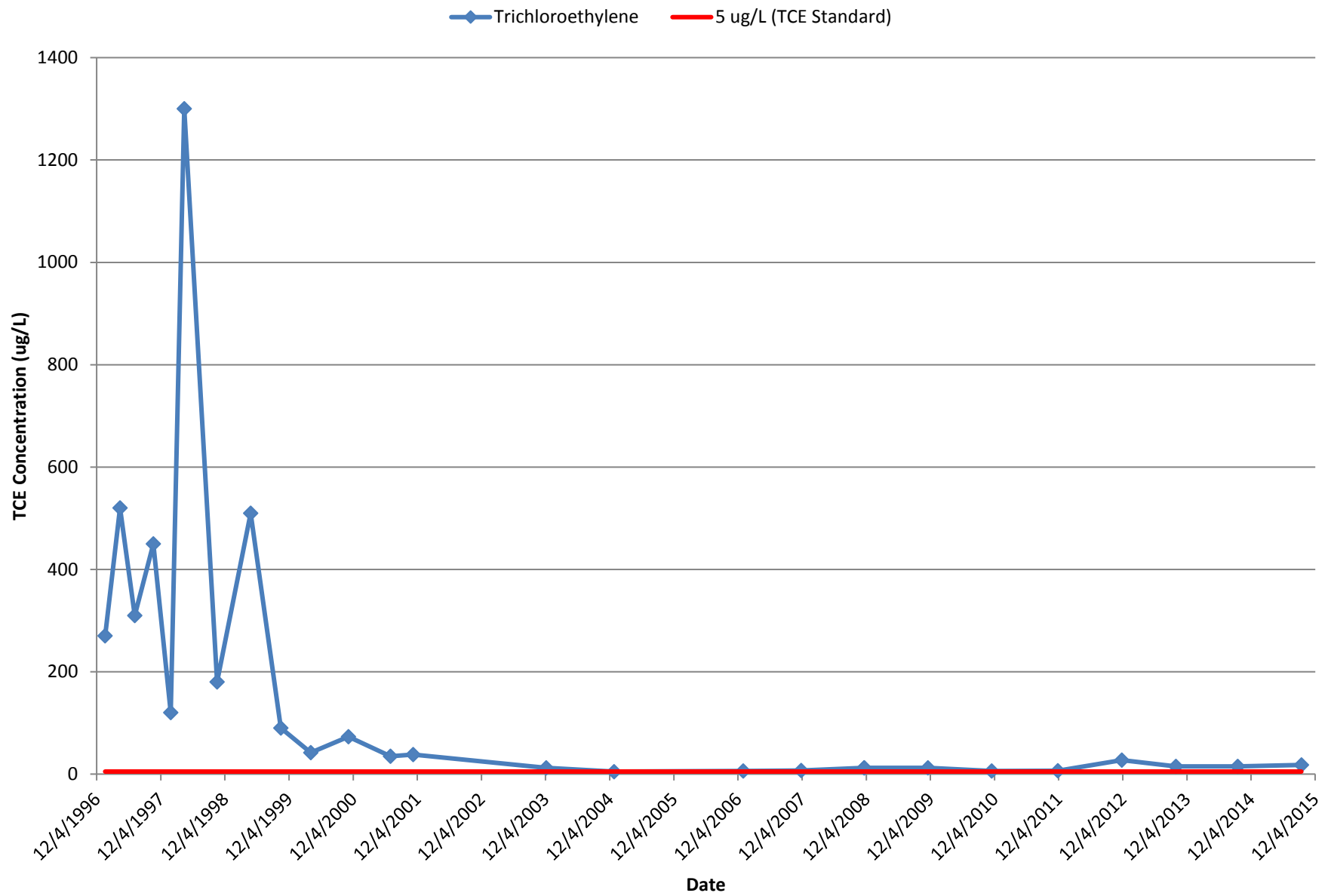
Trichloroethylene 5 ug/L (TCE Standard)



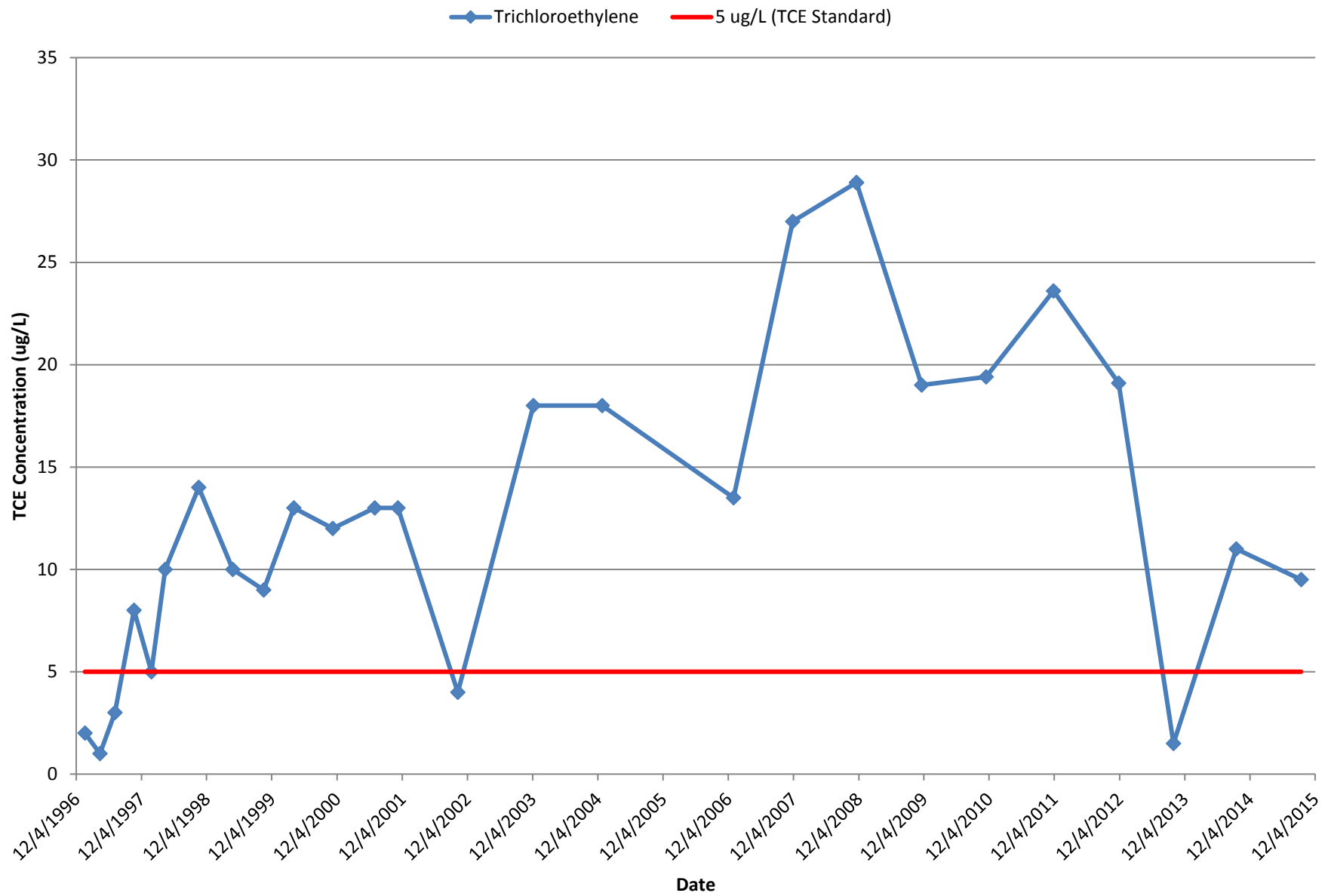
MW-18



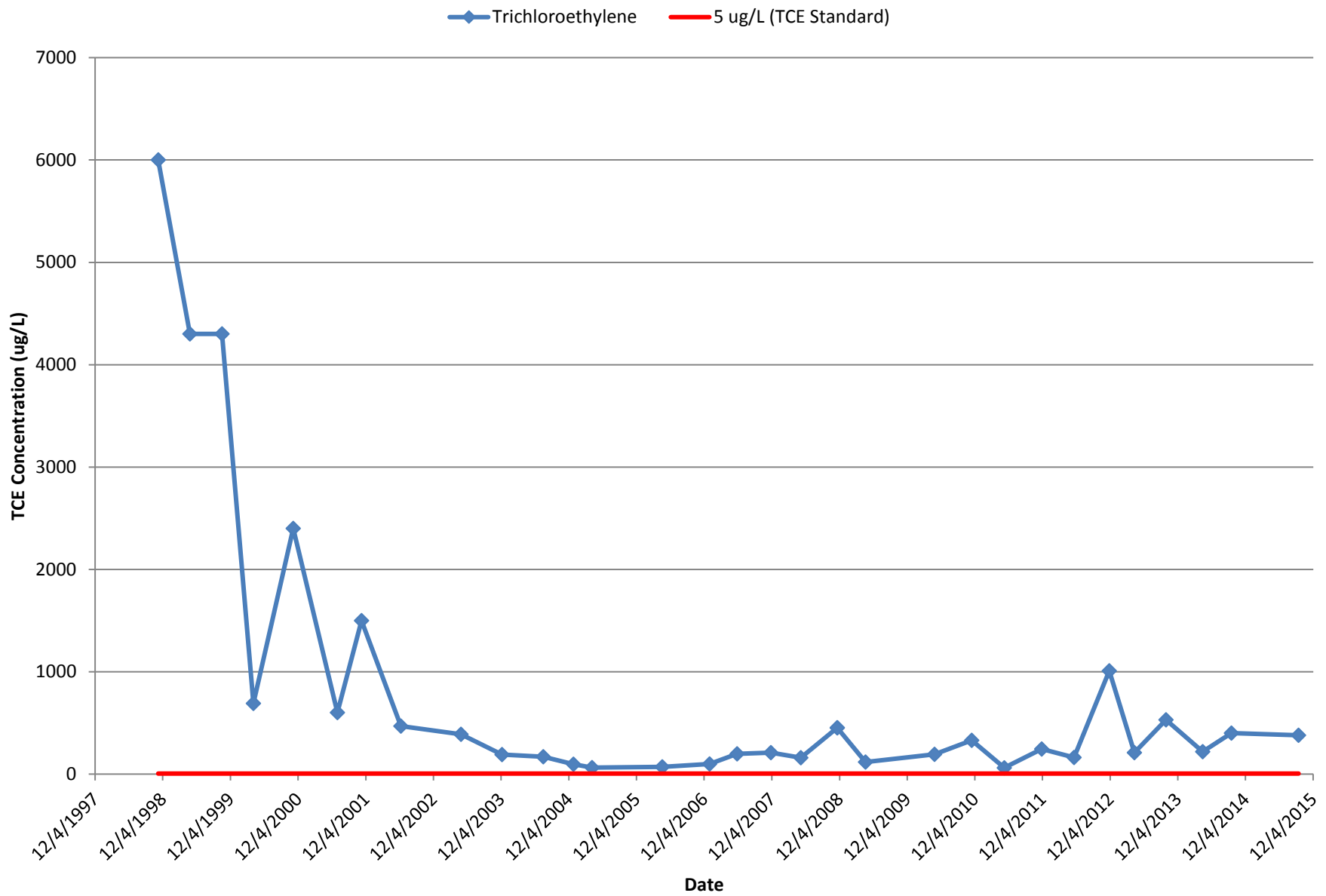
MW-21



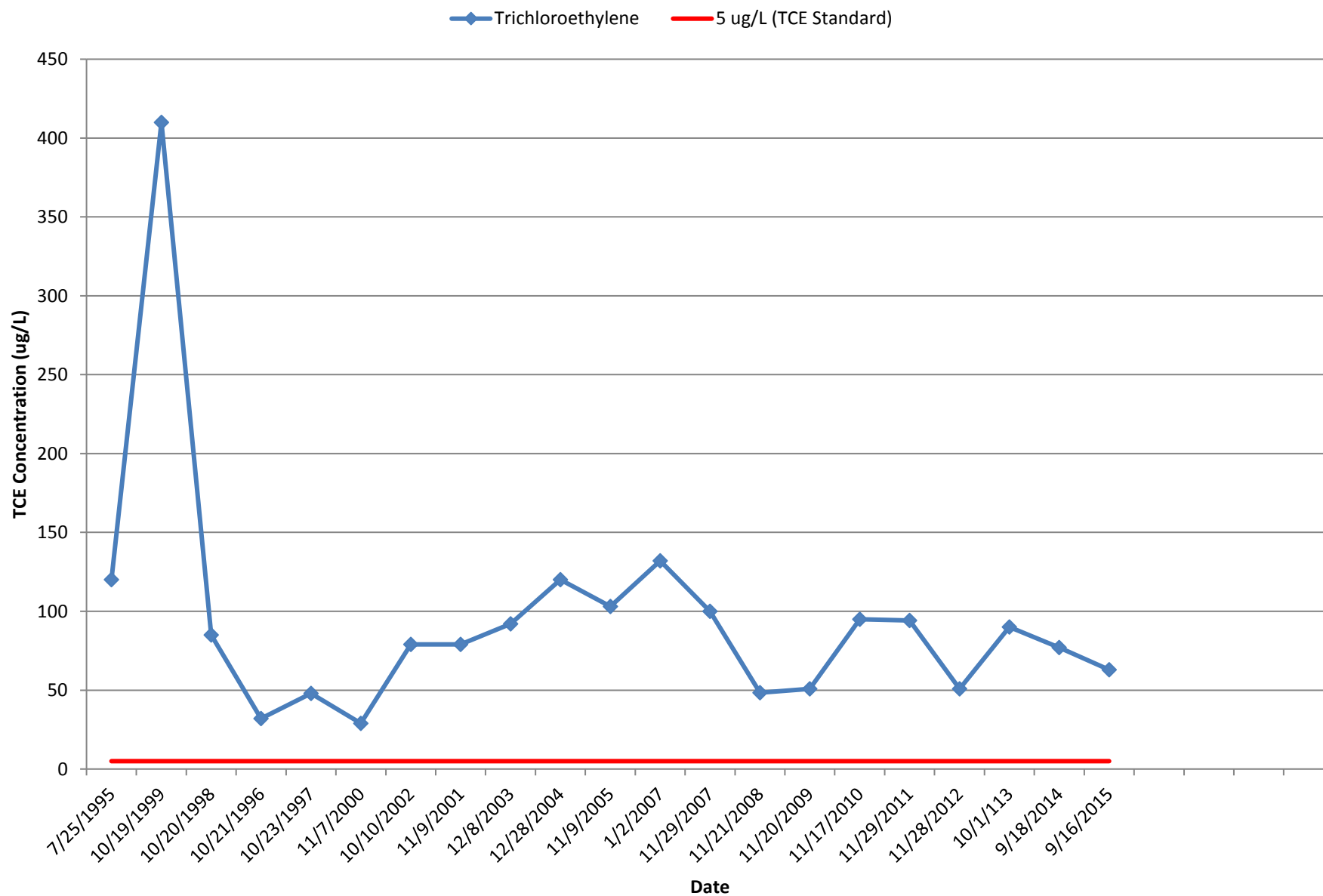
MW-22



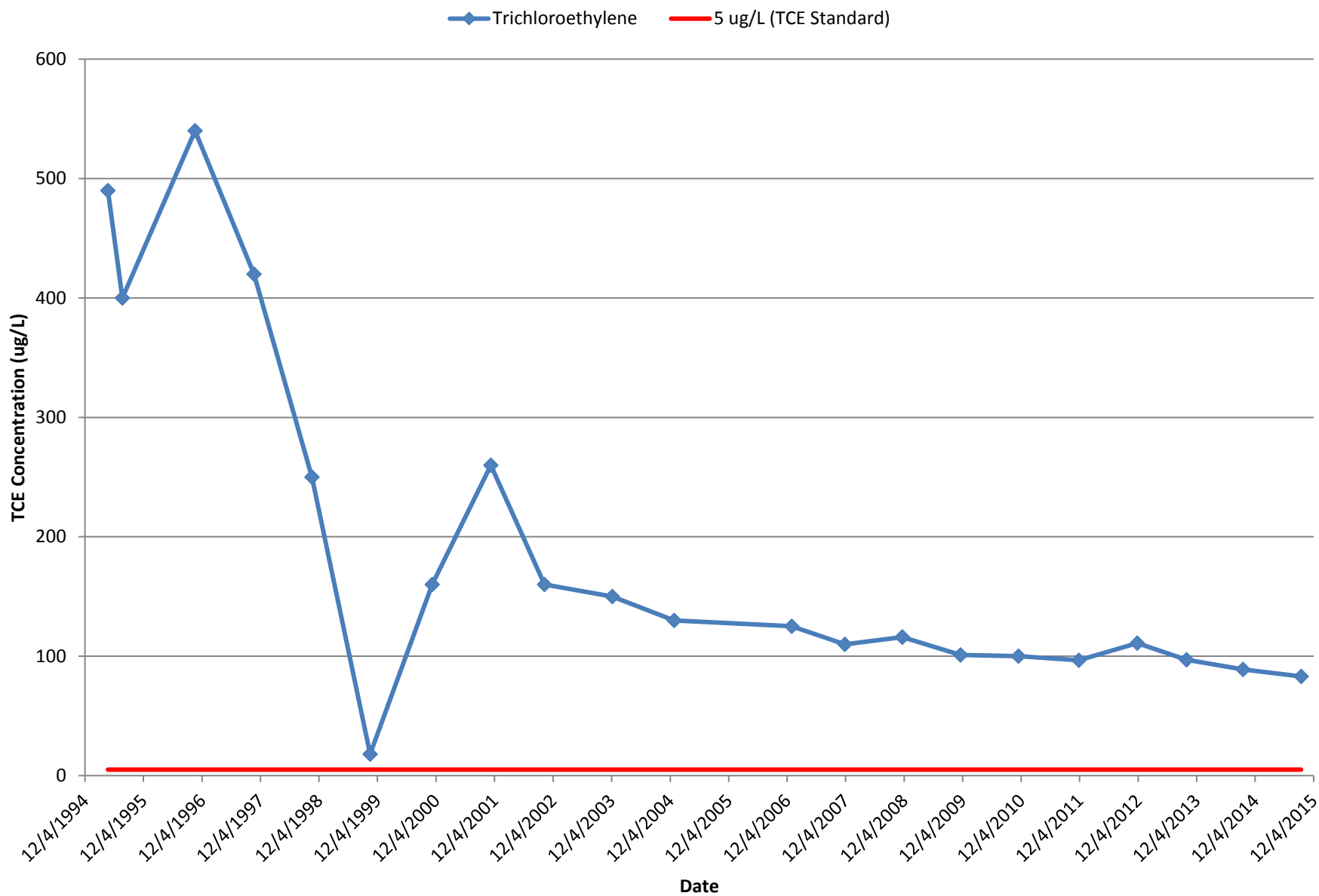
MW-24



PZ-1



PZ-2



*Quarterly Groundwater
Treatment System Reports*



January 14, 2015

Mr. John C. Grathwol, P.E.

Remedial Bureau B - Div of Environmental Remediation
New York State Department of Environmental Conservation
625 Broadway
Albany, NY 12233-7016

RE: Former Accurate Die Casting Site
Fayetteville, New York
FILE: 3902.45845 Corres

Dear Mr. Grathwol:

This letter presents the status of groundwater treatment plant operations for the former Accurate Die Casting site in Fayetteville, New York for the fourth quarter of 2014 (October 1 through December 31). This information is provided as required by the Order on Consent (#A7-0318-94-10). Included are the results of the monitoring activities associated with the SPDES Fact Sheet for the groundwater treatment system.

OPERATION STATUS & ACTIVITIES COMPLETED

As of December 31, 2014, a total of 105,042,160 gallons of groundwater have been treated since startup on February 5, 1996. Since October 1, 2014, 640,060 gallons of groundwater have been treated: 204,060 gallons from recovery well RW-1; 435,460 gallons from recovery well RW-2; 310 gallons from the collection trench constructed in the former VOC/PAH/PCB Soils Area; and 230 gallons from the sump located outside the northeast corner of the building.

O'Brien & Gere performed the sampling activities associated with the SPDES Fact Sheet (#734052). The analytical results associated with the SPDES Fact Sheet monitoring activities performed during October, November and December 2014 are summarized in Table 1. The effluent during the period complied with the SPDES discharge limits. The laboratory analytical data sheets are provided as Attachment A.

ACTIVITIES SCHEDULED

Continue operation of the groundwater recovery and treatment system including SPDES monitoring.

If you have any questions regarding this report, please do not hesitate to call me at (315) 956-6100.

Very truly yours,

O'BRIEN & GERE ENGINEERS, INC.

A handwritten signature in black ink, appearing to read 'Alfred R. Farrell'.

Alfred R. Farrell, P.E.
Project Manager

cc: T. Slutzky – The Anderson Company
Jeff Stanek – ITT Corporation
L. Hall – ITT Corporation
J. Sutphen – O'Brien & Gere, Office of General Counsel

Table 1
Accurate Die Casting Site
Fayetteville, New York
Monitoring Requirements and Effluent Data

[illegible]

Table 1
Accurate Die Casting Site
Fayetteville, New York
Monitoring Requirements and Effluent Data

[illegible]

Table 1
Accurate Die Casting Site
Fayetteville, New York
Monitoring Requirements and Effluent Data

[illegible]

Table 1
Accurate Die Casting Site
Fayetteville, New York
Monitoring Requirements and Effluent Data

Analyte (units)	Monitoring Requirements				Effluent 12/3/2014	Effluent 12/4/2014	Effluent 12/5/2014	Effluent 12/8/2014	Effluent 12/11/2014	Effluent 12/12/2014	Effluent 12/15/2014	Effluent 12/16/2014	Effluent 12/17/2014
	Discharge Limitation Daily Average	Discharge Limitation Daily Maximum	Minimum Measurement Frequency (1)	Sample Type									
Flow (GPD)	Monitor	150000	Continuous	Meter	6306	6230	6170	6163	6309	6355	6253	6220	6269
pH (SU)	6.5-8.5		2/Week	Grab	7.27	7.29	7.29	7.28	7.17	7.18	7.28	7.15	7.17
Residue, non-filterable (mg/L)	Monitor	20	Weekly	3-hr comp.	---	---	---	---	4.0 U	---	4.0 U	---	---
Total dissolved solids (TDS) (mg/L)	Monitor	Monitor	Weekly	3-hr comp.	---	---	---	---	695	---	682	---	---
Mercury, total (mg/L)	Monitor	0.0008	Quarterly	3-hr comp.	---	---	---	---	---	---	---	---	---
Zinc, total (mg/L)	Monitor	0.3	Quarterly	3-hr comp.	---	---	---	---	---	---	---	---	---
cis-1,2-Dichloroethene (ug/L)	Monitor	10	2/Month	Grab	---	---	---	---	---	---	1 U	---	---
trans-1,2-Dichloroethene (ug/L)	Monitor	10	2/Month	Grab	---	---	---	---	---	---	1 U	---	---
Methylene chloride (ug/L)	Monitor	20	2/Month	Grab	---	---	---	---	---	---	1 U	---	---
1,1,2,2-Tetrachloroethane (ug/L)	Monitor	10	2/Month	Grab	---	---	---	---	---	---	1 U	---	---
Tetrachloroethene (ug/L)	Monitor	10	2/Month	Grab	---	---	---	---	---	---	1 U	---	---
Toluene (ug/L)	Monitor	20	2/Month	Grab	---	---	---	---	---	---	1 U	---	---
Trichloroethene (ug/L)	Monitor	10	2/Month	Grab	---	---	---	---	---	---	1 U	---	---
Notes:													
- Not analyzed, NA - Data Not available													
U - Not Detected, J - Estimated													
(1) Minimum monitoring requirements based on SPEDES permit modified November, 21, 1997.													

Table 1
Accurate Die Casting Site
Fayetteville, New York
Monitoring Requirements and Effluent Data

[illegible]



April 17, 2015

Mr. John C. Grathwol, P.E.

Remedial Bureau B - Div of Environmental Remediation
New York State Department of Environmental Conservation
625 Broadway
Albany, NY 12233-7016

RE: Former Accurate Die Casting Site
Fayetteville, New York

FILE: 3902.45845 Corres

Dear Mr. Grathwol:

This letter presents the status of groundwater treatment plant operations for the former Accurate Die Casting site in Fayetteville, New York for the first quarter of 2015 (January 1 through March 31). This information is provided as required by the Order on Consent (#A7-0318-94-10). Included are the results of the monitoring activities associated with the SPDES Fact Sheet for the groundwater treatment system.

OPERATION STATUS & ACTIVITIES COMPLETED

As of March 31, 2015, a total of 105,704,450 gallons of groundwater have been treated since startup on February 5, 1996. Since December 31, 2014, 662,290 gallons of groundwater have been treated: 201,290 gallons from recovery well RW-1; 460,590 gallons from recovery well RW-2; and 410 gallons from the collection trench constructed in the former VOC/PAH/PCB Soils Area. No groundwater was recovered from the sump located outside the northeast corner of the building.

O'Brien & Gere performed the sampling activities associated with the SPDES Fact Sheet (#734052). The analytical results associated with the SPDES Fact Sheet monitoring activities performed during January, February and March 2015 are summarized in Table 1. The effluent during the period complied with the SPDES discharge limits. The laboratory analytical data sheets are provided as Attachment A.

The carbon in granular activated carbon filter GAC#1 was replaced on February 23, 2015 and afterward filter GAC#2 was placed into lead service and GAC#1 placed into lag service.

On March 31, 2015 groundwater samples were collected and analyzed for volatile organic compounds for monitoring wells MW-10, MW-11, MW-13, MW-18 and MW-24. The groundwater elevations are presented in Table 2 and the analytical results are summarized in Tables 3 and 4. The laboratory analytical data sheets are provided as Attachment B.

ACTIVITIES SCHEDULED

Continue operation of the groundwater recovery and treatment system including SPDES monitoring.

Mr. John C. Grathwol, P.E.
April 17, 2015
Page 2

If you have any questions regarding this report, please do not hesitate to call me at (315) 956-6316.

Very truly yours,

O'BRIEN & GERE ENGINEERS, INC.

A handwritten signature in black ink, appearing to read 'Alfred R. Farrell', is positioned above the printed name.

Alfred R. Farrell, P.E.
Project Manager

cc: T. Slutzky – The Anderson Company
Jeff Stanek – ITT Corporation
L. Hall – ITT Corporation
J. Sutphen – O'Brien & Gere, Office of General Counsel

Table 1
Accurate Die Casting Site
Fayetteville, New York
Monitoring Requirements and Effluent Data

[illegible]

Table 1
Accurate Die Casting Site
Fayetteville, New York
Monitoring Requirements and Effluent Data

	Monitoring Requirements													
Analyte (units)	Discharge Limitation Daily Average	Discharge Limitation Daily Maximum	Minimum Measurement Frequency (1) Type	Sample Type	Effluent 1/27/2015	Effluent 1/30/2015	Effluent 2/2/2015	Effluent 2/3/2015	Effluent 2/5/2015	Effluent 2/6/2015	Effluent 2/9/2015	Effluent 2/10/2015	Effluent 2/11/2015	Effluent 2/12/2015
Flow (GPD)	Monitor	150000	Continuous	Meter	8160	7982	7947	7940	7788	7826	7713	7620	7562	7700
pH (SU)	6.5-8.5		2/Week	Grab	7.24	7.27	7.27	7.26	7.25	7.27	7.26	7.28	7.26	7.24
Residue, non-filterable (mg/L)	Monitor	20	Weekly	3-hr comp.			4.0 U					4.0 U		
Total dissolved solids (TDS) (mg/L)	Monitor	Monitor	Weekly	3-hr comp.			683					552		
Mercury, total (mg/L)	Monitor	0.0008	Quarterly	3-hr comp.										
Zinc, total (mg/L)	Monitor	0.3	Quarterly	3-hr comp.										
cis-1,2-Dichloroethene (ug/L)	Monitor	10	2/Month	Grab			1.0 U							
trans-1,2-Dichloroethene (ug/L)	Monitor	10	2/Month	Grab			1.0 U							
Methylene chloride (ug/L)	Monitor	20	2/Month	Grab			1.0 U							
1,1,2,2-Tetrachloroethane (ug/L)	Monitor	10	2/Month	Grab			1.0 U							
Tetrachloroethene (ug/L)	Monitor	10	2/Month	Grab			1.0 U							
Toluene (ug/L)	Monitor	20	2/Month	Grab			1.0 U							
Trichloroethene (ug/L)	Monitor	10	2/Month	Grab			1.0 U							
					Notes: --- - Not analyzed, NA - Data Not available U - Not Detected, J - Estimated, H - Holding times for preparation or analyses exceeded, B - Compound found in the blank and sample (1) Minimum monitoring requirements based on SPEDES permit modified November, 21, 1997.									

Table 1
Accurate Die Casting Site
Fayetteville, New York
Monitoring Requirements and Effluent Data

[illegible]

Table 1
Accurate Die Casting Site
Fayetteville, New York
Monitoring Requirements and Effluent Data

[illegible]

Table 1
Accurate Die Casting Site
Fayetteville, New York
Monitoring Requirements and Effluent Data

[illegible]

Table 2
Former Accurate Die Casting Site
Fayetteville, New York
Groundwater Elevation Summary Table

Well ID	Ground Elevation (ft)	Well Casing Elevation (ft)	Screen Interval Elevation (ft)	Groundwater Elevation (ft) 5/28/1992	Groundwater Elevation (ft) 6/26/1992	Groundwater Elevation (ft) 8/7/1992	Groundwater Elevation (ft) 9/26/1994	Groundwater Elevation (ft) 9/27/1994	Groundwater Elevation (ft) 10/18/1994	Groundwater Elevation (ft) 11/2/1994	Groundwater Elevation (ft) 11/17/1994
MW-01	99.36	101.11	75.4 - 85.4	DRY	DRY	79.69	---	---	DRY	---	---
MW-02	91.8	94.68	76.6 - 86.6	83.21	82.81	84.32	83.1	83.28	80.12	---	---
MW-03	97.65	99.63	73.7 - 83.7	80.44	---	81.63	---	---	---	---	---
MW-04	65.62	68.52	46.6 - 56.6	51.08	49.95	50.81	47.22	52.21	46.79	---	---
MW-05	88.21	90.42	49.2 - 59.2	60.71	63.76	61.22	59.87	59.91	59.45	---	---
MW-06	77.46	79.38	46.4 - 56.4	60.5	60.49	60.46	59.51	59.52	59.05	---	---
MW-07 (B)	75.66	78.34	34.3 - 44.3	54.59	54.55	54.47	53.9	53.97	53.55	---	---
MW-08	88.21	91.78	53.9 - 63.9	66.38	66.38	66.83	61.59	61.65	60.99	---	---
MW-09	102.44	104.03	49.7 - 59.7	60.46	60.51	61.83	59.57	59.59	59.08	---	---
MW-10 (B)	97.51	97.27	43 - 53	61.15	61.99	61.69	---	---	56.02	55.07	55.19
MW-11 (B)	91.48	93.8	43.1 - 53.1	62.34	63.7	63.66	58.41	58.39	57.47	---	56.68
MW-12	93.62	94.14	51.9 - 61.9	62.24	60.74	62.77	59.77	59.79	59.31	---	---
MW-13	98.8	98.7	77.7 - 87.7	DRY	80.62	80.92	---	---	78.7	82.92	78.21
MW-14	98.76	100.62	74.6 - 84.6	75.11	79.07	81.54	---	---	86.18	80.12	80.54
MW-15 (B)	96.1	98.9	32.7 - 42.7	---	---	---	---	---	53.47	---	---
MW-16 (B)	98.5	100.85	50.8 - 60.8	---	---	---	---	---	61.67	---	---
MW-17	66.9	69.24	53.7 - 63.7	---	---	---	54.61	54.61	54.08	---	---
MW-18	76.5	78.29	61.5 - 71.5	---	---	---	---	---	---	---	---
MW-19	69.5	71.27	46.5 - 56.5	---	---	---	---	---	---	---	---
MW-20	70.98	73.34	51.9 - 61.9	---	---	---	---	---	---	---	---
MW-21	69.9	71.87	59.5 - 64.5	---	---	---	---	---	---	---	---
MW-22	71.5	73.34	60.9 - 65.9	---	---	---	---	---	---	---	---
MW-23 (B)	89.8	91.72	17.3 - 22.3	---	---	---	---	---	---	---	---
MW-24*			-	---	---	---	---	---	---	---	---
PZ-01	81.8	83.95	49.8 - 59.8	---	---	---	59.56	59.57	59.1	---	---
PZ-02	80.6	83.06	42.8 - 52.8	---	---	---	59.35	59.36	58.89	---	---
RW-01	78.4	80.28	4 - 39.4, 45.4 - 54.4	---	---	---	56.88	56.89	58.22	---	---
RW-02 (B)	91.58	95.18	-	---	---	---	---	---	---	---	---
SUMP		97.93	-	---	---	---	---	---	---	76.04	74.83

Notes: NI-Well not installed at time of monitoring, NA-Data not available, AB-Well was abandoned, --- Water level not monitored, (B)-Bedrock groundwater monitoring well,
* - Measurement relative to top of well casing. Elevations based on assumed datum. MW-01 through MW-16 installed during Remedial Investigation (Stearns & Wheler).
MW-03 was removed as part of the TCE Soils Interim Remedial Measure (IRM) completed in September 1994. System shutdown 02/15/96; System restored 02/20/96.
System start-up 02/06/96; MW-13 casing elev. changed 06/06/96. MW-04 and MW-20 were abandoned and replaced by MW-21 and MW-22 on 01/20/97.

Table 2
Former Accurate Die Casting Site
Fayetteville, New York
Groundwater Elevation Summary Table

Well ID	Groundwater Elevation (ft) 11/30/1994	Groundwater Elevation (ft) 12/15/1994	Groundwater Elevation (ft) 12/27/1994	Groundwater Elevation (ft) 1/13/1995	Groundwater Elevation (ft) 1/25/1995	Groundwater Elevation (ft) 2/9/1995	Groundwater Elevation (ft) 2/23/1995	Groundwater Elevation (ft) 3/9/1995	Groundwater Elevation (ft) 4/26/1995	Groundwater Elevation (ft) 7/25/1995
MW-01	---	---	---	---	---	---	---	---	DRY	DRY
MW-02	---	---	---	---	---	---	---	---	83.28	82.42
MW-03	---	---	---	---	---	---	---	---	---	---
MW-04	---	---	---	---	---	---	---	---	51.44	45.94
MW-05	---	---	---	---	---	---	---	---	60.34	58.78
MW-06	---	---	---	---	---	---	---	---	---	58.52
MW-07 (B)	---	---	---	---	---	---	---	---	54.51	53.27
MW-08	---	---	---	---	---	---	---	---	63.41	59.82
MW-09	---	---	---	---	---	---	---	---	60.1	58.56
MW-10 (B)	54.94	55.19	55.02	54.94	54.95	54.52	54.36	55.02	57.49	54.6
MW-11 (B)	55.59	56.63	56.55	55.63	55.63	56.13	55.63	56.55	58.86	55.72
MW-12	---	---	---	---	---	---	---	---	60.3	58.76
MW-13	78.21	80.92	78.34	78.25	77.83	77.84	77.75	77.67	DRY	DRY
MW-14	80.54	80.2	80.54	80.62	80.45	78.95	79.54	80.12	80.61	80.61
MW-15 (B)	---	---	---	---	---	---	---	---	54.71	51.6
MW-16 (B)	---	---	---	---	---	---	---	---	63.86	59.41
MW-17	---	---	---	---	---	---	---	---	59.02	57.71
MW-18	---	---	---	---	---	---	---	---	---	---
MW-19	---	---	---	---	---	---	---	---	---	---
MW-20	---	---	---	---	---	---	---	---	---	---
MW-21	---	---	---	---	---	---	---	---	---	---
MW-22	---	---	---	---	---	---	---	---	---	---
MW-23 (B)	---	---	---	---	---	---	---	---	---	---
MW-24*	---	---	---	---	---	---	---	---	---	---
PZ-01	---	---	---	---	---	---	---	---	---	58.58
PZ-02	---	---	---	---	---	---	---	---	59.88	58.37
RW-01	---	---	---	---	---	---	---	---	59.14	57.6
RW-02 (B)	---	---	---	---	---	---	---	---	---	---
SUMP	75	75.17	74.83	75	75	74.88	75	78	75.09	75.25

Notes: NI-Well not installed at time of monitoring, NA-Data not available, AB-Well was abandoned, --- Water level not monitored, (B)-Bedrock groundwater monitoring well,
* - Measurement relative to top of well casing. Elevations based on assumed datum. MW-01 through MW-16 installed during Remedial Investigation (Stearns & Wheler).
MW-03 was removed as part of the TCE Soils Interim Remedial Measure (IRM) completed in September 1994. System shutdown 02/15/96; System restored 02/20/96.
System start-up 02/06/96; MW-13 casing elev. changed 06/06/96. MW-04 and MW-20 were abandoned and replaced by MW-21 and MW-22 on 01/20/97.

Table 2
Former Accurate Die Casting Site
Fayetteville, New York
Groundwater Elevation Summary Table

Well ID	Groundwater Elevation (ft) 10/17/1995	Groundwater Elevation (ft) 2/5/1996	Groundwater Elevation (ft) 2/7/1996	Groundwater Elevation (ft) 2/15/1996	Groundwater Elevation (ft) 2/16/1996	Groundwater Elevation (ft) 2/20/1996	Groundwater Elevation (ft) 2/22/1996	Groundwater Elevation (ft) 2/29/1996	Groundwater Elevation (ft) 3/7/1996	Groundwater Elevation (ft) 3/21/1996
MW-01	DRY	77.06	76.64	75.3	DRY	DRY	DRY	75.36	75.17	77.34
MW-02	84.22	84.04	83.87	83.41	83.34	83.15	83.32	83.67	83.5	84.24
MW-03	---	---	---	---	---	---	---	---	---	---
MW-04	---	53.6	52.06	55.39	54.43	52.46	60.37	58.14	55.1	59.26
MW-05	---	61.26	---	60.8	60.73	60.5	60.4	60.14	59.73	58.85
MW-06	58.1	60.86	60.44	60.41	60.11	59.8	59.75	59.45	58.96	58.02
MW-07 (B)	52.71	55.16	54.67	55.03	54.52	54.45	54.58	54.46	54.32	54.29
MW-08	60.76	66.61	66.4	65.93	65.84	65.47	65.42	65.12	64.68	64.76
MW-09	58.16	60.95	60.7	60.48	60.35	---	---	59.71	59.22	58.3
MW-10 (B)	54.61	62	59.88	62.11	60.42	59.96	59.91	59.64	59.43	59.07
MW-11 (B)	55.31	62.63	60.37	62.67	60.88	60.35	60.29	59.99	59.78	59.38
MW-12	58.35	61.11	60.83	60.65	60.5	60.21	60.16	59.86	59.37	58.44
MW-13	DRY	---	79.98	79.91	79.9	79.88	79.87	79.86	79.77	79.68
MW-14	80.72	79.91	---	80.28	80.29	80.35	80.38	80.44	80.45	80.49
MW-15 (B)	50.47	59.24	59.37	59.79	59.63	59.56	59.56	59.46	59.4	59.14
MW-16 (B)	58.06	67.14	67.17	66.9	66.79	66.57	66.52	66.39	66.17	65.99
MW-17	DRY	60.29	60.17	59.75	59.7	59.52	59.64	59.42	59.28	59.3
MW-18	---	---	---	---	---	---	---	---	---	---
MW-19	---	---	---	---	---	---	---	---	---	---
MW-20	---	---	---	---	---	---	---	---	---	---
MW-21	---	---	---	---	---	---	---	---	---	---
MW-22	---	---	---	---	---	---	---	---	---	---
MW-23 (B)	---	---	---	---	---	---	---	---	---	---
MW-24*	---	---	---	---	---	---	---	---	---	---
PZ-01	58.16	60.92	60.61	60.46	60.28	59.99	59.93	59.63	59.14	58.21
PZ-02	57.97	60.7	60.3	60.26	59.97	59.66	59.61	59.33	58.83	57.9
RW-01	57.11	59.64	55.04	59.22	54.71	54.4	54.35	54.05	53.58	52.76
RW-02 (B)	56.05	63.8	59.98	63.83	60.67	---	59.97	59.63	59.41	58.95
SUMP	76.94	74.67	74.68	74.64	74.63	74.63	75.3	74.9	74.65	74.87

Notes: NI-Well not installed at time of monitoring, NA-Data not available, AB-Well was abandoned, --- Water level not monitored, (B)-Bedrock groundwater monitoring well,
* - Measurement relative to top of well casing. Elevations based on assumed datum. MW-01 through MW-16 installed during Remedial Investigation (Stearns & Wheeler).
MW-03 was removed as part of the TCE Soils Interim Remedial Measure (IRM) completed in September 1994. System shutdown 02/15/96; System restored 02/20/96.
System start-up 02/06/96; MW-13 casing elev. changed 06/06/96. MW-04 and MW-20 were abandoned and replaced by MW-21 and MW-22 on 01/20/97.

Table 2
Former Accurate Die Casting Site
Fayetteville, New York
Groundwater Elevation Summary Table

Well ID	Groundwater Elevation (ft) 4/4/1996	Groundwater Elevation (ft) 4/10/1996	Groundwater Elevation (ft) 4/18/1996	Groundwater Elevation (ft) 5/2/1996	Groundwater Elevation (ft) 6/6/1996	Groundwater Elevation (ft) 7/16/1996	Groundwater Elevation (ft) 9/5/1996	Groundwater Elevation (ft) 10/21/1996	Groundwater Elevation (ft) 11/19/1996	Groundwater Elevation (ft) 1/16/1997
MW-01	DRY	DRY	DRY	77.73	DRY	DRY	DRY	DRY	76.6	75.15
MW-02	83.68	83.68	84.86	85.35	83.17	83.32	82.57	83.18	84.22	83.56
MW-03	---	---	---	---	---	---	---	---	---	---
MW-04	52.66	54.43	60.28	59.7	51.63	52.45	DRY	55.91	55.91	53.12
MW-05	58.32	58.14	58.2	58.71	60.54	58.98	56.33	55.4	56.49	59.15
MW-06	57.48	57.28	57.41	58.17	59.91	58.13	54.95	53.71	55.61	58.39
MW-07 (B)	54.17	54.15	54.32	54.75	55.02	53.95	52.44	51.22	52.68	54.28
MW-08	64.1	63.83	64.08	65.43	67.07	64.5	59.05	59.56	63.61	64.67
MW-09	57.78	57.59	57.73	58.46	60.18	58.38	55.38	54.24	56.64	58.65
MW-10 (B)	58.81	58.72	58.61	59.72	62.25	59.11	53.88	---	54.95	59.61
MW-11 (B)	59.1	59.01	58.94	60.35	62.68	59.53	54.72	52.88	55.85	60.15
MW-12	57.93	57.74	57.86	58.59	60.33	58.54	55.48	54.3	56.18	58.81
MW-13	79.6	79.57	79.52	79.44	79.28	79.35	79.15	79.07	80.68	80.49
MW-14	80.52	80.55	78.14	79.29	80.56	80.66	80.59	80.61	---	80.59
MW-15 (B)	59.07	59.04	58.84	59.87	62.62	59.24	54.83	51.58	51.99	58.83
MW-16 (B)	65.99	65.9	65.84	67.02	68.4	65.57	63.31	---	---	66.13
MW-17	59.27	59.14	59.3	59.95	59.22	58.46	57.89	55.96	58.02	59.33
MW-18	---	---	---	---	72.95	72.32	70.81	70.77	---	73.31
MW-19	---	---	---	---	DRY	DRY	DRY	DRY	DRY	DRY
MW-20	---	---	---	---	DRY	50.26	DRY	DRY	DRY	DRY
MW-21	---	---	---	---	---	---	---	---	---	---
MW-22	---	---	---	---	---	---	---	---	---	---
MW-23 (B)	---	---	---	---	---	---	---	---	---	---
MW-24*	---	---	---	---	---	---	---	---	---	---
PZ-01	57.67	57.47	57.6	58.34	---	58.31	55.13	53.9	55.83	58.57
PZ-02	57.39	57.19	57.3	58.04	59.77	57.97	54.9	53.53	55.25	58.23
RW-01	52.24	52.03	52.11	52.69	53.82	51.94	48.05	41.8	47.33	50.74
RW-02 (B)	58.63	58.52	58.41	59.63	62.56	59.14	---	42.02	55.39	---
SUMP	74.69	74.99	75.89	75.76	74.73	74.78	74.56	74.85	74.77	74.71

Notes: NI-Well not installed at time of monitoring, NA-Data not available, AB-Well was abandoned, --- Water level not monitored, (B)-Bedrock groundwater monitoring well,
* - Measurement relative to top of well casing. Elevations based on assumed datum. MW-01 through MW-16 installed during Remedial Investigation (Stearns & Wheler).
MW-03 was removed as part of the TCE Soils Interim Remedial Measure (IRM) completed in September 1994. System shutdown 02/15/96; System restored 02/20/96.
System start-up 02/06/96; MW-13 casing elev. changed 06/06/96. MW-04 and MW-20 were abandoned and replaced by MW-21 and MW-22 on 01/20/97.

Table 2
Former Accurate Die Casting Site
Fayetteville, New York
Groundwater Elevation Summary Table

Well ID	Groundwater Elevation (ft) 2/4/1997	Groundwater Elevation (ft) 4/15/1997	Groundwater Elevation (ft) 7/8/1997	Groundwater Elevation (ft) 10/22/1997	Groundwater Elevation (ft) 1/29/1998	Groundwater Elevation (ft) 4/15/1998	Groundwater Elevation (ft) 10/20/1998	Groundwater Elevation (ft) 4/28/1999	Groundwater Elevation (ft) 10/19/1999	Groundwater Elevation (ft) 4/6/2000
MW-01	---	75.64	DRY	DRY	DRY	DRY	DRY	DRY	DRY	80.92
MW-02	---	83.81	---	82.84	83.47	83.52	83.54	83.38	84.44	86.58
MW-03	---	---	---	---	---	---	---	---	---	---
MW-04	---	---	---	---	---	---	---	---	---	---
MW-05	---	59.83	59.16	58.34	60.86	---	---	59.91	55.35	60.52
MW-06	---	59.34	58.58	57.97	60.46	60.57	59.69	59.11	53.34	60.36
MW-07 (B)	---	54.7	52.93	50.63	52.9	53.82	51.76	54.57	51.73	54.87
MW-08	---	65.15	61.65	58.9	64.98	67.17	59.86	64.21	62.37	66.41
MW-09	---	59.6	58.76	58	60.51	60.56	59.71	59.68	54.25	60.62
MW-10 (B)	---	58.11	53.44	50.75	55.78	---	51.88	57.97	51.32	57.6
MW-11 (B)	---	58.59	55.2	52.5	56.75	61.73	53.98	58.36	53.31	59.39
MW-12	---	59.72	58.92	58.21	60.67	60.8	59.89	59.53	54.09	60.71
MW-13	---	80.33	79.84	79.53	78.87	78.67	78.31	78.08	80.75	80.89
MW-14	---	80.53	80.55	80.58	80.78	80.78	80.64	80.54	80.67	80.6
MW-15 (B)	---	59.83	56.63	50.48	56.34	62.1	52.58	58.94	50.95	58.81
MW-16 (B)	---	66.89	64.43	58.45	65.71	68.03	61.84	65.99	59.81	66.92
MW-17	---	59.64	58.33	DRY	59.7	59.51	57.93	58.76	57.47	60.28
MW-18	72.78	73.6	71.34	69.71	73.5	73.29	70.74	72.46	70.78	75.08
MW-19	DRY	DRY	DRY	DRY	DRY	DRY	DRY	DRY	DRY	DRY
MW-20	---	---	---	---	---	---	---	---	---	---
MW-21	63.69	63.74	---	62.93	63.82	63.54	63.23	63.31	62.69	64.42
MW-22	63.69	67.92	67.35	65.96	68.51	68.39	67.83	68.05	67.69	68.52
MW-23 (B)	---	37.71	35.61	32.29	34.95	37.95	33.57	36.76	32.48	36.69
MW-24*	---	---	---	---	---	---	---	-7.38	-10.22	-9.96
PZ-01	---	59.51	58.7	58.01	60.5	60.61	59.7	59.3	53.65	60.51
PZ-02	---	59.13	58.34	57.65	60.22	60.34	59.46	59.03	52.71	60.17
RW-01	---	50.3	43.34	42.03	43.13	32.6	32.36	54.69	---	50.73
RW-02 (B)	---	55.69	44.07	42.89	52.74	59.94	44.33	56.74	---	54.52
SUMP	---	74.94	75.01	74.75	74.89	74.96	75.2	75.26	---	78.49

Notes: NI-Well not installed at time of monitoring, NA-Data not available, AB-Well was abandoned, --- Water level not monitored, (B)-Bedrock groundwater monitoring well,
* - Measurement relative to top of well casing. Elevations based on assumed datum. MW-01 through MW-16 installed during Remedial Investigation (Stearns & Wheeler).
MW-03 was removed as part of the TCE Soils Interim Remedial Measure (IRM) completed in September 1994. System shutdown 02/15/96; System restored 02/20/96.
System start-up 02/06/96; MW-13 casing elev. changed 06/06/96. MW-04 and MW-20 were abandoned and replaced by MW-21 and MW-22 on 01/20/97.

Table 2
Former Accurate Die Casting Site
Fayetteville, New York
Groundwater Elevation Summary Table

Well ID	Groundwater Elevation (ft) 11/7/2000	Groundwater Elevation (ft) 7/3/2001	Groundwater Elevation (ft) 11/8/2001	Groundwater Elevation (ft) 4/3/2002	Groundwater Elevation (ft) 10/9/2002	Groundwater Elevation (ft) 12/28/2004	Groundwater Elevation (ft) 4/8/2005	Groundwater Elevation (ft) 5/8/2005	Groundwater Elevation (ft) 11/9/2005	Groundwater Elevation (ft) 4/21/2006
MW-01	DRY	77.46	76.87	77.42	101.11	76.7	80.09	80.09	78.27	78.66
MW-02	---	84.33	83.67	84.28	83.6	83.67	85.01	85.01	84.1	85.14
MW-03	---	---	---	---	---	---	---	---	---	---
MW-04	---	---	---	---	---	---	---	---	---	---
MW-05	59.83	60.92	60.1	60.8	58.42	60.79	61.76	61.76	60.82	60.88
MW-06	59.4	55.87	59.67	60.42	59.84	60.35	61.45	61.45	60.36	70.35
MW-07 (B)	DRY	53.34	51.92	53.59	52.34	54.11	55.35	55.35	---	54.59
MW-08	61.45	65.63	60.92	64.16	60.73	63.24	67.83	67.83	64.14	65.22
MW-09	59.42	60.51	59.68	60.47	59.85	60.36	61.54	61.54	60.4	60.36
MW-10 (B)	52.73	57.22	52.6	56.07	54.57	54.86	60.38	60.38	55.76	58.75
MW-11 (B)	54.66	59.15	54.73	57.19	54.77	56.54	60.89	60.89	56.05	58.84
MW-12	59.62	60.63	59.87	60.64	---	60.54	61.67	61.67	60.58	60.54
MW-13	80.53	79.95	80.1	78.65	79.62	83.48	80.04	80.04	80.6	79.8
MW-14	80.75	79.74	80.77	80.48	82.87	81.72	84.69	84.69	82.77	82.71
MW-15 (B)	54.32	58.98	53.52	59.03	54.4	57.78	61.53	61.53	55.87	59.87
MW-16 (B)	63.57	66.14	63.58	66.25	63.5	65.64	68.75	68.75	65.35	66.31
MW-17	58.33	58.55	58.02	59.24	57.58	58.91	60.79	60.79	58.91	58.77
MW-18	71.61	72.09	71.36	73.75	69.84	72.88	74.61	74.61	72.33	72.54
MW-19	DRY	DRY	DRY	DRY	DRY	DRY	---	DRY	DRY	DRY
MW-20	---	---	---	---	---	---	---	---	---	---
MW-21	62.59	62.53	62.58	63.39	61.82	62.54	63.92	63.92	62.62	62.24
MW-22	66.42	68.13	68.15	68.71	67.24	63.41	68.65	68.65	68.68	68.3
MW-23 (B)	33.97	36.21	33.25	35.68	33.63	36.49	39.32	39.32	35.43	37.72
MW-24*	-10.43	-10.41	-10.39	-10.35	-10.3	-10.33	-10.2	-10.2	-10.33	-10.4
PZ-01	59.44	---	59.7	60.45	59.87	60.4	61.48	61.48	60.38	60.37
PZ-02	59.16	---	59.48	60.18	59.65	60.23	61.28	61.28	60.22	60.19
RW-01	40.88	---	36.48	36.53	34.88	---	---	---	---	---
RW-02 (B)	42.86	---	42.97	49.85	44.13	---	---	---	---	---
SUMP	74.91	75.33	75.05	75.13	74.94	---	---	---	---	---

Notes: NI-Well not installed at time of monitoring, NA-Data not available, AB-Well was abandoned, --- Water level not monitored, (B)-Bedrock groundwater monitoring well,
* - Measurement relative to top of well casing. Elevations based on assumed datum. MW-01 through MW-16 installed during Remedial Investigation (Stearns & Wheeler).
MW-03 was removed as part of the TCE Soils Interim Remedial Measure (IRM) completed in September 1994. System shutdown 02/15/96; System restored 02/20/96.
System start-up 02/06/96; MW-13 casing elev. changed 06/06/96. MW-04 and MW-20 were abandoned and replaced by MW-21 and MW-22 on 01/20/97.

Table 2
Former Accurate Die Casting Site
Fayetteville, New York
Groundwater Elevation Summary Table

Well ID	Groundwater Elevation (ft) 1/2/2007	Groundwater Elevation (ft) 11/29/2007	Groundwater Elevation (ft) 5/8/2008	Groundwater Elevation (ft) 11/21/2008	Groundwater Elevation (ft) 4/22/2009	Groundwater Elevation (ft) 11/20/2009	Groundwater Elevation (ft) 4/30/2010	Groundwater Elevation (ft) 11/17/2010	Groundwater Elevation (ft) 5/12/2011	Groundwater Elevation (ft) 11/29/2011
MW-01	76.7	80.03	80.06	80.11	80.69	79.49	80.73	79.87	80.71	75.97
MW-02	83.58	85.6	---	---	83.26	83.24	83.13	83.6	NM	83.98
MW-03	---	---	---	---	---	---	---	---	---	---
MW-04	---	---	---	---	---	---	---	---	---	---
MW-05	60.65	61.62	60.72	60.24	60.86	60.32	60.7	60.62	62.32	60.66
MW-06	60.28	60.5	60.28	59.98	60.46	60.03	60.34	60.26	NM	60.26
MW-07 (B)	54.04	52.96	52.94	---	56.1	52.88	54.04	52.94	53.84	53.18
MW-08	63.24	66.86	66.82	66.88	66.5	61.93	65.94	64.7	NM	63
MW-09	60.36	60.55	60.33	60.53	60.49	60.03	60.37	60.27	61.9	60.25
MW-10 (B)	57.62	56.01	61.05	52.79	60.33	53.77	58.97	58.77	66.37	55.73
MW-11 (B)	57.81	55.72	60.32	52.42	59.4	52.98	57.95	57.84	64.85	54.56
MW-12	60.47	60.72	60.5	60.19	60.67	60.24	60.56	60.44	62.02	60.46
MW-13	79.44	78.68	78.23	DRY	DRY	78.02	Dry	Dry	Dry	Dry
MW-14	82.65	89.24	82.74	82.59	82.72	82.67	82.62	82.77	81.74	82.7
MW-15 (B)	59.26	54.35	61.89	52.85	61.74	54.7	60.4	60.1	62.56	57.88
MW-16 (B)	66.12	63.99	67.78	63.03	67.85	64.11	66.77	66.41	74.8	64.83
MW-17	59	58.46	58.96	57.9	59.36	58.38	58.96	58.89	60.26	58.96
MW-18	73.2	72.84	72.7	71.85	73.08	71.91	72.53	72.95	73.26	73.05
MW-19	---	DRY	DRY	DRY	DRY	47.11	Dry	47.13	DRY	47.13
MW-20	---	---	---	---	---	---	---	---	---	---
MW-21	62.63	63.12	62.65	62.65	62.63	62.43	62.31	63.31	62.36	62.85
MW-22	68.59	68.94	68.6	68.51	68.44	68.29	68.26	68.88	68.44	68.74
MW-23 (B)	36.62	34.82	34.76	34.82	39.14	35.06	38.38	38.08	42.22	36.96
MW-24*	-10.23	-10.12	-10.35	-10.35	-10.45	-11.12	-10.5	-10.44	-10.4	-10.36
PZ-01	60.35	60.53	60.32	59.99	60.49	60.03	60.37	60.27	61.85	60.27
PZ-02	60.09	60.36	60.12	59.81	60.3	59.86	60.18	60.1	61.61	60.11
RW-01	---	---	---	---	---	---	---	---	---	---
RW-02 (B)	---	---	---	---	---	---	---	---	---	---
SUMP	---	---	---	---	---	---	---	---	---	---

Notes: NI-Well not installed at time of monitoring, NA-Data not available, AB-Well was abandoned, --- Water level not monitored, (B)-Bedrock groundwater monitoring well,
* - Measurement relative to top of well casing. Elevations based on assumed datum. MW-01 through MW-16 installed during Remedial Investigation (Stearns & Wheler).
MW-03 was removed as part of the TCE Soils Interim Remedial Measure (IRM) completed in September 1994. System shutdown 02/15/96; System restored 02/20/96.
System start-up 02/06/96; MW-13 casing elev. changed 06/06/96. MW-04 and MW-20 were abandoned and replaced by MW-21 and MW-22 on 01/20/97.

Table 2
Former Accurate Die Casting Site
Fayetteville, New York
Groundwater Elevation Summary Table

Well ID	Groundwater Elevation (ft) 5/22/2012	Groundwater Elevation (ft) 11/28/2012	Groundwater Elevation (ft) 4/18/2013	Groundwater Elevation (ft) 10/1/2013	Groundwater Elevation (ft) 4/16/2014	Groundwater Elevation (ft) 9/18/2014	Groundwater Elevation (ft) 3/31/2015			
MW-01	75.07	75.06	78.43	75.06	77.29	75.07	80.26			
MW-02	83.36	83.4	84.68	83.36	85.18	83.06	85.18			
MW-03	---	---	---	---	---	---	---			
MW-04	---	---	---	---	---	---	---			
MW-05	60.54	60.02	61.08	60.38	61.74	60.24	60.22			
MW-06	60.16	59.78	60.98	60.04	61.35	59.94	60.02			
MW-07 (B)	53.32	52.24	54.12	53.14	54.82	52.29	53.28			
MW-08	62.44	60.93	65.6	62.66	68.38	61.32	63.93			
MW-09	60.19	59.76	60.71	60.05	61.43	59.97	60.01			
MW-10 (B)	55.41	52.47	58.67	55.39	61.91	54.73	54.25			
MW-11 (B)	54.2	51.58	57.48	54.10	60.5	53.54	53.15			
MW-12	60.38	59.98	60.88	60.24	61.56	60.16	60.22			
MW-13	Dry	Dry	Dry	78.00	79.94	79.3	78.74			
MW-14	82.64	82.54	82.54	82.82	82.8	82.88	84.8			
MW-15 (B)	57.6	52.1	60.12	57.65	63.3	56.34	55.06			
MW-16 (B)	64.81	61.03	67.15	64.75	69.49	64.19	64.2			
MW-17	58.92	54.44	59.88	58.24	60.36	58.08	58.7			
MW-18	72.47	70.83	74.27	71.07	74.83	70.77	73.63			
MW-19	47.12	Dry	Dry	Dry	Dry	Dry	Dry			
MW-20	---	---	---	---	---	---	---			
MW-21	62.12	60.57	62.92	60.91	63.71	60.55	63.43			
MW-22	68.3	68.34	68.3	66.39	68.04	66.8	68.18			
MW-23 (B)	37.4	34	38.6	36.86	40.38	36.22	36.12			
MW-24*	-10.48	Dry	Dry	-11.12	-10.1	-11.14	-10.3			
PZ-01	60.2	59.79	60.69	60.07	61.39	59.97	60.03			
PZ-02	60.02	59.62	60.51	59.88	61.14	59.78	59.84			
RW-01	---	33.54	34.88	34.38	34.88	34.88	33.93			
RW-02 (B)	---	43.33	54.73	44.02	58.94	44.18	44.8			
SUMP	---	---	---	---	---	---	---			

Notes: NI-Well not installed at time of monitoring, NA-Data not available, AB-Well was abandoned, --- Water level not monitored, (B)-Bedrock groundwater monitoring well,
* - Measurement relative to top of well casing. Elevations based on assumed datum. MW-01 through MW-16 installed during Remedial Investigation (Stearns & Wheler).
MW-03 was removed as part of the TCE Soils Interim Remedial Measure (IRM) completed in September 1994. System shutdown 02/15/96; System restored 02/20/96.
System start-up 02/06/96; MW-13 casing elev. changed 06/06/96. MW-04 and MW-20 were abandoned and replaced by MW-21 and MW-22 on 01/20/97.

Table 3
Former Accurate Die Casting Site
Fayetteville, New York
Groundwater Trichloroethene Concentrations

Sample Date	August-89 Trichloroethene ug/L	December-89 Trichloroethene ug/L	May-90 Trichloroethene ug/L	May-92 Trichloroethene ug/L	July-94 Trichloroethene ug/L	October-94 Trichloroethene ug/L	February-95 Trichloroethene ug/L	April-95 Trichloroethene ug/L	July-95 Trichloroethene ug/L
Location ID									
MW-01	112	ND	2	ND	---	---	---	---	---
MW-02	ND	ND	1	ND	---	ND	ND	ND	ND
MW-03	ND	ND	440000	340000	ND	NI	NI	NI	NI
MW-04	---	7	43	6	270	23	13	16	---
MW-05	---	340	344	110	330	410	290	280	---
MW-06	---	700	454	510	390	360	330	280	270
MW-07	---	ND	ND	ND	ND	ND	ND	ND	ND
MW-08	---	ND	ND	ND	---	ND	ND	ND	ND
MW-09	---	109	106	60	72	74	74	84	75
MW-10	---	---	---	4500	1600	1300	1400	1200	900
MW-11	---	---	---	5200	5500	5300	4300	3900	4000
MW-12	---	---	---	36	44	35	33	30	25
MW-13	---	---	---	110	740	510	---	---	---
MW-14	---	---	---	67	150	120	79	95	140
MW-15	NI	NI	NI	NI	NI	14	11	10	17
MW-16	NI	NI	NI	NI	NI	6	17	7	18
MW-17	NI	NI	NI	NI	260	140	200	130	160
MW-18	NI	NI	NI	NI	NI	NI	NI	NI	NI
MW-20	NI	NI	NI	NI	NI	NI	NI	NI	NI
MW-21	NI	NI	NI	NI	NI	NI	NI	NI	NI
MW-22	NI	NI	NI	NI	NI	NI	NI	NI	NI
MW-23	NI	NI	NI	NI	NI	NI	NI	NI	NI
MW-24	NI	NI	NI	NI	NI	NI	NI	NI	NI
PZ-01	NI	NI	NI	NI	NI	---	---	---	120
PZ-02	NI	NI	NI	NI	NI	---	---	490	400
Notes:	ND - Not detected above unknown MDL, U - Not detected above known MDL, --- - Not analyzed, NI - Not installed at time of monitoring, AB - Well was abandoned. MW-01 through MW-16 installed during Remedial Investigation (Stearns & Wheler). MW-03 removed as part of TCE Soils Interim Remedial Measure (IRM) completed in September 1994. Data was collected by Stearns & Wheler prior to 07/22/94. MW-04 and MW-20 were abandoned and replaced by MW-21 and MW-22 on 01/20/97. Data provided only for wells presently included in either the annual or semi-annual monitoring list of wells.								

Table 3
Former Accurate Die Casting Site
Fayetteville, New York
Groundwater Trichloroethene Concentrations

Sample Date	October-95 Trichloroethene ug/L	January-96 Trichloroethene ug/L	April-96 Trichloroethene ug/L	May-96 Trichloroethene ug/L	July-96 Trichloroethene ug/L	October-96 Trichloroethene ug/L	January-97 Trichloroethene ug/L	April-97 Trichloroethene ug/L	July-97 Trichloroethene ug/L
Location ID									
MW-01	---	---	---	---	---	---	---	---	---
MW-02	ND	---	---	---	---	1 U	---	---	---
MW-03	NI	NI	NI	NI	NI	NI	NI	NI	NI
MW-04	15	---	---	---	---	62	NI	NI	NI
MW-05	---	---	---	---	---	180	---	---	---
MW-06	180	170	110	---	98	71	75	52	---
MW-07	ND	---	---	---	---	1 U	---	---	---
MW-08	ND	---	---	---	---	1 U	---	---	---
MW-09	68	100	64	---	65	50	95	83	66
MW-10	890	900	820	---	960	1700	1900	1200	---
MW-11	2600	2500	1500	---	1400	1600	1500	800	---
MW-12	29	---	---	---	---	17	---	---	---
MW-13	---	---	---	---	---	370	---	---	---
MW-14	78	84	250	---	230	170	390	400	260
MW-15	7	---	---	---	---	20	---	---	---
MW-16	20	---	---	---	---	11	---	---	---
MW-17	---	180	350	---	460	300	450	220	150
MW-18	NI	NI	NI	1200	---	2900	850	410	1800
MW-20	NI	NI	NI	70	---	---	NI	NI	NI
MW-21	NI	NI	NI	NI	NI	NI	270	520	310
MW-22	NI	NI	NI	NI	NI	NI	2	1	3
MW-23	NI	NI	NI	NI	NI	NI	NI	1 U	1 U
MW-24	NI	NI	NI	NI	NI	NI	NI	NI	NI
PZ-01	---	---	---	---	---	32	---	---	---
PZ-02	---	---	---	---	---	540	---	---	---
Notes:	ND - Not detected above unknown MDL, U - Not detected above known MDL, --- - Not analyzed, NI - Not installed at time of monitoring, AB - Well was abandoned. MW-01 through MW-16 installed during Remedial Investigation (Stearns & Wheler). MW-03 removed as part of TCE Soils Interim Remedial Measure (IRM) completed in September 1994. Data was collected by Stearns & Wheler prior to 07/22/94. MW-04 and MW-20 were abandoned and replaced by MW-21 and MW-22 on 01/20/97. Data provided only for wells presently included in either the annual or semi-annual monitoring list of wells.								

Table 3
Former Accurate Die Casting Site
Fayetteville, New York
Groundwater Trichloroethene Concentrations

Sample Date	October-97 Trichloroethene ug/L	January-98 Trichloroethene ug/L	April-98 Trichloroethene ug/L	October-98 Trichloroethene ug/L	November-98 Trichloroethene ug/L	April-99 Trichloroethene ug/L	October-99 Trichloroethene ug/L	April-00 Trichloroethene ug/L	November-00 Trichloroethene ug/L
Location ID									
MW-01	---	---	---	---	---	---	---	---	---
MW-02	1 U	---	---	1 U	---	---	1 U	---	1 U
MW-03	NI	NI	NI	NI	NI	NI	NI	NI	NI
MW-04	NI	NI	NI	NI	NI	NI	NI	NI	NI
MW-05	220	---	---	200	---	---	78	---	110
MW-06	58	---	140	92	---	63	72	30	48
MW-07	1 U	---	---	1 U	---	---	1 U	---	---
MW-08	---	---	---	1 U	---	---	1 U	---	1 U
MW-09	61	140	120	80	---	120	46	69	60
MW-10	1300	---	930	880	---	720	700	530	690
MW-11	1600	---	920	1100	---	740	900	670	840
MW-12	19	---	---	22	---	---	15	---	17
MW-13	760	---	---	480	---	---	430	---	790
MW-14	560	560	460	400	---	460	260	250	280
MW-15	18	---	---	21	---	---	13	---	7
MW-16	14	---	---	4	---	---	15	---	3
MW-17	---	270	800	250	---	280	180	160	220
MW-18	3100	1000	1100	3600	---	620	1800	360	1900
MW-20	NI	NI	NI	NI	NI	NI	NI	NI	NI
MW-21	450	120	1300	180	---	510	90	42	73
MW-22	8	5	10	14	---	10	9	13	12
MW-23	1 U	1 U	---	1 U	---	---	1 U	---	1 U
MW-24	NI	NI	NI	NI	6000	4300	4300	690	2400
PZ-01	48	---	---	85	---	---	410	---	29
PZ-02	420	---	---	250	---	---	18	---	160
Notes:	ND - Not detected above unknown MDL, U - Not detected above known MDL, --- - Not analyzed, NI - Not installed at time of monitoring, AB - Well was abandoned. MW-01 through MW-16 installed during Remedial Investigation (Stearns & Wheler). MW-03 removed as part of TCE Soils Interim Remedial Measure (IRM) completed in September 1994. Data was collected by Stearns & Wheler prior to 07/22/94. MW-04 and MW-20 were abandoned and replaced by MW-21 and MW-22 on 01/20/97. Data provided only for wells presently included in either the annual or semi-annual monitoring list of wells.								

Table 3
Former Accurate Die Casting Site
Fayetteville, New York
Groundwater Trichloroethene Concentrations

Sample Date	July-01 Trichloroethene ug/L	November-01 Trichloroethene ug/L	April-02 Trichloroethene ug/L	June-02 Trichloroethene ug/L	October-02 Trichloroethene ug/L	May-03 Trichloroethene ug/L	December-03 Trichloroethene ug/L	July-04 Trichloroethene ug/L	December-04 Trichloroethene ug/L
Location ID									
MW-01	---	1 U	---	---	---	---	---	---	---
MW-02	---	1 U	---	---	---	---	---	---	---
MW-03	NI	NI	NI	NI	NI	NI	NI	NI	NI
MW-04	NI	NI	NI	NI	NI	NI	NI	NI	NI
MW-05	---	120	---	---	100	---	110	---	98
MW-06	89	92	---	---	92	---	110	---	---
MW-07	---	1 U	---	---	---	---	---	---	---
MW-08	---	1 U	---	---	---	---	---	---	---
MW-09	70	77	---	---	67	---	110	---	---
MW-10	600	900	740	---	700	530	570	470	---
MW-11	680	1000	870	---	760	940	620	490	---
MW-12	---	19	---	---	18	---	20	---	21
MW-13	---	520	---	360	370	---	---	---	---
MW-14	270	240	---	---	200	310	190	---	200
MW-15	---	27	---	---	21	---	26	---	2.1
MW-16	---	3	---	---	1	---	3	---	2.1
MW-17	240	230	---	---	290	---	310	---	140
MW-18	970	2000	350	---	2500	2100	2300	1600	---
MW-20	NI	NI	NI	NI	NI	NI	NI	NI	NI
MW-21	35	38	---	---	---	---	12	---	4.9
MW-22	13	13	---	---	4	---	18	---	18
MW-23	---	1 U	---	---	---	---	---	---	---
MW-24	600	1500	---	470	---	390	190	170	96
PZ-01	---	79	---	---	79	---	92	---	120
PZ-02	---	260	---	---	160	---	150	---	130
Notes:	ND - Not detected above unknown MDL, U - Not detected above known MDL, --- - Not analyzed, NI - Not installed at time of monitoring, AB - Well was abandoned. MW-01 through MW-16 installed during Remedial Investigation (Stearns & Wheler). MW-03 removed as part of TCE Soils Interim Remedial Measure (IRM) completed in September 1994. Data was collected by Stearns & Wheler prior to 07/22/94. MW-04 and MW-20 were abandoned and replaced by MW-21 and MW-22 on 01/20/97. Data provided only for wells presently included in either the annual or semi-annual monitoring list of wells.								

Table 3
Former Accurate Die Casting Site
Fayetteville, New York
Groundwater Trichloroethene Concentrations

Sample Date	April-05 Trichloroethene UG/L	November-05 Trichloroethene ug/l	April-06 Trichloroethene ug/l	January-07 Trichloroethene ug/l	February-07 Trichloroethene ug/l	May-07 Trichloroethene ug/l	November-07 Trichloroethene ug/l	May-08 Trichloroethene ug/l	November-08 Trichloroethene ug/l
Location ID									
MW-01	---	---	---	---	---	---	---	---	---
MW-02	---	---	---	---	---	---	---	---	---
MW-03	NI	NI	NI	NI	NI	NI	NI	NI	NI
MW-04	NI	NI	NI	NI	NI	NI	NI	NI	NI
MW-05	---	75.0	---	75.2	---	---	88	---	84.6
MW-06	---	---	---	142	---	---	120	---	84.1
MW-07	---	---	---	---	---	---	---	---	---
MW-08	---	---	---	---	---	---	---	---	---
MW-09	---	83.3	---	86.9	---	---	88	---	77.2
MW-10	450	---	486	---	448	448	440	476	126
MW-11	390	---	469	---	407	390	380	293	746
MW-12	---	19.6	---	23	---	24	38	---	24.3
MW-13	200	---	265	---	265	282	310	251	---
MW-14	---	127	---	270	---	---	380	---	484
MW-15	---	0.50 U	---	0.54	---	---	0.82	---	0.5 U
MW-16	---	2.25	---	1.82	---	---	2.1	---	3.21
MW-17	---	---	---	132	---	---	240	---	210
MW-18	1300	---	1490	---	763	1590	1800	1160	1840
MW-20	NI	NI	NI	NI	NI	NI	NI	NI	NI
MW-21	---	10.6	---	6.17	---	---	7.2	---	12.2
MW-22	---	15.8	---	13.5	---	---	27	---	28.9
MW-23	---	---	---	---	---	---	---	---	---
MW-24	64	124	70.6	100	---	197	210	159	452
PZ-01	---	103	---	132	---	---	100	---	48.4
PZ-02	---	118	---	125	---	---	110	---	116
Notes:	ND - Not detected above unknown MDL, U - Not detected above known MDL, --- - Not analyzed, NI - Not installed at time of monitoring, AB - Well was abandoned. MW-01 through MW-16 installed during Remedial Investigation (Stearns & Wheler). MW-03 removed as part of TCE Soils Interim Remedial Measure (IRM) completed in September 1994. Data was collected by Stearns & Wheler prior to 07/22/94. MW-04 and MW-20 were abandoned and replaced by MW-21 and MW-22 on 01/20/97. Data provided only for wells presently included in either the annual or semi-annual monitoring list of wells.								

Table 3
Former Accurate Die Casting Site
Fayetteville, New York
Groundwater Trichloroethene Concentrations

Sample Date	April-09	November-09	April-10	November-10	May-11	November-11	May-12	November-12	April-13
	Trichloroethene ug/l	Trichloroethene ug/l	Trichloroethene ug/l	Trichloroethene ug/l	Trichloroethene ug/l	Trichloroethene ug/l	Trichloroethene ug/l	Trichloroethene ug/l	Trichloroethene ug/l
Location ID									
MW-01	---	---	---	---	---	---	---	---	---
MW-02	---	---	---	---	---	---	---	---	---
MW-03	NI	NI	NI	NI	NI	NI	---	NI	---
MW-04	NI	NI	NI	NI	NI	NI	---	NI	---
MW-05	---	77.8	---	82	---	73.1	---	64.8	---
MW-06	---	75.8	---	83.8	---	52.6	---	87.2	---
MW-07	---	---	---	---	---	---	---	---	---
MW-08	---	---	---	---	---	---	---	---	---
MW-09	---	71.2	---	62	---	52.6	---	87.6	---
MW-10	329	285	369	395	416	169	135	60.7	320
MW-11	260	452	379	406	255	926	891	1080	638
MW-12	---	16.5	---	19.5	---	21.9	---	17.6	---
MW-13	---	---	208	262	---	278	234	307	196
MW-14	---	426	---	438	---	17.8	---	355	---
MW-15	---	0.65	---	22.9	---	0.5 U	---	0.5 U	---
MW-16	---	1.96	---	1.69	---	1.53	---	2.21	---
MW-17	---	190	---	79.6	---	496	---	118	---
MW-18	1160	1290	609	1300	1460	1190	1020	1820	942
MW-20	NI	NI	NI	NI	NI	NI	---	NI	---
MW-21	---	12.3	---	6.1	---	6.76	---	27.4	---
MW-22	---	19	---	19.4	---	23.6	---	19.1	---
MW-23	---	---	---	---	---	---	---	---	---
MW-24	118	---	193	331	62.1	246	162	1010	210
PZ-01	---	50.9	---	95	---	94.2	---	50.8	---
PZ-02	---	101	---	100	---	96.6	---	111	---
Notes:	ND - Not detected above unknown MDL, U - Not detected above known MDL, --- - Not analyzed, NI - Not installed at time of monitoring, AB - Well was abandoned. MW-01 through MW-16 installed during Remedial Investigation (Stearns & Wheler). MW-03 removed as part of TCE Soils Interim Remedial Measure (IRM) completed in September 1994. Data was collected by Stearns & Wheler prior to 07/22/94. MW-04 and MW-20 were abandoned and replaced by MW-21 and MW-22 on 01/20/97. Data provided only for wells presently included in either the annual or semi-annual monitoring list of wells.								

Table 3
Former Accurate Die Casting Site
Fayetteville, New York
Groundwater Trichloroethene Concentrations

Sample Date	October-13 Trichloroethene ug/l	Apr-14 Trichloroethene ug/l	Sep-14 Trichloroethene ug/l	Mar-15 Trichloroethene ug/l
Location ID				
MW-01	---	---	---	---
MW-02	---	---	---	---
MW-03	---	---	---	---
MW-04	---	---	---	---
MW-05	73	---	53	---
MW-06	64	---	82	---
MW-07	---	---	---	---
MW-08	---	---	---	---
MW-09	52	---	45	---
MW-10	84	310	56	96
MW-11	760	470	640	690
MW-12	16	---	21	---
MW-13	290	190	260	210
MW-14	1600	210	300	---
MW-15	0.69 J	---	1U	---
MW-16	1.5	---	1.5	---
MW-17	330	---	260	---
MW-18	1700	650	1500	960
MW-20	---	---	---	---
MW-21	15	---	15	---
MW-22	1.5	---	11	---
MW-23	---	---	---	---
MW-24	530	220	400	230
PZ-01	90	---	77	---
PZ-02	97	---	89	---
Notes:	ND - Not detected above unknown MDL, U - Not detected above known MDL, --- - Not analyzed, NI - Not installed at time of monitoring, AB - Well was abandoned. MW-01 through MW-16 installed during Remedial Investigation (Stearns & Wheler). MW-03 removed as part of TCE Soils Interim Remedial Measure (IRM) completed in September 1994. Data was collected by Stearns & Wheler prior to 07/22/94. MW-04 and MW-20 were abandoned and replaced by MW-21 and MW-22 on 01/20/97. Data provided only for wells presently included in either the annual or semi-annual monitoring list of wells.			

Table 4
Former Accurate Die Casting Site
Fayetteville, New York
Other Detected Volatile Organic Compounds

Location ID	Chemical Name Sample Date	cis-1,2-Dichloroethene ug/l	Tetrachloroethene ug/l	Toluene ug/l	trans-1,2-Dichloroethene ug/l
MW-01	11/8/2001	1 U	1 U	1 U	1 U
MW-02	10/22/1996	1 U	1 U	1 U	1 U
MW-02	10/22/1997	1 U	1 U	1 U	1 U
MW-02	10/21/1998	1 U	1 U	1 U	1 U
MW-02	10/19/1999	1 U	1 U	1 U	1 U
MW-02	11/9/2000	1 U	1 U	1 U	1 U
MW-02	11/10/2001	1 U	1 U	1 U	1 U
MW-04	10/22/1996	12	1 U	1 U	1 U
MW-05	10/21/1996	10 U	10 U	10 U	10 U
MW-05	10/22/1997	10 U	10 U	10 U	10 U
MW-05	10/20/1998	10 U	10 U	10 U	10 U
MW-05	10/19/1999	10 U	10 U	10 U	10 U
MW-05	11/8/2000	5 U	5 U	5 U	5 U
MW-05	11/9/2001	5 U	5 U	5 U	5 U
MW-05	10/10/2002	5 U	5 U	5 U	5 U
MW-05	12/8/2003	5 U	5 U	5 U	5 U
MW-05	12/28/2004	2.5 U	2.7	2.5 U	2.5 U
MW-05	11/9/2005	2.50 U	2.50 U	2.50 U	2.50 U
MW-05	1/2/2007	2.5 U	2.5 U	2.5 U	2.5 U
MW-05	11/29/2007	0.5 U	2.5	0.5 U	0.5 U
MW-05	11/1/2008	1.52	1.95	0.5 U	0.5 U
MW-05	11/20/2009	1.15	2.25	0.5 U	0.5 U
MW-05	11/17/2010	2.5 U	2.5 U	2.5 U	2.5 U
MW-05	11/29/2011	2.5 U	2.5 U	2.5 U	2.5 U
MW-05	11/28/2012	2.5 U	2.5	2.5 U	2.5 U
MW-05	10/1/2013	1.3	2.5	1 U	1 U
MW-05	9/18/2014	1 U	1.9	1 U	1 U
MW-06	1/17/1996	---	5 U	5 U	---
MW-06	4/10/1996	---	5 U	5 U	---
MW-06	7/16/1996	5 U	5 U	5 U	5 U
MW-06	10/22/1996	2 U	2 U	2 U	2 U
MW-06	1/16/1997	1 U	1 U	1 U	1 U
MW-06	4/15/1997	1 U	1 U	1 U	1 U
MW-06	10/23/1997	1 U	1 U	1 U	1 U
MW-06	4/15/1998	5 U	5 U	5 U	5 U
MW-06	10/20/1998	2 U	2 U	2 U	2 U
MW-06	4/29/1999	2 U	2 U	2 U	2 U
MW-06	10/19/1999	2 U	2 U	2 U	2 U
MW-06	4/6/2000	1 U	1 U	1 U	1 U
MW-06	11/8/2000	1 U	1 U	1 U	1 U
MW-06	7/3/2001	2 U	2 U	2 U	2 U
MW-06	11/9/2001	2 U	2 U	2 U	2 U
MW-06	10/10/2002	2 U	2 U	2 U	2 U
MW-06	12/8/2003	5 U	5 U	5 U	5 U
MW-06	1/2/2007	2.5 U	2.5 U	2.5 U	2.5 U
MW-06	11/29/2007	0.65	0.5 U	0.5 U	0.5 U
MW-06	11/1/2008	0.5 U	0.5 U	0.5 U	0.5 U
MW-06	11/20/2009	0.5 U	0.5 U	0.5 U	0.5 U
MW-06	11/23/2010	1 U	1 U	1 U	1 U
MW-06	11/29/2011	2.5 U	2.5 U	2.5 U	2.5 U
MW-06	11/28/2012	1.25 U	1.25 U	1.25 U	1.25 U
MW-06	10/1/2013	1 U	1 U	1 U	1 U
MW-06	9/18/2014	1 U	1 U	1 U	1 U
MW-07	10/21/1996	1 U	1 U	1 U	1 U
MW-07	10/22/1997	1 U	1 U	1 U	1 U
MW-07	10/20/1998	1 U	1 U	1 U	1 U
MW-07	10/19/1999	1 U	1 U	1 U	1 U
MW-07	11/9/2001	1 U	1 U	1 U	1 U
MW-08	10/22/1996	1 U	1 U	1 U	1 U
MW-08	10/21/1998	1 U	1 U	1 U	1 U
MW-08	10/19/1999	1 U	1 U	1 U	1 U
MW-08	11/7/2000	1 U	1 U	1 U	1 U
MW-08	11/8/2001	1 U	1 U	1 U	1 U
MW-09	1/17/1996	---	5 U	5 U	---
MW-09	4/10/1996	---	1 U	1 U	---
MW-09	7/16/1996	1 U	1 U	1 U	1 U
MW-09	10/21/1996	1 U	1 U	1 U	1 U
MW-09	1/16/1997	5 U	5 U	5 U	5 U
MW-09	4/15/1997	2 U	2 U	2 U	2 U

Notes: U - Not detected, NS - Not sampled, --- - Not Analyzed, Detects in BOLD.
MW-04, MW-20 were abandoned and replaced by MW-21, MW-22 on 1/20/97.

Table 4
Former Accurate Die Casting Site
Fayetteville, New York
Other Detected Volatile Organic Compounds

Location ID	Chemical Name Sample Date	cis-1,2-Dichloroethene ug/l	Tetrachloroethene ug/l	Toluene ug/l	trans-1,2-Dichloroethene ug/l
MW-09	7/8/1997	5 U	5 U	5 U	5 U
MW-09	10/22/1997	5 U	5 U	5 U	5 U
MW-09	1/29/1998	5 U	5 U	5 U	5 U
MW-09	4/15/1998	5 U	5 U	5 U	5 U
MW-09	10/20/1998	2 U	2 U	2 U	2 U
MW-09	4/29/1999	2 U	2 U	2 U	2 U
MW-09	10/19/1999	5 U	5 U	5 U	5 U
MW-09	4/6/2000	2 U	2 U	2 U	2 U
MW-09	11/8/2000	2 U	2 U	2 U	2 U
MW-09	7/3/2001	2 U	2 U	2 U	2 U
MW-09	11/10/2001	2 U	2 U	2 U	2 U
MW-09	10/11/2002	2 U	2 U	2 U	2 U
MW-09	12/8/2003	2 U	2 U	2 U	2 U
MW-09	11/9/2005	2.50 U	2.50 U	2.50 U	2.50 U
MW-09	1/2/2007	2.5 U	2.5 U	2.5 U	2.5 U
MW-09	11/29/2007	0.5 U	0.5 U	0.5 U	0.5 U
MW-09	11/1/2008	0.5 U	0.5 U	0.5 U	0.5 U
MW-09	11/20/2009	2.5 U	2.5 U	2.5 U	2.5 U
MW-09	11/17/2010	2.5 U	2.5 U	2.5 U	2.5 U
MW-09	11/29/2011	2.5 U	2.5 U	2.5 U	2.5 U
MW-09	11/28/2012	1.25 U	1.25 U	1.25 U	1.25 U
MW-09	10/1/2013	1 U	1 U	1 U	1 U
MW-09	9/18/2014	1 U	1 U	1 U	1 U
MW-10	1/17/1996	---	20 U	20 U	---
MW-10	4/10/1996	---	50 U	50 U	---
MW-10	7/16/1996	50 U	50 U	50 U	50 U
MW-10	10/22/1996	50 U	50 U	50 U	50 U
MW-10	1/16/1997	100 U	100 U	100 U	100 U
MW-10	4/16/1997	100 U	100 U	100 U	100 U
MW-10	10/23/1997	50 U	50 U	50 U	50 U
MW-10	4/15/1998	50 U	50 U	50 U	50 U
MW-10	10/21/1998	50 U	50 U	50 U	50 U
MW-10	4/29/1999	25 U	25 U	25 U	25 U
MW-10	10/20/1999	25 U	25 U	25 U	25 U
MW-10	4/6/2000	20 U	20 U	20 U	20 U
MW-10	11/8/2000	20 U	20 U	20 U	20 U
MW-10	7/3/2001	20 U	20 U	20 U	20 U
MW-10	11/10/2001	20 U	20 U	20 U	20 U
MW-10	4/3/2002	20 U	20 U	20 U	20 U
MW-10	10/10/2002	20 U	20 U	20 U	20 U
MW-10	5/1/2003	20 U	20 U	20 U	20 U
MW-10	12/8/2003	20 U	20 U	20 U	20 U
MW-10	7/19/2004	10 U	10 U	10 U	10 U
MW-10	4/8/2005	0.50 U	0.50 U	0.50 U	0.50 U
MW-10	4/21/2006	10 U	10 U	10 U	10 U
MW-10	2/7/2007	10 U	10 U	10 U	10 U
MW-10	5/31/2007	10 U	10 U	10 U	10 U
MW-10	11/29/2007	0.5 U	0.5 U	0.5 U	0.5 U
MW-10	5/1/2008	0.5 U	0.5 U	0.5 U	0.5 U
MW-10	11/1/2008	5 U	5 U	5 U	5 U
MW-10	4/22/2009	10 U	10 U	10 U	10 U
MW-10	11/20/2009	10 U	10 U	10 U	10 U
MW-10	4/30/2010	10 U	10 U	10 U	10 U
MW-10	11/17/2010	10 U	10 U	10 U	10 U
MW-10	5/12/2011	10 U	10 U	10 U	10 U
MW-10	11/29/2011	10 U	10 U	10 U	10 U
MW-10	5/22/2012	5 U	5 U	5 U	5 U
MW-10	11/28/2012	1 U	1 U	1 U	1 U
MW-10	4/18/2013	25 U	25 U	25 U	25 U
MW-10	10/1/2013	1 U	1 U	1 U	1 U
MW-10	4/16/2014	1 U	1 U	1 U	1 U
MW-10	9/18/2014	1 U	1 U	1 U	1 U
MW-10	3/31/2015	1 U	1 U	1 U	1 U
MW-11	1/17/1996	---	100 U	100 U	---
MW-11	4/10/1996	---	100 U	100 U	---
MW-11	7/16/1996	100 U	100 U	100 U	100 U
MW-11	10/22/1996	100 U	100 U	100 U	100 U
MW-11	1/16/1997	100 U	100 U	100 U	100 U
MW-11	4/15/1997	50 U	50 U	50 U	50 U
MW-11	10/23/1997	50 U	50 U	50 U	50 U
MW-11	4/15/1998	50 U	50 U	50 U	50 U
MW-11	10/21/1998	50 U	50 U	50 U	50 U
MW-11	4/29/1999	50 U	50 U	50 U	50 U
MW-11	10/19/1999	25 U	25 U	25 U	25 U

Notes: U - Not detected, NS - Not sampled, --- - Not Analyzed, Detects in BOLD.
MW-04, MW-20 were abandoned and replaced by MW-21, MW-22 on 1/20/97.

Table 4
Former Accurate Die Casting Site
Fayetteville, New York
Other Detected Volatile Organic Compounds

Location ID	Chemical Name Sample Date	cis-1,2-Dichloroethene ug/l	Tetrachloroethene ug/l	Toluene ug/l	trans-1,2-Dichloroethene ug/l
MW-11	4/6/2000	20 U	20 U	20 U	20 U
MW-11	11/9/2000	20 U	20 U	20 U	20 U
MW-11	7/3/2001	20 U	20 U	20 U	20 U
MW-11	11/9/2001	20 U	20 U	20 U	20 U
MW-11	4/3/2002	20 U	20 U	20 U	20 U
MW-11	10/10/2002	20 U	20 U	20 U	20 U
MW-11	5/1/2003	20 U	20 U	20 U	20 U
MW-11	12/8/2003	50 U	50 U	50 U	50 U
MW-11	7/19/2004	10 U	10 U	10 U	10 U
MW-11	4/8/2005	1.1	0.50 J	0.50 U	0.50 U
MW-11	4/21/2006	10 U	10 U	10 U	10 U
MW-11	2/7/2007	5 U	5 U	5 U	5 U
MW-11	5/31/2007	5 U	5 U	5 U	5 U
MW-11	11/29/2007	1.2	0.5 U	0.5 U	0.5 U
MW-11	5/1/2008	0.65	0.5 U	0.5 U	0.5 U
MW-11	11/1/2008	10 U	10 U	10 U	10 U
MW-11	4/22/2009	10 U	10 U	10 U	10 U
MW-11	11/20/2009	10 U	10 U	10 U	10 U
MW-11	4/30/2010	10 U	10 U	10 U	10 U
MW-11	11/17/2010	10 U	10 U	10 U	10 U
MW-11	5/21/2011	10 U	10 U	10 U	10 U
MW-11	11/29/2011	10 U	10 U	10 U	10 U
MW-11	5/22/2012	25 U	25 U	25 U	25 U
MW-11	11/28/2012	25 U	25 U	25 U	25 U
MW-11	4/18/2013	25 U	25 U	25 U	25 U
MW-11	10/1/2013	1.1	1 U	1 U	1 U
MW-11	4/16/2014	1	1 U	1 U	1 U
MW-11	9/18/2014	5 U	5 U	5 U	5 U
MW-11	3/31/2015	5 U	5 U	5 U	5 U
MW-12	10/21/1996	1 U	1 U	1 U	1 U
MW-12	10/22/1997	1 U	1 U	1 U	1 U
MW-12	10/20/1998	1 U	1 U	1 U	1 U
MW-12	10/19/1999	1 U	1 U	1 U	1 U
MW-12	11/8/2000	1 U	1 U	1 U	1 U
MW-12	11/9/2001	1 U	1 U	1 U	1 U
MW-12	10/10/2002	1 U	1 U	2	1 U
MW-12	12/8/2003	1 U	1 U	1 U	1 U
MW-12	12/28/2004	0.50 U	0.50 U	0.50 U	0.50 U
MW-12	11/9/2005	0.50 U	0.50 U	0.50 U	0.50 U
MW-12	1/2/2007	0.5 U	0.5 U	0.5 U	0.5 U
MW-12	5/31/2007	0.5 U	0.5 U	0.5 U	0.5 U
MW-12	11/29/2007	0.5 U	0.5 U	0.5 U	0.5 U
MW-12	11/1/2008	0.5 U	0.5 U	0.5 U	0.5 U
MW-12	11/20/2009	0.5 U	0.5 U	0.5 U	0.5 U
MW-12	11/17/2010	0.5 U	0.5 U	0.5 U	0.5 U
MW-12	11/29/2011	0.5 U	0.5 U	0.5 U	0.5 U
MW-12	11/28/2012	0.5 U	0.5 U	0.5 U	0.5 U
MW-12	10/1/2013	1 U	1 U	1 U	1 U
MW-12	9/18/2014	1 U	1 U	1 U	1 U
MW-13	10/24/1996	10 U	10 U	10 U	10 U
MW-13	10/23/1997	50 U	50 U	50 U	50 U
MW-13	10/21/1998	25 U	25 U	25 U	25 U
MW-13	10/20/1999	20 U	20 U	20 U	20 U
MW-13	11/9/2000	20 U	20 U	20 U	20 U
MW-13	11/8/2001	20 U	20 U	20 U	20 U
MW-13	6/11/2002	20 U	20 U	20 U	20 U
MW-13	10/11/2002	20 U	20 U	20 U	20 U
MW-13	4/8/2005	0.50 U	0.50 U	0.50 U	0.50 U
MW-13	4/21/2006	5 U	5 U	5 U	5 U
MW-13	2/7/2007	5 U	5 U	5 U	5 U
MW-13	5/31/2007	5 U	5 U	5 U	5 U
MW-13	11/29/2007	0.5 U	0.5 U	0.5 U	0.5 U
MW-13	5/1/2008	0.5 U	0.5 U	0.5 U	0.5 U
MW-13	11/1/2008	NS	NS	NS	NS
MW-13	4/30/2010	5 U	5 U	5 U	5 U
MW-13	11/17/2010	5 U	5 U	5 U	5 U
MW-13	11/29/2011	5 U	5 U	5 U	5 U
MW-13	5/22/2012	5 U	5 U	5 U	5 U
MW-13	11/28/2012	5 U	5 U	5 U	5 U
MW-13	4/18/2013	5 U	5 U	5 U	5 U
MW-13	10/1/2013	1 U	1 U	1 U	1 U
MW-13	4/16/2014	1 U	1 U	1 U	1 U
MW-13	9/18/2014	4 U	4 U	4 U	4 U
MW-13	3/31/2015	4 U	4 U	4 U	4 U
MW-14	1/17/1996	---	5 U	5 U	---
MW-14	4/10/1996	---	5 U	5 U	---
MW-14	7/16/1996	10 U	10 U	10 U	10 U

Notes: U - Not detected, NS - Not sampled, --- - Not Analyzed, Detects in BOLD.
MW-04, MW-20 were abandoned and replaced by MW-21, MW-22 on 1/20/97.

Table 4
Former Accurate Die Casting Site
Fayetteville, New York
Other Detected Volatile Organic Compounds

Location ID	Chemical Name Sample Date	cis-1,2-Dichloroethene ug/l	Tetrachloroethene ug/l	Toluene ug/l	trans-1,2-Dichloroethene ug/l
MW-14	10/22/1996	5 U	5 U	5 U	5 U
MW-14	1/16/1997	10 U	10 U	10 U	10 U
MW-14	4/16/1997	10 U	10 U	10 U	10 U
MW-14	7/8/1997	10 U	10 U	10 U	10 U
MW-14	10/23/1997	10 U	10 U	10 U	10 U
MW-14	1/29/1998	10 U	10 U	10 U	10 U
MW-14	4/15/1998	10 U	10 U	10 U	10 U
MW-14	10/21/1998	10 U	10 U	10 U	10 U
MW-14	4/29/1999	10 U	10 U	10 U	10 U
MW-14	10/20/1999	10 U	10 U	10 U	10 U
MW-14	4/6/2000	5 U	5 U	5 U	5 U
MW-14	11/8/2000	5 U	5 U	5 U	5 U
MW-14	7/3/2001	5 U	5 U	5 U	5 U
MW-14	11/8/2001	5 U	5 U	5 U	5 U
MW-14	10/11/2002	5 U	5 U	5 U	5 U
MW-14	5/1/2003	5 U	5 U	5 U	5 U
MW-14	12/8/2003	10 U	10 U	10 U	10 U
MW-14	12/28/2004	5.0 U	5.0 U	5.0 U	5.0 U
MW-14	11/9/2005	5.00 U	5.00 U	5.00 U	5.00 U
MW-14	1/2/2007	5 U	5 U	5 U	5 U
MW-14	11/29/2007	0.94	0.5 U	0.5 U	0.5 U
MW-14	11/1/2008	1	0.5 U	0.5 U	0.5 U
MW-14	11/20/2009	12.5 U	12.5 U	12.5 U	12.5 U
MW-14	11/17/2010	10 U	10 U	10 U	10 U
MW-14	11/29/2011	0.5 U	0.5 U	0.5 U	0.5 U
MW-14	11/28/2012	2.5 U	2.5 U	2.5 U	2.5 U
MW-14	10/1/2013	200	0.49 J	1 U	0.93 J
MW-14	9/18/2014	4 U	4 U	4 U	4 U
MW-15	10/22/1996	1 U	1 U	1 U	1 U
MW-15	10/22/1997	1 U	1 U	1 U	1 U
MW-15	10/21/1998	1 U	1 U	1 U	1 U
MW-15	10/19/1999	1 U	1 U	1 U	1 U
MW-15	11/9/2000	1 U	1 U	1 U	1 U
MW-15	11/8/2001	1 U	1 U	1 U	1 U
MW-15	10/11/2002	1 U	1 U	1 U	1 U
MW-15	12/8/2003	1 U	1 U	1 U	1 U
MW-15	12/28/2004	0.50 U	0.50 U	0.50 U	0.50 U
MW-15	11/9/2005	2.19	0.50 U	0.50 U	0.50 U
MW-15	1/2/2007	1.8	0.5 U	0.5 U	0.5 U
MW-15	11/29/2007	1.7	0.5 U	0.5 U	0.5 U
MW-15	11/1/2008	0.5 U	0.5 U	0.5 U	0.5 U
MW-15	11/20/2009	0.71	0.5 U	0.5 U	0.5 U
MW-15	11/17/2010	0.5 U	0.5 U	0.5 U	0.5 U
MW-15	11/29/2011	0.5 U	0.5 U	0.5 U	0.5 U
MW-15	11/28/2012	0.5 U	0.5 U	0.5 U	0.5 U
MW-15	10/1/2013	1 U	1 U	1 U	1 U
MW-15	9/18/2014	1 U	1 U	1 U	1 U
MW-16	10/22/1996	1 U	1 U	1 U	1 U
MW-16	10/22/1997	1 U	1 U	1 U	1 U
MW-16	10/21/1998	1 U	1 U	1 U	1 U
MW-16	10/19/1999	1 U	1 U	1 U	1 U
MW-16	11/9/2000	1 U	1 U	1 U	1 U
MW-16	11/8/2001	1 U	1 U	1 U	1 U
MW-16	10/11/2002	1 U	1 U	1 U	1 U
MW-16	12/8/2003	1 U	1 U	1 U	1 U
MW-16	12/28/2004	0.50 U	0.50 U	0.50 U	0.50 U
MW-16	11/9/2005	0.50 U	0.50 U	0.50 U	0.50 U
MW-16	1/2/2007	0.5 U	0.5 U	0.5 U	0.5 U
MW-16	11/29/2007	0.5 U	0.5 U	0.5 U	0.5 U
MW-16	11/1/2008	0.5 U	0.5 U	0.5 U	0.5 U
MW-16	11/20/2009	0.5 U	0.5 U	0.5 U	0.5 U
MW-16	11/17/2010	0.5 U	0.5 U	0.5 U	0.5 U
MW-16	11/29/2011	0.5 U	0.5 U	0.5 U	0.5 U
MW-16	11/28/2012	0.5 U	0.5 U	0.5 U	0.5 U
MW-16	10/1/2013	1 U	1 U	1 U	1 U
MW-16	9/18/2014	1 U	1 U	1 U	1 U
MW-17	1/17/1996	---	5 U	5 U	---
MW-17	4/10/1996	---	20	5 U	---
MW-17	7/16/1996	10 U	10 U	10 U	10 U
MW-17	10/22/1996	7	12	5 U	5 U
MW-17	1/16/1997	10 U	22	10 U	10 U

Notes: U - Not detected, NS - Not sampled, --- - Not Analyzed, Detects in BOLD.
MW-04, MW-20 were abandoned and replaced by MW-21, MW-22 on 1/20/97.

Table 4
Former Accurate Die Casting Site
Fayetteville, New York
Other Detected Volatile Organic Compounds

Location ID	Chemical Name Sample Date	cis-1,2-Dichloroethene ug/l	Tetrachloroethene ug/l	Toluene ug/l	trans-1,2-Dichloroethene ug/l
MW-17	4/15/1997	10 U	15	10 U	10 U
MW-17	7/8/1997	10 U	18	10 U	10 U
MW-17	1/29/1998	10 U	12	10 U	10 U
MW-17	4/15/1998	50 U	50 U	50 U	50 U
MW-17	10/20/1998	10 U	17	10 U	10 U
MW-17	4/29/1999	10 U	23	10 U	10 U
MW-17	10/19/1999	10 U	10 U	10 U	10 U
MW-17	4/6/2000	10 U	10 U	10 U	10 U
MW-17	11/9/2000	15	7	5 U	5 U
MW-17	7/3/2001	10	7	5 U	5 U
MW-17	11/10/2001	10	8	5 U	5 U
MW-17	10/11/2002	22	5 U	5 U	5 U
MW-17	12/8/2003	10 U	10 U	10 U	10 U
MW-17	12/28/2004	5.1	11	5.0 U	5.0 U
MW-17	11/9/2005	17.9	9.5	2.50 U	2.50 U
MW-17	1/2/2007	9.45	10.2	2.5 U	2.5 U
MW-17	11/29/2007	22	6.9	0.5 U	0.5 U
MW-17	11/1/2008	21.7	5.06	0.5 U	0.5 U
MW-17	11/20/2009	11.6	6.1	5 U	5 U
MW-17	11/17/2010	2.4	6.18	1.25 U	1.25 U
MW-17	11/29/2011	20.2	19.7	5 U	5 U
MW-17	11/28/2012	10.7	5.25	2.5 U	2.5 U
MW-17	10/1/2013	31	8.1	1 U	1 U
MW-17	9/18/2014	24	4.9J	5 U	5 U
MW-18	5/29/1996	50 U	50 U	50 U	50 U
MW-18	10/22/1996	81	50 U	50 U	50 U
MW-18	1/16/1997	100 U	100 U	100 U	100 U
MW-18	4/16/1997	10 U	10 U	10 U	10 U
MW-18	7/8/1997	66	50 U	50 U	50 U
MW-18	10/23/1997	100 U	100 U	100 U	100 U
MW-18	1/29/1998	50 U	50 U	50 U	50 U
MW-18	4/16/1998	50 U	50 U	50 U	50 U
MW-18	10/21/1998	160	100 U	100 U	100 U
MW-18	4/29/1999	37	25 U	25 U	25 U
MW-18	10/19/1999	100 U	100 U	100 U	100 U
MW-18	4/6/2000	14	10 U	10 U	10 U
MW-18	11/9/2000	100	50 U	50 U	50 U
MW-18	7/3/2001	50 U	50 U	50 U	50 U
MW-18	11/10/2001	120	50 U	50 U	50 U
MW-18	4/4/2002	10 U	10 U	10 U	10 U
MW-18	10/15/2002	310	50 U	50 U	50 U
MW-18	5/1/2003	130	50 U	50 U	50 U
MW-18	12/8/2003	100 U	100 U	100 U	100 U
MW-18	7/19/2004	140	50 U	50 U	50 U
MW-18	4/8/2005	120	0.51	0.50 U	0.86
MW-18	4/21/2006	127	25 U	25 U	25 U
MW-18	2/7/2007	68.5	12.5 U	12.5 U	12.5 U
MW-18	5/31/2007	136	12.5 U	12.5 U	12.5 U
MW-18	11/29/2007	190	0.51	0.5 U	0.86
MW-18	5/1/2008	108	0.5 U	0.5 U	0.81
MW-18	11/1/2008	148	25 U	25 U	25 U
MW-18	04/22/2009	79.5	25 U	25 U	25 U
MW-18	11/20/2009	125	25 U	25 U	25 U
MW-18	04/30/2010	38.5	25 U	25 U	25 U
MW-18	11/17/2010	99	25 U	25 U	25 U
MW-18	5/21/2011	73.5	25 U	25 U	25 U
MW-18	11/29/2011	109	25 U	25 U	25 U
MW-18	5/22/2012	74	25 U	25 U	25 U
MW-18	11/28/2012	144	25 U	25 U	25 U
MW-18	4/18/2013	70.5	25 U	25 U	25 U
MW-18	10/1/2013	210	0.42 J	1 U	0.9 J
MW-18	4/16/2014	76	1 U	1.0 U	1 U
MW-18	9/18/2014	270	1 U	10 U	1 U
MW-18	3/31/2015	210	10 U	10 U	10 U

Notes: U - Not detected, NS - Not sampled, --- - Not Analyzed, Detects in BOLD.
MW-04, MW-20 were abandoned and replaced by MW-21, MW-22 on 1/20/97.

Table 4
Former Accurate Die Casting Site
Fayetteville, New York
Other Detected Volatile Organic Compounds


Location ID	Chemical Name Sample Date	cis-1,2-Dichloroethene ug/l	Tetrachloroethene ug/l	Toluene ug/l	trans-1,2-Dichloroethene ug/l
MW-20	5/24/1996	46	1 U	1 U	1 U
MW-21	1/21/1997	650	100 U	100 U	100 U
MW-21	4/16/1997	630	50 U	50 U	50 U
MW-21	7/8/1997	770	50 U	50 U	50 U
MW-21	10/23/1997	800	50 U	50 U	50 U
MW-21	1/29/1998	350	10 U	10 U	10 U
MW-21	4/16/1998	1400	50 U	50 U	50 U
MW-21	10/21/1998	340	50 U	50 U	50 U
MW-21	4/29/1999	2100	100 U	100 U	100 U
MW-21	10/19/1999	670	20 U	20 U	20 U
MW-21	4/6/2000	140	5 U	5 U	5 U
MW-21	11/7/2000	220	5 U	5 U	5 U
MW-21	7/3/2001	130	5 U	5 U	5 U
MW-21	11/10/2001	240	5 U	5 U	5 U
MW-21	12/8/2003	32	1 U	1 U	1 U
MW-21	12/28/2004	2.8	0.50 U	0.50 U	0.50 U
MW-21	11/9/2005	20	0.50 U	0.50 U	0.50 U
MW-21	1/2/2007	15.4	0.5 U	0.5 U	0.5 U
MW-21	11/29/2007	25	0.5 U	0.5 U	0.5 U
MW-21	11/1/2008	45.2	0.5 U	0.5 U	0.5 U
MW-21	11/20/2009	40.7	1 U	1 U	1 U
MW-21	11/17/2010	22.6	1 U	1 U	1 U
MW-21	11/29/2011	18.8	0.5 U	0.5 U	0.5 U
MW-21	11/28/2012	71	2.5 U	2.5 U	2.5 U
MW-21	10/1/2013	28	1 U	1 U	1 U
MW-21	9/18/2014	30	1 U	1 U	1 U
MW-22	1/21/1997	5	1 U	1 U	1 U
MW-22	4/16/1997	4	1 U	1 U	1 U
MW-22	7/8/1997	9	1 U	1 U	1 U
MW-22	10/23/1997	22	1 U	1 U	1 U
MW-22	1/29/1998	11	1 U	1 U	1 U
MW-22	4/16/1998	22	1 U	1 U	1 U
MW-22	10/21/1998	35	1 U	1 U	1 U
MW-22	4/29/1999	24	1 U	1 U	1 U
MW-22	10/19/1999	28	1 U	1 U	1 U
MW-22	4/6/2000	26	1 U	1 U	1 U
MW-22	11/9/2000	29	1 U	1 U	1 U
MW-22	7/3/2001	37	1 U	1 U	1 U
MW-22	11/10/2001	36	1 U	1 U	1 U
MW-22	10/11/2002	51	1 U	1 U	1 U
MW-22	12/8/2003	52	2 U	2 U	2 U
MW-22	12/28/2004	47	1.0 U	1.0 U	1.1
MW-22	11/9/2005	56.3	1.00 U	1.00 U	1.00 U
MW-22	1/2/2007	38.4	1 U	1 U	1 U
MW-22	11/29/2007	37	0.5 U	0.5 U	0.77
MW-22	11/1/2008	31.2	0.5 U	0.5 U	0.92
MW-22	11/20/2009	30.6	1 U	1 U	1 U
MW-22	11/17/2010	30.5	1 U	1 U	1 U
MW-22	11/29/2011	33.4	0.5 U	0.5 U	1.16
MW-22	11/28/2012	37.2	1 U	1 U	1.24
MW-22	10/1/2013	48	1 U	1 U	2.4
MW-22	9/18/2014	53	1 U	1 U	5
MW-23	4/15/1997	1 U	1 U	1 U	1 U
MW-23	7/8/1997	1 U	1 U	1 U	1 U
MW-23	10/22/1997	1 U	1 U	1 U	1 U
MW-23	1/29/1998	1 U	1 U	1 U	1 U
MW-23	10/21/1998	1 U	1 U	1 U	1 U
MW-23	10/19/1999	1 U	1 U	1 U	1 U
MW-23	11/7/2000	1 U	1 U	1 U	1 U
MW-23	11/8/2001	1 U	1 U	1 U	1 U

Notes: U - Not detected, NS - Not sampled, --- - Not Analyzed, Detects in BOLD.
MW-04, MW-20 were abandoned and replaced by MW-21, MW-22 on 1/20/97.

Table 4
Former Accurate Die Casting Site
Fayetteville, New York
Other Detected Volatile Organic Compounds

Location ID	Chemical Name Sample Date	cis-1,2-Dichloroethene ug/l	Tetrachloroethene ug/l	Toluene ug/l	trans-1,2-Dichloroethene ug/l
MW-24	11/9/1998	2600	200 U	200 U	200 U
MW-24	4/29/1999	1600	100 U	100 U	100 U
MW-24	10/19/1999	3000	100 U	100 U	100 U
MW-24	4/6/2000	250	20 U	20 U	20 U
MW-24	11/7/2000	1200	50 U	50 U	50 U
MW-24	7/3/2001	400	50 U	50 U	50 U
MW-24	11/10/2001	2100	50 U	50 U	50 U
MW-24	6/11/2002	680	50 U	50 U	50 U
MW-24	5/1/2003	410	10 U	10 U	10 U
MW-24	12/8/2003	81	10 U	10 U	10 U
MW-24	7/19/2004	680	10 U	10 U	10 U
MW-24	12/28/2004	69	5.0 U	5.0 U	5.0 U
MW-24	4/8/2005	44	2.0 U	2.0 U	2.0 U
MW-24	11/9/2005	75.6	2.50 U	2.50 U	2.50 U
MW-24	4/21/2006	180	2.5 U	2.5 U	2.5 U
MW-24	1/2/2007	5.15	2.5 U	2.5 U	2.5 U
MW-24	5/31/2007	45.7	2.5 U	2.5 U	2.5 U
MW-24	11/29/2007	42	0.5 U	0.5 U	0.5 U
MW-24	5/1/2008	8.21	0.5 U	0.5 U	0.5 U
MW-24	11/1/2008	51.9	5 U	5 U	5 U
MW-24	04/22/2009	8.1	5 U	5 U	5 U
MW-24	04/30/2010	11	2.5 U	2.5 U	2.5 U
MW-24	11/17/2010	212	2.5 U	2.5 U	2.5 U
MW-24	5/21/2011	492	5 U	5 U	5 U
MW-24	11/29/2011	43.3	5 U	5 U	5 U
MW-24	5/22/2012	36.9	5 U	5 U	5 U
MW-24	11/28/2012	111	25 U	25 U	25 U
MW-24	4/18/2013	43	25 U	25 U	25 U
MW-24	10/1/2013	150	1 U	1 U	1.9
MW-24	4/16/2014	89	1 U	1 U	1.2
MW-24	9/18/2014	110	5 U	5 U	5 U
MW-24	3/31/2015	14	5 U	5 U	5 U
PZ-01	10/21/1996	1 U	1 U	1 U	1 U
PZ-01	10/23/1997	1 U	1 U	1 U	1 U
PZ-01	10/20/1998	2 U	2 U	2 U	2 U
PZ-01	10/19/1999	10 U	10 U	10 U	10 U
PZ-01	11/7/2000	1 U	1 U	1 U	1 U
PZ-01	11/9/2001	2 U	2 U	2 U	2 U
PZ-01	10/10/2002	2 U	2 U	2 U	2 U
PZ-01	12/8/2003	5 U	5 U	5 U	5 U
PZ-01	12/28/2004	2.5 U	2.5 U	2.5 U	2.5 U
PZ-01	11/9/2005	2.50 U	2.50 U	2.50 U	2.50 U
PZ-01	1/2/2007	2.5 U	2.5 U	2.5 U	2.5 U
PZ-01	11/29/2007	0.5 U	0.5 U	0.5 U	0.5 U
PZ-01	11/1/2008	0.5 U	0.5 U	0.5 U	0.5 U
PZ-01	11/20/2009	0.5 U	0.5 U	0.5 U	0.5 U
PZ-01	11/17/2010	1 U	1 U	1 U	1 U
PZ-01	11/29/2011	2.5 U	2.5 U	2.5 U	2.5 U
PZ-01	11/28/2012	2.5 U	2.5 U	2.5 U	2.5 U
PZ-01	10/1/2013	1 U	1 U	1 U	1 U
PZ-01	9/18/2014	1 U	1 U	1 U	1 U
PZ-02	10/21/1996	10 U	10 U	10 U	10 U
PZ-02	10/23/1997	10 U	10 U	10 U	10 U
PZ-02	10/20/1998	10 U	10 U	10 U	10 U
PZ-02	10/19/1999	1 U	1 U	1 U	1 U
PZ-02	11/9/2000	5 U	5 U	5 U	5 U
PZ-02	11/10/2001	5 U	5 U	5 U	5 U
PZ-02	10/11/2002	5 U	5 U	5 U	5 U
PZ-02	12/8/2003	5 U	5 U	5 U	5 U
PZ-02	12/28/2004	2.5 U	2.5 U	2.5 U	2.5 U
PZ-02	11/9/2005	2.50 U	2.50 U	2.50 U	2.50 U
PZ-02	1/2/2007	2.5 U	2.5 U	2.5 U	2.5 U
PZ-02	11/29/2007	1.1	0.51	0.5 U	0.5 U
PZ-02	11/1/2008	1	0.5 U	0.5 U	0.5 U
PZ-02	11/20/2009	2.5 U	2.5 U	2.5 U	2.5 U
PZ-02	11/17/2010	2.5 U	2.5 U	2.5 U	2.5 U
PZ-02	11/29/2011	2.5 U	2.5 U	2.5 U	2.5 U
PZ-02	11/28/2012	2.5 U	2.5 U	2.5 U	2.5 U
PZ-02	10/1/2013	1 U	0.57 J	1 U	1 U
PZ-02	9/18/2014	1 U	0.47 J	1 U	1 U

Notes: U - Not detected, NS - Not sampled, --- - Not Analyzed, Detects in BOLD.
MW-04, MW-20 were abandoned and replaced by MW-21, MW-22 on 1/20/97.



July 14, 2015

Mr. John C. Grathwol, P.E.

Remedial Bureau B – Division of Environmental Remediation
New York State Department of Environmental Conservation
625 Broadway
Albany, NY 12233-7016

RE: Former Accurate Die Casting Site, Fayetteville, NY
FILE: 3902.45845 Corres

Dear Mr. Grathwol:

This letter presents the status of groundwater treatment plant operations for the former Accurate Die Casting site in Fayetteville, New York for the second quarter of 2015 (April 1 through June 30). This information is provided as required by the Order on Consent (#A7-0318-94-10). Included are the results of the monitoring activities associated with the SPDES Fact Sheet for the groundwater treatment system.

OPERATION STATUS & ACTIVITIES COMPLETED

As of June 30, 2015, a total of 106,635,020 gallons of groundwater have been treated since startup on February 5, 1996. Since March 31, 2015, 930,570 gallons of groundwater have been treated: 213,290 gallons from recovery well RW-1; 716,760 gallons from recovery well RW-2; and 520 gallons from the collection trench constructed in the former VOC/PAH/PCB Soils Area. No groundwater was recovered from the sump located outside the northeast corner of the building.

O'Brien & Gere performed the sampling activities associated with the SPDES Fact Sheet (#734052). The analytical results associated with the SPDES Fact Sheet monitoring activities performed during April, May and June 2015 are summarized in Table 1. The effluent during the period complied with the SPDES discharge limits. The laboratory analytical data sheets are provided as Attachment A.

The carbon in granular activated carbon filter GAC#2 was replaced on June 23, 2015 and afterward filter GAC#1 was placed into lead service and GAC#2 placed into lag service.

ACTIVITIES SCHEDULED

Continue operation of the groundwater recovery and treatment system including SPDES monitoring.

Conduct the annual round of groundwater monitoring during September 2015 during which samples will be collected from monitoring wells MW-5, MW-6, MW-9, MW-10, MW-11, MW-12, MW-13, MW-14, MW-15B, MW-16B, MW-17, MW-18, MW-21, MW-22, MW-24, PZ-1 and PZ-2.



If you have any questions regarding this report, please do not hesitate to call me at (315) 956-6316.

Very truly yours,
O'BRIEN & GERE ENGINEERS, INC.



Alfred R. Farrell, P.E.
Project Manager

I:\Obg-Lim.3902\45845.Itt-Acc-Die-O-A\Corres\2nd qtr2015Rpt.docx

cc: T. Blum – New York State Department of Environmental Conservation
T. Slutzky – The Anderson Company
Jeff Stanek – ITT Corporation
L. Hall – ITT Corporation
J. Sutphen – O'Brien & Gere, Office of General Counsel



Table 1
Accurate Die Casting Site
Fayetteville, New York
Monitoring Requirements and Effluent Data

[illegible]

Table 1
Accurate Die Casting Site
Fayetteville, New York
Monitoring Requirements and Effluent Data

[illegible]

Table 1
Accurate Die Casting Site
Fayetteville, New York
Monitoring Requirements and Effluent Data


[illegible]

Table 1
Accurate Die Casting Site
Fayetteville, New York
Monitoring Requirements and Effluent Data

[illegible]

Table 1
Accurate Die Casting Site
Fayetteville, New York
Monitoring Requirements and Effluent Data

[illegible]



October 9, 2015

Mr. John C. Grathwol, P.E.

Remedial Bureau B – Division of Environmental Remediation
New York State Department of Environmental Conservation
625 Broadway
Albany, NY 12233-7016

RE: Former Accurate Die Casting Site, Fayetteville, NY
FILE: 3902.45845 Corres

Dear Mr. Grathwol:

This letter presents the status of groundwater treatment plant operations for the former Accurate Die Casting site in Fayetteville, New York for the third quarter of 2015 (July 1 through October 1). This information is provided as required by the Order on Consent (#A7-0318-94-10). Included are the results of the monitoring activities associated with the SPDES Fact Sheet for the groundwater treatment system.

OPERATION STATUS & ACTIVITIES COMPLETED

As of October 1, 2015, a total of 107,529,420 gallons of groundwater have been treated since startup on February 5, 1996. Since June 30, 2015, 894,400 gallons of groundwater have been treated: 199,370 gallons from recovery well RW-1; 694,850 gallons from recovery well RW-2; and 180 gallons from the collection trench constructed in the former VOC/PAH/PCB Soils Area. No groundwater was recovered from the sump located outside the northeast corner of the building.

OBG performed the sampling activities associated with the SPDES Fact Sheet (#734052). The analytical results associated with the SPDES Fact Sheet monitoring activities performed during July, August and September 2015 are summarized in Table 1. The effluent during the period complied with the SPDES discharge limits. The laboratory analytical data sheets are provided as Attachment A.

Also, OBG conducted the annual round of groundwater monitoring on September 16, 2015 during which samples were collected from monitoring wells MW-5, MW-6, MW-9, MW-10, MW-11, MW-12, MW-13, MW-14, MW-15B, MW-16B, MW-17, MW-18, MW-21, MW-22, MW-24, PZ-1 and PZ-2. Groundwater levels measured are presented on Table 2. The laboratory results are summarized in Tables 3 and 4, and the data sheets are provided as Attachment B.

ACTIVITIES SCHEDULED

Continue operation of the groundwater recovery and treatment system including SPDES monitoring.



If you have any questions regarding this report, please do not hesitate to call me at (315) 956-6316.

Very truly yours,
O'BRIEN & GERE ENGINEERS, INC.



Alfred R. Farrell, P.E.
Project Manager

I:\Obj-Lim.3902\45845.Itt-Acc-Die-O-A\Corres\3rd qtr2015Rpt.doc

cc: T. Blum – New York State Department of Environmental Conservation
T. Slutzky – The Anderson Company
Jeff Stanek – ITT Corporation
L. Hall – ITT Corporation
J. Sutphen – O'Brien & Gere, Office of General Counsel



Table 1
Accurate Die Casting Site
Fayetteville, New York
Monitoring Requirements and Effluent Data

[illegible]

Table 1
Accurate Die Casting Site
Fayetteville, New York
Monitoring Requirements and Effluent Data

[illegible]

Table 1
Accurate Die Casting Site
Fayetteville, New York
Monitoring Requirements and Effluent Data

[illegible]

Table 1
Accurate Die Casting Site
Fayetteville, New York
Monitoring Requirements and Effluent Data

Analyte (units)	Monitoring Requirements													
	Discharge	Discharge	Minimum	Sample	Effluent	Effluent	Effluent	Effluent	Effluent	Effluent	Effluent	Effluent	Effluent	Effluent
	Limitation	Limitation	Measurement		9/11/2015	9/14/2015	9/15/2015	9/16/2015	9/17/2015	9/18/2015	9/25/2015	9/28/2015	9/29/2015	9/30/2015
	Daily Average	Daily Maximum	Frequency (1)	Type										
Flow (GPD)	Monitor	150000	Continuous	Meter	8570	8383	8210	8180	8160	8293	7868	7670	7540	7610
pH (SU)	6.5-8.5		2/Week	Grab	7.56	7.62	7.56	7.56	7.58	7.58	7.6	7.61	7.6	7.61
Residue, non-filterable (mg/L)	Monitor	20	Weekly	3-hr comp.	4 U	---	---	4 U	---	---	4 U	5.2	---	---
Total dissolved solids (TDS) (mg/L)	Monitor	Monitor	Weekly	3-hr comp.	739	---	---	646	---	---	676	701	---	---
Mercury, total (mg/L)	Monitor	0.0008	Quarterly	3-hr comp.	---	---	---	---	---	---	---	---	---	---
Zinc, total (mg/L)	Monitor	0.3	Quarterly	3-hr comp.	---	---	---	---	---	---	---	---	---	---
cis-1,2-Dichloroethene (ug/L)	Monitor	10	2/Month	Grab	1 U	---	---	---	---	---	1 U	---	---	---
trans-1,2-Dichloroethene (ug/L)	Monitor	10	2/Month	Grab	1 U	---	---	---	---	---	1 U	---	---	---
Methylene chloride (ug/L)	Monitor	20	2/Month	Grab	1 U	---	---	---	---	---	1 U	---	---	---
1,1,2,2-Tetrachloroethane (ug/L)	Monitor	10	2/Month	Grab	1 U	---	---	---	---	---	1 U	---	---	---
Tetrachloroethene (ug/L)	Monitor	10	2/Month	Grab	1 U	---	---	---	---	---	1 U	---	---	---
Toluene (ug/L)	Monitor	20	2/Month	Grab	1 U	---	---	---	---	---	1 U	---	---	---
Trichloroethene (ug/L)	Monitor	10	2/Month	Grab	1 U	---	---	---	---	---	1 U	---	---	---
					Notes: --- - Not analyzed, NA - Data Not available U - Not Detected, J - Estimated, H - Holding times for preparation or analyses exceeded, B - Compound found in the blank and sample (1) Minimum monitoring requirements based on SPEDES permit modified November, 21, 1997.									

Table 1
Accurate Die Casting Site
Fayetteville, New York
Monitoring Requirements and Effluent Data

[illegible]

Table 2
Former Accurate Die Casting Site
Fayetteville, New York
Groundwater Elevation Summary Table

Well ID	Ground Elevation (ft)	Well Casing Elevation (ft)	Screen Interval Elevation (ft)	Groundwater Elevation (ft) 5/28/1992	Groundwater Elevation (ft) 6/26/1992	Groundwater Elevation (ft) 8/7/1992	Groundwater Elevation (ft) 9/26/1994	Groundwater Elevation (ft) 9/27/1994	Groundwater Elevation (ft) 10/18/1994	Groundwater Elevation (ft) 11/2/1994	Groundwater Elevation (ft) 11/17/1994
MW-01	99.36	101.11	75.4 - 85.4	DRY	DRY	79.69	---	---	DRY	---	---
MW-02	91.8	94.68	76.6 - 86.6	83.21	82.81	84.32	83.1	83.28	80.12	---	---
MW-03	97.65	99.63	73.7 - 83.7	80.44	---	81.63	---	---	---	---	---
MW-04	65.62	68.52	46.6 - 56.6	51.08	49.95	50.81	47.22	52.21	46.79	---	---
MW-05	88.21	90.42	49.2 - 59.2	60.71	63.76	61.22	59.87	59.91	59.45	---	---
MW-06	77.46	79.38	46.4 - 56.4	60.5	60.49	60.46	59.51	59.52	59.05	---	---
MW-07 (B)	75.66	78.34	34.3 - 44.3	54.59	54.55	54.47	53.9	53.97	53.55	---	---
MW-08	88.21	91.78	53.9 - 63.9	66.38	66.38	66.83	61.59	61.65	60.99	---	---
MW-09	102.44	104.03	49.7 - 59.7	60.46	60.51	61.83	59.57	59.59	59.08	---	---
MW-10 (B)	97.51	97.27	43 - 53	61.15	61.99	61.69	---	---	56.02	55.07	55.19
MW-11 (B)	91.48	93.8	43.1 - 53.1	62.34	63.7	63.66	58.41	58.39	57.47	---	56.68
MW-12	93.62	94.14	51.9 - 61.9	62.24	60.74	62.77	59.77	59.79	59.31	---	---
MW-13	98.8	98.7	77.7 - 87.7	DRY	80.62	80.92	---	---	78.7	82.92	78.21
MW-14	98.76	100.62	74.6 - 84.6	75.11	79.07	81.54	---	---	86.18	80.12	80.54
MW-15 (B)	96.1	98.9	32.7 - 42.7	---	---	---	---	---	53.47	---	---
MW-16 (B)	98.5	100.85	50.8 - 60.8	---	---	---	---	---	61.67	---	---
MW-17	66.9	69.24	53.7 - 63.7	---	---	---	54.61	54.61	54.08	---	---
MW-18	76.5	78.29	61.5 - 71.5	---	---	---	---	---	---	---	---
MW-19	69.5	71.27	46.5 - 56.5	---	---	---	---	---	---	---	---
MW-20	70.98	73.34	51.9 - 61.9	---	---	---	---	---	---	---	---
MW-21	69.9	71.87	59.5 - 64.5	---	---	---	---	---	---	---	---
MW-22	71.5	73.34	60.9 - 65.9	---	---	---	---	---	---	---	---
MW-23 (B)	89.8	91.72	17.3 - 22.3	---	---	---	---	---	---	---	---
MW-24*			-	---	---	---	---	---	---	---	---
PZ-01	81.8	83.95	49.8 - 59.8	---	---	---	59.56	59.57	59.1	---	---
PZ-02	80.6	83.06	42.8 - 52.8	---	---	---	59.35	59.36	58.89	---	---
RW-01	78.4	80.28	4 - 39.4, 45.4 - 54.4	---	---	---	56.88	56.89	58.22	---	---
RW-02 (B)	91.58	95.18	-	---	---	---	---	---	---	---	---
SUMP		97.93	-	---	---	---	---	---	---	76.04	74.83

Notes: NI-Well not installed at time of monitoring, NA-Data not available, AB-Well was abandoned, --- Water level not monitored, (B)-Bedrock groundwater monitoring well,
* - Measurement relative to top of well casing. Elevations based on assumed datum. MW-01 through MW-16 installed during Remedial Investigation (Stearns & Wheeler).
MW-03 was removed as part of the TCE Soils Interim Remedial Measure (IRM) completed in September 1994. System shutdown 02/15/96; System restored 02/20/96.
System start-up 02/06/96; MW-13 casing elev. changed 06/06/96. MW-04 and MW-20 were abandoned and replaced by MW-21 and MW-22 on 01/20/97.

Table 2
Former Accurate Die Casting Site
Fayetteville, New York
Groundwater Elevation Summary Table

Well ID	Groundwater Elevation (ft) 11/30/1994	Groundwater Elevation (ft) 12/15/1994	Groundwater Elevation (ft) 12/27/1994	Groundwater Elevation (ft) 1/13/1995	Groundwater Elevation (ft) 1/25/1995	Groundwater Elevation (ft) 2/9/1995	Groundwater Elevation (ft) 2/23/1995	Groundwater Elevation (ft) 3/9/1995	Groundwater Elevation (ft) 4/26/1995	Groundwater Elevation (ft) 7/25/1995
MW-01	---	---	---	---	---	---	---	---	DRY	DRY
MW-02	---	---	---	---	---	---	---	---	83.28	82.42
MW-03	---	---	---	---	---	---	---	---	---	---
MW-04	---	---	---	---	---	---	---	---	51.44	45.94
MW-05	---	---	---	---	---	---	---	---	60.34	58.78
MW-06	---	---	---	---	---	---	---	---	---	58.52
MW-07 (B)	---	---	---	---	---	---	---	---	54.51	53.27
MW-08	---	---	---	---	---	---	---	---	63.41	59.82
MW-09	---	---	---	---	---	---	---	---	60.1	58.56
MW-10 (B)	54.94	55.19	55.02	54.94	54.95	54.52	54.36	55.02	57.49	54.6
MW-11 (B)	55.59	56.63	56.55	55.63	55.63	56.13	55.63	56.55	58.86	55.72
MW-12	---	---	---	---	---	---	---	---	60.3	58.76
MW-13	78.21	80.92	78.34	78.25	77.83	77.84	77.75	77.67	DRY	DRY
MW-14	80.54	80.2	80.54	80.62	80.45	78.95	79.54	80.12	80.61	80.61
MW-15 (B)	---	---	---	---	---	---	---	---	54.71	51.6
MW-16 (B)	---	---	---	---	---	---	---	---	63.86	59.41
MW-17	---	---	---	---	---	---	---	---	59.02	57.71
MW-18	---	---	---	---	---	---	---	---	---	---
MW-19	---	---	---	---	---	---	---	---	---	---
MW-20	---	---	---	---	---	---	---	---	---	---
MW-21	---	---	---	---	---	---	---	---	---	---
MW-22	---	---	---	---	---	---	---	---	---	---
MW-23 (B)	---	---	---	---	---	---	---	---	---	---
MW-24*	---	---	---	---	---	---	---	---	---	---
PZ-01	---	---	---	---	---	---	---	---	---	58.58
PZ-02	---	---	---	---	---	---	---	---	59.88	58.37
RW-01	---	---	---	---	---	---	---	---	59.14	57.6
RW-02 (B)	---	---	---	---	---	---	---	---	---	---
SUMP	75	75.17	74.83	75	75	74.88	75	78	75.09	75.25

Notes: NI-Well not installed at time of monitoring, NA-Data not available, AB-Well was abandoned, --- Water level not monitored, (B)-Bedrock groundwater monitoring well,
* - Measurement relative to top of well casing. Elevations based on assumed datum. MW-01 through MW-16 installed during Remedial Investigation (Stearns & Wheeler).
MW-03 was removed as part of the TCE Soils Interim Remedial Measure (IRM) completed in September 1994. System shutdown 02/15/96; System restored 02/20/96.
System start-up 02/06/96; MW-13 casing elev. changed 06/06/96. MW-04 and MW-20 were abandoned and replaced by MW-21 and MW-22 on 01/20/97.

Table 2
Former Accurate Die Casting Site
Fayetteville, New York
Groundwater Elevation Summary Table

Well ID	Groundwater Elevation (ft) 10/17/1995	Groundwater Elevation (ft) 2/5/1996	Groundwater Elevation (ft) 2/7/1996	Groundwater Elevation (ft) 2/15/1996	Groundwater Elevation (ft) 2/16/1996	Groundwater Elevation (ft) 2/20/1996	Groundwater Elevation (ft) 2/22/1996	Groundwater Elevation (ft) 2/29/1996	Groundwater Elevation (ft) 3/7/1996	Groundwater Elevation (ft) 3/21/1996
MW-01	DRY	77.06	76.64	75.3	DRY	DRY	DRY	75.36	75.17	77.34
MW-02	84.22	84.04	83.87	83.41	83.34	83.15	83.32	83.67	83.5	84.24
MW-03	---	---	---	---	---	---	---	---	---	---
MW-04	---	53.6	52.06	55.39	54.43	52.46	60.37	58.14	55.1	59.26
MW-05	---	61.26	---	60.8	60.73	60.5	60.4	60.14	59.73	58.85
MW-06	58.1	60.86	60.44	60.41	60.11	59.8	59.75	59.45	58.96	58.02
MW-07 (B)	52.71	55.16	54.67	55.03	54.52	54.45	54.58	54.46	54.32	54.29
MW-08	60.76	66.61	66.4	65.93	65.84	65.47	65.42	65.12	64.68	64.76
MW-09	58.16	60.95	60.7	60.48	60.35	---	---	59.71	59.22	58.3
MW-10 (B)	54.61	62	59.88	62.11	60.42	59.96	59.91	59.64	59.43	59.07
MW-11 (B)	55.31	62.63	60.37	62.67	60.88	60.35	60.29	59.99	59.78	59.38
MW-12	58.35	61.11	60.83	60.65	60.5	60.21	60.16	59.86	59.37	58.44
MW-13	DRY	---	79.98	79.91	79.9	79.88	79.87	79.86	79.77	79.68
MW-14	80.72	79.91	---	80.28	80.29	80.35	80.38	80.44	80.45	80.49
MW-15 (B)	50.47	59.24	59.37	59.79	59.63	59.56	59.56	59.46	59.4	59.14
MW-16 (B)	58.06	67.14	67.17	66.9	66.79	66.57	66.52	66.39	66.17	65.99
MW-17	DRY	60.29	60.17	59.75	59.7	59.52	59.64	59.42	59.28	59.3
MW-18	---	---	---	---	---	---	---	---	---	---
MW-19	---	---	---	---	---	---	---	---	---	---
MW-20	---	---	---	---	---	---	---	---	---	---
MW-21	---	---	---	---	---	---	---	---	---	---
MW-22	---	---	---	---	---	---	---	---	---	---
MW-23 (B)	---	---	---	---	---	---	---	---	---	---
MW-24*	---	---	---	---	---	---	---	---	---	---
PZ-01	58.16	60.92	60.61	60.46	60.28	59.99	59.93	59.63	59.14	58.21
PZ-02	57.97	60.7	60.3	60.26	59.97	59.66	59.61	59.33	58.83	57.9
RW-01	57.11	59.64	55.04	59.22	54.71	54.4	54.35	54.05	53.58	52.76
RW-02 (B)	56.05	63.8	59.98	63.83	60.67	---	59.97	59.63	59.41	58.95
SUMP	76.94	74.67	74.68	74.64	74.63	74.63	75.3	74.9	74.65	74.87

Notes: NI-Well not installed at time of monitoring, NA-Data not available, AB-Well was abandoned, --- Water level not monitored, (B)-Bedrock groundwater monitoring well,
* - Measurement relative to top of well casing. Elevations based on assumed datum. MW-01 through MW-16 installed during Remedial Investigation (Stearns & Wheeler).
MW-03 was removed as part of the TCE Soils Interim Remedial Measure (IRM) completed in September 1994. System shutdown 02/15/96; System restored 02/20/96.
System start-up 02/06/96; MW-13 casing elev. changed 06/06/96. MW-04 and MW-20 were abandoned and replaced by MW-21 and MW-22 on 01/20/97.

Table 2
Former Accurate Die Casting Site
Fayetteville, New York
Groundwater Elevation Summary Table

Well ID	Groundwater Elevation (ft) 4/4/1996	Groundwater Elevation (ft) 4/10/1996	Groundwater Elevation (ft) 4/18/1996	Groundwater Elevation (ft) 5/2/1996	Groundwater Elevation (ft) 6/6/1996	Groundwater Elevation (ft) 7/16/1996	Groundwater Elevation (ft) 9/5/1996	Groundwater Elevation (ft) 10/21/1996	Groundwater Elevation (ft) 11/19/1996	Groundwater Elevation (ft) 1/16/1997
MW-01	DRY	DRY	DRY	77.73	DRY	DRY	DRY	DRY	76.6	75.15
MW-02	83.68	83.68	84.86	85.35	83.17	83.32	82.57	83.18	84.22	83.56
MW-03	---	---	---	---	---	---	---	---	---	---
MW-04	52.66	54.43	60.28	59.7	51.63	52.45	DRY	55.91	55.91	53.12
MW-05	58.32	58.14	58.2	58.71	60.54	58.98	56.33	55.4	56.49	59.15
MW-06	57.48	57.28	57.41	58.17	59.91	58.13	54.95	53.71	55.61	58.39
MW-07 (B)	54.17	54.15	54.32	54.75	55.02	53.95	52.44	51.22	52.68	54.28
MW-08	64.1	63.83	64.08	65.43	67.07	64.5	59.05	59.56	63.61	64.67
MW-09	57.78	57.59	57.73	58.46	60.18	58.38	55.38	54.24	56.64	58.65
MW-10 (B)	58.81	58.72	58.61	59.72	62.25	59.11	53.88	---	54.95	59.61
MW-11 (B)	59.1	59.01	58.94	60.35	62.68	59.53	54.72	52.88	55.85	60.15
MW-12	57.93	57.74	57.86	58.59	60.33	58.54	55.48	54.3	56.18	58.81
MW-13	79.6	79.57	79.52	79.44	79.28	79.35	79.15	79.07	80.68	80.49
MW-14	80.52	80.55	78.14	79.29	80.56	80.66	80.59	80.61	---	80.59
MW-15 (B)	59.07	59.04	58.84	59.87	62.62	59.24	54.83	51.58	51.99	58.83
MW-16 (B)	65.99	65.9	65.84	67.02	68.4	65.57	63.31	---	---	66.13
MW-17	59.27	59.14	59.3	59.95	59.22	58.46	57.89	55.96	58.02	59.33
MW-18	---	---	---	---	72.95	72.32	70.81	70.77	---	73.31
MW-19	---	---	---	---	DRY	DRY	DRY	DRY	DRY	DRY
MW-20	---	---	---	---	DRY	50.26	DRY	DRY	DRY	DRY
MW-21	---	---	---	---	---	---	---	---	---	---
MW-22	---	---	---	---	---	---	---	---	---	---
MW-23 (B)	---	---	---	---	---	---	---	---	---	---
MW-24*	---	---	---	---	---	---	---	---	---	---
PZ-01	57.67	57.47	57.6	58.34	---	58.31	55.13	53.9	55.83	58.57
PZ-02	57.39	57.19	57.3	58.04	59.77	57.97	54.9	53.53	55.25	58.23
RW-01	52.24	52.03	52.11	52.69	53.82	51.94	48.05	41.8	47.33	50.74
RW-02 (B)	58.63	58.52	58.41	59.63	62.56	59.14	---	42.02	55.39	---
SUMP	74.69	74.99	75.89	75.76	74.73	74.78	74.56	74.85	74.77	74.71

Notes: NI-Well not installed at time of monitoring, NA-Data not available, AB-Well was abandoned, --- Water level not monitored, (B)-Bedrock groundwater monitoring well,
* - Measurement relative to top of well casing. Elevations based on assumed datum. MW-01 through MW-16 installed during Remedial Investigation (Stearns & Wheler).
MW-03 was removed as part of the TCE Soils Interim Remedial Measure (IRM) completed in September 1994. System shutdown 02/15/96; System restored 02/20/96.
System start-up 02/06/96; MW-13 casing elev. changed 06/06/96. MW-04 and MW-20 were abandoned and replaced by MW-21 and MW-22 on 01/20/97.

Table 2
Former Accurate Die Casting Site
Fayetteville, New York
Groundwater Elevation Summary Table

Well ID	Groundwater Elevation (ft) 2/4/1997	Groundwater Elevation (ft) 4/15/1997	Groundwater Elevation (ft) 7/8/1997	Groundwater Elevation (ft) 10/22/1997	Groundwater Elevation (ft) 1/29/1998	Groundwater Elevation (ft) 4/15/1998	Groundwater Elevation (ft) 10/20/1998	Groundwater Elevation (ft) 4/28/1999	Groundwater Elevation (ft) 10/19/1999	Groundwater Elevation (ft) 4/6/2000
MW-01	---	75.64	DRY	DRY	DRY	DRY	DRY	DRY	DRY	80.92
MW-02	---	83.81	---	82.84	83.47	83.52	83.54	83.38	84.44	86.58
MW-03	---	---	---	---	---	---	---	---	---	---
MW-04	---	---	---	---	---	---	---	---	---	---
MW-05	---	59.83	59.16	58.34	60.86	---	---	59.91	55.35	60.52
MW-06	---	59.34	58.58	57.97	60.46	60.57	59.69	59.11	53.34	60.36
MW-07 (B)	---	54.7	52.93	50.63	52.9	53.82	51.76	54.57	51.73	54.87
MW-08	---	65.15	61.65	58.9	64.98	67.17	59.86	64.21	62.37	66.41
MW-09	---	59.6	58.76	58	60.51	60.56	59.71	59.68	54.25	60.62
MW-10 (B)	---	58.11	53.44	50.75	55.78	---	51.88	57.97	51.32	57.6
MW-11 (B)	---	58.59	55.2	52.5	56.75	61.73	53.98	58.36	53.31	59.39
MW-12	---	59.72	58.92	58.21	60.67	60.8	59.89	59.53	54.09	60.71
MW-13	---	80.33	79.84	79.53	78.87	78.67	78.31	78.08	80.75	80.89
MW-14	---	80.53	80.55	80.58	80.78	80.78	80.64	80.54	80.67	80.6
MW-15 (B)	---	59.83	56.63	50.48	56.34	62.1	52.58	58.94	50.95	58.81
MW-16 (B)	---	66.89	64.43	58.45	65.71	68.03	61.84	65.99	59.81	66.92
MW-17	---	59.64	58.33	DRY	59.7	59.51	57.93	58.76	57.47	60.28
MW-18	72.78	73.6	71.34	69.71	73.5	73.29	70.74	72.46	70.78	75.08
MW-19	DRY	DRY	DRY	DRY	DRY	DRY	DRY	DRY	DRY	DRY
MW-20	---	---	---	---	---	---	---	---	---	---
MW-21	63.69	63.74	---	62.93	63.82	63.54	63.23	63.31	62.69	64.42
MW-22	63.69	67.92	67.35	65.96	68.51	68.39	67.83	68.05	67.69	68.52
MW-23 (B)	---	37.71	35.61	32.29	34.95	37.95	33.57	36.76	32.48	36.69
MW-24*	---	---	---	---	---	---	---	-7.38	-10.22	-9.96
PZ-01	---	59.51	58.7	58.01	60.5	60.61	59.7	59.3	53.65	60.51
PZ-02	---	59.13	58.34	57.65	60.22	60.34	59.46	59.03	52.71	60.17
RW-01	---	50.3	43.34	42.03	43.13	32.6	32.36	54.69	---	50.73
RW-02 (B)	---	55.69	44.07	42.89	52.74	59.94	44.33	56.74	---	54.52
SUMP	---	74.94	75.01	74.75	74.89	74.96	75.2	75.26	---	78.49

Notes: NI-Well not installed at time of monitoring, NA-Data not available, AB-Well was abandoned, --- Water level not monitored, (B)-Bedrock groundwater monitoring well,
* - Measurement relative to top of well casing. Elevations based on assumed datum. MW-01 through MW-16 installed during Remedial Investigation (Stearns & Wheeler).
MW-03 was removed as part of the TCE Soils Interim Remedial Measure (IRM) completed in September 1994. System shutdown 02/15/96; System restored 02/20/96.
System start-up 02/06/96; MW-13 casing elev. changed 06/06/96. MW-04 and MW-20 were abandoned and replaced by MW-21 and MW-22 on 01/20/97.

Table 2
Former Accurate Die Casting Site
Fayetteville, New York
Groundwater Elevation Summary Table

Well ID	Groundwater Elevation (ft) 11/7/2000	Groundwater Elevation (ft) 7/3/2001	Groundwater Elevation (ft) 11/8/2001	Groundwater Elevation (ft) 4/3/2002	Groundwater Elevation (ft) 10/9/2002	Groundwater Elevation (ft) 12/28/2004	Groundwater Elevation (ft) 4/8/2005	Groundwater Elevation (ft) 5/8/2005	Groundwater Elevation (ft) 11/9/2005	Groundwater Elevation (ft) 4/21/2006
MW-01	DRY	77.46	76.87	77.42	101.11	76.7	80.09	80.09	78.27	78.66
MW-02	---	84.33	83.67	84.28	83.6	83.67	85.01	85.01	84.1	85.14
MW-03	---	---	---	---	---	---	---	---	---	---
MW-04	---	---	---	---	---	---	---	---	---	---
MW-05	59.83	60.92	60.1	60.8	58.42	60.79	61.76	61.76	60.82	60.88
MW-06	59.4	55.87	59.67	60.42	59.84	60.35	61.45	61.45	60.36	70.35
MW-07 (B)	DRY	53.34	51.92	53.59	52.34	54.11	55.35	55.35	---	54.59
MW-08	61.45	65.63	60.92	64.16	60.73	63.24	67.83	67.83	64.14	65.22
MW-09	59.42	60.51	59.68	60.47	59.85	60.36	61.54	61.54	60.4	60.36
MW-10 (B)	52.73	57.22	52.6	56.07	54.57	54.86	60.38	60.38	55.76	58.75
MW-11 (B)	54.66	59.15	54.73	57.19	54.77	56.54	60.89	60.89	56.05	58.84
MW-12	59.62	60.63	59.87	60.64	---	60.54	61.67	61.67	60.58	60.54
MW-13	80.53	79.95	80.1	78.65	79.62	83.48	80.04	80.04	80.6	79.8
MW-14	80.75	79.74	80.77	80.48	82.87	81.72	84.69	84.69	82.77	82.71
MW-15 (B)	54.32	58.98	53.52	59.03	54.4	57.78	61.53	61.53	55.87	59.87
MW-16 (B)	63.57	66.14	63.58	66.25	63.5	65.64	68.75	68.75	65.35	66.31
MW-17	58.33	58.55	58.02	59.24	57.58	58.91	60.79	60.79	58.91	58.77
MW-18	71.61	72.09	71.36	73.75	69.84	72.88	74.61	74.61	72.33	72.54
MW-19	DRY	DRY	DRY	DRY	DRY	DRY	---	DRY	DRY	DRY
MW-20	---	---	---	---	---	---	---	---	---	---
MW-21	62.59	62.53	62.58	63.39	61.82	62.54	63.92	63.92	62.62	62.24
MW-22	66.42	68.13	68.15	68.71	67.24	63.41	68.65	68.65	68.68	68.3
MW-23 (B)	33.97	36.21	33.25	35.68	33.63	36.49	39.32	39.32	35.43	37.72
MW-24*	-10.43	-10.41	-10.39	-10.35	-10.3	-10.33	-10.2	-10.2	-10.33	-10.4
PZ-01	59.44	---	59.7	60.45	59.87	60.4	61.48	61.48	60.38	60.37
PZ-02	59.16	---	59.48	60.18	59.65	60.23	61.28	61.28	60.22	60.19
RW-01	40.88	---	36.48	36.53	34.88	---	---	---	---	---
RW-02 (B)	42.86	---	42.97	49.85	44.13	---	---	---	---	---
SUMP	74.91	75.33	75.05	75.13	74.94	---	---	---	---	---

Notes: NI-Well not installed at time of monitoring, NA-Data not available, AB-Well was abandoned, --- Water level not monitored, (B)-Bedrock groundwater monitoring well,
* - Measurement relative to top of well casing. Elevations based on assumed datum. MW-01 through MW-16 installed during Remedial Investigation (Stearns & Wheler).
MW-03 was removed as part of the TCE Soils Interim Remedial Measure (IRM) completed in September 1994. System shutdown 02/15/96; System restored 02/20/96.
System start-up 02/06/96; MW-13 casing elev. changed 06/06/96. MW-04 and MW-20 were abandoned and replaced by MW-21 and MW-22 on 01/20/97.

Table 2
Former Accurate Die Casting Site
Fayetteville, New York
Groundwater Elevation Summary Table

Well ID	Groundwater Elevation (ft) 1/2/2007	Groundwater Elevation (ft) 11/29/2007	Groundwater Elevation (ft) 5/8/2008	Groundwater Elevation (ft) 11/21/2008	Groundwater Elevation (ft) 4/22/2009	Groundwater Elevation (ft) 11/20/2009	Groundwater Elevation (ft) 4/30/2010	Groundwater Elevation (ft) 11/17/2010	Groundwater Elevation (ft) 5/12/2011	Groundwater Elevation (ft) 11/29/2011
MW-01	76.7	80.03	80.06	80.11	80.69	79.49	80.73	79.87	80.71	75.97
MW-02	83.58	85.6	---	---	83.26	83.24	83.13	83.6	NM	83.98
MW-03	---	---	---	---	---	---	---	---	---	---
MW-04	---	---	---	---	---	---	---	---	---	---
MW-05	60.65	61.62	60.72	60.24	60.86	60.32	60.7	60.62	62.32	60.66
MW-06	60.28	60.5	60.28	59.98	60.46	60.03	60.34	60.26	NM	60.26
MW-07 (B)	54.04	52.96	52.94	---	56.1	52.88	54.04	52.94	53.84	53.18
MW-08	63.24	66.86	66.82	66.88	66.5	61.93	65.94	64.7	NM	63
MW-09	60.36	60.55	60.33	60.53	60.49	60.03	60.37	60.27	61.9	60.25
MW-10 (B)	57.62	56.01	61.05	52.79	60.33	53.77	58.97	58.77	66.37	55.73
MW-11 (B)	57.81	55.72	60.32	52.42	59.4	52.98	57.95	57.84	64.85	54.56
MW-12	60.47	60.72	60.5	60.19	60.67	60.24	60.56	60.44	62.02	60.46
MW-13	79.44	78.68	78.23	DRY	DRY	78.02	Dry	Dry	Dry	Dry
MW-14	82.65	89.24	82.74	82.59	82.72	82.67	82.62	82.77	81.74	82.7
MW-15 (B)	59.26	54.35	61.89	52.85	61.74	54.7	60.4	60.1	62.56	57.88
MW-16 (B)	66.12	63.99	67.78	63.03	67.85	64.11	66.77	66.41	74.8	64.83
MW-17	59	58.46	58.96	57.9	59.36	58.38	58.96	58.89	60.26	58.96
MW-18	73.2	72.84	72.7	71.85	73.08	71.91	72.53	72.95	73.26	73.05
MW-19	---	DRY	DRY	DRY	DRY	47.11	Dry	47.13	DRY	47.13
MW-20	---	---	---	---	---	---	---	---	---	---
MW-21	62.63	63.12	62.65	62.65	62.63	62.43	62.31	63.31	62.36	62.85
MW-22	68.59	68.94	68.6	68.51	68.44	68.29	68.26	68.88	68.44	68.74
MW-23 (B)	36.62	34.82	34.76	34.82	39.14	35.06	38.38	38.08	42.22	36.96
MW-24*	-10.23	-10.12	-10.35	-10.35	-10.45	-11.12	-10.5	-10.44	-10.4	-10.36
PZ-01	60.35	60.53	60.32	59.99	60.49	60.03	60.37	60.27	61.85	60.27
PZ-02	60.09	60.36	60.12	59.81	60.3	59.86	60.18	60.1	61.61	60.11
RW-01	---	---	---	---	---	---	---	---	---	---
RW-02 (B)	---	---	---	---	---	---	---	---	---	---
SUMP	---	---	---	---	---	---	---	---	---	---

Notes: NI-Well not installed at time of monitoring, NA-Data not available, AB-Well was abandoned, --- Water level not monitored, (B)-Bedrock groundwater monitoring well,
* - Measurement relative to top of well casing. Elevations based on assumed datum. MW-01 through MW-16 installed during Remedial Investigation (Stearns & Wheler).
MW-03 was removed as part of the TCE Soils Interim Remedial Measure (IRM) completed in September 1994. System shutdown 02/15/96; System restored 02/20/96.
System start-up 02/06/96; MW-13 casing elev. changed 06/06/96. MW-04 and MW-20 were abandoned and replaced by MW-21 and MW-22 on 01/20/97.

Table 2
Former Accurate Die Casting Site
Fayetteville, New York
Groundwater Elevation Summary Table

Well ID	Groundwater Elevation (ft) 5/22/2012	Groundwater Elevation (ft) 11/28/2012	Groundwater Elevation (ft) 4/18/2013	Groundwater Elevation (ft) 10/1/2013	Groundwater Elevation (ft) 4/16/2014	Groundwater Elevation (ft) 9/18/2014	Groundwater Elevation (ft) 3/31/2015	Groundwater Elevation (ft) 9/16/2015		
MW-01	75.07	75.06	78.43	75.06	77.29	75.07	80.26	75.07		
MW-02	83.36	83.4	84.68	83.36	85.18	83.06	85.18	83.06		
MW-03	---	---	---	---	---	---	---	---		
MW-04	---	---	---	---	---	---	---	---		
MW-05	60.54	60.02	61.08	60.38	61.74	60.24	60.22	60.06		
MW-06	60.16	59.78	60.98	60.04	61.35	59.94	60.02	59.88		
MW-07 (B)	53.32	52.24	54.12	53.14	54.82	52.29	53.28	52.24		
MW-08	62.44	60.93	65.6	62.66	68.38	61.32	63.93	61.36		
MW-09	60.19	59.76	60.71	60.05	61.43	59.97	60.01	59.88		
MW-10 (B)	55.41	52.47	58.67	55.39	61.91	54.73	54.25	54.85		
MW-11 (B)	54.2	51.58	57.48	54.10	60.5	53.54	53.15	53.55		
MW-12	60.38	59.98	60.88	60.24	61.56	60.16	60.22	60.09		
MW-13	Dry	Dry	Dry	78.00	79.94	79.3	78.74	78.3		
MW-14	82.64	82.54	82.54	82.82	82.8	82.88	84.8	83.2		
MW-15 (B)	57.6	52.1	60.12	57.65	63.3	56.34	55.06	56.68		
MW-16 (B)	64.81	61.03	67.15	64.75	69.49	64.19	64.2	64.29		
MW-17	58.92	54.44	59.88	58.24	60.36	58.08	58.7	58		
MW-18	72.47	70.83	74.27	71.07	74.83	70.77	73.63	70.23		
MW-19	47.12	Dry	Dry	Dry	Dry	Dry	Dry	47.13		
MW-20	---	---	---	---	---	---	---	---		
MW-21	62.12	60.57	62.92	60.91	63.71	60.55	63.43	60.57		
MW-22	68.3	68.34	68.3	66.39	68.04	66.8	68.18	66.92		
MW-23 (B)	37.4	34	38.6	36.86	40.38	36.22	36.12	36.54		
MW-24*	-10.48	Dry	Dry	-11.12	-10.1	-11.14	-10.3	-11.15		
PZ-01	60.2	59.79	60.69	60.07	61.39	59.97	60.03	59.89		
PZ-02	60.02	59.62	60.51	59.88	61.14	59.78	59.84	59.72		
RW-01	---	33.54	34.88	34.38	34.88	34.88	33.93	34.14		
RW-02 (B)	---	43.33	54.73	44.02	58.94	44.18	44.8	43.54		
SUMP	---	---	---	---	---	---	---	---		

Notes: NI-Well not installed at time of monitoring, NA-Data not available, AB-Well was abandoned, --- Water level not monitored, (B)-Bedrock groundwater monitoring well,
* - Measurement relative to top of well casing. Elevations based on assumed datum. MW-01 through MW-16 installed during Remedial Investigation (Stearns & Wheler).
MW-03 was removed as part of the TCE Soils Interim Remedial Measure (IRM) completed in September 1994. System shutdown 02/15/96; System restored 02/20/96.
System start-up 02/06/96; MW-13 casing elev. changed 06/06/96. MW-04 and MW-20 were abandoned and replaced by MW-21 and MW-22 on 01/20/97.

Table 3
Former Accurate Die Casting Site
Fayetteville, New York
Groundwater Trichloroethene Concentrations

Sample Date	August-89 Trichloroethene ug/L	December-89 Trichloroethene ug/L	May-90 Trichloroethene ug/L	May-92 Trichloroethene ug/L	July-94 Trichloroethene ug/L	October-94 Trichloroethene ug/L	February-95 Trichloroethene ug/L	April-95 Trichloroethene ug/L	July-95 Trichloroethene ug/L
Location ID									
MW-01	112	ND	2	ND	---	---	---	---	---
MW-02	ND	ND	1	ND	---	ND	ND	ND	ND
MW-03	ND	ND	440000	340000	ND	NI	NI	NI	NI
MW-04	---	7	43	6	270	23	13	16	---
MW-05	---	340	344	110	330	410	290	280	---
MW-06	---	700	454	510	390	360	330	280	270
MW-07	---	ND	ND	ND	ND	ND	ND	ND	ND
MW-08	---	ND	ND	ND	---	ND	ND	ND	ND
MW-09	---	109	106	60	72	74	74	84	75
MW-10	---	---	---	4500	1600	1300	1400	1200	900
MW-11	---	---	---	5200	5500	5300	4300	3900	4000
MW-12	---	---	---	36	44	35	33	30	25
MW-13	---	---	---	110	740	510	---	---	---
MW-14	---	---	---	67	150	120	79	95	140
MW-15	NI	NI	NI	NI	NI	14	11	10	17
MW-16	NI	NI	NI	NI	NI	6	17	7	18
MW-17	NI	NI	NI	NI	260	140	200	130	160
MW-18	NI	NI	NI	NI	NI	NI	NI	NI	NI
MW-20	NI	NI	NI	NI	NI	NI	NI	NI	NI
MW-21	NI	NI	NI	NI	NI	NI	NI	NI	NI
MW-22	NI	NI	NI	NI	NI	NI	NI	NI	NI
MW-23	NI	NI	NI	NI	NI	NI	NI	NI	NI
MW-24	NI	NI	NI	NI	NI	NI	NI	NI	NI
PZ-01	NI	NI	NI	NI	NI	---	---	---	120
PZ-02	NI	NI	NI	NI	NI	---	---	490	400
Notes:	ND - Not detected above unknown MDL, U - Not detected above known MDL, --- - Not analyzed, NI - Not installed at time of monitoring, AB - Well was abandoned. MW-01 through MW-16 installed during Remedial Investigation (Stearns & Wheler), F1 - MS/MSD recovery outside limits MW-03 removed as part of TCE Soils Interim Remedial Measure (IRM) completed in September 1994. Data was collected by Stearns & Wheler prior to 07/22/94. MW-04 and MW-20 were abandoned and replaced by MW-21 and MW-22 on 01/20/97. Data provided only for wells presently included in either the annual or semi-annual monitoring list of wells.								

Table 3
Former Accurate Die Casting Site
Fayetteville, New York
Groundwater Trichloroethene Concentrations

Sample Date	October-95 Trichloroethene ug/L	January-96 Trichloroethene ug/L	April-96 Trichloroethene ug/L	May-96 Trichloroethene ug/L	July-96 Trichloroethene ug/L	October-96 Trichloroethene ug/L	January-97 Trichloroethene ug/L	April-97 Trichloroethene ug/L	July-97 Trichloroethene ug/L
Location ID									
MW-01	---	---	---	---	---	---	---	---	---
MW-02	ND	---	---	---	---	1 U	---	---	---
MW-03	NI	NI	NI	NI	NI	NI	NI	NI	NI
MW-04	15	---	---	---	---	62	NI	NI	NI
MW-05	---	---	---	---	---	180	---	---	---
MW-06	180	170	110	---	98	71	75	52	---
MW-07	ND	---	---	---	---	1 U	---	---	---
MW-08	ND	---	---	---	---	1 U	---	---	---
MW-09	68	100	64	---	65	50	95	83	66
MW-10	890	900	820	---	960	1700	1900	1200	---
MW-11	2600	2500	1500	---	1400	1600	1500	800	---
MW-12	29	---	---	---	---	17	---	---	---
MW-13	---	---	---	---	---	370	---	---	---
MW-14	78	84	250	---	230	170	390	400	260
MW-15	7	---	---	---	---	20	---	---	---
MW-16	20	---	---	---	---	11	---	---	---
MW-17	---	180	350	---	460	300	450	220	150
MW-18	NI	NI	NI	1200	---	2900	850	410	1800
MW-20	NI	NI	NI	70	---	---	NI	NI	NI
MW-21	NI	NI	NI	NI	NI	NI	270	520	310
MW-22	NI	NI	NI	NI	NI	NI	2	1	3
MW-23	NI	NI	NI	NI	NI	NI	NI	1 U	1 U
MW-24	NI	NI	NI	NI	NI	NI	NI	NI	NI
PZ-01	---	---	---	---	---	32	---	---	---
PZ-02	---	---	---	---	---	540	---	---	---
Notes:	ND - Not detected above unknown MDL, U - Not detected above known MDL, --- - Not analyzed, NI - Not installed at time of monitoring, AB - Well was abandoned. MW-01 through MW-16 installed during Remedial Investigation (Stearns & Wheler), F1 - MS/MSD recovery outside limits MW-03 removed as part of TCE Soils Interim Remedial Measure (IRM) completed in September 1994. Data was collected by Stearns & Wheler prior to 07/22/94. MW-04 and MW-20 were abandoned and replaced by MW-21 and MW-22 on 01/20/97. Data provided only for wells presently included in either the annual or semi-annual monitoring list of wells.								

Table 3
Former Accurate Die Casting Site
Fayetteville, New York
Groundwater Trichloroethene Concentrations

Sample Date	October-97 Trichloroethene ug/L	January-98 Trichloroethene ug/L	April-98 Trichloroethene ug/L	October-98 Trichloroethene ug/L	November-98 Trichloroethene ug/L	April-99 Trichloroethene ug/L	October-99 Trichloroethene ug/L	April-00 Trichloroethene ug/L	November-00 Trichloroethene ug/L
Location ID									
MW-01	---	---	---	---	---	---	---	---	---
MW-02	1 U	---	---	1 U	---	---	1 U	---	1 U
MW-03	NI	NI	NI	NI	NI	NI	NI	NI	NI
MW-04	NI	NI	NI	NI	NI	NI	NI	NI	NI
MW-05	220	---	---	200	---	---	78	---	110
MW-06	58	---	140	92	---	63	72	30	48
MW-07	1 U	---	---	1 U	---	---	1 U	---	---
MW-08	---	---	---	1 U	---	---	1 U	---	1 U
MW-09	61	140	120	80	---	120	46	69	60
MW-10	1300	---	930	880	---	720	700	530	690
MW-11	1600	---	920	1100	---	740	900	670	840
MW-12	19	---	---	22	---	---	15	---	17
MW-13	760	---	---	480	---	---	430	---	790
MW-14	560	560	460	400	---	460	260	250	280
MW-15	18	---	---	21	---	---	13	---	7
MW-16	14	---	---	4	---	---	15	---	3
MW-17	---	270	800	250	---	280	180	160	220
MW-18	3100	1000	1100	3600	---	620	1800	360	1900
MW-20	NI	NI	NI	NI	NI	NI	NI	NI	NI
MW-21	450	120	1300	180	---	510	90	42	73
MW-22	8	5	10	14	---	10	9	13	12
MW-23	1 U	1 U	---	1 U	---	---	1 U	---	1 U
MW-24	NI	NI	NI	NI	6000	4300	4300	690	2400
PZ-01	48	---	---	85	---	---	410	---	29
PZ-02	420	---	---	250	---	---	18	---	160
Notes:	ND - Not detected above unknown MDL, U - Not detected above known MDL, --- - Not analyzed, NI - Not installed at time of monitoring, AB - Well was abandoned. MW-01 through MW-16 installed during Remedial Investigation (Stearns & Wheler), F1 - MS/MSD recovery outside limits MW-03 removed as part of TCE Soils Interim Remedial Measure (IRM) completed in September 1994. Data was collected by Stearns & Wheler prior to 07/22/94. MW-04 and MW-20 were abandoned and replaced by MW-21 and MW-22 on 01/20/97. Data provided only for wells presently included in either the annual or semi-annual monitoring list of wells.								

Table 3
Former Accurate Die Casting Site
Fayetteville, New York
Groundwater Trichloroethene Concentrations

Sample Date	July-01 Trichloroethene ug/L	November-01 Trichloroethene ug/L	April-02 Trichloroethene ug/L	June-02 Trichloroethene ug/L	October-02 Trichloroethene ug/L	May-03 Trichloroethene ug/L	December-03 Trichloroethene ug/L	July-04 Trichloroethene ug/L	December-04 Trichloroethene ug/L
Location ID									
MW-01	---	1 U	---	---	---	---	---	---	---
MW-02	---	1 U	---	---	---	---	---	---	---
MW-03	NI	NI	NI	NI	NI	NI	NI	NI	NI
MW-04	NI	NI	NI	NI	NI	NI	NI	NI	NI
MW-05	---	120	---	---	100	---	110	---	98
MW-06	89	92	---	---	92	---	110	---	---
MW-07	---	1 U	---	---	---	---	---	---	---
MW-08	---	1 U	---	---	---	---	---	---	---
MW-09	70	77	---	---	67	---	110	---	---
MW-10	600	900	740	---	700	530	570	470	---
MW-11	680	1000	870	---	760	940	620	490	---
MW-12	---	19	---	---	18	---	20	---	21
MW-13	---	520	---	360	370	---	---	---	---
MW-14	270	240	---	---	200	310	190	---	200
MW-15	---	27	---	---	21	---	26	---	2.1
MW-16	---	3	---	---	1	---	3	---	2.1
MW-17	240	230	---	---	290	---	310	---	140
MW-18	970	2000	350	---	2500	2100	2300	1600	---
MW-20	NI	NI	NI	NI	NI	NI	NI	NI	NI
MW-21	35	38	---	---	---	---	12	---	4.9
MW-22	13	13	---	---	4	---	18	---	18
MW-23	---	1 U	---	---	---	---	---	---	---
MW-24	600	1500	---	470	---	390	190	170	96
PZ-01	---	79	---	---	79	---	92	---	120
PZ-02	---	260	---	---	160	---	150	---	130
Notes:	ND - Not detected above unknown MDL, U - Not detected above known MDL, --- - Not analyzed, NI - Not installed at time of monitoring, AB - Well was abandoned. MW-01 through MW-16 installed during Remedial Investigation (Stearns & Wheler), F1 - MS/MSD recovery outside limits MW-03 removed as part of TCE Soils Interim Remedial Measure (IRM) completed in September 1994. Data was collected by Stearns & Wheler prior to 07/22/94. MW-04 and MW-20 were abandoned and replaced by MW-21 and MW-22 on 01/20/97. Data provided only for wells presently included in either the annual or semi-annual monitoring list of wells.								

Table 3
Former Accurate Die Casting Site
Fayetteville, New York
Groundwater Trichloroethene Concentrations

Sample Date	April-05 Trichloroethene UG/L	November-05 Trichloroethene ug/l	April-06 Trichloroethene ug/l	January-07 Trichloroethene ug/l	February-07 Trichloroethene ug/l	May-07 Trichloroethene ug/l	November-07 Trichloroethene ug/l	May-08 Trichloroethene ug/l	November-08 Trichloroethene ug/l
Location ID									
MW-01	---	---	---	---	---	---	---	---	---
MW-02	---	---	---	---	---	---	---	---	---
MW-03	NI	NI	NI	NI	NI	NI	NI	NI	NI
MW-04	NI	NI	NI	NI	NI	NI	NI	NI	NI
MW-05	---	75.0	---	75.2	---	---	88	---	84.6
MW-06	---	---	---	142	---	---	120	---	84.1
MW-07	---	---	---	---	---	---	---	---	---
MW-08	---	---	---	---	---	---	---	---	---
MW-09	---	83.3	---	86.9	---	---	88	---	77.2
MW-10	450	---	486	---	448	448	440	476	126
MW-11	390	---	469	---	407	390	380	293	746
MW-12	---	19.6	---	23	---	24	38	---	24.3
MW-13	200	---	265	---	265	282	310	251	---
MW-14	---	127	---	270	---	---	380	---	484
MW-15	---	0.50 U	---	0.54	---	---	0.82	---	0.5 U
MW-16	---	2.25	---	1.82	---	---	2.1	---	3.21
MW-17	---	---	---	132	---	---	240	---	210
MW-18	1300	---	1490	---	763	1590	1800	1160	1840
MW-20	NI	NI	NI	NI	NI	NI	NI	NI	NI
MW-21	---	10.6	---	6.17	---	---	7.2	---	12.2
MW-22	---	15.8	---	13.5	---	---	27	---	28.9
MW-23	---	---	---	---	---	---	---	---	---
MW-24	64	124	70.6	100	---	197	210	159	452
PZ-01	---	103	---	132	---	---	100	---	48.4
PZ-02	---	118	---	125	---	---	110	---	116
Notes:	ND - Not detected above unknown MDL, U - Not detected above known MDL, --- - Not analyzed, NI - Not installed at time of monitoring, AB - Well was abandoned. MW-01 through MW-16 installed during Remedial Investigation (Stearns & Wheler), F1 - MS/MSD recovery outside limits MW-03 removed as part of TCE Soils Interim Remedial Measure (IRM) completed in September 1994. Data was collected by Stearns & Wheler prior to 07/22/94. MW-04 and MW-20 were abandoned and replaced by MW-21 and MW-22 on 01/20/97. Data provided only for wells presently included in either the annual or semi-annual monitoring list of wells.								

Table 3
Former Accurate Die Casting Site
Fayetteville, New York
Groundwater Trichloroethene Concentrations

Sample Date	April-09	November-09	April-10	November-10	May-11	November-11	May-12	November-12	April-13
	Trichloroethene ug/l	Trichloroethene ug/l	Trichloroethene ug/l	Trichloroethene ug/l	Trichloroethene ug/l	Trichloroethene ug/l	Trichloroethene ug/l	Trichloroethene ug/l	Trichloroethene ug/l
Location ID									
MW-01	---	---	---	---	---	---	---	---	---
MW-02	---	---	---	---	---	---	---	---	---
MW-03	NI	NI	NI	NI	NI	NI	---	NI	---
MW-04	NI	NI	NI	NI	NI	NI	---	NI	---
MW-05	---	77.8	---	82	---	73.1	---	64.8	---
MW-06	---	75.8	---	83.8	---	52.6	---	87.2	---
MW-07	---	---	---	---	---	---	---	---	---
MW-08	---	---	---	---	---	---	---	---	---
MW-09	---	71.2	---	62	---	52.6	---	87.6	---
MW-10	329	285	369	395	416	169	135	60.7	320
MW-11	260	452	379	406	255	926	891	1080	638
MW-12	---	16.5	---	19.5	---	21.9	---	17.6	---
MW-13	---	---	208	262	---	278	234	307	196
MW-14	---	426	---	438	---	17.8	---	355	---
MW-15	---	0.65	---	22.9	---	0.5 U	---	0.5 U	---
MW-16	---	1.96	---	1.69	---	1.53	---	2.21	---
MW-17	---	190	---	79.6	---	496	---	118	---
MW-18	1160	1290	609	1300	1460	1190	1020	1820	942
MW-20	NI	NI	NI	NI	NI	NI	---	NI	---
MW-21	---	12.3	---	6.1	---	6.76	---	27.4	---
MW-22	---	19	---	19.4	---	23.6	---	19.1	---
MW-23	---	---	---	---	---	---	---	---	---
MW-24	118	---	193	331	62.1	246	162	1010	210
PZ-01	---	50.9	---	95	---	94.2	---	50.8	---
PZ-02	---	101	---	100	---	96.6	---	111	---
Notes:	ND - Not detected above unknown MDL, U - Not detected above known MDL, --- - Not analyzed, NI - Not installed at time of monitoring, AB - Well was abandoned. MW-01 through MW-16 installed during Remedial Investigation (Stearns & Wheler), F1 - MS/MSD recovery outside limits MW-03 removed as part of TCE Soils Interim Remedial Measure (IRM) completed in September 1994. Data was collected by Stearns & Wheler prior to 07/22/94. MW-04 and MW-20 were abandoned and replaced by MW-21 and MW-22 on 01/20/97. Data provided only for wells presently included in either the annual or semi-annual monitoring list of wells.								

Table 3
Former Accurate Die Casting Site
Fayetteville, New York
Groundwater Trichloroethene Concentrations

Sample Date	October-13 Trichloroethene ug/l	Apr-14 Trichloroethene ug/l	Sep-14 Trichloroethene ug/l	Mar-15 Trichloroethene ug/l	Sep-15 Trichloroethene ug/l
Location ID					
MW-01	---	---	---	---	---
MW-02	---	---	---	---	---
MW-03	---	---	---	---	---
MW-04	---	---	---	---	---
MW-05	73	---	53	---	55
MW-06	64	---	82	---	79
MW-07	---	---	---	---	---
MW-08	---	---	---	---	---
MW-09	52	---	45	---	46
MW-10	84	310	56	96	100
MW-11	760	470	640	690	680
MW-12	16	---	21	---	16
MW-13	290	190	260	210	260
MW-14	1600	210	300	---	200
MW-15	0.69 J	---	1U	---	0.82 J
MW-16	1.5	---	1.5	---	1.5
MW-17	330	---	260	---	190
MW-18	1700	650	1500	960	1500 F1
MW-20	---	---	---	---	---
MW-21	15	---	15	---	18
MW-22	1.5	---	11	---	9.5
MW-23	---	---	---	---	---
MW-24	530	220	400	230	380
PZ-01	90	---	77	---	63
PZ-02	97	---	89	---	83
Notes:	ND - Not detected above unknown MDL, U - Not detected above known MDL, --- - Not analyzed, NI - Not installed at time of monitoring, AB - Well was abandoned. MW-01 through MW-16 installed during Remedial Investigation (Stearns & Wheler), F1 - MS/MSD recovery outside limits MW-03 removed as part of TCE Soils Interim Remedial Measure (IRM) completed in September 1994. Data was collected by Stearns & Wheler prior to 07/22/94. MW-04 and MW-20 were abandoned and replaced by MW-21 and MW-22 on 01/20/97. Data provided only for wells presently included in either the annual or semi-annual monitoring list of wells.				

Table 4
Former Accurate Die Casting Site
Fayetteville, New York
Other Detected Volatile Organic Compounds

Location ID	Chemical Name Sample Date	cis-1,2-Dichloroethene ug/l	Tetrachloroethene ug/l	Toluene ug/l	trans-1,2-Dichloroethene ug/l
MW-01	11/8/2001	1 U	1 U	1 U	1 U
MW-02	10/22/1996	1 U	1 U	1 U	1 U
MW-02	10/22/1997	1 U	1 U	1 U	1 U
MW-02	10/21/1998	1 U	1 U	1 U	1 U
MW-02	10/19/1999	1 U	1 U	1 U	1 U
MW-02	11/9/2000	1 U	1 U	1 U	1 U
MW-02	11/10/2001	1 U	1 U	1 U	1 U
MW-04	10/22/1996	12	1 U	1 U	1 U
MW-05	10/21/1996	10 U	10 U	10 U	10 U
MW-05	10/22/1997	10 U	10 U	10 U	10 U
MW-05	10/20/1998	10 U	10 U	10 U	10 U
MW-05	10/19/1999	10 U	10 U	10 U	10 U
MW-05	11/8/2000	5 U	5 U	5 U	5 U
MW-05	11/9/2001	5 U	5 U	5 U	5 U
MW-05	10/10/2002	5 U	5 U	5 U	5 U
MW-05	12/8/2003	5 U	5 U	5 U	5 U
MW-05	12/28/2004	2.5 U	2.7	2.5 U	2.5 U
MW-05	11/9/2005	2.50 U	2.50 U	2.50 U	2.50 U
MW-05	1/2/2007	2.5 U	2.5 U	2.5 U	2.5 U
MW-05	11/29/2007	0.5 U	2.5	0.5 U	0.5 U
MW-05	11/1/2008	1.52	1.95	0.5 U	0.5 U
MW-05	11/20/2009	1.15	2.25	0.5 U	0.5 U
MW-05	11/17/2010	2.5 U	2.5 U	2.5 U	2.5 U
MW-05	11/29/2011	2.5 U	2.5 U	2.5 U	2.5 U
MW-05	11/28/2012	2.5 U	2.5	2.5 U	2.5 U
MW-05	10/1/2013	1.3	2.5	1 U	1 U
MW-05	9/18/2014	1 U	1.9	1 U	1 U
MW-05	9/16/2015	1 U	1.9	1 U	1 U
MW-06	1/17/1996	---	5 U	5 U	---
MW-06	4/10/1996	---	5 U	5 U	---
MW-06	7/16/1996	5 U	5 U	5 U	5 U
MW-06	10/22/1996	2 U	2 U	2 U	2 U
MW-06	1/16/1997	1 U	1 U	1 U	1 U
MW-06	4/15/1997	1 U	1 U	1 U	1 U
MW-06	10/23/1997	1 U	1 U	1 U	1 U
MW-06	4/15/1998	5 U	5 U	5 U	5 U
MW-06	10/20/1998	2 U	2 U	2 U	2 U
MW-06	4/29/1999	2 U	2 U	2 U	2 U
MW-06	10/19/1999	2 U	2 U	2 U	2 U
MW-06	4/6/2000	1 U	1 U	1 U	1 U
MW-06	11/8/2000	1 U	1 U	1 U	1 U
MW-06	7/3/2001	2 U	2 U	2 U	2 U
MW-06	11/9/2001	2 U	2 U	2 U	2 U
MW-06	10/10/2002	2 U	2 U	2 U	2 U
MW-06	12/8/2003	5 U	5 U	5 U	5 U
MW-06	1/2/2007	2.5 U	2.5 U	2.5 U	2.5 U
MW-06	11/29/2007	0.65	0.5 U	0.5 U	0.5 U
MW-06	11/1/2008	0.5 U	0.5 U	0.5 U	0.5 U
MW-06	11/20/2009	0.5 U	0.5 U	0.5 U	0.5 U
MW-06	11/23/2010	1 U	1 U	1 U	1 U
MW-06	11/29/2011	2.5 U	2.5 U	2.5 U	2.5 U
MW-06	11/28/2012	1.25 U	1.25 U	1.25 U	1.25 U
MW-06	10/1/2013	1 U	1 U	1 U	1 U
MW-06	9/18/2014	1 U	1 U	1 U	1 U
MW-06	9/16/2015	1 U	1 U	1 U	1 U
MW-07	10/21/1996	1 U	1 U	1 U	1 U
MW-07	10/22/1997	1 U	1 U	1 U	1 U
MW-07	10/20/1998	1 U	1 U	1 U	1 U
MW-07	10/19/1999	1 U	1 U	1 U	1 U
MW-07	11/9/2001	1 U	1 U	1 U	1 U
MW-08	10/22/1996	1 U	1 U	1 U	1 U
MW-08	10/21/1998	1 U	1 U	1 U	1 U
MW-08	10/19/1999	1 U	1 U	1 U	1 U
MW-08	11/7/2000	1 U	1 U	1 U	1 U
MW-08	11/8/2001	1 U	1 U	1 U	1 U
MW-09	1/17/1996	---	5 U	5 U	---
MW-09	4/10/1996	---	1 U	1 U	---
MW-09	7/16/1996	1 U	1 U	1 U	1 U
MW-09	10/21/1996	1 U	1 U	1 U	1 U
MW-09	1/16/1997	5 U	5 U	5 U	5 U
MW-09	4/15/1997	2 U	2 U	2 U	2 U

Notes: U - Not detected, NS - Not sampled, --- - Not Analyzed, Detects in BOLD.
MW-04, MW-20 were abandoned and replaced by MW-21, MW-22 on 1/20/97.

Table 4
Former Accurate Die Casting Site
Fayetteville, New York
Other Detected Volatile Organic Compounds

Location ID	Chemical Name Sample Date	cis-1,2-Dichloroethene ug/l	Tetrachloroethene ug/l	Toluene ug/l	trans-1,2-Dichloroethene ug/l
MW-09	7/8/1997	5 U	5 U	5 U	5 U
MW-09	10/22/1997	5 U	5 U	5 U	5 U
MW-09	1/29/1998	5 U	5 U	5 U	5 U
MW-09	4/15/1998	5 U	5 U	5 U	5 U
MW-09	10/20/1998	2 U	2 U	2 U	2 U
MW-09	4/29/1999	2 U	2 U	2 U	2 U
MW-09	10/19/1999	5 U	5 U	5 U	5 U
MW-09	4/6/2000	2 U	2 U	2 U	2 U
MW-09	11/8/2000	2 U	2 U	2 U	2 U
MW-09	7/3/2001	2 U	2 U	2 U	2 U
MW-09	11/10/2001	2 U	2 U	2 U	2 U
MW-09	10/11/2002	2 U	2 U	2 U	2 U
MW-09	12/8/2003	2 U	2 U	2 U	2 U
MW-09	11/9/2005	2.50 U	2.50 U	2.50 U	2.50 U
MW-09	1/2/2007	2.5 U	2.5 U	2.5 U	2.5 U
MW-09	11/29/2007	0.5 U	0.5 U	0.5 U	0.5 U
MW-09	11/1/2008	0.5 U	0.5 U	0.5 U	0.5 U
MW-09	11/20/2009	2.5 U	2.5 U	2.5 U	2.5 U
MW-09	11/17/2010	2.5 U	2.5 U	2.5 U	2.5 U
MW-09	11/29/2011	2.5 U	2.5 U	2.5 U	2.5 U
MW-09	11/28/2012	1.25 U	1.25 U	1.25 U	1.25 U
MW-09	10/1/2013	1 U	1 U	1 U	1 U
MW-09	9/18/2014	1 U	1 U	1 U	1 U
MW-09	9/16/2015	1 U	1 U	1 U	1 U
MW-10	1/17/1996	---	20 U	20 U	---
MW-10	4/10/1996	---	50 U	50 U	---
MW-10	7/16/1996	50 U	50 U	50 U	50 U
MW-10	10/22/1996	50 U	50 U	50 U	50 U
MW-10	1/16/1997	100 U	100 U	100 U	100 U
MW-10	4/16/1997	100 U	100 U	100 U	100 U
MW-10	10/23/1997	50 U	50 U	50 U	50 U
MW-10	4/15/1998	50 U	50 U	50 U	50 U
MW-10	10/21/1998	50 U	50 U	50 U	50 U
MW-10	4/29/1999	25 U	25 U	25 U	25 U
MW-10	10/20/1999	25 U	25 U	25 U	25 U
MW-10	4/6/2000	20 U	20 U	20 U	20 U
MW-10	11/8/2000	20 U	20 U	20 U	20 U
MW-10	7/3/2001	20 U	20 U	20 U	20 U
MW-10	11/10/2001	20 U	20 U	20 U	20 U
MW-10	4/3/2002	20 U	20 U	20 U	20 U
MW-10	10/10/2002	20 U	20 U	20 U	20 U
MW-10	5/1/2003	20 U	20 U	20 U	20 U
MW-10	12/8/2003	20 U	20 U	20 U	20 U
MW-10	7/19/2004	10 U	10 U	10 U	10 U
MW-10	4/8/2005	0.50 U	0.50 U	0.50 U	0.50 U
MW-10	4/21/2006	10 U	10 U	10 U	10 U
MW-10	2/7/2007	10 U	10 U	10 U	10 U
MW-10	5/31/2007	10 U	10 U	10 U	10 U
MW-10	11/29/2007	0.5 U	0.5 U	0.5 U	0.5 U
MW-10	5/1/2008	0.5 U	0.5 U	0.5 U	0.5 U
MW-10	11/1/2008	5 U	5 U	5 U	5 U
MW-10	4/22/2009	10 U	10 U	10 U	10 U
MW-10	11/20/2009	10 U	10 U	10 U	10 U
MW-10	4/30/2010	10 U	10 U	10 U	10 U
MW-10	11/17/2010	10 U	10 U	10 U	10 U
MW-10	5/12/2011	10 U	10 U	10 U	10 U
MW-10	11/29/2011	10 U	10 U	10 U	10 U
MW-10	5/22/2012	5 U	5 U	5 U	5 U
MW-10	11/28/2012	1 U	1 U	1 U	1 U
MW-10	4/18/2013	25 U	25 U	25 U	25 U
MW-10	10/1/2013	1 U	1 U	1 U	1 U
MW-10	4/16/2014	1 U	1 U	1 U	1 U
MW-10	9/18/2014	1 U	1 U	1 U	1 U
MW-10	3/31/2015	1 U	1 U	1 U	1 U
MW-10	9/16/2015	1 U	1 U	1 U	1 U
MW-11	1/17/1996	---	100 U	100 U	---
MW-11	4/10/1996	---	100 U	100 U	---
MW-11	7/16/1996	100 U	100 U	100 U	100 U
MW-11	10/22/1996	100 U	100 U	100 U	100 U
MW-11	1/16/1997	100 U	100 U	100 U	100 U
MW-11	4/15/1997	50 U	50 U	50 U	50 U
MW-11	10/23/1997	50 U	50 U	50 U	50 U
MW-11	4/15/1998	50 U	50 U	50 U	50 U
MW-11	10/21/1998	50 U	50 U	50 U	50 U
MW-11	4/29/1999	50 U	50 U	50 U	50 U
MW-11	10/19/1999	25 U	25 U	25 U	25 U

Notes: U - Not detected, NS - Not sampled, --- - Not Analyzed, Detects in BOLD.
MW-04, MW-20 were abandoned and replaced by MW-21, MW-22 on 1/20/97.

Table 4
Former Accurate Die Casting Site
Fayetteville, New York
Other Detected Volatile Organic Compounds

Location ID	Chemical Name Sample Date	cis-1,2-Dichloroethene ug/l	Tetrachloroethene ug/l	Toluene ug/l	trans-1,2-Dichloroethene ug/l
MW-11	4/6/2000	20 U	20 U	20 U	20 U
MW-11	11/9/2000	20 U	20 U	20 U	20 U
MW-11	7/3/2001	20 U	20 U	20 U	20 U
MW-11	11/9/2001	20 U	20 U	20 U	20 U
MW-11	4/3/2002	20 U	20 U	20 U	20 U
MW-11	10/10/2002	20 U	20 U	20 U	20 U
MW-11	5/1/2003	20 U	20 U	20 U	20 U
MW-11	12/8/2003	50 U	50 U	50 U	50 U
MW-11	7/19/2004	10 U	10 U	10 U	10 U
MW-11	4/8/2005	1.1	0.50 J	0.50 U	0.50 U
MW-11	4/21/2006	10 U	10 U	10 U	10 U
MW-11	2/7/2007	5 U	5 U	5 U	5 U
MW-11	5/31/2007	5 U	5 U	5 U	5 U
MW-11	11/29/2007	1.2	0.5 U	0.5 U	0.5 U
MW-11	5/1/2008	0.65	0.5 U	0.5 U	0.5 U
MW-11	11/1/2008	10 U	10 U	10 U	10 U
MW-11	4/22/2009	10 U	10 U	10 U	10 U
MW-11	11/20/2009	10 U	10 U	10 U	10 U
MW-11	4/30/2010	10 U	10 U	10 U	10 U
MW-11	11/17/2010	10 U	10 U	10 U	10 U
MW-11	5/21/2011	10 U	10 U	10 U	10 U
MW-11	11/29/2011	10 U	10 U	10 U	10 U
MW-11	5/22/2012	25 U	25 U	25 U	25 U
MW-11	11/28/2012	25 U	25 U	25 U	25 U
MW-11	4/18/2013	25 U	25 U	25 U	25 U
MW-11	10/1/2013	1.1	1 U	1 U	1 U
MW-11	4/16/2014	1	1 U	1 U	1 U
MW-11	9/18/2014	5 U	5 U	5 U	5 U
MW-11	3/31/2015	5 U	5 U	5 U	5 U
MW-11	9/16/2015	10 U	10 U	10 U	10 U
MW-12	10/21/1996	1 U	1 U	1 U	1 U
MW-12	10/22/1997	1 U	1 U	1 U	1 U
MW-12	10/20/1998	1 U	1 U	1 U	1 U
MW-12	10/19/1999	1 U	1 U	1 U	1 U
MW-12	11/8/2000	1 U	1 U	1 U	1 U
MW-12	11/9/2001	1 U	1 U	1 U	1 U
MW-12	10/10/2002	1 U	1 U	2	1 U
MW-12	12/8/2003	1 U	1 U	1 U	1 U
MW-12	12/28/2004	0.50 U	0.50 U	0.50 U	0.50 U
MW-12	11/9/2005	0.50 U	0.50 U	0.50 U	0.50 U
MW-12	1/2/2007	0.5 U	0.5 U	0.5 U	0.5 U
MW-12	5/31/2007	0.5 U	0.5 U	0.5 U	0.5 U
MW-12	11/29/2007	0.5 U	0.5 U	0.5 U	0.5 U
MW-12	11/1/2008	0.5 U	0.5 U	0.5 U	0.5 U
MW-12	11/20/2009	0.5 U	0.5 U	0.5 U	0.5 U
MW-12	11/17/2010	0.5 U	0.5 U	0.5 U	0.5 U
MW-12	11/29/2011	0.5 U	0.5 U	0.5 U	0.5 U
MW-12	11/28/2012	0.5 U	0.5 U	0.5 U	0.5 U
MW-12	10/1/2013	1 U	1 U	1 U	1 U
MW-12	9/18/2014	1 U	1 U	1 U	1 U
MW-12	9/16/2015	1 U	1 U	1 U	1 U
MW-13	10/24/1996	10 U	10 U	10 U	10 U
MW-13	10/23/1997	50 U	50 U	50 U	50 U
MW-13	10/21/1998	25 U	25 U	25 U	25 U
MW-13	10/20/1999	20 U	20 U	20 U	20 U
MW-13	11/9/2000	20 U	20 U	20 U	20 U
MW-13	11/8/2001	20 U	20 U	20 U	20 U
MW-13	6/11/2002	20 U	20 U	20 U	20 U
MW-13	10/11/2002	20 U	20 U	20 U	20 U
MW-13	4/8/2005	0.50 U	0.50 U	0.50 U	0.50 U
MW-13	4/21/2006	5 U	5 U	5 U	5 U
MW-13	2/7/2007	5 U	5 U	5 U	5 U
MW-13	5/31/2007	5 U	5 U	5 U	5 U
MW-13	11/29/2007	0.5 U	0.5 U	0.5 U	0.5 U
MW-13	5/1/2008	0.5 U	0.5 U	0.5 U	0.5 U
MW-13	11/1/2008	NS	NS	NS	NS
MW-13	4/30/2010	5 U	5 U	5 U	5 U
MW-13	11/17/2010	5 U	5 U	5 U	5 U
MW-13	11/29/2011	5 U	5 U	5 U	5 U
MW-13	5/22/2012	5 U	5 U	5 U	5 U
MW-13	11/28/2012	5 U	5 U	5 U	5 U
MW-13	4/18/2013	5 U	5 U	5 U	5 U
MW-13	10/1/2013	1 U	1 U	1 U	1 U
MW-13	4/16/2014	1 U	1 U	1 U	1 U
MW-13	9/18/2014	4 U	4 U	4 U	4 U
MW-13	3/31/2015	4 U	4 U	4 U	4 U
MW-13	9/16/2015	4 U	4 U	4 U	4 U
MW-14	1/17/1996	---	5 U	5 U	---
MW-14	4/10/1996	---	5 U	5 U	---
MW-14	7/16/1996	10 U	10 U	10 U	10 U

Notes: U - Not detected, NS - Not sampled, --- - Not Analyzed, Detects in BOLD.
MW-04, MW-20 were abandoned and replaced by MW-21, MW-22 on 1/20/97.

Table 4
Former Accurate Die Casting Site
Fayetteville, New York
Other Detected Volatile Organic Compounds

Location ID	Chemical Name Sample Date	cis-1,2-Dichloroethene ug/l	Tetrachloroethene ug/l	Toluene ug/l	trans-1,2-Dichloroethene ug/l
MW-14	10/22/1996	5 U	5 U	5 U	5 U
MW-14	1/16/1997	10 U	10 U	10 U	10 U
MW-14	4/16/1997	10 U	10 U	10 U	10 U
MW-14	7/8/1997	10 U	10 U	10 U	10 U
MW-14	10/23/1997	10 U	10 U	10 U	10 U
MW-14	1/29/1998	10 U	10 U	10 U	10 U
MW-14	4/15/1998	10 U	10 U	10 U	10 U
MW-14	10/21/1998	10 U	10 U	10 U	10 U
MW-14	4/29/1999	10 U	10 U	10 U	10 U
MW-14	10/20/1999	10 U	10 U	10 U	10 U
MW-14	4/6/2000	5 U	5 U	5 U	5 U
MW-14	11/8/2000	5 U	5 U	5 U	5 U
MW-14	7/3/2001	5 U	5 U	5 U	5 U
MW-14	11/8/2001	5 U	5 U	5 U	5 U
MW-14	10/11/2002	5 U	5 U	5 U	5 U
MW-14	5/1/2003	5 U	5 U	5 U	5 U
MW-14	12/8/2003	10 U	10 U	10 U	10 U
MW-14	12/28/2004	5.0 U	5.0 U	5.0 U	5.0 U
MW-14	11/9/2005	5.00 U	5.00 U	5.00 U	5.00 U
MW-14	1/2/2007	5 U	5 U	5 U	5 U
MW-14	11/29/2007	0.94	0.5 U	0.5 U	0.5 U
MW-14	11/1/2008	1	0.5 U	0.5 U	0.5 U
MW-14	11/20/2009	12.5 U	12.5 U	12.5 U	12.5 U
MW-14	11/17/2010	10 U	10 U	10 U	10 U
MW-14	11/29/2011	0.5 U	0.5 U	0.5 U	0.5 U
MW-14	11/28/2012	2.5 U	2.5 U	2.5 U	2.5 U
MW-14	10/1/2013	200	0.49 J	1 U	0.93 J
MW-14	9/18/2014	4 U	4 U	4 U	4 U
MW-14	9/16/2015	4 U	4 U	4 U	4 U
MW-15	10/22/1996	1 U	1 U	1 U	1 U
MW-15	10/22/1997	1 U	1 U	1 U	1 U
MW-15	10/21/1998	1 U	1 U	1 U	1 U
MW-15	10/19/1999	1 U	1 U	1 U	1 U
MW-15	11/9/2000	1 U	1 U	1 U	1 U
MW-15	11/8/2001	1 U	1 U	1 U	1 U
MW-15	10/11/2002	1 U	1 U	1 U	1 U
MW-15	12/8/2003	1 U	1 U	1 U	1 U
MW-15	12/28/2004	0.50 U	0.50 U	0.50 U	0.50 U
MW-15	11/9/2005	2.19	0.50 U	0.50 U	0.50 U
MW-15	1/2/2007	1.8	0.5 U	0.5 U	0.5 U
MW-15	11/29/2007	1.7	0.5 U	0.5 U	0.5 U
MW-15	11/1/2008	0.5 U	0.5 U	0.5 U	0.5 U
MW-15	11/20/2009	0.71	0.5 U	0.5 U	0.5 U
MW-15	11/17/2010	0.5 U	0.5 U	0.5 U	0.5 U
MW-15	11/29/2011	0.5 U	0.5 U	0.5 U	0.5 U
MW-15	11/28/2012	0.5 U	0.5 U	0.5 U	0.5 U
MW-15	10/1/2013	1 U	1 U	1 U	1 U
MW-15	9/18/2014	1 U	1 U	1 U	1 U
MW-15	9/16/2015	1 U	1 U	1 U	1 U
MW-16	10/22/1996	1 U	1 U	1 U	1 U
MW-16	10/22/1997	1 U	1 U	1 U	1 U
MW-16	10/21/1998	1 U	1 U	1 U	1 U
MW-16	10/19/1999	1 U	1 U	1 U	1 U
MW-16	11/9/2000	1 U	1 U	1 U	1 U
MW-16	11/8/2001	1 U	1 U	1 U	1 U
MW-16	10/11/2002	1 U	1 U	1 U	1 U
MW-16	12/8/2003	1 U	1 U	1 U	1 U
MW-16	12/28/2004	0.50 U	0.50 U	0.50 U	0.50 U
MW-16	11/9/2005	0.50 U	0.50 U	0.50 U	0.50 U
MW-16	1/2/2007	0.5 U	0.5 U	0.5 U	0.5 U
MW-16	11/29/2007	0.5 U	0.5 U	0.5 U	0.5 U
MW-16	11/1/2008	0.5 U	0.5 U	0.5 U	0.5 U
MW-16	11/20/2009	0.5 U	0.5 U	0.5 U	0.5 U
MW-16	11/17/2010	0.5 U	0.5 U	0.5 U	0.5 U
MW-16	11/29/2011	0.5 U	0.5 U	0.5 U	0.5 U
MW-16	11/28/2012	0.5 U	0.5 U	0.5 U	0.5 U
MW-16	10/1/2013	1 U	1 U	1 U	1 U
MW-16	9/18/2014	1 U	1 U	1 U	1 U
MW-16	9/16/2015	1 U	1 U	1 U	1 U
MW-17	1/17/1996	---	5 U	5 U	---
MW-17	4/10/1996	---	20	5 U	---
MW-17	7/16/1996	10 U	10 U	10 U	10 U
MW-17	10/22/1996	7	12	5 U	5 U
MW-17	1/16/1997	10 U	22	10 U	10 U

Notes: U - Not detected, NS - Not sampled, --- - Not Analyzed, Detects in BOLD.
MW-04, MW-20 were abandoned and replaced by MW-21, MW-22 on 1/20/97.

Table 4
Former Accurate Die Casting Site
Fayetteville, New York
Other Detected Volatile Organic Compounds

Location ID	Chemical Name Sample Date	cis-1,2-Dichloroethene ug/l	Tetrachloroethene ug/l	Toluene ug/l	trans-1,2-Dichloroethene ug/l
MW-17	4/15/1997	10 U	15	10 U	10 U
MW-17	7/8/1997	10 U	18	10 U	10 U
MW-17	1/29/1998	10 U	12	10 U	10 U
MW-17	4/15/1998	50 U	50 U	50 U	50 U
MW-17	10/20/1998	10 U	17	10 U	10 U
MW-17	4/29/1999	10 U	23	10 U	10 U
MW-17	10/19/1999	10 U	10 U	10 U	10 U
MW-17	4/6/2000	10 U	10 U	10 U	10 U
MW-17	11/9/2000	15	7	5 U	5 U
MW-17	7/3/2001	10	7	5 U	5 U
MW-17	11/10/2001	10	8	5 U	5 U
MW-17	10/11/2002	22	5 U	5 U	5 U
MW-17	12/8/2003	10 U	10 U	10 U	10 U
MW-17	12/28/2004	5.1	11	5.0 U	5.0 U
MW-17	11/9/2005	17.9	9.5	2.50 U	2.50 U
MW-17	1/2/2007	9.45	10.2	2.5 U	2.5 U
MW-17	11/29/2007	22	6.9	0.5 U	0.5 U
MW-17	11/1/2008	21.7	5.06	0.5 U	0.5 U
MW-17	11/20/2009	11.6	6.1	5 U	5 U
MW-17	11/17/2010	2.4	6.18	1.25 U	1.25 U
MW-17	11/29/2011	20.2	19.7	5 U	5 U
MW-17	11/28/2012	10.7	5.25	2.5 U	2.5 U
MW-17	10/1/2013	31	8.1	1 U	1 U
MW-17	9/18/2014	24	4.9J	5 U	5 U
MW-17	9/16/2015	16	5.9	1 U	1 U
MW-18	5/29/1996	50 U	50 U	50 U	50 U
MW-18	10/22/1996	81	50 U	50 U	50 U
MW-18	1/16/1997	100 U	100 U	100 U	100 U
MW-18	4/16/1997	10 U	10 U	10 U	10 U
MW-18	7/8/1997	66	50 U	50 U	50 U
MW-18	10/23/1997	100 U	100 U	100 U	100 U
MW-18	1/29/1998	50 U	50 U	50 U	50 U
MW-18	4/16/1998	50 U	50 U	50 U	50 U
MW-18	10/21/1998	160	100 U	100 U	100 U
MW-18	4/29/1999	37	25 U	25 U	25 U
MW-18	10/19/1999	100 U	100 U	100 U	100 U
MW-18	4/6/2000	14	10 U	10 U	10 U
MW-18	11/9/2000	100	50 U	50 U	50 U
MW-18	7/3/2001	50 U	50 U	50 U	50 U
MW-18	11/10/2001	120	50 U	50 U	50 U
MW-18	4/4/2002	10 U	10 U	10 U	10 U
MW-18	10/15/2002	310	50 U	50 U	50 U
MW-18	5/1/2003	130	50 U	50 U	50 U
MW-18	12/8/2003	100 U	100 U	100 U	100 U
MW-18	7/19/2004	140	50 U	50 U	50 U
MW-18	4/8/2005	120	0.51	0.50 U	0.86
MW-18	4/21/2006	127	25 U	25 U	25 U
MW-18	2/7/2007	68.5	12.5 U	12.5 U	12.5 U
MW-18	5/31/2007	136	12.5 U	12.5 U	12.5 U
MW-18	11/29/2007	190	0.51	0.5 U	0.86
MW-18	5/1/2008	108	0.5 U	0.5 U	0.81
MW-18	11/1/2008	148	25 U	25 U	25 U
MW-18	04/22/2009	79.5	25 U	25 U	25 U
MW-18	11/20/2009	125	25 U	25 U	25 U
MW-18	04/30/2010	38.5	25 U	25 U	25 U
MW-18	11/17/2010	99	25 U	25 U	25 U
MW-18	5/21/2011	73.5	25 U	25 U	25 U
MW-18	11/29/2011	109	25 U	25 U	25 U
MW-18	5/22/2012	74	25 U	25 U	25 U
MW-18	11/28/2012	144	25 U	25 U	25 U
MW-18	4/18/2013	70.5	25 U	25 U	25 U
MW-18	10/1/2013	210	0.42 J	1 U	0.9 J
MW-18	4/16/2014	76	1 U	1.0 U	1 U
MW-18	9/18/2014	270	1 U	10 U	1 U
MW-18	3/31/2015	210	10 U	10 U	10 U

Notes: U - Not detected, NS - Not sampled, --- - Not Analyzed, Detects in BOLD.
MW-04, MW-20 were abandoned and replaced by MW-21, MW-22 on 1/20/97.

Table 4
Former Accurate Die Casting Site
Fayetteville, New York
Other Detected Volatile Organic Compounds

Location ID	Chemical Name Sample Date	cis-1,2-Dichloroethene ug/l	Tetrachloroethene ug/l	Toluene ug/l	trans-1,2-Dichloroethene ug/l
MW-18	9/16/2015	430 F1	10 U	10 U	10 U
MW-20	5/24/1996	46	1 U	1 U	1 U
MW-21	1/21/1997	650	100 U	100 U	100 U
MW-21	4/16/1997	630	50 U	50 U	50 U
MW-21	7/8/1997	770	50 U	50 U	50 U
MW-21	10/23/1997	800	50 U	50 U	50 U
MW-21	1/29/1998	350	10 U	10 U	10 U
MW-21	4/16/1998	1400	50 U	50 U	50 U
MW-21	10/21/1998	340	50 U	50 U	50 U
MW-21	4/29/1999	2100	100 U	100 U	100 U
MW-21	10/19/1999	670	20 U	20 U	20 U
MW-21	4/6/2000	140	5 U	5 U	5 U
MW-21	11/7/2000	220	5 U	5 U	5 U
MW-21	7/3/2001	130	5 U	5 U	5 U
MW-21	11/10/2001	240	5 U	5 U	5 U
MW-21	12/8/2003	32	1 U	1 U	1 U
MW-21	12/28/2004	2.8	0.50 U	0.50 U	0.50 U
MW-21	11/9/2005	20	0.50 U	0.50 U	0.50 U
MW-21	1/2/2007	15.4	0.5 U	0.5 U	0.5 U
MW-21	11/29/2007	25	0.5 U	0.5 U	0.5 U
MW-21	11/1/2008	45.2	0.5 U	0.5 U	0.5 U
MW-21	11/20/2009	40.7	1 U	1 U	1 U
MW-21	11/17/2010	22.6	1 U	1 U	1 U
MW-21	11/29/2011	18.8	0.5 U	0.5 U	0.5 U
MW-21	11/28/2012	71	2.5 U	2.5 U	2.5 U
MW-21	10/1/2013	28	1 U	1 U	1 U
MW-21	9/18/2014	30	1 U	1 U	1 U
MW-21	9/16/2015	40	1 U	1 U	1 U
MW-22	1/21/1997	5	1 U	1 U	1 U
MW-22	4/16/1997	4	1 U	1 U	1 U
MW-22	7/8/1997	9	1 U	1 U	1 U
MW-22	10/23/1997	22	1 U	1 U	1 U
MW-22	1/29/1998	11	1 U	1 U	1 U
MW-22	4/16/1998	22	1 U	1 U	1 U
MW-22	10/21/1998	35	1 U	1 U	1 U
MW-22	4/29/1999	24	1 U	1 U	1 U
MW-22	10/19/1999	28	1 U	1 U	1 U
MW-22	4/6/2000	26	1 U	1 U	1 U
MW-22	11/9/2000	29	1 U	1 U	1 U
MW-22	7/3/2001	37	1 U	1 U	1 U
MW-22	11/10/2001	36	1 U	1 U	1 U
MW-22	10/11/2002	51	1 U	1 U	1 U
MW-22	12/8/2003	52	2 U	2 U	2 U
MW-22	12/28/2004	47	1.0 U	1.0 U	1.1
MW-22	11/9/2005	56.3	1.00 U	1.00 U	1.00 U
MW-22	1/2/2007	38.4	1 U	1 U	1 U
MW-22	11/29/2007	37	0.5 U	0.5 U	0.77
MW-22	11/1/2008	31.2	0.5 U	0.5 U	0.92
MW-22	11/20/2009	30.6	1 U	1 U	1 U
MW-22	11/17/2010	30.5	1 U	1 U	1 U
MW-22	11/29/2011	33.4	0.5 U	0.5 U	1.16
MW-22	11/28/2012	37.2	1 U	1 U	1.24
MW-22	10/1/2013	48	1 U	1 U	2.4
MW-22	9/18/2014	53	1 U	1 U	5
MW-22	9/16/2015	54	1 U	1 U	5.2
MW-23	4/15/1997	1 U	1 U	1 U	1 U
MW-23	7/8/1997	1 U	1 U	1 U	1 U
MW-23	10/22/1997	1 U	1 U	1 U	1 U
MW-23	1/29/1998	1 U	1 U	1 U	1 U
MW-23	10/21/1998	1 U	1 U	1 U	1 U
MW-23	10/19/1999	1 U	1 U	1 U	1 U
MW-23	11/7/2000	1 U	1 U	1 U	1 U
MW-23	11/8/2001	1 U	1 U	1 U	1 U

Notes: U - Not detected, NS - Not sampled, --- - Not Analyzed, Detects in BOLD.
MW-04, MW-20 were abandoned and replaced by MW-21, MW-22 on 1/20/97.

Table 4
Former Accurate Die Casting Site
Fayetteville, New York
Other Detected Volatile Organic Compounds

Location ID	Chemical Name Sample Date	cis-1,2-Dichloroethene ug/l	Tetrachloroethene ug/l	Toluene ug/l	trans-1,2-Dichloroethene ug/l
MW-24	11/9/1998	2600	200 U	200 U	200 U
MW-24	4/29/1999	1600	100 U	100 U	100 U
MW-24	10/19/1999	3000	100 U	100 U	100 U
MW-24	4/6/2000	250	20 U	20 U	20 U
MW-24	11/7/2000	1200	50 U	50 U	50 U
MW-24	7/3/2001	400	50 U	50 U	50 U
MW-24	11/10/2001	2100	50 U	50 U	50 U
MW-24	6/11/2002	680	50 U	50 U	50 U
MW-24	5/1/2003	410	10 U	10 U	10 U
MW-24	12/8/2003	81	10 U	10 U	10 U
MW-24	7/19/2004	680	10 U	10 U	10 U
MW-24	12/28/2004	69	5.0 U	5.0 U	5.0 U
MW-24	4/8/2005	44	2.0 U	2.0 U	2.0 U
MW-24	11/9/2005	75.6	2.50 U	2.50 U	2.50 U
MW-24	4/21/2006	180	2.5 U	2.5 U	2.5 U
MW-24	1/2/2007	5.15	2.5 U	2.5 U	2.5 U
MW-24	5/31/2007	45.7	2.5 U	2.5 U	2.5 U
MW-24	11/29/2007	42	0.5 U	0.5 U	0.5 U
MW-24	5/1/2008	8.21	0.5 U	0.5 U	0.5 U
MW-24	11/1/2008	51.9	5 U	5 U	5 U
MW-24	04/22/2009	8.1	5 U	5 U	5 U
MW-24	04/30/2010	11	2.5 U	2.5 U	2.5 U
MW-24	11/17/2010	212	2.5 U	2.5 U	2.5 U
MW-24	5/21/2011	492	5 U	5 U	5 U
MW-24	11/29/2011	43.3	5 U	5 U	5 U
MW-24	5/22/2012	36.9	5 U	5 U	5 U
MW-24	11/28/2012	111	25 U	25 U	25 U
MW-24	4/18/2013	43	25 U	25 U	25 U
MW-24	10/1/2013	150	1 U	1 U	1.9
MW-24	4/16/2014	89	1 U	1 U	1.2
MW-24	9/18/2014	110	5 U	5 U	5 U
MW-24	3/31/2015	14	5 U	5 U	5 U
MW-24	9/16/2015	150	5 U	5 U	5 U
PZ-01	10/21/1996	1 U	1 U	1 U	1 U
PZ-01	10/23/1997	1 U	1 U	1 U	1 U
PZ-01	10/20/1998	2 U	2 U	2 U	2 U
PZ-01	10/19/1999	10 U	10 U	10 U	10 U
PZ-01	11/7/2000	1 U	1 U	1 U	1 U
PZ-01	11/9/2001	2 U	2 U	2 U	2 U
PZ-01	10/10/2002	2 U	2 U	2 U	2 U
PZ-01	12/8/2003	5 U	5 U	5 U	5 U
PZ-01	12/28/2004	2.5 U	2.5 U	2.5 U	2.5 U
PZ-01	11/9/2005	2.50 U	2.50 U	2.50 U	2.50 U
PZ-01	1/2/2007	2.5 U	2.5 U	2.5 U	2.5 U
PZ-01	11/29/2007	0.5 U	0.5 U	0.5 U	0.5 U
PZ-01	11/1/2008	0.5 U	0.5 U	0.5 U	0.5 U
PZ-01	11/20/2009	0.5 U	0.5 U	0.5 U	0.5 U
PZ-01	11/17/2010	1 U	1 U	1 U	1 U
PZ-01	11/29/2011	2.5 U	2.5 U	2.5 U	2.5 U
PZ-01	11/28/2012	2.5 U	2.5 U	2.5 U	2.5 U
PZ-01	10/1/2013	1 U	1 U	1 U	1 U
PZ-01	9/18/2014	1 U	1 U	1 U	1 U
PZ-01	9/16/2015	1 U	1 U	1 U	1 U
PZ-02	10/21/1996	10 U	10 U	10 U	10 U
PZ-02	10/23/1997	10 U	10 U	10 U	10 U
PZ-02	10/20/1998	10 U	10 U	10 U	10 U
PZ-02	10/19/1999	1 U	1 U	1 U	1 U
PZ-02	11/9/2000	5 U	5 U	5 U	5 U
PZ-02	11/10/2001	5 U	5 U	5 U	5 U
PZ-02	10/11/2002	5 U	5 U	5 U	5 U
PZ-02	12/8/2003	5 U	5 U	5 U	5 U
PZ-02	12/28/2004	2.5 U	2.5 U	2.5 U	2.5 U
PZ-02	11/9/2005	2.50 U	2.50 U	2.50 U	2.50 U
PZ-02	1/2/2007	2.5 U	2.5 U	2.5 U	2.5 U
PZ-02	11/29/2007	1.1	0.51	0.5 U	0.5 U
PZ-02	11/1/2008	1	0.5 U	0.5 U	0.5 U
PZ-02	11/20/2009	2.5 U	2.5 U	2.5 U	2.5 U
PZ-02	11/17/2010	2.5 U	2.5 U	2.5 U	2.5 U
PZ-02	11/29/2011	2.5 U	2.5 U	2.5 U	2.5 U
PZ-02	11/28/2012	2.5 U	2.5 U	2.5 U	2.5 U
PZ-02	10/1/2013	1 U	0.57 J	1 U	1 U

Notes: U - Not detected, NS - Not sampled, --- - Not Analyzed, Detects in BOLD.
MW-04, MW-20 were abandoned and replaced by MW-21, MW-22 on 1/20/97.

Table 4
Former Accurate Die Casting Site
Fayetteville, New York
Other Detected Volatile Organic Compounds

Location ID	Chemical Name Sample Date	cis-1,2-Dichloroethene ug/l	Tetrachloroethene ug/l	Toluene ug/l	trans-1,2-Dichloroethene ug/l
PZ-02	9/18/2014	1 U	0.47 J	1 U	1 U
PZ-02	9/16/2015	1 U	0.49 J	1 U	1 U

Notes: U - Not detected, NS - Not sampled, --- - Not Analyzed, Detects in BOLD.
MW-04, MW-20 were abandoned and replaced by MW-21, MW-22 on 1/20/97.

ANALYTICAL REPORT

TestAmerica Laboratories, Inc.

TestAmerica Buffalo

10 Hazelwood Drive

Amherst, NY 14228-2298

Tel: (716)691-2600

TestAmerica Job ID: 480-83058-1

Client Project/Site: Former Accurate Die Cast

For:

O'Brien & Gere Inc of North America

333 West Washington St.

PO BOX 4873

East Syracuse, New York 13221

Attn: Mr. Al Farrell



Authorized for release by:

7/9/2015 7:25:56 PM

Rebecca Jones, Project Management Assistant I

rebecca.jones@testamericainc.com

Designee for

Melissa Deyo, Project Manager I

(716)504-9874

melissa.deyo@testamericainc.com

LINKS

Review your project
results through

TotalAccess

Have a Question?



Visit us at:

www.testamericainc.com

The test results in this report meet all 2003 NELAC and 2009 TNI requirements for accredited parameters, exceptions are noted in this report. This report may not be reproduced except in full, and with written approval from the laboratory. For questions please contact the Project Manager at the e-mail address or telephone number listed on this page.

This report has been electronically signed and authorized by the signatory. Electronic signature is intended to be the legally binding equivalent of a traditionally handwritten signature.

Results relate only to the items tested and the sample(s) as received by the laboratory.



Table of Contents

Cover Page	1
Table of Contents	2
Definitions/Glossary	3
Case Narrative	4
Detection Summary	5
Client Sample Results	6
QC Sample Results	7
QC Association Summary	8
Lab Chronicle	9
Certification Summary	10
Method Summary	11
Sample Summary	12
Chain of Custody	13
Receipt Checklists	14

Definitions/Glossary

Client: O'Brien & Gere Inc of North America
Project/Site: Former Accurate Die Cast

TestAmerica Job ID: 480-83058-1

Glossary

Abbreviation	These commonly used abbreviations may or may not be present in this report.
α	Listed under the "D" column to designate that the result is reported on a dry weight basis
%R	Percent Recovery
CFL	Contains Free Liquid
CNF	Contains no Free Liquid
DER	Duplicate error ratio (normalized absolute difference)
Dil Fac	Dilution Factor
DL, RA, RE, IN	Indicates a Dilution, Re-analysis, Re-extraction, or additional Initial metals/anion analysis of the sample
DLC	Decision level concentration
MDA	Minimum detectable activity
EDL	Estimated Detection Limit
MDC	Minimum detectable concentration
MDL	Method Detection Limit
ML	Minimum Level (Dioxin)
NC	Not Calculated
ND	Not detected at the reporting limit (or MDL or EDL if shown)
PQL	Practical Quantitation Limit
QC	Quality Control
RER	Relative error ratio
RL	Reporting Limit or Requested Limit (Radiochemistry)
RPD	Relative Percent Difference, a measure of the relative difference between two points
TEF	Toxicity Equivalent Factor (Dioxin)
TEQ	Toxicity Equivalent Quotient (Dioxin)

Case Narrative

Client: O'Brien & Gere Inc of North America
Project/Site: Former Accurate Die Cast

TestAmerica Job ID: 480-83058-1

Job ID: 480-83058-1

Laboratory: TestAmerica Buffalo

Narrative

Job Narrative 480-83058-1

Receipt

The sample was received on 6/30/2015 2:00 AM; the sample arrived in good condition, properly preserved and, where required, on ice. The temperature of the cooler at receipt was 0.6° C.

General Chemistry

No analytical or quality issues were noted, other than those described in the Definitions/Glossary page.

Detection Summary

Client: O'Brien & Gere Inc of North America
Project/Site: Former Accurate Die Cast

TestAmerica Job ID: 480-83058-1

Client Sample ID: EFFLUENT 062915

Lab Sample ID: 480-83058-1

Analyte	Result	Qualifier	RL	MDL	Unit	Dil Fac	D	Method	Prep Type
Total Dissolved Solids	701		10.0	4.0	mg/L	1		SM2540 C	Total/NA

This Detection Summary does not include radiochemical test results.

TestAmerica Buffalo

Client Sample Results

Client: O'Brien & Gere Inc of North America
Project/Site: Former Accurate Die Cast

TestAmerica Job ID: 480-83058-1

Client Sample ID: EFFLUENT 062915

Lab Sample ID: 480-83058-1

Date Collected: 06/29/15 07:30

Matrix: Water

Date Received: 06/30/15 02:00

General Chemistry

Analyte	Result	Qualifier	RL	MDL	Unit	D	Prepared	Analyzed	Dil Fac
Total Dissolved Solids	701		10.0	4.0	mg/L	—		07/05/15 20:57	1
Analyte	Result	Qualifier	RL	RL	Unit	D	Prepared	Analyzed	Dil Fac
Total Suspended Solids	ND		4.0	4.0	mg/L	—		07/02/15 10:11	1

QC Sample Results

Client: O'Brien & Gere Inc of North America
Project/Site: Former Accurate Die Cast

TestAmerica Job ID: 480-83058-1

Method: SM 2540D - Solids, Total Suspended (TSS)

Lab Sample ID: MB 480-251435/1

Matrix: Water

Analysis Batch: 251435

Client Sample ID: Method Blank

Prep Type: Total/NA

Analyte	MB Result	MB Qualifier	RL	RL	Unit	D	Prepared	Analyzed	Dil Fac
Total Suspended Solids	ND		1.0	1.0	mg/L			07/02/15 10:11	1

Lab Sample ID: LCS 480-251435/2

Matrix: Water

Analysis Batch: 251435

Client Sample ID: Lab Control Sample

Prep Type: Total/NA

Analyte	Spike Added	LCS Result	LCS Qualifier	Unit	D	%Rec	%Rec. Limits
Total Suspended Solids	260	258.4		mg/L		99	88 - 110

Method: SM2540 C - Total Dissolved Solids

Lab Sample ID: MB 480-251631/1

Matrix: Water

Analysis Batch: 251631

Client Sample ID: Method Blank

Prep Type: Total/NA

Analyte	MB Result	MB Qualifier	RL	MDL	Unit	D	Prepared	Analyzed	Dil Fac
Total Dissolved Solids	ND		10.0	4.0	mg/L			07/05/15 20:57	1

Lab Sample ID: LCS 480-251631/2

Matrix: Water

Analysis Batch: 251631

Client Sample ID: Lab Control Sample

Prep Type: Total/NA

Analyte	Spike Added	LCS Result	LCS Qualifier	Unit	D	%Rec	%Rec. Limits
Total Dissolved Solids	502	489.0		mg/L		97	85 - 115

Lab Sample ID: 480-83058-1 DU

Matrix: Water

Analysis Batch: 251631

Client Sample ID: EFFLUENT 062915

Prep Type: Total/NA

Analyte	Sample Result	Sample Qualifier	DU Result	DU Qualifier	Unit	D	RPD	RPD Limit
Total Dissolved Solids	701		676.0		mg/L		4	20

TestAmerica Buffalo

QC Association Summary

Client: O'Brien & Gere Inc of North America
Project/Site: Former Accurate Die Cast

TestAmerica Job ID: 480-83058-1

General Chemistry

Analysis Batch: 251435

Lab Sample ID	Client Sample ID	Prep Type	Matrix	Method	Prep Batch
480-83058-1	EFFLUENT 062915	Total/NA	Water	SM 2540D	
LCS 480-251435/2	Lab Control Sample	Total/NA	Water	SM 2540D	
MB 480-251435/1	Method Blank	Total/NA	Water	SM 2540D	

Analysis Batch: 251631

Lab Sample ID	Client Sample ID	Prep Type	Matrix	Method	Prep Batch
480-83058-1	EFFLUENT 062915	Total/NA	Water	SM2540 C	
480-83058-1 DU	EFFLUENT 062915	Total/NA	Water	SM2540 C	
LCS 480-251631/2	Lab Control Sample	Total/NA	Water	SM2540 C	
MB 480-251631/1	Method Blank	Total/NA	Water	SM2540 C	

Lab Chronicle

Client: O'Brien & Gere Inc of North America
Project/Site: Former Accurate Die Cast

TestAmerica Job ID: 480-83058-1

Client Sample ID: EFFLUENT 062915

Date Collected: 06/29/15 07:30

Date Received: 06/30/15 02:00

Lab Sample ID: 480-83058-1

Matrix: Water

Prep Type	Batch Type	Batch Method	Run	Dilution Factor	Batch Number	Prepared or Analyzed	Analyst	Lab
Total/NA	Analysis	SM 2540D		1	251435	07/02/15 10:11	EKB	TAL BUF
Total/NA	Analysis	SM2540 C		1	251631	07/05/15 20:57	ELR	TAL BUF

Laboratory References:

TAL BUF = TestAmerica Buffalo, 10 Hazelwood Drive, Amherst, NY 14228-2298, TEL (716)691-2600

Certification Summary

Client: O'Brien & Gere Inc of North America
Project/Site: Former Accurate Die Cast

TestAmerica Job ID: 480-83058-1

Laboratory: TestAmerica Buffalo

The certifications listed below are applicable to this report.

Authority	Program	EPA Region	Certification ID	Expiration Date
New York	NELAP	2	10026	03-31-16

1

2

3

4

5

6

7

8

9

10

11

12

13

14

Method Summary

Client: O'Brien & Gere Inc of North America
Project/Site: Former Accurate Die Cast

TestAmerica Job ID: 480-83058-1

Method	Method Description	Protocol	Laboratory
SM 2540D	Solids, Total Suspended (TSS)	SM	TAL BUF
SM2540 C	Total Dissolved Solids	SM18	TAL BUF

Protocol References:

SM = "Standard Methods For The Examination Of Water And Wastewater",
SM18 = "Standard Methods For The Examination Of Water And Wastewater", 18th Edition, 1992.

Laboratory References:

TAL BUF = TestAmerica Buffalo, 10 Hazelwood Drive, Amherst, NY 14228-2298, TEL (716)691-2600

Sample Summary

Client: O'Brien & Gere Inc of North America
Project/Site: Former Accurate Die Cast

TestAmerica Job ID: 480-83058-1

Lab Sample ID	Client Sample ID	Matrix	Collected	Received
480-83058-1	EFFLUENT 062915	Water	06/29/15 07:30	06/30/15 02:00

1

2

3

4

5

6

7

8

9

10

11

12

13

14

Category	Value (approximate)
1	1.0
2	0.8
3	1.2
4	0.9
5	1.1
6	0.7
7	1.3
8	0.6
9	1.4
10	0.5
11	1.5
12	0.4
13	1.6
14	0.3

Login Sample Receipt Checklist

Client: O'Brien & Gere Inc of North America

Job Number: 480-83058-1

Login Number: 83058

List Source: TestAmerica Buffalo

List Number: 1

Creator: Williams, Christopher S

Question	Answer	Comment
Radioactivity either was not measured or, if measured, is at or below background	True	
The cooler's custody seal, if present, is intact.	True	
The cooler or samples do not appear to have been compromised or tampered with.	True	
Samples were received on ice.	True	
Cooler Temperature is acceptable.	True	
Cooler Temperature is recorded.	True	
COC is present.	True	
COC is filled out in ink and legible.	True	
COC is filled out with all pertinent information.	True	
Is the Field Sampler's name present on COC?	True	
There are no discrepancies between the sample IDs on the containers and the COC.	True	
Samples are received within Holding Time.	True	
Sample containers have legible labels.	True	
Containers are not broken or leaking.	True	
Sample collection date/times are provided.	True	
Appropriate sample containers are used.	True	
Sample bottles are completely filled.	True	
Sample Preservation Verified	True	
There is sufficient vol. for all requested analyses, incl. any requested MS/MSDs	True	
VOA sample vials do not have headspace or bubble is <6mm (1/4") in diameter.	N/A	
If necessary, staff have been informed of any short hold time or quick TAT needs	True	
Multiphasic samples are not present.	True	
Samples do not require splitting or compositing.	True	
Sampling Company provided.	True	OBG
Samples received within 48 hours of sampling.	True	
Samples requiring field filtration have been filtered in the field.	N/A	
Chlorine Residual checked.	N/A	

ANALYTICAL REPORT

TestAmerica Laboratories, Inc.

TestAmerica Buffalo

10 Hazelwood Drive

Amherst, NY 14228-2298

Tel: (716)691-2600

TestAmerica Job ID: 480-83365-1

Client Project/Site: Former Accurate Die Cast

For:


O'Brien & Gere Inc of North America

333 West Washington St.

PO BOX 4873

East Syracuse, New York 13221

Attn: Mr. Al Farrell



Authorized for release by:

7/16/2015 3:25:20 PM

Melissa Deyo, Project Manager I

(716)504-9874

melissa.deyo@testamericainc.com

LINKS

Review your project
results through

TotalAccess

Have a Question?



Visit us at:

www.testamericainc.com

The test results in this report meet all 2003 NELAC and 2009 TNI requirements for accredited parameters, exceptions are noted in this report. This report may not be reproduced except in full, and with written approval from the laboratory. For questions please contact the Project Manager at the e-mail address or telephone number listed on this page.

This report has been electronically signed and authorized by the signatory. Electronic signature is intended to be the legally binding equivalent of a traditionally handwritten signature.

Results relate only to the items tested and the sample(s) as received by the laboratory.

Table of Contents

Cover Page 1

Table of Contents 2

Definitions/Glossary 3

Case Narrative 4

Detection Summary 5

Client Sample Results 6

Surrogate Summary 8

QC Sample Results 9

QC Association Summary 12

Lab Chronicle 14

Certification Summary 15

Method Summary 16

Sample Summary 17

Chain of Custody 18

Receipt Checklists 19



Definitions/Glossary

Client: O'Brien & Gere Inc of North America
Project/Site: Former Accurate Die Cast

TestAmerica Job ID: 480-83365-1

Qualifiers

Metals

Qualifier	Qualifier Description
B	Compound was found in the blank and sample.
J	Result is less than the RL but greater than or equal to the MDL and the concentration is an approximate value.

Glossary

Abbreviation	These commonly used abbreviations may or may not be present in this report.
α	Listed under the "D" column to designate that the result is reported on a dry weight basis
%R	Percent Recovery
CFL	Contains Free Liquid
CNF	Contains no Free Liquid
DER	Duplicate error ratio (normalized absolute difference)
Dil Fac	Dilution Factor
DL, RA, RE, IN	Indicates a Dilution, Re-analysis, Re-extraction, or additional Initial metals/anion analysis of the sample
DLC	Decision level concentration
MDA	Minimum detectable activity
EDL	Estimated Detection Limit
MDC	Minimum detectable concentration
MDL	Method Detection Limit
ML	Minimum Level (Dioxin)
NC	Not Calculated
ND	Not detected at the reporting limit (or MDL or EDL if shown)
PQL	Practical Quantitation Limit
QC	Quality Control
RER	Relative error ratio
RL	Reporting Limit or Requested Limit (Radiochemistry)
RPD	Relative Percent Difference, a measure of the relative difference between two points
TEF	Toxicity Equivalent Factor (Dioxin)
TEQ	Toxicity Equivalent Quotient (Dioxin)

Case Narrative

Client: O'Brien & Gere Inc of North America
Project/Site: Former Accurate Die Cast

TestAmerica Job ID: 480-83365-1

Job ID: 480-83365-1

Laboratory: TestAmerica Buffalo

Narrative

Job Narrative 480-83365-1

Receipt

The samples were received on 7/7/2015 1:10 AM; the samples arrived in good condition, properly preserved and, where required, on ice. The temperature of the cooler at receipt was 0.4° C.

GC/MS VOA

Method(s) 8260C: The following sample was diluted to bring the concentration of target analytes within the calibration range: INFLUENT 070615 (480-83365-5). Elevated reporting limits (RL) are provided.

Method(s) 8260C: The continuing calibration verification (CCV) associated with batch 480-253041 recovered above the upper control limit for Methylene Chloride. The samples associated with this CCV were non-detects for the affected analyte; therefore, the data has been reported. The following samples are impacted: BETWEEN CARBONS 070615 (480-83365-2), EFFLUENT 070615 (480-83365-4) and INFLUENT 070615 (480-83365-5).

Method(s) 8260C: The continuing calibration verification (CCV) associated with batch 480-253041 recovered above the upper control limit for Methylene Chloride. The samples associated with this CCV were non-detects for the affected analyte; therefore, the data have been reported. The following samples are impacted: BETWEEN CARBONS 070615 (480-83365-2), EFFLUENT 070615 (480-83365-4) and INFLUENT 070615 (480-83365-5).

No additional analytical or quality issues were noted, other than those described above or in the Definitions/Glossary page.

Metals

No analytical or quality issues were noted, other than those described in the Definitions/Glossary page.

General Chemistry

No analytical or quality issues were noted, other than those described in the Definitions/Glossary page.

Detection Summary

Client: O'Brien & Gere Inc of North America
Project/Site: Former Accurate Die Cast

TestAmerica Job ID: 480-83365-1

Client Sample ID: EFFLUENT 070615

Lab Sample ID: 480-83365-1

Analyte	Result	Qualifier	RL	MDL	Unit	Dil Fac	D	Method	Prep Type
Zinc	0.0051	J B	0.010	0.0015	mg/L	1		6010C	Total/NA
Total Dissolved Solids	652		10.0	4.0	mg/L	1		SM2540 C	Total/NA

Client Sample ID: BETWEEN CARBONS 070615

Lab Sample ID: 480-83365-2

No Detections.

Client Sample ID: INFLUENT 070615

Lab Sample ID: 480-83365-3

Analyte	Result	Qualifier	RL	MDL	Unit	Dil Fac	D	Method	Prep Type
Zinc	0.0061	J B	0.010	0.0015	mg/L	1		6010C	Total/NA

Client Sample ID: EFFLUENT 070615

Lab Sample ID: 480-83365-4

No Detections.

Client Sample ID: INFLUENT 070615

Lab Sample ID: 480-83365-5

Analyte	Result	Qualifier	RL	MDL	Unit	Dil Fac	D	Method	Prep Type
Trichloroethene	320		5.0	2.3	ug/L	5		8260C	Total/NA

This Detection Summary does not include radiochemical test results.

TestAmerica Buffalo

Client Sample Results

Client: O'Brien & Gere Inc of North America
Project/Site: Former Accurate Die Cast

TestAmerica Job ID: 480-83365-1

Client Sample ID: EFFLUENT 070615

Date Collected: 07/06/15 07:30

Date Received: 07/07/15 01:10

Lab Sample ID: 480-83365-1

Matrix: Water

Method: 6010C - Metals (ICP)

Analyte	Result	Qualifier	RL	MDL	Unit	D	Prepared	Analyzed	Dil Fac
Zinc	0.0051	J B	0.010	0.0015	mg/L	-	07/08/15 06:15	07/08/15 17:49	1

Method: 7470A - Mercury (CVAA)

Analyte	Result	Qualifier	RL	MDL	Unit	D	Prepared	Analyzed	Dil Fac
Mercury	ND		0.00020	0.00012	mg/L	-	07/14/15 10:40	07/14/15 14:38	1

General Chemistry

Analyte	Result	Qualifier	RL	MDL	Unit	D	Prepared	Analyzed	Dil Fac
Total Dissolved Solids	652		10.0	4.0	mg/L	-		07/08/15 23:42	1

Analyte	Result	Qualifier	RL	MDL	Unit	D	Prepared	Analyzed	Dil Fac
Total Suspended Solids	ND		4.0	4.0	mg/L	-		07/08/15 11:51	1

Client Sample ID: BETWEEN CARBONS 070615

Date Collected: 07/06/15 07:30

Date Received: 07/07/15 01:10

Lab Sample ID: 480-83365-2

Matrix: Water

Method: 8260C - Volatile Organic Compounds by GC/MS

Analyte	Result	Qualifier	RL	MDL	Unit	D	Prepared	Analyzed	Dil Fac
1,1,2,2-Tetrachloroethane	ND		1.0	0.21	ug/L	-		07/14/15 18:06	1
cis-1,2-Dichloroethene	ND		1.0	0.81	ug/L	-		07/14/15 18:06	1
Methylene Chloride	ND		1.0	0.44	ug/L	-		07/14/15 18:06	1
Tetrachloroethene	ND		1.0	0.36	ug/L	-		07/14/15 18:06	1
Toluene	ND		1.0	0.51	ug/L	-		07/14/15 18:06	1
trans-1,2-Dichloroethene	ND		1.0	0.90	ug/L	-		07/14/15 18:06	1
Trichloroethene	ND		1.0	0.46	ug/L	-		07/14/15 18:06	1

Surrogate	%Recovery	Qualifier	Limits	Prepared	Analyzed	Dil Fac
1,2-Dichloroethane-d4 (Surr)	115		66 - 137		07/14/15 18:06	1
4-Bromofluorobenzene (Surr)	94		73 - 120		07/14/15 18:06	1
Toluene-d8 (Surr)	96		71 - 126		07/14/15 18:06	1
Dibromofluoromethane (Surr)	111		60 - 140		07/14/15 18:06	1

Client Sample ID: INFLUENT 070615

Date Collected: 07/06/15 07:30

Date Received: 07/07/15 01:10

Lab Sample ID: 480-83365-3

Matrix: Water

Method: 6010C - Metals (ICP)

Analyte	Result	Qualifier	RL	MDL	Unit	D	Prepared	Analyzed	Dil Fac
Zinc	0.0061	J B	0.010	0.0015	mg/L	-	07/08/15 06:15	07/08/15 18:11	1

Method: 7470A - Mercury (CVAA)

Analyte	Result	Qualifier	RL	MDL	Unit	D	Prepared	Analyzed	Dil Fac
Mercury	ND		0.00020	0.00012	mg/L	-	07/14/15 10:40	07/14/15 14:40	1

Client Sample ID: EFFLUENT 070615

Date Collected: 07/06/15 07:30

Date Received: 07/07/15 01:10

Lab Sample ID: 480-83365-4

Matrix: Water

Method: 8260C - Volatile Organic Compounds by GC/MS

Analyte	Result	Qualifier	RL	MDL	Unit	D	Prepared	Analyzed	Dil Fac
1,1,2,2-Tetrachloroethane	ND		1.0	0.21	ug/L	-		07/14/15 18:34	1

TestAmerica Buffalo

Client Sample Results

Client: O'Brien & Gere Inc of North America
Project/Site: Former Accurate Die Cast

TestAmerica Job ID: 480-83365-1

Client Sample ID: EFFLUENT 070615

Date Collected: 07/06/15 07:30

Date Received: 07/07/15 01:10

Lab Sample ID: 480-83365-4

Matrix: Water

Method: 8260C - Volatile Organic Compounds by GC/MS (Continued)

Analyte	Result	Qualifier	RL	MDL	Unit	D	Prepared	Analyzed	Dil Fac
cis-1,2-Dichloroethene	ND		1.0	0.81	ug/L			07/14/15 18:34	1
Methylene Chloride	ND		1.0	0.44	ug/L			07/14/15 18:34	1
Tetrachloroethene	ND		1.0	0.36	ug/L			07/14/15 18:34	1
Toluene	ND		1.0	0.51	ug/L			07/14/15 18:34	1
trans-1,2-Dichloroethene	ND		1.0	0.90	ug/L			07/14/15 18:34	1
Trichloroethene	ND		1.0	0.46	ug/L			07/14/15 18:34	1

Surrogate	%Recovery	Qualifier	Limits	Prepared	Analyzed	Dil Fac
1,2-Dichloroethane-d4 (Surr)	112		66 - 137		07/14/15 18:34	1
4-Bromofluorobenzene (Surr)	95		73 - 120		07/14/15 18:34	1
Toluene-d8 (Surr)	94		71 - 126		07/14/15 18:34	1
Dibromofluoromethane (Surr)	110		60 - 140		07/14/15 18:34	1

Client Sample ID: INFLUENT 070615

Date Collected: 07/06/15 07:30

Date Received: 07/07/15 01:10

Lab Sample ID: 480-83365-5

Matrix: Water

Method: 8260C - Volatile Organic Compounds by GC/MS

Analyte	Result	Qualifier	RL	MDL	Unit	D	Prepared	Analyzed	Dil Fac
1,1,2,2-Tetrachloroethane	ND		5.0	1.1	ug/L			07/14/15 19:01	5
cis-1,2-Dichloroethene	ND		5.0	4.1	ug/L			07/14/15 19:01	5
Methylene Chloride	ND		5.0	2.2	ug/L			07/14/15 19:01	5
Tetrachloroethene	ND		5.0	1.8	ug/L			07/14/15 19:01	5
Toluene	ND		5.0	2.6	ug/L			07/14/15 19:01	5
trans-1,2-Dichloroethene	ND		5.0	4.5	ug/L			07/14/15 19:01	5
Trichloroethene	320		5.0	2.3	ug/L			07/14/15 19:01	5

Surrogate	%Recovery	Qualifier	Limits	Prepared	Analyzed	Dil Fac
1,2-Dichloroethane-d4 (Surr)	115		66 - 137		07/14/15 19:01	5
4-Bromofluorobenzene (Surr)	97		73 - 120		07/14/15 19:01	5
Toluene-d8 (Surr)	97		71 - 126		07/14/15 19:01	5
Dibromofluoromethane (Surr)	116		60 - 140		07/14/15 19:01	5

TestAmerica Buffalo

Surrogate Summary

Client: O'Brien & Gere Inc of North America
Project/Site: Former Accurate Die Cast

TestAmerica Job ID: 480-83365-1

Method: 8260C - Volatile Organic Compounds by GC/MS

Matrix: Water

Prep Type: Total/NA

Percent Surrogate Recovery (Acceptance Limits)

Lab Sample ID	Client Sample ID	12DCE (66-137)	BFB (73-120)	TOL (71-126)	DBFM (60-140)
480-83365-2	BETWEEN CARBONS 070615	115	94	96	111
480-83365-4	EFFLUENT 070615	112	95	94	110
480-83365-5	INFLUENT 070615	115	97	97	116
LCS 480-253041/4	Lab Control Sample	113	99	95	109
MB 480-253041/6	Method Blank	110	95	95	109

Surrogate Legend

12DCE = 1,2-Dichloroethane-d4 (Surr)

BFB = 4-Bromofluorobenzene (Surr)

TOL = Toluene-d8 (Surr)

DBFM = Dibromofluoromethane (Surr)

QC Sample Results

Client: O'Brien & Gere Inc of North America
Project/Site: Former Accurate Die Cast

TestAmerica Job ID: 480-83365-1

Method: 8260C - Volatile Organic Compounds by GC/MS

Lab Sample ID: MB 480-253041/6

Matrix: Water

Analysis Batch: 253041

Client Sample ID: Method Blank

Prep Type: Total/NA

Analyte	MB Result	MB Qualifier	RL	MDL	Unit	D	Prepared	Analyzed	Dil Fac
1,1,2,2-Tetrachloroethane	ND		1.0	0.21	ug/L			07/14/15 11:26	1
cis-1,2-Dichloroethene	ND		1.0	0.81	ug/L			07/14/15 11:26	1
Methylene Chloride	ND		1.0	0.44	ug/L			07/14/15 11:26	1
Tetrachloroethene	ND		1.0	0.36	ug/L			07/14/15 11:26	1
Toluene	ND		1.0	0.51	ug/L			07/14/15 11:26	1
trans-1,2-Dichloroethene	ND		1.0	0.90	ug/L			07/14/15 11:26	1
Trichloroethene	ND		1.0	0.46	ug/L			07/14/15 11:26	1

Surrogate	MB %Recovery	MB Qualifier	Limits	Prepared	Analyzed	Dil Fac
1,2-Dichloroethane-d4 (Surr)	110		66 - 137		07/14/15 11:26	1
4-Bromofluorobenzene (Surr)	95		73 - 120		07/14/15 11:26	1
Toluene-d8 (Surr)	95		71 - 126		07/14/15 11:26	1
Dibromofluoromethane (Surr)	109		60 - 140		07/14/15 11:26	1

Lab Sample ID: LCS 480-253041/4

Matrix: Water

Analysis Batch: 253041

Client Sample ID: Lab Control Sample

Prep Type: Total/NA

Analyte	Spike Added	LCS Result	LCS Qualifier	Unit	D	%Rec	%Rec. Limits
cis-1,2-Dichloroethene	25.0	26.9		ug/L		108	74 - 124
Tetrachloroethene	25.0	22.5		ug/L		90	74 - 122
Toluene	25.0	22.7		ug/L		91	80 - 122
trans-1,2-Dichloroethene	25.0	26.6		ug/L		106	73 - 127
Trichloroethene	25.0	25.5		ug/L		102	74 - 123

Surrogate	LCS %Recovery	LCS Qualifier	Limits
1,2-Dichloroethane-d4 (Surr)	113		66 - 137
4-Bromofluorobenzene (Surr)	99		73 - 120
Toluene-d8 (Surr)	95		71 - 126
Dibromofluoromethane (Surr)	109		60 - 140

Method: 6010C - Metals (ICP)

Lab Sample ID: MB 480-251975/1-A

Matrix: Water

Analysis Batch: 252333

Client Sample ID: Method Blank

Prep Type: Total/NA

Prep Batch: 251975

Analyte	MB Result	MB Qualifier	RL	MDL	Unit	D	Prepared	Analyzed	Dil Fac
Zinc	0.00170	J	0.010	0.0015	mg/L		07/08/15 06:15	07/08/15 17:43	1

Lab Sample ID: LCS 480-251975/2-A

Matrix: Water

Analysis Batch: 252333

Client Sample ID: Lab Control Sample

Prep Type: Total/NA

Prep Batch: 251975

Analyte	Spike Added	LCS Result	LCS Qualifier	Unit	D	%Rec	%Rec. Limits
Zinc	0.200	0.206		mg/L		103	80 - 120

TestAmerica Buffalo

QC Sample Results

Client: O'Brien & Gere Inc of North America
Project/Site: Former Accurate Die Cast

TestAmerica Job ID: 480-83365-1

Method: 6010C - Metals (ICP) (Continued)

Lab Sample ID: 480-83365-1 MS

Matrix: Water

Analysis Batch: 252333

Client Sample ID: EFFLUENT 070615

Prep Type: Total/NA

Prep Batch: 251975

Analyte	Sample Result	Sample Qualifier	Spike Added	MS Result	MS Qualifier	Unit	D	%Rec	%Rec. Limits
Zinc	0.0051	J B	0.200	0.211		mg/L		103	75 - 125

Lab Sample ID: 480-83365-1 MSD

Matrix: Water

Analysis Batch: 252333

Client Sample ID: EFFLUENT 070615

Prep Type: Total/NA

Prep Batch: 251975

Analyte	Sample Result	Sample Qualifier	Spike Added	MSD Result	MSD Qualifier	Unit	D	%Rec	%Rec. Limits	RPD	RPD Limit
Zinc	0.0051	J B	0.200	0.204		mg/L		100	75 - 125	3	20

Method: 7470A - Mercury (CVAA)

Lab Sample ID: MB 480-253056/1-A

Matrix: Water

Analysis Batch: 253213

Client Sample ID: Method Blank

Prep Type: Total/NA

Prep Batch: 253056

Analyte	MB Result	MB Qualifier	RL	MDL	Unit	D	Prepared	Analyzed	Dil Fac
Mercury	ND		0.00020	0.00012	mg/L		07/14/15 10:40	07/14/15 14:15	1

Lab Sample ID: LCS 480-253056/2-A

Matrix: Water

Analysis Batch: 253213

Client Sample ID: Lab Control Sample

Prep Type: Total/NA

Prep Batch: 253056

Analyte	Spike Added	LCS Result	LCS Qualifier	Unit	D	%Rec	%Rec. Limits
Mercury	0.00667	0.00672		mg/L		101	80 - 120

Method: SM 2540D - Solids, Total Suspended (TSS)

Lab Sample ID: MB 480-252148/1

Matrix: Water

Analysis Batch: 252148

Client Sample ID: Method Blank

Prep Type: Total/NA

Analyte	MB Result	MB Qualifier	RL	RL	Unit	D	Prepared	Analyzed	Dil Fac
Total Suspended Solids	ND		1.0	1.0	mg/L			07/08/15 11:51	1

Lab Sample ID: LCS 480-252148/2

Matrix: Water

Analysis Batch: 252148

Client Sample ID: Lab Control Sample

Prep Type: Total/NA

Analyte	Spike Added	LCS Result	LCS Qualifier	Unit	D	%Rec	%Rec. Limits
Total Suspended Solids	242	241.6		mg/L		100	88 - 110

TestAmerica Buffalo

QC Sample Results

Client: O'Brien & Gere Inc of North America
Project/Site: Former Accurate Die Cast

TestAmerica Job ID: 480-83365-1

Method: SM2540 C - Total Dissolved Solids

Lab Sample ID: MB 480-252259/1

Matrix: Water

Analysis Batch: 252259

Client Sample ID: Method Blank

Prep Type: Total/NA

Analyte	MB Result	MB Qualifier	RL	MDL	Unit	D	Prepared	Analyzed	Dil Fac
Total Dissolved Solids	ND		10.0	4.0	mg/L	-		07/08/15 23:42	1

Lab Sample ID: LCS 480-252259/2

Matrix: Water

Analysis Batch: 252259

Client Sample ID: Lab Control Sample

Prep Type: Total/NA

Analyte	Spike Added	LCS Result	LCS Qualifier	Unit	D	%Rec	%Rec Limits
Total Dissolved Solids	502	521.0		mg/L	-	104	85 - 115

QC Association Summary

Client: O'Brien & Gere Inc of North America
Project/Site: Former Accurate Die Cast

TestAmerica Job ID: 480-83365-1

GC/MS VOA

Analysis Batch: 253041

Lab Sample ID	Client Sample ID	Prep Type	Matrix	Method	Prep Batch
480-83365-2	BETWEEN CARBONS 070615	Total/NA	Water	8260C	
480-83365-4	EFFLUENT 070615	Total/NA	Water	8260C	
480-83365-5	INFLUENT 070615	Total/NA	Water	8260C	
LCS 480-253041/4	Lab Control Sample	Total/NA	Water	8260C	
MB 480-253041/6	Method Blank	Total/NA	Water	8260C	

Metals

Prep Batch: 251975

Lab Sample ID	Client Sample ID	Prep Type	Matrix	Method	Prep Batch
480-83365-1	EFFLUENT 070615	Total/NA	Water	3005A	
480-83365-1 MS	EFFLUENT 070615	Total/NA	Water	3005A	
480-83365-1 MSD	EFFLUENT 070615	Total/NA	Water	3005A	
480-83365-3	INFLUENT 070615	Total/NA	Water	3005A	
LCS 480-251975/2-A	Lab Control Sample	Total/NA	Water	3005A	
MB 480-251975/1-A	Method Blank	Total/NA	Water	3005A	

Analysis Batch: 252333

Lab Sample ID	Client Sample ID	Prep Type	Matrix	Method	Prep Batch
480-83365-1	EFFLUENT 070615	Total/NA	Water	6010C	251975
480-83365-1 MS	EFFLUENT 070615	Total/NA	Water	6010C	251975
480-83365-1 MSD	EFFLUENT 070615	Total/NA	Water	6010C	251975
480-83365-3	INFLUENT 070615	Total/NA	Water	6010C	251975
LCS 480-251975/2-A	Lab Control Sample	Total/NA	Water	6010C	251975
MB 480-251975/1-A	Method Blank	Total/NA	Water	6010C	251975

Prep Batch: 253056

Lab Sample ID	Client Sample ID	Prep Type	Matrix	Method	Prep Batch
480-83365-1	EFFLUENT 070615	Total/NA	Water	7470A	
480-83365-3	INFLUENT 070615	Total/NA	Water	7470A	
LCS 480-253056/2-A	Lab Control Sample	Total/NA	Water	7470A	
MB 480-253056/1-A	Method Blank	Total/NA	Water	7470A	

Analysis Batch: 253213

Lab Sample ID	Client Sample ID	Prep Type	Matrix	Method	Prep Batch
480-83365-1	EFFLUENT 070615	Total/NA	Water	7470A	253056
480-83365-3	INFLUENT 070615	Total/NA	Water	7470A	253056
LCS 480-253056/2-A	Lab Control Sample	Total/NA	Water	7470A	253056
MB 480-253056/1-A	Method Blank	Total/NA	Water	7470A	253056

General Chemistry

Analysis Batch: 252148

Lab Sample ID	Client Sample ID	Prep Type	Matrix	Method	Prep Batch
480-83365-1	EFFLUENT 070615	Total/NA	Water	SM 2540D	
LCS 480-252148/2	Lab Control Sample	Total/NA	Water	SM 2540D	
MB 480-252148/1	Method Blank	Total/NA	Water	SM 2540D	

TestAmerica Buffalo

QC Association Summary

Client: O'Brien & Gere Inc of North America
Project/Site: Former Accurate Die Cast

TestAmerica Job ID: 480-83365-1

General Chemistry (Continued)

Analysis Batch: 252259

Lab Sample ID	Client Sample ID	Prep Type	Matrix	Method	Prep Batch
480-83365-1	EFFLUENT 070615	Total/NA	Water	SM2540 C	
LCS 480-252259/2	Lab Control Sample	Total/NA	Water	SM2540 C	
MB 480-252259/1	Method Blank	Total/NA	Water	SM2540 C	

Lab Chronicle

Client: O'Brien & Gere Inc of North America
Project/Site: Former Accurate Die Cast

TestAmerica Job ID: 480-83365-1

Client Sample ID: EFFLUENT 070615

Date Collected: 07/06/15 07:30

Date Received: 07/07/15 01:10

Lab Sample ID: 480-83365-1

Matrix: Water

Prep Type	Batch Type	Batch Method	Run	Dilution Factor	Batch Number	Prepared or Analyzed	Analyst	Lab
Total/NA	Prep	3005A			251975	07/08/15 06:15	CMM	TAL BUF
Total/NA	Analysis	6010C		1	252333	07/08/15 17:49	TRB	TAL BUF
Total/NA	Prep	7470A			253056	07/14/15 10:40	LRK	TAL BUF
Total/NA	Analysis	7470A		1	253213	07/14/15 14:38	LRK	TAL BUF
Total/NA	Analysis	SM 2540D		1	252148	07/08/15 11:51	EKB	TAL BUF
Total/NA	Analysis	SM2540 C		1	252259	07/08/15 23:42	MGH	TAL BUF

Client Sample ID: BETWEEN CARBONS 070615

Date Collected: 07/06/15 07:30

Date Received: 07/07/15 01:10

Lab Sample ID: 480-83365-2

Matrix: Water

Prep Type	Batch Type	Batch Method	Run	Dilution Factor	Batch Number	Prepared or Analyzed	Analyst	Lab
Total/NA	Analysis	8260C		1	253041	07/14/15 18:06	JWG	TAL BUF

Client Sample ID: INFLUENT 070615

Date Collected: 07/06/15 07:30

Date Received: 07/07/15 01:10

Lab Sample ID: 480-83365-3

Matrix: Water

Prep Type	Batch Type	Batch Method	Run	Dilution Factor	Batch Number	Prepared or Analyzed	Analyst	Lab
Total/NA	Prep	3005A			251975	07/08/15 06:15	CMM	TAL BUF
Total/NA	Analysis	6010C		1	252333	07/08/15 18:11	TRB	TAL BUF
Total/NA	Prep	7470A			253056	07/14/15 10:40	LRK	TAL BUF
Total/NA	Analysis	7470A		1	253213	07/14/15 14:40	LRK	TAL BUF

Client Sample ID: EFFLUENT 070615

Date Collected: 07/06/15 07:30

Date Received: 07/07/15 01:10

Lab Sample ID: 480-83365-4

Matrix: Water

Prep Type	Batch Type	Batch Method	Run	Dilution Factor	Batch Number	Prepared or Analyzed	Analyst	Lab
Total/NA	Analysis	8260C		1	253041	07/14/15 18:34	JWG	TAL BUF

Client Sample ID: INFLUENT 070615

Date Collected: 07/06/15 07:30

Date Received: 07/07/15 01:10

Lab Sample ID: 480-83365-5

Matrix: Water

Prep Type	Batch Type	Batch Method	Run	Dilution Factor	Batch Number	Prepared or Analyzed	Analyst	Lab
Total/NA	Analysis	8260C		5	253041	07/14/15 19:01	JWG	TAL BUF

Laboratory References:

TAL BUF = TestAmerica Buffalo, 10 Hazelwood Drive, Amherst, NY 14228-2298, TEL (716)691-2600

TestAmerica Buffalo

Certification Summary

Client: O'Brien & Gere Inc of North America
Project/Site: Former Accurate Die Cast

TestAmerica Job ID: 480-83365-1

Laboratory: TestAmerica Buffalo

The certifications listed below are applicable to this report.

Authority	Program	EPA Region	Certification ID	Expiration Date
New York	NELAP	2	10026	03-31-16

1

2

3

4

5

6

7

8

9

10

11

12

13

14

15

Method Summary

Client: O'Brien & Gere Inc of North America
Project/Site: Former Accurate Die Cast

TestAmerica Job ID: 480-83365-1

Method	Method Description	Protocol	Laboratory
8260C	Volatile Organic Compounds by GC/MS	SW846	TAL BUF
6010C	Metals (ICP)	SW846	TAL BUF
7470A	Mercury (CVAA)	SW846	TAL BUF
SM 2540D	Solids, Total Suspended (TSS)	SM	TAL BUF
SM2540 C	Total Dissolved Solids	SM18	TAL BUF

Protocol References:

SM = "Standard Methods For The Examination Of Water And Wastewater",

SM18 = "Standard Methods For The Examination Of Water And Wastewater", 18th Edition, 1992.

SW846 = "Test Methods For Evaluating Solid Waste, Physical/Chemical Methods", Third Edition, November 1986 And Its Updates.

Laboratory References:

TAL BUF = TestAmerica Buffalo, 10 Hazelwood Drive, Amherst, NY 14228-2298, TEL (716)691-2600

Sample Summary

Client: O'Brien & Gere Inc of North America
Project/Site: Former Accurate Die Cast

TestAmerica Job ID: 480-83365-1

Lab Sample ID	Client Sample ID	Matrix	Collected	Received
480-83365-1	EFFLUENT 070615	Water	07/06/15 07:30	07/07/15 01:10
480-83365-2	BETWEEN CARBONS 070615	Water	07/06/15 07:30	07/07/15 01:10
480-83365-3	INFLUENT 070615	Water	07/06/15 07:30	07/07/15 01:10
480-83365-4	EFFLUENT 070615	Water	07/06/15 07:30	07/07/15 01:10
480-83365-5	INFLUENT 070615	Water	07/06/15 07:30	07/07/15 01:10

Login Sample Receipt Checklist

Client: O'Brien & Gere Inc of North America

Job Number: 480-83365-1

Login Number: 83365

List Source: TestAmerica Buffalo

List Number: 1

Creator: Williams, Christopher S

Question	Answer	Comment
Radioactivity either was not measured or, if measured, is at or below background	True	
The cooler's custody seal, if present, is intact.	True	
The cooler or samples do not appear to have been compromised or tampered with.	True	
Samples were received on ice.	True	
Cooler Temperature is acceptable.	True	
Cooler Temperature is recorded.	True	
COC is present.	True	
COC is filled out in ink and legible.	True	
COC is filled out with all pertinent information.	True	
Is the Field Sampler's name present on COC?	True	
There are no discrepancies between the sample IDs on the containers and the COC.	True	
Samples are received within Holding Time.	True	
Sample containers have legible labels.	True	
Containers are not broken or leaking.	True	
Sample collection date/times are provided.	True	
Appropriate sample containers are used.	True	
Sample bottles are completely filled.	True	
Sample Preservation Verified	True	
There is sufficient vol. for all requested analyses, incl. any requested MS/MSDs	True	
VOA sample vials do not have headspace or bubble is <6mm (1/4") in diameter.	True	
If necessary, staff have been informed of any short hold time or quick TAT needs	True	
Multiphasic samples are not present.	True	
Samples do not require splitting or compositing.	True	
Sampling Company provided.	True	OBG
Samples received within 48 hours of sampling.	True	
Samples requiring field filtration have been filtered in the field.	N/A	
Chlorine Residual checked.	N/A	

ANALYTICAL REPORT

TestAmerica Laboratories, Inc.

TestAmerica Buffalo

10 Hazelwood Drive

Amherst, NY 14228-2298

Tel: (716)691-2600

TestAmerica Job ID: 480-83878-1

Client Project/Site: Former Accurate Die Cast

For:

O'Brien & Gere Inc of North America

333 West Washington St.

PO BOX 4873

East Syracuse, New York 13221

Attn: Mr. Al Farrell



Authorized for release by:

7/24/2015 11:05:56 AM

Rebecca Jones, Project Management Assistant I

rebecca.jones@testamericainc.com

Designee for

Melissa Deyo, Project Manager I

(716)504-9874

melissa.deyo@testamericainc.com

LINKS

Review your project
results through

TotalAccess

Have a Question?



Visit us at:

www.testamericainc.com

The test results in this report meet all 2003 NELAC and 2009 TNI requirements for accredited parameters, exceptions are noted in this report. This report may not be reproduced except in full, and with written approval from the laboratory. For questions please contact the Project Manager at the e-mail address or telephone number listed on this page.

This report has been electronically signed and authorized by the signatory. Electronic signature is intended to be the legally binding equivalent of a traditionally handwritten signature.

Results relate only to the items tested and the sample(s) as received by the laboratory.



Table of Contents

Cover Page	1
Table of Contents	2
Definitions/Glossary	3
Case Narrative	4
Detection Summary	5
Client Sample Results	6
QC Sample Results	7
QC Association Summary	8
Lab Chronicle	9
Certification Summary	10
Method Summary	11
Sample Summary	12
Chain of Custody	13
Receipt Checklists	14

Definitions/Glossary

Client: O'Brien & Gere Inc of North America
Project/Site: Former Accurate Die Cast

TestAmerica Job ID: 480-83878-1

Glossary

Abbreviation	These commonly used abbreviations may or may not be present in this report.
α	Listed under the "D" column to designate that the result is reported on a dry weight basis
%R	Percent Recovery
CFL	Contains Free Liquid
CNF	Contains no Free Liquid
DER	Duplicate error ratio (normalized absolute difference)
Dil Fac	Dilution Factor
DL, RA, RE, IN	Indicates a Dilution, Re-analysis, Re-extraction, or additional Initial metals/anion analysis of the sample
DLC	Decision level concentration
MDA	Minimum detectable activity
EDL	Estimated Detection Limit
MDC	Minimum detectable concentration
MDL	Method Detection Limit
ML	Minimum Level (Dioxin)
NC	Not Calculated
ND	Not detected at the reporting limit (or MDL or EDL if shown)
PQL	Practical Quantitation Limit
QC	Quality Control
RER	Relative error ratio
RL	Reporting Limit or Requested Limit (Radiochemistry)
RPD	Relative Percent Difference, a measure of the relative difference between two points
TEF	Toxicity Equivalent Factor (Dioxin)
TEQ	Toxicity Equivalent Quotient (Dioxin)

Case Narrative

Client: O'Brien & Gere Inc of North America
Project/Site: Former Accurate Die Cast

TestAmerica Job ID: 480-83878-1

Job ID: 480-83878-1

Laboratory: TestAmerica Buffalo

Narrative

Job Narrative 480-83878-1

Receipt

The sample was received on 7/15/2015 2:00 AM; the sample arrived in good condition, properly preserved and, where required, on ice. The temperature of the cooler at receipt was 0.9° C.

General Chemistry

No analytical or quality issues were noted, other than those described in the Definitions/Glossary page.

Detection Summary

Client: O'Brien & Gere Inc of North America
Project/Site: Former Accurate Die Cast

TestAmerica Job ID: 480-83878-1

Client Sample ID: EFFLUENT 071415

Lab Sample ID: 480-83878-1

Analyte	Result	Qualifier	RL	MDL	Unit	Dil Fac	D	Method	Prep Type
Total Dissolved Solids	627		10.0	4.0	mg/L	1		SM2540 C	Total/NA

This Detection Summary does not include radiochemical test results.

TestAmerica Buffalo

Client Sample Results

Client: O'Brien & Gere Inc of North America
Project/Site: Former Accurate Die Cast

TestAmerica Job ID: 480-83878-1

Client Sample ID: EFFLUENT 071415

Lab Sample ID: 480-83878-1

Date Collected: 07/14/15 07:45

Matrix: Water

Date Received: 07/15/15 02:00

General Chemistry

Analyte	Result	Qualifier	RL	MDL	Unit	D	Prepared	Analyzed	Dil Fac
Total Dissolved Solids	627		10.0	4.0	mg/L	—		07/21/15 00:46	1
Analyte	Result	Qualifier	RL	RL	Unit	D	Prepared	Analyzed	Dil Fac
Total Suspended Solids	ND		4.0	4.0	mg/L	—		07/19/15 07:27	1

QC Sample Results

Client: O'Brien & Gere Inc of North America
Project/Site: Former Accurate Die Cast

TestAmerica Job ID: 480-83878-1

Method: SM 2540D - Solids, Total Suspended (TSS)

Lab Sample ID: MB 480-254165/1

Matrix: Water

Analysis Batch: 254165

Client Sample ID: Method Blank

Prep Type: Total/NA

Analyte	MB Result	MB Qualifier	RL	RL	Unit	D	Prepared	Analyzed	Dil Fac
Total Suspended Solids	ND		1.0	1.0	mg/L	-		07/19/15 07:27	1

Lab Sample ID: LCS 480-254165/2

Matrix: Water

Analysis Batch: 254165

Client Sample ID: Lab Control Sample

Prep Type: Total/NA

Analyte	Spike Added	LCS Result	LCS Qualifier	Unit	D	%Rec	%Rec. Limits
Total Suspended Solids	256	257.6		mg/L	-	101	88 - 110

Method: SM2540 C - Total Dissolved Solids

Lab Sample ID: MB 480-254385/1

Matrix: Water

Analysis Batch: 254385

Client Sample ID: Method Blank

Prep Type: Total/NA

Analyte	MB Result	MB Qualifier	RL	MDL	Unit	D	Prepared	Analyzed	Dil Fac
Total Dissolved Solids	ND		10.0	4.0	mg/L	-		07/21/15 00:46	1

Lab Sample ID: LCS 480-254385/2

Matrix: Water

Analysis Batch: 254385

Client Sample ID: Lab Control Sample

Prep Type: Total/NA

Analyte	Spike Added	LCS Result	LCS Qualifier	Unit	D	%Rec	%Rec. Limits
Total Dissolved Solids	502	499.0		mg/L	-	99	85 - 115

QC Association Summary

Client: O'Brien & Gere Inc of North America
Project/Site: Former Accurate Die Cast

TestAmerica Job ID: 480-83878-1

General Chemistry

Analysis Batch: 254165

Lab Sample ID	Client Sample ID	Prep Type	Matrix	Method	Prep Batch
480-83878-1	EFFLUENT 071415	Total/NA	Water	SM 2540D	
LCS 480-254165/2	Lab Control Sample	Total/NA	Water	SM 2540D	
MB 480-254165/1	Method Blank	Total/NA	Water	SM 2540D	

Analysis Batch: 254385

Lab Sample ID	Client Sample ID	Prep Type	Matrix	Method	Prep Batch
480-83878-1	EFFLUENT 071415	Total/NA	Water	SM2540 C	
LCS 480-254385/2	Lab Control Sample	Total/NA	Water	SM2540 C	
MB 480-254385/1	Method Blank	Total/NA	Water	SM2540 C	

Lab Chronicle

Client: O'Brien & Gere Inc of North America
Project/Site: Former Accurate Die Cast

TestAmerica Job ID: 480-83878-1

Client Sample ID: EFFLUENT 071415

Date Collected: 07/14/15 07:45

Date Received: 07/15/15 02:00

Lab Sample ID: 480-83878-1

Matrix: Water

Prep Type	Batch Type	Batch Method	Run	Dilution Factor	Batch Number	Prepared or Analyzed	Analyst	Lab
Total/NA	Analysis	SM 2540D		1	254165	07/19/15 07:27	EKB	TAL BUF
Total/NA	Analysis	SM2540 C		1	254385	07/21/15 00:46	ELR	TAL BUF

Laboratory References:

TAL BUF = TestAmerica Buffalo, 10 Hazelwood Drive, Amherst, NY 14228-2298, TEL (716)691-2600

Certification Summary

Client: O'Brien & Gere Inc of North America
Project/Site: Former Accurate Die Cast

TestAmerica Job ID: 480-83878-1

Laboratory: TestAmerica Buffalo

The certifications listed below are applicable to this report.

Authority	Program	EPA Region	Certification ID	Expiration Date
New York	NELAP	2	10026	03-31-16

Method Summary

Client: O'Brien & Gere Inc of North America
Project/Site: Former Accurate Die Cast

TestAmerica Job ID: 480-83878-1

Method	Method Description	Protocol	Laboratory
SM 2540D	Solids, Total Suspended (TSS)	SM	TAL BUF
SM2540 C	Total Dissolved Solids	SM18	TAL BUF

Protocol References:

SM = "Standard Methods For The Examination Of Water And Wastewater",
SM18 = "Standard Methods For The Examination Of Water And Wastewater", 18th Edition, 1992.

Laboratory References:

TAL BUF = TestAmerica Buffalo, 10 Hazelwood Drive, Amherst, NY 14228-2298, TEL (716)691-2600

Sample Summary

Client: O'Brien & Gere Inc of North America
Project/Site: Former Accurate Die Cast

TestAmerica Job ID: 480-83878-1

Lab Sample ID	Client Sample ID	Matrix	Collected	Received
480-83878-1	EFFLUENT 071415	Water	07/14/15 07:45	07/15/15 02:00

1

2

3

4

5

6

7

8

9

10

11

12

13


14

TestAmerica Buffalo

10 Hazelwood Drive
Amherst, NY 14228-2298
Phone (716) 691-2800 Fax (716) 691-7991

Chain of Custody Record

TestAmerica
THE LEADER IN ENVIRONMENTAL TESTING

Client Information Client Contact: Mr. Yuri Veliz Company: O'Brien & Gere Inc of North America Address: 333 West Washington St. PO BOX 4873 City: East Syracuse State, Zip: NY, 13221 Phone: 315-956-6100 (Tel) 315-463-7554 (Fax) Email: Yuri.Veliz@obg.com Project Name: Former Accurate Die Cast Site:		Lab PM: Deyo, Melissa L E-Mail: melissa.deyo@testamericainc.com Carrier Tracking No(s): COC No: 480-59357-10586.1 Page: Page 1 of 1 Job #:	
Analysis Request Due Date Requested: TAT Requested (days): PO #: 11312000EST WO #: Project #: 48008584 SSOW #:		480-83878 Chain of Custody  Preservation Codes: A - HCL B - NaOH C - Zn Acetate D - Nitric Acid E - NaHSO4 F - MeOH G - Amchlor H - Ascorbic Acid I - Ice J - DI Water K - EDTA L - EDA Other: M - Hexane N - None O - AsNaO2 P - Na2O4S Q - Na2SO3 R - Na2S2O3 S - H2SO4 T - TSP Dodecalhydrate U - Acetone V - MCAA W - ph 4-5 Z - other (specify)	
Sample Identification Sample ID: 071415 Sample Type (C=Comp, G=grab): C Sample Time: 7-14-15 7:45 Sample Date: 7-14-15 Matrix (W=water, S=solid, O=wastefoil, BT=Tissue, A=Air): Water		Total Number of Containers: 8 Special Instructions/Note:	
Possible Hazard Identification <input type="checkbox"/> Non-Hazard <input type="checkbox"/> Flammable <input type="checkbox"/> Skin Irritant <input type="checkbox"/> Poison B <input type="checkbox"/> Unknown <input type="checkbox"/> Radiological Deliverable Requested: I, II, III, IV, Other (specify)		Sample Disposal (A fee may be assessed if samples are retained longer than 1 month) <input type="checkbox"/> Return To Client <input type="checkbox"/> Disposal By Lab <input type="checkbox"/> Archive For Months	
Empty Kit Relinquished by: Relinquished by: Monte Koenig Date/Time: 7-14-15 / 11:15 Company: OBG		Method of Shipment: Date/Time: 7-14-15 / 11:15 Company: SVP	
Relinquished by: Relinquished by: Monte Koenig Date/Time: 7-14-15 / 11:15 Company: OBG		Relinquished by: Relinquished by: Monte Koenig Date/Time: 7-14-15 / 11:15 Company: SVP	
Custody Seals Intact: Custody Seal No.: Δ Yes Δ No		Cooler Temperature(s) °C and Other Remarks: 0.9	

Login Sample Receipt Checklist

Client: O'Brien & Gere Inc of North America

Job Number: 480-83878-1

Login Number: 83878

List Source: TestAmerica Buffalo

List Number: 1

Creator: Williams, Christopher S

Question	Answer	Comment
Radioactivity either was not measured or, if measured, is at or below background	True	
The cooler's custody seal, if present, is intact.	True	
The cooler or samples do not appear to have been compromised or tampered with.	True	
Samples were received on ice.	True	
Cooler Temperature is acceptable.	True	
Cooler Temperature is recorded.	True	
COC is present.	True	
COC is filled out in ink and legible.	True	
COC is filled out with all pertinent information.	True	
Is the Field Sampler's name present on COC?	True	
There are no discrepancies between the sample IDs on the containers and the COC.	True	
Samples are received within Holding Time.	True	
Sample containers have legible labels.	True	
Containers are not broken or leaking.	True	
Sample collection date/times are provided.	True	
Appropriate sample containers are used.	True	
Sample bottles are completely filled.	True	
Sample Preservation Verified	True	
There is sufficient vol. for all requested analyses, incl. any requested MS/MSDs	True	
VOA sample vials do not have headspace or bubble is <6mm (1/4") in diameter.	N/A	
If necessary, staff have been informed of any short hold time or quick TAT needs	True	
Multiphasic samples are not present.	True	
Samples do not require splitting or compositing.	True	
Sampling Company provided.	True	OBG
Samples received within 48 hours of sampling.	True	
Samples requiring field filtration have been filtered in the field.	N/A	
Chlorine Residual checked.	N/A	

ANALYTICAL REPORT

TestAmerica Laboratories, Inc.

TestAmerica Buffalo

10 Hazelwood Drive

Amherst, NY 14228-2298

Tel: (716)691-2600

TestAmerica Job ID: 480-84297-1

Client Project/Site: Former Accurate Die Cast

For:

O'Brien & Gere Inc of North America

333 West Washington St.

PO BOX 4873

East Syracuse, New York 13221

Attn: Mr. Al Farrell



Authorized for release by:

7/31/2015 10:02:32 AM

Rebecca Jones, Project Management Assistant I

rebecca.jones@testamericainc.com

Designee for

Melissa Deyo, Project Manager I

(716)504-9874

melissa.deyo@testamericainc.com

LINKS

Review your project
results through

TotalAccess

Have a Question?



Visit us at:

www.testamericainc.com

The test results in this report meet all 2003 NELAC and 2009 TNI requirements for accredited parameters, exceptions are noted in this report. This report may not be reproduced except in full, and with written approval from the laboratory. For questions please contact the Project Manager at the e-mail address or telephone number listed on this page.

This report has been electronically signed and authorized by the signatory. Electronic signature is intended to be the legally binding equivalent of a traditionally handwritten signature.

Results relate only to the items tested and the sample(s) as received by the laboratory.

Table of Contents

Cover Page	1
Table of Contents	2
Definitions/Glossary	3
Case Narrative	4
Detection Summary	5
Client Sample Results	6
Surrogate Summary	7
QC Sample Results	8
QC Association Summary	10
Lab Chronicle	11
Certification Summary	12
Method Summary	13
Sample Summary	14
Chain of Custody	15
Receipt Checklists	16



Definitions/Glossary

Client: O'Brien & Gere Inc of North America
Project/Site: Former Accurate Die Cast

TestAmerica Job ID: 480-84297-1

Glossary

Abbreviation	These commonly used abbreviations may or may not be present in this report.
α	Listed under the "D" column to designate that the result is reported on a dry weight basis
%R	Percent Recovery
CFL	Contains Free Liquid
CNF	Contains no Free Liquid
DER	Duplicate error ratio (normalized absolute difference)
Dil Fac	Dilution Factor
DL, RA, RE, IN	Indicates a Dilution, Re-analysis, Re-extraction, or additional Initial metals/anion analysis of the sample
DLC	Decision level concentration
MDA	Minimum detectable activity
EDL	Estimated Detection Limit
MDC	Minimum detectable concentration
MDL	Method Detection Limit
ML	Minimum Level (Dioxin)
NC	Not Calculated
ND	Not detected at the reporting limit (or MDL or EDL if shown)
PQL	Practical Quantitation Limit
QC	Quality Control
RER	Relative error ratio
RL	Reporting Limit or Requested Limit (Radiochemistry)
RPD	Relative Percent Difference, a measure of the relative difference between two points
TEF	Toxicity Equivalent Factor (Dioxin)
TEQ	Toxicity Equivalent Quotient (Dioxin)

Case Narrative

Client: O'Brien & Gere Inc of North America
Project/Site: Former Accurate Die Cast

TestAmerica Job ID: 480-84297-1

Job ID: 480-84297-1

Laboratory: TestAmerica Buffalo

Narrative

Job Narrative 480-84297-1

Receipt

The samples were received on 7/22/2015 1:30 AM; the samples arrived in good condition, properly preserved and, where required, on ice. The temperature of the cooler at receipt was 0.2° C.

GC/MS VOA

No analytical or quality issues were noted, other than those described in the Definitions/Glossary page.

General Chemistry

No analytical or quality issues were noted, other than those described in the Definitions/Glossary page.

Detection Summary

Client: O'Brien & Gere Inc of North America
Project/Site: Former Accurate Die Cast

TestAmerica Job ID: 480-84297-1

Client Sample ID: EFFLUENT 072115

Lab Sample ID: 480-84297-1

Analyte	Result	Qualifier	RL	MDL	Unit	Dil Fac	D	Method	Prep Type
Total Dissolved Solids	658		10.0	4.0	mg/L	1		SM2540 C	Total/NA

Client Sample ID: EFFLUENT

Lab Sample ID: 480-84297-2

No Detections.

This Detection Summary does not include radiochemical test results.

TestAmerica Buffalo

Client Sample Results

Client: O'Brien & Gere Inc of North America
Project/Site: Former Accurate Die Cast

TestAmerica Job ID: 480-84297-1

Client Sample ID: EFFLUENT 072115

Date Collected: 07/21/15 07:45

Date Received: 07/22/15 01:30

Lab Sample ID: 480-84297-1

Matrix: Water

General Chemistry

Analyte	Result	Qualifier	RL	MDL	Unit	D	Prepared	Analyzed	Dil Fac
Total Dissolved Solids	658		10.0	4.0	mg/L			07/27/15 02:10	1
Analyte	Result	Qualifier	RL	RL	Unit	D	Prepared	Analyzed	Dil Fac
Total Suspended Solids	ND		4.0	4.0	mg/L			07/23/15 15:35	1

Client Sample ID: EFFLUENT

Date Collected: 07/21/15 07:45

Date Received: 07/22/15 01:30

Lab Sample ID: 480-84297-2

Matrix: Water

Method: 8260C - Volatile Organic Compounds by GC/MS

Analyte	Result	Qualifier	RL	MDL	Unit	D	Prepared	Analyzed	Dil Fac
1,1,2,2-Tetrachloroethane	ND		1.0	0.21	ug/L			07/23/15 13:06	1
cis-1,2-Dichloroethene	ND		1.0	0.81	ug/L			07/23/15 13:06	1
Methylene Chloride	ND		1.0	0.44	ug/L			07/23/15 13:06	1
Tetrachloroethene	ND		1.0	0.36	ug/L			07/23/15 13:06	1
Toluene	ND		1.0	0.51	ug/L			07/23/15 13:06	1
trans-1,2-Dichloroethene	ND		1.0	0.90	ug/L			07/23/15 13:06	1
Trichloroethene	ND		1.0	0.46	ug/L			07/23/15 13:06	1
Surrogate	%Recovery	Qualifier	Limits				Prepared	Analyzed	Dil Fac
1,2-Dichloroethane-d4 (Surr)	94		66 - 137					07/23/15 13:06	1
4-Bromofluorobenzene (Surr)	98		73 - 120					07/23/15 13:06	1
Toluene-d8 (Surr)	100		71 - 126					07/23/15 13:06	1
Dibromofluoromethane (Surr)	100		60 - 140					07/23/15 13:06	1

TestAmerica Buffalo

Surrogate Summary

Client: O'Brien & Gere Inc of North America
Project/Site: Former Accurate Die Cast

TestAmerica Job ID: 480-84297-1

Method: 8260C - Volatile Organic Compounds by GC/MS

Matrix: Water

Prep Type: Total/NA

Percent Surrogate Recovery (Acceptance Limits)

Lab Sample ID	Client Sample ID	12DCE (66-137)	BFB (73-120)	TOL (71-126)	DBFM (60-140)
480-84297-2	EFFLUENT	94	98	100	100
LCS 480-254904/5	Lab Control Sample	96	97	100	100
MB 480-254904/7	Method Blank	98	99	102	100

Surrogate Legend

12DCE = 1,2-Dichloroethane-d4 (Surr)

BFB = 4-Bromofluorobenzene (Surr)

TOL = Toluene-d8 (Surr)

DBFM = Dibromofluoromethane (Surr)

QC Sample Results

Client: O'Brien & Gere Inc of North America
Project/Site: Former Accurate Die Cast

TestAmerica Job ID: 480-84297-1

Method: 8260C - Volatile Organic Compounds by GC/MS

Lab Sample ID: MB 480-254904/7

Matrix: Water

Analysis Batch: 254904

Client Sample ID: Method Blank

Prep Type: Total/NA

Analyte	MB Result	MB Qualifier	RL	MDL	Unit	D	Prepared	Analyzed	Dil Fac
1,1,2,2-Tetrachloroethane	ND		1.0	0.21	ug/L			07/23/15 11:41	1
cis-1,2-Dichloroethene	ND		1.0	0.81	ug/L			07/23/15 11:41	1
Methylene Chloride	ND		1.0	0.44	ug/L			07/23/15 11:41	1
Tetrachloroethene	ND		1.0	0.36	ug/L			07/23/15 11:41	1
Toluene	ND		1.0	0.51	ug/L			07/23/15 11:41	1
trans-1,2-Dichloroethene	ND		1.0	0.90	ug/L			07/23/15 11:41	1
Trichloroethene	ND		1.0	0.46	ug/L			07/23/15 11:41	1

Surrogate	MB %Recovery	MB Qualifier	Limits	Prepared	Analyzed	Dil Fac
1,2-Dichloroethane-d4 (Surr)	98		66 - 137		07/23/15 11:41	1
4-Bromofluorobenzene (Surr)	99		73 - 120		07/23/15 11:41	1
Toluene-d8 (Surr)	102		71 - 126		07/23/15 11:41	1
Dibromofluoromethane (Surr)	100		60 - 140		07/23/15 11:41	1

Lab Sample ID: LCS 480-254904/5

Matrix: Water

Analysis Batch: 254904

Client Sample ID: Lab Control Sample

Prep Type: Total/NA

Analyte	Spike Added	LCS Result	LCS Qualifier	Unit	D	%Rec	%Rec. Limits
cis-1,2-Dichloroethene	25.0	27.0		ug/L		108	74 - 124
Tetrachloroethene	25.0	27.3		ug/L		109	74 - 122
Toluene	25.0	27.3		ug/L		109	80 - 122
trans-1,2-Dichloroethene	25.0	26.0		ug/L		104	73 - 127
Trichloroethene	25.0	27.2		ug/L		109	74 - 123

Surrogate	LCS %Recovery	LCS Qualifier	Limits
1,2-Dichloroethane-d4 (Surr)	96		66 - 137
4-Bromofluorobenzene (Surr)	97		73 - 120
Toluene-d8 (Surr)	100		71 - 126
Dibromofluoromethane (Surr)	100		60 - 140

Method: SM 2540D - Solids, Total Suspended (TSS)

Lab Sample ID: MB 480-255041/1

Matrix: Water

Analysis Batch: 255041

Client Sample ID: Method Blank

Prep Type: Total/NA

Analyte	MB Result	MB Qualifier	RL	RL	Unit	D	Prepared	Analyzed	Dil Fac
Total Suspended Solids	ND		1.0	1.0	mg/L			07/23/15 15:35	1

Lab Sample ID: LCS 480-255041/2

Matrix: Water

Analysis Batch: 255041

Client Sample ID: Lab Control Sample

Prep Type: Total/NA

Analyte	Spike Added	LCS Result	LCS Qualifier	Unit	D	%Rec	%Rec. Limits
Total Suspended Solids	264	259.6		mg/L		98	88 - 110

TestAmerica Buffalo

QC Sample Results

Client: O'Brien & Gere Inc of North America
Project/Site: Former Accurate Die Cast

TestAmerica Job ID: 480-84297-1

Method: SM2540 C - Total Dissolved Solids

Lab Sample ID: MB 480-255417/1

Matrix: Water

Analysis Batch: 255417

Client Sample ID: Method Blank

Prep Type: Total/NA

Analyte	MB Result	MB Qualifier	RL	MDL	Unit	D	Prepared	Analyzed	Dil Fac
Total Dissolved Solids	ND		10.0	4.0	mg/L	-		07/27/15 02:10	1

Lab Sample ID: LCS 480-255417/2

Matrix: Water

Analysis Batch: 255417

Client Sample ID: Lab Control Sample

Prep Type: Total/NA

Analyte	Spike Added	LCS Result	LCS Qualifier	Unit	D	%Rec	%Rec Limits
Total Dissolved Solids	502	503.0		mg/L	-	100	85 - 115

QC Association Summary

Client: O'Brien & Gere Inc of North America
Project/Site: Former Accurate Die Cast

TestAmerica Job ID: 480-84297-1

GC/MS VOA

Analysis Batch: 254904

Lab Sample ID	Client Sample ID	Prep Type	Matrix	Method	Prep Batch
480-84297-2	EFFLUENT	Total/NA	Water	8260C	
LCS 480-254904/5	Lab Control Sample	Total/NA	Water	8260C	
MB 480-254904/7	Method Blank	Total/NA	Water	8260C	

General Chemistry

Analysis Batch: 255041

Lab Sample ID	Client Sample ID	Prep Type	Matrix	Method	Prep Batch
480-84297-1	EFFLUENT 072115	Total/NA	Water	SM 2540D	
LCS 480-255041/2	Lab Control Sample	Total/NA	Water	SM 2540D	
MB 480-255041/1	Method Blank	Total/NA	Water	SM 2540D	

Analysis Batch: 255417

Lab Sample ID	Client Sample ID	Prep Type	Matrix	Method	Prep Batch
480-84297-1	EFFLUENT 072115	Total/NA	Water	SM2540 C	
LCS 480-255417/2	Lab Control Sample	Total/NA	Water	SM2540 C	
MB 480-255417/1	Method Blank	Total/NA	Water	SM2540 C	

Lab Chronicle

Client: O'Brien & Gere Inc of North America
Project/Site: Former Accurate Die Cast

TestAmerica Job ID: 480-84297-1

Client Sample ID: EFFLUENT 072115

Date Collected: 07/21/15 07:45

Date Received: 07/22/15 01:30

Lab Sample ID: 480-84297-1

Matrix: Water

Prep Type	Batch Type	Batch Method	Run	Dilution Factor	Batch Number	Prepared or Analyzed	Analyst	Lab
Total/NA	Analysis	SM 2540D		1	255041	07/23/15 15:35	EKB	TAL BUF
Total/NA	Analysis	SM2540 C		1	255417	07/27/15 02:10	ELR	TAL BUF

Client Sample ID: EFFLUENT

Date Collected: 07/21/15 07:45

Date Received: 07/22/15 01:30

Lab Sample ID: 480-84297-2

Matrix: Water

Prep Type	Batch Type	Batch Method	Run	Dilution Factor	Batch Number	Prepared or Analyzed	Analyst	Lab
Total/NA	Analysis	8260C		1	254904	07/23/15 13:06	SWO	TAL BUF

Laboratory References:

TAL BUF = TestAmerica Buffalo, 10 Hazelwood Drive, Amherst, NY 14228-2298, TEL (716)691-2600

Certification Summary

Client: O'Brien & Gere Inc of North America
Project/Site: Former Accurate Die Cast

TestAmerica Job ID: 480-84297-1

Laboratory: TestAmerica Buffalo

The certifications listed below are applicable to this report.

Authority	Program	EPA Region	Certification ID	Expiration Date
New York	NELAP	2	10026	03-31-16

Method Summary

Client: O'Brien & Gere Inc of North America
Project/Site: Former Accurate Die Cast

TestAmerica Job ID: 480-84297-1

Method	Method Description	Protocol	Laboratory
8260C	Volatile Organic Compounds by GC/MS	SW846	TAL BUF
SM 2540D	Solids, Total Suspended (TSS)	SM	TAL BUF
SM2540 C	Total Dissolved Solids	SM18	TAL BUF

Protocol References:

SM = "Standard Methods For The Examination Of Water And Wastewater",

SM18 = "Standard Methods For The Examination Of Water And Wastewater", 18th Edition, 1992.

SW846 = "Test Methods For Evaluating Solid Waste, Physical/Chemical Methods", Third Edition, November 1986 And Its Updates.

Laboratory References:

TAL BUF = TestAmerica Buffalo, 10 Hazelwood Drive, Amherst, NY 14228-2298, TEL (716)691-2600

Sample Summary

Client: O'Brien & Gere Inc of North America
Project/Site: Former Accurate Die Cast

TestAmerica Job ID: 480-84297-1

Lab Sample ID	Client Sample ID	Matrix	Collected	Received
480-84297-1	EFFLUENT 072115	Water	07/21/15 07:45	07/22/15 01:30
480-84297-2	EFFLUENT	Water	07/21/15 07:45	07/22/15 01:30

1

2

3

4

5

6

7

8

9

10

11

12

13

14

15

1
2
3
4
5
6
7
8
9
10
11
12
13
14
15

Login Sample Receipt Checklist

Client: O'Brien & Gere Inc of North America

Job Number: 480-84297-1

Login Number: 84297

List Source: TestAmerica Buffalo

List Number: 1

Creator: Williams, Christopher S

Question	Answer	Comment
Radioactivity either was not measured or, if measured, is at or below background	True	
The cooler's custody seal, if present, is intact.	True	
The cooler or samples do not appear to have been compromised or tampered with.	True	
Samples were received on ice.	True	
Cooler Temperature is acceptable.	True	
Cooler Temperature is recorded.	True	
COC is present.	True	
COC is filled out in ink and legible.	True	
COC is filled out with all pertinent information.	True	
Is the Field Sampler's name present on COC?	True	
There are no discrepancies between the sample IDs on the containers and the COC.	True	
Samples are received within Holding Time.	True	
Sample containers have legible labels.	True	
Containers are not broken or leaking.	True	
Sample collection date/times are provided.	True	
Appropriate sample containers are used.	True	
Sample bottles are completely filled.	True	
Sample Preservation Verified	True	
There is sufficient vol. for all requested analyses, incl. any requested MS/MSDs	True	
VOA sample vials do not have headspace or bubble is <6mm (1/4") in diameter.	True	
If necessary, staff have been informed of any short hold time or quick TAT needs	True	
Multiphasic samples are not present.	True	
Samples do not require splitting or compositing.	True	
Sampling Company provided.	True	OBG
Samples received within 48 hours of sampling.	True	
Samples requiring field filtration have been filtered in the field.	N/A	
Chlorine Residual checked.	N/A	

ANALYTICAL REPORT

TestAmerica Laboratories, Inc.

TestAmerica Buffalo

10 Hazelwood Drive

Amherst, NY 14228-2298

Tel: (716)691-2600

TestAmerica Job ID: 480-84699-1

Client Project/Site: Former Accurate Die Cast

For:

O'Brien & Gere Inc of North America

333 West Washington St.

PO BOX 4873

East Syracuse, New York 13221

Attn: Mr. Al Farrell



Authorized for release by:

8/5/2015 10:51:36 AM

Rebecca Jones, Project Management Assistant I

rebecca.jones@testamericainc.com

Designee for

Melissa Deyo, Project Manager I

(716)504-9874

melissa.deyo@testamericainc.com

LINKS

Review your project
results through

TotalAccess

Have a Question?



Visit us at:

www.testamericainc.com

The test results in this report meet all 2003 NELAC and 2009 TNI requirements for accredited parameters, exceptions are noted in this report. This report may not be reproduced except in full, and with written approval from the laboratory. For questions please contact the Project Manager at the e-mail address or telephone number listed on this page.

This report has been electronically signed and authorized by the signatory. Electronic signature is intended to be the legally binding equivalent of a traditionally handwritten signature.

Results relate only to the items tested and the sample(s) as received by the laboratory.



Table of Contents

Cover Page	1
Table of Contents	2
Definitions/Glossary	3
Case Narrative	4
Detection Summary	5
Client Sample Results	6
QC Sample Results	7
QC Association Summary	8
Lab Chronicle	9
Certification Summary	10
Method Summary	11
Sample Summary	12
Chain of Custody	13
Receipt Checklists	14

Definitions/Glossary

Client: O'Brien & Gere Inc of North America
Project/Site: Former Accurate Die Cast

TestAmerica Job ID: 480-84699-1

Glossary

Abbreviation	These commonly used abbreviations may or may not be present in this report.
α	Listed under the "D" column to designate that the result is reported on a dry weight basis
%R	Percent Recovery
CFL	Contains Free Liquid
CNF	Contains no Free Liquid
DER	Duplicate error ratio (normalized absolute difference)
Dil Fac	Dilution Factor
DL, RA, RE, IN	Indicates a Dilution, Re-analysis, Re-extraction, or additional Initial metals/anion analysis of the sample
DLC	Decision level concentration
MDA	Minimum detectable activity
EDL	Estimated Detection Limit
MDC	Minimum detectable concentration
MDL	Method Detection Limit
ML	Minimum Level (Dioxin)
NC	Not Calculated
ND	Not detected at the reporting limit (or MDL or EDL if shown)
PQL	Practical Quantitation Limit
QC	Quality Control
RER	Relative error ratio
RL	Reporting Limit or Requested Limit (Radiochemistry)
RPD	Relative Percent Difference, a measure of the relative difference between two points
TEF	Toxicity Equivalent Factor (Dioxin)
TEQ	Toxicity Equivalent Quotient (Dioxin)

Case Narrative

Client: O'Brien & Gere Inc of North America
Project/Site: Former Accurate Die Cast

TestAmerica Job ID: 480-84699-1

Job ID: 480-84699-1

Laboratory: TestAmerica Buffalo

Narrative

Job Narrative 480-84699-1

Receipt

The sample was received on 7/29/2015 1:15 AM; the sample arrived in good condition, properly preserved and, where required, on ice. The temperature of the cooler at receipt was 0.4° C.

General Chemistry

No analytical or quality issues were noted, other than those described in the Definitions/Glossary page.

Detection Summary

Client: O'Brien & Gere Inc of North America
Project/Site: Former Accurate Die Cast

TestAmerica Job ID: 480-84699-1

Client Sample ID: EFFLUENT 072815

Lab Sample ID: 480-84699-1

Analyte	Result	Qualifier	RL	MDL	Unit	Dil Fac	D	Method	Prep Type
Total Dissolved Solids	649		10.0	4.0	mg/L	1		SM2540 C	Total/NA

This Detection Summary does not include radiochemical test results.

TestAmerica Buffalo

Client Sample Results

Client: O'Brien & Gere Inc of North America
Project/Site: Former Accurate Die Cast

TestAmerica Job ID: 480-84699-1

Client Sample ID: EFFLUENT 072815

Lab Sample ID: 480-84699-1

Date Collected: 07/28/15 07:00

Matrix: Water

Date Received: 07/29/15 01:15

General Chemistry

Analyte	Result	Qualifier	RL	MDL	Unit	D	Prepared	Analyzed	Dil Fac
Total Dissolved Solids	649		10.0	4.0	mg/L	--		08/02/15 20:15	1
Analyte	Result	Qualifier	RL	RL	Unit	D	Prepared	Analyzed	Dil Fac
Total Suspended Solids	ND		4.0	4.0	mg/L	--		08/03/15 09:22	1

QC Sample Results

Client: O'Brien & Gere Inc of North America
Project/Site: Former Accurate Die Cast

TestAmerica Job ID: 480-84699-1

Method: SM 2540D - Solids, Total Suspended (TSS)

Lab Sample ID: MB 480-256685/1

Matrix: Water

Analysis Batch: 256685

Client Sample ID: Method Blank

Prep Type: Total/NA

Analyte	MB Result	MB Qualifier	RL	RL	Unit	D	Prepared	Analyzed	Dil Fac
Total Suspended Solids	ND		1.0	1.0	mg/L	-		08/03/15 09:22	1

Lab Sample ID: LCS 480-256685/2

Matrix: Water

Analysis Batch: 256685

Client Sample ID: Lab Control Sample

Prep Type: Total/NA

Analyte	Spike Added	LCS Result	LCS Qualifier	Unit	D	%Rec	%Rec. Limits
Total Suspended Solids	243	240.8		mg/L	-	99	88 - 110

Lab Sample ID: 480-84699-1 DU

Matrix: Water

Analysis Batch: 256685

Client Sample ID: EFFLUENT 072815

Prep Type: Total/NA

Analyte	Sample Result	Sample Qualifier	DU Result	DU Qualifier	Unit	D	RPD	RPD Limit
Total Suspended Solids	ND		ND		mg/L	-	NC	15

Method: SM2540 C - Total Dissolved Solids

Lab Sample ID: MB 480-256624/1

Matrix: Water

Analysis Batch: 256624

Client Sample ID: Method Blank

Prep Type: Total/NA

Analyte	MB Result	MB Qualifier	RL	MDL	Unit	D	Prepared	Analyzed	Dil Fac
Total Dissolved Solids	ND		10.0	4.0	mg/L	-		08/02/15 20:15	1

Lab Sample ID: LCS 480-256624/2

Matrix: Water

Analysis Batch: 256624

Client Sample ID: Lab Control Sample

Prep Type: Total/NA

Analyte	Spike Added	LCS Result	LCS Qualifier	Unit	D	%Rec	%Rec. Limits
Total Dissolved Solids	502	481.0		mg/L	-	96	85 - 115

Lab Sample ID: 480-84699-1 DU

Matrix: Water

Analysis Batch: 256624

Client Sample ID: EFFLUENT 072815

Prep Type: Total/NA

Analyte	Sample Result	Sample Qualifier	DU Result	DU Qualifier	Unit	D	RPD	RPD Limit
Total Dissolved Solids	649		650.0		mg/L	-	0.2	20

TestAmerica Buffalo

QC Association Summary

Client: O'Brien & Gere Inc of North America
Project/Site: Former Accurate Die Cast

TestAmerica Job ID: 480-84699-1

General Chemistry

Analysis Batch: 256624

Lab Sample ID	Client Sample ID	Prep Type	Matrix	Method	Prep Batch
480-84699-1	EFFLUENT 072815	Total/NA	Water	SM2540 C	
480-84699-1 DU	EFFLUENT 072815	Total/NA	Water	SM2540 C	
LCS 480-256624/2	Lab Control Sample	Total/NA	Water	SM2540 C	
MB 480-256624/1	Method Blank	Total/NA	Water	SM2540 C	

Analysis Batch: 256685

Lab Sample ID	Client Sample ID	Prep Type	Matrix	Method	Prep Batch
480-84699-1	EFFLUENT 072815	Total/NA	Water	SM 2540D	
480-84699-1 DU	EFFLUENT 072815	Total/NA	Water	SM 2540D	
LCS 480-256685/2	Lab Control Sample	Total/NA	Water	SM 2540D	
MB 480-256685/1	Method Blank	Total/NA	Water	SM 2540D	

Lab Chronicle

Client: O'Brien & Gere Inc of North America
Project/Site: Former Accurate Die Cast

TestAmerica Job ID: 480-84699-1

Client Sample ID: EFFLUENT 072815

Date Collected: 07/28/15 07:00

Date Received: 07/29/15 01:15

Lab Sample ID: 480-84699-1

Matrix: Water

Prep Type	Batch Type	Batch Method	Run	Dilution Factor	Batch Number	Prepared or Analyzed	Analyst	Lab
Total/NA	Analysis	SM 2540D		1	256685	08/03/15 09:22	EKB	TAL BUF
Total/NA	Analysis	SM2540 C		1	256624	08/02/15 20:15	ELR	TAL BUF

Laboratory References:

TAL BUF = TestAmerica Buffalo, 10 Hazelwood Drive, Amherst, NY 14228-2298, TEL (716)691-2600

Certification Summary

Client: O'Brien & Gere Inc of North America
Project/Site: Former Accurate Die Cast

TestAmerica Job ID: 480-84699-1

Laboratory: TestAmerica Buffalo

The certifications listed below are applicable to this report.

Authority	Program	EPA Region	Certification ID	Expiration Date
New York	NELAP	2	10026	03-31-16

Method Summary

Client: O'Brien & Gere Inc of North America
Project/Site: Former Accurate Die Cast

TestAmerica Job ID: 480-84699-1

Method	Method Description	Protocol	Laboratory
SM 2540D	Solids, Total Suspended (TSS)	SM	TAL BUF
SM2540 C	Total Dissolved Solids	SM18	TAL BUF

Protocol References:

SM = "Standard Methods For The Examination Of Water And Wastewater",
SM18 = "Standard Methods For The Examination Of Water And Wastewater", 18th Edition, 1992.

Laboratory References:

TAL BUF = TestAmerica Buffalo, 10 Hazelwood Drive, Amherst, NY 14228-2298, TEL (716)691-2600

Sample Summary

Client: O'Brien & Gere Inc of North America
Project/Site: Former Accurate Die Cast

TestAmerica Job ID: 480-84699-1

Lab Sample ID	Client Sample ID	Matrix	Collected	Received
480-84699-1	EFFLUENT 072815	Water	07/28/15 07:00	07/29/15 01:15

1

2

3

4

5

6

7

8

9

10


11

12

13

14

Chain of Custody Record

Client Information Client Contact: Mr. Yuri Veliz Company: O'Brien & Gere Inc of North America Address: 333 West Washington St. PO BOX 4873 City: East Syracuse State, Zip: NY, 13221 Phone: 315-856-6100(Tel) 315-463-7554(Fax) Email: Yuri.Veliz@obg.com Project Name: Former Accurate Die Cast Site:		Sampler: <i>MARTIN KOENIGKE</i> Lab Pmt: Deyo, Melissa L Phone: 315-729-1300 E-Mail: melissa.deyo@testamericainc.com		Carrier Tracking No(s): COC No: 480-59357-10586.1 Page: Page 1 of 1 Job #:	
Analysis Requested  480-84699 Chain of Custody		Preservation Codes: A - HCl M - Hexane B - NaOH N - None C - Zn Acetate O - As ₂ O ₃ D - Nitric Acid P - Na ₂ O ₄ S E - NaHSO ₄ Q - Na ₂ SO ₃ F - MeOH R - Na ₂ S ₂ O ₃ G - Amchlor S - H ₂ SO ₄ H - Ascorbic Acid T - TSP Dodecylhydrate I - Ice U - Acetone J - DI Water V - MCAA K - EDTA W - pH 4-5 L - EDA Z - other (specify) Other:			
Sample Identification Effluent 072815		Due Date Requested: TAT Requested (days): PO #: 11312000EST WO #:		Total Number of Containers:	
Sample Date: 7-28-15 Sample Time: 7:00 Sample Type (C=Comp, G=grab): C Matrix (W=water, S=solid, O=wastewater, BT=Tissue, A=Air): Water		Field Filtered Sample (Yes or No): 2540D - Total Suspended Solids 2540C - Calcd - Total Dissolved Solids		Special Instructions/Note:	
Possible Hazard Identification <input type="checkbox"/> Non-Hazard <input type="checkbox"/> Flammable <input type="checkbox"/> Skin Irritant <input type="checkbox"/> Poison B <input type="checkbox"/> Unknown <input type="checkbox"/> Radiological		Deliverable Requested: I, II, III, IV, Other (specify)		Sample Disposal (A fee may be assessed if samples are retained longer than 1 month) <input type="checkbox"/> Return To Client <input type="checkbox"/> Disposal By Lab <input type="checkbox"/> Archive For Months	
Empty Kit Relinquished by:		Date: 7-28-15		Method of Shipment:	
Relinquished by: <i>Martin Koenigke</i>		Date/Time: 7-28-15 14:25		Company: SVK	
Relinquished by: <i>Yuri Veliz</i>		Date/Time: 7-28-15 01:15		Company: TAD	
Relinquished by:		Date/Time:		Company:	
Custody Seals Intact: Δ Yes Δ No		Custody Seal No.:		Cooler Temperature(s) °C and Other Remarks: 0.4 #1	

Login Sample Receipt Checklist

Client: O'Brien & Gere Inc of North America

Job Number: 480-84699-1

Login Number: 84699

List Source: TestAmerica Buffalo

List Number: 1

Creator: Williams, Christopher S

Question	Answer	Comment
Radioactivity either was not measured or, if measured, is at or below background	True	
The cooler's custody seal, if present, is intact.	True	
The cooler or samples do not appear to have been compromised or tampered with.	True	
Samples were received on ice.	True	
Cooler Temperature is acceptable.	True	
Cooler Temperature is recorded.	True	
COC is present.	True	
COC is filled out in ink and legible.	True	
COC is filled out with all pertinent information.	True	
Is the Field Sampler's name present on COC?	True	
There are no discrepancies between the sample IDs on the containers and the COC.	True	
Samples are received within Holding Time.	True	
Sample containers have legible labels.	True	
Containers are not broken or leaking.	True	
Sample collection date/times are provided.	True	
Appropriate sample containers are used.	True	
Sample bottles are completely filled.	True	
Sample Preservation Verified	True	
There is sufficient vol. for all requested analyses, incl. any requested MS/MSDs	True	
VOA sample vials do not have headspace or bubble is <6mm (1/4") in diameter.	N/A	
If necessary, staff have been informed of any short hold time or quick TAT needs	True	
Multiphasic samples are not present.	True	
Samples do not require splitting or compositing.	True	
Sampling Company provided.	True	OBG
Samples received within 48 hours of sampling.	True	
Samples requiring field filtration have been filtered in the field.	N/A	
Chlorine Residual checked.	N/A	

TestAmerica

THE LEADER IN ENVIRONMENTAL TESTING

ANALYTICAL REPORT

TestAmerica Laboratories, Inc.

TestAmerica Buffalo

10 Hazelwood Drive

Amherst, NY 14228-2298

Tel: (716)691-2600

TestAmerica Job ID: 480-84941-1

Client Project/Site: Former Accurate Die Cast

For:

O'Brien & Gere Inc of North America

333 West Washington St.

PO BOX 4873

East Syracuse, New York 13221

Attn: Mr. Al Farrell



Authorized for release by:

8/11/2015 4:56:15 PM

Rebecca Jones, Project Management Assistant I

rebecca.jones@testamericainc.com

Designee for

Melissa Deyo, Project Manager I

(716)504-9874

melissa.deyo@testamericainc.com

LINKS

Review your project
results through

TotalAccess

Have a Question?



Visit us at:

www.testamericainc.com

The test results in this report meet all 2003 NELAC and 2009 TNI requirements for accredited parameters, exceptions are noted in this report. This report may not be reproduced except in full, and with written approval from the laboratory. For questions please contact the Project Manager at the e-mail address or telephone number listed on this page.

This report has been electronically signed and authorized by the signatory. Electronic signature is intended to be the legally binding equivalent of a traditionally handwritten signature.

Results relate only to the items tested and the sample(s) as received by the laboratory.

Table of Contents

Cover Page 1

Table of Contents 2

Definitions/Glossary 3

Case Narrative 4

Detection Summary 5

Client Sample Results 6

Surrogate Summary 7

QC Sample Results 8

QC Association Summary 10

Lab Chronicle 11

Certification Summary 12

Method Summary 13

Sample Summary 14

Chain of Custody 15

Receipt Checklists 16



Definitions/Glossary

Client: O'Brien & Gere Inc of North America
Project/Site: Former Accurate Die Cast

TestAmerica Job ID: 480-84941-1

Glossary

Abbreviation	These commonly used abbreviations may or may not be present in this report.
α	Listed under the "D" column to designate that the result is reported on a dry weight basis
%R	Percent Recovery
CFL	Contains Free Liquid
CNF	Contains no Free Liquid
DER	Duplicate error ratio (normalized absolute difference)
Dil Fac	Dilution Factor
DL, RA, RE, IN	Indicates a Dilution, Re-analysis, Re-extraction, or additional Initial metals/anion analysis of the sample
DLC	Decision level concentration
MDA	Minimum detectable activity
EDL	Estimated Detection Limit
MDC	Minimum detectable concentration
MDL	Method Detection Limit
ML	Minimum Level (Dioxin)
NC	Not Calculated
ND	Not detected at the reporting limit (or MDL or EDL if shown)
PQL	Practical Quantitation Limit
QC	Quality Control
RER	Relative error ratio
RL	Reporting Limit or Requested Limit (Radiochemistry)
RPD	Relative Percent Difference, a measure of the relative difference between two points
TEF	Toxicity Equivalent Factor (Dioxin)
TEQ	Toxicity Equivalent Quotient (Dioxin)

Case Narrative

Client: O'Brien & Gere Inc of North America
Project/Site: Former Accurate Die Cast

TestAmerica Job ID: 480-84941-1

Job ID: 480-84941-1

Laboratory: TestAmerica Buffalo

Narrative

Job Narrative 480-84941-1

Receipt

The samples were received on 8/4/2015 1:30 AM; the samples arrived in good condition, properly preserved and, where required, on ice. The temperature of the cooler at receipt was 1.3° C.

GC/MS VOA

No analytical or quality issues were noted, other than those described in the Definitions/Glossary page.

General Chemistry

No analytical or quality issues were noted, other than those described in the Definitions/Glossary page.

Detection Summary

Client: O'Brien & Gere Inc of North America
Project/Site: Former Accurate Die Cast

TestAmerica Job ID: 480-84941-1

Client Sample ID: EFFLUENT 080315

Lab Sample ID: 480-84941-1

No Detections.

Client Sample ID: BETWEEN CARBONS 080315

Lab Sample ID: 480-84941-2

No Detections.

Client Sample ID: EFFLUENT 080315

Lab Sample ID: 480-84941-3

Analyte	Result	Qualifier	RL	MDL	Unit	Dil Fac	D	Method	Prep Type
Total Dissolved Solids	661		10.0	4.0	mg/L	1		SM2540 C	Total/NA

This Detection Summary does not include radiochemical test results.

TestAmerica Buffalo

Client Sample Results

Client: O'Brien & Gere Inc of North America
Project/Site: Former Accurate Die Cast

TestAmerica Job ID: 480-84941-1

Client Sample ID: EFFLUENT 080315

Lab Sample ID: 480-84941-1

Date Collected: 08/03/15 07:20

Matrix: Water

Date Received: 08/04/15 01:30

Method: 8260C - Volatile Organic Compounds by GC/MS

Analyte	Result	Qualifier	RL	MDL	Unit	D	Prepared	Analyzed	Dil Fac
1,1,2,2-Tetrachloroethane	ND		1.0	0.21	ug/L			08/11/15 00:11	1
cis-1,2-Dichloroethene	ND		1.0	0.81	ug/L			08/11/15 00:11	1
Methylene Chloride	ND		1.0	0.44	ug/L			08/11/15 00:11	1
Tetrachloroethene	ND		1.0	0.36	ug/L			08/11/15 00:11	1
Toluene	ND		1.0	0.51	ug/L			08/11/15 00:11	1
trans-1,2-Dichloroethene	ND		1.0	0.90	ug/L			08/11/15 00:11	1
Trichloroethene	ND		1.0	0.46	ug/L			08/11/15 00:11	1

Surrogate	%Recovery	Qualifier	Limits	Prepared	Analyzed	Dil Fac
1,2-Dichloroethane-d4 (Surr)	89		66 - 137		08/11/15 00:11	1
4-Bromofluorobenzene (Surr)	92		73 - 120		08/11/15 00:11	1
Toluene-d8 (Surr)	95		71 - 126		08/11/15 00:11	1
Dibromofluoromethane (Surr)	92		60 - 140		08/11/15 00:11	1

Client Sample ID: BETWEEN CARBONS 080315

Lab Sample ID: 480-84941-2

Date Collected: 08/03/15 07:20

Matrix: Water

Date Received: 08/04/15 01:30

Method: 8260C - Volatile Organic Compounds by GC/MS

Analyte	Result	Qualifier	RL	MDL	Unit	D	Prepared	Analyzed	Dil Fac
1,1,2,2-Tetrachloroethane	ND		1.0	0.21	ug/L			08/11/15 00:39	1
cis-1,2-Dichloroethene	ND		1.0	0.81	ug/L			08/11/15 00:39	1
Methylene Chloride	ND		1.0	0.44	ug/L			08/11/15 00:39	1
Tetrachloroethene	ND		1.0	0.36	ug/L			08/11/15 00:39	1
Toluene	ND		1.0	0.51	ug/L			08/11/15 00:39	1
trans-1,2-Dichloroethene	ND		1.0	0.90	ug/L			08/11/15 00:39	1
Trichloroethene	ND		1.0	0.46	ug/L			08/11/15 00:39	1

Surrogate	%Recovery	Qualifier	Limits	Prepared	Analyzed	Dil Fac
1,2-Dichloroethane-d4 (Surr)	101		66 - 137		08/11/15 00:39	1
4-Bromofluorobenzene (Surr)	91		73 - 120		08/11/15 00:39	1
Toluene-d8 (Surr)	95		71 - 126		08/11/15 00:39	1
Dibromofluoromethane (Surr)	100		60 - 140		08/11/15 00:39	1

Client Sample ID: EFFLUENT 080315

Lab Sample ID: 480-84941-3

Date Collected: 08/03/15 07:20

Matrix: Water

Date Received: 08/04/15 01:30

General Chemistry

Analyte	Result	Qualifier	RL	MDL	Unit	D	Prepared	Analyzed	Dil Fac
Total Dissolved Solids	661		10.0	4.0	mg/L			08/04/15 21:51	1
Analyte	Result	Qualifier	RL	MDL	Unit	D	Prepared	Analyzed	Dil Fac
Total Suspended Solids	ND		4.0	4.0	mg/L			08/05/15 07:09	1

TestAmerica Buffalo

Surrogate Summary

Client: O'Brien & Gere Inc of North America
Project/Site: Former Accurate Die Cast

TestAmerica Job ID: 480-84941-1

Method: 8260C - Volatile Organic Compounds by GC/MS

Matrix: Water

Prep Type: Total/NA

Percent Surrogate Recovery (Acceptance Limits)

Lab Sample ID	Client Sample ID	12DCE (66-137)	BFB (73-120)	TOL (71-126)	DBFM (60-140)
480-84941-1	EFFLUENT 080315	89	92	95	92
480-84941-2	BETWEEN CARBONS 080315	101	91	95	100
LCS 480-257960/4	Lab Control Sample	98	102	104	97
MB 480-257960/6	Method Blank	103	95	99	100

Surrogate Legend

12DCE = 1,2-Dichloroethane-d4 (Surr)

BFB = 4-Bromofluorobenzene (Surr)

TOL = Toluene-d8 (Surr)

DBFM = Dibromofluoromethane (Surr)

QC Sample Results

Client: O'Brien & Gere Inc of North America
Project/Site: Former Accurate Die Cast

TestAmerica Job ID: 480-84941-1

Method: 8260C - Volatile Organic Compounds by GC/MS

Lab Sample ID: MB 480-257960/6

Matrix: Water

Analysis Batch: 257960

Client Sample ID: Method Blank

Prep Type: Total/NA

Analyte	MB Result	MB Qualifier	RL	MDL	Unit	D	Prepared	Analyzed	Dil Fac
1,1,2,2-Tetrachloroethane	ND		1.0	0.21	ug/L			08/10/15 22:55	1
cis-1,2-Dichloroethene	ND		1.0	0.81	ug/L			08/10/15 22:55	1
Methylene Chloride	ND		1.0	0.44	ug/L			08/10/15 22:55	1
Tetrachloroethene	ND		1.0	0.36	ug/L			08/10/15 22:55	1
Toluene	ND		1.0	0.51	ug/L			08/10/15 22:55	1
trans-1,2-Dichloroethene	ND		1.0	0.90	ug/L			08/10/15 22:55	1
Trichloroethene	ND		1.0	0.46	ug/L			08/10/15 22:55	1

Surrogate	MB %Recovery	MB Qualifier	Limits	Prepared	Analyzed	Dil Fac
1,2-Dichloroethane-d4 (Surr)	103		66 - 137		08/10/15 22:55	1
4-Bromofluorobenzene (Surr)	95		73 - 120		08/10/15 22:55	1
Toluene-d8 (Surr)	99		71 - 126		08/10/15 22:55	1
Dibromofluoromethane (Surr)	100		60 - 140		08/10/15 22:55	1

Lab Sample ID: LCS 480-257960/4

Matrix: Water

Analysis Batch: 257960

Client Sample ID: Lab Control Sample

Prep Type: Total/NA

Analyte	Spike Added	LCS Result	LCS Qualifier	Unit	D	%Rec	%Rec. Limits
cis-1,2-Dichloroethene	25.0	25.8		ug/L		103	74 - 124
Tetrachloroethene	25.0	29.0		ug/L		116	74 - 122
Toluene	25.0	27.8		ug/L		111	80 - 122
trans-1,2-Dichloroethene	25.0	26.7		ug/L		107	73 - 127
Trichloroethene	25.0	26.6		ug/L		107	74 - 123

Surrogate	LCS %Recovery	LCS Qualifier	Limits
1,2-Dichloroethane-d4 (Surr)	98		66 - 137
4-Bromofluorobenzene (Surr)	102		73 - 120
Toluene-d8 (Surr)	104		71 - 126
Dibromofluoromethane (Surr)	97		60 - 140

Method: SM 2540D - Solids, Total Suspended (TSS)

Lab Sample ID: MB 480-257033/1

Matrix: Water

Analysis Batch: 257033

Client Sample ID: Method Blank

Prep Type: Total/NA

Analyte	MB Result	MB Qualifier	RL	RL	Unit	D	Prepared	Analyzed	Dil Fac
Total Suspended Solids	ND		1.0	1.0	mg/L			08/05/15 07:09	1

Lab Sample ID: LCS 480-257033/2

Matrix: Water

Analysis Batch: 257033

Client Sample ID: Lab Control Sample

Prep Type: Total/NA

Analyte	Spike Added	LCS Result	LCS Qualifier	Unit	D	%Rec	%Rec. Limits
Total Suspended Solids	258	259.2		mg/L		100	88 - 110

TestAmerica Buffalo

QC Sample Results

Client: O'Brien & Gere Inc of North America
Project/Site: Former Accurate Die Cast

TestAmerica Job ID: 480-84941-1

Method: SM 2540D - Solids, Total Suspended (TSS) (Continued)

Lab Sample ID: 480-84941-3 DU

Matrix: Water

Analysis Batch: 257033

Client Sample ID: EFFLUENT 080315

Prep Type: Total/NA

Analyte	Sample Result	Sample Qualifier	DU Result	DU Qualifier	Unit	D	RPD	Limit
Total Suspended Solids	ND		ND		mg/L	-	NC	15

Method: SM2540 C - Total Dissolved Solids

Lab Sample ID: MB 480-257008/1

Matrix: Water

Analysis Batch: 257008

Client Sample ID: Method Blank

Prep Type: Total/NA

Analyte	MB Result	MB Qualifier	RL	MDL	Unit	D	Prepared	Analyzed	Dil Fac
Total Dissolved Solids	ND		10.0	4.0	mg/L	-		08/04/15 21:51	1

Lab Sample ID: LCS 480-257008/2

Matrix: Water

Analysis Batch: 257008

Client Sample ID: Lab Control Sample

Prep Type: Total/NA

Analyte	Spike Added	LCS Result	LCS Qualifier	Unit	D	%Rec	%Rec. Limits
Total Dissolved Solids	502	504.0		mg/L	-	100	85 - 115

Lab Sample ID: 480-84941-3 DU

Matrix: Water

Analysis Batch: 257008

Client Sample ID: EFFLUENT 080315

Prep Type: Total/NA

Analyte	Sample Result	Sample Qualifier	DU Result	DU Qualifier	Unit	D	RPD	Limit
Total Dissolved Solids	661		649.0		mg/L	-	2	20

QC Association Summary

Client: O'Brien & Gere Inc of North America
Project/Site: Former Accurate Die Cast

TestAmerica Job ID: 480-84941-1

GC/MS VOA

Analysis Batch: 257960

Lab Sample ID	Client Sample ID	Prep Type	Matrix	Method	Prep Batch
480-84941-1	EFFLUENT 080315	Total/NA	Water	8260C	
480-84941-2	BETWEEN CARBONS 080315	Total/NA	Water	8260C	
LCS 480-257960/4	Lab Control Sample	Total/NA	Water	8260C	
MB 480-257960/6	Method Blank	Total/NA	Water	8260C	

General Chemistry

Analysis Batch: 257008

Lab Sample ID	Client Sample ID	Prep Type	Matrix	Method	Prep Batch
480-84941-3	EFFLUENT 080315	Total/NA	Water	SM2540 C	
480-84941-3 DU	EFFLUENT 080315	Total/NA	Water	SM2540 C	
LCS 480-257008/2	Lab Control Sample	Total/NA	Water	SM2540 C	
MB 480-257008/1	Method Blank	Total/NA	Water	SM2540 C	

Analysis Batch: 257033

Lab Sample ID	Client Sample ID	Prep Type	Matrix	Method	Prep Batch
480-84941-3	EFFLUENT 080315	Total/NA	Water	SM 2540D	
480-84941-3 DU	EFFLUENT 080315	Total/NA	Water	SM 2540D	
LCS 480-257033/2	Lab Control Sample	Total/NA	Water	SM 2540D	
MB 480-257033/1	Method Blank	Total/NA	Water	SM 2540D	

Lab Chronicle

Client: O'Brien & Gere Inc of North America
Project/Site: Former Accurate Die Cast

TestAmerica Job ID: 480-84941-1

Client Sample ID: EFFLUENT 080315

Date Collected: 08/03/15 07:20

Date Received: 08/04/15 01:30

Lab Sample ID: 480-84941-1

Matrix: Water

Prep Type	Batch Type	Batch Method	Run	Dilution Factor	Batch Number	Prepared or Analyzed	Analyst	Lab
Total/NA	Analysis	8260C		1	257960	08/11/15 00:11	EDB	TAL BUF

Client Sample ID: BETWEEN CARBONS 080315

Date Collected: 08/03/15 07:20

Date Received: 08/04/15 01:30

Lab Sample ID: 480-84941-2

Matrix: Water

Prep Type	Batch Type	Batch Method	Run	Dilution Factor	Batch Number	Prepared or Analyzed	Analyst	Lab
Total/NA	Analysis	8260C		1	257960	08/11/15 00:39	EDB	TAL BUF

Client Sample ID: EFFLUENT 080315

Date Collected: 08/03/15 07:20

Date Received: 08/04/15 01:30

Lab Sample ID: 480-84941-3

Matrix: Water

Prep Type	Batch Type	Batch Method	Run	Dilution Factor	Batch Number	Prepared or Analyzed	Analyst	Lab
Total/NA	Analysis	SM 2540D		1	257033	08/05/15 07:09	EKB	TAL BUF
Total/NA	Analysis	SM2540 C		1	257008	08/04/15 21:51	MGH	TAL BUF

Laboratory References:

TAL BUF = TestAmerica Buffalo, 10 Hazelwood Drive, Amherst, NY 14228-2298, TEL (716)691-2600

Certification Summary

Client: O'Brien & Gere Inc of North America
Project/Site: Former Accurate Die Cast

TestAmerica Job ID: 480-84941-1

Laboratory: TestAmerica Buffalo

The certifications listed below are applicable to this report.

Authority	Program	EPA Region	Certification ID	Expiration Date
New York	NELAP	2	10026	03-31-16

Method Summary

Client: O'Brien & Gere Inc of North America
Project/Site: Former Accurate Die Cast

TestAmerica Job ID: 480-84941-1

Method	Method Description	Protocol	Laboratory
8260C	Volatile Organic Compounds by GC/MS	SW846	TAL BUF
SM 2540D	Solids, Total Suspended (TSS)	SM	TAL BUF
SM2540 C	Total Dissolved Solids	SM18	TAL BUF

Protocol References:

SM = "Standard Methods For The Examination Of Water And Wastewater",

SM18 = "Standard Methods For The Examination Of Water And Wastewater", 18th Edition, 1992.

SW846 = "Test Methods For Evaluating Solid Waste, Physical/Chemical Methods", Third Edition, November 1986 And Its Updates.

Laboratory References:

TAL BUF = TestAmerica Buffalo, 10 Hazelwood Drive, Amherst, NY 14228-2298, TEL (716)691-2600

Sample Summary

Client: O'Brien & Gere Inc of North America
Project/Site: Former Accurate Die Cast

TestAmerica Job ID: 480-84941-1

Lab Sample ID	Client Sample ID	Matrix	Collected	Received
480-84941-1	EFFLUENT 080315	Water	08/03/15 07:20	08/04/15 01:30
480-84941-2	BETWEEN CARBONS 080315	Water	08/03/15 07:20	08/04/15 01:30
480-84941-3	EFFLUENT 080315	Water	08/03/15 07:20	08/04/15 01:30

TestAmerica Buffalo
 10 Hazelwood Drive
 Amherst, NY 14228-2298
 Phone (716) 691-2600 Fax (716) 691-7991

Chain of Custody Record

TestAmerica
 THE LEADER IN ENVIRONMENTAL TESTING

Client Information Client Contact: Mr. Yuri Veliz Company: O'Brien & Gere Inc of North America Address: 333 West Washington St. PO BOX 4873 City: East Syracuse State, Zip: NY, 13221 Phone: 315-956-6100(Tel) 315-463-7554(Fax) Email: Yuri.Veliz@obg.com Project Name: Former Accurate Die Cast Site:		Sampler: <i>Melissa Koewsky</i> Lab Pht: Deyo, Melissa L Phone: 315-729-1300 E-Mail: melissa.deyo@testamericainc.com		Carrier Tracking No(s): 480-59322-10588.1 Page: Page 1 of 1 Job #:	
Due Date Requested: TAT Requested (days): PO #: 11312000EST WO #: Project #: 48008584 SSOW#:		Analysis Requested 2540D - Total Suspended Solids 2540C - Total Dissolved Solids 8280C - Volatile Organic Compounds Field Filtered Sample (Yes or No) Perform MS/MSD (Yes or No)			
Sample Identification Effluent 080315 Between Carbons 080315 Effluent 080315		Sample Date 8-3-15 8-3-15 8-3-15	Sample Time 7:20 7:20 7:20	Sample Type (C=Comp, G=grab) b G c	Matrix (W=water, S=solid, O=oil, BT=Tissue, A=Air) Water Water water
Preservation Codes: A - HCl B - NaOH C - Zn Acetate D - Nitric Acid E - NaHSO4 F - MeOH G - Anchlor H - Ascorbic Acid I - Ice J - DI Water K - EDTA L - EDA M - Hexane N - None O - AsNaO2 P - Na2O4S Q - Na2SO3 R - Na2S2O3 S - H2SO4 T - TSP Dodecahydrate U - Acetone V - MCAA W - pH 4-5 X - EDTA Z - other (specify) Other:		Special Instructions/Note: 480-84941 Chain of Custody			
Sample Disposal (A fee may be assessed if samples are retained longer than 1 month) <input type="checkbox"/> Return To Client <input type="checkbox"/> Disposal By Lab <input type="checkbox"/> Archive For _____ Months Special Instructions/QC Requirements:		Date/Time: 8-3-15, 10:50 8-3-15, 19:00 8-3-15, 01:30 Date/Time: Date/Time: Date/Time:			
Empty Kit Relinquished by: Relinquished by: Relinquished by: Relinquished by:		Date: 8-3-15 / 10:50 8-3-15, 19:00 8-3-15, 01:30 Date: Date: Date:			
Possible Hazard Identification <input type="checkbox"/> Non-Hazard <input type="checkbox"/> Flammable <input type="checkbox"/> Skin Irritant <input type="checkbox"/> Poison B <input type="checkbox"/> Unknown <input type="checkbox"/> Radiological Deliverable Requested: I, II, III, IV, Other (specify)		Date/Time: 8-3-15, 10:50 8-3-15, 19:00 8-3-15, 01:30 Date/Time: Date/Time: Date:			
Custody Seals Intact: Δ Yes Δ No		Cooler Temperature(s) °C and Other Remarks: 1.3			

Login Sample Receipt Checklist

Client: O'Brien & Gere Inc of North America

Job Number: 480-84941-1

Login Number: 84941

List Source: TestAmerica Buffalo

List Number: 1

Creator: Williams, Christopher S

Question	Answer	Comment
Radioactivity either was not measured or, if measured, is at or below background	True	
The cooler's custody seal, if present, is intact.	True	
The cooler or samples do not appear to have been compromised or tampered with.	True	
Samples were received on ice.	True	
Cooler Temperature is acceptable.	True	
Cooler Temperature is recorded.	True	
COC is present.	True	
COC is filled out in ink and legible.	True	
COC is filled out with all pertinent information.	True	
Is the Field Sampler's name present on COC?	True	
There are no discrepancies between the sample IDs on the containers and the COC.	True	
Samples are received within Holding Time.	True	
Sample containers have legible labels.	True	
Containers are not broken or leaking.	False	No: 1 - 40ml vial broke (sample 02)
Sample collection date/times are provided.	True	
Appropriate sample containers are used.	True	
Sample bottles are completely filled.	True	
Sample Preservation Verified	True	
There is sufficient vol. for all requested analyses, incl. any requested MS/MSDs	True	
VOA sample vials do not have headspace or bubble is <6mm (1/4") in diameter.	True	
If necessary, staff have been informed of any short hold time or quick TAT needs	True	
Multiphasic samples are not present.	True	
Samples do not require splitting or compositing.	True	
Sampling Company provided.	True	OBG
Samples received within 48 hours of sampling.	True	
Samples requiring field filtration have been filtered in the field.	N/A	
Chlorine Residual checked.	N/A	

ANALYTICAL REPORT

TestAmerica Laboratories, Inc.

TestAmerica Buffalo

10 Hazelwood Drive

Amherst, NY 14228-2298

Tel: (716)691-2600

TestAmerica Job ID: 480-85340-1

Client Project/Site: Former Accurate Die Cast

For:

O'Brien & Gere Inc of North America

333 West Washington St.

PO BOX 4873

East Syracuse, New York 13221

Attn: Mr. Al Farrell



Authorized for release by:

8/17/2015 10:23:57 AM

Rebecca Jones, Project Management Assistant I

rebecca.jones@testamericainc.com

Designee for

Melissa Deyo, Project Manager I

(716)504-9874

melissa.deyo@testamericainc.com

LINKS

Review your project
results through

TotalAccess

Have a Question?



Visit us at:

www.testamericainc.com

The test results in this report meet all 2003 NELAC and 2009 TNI requirements for accredited parameters, exceptions are noted in this report. This report may not be reproduced except in full, and with written approval from the laboratory. For questions please contact the Project Manager at the e-mail address or telephone number listed on this page.

This report has been electronically signed and authorized by the signatory. Electronic signature is intended to be the legally binding equivalent of a traditionally handwritten signature.

Results relate only to the items tested and the sample(s) as received by the laboratory.

Table of Contents

Cover Page	1
Table of Contents	2
Definitions/Glossary	3
Case Narrative	4
Detection Summary	5
Client Sample Results	6
QC Sample Results	7
QC Association Summary	8
Lab Chronicle	9
Certification Summary	10
Method Summary	11
Sample Summary	12
Chain of Custody	13
Receipt Checklists	14



Definitions/Glossary

Client: O'Brien & Gere Inc of North America
Project/Site: Former Accurate Die Cast

TestAmerica Job ID: 480-85340-1

Glossary

Abbreviation	These commonly used abbreviations may or may not be present in this report.
α	Listed under the "D" column to designate that the result is reported on a dry weight basis
%R	Percent Recovery
CFL	Contains Free Liquid
CNF	Contains no Free Liquid
DER	Duplicate error ratio (normalized absolute difference)
Dil Fac	Dilution Factor
DL, RA, RE, IN	Indicates a Dilution, Re-analysis, Re-extraction, or additional Initial metals/anion analysis of the sample
DLC	Decision level concentration
MDA	Minimum detectable activity
EDL	Estimated Detection Limit
MDC	Minimum detectable concentration
MDL	Method Detection Limit
ML	Minimum Level (Dioxin)
NC	Not Calculated
ND	Not detected at the reporting limit (or MDL or EDL if shown)
PQL	Practical Quantitation Limit
QC	Quality Control
RER	Relative error ratio
RL	Reporting Limit or Requested Limit (Radiochemistry)
RPD	Relative Percent Difference, a measure of the relative difference between two points
TEF	Toxicity Equivalent Factor (Dioxin)
TEQ	Toxicity Equivalent Quotient (Dioxin)

Case Narrative

Client: O'Brien & Gere Inc of North America
Project/Site: Former Accurate Die Cast

TestAmerica Job ID: 480-85340-1

Job ID: 480-85340-1

Laboratory: TestAmerica Buffalo

Narrative

Job Narrative 480-85340-1

Receipt

The sample was received on 8/11/2015 2:00 AM; the sample arrived in good condition, properly preserved and, where required, on ice. The temperature of the cooler at receipt was 2.4° C.

General Chemistry

No analytical or quality issues were noted, other than those described in the Definitions/Glossary page.

Detection Summary

Client: O'Brien & Gere Inc of North America
Project/Site: Former Accurate Die Cast

TestAmerica Job ID: 480-85340-1

Client Sample ID: EFFLUENT 081015

Lab Sample ID: 480-85340-1

Analyte	Result	Qualifier	RL	MDL	Unit	Dil Fac	D	Method	Prep Type
Total Dissolved Solids	665		10.0	4.0	mg/L	1		SM2540 C	Total/NA

This Detection Summary does not include radiochemical test results.

TestAmerica Buffalo

Client Sample Results

Client: O'Brien & Gere Inc of North America
Project/Site: Former Accurate Die Cast

TestAmerica Job ID: 480-85340-1

Client Sample ID: EFFLUENT 081015

Lab Sample ID: 480-85340-1

Date Collected: 08/10/15 07:10

Matrix: Water

Date Received: 08/11/15 02:00

General Chemistry

Analyte	Result	Qualifier	RL	MDL	Unit	D	Prepared	Analyzed	Dil Fac
Total Dissolved Solids	665		10.0	4.0	mg/L	--		08/12/15 10:00	1
Analyte	Result	Qualifier	RL	RL	Unit	D	Prepared	Analyzed	Dil Fac
Total Suspended Solids	ND		4.0	4.0	mg/L	--		08/12/15 07:09	1

QC Sample Results

Client: O'Brien & Gere Inc of North America
Project/Site: Former Accurate Die Cast

TestAmerica Job ID: 480-85340-1

Method: SM 2540D - Solids, Total Suspended (TSS)

Lab Sample ID: MB 480-258205/1

Matrix: Water

Analysis Batch: 258205

Client Sample ID: Method Blank

Prep Type: Total/NA

Analyte	MB Result	MB Qualifier	RL	RL	Unit	D	Prepared	Analyzed	Dil Fac
Total Suspended Solids	ND		1.0	1.0	mg/L	-		08/12/15 07:09	1

Lab Sample ID: LCS 480-258205/2

Matrix: Water

Analysis Batch: 258205

Client Sample ID: Lab Control Sample

Prep Type: Total/NA

Analyte	Spike Added	LCS Result	LCS Qualifier	Unit	D	%Rec	%Rec. Limits
Total Suspended Solids	246	247.2		mg/L	-	100	88 - 110

Lab Sample ID: 480-85340-1 DU

Matrix: Water

Analysis Batch: 258205

Client Sample ID: EFFLUENT 081015

Prep Type: Total/NA

Analyte	Sample Result	Sample Qualifier	DU Result	DU Qualifier	Unit	D	RPD	RPD Limit
Total Suspended Solids	ND		ND		mg/L	-	NC	15

Method: SM2540 C - Total Dissolved Solids

Lab Sample ID: MB 480-258308/1

Matrix: Water

Analysis Batch: 258308

Client Sample ID: Method Blank

Prep Type: Total/NA

Analyte	MB Result	MB Qualifier	RL	MDL	Unit	D	Prepared	Analyzed	Dil Fac
Total Dissolved Solids	ND		10.0	4.0	mg/L	-		08/12/15 10:00	1

Lab Sample ID: LCS 480-258308/2

Matrix: Water

Analysis Batch: 258308

Client Sample ID: Lab Control Sample

Prep Type: Total/NA

Analyte	Spike Added	LCS Result	LCS Qualifier	Unit	D	%Rec	%Rec. Limits
Total Dissolved Solids	501	482.0		mg/L	-	96	85 - 115

QC Association Summary

Client: O'Brien & Gere Inc of North America
Project/Site: Former Accurate Die Cast

TestAmerica Job ID: 480-85340-1

General Chemistry

Analysis Batch: 258205

Lab Sample ID	Client Sample ID	Prep Type	Matrix	Method	Prep Batch
480-85340-1	EFFLUENT 081015	Total/NA	Water	SM 2540D	
480-85340-1 DU	EFFLUENT 081015	Total/NA	Water	SM 2540D	
LCS 480-258205/2	Lab Control Sample	Total/NA	Water	SM 2540D	
MB 480-258205/1	Method Blank	Total/NA	Water	SM 2540D	

Analysis Batch: 258308

Lab Sample ID	Client Sample ID	Prep Type	Matrix	Method	Prep Batch
480-85340-1	EFFLUENT 081015	Total/NA	Water	SM2540 C	
LCS 480-258308/2	Lab Control Sample	Total/NA	Water	SM2540 C	
MB 480-258308/1	Method Blank	Total/NA	Water	SM2540 C	

Lab Chronicle

Client: O'Brien & Gere Inc of North America
Project/Site: Former Accurate Die Cast

TestAmerica Job ID: 480-85340-1

Client Sample ID: EFFLUENT 081015

Date Collected: 08/10/15 07:10

Date Received: 08/11/15 02:00

Lab Sample ID: 480-85340-1

Matrix: Water

Prep Type	Batch Type	Batch Method	Run	Dilution Factor	Batch Number	Prepared or Analyzed	Analyst	Lab
Total/NA	Analysis	SM 2540D		1	258205	08/12/15 07:09	EKB	TAL BUF
Total/NA	Analysis	SM2540 C		1	258308	08/12/15 10:00	EKB	TAL BUF

Laboratory References:

TAL BUF = TestAmerica Buffalo, 10 Hazelwood Drive, Amherst, NY 14228-2298, TEL (716)691-2600

Certification Summary

Client: O'Brien & Gere Inc of North America
Project/Site: Former Accurate Die Cast

TestAmerica Job ID: 480-85340-1

Laboratory: TestAmerica Buffalo

The certifications listed below are applicable to this report.

Authority	Program	EPA Region	Certification ID	Expiration Date
New York	NELAP	2	10026	03-31-16

Method Summary

Client: O'Brien & Gere Inc of North America
Project/Site: Former Accurate Die Cast

TestAmerica Job ID: 480-85340-1

Method	Method Description	Protocol	Laboratory
SM 2540D	Solids, Total Suspended (TSS)	SM	TAL BUF
SM2540 C	Total Dissolved Solids	SM18	TAL BUF

Protocol References:

SM = "Standard Methods For The Examination Of Water And Wastewater",
SM18 = "Standard Methods For The Examination Of Water And Wastewater", 18th Edition, 1992.

Laboratory References:

TAL BUF = TestAmerica Buffalo, 10 Hazelwood Drive, Amherst, NY 14228-2298, TEL (716)691-2600

Sample Summary

Client: O'Brien & Gere Inc of North America
Project/Site: Former Accurate Die Cast

TestAmerica Job ID: 480-85340-1

Lab Sample ID	Client Sample ID	Matrix	Collected	Received
480-85340-1	EFFLUENT 081015	Water	08/10/15 07:10	08/11/15 02:00

1

2

3

4

5

6

7

8

9

10

11

12

13

14

Chain of Custody Record



Client Information Client Contact: Mr. Yuri Veliz Company: O'Brien & Gere Inc of North America Address: 333 West Washington St. PO BOX 4873 City: East Syracuse State: NY Zip: 13221 Phone: 315-956-6100(Tel) 315-463-7554(Fax) Email: Yuri.Veliz@obg.com Project Name: Former Accurate Die Cast Site:		Due Date Requested: TAT Requested (days): PO #: 11312000EST WO #: Project #: 48008584 SSOW#:		Lab Pmt: Deyo, Melissa L E-Mail: melissa.deyo@testamericainc.com Carrier Tracking No(s): COC No: 480-59359-10586.1 Page: Page 1 of 1 Job #:	
Sample Identification Effluent 081015 Sample Date 8-10-15 Sample Time 17:10 Sample Type (C=comp, G=grab) C Matrix (W=water, S=solid, O=soil, BT=tissue, A=air) Water Field Filtered Sample (Yes or No) <input checked="" type="checkbox"/> No Period (MS/MSD) (Yes or No) <input checked="" type="checkbox"/> No 2540D - Total Suspended Solids 11 2540C - Calcd - Total Dissolved Solids 11		Total Number of Containers:			
Possible Hazard Identification <input type="checkbox"/> Non-Hazard <input type="checkbox"/> Flammable <input type="checkbox"/> Skin Irritant <input type="checkbox"/> Polson B <input type="checkbox"/> Unknown <input type="checkbox"/> Radiological Deliverable Requested: I, II, III, IV, Other (specify)		Sample Disposal (A fee may be assessed if samples are retained longer than 1 month) <input type="checkbox"/> Return To Client <input type="checkbox"/> Disposal By Lab <input type="checkbox"/> Archive For _____ Months Special Instructions/QC Requirements:			
Empty Kit Relinquished by:		Method of Shipment:			
Relinquished by: Martin Koennecke Date/Time: 8-10-15 19:00 Company: OBG		Received by: [Signature] Date/Time: 8/10/15 19:00 Company: [Signature]			
Relinquished by: [Signature] Date/Time: 8-10-15 19:00 Company: J71		Received by: [Signature] Date/Time: 8/10/15 02:00 Company: [Signature]			
Relinquished by: [Signature] Date/Time: 8-10-15 19:00 Company: J71		Received by: [Signature] Date/Time: 8/10/15 02:00 Company: [Signature]			
Relinquished by: [Signature] Date/Time: 8-10-15 19:00 Company: J71		Received by: [Signature] Date/Time: 8/10/15 02:00 Company: [Signature]			
Relinquished by: [Signature] Date/Time: 8-10-15 19:00 Company: J71		Received by: [Signature] Date/Time: 8/10/15 02:00 Company: [Signature]			
Relinquished by: [Signature] Date/Time: 8-10-15 19:00 Company: J71		Received by: [Signature] Date/Time: 8/10/15 02:00 Company: [Signature]			
Relinquished by: [Signature] Date/Time: 8-10-15 19:00 Company: J71		Received by: [Signature] Date/Time: 8/10/15 02:00 Company: [Signature]			
Relinquished by: [Signature] Date/Time: 8-10-15 19:00 Company: J71		Received by: [Signature] Date/Time: 8/10/15 02:00 Company: [Signature]			
Relinquished by: [Signature] Date/Time: 8-10-15 19:00 Company: J71		Received by: [Signature] Date/Time: 8/10/15 02:00 Company: [Signature]			
Relinquished by: [Signature] Date/Time: 8-10-15 19:00 Company: J71		Received by: [Signature] Date/Time: 8/10/15 02:00 Company: [Signature]			
Relinquished by: [Signature] Date/Time: 8-10-15 19:00 Company: J71		Received by: [Signature] Date/Time: 8/10/15 02:00 Company: [Signature]			
Relinquished by: [Signature] Date/Time: 8-10-15 19:00 Company: J71		Received by: [Signature] Date/Time: 8/10/15 02:00 Company: [Signature]			
Relinquished by: [Signature] Date/Time: 8-10-15 19:00 Company: J71		Received by: [Signature] Date/Time: 8/10/15 02:00 Company: [Signature]			
Relinquished by: [Signature] Date/Time: 8-10-15 19:00 Company: J71		Received by: [Signature] Date/Time: 8/10/15 02:00 Company: [Signature]			
Relinquished by: [Signature] Date/Time: 8-10-15 19:00 Company: J71		Received by: [Signature] Date/Time: 8/10/15 02:00 Company: [Signature]			
Relinquished by: [Signature] Date/Time: 8-10-15 19:00 Company: J71		Received by: [Signature] Date/Time: 8/10/15 02:00 Company: [Signature]			
Relinquished by: [Signature] Date/Time: 8-10-15 19:00 Company: J71		Received by: [Signature] Date/Time: 8/10/15 02:00 Company: [Signature]			
Relinquished by: [Signature] Date/Time: 8-10-15 19:00 Company: J71		Received by: [Signature] Date/Time: 8/10/15 02:00 Company: [Signature]			
Relinquished by: [Signature] Date/Time: 8-10-15 19:00 Company: J71		Received by: [Signature] Date/Time: 8/10/15 02:00 Company: [Signature]			
Relinquished by: [Signature] Date/Time: 8-10-15 19:00 Company: J71		Received by: [Signature] Date/Time: 8/10/15 02:00 Company: [Signature]			
Relinquished by: [Signature] Date/Time: 8-10-15 19:00 Company: J71		Received by: [Signature] Date/Time: 8/10/15 02:00 Company: [Signature]			
Relinquished by: [Signature] Date/Time: 8-10-15 19:00 Company: J71		Received by: [Signature] Date/Time: 8/10/15 02:00 Company: [Signature]			
Relinquished by: [Signature] Date/Time: 8-10-15 19:00 Company: J71		Received by: [Signature] Date/Time: 8/10/15 02:00 Company: [Signature]			
Relinquished by: [Signature] Date/Time: 8-10-15 19:00 Company: J71		Received by: [Signature] Date/Time: 8/10/15 02:00 Company: [Signature]			
Relinquished by: [Signature] Date/Time: 8-10-15 19:00 Company: J71		Received by: [Signature] Date/Time: 8/10/15 02:00 Company: [Signature]			
Relinquished by: [Signature] Date/Time: 8-10-15 19:00 Company: J71		Received by: [Signature] Date/Time: 8/10/15 02:00 Company: [Signature]			
Relinquished by: [Signature] Date/Time: 8-10-15 19:00 Company: J71		Received by: [Signature] Date/Time: 8/10/15 02:00 Company: [Signature]			
Relinquished by: [Signature] Date/Time: 8-10-15 19:00 Company: J71		Received by: [Signature] Date/Time: 8/10/15 02:00 Company: [Signature]			
Relinquished by: [Signature] Date/Time: 8-10-15 19:00 Company: J71		Received by: [Signature] Date/Time: 8/10/15 02:00 Company: [Signature]			
Relinquished by: [Signature] Date/Time: 8-10-15 19:00 Company: J71		Received by: [Signature] Date/Time: 8/10/15 02:00 Company:			

Login Sample Receipt Checklist

Client: O'Brien & Gere Inc of North America

Job Number: 480-85340-1

Login Number: 85340

List Source: TestAmerica Buffalo

List Number: 1

Creator: Janish, Carl M

Question	Answer	Comment
Radioactivity either was not measured or, if measured, is at or below background	True	
The cooler's custody seal, if present, is intact.	True	
The cooler or samples do not appear to have been compromised or tampered with.	True	
Samples were received on ice.	True	
Cooler Temperature is acceptable.	True	
Cooler Temperature is recorded.	True	
COC is present.	True	
COC is filled out in ink and legible.	True	
COC is filled out with all pertinent information.	True	
Is the Field Sampler's name present on COC?	True	
There are no discrepancies between the sample IDs on the containers and the COC.	True	
Samples are received within Holding Time.	True	
Sample containers have legible labels.	True	
Containers are not broken or leaking.	True	
Sample collection date/times are provided.	True	
Appropriate sample containers are used.	True	
Sample bottles are completely filled.	True	
Sample Preservation Verified	True	
There is sufficient vol. for all requested analyses, incl. any requested MS/MSDs	True	
VOA sample vials do not have headspace or bubble is <6mm (1/4") in diameter.	True	
If necessary, staff have been informed of any short hold time or quick TAT needs	True	
Multiphasic samples are not present.	True	
Samples do not require splitting or compositing.	True	
Sampling Company provided.	True	OBG
Samples received within 48 hours of sampling.	True	
Samples requiring field filtration have been filtered in the field.	N/A	
Chlorine Residual checked.	N/A	

TestAmerica

THE LEADER IN ENVIRONMENTAL TESTING

ANALYTICAL REPORT

TestAmerica Laboratories, Inc.

TestAmerica Buffalo

10 Hazelwood Drive

Amherst, NY 14228-2298

Tel: (716)691-2600

TestAmerica Job ID: 480-85736-1

Client Project/Site: Former Accurate Die Cast

For:

O'Brien & Gere Inc of North America

333 West Washington St.

PO BOX 4873

East Syracuse, New York 13221

Attn: Mr. Al Farrell



Authorized for release by:

8/26/2015 3:26:44 PM

Rebecca Jones, Project Management Assistant I

rebecca.jones@testamericainc.com

Designee for

Melissa Deyo, Project Manager I

(716)504-9874

melissa.deyo@testamericainc.com

LINKS

Review your project
results through

TotalAccess

Have a Question?



Visit us at:

www.testamericainc.com

The test results in this report meet all 2003 NELAC and 2009 TNI requirements for accredited parameters, exceptions are noted in this report. This report may not be reproduced except in full, and with written approval from the laboratory. For questions please contact the Project Manager at the e-mail address or telephone number listed on this page.

This report has been electronically signed and authorized by the signatory. Electronic signature is intended to be the legally binding equivalent of a traditionally handwritten signature.

Results relate only to the items tested and the sample(s) as received by the laboratory.

Table of Contents

Cover Page 1

Table of Contents 2

Definitions/Glossary 3

Case Narrative 4

Detection Summary 5

Client Sample Results 6

Surrogate Summary 7

QC Sample Results 8

QC Association Summary 10

Lab Chronicle 11

Certification Summary 12

Method Summary 13

Sample Summary 14

Chain of Custody 15

Receipt Checklists 16



Definitions/Glossary

Client: O'Brien & Gere Inc of North America
Project/Site: Former Accurate Die Cast

TestAmerica Job ID: 480-85736-1

Qualifiers

GC/MS VOA

Qualifier	Qualifier Description
J	Result is less than the RL but greater than or equal to the MDL and the concentration is an approximate value.

General Chemistry

Qualifier	Qualifier Description
B	Compound was found in the blank and sample.
J	Result is less than the RL but greater than or equal to the MDL and the concentration is an approximate value.

Glossary

Abbreviation	These commonly used abbreviations may or may not be present in this report.
α	Listed under the "D" column to designate that the result is reported on a dry weight basis
%R	Percent Recovery
CFL	Contains Free Liquid
CNF	Contains no Free Liquid
DER	Duplicate error ratio (normalized absolute difference)
Dil Fac	Dilution Factor
DL, RA, RE, IN	Indicates a Dilution, Re-analysis, Re-extraction, or additional Initial metals/anion analysis of the sample
DLC	Decision level concentration
MDA	Minimum detectable activity
EDL	Estimated Detection Limit
MDC	Minimum detectable concentration
MDL	Method Detection Limit
ML	Minimum Level (Dioxin)
NC	Not Calculated
ND	Not detected at the reporting limit (or MDL or EDL if shown)
PQL	Practical Quantitation Limit
QC	Quality Control
RER	Relative error ratio
RL	Reporting Limit or Requested Limit (Radiochemistry)
RPD	Relative Percent Difference, a measure of the relative difference between two points
TEF	Toxicity Equivalent Factor (Dioxin)
TEQ	Toxicity Equivalent Quotient (Dioxin)

Case Narrative

Client: O'Brien & Gere Inc of North America
Project/Site: Former Accurate Die Cast

TestAmerica Job ID: 480-85736-1

Job ID: 480-85736-1

Laboratory: TestAmerica Buffalo

Narrative

Job Narrative 480-85736-1

Receipt

The samples were received on 8/18/2015 1:30 AM; the samples arrived in good condition, properly preserved and, where required, on ice. The temperature of the cooler at receipt was 0.5° C.

GC/MS VOA

No analytical or quality issues were noted, other than those described in the Definitions/Glossary page.

General Chemistry

No analytical or quality issues were noted, other than those described in the Definitions/Glossary page.

Detection Summary

Client: O'Brien & Gere Inc of North America
Project/Site: Former Accurate Die Cast

TestAmerica Job ID: 480-85736-1

Client Sample ID: EFFLUENT 081715

Lab Sample ID: 480-85736-1

Analyte	Result	Qualifier	RL	MDL	Unit	Dil Fac	D	Method	Prep Type
Total Dissolved Solids	696	B	10.0	4.0	mg/L	1		SM2540 C	Total/NA

Client Sample ID: EFFLUENT 081715

Lab Sample ID: 480-85736-2

Analyte	Result	Qualifier	RL	MDL	Unit	Dil Fac	D	Method	Prep Type
Methylene Chloride	0.52	J	1.0	0.44	ug/L	1		8260C	Total/NA

This Detection Summary does not include radiochemical test results.

TestAmerica Buffalo

Client Sample Results

Client: O'Brien & Gere Inc of North America
Project/Site: Former Accurate Die Cast

TestAmerica Job ID: 480-85736-1

Client Sample ID: EFFLUENT 081715

Date Collected: 08/17/15 07:15

Date Received: 08/18/15 01:30

Lab Sample ID: 480-85736-1

Matrix: Water

General Chemistry

Analyte	Result	Qualifier	RL	MDL	Unit	D	Prepared	Analyzed	Dil Fac
Total Dissolved Solids	696	B	10.0	4.0	mg/L	—		08/18/15 16:36	1
Analyte	Result	Qualifier	RL	RL	Unit	D	Prepared	Analyzed	Dil Fac
Total Suspended Solids	ND		4.0	4.0	mg/L	—		08/18/15 13:01	1

Client Sample ID: EFFLUENT 081715

Date Collected: 08/17/15 07:15

Date Received: 08/18/15 01:30

Lab Sample ID: 480-85736-2

Matrix: Water

Method: 8260C - Volatile Organic Compounds by GC/MS

Analyte	Result	Qualifier	RL	MDL	Unit	D	Prepared	Analyzed	Dil Fac
1,1,2,2-Tetrachloroethane	ND		1.0	0.21	ug/L	—		08/21/15 15:59	1
cis-1,2-Dichloroethene	ND		1.0	0.81	ug/L			08/21/15 15:59	1
Methylene Chloride	0.52	J	1.0	0.44	ug/L			08/21/15 15:59	1
Tetrachloroethene	ND		1.0	0.36	ug/L			08/21/15 15:59	1
Toluene	ND		1.0	0.51	ug/L			08/21/15 15:59	1
trans-1,2-Dichloroethene	ND		1.0	0.90	ug/L			08/21/15 15:59	1
Trichloroethene	ND		1.0	0.46	ug/L			08/21/15 15:59	1
Surrogate	%Recovery	Qualifier	Limits				Prepared	Analyzed	Dil Fac
1,2-Dichloroethane-d4 (Surr)	111		66 - 137					08/21/15 15:59	1
4-Bromofluorobenzene (Surr)	94		73 - 120					08/21/15 15:59	1
Toluene-d8 (Surr)	95		71 - 126					08/21/15 15:59	1
Dibromofluoromethane (Surr)	110		60 - 140					08/21/15 15:59	1

TestAmerica Buffalo

Surrogate Summary

Client: O'Brien & Gere Inc of North America
Project/Site: Former Accurate Die Cast

TestAmerica Job ID: 480-85736-1

Method: 8260C - Volatile Organic Compounds by GC/MS

Matrix: Water

Prep Type: Total/NA

Percent Surrogate Recovery (Acceptance Limits)

Lab Sample ID	Client Sample ID	12DCE (66-137)	BFB (73-120)	TOL (71-126)	DBFM (60-140)
480-85736-2	EFFLUENT 081715	111	94	95	110
LCS 480-259814/5	Lab Control Sample	107	100	97	108
MB 480-259814/7	Method Blank	109	94	97	104

Surrogate Legend

12DCE = 1,2-Dichloroethane-d4 (Surr)

BFB = 4-Bromofluorobenzene (Surr)

TOL = Toluene-d8 (Surr)

DBFM = Dibromofluoromethane (Surr)

QC Sample Results

Client: O'Brien & Gere Inc of North America
Project/Site: Former Accurate Die Cast

TestAmerica Job ID: 480-85736-1

Method: 8260C - Volatile Organic Compounds by GC/MS

Lab Sample ID: MB 480-259814/7

Matrix: Water

Analysis Batch: 259814

Client Sample ID: Method Blank

Prep Type: Total/NA

Analyte	MB Result	MB Qualifier	RL	MDL	Unit	D	Prepared	Analyzed	Dil Fac
1,1,2,2-Tetrachloroethane	ND		1.0	0.21	ug/L			08/21/15 12:17	1
cis-1,2-Dichloroethene	ND		1.0	0.81	ug/L			08/21/15 12:17	1
Methylene Chloride	ND		1.0	0.44	ug/L			08/21/15 12:17	1
Tetrachloroethene	ND		1.0	0.36	ug/L			08/21/15 12:17	1
Toluene	ND		1.0	0.51	ug/L			08/21/15 12:17	1
trans-1,2-Dichloroethene	ND		1.0	0.90	ug/L			08/21/15 12:17	1
Trichloroethene	ND		1.0	0.46	ug/L			08/21/15 12:17	1

Surrogate	MB %Recovery	MB Qualifier	Limits	Prepared	Analyzed	Dil Fac
1,2-Dichloroethane-d4 (Surr)	109		66 - 137		08/21/15 12:17	1
4-Bromofluorobenzene (Surr)	94		73 - 120		08/21/15 12:17	1
Toluene-d8 (Surr)	97		71 - 126		08/21/15 12:17	1
Dibromofluoromethane (Surr)	104		60 - 140		08/21/15 12:17	1

Lab Sample ID: LCS 480-259814/5

Matrix: Water

Analysis Batch: 259814

Client Sample ID: Lab Control Sample

Prep Type: Total/NA

Analyte	Spike Added	LCS Result	LCS Qualifier	Unit	D	%Rec	%Rec. Limits
cis-1,2-Dichloroethene	25.0	25.0		ug/L		100	74 - 124
Tetrachloroethene	25.0	24.8		ug/L		99	74 - 122
Toluene	25.0	24.3		ug/L		97	80 - 122
trans-1,2-Dichloroethene	25.0	24.0		ug/L		96	73 - 127
Trichloroethene	25.0	25.5		ug/L		102	74 - 123

Surrogate	LCS %Recovery	LCS Qualifier	Limits
1,2-Dichloroethane-d4 (Surr)	107		66 - 137
4-Bromofluorobenzene (Surr)	100		73 - 120
Toluene-d8 (Surr)	97		71 - 126
Dibromofluoromethane (Surr)	108		60 - 140

Method: SM 2540D - Solids, Total Suspended (TSS)

Lab Sample ID: MB 480-259247/1

Matrix: Water

Analysis Batch: 259247

Client Sample ID: Method Blank

Prep Type: Total/NA

Analyte	MB Result	MB Qualifier	RL	RL	Unit	D	Prepared	Analyzed	Dil Fac
Total Suspended Solids	ND		1.0	1.0	mg/L			08/18/15 13:01	1

Lab Sample ID: LCS 480-259247/2

Matrix: Water

Analysis Batch: 259247

Client Sample ID: Lab Control Sample

Prep Type: Total/NA

Analyte	Spike Added	LCS Result	LCS Qualifier	Unit	D	%Rec	%Rec. Limits
Total Suspended Solids	247	246.8		mg/L		100	88 - 110

TestAmerica Buffalo

QC Sample Results

Client: O'Brien & Gere Inc of North America
Project/Site: Former Accurate Die Cast

TestAmerica Job ID: 480-85736-1

Method: SM 2540D - Solids, Total Suspended (TSS) (Continued)

Lab Sample ID: 480-85736-1 DU

Matrix: Water

Analysis Batch: 259247

Client Sample ID: EFFLUENT 081715

Prep Type: Total/NA

Analyte	Sample Result	Sample Qualifier	DU Result	DU Qualifier	Unit	D	RPD	Limit
Total Suspended Solids	ND		ND		mg/L		NC	15

Method: SM2540 C - Total Dissolved Solids

Lab Sample ID: MB 480-259296/1

Matrix: Water

Analysis Batch: 259296

Client Sample ID: Method Blank

Prep Type: Total/NA

Analyte	MB Result	MB Qualifier	RL	MDL	Unit	D	Prepared	Analyzed	Dil Fac
Total Dissolved Solids	4.00	J	10.0	4.0	mg/L			08/18/15 16:36	1

Lab Sample ID: LCS 480-259296/2

Matrix: Water

Analysis Batch: 259296

Client Sample ID: Lab Control Sample

Prep Type: Total/NA

Analyte	Spike Added	LCS Result	LCS Qualifier	Unit	D	%Rec	%Rec. Limits
Total Dissolved Solids	501	500.0		mg/L		100	85 - 115

QC Association Summary

Client: O'Brien & Gere Inc of North America
Project/Site: Former Accurate Die Cast

TestAmerica Job ID: 480-85736-1

GC/MS VOA

Analysis Batch: 259814

Lab Sample ID	Client Sample ID	Prep Type	Matrix	Method	Prep Batch
480-85736-2	EFFLUENT 081715	Total/NA	Water	8260C	
LCS 480-259814/5	Lab Control Sample	Total/NA	Water	8260C	
MB 480-259814/7	Method Blank	Total/NA	Water	8260C	

General Chemistry

Analysis Batch: 259247

Lab Sample ID	Client Sample ID	Prep Type	Matrix	Method	Prep Batch
480-85736-1	EFFLUENT 081715	Total/NA	Water	SM 2540D	
480-85736-1 DU	EFFLUENT 081715	Total/NA	Water	SM 2540D	
LCS 480-259247/2	Lab Control Sample	Total/NA	Water	SM 2540D	
MB 480-259247/1	Method Blank	Total/NA	Water	SM 2540D	

Analysis Batch: 259296

Lab Sample ID	Client Sample ID	Prep Type	Matrix	Method	Prep Batch
480-85736-1	EFFLUENT 081715	Total/NA	Water	SM2540 C	
LCS 480-259296/2	Lab Control Sample	Total/NA	Water	SM2540 C	
MB 480-259296/1	Method Blank	Total/NA	Water	SM2540 C	

Lab Chronicle

Client: O'Brien & Gere Inc of North America
Project/Site: Former Accurate Die Cast

TestAmerica Job ID: 480-85736-1

Client Sample ID: EFFLUENT 081715

Date Collected: 08/17/15 07:15

Date Received: 08/18/15 01:30

Lab Sample ID: 480-85736-1

Matrix: Water

Prep Type	Batch Type	Batch Method	Run	Dilution Factor	Batch Number	Prepared or Analyzed	Analyst	Lab
Total/NA	Analysis	SM 2540D		1	259247	08/18/15 13:01	EKB	TAL BUF
Total/NA	Analysis	SM2540 C		1	259296	08/18/15 16:36	MGH	TAL BUF

Client Sample ID: EFFLUENT 081715

Date Collected: 08/17/15 07:15

Date Received: 08/18/15 01:30

Lab Sample ID: 480-85736-2

Matrix: Water

Prep Type	Batch Type	Batch Method	Run	Dilution Factor	Batch Number	Prepared or Analyzed	Analyst	Lab
Total/NA	Analysis	8260C		1	259814	08/21/15 15:59	GVF	TAL BUF

Laboratory References:

TAL BUF = TestAmerica Buffalo, 10 Hazelwood Drive, Amherst, NY 14228-2298, TEL (716)691-2600

Certification Summary

Client: O'Brien & Gere Inc of North America
Project/Site: Former Accurate Die Cast

TestAmerica Job ID: 480-85736-1

Laboratory: TestAmerica Buffalo

The certifications listed below are applicable to this report.

Authority	Program	EPA Region	Certification ID	Expiration Date
New York	NELAP	2	10026	03-31-16

Method Summary

Client: O'Brien & Gere Inc of North America
Project/Site: Former Accurate Die Cast

TestAmerica Job ID: 480-85736-1

Method	Method Description	Protocol	Laboratory
8260C	Volatile Organic Compounds by GC/MS	SW846	TAL BUF
SM 2540D	Solids, Total Suspended (TSS)	SM	TAL BUF
SM2540 C	Total Dissolved Solids	SM18	TAL BUF

Protocol References:

SM = "Standard Methods For The Examination Of Water And Wastewater",

SM18 = "Standard Methods For The Examination Of Water And Wastewater", 18th Edition, 1992.

SW846 = "Test Methods For Evaluating Solid Waste, Physical/Chemical Methods", Third Edition, November 1986 And Its Updates.

Laboratory References:

TAL BUF = TestAmerica Buffalo, 10 Hazelwood Drive, Amherst, NY 14228-2298, TEL (716)691-2600

Sample Summary

Client: O'Brien & Gere Inc of North America
Project/Site: Former Accurate Die Cast

TestAmerica Job ID: 480-85736-1

Lab Sample ID	Client Sample ID	Matrix	Collected	Received
480-85736-1	EFFLUENT 081715	Water	08/17/15 07:15	08/18/15 01:30
480-85736-2	EFFLUENT 081715	Water	08/17/15 07:15	08/18/15 01:30

1

2

3

4

5

6

7

8

9

10

11

12

13

14

15

Client Information Client Contact: Mr. Yuri Veliz Company: O'Brien & Gere Inc of North America Address: 333 West Washington St. PO BOX 4873 City: East Syracuse State, Zip: NY, 13221 Phone: 315-956-6100(Tel) 315-463-7554(Fax) Email: Yuri.Veliz@obg.com Project Name: Former Accurate Die Cast Site:		Samples: <i>Martin Keenwecke</i> Lab P/N: Deyo, Melissa L E-Mail: melissa.deyo@testamericainc.com Phone: 315-729-1300		Carrier Tracking No(s): Page: Page 1 of 1 Job #:		COC No: 480-59345-10587.1															
Analysis Requested Due Date Requested: TAT Requested (days): PO #: 11312000EST WC #: 48008584 Project #: 48008584 SSOW#:				Preservation Codes: A - HCL B - NaOH C - Zn Acetate D - Nitric Acid E - NaHSO4 F - MeOH G - Amchlor H - Ascorbic Acid I - Ice J - DI Water K - EDTA L - EDA Other: M - Hexane N - None O - AsNaO2 P - Na2O4S Q - Na2SO3 R - Na2S2O3 S - H2SO4 T - TSP Dodecalhydrate U - Acetone V - MCAA W - ph 4-5 Z - other (specify)																	
Sample Identification Effluent 081715 Effluent 081715		Sample Date 8-17-15 8-17-15		Sample Time 7:15 7:15		Sample Type (C=comp, G=grab) C G		Matrix (Wet/dry, Solid/Liquid, Other/Spec) Water water		Field Filtered Sample (Yes or No) N N		2540C - Total Suspended Solids N N		2540C - Total Dissolved Solids N N		8260C - Volatile Organic Compounds N N		Total Number of Containers 3 3		Special Instructions/Note: 480-85736 Chain of Custody	
Possible Hazard Identification <input type="checkbox"/> Non-Hazard <input type="checkbox"/> Flammable <input type="checkbox"/> Skin Irritant <input type="checkbox"/> Poison B <input type="checkbox"/> Unknown <input type="checkbox"/> Radiological Deliverable Requested: I, II, IV, Other (specify)										Sample Disposal (A fee may be assessed if samples are retained longer than 1 month) <input type="checkbox"/> Return To Client <input type="checkbox"/> Disposal By Lab <input type="checkbox"/> Archive For _____ Months Special Instructions/QC Requirements:											
Empty Kit Relinquished by: <i>Martin Keenwecke</i> Relinquished by: <i>Martin Keenwecke</i> Relinquished by: <i>Martin Keenwecke</i> Relinquished by:										Date/Time: 8-17-15 / 9:15 Date/Time: 8-17-15 / 9:15 Date/Time: 8-17-15 / 9:15 Date/Time:											
Relinquished by: <i>Martin Keenwecke</i> Relinquished by: <i>Martin Keenwecke</i> Relinquished by:										Date/Time: 8-17-15 / 9:15 Date/Time: 8-17-15 / 9:15 Date/Time: 8-17-15 / 9:15 Date/Time:											
Relinquished by: <i>Martin Keenwecke</i> Relinquished by: <i>Martin Keenwecke</i> Relinquished by:										Date/Time: 8-17-15 / 9:15 Date/Time: 8-17-15 / 9:15 Date/Time: 8-17-15 / 9:15 Date/Time:											
Relinquished by: <i>Martin Keenwecke</i> Relinquished by: <i>Martin Keenwecke</i> Relinquished by:										Date/Time: 8-17-15 / 9:15 Date/Time: 8-17-15 / 9:15 Date/Time: 8-17-15 / 9:15 Date/Time:											
Relinquished by: <i>Martin Keenwecke</i> Relinquished by: <i>Martin Keenwecke</i> Relinquished by:										Date/Time: 8-17-15 / 9:15 Date/Time: 8-17-15 / 9:15 Date/Time: 8-17-15 / 9:15 Date/Time:											
Relinquished by: <i>Martin Keenwecke</i> Relinquished by: <i>Martin Keenwecke</i> Relinquished by:										Date/Time: 8-17-15 / 9:15 Date/Time: 8-17-15 / 9:15 Date/Time: 8-17-15 / 9:15 Date/Time:											
Relinquished by: <i>Martin Keenwecke</i> Relinquished by: <i>Martin Keenwecke</i> Relinquished by:										Date/Time: 8-17-15 / 9:15 Date/Time: 8-17-15 / 9:15 Date/Time: 8-17-15 / 9:15 Date/Time:											
Relinquished by: <i>Martin Keenwecke</i> Relinquished by: <i>Martin Keenwecke</i> Relinquished by:										Date/Time: 8-17-15 / 9:15 Date/Time: 8-17-15 / 9:15 Date/Time: 8-17-15 / 9:15 Date/Time:											
Relinquished by: <i>Martin Keenwecke</i> Relinquished by: <i>Martin Keenwecke</i> Relinquished by:										Date/Time: 8-17-15 / 9:15 Date/Time: 8-17-15 / 9:15 Date/Time: 8-17-15 / 9:15 Date/Time:											
Relinquished by: <i>Martin Keenwecke</i> Relinquished by: <i>Martin Keenwecke</i> Relinquished by:										Date/Time: 8-17-15 / 9:15 Date/Time: 8-17-15 / 9:15 Date/Time: 8-17-15 / 9:15 Date/Time:											
Relinquished by: <i>Martin Keenwecke</i> Relinquished by: <i>Martin Keenwecke</i> Relinquished by:										Date/Time: 8-17-15 / 9:15 Date/Time: 8-17-15 / 9:15 Date/Time: 8-17-15 / 9:15 Date/Time:											
Relinquished by: <i>Martin Keenwecke</i> Relinquished by: <i>Martin Keenwecke</i> Relinquished by:										Date/Time: 8-17-15 / 9:15 Date/Time: 8-17-15 / 9:15 Date/Time: 8-17-15 / 9:15 Date/Time:											
Relinquished by: <i>Martin Keenwecke</i> Relinquished by: <i>Martin Keenwecke</i> Relinquished by:										Date/Time: 8-17-15 / 9:15 Date/Time: 8-17-15 / 9:15 Date/Time: 8-17-15 / 9:15 Date/Time:											
Relinquished by: <i>Martin Keenwecke</i> Relinquished by: <i>Martin Keenwecke</i> Relinquished by:										Date/Time: 8-17-15 / 9:15 Date/Time: 8-17-15 / 9:15 Date/Time: 8-17-15 / 9:15 Date/Time:											
Relinquished by: <i>Martin Keenwecke</i> Relinquished by: <i>Martin Keenwecke</i> Relinquished by:										Date/Time: 8-17-15 / 9:15 Date/Time: 8-17-15 / 9:15 Date/Time: 8-17-15 / 9:15 Date/Time:											
Relinquished by: <i>Martin Keenwecke</i> Relinquished by: <i>Martin Keenwecke</i> Relinquished by:										Date/Time: 8-17-15 / 9:15 Date/Time: 8-17-15 / 9:15 Date/Time: 8-17-15 / 9:15 Date/Time:											
Relinquished by: <i>Martin Keenwecke</i> Relinquished by: <i>Martin Keenwecke</i> Relinquished by:										Date/Time: 8-17-15 / 9:15 Date/Time: 8-17-15 / 9:15 Date/Time: 8-17-15 / 9:15 Date/Time:											
Relinquished by: <i>Martin Keenwecke</i> Relinquished by: <i>Martin Keenwecke</i> Relinquished by:										Date/Time: 8-17-15 / 9:15 Date/Time: 8-17-15 / 9:15 Date/Time: 8-17-15 / 9:15 Date/Time:											
Relinquished by: <i>Martin Keenwecke</i> Relinquished by: <i>Martin Keenwecke</i> Relinquished by:										Date/Time: 8-17-15 / 9:15 Date/Time: 8-17-15 / 9:15 Date/Time: 8-17-15 / 9:15 Date/											

Login Sample Receipt Checklist

Client: O'Brien & Gere Inc of North America

Job Number: 480-85736-1

Login Number: 85736

List Source: TestAmerica Buffalo

List Number: 1

Creator: Williams, Christopher S

Question	Answer	Comment
Radioactivity either was not measured or, if measured, is at or below background	True	
The cooler's custody seal, if present, is intact.	True	
The cooler or samples do not appear to have been compromised or tampered with.	True	
Samples were received on ice.	True	
Cooler Temperature is acceptable.	True	
Cooler Temperature is recorded.	True	
COC is present.	True	
COC is filled out in ink and legible.	True	
COC is filled out with all pertinent information.	True	
Is the Field Sampler's name present on COC?	True	
There are no discrepancies between the sample IDs on the containers and the COC.	True	
Samples are received within Holding Time.	True	
Sample containers have legible labels.	True	
Containers are not broken or leaking.	True	
Sample collection date/times are provided.	True	
Appropriate sample containers are used.	True	
Sample bottles are completely filled.	True	
Sample Preservation Verified	True	
There is sufficient vol. for all requested analyses, incl. any requested MS/MSDs	True	
VOA sample vials do not have headspace or bubble is <6mm (1/4") in diameter.	True	
If necessary, staff have been informed of any short hold time or quick TAT needs	True	
Multiphasic samples are not present.	True	
Samples do not require splitting or compositing.	True	
Sampling Company provided.	True	OBG
Samples received within 48 hours of sampling.	True	
Samples requiring field filtration have been filtered in the field.	N/A	
Chlorine Residual checked.	N/A	

ANALYTICAL REPORT

TestAmerica Laboratories, Inc.

TestAmerica Buffalo

10 Hazelwood Drive

Amherst, NY 14228-2298

Tel: (716)691-2600

TestAmerica Job ID: 480-86318-1

Client Project/Site: Former Accurate Die Cast

For:

O'Brien & Gere Inc of North America

333 West Washington St.

PO BOX 4873

East Syracuse, New York 13221

Attn: Mr. Al Farrell



Authorized for release by:

9/4/2015 9:50:38 AM

Rebecca Jones, Project Management Assistant I

rebecca.jones@testamericainc.com

Designee for

Melissa Deyo, Project Manager I

(716)504-9874

melissa.deyo@testamericainc.com

LINKS

Review your project
results through

TotalAccess

Have a Question?



Visit us at:

www.testamericainc.com

The test results in this report meet all 2003 NELAC and 2009 TNI requirements for accredited parameters, exceptions are noted in this report. This report may not be reproduced except in full, and with written approval from the laboratory. For questions please contact the Project Manager at the e-mail address or telephone number listed on this page.

This report has been electronically signed and authorized by the signatory. Electronic signature is intended to be the legally binding equivalent of a traditionally handwritten signature.

Results relate only to the items tested and the sample(s) as received by the laboratory.

Table of Contents

Cover Page	1
Table of Contents	2
Definitions/Glossary	3
Case Narrative	4
Detection Summary	5
Client Sample Results	6
QC Sample Results	7
QC Association Summary	8
Lab Chronicle	9
Certification Summary	10
Method Summary	11
Sample Summary	12
Chain of Custody	13
Receipt Checklists	14



Definitions/Glossary

Client: O'Brien & Gere Inc of North America
Project/Site: Former Accurate Die Cast

TestAmerica Job ID: 480-86318-1

Glossary

Abbreviation	These commonly used abbreviations may or may not be present in this report.
α	Listed under the "D" column to designate that the result is reported on a dry weight basis
%R	Percent Recovery
CFL	Contains Free Liquid
CNF	Contains no Free Liquid
DER	Duplicate error ratio (normalized absolute difference)
Dil Fac	Dilution Factor
DL, RA, RE, IN	Indicates a Dilution, Re-analysis, Re-extraction, or additional Initial metals/anion analysis of the sample
DLC	Decision level concentration
MDA	Minimum detectable activity
EDL	Estimated Detection Limit
MDC	Minimum detectable concentration
MDL	Method Detection Limit
ML	Minimum Level (Dioxin)
NC	Not Calculated
ND	Not detected at the reporting limit (or MDL or EDL if shown)
PQL	Practical Quantitation Limit
QC	Quality Control
RER	Relative error ratio
RL	Reporting Limit or Requested Limit (Radiochemistry)
RPD	Relative Percent Difference, a measure of the relative difference between two points
TEF	Toxicity Equivalent Factor (Dioxin)
TEQ	Toxicity Equivalent Quotient (Dioxin)

Case Narrative

Client: O'Brien & Gere Inc of North America
Project/Site: Former Accurate Die Cast

TestAmerica Job ID: 480-86318-1

Job ID: 480-86318-1

Laboratory: TestAmerica Buffalo

Narrative

Job Narrative 480-86318-1

Receipt

The sample was received on 8/28/2015 2:00 AM; the sample arrived in good condition, properly preserved and, where required, on ice. The temperature of the cooler at receipt was 1.3° C.

General Chemistry

No analytical or quality issues were noted, other than those described in the Definitions/Glossary page.

Detection Summary

Client: O'Brien & Gere Inc of North America
Project/Site: Former Accurate Die Cast

TestAmerica Job ID: 480-86318-1

Client Sample ID: EFFLUENT 082715

Lab Sample ID: 480-86318-1

Analyte	Result	Qualifier	RL	MDL	Unit	Dil Fac	D	Method	Prep Type
Total Dissolved Solids	681		10.0	4.0	mg/L	1		SM2540 C	Total/NA

This Detection Summary does not include radiochemical test results.

TestAmerica Buffalo

Client Sample Results

Client: O'Brien & Gere Inc of North America
Project/Site: Former Accurate Die Cast

TestAmerica Job ID: 480-86318-1

Client Sample ID: EFFLUENT 082715

Lab Sample ID: 480-86318-1

Date Collected: 08/27/15 07:15

Matrix: Water

Date Received: 08/28/15 02:00

General Chemistry

Analyte	Result	Qualifier	RL	MDL	Unit	D	Prepared	Analyzed	Dil Fac
Total Dissolved Solids	681		10.0	4.0	mg/L	—		08/31/15 16:19	1
Analyte	Result	Qualifier	RL	RL	Unit	D	Prepared	Analyzed	Dil Fac
Total Suspended Solids	ND		4.0	4.0	mg/L	—		09/01/15 07:58	1

QC Sample Results

Client: O'Brien & Gere Inc of North America
Project/Site: Former Accurate Die Cast

TestAmerica Job ID: 480-86318-1

Method: SM 2540D - Solids, Total Suspended (TSS)

Lab Sample ID: MB 480-261374/1

Matrix: Water

Analysis Batch: 261374

Client Sample ID: Method Blank

Prep Type: Total/NA

Analyte	MB Result	MB Qualifier	RL	RL	Unit	D	Prepared	Analyzed	Dil Fac
Total Suspended Solids	ND		1.0	1.0	mg/L	-		09/01/15 07:58	1

Lab Sample ID: LCS 480-261374/2

Matrix: Water

Analysis Batch: 261374

Client Sample ID: Lab Control Sample

Prep Type: Total/NA

Analyte	Spike Added	LCS Result	LCS Qualifier	Unit	D	%Rec	%Rec. Limits
Total Suspended Solids	243	246.8		mg/L	-	102	88 - 110

Method: SM2540 C - Total Dissolved Solids

Lab Sample ID: MB 480-261307/1

Matrix: Water

Analysis Batch: 261307

Client Sample ID: Method Blank

Prep Type: Total/NA

Analyte	MB Result	MB Qualifier	RL	MDL	Unit	D	Prepared	Analyzed	Dil Fac
Total Dissolved Solids	ND		10.0	4.0	mg/L	-		08/31/15 16:19	1

Lab Sample ID: LCS 480-261307/2

Matrix: Water

Analysis Batch: 261307

Client Sample ID: Lab Control Sample

Prep Type: Total/NA

Analyte	Spike Added	LCS Result	LCS Qualifier	Unit	D	%Rec	%Rec. Limits
Total Dissolved Solids	501	504.0		mg/L	-	101	85 - 115

QC Association Summary

Client: O'Brien & Gere Inc of North America
Project/Site: Former Accurate Die Cast

TestAmerica Job ID: 480-86318-1

General Chemistry

Analysis Batch: 261307

Lab Sample ID	Client Sample ID	Prep Type	Matrix	Method	Prep Batch
480-86318-1	EFFLUENT 082715	Total/NA	Water	SM2540 C	
LCS 480-261307/2	Lab Control Sample	Total/NA	Water	SM2540 C	
MB 480-261307/1	Method Blank	Total/NA	Water	SM2540 C	

Analysis Batch: 261374

Lab Sample ID	Client Sample ID	Prep Type	Matrix	Method	Prep Batch
480-86318-1	EFFLUENT 082715	Total/NA	Water	SM 2540D	
LCS 480-261374/2	Lab Control Sample	Total/NA	Water	SM 2540D	
MB 480-261374/1	Method Blank	Total/NA	Water	SM 2540D	

Lab Chronicle

Client: O'Brien & Gere Inc of North America
Project/Site: Former Accurate Die Cast

TestAmerica Job ID: 480-86318-1

Client Sample ID: EFFLUENT 082715

Date Collected: 08/27/15 07:15

Date Received: 08/28/15 02:00

Lab Sample ID: 480-86318-1

Matrix: Water

Prep Type	Batch Type	Batch Method	Run	Dilution Factor	Batch Number	Prepared or Analyzed	Analyst	Lab
Total/NA	Analysis	SM 2540D		1	261374	09/01/15 07:58	EKB	TAL BUF
Total/NA	Analysis	SM2540 C		1	261307	08/31/15 16:19	MGH	TAL BUF

Laboratory References:

TAL BUF = TestAmerica Buffalo, 10 Hazelwood Drive, Amherst, NY 14228-2298, TEL (716)691-2600

Certification Summary

Client: O'Brien & Gere Inc of North America
Project/Site: Former Accurate Die Cast

TestAmerica Job ID: 480-86318-1

Laboratory: TestAmerica Buffalo

The certifications listed below are applicable to this report.

Authority	Program	EPA Region	Certification ID	Expiration Date
New York	NELAP	2	10026	03-31-16

1

2

3

4

5

6

7

8

9

10

11

12

13

14

Method Summary

Client: O'Brien & Gere Inc of North America
Project/Site: Former Accurate Die Cast

TestAmerica Job ID: 480-86318-1

Method	Method Description	Protocol	Laboratory
SM 2540D	Solids, Total Suspended (TSS)	SM	TAL BUF
SM2540 C	Total Dissolved Solids	SM18	TAL BUF

Protocol References:

SM = "Standard Methods For The Examination Of Water And Wastewater",
SM18 = "Standard Methods For The Examination Of Water And Wastewater", 18th Edition, 1992.

Laboratory References:

TAL BUF = TestAmerica Buffalo, 10 Hazelwood Drive, Amherst, NY 14228-2298, TEL (716)691-2600

Sample Summary

Client: O'Brien & Gere Inc of North America
Project/Site: Former Accurate Die Cast

TestAmerica Job ID: 480-86318-1

Lab Sample ID	Client Sample ID	Matrix	Collected	Received
480-86318-1	EFFLUENT 082715	Water	08/27/15 07:15	08/28/15 02:00

1

2

3

4

5

6

7

8

9

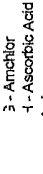
10

11

12

13

14

Client Information Client Contact: Mr. Yuri Veliz Phone: 315-729-1300 Email: melissa.deyo@testamericainc.com		Lab PM: Deyo, Melissa L E-Mail: melissa.deyo@testamericainc.com		Carrier Tracking No(s): 480-59357-10586.1 Page: 1 of 1 Job #:	
Company: O'Brien & Gere Inc of North America Address: 333 West Washington St. PO BOX 4873 City: East Syracuse State, Zip: NY, 13221 Phone: 315-956-6100(Tel) 315-483-7554(Fax) Email: Yuri.Veliz@obg.com Project Name: Former Accurate Die Cast Sizer:		Analysis Requested  480-86318 Chain of Custody			
Due Date Requested: TAT Requested (days): PO #: 11312000EST WO #: Project #: 48008584 SOW#:		Preservation Codes: M - Hexane N - None O - AsNaO2 P - Na2O4S Q - Na2SO3 R - Na2S2O3 S - H2SO4 T - TSP Dodecahydrate U - Acetone V - MCAA W - pH 4-5 Z - other (specify) Other:			
Sample Identification Effluent 082715		Special Instructions/Note:			
Sample Date 8-27-15		Sample Time 7-15		Matrix (W=water, S=solid, O=organic, A=air) Water	
Sample Type (C=comp, G=grab) C		Preservation Code 111		Field Filtered Sample (Yes or No) N	
Perform MSD (Yes or No) N		2540D - Total Suspended Solids N		2540C - Total Dissolved Solids N	
Total Number of Containers 2		Special Instructions/Note:			
Possible Hazard Identification <input type="checkbox"/> Non-Hazard <input type="checkbox"/> Flammable <input type="checkbox"/> Skin Irritant <input type="checkbox"/> Poison B <input type="checkbox"/> Unknown <input type="checkbox"/> Radiological Deliverable Requested: I, II, III, IV, Other (specify)					
Sample Disposal (A fee may be assessed if samples are retained longer than 1 month) <input type="checkbox"/> Return To Client <input type="checkbox"/> Disposal By Lab <input type="checkbox"/> Archive For _____ Months					
Special Instructions/QC Requirements:					
Empty Kit Relinquished by:					
Relinquished by: Martin Keenawake Date/Time: 8-27-15 / 10:08		Relinquished by: Y. Veliz Date/Time: 8-27-15 / 19:00		Relinquished by: Y. Veliz Date/Time: 8-27-15 / 19:00	
Relinquished by: Martin Keenawake Date/Time: 8-27-15 / 10:08		Relinquished by: Y. Veliz Date/Time: 8-27-15 / 19:00		Relinquished by: Y. Veliz Date/Time: 8-27-15 / 19:00	
Relinquished by: Martin Keenawake Date/Time: 8-27-15 / 10:08		Relinquished by: Y. Veliz Date/Time: 8-27-15 / 19:00		Relinquished by: Y. Veliz Date/Time: 8-27-15 / 19:00	
Relinquished by: Martin Keenawake Date/Time: 8-27-15 / 10:08		Relinquished by: Y. Veliz Date/Time: 8-27-15 / 19:00		Relinquished by: Y. Veliz Date/Time: 8-27-15 / 19:00	
Relinquished by: Martin Keenawake Date/Time: 8-27-15 / 10:08		Relinquished by: Y. Veliz Date/Time: 8-27-15 / 19:00		Relinquished by: Y. Veliz Date/Time: 8-27-15 / 19:00	
Relinquished by: Martin Keenawake Date/Time: 8-27-15 / 10:08		Relinquished by: Y. Veliz Date/Time: 8-27-15 / 19:00		Relinquished by: Y. Veliz Date/Time: 8-27-15 / 19:00	
Relinquished by: Martin Keenawake Date/Time: 8-27-15 / 10:08		Relinquished by: Y. Veliz Date/Time: 8-27-15 / 19:00		Relinquished by: Y. Veliz Date/Time: 8-27-15 / 19:00	
Relinquished by: Martin Keenawake Date/Time: 8-27-15 / 10:08		Relinquished by: Y. Veliz Date/Time: 8-27-15 / 19:00		Relinquished by: Y. Veliz Date/Time: 8-27-15 / 19:00	
Relinquished by: Martin Keenawake Date/Time: 8-27-15 / 10:08		Relinquished by: Y. Veliz Date/Time: 8-27-15 / 19:00		Relinquished by: Y. Veliz Date/Time: 8-27-15 / 19:00	
Relinquished by: Martin Keenawake Date/Time: 8-27-15 / 10:08		Relinquished by: Y. Veliz Date/Time: 8-27-15 / 19:00		Relinquished by: Y. Veliz Date/Time: 8-27-15 / 19:00	
Relinquished by: Martin Keenawake Date/Time: 8-27-15 / 10:08		Relinquished by: Y. Veliz Date/Time: 8-27-15 / 19:00		Relinquished by: Y. Veliz Date/Time: 8-27-15 / 19:00	
Relinquished by: Martin Keenawake Date/Time: 8-27-15 / 10:08		Relinquished by: Y. Veliz Date/Time: 8-27-15 / 19:00		Relinquished by: Y. Veliz Date/Time: 8-27-15 / 19:00	
Relinquished by: Martin Keenawake Date/Time: 8-27-15 / 10:08		Relinquished by: Y. Veliz Date/Time: 8-27-15 / 19:00		Relinquished by: Y. Veliz Date/Time: 8-27-15 / 19:00	
Relinquished by: Martin Keenawake Date/Time: 8-27-15 / 10:08		Relinquished by: Y. Veliz Date/Time: 8-27-15 / 19:00		Relinquished by: Y. Veliz Date/Time: 8-27-15 / 19:00	
Relinquished by: Martin Keenawake Date/Time: 8-27-15 / 10:08		Relinquished by: Y. Veliz Date/Time: 8-27-15 / 19:00		Relinquished by: Y. Veliz Date/Time: 8-27-15 / 19:00	
Relinquished by: Martin Keenawake Date/Time: 8-27-15 / 10:08		Relinquished by: Y. Veliz Date/Time: 8-27-15 / 19:00		Relinquished by: Y. Veliz Date/Time: 8-27-15 / 19:00	
Relinquished by: Martin Keenawake Date/Time: 8-27-15 / 10:08		Relinquished by: Y. Veliz Date/Time: 8-27-15 / 19:00		Relinquished	

Login Sample Receipt Checklist

Client: O'Brien & Gere Inc of North America

Job Number: 480-86318-1

Login Number: 86318

List Source: TestAmerica Buffalo

List Number: 1

Creator: Williams, Christopher S

Question	Answer	Comment
Radioactivity either was not measured or, if measured, is at or below background	True	
The cooler's custody seal, if present, is intact.	True	
The cooler or samples do not appear to have been compromised or tampered with.	True	
Samples were received on ice.	True	
Cooler Temperature is acceptable.	True	
Cooler Temperature is recorded.	True	
COC is present.	True	
COC is filled out in ink and legible.	True	
COC is filled out with all pertinent information.	True	
Is the Field Sampler's name present on COC?	True	
There are no discrepancies between the sample IDs on the containers and the COC.	True	
Samples are received within Holding Time.	True	
Sample containers have legible labels.	True	
Containers are not broken or leaking.	True	
Sample collection date/times are provided.	True	
Appropriate sample containers are used.	True	
Sample bottles are completely filled.	True	
Sample Preservation Verified	True	
There is sufficient vol. for all requested analyses, incl. any requested MS/MSDs	True	
VOA sample vials do not have headspace or bubble is <6mm (1/4") in diameter.	N/A	
If necessary, staff have been informed of any short hold time or quick TAT needs	True	
Multiphasic samples are not present.	True	
Samples do not require splitting or compositing.	True	
Sampling Company provided.	True	OBG
Samples received within 48 hours of sampling.	True	
Samples requiring field filtration have been filtered in the field.	N/A	
Chlorine Residual checked.	N/A	

TestAmerica

THE LEADER IN ENVIRONMENTAL TESTING

ANALYTICAL REPORT

TestAmerica Laboratories, Inc.

TestAmerica Buffalo

10 Hazelwood Drive

Amherst, NY 14228-2298

Tel: (716)691-2600

TestAmerica Job ID: 480-86420-1

Client Project/Site: Former Accurate Die Cast

For:

O'Brien & Gere Inc of North America

333 West Washington St.

PO BOX 4873

East Syracuse, New York 13221

Attn: Mr. Al Farrell



Authorized for release by:

9/8/2015 12:48:32 PM

Rebecca Jones, Project Management Assistant I

rebecca.jones@testamericainc.com

Designee for

Melissa Deyo, Project Manager I

(716)504-9874

melissa.deyo@testamericainc.com

LINKS

Review your project
results through

TotalAccess

Have a Question?



Visit us at:

www.testamericainc.com

The test results in this report meet all 2003 NELAC and 2009 TNI requirements for accredited parameters, exceptions are noted in this report. This report may not be reproduced except in full, and with written approval from the laboratory. For questions please contact the Project Manager at the e-mail address or telephone number listed on this page.

This report has been electronically signed and authorized by the signatory. Electronic signature is intended to be the legally binding equivalent of a traditionally handwritten signature.

Results relate only to the items tested and the sample(s) as received by the laboratory.



Table of Contents

Cover Page	1
Table of Contents	2
Definitions/Glossary	3
Case Narrative	4
Detection Summary	5
Client Sample Results	6
QC Sample Results	7
QC Association Summary	8
Lab Chronicle	9
Certification Summary	10
Method Summary	11
Sample Summary	12
Chain of Custody	13
Receipt Checklists	14

Definitions/Glossary

Client: O'Brien & Gere Inc of North America
Project/Site: Former Accurate Die Cast

TestAmerica Job ID: 480-86420-1

Qualifiers

General Chemistry

Qualifier	Qualifier Description
B	Compound was found in the blank and sample.
J	Result is less than the RL but greater than or equal to the MDL and the concentration is an approximate value.

Glossary

Abbreviation	These commonly used abbreviations may or may not be present in this report.
α	Listed under the "D" column to designate that the result is reported on a dry weight basis
%R	Percent Recovery
CFL	Contains Free Liquid
CNF	Contains no Free Liquid
DER	Duplicate error ratio (normalized absolute difference)
Dil Fac	Dilution Factor
DL, RA, RE, IN	Indicates a Dilution, Re-analysis, Re-extraction, or additional Initial metals/anion analysis of the sample
DLC	Decision level concentration
MDA	Minimum detectable activity
EDL	Estimated Detection Limit
MDC	Minimum detectable concentration
MDL	Method Detection Limit
ML	Minimum Level (Dioxin)
NC	Not Calculated
ND	Not detected at the reporting limit (or MDL or EDL if shown)
PQL	Practical Quantitation Limit
QC	Quality Control
RER	Relative error ratio
RL	Reporting Limit or Requested Limit (Radiochemistry)
RPD	Relative Percent Difference, a measure of the relative difference between two points
TEF	Toxicity Equivalent Factor (Dioxin)
TEQ	Toxicity Equivalent Quotient (Dioxin)

Case Narrative

Client: O'Brien & Gere Inc of North America
Project/Site: Former Accurate Die Cast

TestAmerica Job ID: 480-86420-1

Job ID: 480-86420-1

Laboratory: TestAmerica Buffalo

Narrative

Job Narrative 480-86420-1

Receipt

The sample was received on 9/1/2015 2:15 AM; the sample arrived in good condition, properly preserved and, where required, on ice. The temperature of the cooler at receipt was 0.4° C.

General Chemistry

No analytical or quality issues were noted, other than those described in the Definitions/Glossary page.

Detection Summary

Client: O'Brien & Gere Inc of North America
Project/Site: Former Accurate Die Cast

TestAmerica Job ID: 480-86420-1

Client Sample ID: EFFLUENT 083115

Lab Sample ID: 480-86420-1

Analyte	Result	Qualifier	RL	MDL	Unit	Dil Fac	D	Method	Prep Type
Total Dissolved Solids	695	B	10.0	4.0	mg/L	1		SM2540 C	Total/NA

This Detection Summary does not include radiochemical test results.

TestAmerica Buffalo

Client Sample Results

Client: O'Brien & Gere Inc of North America
Project/Site: Former Accurate Die Cast

TestAmerica Job ID: 480-86420-1

Client Sample ID: EFFLUENT 083115

Lab Sample ID: 480-86420-1

Date Collected: 08/31/15 07:00

Matrix: Water

Date Received: 09/01/15 02:15

General Chemistry

Analyte	Result	Qualifier	RL	MDL	Unit	D	Prepared	Analyzed	Dil Fac
Total Dissolved Solids	695	B	10.0	4.0	mg/L	—		09/02/15 21:57	1
Analyte	Result	Qualifier	RL	RL	Unit	D	Prepared	Analyzed	Dil Fac
Total Suspended Solids	ND		4.0	4.0	mg/L	—		09/02/15 15:37	1

QC Sample Results

Client: O'Brien & Gere Inc of North America
Project/Site: Former Accurate Die Cast

TestAmerica Job ID: 480-86420-1

Method: SM 2540D - Solids, Total Suspended (TSS)

Lab Sample ID: MB 480-261696/1

Matrix: Water

Analysis Batch: 261696

Client Sample ID: Method Blank

Prep Type: Total/NA

Analyte	MB Result	MB Qualifier	RL	RL	Unit	D	Prepared	Analyzed	Dil Fac
Total Suspended Solids	ND		1.0	1.0	mg/L	-		09/02/15 15:37	1

Lab Sample ID: LCS 480-261696/2

Matrix: Water

Analysis Batch: 261696

Client Sample ID: Lab Control Sample

Prep Type: Total/NA

Analyte	Spike Added	LCS Result	LCS Qualifier	Unit	D	%Rec	%Rec. Limits
Total Suspended Solids	215	212.8		mg/L	-	99	88 - 110

Method: SM2540 C - Total Dissolved Solids

Lab Sample ID: MB 480-261734/1

Matrix: Water

Analysis Batch: 261734

Client Sample ID: Method Blank

Prep Type: Total/NA

Analyte	MB Result	MB Qualifier	RL	MDL	Unit	D	Prepared	Analyzed	Dil Fac
Total Dissolved Solids	7.00	J	10.0	4.0	mg/L	-		09/02/15 21:57	1

Lab Sample ID: LCS 480-261734/2

Matrix: Water

Analysis Batch: 261734

Client Sample ID: Lab Control Sample

Prep Type: Total/NA

Analyte	Spike Added	LCS Result	LCS Qualifier	Unit	D	%Rec	%Rec. Limits
Total Dissolved Solids	501	535.0		mg/L	-	107	85 - 115

Lab Sample ID: 480-86420-1 DU

Matrix: Water

Analysis Batch: 261734

Client Sample ID: EFFLUENT 083115

Prep Type: Total/NA

Analyte	Sample Result	Sample Qualifier	DU Result	DU Qualifier	Unit	D	RPD	RPD Limit
Total Dissolved Solids	695	B	692.0		mg/L	-	0.4	20

QC Association Summary

Client: O'Brien & Gere Inc of North America
Project/Site: Former Accurate Die Cast

TestAmerica Job ID: 480-86420-1

General Chemistry

Analysis Batch: 261696

Lab Sample ID	Client Sample ID	Prep Type	Matrix	Method	Prep Batch
480-86420-1	EFFLUENT 083115	Total/NA	Water	SM 2540D	
LCS 480-261696/2	Lab Control Sample	Total/NA	Water	SM 2540D	
MB 480-261696/1	Method Blank	Total/NA	Water	SM 2540D	

Analysis Batch: 261734

Lab Sample ID	Client Sample ID	Prep Type	Matrix	Method	Prep Batch
480-86420-1	EFFLUENT 083115	Total/NA	Water	SM2540 C	
480-86420-1 DU	EFFLUENT 083115	Total/NA	Water	SM2540 C	
LCS 480-261734/2	Lab Control Sample	Total/NA	Water	SM2540 C	
MB 480-261734/1	Method Blank	Total/NA	Water	SM2540 C	

Lab Chronicle

Client: O'Brien & Gere Inc of North America
Project/Site: Former Accurate Die Cast

TestAmerica Job ID: 480-86420-1

Client Sample ID: EFFLUENT 083115

Date Collected: 08/31/15 07:00

Date Received: 09/01/15 02:15

Lab Sample ID: 480-86420-1

Matrix: Water

Prep Type	Batch Type	Batch Method	Run	Dilution Factor	Batch Number	Prepared or Analyzed	Analyst	Lab
Total/NA	Analysis	SM 2540D		1	261696	09/02/15 15:37	EKB	TAL BUF
Total/NA	Analysis	SM2540 C		1	261734	09/02/15 21:57	MGH	TAL BUF

Laboratory References:

TAL BUF = TestAmerica Buffalo, 10 Hazelwood Drive, Amherst, NY 14228-2298, TEL (716)691-2600

Certification Summary

Client: O'Brien & Gere Inc of North America
Project/Site: Former Accurate Die Cast

TestAmerica Job ID: 480-86420-1

Laboratory: TestAmerica Buffalo

The certifications listed below are applicable to this report.

Authority	Program	EPA Region	Certification ID	Expiration Date
New York	NELAP	2	10026	03-31-16

Method Summary

Client: O'Brien & Gere Inc of North America
Project/Site: Former Accurate Die Cast

TestAmerica Job ID: 480-86420-1

Method	Method Description	Protocol	Laboratory
SM 2540D	Solids, Total Suspended (TSS)	SM	TAL BUF
SM2540 C	Total Dissolved Solids	SM18	TAL BUF

Protocol References:

SM = "Standard Methods For The Examination Of Water And Wastewater",
SM18 = "Standard Methods For The Examination Of Water And Wastewater", 18th Edition, 1992.

Laboratory References:

TAL BUF = TestAmerica Buffalo, 10 Hazelwood Drive, Amherst, NY 14228-2298, TEL (716)691-2600

Sample Summary

Client: O'Brien & Gere Inc of North America
Project/Site: Former Accurate Die Cast

TestAmerica Job ID: 480-86420-1

Lab Sample ID	Client Sample ID	Matrix	Collected	Received
480-86420-1	EFFLUENT 083115	Water	08/31/15 07:00	09/01/15 02:15

1

2

3

4

5

6

7

8

9

10

11

12

13

14

Chain of Custody Record

Client Information Client Contact: Mr. Yuri Veliz Company: O'Brien & Gere Inc of North America Address: 333 West Washington St. PO BOX 4873 City: East Syracuse State, Zip: NY, 13221 Phone: 315-956-6100(Tel) 315-463-7554(Fax) Email: Yuri.Veliz@obg.com Project Name: Former Accurate Die Cast Site:		Sampler: <i>Martin Koenig</i> Lab PM: Deyo, Melissa L Phone: 315-729-1300 E-Mail: melissa.deyo@testamericainc.com		Carrier Tracking No(s): 480-59357-10586.1 Page: Page 1 of 1 Job #:	
Due Date Requested: TAT Requested (days): PO #: 11312000EST WO #:		Analysis Requested			
Sample Identification Effluent 083115		Sample Date 8-31-15	Sample Time 7:00	Sample Type C=comp, G=grab C	Matrix (W=water, S=solid, O=oil, A=air) Water
Field Filtered Sample (Yes or No)		Retention/MSD (Yes or No)		2640D - Total Suspended Solids 2540C - Total Dissolved Solids	
Total Number of Containers		Preservation Codes: A - HCL B - NaOH C - Zn Acetate D - Nitric Acid E - NaHSO4 F - MeOH G - Amchlor H - Ascorbic Acid I - Ice J - DI Water K - EDTA L - EDA Z - other (specify) Other:			
Sample Disposal (A fee may be assessed if samples are retained longer than 1 month) <input type="checkbox"/> Return To Client <input type="checkbox"/> Disposal By Lab <input type="checkbox"/> Archive For _____ Months					
Special Instructions/QC Requirements:					
Empty Kit Relinquished by:					
Relinquished by: <i>Martin Koenig</i> Date/Time: 8-31-15, 11:00 Company: OBG		Relinquished by: <i>Martin Koenig</i> Date/Time: 8-31-15, 19:00 Company: JGN			
Relinquished by: <i>Martin Koenig</i> Date/Time: 8-31-15, 19:00 Company: JGN		Relinquished by: <i>Martin Koenig</i> Date/Time: 8-31-15, 19:00 Company: JGN			
Custody Seals Intact: Δ Yes Δ No		Cooler Temperature(s) °C and Other Remarks: 0.4 #1			

Login Sample Receipt Checklist

Client: O'Brien & Gere Inc of North America

Job Number: 480-86420-1

Login Number: 86420

List Source: TestAmerica Buffalo

List Number: 1

Creator: Williams, Christopher S

Question	Answer	Comment
Radioactivity either was not measured or, if measured, is at or below background	True	
The cooler's custody seal, if present, is intact.	True	
The cooler or samples do not appear to have been compromised or tampered with.	True	
Samples were received on ice.	True	
Cooler Temperature is acceptable.	True	
Cooler Temperature is recorded.	True	
COC is present.	True	
COC is filled out in ink and legible.	True	
COC is filled out with all pertinent information.	True	
Is the Field Sampler's name present on COC?	True	
There are no discrepancies between the sample IDs on the containers and the COC.	True	
Samples are received within Holding Time.	True	
Sample containers have legible labels.	True	
Containers are not broken or leaking.	True	
Sample collection date/times are provided.	True	
Appropriate sample containers are used.	True	
Sample bottles are completely filled.	True	
Sample Preservation Verified	True	
There is sufficient vol. for all requested analyses, incl. any requested MS/MSDs	True	
VOA sample vials do not have headspace or bubble is <6mm (1/4") in diameter.	N/A	
If necessary, staff have been informed of any short hold time or quick TAT needs	True	
Multiphasic samples are not present.	True	
Samples do not require splitting or compositing.	True	
Sampling Company provided.	True	OBG
Samples received within 48 hours of sampling.	True	
Samples requiring field filtration have been filtered in the field.	N/A	
Chlorine Residual checked.	N/A	

ANALYTICAL REPORT

TestAmerica Laboratories, Inc.

TestAmerica Buffalo

10 Hazelwood Drive

Amherst, NY 14228-2298

Tel: (716)691-2600

TestAmerica Job ID: 480-87145-1

Client Project/Site: Former Accurate Die Cast

For:


O'Brien & Gere Inc of North America

333 West Washington St.

PO BOX 4873

East Syracuse, New York 13221

Attn: Mr. Al Farrell



Authorized for release by:

9/23/2015 9:41:40 AM

Melissa Deyo, Project Manager I

(716)504-9874

melissa.deyo@testamericainc.com

LINKS

Review your project
results through

TotalAccess

Have a Question?



Visit us at:

www.testamericainc.com

The test results in this report meet all 2003 NELAC and 2009 TNI requirements for accredited parameters, exceptions are noted in this report. This report may not be reproduced except in full, and with written approval from the laboratory. For questions please contact the Project Manager at the e-mail address or telephone number listed on this page.

This report has been electronically signed and authorized by the signatory. Electronic signature is intended to be the legally binding equivalent of a traditionally handwritten signature.

Results relate only to the items tested and the sample(s) as received by the laboratory.

Table of Contents

Cover Page	1
Table of Contents	2
Definitions/Glossary	3
Case Narrative	4
Detection Summary	5
Client Sample Results	6
Surrogate Summary	7
QC Sample Results	8
QC Association Summary	10
Lab Chronicle	11
Certification Summary	12
Method Summary	13
Sample Summary	14
Chain of Custody	15
Receipt Checklists	16



Definitions/Glossary

Client: O'Brien & Gere Inc of North America
Project/Site: Former Accurate Die Cast

TestAmerica Job ID: 480-87145-1

Glossary

Abbreviation	These commonly used abbreviations may or may not be present in this report.
α	Listed under the "D" column to designate that the result is reported on a dry weight basis
%R	Percent Recovery
CFL	Contains Free Liquid
CNF	Contains no Free Liquid
DER	Duplicate error ratio (normalized absolute difference)
Dil Fac	Dilution Factor
DL, RA, RE, IN	Indicates a Dilution, Re-analysis, Re-extraction, or additional Initial metals/anion analysis of the sample
DLC	Decision level concentration
MDA	Minimum detectable activity
EDL	Estimated Detection Limit
MDC	Minimum detectable concentration
MDL	Method Detection Limit
ML	Minimum Level (Dioxin)
NC	Not Calculated
ND	Not detected at the reporting limit (or MDL or EDL if shown)
PQL	Practical Quantitation Limit
QC	Quality Control
RER	Relative error ratio
RL	Reporting Limit or Requested Limit (Radiochemistry)
RPD	Relative Percent Difference, a measure of the relative difference between two points
TEF	Toxicity Equivalent Factor (Dioxin)
TEQ	Toxicity Equivalent Quotient (Dioxin)

Case Narrative

Client: O'Brien & Gere Inc of North America
Project/Site: Former Accurate Die Cast

TestAmerica Job ID: 480-87145-1

Job ID: 480-87145-1

Laboratory: TestAmerica Buffalo

Narrative

Job Narrative 480-87145-1

Receipt

The samples were received on 9/12/2015 2:10 AM; the samples arrived in good condition, properly preserved and, where required, on ice. The temperature of the cooler at receipt was 0.3° C.

GC/MS VOA

No analytical or quality issues were noted, other than those described in the Definitions/Glossary page.

General Chemistry

No analytical or quality issues were noted, other than those described in the Definitions/Glossary page.

Detection Summary

Client: O'Brien & Gere Inc of North America
Project/Site: Former Accurate Die Cast

TestAmerica Job ID: 480-87145-1

Client Sample ID: EFFLUENT 091115

Lab Sample ID: 480-87145-1

Analyte	Result	Qualifier	RL	MDL	Unit	Dil Fac	D	Method	Prep Type
Total Dissolved Solids	739		10.0	4.0	mg/L	1		SM2540 C	Total/NA

Client Sample ID: BETWEEN CARBONS 091115

Lab Sample ID: 480-87145-2

No Detections.

Client Sample ID: EFFLUENT 091115

Lab Sample ID: 480-87145-3

No Detections.

This Detection Summary does not include radiochemical test results.

TestAmerica Buffalo

Client Sample Results

Client: O'Brien & Gere Inc of North America
Project/Site: Former Accurate Die Cast

TestAmerica Job ID: 480-87145-1

Client Sample ID: EFFLUENT 091115

Date Collected: 09/11/15 07:15

Date Received: 09/12/15 02:10

Lab Sample ID: 480-87145-1

Matrix: Water

General Chemistry

Analyte	Result	Qualifier	RL	MDL	Unit	D	Prepared	Analyzed	Dil Fac
Total Dissolved Solids	739		10.0	4.0	mg/L			09/14/15 15:39	1
Analyte	Result	Qualifier	RL	RL	Unit	D	Prepared	Analyzed	Dil Fac
Total Suspended Solids	ND		4.0	4.0	mg/L			09/15/15 07:11	1

Client Sample ID: BETWEEN CARBONS 091115

Date Collected: 09/11/15 07:15

Date Received: 09/12/15 02:10

Lab Sample ID: 480-87145-2

Matrix: Water

Method: 8260C - Volatile Organic Compounds by GC/MS

Analyte	Result	Qualifier	RL	MDL	Unit	D	Prepared	Analyzed	Dil Fac
1,1,2,2-Tetrachloroethane	ND		1.0	0.21	ug/L			09/19/15 17:25	1
cis-1,2-Dichloroethene	ND		1.0	0.81	ug/L			09/19/15 17:25	1
Methylene Chloride	ND		1.0	0.44	ug/L			09/19/15 17:25	1
Tetrachloroethene	ND		1.0	0.36	ug/L			09/19/15 17:25	1
Toluene	ND		1.0	0.51	ug/L			09/19/15 17:25	1
trans-1,2-Dichloroethene	ND		1.0	0.90	ug/L			09/19/15 17:25	1
Trichloroethene	ND		1.0	0.46	ug/L			09/19/15 17:25	1
Surrogate	%Recovery	Qualifier	Limits				Prepared	Analyzed	Dil Fac
1,2-Dichloroethane-d4 (Surr)	99		66 - 137					09/19/15 17:25	1
4-Bromofluorobenzene (Surr)	100		73 - 120					09/19/15 17:25	1
Toluene-d8 (Surr)	100		71 - 126					09/19/15 17:25	1
Dibromofluoromethane (Surr)	98		60 - 140					09/19/15 17:25	1

Client Sample ID: EFFLUENT 091115

Date Collected: 09/11/15 07:15

Date Received: 09/12/15 02:10

Lab Sample ID: 480-87145-3

Matrix: Water

Method: 8260C - Volatile Organic Compounds by GC/MS

Analyte	Result	Qualifier	RL	MDL	Unit	D	Prepared	Analyzed	Dil Fac
1,1,2,2-Tetrachloroethane	ND		1.0	0.21	ug/L			09/19/15 17:52	1
cis-1,2-Dichloroethene	ND		1.0	0.81	ug/L			09/19/15 17:52	1
Methylene Chloride	ND		1.0	0.44	ug/L			09/19/15 17:52	1
Tetrachloroethene	ND		1.0	0.36	ug/L			09/19/15 17:52	1
Toluene	ND		1.0	0.51	ug/L			09/19/15 17:52	1
trans-1,2-Dichloroethene	ND		1.0	0.90	ug/L			09/19/15 17:52	1
Trichloroethene	ND		1.0	0.46	ug/L			09/19/15 17:52	1
Surrogate	%Recovery	Qualifier	Limits				Prepared	Analyzed	Dil Fac
1,2-Dichloroethane-d4 (Surr)	99		66 - 137					09/19/15 17:52	1
4-Bromofluorobenzene (Surr)	99		73 - 120					09/19/15 17:52	1
Toluene-d8 (Surr)	100		71 - 126					09/19/15 17:52	1
Dibromofluoromethane (Surr)	97		60 - 140					09/19/15 17:52	1

TestAmerica Buffalo

Surrogate Summary

Client: O'Brien & Gere Inc of North America
Project/Site: Former Accurate Die Cast

TestAmerica Job ID: 480-87145-1

Method: 8260C - Volatile Organic Compounds by GC/MS

Matrix: Water

Prep Type: Total/NA

Percent Surrogate Recovery (Acceptance Limits)

Lab Sample ID	Client Sample ID	12DCE (66-137)	BFB (73-120)	TOL (71-126)	DBFM (60-140)
480-87145-2	BETWEEN CARBONS 091115	99	100	100	98
480-87145-3	EFFLUENT 091115	99	99	100	97
LCS 480-264485/5	Lab Control Sample	107	101	99	99
LCSD 480-264485/6	Lab Control Sample Dup	106	101	101	98
MB 480-264485/8	Method Blank	97	97	99	97

Surrogate Legend

12DCE = 1,2-Dichloroethane-d4 (Surr)

BFB = 4-Bromofluorobenzene (Surr)

TOL = Toluene-d8 (Surr)

DBFM = Dibromofluoromethane (Surr)

QC Sample Results

Client: O'Brien & Gere Inc of North America
Project/Site: Former Accurate Die Cast

TestAmerica Job ID: 480-87145-1

Method: 8260C - Volatile Organic Compounds by GC/MS

Lab Sample ID: MB 480-264485/8

Matrix: Water

Analysis Batch: 264485

Client Sample ID: Method Blank

Prep Type: Total/NA

Analyte	MB Result	MB Qualifier	RL	MDL	Unit	D	Prepared	Analyzed	Dil Fac
1,1,2,2-Tetrachloroethane	ND		1.0	0.21	ug/L			09/19/15 12:11	1
cis-1,2-Dichloroethene	ND		1.0	0.81	ug/L			09/19/15 12:11	1
Methylene Chloride	ND		1.0	0.44	ug/L			09/19/15 12:11	1
Tetrachloroethene	ND		1.0	0.36	ug/L			09/19/15 12:11	1
Toluene	ND		1.0	0.51	ug/L			09/19/15 12:11	1
trans-1,2-Dichloroethene	ND		1.0	0.90	ug/L			09/19/15 12:11	1
Trichloroethene	ND		1.0	0.46	ug/L			09/19/15 12:11	1

Surrogate	MB %Recovery	MB Qualifier	Limits	Prepared	Analyzed	Dil Fac
1,2-Dichloroethane-d4 (Surr)	97		66 - 137		09/19/15 12:11	1
4-Bromofluorobenzene (Surr)	97		73 - 120		09/19/15 12:11	1
Toluene-d8 (Surr)	99		71 - 126		09/19/15 12:11	1
Dibromofluoromethane (Surr)	97		60 - 140		09/19/15 12:11	1

Lab Sample ID: LCS 480-264485/5

Matrix: Water

Analysis Batch: 264485

Client Sample ID: Lab Control Sample

Prep Type: Total/NA

Analyte	Spike Added	LCS Result	LCS Qualifier	Unit	D	%Rec	%Rec. Limits
cis-1,2-Dichloroethene	25.0	25.1		ug/L		100	74 - 124
Tetrachloroethene	25.0	26.7		ug/L		107	74 - 122
Toluene	25.0	25.1		ug/L		100	80 - 122
trans-1,2-Dichloroethene	25.0	25.4		ug/L		102	73 - 127
Trichloroethene	25.0	26.4		ug/L		105	74 - 123

Surrogate	LCS %Recovery	LCS Qualifier	Limits
1,2-Dichloroethane-d4 (Surr)	107		66 - 137
4-Bromofluorobenzene (Surr)	101		73 - 120
Toluene-d8 (Surr)	99		71 - 126
Dibromofluoromethane (Surr)	99		60 - 140

Lab Sample ID: LCSD 480-264485/6

Matrix: Water

Analysis Batch: 264485

Client Sample ID: Lab Control Sample Dup

Prep Type: Total/NA

Analyte	Spike Added	LCSD Result	LCSD Qualifier	Unit	D	%Rec	%Rec. Limits	RPD	RPD Limit
cis-1,2-Dichloroethene	25.0	23.8		ug/L		95	74 - 124	5	15
Tetrachloroethene	25.0	25.4		ug/L		102	74 - 122	5	20
Toluene	25.0	24.3		ug/L		97	80 - 122	3	15
trans-1,2-Dichloroethene	25.0	23.6		ug/L		95	73 - 127	7	20
Trichloroethene	25.0	24.6		ug/L		98	74 - 123	7	16

Surrogate	LCSD %Recovery	LCSD Qualifier	Limits
1,2-Dichloroethane-d4 (Surr)	106		66 - 137
4-Bromofluorobenzene (Surr)	101		73 - 120
Toluene-d8 (Surr)	101		71 - 126
Dibromofluoromethane (Surr)	98		60 - 140

TestAmerica Buffalo

QC Sample Results

Client: O'Brien & Gere Inc of North America
Project/Site: Former Accurate Die Cast

TestAmerica Job ID: 480-87145-1

Method: SM 2540D - Solids, Total Suspended (TSS)

Lab Sample ID: MB 480-263554/1

Matrix: Water

Analysis Batch: 263554

Client Sample ID: Method Blank

Prep Type: Total/NA

Analyte	MB Result	MB Qualifier	RL	RL	Unit	D	Prepared	Analyzed	Dil Fac
Total Suspended Solids	ND		1.0	1.0	mg/L	-		09/15/15 07:11	1

Lab Sample ID: LCS 480-263554/2

Matrix: Water

Analysis Batch: 263554

Client Sample ID: Lab Control Sample

Prep Type: Total/NA

Analyte	Spike Added	LCS Result	LCS Qualifier	Unit	D	%Rec	%Rec. Limits
Total Suspended Solids	216	214.4		mg/L	-	99	88 - 110

Lab Sample ID: 480-87145-1 DU

Matrix: Water

Analysis Batch: 263554

Client Sample ID: EFFLUENT 091115

Prep Type: Total/NA

Analyte	Sample Result	Sample Qualifier	DU Result	DU Qualifier	Unit	D	RPD	RPD Limit
Total Suspended Solids	ND		ND		mg/L	-	NC	15

Method: SM2540 C - Total Dissolved Solids

Lab Sample ID: MB 480-263494/1

Matrix: Water

Analysis Batch: 263494

Client Sample ID: Method Blank

Prep Type: Total/NA

Analyte	MB Result	MB Qualifier	RL	MDL	Unit	D	Prepared	Analyzed	Dil Fac
Total Dissolved Solids	ND		10.0	4.0	mg/L	-		09/14/15 15:39	1

Lab Sample ID: LCS 480-263494/2

Matrix: Water

Analysis Batch: 263494

Client Sample ID: Lab Control Sample

Prep Type: Total/NA

Analyte	Spike Added	LCS Result	LCS Qualifier	Unit	D	%Rec	%Rec. Limits
Total Dissolved Solids	501	523.0		mg/L	-	104	85 - 115

QC Association Summary

Client: O'Brien & Gere Inc of North America
Project/Site: Former Accurate Die Cast

TestAmerica Job ID: 480-87145-1

GC/MS VOA

Analysis Batch: 264485

Lab Sample ID	Client Sample ID	Prep Type	Matrix	Method	Prep Batch
480-87145-2	BETWEEN CARBONS 091115	Total/NA	Water	8260C	
480-87145-3	EFFLUENT 091115	Total/NA	Water	8260C	
LCS 480-264485/5	Lab Control Sample	Total/NA	Water	8260C	
LCSD 480-264485/6	Lab Control Sample Dup	Total/NA	Water	8260C	
MB 480-264485/8	Method Blank	Total/NA	Water	8260C	

General Chemistry

Analysis Batch: 263494

Lab Sample ID	Client Sample ID	Prep Type	Matrix	Method	Prep Batch
480-87145-1	EFFLUENT 091115	Total/NA	Water	SM2540 C	
LCS 480-263494/2	Lab Control Sample	Total/NA	Water	SM2540 C	
MB 480-263494/1	Method Blank	Total/NA	Water	SM2540 C	

Analysis Batch: 263554

Lab Sample ID	Client Sample ID	Prep Type	Matrix	Method	Prep Batch
480-87145-1	EFFLUENT 091115	Total/NA	Water	SM 2540D	
480-87145-1 DU	EFFLUENT 091115	Total/NA	Water	SM 2540D	
LCS 480-263554/2	Lab Control Sample	Total/NA	Water	SM 2540D	
MB 480-263554/1	Method Blank	Total/NA	Water	SM 2540D	

Lab Chronicle

Client: O'Brien & Gere Inc of North America
Project/Site: Former Accurate Die Cast

TestAmerica Job ID: 480-87145-1

Client Sample ID: EFFLUENT 091115

Date Collected: 09/11/15 07:15

Date Received: 09/12/15 02:10

Lab Sample ID: 480-87145-1

Matrix: Water

Prep Type	Batch Type	Batch Method	Run	Dilution Factor	Batch Number	Prepared or Analyzed	Analyst	Lab
Total/NA	Analysis	SM 2540D		1	263554	09/15/15 07:11	EKB	TAL BUF
Total/NA	Analysis	SM2540 C		1	263494	09/14/15 15:39	MGH	TAL BUF

Client Sample ID: BETWEEN CARBONS 091115

Date Collected: 09/11/15 07:15

Date Received: 09/12/15 02:10

Lab Sample ID: 480-87145-2

Matrix: Water

Prep Type	Batch Type	Batch Method	Run	Dilution Factor	Batch Number	Prepared or Analyzed	Analyst	Lab
Total/NA	Analysis	8260C		1	264485	09/19/15 17:25	GTG	TAL BUF

Client Sample ID: EFFLUENT 091115

Date Collected: 09/11/15 07:15

Date Received: 09/12/15 02:10

Lab Sample ID: 480-87145-3

Matrix: Water

Prep Type	Batch Type	Batch Method	Run	Dilution Factor	Batch Number	Prepared or Analyzed	Analyst	Lab
Total/NA	Analysis	8260C		1	264485	09/19/15 17:52	GTG	TAL BUF

Laboratory References:

TAL BUF = TestAmerica Buffalo, 10 Hazelwood Drive, Amherst, NY 14228-2298, TEL (716)691-2600

Certification Summary

Client: O'Brien & Gere Inc of North America
Project/Site: Former Accurate Die Cast

TestAmerica Job ID: 480-87145-1

Laboratory: TestAmerica Buffalo

The certifications listed below are applicable to this report.

Authority	Program	EPA Region	Certification ID	Expiration Date
New York	NELAP	2	10026	03-31-16

1

2

3

4

5

6

7

8

9

10

11

12

13

14

15

Method Summary

Client: O'Brien & Gere Inc of North America
Project/Site: Former Accurate Die Cast

TestAmerica Job ID: 480-87145-1

Method	Method Description	Protocol	Laboratory
8260C	Volatile Organic Compounds by GC/MS	SW846	TAL BUF
SM 2540D	Solids, Total Suspended (TSS)	SM	TAL BUF
SM2540 C	Total Dissolved Solids	SM18	TAL BUF

Protocol References:

SM = "Standard Methods For The Examination Of Water And Wastewater",

SM18 = "Standard Methods For The Examination Of Water And Wastewater", 18th Edition, 1992.

SW846 = "Test Methods For Evaluating Solid Waste, Physical/Chemical Methods", Third Edition, November 1986 And Its Updates.

Laboratory References:

TAL BUF = TestAmerica Buffalo, 10 Hazelwood Drive, Amherst, NY 14228-2298, TEL (716)691-2600

Sample Summary

Client: O'Brien & Gere Inc of North America
Project/Site: Former Accurate Die Cast

TestAmerica Job ID: 480-87145-1

Lab Sample ID	Client Sample ID	Matrix	Collected	Received
480-87145-1	EFFLUENT 091115	Water	09/11/15 07:15	09/12/15 02:10
480-87145-2	BETWEEN CARBONS 091115	Water	09/11/15 07:15	09/12/15 02:10
480-87145-3	EFFLUENT 091115	Water	09/11/15 07:15	09/12/15 02:10

Login Sample Receipt Checklist

Client: O'Brien & Gere Inc of North America

Job Number: 480-87145-1

Login Number: 87145

List Source: TestAmerica Buffalo

List Number: 1

Creator: Williams, Christopher S

Question	Answer	Comment
Radioactivity either was not measured or, if measured, is at or below background	True	
The cooler's custody seal, if present, is intact.	True	
The cooler or samples do not appear to have been compromised or tampered with.	True	
Samples were received on ice.	True	
Cooler Temperature is acceptable.	True	
Cooler Temperature is recorded.	True	
COC is present.	True	
COC is filled out in ink and legible.	True	
COC is filled out with all pertinent information.	True	
Is the Field Sampler's name present on COC?	True	
There are no discrepancies between the sample IDs on the containers and the COC.	True	
Samples are received within Holding Time.	True	
Sample containers have legible labels.	True	
Containers are not broken or leaking.	True	
Sample collection date/times are provided.	True	
Appropriate sample containers are used.	True	
Sample bottles are completely filled.	True	
Sample Preservation Verified	True	
There is sufficient vol. for all requested analyses, incl. any requested MS/MSDs	True	
VOA sample vials do not have headspace or bubble is <6mm (1/4") in diameter.	True	
If necessary, staff have been informed of any short hold time or quick TAT needs	True	
Multiphasic samples are not present.	True	
Samples do not require splitting or compositing.	True	
Sampling Company provided.	True	OBG
Samples received within 48 hours of sampling.	True	
Samples requiring field filtration have been filtered in the field.	N/A	
Chlorine Residual checked.	N/A	

ANALYTICAL REPORT

TestAmerica Laboratories, Inc.

TestAmerica Buffalo

10 Hazelwood Drive

Amherst, NY 14228-2298

Tel: (716)691-2600

TestAmerica Job ID: 480-87385-1

Client Project/Site: Former Accurate Die Cast

For:

O'Brien & Gere Inc of North America

333 West Washington St.

PO BOX 4873

East Syracuse, New York 13221

Attn: Mr. Al Farrell



Authorized for release by:

9/28/2015 11:33:02 AM

Rebecca Jones, Project Management Assistant I

rebecca.jones@testamericainc.com

Designee for

Melissa Deyo, Project Manager I

(716)504-9874

melissa.deyo@testamericainc.com

LINKS

Review your project
results through

TotalAccess

Have a Question?



Visit us at:

www.testamericainc.com

The test results in this report meet all 2003 NELAC and 2009 TNI requirements for accredited parameters, exceptions are noted in this report. This report may not be reproduced except in full, and with written approval from the laboratory. For questions please contact the Project Manager at the e-mail address or telephone number listed on this page.

This report has been electronically signed and authorized by the signatory. Electronic signature is intended to be the legally binding equivalent of a traditionally handwritten signature.

Results relate only to the items tested and the sample(s) as received by the laboratory.

Table of Contents

Cover Page	1
Table of Contents	2
Definitions/Glossary	3
Case Narrative	4
Detection Summary	5
Client Sample Results	6
QC Sample Results	7
QC Association Summary	8
Lab Chronicle	9
Certification Summary	10
Method Summary	11
Sample Summary	12
Chain of Custody	13
Receipt Checklists	14



Definitions/Glossary

Client: O'Brien & Gere Inc of North America
Project/Site: Former Accurate Die Cast

TestAmerica Job ID: 480-87385-1

Glossary

Abbreviation	These commonly used abbreviations may or may not be present in this report.
α	Listed under the "D" column to designate that the result is reported on a dry weight basis
%R	Percent Recovery
CFL	Contains Free Liquid
CNF	Contains no Free Liquid
DER	Duplicate error ratio (normalized absolute difference)
Dil Fac	Dilution Factor
DL, RA, RE, IN	Indicates a Dilution, Re-analysis, Re-extraction, or additional Initial metals/anion analysis of the sample
DLC	Decision level concentration
MDA	Minimum detectable activity
EDL	Estimated Detection Limit
MDC	Minimum detectable concentration
MDL	Method Detection Limit
ML	Minimum Level (Dioxin)
NC	Not Calculated
ND	Not detected at the reporting limit (or MDL or EDL if shown)
PQL	Practical Quantitation Limit
QC	Quality Control
RER	Relative error ratio
RL	Reporting Limit or Requested Limit (Radiochemistry)
RPD	Relative Percent Difference, a measure of the relative difference between two points
TEF	Toxicity Equivalent Factor (Dioxin)
TEQ	Toxicity Equivalent Quotient (Dioxin)

Case Narrative

Client: O'Brien & Gere Inc of North America
Project/Site: Former Accurate Die Cast

TestAmerica Job ID: 480-87385-1

Job ID: 480-87385-1

Laboratory: TestAmerica Buffalo

Narrative

Job Narrative 480-87385-1

Receipt

The sample was received on 9/17/2015 1:20 AM; the sample arrived in good condition, properly preserved and, where required, on ice. The temperature of the cooler at receipt was 0.4° C.

General Chemistry

No analytical or quality issues were noted, other than those described in the Definitions/Glossary page.

Detection Summary

Client: O'Brien & Gere Inc of North America
Project/Site: Former Accurate Die Cast

TestAmerica Job ID: 480-87385-1

Client Sample ID: EFFLUENT 091615

Lab Sample ID: 480-87385-1

Analyte	Result	Qualifier	RL	MDL	Unit	Dil Fac	D	Method	Prep Type
Total Dissolved Solids	646		10.0	4.0	mg/L	1		SM2540 C	Total/NA

This Detection Summary does not include radiochemical test results.

TestAmerica Buffalo

Client Sample Results

Client: O'Brien & Gere Inc of North America
Project/Site: Former Accurate Die Cast

TestAmerica Job ID: 480-87385-1

Client Sample ID: EFFLUENT 091615

Lab Sample ID: 480-87385-1

Date Collected: 09/16/15 07:30

Matrix: Water

Date Received: 09/17/15 01:20

General Chemistry

Analyte	Result	Qualifier	RL	MDL	Unit	D	Prepared	Analyzed	Dil Fac
Total Dissolved Solids	646		10.0	4.0	mg/L	--		09/18/15 06:58	1
Analyte	Result	Qualifier	RL	RL	Unit	D	Prepared	Analyzed	Dil Fac
Total Suspended Solids	ND		4.0	4.0	mg/L	--		09/20/15 07:50	1

QC Sample Results

Client: O'Brien & Gere Inc of North America
Project/Site: Former Accurate Die Cast

TestAmerica Job ID: 480-87385-1

Method: SM 2540D - Solids, Total Suspended (TSS)

Lab Sample ID: MB 480-264547/1

Matrix: Water

Analysis Batch: 264547

Client Sample ID: Method Blank

Prep Type: Total/NA

Analyte	MB Result	MB Qualifier	RL	RL	Unit	D	Prepared	Analyzed	Dil Fac
Total Suspended Solids	ND		1.0	1.0	mg/L	-		09/20/15 07:50	1

Lab Sample ID: LCS 480-264547/2

Matrix: Water

Analysis Batch: 264547

Client Sample ID: Lab Control Sample

Prep Type: Total/NA

Analyte	Spike Added	LCS Result	LCS Qualifier	Unit	D	%Rec	%Rec. Limits
Total Suspended Solids	232	231.6		mg/L	-	100	88 - 110

Method: SM2540 C - Total Dissolved Solids

Lab Sample ID: MB 480-264249/1

Matrix: Water

Analysis Batch: 264249

Client Sample ID: Method Blank

Prep Type: Total/NA

Analyte	MB Result	MB Qualifier	RL	MDL	Unit	D	Prepared	Analyzed	Dil Fac
Total Dissolved Solids	ND		10.0	4.0	mg/L	-		09/18/15 06:58	1

Lab Sample ID: LCS 480-264249/2

Matrix: Water

Analysis Batch: 264249

Client Sample ID: Lab Control Sample

Prep Type: Total/NA

Analyte	Spike Added	LCS Result	LCS Qualifier	Unit	D	%Rec	%Rec. Limits
Total Dissolved Solids	501	477.0		mg/L	-	95	85 - 115

QC Association Summary

Client: O'Brien & Gere Inc of North America
Project/Site: Former Accurate Die Cast

TestAmerica Job ID: 480-87385-1

General Chemistry

Analysis Batch: 264249

Lab Sample ID	Client Sample ID	Prep Type	Matrix	Method	Prep Batch
480-87385-1	EFFLUENT 091615	Total/NA	Water	SM2540 C	
LCS 480-264249/2	Lab Control Sample	Total/NA	Water	SM2540 C	
MB 480-264249/1	Method Blank	Total/NA	Water	SM2540 C	

Analysis Batch: 264547

Lab Sample ID	Client Sample ID	Prep Type	Matrix	Method	Prep Batch
480-87385-1	EFFLUENT 091615	Total/NA	Water	SM 2540D	
LCS 480-264547/2	Lab Control Sample	Total/NA	Water	SM 2540D	
MB 480-264547/1	Method Blank	Total/NA	Water	SM 2540D	

Lab Chronicle

Client: O'Brien & Gere Inc of North America
Project/Site: Former Accurate Die Cast

TestAmerica Job ID: 480-87385-1

Client Sample ID: EFFLUENT 091615

Date Collected: 09/16/15 07:30

Date Received: 09/17/15 01:20

Lab Sample ID: 480-87385-1

Matrix: Water

Prep Type	Batch Type	Batch Method	Run	Dilution Factor	Batch Number	Prepared or Analyzed	Analyst	Lab
Total/NA	Analysis	SM 2540D		1	264547	09/20/15 07:50	EKB	TAL BUF
Total/NA	Analysis	SM2540 C		1	264249	09/18/15 06:58	CDC	TAL BUF

Laboratory References:

TAL BUF = TestAmerica Buffalo, 10 Hazelwood Drive, Amherst, NY 14228-2298, TEL (716)691-2600

Certification Summary

Client: O'Brien & Gere Inc of North America
Project/Site: Former Accurate Die Cast

TestAmerica Job ID: 480-87385-1

Laboratory: TestAmerica Buffalo

The certifications listed below are applicable to this report.

Authority	Program	EPA Region	Certification ID	Expiration Date
New York	NELAP	2	10026	03-31-16

1

2

3

4

5

6

7

8

9

10

11

12

13

14

Method Summary

Client: O'Brien & Gere Inc of North America
Project/Site: Former Accurate Die Cast

TestAmerica Job ID: 480-87385-1

Method	Method Description	Protocol	Laboratory
SM 2540D	Solids, Total Suspended (TSS)	SM	TAL BUF
SM2540 C	Total Dissolved Solids	SM18	TAL BUF

Protocol References:

SM = "Standard Methods For The Examination Of Water And Wastewater",
SM18 = "Standard Methods For The Examination Of Water And Wastewater", 18th Edition, 1992.

Laboratory References:

TAL BUF = TestAmerica Buffalo, 10 Hazelwood Drive, Amherst, NY 14228-2298, TEL (716)691-2600

Sample Summary

Client: O'Brien & Gere Inc of North America
Project/Site: Former Accurate Die Cast

TestAmerica Job ID: 480-87385-1

Lab Sample ID	Client Sample ID	Matrix	Collected	Received
480-87385-1	EFFLUENT 091615	Water	09/16/15 07:30	09/17/15 01:20

1

2

3

4

5

6

7

8

9

10


11

12

13

14

Chain of Custody Record

Client Information Client Contact: Mr. Yuri Veliz Company: O'Brien & Gere Inc of North America Address: 333 West Washington St. PO BOX 4873 City: East Syracuse State, Zip: NY, 13221 Phone: 315-956-6100(Tel) 315-463-7554(Fax) Email: Yuri.Veliz@obg.com Project Name: Former Accurate Die Cast Site:		Sampler: <i>Martin Koenig</i> Lab PII: Deyo, Melissa L Phone: 315-729-1300 E-Mail: melissa.deyo@testamericainc.com		COC No: 480-59359-10586.1 Page: Page 1 of 1 Job #:		Carrier Tracking No(s):	
Due Date Requested: TAT Requested (days): PO #: 11312000EST WO #:				Analysis Requested			
Sample Identification Effluent 091615 Sample Date: 09-16-15 Sample Time: 7:30 Sample Type: C-grab Matrix: Water Preservation Code:				480-87385 Chain of Custody 			
Field Filtered Sample (Yes or No) <input checked="" type="checkbox"/> N 2540D - Total Suspended Solids <input checked="" type="checkbox"/> N 2540C - Total Dissolved Solids <input checked="" type="checkbox"/> N				Total Number of Containers: 2			
Special Instructions/Note:				Preservation Codes: A - HCL B - NaOH C - Zn Acetate D - Nitric Acid E - NaHSO4 F - MeOH G - Amchlor H - Ascorbic Acid I - Ice J - DI Water K - EDTA L - EDA M - Hexane N - None O - AsNaO2 P - Na2O4S Q - Na2SO3 R - Na2S2O3 S - H2SO4 T - TSP Dodecylhydrate U - Acetone V - MCAA W - ph 4-5 X - EDA Z - other (specify)			
Possible Hazard Identification <input type="checkbox"/> Non-Hazard <input type="checkbox"/> Flammable <input type="checkbox"/> Skin Irritant <input type="checkbox"/> Poison B <input type="checkbox"/> Unknown <input type="checkbox"/> Radiological Deliverable Requested: I, II, III, IV, Other (specify)				Sample Disposal (A fee may be assessed if samples are retained longer than 1 month) <input type="checkbox"/> Return To Client <input type="checkbox"/> Disposal By Lab <input type="checkbox"/> Archive For _____ Months			
Empty Kit Relinquished by: Relinquished by: <i>Martin Koenig</i> Date/Time: 9-16-15 / 15:00 Relinquished by: <i>RE 11/14</i> Date/Time: 9-16-15 / 19:00 Relinquished by:				Special Instructions/QC Requirements:			
Custody Seals Intact: Δ Yes Δ No				Cooler Temperature(s) °C and Other Remarks:			

Login Sample Receipt Checklist

Client: O'Brien & Gere Inc of North America

Job Number: 480-87385-1

Login Number: 87385

List Source: TestAmerica Buffalo

List Number: 1

Creator: Williams, Christopher S

Question	Answer	Comment
Radioactivity either was not measured or, if measured, is at or below background	True	
The cooler's custody seal, if present, is intact.	True	
The cooler or samples do not appear to have been compromised or tampered with.	True	
Samples were received on ice.	True	
Cooler Temperature is acceptable.	True	
Cooler Temperature is recorded.	True	
COC is present.	True	
COC is filled out in ink and legible.	True	
COC is filled out with all pertinent information.	True	
Is the Field Sampler's name present on COC?	True	
There are no discrepancies between the sample IDs on the containers and the COC.	True	
Samples are received within Holding Time.	True	
Sample containers have legible labels.	True	
Containers are not broken or leaking.	True	
Sample collection date/times are provided.	True	
Appropriate sample containers are used.	True	
Sample bottles are completely filled.	True	
Sample Preservation Verified	True	
There is sufficient vol. for all requested analyses, incl. any requested MS/MSDs	True	
VOA sample vials do not have headspace or bubble is <6mm (1/4") in diameter.	N/A	
If necessary, staff have been informed of any short hold time or quick TAT needs	True	
Multiphasic samples are not present.	True	
Samples do not require splitting or compositing.	True	
Sampling Company provided.	True	OBG
Samples received within 48 hours of sampling.	True	
Samples requiring field filtration have been filtered in the field.	N/A	
Chlorine Residual checked.	N/A	

TestAmerica

THE LEADER IN ENVIRONMENTAL TESTING

ANALYTICAL REPORT

TestAmerica Laboratories, Inc.

TestAmerica Buffalo

10 Hazelwood Drive

Amherst, NY 14228-2298

Tel: (716)691-2600

TestAmerica Job ID: 480-87970-1

Client Project/Site: Former Accurate Die Cast

For:

O'Brien & Gere Inc of North America

333 West Washington St.

PO BOX 4873

East Syracuse, New York 13221

Attn: Mr. Al Farrell



Authorized for release by:

10/7/2015 10:52:40 AM

Rebecca Jones, Project Management Assistant I

rebecca.jones@testamericainc.com

Designee for

Melissa Deyo, Project Manager I

(716)504-9874

melissa.deyo@testamericainc.com

LINKS

Review your project
results through

TotalAccess

Have a Question?



Visit us at:

www.testamericainc.com

The test results in this report meet all 2003 NELAC and 2009 TNI requirements for accredited parameters, exceptions are noted in this report. This report may not be reproduced except in full, and with written approval from the laboratory. For questions please contact the Project Manager at the e-mail address or telephone number listed on this page.

This report has been electronically signed and authorized by the signatory. Electronic signature is intended to be the legally binding equivalent of a traditionally handwritten signature.

Results relate only to the items tested and the sample(s) as received by the laboratory.

Table of Contents

Cover Page 1

Table of Contents 2

Definitions/Glossary 3

Case Narrative 4

Detection Summary 5

Client Sample Results 6

Surrogate Summary 7

QC Sample Results 8

QC Association Summary 10

Lab Chronicle 11

Certification Summary 12

Method Summary 13

Sample Summary 14

Chain of Custody 15

Receipt Checklists 16



Definitions/Glossary

Client: O'Brien & Gere Inc of North America
Project/Site: Former Accurate Die Cast

TestAmerica Job ID: 480-87970-1

Glossary

Abbreviation	These commonly used abbreviations may or may not be present in this report.
α	Listed under the "D" column to designate that the result is reported on a dry weight basis
%R	Percent Recovery
CFL	Contains Free Liquid
CNF	Contains no Free Liquid
DER	Duplicate error ratio (normalized absolute difference)
Dil Fac	Dilution Factor
DL, RA, RE, IN	Indicates a Dilution, Re-analysis, Re-extraction, or additional Initial metals/anion analysis of the sample
DLC	Decision level concentration
MDA	Minimum detectable activity
EDL	Estimated Detection Limit
MDC	Minimum detectable concentration
MDL	Method Detection Limit
ML	Minimum Level (Dioxin)
NC	Not Calculated
ND	Not detected at the reporting limit (or MDL or EDL if shown)
PQL	Practical Quantitation Limit
QC	Quality Control
RER	Relative error ratio
RL	Reporting Limit or Requested Limit (Radiochemistry)
RPD	Relative Percent Difference, a measure of the relative difference between two points
TEF	Toxicity Equivalent Factor (Dioxin)
TEQ	Toxicity Equivalent Quotient (Dioxin)

Case Narrative

Client: O'Brien & Gere Inc of North America
Project/Site: Former Accurate Die Cast

TestAmerica Job ID: 480-87970-1

Job ID: 480-87970-1

Laboratory: TestAmerica Buffalo

Narrative

Job Narrative 480-87970-1

Receipt

The samples were received on 9/26/2015 2:15 AM; the samples arrived in good condition, properly preserved and, where required, on ice. The temperature of the cooler at receipt was 1.9° C.

GC/MS VOA

No analytical or quality issues were noted, other than those described in the Definitions/Glossary page.

General Chemistry

No analytical or quality issues were noted, other than those described in the Definitions/Glossary page.

Detection Summary

Client: O'Brien & Gere Inc of North America
Project/Site: Former Accurate Die Cast

TestAmerica Job ID: 480-87970-1

Client Sample ID: EFFLUENT 092515

Lab Sample ID: 480-87970-1

Analyte	Result	Qualifier	RL	MDL	Unit	Dil Fac	D	Method	Prep Type
Total Dissolved Solids	676		10.0	4.0	mg/L	1		SM2540 C	Total/NA

Client Sample ID: EFFLUENT 092515

Lab Sample ID: 480-87970-2

No Detections.

This Detection Summary does not include radiochemical test results.

TestAmerica Buffalo

Client Sample Results

Client: O'Brien & Gere Inc of North America
Project/Site: Former Accurate Die Cast

TestAmerica Job ID: 480-87970-1

Client Sample ID: EFFLUENT 092515

Date Collected: 09/25/15 07:20

Date Received: 09/26/15 02:15

Lab Sample ID: 480-87970-1

Matrix: Water

General Chemistry

Analyte	Result	Qualifier	RL	MDL	Unit	D	Prepared	Analyzed	Dil Fac
Total Dissolved Solids	676		10.0	4.0	mg/L			09/28/15 15:50	1
Analyte	Result	Qualifier	RL	RL	Unit	D	Prepared	Analyzed	Dil Fac
Total Suspended Solids	ND		4.0	4.0	mg/L			09/29/15 18:22	1

Client Sample ID: EFFLUENT 092515

Date Collected: 09/25/15 07:20

Date Received: 09/26/15 02:15

Lab Sample ID: 480-87970-2

Matrix: Water

Method: 8260C - Volatile Organic Compounds by GC/MS

Analyte	Result	Qualifier	RL	MDL	Unit	D	Prepared	Analyzed	Dil Fac
1,1,2,2-Tetrachloroethane	ND		1.0	0.21	ug/L			10/06/15 06:23	1
cis-1,2-Dichloroethene	ND		1.0	0.81	ug/L			10/06/15 06:23	1
Methylene Chloride	ND		1.0	0.44	ug/L			10/06/15 06:23	1
Tetrachloroethene	ND		1.0	0.36	ug/L			10/06/15 06:23	1
Toluene	ND		1.0	0.51	ug/L			10/06/15 06:23	1
trans-1,2-Dichloroethene	ND		1.0	0.90	ug/L			10/06/15 06:23	1
Trichloroethene	ND		1.0	0.46	ug/L			10/06/15 06:23	1
Surrogate	%Recovery	Qualifier	Limits				Prepared	Analyzed	Dil Fac
1,2-Dichloroethane-d4 (Surr)	102		66 - 137					10/06/15 06:23	1
4-Bromofluorobenzene (Surr)	102		73 - 120					10/06/15 06:23	1
Toluene-d8 (Surr)	106		71 - 126					10/06/15 06:23	1
Dibromofluoromethane (Surr)	106		60 - 140					10/06/15 06:23	1

TestAmerica Buffalo

Surrogate Summary

Client: O'Brien & Gere Inc of North America
Project/Site: Former Accurate Die Cast

TestAmerica Job ID: 480-87970-1

Method: 8260C - Volatile Organic Compounds by GC/MS

Matrix: Water

Prep Type: Total/NA

Percent Surrogate Recovery (Acceptance Limits)

Lab Sample ID	Client Sample ID	12DCE (66-137)	BFB (73-120)	TOL (71-126)	DBFM (60-140)
480-87970-2	EFFLUENT 092515	102	102	106	106
LCS 480-267088/4	Lab Control Sample	95	108	106	104
MB 480-267088/6	Method Blank	99	105	102	102

Surrogate Legend

12DCE = 1,2-Dichloroethane-d4 (Surr)

BFB = 4-Bromofluorobenzene (Surr)

TOL = Toluene-d8 (Surr)

DBFM = Dibromofluoromethane (Surr)

QC Sample Results

Client: O'Brien & Gere Inc of North America
Project/Site: Former Accurate Die Cast

TestAmerica Job ID: 480-87970-1

Method: 8260C - Volatile Organic Compounds by GC/MS

Lab Sample ID: MB 480-267088/6

Matrix: Water

Analysis Batch: 267088

Client Sample ID: Method Blank

Prep Type: Total/NA

Analyte	MB Result	MB Qualifier	RL	MDL	Unit	D	Prepared	Analyzed	Dil Fac
1,1,2,2-Tetrachloroethane	ND		1.0	0.21	ug/L			10/05/15 23:45	1
cis-1,2-Dichloroethene	ND		1.0	0.81	ug/L			10/05/15 23:45	1
Methylene Chloride	ND		1.0	0.44	ug/L			10/05/15 23:45	1
Tetrachloroethene	ND		1.0	0.36	ug/L			10/05/15 23:45	1
Toluene	ND		1.0	0.51	ug/L			10/05/15 23:45	1
trans-1,2-Dichloroethene	ND		1.0	0.90	ug/L			10/05/15 23:45	1
Trichloroethene	ND		1.0	0.46	ug/L			10/05/15 23:45	1

Surrogate	MB %Recovery	MB Qualifier	Limits	Prepared	Analyzed	Dil Fac
1,2-Dichloroethane-d4 (Surr)	99		66 - 137		10/05/15 23:45	1
4-Bromofluorobenzene (Surr)	105		73 - 120		10/05/15 23:45	1
Toluene-d8 (Surr)	102		71 - 126		10/05/15 23:45	1
Dibromofluoromethane (Surr)	102		60 - 140		10/05/15 23:45	1

Lab Sample ID: LCS 480-267088/4

Matrix: Water

Analysis Batch: 267088

Client Sample ID: Lab Control Sample

Prep Type: Total/NA

Analyte	Spike Added	LCS Result	LCS Qualifier	Unit	D	%Rec	%Rec. Limits
cis-1,2-Dichloroethene	25.0	26.3		ug/L		105	74 - 124
Tetrachloroethene	25.0	28.3		ug/L		113	74 - 122
Toluene	25.0	26.1		ug/L		104	80 - 122
trans-1,2-Dichloroethene	25.0	26.3		ug/L		105	73 - 127
Trichloroethene	25.0	26.1		ug/L		104	74 - 123

Surrogate	LCS %Recovery	LCS Qualifier	Limits
1,2-Dichloroethane-d4 (Surr)	95		66 - 137
4-Bromofluorobenzene (Surr)	108		73 - 120
Toluene-d8 (Surr)	106		71 - 126
Dibromofluoromethane (Surr)	104		60 - 140

Method: SM 2540D - Solids, Total Suspended (TSS)

Lab Sample ID: MB 480-266095/1

Matrix: Water

Analysis Batch: 266095

Client Sample ID: Method Blank

Prep Type: Total/NA

Analyte	MB Result	MB Qualifier	RL	RL	Unit	D	Prepared	Analyzed	Dil Fac
Total Suspended Solids	ND		1.0	1.0	mg/L			09/29/15 18:22	1

Lab Sample ID: LCS 480-266095/2

Matrix: Water

Analysis Batch: 266095

Client Sample ID: Lab Control Sample

Prep Type: Total/NA

Analyte	Spike Added	LCS Result	LCS Qualifier	Unit	D	%Rec	%Rec. Limits
Total Suspended Solids	269	270.8		mg/L		101	88 - 110

TestAmerica Buffalo

QC Sample Results

Client: O'Brien & Gere Inc of North America
Project/Site: Former Accurate Die Cast

TestAmerica Job ID: 480-87970-1

Method: SM2540 C - Total Dissolved Solids

Lab Sample ID: MB 480-265884/1

Matrix: Water

Analysis Batch: 265884

Client Sample ID: Method Blank

Prep Type: Total/NA

Analyte	MB Result	MB Qualifier	RL	MDL	Unit	D	Prepared	Analyzed	Dil Fac
Total Dissolved Solids	ND		10.0	4.0	mg/L	-		09/28/15 15:50	1

Lab Sample ID: LCS 480-265884/2

Matrix: Water

Analysis Batch: 265884

Client Sample ID: Lab Control Sample

Prep Type: Total/NA

Analyte	Spike Added	LCS Result	LCS Qualifier	Unit	D	%Rec	%Rec Limits
Total Dissolved Solids	501	499.0		mg/L	-	100	85 - 115

QC Association Summary

Client: O'Brien & Gere Inc of North America
Project/Site: Former Accurate Die Cast

TestAmerica Job ID: 480-87970-1

GC/MS VOA

Analysis Batch: 267088

Lab Sample ID	Client Sample ID	Prep Type	Matrix	Method	Prep Batch
480-87970-2	EFFLUENT 092515	Total/NA	Water	8260C	
LCS 480-267088/4	Lab Control Sample	Total/NA	Water	8260C	
MB 480-267088/6	Method Blank	Total/NA	Water	8260C	

General Chemistry

Analysis Batch: 265884

Lab Sample ID	Client Sample ID	Prep Type	Matrix	Method	Prep Batch
480-87970-1	EFFLUENT 092515	Total/NA	Water	SM2540 C	
LCS 480-265884/2	Lab Control Sample	Total/NA	Water	SM2540 C	
MB 480-265884/1	Method Blank	Total/NA	Water	SM2540 C	

Analysis Batch: 266095

Lab Sample ID	Client Sample ID	Prep Type	Matrix	Method	Prep Batch
480-87970-1	EFFLUENT 092515	Total/NA	Water	SM 2540D	
LCS 480-266095/2	Lab Control Sample	Total/NA	Water	SM 2540D	
MB 480-266095/1	Method Blank	Total/NA	Water	SM 2540D	

Lab Chronicle

Client: O'Brien & Gere Inc of North America
Project/Site: Former Accurate Die Cast

TestAmerica Job ID: 480-87970-1

Client Sample ID: EFFLUENT 092515

Date Collected: 09/25/15 07:20

Date Received: 09/26/15 02:15

Lab Sample ID: 480-87970-1

Matrix: Water

Prep Type	Batch Type	Batch Method	Run	Dilution Factor	Batch Number	Prepared or Analyzed	Analyst	Lab
Total/NA	Analysis	SM 2540D		1	266095	09/29/15 18:22	MGH	TAL BUF
Total/NA	Analysis	SM2540 C		1	265884	09/28/15 15:50	MGH	TAL BUF

Client Sample ID: EFFLUENT 092515

Date Collected: 09/25/15 07:20

Date Received: 09/26/15 02:15

Lab Sample ID: 480-87970-2

Matrix: Water

Prep Type	Batch Type	Batch Method	Run	Dilution Factor	Batch Number	Prepared or Analyzed	Analyst	Lab
Total/NA	Analysis	8260C		1	267088	10/06/15 06:23	GVF	TAL BUF

Laboratory References:

TAL BUF = TestAmerica Buffalo, 10 Hazelwood Drive, Amherst, NY 14228-2298, TEL (716)691-2600

Certification Summary

Client: O'Brien & Gere Inc of North America
Project/Site: Former Accurate Die Cast

TestAmerica Job ID: 480-87970-1

Laboratory: TestAmerica Buffalo

The certifications listed below are applicable to this report.

Authority	Program	EPA Region	Certification ID	Expiration Date
New York	NELAP	2	10026	03-31-16

Method Summary

Client: O'Brien & Gere Inc of North America
Project/Site: Former Accurate Die Cast

TestAmerica Job ID: 480-87970-1

Method	Method Description	Protocol	Laboratory
8260C	Volatile Organic Compounds by GC/MS	SW846	TAL BUF
SM 2540D	Solids, Total Suspended (TSS)	SM	TAL BUF
SM2540 C	Total Dissolved Solids	SM18	TAL BUF

Protocol References:

SM = "Standard Methods For The Examination Of Water And Wastewater",

SM18 = "Standard Methods For The Examination Of Water And Wastewater", 18th Edition, 1992.

SW846 = "Test Methods For Evaluating Solid Waste, Physical/Chemical Methods", Third Edition, November 1986 And Its Updates.

Laboratory References:

TAL BUF = TestAmerica Buffalo, 10 Hazelwood Drive, Amherst, NY 14228-2298, TEL (716)691-2600

Sample Summary

Client: O'Brien & Gere Inc of North America
Project/Site: Former Accurate Die Cast

TestAmerica Job ID: 480-87970-1

Lab Sample ID	Client Sample ID	Matrix	Collected	Received
480-87970-1	EFFLUENT 092515	Water	09/25/15 07:20	09/26/15 02:15
480-87970-2	EFFLUENT 092515	Water	09/25/15 07:20	09/26/15 02:15

1

2

3

4

5

6

7

8

9

10

11

12

13

14

15

Chain of Custody Record

Client Information Client Contact: Mr. Yuri Veliz Company: O'Brien & Gere Inc of North America Address: 333 West Washington St. PO BOX 4873 City: East Syracuse State, Zip: NY, 13221 Phone: 315-956-6100(Tel) 315-463-7554(Fax) Email: Yuri.Veliz@obg.com Project Name: Former Accurate Die Cast Site:		Sampler: <i>Mattie Kornacker</i> Lab PM: Deyo, Melissa L Phone: 315-729-1300 E-Mail: melissa.deyo@testamericainc.com		Carrier Tracking No(s): COC No: 480-40008-10587.1 Page: Page 1 of 1 Job #:	
Due Date Requested: TAT Requested (days):		Analysis Requested 2640D - Total Suspended Solids 2640C - Calcd - Total Dissolved Solids 8260C - Volatile Organic Compounds 480-87970 Chain of Custody			
PO # 11312000EST WO # Project # 48008594 SSOW#		Preservation Codes: A - HCL B - NaOH C - Zn Acetate D - Nitric Acid E - NaHSO4 F - MeOH G - Anichlor H - Ascorbic Acid I - Ice J - DI Water K - EDTA L - EDA Other: M - Hexane N - None O - AsNaO2 P - Na2O4S Q - Na2SO3 R - Na2S2SO3 S - H2SO4 T - TSP Dodecahydrate U - Acetone V - MCAA W - pH 4-5 Z - other (specify)			
Sample Identification Effluent 092515 Effluent 092515		Sample Date 9-25-15 9-25-15	Sample Time 9:20 7:20	Sample Type (C=comp, G=grab) C G water	Matrix (W=water, S=solid, O=wastefoil, BT=Tissue, A=air) Water water
Field Filtered Sample (Yes or No) Perform MS/MSD (Yes or No)		Total Number of Containers:			
Special Instructions/Note:		Special Instructions/Note:			
Possible Hazard Identification <input type="checkbox"/> Non-Hazard <input type="checkbox"/> Flammable <input type="checkbox"/> Skin Irritant <input type="checkbox"/> Poison B <input type="checkbox"/> Unknown <input type="checkbox"/> Radiological Deliverable Requested: I, II, III, IV, Other (specify)					
Sample Disposal (A fee may be assessed if samples are retained longer than 1 month) <input type="checkbox"/> Return To Client <input type="checkbox"/> Disposal By Lab <input type="checkbox"/> Archive For _____ Months					
Special Instructions/QC Requirements:					
Empty Kit Relinquished by:		Date:		Method of Shipment:	
Relinquished by: <i>Mattie Kornacker</i>		Date/Time: 9-25-15 / 9:50		Company: OBG	
Relinquished by: <i>Renee 1114</i>		Date/Time: 9-25-15 / 19:00		Company: SZA	
Relinquished by:		Date/Time:		Company:	
Custody Seals Intact: <input type="checkbox"/> Yes <input type="checkbox"/> No		Custody Seal No.:		Cooler Temperature(s) °C and Other Remarks: 1.9	

Login Sample Receipt Checklist

Client: O'Brien & Gere Inc of North America

Job Number: 480-87970-1

Login Number: 87970

List Source: TestAmerica Buffalo

List Number: 1

Creator: Williams, Christopher S

Question	Answer	Comment
Radioactivity either was not measured or, if measured, is at or below background	True	
The cooler's custody seal, if present, is intact.	True	
The cooler or samples do not appear to have been compromised or tampered with.	True	
Samples were received on ice.	True	
Cooler Temperature is acceptable.	True	
Cooler Temperature is recorded.	True	
COC is present.	True	
COC is filled out in ink and legible.	True	
COC is filled out with all pertinent information.	True	
Is the Field Sampler's name present on COC?	True	
There are no discrepancies between the sample IDs on the containers and the COC.	True	
Samples are received within Holding Time.	True	
Sample containers have legible labels.	True	
Containers are not broken or leaking.	True	
Sample collection date/times are provided.	True	
Appropriate sample containers are used.	True	
Sample bottles are completely filled.	True	
Sample Preservation Verified	True	
There is sufficient vol. for all requested analyses, incl. any requested MS/MSDs	True	
VOA sample vials do not have headspace or bubble is <6mm (1/4") in diameter.	True	
If necessary, staff have been informed of any short hold time or quick TAT needs	True	
Multiphasic samples are not present.	True	
Samples do not require splitting or compositing.	True	
Sampling Company provided.	True	OBG
Samples received within 48 hours of sampling.	True	
Samples requiring field filtration have been filtered in the field.	N/A	
Chlorine Residual checked.	N/A	

TestAmerica

THE LEADER IN ENVIRONMENTAL TESTING

ANALYTICAL REPORT

TestAmerica Laboratories, Inc.

TestAmerica Buffalo

10 Hazelwood Drive

Amherst, NY 14228-2298

Tel: (716)691-2600

TestAmerica Job ID: 480-88026-1

Client Project/Site: Former Accurate Die Cast

For:

O'Brien & Gere Inc of North America

333 West Washington St.

PO BOX 4873

East Syracuse, New York 13221

Attn: Mr. Al Farrell



Authorized for release by:

10/2/2015 2:30:11 PM

Rebecca Jones, Project Management Assistant I

rebecca.jones@testamericainc.com

Designee for

Melissa Deyo, Project Manager I

(716)504-9874

melissa.deyo@testamericainc.com

LINKS

Review your project
results through

TotalAccess

Have a Question?



Visit us at:

www.testamericainc.com

The test results in this report meet all 2003 NELAC and 2009 TNI requirements for accredited parameters, exceptions are noted in this report. This report may not be reproduced except in full, and with written approval from the laboratory. For questions please contact the Project Manager at the e-mail address or telephone number listed on this page.

This report has been electronically signed and authorized by the signatory. Electronic signature is intended to be the legally binding equivalent of a traditionally handwritten signature.

Results relate only to the items tested and the sample(s) as received by the laboratory.

1
2
3
4
5
6
7
8
9
10
11
12
13
14



Table of Contents

Cover Page	1
Table of Contents	2
Definitions/Glossary	3
Case Narrative	4
Detection Summary	5
Client Sample Results	6
QC Sample Results	7
QC Association Summary	8
Lab Chronicle	9
Certification Summary	10
Method Summary	11
Sample Summary	12
Chain of Custody	13
Receipt Checklists	14

Definitions/Glossary

Client: O'Brien & Gere Inc of North America
Project/Site: Former Accurate Die Cast

TestAmerica Job ID: 480-88026-1

Glossary

Abbreviation	These commonly used abbreviations may or may not be present in this report.
α	Listed under the "D" column to designate that the result is reported on a dry weight basis
%R	Percent Recovery
CFL	Contains Free Liquid
CNF	Contains no Free Liquid
DER	Duplicate error ratio (normalized absolute difference)
Dil Fac	Dilution Factor
DL, RA, RE, IN	Indicates a Dilution, Re-analysis, Re-extraction, or additional Initial metals/anion analysis of the sample
DLC	Decision level concentration
MDA	Minimum detectable activity
EDL	Estimated Detection Limit
MDC	Minimum detectable concentration
MDL	Method Detection Limit
ML	Minimum Level (Dioxin)
NC	Not Calculated
ND	Not detected at the reporting limit (or MDL or EDL if shown)
PQL	Practical Quantitation Limit
QC	Quality Control
RER	Relative error ratio
RL	Reporting Limit or Requested Limit (Radiochemistry)
RPD	Relative Percent Difference, a measure of the relative difference between two points
TEF	Toxicity Equivalent Factor (Dioxin)
TEQ	Toxicity Equivalent Quotient (Dioxin)

Case Narrative

Client: O'Brien & Gere Inc of North America
Project/Site: Former Accurate Die Cast

TestAmerica Job ID: 480-88026-1

Job ID: 480-88026-1

Laboratory: TestAmerica Buffalo

Narrative

Job Narrative 480-88026-1

Receipt

The sample was received on 9/29/2015 1:40 AM; the sample arrived in good condition, properly preserved and, where required, on ice. The temperature of the cooler at receipt was 1.2° C.

General Chemistry

No analytical or quality issues were noted, other than those described in the Definitions/Glossary page.

Detection Summary

Client: O'Brien & Gere Inc of North America
Project/Site: Former Accurate Die Cast

TestAmerica Job ID: 480-88026-1

Client Sample ID: EFFLUENT 092815

Lab Sample ID: 480-88026-1

Analyte	Result	Qualifier	RL	MDL	Unit	Dil Fac	D	Method	Prep Type
Total Dissolved Solids	701		10.0	4.0	mg/L	1		SM2540 C	Total/NA
Analyte	Result	Qualifier	RL	RL	Unit	Dil Fac	D	Method	Prep Type
Total Suspended Solids	5.2		4.0	4.0	mg/L	1		SM 2540D	Total/NA

This Detection Summary does not include radiochemical test results.

TestAmerica Buffalo

Client Sample Results

Client: O'Brien & Gere Inc of North America
Project/Site: Former Accurate Die Cast

TestAmerica Job ID: 480-88026-1

Client Sample ID: EFFLUENT 092815

Lab Sample ID: 480-88026-1

Date Collected: 09/28/15 07:10

Matrix: Water

Date Received: 09/29/15 01:40

General Chemistry

Analyte	Result	Qualifier	RL	MDL	Unit	D	Prepared	Analyzed	Dil Fac
Total Dissolved Solids	701		10.0	4.0	mg/L	—		09/30/15 15:20	1
Analyte	Result	Qualifier	RL	RL	Unit	D	Prepared	Analyzed	Dil Fac
Total Suspended Solids	5.2		4.0	4.0	mg/L	—		09/30/15 02:31	1

QC Sample Results

Client: O'Brien & Gere Inc of North America
Project/Site: Former Accurate Die Cast

TestAmerica Job ID: 480-88026-1

Method: SM 2540D - Solids, Total Suspended (TSS)

Lab Sample ID: MB 480-266125/1

Matrix: Water

Analysis Batch: 266125

Client Sample ID: Method Blank

Prep Type: Total/NA

Analyte	MB Result	MB Qualifier	RL	RL	Unit	D	Prepared	Analyzed	Dil Fac
Total Suspended Solids	ND		1.0	1.0	mg/L	-		09/30/15 02:31	1

Lab Sample ID: LCS 480-266125/2

Matrix: Water

Analysis Batch: 266125

Client Sample ID: Lab Control Sample

Prep Type: Total/NA

Analyte	Spike Added	LCS Result	LCS Qualifier	Unit	D	%Rec	%Rec. Limits
Total Suspended Solids	261	259.2		mg/L	-	99	88 - 110

Method: SM2540 C - Total Dissolved Solids

Lab Sample ID: MB 480-266292/1

Matrix: Water

Analysis Batch: 266292

Client Sample ID: Method Blank

Prep Type: Total/NA

Analyte	MB Result	MB Qualifier	RL	MDL	Unit	D	Prepared	Analyzed	Dil Fac
Total Dissolved Solids	ND		10.0	4.0	mg/L	-		09/30/15 15:20	1

Lab Sample ID: LCS 480-266292/2

Matrix: Water

Analysis Batch: 266292

Client Sample ID: Lab Control Sample

Prep Type: Total/NA

Analyte	Spike Added	LCS Result	LCS Qualifier	Unit	D	%Rec	%Rec. Limits
Total Dissolved Solids	501	509.0		mg/L	-	102	85 - 115

Lab Sample ID: 480-88026-1 DU

Matrix: Water

Analysis Batch: 266292

Client Sample ID: EFFLUENT 092815

Prep Type: Total/NA

Analyte	Sample Result	Sample Qualifier	DU Result	DU Qualifier	Unit	D	RPD	RPD Limit
Total Dissolved Solids	701		722.0		mg/L	-	3	10

QC Association Summary

Client: O'Brien & Gere Inc of North America
Project/Site: Former Accurate Die Cast

TestAmerica Job ID: 480-88026-1

General Chemistry

Analysis Batch: 266125

Lab Sample ID	Client Sample ID	Prep Type	Matrix	Method	Prep Batch
480-88026-1	EFFLUENT 092815	Total/NA	Water	SM 2540D	
LCS 480-266125/2	Lab Control Sample	Total/NA	Water	SM 2540D	
MB 480-266125/1	Method Blank	Total/NA	Water	SM 2540D	

Analysis Batch: 266292

Lab Sample ID	Client Sample ID	Prep Type	Matrix	Method	Prep Batch
480-88026-1	EFFLUENT 092815	Total/NA	Water	SM2540 C	
480-88026-1 DU	EFFLUENT 092815	Total/NA	Water	SM2540 C	
LCS 480-266292/2	Lab Control Sample	Total/NA	Water	SM2540 C	
MB 480-266292/1	Method Blank	Total/NA	Water	SM2540 C	

Lab Chronicle

Client: O'Brien & Gere Inc of North America
Project/Site: Former Accurate Die Cast

TestAmerica Job ID: 480-88026-1

Client Sample ID: EFFLUENT 092815

Lab Sample ID: 480-88026-1

Date Collected: 09/28/15 07:10

Matrix: Water

Date Received: 09/29/15 01:40

Prep Type	Batch Type	Batch Method	Run	Dilution Factor	Batch Number	Prepared or Analyzed	Analyst	Lab
Total/NA	Analysis	SM 2540D		1	266125	09/30/15 02:31	CDC	TAL BUF
Total/NA	Analysis	SM2540 C		1	266292	09/30/15 15:20	MGH	TAL BUF

Laboratory References:

TAL BUF = TestAmerica Buffalo, 10 Hazelwood Drive, Amherst, NY 14228-2298, TEL (716)691-2600

Certification Summary

Client: O'Brien & Gere Inc of North America
Project/Site: Former Accurate Die Cast

TestAmerica Job ID: 480-88026-1

Laboratory: TestAmerica Buffalo

The certifications listed below are applicable to this report.

Authority	Program	EPA Region	Certification ID	Expiration Date
New York	NELAP	2	10026	03-31-16

Method Summary

Client: O'Brien & Gere Inc of North America
Project/Site: Former Accurate Die Cast

TestAmerica Job ID: 480-88026-1

Method	Method Description	Protocol	Laboratory
SM 2540D	Solids, Total Suspended (TSS)	SM	TAL BUF
SM2540 C	Total Dissolved Solids	SM18	TAL BUF

Protocol References:

SM = "Standard Methods For The Examination Of Water And Wastewater",
SM18 = "Standard Methods For The Examination Of Water And Wastewater", 18th Edition, 1992.

Laboratory References:

TAL BUF = TestAmerica Buffalo, 10 Hazelwood Drive, Amherst, NY 14228-2298, TEL (716)691-2600

Sample Summary

Client: O'Brien & Gere Inc of North America
Project/Site: Former Accurate Die Cast

TestAmerica Job ID: 480-88026-1

Lab Sample ID	Client Sample ID	Matrix	Collected	Received
480-88026-1	EFFLUENT 092815	Water	09/28/15 07:10	09/29/15 01:40

1

2

3

4

5

6

7

8

9

10

11

12

13

14

TestAmerica Buffalo

10 Hazelwood Drive
Amherst, NY 14228-2298
Phone (716) 691-2600 Fax (716) 691-7991

Chain of Custody Record

TestAmerica

TESTING

Client Information Client Contact: Mr. Yuri Veliz Phone: 315-729-1300 E-Mail: melissa.deyo@testamericainc.com		Lab PM: Deyo, Melissa L. E-Mail: melissa.deyo@testamericainc.com		Carrier Tracking No(s): COC No: 480-59359-10586.1 Page: Page 1 of 1 Job #:	
Company: O'Brien & Gere Inc of North America Address: 333 West Washington St. PO BOX 4873 City: East Syracuse State, Zip: NY, 13221 Phone: 315-956-8100 (Tel) 315-463-7554 (Fax) Email: Yuri.Veliz@obg.com Project Name: Former Accurate Die Cast Site:		Analysis Requested Due Date Requested: TAT Requested (days): PO #: 11312000EST WO #: Project #: 48008584 SSOW#:			
Sample Identification Effluent 092815		Sample Date 9-28-15	Sample Time 7:10	Sample Type (C=comp, G=grab) Comp	Matrix (W=water, S=solid, O=oil, L=liquid, A=air) Water
Field Filtered Sample (Yes or No) Perform MS/MSD (Yes or No) 2640D - Total Suspended Solids 2640C - Caled - Total Dissolved Solids		Total Number of Containers 480-88026 Chain of Custody			
Preservation Codes: A - HCL B - NaOH C - Zn Acetate D - Nitric Acid E - NaHSO4 F - MeOH G - Amchlor H - Ascorbic Acid I - Ice J - DI Water K - EDTA L - EDA Other: M - Hexane N - None O - AsNaO2 P - Na2O4S Q - Na2SO3 R - Na2S2O3 S - H2SO4 T - TSP Dodecahydrate U - Acetone V - MCAA W - ph 4-5 Z - other (specify)		Special Instructions/Note: 480-88026 Chain of Custody			
Possible Hazard Identification <input type="checkbox"/> Non-Hazard <input type="checkbox"/> Flammable <input type="checkbox"/> Skin Irritant <input type="checkbox"/> Poison B <input type="checkbox"/> Unknown <input type="checkbox"/> Radiological Deliverable Requested: I, II, III, IV, Other (specify)					
Sample Disposal (A fee may be assessed if samples are retained longer than 1 month) <input type="checkbox"/> Return To Client <input type="checkbox"/> Disposal By Lab <input type="checkbox"/> Archive For _____ Months					
Special Instructions/QC Requirements:					
Empty Kit Relinquished by:		Date: 9-28-15 / 9:50		Company: obg	
Relinquished by:		Date/Time: 9-28-15 / 9:50		Company: obg	
Relinquished by:		Date/Time: 9-29-15 / 09:00		Company: YMD	
Relinquished by:		Date/Time:		Company:	
Custody Seals Intact: A Yes Δ No		Custody Seal No.:		Cooler Temperature(s) °C and Other Remarks: 1-2 #1	

Login Sample Receipt Checklist

Client: O'Brien & Gere Inc of North America

Job Number: 480-88026-1

Login Number: 88026

List Source: TestAmerica Buffalo

List Number: 1

Creator: Williams, Christopher S

Question	Answer	Comment
Radioactivity either was not measured or, if measured, is at or below background	True	
The cooler's custody seal, if present, is intact.	True	
The cooler or samples do not appear to have been compromised or tampered with.	True	
Samples were received on ice.	True	
Cooler Temperature is acceptable.	True	
Cooler Temperature is recorded.	True	
COC is present.	True	
COC is filled out in ink and legible.	True	
COC is filled out with all pertinent information.	True	
Is the Field Sampler's name present on COC?	True	
There are no discrepancies between the sample IDs on the containers and the COC.	True	
Samples are received within Holding Time.	True	
Sample containers have legible labels.	True	
Containers are not broken or leaking.	True	
Sample collection date/times are provided.	True	
Appropriate sample containers are used.	True	
Sample bottles are completely filled.	True	
Sample Preservation Verified	True	
There is sufficient vol. for all requested analyses, incl. any requested MS/MSDs	True	
VOA sample vials do not have headspace or bubble is <6mm (1/4") in diameter.	N/A	
If necessary, staff have been informed of any short hold time or quick TAT needs	True	
Multiphasic samples are not present.	True	
Samples do not require splitting or compositing.	True	
Sampling Company provided.	True	OBG
Samples received within 48 hours of sampling.	True	
Samples requiring field filtration have been filtered in the field.	N/A	
Chlorine Residual checked.	N/A	

ANALYTICAL REPORT

TestAmerica Laboratories, Inc.

TestAmerica Buffalo

10 Hazelwood Drive

Amherst, NY 14228-2298

Tel: (716)691-2600

TestAmerica Job ID: 480-87386-1

Client Project/Site: Former Accurate Die Cast

For:

O'Brien & Gere Inc of North America

333 West Washington St.

PO BOX 4873

East Syracuse, New York 13221

Attn: Mr. Al Farrell



Authorized for release by:

9/29/2015 10:56:47 AM

Rebecca Jones, Project Management Assistant I

rebecca.jones@testamericainc.com

Designee for

Melissa Deyo, Project Manager I

(716)504-9874

melissa.deyo@testamericainc.com

LINKS

Review your project
results through

TotalAccess

Have a Question?



Visit us at:

www.testamericainc.com

The test results in this report meet all 2003 NELAC and 2009 TNI requirements for accredited parameters, exceptions are noted in this report. This report may not be reproduced except in full, and with written approval from the laboratory. For questions please contact the Project Manager at the e-mail address or telephone number listed on this page.

This report has been electronically signed and authorized by the signatory. Electronic signature is intended to be the legally binding equivalent of a traditionally handwritten signature.

Results relate only to the items tested and the sample(s) as received by the laboratory.



Table of Contents

Cover Page 1

Table of Contents 2

Definitions/Glossary 3

Case Narrative 4

Detection Summary 5

Client Sample Results 8

Surrogate Summary 31

QC Sample Results 32

QC Association Summary 40

Lab Chronicle 41

Certification Summary 44

Method Summary 45

Sample Summary 46

Chain of Custody 47

Receipt Checklists 49

Definitions/Glossary

Client: O'Brien & Gere Inc of North America
Project/Site: Former Accurate Die Cast

TestAmerica Job ID: 480-87386-1

Qualifiers

GC/MS VOA

Qualifier	Qualifier Description
*	LCS or LCSD is outside acceptance limits.
J	Result is less than the RL but greater than or equal to the MDL and the concentration is an approximate value.
F1	MS and/or MSD Recovery is outside acceptance limits.
4	MS, MSD: The analyte present in the original sample is greater than 4 times the matrix spike concentration; therefore, control limits are not applicable.
E	Result exceeded calibration range.

Glossary

Abbreviation	These commonly used abbreviations may or may not be present in this report.
α	Listed under the "D" column to designate that the result is reported on a dry weight basis
%R	Percent Recovery
CFL	Contains Free Liquid
CNF	Contains no Free Liquid
DER	Duplicate error ratio (normalized absolute difference)
Dil Fac	Dilution Factor
DL, RA, RE, IN	Indicates a Dilution, Re-analysis, Re-extraction, or additional Initial metals/anion analysis of the sample
DLC	Decision level concentration
MDA	Minimum detectable activity
EDL	Estimated Detection Limit
MDC	Minimum detectable concentration
MDL	Method Detection Limit
ML	Minimum Level (Dioxin)
NC	Not Calculated
ND	Not detected at the reporting limit (or MDL or EDL if shown)
PQL	Practical Quantitation Limit
QC	Quality Control
RER	Relative error ratio
RL	Reporting Limit or Requested Limit (Radiochemistry)
RPD	Relative Percent Difference, a measure of the relative difference between two points
TEF	Toxicity Equivalent Factor (Dioxin)
TEQ	Toxicity Equivalent Quotient (Dioxin)

Case Narrative

Client: O'Brien & Gere Inc of North America
Project/Site: Former Accurate Die Cast

TestAmerica Job ID: 480-87386-1

Job ID: 480-87386-1

Laboratory: TestAmerica Buffalo

Narrative

Job Narrative 480-87386-1

Receipt

The samples were received on 9/17/2015 1:20 AM; the samples arrived in good condition, properly preserved and, where required, on ice. The temperature of the cooler at receipt was 0.7° C.

Receipt Exceptions

The labels for sample point MW-11 091615 read MW-10 091615. The time on the label coincides with the time on the COC for sample point MW-11 091615. That sample point is logged is as MW-11 091615.

GC/MS VOA

Method(s) 8260C: Due to the coelution of n-butyl Acetate with 2-Hexanone in the full spike solution, 2-Hexanone exceeded control limits in the laboratory control sample (LCS) associated with batch 480-265520 . The following samples are impacted: MW-5 091615 (480-87386-1), MW-6 091615 (480-87386-2), PZ-1 091615 (480-87386-3), MW-11 091615 (480-87386-4), MW-10 091615 (480-87386-5), MW-14 091615 (480-87386-6), MW-13 091615 (480-87386-7), MW-12 091615 (480-87386-8), MW-9 091615 (480-87386-9), PZ-2 091615 (480-87386-10), MW-17 091615 (480-87386-11) and TRIP BLANK (480-87386-18).

Method(s) 8260C: The following samples were diluted to bring the concentration of target analytes within the calibration range: MW-11 091615 (480-87386-4), MW-14 091615 (480-87386-6) and MW-13 091615 (480-87386-7). Elevated reporting limits (RLs) are provided.

Method(s) 8260C: The following samples was diluted to bring the concentration of target analytes within the calibration range: MW-10 091615 (480-87386-5), MW-17 091615 (480-87386-11), MW-24 091615 (480-87386-13), MW-18 091615 (480-87386-15), (480-87386-A-15 MS) and (480-87386-A-15 MSD). Elevated reporting limits (RLs) are provided.

Method(s) 8260C: The following samples were diluted to bring the concentration of target analytes within the calibration range: MW-18 091615 (480-87386-15), (480-87386-B-15 MS) and (480-87386-B-15 MSD). Elevated reporting limits (RLs) are provided.

No additional analytical or quality issues were noted, other than those described above or in the Definitions/Glossary page.

Detection Summary

Client: O'Brien & Gere Inc of North America
Project/Site: Former Accurate Die Cast

TestAmerica Job ID: 480-87386-1

Client Sample ID: MW-5 091615

Lab Sample ID: 480-87386-1

Analyte	Result	Qualifier	RL	MDL	Unit	Dil	Fac	D	Method	Prep Type
Tetrachloroethene	1.9		1.0	0.36	ug/L	1			8260C	Total/NA
Trichloroethene	55		1.0	0.46	ug/L	1			8260C	Total/NA

Client Sample ID: MW-6 091615

Lab Sample ID: 480-87386-2

Analyte	Result	Qualifier	RL	MDL	Unit	Dil	Fac	D	Method	Prep Type
Trichloroethene	79		1.0	0.46	ug/L	1			8260C	Total/NA

Client Sample ID: PZ-1 091615

Lab Sample ID: 480-87386-3

Analyte	Result	Qualifier	RL	MDL	Unit	Dil	Fac	D	Method	Prep Type
Acetone	3.1	J	10	3.0	ug/L	1			8260C	Total/NA
Trichloroethene	63		1.0	0.46	ug/L	1			8260C	Total/NA

Client Sample ID: MW-11 091615

Lab Sample ID: 480-87386-4

Analyte	Result	Qualifier	RL	MDL	Unit	Dil	Fac	D	Method	Prep Type
Methylene Chloride	10		10	4.4	ug/L	10			8260C	Total/NA
Trichloroethene	680		10	4.6	ug/L	10			8260C	Total/NA

Client Sample ID: MW-10 091615

Lab Sample ID: 480-87386-5

Analyte	Result	Qualifier	RL	MDL	Unit	Dil	Fac	D	Method	Prep Type
Acetone	4.4	J	10	3.0	ug/L	1			8260C	Total/NA
Chloroform	0.53	J	1.0	0.34	ug/L	1			8260C	Total/NA
Trichloroethene - DL	100		2.0	0.92	ug/L	2			8260C	Total/NA

Client Sample ID: MW-14 091615

Lab Sample ID: 480-87386-6

Analyte	Result	Qualifier	RL	MDL	Unit	Dil	Fac	D	Method	Prep Type
Methylene Chloride	4.4		4.0	1.8	ug/L	4			8260C	Total/NA
Trichloroethene	200		4.0	1.8	ug/L	4			8260C	Total/NA

Client Sample ID: MW-13 091615

Lab Sample ID: 480-87386-7

Analyte	Result	Qualifier	RL	MDL	Unit	Dil	Fac	D	Method	Prep Type
Methylene Chloride	4.1		4.0	1.8	ug/L	4			8260C	Total/NA
Trichloroethene	260		4.0	1.8	ug/L	4			8260C	Total/NA

Client Sample ID: MW-12 091615

Lab Sample ID: 480-87386-8

Analyte	Result	Qualifier	RL	MDL	Unit	Dil	Fac	D	Method	Prep Type
Trichloroethene	16		1.0	0.46	ug/L	1			8260C	Total/NA

Client Sample ID: MW-9 091615

Lab Sample ID: 480-87386-9

Analyte	Result	Qualifier	RL	MDL	Unit	Dil	Fac	D	Method	Prep Type
Trichloroethene	46		1.0	0.46	ug/L	1			8260C	Total/NA

Client Sample ID: PZ-2 091615

Lab Sample ID: 480-87386-10

This Detection Summary does not include radiochemical test results.

TestAmerica Buffalo

Detection Summary

Client: O'Brien & Gere Inc of North America
Project/Site: Former Accurate Die Cast

TestAmerica Job ID: 480-87386-1

Client Sample ID: PZ-2 091615 (Continued)

Lab Sample ID: 480-87386-10

Analyte	Result	Qualifier	RL	MDL	Unit	Dil Fac	D	Method	Prep Type
Tetrachloroethene	0.49	J	1.0	0.36	ug/L	1		8260C	Total/NA
Trichloroethene	83		1.0	0.46	ug/L	1		8260C	Total/NA

Client Sample ID: MW-17 091615

Lab Sample ID: 480-87386-11

Analyte	Result	Qualifier	RL	MDL	Unit	Dil Fac	D	Method	Prep Type
Acetone	4.2	J	10	3.0	ug/L	1		8260C	Total/NA
cis-1,2-Dichloroethene	16		1.0	0.81	ug/L	1		8260C	Total/NA
Tetrachloroethene	5.9		1.0	0.36	ug/L	1		8260C	Total/NA
Trichloroethene - DL	190		5.0	2.3	ug/L	5		8260C	Total/NA

Client Sample ID: MW-21 091615

Lab Sample ID: 480-87386-12

Analyte	Result	Qualifier	RL	MDL	Unit	Dil Fac	D	Method	Prep Type
Acetone	5.1	J	10	3.0	ug/L	1		8260C	Total/NA
cis-1,2-Dichloroethene	40		1.0	0.81	ug/L	1		8260C	Total/NA
Trichloroethene	18		1.0	0.46	ug/L	1		8260C	Total/NA

Client Sample ID: MW-24 091615

Lab Sample ID: 480-87386-13

Analyte	Result	Qualifier	RL	MDL	Unit	Dil Fac	D	Method	Prep Type
cis-1,2-Dichloroethene	150		5.0	4.1	ug/L	5		8260C	Total/NA
Trichloroethene	380		5.0	2.3	ug/L	5		8260C	Total/NA

Client Sample ID: MW-22 091615

Lab Sample ID: 480-87386-14

Analyte	Result	Qualifier	RL	MDL	Unit	Dil Fac	D	Method	Prep Type
cis-1,2-Dichloroethene	54		1.0	0.81	ug/L	1		8260C	Total/NA
trans-1,2-Dichloroethene	5.2		1.0	0.90	ug/L	1		8260C	Total/NA
Trichloroethene	9.5		1.0	0.46	ug/L	1		8260C	Total/NA
Vinyl chloride	1.3		1.0	0.90	ug/L	1		8260C	Total/NA

Client Sample ID: MW-18 091615

Lab Sample ID: 480-87386-15

Analyte	Result	Qualifier	RL	MDL	Unit	Dil Fac	D	Method	Prep Type
cis-1,2-Dichloroethene	430	F1	10	8.1	ug/L	10		8260C	Total/NA
Trichloroethene - DL	1500	F1	25	12	ug/L	25		8260C	Total/NA

Client Sample ID: MW-15 091615

Lab Sample ID: 480-87386-16

Analyte	Result	Qualifier	RL	MDL	Unit	Dil Fac	D	Method	Prep Type
Methyl tert-butyl ether	0.26	J	1.0	0.16	ug/L	1		8260C	Total/NA
Trichloroethene	0.82	J	1.0	0.46	ug/L	1		8260C	Total/NA

Client Sample ID: MW-16 091516

Lab Sample ID: 480-87386-17

Analyte	Result	Qualifier	RL	MDL	Unit	Dil Fac	D	Method	Prep Type
Trichloroethene	1.5		1.0	0.46	ug/L	1		8260C	Total/NA

This Detection Summary does not include radiochemical test results.

TestAmerica Buffalo

Detection Summary

Client: O'Brien & Gere Inc of North America
Project/Site: Former Accurate Die Cast

TestAmerica Job ID: 480-87386-1

Client Sample ID: TRIP BLANK

Lab Sample ID: 480-87386-18

☐ No Detections.

1

2

3

4

5

6

7

8

9

10

11

12

13

14

15

This Detection Summary does not include radiochemical test results.

TestAmerica Buffalo

Client Sample Results

Client: O'Brien & Gere Inc of North America
Project/Site: Former Accurate Die Cast

TestAmerica Job ID: 480-87386-1

Client Sample ID: MW-5 091615

Date Collected: 09/16/15 07:45

Date Received: 09/17/15 01:20

Lab Sample ID: 480-87386-1

Matrix: Water

Method: 8260C - Volatile Organic Compounds by GC/MS

Analyte	Result	Qualifier	RL	MDL	Unit	D	Prepared	Analyzed	Dil Fac
1,1,1-Trichloroethane	ND		1.0	0.82	ug/L			09/25/15 16:00	1
1,1,2,2-Tetrachloroethane	ND		1.0	0.21	ug/L			09/25/15 16:00	1
1,1,2-Trichloroethane	ND		1.0	0.23	ug/L			09/25/15 16:00	1
1,1,2-Trichloro-1,2,2-trifluoroethane	ND		1.0	0.31	ug/L			09/25/15 16:00	1
1,1-Dichloroethane	ND		1.0	0.38	ug/L			09/25/15 16:00	1
1,1-Dichloroethene	ND		1.0	0.29	ug/L			09/25/15 16:00	1
1,2,4-Trichlorobenzene	ND		1.0	0.41	ug/L			09/25/15 16:00	1
1,2-Dibromo-3-Chloropropane	ND		1.0	0.39	ug/L			09/25/15 16:00	1
1,2-Dichlorobenzene	ND		1.0	0.79	ug/L			09/25/15 16:00	1
1,2-Dichloroethane	ND		1.0	0.21	ug/L			09/25/15 16:00	1
1,2-Dichloropropane	ND		1.0	0.72	ug/L			09/25/15 16:00	1
1,3-Dichlorobenzene	ND		1.0	0.78	ug/L			09/25/15 16:00	1
1,4-Dichlorobenzene	ND		1.0	0.84	ug/L			09/25/15 16:00	1
2-Butanone (MEK)	ND		10	1.3	ug/L			09/25/15 16:00	1
2-Hexanone	ND	*	5.0	1.2	ug/L			09/25/15 16:00	1
4-Methyl-2-pentanone (MIBK)	ND		5.0	2.1	ug/L			09/25/15 16:00	1
Acetone	ND		10	3.0	ug/L			09/25/15 16:00	1
Benzene	ND		1.0	0.41	ug/L			09/25/15 16:00	1
Bromodichloromethane	ND		1.0	0.39	ug/L			09/25/15 16:00	1
Bromoform	ND		1.0	0.26	ug/L			09/25/15 16:00	1
Bromomethane	ND		1.0	0.69	ug/L			09/25/15 16:00	1
Carbon disulfide	ND		1.0	0.19	ug/L			09/25/15 16:00	1
Carbon tetrachloride	ND		1.0	0.27	ug/L			09/25/15 16:00	1
Chlorobenzene	ND		1.0	0.75	ug/L			09/25/15 16:00	1
Dibromochloromethane	ND		1.0	0.32	ug/L			09/25/15 16:00	1
Chloroethane	ND		1.0	0.32	ug/L			09/25/15 16:00	1
Chloroform	ND		1.0	0.34	ug/L			09/25/15 16:00	1
Chloromethane	ND		1.0	0.35	ug/L			09/25/15 16:00	1
cis-1,2-Dichloroethene	ND		1.0	0.81	ug/L			09/25/15 16:00	1
cis-1,3-Dichloropropene	ND		1.0	0.36	ug/L			09/25/15 16:00	1
Cyclohexane	ND		1.0	0.18	ug/L			09/25/15 16:00	1
Dichlorodifluoromethane	ND		1.0	0.68	ug/L			09/25/15 16:00	1
Ethylbenzene	ND		1.0	0.74	ug/L			09/25/15 16:00	1
1,2-Dibromoethane	ND		1.0	0.73	ug/L			09/25/15 16:00	1
Isopropylbenzene	ND		1.0	0.79	ug/L			09/25/15 16:00	1
Methyl acetate	ND		2.5	1.3	ug/L			09/25/15 16:00	1
Methyl tert-butyl ether	ND		1.0	0.16	ug/L			09/25/15 16:00	1
Methylcyclohexane	ND		1.0	0.16	ug/L			09/25/15 16:00	1
Methylene Chloride	ND		1.0	0.44	ug/L			09/25/15 16:00	1
Styrene	ND		1.0	0.73	ug/L			09/25/15 16:00	1
Tetrachloroethene	1.9		1.0	0.36	ug/L			09/25/15 16:00	1
Toluene	ND		1.0	0.51	ug/L			09/25/15 16:00	1
trans-1,2-Dichloroethene	ND		1.0	0.90	ug/L			09/25/15 16:00	1
trans-1,3-Dichloropropene	ND		1.0	0.37	ug/L			09/25/15 16:00	1
Trichloroethene	55		1.0	0.46	ug/L			09/25/15 16:00	1
Trichlorofluoromethane	ND		1.0	0.88	ug/L			09/25/15 16:00	1
Vinyl chloride	ND		1.0	0.90	ug/L			09/25/15 16:00	1
Xylenes, Total	ND		2.0	0.66	ug/L			09/25/15 16:00	1

TestAmerica Buffalo

Client Sample Results

Client: O'Brien & Gere Inc of North America
Project/Site: Former Accurate Die Cast

TestAmerica Job ID: 480-87386-1

Client Sample ID: MW-5 091615

Date Collected: 09/16/15 07:45

Date Received: 09/17/15 01:20

Lab Sample ID: 480-87386-1

Matrix: Water

Surrogate	%Recovery	Qualifier	Limits	Prepared	Analyzed	Dil Fac
Toluene-d8 (Surr)	92		71 - 126		09/25/15 16:00	1
1,2-Dichloroethane-d4 (Surr)	98		66 - 137		09/25/15 16:00	1
4-Bromofluorobenzene (Surr)	95		73 - 120		09/25/15 16:00	1
Dibromofluoromethane (Surr)	98		60 - 140		09/25/15 16:00	1

Client Sample ID: MW-6 091615

Date Collected: 09/16/15 08:05

Date Received: 09/17/15 01:20

Lab Sample ID: 480-87386-2

Matrix: Water

Method: 8260C - Volatile Organic Compounds by GC/MS

Analyte	Result	Qualifier	RL	MDL	Unit	D	Prepared	Analyzed	Dil Fac
1,1,1-Trichloroethane	ND		1.0	0.82	ug/L			09/25/15 16:27	1
1,1,2,2-Tetrachloroethane	ND		1.0	0.21	ug/L			09/25/15 16:27	1
1,1,2-Trichloroethane	ND		1.0	0.23	ug/L			09/25/15 16:27	1
1,1,2-Trichloro-1,2,2-trifluoroethane	ND		1.0	0.31	ug/L			09/25/15 16:27	1
1,1-Dichloroethane	ND		1.0	0.38	ug/L			09/25/15 16:27	1
1,1-Dichloroethene	ND		1.0	0.29	ug/L			09/25/15 16:27	1
1,2,4-Trichlorobenzene	ND		1.0	0.41	ug/L			09/25/15 16:27	1
1,2-Dibromo-3-Chloropropane	ND		1.0	0.39	ug/L			09/25/15 16:27	1
1,2-Dichlorobenzene	ND		1.0	0.79	ug/L			09/25/15 16:27	1
1,2-Dichloroethane	ND		1.0	0.21	ug/L			09/25/15 16:27	1
1,2-Dichloropropane	ND		1.0	0.72	ug/L			09/25/15 16:27	1
1,3-Dichlorobenzene	ND		1.0	0.78	ug/L			09/25/15 16:27	1
1,4-Dichlorobenzene	ND		1.0	0.84	ug/L			09/25/15 16:27	1
2-Butanone (MEK)	ND		10	1.3	ug/L			09/25/15 16:27	1
2-Hexanone	ND *		5.0	1.2	ug/L			09/25/15 16:27	1
4-Methyl-2-pentanone (MIBK)	ND		5.0	2.1	ug/L			09/25/15 16:27	1
Acetone	ND		10	3.0	ug/L			09/25/15 16:27	1
Benzene	ND		1.0	0.41	ug/L			09/25/15 16:27	1
Bromodichloromethane	ND		1.0	0.39	ug/L			09/25/15 16:27	1
Bromoform	ND		1.0	0.26	ug/L			09/25/15 16:27	1
Bromomethane	ND		1.0	0.69	ug/L			09/25/15 16:27	1
Carbon disulfide	ND		1.0	0.19	ug/L			09/25/15 16:27	1
Carbon tetrachloride	ND		1.0	0.27	ug/L			09/25/15 16:27	1
Chlorobenzene	ND		1.0	0.75	ug/L			09/25/15 16:27	1
Dibromochloromethane	ND		1.0	0.32	ug/L			09/25/15 16:27	1
Chloroethane	ND		1.0	0.32	ug/L			09/25/15 16:27	1
Chloroform	ND		1.0	0.34	ug/L			09/25/15 16:27	1
Chloromethane	ND		1.0	0.35	ug/L			09/25/15 16:27	1
cis-1,2-Dichloroethene	ND		1.0	0.81	ug/L			09/25/15 16:27	1
cis-1,3-Dichloropropene	ND		1.0	0.36	ug/L			09/25/15 16:27	1
Cyclohexane	ND		1.0	0.18	ug/L			09/25/15 16:27	1
Dichlorodifluoromethane	ND		1.0	0.68	ug/L			09/25/15 16:27	1
Ethylbenzene	ND		1.0	0.74	ug/L			09/25/15 16:27	1
1,2-Dibromoethane	ND		1.0	0.73	ug/L			09/25/15 16:27	1
Isopropylbenzene	ND		1.0	0.79	ug/L			09/25/15 16:27	1
Methyl acetate	ND		2.5	1.3	ug/L			09/25/15 16:27	1
Methyl tert-butyl ether	ND		1.0	0.16	ug/L			09/25/15 16:27	1
Methylcyclohexane	ND		1.0	0.16	ug/L			09/25/15 16:27	1
Methylene Chloride	ND		1.0	0.44	ug/L			09/25/15 16:27	1

TestAmerica Buffalo

Client Sample Results

Client: O'Brien & Gere Inc of North America
Project/Site: Former Accurate Die Cast

TestAmerica Job ID: 480-87386-1

Client Sample ID: MW-6 091615

Lab Sample ID: 480-87386-2

Date Collected: 09/16/15 08:05

Matrix: Water

Date Received: 09/17/15 01:20

Method: 8260C - Volatile Organic Compounds by GC/MS (Continued)

Analyte	Result	Qualifier	RL	MDL	Unit	D	Prepared	Analyzed	Dil Fac
Styrene	ND		1.0	0.73	ug/L			09/25/15 16:27	1
Tetrachloroethene	ND		1.0	0.36	ug/L			09/25/15 16:27	1
Toluene	ND		1.0	0.51	ug/L			09/25/15 16:27	1
trans-1,2-Dichloroethene	ND		1.0	0.90	ug/L			09/25/15 16:27	1
trans-1,3-Dichloropropene	ND		1.0	0.37	ug/L			09/25/15 16:27	1
Trichloroethene	79		1.0	0.46	ug/L			09/25/15 16:27	1
Trichlorofluoromethane	ND		1.0	0.88	ug/L			09/25/15 16:27	1
Vinyl chloride	ND		1.0	0.90	ug/L			09/25/15 16:27	1
Xylenes, Total	ND		2.0	0.66	ug/L			09/25/15 16:27	1
Surrogate	%Recovery	Qualifier	Limits				Prepared	Analyzed	Dil Fac
Toluene-d8 (Surr)	94		71 - 126					09/25/15 16:27	1
1,2-Dichloroethane-d4 (Surr)	97		66 - 137					09/25/15 16:27	1
4-Bromofluorobenzene (Surr)	95		73 - 120					09/25/15 16:27	1
Dibromofluoromethane (Surr)	99		60 - 140					09/25/15 16:27	1

Client Sample ID: PZ-1 091615

Lab Sample ID: 480-87386-3

Date Collected: 09/16/15 08:45

Matrix: Water

Date Received: 09/17/15 01:20

Method: 8260C - Volatile Organic Compounds by GC/MS

Analyte	Result	Qualifier	RL	MDL	Unit	D	Prepared	Analyzed	Dil Fac
1,1,1-Trichloroethane	ND		1.0	0.82	ug/L			09/25/15 16:55	1
1,1,2,2-Tetrachloroethane	ND		1.0	0.21	ug/L			09/25/15 16:55	1
1,1,2-Trichloroethane	ND		1.0	0.23	ug/L			09/25/15 16:55	1
1,1,2-Trichloro-1,2,2-trifluoroethane	ND		1.0	0.31	ug/L			09/25/15 16:55	1
1,1-Dichloroethane	ND		1.0	0.38	ug/L			09/25/15 16:55	1
1,1-Dichloroethene	ND		1.0	0.29	ug/L			09/25/15 16:55	1
1,2,4-Trichlorobenzene	ND		1.0	0.41	ug/L			09/25/15 16:55	1
1,2-Dibromo-3-Chloropropane	ND		1.0	0.39	ug/L			09/25/15 16:55	1
1,2-Dichlorobenzene	ND		1.0	0.79	ug/L			09/25/15 16:55	1
1,2-Dichloroethane	ND		1.0	0.21	ug/L			09/25/15 16:55	1
1,2-Dichloropropane	ND		1.0	0.72	ug/L			09/25/15 16:55	1
1,3-Dichlorobenzene	ND		1.0	0.78	ug/L			09/25/15 16:55	1
1,4-Dichlorobenzene	ND		1.0	0.84	ug/L			09/25/15 16:55	1
2-Butanone (MEK)	ND		10	1.3	ug/L			09/25/15 16:55	1
2-Hexanone	ND	*	5.0	1.2	ug/L			09/25/15 16:55	1
4-Methyl-2-pentanone (MIBK)	ND		5.0	2.1	ug/L			09/25/15 16:55	1
Acetone	3.1	J	10	3.0	ug/L			09/25/15 16:55	1
Benzene	ND		1.0	0.41	ug/L			09/25/15 16:55	1
Bromodichloromethane	ND		1.0	0.39	ug/L			09/25/15 16:55	1
Bromoform	ND		1.0	0.26	ug/L			09/25/15 16:55	1
Bromomethane	ND		1.0	0.69	ug/L			09/25/15 16:55	1
Carbon disulfide	ND		1.0	0.19	ug/L			09/25/15 16:55	1
Carbon tetrachloride	ND		1.0	0.27	ug/L			09/25/15 16:55	1
Chlorobenzene	ND		1.0	0.75	ug/L			09/25/15 16:55	1
Dibromochloromethane	ND		1.0	0.32	ug/L			09/25/15 16:55	1
Chloroethane	ND		1.0	0.32	ug/L			09/25/15 16:55	1
Chloroform	ND		1.0	0.34	ug/L			09/25/15 16:55	1
Chloromethane	ND		1.0	0.35	ug/L			09/25/15 16:55	1

TestAmerica Buffalo

Client Sample Results

Client: O'Brien & Gere Inc of North America
Project/Site: Former Accurate Die Cast

TestAmerica Job ID: 480-87386-1

Client Sample ID: PZ-1 091615

Lab Sample ID: 480-87386-3

Date Collected: 09/16/15 08:45

Matrix: Water

Date Received: 09/17/15 01:20

Method: 8260C - Volatile Organic Compounds by GC/MS (Continued)

Analyte	Result	Qualifier	RL	MDL	Unit	D	Prepared	Analyzed	Dil Fac
cis-1,2-Dichloroethene	ND		1.0	0.81	ug/L			09/25/15 16:55	1
cis-1,3-Dichloropropene	ND		1.0	0.36	ug/L			09/25/15 16:55	1
Cyclohexane	ND		1.0	0.18	ug/L			09/25/15 16:55	1
Dichlorodifluoromethane	ND		1.0	0.68	ug/L			09/25/15 16:55	1
Ethylbenzene	ND		1.0	0.74	ug/L			09/25/15 16:55	1
1,2-Dibromoethane	ND		1.0	0.73	ug/L			09/25/15 16:55	1
Isopropylbenzene	ND		1.0	0.79	ug/L			09/25/15 16:55	1
Methyl acetate	ND		2.5	1.3	ug/L			09/25/15 16:55	1
Methyl tert-butyl ether	ND		1.0	0.16	ug/L			09/25/15 16:55	1
Methylcyclohexane	ND		1.0	0.16	ug/L			09/25/15 16:55	1
Methylene Chloride	ND		1.0	0.44	ug/L			09/25/15 16:55	1
Styrene	ND		1.0	0.73	ug/L			09/25/15 16:55	1
Tetrachloroethene	ND		1.0	0.36	ug/L			09/25/15 16:55	1
Toluene	ND		1.0	0.51	ug/L			09/25/15 16:55	1
trans-1,2-Dichloroethene	ND		1.0	0.90	ug/L			09/25/15 16:55	1
trans-1,3-Dichloropropene	ND		1.0	0.37	ug/L			09/25/15 16:55	1
Trichloroethene	63		1.0	0.46	ug/L			09/25/15 16:55	1
Trichlorofluoromethane	ND		1.0	0.88	ug/L			09/25/15 16:55	1
Vinyl chloride	ND		1.0	0.90	ug/L			09/25/15 16:55	1
Xylenes, Total	ND		2.0	0.66	ug/L			09/25/15 16:55	1

Surrogate	%Recovery	Qualifier	Limits	Prepared	Analyzed	Dil Fac
Toluene-d8 (Surr)	94		71 - 126		09/25/15 16:55	1
1,2-Dichloroethane-d4 (Surr)	96		66 - 137		09/25/15 16:55	1
4-Bromofluorobenzene (Surr)	96		73 - 120		09/25/15 16:55	1
Dibromofluoromethane (Surr)	100		60 - 140		09/25/15 16:55	1

Client Sample ID: MW-11 091615

Lab Sample ID: 480-87386-4

Date Collected: 09/16/15 09:15

Matrix: Water

Date Received: 09/17/15 01:20

Method: 8260C - Volatile Organic Compounds by GC/MS

Analyte	Result	Qualifier	RL	MDL	Unit	D	Prepared	Analyzed	Dil Fac
1,1,1-Trichloroethane	ND		10	8.2	ug/L			09/25/15 17:22	10
1,1,1,2-Tetrachloroethane	ND		10	2.1	ug/L			09/25/15 17:22	10
1,1,2-Trichloroethane	ND		10	2.3	ug/L			09/25/15 17:22	10
1,1,2-Trichloro-1,2,2-trifluoroethane	ND		10	3.1	ug/L			09/25/15 17:22	10
1,1-Dichloroethane	ND		10	3.8	ug/L			09/25/15 17:22	10
1,1-Dichloroethene	ND		10	2.9	ug/L			09/25/15 17:22	10
1,2,4-Trichlorobenzene	ND		10	4.1	ug/L			09/25/15 17:22	10
1,2-Dibromo-3-Chloropropane	ND		10	3.9	ug/L			09/25/15 17:22	10
1,2-Dichlorobenzene	ND		10	7.9	ug/L			09/25/15 17:22	10
1,2-Dichloroethane	ND		10	2.1	ug/L			09/25/15 17:22	10
1,2-Dichloropropane	ND		10	7.2	ug/L			09/25/15 17:22	10
1,3-Dichlorobenzene	ND		10	7.8	ug/L			09/25/15 17:22	10
1,4-Dichlorobenzene	ND		10	8.4	ug/L			09/25/15 17:22	10
2-Butanone (MEK)	ND		100	13	ug/L			09/25/15 17:22	10
2-Hexanone	ND *		50	12	ug/L			09/25/15 17:22	10
4-Methyl-2-pentanone (MIBK)	ND		50	21	ug/L			09/25/15 17:22	10
Acetone	ND		100	30	ug/L			09/25/15 17:22	10

TestAmerica Buffalo

Client Sample Results

Client: O'Brien & Gere Inc of North America
Project/Site: Former Accurate Die Cast

TestAmerica Job ID: 480-87386-1

Client Sample ID: MW-11 091615

Lab Sample ID: 480-87386-4

Date Collected: 09/16/15 09:15

Matrix: Water

Date Received: 09/17/15 01:20

Method: 8260C - Volatile Organic Compounds by GC/MS (Continued)

Analyte	Result	Qualifier	RL	MDL	Unit	D	Prepared	Analyzed	Dil Fac
Benzene	ND		10	4.1	ug/L			09/25/15 17:22	10
Bromodichloromethane	ND		10	3.9	ug/L			09/25/15 17:22	10
Bromoform	ND		10	2.6	ug/L			09/25/15 17:22	10
Bromomethane	ND		10	6.9	ug/L			09/25/15 17:22	10
Carbon disulfide	ND		10	1.9	ug/L			09/25/15 17:22	10
Carbon tetrachloride	ND		10	2.7	ug/L			09/25/15 17:22	10
Chlorobenzene	ND		10	7.5	ug/L			09/25/15 17:22	10
Dibromochloromethane	ND		10	3.2	ug/L			09/25/15 17:22	10
Chloroethane	ND		10	3.2	ug/L			09/25/15 17:22	10
Chloroform	ND		10	3.4	ug/L			09/25/15 17:22	10
Chloromethane	ND		10	3.5	ug/L			09/25/15 17:22	10
cis-1,2-Dichloroethene	ND		10	8.1	ug/L			09/25/15 17:22	10
cis-1,3-Dichloropropene	ND		10	3.6	ug/L			09/25/15 17:22	10
Cyclohexane	ND		10	1.8	ug/L			09/25/15 17:22	10
Dichlorodifluoromethane	ND		10	6.8	ug/L			09/25/15 17:22	10
Ethylbenzene	ND		10	7.4	ug/L			09/25/15 17:22	10
1,2-Dibromoethane	ND		10	7.3	ug/L			09/25/15 17:22	10
Isopropylbenzene	ND		10	7.9	ug/L			09/25/15 17:22	10
Methyl acetate	ND		25	13	ug/L			09/25/15 17:22	10
Methyl tert-butyl ether	ND		10	1.6	ug/L			09/25/15 17:22	10
Methylcyclohexane	ND		10	1.6	ug/L			09/25/15 17:22	10
Methylene Chloride	10		10	4.4	ug/L			09/25/15 17:22	10
Styrene	ND		10	7.3	ug/L			09/25/15 17:22	10
Tetrachloroethene	ND		10	3.6	ug/L			09/25/15 17:22	10
Toluene	ND		10	5.1	ug/L			09/25/15 17:22	10
trans-1,2-Dichloroethene	ND		10	9.0	ug/L			09/25/15 17:22	10
trans-1,3-Dichloropropene	ND		10	3.7	ug/L			09/25/15 17:22	10
Trichloroethene	680		10	4.6	ug/L			09/25/15 17:22	10
Trichlorofluoromethane	ND		10	8.8	ug/L			09/25/15 17:22	10
Vinyl chloride	ND		10	9.0	ug/L			09/25/15 17:22	10
Xylenes, Total	ND		20	6.6	ug/L			09/25/15 17:22	10

Surrogate	%Recovery	Qualifier	Limits	Prepared	Analyzed	Dil Fac
Toluene-d8 (Surr)	96		71 - 126		09/25/15 17:22	10
1,2-Dichloroethane-d4 (Surr)	97		66 - 137		09/25/15 17:22	10
4-Bromofluorobenzene (Surr)	97		73 - 120		09/25/15 17:22	10
Dibromofluoromethane (Surr)	99		60 - 140		09/25/15 17:22	10

Client Sample ID: MW-10 091615

Lab Sample ID: 480-87386-5

Date Collected: 09/16/15 09:40

Matrix: Water

Date Received: 09/17/15 01:20

Method: 8260C - Volatile Organic Compounds by GC/MS

Analyte	Result	Qualifier	RL	MDL	Unit	D	Prepared	Analyzed	Dil Fac
1,1,1-Trichloroethane	ND		1.0	0.82	ug/L			09/25/15 17:50	1
1,1,2,2-Tetrachloroethane	ND		1.0	0.21	ug/L			09/25/15 17:50	1
1,1,2-Trichloroethane	ND		1.0	0.23	ug/L			09/25/15 17:50	1
1,1,2-Trichloro-1,2,2-trifluoroethane	ND		1.0	0.31	ug/L			09/25/15 17:50	1
1,1-Dichloroethane	ND		1.0	0.38	ug/L			09/25/15 17:50	1
1,1-Dichloroethene	ND		1.0	0.29	ug/L			09/25/15 17:50	1

TestAmerica Buffalo

Client Sample Results

Client: O'Brien & Gere Inc of North America
Project/Site: Former Accurate Die Cast

TestAmerica Job ID: 480-87386-1

Client Sample ID: MW-10 091615

Lab Sample ID: 480-87386-5

Date Collected: 09/16/15 09:40

Matrix: Water

Date Received: 09/17/15 01:20

Method: 8260C - Volatile Organic Compounds by GC/MS (Continued)

Analyte	Result	Qualifier	RL	MDL	Unit	D	Prepared	Analyzed	Dil Fac
1,2,4-Trichlorobenzene	ND		1.0	0.41	ug/L			09/25/15 17:50	1
1,2-Dibromo-3-Chloropropane	ND		1.0	0.39	ug/L			09/25/15 17:50	1
1,2-Dichlorobenzene	ND		1.0	0.79	ug/L			09/25/15 17:50	1
1,2-Dichloroethane	ND		1.0	0.21	ug/L			09/25/15 17:50	1
1,2-Dichloropropane	ND		1.0	0.72	ug/L			09/25/15 17:50	1
1,3-Dichlorobenzene	ND		1.0	0.78	ug/L			09/25/15 17:50	1
1,4-Dichlorobenzene	ND		1.0	0.84	ug/L			09/25/15 17:50	1
2-Butanone (MEK)	ND		10	1.3	ug/L			09/25/15 17:50	1
2-Hexanone	ND	*	5.0	1.2	ug/L			09/25/15 17:50	1
4-Methyl-2-pentanone (MIBK)	ND		5.0	2.1	ug/L			09/25/15 17:50	1
Acetone	4.4	J	10	3.0	ug/L			09/25/15 17:50	1
Benzene	ND		1.0	0.41	ug/L			09/25/15 17:50	1
Bromodichloromethane	ND		1.0	0.39	ug/L			09/25/15 17:50	1
Bromoform	ND		1.0	0.26	ug/L			09/25/15 17:50	1
Bromomethane	ND		1.0	0.69	ug/L			09/25/15 17:50	1
Carbon disulfide	ND		1.0	0.19	ug/L			09/25/15 17:50	1
Carbon tetrachloride	ND		1.0	0.27	ug/L			09/25/15 17:50	1
Chlorobenzene	ND		1.0	0.75	ug/L			09/25/15 17:50	1
Dibromochloromethane	ND		1.0	0.32	ug/L			09/25/15 17:50	1
Chloroethane	ND		1.0	0.32	ug/L			09/25/15 17:50	1
Chloroform	0.53	J	1.0	0.34	ug/L			09/25/15 17:50	1
Chloromethane	ND		1.0	0.35	ug/L			09/25/15 17:50	1
cis-1,2-Dichloroethene	ND		1.0	0.81	ug/L			09/25/15 17:50	1
cis-1,3-Dichloropropene	ND		1.0	0.36	ug/L			09/25/15 17:50	1
Cyclohexane	ND		1.0	0.18	ug/L			09/25/15 17:50	1
Dichlorodifluoromethane	ND		1.0	0.68	ug/L			09/25/15 17:50	1
Ethylbenzene	ND		1.0	0.74	ug/L			09/25/15 17:50	1
1,2-Dibromoethane	ND		1.0	0.73	ug/L			09/25/15 17:50	1
Isopropylbenzene	ND		1.0	0.79	ug/L			09/25/15 17:50	1
Methyl acetate	ND		2.5	1.3	ug/L			09/25/15 17:50	1
Methyl tert-butyl ether	ND		1.0	0.16	ug/L			09/25/15 17:50	1
Methylcyclohexane	ND		1.0	0.16	ug/L			09/25/15 17:50	1
Methylene Chloride	ND		1.0	0.44	ug/L			09/25/15 17:50	1
Styrene	ND		1.0	0.73	ug/L			09/25/15 17:50	1
Tetrachloroethene	ND		1.0	0.36	ug/L			09/25/15 17:50	1
Toluene	ND		1.0	0.51	ug/L			09/25/15 17:50	1
trans-1,2-Dichloroethene	ND		1.0	0.90	ug/L			09/25/15 17:50	1
trans-1,3-Dichloropropene	ND		1.0	0.37	ug/L			09/25/15 17:50	1
Trichlorofluoromethane	ND		1.0	0.88	ug/L			09/25/15 17:50	1
Vinyl chloride	ND		1.0	0.90	ug/L			09/25/15 17:50	1
Xylenes, Total	ND		2.0	0.66	ug/L			09/25/15 17:50	1

Surrogate	%Recovery	Qualifier	Limits	Prepared	Analyzed	Dil Fac
Toluene-d8 (Surr)	96		71 - 126		09/25/15 17:50	1
1,2-Dichloroethane-d4 (Surr)	100		66 - 137		09/25/15 17:50	1
4-Bromofluorobenzene (Surr)	98		73 - 120		09/25/15 17:50	1
Dibromofluoromethane (Surr)	99		60 - 140		09/25/15 17:50	1

TestAmerica Buffalo

Client Sample Results

Client: O'Brien & Gere Inc of North America
Project/Site: Former Accurate Die Cast

TestAmerica Job ID: 480-87386-1

Client Sample ID: MW-10 091615

Date Collected: 09/16/15 09:40

Date Received: 09/17/15 01:20

Lab Sample ID: 480-87386-5

Matrix: Water

Method: 8260C - Volatile Organic Compounds by GC/MS - DL

Analyte	Result	Qualifier	RL	MDL	Unit	D	Prepared	Analyzed	Dil Fac
Trichloroethene	100		2.0	0.92	ug/L			09/26/15 01:43	2

Surrogate	%Recovery	Qualifier	Limits	Prepared	Analyzed	Dil Fac
Toluene-d8 (Surr)	94		71 - 126		09/26/15 01:43	2
1,2-Dichloroethane-d4 (Surr)	97		66 - 137		09/26/15 01:43	2
4-Bromofluorobenzene (Surr)	99		73 - 120		09/26/15 01:43	2
Dibromofluoromethane (Surr)	96		60 - 140		09/26/15 01:43	2

Client Sample ID: MW-14 091615

Date Collected: 09/16/15 09:50

Date Received: 09/17/15 01:20

Lab Sample ID: 480-87386-6

Matrix: Water

Method: 8260C - Volatile Organic Compounds by GC/MS

Analyte	Result	Qualifier	RL	MDL	Unit	D	Prepared	Analyzed	Dil Fac
1,1,1-Trichloroethane	ND		4.0	3.3	ug/L			09/25/15 18:17	4
1,1,2,2-Tetrachloroethane	ND		4.0	0.84	ug/L			09/25/15 18:17	4
1,1,2-Trichloroethane	ND		4.0	0.92	ug/L			09/25/15 18:17	4
1,1,2-Trichloro-1,2,2-trifluoroethane	ND		4.0	1.2	ug/L			09/25/15 18:17	4
1,1-Dichloroethane	ND		4.0	1.5	ug/L			09/25/15 18:17	4
1,1-Dichloroethene	ND		4.0	1.2	ug/L			09/25/15 18:17	4
1,2,4-Trichlorobenzene	ND		4.0	1.6	ug/L			09/25/15 18:17	4
1,2-Dibromo-3-Chloropropane	ND		4.0	1.6	ug/L			09/25/15 18:17	4
1,2-Dichlorobenzene	ND		4.0	3.2	ug/L			09/25/15 18:17	4
1,2-Dichloroethane	ND		4.0	0.84	ug/L			09/25/15 18:17	4
1,2-Dichloropropane	ND		4.0	2.9	ug/L			09/25/15 18:17	4
1,3-Dichlorobenzene	ND		4.0	3.1	ug/L			09/25/15 18:17	4
1,4-Dichlorobenzene	ND		4.0	3.4	ug/L			09/25/15 18:17	4
2-Butanone (MEK)	ND		40	5.3	ug/L			09/25/15 18:17	4
2-Hexanone	ND *		20	5.0	ug/L			09/25/15 18:17	4
4-Methyl-2-pentanone (MIBK)	ND		20	8.4	ug/L			09/25/15 18:17	4
Acetone	ND		40	12	ug/L			09/25/15 18:17	4
Benzene	ND		4.0	1.6	ug/L			09/25/15 18:17	4
Bromodichloromethane	ND		4.0	1.6	ug/L			09/25/15 18:17	4
Bromoform	ND		4.0	1.0	ug/L			09/25/15 18:17	4
Bromomethane	ND		4.0	2.8	ug/L			09/25/15 18:17	4
Carbon disulfide	ND		4.0	0.76	ug/L			09/25/15 18:17	4
Carbon tetrachloride	ND		4.0	1.1	ug/L			09/25/15 18:17	4
Chlorobenzene	ND		4.0	3.0	ug/L			09/25/15 18:17	4
Dibromochloromethane	ND		4.0	1.3	ug/L			09/25/15 18:17	4
Chloroethane	ND		4.0	1.3	ug/L			09/25/15 18:17	4
Chloroform	ND		4.0	1.4	ug/L			09/25/15 18:17	4
Chloromethane	ND		4.0	1.4	ug/L			09/25/15 18:17	4
cis-1,2-Dichloroethene	ND		4.0	3.2	ug/L			09/25/15 18:17	4
cis-1,3-Dichloropropene	ND		4.0	1.4	ug/L			09/25/15 18:17	4
Cyclohexane	ND		4.0	0.72	ug/L			09/25/15 18:17	4
Dichlorodifluoromethane	ND		4.0	2.7	ug/L			09/25/15 18:17	4
Ethylbenzene	ND		4.0	3.0	ug/L			09/25/15 18:17	4
1,2-Dibromoethane	ND		4.0	2.9	ug/L			09/25/15 18:17	4
Isopropylbenzene	ND		4.0	3.2	ug/L			09/25/15 18:17	4
Methyl acetate	ND		10	5.2	ug/L			09/25/15 18:17	4

TestAmerica Buffalo

Client Sample Results

Client: O'Brien & Gere Inc of North America
Project/Site: Former Accurate Die Cast

TestAmerica Job ID: 480-87386-1

Client Sample ID: MW-14 091615

Lab Sample ID: 480-87386-6

Date Collected: 09/16/15 09:50

Matrix: Water

Date Received: 09/17/15 01:20

Method: 8260C - Volatile Organic Compounds by GC/MS (Continued)

Analyte	Result	Qualifier	RL	MDL	Unit	D	Prepared	Analyzed	Dil Fac
Methyl tert-butyl ether	ND		4.0	0.64	ug/L			09/25/15 18:17	4
Methylcyclohexane	ND		4.0	0.64	ug/L			09/25/15 18:17	4
Methylene Chloride	4.4		4.0	1.8	ug/L			09/25/15 18:17	4
Styrene	ND		4.0	2.9	ug/L			09/25/15 18:17	4
Tetrachloroethene	ND		4.0	1.4	ug/L			09/25/15 18:17	4
Toluene	ND		4.0	2.0	ug/L			09/25/15 18:17	4
trans-1,2-Dichloroethene	ND		4.0	3.6	ug/L			09/25/15 18:17	4
trans-1,3-Dichloropropene	ND		4.0	1.5	ug/L			09/25/15 18:17	4
Trichloroethene	200		4.0	1.8	ug/L			09/25/15 18:17	4
Trichlorofluoromethane	ND		4.0	3.5	ug/L			09/25/15 18:17	4
Vinyl chloride	ND		4.0	3.6	ug/L			09/25/15 18:17	4
Xylenes, Total	ND		8.0	2.6	ug/L			09/25/15 18:17	4

Surrogate	%Recovery	Qualifier	Limits	Prepared	Analyzed	Dil Fac
Toluene-d8 (Surr)	95		71 - 126		09/25/15 18:17	4
1,2-Dichloroethane-d4 (Surr)	97		66 - 137		09/25/15 18:17	4
4-Bromofluorobenzene (Surr)	98		73 - 120		09/25/15 18:17	4
Dibromofluoromethane (Surr)	99		60 - 140		09/25/15 18:17	4

Client Sample ID: MW-13 091615

Lab Sample ID: 480-87386-7

Date Collected: 09/16/15 10:15

Matrix: Water

Date Received: 09/17/15 01:20

Method: 8260C - Volatile Organic Compounds by GC/MS

Analyte	Result	Qualifier	RL	MDL	Unit	D	Prepared	Analyzed	Dil Fac
1,1,1-Trichloroethane	ND		4.0	3.3	ug/L			09/25/15 18:45	4
1,1,1,2,2-Tetrachloroethane	ND		4.0	0.84	ug/L			09/25/15 18:45	4
1,1,2-Trichloroethane	ND		4.0	0.92	ug/L			09/25/15 18:45	4
1,1,2-Trichloro-1,2,2-trifluoroethane	ND		4.0	1.2	ug/L			09/25/15 18:45	4
1,1-Dichloroethane	ND		4.0	1.5	ug/L			09/25/15 18:45	4
1,1-Dichloroethene	ND		4.0	1.2	ug/L			09/25/15 18:45	4
1,2,4-Trichlorobenzene	ND		4.0	1.6	ug/L			09/25/15 18:45	4
1,2-Dibromo-3-Chloropropane	ND		4.0	1.6	ug/L			09/25/15 18:45	4
1,2-Dichlorobenzene	ND		4.0	3.2	ug/L			09/25/15 18:45	4
1,2-Dichloroethane	ND		4.0	0.84	ug/L			09/25/15 18:45	4
1,2-Dichloropropane	ND		4.0	2.9	ug/L			09/25/15 18:45	4
1,3-Dichlorobenzene	ND		4.0	3.1	ug/L			09/25/15 18:45	4
1,4-Dichlorobenzene	ND		4.0	3.4	ug/L			09/25/15 18:45	4
2-Butanone (MEK)	ND		40	5.3	ug/L			09/25/15 18:45	4
2-Hexanone	ND *		20	5.0	ug/L			09/25/15 18:45	4
4-Methyl-2-pentanone (MIBK)	ND		20	8.4	ug/L			09/25/15 18:45	4
Acetone	ND		40	12	ug/L			09/25/15 18:45	4
Benzene	ND		4.0	1.6	ug/L			09/25/15 18:45	4
Bromodichloromethane	ND		4.0	1.6	ug/L			09/25/15 18:45	4
Bromoform	ND		4.0	1.0	ug/L			09/25/15 18:45	4
Bromomethane	ND		4.0	2.8	ug/L			09/25/15 18:45	4
Carbon disulfide	ND		4.0	0.76	ug/L			09/25/15 18:45	4
Carbon tetrachloride	ND		4.0	1.1	ug/L			09/25/15 18:45	4
Chlorobenzene	ND		4.0	3.0	ug/L			09/25/15 18:45	4
Dibromochloromethane	ND		4.0	1.3	ug/L			09/25/15 18:45	4

TestAmerica Buffalo

Client Sample Results

Client: O'Brien & Gere Inc of North America
Project/Site: Former Accurate Die Cast

TestAmerica Job ID: 480-87386-1

Client Sample ID: MW-13 091615

Lab Sample ID: 480-87386-7

Date Collected: 09/16/15 10:15

Matrix: Water

Date Received: 09/17/15 01:20

Method: 8260C - Volatile Organic Compounds by GC/MS (Continued)

Analyte	Result	Qualifier	RL	MDL	Unit	D	Prepared	Analyzed	Dil Fac
Chloroethane	ND		4.0	1.3	ug/L			09/25/15 18:45	4
Chloroform	ND		4.0	1.4	ug/L			09/25/15 18:45	4
Chloromethane	ND		4.0	1.4	ug/L			09/25/15 18:45	4
cis-1,2-Dichloroethene	ND		4.0	3.2	ug/L			09/25/15 18:45	4
cis-1,3-Dichloropropene	ND		4.0	1.4	ug/L			09/25/15 18:45	4
Cyclohexane	ND		4.0	0.72	ug/L			09/25/15 18:45	4
Dichlorodifluoromethane	ND		4.0	2.7	ug/L			09/25/15 18:45	4
Ethylbenzene	ND		4.0	3.0	ug/L			09/25/15 18:45	4
1,2-Dibromoethane	ND		4.0	2.9	ug/L			09/25/15 18:45	4
Isopropylbenzene	ND		4.0	3.2	ug/L			09/25/15 18:45	4
Methyl acetate	ND		10	5.2	ug/L			09/25/15 18:45	4
Methyl tert-butyl ether	ND		4.0	0.64	ug/L			09/25/15 18:45	4
Methylcyclohexane	ND		4.0	0.64	ug/L			09/25/15 18:45	4
Methylene Chloride	4.1		4.0	1.8	ug/L			09/25/15 18:45	4
Styrene	ND		4.0	2.9	ug/L			09/25/15 18:45	4
Tetrachloroethene	ND		4.0	1.4	ug/L			09/25/15 18:45	4
Toluene	ND		4.0	2.0	ug/L			09/25/15 18:45	4
trans-1,2-Dichloroethene	ND		4.0	3.6	ug/L			09/25/15 18:45	4
trans-1,3-Dichloropropene	ND		4.0	1.5	ug/L			09/25/15 18:45	4
Trichloroethene	260		4.0	1.8	ug/L			09/25/15 18:45	4
Trichlorofluoromethane	ND		4.0	3.5	ug/L			09/25/15 18:45	4
Vinyl chloride	ND		4.0	3.6	ug/L			09/25/15 18:45	4
Xylenes, Total	ND		8.0	2.6	ug/L			09/25/15 18:45	4

Surrogate	%Recovery	Qualifier	Limits	Prepared	Analyzed	Dil Fac
Toluene-d8 (Surr)	93		71 - 126		09/25/15 18:45	4
1,2-Dichloroethane-d4 (Surr)	97		66 - 137		09/25/15 18:45	4
4-Bromofluorobenzene (Surr)	96		73 - 120		09/25/15 18:45	4
Dibromofluoromethane (Surr)	101		60 - 140		09/25/15 18:45	4

Client Sample ID: MW-12 091615

Lab Sample ID: 480-87386-8

Date Collected: 09/16/15 10:55

Matrix: Water

Date Received: 09/17/15 01:20

Method: 8260C - Volatile Organic Compounds by GC/MS

Analyte	Result	Qualifier	RL	MDL	Unit	D	Prepared	Analyzed	Dil Fac
1,1,1-Trichloroethane	ND		1.0	0.82	ug/L			09/25/15 19:12	1
1,1,2,2-Tetrachloroethane	ND		1.0	0.21	ug/L			09/25/15 19:12	1
1,1,2-Trichloroethane	ND		1.0	0.23	ug/L			09/25/15 19:12	1
1,1,2-Trichloro-1,2,2-trifluoroethane	ND		1.0	0.31	ug/L			09/25/15 19:12	1
1,1-Dichloroethane	ND		1.0	0.38	ug/L			09/25/15 19:12	1
1,1-Dichloroethene	ND		1.0	0.29	ug/L			09/25/15 19:12	1
1,2,4-Trichlorobenzene	ND		1.0	0.41	ug/L			09/25/15 19:12	1
1,2-Dibromo-3-Chloropropane	ND		1.0	0.39	ug/L			09/25/15 19:12	1
1,2-Dichlorobenzene	ND		1.0	0.79	ug/L			09/25/15 19:12	1
1,2-Dichloroethane	ND		1.0	0.21	ug/L			09/25/15 19:12	1
1,2-Dichloropropane	ND		1.0	0.72	ug/L			09/25/15 19:12	1
1,3-Dichlorobenzene	ND		1.0	0.78	ug/L			09/25/15 19:12	1
1,4-Dichlorobenzene	ND		1.0	0.84	ug/L			09/25/15 19:12	1
2-Butanone (MEK)	ND		10	1.3	ug/L			09/25/15 19:12	1

TestAmerica Buffalo

Client Sample Results

Client: O'Brien & Gere Inc of North America
Project/Site: Former Accurate Die Cast

TestAmerica Job ID: 480-87386-1

Client Sample ID: MW-12 091615

Lab Sample ID: 480-87386-8

Date Collected: 09/16/15 10:55

Matrix: Water

Date Received: 09/17/15 01:20

Method: 8260C - Volatile Organic Compounds by GC/MS (Continued)

Analyte	Result	Qualifier	RL	MDL	Unit	D	Prepared	Analyzed	Dil Fac
2-Hexanone	ND	*	5.0	1.2	ug/L			09/25/15 19:12	1
4-Methyl-2-pentanone (MIBK)	ND		5.0	2.1	ug/L			09/25/15 19:12	1
Acetone	ND		10	3.0	ug/L			09/25/15 19:12	1
Benzene	ND		1.0	0.41	ug/L			09/25/15 19:12	1
Bromodichloromethane	ND		1.0	0.39	ug/L			09/25/15 19:12	1
Bromoform	ND		1.0	0.26	ug/L			09/25/15 19:12	1
Bromomethane	ND		1.0	0.69	ug/L			09/25/15 19:12	1
Carbon disulfide	ND		1.0	0.19	ug/L			09/25/15 19:12	1
Carbon tetrachloride	ND		1.0	0.27	ug/L			09/25/15 19:12	1
Chlorobenzene	ND		1.0	0.75	ug/L			09/25/15 19:12	1
Dibromochloromethane	ND		1.0	0.32	ug/L			09/25/15 19:12	1
Chloroethane	ND		1.0	0.32	ug/L			09/25/15 19:12	1
Chloroform	ND		1.0	0.34	ug/L			09/25/15 19:12	1
Chloromethane	ND		1.0	0.35	ug/L			09/25/15 19:12	1
cis-1,2-Dichloroethene	ND		1.0	0.81	ug/L			09/25/15 19:12	1
cis-1,3-Dichloropropene	ND		1.0	0.36	ug/L			09/25/15 19:12	1
Cyclohexane	ND		1.0	0.18	ug/L			09/25/15 19:12	1
Dichlorodifluoromethane	ND		1.0	0.68	ug/L			09/25/15 19:12	1
Ethylbenzene	ND		1.0	0.74	ug/L			09/25/15 19:12	1
1,2-Dibromoethane	ND		1.0	0.73	ug/L			09/25/15 19:12	1
Isopropylbenzene	ND		1.0	0.79	ug/L			09/25/15 19:12	1
Methyl acetate	ND		2.5	1.3	ug/L			09/25/15 19:12	1
Methyl tert-butyl ether	ND		1.0	0.16	ug/L			09/25/15 19:12	1
Methylcyclohexane	ND		1.0	0.16	ug/L			09/25/15 19:12	1
Methylene Chloride	ND		1.0	0.44	ug/L			09/25/15 19:12	1
Styrene	ND		1.0	0.73	ug/L			09/25/15 19:12	1
Tetrachloroethene	ND		1.0	0.36	ug/L			09/25/15 19:12	1
Toluene	ND		1.0	0.51	ug/L			09/25/15 19:12	1
trans-1,2-Dichloroethene	ND		1.0	0.90	ug/L			09/25/15 19:12	1
trans-1,3-Dichloropropene	ND		1.0	0.37	ug/L			09/25/15 19:12	1
Trichloroethene	16		1.0	0.46	ug/L			09/25/15 19:12	1
Trichlorofluoromethane	ND		1.0	0.88	ug/L			09/25/15 19:12	1
Vinyl chloride	ND		1.0	0.90	ug/L			09/25/15 19:12	1
Xylenes, Total	ND		2.0	0.66	ug/L			09/25/15 19:12	1

Surrogate	%Recovery	Qualifier	Limits	Prepared	Analyzed	Dil Fac
Toluene-d8 (Surr)	93		71 - 126		09/25/15 19:12	1
1,2-Dichloroethane-d4 (Surr)	96		66 - 137		09/25/15 19:12	1
4-Bromofluorobenzene (Surr)	94		73 - 120		09/25/15 19:12	1
Dibromofluoromethane (Surr)	100		60 - 140		09/25/15 19:12	1

Client Sample ID: MW-9 091615

Lab Sample ID: 480-87386-9

Date Collected: 09/16/15 11:20

Matrix: Water

Date Received: 09/17/15 01:20

Method: 8260C - Volatile Organic Compounds by GC/MS

Analyte	Result	Qualifier	RL	MDL	Unit	D	Prepared	Analyzed	Dil Fac
1,1,1-Trichloroethane	ND		1.0	0.82	ug/L			09/25/15 19:40	1
1,1,2,2-Tetrachloroethane	ND		1.0	0.21	ug/L			09/25/15 19:40	1
1,1,2-Trichloroethane	ND		1.0	0.23	ug/L			09/25/15 19:40	1

TestAmerica Buffalo

Client Sample Results

Client: O'Brien & Gere Inc of North America
Project/Site: Former Accurate Die Cast

TestAmerica Job ID: 480-87386-1

Client Sample ID: MW-9 091615

Lab Sample ID: 480-87386-9

Date Collected: 09/16/15 11:20

Matrix: Water

Date Received: 09/17/15 01:20

Method: 8260C - Volatile Organic Compounds by GC/MS (Continued)

Analyte	Result	Qualifier	RL	MDL	Unit	D	Prepared	Analyzed	Dil Fac
1,1,2-Trichloro-1,2,2-trifluoroethane	ND		1.0	0.31	ug/L			09/25/15 19:40	1
1,1-Dichloroethane	ND		1.0	0.38	ug/L			09/25/15 19:40	1
1,1-Dichloroethene	ND		1.0	0.29	ug/L			09/25/15 19:40	1
1,2,4-Trichlorobenzene	ND		1.0	0.41	ug/L			09/25/15 19:40	1
1,2-Dibromo-3-Chloropropane	ND		1.0	0.39	ug/L			09/25/15 19:40	1
1,2-Dichlorobenzene	ND		1.0	0.79	ug/L			09/25/15 19:40	1
1,2-Dichloroethane	ND		1.0	0.21	ug/L			09/25/15 19:40	1
1,2-Dichloropropane	ND		1.0	0.72	ug/L			09/25/15 19:40	1
1,3-Dichlorobenzene	ND		1.0	0.78	ug/L			09/25/15 19:40	1
1,4-Dichlorobenzene	ND		1.0	0.84	ug/L			09/25/15 19:40	1
2-Butanone (MEK)	ND		10	1.3	ug/L			09/25/15 19:40	1
2-Hexanone	ND	*	5.0	1.2	ug/L			09/25/15 19:40	1
4-Methyl-2-pentanone (MIBK)	ND		5.0	2.1	ug/L			09/25/15 19:40	1
Acetone	ND		10	3.0	ug/L			09/25/15 19:40	1
Benzene	ND		1.0	0.41	ug/L			09/25/15 19:40	1
Bromodichloromethane	ND		1.0	0.39	ug/L			09/25/15 19:40	1
Bromoform	ND		1.0	0.26	ug/L			09/25/15 19:40	1
Bromomethane	ND		1.0	0.69	ug/L			09/25/15 19:40	1
Carbon disulfide	ND		1.0	0.19	ug/L			09/25/15 19:40	1
Carbon tetrachloride	ND		1.0	0.27	ug/L			09/25/15 19:40	1
Chlorobenzene	ND		1.0	0.75	ug/L			09/25/15 19:40	1
Dibromochloromethane	ND		1.0	0.32	ug/L			09/25/15 19:40	1
Chloroethane	ND		1.0	0.32	ug/L			09/25/15 19:40	1
Chloroform	ND		1.0	0.34	ug/L			09/25/15 19:40	1
Chloromethane	ND		1.0	0.35	ug/L			09/25/15 19:40	1
cis-1,2-Dichloroethene	ND		1.0	0.81	ug/L			09/25/15 19:40	1
cis-1,3-Dichloropropene	ND		1.0	0.36	ug/L			09/25/15 19:40	1
Cyclohexane	ND		1.0	0.18	ug/L			09/25/15 19:40	1
Dichlorodifluoromethane	ND		1.0	0.68	ug/L			09/25/15 19:40	1
Ethylbenzene	ND		1.0	0.74	ug/L			09/25/15 19:40	1
1,2-Dibromoethane	ND		1.0	0.73	ug/L			09/25/15 19:40	1
Isopropylbenzene	ND		1.0	0.79	ug/L			09/25/15 19:40	1
Methyl acetate	ND		2.5	1.3	ug/L			09/25/15 19:40	1
Methyl tert-butyl ether	ND		1.0	0.16	ug/L			09/25/15 19:40	1
Methylcyclohexane	ND		1.0	0.16	ug/L			09/25/15 19:40	1
Methylene Chloride	ND		1.0	0.44	ug/L			09/25/15 19:40	1
Styrene	ND		1.0	0.73	ug/L			09/25/15 19:40	1
Tetrachloroethene	ND		1.0	0.36	ug/L			09/25/15 19:40	1
Toluene	ND		1.0	0.51	ug/L			09/25/15 19:40	1
trans-1,2-Dichloroethene	ND		1.0	0.90	ug/L			09/25/15 19:40	1
trans-1,3-Dichloropropene	ND		1.0	0.37	ug/L			09/25/15 19:40	1
Trichloroethene	46		1.0	0.46	ug/L			09/25/15 19:40	1
Trichlorofluoromethane	ND		1.0	0.88	ug/L			09/25/15 19:40	1
Vinyl chloride	ND		1.0	0.90	ug/L			09/25/15 19:40	1
Xylenes, Total	ND		2.0	0.66	ug/L			09/25/15 19:40	1

Surrogate	%Recovery	Qualifier	Limits	Prepared	Analyzed	Dil Fac
Toluene-d8 (Surr)	95		71 - 126		09/25/15 19:40	1
1,2-Dichloroethane-d4 (Surr)	97		66 - 137		09/25/15 19:40	1
4-Bromofluorobenzene (Surr)	96		73 - 120		09/25/15 19:40	1

TestAmerica Buffalo

Client Sample Results

Client: O'Brien & Gere Inc of North America
Project/Site: Former Accurate Die Cast

TestAmerica Job ID: 480-87386-1

Client Sample ID: MW-9 091615

Date Collected: 09/16/15 11:20

Date Received: 09/17/15 01:20

Lab Sample ID: 480-87386-9

Matrix: Water

Method: 8260C - Volatile Organic Compounds by GC/MS (Continued)

Surrogate	%Recovery	Qualifier	Limits	Prepared	Analyzed	Dil Fac
Dibromofluoromethane (Surr)	100		60 - 140		09/25/15 19:40	1

Client Sample ID: PZ-2 091615

Date Collected: 09/16/15 11:45

Date Received: 09/17/15 01:20

Lab Sample ID: 480-87386-10

Matrix: Water

Method: 8260C - Volatile Organic Compounds by GC/MS

Analyte	Result	Qualifier	RL	MDL	Unit	D	Prepared	Analyzed	Dil Fac
1,1,1-Trichloroethane	ND		1.0	0.82	ug/L			09/25/15 20:07	1
1,1,2,2-Tetrachloroethane	ND		1.0	0.21	ug/L			09/25/15 20:07	1
1,1,2-Trichloroethane	ND		1.0	0.23	ug/L			09/25/15 20:07	1
1,1,2-Trichloro-1,2,2-trifluoroethane	ND		1.0	0.31	ug/L			09/25/15 20:07	1
1,1-Dichloroethane	ND		1.0	0.38	ug/L			09/25/15 20:07	1
1,1-Dichloroethene	ND		1.0	0.29	ug/L			09/25/15 20:07	1
1,2,4-Trichlorobenzene	ND		1.0	0.41	ug/L			09/25/15 20:07	1
1,2-Dibromo-3-Chloropropane	ND		1.0	0.39	ug/L			09/25/15 20:07	1
1,2-Dichlorobenzene	ND		1.0	0.79	ug/L			09/25/15 20:07	1
1,2-Dichloroethane	ND		1.0	0.21	ug/L			09/25/15 20:07	1
1,2-Dichloropropane	ND		1.0	0.72	ug/L			09/25/15 20:07	1
1,3-Dichlorobenzene	ND		1.0	0.78	ug/L			09/25/15 20:07	1
1,4-Dichlorobenzene	ND		1.0	0.84	ug/L			09/25/15 20:07	1
2-Butanone (MEK)	ND		10	1.3	ug/L			09/25/15 20:07	1
2-Hexanone	ND *		5.0	1.2	ug/L			09/25/15 20:07	1
4-Methyl-2-pentanone (MIBK)	ND		5.0	2.1	ug/L			09/25/15 20:07	1
Acetone	ND		10	3.0	ug/L			09/25/15 20:07	1
Benzene	ND		1.0	0.41	ug/L			09/25/15 20:07	1
Bromodichloromethane	ND		1.0	0.39	ug/L			09/25/15 20:07	1
Bromoform	ND		1.0	0.26	ug/L			09/25/15 20:07	1
Bromomethane	ND		1.0	0.69	ug/L			09/25/15 20:07	1
Carbon disulfide	ND		1.0	0.19	ug/L			09/25/15 20:07	1
Carbon tetrachloride	ND		1.0	0.27	ug/L			09/25/15 20:07	1
Chlorobenzene	ND		1.0	0.75	ug/L			09/25/15 20:07	1
Dibromochloromethane	ND		1.0	0.32	ug/L			09/25/15 20:07	1
Chloroethane	ND		1.0	0.32	ug/L			09/25/15 20:07	1
Chloroform	ND		1.0	0.34	ug/L			09/25/15 20:07	1
Chloromethane	ND		1.0	0.35	ug/L			09/25/15 20:07	1
cis-1,2-Dichloroethene	ND		1.0	0.81	ug/L			09/25/15 20:07	1
cis-1,3-Dichloropropene	ND		1.0	0.36	ug/L			09/25/15 20:07	1
Cyclohexane	ND		1.0	0.18	ug/L			09/25/15 20:07	1
Dichlorodifluoromethane	ND		1.0	0.68	ug/L			09/25/15 20:07	1
Ethylbenzene	ND		1.0	0.74	ug/L			09/25/15 20:07	1
1,2-Dibromoethane	ND		1.0	0.73	ug/L			09/25/15 20:07	1
Isopropylbenzene	ND		1.0	0.79	ug/L			09/25/15 20:07	1
Methyl acetate	ND		2.5	1.3	ug/L			09/25/15 20:07	1
Methyl tert-butyl ether	ND		1.0	0.16	ug/L			09/25/15 20:07	1
Methylcyclohexane	ND		1.0	0.16	ug/L			09/25/15 20:07	1
Methylene Chloride	ND		1.0	0.44	ug/L			09/25/15 20:07	1
Styrene	ND		1.0	0.73	ug/L			09/25/15 20:07	1
Tetrachloroethene	0.49 J		1.0	0.36	ug/L			09/25/15 20:07	1

TestAmerica Buffalo

Client Sample Results

Client: O'Brien & Gere Inc of North America
Project/Site: Former Accurate Die Cast

TestAmerica Job ID: 480-87386-1

Client Sample ID: PZ-2 091615

Lab Sample ID: 480-87386-10

Date Collected: 09/16/15 11:45

Matrix: Water

Date Received: 09/17/15 01:20

Method: 8260C - Volatile Organic Compounds by GC/MS (Continued)

Analyte	Result	Qualifier	RL	MDL	Unit	D	Prepared	Analyzed	Dil Fac
Toluene	ND		1.0	0.51	ug/L			09/25/15 20:07	1
trans-1,2-Dichloroethene	ND		1.0	0.90	ug/L			09/25/15 20:07	1
trans-1,3-Dichloropropene	ND		1.0	0.37	ug/L			09/25/15 20:07	1
Trichloroethene	83		1.0	0.46	ug/L			09/25/15 20:07	1
Trichlorofluoromethane	ND		1.0	0.88	ug/L			09/25/15 20:07	1
Vinyl chloride	ND		1.0	0.90	ug/L			09/25/15 20:07	1
Xylenes, Total	ND		2.0	0.66	ug/L			09/25/15 20:07	1

Surrogate	%Recovery	Qualifier	Limits	Prepared	Analyzed	Dil Fac
Toluene-d8 (Surr)	94		71 - 126		09/25/15 20:07	1
1,2-Dichloroethane-d4 (Surr)	99		66 - 137		09/25/15 20:07	1
4-Bromofluorobenzene (Surr)	98		73 - 120		09/25/15 20:07	1
Dibromofluoromethane (Surr)	100		60 - 140		09/25/15 20:07	1

Client Sample ID: MW-17 091615

Lab Sample ID: 480-87386-11

Date Collected: 09/16/15 12:00

Matrix: Water

Date Received: 09/17/15 01:20

Method: 8260C - Volatile Organic Compounds by GC/MS

Analyte	Result	Qualifier	RL	MDL	Unit	D	Prepared	Analyzed	Dil Fac
1,1,1-Trichloroethane	ND		1.0	0.82	ug/L			09/25/15 20:35	1
1,1,2,2-Tetrachloroethane	ND		1.0	0.21	ug/L			09/25/15 20:35	1
1,1,2-Trichloroethane	ND		1.0	0.23	ug/L			09/25/15 20:35	1
1,1,2-Trichloro-1,2,2-trifluoroethane	ND		1.0	0.31	ug/L			09/25/15 20:35	1
1,1-Dichloroethane	ND		1.0	0.38	ug/L			09/25/15 20:35	1
1,1-Dichloroethene	ND		1.0	0.29	ug/L			09/25/15 20:35	1
1,2,4-Trichlorobenzene	ND		1.0	0.41	ug/L			09/25/15 20:35	1
1,2-Dibromo-3-Chloropropane	ND		1.0	0.39	ug/L			09/25/15 20:35	1
1,2-Dichlorobenzene	ND		1.0	0.79	ug/L			09/25/15 20:35	1
1,2-Dichloroethane	ND		1.0	0.21	ug/L			09/25/15 20:35	1
1,2-Dichloropropane	ND		1.0	0.72	ug/L			09/25/15 20:35	1
1,3-Dichlorobenzene	ND		1.0	0.78	ug/L			09/25/15 20:35	1
1,4-Dichlorobenzene	ND		1.0	0.84	ug/L			09/25/15 20:35	1
2-Butanone (MEK)	ND		10	1.3	ug/L			09/25/15 20:35	1
2-Hexanone	ND	*	5.0	1.2	ug/L			09/25/15 20:35	1
4-Methyl-2-pentanone (MIBK)	ND		5.0	2.1	ug/L			09/25/15 20:35	1
Acetone	4.2	J	10	3.0	ug/L			09/25/15 20:35	1
Benzene	ND		1.0	0.41	ug/L			09/25/15 20:35	1
Bromodichloromethane	ND		1.0	0.39	ug/L			09/25/15 20:35	1
Bromoform	ND		1.0	0.26	ug/L			09/25/15 20:35	1
Bromomethane	ND		1.0	0.69	ug/L			09/25/15 20:35	1
Carbon disulfide	ND		1.0	0.19	ug/L			09/25/15 20:35	1
Carbon tetrachloride	ND		1.0	0.27	ug/L			09/25/15 20:35	1
Chlorobenzene	ND		1.0	0.75	ug/L			09/25/15 20:35	1
Dibromochloromethane	ND		1.0	0.32	ug/L			09/25/15 20:35	1
Chloroethane	ND		1.0	0.32	ug/L			09/25/15 20:35	1
Chloroform	ND		1.0	0.34	ug/L			09/25/15 20:35	1
Chloromethane	ND		1.0	0.35	ug/L			09/25/15 20:35	1
cis-1,2-Dichloroethene	16		1.0	0.81	ug/L			09/25/15 20:35	1
cis-1,3-Dichloropropene	ND		1.0	0.36	ug/L			09/25/15 20:35	1

TestAmerica Buffalo

Client Sample Results

Client: O'Brien & Gere Inc of North America
Project/Site: Former Accurate Die Cast

TestAmerica Job ID: 480-87386-1

Client Sample ID: MW-17 091615

Lab Sample ID: 480-87386-11

Date Collected: 09/16/15 12:00

Matrix: Water

Date Received: 09/17/15 01:20

Method: 8260C - Volatile Organic Compounds by GC/MS (Continued)

Analyte	Result	Qualifier	RL	MDL	Unit	D	Prepared	Analyzed	Dil Fac
Cyclohexane	ND		1.0	0.18	ug/L			09/25/15 20:35	1
Dichlorodifluoromethane	ND		1.0	0.68	ug/L			09/25/15 20:35	1
Ethylbenzene	ND		1.0	0.74	ug/L			09/25/15 20:35	1
1,2-Dibromoethane	ND		1.0	0.73	ug/L			09/25/15 20:35	1
Isopropylbenzene	ND		1.0	0.79	ug/L			09/25/15 20:35	1
Methyl acetate	ND		2.5	1.3	ug/L			09/25/15 20:35	1
Methyl tert-butyl ether	ND		1.0	0.16	ug/L			09/25/15 20:35	1
Methylcyclohexane	ND		1.0	0.16	ug/L			09/25/15 20:35	1
Methylene Chloride	ND		1.0	0.44	ug/L			09/25/15 20:35	1
Styrene	ND		1.0	0.73	ug/L			09/25/15 20:35	1
Tetrachloroethene	5.9		1.0	0.36	ug/L			09/25/15 20:35	1
Toluene	ND		1.0	0.51	ug/L			09/25/15 20:35	1
trans-1,2-Dichloroethene	ND		1.0	0.90	ug/L			09/25/15 20:35	1
trans-1,3-Dichloropropene	ND		1.0	0.37	ug/L			09/25/15 20:35	1
Trichlorofluoromethane	ND		1.0	0.88	ug/L			09/25/15 20:35	1
Vinyl chloride	ND		1.0	0.90	ug/L			09/25/15 20:35	1
Xylenes, Total	ND		2.0	0.66	ug/L			09/25/15 20:35	1

Surrogate	%Recovery	Qualifier	Limits	Prepared	Analyzed	Dil Fac
Toluene-d8 (Surr)	92		71 - 126		09/25/15 20:35	1
1,2-Dichloroethane-d4 (Surr)	98		66 - 137		09/25/15 20:35	1
4-Bromofluorobenzene (Surr)	95		73 - 120		09/25/15 20:35	1
Dibromofluoromethane (Surr)	99		60 - 140		09/25/15 20:35	1

Method: 8260C - Volatile Organic Compounds by GC/MS - DL

Analyte	Result	Qualifier	RL	MDL	Unit	D	Prepared	Analyzed	Dil Fac
Trichloroethene	190		5.0	2.3	ug/L			09/26/15 02:10	5

Surrogate	%Recovery	Qualifier	Limits	Prepared	Analyzed	Dil Fac
Toluene-d8 (Surr)	93		71 - 126		09/26/15 02:10	5
1,2-Dichloroethane-d4 (Surr)	97		66 - 137		09/26/15 02:10	5
4-Bromofluorobenzene (Surr)	95		73 - 120		09/26/15 02:10	5
Dibromofluoromethane (Surr)	98		60 - 140		09/26/15 02:10	5

Client Sample ID: MW-21 091615

Lab Sample ID: 480-87386-12

Date Collected: 09/16/15 12:20

Matrix: Water

Date Received: 09/17/15 01:20

Method: 8260C - Volatile Organic Compounds by GC/MS

Analyte	Result	Qualifier	RL	MDL	Unit	D	Prepared	Analyzed	Dil Fac
1,1,1-Trichloroethane	ND		1.0	0.82	ug/L			09/26/15 02:38	1
1,1,2,2-Tetrachloroethane	ND		1.0	0.21	ug/L			09/26/15 02:38	1
1,1,2-Trichloroethane	ND		1.0	0.23	ug/L			09/26/15 02:38	1
1,1,2-Trichloro-1,2,2-trifluoroethane	ND		1.0	0.31	ug/L			09/26/15 02:38	1
1,1-Dichloroethane	ND		1.0	0.38	ug/L			09/26/15 02:38	1
1,1-Dichloroethene	ND		1.0	0.29	ug/L			09/26/15 02:38	1
1,2,4-Trichlorobenzene	ND		1.0	0.41	ug/L			09/26/15 02:38	1
1,2-Dibromo-3-Chloropropane	ND		1.0	0.39	ug/L			09/26/15 02:38	1
1,2-Dichlorobenzene	ND		1.0	0.79	ug/L			09/26/15 02:38	1
1,2-Dichloroethane	ND		1.0	0.21	ug/L			09/26/15 02:38	1

TestAmerica Buffalo

Client Sample Results

Client: O'Brien & Gere Inc of North America
Project/Site: Former Accurate Die Cast

TestAmerica Job ID: 480-87386-1

Client Sample ID: MW-21 091615

Lab Sample ID: 480-87386-12

Date Collected: 09/16/15 12:20

Matrix: Water

Date Received: 09/17/15 01:20

Method: 8260C - Volatile Organic Compounds by GC/MS (Continued)

Analyte	Result	Qualifier	RL	MDL	Unit	D	Prepared	Analyzed	Dil Fac
1,2-Dichloropropane	ND		1.0	0.72	ug/L			09/26/15 02:38	1
1,3-Dichlorobenzene	ND		1.0	0.78	ug/L			09/26/15 02:38	1
1,4-Dichlorobenzene	ND		1.0	0.84	ug/L			09/26/15 02:38	1
2-Butanone (MEK)	ND		10	1.3	ug/L			09/26/15 02:38	1
2-Hexanone	ND		5.0	1.2	ug/L			09/26/15 02:38	1
4-Methyl-2-pentanone (MIBK)	ND		5.0	2.1	ug/L			09/26/15 02:38	1
Acetone	5.1	J	10	3.0	ug/L			09/26/15 02:38	1
Benzene	ND		1.0	0.41	ug/L			09/26/15 02:38	1
Bromodichloromethane	ND		1.0	0.39	ug/L			09/26/15 02:38	1
Bromoform	ND		1.0	0.26	ug/L			09/26/15 02:38	1
Bromomethane	ND		1.0	0.69	ug/L			09/26/15 02:38	1
Carbon disulfide	ND		1.0	0.19	ug/L			09/26/15 02:38	1
Carbon tetrachloride	ND		1.0	0.27	ug/L			09/26/15 02:38	1
Chlorobenzene	ND		1.0	0.75	ug/L			09/26/15 02:38	1
Dibromochloromethane	ND		1.0	0.32	ug/L			09/26/15 02:38	1
Chloroethane	ND		1.0	0.32	ug/L			09/26/15 02:38	1
Chloroform	ND		1.0	0.34	ug/L			09/26/15 02:38	1
Chloromethane	ND		1.0	0.35	ug/L			09/26/15 02:38	1
cis-1,2-Dichloroethene	40		1.0	0.81	ug/L			09/26/15 02:38	1
cis-1,3-Dichloropropene	ND		1.0	0.36	ug/L			09/26/15 02:38	1
Cyclohexane	ND		1.0	0.18	ug/L			09/26/15 02:38	1
Dichlorodifluoromethane	ND		1.0	0.68	ug/L			09/26/15 02:38	1
Ethylbenzene	ND		1.0	0.74	ug/L			09/26/15 02:38	1
1,2-Dibromoethane	ND		1.0	0.73	ug/L			09/26/15 02:38	1
Isopropylbenzene	ND		1.0	0.79	ug/L			09/26/15 02:38	1
Methyl acetate	ND		2.5	1.3	ug/L			09/26/15 02:38	1
Methyl tert-butyl ether	ND		1.0	0.16	ug/L			09/26/15 02:38	1
Methylcyclohexane	ND		1.0	0.16	ug/L			09/26/15 02:38	1
Methylene Chloride	ND		1.0	0.44	ug/L			09/26/15 02:38	1
Styrene	ND		1.0	0.73	ug/L			09/26/15 02:38	1
Tetrachloroethene	ND		1.0	0.36	ug/L			09/26/15 02:38	1
Toluene	ND		1.0	0.51	ug/L			09/26/15 02:38	1
trans-1,2-Dichloroethene	ND		1.0	0.90	ug/L			09/26/15 02:38	1
trans-1,3-Dichloropropene	ND		1.0	0.37	ug/L			09/26/15 02:38	1
Trichloroethene	18		1.0	0.46	ug/L			09/26/15 02:38	1
Trichlorofluoromethane	ND		1.0	0.88	ug/L			09/26/15 02:38	1
Vinyl chloride	ND		1.0	0.90	ug/L			09/26/15 02:38	1
Xylenes, Total	ND		2.0	0.66	ug/L			09/26/15 02:38	1

Surrogate	%Recovery	Qualifier	Limits	Prepared	Analyzed	Dil Fac
Toluene-d8 (Surr)	93		71 - 126		09/26/15 02:38	1
1,2-Dichloroethane-d4 (Surr)	95		66 - 137		09/26/15 02:38	1
4-Bromofluorobenzene (Surr)	97		73 - 120		09/26/15 02:38	1
Dibromofluoromethane (Surr)	98		60 - 140		09/26/15 02:38	1

TestAmerica Buffalo

Client Sample Results

Client: O'Brien & Gere Inc of North America
Project/Site: Former Accurate Die Cast

TestAmerica Job ID: 480-87386-1

Client Sample ID: MW-24 091615

Lab Sample ID: 480-87386-13

Date Collected: 09/16/15 12:35

Matrix: Water

Date Received: 09/17/15 01:20

Method: 8260C - Volatile Organic Compounds by GC/MS

Analyte	Result	Qualifier	RL	MDL	Unit	D	Prepared	Analyzed	Dil Fac
1,1,1-Trichloroethane	ND		5.0	4.1	ug/L			09/26/15 03:06	5
1,1,2,2-Tetrachloroethane	ND		5.0	1.1	ug/L			09/26/15 03:06	5
1,1,2-Trichloroethane	ND		5.0	1.2	ug/L			09/26/15 03:06	5
1,1,2-Trichloro-1,2,2-trifluoroethane	ND		5.0	1.6	ug/L			09/26/15 03:06	5
1,1-Dichloroethane	ND		5.0	1.9	ug/L			09/26/15 03:06	5
1,1-Dichloroethene	ND		5.0	1.5	ug/L			09/26/15 03:06	5
1,2,4-Trichlorobenzene	ND		5.0	2.1	ug/L			09/26/15 03:06	5
1,2-Dibromo-3-Chloropropane	ND		5.0	2.0	ug/L			09/26/15 03:06	5
1,2-Dichlorobenzene	ND		5.0	4.0	ug/L			09/26/15 03:06	5
1,2-Dichloroethane	ND		5.0	1.1	ug/L			09/26/15 03:06	5
1,2-Dichloropropane	ND		5.0	3.6	ug/L			09/26/15 03:06	5
1,3-Dichlorobenzene	ND		5.0	3.9	ug/L			09/26/15 03:06	5
1,4-Dichlorobenzene	ND		5.0	4.2	ug/L			09/26/15 03:06	5
2-Butanone (MEK)	ND		50	6.6	ug/L			09/26/15 03:06	5
2-Hexanone	ND		25	6.2	ug/L			09/26/15 03:06	5
4-Methyl-2-pentanone (MIBK)	ND		25	11	ug/L			09/26/15 03:06	5
Acetone	ND		50	15	ug/L			09/26/15 03:06	5
Benzene	ND		5.0	2.1	ug/L			09/26/15 03:06	5
Bromodichloromethane	ND		5.0	2.0	ug/L			09/26/15 03:06	5
Bromoform	ND		5.0	1.3	ug/L			09/26/15 03:06	5
Bromomethane	ND		5.0	3.5	ug/L			09/26/15 03:06	5
Carbon disulfide	ND		5.0	0.95	ug/L			09/26/15 03:06	5
Carbon tetrachloride	ND		5.0	1.4	ug/L			09/26/15 03:06	5
Chlorobenzene	ND		5.0	3.8	ug/L			09/26/15 03:06	5
Dibromochloromethane	ND		5.0	1.6	ug/L			09/26/15 03:06	5
Chloroethane	ND		5.0	1.6	ug/L			09/26/15 03:06	5
Chloroform	ND		5.0	1.7	ug/L			09/26/15 03:06	5
Chloromethane	ND		5.0	1.8	ug/L			09/26/15 03:06	5
cis-1,2-Dichloroethene	150		5.0	4.1	ug/L			09/26/15 03:06	5
cis-1,3-Dichloropropene	ND		5.0	1.8	ug/L			09/26/15 03:06	5
Cyclohexane	ND		5.0	0.90	ug/L			09/26/15 03:06	5
Dichlorodifluoromethane	ND		5.0	3.4	ug/L			09/26/15 03:06	5
Ethylbenzene	ND		5.0	3.7	ug/L			09/26/15 03:06	5
1,2-Dibromoethane	ND		5.0	3.7	ug/L			09/26/15 03:06	5
Isopropylbenzene	ND		5.0	4.0	ug/L			09/26/15 03:06	5
Methyl acetate	ND		13	6.5	ug/L			09/26/15 03:06	5
Methyl tert-butyl ether	ND		5.0	0.80	ug/L			09/26/15 03:06	5
Methylcyclohexane	ND		5.0	0.80	ug/L			09/26/15 03:06	5
Methylene Chloride	ND		5.0	2.2	ug/L			09/26/15 03:06	5
Styrene	ND		5.0	3.7	ug/L			09/26/15 03:06	5
Tetrachloroethene	ND		5.0	1.8	ug/L			09/26/15 03:06	5
Toluene	ND		5.0	2.6	ug/L			09/26/15 03:06	5
trans-1,2-Dichloroethene	ND		5.0	4.5	ug/L			09/26/15 03:06	5
trans-1,3-Dichloropropene	ND		5.0	1.9	ug/L			09/26/15 03:06	5
Trichloroethene	380		5.0	2.3	ug/L			09/26/15 03:06	5
Trichlorofluoromethane	ND		5.0	4.4	ug/L			09/26/15 03:06	5
Vinyl chloride	ND		5.0	4.5	ug/L			09/26/15 03:06	5
Xylenes, Total	ND		10	3.3	ug/L			09/26/15 03:06	5

TestAmerica Buffalo

Client Sample Results

Client: O'Brien & Gere Inc of North America
Project/Site: Former Accurate Die Cast

TestAmerica Job ID: 480-87386-1

Client Sample ID: MW-24 091615

Lab Sample ID: 480-87386-13

Date Collected: 09/16/15 12:35

Matrix: Water

Date Received: 09/17/15 01:20

Surrogate	%Recovery	Qualifier	Limits	Prepared	Analyzed	Dil Fac
Toluene-d8 (Surr)	94		71 - 126		09/26/15 03:06	5
1,2-Dichloroethane-d4 (Surr)	97		66 - 137		09/26/15 03:06	5
4-Bromofluorobenzene (Surr)	97		73 - 120		09/26/15 03:06	5
Dibromofluoromethane (Surr)	99		60 - 140		09/26/15 03:06	5

Client Sample ID: MW-22 091615

Lab Sample ID: 480-87386-14

Date Collected: 09/16/15 12:50

Matrix: Water

Date Received: 09/17/15 01:20

Method: 8260C - Volatile Organic Compounds by GC/MS

Analyte	Result	Qualifier	RL	MDL	Unit	D	Prepared	Analyzed	Dil Fac
1,1,1-Trichloroethane	ND		1.0	0.82	ug/L			09/26/15 03:33	1
1,1,2,2-Tetrachloroethane	ND		1.0	0.21	ug/L			09/26/15 03:33	1
1,1,2-Trichloroethane	ND		1.0	0.23	ug/L			09/26/15 03:33	1
1,1,2-Trichloro-1,2,2-trifluoroethane	ND		1.0	0.31	ug/L			09/26/15 03:33	1
1,1-Dichloroethane	ND		1.0	0.38	ug/L			09/26/15 03:33	1
1,1-Dichloroethene	ND		1.0	0.29	ug/L			09/26/15 03:33	1
1,2,4-Trichlorobenzene	ND		1.0	0.41	ug/L			09/26/15 03:33	1
1,2-Dibromo-3-Chloropropane	ND		1.0	0.39	ug/L			09/26/15 03:33	1
1,2-Dichlorobenzene	ND		1.0	0.79	ug/L			09/26/15 03:33	1
1,2-Dichloroethane	ND		1.0	0.21	ug/L			09/26/15 03:33	1
1,2-Dichloropropane	ND		1.0	0.72	ug/L			09/26/15 03:33	1
1,3-Dichlorobenzene	ND		1.0	0.78	ug/L			09/26/15 03:33	1
1,4-Dichlorobenzene	ND		1.0	0.84	ug/L			09/26/15 03:33	1
2-Butanone (MEK)	ND		10	1.3	ug/L			09/26/15 03:33	1
2-Hexanone	ND		5.0	1.2	ug/L			09/26/15 03:33	1
4-Methyl-2-pentanone (MIBK)	ND		5.0	2.1	ug/L			09/26/15 03:33	1
Acetone	ND		10	3.0	ug/L			09/26/15 03:33	1
Benzene	ND		1.0	0.41	ug/L			09/26/15 03:33	1
Bromodichloromethane	ND		1.0	0.39	ug/L			09/26/15 03:33	1
Bromoform	ND		1.0	0.26	ug/L			09/26/15 03:33	1
Bromomethane	ND		1.0	0.69	ug/L			09/26/15 03:33	1
Carbon disulfide	ND		1.0	0.19	ug/L			09/26/15 03:33	1
Carbon tetrachloride	ND		1.0	0.27	ug/L			09/26/15 03:33	1
Chlorobenzene	ND		1.0	0.75	ug/L			09/26/15 03:33	1
Dibromochloromethane	ND		1.0	0.32	ug/L			09/26/15 03:33	1
Chloroethane	ND		1.0	0.32	ug/L			09/26/15 03:33	1
Chloroform	ND		1.0	0.34	ug/L			09/26/15 03:33	1
Chloromethane	ND		1.0	0.35	ug/L			09/26/15 03:33	1
cis-1,2-Dichloroethene	54		1.0	0.81	ug/L			09/26/15 03:33	1
cis-1,3-Dichloropropene	ND		1.0	0.36	ug/L			09/26/15 03:33	1
Cyclohexane	ND		1.0	0.18	ug/L			09/26/15 03:33	1
Dichlorodifluoromethane	ND		1.0	0.68	ug/L			09/26/15 03:33	1
Ethylbenzene	ND		1.0	0.74	ug/L			09/26/15 03:33	1
1,2-Dibromoethane	ND		1.0	0.73	ug/L			09/26/15 03:33	1
Isopropylbenzene	ND		1.0	0.79	ug/L			09/26/15 03:33	1
Methyl acetate	ND		2.5	1.3	ug/L			09/26/15 03:33	1
Methyl tert-butyl ether	ND		1.0	0.16	ug/L			09/26/15 03:33	1
Methylcyclohexane	ND		1.0	0.16	ug/L			09/26/15 03:33	1
Methylene Chloride	ND		1.0	0.44	ug/L			09/26/15 03:33	1

TestAmerica Buffalo

Client Sample Results

Client: O'Brien & Gere Inc of North America
Project/Site: Former Accurate Die Cast

TestAmerica Job ID: 480-87386-1

Client Sample ID: MW-22 091615

Lab Sample ID: 480-87386-14

Date Collected: 09/16/15 12:50

Matrix: Water

Date Received: 09/17/15 01:20

Method: 8260C - Volatile Organic Compounds by GC/MS (Continued)

Analyte	Result	Qualifier	RL	MDL	Unit	D	Prepared	Analyzed	Dil Fac
Styrene	ND		1.0	0.73	ug/L			09/26/15 03:33	1
Tetrachloroethene	ND		1.0	0.36	ug/L			09/26/15 03:33	1
Toluene	ND		1.0	0.51	ug/L			09/26/15 03:33	1
trans-1,2-Dichloroethene	5.2		1.0	0.90	ug/L			09/26/15 03:33	1
trans-1,3-Dichloropropene	ND		1.0	0.37	ug/L			09/26/15 03:33	1
Trichloroethene	9.5		1.0	0.46	ug/L			09/26/15 03:33	1
Trichlorofluoromethane	ND		1.0	0.88	ug/L			09/26/15 03:33	1
Vinyl chloride	1.3		1.0	0.90	ug/L			09/26/15 03:33	1
Xylenes, Total	ND		2.0	0.66	ug/L			09/26/15 03:33	1
Surrogate	%Recovery	Qualifier	Limits				Prepared	Analyzed	Dil Fac
Toluene-d8 (Surr)	92		71 - 126					09/26/15 03:33	1
1,2-Dichloroethane-d4 (Surr)	100		66 - 137					09/26/15 03:33	1
4-Bromofluorobenzene (Surr)	94		73 - 120					09/26/15 03:33	1
Dibromofluoromethane (Surr)	99		60 - 140					09/26/15 03:33	1

Client Sample ID: MW-18 091615

Lab Sample ID: 480-87386-15

Date Collected: 09/16/15 13:05

Matrix: Water

Date Received: 09/17/15 01:20

Method: 8260C - Volatile Organic Compounds by GC/MS

Analyte	Result	Qualifier	RL	MDL	Unit	D	Prepared	Analyzed	Dil Fac
1,1,1-Trichloroethane	ND		10	8.2	ug/L			09/26/15 04:01	10
1,1,2,2-Tetrachloroethane	ND		10	2.1	ug/L			09/26/15 04:01	10
1,1,2-Trichloroethane	ND		10	2.3	ug/L			09/26/15 04:01	10
1,1,2-Trichloro-1,2,2-trifluoroethane	ND		10	3.1	ug/L			09/26/15 04:01	10
1,1-Dichloroethane	ND		10	3.8	ug/L			09/26/15 04:01	10
1,1-Dichloroethene	ND		10	2.9	ug/L			09/26/15 04:01	10
1,2,4-Trichlorobenzene	ND		10	4.1	ug/L			09/26/15 04:01	10
1,2-Dibromo-3-Chloropropane	ND		10	3.9	ug/L			09/26/15 04:01	10
1,2-Dichlorobenzene	ND		10	7.9	ug/L			09/26/15 04:01	10
1,2-Dichloroethane	ND		10	2.1	ug/L			09/26/15 04:01	10
1,2-Dichloropropane	ND		10	7.2	ug/L			09/26/15 04:01	10
1,3-Dichlorobenzene	ND		10	7.8	ug/L			09/26/15 04:01	10
1,4-Dichlorobenzene	ND		10	8.4	ug/L			09/26/15 04:01	10
2-Butanone (MEK)	ND		100	13	ug/L			09/26/15 04:01	10
2-Hexanone	ND		50	12	ug/L			09/26/15 04:01	10
4-Methyl-2-pentanone (MIBK)	ND		50	21	ug/L			09/26/15 04:01	10
Acetone	ND		100	30	ug/L			09/26/15 04:01	10
Benzene	ND		10	4.1	ug/L			09/26/15 04:01	10
Bromodichloromethane	ND		10	3.9	ug/L			09/26/15 04:01	10
Bromoform	ND		10	2.6	ug/L			09/26/15 04:01	10
Bromomethane	ND		10	6.9	ug/L			09/26/15 04:01	10
Carbon disulfide	ND		10	1.9	ug/L			09/26/15 04:01	10
Carbon tetrachloride	ND		10	2.7	ug/L			09/26/15 04:01	10
Chlorobenzene	ND		10	7.5	ug/L			09/26/15 04:01	10
Dibromochloromethane	ND		10	3.2	ug/L			09/26/15 04:01	10
Chloroethane	ND		10	3.2	ug/L			09/26/15 04:01	10
Chloroform	ND		10	3.4	ug/L			09/26/15 04:01	10
Chloromethane	ND		10	3.5	ug/L			09/26/15 04:01	10

TestAmerica Buffalo

Client Sample Results

Client: O'Brien & Gere Inc of North America
Project/Site: Former Accurate Die Cast

TestAmerica Job ID: 480-87386-1

Client Sample ID: MW-18 091615

Lab Sample ID: 480-87386-15

Date Collected: 09/16/15 13:05

Matrix: Water

Date Received: 09/17/15 01:20

Method: 8260C - Volatile Organic Compounds by GC/MS (Continued)

Analyte	Result	Qualifier	RL	MDL	Unit	D	Prepared	Analyzed	Dil Fac
cis-1,2-Dichloroethene	430	F1	10	8.1	ug/L			09/26/15 04:01	10
cis-1,3-Dichloropropene	ND		10	3.6	ug/L			09/26/15 04:01	10
Cyclohexane	ND		10	1.8	ug/L			09/26/15 04:01	10
Dichlorodifluoromethane	ND		10	6.8	ug/L			09/26/15 04:01	10
Ethylbenzene	ND		10	7.4	ug/L			09/26/15 04:01	10
1,2-Dibromoethane	ND		10	7.3	ug/L			09/26/15 04:01	10
Isopropylbenzene	ND		10	7.9	ug/L			09/26/15 04:01	10
Methyl acetate	ND		25	13	ug/L			09/26/15 04:01	10
Methyl tert-butyl ether	ND		10	1.6	ug/L			09/26/15 04:01	10
Methylcyclohexane	ND		10	1.6	ug/L			09/26/15 04:01	10
Methylene Chloride	ND		10	4.4	ug/L			09/26/15 04:01	10
Styrene	ND		10	7.3	ug/L			09/26/15 04:01	10
Tetrachloroethene	ND		10	3.6	ug/L			09/26/15 04:01	10
Toluene	ND		10	5.1	ug/L			09/26/15 04:01	10
trans-1,2-Dichloroethene	ND		10	9.0	ug/L			09/26/15 04:01	10
trans-1,3-Dichloropropene	ND		10	3.7	ug/L			09/26/15 04:01	10
Trichlorofluoromethane	ND		10	8.8	ug/L			09/26/15 04:01	10
Vinyl chloride	ND		10	9.0	ug/L			09/26/15 04:01	10
Xylenes, Total	ND		20	6.6	ug/L			09/26/15 04:01	10

Surrogate	%Recovery	Qualifier	Limits	Prepared	Analyzed	Dil Fac
<i>Toluene-d8 (Surr)</i>	95		71 - 126		09/26/15 04:01	10
<i>1,2-Dichloroethane-d4 (Surr)</i>	97		66 - 137		09/26/15 04:01	10
<i>4-Bromofluorobenzene (Surr)</i>	97		73 - 120		09/26/15 04:01	10
<i>Dibromofluoromethane (Surr)</i>	97		60 - 140		09/26/15 04:01	10

Method: 8260C - Volatile Organic Compounds by GC/MS - DL

Analyte	Result	Qualifier	RL	MDL	Unit	D	Prepared	Analyzed	Dil Fac
Trichloroethene	1500	F1	25	12	ug/L			09/26/15 13:13	25

Surrogate	%Recovery	Qualifier	Limits	Prepared	Analyzed	Dil Fac
<i>Toluene-d8 (Surr)</i>	94		71 - 126		09/26/15 13:13	25
<i>1,2-Dichloroethane-d4 (Surr)</i>	95		66 - 137		09/26/15 13:13	25
<i>4-Bromofluorobenzene (Surr)</i>	99		73 - 120		09/26/15 13:13	25
<i>Dibromofluoromethane (Surr)</i>	98		60 - 140		09/26/15 13:13	25

Client Sample ID: MW-15 091615

Lab Sample ID: 480-87386-16

Date Collected: 09/16/15 13:55

Matrix: Water

Date Received: 09/17/15 01:20

Method: 8260C - Volatile Organic Compounds by GC/MS

Analyte	Result	Qualifier	RL	MDL	Unit	D	Prepared	Analyzed	Dil Fac
1,1,1-Trichloroethane	ND		1.0	0.82	ug/L			09/26/15 04:28	1
1,1,2,2-Tetrachloroethane	ND		1.0	0.21	ug/L			09/26/15 04:28	1
1,1,2-Trichloroethane	ND		1.0	0.23	ug/L			09/26/15 04:28	1
1,1,2-Trichloro-1,2,2-trifluoroethane	ND		1.0	0.31	ug/L			09/26/15 04:28	1
1,1-Dichloroethane	ND		1.0	0.38	ug/L			09/26/15 04:28	1
1,1-Dichloroethene	ND		1.0	0.29	ug/L			09/26/15 04:28	1
1,2,4-Trichlorobenzene	ND		1.0	0.41	ug/L			09/26/15 04:28	1
1,2-Dibromo-3-Chloropropane	ND		1.0	0.39	ug/L			09/26/15 04:28	1

TestAmerica Buffalo

Client Sample Results

Client: O'Brien & Gere Inc of North America
Project/Site: Former Accurate Die Cast

TestAmerica Job ID: 480-87386-1

Client Sample ID: MW-15 091615

Lab Sample ID: 480-87386-16

Date Collected: 09/16/15 13:55

Matrix: Water

Date Received: 09/17/15 01:20

Method: 8260C - Volatile Organic Compounds by GC/MS (Continued)

Analyte	Result	Qualifier	RL	MDL	Unit	D	Prepared	Analyzed	Dil Fac
1,2-Dichlorobenzene	ND		1.0	0.79	ug/L			09/26/15 04:28	1
1,2-Dichloroethane	ND		1.0	0.21	ug/L			09/26/15 04:28	1
1,2-Dichloropropane	ND		1.0	0.72	ug/L			09/26/15 04:28	1
1,3-Dichlorobenzene	ND		1.0	0.78	ug/L			09/26/15 04:28	1
1,4-Dichlorobenzene	ND		1.0	0.84	ug/L			09/26/15 04:28	1
2-Butanone (MEK)	ND		10	1.3	ug/L			09/26/15 04:28	1
2-Hexanone	ND		5.0	1.2	ug/L			09/26/15 04:28	1
4-Methyl-2-pentanone (MIBK)	ND		5.0	2.1	ug/L			09/26/15 04:28	1
Acetone	ND		10	3.0	ug/L			09/26/15 04:28	1
Benzene	ND		1.0	0.41	ug/L			09/26/15 04:28	1
Bromodichloromethane	ND		1.0	0.39	ug/L			09/26/15 04:28	1
Bromoform	ND		1.0	0.26	ug/L			09/26/15 04:28	1
Bromomethane	ND		1.0	0.69	ug/L			09/26/15 04:28	1
Carbon disulfide	ND		1.0	0.19	ug/L			09/26/15 04:28	1
Carbon tetrachloride	ND		1.0	0.27	ug/L			09/26/15 04:28	1
Chlorobenzene	ND		1.0	0.75	ug/L			09/26/15 04:28	1
Dibromochloromethane	ND		1.0	0.32	ug/L			09/26/15 04:28	1
Chloroethane	ND		1.0	0.32	ug/L			09/26/15 04:28	1
Chloroform	ND		1.0	0.34	ug/L			09/26/15 04:28	1
Chloromethane	ND		1.0	0.35	ug/L			09/26/15 04:28	1
cis-1,2-Dichloroethene	ND		1.0	0.81	ug/L			09/26/15 04:28	1
cis-1,3-Dichloropropene	ND		1.0	0.36	ug/L			09/26/15 04:28	1
Cyclohexane	ND		1.0	0.18	ug/L			09/26/15 04:28	1
Dichlorodifluoromethane	ND		1.0	0.68	ug/L			09/26/15 04:28	1
Ethylbenzene	ND		1.0	0.74	ug/L			09/26/15 04:28	1
1,2-Dibromoethane	ND		1.0	0.73	ug/L			09/26/15 04:28	1
Isopropylbenzene	ND		1.0	0.79	ug/L			09/26/15 04:28	1
Methyl acetate	ND		2.5	1.3	ug/L			09/26/15 04:28	1
Methyl tert-butyl ether	0.26	J	1.0	0.16	ug/L			09/26/15 04:28	1
Methylcyclohexane	ND		1.0	0.16	ug/L			09/26/15 04:28	1
Methylene Chloride	ND		1.0	0.44	ug/L			09/26/15 04:28	1
Styrene	ND		1.0	0.73	ug/L			09/26/15 04:28	1
Tetrachloroethene	ND		1.0	0.36	ug/L			09/26/15 04:28	1
Toluene	ND		1.0	0.51	ug/L			09/26/15 04:28	1
trans-1,2-Dichloroethene	ND		1.0	0.90	ug/L			09/26/15 04:28	1
trans-1,3-Dichloropropene	ND		1.0	0.37	ug/L			09/26/15 04:28	1
Trichloroethene	0.82	J	1.0	0.46	ug/L			09/26/15 04:28	1
Trichlorofluoromethane	ND		1.0	0.88	ug/L			09/26/15 04:28	1
Vinyl chloride	ND		1.0	0.90	ug/L			09/26/15 04:28	1
Xylenes, Total	ND		2.0	0.66	ug/L			09/26/15 04:28	1

Surrogate	%Recovery	Qualifier	Limits	Prepared	Analyzed	Dil Fac
Toluene-d8 (Surr)	93		71 - 126		09/26/15 04:28	1
1,2-Dichloroethane-d4 (Surr)	98		66 - 137		09/26/15 04:28	1
4-Bromofluorobenzene (Surr)	94		73 - 120		09/26/15 04:28	1
Dibromofluoromethane (Surr)	99		60 - 140		09/26/15 04:28	1

TestAmerica Buffalo

Client Sample Results

Client: O'Brien & Gere Inc of North America
Project/Site: Former Accurate Die Cast

TestAmerica Job ID: 480-87386-1

Client Sample ID: MW-16 091516

Lab Sample ID: 480-87386-17

Date Collected: 09/16/15 14:25

Matrix: Water

Date Received: 09/17/15 01:20

Method: 8260C - Volatile Organic Compounds by GC/MS

Analyte	Result	Qualifier	RL	MDL	Unit	D	Prepared	Analyzed	Dil Fac
1,1,1-Trichloroethane	ND		1.0	0.82	ug/L			09/26/15 04:56	1
1,1,2,2-Tetrachloroethane	ND		1.0	0.21	ug/L			09/26/15 04:56	1
1,1,2-Trichloroethane	ND		1.0	0.23	ug/L			09/26/15 04:56	1
1,1,2-Trichloro-1,2,2-trifluoroethane	ND		1.0	0.31	ug/L			09/26/15 04:56	1
1,1-Dichloroethane	ND		1.0	0.38	ug/L			09/26/15 04:56	1
1,1-Dichloroethene	ND		1.0	0.29	ug/L			09/26/15 04:56	1
1,2,4-Trichlorobenzene	ND		1.0	0.41	ug/L			09/26/15 04:56	1
1,2-Dibromo-3-Chloropropane	ND		1.0	0.39	ug/L			09/26/15 04:56	1
1,2-Dichlorobenzene	ND		1.0	0.79	ug/L			09/26/15 04:56	1
1,2-Dichloroethane	ND		1.0	0.21	ug/L			09/26/15 04:56	1
1,2-Dichloropropane	ND		1.0	0.72	ug/L			09/26/15 04:56	1
1,3-Dichlorobenzene	ND		1.0	0.78	ug/L			09/26/15 04:56	1
1,4-Dichlorobenzene	ND		1.0	0.84	ug/L			09/26/15 04:56	1
2-Butanone (MEK)	ND		10	1.3	ug/L			09/26/15 04:56	1
2-Hexanone	ND		5.0	1.2	ug/L			09/26/15 04:56	1
4-Methyl-2-pentanone (MIBK)	ND		5.0	2.1	ug/L			09/26/15 04:56	1
Acetone	ND		10	3.0	ug/L			09/26/15 04:56	1
Benzene	ND		1.0	0.41	ug/L			09/26/15 04:56	1
Bromodichloromethane	ND		1.0	0.39	ug/L			09/26/15 04:56	1
Bromoform	ND		1.0	0.26	ug/L			09/26/15 04:56	1
Bromomethane	ND		1.0	0.69	ug/L			09/26/15 04:56	1
Carbon disulfide	ND		1.0	0.19	ug/L			09/26/15 04:56	1
Carbon tetrachloride	ND		1.0	0.27	ug/L			09/26/15 04:56	1
Chlorobenzene	ND		1.0	0.75	ug/L			09/26/15 04:56	1
Dibromochloromethane	ND		1.0	0.32	ug/L			09/26/15 04:56	1
Chloroethane	ND		1.0	0.32	ug/L			09/26/15 04:56	1
Chloroform	ND		1.0	0.34	ug/L			09/26/15 04:56	1
Chloromethane	ND		1.0	0.35	ug/L			09/26/15 04:56	1
cis-1,2-Dichloroethene	ND		1.0	0.81	ug/L			09/26/15 04:56	1
cis-1,3-Dichloropropene	ND		1.0	0.36	ug/L			09/26/15 04:56	1
Cyclohexane	ND		1.0	0.18	ug/L			09/26/15 04:56	1
Dichlorodifluoromethane	ND		1.0	0.68	ug/L			09/26/15 04:56	1
Ethylbenzene	ND		1.0	0.74	ug/L			09/26/15 04:56	1
1,2-Dibromoethane	ND		1.0	0.73	ug/L			09/26/15 04:56	1
Isopropylbenzene	ND		1.0	0.79	ug/L			09/26/15 04:56	1
Methyl acetate	ND		2.5	1.3	ug/L			09/26/15 04:56	1
Methyl tert-butyl ether	ND		1.0	0.16	ug/L			09/26/15 04:56	1
Methylcyclohexane	ND		1.0	0.16	ug/L			09/26/15 04:56	1
Methylene Chloride	ND		1.0	0.44	ug/L			09/26/15 04:56	1
Styrene	ND		1.0	0.73	ug/L			09/26/15 04:56	1
Tetrachloroethene	ND		1.0	0.36	ug/L			09/26/15 04:56	1
Toluene	ND		1.0	0.51	ug/L			09/26/15 04:56	1
trans-1,2-Dichloroethene	ND		1.0	0.90	ug/L			09/26/15 04:56	1
trans-1,3-Dichloropropene	ND		1.0	0.37	ug/L			09/26/15 04:56	1
Trichloroethene	1.5		1.0	0.46	ug/L			09/26/15 04:56	1
Trichlorofluoromethane	ND		1.0	0.88	ug/L			09/26/15 04:56	1
Vinyl chloride	ND		1.0	0.90	ug/L			09/26/15 04:56	1
Xylenes, Total	ND		2.0	0.66	ug/L			09/26/15 04:56	1

TestAmerica Buffalo

Client Sample Results

Client: O'Brien & Gere Inc of North America
Project/Site: Former Accurate Die Cast

TestAmerica Job ID: 480-87386-1

Client Sample ID: MW-16 091516

Lab Sample ID: 480-87386-17

Date Collected: 09/16/15 14:25

Matrix: Water

Date Received: 09/17/15 01:20

Surrogate	%Recovery	Qualifier	Limits	Prepared	Analyzed	Dil Fac
Toluene-d8 (Surr)	93		71 - 126		09/26/15 04:56	1
1,2-Dichloroethane-d4 (Surr)	97		66 - 137		09/26/15 04:56	1
4-Bromofluorobenzene (Surr)	96		73 - 120		09/26/15 04:56	1
Dibromofluoromethane (Surr)	98		60 - 140		09/26/15 04:56	1

Client Sample ID: TRIP BLANK

Lab Sample ID: 480-87386-18

Date Collected: 09/16/15 00:00

Matrix: Water

Date Received: 09/17/15 01:20

Method: 8260C - Volatile Organic Compounds by GC/MS

Analyte	Result	Qualifier	RL	MDL	Unit	D	Prepared	Analyzed	Dil Fac
1,1,1-Trichloroethane	ND		1.0	0.82	ug/L			09/25/15 13:15	1
1,1,2,2-Tetrachloroethane	ND		1.0	0.21	ug/L			09/25/15 13:15	1
1,1,2-Trichloroethane	ND		1.0	0.23	ug/L			09/25/15 13:15	1
1,1,2-Trichloro-1,2,2-trifluoroethane	ND		1.0	0.31	ug/L			09/25/15 13:15	1
1,1-Dichloroethane	ND		1.0	0.38	ug/L			09/25/15 13:15	1
1,1-Dichloroethene	ND		1.0	0.29	ug/L			09/25/15 13:15	1
1,2,4-Trichlorobenzene	ND		1.0	0.41	ug/L			09/25/15 13:15	1
1,2-Dibromo-3-Chloropropane	ND		1.0	0.39	ug/L			09/25/15 13:15	1
1,2-Dichlorobenzene	ND		1.0	0.79	ug/L			09/25/15 13:15	1
1,2-Dichloroethane	ND		1.0	0.21	ug/L			09/25/15 13:15	1
1,2-Dichloropropane	ND		1.0	0.72	ug/L			09/25/15 13:15	1
1,3-Dichlorobenzene	ND		1.0	0.78	ug/L			09/25/15 13:15	1
1,4-Dichlorobenzene	ND		1.0	0.84	ug/L			09/25/15 13:15	1
2-Butanone (MEK)	ND		10	1.3	ug/L			09/25/15 13:15	1
2-Hexanone	ND *		5.0	1.2	ug/L			09/25/15 13:15	1
4-Methyl-2-pentanone (MIBK)	ND		5.0	2.1	ug/L			09/25/15 13:15	1
Acetone	ND		10	3.0	ug/L			09/25/15 13:15	1
Benzene	ND		1.0	0.41	ug/L			09/25/15 13:15	1
Bromodichloromethane	ND		1.0	0.39	ug/L			09/25/15 13:15	1
Bromoform	ND		1.0	0.26	ug/L			09/25/15 13:15	1
Bromomethane	ND		1.0	0.69	ug/L			09/25/15 13:15	1
Carbon disulfide	ND		1.0	0.19	ug/L			09/25/15 13:15	1
Carbon tetrachloride	ND		1.0	0.27	ug/L			09/25/15 13:15	1
Chlorobenzene	ND		1.0	0.75	ug/L			09/25/15 13:15	1
Dibromochloromethane	ND		1.0	0.32	ug/L			09/25/15 13:15	1
Chloroethane	ND		1.0	0.32	ug/L			09/25/15 13:15	1
Chloroform	ND		1.0	0.34	ug/L			09/25/15 13:15	1
Chloromethane	ND		1.0	0.35	ug/L			09/25/15 13:15	1
cis-1,2-Dichloroethene	ND		1.0	0.81	ug/L			09/25/15 13:15	1
cis-1,3-Dichloropropene	ND		1.0	0.36	ug/L			09/25/15 13:15	1
Cyclohexane	ND		1.0	0.18	ug/L			09/25/15 13:15	1
Dichlorodifluoromethane	ND		1.0	0.68	ug/L			09/25/15 13:15	1
Ethylbenzene	ND		1.0	0.74	ug/L			09/25/15 13:15	1
1,2-Dibromoethane	ND		1.0	0.73	ug/L			09/25/15 13:15	1
Isopropylbenzene	ND		1.0	0.79	ug/L			09/25/15 13:15	1
Methyl acetate	ND		2.5	1.3	ug/L			09/25/15 13:15	1
Methyl tert-butyl ether	ND		1.0	0.16	ug/L			09/25/15 13:15	1
Methylcyclohexane	ND		1.0	0.16	ug/L			09/25/15 13:15	1
Methylene Chloride	ND		1.0	0.44	ug/L			09/25/15 13:15	1

TestAmerica Buffalo

Client Sample Results

Client: O'Brien & Gere Inc of North America
Project/Site: Former Accurate Die Cast

TestAmerica Job ID: 480-87386-1

Client Sample ID: TRIP BLANK

Lab Sample ID: 480-87386-18

Date Collected: 09/16/15 00:00

Matrix: Water

Date Received: 09/17/15 01:20

Method: 8260C - Volatile Organic Compounds by GC/MS (Continued)

Analyte	Result	Qualifier	RL	MDL	Unit	D	Prepared	Analyzed	Dil Fac
Styrene	ND		1.0	0.73	ug/L			09/25/15 13:15	1
Tetrachloroethene	ND		1.0	0.36	ug/L			09/25/15 13:15	1
Toluene	ND		1.0	0.51	ug/L			09/25/15 13:15	1
trans-1,2-Dichloroethene	ND		1.0	0.90	ug/L			09/25/15 13:15	1
trans-1,3-Dichloropropene	ND		1.0	0.37	ug/L			09/25/15 13:15	1
Trichloroethene	ND		1.0	0.46	ug/L			09/25/15 13:15	1
Trichlorofluoromethane	ND		1.0	0.88	ug/L			09/25/15 13:15	1
Vinyl chloride	ND		1.0	0.90	ug/L			09/25/15 13:15	1
Xylenes, Total	ND		2.0	0.66	ug/L			09/25/15 13:15	1

Surrogate	%Recovery	Qualifier	Limits	Prepared	Analyzed	Dil Fac
Toluene-d8 (Surr)	93		71 - 126		09/25/15 13:15	1
1,2-Dichloroethane-d4 (Surr)	98		66 - 137		09/25/15 13:15	1
4-Bromofluorobenzene (Surr)	95		73 - 120		09/25/15 13:15	1
Dibromofluoromethane (Surr)	99		60 - 140		09/25/15 13:15	1

TestAmerica Buffalo

Surrogate Summary

Client: O'Brien & Gere Inc of North America
Project/Site: Former Accurate Die Cast

TestAmerica Job ID: 480-87386-1

Method: 8260C - Volatile Organic Compounds by GC/MS

Matrix: Water

Prep Type: Total/NA

Lab Sample ID	Client Sample ID	Percent Surrogate Recovery (Acceptance Limits)			
		TOL (71-126)	12DCE (66-137)	BFB (73-120)	DBFM (60-140)
480-87386-1	MW-5 091615	92	98	95	98
480-87386-2	MW-6 091615	94	97	95	99
480-87386-3	PZ-1 091615	94	96	96	100
480-87386-4	MW-11 091615	96	97	97	99
480-87386-5	MW-10 091615	96	100	98	99
480-87386-5 - DL	MW-10 091615	94	97	99	96
480-87386-6	MW-14 091615	95	97	98	99
480-87386-7	MW-13 091615	93	97	96	101
480-87386-8	MW-12 091615	93	96	94	100
480-87386-9	MW-9 091615	95	97	96	100
480-87386-10	PZ-2 091615	94	99	98	100
480-87386-11	MW-17 091615	92	98	95	99
480-87386-11 - DL	MW-17 091615	93	97	95	98
480-87386-12	MW-21 091615	93	95	97	98
480-87386-13	MW-24 091615	94	97	97	99
480-87386-14	MW-22 091615	92	100	94	99
480-87386-15	MW-18 091615	95	97	97	97
480-87386-15 - DL	MW-18 091615	94	95	99	98
480-87386-15 MS	MW-18 091615	95	99	101	98
480-87386-15 MS	MW-18 091615	95	97	100	100
480-87386-15 MSD	MW-18 091615	95	98	99	99
480-87386-15 MSD	MW-18 091615	96	95	103	101
480-87386-16	MW-15 091615	93	98	94	99
480-87386-17	MW-16 091516	93	97	96	98
480-87386-18	TRIP BLANK	93	98	95	99
LCS 480-265520/4	Lab Control Sample	95	103	100	96
LCS 480-265612/4	Lab Control Sample	95	96	100	98
LCS 480-265649/4	Lab Control Sample	95	98	99	99
MB 480-265520/6	Method Blank	93	95	95	95
MB 480-265612/6	Method Blank	98	83	93	90
MB 480-265649/6	Method Blank	94	96	99	97

Surrogate Legend

TOL = Toluene-d8 (Surr)

12DCE = 1,2-Dichloroethane-d4 (Surr)

BFB = 4-Bromofluorobenzene (Surr)

DBFM = Dibromofluoromethane (Surr)

QC Sample Results

Client: O'Brien & Gere Inc of North America
Project/Site: Former Accurate Die Cast

TestAmerica Job ID: 480-87386-1

Method: 8260C - Volatile Organic Compounds by GC/MS

Lab Sample ID: MB 480-265520/6

Matrix: Water

Analysis Batch: 265520

Client Sample ID: Method Blank

Prep Type: Total/NA

Analyte	MB Result	MB Qualifier	RL	MDL	Unit	D	Prepared	Analyzed	Dil Fac
1,1,1-Trichloroethane	ND		1.0	0.82	ug/L			09/25/15 12:11	1
1,1,2,2-Tetrachloroethane	ND		1.0	0.21	ug/L			09/25/15 12:11	1
1,1,2-Trichloroethane	ND		1.0	0.23	ug/L			09/25/15 12:11	1
1,1,2-Trichloro-1,2,2-trifluoroethane	ND		1.0	0.31	ug/L			09/25/15 12:11	1
1,1-Dichloroethane	ND		1.0	0.38	ug/L			09/25/15 12:11	1
1,1-Dichloroethene	ND		1.0	0.29	ug/L			09/25/15 12:11	1
1,2,4-Trichlorobenzene	ND		1.0	0.41	ug/L			09/25/15 12:11	1
1,2-Dibromo-3-Chloropropane	ND		1.0	0.39	ug/L			09/25/15 12:11	1
1,2-Dichlorobenzene	ND		1.0	0.79	ug/L			09/25/15 12:11	1
1,2-Dichloroethane	ND		1.0	0.21	ug/L			09/25/15 12:11	1
1,2-Dichloropropane	ND		1.0	0.72	ug/L			09/25/15 12:11	1
1,3-Dichlorobenzene	ND		1.0	0.78	ug/L			09/25/15 12:11	1
1,4-Dichlorobenzene	ND		1.0	0.84	ug/L			09/25/15 12:11	1
2-Butanone (MEK)	ND		10	1.3	ug/L			09/25/15 12:11	1
2-Hexanone	ND		5.0	1.2	ug/L			09/25/15 12:11	1
4-Methyl-2-pentanone (MIBK)	ND		5.0	2.1	ug/L			09/25/15 12:11	1
Acetone	ND		10	3.0	ug/L			09/25/15 12:11	1
Benzene	ND		1.0	0.41	ug/L			09/25/15 12:11	1
Bromodichloromethane	ND		1.0	0.39	ug/L			09/25/15 12:11	1
Bromoform	ND		1.0	0.26	ug/L			09/25/15 12:11	1
Bromomethane	ND		1.0	0.69	ug/L			09/25/15 12:11	1
Carbon disulfide	ND		1.0	0.19	ug/L			09/25/15 12:11	1
Carbon tetrachloride	ND		1.0	0.27	ug/L			09/25/15 12:11	1
Chlorobenzene	ND		1.0	0.75	ug/L			09/25/15 12:11	1
Dibromochloromethane	ND		1.0	0.32	ug/L			09/25/15 12:11	1
Chloroethane	ND		1.0	0.32	ug/L			09/25/15 12:11	1
Chloroform	ND		1.0	0.34	ug/L			09/25/15 12:11	1
Chloromethane	ND		1.0	0.35	ug/L			09/25/15 12:11	1
cis-1,2-Dichloroethene	ND		1.0	0.81	ug/L			09/25/15 12:11	1
cis-1,3-Dichloropropene	ND		1.0	0.36	ug/L			09/25/15 12:11	1
Cyclohexane	ND		1.0	0.18	ug/L			09/25/15 12:11	1
Dichlorodifluoromethane	ND		1.0	0.68	ug/L			09/25/15 12:11	1
Ethylbenzene	ND		1.0	0.74	ug/L			09/25/15 12:11	1
1,2-Dibromoethane	ND		1.0	0.73	ug/L			09/25/15 12:11	1
Isopropylbenzene	ND		1.0	0.79	ug/L			09/25/15 12:11	1
Methyl acetate	ND		2.5	1.3	ug/L			09/25/15 12:11	1
Methyl tert-butyl ether	ND		1.0	0.16	ug/L			09/25/15 12:11	1
Methylcyclohexane	ND		1.0	0.16	ug/L			09/25/15 12:11	1
Methylene Chloride	ND		1.0	0.44	ug/L			09/25/15 12:11	1
Styrene	ND		1.0	0.73	ug/L			09/25/15 12:11	1
Tetrachloroethene	ND		1.0	0.36	ug/L			09/25/15 12:11	1
Toluene	ND		1.0	0.51	ug/L			09/25/15 12:11	1
trans-1,2-Dichloroethene	ND		1.0	0.90	ug/L			09/25/15 12:11	1
trans-1,3-Dichloropropene	ND		1.0	0.37	ug/L			09/25/15 12:11	1
Trichloroethene	ND		1.0	0.46	ug/L			09/25/15 12:11	1
Trichlorofluoromethane	ND		1.0	0.88	ug/L			09/25/15 12:11	1
Vinyl chloride	ND		1.0	0.90	ug/L			09/25/15 12:11	1
Xylenes, Total	ND		2.0	0.66	ug/L			09/25/15 12:11	1

TestAmerica Buffalo

QC Sample Results

Client: O'Brien & Gere Inc of North America
Project/Site: Former Accurate Die Cast

TestAmerica Job ID: 480-87386-1

Method: 8260C - Volatile Organic Compounds by GC/MS (Continued)

Lab Sample ID: MB 480-265520/6

Matrix: Water

Analysis Batch: 265520

Client Sample ID: Method Blank

Prep Type: Total/NA

Surrogate	MB %Recovery	MB Qualifier	Limits	Prepared	Analyzed	Dil Fac
Toluene-d8 (Surr)	93		71 - 126		09/25/15 12:11	1
1,2-Dichloroethane-d4 (Surr)	95		66 - 137		09/25/15 12:11	1
4-Bromofluorobenzene (Surr)	95		73 - 120		09/25/15 12:11	1
Dibromofluoromethane (Surr)	95		60 - 140		09/25/15 12:11	1

Lab Sample ID: LCS 480-265520/4

Matrix: Water

Analysis Batch: 265520

Client Sample ID: Lab Control Sample

Prep Type: Total/NA

Analyte	Spike Added	LCS Result	LCS Qualifier	Unit	D	%Rec	%Rec. Limits
1,1-Dichloroethane	25.0	24.2		ug/L		97	71 - 129
1,1-Dichloroethene	25.0	23.4		ug/L		94	58 - 121
1,2-Dichlorobenzene	25.0	23.6		ug/L		94	80 - 124
1,2-Dichloroethane	25.0	23.4		ug/L		94	75 - 127
Benzene	25.0	23.4		ug/L		94	71 - 124
Chlorobenzene	25.0	23.5		ug/L		94	72 - 120
cis-1,2-Dichloroethene	25.0	23.7		ug/L		95	74 - 124
Ethylbenzene	25.0	22.8		ug/L		91	77 - 123
Methyl tert-butyl ether	25.0	24.3		ug/L		97	64 - 127
Tetrachloroethene	25.0	23.9		ug/L		96	74 - 122
Toluene	25.0	23.3		ug/L		93	80 - 122
trans-1,2-Dichloroethene	25.0	23.8		ug/L		95	73 - 127
Trichloroethene	25.0	23.9		ug/L		96	74 - 123

Surrogate	LCS %Recovery	LCS Qualifier	Limits
Toluene-d8 (Surr)	95		71 - 126
1,2-Dichloroethane-d4 (Surr)	103		66 - 137
4-Bromofluorobenzene (Surr)	100		73 - 120
Dibromofluoromethane (Surr)	96		60 - 140

Lab Sample ID: MB 480-265612/6

Matrix: Water

Analysis Batch: 265612

Client Sample ID: Method Blank

Prep Type: Total/NA

Analyte	MB Result	MB Qualifier	RL	MDL	Unit	D	Prepared	Analyzed	Dil Fac
1,1,1-Trichloroethane	ND		1.0	0.82	ug/L			09/26/15 01:15	1
1,1,2,2-Tetrachloroethane	ND		1.0	0.21	ug/L			09/26/15 01:15	1
1,1,2-Trichloroethane	ND		1.0	0.23	ug/L			09/26/15 01:15	1
1,1,2-Trichloro-1,2,2-trifluoroethane	ND		1.0	0.31	ug/L			09/26/15 01:15	1
1,1-Dichloroethane	ND		1.0	0.38	ug/L			09/26/15 01:15	1
1,1-Dichloroethene	ND		1.0	0.29	ug/L			09/26/15 01:15	1
1,2,4-Trichlorobenzene	ND		1.0	0.41	ug/L			09/26/15 01:15	1
1,2-Dibromo-3-Chloropropane	ND		1.0	0.39	ug/L			09/26/15 01:15	1
1,2-Dichlorobenzene	ND		1.0	0.79	ug/L			09/26/15 01:15	1
1,2-Dichloroethane	ND		1.0	0.21	ug/L			09/26/15 01:15	1
1,2-Dichloropropane	ND		1.0	0.72	ug/L			09/26/15 01:15	1
1,3-Dichlorobenzene	ND		1.0	0.78	ug/L			09/26/15 01:15	1
1,4-Dichlorobenzene	ND		1.0	0.84	ug/L			09/26/15 01:15	1

TestAmerica Buffalo

QC Sample Results

Client: O'Brien & Gere Inc of North America
Project/Site: Former Accurate Die Cast

TestAmerica Job ID: 480-87386-1

Method: 8260C - Volatile Organic Compounds by GC/MS (Continued)

Lab Sample ID: MB 480-265612/6

Matrix: Water

Analysis Batch: 265612

Client Sample ID: Method Blank

Prep Type: Total/NA

Analyte	MB Result	MB Qualifier	RL	MDL	Unit	D	Prepared	Analyzed	Dil Fac
2-Butanone (MEK)	ND		10	1.3	ug/L			09/26/15 01:15	1
2-Hexanone	ND		5.0	1.2	ug/L			09/26/15 01:15	1
4-Methyl-2-pentanone (MIBK)	ND		5.0	2.1	ug/L			09/26/15 01:15	1
Acetone	ND		10	3.0	ug/L			09/26/15 01:15	1
Benzene	ND		1.0	0.41	ug/L			09/26/15 01:15	1
Bromodichloromethane	ND		1.0	0.39	ug/L			09/26/15 01:15	1
Bromoform	ND		1.0	0.26	ug/L			09/26/15 01:15	1
Bromomethane	ND		1.0	0.69	ug/L			09/26/15 01:15	1
Carbon disulfide	ND		1.0	0.19	ug/L			09/26/15 01:15	1
Carbon tetrachloride	ND		1.0	0.27	ug/L			09/26/15 01:15	1
Chlorobenzene	ND		1.0	0.75	ug/L			09/26/15 01:15	1
Dibromochloromethane	ND		1.0	0.32	ug/L			09/26/15 01:15	1
Chloroethane	ND		1.0	0.32	ug/L			09/26/15 01:15	1
Chloroform	ND		1.0	0.34	ug/L			09/26/15 01:15	1
Chloromethane	ND		1.0	0.35	ug/L			09/26/15 01:15	1
cis-1,2-Dichloroethene	ND		1.0	0.81	ug/L			09/26/15 01:15	1
cis-1,3-Dichloropropene	ND		1.0	0.36	ug/L			09/26/15 01:15	1
Cyclohexane	ND		1.0	0.18	ug/L			09/26/15 01:15	1
Dichlorodifluoromethane	ND		1.0	0.68	ug/L			09/26/15 01:15	1
Ethylbenzene	ND		1.0	0.74	ug/L			09/26/15 01:15	1
1,2-Dibromoethane	ND		1.0	0.73	ug/L			09/26/15 01:15	1
Isopropylbenzene	ND		1.0	0.79	ug/L			09/26/15 01:15	1
Methyl acetate	ND		2.5	1.3	ug/L			09/26/15 01:15	1
Methyl tert-butyl ether	ND		1.0	0.16	ug/L			09/26/15 01:15	1
Methylcyclohexane	ND		1.0	0.16	ug/L			09/26/15 01:15	1
Methylene Chloride	ND		1.0	0.44	ug/L			09/26/15 01:15	1
Styrene	ND		1.0	0.73	ug/L			09/26/15 01:15	1
Tetrachloroethene	ND		1.0	0.36	ug/L			09/26/15 01:15	1
Toluene	ND		1.0	0.51	ug/L			09/26/15 01:15	1
trans-1,2-Dichloroethene	ND		1.0	0.90	ug/L			09/26/15 01:15	1
trans-1,3-Dichloropropene	ND		1.0	0.37	ug/L			09/26/15 01:15	1
Trichloroethene	ND		1.0	0.46	ug/L			09/26/15 01:15	1
Trichlorofluoromethane	ND		1.0	0.88	ug/L			09/26/15 01:15	1
Vinyl chloride	ND		1.0	0.90	ug/L			09/26/15 01:15	1
Xylenes, Total	ND		2.0	0.66	ug/L			09/26/15 01:15	1

Surrogate	MB %Recovery	MB Qualifier	Limits	Prepared	Analyzed	Dil Fac
Toluene-d8 (Surr)	98		71 - 126		09/26/15 01:15	1
1,2-Dichloroethane-d4 (Surr)	83		66 - 137		09/26/15 01:15	1
4-Bromofluorobenzene (Surr)	93		73 - 120		09/26/15 01:15	1
Dibromofluoromethane (Surr)	90		60 - 140		09/26/15 01:15	1

Lab Sample ID: LCS 480-265612/4

Matrix: Water

Analysis Batch: 265612

Client Sample ID: Lab Control Sample

Prep Type: Total/NA

Analyte	Spike Added	LCS Result	LCS Qualifier	Unit	D	%Rec	%Rec. Limits
1,1-Dichloroethane	25.0	22.8		ug/L		91	71 - 129

TestAmerica Buffalo

QC Sample Results

Client: O'Brien & Gere Inc of North America
Project/Site: Former Accurate Die Cast

TestAmerica Job ID: 480-87386-1

Method: 8260C - Volatile Organic Compounds by GC/MS (Continued)

Lab Sample ID: LCS 480-265612/4

Matrix: Water

Analysis Batch: 265612

Client Sample ID: Lab Control Sample

Prep Type: Total/NA

Analyte	Spike Added	LCS Result	LCS Qualifier	Unit	D	%Rec	%Rec. Limits
1,1-Dichloroethene	25.0	21.1		ug/L		84	58 - 121
1,2-Dichlorobenzene	25.0	22.8		ug/L		91	80 - 124
1,2-Dichloroethane	25.0	22.8		ug/L		91	75 - 127
Benzene	25.0	22.6		ug/L		90	71 - 124
Chlorobenzene	25.0	22.7		ug/L		91	72 - 120
cis-1,2-Dichloroethene	25.0	22.8		ug/L		91	74 - 124
Ethylbenzene	25.0	21.9		ug/L		88	77 - 123
Methyl tert-butyl ether	25.0	22.9		ug/L		92	64 - 127
Tetrachloroethene	25.0	21.7		ug/L		87	74 - 122
Toluene	25.0	22.2		ug/L		89	80 - 122
trans-1,2-Dichloroethene	25.0	22.1		ug/L		88	73 - 127
Trichloroethene	25.0	22.8		ug/L		91	74 - 123

Surrogate	LCS %Recovery	LCS Qualifier	Limits
Toluene-d8 (Surr)	95		71 - 126
1,2-Dichloroethane-d4 (Surr)	96		66 - 137
4-Bromofluorobenzene (Surr)	100		73 - 120
Dibromofluoromethane (Surr)	98		60 - 140

Lab Sample ID: 480-87386-15 MS

Matrix: Water

Analysis Batch: 265612

Client Sample ID: MW-18 091615

Prep Type: Total/NA

Analyte	Sample Result	Sample Qualifier	Spike Added	MS Result	MS Qualifier	Unit	D	%Rec	%Rec. Limits
1,1-Dichloroethane	ND		250	236		ug/L		95	71 - 129
1,1-Dichloroethene	ND		250	220		ug/L		88	58 - 121
1,2-Dichlorobenzene	ND		250	225		ug/L		90	80 - 124
1,2-Dichloroethane	ND		250	231		ug/L		92	75 - 127
Benzene	ND		250	230		ug/L		92	71 - 124
Chlorobenzene	ND		250	229		ug/L		92	72 - 120
cis-1,2-Dichloroethene	430	F1	250	584	F1	ug/L		63	74 - 124
Ethylbenzene	ND		250	217		ug/L		87	77 - 123
Methyl tert-butyl ether	ND		250	229		ug/L		92	64 - 127
Tetrachloroethene	ND		250	222		ug/L		89	74 - 122
Toluene	ND		250	223		ug/L		89	80 - 122
trans-1,2-Dichloroethene	ND		250	228		ug/L		91	73 - 127
Trichloroethene	1400	E	250	1350	E 4	ug/L		-26	74 - 123

Surrogate	MS %Recovery	MS Qualifier	Limits
Toluene-d8 (Surr)	95		71 - 126
1,2-Dichloroethane-d4 (Surr)	99		66 - 137
4-Bromofluorobenzene (Surr)	101		73 - 120
Dibromofluoromethane (Surr)	98		60 - 140

TestAmerica Buffalo

QC Sample Results

Client: O'Brien & Gere Inc of North America
Project/Site: Former Accurate Die Cast

TestAmerica Job ID: 480-87386-1

Method: 8260C - Volatile Organic Compounds by GC/MS (Continued)

Lab Sample ID: 480-87386-15 MSD

Matrix: Water

Analysis Batch: 265612

Client Sample ID: MW-18 091615

Prep Type: Total/NA

Analyte	Sample Result	Sample Qualifier	Spike Added	MSD Result	MSD Qualifier	Unit	D	%Rec	%Rec. Limits	RPD	RPD Limit
1,1-Dichloroethane	ND		250	244		ug/L		98	71 - 129	3	20
1,1-Dichloroethene	ND		250	235		ug/L		94	58 - 121	7	16
1,2-Dichlorobenzene	ND		250	229		ug/L		91	80 - 124	2	20
1,2-Dichloroethane	ND		250	231		ug/L		92	75 - 127	0	20
Benzene	ND		250	241		ug/L		96	71 - 124	4	13
Chlorobenzene	ND		250	236		ug/L		94	72 - 120	3	25
cis-1,2-Dichloroethene	430	F1	250	602	F1	ug/L		70	74 - 124	3	15
Ethylbenzene	ND		250	229		ug/L		92	77 - 123	6	15
Methyl tert-butyl ether	ND		250	235		ug/L		94	64 - 127	2	37
Tetrachloroethene	ND		250	234		ug/L		94	74 - 122	5	20
Toluene	ND		250	234		ug/L		93	80 - 122	5	15
trans-1,2-Dichloroethene	ND		250	243		ug/L		97	73 - 127	6	20
Trichloroethene	1400	E	250	1410	E 4	ug/L		-2	74 - 123	4	16
Surrogate	MSD %Recovery	MSD Qualifier	Limits								
Toluene-d8 (Surr)	95		71 - 126								
1,2-Dichloroethane-d4 (Surr)	98		66 - 137								
4-Bromofluorobenzene (Surr)	99		73 - 120								
Dibromofluoromethane (Surr)	99		60 - 140								

Lab Sample ID: MB 480-265649/6

Matrix: Water

Analysis Batch: 265649

Client Sample ID: Method Blank

Prep Type: Total/NA

Analyte	MB Result	MB Qualifier	RL	MDL	Unit	D	Prepared	Analyzed	Dil Fac
1,1,1-Trichloroethane	ND		1.0	0.82	ug/L			09/26/15 12:17	1
1,1,1,2,2-Tetrachloroethane	ND		1.0	0.21	ug/L			09/26/15 12:17	1
1,1,2-Trichloroethane	ND		1.0	0.23	ug/L			09/26/15 12:17	1
1,1,2-Trichloro-1,2,2-trifluoroethane	ND		1.0	0.31	ug/L			09/26/15 12:17	1
1,1-Dichloroethane	ND		1.0	0.38	ug/L			09/26/15 12:17	1
1,1-Dichloroethene	ND		1.0	0.29	ug/L			09/26/15 12:17	1
1,2,4-Trichlorobenzene	ND		1.0	0.41	ug/L			09/26/15 12:17	1
1,2-Dibromo-3-Chloropropane	ND		1.0	0.39	ug/L			09/26/15 12:17	1
1,2-Dichlorobenzene	ND		1.0	0.79	ug/L			09/26/15 12:17	1
1,2-Dichloroethane	ND		1.0	0.21	ug/L			09/26/15 12:17	1
1,2-Dichloropropane	ND		1.0	0.72	ug/L			09/26/15 12:17	1
1,3-Dichlorobenzene	ND		1.0	0.78	ug/L			09/26/15 12:17	1
1,4-Dichlorobenzene	ND		1.0	0.84	ug/L			09/26/15 12:17	1
2-Butanone (MEK)	ND		10	1.3	ug/L			09/26/15 12:17	1
2-Hexanone	ND		5.0	1.2	ug/L			09/26/15 12:17	1
4-Methyl-2-pentanone (MIBK)	ND		5.0	2.1	ug/L			09/26/15 12:17	1
Acetone	ND		10	3.0	ug/L			09/26/15 12:17	1
Benzene	ND		1.0	0.41	ug/L			09/26/15 12:17	1
Bromodichloromethane	ND		1.0	0.39	ug/L			09/26/15 12:17	1
Bromoform	ND		1.0	0.26	ug/L			09/26/15 12:17	1
Bromomethane	ND		1.0	0.69	ug/L			09/26/15 12:17	1
Carbon disulfide	ND		1.0	0.19	ug/L			09/26/15 12:17	1
Carbon tetrachloride	ND		1.0	0.27	ug/L			09/26/15 12:17	1

TestAmerica Buffalo

QC Sample Results

Client: O'Brien & Gere Inc of North America
Project/Site: Former Accurate Die Cast

TestAmerica Job ID: 480-87386-1

Method: 8260C - Volatile Organic Compounds by GC/MS (Continued)

Lab Sample ID: MB 480-265649/6

Matrix: Water

Analysis Batch: 265649

Client Sample ID: Method Blank

Prep Type: Total/NA

Analyte	MB Result	MB Qualifier	RL	MDL	Unit	D	Prepared	Analyzed	Dil Fac
Chlorobenzene	ND		1.0	0.75	ug/L			09/26/15 12:17	1
Dibromochloromethane	ND		1.0	0.32	ug/L			09/26/15 12:17	1
Chloroethane	ND		1.0	0.32	ug/L			09/26/15 12:17	1
Chloroform	ND		1.0	0.34	ug/L			09/26/15 12:17	1
Chloromethane	ND		1.0	0.35	ug/L			09/26/15 12:17	1
cis-1,2-Dichloroethene	ND		1.0	0.81	ug/L			09/26/15 12:17	1
cis-1,3-Dichloropropene	ND		1.0	0.36	ug/L			09/26/15 12:17	1
Cyclohexane	ND		1.0	0.18	ug/L			09/26/15 12:17	1
Dichlorodifluoromethane	ND		1.0	0.68	ug/L			09/26/15 12:17	1
Ethylbenzene	ND		1.0	0.74	ug/L			09/26/15 12:17	1
1,2-Dibromoethane	ND		1.0	0.73	ug/L			09/26/15 12:17	1
Isopropylbenzene	ND		1.0	0.79	ug/L			09/26/15 12:17	1
Methyl acetate	ND		2.5	1.3	ug/L			09/26/15 12:17	1
Methyl tert-butyl ether	ND		1.0	0.16	ug/L			09/26/15 12:17	1
Methylcyclohexane	ND		1.0	0.16	ug/L			09/26/15 12:17	1
Methylene Chloride	ND		1.0	0.44	ug/L			09/26/15 12:17	1
Styrene	ND		1.0	0.73	ug/L			09/26/15 12:17	1
Tetrachloroethene	ND		1.0	0.36	ug/L			09/26/15 12:17	1
Toluene	ND		1.0	0.51	ug/L			09/26/15 12:17	1
trans-1,2-Dichloroethene	ND		1.0	0.90	ug/L			09/26/15 12:17	1
trans-1,3-Dichloropropene	ND		1.0	0.37	ug/L			09/26/15 12:17	1
Trichloroethene	ND		1.0	0.46	ug/L			09/26/15 12:17	1
Trichlorofluoromethane	ND		1.0	0.88	ug/L			09/26/15 12:17	1
Vinyl chloride	ND		1.0	0.90	ug/L			09/26/15 12:17	1
Xylenes, Total	ND		2.0	0.66	ug/L			09/26/15 12:17	1

Surrogate	MB %Recovery	MB Qualifier	Limits	Prepared	Analyzed	Dil Fac
Toluene-d8 (Surr)	94		71 - 126		09/26/15 12:17	1
1,2-Dichloroethane-d4 (Surr)	96		66 - 137		09/26/15 12:17	1
4-Bromofluorobenzene (Surr)	99		73 - 120		09/26/15 12:17	1
Dibromofluoromethane (Surr)	97		60 - 140		09/26/15 12:17	1

Lab Sample ID: LCS 480-265649/4

Matrix: Water

Analysis Batch: 265649

Client Sample ID: Lab Control Sample

Prep Type: Total/NA

Analyte	Spike Added	LCS Result	LCS Qualifier	Unit	D	%Rec	%Rec. Limits
1,1-Dichloroethane	25.0	24.4		ug/L		98	71 - 129
1,1-Dichloroethene	25.0	23.8		ug/L		95	58 - 121
1,2-Dichlorobenzene	25.0	23.1		ug/L		93	80 - 124
1,2-Dichloroethane	25.0	23.6		ug/L		94	75 - 127
Benzene	25.0	24.0		ug/L		96	71 - 124
Chlorobenzene	25.0	23.6		ug/L		94	72 - 120
cis-1,2-Dichloroethene	25.0	23.6		ug/L		94	74 - 124
Ethylbenzene	25.0	23.0		ug/L		92	77 - 123
Methyl tert-butyl ether	25.0	24.5		ug/L		98	64 - 127
Tetrachloroethene	25.0	23.8		ug/L		95	74 - 122
Toluene	25.0	23.2		ug/L		93	80 - 122

TestAmerica Buffalo

QC Sample Results

Client: O'Brien & Gere Inc of North America
Project/Site: Former Accurate Die Cast

TestAmerica Job ID: 480-87386-1

Method: 8260C - Volatile Organic Compounds by GC/MS (Continued)

Lab Sample ID: LCS 480-265649/4

Matrix: Water

Analysis Batch: 265649

Client Sample ID: Lab Control Sample

Prep Type: Total/NA

Analyte	Spike Added	LCS Result	LCS Qualifier	Unit	D	%Rec	%Rec. Limits
trans-1,2-Dichloroethene	25.0	24.0		ug/L		96	73 - 127
Trichloroethene	25.0	24.4		ug/L		98	74 - 123

Surrogate	LCS %Recovery	LCS Qualifier	Limits
Toluene-d8 (Surr)	95		71 - 126
1,2-Dichloroethane-d4 (Surr)	98		66 - 137
4-Bromofluorobenzene (Surr)	99		73 - 120
Dibromofluoromethane (Surr)	99		60 - 140

Lab Sample ID: 480-87386-15 MS

Matrix: Water

Analysis Batch: 265649

Client Sample ID: MW-18 091615

Prep Type: Total/NA

Analyte	Sample Result	Sample Qualifier	Spike Added	MS Result	MS Qualifier	Unit	D	%Rec	%Rec. Limits
1,1-Dichloroethane	ND		625	632		ug/L		101	71 - 129
1,1-Dichloroethene	ND		625	605		ug/L		97	58 - 121
1,2-Dichlorobenzene	ND		625	582		ug/L		93	80 - 124
1,2-Dichloroethane	ND		625	602		ug/L		96	75 - 127
Benzene	ND		625	618		ug/L		99	71 - 124
Chlorobenzene	ND		625	600		ug/L		96	72 - 120
cis-1,2-Dichloroethene	460		625	974		ug/L		81	74 - 124
Ethylbenzene	ND		625	578		ug/L		92	77 - 123
Methyl tert-butyl ether	ND		625	603		ug/L		96	64 - 127
Tetrachloroethene	ND		625	595		ug/L		95	74 - 122
Toluene	ND		625	597		ug/L		96	80 - 122
trans-1,2-Dichloroethene	ND		625	610		ug/L		98	73 - 127
Trichloroethene	1500	F1	625	1730	F1	ug/L		33	74 - 123

Surrogate	MS %Recovery	MS Qualifier	Limits
Toluene-d8 (Surr)	95		71 - 126
1,2-Dichloroethane-d4 (Surr)	97		66 - 137
4-Bromofluorobenzene (Surr)	100		73 - 120
Dibromofluoromethane (Surr)	100		60 - 140

Lab Sample ID: 480-87386-15 MSD

Matrix: Water

Analysis Batch: 265649

Client Sample ID: MW-18 091615

Prep Type: Total/NA

Analyte	Sample Result	Sample Qualifier	Spike Added	MSD Result	MSD Qualifier	Unit	D	%Rec	%Rec. Limits	RPD	RPD Limit
1,1-Dichloroethane	ND		625	610		ug/L		98	71 - 129	4	20
1,1-Dichloroethene	ND		625	587		ug/L		94	58 - 121	3	16
1,2-Dichlorobenzene	ND		625	567		ug/L		91	80 - 124	3	20
1,2-Dichloroethane	ND		625	593		ug/L		95	75 - 127	2	20
Benzene	ND		625	594		ug/L		95	71 - 124	4	13
Chlorobenzene	ND		625	591		ug/L		95	72 - 120	1	25
cis-1,2-Dichloroethene	460		625	948		ug/L		77	74 - 124	3	15
Ethylbenzene	ND		625	569		ug/L		91	77 - 123	2	15
Methyl tert-butyl ether	ND		625	608		ug/L		97	64 - 127	1	37

TestAmerica Buffalo

QC Sample Results

Client: O'Brien & Gere Inc of North America
Project/Site: Former Accurate Die Cast

TestAmerica Job ID: 480-87386-1

Method: 8260C - Volatile Organic Compounds by GC/MS (Continued)

Lab Sample ID: 480-87386-15 MSD

Matrix: Water

Analysis Batch: 265649

Client Sample ID: MW-18 091615

Prep Type: Total/NA

Analyte	Sample Result	Sample Qualifier	Spike Added	MSD Result	MSD Qualifier	Unit	D	%Rec	%Rec. Limits	RPD	RPD Limit
Tetrachloroethene	ND		625	583		ug/L		93	74 - 122	2	20
Toluene	ND		625	584		ug/L		93	80 - 122	2	15
trans-1,2-Dichloroethene	ND		625	596		ug/L		95	73 - 127	2	20
Trichloroethene	1500	F1	625	1690	F1	ug/L		26	74 - 123	2	16

Surrogate	MSD %Recovery	MSD Qualifier	Limits
Toluene-d8 (Surr)	96		71 - 126
1,2-Dichloroethane-d4 (Surr)	95		66 - 137
4-Bromofluorobenzene (Surr)	103		73 - 120
Dibromofluoromethane (Surr)	101		60 - 140

QC Association Summary

Client: O'Brien & Gere Inc of North America
Project/Site: Former Accurate Die Cast

TestAmerica Job ID: 480-87386-1

GC/MS VOA

Analysis Batch: 265520

Lab Sample ID	Client Sample ID	Prep Type	Matrix	Method	Prep Batch
480-87386-1	MW-5 091615	Total/NA	Water	8260C	
480-87386-2	MW-6 091615	Total/NA	Water	8260C	
480-87386-3	PZ-1 091615	Total/NA	Water	8260C	
480-87386-4	MW-11 091615	Total/NA	Water	8260C	
480-87386-5	MW-10 091615	Total/NA	Water	8260C	
480-87386-6	MW-14 091615	Total/NA	Water	8260C	
480-87386-7	MW-13 091615	Total/NA	Water	8260C	
480-87386-8	MW-12 091615	Total/NA	Water	8260C	
480-87386-9	MW-9 091615	Total/NA	Water	8260C	
480-87386-10	PZ-2 091615	Total/NA	Water	8260C	
480-87386-11	MW-17 091615	Total/NA	Water	8260C	
480-87386-18	TRIP BLANK	Total/NA	Water	8260C	
LCS 480-265520/4	Lab Control Sample	Total/NA	Water	8260C	
MB 480-265520/6	Method Blank	Total/NA	Water	8260C	

Analysis Batch: 265612

Lab Sample ID	Client Sample ID	Prep Type	Matrix	Method	Prep Batch
480-87386-5 - DL	MW-10 091615	Total/NA	Water	8260C	
480-87386-11 - DL	MW-17 091615	Total/NA	Water	8260C	
480-87386-12	MW-21 091615	Total/NA	Water	8260C	
480-87386-13	MW-24 091615	Total/NA	Water	8260C	
480-87386-14	MW-22 091615	Total/NA	Water	8260C	
480-87386-15	MW-18 091615	Total/NA	Water	8260C	
480-87386-15 MS	MW-18 091615	Total/NA	Water	8260C	
480-87386-15 MSD	MW-18 091615	Total/NA	Water	8260C	
480-87386-16	MW-15 091615	Total/NA	Water	8260C	
480-87386-17	MW-16 091516	Total/NA	Water	8260C	
LCS 480-265612/4	Lab Control Sample	Total/NA	Water	8260C	
MB 480-265612/6	Method Blank	Total/NA	Water	8260C	

Analysis Batch: 265649

Lab Sample ID	Client Sample ID	Prep Type	Matrix	Method	Prep Batch
480-87386-15 - DL	MW-18 091615	Total/NA	Water	8260C	
480-87386-15 MS	MW-18 091615	Total/NA	Water	8260C	
480-87386-15 MSD	MW-18 091615	Total/NA	Water	8260C	
LCS 480-265649/4	Lab Control Sample	Total/NA	Water	8260C	
MB 480-265649/6	Method Blank	Total/NA	Water	8260C	

Lab Chronicle

Client: O'Brien & Gere Inc of North America
Project/Site: Former Accurate Die Cast

TestAmerica Job ID: 480-87386-1

Client Sample ID: MW-5 091615

Date Collected: 09/16/15 07:45

Date Received: 09/17/15 01:20

Lab Sample ID: 480-87386-1

Matrix: Water

Prep Type	Batch Type	Batch Method	Run	Dilution Factor	Batch Number	Prepared or Analyzed	Analyst	Lab
Total/NA	Analysis	8260C		1	265520	09/25/15 16:00	SWO	TAL BUF

Client Sample ID: MW-6 091615

Date Collected: 09/16/15 08:05

Date Received: 09/17/15 01:20

Lab Sample ID: 480-87386-2

Matrix: Water

Prep Type	Batch Type	Batch Method	Run	Dilution Factor	Batch Number	Prepared or Analyzed	Analyst	Lab
Total/NA	Analysis	8260C		1	265520	09/25/15 16:27	SWO	TAL BUF

Client Sample ID: PZ-1 091615

Date Collected: 09/16/15 08:45

Date Received: 09/17/15 01:20

Lab Sample ID: 480-87386-3

Matrix: Water

Prep Type	Batch Type	Batch Method	Run	Dilution Factor	Batch Number	Prepared or Analyzed	Analyst	Lab
Total/NA	Analysis	8260C		1	265520	09/25/15 16:55	SWO	TAL BUF

Client Sample ID: MW-11 091615

Date Collected: 09/16/15 09:15

Date Received: 09/17/15 01:20

Lab Sample ID: 480-87386-4

Matrix: Water

Prep Type	Batch Type	Batch Method	Run	Dilution Factor	Batch Number	Prepared or Analyzed	Analyst	Lab
Total/NA	Analysis	8260C		10	265520	09/25/15 17:22	SWO	TAL BUF

Client Sample ID: MW-10 091615

Date Collected: 09/16/15 09:40

Date Received: 09/17/15 01:20

Lab Sample ID: 480-87386-5

Matrix: Water

Prep Type	Batch Type	Batch Method	Run	Dilution Factor	Batch Number	Prepared or Analyzed	Analyst	Lab
Total/NA	Analysis	8260C		1	265520	09/25/15 17:50	SWO	TAL BUF
Total/NA	Analysis	8260C	DL	2	265612	09/26/15 01:43	GTG	TAL BUF

Client Sample ID: MW-14 091615

Date Collected: 09/16/15 09:50

Date Received: 09/17/15 01:20

Lab Sample ID: 480-87386-6

Matrix: Water

Prep Type	Batch Type	Batch Method	Run	Dilution Factor	Batch Number	Prepared or Analyzed	Analyst	Lab
Total/NA	Analysis	8260C		4	265520	09/25/15 18:17	SWO	TAL BUF

TestAmerica Buffalo

Lab Chronicle

Client: O'Brien & Gere Inc of North America
Project/Site: Former Accurate Die Cast

TestAmerica Job ID: 480-87386-1

Client Sample ID: MW-13 091615

Lab Sample ID: 480-87386-7

Date Collected: 09/16/15 10:15

Matrix: Water

Date Received: 09/17/15 01:20

Prep Type	Batch Type	Batch Method	Run	Dilution Factor	Batch Number	Prepared or Analyzed	Analyst	Lab
Total/NA	Analysis	8260C		4	265520	09/25/15 18:45	SWO	TAL BUF

Client Sample ID: MW-12 091615

Lab Sample ID: 480-87386-8

Date Collected: 09/16/15 10:55

Matrix: Water

Date Received: 09/17/15 01:20

Prep Type	Batch Type	Batch Method	Run	Dilution Factor	Batch Number	Prepared or Analyzed	Analyst	Lab
Total/NA	Analysis	8260C		1	265520	09/25/15 19:12	SWO	TAL BUF

Client Sample ID: MW-9 091615

Lab Sample ID: 480-87386-9

Date Collected: 09/16/15 11:20

Matrix: Water

Date Received: 09/17/15 01:20

Prep Type	Batch Type	Batch Method	Run	Dilution Factor	Batch Number	Prepared or Analyzed	Analyst	Lab
Total/NA	Analysis	8260C		1	265520	09/25/15 19:40	SWO	TAL BUF

Client Sample ID: PZ-2 091615

Lab Sample ID: 480-87386-10

Date Collected: 09/16/15 11:45

Matrix: Water

Date Received: 09/17/15 01:20

Prep Type	Batch Type	Batch Method	Run	Dilution Factor	Batch Number	Prepared or Analyzed	Analyst	Lab
Total/NA	Analysis	8260C		1	265520	09/25/15 20:07	SWO	TAL BUF

Client Sample ID: MW-17 091615

Lab Sample ID: 480-87386-11

Date Collected: 09/16/15 12:00

Matrix: Water

Date Received: 09/17/15 01:20

Prep Type	Batch Type	Batch Method	Run	Dilution Factor	Batch Number	Prepared or Analyzed	Analyst	Lab
Total/NA	Analysis	8260C		1	265520	09/25/15 20:35	SWO	TAL BUF
Total/NA	Analysis	8260C	DL	5	265612	09/26/15 02:10	GTG	TAL BUF

Client Sample ID: MW-21 091615

Lab Sample ID: 480-87386-12

Date Collected: 09/16/15 12:20

Matrix: Water

Date Received: 09/17/15 01:20

Prep Type	Batch Type	Batch Method	Run	Dilution Factor	Batch Number	Prepared or Analyzed	Analyst	Lab
Total/NA	Analysis	8260C		1	265612	09/26/15 02:38	GTG	TAL BUF

TestAmerica Buffalo

Lab Chronicle

Client: O'Brien & Gere Inc of North America
Project/Site: Former Accurate Die Cast

TestAmerica Job ID: 480-87386-1

Client Sample ID: MW-24 091615

Lab Sample ID: 480-87386-13

Date Collected: 09/16/15 12:35

Matrix: Water

Date Received: 09/17/15 01:20

Prep Type	Batch Type	Batch Method	Run	Dilution Factor	Batch Number	Prepared or Analyzed	Analyst	Lab
Total/NA	Analysis	8260C		5	265612	09/26/15 03:06	GTG	TAL BUF

Client Sample ID: MW-22 091615

Lab Sample ID: 480-87386-14

Date Collected: 09/16/15 12:50

Matrix: Water

Date Received: 09/17/15 01:20

Prep Type	Batch Type	Batch Method	Run	Dilution Factor	Batch Number	Prepared or Analyzed	Analyst	Lab
Total/NA	Analysis	8260C		1	265612	09/26/15 03:33	GTG	TAL BUF

Client Sample ID: MW-18 091615

Lab Sample ID: 480-87386-15

Date Collected: 09/16/15 13:05

Matrix: Water

Date Received: 09/17/15 01:20

Prep Type	Batch Type	Batch Method	Run	Dilution Factor	Batch Number	Prepared or Analyzed	Analyst	Lab
Total/NA	Analysis	8260C		10	265612	09/26/15 04:01	GTG	TAL BUF
Total/NA	Analysis	8260C	DL	25	265649	09/26/15 13:13	JWG	TAL BUF

Client Sample ID: MW-15 091615

Lab Sample ID: 480-87386-16

Date Collected: 09/16/15 13:55

Matrix: Water

Date Received: 09/17/15 01:20

Prep Type	Batch Type	Batch Method	Run	Dilution Factor	Batch Number	Prepared or Analyzed	Analyst	Lab
Total/NA	Analysis	8260C		1	265612	09/26/15 04:28	GTG	TAL BUF

Client Sample ID: MW-16 091516

Lab Sample ID: 480-87386-17

Date Collected: 09/16/15 14:25

Matrix: Water

Date Received: 09/17/15 01:20

Prep Type	Batch Type	Batch Method	Run	Dilution Factor	Batch Number	Prepared or Analyzed	Analyst	Lab
Total/NA	Analysis	8260C		1	265612	09/26/15 04:56	GTG	TAL BUF

Client Sample ID: TRIP BLANK

Lab Sample ID: 480-87386-18

Date Collected: 09/16/15 00:00

Matrix: Water

Date Received: 09/17/15 01:20

Prep Type	Batch Type	Batch Method	Run	Dilution Factor	Batch Number	Prepared or Analyzed	Analyst	Lab
Total/NA	Analysis	8260C		1	265520	09/25/15 13:15	SWO	TAL BUF

Laboratory References:

TAL BUF = TestAmerica Buffalo, 10 Hazelwood Drive, Amherst, NY 14228-2298, TEL (716)691-2600

TestAmerica Buffalo

Certification Summary

Client: O'Brien & Gere Inc of North America
Project/Site: Former Accurate Die Cast

TestAmerica Job ID: 480-87386-1

Laboratory: TestAmerica Buffalo

The certifications listed below are applicable to this report.

Authority	Program	EPA Region	Certification ID	Expiration Date
New York	NELAP	2	10026	03-31-16

1

2

3

4

5

6

7

8

9

10

11

12

13

14

15

Method Summary

Client: O'Brien & Gere Inc of North America
Project/Site: Former Accurate Die Cast

TestAmerica Job ID: 480-87386-1

Method	Method Description	Protocol	Laboratory
8260C	Volatile Organic Compounds by GC/MS	SW846	TAL BUF

Protocol References:

SW846 = "Test Methods For Evaluating Solid Waste, Physical/Chemical Methods", Third Edition, November 1986 And Its Updates.

Laboratory References:

TAL BUF = TestAmerica Buffalo, 10 Hazelwood Drive, Amherst, NY 14228-2298, TEL (716)691-2600

Sample Summary

Client: O'Brien & Gere Inc of North America
Project/Site: Former Accurate Die Cast

TestAmerica Job ID: 480-87386-1

Lab Sample ID	Client Sample ID	Matrix	Collected	Received
480-87386-1	MW-5 091615	Water	09/16/15 07:45	09/17/15 01:20
480-87386-2	MW-6 091615	Water	09/16/15 08:05	09/17/15 01:20
480-87386-3	PZ-1 091615	Water	09/16/15 08:45	09/17/15 01:20
480-87386-4	MW-11 091615	Water	09/16/15 09:15	09/17/15 01:20
480-87386-5	MW-10 091615	Water	09/16/15 09:40	09/17/15 01:20
480-87386-6	MW-14 091615	Water	09/16/15 09:50	09/17/15 01:20
480-87386-7	MW-13 091615	Water	09/16/15 10:15	09/17/15 01:20
480-87386-8	MW-12 091615	Water	09/16/15 10:55	09/17/15 01:20
480-87386-9	MW-9 091615	Water	09/16/15 11:20	09/17/15 01:20
480-87386-10	PZ-2 091615	Water	09/16/15 11:45	09/17/15 01:20
480-87386-11	MW-17 091615	Water	09/16/15 12:00	09/17/15 01:20
480-87386-12	MW-21 091615	Water	09/16/15 12:20	09/17/15 01:20
480-87386-13	MW-24 091615	Water	09/16/15 12:35	09/17/15 01:20
480-87386-14	MW-22 091615	Water	09/16/15 12:50	09/17/15 01:20
480-87386-15	MW-18 091615	Water	09/16/15 13:05	09/17/15 01:20
480-87386-16	MW-15 091615	Water	09/16/15 13:55	09/17/15 01:20
480-87386-17	MW-16 091516	Water	09/16/15 14:25	09/17/15 01:20
480-87386-18	TRIP BLANK	Water	09/16/15 00:00	09/17/15 01:20

Chain of Custody Record

Client Information Client Contact: Mr. Yuri Veliz Company: O'Brien & Gere Inc of North America Address: 333 West Washington St. PO BOX 4873 City: East Syracuse State, Zip: NY, 13221 Phone: 315-956-6100(Tel) 315-463-7554(Fax) Email: Yuri.Veliz@obg.com Project Name: Former Accurate Die Cast Site:		Sampler: <u>Martin Koenwecke</u> Lab Pmt: <u>Deyo, Melissa L</u> Phone: <u>315-729-1300</u> E-Mail: <u>melissa.deyo@testamericainc.com</u>		Carrier Tracking No(s): Lab No: 480-71824-10564.1 Page: Page 1 of 2 Job #:	
Due Date Requested: TAT Requested (days): PO #: 11312000EST WO #:		Analysis Requested			
Matrix (W=water, S=solid, O=oil, A=air) Sample Type (C=comp, G=grab) Sample Time Sample Date Preservation Code Field Filtered Sample (Yes or No) Retention MS/MSD (Yes or No) 8280C - TCL Volatiles		Preservation Codes: A - HCL B - NaOH C - Zn Acetate D - Nitric Acid E - NaHSO4 F - MeOH G - Amchlor H - Ascorbic Acid I - Ice J - DI Water K - EDTA L - EDA Other: M - Hexane N - None O - AsHCO2 P - Na2SO4 Q - Na2SO3 R - Na2S2O3 S - H2SO4 T - TSP Dodecahydrate U - Acetone V - MCAA W - ph 4-5 Z - other (specify)			
Sample Identification		Total Number of Containers:			
MW-5 091615 MW-6 091615 PZ-1 091615 MW-11 091615 MW-10 091615 MW-14 091615 MW-13 091615 MW-12 091615 MW-9 091615 PZ-2 091615 MW-17 091615		Special Instructions/Note: 480-87386 Chain of Custody			
Possible Hazard Identification <input type="checkbox"/> Non-Hazard <input type="checkbox"/> Flammable <input type="checkbox"/> Skin Irritant <input type="checkbox"/> Poison B <input type="checkbox"/> Unknown <input type="checkbox"/> Radiological Deliverable Requested: I, II, III, IV, Other (specify)		Sample Disposal (A fee may be assessed if samples are retained longer than 1 month) <input type="checkbox"/> Return To Client <input type="checkbox"/> Disposal By Lab <input type="checkbox"/> Archive For _____ Months			
Empty Kit Relinquished by:		Special Instructions/QC Requirements:			
Relinquished by: <u>Martin Koenwecke</u> Relinquished by: <u>Reinhold</u> Relinquished by:		Date: / Date/Time: 9-16-15 / 15:00 Date/Time: 9-16-15 / 19:00 Date/Time:			
Company: <u>OBG</u> Company: <u>Syr</u> Company:		Method of Shipment:			
Custody Seals Intact: Δ Yes Δ No		Cooler Temperature(s) °C and Other Remarks:			

Chain of Custody Record

Client Information Client Contact: Mr. Yuri Veliz Company: O'Brien & Gere Inc of North America Address: 333 West Washington St. PO BOX 4873 City: East Syracuse State Zip: NY, 13221 Phone: 315-956-6100(Tel) 315-463-7554(Fax) Email: Yuri.Veliz@obg.com Project Name: Former Accurate Die Cast Site:		Sampler: <i>MARTIN Koennecke</i> Lab PM: Devo, Melissa L Phone: 315-729-1300 E-Mail: melissa.devo@testamericainc.com		Camer Tracking No(s): COC No: 480-71824-10564.2 Page: Page 2 of 2 Job #:	
Due Date Requested: TAT Requested (days): PO #: 11312000EST WO #: 48008584 Project #: 48008584 SSOW#:		Analysis Requested Preservation Codes: A - HCL B - NaOH C - Zn Acetate D - Nitric Acid E - NaHSO4 F - MeOH G - Amchlor H - Ascorbic Acid I - Ice J - DI Water K - EDTA L - EDA M - Hexane N - None O - AsNaO2 P - Na2O4S Q - Na2SO3 R - Na2S2O3 S - H2SO4 T - TSP Dodecahydrate U - Acetone V - MCAA W - pH 4-5 Z - other (specify) Other:			
Sample Identification Sample Date Sample Time Sample Type (C=comp, G=grab) Matrix (W=water, S=solid, O=water/oil, BT=Tissue, A=Air)		Total Number of Containers Special Instructions/Note:			
MW-21 091615 MW-24 091615 MW-22 091615 MW-18 091615 MW-15 091615 MW-16 091615 QC Trap Blank		9-16-15 12:20 Water 3 9-16-15 12:35 Water 3 9-16-15 12:50 Water 3 9-16-15 13:05 Water 3 9-16-15 13:55 Water 3 9-16-15 14:25 Water 3 9-16-15 14:25 Water 1 9-16-15 15:00 Water 1 9-16-15 19:00 Water 1			
Possible Hazard Identification <input type="checkbox"/> Non-Hazard <input type="checkbox"/> Flammable <input type="checkbox"/> Skin Irritant <input type="checkbox"/> Poison B <input type="checkbox"/> Unknown <input type="checkbox"/> Radiological Deliverable Requested: I, II, III, IV, Other (specify)		Sample Disposal (A fee may be assessed if samples are retained longer than 1 month) <input type="checkbox"/> Return To Client <input type="checkbox"/> Disposal By Lab <input type="checkbox"/> Archive For _____ Months Special Instructions/QC Requirements:			
Empty Kit Relinquished by:		Method of Shipment:			
Relinquished by: <i>Martin Koennecke</i> Relinquished by: <i>Devo</i> Relinquished by: <i>Devo</i>		Relinquished by: <i>Devo</i> Relinquished by: <i>Devo</i> Relinquished by: <i>Devo</i>			
Custody Seals Intact: <input type="checkbox"/> Yes <input type="checkbox"/> No		Cooler Temperature(s) °C and Other Remarks:			

Login Sample Receipt Checklist

Client: O'Brien & Gere Inc of North America

Job Number: 480-87386-1

Login Number: 87386

List Source: TestAmerica Buffalo

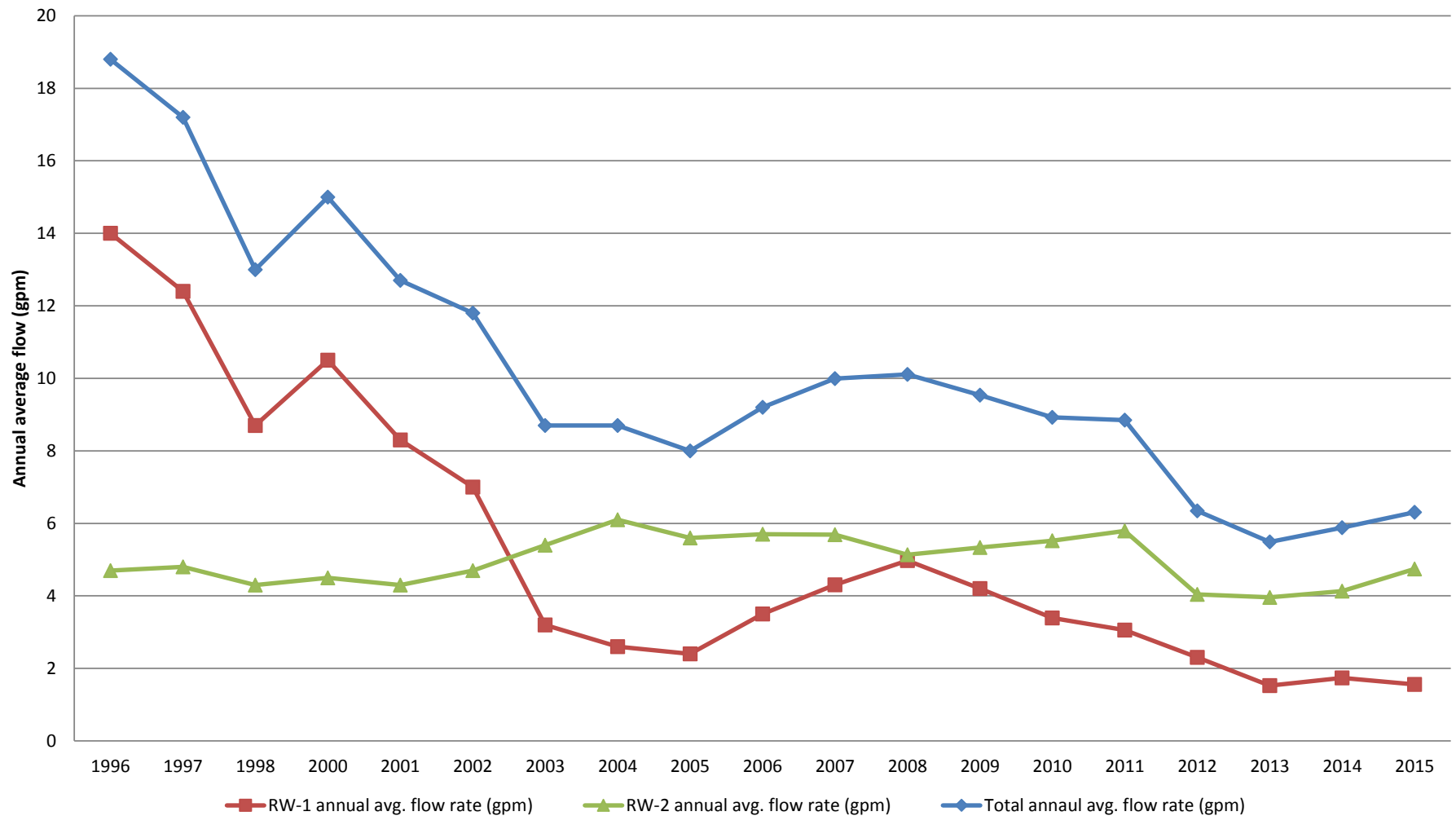
List Number: 1

Creator: Williams, Christopher S

Question	Answer	Comment
Radioactivity either was not measured or, if measured, is at or below background	True	
The cooler's custody seal, if present, is intact.	True	
The cooler or samples do not appear to have been compromised or tampered with.	True	
Samples were received on ice.	True	
Cooler Temperature is acceptable.	True	
Cooler Temperature is recorded.	True	
COC is present.	True	
COC is filled out in ink and legible.	True	
COC is filled out with all pertinent information.	True	
Is the Field Sampler's name present on COC?	True	
There are no discrepancies between the sample IDs on the containers and the COC.	True	
Samples are received within Holding Time.	True	
Sample containers have legible labels.	True	
Containers are not broken or leaking.	True	
Sample collection date/times are provided.	True	
Appropriate sample containers are used.	True	
Sample bottles are completely filled.	True	
Sample Preservation Verified	True	
There is sufficient vol. for all requested analyses, incl. any requested MS/MSDs	True	
VOA sample vials do not have headspace or bubble is <6mm (1/4") in diameter.	True	
If necessary, staff have been informed of any short hold time or quick TAT needs	True	
Multiphasic samples are not present.	True	
Samples do not require splitting or compositing.	True	
Sampling Company provided.	True	OBG
Samples received within 48 hours of sampling.	True	
Samples requiring field filtration have been filtered in the field.	N/A	
Chlorine Residual checked.	N/A	

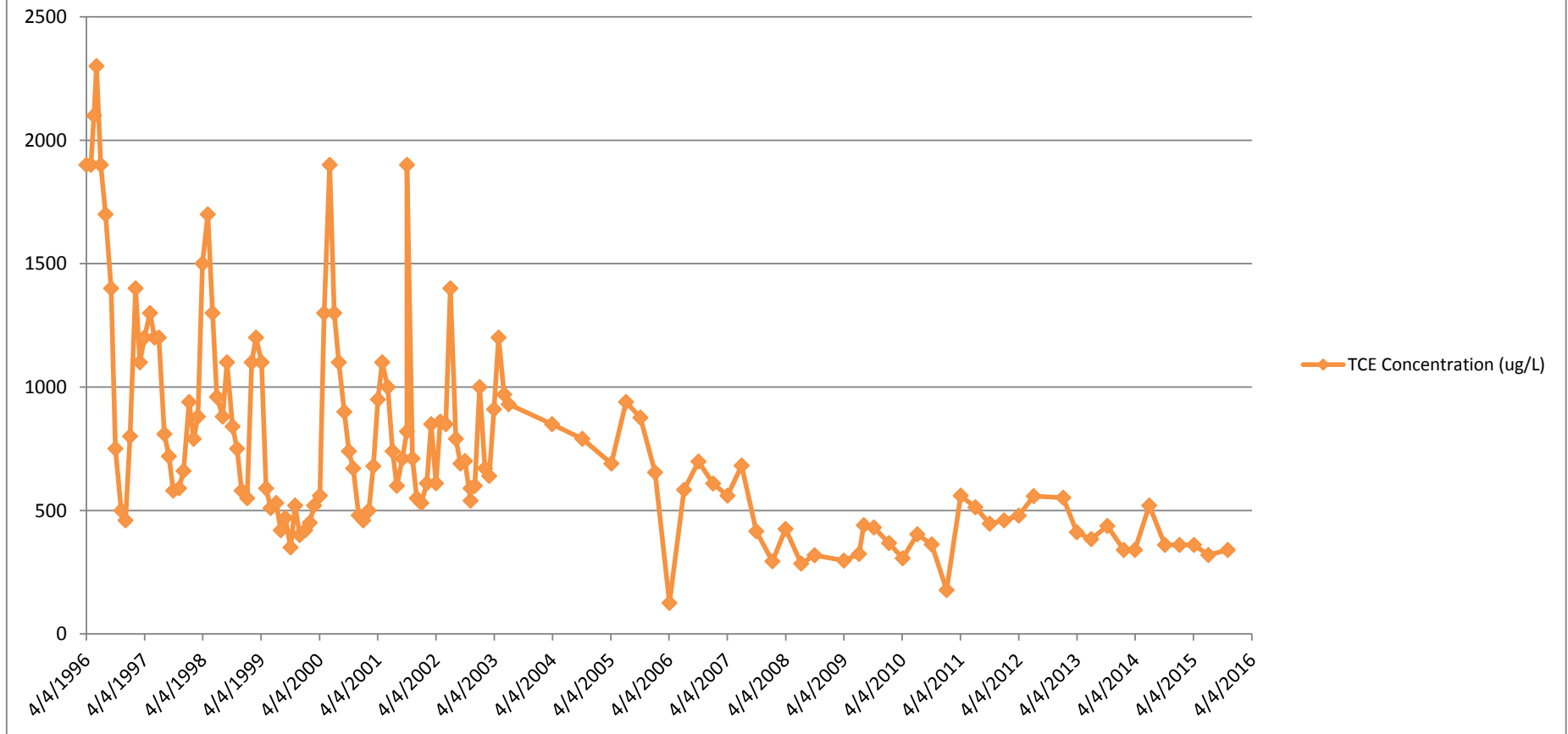
*Annual Average Flow Rate
Trends*

**Groundwater Recovery Rates
Former Accurate Die Casting Site
Fayetteville, New York**



*Groundwater Treatment
System Influent TCE
Concentration Trend Graph*

**Influent Trichloroethylene Concentration
Former Accurate Die Casting Site
Fayetteville, New York**



*February 3, 2016
Certification from Site
Owner Regarding Deed
Restrictions In Place*

547 East Genesee, LLC

110 Stage Road
Monroe, NY 10950

February 3, 2016

Mr. John C. Grathwol, P.E.
Remedial Bureau B - Div of Environmental Remediation
New York State Department of Environmental Conservation
625 Broadway
Albany, New York 12233-7016

Re: Periodic Review Report / Site # 734052


Dear Mr. Grathwol:

Let this letter serve as notification from us that, as of 5/15/14, deed restrictions were in place and in effect for the above referenced site.

Should you have any further questions, please don't hesitate to contact me.

Thank you.

Sincerely,


Tomer Slutzky, Member

TS/rmk