

NYSEG

2025 Annual Report

**Madison Avenue Former MGP Site
Elmira, New York
NYSDEC Site No. 808018**

April 2025

2025 Annual Report

**Madison Avenue Former MGP Site
Elmira, New York
NYSDEC Site No. 808018**

April 2025

Prepared By:

Arcadis of New York, Inc.
100 Chestnut Street, Suite 1020
Rochester
New York 14604
Phone: 585 385 0090
Fax: 585 546 1973

Prepared For:

NYSEG
18 Link Drive
Binghamton, New York 13904

Our Ref:

30269585

This document is intended only for the use of the individual or entity for which it was prepared and may contain information that is privileged, confidential and exempt from disclosure under applicable law. Any dissemination, distribution or copying of this document is strictly prohibited.

www.arcadis.com

<https://arcadis0365.sharepoint.com/teams/portfolio-PF-41661694/Shared Documents/Avangrid Networks/Resilience Environment/NYSEG/Elmira Madison Ave/10 Final Reports and Presentations/2025/2025.04 - Annual Rpt/Elmira 2025 - Annual Report.docx>

Contents

Acronyms and Abbreviations.....	iii
1 Introduction.....	1
1.1 Background.....	1
1.1.1 Remediation Construction.....	1
1.1.2 Post-Remediation Groundwater Treatment.....	2
1.1.3 Site Management Plan Revisions.....	2
2 Site Management Plan Compliance.....	3
2.1 Site Management Plan Requirements.....	3
2.1.1 Institutional and Engineering Controls.....	3
2.1.2 Monitoring and Sampling.....	3
2.1.3 Operation and Maintenance.....	4
2.1.4 Reporting.....	4
2.2 Site Management Plan Compliance Activities.....	4
3 Institutional and Engineering Controls.....	5
4 Monitoring and Sampling Results.....	6
4.1 Potentiometric Surfaces and Groundwater Flow.....	6
4.2 Non-Aqueous Phase Liquid Monitoring.....	6
4.3 Groundwater Quality.....	7
4.3.1 Onsite Groundwater Quality.....	7
4.3.2 Offsite Groundwater Quality.....	7
5 Operation and Maintenance.....	8
5.1 Well Inspection.....	8
5.2 Depth to Bottom Assessment.....	8
5.3 Well Maintenance.....	8
6 Disturbance Activities in Potentially Impacted Areas.....	10
7 Conclusions and Recommendations.....	11
7.1 Conclusions.....	11
7.2 Recommendations.....	11
8 Certification Statement.....	13
9 References.....	14

Tables

Table 1	Monitoring, Gauging, and Operation & Maintenance Schedule (in text)
Table 2	Gauging Data
Table 3	Groundwater Analytical Data

Figures

Figure 1	Site Location Map
Figure 2	Site Map
Figure 3	Groundwater Elevation Contours – August 26, 2024
Figure 4	Groundwater Elevation Contours – February 3, 2025
Figure 5	Total BTEX Concentrations in Groundwater
Figure 6	Total PAH COC Concentrations in Groundwater

Appendices

Appendix A	Site Inspection Form
Appendix B	Site Inspection Photographic Log
Appendix C	DNAPL Recovery Summary Table and Graph
Appendix D	Laboratory Data Packages
Appendix E	Data Usability Summary Reports
Appendix F	Well Inspection Photographic Log
Appendix G	NYSEG Certification Statement

Acronyms and Abbreviations

AW	application well
BTEX	benzene, toluene, ethylbenzene, and xylene
COC	constituent of concern
DNAPL	dense non-aqueous phase liquid
MDL	method detection limit
MGP	manufactured gas plant
MW	monitoring well
O&M	operation and maintenance
NAPL	non-aqueous phase liquid
NRW	NAPL recovery well
NYSDEC	New York State Department of Environmental Conservation
NYSEG	New York State Electric & Gas
PAH	polycyclic aromatic hydrocarbon
PMW	performance monitoring well
PRR	Periodic Review Report
site	Madison Avenue Former Manufactured Gas Plant site, City of Elmira, Chemung County, New York
SMP	Site Management Plan

1 Introduction

This Annual Report summarizes monitoring results obtained, and operation and maintenance (O&M) activities conducted, during the twelfth reporting period for the New York State Department of Environmental Conservation- (NYSDEC-) selected remedy for the Madison Avenue Former Manufactured Gas Plant (MGP) site (the site). The former MGP site is in the City of Elmira, Chemung County, New York (Figure 1). The site is approximately 6 acres in size and occupies most of the city block bounded by East Clinton Street, Madison Avenue, and East Fifth Street. A site map is provided as Figure 2.

This report covers the period from March 2024 through February 2025 (monitoring period) and includes data collected from May 2024 (quarterly site visit) through February 2025 (annual site visit).

This report also includes NYSEG's verification that site controls were in place and effective and no changes have occurred at the site during this reporting period that would impair the ability of the controls to protect public health and the environment.

Please note that previous Annual Reports were identified as Periodic Review Reports (PRRs); however, according to DER-10 / Technical Guidance for Site Investigation and Remediation (NYSDEC 2010), Section 6.3(a), the issuance of a certificate of completion is required in order for a report to be considered a PRR. The site has not been awarded a certificate of completion and, as such, this report and past reports should be considered as Annual Reports and not PRRs. Going forward, until such time that a certificate of completion has been received, these reports will be issued as Annual Reports. This title change does not affect the contents of this report or past reports.

1.1 Background

Relevant site background information is presented in the following subsections.

1.1.1 Remediation Construction

The NYSDEC-selected soil and groundwater remedies for the site are presented in the Record of Decision (NYSDEC 2008). The soil remedy was completed in January 2012; remedial components associated with the groundwater treatment and non-aqueous phase liquid (NAPL) recovery systems were subsequently installed in October 2012.

The soil remedy consisted of:

- excavation and disposal of approximately 9,800 tons of soil/fill, which exhibited visual evidence of heavy MGP-related impacts, from three areas of the site at depths up to 15 feet below ground surface;
- in-situ soil solidification of approximately 7,800 cubic yards of soil, which exhibited visual evidence of heavy MGP-related impacts, in 10 discrete areas of the site at depths up to 28 feet below ground surface; and
- excavation and removal of an oil/tar separator.

In addition, a shallow area (approximately 6,250 square feet) containing purifier waste, which was observed on the eastern portion of the site during excavation of a test pit, was removed, along with an abandoned electrical line encased in concrete and an abandoned section of railroad. Horizontal limits of the completed excavation and in-situ soil solidification areas are shown on Figure 2.

The groundwater remedy consisted of increasing the oxygen content in groundwater in the southwest corner of the site to enhance natural biodegradation of MGP-related constituents of concern (COCs) and mitigate COC

migration beyond the site boundary. The Record of Decision (NYSDEC 2008) identifies the following COCs for groundwater:

- Volatile organic compounds – benzene, toluene, ethylbenzene, and xylene (BTEX); and
- Polycyclic aromatic hydrocarbons (PAHs) – benzo(a)anthracene, benzo(a)pyrene, benzo(b) fluoranthene, benzo(k)fluoranthene, chrysene, and indeno(1,2,3-cd)pyrene.

Enhancing the population of naturally occurring indigenous bacteria targets the single-ringed, less complex, more mobile BTEX compounds rather than the multi-ringed, complex PAH compounds. However, PAHs (particularly the six identified as COCs) are also considered when evaluating the groundwater remedy.

1.1.2 Post-Remediation Groundwater Treatment

From May 2013 to August 2018, groundwater oxygen enhancement was accomplished through the application of oxygen-releasing compounds (i.e., oxygen-releasing socks) deployed in nineteen 4-inch-diameter application wells (AWs). Treatment system performance was measured using performance monitoring wells (PMWs) located hydraulically upgradient and downgradient from the AWs.

NAPL monitoring and passive removal is also a component of the site remedy. NAPL removal during the first 5-year operational period was completed at five NAPL recovery wells (NRWs) (NRW-1 through NRW-4 and NMW-0402S) and at AW-17.

1.1.3 Site Management Plan Revisions

The NYSDEC approved the following changes to the post-remediation groundwater treatment program that were recommended in the fifth Annual Report (Arcadis 2018a):

- Suspending oxygen-releasing material application (and the associated performance monitoring tasks) for a 5-year period;
- Eliminating collecting groundwater samples from four monitoring wells (MWs) (MW-2S, MW-7, MW-0402S, and MW-0403S) from the effectiveness monitoring program; and
- Eliminating quarterly gauging of three NRWs (NRW-1, NRW-3, and NRW-4).

The NYSDEC approved these recommendations in a July 26, 2018 email to NYSEG (NYSDEC 2018), and a Site Management Plan (SMP) Addendum (Arcadis 2018b) was submitted to the NYSDEC and added to the SMP (Arcadis 2014) to document the revisions. These modifications were implemented during the August 2018 (second quarter) site visit.

The NYSDEC approved the additional following change to the post-remediation groundwater treatment program recommended in the tenth Annual Report (Arcadis 2023):

- Permanently discontinue Post-Remediation Groundwater Treatment (groundwater oxygen enhancement) and associated performance monitoring tasks.

The NYSDEC approved this recommendation in the August 23, 2023 Annual Report acceptance letter (NYSDEC 2023). Subsequently, the NYSDEC requested that all NYSDEC-approved program updates be documented in a revised SMP, updated with the most recent (October 2023 at the time of the request) NYSDEC SMP template. The draft revised SMP was submitted to the NYSDEC on June 3, 2024, and is currently under NYSDEC review (Arcadis 2024b).

2 Site Management Plan Compliance

This section identifies the key SMP requirements for the site and identifies the activities completed during the reporting period to meet these requirements. Please note that these requirements are based on the June 3, 2024 draft SMP (Arcadis 2024b) that is currently under NYSDEC review.

2.1 Site Management Plan Requirements

The draft SMP (Arcadis 2024b) details the controls to be implemented at the site, as well as the site inspection, monitoring, maintenance, and reporting requirements. SMP requirements are summarized in the following sections.

2.1.1 Institutional and Engineering Controls

Institutional Controls for this site require the imposition of an Environmental Easement that will:

- limit the use and development of the property to residential, commercial, and industrial use;
- restrict the use of site groundwater as a source of potable or process water without appropriate treatment;
- require SMP (Arcadis 2024b) compliance overall and when:
 - conducting groundwater and other environmental or public health monitoring,
 - reporting data and information pertinent to site management, and
 - conducting activities will disturb the remaining MGP-impacted material;
- require an annual inspection of the Engineering Controls; and
- require periodic certification of the Institutional and Engineering Controls.

Engineering Controls at the site are as follows:

- Inspect (annually and following severe weather events) and maintain the existing site covers.
- Implement notification and procedural protocols when soil disturbance activities are conducted within areas potentially containing MGP-impacted material, as applicable.
- Execute soil disturbances within areas potentially containing MGP-impacted material in accordance with the Excavation Work Plan (Appendix E of SMP [Arcadis 2024b]) and maintain minimum health and safety protocols for contractors performing work within areas potentially containing residual MGP impacts.

2.1.2 Monitoring and Sampling

Monitoring and sampling requirements are as follows:

- Quarterly NAPL monitoring and recovery (if observed);
- Semi-annual gauging of MWs and NRWs;
- Semi-annual groundwater sampling and laboratory analysis for BTEX and PAHs; and
- Considering vapor intrusion potential if structures within areas potentially containing residual MGP impacts are developed in the future.

2.1.3 Operation and Maintenance

The site remedy does not rely on mechanical systems. Therefore, O&M requirements consist of maintaining AWs, MWs, PMWs, and NRWs, as needed, based on site inspection results.

2.1.4 Reporting

An Annual Report will be submitted to the NYSDEC that will include the following:

- Certification that Institutional and Engineering Controls are in place and operating as designed;
- Site inspection results;
- Monitoring and sampling results; and
- O&M results.

2.2 Site Management Plan Compliance Activities

A summary of the draft SMP (Arcadis 2024b) compliance activities completed during the reporting period is presented in Table 1 below.

Table 1 – Draft SMP Compliance Activities

SMP Requirement:		Engineering Controls	Monitoring and Sampling		O&M
Event	Dates Completed	Site Inspection	NAPL Gauging and Recovery	Groundwater Sampling	Well Inspections
May Monitoring (Quarterly Event)	May 22, 2024		X		
August Monitoring (Semi-Annual Event)	August 26-27, 2024	X	X	X	X
November Monitoring (Quarterly Event)	November 20, 2024		X		
February Monitoring (Annual Event)	February 3-4, 2025	X	X		

For comparison purposes and to support the conclusions and recommendations presented in Section 7, data collected during the previous monitoring events are included in tables, where appropriate. Monitoring and sampling, NAPL gauging, and O&M activities for the current monitoring period were conducted in accordance with the draft SMP (Arcadis 2024b) and are presented in this Annual Report.

3 Institutional and Engineering Controls

Arcadis completed an annual site inspection on August 26, 2024. Areas within the former MGP footprint were inspected for sparse vegetation, erosion, settling, and disturbance to the surface cover. A Site Inspection Form associated with the inspection is included as Appendix A. A photographic log documenting the site conditions at the time the annual inspection was completed is included as Appendix B. The annual site inspection indicated that the site cover is in good condition, and:

- Maintenance to the soil and gravel cover across the site was not required.
- Maintenance to the soil and gravel cover above the groundwater treatment system was not required.
- Two separate animal burrows were observed between MW-8S and MW-9S (closer to MW-8S). The burrows are located north of in-situ stabilization Area 10 (shown on Figure 6 of the draft SMP [Arcadis 2024b]). Additionally, an animal burrow was observed north of MW-6S. None of the animal burrows are in former excavation, in-situ stabilization, or interim remedial measure areas nor do they pose a site cover or well compliance/operation concern. These burrows will be monitored during future site visits, and corrective actions will be proposed if warranted.

4 Monitoring and Sampling Results

As described in the draft SMP (Arcadis 2024b), monitoring during this reporting period consisted of:

- quarterly groundwater and NAPL elevation measurements in two NRWs and one AW;
- semi-annual groundwater and NAPL elevation measurements in 17 MWs and five NRWs; and
- semi-annual groundwater sampling from six MWs for BTEX and PAH analysis.

4.1 Potentiometric Surfaces and Groundwater Flow

To document groundwater elevation and flow direction, field personnel measured the relative depth to groundwater from surveyed measuring points during the August 2024 and February 2025 monitoring events, as described in the draft SMP (Arcadis 2024b), from:

- 17 site MW locations (MW-1S, MW-1D, MW-2S, MW-2D, MW-4S, MW-6S, MW-7, MW-8S, MW-8D, MW-9S, MW-9D, MW-0304D, MW-0402S, MW-0403S, MW-0404S, MW-0404D, and MW-0405S).

Water elevations measured during this reporting period, along with previously measured elevations, are summarized in Table 2.

The potentiometric surface and groundwater flow direction during the August 2024 gauging event is presented on Figure 3, and the potentiometric surface and groundwater flow direction during the February 2025 gauging event is presented on Figure 4. As shown on these figures, the general groundwater flow direction at the site was to the south during both gauging events. When compared to potentiometric surface maps prepared for previous years, no significant changes to site-wide groundwater flow direction have occurred.

4.2 Non-Aqueous Phase Liquid Monitoring

Field personnel gauged NRW-2, NMW-0402S, and AW-17 for the potential presence of NAPL, using an oil-water interface probe, during both monitoring events. The locations of wells NRW-2, NMW-0402S, and AW-17 are shown on Figure 2. NAPL gauging data are presented in Table 2, and the cumulative NAPL recovered is summarized in Appendix C.

Key findings for NAPL monitoring during the reporting period are presented below:

- At NRW-2, dense non-aqueous phase liquid (DNAPL) was present in trace amounts, as blebs, up to approximately 1 foot coating the weighted gauging tape.
- At NMW-0402S, DNAPL was present in trace amounts, as blebs, on the weighted gauging tape.
- At AW-17, DNAPL was present in trace amounts, as blebs, up to approximately 1.2 feet coating the weighted gauging tape.
- A cumulative volume of approximately 0.63 gallons of DNAPL was removed from NRW-2, NMW-0402S, and AW-17 during the reporting period.
- The cumulative volume of DNAPL removed from NRW-2, NMW-0402S, and AW-17 since the 2013 baseline event is approximately 7.9 gallons.

Recovered DNAPL was containerized and staged in the onsite shed for disposal by NYSEG.

4.3 Groundwater Quality

During the reporting period, groundwater samples collected from six MWs (MW-4S, MW-6S, MW-8S, MW-9S, MW-0404S, and MW-0405S) were submitted to Eurofins Laboratories, located in Amherst, New York, for analysis of:

- BTEX by United States Environmental Protection Agency SW-846 Method 8260; and
- PAHs by United States Environmental Protection Agency SW-846 Method 8270.

Groundwater analytical results are summarized in Table 3. For comparison purposes, historical groundwater results collected since April 2004 are also included in the table. Additionally, total BTEX and total PAH COC concentrations in groundwater samples collected since 2004 are summarized on Figures 5 and 6, respectively.

Arcadis reviewed the August 2024 and February 2025 laboratory data packages, conducted data validation, and prepared Data Usability Summary Reports. Data review indicated that the overall laboratory performance was acceptable, and the overall data quality was within guidelines specified in the respective methods. Laboratory reports are included as Appendix D, and the Data Usability Summary Reports are included as Appendix E.

4.3.1 Onsite Groundwater Quality

BTEX and PAH COC groundwater analytical results for samples collected from four onsite MWs (MW-4S, MW-6S, MW-8S, and MW-9S) during the reporting period are summarized below.

- BTEX concentrations were less than method detection limits (MDLs).
- PAH COC concentrations were less than MDLs.

4.3.2 Offsite Groundwater Quality

BTEX and PAH COC groundwater analytical results for samples collected from two offsite MWs (MW-0404S and MW-0405S) during the reporting period are summarized below.

- BTEX concentrations were less than MDLs.
- PAH COC concentrations were less than MDLs.

5 Operation and Maintenance

O&M activities conducted during the reporting period are presented in Table 1 and included an annual inspection of the site well network. A summary of this activity is presented in the following subsections.

5.1 Well Inspection

Arcadis visually inspected site wells during the August 2024 site visit to confirm that the integrity of the protective road boxes and surrounding concrete aprons was maintained and to identify potential repairs/maintenance. Photographs documenting the condition of each well associated with the site, including protective covers, well caps, and overall well integrity, are presented in the photograph log provided as Appendix F.

Arcadis did not observe any deficiencies requiring repair.

5.2 Depth to Bottom Assessment

Depth to bottom measurements and accumulated sediment thickness (e.g., silts, sands) for each well were measured and are presented in Table 2. Depth to bottom measurements were compared to the installed depth, as reported on each well's construction log, to determine whether re-development was needed. The most recent gauging event results are summarized below.

- MWs:
 - Six of the 17 wells did not contain measurable amounts of accumulated sediments.
 - The remaining wells had less than 1 foot of accumulated sediments, except MW-0404S, which had 1.09 feet of accumulated sediments.
- AWs:
 - As described in the draft SMP (Arcadis 2024b), semi-annual AW gauging was not required during the reporting period, except for AW-17, which has historically contained measurable quantities of NAPL and is gauged quarterly.
 - AW-17 had 0.88 foot of accumulated sediments. Measurable quantities of NAPL were not observed during the reporting period.
- PMWs:
 - As described in the draft SMP, semi-annual PMW gauging was not required during the reporting period.
- NRWs:
 - Three of the five NRWs did not contain measurable amounts of accumulated sediments.
 - The remaining wells had less than 0.1 foot of accumulated sediments.

5.3 Well Maintenance

Well maintenance activities recommended in the 2024 Annual Report (Arcadis 2024a) that were completed during the reporting period included:

- re-attempting to manually remove sediment from MW-0404S using a steel bailer.

Accumulated sediments in MW-0404S during the February and August 2024 site visits were approximately 1.39 and 1.12 feet, respectively. Sediment was removed from this well during the February 2025 site visit using a steel bailer. After sediment removal, MW-0404S exhibited 1.09 feet of accumulated sediment.

Depth to bottom field measurements used in Section 5.2 are the depth to bottom after sediment removal, as applicable.

6 Disturbance Activities in Potentially Impacted Areas

NYSEG is not aware of any intrusive activities that were conducted in potentially impacted areas during the reporting period.

7 Conclusions and Recommendations

Conclusions and recommendations based on the twelfth year of treatment system monitoring and operation are presented below.

7.1 Conclusions

Conclusions based on the monitoring period are summarized below.

- Monitoring requirements were met during the reporting period.
- Groundwater flow direction continues to be to the south; the groundwater movement pattern is consistent with the previous 10 years of monitoring.
- NAPL Monitoring:
 - DNAPL volumes recovered remain small and appear to be stable to decreasing, indicating that the DNAPL volume greater than residual saturation at the site is small and adverse DNAPL movement is not occurring.
- Groundwater Quality:
 - Groundwater quality meets NYSDEC's Class GA Standards and Guidance Values (NYSDEC 1998) for the compounds analyzed.
- Well Network:
 - No well deficiencies requiring repair were observed during the site inspection.
- Accumulated sediment quantities observed within site wells were consistent with historically observed quantities, respective to each location. Accumulated sediments of approximately 1 foot persist in MW-0404S despite multiple manual sediment removal efforts. The recent historical accumulated sediment maximum in MW-0404S was 9.82 feet in August 2022, whereas historical sediment minimums were approximately 0.3 foot. Considering MW-0404S has a well screen length of 10 feet, active sediment removal efforts (air-lift pumping or jetting) are not recommended as the well has adequate exposed screen connected to water-bearing units to achieve site monitoring objectives. Accumulated sediment in MW-0404S will continue to be monitored, and sediment removal will be recommended if it is deemed necessary to meet site monitoring objectives.
- Annual Site Inspection:
 - The soil and gravel cover across the site and above the groundwater treatment system was in good condition; no repairs were required.
 - The two animal burrows located near MW-8S and one animal burrow located near MW-6S will be monitored, and corrective action will be proposed if warranted.

7.2 Recommendations

Recommendations based on O&M of the NYSDEC-selected remedy during the reporting period are:

- Monitoring:
 - Continue conducting monitoring as described in the draft SMP (Arcadis 2024b).
 - Modify the semi-annual and annual well gauging and semi-annual MW sampling frequency, as described in the draft SMP, to annual gauging and annual sampling to be completed in August.

BTEX concentrations in groundwater collected from the MWs in the groundwater sampling program have been less than laboratory detection limits since post-remediation groundwater sampling began (in April 2013).

PAH COC concentrations in groundwater collected from the MWs in the groundwater sampling program have been less than laboratory detection limits since post-remediation groundwater sampling began, except for the following most recent detections:

- MW-4S: benzo(b)fluoranthene in February 2015;
- MW-8S: benzo(a)anthracene in February 2020;
- MW-0404S: benzo(b)fluoranthene in February 2015; and
- MW-0405S: benzo(b)fluoranthene in February 2015.

Sufficient post-remediation BTEX and PAH groundwater concentration data indicating groundwater compliance with NYSDEC's Class GA (NYSDEC 1998) groundwater quality standards/guidance values exist for the site. The frequency of semi-annual groundwater monitoring is not necessary to continue to monitor BTEX and PAH concentrations in groundwater.

- NAPL Monitoring:
 - Continue gauging NRW-2, NMW-0402S, and AW-17 for the presence of NAPL and, if present, recover to the extent practicable.
 - Modify the NAPL monitoring frequency from quarterly to semi-annually. Historical observed quantities of DNAPL and/or accumulated sediments in NRW-2, NMW-0402S, and AW-17 have not exceeded each wells' respective sump depth. AW-15 has a 5-foot-long well sump, and NRW-02 and NMW-0402S both have 2-foot-long well sumps. Reducing the NAPL monitoring frequency to semi-annually will be an adequate frequency to remove accumulated DNAPL in each well without the risk of DNAPL overflowing each well's sump.
- O&M:
 - Continue conducting O&M as described in the draft SMP.
 - Following the NYSDEC's approval to permanently discontinue Post-Remediation Groundwater Treatment and associated performance monitoring tasks, Arcadis recommends decommissioning AW-1 through AW-16, AW-18, AW-19, and PMW-1 through PMW-6, in accordance with CP-43: Groundwater Monitoring Well Decommissioning Policy (NYSDEC 2009), by grouting in place.
- Continue preparing annual monitoring reports as described in the draft SMP.

8 Certification Statement

A statement from NYSEG confirming that site controls were in place and effective and, based on information provided and site conditions to the extent that they could be observed, no changes occurred during the reporting period that would impair the ability of the controls to protect public health and the environment is included as Appendix G.

9 References

Arcadis. 2014. Site Management Plan. Prepared for NYSEG, Madison Avenue Former MGP Site, Chemung County, Elmira, New York. March.

Arcadis. 2018a. Periodic Review Report, Q17 through Q20. Madison Avenue Former MGP Site, Elmira, New York. April.

Arcadis. 2018b. Site Management Plan Addendum. Madison Avenue Former MGP Site, Elmira, New York, NYSDEC Site Number: 808018. August 13.

Arcadis. 2023. 2023 Periodic Review Report. Madison Avenue Former MGP Site, Elmira, New York, NYSDEC Site No. 808018. April.

Arcadis. 2024a. 2024 Annual Report. Madison Avenue Former MGP Site, Elmira, New York. April.

Arcadis. 2024b. Site Management Plan (Revision 1, Draft). Madison Avenue Former MGP Site, Elmira, New York, NYSDEC Site Number: 808018. June.

NYSDEC. 1998. Division of Water Technical and Operational Guidance Series (1.1.1) Ambient Water Quality Standards and Guidance Values and Groundwater Effluent Limitations. October 22, 1993, reissued June 1998.

NYSDEC. 2008. Record of Decision. Madison Ave Former Manufactured Gas Plant (MGP) Site, City of Elmira, Chemung County, New York. Site Number 8-08-018. March.

NYSDEC. 2009. CP43: Groundwater Monitoring Well Decommissioning Policy. November 3.

NYSDEC. 2010. Division of Environmental Remediation DER-10 / Technical Guidance for Site Investigation and Remediation. May 3.

NYSDEC. 2018. Email from D. MacNeal (NYSDEC) approving recommendations included in the Annual Periodic Review Report, Q17 through Q20. July 26.

NYSDEC. 2023. Letter from O. Wolfe (NYSDEC) to J. Ruspantini (NYSEG). re: 2022-2023 Periodic Review Report, NYSEG – Madison Ave. MGP, Site #808018. August 23.

Tables

Table 2
Gauging Data
Annual Report
New York State Electric & Gas
Madison Avenue Former MGP Site
Elmira, New York



Well ID	Measuring Point Elevation	Actual Depth to Bottom (feet TOC)	Date	Depth to Water (feet TOC)	Groundwater Elevation	Depth to Product (feet TOC)	Depth to Bottom (feet TOC)	Accumulated Thickness of Sediments (feet)
MW-1S	852.88	13.78	04/01/13	8.44	844.44	--	13.75	0.03
			05/28/13	8.55	844.33	--	13.75	0.03
			08/26/13	8.63	844.25	--	13.71	0.07
			11/18/13	8.60	844.28	--	13.69	0.09
			02/03/14	8.50	844.38	--	13.75	0.03
			08/04/14	8.35	844.53	--	13.74	0.04
			02/23/15	8.81	844.07	--	13.70	0.08
			08/24/15	8.37	844.51	--	13.71	0.07
			02/08/16	8.41	844.47	--	13.70	0.08
			08/22/16	8.55	844.33	--	13.72	0.06
			02/20/17	7.88	845.00	--	13.72	0.06
			08/21/17	8.56	844.32	--	13.71	0.07
			02/12/18	8.40	844.48	--	13.72	0.06
			08/13/18	8.01	844.87	--	13.75	0.03
			02/19/19	8.12	844.76	--	13.79	0.00
			08/12/19	8.24	844.64	--	13.75	0.03
			02/18/20	7.84	845.04	--	13.74	0.04
			08/26/20	8.89	843.99	--	13.74	0.04
			02/16/21	8.43	844.45	--	13.73	0.05
			08/09/21	8.21	844.67	--	13.75	0.03
			02/17/22	8.25	844.63	--	13.75	0.03
			08/01/22	8.83	844.05	--	13.69	0.09
02/13/23	8.23	844.65	--	13.70	0.08			
08/21/23	7.92	844.96	--	13.75	0.03			
02/07/24	8.00	844.88	--	13.75	0.03			
08/26/24	8.49	844.39	--	13.82	0.00			
02/03/25	8.90	843.98	--	13.75	0.03			
MW-1D	852.98	61.44	04/01/13	10.54	842.44	--	60.77	0.67
			05/28/13	10.75	842.23	--	60.76	0.68
			08/26/13	10.83	842.15	--	60.72	0.72
			11/18/13	10.87	842.11	--	60.67	0.77
			02/03/14	10.70	842.28	--	60.91	0.53
			08/04/14	11.01	841.97	--	60.92	0.52
			02/23/15	11.13	841.85	--	60.81	0.63
			08/24/15	10.85	842.13	--	60.85	0.59
			02/08/16	10.48	842.50	--	60.84	0.60
			08/22/16	10.96	842.02	--	60.89	0.55
			02/20/17	9.90	843.08	--	60.93	0.51
			08/21/17	11.71	841.27	--	60.90	0.54
			02/12/18	10.59	842.39	--	60.85	0.59
			08/13/18	10.17	842.81	--	60.89	0.55
			02/19/19	10.11	842.87	--	60.95	0.49
			08/12/19	11.41	841.57	--	60.90	0.54
			02/18/20	9.99	842.99	--	60.88	0.56
			08/26/20	11.32	841.66	--	60.89	0.55
			02/16/21	10.61	842.37	--	60.90	0.54
			08/09/21	10.69	842.29	--	60.91	0.53
			02/17/22	10.48	842.50	--	60.88	0.56
			08/01/22	11.96	841.02	--	60.87	0.57
02/13/23	10.32	842.66	--	60.79	0.65			
08/21/23	10.43	842.55	--	60.88	0.56			
02/07/24	9.75	843.23	--	60.93	0.51			
08/26/24	10.83	842.15	--	60.95	0.49			
02/03/25	12.21	840.77	--	60.95	0.49			
MW-2S	854.06	18.50	04/01/13	10.02	844.03	--	16.54	3.68
			05/28/13	10.06	843.99	--	16.20	4.02
			08/26/13	10.03	844.02	--	16.60	3.62
			11/18/13	10.03	844.02	--	17.00	3.22
			02/04/14	10.27	843.78	--	18.50	1.72
			08/04/14	9.79	844.26	--	18.56	1.66
02/23/15	11.03	843.02	--	18.64	1.58			

See notes on last page.

Table 2
Gauging Data
Annual Report
New York State Electric & Gas
Madison Avenue Former MGP Site
Elmira, New York



Well ID	Measuring Point Elevation	Actual Depth to Bottom (feet TOC)	Date	Depth to Water (feet TOC)	Groundwater Elevation	Depth to Product (feet TOC)	Depth to Bottom (feet TOC)	Accumulated Thickness of Sediments (feet)
MW-2S (cont.)	854.06	18.50	08/24/15	9.82	844.23	--	18.49	1.73
			02/08/16	10.03	844.02	--	18.48	1.74
			08/22/16	10.14	843.91	--	18.45	1.77
			02/20/17	8.35	845.70	--	18.50	1.72
			08/21/17	10.23	843.82	--	18.50	1.72
			02/12/18	9.55	844.50	--	18.49	1.73
			08/13/18	9.13	844.92	--	18.49	1.73
			02/19/19	9.71	844.34	--	18.58	1.64
			08/12/19	9.72	844.34	--	18.50	0.00
			02/18/20	9.37	844.69	--	18.48	0.02
			08/26/20	10.38	843.68	--	18.52	0.00
			02/17/21	10.18	843.88	--	18.50	0.00
			08/09/21	9.67	844.39	--	18.52	0.00
			02/17/22	9.92	844.14	--	18.51	0.00
			08/01/22	8.23	845.83	--	18.45	0.05
			02/13/23	9.85	844.21	--	18.45	0.05
			08/21/23	9.24	844.82	--	18.51	0.00
			02/07/24	9.53	844.53	--	18.53	0.00
08/26/24	9.95	844.11	--	18.58	0.00			
02/03/25	10.37	843.69	--	18.50	0.00			
MW-2D	855.66	68.19	04/01/13	14.87	840.79	--	64.51	3.68
			05/28/13	15.16	840.50	--	64.54	3.65
			08/26/13	15.35	840.31	--	64.53	3.66
			11/18/13	15.43	840.23	--	64.44	3.75
			02/03/14	15.09	840.57	--	64.64	3.55
			08/04/14	15.43	840.23	--	67.25	0.94
			02/23/15	15.73	839.93	--	67.17	1.02
			08/24/15	15.32	840.34	--	67.18	1.01
			02/08/16	14.73	840.93	--	67.21	0.98
			08/22/16	15.58	840.08	--	67.21	0.98
			02/20/17	13.89	841.77	--	67.61	0.58
			08/21/17	16.42	839.24	--	67.20	0.99
			02/12/18	15.00	840.66	--	67.18	1.01
			08/13/18	14.17	841.49	--	67.21	0.98
			02/19/19	14.12	841.54	--	67.29	0.90
			08/12/19	15.92	839.74	--	67.22	0.97
			02/18/20	14.00	841.66	--	67.18	1.01
			08/26/20	15.99	839.67	--	67.21	0.98
			02/16/21	15.00	840.66	--	67.20	0.99
			08/09/21	14.90	840.76	--	67.23	0.96
			02/17/22	14.78	840.88	--	67.32	0.87
			08/01/22	16.88	838.78	--	67.17	1.02
			02/13/23	14.58	841.08	--	67.18	1.01
08/21/23	14.45	841.21	--	67.21	0.98			
02/07/24	13.53	842.13	--	67.29	0.90			
08/26/24	15.11	840.55	--	67.29	0.90			
02/03/25	16.09	839.57	--	67.21	0.98			
MW-4S	851.47	16.67	04/01/13	7.65	843.69	--	15.65	1.15
			05/28/13	7.80	843.54	--	15.56	1.24
			08/26/13	7.78	843.56	--	15.55	1.25
			11/18/13	7.98	843.36	--	15.30	1.50
			02/03/14	8.09	843.25	--	16.10	0.70
			08/04/14	7.64	843.70	--	15.96	0.75
			02/23/15	9.73	841.74	--	15.88	0.79
			08/24/15	6.97	844.50	--	15.91	0.76
			02/08/16	7.22	844.25	--	15.87	0.80
			08/22/16	7.72	843.75	--	15.90	0.77
			02/20/17	6.61	844.86	--	15.88	0.79
			08/21/17	7.78	843.69	--	15.58	1.09
			02/12/18	6.90	844.57	--	15.90	0.77
			08/13/18	5.70	845.77	--	15.90	0.77

See notes on last page.

Table 2
Gauging Data
Annual Report
New York State Electric & Gas
Madison Avenue Former MGP Site
Elmira, New York



Well ID	Measuring Point Elevation	Actual Depth to Bottom (feet TOC)	Date	Depth to Water (feet TOC)	Groundwater Elevation	Depth to Product (feet TOC)	Depth to Bottom (feet TOC)	Accumulated Thickness of Sediments (feet)
MW-4S (cont.)	851.47	16.67	02/19/19	6.77	844.70	--	15.97	0.70
			08/12/19	6.39	845.08	--	15.91	0.76
			02/18/20	5.94	845.53	--	15.83	0.84
			08/26/20	8.10	843.37	--	15.83	0.84
			02/16/21	7.21	844.26	--	15.88	0.79
			08/09/21	6.38	845.09	--	15.90	0.77
			02/17/22	6.03	845.44	--	15.75	0.92
			08/01/22	7.88	843.59	--	15.73	0.94
			02/13/23	6.65	844.82	--	15.74	0.93
			08/21/23	6.02	845.45	--	15.82	0.85
			02/07/24	6.17	845.30	--	15.83	0.84
			08/26/24	6.83	844.64	--	15.75	0.92
			02/03/25	8.95	842.52	--	15.97	0.70
			MW-6S	852.54	24.84	04/01/13	5.41	847.13
05/28/13	5.70	846.84				--	20.90	3.94
08/26/13	5.39	847.15				--	20.85	3.99
11/18/13	5.68	846.86				--	20.72	4.12
02/03/14	4.66	847.88				--	24.80	0.04
08/04/14	5.75	846.79				--	24.80	0.04
02/23/15	6.71	845.83				--	24.69	0.15
08/24/15	5.43	847.11				--	24.80	0.04
02/08/16	5.41	847.13				--	24.77	0.07
08/22/16	8.56	843.98				--	24.79	0.05
02/20/17	5.28	847.26				--	24.79	0.05
08/21/17	8.10	844.44				--	24.99	0.00
02/12/18	6.05	846.49				--	24.75	0.09
08/13/18	5.06	847.48				--	24.80	0.04
02/19/19	5.29	847.25				--	24.86	0.00
08/12/19	5.40	847.14				--	24.79	0.05
02/18/20	5.15	847.39				--	24.79	0.05
08/26/20	8.76	843.78				--	24.73	0.11
02/16/21	5.92	846.62				--	24.79	0.05
08/09/21	5.14	847.40				--	24.81	0.03
02/17/22	5.80	846.74	--	24.73	0.11			
08/01/22	8.53	844.01	--	24.58	0.26			
02/13/23	5.34	847.20	--	24.62	0.22			
08/21/23	5.03	847.51	--	24.59	0.25			
02/07/24	5.19	847.35	--	24.74	0.10			
08/26/24	5.40	847.14	--	24.68	0.16			
02/03/25	8.16	844.38	--	24.77	0.07			
MW-7	854.14	39.56	04/01/13	10.62	843.52	--	32.80	6.76
			05/28/13	10.71	843.43	--	32.76	6.80
			08/26/13	10.68	843.46	--	33.00	6.56
			11/18/13	10.69	843.45	--	33.07	6.49
			02/03/14	10.68	843.46	--	39.33	0.23
			08/04/14	10.51	843.63	--	39.17	0.39
			02/23/15	10.82	843.32	--	39.18	0.38
			08/24/15	10.62	843.52	--	39.22	0.34
			02/08/16	10.56	843.58	--	38.53	1.03
			08/22/16	10.69	843.45	--	39.04	0.52
			02/20/17	10.31	843.83	--	39.31	0.25
			08/21/17	10.50	843.64	--	38.55	1.01
			02/12/18	10.58	843.56	--	38.19	1.37
			08/13/18	10.28	843.86	--	38.28	1.28
			02/19/19	10.49	843.65	--	39.48	0.08
			08/12/19	10.49	843.65	--	39.40	0.16
			02/18/20	10.27	843.87	--	39.37	0.19
			08/26/20	10.80	843.34	--	39.32	0.24
02/16/21	10.60	843.54	--	39.36	0.20			
08/09/21	10.42	843.72	--	39.40	0.16			
02/17/22	10.48	843.66	--	39.32	0.24			

See notes on last page.

Table 2
Gauging Data
Annual Report
New York State Electric & Gas
Madison Avenue Former MGP Site
Elmira, New York



Well ID	Measuring Point Elevation	Actual Depth to Bottom (feet TOC)	Date	Depth to Water (feet TOC)	Groundwater Elevation	Depth to Product (feet TOC)	Depth to Bottom (feet TOC)	Accumulated Thickness of Sediments (feet)
MW-7 (cont.)	854.14	39.56	08/01/22	10.73	843.41	--	39.21	0.35
			02/13/23	10.45	843.69	--	39.22	0.34
			08/21/23	10.32	843.82	--	39.30	0.26
			02/07/24	10.31	843.83	--	39.25	0.31
			08/26/24	10.61	843.53	--	39.40	0.16
			02/03/25	12.56	841.58	--	39.36	0.20
MW-8S	850.38	14.70	04/01/13	6.76	843.62	--	6.93	7.77
			05/28/13	6.89	843.49	--	6.94	7.76
			08/26/13	6.79	843.59	--	6.98	7.72
			11/18/13	6.85	843.53	--	7.02	7.68
			02/03/14	6.84	843.54	--	14.01	0.69
			08/04/14	6.68	843.70	--	14.02	0.68
			02/23/15	7.09	843.29	--	13.98	0.72
			08/24/15	6.80	843.58	--	14.00	0.70
			02/08/16	6.75	843.63	--	13.98	0.72
			08/22/16	6.85	843.53	--	14.00	0.70
			02/20/17	6.41	843.97	--	13.99	0.71
			08/21/17	6.80	843.58	--	14.00	0.70
			02/12/18	6.70	843.68	--	14.00	0.70
			08/13/18	6.01	844.37	--	14.01	0.69
			02/19/19	6.57	843.81	--	14.06	0.64
			08/12/19	6.67	843.71	--	14.01	0.69
			02/18/20	6.46	843.92	--	14.00	0.70
			08/26/20	6.95	843.43	--	14.02	0.68
			02/16/21	6.71	843.67	--	14.00	0.70
			08/09/21	6.52	843.86	--	14.02	0.68
			02/17/22	6.67	843.71	--	13.99	0.71
			08/01/22	6.94	843.44	--	13.97	0.73
			02/13/23	6.52	843.86	--	13.95	0.75
			08/21/23	6.41	843.97	--	14.02	0.68
02/07/24	6.43	843.95	--	14.02	0.68			
08/26/24	6.73	843.65	--	14.08	0.62			
02/03/25	7.77	842.61	--	14.00	0.70			
MW-8D	850.08	69.58	04/01/13	10.17	839.91	--	69.28	0.30
			05/28/13	10.57	839.51	--	69.24	0.34
			08/26/13	10.56	839.52	--	69.30	0.28
			11/18/13	10.73	839.35	--	70.43	0.00
			02/03/14	10.42	839.66	--	69.36	0.22
			08/04/14	10.68	839.40	--	69.44	0.14
			02/23/15	11.19	838.89	--	70.30	0.00
			08/24/15	10.61	839.47	--	69.30	0.28
			02/08/16	9.74	840.34	--	69.29	0.29
			08/22/16	11.23	838.85	--	69.31	0.27
			02/20/17	9.79	840.29	--	69.38	0.20
			08/21/17	10.78	839.30	--	69.41	0.17
			02/12/18	10.54	839.54	--	69.25	0.33
			08/13/18	9.46	840.62	--	69.34	0.24
			02/19/19	9.81	840.27	--	69.35	0.23
			08/12/19	10.38	839.70	--	69.40	0.18
			02/18/20	9.67	840.41	--	69.28	0.30
			08/26/20	11.16	838.92	--	69.30	0.28
			02/16/21	10.23	839.85	--	69.40	0.18
			08/09/21	9.91	840.17	--	69.36	0.22
			02/17/22	10.31	839.77	--	69.59	0.00
			08/01/22	20.28	829.80	--	69.28	0.30
			02/13/23	9.91	840.17	--	69.25	0.33
			08/21/23	10.07	840.01	--	69.40	0.18
02/07/24	9.20	840.88	--	69.39	0.19			
08/26/24	10.39	839.69	--	69.45	0.13			
02/03/25	11.56	838.52	--	69.28	0.30			

See notes on last page.

Table 2
Gauging Data
Annual Report
New York State Electric & Gas
Madison Avenue Former MGP Site
Elmira, New York



Well ID	Measuring Point Elevation	Actual Depth to Bottom (feet TOC)	Date	Depth to Water (feet TOC)	Groundwater Elevation	Depth to Product (feet TOC)	Depth to Bottom (feet TOC)	Accumulated Thickness of Sediments (feet)
MW-9S	849.03	14.47	04/01/13	5.67	843.01	--	14.43	0.39
			05/28/13	5.91	842.77	--	14.41	0.41
			08/26/13	6.09	842.59	--	14.50	0.32
			11/18/13	6.32	842.36	--	14.47	0.35
			02/03/14	5.93	842.75	--	14.55	0.27
			08/04/14	5.03	843.65	--	14.40	0.42
			02/23/15	6.89	842.14	--	12.25	2.22
			08/24/15	5.16	843.87	--	14.27	0.20
			02/08/16	5.44	843.59	--	14.95	0.00
			08/22/16	5.86	843.17	--	14.98	0.00
			02/20/17	4.38	844.65	--	14.97	0.00
			08/21/17	6.18	842.85	--	14.97	0.00
			02/12/18	5.42	843.61	--	14.98	0.00
			08/13/18	--	--	--	14.96	0.00
			02/19/19	4.93	844.10	--	15.01	0.00
			08/12/19	5.14	843.89	--	14.99	0.00
			02/18/20	4.62	844.41	--	14.95	0.00
			08/26/20	6.55	842.48	--	14.97	0.00
			02/16/21	5.86	843.17	--	14.94	0.00
			08/09/21	5.22	843.81	--	14.99	0.00
			02/17/22	5.61	843.42	--	14.96	0.00
			08/01/22	6.68	842.35	--	14.91	0.00
			02/13/23	5.45	843.58	--	14.92	0.00
			08/21/23	4.63	844.40	--	14.98	0.00
			02/07/24	4.83	844.20	--	14.99	0.00
08/26/24	5.68	843.35	--	15.03	0.00			
02/03/25	7.37	841.66	--	14.98	0.00			
MW-9D	849.06	71.44	04/01/13	8.05	840.67	--	67.96	3.82
			05/28/13	8.36	840.36	--	67.90	3.88
			08/26/13	8.39	840.33	--	67.93	3.85
			11/18/13	8.51	840.21	--	67.89	3.89
			02/03/14	8.20	840.52	--	67.95	3.83
			08/04/14	8.14	840.58	--	72.65	0.00
			02/23/15	8.85	840.21	--	72.58	0.00
			08/24/15	8.21	840.85	--	72.60	0.00
			02/08/16	8.01	841.05	--	72.50	0.00
			08/22/16	8.62	840.44	--	72.61	0.00
			02/20/17	7.19	841.87	--	72.64	0.00
			08/21/17	8.62	840.44	--	72.61	0.00
			02/12/18	8.62	840.44	--	72.58	0.00
			08/13/18	--	--	--	72.61	0.00
			02/19/19	7.38	841.68	--	72.65	0.00
			08/12/19	8.06	841.00	--	72.59	0.00
			02/18/20	7.24	841.82	--	72.60	0.00
			08/26/20	8.80	840.26	--	72.55	0.00
			02/16/21	8.20	840.86	--	72.62	0.00
			08/09/21	7.65	841.41	--	72.64	0.00
			02/17/22	8.08	840.98	--	72.60	0.00
			08/01/22	9.17	839.89	--	73.21	0.00
			02/13/23	7.85	841.21	--	72.55	0.00
			08/21/23	7.48	841.58	--	72.58	0.00
			02/07/24	6.94	842.12	--	72.62	0.00
08/26/24	8.18	840.88	--	72.67	0.00			
02/03/25	9.44	839.62	--	72.60	0.00			
MW-0304D	851.18	59.64	04/01/13	9.78	841.40	--	59.60	0.04
			05/28/13	9.89	841.29	--	59.55	0.09
			08/26/13	9.57	841.61	--	59.60	0.04
			11/18/13	9.78	841.40	--	59.58	0.06
			02/03/14	9.78	841.40	--	59.65	0.00
			08/04/14	10.00	841.18	--	59.58	0.06
02/23/15	10.35	840.83	--	59.56	0.08			

See notes on last page.

Table 2
Gauging Data
Annual Report
New York State Electric & Gas
Madison Avenue Former MGP Site
Elmira, New York



Well ID	Measuring Point Elevation	Actual Depth to Bottom (feet TOC)	Date	Depth to Water (feet TOC)	Groundwater Elevation	Depth to Product (feet TOC)	Depth to Bottom (feet TOC)	Accumulated Thickness of Sediments (feet)
MW-0304D (cont.)	851.18	59.64	08/24/15	9.95	841.23	--	59.55	0.09
			02/08/16	9.51	841.67	--	59.50	0.14
			08/22/16	10.48	840.70	--	59.59	0.05
			02/20/17	8.81	842.37	--	59.50	0.14
			08/21/17	10.89	840.29	--	59.32	0.32
			02/12/18	9.70	841.48	--	59.42	0.22
			08/13/18	9.05	842.13	--	59.54	0.10
			02/19/19	8.90	842.28	--	59.62	0.02
			08/12/19	10.51	840.67	--	59.50	0.14
			02/18/20	8.89	842.29	--	59.41	0.23
			08/26/20	10.44	840.74	--	59.36	0.28
			02/16/21	9.71	841.47	--	59.57	0.07
			08/09/21	9.59	841.59	--	59.58	0.06
			02/17/22	9.48	841.70	--	59.37	0.27
			08/01/22	11.53	839.65	--	59.38	0.26
			02/13/23	9.33	841.85	--	59.36	0.28
			08/21/23	9.23	841.95	--	59.40	0.24
			02/07/24	8.58	842.60	--	59.45	0.19
08/26/24	10.02	841.16	--	59.48	0.16			
02/03/25	11.03	840.15	--	59.36	0.28			
MW-0402S	850.09	22.38	04/01/13	7.78	842.31	--	22.48	0.00
			05/28/13	7.89	842.20	--	22.49	0.00
			08/26/13	7.97	842.12	--	22.50	0.00
			11/18/13	8.15	841.94	--	22.49	0.00
			02/03/14	7.94	842.15	--	22.54	0.00
			08/04/14	7.39	842.70	--	22.55	0.00
			02/23/15	8.36	841.73	--	22.48	0.00
			08/24/15	7.65	842.44	--	22.51	0.00
			02/08/16	7.77	842.32	--	22.50	0.00
			08/22/16	7.93	842.16	--	22.52	0.00
			02/20/17	7.30	842.79	--	22.51	0.00
			08/21/17	7.95	842.14	--	22.50	0.00
			02/12/18	7.89	842.20	--	22.52	0.00
			08/13/18	6.69	843.40	--	22.52	0.00
			02/19/19	7.55	842.54	--	22.62	0.00
			08/12/19	7.51	842.58	--	22.53	0.00
			02/18/20	7.12	842.97	--	22.51	0.00
			08/26/20	8.15	841.94	--	22.54	0.00
			02/16/21	7.72	842.37	--	22.52	0.00
			08/09/21	7.33	842.76	--	22.53	0.00
			02/17/22	7.83	842.26	--	22.52	0.00
			08/01/22	8.25	841.84	--	22.48	0.00
			02/13/23	7.62	842.47	--	22.48	0.00
08/21/23	7.19	842.90	--	22.48	0.00			
02/07/24	7.23	842.86	--	22.55	0.00			
08/26/24	7.75	842.34	--	22.63	0.00			
02/03/25	9.34	840.75	--	22.52	0.00			
MW-0403S	849.66	39.32	04/01/13	9.45	840.21	--	39.40	0.00
			05/28/13	9.75	839.91	--	39.36	0.00
			08/26/13	9.81	839.85	--	39.32	0.00
			11/18/13	9.97	839.69	--	39.34	0.00
			02/03/14	9.54	840.12	--	39.38	0.00
			08/04/14	9.49	840.17	--	39.39	0.00
			02/23/15	10.05	839.61	--	39.30	0.02
			08/24/15	9.62	840.04	--	39.33	0.00
			02/08/16	9.48	840.18	--	39.34	0.00
			08/22/16	9.83	839.83	--	39.35	0.00
			02/20/17	8.25	841.41	--	39.31	0.01
			08/21/17	9.92	839.74	--	39.33	0.00
			02/12/18	9.41	840.25	--	39.30	0.02
08/13/18	8.64	841.02	--	39.34	0.00			

See notes on last page.

Table 2
Gauging Data
Annual Report
New York State Electric & Gas
Madison Avenue Former MGP Site
Elmira, New York



Well ID	Measuring Point Elevation	Actual Depth to Bottom (feet TOC)	Date	Depth to Water (feet TOC)	Groundwater Elevation	Depth to Product (feet TOC)	Depth to Bottom (feet TOC)	Accumulated Thickness of Sediments (feet)
MW-0403S (cont.)	849.66	39.32	02/19/19	8.84	840.82	--	39.41	0.00
			08/12/19	9.46	840.20	--	39.35	0.00
			02/18/20	8.83	840.83	--	39.31	0.01
			08/26/20	10.08	839.58	--	39.35	0.00
			02/16/21	9.61	840.05	--	39.30	0.02
			08/09/21	9.20	840.46	--	39.38	0.00
			02/17/22	9.66	840.00	--	39.37	0.00
			08/01/22	10.32	839.34	--	39.31	0.01
			02/13/23	9.38	840.28	--	39.29	0.03
			08/21/23	8.98	840.68	--	39.33	0.00
			02/07/24	8.67	840.99	--	39.35	0.00
			08/26/24	9.56	840.10	--	39.40	0.00
			02/03/25	10.87	838.79	--	39.32	0.00
			MW-0404S	849.99	28.57	04/01/13	9.71	840.28
05/28/13	10.02	839.97				--	27.89	0.68
08/26/13	10.06	839.93				--	27.81	0.76
11/18/13	10.19	839.80				--	27.85	0.72
02/03/14	9.80	840.19				--	28.25	0.32
08/04/14	9.71	840.28				--	28.20	0.37
02/23/15	10.39	839.60				--	28.20	0.37
08/24/15	9.82	840.17				--	28.22	0.35
02/08/16	9.70	840.29				--	28.20	0.37
08/22/16	10.13	839.86				--	28.22	0.35
02/20/17	8.98	841.01				--	28.25	0.32
08/21/17	10.19	839.80				--	28.18	0.39
02/12/18	9.71	840.28				--	28.20	0.37
08/13/18	8.84	841.15				--	28.20	0.37
02/19/19	9.07	840.92				--	28.29	0.28
08/12/19	9.66	840.33				--	28.24	0.33
02/18/20	9.04	840.95				--	28.20	0.37
08/26/20	10.35	839.64				--	28.19	0.38
02/16/21	9.86	840.13				--	28.21	0.36
08/09/21	9.42	840.57				--	28.23	0.34
02/17/22	9.91	840.08				--	28.22	0.35
08/01/22	10.68	839.31	--	18.75	9.82			
02/13/23	9.65	840.34	--	21.03	7.54			
08/21/23	9.14	840.85	--	21.00	7.57			
02/07/24	8.85	841.14	--	27.18	1.39			
08/26/24	9.78	840.21	--	27.45	1.12			
02/03/25	11.16	838.83	--	27.48	1.09			
MW-0404D	849.55	59.77	04/01/13	9.45	840.10	--	59.43	0.34
			05/28/13	9.89	839.66	--	59.45	0.32
			08/26/13	9.94	839.61	--	59.38	0.39
			11/18/13	10.22	839.33	--	60.21	0.00
			02/03/14	9.73	839.82	--	59.40	0.37
			08/04/14	9.67	839.88	--	59.40	0.37
			02/23/15	10.50	839.05	--	59.33	0.44
			08/24/15	9.74	839.81	--	59.40	0.37
			02/08/16	9.35	840.20	--	59.20	0.57
			08/22/16	10.26	839.29	--	59.30	0.47
			02/20/17	8.35	841.20	--	59.21	0.56
			08/21/17	10.28	839.27	--	59.88	0.00
			02/12/18	9.71	839.84	--	59.25	0.52
			08/13/18	8.23	841.32	--	59.35	0.42
			02/19/19	8.64	840.91	--	59.39	0.38
			08/12/19	9.60	839.95	--	59.36	0.41
			02/18/20	8.43	841.12	--	59.28	0.49
			08/26/20	10.98	838.57	--	59.24	0.53
			02/16/21	9.66	839.89	--	59.40	0.37
08/09/21	8.90	840.65	--	59.39	0.38			
02/17/22	9.38	840.17	--	59.25	0.52			

See notes on last page.

Table 2
Gauging Data
Annual Report
New York State Electric & Gas
Madison Avenue Former MGP Site
Elmira, New York



Well ID	Measuring Point Elevation	Actual Depth to Bottom (feet TOC)	Date	Depth to Water (feet TOC)	Groundwater Elevation	Depth to Product (feet TOC)	Depth to Bottom (feet TOC)	Accumulated Thickness of Sediments (feet)
MW-0404D (cont.)	849.55	59.77	08/01/22	10.70	838.85	--	59.35	0.42
			02/13/23	9.20	840.35	--	59.16	0.61
			08/21/23	8.69	840.86	--	59.23	0.54
			02/07/24	8.00	841.55	--	59.32	0.45
			08/26/24	9.37	840.18	--	59.40	0.37
			02/03/25	10.64	838.91	--	59.72	0.05
MW-0405S	850.59	35.27	04/01/13	10.33	840.26	--	35.43	0.00
			05/28/13	10.81	839.78	--	35.44	0.00
			08/26/13	10.83	839.76	--	35.38	0.00
			11/18/13	11.16	839.43	--	35.41	0.00
			02/03/14	10.66	839.93	--	35.50	0.00
			08/04/14	10.61	839.98	--	35.42	0.00
			02/23/15	11.54	839.05	--	35.39	0.00
			08/24/15	10.43	840.16	--	35.44	0.00
			02/08/16	10.25	840.34	--	35.41	0.00
			08/22/16	11.20	839.39	--	35.44	0.00
			02/20/17	9.03	841.56	--	35.48	0.00
			08/21/17	11.12	839.47	--	35.37	0.00
			02/12/18	10.52	840.07	--	35.42	0.00
			08/13/18	8.88	841.71	--	35.45	0.00
			02/19/19	9.38	841.21	--	35.52	0.00
			08/12/19	10.29	840.30	--	35.45	0.00
			02/18/20	8.98	841.61	--	35.43	0.00
			08/26/20	11.39	839.20	--	35.41	0.00
			02/16/21	10.45	840.14	--	35.43	0.00
			08/09/21	9.49	841.10	--	35.46	0.00
			02/17/22	10.12	840.47	--	35.28	0.00
			08/01/22	11.88	838.71	--	34.97	0.30
			02/13/23	9.87	840.72	--	34.94	0.33
08/21/23	9.00	841.59	--	34.97	0.30			
02/07/24	8.51	842.08	--	34.89	0.38			
08/26/24	10.02	840.57	--	34.93	0.34			
02/03/25	11.56	839.03	--	35.55	0.00			
AW-1	850.94	19.78	04/01/13	7.04	843.90	--	20.00	0.00
			05/28/13	7.05	843.89	--	19.99	0.00
			08/26/13	7.00	843.94	--	19.92	0.00
			11/18/13	7.17	843.77	--	19.91	0.00
			02/03/14	7.21	843.73	--	19.94	0.00
			08/04/14	6.74	844.20	--	19.91	0.00
			02/23/15	7.42	843.52	--	19.83	0.00
			08/24/15	6.79	844.15	--	19.59	0.19
			02/08/16	6.85	844.09	--	19.68	0.10
			08/22/16	7.00	843.94	--	19.69	0.09
			02/20/17	6.16	844.78	--	19.55	0.23
			08/21/17	7.04	843.90	--	19.89	0.00
			02/12/18	6.80	844.14	--	19.55	0.23
AW-2	851.23	20.04	04/01/13	7.51	843.44	--	20.17	0.15
			05/28/13	7.25	843.70	--	20.19	0.13
			08/26/13	7.61	843.34	--	20.18	0.14
			11/18/13	7.76	843.19	--	20.15	0.17
			02/03/14	7.75	843.20	--	20.13	0.19
			08/04/14	6.91	844.04	--	20.09	0.23
			02/23/15	8.43	842.80	--	20.10	0.00
			08/24/15	6.91	844.32	--	19.96	0.08
			02/08/16	7.29	843.94	--	20.06	0.00
			08/22/16	7.35	843.88	--	20.08	0.00
			02/20/17	6.19	845.04	--	19.65	0.39
			08/21/17	7.03	844.20	--	20.12	0.00
			02/12/18	6.85	844.38	--	19.50	0.00

See notes on last page.

Table 2
Gauging Data
Annual Report
New York State Electric & Gas
Madison Avenue Former MGP Site
Elmira, New York



Well ID	Measuring Point Elevation	Actual Depth to Bottom (feet TOC)	Date	Depth to Water (feet TOC)	Groundwater Elevation	Depth to Product (feet TOC)	Depth to Bottom (feet TOC)	Accumulated Thickness of Sediments (feet)
AW-3	850.38	19.10	04/01/13	6.83	843.55	--	19.59	0.00
			05/28/13	6.84	843.54	--	19.60	0.00
			08/26/13	7.02	843.36	--	19.55	0.00
			11/18/13	6.98	843.40	--	19.81	0.00
			02/03/14	6.94	843.44	--	19.59	0.00
			08/04/14	6.31	844.07	--	19.53	0.00
			02/23/15	7.47	842.91	--	19.50	0.00
			08/24/15	6.27	844.11	--	19.33	0.00
			02/08/16	6.63	843.75	--	19.08	0.02
			08/22/16	6.68	843.70	--	18.62	0.48
			02/20/17	5.64	844.74	--	18.63	0.47
			08/21/17	--	--	--	--	--
			02/12/18	6.58	843.80	--	18.58	0.52
			AW-4	850.62	19.77	04/01/13	6.30	844.08
05/28/13	6.22	844.16				--	19.83	0.00
08/26/13	6.91	843.71				--	19.96	0.00
11/18/13	7.74	842.88				--	19.97	0.00
02/03/14	7.50	843.12				--	19.98	0.00
08/04/14	5.49	845.13				--	19.75	0.02
02/23/15	8.47	842.15				--	19.73	0.04
08/24/15	5.91	844.71				--	19.78	0.00
02/08/16	6.57	844.05				--	19.56	0.21
08/22/16	5.93	844.69				--	19.65	0.12
02/20/17	5.49	845.13				--	19.45	0.32
08/21/17	7.20	843.42				--	19.42	0.35
02/12/18	6.09	844.53				--	19.58	0.19
AW-5	850.38	19.80				04/01/13	7.16	843.22
			05/28/13	7.24	843.14	--	19.73	0.07
			08/26/13	7.30	843.08	--	19.73	0.07
			11/18/13	7.71	842.67	--	19.70	0.10
			02/03/14	7.26	843.12	--	19.75	0.05
			08/04/14	6.81	843.57	--	19.75	0.05
			02/23/15	8.42	841.96	--	19.64	0.16
			08/24/15	6.83	843.55	--	19.71	0.09
			02/08/16	6.84	843.54	--	19.62	0.18
			08/22/16	7.37	843.01	--	19.21	0.59
			02/20/17	5.61	844.77	--	19.10	0.70
			08/21/17	7.22	843.16	--	19.33	0.47
			02/12/18	6.98	843.40	--	19.06	0.74
			AW-6	849.85	19.28	04/01/13	7.72	842.13
05/28/13	7.87	841.98				--	19.10	0.18
08/26/13	7.87	841.98				--	19.03	0.25
11/18/13	8.24	841.61				--	18.98	0.30
02/03/14	7.77	842.08				--	19.02	0.26
08/04/14	7.45	842.40				--	19.02	0.26
02/23/15	8.64	841.21				--	18.79	0.49
08/24/15	7.38	842.47				--	18.99	0.29
02/08/16	7.11	842.74				--	18.72	0.56
08/22/16	7.91	841.94				--	18.57	0.71
02/20/17	6.15	843.70				--	18.43	0.85
08/21/17	7.82	842.03				--	18.72	0.56
02/12/18	7.04	842.81				--	18.55	0.73
AW-7	849.72	18.74				04/01/13	8.49	841.23
			05/28/13	8.72	841.00	--	18.85	0.00
			08/26/13	8.72	841.00	--	18.82	0.00
			11/18/13	9.00	840.72	--	18.80	0.00
			02/03/14	8.59	841.13	--	18.85	0.00
			08/04/14	8.43	841.29	--	18.82	0.00
			02/23/15	9.32	840.40	--	18.75	0.00
			08/24/15	8.46	841.26	--	18.81	0.00
02/08/16	8.10	841.62	--	18.38	0.36			

See notes on last page.

Table 2
Gauging Data
Annual Report
New York State Electric & Gas
Madison Avenue Former MGP Site
Elmira, New York



Well ID	Measuring Point Elevation	Actual Depth to Bottom (feet TOC)	Date	Depth to Water (feet TOC)	Groundwater Elevation	Depth to Product (feet TOC)	Depth to Bottom (feet TOC)	Accumulated Thickness of Sediments (feet)
AW-7 (cont.)	849.72	18.74	08/22/16	9.02	840.70	--	18.41	0.33
			02/20/17	7.15	842.57	--	18.44	0.30
			08/21/17	8.73	840.99	--	18.40	0.34
			02/12/18	8.19	841.53	--	18.35	0.39
AW-8	849.78	19.32	04/01/13	8.86	840.92	--	19.35	0.00
			05/28/13	9.07	840.71	--	19.34	0.00
			08/26/13	9.13	840.65	--	19.31	0.01
			11/18/13	9.35	840.43	--	19.25	0.07
			02/03/14	8.90	840.88	--	19.22	0.10
			08/04/14	8.71	841.07	--	19.20	0.12
			02/23/15	9.55	840.23	--	18.85	0.47
			08/24/15	8.76	841.02	--	18.85	0.47
			02/08/16	8.41	841.37	--	18.88	0.44
			08/22/16	9.30	840.48	--	18.98	0.34
			02/20/17	7.45	842.33	--	18.84	0.48
			08/21/17	9.08	840.70	--	18.89	0.43
			02/12/18	8.52	841.26	--	18.82	0.50
			AW-9	849.43	22.27	04/01/13	8.30	841.31
05/28/13	9.00	840.61				--	21.88	0.39
08/26/13	9.05	840.56				--	21.92	0.35
11/18/13	9.21	840.40				--	22.11	0.16
02/03/14	8.87	840.74				--	22.10	0.17
08/04/14	8.73	840.88				--	21.92	0.35
02/23/15	9.54	840.07				--	21.71	0.56
08/24/15	8.89	840.72				--	21.78	0.49
02/08/16	8.39	841.22				--	21.26	1.01
08/22/16	9.32	840.29				--	21.30	0.97
02/20/17	7.39	842.22				--	22.30	0.00
08/21/17	9.02	840.59				--	22.18	0.09
02/12/18	8.50	841.11				--	19.92	2.35
AW-10	849.60	24.20				04/01/13	9.18	840.42
			05/28/13	9.42	840.18	--	24.27	0.00
			08/26/13	9.51	840.09	--	24.20	0.00
			11/18/13	9.91	839.69	--	24.20	0.00
			02/03/14	9.25	840.35	--	24.18	0.02
			08/04/14	9.45	840.15	--	24.19	0.01
			02/23/15	9.67	839.93	--	23.76	0.44
			08/24/15	9.06	840.54	--	24.10	0.10
			02/08/16	8.92	840.68	--	23.54	0.66
			08/22/16	9.50	840.10	--	23.65	0.55
			02/20/17	7.84	841.76	--	23.74	0.46
			08/21/17	9.04	840.56	--	24.12	0.08
			02/12/18	8.72	840.88	--	22.90	1.30
			AW-11	849.49	24.27	04/01/13	8.99	840.50
05/28/13	9.22	840.27				--	24.13	0.14
08/26/13	9.34	840.15				--	24.02	0.25
11/18/13	9.45	840.04				--	24.06	0.21
02/03/14	9.01	840.48				--	24.10	0.17
08/04/14	9.01	840.48				--	24.02	0.25
02/23/15	9.71	839.78				--	23.50	0.77
08/24/15	9.05	840.44				--	23.95	0.32
02/08/16	8.76	840.73				--	23.48	0.79
08/22/16	9.42	840.07				--	22.79	1.48
02/20/17	7.45	842.04				--	23.28	0.99
08/21/17	9.36	840.13				--	23.33	0.94
02/12/18	8.92	840.57				--	22.57	1.70
AW-12	849.19	37.58				04/01/13	8.68	840.51
			05/28/13	9.00	840.19	--	37.68	0.00
			08/26/13	9.15	840.04	--	37.50	0.08
			11/18/13	9.29	839.90	--	37.50	0.08
			02/03/14	8.90	840.29	--	37.52	0.06

See notes on last page.

Table 2
Gauging Data
Annual Report
New York State Electric & Gas
Madison Avenue Former MGP Site
Elmira, New York



Well ID	Measuring Point Elevation	Actual Depth to Bottom (feet TOC)	Date	Depth to Water (feet TOC)	Groundwater Elevation	Depth to Product (feet TOC)	Depth to Bottom (feet TOC)	Accumulated Thickness of Sediments (feet)
AW-12 (cont.)	849.19	37.58	08/04/14	8.78	840.41	--	37.15	0.43
			02/23/15	9.49	839.70	--	36.92	0.66
			08/24/15	8.93	840.26	--	37.10	0.48
			02/08/16	8.70	840.49	--	36.79	0.79
			08/22/16	9.30	839.89	--	35.74	1.84
			02/20/17	7.73	841.46	--	35.72	1.86
			08/21/17	9.26	839.93	--	35.69	1.89
			02/12/18	8.82	840.37	--	35.00	2.58
AW-13	849.07	27.46	04/01/13	8.59	840.48	--	27.40	0.06
			05/28/13	9.42	839.65	--	27.34	0.12
			08/26/13	8.98	840.09	--	27.24	0.22
			11/18/13	9.10	839.97	--	27.28	0.18
			02/03/14	8.72	840.35	--	27.32	0.14
			08/04/14	8.59	840.48	--	27.26	0.20
			02/23/15	9.32	839.75	--	26.97	0.49
			08/24/15	8.63	840.44	--	27.16	0.30
			02/08/16	8.42	840.65	--	25.85	1.61
			08/22/16	9.06	840.01	--	26.40	1.06
			02/20/17	7.65	841.42	--	27.40	0.06
			08/21/17	9.05	840.02	--	27.31	0.15
			02/12/18	8.59	840.48	--	26.95	0.51
			AW-14	849.45	28.88	04/01/13	8.86	840.59
05/28/13	9.22	840.23				--	30.57	0.00
08/26/13	9.27	840.18				--	30.54	0.00
11/18/13	9.34	840.11				--	30.57	0.00
02/03/14	8.99	840.46				--	30.44	0.00
08/04/14	8.83	840.62				--	30.30	0.00
02/23/15	9.58	839.87				--	29.70	0.00
08/24/15	9.00	840.45				--	30.40	0.00
02/08/16	8.78	840.67				--	29.40	0.00
08/22/16	9.32	840.13				--	29.42	0.00
02/20/17	7.95	841.50				--	29.62	0.00
08/21/17	9.34	840.11				--	29.59	0.00
02/12/18	8.73	840.72				--	28.78	0.10
AW-15	849.11	34.68				04/01/13	8.67	840.44
			05/28/13	8.92	840.19	--	34.40	0.28
			08/26/13	9.02	840.09	--	34.20	0.48
			11/18/13	9.23	839.88	--	34.42	0.26
			02/03/14	8.75	840.36	--	33.85	0.83
			08/04/14	8.72	840.39	--	34.42	0.26
			02/23/15	9.40	839.71	--	33.89	0.79
			08/24/15	8.80	840.31	--	34.16	0.52
			02/08/16	8.59	840.52	--	33.62	1.06
			08/22/16	9.10	840.01	--	32.85	1.83
			02/20/17	7.76	841.35	--	34.49	0.19
			08/21/17	9.12	839.99	--	34.48	0.20
			02/12/18	8.70	840.41	--	34.20	0.48
			AW-16	849.12	34.80	04/01/13	8.56	840.56
05/28/13	8.72	840.40				--	34.31	0.49
08/26/13	8.85	840.27				--	34.20	0.60
11/18/13	8.97	840.15				--	34.25	0.55
02/03/14	8.60	840.52				--	34.23	0.57
08/04/14	8.44	840.68				--	34.45	0.35
02/23/15	9.14	839.98				--	31.78	3.02
08/24/15	8.60	840.52				--	34.46	0.34
02/08/16	8.44	840.68				--	31.97	2.83
08/22/16	8.98	840.14				--	31.03	3.77
02/20/17	7.78	841.34				--	34.50	0.30
08/21/17	8.93	840.19				--	34.16	0.64
02/12/18	8.57	840.55				--	33.62	1.18

See notes on last page.

Table 2
Gauging Data
Annual Report
New York State Electric & Gas
Madison Avenue Former MGP Site
Elmira, New York



Well ID	Measuring Point Elevation	Actual Depth to Bottom (feet TOC)	Date	Depth to Water (feet TOC)	Groundwater Elevation	Depth to Product (feet TOC)	Depth to Bottom (feet TOC)	Accumulated Thickness of Sediments (feet)
AW-17	849.08	31.84	04/01/13	8.53	840.55	--	34.56	0.00
			05/28/13	8.75	840.33	--	31.34	0.50
			08/26/13	8.81	840.27	--	31.52	0.32
			11/18/13	8.99	840.09	--	31.43	0.41
			02/03/14	8.62	840.46	--	31.10	0.74
			08/04/14	8.45	840.63	--	31.27	0.57
			02/23/15	9.13	839.95	--	30.49	1.35
			08/24/15	8.67	840.41	31.02	31.22	0.62
			11/18/15	8.45	840.63	TR	31.04	0.80
			02/08/16	8.54	840.54	TR	31.10	0.74
			05/12/16	8.49	840.59	TR	28.48	3.36
			08/22/16	8.91	840.17	TR	30.57	1.27
			11/17/16	8.81	840.27	TR	27.70	4.14
			02/20/17	7.70	841.38	TR	31.25	0.59
			08/21/17	8.95	840.13	TR	31.25	0.59
			02/12/18	8.50	840.58	TR	30.52	1.32
			05/17/18	8.30	840.78	29.40	30.90	0.94
			08/13/18	--	--	TR	27.40	4.44
			11/18/18	7.65	841.43	TR	27.30	4.54
			02/19/19	--	--	TR	27.25	4.59
			05/23/19	7.75	841.33	TR	27.42	4.42
			08/12/19	8.34	840.74	TR	31.57	0.27
			11/07/19	8.04	841.04	TR	31.45	0.39
			02/18/20	7.60	841.48	TR	31.29	0.55
			06/18/20	--	--	TR	31.20	0.64
			08/26/20	9.06	840.02	TR	31.26	0.58
			11/19/20	--	--	TR	31.00	0.84
			02/16/21	8.48	840.60	TR	31.15	0.69
			05/28/21	8.22	840.86	TR	31.00	0.84
			08/09/21	8.04	841.04	TR	30.80	1.04
			11/10/21	7.09	841.99	TR	30.60	1.24
			02/17/22	8.25	840.83	TR	30.25	1.59
05/26/22	8.77	840.31	TR	30.19	1.65			
08/02/22	9.42	839.66	TR	30.98	0.86			
11/16/22	8.16	840.92	TR	30.60	1.24			
02/13/23	8.27	840.81	TR	30.34	1.50			
05/24/23	8.59	840.49	TR	30.60	1.24			
08/21/23	7.72	841.36	TR	31.00	0.84			
11/08/23	9.02	840.06	TR	30.76	1.08			
02/07/24	7.39	841.69	TR	30.95	0.89			
08/26/24	8.28	840.80	TR	30.77	1.07			
02/03/25	9.72	839.36	TR	30.96	0.88			
AW-18	848.81	33.51	04/01/13	7.94	840.87	--	33.75	0.00
			05/28/13	7.49	841.32	--	33.75	0.00
			08/26/13	8.36	840.45	--	33.69	0.00
			11/18/13	8.62	840.19	--	33.67	0.00
			02/03/14	8.10	840.71	--	33.40	0.11
			08/04/14	6.78	842.03	--	33.15	0.36
			02/23/15	8.73	840.08	--	32.95	0.56
			08/24/15	7.83	840.98	--	33.01	0.50
			02/08/16	7.05	841.76	--	32.10	1.41
			08/22/16	8.25	840.56	--	31.81	1.70
			02/20/17	6.99	841.82	--	33.80	0.00
			08/21/17	8.50	840.31	--	32.20	1.31
			02/12/18	7.49	841.32	--	30.92	2.59
AW-19	849.01	34.33	04/01/13	7.99	841.02	--	33.91	0.42
			05/28/13	8.29	840.72	--	33.89	0.44
			08/26/13	8.59	840.42	--	33.87	0.46
			11/18/13	8.74	840.27	--	33.90	0.43
			02/03/14	8.27	840.74	--	33.15	1.18
			08/04/14	7.39	841.62	--	34.05	0.28

See notes on last page.

Table 2
Gauging Data
Annual Report
New York State Electric & Gas
Madison Avenue Former MGP Site
Elmira, New York



Well ID	Measuring Point Elevation	Actual Depth to Bottom (feet TOC)	Date	Depth to Water (feet TOC)	Groundwater Elevation	Depth to Product (feet TOC)	Depth to Bottom (feet TOC)	Accumulated Thickness of Sediments (feet)
AW-19 (cont.)	849.01	34.33	02/23/15	8.85	840.16	--	32.74	1.59
			08/24/15	8.44	840.57	--	34.05	0.28
			02/08/16	8.22	840.79	--	33.55	0.78
			08/22/16	8.28	840.73	--	33.15	1.18
			02/20/17	7.20	841.81	--	31.58	2.75
			08/21/17	8.71	840.30	--	31.00	3.33
			02/12/18	8.05	840.96	--	29.82	4.51
PMW-1	851.05	18.67	04/01/13	7.78	843.41	--	19.24	0.00
			05/28/13	7.89	843.30	--	19.35	0.00
			08/26/13	8.02	843.17	--	19.29	0.00
			11/18/13	8.35	842.84	--	19.41	0.00
			02/03/14	7.97	843.22	--	19.38	0.00
			08/04/14	7.50	843.69	--	19.32	0.00
			02/23/15	9.21	841.98	--	19.29	0.00
			08/24/15	7.53	843.66	--	19.36	0.00
			02/08/16	7.56	843.63	--	19.34	0.00
			08/22/16	8.05	843.14	--	19.40	0.00
			02/20/17	6.33	844.86	--	19.30	0.00
			08/21/17	7.99	843.20	--	19.35	0.00
			02/12/18	7.64	843.55	--	19.92	0.00
			PMW-2	849.93	19.76	04/01/13	5.45	844.40
05/28/13	5.01	844.84				--	19.65	0.19
08/26/13	6.00	843.85				--	19.64	0.20
11/18/13	5.68	844.17				--	19.62	0.22
02/03/14	6.44	843.41				--	19.62	0.22
08/04/14	4.96	844.89				--	19.53	0.31
02/23/15	7.25	842.68				--	19.23	0.53
08/24/15	4.98	844.95				--	19.24	0.52
02/08/16	5.44	844.49				--	19.21	0.55
08/22/16	5.00	844.93				--	19.18	0.58
02/20/17	4.68	845.25				--	19.15	0.61
08/21/17	5.58	844.35				--	19.21	0.55
02/12/18	5.11	844.82				--	18.80	0.96
PMW-3	849.53	19.18				04/01/13	8.45	841.19
			05/28/13	8.98	840.66	--	15.33	3.96
			08/26/13	8.73	840.91	--	15.41	3.88
			11/18/13	8.76	840.88	--	15.15	4.14
			02/03/14	8.37	841.27	--	18.19	1.10
			08/04/14	7.75	841.89	--	15.35	3.94
			02/23/15	9.36	840.28	--	14.29	5.00
			05/22/15	7.33	842.31	--	19.29	0.00
			08/24/15	8.35	841.29	--	14.26	5.03
			11/18/15	7.51	842.13	--	14.18	5.11
			02/08/16	7.76	841.88	--	14.10	5.19
			05/12/16	7.40	842.24	--	14.04	5.25
			08/22/16	9.31	840.33	--	14.12	5.17
			11/17/16	8.13	841.51	--	14.22	5.07
02/20/17	5.84	843.80	--	18.95	0.34			
08/21/17	8.95	840.69	--	19.26	0.03			
02/12/18	8.25	841.39	--	18.50	0.79			
PMW-4	849.77	19.53	04/01/13	9.20	840.82	--	19.85	0.00
			05/28/13	9.45	840.57	--	19.85	0.00
			08/26/13	9.51	840.51	--	19.85	0.00
			11/18/13	9.73	840.29	--	19.81	0.00
			02/03/14	9.26	840.76	--	19.82	0.00
			08/04/14	9.13	840.89	--	19.86	0.00
			02/23/15	9.70	840.32	--	19.81	0.00
			08/24/15	9.19	840.83	--	19.80	0.00
			02/08/16	8.83	841.19	--	19.80	0.00
			08/22/16	9.71	840.31	--	19.81	0.00

See notes on last page.

Table 2
Gauging Data
Annual Report
New York State Electric & Gas
Madison Avenue Former MGP Site
Elmira, New York



Well ID	Measuring Point Elevation	Actual Depth to Bottom (feet TOC)	Date	Depth to Water (feet TOC)	Groundwater Elevation	Depth to Product (feet TOC)	Depth to Bottom (feet TOC)	Accumulated Thickness of Sediments (feet)
PMW-4 (cont.)	849.77	19.53	02/20/17	7.70	842.32	--	19.80	0.00
			08/21/17	9.40	840.62	--	19.82	0.00
			02/12/18	8.89	841.13	--	19.81	0.00
PMW-5	849.08	32.77	04/01/13	8.58	840.50	--	32.65	0.12
			05/28/13	8.77	840.31	--	32.36	0.41
			08/26/13	8.95	840.13	--	32.26	0.51
			11/18/13	9.11	839.97	--	32.20	0.57
			02/03/14	8.74	840.34	--	32.30	0.47
			08/04/14	8.60	840.48	--	32.69	0.08
			02/23/15	9.25	839.83	--	31.69	1.08
			08/24/15	8.70	840.38	--	33.65	0.00
			02/08/16	8.57	840.51	--	32.50	0.27
			08/22/16	9.00	840.08	--	32.49	0.28
			02/20/17	7.75	841.33	--	32.34	0.43
			08/21/17	9.04	840.04	--	32.34	0.43
			02/12/18	8.58	840.50	--	30.40	2.37
			PMW-6	849.59	38.81	04/01/13	9.19	840.40
05/28/13	9.35	840.24				--	37.45	1.36
08/26/13	9.50	840.09				--	37.35	1.46
11/18/13	9.68	839.91				--	37.23	1.58
02/03/14	9.23	840.36				--	37.25	1.56
08/04/14	9.19	840.40				--	38.33	0.48
02/23/15	9.90	839.69				--	38.06	0.75
08/24/15	9.29	840.30				--	38.32	0.49
02/08/16	9.09	840.50				--	38.10	0.71
08/22/16	9.65	839.94				--	38.10	0.71
02/20/17	8.28	841.31				--	38.10	0.71
08/21/17	9.32	840.27				--	37.90	0.91
02/12/18	9.20	840.39				--	37.90	0.91
NMW-0402S	849.77	31.29				04/01/13	9.24	840.53
			05/28/13	9.59	840.18	30.77	31.17	0.12
			08/26/13	9.89	839.88	29.25	31.25	0.04
			11/18/13	9.98	839.79	29.25	31.25	0.04
			02/03/14	5.42	844.35	30.08	31.28	0.01
			05/30/14	8.75	841.02	29.92	31.41	0.00
			08/04/14	9.48	840.29	29.93	31.33	0.00
			11/20/14	10.08	839.69	30.28	31.38	0.00
			02/23/15	10.13	839.64	30.15	31.35	0.00
			05/22/15	9.10	840.67	30.88	31.38	0.00
			08/24/15	9.55	840.22	31.03	31.38	0.00
			11/18/15	9.02	840.75	--	31.39	0.00
			02/08/16	9.21	840.56	31.04	31.44	0.00
			05/12/16	8.89	840.88	31.24	31.45	0.00
			08/22/16	9.83	839.94	31.02	31.43	0.00
			11/17/16	9.68	840.09	30.96	31.46	0.00
			02/20/17	8.21	841.56	31.00	31.50	0.00
			08/21/17	10.36	839.41	30.73	31.33	0.00
			02/12/18	9.44	840.33	30.88	31.55	0.00
			05/17/18	8.95	840.82	31.20	31.59	0.00
			08/13/18	7.36	842.41	30.75	31.58	0.00
			11/15/18	5.42	844.35	31.07	31.57	0.00
			02/19/19	8.54	841.23	31.12	31.54	0.00
			05/23/19	8.38	841.39	31.05	31.55	0.00
			08/12/19	9.56	840.21	31.34	31.67	0.00
			11/07/19	8.73	841.04	31.31	31.56	0.00
			02/18/20	8.31	841.46	31.12	31.62	0.00
			06/18/20	--	--	31.07	31.57	0.00
			08/26/20	--	--	31.20	31.62	0.00
			11/19/20	--	--	31.08	31.58	0.00
			02/16/21	9.52	840.25	31.03	31.62	0.00
			05/28/21	8.87	840.90	31.52	31.60	0.00

See notes on last page.

Table 2
Gauging Data
Annual Report
New York State Electric & Gas
Madison Avenue Former MGP Site
Elmira, New York



Well ID	Measuring Point Elevation	Actual Depth to Bottom (feet TOC)	Date	Depth to Water (feet TOC)	Groundwater Elevation	Depth to Product (feet TOC)	Depth to Bottom (feet TOC)	Accumulated Thickness of Sediments (feet)
NMW-0402S (cont.)	849.77	31.29	08/09/21	7.33	842.44	31.45	31.62	0.00
			11/12/21	7.85	841.92	31.45	31.62	0.00
			02/17/22	9.28	840.49	31.42	31.59	0.00
			05/26/22	9.53	840.24	31.42	31.59	0.00
			08/02/22	10.98	838.79	TR	31.58	0.00
			11/16/22	9.01	840.76	TR	31.71	0.00
			02/13/23	9.09	840.68	TR	31.59	0.00
			05/24/23	9.47	840.30	TR	31.59	0.00
			08/21/23	8.73	841.04	TR	31.60	0.00
			11/08/23	10.01	839.76	TR	31.60	0.00
			02/07/24	7.95	841.82	TR	31.60	0.00
			08/26/24	9.38	840.39	TR	31.59	0.00
			02/03/25	10.64	839.13	TR	31.59	0.00
			NRW-1	852.45	33.74	04/01/13	11.21	841.15
05/28/13	11.48	840.88				--	33.75	0.08
08/26/13	11.42	840.94				--	33.70	0.13
11/18/13	11.61	840.75				--	33.68	0.15
02/03/14	11.29	841.07				--	33.75	0.08
05/30/14	10.87	841.07				--	33.62	0.08
08/04/14	11.11	841.25				--	33.65	0.18
11/20/14	11.54	840.91				--	33.59	0.15
02/23/15	11.62	840.83				--	33.46	0.28
05/22/15	10.96	841.49				--	33.46	0.28
08/24/15	11.06	841.39				--	33.45	0.29
11/18/15	10.68	841.77				--	33.45	0.29
02/08/16	10.80	841.65				--	33.46	0.28
05/12/16	10.77	841.68				--	33.48	0.26
08/22/16	11.34	841.11				--	33.45	0.29
11/17/16	11.25	841.20				--	33.51	0.23
02/20/17	9.05	843.40				--	33.41	0.33
08/21/17	11.36	841.09				--	33.40	0.34
02/12/18	10.37	842.08				--	33.41	0.33
05/17/18	10.80	841.65				--	33.33	0.41
08/13/18	9.75	842.70				--	33.35	0.39
11/15/18	9.76	842.69				--	33.62	0.12
02/19/19	9.70	842.75				--	33.58	0.16
08/12/19	10.42	842.03				--	33.39	0.35
02/18/20	9.95	842.50				--	33.42	0.32
08/26/20	11.48	840.97				--	33.36	0.38
02/16/21	10.85	841.60				--	33.39	0.35
08/09/21	10.18	842.27				--	33.45	0.29
02/17/22	10.93	841.52				--	33.44	0.30
08/01/22	11.62	840.83				--	33.24	0.50
02/13/23	10.42	842.03	--	33.19	0.55			
08/21/23	9.48	842.97	--	33.24	0.50			
02/07/24	8.60	843.85	--	33.30	0.44			
08/26/24	10.87	841.58	--	33.34	0.40			
02/03/25	12.44	840.01	--	33.65	0.09			
NRW-2	849.80	58.25	04/01/13	9.36	840.44	57.54	57.87	0.38
			05/28/13	9.62	840.18	--	57.31	0.94
			08/26/13	9.80	840.00	56.73	57.20	1.05
			11/18/13	9.98	839.82	56.93	57.63	0.62
			02/03/14	7.20	842.60	--	57.70	0.55
			05/30/14	8.94	840.86	--	57.92	0.33
			08/04/14	9.46	840.34	56.61	57.81	0.44
			11/20/14	10.05	839.75	57.44	57.83	0.42
			02/23/15	10.13	839.67	57.30	57.70	0.55
			05/22/15	9.23	840.57	--	57.80	0.45
			08/24/15	9.50	840.30	--	57.82	0.43
			11/18/15	9.12	840.68	--	57.82	0.43
			02/08/16	9.31	840.49	56.74	57.84	0.41

See notes on last page.

Table 2
Gauging Data
Annual Report
New York State Electric & Gas
Madison Avenue Former MGP Site
Elmira, New York



Well ID	Measuring Point Elevation	Actual Depth to Bottom (feet TOC)	Date	Depth to Water (feet TOC)	Groundwater Elevation	Depth to Product (feet TOC)	Depth to Bottom (feet TOC)	Accumulated Thickness of Sediments (feet)
NRW-2 (cont.)	849.80	58.25	05/12/16	9.17	840.63	56.92	57.92	0.33
			08/22/16	9.94	839.86	57.37	57.88	0.37
			11/17/16	9.71	840.09	57.42	57.92	0.33
			02/20/17	8.44	841.36	57.03	57.93	0.32
			08/21/17	10.85	838.95	57.39	58.09	0.16
			02/12/18	9.40	840.40	56.59	58.09	0.16
			05/17/18	9.10	840.70	--	58.05	0.20
			08/13/18	6.36	843.44	57.70	58.12	0.13
			11/15/18	8.24	841.56	56.10	58.10	0.15
			02/19/19	8.72	841.08	57.28	58.12	0.13
			05/23/19	8.60	841.20	57.79	58.12	0.13
			08/12/19	9.50	840.30	57.15	58.15	0.10
			11/07/19	8.93	840.87	57.89	58.14	0.11
			02/18/20	8.51	841.29	57.20	58.20	0.05
			06/18/20	--	--	TR	58.12	0.13
			08/26/20	--	--	TR	58.17	0.08
			11/09/20	--	--	TR	58.20	0.05
			02/16/21	9.65	840.15	TR	58.17	0.08
			05/28/21	9.10	840.70	TR	58.26	0.00
			08/09/21	8.97	840.83	TR	58.17	0.08
			11/12/21	7.85	841.95	TR	58.17	0.08
			02/17/22	9.46	840.34	TR	58.17	0.08
			05/26/22	9.71	840.09	TR	58.18	0.07
			08/02/22	10.80	839.00	TR	58.12	0.13
			11/16/22	9.22	840.58	TR	58.12	0.13
			02/13/23	9.27	840.53	TR	58.17	0.08
			05/24/23	9.52	840.28	TR	58.15	0.10
			08/21/23	8.81	840.99	TR	58.15	0.10
			11/08/23	10.06	839.74	TR	58.15	0.10
			02/07/24	8.29	841.51	TR	58.10	0.15
08/26/24	9.48	840.32	TR	58.15	0.10			
02/03/25	10.86	838.94	TR	58.20	0.05			
NRW-3	849.78	53.76	04/01/13	9.33	840.45	--	52.97	0.79
			05/28/13	9.59	840.19	--	52.49	1.27
			08/26/13	9.77	840.01	--	52.13	1.63
			11/18/13	9.93	839.85	--	52.34	1.42
			02/03/14	9.43	840.35	--	52.30	1.46
			05/30/14	8.93	840.85	--	52.24	1.52
			08/04/14	9.44	840.34	--	52.12	1.64
			11/20/14	10.02	839.76	--	52.23	1.53
			02/23/15	10.10	839.68	--	52.32	1.44
			05/22/15	9.22	840.56	--	52.09	1.67
			08/24/15	9.49	840.29	--	53.78	0.00
			11/18/15	9.97	839.81	--	53.12	0.64
			02/08/16	9.25	840.53	--	52.90	0.86
			05/12/16	9.10	840.68	--	52.93	0.83
			08/22/16	9.88	839.90	--	53.00	0.76
			11/17/16	9.69	840.09	--	53.00	0.76
			02/20/17	8.35	841.43	--	53.90	0.00
			08/21/17	10.92	838.86	--	53.88	0.00
			02/12/18	9.32	840.46	--	53.03	0.73
			05/17/18	9.00	840.78	--	53.10	0.66
			08/13/18	6.53	843.25	--	53.03	0.73
			11/15/18	8.19	841.59	--	53.87	0.00
			02/19/19	8.56	841.22	--	53.00	0.76
			08/12/19	9.32	840.46	--	52.98	0.78
			02/18/20	8.35	841.43	--	53.02	0.74
08/26/20	10.10	839.68	--	52.90	0.86			
02/16/21	9.46	840.32	--	53.05	0.71			
08/09/21	8.92	840.86	--	53.07	0.69			
02/17/22	9.32	840.46	--	52.89	0.87			

See notes on last page.

Table 2
Gauging Data
Annual Report
New York State Electric & Gas
Madison Avenue Former MGP Site
Elmira, New York



Well ID	Measuring Point Elevation	Actual Depth to Bottom (feet TOC)	Date	Depth to Water (feet TOC)	Groundwater Elevation	Depth to Product (feet TOC)	Depth to Bottom (feet TOC)	Accumulated Thickness of Sediments (feet)
NRW-3 (cont.)	849.78	53.76	08/01/22	10.48	839.30	--	52.83	0.93
			02/13/23	9.06	840.72	--	52.80	0.96
			08/22/23	--	--	--	--	--
			02/07/24	8.20	841.58	--	52.89	0.87
			08/26/24	9.40	840.38	--	53.08	0.68
			02/03/25	10.70	839.08	--	53.89	0.00
NRW-4	849.52	56.68	04/01/13	9.06	840.46	--	57.40	0.00
			05/28/13	9.35	840.17	--	57.34	0.00
			08/26/13	9.53	839.99	--	56.57	0.11
			11/18/13	9.69	839.83	--	56.59	0.09
			02/03/14	9.21	840.31	--	56.99	0.00
			05/30/14	8.66	840.86	--	56.64	0.04
			08/04/14	9.18	840.34	--	56.58	0.10
			11/20/14	9.76	839.76	--	56.62	0.06
			02/23/15	9.88	839.64	--	56.40	0.28
			05/22/15	8.83	840.69	--	56.48	0.20
			08/24/15	9.23	840.29	--	57.05	0.00
			11/18/15	8.82	840.70	--	56.55	0.13
			02/08/16	8.98	840.54	--	56.55	0.13
			05/12/16	8.82	840.70	--	56.33	0.35
			08/22/16	9.64	839.88	--	56.69	0.00
			11/17/16	9.42	840.10	--	56.40	0.28
			02/20/17	8.10	841.42	--	57.30	0.00
			08/21/17	9.70	839.82	--	57.37	0.00
			02/12/18	9.18	840.34	--	56.52	0.16
			05/17/18	8.75	840.77	--	57.50	0.00
			08/13/18	6.56	842.96	--	56.78	0.00
			11/15/18	7.90	841.62	--	57.44	0.00
			02/19/19	8.29	841.23	--	57.04	0.00
			08/12/19	9.06	840.46	--	56.84	0.00
			02/18/20	8.09	841.43	--	56.85	0.00
			08/26/20	9.86	839.66	--	56.44	0.24
			02/16/21	9.21	840.31	--	56.69	0.00
			08/09/21	8.63	840.89	--	56.50	0.18
			02/17/22	8.98	840.54	--	56.59	0.09
			08/01/22	10.28	839.24	--	56.30	0.38
02/13/23	8.78	840.74	--	56.30	0.38			
08/22/23	--	--	--	--	--			
02/07/24	7.86	841.66	--	56.87	0.00			
08/26/24	9.13	840.39	--	56.58	0.10			
02/03/25	10.42	839.10	--	57.33	0.00			

Notes:

1. All measurements are from Top of Casing (TOC).
2. Elevations are in feet above mean sea level, 1988 North American Vertical Datum.
3. -- Indicates a measurement was not taken or was not available.
4. The Actual Depth to Bottom measurement is a reference measurement recorded after initial well development. Subsequent depth to bottom measurements may be deeper, potentially resulting from water level meter variability.
5. Due to well repairs, MW-4S, MW-9S, MW-9D, AW-2, PMW-2, and NRW-1 were resurveyed during the August 2014 site visit but after the August 4, 2014 gauging event. Measuring Point Elevations and Actual Depth to Bottom values have been updated and were used beginning with the February 23, 2015 gauging event.
6. TR - Indicates dense non-aqueous phase liquid product was observed but not in a quantifiable amount.
7. AW-3 was not safely accessible on February 12, 2018, due to a nearby ground bee nest.
8. MW-9S and MW-9D were under water on August 13, 2018, and the depth to water was not able to be gauged.
9. To confirm survey data and due to well repairs, MW-2S, PMW-1, PMW-3, and PMW-4 were resurveyed on February 19, 2019.
10. NRW-3 and NRW-4 were mistakenly not gauged during the August 2023 monitoring event.

Table 3
Groundwater Analytical Data
Annual Report
New York State Electric & Gas
Madison Avenue Former MGP Site
Elmira, New York



Location ID:	NYSDEC TOGS 1.1.1 Standards or Guidance Values	Units	MW-2S											
			Historical	Baseline	Q2	Q4	Q6	Q8	Q10	Q12	Q14	Q16	Q18	Q20
Date Collected:			04/21/04	04/04/13	08/27/13	02/06/14	08/06/14	02/26/15	08/27/15	02/11/16	08/25/16	02/23/17	08/24/17	02/15/18
BTEX														
Benzene	1	µg/L	1.0 U	1.0 U	1.0 U	1.0 U	1.0 U	1.0 U	1.0 U	1.0 U	1.0 U	1.0 U	1.0 U	1.0 U
Ethylbenzene	5	µg/L	4.0 U	1.0 U	1.0 U	1.0 U	1.0 U	1.0 U	1.0 U	1.0 U	1.0 U	1.0 U	1.0 U	1.0 U
Toluene	5	µg/L	5.0 U	1.0 U	1.0 U	1.0 U	1.0 U	1.0 U	1.0 U	1.0 U	1.0 U	1.0 U	1.0 U	1.0 U
Xylenes (total)	5	µg/L	5.0 U	2.0 U	2.0 U	2.0 U	2.0 U	2.0 U	2.0 U	2.0 U	2.0 U	2.0 U	2.0 U	2.0 U
Total BTEX	--	µg/L	ND	ND	ND	ND	ND	ND	ND	ND	ND	ND	ND	ND
PAHs														
Acenaphthene	20 (GV)	µg/L	10 U	4.8 U	4.8 U	4.8 U	10 UJ	4.8 U	4.7 U	4.9 U	4.9 U	5.0 U	5.0 U	5.0 U
Acenaphthylene	--	µg/L	10 U	4.8 U	4.8 U	4.8 U	10 U	4.8 U	4.7 U	4.9 U	4.9 U	5 UJ	5.0 U	5.0 U
Anthracene	50 (GV)	µg/L	10 U	4.8 U	4.8 UB	4.8 U	10 U	4.8 U	4.7 U	4.9 U	4.9 U	5 UJ	5.0 U	5.0 U
Benzo(a)anthracene*	0.002 (GV)	µg/L	1.0 U	4.8 U	4.8 U	4.8 U	10 U	4.8 U	4.7 U	4.9 U	4.9 U	5 UJ	5.0 U	5.0 U
Benzo(a)pyrene*	0	µg/L	1.0 U	4.8 U	4.8 U	4.8 U	10 U	4.8 U	4.7 U	4.9 U	4.9 UJ	5 UJ	5.0 U	5.0 U
Benzo(b)fluoranthene*	0.002 (GV)	µg/L	1.0 U	4.8 U	4.8 U	4.8 U	10 U	4.8 U	4.7 U	4.9 U	4.9 U	5 UJ	5.0 U	5.0 U
Benzo(g,h,i)perylene	--	µg/L	10 U	4.8 U	4.8 U	4.8 U	10 U	4.8 U	4.7 U	4.9 U	4.9 UJ	5 UJ	5.0 U	5.0 U
Benzo(k)fluoranthene*	0.002 (GV)	µg/L	1 UJ	4.8 U	4.8 U	4.8 U	10 U	4.8 U	4.7 U	4.9 U	4.9 U	5.0 U	5.0 U	5.0 U
Chrysene*	0.002 (GV)	µg/L	10 U	4.8 U	4.8 U	4.8 U	10 U	4.8 U	4.7 U	4.9 U	4.9 U	5 UJ	5.0 U	5.0 U
Dibenzo(a,h)anthracene	--	µg/L	1.0 U	4.8 U	4.8 U	4.8 U	10 U	4.8 U	4.7 U	4.9 U	4.9 UJ	5 UJ	5.0 U	5.0 U
Fluoranthene	50 (GV)	µg/L	10 U	4.8 U	4.8 U	4.8 U	10 U	4.8 U	4.7 U	4.9 U	4.9 U	5 UJ	5.0 U	5.0 U
Fluorene	50 (GV)	µg/L	10 U	4.8 U	4.8 U	4.8 U	10 UJ	4.8 U	4.7 U	4.9 U	4.9 U	5 UJ	5.0 U	5.0 U
Indeno(1,2,3-cd)pyrene*	0.002 (GV)	µg/L	1.0 U	4.8 U	4.8 U	4.8 U	10 U	4.8 U	4.7 U	4.9 U	4.9 UJ	5 UJ	5.0 U	5.0 U
Naphthalene	10 (GV)	µg/L	10 U	4.8 U	4.8 U	4.8 UJ	10 U	4.8 U	4.7 U	4.9 U	4.9 U	5.0 U	5.0 U	5.0 U
Phenanthrene	50 (GV)	µg/L	10 U	4.8 U	4.8 U	4.8 U	10 U	4.8 U	4.7 UB	4.9 U	4.9 U	5 UJ	5.0 U	5.0 U
Pyrene	50 (GV)	µg/L	10 U	4.8 U	4.8 U	4.8 U	10 U	4.8 U	4.7 U	4.9 U	4.9 U	5.0 U	5.0 U	5.0 U
PAH COCs	--	µg/L	ND	ND	ND	ND	ND	ND	ND	ND	ND	ND	ND	ND
Total PAHs	--	µg/L	ND	ND	ND	ND	ND	ND	ND	ND	ND	ND	ND	ND
Oxygen Demand														
Biochemical Oxygen Demand	--	µg/L	NA	NA	NA	NA	NA	NA	NA	NA	NA	NA	NA	NA
Carbonaceous Biochemical Oxygen Demand	--	µg/L	NA	NA	NA	NA	NA	NA	NA	NA	NA	NA	NA	NA

See notes on last page.

Table 3
Groundwater Analytical Data
Annual Report
New York State Electric & Gas
Madison Avenue Former MGP Site
Elmira, New York



Location ID:	NYSDEC TOGS 1.1.1 Standards or Guidance Values	Units	MW-4S											
			Historical	Historical	Baseline	Q2	Q4	Q6	Q8	Q10	Q12	Q14	Q16	Q18
Date Collected:			04/22/04	08/23/11	04/04/13	08/27/13	02/06/14	08/06/14	02/26/15	08/27/15	02/11/16	08/25/16	02/23/17	08/24/17
BTEX														
Benzene	1	µg/L	1.0 U	1.0 U	1.0 U	1.0 U	1.0 U	1.0 U	1.0 U	1.0 U	1.0 U	1.0 U	1.0 U	1.0 U
Ethylbenzene	5	µg/L	4.0 U	1.0 U	1.0 U	1.0 U	1.0 U	1.0 U	1.0 U	1.0 U	1.0 U	1.0 U	1.0 U	1.0 U
Toluene	5	µg/L	5.0 U	1.0 U	1.0 U	1.0 U	1.0 U	1.0 U	1.0 U	1.0 U	1.0 U	1.0 U	1.0 U	1.0 U
Xylenes (total)	5	µg/L	5.0 U	NA	2.0 U	2.0 U	2.0 U	2.0 U	2.0 U	2.0 U	2.0 U	2.0 U	2.0 U	2.0 U
Total BTEX	--	µg/L	ND	ND	ND	ND	ND	ND	ND	ND	ND	ND	ND	ND
PAHs														
Acenaphthene	20 (GV)	µg/L	10 U	0.07	4.9 U	4.8 U	4.8 UJ	9.6 U	5.0 U	4.8 U	5.0 U	4.8 U	4.5 U	25 U
Acenaphthylene	--	µg/L	10 U	0.1	4.9 U	4.8 U	4.8 UJ	9.6 U	5.0 U	4.8 U	5.0 U	4.8 U	4.5 U	25 U
Anthracene	50 (GV)	µg/L	10 U	5.0 U	4.9 U	4.8 U	4.8 U	9.6 U	5.0 U	4.8 U	5.0 U	4.8 U	4.5 U	25 U
Benzo(a)anthracene*	0.002 (GV)	µg/L	1.0 U	0.06	4.9 U	4.8 U	4.8 U	9.6 U	5.0 U	4.8 U	5.0 U	4.8 U	4.5 U	25 U
Benzo(a)pyrene*	0	µg/L	1.0 U	0.05 U	1.2 J	4.8 U	4.8 U	9.6 U	5.0 U	4.8 U	5.0 U	4.8 U	4.5 U	25 U
Benzo(b)fluoranthene*	0.002 (GV)	µg/L	1.0 U	0.07	1.2 J	4.8 U	4.8 U	9.6 U	0.48 J	4.8 U	5.0 U	4.8 U	4.5 U	25 U
Benzo(g,h,i)perylene	--	µg/L	10 U	3 U	4.9 U	4.8 U	4.8 U	9.6 U	5.0 U	4.8 U	5.0 U	4.8 U	4.5 U	25 U
Benzo(k)fluoranthene*	0.002 (GV)	µg/L	1 UJ	0.05 U	0.75 J	4.8 U	4.8 U	9.6 U	5.0 U	4.8 U	5.0 U	4.8 U	4.5 U	25 U
Chrysene*	0.002 (GV)	µg/L	10 U	0.05 U	4.9 U	4.8 U	4.8 U	9.6 U	5.0 U	4.8 U	5.0 U	4.8 U	4.5 U	25 U
Dibenzo(a,h)anthracene	--	µg/L	1.0 U	0.03	4.9 U	4.8 U	4.8 U	9.6 U	5.0 U	4.8 U	5.0 U	4.8 U	4.5 U	25 U
Fluoranthene	50 (GV)	µg/L	10 U	5.0 U	4.9 U	4.8 U	4.8 U	9.6 U	5.0 U	4.8 U	5.0 U	4.8 U	4.5 U	25 U
Fluorene	50 (GV)	µg/L	10 U	5.0 U	4.9 U	4.8 U	4.8 UJ	9.6 U	5.0 U	4.8 U	5.0 U	4.8 U	4.5 U	25 U
Indeno(1,2,3-cd)pyrene*	0.002 (GV)	µg/L	1.0 U	0.05 U	1.7 J	4.8 U	4.8 U	9.6 U	5.0 U	4.8 U	5.0 U	4.8 U	4.5 U	25 U
Naphthalene	10 (GV)	µg/L	10 U	5.0 U	4.9 U	4.8 U	4.8 UJ	9.6 U	5.0 U	4.8 U	5.0 U	4.8 U	4.5 U	25 U
Phenanthrene	50 (GV)	µg/L	10 U	0.09	4.9 U	4.8 U	4.8 U	9.6 U	5.0 U	4.8 UB	5.0 U	4.8 U	4.5 U	25 U
Pyrene	50 (GV)	µg/L	10 U	5.0 U	0.42 J	4.8 U	4.8 U	9.6 U	5.0 U	4.8 U	5.0 U	4.8 U	4.5 U	25 U
PAH COCs	--	µg/L	ND	0.13	4.85 J	ND	ND	ND	0.48 J	ND	ND	ND	ND	ND
Total PAHs	--	µg/L	ND	0.42	5.27 J	ND	ND	ND	0.48 J	ND	ND	ND	ND	ND
Oxygen Demand														
Biochemical Oxygen Demand	--	µg/L	NA	NA	NA	NA	NA	NA	NA	NA	NA	NA	NA	NA
Carbonaceous Biochemical Oxygen Demand	--	µg/L	NA	NA	NA	NA	NA	NA	NA	NA	NA	NA	NA	NA

See notes on last page.

Table 3
Groundwater Analytical Data
Annual Report
New York State Electric & Gas
Madison Avenue Former MGP Site
Elmira, New York



Location ID:	NYSDEC TOGS 1.1.1 Standards or Guidance Values	Units	MW-4S (cont.)											
			Q20	Q22	Q24	Q26	Q28	Q30	Q32	Q34	Q36	Q38	Q40	Q42
Date Collected:			02/15/18	08/14/18	02/20/19	08/13/19	02/19/20	08/27/20	02/17/21	08/10/21	02/18/22	08/02/22	02/14/23	08/22/23
BTEX														
Benzene	1	µg/L	1.0 U	1.0 U	1.0 U	1.0 U	1.0 U	1.0 U	1.0 U	1.0 U	1.0 U	1.0 U	1.0 U	1.0 U
Ethylbenzene	5	µg/L	1.0 U	1.0 U	1.0 U	1.0 U	1.0 U	1.0 U	1.0 U	1.0 U	1.0 U	1.0 U	1.0 U	1.0 U
Toluene	5	µg/L	1.0 U	1.0 U	1.0 U	1.0 U	1.0 U	1.0 U	1.0 U	1.0 U	1.0 U	1.0 U	1.0 U	1.0 U
Xylenes (total)	5	µg/L	2.0 U	2.0 U	2.0 U	2.0 U	2.0 U	2.0 U	2.0 U	2.0 U	2.0 U	2.0 U	2.0 U	2.0 U
Total BTEX	--	µg/L	ND	ND	ND	ND	ND	ND	ND	ND	ND	ND	ND	ND
PAHs														
Acenaphthene	20 (GV)	µg/L	5.0 U	5.0 U	5.0 U	5.0 U	5.0 U	5.3 U	5.0 U	5.0 U	5.0 U	5.0 U	5.0 U	5.0 U
Acenaphthylene	--	µg/L	5.0 U	5.0 U	5.0 U	5.0 U	5.0 U	5.3 U	5.0 U	5.0 U	5.0 U	5.0 U	5.0 U	5.0 U
Anthracene	50 (GV)	µg/L	5.0 U	5.0 U	5.0 U	5.0 U	5.0 U	5.3 U	5.0 U	5.0 U	5.0 U	5.0 U	5.0 U	5.0 U
Benzo(a)anthracene*	0.002 (GV)	µg/L	5.0 U	5.0 U	5.0 U	5.0 U	5.0 U	5.3 U	5.0 U	5.0 U	5.0 U	5.0 U	5.0 U	5.0 U
Benzo(a)pyrene*	0	µg/L	5.0 U	5.0 U	5.0 U	5.0 U	5.0 U	5.3 U	5.0 U	5.0 U	5.0 U	5.0 U	5.0 U	5.0 U
Benzo(b)fluoranthene*	0.002 (GV)	µg/L	5.0 U	5.0 U	5.0 U	5.0 U	5.0 U	5.3 U	5.0 U	5.0 U	5.0 U	5.0 U	5.0 U	5.0 U
Benzo(g,h,i)perylene	--	µg/L	5.0 U	5.0 U	5.0 U	5.0 U	5.0 U	5.3 U	5.0 U	5.0 U	5.0 U	5.0 U	5.0 U	5.0 U
Benzo(k)fluoranthene*	0.002 (GV)	µg/L	5.0 U	5.0 U	5.0 U	5.0 U	5.0 U	5.3 U	5.0 U	5.0 U	5.0 U	5.0 U	5.0 U	5.0 U
Chrysene*	0.002 (GV)	µg/L	5.0 U	5.0 U	5.0 U	5.0 U	5.0 U	5.3 U	5.0 U	5.0 U	5.0 U	5.0 U	5.0 U	5.0 U
Dibenzo(a,h)anthracene	--	µg/L	5.0 U	5.0 U	5.0 U	5.0 U	5.0 U	5.3 U	5.0 U	5.0 U	5.0 U	5.0 U	5.0 U	5.0 U
Fluoranthene	50 (GV)	µg/L	5.0 U	5.0 U	5.0 U	5.0 U	5.0 U	5.3 U	5.0 U	5.0 U	5.0 U	5.0 U	5.0 U	5.0 U
Fluorene	50 (GV)	µg/L	5.0 U	5.0 U	5.0 U	5.0 U	5.0 U	5.3 U	5.0 U	5.0 U	5.0 U	5.0 U	5.0 U	5.0 U
Indeno(1,2,3-cd)pyrene*	0.002 (GV)	µg/L	5.0 U	5.0 U	5.0 U	5.0 U	5.0 U	5.3 U	5.0 U	5.0 U	5.0 U	5.0 U	5.0 U	5.0 U
Naphthalene	10 (GV)	µg/L	5.0 U	5.0 U	5.0 U	5.0 U	5.0 U	5.3 U	5.0 U	5.0 U	5.0 U	5.0 U	1.4 J	5.0 U
Phenanthrene	50 (GV)	µg/L	5.0 U	5.0 U	5.0 U	5.0 U	5.0 U	5.3 U	5.0 U	5.0 U	5.0 U	5.0 U	5.0 U	5.0 U
Pyrene	50 (GV)	µg/L	5.0 U	5.0 U	5.0 U	5.0 U	5.0 U	5.3 U	5.0 U	5.0 U	5.0 U	5.0 U	5.0 U	5.0 U
PAH COCs	--	µg/L	ND	ND	ND	ND	ND	ND	ND	ND	ND	ND	ND	ND
Total PAHs	--	µg/L	ND	ND	ND	ND	ND	ND	ND	ND	ND	ND	1.4 J	ND
Oxygen Demand														
Biochemical Oxygen Demand	--	µg/L	NA	NA	NA	NA	NA	NA	NA	NA	NA	NA	NA	NA
Carbonaceous Biochemical Oxygen Demand	--	µg/L	NA	NA	NA	NA	NA	NA	NA	NA	NA	NA	NA	NA

See notes on last page.

Table 3
Groundwater Analytical Data
Annual Report
New York State Electric & Gas
Madison Avenue Former MGP Site
Elmira, New York



Location ID:	NYSDEC TOGS 1.1.1 Standards or Guidance Values	Units	MW-4S (cont.)			MW-6S								
			Q44	Q46	Q48	Historical	Baseline	Q2	Q4	Q6	Q8	Q10	Q12	Q14
Date Collected:			02/07/24	08/27/24	02/04/25	04/22/04	04/04/13	08/27/13	02/06/14	08/07/14	02/26/15	08/27/15	02/11/16	08/25/16
BTEX														
Benzene	1	µg/L	1.0 U	1.0 U	1.0 U	1.0 U	1.0 U	1.0 U	1.0 U	1.0 U	1.0 U	1.0 U	1.0 U	1.0 U
Ethylbenzene	5	µg/L	1.0 U	1.0 U	1.0 U	4.0 U	1.0 U	1.0 U	1.0 U	1.0 U	1.0 U	1.0 U	1.0 U	1.0 U
Toluene	5	µg/L	1.0 U	1.0 U	1.0 U	5.0 U	1.0 U	1.0 U	1.0 U	1.0 U	1.0 U	1.0 U	1.0 U	1.0 U
Xylenes (total)	5	µg/L	2.0 U	2.0 U	2.0 U	5.0 U	2.0 U	2.0 U	2.0 U	2.0 U	2.0 U	2.0 U	2.0 U	2.0 U
Total BTEX	--	µg/L	ND	ND	ND	ND	ND	ND	ND	ND	ND	ND	ND	ND
PAHs														
Acenaphthene	20 (GV)	µg/L	5.4 U	5.0 U	5.0 U	10 U	4.8 U	4.7 U	4.8 UJ	9.8 U	5.0 U	4.8 U	5.0 U	5.1 U
Acenaphthylene	--	µg/L	5.4 U	5.0 U	5.0 U	10 U	4.8 U	4.7 U	4.8 UJ	9.8 U	5.0 U	4.8 U	5.0 U	5.1 U
Anthracene	50 (GV)	µg/L	5.4 U	5.0 U	5.0 U	10 U	4.8 U	4.7 U	4.8 U	9.8 U	5.0 U	4.8 U	5.0 U	5.1 U
Benzo(a)anthracene*	0.002 (GV)	µg/L	5.4 U	5.0 U	5.0 U	1.0 U	4.8 U	4.7 U	4.8 UJ	9.8 U	5 UJ	4.8 U	5.0 U	5.1 U
Benzo(a)pyrene*	0	µg/L	5.4 U	5.0 U	5.0 U	1.0 U	4.8 U	4.7 U	4.8 U	9.8 U	5 UJ	4.8 U	5.0 U	5.1 U
Benzo(b)fluoranthene*	0.002 (GV)	µg/L	5.4 U	5.0 U	5.0 U	1.0 U	4.8 U	4.7 U	4.8 U	9.8 U	5 UJ	4.8 U	5.0 U	5.1 U
Benzo(g,h,i)perylene	--	µg/L	5.4 U	5.0 U	5.0 U	10 U	4.8 U	4.7 U	4.8 U	9.8 U	5 UJ	4.8 U	5.0 U	5.1 U
Benzo(k)fluoranthene*	0.002 (GV)	µg/L	5.4 U	5.0 U	5.0 U	1 UJ	4.8 U	4.7 U	4.8 U	9.8 U	5 UJ	4.8 U	5.0 U	5.1 U
Chrysene*	0.002 (GV)	µg/L	5.4 U	5.0 U	5.0 U	10 U	4.8 U	4.7 U	4.8 UJ	9.8 U	5 UJ	4.8 U	5.0 U	5.1 U
Dibenzo(a,h)anthracene	--	µg/L	5.4 U	5.0 U	5.0 U	1.0 U	4.8 U	4.7 U	4.8 U	9.8 U	5 UJ	4.8 U	5.0 U	5.1 U
Fluoranthene	50 (GV)	µg/L	5.4 U	5.0 U	5.0 U	10 U	4.8 U	4.7 U	4.8 U	9.8 U	5.0 U	4.8 U	5.0 U	5.1 U
Fluorene	50 (GV)	µg/L	5.4 U	5.0 U	5.0 U	10 U	4.8 U	4.7 U	4.8 UJ	9.8 U	5.0 U	4.8 U	5.0 U	5.1 U
Indeno(1,2,3-cd)pyrene*	0.002 (GV)	µg/L	5.4 U	5.0 U	5.0 U	1.0 U	4.8 U	4.7 U	4.8 U	9.8 U	5.0 U	4.8 U	5.0 U	5.1 U
Naphthalene	10 (GV)	µg/L	5.4 U	5.0 U	5.0 U	10 U	4.8 U	4.7 U	4.8 UJ	9.8 U	5.0 U	4.8 U	5.0 U	5.1 U
Phenanthrene	50 (GV)	µg/L	5.4 U	5.0 U	5.0 U	10 U	4.8 U	0.45 J	4.8 U	9.8 U	5.0 U	4.8 UB	5.0 U	5.1 U
Pyrene	50 (GV)	µg/L	5.4 U	5.0 U	5.0 U	10 U	4.8 U	4.7 U	4.8 UJ	9.8 U	5.0 U	4.8 U	5.0 U	5.1 U
PAH COCs	--	µg/L	ND	ND	ND	ND	ND	ND	ND	ND	ND	ND	ND	ND
Total PAHs	--	µg/L	ND	ND	ND	ND	ND	0.45 J	ND	ND	ND	ND	ND	ND
Oxygen Demand														
Biochemical Oxygen Demand	--	µg/L	NA	NA	NA	NA	NA	NA	NA	NA	NA	NA	NA	NA
Carbonaceous Biochemical Oxygen Demand	--	µg/L	NA	NA	NA	NA	NA	NA	NA	NA	NA	NA	NA	NA

See notes on last page.

Table 3
Groundwater Analytical Data
Annual Report
New York State Electric & Gas
Madison Avenue Former MGP Site
Elmira, New York



Location ID:	NYSDEC TOGS 1.1.1 Standards or Guidance Values	Units	MW-6S (cont.)											
			Q16	Q18	Q20	Q22	Q24	Q26	Q28	Q30	Q32	Q34	Q36	Q38
Date Collected:			02/23/17	08/24/17	02/15/18	08/14/18	02/20/19	08/13/19	02/19/20	08/27/20	02/17/21	08/10/21	02/18/22	08/02/22
BTEX														
Benzene	1	µg/L	1.0 U	1.0 U	1.0 U	1.0 U	1.0 U	1.0 U	1.0 U	1.0 U	1.0 U	1.0 U	1.0 U	1.0 U
Ethylbenzene	5	µg/L	1.0 U	1.0 U	1.0 U	1.0 U	1.0 U	1.0 U	1.0 U	1.0 U	1.0 U	1.0 U	1.0 U	1.0 U
Toluene	5	µg/L	1.0 U	1.0 U	1.0 U	1.0 U	1.0 U	1.0 U	1.0 U	1.0 U	1.0 U	1.0 U	1.0 U	1.0 U
Xylenes (total)	5	µg/L	2.0 U	2.0 U	2.0 U	2.0 U	2.0 U	2.0 U	2.0 U	2.0 U	2.0 U	2.0 U	2.0 U	2.0 U
Total BTEX	--	µg/L	ND	ND	ND	ND	ND	ND	ND	ND	ND	ND	ND	ND
PAHs														
Acenaphthene	20 (GV)	µg/L	4.9 U	5.0 U	5.0 U	5.2 U	5.0 U	5.0 U	5.0 U	5.0 U	5.0 U	5.0 U	5.0 U	5.0 U
Acenaphthylene	--	µg/L	4.9 U	5.0 U	5.0 U	5.2 U	5.0 U	5.0 U	5.0 U	5.0 U	5.0 U	5.0 U	5.0 U	5.0 U
Anthracene	50 (GV)	µg/L	4.9 U	5.0 U	5.0 U	5.2 U	5.0 U	5.0 U	5.0 U	5.0 U	5.0 U	5.0 U	5.0 U	5.0 U
Benzo(a)anthracene*	0.002 (GV)	µg/L	4.9 U	5.0 U	5.0 U	5.2 U	5.0 U	5.0 U	5.0 U	5.0 U	5.0 U	5.0 U	5.0 U	5.0 U
Benzo(a)pyrene*	0	µg/L	4.9 U	5.0 U	5.0 U	5.2 U	5.0 U	5.0 U	5.0 U	5.0 U	5.0 U	5.0 U	5.0 U	5.0 U
Benzo(b)fluoranthene*	0.002 (GV)	µg/L	4.9 U	5.0 U	5.0 U	5.2 U	5.0 U	5.0 U	5.0 U	5.0 U	5.0 U	5.0 U	5.0 U	5.0 U
Benzo(g,h,i)perylene	--	µg/L	4.9 U	5.0 U	5.0 U	5.2 U	5.0 U	5.0 U	5.0 U	5.0 U	5.0 U	5.0 U	5.0 U	5.0 U
Benzo(k)fluoranthene*	0.002 (GV)	µg/L	4.9 U	5.0 U	5.0 U	5.2 U	5.0 U	5.0 U	5.0 U	5.0 U	5.0 U	5.0 U	5.0 U	5.0 U
Chrysene*	0.002 (GV)	µg/L	4.9 U	5.0 U	5.0 U	5.2 U	5.0 U	5.0 U	5.0 U	5.0 U	5.0 U	5.0 U	5.0 U	5.0 U
Dibenzo(a,h)anthracene	--	µg/L	4.9 U	5.0 U	5.0 U	5.2 U	5.0 U	5.0 U	5.0 U	5.0 U	5.0 U	5.0 U	5.0 U	5.0 U
Fluoranthene	50 (GV)	µg/L	4.9 U	5.0 U	5.0 U	5.2 U	5.0 U	5.0 U	5.0 U	5.0 U	5.0 U	5.0 U	5.0 U	5.0 U
Fluorene	50 (GV)	µg/L	4.9 U	5.0 U	5.0 U	5.2 U	5.0 U	5.0 U	5.0 U	5.0 U	5.0 U	5.0 U	5.0 U	5.0 U
Indeno(1,2,3-cd)pyrene*	0.002 (GV)	µg/L	4.9 U	5.0 U	5.0 U	5.2 U	5.0 U	5.0 U	5.0 U	5.0 U	5.0 U	5.0 U	5.0 U	5.0 U
Naphthalene	10 (GV)	µg/L	4.9 U	5.0 U	5.0 U	5.2 U	5.0 U	5.0 U	5.0 U	5.0 U	5.0 U	5.0 U	5.0 U	5.0 U
Phenanthrene	50 (GV)	µg/L	4.9 U	5.0 U	5.0 U	5.2 U	5.0 U	5.0 U	5.0 U	5.0 U	5.0 U	5.0 U	5.0 U	5.0 U
Pyrene	50 (GV)	µg/L	4.9 U	5.0 U	5.0 U	5.2 U	5.0 U	5.0 U	5.0 U	5.0 U	5.0 U	5.0 U	5.0 U	5.0 U
PAH COCs	--	µg/L	ND	ND	ND	ND	ND	ND	ND	ND	ND	ND	ND	ND
Total PAHs	--	µg/L	ND	ND	ND	ND	ND	ND	ND	ND	ND	ND	ND	ND
Oxygen Demand														
Biochemical Oxygen Demand	--	µg/L	NA	NA	NA	NA	NA	NA	NA	NA	NA	NA	NA	NA
Carbonaceous Biochemical Oxygen Demand	--	µg/L	NA	NA	NA	NA	NA	NA	NA	NA	NA	NA	NA	NA

See notes on last page.

Table 3
Groundwater Analytical Data
Annual Report
New York State Electric & Gas
Madison Avenue Former MGP Site
Elmira, New York



Location ID:	NYSDEC TOGS 1.1.1 Standards or Guidance Values	Units	MW-6S (cont.)					MW-7						
			Q40	Q42	Q44	Q46	Q48	Historical	Baseline	Q2	Q4	Q6	Q8	Q10
Date Collected:			02/14/23	08/22/23	02/07/24	08/27/24	02/04/25	04/22/04	04/04/13	08/27/13	02/06/14	08/06/14	02/26/15	08/27/15
BTEX														
Benzene	1	µg/L	1.0 U	1.0 U	1.0 U	1.0 U	1.0 U	1.0 U	1.0 U	1.0 U	0.45 J	1.0 U	1.0 U	1.0 U
Ethylbenzene	5	µg/L	1.0 U	1.0 U	1.0 U	1.0 U	1.0 U	1.0 U	4.0 U	1.0 U	1.0 U	1.0 U	1.0 U	1.0 U
Toluene	5	µg/L	1.0 U	1.0 U	1.0 U	1.0 U	1.0 U	1.0 U	5.0 U	1.0 U	1.0 U	1.0 U	1.0 U	1.0 U
Xylenes (total)	5	µg/L	2.0 U	2.0 U	2.0 U	2.0 U	2.0 U	2.0 U	5.0 U	2.0 U	2.0 U	2.0 U	2.0 U	2.0 U
Total BTEX	--	µg/L	ND	ND	ND	ND	ND	ND	ND	ND	0.45 J	ND	ND	ND
PAHs														
Acenaphthene	20 (GV)	µg/L	5.2 U	5.0 U	5.0 U	5.0 U	5.0 U	10 U	4.9 U	4.9 U	4.9 UJ	9.9 U	4.7 U	4.9 U
Acenaphthylene	--	µg/L	5.2 U	5.0 U	5.0 U	5.0 U	5.0 U	1.1 J	4.9 U	4.9 U	4.9 UJ	9.9 U	4.7 U	4.9 U
Anthracene	50 (GV)	µg/L	5.2 U	5.0 U	5.0 U	5.0 U	5.0 U	10 U	4.9 U	4.9 U	4.9 U	9.9 U	4.7 U	4.9 U
Benzo(a)anthracene*	0.002 (GV)	µg/L	5.2 U	5.0 U	5.0 U	5.0 U	5.0 U	1.0 U	4.9 U	4.9 U	4.9 U	9.9 U	4.7 U	4.9 U
Benzo(a)pyrene*	0	µg/L	5.2 U	5.0 U	5.0 U	5 UJ	5.0 U	1.0 U	4.9 U	4.9 U	4.9 U	9.9 U	4.7 U	4.9 U
Benzo(b)fluoranthene*	0.002 (GV)	µg/L	5.2 U	5.0 U	5.0 U	5 UJ	5.0 U	1.0 U	4.9 U	4.9 U	4.9 UJ	9.9 U	4.7 U	4.9 U
Benzo(g,h,i)perylene	--	µg/L	5.2 U	5.0 U	5.0 U	5 UJ	5.0 U	10 U	4.9 U	4.9 U	4.9 UJ	9.9 U	4.7 U	4.9 U
Benzo(k)fluoranthene*	0.002 (GV)	µg/L	5.2 U	5.0 U	5.0 U	5 UJ	5.0 U	1 UJ	4.9 U	4.9 U	4.9 U	9.9 U	4.7 U	4.9 U
Chrysene*	0.002 (GV)	µg/L	5.2 U	5.0 U	5.0 U	5 UJ	5.0 U	10 U	4.9 U	4.9 U	4.9 UJ	9.9 U	4.7 U	4.9 U
Dibenzo(a,h)anthracene	--	µg/L	5.2 U	5.0 U	5.0 U	5 UJ	5.0 U	1.0 U	4.9 U	4.9 U	4.9 UJ	9.9 U	4.7 U	4.9 U
Fluoranthene	50 (GV)	µg/L	5.2 U	5.0 U	5.0 U	5 UJ	5.0 U	10 U	4.9 U	4.9 U	4.9 U	9.9 U	4.7 U	4.9 U
Fluorene	50 (GV)	µg/L	5.2 U	5.0 U	5.0 U	5.0 U	5.0 U	10 U	4.9 U	4.9 U	4.9 UJ	9.9 U	4.7 U	4.9 U
Indeno(1,2,3-cd)pyrene*	0.002 (GV)	µg/L	5.2 U	5.0 U	5.0 U	5 UJ	5.0 U	1.0 U	4.9 U	4.9 U	4.9 UJ	9.9 U	4.7 U	4.9 U
Naphthalene	10 (GV)	µg/L	5.2 U	5.0 U	5.0 U	5.0 U	5.0 U	17	4.9 U	4.9 U	4.9 UJ	9.9 U	4.7 U	4.9 U
Phenanthrene	50 (GV)	µg/L	5.2 U	5.0 U	5.0 U	5.0 U	5.0 U	10 U	4.9 U	4.9 U	4.9 U	9.9 U	4.7 U	4.9 UB
Pyrene	50 (GV)	µg/L	5.2 U	5.0 U	5.0 U	5.0 U	5.0 U	10 U	4.9 U	4.9 U	4.9 U	9.9 U	4.7 U	4.9 U
PAH COCs	--	µg/L	ND	ND	ND	ND	ND	ND	ND	ND	ND	ND	ND	ND
Total PAHs	--	µg/L	ND	ND	ND	ND	ND	18.1 J	ND	ND	ND	ND	ND	ND
Oxygen Demand														
Biochemical Oxygen Demand	--	µg/L	NA	NA	NA	NA	NA	NA	NA	NA	NA	NA	NA	NA
Carbonaceous Biochemical Oxygen Demand	--	µg/L	NA	NA	NA	NA	NA	NA	NA	NA	NA	NA	NA	NA

See notes on last page.

Table 3
Groundwater Analytical Data
Annual Report
New York State Electric & Gas
Madison Avenue Former MGP Site
Elmira, New York



Location ID:	NYSDEC TOGS 1.1.1 Standards or Guidance Values	Units	MW-7 (cont.)					MW-8S						
			Q12	Q14	Q16	Q18	Q20	Historical	Baseline	Q2	Q4	Q6	Q8	Q10
Date Collected:			02/11/16	08/25/16	02/23/17	08/24/17	02/15/18	04/22/04	04/05/13	08/27/13	02/07/14	08/07/14	02/26/15	08/27/15
BTEX														
Benzene	1	µg/L	1.0 U	1.0 U	1.0 U	1.0 U	1.0 U	0.5 J	1.0 U	1.0 U	1.0 U	1.0 U	1.0 U	1.0 U
Ethylbenzene	5	µg/L	1.0 U	1.0 U	1.0 U	1.0 U	1.0 U	1.3 J	1.0 U	1.0 U	1.0 U	1.0 U	1.0 U	1.0 U
Toluene	5	µg/L	1.0 U	1.0 U	1.0 U	1.0 U	1.0 U	5.0 U	1.0 U	1.0 U	1.0 U	1.0 U	1.0 U	1.0 U
Xylenes (total)	5	µg/L	2.0 U	2.0 U	2.0 U	2.0 U	2.0 U	6	2.0 U	2.0 U	2.0 U	2.0 U	2.0 U	2.0 U
Total BTEX	--	µg/L	ND	ND	ND	ND	ND	7.8 J	ND	ND	ND	ND	ND	ND
PAHs														
Acenaphthene	20 (GV)	µg/L	4.8 U	5.0 U	4.9 U	5.0 U	5.0 U	2 J	4.8 U	4.8 U	6 J	6.8 J	8	7.5
Acenaphthylene	--	µg/L	4.8 U	5.0 U	4.9 U	5.0 U	5.0 U	10 U	4.8 U	4.8 U	23 UJ	9.6 U	0.46 J	4.7 U
Anthracene	50 (GV)	µg/L	4.8 U	5.0 U	0.28 J	5.0 U	5.0 U	10 U	4.8 U	4.8 U	23 UJ	9.6 U	0.97 J	0.61 J
Benzo(a)anthracene*	0.002 (GV)	µg/L	4.8 U	5.0 U	4.9 U	5.0 U	5.0 U	1.0 U	4.8 U	4.8 U	23 UJ	9.6 U	1.2 J	4.7 U
Benzo(a)pyrene*	0	µg/L	4.8 U	5.0 U	4.9 U	5.0 U	5.0 U	1.0 U	4.8 U	4.8 UJ	23 UJ	9.6 U	1.2 J	4.7 U
Benzo(b)fluoranthene*	0.002 (GV)	µg/L	4.8 U	5.0 U	4.9 U	5.0 U	5.0 U	1.0 U	4.8 U	4.8 UJ	23 UJ	9.6 U	1.4 J	4.7 U
Benzo(g,h,i)perylene	--	µg/L	4.8 U	5.0 U	4.9 U	5.0 U	5.0 U	10 U	4.8 U	4.8 UJ	23 UJ	9.6 U	0.49 J	4.7 U
Benzo(k)fluoranthene*	0.002 (GV)	µg/L	4.8 U	5.0 U	4.9 U	5.0 U	5.0 U	1 UJ	4.8 U	4.8 UJ	23 UJ	9.6 U	4.9 U	4.7 U
Chrysene*	0.002 (GV)	µg/L	4.8 U	5.0 U	4.9 U	5.0 U	5.0 U	10 U	4.8 U	4.8 UJ	23 UJ	9.6 U	0.97 J	4.7 U
Dibenzo(a,h)anthracene	--	µg/L	4.8 U	5.0 U	4.9 U	5.0 U	5.0 U	1.0 U	4.8 U	4.8 UJ	23 UJ	9.6 U	4.9 U	4.7 U
Fluoranthene	50 (GV)	µg/L	4.8 U	5.0 U	4.9 U	5.0 U	5.0 U	0.4 J	4.8 U	4.8 U	23 UJ	9.6 U	3.4 J	2 J
Fluorene	50 (GV)	µg/L	4.8 U	5.0 U	4.9 U	5.0 U	5.0 U	1.7 J	4.8 U	4.8 U	3.5 J	5.1 J	4.8 J	5.4
Indeno(1,2,3-cd)pyrene*	0.002 (GV)	µg/L	4.8 U	5.0 U	4.9 U	5.0 U	5.0 U	1.0 U	4.8 U	4.8 UJ	23 UJ	9.6 U	0.55 J	4.7 U
Naphthalene	10 (GV)	µg/L	4.8 U	5.0 U	4.9 U	5.0 U	5.0 U	14	4.8 U	4.8 U	23 UJ	9.6 U	2.5 J	4.7 U
Phenanthrene	50 (GV)	µg/L	4.8 U	5.0 U	4.9 U	5.0 U	5.0 U	0.2 J	4.8 U	0.44 J	23 UJ	9.6 U	0.57 J	4.7 UB
Pyrene	50 (GV)	µg/L	4.8 U	5.0 U	4.9 U	5.0 U	5.0 U	0.3 J	4.8 U	4.8 U	23 UJ	9.6 U	2.6 J	1.3 J
PAH COCs	--	µg/L	ND	ND	ND	ND	ND	ND	ND	ND	ND	ND	5.32 J	ND
Total PAHs	--	µg/L	ND	ND	0.28 J	ND	ND	18.6 J	ND	0.44 J	9.5 J	11.9 J	29.1 J	16.8J
Oxygen Demand														
Biochemical Oxygen Demand	--	µg/L	NA	NA	NA	NA	NA	NA	NA	NA	NA	NA	NA	NA
Carbonaceous Biochemical Oxygen Demand	--	µg/L	NA	NA	NA	NA	NA	NA	NA	NA	NA	NA	NA	NA

See notes on last page.

Table 3
Groundwater Analytical Data
Annual Report
New York State Electric & Gas
Madison Avenue Former MGP Site
Elmira, New York



Location ID:	NYSDEC TOGS 1.1.1 Standards or Guidance Values	Units	MW-8S (cont.)											
			Q12	Q14	Q16	Q18	Q20	Q22	Q24	Q26	Q28	Q30	Q32	Q34
Date Collected:			02/11/16	08/25/16	02/23/17	08/24/17	02/15/18	08/14/18	02/20/19	08/13/19	02/19/20	08/27/20	02/17/21	08/10/21
BTEX														
Benzene	1	µg/L	1.0 U	2.0 U	2.0 U	4.0 U	4.0 U	8.0 U	8.0 U	8.0 U	8.0 U	5.0 U	4.0 U	4.0 U
Ethylbenzene	5	µg/L	1.0 U	2.0 U	2.0 U	4.0 U	4.0 U	8.0 U	8.0 U	8.0 U	8.0 U	5.0 U	4.0 U	4.0 U
Toluene	5	µg/L	1.0 U	2.0 U	2.0 U	4.0 U	4.0 U	8.0 U	8.0 U	8.0 U	8.0 U	5.0 U	4.0 U	4.0 U
Xylenes (total)	5	µg/L	2.0 U	4.0 U	4.0 U	8.0 U	8.0 U	16 U	16 U	16 U	16 U	5.0 U	8.0 U	8.0 U
Total BTEX	--	µg/L	ND	ND	ND	ND	ND	ND	ND	ND	ND	ND	ND	ND
PAHs														
Acenaphthene	20 (GV)	µg/L	7.5	6.6	9.4	7.9 J	4.7 J	2.1 J	5.9	8	6.1	9	6.9	5.3
Acenaphthylene	--	µg/L	0.5 J	4.7 U	0.36 J	25 U	25 U	25 U	5.0 U	5.0 U	5.0 U	5.0 U	5.0 U	5.0 U
Anthracene	50 (GV)	µg/L	1 J	0.56 J	0.69 J	25 U	25 U	25 U	0.47 J	0.47 J	0.37 J	0.65 J	0.4 J	0.3 J
Benzo(a)anthracene*	0.002 (GV)	µg/L	1.2 J	0.52 J	0.38 J	25 U	25 U	25 U	5.0 U	5.0 U	0.39 J	5.0 U	5.0 U	5.0 U
Benzo(a)pyrene*	0	µg/L	1.2 J	4.7 U	0.43 J	25 U	25 U	25 U	5.0 U	5.0 U	5.0 U	5.0 U	5.0 U	5.0 U
Benzo(b)fluoranthene*	0.002 (GV)	µg/L	1.2 J	0.43 J	0.39 J	25 U	25 U	25 U	5.0 U	5.0 U	5.0 U	5.0 U	5.0 U	5.0 U
Benzo(g,h,i)perylene	--	µg/L	0.53 J	4.7 U	4.6 U	25 U	25 U	25 U	5.0 U	5.0 U	5.0 U	5.0 U	5.0 U	5.0 U
Benzo(k)fluoranthene*	0.002 (GV)	µg/L	5.3 U	4.7 U	4.6 U	25 U	25 U	25 U	5.0 U	5.0 U	5.0 U	5.0 U	5.0 U	5.0 U
Chrysene*	0.002 (GV)	µg/L	1 J	0.31 J	4.6 U	25 U	25 U	25 U	5.0 U	5.0 U	5.0 U	5.0 U	5.0 U	5.0 U
Dibenzo(a,h)anthracene	--	µg/L	5.3 U	4.7 U	4.6 U	25 U	25 U	25 U	5.0 U	5.0 U	5.0 U	5.0 U	5.0 U	5.0 U
Fluoranthene	50 (GV)	µg/L	3.6 J	2.4 J	2.7 J	2.7 J	25 U	25 U	1.7 J	2.2 J	2.2 J	2.8 J	1.6 J	1.9 J
Fluorene	50 (GV)	µg/L	5.5	5	6	5.2 J	4.2 J	25 U	4.6 J	6.6	4.9 J	7.1	5.8	4.6 J
Indeno(1,2,3-cd)pyrene*	0.002 (GV)	µg/L	0.7 J	4.7 U	4.6 U	25 U	25 U	25 U	5.0 U	5.0 U	5.0 U	5.0 U	5.0 U	5.0 U
Naphthalene	10 (GV)	µg/L	5.3 U	4.7 U	4.6 U	25 U	25 U	25 U	5.0 U	5.0 U	5.0 U	5.0 U	5.0 U	5.0 U
Phenanthrene	50 (GV)	µg/L	5.3 U	4.7 U	4.6 U	25 U	25 U	25 U	5.0 U	5.0 U	5.0 U	0.58 J	5.0 U	5.0 U
Pyrene	50 (GV)	µg/L	2.8 J	1.7 J	1.9 J	25 U	25 U	25 U	1.5 J	1.4 J	1.7 J	1.9 J	1.1 J	1.3 J
PAH COCs	--	µg/L	5.30	1.26 J	1.20 J	ND	ND	ND	ND	ND	0.39 J	ND	ND	ND
Total PAHs	--	µg/L	26.7 J	17.5 J	22.3 J	15.8 J	8.9 J	2.1 J	14.2 J	18.7 J	15.7 J	22 J	15.8 J	13.4 J
Oxygen Demand														
Biochemical Oxygen Demand	--	µg/L	NA	NA	NA	NA	NA	NA	NA	NA	NA	NA	NA	NA
Carbonaceous Biochemical Oxygen Demand	--	µg/L	NA	NA	NA	NA	NA	NA	NA	NA	NA	NA	NA	NA

See notes on last page.

Table 3
Groundwater Analytical Data
Annual Report
New York State Electric & Gas
Madison Avenue Former MGP Site
Elmira, New York



Location ID:	NYSDEC TOGS 1.1.1 Standards or Guidance Values	Units	MW-8S (cont.)							MW-9S				
			Q36	Q38	Q40	Q42	Q44	Q46	Q48	Historical	Baseline	Q2	Q4	Q6
Date Collected:			02/18/22	08/02/22	02/14/23	08/22/23	02/08/24	08/27/24	02/04/25	04/27/04	04/05/13	08/27/13	02/07/14	08/06/14
BTEX														
Benzene	1	µg/L	4.0 U	4.0 U	4.0 U	4.0 U	8.0 U	8.0 U	8.0 U	1.0 U	1.0 U	1.0 U	1.0 U	1.0 U
Ethylbenzene	5	µg/L	4.0 U	4.0 U	4.0 U	4.0 U	8.0 U	8.0 U	8.0 U	4.0 U	1.0 U	1.0 U	1.0 U	1.0 U
Toluene	5	µg/L	4.0 U	4.0 U	4.0 U	4.0 U	8.0 U	8.0 U	8.0 U	5.0 U	1.0 U	1.0 U	1.0 U	1.0 U
Xylenes (total)	5	µg/L	8.0 U	8.0 U	8.0 U	8.0 U	16 U	16 U	16 U	5.0 U	2.0 U	2.0 U	2.0 U	2.0 U
Total BTEX	--	µg/L	ND	ND	ND	ND	ND	ND	ND	ND	ND	ND	ND	ND
PAHs														
Acenaphthene	20 (GV)	µg/L	3.6 J	7.3	6.1	7.8	5.6	5.8	6.1	11 U	5.1 U	4.8 U	4.9 U	9.6 U
Acenaphthylene	--	µg/L	5.0 U	6 U	5.2 U	5.0 U	5.2 U	5.0 U	5.0 U	11 U	5.1 U	4.8 U	4.9 U	9.6 U
Anthracene	50 (GV)	µg/L	5.0 U	0.43 J	5.2 U	0.28 J	5.2 U	0.30 J	0.28 J	11 U	5.1 U	4.8 U	4.9 U	9.6 U
Benzo(a)anthracene*	0.002 (GV)	µg/L	5.0 U	5.0 U	5.2 U	5.0 U	5.2 U	5.0 U	5.0 U	1.1 U	5.1 U	4.8 U	4.9 U	9.6 U
Benzo(a)pyrene*	0	µg/L	5.0 U	5.0 U	5.2 U	5.0 U	5.2 U	5.0 U	5.0 U	1.1 U	5.1 U	4.8 U	4.9 U	9.6 U
Benzo(b)fluoranthene*	0.002 (GV)	µg/L	5.0 U	5.0 U	5.2 U	5.0 U	5.2 U	5.0 U	5.0 U	1.1 U	5.1 U	4.8 U	4.9 U	9.6 U
Benzo(g,h,i)perylene	--	µg/L	5.0 U	5.0 U	5.2 U	5.0 U	5.2 U	5.0 U	5.0 U	11 U	5.1 U	4.8 U	4.9 U	9.6 U
Benzo(k)fluoranthene*	0.002 (GV)	µg/L	5.0 U	5.0 U	5.2 U	5.0 U	5.2 U	5.0 U	5.0 U	1.1 U	5.1 U	4.8 U	4.9 U	9.6 U
Chrysene*	0.002 (GV)	µg/L	5.0 U	5.0 U	5.2 U	5.0 U	5.2 U	5.0 U	5.0 U	11 U	5.1 U	4.8 U	4.9 U	9.6 U
Dibenzo(a,h)anthracene	--	µg/L	5.0 U	5.0 U	5.2 U	5.0 U	5.2 U	5.0 U	5.0 U	1.1 U	5.1 U	4.8 U	4.9 U	9.6 U
Fluoranthene	50 (GV)	µg/L	0.69 J	1.8 J	1.7 J	2.2 J	1.4 J	1.7 J	2.1 J	11 U	5.1 U	4.8 U	4.9 U	9.6 U
Fluorene	50 (GV)	µg/L	2.7 J	4.9 J	4.4 J	5.1	3.9 J	3.7 J	3.6 J	11 U	5.1 U	4.8 U	4.9 U	9.6 U
Indeno(1,2,3-cd)pyrene*	0.002 (GV)	µg/L	5.0 U	5.0 U	5.2 U	5.0 U	5.2 U	5.0 U	5.0 U	1.1 U	5.1 U	4.8 U	4.9 U	9.6 U
Naphthalene	10 (GV)	µg/L	5.0 U	5.0 U	5.2 U	5.0 U	5.2 U	5.0 U	5.0 U	11 U	5.1 U	4.8 U	4.9 U	9.6 U
Phenanthrene	50 (GV)	µg/L	5.0 U	5.0 U	5.2 U	5.0 U	5.2 U	5.0 U	5.0 U	11 U	5.1 U	4.8 U	4.9 U	9.6 U
Pyrene	50 (GV)	µg/L	0.55 J	1.4 J	1.5 J	1.6 J	0.85 J	0.96 J	1.5 J	11 U	5.1 U	4.8 U	4.9 U	9.6 U
PAH COCs	--	µg/L	ND	ND	ND	ND	ND	ND	ND	ND	ND	ND	ND	ND
Total PAHs	--	µg/L	7.54 J	15.8 J	13.7 J	16.98 J	11.75 J	12.46	13.58	ND	ND	ND	ND	ND
Oxygen Demand														
Biochemical Oxygen Demand	--	µg/L	NA	NA	NA	NA	NA	NA	NA	NA	NA	NA	NA	NA
Carbonaceous Biochemical Oxygen Demand	--	µg/L	NA	NA	NA	NA	NA	NA	NA	NA	NA	NA	NA	NA

See notes on last page.

Table 3
Groundwater Analytical Data
Annual Report
New York State Electric & Gas
Madison Avenue Former MGP Site
Elmira, New York



Location ID:	NYSDEC TOGS 1.1.1 Standards or Guidance Values	Units	MW-9S (cont.)											
			Q8	Q10	Q12	Q14	Q16	Q18	Q20	Q22	Q24	Q26	Q28	Q30
Date Collected:			02/26/15	08/27/15	02/11/16	08/25/16	02/23/17	08/24/17	02/15/18	08/14/18	02/20/19	08/13/19	02/19/20	08/27/20
BTEX														
Benzene	1	µg/L	1.0 U	1.0 U	1.0 U	1.0 U	1.0 U	1.0 U	1.0 U	1.0 U	1.0 U	1.0 U	1.0 U	1.0 U
Ethylbenzene	5	µg/L	1.0 U	1.0 U	1.0 U	1.0 U	1.0 U	1.0 U	1.0 U	1.0 U	1.0 U	1.0 U	1.0 U	1.0 U
Toluene	5	µg/L	1.0 U	1.0 U	1.0 U	1.0 U	1.0 U	1.0 U	1.0 U	1.0 U	1.0 U	1.0 U	1.0 U	1.0 U
Xylenes (total)	5	µg/L	2.0 U	2.0 U	2.0 U	2.0 U	2.0 U	2.0 U	2.0 U	2.0 U	2.0 U	2.0 U	2.0 U	2.0 U
Total BTEX	--	µg/L	ND	ND	ND	ND	ND	ND	ND	ND	ND	ND	ND	ND
PAHs														
Acenaphthene	20 (GV)	µg/L	4.9 U	4.7 U	4.8 U	4.7 U	4.9 U	5.0 U	5.0 U	5.0 U	5.0 U	5.0 U	5.2 U	5.2 U
Acenaphthylene	--	µg/L	4.9 U	4.7 U	4.8 U	4.7 U	4.9 U	5.0 U	5.0 U	5.0 U	5.0 U	5.0 U	5.2 U	5.2 U
Anthracene	50 (GV)	µg/L	4.9 U	4.7 U	4.8 U	4.7 U	4.9 U	5.0 U	5.0 U	5.0 U	5.0 U	5.0 U	5.2 U	5.2 U
Benzo(a)anthracene*	0.002 (GV)	µg/L	4.9 U	4.7 U	4.8 U	4.7 U	4.9 U	5.0 U	5.0 U	5.0 U	5.0 U	5.0 U	5.2 U	5.2 U
Benzo(a)pyrene*	0	µg/L	4.9 U	4.7 U	4.8 U	4.7 U	4.9 U	5.0 U	5.0 U	5.0 U	5.0 U	5.0 U	5.2 U	5.2 U
Benzo(b)fluoranthene*	0.002 (GV)	µg/L	4.9 U	4.7 U	4.8 U	4.7 U	4.9 U	5.0 U	5.0 U	5.0 U	5.0 U	5.0 U	5.2 U	5.2 U
Benzo(g,h,i)perylene	--	µg/L	4.9 U	4.7 U	4.8 U	4.7 U	4.9 U	5.0 U	5.0 U	5.0 U	5.0 U	5.0 U	5.2 U	5.2 U
Benzo(k)fluoranthene*	0.002 (GV)	µg/L	4.9 U	4.7 U	4.8 U	4.7 U	4.9 U	5.0 U	5.0 U	5.0 U	5.0 U	5.0 U	5.2 U	5.2 U
Chrysene*	0.002 (GV)	µg/L	4.9 U	4.7 U	4.8 U	4.7 U	4.9 U	5.0 U	5.0 U	5.0 U	5.0 U	5.0 U	5.2 U	5.2 U
Dibenzo(a,h)anthracene	--	µg/L	4.9 U	4.7 U	4.8 U	4.7 U	4.9 U	5.0 U	5.0 U	5.0 U	5.0 U	5.0 U	5.2 U	5.2 U
Fluoranthene	50 (GV)	µg/L	4.9 U	4.7 U	4.8 U	4.7 U	4.9 U	5.0 U	5.0 U	5.0 U	5.0 U	5.0 U	5.2 U	5.2 U
Fluorene	50 (GV)	µg/L	4.9 U	4.7 U	4.8 U	4.7 U	4.9 U	5.0 U	5.0 U	5.0 U	5.0 U	5.0 U	5.2 U	5.2 U
Indeno(1,2,3-cd)pyrene*	0.002 (GV)	µg/L	4.9 U	4.7 U	4.8 U	4.7 U	4.9 U	5.0 U	5.0 U	5.0 U	5.0 U	5.0 U	5.2 U	5.2 U
Naphthalene	10 (GV)	µg/L	4.9 U	4.7 U	4.8 U	4.7 U	4.9 U	5.0 U	5.0 U	5.0 U	5.0 U	5.0 U	5.2 U	5.2 U
Phenanthrene	50 (GV)	µg/L	4.9 U	4.7 UB	4.8 U	4.7 U	4.9 U	5.0 U	5.0 U	5.0 U	5.0 U	5.0 U	5.2 U	5.2 U
Pyrene	50 (GV)	µg/L	4.9 U	4.7 U	4.8 U	4.7 U	4.9 U	5.0 U	5.0 U	5.0 U	5.0 U	5.0 U	5.2 U	5.2 U
PAH COCs	--	µg/L	ND	ND	ND	ND	ND	ND	ND	ND	ND	ND	ND	ND
Total PAHs	--	µg/L	ND	ND	ND	ND	ND	ND	ND	ND	ND	ND	ND	ND
Oxygen Demand														
Biochemical Oxygen Demand	--	µg/L	NA	NA	NA	NA	NA	NA	NA	NA	NA	NA	NA	NA
Carbonaceous Biochemical Oxygen Demand	--	µg/L	NA	NA	NA	NA	NA	NA	NA	NA	NA	NA	NA	NA

See notes on last page.

Table 3
Groundwater Analytical Data
Annual Report
New York State Electric & Gas
Madison Avenue Former MGP Site
Elmira, New York



Location ID:	NYSDEC TOGS 1.1.1 Standards or Guidance Values	Units	MW-9S (cont.)									MW-0402S			
			Q32	Q34	Q36	Q38	Q40	Q42	Q44	Q46	Q48	Historical	Baseline	Q2	
Date Collected:			02/17/21	08/10/21	02/18/22	08/02/22	02/14/23	08/22/23	02/08/24	08/27/24	02/04/25	04/28/04	04/04/13	08/27/13	
BTEX															
Benzene	1	µg/L	1.0 U	1.0 U	1.0 U	1.0 U	1.0 U	1.0 U	1.0 U	1.0 U	1.0 U	1.0 U	1.0 U	1.0 U	
Ethylbenzene	5	µg/L	1.0 U	1.0 U	1.0 U	1.0 U	1.0 U	1.0 U	1.0 U	1.0 U	1.0 U	4.0 U	1.0 U	1.0 U	
Toluene	5	µg/L	1.0 U	1.0 U	1.0 U	1.0 U	1.0 U	1.0 U	1.0 U	1.0 U	1.0 U	5.0 U	1.0 U	1.0 U	
Xylenes (total)	5	µg/L	2.0 U	2.0 U	2.0 U	2.0 U	2.0 U	2.0 U	2.0 U	2.0 U	2.0 U	5.0 U	2.0 U	2.0 U	
Total BTEX	--	µg/L	ND	ND	ND	ND	ND	ND	ND	ND	ND	ND	ND	ND	
PAHs															
Acenaphthene	20 (GV)	µg/L	5.0 U	5.7 U	5.0 U	5.0 U	5.0 U	5.0 U	5.0 U	5.7 U	5.0 U	5.0 U	10 U	4.8 U	4.6 U
Acenaphthylene	--	µg/L	5.0 U	5.7 U	5.0 U	5.0 U	5.0 U	5.0 U	5.0 U	5.7 U	5.0 U	5.0 U	10 U	4.8 UJ	4.6 U
Anthracene	50 (GV)	µg/L	5.0 U	5.7 U	5.0 U	5.0 U	5.0 U	5.0 U	5.0 U	5.7 U	5.0 U	5.0 U	10 U	4.8 UJ	4.6 U
Benzo(a)anthracene*	0.002 (GV)	µg/L	5.0 U	5.7 U	5.0 U	5.0 U	5.0 U	5.0 U	5.0 U	5.7 U	5.0 U	5.0 U	1.0 U	4.8 UJ	4.6 U
Benzo(a)pyrene*	0	µg/L	5.0 U	5.7 U	5.0 U	5.0 U	5.0 U	5.0 U	5.0 U	5.7 U	5.0 U	5.0 U	1.0 U	4.8 U	4.6 U
Benzo(b)fluoranthene*	0.002 (GV)	µg/L	5.0 U	5.7 U	5.0 U	5.0 U	5.0 U	5.0 U	5.0 U	5.7 U	5.0 U	5.0 U	1.0 U	4.8 U	4.6 U
Benzo(g,h,i)perylene	--	µg/L	5.0 U	5.7 U	5.0 U	5.0 U	5.0 U	5.0 U	5.0 U	5.7 U	5.0 U	5.0 U	10 U	4.8 UJ	4.6 U
Benzo(k)fluoranthene*	0.002 (GV)	µg/L	5.0 U	5.7 U	5.0 U	5.0 U	5.0 U	5.0 U	5.0 U	5.7 U	5.0 U	5.0 U	1.0 U	4.8 U	4.6 U
Chrysene*	0.002 (GV)	µg/L	5.0 U	5.7 U	5.0 U	5.0 U	5.0 U	5.0 U	5.0 U	5.7 U	5.0 U	5.0 U	10 U	4.8 UJ	4.6 U
Dibenzo(a,h)anthracene	--	µg/L	5.0 U	5.7 U	5.0 U	5.0 U	5.0 U	5.0 U	5.0 U	5.7 U	5.0 U	5.0 U	1.0 U	4.8 U	4.6 U
Fluoranthene	50 (GV)	µg/L	5.0 U	5.7 U	5.0 U	5.0 U	5.0 U	5.0 U	5.0 U	5.7 U	5.0 U	5.0 U	10 U	4.8 U	4.6 U
Fluorene	50 (GV)	µg/L	5.0 U	5.7 U	5.0 U	5.0 U	5.0 U	5.0 U	5.0 U	5.7 U	5.0 U	5.0 U	10 U	4.8 UJ	4.6 U
Indeno(1,2,3-cd)pyrene*	0.002 (GV)	µg/L	5.0 U	5.7 U	5.0 U	5.0 U	5.0 U	5.0 U	5.0 U	5.7 U	5.0 U	5.0 U	1.0 U	4.8 UJ	4.6 U
Naphthalene	10 (GV)	µg/L	5.0 U	5.7 U	5.0 U	5.0 U	5.0 U	5.0 U	5.0 U	5.7 U	5.0 U	5.0 U	10 U	4.8 U	4.6 U
Phenanthrene	50 (GV)	µg/L	5.0 U	5.7 U	5.0 U	5.0 U	5.0 U	5.0 U	5.0 U	5.7 U	5.0 U	5.0 U	10 U	4.8 U	4.6 U
Pyrene	50 (GV)	µg/L	5.0 U	5.7 U	5.0 U	5.0 U	5.0 U	5.0 U	5.0 U	5.7 U	5.0 U	5.0 U	10 U	4.8 U	4.6 U
PAH COCs	--	µg/L	ND	ND	ND	ND	ND	ND	ND	ND	ND	ND	ND	ND	ND
Total PAHs	--	µg/L	ND	ND	ND	ND	ND	ND	ND	ND	ND	ND	ND	ND	ND
Oxygen Demand															
Biochemical Oxygen Demand	--	µg/L	NA	NA	NA	NA	NA	NA	NA	NA	NA	NA	NA	NA	NA
Carbonaceous Biochemical Oxygen Demand	--	µg/L	NA	NA	NA	NA	NA	NA	NA	NA	NA	NA	NA	NA	NA

See notes on last page.

Table 3
Groundwater Analytical Data
Annual Report
New York State Electric & Gas
Madison Avenue Former MGP Site
Elmira, New York



Location ID:	NYSDEC TOGS 1.1.1 Standards or Guidance Values	Units	MW-0402S (cont.)									MW-0403S		
			Q4	Q6	Q8	Q10	Q12	Q14	Q16	Q18	Q20	Historical	Baseline	Q2
Date Collected:			02/06/14	08/07/14	02/26/15	08/27/15	02/11/16	08/25/16	02/23/17	08/24/17	02/15/18	04/28/04	04/04/13	08/27/13
BTEX														
Benzene	1	µg/L	1.0 U	1.0 U	1.0 U	1.0 U	1.0 U	1.0 U	1.0 U	1.0 U	1.0 U	1.0 U	1.0 U	1.0 U
Ethylbenzene	5	µg/L	1.0 U	1.0 U	1.0 U	1.0 U	1.0 U	1.0 U	1.0 U	1.0 U	1.0 U	4.0 U	1.0 U	1.0 U
Toluene	5	µg/L	1.0 U	1.0 U	1.0 U	1.0 U	1.0 U	1.0 U	1.0 U	1.0 U	1.0 U	5.0 U	1.0 U	1.0 U
Xylenes (total)	5	µg/L	2.0 U	2.0 U	2.0 U	2.0 U	2.0 U	2.0 U	2.0 U	2.0 U	2.0 U	5.0 U	2.0 U	2.0 U
Total BTEX	--	µg/L	ND	ND	ND	ND	ND	ND	ND	ND	ND	ND	ND	ND
PAHs														
Acenaphthene	20 (GV)	µg/L	4.7 U	9.9 U	4.9 U	4.9 U	5.3 U	4.7 U	4.6 U	5.0 U	5.0 U	10 U	4.8 U	4.7 U
Acenaphthylene	--	µg/L	4.7 U	9.9 U	4.9 U	4.9 U	5.3 U	4.7 U	4.6 U	5.0 U	5.0 U	10 U	4.8 U	4.7 U
Anthracene	50 (GV)	µg/L	4.7 U	9.9 U	4.9 U	4.9 U	5.3 U	4.7 U	4.6 U	5.0 U	5.0 U	10 U	4.8 U	4.7 U
Benzo(a)anthracene*	0.002 (GV)	µg/L	4.7 UJ	9.9 U	4.9 U	4.9 U	5.3 U	4.7 U	4.6 U	5.0 U	5.0 U	1.0 U	4.8 U	4.7 U
Benzo(a)pyrene*	0	µg/L	4.7 UJ	9.9 U	4.9 U	4.9 U	5.3 U	4.7 U	4.6 U	5.0 U	5.0 U	1.0 U	4.8 U	4.7 U
Benzo(b)fluoranthene*	0.002 (GV)	µg/L	4.7 UJ	9.9 U	4.9 U	4.9 U	5.3 U	4.7 U	4.6 U	5.0 U	5.0 U	1.0 U	4.8 U	4.7 U
Benzo(g,h,i)perylene	--	µg/L	4.7 UJ	9.9 U	4.9 U	4.9 U	5.3 U	4.7 U	4.6 U	5.0 U	5.0 U	10 U	4.8 U	4.7 U
Benzo(k)fluoranthene*	0.002 (GV)	µg/L	4.7 UJ	9.9 U	4.9 U	4.9 U	5.3 U	4.7 U	4.6 U	5.0 U	5.0 U	1.0 U	4.8 U	4.7 U
Chrysene*	0.002 (GV)	µg/L	4.7 UJ	9.9 U	4.9 U	4.9 U	5.3 U	4.7 U	4.6 U	5.0 U	5.0 U	10 U	4.8 U	4.7 U
Dibenzo(a,h)anthracene	--	µg/L	4.7 UJ	9.9 U	4.9 U	4.9 U	5.3 U	4.7 U	4.6 U	5.0 U	5.0 U	1.0 U	4.8 U	4.7 U
Fluoranthene	50 (GV)	µg/L	4.7 U	9.9 U	4.9 U	4.9 U	5.3 U	4.7 U	4.6 U	5.0 U	5.0 U	10 U	4.8 U	4.7 U
Fluorene	50 (GV)	µg/L	4.7 U	9.9 U	4.9 U	4.9 U	5.3 U	4.7 U	4.6 U	5.0 U	5.0 U	10 U	4.8 U	4.7 U
Indeno(1,2,3-cd)pyrene*	0.002 (GV)	µg/L	4.7 UJ	9.9 U	4.9 U	4.9 U	5.3 U	4.7 U	4.6 U	5.0 U	5.0 U	1.0 U	4.8 U	4.7 U
Naphthalene	10 (GV)	µg/L	4.7 UJ	9.9 U	4.9 U	4.9 U	5.3 U	4.7 U	4.6 U	5.0 U	5.0 U	10 U	4.8 U	4.7 U
Phenanthrene	50 (GV)	µg/L	4.7 U	9.9 U	4.9 U	4.9 UB	5.3 U	4.7 U	4.6 U	5.0 U	5.0 U	10 U	4.8 U	4.7 U
Pyrene	50 (GV)	µg/L	4.7 UJ	9.9 U	4.9 U	4.9 U	5.3 U	4.7 U	4.6 U	5.0 U	5.0 U	10 U	4.8 U	4.7 U
PAH COCs	--	µg/L	ND	ND	ND	ND	ND	ND	ND	ND	ND	ND	ND	ND
Total PAHs	--	µg/L	ND	ND	ND	ND	ND	ND	ND	ND	ND	ND	ND	ND
Oxygen Demand														
Biochemical Oxygen Demand	--	µg/L	NA	NA	NA	NA	NA	NA	NA	NA	NA	NA	NA	NA
Carbonaceous Biochemical Oxygen Demand	--	µg/L	NA	NA	NA	NA	NA	NA	NA	NA	NA	NA	NA	NA

See notes on last page.

Table 3
Groundwater Analytical Data
Annual Report
New York State Electric & Gas
Madison Avenue Former MGP Site
Elmira, New York



Location ID:	NYSDEC TOGS 1.1.1 Standards or Guidance Values	Units	MW-0403S (cont.)									MW-0404S		
			Q4	Q6	Q8	Q10	Q12	Q14	Q16	Q18	Q20	Historical	Baseline	Q2
Date Collected:			02/06/14	08/07/14	02/26/15	08/27/15	02/11/16	08/25/16	02/23/17	08/24/17	02/15/18	04/29/04	04/04/13	08/27/13
BTEX														
Benzene	1	µg/L	1.0 U	1.0 U	1.0 U	1.0 U	1.0 U	1.0 U	1.0 U	1.0 U	1.0 U	1.0 U	1.0 U	1.0 U
Ethylbenzene	5	µg/L	1.0 U	1.0 U	1.0 U	1.0 U	1.0 U	1.0 U	1.0 U	1.0 U	1.0 U	4.0 U	1.0 U	1.0 U
Toluene	5	µg/L	1.0 U	1.0 U	1.0 U	1.0 U	1.0 U	1.0 U	1.0 U	1.0 U	1.0 U	5.0 U	1.0 U	1.0 U
Xylenes (total)	5	µg/L	2.0 U	2.0 U	2.0 U	2.0 U	2.0 U	2.0 U	2.0 U	2.0 U	2.0 U	5.0 U	2.0 U	2.0 U
Total BTEX	--	µg/L	ND	ND	ND	ND	ND	ND	ND	ND	ND	ND	ND	ND
PAHs														
Acenaphthene	20 (GV)	µg/L	4.6 U	10 U	4.7 U	4.7 U	5.2 U	4.9 U	4.6 U	5.0 U	5.0 U	10 U	4.7 U	1.3 J
Acenaphthylene	--	µg/L	4.6 U	10 U	4.7 U	4.7 U	5.2 U	4.9 U	4.6 U	5.0 U	5.0 U	10 U	4.7 U	4.6 U
Anthracene	50 (GV)	µg/L	4.6 U	10 U	4.7 U	4.7 U	5.2 U	4.9 U	4.6 U	5.0 U	5.0 U	10 U	4.7 U	4.6 U
Benzo(a)anthracene*	0.002 (GV)	µg/L	4.6 U	10 U	4.7 U	4.7 U	5.2 U	4.9 U	4.6 U	5.0 U	5.0 U	1.0 U	4.7 U	4.6 U
Benzo(a)pyrene*	0	µg/L	4.6 U	10 U	4.7 U	4.7 U	5.2 U	4.9 U	4.6 U	5.0 U	5.0 U	1.0 U	4.7 U	4.6 U
Benzo(b)fluoranthene*	0.002 (GV)	µg/L	4.6 U	10 U	4.7 U	4.7 U	5.2 U	4.9 U	4.6 U	5.0 U	5.0 U	1.0 U	4.7 U	4.6 U
Benzo(g,h,i)perylene	--	µg/L	4.6 U	10 U	4.7 U	4.7 U	5.2 U	4.9 U	4.6 U	5.0 U	5.0 U	10 U	4.7 U	4.6 U
Benzo(k)fluoranthene*	0.002 (GV)	µg/L	4.6 U	10 U	4.7 U	4.7 U	5.2 U	4.9 U	4.6 U	5.0 U	5.0 U	1.0 U	4.7 U	4.6 U
Chrysene*	0.002 (GV)	µg/L	4.6 U	10 U	4.7 U	4.7 U	5.2 U	4.9 U	4.6 U	5.0 U	5.0 U	10 U	4.7 U	4.6 U
Dibenzo(a,h)anthracene	--	µg/L	4.6 U	10 U	4.7 U	4.7 U	5.2 U	4.9 U	4.6 U	5.0 U	5.0 U	1.0 U	4.7 U	4.6 U
Fluoranthene	50 (GV)	µg/L	4.6 U	10 U	4.7 U	4.7 U	5.2 U	4.9 U	4.6 U	5.0 U	5.0 U	10 U	4.7 U	0.49 J
Fluorene	50 (GV)	µg/L	4.6 U	10 U	4.7 U	4.7 U	5.2 U	4.9 U	4.6 U	5.0 U	5.0 U	10 U	4.7 U	1.2 J
Indeno(1,2,3-cd)pyrene*	0.002 (GV)	µg/L	4.6 U	10 U	4.7 U	4.7 U	5.2 U	4.9 U	4.6 U	5.0 U	5.0 U	1.0 U	4.7 U	4.6 U
Naphthalene	10 (GV)	µg/L	4.6 U	10 U	0.94 J	4.7 U	5.2 U	4.9 U	4.6 U	5.0 U	5.0 U	10 U	4.7 U	4.6 U
Phenanthrene	50 (GV)	µg/L	4.6 U	10 U	4.7 U	4.7 UB	5.2 U	4.9 U	4.6 U	5.0 U	5.0 U	10 U	4.7 U	0.45 J
Pyrene	50 (GV)	µg/L	4.6 U	10 U	4.7 U	4.7 U	5.2 U	4.9 U	4.6 U	5.0 U	5.0 U	10 U	4.7 U	0.38 J
PAH COCs	--	µg/L	ND	ND	ND	ND	ND	ND	ND	ND	ND	ND	ND	ND
Total PAHs	--	µg/L	ND	ND	0.94 J	ND	ND	ND	ND	ND	ND	ND	ND	3.82 J
Oxygen Demand														
Biochemical Oxygen Demand	--	µg/L	NA	NA	NA	NA	NA	NA	NA	NA	NA	NA	NA	NA
Carbonaceous Biochemical Oxygen Demand	--	µg/L	NA	NA	NA	NA	NA	NA	NA	NA	NA	NA	NA	NA

See notes on last page.

Table 3
Groundwater Analytical Data
Annual Report
New York State Electric & Gas
Madison Avenue Former MGP Site
Elmira, New York



Location ID:	NYSDEC TOGS 1.1.1 Standards or Guidance Values	Units	MW-0404S (cont.)											
			Q4	Q6	Q8	Q10	Q12	Q14	Q16	Q18	Q20	Q22	Q24	Q26
Date Collected:			02/06/14	08/07/14	02/26/15	08/27/15	02/11/16	08/25/16	02/23/17	08/24/17	02/15/18	08/14/18	02/20/19	08/13/19
BTEX														
Benzene	1	µg/L	1.0 U	1.0 U	1.0 U	1.0 U	1.0 U	1.0 U	1.0 U	1.0 U	1.0 U	1.0 U	1.0 U	1.0 U
Ethylbenzene	5	µg/L	1.0 U	1.0 U	1.0 U	1.0 U	1.0 U	1.0 U	1.0 U	1.0 U	1.0 U	1.0 U	1.0 U	1.0 U
Toluene	5	µg/L	1.0 U	1.0 U	1.0 U	1.0 U	1.0 U	1.0 U	1.0 U	1.0 U	1.0 U	1.0 U	1.0 U	1.0 U
Xylenes (total)	5	µg/L	2.0 U	2.0 U	2.0 U	2.0 U	2.0 U	2.0 U	2.0 U	2.0 U	2.0 U	2.0 U	2.0 U	2.0 U
Total BTEX	--	µg/L	ND	ND	ND	ND	ND	ND	ND	ND	ND	ND	ND	ND
PAHs														
Acenaphthene	20 (GV)	µg/L	4.7 U	9.8 U	4.7 U	4.9 U	4.9 U	4.9 U	4.6 U	5.0 U	5.0 U	5.0 U	5.0 U	5.0 U
Acenaphthylene	--	µg/L	4.7 U	9.8 U	4.7 U	4.9 U	4.9 U	4.9 U	4.6 U	5.0 U	5.0 U	5.0 U	5.0 U	5.0 U
Anthracene	50 (GV)	µg/L	4.7 U	9.8 U	4.7 U	4.9 U	4.9 U	4.9 U	4.6 U	5.0 U	5.0 U	5.0 U	5.0 U	5.0 U
Benzo(a)anthracene*	0.002 (GV)	µg/L	4.7 U	9.8 U	4.7 U	4.9 U	4.9 U	4.9 U	4.6 U	5.0 U	5.0 U	5.0 U	5.0 U	5.0 U
Benzo(a)pyrene*	0	µg/L	4.7 U	9.8 U	4.7 U	4.9 U	4.9 U	4.9 U	4.6 U	5.0 U	5.0 U	5.0 U	5.0 U	5.0 U
Benzo(b)fluoranthene*	0.002 (GV)	µg/L	4.7 U	9.8 U	0.33 J	4.9 U	4.9 U	4.9 U	4.6 U	5.0 U	5.0 U	5.0 U	5.0 U	5.0 U
Benzo(g,h,i)perylene	--	µg/L	4.7 U	9.8 U	4.7 U	4.9 U	4.9 U	4.9 U	4.6 U	5.0 U	5.0 U	5.0 U	5.0 U	5.0 U
Benzo(k)fluoranthene*	0.002 (GV)	µg/L	4.7 U	9.8 U	4.7 U	4.9 U	4.9 U	4.9 U	4.6 U	5.0 U	5.0 U	5.0 U	5.0 U	5.0 U
Chrysene*	0.002 (GV)	µg/L	4.7 U	9.8 U	4.7 U	4.9 U	4.9 U	4.9 U	4.6 U	5.0 U	5.0 U	5.0 U	5.0 U	5.0 U
Dibenzo(a,h)anthracene	--	µg/L	4.7 U	9.8 U	4.7 U	4.9 U	4.9 U	4.9 U	4.6 U	5.0 U	5.0 U	5.0 U	5.0 U	5.0 U
Fluoranthene	50 (GV)	µg/L	4.7 U	9.8 U	4.7 U	4.9 U	4.9 U	4.9 U	4.6 U	5.0 U	5.0 U	5.0 U	5.0 U	5.0 U
Fluorene	50 (GV)	µg/L	4.7 U	9.8 U	4.7 U	4.9 U	4.9 U	4.9 U	4.6 U	5.0 U	5.0 U	5.0 U	5.0 U	5.0 U
Indeno(1,2,3-cd)pyrene*	0.002 (GV)	µg/L	4.7 U	9.8 U	4.7 U	4.9 U	4.9 U	4.9 U	4.6 U	5.0 U	5.0 U	5.0 U	5.0 U	5.0 U
Naphthalene	10 (GV)	µg/L	4.7 UJ	9.8 U	3.2 J	4.9 U	4.9 U	4.9 U	4.6 U	5.0 U	5.0 U	5.0 U	5.0 U	5.0 U
Phenanthrene	50 (GV)	µg/L	4.7 U	9.8 U	4.7 U	4.9 UB	4.9 U	4.9 U	4.6 U	5.0 U	5.0 U	5.0 U	5.0 U	5.0 U
Pyrene	50 (GV)	µg/L	4.7 U	9.8 U	4.7 U	4.9 U	4.9 U	4.9 U	4.6 U	5.0 U	5.0 U	5.0 U	5.0 U	5.0 U
PAH COCs	--	µg/L	ND	ND	0.33 J	ND	ND	ND	ND	ND	ND	ND	ND	ND
Total PAHs	--	µg/L	ND	ND	3.53 J	ND	ND	ND	ND	ND	ND	ND	ND	ND
Oxygen Demand														
Biochemical Oxygen Demand	--	µg/L	NA	NA	NA	NA	NA	NA	NA	NA	NA	NA	NA	NA
Carbonaceous Biochemical Oxygen Demand	--	µg/L	NA	NA	NA	NA	NA	NA	NA	NA	NA	NA	NA	NA

See notes on last page.

Table 3
Groundwater Analytical Data
Annual Report
New York State Electric & Gas
Madison Avenue Former MGP Site
Elmira, New York



Location ID:	NYSDEC TOGS 1.1.1 Standards or Guidance Values	Units	MW-0404S (cont.)										
			Q28	Q30	Q32	Q34	Q36	Q38	Q40	Q42	Q44	Q46	Q48
Date Collected:			02/19/20	08/27/20	02/17/21	08/10/21	02/18/22	08/02/22	02/13/23	08/22/23	02/08/24	08/27/24	02/04/25
BTEX													
Benzene	1	µg/L	1.0 U	1.0 U	1.0 U	1.0 U	1.0 U	4.0 U	1.0 U	1.0 U	1.0 U	1.0 U	1.0 U
Ethylbenzene	5	µg/L	1.0 U	1.0 U	1.0 U	1.0 U	1.0 U	4.0 U	1.0 U	1.0 U	1.0 U	1.0 U	1.0 U
Toluene	5	µg/L	1.0 U	1.0 U	1.0 U	1.0 U	1.0 U	4.0 U	1.0 U	1.0 U	1.0 U	1.0 U	1.0 U
Xylenes (total)	5	µg/L	2.0 U	2.0 U	2.0 U	2.0 U	2.0 U	8.0 U	2.0 U	2.0 U	2.0 U	1.0 U	2.0 U
Total BTEX	--	µg/L	ND	ND	ND	ND	ND	ND	ND	ND	ND	ND	ND
PAHs													
Acenaphthene	20 (GV)	µg/L	5.0 U	5.0 U	5.0 U	5.0 U	5.0 U	8.2	5.2 U	5.0 U	5.0 U	5.0 U	5.0 U
Acenaphthylene	--	µg/L	5.0 U	5.0 U	5.0 U	5.0 U	5.0 U	5.0 U	5.2 U	5.0 U	5.0 U	5.0 U	5.0 U
Anthracene	50 (GV)	µg/L	5.0 U	5.0 U	5.0 U	5.0 U	5.0 U	0.46 J	5.2 U	5.0 U	5.0 U	5.0 U	5.0 U
Benzo(a)anthracene*	0.002 (GV)	µg/L	5.0 U	5.0 U	5.0 U	5.0 U	5.0 U	5.0 U	5.2 U	5.0 U	5.0 U	5.0 U	5.0 U
Benzo(a)pyrene*	0	µg/L	5.0 U	5.0 U	5.0 U	5.0 U	5.0 U	5.0 U	5.2 U	5.0 U	5.0 U	5.0 U	5.0 U
Benzo(b)fluoranthene*	0.002 (GV)	µg/L	5.0 U	5.0 U	5.0 U	5.0 U	5.0 U	5.0 U	5.2 U	5.0 U	5.0 U	5.0 U	5.0 U
Benzo(g,h,i)perylene	--	µg/L	5.0 U	5.0 U	5.0 U	5.0 U	5.0 U	5.0 U	5.2 U	5.0 U	5.0 U	5.0 U	5.0 U
Benzo(k)fluoranthene*	0.002 (GV)	µg/L	5.0 U	5.0 U	5.0 U	5.0 U	5.0 U	5.0 U	5.2 U	5.0 U	5.0 U	5.0 U	5.0 U
Chrysene*	0.002 (GV)	µg/L	5.0 U	5.0 U	5.0 U	5.0 U	5.0 U	5.0 U	5.2 U	5.0 U	5.0 U	5.0 U	5.0 U
Dibenzo(a,h)anthracene	--	µg/L	5.0 U	5.0 U	5.0 U	5.0 U	5.0 U	5.0 U	5.2 U	5.0 U	5.0 U	5.0 U	5.0 U
Fluoranthene	50 (GV)	µg/L	5.0 U	5.0 U	5.0 U	5.0 U	5.0 U	2.0 J	5.2 U	5.0 U	5.0 U	5.0 U	5.0 U
Fluorene	50 (GV)	µg/L	5.0 U	5.0 U	5.0 U	5.0 U	5.0 U	5.4	5.2 U	5.0 U	5.0 U	5.0 U	5.0 U
Indeno(1,2,3-cd)pyrene*	0.002 (GV)	µg/L	5.0 U	5.0 U	5.0 U	5.0 U	5.0 U	5.0 U	5.2 U	5.0 U	5.0 U	5.0 U	5.0 U
Naphthalene	10 (GV)	µg/L	5.0 U	5.0 U	5.0 U	5.0 U	5.0 U	5.0 U	5.2 U	5.0 U	5.0 U	5.0 U	5.0 U
Phenanthrene	50 (GV)	µg/L	5.0 U	5.0 U	5.0 U	5.0 U	5.0 U	5.0 U	5.2 U	5.0 U	5.0 U	5.0 U	5.0 U
Pyrene	50 (GV)	µg/L	5.0 U	5.0 U	5.0 U	5.0 U	5.0 U	1.4 J	5.2 U	5.0 U	5.0 U	5.0 U	5.0 U
PAH COCs	--	µg/L	ND	ND	ND	ND	ND	ND	ND	ND	ND	ND	ND
Total PAHs	--	µg/L	ND	ND	ND	ND	ND	17.5	ND	ND	ND	ND	ND
Oxygen Demand													
Biochemical Oxygen Demand	--	µg/L	NA	NA	NA	NA	NA	NA	NA	NA	NA	NA	NA
Carbonaceous Biochemical Oxygen Demand	--	µg/L	NA	NA	NA	NA	NA	NA	NA	NA	NA	NA	NA

See notes on last page.

Table 3
Groundwater Analytical Data
Annual Report
New York State Electric & Gas
Madison Avenue Former MGP Site
Elmira, New York



Location ID:	NYSDEC TOGS 1.1.1 Standards or Guidance Values	Units	MW-0405S											
			Historical	Baseline	Q2	Q4	Q6	Q8	Q10	Q12	Q14	Q16	Q18	Q20
Date Collected:			04/29/04	04/04/13	08/27/13	02/06/14	08/07/14	02/26/15	08/27/15	02/11/16	08/25/16	02/23/17	08/24/17	02/15/18
BTEX														
Benzene	1	µg/L	1.0 U	1.0 U	1.0 U	1.0 U	1.0 U	1.0 U	1.0 U	1.0 U	1.0 U	1.0 U	1.0 U	1.0 U
Ethylbenzene	5	µg/L	4.0 U	1.0 U	1.0 U	1.0 U	1.0 U	1.0 U	1.0 U	1.0 U	1.0 U	1.0 U	1.0 U	1.0 U
Toluene	5	µg/L	5.0 U	1.0 U	1.0 U	1.0 U	1.0 U	1.0 U	1.0 U	1.0 U	1.0 U	1.0 U	1.0 U	1.0 U
Xylenes (total)	5	µg/L	5.0 U	2.0 U	2.0 U	2.0 U	2.0 U	2.0 U	2.0 U	2.0 U	2.0 U	2.0 U	2.0 U	2.0 U
Total BTEX	--	µg/L	ND	ND	ND	ND	ND	ND	ND	ND	ND	ND	ND	ND
PAHs														
Acenaphthene	20 (GV)	µg/L	10 U	4.7 U	4.7 U	4.6 U	9.7 U	5.0 U	4.9 U	5.0 U	4.9 U	4.5 U	5.0 U	5.0 U
Acenaphthylene	--	µg/L	10 U	4.7 U	4.7 U	4.6 U	9.7 U	5.0 U	4.9 U	5.0 U	4.9 U	4.5 U	5.0 U	5.0 U
Anthracene	50 (GV)	µg/L	10 U	4.7 U	4.7 U	4.6 U	9.7 U	5.0 U	4.9 U	5.0 U	4.9 U	4.5 U	5.0 U	5.0 U
Benzo(a)anthracene*	0.002 (GV)	µg/L	1.0 U	4.7 U	4.7 U	4.6 U	9.7 U	5.0 U	4.9 U	5.0 U	4.9 U	4.5 U	5.0 U	5.0 U
Benzo(a)pyrene*	0	µg/L	1.0 U	4.7 U	4.7 U	4.6 U	9.7 U	5.0 U	4.9 U	5.0 U	4.9 U	4.5 U	5.0 U	5.0 U
Benzo(b)fluoranthene*	0.002 (GV)	µg/L	1.0 U	4.7 U	4.7 U	4.6 U	9.7 U	0.35 J	4.9 U	5.0 U	4.9 U	4.5 U	5.0 U	5.0 U
Benzo(g,h,i)perylene	--	µg/L	10 U	4.7 U	4.7 U	4.6 U	9.7 U	5.0 U	4.9 U	5.0 U	4.9 U	4.5 U	5.0 U	5.0 U
Benzo(k)fluoranthene*	0.002 (GV)	µg/L	1.0 U	4.7 U	4.7 U	4.6 U	9.7 U	5.0 U	4.9 U	5.0 U	4.9 U	4.5 U	5.0 U	5.0 U
Chrysene*	0.002 (GV)	µg/L	10 U	4.7 U	4.7 U	4.6 U	9.7 U	5.0 U	4.9 U	5.0 U	4.9 U	4.5 U	5.0 U	5.0 U
Dibenzo(a,h)anthracene	--	µg/L	1.0 U	4.7 U	4.7 U	4.6 U	9.7 U	5.0 U	4.9 U	5.0 U	4.9 U	4.5 U	5.0 U	5.0 U
Fluoranthene	50 (GV)	µg/L	10 U	4.7 U	4.7 U	4.6 U	9.7 U	5.0 U	4.9 U	5.0 U	4.9 U	4.5 U	5.0 U	5.0 U
Fluorene	50 (GV)	µg/L	10 U	4.7 U	4.7 U	4.6 U	9.7 U	5.0 U	4.9 U	5.0 U	4.9 U	4.5 U	5.0 U	5.0 U
Indeno(1,2,3-cd)pyrene*	0.002 (GV)	µg/L	1.0 U	4.7 U	4.7 U	4.6 U	9.7 U	5.0 U	4.9 U	5.0 U	4.9 U	4.5 U	5.0 U	5.0 U
Naphthalene	10 (GV)	µg/L	10 U	4.7 U	4.7 U	4.6 U	9.7 U	5.0 U	4.9 U	5.0 U	4.9 U	4.5 U	5.0 U	5.0 U
Phenanthrene	50 (GV)	µg/L	10 U	4.7 U	0.45 J	4.6 U	9.7 U	5.0 U	4.9 UB	5.0 U	4.9 U	4.5 U	5.0 U	5.0 U
Pyrene	50 (GV)	µg/L	10 U	4.7 U	4.7 U	4.6 U	9.7 U	5.0 U	4.9 U	5.0 U	4.9 U	4.5 U	5.0 U	5.0 U
PAH COCs	--	µg/L	ND	ND	ND	ND	ND	0.35 J	ND	ND	ND	ND	ND	ND
Total PAHs	--	µg/L	ND	ND	0.45 J	ND	ND	0.35 J	ND	ND	ND	ND	ND	ND
Oxygen Demand														
Biochemical Oxygen Demand	--	µg/L	NA	NA	NA	NA	NA	NA	NA	NA	NA	NA	NA	NA
Carbonaceous Biochemical Oxygen Demand	--	µg/L	NA	NA	NA	NA	NA	NA	NA	NA	NA	NA	NA	NA

See notes on last page.

Table 3
Groundwater Analytical Data
Annual Report
New York State Electric & Gas
Madison Avenue Former MGP Site
Elmira, New York



Location ID:	NYSDEC TOGS 1.1.1 Standards or Guidance Values	Units	MW-0405S (cont.)											
			Q22	Q24	Q26	Q28	Q30	Q32	Q34	Q36	Q38	Q40	Q42	Q44
Date Collected:			08/14/18	02/20/19	08/13/19	02/19/20	08/27/20	02/17/21	08/10/21	02/18/22	08/02/22	02/13/23	08/22/23	02/08/24
BTEX														
Benzene	1	µg/L	1.0 U	1.0 U	1.0 U	1.0 U	1.0 U	1.0 U	1.0 U	1.0 U	1.0 U	1.0 U	1.0 U	1.0 U
Ethylbenzene	5	µg/L	1.0 U	1.0 U	1.0 U	1.0 U	1.0 U	1.0 U	1.0 U	1.0 U	1.0 U	1.0 U	1.0 U	1.0 U
Toluene	5	µg/L	1.0 U	1.0 U	1.0 U	1.0 U	1.0 U	1.0 U	1.0 U	1.0 U	1.0 U	1.0 U	1.0 U	1.0 U
Xylenes (total)	5	µg/L	2.0 U	2.0 U	2.0 U	2.0 U	2.0 U	2.0 U	2.0 U	2.0 U	2.0 U	2.0 U	2.0 U	2.0 U
Total BTEX	--	µg/L	ND	ND	ND	ND	ND	ND	ND	ND	ND	ND	ND	ND
PAHs														
Acenaphthene	20 (GV)	µg/L	5.0 U	5.0 U	5.0 U	5.0 U	5.0 U	5.0 U	5.0 U	5.0 U	5.0 U	5.0 U	5.0 U	5.0 U
Acenaphthylene	--	µg/L	5.0 U	5.0 U	5.0 U	5.0 U	5.0 U	5.0 U	5.0 U	5.0 U	5.0 U	5.0 U	5.0 U	5.0 U
Anthracene	50 (GV)	µg/L	5.0 U	5.0 U	5.0 U	5.0 U	5.0 U	5.0 U	5.0 U	5.0 U	5.0 U	5.0 U	5.0 U	5.0 U
Benzo(a)anthracene*	0.002 (GV)	µg/L	5.0 U	5.0 U	5.0 U	5.0 U	5.0 U	5.0 U	5.0 U	5.0 U	5.0 U	5.0 U	5.0 U	5.0 U
Benzo(a)pyrene*	0	µg/L	5.0 U	5.0 U	5.0 U	5.0 U	5.0 U	5.0 U	5.0 U	5.0 U	5.0 U	5.0 U	5.0 U	5.0 U
Benzo(b)fluoranthene*	0.002 (GV)	µg/L	5.0 U	5.0 U	5.0 U	5.0 U	5.0 U	5.0 U	5.0 U	5.0 U	5.0 U	5.0 U	5.0 U	5.0 U
Benzo(g,h,i)perylene	--	µg/L	5.0 U	5.0 U	5.0 U	5.0 U	5.0 U	5.0 U	5.0 U	5.0 U	5.0 U	5.0 U	5.0 U	5.0 U
Benzo(k)fluoranthene*	0.002 (GV)	µg/L	5.0 U	5.0 U	5.0 U	5.0 U	5.0 U	5.0 U	5.0 U	5.0 U	5.0 U	5.0 U	5.0 U	5.0 U
Chrysene*	0.002 (GV)	µg/L	5.0 U	5.0 U	5.0 U	5.0 U	5.0 U	5.0 U	5.0 U	5.0 U	5.0 U	5.0 U	5.0 U	5.0 U
Dibenzo(a,h)anthracene	--	µg/L	5.0 U	5.0 U	5.0 U	5.0 U	5.0 U	5.0 U	5.0 U	5.0 U	5.0 U	5.0 U	5.0 U	5.0 U
Fluoranthene	50 (GV)	µg/L	5.0 U	5.0 U	5.0 U	5.0 U	5.0 U	5.0 U	5.0 U	5.0 U	5.0 U	5.0 U	5.0 U	5.0 U
Fluorene	50 (GV)	µg/L	5.0 U	5.0 U	5.0 U	5.0 U	5.0 U	5.0 U	5.0 U	5.0 U	5.0 U	5.0 U	5.0 U	5.0 U
Indeno(1,2,3-cd)pyrene*	0.002 (GV)	µg/L	5.0 U	5.0 U	5.0 U	5.0 U	5.0 U	5.0 U	5.0 U	5.0 U	5.0 U	5.0 U	5.0 U	5.0 U
Naphthalene	10 (GV)	µg/L	5.0 U	5.0 U	5.0 U	5.0 U	5.0 U	5.0 U	5.0 U	5.0 U	5.0 U	5.0 U	5.0 U	5.0 U
Phenanthrene	50 (GV)	µg/L	5.0 U	5.0 U	5.0 U	5.0 U	5.0 U	5.0 U	5.0 U	5.0 U	5.0 U	5.0 U	5.0 U	5.0 U
Pyrene	50 (GV)	µg/L	5.0 U	5.0 U	5.0 U	5.0 U	5.0 U	5.0 U	5.0 U	5.0 U	5.0 U	5.0 U	5.0 U	5.0 U
PAH COCs	--	µg/L	ND	ND	ND	ND	ND	ND	ND	ND	ND	ND	ND	ND
Total PAHs	--	µg/L	ND	ND	ND	ND	ND	ND	ND	ND	ND	ND	ND	ND
Oxygen Demand														
Biochemical Oxygen Demand	--	µg/L	NA	NA	NA	NA	NA	NA	NA	NA	NA	NA	NA	NA
Carbonaceous Biochemical Oxygen Demand	--	µg/L	NA	NA	NA	NA	NA	NA	NA	NA	NA	NA	NA	NA

See notes on last page.

Table 3
Groundwater Analytical Data
Annual Report
New York State Electric & Gas
Madison Avenue Former MGP Site
Elmira, New York



Location ID:	NYSDEC TOGS 1.1.1 Standards or Guidance Values	Units	MW-0405S (cont.)		PMW-1				PMW-2				
			Q46	Q48	Baseline	Q2	Q6	Q8	Baseline	Q2	Q4	Q6	Q8
Date Collected:			08/27/24	02/04/25	04/03/13	08/28/13	08/06/14	02/24/15	04/03/13	08/28/13	02/05/14	08/06/14	02/24/15
BTEX													
Benzene	1	µg/L	1.0 U	1.0 U	NA	NA	NA	NA	1.0 U	1.0 U	1.0 U	1.0 U	1.0 U
Ethylbenzene	5	µg/L	1.0 U	1.0 U	NA	NA	NA	NA	1.0 U	1.0 U	0.92 J	1.0 U	1.0 U
Toluene	5	µg/L	1.0 U	1.0 U	NA	NA	NA	NA	1.0 U	1.0 U	1.0 U	1.0 U	1.0 U
Xylenes (total)	5	µg/L	2.0 U	2.0 U	NA	NA	NA	NA	2.0 U	2.0 U	2.0 U	2.0 U	2.0 U
Total BTEX	--	µg/L	ND	ND	NA	NA	NA	NA	ND	ND	0.92 J	ND	ND
PAHs													
Acenaphthene	20 (GV)	µg/L	5.0 U	5.0 U	NA	NA	NA	NA	4.8 U	NA	NA	NA	NA
Acenaphthylene	--	µg/L	5.0 U	5.0 U	NA	NA	NA	NA	4.8 U	NA	NA	NA	NA
Anthracene	50 (GV)	µg/L	5.0 U	5.0 U	NA	NA	NA	NA	4.8 U	NA	NA	NA	NA
Benzo(a)anthracene*	0.002 (GV)	µg/L	5.0 U	5.0 U	NA	NA	NA	NA	4.8 U	NA	NA	NA	NA
Benzo(a)pyrene*	0	µg/L	5.0 U	5.0 U	NA	NA	NA	NA	4.8 U	NA	NA	NA	NA
Benzo(b)fluoranthene*	0.002 (GV)	µg/L	5.0 U	5.0 U	NA	NA	NA	NA	4.8 U	NA	NA	NA	NA
Benzo(g,h,i)perylene	--	µg/L	5.0 U	5.0 U	NA	NA	NA	NA	4.8 U	NA	NA	NA	NA
Benzo(k)fluoranthene*	0.002 (GV)	µg/L	5.0 U	5.0 U	NA	NA	NA	NA	4.8 U	NA	NA	NA	NA
Chrysene*	0.002 (GV)	µg/L	5.0 U	5.0 U	NA	NA	NA	NA	4.8 U	NA	NA	NA	NA
Dibenzo(a,h)anthracene	--	µg/L	5.0 U	5.0 U	NA	NA	NA	NA	4.8 U	NA	NA	NA	NA
Fluoranthene	50 (GV)	µg/L	5.0 U	5.0 U	NA	NA	NA	NA	4.8 U	NA	NA	NA	NA
Fluorene	50 (GV)	µg/L	5.0 U	5.0 U	NA	NA	NA	NA	4.8 U	NA	NA	NA	NA
Indeno(1,2,3-cd)pyrene*	0.002 (GV)	µg/L	5.0 U	5.0 U	NA	NA	NA	NA	4.8 U	NA	NA	NA	NA
Naphthalene	10 (GV)	µg/L	5.0 U	5.0 U	NA	NA	NA	NA	4.8 U	NA	NA	NA	NA
Phenanthrene	50 (GV)	µg/L	5.0 U	5.0 U	NA	NA	NA	NA	4.8 U	NA	NA	NA	NA
Pyrene	50 (GV)	µg/L	5.0 U	5.0 U	NA	NA	NA	NA	4.8 U	NA	NA	NA	NA
PAH COCs	--	µg/L	ND	ND	NA	NA	NA	NA	ND	NA	NA	NA	NA
Total PAHs	--	µg/L	ND	ND	NA	NA	NA	NA	ND	NA	NA	NA	NA
Oxygen Demand													
Biochemical Oxygen Demand	--	µg/L	NA	NA	4,500	3,500	2,000U	NA	NA	NA	NA	NA	NA
Carbonaceous Biochemical Oxygen Demand	--	µg/L	NA	NA	2,400	NA	2,000U	NA	NA	NA	NA	NA	NA

See notes on last page.

Table 3
Groundwater Analytical Data
Annual Report
New York State Electric & Gas
Madison Avenue Former MGP Site
Elmira, New York



Location ID:	NYSDEC TOGS 1.1.1 Standards or Guidance Values	Units	PMW-3				PMW-4					PMW-5	
			Baseline	Q2	Q6	Q8	Baseline	Q2	Q4	Q6	Q8	Baseline	Q2
Date Collected:			04/03/13	08/30/13	08/06/14	02/24/15	04/03/13	08/28/13	02/05/14	08/06/14	02/25/15	04/03/13	08/28/13
BTEX													
Benzene	1	µg/L	NA	NA	NA	NA	230 D	81	150	4.0 U	81	NA	NA
Ethylbenzene	5	µg/L	NA	NA	NA	NA	110 D	36	55	4.0 U	29	NA	NA
Toluene	5	µg/L	NA	NA	NA	NA	9.3	2.9 J	5.4	4.0 U	4.9	NA	NA
Xylenes (total)	5	µg/L	NA	NA	NA	NA	80	21	33	8.0 U	21	NA	NA
Total BTEX	--	µg/L	NA	NA	NA	NA	429	141 J	243	ND	136	NA	NA
PAHs													
Acenaphthene	20 (GV)	µg/L	NA	NA	NA	NA	110 D	NA	NA	NA	NA	NA	NA
Acenaphthylene	--	µg/L	NA	NA	NA	NA	6.2	NA	NA	NA	NA	NA	NA
Anthracene	50 (GV)	µg/L	NA	NA	NA	NA	8.8	NA	NA	NA	NA	NA	NA
Benzo(a)anthracene*	0.002 (GV)	µg/L	NA	NA	NA	NA	0.88 J	NA	NA	NA	NA	NA	NA
Benzo(a)pyrene*	0	µg/L	NA	NA	NA	NA	1.3 J	NA	NA	NA	NA	NA	NA
Benzo(b)fluoranthene*	0.002 (GV)	µg/L	NA	NA	NA	NA	1.3 J	NA	NA	NA	NA	NA	NA
Benzo(g,h,i)perylene	--	µg/L	NA	NA	NA	NA	1 J	NA	NA	NA	NA	NA	NA
Benzo(k)fluoranthene*	0.002 (GV)	µg/L	NA	NA	NA	NA	0.71 J	NA	NA	NA	NA	NA	NA
Chrysene*	0.002 (GV)	µg/L	NA	NA	NA	NA	0.70 J	NA	NA	NA	NA	NA	NA
Dibenzo(a,h)anthracene	--	µg/L	NA	NA	NA	NA	4.7 U	NA	NA	NA	NA	NA	NA
Fluoranthene	50 (GV)	µg/L	NA	NA	NA	NA	5.4	NA	NA	NA	NA	NA	NA
Fluorene	50 (GV)	µg/L	NA	NA	NA	NA	29	NA	NA	NA	NA	NA	NA
Indeno(1,2,3-cd)pyrene*	0.002 (GV)	µg/L	NA	NA	NA	NA	4.7 U	NA	NA	NA	NA	NA	NA
Naphthalene	10 (GV)	µg/L	NA	NA	NA	NA	800 D	NA	NA	NA	NA	NA	NA
Phenanthrene	50 (GV)	µg/L	NA	NA	NA	NA	33	NA	NA	NA	NA	NA	NA
Pyrene	50 (GV)	µg/L	NA	NA	NA	NA	9.5	NA	NA	NA	NA	NA	NA
PAH COCs	--	µg/L	NA	NA	NA	NA	4.89 J	NA	NA	NA	NA	NA	NA
Total PAHs	--	µg/L	NA	NA	NA	NA	1,008 J	NA	NA	NA	NA	NA	NA
Oxygen Demand													
Biochemical Oxygen Demand	--	µg/L	99,000	13,000	6,900	NA	NA	NA	NA	NA	NA	2,000 U	2,000 U
Carbonaceous Biochemical Oxygen Demand	--	µg/L	79,400	NA	10,600	NA	NA	NA	NA	NA	NA	2,000 U	NA

See notes on last page.

Table 3
Groundwater Analytical Data
Annual Report
New York State Electric & Gas
Madison Avenue Former MGP Site
Elmira, New York

Location ID:	NYSDEC TOGS 1.1.1 Standards or Guidance Values	Units	PMW-5 (cont.)		PMW-6				
			Q6	Q8	Baseline	Q2	Q4	Q6	Q8
Date Collected:			08/06/14	02/24/15	04/03/13	08/28/13	02/05/14	08/06/14	02/25/15
BTEX									
Benzene	1	µg/L	NA	NA	3.4	25	89	90	1,200 D
Ethylbenzene	5	µg/L	NA	NA	1.4	6.4	42	57	290 D
Toluene	5	µg/L	NA	NA	1.0 U	0.54 J	1	3.4	10
Xylenes (total)	5	µg/L	NA	NA	1.1 J	8.9	30	95	290 D
Total BTEX	--	µg/L	NA	NA	5.9 J	40.8 J	162	245	1,790 D
PAHs									
Acenaphthene	20 (GV)	µg/L	NA	NA	7.2	NA	NA	NA	NA
Acenaphthylene	--	µg/L	NA	NA	4.8 U	NA	NA	NA	NA
Anthracene	50 (GV)	µg/L	NA	NA	4.8 U	NA	NA	NA	NA
Benzo(a)anthracene*	0.002 (GV)	µg/L	NA	NA	4.8 U	NA	NA	NA	NA
Benzo(a)pyrene*	0	µg/L	NA	NA	4.8 U	NA	NA	NA	NA
Benzo(b)fluoranthene*	0.002 (GV)	µg/L	NA	NA	4.8 U	NA	NA	NA	NA
Benzo(g,h,i)perylene	--	µg/L	NA	NA	4.8 U	NA	NA	NA	NA
Benzo(k)fluoranthene*	0.002 (GV)	µg/L	NA	NA	4.8 U	NA	NA	NA	NA
Chrysene*	0.002 (GV)	µg/L	NA	NA	4.8 U	NA	NA	NA	NA
Dibenzo(a,h)anthracene	--	µg/L	NA	NA	4.8 U	NA	NA	NA	NA
Fluoranthene	50 (GV)	µg/L	NA	NA	4.8 U	NA	NA	NA	NA
Fluorene	50 (GV)	µg/L	NA	NA	4.8 U	NA	NA	NA	NA
Indeno(1,2,3-cd)pyrene*	0.002 (GV)	µg/L	NA	NA	4.8 U	NA	NA	NA	NA
Naphthalene	10 (GV)	µg/L	NA	NA	7.3	NA	NA	NA	NA
Phenanthrene	50 (GV)	µg/L	NA	NA	4.8 U	NA	NA	NA	NA
Pyrene	50 (GV)	µg/L	NA	NA	4.8 U	NA	NA	NA	NA
PAH COCs	--	µg/L	NA	NA	ND	NA	NA	NA	NA
Total PAHs	--	µg/L	NA	NA	14.5	NA	NA	NA	NA
Oxygen Demand									
Biochemical Oxygen Demand	--	µg/L	2,000U	NA	NA	NA	NA	NA	NA
Carbonaceous Biochemical Oxygen Demand	--	µg/L	2,000U	NA	NA	NA	NA	NA	NA

See notes on last page.

Table 3
Groundwater Analytical Data
Annual Report
New York State Electric & Gas
Madison Avenue Former MGP Site
Elmira, New York

Notes:

1. * Indicates analyte is COC per Record of Decision (Table 1) (NYSDEC 2008).
2. "GV" indicates value is a guidance value (i.e., not a standard).
3. - - Indicates no NYSDEC Division of Water TOGS 1.1.1 (NYSDEC 1998) Water Quality Standard or Guidance Value established.
4. Shading indicates that the result exceeds the NYSDEC Division of Water TOGS 1.1.1 (NYSDEC 1998) Water Quality Standard or Guidance Value.
5. Sample results detected above the method detection limit are presented in bold font.

Laboratory Qualifiers:

- D - Compound quantitated using a secondary dilution.
J - Indicates that the analyte was detected at a concentration less than the PQL.
U - Indicates the constituent was not detected at the PQL. The value preceding the U indicates the PQL.
UB - Indicates the constituent was not detected at a concentration less than the PQL due to associated blank contamination.

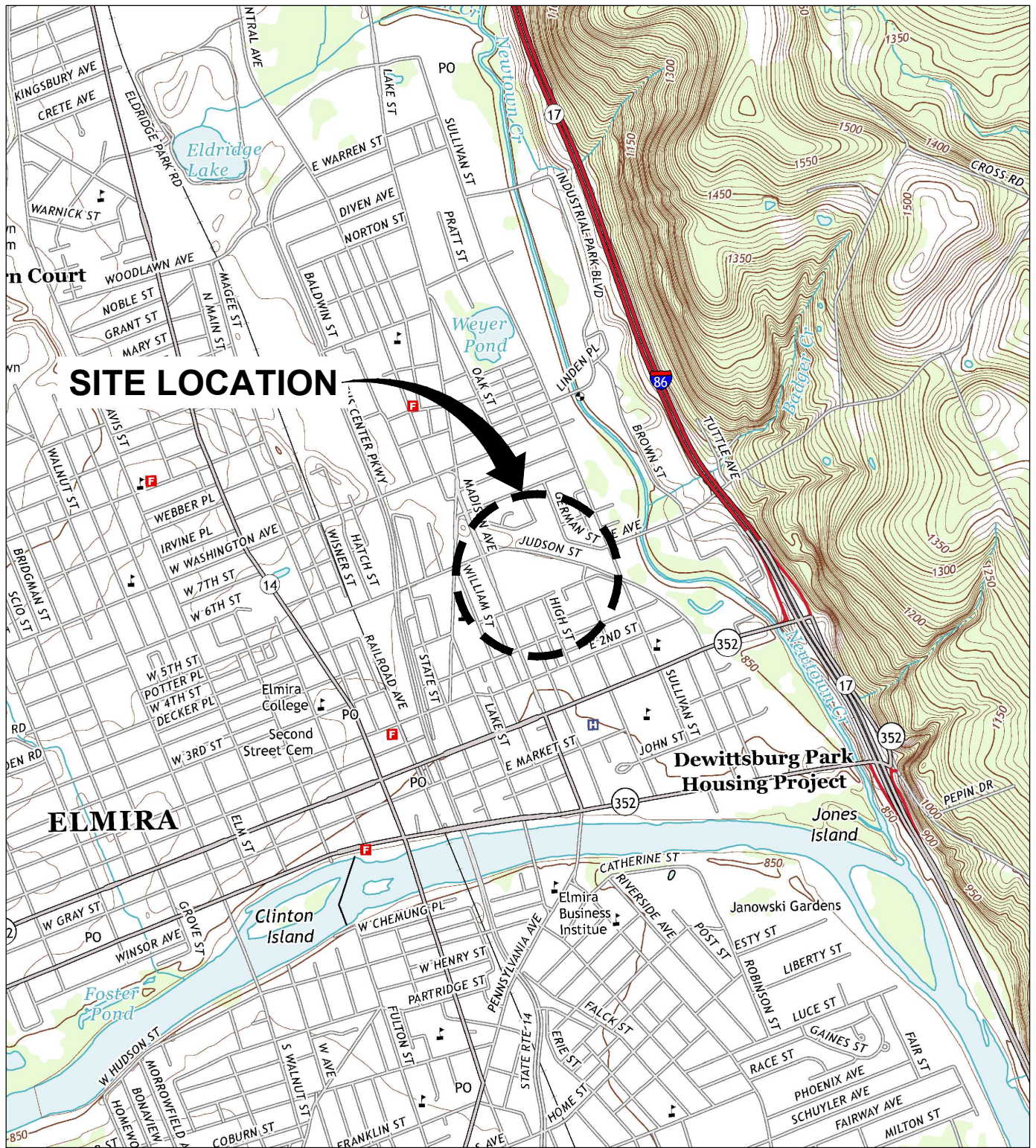
Acronyms and Abbreviations:

- BTEX - benzene, toluene, ethylbenzene, and xylene
COC - constituent of concern
NA - not analyzed
ND - not detected
NYSDEC - New York State Department of Environmental Conservation
PAH - polycyclic aromatic hydrocarbon
PQL - practical quantitation limit
Q - quarter
TOGS - Technical and Operational Guidance Series
µg/L - micrograms per liter

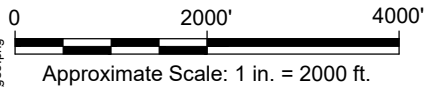
References:

- NYSDEC. 1998. Division of Water Technical and Operational Guidance Series (1.1.1) – Ambient Water Quality Standards and Guidance Values and Groundwater Effluent Limitations. June.
NYSDEC 2008. Record of Decision, Madison Avenue Former Manufactured Gas Plant (MGP) Site, City of Elmira, Chemung County, New York. Site Number 8-08-018. March.

Figures



REFERENCE: BASE MAP USGS 7.5 MIN. TOPO. QUAD., ELMIRA, NY-PA., 2013.



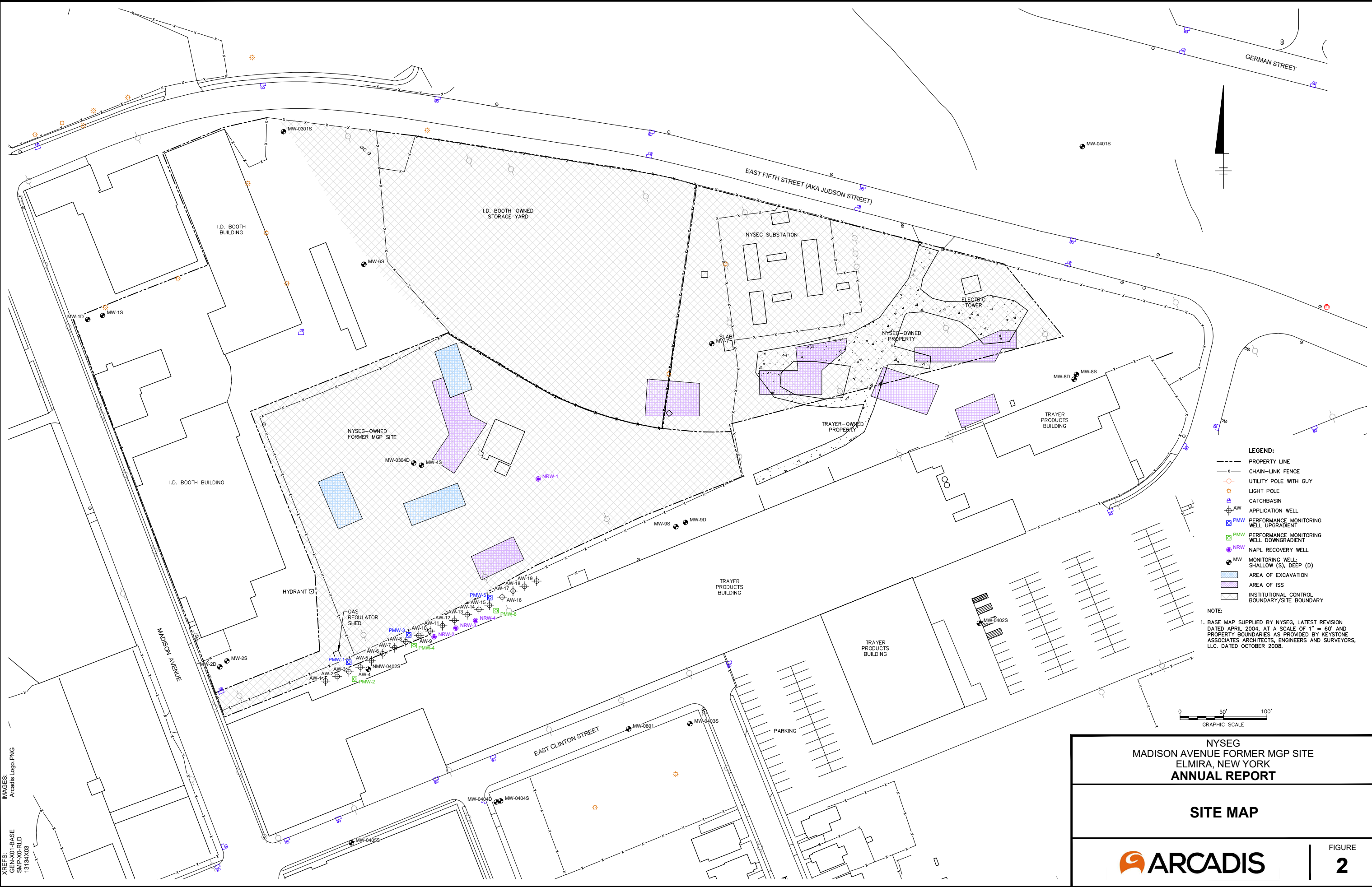
NYSEG
MADISON AVENUE FORMER MGP SITE
ELMIRA, NEW YORK
ANNUAL REPORT

SITE LOCATION MAP

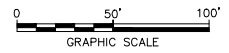


FIGURE
1

PROJECTNAME: ---
IMAGES: Arcadis Logo.png
NY_Elmira_20130219_TM_geo.png



- LEGEND:**
- PROPERTY LINE
 - x- CHAIN-LINK FENCE
 - o UTILITY POLE WITH GUY
 - o LIGHT POLE
 - o CATCHBASIN
 - AW APPLICATION WELL
 - PMW UPGRADIENT PERFORMANCE MONITORING WELL
 - PMW DOWNGRADIENT PERFORMANCE MONITORING WELL
 - NRW NAPL RECOVERY WELL
 - MW MONITORING WELL: SHALLOW (S), DEEP (D)
 - AREA OF EXCAVATION
 - AREA OF ISS
 - BOUNDARY/SITE BOUNDARY INSTITUTIONAL CONTROL
- NOTE:**
1. BASE MAP SUPPLIED BY NYSEG, LATEST REVISION DATED APRIL 2004, AT A SCALE OF 1" = 60' AND PROPERTY BOUNDARIES AS PROVIDED BY KEYSTONE ASSOCIATES ARCHITECTS, ENGINEERS AND SURVEYORS, LLC. DATED OCTOBER 2008.

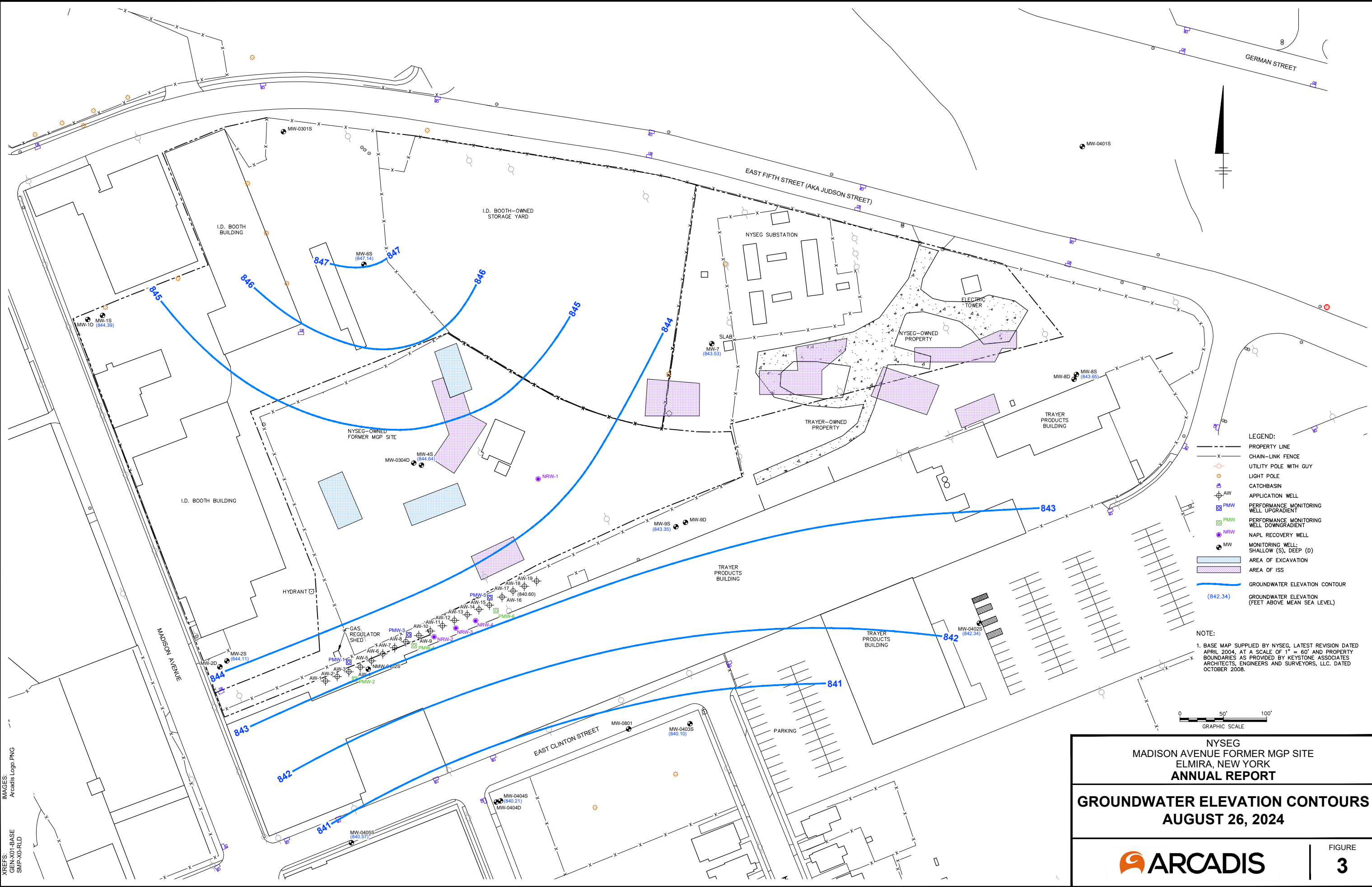


NYSEG
 MADISON AVENUE FORMER MGP SITE
 ELMIRA, NEW YORK
ANNUAL REPORT


SITE MAP

2

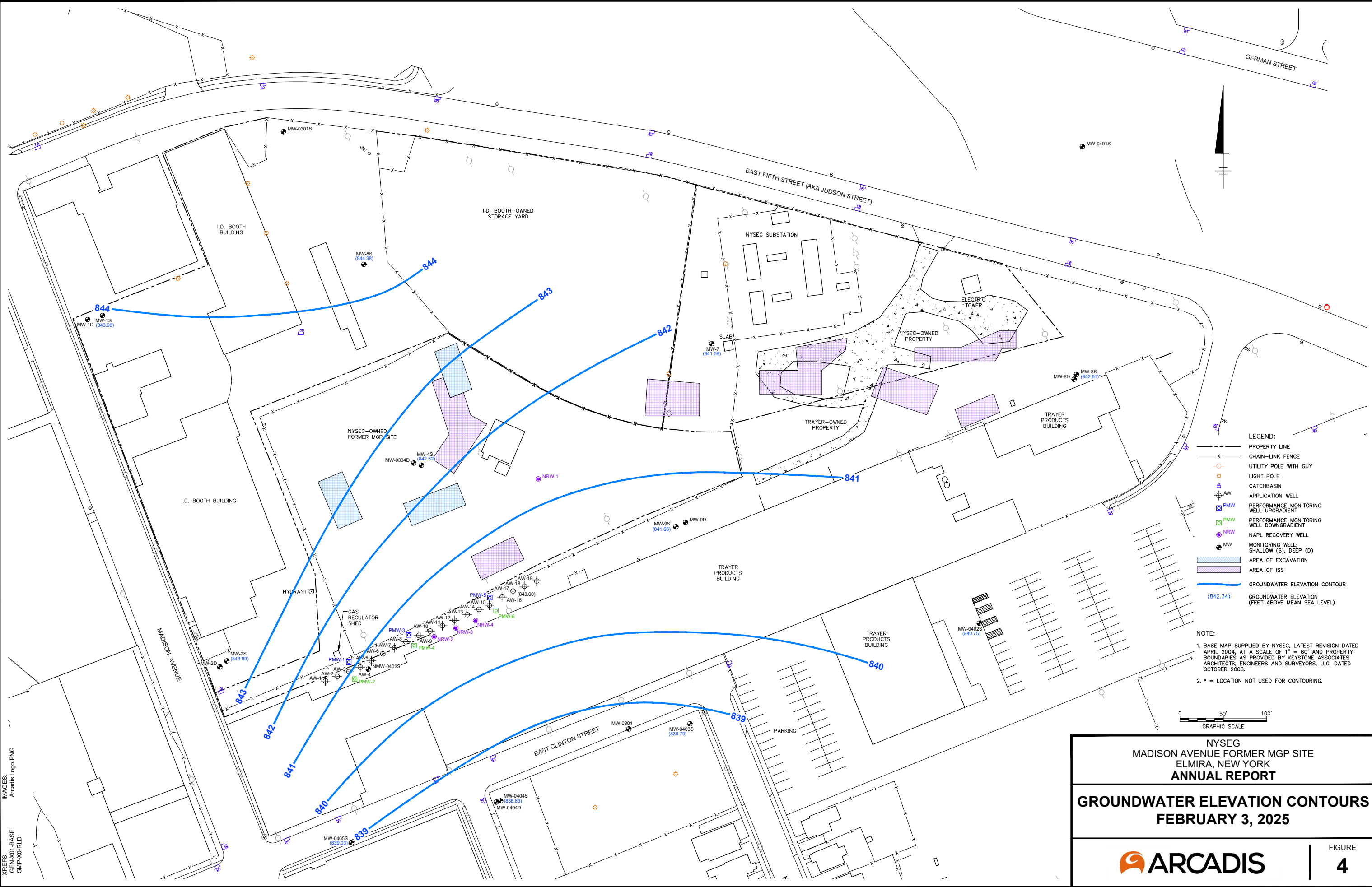
C:\Users\krahmer\OneDrive\Documents\Arcadis\ACC.US\AUS-99999999\NYSEG_MADISON_AVE_ELIMIRA_NY\Project Files\10_WIP\101_ARC_ENV\2025\01-DWG\AR_NYSEG_MA_F03-2024-08_GWE_CONTOUR.dwg LAYOUT:3 SAVED: 3/13/2025 12:09 PM ACADVER: 24.2S (LMS TECH) PAGES: 1/1 PAGES SETUP: ---
 PLOT STYLE TABLE: --- PLOTTED: 3/13/2025 12:17 PM BY: KRAHMER, ERIC
 XREFS: GEN-X01-BASE SMP-X01-RLD
 IMAGES: Arcadis Logo PNG



NYSEG
 MADISON AVENUE FORMER MGP SITE
 ELMIRA, NEW YORK
ANNUAL REPORT
GROUNDWATER ELEVATION CONTOURS
AUGUST 26, 2024


FIGURE
3

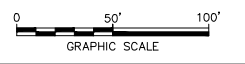
C:\Users\krahmer\OneDrive\Documents\Arcadis\US\AUS\99999999\NYSEG_MADISON_AVE_ELIMIRA_NY\Project Files\10_WIP\107_ARC_ENV\2025\01-DWG\AR_NYSEG_MA_F04-2025-02_GWE_CONTOUR.dwg LAYOUT: 4 - SAVED: 3/13/2025 1:32 PM ACADVER: 24.2S (LMS TECH) PAGESETUP: ---
 PLOT STYLE TABLE: --- PLOTTED: 3/14/2025 8:25 AM BY: KRAHMER, ERIC
 XREFS: GEN-X01-BASE SMP-X0-RLD
 IMAGES: Arcadis Logo PNG



- LEGEND:**
- PROPERTY LINE
 - x- CHAIN-LINK FENCE
 - o- UTILITY POLE WITH GUY
 - o LIGHT POLE
 - o CATCHBASIN
 - AW APPLICATION WELL
 - PMW PERFORMANCE MONITORING WELL UPGRADIENT
 - PMW PERFORMANCE MONITORING WELL DOWNGRADIENT
 - NRW NAPL RECOVERY WELL
 - MW MONITORING WELL; SHALLOW (S), DEEP (D)
 - AREA OF EXCAVATION
 - AREA OF ISS
 - GROUNDWATER ELEVATION CONTOUR
 - (842.34) GROUNDWATER ELEVATION (FEET ABOVE MEAN SEA LEVEL)

NOTE:

1. BASE MAP SUPPLIED BY NYSEG, LATEST REVISION DATED APRIL 2004, AT A SCALE OF 1" = 60' AND PROPERTY BOUNDARIES AS PROVIDED BY KEYSTONE ASSOCIATES ARCHITECTS, ENGINEERS AND SURVEYORS, LLC, DATED OCTOBER 2005.
2. * = LOCATION NOT USED FOR CONTOURING.

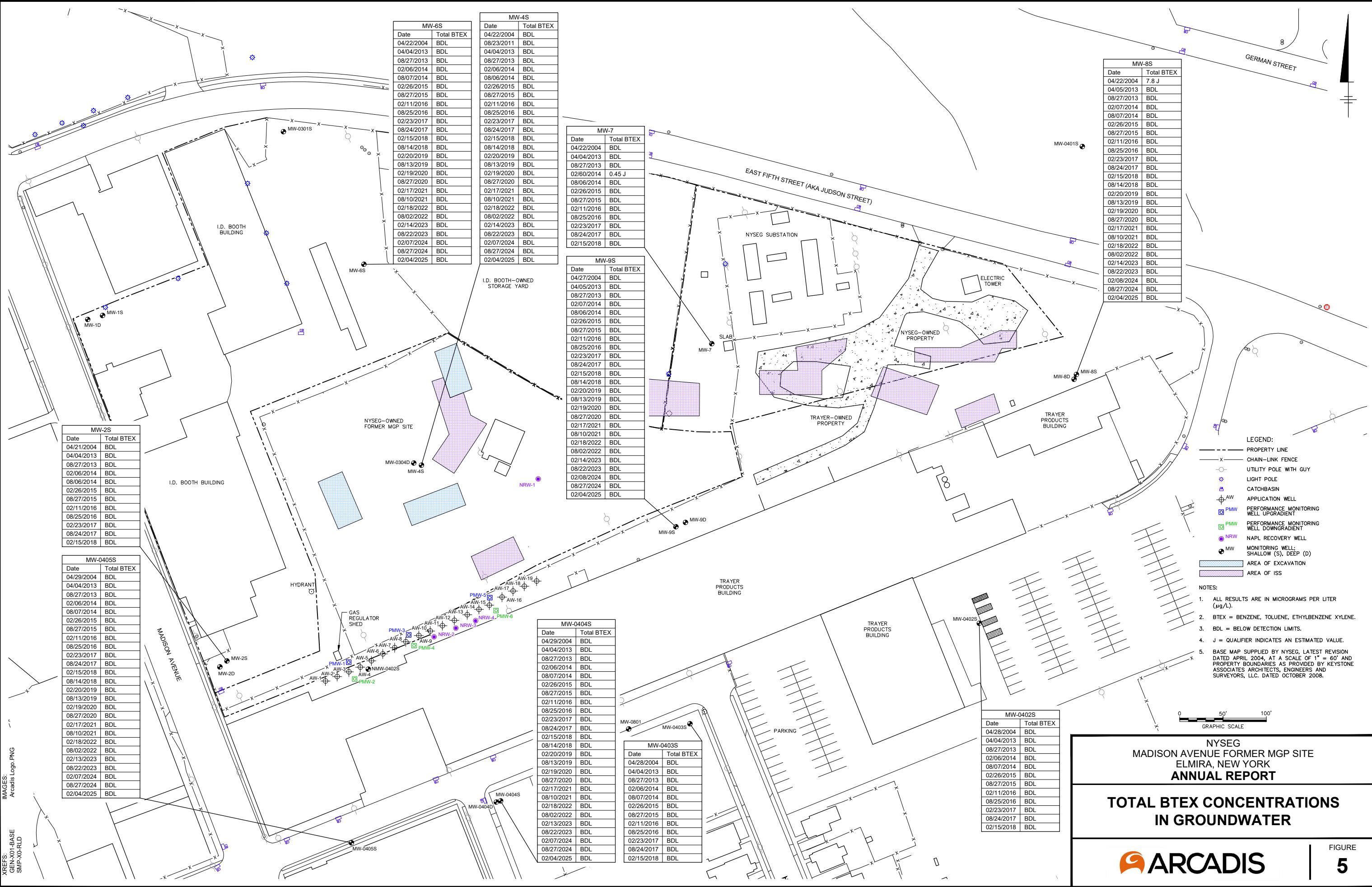


NYSEG
 MADISON AVENUE FORMER MGP SITE
 ELMIRA, NEW YORK
ANNUAL REPORT

GROUNDWATER ELEVATION CONTOURS
FEBRUARY 3, 2025

FIGURE
4

C:\Users\krammer\OneDrive\Documents\Arcadis\ACC.US\AUS\99999999\NYSEG_MADISON_AVE_04252025\10_WIP\107_ARC_ENV\202501-DWG\AR_NYSEG_MA_F05_2025-02-TOTAL BTEX.dwg LAYOUT:5 - 4/16/2024 3:46 PM ACADVER: 24.2S (LMS TECH) PAGES: 10 OF 10
 PLOT STYLE TABLE: --- PLOTTED: 3/13/2025 1:38 PM BY: KRAHMER, ERIC
 XREFS: GEN-X01-BASE SMP-X0-RD
 IMAGES: Arcadis Logo.PNG



MW-6S		MW-4S	
Date	Total BTEX	Date	Total BTEX
04/22/2004	BDL	04/22/2004	BDL
04/04/2013	BDL	08/23/2011	BDL
08/27/2013	BDL	04/04/2013	BDL
02/06/2014	BDL	08/27/2013	BDL
08/07/2014	BDL	02/06/2014	BDL
02/26/2015	BDL	08/06/2014	BDL
08/27/2015	BDL	02/26/2015	BDL
02/11/2016	BDL	08/27/2015	BDL
08/25/2016	BDL	02/11/2016	BDL
02/23/2017	BDL	08/25/2016	BDL
08/24/2017	BDL	02/23/2017	BDL
02/15/2018	BDL	08/24/2017	BDL
08/14/2018	BDL	02/15/2018	BDL
02/20/2019	BDL	08/14/2018	BDL
08/13/2019	BDL	02/20/2019	BDL
02/19/2020	BDL	08/13/2019	BDL
08/27/2020	BDL	02/19/2020	BDL
02/17/2021	BDL	08/27/2020	BDL
08/10/2021	BDL	02/17/2021	BDL
02/18/2022	BDL	08/10/2021	BDL
08/02/2022	BDL	02/18/2022	BDL
02/14/2023	BDL	08/02/2022	BDL
08/22/2023	BDL	02/14/2023	BDL
02/07/2024	BDL	08/22/2023	BDL
08/27/2024	BDL	02/07/2024	BDL
02/04/2025	BDL	08/27/2024	BDL
		02/04/2025	BDL

MW-7	
Date	Total BTEX
04/22/2004	BDL
04/04/2013	BDL
08/27/2013	BDL
02/06/2014	0.45 J
08/06/2014	BDL
02/26/2015	BDL
08/27/2015	BDL
02/11/2016	BDL
08/25/2016	BDL
02/23/2017	BDL
08/24/2017	BDL
02/15/2018	BDL

MW-9S	
Date	Total BTEX
04/27/2004	BDL
04/05/2013	BDL
08/27/2013	BDL
02/07/2014	BDL
08/06/2014	BDL
02/26/2015	BDL
08/27/2015	BDL
02/11/2016	BDL
08/25/2016	BDL
02/23/2017	BDL
08/24/2017	BDL
02/15/2018	BDL
08/14/2018	BDL
02/20/2019	BDL
08/13/2019	BDL
02/19/2020	BDL
08/27/2020	BDL
02/17/2021	BDL
08/10/2021	BDL
02/18/2022	BDL
08/02/2022	BDL
02/14/2023	BDL
08/22/2023	BDL
02/08/2024	BDL
08/27/2024	BDL
02/04/2025	BDL

MW-8S	
Date	Total BTEX
04/22/2004	7.8 J
04/05/2013	BDL
08/27/2013	BDL
02/07/2014	BDL
08/07/2014	BDL
02/26/2015	BDL
08/27/2015	BDL
02/11/2016	BDL
08/25/2016	BDL
02/23/2017	BDL
08/24/2017	BDL
02/15/2018	BDL
08/14/2018	BDL
02/20/2019	BDL
08/13/2019	BDL
02/19/2020	BDL
08/27/2020	BDL
02/17/2021	BDL
08/10/2021	BDL
02/18/2022	BDL
08/02/2022	BDL
02/14/2023	BDL
08/22/2023	BDL
02/08/2024	BDL
08/27/2024	BDL
02/04/2025	BDL

MW-2S	
Date	Total BTEX
04/21/2004	BDL
04/04/2013	BDL
08/27/2013	BDL
02/06/2014	BDL
08/06/2014	BDL
02/26/2015	BDL
08/27/2015	BDL
02/11/2016	BDL
08/25/2016	BDL
02/23/2017	BDL
08/24/2017	BDL
02/15/2018	BDL

MW-0405S	
Date	Total BTEX
04/29/2004	BDL
04/04/2013	BDL
08/27/2013	BDL
02/06/2014	BDL
08/07/2014	BDL
02/26/2015	BDL
08/27/2015	BDL
02/11/2016	BDL
08/25/2016	BDL
02/23/2017	BDL
08/24/2017	BDL
02/15/2018	BDL
08/14/2018	BDL
02/20/2019	BDL
08/13/2019	BDL
02/19/2020	BDL
08/27/2020	BDL
02/17/2021	BDL
08/10/2021	BDL
02/18/2022	BDL
08/02/2022	BDL
02/13/2023	BDL
08/22/2023	BDL
02/07/2024	BDL
08/27/2024	BDL
02/04/2025	BDL

MW-0404S	
Date	Total BTEX
04/29/2004	BDL
04/04/2013	BDL
08/27/2013	BDL
02/06/2014	BDL
08/07/2014	BDL
02/26/2015	BDL
08/27/2015	BDL
02/11/2016	BDL
08/25/2016	BDL
02/23/2017	BDL
08/24/2017	BDL
02/15/2018	BDL
08/14/2018	BDL
02/20/2019	BDL
08/13/2019	BDL
02/19/2020	BDL
08/27/2020	BDL
02/17/2021	BDL
08/10/2021	BDL
02/18/2022	BDL
08/02/2022	BDL
02/13/2023	BDL
08/22/2023	BDL
02/07/2024	BDL
08/27/2024	BDL
02/04/2025	BDL

MW-0403S	
Date	Total BTEX
04/28/2004	BDL
04/04/2013	BDL
08/27/2013	BDL
02/06/2014	BDL
08/07/2014	BDL
02/26/2015	BDL
08/27/2015	BDL
02/11/2016	BDL
08/25/2016	BDL
02/23/2017	BDL
08/24/2017	BDL
02/15/2018	BDL

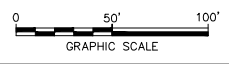
MW-0402S	
Date	Total BTEX
04/28/2004	BDL
04/04/2013	BDL
08/27/2013	BDL
02/06/2014	BDL
08/07/2014	BDL
02/26/2015	BDL
08/27/2015	BDL
02/11/2016	BDL
08/25/2016	BDL
02/23/2017	BDL
08/24/2017	BDL
02/15/2018	BDL

LEGEND:

- PROPERTY LINE
- - - CHAIN-LINK FENCE
- UTILITY POLE WITH GUY
- LIGHT POLE
- CATCHBASIN
- AW APPLICATION WELL
- PMW PERFORMANCE MONITORING WELL UPGRADIENT
- PMW PERFORMANCE MONITORING WELL DOWNGRADIENT
- NRW NAPL RECOVERY WELL
- MW MONITORING WELL; SHALLOW (S), DEEP (D)
- AREA OF EXCAVATION
- AREA OF ISS

NOTES:

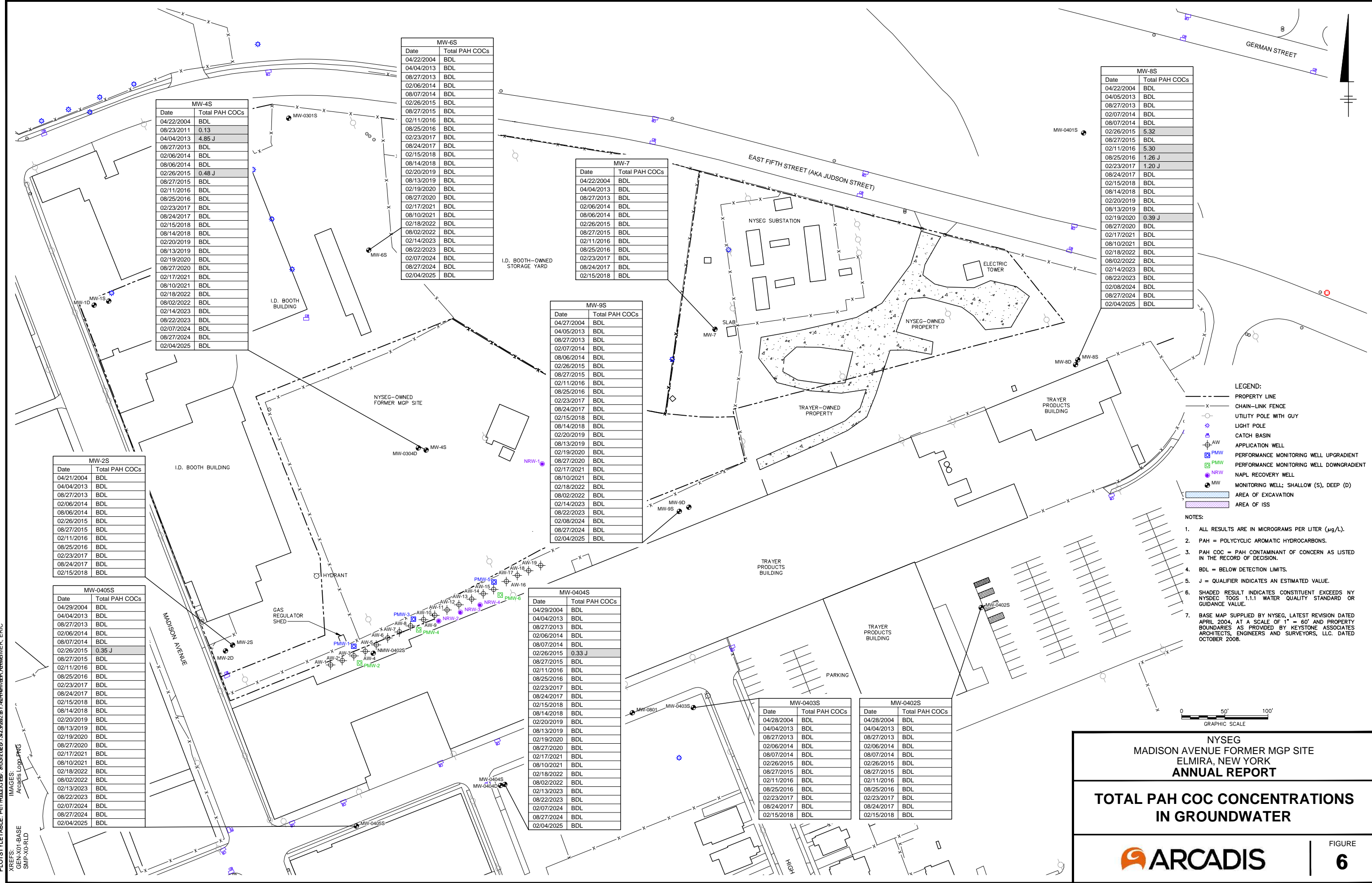
- ALL RESULTS ARE IN MICROGRAMS PER LITER (µg/L).
- BTEX = BENZENE, TOLUENE, ETHYLBENZENE XYLENE.
- BDL = BELOW DETECTION LIMITS.
- J = QUALIFIER INDICATES AN ESTIMATED VALUE.
- BASE MAP SUPPLIED BY NYSEG, LATEST REVISION DATED APRIL 2004, AT A SCALE OF 1" = 60' AND PROPERTY BOUNDARIES AS PROVIDED BY KEYSTONE ASSOCIATES ARCHITECTS, ENGINEERS AND SURVEYORS, LLC, DATED OCTOBER 2008.



NYSEG
MADISON AVENUE FORMER MGP SITE
ELMIRA, NEW YORK
ANNUAL REPORT

TOTAL BTEX CONCENTRATIONS
IN GROUNDWATER

FIGURE
5



MW-4S	
Date	Total PAH COCs
04/22/2004	BDL
08/23/2011	0.13
04/04/2013	4.85 J
08/27/2013	BDL
02/06/2014	BDL
08/06/2014	BDL
02/26/2015	0.48 J
08/27/2015	BDL
02/11/2016	BDL
08/25/2016	BDL
02/23/2017	BDL
08/24/2017	BDL
02/15/2018	BDL
08/14/2018	BDL
02/20/2019	BDL
08/13/2019	BDL
02/19/2020	BDL
08/27/2020	BDL
02/17/2021	BDL
08/10/2021	BDL
02/18/2022	BDL
08/02/2022	BDL
02/14/2023	BDL
08/22/2023	BDL
02/07/2024	BDL
08/27/2024	BDL
02/04/2025	BDL

MW-6S	
Date	Total PAH COCs
04/22/2004	BDL
04/04/2013	BDL
08/27/2013	BDL
02/06/2014	BDL
08/07/2014	BDL
02/26/2015	BDL
08/27/2015	BDL
02/11/2016	BDL
08/25/2016	BDL
02/23/2017	BDL
08/24/2017	BDL
02/15/2018	BDL
08/14/2018	BDL
02/20/2019	BDL
08/13/2019	BDL
02/19/2020	BDL
08/27/2020	BDL
02/17/2021	BDL
08/10/2021	BDL
02/18/2022	BDL
08/02/2022	BDL
02/14/2023	BDL
08/22/2023	BDL
02/07/2024	BDL
08/27/2024	BDL
02/04/2025	BDL

MW-7	
Date	Total PAH COCs
04/22/2004	BDL
04/04/2013	BDL
08/27/2013	BDL
02/06/2014	BDL
08/06/2014	BDL
02/26/2015	BDL
08/27/2015	BDL
02/11/2016	BDL
08/25/2016	BDL
02/23/2017	BDL
08/24/2017	BDL
02/15/2018	BDL

MW-9S	
Date	Total PAH COCs
04/27/2004	BDL
04/05/2013	BDL
08/27/2013	BDL
02/07/2014	BDL
08/06/2014	BDL
02/26/2015	BDL
08/27/2015	BDL
02/11/2016	BDL
08/25/2016	BDL
02/23/2017	BDL
08/24/2017	BDL
02/15/2018	BDL
08/14/2018	BDL
02/20/2019	BDL
08/13/2019	BDL
02/19/2020	BDL
08/27/2020	BDL
02/17/2021	BDL
08/10/2021	BDL
02/18/2022	BDL
08/02/2022	BDL
02/14/2023	BDL
08/22/2023	BDL
02/08/2024	BDL
08/27/2024	BDL
02/04/2025	BDL

MW-2S	
Date	Total PAH COCs
04/21/2004	BDL
04/04/2013	BDL
08/27/2013	BDL
02/06/2014	BDL
08/06/2014	BDL
02/26/2015	BDL
08/27/2015	BDL
02/11/2016	BDL
08/25/2016	BDL
02/23/2017	BDL
08/24/2017	BDL
02/15/2018	BDL

MW-0405S	
Date	Total PAH COCs
04/29/2004	BDL
04/04/2013	BDL
08/27/2013	BDL
02/06/2014	BDL
08/07/2014	BDL
02/26/2015	0.35 J
08/27/2015	BDL
02/11/2016	BDL
08/25/2016	BDL
02/23/2017	BDL
08/24/2017	BDL
02/15/2018	BDL
08/14/2018	BDL
02/20/2019	BDL
08/13/2019	BDL
02/19/2020	BDL
08/27/2020	BDL
02/17/2021	BDL
08/10/2021	BDL
02/18/2022	BDL
08/02/2022	BDL
02/13/2023	BDL
08/22/2023	BDL
02/07/2024	BDL
08/27/2024	BDL
02/04/2025	BDL

MW-0404S	
Date	Total PAH COCs
04/29/2004	BDL
04/04/2013	BDL
08/27/2013	BDL
02/06/2014	BDL
08/07/2014	BDL
02/26/2015	0.33 J
08/27/2015	BDL
02/11/2016	BDL
08/25/2016	BDL
02/23/2017	BDL
08/24/2017	BDL
02/15/2018	BDL
08/14/2018	BDL
02/20/2019	BDL
08/13/2019	BDL
02/19/2020	BDL
08/27/2020	BDL
02/17/2021	BDL
08/10/2021	BDL
02/18/2022	BDL
08/02/2022	BDL
02/13/2023	BDL
08/22/2023	BDL
02/07/2024	BDL
08/27/2024	BDL
02/04/2025	BDL

MW-0403S	
Date	Total PAH COCs
04/28/2004	BDL
04/04/2013	BDL
08/27/2013	BDL
02/06/2014	BDL
08/07/2014	BDL
02/26/2015	BDL
08/27/2015	BDL
02/11/2016	BDL
08/25/2016	BDL
02/23/2017	BDL
08/24/2017	BDL
02/15/2018	BDL

MW-0402S	
Date	Total PAH COCs
04/28/2004	BDL
04/04/2013	BDL
08/27/2013	BDL
02/06/2014	BDL
08/07/2014	BDL
02/26/2015	BDL
08/27/2015	BDL
02/11/2016	BDL
08/25/2016	BDL
02/23/2017	BDL
08/24/2017	BDL
02/15/2018	BDL

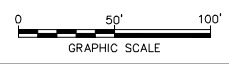
MW-8S	
Date	Total PAH COCs
04/22/2004	BDL
04/05/2013	BDL
08/27/2013	BDL
02/07/2014	BDL
08/07/2014	BDL
02/26/2015	5.32
08/27/2015	BDL
02/11/2016	5.30
08/25/2016	1.26 J
02/23/2017	1.20 J
08/24/2017	BDL
02/15/2018	BDL
08/14/2018	BDL
02/20/2019	BDL
08/13/2019	BDL
02/19/2020	0.39 J
08/27/2020	BDL
02/17/2021	BDL
08/10/2021	BDL
02/18/2022	BDL
08/02/2022	BDL
02/14/2023	BDL
08/22/2023	BDL
02/08/2024	BDL
08/27/2024	BDL
02/04/2025	BDL

LEGEND:

- PROPERTY LINE
- CHAIN-LINK FENCE
- UTILITY POLE WITH GUY
- LIGHT POLE
- CATCH BASIN
- AW APPLICATION WELL
- PMW PERFORMANCE MONITORING WELL UPGRADIENT
- PMW PERFORMANCE MONITORING WELL DOWNGRADIENT
- NRW NAPL RECOVERY WELL
- MW MONITORING WELL; SHALLOW (S), DEEP (D)
- AREA OF EXCAVATION
- AREA OF ISS

NOTES:

- ALL RESULTS ARE IN MICROGRAMS PER LITER (µg/L).
- PAH = POLYCYCLIC AROMATIC HYDROCARBONS.
- PAH COC = PAH CONTAMINANT OF CONCERN AS LISTED IN THE RECORD OF DECISION.
- BDL = BELOW DETECTION LIMITS.
- J = QUALIFIER INDICATES AN ESTIMATED VALUE.
- SHADED RESULT INDICATES CONSTITUENT EXCEEDS NY NYSDEC TOGS 1.1.1 WATER QUALITY STANDARD OR GUIDANCE VALUE.
- BASE MAP SUPPLIED BY NYSEG, LATEST REVISION DATED APRIL 2004, AT A SCALE OF 1" = 60' AND PROPERTY BOUNDARIES AS PROVIDED BY KEYSTONE ASSOCIATES ARCHITECTS, ENGINEERS AND SURVEYORS, LLC, DATED OCTOBER 2008.



**NYSEG
MADISON AVENUE FORMER MGP SITE
ELMIRA, NEW YORK
ANNUAL REPORT**

**TOTAL PAH COC CONCENTRATIONS
IN GROUNDWATER**

ARCADIS

FIGURE
6

Appendix A

Site Inspection Form

Site Inspection Form

Madison Avenue Former MGP Site - Elmira, New York

Date/Time: 8/26/2024 1400

Weather: Sunny

Personnel: AJS and KCF

Temperature: 80 degrees

General Requirements

Photographs will be attached to document the condition of each inspection item identified below. A written description of any item(s) that is considered to be in poor condition is required.

1. General Site Conditions:

Monitoring wells	x	Good	Poor*
Application wells	x	Good	Poor*
Performance Monitoring wells	x	Good	Poor*
NAPL Monitoring/Recovery wells	x	Good	Poor*
Cover Areas (Grass and Stone)	x	Good	Poor*
Signs of intrusive activities	x	No	Yes*
Evidence of Settlement	x	No	Yes*

Note:

-Cover area inspection is to determine if intrusive activities may have occurred since the previous site visit.

2. Site Cover Systems:

Borrowing/Depressions	No	x	Yes*
Standing Water	x	No	Yes*
Missing Stone	x	No	Yes*
Vegetative Growth	x	No	Yes*
Evidence of Settlement	x	No	Yes*
Sedimentation	x	No	Yes*
Damage/Failure	x	No	Yes*

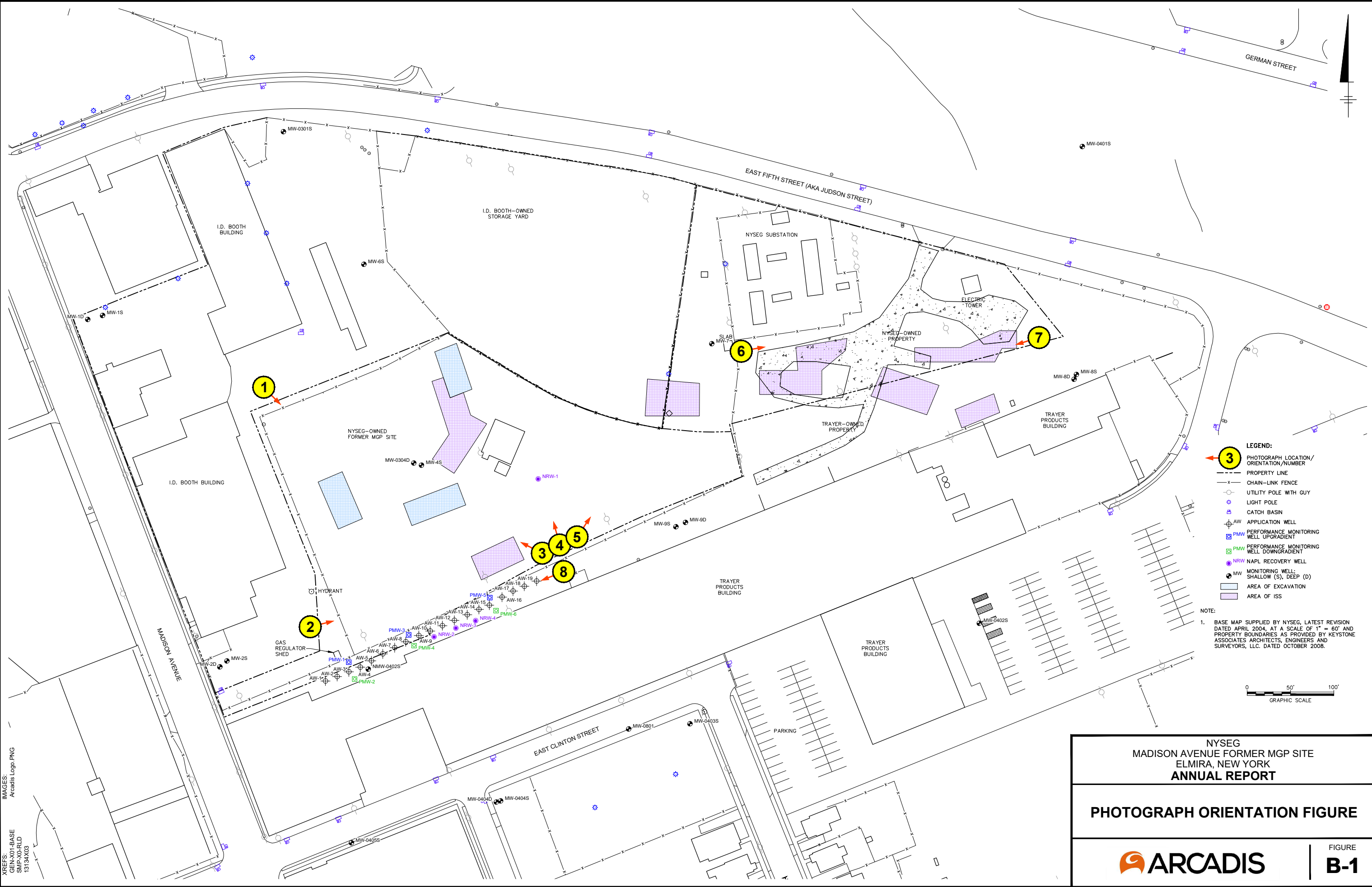
3. Notes:

Two animal burrows were observed between the MW-8S/8D and MW-9S/9D well clusters (closer to MW-8S/8D). The burrows are located north of ISS Area 10 (shown on Draft Site Management Plan Figure 6). Another animal burrow was observed north of MW-6S. None of the animal burrows are in former excavation, ISS, or IRM areas.

Appendix B

Site Inspection Photographic Log

C:\Users\krahmer\Documents\Arcadis\ACC.US\AUS\99999999\NYSEG_MADISON_AVE_ELIMIRA_NY\Project Files\10_WIP\107_ARC_ENV\202501-DWG\AR_NYSEG_MA_B01_Photo Orientation.dwg LAYOUT: B-1 SAVED: 3/13/2025 1:45 PM ACAD/VER: 24.25 (LMS TECH) PAGESETUP: ---
 XREFS: GEN-X01-BASE SMP-X01-RLD 13134X03
 IMAGES: Arcadis Logo.PNG



LEGEND:

- 3 PHOTOGRAPH LOCATION / ORIENTATION / NUMBER
- PROPERTY LINE
- x- CHAIN-LINK FENCE
- UTILITY POLE WITH GUY
- ⊕ LIGHT POLE
- ⊕ CATCH BASIN
- ⊕ AW APPLICATION WELL
- ⊕ PMW PERFORMANCE MONITORING WELL UPGRADIENT
- ⊕ PMW PERFORMANCE MONITORING WELL DOWNGRADIENT
- ⊕ NRW NAPL RECOVERY WELL
- ⊕ MW MONITORING WELL: SHALLOW (S), DEEP (D)
- ▭ AREA OF EXCAVATION
- ▭ AREA OF ISS

NOTE:

1. BASE MAP SUPPLIED BY NYSEG, LATEST REVISION DATED APRIL 2004, AT A SCALE OF 1" = 60' AND PROPERTY BOUNDARIES AS PROVIDED BY KEYSTONE ASSOCIATES ARCHITECTS, ENGINEERS AND SURVEYORS, LLC. DATED OCTOBER 2008.

NYSEG MADISON AVENUE FORMER MGP SITE ELMIRA, NEW YORK ANNUAL REPORT	
PHOTOGRAPH ORIENTATION FIGURE	
	FIGURE B-1

Appendix B – Site Inspection Photographic Log

New York State Electric & Gas
Madison Avenue Former MGP Site
Elmira, New York



Photograph: 1

Description:
Asphalt and stone
coverage over former
manufactured gas plant
(MGP) area; cover in
good condition; no
repair needed.

Direction:
WSW

Photograph taken by:
KCF

Date: 8/26/2024



Photograph: 2

Description:
Stone coverage over
former MGP area;
cover in good condition;
no repair needed.

Direction:
E

Photograph taken by:
KCF

Date: 8/26/2024

Appendix B – Site Inspection Photographic Log

New York State Electric & Gas
Madison Avenue Former MGP Site
Elmira, New York



Photograph: 3

Description:

Stone and reuse asphalt coverage over former MGP area; cover in good condition; no repair needed. Portion of area currently used for material staging.

Direction:

NW

Photograph taken by:

KCF

Date: 8/26/2024



Photograph: 4

Description:

Stone coverage over former MGP area; cover in good condition; no repair needed. Portion of area currently used for material staging.

Direction:

N

Photograph taken by:

KCF

Date: 8/26/2024

Appendix B – Site Inspection Photographic Log

New York State Electric & Gas
Madison Avenue Former MGP Site
Elmira, New York



Photograph: 5

Description:

Stone coverage and vegetation over polychlorinated biphenyl interim remedial measure (1997) and purifier waste (2011) removal areas; cover in good condition; no repair needed. Sheet pile currently staged here.

Direction:

NE

Photograph taken by:

KCF

Date: 8/26/2024



Photograph: 6

Description:

Stone coverage and stockpiled materials over in-situ solidification area; cover in good condition; no repair needed.

Direction:

E

Photograph taken by:

KCF

Date: 8/26/2024

Appendix B – Site Inspection Photographic Log

New York State Electric & Gas
Madison Avenue Former MGP Site
Elmira, New York



Photograph: 7

Description:

Grass area and stone coverage over in-situ solidification area, purifier waste interim remedial measure removal area (2004), and purifier waste removal area (2011); cover in good condition; no repair needed.

Direction:

WSW

Photograph taken by:

KCF

Date: 8/26/2024



Photograph: 8

Description:

Stone coverage and vegetation over treatment system area; cover in good condition; no repair needed.

Direction:

WSW

Photograph taken by:

KCF

Date: 8/26/2024

Appendix C

DNAPL Recovery Summary Table and Graph

Appendix C
 DNAPL Recovery Summary
 2025 Annual Report
 New York State Electric & Gas
 Madison Avenue Former MGP Site
 Elmira, New York



Date	AW-17			NRW-2			NMW-0402S			Totals		
	Recovered DNAPL (gal)	Total (gal)	Cumulative (gal)	Recovered DNAPL (gal)	Total (gal)	Cumulative (gal)	Recovered DNAPL (gal)	Total (gal)	Cumulative (gal)	Recovered DNAPL (gal)	Total (gal)	Cumulative (gal)
4/1/2013	--		--	0.008		0.01	0.594		0.59	0.602		0.60
5/28/2013	--		--	0.000		0.01	0.250		0.84	0.250		0.85
8/26/2013	--	--	--	0.188	0.24	0.20	0.227	1.35	1.07	0.414	1.59	1.27
11/18/2013	--		--	0.031		0.23	0.125		1.20	0.156		1.42
2/3/2014	--		--	0.016		0.24	0.156		1.35	0.172		1.59
5/30/2014	--		--	0.000		0.24	0.250		1.60	0.250		1.84
8/7/2014	--	--	--	0.109	0.17	0.35	0.094	0.53	1.70	0.203	0.70	2.05
11/20/2014	--		--	0.047		0.40	0.063		1.76	0.109		2.16
2/23/2015	--		--	0.012		0.41	0.125		1.88	0.137		2.29
5/22/2015	--		--	0.000		0.41	0.016		1.90	0.016		2.31
8/24/2015	0.008	0.02	0.01	0.188	0.35	0.60	0.031	0.11	1.93	0.227	0.48	2.54
11/18/2015	0.008		0.02	0.021		0.62	0.047		1.98	0.076		2.61
2/8/2016	0		0.02	0.146		0.76	0.021		2.00	0.167		2.78
5/12/2016	0		0.02	0.078		0.84	0.010		2.01	0.088		2.87
8/22/2016	0	0.00	0.02	0.156	0.45	1.00	0.004	0.05	2.01	0.160	0.50	3.03
11/17/2016	0		0.02	0.141		1.14	0.016		2.03	0.157		3.18
2/20/2017	0		0.02	0.078		1.22	0.016		2.04	0.094		3.28
5/18/2017	0		0.02	0.021		1.24	0.008		2.05	0.029		3.31
8/21/2017	0	0.00	0.02	0.094	0.41	1.33	0.016	0.09	2.07	0.109	0.50	3.41
11/9/2017	0		0.02	0.000		1.33	0.031		2.10	0.031		3.45
2/12/2018	0		0.02	0.297		1.63	0.031		2.13	0.328		3.77
5/17/2018	0		0.02	0.047		1.68	0.047		2.18	0.094		3.87
8/13/2018	0	0.00	0.02	0.172	0.53	1.85	0.063	0.16	2.24	0.234	0.69	4.10
11/15/2018	0		0.02	0.250		2.10	0.031		2.27	0.281		4.38
2/19/2019	0		0.02	0.063		2.16	0.016		2.29	0.078		4.46
5/23/2019	0		0.02	0.313		2.47	0.047		2.33	0.359		4.82
8/12/2019	0	0.00	0.02	0.125	0.72	2.60	0.031	0.16	2.36	0.156	0.88	4.98
11/7/2019	0		0.02	0.094		2.69	0.016		2.38	0.109		5.09
2/18/2020	0		0.02	0.188		2.88	0.063		2.44	0.250		5.34
6/18/2020	0		0.02	0.203		3.08	0.047		2.49	0.250		5.59
8/26/2020	0	0.00	0.02	0.188	0.47	3.27	0	0.14	2.49	0.188	0.61	5.77
11/19/2020	0		0.02	0.063		3.33	0		2.49	0.063		5.84
2/16/2021	0		0.02	0.016		3.35	0.094		2.58	0.109		5.95
5/28/2021	0		0.02	0.188		3.54	0		2.58	0.188		6.13
8/9/2021	0	0.00	0.02	0.125	0.43	3.66	0.047	0.11	2.63	0.172	0.54	6.31
11/12/2021	0		0.02	0.109		3.77	0.047		2.68	0.156		6.46
2/17/2022	0		0.02	0.008		3.78	0.016		2.69	0.024		6.49

See notes on last page.

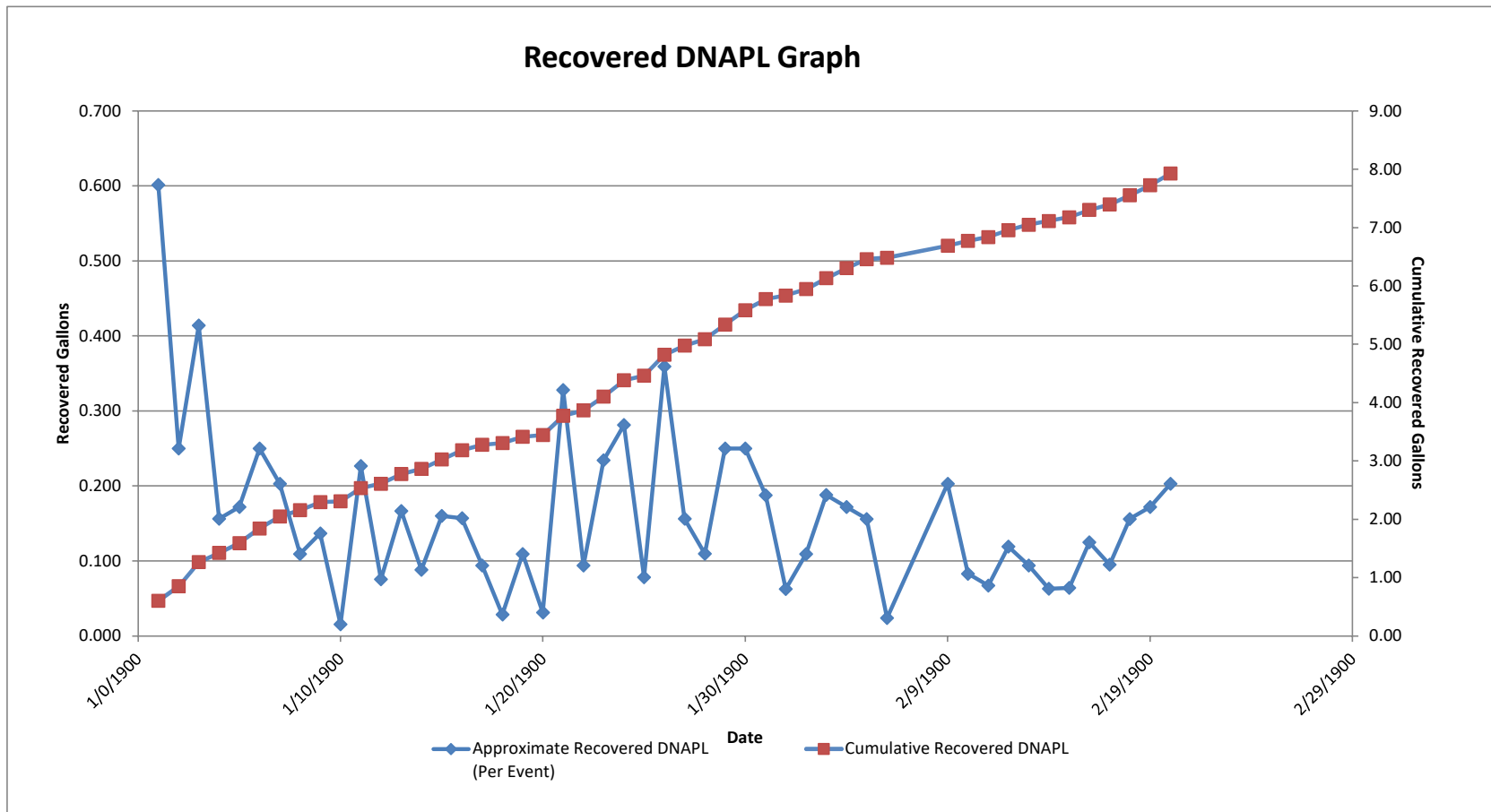
Appendix C
 DNAPL Recovery Summary
 2025 Annual Report
 New York State Electric & Gas
 Madison Avenue Former MGP Site
 Elmira, New York



Date	AW-17			NRW-2			NMW-0402S			Totals		
	Recovered DNAPL (gal)	Total (gal)	Cumulative (gal)	Recovered DNAPL (gal)	Total (gal)	Cumulative (gal)	Recovered DNAPL (gal)	Total (gal)	Cumulative (gal)	Recovered DNAPL (gal)	Total (gal)	Cumulative (gal)
5/26/2022	0	0.00	0.02	0.172	0.44	3.95	0.031	0.04	2.72	0.203	0.47	6.69
8/2/2022	0		0.02	0.083		4.03	0		2.72	0.083		6.77
11/16/2022	0		0.02	0.063		4.10	0.004		2.73	0.067		6.84
2/13/2023	0	0.00	0.02	0.119	0.34	4.21	0	0.00	2.73	0.119	0.35	6.96
5/24/2023	0		0.02	0.093		4.31	0.001		2.73	0.094		7.05
8/21/2023	0		0.02	0.063		4.37	0		2.73	0.063		7.11
11/8/2023	0	0.00	0.02	0.063	0.61	4.43	0.001	0.02	2.73	0.064	0.63	7.18
2/7/2024	0		0.02	0.125		4.56	0		2.73	0.125		7.30
5/22/2024	0		0.02	0.094		4.65	0.001		2.73	0.095		7.40
8/26/2024	0	0.00	0.02	0.156	0.61	4.81	0	0.02	2.73	0.156	0.63	7.55
11/20/2024	0		0.02	0.156		4.96	0.016		2.75	0.172		7.73
2/3/2025	0		0.02	0.203		5.17	0		2.75	0.203		7.93

Notes:
 -- Indicates DNAPL not observed.

Acronyms and Abbreviations:
 DNAPL - dense non-aqueous phase liquid
 gal - gallons



Appendix D

Laboratory Data Packages



ANALYTICAL REPORT

PREPARED FOR

Attn: Mr. Nicholas K Beyrle
Arcadis U.S., Inc.
100 Chestnut Street
Suite 1020
Rochester, New York 14604

Generated 9/4/2024 2:18:56 AM

JOB DESCRIPTION

NYSEG - Elmira Madison Ave Former MGP

JOB NUMBER

480-222911-1

Eurofins Buffalo

Job Notes

This report may not be reproduced except in full, and with written approval from the laboratory. The results relate only to the samples tested. For questions please contact the Project Manager at the e-mail address or telephone number listed on this page.

The test results in this report relate only to the samples as received by the laboratory and will meet all requirements of the methodology, with any exceptions noted. This report shall not be reproduced except in full, without the express written approval of the laboratory. All questions should be directed to the Eurofins Environment Testing Northeast, LLC Project Manager.

Authorization



Generated
9/4/2024 2:18:56 AM

Authorized for release by
John Schove, Project Manager II
John.Schove@et.eurofinsus.com
(716)504-9838



Table of Contents

Cover Page	1
Table of Contents	3
Definitions/Glossary	4
Case Narrative	5
Detection Summary	6
Client Sample Results	7
Surrogate Summary	15
QC Sample Results	16
QC Association Summary	20
Lab Chronicle	21
Certification Summary	23
Method Summary	24
Sample Summary	25
Chain of Custody	26
Receipt Checklists	27

Definitions/Glossary

Client: Arcadis U.S., Inc.
Project/Site: NYSEG - Elmira Madison Ave Former MGP

Job ID: 480-222911-1

Qualifiers

GC/MS Semi VOA

Qualifier	Qualifier Description
F2	MS/MSD RPD exceeds control limits
J	Result is less than the RL but greater than or equal to the MDL and the concentration is an approximate value.

Glossary

Abbreviation	These commonly used abbreviations may or may not be present in this report.
α	Listed under the "D" column to designate that the result is reported on a dry weight basis
%R	Percent Recovery
CFL	Contains Free Liquid
CFU	Colony Forming Unit
CNF	Contains No Free Liquid
DER	Duplicate Error Ratio (normalized absolute difference)
Dil Fac	Dilution Factor
DL	Detection Limit (DoD/DOE)
DL, RA, RE, IN	Indicates a Dilution, Re-analysis, Re-extraction, or additional Initial metals/anion analysis of the sample
DLC	Decision Level Concentration (Radiochemistry)
EDL	Estimated Detection Limit (Dioxin)
LOD	Limit of Detection (DoD/DOE)
LOQ	Limit of Quantitation (DoD/DOE)
MCL	EPA recommended "Maximum Contaminant Level"
MDA	Minimum Detectable Activity (Radiochemistry)
MDC	Minimum Detectable Concentration (Radiochemistry)
MDL	Method Detection Limit
ML	Minimum Level (Dioxin)
MPN	Most Probable Number
MQL	Method Quantitation Limit
NC	Not Calculated
ND	Not Detected at the reporting limit (or MDL or EDL if shown)
NEG	Negative / Absent
POS	Positive / Present
PQL	Practical Quantitation Limit
PRES	Presumptive
QC	Quality Control
RER	Relative Error Ratio (Radiochemistry)
RL	Reporting Limit or Requested Limit (Radiochemistry)
RPD	Relative Percent Difference, a measure of the relative difference between two points
TEF	Toxicity Equivalent Factor (Dioxin)
TEQ	Toxicity Equivalent Quotient (Dioxin)
TNTC	Too Numerous To Count

Case Narrative

Client: Arcadis U.S., Inc.
Project: NYSEG - Elmira Madison Ave Former MGP

Job ID: 480-222911-1

Job ID: 480-222911-1

Eurofins Buffalo

Job Narrative 480-222911-1

Receipt

The samples were received on 8/28/2024 10:30 AM. Unless otherwise noted below, the samples arrived in good condition, and where required, properly preserved and on ice. The temperature of the cooler at receipt was 3.2° C.

GC/MS VOA

Method 8260C: The following volatiles samples were diluted due to foaming at the time of purging during the original sample analysis: MW-8S (480-222911-2) and DUP-20240827 (480-222911-3). Elevated reporting limits (RLs) are provided.

No additional analytical or quality issues were noted, other than those described above or in the Definitions/Glossary page.

GC/MS Semi VOA

No analytical or quality issues were noted, other than those described in the Definitions/Glossary page.

Organic Prep

No analytical or quality issues were noted, other than those described in the Definitions/Glossary page.

Job Narrative 480-222911-1

Receipt

The samples were received on 8/28/2024 10:30 AM. Unless otherwise noted below, the samples arrived in good condition, and where required, properly preserved and on ice. The temperature of the cooler at receipt was 3.2° C.

GC/MS VOA

Method 8260C: The following volatiles samples were diluted due to foaming at the time of purging during the original sample analysis: MW-8S (480-222911-2) and DUP-20240827 (480-222911-3). Elevated reporting limits (RLs) are provided.

No additional analytical or quality issues were noted, other than those described above or in the Definitions/Glossary page.

GC/MS Semi VOA

No analytical or quality issues were noted, other than those described in the Definitions/Glossary page.

Organic Prep

No analytical or quality issues were noted, other than those described in the Definitions/Glossary page.

Job Narrative 480-222911-1

Receipt

The samples were received on 8/28/2024 10:30 AM. Unless otherwise noted below, the samples arrived in good condition, and where required, properly preserved and on ice. The temperature of the cooler at receipt was 3.2° C.

GC/MS VOA

Method 8260C: The following volatiles samples were diluted due to foaming at the time of purging during the original sample analysis: MW-8S (480-222911-2) and DUP-20240827 (480-222911-3). Elevated reporting limits (RLs) are provided.

No additional analytical or quality issues were noted, other than those described above or in the Definitions/Glossary page.

GC/MS Semi VOA

No analytical or quality issues were noted, other than those described in the Definitions/Glossary page.

Organic Prep

No analytical or quality issues were noted, other than those described in the Definitions/Glossary page.

Eurofins Buffalo

Detection Summary

Client: Arcadis U.S., Inc.
Project/Site: NYSEG - Elmira Madison Ave Former MGP

Job ID: 480-222911-1

Client Sample ID: MW-4S

Lab Sample ID: 480-222911-1

No Detections.

Client Sample ID: MW-8S

Lab Sample ID: 480-222911-2

Analyte	Result	Qualifier	RL	MDL	Unit	Dil	Fac	D	Method	Prep Type
Acenaphthene	5.8		5.0	0.41	ug/L			1	8270D	Total/NA
Anthracene	0.30	J	5.0	0.28	ug/L			1	8270D	Total/NA
Fluoranthene	1.7	J	5.0	0.40	ug/L			1	8270D	Total/NA
Fluorene	3.7	J	5.0	0.36	ug/L			1	8270D	Total/NA
Pyrene	0.96	J	5.0	0.34	ug/L			1	8270D	Total/NA

Client Sample ID: DUP-20240827

Lab Sample ID: 480-222911-3

Analyte	Result	Qualifier	RL	MDL	Unit	Dil	Fac	D	Method	Prep Type
Acenaphthene	5.3		5.0	0.41	ug/L			1	8270D	Total/NA
Fluoranthene	1.4	J	5.0	0.40	ug/L			1	8270D	Total/NA
Fluorene	3.6	J	5.0	0.36	ug/L			1	8270D	Total/NA
Pyrene	0.88	J	5.0	0.34	ug/L			1	8270D	Total/NA

Client Sample ID: MW-6S

Lab Sample ID: 480-222911-4

No Detections.

Client Sample ID: MW-0404S

Lab Sample ID: 480-222911-5

No Detections.

Client Sample ID: MW-0405S

Lab Sample ID: 480-222911-6

No Detections.

Client Sample ID: MW-9S

Lab Sample ID: 480-222911-7

No Detections.

Client Sample ID: TB-20240827

Lab Sample ID: 480-222911-8

No Detections.

This Detection Summary does not include radiochemical test results.

Eurofins Buffalo

Client Sample Results

Client: Arcadis U.S., Inc.
 Project/Site: NYSEG - Elmira Madison Ave Former MGP

Job ID: 480-222911-1

Client Sample ID: MW-4S

Lab Sample ID: 480-222911-1

Date Collected: 08/27/24 08:40

Matrix: Water

Date Received: 08/28/24 10:30

Method: SW846 8260C - Volatile Organic Compounds by GC/MS

Analyte	Result	Qualifier	RL	MDL	Unit	D	Prepared	Analyzed	Dil Fac
Benzene	<1.0		1.0	0.41	ug/L			08/29/24 00:09	1
Ethylbenzene	<1.0		1.0	0.74	ug/L			08/29/24 00:09	1
Toluene	<1.0		1.0	0.51	ug/L			08/29/24 00:09	1
Xylenes, Total	<2.0		2.0	0.66	ug/L			08/29/24 00:09	1
Surrogate	%Recovery	Qualifier	Limits				Prepared	Analyzed	Dil Fac
1,2-Dichloroethane-d4 (Surr)	90		77 - 120					08/29/24 00:09	1
4-Bromofluorobenzene (Surr)	104		73 - 120					08/29/24 00:09	1
Dibromofluoromethane (Surr)	90		75 - 123					08/29/24 00:09	1
Toluene-d8 (Surr)	96		80 - 120					08/29/24 00:09	1

Method: SW846 8270D - Semivolatile Organic Compounds (GC/MS)

Analyte	Result	Qualifier	RL	MDL	Unit	D	Prepared	Analyzed	Dil Fac
Acenaphthene	<5.0		5.0	0.41	ug/L		08/29/24 13:17	08/30/24 20:21	1
Acenaphthylene	<5.0		5.0	0.38	ug/L		08/29/24 13:17	08/30/24 20:21	1
Anthracene	<5.0		5.0	0.28	ug/L		08/29/24 13:17	08/30/24 20:21	1
Benzo[a]anthracene	<5.0		5.0	0.36	ug/L		08/29/24 13:17	08/30/24 20:21	1
Benzo(a)pyrene	<5.0		5.0	0.47	ug/L		08/29/24 13:17	08/30/24 20:21	1
Benzo(b)fluoranthene	<5.0		5.0	0.34	ug/L		08/29/24 13:17	08/30/24 20:21	1
Benzo(g,h,i)perylene	<5.0		5.0	0.35	ug/L		08/29/24 13:17	08/30/24 20:21	1
Benzo(k)fluoranthene	<5.0		5.0	0.73	ug/L		08/29/24 13:17	08/30/24 20:21	1
Chrysene	<5.0		5.0	0.33	ug/L		08/29/24 13:17	08/30/24 20:21	1
Dibenz(a,h)anthracene	<5.0		5.0	0.42	ug/L		08/29/24 13:17	08/30/24 20:21	1
Fluoranthene	<5.0		5.0	0.40	ug/L		08/29/24 13:17	08/30/24 20:21	1
Fluorene	<5.0		5.0	0.36	ug/L		08/29/24 13:17	08/30/24 20:21	1
Indeno[1,2,3-cd]pyrene	<5.0		5.0	0.47	ug/L		08/29/24 13:17	08/30/24 20:21	1
Naphthalene	<5.0		5.0	0.76	ug/L		08/29/24 13:17	08/30/24 20:21	1
Phenanthrene	<5.0		5.0	0.44	ug/L		08/29/24 13:17	08/30/24 20:21	1
Pyrene	<5.0		5.0	0.34	ug/L		08/29/24 13:17	08/30/24 20:21	1
Surrogate	%Recovery	Qualifier	Limits				Prepared	Analyzed	Dil Fac
2-Fluorobiphenyl	79		53 - 126				08/29/24 13:17	08/30/24 20:21	1
Nitrobenzene-d5	58		29 - 129				08/29/24 13:17	08/30/24 20:21	1
p-Terphenyl-d14	79		33 - 132				08/29/24 13:17	08/30/24 20:21	1

Client Sample Results

Client: Arcadis U.S., Inc.
 Project/Site: NYSEG - Elmira Madison Ave Former MGP

Job ID: 480-222911-1

Client Sample ID: MW-8S

Lab Sample ID: 480-222911-2

Date Collected: 08/27/24 08:55

Matrix: Water

Date Received: 08/28/24 10:30

Method: SW846 8260C - Volatile Organic Compounds by GC/MS

Analyte	Result	Qualifier	RL	MDL	Unit	D	Prepared	Analyzed	Dil Fac
Benzene	<8.0		8.0	3.3	ug/L			08/29/24 00:31	8
Ethylbenzene	<8.0		8.0	5.9	ug/L			08/29/24 00:31	8
Toluene	<8.0		8.0	4.1	ug/L			08/29/24 00:31	8
Xylenes, Total	<16		16	5.3	ug/L			08/29/24 00:31	8
Surrogate	%Recovery	Qualifier	Limits				Prepared	Analyzed	Dil Fac
1,2-Dichloroethane-d4 (Surr)	87		77 - 120					08/29/24 00:31	8
4-Bromofluorobenzene (Surr)	101		73 - 120					08/29/24 00:31	8
Dibromofluoromethane (Surr)	91		75 - 123					08/29/24 00:31	8
Toluene-d8 (Surr)	92		80 - 120					08/29/24 00:31	8

Method: SW846 8270D - Semivolatile Organic Compounds (GC/MS)

Analyte	Result	Qualifier	RL	MDL	Unit	D	Prepared	Analyzed	Dil Fac
Acenaphthene	5.8		5.0	0.41	ug/L		08/29/24 13:17	08/30/24 20:48	1
Acenaphthylene	<5.0		5.0	0.38	ug/L		08/29/24 13:17	08/30/24 20:48	1
Anthracene	0.30 J		5.0	0.28	ug/L		08/29/24 13:17	08/30/24 20:48	1
Benzo[a]anthracene	<5.0		5.0	0.36	ug/L		08/29/24 13:17	08/30/24 20:48	1
Benzo(a)pyrene	<5.0		5.0	0.47	ug/L		08/29/24 13:17	08/30/24 20:48	1
Benzo(b)fluoranthene	<5.0		5.0	0.34	ug/L		08/29/24 13:17	08/30/24 20:48	1
Benzo(g,h,i)perylene	<5.0		5.0	0.35	ug/L		08/29/24 13:17	08/30/24 20:48	1
Benzo(k)fluoranthene	<5.0		5.0	0.73	ug/L		08/29/24 13:17	08/30/24 20:48	1
Chrysene	<5.0		5.0	0.33	ug/L		08/29/24 13:17	08/30/24 20:48	1
Dibenz(a,h)anthracene	<5.0		5.0	0.42	ug/L		08/29/24 13:17	08/30/24 20:48	1
Fluoranthene	1.7 J		5.0	0.40	ug/L		08/29/24 13:17	08/30/24 20:48	1
Fluorene	3.7 J		5.0	0.36	ug/L		08/29/24 13:17	08/30/24 20:48	1
Indeno[1,2,3-cd]pyrene	<5.0		5.0	0.47	ug/L		08/29/24 13:17	08/30/24 20:48	1
Naphthalene	<5.0		5.0	0.76	ug/L		08/29/24 13:17	08/30/24 20:48	1
Phenanthrene	<5.0		5.0	0.44	ug/L		08/29/24 13:17	08/30/24 20:48	1
Pyrene	0.96 J		5.0	0.34	ug/L		08/29/24 13:17	08/30/24 20:48	1
Surrogate	%Recovery	Qualifier	Limits				Prepared	Analyzed	Dil Fac
2-Fluorobiphenyl	91		53 - 126				08/29/24 13:17	08/30/24 20:48	1
Nitrobenzene-d5	62		29 - 129				08/29/24 13:17	08/30/24 20:48	1
p-Terphenyl-d14	62		33 - 132				08/29/24 13:17	08/30/24 20:48	1

Client Sample Results

Client: Arcadis U.S., Inc.
 Project/Site: NYSEG - Elmira Madison Ave Former MGP

Job ID: 480-222911-1

Client Sample ID: DUP-20240827

Lab Sample ID: 480-222911-3

Date Collected: 08/27/24 00:00

Matrix: Water

Date Received: 08/28/24 10:30

Method: SW846 8260C - Volatile Organic Compounds by GC/MS

Analyte	Result	Qualifier	RL	MDL	Unit	D	Prepared	Analyzed	Dil Fac
Benzene	<8.0		8.0	3.3	ug/L			08/29/24 00:54	8
Ethylbenzene	<8.0		8.0	5.9	ug/L			08/29/24 00:54	8
Toluene	<8.0		8.0	4.1	ug/L			08/29/24 00:54	8
Xylenes, Total	<16		16	5.3	ug/L			08/29/24 00:54	8
Surrogate	%Recovery	Qualifier	Limits				Prepared	Analyzed	Dil Fac
1,2-Dichloroethane-d4 (Surr)	86		77 - 120					08/29/24 00:54	8
4-Bromofluorobenzene (Surr)	103		73 - 120					08/29/24 00:54	8
Dibromofluoromethane (Surr)	87		75 - 123					08/29/24 00:54	8
Toluene-d8 (Surr)	91		80 - 120					08/29/24 00:54	8

Method: SW846 8270D - Semivolatile Organic Compounds (GC/MS)

Analyte	Result	Qualifier	RL	MDL	Unit	D	Prepared	Analyzed	Dil Fac
Acenaphthene	5.3		5.0	0.41	ug/L		08/29/24 13:17	08/30/24 21:15	1
Acenaphthylene	<5.0		5.0	0.38	ug/L		08/29/24 13:17	08/30/24 21:15	1
Anthracene	<5.0		5.0	0.28	ug/L		08/29/24 13:17	08/30/24 21:15	1
Benzo[a]anthracene	<5.0		5.0	0.36	ug/L		08/29/24 13:17	08/30/24 21:15	1
Benzo(a)pyrene	<5.0		5.0	0.47	ug/L		08/29/24 13:17	08/30/24 21:15	1
Benzo(b)fluoranthene	<5.0		5.0	0.34	ug/L		08/29/24 13:17	08/30/24 21:15	1
Benzo(g,h,i)perylene	<5.0		5.0	0.35	ug/L		08/29/24 13:17	08/30/24 21:15	1
Benzo(k)fluoranthene	<5.0		5.0	0.73	ug/L		08/29/24 13:17	08/30/24 21:15	1
Chrysene	<5.0		5.0	0.33	ug/L		08/29/24 13:17	08/30/24 21:15	1
Dibenz(a,h)anthracene	<5.0		5.0	0.42	ug/L		08/29/24 13:17	08/30/24 21:15	1
Fluoranthene	1.4 J		5.0	0.40	ug/L		08/29/24 13:17	08/30/24 21:15	1
Fluorene	3.6 J		5.0	0.36	ug/L		08/29/24 13:17	08/30/24 21:15	1
Indeno[1,2,3-cd]pyrene	<5.0		5.0	0.47	ug/L		08/29/24 13:17	08/30/24 21:15	1
Naphthalene	<5.0		5.0	0.76	ug/L		08/29/24 13:17	08/30/24 21:15	1
Phenanthrene	<5.0		5.0	0.44	ug/L		08/29/24 13:17	08/30/24 21:15	1
Pyrene	0.88 J		5.0	0.34	ug/L		08/29/24 13:17	08/30/24 21:15	1
Surrogate	%Recovery	Qualifier	Limits				Prepared	Analyzed	Dil Fac
2-Fluorobiphenyl	77		53 - 126				08/29/24 13:17	08/30/24 21:15	1
Nitrobenzene-d5	54		29 - 129				08/29/24 13:17	08/30/24 21:15	1
p-Terphenyl-d14	53		33 - 132				08/29/24 13:17	08/30/24 21:15	1

Client Sample Results

Client: Arcadis U.S., Inc.
 Project/Site: NYSEG - Elmira Madison Ave Former MGP

Job ID: 480-222911-1

Client Sample ID: MW-6S

Lab Sample ID: 480-222911-4

Date Collected: 08/27/24 10:30

Matrix: Water

Date Received: 08/28/24 10:30

Method: SW846 8260C - Volatile Organic Compounds by GC/MS

Analyte	Result	Qualifier	RL	MDL	Unit	D	Prepared	Analyzed	Dil Fac
Benzene	<1.0		1.0	0.41	ug/L			08/29/24 01:16	1
Ethylbenzene	<1.0		1.0	0.74	ug/L			08/29/24 01:16	1
Toluene	<1.0		1.0	0.51	ug/L			08/29/24 01:16	1
Xylenes, Total	<2.0		2.0	0.66	ug/L			08/29/24 01:16	1
Surrogate	%Recovery	Qualifier	Limits				Prepared	Analyzed	Dil Fac
1,2-Dichloroethane-d4 (Surr)	88		77 - 120					08/29/24 01:16	1
4-Bromofluorobenzene (Surr)	100		73 - 120					08/29/24 01:16	1
Dibromofluoromethane (Surr)	91		75 - 123					08/29/24 01:16	1
Toluene-d8 (Surr)	91		80 - 120					08/29/24 01:16	1

Method: SW846 8270D - Semivolatile Organic Compounds (GC/MS)

Analyte	Result	Qualifier	RL	MDL	Unit	D	Prepared	Analyzed	Dil Fac
Acenaphthene	<5.0		5.0	0.41	ug/L		08/29/24 13:17	08/30/24 17:40	1
Acenaphthylene	<5.0		5.0	0.38	ug/L		08/29/24 13:17	08/30/24 17:40	1
Anthracene	<5.0		5.0	0.28	ug/L		08/29/24 13:17	08/30/24 17:40	1
Benzo[a]anthracene	<5.0		5.0	0.36	ug/L		08/29/24 13:17	08/30/24 17:40	1
Benzo(a)pyrene	<5.0	F2	5.0	0.47	ug/L		08/29/24 13:17	08/30/24 17:40	1
Benzo(b)fluoranthene	<5.0	F2	5.0	0.34	ug/L		08/29/24 13:17	08/30/24 17:40	1
Benzo(g,h,i)perylene	<5.0	F2	5.0	0.35	ug/L		08/29/24 13:17	08/30/24 17:40	1
Benzo(k)fluoranthene	<5.0	F2	5.0	0.73	ug/L		08/29/24 13:17	08/30/24 17:40	1
Chrysene	<5.0	F2	5.0	0.33	ug/L		08/29/24 13:17	08/30/24 17:40	1
Dibenz(a,h)anthracene	<5.0	F2	5.0	0.42	ug/L		08/29/24 13:17	08/30/24 17:40	1
Fluoranthene	<5.0	F2	5.0	0.40	ug/L		08/29/24 13:17	08/30/24 17:40	1
Fluorene	<5.0		5.0	0.36	ug/L		08/29/24 13:17	08/30/24 17:40	1
Indeno[1,2,3-cd]pyrene	<5.0	F2	5.0	0.47	ug/L		08/29/24 13:17	08/30/24 17:40	1
Naphthalene	<5.0		5.0	0.76	ug/L		08/29/24 13:17	08/30/24 17:40	1
Phenanthrene	<5.0		5.0	0.44	ug/L		08/29/24 13:17	08/30/24 17:40	1
Pyrene	<5.0		5.0	0.34	ug/L		08/29/24 13:17	08/30/24 17:40	1
Surrogate	%Recovery	Qualifier	Limits				Prepared	Analyzed	Dil Fac
2-Fluorobiphenyl	75		53 - 126				08/29/24 13:17	08/30/24 17:40	1
Nitrobenzene-d5	56		29 - 129				08/29/24 13:17	08/30/24 17:40	1
p-Terphenyl-d14	77		33 - 132				08/29/24 13:17	08/30/24 17:40	1

Client Sample Results

Client: Arcadis U.S., Inc.
 Project/Site: NYSEG - Elmira Madison Ave Former MGP

Job ID: 480-222911-1

Client Sample ID: MW-0404S

Lab Sample ID: 480-222911-5

Date Collected: 08/27/24 11:45

Matrix: Water

Date Received: 08/28/24 10:30

Method: SW846 8260C - Volatile Organic Compounds by GC/MS

Analyte	Result	Qualifier	RL	MDL	Unit	D	Prepared	Analyzed	Dil Fac
Benzene	<1.0		1.0	0.41	ug/L			08/29/24 01:39	1
Ethylbenzene	<1.0		1.0	0.74	ug/L			08/29/24 01:39	1
Toluene	<1.0		1.0	0.51	ug/L			08/29/24 01:39	1
Xylenes, Total	<2.0		2.0	0.66	ug/L			08/29/24 01:39	1
Surrogate	%Recovery	Qualifier	Limits				Prepared	Analyzed	Dil Fac
1,2-Dichloroethane-d4 (Surr)	87		77 - 120					08/29/24 01:39	1
4-Bromofluorobenzene (Surr)	102		73 - 120					08/29/24 01:39	1
Dibromofluoromethane (Surr)	88		75 - 123					08/29/24 01:39	1
Toluene-d8 (Surr)	92		80 - 120					08/29/24 01:39	1

Method: SW846 8270D - Semivolatile Organic Compounds (GC/MS)

Analyte	Result	Qualifier	RL	MDL	Unit	D	Prepared	Analyzed	Dil Fac
Acenaphthene	<5.0		5.0	0.41	ug/L		08/29/24 13:17	08/30/24 21:41	1
Acenaphthylene	<5.0		5.0	0.38	ug/L		08/29/24 13:17	08/30/24 21:41	1
Anthracene	<5.0		5.0	0.28	ug/L		08/29/24 13:17	08/30/24 21:41	1
Benzo[a]anthracene	<5.0		5.0	0.36	ug/L		08/29/24 13:17	08/30/24 21:41	1
Benzo(a)pyrene	<5.0		5.0	0.47	ug/L		08/29/24 13:17	08/30/24 21:41	1
Benzo(b)fluoranthene	<5.0		5.0	0.34	ug/L		08/29/24 13:17	08/30/24 21:41	1
Benzo(g,h,i)perylene	<5.0		5.0	0.35	ug/L		08/29/24 13:17	08/30/24 21:41	1
Benzo(k)fluoranthene	<5.0		5.0	0.73	ug/L		08/29/24 13:17	08/30/24 21:41	1
Chrysene	<5.0		5.0	0.33	ug/L		08/29/24 13:17	08/30/24 21:41	1
Dibenz(a,h)anthracene	<5.0		5.0	0.42	ug/L		08/29/24 13:17	08/30/24 21:41	1
Fluoranthene	<5.0		5.0	0.40	ug/L		08/29/24 13:17	08/30/24 21:41	1
Fluorene	<5.0		5.0	0.36	ug/L		08/29/24 13:17	08/30/24 21:41	1
Indeno[1,2,3-cd]pyrene	<5.0		5.0	0.47	ug/L		08/29/24 13:17	08/30/24 21:41	1
Naphthalene	<5.0		5.0	0.76	ug/L		08/29/24 13:17	08/30/24 21:41	1
Phenanthrene	<5.0		5.0	0.44	ug/L		08/29/24 13:17	08/30/24 21:41	1
Pyrene	<5.0		5.0	0.34	ug/L		08/29/24 13:17	08/30/24 21:41	1
Surrogate	%Recovery	Qualifier	Limits				Prepared	Analyzed	Dil Fac
2-Fluorobiphenyl	82		53 - 126				08/29/24 13:17	08/30/24 21:41	1
Nitrobenzene-d5	60		29 - 129				08/29/24 13:17	08/30/24 21:41	1
p-Terphenyl-d14	87		33 - 132				08/29/24 13:17	08/30/24 21:41	1

Client Sample Results

Client: Arcadis U.S., Inc.
 Project/Site: NYSEG - Elmira Madison Ave Former MGP

Job ID: 480-222911-1

Client Sample ID: MW-0405S

Lab Sample ID: 480-222911-6

Date Collected: 08/27/24 10:40

Matrix: Water

Date Received: 08/28/24 10:30

Method: SW846 8260C - Volatile Organic Compounds by GC/MS

Analyte	Result	Qualifier	RL	MDL	Unit	D	Prepared	Analyzed	Dil Fac
Benzene	<1.0		1.0	0.41	ug/L			08/29/24 02:01	1
Ethylbenzene	<1.0		1.0	0.74	ug/L			08/29/24 02:01	1
Toluene	<1.0		1.0	0.51	ug/L			08/29/24 02:01	1
Xylenes, Total	<2.0		2.0	0.66	ug/L			08/29/24 02:01	1
Surrogate	%Recovery	Qualifier	Limits				Prepared	Analyzed	Dil Fac
1,2-Dichloroethane-d4 (Surr)	86		77 - 120					08/29/24 02:01	1
4-Bromofluorobenzene (Surr)	102		73 - 120					08/29/24 02:01	1
Dibromofluoromethane (Surr)	94		75 - 123					08/29/24 02:01	1
Toluene-d8 (Surr)	91		80 - 120					08/29/24 02:01	1

Method: SW846 8270D - Semivolatile Organic Compounds (GC/MS)

Analyte	Result	Qualifier	RL	MDL	Unit	D	Prepared	Analyzed	Dil Fac
Acenaphthene	<5.0		5.0	0.41	ug/L		08/29/24 13:17	08/30/24 22:08	1
Acenaphthylene	<5.0		5.0	0.38	ug/L		08/29/24 13:17	08/30/24 22:08	1
Anthracene	<5.0		5.0	0.28	ug/L		08/29/24 13:17	08/30/24 22:08	1
Benzo[a]anthracene	<5.0		5.0	0.36	ug/L		08/29/24 13:17	08/30/24 22:08	1
Benzo(a)pyrene	<5.0		5.0	0.47	ug/L		08/29/24 13:17	08/30/24 22:08	1
Benzo(b)fluoranthene	<5.0		5.0	0.34	ug/L		08/29/24 13:17	08/30/24 22:08	1
Benzo(g,h,i)perylene	<5.0		5.0	0.35	ug/L		08/29/24 13:17	08/30/24 22:08	1
Benzo(k)fluoranthene	<5.0		5.0	0.73	ug/L		08/29/24 13:17	08/30/24 22:08	1
Chrysene	<5.0		5.0	0.33	ug/L		08/29/24 13:17	08/30/24 22:08	1
Dibenz(a,h)anthracene	<5.0		5.0	0.42	ug/L		08/29/24 13:17	08/30/24 22:08	1
Fluoranthene	<5.0		5.0	0.40	ug/L		08/29/24 13:17	08/30/24 22:08	1
Fluorene	<5.0		5.0	0.36	ug/L		08/29/24 13:17	08/30/24 22:08	1
Indeno[1,2,3-cd]pyrene	<5.0		5.0	0.47	ug/L		08/29/24 13:17	08/30/24 22:08	1
Naphthalene	<5.0		5.0	0.76	ug/L		08/29/24 13:17	08/30/24 22:08	1
Phenanthrene	<5.0		5.0	0.44	ug/L		08/29/24 13:17	08/30/24 22:08	1
Pyrene	<5.0		5.0	0.34	ug/L		08/29/24 13:17	08/30/24 22:08	1
Surrogate	%Recovery	Qualifier	Limits				Prepared	Analyzed	Dil Fac
2-Fluorobiphenyl	81		53 - 126				08/29/24 13:17	08/30/24 22:08	1
Nitrobenzene-d5	59		29 - 129				08/29/24 13:17	08/30/24 22:08	1
p-Terphenyl-d14	81		33 - 132				08/29/24 13:17	08/30/24 22:08	1

Client Sample Results

Client: Arcadis U.S., Inc.
 Project/Site: NYSEG - Elmira Madison Ave Former MGP

Job ID: 480-222911-1

Client Sample ID: MW-9S

Lab Sample ID: 480-222911-7

Date Collected: 08/27/24 12:10

Matrix: Water

Date Received: 08/28/24 10:30

Method: SW846 8260C - Volatile Organic Compounds by GC/MS

Analyte	Result	Qualifier	RL	MDL	Unit	D	Prepared	Analyzed	Dil Fac
Benzene	<1.0		1.0	0.41	ug/L			08/29/24 02:23	1
Ethylbenzene	<1.0		1.0	0.74	ug/L			08/29/24 02:23	1
Toluene	<1.0		1.0	0.51	ug/L			08/29/24 02:23	1
Xylenes, Total	<2.0		2.0	0.66	ug/L			08/29/24 02:23	1
Surrogate	%Recovery	Qualifier	Limits				Prepared	Analyzed	Dil Fac
1,2-Dichloroethane-d4 (Surr)	86		77 - 120					08/29/24 02:23	1
4-Bromofluorobenzene (Surr)	104		73 - 120					08/29/24 02:23	1
Dibromofluoromethane (Surr)	86		75 - 123					08/29/24 02:23	1
Toluene-d8 (Surr)	92		80 - 120					08/29/24 02:23	1

Method: SW846 8270D - Semivolatile Organic Compounds (GC/MS)

Analyte	Result	Qualifier	RL	MDL	Unit	D	Prepared	Analyzed	Dil Fac
Acenaphthene	<5.0		5.0	0.41	ug/L		08/29/24 13:17	08/30/24 22:34	1
Acenaphthylene	<5.0		5.0	0.38	ug/L		08/29/24 13:17	08/30/24 22:34	1
Anthracene	<5.0		5.0	0.28	ug/L		08/29/24 13:17	08/30/24 22:34	1
Benzo[a]anthracene	<5.0		5.0	0.36	ug/L		08/29/24 13:17	08/30/24 22:34	1
Benzo(a)pyrene	<5.0		5.0	0.47	ug/L		08/29/24 13:17	08/30/24 22:34	1
Benzo(b)fluoranthene	<5.0		5.0	0.34	ug/L		08/29/24 13:17	08/30/24 22:34	1
Benzo(g,h,i)perylene	<5.0		5.0	0.35	ug/L		08/29/24 13:17	08/30/24 22:34	1
Benzo(k)fluoranthene	<5.0		5.0	0.73	ug/L		08/29/24 13:17	08/30/24 22:34	1
Chrysene	<5.0		5.0	0.33	ug/L		08/29/24 13:17	08/30/24 22:34	1
Dibenz(a,h)anthracene	<5.0		5.0	0.42	ug/L		08/29/24 13:17	08/30/24 22:34	1
Fluoranthene	<5.0		5.0	0.40	ug/L		08/29/24 13:17	08/30/24 22:34	1
Fluorene	<5.0		5.0	0.36	ug/L		08/29/24 13:17	08/30/24 22:34	1
Indeno[1,2,3-cd]pyrene	<5.0		5.0	0.47	ug/L		08/29/24 13:17	08/30/24 22:34	1
Naphthalene	<5.0		5.0	0.76	ug/L		08/29/24 13:17	08/30/24 22:34	1
Phenanthrene	<5.0		5.0	0.44	ug/L		08/29/24 13:17	08/30/24 22:34	1
Pyrene	<5.0		5.0	0.34	ug/L		08/29/24 13:17	08/30/24 22:34	1
Surrogate	%Recovery	Qualifier	Limits				Prepared	Analyzed	Dil Fac
2-Fluorobiphenyl	90		53 - 126				08/29/24 13:17	08/30/24 22:34	1
Nitrobenzene-d5	61		29 - 129				08/29/24 13:17	08/30/24 22:34	1
p-Terphenyl-d14	79		33 - 132				08/29/24 13:17	08/30/24 22:34	1

Client Sample Results

Client: Arcadis U.S., Inc.
 Project/Site: NYSEG - Elmira Madison Ave Former MGP

Job ID: 480-222911-1

Client Sample ID: TB-20240827

Lab Sample ID: 480-222911-8

Date Collected: 08/27/24 00:00

Matrix: Water

Date Received: 08/28/24 10:30

Method: SW846 8260C - Volatile Organic Compounds by GC/MS

Analyte	Result	Qualifier	RL	MDL	Unit	D	Prepared	Analyzed	Dil Fac
Benzene	<1.0		1.0	0.41	ug/L			08/29/24 02:46	1
Ethylbenzene	<1.0		1.0	0.74	ug/L			08/29/24 02:46	1
Toluene	<1.0		1.0	0.51	ug/L			08/29/24 02:46	1
Xylenes, Total	<2.0		2.0	0.66	ug/L			08/29/24 02:46	1

Surrogate	%Recovery	Qualifier	Limits	Prepared	Analyzed	Dil Fac
1,2-Dichloroethane-d4 (Surr)	92		77 - 120		08/29/24 02:46	1
4-Bromofluorobenzene (Surr)	104		73 - 120		08/29/24 02:46	1
Dibromofluoromethane (Surr)	89		75 - 123		08/29/24 02:46	1
Toluene-d8 (Surr)	91		80 - 120		08/29/24 02:46	1

Surrogate Summary

Client: Arcadis U.S., Inc.
 Project/Site: NYSEG - Elmira Madison Ave Former MGP

Job ID: 480-222911-1

Method: 8260C - Volatile Organic Compounds by GC/MS

Matrix: Water

Prep Type: Total/NA

Lab Sample ID	Client Sample ID	Percent Surrogate Recovery (Acceptance Limits)			
		DCA (77-120)	BFB (73-120)	DBFM (75-123)	TOL (80-120)
480-222911-1	MW-4S	90	104	90	96
480-222911-2	MW-8S	87	101	91	92
480-222911-3	DUP-20240827	86	103	87	91
480-222911-4	MW-6S	88	100	91	91
480-222911-4 MS	MW-6S MS	85	100	89	95
480-222911-4 MSD	MW-6S MSD	87	102	90	94
480-222911-5	MW-0404S	87	102	88	92
480-222911-6	MW-0405S	86	102	94	91
480-222911-7	MW-9S	86	104	86	92
480-222911-8	TB-20240827	92	104	89	91
LCS 480-723388/6	Lab Control Sample	88	106	91	96
MB 480-723388/8	Method Blank	89	101	92	91

Surrogate Legend

DCA = 1,2-Dichloroethane-d4 (Surr)
 BFB = 4-Bromofluorobenzene (Surr)
 DBFM = Dibromofluoromethane (Surr)
 TOL = Toluene-d8 (Surr)

Method: 8270D - Semivolatile Organic Compounds (GC/MS)

Matrix: Water

Prep Type: Total/NA

Lab Sample ID	Client Sample ID	Percent Surrogate Recovery (Acceptance Limits)		
		FBP (53-126)	NBZ (29-129)	TPHd14 (33-132)
480-222911-1	MW-4S	79	58	79
480-222911-2	MW-8S	91	62	62
480-222911-3	DUP-20240827	77	54	53
480-222911-4	MW-6S	75	56	77
480-222911-4 MS	MW-6S MS	74	65	64
480-222911-4 MSD	MW-6S MSD	80	68	83
480-222911-5	MW-0404S	82	60	87
480-222911-6	MW-0405S	81	59	81
480-222911-7	MW-9S	90	61	79
LCS 480-723523/2-A	Lab Control Sample	87	73	98
MB 480-723523/1-A	Method Blank	102	73	124

Surrogate Legend

FBP = 2-Fluorobiphenyl
 NBZ = Nitrobenzene-d5
 TPHd14 = p-Terphenyl-d14

QC Sample Results

Client: Arcadis U.S., Inc.
Project/Site: NYSEG - Elmira Madison Ave Former MGP

Job ID: 480-222911-1

Method: 8260C - Volatile Organic Compounds by GC/MS

Lab Sample ID: MB 480-723388/8
Matrix: Water
Analysis Batch: 723388

Client Sample ID: Method Blank
Prep Type: Total/NA

Analyte	MB MB		RL	MDL	Unit	D	Prepared	Analyzed	Dil Fac
	Result	Qualifier							
Benzene	<1.0		1.0	0.41	ug/L			08/28/24 23:46	1
Ethylbenzene	<1.0		1.0	0.74	ug/L			08/28/24 23:46	1
Toluene	<1.0		1.0	0.51	ug/L			08/28/24 23:46	1
Xylenes, Total	<2.0		2.0	0.66	ug/L			08/28/24 23:46	1

Surrogate	MB MB		Limits	Prepared	Analyzed	Dil Fac
	%Recovery	Qualifier				
1,2-Dichloroethane-d4 (Surr)	89		77 - 120		08/28/24 23:46	1
4-Bromofluorobenzene (Surr)	101		73 - 120		08/28/24 23:46	1
Dibromofluoromethane (Surr)	92		75 - 123		08/28/24 23:46	1
Toluene-d8 (Surr)	91		80 - 120		08/28/24 23:46	1

Lab Sample ID: LCS 480-723388/6
Matrix: Water
Analysis Batch: 723388

Client Sample ID: Lab Control Sample
Prep Type: Total/NA

Analyte	Spike Added	LCS LCS		Unit	D	%Rec	%Rec Limits
		Result	Qualifier				
Benzene	25.0	25.0		ug/L		100	71 - 124
Ethylbenzene	25.0	25.4		ug/L		102	77 - 123
Toluene	25.0	25.6		ug/L		102	80 - 122
Xylenes, Total	50.0	50.3		ug/L		101	76 - 122

Surrogate	LCS LCS		Limits
	%Recovery	Qualifier	
1,2-Dichloroethane-d4 (Surr)	88		77 - 120
4-Bromofluorobenzene (Surr)	106		73 - 120
Dibromofluoromethane (Surr)	91		75 - 123
Toluene-d8 (Surr)	96		80 - 120

Lab Sample ID: 480-222911-4 MS
Matrix: Water
Analysis Batch: 723388

Client Sample ID: MW-6S MS
Prep Type: Total/NA

Analyte	Sample Result	Sample Qualifier	Spike Added	MS MS		Unit	D	%Rec	%Rec Limits
				Result	Qualifier				
Benzene	<1.0		25.0	27.0		ug/L		108	71 - 124
Ethylbenzene	<1.0		25.0	27.8		ug/L		111	77 - 123
Toluene	<1.0		25.0	27.7		ug/L		111	80 - 122
Xylenes, Total	<2.0		50.0	54.6		ug/L		109	76 - 122

Surrogate	MS MS		Limits
	%Recovery	Qualifier	
1,2-Dichloroethane-d4 (Surr)	85		77 - 120
4-Bromofluorobenzene (Surr)	100		73 - 120
Dibromofluoromethane (Surr)	89		75 - 123
Toluene-d8 (Surr)	95		80 - 120

QC Sample Results

Client: Arcadis U.S., Inc.
Project/Site: NYSEG - Elmira Madison Ave Former MGP

Job ID: 480-222911-1

Method: 8260C - Volatile Organic Compounds by GC/MS (Continued)

Lab Sample ID: 480-222911-4 MSD

Client Sample ID: MW-6S MSD

Matrix: Water

Prep Type: Total/NA

Analysis Batch: 723388

Analyte	Sample Result	Sample Qualifier	Spike Added	MSD Result	MSD Qualifier	Unit	D	%Rec	%Rec Limits	RPD	RPD Limit
Benzene	<1.0		25.0	25.8		ug/L		103	71 - 124	4	13
Ethylbenzene	<1.0		25.0	27.2		ug/L		109	77 - 123	2	15
Toluene	<1.0		25.0	26.5		ug/L		106	80 - 122	4	15
Xylenes, Total	<2.0		50.0	53.0		ug/L		106	76 - 122	3	16

Surrogate	MSD %Recovery	MSD Qualifier	Limits
1,2-Dichloroethane-d4 (Surr)	87		77 - 120
4-Bromofluorobenzene (Surr)	102		73 - 120
Dibromofluoromethane (Surr)	90		75 - 123
Toluene-d8 (Surr)	94		80 - 120

Method: 8270D - Semivolatile Organic Compounds (GC/MS)

Lab Sample ID: MB 480-723523/1-A

Client Sample ID: Method Blank

Matrix: Water

Prep Type: Total/NA

Analysis Batch: 723618

Prep Batch: 723523

Analyte	MB Result	MB Qualifier	RL	MDL	Unit	D	Prepared	Analyzed	Dil Fac
Acenaphthene	<5.0		5.0	0.41	ug/L		08/29/24 13:17	08/30/24 15:53	1
Acenaphthylene	<5.0		5.0	0.38	ug/L		08/29/24 13:17	08/30/24 15:53	1
Anthracene	<5.0		5.0	0.28	ug/L		08/29/24 13:17	08/30/24 15:53	1
Benzo[a]anthracene	<5.0		5.0	0.36	ug/L		08/29/24 13:17	08/30/24 15:53	1
Benzo(a)pyrene	<5.0		5.0	0.47	ug/L		08/29/24 13:17	08/30/24 15:53	1
Benzo(b)fluoranthene	<5.0		5.0	0.34	ug/L		08/29/24 13:17	08/30/24 15:53	1
Benzo(g,h,i)perylene	<5.0		5.0	0.35	ug/L		08/29/24 13:17	08/30/24 15:53	1
Benzo(k)fluoranthene	<5.0		5.0	0.73	ug/L		08/29/24 13:17	08/30/24 15:53	1
Chrysene	<5.0		5.0	0.33	ug/L		08/29/24 13:17	08/30/24 15:53	1
Dibenz(a,h)anthracene	<5.0		5.0	0.42	ug/L		08/29/24 13:17	08/30/24 15:53	1
Fluoranthene	<5.0		5.0	0.40	ug/L		08/29/24 13:17	08/30/24 15:53	1
Fluorene	<5.0		5.0	0.36	ug/L		08/29/24 13:17	08/30/24 15:53	1
Indeno[1,2,3-cd]pyrene	<5.0		5.0	0.47	ug/L		08/29/24 13:17	08/30/24 15:53	1
Naphthalene	<5.0		5.0	0.76	ug/L		08/29/24 13:17	08/30/24 15:53	1
Phenanthrene	<5.0		5.0	0.44	ug/L		08/29/24 13:17	08/30/24 15:53	1
Pyrene	<5.0		5.0	0.34	ug/L		08/29/24 13:17	08/30/24 15:53	1

Surrogate	MB %Recovery	MB Qualifier	Limits	Prepared	Analyzed	Dil Fac
2-Fluorobiphenyl	102		53 - 126	08/29/24 13:17	08/30/24 15:53	1
Nitrobenzene-d5	73		29 - 129	08/29/24 13:17	08/30/24 15:53	1
p-Terphenyl-d14	124		33 - 132	08/29/24 13:17	08/30/24 15:53	1

Lab Sample ID: LCS 480-723523/2-A

Client Sample ID: Lab Control Sample

Matrix: Water

Prep Type: Total/NA

Analysis Batch: 723618

Prep Batch: 723523

Analyte	Spike Added	LCS Result	LCS Qualifier	Unit	D	%Rec	%Rec Limits
Acenaphthene	32.0	31.0		ug/L		97	60 - 120
Acenaphthylene	32.0	29.0		ug/L		91	63 - 120
Anthracene	32.0	36.2		ug/L		113	67 - 120

Eurofins Buffalo

QC Sample Results

Client: Arcadis U.S., Inc.
Project/Site: NYSEG - Elmira Madison Ave Former MGP

Job ID: 480-222911-1

Method: 8270D - Semivolatile Organic Compounds (GC/MS) (Continued)

Lab Sample ID: LCS 480-723523/2-A

Matrix: Water

Analysis Batch: 723618

Client Sample ID: Lab Control Sample

Prep Type: Total/NA

Prep Batch: 723523

Analyte	Spike Added	LCS Result	LCS Qualifier	Unit	D	%Rec	%Rec Limits
Benzo[a]anthracene	32.0	34.2		ug/L		107	70 - 121
Benzo(a)pyrene	32.0	33.7		ug/L		105	60 - 123
Benzo(b)fluoranthene	32.0	35.7		ug/L		112	66 - 126
Benzo(g,h,i)perylene	32.0	32.0		ug/L		100	66 - 150
Benzo(k)fluoranthene	32.0	34.1		ug/L		107	65 - 124
Chrysene	32.0	33.8		ug/L		106	69 - 120
Dibenz(a,h)anthracene	32.0	36.6		ug/L		114	65 - 135
Fluoranthene	32.0	36.2		ug/L		113	69 - 126
Fluorene	32.0	33.5		ug/L		105	66 - 120
Indeno[1,2,3-cd]pyrene	32.0	35.6		ug/L		111	69 - 146
Naphthalene	32.0	26.5		ug/L		83	57 - 120
Phenanthrene	32.0	37.0		ug/L		116	68 - 120
Pyrene	32.0	32.4		ug/L		101	70 - 125

Surrogate	LCS LCS		Limits
	%Recovery	Qualifier	
2-Fluorobiphenyl	87		53 - 126
Nitrobenzene-d5	73		29 - 129
p-Terphenyl-d14	98		33 - 132

Lab Sample ID: 480-222911-4 MS

Matrix: Water

Analysis Batch: 723618

Client Sample ID: MW-6S MS

Prep Type: Total/NA

Prep Batch: 723523

Analyte	Sample Result	Sample Qualifier	Spike Added	MS Result	MS Qualifier	Unit	D	%Rec	%Rec Limits
Acenaphthene	<5.0		32.0	26.1		ug/L		82	48 - 120
Acenaphthylene	<5.0		32.0	24.5		ug/L		76	63 - 120
Anthracene	<5.0		32.0	29.7		ug/L		93	65 - 122
Benzo[a]anthracene	<5.0		32.0	27.4		ug/L		85	43 - 124
Benzo(a)pyrene	<5.0	F2	32.0	25.6		ug/L		80	23 - 125
Benzo(b)fluoranthene	<5.0	F2	32.0	27.6		ug/L		86	27 - 127
Benzo(g,h,i)perylene	<5.0	F2	32.0	23.9		ug/L		75	16 - 147
Benzo(k)fluoranthene	<5.0	F2	32.0	25.0		ug/L		78	20 - 124
Chrysene	<5.0	F2	32.0	25.6		ug/L		80	44 - 122
Dibenz(a,h)anthracene	<5.0	F2	32.0	25.4		ug/L		79	16 - 139
Fluoranthene	<5.0	F2	32.0	28.3		ug/L		88	63 - 129
Fluorene	<5.0		32.0	27.2		ug/L		85	62 - 120
Indeno[1,2,3-cd]pyrene	<5.0	F2	32.0	25.5		ug/L		80	16 - 140
Naphthalene	<5.0		32.0	23.1		ug/L		72	45 - 120
Phenanthrene	<5.0		32.0	29.9		ug/L		93	65 - 122
Pyrene	<5.0		32.0	26.0		ug/L		81	58 - 128

Surrogate	MS MS		Limits
	%Recovery	Qualifier	
2-Fluorobiphenyl	74		53 - 126
Nitrobenzene-d5	65		29 - 129
p-Terphenyl-d14	64		33 - 132

QC Sample Results

Client: Arcadis U.S., Inc.
 Project/Site: NYSEG - Elmira Madison Ave Former MGP

Job ID: 480-222911-1

Method: 8270D - Semivolatile Organic Compounds (GC/MS) (Continued)

Lab Sample ID: 480-222911-4 MSD

Matrix: Water

Analysis Batch: 723618

Client Sample ID: MW-6S MSD

Prep Type: Total/NA

Prep Batch: 723523

Analyte	Sample	Sample	Spike	MSD	MSD	Unit	D	%Rec	%Rec	RPD	Limit
	Result	Qualifier	Added	Result	Qualifier				Limits		
Acenaphthene	<5.0		32.0	28.9		ug/L		90	48 - 120	10	24
Acenaphthylene	<5.0		32.0	26.7		ug/L		84	63 - 120	9	18
Anthracene	<5.0		32.0	34.5		ug/L		108	65 - 122	15	15
Benzo[a]anthracene	<5.0		32.0	30.9		ug/L		96	43 - 124	12	15
Benzo(a)pyrene	<5.0	F2	32.0	30.9	F2	ug/L		97	23 - 125	19	15
Benzo(b)fluoranthene	<5.0	F2	32.0	32.9	F2	ug/L		103	27 - 127	18	15
Benzo(g,h,i)perylene	<5.0	F2	32.0	28.0	F2	ug/L		87	16 - 147	16	15
Benzo(k)fluoranthene	<5.0	F2	32.0	31.6	F2	ug/L		99	20 - 124	23	22
Chrysene	<5.0	F2	32.0	31.3	F2	ug/L		98	44 - 122	20	15
Dibenz(a,h)anthracene	<5.0	F2	32.0	32.0	F2	ug/L		100	16 - 139	23	15
Fluoranthene	<5.0	F2	32.0	33.4	F2	ug/L		104	63 - 129	17	15
Fluorene	<5.0		32.0	30.8		ug/L		96	62 - 120	13	15
Indeno[1,2,3-cd]pyrene	<5.0	F2	32.0	31.2	F2	ug/L		98	16 - 140	20	15
Naphthalene	<5.0		32.0	24.5		ug/L		76	45 - 120	6	29
Phenanthrene	<5.0		32.0	34.0		ug/L		106	65 - 122	13	15
Pyrene	<5.0		32.0	30.8		ug/L		96	58 - 128	17	19
MSD MSD											
Surrogate	%Recovery	Qualifier	Limits								
2-Fluorobiphenyl	80		53 - 126								
Nitrobenzene-d5	68		29 - 129								
p-Terphenyl-d14	83		33 - 132								

QC Association Summary

Client: Arcadis U.S., Inc.
Project/Site: NYSEG - Elmira Madison Ave Former MGP

Job ID: 480-222911-1

GC/MS VOA

Analysis Batch: 723388

Lab Sample ID	Client Sample ID	Prep Type	Matrix	Method	Prep Batch
480-222911-1	MW-4S	Total/NA	Water	8260C	
480-222911-2	MW-8S	Total/NA	Water	8260C	
480-222911-3	DUP-20240827	Total/NA	Water	8260C	
480-222911-4	MW-6S	Total/NA	Water	8260C	
480-222911-5	MW-0404S	Total/NA	Water	8260C	
480-222911-6	MW-0405S	Total/NA	Water	8260C	
480-222911-7	MW-9S	Total/NA	Water	8260C	
480-222911-8	TB-20240827	Total/NA	Water	8260C	
MB 480-723388/8	Method Blank	Total/NA	Water	8260C	
LCS 480-723388/6	Lab Control Sample	Total/NA	Water	8260C	
480-222911-4 MS	MW-6S MS	Total/NA	Water	8260C	
480-222911-4 MSD	MW-6S MSD	Total/NA	Water	8260C	

GC/MS Semi VOA

Prep Batch: 723523

Lab Sample ID	Client Sample ID	Prep Type	Matrix	Method	Prep Batch
480-222911-1	MW-4S	Total/NA	Water	3510C	
480-222911-2	MW-8S	Total/NA	Water	3510C	
480-222911-3	DUP-20240827	Total/NA	Water	3510C	
480-222911-4	MW-6S	Total/NA	Water	3510C	
480-222911-5	MW-0404S	Total/NA	Water	3510C	
480-222911-6	MW-0405S	Total/NA	Water	3510C	
480-222911-7	MW-9S	Total/NA	Water	3510C	
MB 480-723523/1-A	Method Blank	Total/NA	Water	3510C	
LCS 480-723523/2-A	Lab Control Sample	Total/NA	Water	3510C	
480-222911-4 MS	MW-6S MS	Total/NA	Water	3510C	
480-222911-4 MSD	MW-6S MSD	Total/NA	Water	3510C	

Analysis Batch: 723618

Lab Sample ID	Client Sample ID	Prep Type	Matrix	Method	Prep Batch
480-222911-1	MW-4S	Total/NA	Water	8270D	723523
480-222911-2	MW-8S	Total/NA	Water	8270D	723523
480-222911-3	DUP-20240827	Total/NA	Water	8270D	723523
480-222911-4	MW-6S	Total/NA	Water	8270D	723523
480-222911-5	MW-0404S	Total/NA	Water	8270D	723523
480-222911-6	MW-0405S	Total/NA	Water	8270D	723523
480-222911-7	MW-9S	Total/NA	Water	8270D	723523
MB 480-723523/1-A	Method Blank	Total/NA	Water	8270D	723523
LCS 480-723523/2-A	Lab Control Sample	Total/NA	Water	8270D	723523
480-222911-4 MS	MW-6S MS	Total/NA	Water	8270D	723523
480-222911-4 MSD	MW-6S MSD	Total/NA	Water	8270D	723523

Lab Chronicle

Client: Arcadis U.S., Inc.
 Project/Site: NYSEG - Elmira Madison Ave Former MGP

Job ID: 480-222911-1

Client Sample ID: MW-4S

Lab Sample ID: 480-222911-1

Date Collected: 08/27/24 08:40

Matrix: Water

Date Received: 08/28/24 10:30

Prep Type	Batch Type	Batch Method	Run	Dilution Factor	Batch Number	Analyst	Lab	Prepared or Analyzed
Total/NA	Analysis	8260C		1	723388	ERS	EET BUF	08/29/24 00:09
Total/NA	Prep	3510C			723523	LSC	EET BUF	08/29/24 13:17
Total/NA	Analysis	8270D		1	723618	EMD	EET BUF	08/30/24 20:21

Client Sample ID: MW-8S

Lab Sample ID: 480-222911-2

Date Collected: 08/27/24 08:55

Matrix: Water

Date Received: 08/28/24 10:30

Prep Type	Batch Type	Batch Method	Run	Dilution Factor	Batch Number	Analyst	Lab	Prepared or Analyzed
Total/NA	Analysis	8260C		8	723388	ERS	EET BUF	08/29/24 00:31
Total/NA	Prep	3510C			723523	LSC	EET BUF	08/29/24 13:17
Total/NA	Analysis	8270D		1	723618	EMD	EET BUF	08/30/24 20:48

Client Sample ID: DUP-20240827

Lab Sample ID: 480-222911-3

Date Collected: 08/27/24 00:00

Matrix: Water

Date Received: 08/28/24 10:30

Prep Type	Batch Type	Batch Method	Run	Dilution Factor	Batch Number	Analyst	Lab	Prepared or Analyzed
Total/NA	Analysis	8260C		8	723388	ERS	EET BUF	08/29/24 00:54
Total/NA	Prep	3510C			723523	LSC	EET BUF	08/29/24 13:17
Total/NA	Analysis	8270D		1	723618	EMD	EET BUF	08/30/24 21:15

Client Sample ID: MW-6S

Lab Sample ID: 480-222911-4

Date Collected: 08/27/24 10:30

Matrix: Water

Date Received: 08/28/24 10:30

Prep Type	Batch Type	Batch Method	Run	Dilution Factor	Batch Number	Analyst	Lab	Prepared or Analyzed
Total/NA	Analysis	8260C		1	723388	ERS	EET BUF	08/29/24 01:16
Total/NA	Prep	3510C			723523	LSC	EET BUF	08/29/24 13:17
Total/NA	Analysis	8270D		1	723618	EMD	EET BUF	08/30/24 17:40

Client Sample ID: MW-0404S

Lab Sample ID: 480-222911-5

Date Collected: 08/27/24 11:45

Matrix: Water

Date Received: 08/28/24 10:30

Prep Type	Batch Type	Batch Method	Run	Dilution Factor	Batch Number	Analyst	Lab	Prepared or Analyzed
Total/NA	Analysis	8260C		1	723388	ERS	EET BUF	08/29/24 01:39
Total/NA	Prep	3510C			723523	LSC	EET BUF	08/29/24 13:17
Total/NA	Analysis	8270D		1	723618	EMD	EET BUF	08/30/24 21:41

Client Sample ID: MW-0405S

Lab Sample ID: 480-222911-6

Date Collected: 08/27/24 10:40

Matrix: Water

Date Received: 08/28/24 10:30

Prep Type	Batch Type	Batch Method	Run	Dilution Factor	Batch Number	Analyst	Lab	Prepared or Analyzed
Total/NA	Analysis	8260C		1	723388	ERS	EET BUF	08/29/24 02:01

Lab Chronicle

Client: Arcadis U.S., Inc.
 Project/Site: NYSEG - Elmira Madison Ave Former MGP

Job ID: 480-222911-1

Client Sample ID: MW-0405S

Lab Sample ID: 480-222911-6

Date Collected: 08/27/24 10:40

Matrix: Water

Date Received: 08/28/24 10:30

Prep Type	Batch Type	Batch Method	Run	Dilution Factor	Batch Number	Batch Analyst	Lab	Prepared or Analyzed
Total/NA	Prep	3510C			723523	LSC	EET BUF	08/29/24 13:17
Total/NA	Analysis	8270D		1	723618	EMD	EET BUF	08/30/24 22:08

Client Sample ID: MW-9S

Lab Sample ID: 480-222911-7

Date Collected: 08/27/24 12:10

Matrix: Water

Date Received: 08/28/24 10:30

Prep Type	Batch Type	Batch Method	Run	Dilution Factor	Batch Number	Batch Analyst	Lab	Prepared or Analyzed
Total/NA	Analysis	8260C		1	723388	ERS	EET BUF	08/29/24 02:23
Total/NA	Prep	3510C			723523	LSC	EET BUF	08/29/24 13:17
Total/NA	Analysis	8270D		1	723618	EMD	EET BUF	08/30/24 22:34

Client Sample ID: TB-20240827

Lab Sample ID: 480-222911-8

Date Collected: 08/27/24 00:00

Matrix: Water

Date Received: 08/28/24 10:30

Prep Type	Batch Type	Batch Method	Run	Dilution Factor	Batch Number	Batch Analyst	Lab	Prepared or Analyzed
Total/NA	Analysis	8260C		1	723388	ERS	EET BUF	08/29/24 02:46

Laboratory References:

EET BUF = Eurofins Buffalo, 10 Hazelwood Drive, Amherst, NY 14228-2298, TEL (716)691-2600

Accreditation/Certification Summary

Client: Arcadis U.S., Inc.
Project/Site: NYSEG - Elmira Madison Ave Former MGP

Job ID: 480-222911-1

Laboratory: Eurofins Buffalo

The accreditations/certifications listed below are applicable to this report.

Authority	Program	Identification Number	Expiration Date
New York	NELAP	10026	03-31-25

- 1
- 2
- 3
- 4
- 5
- 6
- 7
- 8
- 9
- 10
- 11
- 12
- 13
- 14
- 15

Method Summary

Client: Arcadis U.S., Inc.
Project/Site: NYSEG - Elmira Madison Ave Former MGP

Job ID: 480-222911-1

Method	Method Description	Protocol	Laboratory
8260C	Volatile Organic Compounds by GC/MS	SW846	EET BUF
8270D	Semivolatile Organic Compounds (GC/MS)	SW846	EET BUF
3510C	Liquid-Liquid Extraction (Separatory Funnel)	SW846	EET BUF
5030C	Purge and Trap	SW846	EET BUF

Protocol References:

SW846 = "Test Methods For Evaluating Solid Waste, Physical/Chemical Methods", Third Edition, November 1986 And Its Updates.

Laboratory References:

EET BUF = Eurofins Buffalo, 10 Hazelwood Drive, Amherst, NY 14228-2298, TEL (716)691-2600



Sample Summary

Client: Arcadis U.S., Inc.
Project/Site: NYSEG - Elmira Madison Ave Former MGP

Job ID: 480-222911-1

Lab Sample ID	Client Sample ID	Matrix	Collected	Received
480-222911-1	MW-4S	Water	08/27/24 08:40	08/28/24 10:30
480-222911-2	MW-8S	Water	08/27/24 08:55	08/28/24 10:30
480-222911-3	DUP-20240827	Water	08/27/24 00:00	08/28/24 10:30
480-222911-4	MW-6S	Water	08/27/24 10:30	08/28/24 10:30
480-222911-5	MW-0404S	Water	08/27/24 11:45	08/28/24 10:30
480-222911-6	MW-0405S	Water	08/27/24 10:40	08/28/24 10:30
480-222911-7	MW-9S	Water	08/27/24 12:10	08/28/24 10:30
480-222911-8	TB-20240827	Water	08/27/24 00:00	08/28/24 10:30

- 1
- 2
- 3
- 4
- 5
- 6
- 7
- 8
- 9
- 10
- 11
- 12
- 13
- 14
- 15

Chain of Custody Record



Client Information		Lab, PM		Carrier Tracking No(s)		GOC No:	
Nicholas Beylle		Schove, John R		State of Origin: NY		480-198093-33237.2	
Company: Arcadis U.S., Inc.		E-Mail: John.Schove@et.eurofins.com		Job #:		Page 2 of 2	
Address: 295 Woodcliff Drive, Suite 301		Due Date Requested:		Analysis Requested		Preservation Codes:	
City: Fairport		TAT Requested (days):				A - HCL N - None	
State, Zip: NY, 14450		Compliance Project: <input type="checkbox"/> Yes <input checked="" type="checkbox"/> No				Other:	
Phone:		PO #: 30119152 Task: 00001				Total Number of Containers	
Email: nicholas.beylle@arcadis.com		WO #: NYSEG-Elmira Madison Ave/John Ruspantini					
Project Name: NYSEG - Elmira Madison Ave Former MGP Event Desc: Ground		Project #: 48004725					
Site: New York		SSOW#:					
Sample Identification	Sample Date	Sample Time	Sample Type (C=Comp, G=grab)	Matrix (Water, Sewage, Sludge, Oil, etc.)	Field Filtered Sample (Yes or No)	Perform MS/MSD (Yes or No)	Special Instructions/Note:
MW-45	8/27/24	0840	G	Water	N	N	
MW-85	8/27/24	0855	G	W	N	N	
DUP-20240827	8/27/24	—	G	W	N	N	
MW-65	8/27/24	1030	G	W	N	N	
MW-04045	8/27/24	1145	G	W	N	N	ms/msd
MW-04055	8/27/24	1040	G	W	N	N	
MW-95	8/27/24	1210	G	W	N	N	
TB-20240827	—	—	—	—	N	N	
Possible Hazard Identification <input type="checkbox"/> Non-Hazard <input type="checkbox"/> Flammable <input type="checkbox"/> Skin Irritant <input type="checkbox"/> Poison B <input type="checkbox"/> Unknown <input type="checkbox"/> Radiological Deliverable Requested: I, II, III, IV, Other (specify)							
Sample Disposal (A fee may be assessed if:) <input type="checkbox"/> Return To Client <input type="checkbox"/> Disposal By:							
Special Instructions/QC Requirements: 480-222911 Chain of Custody							
Empty Kit Relinquished by:							
Relinquished by: <i>Nicholas Beylle</i>		Date/Time: 8/27/2024 1500		Company: Arcadis		Date/Time: 8/27/24 1500	
Relinquished by: <i>NH</i>		Date/Time: 8/27/24 1605		Company: EET		Date/Time: 8/28/24 1030	
Relinquished by:		Date/Time:		Company:		Date/Time:	
Custody Seals Intact: <input type="checkbox"/> Yes <input checked="" type="checkbox"/> No		Custody Seal No.:		Cooler Temperature(s) °C and Other Remarks: #1 Sid		Company: EET	



Login Sample Receipt Checklist

Client: Arcadis U.S., Inc.

Job Number: 480-222911-1

Login Number: 222911

List Number: 1

Creator: Yeager, Brian A

List Source: Eurofins Buffalo

Question	Answer	Comment
Radioactivity either was not measured or, if measured, is at or below background	True	
The cooler's custody seal, if present, is intact.	True	
The cooler or samples do not appear to have been compromised or tampered with.	True	
Samples were received on ice.	True	
Cooler Temperature is acceptable.	True	
Cooler Temperature is recorded.	True	
COC is present.	True	
COC is filled out in ink and legible.	True	
COC is filled out with all pertinent information.	True	
Is the Field Sampler's name present on COC?	True	
There are no discrepancies between the sample IDs on the containers and the COC.	True	
Samples are received within Holding Time (Excluding tests with immediate HTs)..	True	
Sample containers have legible labels.	True	
Containers are not broken or leaking.	True	
Sample collection date/times are provided.	True	
Appropriate sample containers are used.	True	
Sample bottles are completely filled.	True	
Sample Preservation Verified	True	
There is sufficient vol. for all requested analyses, incl. any requested MS/MSDs	True	
VOA sample vials do not have headspace or bubble is <6mm (1/4") in diameter.	True	
If necessary, staff have been informed of any short hold time or quick TAT needs	True	
Multiphasic samples are not present.	True	
Samples do not require splitting or compositing.	True	
Sampling Company provided.	True	ARCADIS
Samples received within 48 hours of sampling.	True	
Samples requiring field filtration have been filtered in the field.	True	
Chlorine Residual checked.	N/A	



ANALYTICAL REPORT

PREPARED FOR

Attn: Mr. Nicholas K Beyrle
Arcadis U.S., Inc.
100 Chestnut Street
Suite 1020
Rochester, New York 14604

Generated 2/14/2025 1:13:11 PM

JOB DESCRIPTION

NYSEG - Elmira Madison Ave Former MGP
Groundwater Analysis

JOB NUMBER

480-227241-1


Eurofins Buffalo

Job Notes

This report may not be reproduced except in full, and with written approval from the laboratory. The results relate only to the samples tested. For questions please contact the Project Manager at the e-mail address or telephone number listed on this page.

The test results in this report relate only to the samples as received by the laboratory and will meet all requirements of the methodology, with any exceptions noted. This report shall not be reproduced except in full, without the express written approval of the laboratory. All questions should be directed to the Eurofins Environment Testing Northeast, LLC Project Manager.

Authorization



Generated
2/14/2025 1:13:11 PM

Authorized for release by
Anton Gruning, Project Management Assistant I
Anton.Gruning@et.eurofinsus.com
Designee for
John Schove, Project Manager II
John.Schove@et.eurofinsus.com
(716)504-9838



Table of Contents

Cover Page	1
Table of Contents	3
Definitions/Glossary	4
Case Narrative	5
Detection Summary	6
Client Sample Results	7
Surrogate Summary	15
QC Sample Results	17
QC Association Summary	21
Lab Chronicle	22
Certification Summary	24
Method Summary	25
Sample Summary	26
Chain of Custody	27
Receipt Checklists	28

Definitions/Glossary

Client: Arcadis U.S., Inc.
Project/Site: NYSEG - Elmira Madison Ave Former MGP

Job ID: 480-227241-1

Qualifiers

GC/MS VOA

Qualifier	Qualifier Description
H	Sample was prepped or analyzed beyond the specified holding time. This does not meet regulatory requirements.
H3	Sample was received and analyzed past holding time. This does not meet regulatory requirements.
S1+	Surrogate recovery exceeds control limits, high biased.

GC/MS Semi VOA

Qualifier	Qualifier Description
J	Result is less than the RL but greater than or equal to the MDL and the concentration is an approximate value.

Glossary

Abbreviation	These commonly used abbreviations may or may not be present in this report.
☼	Listed under the "D" column to designate that the result is reported on a dry weight basis
%R	Percent Recovery
CFL	Contains Free Liquid
CFU	Colony Forming Unit
CNF	Contains No Free Liquid
DER	Duplicate Error Ratio (normalized absolute difference)
Dil Fac	Dilution Factor
DL	Detection Limit (DoD/DOE)
DL, RA, RE, IN	Indicates a Dilution, Re-analysis, Re-extraction, or additional Initial metals/anion analysis of the sample
DLC	Decision Level Concentration (Radiochemistry)
EDL	Estimated Detection Limit (Dioxin)
LOD	Limit of Detection (DoD/DOE)
LOQ	Limit of Quantitation (DoD/DOE)
MCL	EPA recommended "Maximum Contaminant Level"
MDA	Minimum Detectable Activity (Radiochemistry)
MDC	Minimum Detectable Concentration (Radiochemistry)
MDL	Method Detection Limit
ML	Minimum Level (Dioxin)
MPN	Most Probable Number
MQL	Method Quantitation Limit
NC	Not Calculated
ND	Not Detected at the reporting limit (or MDL or EDL if shown)
NEG	Negative / Absent
POS	Positive / Present
PQL	Practical Quantitation Limit
PRES	Presumptive
QC	Quality Control
RER	Relative Error Ratio (Radiochemistry)
RL	Reporting Limit or Requested Limit (Radiochemistry)
RPD	Relative Percent Difference, a measure of the relative difference between two points
TEF	Toxicity Equivalent Factor (Dioxin)
TEQ	Toxicity Equivalent Quotient (Dioxin)
TNTC	Too Numerous To Count

Case Narrative

Client: Arcadis U.S., Inc.
Project: NYSEG - Elmira Madison Ave Former MGP

Job ID: 480-227241-1

Job ID: 480-227241-1

Eurofins Buffalo

Job Narrative 480-227241-1

Analytical test results meet all requirements of the associated regulatory program listed on the Accreditation/Certification Summary Page unless otherwise noted under the individual analysis. Data qualifiers and/or narrative comments are included to explain any exceptions, if applicable.

- Matrix QC may not be reported if insufficient sample is provided or site-specific QC samples were not submitted. In these situations, to demonstrate precision and accuracy at a batch level, a LCS/LCSD may be performed, unless otherwise specified in the method.
- Surrogate and/or isotope dilution analyte recoveries (if applicable) which are outside of the QC window are confirmed unless attributed to a dilution or otherwise noted in the narrative.

Regulated compliance samples (e.g. SDWA, NPDES) must comply with the associated agency requirements/permits.

Receipt

The samples were received on 2/8/2025 10:00 AM. Unless otherwise noted below, the samples arrived in good condition, and, where required, properly preserved and on ice. The temperature of the cooler at receipt time was 3.1°C.

GC/MS VOA

Method 8260C: The following volatiles samples were diluted due to foaming at the time of purging during the original sample analysis: MW-8S (480-227241-3) and DUP-20250204 (480-227241-7). Elevated reporting limits (RLs) are provided.

Method 8260C: Surrogate recovery for the following sample was outside the upper control limit: MW-6S (480-227241-2). This sample did not contain any target analytes; therefore, re-extraction and/or re-analysis was not performed.

Method 8260C: The following sample(s) was received with less than 2 days remaining on the holding time or less than one shift (8 hours) remaining on a test with a holding time of 48 hours or less. As such, the laboratory had insufficient time remaining to perform the analysis within holding time: TRIP BLANK (480-227241-8). The sample is using the prepared date instead of the received date.

No additional analytical or quality issues were noted, other than those described above or in the Definitions/ Glossary page.

GC/MS Semi VOA

Method 8270D: The continuing calibration verification (CCV) associated with batch 480-738786 recovered above the upper control limit for Fluorene. The samples associated with this CCV were non-detects for the affected analytes; therefore, the data have been reported. The associated samples are impacted: MW-4S (480-227241-1), MW-6S (480-227241-2), MW-8S (480-227241-3) and MW-0405S (480-227241-6).

No additional analytical or quality issues were noted, other than those described above or in the Definitions/ Glossary page.

Eurofins Buffalo

Detection Summary

Client: Arcadis U.S., Inc.
Project/Site: NYSEG - Elmira Madison Ave Former MGP

Job ID: 480-227241-1

Client Sample ID: MW-4S

Lab Sample ID: 480-227241-1

No Detections.

Client Sample ID: MW-6S

Lab Sample ID: 480-227241-2

No Detections.

Client Sample ID: MW-8S

Lab Sample ID: 480-227241-3

Analyte	Result	Qualifier	RL	MDL	Unit	Dil Fac	D	Method	Prep Type
Acenaphthene	6.1		5.0	0.41	ug/L	1		8270D	Total/NA
Anthracene	0.28	J	5.0	0.28	ug/L	1		8270D	Total/NA
Fluoranthene	2.1	J	5.0	0.40	ug/L	1		8270D	Total/NA
Fluorene	3.6	J	5.0	0.36	ug/L	1		8270D	Total/NA
Pyrene	1.5	J	5.0	0.34	ug/L	1		8270D	Total/NA

Client Sample ID: MW-9S

Lab Sample ID: 480-227241-4

No Detections.

Client Sample ID: MW-0404S

Lab Sample ID: 480-227241-5

No Detections.

Client Sample ID: MW-0405S

Lab Sample ID: 480-227241-6

No Detections.

Client Sample ID: DUP-20250204

Lab Sample ID: 480-227241-7

Analyte	Result	Qualifier	RL	MDL	Unit	Dil Fac	D	Method	Prep Type
Acenaphthene	6.7		5.0	0.41	ug/L	1		8270D	Total/NA
Fluoranthene	2.2	J	5.0	0.40	ug/L	1		8270D	Total/NA
Fluorene	3.7	J	5.0	0.36	ug/L	1		8270D	Total/NA
Pyrene	1.4	J	5.0	0.34	ug/L	1		8270D	Total/NA

Client Sample ID: TRIP BLANK

Lab Sample ID: 480-227241-8

No Detections.

This Detection Summary does not include radiochemical test results.

Eurofins Buffalo

Client Sample Results

Client: Arcadis U.S., Inc.
 Project/Site: NYSEG - Elmira Madison Ave Former MGP

Job ID: 480-227241-1

Client Sample ID: MW-4S

Lab Sample ID: 480-227241-1

Date Collected: 02/04/25 12:35

Matrix: Ground Water

Date Received: 02/08/25 10:00

Method: SW846 8260C - Volatile Organic Compounds by GC/MS

Analyte	Result	Qualifier	RL	MDL	Unit	D	Prepared	Analyzed	Dil Fac
Benzene	<1.0		1.0	0.41	ug/L			02/11/25 14:58	1
Ethylbenzene	<1.0		1.0	0.74	ug/L			02/11/25 14:58	1
Toluene	<1.0		1.0	0.51	ug/L			02/11/25 14:58	1
Xylenes, Total	<2.0		2.0	0.66	ug/L			02/11/25 14:58	1

Surrogate	%Recovery	Qualifier	Limits	Prepared	Analyzed	Dil Fac
1,2-Dichloroethane-d4 (Surr)	113		77 - 120		02/11/25 14:58	1
4-Bromofluorobenzene (Surr)	96		73 - 120		02/11/25 14:58	1
Dibromofluoromethane (Surr)	112		75 - 123		02/11/25 14:58	1
Toluene-d8 (Surr)	117		80 - 120		02/11/25 14:58	1

Method: SW846 8270D - Semivolatile Organic Compounds (GC/MS)

Analyte	Result	Qualifier	RL	MDL	Unit	D	Prepared	Analyzed	Dil Fac
Acenaphthene	<5.0		5.0	0.41	ug/L		02/10/25 14:09	02/12/25 22:01	1
Acenaphthylene	<5.0		5.0	0.38	ug/L		02/10/25 14:09	02/12/25 22:01	1
Anthracene	<5.0		5.0	0.28	ug/L		02/10/25 14:09	02/12/25 22:01	1
Benzo[a]anthracene	<5.0		5.0	0.36	ug/L		02/10/25 14:09	02/12/25 22:01	1
Benzo(a)pyrene	<5.0		5.0	0.47	ug/L		02/10/25 14:09	02/12/25 22:01	1
Benzo(b)fluoranthene	<5.0		5.0	0.34	ug/L		02/10/25 14:09	02/12/25 22:01	1
Benzo(g,h,i)perylene	<5.0		5.0	0.35	ug/L		02/10/25 14:09	02/12/25 22:01	1
Benzo(k)fluoranthene	<5.0		5.0	0.73	ug/L		02/10/25 14:09	02/12/25 22:01	1
Chrysene	<5.0		5.0	0.33	ug/L		02/10/25 14:09	02/12/25 22:01	1
Dibenz(a,h)anthracene	<5.0		5.0	0.42	ug/L		02/10/25 14:09	02/12/25 22:01	1
Fluoranthene	<5.0		5.0	0.40	ug/L		02/10/25 14:09	02/12/25 22:01	1
Fluorene	<5.0		5.0	0.36	ug/L		02/10/25 14:09	02/12/25 22:01	1
Indeno[1,2,3-cd]pyrene	<5.0		5.0	0.47	ug/L		02/10/25 14:09	02/12/25 22:01	1
Naphthalene	<5.0		5.0	0.76	ug/L		02/10/25 14:09	02/12/25 22:01	1
Phenanthrene	<5.0		5.0	0.44	ug/L		02/10/25 14:09	02/12/25 22:01	1
Pyrene	<5.0		5.0	0.34	ug/L		02/10/25 14:09	02/12/25 22:01	1

Surrogate	%Recovery	Qualifier	Limits	Prepared	Analyzed	Dil Fac
2-Fluorobiphenyl	71		53 - 126	02/10/25 14:09	02/12/25 22:01	1
Nitrobenzene-d5	61		29 - 129	02/10/25 14:09	02/12/25 22:01	1
p-Terphenyl-d14	73		33 - 132	02/10/25 14:09	02/12/25 22:01	1

Client Sample Results

Client: Arcadis U.S., Inc.
 Project/Site: NYSEG - Elmira Madison Ave Former MGP

Job ID: 480-227241-1

Client Sample ID: MW-6S

Lab Sample ID: 480-227241-2

Date Collected: 02/04/25 12:25

Matrix: Ground Water

Date Received: 02/08/25 10:00

Method: SW846 8260C - Volatile Organic Compounds by GC/MS

Analyte	Result	Qualifier	RL	MDL	Unit	D	Prepared	Analyzed	Dil Fac
Benzene	<1.0		1.0	0.41	ug/L			02/11/25 15:22	1
Ethylbenzene	<1.0		1.0	0.74	ug/L			02/11/25 15:22	1
Toluene	<1.0		1.0	0.51	ug/L			02/11/25 15:22	1
Xylenes, Total	<2.0		2.0	0.66	ug/L			02/11/25 15:22	1

Surrogate	%Recovery	Qualifier	Limits	Prepared	Analyzed	Dil Fac
1,2-Dichloroethane-d4 (Surr)	112		77 - 120		02/11/25 15:22	1
4-Bromofluorobenzene (Surr)	97		73 - 120		02/11/25 15:22	1
Dibromofluoromethane (Surr)	115		75 - 123		02/11/25 15:22	1
Toluene-d8 (Surr)	122	S1+	80 - 120		02/11/25 15:22	1

Method: SW846 8270D - Semivolatile Organic Compounds (GC/MS)

Analyte	Result	Qualifier	RL	MDL	Unit	D	Prepared	Analyzed	Dil Fac
Acenaphthene	<5.0		5.0	0.41	ug/L		02/10/25 14:09	02/12/25 22:27	1
Acenaphthylene	<5.0		5.0	0.38	ug/L		02/10/25 14:09	02/12/25 22:27	1
Anthracene	<5.0		5.0	0.28	ug/L		02/10/25 14:09	02/12/25 22:27	1
Benzo[a]anthracene	<5.0		5.0	0.36	ug/L		02/10/25 14:09	02/12/25 22:27	1
Benzo(a)pyrene	<5.0		5.0	0.47	ug/L		02/10/25 14:09	02/12/25 22:27	1
Benzo(b)fluoranthene	<5.0		5.0	0.34	ug/L		02/10/25 14:09	02/12/25 22:27	1
Benzo(g,h,i)perylene	<5.0		5.0	0.35	ug/L		02/10/25 14:09	02/12/25 22:27	1
Benzo(k)fluoranthene	<5.0		5.0	0.73	ug/L		02/10/25 14:09	02/12/25 22:27	1
Chrysene	<5.0		5.0	0.33	ug/L		02/10/25 14:09	02/12/25 22:27	1
Dibenz(a,h)anthracene	<5.0		5.0	0.42	ug/L		02/10/25 14:09	02/12/25 22:27	1
Fluoranthene	<5.0		5.0	0.40	ug/L		02/10/25 14:09	02/12/25 22:27	1
Fluorene	<5.0		5.0	0.36	ug/L		02/10/25 14:09	02/12/25 22:27	1
Indeno[1,2,3-cd]pyrene	<5.0		5.0	0.47	ug/L		02/10/25 14:09	02/12/25 22:27	1
Naphthalene	<5.0		5.0	0.76	ug/L		02/10/25 14:09	02/12/25 22:27	1
Phenanthrene	<5.0		5.0	0.44	ug/L		02/10/25 14:09	02/12/25 22:27	1
Pyrene	<5.0		5.0	0.34	ug/L		02/10/25 14:09	02/12/25 22:27	1

Surrogate	%Recovery	Qualifier	Limits	Prepared	Analyzed	Dil Fac
2-Fluorobiphenyl	57		53 - 126	02/10/25 14:09	02/12/25 22:27	1
Nitrobenzene-d5	50		29 - 129	02/10/25 14:09	02/12/25 22:27	1
p-Terphenyl-d14	62		33 - 132	02/10/25 14:09	02/12/25 22:27	1

Client Sample Results

Client: Arcadis U.S., Inc.
Project/Site: NYSEG - Elmira Madison Ave Former MGP

Job ID: 480-227241-1

Client Sample ID: MW-8S

Lab Sample ID: 480-227241-3

Date Collected: 02/04/25 10:25

Matrix: Ground Water

Date Received: 02/08/25 10:00

Method: SW846 8260C - Volatile Organic Compounds by GC/MS

Analyte	Result	Qualifier	RL	MDL	Unit	D	Prepared	Analyzed	Dil Fac
Benzene	<8.0		8.0	3.3	ug/L			02/11/25 15:47	8
Ethylbenzene	<8.0		8.0	5.9	ug/L			02/11/25 15:47	8
Toluene	<8.0		8.0	4.1	ug/L			02/11/25 15:47	8
Xylenes, Total	<16		16	5.3	ug/L			02/11/25 15:47	8

Surrogate	%Recovery	Qualifier	Limits	Prepared	Analyzed	Dil Fac
1,2-Dichloroethane-d4 (Surr)	111		77 - 120		02/11/25 15:47	8
4-Bromofluorobenzene (Surr)	96		73 - 120		02/11/25 15:47	8
Dibromofluoromethane (Surr)	115		75 - 123		02/11/25 15:47	8
Toluene-d8 (Surr)	118		80 - 120		02/11/25 15:47	8

Method: SW846 8270D - Semivolatile Organic Compounds (GC/MS)

Analyte	Result	Qualifier	RL	MDL	Unit	D	Prepared	Analyzed	Dil Fac
Acenaphthene	6.1		5.0	0.41	ug/L		02/10/25 14:09	02/12/25 22:54	1
Acenaphthylene	<5.0		5.0	0.38	ug/L		02/10/25 14:09	02/12/25 22:54	1
Anthracene	0.28	J	5.0	0.28	ug/L		02/10/25 14:09	02/12/25 22:54	1
Benzo[a]anthracene	<5.0		5.0	0.36	ug/L		02/10/25 14:09	02/12/25 22:54	1
Benzo(a)pyrene	<5.0		5.0	0.47	ug/L		02/10/25 14:09	02/12/25 22:54	1
Benzo(b)fluoranthene	<5.0		5.0	0.34	ug/L		02/10/25 14:09	02/12/25 22:54	1
Benzo(g,h,i)perylene	<5.0		5.0	0.35	ug/L		02/10/25 14:09	02/12/25 22:54	1
Benzo(k)fluoranthene	<5.0		5.0	0.73	ug/L		02/10/25 14:09	02/12/25 22:54	1
Chrysene	<5.0		5.0	0.33	ug/L		02/10/25 14:09	02/12/25 22:54	1
Dibenz(a,h)anthracene	<5.0		5.0	0.42	ug/L		02/10/25 14:09	02/12/25 22:54	1
Fluoranthene	2.1	J	5.0	0.40	ug/L		02/10/25 14:09	02/12/25 22:54	1
Fluorene	3.6	J	5.0	0.36	ug/L		02/10/25 14:09	02/12/25 22:54	1
Indeno[1,2,3-cd]pyrene	<5.0		5.0	0.47	ug/L		02/10/25 14:09	02/12/25 22:54	1
Naphthalene	<5.0		5.0	0.76	ug/L		02/10/25 14:09	02/12/25 22:54	1
Phenanthrene	<5.0		5.0	0.44	ug/L		02/10/25 14:09	02/12/25 22:54	1
Pyrene	1.5	J	5.0	0.34	ug/L		02/10/25 14:09	02/12/25 22:54	1

Surrogate	%Recovery	Qualifier	Limits	Prepared	Analyzed	Dil Fac
2-Fluorobiphenyl	72		53 - 126	02/10/25 14:09	02/12/25 22:54	1
Nitrobenzene-d5	63		29 - 129	02/10/25 14:09	02/12/25 22:54	1
p-Terphenyl-d14	58		33 - 132	02/10/25 14:09	02/12/25 22:54	1

Client Sample Results

Client: Arcadis U.S., Inc.
Project/Site: NYSEG - Elmira Madison Ave Former MGP

Job ID: 480-227241-1

Client Sample ID: MW-9S

Lab Sample ID: 480-227241-4

Date Collected: 02/04/25 13:55

Matrix: Ground Water

Date Received: 02/08/25 10:00

Method: SW846 8260C - Volatile Organic Compounds by GC/MS

Analyte	Result	Qualifier	RL	MDL	Unit	D	Prepared	Analyzed	Dil Fac
Benzene	<1.0		1.0	0.41	ug/L			02/11/25 16:11	1
Ethylbenzene	<1.0		1.0	0.74	ug/L			02/11/25 16:11	1
Toluene	<1.0		1.0	0.51	ug/L			02/11/25 16:11	1
Xylenes, Total	<2.0		2.0	0.66	ug/L			02/11/25 16:11	1

Surrogate	%Recovery	Qualifier	Limits	Prepared	Analyzed	Dil Fac
1,2-Dichloroethane-d4 (Surr)	113		77 - 120		02/11/25 16:11	1
4-Bromofluorobenzene (Surr)	96		73 - 120		02/11/25 16:11	1
Dibromofluoromethane (Surr)	117		75 - 123		02/11/25 16:11	1
Toluene-d8 (Surr)	119		80 - 120		02/11/25 16:11	1

Method: SW846 8270D - Semivolatile Organic Compounds (GC/MS)

Analyte	Result	Qualifier	RL	MDL	Unit	D	Prepared	Analyzed	Dil Fac
Acenaphthene	<5.0		5.0	0.41	ug/L		02/10/25 14:09	02/13/25 01:33	1
Acenaphthylene	<5.0		5.0	0.38	ug/L		02/10/25 14:09	02/13/25 01:33	1
Anthracene	<5.0		5.0	0.28	ug/L		02/10/25 14:09	02/13/25 01:33	1
Benzo[a]anthracene	<5.0		5.0	0.36	ug/L		02/10/25 14:09	02/13/25 01:33	1
Benzo(a)pyrene	<5.0		5.0	0.47	ug/L		02/10/25 14:09	02/13/25 01:33	1
Benzo(b)fluoranthene	<5.0		5.0	0.34	ug/L		02/10/25 14:09	02/13/25 01:33	1
Benzo(g,h,i)perylene	<5.0		5.0	0.35	ug/L		02/10/25 14:09	02/13/25 01:33	1
Benzo(k)fluoranthene	<5.0		5.0	0.73	ug/L		02/10/25 14:09	02/13/25 01:33	1
Chrysene	<5.0		5.0	0.33	ug/L		02/10/25 14:09	02/13/25 01:33	1
Dibenz(a,h)anthracene	<5.0		5.0	0.42	ug/L		02/10/25 14:09	02/13/25 01:33	1
Fluoranthene	<5.0		5.0	0.40	ug/L		02/10/25 14:09	02/13/25 01:33	1
Fluorene	<5.0		5.0	0.36	ug/L		02/10/25 14:09	02/13/25 01:33	1
Indeno[1,2,3-cd]pyrene	<5.0		5.0	0.47	ug/L		02/10/25 14:09	02/13/25 01:33	1
Naphthalene	<5.0		5.0	0.76	ug/L		02/10/25 14:09	02/13/25 01:33	1
Phenanthrene	<5.0		5.0	0.44	ug/L		02/10/25 14:09	02/13/25 01:33	1
Pyrene	<5.0		5.0	0.34	ug/L		02/10/25 14:09	02/13/25 01:33	1

Surrogate	%Recovery	Qualifier	Limits	Prepared	Analyzed	Dil Fac
2-Fluorobiphenyl	74		53 - 126	02/10/25 14:09	02/13/25 01:33	1
Nitrobenzene-d5	61		29 - 129	02/10/25 14:09	02/13/25 01:33	1
p-Terphenyl-d14	72		33 - 132	02/10/25 14:09	02/13/25 01:33	1

Client Sample Results

Client: Arcadis U.S., Inc.
 Project/Site: NYSEG - Elmira Madison Ave Former MGP

Job ID: 480-227241-1

Client Sample ID: MW-0404S

Lab Sample ID: 480-227241-5

Date Collected: 02/04/25 09:40

Matrix: Ground Water

Date Received: 02/08/25 10:00

Method: SW846 8260C - Volatile Organic Compounds by GC/MS

Analyte	Result	Qualifier	RL	MDL	Unit	D	Prepared	Analyzed	Dil Fac
Benzene	<1.0		1.0	0.41	ug/L			02/11/25 16:36	1
Ethylbenzene	<1.0		1.0	0.74	ug/L			02/11/25 16:36	1
Toluene	<1.0		1.0	0.51	ug/L			02/11/25 16:36	1
Xylenes, Total	<2.0		2.0	0.66	ug/L			02/11/25 16:36	1

Surrogate	%Recovery	Qualifier	Limits	Prepared	Analyzed	Dil Fac
1,2-Dichloroethane-d4 (Surr)	111		77 - 120		02/11/25 16:36	1
4-Bromofluorobenzene (Surr)	90		73 - 120		02/11/25 16:36	1
Dibromofluoromethane (Surr)	114		75 - 123		02/11/25 16:36	1
Toluene-d8 (Surr)	117		80 - 120		02/11/25 16:36	1

Method: SW846 8270D - Semivolatile Organic Compounds (GC/MS)

Analyte	Result	Qualifier	RL	MDL	Unit	D	Prepared	Analyzed	Dil Fac
Acenaphthene	<5.0		5.0	0.41	ug/L		02/10/25 14:09	02/13/25 02:00	1
Acenaphthylene	<5.0		5.0	0.38	ug/L		02/10/25 14:09	02/13/25 02:00	1
Anthracene	<5.0		5.0	0.28	ug/L		02/10/25 14:09	02/13/25 02:00	1
Benzo[a]anthracene	<5.0		5.0	0.36	ug/L		02/10/25 14:09	02/13/25 02:00	1
Benzo(a)pyrene	<5.0		5.0	0.47	ug/L		02/10/25 14:09	02/13/25 02:00	1
Benzo(b)fluoranthene	<5.0		5.0	0.34	ug/L		02/10/25 14:09	02/13/25 02:00	1
Benzo(g,h,i)perylene	<5.0		5.0	0.35	ug/L		02/10/25 14:09	02/13/25 02:00	1
Benzo(k)fluoranthene	<5.0		5.0	0.73	ug/L		02/10/25 14:09	02/13/25 02:00	1
Chrysene	<5.0		5.0	0.33	ug/L		02/10/25 14:09	02/13/25 02:00	1
Dibenz(a,h)anthracene	<5.0		5.0	0.42	ug/L		02/10/25 14:09	02/13/25 02:00	1
Fluoranthene	<5.0		5.0	0.40	ug/L		02/10/25 14:09	02/13/25 02:00	1
Fluorene	<5.0		5.0	0.36	ug/L		02/10/25 14:09	02/13/25 02:00	1
Indeno[1,2,3-cd]pyrene	<5.0		5.0	0.47	ug/L		02/10/25 14:09	02/13/25 02:00	1
Naphthalene	<5.0		5.0	0.76	ug/L		02/10/25 14:09	02/13/25 02:00	1
Phenanthrene	<5.0		5.0	0.44	ug/L		02/10/25 14:09	02/13/25 02:00	1
Pyrene	<5.0		5.0	0.34	ug/L		02/10/25 14:09	02/13/25 02:00	1

Surrogate	%Recovery	Qualifier	Limits	Prepared	Analyzed	Dil Fac
2-Fluorobiphenyl	78		53 - 126	02/10/25 14:09	02/13/25 02:00	1
Nitrobenzene-d5	71		29 - 129	02/10/25 14:09	02/13/25 02:00	1
p-Terphenyl-d14	77		33 - 132	02/10/25 14:09	02/13/25 02:00	1

Client Sample Results

Client: Arcadis U.S., Inc.
 Project/Site: NYSEG - Elmira Madison Ave Former MGP

Job ID: 480-227241-1

Client Sample ID: MW-0405S

Lab Sample ID: 480-227241-6

Date Collected: 02/04/25 10:55

Matrix: Ground Water

Date Received: 02/08/25 10:00

Method: SW846 8260C - Volatile Organic Compounds by GC/MS

Analyte	Result	Qualifier	RL	MDL	Unit	D	Prepared	Analyzed	Dil Fac
Benzene	<1.0		1.0	0.41	ug/L			02/11/25 17:00	1
Ethylbenzene	<1.0		1.0	0.74	ug/L			02/11/25 17:00	1
Toluene	<1.0		1.0	0.51	ug/L			02/11/25 17:00	1
Xylenes, Total	<2.0		2.0	0.66	ug/L			02/11/25 17:00	1

Surrogate	%Recovery	Qualifier	Limits	Prepared	Analyzed	Dil Fac
1,2-Dichloroethane-d4 (Surr)	112		77 - 120		02/11/25 17:00	1
4-Bromofluorobenzene (Surr)	92		73 - 120		02/11/25 17:00	1
Dibromofluoromethane (Surr)	116		75 - 123		02/11/25 17:00	1
Toluene-d8 (Surr)	116		80 - 120		02/11/25 17:00	1

Method: SW846 8270D - Semivolatile Organic Compounds (GC/MS)

Analyte	Result	Qualifier	RL	MDL	Unit	D	Prepared	Analyzed	Dil Fac
Acenaphthene	<5.0		5.0	0.41	ug/L		02/10/25 14:09	02/12/25 18:28	1
Acenaphthylene	<5.0		5.0	0.38	ug/L		02/10/25 14:09	02/12/25 18:28	1
Anthracene	<5.0		5.0	0.28	ug/L		02/10/25 14:09	02/12/25 18:28	1
Benzo[a]anthracene	<5.0		5.0	0.36	ug/L		02/10/25 14:09	02/12/25 18:28	1
Benzo(a)pyrene	<5.0		5.0	0.47	ug/L		02/10/25 14:09	02/12/25 18:28	1
Benzo(b)fluoranthene	<5.0		5.0	0.34	ug/L		02/10/25 14:09	02/12/25 18:28	1
Benzo(g,h,i)perylene	<5.0		5.0	0.35	ug/L		02/10/25 14:09	02/12/25 18:28	1
Benzo(k)fluoranthene	<5.0		5.0	0.73	ug/L		02/10/25 14:09	02/12/25 18:28	1
Chrysene	<5.0		5.0	0.33	ug/L		02/10/25 14:09	02/12/25 18:28	1
Dibenz(a,h)anthracene	<5.0		5.0	0.42	ug/L		02/10/25 14:09	02/12/25 18:28	1
Fluoranthene	<5.0		5.0	0.40	ug/L		02/10/25 14:09	02/12/25 18:28	1
Fluorene	<5.0		5.0	0.36	ug/L		02/10/25 14:09	02/12/25 18:28	1
Indeno[1,2,3-cd]pyrene	<5.0		5.0	0.47	ug/L		02/10/25 14:09	02/12/25 18:28	1
Naphthalene	<5.0		5.0	0.76	ug/L		02/10/25 14:09	02/12/25 18:28	1
Phenanthrene	<5.0		5.0	0.44	ug/L		02/10/25 14:09	02/12/25 18:28	1
Pyrene	<5.0		5.0	0.34	ug/L		02/10/25 14:09	02/12/25 18:28	1

Surrogate	%Recovery	Qualifier	Limits	Prepared	Analyzed	Dil Fac
2-Fluorobiphenyl	85		53 - 126	02/10/25 14:09	02/12/25 18:28	1
Nitrobenzene-d5	77		29 - 129	02/10/25 14:09	02/12/25 18:28	1
p-Terphenyl-d14	81		33 - 132	02/10/25 14:09	02/12/25 18:28	1

Client Sample Results

Client: Arcadis U.S., Inc.
 Project/Site: NYSEG - Elmira Madison Ave Former MGP

Job ID: 480-227241-1

Client Sample ID: DUP-20250204

Lab Sample ID: 480-227241-7

Date Collected: 02/04/25 00:00

Matrix: WQ

Date Received: 02/08/25 10:00

Method: SW846 8260C - Volatile Organic Compounds by GC/MS

Analyte	Result	Qualifier	RL	MDL	Unit	D	Prepared	Analyzed	Dil Fac
Benzene	<8.0		8.0	3.3	ug/L			02/11/25 17:25	8
Ethylbenzene	<8.0		8.0	5.9	ug/L			02/11/25 17:25	8
Toluene	<8.0		8.0	4.1	ug/L			02/11/25 17:25	8
Xylenes, Total	<16		16	5.3	ug/L			02/11/25 17:25	8

Surrogate	%Recovery	Qualifier	Limits	Prepared	Analyzed	Dil Fac
1,2-Dichloroethane-d4 (Surr)	111		77 - 120		02/11/25 17:25	8
4-Bromofluorobenzene (Surr)	97		73 - 120		02/11/25 17:25	8
Dibromofluoromethane (Surr)	117		75 - 123		02/11/25 17:25	8
Toluene-d8 (Surr)	119		80 - 120		02/11/25 17:25	8

Method: SW846 8270D - Semivolatile Organic Compounds (GC/MS)

Analyte	Result	Qualifier	RL	MDL	Unit	D	Prepared	Analyzed	Dil Fac
Acenaphthene	6.7		5.0	0.41	ug/L		02/10/25 14:09	02/13/25 02:27	1
Acenaphthylene	<5.0		5.0	0.38	ug/L		02/10/25 14:09	02/13/25 02:27	1
Anthracene	<5.0		5.0	0.28	ug/L		02/10/25 14:09	02/13/25 02:27	1
Benzo[a]anthracene	<5.0		5.0	0.36	ug/L		02/10/25 14:09	02/13/25 02:27	1
Benzo(a)pyrene	<5.0		5.0	0.47	ug/L		02/10/25 14:09	02/13/25 02:27	1
Benzo(b)fluoranthene	<5.0		5.0	0.34	ug/L		02/10/25 14:09	02/13/25 02:27	1
Benzo(g,h,i)perylene	<5.0		5.0	0.35	ug/L		02/10/25 14:09	02/13/25 02:27	1
Benzo(k)fluoranthene	<5.0		5.0	0.73	ug/L		02/10/25 14:09	02/13/25 02:27	1
Chrysene	<5.0		5.0	0.33	ug/L		02/10/25 14:09	02/13/25 02:27	1
Dibenz(a,h)anthracene	<5.0		5.0	0.42	ug/L		02/10/25 14:09	02/13/25 02:27	1
Fluoranthene	2.2 J		5.0	0.40	ug/L		02/10/25 14:09	02/13/25 02:27	1
Fluorene	3.7 J		5.0	0.36	ug/L		02/10/25 14:09	02/13/25 02:27	1
Indeno[1,2,3-cd]pyrene	<5.0		5.0	0.47	ug/L		02/10/25 14:09	02/13/25 02:27	1
Naphthalene	<5.0		5.0	0.76	ug/L		02/10/25 14:09	02/13/25 02:27	1
Phenanthrene	<5.0		5.0	0.44	ug/L		02/10/25 14:09	02/13/25 02:27	1
Pyrene	1.4 J		5.0	0.34	ug/L		02/10/25 14:09	02/13/25 02:27	1

Surrogate	%Recovery	Qualifier	Limits	Prepared	Analyzed	Dil Fac
2-Fluorobiphenyl	73		53 - 126	02/10/25 14:09	02/13/25 02:27	1
Nitrobenzene-d5	63		29 - 129	02/10/25 14:09	02/13/25 02:27	1
p-Terphenyl-d14	57		33 - 132	02/10/25 14:09	02/13/25 02:27	1

Client Sample Results

Client: Arcadis U.S., Inc.
 Project/Site: NYSEG - Elmira Madison Ave Former MGP

Job ID: 480-227241-1

Client Sample ID: TRIP BLANK

Lab Sample ID: 480-227241-8

Date Collected: 01/17/25 00:00

Matrix: Water

Date Received: 02/08/25 10:00

Method: SW846 8260C - Volatile Organic Compounds by GC/MS

Analyte	Result	Qualifier	RL	MDL	Unit	D	Prepared	Analyzed	Dil Fac
Benzene	<1.0	H H3	1.0	0.41	ug/L			02/11/25 17:50	1
Ethylbenzene	<1.0	H H3	1.0	0.74	ug/L			02/11/25 17:50	1
Toluene	<1.0	H H3	1.0	0.51	ug/L			02/11/25 17:50	1
Xylenes, Total	<2.0	H H3	2.0	0.66	ug/L			02/11/25 17:50	1

Surrogate	%Recovery	Qualifier	Limits	Prepared	Analyzed	Dil Fac
1,2-Dichloroethane-d4 (Surr)	112		77 - 120		02/11/25 17:50	1
4-Bromofluorobenzene (Surr)	99		73 - 120		02/11/25 17:50	1
Dibromofluoromethane (Surr)	115		75 - 123		02/11/25 17:50	1
Toluene-d8 (Surr)	119		80 - 120		02/11/25 17:50	1

Surrogate Summary

Client: Arcadis U.S., Inc.
Project/Site: NYSEG - Elmira Madison Ave Former MGP

Job ID: 480-227241-1

Method: 8260C - Volatile Organic Compounds by GC/MS

Matrix: Ground Water

Prep Type: Total/NA

Lab Sample ID	Client Sample ID	Percent Surrogate Recovery (Acceptance Limits)			
		DCA (77-120)	BFB (73-120)	DBFM (75-123)	TOL (80-120)
480-227241-1	MW-4S	113	96	112	117
480-227241-2	MW-6S	112	97	115	122 S1+
480-227241-3	MW-8S	111	96	115	118
480-227241-4	MW-9S	113	96	117	119
480-227241-5	MW-0404S	111	90	114	117
480-227241-6	MW-0405S	112	92	116	116
480-227241-6 MS	MW-0405S	108	95	111	119
480-227241-6 MSD	MW-0405S	114	100	118	120

Surrogate Legend
DCA = 1,2-Dichloroethane-d4 (Surr)
BFB = 4-Bromofluorobenzene (Surr)
DBFM = Dibromofluoromethane (Surr)
TOL = Toluene-d8 (Surr)

Method: 8260C - Volatile Organic Compounds by GC/MS

Matrix: Water

Prep Type: Total/NA

Lab Sample ID	Client Sample ID	Percent Surrogate Recovery (Acceptance Limits)			
		DCA (77-120)	BFB (73-120)	DBFM (75-123)	TOL (80-120)
480-227241-8	TRIP BLANK	112	99	115	119
LCS 480-738717/7	Lab Control Sample	113	100	117	119
MB 480-738717/9	Method Blank	110	94	114	116

Surrogate Legend
DCA = 1,2-Dichloroethane-d4 (Surr)
BFB = 4-Bromofluorobenzene (Surr)
DBFM = Dibromofluoromethane (Surr)
TOL = Toluene-d8 (Surr)

Method: 8260C - Volatile Organic Compounds by GC/MS

Matrix: WQ

Prep Type: Total/NA

Lab Sample ID	Client Sample ID	Percent Surrogate Recovery (Acceptance Limits)			
		DCA (77-120)	BFB (73-120)	DBFM (75-123)	TOL (80-120)
480-227241-7	DUP-20250204	111	97	117	119

Surrogate Legend
DCA = 1,2-Dichloroethane-d4 (Surr)
BFB = 4-Bromofluorobenzene (Surr)
DBFM = Dibromofluoromethane (Surr)
TOL = Toluene-d8 (Surr)

Method: 8270D - Semivolatile Organic Compounds (GC/MS)

Matrix: Ground Water

Prep Type: Total/NA

Lab Sample ID	Client Sample ID	Percent Surrogate Recovery (Acceptance Limits)		
		FBP (53-126)	NBZ (29-129)	TPHd14 (33-132)
480-227241-1	MW-4S	71	61	73

Eurofins Buffalo

Surrogate Summary

Client: Arcadis U.S., Inc.
Project/Site: NYSEG - Elmira Madison Ave Former MGP

Job ID: 480-227241-1

Method: 8270D - Semivolatile Organic Compounds (GC/MS) (Continued)

Matrix: Ground Water

Prep Type: Total/NA

Percent Surrogate Recovery (Acceptance Limits)

Lab Sample ID	Client Sample ID	FBP (53-126)	NBZ (29-129)	TPHd14 (33-132)
480-227241-2	MW-6S	57	50	62
480-227241-3	MW-8S	72	63	58
480-227241-4	MW-9S	74	61	72
480-227241-5	MW-0404S	78	71	77
480-227241-6	MW-0405S	85	77	81
480-227241-6 MS	MW-0405S	92	90	82
480-227241-6 MSD	MW-0405S	87	85	75

Surrogate Legend

FBP = 2-Fluorobiphenyl

NBZ = Nitrobenzene-d5

TPHd14 = p-Terphenyl-d14

Method: 8270D - Semivolatile Organic Compounds (GC/MS)

Matrix: Water

Prep Type: Total/NA

Percent Surrogate Recovery (Acceptance Limits)

Lab Sample ID	Client Sample ID	FBP (53-126)	NBZ (29-129)	TPHd14 (33-132)
LCS 480-738682/2-A	Lab Control Sample	95	95	97
MB 480-738682/1-A	Method Blank	83	79	96

Surrogate Legend

FBP = 2-Fluorobiphenyl

NBZ = Nitrobenzene-d5

TPHd14 = p-Terphenyl-d14

Method: 8270D - Semivolatile Organic Compounds (GC/MS)

Matrix: WQ

Prep Type: Total/NA

Percent Surrogate Recovery (Acceptance Limits)

Lab Sample ID	Client Sample ID	FBP (53-126)	NBZ (29-129)	TPHd14 (33-132)
480-227241-7	DUP-20250204	73	63	57

Surrogate Legend

FBP = 2-Fluorobiphenyl

NBZ = Nitrobenzene-d5

TPHd14 = p-Terphenyl-d14

QC Sample Results

Client: Arcadis U.S., Inc.
 Project/Site: NYSEG - Elmira Madison Ave Former MGP

Job ID: 480-227241-1

Method: 8260C - Volatile Organic Compounds by GC/MS

Lab Sample ID: MB 480-738717/9
Matrix: Water
Analysis Batch: 738717

Client Sample ID: Method Blank
Prep Type: Total/NA

Analyte	MB MB		RL	MDL	Unit	D	Prepared	Analyzed	Dil Fac
	Result	Qualifier							
Benzene	<1.0		1.0	0.41	ug/L			02/11/25 14:09	1
Ethylbenzene	<1.0		1.0	0.74	ug/L			02/11/25 14:09	1
Toluene	<1.0		1.0	0.51	ug/L			02/11/25 14:09	1
Xylenes, Total	<2.0		2.0	0.66	ug/L			02/11/25 14:09	1

Surrogate	MB MB		Limits	Prepared	Analyzed	Dil Fac
	%Recovery	Qualifier				
1,2-Dichloroethane-d4 (Surr)	110		77 - 120		02/11/25 14:09	1
4-Bromofluorobenzene (Surr)	94		73 - 120		02/11/25 14:09	1
Dibromofluoromethane (Surr)	114		75 - 123		02/11/25 14:09	1
Toluene-d8 (Surr)	116		80 - 120		02/11/25 14:09	1

Lab Sample ID: LCS 480-738717/7
Matrix: Water
Analysis Batch: 738717

Client Sample ID: Lab Control Sample
Prep Type: Total/NA

Analyte	Spike Added	LCS LCS		Unit	D	%Rec	%Rec Limits
		Result	Qualifier				
Benzene	25.0	22.5		ug/L		90	71 - 124
Ethylbenzene	25.0	22.3		ug/L		89	77 - 123
Toluene	25.0	20.7		ug/L		83	80 - 122
Xylenes, Total	50.0	45.0		ug/L		90	76 - 122

Surrogate	LCS LCS		Limits
	%Recovery	Qualifier	
1,2-Dichloroethane-d4 (Surr)	113		77 - 120
4-Bromofluorobenzene (Surr)	100		73 - 120
Dibromofluoromethane (Surr)	117		75 - 123
Toluene-d8 (Surr)	119		80 - 120

Lab Sample ID: 480-227241-6 MS
Matrix: Ground Water
Analysis Batch: 738717

Client Sample ID: MW-0405S
Prep Type: Total/NA

Analyte	Sample Result	Sample Qualifier	Spike Added	MS MS		Unit	D	%Rec	%Rec Limits
				Result	Qualifier				
Benzene	<1.0		25.0	26.4		ug/L		106	71 - 124
Ethylbenzene	<1.0		25.0	26.2		ug/L		105	77 - 123
Toluene	<1.0		25.0	24.7		ug/L		99	80 - 122
Xylenes, Total	<2.0		50.0	53.0		ug/L		106	76 - 122

Surrogate	MS MS		Limits
	%Recovery	Qualifier	
1,2-Dichloroethane-d4 (Surr)	108		77 - 120
4-Bromofluorobenzene (Surr)	95		73 - 120
Dibromofluoromethane (Surr)	111		75 - 123
Toluene-d8 (Surr)	119		80 - 120

QC Sample Results

Client: Arcadis U.S., Inc.
Project/Site: NYSEG - Elmira Madison Ave Former MGP

Job ID: 480-227241-1

Method: 8260C - Volatile Organic Compounds by GC/MS (Continued)

Lab Sample ID: 480-227241-6 MSD
Matrix: Ground Water
Analysis Batch: 738717

Client Sample ID: MW-0405S
Prep Type: Total/NA

Analyte	Sample Result	Sample Qualifier	Spike Added	MSD Result	MSD Qualifier	Unit	D	%Rec	%Rec Limits	RPD	RPD Limit
Benzene	<1.0		25.0	28.2		ug/L		113	71 - 124	7	13
Ethylbenzene	<1.0		25.0	26.9		ug/L		107	77 - 123	3	15
Toluene	<1.0		25.0	25.1		ug/L		100	80 - 122	2	15
Xylenes, Total	<2.0		50.0	55.4		ug/L		111	76 - 122	4	16

Surrogate	MSD %Recovery	MSD Qualifier	MSD Limits
1,2-Dichloroethane-d4 (Surr)	114		77 - 120
4-Bromofluorobenzene (Surr)	100		73 - 120
Dibromofluoromethane (Surr)	118		75 - 123
Toluene-d8 (Surr)	120		80 - 120

Method: 8270D - Semivolatile Organic Compounds (GC/MS)

Lab Sample ID: MB 480-738682/1-A
Matrix: Water
Analysis Batch: 738786

Client Sample ID: Method Blank
Prep Type: Total/NA
Prep Batch: 738682

Analyte	MB Result	MB Qualifier	RL	MDL	Unit	D	Prepared	Analyzed	Dil Fac
Acenaphthene	<5.0		5.0	0.41	ug/L		02/10/25 14:09	02/12/25 15:22	1
Acenaphthylene	<5.0		5.0	0.38	ug/L		02/10/25 14:09	02/12/25 15:22	1
Anthracene	<5.0		5.0	0.28	ug/L		02/10/25 14:09	02/12/25 15:22	1
Benzo[a]anthracene	<5.0		5.0	0.36	ug/L		02/10/25 14:09	02/12/25 15:22	1
Benzo(a)pyrene	<5.0		5.0	0.47	ug/L		02/10/25 14:09	02/12/25 15:22	1
Benzo(b)fluoranthene	<5.0		5.0	0.34	ug/L		02/10/25 14:09	02/12/25 15:22	1
Benzo(g,h,i)perylene	<5.0		5.0	0.35	ug/L		02/10/25 14:09	02/12/25 15:22	1
Benzo(k)fluoranthene	<5.0		5.0	0.73	ug/L		02/10/25 14:09	02/12/25 15:22	1
Chrysene	<5.0		5.0	0.33	ug/L		02/10/25 14:09	02/12/25 15:22	1
Dibenz(a,h)anthracene	<5.0		5.0	0.42	ug/L		02/10/25 14:09	02/12/25 15:22	1
Fluoranthene	<5.0		5.0	0.40	ug/L		02/10/25 14:09	02/12/25 15:22	1
Fluorene	<5.0		5.0	0.36	ug/L		02/10/25 14:09	02/12/25 15:22	1
Indeno[1,2,3-cd]pyrene	<5.0		5.0	0.47	ug/L		02/10/25 14:09	02/12/25 15:22	1
Naphthalene	<5.0		5.0	0.76	ug/L		02/10/25 14:09	02/12/25 15:22	1
Phenanthrene	<5.0		5.0	0.44	ug/L		02/10/25 14:09	02/12/25 15:22	1
Pyrene	<5.0		5.0	0.34	ug/L		02/10/25 14:09	02/12/25 15:22	1

Surrogate	MB %Recovery	MB Qualifier	MB Limits	Prepared	Analyzed	Dil Fac
2-Fluorobiphenyl	83		53 - 126	02/10/25 14:09	02/12/25 15:22	1
Nitrobenzene-d5	79		29 - 129	02/10/25 14:09	02/12/25 15:22	1
p-Terphenyl-d14	96		33 - 132	02/10/25 14:09	02/12/25 15:22	1

Lab Sample ID: LCS 480-738682/2-A
Matrix: Water
Analysis Batch: 738786

Client Sample ID: Lab Control Sample
Prep Type: Total/NA
Prep Batch: 738682

Analyte	Spike Added	LCS Result	LCS Qualifier	Unit	D	%Rec	%Rec Limits
Acenaphthene	32.0	28.9		ug/L		90	60 - 120
Acenaphthylene	32.0	30.7		ug/L		96	63 - 120
Anthracene	32.0	32.2		ug/L		101	67 - 120

Eurofins Buffalo

QC Sample Results

Client: Arcadis U.S., Inc.
 Project/Site: NYSEG - Elmira Madison Ave Former MGP

Job ID: 480-227241-1

Method: 8270D - Semivolatile Organic Compounds (GC/MS) (Continued)

Lab Sample ID: LCS 480-738682/2-A
Matrix: Water
Analysis Batch: 738786

Client Sample ID: Lab Control Sample
Prep Type: Total/NA
Prep Batch: 738682

Analyte	Spike Added	LCS Result	LCS Qualifier	Unit	D	%Rec	%Rec Limits
Benzo[a]anthracene	32.0	33.0		ug/L		103	70 - 121
Benzo(a)pyrene	32.0	31.7		ug/L		99	60 - 123
Benzo(b)fluoranthene	32.0	31.6		ug/L		99	66 - 126
Benzo(g,h,i)perylene	32.0	32.2		ug/L		101	66 - 150
Benzo(k)fluoranthene	32.0	34.0		ug/L		106	65 - 124
Chrysene	32.0	32.1		ug/L		100	69 - 120
Dibenz(a,h)anthracene	32.0	31.1		ug/L		97	65 - 135
Fluoranthene	32.0	32.6		ug/L		102	69 - 126
Fluorene	32.0	30.2		ug/L		94	66 - 120
Indeno[1,2,3-cd]pyrene	32.0	31.5		ug/L		98	69 - 146
Naphthalene	32.0	28.2		ug/L		88	57 - 120
Phenanthrene	32.0	32.2		ug/L		101	68 - 120
Pyrene	32.0	33.7		ug/L		105	70 - 125

Surrogate	LCS %Recovery	LCS Qualifier	LCS Limits
2-Fluorobiphenyl	95		53 - 126
Nitrobenzene-d5	95		29 - 129
p-Terphenyl-d14	97		33 - 132

Lab Sample ID: 480-227241-6 MS
Matrix: Ground Water
Analysis Batch: 738786

Client Sample ID: MW-0405S
Prep Type: Total/NA
Prep Batch: 738682

Analyte	Sample Result	Sample Qualifier	Spike Added	MS Result	MS Qualifier	Unit	D	%Rec	%Rec Limits
Acenaphthene	<5.0		32.0	29.4		ug/L		92	48 - 120
Acenaphthylene	<5.0		32.0	30.9		ug/L		96	63 - 120
Anthracene	<5.0		32.0	32.3		ug/L		101	65 - 122
Benzo[a]anthracene	<5.0		32.0	31.1		ug/L		97	43 - 124
Benzo(a)pyrene	<5.0		32.0	28.9		ug/L		90	23 - 125
Benzo(b)fluoranthene	<5.0		32.0	28.7		ug/L		90	27 - 127
Benzo(g,h,i)perylene	<5.0		32.0	28.3		ug/L		88	16 - 147
Benzo(k)fluoranthene	<5.0		32.0	30.9		ug/L		97	20 - 124
Chrysene	<5.0		32.0	31.0		ug/L		97	44 - 122
Dibenz(a,h)anthracene	<5.0		32.0	27.2		ug/L		85	16 - 139
Fluoranthene	<5.0		32.0	32.5		ug/L		102	63 - 129
Fluorene	<5.0		32.0	30.7		ug/L		96	62 - 120
Indeno[1,2,3-cd]pyrene	<5.0		32.0	28.0		ug/L		87	16 - 140
Naphthalene	<5.0		32.0	27.2		ug/L		85	45 - 120
Phenanthrene	<5.0		32.0	32.0		ug/L		100	65 - 122
Pyrene	<5.0		32.0	33.1		ug/L		103	58 - 128

Surrogate	MS %Recovery	MS Qualifier	MS Limits
2-Fluorobiphenyl	92		53 - 126
Nitrobenzene-d5	90		29 - 129
p-Terphenyl-d14	82		33 - 132

QC Sample Results

Client: Arcadis U.S., Inc.
 Project/Site: NYSEG - Elmira Madison Ave Former MGP

Job ID: 480-227241-1

Method: 8270D - Semivolatile Organic Compounds (GC/MS) (Continued)

Lab Sample ID: 480-227241-6 MSD

Matrix: Ground Water

Analysis Batch: 738786

Client Sample ID: MW-0405S

Prep Type: Total/NA

Prep Batch: 738682

Analyte	Sample	Sample	Spike	MSD	MSD	Unit	D	%Rec	%Rec	RPD	Limit
	Result	Qualifier	Added	Result	Qualifier				Limits		
Acenaphthene	<5.0		32.0	27.3		ug/L		85	48 - 120	7	24
Acenaphthylene	<5.0		32.0	28.5		ug/L		89	63 - 120	8	18
Anthracene	<5.0		32.0	30.5		ug/L		95	65 - 122	6	15
Benzo[a]anthracene	<5.0		32.0	28.4		ug/L		89	43 - 124	9	15
Benzo(a)pyrene	<5.0		32.0	26.6		ug/L		83	23 - 125	8	15
Benzo(b)fluoranthene	<5.0		32.0	27.0		ug/L		84	27 - 127	6	15
Benzo(g,h,i)perylene	<5.0		32.0	26.3		ug/L		82	16 - 147	7	15
Benzo(k)fluoranthene	<5.0		32.0	28.0		ug/L		87	20 - 124	10	22
Chrysene	<5.0		32.0	28.6		ug/L		89	44 - 122	8	15
Dibenz(a,h)anthracene	<5.0		32.0	25.0		ug/L		78	16 - 139	9	15
Fluoranthene	<5.0		32.0	30.5		ug/L		95	63 - 129	6	15
Fluorene	<5.0		32.0	28.4		ug/L		89	62 - 120	7	15
Indeno[1,2,3-cd]pyrene	<5.0		32.0	25.8		ug/L		81	16 - 140	8	15
Naphthalene	<5.0		32.0	25.6		ug/L		80	45 - 120	6	29
Phenanthrene	<5.0		32.0	30.4		ug/L		95	65 - 122	5	15
Pyrene	<5.0		32.0	31.4		ug/L		98	58 - 128	5	19

Surrogate	MSD	MSD	Limits
	%Recovery	Qualifier	
2-Fluorobiphenyl	87		53 - 126
Nitrobenzene-d5	85		29 - 129
p-Terphenyl-d14	75		33 - 132

QC Association Summary

Client: Arcadis U.S., Inc.
Project/Site: NYSEG - Elmira Madison Ave Former MGP

Job ID: 480-227241-1

GC/MS VOA

Analysis Batch: 738717

Lab Sample ID	Client Sample ID	Prep Type	Matrix	Method	Prep Batch
480-227241-1	MW-4S	Total/NA	Ground Water	8260C	
480-227241-2	MW-6S	Total/NA	Ground Water	8260C	
480-227241-3	MW-8S	Total/NA	Ground Water	8260C	
480-227241-4	MW-9S	Total/NA	Ground Water	8260C	
480-227241-5	MW-0404S	Total/NA	Ground Water	8260C	
480-227241-6	MW-0405S	Total/NA	Ground Water	8260C	
480-227241-7	DUP-20250204	Total/NA	WQ	8260C	
480-227241-8	TRIP BLANK	Total/NA	Water	8260C	
MB 480-738717/9	Method Blank	Total/NA	Water	8260C	
LCS 480-738717/7	Lab Control Sample	Total/NA	Water	8260C	
480-227241-6 MS	MW-0405S	Total/NA	Ground Water	8260C	
480-227241-6 MSD	MW-0405S	Total/NA	Ground Water	8260C	

GC/MS Semi VOA

Prep Batch: 738682

Lab Sample ID	Client Sample ID	Prep Type	Matrix	Method	Prep Batch
480-227241-1	MW-4S	Total/NA	Ground Water	3510C	
480-227241-2	MW-6S	Total/NA	Ground Water	3510C	
480-227241-3	MW-8S	Total/NA	Ground Water	3510C	
480-227241-4	MW-9S	Total/NA	Ground Water	3510C	
480-227241-5	MW-0404S	Total/NA	Ground Water	3510C	
480-227241-6	MW-0405S	Total/NA	Ground Water	3510C	
480-227241-7	DUP-20250204	Total/NA	WQ	3510C	
MB 480-738682/1-A	Method Blank	Total/NA	Water	3510C	
LCS 480-738682/2-A	Lab Control Sample	Total/NA	Water	3510C	
480-227241-6 MS	MW-0405S	Total/NA	Ground Water	3510C	
480-227241-6 MSD	MW-0405S	Total/NA	Ground Water	3510C	

Analysis Batch: 738786

Lab Sample ID	Client Sample ID	Prep Type	Matrix	Method	Prep Batch
480-227241-1	MW-4S	Total/NA	Ground Water	8270D	738682
480-227241-2	MW-6S	Total/NA	Ground Water	8270D	738682
480-227241-3	MW-8S	Total/NA	Ground Water	8270D	738682
480-227241-6	MW-0405S	Total/NA	Ground Water	8270D	738682
MB 480-738682/1-A	Method Blank	Total/NA	Water	8270D	738682
LCS 480-738682/2-A	Lab Control Sample	Total/NA	Water	8270D	738682
480-227241-6 MS	MW-0405S	Total/NA	Ground Water	8270D	738682
480-227241-6 MSD	MW-0405S	Total/NA	Ground Water	8270D	738682

Analysis Batch: 738790

Lab Sample ID	Client Sample ID	Prep Type	Matrix	Method	Prep Batch
480-227241-4	MW-9S	Total/NA	Ground Water	8270D	738682
480-227241-5	MW-0404S	Total/NA	Ground Water	8270D	738682
480-227241-7	DUP-20250204	Total/NA	WQ	8270D	738682

Lab Chronicle

Client: Arcadis U.S., Inc.
Project/Site: NYSEG - Elmira Madison Ave Former MGP

Job ID: 480-227241-1

Client Sample ID: MW-4S

Date Collected: 02/04/25 12:35

Date Received: 02/08/25 10:00

Lab Sample ID: 480-227241-1

Matrix: Ground Water

Prep Type	Batch Type	Batch Method	Run	Dilution Factor	Batch Number	Analyst	Lab	Prepared or Analyzed
Total/NA	Analysis	8260C		1	738717	ERS	EET BUF	02/11/25 14:58
Total/NA	Prep	3510C			738682	LSC	EET BUF	02/10/25 14:09
Total/NA	Analysis	8270D		1	738786	JMM	EET BUF	02/12/25 22:01

Client Sample ID: MW-6S

Date Collected: 02/04/25 12:25

Date Received: 02/08/25 10:00

Lab Sample ID: 480-227241-2

Matrix: Ground Water

Prep Type	Batch Type	Batch Method	Run	Dilution Factor	Batch Number	Analyst	Lab	Prepared or Analyzed
Total/NA	Analysis	8260C		1	738717	ERS	EET BUF	02/11/25 15:22
Total/NA	Prep	3510C			738682	LSC	EET BUF	02/10/25 14:09
Total/NA	Analysis	8270D		1	738786	JMM	EET BUF	02/12/25 22:27

Client Sample ID: MW-8S

Date Collected: 02/04/25 10:25

Date Received: 02/08/25 10:00

Lab Sample ID: 480-227241-3

Matrix: Ground Water

Prep Type	Batch Type	Batch Method	Run	Dilution Factor	Batch Number	Analyst	Lab	Prepared or Analyzed
Total/NA	Analysis	8260C		8	738717	ERS	EET BUF	02/11/25 15:47
Total/NA	Prep	3510C			738682	LSC	EET BUF	02/10/25 14:09
Total/NA	Analysis	8270D		1	738786	JMM	EET BUF	02/12/25 22:54

Client Sample ID: MW-9S

Date Collected: 02/04/25 13:55

Date Received: 02/08/25 10:00

Lab Sample ID: 480-227241-4

Matrix: Ground Water

Prep Type	Batch Type	Batch Method	Run	Dilution Factor	Batch Number	Analyst	Lab	Prepared or Analyzed
Total/NA	Analysis	8260C		1	738717	ERS	EET BUF	02/11/25 16:11
Total/NA	Prep	3510C			738682	LSC	EET BUF	02/10/25 14:09
Total/NA	Analysis	8270D		1	738790	JMM	EET BUF	02/13/25 01:33

Client Sample ID: MW-0404S

Date Collected: 02/04/25 09:40

Date Received: 02/08/25 10:00

Lab Sample ID: 480-227241-5

Matrix: Ground Water

Prep Type	Batch Type	Batch Method	Run	Dilution Factor	Batch Number	Analyst	Lab	Prepared or Analyzed
Total/NA	Analysis	8260C		1	738717	ERS	EET BUF	02/11/25 16:36
Total/NA	Prep	3510C			738682	LSC	EET BUF	02/10/25 14:09
Total/NA	Analysis	8270D		1	738790	JMM	EET BUF	02/13/25 02:00

Client Sample ID: MW-0405S

Date Collected: 02/04/25 10:55

Date Received: 02/08/25 10:00

Lab Sample ID: 480-227241-6

Matrix: Ground Water

Prep Type	Batch Type	Batch Method	Run	Dilution Factor	Batch Number	Analyst	Lab	Prepared or Analyzed
Total/NA	Analysis	8260C		1	738717	ERS	EET BUF	02/11/25 17:00

Eurofins Buffalo

Lab Chronicle

Client: Arcadis U.S., Inc.
Project/Site: NYSEG - Elmira Madison Ave Former MGP

Job ID: 480-227241-1

Client Sample ID: MW-0405S

Date Collected: 02/04/25 10:55

Date Received: 02/08/25 10:00

Lab Sample ID: 480-227241-6

Matrix: Ground Water

Prep Type	Batch Type	Batch Method	Run	Dilution Factor	Batch Number	Analyst	Lab	Prepared or Analyzed
Total/NA	Prep	3510C			738682	LSC	EET BUF	02/10/25 14:09
Total/NA	Analysis	8270D		1	738786	JMM	EET BUF	02/12/25 18:28

Client Sample ID: DUP-20250204

Date Collected: 02/04/25 00:00

Date Received: 02/08/25 10:00

Lab Sample ID: 480-227241-7

Matrix: WQ

Prep Type	Batch Type	Batch Method	Run	Dilution Factor	Batch Number	Analyst	Lab	Prepared or Analyzed
Total/NA	Analysis	8260C		8	738717	ERS	EET BUF	02/11/25 17:25
Total/NA	Prep	3510C			738682	LSC	EET BUF	02/10/25 14:09
Total/NA	Analysis	8270D		1	738790	JMM	EET BUF	02/13/25 02:27

Client Sample ID: TRIP BLANK

Date Collected: 01/17/25 00:00

Date Received: 02/08/25 10:00

Lab Sample ID: 480-227241-8

Matrix: Water

Prep Type	Batch Type	Batch Method	Run	Dilution Factor	Batch Number	Analyst	Lab	Prepared or Analyzed
Total/NA	Analysis	8260C		1	738717	ERS	EET BUF	02/11/25 17:50

Laboratory References:

EET BUF = Eurofins Buffalo, 10 Hazelwood Drive, Amherst, NY 14228-2298, TEL (716)691-2600

Accreditation/Certification Summary

Client: Arcadis U.S., Inc.
Project/Site: NYSEG - Elmira Madison Ave Former MGP

Job ID: 480-227241-1

Laboratory: Eurofins Buffalo

The accreditations/certifications listed below are applicable to this report.

Authority	Program	Identification Number	Expiration Date
New York	NELAP	10026	03-31-25

1

2

3

4

5

6

7

8

9

10

11

12

13

14

15

Method Summary

Client: Arcadis U.S., Inc.
Project/Site: NYSEG - Elmira Madison Ave Former MGP

Job ID: 480-227241-1

Method	Method Description	Protocol	Laboratory
8260C	Volatile Organic Compounds by GC/MS	SW846	EET BUF
8270D	Semivolatile Organic Compounds (GC/MS)	SW846	EET BUF
3510C	Liquid-Liquid Extraction (Separatory Funnel)	SW846	EET BUF
5030C	Purge and Trap	SW846	EET BUF

Protocol References:

SW846 = "Test Methods For Evaluating Solid Waste, Physical/Chemical Methods", Third Edition, November 1986 And Its Updates.

Laboratory References:

EET BUF = Eurofins Buffalo, 10 Hazelwood Drive, Amherst, NY 14228-2298, TEL (716)691-2600

- 1
- 2
- 3
- 4
- 5
- 6
- 7
- 8
- 9
- 10
- 11
- 12
- 13
- 14
- 15

Sample Summary

Client: Arcadis U.S., Inc.
Project/Site: NYSEG - Elmira Madison Ave Former MGP

Job ID: 480-227241-1

Lab Sample ID	Client Sample ID	Matrix	Collected	Received
480-227241-1	MW-4S	Ground Water	02/04/25 12:35	02/08/25 10:00
480-227241-2	MW-6S	Ground Water	02/04/25 12:25	02/08/25 10:00
480-227241-3	MW-8S	Ground Water	02/04/25 10:25	02/08/25 10:00
480-227241-4	MW-9S	Ground Water	02/04/25 13:55	02/08/25 10:00
480-227241-5	MW-0404S	Ground Water	02/04/25 09:40	02/08/25 10:00
480-227241-6	MW-0405S	Ground Water	02/04/25 10:55	02/08/25 10:00
480-227241-7	DUP-20250204	WQ	02/04/25 00:00	02/08/25 10:00
480-227241-8	TRIP BLANK	Water	01/17/25 00:00	02/08/25 10:00

1

2

3

4

5

6

7

8

9

10

11

12

13

14

15

Login Sample Receipt Checklist

Client: Arcadis U.S., Inc.

Job Number: 480-227241-1

Login Number: 227241

List Source: Eurofins Buffalo

List Number: 1

Creator: Stapleton, Kaitlyn

Question	Answer	Comment
Radioactivity either was not measured or, if measured, is at or below background	True	
The cooler's custody seal, if present, is intact.	True	
The cooler or samples do not appear to have been compromised or tampered with.	True	
Samples were received on ice.	True	
Cooler Temperature is acceptable.	True	
Cooler Temperature is recorded.	True	3.1 IR#SC ice
COC is present.	True	
COC is filled out in ink and legible.	True	
COC is filled out with all pertinent information.	True	
Is the Field Sampler's name present on COC?	True	
There are no discrepancies between the sample IDs on the containers and the COC.	True	
Samples are received within Holding Time (Excluding tests with immediate HTs)..	True	
Sample containers have legible labels.	True	
Containers are not broken or leaking.	True	
Sample collection date/times are provided.	True	
Appropriate sample containers are used.	True	
Sample bottles are completely filled.	True	
Sample Preservation Verified	True	
There is sufficient vol. for all requested analyses, incl. any requested MS/MSDs	True	
VOA sample vials do not have headspace or bubble is <6mm (1/4") in diameter.	True	
If necessary, staff have been informed of any short hold time or quick TAT needs	True	
Multiphasic samples are not present.	True	
Samples do not require splitting or compositing.	True	
Sampling Company provided.	True	Arcadis
Samples received within 48 hours of sampling.	False	
Samples requiring field filtration have been filtered in the field.	True	
Chlorine Residual checked.	N/A	

Appendix E

Data Usability Summary Reports

NYSEG Elmira
Former MGP Site

Data Usability Summary Report

Elmira, New York

Volatile Organic Compound (VOC) and Semi-volatile Organic Compound (SVOC) Analyses

SDG # 480-222911-1

Analyses Performed By:
Eurofins Buffalo
Amherst, New York

Report # 55907R
Review Level: Tier III
Project: 30229918.2

Summary

This Data Usability Summary Report (DUSR) summarizes the review of Sample Delivery Group (SDG) # 480-222911-1 for samples collected in association with the NYSEG Elmira Former MGP Site. The review was conducted as a Tier III evaluation and included review of data package completeness. Only analytical data associated with constituents of concern were reviewed for this validation. Field documentation was not included in this review. Included with this assessment are the validation annotated sample result sheets, and chain of custody. Analyses were performed on the following samples:

Sample ID	Lab ID	Matrix	Sample Collection Date	Parent Sample	Analysis		
					VOC	SVOC	CYANIDE
MW-4S	480-222911-1	Water	8/27/2024		X	X	--
MW-8S	480-222911-2	Water	8/27/2024		X	X	--
DUP-20240827	480-222911-3	Water	8/27/2024	MW-8S	X	X	--
MW-6S	480-222911-4	Water	8/27/2024		X	X	--
MW-0404S	480-222911-5	Water	8/27/2024		X	X	--
MW-0405S	480-222911-6	Water	8/27/2024		X	X	--
MW-9S	480-222911-7	Water	8/27/2024		X	X	--
TB-20240827	480-222911-8	Water	8/27/2024		X		--

Notes:

VOC = Volatile Organic Compounds

SVOC = Semi-volatile Organic Compounds

Analytical Data Package Documentation

The table below evaluates the data package completeness.

Items Reviewed	Reported		Performance Acceptable		Not Required
	No	Yes	No	Yes	
1. Sample receipt condition		X		X	
2. Requested analyses and sample results		X		X	
3. Master tracking list		X		X	
4. Methods of analysis		X		X	
5. Reporting limits		X		X	
6. Sample collection date		X		X	
7. Laboratory sample received date		X		X	
8. Sample preservation verification (as applicable)		X		X	
9. Sample preparation/extraction/analysis dates		X		X	
10. Fully executed chain-of-custody form		X		X	
11. Narrative summary of QA or sample problems provided		X		X	
12. Data package completeness and compliance		X		X	

Note:

QA = quality assurance

Organic Analysis Introduction

Analyses were performed according to United States Environmental Protection Agency (USEPA) SW-846 Method 8260C and 8270D. Data were reviewed in accordance with USEPA National Functional Guidelines for Organic Superfund Methods Data Review, EPA 540-R-20-005, November 2020 (with reference to the historical USEPA Contract Laboratory Program National Functional Guidelines for Organic Data Review, OSWER 9240.1-05A-P, October 1999), as appropriate and applicable Region II SOPs. USEPA NFGs and Region II SOPs were followed for qualification purposes.

The data review process is an evaluation of data on a technical basis rather than a determination of contract compliance. As such, the standards against which the data are being weighed may differ from those specified in the analytical method. It is assumed that the data package represents the best efforts of the laboratory and had already been subjected to adequate and sufficient quality review prior to submission.

During the review process, laboratory qualified and unqualified data are verified against the supporting documentation. Based on this evaluation, qualifier codes may be added, deleted, or modified by the data reviewer. Results are qualified with the following codes in accordance with USEPA National Functional Guidelines:

- Concentration (C) Qualifiers
 - U The compound was analyzed for but not detected. The associated value is the compound quantitation limit.
 - B The compound has been found in the sample as well as its associated blank, its presence in the sample may be suspect.
- Quantitation (Q) Qualifiers
 - E The compound was quantitated above the calibration range.
 - D Concentration is based on a diluted sample analysis.
- Validation Qualifiers
 - J The compound was positively identified; however, the associated numerical value is an estimated concentration only.
 - UJ The compound was not detected above the reported sample quantitation limit. However, the reported limit is approximate and may or may not represent the actual limit of quantitation.
 - JN The analysis indicates the presence of a compound for which there is presumptive evidence to make a tentative identification. The associated numerical value is an estimated concentration only.
 - UB Compound is considered non-detect at the listed value due to associated blank contamination.
 - N The analysis indicates the presence of a compound for which there is presumptive evidence to make a tentative identification.
 - R The sample results are rejected.

The "R" flag means that the associated value is unusable. In other words, due to significant quality control (QC) problems, the analysis is invalid and provides no information as to whether the compound is present or not. "R" values should not appear on data tables because they cannot be relied upon, even as a last resort. The second fact to keep in mind is that no compound concentration, even if it has passed all QC tests, is guaranteed to be accurate. Strict QC serves to increase confidence in data but any value potentially contains error.

Volatile Organic Compound (VOC) Analyses

1. Holding Times

The specified holding times for the following methods are presented in the table below.

Method	Matrix	Holding Time	Preservation
SW-846 8260C	Water	14 days from collection to analysis (preserved)	Cool to <6 °C; preserved to a pH of less than 2 s.u. with hydrochloric acid.

Note:

s.u. = standard units

All samples were analyzed within the specified holding times.

2. Blank Contamination

Quality assurance (QA) blanks (i.e., method and rinse blanks) are prepared to identify any contamination which may have been introduced into the samples during sample preparation or field activity. Method blanks measure laboratory contamination. Rinse blanks measure contamination of samples during field operations.

A blank action level (BAL) of five times the concentration of a detected compound in an associated blank (common laboratory contaminant compounds are calculated at ten times) is calculated for QA blanks containing concentrations greater than the method detection limit (MDL). The BAL is compared to the associated sample results to determine the appropriate qualification of the sample results, if needed.

Compounds were not detected above the MDL in the associated blanks; therefore, detected sample results were not associated with blank contamination.

3. Mass Spectrometer Tuning

Mass spectrometer performance was acceptable and all analyses were performed within a 12-hour tune clock.

System performance and column resolution were acceptable.

4. Calibration

Satisfactory instrument calibration is established to ensure that the instrument is capable of producing acceptable quantitative data. An initial calibration demonstrates that the instrument is capable of acceptable performance at the beginning of an experimental sequence. The continuing calibration verifies that the instrument daily performance is satisfactory.

4.1 Initial Calibration

The method specifies percent relative standard deviation (%RSD) and relative response factor (RRF) limits for select compounds only. A technical review of the data applies limits to all compounds with no exceptions.

All target compounds associated with the initial calibration standards must exhibit a %RSD less than the control limit (20%) or a correlation coefficient greater than 0.99 and an RRF value greater than control limit (0.05).

All compounds associated with the initial calibrations were within the specified control limits.

4.2 Continuing Calibration

All target compounds associated with the continuing calibration standard must exhibit a percent difference (%D) less than the control limit (20%) and RRF value greater than control limit (0.05).

All compounds associated with the continuing calibrations were within the specified control limits.

5. Surrogates/System Monitoring Compounds

All samples to be analyzed for organic compounds are spiked with surrogate compounds prior to sample preparation to evaluate overall laboratory performance and efficiency of the analytical technique. VOC analysis requires that all surrogates associated with the analysis exhibit recoveries within the laboratory-established acceptance limits.

All surrogate recoveries were within control limits.

6. Internal Standard Performance

Internal standard performance criteria ensure that the GC/MS sensitivity and response are stable during every sample analysis. The criteria require the internal standard compounds associated with the VOC exhibit area counts that are not greater than two times (+100%) or less than one-half (-50%) of the area counts of the associated continuing calibration standard.

All internal standard responses were within control limits.

7. Matrix Spike/Matrix Spike Duplicate (MS/MSD) Analysis

MS/MSD data are used to assess the precision and accuracy of the analytical method. The compounds used to perform the MS/MSD analysis must exhibit a percent recovery within the laboratory-established acceptance limits. The relative percent difference (RPD) between the MS/MSD recoveries must exhibit an RPD within the laboratory-established acceptance limits.

Note: The MS/MSD recovery control limits do not apply for MS/MSD performed on sample locations where the compound concentration detected in the parent sample exceeds the MS/MSD concentration by a factor of four or greater.

The MS/MSD analysis performed on sample MW-6S. The MS/MSD analysis exhibited acceptable recoveries and RPDs.

8. Laboratory Control Sample (LCS) Analysis

The LCS analysis is used to assess the accuracy of the analytical method independent of matrix interferences. The compounds associated with the LCS analysis must exhibit a percent recovery within the laboratory-established acceptance limits.

All compounds associated with the LCS analysis exhibited recoveries within the control limits.

9. Field Duplicate Analysis

Field duplicate analysis is used to assess the overall precision of the field sampling procedures and analytical method. A control limit of 30% for water matrices is applied to the RPD between the parent sample and the field

Data Usability Summary Report

duplicate. In the instance when the parent and/or duplicate sample concentrations are less than or equal to 5 times the RL, a control limit of two times the RL is applied for water.

Results for duplicate samples are summarized in the following table.

Sample ID / Duplicate ID	Compound	Sample Result (µg/L)	Duplicate Result (µg/L)	RPD
MW-8S / DUP-20240827	All target compounds	U	U	AC

Notes:

U = Non detect

AC = Acceptable

The calculated differences between the parent and field duplicate sample were acceptable.

10. Compound Identification

Compounds are identified on the GC/MS by using the analytes relative retention time and ion spectra.

All identified compounds met the specified criteria.

11. System Performance and Overall Assessment

Overall system performance was acceptable. Other than for those deviations specifically mentioned in this review, the overall data quality is within the guidelines specified in the method.

Data Validation Checklist for VOCs

VOCs: SW-846 8260C	Reported		Performance Acceptable		Not Required
	No	Yes	No	Yes	
GAS CHROMATOGRAPHY/MASS SPECTROMETRY (GC/MS)					
Tier II Validation					
Holding times		X		X	
Reporting limits (units)		X		X	
Blanks					
A. Method blanks		X		X	
B. Equipment blanks/Field Blanks	X				X
C. Trip blanks		X		X	
Laboratory Control Sample (LCS) %R		X		X	
Laboratory Control Sample Duplicate (LCSD) %R	X				X
LCS/LCSD Precision (RPD)	X				X
Matrix Spike (MS) %R		X		X	
Matrix Spike Duplicate (MSD) %R		X		X	
MS/MSD Precision (RPD)		X		X	
Field/Lab Duplicate (RPD)		X		X	
Surrogate Spike Recoveries		X		X	
Dilution Factor		X		X	
Moisture Content	X				X
Tier III Validation					
System performance and column resolution		X		X	
Initial calibration %RSDs		X		X	
Initial calibration %Ds		X		X	
Continuing calibration RRFs		X		X	
Continuing calibration %Ds		X		X	
Instrument tune and performance check		X		X	
Ion abundance criteria for each instrument used		X		X	
Internal standard		X		X	
Compound identification and quantitation					

Data Usability Summary Report

VOCs: SW-846 8260C	Reported		Performance Acceptable		Not Required
	No	Yes	No	Yes	
GAS CHROMATOGRAPHY/MASS SPECTROMETRY (GC/MS)					
A. Reconstructed ion chromatograms		X		X	
B. Quantitation Reports		X		X	
C. RT of sample compounds within the established RT windows		X		X	
D. Transcription/calculation errors present		X		X	
E. Reporting limits adjusted to reflect sample dilutions		X		X	

Notes:

%RSD = Relative standard deviation

%R = Percent recovery

RPD = Relative percent difference

%D = Percent difference

Semi-volatile Organic Compound (SVOC) Analyses

1. Holding Times

The specified holding times for the following methods are presented in the table below.

Method	Matrix	Holding Time	Preservation
SW-846 8270D	Water	7 days from collection to extraction and 40 days from extraction to analysis	Cool to <6 °C

All samples were analyzed within the specified holding time criterion.

2. Blank Contamination

Quality assurance (QA) blanks (i.e., method and rinse blanks) are prepared to identify any contamination which may have been introduced into the samples during sample preparation or field activity. Method blanks measure laboratory contamination. Rinse blanks measure contamination of samples during field operations.

A blank action level (BAL) of five times the concentration of a detected compound in an associated blank (common laboratory contaminant compounds are calculated at ten times) is calculated for QA blanks containing concentrations greater than the method detection limit (MDL). The BAL is compared to the associated sample results to determine the appropriate qualification of the sample results, if needed.

Compounds were not detected above the MDL in the associated blanks; therefore, detected sample results were not associated with blank contamination.

3. Mass Spectrometer Tuning

Mass spectrometer performance was acceptable and all analyses were performed within a 12-hour tune clock. System performance and column resolution were acceptable.

4. Calibration

Satisfactory instrument calibration is established to ensure that the instrument is capable of producing acceptable quantitative data. An initial calibration demonstrates that the instrument is capable of acceptable performance at the beginning of an experimental sequence. The continuing calibration verifies that the instrument daily performance is satisfactory.

4.1 Initial Calibration

The method specifies percent relative standard deviation (%RSD) and relative response factor (RRF) limits for select compounds only. A technical review of the data applies limits to all compounds with no exceptions.

All target compounds associated with the initial calibration standards must exhibit a %RSD less than the control limit (20%) or a correlation coefficient greater than 0.99 and an RRF value greater than control limit (0.05).

All compounds associated with the initial calibrations were within the specified control limits.

4.2 Continuing Calibration

All target compounds associated with the continuing calibration standard must exhibit a percent difference (%D) less than the control limit (20%) and RRF value greater than control limit (0.05).

All compounds associated with the continuing calibrations were within the specified control limits.

5. Surrogates/System Monitoring Compounds

All samples to be analyzed for organic compounds are spiked with surrogate compounds prior to sample preparation to evaluate overall laboratory performance and efficiency of the analytical technique. SVOC analysis requires that two of the three SVOC surrogate compounds within each fraction exhibit recoveries within the laboratory-established acceptance limits.

All surrogate recoveries were within control limits.

6. Internal Standard Performance

Internal standard performance criteria ensure that the GC/MS sensitivity and response are stable during every sample analysis. The criteria require the internal standard compounds associated with the VOC exhibit area counts that are not greater than two times (+100%) or less than one-half (-50%) of the area counts of the associated continuing calibration standard.

All internal standard responses were within control limits.

7. Matrix Spike/Matrix Spike Duplicate (MS/MSD) Analysis

MS/MSD data are used to assess the precision and accuracy of the analytical method. The compounds used to perform the MS/MSD analysis must exhibit a percent recovery within the laboratory-established acceptance limits. The relative percent difference (RPD) between the MS/MSD recoveries must exhibit an RPD within the laboratory-established acceptance limits.

Note: The MS/MSD recovery control limits do not apply for MS/MSD performed on samples where the compound concentration detected in the parent sample exceeds the MS/MSD concentration by a factor of four or greater.

The MS/MSD analysis performed on sample MW-6S. The MS/MSD analysis exhibited acceptable recoveries and RPDs. Sample locations associated with MS/MSD recoveries exhibiting an RPD greater than the control limit are presented in the following table.

Sample ID	Compounds
MW-6S	Benzo(a)pyrene
	Benzo(b)fluoranthene
	Benzo(g,h,i)perylene
	Benzo(k)fluoranthene
	Chrysene

Sample ID	Compounds
	Dibenz(a,h)anthracene
	Fluoranthene
	Indeno[1,2,3-cd]pyrene

The criteria used to evaluate the RPD between the MS/MSD recoveries are presented in the following table. In the case of an RPD deviation, the sample results are qualified as documented in the table below.

Control Limit	Sample Result	Qualification
> UL	Non-detect	UJ
	Detect	J

8. Laboratory Control Sample (LCS) Analysis

The LCS analysis is used to assess the accuracy of the analytical method independent of matrix interferences. The compounds associated with the LCS analysis must exhibit a percent recovery within the laboratory-established acceptance limits.

All compounds associated with the LCS analysis exhibited recoveries within the control limits.

9. Field Duplicate Analysis

Field duplicate analysis is used to assess the overall precision of the field sampling procedures and analytical method. A control limit of 30% for water matrices is applied to the RPD between the parent sample and the field duplicate. In the instance when the parent and/or duplicate sample concentrations are less than or equal to 5 times the RL, a control limit of two times the RL is applied for water.

Results for duplicate samples are summarized in the following table.

Sample ID / Duplicate ID	Compounds	Sample Result (µg/L)	Duplicate Result (µg/L)	RPD
MW-8S / DUP-20240827	Acenaphthene	5.8	5.3	AC
	Anthracene	0.30 J	5.0 U	AC
	Fluoranthene	1.7 J	1.4 J	AC
	Fluorene	3.7 J	3.6 J	AC
	Pyrene	0.96 J	0.88 J	AC

Notes:

U = Non detect

AC = Acceptable

The calculated differences between the parent and field duplicate sample were acceptable.

10. Compound Identification

Compounds are identified on the GC/MS by using the analytes relative retention time and ion spectra.

All identified compounds met the specified criteria.

11. System Performance and Overall Assessment

Overall system performance was acceptable. Other than for those deviations specifically mentioned in this review, the overall data quality is within the guidelines specified in the method.

Data Validation Checklist for SVOCs

SVOCs: SW-846 8270D	Reported		Performance Acceptable		Not Required
	No	Yes	No	Yes	
GAS CHROMATOGRAPHY/MASS SPECTROMETRY (GC/MS)					
Tier II Validation					
Holding times		X		X	
Reporting limits (units)		X		X	
Blanks					
A. Method blanks		X		X	
B. Equipment blanks/Field blanks	X				X
Laboratory Control Sample (LCS) %R		X		X	
Laboratory Control Sample Duplicate (LCSD) %R	X				X
LCS/LCSD Precision (RPD)	X				X
Matrix Spike (MS) %R		X		X	
Matrix Spike Duplicate (MSD) %R		X		X	
MS/MSD Precision (RPD)		X	X		
Field/Lab Duplicate (RPD)		X		X	
Surrogate Spike Recoveries		X		X	
Dilution Factor		X		X	
Moisture Content	X				X
Tier III Validation					
System performance and column resolution		X		X	
Initial calibration %RSDs		X		X	
Initial calibration %Ds		X		X	
Continuing calibration RRFs		X		X	
Continuing calibration %Ds		X		X	
Instrument tune and performance check		X		X	
Ion abundance criteria for each instrument used		X		X	
Internal standard		X		X	
Compound identification and quantitation					
A. Reconstructed ion chromatograms		X		X	
B. Quantitation Reports		X		X	
C. RT of sample compounds within the established RT windows		X		X	
D. Transcription/calculation errors present		X		X	

Data Usability Summary Report

SVOCs: SW-846 8270D	Reported		Performance Acceptable		Not Required
	No	Yes	No	Yes	
GAS CHROMATOGRAPHY/MASS SPECTROMETRY (GC/MS)					
E. Reporting limits adjusted to reflect sample dilutions		X		X	

Notes:

- %RSD Relative standard deviation
- %R Percent recovery
- RPD Relative percent difference
- %D Percent difference

DATA USABILITY SUMMARY REPORT

SAMPLE COMPLIANCE REPORT

Sample Delivery Group (SDG)	Sampling Date	Protocol	Sample ID	Matrix	Compliance ¹			Noncompliance
					VOC	SVOC	CYANIDE	
480-222911-1	8/27/2024	SW846	MW-4S	Water	Yes	Yes	--	
	8/27/2024	SW846	MW-8S	Water	Yes	Yes	--	
	8/27/2024	SW846	DUP-20240827	Water	Yes	Yes	--	
	8/27/2024	SW846	MW-6S	Water	Yes	No	--	SVOC – MS/MSD RPD
	8/27/2024	SW846	MW-0404S	Water	Yes	Yes	--	
	8/27/2024	SW846	MW-0405S	Water	Yes	Yes	--	
	8/27/2024	SW846	MW-9S	Water	Yes	Yes	--	
	8/27/2024	SW846	TB-20240827	Water	Yes	--	--	

Note:

- 1 Samples which are compliant with no added validation qualifiers are listed as "yes". Samples which are non-compliant, or which have added qualifiers are listed as "no". A "no" designation does not necessarily indicate that the data have been rejected or are otherwise unusable.

DATA USABILITY SUMMARY REPORT

VALIDATION PERFORMED BY: Dilip Kumar

SIGNATURE: 

DATE: September 24, 2024

PEER REVIEW: Joe Houser

DATE: September 25, 2024

Chain of Custody Corrected Sample Analysis Data Sheets

Client Sample Results

Client: Arcadis U.S., Inc.
 Project/Site: NYSEG - Elmira Madison Ave Former MGP

Job ID: 480-222911-1

Client Sample ID: MW-4S

Lab Sample ID: 480-222911-1

Date Collected: 08/27/24 08:40

Matrix: Water

Date Received: 08/28/24 10:30

Method: SW846 8260C - Volatile Organic Compounds by GC/MS

Analyte	Result	Qualifier	RL	MDL	Unit	D	Prepared	Analyzed	Dil Fac
Benzene	<1.0		1.0	0.41	ug/L			08/29/24 00:09	1
Ethylbenzene	<1.0		1.0	0.74	ug/L			08/29/24 00:09	1
Toluene	<1.0		1.0	0.51	ug/L			08/29/24 00:09	1
Xylenes, Total	<2.0		2.0	0.66	ug/L			08/29/24 00:09	1
Surrogate	%Recovery	Qualifier	Limits				Prepared	Analyzed	Dil Fac
1,2-Dichloroethane-d4 (Surr)	90		77 - 120					08/29/24 00:09	1
4-Bromofluorobenzene (Surr)	104		73 - 120					08/29/24 00:09	1
Dibromofluoromethane (Surr)	90		75 - 123					08/29/24 00:09	1
Toluene-d8 (Surr)	96		80 - 120					08/29/24 00:09	1

Method: SW846 8270D - Semivolatile Organic Compounds (GC/MS)

Analyte	Result	Qualifier	RL	MDL	Unit	D	Prepared	Analyzed	Dil Fac
Acenaphthene	<5.0		5.0	0.41	ug/L		08/29/24 13:17	08/30/24 20:21	1
Acenaphthylene	<5.0		5.0	0.38	ug/L		08/29/24 13:17	08/30/24 20:21	1
Anthracene	<5.0		5.0	0.28	ug/L		08/29/24 13:17	08/30/24 20:21	1
Benzo[a]anthracene	<5.0		5.0	0.36	ug/L		08/29/24 13:17	08/30/24 20:21	1
Benzo(a)pyrene	<5.0		5.0	0.47	ug/L		08/29/24 13:17	08/30/24 20:21	1
Benzo(b)fluoranthene	<5.0		5.0	0.34	ug/L		08/29/24 13:17	08/30/24 20:21	1
Benzo(g,h,i)perylene	<5.0		5.0	0.35	ug/L		08/29/24 13:17	08/30/24 20:21	1
Benzo(k)fluoranthene	<5.0		5.0	0.73	ug/L		08/29/24 13:17	08/30/24 20:21	1
Chrysene	<5.0		5.0	0.33	ug/L		08/29/24 13:17	08/30/24 20:21	1
Dibenz(a,h)anthracene	<5.0		5.0	0.42	ug/L		08/29/24 13:17	08/30/24 20:21	1
Fluoranthene	<5.0		5.0	0.40	ug/L		08/29/24 13:17	08/30/24 20:21	1
Fluorene	<5.0		5.0	0.36	ug/L		08/29/24 13:17	08/30/24 20:21	1
Indeno[1,2,3-cd]pyrene	<5.0		5.0	0.47	ug/L		08/29/24 13:17	08/30/24 20:21	1
Naphthalene	<5.0		5.0	0.76	ug/L		08/29/24 13:17	08/30/24 20:21	1
Phenanthrene	<5.0		5.0	0.44	ug/L		08/29/24 13:17	08/30/24 20:21	1
Pyrene	<5.0		5.0	0.34	ug/L		08/29/24 13:17	08/30/24 20:21	1
Surrogate	%Recovery	Qualifier	Limits				Prepared	Analyzed	Dil Fac
2-Fluorobiphenyl	79		53 - 126				08/29/24 13:17	08/30/24 20:21	1
Nitrobenzene-d5	58		29 - 129				08/29/24 13:17	08/30/24 20:21	1
p-Terphenyl-d14	79		33 - 132				08/29/24 13:17	08/30/24 20:21	1

Client Sample ID: MW-8S

Lab Sample ID: 480-222911-2

Date Collected: 08/27/24 08:55

Matrix: Water

Date Received: 08/28/24 10:30

Method: SW846 8260C - Volatile Organic Compounds by GC/MS

Analyte	Result	Qualifier	RL	MDL	Unit	D	Prepared	Analyzed	Dil Fac
Benzene	<8.0		8.0	3.3	ug/L			08/29/24 00:31	8
Ethylbenzene	<8.0		8.0	5.9	ug/L			08/29/24 00:31	8
Toluene	<8.0		8.0	4.1	ug/L			08/29/24 00:31	8
Xylenes, Total	<16		16	5.3	ug/L			08/29/24 00:31	8
Surrogate	%Recovery	Qualifier	Limits				Prepared	Analyzed	Dil Fac
1,2-Dichloroethane-d4 (Surr)	87		77 - 120					08/29/24 00:31	8
4-Bromofluorobenzene (Surr)	101		73 - 120					08/29/24 00:31	8
Dibromofluoromethane (Surr)	91		75 - 123					08/29/24 00:31	8
Toluene-d8 (Surr)	92		80 - 120					08/29/24 00:31	8

Client Sample Results

Client: Arcadis U.S., Inc.
 Project/Site: NYSEG - Elmira Madison Ave Former MGP

Job ID: 480-222911-1

Client Sample ID: MW-8S

Lab Sample ID: 480-222911-2

Date Collected: 08/27/24 08:55

Matrix: Water

Date Received: 08/28/24 10:30

Method: SW846 8270D - Semivolatile Organic Compounds (GC/MS)

Analyte	Result	Qualifier	RL	MDL	Unit	D	Prepared	Analyzed	Dil Fac
Acenaphthene	5.8		5.0	0.41	ug/L		08/29/24 13:17	08/30/24 20:48	1
Acenaphthylene	<5.0		5.0	0.38	ug/L		08/29/24 13:17	08/30/24 20:48	1
Anthracene	0.30	J	5.0	0.28	ug/L		08/29/24 13:17	08/30/24 20:48	1
Benzo[a]anthracene	<5.0		5.0	0.36	ug/L		08/29/24 13:17	08/30/24 20:48	1
Benzo(a)pyrene	<5.0		5.0	0.47	ug/L		08/29/24 13:17	08/30/24 20:48	1
Benzo(b)fluoranthene	<5.0		5.0	0.34	ug/L		08/29/24 13:17	08/30/24 20:48	1
Benzo(g,h,i)perylene	<5.0		5.0	0.35	ug/L		08/29/24 13:17	08/30/24 20:48	1
Benzo(k)fluoranthene	<5.0		5.0	0.73	ug/L		08/29/24 13:17	08/30/24 20:48	1
Chrysene	<5.0		5.0	0.33	ug/L		08/29/24 13:17	08/30/24 20:48	1
Dibenz(a,h)anthracene	<5.0		5.0	0.42	ug/L		08/29/24 13:17	08/30/24 20:48	1
Fluoranthene	1.7	J	5.0	0.40	ug/L		08/29/24 13:17	08/30/24 20:48	1
Fluorene	3.7	J	5.0	0.36	ug/L		08/29/24 13:17	08/30/24 20:48	1
Indeno[1,2,3-cd]pyrene	<5.0		5.0	0.47	ug/L		08/29/24 13:17	08/30/24 20:48	1
Naphthalene	<5.0		5.0	0.76	ug/L		08/29/24 13:17	08/30/24 20:48	1
Phenanthrene	<5.0		5.0	0.44	ug/L		08/29/24 13:17	08/30/24 20:48	1
Pyrene	0.96	J	5.0	0.34	ug/L		08/29/24 13:17	08/30/24 20:48	1
Surrogate	%Recovery	Qualifier	Limits				Prepared	Analyzed	Dil Fac
2-Fluorobiphenyl	91		53 - 126				08/29/24 13:17	08/30/24 20:48	1
Nitrobenzene-d5	62		29 - 129				08/29/24 13:17	08/30/24 20:48	1
p-Terphenyl-d14	62		33 - 132				08/29/24 13:17	08/30/24 20:48	1

Client Sample ID: DUP-20240827

Lab Sample ID: 480-222911-3

Date Collected: 08/27/24 00:00

Matrix: Water

Date Received: 08/28/24 10:30

Method: SW846 8260C - Volatile Organic Compounds by GC/MS

Analyte	Result	Qualifier	RL	MDL	Unit	D	Prepared	Analyzed	Dil Fac
Benzene	<8.0		8.0	3.3	ug/L			08/29/24 00:54	8
Ethylbenzene	<8.0		8.0	5.9	ug/L			08/29/24 00:54	8
Toluene	<8.0		8.0	4.1	ug/L			08/29/24 00:54	8
Xylenes, Total	<16		16	5.3	ug/L			08/29/24 00:54	8
Surrogate	%Recovery	Qualifier	Limits				Prepared	Analyzed	Dil Fac
1,2-Dichloroethane-d4 (Surr)	86		77 - 120				08/29/24 00:54	08/29/24 00:54	8
4-Bromofluorobenzene (Surr)	103		73 - 120				08/29/24 00:54	08/29/24 00:54	8
Dibromofluoromethane (Surr)	87		75 - 123				08/29/24 00:54	08/29/24 00:54	8
Toluene-d8 (Surr)	91		80 - 120				08/29/24 00:54	08/29/24 00:54	8

Method: SW846 8270D - Semivolatile Organic Compounds (GC/MS)

Analyte	Result	Qualifier	RL	MDL	Unit	D	Prepared	Analyzed	Dil Fac
Acenaphthene	5.3		5.0	0.41	ug/L		08/29/24 13:17	08/30/24 21:15	1
Acenaphthylene	<5.0		5.0	0.38	ug/L		08/29/24 13:17	08/30/24 21:15	1
Anthracene	<5.0		5.0	0.28	ug/L		08/29/24 13:17	08/30/24 21:15	1
Benzo[a]anthracene	<5.0		5.0	0.36	ug/L		08/29/24 13:17	08/30/24 21:15	1
Benzo(a)pyrene	<5.0		5.0	0.47	ug/L		08/29/24 13:17	08/30/24 21:15	1
Benzo(b)fluoranthene	<5.0		5.0	0.34	ug/L		08/29/24 13:17	08/30/24 21:15	1
Benzo(g,h,i)perylene	<5.0		5.0	0.35	ug/L		08/29/24 13:17	08/30/24 21:15	1
Benzo(k)fluoranthene	<5.0		5.0	0.73	ug/L		08/29/24 13:17	08/30/24 21:15	1
Chrysene	<5.0		5.0	0.33	ug/L		08/29/24 13:17	08/30/24 21:15	1
Dibenz(a,h)anthracene	<5.0		5.0	0.42	ug/L		08/29/24 13:17	08/30/24 21:15	1

Eurofins Buffalo

Client Sample Results

Client: Arcadis U.S., Inc.
Project/Site: NYSEG - Elmira Madison Ave Former MGP

Job ID: 480-222911-1

Client Sample ID: DUP-20240827

Lab Sample ID: 480-222911-3

Date Collected: 08/27/24 00:00

Matrix: Water

Date Received: 08/28/24 10:30

Method: SW846 8270D - Semivolatile Organic Compounds (GC/MS) (Continued)

Analyte	Result	Qualifier	RL	MDL	Unit	D	Prepared	Analyzed	Dil Fac
Fluoranthene	1.4	J	5.0	0.40	ug/L		08/29/24 13:17	08/30/24 21:15	1
Fluorene	3.6	J	5.0	0.36	ug/L		08/29/24 13:17	08/30/24 21:15	1
Indeno[1,2,3-cd]pyrene	<5.0		5.0	0.47	ug/L		08/29/24 13:17	08/30/24 21:15	1
Naphthalene	<5.0		5.0	0.76	ug/L		08/29/24 13:17	08/30/24 21:15	1
Phenanthrene	<5.0		5.0	0.44	ug/L		08/29/24 13:17	08/30/24 21:15	1
Pyrene	0.88	J	5.0	0.34	ug/L		08/29/24 13:17	08/30/24 21:15	1

Surrogate	%Recovery	Qualifier	Limits	Prepared	Analyzed	Dil Fac
2-Fluorobiphenyl	77		53 - 126	08/29/24 13:17	08/30/24 21:15	1
Nitrobenzene-d5	54		29 - 129	08/29/24 13:17	08/30/24 21:15	1
p-Terphenyl-d14	53		33 - 132	08/29/24 13:17	08/30/24 21:15	1

Client Sample ID: MW-6S

Lab Sample ID: 480-222911-4

Date Collected: 08/27/24 10:30

Matrix: Water

Date Received: 08/28/24 10:30

Method: SW846 8260C - Volatile Organic Compounds by GC/MS

Analyte	Result	Qualifier	RL	MDL	Unit	D	Prepared	Analyzed	Dil Fac
Benzene	<1.0		1.0	0.41	ug/L			08/29/24 01:16	1
Ethylbenzene	<1.0		1.0	0.74	ug/L			08/29/24 01:16	1
Toluene	<1.0		1.0	0.51	ug/L			08/29/24 01:16	1
Xylenes, Total	<2.0		2.0	0.66	ug/L			08/29/24 01:16	1

Surrogate	%Recovery	Qualifier	Limits	Prepared	Analyzed	Dil Fac
1,2-Dichloroethane-d4 (Surr)	88		77 - 120		08/29/24 01:16	1
4-Bromofluorobenzene (Surr)	100		73 - 120		08/29/24 01:16	1
Dibromofluoromethane (Surr)	91		75 - 123		08/29/24 01:16	1
Toluene-d8 (Surr)	91		80 - 120		08/29/24 01:16	1

Method: SW846 8270D - Semivolatile Organic Compounds (GC/MS)

Analyte	Result	Qualifier	RL	MDL	Unit	D	Prepared	Analyzed	Dil Fac
Acenaphthene	<5.0		5.0	0.41	ug/L		08/29/24 13:17	08/30/24 17:40	1
Acenaphthylene	<5.0		5.0	0.38	ug/L		08/29/24 13:17	08/30/24 17:40	1
Anthracene	<5.0		5.0	0.28	ug/L		08/29/24 13:17	08/30/24 17:40	1
Benzo[a]anthracene	<5.0		5.0	0.36	ug/L		08/29/24 13:17	08/30/24 17:40	1
Benzo(a)pyrene	<5.0	F2 UJ	5.0	0.47	ug/L		08/29/24 13:17	08/30/24 17:40	1
Benzo(b)fluoranthene	<5.0	F2	5.0	0.34	ug/L		08/29/24 13:17	08/30/24 17:40	1
Benzo(g,h,i)perylene	<5.0	F2	5.0	0.35	ug/L		08/29/24 13:17	08/30/24 17:40	1
Benzo(k)fluoranthene	<5.0	F2	5.0	0.73	ug/L		08/29/24 13:17	08/30/24 17:40	1
Chrysene	<5.0	F2	5.0	0.33	ug/L		08/29/24 13:17	08/30/24 17:40	1
Dibenz(a,h)anthracene	<5.0	F2	5.0	0.42	ug/L		08/29/24 13:17	08/30/24 17:40	1
Fluoranthene	<5.0	F2	5.0	0.40	ug/L		08/29/24 13:17	08/30/24 17:40	1
Fluorene	<5.0		5.0	0.36	ug/L		08/29/24 13:17	08/30/24 17:40	1
Indeno[1,2,3-cd]pyrene	<5.0	F2 UJ	5.0	0.47	ug/L		08/29/24 13:17	08/30/24 17:40	1
Naphthalene	<5.0		5.0	0.76	ug/L		08/29/24 13:17	08/30/24 17:40	1
Phenanthrene	<5.0		5.0	0.44	ug/L		08/29/24 13:17	08/30/24 17:40	1
Pyrene	<5.0		5.0	0.34	ug/L		08/29/24 13:17	08/30/24 17:40	1

Surrogate	%Recovery	Qualifier	Limits	Prepared	Analyzed	Dil Fac
2-Fluorobiphenyl	75		53 - 126	08/29/24 13:17	08/30/24 17:40	1
Nitrobenzene-d5	56		29 - 129	08/29/24 13:17	08/30/24 17:40	1

Eurofins Buffalo

Client Sample Results

Client: Arcadis U.S., Inc.
Project/Site: NYSEG - Elmira Madison Ave Former MGP

Job ID: 480-222911-1

Client Sample ID: MW-6S

Lab Sample ID: 480-222911-4

Date Collected: 08/27/24 10:30

Matrix: Water

Date Received: 08/28/24 10:30

Method: SW846 8270D - Semivolatile Organic Compounds (GC/MS) (Continued)

Surrogate	%Recovery	Qualifier	Limits	Prepared	Analyzed	Dil Fac
p-Terphenyl-d14	77		33 - 132	08/29/24 13:17	08/30/24 17:40	1

Client Sample ID: MW-0404S

Lab Sample ID: 480-222911-5

Date Collected: 08/27/24 11:45

Matrix: Water

Date Received: 08/28/24 10:30

Method: SW846 8260C - Volatile Organic Compounds by GC/MS

Analyte	Result	Qualifier	RL	MDL	Unit	D	Prepared	Analyzed	Dil Fac
Benzene	<1.0		1.0	0.41	ug/L			08/29/24 01:39	1
Ethylbenzene	<1.0		1.0	0.74	ug/L			08/29/24 01:39	1
Toluene	<1.0		1.0	0.51	ug/L			08/29/24 01:39	1
Xylenes, Total	<2.0		2.0	0.66	ug/L			08/29/24 01:39	1

Surrogate	%Recovery	Qualifier	Limits	Prepared	Analyzed	Dil Fac
1,2-Dichloroethane-d4 (Surr)	87		77 - 120		08/29/24 01:39	1
4-Bromofluorobenzene (Surr)	102		73 - 120		08/29/24 01:39	1
Dibromofluoromethane (Surr)	88		75 - 123		08/29/24 01:39	1
Toluene-d8 (Surr)	92		80 - 120		08/29/24 01:39	1

Method: SW846 8270D - Semivolatile Organic Compounds (GC/MS)

Analyte	Result	Qualifier	RL	MDL	Unit	D	Prepared	Analyzed	Dil Fac
Acenaphthene	<5.0		5.0	0.41	ug/L		08/29/24 13:17	08/30/24 21:41	1
Acenaphthylene	<5.0		5.0	0.38	ug/L		08/29/24 13:17	08/30/24 21:41	1
Anthracene	<5.0		5.0	0.28	ug/L		08/29/24 13:17	08/30/24 21:41	1
Benzo[a]anthracene	<5.0		5.0	0.36	ug/L		08/29/24 13:17	08/30/24 21:41	1
Benzo(a)pyrene	<5.0		5.0	0.47	ug/L		08/29/24 13:17	08/30/24 21:41	1
Benzo(b)fluoranthene	<5.0		5.0	0.34	ug/L		08/29/24 13:17	08/30/24 21:41	1
Benzo(g,h,i)perylene	<5.0		5.0	0.35	ug/L		08/29/24 13:17	08/30/24 21:41	1
Benzo(k)fluoranthene	<5.0		5.0	0.73	ug/L		08/29/24 13:17	08/30/24 21:41	1
Chrysene	<5.0		5.0	0.33	ug/L		08/29/24 13:17	08/30/24 21:41	1
Dibenz(a,h)anthracene	<5.0		5.0	0.42	ug/L		08/29/24 13:17	08/30/24 21:41	1
Fluoranthene	<5.0		5.0	0.40	ug/L		08/29/24 13:17	08/30/24 21:41	1
Fluorene	<5.0		5.0	0.36	ug/L		08/29/24 13:17	08/30/24 21:41	1
Indeno[1,2,3-cd]pyrene	<5.0		5.0	0.47	ug/L		08/29/24 13:17	08/30/24 21:41	1
Naphthalene	<5.0		5.0	0.76	ug/L		08/29/24 13:17	08/30/24 21:41	1
Phenanthrene	<5.0		5.0	0.44	ug/L		08/29/24 13:17	08/30/24 21:41	1
Pyrene	<5.0		5.0	0.34	ug/L		08/29/24 13:17	08/30/24 21:41	1

Surrogate	%Recovery	Qualifier	Limits	Prepared	Analyzed	Dil Fac
2-Fluorobiphenyl	82		53 - 126	08/29/24 13:17	08/30/24 21:41	1
Nitrobenzene-d5	60		29 - 129	08/29/24 13:17	08/30/24 21:41	1
p-Terphenyl-d14	87		33 - 132	08/29/24 13:17	08/30/24 21:41	1

Client Sample ID: MW-0405S

Lab Sample ID: 480-222911-6

Date Collected: 08/27/24 10:40

Matrix: Water

Date Received: 08/28/24 10:30

Method: SW846 8260C - Volatile Organic Compounds by GC/MS

Analyte	Result	Qualifier	RL	MDL	Unit	D	Prepared	Analyzed	Dil Fac
Benzene	<1.0		1.0	0.41	ug/L			08/29/24 02:01	1
Ethylbenzene	<1.0		1.0	0.74	ug/L			08/29/24 02:01	1

Eurofins Buffalo

Client Sample Results

Client: Arcadis U.S., Inc.
Project/Site: NYSEG - Elmira Madison Ave Former MGP

Job ID: 480-222911-1

Client Sample ID: MW-0405S

Lab Sample ID: 480-222911-6

Date Collected: 08/27/24 10:40

Matrix: Water

Date Received: 08/28/24 10:30

Method: SW846 8260C - Volatile Organic Compounds by GC/MS (Continued)

Analyte	Result	Qualifier	RL	MDL	Unit	D	Prepared	Analyzed	Dil Fac
Toluene	<1.0		1.0	0.51	ug/L			08/29/24 02:01	1
Xylenes, Total	<2.0		2.0	0.66	ug/L			08/29/24 02:01	1
Surrogate	%Recovery	Qualifier	Limits				Prepared	Analyzed	Dil Fac
1,2-Dichloroethane-d4 (Surr)	86		77 - 120					08/29/24 02:01	1
4-Bromofluorobenzene (Surr)	102		73 - 120					08/29/24 02:01	1
Dibromofluoromethane (Surr)	94		75 - 123					08/29/24 02:01	1
Toluene-d8 (Surr)	91		80 - 120					08/29/24 02:01	1

Method: SW846 8270D - Semivolatile Organic Compounds (GC/MS)

Analyte	Result	Qualifier	RL	MDL	Unit	D	Prepared	Analyzed	Dil Fac
Acenaphthene	<5.0		5.0	0.41	ug/L		08/29/24 13:17	08/30/24 22:08	1
Acenaphthylene	<5.0		5.0	0.38	ug/L		08/29/24 13:17	08/30/24 22:08	1
Anthracene	<5.0		5.0	0.28	ug/L		08/29/24 13:17	08/30/24 22:08	1
Benzo[a]anthracene	<5.0		5.0	0.36	ug/L		08/29/24 13:17	08/30/24 22:08	1
Benzo(a)pyrene	<5.0		5.0	0.47	ug/L		08/29/24 13:17	08/30/24 22:08	1
Benzo(b)fluoranthene	<5.0		5.0	0.34	ug/L		08/29/24 13:17	08/30/24 22:08	1
Benzo(g,h,i)perylene	<5.0		5.0	0.35	ug/L		08/29/24 13:17	08/30/24 22:08	1
Benzo(k)fluoranthene	<5.0		5.0	0.73	ug/L		08/29/24 13:17	08/30/24 22:08	1
Chrysene	<5.0		5.0	0.33	ug/L		08/29/24 13:17	08/30/24 22:08	1
Dibenz(a,h)anthracene	<5.0		5.0	0.42	ug/L		08/29/24 13:17	08/30/24 22:08	1
Fluoranthene	<5.0		5.0	0.40	ug/L		08/29/24 13:17	08/30/24 22:08	1
Fluorene	<5.0		5.0	0.36	ug/L		08/29/24 13:17	08/30/24 22:08	1
Indeno[1,2,3-cd]pyrene	<5.0		5.0	0.47	ug/L		08/29/24 13:17	08/30/24 22:08	1
Naphthalene	<5.0		5.0	0.76	ug/L		08/29/24 13:17	08/30/24 22:08	1
Phenanthrene	<5.0		5.0	0.44	ug/L		08/29/24 13:17	08/30/24 22:08	1
Pyrene	<5.0		5.0	0.34	ug/L		08/29/24 13:17	08/30/24 22:08	1
Surrogate	%Recovery	Qualifier	Limits				Prepared	Analyzed	Dil Fac
2-Fluorobiphenyl	81		53 - 126				08/29/24 13:17	08/30/24 22:08	1
Nitrobenzene-d5	59		29 - 129				08/29/24 13:17	08/30/24 22:08	1
p-Terphenyl-d14	81		33 - 132				08/29/24 13:17	08/30/24 22:08	1

Client Sample ID: MW-9S

Lab Sample ID: 480-222911-7

Date Collected: 08/27/24 12:10

Matrix: Water

Date Received: 08/28/24 10:30

Method: SW846 8260C - Volatile Organic Compounds by GC/MS

Analyte	Result	Qualifier	RL	MDL	Unit	D	Prepared	Analyzed	Dil Fac
Benzene	<1.0		1.0	0.41	ug/L			08/29/24 02:23	1
Ethylbenzene	<1.0		1.0	0.74	ug/L			08/29/24 02:23	1
Toluene	<1.0		1.0	0.51	ug/L			08/29/24 02:23	1
Xylenes, Total	<2.0		2.0	0.66	ug/L			08/29/24 02:23	1
Surrogate	%Recovery	Qualifier	Limits				Prepared	Analyzed	Dil Fac
1,2-Dichloroethane-d4 (Surr)	86		77 - 120					08/29/24 02:23	1
4-Bromofluorobenzene (Surr)	104		73 - 120					08/29/24 02:23	1
Dibromofluoromethane (Surr)	86		75 - 123					08/29/24 02:23	1
Toluene-d8 (Surr)	92		80 - 120					08/29/24 02:23	1

Client Sample Results

Client: Arcadis U.S., Inc.
 Project/Site: NYSEG - Elmira Madison Ave Former MGP

Job ID: 480-222911-1

Client Sample ID: MW-9S

Lab Sample ID: 480-222911-7

Date Collected: 08/27/24 12:10

Matrix: Water

Date Received: 08/28/24 10:30

Method: SW846 8270D - Semivolatile Organic Compounds (GC/MS)

Analyte	Result	Qualifier	RL	MDL	Unit	D	Prepared	Analyzed	Dil Fac
Acenaphthene	<5.0		5.0	0.41	ug/L		08/29/24 13:17	08/30/24 22:34	1
Acenaphthylene	<5.0		5.0	0.38	ug/L		08/29/24 13:17	08/30/24 22:34	1
Anthracene	<5.0		5.0	0.28	ug/L		08/29/24 13:17	08/30/24 22:34	1
Benzo[a]anthracene	<5.0		5.0	0.36	ug/L		08/29/24 13:17	08/30/24 22:34	1
Benzo(a)pyrene	<5.0		5.0	0.47	ug/L		08/29/24 13:17	08/30/24 22:34	1
Benzo(b)fluoranthene	<5.0		5.0	0.34	ug/L		08/29/24 13:17	08/30/24 22:34	1
Benzo(g,h,i)perylene	<5.0		5.0	0.35	ug/L		08/29/24 13:17	08/30/24 22:34	1
Benzo(k)fluoranthene	<5.0		5.0	0.73	ug/L		08/29/24 13:17	08/30/24 22:34	1
Chrysene	<5.0		5.0	0.33	ug/L		08/29/24 13:17	08/30/24 22:34	1
Dibenz(a,h)anthracene	<5.0		5.0	0.42	ug/L		08/29/24 13:17	08/30/24 22:34	1
Fluoranthene	<5.0		5.0	0.40	ug/L		08/29/24 13:17	08/30/24 22:34	1
Fluorene	<5.0		5.0	0.36	ug/L		08/29/24 13:17	08/30/24 22:34	1
Indeno[1,2,3-cd]pyrene	<5.0		5.0	0.47	ug/L		08/29/24 13:17	08/30/24 22:34	1
Naphthalene	<5.0		5.0	0.76	ug/L		08/29/24 13:17	08/30/24 22:34	1
Phenanthrene	<5.0		5.0	0.44	ug/L		08/29/24 13:17	08/30/24 22:34	1
Pyrene	<5.0		5.0	0.34	ug/L		08/29/24 13:17	08/30/24 22:34	1
Surrogate	%Recovery	Qualifier	Limits				Prepared	Analyzed	Dil Fac
2-Fluorobiphenyl	90		53 - 126				08/29/24 13:17	08/30/24 22:34	1
Nitrobenzene-d5	61		29 - 129				08/29/24 13:17	08/30/24 22:34	1
p-Terphenyl-d14	79		33 - 132				08/29/24 13:17	08/30/24 22:34	1

Client Sample ID: TB-20240827

Lab Sample ID: 480-222911-8

Date Collected: 08/27/24 00:00

Matrix: Water

Date Received: 08/28/24 10:30

Method: SW846 8260C - Volatile Organic Compounds by GC/MS

Analyte	Result	Qualifier	RL	MDL	Unit	D	Prepared	Analyzed	Dil Fac
Benzene	<1.0		1.0	0.41	ug/L			08/29/24 02:46	1
Ethylbenzene	<1.0		1.0	0.74	ug/L			08/29/24 02:46	1
Toluene	<1.0		1.0	0.51	ug/L			08/29/24 02:46	1
Xylenes, Total	<2.0		2.0	0.66	ug/L			08/29/24 02:46	1
Surrogate	%Recovery	Qualifier	Limits				Prepared	Analyzed	Dil Fac
1,2-Dichloroethane-d4 (Surr)	92		77 - 120					08/29/24 02:46	1
4-Bromofluorobenzene (Surr)	104		73 - 120					08/29/24 02:46	1
Dibromofluoromethane (Surr)	89		75 - 123					08/29/24 02:46	1
Toluene-d8 (Surr)	91		80 - 120					08/29/24 02:46	1

NYSEG Elmira Madison Ave
Former MGP Site

Data Usability Summary Report

Elmira Madison

Volatile Organic Compound (VOC) and Semi-volatile Organic Compound (SVOC) Analyses

SDG # 480-227241-1

Analyses Performed By:
Eurofins Buffalo
Amherst, New York

Report # 58093R
Review Level: Tier III
Project: 30223878.1

Summary

This Data Usability Summary Report (DUSR) summarizes the review of Sample Delivery Group (SDG) # 480-227241-1 for samples collected in association with the NYSEG Elmira Madison Former MGP Site. The review was conducted as a Tier III evaluation and included review of data package completeness. Only analytical data associated with constituents of concern were reviewed for this validation. Field documentation was not included in this review. Included with this assessment are the validation annotated sample result sheets, and chain of custody. Analyses were performed on the following samples:

Sample ID	Lab ID	Matrix	Sample Collection Date	Parent Sample	Analysis	
					VOC	SVOC
MW-4S	480-227241-1	Water	02/04/2025		X	X
MW-6S	480-227241-2	Water	02/04/2025		X	X
MW-8S	480-227241-3	Water	02/04/2025		X	X
MW-9S	480-227241-4	Water	02/04/2025		X	X
MW-0404S	480-227241-5	Water	02/04/2025		X	X
MW-0405S	480-227241-6	Water	02/04/2025		X	X
DUP-20250204	480-227241-7	Water	02/04/2025	MW-8S	X	X
TRIP BLANK	480-227241-8	Water	01/17/2025		X	

Notes:

VOC = Volatile Organic Compounds

SVOC = Semi-volatile Organic Compounds

Analytical Data Package Documentation

The table below evaluates the data package completeness.

Items Reviewed	Reported		Performance Acceptable		Not Required
	No	Yes	No	Yes	
1. Sample receipt condition		X		X	
2. Requested analyses and sample results		X		X	
3. Master tracking list		X		X	
4. Methods of analysis		X		X	
5. Reporting limits		X		X	
6. Sample collection date		X		X	
7. Laboratory sample received date		X		X	
8. Sample preservation verification (as applicable)		X		X	
9. Sample preparation/extraction/analysis dates		X		X	
10. Fully executed chain-of-custody form		X		X	
11. Narrative summary of QA or sample problems provided		X		X	
12. Data package completeness and compliance		X		X	

Note:

QA = quality assurance

Organic Analysis Introduction

Analyses were performed according to United States Environmental Protection Agency (USEPA) SW-846 Method 8260C and 8270D. Data were reviewed in accordance with USEPA National Functional Guidelines for Organic Superfund Methods Data Review, EPA 540-R-20-005, November 2020 (with reference to the historical USEPA Contract Laboratory Program National Functional Guidelines for Organic Data Review, OSWER 9240.1-05A-P, October 1999), as appropriate and applicable Region II SOPs. USEPA NFGs and Region II SOPs were followed for qualification purposes.

The data review process is an evaluation of data on a technical basis rather than a determination of contract compliance. As such, the standards against which the data are being weighed may differ from those specified in the analytical method. It is assumed that the data package represents the best efforts of the laboratory and had already been subjected to adequate and sufficient quality review prior to submission.

During the review process, laboratory qualified and unqualified data are verified against the supporting documentation. Based on this evaluation, qualifier codes may be added, deleted, or modified by the data reviewer. Results are qualified with the following codes in accordance with USEPA National Functional Guidelines:

- Concentration (C) Qualifiers
 - U The compound was analyzed for but not detected. The associated value is the compound quantitation limit.
 - B The compound has been found in the sample as well as its associated blank, its presence in the sample may be suspect.
- Quantitation (Q) Qualifiers
 - E The compound was quantitated above the calibration range.
 - D Concentration is based on a diluted sample analysis.
- Validation Qualifiers
 - J The compound was positively identified; however, the associated numerical value is an estimated concentration only.
 - UJ The compound was not detected above the reported sample quantitation limit. However, the reported limit is approximate and may or may not represent the actual limit of quantitation.
 - JN The analysis indicates the presence of a compound for which there is presumptive evidence to make a tentative identification. The associated numerical value is an estimated concentration only.
 - UB Compound is considered non-detect at the listed value due to associated blank contamination.
 - N The analysis indicates the presence of a compound for which there is presumptive evidence to make a tentative identification.
 - R The sample results are rejected.

The "R" flag means that the associated value is unusable. In other words, due to significant quality control (QC) problems, the analysis is invalid and provides no information as to whether the compound is present or not. "R" values should not appear on data tables because they cannot be relied upon, even as a last resort. The second fact to keep in mind is that no compound concentration, even if it has passed all QC tests, is guaranteed to be accurate. Strict QC serves to increase confidence in data but any value potentially contains error.

Volatile Organic Compound (VOC) Analyses

1. Holding Times

The specified holding times for the following methods are presented in the table below.

Method	Matrix	Holding Time	Preservation
SW-846 8260C	Water	14 days from collection to analysis (preserved)	Cool to <6 °C; preserved to a pH of less than 2 s.u. with hydrochloric acid.

Note:

s.u. = standard units

All samples were analyzed within the specified holding time criterion with the exception noted below.

Sample ID	Holding Time	Criteria
TRIP BLANK	25 days from collection to analysis	14 days from collection to analysis

Sample results associated with sample locations analyzed by analytical method SW-846 8270C were qualified, as specified in the table below. All other holding times were met.

Criteria	Qualification	
	Detected Analytes	Non-detect Analytes
Analysis completed less than two times holding time	J	UJ
Analysis completed greater than two times holding time	J	R

2. Blank Contamination

Quality assurance (QA) blanks (i.e., method and rinse blanks) are prepared to identify any contamination which may have been introduced into the samples during sample preparation or field activity. Method blanks measure laboratory contamination. Rinse blanks measure contamination of samples during field operations.

A blank action level (BAL) of five times the concentration of a detected compound in an associated blank (common laboratory contaminant compounds are calculated at ten times) is calculated for QA blanks containing concentrations greater than the method detection limit (MDL). The BAL is compared to the associated sample results to determine the appropriate qualification of the sample results, if needed.

Compounds were not detected above the MDL in the associated blanks; therefore, detected sample results were not associated with blank contamination.

3. Mass Spectrometer Tuning

Mass spectrometer performance was acceptable and all analyses were performed within a 12-hour tune clock.

System performance and column resolution were acceptable.

4. Calibration

Satisfactory instrument calibration is established to ensure that the instrument is capable of producing acceptable quantitative data. An initial calibration demonstrates that the instrument is capable of acceptable performance at the beginning of an experimental sequence. The continuing calibration verifies that the instrument daily performance is satisfactory.

4.1 Initial Calibration

The method specifies percent relative standard deviation (%RSD) and relative response factor (RRF) limits for select compounds only. A technical review of the data applies limits to all compounds with no exceptions.

All target compounds associated with the initial calibration standards must exhibit a %RSD less than the control limit (20%) or a correlation coefficient greater than 0.99 and an RRF value greater than control limit (0.05).

All compounds associated with the initial calibrations were within the specified control limits.

4.2 Continuing Calibration

All target compounds associated with the continuing calibration standard must exhibit a percent difference (%D) less than the control limit (20%) and RRF value greater than control limit (0.05).

All compounds associated with the continuing calibrations were within the specified control limits.

5. Surrogates/System Monitoring Compounds

All samples to be analyzed for organic compounds are spiked with surrogate compounds prior to sample preparation to evaluate overall laboratory performance and efficiency of the analytical technique. VOC analysis requires that all surrogates associated with the analysis exhibit recoveries within the laboratory-established acceptance limits.

All surrogate recoveries were within control limits with the exception noted below.

Sample ID	Surrogate	Recovery
MW-6S	Toluene-d8	> UL

Note:

UL Upper control limit

The criteria used to evaluate the surrogate recoveries are presented in the following table. In the case of a surrogate deviation, the sample results associated with the deviant fraction are qualified as documented in the table below.

Control Limit	Sample Result	Qualification
> UL	Non-detect	No Action
	Detect	J
< LL but > 10%	Non-detect	UJ
	Detect	J
< 10%	Non-detect	R

Control Limit	Sample Result	Qualification
	Detect	J
Surrogates diluted below the calibration curve due to the high concentration of a target compounds	Non-detect	J ¹
	Detect	

Note:

¹ A more concentrated analysis was not performed with surrogate compounds within the calibration range; therefore, no determination of extraction efficiency could be made.

6. Internal Standard Performance

Internal standard performance criteria ensure that the GC/MS sensitivity and response are stable during every sample analysis. The criteria require the internal standard compounds associated with the VOC exhibit area counts that are not greater than two times (+100%) or less than one-half (-50%) of the area counts of the associated continuing calibration standard.

All internal standard responses were within control limits.

7. Matrix Spike/Matrix Spike Duplicate (MS/MSD) Analysis

MS/MSD data are used to assess the precision and accuracy of the analytical method. The compounds used to perform the MS/MSD analysis must exhibit a percent recovery within the laboratory-established acceptance limits. The relative percent difference (RPD) between the MS/MSD recoveries must exhibit an RPD within the laboratory-established acceptance limits.

Note: The MS/MSD recovery control limits do not apply for MS/MSD performed on sample locations where the compound concentration detected in the parent sample exceeds the MS/MSD concentration by a factor of four or greater.

The MS/MSD analysis performed on sample MW-0405S. The MS/MSD analysis exhibited acceptable recoveries and RPDs.

8. Laboratory Control Sample (LCS) Analysis

The LCS analysis is used to assess the accuracy of the analytical method independent of matrix interferences. The compounds associated with the LCS analysis must exhibit a percent recovery within the laboratory-established acceptance limits.

All compounds associated with the LCS analysis exhibited recoveries within the control limits.

9. Field Duplicate Analysis

Field duplicate analysis is used to assess the overall precision of the field sampling procedures and analytical method. A control limit of 30% for water matrices is applied to the RPD between the parent sample and the field duplicate. In the instance when the parent and/or duplicate sample concentrations are less than or equal to 5 times the RL, a control limit of two times the RL is applied for water.

Results for duplicate samples are summarized in the following table.

Data Usability Summary Report

Sample ID / Duplicate ID	Compound	Sample Result (µg/L)	Duplicate Result (µg/L)	RPD
MW-8S / DUP-20250204	All target compounds	U	U	AC

Notes:

U = Non detect

AC = Acceptable

The calculated differences between the parent and field duplicate sample were acceptable.

10. Compound Identification

Compounds are identified on the GC/MS by using the analytes relative retention time and ion spectra.

All identified compounds met the specified criteria.

11. System Performance and Overall Assessment

Overall system performance was acceptable. Other than for those deviations specifically mentioned in this review, the overall data quality is within the guidelines specified in the method.

Data Validation Checklist for VOCs

VOCs: SW-846 8260C	Reported		Performance Acceptable		Not Required
	No	Yes	No	Yes	
GAS CHROMATOGRAPHY/MASS SPECTROMETRY (GC/MS)					
Tier II Validation					
Holding times		X	X		
Reporting limits (units)		X		X	
Blanks					
A. Method blanks		X		X	
B. Equipment blanks/Field Blanks	X				X
C. Trip blanks		X		X	
Laboratory Control Sample (LCS) %R		X		X	
Laboratory Control Sample Duplicate (LCSD) %R	X				X
LCS/LCSD Precision (RPD)	X				X
Matrix Spike (MS) %R		X		X	
Matrix Spike Duplicate (MSD) %R		X		X	
MS/MSD Precision (RPD)		X		X	
Field/Lab Duplicate (RPD)		X		X	
Surrogate Spike Recoveries		X	X		
Dilution Factor		X		X	
Moisture Content	X				X
Tier III Validation					
System performance and column resolution		X		X	
Initial calibration %RSDs		X		X	
Initial calibration %Ds		X		X	
Continuing calibration RRFs		X		X	
Continuing calibration %Ds		X		X	
Instrument tune and performance check		X		X	
Ion abundance criteria for each instrument used		X		X	
Internal standard		X		X	
Compound identification and quantitation					

Data Usability Summary Report

VOCs: SW-846 8260C	Reported		Performance Acceptable		Not Required
	No	Yes	No	Yes	
GAS CHROMATOGRAPHY/MASS SPECTROMETRY (GC/MS)					
A. Reconstructed ion chromatograms		X		X	
B. Quantitation Reports		X		X	
C. RT of sample compounds within the established RT windows		X		X	
D. Transcription/calculation errors present		X		X	
E. Reporting limits adjusted to reflect sample dilutions		X		X	

Notes:

%RSD = Relative standard deviation

%R = Percent recovery

RPD = Relative percent difference

%D = Percent difference

Semi-volatile Organic Compound (SVOC) Analyses

1. Holding Times

The specified holding times for the following methods are presented in the table below.

Method	Matrix	Holding Time	Preservation
SW-846 8270D	Water	7 days from collection to extraction and 40 days from extraction to analysis	Cool to <6 °C

All samples were analyzed within the specified holding time criterion.

2. Blank Contamination

Quality assurance (QA) blanks (i.e., method and rinse blanks) are prepared to identify any contamination which may have been introduced into the samples during sample preparation or field activity. Method blanks measure laboratory contamination. Rinse blanks measure contamination of samples during field operations.

A blank action level (BAL) of five times the concentration of a detected compound in an associated blank (common laboratory contaminant compounds are calculated at ten times) is calculated for QA blanks containing concentrations greater than the method detection limit (MDL). The BAL is compared to the associated sample results to determine the appropriate qualification of the sample results, if needed.

Compounds were not detected above the MDL in the associated blanks; therefore, detected sample results were not associated with blank contamination.

3. Mass Spectrometer Tuning

Mass spectrometer performance was acceptable and all analyses were performed within a 12-hour tune clock.

System performance and column resolution were acceptable.

4. Calibration

Satisfactory instrument calibration is established to ensure that the instrument is capable of producing acceptable quantitative data. An initial calibration demonstrates that the instrument is capable of acceptable performance at the beginning of an experimental sequence. The continuing calibration verifies that the instrument daily performance is satisfactory.

4.1 Initial Calibration

The method specifies percent relative standard deviation (%RSD) and relative response factor (RRF) limits for select compounds only. A technical review of the data applies limits to all compounds with no exceptions.

All target compounds associated with the initial calibration standards must exhibit a %RSD less than the control limit (20%) or a correlation coefficient greater than 0.99 and an RRF value greater than control limit (0.05).

All compounds associated with the initial calibrations were within the specified control limits.

4.2 Continuing Calibration

All target compounds associated with the continuing calibration standard must exhibit a percent difference (%D) less than the control limit (20%) and RRF value greater than control limit (0.05).

All compounds associated with the calibrations were within the specified control limits, with the exception of the compounds presented in the following table.

Sample ID	Lab ID	Initial/Continuing	Compound	Criteria
MW-4S MW-6S MW-8S MW-0405S	W100262312.d	CCV %D	Fluorene	+23.0%

The criteria used to evaluate the initial and continuing calibration are presented in the following table. In the case of a calibration deviation, the sample results are qualified.

Initial/Continuing	Criteria	Sample Result	Qualification
Initial and Continuing Calibration	RRF <0.05	Non-detect	R
		Detect	J
	RRF <0.01 ¹	Non-detect	R
		Detect	J
	RRF >0.05 or RRF >0.01 ¹	Non-detect	No Action
		Detect	
Initial Calibration	%RSD > 15% or a correlation coefficient <0.99	Non-detect	UJ
		Detect	J
	%RSD >90%	Non-detect	R
		Detect	J
Continuing Calibration	%D >20% (increase/decrease in sensitivity)	Non-detect	UJ
		Detect	J
	%D >90% (increase/decrease in sensitivity)	Non-detect	R
		Detect	J

Note:

¹ RRF of 0.01 only applies to compounds which are typically poor responding compounds (i.e., ketones, 1,4-dioxane, etc.)

5. Surrogates/System Monitoring Compounds

All samples to be analyzed for organic compounds are spiked with surrogate compounds prior to sample preparation to evaluate overall laboratory performance and efficiency of the analytical technique. SVOC analysis requires that two of the three SVOC surrogate compounds within each fraction exhibit recoveries within the laboratory-established acceptance limits.

All surrogate recoveries were within control limits.

6. Internal Standard Performance

Internal standard performance criteria ensure that the GC/MS sensitivity and response are stable during every sample analysis. The criteria require the internal standard compounds associated with the VOC exhibit area counts that are not greater than two times (+100%) or less than one-half (-50%) of the area counts of the associated continuing calibration standard.

All internal standard responses were within control limits.

7. Matrix Spike/Matrix Spike Duplicate (MS/MSD) Analysis

MS/MSD data are used to assess the precision and accuracy of the analytical method. The compounds used to perform the MS/MSD analysis must exhibit a percent recovery within the laboratory-established acceptance limits. The relative percent difference (RPD) between the MS/MSD recoveries must exhibit an RPD within the laboratory-established acceptance limits.

Note: The MS/MSD recovery control limits do not apply for MS/MSD performed on samples where the compound concentration detected in the parent sample exceeds the MS/MSD concentration by a factor of four or greater.

The MS/MSD analysis performed on sample MW-0405S. The MS/MSD analysis exhibited acceptable recoveries and RPDs.

8. Laboratory Control Sample (LCS) Analysis

The LCS analysis is used to assess the accuracy of the analytical method independent of matrix interferences. The compounds associated with the LCS analysis must exhibit a percent recovery within the laboratory-established acceptance limits.

All compounds associated with the LCS analysis exhibited recoveries within the control limits.

9. Field Duplicate Analysis

Field duplicate analysis is used to assess the overall precision of the field sampling procedures and analytical method. A control limit of 30% for water matrices is applied to the RPD between the parent sample and the field duplicate. In the instance when the parent and/or duplicate sample concentrations are less than or equal to 5 times the RL, a control limit of two times the RL is applied for water.

Results for duplicate samples are summarized in the following table.

Sample ID / Duplicate ID	Compounds	Sample Result (µg/L)	Duplicate Result (µg/L)	RPD
MW-8S/ DUP-20250204	Acenaphthene	6.1	6.7	AC
	Anthracene	0.28 J	5.0 U	AC
	Fluoranthene	2.1 J	2.2 J	AC
	Fluorene	3.6 J	3.7 J	AC

Data Usability Summary Report

Sample ID / Duplicate ID	Compounds	Sample Result (µg/L)	Duplicate Result (µg/L)	RPD
	Pyrene	1.5 J	1.4 J	AC

Notes:

U = Non detect

AC = Acceptable

The calculated differences between the parent and field duplicate sample were acceptable.

10. Compound Identification

Compounds are identified on the GC/MS by using the analytes relative retention time and ion spectra.

All identified compounds met the specified criteria.

11. System Performance and Overall Assessment

Overall system performance was acceptable. Other than for those deviations specifically mentioned in this review, the overall data quality is within the guidelines specified in the method.

Data Validation Checklist for SVOCs

SVOCs: SW-846 8270D	Reported		Performance Acceptable		Not Required
	No	Yes	No	Yes	
GAS CHROMATOGRAPHY/MASS SPECTROMETRY (GC/MS)					
Tier II Validation					
Holding times		X		X	
Reporting limits (units)		X		X	
Blanks					
A. Method blanks		X		X	
B. Equipment blanks/Field blanks	X				X
Laboratory Control Sample (LCS) %R		X		X	
Laboratory Control Sample Duplicate (LCSD) %R	X				X
LCS/LCSD Precision (RPD)	X				X
Matrix Spike (MS) %R		X		X	
Matrix Spike Duplicate (MSD) %R		X		X	
MS/MSD Precision (RPD)		X		X	
Field/Lab Duplicate (RPD)		X		X	
Surrogate Spike Recoveries		X		X	
Dilution Factor		X		X	
Moisture Content	X				X
Tier III Validation					
System performance and column resolution		X		X	
Initial calibration %RSDs		X		X	
Initial calibration %Ds		X		X	
Continuing calibration RRFs		X		X	
Continuing calibration %Ds		X	X		
Instrument tune and performance check		X		X	
Ion abundance criteria for each instrument used		X		X	
Internal standard		X		X	
Compound identification and quantitation					
A. Reconstructed ion chromatograms		X		X	
B. Quantitation Reports		X		X	
C. RT of sample compounds within the established RT windows		X		X	
D. Transcription/calculation errors present		X		X	

Data Usability Summary Report

SVOCs: SW-846 8270D	Reported		Performance Acceptable		Not Required
	No	Yes	No	Yes	
GAS CHROMATOGRAPHY/MASS SPECTROMETRY (GC/MS)					
E. Reporting limits adjusted to reflect sample dilutions		X		X	

Notes:

- %RSD Relative standard deviation
- %R Percent recovery
- RPD Relative percent difference
- %D Percent difference

SAMPLE COMPLIANCE REPORT

Sample Delivery Group (SDG)	Sampling Date	Protocol	Sample ID	Matrix	Compliance ¹		Noncompliance
					VOC	SVOC	
480-227241-1	02/04/2025	SW846	MW-4S	Water	Yes	No	SVOC - CCV %D recovery
	02/04/2025	SW846	MW-6S	Water	Yes	No	SVOC - CCV %D recovery
	02/04/2025	SW846	MW-8S	Water	Yes	No	SVOC - CCV %D recovery
	02/04/2025	SW846	MW-9S	Water	Yes	Yes	--
	02/04/2025	SW846	MW-0404S	Water	Yes	Yes	--
	02/04/2025	SW846	MW-0405S	Water	Yes	No	SVOC - CCV %D recovery
	02/04/2025	SW846	DUP-20250204	Water	Yes	Yes	--
	01/17/2025	SW846	TRIP BLANK	Water	No		VOC – Holding time

Note:

- 1 Samples which are compliant with no added validation qualifiers are listed as "yes". Samples which are non-compliant, or which have added qualifiers are listed as "no". A "no" designation does not necessarily indicate that the data have been rejected or are otherwise unusable.

DATA USABILITY SUMMARY REPORT

VALIDATION PERFORMED BY: Amrutha M

SIGNATURE:

Handwritten signature of Amrutha M in black ink, written in a cursive style. The signature is positioned above a horizontal line.

DATE: February 21, 2025

PEER REVIEW: Joe Houser

DATE: February 21, 2025

Chain of Custody Corrected Sample Analysis Data Sheets

Definitions/Glossary

Client: Arcadis U.S., Inc.
Project/Site: NYSEG - Elmira Madison Ave Former MGP

Job ID: 480-227241-1

Qualifiers

GC/MS VOA

Qualifier	Qualifier Description
H	Sample was prepped or analyzed beyond the specified holding time. This does not meet regulatory requirements.
H3	Sample was received and analyzed past holding time. This does not meet regulatory requirements.
S1+	Surrogate recovery exceeds control limits, high biased.

GC/MS Semi VOA

Qualifier	Qualifier Description
J	Result is less than the RL but greater than or equal to the MDL and the concentration is an approximate value.

Glossary

Abbreviation	These commonly used abbreviations may or may not be present in this report.
☼	Listed under the "D" column to designate that the result is reported on a dry weight basis
%R	Percent Recovery
CFL	Contains Free Liquid
CFU	Colony Forming Unit
CNF	Contains No Free Liquid
DER	Duplicate Error Ratio (normalized absolute difference)
Dil Fac	Dilution Factor
DL	Detection Limit (DoD/DOE)
DL, RA, RE, IN	Indicates a Dilution, Re-analysis, Re-extraction, or additional Initial metals/anion analysis of the sample
DLC	Decision Level Concentration (Radiochemistry)
EDL	Estimated Detection Limit (Dioxin)
LOD	Limit of Detection (DoD/DOE)
LOQ	Limit of Quantitation (DoD/DOE)
MCL	EPA recommended "Maximum Contaminant Level"
MDA	Minimum Detectable Activity (Radiochemistry)
MDC	Minimum Detectable Concentration (Radiochemistry)
MDL	Method Detection Limit
ML	Minimum Level (Dioxin)
MPN	Most Probable Number
MQL	Method Quantitation Limit
NC	Not Calculated
ND	Not Detected at the reporting limit (or MDL or EDL if shown)
NEG	Negative / Absent
POS	Positive / Present
PQL	Practical Quantitation Limit
PRES	Presumptive
QC	Quality Control
RER	Relative Error Ratio (Radiochemistry)
RL	Reporting Limit or Requested Limit (Radiochemistry)
RPD	Relative Percent Difference, a measure of the relative difference between two points
TEF	Toxicity Equivalent Factor (Dioxin)
TEQ	Toxicity Equivalent Quotient (Dioxin)
TNTC	Too Numerous To Count

Client Sample Results

Client: Arcadis U.S., Inc.
 Project/Site: NYSEG - Elmira Madison Ave Former MGP

Job ID: 480-227241-1

Client Sample ID: MW-4S

Lab Sample ID: 480-227241-1

Date Collected: 02/04/25 12:35

Matrix: Ground Water

Date Received: 02/08/25 10:00

Method: SW846 8260C - Volatile Organic Compounds by GC/MS

Analyte	Result	Qualifier	RL	MDL	Unit	D	Prepared	Analyzed	Dil Fac
Benzene	<1.0		1.0	0.41	ug/L			02/11/25 14:58	1
Ethylbenzene	<1.0		1.0	0.74	ug/L			02/11/25 14:58	1
Toluene	<1.0		1.0	0.51	ug/L			02/11/25 14:58	1
Xylenes, Total	<2.0		2.0	0.66	ug/L			02/11/25 14:58	1

Surrogate	%Recovery	Qualifier	Limits	Prepared	Analyzed	Dil Fac
1,2-Dichloroethane-d4 (Surr)	113		77 - 120		02/11/25 14:58	1
4-Bromofluorobenzene (Surr)	96		73 - 120		02/11/25 14:58	1
Dibromofluoromethane (Surr)	112		75 - 123		02/11/25 14:58	1
Toluene-d8 (Surr)	117		80 - 120		02/11/25 14:58	1

Method: SW846 8270D - Semivolatile Organic Compounds (GC/MS)

Analyte	Result	Qualifier	RL	MDL	Unit	D	Prepared	Analyzed	Dil Fac
Acenaphthene	<5.0		5.0	0.41	ug/L		02/10/25 14:09	02/12/25 22:01	1
Acenaphthylene	<5.0		5.0	0.38	ug/L		02/10/25 14:09	02/12/25 22:01	1
Anthracene	<5.0		5.0	0.28	ug/L		02/10/25 14:09	02/12/25 22:01	1
Benzo[a]anthracene	<5.0		5.0	0.36	ug/L		02/10/25 14:09	02/12/25 22:01	1
Benzo(a)pyrene	<5.0		5.0	0.47	ug/L		02/10/25 14:09	02/12/25 22:01	1
Benzo(b)fluoranthene	<5.0		5.0	0.34	ug/L		02/10/25 14:09	02/12/25 22:01	1
Benzo(g,h,i)perylene	<5.0		5.0	0.35	ug/L		02/10/25 14:09	02/12/25 22:01	1
Benzo(k)fluoranthene	<5.0		5.0	0.73	ug/L		02/10/25 14:09	02/12/25 22:01	1
Chrysene	<5.0		5.0	0.33	ug/L		02/10/25 14:09	02/12/25 22:01	1
Dibenz(a,h)anthracene	<5.0		5.0	0.42	ug/L		02/10/25 14:09	02/12/25 22:01	1
Fluoranthene	<5.0		5.0	0.40	ug/L		02/10/25 14:09	02/12/25 22:01	1
Fluorene	<5.0	UJ	5.0	0.36	ug/L		02/10/25 14:09	02/12/25 22:01	1
Indeno[1,2,3-cd]pyrene	<5.0		5.0	0.47	ug/L		02/10/25 14:09	02/12/25 22:01	1
Naphthalene	<5.0		5.0	0.76	ug/L		02/10/25 14:09	02/12/25 22:01	1
Phenanthrene	<5.0		5.0	0.44	ug/L		02/10/25 14:09	02/12/25 22:01	1
Pyrene	<5.0		5.0	0.34	ug/L		02/10/25 14:09	02/12/25 22:01	1

Surrogate	%Recovery	Qualifier	Limits	Prepared	Analyzed	Dil Fac
2-Fluorobiphenyl	71		53 - 126	02/10/25 14:09	02/12/25 22:01	1
Nitrobenzene-d5	61		29 - 129	02/10/25 14:09	02/12/25 22:01	1
p-Terphenyl-d14	73		33 - 132	02/10/25 14:09	02/12/25 22:01	1

Client Sample Results

Client: Arcadis U.S., Inc.
 Project/Site: NYSEG - Elmira Madison Ave Former MGP

Job ID: 480-227241-1

Client Sample ID: MW-6S

Lab Sample ID: 480-227241-2

Date Collected: 02/04/25 12:25

Matrix: Ground Water

Date Received: 02/08/25 10:00

Method: SW846 8260C - Volatile Organic Compounds by GC/MS

Analyte	Result	Qualifier	RL	MDL	Unit	D	Prepared	Analyzed	Dil Fac
Benzene	<1.0		1.0	0.41	ug/L			02/11/25 15:22	1
Ethylbenzene	<1.0		1.0	0.74	ug/L			02/11/25 15:22	1
Toluene	<1.0		1.0	0.51	ug/L			02/11/25 15:22	1
Xylenes, Total	<2.0		2.0	0.66	ug/L			02/11/25 15:22	1

Surrogate	%Recovery	Qualifier	Limits	Prepared	Analyzed	Dil Fac
1,2-Dichloroethane-d4 (Surr)	112		77 - 120		02/11/25 15:22	1
4-Bromofluorobenzene (Surr)	97		73 - 120		02/11/25 15:22	1
Dibromofluoromethane (Surr)	115		75 - 123		02/11/25 15:22	1
Toluene-d8 (Surr)	122	S1+	80 - 120		02/11/25 15:22	1

Method: SW846 8270D - Semivolatile Organic Compounds (GC/MS)

Analyte	Result	Qualifier	RL	MDL	Unit	D	Prepared	Analyzed	Dil Fac
Acenaphthene	<5.0		5.0	0.41	ug/L		02/10/25 14:09	02/12/25 22:27	1
Acenaphthylene	<5.0		5.0	0.38	ug/L		02/10/25 14:09	02/12/25 22:27	1
Anthracene	<5.0		5.0	0.28	ug/L		02/10/25 14:09	02/12/25 22:27	1
Benzo[a]anthracene	<5.0		5.0	0.36	ug/L		02/10/25 14:09	02/12/25 22:27	1
Benzo(a)pyrene	<5.0		5.0	0.47	ug/L		02/10/25 14:09	02/12/25 22:27	1
Benzo(b)fluoranthene	<5.0		5.0	0.34	ug/L		02/10/25 14:09	02/12/25 22:27	1
Benzo(g,h,i)perylene	<5.0		5.0	0.35	ug/L		02/10/25 14:09	02/12/25 22:27	1
Benzo(k)fluoranthene	<5.0		5.0	0.73	ug/L		02/10/25 14:09	02/12/25 22:27	1
Chrysene	<5.0		5.0	0.33	ug/L		02/10/25 14:09	02/12/25 22:27	1
Dibenz(a,h)anthracene	<5.0		5.0	0.42	ug/L		02/10/25 14:09	02/12/25 22:27	1
Fluoranthene	<5.0		5.0	0.40	ug/L		02/10/25 14:09	02/12/25 22:27	1
Fluorene	<5.0	UJ	5.0	0.36	ug/L		02/10/25 14:09	02/12/25 22:27	1
Indeno[1,2,3-cd]pyrene	<5.0		5.0	0.47	ug/L		02/10/25 14:09	02/12/25 22:27	1
Naphthalene	<5.0		5.0	0.76	ug/L		02/10/25 14:09	02/12/25 22:27	1
Phenanthrene	<5.0		5.0	0.44	ug/L		02/10/25 14:09	02/12/25 22:27	1
Pyrene	<5.0		5.0	0.34	ug/L		02/10/25 14:09	02/12/25 22:27	1

Surrogate	%Recovery	Qualifier	Limits	Prepared	Analyzed	Dil Fac
2-Fluorobiphenyl	57		53 - 126	02/10/25 14:09	02/12/25 22:27	1
Nitrobenzene-d5	50		29 - 129	02/10/25 14:09	02/12/25 22:27	1
p-Terphenyl-d14	62		33 - 132	02/10/25 14:09	02/12/25 22:27	1

Client Sample Results

Client: Arcadis U.S., Inc.
Project/Site: NYSEG - Elmira Madison Ave Former MGP

Job ID: 480-227241-1

Client Sample ID: MW-8S

Lab Sample ID: 480-227241-3

Date Collected: 02/04/25 10:25

Matrix: Ground Water

Date Received: 02/08/25 10:00

Method: SW846 8260C - Volatile Organic Compounds by GC/MS

Analyte	Result	Qualifier	RL	MDL	Unit	D	Prepared	Analyzed	Dil Fac
Benzene	<8.0		8.0	3.3	ug/L			02/11/25 15:47	8
Ethylbenzene	<8.0		8.0	5.9	ug/L			02/11/25 15:47	8
Toluene	<8.0		8.0	4.1	ug/L			02/11/25 15:47	8
Xylenes, Total	<16		16	5.3	ug/L			02/11/25 15:47	8

Surrogate	%Recovery	Qualifier	Limits	Prepared	Analyzed	Dil Fac
1,2-Dichloroethane-d4 (Surr)	111		77 - 120		02/11/25 15:47	8
4-Bromofluorobenzene (Surr)	96		73 - 120		02/11/25 15:47	8
Dibromofluoromethane (Surr)	115		75 - 123		02/11/25 15:47	8
Toluene-d8 (Surr)	118		80 - 120		02/11/25 15:47	8

Method: SW846 8270D - Semivolatile Organic Compounds (GC/MS)

Analyte	Result	Qualifier	RL	MDL	Unit	D	Prepared	Analyzed	Dil Fac
Acenaphthene	6.1		5.0	0.41	ug/L		02/10/25 14:09	02/12/25 22:54	1
Acenaphthylene	<5.0		5.0	0.38	ug/L		02/10/25 14:09	02/12/25 22:54	1
Anthracene	0.28	J	5.0	0.28	ug/L		02/10/25 14:09	02/12/25 22:54	1
Benzo[a]anthracene	<5.0		5.0	0.36	ug/L		02/10/25 14:09	02/12/25 22:54	1
Benzo(a)pyrene	<5.0		5.0	0.47	ug/L		02/10/25 14:09	02/12/25 22:54	1
Benzo(b)fluoranthene	<5.0		5.0	0.34	ug/L		02/10/25 14:09	02/12/25 22:54	1
Benzo(g,h,i)perylene	<5.0		5.0	0.35	ug/L		02/10/25 14:09	02/12/25 22:54	1
Benzo(k)fluoranthene	<5.0		5.0	0.73	ug/L		02/10/25 14:09	02/12/25 22:54	1
Chrysene	<5.0		5.0	0.33	ug/L		02/10/25 14:09	02/12/25 22:54	1
Dibenz(a,h)anthracene	<5.0		5.0	0.42	ug/L		02/10/25 14:09	02/12/25 22:54	1
Fluoranthene	2.1	J	5.0	0.40	ug/L		02/10/25 14:09	02/12/25 22:54	1
Fluorene	3.6	J	5.0	0.36	ug/L		02/10/25 14:09	02/12/25 22:54	1
Indeno[1,2,3-cd]pyrene	<5.0		5.0	0.47	ug/L		02/10/25 14:09	02/12/25 22:54	1
Naphthalene	<5.0		5.0	0.76	ug/L		02/10/25 14:09	02/12/25 22:54	1
Phenanthrene	<5.0		5.0	0.44	ug/L		02/10/25 14:09	02/12/25 22:54	1
Pyrene	1.5	J	5.0	0.34	ug/L		02/10/25 14:09	02/12/25 22:54	1

Surrogate	%Recovery	Qualifier	Limits	Prepared	Analyzed	Dil Fac
2-Fluorobiphenyl	72		53 - 126	02/10/25 14:09	02/12/25 22:54	1
Nitrobenzene-d5	63		29 - 129	02/10/25 14:09	02/12/25 22:54	1
p-Terphenyl-d14	58		33 - 132	02/10/25 14:09	02/12/25 22:54	1

Client Sample Results

Client: Arcadis U.S., Inc.
Project/Site: NYSEG - Elmira Madison Ave Former MGP

Job ID: 480-227241-1

Client Sample ID: MW-9S

Lab Sample ID: 480-227241-4

Date Collected: 02/04/25 13:55

Matrix: Ground Water

Date Received: 02/08/25 10:00

Method: SW846 8260C - Volatile Organic Compounds by GC/MS

Analyte	Result	Qualifier	RL	MDL	Unit	D	Prepared	Analyzed	Dil Fac
Benzene	<1.0		1.0	0.41	ug/L			02/11/25 16:11	1
Ethylbenzene	<1.0		1.0	0.74	ug/L			02/11/25 16:11	1
Toluene	<1.0		1.0	0.51	ug/L			02/11/25 16:11	1
Xylenes, Total	<2.0		2.0	0.66	ug/L			02/11/25 16:11	1

Surrogate	%Recovery	Qualifier	Limits	Prepared	Analyzed	Dil Fac
1,2-Dichloroethane-d4 (Surr)	113		77 - 120		02/11/25 16:11	1
4-Bromofluorobenzene (Surr)	96		73 - 120		02/11/25 16:11	1
Dibromofluoromethane (Surr)	117		75 - 123		02/11/25 16:11	1
Toluene-d8 (Surr)	119		80 - 120		02/11/25 16:11	1

Method: SW846 8270D - Semivolatile Organic Compounds (GC/MS)

Analyte	Result	Qualifier	RL	MDL	Unit	D	Prepared	Analyzed	Dil Fac
Acenaphthene	<5.0		5.0	0.41	ug/L		02/10/25 14:09	02/13/25 01:33	1
Acenaphthylene	<5.0		5.0	0.38	ug/L		02/10/25 14:09	02/13/25 01:33	1
Anthracene	<5.0		5.0	0.28	ug/L		02/10/25 14:09	02/13/25 01:33	1
Benzo[a]anthracene	<5.0		5.0	0.36	ug/L		02/10/25 14:09	02/13/25 01:33	1
Benzo(a)pyrene	<5.0		5.0	0.47	ug/L		02/10/25 14:09	02/13/25 01:33	1
Benzo(b)fluoranthene	<5.0		5.0	0.34	ug/L		02/10/25 14:09	02/13/25 01:33	1
Benzo(g,h,i)perylene	<5.0		5.0	0.35	ug/L		02/10/25 14:09	02/13/25 01:33	1
Benzo(k)fluoranthene	<5.0		5.0	0.73	ug/L		02/10/25 14:09	02/13/25 01:33	1
Chrysene	<5.0		5.0	0.33	ug/L		02/10/25 14:09	02/13/25 01:33	1
Dibenz(a,h)anthracene	<5.0		5.0	0.42	ug/L		02/10/25 14:09	02/13/25 01:33	1
Fluoranthene	<5.0		5.0	0.40	ug/L		02/10/25 14:09	02/13/25 01:33	1
Fluorene	<5.0		5.0	0.36	ug/L		02/10/25 14:09	02/13/25 01:33	1
Indeno[1,2,3-cd]pyrene	<5.0		5.0	0.47	ug/L		02/10/25 14:09	02/13/25 01:33	1
Naphthalene	<5.0		5.0	0.76	ug/L		02/10/25 14:09	02/13/25 01:33	1
Phenanthrene	<5.0		5.0	0.44	ug/L		02/10/25 14:09	02/13/25 01:33	1
Pyrene	<5.0		5.0	0.34	ug/L		02/10/25 14:09	02/13/25 01:33	1

Surrogate	%Recovery	Qualifier	Limits	Prepared	Analyzed	Dil Fac
2-Fluorobiphenyl	74		53 - 126	02/10/25 14:09	02/13/25 01:33	1
Nitrobenzene-d5	61		29 - 129	02/10/25 14:09	02/13/25 01:33	1
p-Terphenyl-d14	72		33 - 132	02/10/25 14:09	02/13/25 01:33	1

Client Sample Results

Client: Arcadis U.S., Inc.
 Project/Site: NYSEG - Elmira Madison Ave Former MGP

Job ID: 480-227241-1

Client Sample ID: MW-0404S

Lab Sample ID: 480-227241-5

Date Collected: 02/04/25 09:40

Matrix: Ground Water

Date Received: 02/08/25 10:00

Method: SW846 8260C - Volatile Organic Compounds by GC/MS

Analyte	Result	Qualifier	RL	MDL	Unit	D	Prepared	Analyzed	Dil Fac
Benzene	<1.0		1.0	0.41	ug/L			02/11/25 16:36	1
Ethylbenzene	<1.0		1.0	0.74	ug/L			02/11/25 16:36	1
Toluene	<1.0		1.0	0.51	ug/L			02/11/25 16:36	1
Xylenes, Total	<2.0		2.0	0.66	ug/L			02/11/25 16:36	1

Surrogate	%Recovery	Qualifier	Limits	Prepared	Analyzed	Dil Fac
1,2-Dichloroethane-d4 (Surr)	111		77 - 120		02/11/25 16:36	1
4-Bromofluorobenzene (Surr)	90		73 - 120		02/11/25 16:36	1
Dibromofluoromethane (Surr)	114		75 - 123		02/11/25 16:36	1
Toluene-d8 (Surr)	117		80 - 120		02/11/25 16:36	1

Method: SW846 8270D - Semivolatile Organic Compounds (GC/MS)

Analyte	Result	Qualifier	RL	MDL	Unit	D	Prepared	Analyzed	Dil Fac
Acenaphthene	<5.0		5.0	0.41	ug/L		02/10/25 14:09	02/13/25 02:00	1
Acenaphthylene	<5.0		5.0	0.38	ug/L		02/10/25 14:09	02/13/25 02:00	1
Anthracene	<5.0		5.0	0.28	ug/L		02/10/25 14:09	02/13/25 02:00	1
Benzo[a]anthracene	<5.0		5.0	0.36	ug/L		02/10/25 14:09	02/13/25 02:00	1
Benzo(a)pyrene	<5.0		5.0	0.47	ug/L		02/10/25 14:09	02/13/25 02:00	1
Benzo(b)fluoranthene	<5.0		5.0	0.34	ug/L		02/10/25 14:09	02/13/25 02:00	1
Benzo(g,h,i)perylene	<5.0		5.0	0.35	ug/L		02/10/25 14:09	02/13/25 02:00	1
Benzo(k)fluoranthene	<5.0		5.0	0.73	ug/L		02/10/25 14:09	02/13/25 02:00	1
Chrysene	<5.0		5.0	0.33	ug/L		02/10/25 14:09	02/13/25 02:00	1
Dibenz(a,h)anthracene	<5.0		5.0	0.42	ug/L		02/10/25 14:09	02/13/25 02:00	1
Fluoranthene	<5.0		5.0	0.40	ug/L		02/10/25 14:09	02/13/25 02:00	1
Fluorene	<5.0		5.0	0.36	ug/L		02/10/25 14:09	02/13/25 02:00	1
Indeno[1,2,3-cd]pyrene	<5.0		5.0	0.47	ug/L		02/10/25 14:09	02/13/25 02:00	1
Naphthalene	<5.0		5.0	0.76	ug/L		02/10/25 14:09	02/13/25 02:00	1
Phenanthrene	<5.0		5.0	0.44	ug/L		02/10/25 14:09	02/13/25 02:00	1
Pyrene	<5.0		5.0	0.34	ug/L		02/10/25 14:09	02/13/25 02:00	1

Surrogate	%Recovery	Qualifier	Limits	Prepared	Analyzed	Dil Fac
2-Fluorobiphenyl	78		53 - 126	02/10/25 14:09	02/13/25 02:00	1
Nitrobenzene-d5	71		29 - 129	02/10/25 14:09	02/13/25 02:00	1
p-Terphenyl-d14	77		33 - 132	02/10/25 14:09	02/13/25 02:00	1

Client Sample Results

Client: Arcadis U.S., Inc.
 Project/Site: NYSEG - Elmira Madison Ave Former MGP

Job ID: 480-227241-1

Client Sample ID: MW-0405S

Lab Sample ID: 480-227241-6

Date Collected: 02/04/25 10:55

Matrix: Ground Water

Date Received: 02/08/25 10:00

Method: SW846 8260C - Volatile Organic Compounds by GC/MS

Analyte	Result	Qualifier	RL	MDL	Unit	D	Prepared	Analyzed	Dil Fac
Benzene	<1.0		1.0	0.41	ug/L			02/11/25 17:00	1
Ethylbenzene	<1.0		1.0	0.74	ug/L			02/11/25 17:00	1
Toluene	<1.0		1.0	0.51	ug/L			02/11/25 17:00	1
Xylenes, Total	<2.0		2.0	0.66	ug/L			02/11/25 17:00	1

Surrogate	%Recovery	Qualifier	Limits	Prepared	Analyzed	Dil Fac
1,2-Dichloroethane-d4 (Surr)	112		77 - 120		02/11/25 17:00	1
4-Bromofluorobenzene (Surr)	92		73 - 120		02/11/25 17:00	1
Dibromofluoromethane (Surr)	116		75 - 123		02/11/25 17:00	1
Toluene-d8 (Surr)	116		80 - 120		02/11/25 17:00	1

Method: SW846 8270D - Semivolatile Organic Compounds (GC/MS)

Analyte	Result	Qualifier	RL	MDL	Unit	D	Prepared	Analyzed	Dil Fac
Acenaphthene	<5.0		5.0	0.41	ug/L		02/10/25 14:09	02/12/25 18:28	1
Acenaphthylene	<5.0		5.0	0.38	ug/L		02/10/25 14:09	02/12/25 18:28	1
Anthracene	<5.0		5.0	0.28	ug/L		02/10/25 14:09	02/12/25 18:28	1
Benzo[a]anthracene	<5.0		5.0	0.36	ug/L		02/10/25 14:09	02/12/25 18:28	1
Benzo(a)pyrene	<5.0		5.0	0.47	ug/L		02/10/25 14:09	02/12/25 18:28	1
Benzo(b)fluoranthene	<5.0		5.0	0.34	ug/L		02/10/25 14:09	02/12/25 18:28	1
Benzo(g,h,i)perylene	<5.0		5.0	0.35	ug/L		02/10/25 14:09	02/12/25 18:28	1
Benzo(k)fluoranthene	<5.0		5.0	0.73	ug/L		02/10/25 14:09	02/12/25 18:28	1
Chrysene	<5.0		5.0	0.33	ug/L		02/10/25 14:09	02/12/25 18:28	1
Dibenz(a,h)anthracene	<5.0		5.0	0.42	ug/L		02/10/25 14:09	02/12/25 18:28	1
Fluoranthene	<5.0		5.0	0.40	ug/L		02/10/25 14:09	02/12/25 18:28	1
Fluorene	<5.0	UJ	5.0	0.36	ug/L		02/10/25 14:09	02/12/25 18:28	1
Indeno[1,2,3-cd]pyrene	<5.0		5.0	0.47	ug/L		02/10/25 14:09	02/12/25 18:28	1
Naphthalene	<5.0		5.0	0.76	ug/L		02/10/25 14:09	02/12/25 18:28	1
Phenanthrene	<5.0		5.0	0.44	ug/L		02/10/25 14:09	02/12/25 18:28	1
Pyrene	<5.0		5.0	0.34	ug/L		02/10/25 14:09	02/12/25 18:28	1

Surrogate	%Recovery	Qualifier	Limits	Prepared	Analyzed	Dil Fac
2-Fluorobiphenyl	85		53 - 126	02/10/25 14:09	02/12/25 18:28	1
Nitrobenzene-d5	77		29 - 129	02/10/25 14:09	02/12/25 18:28	1
p-Terphenyl-d14	81		33 - 132	02/10/25 14:09	02/12/25 18:28	1

Client Sample Results

Client: Arcadis U.S., Inc.
Project/Site: NYSEG - Elmira Madison Ave Former MGP

Job ID: 480-227241-1

Client Sample ID: DUP-20250204

Lab Sample ID: 480-227241-7

Date Collected: 02/04/25 00:00

Matrix: WQ

Date Received: 02/08/25 10:00

Method: SW846 8260C - Volatile Organic Compounds by GC/MS

Analyte	Result	Qualifier	RL	MDL	Unit	D	Prepared	Analyzed	Dil Fac
Benzene	<8.0		8.0	3.3	ug/L			02/11/25 17:25	8
Ethylbenzene	<8.0		8.0	5.9	ug/L			02/11/25 17:25	8
Toluene	<8.0		8.0	4.1	ug/L			02/11/25 17:25	8
Xylenes, Total	<16		16	5.3	ug/L			02/11/25 17:25	8

Surrogate	%Recovery	Qualifier	Limits	Prepared	Analyzed	Dil Fac
1,2-Dichloroethane-d4 (Surr)	111		77 - 120		02/11/25 17:25	8
4-Bromofluorobenzene (Surr)	97		73 - 120		02/11/25 17:25	8
Dibromofluoromethane (Surr)	117		75 - 123		02/11/25 17:25	8
Toluene-d8 (Surr)	119		80 - 120		02/11/25 17:25	8

Method: SW846 8270D - Semivolatile Organic Compounds (GC/MS)

Analyte	Result	Qualifier	RL	MDL	Unit	D	Prepared	Analyzed	Dil Fac
Acenaphthene	6.7		5.0	0.41	ug/L		02/10/25 14:09	02/13/25 02:27	1
Acenaphthylene	<5.0		5.0	0.38	ug/L		02/10/25 14:09	02/13/25 02:27	1
Anthracene	<5.0		5.0	0.28	ug/L		02/10/25 14:09	02/13/25 02:27	1
Benzo[a]anthracene	<5.0		5.0	0.36	ug/L		02/10/25 14:09	02/13/25 02:27	1
Benzo(a)pyrene	<5.0		5.0	0.47	ug/L		02/10/25 14:09	02/13/25 02:27	1
Benzo(b)fluoranthene	<5.0		5.0	0.34	ug/L		02/10/25 14:09	02/13/25 02:27	1
Benzo(g,h,i)perylene	<5.0		5.0	0.35	ug/L		02/10/25 14:09	02/13/25 02:27	1
Benzo(k)fluoranthene	<5.0		5.0	0.73	ug/L		02/10/25 14:09	02/13/25 02:27	1
Chrysene	<5.0		5.0	0.33	ug/L		02/10/25 14:09	02/13/25 02:27	1
Dibenz(a,h)anthracene	<5.0		5.0	0.42	ug/L		02/10/25 14:09	02/13/25 02:27	1
Fluoranthene	2.2 J		5.0	0.40	ug/L		02/10/25 14:09	02/13/25 02:27	1
Fluorene	3.7 J		5.0	0.36	ug/L		02/10/25 14:09	02/13/25 02:27	1
Indeno[1,2,3-cd]pyrene	<5.0		5.0	0.47	ug/L		02/10/25 14:09	02/13/25 02:27	1
Naphthalene	<5.0		5.0	0.76	ug/L		02/10/25 14:09	02/13/25 02:27	1
Phenanthrene	<5.0		5.0	0.44	ug/L		02/10/25 14:09	02/13/25 02:27	1
Pyrene	1.4 J		5.0	0.34	ug/L		02/10/25 14:09	02/13/25 02:27	1

Surrogate	%Recovery	Qualifier	Limits	Prepared	Analyzed	Dil Fac
2-Fluorobiphenyl	73		53 - 126	02/10/25 14:09	02/13/25 02:27	1
Nitrobenzene-d5	63		29 - 129	02/10/25 14:09	02/13/25 02:27	1
p-Terphenyl-d14	57		33 - 132	02/10/25 14:09	02/13/25 02:27	1

Client Sample Results

Client: Arcadis U.S., Inc.
 Project/Site: NYSEG - Elmira Madison Ave Former MGP

Job ID: 480-227241-1

Client Sample ID: TRIP BLANK

Lab Sample ID: 480-227241-8

Date Collected: 01/17/25 00:00

Matrix: Water

Date Received: 02/08/25 10:00

Method: SW846 8260C - Volatile Organic Compounds by GC/MS

Analyte	Result	Qualifier	RL	MDL	Unit	D	Prepared	Analyzed	Dil Fac
Benzene	<1.0	H H3 UJ	1.0	0.41	ug/L			02/11/25 17:50	1
Ethylbenzene	<1.0	H H3 UJ	1.0	0.74	ug/L			02/11/25 17:50	1
Toluene	<1.0	H H3 UJ	1.0	0.51	ug/L			02/11/25 17:50	1
Xylenes, Total	<2.0	H H3 UJ	2.0	0.66	ug/L			02/11/25 17:50	1

Surrogate	%Recovery	Qualifier	Limits	Prepared	Analyzed	Dil Fac
1,2-Dichloroethane-d4 (Surr)	112		77 - 120		02/11/25 17:50	1
4-Bromofluorobenzene (Surr)	99		73 - 120		02/11/25 17:50	1
Dibromofluoromethane (Surr)	115		75 - 123		02/11/25 17:50	1
Toluene-d8 (Surr)	119		80 - 120		02/11/25 17:50	1

Appendix F

Well Inspection Photographic Log

Appendix F – Well Inspection Photographic Log

New York State Electric & Gas
Madison Avenue Former MGP Site
Elmira, New York



Photograph: 1

Well ID:
MW-1S

Description:
Monitoring well with lockable cap is in good condition.

Photograph taken by:
KCF

Date: 8/26/2024



Photograph: 2

Well ID:
MW-1D

Description:
Monitoring well with lockable cap is in good condition.

Photograph taken by:
KCF

Date: 8/26/2024

Appendix F – Well Inspection Photographic Log

New York State Electric & Gas
Madison Avenue Former MGP Site
Elmira, New York



Photograph: 3

Well ID:
MW-2S

Description:
Monitoring well (stick-up) with secure cap and lockable lid is in good condition.

Photograph taken by:
KCF

Date: 8/26/2024



Photograph: 4

Well ID:
MW-2D

Description:
Monitoring well (stick-up) with secure cap and lockable lid is in good condition.

Photograph taken by:
KCF

Date: 8/26/2024

Appendix F – Well Inspection Photographic Log

New York State Electric & Gas
Madison Avenue Former MGP Site
Elmira, New York



Photograph: 5

Well ID:
MW-4S

Description:
Monitoring well with lockable cap is in good condition.

Photograph taken by:
KCF

Date: 8/26/2024



Photograph: 6

Well ID:
MW-6S

Description:
Monitoring well with lockable cap is in good condition.

Photograph taken by:
KCF

Date: 8/26/2024

Appendix F – Well Inspection Photographic Log

New York State Electric & Gas
Madison Avenue Former MGP Site
Elmira, New York



Photograph: 7

Well ID:
MW-7

Description:
Monitoring well (stick-up) with secure cap and lockable lid is in good condition.

Photograph taken by:
KCF

Date: 8/26/2024



Photograph: 8

Well ID:
MW-8S

Description:
Monitoring well with lockable cap is in good condition.

Photograph taken by:
KCF

Date: 8/26/2024

Appendix F – Well Inspection Photographic Log

New York State Electric & Gas
Madison Avenue Former MGP Site
Elmira, New York



Photograph: 9

Well ID:
MW-8D

Description:
Monitoring well with lockable cap is in good condition.

Photograph taken by:
KCF

Date: 8/26/2024



Photograph: 10

Well ID:
MW-9S

Description:
Monitoring well with lockable cap is in good condition.

Photograph taken by:
KCF

Date: 8/26/2024

Appendix F – Well Inspection Photographic Log

New York State Electric & Gas
Madison Avenue Former MGP Site
Elmira, New York



Photograph: 11

Well ID:
MW-9D

Description:
Monitoring well with lockable cap is in good condition.

Photograph taken by:
KCF

Date: 8/26/2024



Photograph: 12

Well ID:
MW-0304D

Description:
Monitoring well with lockable cap is in good condition.

Photograph taken by:
KCF

Date: 8/26/2024

Appendix F – Well Inspection Photographic Log

New York State Electric & Gas
Madison Avenue Former MGP Site
Elmira, New York



Photograph: 13

Well ID:
MW-0402S

Description:
Monitoring well with lockable cap is in good condition.

Photograph taken by:
KCF

Date: 8/26/2024



Photograph: 14

Well ID:
MW-0403S

Description:
Monitoring well with lockable cap is in good condition.

Photograph taken by:
KCF

Date: 8/26/2024

Appendix F – Well Inspection Photographic Log

New York State Electric & Gas
Madison Avenue Former MGP Site
Elmira, New York



Photograph: 15

Well ID:
MW-0404S

Description:
Monitoring well with
lockable cap is in good
condition.

Photograph taken by:
KCF

Date: 8/26/2024



Photograph: 16

Well ID:
MW-0404D

Description:
Monitoring well with
lockable cap is in good
condition.

Photograph taken by:
KCF

Date: 8/26/2024

Appendix F – Well Inspection Photographic Log

New York State Electric & Gas
Madison Avenue Former MGP Site
Elmira, New York



Photograph: 17

Well ID:
MW-0405S

Description:
Monitoring well with lockable cap is in good condition.

Photograph taken by:
KCF

Date: 8/26/2024



Photograph: 18

Well ID:
AW-01

Description:
Application well with lockable cap is in good condition.

Photograph taken by:
KCF

Date: 8/26/2024

Appendix F – Well Inspection Photographic Log

New York State Electric & Gas
Madison Avenue Former MGP Site
Elmira, New York



Photograph: 19

Well ID:
AW-02

Description:
Application well with lockable cap is in good condition. Heaving bentonite seal.

Photograph taken by:
KCF

Date: 8/26/2024



Photograph: 20

Well ID:
AW-03

Description:
Application well with lockable cap is in good condition.

Photograph taken by:
KCF

Date: 8/26/2024

Appendix F – Well Inspection Photographic Log

New York State Electric & Gas
Madison Avenue Former MGP Site
Elmira, New York



Photograph: 21

Well ID:
AW-04

Description:
Application well with lockable cap is in good condition.

Photograph taken by:
KCF

Date: 8/26/2024



Photograph: 22

Well ID:
AW-05

Description:
Application well with lockable cap is in good condition. Heaving bentonite and concrete seal.

Photograph taken by:
KCF

Date: 8/26/2024

Appendix F – Well Inspection Photographic Log

New York State Electric & Gas
Madison Avenue Former MGP Site
Elmira, New York



Photograph: 23

Well ID:
AW-06

Description:
Application well with lockable cap is in good condition.

Photograph taken by:
KCF

Date: 8/26/2024



Photograph: 24

Well ID:
AW-07

Description:
Application well with lockable cap is in good condition.

Photograph taken by:
KCF

Date: 8/26/2024

Appendix F – Well Inspection Photographic Log

New York State Electric & Gas
Madison Avenue Former MGP Site
Elmira, New York



Photograph: 25

Well ID:
AW-08

Description:
Application well with lockable cap is in good condition. Heaving bentonite and concrete seal.

Photograph taken by:
KCF

Date: 8/26/2024



Photograph: 26

Well ID:
AW-09

Description:
Application well with lockable cap is in good condition.

Photograph taken by:
KCF

Date: 8/26/2024

Appendix F – Well Inspection Photographic Log

New York State Electric & Gas
Madison Avenue Former MGP Site
Elmira, New York



Photograph: 27

Well ID:
AW-10

Description:
Application well with lockable cap is in good condition.

Photograph taken by:
KCF

Date: 8/26/2024



Photograph: 28

Well ID:
AW-11

Description:
Application well with lockable cap is in good condition.

Photograph taken by:
KCF

Date: 8/26/2024

Appendix F – Well Inspection Photographic Log

New York State Electric & Gas
Madison Avenue Former MGP Site
Elmira, New York



Photograph: 29

Well ID:
AW-12

Description:
Application well with lockable cap is in good condition. Broken well pad; however, not structurally deficient.

Photograph taken by:
KCF

Date: 8/26/2024



Photograph: 30

Well ID:
AW-13

Description:
Application well with lockable cap is in good condition.

Photograph taken by:
KCF

Date: 8/26/2024

Appendix F – Well Inspection Photographic Log

New York State Electric & Gas
Madison Avenue Former MGP Site
Elmira, New York



Photograph: 31

Well ID:
AW-14

Description:
Application well with lockable cap is in good condition.

Photograph taken by:
KCF

Date: 8/26/2024



Photograph: 32

Well ID:
AW-15

Description:
Application well with lockable cap is in good condition.

Photograph taken by:
KCF

Date: 8/26/2024

Appendix F – Well Inspection Photographic Log

New York State Electric & Gas
Madison Avenue Former MGP Site
Elmira, New York



Photograph: 33

Well ID:
AW-16

Description:
Application well with lockable cap is in good condition.

Photograph taken by:
KCF

Date: 8/26/2024



Photograph: 34

Well ID:
AW-17

Description:
Application well with lockable cap is in good condition.

Photograph taken by:
KCF

Date: 8/26/2024

Appendix F – Well Inspection Photographic Log

New York State Electric & Gas
Madison Avenue Former MGP Site
Elmira, New York



Photograph: 35

Well ID:
AW-18

Description:
Application well with lockable cap is in good condition.

Photograph taken by:
KCF

Date: 8/26/2024



Photograph: 36

Well ID:
AW-19

Description:
Application well with lockable cap is in good condition.

Photograph taken by:
KCF

Date: 8/26/2024

Appendix F – Well Inspection Photographic Log

New York State Electric & Gas
Madison Avenue Former MGP Site
Elmira, New York



Photograph: 37

Well ID:
PMW-01

Description:
Performance monitoring well with lockable cap is in good condition.

Photograph taken by:
KCF

Date: 8/26/2024



Photograph: 38

Well ID:
PMW-02

Description:
Performance monitoring well with lockable cap is in good condition.

Photograph taken by:
KCF

Date: 8/26/2024

Appendix F – Well Inspection Photographic Log

New York State Electric & Gas
Madison Avenue Former MGP Site
Elmira, New York



Photograph: 39

Well ID:
PMW-03

Description:
Performance monitoring well with lockable cap is in good condition.

Photograph taken by:
KCF

Date: 8/26/2024



Photograph: 40

Well ID:
PMW-04

Description:
Performance monitoring well with lockable cap is in good condition.

Photograph taken by:
KCF

Date: 8/26/2024

Appendix F – Well Inspection Photographic Log

New York State Electric & Gas
Madison Avenue Former MGP Site
Elmira, New York



Photograph: 41

Well ID:
PMW-05

Description:
Performance monitoring well with lockable cap is in good condition.

Photograph taken by:
KCF

Date: 8/26/2024



Photograph: 42

Well ID:
PMW-06

Description:
Performance monitoring well with lockable cap is in good condition.

Photograph taken by:
KCF

Date: 8/26/2024

Appendix F – Well Inspection Photographic Log

New York State Electric & Gas
Madison Avenue Former MGP Site
Elmira, New York



Photograph: 43

Well ID:
NRW-01

Description:
Non-aqueous phase liquid (NAPL) recovery well with lockable cap is in good condition. Heaving bentonite and concrete seal.

Photograph taken by:
KCF

Date: 8/26/2024



Photograph: 44

Well ID:
NRW-02

Description:
NAPL recovery well with lockable cap is in good condition.

Photograph taken by:
KCF

Date: 8/26/2024

Appendix F – Well Inspection Photographic Log

New York State Electric & Gas
Madison Avenue Former MGP Site
Elmira, New York



Photograph: 45

Well ID:
NRW-03

Description:
NAPL recovery well
with lockable cap is in
good condition.

Photograph taken by:
KCF

Date: 8/26/2024



Photograph: 46

Well ID:
NRW-04

Description:
NAPL recovery well
with lockable cap is in
good condition.

Photograph taken by:
KCF

Date: 8/26/2024

Appendix F – Well Inspection Photographic Log

New York State Electric & Gas
Madison Avenue Former MGP Site
Elmira, New York



Photograph: 47

Well ID:
NMW-0402S

Description:
NAPL monitoring well
with lockable cap is in
good condition.

Photograph taken by:
KCF

Date: 8/26/2024

Appendix G


NYSEG Certification Statement

Appendix G Certification Statement

Based on information provided to NYSEG, NYSEG verifies that the site Engineering Controls described in the Record of Decision (NYSDEC 2008) were in place during the reporting period, and NYSEG has no knowledge that changes have occurred at the Madison Avenue Former Manufactured Gas Plant Site that would impair the ability of the Engineering Controls to protect public health and the environment or constitute a violation or failure to comply with the operation and maintenance plan described in the *Site Management Plan* (Arcadis 2014).

During the reporting period, the New York State Department of Environmental Conservation, NYSEG, and the City of Elmira have worked to define and are working to establish Institutional Controls at the site that would further protect public health and safety.

For NYSEG:

A handwritten signature in black ink, appearing to read 'John J. Ruspantini', written over a horizontal line.

Mr. John J. Ruspantini, CHMM, PMP
NYSEG, Manager – Programs/Projects

Arcadis of New York, Inc.
100 Chestnut Street, Suite 1020
Rochester
New York 14604
Phone: 585 385 0090
Fax: 585 546 1973
www.arcadis.com