Groundwater Monitoring Report
Second Quarter 2025
Town and Country Dry Cleaners Site (828149)
Brighton, New York

Work Assignment No. D009806-34

Prepared for

New York State Department of Environmental Conservation
Division of Environmental Remediation
625 Broadway
Albany, New York 12233-7017

Prepared by

EA Engineering and Geology, P.C.
Washington Station
333 West Washington Street, Suite 300
Syracuse, New York 13202
315-431-4610

January 2026
Version: FINAL
EA Project No. 16025-34-00-CP

This page intentionally left blank

TABLE OF CONTENTS

Page

LIST OF TABLES ii

LIST OF FIGURES iii

LIST OF APPENDICES iv

LIST OF ACRONYMS AND ABBREVIATIONS v

1. BACKGROUND 1

1.1 SITE DESCRIPTION 1
1.2 PROJECT BACKGROUND 1
1.3 OBJECTIVES 2
1.4 REPORT ORGANIZATION 2

2. FIELD INVESTIGATION 4

2.1 MONITORING WELL ASSESSMENTS 4
2.2 GROUNDWATER GAUGING 4
2.3 GROUNDWATER SAMPLING 4
2.4 LABORATORY ANALYSIS 4
2.5 DATA VERIFICATION 5

3. GROUNDWATER SAMPLING RESULTS 6

3.1 VOLATILE ORGANIC COMPOUND RESULTS 6

3.1.1 Volatile Organic Compound Results for On-site Monitoring Wells 6
3.1.2 Volatile Organic Compound Results in Off-site Monitoring Wells 6

3.2 TREND EVALUATION 7

3.2.1 PCE Concentration Trends 8
3.2.2 TCE Concentration Trends 8
3.2.3 *Cis*-1,2-DCE Concentration Trends 9

3.3 PFAS SAMPLE RESULTS 9

4. CONCLUSIONS AND RECOMMENDATIONS 10

5. REFERENCES 12

LIST OF TABLES

Table 1. Monitoring Well Details and Gauging Data

Table 2. Summary of Samples Collected (April 2025)

Table 3. Historical Bedrock VOC Analytical Results

Table 4. Historical Overburden VOC Analytical Results

Table 5. Historical PFAS and 1,4-dioxane Analytical Results

LIST OF FIGURES

Figure 1. General Site Location

Figure 2. Site Layout

Figure 3. April 2025 Overburden Groundwater Elevation Contours

Figure 4. April 2025 Bedrock Groundwater Elevation Contours

Figure 5. April 2025 VOC Analytical Results

Figure 6. April 2025 PFAS Analytical Results

Figure 7. April 2025 PCE Concentrations in Overburden

Figure 8. April 2025 TCE Concentrations in Bedrock

Figure 9. April 2025 TCE Concentrations in Overburden

Figure 10. April 2025 TCE Concentrations in Bedrock

Figure 11. April 2025 cis-1,2-DCE Concentrations in Overburden

LIST OF APPENDICES

Appendix A. Field Forms

Appendix B. Daily Inspection Reports

Appendix C. Laboratory Analytical Report

Appendix D. Mann-Kendall Analysis

LIST OF ACRONYMS AND ABBREVIATIONS

µg/L	microgram(s) per liter
AWQS	Ambient Water Quality Standards
COC	contaminant of concern
DCE	dichloroethene
EA	EA Engineering and Geology, P.C.
EPA	U.S. Environmental Protection Agency
IRM	Interim Remedial Measure
MACTEC	MACTEC Engineering and Consulting, P.C.
No.	number
NYS	New York State
NYSDEC	New York State Department of Environmental Conservation
PCE	tetrachloroethene
PFAS	Per- and polyfluoroalkyl substances
SCO	soil cleanup objective
Site	Town and Country Dry Cleaners Site
SMP	Site Management Plan
TCE	trichloroethene
VOC	volatile organic compound

This page intentionally left blank

1. BACKGROUND

The New York State Department of Environmental Conservation (NYSDEC) tasked EA Engineering and Geology, P.C. (EA) under Work Assignment Number (No.) D009806-34 to perform site management activities, including annual groundwater sampling, at the Town and Country Dry Cleaners Site (NYSDEC Site No. 828149). This Groundwater Monitoring Report documents site management activities conducted in April 2025. Activities were completed in accordance with the applicable guidelines and requirements of NYSDEC.

The Site is located at 2308 and 2310 Monroe Avenue, in the town of Brighton, Monroe County, New York (**Figures 1 and 2**). The Site operated as a dry cleaning and laundry facility from 1969 to 2021. The primary dry cleaning solvent, tetrachloroethene (PCE), was used from 1969 to May 2011, when its use was reportedly discontinued. PCE was observed as high as 38,000 milligrams per kilogram from a soil sample collected just below the bottom of an unlined catch basin that was previously located to the rear (i.e., northeast) of the site building in 2013 (MACTEC Engineering and Consulting, P.C. [MACTEC] 2016a). The contaminants of concern (COCs) include PCE, trichloroethene (TCE), *cis*-1,2-dichloroethene (DCE), and vinyl chloride, which are associated with the historical site use as a dry-cleaning facility.

1.1 SITE DESCRIPTION

The Site is located at 2308 and 2310 Monroe Avenue in the town of Brighton, Monroe County. The 0.39-acre site is in a mixed commercial/residential area on the northeast side of the town. Most of the Site is occupied by the on-site building with a paved parking area on the north side. The on-site building is occupied by an inactive dry cleaning business. The Site is bound by Monroe Avenue to the south, commercial properties to the west and east, and a residential neighborhood to the north (NYSDEC 2020).

1.2 PROJECT BACKGROUND

During Fall 2015, an Interim Remedial Measure (IRM) was conducted to remove the chlorinated volatile organic compound (VOC) impacted soil immediately below and surrounding the catch basin, and to replace the unlined catch basin with a new sealed, concrete-lined catch basin (MACTEC 2016b). The IRM excavation extents are shown on **Figure 2**. The catch basin was located to the northeast of the on-site building. Prior to backfilling the excavation, the bottom and sides were sprayed with a chemical oxidant, sodium permanganate, prior to backfilling.

NYSDEC issued a Record of Decision in March 2017 (NYSDEC 2017a), and the selected remedy included:

- Excavation and off-site disposal of all on-site soils which exceed the New York State (NYS) soil cleanup objectives (SCOs) for commercial use.
- Excavation and off-site disposal of all off-site soil which exceed NYS SCOs for residential use.

- In situ enhanced biodegradation to treat PCE and its associated degradation products in groundwater in an area to be determined during the remedial design.

In 2017, a Pre-Design Investigation was completed to delineate the extent of soil PCE contamination exceeding residential SCOs for the off-site property and commercial SCOs on-site. The sample results were used during the remedial design to calculate volume estimates for excavation and off-site disposal. Groundwater sample results indicated contaminant concentrations and extent were consistent with previous investigations and display limited potential for reductive dechlorination of PCE (MACTEC 2018).

In 2019, groundwater samples were collected to assess groundwater concentrations post-soil removal IRM (MACTEC 2019). Results indicated concentrations of PCE, TCE, *cis*-1,2-DCE, and vinyl chloride above Class GA NYS Ambient Water Quality Standards (AWQS) (NYSDEC 1993). Concentrations of PCE detected in groundwater in May 2019 were generally lower than historical values. The highest concentrations of PCE were observed adjacent to and downgradient of the IRM removal area at MW-1 (2,000 micrograms per liter [µg/L]), MW-2 (63,000 µg/L), MW-13 (2,400 µg/L), and DP-14 (8,100 µg/L). Two wells near the IRM removal area, MW-2B (20 µg/L) and DP-16 (300 µg/L), had concentrations of PCE slightly higher than historic values.

In 2021, NYSDEC performed a soil removal action to remove remaining on-site soil with COCs above commercial use SCOs and to remove off-site soil with COCs above residential SCOs. The soil remedial action removed the largest source of groundwater contamination. This soil removal action generally met the objectives, although some contamination exceeding SCOs for commercial use remain at depth on the north edge of the property where further excavation was not possible or practical because of excavation sloping requirements (MACTEC 2023).

Currently the site is managed under a draft Site Management Plan (SMP) with groundwater sampling conducted annually for VOCs (EA 2024). The monitoring well network consists of 25 wells that are analyzed for VOCs.

1.3 OBJECTIVES

Monitoring well inspections and groundwater sampling were conducted in April 2025 to characterize the current groundwater plume to evaluate the contaminant trends of VOCs that have impacted the site groundwater.

1.4 REPORT ORGANIZATION

A summary of the April 2025 inspection and groundwater sampling activities is provided in Section 2. Analytical results are presented in Section 3. Conclusion and recommendations are discussed in Section 4.

This page intentionally left blank

2. FIELD INVESTIGATION

Field activities included monitoring well assessments/inspections, groundwater gauging, and sampling of the existing monitoring well network (**Table 1**). Field forms from the inspection and sample collection events are provided in **Appendix A**. Groundwater monitoring was conducted according to the SMP (EA 2024).

2.1 MONITORING WELL ASSESSMENTS

During the sampling event, EA located 20 monitoring wells. Groundwater samples were successfully collected from 16 of these wells. The following four monitoring wells were unable to be sampled for the following various reasons:

- MW-8 and MW-10 could not be sampled due to low water levels. These results are consistent with historical observations dating back to at least 2019.
- DP-16 and MW-16B appeared to be abandoned and sealed. These observations are consistent with observations dating back to at least 2023. Samples have not been collected from these wells since 2017 (DP-16) and 2019 (MW-16B).

Monitoring wells MW-1, MW-2B, DP-11, DP-14, and GEMW-1 were not found. Except for MW-1, these wells have been historically difficult to locate. DP-21 requires a 1-inch j-plug and GEMW-2 requires a well cover, which will be replaced at the next sampling event. The Daily Inspection Reports are provided in **Appendix B**.

2.2 GROUNDWATER GAUGING

A site-wide gauging event was performed prior to sampling. According to the April 2025 gauging data, groundwater in both the overburden and shallow bedrock at the Site flows in an east-southeast direction (**Figures 3 and 4**).

2.3 GROUNDWATER SAMPLING

The groundwater samples collected are summarized in **Table 2**. Sampling was conducted with a peristaltic pump and low flow sampling procedures. GEMW-2 was initially purged dry, but a sample was collected upon recharge.
MW-8 and MW-10 were assumed dry due to low water level, and samples were not collected. All VOC samples were submitted for U.S. Environmental Protection Agency (EPA) Method 8260D. Six monitoring wells (DP-10, DP-15, DP-18, DP-20, MW-3, and MW-13) were also sampled for PFAS via EPA Method 1633.

2.4 LABORATORY ANALYSIS

Samples were submitted to SGS North America Inc of Dayton, New Jersey. Laboratory analytical results are included as **Appendix C**. The full laboratory analytical results report is available upon request.

2.5 DATA VERIFICATION

EA has completed data verification on all laboratory analytical data to:

- Check that sample IDs in the laboratory report match the chain-of-custody.
- Ensure analytical methods and analyte lists are correct and verified against the chain-of-custody.
- Verify that sample receipt conditions are noted in laboratory report.
- Ensure that sample preservation was appropriate and verified by the laboratory.
- Confirm that holding times were met.
- Verify that detection and quantitation limits are appropriate for the project.
- Confirm that quality control samples met project requirements for frequency and field quality control. Check field duplicate relative percent differences.
- Verify the laboratory has provided the correct data deliverable (Cat A or Cat B) report and NYSDEC EQuIS Electronic Data Deliverable.

3. GROUNDWATER SAMPLING RESULTS

Results for VOCs are discussed below and presented in **Tables 3 and 4**. PFAS results are discussed below and presented in **Table 5**. Analytical results for the April 2025 sampling effort are presented on **Figure 5** (VOCs) and **Figure 6** (PFAS).

3.1 VOLATILE ORGANIC COMPOUND RESULTS

The following sections detail the PCE, TCE, *cis*-1,2-DCE, and vinyl chloride results in on-site and off-site monitoring wells.

3.1.1 Volatile Organic Compound Results for On-site Monitoring Wells

PCE was detected in seven overburden wells and one bedrock well (**Figures 7 and 8**). Seven wells had concentrations exceeding NYS AWQS of 5 µg/L. PCE in on-site bedrock well MW-13B was not detected above standards. Detected concentrations ranged from 8.5 µg/L (DP-12) to 983 µg/L (MW-13) in overburden wells, and PCE was detected at 1.5 µg/L (MW-13B) in the bedrock well. The three wells with the greatest concentrations of PCE were overburden wells:

- DP-15: 226 µg/L
- MW-3: 564 µg/L
- MW-13: 983 µg/L

TCE concentrations were detected in six overburden wells and one bedrock well. Detected concentrations ranged from 20 to 249 µg/L in the overburden, and TCE was detected at 2.7 µg/L in the bedrock well. Results from five overburden monitoring wells exceed AWQS of 5 µg/L. The overburden wells containing TCE concentrations above AWQS include DP-10, DP-15, MW-2, MW-3, and MW-13. The extent of TCE in groundwater is presented on **Figures 9 and 10**.

Cis-1,2-DCE was detected in six overburden wells and one bedrock well. Concentrations ranged from 0.89 J to 630 µg/L in the overburden, and *cis*-1,2-DCE was detected at 10.2 µg/L in the bedrock well. Results from five overburden and one bedrock monitoring well exceed AWQS of 5 µg/L. The overburden wells containing *cis*-1,2-DCE concentrations above AWQS include DP-10, DP-15, MW-2, MW-3, and MW-13; the bedrock wells that showed exceedances was MW-13B. The extent of *cis*-1,2-DCE in groundwater is presented on **Figure 11**.

Vinyl chloride was detected in two overburden wells. Concentrations ranged from 0.71 J to 140 µg/L in the overburden. Results from one overburden well containing vinyl chloride exceed AWQS of 2 µg/L. The overburden well that showed exceedance was MW-03.

3.1.2 Volatile Organic Compound Results in Off-site Monitoring Wells

PCE was detected off-site in three overburden wells and two bedrock wells (**Figures 7 and 8**). Overburden well DP-19 and bedrock well MW-19B had concentrations exceeding NYS AWQS of 5 µg/L.

TCE concentrations were detected offsite in one overburden wells and one bedrock well (**Figures 9 and 10**). Overburden well DP-19 (13.4 µg/L) and bedrock well MW-19B (11.7 µg/L) had concentrations exceeding NYS AWQS of 5 µg/L.

Cis-1,2-DCE was detected off-site in one overburden wells and one bedrock well (**Figure 11**). Overburden well DP-19 (15.8 µg/L) and bedrock well MW-19B (24.6 µg/L) had concentrations exceeding NYS AWQS of 5 µg/L.

The behavior of the plume appears to be stable, because the sentinel well concentrations for all COCs remain static during the last four sample events. The plume appears to be well bounded, except for the southern extent (i.e., south of DP-19 and MW-19B). A summary of sampling results for VOCs is presented on **Figure 5**. Historical analytical results for VOC concentrations are presented in **Tables 3 and 4**.

3.2 TREND EVALUATION

The Mann-Kendall test was used to statistically evaluate trends for PCE, TCE, and *cis*-1,2-DCE concentrations over time in 13 representative wells (DP-10, DP-15, DP-18, DP-19, DP-21, GEMW-2, MW-01, MW-2, MW-3, MW-13, MW-13B, MW-19B, and MW-21B). The Mann-Kendall Test is a non-parametric test that can be used to define the stability of a solute plume (i.e., stable, diminishing, or expanding) based on concentration trends at individual wells. To evaluate plume stability, four or more independent sampling events are required.

The following steps comprise the Mann-Kendall Test:

- ***Step 1—Well Data***: Contaminant concentrations are entered for each sampling event. Only those events for which numeric or non-detect values are available are included. In the event of a non-detect value, one-half the laboratory reporting limit was used for previous sampling events.

- ***Step 2—Data Comparisons***: Compare data sequentially, comparing sample event 1 to sample events 2 through n, then sampling event 2 to sampling events 3 through n, etc. Each row is filled with a 1, 0, or -1 as follows:

  — Concentration of Event xi > Event 1: Enter +1
  — Concentration of Event xi = Event 1: Enter 0
  — Concentration of Event xi < Event 1: Enter -1.

  Where: n = total number of sampling events
  x_i = value of given sample event, with I = 2 to n

  All rows are completed in the same manner until all sampling events are included.

- ***Step 3— Mann-Kendall Statistic***: Each row is then summed (e.g., 0+0+-1+-1+0 = -2) and the sum is recorded in the far right-hand column. The right-hand column is then summed

to get the total sum. This total value represents the Mann-Kendall Statistic "S" for the data from an individual well.

- ***Step 4—Determine Probability p***: A probability table in EPA (1998) was used to determine the probability p.

- ***Step 5—Hypothesis Testing***: The null hypothesis (no trend) was tested against the alternative hypotheses; H1 (upward trend) and H2 (downward trend). A 95 percent confidence interval was used for hypothesis testing.

A Mann-Kendall trend analysis was performed for overburden and bedrock monitoring wells with data from the seven most recent sampling events from July 2013 to April 2025. Contaminant concentrations were analyzed for representative wells screened in both aquifers. The following wells were selected because they have data available from the greatest number of sampling events:

- Overburden Wells: DP-10, DP-15, DP-18, DP-19, DP-21, GEMW-2, MW-1, MW-2, MW-3, and MW-13.

- Bedrock Wells: MW-13B, MW-19B, and MW-21B

Over the 11-year span, the trend analysis indicated that most wells are either stable or decreasing in concentrations of PCE, TCE, and *cis*-1,2-DCE. Overburden well DP-19 indicated an increasing trend for PCE, TCE, and *cis*-1,2-DCE. Bedrock well MW-13B indicated an increasing trend for TCE and *cis*-1,2-DCE. Several wells showed no trend for any of the analytes. Results of the Mann-Kendall analyses are presented in **Appendix D** and are summarized in the following sections. The Mann-Kendall analysis utilized historical data from **Tables 3 and 4**.

3.2.1 PCE Concentration Trends

In the overburden aquifer, PCE concentrations are decreasing in DP-15, GEMW-2, MW-1, MW-2, and MW-13; increasing in DP-19; probably decreasing trend in DP-10; and stable in MW-3, DP-18, and DP-21.

In the bedrock aquifer, PCE concentration trends are increasing in MW-19B; and stable in MW-13B and MW-21B.

3.2.2 TCE Concentration Trends

In the overburden aquifer, TCE concentrations are decreasing in DP-10, DP-15, GEMW-2, MW-1, MW-2, and MW-13; stable in MW-3; and increasing in DP-19. Monitoring well DP-18 did not show a concentration trend for TCE.

TCE concentration in the bedrock aquifer showed an increasing trend found in MW-13B and MW-19B, and no concentration trend in MW-21B.

3.2.3 *Cis*-1,2-DCE Concentration Trends

In the overburden aquifer, *cis*-1,2-DCE concentrations are decreasing in DP-15, GEMW-2, MW-1, and MW-2; increasing in DP-19; and stable in MW-3, DP-10, DP-18, and MW-13.

Concentration trends for *cis*-1,2-DCE in the bedrock aquifer show an increasing trend in MW-13B and MW-19B; and a probably decreasing trend in MW-21B.

3.3 PFAS SAMPLE RESULTS

The groundwater samples for six overburden wells were analyzed for PFAS via EPA Method 1633. Results indicated concentrations of perfluorooctanesulfonic acid (PFOS) and perfluorooctanoic acid (PFOA) exceed the Ambient Water Quality Guidance Values (AWQGV). PFOS was detected above the AWQGV of 2.7 nanograms per liter (ng/L) in DP-10, DP-15, DP-18, DP-20, MW-3, and MW-13, with concentrations ranging from 1.2 J to 36.9 ng/L. PFOA was detected above the AWQGV of 6.7 ng/L in DP-10, DP-15, MW-3, and MW-13 with concentrations ranging from 7.0 to 10.8 ng/L. Historical analytical results for PFAS are presented in **Table 5** and results from the April 2025 sampling event on **Figure 6**. Laboratory reports are presented in **Appendix C**.

4. CONCLUSIONS AND RECOMMENDATIONS

The extent of the chlorinated VOC plume appears stable and well bounded, except for the southern extent (i.e., south of DP-19 and MW-19B). The Mann-Kendall trend analysis since 2013 indicates that most wells are either stable, probably decreasing, or decreasing in concentrations of PCE, TCE, and *cis*-1,2-DCE. Although PCE daughter products TCE and *cis*-1,2-DCE are persistent in groundwater, the elevated concentrations of PCE suggest a slow process of degradation. It is recommended to implement the selected remedy of in situ enhanced biodegradation from the Record of Decision (NYSDEC 2017b) that was not previously implemented during the remedial action (MACTEC 2023). These conditions would thus facilitate breakdown of chlorinated solvents and accelerate the remedial action objectives (RAOs) for the site. EA will prepare a work plan to detail the recommended actions to meet the RAOs.

Concentrations of VOCs and PFAS remain above Class GA AWQS and AWQGV across the site. It is recommended that the site monitoring program continue on an annual sampling schedule, with the next event tentatively scheduled for the second quarter of 2026. Continued sampling of monitoring wells with PFOA or PFOS concentrations exceeding Class GA Ambient Water Quality Guidance Values is recommended. Those wells include DP-10, DP-15, DP-18, MW-3, and MW-13.

This page intentionally left blank

5. REFERENCES

EA Engineering and Geology, P.C. (EA). 2024. *DRAFT Town and Country Dry Cleaners, Monroe County, Brighton, New York Site Management Plan, NYSDEC Site No. 828149.* 27 February.

MACTEC Engineering and Consulting, P.C. (MACTEC). 2016a. *Final Remedial Investigation/Feasibility Study, Town and Country Dry Cleaners Site #828149.* December.

———. 2016b. *Final Soil Removal Interim Remedial Measure – Construction Completion Report, Town and Country Dry Cleaners, Brighton, New York, Site No. 828149.*

———. 2018. *Pre-design Investigation Report, Town and Country Dry Cleaners Site; Site Number 828149.* March.

———. 2019. *2019 Groundwater Sampling Report, Town and Country Dry Cleaners Site, Site No. 828149.* August.

———. 2023. *Final Engineering Report, Town and Country Dry Cleaners, Monroe County, New York, NYSDEC Site Number: 828149.* May.

New York State Department of Environmental Conservation (NYSDEC). 1993. *Division of Water Technical and Operational Guidance Series (1.1.1) Ambient Water Quality Standards and Guidance Values and Groundwater Effluent Limitations.* October 1993. Reissued June 1998.

———. 2017a. *Record of Decision, Town and Country Cleaners Site, Town of Brighton, Monroe County, New York*. March.

———. 2017b. *Proposed Remedial Action Plan Town and Country Dry Cleaners State Superfund Project, Brighton, Monroe County, Site No. 828149.* February.

———. 2020. *Fact Sheet: Town and Country Dry Cleaners, Town of Brighton, New York*. October.

U.S. Environmental Protection Agency (EPA). 1998. *Technical Protocol for Evaluating Natural Attenuation of Chlorinated Solvents in Groundwater. EPA/600/R-98/128. Office of Research and Development, Washington, D.C.* September.

This page intentionally left blank

Tables

Table 1. Monitoring Well Details and Gauging Data

Location ID	Targeted Unit	Northing	Easting	Ground Elevation (ft amsl)	TOC Elevation (ft amsl)	Historic Length (ft bgs)	Screen Length (ft)	DTW[1] (ft btoc)	Groundwater Elevation (ft amsl)	DTB[1] (ft btoc)	DTB (ft amsl)	Top of Screen (ft amsl)
DP-10	Overburden	1138737.73	1422305.44	477.84	477.53	9.8	6.0	3.02	474.51	9.23	468.30	474.10
DP-11	Overburden	1138734.19	1422359.91	478.37	478.05	12.8	8.0	--	--	--	--	--
DP-12	Overburden	1138700.85	1422352.85	477.42	477.09	20.8	10.0	8.98	468.11	17.9	459.19	466.70
DP-14	Overburden	1138717.51	1422261.09	477.14	476.82	NA	5.0	--	--	--	--	--
DP-15	Overburden	1138744.94	1422284.51	477.25	476.98	10.1	5.0	3.01	473.97	9.6	467.38	476.98
DP-16	Overburden	1138766.08	1422168.18	479.06	478.77	10.4	5.0	--	--	--	--	--
DP-17	Overburden	1138699.91	1422092.66	479.89	479.50	16.9	10.0	6.55	472.95	16.17	463.33	473.1
DP-18	Overburden	1138578.39	1422161.46	478.82	478.29	10.9	6.0	5.91	472.38	10.26	468.03	474.0
DP-19	Overburden	1138532.70	1422378.17	475.49	475.15	13.3	10.0	4.43	470.72	12.93	462.22	472.3
DP-20	Overburden	1138477.85	1422664.27	474.21	473.80	15.1	10.0	9.47	464.33	14.7	459.10	469.2
DP-21	Overburden	1138650.76	1422923.25	468.55	468.15	10.8	8.0	6.47	461.68	10.34	457.81	465.9
GEMW-1	Overburden	1138768.73	1422148.96	479.70	479.57	15.0	10.0	--	--	--	--	--
GEMW-2	Overburden	1138751.76	1422130.52	480.36	480.25	15.0	10.0	7.69	472.56	14.55	465.70	470.7
MW-1	Overburden	1138762.61	1422240.53	477.40	477.05	NA	5.0	--	--	--	--	--
MW-2	Overburden	1138726.34	1422216.42	477.13	476.87	NA	5.0	4.10	472.77	22.48	454.39	459.4
MW-2B	Bedrock	1138727.39	1422222.76	477.06	476.71	23.0	5.0	--	--	--	--	--
MW-3	Overburden	1138741.96	1422179.86	478.37	478.00	NA	5.0	5.50	472.50	10.65	467.35	472.4
MW-8	Overburden	1138868.41	1422501.18	473.10	473.04	NA	5.0	9.12	463.92	9.25	463.79	468.79
MW-10	Overburden	1138876.06	1422009.43	482.11	481.70	NA	5.0	6.29	475.41	9.55	472.15	477.15
MW-13	Overburden	1138720.92	1422285.49	477.39	480.36	10.0	5.0	6.35	474.01	12.91	467.45	472.4
MW-13B	Bedrock	1138716.73	1422294.21	477.80	480.37	23.2	5.0	8.26	472.11	24.95	455.42	459.8
MW-16B	Bedrock	1138763.12	1422164.89	478.95	478.58	20.5	5.0	--	--	--	--	--
MW-17B	Bedrock	1138696.71	1422088.47	479.75	479.35	27.8	5.0	6.64	472.71	27.20	452.15	457.0
MW-19B	Bedrock	1138531.53	1422373.04	475.69	475.35	21.5	5.0	4.63	470.72	21.00	454.35	459.2
MW-21B	Bedrock	1138654.47	1422923.58	468.55	468.15	20.0	5.0	6.91	461.24	19.5	448.65	453.7

Notes:

1. DTW and DTB was measured on 9 April 2025.

-- = Well not measured during monitoring event
amsl = Above mean sea level
btoc = Below top of casing
DTB = Depth to bottom
DTW = Depth to water
ft = Foot (feet)
ID = Identification
NA = Not applicable
TOC = Top of casing

Horizontal Coordinates reference to the New York State Plane Coordinate System, West Zone (3103) based on NAD 83 (2011).
Vertical Datum is NAVD88. Survey conducted by Prudent Engineering, dated 8/12/2013.

Table 2. Summary Of Samples Collected (April 2025)

Well ID	Sample ID	Sample Date	Sample Time	MS/MSD	Location
DP-10	828149-DP-10	4/8/2025	11:22	N	On-site
DP-12	828149-DP-12	4/8/2025	14:42	N	On-site
DP-15	828149-DP-15	4/8/2025	10:21	N	On-site
DP-17	828149-DP-17	4/8/2025	11:46	N	On-site
DP-18	828149-DP-18	4/9/2025	08:15	N	Off-site
DP-19	828149-DP-19	4/8/2025	15:26	N	Off-site
DP-20	828149-DP-20	4/8/2025	16:00	N	Off-site
DP-21	828149-DP-21	4/8/2025	15:12	N	Off-site
GEMW-2	828149-GEMW-2	4/8/2025	10:29	N	On-site
MW-3	828149-MW-3	4/9/2025	10:12	N	On-site
MW-2	828149-MW-2	4/8/2025	14:05	N	On-site
MW-13	828149-MW-13	4/8/2025	12:39	**Y**	On-site
MW-13B	828149-MW-13B	4/8/2025	14:24	N	On-site
MW-17B	828149-MW-17B	4/8/2025	12:50	N	Off-site
MW-19B	828149-MW-19B	4/8/2025	16:05	N	Off-site
MW-21B	828149-MW-21B	4/8/2025	16:12	N	Off-site
QC Samples					
Well ID	**Sample ID**	**Sample Date**		**QC Type**	
MW-3	828149-DUP-20241223	4/9/2025	---	Field Duplicate	
NA	828149-TB-01-20241223	4/9/2025	Lab Filled	Trip Blank	

Notes:

ID = Identification

MS = Matrix spike

MSD = Matrix spike duplicate

NA= Not applicable/available

QC= Quality control

Table 3. Historical Bedrock VOC Analytical Results

Location ID			MW-2B	MW-2B	MW-2B	MW-2B	MW-2B	MW-13B	MW-13B	MW-13B	MW-13B	MW-13B
Sample Name			828149-MW2B20	828149-MW2B20D	828149-MW02B020	828149-MW02B020	828149-MW02B020	828149-MW13B20	828149-MW013B023	828149-MW013B023	828149-MW013B023	828149-MW-13B
Parent Sample ID				828149-MW2B20								
Sample Date			7/24/2013	7/24/2013	4/26/2016	10/12/2017	5/7/2019	7/24/2013	4/28/2016	10/11/2017	5/7/2019	6/5/2023
Analyte	**NYSDEC AWQS[1]**	**Unit**	**Result**	**Result**	**Result**	**Result**	**Result**	**Result**	**Result**	**Result**	**Result**	**Result**
Method SW8260												
Acetone	50	µg/L	< 10 U	< 10 UJ	< 5 U	< 5.0 U	< 5 U	< 10 U	< 5 U	< 5.0 U	< 5 U	< 50 U
Carbon Disulfide	60	µg/L	< 1 U	< 1 U	< 1 U	< 1.0 U	< 1 U	0.34 J	< 1 U	< 1.0 U	4.1	< 5 U
Chloroform	7	µg/L	< 1 U	< 1 U	< 1 U	< 1.0 U	< 1 U	< 1 U	< 1 U	< 1.0 U	< 1 U	< 2 U
Cis -1,2-Dichloroethylene	5	µg/L	3.4	3	3.9	4.9	**7.4**	0.51 J	0.93 J	2	2	**7**
Tetrachloroethylene (PCE)	5	µg/L	**16**	**16**	**12**	**8.5**	**20**	0.65 J	3.6	3.3	1.6	1
Trichloroethylene (TCE)	5	µg/L	3.2	3	3.5	3.5	**6**	0.38 J	0.73 J	1.3	1.2	1.9
Vinyl Chloride	2	µg/L	< 1 U	< 1 U	< 1 U	< 1.0 U	< 1 U	< 1 U	< 1 U	< 1.0 U	< 1 U	< 2 U

Notes:
1. Screening level is the NYSDEC Class GA AWQS and Guidance Values (TOGS 1.1.1 and 6 NYCRR Part 703).
This table shows detected analytes only.
µg/L = Microgram(s) per liter
AWQS = Ambient water quality standards
EPA = U.S. Environmental Protection Agency
ID = Identification
J = Concentration is estimated.
NA = Not analyzed
NSL = No screening level available.
NYSCRR = New York Codes, Rules and Regulations
NYSDEC = New York State Department of Environmental Conservation
TOGS = Technical and Operational Guidance Series
U = Analyte not detected.
VOC = Volatile organic compounds
Bold and Shaded values indicate that the analyte was detected greater than the NYSDEC AWQS

Table 3. Historical Bedrock VOC Analytical Results

		Location ID	MW-13B	MW-13B	MW-13B	MW-13B	MW-16B	MW-16B	MW-16B	MW-16B	MW-17B	MW-17B
		Sample Name	828149-MW-13B-20231127	828149-MW-13B-20240508	828149-MW-13B-20241223	828149-MW-13B-04082025	828149-MW16B17	828149-MW016B023	828149-MW016B023	828149-MW16B023	828149-MW17B25	828149-MW017B0180
		Parent Sample ID										
		Sample Date	11/27/2023	5/8/2024	12/23/2024	4/8/2025	7/22/2013	4/27/2016	10/10/2017	5/6/2019	7/23/2013	4/26/2016
Analyte	**NYSDEC AWQS[1]**	**Unit**	**Result**	**Result**	**Result**	**Result**	**Result**	**Result**	**Result**	**Result**	**Result**	**Result**
Method SW8260												
Acetone	50	µg/L	< 3.1 U	< 3.1 U	< 3.1 U	< 3.1 U	< 10 U	< 5 U	< 5.0 U	< 5 U	< 10 U	< 5 U
Carbon Disulfide	60	µg/L	< 1.8 U	< 1.8 U	< 1.8 U	< 1.8 U	< 1 U	< 1 U	< 1.0 U	< 1 U	< 1 U	< 1 U
Chloroform	7	µg/L	< 0.50 U	< 0.50 U	< 0.50 U	< 0.50 U	< 1 U	< 1 U	< 1.0 U	< 1 U	< 1 U	< 1 U
Cis -1,2-Dichloroethylene	5	µg/L	4.6	5	**8.2**	**10.2**	0.45 J	0.75 J	0.42 J	0.95 J	< 1 U	< 1 U
Tetrachloroethylene (PCE)	5	µg/L	3	0.71 J	1.5	1.5	0.43 J	0.63 J	0.39 J	0.95 J	< 1 U	< 1 U
Trichloroethylene (TCE)	5	µg/L	2.3	1.2	2.2	2.7	< 1 U	0.38 J	< 1.0 U	0.45 J	< 1 U	< 1 U
Vinyl Chloride	2	µg/L	< 0.52 U	< 0.52 U	< 0.52 U	< 0.52 U	< 1 U	< 1 U	< 1.0 U	< 1 U	< 1 U	< 1 U

Notes:
1. Screening level is the NYSDEC Class GA AWQS and Guidance Values (TOGS 1.1.1 and 6 NYCRR Part 703).
This table shows detected analytes only.
µg/L = Microgram(s) per liter
AWQS = Ambient water quality standards
EPA = U.S. Environmental Protection Agency
ID = Identification
J = Concentration is estimated.
NA = Not analyzed
NSL = No screening level available.
NYSCRR = New York Codes, Rules and Regulations
NYSDEC = New York State Department of Environmental Conservation
TOGS = Technical and Operational Guidance Series
U = Analyte not detected.
VOC = Volatile organic compounds
Bold and Shaded values indicate that the analyte was detected greater than the NYSDEC AWQS

Table 3. Historical Bedrock VOC Analytical Results

		Location ID	MW-17B	MW-17B	MW-17B	MW-17B	MW-17B	MW-17B	MW-17B	MW-19B	MW-19B	MW-19B
		Sample Name	828149-MW017B018	828149-MW017B0180	828149-MW-17B	828149-MW-17B-20231127	828149-MW-17B-20240507	828149-MW-17B-20241223	828149-MW-17B-04082025	828149-MW19B17	828149-MW019B025	828149-MW019B025
		Parent Sample ID										
		Sample Date	10/11/2017	5/8/2019	6/5/2023	11/27/2023	5/7/2024	12/23/2024	4/8/2025	7/23/2013	4/27/2016	10/11/2017
Analyte	**NYSDEC AWQS[1]**	**Unit**	**Result**	**Result**	**Result**	**Result**	**Result**	**Result**	**Results**	**Result**	**Result**	**Result**
Method SW8260												
Acetone	50	µg/L	< 5.0 U	< 5 U	< 50 U	< 3.1 U	< 3.1 U	< 3.1 U	< 3.1 U	< 10 U	< 5 U	< 5.0 U
Carbon Disulfide	60	µg/L	< 1.0 U	4.5	< 5 U	< 1.8 U	< 1.8 U	< 1.8 U	< 1.8 U	< 1 U	< 1 UJ	< 1.0 U
Chloroform	7	µg/L	< 1.0 U	< 1 U	< 2 U	< 0.50 U	< 0.50 U	< 0.50 U	< 0.50 U	< 1 U	< 1 U	< 1.0 U
Cis -1,2-Dichloroethylene	5	µg/L	< 1.0 U	< 1 U	< 1 U	< 0.51 U	< 0.51 U	< 0.51 U	< 0.51 U	**7.7**	**9.8**	**12**
Tetrachloroethylene (PCE)	5	µg/L	< 1.0 U	< 1 U	< 1 U	< 0.56 U	< 0.56 U	< 0.56 U	< 0.56 U	4.2	**10**	**13**
Trichloroethylene (TCE)	5	µg/L	< 1.0 U	< 1 U	< 1 U	< 0.53 U	< 0.53 U	< 0.53 U	< 0.53 U	4.4	**6.2**	**8.4**
Vinyl Chloride	2	µg/L	< 1.0 U	< 1 U	< 2 U	< 0.52 U	< 0.52 U	< 0.52 U	< 0.52 U	< 1 U	< 1 U	< 1.0 U

Notes:
1. Screening level is the NYSDEC Class GA AWQS and Guidance Values (TOGS 1.1.1 and 6 NYCRR Part 703).
This table shows detected analytes only.
µg/L = Microgram(s) per liter
AWQS = Ambient water quality standards
EPA = U.S. Environmental Protection Agency
ID = Identification
J = Concentration is estimated.
NA = Not analyzed
NSL = No screening level available.
NYSCRR = New York Codes, Rules and Regulations
NYSDEC = New York State Department of Environmental Conservation
TOGS = Technical and Operational Guidance Series
U = Analyte not detected.
VOC = Volatile organic compounds
Bold and Shaded values indicate that the analyte was detected greater than the NYSDEC AWQS

Table 3. Historical Bedrock VOC Analytical Results

		Location ID	MW-19B	MW-19B	MW-19B	MW-19B	MW-19B	MW-19B	MW-21B	MW-21B	MW-21B	MW-21B
		Sample Name	828149-MW019B025	828149-MW-19B	828149-MW-19B-20231128	828149-MW-19B-20240507	828149-MW-19B-20241223	828149-MW-19B-04082025	828149-MW21B17	828149-MW021B019	828149-MW021B019	828149-MW021B019
		Parent Sample ID										
		Sample Date	5/8/2019	6/6/2023	11/28/2023	5/7/2024	12/23/2024	4/8/2025	7/23/2013	4/27/2016	10/11/2017	5/8/2019
Analyte	**NYSDEC AWQS[1]**	**Unit**	**Result**	**Result**	**Result**	**Result**	**Result**	**Result**	**Result**	**Result**	**Result**	**Result**
Method SW8260												
Acetone	50	µg/L	< 5 UJ	< 50 U	< 3.1 U	< 3.1 U	< 3.1 U	< 3.1 U	< 10 U	< 5 U	2.2 J	< 5 U
Carbon Disulfide	60	µg/L	< 1 UJ	< 5 U	< 1.8 U	< 1.8 U	< 1.8 U	< 1.8 U	< 1 U	< 1 U	< 1.0 U	< 1 U
Chloroform	7	µg/L	< 1 UJ	0.63 J	< 0.50 U	< 0.50 U	< 0.50 U	< 0.50 U	0.74 J	1.5	3.4	< 1 U
Cis -1,2-Dichloroethylene	5	µg/L	**9.4 J**	< 1 U	**19.3**	**16**	**22.2**	**24.6**	< 1 U	< 1 U	< 1.0 U	0.38 J
Tetrachloroethylene (PCE)	5	µg/L	**13 J**	4.3	**12.9**	**10.5**	**14.4**	**16**	**6**	**5.7**	**8.3**	**6**
Trichloroethylene (TCE)	5	µg/L	**6.9 J**	< 1 U	**9.4**	**7.5**	**10.2**	**11.7**	0.62 J	0.5 J	0.73 J	0.59 J
Vinyl Chloride	2	µg/L	< 1 UJ	< 2 U	0.82 J	< 0.52 U	0.67 J	< 0.52 U	< 1 U	< 1 U	< 1.0 U	< 1 U

Notes:
1. Screening level is the NYSDEC Class GA AWQS and Guidance Values (TOGS 1.1.1 and 6 NYCRR Part 703).
This table shows detected analytes only.
µg/L = Microgram(s) per liter
AWQS = Ambient water quality standards
EPA = U.S. Environmental Protection Agency
ID = Identification
J = Concentration is estimated.
NA = Not analyzed
NSL = No screening level available.
NYSCRR = New York Codes, Rules and Regulations
NYSDEC = New York State Department of Environmental Conservation
TOGS = Technical and Operational Guidance Series
U = Analyte not detected.
VOC = Volatile organic compounds
Bold and Shaded values indicate that the analyte was detected greater than the NYSDEC AWQS

Table 3. Historical Bedrock VOC Analytical Results

		Location ID	MW-21B	MW-21B	MW-21B	MW-21B	MW-21B
		Sample Name	828149-MW-21B	828149-MW-21B-20231128	828149-MW-21B-20240507	828149-MW-21B-20241223	828149-MW-21B-04082025
		Parent Sample ID					
		Sample Date	6/6/2023	11/28/2023	5/7/2024	12/23/2024	4/8/2025
Analyte	**NYSDEC AWQS[1]**	**Unit**	**Result**	**Result**	**Result**	**Result**	**Result**
Method SW8260							
Acetone	50	µg/L	< 50 U	< 3.1 U	< 3.1 U	< 3.1 U	< 3.1 U
Carbon Disulfide	60	µg/L	< 5 U	< 1.8 U	< 1.8 U	2.3	< 1.8 U
Chloroform	7	µg/L	< 2 U	2	< 0.50 U	1	< 0.50 U
Cis -1,2-Dichloroethylene	5	µg/L	**12**	< 0.51 U	< 0.51 U	< 0.51 U	< 0.51 U
Tetrachloroethylene (PCE)	5	µg/L	**9.2**	**6.4**	2.5	**5.1**	2.8
Trichloroethylene (TCE)	5	µg/L	**7.7**	< 0.53 U	< 0.53 U	< 0.53 U	< 0.53 U
Vinyl Chloride	2	µg/L	0.71 J	< 0.52 U	< 0.52 U	< 0.52 U	< 0.52 U

Notes:
1. Screening level is the NYSDEC Class GA AWQS and Guidance Values (TOGS 1.1.1 and 6 NYCRR Part 703).
This table shows detected analytes only.
µg/L = Microgram(s) per liter
AWQS = Ambient water quality standards
EPA = U.S. Environmental Protection Agency
ID = Identification
J = Concentration is estimated.
NA = Not analyzed
NSL = No screening level available.
NYSCRR = New York Codes, Rules and Regulations
NYSDEC = New York State Department of Environmental Conservation
TOGS = Technical and Operational Guidance Series
U = Analyte not detected.
VOC = Volatile organic compounds
Bold and Shaded values indicate that the analyte was detected greater than the NYSDEC AWQS

Table 4. Historical Overburden VOC Analytical Results

			Location ID	DP-10	DP-10	DP-10	DP-10	DP-10	DP-10	DP-10	DP-10	DP-10	DP-11	DP-12	DP-12	DP-12	DP-12	DP-12	DP-12	DP-14	DP-14
			Sample Name	828149-GW010019	828149-DP1007	828149-DP010008	828149-DP010008	828149-DP010008	828149-DP-10-20231128	828149-DP-10-20240507	828149-DP-10-20241223	828149-DP-10-04082025	828149-DP011012	828149-DP1217	828149-DP012015	828149-DP012015	828149-DP012015	828149-DP-12-20241223	828149-DP-12-04082025	828149-DP1407	828149-DP014009
			Parent Sample ID																		
			Sample Date	5/22/2013	7/24/2013	4/26/2016	10/11/2017	5/8/2019	11/28/2023	5/7/2024	12/23/2024	4/8/2025	5/8/2019	7/24/2013	4/26/2016	10/10/2017	5/8/2019	12/23/2024	4/8/2025	7/24/2013	4/26/2016
Analyte	**NYSDEC AWQS[1]**	**Unit**		**Result**	**Result**	**Result**	**Result**	**Result**	**Result**	**Result**	**Result**	**Result**	**Result**	**Result**	**Result**	**Result**	**Result**	**Result**	**Results**	**Result**	**Result**
Method SW8260																					
1,1,1-Trichloroethane (TCA)	5	µg/L		< 1 U	1.5 J	0.5 J	1.8 J	< 1 U	< 0.54 U	< 2.7 U	< 0.54 U	< 0.54 U	< 1 U	< 1 U	< 1 U	< 1.0 U	< 1 UJ	< 0.54 U	< 0.54 U	< 50 U	< 50 U
1,1-Dichloroethane	5	µg/L		< 1 U	0.46 J	0.22 J	1.2 J	< 1 U	< 0.57 U	< 2.8 U	< 0.57 U	< 0.57 U	< 1 U	< 1 U	< 1 U	< 1.0 U	< 1 UJ	< 0.57 U	< 0.57 U	< 50 U	< 50 U
1,1-Dichloroethene	5	µg/L		< 1 U	< 2 U	< 1 U	< 5.0 U	< 1 U	< 0.59 U	< 3.0 U	< 0.59 U	< 0.59 U	< 1 U	< 1 U	< 1 U	< 1.0 U	< 1 UJ	< 0.59 U	< 0.59 U	< 50 U	< 50 U
1,4-Dioxane (P-Dioxane)	0.35	µg/L		NA	NA	< 40 UJ	< 200 U	< 40 U	< 0.050 U	< 0.20 U	NA	NA	< 40 U	NA	< 40 UJ	< 40 U	< 40 UJ	NA	NA	NA	< 2000 UJ
Acetone	50	µg/L		4.1 J	< 20 U	1.4 J	9.4 J	< 5 U	< 3.1 U	< 15 U	< 3.1 U	< 3.1 U	< 5 U	< 10 U	5.2	< 5.0 U	< 5 UJ	< 3.1 U	< 3.1 U	< 500 U	< 250 U
Benzene	1	µg/L		0.28 J	< 2 U	< 1 U	< 5.0 U	< 1 U	< 0.43 U	< 2.1 U	< 0.43 U	< 0.43 U	< 1 U	< 1 U	< 1 U	< 1.0 U	< 1 UJ	< 0.43 U	< 0.43 U	< 50 U	< 50 U
Bromodichloromethane	50	µg/L		< 1 U	< 2 U	< 1 U	< 5.0 U	< 1 U	< 0.45 U	< 2.3 U	< 0.45 U	< 0.45 U	< 1 U	< 1 U	< 1 U	< 1.0 U	< 1 UJ	< 0.45 U	< 0.45 U	< 50 U	< 50 U
Bromomethane	5	µg/L		< 2 UJ	< 4 U	< 1 U	< 5.0 U	< 1 U	< 1.6 U	< 8.2 U	< 1.6 U	< 1.6 U	< 1 U	< 2 UJ	< 1 U	< 1.0 U	< 1 UJ	< 1.6 U	< 1.6 U	< 100 UJ	< 50 U
Carbon Disulfide	60	µg/L		< 1 U	< 2 U	< 1 U	< 5.0 U	< 1 U	< 1.8 U	< 9.0 U	< 1.8 U	< 1.8 U	< 1 U	< 1 U	< 1 U	< 1.0 U	< 1 UJ	< 1.8 U	< 1.8 U	< 50 U	< 50 U
Chloroethane	5	µg/L		< 2 U	< 4 U	< 1 U	< 5.0 U	< 1 U	< 0.73 U	< 3.6 U	< 0.73 U	< 0.73 U	< 1 U	< 2 U	< 1 U	< 1.0 U	< 1 UJ	< 0.73 U	< 0.73 U	< 100 U	< 50 U
Chloroform	7	µg/L		< 1 U	< 2 U	< 1 U	< 5.0 U	< 1 U	< 0.50 U	< 2.5 U	< 0.50 U	< 0.50 U	< 1 U	< 1 U	< 1 U	< 1.0 U	< 1 UJ	< 0.50 U	< 0.50 U	< 50 U	< 50 U
Chloromethane (Methyl Chloride)	5	µg/L		< 2 U	< 4 U	< 1 U	< 5.0 U	< 1 U	< 0.76 U	< 3.8 U	< 0.76 U	< 0.76 U	< 1 U	< 2 U	< 1 U	< 1.0 U	< 1 UJ	< 0.76 U	< 0.76 U	< 100 U	< 50 U
Cis-1,2-Dichloroethylene	5	µg/L		3.1	**110**	**29**	**100**	**55**	**121**	**128**	**87.5**	**50.6**	< 1 U	0.64 J	0.46 J	1.7	0.54 J	2.7	0.89 J	**870**	**450**
Cyclohexane	NSL	µg/L		0.47 J	< 4 U	< 1 U	< 5.0 U	< 1 U	< 0.78 U	< 3.9 U	< 0.78 U	< 0.78 U	< 1 U	< 2 U	< 1 U	< 1.0 U	< 1 UJ	< 0.78 U	< 0.78 U	< 100 U	< 50 U
Ethylbenzene	5	µg/L		< 1 U	< 2 U	< 1 U	< 5.0 U	< 1 U	< 0.60 U	< 3.0 U	< 0.60 U	< 0.60 U	< 1 U	< 1 U	< 1 U	< 1.0 U	< 1 UJ	< 0.60 U	< 0.60 U	< 50 U	< 50 U
M,P-Xylene (Sum Of Isomers)	5	µg/L		0.63 J	< 4 U	< 2 U	< 10 U	< 2 U	< 0.78 U	< 3.9 U	< 0.78 U	< 0.78 U	< 2 U	< 2 U	< 2 U	< 2.0 U	< 2 UJ	< 0.78 U	< 0.78 U	< 100 U	< 100 U
Methyl Ethyl Ketone (2-Butanone)	50	µg/L		< 5 U	< 10 U	< 5 U	< 25 U	< 5 U	< 2.7 U	< 14 U	< 2.7 U	< 2.7 U	< 5 U	< 5 U	< 5 U	< 5.0 U	< 5 UJ	< 2.7 U	< 2.7 U	< 250 U	< 250 U
Methylcyclohexane	NSL	µg/L		0.79 J	< 2 U	< 1 U	< 5.0 U	< 1 U	< 0.60 U	< 3.0 U	2.2 J	< 0.60 U	< 1 U	< 1 U	< 1 U	< 1.0 U	< 1 UJ	< 0.60 U	< 0.60 U	< 50 U	< 50 U
O-Xylene (1,2-Dimethylbenzene)	5	µg/L		< 1 U	< 2 U	< 1 U	< 5.0 U	< 1 U	< 0.59 U	< 3.0 U	< 0.59 U	< 0.59 U	< 1 U	< 1 U	< 1 U	< 1.0 U	< 1 UJ	< 0.59 U	< 0.59 U	< 50 U	< 50 U
Tetrachloroethylene (PCE)	5	µg/L		0.41 J	**1500**	**530**	**5300**	**120**	**302**	**887**	**266**	**93.4**	0.96 J	0.81 J	< 1 U	< 1.0 U	0.59 J	4.5	**8.5**	**13000**	**9400**
Toluene	5	µg/L		0.6 J	< 2 U	< 1 U	< 5.0 U	< 1 U	< 0.49 U	< 2.5 U	< 0.49 U	< 0.49 U	< 1 U	< 1 U	< 1 U	< 1.0 U	< 1 UJ	< 0.49 U	< 0.49 U	< 50 U	< 50 U
Trans-1,2-Dichloroethene	5	µg/L		< 1 U	1.3 J	1	< 5.0 U	0.45 J	0.61 J	< 2.7 U	< 0.54 U	< 0.54 U	< 1 U	< 1 U	< 1 U	< 1.0 U	< 1 UJ	< 0.54 U	< 0.54 U	< 50 U	< 50 U
Trichloroethylene (TCE)	5	µg/L		1	**170**	**130**	**140**	**38**	**67.2**	**85.4**	**52.1**	**26.9**	< 1 U	< 1 U	< 1 U	< 1.0 U	< 1 UJ	< 0.53 U	< 0.53 U	**500**	**360**
Vinyl Chloride	2	µg/L		0.38 J	< 2 U	< 1 U	< 5.0 U	< 1 U	< 0.52 U	< 2.6 U	0.67 J	< 0.52 U	< 1 U	< 1 U	< 1 U	< 1.0 U	< 1 UJ	< 0.52 U	< 0.52 U	< 50 U	< 50 U

Notes:
1. Screening level is the NYSDEC Class GA AWQS and Guidance Values (TOGS 1.1.1 and 6 NYCRR Part 703).
This table shows detected analytes only.
µg/L = Microgram(s) per liter
AWQS = Ambient water quality standards
EPA = U.S. Environmental Protection Agency
ID = Identification
J = Concentration is estimated.
J+ = Concentration is estimated, biased high.
NA = Not analyzed.
NSL = No screening level available.
NYSCRR = New York Codes, Rules and Regulations
NYSDEC = New York State Department of Environmental Conservation
TOGS = Technical and Operational Guidance Series
U = Analyte not detected.
VOC = Volatile organic compounds
Bold and Shaded values indicate that the analyte was detected greater than the NYSDEC AWQS

Table 4. Historical Overburden VOC Analytical Results

			Location ID	DP-14	DP-14	DP-15	DP-15	DP-15	DP-15	DP-15	DP-15	DP-15	DP-15	DP-16	DP-16	DP-16	DP-16	DP-17	DP-17	DP-17
			Sample Name	828149-DP014009	828149-DP014009	828149-DP1507	828149-DP015009	828149-DP015009	828149-DP015009	828149-DP-15	828149-DP-15-20231127	828149-DP-15-20240507	828149-DP-15-20241223	828149-DP-15-04082025	828149-DP1607	828149-DP016009	828149-DP016009	828149-DP016009	828149-DP1714	828149-DP017015	828149-DP017015
			Parent Sample ID																		
			Sample Date	10/11/2017	5/7/2019	7/24/2013	4/27/2016	10/11/2017	5/8/2019	6/6/2023	11/27/2023	5/7/2024	12/23/2024	4/8/2025	7/23/2013	4/27/2016	10/11/2017	5/8/2019	7/23/2013	4/26/2016	10/12/2017
Analyte	**NYSDEC AWQS[1]**	**Unit**		**Result**	**Result**	**Result**	**Result**	**Result**	**Result**	**Result**	**Result**	**Result**	**Result**	**Result**	**Result**	**Result**	**Result**	**Result**	**Result**	**Result**	**Result**
Method SW8260																					
1,1,1-Trichloroethane (TCA)	5	µg/L		< 50 U	< 50 U	< 25 U	< 20 U	< 50 U	< 5 U	< 20 U	< 5.4 U	< 2.7 U	< 1.3 U	< 0.54 U	< 1 U	< 1 U	< 1.0 U	< 2 U	< 1 U	< 1 U	< 1.0 U
1,1-Dichloroethane	5	µg/L		< 50 U	< 50 U	< 25 U	< 20 U	< 50 U	< 5 U	< 20 U	< 5.7 U	< 2.8 U	< 1.4 U	< 0.57 U	0.35 J	< 1 U	0.35 J	0.44 J	< 1 U	< 1 U	< 1.0 U
1,1-Dichloroethene	5	µg/L		< 50 U	< 50 U	< 25 U	< 20 U	< 50 U	< 5 U	< 20 U	< 5.9 U	< 3.0 U	< 1.5 U	< 0.59 U	3.7	1.1	2.1	3.8	< 1 U	< 1 U	< 1.0 U
1,4-Dioxane (P-Dioxane)	0.35	µg/L		< 2000 U	< 2000 U	NA	< 800 UJ	< 2000 U	< 200 U	< 0.21 U	< 0.050 U	< 0.20 U	NA	NA	NA	< 40 UJ	< 40 U	< 80 U	NA	< 40 UJ	< 0.40 U
Acetone	50	µg/L		< 250 U	< 250 U	< 250 U	< 100 U	< 250 U	< 25 U	< 1000 U	< 31 U	< 15 U	< 7.6 U	< 3.1 U	< 10 U	< 5 U	L 8 J	< 10 U	< 10 U	1.4 J	< 5.0 U
Benzene	1	µg/L		< 50 U	< 50 U	< 25 U	< 20 U	< 50 U	< 5 U	< 20 U	< 4.3 U	< 2.1 U	< 1.1 U	< 0.43 U	< 1 U	< 1 U	< 1.0 U	< 2 U	< 1 U	< 1 U	< 1.0 U
Bromodichloromethane	50	µg/L		< 50 U	< 50 U	< 25 U	< 20 U	< 50 U	< 5 U	< 10 U	< 4.5 U	< 2.3 U	< 1.1 U	< 0.45 U	< 1 U	< 1 U	< 1.0 U	< 2 U	< 1 U	< 1 U	< 1.0 U
Bromomethane	5	µg/L		< 50 U	< 50 U	< 50 UJ	< 20 U	< 50 U	< 5 U	< 40 U	< 16 U	< 8.2 U	< 4.1 U	< 1.6 U	< 2 UJ	< 1 U	< 1.0 U	< 2 U	< 2 UJ	< 1 U	< 1.0 U
Carbon Disulfide	60	µg/L		< 50 U	< 50 U	< 25 U	< 20 U	< 50 U	< 5 U	< 100 U	< 18 U	< 9.0 U	< 4.5 U	< 1.8 U	< 1 U	< 1 U	< 1.0 U	< 2 U	< 1 U	< 1 UJ	< 1.0 U
Chloroethane	5	µg/L		< 50 U	< 50 U	< 50 U	< 20 U	< 50 U	< 5 U	< 40 U	< 7.3 U	< 3.6 U	< 1.8 U	< 0.73 U	< 2 U	< 1 U	0.59 J	< 2 U	< 2 U	< 1 U	< 1.0 U
Chloroform	7	µg/L		< 50 U	< 50 U	< 25 U	< 20 U	< 50 U	< 5 U	< 40 U	< 5.0 U	< 2.5 U	< 1.3 U	< 0.50 U	< 1 U	< 1 U	< 1.0 U	< 2 U	< 1 U	< 1 U	< 1.0 U
Chloromethane (Methyl Chloride)	5	µg/L		< 50 U	< 50 U	< 50 U	< 20 U	< 50 U	< 5 U	< 40 U	< 7.6 U	< 3.8 U	< 1.9 U	< 0.76 U	< 2 U	< 1 U	< 1.0 U	< 2 U	< 2 U	< 1 U	< 1.0 U
Cis-1,2-Dichloroethylene	5	µg/L		**550**	**340**	**230**	**190**	**220**	**47**	**88**	**129**	**54.1**	**87.4**	**32.1**	**270**	**130**	**300**	**610**	< 1 U	< 1 U	< 1.0 U
Cyclohexane	NSL	µg/L		< 50 U	< 50 U	< 50 U	< 20 U	< 50 U	< 5 U	NA	< 7.8 U	< 3.9 U	< 2.0 U	< 0.78 U	< 2 U	< 1 U	< 1.0 U	< 2 U	< 2 U	< 1 U	< 1.0 U
Ethylbenzene	5	µg/L		< 50 U	< 50 U	< 25 U	< 20 U	< 50 U	< 5 U	< 20 U	< 6.0 U	< 3.0 U	< 1.5 U	< 0.60 U	< 1 U	< 1 U	< 1.0 U	< 2 U	< 1 U	< 1 U	< 1.0 U
M,P-Xylene (Sum Of Isomers)	5	µg/L		< 100 U	< 100 U	< 50 U	< 40 U	< 100 U	< 10 U	< 40 U	< 7.8 U	< 3.9 U	< 2.0 U	< 0.78 U	< 2 U	< 2 U	< 2.0 U	< 4 U	< 2 U	< 2 U	< 2.0 U
Methyl Ethyl Ketone (2-Butanone)	50	µg/L		< 250 U	< 250 U	< 130 U	< 100 U	< 250 U	< 25 U	**63 J**	< 27 U	< 14 U	< 6.8 U	< 2.7 U	< 5 U	< 5 U	< 5.0 U	< 10 U	< 5 U	< 5 U	< 5.0 U
Methylcyclohexane	NSL	µg/L		< 50 U	< 50 U	< 25 U	< 20 U	< 50 U	< 5 U	< 20 U	< 6.0 U	< 3.0 U	< 1.5 U	< 0.60 U	< 1 U	< 1 U	< 1.0 U	< 2 U	< 1 U	< 1 U	< 1.0 U
O-Xylene (1,2-Dimethylbenzene)	5	µg/L		< 50 U	< 50 U	< 25 U	< 20 U	< 50 U	< 5 U	< 20 U	< 5.9 U	< 3.0 U	< 1.5 U	< 0.59 U	< 1 U	< 1 U	< 1.0 U	< 2 U	< 1 U	< 1 U	< 1.0 U
Tetrachloroethylene (PCE)	5	µg/L		**12000**	**8100**	**8500**	**5900**	**6800**	**1300**	**1200**	**2300**	**658**	**843**	**226**	**96**	**75**	**140**	**300**	0.48 J	< 1 U	< 1.0 U
Toluene	5	µg/L		< 50 U	< 50 U	< 25 U	< 20 U	< 50 U	< 5 U	< 20 U	< 4.9 U	< 2.5 U	< 1.2 U	< 0.49 U	< 1 U	< 1 U	< 1.0 U	< 2 U	< 1 U	< 1 U	< 1.0 U
Trans-1,2-Dichloroethene	5	µg/L		< 50 U	< 50 U	< 25 U	< 20 U	< 50 U	< 5 U	< 20 U	< 5.4 U	< 2.7 U	1.9 J	< 0.54 U	2.1	3.6	1.8	4	< 1 U	< 1 U	< 1.0 U
Trichloroethylene (TCE)	5	µg/L		**420**	**310**	**410**	**210**	**210**	**59**	**36**	**103**	**37.9**	**49.1**	**20**	**32**	**22**	**38**	**91**	< 1 U	< 1 U	< 1.0 U
Vinyl Chloride	2	µg/L		< 50 U	< 50 U	< 25 U	< 20 U	< 50 U	< 5 U	< 40 U	< 5.2 U	< 2.6 U	< 1.3 U	< 0.52 U	**120**	**23**	**36 J**	**32**	< 1 U	< 1 U	< 1.0 U

Notes:
1. Screening level is the NYSDEC Class GA AWQS and Guidance Values (TOGS 1.1.1 and 6 NYCRR Part 703).
This table shows detected analytes only.
µg/L = Microgram(s) per liter
AWQS = Ambient water quality standards
EPA = U.S. Environmental Protection Agency
ID = Identification
J = Concentration is estimated.
J+ = Concentration is estimated, biased high.
NA = Not analyzed.
NSL = No screening level available.
NYSCRR = New York Codes, Rules and Regulations
NYSDEC = New York State Department of Environmental Conservation
TOGS = Technical and Operational Guidance Series
U = Analyte not detected.
VOC = Volatile organic compounds
Bold and Shaded values indicate that the analyte was detected greater than the NYSDEC AWQS

Table 4. Historical Overburden VOC Analytical Results

Location ID			DP-17	DP-17	DP-17	DP-17	DP-17	DP-17	DP-18	DP-18	DP-18	DP-18	DP-18	DP-18	DP-18	DP-18	DP-18	DP-19	DP-19	DP-19
Sample Name			828149-DP017015	828149-DP-17	828149-DP-17-20231127	828149-DP-17-20240507	828149-DP-17-20241223	828149-DP-17-04082025	828149-DP1807	828149-DP018009	828149-DP018009	828149-DP018009	828149-DP-18	828149-DP-18-20231127	828149-DP-18-20240507	828149-DP-18-20241223	828149-DP-18-04092025	828149-GW019014	828149-DP1910	828149-DP019012
Parent Sample ID																				
Sample Date			5/8/2019	6/5/2023	11/27/2023	5/7/2024	12/23/2024	4/8/2025	7/23/2013	4/27/2016	10/11/2017	5/7/2019	6/6/2023	11/27/2023	5/7/2024	12/23/2024	4/9/2025	5/23/2013	7/24/2013	4/27/2016
Analyte	**NYSDEC AWQS[1]**	**Unit**	**Result**	**Result**	**Result**	**Result**	**Result**	**Result**	**Result**	**Result**	**Result**	**Result**	**Result**	**Result**	**Result**	**Result**	**Result**	**Result**	**Result**	**Result**
Method SW8260																				
1,1,1-Trichloroethane (TCA)	5	µg/L	< 1 U	< 1 U	< 0.54 U	< 0.54 U	< 0.54 U	< 0.54 U	< 1 U	< 1 U	< 1.0 U	< 1 U	< 1 U	< 0.54 U	< 0.54 U	< 0.54 U	< 0.54 U	< 1 U	< 1 U	< 1 U
1,1-Dichloroethane	5	µg/L	< 1 U	< 1 U	< 0.57 U	< 0.57 U	< 0.57 U	< 0.57 U	< 1 U	< 1 U	< 1.0 U	< 1 U	< 1 U	< 0.57 U	< 0.57 U	< 0.57 U	< 0.57 U	< 1 U	< 1 U	< 1 U
1,1-Dichloroethene	5	µg/L	< 1 U	< 1 U	< 0.59 U	< 0.59 U	< 0.59 U	< 0.59 U	< 1 U	< 1 U	< 1.0 U	< 1 U	< 1 U	< 0.59 U	< 0.59 U	< 0.59 U	< 0.59 U	< 1 U	< 1 U	< 1 U
1,4-Dioxane (P-Dioxane)	0.35	µg/L	< 40 U	< 0.2 U	< 0.050 U	NA	NA	NA	NA	< 40 U	< 40 U	< 40 U	< 0.21 U	< 0.050 U	< 0.20 U	NA	NA	NA	NA	< 40 UJ
Acetone	50	µg/L	< 5 U	< 50 U	< 3.1 U	< 3.1 U	< 3.1 U	< 3.1 U	3.1 J	< 5 U	1.7 J	< 5 U	4.0 J	< 3.1 U	< 3.1 U	< 3.1 U	< 3.1 U	< 10 U	< 10 UJ	< 5 U
Benzene	1	µg/L	< 1 U	< 1 U	< 0.43 U	< 0.43 U	< 0.43 U	< 0.43 U	< 1 U	< 1 U	< 1.0 U	< 1 U	< 1 U	< 0.43 U	< 0.43 U	< 0.43 U	< 0.43 U	0.2 J	< 1 U	< 1 U
Bromodichloromethane	50	µg/L	< 1 U	< 0.5 U	< 0.45 U	< 0.45 U	< 0.45 U	< 0.45 U	< 1 U	< 1 U	< 1.0 U	< 1 U	< 0.5 U	< 0.45 U	< 0.45 U	< 0.45 U	< 0.45 U	< 1 U	< 1 U	< 1 U
Bromomethane	5	µg/L	< 1 UJ	< 2 U	< 1.6 U	< 1.6 U	< 1.6 U	< 1.6 U	< 2 UJ	< 1 U	< 1.0 U	< 1 U	< 2 U	< 1.6 U	< 1.6 U	< 1.6 U	< 1.6 U	< 2 UJ	< 2 UJ	< 1 U
Carbon Disulfide	60	µg/L	< 1 U	< 5 U	< 1.8 U	< 1.8 U	< 1.8 U	< 1.8 U	< 1 U	< 1 U	< 1.0 U	< 1 U	< 5 U	< 1.8 U	< 1.8 U	< 1.8 U	< 1.8 U	< 1 U	< 1 U	< 1 U
Chloroethane	5	µg/L	< 1 U	< 2 U	< 0.73 U	< 0.73 U	< 0.73 U	< 0.73 U	< 2 U	< 1 U	< 1.0 U	< 1 U	< 2 U	< 0.73 U	< 0.73 U	< 0.73 U	< 0.73 U	< 2 U	< 2 U	< 1 U
Chloroform	7	µg/L	< 1 U	< 2 U	< 0.50 U	< 0.50 U	< 0.50 U	< 0.50 U	< 1 U	< 1 U	< 1.0 U	< 1 U	< 2 U	< 0.50 U	< 0.50 U	< 0.50 U	< 0.50 U	< 1 U	< 1 U	< 1 U
Chloromethane (Methyl Chloride)	5	µg/L	< 1 U	< 2 U	< 0.76 U	< 0.76 U	< 0.76 U	< 0.76 U	< 2 U	< 1 U	0.23 J	< 1 U	< 2 U	< 0.76 U	< 0.76 U	< 0.76 U	< 0.76 U	< 2 U	< 2 U	< 1 U
Cis-1,2-Dichloroethylene	5	µg/L	< 1 U	< 1 U	< 0.51 U	< 0.51 U	< 0.51 U	< 0.51 U	0.78 J	1.5	< 1.0 U	< 1 U	0.58 J	1.2	0.76 J	1.1	< 0.51 U	**6.5**	**6.7**	**7.3**
Cyclohexane	NSL	µg/L	< 1 U	NA	< 0.78 U	< 0.78 U	< 0.78 U	< 0.78 U	< 2 U	< 1 U	< 1.0 U	< 1 U	NA	< 0.78 U	< 0.78 U	< 0.78 U	< 0.78 U	0.29 J	< 2 U	< 1 U
Ethylbenzene	5	µg/L	< 1 U	< 1 U	< 0.60 U	< 0.60 U	< 0.60 U	< 0.60 U	< 1 U	< 1 U	< 1.0 U	< 1 U	< 1 U	< 0.60 U	< 0.60 U	< 0.60 U	< 0.60 U	< 1 U	< 1 U	< 1 U
M,P-Xylene (Sum Of Isomers)	5	µg/L	< 2 U	< 2 U	< 0.78 U	< 0.78 U	< 0.78 U	< 0.78 U	< 2 U	< 2 U	< 2.0 U	< 2 U	< 2 U	< 0.78 U	< 0.78 U	< 0.78 U	< 0.78 U	0.34 J	< 2 U	< 2 U
Methyl Ethyl Ketone (2-Butanone)	50	µg/L	< 5 U	< 20 U	< 2.7 U	< 2.7 U	< 2.7 U	< 2.7 U	1.7 J	< 5 U	< 5.0 U	< 5 U	< 20 U	< 2.7 U	< 2.7 U	< 2.7 U	< 2.7 U	< 5 U	< 5 UJ	< 5 U
Methylcyclohexane	NSL	µg/L	< 1 U	< 1 U	< 0.60 U	< 0.60 U	< 0.60 U	< 0.60 U	< 1 U	< 1 U	< 1.0 U	< 1 U	< 1 U	< 0.60 U	< 0.60 U	< 0.60 U	< 0.60 U	0.48 J	< 1 U	< 1 U
O-Xylene (1,2-Dimethylbenzene)	5	µg/L	< 1 U	< 1 U	< 0.59 U	< 0.59 U	< 0.59 U	< 0.59 U	< 1 U	< 1 U	< 1.0 U	< 1 U	< 1 U	< 0.59 U	< 0.59 U	< 0.59 U	< 0.59 U	< 1 U	< 1 U	< 1 U
Tetrachloroethylene (PCE)	5	µg/L	< 1 U	< 1 U	< 0.56 U	< 0.56 U	< 0.56 U	< 0.56 U	1.4	3.7	3.1	< 1 U	1.7	4	2.1	3	0.61 J	**17**	**19**	**16**
Toluene	5	µg/L	< 1 U	< 1 U	< 0.49 U	< 0.49 U	< 0.49 U	< 0.49 U	< 1 U	< 1 U	< 1.0 U	< 1 U	< 1 U	< 0.49 U	< 0.49 U	< 0.49 U	< 0.49 U	0.44 J	< 1 U	< 1 U
Trans-1,2-Dichloroethene	5	µg/L	< 1 U	< 1 U	< 0.54 U	< 0.54 U	< 0.54 U	< 0.54 U	< 1 U	< 1 U	< 1.0 U	< 1 U	< 1 U	< 0.54 U	< 0.54 U	< 0.54 U	< 0.54 U	< 1 U	< 1 U	< 1 U
Trichloroethylene (TCE)	5	µg/L	< 1 U	< 1 U	< 0.53 U	< 0.53 U	< 0.53 U	< 0.53 U	0.79 J	1.5	< 1.0 U	< 1 U	0.90 J	1.8	1	1.5	< 0.53 U	4.4	4.9	4.9
Vinyl Chloride	2	µg/L	< 1 U	< 2 U	< 0.52 U	< 0.52 U	< 0.52 U	< 0.52 U	< 1 U	0.6 J	< 1.0 U	< 1 U	< 2 U	< 0.52 U	< 0.52 U	< 0.52 U	< 0.52 U	< 1 U	< 1 U	< 1 U

Notes:
1. Screening level is the NYSDEC Class GA AWQS and Guidance Values (TOGS 1.1.1 and 6 NYCRR Part 703).
This table shows detected analytes only.
µg/L = Microgram(s) per liter
AWQS = Ambient water quality standards
EPA = U.S. Environmental Protection Agency
ID = Identification
J = Concentration is estimated.
J+ = Concentration is estimated, biased high.
NA = Not analyzed.
NSL = No screening level available.
NYSCRR = New York Codes, Rules and Regulations
NYSDEC = New York State Department of Environmental Conservation
TOGS = Technical and Operational Guidance Series
U = Analyte not detected.
VOC = Volatile organic compounds
Bold and Shaded values indicate that the analyte was detected greater than the NYSDEC AWQS

Table 4. Historical Overburden VOC Analytical Results

			Location ID	DP-19	DP-19	DP-19	DP-19	DP-19	DP-19	DP-19	DP-20	DP-20	DP-20	DP-20	DP-20	DP-20	DP-20	DP-20	DP-20	DP-21
			Sample Name	828149-DP019012	828149-DP019012	828149-DP-19	828149-DP-19-20231128	828149-DP-19-20240507	828149-DP-19-20241223	828149-DP-19-04082025	828149-GW020015	828149-GW020019	828149-DP2012	828149-DP020012	828149-DP020012	828149-DP020012	828149-DP-20	828149-DP-20-20240507	828149-DP-20-20241223	828149-DP-20-04082025	828149-GW021011
			Parent Sample ID																		
			Sample Date	10/11/2017	5/8/2019	6/6/2023	11/28/2023	5/7/2024	12/23/2024	4/8/2025	5/23/2013	5/23/2013	7/23/2013	4/27/2016	10/11/2017	5/8/2019	6/6/2023	5/7/2024	12/23/2024	4/8/2025	5/23/2013
Analyte	**NYSDEC AWQS[1]**	**Unit**		**Result**	**Result**	**Result**	**Result**	**Result**	**Result**	**Result**	**Result**	**Result**	**Result**	**Result**	**Result**	**Result**	**Result**	**Result**	**Result**	**Result**	**Result**
Method SW8260																					
1,1,1-Trichloroethane (TCA)	5	µg/L		< 1.0 U	< 1 UJ	< 1 U	< 0.54 U	< 0.54 U	< 0.54 U	< 0.54 U	< 1 U	< 1 U	< 1 U	< 1 U	< 1.0 U	< 1 U	< 1 U	< 0.54 U	< 0.54 U	< 0.54 U	< 1 U
1,1-Dichloroethane	5	µg/L		< 1.0 U	< 1 UJ	< 1 U	< 0.57 U	< 0.57 U	< 0.57 U	< 0.57 U	< 1 U	< 1 U	< 1 U	< 1 U	< 1.0 U	< 1 U	< 1 U	< 0.57 U	< 0.57 U	< 0.57 U	< 1 U
1,1-Dichloroethene	5	µg/L		< 1.0 U	< 1 UJ	< 1 U	< 0.59 U	< 0.59 U	< 0.59 U	< 0.59 U	< 1 U	< 1 U	< 1 U	< 1 U	< 1.0 U	< 1 U	< 1 U	< 0.59 UJ	< 0.59 U	< 0.59 U	< 1 U
1,4-Dioxane (P-Dioxane)	0.35	µg/L		< 40 U	< 40 UJ	< 0.21 U	< 0.050 U	NA	NA	NA	NA	NA	NA	< 40 UJ	< 40 U	< 40 U	< 0.21 U	< 0.20 U	NA	NA	NA
Acetone	50	µg/L		< 5.0 U	< 5 UJ	< 50 U	< 3.1 U	< 3.1 U	< 3.1 U	< 3.1 U	8.9 J	< 10 U	< 10 UJ	5.7	4.2 J	< 5 U	2.7 J	< 3.1 U	< 3.1 U	< 3.1 U	5.2 J
Benzene	1	µg/L		< 1.0 U	< 1 UJ	< 1 U	< 0.43 U	< 0.43 U	< 0.43 U	< 0.43 U	**1.8**	0.49 J	< 1 U	< 1 U	< 1.0 U	< 1 U	< 1 U	< 0.43 U	< 0.43 U	< 0.43 U	0.82 J
Bromodichloromethane	50	µg/L		< 1.0 U	< 1 UJ	< 0.5 U	< 0.45 U	< 0.45 U	< 0.45 U	< 0.45 U	< 1 U	< 1 U	< 1 U	< 1 U	< 1.0 U	< 1 U	< 0.5 U	< 0.45 U	< 0.45 U	< 0.45 U	< 1 U
Bromomethane	5	µg/L		< 1.0 U	< 1 UJ	< 2 U	< 1.6 U	< 1.6 U	< 1.6 U	< 1.6 U	< 2 UJ	< 2 UJ	< 2 UJ	< 1 U	< 1.0 U	< 1 U	< 2 U	< 1.6 U	< 1.6 U	< 1.6 U	< 2 UJ
Carbon Disulfide	60	µg/L		< 1.0 U	< 1 UJ	< 5 U	< 1.8 U	< 1.8 U	< 1.8 U	< 1.8 U	0.41 J	0.27 J	< 1 U	< 1 U	< 1.0 U	< 1 U	< 5 U	< 1.8 UJ	< 1.8 U	< 1.8 U	0.33 J
Chloroethane	5	µg/L		< 1.0 U	< 1 UJ	< 2 U	< 0.73 U	< 0.73 U	< 0.73 U	< 0.73 U	< 2 U	< 2 U	< 2 U	< 1 U	< 1.0 U	< 1 U	< 2 U	< 0.73 U	< 0.73 U	< 0.73 U	< 2 U
Chloroform	7	µg/L		< 1.0 U	< 1 UJ	< 2 U	< 0.50 U	< 0.50 U	< 0.50 U	< 0.50 U	< 1 U	< 1 U	< 1 U	< 1 U	< 1.0 U	< 1 U	< 2 U	< 0.50 U	< 0.50 U	< 0.50 U	4.2
Chloromethane (Methyl Chloride)	5	µg/L		< 1.0 U	< 1 UJ	< 2 U	< 0.76 U	< 0.76 U	< 0.76 U	< 0.76 U	< 2 U	< 2 U	< 2 U	< 1 U	< 1.0 U	0.28 J	< 2 U	< 0.76 U	< 0.76 U	< 0.76 U	< 2 U
Cis-1,2-Dichloroethylene	5	µg/L		**12**	**7.8 J**	**9.4**	**15.8**	**12.3**	**15.9**	**15.8**	< 1 U	< 1 U	< 1 U	< 1 U	< 1.0 U	< 1 U	< 1 U	< 0.51 U	< 0.51 U	< 0.51 U	< 1 U
Cyclohexane	NSL	µg/L		< 1.0 U	< 1 UJ	NA	< 0.78 U	< 0.78 U	< 0.78 U	< 0.78 U	1.8 J	0.64 J	0.25 J	< 1 U	< 1.0 U	< 1 U	NA	< 0.78 U	< 0.78 U	< 0.78 U	1.6 J
Ethylbenzene	5	µg/L		< 1.0 U	< 1 UJ	< 1 U	< 0.60 U	< 0.60 U	< 0.60 U	< 0.60 U	0.28 J	< 1 U	< 1 U	< 1 U	< 1.0 U	< 1 U	< 1 U	< 0.60 U	< 0.60 U	< 0.60 U	0.21 J
M,P-Xylene (Sum Of Isomers)	5	µg/L		< 2.0 U	< 2 UJ	< 2 U	< 0.78 U	< 0.78 U	< 0.78 U	< 0.78 U	2.7	0.78 J	< 2 U	< 2 U	< 2.0 U	< 2 U	< 2 U	< 0.78 U	< 0.78 U	< 0.78 U	2.4
Methyl Ethyl Ketone (2-Butanone)	50	µg/L		< 5.0 U	< 5 UJ	< 20 U	< 2.7 U	< 2.7 U	< 2.7 U	< 2.7 U	1.6 J	< 5 U	< 5 UJ	< 5 U	< 5.0 U	< 5 U	< 20 U	< 2.7 U	< 2.7 U	< 2.7 U	< 5 U
Methylcyclohexane	NSL	µg/L		< 1.0 U	< 1 UJ	< 1 U	< 0.60 U	< 0.60 U	< 0.60 U	< 0.60 U	2.8	1.1	0.48 J	< 1 U	< 1.0 U	< 1 U	< 1 U	< 0.60 U	< 0.60 U	< 0.60 U	2.9
O-Xylene (1,2-Dimethylbenzene)	5	µg/L		< 1.0 U	< 1 UJ	< 1 U	< 0.59 U	< 0.59 U	< 0.59 U	< 0.59 U	0.78 J	0.27 J	< 1 U	< 1 U	< 1.0 U	< 1 U	< 1 U	< 0.59 U	< 0.59 U	< 0.59 U	0.66 J
Tetrachloroethylene (PCE)	5	µg/L		**28**	**19 J**	**41**	**52.9**	**41.8**	**54.8**	**55**	< 1 U	< 1 U	< 1 U	0.46 J	0.78 J	< 1 U	< 1 U	< 0.56 U	< 0.56 U	< 0.56 U	1.9
Toluene	5	µg/L		< 1.0 U	< 1 UJ	< 1 U	< 0.49 U	< 0.49 U	< 0.49 U	< 0.49 U	3.1	0.97 J	0.26 J	< 1 U	< 1.0 U	< 1 U	< 1 U	< 0.49 U	< 0.49 U	< 0.49 U	2.2
Trans-1,2-Dichloroethene	5	µg/L		< 1.0 U	0.21 J	< 1 U	< 0.54 U	< 0.54 U	< 0.54 U	< 0.54 U	< 1 U	< 1 U	< 1 U	< 1 U	< 1.0 U	< 1 U	< 1 U	< 0.54 UJ	< 0.54 U	< 0.54 U	< 1 U
Trichloroethylene (TCE)	5	µg/L		**8.5**	**5.5 J**	**10**	**13.8**	**10.6**	**13.6**	**13.4**	< 1 U	< 1 U	< 1 U	< 1 U	< 1.0 U	< 1 U	< 1 U	< 0.53 U	< 0.53 U	< 0.53 U	< 1 U
Vinyl Chloride	2	µg/L		< 1.0 U	< 1 UJ	0.29 J	< 0.52 U	< 0.52 U	< 0.52 U	< 0.52 U	< 1 U	< 1 U	< 1 U	< 1 U	< 1.0 U	< 1 U	< 2 U	< 0.52 U	< 0.52 U	< 0.52 U	< 1 U

Notes:
1. Screening level is the NYSDEC Class GA AWQS and Guidance Values (TOGS 1.1.1 and 6 NYCRR Part 703).
This table shows detected analytes only.
µg/L = Microgram(s) per liter
AWQS = Ambient water quality standards
EPA = U.S. Environmental Protection Agency
ID = Identification
J = Concentration is estimated.
J+ = Concentration is estimated, biased high.
NA = Not analyzed.
NSL = No screening level available.
NYSCRR = New York Codes, Rules and Regulations
NYSDEC = New York State Department of Environmental Conservation
TOGS = Technical and Operational Guidance Series
U = Analyte not detected.
VOC = Volatile organic compounds
Bold and Shaded values indicate that the analyte was detected greater than the NYSDEC AWQS

Table 4. Historical Overburden VOC Analytical Results

		Location ID	DP-21	DP-21	DP-21	DP-21	DP-21	DP-21	DP-21	DP-21	DP-21	GEMW-1	GEMW-1	GEMW-1	GEMW-1	GEMW-2	GEMW-2	GEMW-2	GEMW-2	GEMW-2
		Sample Name	828149-DP2107	828149-DP021009	828149-DP021009	828149-DP021009	828149-DP-21	828149-DP-21-20231128	828149-DP-21-20240507	828149-DP-21-20241223	828149-DP-21-04082025	828149-GEMW001014	828149-GEMW001014	828149-GEMW001014	828149-GEMW001014	828149-GEMW002014	828149-GEMW002014	828149-GEMW002014	828149-GEMW002014	828149-GEMW-2
		Parent Sample ID																		
		Sample Date	7/23/2013	4/27/2016	10/11/2017	5/8/2019	6/6/2023	11/28/2023	5/7/2024	12/23/2024	4/8/2025	7/24/2013	4/27/2016	10/11/2017	5/7/2019	7/24/2013	4/26/2016	10/10/2017	5/8/2019	6/6/2023
Analyte	**NYSDEC AWQS[1]**	**Unit**	**Result**	**Result**	**Result**	**Result**	**Result**	**Result**	**Result**	**Result**	**Result**	**Result**	**Result**	**Result**	**Result**	**Result**	**Result**	**Result**	**Result**	**Result**
Method SW8260																				
1,1,1-Trichloroethane (TCA)	5	µg/L	< 1 U	< 1 U	< 1.0 U	< 1 U	< 1 U	< 0.54 U	< 0.54 U	< 0.54 U	< 0.54 U	< 1 U	< 2 U	< 5.0 U	< 1 U	< 1 U	< 1 U	< 1.0 U	< 1 U	< 1 U
1,1-Dichloroethane	5	µg/L	< 1 U	< 1 U	< 1.0 U	< 1 U	< 1 U	< 0.57 U	< 0.57 U	< 0.57 U	< 0.57 U	0.38 J	< 2 U	< 5.0 U	< 1 U	< 1 U	< 1 U	< 1.0 U	< 1 U	< 1 U
1,1-Dichloroethene	5	µg/L	< 1 U	< 1 U	< 1.0 U	< 1 U	< 1 U	< 0.59 U	< 0.59 U	< 0.59 U	< 0.59 U	5	**5.2**	**5.2**	1.1	< 1 U	< 1 U	< 1.0 U	< 1 U	< 1 U
1,4-Dioxane (P-Dioxane)	0.35	µg/L	NA	< 40 UJ	< 40 U	< 40 U	< 0.21 U	< 0.050 U	NA	NA	NA	NA	< 80 UJ	< 200 U	< 40 U	NA	< 40 UJ	< 40 U	< 40 U	< 0.21 U
Acetone	50	µg/L	< 10 UJ	< 5 U	1.8 J	< 5 U	< 50 U	< 3.1 U	< 3.1 U	< 3.1 U	< 3.1 U	< 10 U	4.6 J	< 25 U	< 5 U	< 10 U	1.7 J	< 5.0 U	< 5 U	< 50 U
Benzene	1	µg/L	< 1 U	< 1 U	< 1.0 U	< 1 U	< 1 U	< 0.43 U	< 0.43 U	< 0.43 U	< 0.43 U	< 1 U	< 2 U	< 5.0 U	< 1 U	< 1 U	< 1 U	< 1.0 U	< 1 U	< 1 U
Bromodichloromethane	50	µg/L	1.2	< 1 U	< 1.0 U	< 1 U	< 0.5 U	< 0.45 U	< 0.45 U	< 0.45 U	< 0.45 U	< 1 U	< 2 U	< 5.0 U	< 1 U	< 1 U	< 1 U	< 1.0 U	< 1 U	< 0.5 U
Bromomethane	5	µg/L	< 2 UJ	< 1 U	< 1.0 U	< 1 U	< 2 U	< 1.6 U	< 1.6 U	< 1.6 U	< 1.6 U	< 2 U	< 2 U	< 5.0 U	< 1 U	< 2 U	< 1 U	0.31 J	< 1 U	< 2 U
Carbon Disulfide	60	µg/L	< 1 U	< 1 U	< 1.0 U	< 1 U	< 5 U	< 1.8 U	< 1.8 U	< 1.8 U	< 1.8 U	< 1 U	< 2 U	< 5.0 U	< 1 U	< 1 U	< 1 U	< 1.0 U	< 1 U	< 5 U
Chloroethane	5	µg/L	< 2 U	< 1 U	< 1.0 U	< 1 U	< 2 U	< 0.73 U	< 0.73 U	< 0.73 U	< 0.73 U	< 2 U	< 2 U	< 5.0 U	< 1 U	< 2 U	< 1 U	< 1.0 U	< 1 U	< 2 U
Chloroform	7	µg/L	**15**	0.55 J	**8.3**	0.3 J	2.7	**8.2**	< 0.50 U	1.6	< 0.50 U	< 1 U	< 2 U	< 5.0 U	< 1 U	< 1 U	< 1 U	< 1.0 U	< 1 U	< 2 U
Chloromethane (Methyl Chloride)	5	µg/L	< 2 U	< 1 U	< 1.0 U	< 1 U	< 2 U	< 0.76 U	< 0.76 U	< 0.76 U	< 0.76 U	< 2 U	< 2 U	< 5.0 U	< 1 U	< 2 U	< 1 U	< 1.0 U	< 1 U	< 2 U
Cis-1,2-Dichloroethylene	5	µg/L	< 1 U	< 1 U	< 1.0 U	< 1 U	< 1 U	< 0.51 U	< 0.51 U	< 0.51 U	< 0.51 U	**310**	**600**	**520**	**150**	**14**	4	3.3	0.94 J	0.27 J
Cyclohexane	NSL	µg/L	< 2 U	< 1 U	< 1.0 U	< 1 U	NA	< 0.78 U	< 0.78 U	< 0.78 U	< 0.78 U	< 2 U	< 2 U	< 5.0 U	< 1 U	< 2 U	< 1 U	< 1.0 U	< 1 U	NA
Ethylbenzene	5	µg/L	< 1 U	< 1 U	< 1.0 U	< 1 U	< 1 U	< 0.60 U	< 0.60 U	< 0.60 U	< 0.60 U	< 1 U	< 2 U	< 5.0 U	< 1 U	< 1 U	< 1 U	< 1.0 U	< 1 U	< 1 U
M,P-Xylene (Sum Of Isomers)	5	µg/L	< 2 U	< 2 U	< 2.0 U	< 2 U	< 2 U	< 0.78 U	< 0.78 U	< 0.78 U	< 0.78 U	< 2 U	< 4 U	< 10 U	< 2 U	< 2 U	< 2 U	< 2.0 U	< 2 U	< 2 U
Methyl Ethyl Ketone (2-Butanone)	50	µg/L	< 5 UJ	< 5 U	< 5.0 U	< 5 U	< 20 U	< 2.7 U	< 2.7 U	< 2.7 U	< 2.7 U	< 5 U	< 10 U	< 25 U	< 5 U	< 5 U	< 5 U	< 5.0 U	< 5 U	< 20 U
Methylcyclohexane	NSL	µg/L	< 1 U	< 1 U	< 1.0 U	< 1 U	< 1 U	< 0.60 U	< 0.60 U	< 0.60 U	< 0.60 U	< 1 U	< 2 U	< 5.0 U	< 1 U	< 1 U	< 1 U	< 1.0 U	< 1 U	< 1 U
O-Xylene (1,2-Dimethylbenzene)	5	µg/L	< 1 U	< 1 U	< 1.0 U	< 1 U	< 1 U	< 0.59 U	< 0.59 U	< 0.59 U	< 0.59 U	< 1 U	< 2 U	< 5.0 U	< 1 U	< 1 U	< 1 U	< 1.0 U	< 1 U	< 1 U
Tetrachloroethylene (PCE)	5	µg/L	2.1	3.8	**5.4**	1.8	1.6	2.4	1.6	2.1	2.1	**76**	**200**	**250**	**93**	**230**	**130**	**150**	**81**	**67**
Toluene	5	µg/L	< 1 U	< 1 U	< 1.0 U	< 1 U	< 1 U	< 0.49 U	< 0.49 U	< 0.49 U	< 0.49 U	< 1 U	< 2 U	< 5.0 U	< 1 U	< 1 U	< 1 U	< 1.0 U	< 1 U	< 1 U
Trans-1,2-Dichloroethene	5	µg/L	< 1 U	< 1 U	< 1.0 U	< 1 U	< 1 U	< 0.54 U	< 0.54 U	< 0.54 U	< 0.54 U	2.4	5	3.5 J	1.2	< 1 U	< 1 U	< 1.0 U	< 1 U	< 1 U
Trichloroethylene (TCE)	5	µg/L	< 1 U	< 1 U	0.33 J	< 1 U	< 1 U	< 0.53 U	< 0.53 U	< 0.53 U	< 0.53 U	**69**	**120**	**120**	**38**	5	2.2	3.3	0.93 J	1.1
Vinyl Chloride	2	µg/L	< 1 U	< 1 U	< 1.0 U	< 1 U	< 2 U	< 0.52 U	< 0.52 U	< 0.52 U	< 0.52 U	**69**	**32**	**15 J**	**7.3**	< 1 U	< 1 U	< 1.0 U	< 1 U	< 2 U

Notes:
1. Screening level is the NYSDEC Class GA AWQS and Guidance Values (TOGS 1.1.1 and 6 NYCRR Part 703).
This table shows detected analytes only.
µg/L = Microgram(s) per liter
AWQS = Ambient water quality standards
EPA = U.S. Environmental Protection Agency
ID = Identification
J = Concentration is estimated.
J+ = Concentration is estimated, biased high.
NA = Not analyzed.
NSL = No screening level available.
NYSCRR = New York Codes, Rules and Regulations
NYSDEC = New York State Department of Environmental Conservation
TOGS = Technical and Operational Guidance Series
U = Analyte not detected.
VOC = Volatile organic compounds
Bold and Shaded values indicate that the analyte was detected greater than the NYSDEC AWQS

Table 4. Historical Overburden VOC Analytical Results

Location ID			GEMW-2	GEMW-2	GEMW-2	GEMW-2	MW-1	MW-1	MW-1	MW-1	MW-1	MW-1	MW-1	MW-1	MW-1	MW-2	MW-2	MW-2	MW-2	MW-2
Sample Name			828149-GEMW-2-20231128	828149-GEMW-2-20240507	828149-GEMW-2-20241223	828149-GEMW-2-04082025	828149-MW001010	828149-MW001010	828149-MW001010D 828149-MW001010	828149-MW001010	828149-MW001010D 828149-MW001010	828149-MW001010	828149-MW001010D 828149-MW001010	828149-MW-1-20231127	828149-MW-1-20240508	828149-MW002010	828149-MW002010	828149-MW002010	828149-MW002010	828149-MW-2
Parent Sample ID																				
Sample Date			11/28/2023	5/7/2024	12/23/2024	4/8/2025	7/24/2013	4/26/2016	4/26/2016	10/10/2017	10/10/2017	5/7/2019	5/7/2019	11/27/2023	5/8/2024	7/24/2013	4/27/2016	10/11/2017	5/8/2019	6/5/2023
Analyte	**NYSDEC AWQS[1]**	**Unit**	**Result**	**Result**	**Result**	**Result**	**Result**	**Result**	**Result**	**Result**	**Result**	**Result**	**Result**	**Result**	**Result**	**Result**	**Result**	**Result**	**Result**	**Result**
Method SW8260																				
1,1,1-Trichloroethane (TCA)	5	µg/L	< 0.54 U	< 0.54 U	< 0.54 U	< 0.54 U	< 50 U	< 50 U	< 50 U	< 50 U	< 50 U	< 20 U	< 20 U	< 5.4 U	< 2.7 U	< 250 U	< 500 U	< 500 U	< 500 U	< 1 U
1,1-Dichloroethane	5	µg/L	< 0.57 U	< 0.57 U	< 0.57 U	< 0.57 U	< 50 U	< 50 U	< 50 U	< 50 U	< 50 U	< 20 U	< 20 U	< 5.7 U	< 2.8 U	< 250 U	< 500 U	< 500 U	< 500 U	< 1 U
1,1-Dichloroethene	5	µg/L	< 0.59 U	< 0.59 U	< 0.59 U	< 0.59 U	< 50 U	< 50 U	< 50 U	< 50 U	< 50 U	< 20 U	< 20 U	< 5.9 U	< 3.0 U	< 250 U	< 500 U	< 500 U	< 500 U	< 1 U
1,4-Dioxane (P-Dioxane)	0.35	µg/L	< 0.050 U	NA	NA	NA	NA	< 2000 UJ	< 2000 UJ	< 2000 U	< 2000 U	< 800 U	< 800 U	< 0.050 U	< 0.20 U	NA	< 20000 UJ	< 20000 U	< 20000 U	< 0.2 U
Acetone	50	µg/L	< 3.1 U	< 3.1 U	< 3.1 U	< 3.1 U	< 500 U	< 250 U	< 250 U	< 250 U	< 250 U	< 100 U	< 100 U	< 31 U	< 15 U	< 2500 UJ	< 2500 U	< 2500 U	< 2500 U	< 50 U
Benzene	1	µg/L	< 0.43 U	< 0.43 U	< 0.43 U	< 0.43 U	< 50 U	< 50 U	< 50 U	< 50 U	< 50 U	< 20 U	< 20 U	< 4.3 U	< 2.1 U	< 250 U	< 500 U	< 500 U	< 500 U	< 1 U
Bromodichloromethane	50	µg/L	< 0.45 U	< 0.45 U	< 0.45 U	< 0.45 U	< 50 U	< 50 U	< 50 U	< 50 U	< 50 U	< 20 U	< 20 U	< 4.5 U	< 2.3 U	< 250 U	< 500 U	< 500 U	< 500 U	< 0.5 U
Bromomethane	5	µg/L	< 1.6 U	< 1.6 U	< 1.6 U	< 1.6 U	< 100 U	< 50 U	< 50 U	< 50 U	< 50 U	< 20 UJ	< 20 UJ	< 16 U	< 8.2 U	< 500 UJ	< 500 U	< 500 U	< 500 U	< 2 U
Carbon Disulfide	60	µg/L	< 1.8 U	< 1.8 U	< 1.8 U	< 1.8 U	< 50 U	< 50 U	< 50 U	< 50 U	< 50 U	< 20 U	< 20 U	< 18 U	< 9.0 U	< 250 U	< 500 U	< 500 U	< 500 U	< 5 U
Chloroethane	5	µg/L	< 0.73 U	< 0.73 U	< 0.73 U	< 0.73 U	< 100 U	< 50 U	< 50 U	< 50 U	< 50 U	< 20 U	< 20 U	< 7.3 U	< 3.6 U	< 500 U	< 500 U	< 500 U	< 500 U	< 2 U
Chloroform	7	µg/L	< 0.50 U	< 0.50 U	< 0.50 U	< 0.50 U	< 50 U	< 50 U	< 50 U	< 50 U	< 50 U	< 20 U	< 20 U	< 5.0 U	< 2.5 U	< 250 U	< 500 U	< 500 U	< 500 U	< 2 U
Chloromethane (Methyl Chloride)	5	µg/L	< 0.76 U	< 0.76 U	< 0.76 U	< 0.76 U	< 100 U	< 50 U	< 50 U	**13 J**	< 50 U	< 20 U	< 20 U	< 7.6 U	< 3.8 U	< 500 U	< 500 U	< 500 U	< 500 U	< 2 U
Cis-1,2-Dichloroethylene	5	µg/L	< 0.51 U	< 0.51 U	< 0.51 U	< 0.51 U	**660**	**320**	**330**	**340**	**310**	**34**	**38**	**27.6**	**31.2**	**260**	< 500 U	< 500 U	< 500 U	**22**
Cyclohexane	NSL	µg/L	< 0.78 U	< 0.78 U	< 0.78 U	< 0.78 U	< 100 U	< 50 U	< 50 U	< 50 U	< 50 U	< 20 U	< 20 U	< 7.8 U	< 3.9 U	< 500 U	< 500 U	< 500 U	< 500 U	NA
Ethylbenzene	5	µg/L	< 0.60 U	< 0.60 U	< 0.60 U	< 0.60 U	< 50 U	< 50 U	< 50 U	< 50 U	< 50 U	< 20 U	< 20 U	< 6.0 U	< 3.0 U	< 250 U	< 500 U	< 500 U	< 500 U	< 1 U
M,P-Xylene (Sum Of Isomers)	5	µg/L	< 0.78 U	< 0.78 U	< 0.78 U	< 0.78 U	< 100 U	< 100 U	< 100 U	< 100 U	< 100 U	< 40 U	< 40 U	< 7.8 U	< 3.9 U	< 500 U	< 1000 U	< 1000 U	< 1000 U	< 2 U
Methyl Ethyl Ketone (2-Butanone)	50	µg/L	< 2.7 U	< 2.7 U	< 2.7 U	< 2.7 U	< 250 U	< 250 U	< 250 U	< 250 U	< 250 U	< 100 U	< 100 U	< 27 U	< 14 U	< 1300 UJ	< 2500 U	< 2500 U	< 2500 U	< 20 U
Methylcyclohexane	NSL	µg/L	< 0.60 U	< 0.60 U	< 0.60 U	< 0.60 U	< 50 U	< 50 U	< 50 U	< 50 U	< 50 U	< 20 U	< 20 U	< 6.0 U	< 3.0 U	< 250 U	< 500 U	< 500 U	< 500 U	< 1 U
O-Xylene (1,2-Dimethylbenzene)	5	µg/L	< 0.59 U	< 0.59 U	< 0.59 U	< 0.59 U	< 50 U	< 50 U	< 50 U	< 50 U	< 50 U	< 20 U	< 20 U	< 5.9 U	< 3.0 U	< 250 U	< 500 U	< 500 U	< 500 U	< 1 U
Tetrachloroethylene (PCE)	5	µg/L	**71**	**66.8**	**68.2**	**73.7**	**11000**	**8400**	**8500**	**9700**	**9600**	**1900 J+**	**2000 J+**	**2570**	**907**	**90000**	**85000**	**69000**	**63000**	**69**
Toluene	5	µg/L	< 0.49 U	< 0.49 U	< 0.49 U	< 0.49 U	< 50 U	< 50 U	< 50 U	< 50 U	< 50 U	< 20 U	< 20 U	< 4.9 U	< 2.5 U	< 250 U	< 500 U	< 500 U	< 500 U	< 1 U
Trans-1,2-Dichloroethene	5	µg/L	< 0.54 U	< 0.54 U	< 0.54 U	< 0.54 U	< 50 U	< 50 U	< 50 U	< 50 U	< 50 U	< 20 U	< 20 U	< 5.4 U	< 2.7 U	< 250 U	< 500 U	< 500 U	< 500 U	0.31 J
Trichloroethylene (TCE)	5	µg/L	1.3	0.82 J	0.84 J	1	**260**	**180**	**190**	**260**	**240**	**34**	**35**	**21.1**	**11.5**	**410**	**240 J**	**170 J**	**160 J**	**18**
Vinyl Chloride	2	µg/L	< 0.52 U	< 0.52 U	< 0.52 U	< 0.52 U	< 50 U	< 50 U	< 50 U	< 50 U	< 50 U	< 20 U	< 20 U	< 5.2 U	< 2.6 U	< 250 U	< 500 U	< 500 U	< 500 U	< 2 U

Notes:
1. Screening level is the NYSDEC Class GA AWQS and Guidance Values (TOGS 1.1.1 and 6 NYCRR Part 703).
This table shows detected analytes only.
µg/L = Microgram(s) per liter
AWQS = Ambient water quality standards
EPA = U.S. Environmental Protection Agency
ID = Identification
J = Concentration is estimated.
J+ = Concentration is estimated, biased high.
NA = Not analyzed.
NSL = No screening level available.
NYSCRR = New York Codes, Rules and Regulations
NYSDEC = New York State Department of Environmental Conservation
TOGS = Technical and Operational Guidance Series
U = Analyte not detected.
VOC = Volatile organic compounds
Bold and Shaded values indicate that the analyte was detected greater than the NYSDEC AWQS

Table 4. Historical Overburden VOC Analytical Results

			Location ID	MW-2	MW-2	MW-2	MW-2	MW-2	MW-2	MW-3	MW-3	MW-3	MW-3	MW-3	MW-3	MW-3	MW-3	MW-3	MW-3	MW-3
			Sample Name	828149-FD-01	828149-MW-2-20231127	828149-FD-01-20231127	828149-MW-2-20240507	828149-MW-2-20241223	828149-MW-2-04082025	828149-MW003010	828149-MW003010D	828149-MW003009	828149-MW003009D	828149-MW003009	828149-MW003009D	828149-MW003009	828149-MW003009D	828149-MW-3	828149-MW-3-20231127	828149-MW-3-20241223	828149-FD-01-20241223
			Parent Sample ID	828149-MW-2		828149-MW-2-20231127					828149-MW003010		828149-MW003009		828149-MW003009		828149-MW003009				828149-MW-3-20241223
			Sample Date	6/5/2023	11/27/2023	11/27/2023	5/7/2024	12/23/2024	4/8/2025	7/23/2013	7/23/2013	4/27/2016	4/27/2016	10/12/2017	10/12/2017	5/6/2019	5/6/2019	6/6/2023	11/27/2023	12/23/2024	12/23/2024
Analyte	**NYSDEC AWQS[1]**	**Unit**		**Result**	**Result**	**Result**	**Result**	**Result**	**Result**	**Result**	**Result**	**Result**	**Result**	**Result**	**Result**	**Result**	**Result**	**Result**	**Result**	**Result**	**Result**
Method SW8260																					
1,1,1-Trichloroethane (TCA)	5	µg/L		< 1 U	< 0.54 U	< 0.54 U	< 0.54 U	< 0.54 U	< 0.54 U	< 5 U	< 10 U	< 5 U	< 5 U	< 5.0 U	< 5.0 U	< 5 U	< 5 U	< 40 U	< 11 U	< 0.54 U	< 0.54 U
1,1-Dichloroethane	5	µg/L		< 1 U	< 0.57 U	< 0.57 U	< 0.57 U	< 0.57 U	< 0.57 U	< 5 U	< 10 U	< 5 U	< 5 U	< 5.0 U	< 5.0 U	< 5 U	< 5 U	< 40 U	< 11 U	< 0.57 U	< 0.57 U
1,1-Dichloroethene	5	µg/L		< 1 U	< 0.59 U	< 0.59 U	< 0.59 U	< 0.59 U	< 0.59 U	**16**	**15**	**11**	**11**	**8.5**	**8.2**	**6.2**	**6.3**	< 40 U	< 12 U	**7.6**	**7.2**
1,4-Dioxane (P-Dioxane)	0.35	µg/L		< 0.21 U	< 0.050 U	< 0.050 U	NA	NA	NA	NA	NA	< 200 UJ	< 200 UJ	**1.1**	< 200 U	< 200 U	< 200 U	< 0.2 U	< 0.050 U	NA	NA
Acetone	50	µg/L		< 50 U	< 3.1 U	< 3.1 U	< 3.1 U	< 3.1 U	< 3.1 U	< 50 U	< 100 UJ	7 J	7.1 J	< 25 U	< 25 U	< 25 U	< 25 U	< 2000 U	< 61 U	< 3.1 U	< 3.1 U
Benzene	1	µg/L		< 1 U	< 0.43 U	< 0.43 U	< 0.43 U	< 0.43 U	< 0.43 U	< 5 U	< 10 U	< 5 U	< 5 U	< 5.0 U	< 5.0 U	< 5 U	< 5 U	< 40 U	< 8.5 U	< 0.43 U	< 0.43 U
Bromodichloromethane	50	µg/L		< 0.5 U	< 0.45 U	< 0.45 U	< 0.45 U	< 0.45 U	< 0.45 U	< 5 U	< 10 U	< 5 U	< 5 U	< 5.0 U	< 5.0 U	< 5 U	< 5 U	< 20 U	< 9.0 U	< 0.45 U	< 0.45 U
Bromomethane	5	µg/L		< 2 U	< 1.6 U	< 1.6 U	< 1.6 U	< 1.6 U	< 1.6 U	< 10 U	< 20 UJ	< 5 U	< 5 U	< 5.0 U	< 5.0 U	< 5 U	< 5 U	< 80 U	< 33 U	< 1.6 U	< 1.6 U
Carbon Disulfide	60	µg/L		< 5 U	< 1.8 U	< 1.8 U	< 1.8 U	< 1.8 U	< 1.8 U	< 5 U	< 10 U	< 5 U	< 5 U	< 5.0 U	< 5.0 U	< 5 U	< 5 U	< 200 U	< 36 U	< 1.8 U	< 1.8 U
Chloroethane	5	µg/L		< 2 U	< 0.73 U	< 0.73 U	< 0.73 U	< 0.73 U	< 0.73 U	< 10 U	< 20 U	< 5 U	< 5 U	< 5.0 U	< 5.0 U	< 5 U	< 5 U	< 80 U	< 15 U	< 0.73 U	< 0.73 U
Chloroform	7	µg/L		< 2 U	< 0.50 U	< 0.50 U	< 0.50 U	< 0.50 U	< 0.50 U	< 5 U	< 10 U	< 5 U	< 5 U	< 5.0 U	< 5.0 U	< 5 U	< 5 U	< 80 U	< 10 U	< 0.50 U	< 0.50 U
Chloromethane (Methyl Chloride)	5	µg/L		< 2 U	< 0.76 U	< 0.76 U	< 0.76 U	< 0.76 U	< 0.76 U	< 10 U	< 20 U	< 5 U	< 5 U	< 5.0 U	< 5.0 U	< 5 U	< 5 U	< 80 U	< 15 U	< 0.76 U	< 0.76 U
Cis-1,2-Dichloroethylene	5	µg/L		**21**	**21.1**	**21.2**	**19**	**25.6**	**22.9**	**890**	**840**	**850**	**710**	**670**	**690**	**530**	**530**	**330**	**1210**	**547**	**529**
Cyclohexane	NSL	µg/L		NA	< 0.78 U	< 0.78 U	< 0.78 U	< 0.78 U	< 0.78 U	< 10 U	< 20 U	< 5 U	< 5 U	< 5.0 U	< 5.0 U	< 5 U	< 5 U	NA	< 16 U	< 0.78 U	< 0.78 U
Ethylbenzene	5	µg/L		< 1 U	< 0.60 U	< 0.60 U	< 0.60 U	< 0.60 U	< 0.60 U	< 5 U	< 10 U	< 5 U	< 5 U	< 5.0 U	< 5.0 U	< 5 U	< 5 U	< 40 U	< 12 U	< 0.60 U	< 0.60 U
M,P-Xylene (Sum Of Isomers)	5	µg/L		< 2 U	< 0.78 U	< 0.78 U	< 0.78 U	< 0.78 U	< 0.78 U	< 10 U	< 20 U	< 10 U	< 10 U	< 10 U	< 10 U	< 10 U	< 10 U	< 80 U	< 16 U	< 0.78 U	< 0.78 U
Methyl Ethyl Ketone (2-Butanone)	50	µg/L		< 20 U	< 2.7 U	< 2.7 U	< 2.7 U	< 2.7 U	< 2.7 U	< 25 U	16 J	< 25 U	< 25 U	< 25 U	< 25 U	< 25 U	< 25 U	< 800 U	< 55 U	< 2.7 U	< 2.7 U
Methylcyclohexane	NSL	µg/L		< 1 U	< 0.60 U	< 0.60 U	< 0.60 U	< 0.60 U	< 0.60 U	< 5 U	< 10 U	< 5 U	< 5 U	< 5.0 U	< 5.0 U	< 5 U	< 5 U	< 40 U	< 12 U	< 0.60 U	< 0.60 U
O-Xylene (1,2-Dimethylbenzene)	5	µg/L		< 1 U	< 0.59 U	< 0.59 U	< 0.59 U	< 0.59 U	< 0.59 U	< 5 U	< 10 U	< 5 U	< 5 U	< 5.0 U	< 5.0 U	< 5 U	< 5 U	< 40 U	< 12 U	< 0.59 U	< 0.59 U
Tetrachloroethylene (PCE)	5	µg/L		**70**	**65.2**	**70.3**	**76.4**	**87.4**	**84.2**	**2200**	**1800**	**790**	**790**	**650**	**670**	**390**	**380**	**2000**	**3220**	**441**	**405**
Toluene	5	µg/L		< 1 U	< 0.49 U	< 0.49 U	< 0.49 U	< 0.49 U	< 0.49 U	< 5 U	< 10 U	< 5 U	< 5 U	< 5.0 U	< 5.0 U	< 5 U	< 5 U	< 40 U	< 9.8 U	< 0.49 U	< 0.49 U
Trans-1,2-Dichloroethene	5	µg/L		0.36 J	< 0.54 U	< 0.54 U	< 0.54 U	< 0.54 U	< 0.54 U	**7.1**	**6 J**	**12**	**12**	**5.1**	**5.3**	3.6 J	3.6 J	< 40 U	< 11 U	4.5	4
Trichloroethylene (TCE)	5	µg/L		**17**	**17.5**	**17.6**	**17.8**	**23.9**	**20.8**	**450**	**410**	**320**	**240**	**310**	**320**	**220**	**220**	**160**	**475**	**239**	**229**
Vinyl Chloride	2	µg/L		< 2 U	< 0.52 U	< 0.52 U	< 0.52 U	< 0.52 U	< 0.52 U	**260**	**260**	**200**	**160**	**200 J**	**200 J**	**190**	**190**	< 80 U	**52.9**	**112**	**114**

Notes:
1. Screening level is the NYSDEC Class GA AWQS and Guidance Values (TOGS 1.1.1 and 6 NYCRR Part 703).
This table shows detected analytes only.
µg/L = Microgram(s) per liter
AWQS = Ambient water quality standards
EPA = U.S. Environmental Protection Agency
ID = Identification
J = Concentration is estimated.
J+ = Concentration is estimated, biased high.
NA = Not analyzed.
NSL = No screening level available.
NYSCRR = New York Codes, Rules and Regulations
NYSDEC = New York State Department of Environmental Conservation
TOGS = Technical and Operational Guidance Series
U = Analyte not detected.
VOC = Volatile organic compounds
Bold and Shaded values indicate that the analyte was detected greater than the NYSDEC AWQS

Table 4. Historical Overburden VOC Analytical Results

			Location ID	MW-3	MW-10	MW-10	MW-10	MW-10	MW-13	MW-13	MW-13	MW-13	MW-13	MW-13	MW-13	MW-13	MW-13
			Sample Name	828149-MW-3-04092025	828149-MW010010	828149-MW010010	828149-MW010010	828149-MW010010	828149-MW1307	828149-MW013012	828149-MW013012	828149-MW013012	828149-MW-13	828149-MW-13-20231127	828149-MW-13-20240508	828149-MW-13-20241223	828149-MW-13-04082025
			Parent Sample ID														
			Sample Date	4/9/2025	7/24/2013	4/28/2016	10/11/2017	5/9/2019	7/24/2013	4/28/2016	10/12/2017	5/7/2019	6/5/2023	11/27/2023	5/8/2024	12/23/2024	4/8/2025
Analyte	**NYSDEC AWQS[1]**	**Unit**		**Result**	**Result**	**Result**	**Result**	**Result**	**Result**	**Result**	**Result**	**Result**	**Result**	**Result**	**Result**	**Result**	**Result**
Method SW8260																	
1,1,1-Trichloroethane (TCA)	5	µg/L		< 0.54 U	< 1 U	< 1 U	< 1.0 U	< 1 U	< 50 U	< 50 U	< 50 U	< 10 U	< 50 U	< 2.7 U	< 2.1 U	< 2.7 U	< 0.54 U
1,1-Dichloroethane	5	µg/L		< 0.57 U	< 1 U	< 1 U	< 1.0 U	< 1 U	< 50 U	< 50 U	< 50 U	< 10 U	< 50 U	< 2.8 U	< 2.3 U	< 2.8 U	< 0.57 U
1,1-Dichloroethene	5	µg/L		**7.9**	< 1 U	< 1 U	< 1.0 U	< 1 U	< 50 U	< 50 U	< 50 U	< 10 U	< 50 U	< 3.0 U	< 2.4 U	< 3.0 U	< 0.59 U
1,4-Dioxane (P-Dioxane)	0.35	µg/L		NA	NA	< 40 UJ	< 40 U	< 40 U	NA	< 2000 UJ	0.26 J	< 400 U	< 0.2 U	< 0.050 U	< 0.20 U	NA	NA
Acetone	50	µg/L		< 3.1 U	< 10 U	1.6 J	1.4 J	< 5 U	< 500 U	< 250 U	< 250 U	< 50 U	< 2500 U	< 15 U	< 12 U	< 15 U	< 3.1 U
Benzene	1	µg/L		< 0.43 U	< 1 U	< 1 U	< 1.0 U	< 1 U	< 50 U	< 50 U	< 50 U	< 10 U	< 50 U	< 2.1 U	< 1.7 U	< 2.1 U	< 0.43 U
Bromodichloromethane	50	µg/L		< 0.45 U	< 1 U	< 1 U	< 1.0 U	< 1 U	< 50 U	< 50 U	< 50 U	< 10 U	< 25 U	< 2.3 U	< 1.8 U	< 2.3 U	< 0.45 U
Bromomethane	5	µg/L		< 1.6 U	< 2 U	< 1 U	< 1.0 U	< 1 U	< 100 UJ	< 50 U	< 50 U	< 10 U	< 100 U	< 8.2 U	< 6.6 U	< 8.2 U	< 1.6 U
Carbon Disulfide	60	µg/L		< 1.8 U	< 1 U	< 1 U	< 1.0 U	< 1 U	< 50 U	< 50 U	< 50 U	< 10 U	< 250 U	< 9.0 U	< 7.2 U	< 9.0 U	< 1.8 U
Chloroethane	5	µg/L		< 0.73 U	< 2 U	< 1 U	< 1.0 U	< 1 U	< 100 U	< 50 U	< 50 U	< 10 U	< 100 U	< 3.6 U	< 2.9 U	< 3.6 U	< 0.73 U
Chloroform	7	µg/L		< 0.50 U	< 1 U	< 1 U	< 1.0 U	< 1 U	< 50 U	< 50 U	< 50 U	< 10 U	< 100 U	< 2.5 U	< 2.0 U	< 2.5 U	< 0.50 U
Chloromethane (Methyl Chloride)	5	µg/L		< 0.76 U	< 2 U	< 1 U	< 1.0 U	< 1 U	< 100 U	< 50 U	< 50 U	< 10 U	< 100 U	< 3.8 U	< 3.0 U	< 3.8 U	< 0.76 U
Cis -1,2-Dichloroethylene	5	µg/L		**630**	< 1 U	< 1 U	4.5	< 1 U	**680**	**590**	**770**	**160**	**170**	**195**	**163**	**170**	**196**
Cyclohexane	NSL	µg/L		< 0.78 U	< 2 U	< 1 U	< 1.0 U	< 1 U	< 100 U	< 50 U	< 50 U	< 10 U	NA	< 3.9 U	< 3.1 U	< 3.9 U	< 0.78 U
Ethylbenzene	5	µg/L		< 0.60 U	< 1 U	< 1 U	< 1.0 U	< 1 U	< 50 U	< 50 U	< 50 U	< 10 U	< 50 U	< 3.0 U	< 2.4 U	< 3.0 U	< 0.60 U
M,P-Xylene (Sum Of Isomers)	5	µg/L		< 0.78 U	< 2 U	< 2 U	< 2.0 U	< 2 U	NA	< 100 U	< 100 U	< 20 U	< 100 U	< 3.9 U	< 3.1 U	< 3.9 U	< 0.78 U
Methyl Ethyl Ketone (2-Butanone)	50	µg/L		< 2.7 U	< 5 U	< 5 U	< 5.0 U	< 5 U	< 250 U	< 250 U	< 250 U	< 50 U	< 1000 U	< 14 U	< 11 U	< 14 U	< 2.7 U
Methylcyclohexane	NSL	µg/L		< 0.60 U	< 1 U	< 1 U	< 1.0 U	< 1 U	< 50 U	< 50 U	< 50 U	< 10 U	< 50 U	< 3.0 U	< 2.4 U	< 3.0 U	< 0.60 U
O-Xylene (1,2-Dimethylbenzene)	5	µg/L		< 0.59 U	< 1 U	< 1 U	< 1.0 U	< 1 U	< 50 U	< 50 U	< 50 U	< 10 U	< 50 U	< 3.0 U	< 2.4 U	< 3.0 U	< 0.59 U
Tetrachloroethylene (PCE)	5	µg/L		**564**	**28**	< 1 U	**130**	< 1 U	**14000**	**12000**	**4100**	**2300**	**3200**	**1130**	**1160**	**616**	**983**
Toluene	5	µg/L		< 0.49 U	< 1 U	< 1 U	< 1.0 U	< 1 U	< 50 U	< 50 U	< 50 U	< 10 U	< 50 U	< 2.5 U	< 2.0 U	< 2.5 U	< 0.49 U
Trans -1,2-Dichloroethene	5	µg/L		4.5	< 1 U	< 1 U	< 1.0 U	< 1 U	< 50 U	< 50 U	< 50 U	< 10 U	< 50 U	< 2.7 U	< 2.1 U	< 2.7 U	1.5
Trichloroethylene (TCE)	5	µg/L		**249**	0.38 J	< 1 U	3	< 1 U	**380**	**350**	**200**	**190**	**120**	**71.8**	**89.5**	**92.7**	**135**
Vinyl Chloride	2	µg/L		**140**	< 1 U	< 1 U	< 1.0 U	< 1 U	< 50 U	< 50 U	< 50 U	< 10 U	< 100 U	< 2.6 U	< 2.1 U	< 2.6 U	0.71 J

Notes:

1. Screening level is the NYSDEC Class GA AWQS and Guidance Values (TOGS 1.1.1 and 6 NYCRR Part 703).

This table shows detected analytes only.

µg/L = Microgram(s) per liter

AWQS = Ambient water quality standards

EPA = U.S. Environmental Protection Agency

ID = Identification

J = Concentration is estimated.

J+ = Concentration is estimated, biased high.

NA = Not analyzed.

NSL = No screening level available.

NYSCRR = New York Codes, Rules and Regulations

NYSDEC = New York State Department of Environmental Conservation

TOGS = Technical and Operational Guidance Series

U = Analyte not detected.

VOC = Volatile organic compounds

Bold and Shaded values indicate that the analyte was detected greater than the NYSDEC AWQS

Table 5. Historical PFAS and 1,4-dioxane Analytical Results

Location ID			DP-10	DP-10	DP-10	DP-10	DP-10	DP-11	DP-12	DP-12	DP-14	DP-14	DP-15	DP-15	DP-15	DP-15	DP-15	DP-15	DP-16	DP-16	DP-17	DP-17	DP-17	DP-17	DP-18	DP-18	DP-18
Sample Name			828149-DP010008	828149-DP010008	828149-DP-10-20231127	828149-DP-10-20240507	828149-DP-10-04082025	828149-DP011012	828149-DP012015	828149-DP012015	828149-DP014009	828149-DP014009	828149-DP015009	828149-DP015009	828149-DP-15	828149-DP-15-20231127	828149-DP-15-20240507	828149-DP-15-04082025	828149-DP016009	828149-DP016009	828149-DP017015	828149-DP017015	828149-DP-17	828149-DP-17-20231127	828149-DP018009	828149-DP018009	828149-DP-18
Parent Sample ID																											
Sample Date			10/11/2017	5/8/2019	11/27/2023	5/7/2024	4/8/2025	5/8/2019	10/10/2017	5/8/2019	10/11/2017	5/7/2019	10/11/2017	5/8/2019	6/6/2023	11/27/2023	5/7/2024	4/8/2025	10/11/2017	5/8/2019	10/12/2017	5/8/2019	6/5/2023	11/27/2023	10/11/2017	5/7/2019	6/6/2023
Analyte	NYSDEC AWQS[1]	Unit																									
EPA Method 1633 and 537																											
1H,1H, 2H, 2H-Perfluorooctane sulfonic acid	NSL	ng/L	NA	NA	< 0.89 U	< 0.86 U	< 8.4 U	NA	NA	NA	NA	NA	NA	NA	< 400 U	< 0.87 U	< 0.87 U	< 7.9 U	NA	NA	NA	NA	< 3.9 U	< 0.86 U	NA	NA	520
Perfluorobutanesulfonic acid (PFBS)	NSL	ng/L	NA	NA	9.3	6.6	3.8	NA	NA	NA	NA	NA	NA	NA	< 100 U	4.7	9.2	4.2	NA	NA	4.9	NA	3.4	3.4	NA	NA	< 100 U
Perfluorobutanoic Acid	NSL	ng/L	NA	NA	24.6	28.4	9.0	NA	NA	NA	NA	NA	NA	NA	< 400 U	9.8	22.7	7.1 J	NA	NA	2.6	NA	6	2.7 J	NA	NA	< 400 U
Perfluorodecanoic acid (PFDA)	NSL	ng/L	NA	NA	0.74 J	< 0.58 U	< 2.1 U	NA	NA	NA	NA	NA	NA	NA	< 100 U	< 0.60 U	< 0.59 U	< 2.0 U	NA	NA	< 2.0 U	NA	< 0.98 U	< 0.58 U	NA	NA	< 100 U
Perfluoroheptanesulfonic acid (PFHpS)	NSL	ng/L	NA	NA	2.3	2.8	< 2.1 U	NA	NA	NA	NA	NA	NA	NA	< 100 U	0.99 J	1.7 J	1.0 J	NA	NA	< 2.0 U	NA	< 0.98 U	< 0.92 U	NA	NA	< 100 U
Perfluoroheptanoic acid (PFHpA)	NSL	ng/L	NA	NA	2.7	3.9	0.88 J	NA	NA	NA	NA	NA	NA	NA	< 100 U	2.4	4.8	1.7 J	NA	NA	< 2.0 U	NA	0.36 J	< 0.47 U	NA	NA	< 100 U
Perfluorohexanesulfonic acid (PFHxS)	NSL	ng/L	NA	NA	12.3	18.1	5.2	NA	NA	NA	NA	NA	NA	NA	< 100 U	4.9	12	6.9	NA	NA	< 2.0 U	NA	< 0.98 U	< 1.0 U	NA	NA	< 100 U
Perfluorohexanoic acid (PFHxA)	NSL	ng/L	NA	NA	6.5	8.2	2.1	NA	NA	NA	NA	NA	NA	NA	< 100 U	3	6.6	2.2	NA	NA	< 2.0 U	NA	0.47 J	< 0.27 U	NA	NA	< 100 U
Perfluorononanoic acid (PFNA)	NSL	ng/L	NA	NA	0.74 J	< 0.38 U	< 2.1 U	NA	NA	NA	NA	NA	NA	NA	< 100 U	0.77 J	0.72 J	< 2.0 U	NA	NA	< 2.0 U	NA	< 0.98 U	< 0.38 U	NA	NA	< 100 U
Perfluorooctane Sulfonamide (FOSA)	NSL	ng/L	NA	NA	< 0.67 U	< 0.65 U	< 2.1 U	NA	NA	NA	NA	NA	NA	NA	< 100 U	< 0.66 U	< 0.66 U	< 2.0 U	NA	NA	< 41 UJ	NA	< 0.98 U	< 0.65 U	NA	NA	< 100 U
Perfluorooctanesulfonic acid (PFOS)	2.7	ng/L	NA	NA	< 0.42 U	**86.5 J**	**34.2**	NA	NA	NA	NA	NA	NA	NA	< 100 U	**26.7**	**47.9 J**	**36.9**	NA	NA	< 2.0 U	NA	< 0.98 U	< 0.41 U	NA	NA	< 100 U
Perfluorooctanoic acid (PFOA)	6.7	ng/L	NA	NA	**13.7**	**28**	**8.0**	NA	NA	NA	NA	NA	NA	NA	< 100 U	**9.4**	**22.7**	**10.8**	NA	NA	< 2.0 U	NA	0.68 J	< 0.71 U	NA	NA	< 100 U
Perfluoropentanesulfonic Acid (PFPeS)	NSL	ng/L	NA	NA	< 0.98 U	1.3 J	< 2.1 U	NA	NA	NA	NA	NA	NA	NA	< 100 U	< 0.97 U	1.3 J	< 2.0 U	NA	NA	NA	NA	< 0.98 U	< 0.95 U	NA	NA	< 100 U
Perfluoropentanoic Acid (PFPeA)	NSL	ng/L	NA	NA	10.6	10.8	2.4 J	NA	NA	NA	NA	NA	NA	NA	< 200 U	4.1	7.5	2.1 J	NA	NA	< 2.0 U	NA	0.89 J	2.1 J	NA	NA	< 200 U
Method 8270-SIM																											
1,4-Dioxane (P-Dioxane)	0.35	µg/L	< 100 U	< 13 U	< 0.050 U	< 0.20 U	NA	< 13 U	< 20 U	< 13 UJ	< 1000 U	< 650 U	< 1000 U	< 65 U	< 0.034 U	< 0.050 U	< 0.20 U	NA	< 20 U	< 26 U	< 0.20 U	< 13 U	< 0.033 U	< 0.050 U	< 20 U	< 13 U	< 0.033 U

Notes:
1. Screening level is the NYSDEC Class GA AWQS and Guidance Values (TOGS 1.1.1 and 6 NYCRR Part 703).
This table shows detected analytes only.
µg/L = micrograms per liter
AWQS = Ambient water quality standards
EPA = U.S. Environmental Protection Agency
ID = Identification
U = Analyte not detected.
J = Concentration is estimated.
ng/L = Nanogram(s) per liter
NA = Not analyzed
NSL = No screening level available.
NYSCRR = New York Codes, Rules and Regulations
NYSDEC = New York State Department of Environmental Conservation
TOGS = Technical and Operational Guidance Series
Bold and shaded values indicate that the analyte was detected greater than the NYSDEC AWQS.

Table 5. Historical PFAS and 1,4-dioxane Analytical Results

Location ID			DP-18	DP-18	DP-18	DP-19	DP-19	DP-19	DP-19	DP-20	DP-20	DP-20	DP-20	DP-20	DP-21	DP-21	DP-21	DP-21	GEMW-1	GEMW-1	GEMW-2	GEMW-2	GEMW-2	GEMW-2	MW-1	MW-1	MW-1
Sample Name			828149-DP-18-20231127	828149-DP-18-20240507	828149-DP-18-04092025	828149-DP019012	828149-DP019012	828149-DP-19	828149-DP-19-20231128	828149-DP020012	828149-DP020012	828149-DP-20	828149-DP-20-20240507	828149-DP-20-04082025	828149-DP021009	828149-DP021009	828149-DP-21	828149-DP-21-20231128	828149-GEMW001014	828149-GEMW001014	828149-GEMW002014	828149-GEMW002014	828149-GEMW-2	828149-GEMW-2-20231127	828149-MW001010	828149-MW001010D 828149-MW001010	828149-MW001010
Parent Sample ID																										10/10/2017	
Sample Date			11/27/2023	5/7/2024	4/9/2025	10/11/2017	5/8/2019	6/6/2023	11/28/2023	10/11/2017	5/8/2019	6/6/2023	5/7/2024	4/8/2025	10/11/2017	5/8/2019	6/6/2023	11/28/2023	10/11/2017	5/7/2019	10/10/2017	5/8/2019	6/6/2023	11/27/2023	10/10/2017	10/10/2017	5/7/2019
Analyte	**NYSDEC AWQS[1]**	**Unit**																									
EPA Method 1633 and 537																											
1H,1H, 2H, 2H-Perfluorooctane sulfonic acid	NSL	ng/L	< 0.96 U	< 0.86 U	< 8.5 U	NA	NA	< 20 U	< 0.89 U	NA	NA	1.1 J	< 0.84 U	< 8.3 U	NA	NA	< 4.1 U	< 0.87 U	NA	NA	NA	NA	< 40 U	< 0.92 U	NA	NA	NA
Perfluorobutanesulfonic acid (PFBS)	NSL	ng/L	5.4	5.9	2.3	NA	NA	2.2 J	< 0.64 U	NA	NA	4.6	4.1	4.0	NA	NA	5.9	3.4	NA	NA	NA	NA	< 10 U	1.1 J	NA	NA	NA
Perfluorobutanoic Acid	NSL	ng/L	6.3 J	7.1 J	3.3 J	NA	NA	8.0 J	< 0.91 U	NA	NA	7.4	6.7 J	3.8 J	NA	NA	10	3.5 J	NA	NA	NA	NA	< 40 U	< 0.95 U	NA	NA	NA
Perfluorodecanoic acid (PFDA)	NSL	ng/L	< 0.65 U	< 0.58 U	< 2.1 U	NA	NA	< 5 U	< 0.60 U	NA	NA	< 0.99 U	< 0.58 U	< 2.1 U	NA	NA	< 1 U	< 0.59 U	NA	NA	NA	NA	< 10 U	< 0.63 U	NA	NA	NA
Perfluoroheptanesulfonic acid (PFHpS)	NSL	ng/L	< 1.0 U	< 0.92 U	< 2.1 U	NA	NA	< 5 U	< 0.96 U	NA	NA	< 0.99 U	< 0.91 U	< 2.1 U	NA	NA	< 1 U	< 0.94 U	NA	NA	NA	NA	< 10 U	< 1.0 U	NA	NA	NA
Perfluoroheptanoic acid (PFHpA)	NSL	ng/L	2.2	1.8 J	1.1 J	NA	NA	< 5 U	< 0.49 U	NA	NA	0.45 J	< 0.46 U	< 2.1 U	NA	NA	1.3	0.85 J	NA	NA	NA	NA	< 10 U	0.93 J	NA	NA	NA
Perfluorohexanesulfonic acid (PFHxS)	NSL	ng/L	1.7 J	1.5 J	1.3 J	NA	NA	< 5 U	< 1.1 U	NA	NA	0.60 J	< 1.0 U	< 2.1 U	NA	NA	5.5	1.5 J	NA	NA	NA	NA	< 10 U	< 1.1 U	NA	NA	NA
Perfluorohexanoic acid (PFHxA)	NSL	ng/L	1.2 J	1.6 J	1.2 J	NA	NA	1.2 J	< 0.28 U	NA	NA	1.7	0.66 J	< 2.1 U	NA	NA	3.2	0.61 J	NA	NA	NA	NA	< 10 U	< 0.29 U	NA	NA	NA
Perfluorononanoic acid (PFNA)	NSL	ng/L	0.72 J	0.8 J	< 2.1 U	NA	NA	< 5 U	< 0.39 U	NA	NA	< 0.99 U	< 0.37 U	< 2.1 U	NA	NA	< 1 U	< 0.38 U	NA	NA	NA	NA	< 10 U	0.67 J	NA	NA	NA
Perfluorooctane Sulfonamide (FOSA)	NSL	ng/L	< 0.73 U	< 0.65 U	< 2.1 U	NA	NA	< 5 U	< 0.67 U	NA	NA	< 0.99 U	< 0.64 U	< 2.1 U	NA	NA	< 1 U	< 0.66 U	NA	NA	NA	NA	< 10 U	< 0.70 U	NA	NA	NA
Perfluorooctanesulfonic acid (PFOS)	2.7	ng/L	1.9 J	< 0.41 U	**3.0**	NA	NA	< 5 U	< 0.42 U	NA	NA	**3.6**	< 0.40 U	1.2 J	NA	NA	1.3	1.2 J	NA	NA	NA	NA	< 10 U	0.86 J	NA	NA	NA
Perfluorooctanoic acid (PFOA)	6.7	ng/L	3.4	4	5.9	NA	NA	1.3 J	< 0.73 U	NA	NA	1.1	1.1 J	< 2.1 U	NA	NA	4	1.4 J	NA	NA	NA	NA	< 10 U	1.1 J	NA	NA	NA
Perfluoropentanesulfonic Acid (PFPeS)	NSL	ng/L	< 1.1 U	< 0.95 U	< 2.1 U	NA	NA	< 5 U	< 0.98 U	NA	NA	< 0.99 U	< 0.94 U	< 2.1 U	NA	NA	0.26 J	< 0.97 U	NA	NA	NA	NA	< 10 U	< 1.0 U	NA	NA	NA
Perfluoropentanoic Acid (PFPeA)	NSL	ng/L	2.7 J	2.3 J	1.7 J	NA	NA	< 10 U	< 0.71 U	NA	NA	1.5 J	0.78 J	< 4.1 U	NA	NA	2.1	1 J	NA	NA	NA	NA	< 20 U	< 0.74 U	NA	NA	NA
Method 8270-SIM																											
1,4-Dioxane (P-Dioxane)	0.35	µg/L	< 0.050 U	< 0.20 U	NA	< 20 U	< 13 UJ	< 0.033 U	< 0.050 U	< 20 U	< 13 U	< 0.034 U	< 0.20 U	NA	< 20 U	< 13 U	< 0.034 U	< 0.050 U	< 100 U	< 13 U	< 20 U	< 13 U	< 0.033 U	< 0.050 U	< 1000 U	< 1000 U	< 260 U

Notes:
1. Screening level is the NYSDEC Class GA AWQS and Guidance Values (TOGS 1.1.1 and 6 NYCRR Part 703).
This table shows detected analytes only.
µg/L = micrograms per liter
AWQS = Ambient water quality standards
EPA = U.S. Environmental Protection Agency
ID = Identification
U = Analyte not detected.
J = Concentration is estimated.
ng/L = Nanogram(s) per liter
NA = Not analyzed
NSL = No screening level available.
NYSCRR = New York Codes, Rules and Regulations
NYSDEC = New York State Department of Environmental Conservation
TOGS = Technical and Operational Guidance Series
Bold and shaded values indicate that the analyte was detected greater than the NYSDEC AWQS.

Table 5. Historical PFAS and 1,4-dioxane Analytical Results

Location ID			MW-1	MW-1	MW-1	MW-2	MW-2	MW-2	MW-2	MW-2	MW-2	MW-3	MW-3	MW-3	MW-3	MW-3	MW-3	IW-1	IW-1	IW-1	IW-1	MW-10	MW-10	MW-13	MW-13	MW-13	MW-13
Sample Name			828149-MW001010D	828149-MW-1-20231127	888149-MW-1-20240508	828149-MW002010	828149-MW002010	828149-MW-2	828149-FD-01	828149-MW-2-20231127	828149-FD-01-20231127	828149-MW003009	828149-MW003009D	828149-MW003009	828149-MW003009D	828149-MW-3-04092025	828149-FD-01-04092025	828149-MW-3	828149-MW-3-20231127	828149-MW-3-20240508	828149-DUP-20240508	828149-MW010010	828149-MW010010	828149-MW013012	828149-MW013012	828149-MW-13	828149-MW-13-20231127
Parent Sample ID			828149-MW001010						828149-MW-2		828149-MW-2-20231127		828149-MW003009		828149-MW003009		828149-MW-3-04092025			828149-MW-3-20240508	828149-MW-3-20240508						
Sample Date			5/7/2019	11/27/2023	5/8/2024	10/11/2017	5/8/2019	6/5/2023	6/5/2023	11/27/2023	11/27/2023	10/12/2017	10/12/2017	5/6/2019	5/6/2019	4/9/2025	4/9/2025	6/6/2023	11/27/2023	5/8/2024	5/8/2024	10/11/2017	5/9/2019	10/12/2017	5/7/2019	6/5/2023	11/27/2023
Analyte	**NYSDEC AWQS[1]**	**Unit**																									
EPA Method 1633 and 537																											
1H,1H, 2H, 2H-Perfluorooctane sulfonic acid	NSL	ng/L	NA	< 0.84 U	< 0.85 U	NA	NA	< 4 U	< 4.1 U	< 0.87 U	< 0.85 U	NA	NA	NA	NA	< 8.4 U	< 8.2 U	< 4.1 U	< 0.87 U	< 0.87 U	< 0.82 U	NA	NA	NA	NA	< 4.1 U	< 0.88 U
Perfluorobutanesulfonic acid (PFBS)	NSL	ng/L	NA	2.6	3.7	NA	NA	1.5	1.5	1.9	1.8 J	8.8	NA	NA	NA	1.1 J	0.98 J	2.4	2.1	1.8 J	1.9	NA	NA	4.3	NA	4	3.6
Perfluorobutanoic Acid	NSL	ng/L	NA	2.7 J	2.5 J	NA	NA	4.0 J	4.3	6.6 J	6.5 J	7.5	NA	NA	NA	4.7 J	4.8 J	8.9	5 J	6.2 J	5 J	NA	NA	8.9	NA	16	9.2
Perfluorodecanoic acid (PFDA)	NSL	ng/L	NA	0.69 J	< 0.58 U	NA	NA	< 1 U	< 1 U	< 0.59 U	< 0.58 U	3.4	NA	NA	NA	1.2 J	1.0 J	< 1 U	< 0.59 U	< 0.59 U	< 0.56 U	NA	NA	< 2.1 U	NA	< 1 U	< 0.60 U
Perfluoroheptanesulfonic acid (PFHpS)	NSL	ng/L	< 0.90 U	< 0.90 U	< 0.91 U	NA	NA	< 1 U	< 1 U	< 0.93 U	< 0.92 U	1 J	NA	NA	NA	< 2.1 U	< 2.1 U	< 1 U	< 0.94 U	< 0.94 U	< 0.89 U	NA	NA	< 2.1 U	NA	< 1 U	< 0.95 U
Perfluoroheptanoic acid (PFHpA)	NSL	ng/L	NA	1.2 J	< 0.47 U	NA	NA	< 1 U	< 1 U	0.7 J	1.1 J	< 2.0 U	NA	NA	NA	2.7	2.3	1.8	2.4	1.5 J	1.1 J	NA	NA	2.3	NA	2.8	2.4
Perfluorohexanesulfonic acid (PFHxS)	NSL	ng/L	NA	1.4 J	< 1.0 U	NA	NA	< 1 U	< 1 U	< 1.1 U	< 1.0 U	3.4	NA	NA	NA	1.3 J	1.2 J	0.62 J	< 1.1 U	< 1.1 U	< 1.0 U	NA	NA	2.9	NA	2.2	2.4
Perfluorohexanoic acid (PFHxA)	NSL	ng/L	NA	0.8 J	< 0.27 U	NA	NA	0.36 J	0.44 J	1.5 J	1.6 J	9.6	NA	NA	NA	3.3	3.1	2.8	2.3	2.1	1.5 J	NA	NA	3.8	NA	4.5	3.2
Perfluorononanoic acid (PFNA)	NSL	ng/L	NA	< 0.37 U	< 0.37 U	NA	NA	< 1 U	< 1 U	< 0.38 U	< 0.37 U	5.1	NA	NA	NA	1.8 J	1.5 J	0.25 J	0.69 J	< 0.38 U	< 0.36 U	NA	NA	< 2.1 U	NA	0.22 J	1.1 J
Perfluorooctane Sulfonamide (FOSA)	NSL	ng/L	NA	< 0.63 U	< 0.64 U	NA	NA	< 1 U	< 1 U	< 0.66 U	< 0.65 U	2.4 J	NA	NA	NA	2.3	1.7 J	< 1 U	< 0.66 U	< 0.66 U	< 0.62 U	NA	NA	< 41 UJ	NA	< 1 U	< 0.67 U
Perfluorooctanesulfonic acid (PFOS)	2.7	ng/L	NA	**22.2**	**15.5**	NA	NA	< 1 U	< 1 U	< 0.41 U	< 0.40 U	**87**	NA	NA	NA	**32.4**	**23.3**	1.4	**4.8**	< 0.41 U	0.95 J	NA	NA	**6.3**	NA	**12**	**19.2**
Perfluorooctanoic acid (PFOA)	6.7	ng/L	NA	3.5	5	NA	NA	0.27 J	0.27 J	0.87 J	1 J	**17**	NA	NA	NA	**7.0**	4.9	3.7	4.6	4.1	3.6	NA	NA	**7.4**	NA	**10**	**8.2**
Perfluoropentanesulfonic Acid (PFPeS)	NSL	ng/L	NA	< 0.93 U	< 0.94 U	NA	NA	< 1 U	< 1 U	< 0.96 U	< 0.95 U	NA	NA	NA	NA	< 2.1 U	< 2.1 U	< 1 U	< 0.96 U	< 0.97 U	< 0.91 U	NA	NA	NA	NA	0.64 J	< 0.98 U
Perfluoropentanoic Acid (PFPeA)	NSL	ng/L	NA	0.75 J	< 0.68 U	NA	NA	0.68 J	0.76 J	2.3 J	2.5 J	11	NA	NA	NA	4.5	4.9	2.5	2.5 J	1.9 J	1.9 J	NA	NA	3.9	NA	5.5	3.1 J
Method 8270-SIM																											
1,4-Dioxane (P-Dioxane)	0.35	µg/L	< 260 U	< 0.050 U	< 0.20 U	< 10000 U	< 6500 U	< 0.033 U	< 0.033 U	< 0.050 U	< 0.050 U	**1.1**	< 100 U	< 65 U	< 65 U	NA	NA	< 0.033 U	< 0.050 U	< 0.20 U	< 0.20 U	< 20 U	< 13 U	0.26 J	< 130 U	< 0.033 U	< 0.050 U

Notes:
1. Screening level is the NYSDEC Class GA AWQS and Guidance Values (TOGS 1.1.1 and 6 NYCRR Part 703).
This table shows detected analytes only.
µg/L = micrograms per liter
AWQS = Ambient water quality standards
EPA = U.S. Environmental Protection Agency
ID = Identification
U = Analyte not detected.
J = Concentration is estimated.
ng/L = Nanogram(s) per liter
NA = Not analyzed
NSL = No screening level available.
NYSCRR = New York Codes, Rules and Regulations
NYSDEC = New York State Department of Environmental Conservation
TOGS = Technical and Operational Guidance Series
Bold and shaded values indicate that the analyte was detected greater than the NYSDEC AWQS.

Table 5. Historical PFAS and 1,4-dioxane Analytical Results

Location ID			MW-13	MW-13	MW-2B	MW-2B	MW-13B	MW-13B	MW-13B	MW-13B	MW-16B	MW-16B	MW-17B	MW-17B	MW-17B	MW-17B	MW-19B	MW-19B	MW-19B	MW-19B	MW-21B	MW-21B	MW-21B	MW-21B
Sample Name			828149-MW-13-20240508	828149-MW-13-04082025	828149-MW02B020	828149-MW02B020	828149-MW013B023	828149-MW013B023	828149-MW-13B	828149-MW-13B-20231127	828149-MW016B023	828149-MW16B023	828149-MW017B018	828149-MW017B0180	828149-MW-17B	828149-MW-17B-20231127	828149-MW019B025	828149-MW019B025	828149-MW-19B	828149-MW-19B-20231128	828149-MW021B019	828149-MW021B019	828149-MW-21B	828149-MW-21B-20231128
Parent Sample ID																								
Sample Date			5/8/2024	4/8/2025	10/12/2017	5/7/2019	10/11/2017	5/7/2019	6/5/2023	11/27/2023	10/10/2017	5/6/2019	10/11/2017	5/8/2019	6/5/2023	11/27/2023	10/11/2017	5/8/2019	6/6/2023	11/28/2023	10/11/2017	5/8/2019	6/6/2023	11/28/2023
Analyte	NYSDEC AWQS[1]	Unit																						
EPA Method 1633 and 537																								
1H,1H, 2H, 2H-Perfluorooctane sulfonic acid	NSL	ng/L	< 0.92 U	< 8.2 U	NA	NA	NA	NA	< 4 U	< 0.87 U	NA	NA	NA	NA	< 4 U	< 0.88 U	NA	NA	< 4 U	< 0.89 U	NA	NA	< 4.1 U	< 0.85 U
Perfluorobutanesulfonic acid (PFBS)	NSL	ng/L	6.9	3.6	1.6 J	NA	NA	NA	< 0.99 U	< 0.63 U	NA	NA	NA	NA	0.41 J	< 0.64 U	NA	NA	1.4	1.5 J	NA	NA	7.8	6.6
Perfluorobutanoic Acid	NSL	ng/L	13.4	8.5	4.9	NA	NA	NA	2.3 J	2.2 J	NA	NA	NA	NA	1.5 J	1.5 J	NA	NA	5.4	5.4 J	NA	NA	6.5	6.5 J
Perfluorodecanoic acid (PFDA)	NSL	ng/L	< 0.63 U	< 2.1 U	< 2.0 U	NA	NA	NA	< 0.99 U	< 0.59 U	NA	NA	NA	NA	< 1 U	< 0.60 U	NA	NA	< 1 U	< 0.61 U	NA	NA	< 1 U	< 0.58 U
Perfluoroheptanesulfonic acid (PFHpS)	NSL	ng/L	< 0.99 U	< 2.1 U	< 2.0 U	NA	NA	NA	< 0.99 U	< 0.93 U	NA	NA	NA	NA	< 1 U	< 0.95 U	NA	NA	< 1 U	< 0.96 U	NA	NA	< 1 U	< 0.91 U
Perfluoroheptanoic acid (PFHpA)	NSL	ng/L	3.2	1.5 J	< 2.0 U	NA	NA	NA	< 0.99 U	< 0.48 U	NA	NA	NA	NA	< 1 U	< 0.48 U	NA	NA	0.27 J	0.93 J	NA	NA	0.89 J	1.3 J
Perfluorohexanesulfonic acid (PFHxS)	NSL	ng/L	2.2	1.8 J	< 2.0 U	NA	NA	NA	< 0.99 U	< 1.1 U	NA	NA	NA	NA	< 1 U	< 1.1 U	NA	NA	0.23 J	< 1.1 U	NA	NA	5.6	3.7
Perfluorohexanoic acid (PFHxA)	NSL	ng/L	4.3	2.8	< 2.0 U	NA	NA	NA	0.31 J	< 0.28 U	NA	NA	NA	NA	< 1 U	< 0.28 U	NA	NA	0.84 J	1.2 J	NA	NA	1.7	2.2
Perfluorononanoic acid (PFNA)	NSL	ng/L	0.93 J	< 2.1 U	< 2.0 U	NA	NA	NA	< 0.99 U	< 0.38 U	NA	NA	NA	NA	< 1 U	< 0.39 U	NA	NA	< 1 U	0.56 J	NA	NA	< 1 U	< 0.37 U
Perfluorooctane Sulfonamide (FOSA)	NSL	ng/L	< 0.70 U	< 2.1 U	0.72 J	NA	NA	NA	< 0.99 U	< 0.66 U	NA	NA	NA	NA	< 1 U	< 0.67 U	NA	NA	< 1 U	< 0.67 U	NA	NA	< 1 U	< 0.64 U
Perfluorooctanesulfonic acid (PFOS)	2.7	ng/L	**11.2**	**8.7**	< 2.0 U	NA	NA	NA	< 0.99 U	< 0.41 U	NA	NA	NA	NA	< 1 U	< 0.42 U	NA	NA	< 1 U	< 0.42 U	NA	NA	< 1 U	1.6 J
Perfluorooctanoic acid (PFOA)	6.7	ng/L	**12.7**	**7.5**	< 2.0 U	NA	NA	NA	< 0.99 U	< 0.71 U	NA	NA	NA	NA	< 1 U	< 0.72 U	NA	NA	0.37 J	< 0.73 U	NA	NA	3	2.8
Perfluoropentanesulfonic Acid (PFPeS)	NSL	ng/L	< 1.0 U	< 2.1 U	NA	NA	NA	NA	< 0.99 U	< 0.96 U	NA	NA	NA	NA	< 1 U	< 0.97 U	NA	NA	< 1 U	< 0.99 U	NA	NA	< 1 U	< 0.94 U
Perfluoropentanoic Acid (PFPeA)	NSL	ng/L	5	2.9 J	< 2.0 U	NA	NA	NA	0.37 J	< 0.69 U	NA	NA	NA	NA	< 2 U	< 0.70 U	NA	NA	1.3 J	1.4 J	NA	NA	1.6 J	2.3 J
Method 8270-SIM																								
1,4-Dioxane (P-Dioxane)	0.35	µg/L	< 0.20 U	NA	< 0.20 U	< 13 U	< 20 U	< 13 U	< 0.033 U	< 0.050 U	< 20 U	< 13 U	< 20 U	< 13 U	< 0.032 U	< 0.050 U	< 20 U	< 13 UJ	< 0.033 U	< 0.050 U	< 20 U	< 13 U	< 0.034 U	< 0.050 U

Notes:
1. Screening level is the NYSDEC Class GA AWQS and Guidance Values (TOGS 1.1.1 and 6 NYCRR Part 703).
This table shows detected analytes only.
µg/L = micrograms per liter
AWQS = Ambient water quality standards
EPA = U.S. Environmental Protection Agency
ID = Identification
U = Analyte not detected.
J = Concentration is estimated.
ng/L = Nanogram(s) per liter
NA = Not analyzed
NSL = No screening level available.
NYSCRR = New York Codes, Rules and Regulations
NYSDEC = New York State Department of Environmental Conservation
TOGS = Technical and Operational Guidance Series
Bold and shaded values indicate that the analyte was detected greater than the NYSDEC AWQS.

This page intentionally left blank

Figures

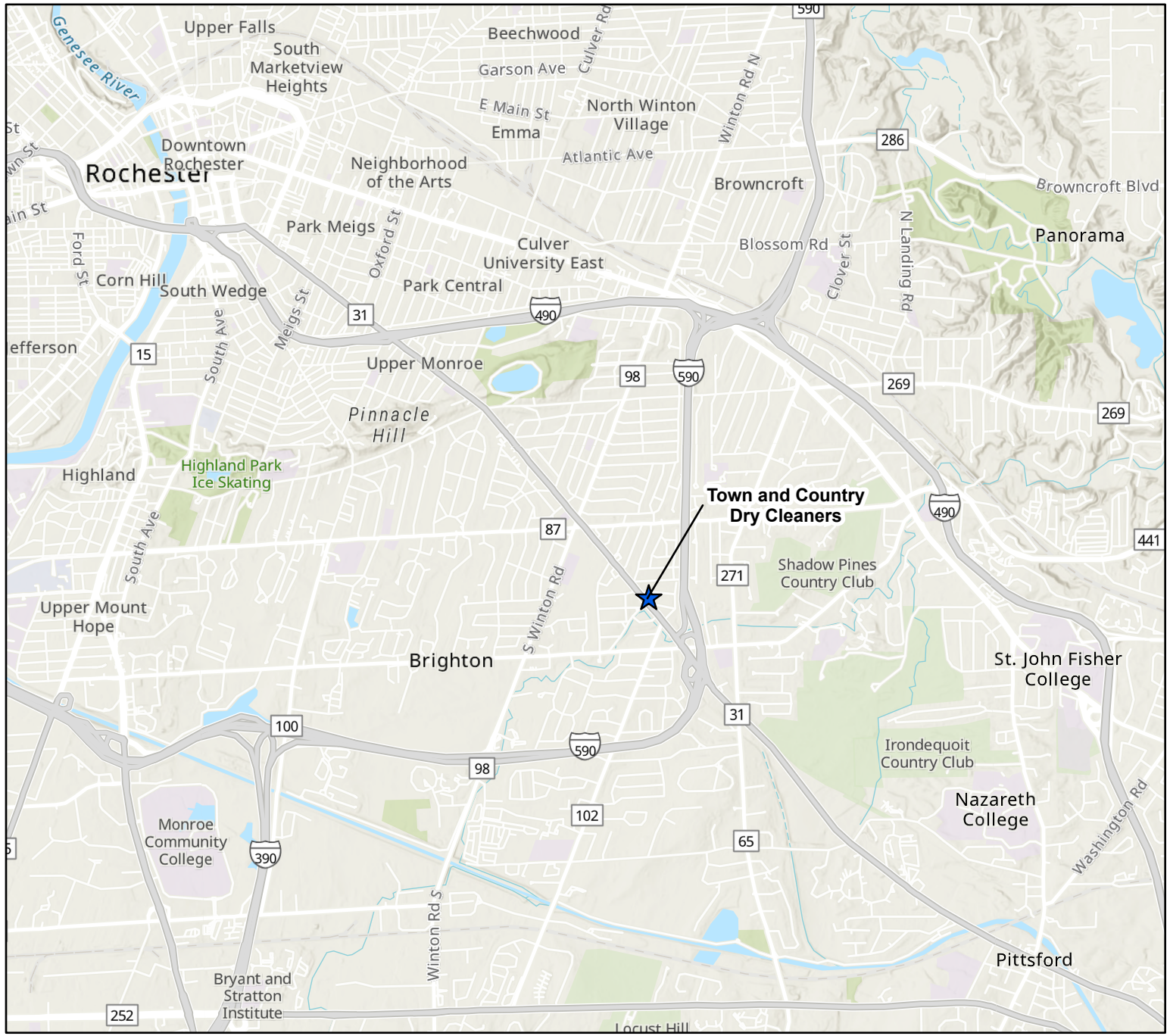

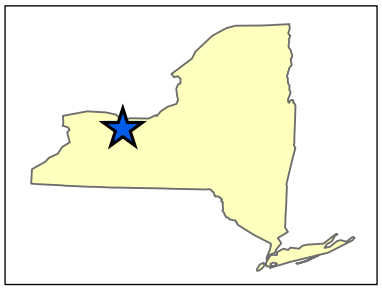

Legend

★ Site Location

0 0.5 1
Miles

N

Map Date: 4/30/2025
Source: ESRI
Projection: NAD 1983 (2011) StatePlane New York West FIPS 3103 (US feet)

NEW YORK STATE Department of Environmental Conservation

Figure 1
GENERAL SITE LOCATION
Town and Country Dry Cleaners
(828149)
Brighton, New York

G:\GIS\data\State\and\Local\Town & Country\PROJECTS\ArcPro (aprx)\Town and County Cleaners Ground water report figures\Town and County Cleaners Ground water report figures.aprx

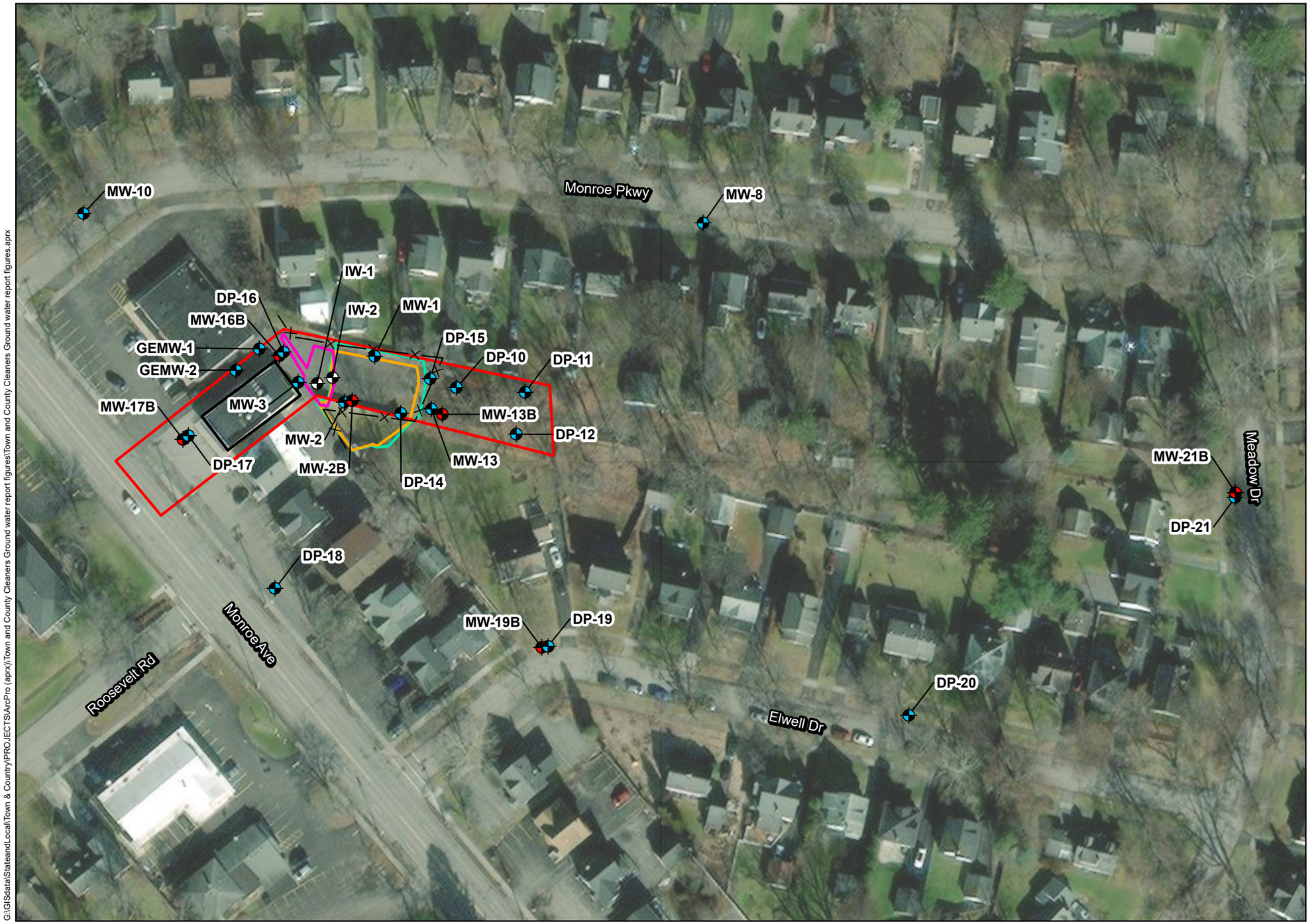

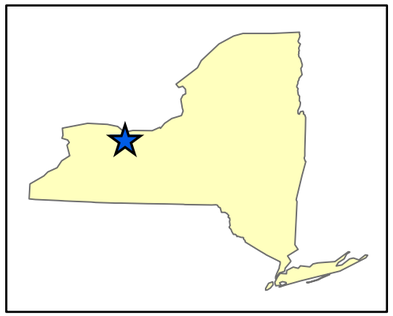

Legend

- Site Boundary
- Site Building
- Approximate Limit of Completed Hazardous Excavation
- Approximate Limit of Completed Non-Hazardous Evacuation
- Limit of IRM Excavation
- Fencing

Monitoring Well Network

- Overburden Well
- Bedrock Well
- Injection Well

Notes:
IRM: Interim Remedial Measure

N

0 50 100

US Feet

Map Date: 5/22/2025
Source: ESRI
Projection: NAD 1983 (2011) StatePlane New York West FIPS (US feet)

NEW YORK STATE Department of Environmental Conservation

Figure 2
SITE LAYOUT
Town and Country Dry Cleaners (828149)
Brighton, New York

G:\GIS\data\State\and\Local\Town & Country\PROJECTS\ArcPro (aprx)\Town and County Cleaners Ground water report figures\Town and County Cleaners Ground water report figures.aprx

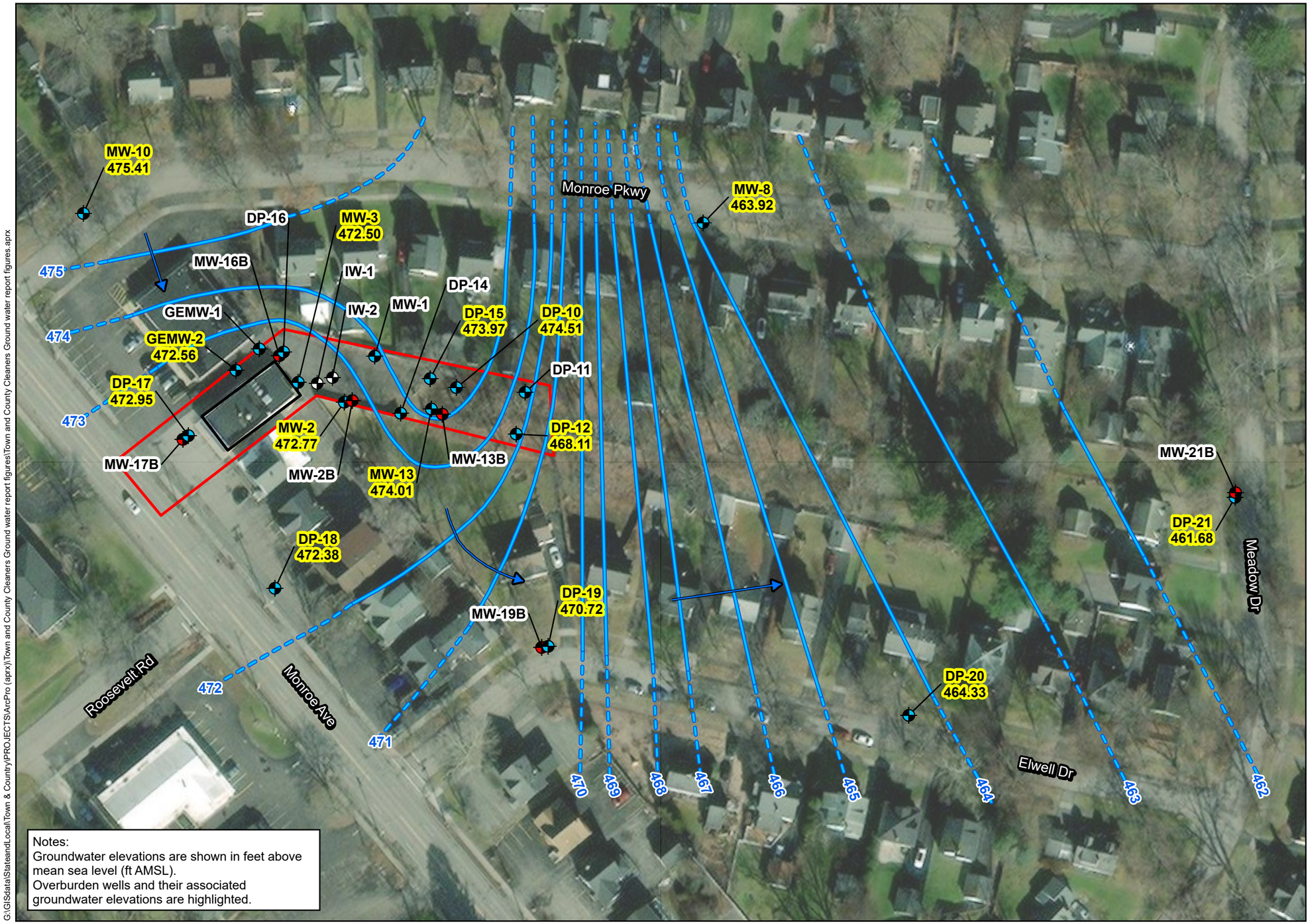

Notes:
Groundwater elevations are shown in feet above mean sea level (ft AMSL).
Overburden wells and their associated groundwater elevations are highlighted.

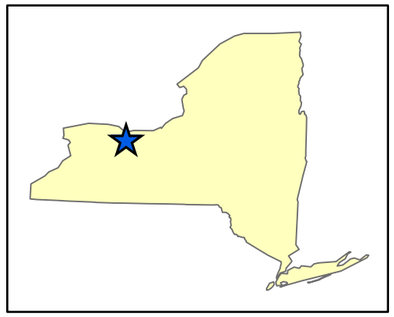

Legend

- Site Boundary
- Site Building
- Approximate Overburden Groundwater Elevation
- Inferred Overburden Groundwater Elevation
- Groundwater Flow Direction

Monitoring Well Network

- Overburden Well
- Bedrock Well
- Injection Well

N

0 50 100

US Feet

Map Date: 5/22/2025
Source: ESRI
Projection: NAD 1983 (2011) StatePlane New York West FIPS (US feet)

NEW YORK STATE | Department of Environmental Conservation

Figure 3
APRIL 2025 OVERBURDEN GROUNDWATER ELEVATION CONTOURS
Town and Country Dry Cleaners (828149)
Brighton, New York

G:\GIS\data\StateandLocal\Town & Country\PROJECTS\ArcPro (aprx)\Town and County Cleaners Ground water report figures\Town and County Cleaners Ground water report figures.aprx

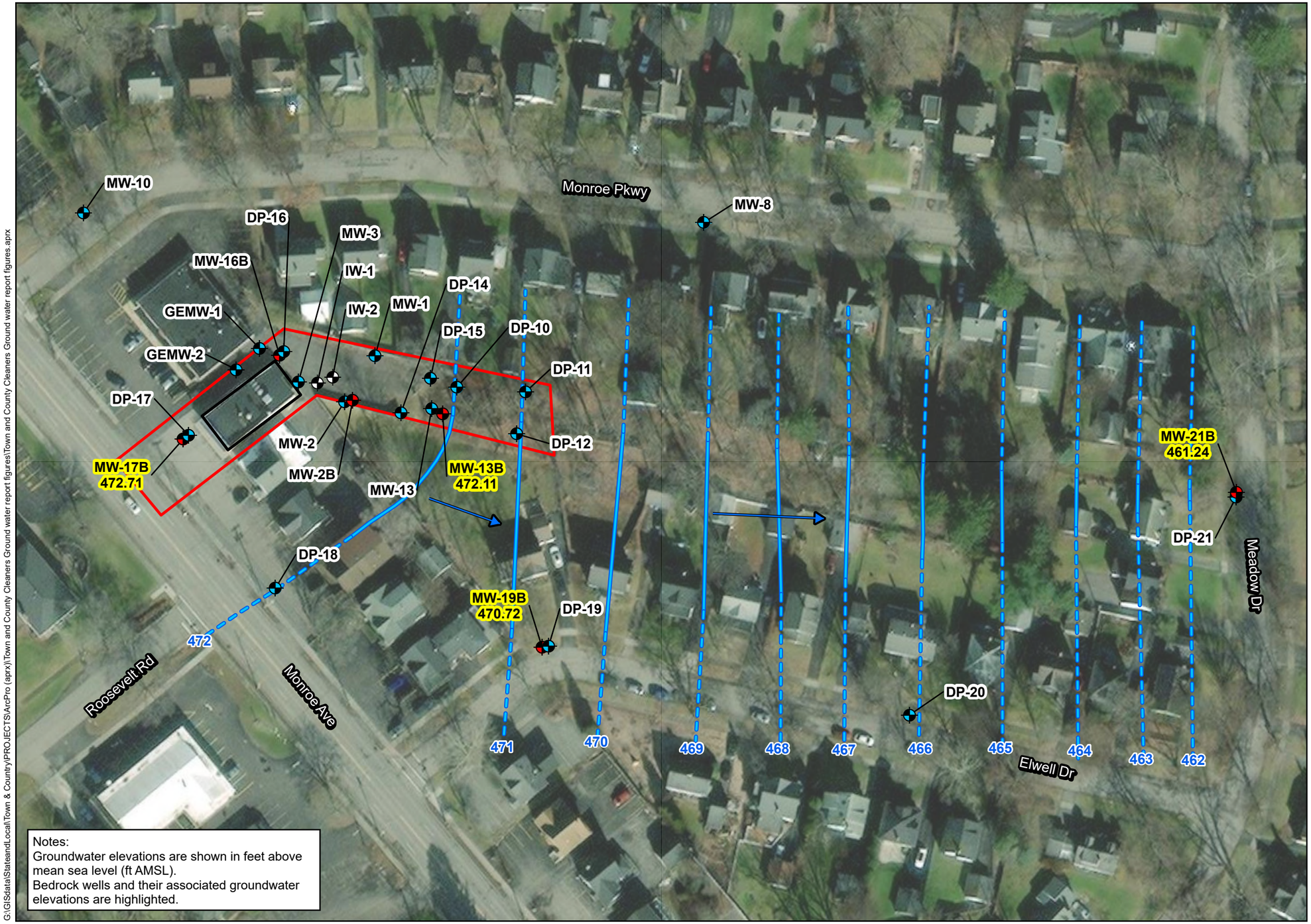

Notes:
Groundwater elevations are shown in feet above mean sea level (ft AMSL).
Bedrock wells and their associated groundwater elevations are highlighted.

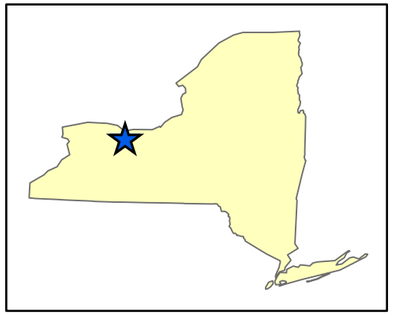

Legend

- Site Boundary
- Site Building
- Approximate Bedrock Groundwater Elevation
- Inferred Bedrock Groundwater Elevation
- Groundwater Flow Direction

Monitoring Well Network

- Overburden Well
- Bedrock Well
- Injection Well

N

0 50 100

US Feet

Map Date: 5/22/2025
Source: ESRI
Projection: NAD 1983 (2011) StatePlane New York West FIPS (US feet)

NEW YORK STATE Department of Environmental Conservation

Figure 4
APRIL 2025 BEDROCK GROUNDWATER ELEVATION CONTOURS
Town and Country Dry Cleaners (828149)
Brighton, New York

G:\GIS\data\StateandLocal\Town & Country\PROJECTS\ArcPro (aprx)\Town and County Cleaners Ground water report figures\Town and County Cleaners Ground water report figures.aprx

Location ID:	MW-3
Date Sampled:	04/09/2025
Cis-1,2-DCE:	**630**
PCE:	**564**
TCE:	**249**
VC:	**140**

Location ID:	DP-15
Date Sampled:	04/08/2025
Cis-1,2-DCE:	**32.1**
PCE:	**226**
TCE:	**20**
VC:	ND

Notes:
Shaded and bolded values exceed New York State Department of Environmental Conservation (NYSDEC) Ambient Water Quality Standards (AWQS).
Sample results are presented in micrograms per liter (µg/L).
DCE: Dichloroethylene
J: Value is estimated.
ND: Not Detected.
PCE: Tetrachloroethylene
TCE: Trichloroethylene
VC: Vinyl Chloride
VOC: Volatile Organic Compound

NYSDEC AWQS	
Cis-1,2-DCE:	5 µg/L
PCE:	5 µg/L
TCE:	5 µg/L
VC:	2 µg/L

MW-10

DP-16

Monroe Pkwy

MW-8

Location ID:	GEMW-2
Date Sampled:	04/08/2025
Cis-1,2-DCE:	ND
PCE:	**73.7**
TCE:	1
VC:	ND

MW-16B

IW-1

GEMW-1

IW-2

MW-1

Location ID:	DP-10
Date Sampled:	04/08/2025
Cis-1,2-DCE:	**50.6**
PCE:	**93.4**
TCE:	**26.9**
VC:	ND

DP-11

Location ID:	DP-17
Date Sampled:	04/08/2025
Cis-1,2-DCE:	ND
PCE:	ND
TCE:	ND
VC:	ND

Location ID:	DP-12
Date Sampled:	04/08/2025
Cis-1,2-DCE:	0.89 J
PCE:	**8.5**
TCE:	ND
VC:	ND

Location ID:	MW-21B
Date Sampled:	04/08/2025
Cis-1,2-DCE:	ND
PCE:	2.8
TCE:	ND
VC:	ND

DP-14

Location ID:	MW-17B
Date Sampled:	04/08/2025
Cis-1,2-DCE:	ND
PCE:	ND
TCE:	ND
VC:	ND

MW-2B

Location ID:	MW-13B
Date Sampled:	04/08/2025
Cis-1,2-DCE:	**10.2**
PCE:	1.5
TCE:	2.7
VC:	ND

Location ID:	DP-21
Date Sampled:	04/08/2025
Cis-1,2-DCE:	ND
PCE:	2.1
TCE:	ND
VC:	ND

Location ID:	MW-2
Date Sampled:	04/08/2025
Cis-1,2-DCE:	**22.9**
PCE:	**84.2**
TCE:	**20.8**
VC:	ND

Location ID:	MW-13
Date Sampled:	04/08/2025
Cis-1,2-DCE:	**196**
PCE:	**983**
TCE:	**135**
VC:	0.71 J

Location ID:	DP-18
Date Sampled:	04/09/2025
Cis-1,2-DCE:	ND
PCE:	0.61 J
TCE:	ND
VC:	ND

Location ID:	MW-19B
Date Sampled:	04/08/2025
Cis-1,2-DCE:	**24.6**
PCE:	**16**
TCE:	**11.7**
VC:	ND

Location ID:	DP-19
Date Sampled:	04/08/2025
Cis-1,2-DCE:	**15.8**
PCE:	**55**
TCE:	**13.4**
VC:	ND

Location ID:	DP-20
Date Sampled:	04/08/2025
Cis-1,2-DCE:	ND
PCE:	ND
TCE:	ND
VC:	ND

Elwell Dr

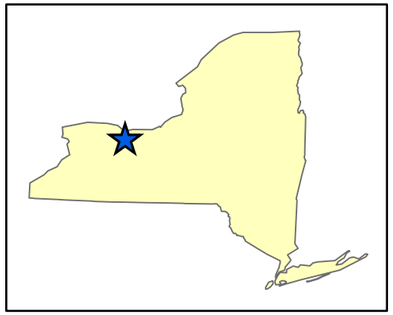

Legend

- Site Boundary
- Site Building

Monitoring Well Network

- Overburden Well
- Bedrock Well
- Injection Well

N

0 50 100

US Feet

Map Date: 5/22/2025
Source: ESRI
Projection: NAD 1983 (2011) StatePlane New York West FIPS (US feet)

NEW YORK STATE Department of Environmental Conservation

Figure 5
APRIL 2025 VOC ANALYTICAL RESULTS
Town and Country Dry Cleaners (828149)
Brighton, New York

G:\GIS\data\StateandLocal\Town & Country\PROJECTS\ArcPro (aprx)\Town and County Cleaners Ground water report figures\Town and County Cleaners Ground water report figures.aprx

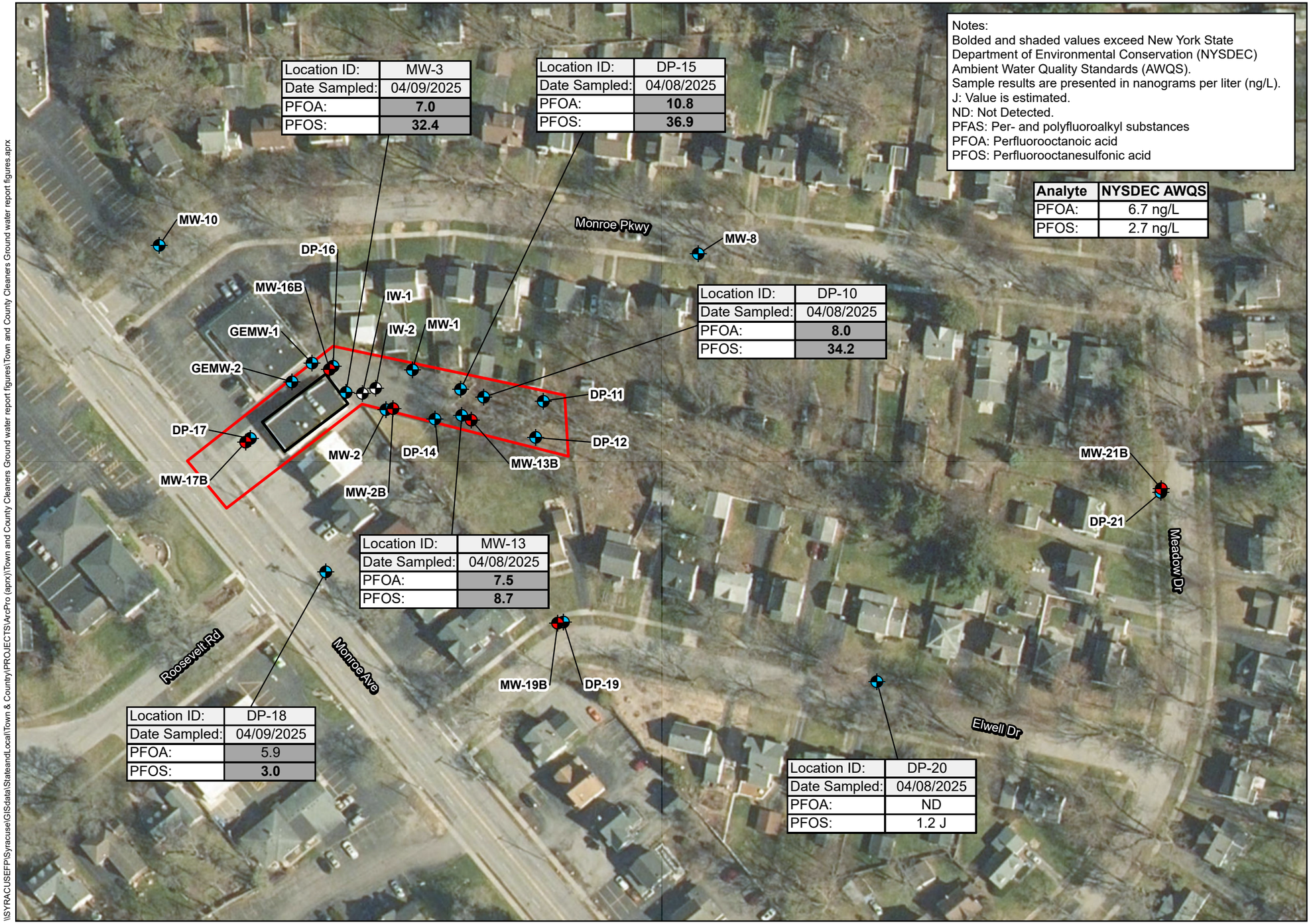

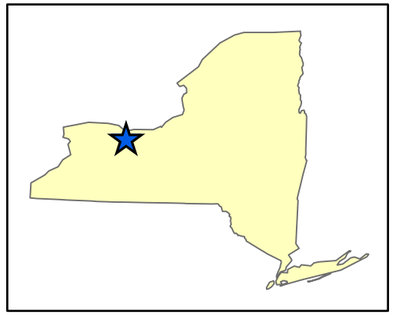

Legend

- Site Boundary
- Site Building

Monitoring Well Network

- Overburden Well
- Bedrock Well
- Injection Well

N

0 50 100

US Feet

Map Date: 1/15/2026
Source: ESRI
Projection: NAD 1983 (2011) StatePlane New York West FIPS (US feet)

NEW YORK STATE Department of Environmental Conservation

Figure 6
APRIL 2025 PFAS ANALYTICAL RESULTS
Town and Country Dry Cleaners (828149)
Brighton, New York

\\SYRACUSEFP\Syracuse\GIS\data\StateandLocal\Town & Country\PROJECTS\ArcPro (aprx)\Town and County Cleaners Ground water report figures.aprx

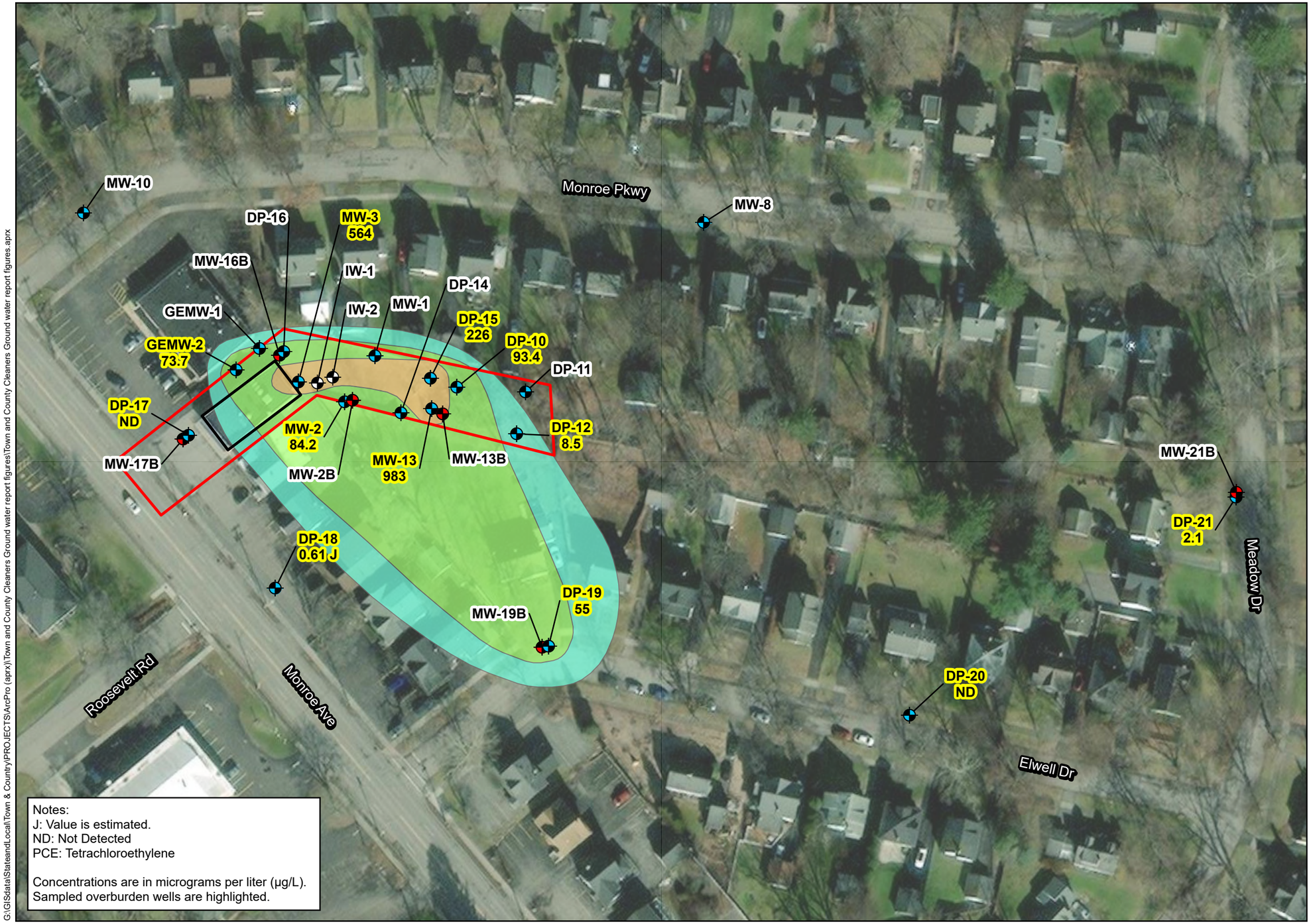

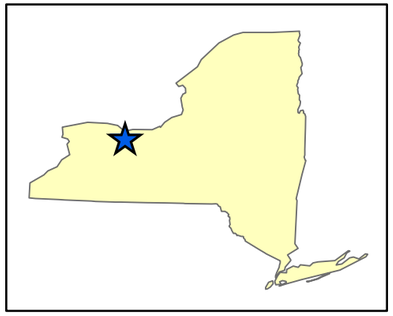

Legend

Site Boundary

Site Building

PCE Concentration (µg/L)

5-10

10-100

100+

Monitoring Well Network

Overburden Well

Bedrock Well

Injection Well

N

0 50 100

US Feet

Map Date: 5/22/2025
Source: ESRI
Projection: NAD 1983 (2011) StatePlane New York West FIPS (US feet)

NEW YORK STATE | Department of Environmental Conservation

Figure 7
APRIL 2025 PCE CONCENTRATIONS IN OVERBURDEN
Town and Country Dry Cleaners (828149)
Brighton, New York

G:\GIS\data\StateandLocal\Town & Country\PROJECTS\ArcPro (aprx)\Town and County Cleaners Ground water report figures\Town and County Cleaners Ground water report figures.aprx

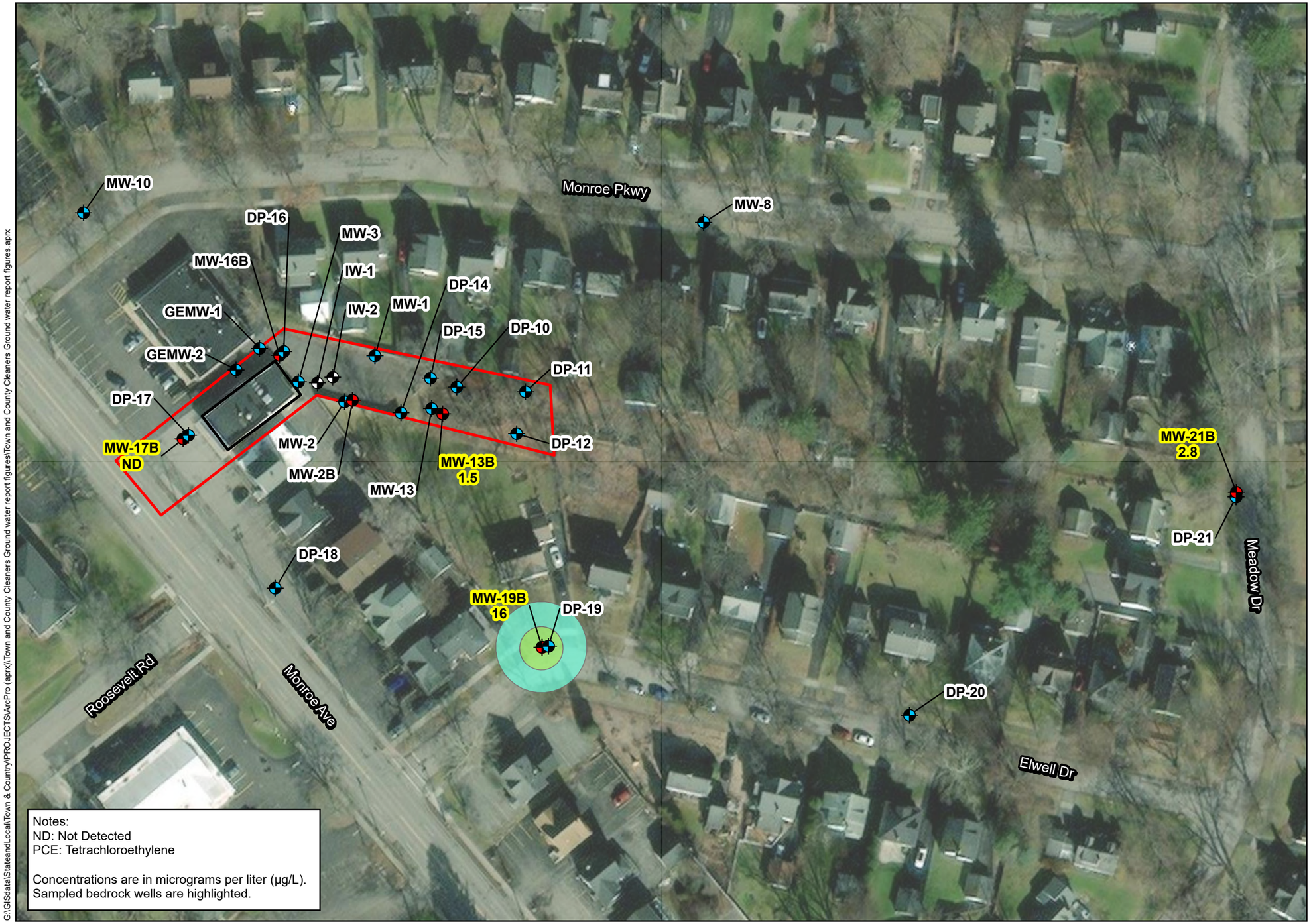

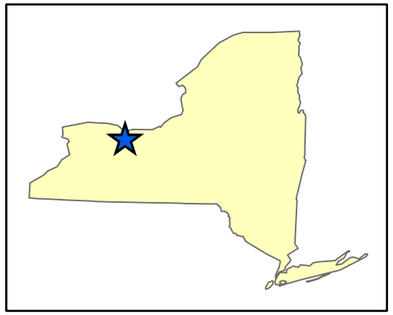

Legend

- Site Boundary
- Site Building

PCE Concentration (µg/L)

- 5-10
- 10-100

Monitoring Well Network

- Overburden Well
- Bedrock Well
- Injection Well

N

0 50 100

US Feet

Map Date: 5/22/2025
Source: ESRI
Projection: NAD 1983 (2011) StatePlane New York West FIPS (US feet)

NEW YORK STATE Department of Environmental Conservation

Figure 8
APRIL 2025 PCE CONCENTRATIONS IN BEDROCK
Town and Country Dry Cleaners (828149)
Brighton, New York

G:\GIS\data\StateandLocal\Town & Country\PROJECTS\ArcPro (aprx)\Town and County Cleaners Ground water report figures\Town and County Cleaners Ground water report figures.aprx



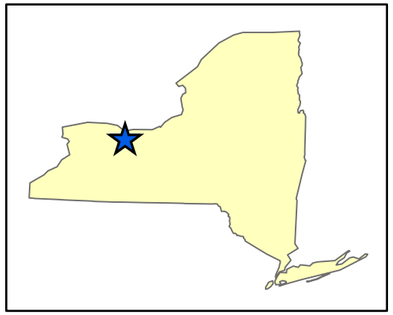

Legend

Site Boundary

Site Building

TCE Concentration (µg/L)

5-10

10-100

100+

Monitoring Well Network

Overburden Well

Bedrock Well

Injection Well

N

0 50 100

US Feet

Map Date: 5/22/2025
Source: ESRI
Projection: NAD 1983 (2011) StatePlane New York West FIPS (US feet)

NEW YORK STATE | Department of Environmental Conservation

Figure 9
APRIL 2025 TCE CONCENTRATIONS IN OVERBURDEN
Town and Country Dry Cleaners (828149)
Brighton, New York

G:\GIS\data\StateandLocal\Town & Country\PROJECTS\ArcPro (aprx)\Town and County Cleaners Ground water report figures\Town and County Cleaners Ground water report figures.aprx

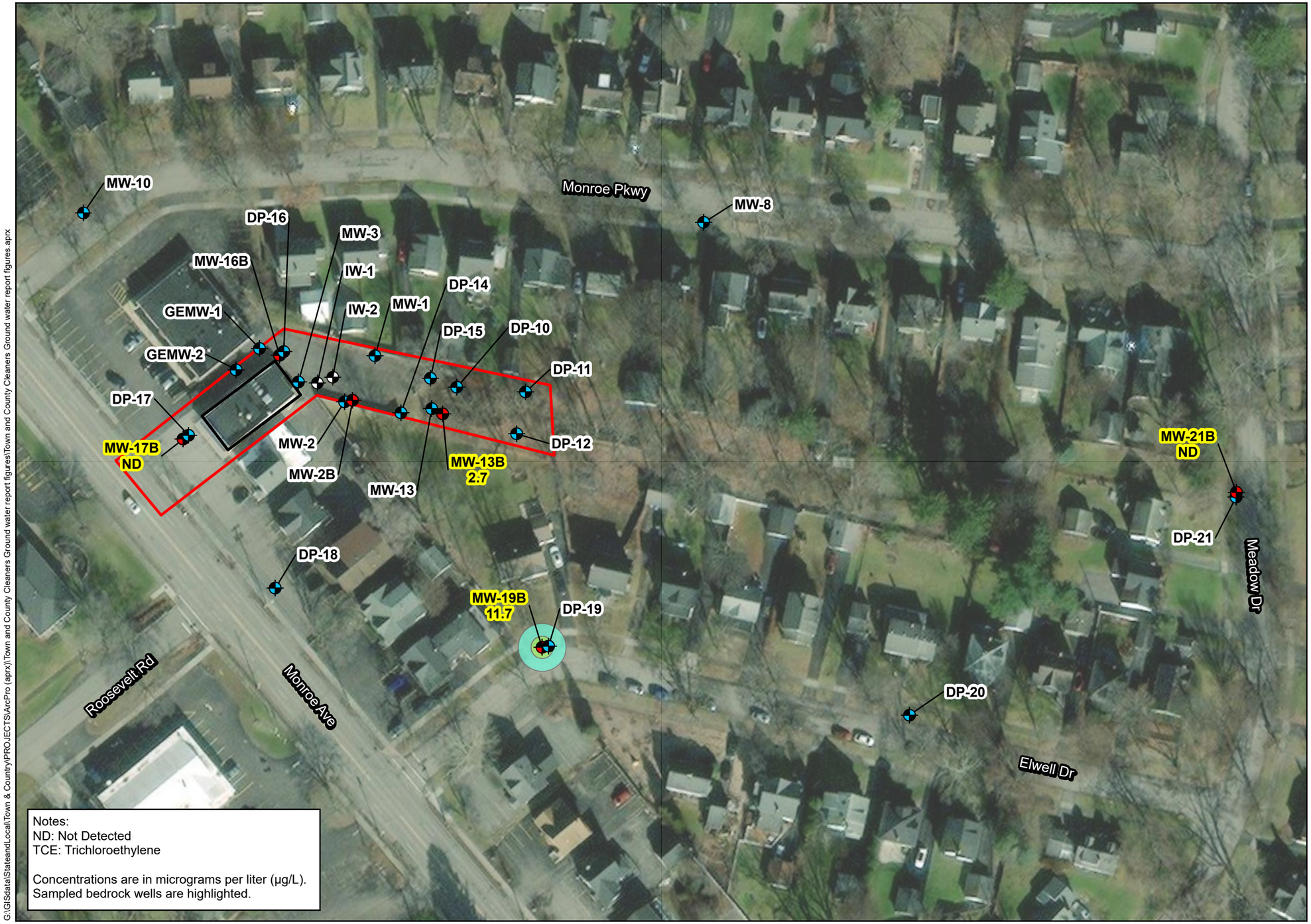

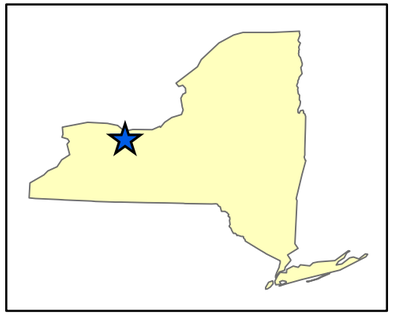

Legend

- Site Boundary
- Site Building

TCE Concentration (µg/L)

- 5-10
- 10+

Monitoring Well Network

- Overburden Well
- Bedrock Well
- Injection Well

N

0 50 100

US Feet

Map Date: 5/22/2025
Source: ESRI
Projection: NAD 1983 (2011) StatePlane New York West FIPS (US feet)

NEW YORK STATE Department of Environmental Conservation

Figure 10
APRIL 2025 TCE CONCENTRATIONS IN BEDROCK
Town and Country Dry Cleaners (828149)
Brighton, New York

G:\GIS\data\StateandLocal\Town & Country\PROJECTS\ArcPro (aprx)\Town and County Cleaners Ground water report figures\Town and County Cleaners Ground water report figures.aprx



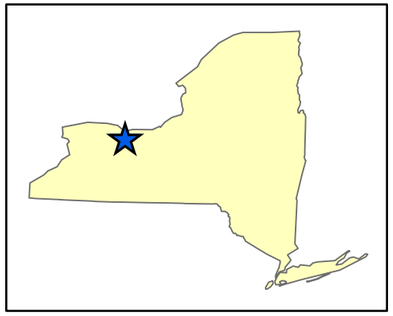

Legend

Site Boundary

Site Building

cis-1,2-DCE Concentration (µg/L)

5-10

10-100

100+

Monitoring Well Network

Overburden Well

Bedrock Well

Injection Well

N

0 50 100

US Feet

Map Date: 5/22/2025
Source: ESRI
Projection: NAD 1983 (2011) StatePlane New York West FIPS (US feet)

NEW YORK STATE Department of Environmental Conservation

Figure 11
APRIL 2025 CIS-1,2-DCE CONCENTRATIONS IN OVERBURDEN
Town and Country Dry Cleaners (828149)
Brighton, New York

G:\GIS\data\StateandLocal\Town & Country\PROJECTS\ArcPro (aprx)\Town and County Cleaners Ground water report figures\Town and County Cleaners Ground water report figures.aprx

This page intentionally left blank

Appendix A

Field Forms

Site Name: Town and Country

Team: CD, MB, AT

Well ID	Installed Depth (ft)	Screen Interval (ft)	Measuring Point Elev (ft)	Date and Time	DTW (ft MRP)	Measured Well Depth (ft)	PID (ppm)	Product	Comments
DP-10	9.25	3.70-9.70	477.53	4/9/2025 9:33 AM	3.02	9.23	0		Well goes dry while purging/sampling
DP-12	20.50	10.70-20.70	477.09	4/9/2025 9:35 AM	8.98	17.9	0		None
DP-15	9.41	5.00-10.00	476.98	4/9/2025 9:38 AM	3.01	9.6	0		Well goes dry while purging/sampling
DP-17	16.25	6.80-16.80	479.50	4/9/2025 9:44 AM	6.55	16.17	0.1		None
DP-18	10.29	4.80-10.80	478.29	4/9/2025 9:50 AM	5.91	10.26	0		Well goes dry while purging/sampling
DP-19	12.86	3.20-13.20	475.15	4/9/2025 10:21 AM	4.43	12.93	0		None
DP-20	14.67	5.00-15.00	473.80	4/9/2025 10:15 AM	9.47	14.7	0		Well goes dry while purging/sampling
DP-021	10.34	2.70-10.70	468.15	4/9/2025 10:06 AM	6.47	10.34	0		No j-plug (1 in)
GEMW-2	14.59	5.00-15.00	480.25	4/9/2025 9:43 AM	7.69	14.55	0		Needs new well cover
MW-10	8.55	4.60-9.60	481.70	4/9/2025 9:54 AM	6.29	9.55	0		Historically dry, not sampled
MW-13	12.93	5.00-10.00	480.36	4/9/2025 9:27 AM	6.35	12.91	0		None
MW-13B	21.57	18.00-23.00	480.37	4/9/2025 9:30 AM	8.26	24.95	0		None
MW-17B	27.33	22.80-27.80	479.35	4/9/2025 9:47 AM	6.64	27.2	0.3		None
MW-19B	21.08	16.50-21.50	475.35	4/9/2025 10:23 AM	4.63	21	0		None
MW-2	22.55	5.70-10.70	476.87	4/9/2025 9:03 AM	4.1	22.48	1.0		None
MW-21B	19.49	15.00-20.00	468.15	4/9/2025 10:10 AM	6.91	19.5	0		None
MW-3	7.62	5.40-10.40	478.00	4/9/2025 10:29 AM	5.5	10.65	3.5		High turbidity
MW-8	9.24	4.50-9.50	473.04	4/9/2025 11:03 AM	9.12	9.25	0		Historically dry, not sampled

GROUNDWATER SAMPLING PURGE FORM

Well ID:	EA Personnel:	Client:
DP-10	M. Boyle	NYSDEC
Location:	**Well Condition:**	**Weather:**
DP-10	No odor, turbid	Weather = light snow, Temperature (F) = 23.11, Humidity = 86, Wind Direction = 300, Wind Speed = 20.71, Rain (1hr) = 1
Sounding Method:	**Gauge Date:**	**Measurement Ref:**
	4/9/2025	477.53
Stick Up/Down (ft):	**Gauge Time:**	**Well Diameter (in):**
0.00	9:33 AM	1

Purge Date: 04/08/2025	**Purge Time:** 10:57
Purge Method: Peristaltic Pump	**Field Technician:** M. Boyle

Well Volume		
A. Well Depth (ft):	**D. Well Volume (ft):**	**Depth/Height of Top of PVC:**
	0	9.25
B. Depth to Water (ft):	**E. Well Volume (gal) (C*D):**	**Pump Type:**
0	0	Peristaltic / 14712
C. Liquid Depth (ft) (A-B):	**F. Three Well Volumes (gal) (E3):**	**Pump Intake Depth:**
0	0	

Water Quality Parameters

Time (hrs)	Temp (°C)	pH (pH units)	ORP (mV)	Conductiviity (S/m)	Turbidity (ntu)	DO (mg/L)	DTW (ft btoc)	Rate (Lpm)	Volume (liters)
10:57	6.64	5.91	233.00	1.24	768.00	1.8	0.00	0.25	0
11:00	6.69	5.92	230.00	1.26	10000.00	1.83	0.00	0.25	0.75
11:03	6.59	5.94	223.00	1.34	10000.00	1.94	0.00	0.25	0.75
11:06	6.85	5.94	183.00	1.2	10000.00	1.22	0.00	0.25	0.75
11:09	6.90	5.94	161.00	1.14	408.00	1.07	0.00	0.25	0.75
11:12	6.95	5.95	149.00	1.11	204.00	1.03	0.00	0.25	0.75
11:15	6.87	5.96	147.00	1.12	162.00	1.02	0.00	0.25	0.75
11:18	6.87	5.96	148.00	1.11	128.00	0.99	0.00	0.25	0.75
11:21	6.85	5.96	149.00	1.11	132.00	0.98	0.00	0.25	0.75
11:22	6.83	5.96	149.00	1.11	122.00	0.94	0.00	0.25	0.25
11:24	6.85	5.96	150.00	1.12	126.00	0.97	0.00	0.25	0.5

Total Quantity of Water Removed (L):	8	**Sampling Time:**	11:22 AM
Samplers:	M. Boyle	**Split Sample With:**	None
Sampling Date:	04/08/2025	**Sample Type:**	N

COMMENTS AND OBSERVATIONS:

No gauging prior to purging/sampling due to sampling for PFAS.

EA Engineering, P.C.
EA Science and Technology

NEW YORK STATE | Department of Environmental Conservation

GROUNDWATER SAMPLING PURGE FORM

Well ID:	EA Personnel:	Client:
DP-12	C. Derrick	NYSDEC
Location:	**Well Condition:**	**Weather:**
DP-12	No odor, clear	Weather = light snow, Temperature (F) = 28.13, Humidity = 68, Wind Direction = 310, Wind Speed = 20.71, Rain (1hr) = 1
Sounding Method:	**Gauge Date:**	**Measurement Ref:**
	4/9/2025	477.09
Stick Up/Down (ft):	**Gauge Time:**	**Well Diameter (in):**
0.00	9:35 AM	1

Purge Date: 04/08/2025	**Purge Time:** 14:15
Purge Method: Low flow peristaltic pump (11023)	**Field Technician:** C. Derrick

Well Volume		
A. Well Depth (ft):	**D. Well Volume (ft):**	**Depth/Height of Top of PVC:**
	0	20.5
B. Depth to Water (ft):	**E. Well Volume (gal) (C*D):**	**Pump Type:**
0	0	Low flow peristaltic pump (11023)
C. Liquid Depth (ft) (A-B):	**F. Three Well Volumes (gal) (E3):**	**Pump Intake Depth:**
0	0	10

Water Quality Parameters

Time (hrs)	Temp (°C)	pH (pH units)	ORP (mV)	Conductiviity (S/m)	Turbidity (ntu)	DO (mg/L)	DTW (ft btoc)	Rate (Lpm)	Volume (liters)
14:15	9.59	7.00	117.00	1.54	782.00	4.02	0.00	0.25	0
14:18	9.45	6.91	93.00	1.55	737.00	3.19	0.00	0.25	0.75
14:21	9.00	6.71	77.00	1.66	372.00	2.1	0.00	0.25	0.75
14:24	8.76	6.68	74.00	1.69	274.00	2.01	0.00	0.25	0.75
14:27	8.47	6.59	69.00	1.72	131.00	1.88	0.00	0.25	0.75
14:30	8.36	6.57	69.00	1.73	108.00	1.84	0.00	0.25	0.75
14:33	8.32	6.56	68.00	1.73	84.10	1.72	0.00	0.25	0.75
14:36	8.16	6.55	68.00	1.73	46.50	1.72	0.00	0.25	0.75
14:39	8.08	6.54	66.00	1.73	47.50	1.64	0.00	0.25	0.75
14:42	8.00	6.54	66.00	1.73	45.30	1.58	0.00	0.25	0.75

Total Quantity of Water Removed (L):	7	**Sampling Time:**	02:42 PM
Samplers:	C. Derrick	**Split Sample With:**	None
Sampling Date:	04/08/2025	**Sample Type:**	N

COMMENTS AND OBSERVATIONS:

No well gauging prior to purging/sampling due to sampling for PFAS during this event. PID = 0.0 ppm

GROUNDWATER SAMPLING PURGE FORM

Well ID:	EA Personnel:	Client:
DP-15	M. Boyle	NYSDEC
Location:	**Well Condition:**	**Weather:**
DP-15	No odor, turbid	Weather = overcast clouds, Temperature (F) = 23.38, Humidity = 84, Wind Direction = 300, Wind Speed = 24.16, Rain (1hr) = 1
Sounding Method:	**Gauge Date:**	**Measurement Ref:**
	4/9/2025	476.98
Stick Up/Down (ft):	**Gauge Time:**	**Well Diameter (in):**
0.00	9:38 AM	1

Purge Date:	04/08/2025	**Purge Time:**	09:45
Purge Method:	Peristaltic Pump	**Field Technician:**	M. Boyle

Well Volume		
A. Well Depth (ft):	**D. Well Volume (ft):**	**Depth/Height of Top of PVC:**
	0	9.41
B. Depth to Water (ft):	**E. Well Volume (gal) (C*D):**	**Pump Type:**
0	0	Peristaltic / 14712
C. Liquid Depth (ft) (A-B):	**F. Three Well Volumes (gal) (E3):**	**Pump Intake Depth:**
0	0	

Water Quality Parameters

Time (hrs)	Temp (°C)	pH (pH units)	ORP (mV)	Conductiviity (S/m)	Turbidity (ntu)	DO (mg/L)	DTW (ft btoc)	Rate (Lpm)	Volume (liters)
09:45	7.11	5.87	263.00	1.1	1000.00	9.3	0.00	0.25	0
09:48	7.02	5.86	265.00	1.1	10000.00	9.12	0.00	0.25	0.75
09:51	6.94	5.85	262.00	1.11	10000.00	8.99	0.00	0.25	0.75
09:54	6.87	5.84	262.00	1.11	10000.00	8.77	0.00	0.25	0.75
09:57	6.27	5.85	259.00	1.11	10000.00	8.47	0.00	0.25	0.75
10:00	6.55	5.82	258.00	1.11	10000.00	8.05	0.00	0.25	0.75
10:03	6.62	5.81	258.00	1.1	10000.00	7.96	0.00	0.25	0.75
10:06	6.61	5.81	257.00	1.12	10000.00	7.77	0.00	0.25	0.75
10:09	6.60	5.80	255.00	1.12	10000.00	7.72	0.00	0.25	0.75
10:12	6.53	5.80	254.00	1.12	10000.00	7.68	0.00	0.25	0.75
10:15	6.55	5.80	252.00	1.12	10000.00	7.66	0.00	0.25	0.75
10:18	6.65	5.81	251.00	1.12	10000.00	7.68	0.00	0.25	0.75
10:21	6.67	5.79	252.00	1.12	10000.00	7.65	0.00	0.25	0.75

Total Quantity of Water Removed (L):	10.25	**Sampling Time:**	10:21 AM
Samplers:	M. Boyle	**Split Sample With:**	None
Sampling Date:	04/08/2025	**Sample Type:**	N

COMMENTS AND OBSERVATIONS:

No gauging prior to purging/sampling due to sampling for PFAS.

Well pumped dry; purge was turbid, but sensor not likely reading accurately due to low purge volume

GROUNDWATER SAMPLING PURGE FORM

Well ID:	EA Personnel:	Client:
DP-17	A. Townsend, C. Derrick, M. Boyle	NYSDEC
Location:	**Well Condition:**	**Weather:**
DP-17	No odor, turbid	Weather = light snow, Temperature (F) = 23, Humidity = 85, Wind Direction = 300, Wind Speed = 19.6, Rain (1hr) = 1
Sounding Method:	**Gauge Date:**	**Measurement Ref:**
	4/9/2025	479.50
Stick Up/Down (ft):	**Gauge Time:**	**Well Diameter (in):**
0.00	9:44 AM	1

Purge Date: 04/08/2025	**Purge Time:** 11:19
Purge Method: Low flow peristaltic pump	**Field Technician:** A. Townsend, C. Derrick, M. Boyle

Well Volume		
A. Well Depth (ft):	**D. Well Volume (ft):**	**Depth/Height of Top of PVC:**
	0	16.25
B. Depth to Water (ft):	**E. Well Volume (gal) (C*D):**	**Pump Type:**
0	0	Low flow peristaltic pump/10864
C. Liquid Depth (ft) (A-B):	**F. Three Well Volumes (gal) (E3):**	**Pump Intake Depth:**
0	0	

Water Quality Parameters

Time (hrs)	Temp (°C)	pH (pH units)	ORP (mV)	Conductiviity (S/m)	Turbidity (ntu)	DO (mg/L)	DTW (ft btoc)	Rate (Lpm)	Volume (liters)
11:19	8.55	6.37	177.00	3.26	1000.00	1.24	0.00	0.25	0
11:22	8.70	6.33	176.00	3.26	1000.00	0.85	0.00	0.25	0.75
11:25	9.16	6.30	175.00	3.23	854.00	0.62	0.00	0.25	0.75
11:28	8.98	6.29	171.00	3.22	528.00	0.53	0.00	0.25	0.75
11:31	8.91	6.28	150.00	3.24	371.00	0.48	0.00	0.25	0.75
11:34	8.72	6.28	137.00	3.25	174.00	0.46	0.00	0.25	0.75
11:37	8.74	6.28	121.00	3.25	119.00	0.45	0.00	0.25	0.75
11:40	8.93	6.27	110.00	3.26	100.20	0.4	0.00	0.25	0.75
11:43	9.11	6.27	103.00	3.27	95.80	0.41	0.00	0.25	0.75
11:46	9.08	6.25	101.00	3.28	91.60	0.41	0.00	0.25	0.75

Total Quantity of Water Removed (L):	7	**Sampling Time:**	11:46 AM
Samplers:	A. Townsend, C. Derrick,	**Split Sample With:**	None
Sampling Date:	04/08/2025	**Sample Type:**	N

COMMENTS AND OBSERVATIONS:

PID: 0.1 ppm, no gauging prior to purging due to sampling for PFAS.

GROUNDWATER SAMPLING PURGE FORM

Well ID:	EA Personnel:	Client:
DP-18	A. Townsend, C. Derrick, M. Boyle	NYSDEC
Location:	**Well Condition:**	**Weather:**
DP-18	Went dry at 10:29am on 4/8, sampled next day	Weather = overcast clouds, Temperature (F) = 23.05, Humidity = 85, Wind Direction = 300, Wind Speed = 17.27, Rain (1hr) = 1
Sounding Method:	**Gauge Date:**	**Measurement Ref:**
	4/9/2025	478.29
Stick Up/Down (ft):	**Gauge Time:**	**Well Diameter (in):**
0.00	9:50 AM	1

Purge Date: 04/09/2025	**Purge Time:** 10:08
Purge Method: Low flow peristaltic pump	**Field Technician:** A. Townsend, C. Derrick, M. Boyle

Well Volume		
A. Well Depth (ft):	**D. Well Volume (ft):**	**Depth/Height of Top of PVC:**
	0	10.29
B. Depth to Water (ft):	**E. Well Volume (gal) (C*D):**	**Pump Type:**
0	0	Low flow peristaltic pump/10864
C. Liquid Depth (ft) (A-B):	**F. Three Well Volumes (gal) (E3):**	**Pump Intake Depth:**
0	0	

Water Quality Parameters

Time (hrs)	Temp (°C)	pH (pH units)	ORP (mV)	Conductiviity (S/m)	Turbidity (ntu)	DO (mg/L)	DTW (ft btoc)	Rate (Lpm)	Volume (liters)
10:08	7.79	6.34	112.00	4.96	1000.00	6.99	0.00	0.25	0
10:11	7.92	6.33	99.00	4.86	1000.00	7.16	0.00	0.25	0.75
10:14	8.56	6.33	98.00	4.73	1000.00	7.22	0.00	0.25	0.75
10:17	8.98	6.32	101.00	4.75	1000.00	8.4	0.00	0.25	0.75
10:20	9.40	6.30	104.00	4.79	1000.00	8.54	0.00	0.25	0.75
10:23	9.36	6.32	116.00	4.79	1000.00	8.83	0.00	0.25	0.75
10:26	9.18	6.35	119.00	4.8	1000.00	8.81	0.00	0.25	0.75

Total Quantity of Water Removed (L):	6	**Sampling Time:**	08:15 AM
Samplers:	A. Townsend, C. Derrick,	**Split Sample With:**	None
Sampling Date:	04/09/2025	**Sample Type:**	N

COMMENTS AND OBSERVATIONS:

PID 0.0 ppm, no gauging prior to purging due to sampling for PFAS.

GROUNDWATER SAMPLING PURGE FORM

Well ID:	EA Personnel:	Client:
DP-19	M. Boyle	NYSDEC
Location:	**Well Condition:**	**Weather:**
DP-19	No odor, slightly turbid	Weather = overcast clouds, Temperature (F) = 29.7, Humidity = 64, Wind Direction = 310, Wind Speed = 20.71, Rain (1hr) = 1
Sounding Method:	**Gauge Date:**	**Measurement Ref:**
	4/9/2025	475.15
Stick Up/Down (ft):	**Gauge Time:**	**Well Diameter (in):**
0.00	10:21 AM	1

Purge Date: 04/08/2025	**Purge Time:** 14:50
Purge Method: Peristaltic Pump	**Field Technician:** M. Boyle

Well Volume		
A. Well Depth (ft):	**D. Well Volume (ft):**	**Depth/Height of Top of PVC:**
	0	12.86
B. Depth to Water (ft):	**E. Well Volume (gal) (C*D):**	**Pump Type:**
0	0	Peristaltic / 14712
C. Liquid Depth (ft) (A-B):	**F. Three Well Volumes (gal) (E3):**	**Pump Intake Depth:**
0	0	

Water Quality Parameters

Time (hrs)	Temp (°C)	pH (pH units)	ORP (mV)	Conductiviity (S/m)	Turbidity (ntu)	DO (mg/L)	DTW (ft btoc)	Rate (Lpm)	Volume (liters)
14:50	8.81	6.29	68.00	1.74	10000.00	1.81	0.00	0.25	0
14:53	8.88	6.28	68.00	1.75	772.00	1.16	0.00	0.25	0.75
14:56	8.94	6.27	68.00	1.75	516.00	0.88	0.00	0.25	0.75
14:59	9.10	6.27	71.00	1.75	116.00	0.62	0.00	0.25	0.75
15:02	9.18	6.26	74.00	1.75	43.80	0.5	0.00	0.25	0.75
15:05	9.26	6.26	75.00	1.75	36.20	0.47	0.00	0.25	0.75
15:08	9.22	6.27	76.00	1.75	31.10	0.46	0.00	0.25	0.75
15:11	9.32	6.27	79.00	1.75	22.40	0.42	0.00	0.25	0.75
15:14	9.38	6.26	79.00	1.75	21.40	0.42	0.00	0.25	0.75
15:17	9.43	6.26	80.00	1.75	21.60	0.4	0.00	0.25	0.75
15:20	9.43	6.26	81.00	1.75	21.50	0.4	0.00	0.25	0.75
15:23	9.41	6.26	82.00	1.75	21.80	0.39	0.00	0.25	0.75
15:26	9.38	6.26	83.00	1.75	21.40	0.38	0.00	0.25	0.75

Total Quantity of Water Removed (L):	9.25	**Sampling Time:**	03:26 PM
Samplers:	M. Boyle	**Split Sample With:**	None
Sampling Date:	04/08/2025	**Sample Type:**	N

COMMENTS AND OBSERVATIONS:

No gauging prior to purging/sampling due to sampling for PFAS.

GROUNDWATER SAMPLING PURGE FORM

Well ID:	EA Personnel:	Client:
DP-20	C. Derrick	NYSDEC
Location:	**Well Condition:**	**Weather:**
DP-20	No odor, clear; high turbidity in PFAS samples due to well going dry	Weather = snow, Temperature (F) = 30.72, Humidity = 62, Wind Direction = 310, Wind Speed = 25.32, Rain (1hr) = 1
Sounding Method:	**Gauge Date:**	**Measurement Ref:**
	4/9/2025	473.80
Stick Up/Down (ft):	**Gauge Time:**	**Well Diameter (in):**
0.00	10:15 AM	1

Purge Date: 04/08/2025	**Purge Time:** 15:33
Purge Method: Low flow peristaltic pump (11023)	**Field Technician:** C. Derrick

Well Volume		
A. Well Depth (ft):	**D. Well Volume (ft):**	**Depth/Height of Top of PVC:**
	0	14.67
B. Depth to Water (ft):	**E. Well Volume (gal) (C*D):**	**Pump Type:**
0	0	Low flow peristaltic pump (11023)
C. Liquid Depth (ft) (A-B):	**F. Three Well Volumes (gal) (E3):**	**Pump Intake Depth:**
0	0	10

Water Quality Parameters

Time (hrs)	Temp (°C)	pH (pH units)	ORP (mV)	Conductiviity (S/m)	Turbidity (ntu)	DO (mg/L)	DTW (ft btoc)	Rate (Lpm)	Volume (liters)
15:33	7.28	6.98	136.00	1.58	67.00	8.88	0.00	0.25	0
15:36	7.28	6.98	129.00	1.59	64.90	8.71	0.00	0.25	0.75
15:39	7.28	6.94	92.00	1.58	195.00	8.65	0.00	0.25	0.75
15:42	7.71	6.92	71.00	1.58	265.00	8.1	0.00	0.25	0.75
15:45	8.38	6.87	81.00	1.57	87.10	7.69	0.00	0.25	0.75
15:48	8.53	6.85	92.00	1.57	40.00	7.41	0.00	0.25	0.75
15:51	8.58	6.83	104.00	1.56	19.50	7.58	0.00	0.25	0.75
15:54	8.68	6.81	114.00	1.56	7.80	7.46	0.00	0.25	0.75
15:57	8.66	6.81	120.00	1.56	7.20	7.83	0.00	0.25	0.75
16:00	8.64	6.81	122.00	1.56	7.10	7.84	0.00	0.25	0.75

Total Quantity of Water Removed (L):	8	**Sampling Time:**	04:00 PM
Samplers:	C. Derrick	**Split Sample With:**	None
Sampling Date:	04/08/2025	**Sample Type:**	N

COMMENTS AND OBSERVATIONS:

No well gauging prior to purging/sampling due to sampling for PFAS during this event. PID = 0.0 ppm

GROUNDWATER SAMPLING PURGE FORM

Well ID:	EA Personnel:	Client:
DP-21	A. Townsend, C. Derrick, M. Boyle	NYSDEC
Location:	**Well Condition:**	**Weather:**
DP-21	No odor, clear	Weather = overcast clouds, Temperature (F) = 29.28, Humidity = 65, Wind Direction = 310, Wind Speed = 20.71, Rain (1hr) = 1
Sounding Method:	**Gauge Date:**	**Measurement Ref:**
	4/9/2025	468.15
Stick Up/Down (ft):	**Gauge Time:**	**Well Diameter (in):**
0.00	10:06 AM	1

Purge Date: 04/08/2025	**Purge Time:** 14:45
Purge Method: Low flow peristaltic pump	**Field Technician:** A. Townsend, C. Derrick, M. Boyle

Well Volume		
A. Well Depth (ft):	**D. Well Volume (ft):**	**Depth/Height of Top of PVC:**
	0	10.34
B. Depth to Water (ft):	**E. Well Volume (gal) (C*D):**	**Pump Type:**
0	0	Low flow peristaltic pump/10864
C. Liquid Depth (ft) (A-B):	**F. Three Well Volumes (gal) (E3):**	**Pump Intake Depth:**
0	0	

Water Quality Parameters

Time (hrs)	Temp (°C)	pH (pH units)	ORP (mV)	Conductiviity (S/m)	Turbidity (ntu)	DO (mg/L)	DTW (ft btoc)	Rate (Lpm)	Volume (liters)
14:45	8.88	6.84	99.00	1.17	562.00	4.21	0.00	0.28	0
14:48	8.87	6.79	102.00	1.17	341.00	3.96	0.00	0.28	0.84
14:51	9.38	6.66	113.00	1.16	78.30	3.3	0.00	0.28	0.84
14:54	9.41	6.66	114.00	1.16	89.90	3.29	0.00	0.28	0.84
14:57	9.27	6.62	119.00	1.16	33.90	3.18	0.00	0.28	0.84
15:00	9.22	6.62	120.00	1.16	47.30	3.17	0.00	0.28	0.84
15:03	9.26	6.60	124.00	1.16	19.20	3.13	0.00	0.28	0.84
15:06	9.18	6.60	126.00	1.16	15.20	3.14	0.00	0.28	0.84
15:09	9.30	6.60	127.00	1.16	15.40	3.14	0.00	0.28	0.84
15:12	9.27	6.59	128.00	1.16	15.70	3.16	0.00	0.28	0.84

Total Quantity of Water Removed (L):	7.75	**Sampling Time:**	03:12 PM
Samplers:	A. Townsend, C. Derrick,	**Split Sample With:**	None
Sampling Date:	04/08/2025	**Sample Type:**	N

COMMENTS AND OBSERVATIONS:

PID: 0.0 ppm, no gauging prior to purging due to sampling for PFAS.
Missing j plug

GROUNDWATER SAMPLING PURGE FORM

Well ID:	EA Personnel:	Client:
GEMW-2	C. Derrick	NYSDEC
Location:	**Well Condition:**	**Weather:**
GEMW-2	No odor, slightly turbid	Weather = Snow, Temperature (F) = 23.23, Humidity = 85, Wind Direction = 310, Wind Speed = 16.11, Rain (1hr) = 1
Sounding Method:	**Gauge Date:**	**Measurement Ref:**
	4/9/2025	480.25
Stick Up/Down (ft):	**Gauge Time:**	**Well Diameter (in):**
0.00	9:43 AM	1

Purge Date: 04/08/2025	**Purge Time:** 10:02
Purge Method: Low flow peristaltic pump (11023)	**Field Technician:** C. Derrick

Well Volume		
A. Well Depth (ft):	**D. Well Volume (ft):**	**Depth/Height of Top of PVC:**
	0	14.59
B. Depth to Water (ft):	**E. Well Volume (gal) (C*D):**	**Pump Type:**
0	0	Low flow peristaltic pump (11023)
C. Liquid Depth (ft) (A-B):	**F. Three Well Volumes (gal) (E3):**	**Pump Intake Depth:**
0	0	10

Water Quality Parameters

Time (hrs)	Temp (°C)	pH (pH units)	ORP (mV)	Conductiviity (S/m)	Turbidity (ntu)	DO (mg/L)	DTW (ft btoc)	Rate (Lpm)	Volume (liters)
10:02	11.31	6.13	235.00	1.41	129.00	2.72	0.00	0.25	0
10:05	10.91	6.29	213.00	1.37	97.20	2.98	0.00	0.25	0.75
10:08	10.57	6.36	203.00	1.46	93.50	2.87	0.00	0.25	0.75
10:11	10.57	6.38	199.00	1.48	110.00	3.31	0.00	0.25	0.75
10:14	10.38	6.41	196.00	1.6	93.30	2.54	0.00	0.25	0.75
10:17	10.75	6.44	195.00	1.56	121.00	3.26	0.00	0.25	0.75
10:20	10.69	6.46	195.00	1.58	137.00	3.43	0.00	0.25	0.75
10:23	10.52	6.47	194.00	1.61	136.00	3.34	0.00	0.25	0.75
10:26	10.83	6.48	194.00	1.59	129.00	3.4	0.00	0.25	0.75
10:29	10.67	6.48	194.00	1.59	128.00	3.41	0.00	0.25	0.75

Total Quantity of Water Removed (L):	7	**Sampling Time:**	10:29 AM
Samplers:	C. Derrick	**Split Sample With:**	None
Sampling Date:	04/08/2025	**Sample Type:**	N

COMMENTS AND OBSERVATIONS:

No well gauging prior to purging/sampling due to sampling for PFAS during this event. PID = 0.0 ppm

GROUNDWATER SAMPLING PURGE FORM

Well ID:	EA Personnel:	Client:
MW-2	A. Townsend, C. Derrick, M. Boyle	NYSDEC
Location:	**Well Condition:**	**Weather:**
MW-2	No odor, clear	Weather = overcast clouds, Temperature (F) = 29.3, Humidity = 65, Wind Direction = 310, Wind Speed = 20.71, Rain (1hr) = 1
Sounding Method:	**Gauge Date:**	**Measurement Ref:**
	4/9/2025	476.87
Stick Up/Down (ft):	**Gauge Time:**	**Well Diameter (in):**
0.00	9:03 AM	2

Purge Date: 04/08/2025	**Purge Time:** 13:29
Purge Method: Low flow peristaltic pump	**Field Technician:** A. Townsend, C. Derrick, M. Boyle

Well Volume		
A. Well Depth (ft):	**D. Well Volume (ft):**	**Depth/Height of Top of PVC:**
	3.68	22.55
B. Depth to Water (ft):	**E. Well Volume (gal) (C*D):**	**Pump Type:**
0	0	Low flow peristaltic pump/10864
C. Liquid Depth (ft) (A-B):	**F. Three Well Volumes (gal) (E3):**	**Pump Intake Depth:**
0	11.04	

Water Quality Parameters

Time (hrs)	Temp (°C)	pH (pH units)	ORP (mV)	Conductiviity (S/m)	Turbidity (ntu)	DO (mg/L)	DTW (ft btoc)	Rate (Lpm)	Volume (liters)
13:29	8.63	6.76	7.00	1.34	237.00	10.28	0.00	0.28	0
13:32	8.72	6.76	17.00	1.34	155.00	4.86	0.00	0.28	0.84
13:35	9.09	6.76	59.00	1.33	32.90	4.08	0.00	0.28	0.84
13:38	9.23	6.75	64.00	1.32	34.00	4.04	0.00	0.28	0.84
13:41	9.30	6.74	38.00	1.3	22.50	3.41	0.00	0.28	0.84
13:44	9.36	6.72	10.00	1.28	17.00	2.99	0.00	0.28	0.84
13:47	9.43	6.68	-26.00	1.27	13.50	2.18	0.00	0.28	0.84
13:50	9.43	6.67	-33.00	1.27	11.90	2.05	0.00	0.28	0.84
13:53	9.50	6.66	-41.00	1.27	10.20	1.81	0.00	0.28	0.84
13:56	9.60	6.66	-45.00	1.26	10.00	1.73	0.00	0.28	0.84
13:59	9.71	6.65	-50.00	1.26	9.60	1.55	0.00	0.28	0.84
14:02	9.72	6.64	-55.00	1.26	9.50	1.54	0.00	0.28	0.84
14:05	9.69	6.65	-58.00	1.25	9.90	1.47	0.00	0.28	0.84

Total Quantity of Water Removed (L):	10.25	**Sampling Time:**	02:05 PM
Samplers:	A. Townsend, C. Derrick,	**Split Sample With:**	None
Sampling Date:	04/08/2025	**Sample Type:**	N

COMMENTS AND OBSERVATIONS:

PID: 1.0 ppm, no gauging prior to purging due to sampling for PFAS.

NEW YORK STATE OF OPPORTUNITY | Department of Environmental Conservation

GROUNDWATER SAMPLING PURGE FORM

Well I.D.: MW-3	EA Personnel: MB	Client: NYSDEC
Location: TOWN & COUNTRY	Well Condition: POOR	Weather: SUNNY
Sounding Method:	Gauge Date:	Measurement Ref: TOC
Stick Up/Down (ft): 0.5'	Gauge Time:	Well Diameter (in): 2"
Purge Date: 4/9/25	Purge Time: 09:30	
Purge Method: Peristaltic	Field Technician: M. Boyle	

Well Volume

A. Well Depth (ft):	D. Well Volume (ft): 0.0163	Depth/Height of Top of PVC:
B. Depth to Water (ft):	E. Well Volume (gal) C*D):	Pump Type:
C. Liquid Depth (ft) (A-B):	F. Three Well Volumes (gal) (E3):	Pump Intake Depth:

Water Quality Parameters

Time (hrs)	Temperature (oC)	pH (pH units)	ORP (mV)	Conductivity (S/m)	Turbidity (ntu)	DO (mg/L)	DTW (ft btoc)	Rate (Lpm)	Volume (liters)
0930	4.41	6.58	141	1.31	1000	12.50	PFAS	0.25	0.0
0933	4.41	6.53	136	1.32	1000	12.17		0.25	0.75
0936	5.81	6.45	92	1.53	1000	11.67		0.25	1.25
0939	7.67	6.40	-9	1.55	1000	9.94		0.25	2.0
0942	8.35	6.29	-26	1.56	1000	8.28		0.25	2.75
0945	9.00	6.30	-28	1.55	1000	8.21		0.25	3.50
6948	9.12	6.36	-32	1.56	1000	7.71		0.25	4.25
0951	9.24	6.36	-34	1.55	1000	7.57		0.25	5.5
0954	9.47	6.34	-36	1.56	1000	6.71		0.25	6.25
0957	9.48	6.34	-36	1.56	1000	6.65		0.25	7.0
1000	9.52	6.34	-37	1.57	1000	6.53		0.25	7.75
1003	9.55	6.36	-37	1.59	1000	6.50		0.25	8.50
1006	9.57	6.35	-34	1.59	1000	6.58		0.25	9.25
1009	9.57	6.30	-34	1.59	1000	6.60		0.25	10.0
1012	9.57	6.34	-33	1.58	1000	6.58		0.25	10.75

Total Quantity of Water Removed (gal): 10.75 | Sampling Time: 1012
Samplers: M. Boyle | Split Sample With: DUP-01
Sampling Date: 4/9/25 | Sample Type: GRAB

COMMENTS AND OBSERVATIONS:

GROUNDWATER SAMPLING PURGE FORM

Well ID:	EA Personnel:	Client:
MW-3	C. Derrick	NYSDEC
Location:	**Well Condition:**	**Weather:**
MW-3	No odor, clear	Weather = snow, Temperature (F) = 23.49, Humidity = 85, Wind Direction = 300, Wind Speed = 19.57, Rain (1hr) = 1
Sounding Method:	**Gauge Date:**	**Measurement Ref:**
	4/9/2025	478.00
Stick Up/Down (ft):	**Gauge Time:**	**Well Diameter (in):**
0.00	10:29 AM	4

Purge Date: 04/08/2025	**Purge Time:** 11:22
Purge Method: Low flow peristaltic pump (11023)	**Field Technician:** C. Derrick

Well Volume		
A. Well Depth (ft):	**D. Well Volume (ft):**	**Depth/Height of Top of PVC:**
	4.98	7.62
B. Depth to Water (ft):	**E. Well Volume (gal) (C*D):**	**Pump Type:**
0	0	Low flow peristaltic pump (11023)
C. Liquid Depth (ft) (A-B):	**F. Three Well Volumes (gal) (E3):**	**Pump Intake Depth:**
0	14.94	8

GROUNDWATER SAMPLING PURGE FORM

Water Quality Parameters									
Time (hrs)	**Temp (°C)**	**pH (pH units)**	**ORP (mV)**	**Conductiviity (S/m)**	**Turbidity (ntu)**	**DO (mg/L)**	**DTW (ft btoc)**	**Rate (Lpm)**	**Volume (liters)**
11:22	6.85	6.78	195.00	1.38	43.10	5.85	0.00	0.25	0
11:25	6.77	6.82	194.00	1.42	37.40	4.89	0.00	0.25	0.75
11:28	6.76	6.82	193.00	1.47	31.00	4.38	0.00	0.25	0.75
11:31	6.71	6.81	188.00	1.54	25.00	3.73	0.00	0.25	0.75
11:34	6.60	6.81	184.00	1.57	20.80	2.45	0.00	0.25	0.75
11:37	6.48	6.80	182.00	1.56	18.40	1.87	0.00	0.25	0.75
11:40	6.41	6.80	175.00	1.59	17.70	1.55	0.00	0.25	0.75
11:43	6.36	6.80	169.00	1.6	16.20	1.35	0.00	0.25	0.75
11:46	6.30	6.79	158.00	1.62	15.90	1.15	0.00	0.25	0.75
11:49	6.24	6.80	142.00	1.66	14.50	0.89	0.00	0.25	0.75
11:52	6.20	6.80	140.00	1.66	14.10	0.86	0.00	0.25	0.75
11:55	6.16	6.80	130.00	1.67	13.80	0.79	0.00	0.25	0.75
11:58	6.12	6.80	120.00	1.67	13.00	0.81	0.00	0.25	0.75
12:01	6.08	6.80	116.00	1.68	12.80	0.74	0.00	0.25	0.75
12:04	6.04	6.81	110.00	1.68	12.40	0.77	0.00	0.25	0.75

Total Quantity of Water Removed (L):	13	**Sampling Time:**	12:04 PM
Samplers:	C. Derrick	**Split Sample With:**	None
Sampling Date:	04/08/2025	**Sample Type:**	FD

COMMENTS AND OBSERVATIONS:

No well gauging prior to purging/sampling due to sampling for PFAS during this event. PID = 7.2 ppm.

NOTE: purge form is for injection well confused as MW-3. Actual purge form for MW-3 is not digitized.

GROUNDWATER SAMPLING PURGE FORM

Well ID:	EA Personnel:	Client:
MW-13	M. Boyle	NYSDEC
Location:	**Well Condition:**	**Weather:**
MW-13	No odor, clear	Weather = light snow, Temperature (F) = 23.83, Humidity = 85, Wind Direction = 300, Wind Speed = 20.71, Rain (1hr) = 1
Sounding Method:	**Gauge Date:**	**Measurement Ref:**
	4/9/2025	480.36
Stick Up/Down (ft):	**Gauge Time:**	**Well Diameter (in):**
0.00	9:27 AM	2

Purge Date: 04/08/2025	**Purge Time:** 11:57
Purge Method: Peristaltic Pump	**Field Technician:** M. Boyle

Well Volume		
A. Well Depth (ft):	**D. Well Volume (ft):**	**Depth/Height of Top of PVC:**
	2.11	12.93
B. Depth to Water (ft):	**E. Well Volume (gal) (C*D):**	**Pump Type:**
0	0	Peristaltic / 14712
C. Liquid Depth (ft) (A-B):	**F. Three Well Volumes (gal) (E3):**	**Pump Intake Depth:**
0	6.33	

GROUNDWATER SAMPLING PURGE FORM

Water Quality Parameters									
Time (hrs)	**Temp (°C)**	**pH (pH units)**	**ORP (mV)**	**Conductiviity (S/m)**	**Turbidity (ntu)**	**DO (mg/L)**	**DTW (ft btoc)**	**Rate (Lpm)**	**Volume (liters)**
11:57	5.66	6.14	223.00	1.65	112.00	1.88	0.00	0.25	0
12:00	5.63	6.15	222.00	1.64	98.50	1.75	0.00	0.25	0.75
12:03	5.17	6.16	220.00	1.64	77.10	1.56	0.00	0.25	0.75
12:06	5.59	6.14	217.00	1.66	33.40	1.36	0.00	0.25	0.75
12:09	5.85	6.13	212.00	1.67	17.90	1.28	0.00	0.25	0.75
12:12	5.86	6.14	209.00	1.68	14.10	1.22	0.00	0.25	0.75
12:15	5.49	6.16	205.00	1.68	12.50	1.1	0.00	0.25	0.75
12:18	5.66	6.14	202.00	1.68	16.40	1.02	0.00	0.25	0.75
12:21	5.70	6.14	201.00	1.68	19.20	0.99	0.00	0.25	0.75
12:24	5.98	6.14	198.00	1.68	22.20	0.97	0.00	0.25	0.75
12:27	5.93	6.15	196.00	1.67	20.40	0.96	0.00	0.25	0.75
12:30	5.79	6.15	194.00	1.67	14.60	0.95	0.00	0.25	0.75
12:33	5.86	6.15	193.00	1.67	16.70	0.92	0.00	0.25	0.75
12:36	5.88	6.15	191.00	1.67	16.20	0.89	0.00	0.25	0.75
12:39	5.86	6.15	191.00	1.67	16.60	0.91	0.00	0.25	0.75

Total Quantity of Water Removed (L):	14	**Sampling Time:**	12:39 PM
Samplers:	M. Boyle	**Split Sample With:**	Ms/msd
Sampling Date:	04/08/2025	**Sample Type:**	MS/MSD

COMMENTS AND OBSERVATIONS:

No gauging prior to purging/sampling due to sampling for PFAS.

GROUNDWATER SAMPLING PURGE FORM

Well ID:	EA Personnel:	Client:
MW-13B	M. Boyle	NYSDEC
Location:	**Well Condition:**	**Weather:**
MW-13B	No odor, clear	Weather = light snow, Temperature (F) = 26.98, Humidity = 72, Wind Direction = 300, Wind Speed = 18.41, Rain (1hr) = 1
Sounding Method:	**Gauge Date:**	**Measurement Ref:**
	4/9/2025	480.37
Stick Up/Down (ft):	**Gauge Time:**	**Well Diameter (in):**
0.00	9:30 AM	2

Purge Date: 04/08/2025	**Purge Time:** 13:45
Purge Method: Peristaltic Pump	**Field Technician:** M. Boyle

Well Volume		
A. Well Depth (ft):	**D. Well Volume (ft):**	**Depth/Height of Top of PVC:**
	3.52	21.57
B. Depth to Water (ft):	**E. Well Volume (gal) (C*D):**	**Pump Type:**
0	0	Peristaltic / 14712
C. Liquid Depth (ft) (A-B):	**F. Three Well Volumes (gal) (E3):**	**Pump Intake Depth:**
0	10.56	

GROUNDWATER SAMPLING PURGE FORM

Water Quality Parameters									
Time (hrs)	**Temp (°C)**	**pH (pH units)**	**ORP (mV)**	**Conductiviity (S/m)**	**Turbidity (ntu)**	**DO (mg/L)**	**DTW (ft btoc)**	**Rate (Lpm)**	**Volume (liters)**
13:45	7.28	6.25	20.00	1.31	10000.00	0.96	0.00	0.25	0
13:48	7.40	6.25	19.00	1.31	10000.00	0.86	0.00	0.25	0.75
13:51	7.51	6.26	19.00	1.28	10000.00	1.12	0.00	0.25	0.75
13:54	8.73	6.28	-30.00	1.26	312.00	1.06	0.00	0.25	0.75
13:57	8.80	6.30	-65.00	1.25	106.00	1.07	0.00	0.25	0.75
14:00	8.56	6.30	-90.00	1.24	54.20	1.03	0.00	0.25	0.75
14:03	8.60	6.29	-95.00	1.24	47.00	1.02	0.00	0.25	0.75
14:06	8.88	6.28	-106.00	1.23	39.70	0.98	0.00	0.25	0.75
14:09	9.01	6.30	-118.00	1.22	35.20	0.93	0.00	0.25	0.75
14:12	8.97	6.30	-126.00	1.21	32.40	0.9	0.00	0.25	0.75
14:15	8.91	6.30	-134.00	1.2	21.20	0.86	0.00	0.25	0.75
14:18	8.80	6.27	-138.00	1.19	17.40	0.82	0.00	0.25	0.75
14:21	8.82	6.27	-140.00	1.18	17.20	0.8	0.00	0.25	0.75
14:24	8.84	6.26	-142.00	1.2	17.80	0.82	0.00	0.25	0.75

Total Quantity of Water Removed (L):	10	**Sampling Time:**	02:24 PM
Samplers:	M. Boyle	**Split Sample With:**	None
Sampling Date:	04/08/2025	**Sample Type:**	N

COMMENTS AND OBSERVATIONS:

No gauging prior to purging/sampling due to sampling for PFAS.

GROUNDWATER SAMPLING PURGE FORM

Well ID:	EA Personnel:	Client:
MW-17B	A. Townsend, C. Derrick, M. Boyle	NYSDEC
Location:	**Well Condition:**	**Weather:**
MW-17B	No odor, slightly turbid	Weather = snow, Temperature (F) = 23.99, Humidity = 85, Wind Direction = 300, Wind Speed = 20.71, Rain (1hr) = 1
Sounding Method:	**Gauge Date:**	**Measurement Ref:**
	4/9/2025	479.35
Stick Up/Down (ft):	**Gauge Time:**	**Well Diameter (in):**
0.00	9:47 AM	2

Purge Date: 04/08/2025	**Purge Time:** 12:08
Purge Method: Low flow peristaltic pump	**Field Technician:** A. Townsend, C. Derrick, M. Boyle

Well Volume		
A. Well Depth (ft):	**D. Well Volume (ft):**	**Depth/Height of Top of PVC:**
	4.45	27.33
B. Depth to Water (ft):	**E. Well Volume (gal) (C*D):**	**Pump Type:**
0	0	Low flow peristaltic pump/10864
C. Liquid Depth (ft) (A-B):	**F. Three Well Volumes (gal) (E3):**	**Pump Intake Depth:**
0	13.35	

GROUNDWATER SAMPLING PURGE FORM

Water Quality Parameters									
Time (hrs)	**Temp (°C)**	**pH (pH units)**	**ORP (mV)**	**Conductiviity (S/m)**	**Turbidity (ntu)**	**DO (mg/L)**	**DTW (ft btoc)**	**Rate (Lpm)**	**Volume (liters)**
12:08	9.53	6.85	-55.00	0.622	330.00	1.8	0.00	0.28	0
12:11	9.89	6.82	-52.00	0.559	184.00	1.97	0.00	0.28	0.84
12:14	10.05	6.81	-49.00	0.524	133.00	2.1	0.00	0.28	0.84
12:17	10.19	6.80	-50.00	0.519	190.00	2.2	0.00	0.28	0.84
12:20	10.41	6.69	-56.00	0.498	172.00	2.17	0.00	0.28	0.84
12:23	10.39	6.68	-61.00	0.502	140.00	2.12	0.00	0.28	0.84
12:26	10.00	6.64	-75.00	0.574	36.20	1.82	0.00	0.28	0.84
12:29	10.39	6.60	-92.00	0.696	37.70	1.28	0.00	0.28	0.84
12:32	10.52	6.59	-100.00	0.725	42.60	1.06	0.00	0.28	0.84
12:35	10.58	6.60	-102.00	0.746	43.50	0.98	0.00	0.28	0.84
12:38	10.53	6.60	-106.00	0.769	41.80	0.89	0.00	0.28	0.84
12:41	10.54	6.60	-113.00	0.796	38.20	0.77	0.00	0.28	0.84
12:44	10.59	6.60	-119.00	0.827	36.50	0.66	0.00	0.28	0.84
12:47	10.60	6.60	-120.00	0.835	35.00	0.63	0.00	0.28	0.84
12:50	10.56	6.60	-123.00	0.843	33.80	0.59	0.00	0.28	0.84

Total Quantity of Water Removed (L):	12	**Sampling Time:**	12:50 PM
Samplers:	A. Townsend, C. Derrick,	**Split Sample With:**	None
Sampling Date:	04/08/2025	**Sample Type:**	N

COMMENTS AND OBSERVATIONS:

PID: 0.3ppm, no gauging prior to purging due to sampling for PFAS.

GROUNDWATER SAMPLING PURGE FORM

Well ID:	EA Personnel:	Client:
MW-19B	M. Boyle	NYSDEC
Location:	**Well Condition:**	**Weather:**
MW-19B	No odor, slightly turbid	Weather = light snow, Temperature (F) = 31.06, Humidity = 60, Wind Direction = 310, Wind Speed = 25.32, Rain (1hr) = 1
Sounding Method:	**Gauge Date:**	**Measurement Ref:**
	4/9/2025	475.35
Stick Up/Down (ft):	**Gauge Time:**	**Well Diameter (in):**
0.00	10:23 AM	2

Purge Date: 04/08/2025	**Purge Time:** 15:35
Purge Method: Peristaltic Pump	**Field Technician:** M. Boyle

Well Volume		
A. Well Depth (ft):	**D. Well Volume (ft):**	**Depth/Height of Top of PVC:**
	3.44	21.08
B. Depth to Water (ft):	**E. Well Volume (gal) (C*D):**	**Pump Type:**
0	0	Peristaltic / 14712
C. Liquid Depth (ft) (A-B):	**F. Three Well Volumes (gal) (E3):**	**Pump Intake Depth:**
0	10.32	

Water Quality Parameters

Time (hrs)	Temp (°C)	pH (pH units)	ORP (mV)	Conductiviity (S/m)	Turbidity (ntu)	DO (mg/L)	DTW (ft btoc)	Rate (Lpm)	Volume (liters)
15:35	9.37	6.33	99.00	1.46	626.00	1.3	0.00	0.25	0
15:38	9.36	6.32	96.00	1.46	465.00	1.06	0.00	0.25	0.75
15:41	9.31	6.31	94.00	1.45	385.00	0.95	0.00	0.25	0.75
15:44	9.20	6.29	83.00	1.44	144.00	0.74	0.00	0.25	0.75
15:47	9.12	6.28	57.00	1.45	57.20	0.61	0.00	0.25	0.75
15:50	9.09	6.28	46.00	1.47	51.10	0.59	0.00	0.25	0.75
15:53	9.00	6.26	34.00	1.49	55.60	0.58	0.00	0.25	0.75
15:56	8.93	6.27	30.00	1.51	57.60	0.55	0.00	0.25	0.75
15:59	8.90	6.26	26.00	1.52	33.20	0.57	0.00	0.25	0.75
16:02	8.87	6.26	22.00	1.53	33.90	0.55	0.00	0.25	0.75
16:05	8.86	6.26	21.00	1.54	33.50	0.58	0.00	0.25	0.75

Total Quantity of Water Removed (L):	8	**Sampling Time:**	04:05 PM
Samplers:	M. Boyle	**Split Sample With:**	None
Sampling Date:	04/08/2025	**Sample Type:**	N

COMMENTS AND OBSERVATIONS:

No gauging prior to purging/sampling due to sampling for PFAS.

GROUNDWATER SAMPLING PURGE FORM

Well ID:	EA Personnel:	Client:
MW-21B	A. Townsend, C. Derrick, M. Boyle	NYSDEC
Location:	**Well Condition:**	**Weather:**
MW-21B	No odor, slightly turbid	Weather = snow, Temperature (F) = 31.35, Humidity = 60, Wind Direction = 310, Wind Speed = 25.32, Rain (1hr) = 1
Sounding Method:	**Gauge Date:**	**Measurement Ref:**
	4/9/2025	468.15
Stick Up/Down (ft):	**Gauge Time:**	**Well Diameter (in):**
0.00	10:10 AM	2

Purge Date: 04/08/2025	**Purge Time:** 15:45
Purge Method: Low flow peristaltic pump	**Field Technician:** A. Townsend, C. Derrick, M. Boyle

Well Volume		
A. Well Depth (ft):	**D. Well Volume (ft):**	**Depth/Height of Top of PVC:**
	3.18	19.49
B. Depth to Water (ft):	**E. Well Volume (gal) (C*D):**	**Pump Type:**
0	0	Low flow peristaltic pump/10864
C. Liquid Depth (ft) (A-B):	**F. Three Well Volumes (gal) (E3):**	**Pump Intake Depth:**
0	9.54	

Water Quality Parameters

Time (hrs)	Temp (°C)	pH (pH units)	ORP (mV)	Conductiviity (S/m)	Turbidity (ntu)	DO (mg/L)	DTW (ft btoc)	Rate (Lpm)	Volume (liters)
15:45	9.59	6.55	121.00	1.38	124.00	1.93	0.00	0.28	0
15:48	9.52	6.51	123.00	1.39	90.50	1.74	0.00	0.28	0.84
15:51	9.40	6.50	124.00	1.42	69.90	1.47	0.00	0.28	0.84
15:54	9.40	6.48	124.00	1.42	45.80	1.24	0.00	0.28	0.84
15:57	9.58	6.48	125.00	1.45	41.10	1.16	0.00	0.28	0.84
16:00	9.68	6.47	124.00	1.45	43.70	1.07	0.00	0.28	0.84
16:03	9.93	6.46	124.00	1.45	37.70	6.62	0.00	0.28	0.84
16:06	9.90	6.47	124.00	1.45	38.40	7.77	0.00	0.28	0.84
16:09	9.99	6.46	124.00	1.45	39.40	7.38	0.00	0.28	0.84
16:12	10.05	6.46	124.00	1.46	37.00	6.93	0.00	0.28	0.84

Total Quantity of Water Removed (L):	7.75	**Sampling Time:**	04:12 PM
Samplers:	A. Townsend, C. Derrick,	**Split Sample With:**	None
Sampling Date:	04/08/2025	**Sample Type:**	N

COMMENTS AND OBSERVATIONS:

PID: 0.0 ppm, no gauging prior to purging due to sampling for PFAS.

2 Town & Country (828149) 4/8/2025

0800	M. Boyle onsite to uncover wells.
0820	C. Derrick & A. Townsend onsite.
0845	Health and safety tailgate meeting. Distribute equipment between vehicles/ teams.
0945	Start purge DP-15
1002	Start purge GEMW-2
1006	Start purge DP-18
1021	Sample DP-15 for VOCs and PFAS.
1029	Sample GEMW-2 for VOCs only. DP-18 dry.
1057	Start purge DP-10.
1116	Start purge DP-17.
1122	Start purge MW-3.
1124	Sample DP-10 for VOCs and PFAS.
1146	Sample DP-17 for VOCs only.
1157	Start purge MW-13
1204	Sample MW-3 for VOCs and PFAS w/ FD-01.
1208	Start purge MW-17B.
1239	Sample MW-13 for VOCs and PFAS w/ MS/MSD
1251	Sample MW-17B for VOCs only
1329	Start purge MW-2
1345	Start purge MW-13B.
1405	Sample MW-2 for VOCs only

Town & Country (828149) 4/8/2025

1415	Start purge DP-12
1424	Sample MW-13B for VOCs only.
1442	Sample DP-12 for VOCs only.
1445	Start purge DP-21.
1450	Start purge DP-19.
1512	Sample DP-21 for VOCs only.
1526	Sample DP-19 for VOCs only
1533	Start purge DP-20.
1535	Start purge MW-19B.
1545	Start purge MW-21B.
1600	Sample DP-20 for VOCs and PFAS.
1605	Sample MW-19B for VOCs only
1612	Sample MW-21B for VOCs only
1640	Collect FB-01 for VOCs and PFAS
1645	Collect EQB-01 for PFAS
1650	Load and pack up equipment and samples.
1720	Secure IDW drum.
1730	EA offsite

4.8.2025

Rite in the Rain

4 Town & Country (828149) 4/9/2025

Weather: 27°F, sunny, wind 9mph W

0730 C Dernda, M. Boyle, A. Townsend onsite. Tailgate health and safety meeting.

0815 Collect sample at DP-18 for VOCs and PFAS.

0830 Collect EQB-02 for PFAS

0845 Collect FB-02 for VOCs and PFAS

0855 Begin synoptic gauging.

0930 Start purge MW-3

1012 Sample MW-3 for VOCs and PFAS with FD-01 to replace yesterday's sample.

1115 Finish gauging, begin sample QC and pack coolers.

1230 EA offsite to pack and ship coolers.

4.9.2025

This page intentionally left blank

Appendix B

Daily Inspection Reports

DAILY INSPECTION REPORT
(Town & Country), Site No. 828149

Date: 4/8/2025

EA Engineering and Geology, P.C.

NEW YORK STATE | Department of Environmental Conservation

Contract No. D009806-34

DEC PM – J.Stefansky

Engineer PM – A. Etringer

Site Location: 2310 Monroe Ave, Brighton, NY 14618

Weather Conditions

General Description	Snow	AM	Partly Cloudy	PM
Temperature	22F	AM	29F	PM
Wind	NW 15 mph	AM	NW 10 mph	PM

Health & Safety
If any box below is checked "Yes", provide explanation under "Health & Safety Comments".

Were there any changes to the Health & Safety Plan?	*Yes	No X	NA
Were there any exceedances of the perimeter air monitoring reported on this date?	*Yes	No	NA X
Were there any nuisance issues reported/observed on this date?	*Yes	No X	NA

Health & Safety Comments

Cautious of extremely cold temperatures and ensuring we take frequent breaks to warm up.

Summary of Work Performed	Arrived at site:	0800/0830	Departed Site:	1730

(0800) M. Boyle onsite to uncover wells
(0830) C. Derrick and A. Townsend onsite.
(0845) Health and safety tailgate meeting. Distribute equipment between vehicles/teams. Calibrate PIDs. (Horibas were calibrated at warehouse prior to departure due to freezing temperatures outside)
(0945) Start purge DP-15.
(1002) Start purge GEMW-2.
(1006) Start purge DP-18.
(1021) Sample DP-15 for VOCs and PFAS.
(1029) Sample GEMW-2 for VOCs only. DP-18 dry.
(1057) Start purge DP-10.
(1116) Start purge DP-17.
(1122) Start purge MW-3.
(1124) Sample DP-10 for VOCs and PFAS.
(1146) Sample DP-17 for VOCs only.
(1157) Start purge MW-13.
(1204) Sample MW-3 for VOCs and PFAS with FD-01.
(1208) Start purge MW-17B.
(1239) Sample MW-13 for VOCs and PFAS with MS/MSD.
(1251) Sample MW-17B for VOCs only.
(1329) Start purge MW-2.
(1345) Start purge MW-13B.
(1405) Sample MW-2 for VOCs only.
(1415) Start purge DP-12.
(1424) Sample MW-13B for VOCs only.
(1442) Sample DP-12 for VOCs only.
(1445) Start purge DP-21.
(1450) Start purge DP-19.
(1512) Sample DP-21 for VOCs only.
(1526) Sample DP-19 for VOCs only.
(1533) Start purge DP-20.
(1535) Start purge MW-19B.
(1545) Start purge MW-21B.
(1600) Sample DP-20 for VOCs and PFAS.
(1605) Sample MW-19B for VOCs only.
(1612) Sample MW-21B for VOCs only.
(1640) Collect FB-01 for VOCs and PFAS.
(1645) Collect EQB-01 for PFAS.
(1650) Load and pack up equipment and samples.
(1720) Secure IDW drums.
(1730) EA offsite.

Well ID	Purge Start Time	Sample Time	VOCs?	PFAS?	QA/QC	Dry?
MW-3	1122	1204	X	X	FD-01	N
MW-13	1157	1239	X	X	MS/MSD	N
MW-13B	1345	1424	X		N	N
MW-2	1329	1405	X		N	N
GEMW-2	1002	1029	X		N	N
DP-10	1057	1124	X	X	N	N
DP-12	1415	1442	X		N	N
DP-15	0945	1021	X	X	N	Started to go dry during sampling
DP-17	1116	1146	X		N	N
DP-18	1006	--			N	Yes
DP-19	1450	1526	X		N	N
DP-20	1533	1600	X	X	N	Started to go dry during sampling
DP-21	1445	1512	X		N	N
MW-17B	1208	1251	X		N	N
MW-19B	1535	1605	X		N	N
MW-21B	1545	1612	X		N	N
MW-1	Unable to locate.					

Personnel and Equipment

Individual	Company	Trade	Total Hours
Cassie Derrick	EA	Geologist	9
Amanda Townsend	EA	Engineer	9
Matt Boyle	EA	Scientist	9.5

Equipment Description	Contractor/Vendor	Quantity	Used
Horiba	Pine Environmental	3	Y
Honeywell MiniRAE 3000+	Pine Environmental	2	Y
Peristaltic Pumps	Pine Environmental	3	Y
Solonist Water Level Meters	Pine Environmental	3	N
55-Gallon Steel Drum	Pine Environmental	1	Y
Hand Tools	EA	NA	Y
Ford Expedition	EA	1	Y
Ford F-150 Truck	EA	1	Y
Rental Truck	Enterprise	1	Y

Visitors to Site

Name	Representing	Entered Exclusion/CRZ Zone	
None		**Yes**	**No**
		Yes	**No**

Site Representatives

Name	Representing
none	

Project Schedule Comments

We plan to sample DP-18 (dry during purging) first thing onsite tomorrow morning, gauge all monitoring wells, then pack and ship sample coolers.

Issues Pending

- None.

Interaction with Public, Property Owners, Media, etc.

None

Site Inspector(s): Cassie Derrick	**Date: 4/8/2025**

Photo Log

	
Well cover missing at GEMW-2.	

ON-SITE WASTE STORAGE

Drums, roll offs and piles are staged in secure areas?	Yes ☒	No ☐	N/A☐
Liners and berms have been installed if necessary to prevent cross contamination of clean areas?	Yes ☐	No ☐	N/A☒
Containers are in good condition or properly overpacked?	Yes ☐	No ☐	N/A☒
Waste materials are scheduled to be properly characterized and disposed of prior to demobilization?	Yes ☐	No ☐	N/A☒
Complying with RCRA 90 day storage limitation for hazardous waste?	Yes ☐	No ☐	N/A☒
Piles are securely covered when not in use?	Yes ☐	No ☐	N/A☒
Containers are closed when not in use?	Yes ☐	No ☐	N/A☒
Staging areas should be inspected periodically and any issues addressed immediately?	Yes ☐	No ☐	N/A☒
Signage and labeling comply with RCRA requirements for all staging areas and containers?	Yes ☐	No ☐	N/A☒
If any issues noted, has Contractor been notified?	Yes ☐	No ☐	N/A☒
Comments: NA			

DAILY INSPECTION REPORT
(Town & Country), Site No. 828149

Date: 4/9/2025

EA Engineering and Geology, P.C.

NEW YORK STATE | Department of Environmental Conservation

Contract No. D009806-34

DEC PM – J.Stefansky

Engineer PM – A. Etringer

Site Location: 2310 Monroe Ave, Brighton, NY 14618

Weather Conditions

General Description	Sunny	AM	Sunny	PM
Temperature	27F	AM	29F	PM
Wind	W 5 mph	AM	W 5 mph	PM

Health & Safety
If any box below is checked "Yes", provide explanation under "Health & Safety Comments".

Were there any changes to the Health & Safety Plan?	*Yes	No X	NA
Were there any exceedances of the perimeter air monitoring reported on this date?	*Yes	No	NA X
Were there any nuisance issues reported/observed on this date?	*Yes	No X	NA

Health & Safety Comments

Cautious of extremely cold temperatures and ensuring we take frequent breaks to warm up.

Summary of Work Performed	Arrived at site:	0730	Departed Site:	1230

(0730) C. Derrick, M. Boyle, and A. Townsend onsite. Tailgate health and safety meeting.
(0815) Collect sample at DP-18 for VOCs and PFAS
(0830) Collect EQB-02 for PFAS.
(0840) Collect FB-02 for VOCs and PFAS.
(0855) Begin synoptic gauging.
(0930) Start purge MW-3.
(1012) Sample MW-3 for VOCs and PFAS with FD-01 to replace yesterday's sample.
(1115) Finish gauging, begin sample QC and pack coolers.
(1230) EA offsite to pack and ship coolers.

Well ID	Purge Start Time	Sample Time	VOCs?	PFAS?	QA/QC	Dry?
MW-3	0930	1012	X	X	FD-01	N
DP-18	--	0815	X	X		Dry on 4/8

Personnel and Equipment

Individual	Company	Trade	Total Hours
Cassie Derrick	EA	Geologist	5
Amanda Townsend	EA	Engineer	5
Matt Boyle	EA	Scientist	5

Equipment Description	Contractor/Vendor	Quantity	Used
Horiba	Pine Environmental	3	Y
Honeywell MiniRAE 3000+	Pine Environmental	2	Y
Peristaltic Pumps	Pine Environmental	3	Y
Solonist Water Level Meters	Pine Environmental	3	N
55-Gallon Steel Drum	Pine Environmental	1	Y
Hand Tools	EA	NA	Y
Ford Expedition	EA	1	Y
Ford F-150 Truck	EA	1	Y
Rental Truck	Enterprise	1	Y

Visitors to Site

Name	Representing	Entered Exclusion/CRZ Zone	
None		**Yes**	**No**
		Yes	**No**

Site Representatives

Name	Representing
none	

Project Schedule Comments

Coolers packed and shipped via FedEx.

Issues Pending

- None.

Interaction with Public, Property Owners, Media, etc.

None

Site Inspector(s): Cassie Derrick	**Date: 4/9/2025**

Photo Log



Drums stored onsite.



New drum with label.



Old drum relabeled #1.



Old drum relabeled #2.



Location of DP-21 (left) and MW-21B (right).



Location of DP-20.



Location of MW-19B (left) and DP-19 (right).



Location of injection well previously confused for MW-3.



Location of MW-3.



Location of MW-3.



Location of MW-2.



Location of DP-15.



Location of MW-13B (left) and MW-13 (right).



Location of DP-10.



Location of DP-12.



Location of DP-12.

ON-SITE WASTE STORAGE

Drums, roll offs and piles are staged in secure areas?	Yes ☒	No ☐	N/A☐
Liners and berms have been installed if necessary to prevent cross contamination of clean areas?	Yes ☐	No ☐	N/A☒
Containers are in good condition or properly overpacked?	Yes ☐	No ☐	N/A☒
Waste materials are scheduled to be properly characterized and disposed of prior to demobilization?	Yes ☐	No ☐	N/A☒
Complying with RCRA 90 day storage limitation for hazardous waste?	Yes ☐	No ☐	N/A☒
Piles are securely covered when not in use?	Yes ☐	No ☐	N/A☒
Containers are closed when not in use?	Yes ☐	No ☐	N/A☒
Staging areas should be inspected periodically and any issues addressed immediately?	Yes ☐	No ☐	N/A☒
Signage and labeling comply with RCRA requirements for all staging areas and containers?	Yes ☐	No ☐	N/A☒
If any issues noted, has Contractor been notified?	Yes ☐	No ☐	N/A☒
Comments: NA			

This page intentionally left blank

Appendix C

Laboratory Analytical Report

The results set forth herein are provided by SGS North America Inc.

e-Hardcopy 2.0
Automated Report



Technical Report for

EA Engineering

NYSDEC Town and Country Cleaners, NY

EA:1602534 NYSDEC:828149

SGS Job Number: JE9233

Sampling Dates: 04/08/25 - 04/09/25

Report to:

EA Engineering
339 West Washington Street Suite 300
Syracuse, NY 13202
mgilkey@EAEst.com; cdernick@eaest.com;
kkatzer@eaest.com; haleyyoung@eaest.com;
ATTN: Moriah Gilkey

Total number of pages in report: **3902**

Test results contained within this data package meet the requirements of the National Environmental Laboratory Accreditation Program and/or state specific certification programs as applicable unless noted in the narrative, comments or footnotes.

Olga Azarian
Technical Director

Client Service contact: Kelly Ramos 732-329-0200
Certifications: NJ(12129),NY(10983),CA,CO,CT,FL,HI,IL,IN,KY,LA (120428),MA,MD,ME,MN,NC,NH,NV, AK (UST-103),AZ (AZ0786),PA(68-00408),RI,SC,TX (T104704234),UT,VA,WA,WV

This report shall not be reproduced, except in its entirety, without the written approval of SGS.
Test results relate only to samples analyzed.

SGS is the sole authority for authorizing edits or modifications to this document.
Unauthorized modification of this report is strictly prohibited.
Review standard terms at: http://www.sgs.com/en/terms-and-conditions

Please share your ideas about
how we can serve you better at:
EHS.US.CustomerCare@sgs.com

Table of Contents

Section 1: Sample Summary 4
Section 2: Case Narrative/Conformance Summary 7
Section 3: Summary of Hits 9
Section 4: Sample Results 14
4.1: JE9233-1: 828149-DP-15-04082025 15
4.2: JE9233-1A: 828149-DP-15-04082025 17
4.3: JE9233-2: 828149-GEMW-2-04082025 20
4.4: JE9233-3: 828149-DP-10-04082025 22
4.5: JE9233-3A: 828149-DP-10-04082025 24
4.6: JE9233-4: 828149-DP-17-04082025 27
4.7: JE9233-5: 828149-MW-13-04082025 29
4.8: JE9233-5A: 828149-MW-13-04082025 31
4.9: JE9233-6: 828149-MW-17B-04082025 34
4.10: JE9233-7: 828149-MW-2-04082025 36
4.11: JE9233-8: 828149-MW-13B-04082025 38
4.12: JE9233-9: 828149-DP-12-04082025 40
4.13: JE9233-10: 828149-DP-21-04082025 42
4.14: JE9233-11: 828149-DP-19-04082025 44
4.15: JE9233-12: 828149-DP-20-04082025 46
4.16: JE9233-12A: 828149-DP-20-04082025 48
4.17: JE9233-13: 828149-MW-19B-04082025 51
4.18: JE9233-14: 828149-MW-21B-04082025 53
4.19: JE9233-15: 828149-FB-01-04082025 55
4.20: JE9233-15A: 828149-FB-01-04082025 57
4.21: JE9233-16: 828149-EQB-01-04082025 60
4.22: JE9233-17: 828149-DP-18-04092025 63
4.23: JE9233-17A: 828149-DP-18-04092025 65
4.24: JE9233-18: 828149-EQB-02-04092025 68
4.25: JE9233-19: 828149-FB-02-04092025 71
4.26: JE9233-19A: 828149-FB-02-04092025 73
4.27: JE9233-20: 828149-FD-01-04092025 76
4.28: JE9233-20A: 828149-FD-01-04092025 78
4.29: JE9233-21: 828149-MW-3-04092025 81
4.30: JE9233-21A: 828149-MW-3-04092025 83
4.31: JE9233-22: 828149-TB-04092025 86
Section 5: Misc. Forms 88
5.1: Chain of Custody 89
5.2: Sample Tracking Chronicle 92
5.3: Internal Chain of Custody 96
Section 6: MS Volatiles - QC Data Summaries 106
6.1: Method Blank Summary 107
6.2: Blank Spike Summary 115

Table of Contents

6.3: Matrix Spike/Matrix Spike Duplicate Summary 121
6.4: Instrument Performance Checks (BFB) 127
6.5: Internal Standard Area Summaries 133
6.6: Surrogate Recovery Summaries 137
6.7: Initial and Continuing Calibration Summaries 139
6.8: Run Sequence Reports 202
Section 7: MS Volatiles - Raw Data 209
7.1: Samples 210
7.2: Method Blanks 302
7.3: Blank Spikes 314
7.4: Matrix Spike/Matrix Spike Duplicates 498
7.5: Instrument Performance Checks (BFB) 860
7.6: Initial and Continuing Calibrations 870
7.7: Instrument Run Logs 2923
Section 8: MS Semi-volatiles - QC Data Summaries 2942
8.1: Method Blank Summary 2943
8.2: Blank Spike Summary 2951
8.3: Injection Standard Area Summaries 2955
8.4: Ion Ratio Summaries 2963
8.5: Isotope Dilution Standard Recovery Summaries 2965
8.6: Initial and Continuing Calibration Summaries 2968
8.7: Run Sequence Reports 2995
Section 9: MS Semi-volatiles - Raw Data 2998
9.1: Samples 2999
9.2: Method Blanks 3155
9.3: Blank Spikes 3199
9.4: Retention Time Markers 3243
9.5: Initial and Continuing Calibrations 3317
9.6: Instrument Run Logs 3893
9.7: Sample Prep Logs 3900

SGS North America Inc.

Sample Summary

EA Engineering

Job No: JE9233

NYSDEC Town and Country Cleaners, NY
Project No: EA:1602534 NYSDEC:828149

Sample Number	Collected Date	Time	By	Received	Matrix Code	Type	Client Sample ID
This report contains results reported as ND = Not detected. The following applies: Organics ND = Not detected above the MDL							
JE9233-1	04/08/25	10:21	CD	04/10/25	AQ	Ground Water	828149-DP-15-04082025
JE9233-1A	04/08/25	10:21	CD	04/10/25	AQ	Ground Water	828149-DP-15-04082025
JE9233-2	04/08/25	10:29	CD	04/10/25	AQ	Ground Water	828149-GEMW-2-04082025
JE9233-3	04/08/25	11:24	CD	04/10/25	AQ	Ground Water	828149-DP-10-04082025
JE9233-3A	04/08/25	11:24	CD	04/10/25	AQ	Ground Water	828149-DP-10-04082025
JE9233-4	04/08/25	11:46	CD	04/10/25	AQ	Ground Water	828149-DP-17-04082025
JE9233-5	04/08/25	12:39	CD	04/10/25	AQ	Ground Water	828149-MW-13-04082025
JE9233-5A	04/08/25	12:39	CD	04/10/25	AQ	Ground Water	828149-MW-13-04082025
JE9233-5AD	04/08/25	12:39	CD	04/10/25	AQ	Water Dup/MSD	828149-MW-13-04082025
JE9233-5AS	04/08/25	12:39	CD	04/10/25	AQ	Water Matrix Spike	828149-MW-13-04082025
JE9233-5D	04/08/25	12:39	CD	04/10/25	AQ	Water Dup/MSD	828149-MW-13-04082025
JE9233-5S	04/08/25	12:39	CD	04/10/25	AQ	Water Matrix Spike	828149-MW-13-04082025

SGS North America Inc.

Sample Summary
(continued)

EA Engineering

Job No: JE9233

NYSDEC Town and Country Cleaners, NY
Project No: EA:1602534 NYSDEC:828149

Sample Number	Collected Date	Time	By	Received	Matrix Code	Type	Client Sample ID
JE9233-6	04/08/25	12:51	CD	04/10/25	AQ	Ground Water	828149-MW-17B-04082025
JE9233-7	04/08/25	14:05	CD	04/10/25	AQ	Ground Water	828149-MW-2-04082025
JE9233-8	04/08/25	14:24	CD	04/10/25	AQ	Ground Water	828149-MW-13B-04082025
JE9233-9	04/08/25	14:42	CD	04/10/25	AQ	Ground Water	828149-DP-12-04082025
JE9233-10	04/08/25	15:12	CD	04/10/25	AQ	Ground Water	828149-DP-21-04082025
JE9233-11	04/08/25	15:26	CD	04/10/25	AQ	Ground Water	828149-DP-19-04082025
JE9233-12	04/08/25	16:00	CD	04/10/25	AQ	Ground Water	828149-DP-20-04082025
JE9233-12A	04/08/25	16:00	CD	04/10/25	AQ	Ground Water	828149-DP-20-04082025
JE9233-13	04/08/25	16:05	CD	04/10/25	AQ	Ground Water	828149-MW-19B-04082025
JE9233-14	04/08/25	16:12	CD	04/10/25	AQ	Ground Water	828149-MW-21B-04082025
JE9233-15	04/08/25	16:40	CD	04/10/25	AQ	Field Blank Water	828149-FB-01-04082025
JE9233-15A	04/08/25	16:40	CD	04/10/25	AQ	Field Blank Water	828149-FB-01-04082025
JE9233-16	04/08/25	16:45	CD	04/10/25	AQ	Equipment Blank	828149-EQB-01-04082025

Sample Summary
(continued)

EA Engineering

Job No: JE9233

NYSDEC Town and Country Cleaners, NY
Project No: EA:1602534 NYSDEC:828149

Sample Number	Collected Date	Time	By	Received	Matrix Code	Type	Client Sample ID
JE9233-17	04/09/25	08:15	CD	04/10/25	AQ	Ground Water	828149-DP-18-04092025
JE9233-17A	04/09/25	08:15	CD	04/10/25	AQ	Ground Water	828149-DP-18-04092025
JE9233-18	04/09/25	08:30	CD	04/10/25	AQ	Equipment Blank	828149-EQB-02-04092025
JE9233-19	04/09/25	08:40	CD	04/10/25	AQ	Field Blank Water	828149-FB-02-04092025
JE9233-19A	04/09/25	08:40	CD	04/10/25	AQ	Field Blank Water	828149-FB-02-04092025
JE9233-20	04/09/25	00:00	CD	04/10/25	AQ	Ground Water	828149-FD-01-04092025
JE9233-20A	04/09/25	00:00	CD	04/10/25	AQ	Ground Water	828149-FD-01-04092025
JE9233-21	04/09/25	10:12	CD	04/10/25	AQ	Ground Water	828149-MW-3-04092025
JE9233-21A	04/09/25	10:12	CD	04/10/25	AQ	Ground Water	828149-MW-3-04092025
JE9233-22	04/09/25	10:12	CD	04/10/25	AQ	Trip Blank Water	828149-TB-04092025

CASE NARRATIVE / CONFORMANCE SUMMARY

Client: EA Engineering **Job No:** JE9233

Site: NYSDEC Town and Country Cleaners, NY **Report Date** 4/24/2025 6:25:00 AM

On 04/10/2025, 17 sample(s), 1 Trip Blank(s), 2 Equip. Blank(s) and 2 Field Blank(s) were received at SGS North America Inc. (SGS) at a temperature of 4.8 °C. The samples were intact and properly preserved, unless noted below. An SGS Job Number of JE9233 was assigned to the project. The lab sample ID, client sample ID, and date of sample collection are detailed in the report's Results Summary.

Specified quality control criteria were achieved for this job except as noted below. For more information, please refer to the analytical results and QC summary pages.

MS Volatiles By Method SW846 8260D

Matrix: AQ **Batch ID:** V1E9028

- All samples were analyzed within the recommended method holding time.
- Sample(s) JE9233-5MS, JE9233-5MSD were used as the QC samples indicated.
- All method blanks for this batch meet method specific criteria.
- The matrix spike (MS) / matrix spike duplicate (MSD) recovery(s) of Tetrachloroethene are outside control limits. Outside control limits due to high level in sample relative to spike amount.
- Sample(s) JE9233-17 have surrogates outside control limits. Probable cause due to matrix interference.
- JE9233-21: (pH=6)Sample pH did not satisfy field preservation criteria.
- JE9233-17: (pH=6)Sample pH did not satisfy field preservation criteria.
- JE9233-17 for Freon 113: Associated CCV outside of control limits high, sample was ND.
- JE9233-17 for Dibromofluoromethane: Outside of in house control limits.
- JE9233-21 for Freon 113: Associated CCV outside of control limits high, sample was ND.
- JE9233-4 for Freon 113: Associated CCV outside of control limits high, sample was ND.
- JE9233-22 for Freon 113: Associated CCV outside of control limits high, sample was ND.
- JE9233-2 for Trichlorofluoromethane: Associated CCV outside of control limits high, sample was ND.
- JE9233-14 for Trichlorofluoromethane: Associated CCV outside of control limits high, sample was ND.
- JE9233-4 for Trichlorofluoromethane: Associated CCV outside of control limits high, sample was ND.
- JE9233-5 for Freon 113: Associated CCV outside of control limits high, sample was ND.
- JE9233-5 for Trichlorofluoromethane: Associated CCV outside of control limits high, sample was ND.
- JE9233-15 for Freon 113: Associated CCV outside of control limits high, sample was ND.
- JE9233-15 for Trichlorofluoromethane: Associated CCV outside of control limits high, sample was ND.
- JE9233-11 for Trichlorofluoromethane: Associated CCV outside of control limits high, sample was ND.
- JE9233-14 for Freon 113: Associated CCV outside of control limits high, sample was ND.
- JE9233-13 for Trichlorofluoromethane: Associated CCV outside of control limits high, sample was ND.
- JE9233-13 for Freon 113: Associated CCV outside of control limits high, sample was ND.
- JE9233-12 for Trichlorofluoromethane: Associated CCV outside of control limits high, sample was ND.
- JE9233-2 for Freon 113: Associated CCV outside of control limits high, sample was ND.
- JE9233-12 for Freon 113: Associated CCV outside of control limits high, sample was ND.
- JE9233-22 for Trichlorofluoromethane: Associated CCV outside of control limits high, sample was ND.
- JE9233-11 for Freon 113: Associated CCV outside of control limits high, sample was ND.
- JE9233-10 for Trichlorofluoromethane: Associated CCV outside of control limits high, sample was ND.

MS Volatiles By Method SW846 8260D

Matrix: AQ **Batch ID:** V1E9028

- JE9233-10 for Freon 113: Associated CCV outside of control limits high, sample was ND.
- JE9233-9 for Trichlorofluoromethane: Associated CCV outside of control limits high, sample was ND.
- JE9233-6 for Freon 113: Associated CCV outside of control limits high, sample was ND.
- JE9233-6 for Trichlorofluoromethane: Associated CCV outside of control limits high, sample was ND.
- JE9233-9 for Freon 113: Associated CCV outside of control limits high, sample was ND.
- JE9233-8 for Trichlorofluoromethane: Associated CCV outside of control limits high, sample was ND.
- JE9233-8 for Freon 113: Associated CCV outside of control limits high, sample was ND.
- JE9233-7 for Trichlorofluoromethane: Associated CCV outside of control limits high, sample was ND.
- JE9233-7 for Freon 113: Associated CCV outside of control limits high, sample was ND.

Matrix: AQ **Batch ID:** V2E9028

- All samples were analyzed within the recommended method holding time.
- Sample(s) JE9360-1MS, JE9360-1MSD were used as the QC samples indicated.
- All method blanks for this batch meet method specific criteria.
- JE9233-21: (pH=6)Sample pH did not satisfy field preservation criteria.
- JE9233-1: (pH=5)Sample pH did not satisfy field preservation criteria.
- JE9233-20: (pH=6)Sample pH did not satisfy field preservation criteria.
- JE9233-20 for Bromomethane: Associated CCV outside of control limits low. A sensitivity check was analyzed to demonstrate system suitability to detect affected analyte. Sample was ND.
- JE9233-19 for Bromomethane: Associated CCV outside of control limits low. A sensitivity check was analyzed to demonstrate system suitability to detect affected analyte. Sample was ND.

Matrix: AQ **Batch ID:** V2R552

- All samples were analyzed within the recommended method holding time.
- All method blanks for this batch meet method specific criteria.
- Sample(s) JE9400-5MS, JE9400-5MSD were used as the QC samples indicated.
- The RPD(s) for the MS and MSD recoveries of m,p-Xylene are outside control limits for sample JE9400-5MSD. Probable cause due to sample homogeneity.
- JE9233-1: (pH=5)Sample pH did not satisfy field preservation criteria.
- JE9233-17: (pH=6)Sample pH did not satisfy field preservation criteria. Sample analyzed with head-space vial. Confirmation run for surrogate recoveries.

MS Semi-volatiles By Method EPA 1633

Matrix: AQ **Batch ID:** OP62854

- All samples were extracted within the recommended method holding time.
- All samples were analyzed within the recommended method holding time.
- All method blanks for this batch meet method specific criteria.

SGS certifies that data reported for samples received, listed on the associated custody chain or analytical task order, were produced to specifications meeting SGS's Quality System precision, accuracy and completeness objectives except as noted.

Estimated non-standard method measurement uncertainty data is available on request, based on quality control bias and implicit for standard methods. Acceptable uncertainty requires tested parameter quality control data to meet method criteria.

SGS is not responsible for data quality assumptions if partial reports are used and recommends that this report be used in its entirety. This report is authorized by SGS indicated via signature on the report cover.

Summary of Hits

Job Number: JE9233
Account: EA Engineering
Project: NYSDEC Town and Country Cleaners, NY
Collected: 04/08/25 thru 04/09/25

Lab Sample ID / Analyte	Client Sample ID	Result/ Qual	RL	MDL	Units	Method
JE9233-1	**828149-DP-15-04082025**					
cis-1,2-Dichloroethene [a]		32.1	1.0	0.51	ug/l	SW846 8260D
Tetrachloroethene [a]		226	5.0	2.8	ug/l	SW846 8260D
Trichloroethene [a]		20.0	1.0	0.53	ug/l	SW846 8260D
JE9233-1A	**828149-DP-15-04082025**					
Perfluorobutanoic acid		0.0071 J	0.0079	0.00091	ug/l	EPA 1633
Perfluoropentanoic acid		0.0021 J	0.0039	0.00072	ug/l	EPA 1633
Perfluorohexanoic acid		0.0022	0.0020	0.00028	ug/l	EPA 1633
Perfluoroheptanoic acid		0.0017 J	0.0020	0.00049	ug/l	EPA 1633
Perfluorooctanoic acid		0.0108	0.0020	0.00074	ug/l	EPA 1633
Perfluorobutanesulfonic acid		0.0042	0.0020	0.00065	ug/l	EPA 1633
Perfluorohexanesulfonic acid		0.0069	0.0020	0.0011	ug/l	EPA 1633
Perfluoroheptanesulfonic acid		0.0010 J	0.0020	0.00096	ug/l	EPA 1633
Perfluorooctanesulfonic acid		0.0369	0.0020	0.00042	ug/l	EPA 1633
JE9233-2	**828149-GEMW-2-04082025**					
Tetrachloroethene		73.7	1.0	0.56	ug/l	SW846 8260D
Trichloroethene		1.0	1.0	0.53	ug/l	SW846 8260D
JE9233-3	**828149-DP-10-04082025**					
cis-1,2-Dichloroethene		50.6	1.0	0.51	ug/l	SW846 8260D
Tetrachloroethene		93.4	1.0	0.56	ug/l	SW846 8260D
Trichloroethene		26.9	1.0	0.53	ug/l	SW846 8260D
JE9233-3A	**828149-DP-10-04082025**					
Perfluorobutanoic acid		0.0090	0.0084	0.00098	ug/l	EPA 1633
Perfluoropentanoic acid		0.0024 J	0.0042	0.00077	ug/l	EPA 1633
Perfluorohexanoic acid		0.0021	0.0021	0.00030	ug/l	EPA 1633
Perfluoroheptanoic acid		0.00088 J	0.0021	0.00053	ug/l	EPA 1633
Perfluorooctanoic acid		0.0080	0.0021	0.00079	ug/l	EPA 1633
Perfluorobutanesulfonic acid		0.0038	0.0021	0.00069	ug/l	EPA 1633
Perfluorohexanesulfonic acid		0.0052	0.0021	0.0012	ug/l	EPA 1633
Perfluorooctanesulfonic acid		0.0342	0.0021	0.00045	ug/l	EPA 1633
JE9233-4	**828149-DP-17-04082025**					

No hits reported in this sample.

Summary of Hits

Job Number: JE9233
Account: EA Engineering
Project: NYSDEC Town and Country Cleaners, NY
Collected: 04/08/25 thru 04/09/25

Lab Sample ID / Analyte	Client Sample ID	Result/ Qual	RL	MDL	Units	Method
JE9233-5	**828149-MW-13-04082025**					
cis-1,2-Dichloroethene		196	1.0	0.51	ug/l	SW846 8260D
trans-1,2-Dichloroethene		1.5	1.0	0.54	ug/l	SW846 8260D
Tetrachloroethene		983	10	5.6	ug/l	SW846 8260D
Trichloroethene		135	1.0	0.53	ug/l	SW846 8260D
Vinyl chloride		0.71 J	1.0	0.52	ug/l	SW846 8260D
JE9233-5A	**828149-MW-13-04082025**					
Perfluorobutanoic acid		0.0085	0.0082	0.00096	ug/l	EPA 1633
Perfluoropentanoic acid		0.0029 J	0.0041	0.00075	ug/l	EPA 1633
Perfluorohexanoic acid		0.0028	0.0021	0.00030	ug/l	EPA 1633
Perfluoroheptanoic acid		0.0015 J	0.0021	0.00051	ug/l	EPA 1633
Perfluorooctanoic acid		0.0075	0.0021	0.00077	ug/l	EPA 1633
Perfluorobutanesulfonic acid		0.0036	0.0021	0.00068	ug/l	EPA 1633
Perfluorohexanesulfonic acid		0.0018 J	0.0021	0.0011	ug/l	EPA 1633
Perfluorooctanesulfonic acid		0.0087	0.0021	0.00044	ug/l	EPA 1633
JE9233-6	**828149-MW-17B-04082025**					
No hits reported in this sample.						
JE9233-7	**828149-MW-2-04082025**					
cis-1,2-Dichloroethene		22.9	1.0	0.51	ug/l	SW846 8260D
Tetrachloroethene		84.2	1.0	0.56	ug/l	SW846 8260D
Trichloroethene		20.8	1.0	0.53	ug/l	SW846 8260D
JE9233-8	**828149-MW-13B-04082025**					
cis-1,2-Dichloroethene		10.2	1.0	0.51	ug/l	SW846 8260D
Tetrachloroethene		1.5	1.0	0.56	ug/l	SW846 8260D
Trichloroethene		2.7	1.0	0.53	ug/l	SW846 8260D
JE9233-9	**828149-DP-12-04082025**					
cis-1,2-Dichloroethene		0.89 J	1.0	0.51	ug/l	SW846 8260D
Tetrachloroethene		8.5	1.0	0.56	ug/l	SW846 8260D
JE9233-10	**828149-DP-21-04082025**					
Tetrachloroethene		2.1	1.0	0.56	ug/l	SW846 8260D

Summary of Hits

Job Number: JE9233
Account: EA Engineering
Project: NYSDEC Town and Country Cleaners, NY
Collected: 04/08/25 thru 04/09/25

Lab Sample ID / Analyte	Client Sample ID	Result/ Qual	RL	MDL	Units	Method
JE9233-11	**828149-DP-19-04082025**					
cis-1,2-Dichloroethene		15.8	1.0	0.51	ug/l	SW846 8260D
Tetrachloroethene		55.0	1.0	0.56	ug/l	SW846 8260D
Trichloroethene		13.4	1.0	0.53	ug/l	SW846 8260D
JE9233-12	**828149-DP-20-04082025**					
No hits reported in this sample.						
JE9233-12A	**828149-DP-20-04082025**					
Perfluorobutanoic acid		0.0038 J	0.0083	0.00096	ug/l	EPA 1633
Perfluorobutanesulfonic acid		0.0040	0.0021	0.00068	ug/l	EPA 1633
Perfluorooctanesulfonic acid		0.0012 J	0.0021	0.00045	ug/l	EPA 1633
JE9233-13	**828149-MW-19B-04082025**					
cis-1,2-Dichloroethene		24.6	1.0	0.51	ug/l	SW846 8260D
trans-1,2-Dichloroethene		0.66 J	1.0	0.54	ug/l	SW846 8260D
Tetrachloroethene		16.0	1.0	0.56	ug/l	SW846 8260D
Trichloroethene		11.7	1.0	0.53	ug/l	SW846 8260D
JE9233-14	**828149-MW-21B-04082025**					
Tetrachloroethene		2.8	1.0	0.56	ug/l	SW846 8260D
JE9233-15	**828149-FB-01-04082025**					
No hits reported in this sample.						
JE9233-15A	**828149-FB-01-04082025**					
No hits reported in this sample.						
JE9233-16	**828149-EQB-01-04082025**					
No hits reported in this sample.						
JE9233-17	**828149-DP-18-04092025**					
Tetrachloroethene [b]		0.61 J	1.0	0.56	ug/l	SW846 8260D

Summary of Hits

Job Number: JE9233
Account: EA Engineering
Project: NYSDEC Town and Country Cleaners, NY
Collected: 04/08/25 thru 04/09/25

Lab Sample ID / Analyte	Client Sample ID	Result/ Qual	RL	MDL	Units	Method
JE9233-17A	**828149-DP-18-04092025**					
Perfluorobutanoic acid		0.0033 J	0.0085	0.00099	ug/l	EPA 1633
Perfluoropentanoic acid		0.0017 J	0.0042	0.00077	ug/l	EPA 1633
Perfluorohexanoic acid		0.0012 J	0.0021	0.00031	ug/l	EPA 1633
Perfluoroheptanoic acid		0.0011 J	0.0021	0.00053	ug/l	EPA 1633
Perfluorooctanoic acid		0.0059	0.0021	0.00080	ug/l	EPA 1633
Perfluorobutanesulfonic acid		0.0023	0.0021	0.00070	ug/l	EPA 1633
Perfluorohexanesulfonic acid		0.0013 J	0.0021	0.0012	ug/l	EPA 1633
Perfluorooctanesulfonic acid		0.0030	0.0021	0.00046	ug/l	EPA 1633
JE9233-18	**828149-EQB-02-04092025**					
No hits reported in this sample.						
JE9233-19	**828149-FB-02-04092025**					
No hits reported in this sample.						
JE9233-19A	**828149-FB-02-04092025**					
No hits reported in this sample.						
JE9233-20	**828149-FD-01-04092025**					
1,1-Dichloroethene [b]		7.2	1.0	0.59	ug/l	SW846 8260D
cis-1,2-Dichloroethene [b]		599	10	5.1	ug/l	SW846 8260D
trans-1,2-Dichloroethene [b]		4.2	1.0	0.54	ug/l	SW846 8260D
Tetrachloroethene [b]		550	10	5.6	ug/l	SW846 8260D
Trichloroethene [b]		240	10	5.3	ug/l	SW846 8260D
Vinyl chloride [b]		126	1.0	0.52	ug/l	SW846 8260D
JE9233-20A	**828149-FD-01-04092025**					
Perfluorobutanoic acid		0.0048 J	0.0082	0.00096	ug/l	EPA 1633
Perfluoropentanoic acid		0.0049	0.0041	0.00075	ug/l	EPA 1633
Perfluorohexanoic acid		0.0031	0.0021	0.00030	ug/l	EPA 1633
Perfluoroheptanoic acid		0.0023	0.0021	0.00051	ug/l	EPA 1633
Perfluorooctanoic acid		0.0055	0.0021	0.00077	ug/l	EPA 1633
Perfluorononanoic acid		0.0015 J	0.0021	0.00041	ug/l	EPA 1633
Perfluorodecanoic acid		0.0010 J	0.0021	0.00064	ug/l	EPA 1633
Perfluorobutanesulfonic acid		0.00098 J	0.0021	0.00068	ug/l	EPA 1633
Perfluorohexanesulfonic acid		0.0012 J	0.0021	0.0011	ug/l	EPA 1633
Perfluorooctanesulfonic acid		0.0233	0.0021	0.00044	ug/l	EPA 1633
PFOSA		0.0017 J	0.0021	0.00071	ug/l	EPA 1633

Summary of Hits

Job Number: JE9233
Account: EA Engineering
Project: NYSDEC Town and Country Cleaners, NY
Collected: 04/08/25 thru 04/09/25

Lab Sample ID / Analyte	Client Sample ID	Result/ Qual	RL	MDL	Units	Method
MeFOSAA		0.0013 J	0.0021	0.00052	ug/l	EPA 1633
EtFOSAA		0.0015 J	0.0021	0.00094	ug/l	EPA 1633
JE9233-21	**828149-MW-3-04092025**					
1,1-Dichloroethene [b]		7.9	1.0	0.59	ug/l	SW846 8260D
cis-1,2-Dichloroethene [b]		630	10	5.1	ug/l	SW846 8260D
trans-1,2-Dichloroethene [b]		4.5	1.0	0.54	ug/l	SW846 8260D
Tetrachloroethene [b]		564	10	5.6	ug/l	SW846 8260D
Trichloroethene [b]		249	10	5.3	ug/l	SW846 8260D
Vinyl chloride [b]		140	1.0	0.52	ug/l	SW846 8260D
JE9233-21A	**828149-MW-3-04092025**					
Perfluorobutanoic acid		0.0047 J	0.0084	0.00097	ug/l	EPA 1633
Perfluoropentanoic acid		0.0045	0.0042	0.00077	ug/l	EPA 1633
Perfluorohexanoic acid		0.0033	0.0021	0.00030	ug/l	EPA 1633
Perfluoroheptanoic acid		0.0027	0.0021	0.00052	ug/l	EPA 1633
Perfluorooctanoic acid		0.0070	0.0021	0.00079	ug/l	EPA 1633
Perfluorononanoic acid		0.0018 J	0.0021	0.00042	ug/l	EPA 1633
Perfluorodecanoic acid		0.0012 J	0.0021	0.00065	ug/l	EPA 1633
Perfluorobutanesulfonic acid		0.0011 J	0.0021	0.00069	ug/l	EPA 1633
Perfluorohexanesulfonic acid		0.0013 J	0.0021	0.0012	ug/l	EPA 1633
Perfluorooctanesulfonic acid		0.0324	0.0021	0.00045	ug/l	EPA 1633
PFOSA		0.0023	0.0021	0.00072	ug/l	EPA 1633
MeFOSAA		0.0017 J	0.0021	0.00053	ug/l	EPA 1633
EtFOSAA		0.0015 J	0.0021	0.00095	ug/l	EPA 1633
JE9233-22	**828149-TB-04092025**					

No hits reported in this sample.

(a) (pH= 5)Sample pH did not satisfy field preservation criteria.
(b) (pH= 6)Sample pH did not satisfy field preservation criteria.

Sample Results

Report of Analysis

SGS North America Inc.

Report of Analysis

Client Sample ID:	828149-DP-15-04082025		
Lab Sample ID:	JE9233-1	**Date Sampled:**	04/08/25
Matrix:	AQ - Ground Water	**Date Received:**	04/10/25
Method:	SW846 8260D	**Percent Solids:**	n/a
Project:	NYSDEC Town and Country Cleaners, NY		

	File ID	DF	Analyzed	By	Prep Date	Prep Batch	Analytical Batch
Run #1 [a]	2R18244.D	1	04/16/25 13:20	ED	n/a	n/a	V2R552
Run #2 [a]	2E192323.D	5	04/15/25 21:01	ED	n/a	n/a	V2E9028

	Purge Volume
Run #1	5.0 ml
Run #2	5.0 ml

VOA TCL List

CAS No.	Compound	Result	RL	MDL	Units	Q
67-64-1	Acetone	ND	10	3.1	ug/l	
71-43-2	Benzene	ND	0.50	0.43	ug/l	
74-97-5	Bromochloromethane	ND	1.0	0.48	ug/l	
75-27-4	Bromodichloromethane	ND	1.0	0.45	ug/l	
75-25-2	Bromoform	ND	1.0	0.63	ug/l	
74-83-9	Bromomethane	ND	2.0	1.6	ug/l	
78-93-3	2-Butanone (MEK)	ND	10	2.7	ug/l	
75-15-0	Carbon disulfide	ND	2.0	1.8	ug/l	
56-23-5	Carbon tetrachloride	ND	1.0	0.55	ug/l	
108-90-7	Chlorobenzene	ND	1.0	0.56	ug/l	
75-00-3	Chloroethane	ND	1.0	0.73	ug/l	
67-66-3	Chloroform	ND	1.0	0.50	ug/l	
74-87-3	Chloromethane	ND	1.0	0.76	ug/l	
110-82-7	Cyclohexane	ND	5.0	0.78	ug/l	
96-12-8	1,2-Dibromo-3-chloropropane	ND	2.0	0.53	ug/l	
124-48-1	Dibromochloromethane	ND	1.0	0.56	ug/l	
106-93-4	1,2-Dibromoethane	ND	1.0	0.48	ug/l	
95-50-1	1,2-Dichlorobenzene	ND	1.0	0.53	ug/l	
541-73-1	1,3-Dichlorobenzene	ND	1.0	0.54	ug/l	
106-46-7	1,4-Dichlorobenzene	ND	1.0	0.51	ug/l	
75-71-8	Dichlorodifluoromethane	ND	2.0	0.56	ug/l	
75-34-3	1,1-Dichloroethane	ND	1.0	0.57	ug/l	
107-06-2	1,2-Dichloroethane	ND	1.0	0.60	ug/l	
75-35-4	1,1-Dichloroethene	ND	1.0	0.59	ug/l	
156-59-2	cis-1,2-Dichloroethene	32.1	1.0	0.51	ug/l	
156-60-5	trans-1,2-Dichloroethene	ND	1.0	0.54	ug/l	
78-87-5	1,2-Dichloropropane	ND	1.0	0.51	ug/l	
10061-01-5	cis-1,3-Dichloropropene	ND	1.0	0.47	ug/l	
10061-02-6	trans-1,3-Dichloropropene	ND	1.0	0.43	ug/l	
100-41-4	Ethylbenzene	ND	1.0	0.60	ug/l	
76-13-1	Freon 113	ND	5.0	0.58	ug/l	
591-78-6	2-Hexanone	ND	5.0	4.8	ug/l	

ND = Not detected MDL = Method Detection Limit
RL = Reporting Limit
E = Indicates value exceeds calibration range

J = Indicates an estimated value
B = Indicates analyte found in associated method blank
N = Indicates presumptive evidence of a compound

Report of Analysis

Client Sample ID:	828149-DP-15-04082025		
Lab Sample ID:	JE9233-1	**Date Sampled:**	04/08/25
Matrix:	AQ - Ground Water	**Date Received:**	04/10/25
Method:	SW846 8260D	**Percent Solids:**	n/a
Project:	NYSDEC Town and Country Cleaners, NY		

VOA TCL List

CAS No.	Compound	Result	RL	MDL	Units	Q
98-82-8	Isopropylbenzene	ND	1.0	0.65	ug/l	
79-20-9	Methyl Acetate	ND	5.0	0.80	ug/l	
108-87-2	Methylcyclohexane	ND	5.0	0.60	ug/l	
1634-04-4	Methyl Tert Butyl Ether	ND	1.0	0.51	ug/l	
108-10-1	4-Methyl-2-pentanone(MIBK)	ND	5.0	4.9	ug/l	
75-09-2	Methylene chloride	ND	2.0	1.0	ug/l	
100-42-5	Styrene	ND	1.0	0.49	ug/l	
79-34-5	1,1,2,2-Tetrachloroethane	ND	1.0	0.65	ug/l	
127-18-4	Tetrachloroethene	226 [b]	5.0	2.8	ug/l	
108-88-3	Toluene	ND	1.0	0.49	ug/l	
87-61-6	1,2,3-Trichlorobenzene	ND	1.0	0.50	ug/l	
120-82-1	1,2,4-Trichlorobenzene	ND	1.0	0.50	ug/l	
71-55-6	1,1,1-Trichloroethane	ND	1.0	0.54	ug/l	
79-00-5	1,1,2-Trichloroethane	ND	1.0	0.53	ug/l	
79-01-6	Trichloroethene	20.0	1.0	0.53	ug/l	
75-69-4	Trichlorofluoromethane	ND	2.0	0.40	ug/l	
75-01-4	Vinyl chloride	ND	1.0	0.52	ug/l	
	m,p-Xylene	ND	1.0	0.78	ug/l	
95-47-6	o-Xylene	ND	1.0	0.59	ug/l	
1330-20-7	Xylene (total)	ND	1.0	0.59	ug/l	

CAS No.	Surrogate Recoveries	Run# 1	Run# 2	Limits
1868-53-7	Dibromofluoromethane	104%	114%	80-120%
17060-07-0	1,2-Dichloroethane-D4	105%	110%	80-120%
2037-26-5	Toluene-D8	102%	97%	80-120%
460-00-4	4-Bromofluorobenzene	101%	101%	82-114%

(a) (pH= 5)Sample pH did not satisfy field preservation criteria.
(b) Result is from Run# 2

ND = Not detected MDL = Method Detection Limit
RL = Reporting Limit
E = Indicates value exceeds calibration range
J = Indicates an estimated value
B = Indicates analyte found in associated method blank
N = Indicates presumptive evidence of a compound

SGS North America Inc.

Report of Analysis

Client Sample ID:	828149-DP-15-04082025		
Lab Sample ID:	JE9233-1A	**Date Sampled:**	04/08/25
Matrix:	AQ - Ground Water	**Date Received:**	04/10/25
Method:	EPA 1633 EPA 1633	**Percent Solids:**	n/a
Project:	NYSDEC Town and Country Cleaners, NY		

	File ID	DF	Analyzed	By	Prep Date	Prep Batch	Analytical Batch
Run #1	4Q7925.D	1	04/18/25 19:54	MH	04/17/25 17:00	OP62854	T4Q133
Run #2							

	Initial Volume	Final Volume
Run #1	509 ml	5.0 ml
Run #2		

CAS No.	Compound	Result	RL	MDL	Units	Q
PERFLUOROALKYL CARBOXYLIC ACIDS						
375-22-4	Perfluorobutanoic acid	0.0071	0.0079	0.00091	ug/l	J
2706-90-3	Perfluoropentanoic acid	0.0021	0.0039	0.00072	ug/l	J
307-24-4	Perfluorohexanoic acid	0.0022	0.0020	0.00028	ug/l	
375-85-9	Perfluoroheptanoic acid	0.0017	0.0020	0.00049	ug/l	J
335-67-1	Perfluorooctanoic acid	0.0108	0.0020	0.00074	ug/l	
375-95-1	Perfluorononanoic acid	ND	0.0020	0.00039	ug/l	
335-76-2	Perfluorodecanoic acid	ND	0.0020	0.00061	ug/l	
2058-94-8	Perfluoroundecanoic acid	ND	0.0020	0.00054	ug/l	
307-55-1	Perfluorododecanoic acid	ND	0.0020	0.00076	ug/l	
72629-94-8	Perfluorotridecanoic acid	ND	0.0020	0.00078	ug/l	
376-06-7	Perfluorotetradecanoic acid	ND	0.0020	0.00075	ug/l	
PERFLUOROALKYL SULFONIC ACIDS						
375-73-5	Perfluorobutanesulfonic acid	0.0042	0.0020	0.00065	ug/l	
2706-91-4	Perfluoropentanesulfonic acid	ND	0.0020	0.00099	ug/l	
355-46-4	Perfluorohexanesulfonic acid	0.0069	0.0020	0.0011	ug/l	
375-92-8	Perfluoroheptanesulfonic acid	0.0010	0.0020	0.00096	ug/l	J
1763-23-1	Perfluorooctanesulfonic acid	0.0369	0.0020	0.00042	ug/l	
68259-12-1	Perfluorononanesulfonic acid	ND	0.0020	0.0014	ug/l	
335-77-3	Perfluorodecanesulfonic acid	ND	0.0020	0.0011	ug/l	
79780-39-5	Perfluorododecanesulfonic aci	ND	0.0020	0.00039	ug/l	
FLUOROTELOMER SULFONIC ACIDS						
757124-72-4	4:2 Fluorotelomer sulfonate	ND	0.0079	0.0022	ug/l	
27619-97-2	6:2 Fluorotelomer sulfonate	ND	0.0079	0.00089	ug/l	
39108-34-4	8:2 Fluorotelomer sulfonate	ND	0.0079	0.0014	ug/l	
PERFLUOROOCTANE SULFONAMIDES						
754-91-6	PFOSA	ND	0.0020	0.00068	ug/l	
31506-32-8	MeFOSA	ND	0.0020	0.00063	ug/l	
4151-50-2	EtFOSA	ND	0.0020	0.00052	ug/l	

ND = Not detected MDL = Method Detection Limit J = Indicates an estimated value
RL = Reporting Limit B = Indicates analyte found in associated method blank
E = Indicates value exceeds calibration range N = Indicates presumptive evidence of a compound

Report of Analysis

Client Sample ID:	828149-DP-15-04082025		
Lab Sample ID:	JE9233-1A	**Date Sampled:**	04/08/25
Matrix:	AQ - Ground Water	**Date Received:**	04/10/25
Method:	EPA 1633 EPA 1633	**Percent Solids:**	n/a
Project:	NYSDEC Town and Country Cleaners, NY		

CAS No.	Compound	Result	RL	MDL	Units	Q
PERFLUOROOCTANE SULFONAMIDOACETIC ACIDS						
2355-31-9	MeFOSAA	ND	0.0020	0.00050	ug/l	
2991-50-6	EtFOSAA	ND	0.0020	0.00089	ug/l	
PERFLUOROOCTANE SULFONAMIDO ETHANOLS						
24448-09-7	MeFOSE	ND	0.020	0.0027	ug/l	
1691-99-2	EtFOSE	ND	0.020	0.0037	ug/l	
PER and POLYFLUOROETHER CARBOXYLIC ACIDS						
13252-13-6	HFPO-DA (GenX)	ND	0.0079	0.0018	ug/l	
919005-14-4	ADONA	ND	0.0079	0.0012	ug/l	
377-73-1	PFMPA	ND	0.0039	0.00029	ug/l	
863090-89-5	PFMBA	ND	0.0039	0.00055	ug/l	
151772-58-6	NFDHA	ND	0.0039	0.0013	ug/l	
PER and POLYFLUOROETHER SULFONIC ACIDS						
756426-58-1	9Cl-PF3ONS (F-53B Major)	ND	0.0079	0.0024	ug/l	
763051-92-9	11Cl-PF3OUdS (F-53B Minor)	ND	0.0079	0.0018	ug/l	
113507-82-7	PFEESA	ND	0.0039	0.00027	ug/l	
FLUOROTELOMER CARBOXYLIC ACIDS						
356-02-5	3:3 Fluorotelomer carboxylate	ND	0.0098	0.0024	ug/l	
914637-49-3	5:3 Fluorotelomer carboxylate	ND	0.049	0.0070	ug/l	
812-70-4	7:3 Fluorotelomer carboxylate	ND	0.049	0.0061	ug/l	

CAS No.	ID Standard Recoveries	Run# 1	Run# 2	Limits
	13C4-PFBA	76%		5-130%
	13C5-PFPeA	81%		40-130%
	13C5-PFHxA	89%		40-130%
	13C4-PFHpA	86%		40-130%
	13C8-PFOA	87%		40-130%
	13C9-PFNA	87%		40-130%
	13C6-PFDA	85%		40-130%
	13C7-PFUnDA	93%		30-130%
	13C2-PFDoDA	78%		10-130%
	13C2-PFTeDA	73%		10-130%
	13C3-PFBS	88%		40-135%
	13C3-PFHxS	90%		40-130%

ND = Not detected MDL = Method Detection Limit
RL = Reporting Limit
E = Indicates value exceeds calibration range
J = Indicates an estimated value
B = Indicates analyte found in associated method blank
N = Indicates presumptive evidence of a compound

Report of Analysis

Client Sample ID: 828149-DP-15-04082025
Lab Sample ID: JE9233-1A
Matrix: AQ - Ground Water
Method: EPA 1633 EPA 1633
Project: NYSDEC Town and Country Cleaners, NY

Date Sampled: 04/08/25
Date Received: 04/10/25
Percent Solids: n/a

CAS No.	ID Standard Recoveries	Run# 1	Run# 2	Limits
	13C8-PFOS	89%		40-130%
	13C8-FOSA	83%		40-130%
	d3-MeFOSA	66%		10-130%
	d5-EtFOSA	65%		10-130%
	d3-MeFOSAA	89%		40-170%
	d5-EtFOSAA	85%		25-135%
	d7-MeFOSE	75%		10-130%
	d9-EtFOSE	74%		10-130%
	13C2-4:2FTS	79%		40-200%
	13C2-6:2FTS	84%		40-200%
	13C2-8:2FTS	87%		40-300%
	13C3-HFPO-DA	94%		40-130%

ND = Not detected MDL = Method Detection Limit
RL = Reporting Limit
E = Indicates value exceeds calibration range
J = Indicates an estimated value
B = Indicates analyte found in associated method blank
N = Indicates presumptive evidence of a compound

SGS North America Inc.

Report of Analysis

Client Sample ID:	828149-GEMW-2-04082025		
Lab Sample ID:	JE9233-2	**Date Sampled:**	04/08/25
Matrix:	AQ - Ground Water	**Date Received:**	04/10/25
Method:	SW846 8260D	**Percent Solids:**	n/a
Project:	NYSDEC Town and Country Cleaners, NY		

	File ID	DF	Analyzed	By	Prep Date	Prep Batch	Analytical Batch
Run #1	1E192284.D	1	04/15/25 12:12	ED	n/a	n/a	V1E9028
Run #2							

	Purge Volume
Run #1	5.0 ml
Run #2	

VOA TCL List

CAS No.	Compound	Result	RL	MDL	Units	Q
67-64-1	Acetone	ND	10	3.1	ug/l	
71-43-2	Benzene	ND	0.50	0.43	ug/l	
74-97-5	Bromochloromethane	ND	1.0	0.48	ug/l	
75-27-4	Bromodichloromethane	ND	1.0	0.45	ug/l	
75-25-2	Bromoform	ND	1.0	0.63	ug/l	
74-83-9	Bromomethane	ND	2.0	1.6	ug/l	
78-93-3	2-Butanone (MEK)	ND	10	2.7	ug/l	
75-15-0	Carbon disulfide	ND	2.0	1.8	ug/l	
56-23-5	Carbon tetrachloride	ND	1.0	0.55	ug/l	
108-90-7	Chlorobenzene	ND	1.0	0.56	ug/l	
75-00-3	Chloroethane	ND	1.0	0.73	ug/l	
67-66-3	Chloroform	ND	1.0	0.50	ug/l	
74-87-3	Chloromethane	ND	1.0	0.76	ug/l	
110-82-7	Cyclohexane	ND	5.0	0.78	ug/l	
96-12-8	1,2-Dibromo-3-chloropropane	ND	2.0	0.53	ug/l	
124-48-1	Dibromochloromethane	ND	1.0	0.56	ug/l	
106-93-4	1,2-Dibromoethane	ND	1.0	0.48	ug/l	
95-50-1	1,2-Dichlorobenzene	ND	1.0	0.53	ug/l	
541-73-1	1,3-Dichlorobenzene	ND	1.0	0.54	ug/l	
106-46-7	1,4-Dichlorobenzene	ND	1.0	0.51	ug/l	
75-71-8	Dichlorodifluoromethane	ND	2.0	0.56	ug/l	
75-34-3	1,1-Dichloroethane	ND	1.0	0.57	ug/l	
107-06-2	1,2-Dichloroethane	ND	1.0	0.60	ug/l	
75-35-4	1,1-Dichloroethene	ND	1.0	0.59	ug/l	
156-59-2	cis-1,2-Dichloroethene	ND	1.0	0.51	ug/l	
156-60-5	trans-1,2-Dichloroethene	ND	1.0	0.54	ug/l	
78-87-5	1,2-Dichloropropane	ND	1.0	0.51	ug/l	
10061-01-5	cis-1,3-Dichloropropene	ND	1.0	0.47	ug/l	
10061-02-6	trans-1,3-Dichloropropene	ND	1.0	0.43	ug/l	
100-41-4	Ethylbenzene	ND	1.0	0.60	ug/l	
76-13-1	Freon 113 [a]	ND	5.0	0.58	ug/l	
591-78-6	2-Hexanone	ND	5.0	4.8	ug/l	

ND = Not detected MDL = Method Detection Limit
RL = Reporting Limit
E = Indicates value exceeds calibration range
J = Indicates an estimated value
B = Indicates analyte found in associated method blank
N = Indicates presumptive evidence of a compound

Report of Analysis

Client Sample ID:	828149-GEMW-2-04082025		
Lab Sample ID:	JE9233-2	**Date Sampled:**	04/08/25
Matrix:	AQ - Ground Water	**Date Received:**	04/10/25
Method:	SW846 8260D	**Percent Solids:**	n/a
Project:	NYSDEC Town and Country Cleaners, NY		

VOA TCL List

CAS No.	Compound	Result	RL	MDL	Units	Q
98-82-8	Isopropylbenzene	ND	1.0	0.65	ug/l	
79-20-9	Methyl Acetate	ND	5.0	0.80	ug/l	
108-87-2	Methylcyclohexane	ND	5.0	0.60	ug/l	
1634-04-4	Methyl Tert Butyl Ether	ND	1.0	0.51	ug/l	
108-10-1	4-Methyl-2-pentanone(MIBK)	ND	5.0	4.9	ug/l	
75-09-2	Methylene chloride	ND	2.0	1.0	ug/l	
100-42-5	Styrene	ND	1.0	0.49	ug/l	
79-34-5	1,1,2,2-Tetrachloroethane	ND	1.0	0.65	ug/l	
127-18-4	Tetrachloroethene	73.7	1.0	0.56	ug/l	
108-88-3	Toluene	ND	1.0	0.49	ug/l	
87-61-6	1,2,3-Trichlorobenzene	ND	1.0	0.50	ug/l	
120-82-1	1,2,4-Trichlorobenzene	ND	1.0	0.50	ug/l	
71-55-6	1,1,1-Trichloroethane	ND	1.0	0.54	ug/l	
79-00-5	1,1,2-Trichloroethane	ND	1.0	0.53	ug/l	
79-01-6	Trichloroethene	1.0	1.0	0.53	ug/l	
75-69-4	Trichlorofluoromethane [a]	ND	2.0	0.40	ug/l	
75-01-4	Vinyl chloride	ND	1.0	0.52	ug/l	
	m,p-Xylene	ND	1.0	0.78	ug/l	
95-47-6	o-Xylene	ND	1.0	0.59	ug/l	
1330-20-7	Xylene (total)	ND	1.0	0.59	ug/l	

CAS No.	Surrogate Recoveries	Run# 1	Run# 2	Limits
1868-53-7	Dibromofluoromethane	110%		80-120%
17060-07-0	1,2-Dichloroethane-D4	103%		80-120%
2037-26-5	Toluene-D8	100%		80-120%
460-00-4	4-Bromofluorobenzene	100%		82-114%

(a) Associated CCV outside of control limits high, sample was ND.

ND = Not detected MDL = Method Detection Limit
RL = Reporting Limit
E = Indicates value exceeds calibration range
J = Indicates an estimated value
B = Indicates analyte found in associated method blank
N = Indicates presumptive evidence of a compound

SGS North America Inc.

Report of Analysis

Client Sample ID:	828149-DP-10-04082025		
Lab Sample ID:	JE9233-3	**Date Sampled:**	04/08/25
Matrix:	AQ - Ground Water	**Date Received:**	04/10/25
Method:	SW846 8260D	**Percent Solids:**	n/a
Project:	NYSDEC Town and Country Cleaners, NY		

	File ID	DF	Analyzed	By	Prep Date	Prep Batch	Analytical Batch
Run #1	2R18260.D	1	04/16/25 20:00	ED	n/a	n/a	V2R552
Run #2							

	Purge Volume
Run #1	5.0 ml
Run #2	

VOA TCL List

CAS No.	Compound	Result	RL	MDL	Units	Q
67-64-1	Acetone	ND	10	3.1	ug/l	
71-43-2	Benzene	ND	0.50	0.43	ug/l	
74-97-5	Bromochloromethane	ND	1.0	0.48	ug/l	
75-27-4	Bromodichloromethane	ND	1.0	0.45	ug/l	
75-25-2	Bromoform	ND	1.0	0.63	ug/l	
74-83-9	Bromomethane	ND	2.0	1.6	ug/l	
78-93-3	2-Butanone (MEK)	ND	10	2.7	ug/l	
75-15-0	Carbon disulfide	ND	2.0	1.8	ug/l	
56-23-5	Carbon tetrachloride	ND	1.0	0.55	ug/l	
108-90-7	Chlorobenzene	ND	1.0	0.56	ug/l	
75-00-3	Chloroethane	ND	1.0	0.73	ug/l	
67-66-3	Chloroform	ND	1.0	0.50	ug/l	
74-87-3	Chloromethane	ND	1.0	0.76	ug/l	
110-82-7	Cyclohexane	ND	5.0	0.78	ug/l	
96-12-8	1,2-Dibromo-3-chloropropane	ND	2.0	0.53	ug/l	
124-48-1	Dibromochloromethane	ND	1.0	0.56	ug/l	
106-93-4	1,2-Dibromoethane	ND	1.0	0.48	ug/l	
95-50-1	1,2-Dichlorobenzene	ND	1.0	0.53	ug/l	
541-73-1	1,3-Dichlorobenzene	ND	1.0	0.54	ug/l	
106-46-7	1,4-Dichlorobenzene	ND	1.0	0.51	ug/l	
75-71-8	Dichlorodifluoromethane	ND	2.0	0.56	ug/l	
75-34-3	1,1-Dichloroethane	ND	1.0	0.57	ug/l	
107-06-2	1,2-Dichloroethane	ND	1.0	0.60	ug/l	
75-35-4	1,1-Dichloroethene	ND	1.0	0.59	ug/l	
156-59-2	cis-1,2-Dichloroethene	50.6	1.0	0.51	ug/l	
156-60-5	trans-1,2-Dichloroethene	ND	1.0	0.54	ug/l	
78-87-5	1,2-Dichloropropane	ND	1.0	0.51	ug/l	
10061-01-5	cis-1,3-Dichloropropene	ND	1.0	0.47	ug/l	
10061-02-6	trans-1,3-Dichloropropene	ND	1.0	0.43	ug/l	
100-41-4	Ethylbenzene	ND	1.0	0.60	ug/l	
76-13-1	Freon 113	ND	5.0	0.58	ug/l	
591-78-6	2-Hexanone	ND	5.0	4.8	ug/l	

ND = Not detected MDL = Method Detection Limit
RL = Reporting Limit
E = Indicates value exceeds calibration range

J = Indicates an estimated value
B = Indicates analyte found in associated method blank
N = Indicates presumptive evidence of a compound

Report of Analysis

Client Sample ID: 828149-DP-10-04082025
Lab Sample ID: JE9233-3
Matrix: AQ - Ground Water
Method: SW846 8260D
Project: NYSDEC Town and Country Cleaners, NY

Date Sampled: 04/08/25
Date Received: 04/10/25
Percent Solids: n/a

VOA TCL List

CAS No.	Compound	Result	RL	MDL	Units	Q
98-82-8	Isopropylbenzene	ND	1.0	0.65	ug/l	
79-20-9	Methyl Acetate	ND	5.0	0.80	ug/l	
108-87-2	Methylcyclohexane	ND	5.0	0.60	ug/l	
1634-04-4	Methyl Tert Butyl Ether	ND	1.0	0.51	ug/l	
108-10-1	4-Methyl-2-pentanone(MIBK)	ND	5.0	4.9	ug/l	
75-09-2	Methylene chloride	ND	2.0	1.0	ug/l	
100-42-5	Styrene	ND	1.0	0.49	ug/l	
79-34-5	1,1,2,2-Tetrachloroethane	ND	1.0	0.65	ug/l	
127-18-4	Tetrachloroethene	93.4	1.0	0.56	ug/l	
108-88-3	Toluene	ND	1.0	0.49	ug/l	
87-61-6	1,2,3-Trichlorobenzene	ND	1.0	0.50	ug/l	
120-82-1	1,2,4-Trichlorobenzene	ND	1.0	0.50	ug/l	
71-55-6	1,1,1-Trichloroethane	ND	1.0	0.54	ug/l	
79-00-5	1,1,2-Trichloroethane	ND	1.0	0.53	ug/l	
79-01-6	Trichloroethene	26.9	1.0	0.53	ug/l	
75-69-4	Trichlorofluoromethane	ND	2.0	0.40	ug/l	
75-01-4	Vinyl chloride	ND	1.0	0.52	ug/l	
	m,p-Xylene	ND	1.0	0.78	ug/l	
95-47-6	o-Xylene	ND	1.0	0.59	ug/l	
1330-20-7	Xylene (total)	ND	1.0	0.59	ug/l	

CAS No.	Surrogate Recoveries	Run# 1	Run# 2	Limits
1868-53-7	Dibromofluoromethane	105%		80-120%
17060-07-0	1,2-Dichloroethane-D4	109%		80-120%
2037-26-5	Toluene-D8	100%		80-120%
460-00-4	4-Bromofluorobenzene	99%		82-114%

ND = Not detected MDL = Method Detection Limit
RL = Reporting Limit
E = Indicates value exceeds calibration range
J = Indicates an estimated value
B = Indicates analyte found in associated method blank
N = Indicates presumptive evidence of a compound

SGS North America Inc.

Report of Analysis

Client Sample ID:	828149-DP-10-04082025		
Lab Sample ID:	JE9233-3A	**Date Sampled:**	04/08/25
Matrix:	AQ - Ground Water	**Date Received:**	04/10/25
Method:	EPA 1633 EPA 1633	**Percent Solids:**	n/a
Project:	NYSDEC Town and Country Cleaners, NY		

	File ID	DF	Analyzed	By	Prep Date	Prep Batch	Analytical Batch
Run #1	4Q7926.D	1	04/18/25 20:07	MH	04/17/25 17:00	OP62854	T4Q133
Run #2							

	Initial Volume	Final Volume
Run #1	476 ml	5.0 ml
Run #2		

CAS No.	Compound	Result	RL	MDL	Units	Q
PERFLUOROALKYL CARBOXYLIC ACIDS						
375-22-4	Perfluorobutanoic acid	0.0090	0.0084	0.00098	ug/l	
2706-90-3	Perfluoropentanoic acid	0.0024	0.0042	0.00077	ug/l	J
307-24-4	Perfluorohexanoic acid	0.0021	0.0021	0.00030	ug/l	
375-85-9	Perfluoroheptanoic acid	0.00088	0.0021	0.00053	ug/l	J
335-67-1	Perfluorooctanoic acid	0.0080	0.0021	0.00079	ug/l	
375-95-1	Perfluorononanoic acid	ND	0.0021	0.00042	ug/l	
335-76-2	Perfluorodecanoic acid	ND	0.0021	0.00065	ug/l	
2058-94-8	Perfluoroundecanoic acid	ND	0.0021	0.00058	ug/l	
307-55-1	Perfluorododecanoic acid	ND	0.0021	0.00081	ug/l	
72629-94-8	Perfluorotridecanoic acid	ND	0.0021	0.00083	ug/l	
376-06-7	Perfluorotetradecanoic acid	ND	0.0021	0.00080	ug/l	
PERFLUOROALKYL SULFONIC ACIDS						
375-73-5	Perfluorobutanesulfonic acid	0.0038	0.0021	0.00069	ug/l	
2706-91-4	Perfluoropentanesulfonic acid	ND	0.0021	0.0011	ug/l	
355-46-4	Perfluorohexanesulfonic acid	0.0052	0.0021	0.0012	ug/l	
375-92-8	Perfluoroheptanesulfonic acid	ND	0.0021	0.0010	ug/l	
1763-23-1	Perfluorooctanesulfonic acid	0.0342	0.0021	0.00045	ug/l	
68259-12-1	Perfluorononanesulfonic acid	ND	0.0021	0.0015	ug/l	
335-77-3	Perfluorodecanesulfonic acid	ND	0.0021	0.0011	ug/l	
79780-39-5	Perfluorododecanesulfonic aci	ND	0.0021	0.00042	ug/l	
FLUOROTELOMER SULFONIC ACIDS						
757124-72-4	4:2 Fluorotelomer sulfonate	ND	0.0084	0.0024	ug/l	
27619-97-2	6:2 Fluorotelomer sulfonate	ND	0.0084	0.00096	ug/l	
39108-34-4	8:2 Fluorotelomer sulfonate	ND	0.0084	0.0015	ug/l	
PERFLUOROOCTANE SULFONAMIDES						
754-91-6	PFOSA	ND	0.0021	0.00072	ug/l	
31506-32-8	MeFOSA	ND	0.0021	0.00067	ug/l	
4151-50-2	EtFOSA	ND	0.0021	0.00056	ug/l	

ND = Not detected MDL = Method Detection Limit J = Indicates an estimated value
RL = Reporting Limit B = Indicates analyte found in associated method blank
E = Indicates value exceeds calibration range N = Indicates presumptive evidence of a compound

Report of Analysis

Client Sample ID:	828149-DP-10-04082025		
Lab Sample ID:	JE9233-3A	**Date Sampled:**	04/08/25
Matrix:	AQ - Ground Water	**Date Received:**	04/10/25
Method:	EPA 1633 EPA 1633	**Percent Solids:**	n/a
Project:	NYSDEC Town and Country Cleaners, NY		

CAS No.	Compound	Result	RL	MDL	Units	Q
PERFLUOROOCTANE SULFONAMIDOACETIC ACIDS						
2355-31-9	MeFOSAA	ND	0.0021	0.00054	ug/l	
2991-50-6	EtFOSAA	ND	0.0021	0.00096	ug/l	
PERFLUOROOCTANE SULFONAMIDO ETHANOLS						
24448-09-7	MeFOSE	ND	0.021	0.0029	ug/l	
1691-99-2	EtFOSE	ND	0.021	0.0039	ug/l	
PER and POLYFLUOROETHER CARBOXYLIC ACIDS						
13252-13-6	HFPO-DA (GenX)	ND	0.0084	0.0019	ug/l	
919005-14-4	ADONA	ND	0.0084	0.0013	ug/l	
377-73-1	PFMPA	ND	0.0042	0.00032	ug/l	
863090-89-5	PFMBA	ND	0.0042	0.00059	ug/l	
151772-58-6	NFDHA	ND	0.0042	0.0013	ug/l	
PER and POLYFLUOROETHER SULFONIC ACIDS						
756426-58-1	9Cl-PF3ONS (F-53B Major)	ND	0.0084	0.0026	ug/l	
763051-92-9	11Cl-PF3OUdS (F-53B Minor)	ND	0.0084	0.0019	ug/l	
113507-82-7	PFEESA	ND	0.0042	0.00028	ug/l	
FLUOROTELOMER CARBOXYLIC ACIDS						
356-02-5	3:3 Fluorotelomer carboxylate	ND	0.011	0.0025	ug/l	
914637-49-3	5:3 Fluorotelomer carboxylate	ND	0.053	0.0075	ug/l	
812-70-4	7:3 Fluorotelomer carboxylate	ND	0.053	0.0065	ug/l	

CAS No.	ID Standard Recoveries	Run# 1	Run# 2	Limits
	13C4-PFBA	77%		5-130%
	13C5-PFPeA	81%		40-130%
	13C5-PFHxA	89%		40-130%
	13C4-PFHpA	91%		40-130%
	13C8-PFOA	85%		40-130%
	13C9-PFNA	90%		40-130%
	13C6-PFDA	87%		40-130%
	13C7-PFUnDA	91%		30-130%
	13C2-PFDoDA	74%		10-130%
	13C2-PFTeDA	70%		10-130%
	13C3-PFBS	91%		40-135%
	13C3-PFHxS	89%		40-130%

ND = Not detected MDL = Method Detection Limit
RL = Reporting Limit
E = Indicates value exceeds calibration range
J = Indicates an estimated value
B = Indicates analyte found in associated method blank
N = Indicates presumptive evidence of a compound

Report of Analysis

Client Sample ID: 828149-DP-10-04082025
Lab Sample ID: JE9233-3A
Matrix: AQ - Ground Water
Method: EPA 1633 EPA 1633
Project: NYSDEC Town and Country Cleaners, NY

Date Sampled: 04/08/25
Date Received: 04/10/25
Percent Solids: n/a

CAS No.	ID Standard Recoveries	Run# 1	Run# 2	Limits
	13C8-PFOS	95%		40-130%
	13C8-FOSA	86%		40-130%
	d3-MeFOSA	76%		10-130%
	d5-EtFOSA	78%		10-130%
	d3-MeFOSAA	94%		40-170%
	d5-EtFOSAA	86%		25-135%
	d7-MeFOSE	78%		10-130%
	d9-EtFOSE	78%		10-130%
	13C2-4:2FTS	85%		40-200%
	13C2-6:2FTS	85%		40-200%
	13C2-8:2FTS	85%		40-300%
	13C3-HFPO-DA	94%		40-130%

ND = Not detected MDL = Method Detection Limit
RL = Reporting Limit
E = Indicates value exceeds calibration range

J = Indicates an estimated value
B = Indicates analyte found in associated method blank
N = Indicates presumptive evidence of a compound

SGS North America Inc.

Report of Analysis

Client Sample ID:	828149-DP-17-04082025		
Lab Sample ID:	JE9233-4	**Date Sampled:**	04/08/25
Matrix:	AQ - Ground Water	**Date Received:**	04/10/25
Method:	SW846 8260D	**Percent Solids:**	n/a
Project:	NYSDEC Town and Country Cleaners, NY		

	File ID	DF	Analyzed	By	Prep Date	Prep Batch	Analytical Batch
Run #1	1E192288.D	1	04/15/25 13:06	ED	n/a	n/a	V1E9028
Run #2							

	Purge Volume
Run #1	5.0 ml
Run #2	

VOA TCL List

CAS No.	Compound	Result	RL	MDL	Units	Q
67-64-1	Acetone	ND	10	3.1	ug/l	
71-43-2	Benzene	ND	0.50	0.43	ug/l	
74-97-5	Bromochloromethane	ND	1.0	0.48	ug/l	
75-27-4	Bromodichloromethane	ND	1.0	0.45	ug/l	
75-25-2	Bromoform	ND	1.0	0.63	ug/l	
74-83-9	Bromomethane	ND	2.0	1.6	ug/l	
78-93-3	2-Butanone (MEK)	ND	10	2.7	ug/l	
75-15-0	Carbon disulfide	ND	2.0	1.8	ug/l	
56-23-5	Carbon tetrachloride	ND	1.0	0.55	ug/l	
108-90-7	Chlorobenzene	ND	1.0	0.56	ug/l	
75-00-3	Chloroethane	ND	1.0	0.73	ug/l	
67-66-3	Chloroform	ND	1.0	0.50	ug/l	
74-87-3	Chloromethane	ND	1.0	0.76	ug/l	
110-82-7	Cyclohexane	ND	5.0	0.78	ug/l	
96-12-8	1,2-Dibromo-3-chloropropane	ND	2.0	0.53	ug/l	
124-48-1	Dibromochloromethane	ND	1.0	0.56	ug/l	
106-93-4	1,2-Dibromoethane	ND	1.0	0.48	ug/l	
95-50-1	1,2-Dichlorobenzene	ND	1.0	0.53	ug/l	
541-73-1	1,3-Dichlorobenzene	ND	1.0	0.54	ug/l	
106-46-7	1,4-Dichlorobenzene	ND	1.0	0.51	ug/l	
75-71-8	Dichlorodifluoromethane	ND	2.0	0.56	ug/l	
75-34-3	1,1-Dichloroethane	ND	1.0	0.57	ug/l	
107-06-2	1,2-Dichloroethane	ND	1.0	0.60	ug/l	
75-35-4	1,1-Dichloroethene	ND	1.0	0.59	ug/l	
156-59-2	cis-1,2-Dichloroethene	ND	1.0	0.51	ug/l	
156-60-5	trans-1,2-Dichloroethene	ND	1.0	0.54	ug/l	
78-87-5	1,2-Dichloropropane	ND	1.0	0.51	ug/l	
10061-01-5	cis-1,3-Dichloropropene	ND	1.0	0.47	ug/l	
10061-02-6	trans-1,3-Dichloropropene	ND	1.0	0.43	ug/l	
100-41-4	Ethylbenzene	ND	1.0	0.60	ug/l	
76-13-1	Freon 113 [a]	ND	5.0	0.58	ug/l	
591-78-6	2-Hexanone	ND	5.0	4.8	ug/l	

ND = Not detected MDL = Method Detection Limit
RL = Reporting Limit
E = Indicates value exceeds calibration range
J = Indicates an estimated value
B = Indicates analyte found in associated method blank
N = Indicates presumptive evidence of a compound

Report of Analysis

Client Sample ID:	828149-DP-17-04082025		
Lab Sample ID:	JE9233-4	**Date Sampled:**	04/08/25
Matrix:	AQ - Ground Water	**Date Received:**	04/10/25
Method:	SW846 8260D	**Percent Solids:**	n/a
Project:	NYSDEC Town and Country Cleaners, NY		

VOA TCL List

CAS No.	Compound	Result	RL	MDL	Units	Q
98-82-8	Isopropylbenzene	ND	1.0	0.65	ug/l	
79-20-9	Methyl Acetate	ND	5.0	0.80	ug/l	
108-87-2	Methylcyclohexane	ND	5.0	0.60	ug/l	
1634-04-4	Methyl Tert Butyl Ether	ND	1.0	0.51	ug/l	
108-10-1	4-Methyl-2-pentanone(MIBK)	ND	5.0	4.9	ug/l	
75-09-2	Methylene chloride	ND	2.0	1.0	ug/l	
100-42-5	Styrene	ND	1.0	0.49	ug/l	
79-34-5	1,1,2,2-Tetrachloroethane	ND	1.0	0.65	ug/l	
127-18-4	Tetrachloroethene	ND	1.0	0.56	ug/l	
108-88-3	Toluene	ND	1.0	0.49	ug/l	
87-61-6	1,2,3-Trichlorobenzene	ND	1.0	0.50	ug/l	
120-82-1	1,2,4-Trichlorobenzene	ND	1.0	0.50	ug/l	
71-55-6	1,1,1-Trichloroethane	ND	1.0	0.54	ug/l	
79-00-5	1,1,2-Trichloroethane	ND	1.0	0.53	ug/l	
79-01-6	Trichloroethene	ND	1.0	0.53	ug/l	
75-69-4	Trichlorofluoromethane [a]	ND	2.0	0.40	ug/l	
75-01-4	Vinyl chloride	ND	1.0	0.52	ug/l	
	m,p-Xylene	ND	1.0	0.78	ug/l	
95-47-6	o-Xylene	ND	1.0	0.59	ug/l	
1330-20-7	Xylene (total)	ND	1.0	0.59	ug/l	

CAS No.	Surrogate Recoveries	Run# 1	Run# 2	Limits
1868-53-7	Dibromofluoromethane	111%		80-120%
17060-07-0	1,2-Dichloroethane-D4	105%		80-120%
2037-26-5	Toluene-D8	98%		80-120%
460-00-4	4-Bromofluorobenzene	100%		82-114%

(a) Associated CCV outside of control limits high, sample was ND.

ND = Not detected MDL = Method Detection Limit
RL = Reporting Limit
E = Indicates value exceeds calibration range
J = Indicates an estimated value
B = Indicates analyte found in associated method blank
N = Indicates presumptive evidence of a compound

SGS North America Inc.

Report of Analysis

Client Sample ID:	828149-MW-13-04082025		
Lab Sample ID:	JE9233-5	**Date Sampled:**	04/08/25
Matrix:	AQ - Ground Water	**Date Received:**	04/10/25
Method:	SW846 8260D	**Percent Solids:**	n/a
Project:	NYSDEC Town and Country Cleaners, NY		

	File ID	DF	Analyzed	By	Prep Date	Prep Batch	Analytical Batch
Run #1	1E192290.D	1	04/15/25 13:33	ED	n/a	n/a	V1E9028
Run #2	1E192298.D	10	04/15/25 15:22	ED	n/a	n/a	V1E9028

	Purge Volume
Run #1	5.0 ml
Run #2	5.0 ml

VOA TCL List

CAS No.	Compound	Result	RL	MDL	Units	Q
67-64-1	Acetone	ND	10	3.1	ug/l	
71-43-2	Benzene	ND	0.50	0.43	ug/l	
74-97-5	Bromochloromethane	ND	1.0	0.48	ug/l	
75-27-4	Bromodichloromethane	ND	1.0	0.45	ug/l	
75-25-2	Bromoform	ND	1.0	0.63	ug/l	
74-83-9	Bromomethane	ND	2.0	1.6	ug/l	
78-93-3	2-Butanone (MEK)	ND	10	2.7	ug/l	
75-15-0	Carbon disulfide	ND	2.0	1.8	ug/l	
56-23-5	Carbon tetrachloride	ND	1.0	0.55	ug/l	
108-90-7	Chlorobenzene	ND	1.0	0.56	ug/l	
75-00-3	Chloroethane	ND	1.0	0.73	ug/l	
67-66-3	Chloroform	ND	1.0	0.50	ug/l	
74-87-3	Chloromethane	ND	1.0	0.76	ug/l	
110-82-7	Cyclohexane	ND	5.0	0.78	ug/l	
96-12-8	1,2-Dibromo-3-chloropropane	ND	2.0	0.53	ug/l	
124-48-1	Dibromochloromethane	ND	1.0	0.56	ug/l	
106-93-4	1,2-Dibromoethane	ND	1.0	0.48	ug/l	
95-50-1	1,2-Dichlorobenzene	ND	1.0	0.53	ug/l	
541-73-1	1,3-Dichlorobenzene	ND	1.0	0.54	ug/l	
106-46-7	1,4-Dichlorobenzene	ND	1.0	0.51	ug/l	
75-71-8	Dichlorodifluoromethane	ND	2.0	0.56	ug/l	
75-34-3	1,1-Dichloroethane	ND	1.0	0.57	ug/l	
107-06-2	1,2-Dichloroethane	ND	1.0	0.60	ug/l	
75-35-4	1,1-Dichloroethene	ND	1.0	0.59	ug/l	
156-59-2	cis-1,2-Dichloroethene	196	1.0	0.51	ug/l	
156-60-5	trans-1,2-Dichloroethene	1.5	1.0	0.54	ug/l	
78-87-5	1,2-Dichloropropane	ND	1.0	0.51	ug/l	
10061-01-5	cis-1,3-Dichloropropene	ND	1.0	0.47	ug/l	
10061-02-6	trans-1,3-Dichloropropene	ND	1.0	0.43	ug/l	
100-41-4	Ethylbenzene	ND	1.0	0.60	ug/l	
76-13-1	Freon 113 [a]	ND	5.0	0.58	ug/l	
591-78-6	2-Hexanone	ND	5.0	4.8	ug/l	

ND = Not detected MDL = Method Detection Limit
RL = Reporting Limit
E = Indicates value exceeds calibration range
J = Indicates an estimated value
B = Indicates analyte found in associated method blank
N = Indicates presumptive evidence of a compound

Report of Analysis

Client Sample ID:	828149-MW-13-04082025		
Lab Sample ID:	JE9233-5	**Date Sampled:**	04/08/25
Matrix:	AQ - Ground Water	**Date Received:**	04/10/25
Method:	SW846 8260D	**Percent Solids:**	n/a
Project:	NYSDEC Town and Country Cleaners, NY		

VOA TCL List

CAS No.	Compound	Result	RL	MDL	Units	Q
98-82-8	Isopropylbenzene	ND	1.0	0.65	ug/l	
79-20-9	Methyl Acetate	ND	5.0	0.80	ug/l	
108-87-2	Methylcyclohexane	ND	5.0	0.60	ug/l	
1634-04-4	Methyl Tert Butyl Ether	ND	1.0	0.51	ug/l	
108-10-1	4-Methyl-2-pentanone(MIBK)	ND	5.0	4.9	ug/l	
75-09-2	Methylene chloride	ND	2.0	1.0	ug/l	
100-42-5	Styrene	ND	1.0	0.49	ug/l	
79-34-5	1,1,2,2-Tetrachloroethane	ND	1.0	0.65	ug/l	
127-18-4	Tetrachloroethene	983 [b]	10	5.6	ug/l	
108-88-3	Toluene	ND	1.0	0.49	ug/l	
87-61-6	1,2,3-Trichlorobenzene	ND	1.0	0.50	ug/l	
120-82-1	1,2,4-Trichlorobenzene	ND	1.0	0.50	ug/l	
71-55-6	1,1,1-Trichloroethane	ND	1.0	0.54	ug/l	
79-00-5	1,1,2-Trichloroethane	ND	1.0	0.53	ug/l	
79-01-6	Trichloroethene	135	1.0	0.53	ug/l	
75-69-4	Trichlorofluoromethane [a]	ND	2.0	0.40	ug/l	
75-01-4	Vinyl chloride	0.71	1.0	0.52	ug/l	J
	m,p-Xylene	ND	1.0	0.78	ug/l	
95-47-6	o-Xylene	ND	1.0	0.59	ug/l	
1330-20-7	Xylene (total)	ND	1.0	0.59	ug/l	

CAS No.	Surrogate Recoveries	Run# 1	Run# 2	Limits
1868-53-7	Dibromofluoromethane	108%	108%	80-120%
17060-07-0	1,2-Dichloroethane-D4	99%	101%	80-120%
2037-26-5	Toluene-D8	100%	99%	80-120%
460-00-4	4-Bromofluorobenzene	99%	102%	82-114%

(a) Associated CCV outside of control limits high, sample was ND.
(b) Result is from Run# 2

ND = Not detected MDL = Method Detection Limit
RL = Reporting Limit
E = Indicates value exceeds calibration range
J = Indicates an estimated value
B = Indicates analyte found in associated method blank
N = Indicates presumptive evidence of a compound

SGS North America Inc.

Report of Analysis

Client Sample ID:	828149-MW-13-04082025		
Lab Sample ID:	JE9233-5A	**Date Sampled:**	04/08/25
Matrix:	AQ - Ground Water	**Date Received:**	04/10/25
Method:	EPA 1633 EPA 1633	**Percent Solids:**	n/a
Project:	NYSDEC Town and Country Cleaners, NY		

	File ID	DF	Analyzed	By	Prep Date	Prep Batch	Analytical Batch
Run #1	4Q7929.D	1	04/18/25 20:48	MH	04/17/25 17:00	OP62854	T4Q133
Run #2							

	Initial Volume	Final Volume
Run #1	486 ml	5.0 ml
Run #2		

CAS No.	Compound	Result	RL	MDL	Units	Q
PERFLUOROALKYL CARBOXYLIC ACIDS						
375-22-4	Perfluorobutanoic acid	0.0085	0.0082	0.00096	ug/l	
2706-90-3	Perfluoropentanoic acid	0.0029	0.0041	0.00075	ug/l	J
307-24-4	Perfluorohexanoic acid	0.0028	0.0021	0.00030	ug/l	
375-85-9	Perfluoroheptanoic acid	0.0015	0.0021	0.00051	ug/l	J
335-67-1	Perfluorooctanoic acid	0.0075	0.0021	0.00077	ug/l	
375-95-1	Perfluorononanoic acid	ND	0.0021	0.00041	ug/l	
335-76-2	Perfluorodecanoic acid	ND	0.0021	0.00064	ug/l	
2058-94-8	Perfluoroundecanoic acid	ND	0.0021	0.00057	ug/l	
307-55-1	Perfluorododecanoic acid	ND	0.0021	0.00079	ug/l	
72629-94-8	Perfluorotridecanoic acid	ND	0.0021	0.00081	ug/l	
376-06-7	Perfluorotetradecanoic acid	ND	0.0021	0.00078	ug/l	
PERFLUOROALKYL SULFONIC ACIDS						
375-73-5	Perfluorobutanesulfonic acid	0.0036	0.0021	0.00068	ug/l	
2706-91-4	Perfluoropentanesulfonic acid	ND	0.0021	0.0010	ug/l	
355-46-4	Perfluorohexanesulfonic acid	0.0018	0.0021	0.0011	ug/l	J
375-92-8	Perfluoroheptanesulfonic acid	ND	0.0021	0.0010	ug/l	
1763-23-1	Perfluorooctanesulfonic acid	0.0087	0.0021	0.00044	ug/l	
68259-12-1	Perfluorononanesulfonic acid	ND	0.0021	0.0015	ug/l	
335-77-3	Perfluorodecanesulfonic acid	ND	0.0021	0.0011	ug/l	
79780-39-5	Perfluorododecanesulfonic aci	ND	0.0021	0.00041	ug/l	
FLUOROTELOMER SULFONIC ACIDS						
757124-72-4	4:2 Fluorotelomer sulfonate	ND	0.0082	0.0023	ug/l	
27619-97-2	6:2 Fluorotelomer sulfonate	ND	0.0082	0.00094	ug/l	
39108-34-4	8:2 Fluorotelomer sulfonate	ND	0.0082	0.0015	ug/l	
PERFLUOROOCTANE SULFONAMIDES						
754-91-6	PFOSA	ND	0.0021	0.00071	ug/l	
31506-32-8	MeFOSA	ND	0.0021	0.00066	ug/l	
4151-50-2	EtFOSA	ND	0.0021	0.00055	ug/l	

ND = Not detected MDL = Method Detection Limit J = Indicates an estimated value
RL = Reporting Limit B = Indicates analyte found in associated method blank
E = Indicates value exceeds calibration range N = Indicates presumptive evidence of a compound

Report of Analysis

Client Sample ID:	828149-MW-13-04082025		
Lab Sample ID:	JE9233-5A	**Date Sampled:**	04/08/25
Matrix:	AQ - Ground Water	**Date Received:**	04/10/25
Method:	EPA 1633 EPA 1633	**Percent Solids:**	n/a
Project:	NYSDEC Town and Country Cleaners, NY		

CAS No.	Compound	Result	RL	MDL	Units	Q
PERFLUOROOCTANE SULFONAMIDOACETIC ACIDS						
2355-31-9	MeFOSAA	ND	0.0021	0.00052	ug/l	
2991-50-6	EtFOSAA	ND	0.0021	0.00094	ug/l	
PERFLUOROOCTANE SULFONAMIDO ETHANOLS						
24448-09-7	MeFOSE	ND	0.021	0.0029	ug/l	
1691-99-2	EtFOSE	ND	0.021	0.0039	ug/l	
PER and POLYFLUOROETHER CARBOXYLIC ACIDS						
13252-13-6	HFPO-DA (GenX)	ND	0.0082	0.0019	ug/l	
919005-14-4	ADONA	ND	0.0082	0.0013	ug/l	
377-73-1	PFMPA	ND	0.0041	0.00031	ug/l	
863090-89-5	PFMBA	ND	0.0041	0.00058	ug/l	
151772-58-6	NFDHA	ND	0.0041	0.0013	ug/l	
PER and POLYFLUOROETHER SULFONIC ACIDS						
756426-58-1	9Cl-PF3ONS (F-53B Major)	ND	0.0082	0.0025	ug/l	
763051-92-9	11Cl-PF3OUdS (F-53B Minor)	ND	0.0082	0.0019	ug/l	
113507-82-7	PFEESA	ND	0.0041	0.00028	ug/l	
FLUOROTELOMER CARBOXYLIC ACIDS						
356-02-5	3:3 Fluorotelomer carboxylate	ND	0.010	0.0025	ug/l	
914637-49-3	5:3 Fluorotelomer carboxylate	ND	0.051	0.0073	ug/l	
812-70-4	7:3 Fluorotelomer carboxylate	ND	0.051	0.0064	ug/l	

CAS No.	ID Standard Recoveries	Run# 1	Run# 2	Limits
	13C4-PFBA	59%		5-130%
	13C5-PFPeA	77%		40-130%
	13C5-PFHxA	82%		40-130%
	13C4-PFHpA	83%		40-130%
	13C8-PFOA	82%		40-130%
	13C9-PFNA	84%		40-130%
	13C6-PFDA	84%		40-130%
	13C7-PFUnDA	87%		30-130%
	13C2-PFDoDA	73%		10-130%
	13C2-PFTeDA	68%		10-130%
	13C3-PFBS	85%		40-135%
	13C3-PFHxS	85%		40-130%

ND = Not detected MDL = Method Detection Limit J = Indicates an estimated value
RL = Reporting Limit B = Indicates analyte found in associated method blank
E = Indicates value exceeds calibration range N = Indicates presumptive evidence of a compound

Report of Analysis

Client Sample ID: 828149-MW-13-04082025
Lab Sample ID: JE9233-5A
Matrix: AQ - Ground Water
Method: EPA 1633 EPA 1633
Project: NYSDEC Town and Country Cleaners, NY

Date Sampled: 04/08/25
Date Received: 04/10/25
Percent Solids: n/a

CAS No.	ID Standard Recoveries	Run# 1	Run# 2	Limits
	13C8-PFOS	87%		40-130%
	13C8-FOSA	75%		40-130%
	d3-MeFOSA	69%		10-130%
	d5-EtFOSA	73%		10-130%
	d3-MeFOSAA	90%		40-170%
	d5-EtFOSAA	82%		25-135%
	d7-MeFOSE	67%		10-130%
	d9-EtFOSE	71%		10-130%
	13C2-4:2FTS	81%		40-200%
	13C2-6:2FTS	82%		40-200%
	13C2-8:2FTS	82%		40-300%
	13C3-HFPO-DA	85%		40-130%

ND = Not detected MDL = Method Detection Limit
RL = Reporting Limit
E = Indicates value exceeds calibration range
J = Indicates an estimated value
B = Indicates analyte found in associated method blank
N = Indicates presumptive evidence of a compound

SGS North America Inc.

Report of Analysis

Client Sample ID:	828149-MW-17B-04082025		
Lab Sample ID:	JE9233-6	**Date Sampled:**	04/08/25
Matrix:	AQ - Ground Water	**Date Received:**	04/10/25
Method:	SW846 8260D	**Percent Solids:**	n/a
Project:	NYSDEC Town and Country Cleaners, NY		

	File ID	DF	Analyzed	By	Prep Date	Prep Batch	Analytical Batch
Run #1	1E192304.D	1	04/15/25 16:43	ED	n/a	n/a	V1E9028
Run #2							

	Purge Volume
Run #1	5.0 ml
Run #2	

VOA TCL List

CAS No.	Compound	Result	RL	MDL	Units	Q
67-64-1	Acetone	ND	10	3.1	ug/l	
71-43-2	Benzene	ND	0.50	0.43	ug/l	
74-97-5	Bromochloromethane	ND	1.0	0.48	ug/l	
75-27-4	Bromodichloromethane	ND	1.0	0.45	ug/l	
75-25-2	Bromoform	ND	1.0	0.63	ug/l	
74-83-9	Bromomethane	ND	2.0	1.6	ug/l	
78-93-3	2-Butanone (MEK)	ND	10	2.7	ug/l	
75-15-0	Carbon disulfide	ND	2.0	1.8	ug/l	
56-23-5	Carbon tetrachloride	ND	1.0	0.55	ug/l	
108-90-7	Chlorobenzene	ND	1.0	0.56	ug/l	
75-00-3	Chloroethane	ND	1.0	0.73	ug/l	
67-66-3	Chloroform	ND	1.0	0.50	ug/l	
74-87-3	Chloromethane	ND	1.0	0.76	ug/l	
110-82-7	Cyclohexane	ND	5.0	0.78	ug/l	
96-12-8	1,2-Dibromo-3-chloropropane	ND	2.0	0.53	ug/l	
124-48-1	Dibromochloromethane	ND	1.0	0.56	ug/l	
106-93-4	1,2-Dibromoethane	ND	1.0	0.48	ug/l	
95-50-1	1,2-Dichlorobenzene	ND	1.0	0.53	ug/l	
541-73-1	1,3-Dichlorobenzene	ND	1.0	0.54	ug/l	
106-46-7	1,4-Dichlorobenzene	ND	1.0	0.51	ug/l	
75-71-8	Dichlorodifluoromethane	ND	2.0	0.56	ug/l	
75-34-3	1,1-Dichloroethane	ND	1.0	0.57	ug/l	
107-06-2	1,2-Dichloroethane	ND	1.0	0.60	ug/l	
75-35-4	1,1-Dichloroethene	ND	1.0	0.59	ug/l	
156-59-2	cis-1,2-Dichloroethene	ND	1.0	0.51	ug/l	
156-60-5	trans-1,2-Dichloroethene	ND	1.0	0.54	ug/l	
78-87-5	1,2-Dichloropropane	ND	1.0	0.51	ug/l	
10061-01-5	cis-1,3-Dichloropropene	ND	1.0	0.47	ug/l	
10061-02-6	trans-1,3-Dichloropropene	ND	1.0	0.43	ug/l	
100-41-4	Ethylbenzene	ND	1.0	0.60	ug/l	
76-13-1	Freon 113 [a]	ND	5.0	0.58	ug/l	
591-78-6	2-Hexanone	ND	5.0	4.8	ug/l	

ND = Not detected MDL = Method Detection Limit
RL = Reporting Limit
E = Indicates value exceeds calibration range
J = Indicates an estimated value
B = Indicates analyte found in associated method blank
N = Indicates presumptive evidence of a compound

Report of Analysis

Client Sample ID:	828149-MW-17B-04082025		
Lab Sample ID:	JE9233-6	**Date Sampled:**	04/08/25
Matrix:	AQ - Ground Water	**Date Received:**	04/10/25
Method:	SW846 8260D	**Percent Solids:**	n/a
Project:	NYSDEC Town and Country Cleaners, NY		

VOA TCL List

CAS No.	Compound	Result	RL	MDL	Units	Q
98-82-8	Isopropylbenzene	ND	1.0	0.65	ug/l	
79-20-9	Methyl Acetate	ND	5.0	0.80	ug/l	
108-87-2	Methylcyclohexane	ND	5.0	0.60	ug/l	
1634-04-4	Methyl Tert Butyl Ether	ND	1.0	0.51	ug/l	
108-10-1	4-Methyl-2-pentanone(MIBK)	ND	5.0	4.9	ug/l	
75-09-2	Methylene chloride	ND	2.0	1.0	ug/l	
100-42-5	Styrene	ND	1.0	0.49	ug/l	
79-34-5	1,1,2,2-Tetrachloroethane	ND	1.0	0.65	ug/l	
127-18-4	Tetrachloroethene	ND	1.0	0.56	ug/l	
108-88-3	Toluene	ND	1.0	0.49	ug/l	
87-61-6	1,2,3-Trichlorobenzene	ND	1.0	0.50	ug/l	
120-82-1	1,2,4-Trichlorobenzene	ND	1.0	0.50	ug/l	
71-55-6	1,1,1-Trichloroethane	ND	1.0	0.54	ug/l	
79-00-5	1,1,2-Trichloroethane	ND	1.0	0.53	ug/l	
79-01-6	Trichloroethene	ND	1.0	0.53	ug/l	
75-69-4	Trichlorofluoromethane [a]	ND	2.0	0.40	ug/l	
75-01-4	Vinyl chloride	ND	1.0	0.52	ug/l	
	m,p-Xylene	ND	1.0	0.78	ug/l	
95-47-6	o-Xylene	ND	1.0	0.59	ug/l	
1330-20-7	Xylene (total)	ND	1.0	0.59	ug/l	

CAS No.	Surrogate Recoveries	Run# 1	Run# 2	Limits
1868-53-7	Dibromofluoromethane	113%		80-120%
17060-07-0	1,2-Dichloroethane-D4	104%		80-120%
2037-26-5	Toluene-D8	98%		80-120%
460-00-4	4-Bromofluorobenzene	99%		82-114%

(a) Associated CCV outside of control limits high, sample was ND.

ND = Not detected MDL = Method Detection Limit
RL = Reporting Limit
E = Indicates value exceeds calibration range
J = Indicates an estimated value
B = Indicates analyte found in associated method blank
N = Indicates presumptive evidence of a compound

SGS North America Inc.

Report of Analysis

Client Sample ID:	828149-MW-2-04082025		
Lab Sample ID:	JE9233-7	**Date Sampled:**	04/08/25
Matrix:	AQ - Ground Water	**Date Received:**	04/10/25
Method:	SW846 8260D	**Percent Solids:**	n/a
Project:	NYSDEC Town and Country Cleaners, NY		

	File ID	DF	Analyzed	By	Prep Date	Prep Batch	Analytical Batch
Run #1	1E192306.D	1	04/15/25 17:10	ED	n/a	n/a	V1E9028
Run #2							

	Purge Volume
Run #1	5.0 ml
Run #2	

VOA TCL List

CAS No.	Compound	Result	RL	MDL	Units	Q
67-64-1	Acetone	ND	10	3.1	ug/l	
71-43-2	Benzene	ND	0.50	0.43	ug/l	
74-97-5	Bromochloromethane	ND	1.0	0.48	ug/l	
75-27-4	Bromodichloromethane	ND	1.0	0.45	ug/l	
75-25-2	Bromoform	ND	1.0	0.63	ug/l	
74-83-9	Bromomethane	ND	2.0	1.6	ug/l	
78-93-3	2-Butanone (MEK)	ND	10	2.7	ug/l	
75-15-0	Carbon disulfide	ND	2.0	1.8	ug/l	
56-23-5	Carbon tetrachloride	ND	1.0	0.55	ug/l	
108-90-7	Chlorobenzene	ND	1.0	0.56	ug/l	
75-00-3	Chloroethane	ND	1.0	0.73	ug/l	
67-66-3	Chloroform	ND	1.0	0.50	ug/l	
74-87-3	Chloromethane	ND	1.0	0.76	ug/l	
110-82-7	Cyclohexane	ND	5.0	0.78	ug/l	
96-12-8	1,2-Dibromo-3-chloropropane	ND	2.0	0.53	ug/l	
124-48-1	Dibromochloromethane	ND	1.0	0.56	ug/l	
106-93-4	1,2-Dibromoethane	ND	1.0	0.48	ug/l	
95-50-1	1,2-Dichlorobenzene	ND	1.0	0.53	ug/l	
541-73-1	1,3-Dichlorobenzene	ND	1.0	0.54	ug/l	
106-46-7	1,4-Dichlorobenzene	ND	1.0	0.51	ug/l	
75-71-8	Dichlorodifluoromethane	ND	2.0	0.56	ug/l	
75-34-3	1,1-Dichloroethane	ND	1.0	0.57	ug/l	
107-06-2	1,2-Dichloroethane	ND	1.0	0.60	ug/l	
75-35-4	1,1-Dichloroethene	ND	1.0	0.59	ug/l	
156-59-2	cis-1,2-Dichloroethene	22.9	1.0	0.51	ug/l	
156-60-5	trans-1,2-Dichloroethene	ND	1.0	0.54	ug/l	
78-87-5	1,2-Dichloropropane	ND	1.0	0.51	ug/l	
10061-01-5	cis-1,3-Dichloropropene	ND	1.0	0.47	ug/l	
10061-02-6	trans-1,3-Dichloropropene	ND	1.0	0.43	ug/l	
100-41-4	Ethylbenzene	ND	1.0	0.60	ug/l	
76-13-1	Freon 113 [a]	ND	5.0	0.58	ug/l	
591-78-6	2-Hexanone	ND	5.0	4.8	ug/l	

ND = Not detected MDL = Method Detection Limit
RL = Reporting Limit
E = Indicates value exceeds calibration range
J = Indicates an estimated value
B = Indicates analyte found in associated method blank
N = Indicates presumptive evidence of a compound

Report of Analysis

Client Sample ID:	828149-MW-2-04082025		
Lab Sample ID:	JE9233-7	**Date Sampled:**	04/08/25
Matrix:	AQ - Ground Water	**Date Received:**	04/10/25
Method:	SW846 8260D	**Percent Solids:**	n/a
Project:	NYSDEC Town and Country Cleaners, NY		

VOA TCL List

CAS No.	Compound	Result	RL	MDL	Units	Q
98-82-8	Isopropylbenzene	ND	1.0	0.65	ug/l	
79-20-9	Methyl Acetate	ND	5.0	0.80	ug/l	
108-87-2	Methylcyclohexane	ND	5.0	0.60	ug/l	
1634-04-4	Methyl Tert Butyl Ether	ND	1.0	0.51	ug/l	
108-10-1	4-Methyl-2-pentanone(MIBK)	ND	5.0	4.9	ug/l	
75-09-2	Methylene chloride	ND	2.0	1.0	ug/l	
100-42-5	Styrene	ND	1.0	0.49	ug/l	
79-34-5	1,1,2,2-Tetrachloroethane	ND	1.0	0.65	ug/l	
127-18-4	Tetrachloroethene	84.2	1.0	0.56	ug/l	
108-88-3	Toluene	ND	1.0	0.49	ug/l	
87-61-6	1,2,3-Trichlorobenzene	ND	1.0	0.50	ug/l	
120-82-1	1,2,4-Trichlorobenzene	ND	1.0	0.50	ug/l	
71-55-6	1,1,1-Trichloroethane	ND	1.0	0.54	ug/l	
79-00-5	1,1,2-Trichloroethane	ND	1.0	0.53	ug/l	
79-01-6	Trichloroethene	20.8	1.0	0.53	ug/l	
75-69-4	Trichlorofluoromethane [a]	ND	2.0	0.40	ug/l	
75-01-4	Vinyl chloride	ND	1.0	0.52	ug/l	
	m,p-Xylene	ND	1.0	0.78	ug/l	
95-47-6	o-Xylene	ND	1.0	0.59	ug/l	
1330-20-7	Xylene (total)	ND	1.0	0.59	ug/l	

CAS No.	Surrogate Recoveries	Run# 1	Run# 2	Limits
1868-53-7	Dibromofluoromethane	114%		80-120%
17060-07-0	1,2-Dichloroethane-D4	103%		80-120%
2037-26-5	Toluene-D8	99%		80-120%
460-00-4	4-Bromofluorobenzene	100%		82-114%

(a) Associated CCV outside of control limits high, sample was ND.

ND = Not detected MDL = Method Detection Limit
RL = Reporting Limit
E = Indicates value exceeds calibration range
J = Indicates an estimated value
B = Indicates analyte found in associated method blank
N = Indicates presumptive evidence of a compound

SGS North America Inc.

Report of Analysis

Client Sample ID:	828149-MW-13B-04082025		
Lab Sample ID:	JE9233-8	**Date Sampled:**	04/08/25
Matrix:	AQ - Ground Water	**Date Received:**	04/10/25
Method:	SW846 8260D	**Percent Solids:**	n/a
Project:	NYSDEC Town and Country Cleaners, NY		

	File ID	DF	Analyzed	By	Prep Date	Prep Batch	Analytical Batch
Run #1	1E192308.D	1	04/15/25 17:37	ED	n/a	n/a	V1E9028
Run #2							

	Purge Volume
Run #1	5.0 ml
Run #2	

VOA TCL List

CAS No.	Compound	Result	RL	MDL	Units	Q
67-64-1	Acetone	ND	10	3.1	ug/l	
71-43-2	Benzene	ND	0.50	0.43	ug/l	
74-97-5	Bromochloromethane	ND	1.0	0.48	ug/l	
75-27-4	Bromodichloromethane	ND	1.0	0.45	ug/l	
75-25-2	Bromoform	ND	1.0	0.63	ug/l	
74-83-9	Bromomethane	ND	2.0	1.6	ug/l	
78-93-3	2-Butanone (MEK)	ND	10	2.7	ug/l	
75-15-0	Carbon disulfide	ND	2.0	1.8	ug/l	
56-23-5	Carbon tetrachloride	ND	1.0	0.55	ug/l	
108-90-7	Chlorobenzene	ND	1.0	0.56	ug/l	
75-00-3	Chloroethane	ND	1.0	0.73	ug/l	
67-66-3	Chloroform	ND	1.0	0.50	ug/l	
74-87-3	Chloromethane	ND	1.0	0.76	ug/l	
110-82-7	Cyclohexane	ND	5.0	0.78	ug/l	
96-12-8	1,2-Dibromo-3-chloropropane	ND	2.0	0.53	ug/l	
124-48-1	Dibromochloromethane	ND	1.0	0.56	ug/l	
106-93-4	1,2-Dibromoethane	ND	1.0	0.48	ug/l	
95-50-1	1,2-Dichlorobenzene	ND	1.0	0.53	ug/l	
541-73-1	1,3-Dichlorobenzene	ND	1.0	0.54	ug/l	
106-46-7	1,4-Dichlorobenzene	ND	1.0	0.51	ug/l	
75-71-8	Dichlorodifluoromethane	ND	2.0	0.56	ug/l	
75-34-3	1,1-Dichloroethane	ND	1.0	0.57	ug/l	
107-06-2	1,2-Dichloroethane	ND	1.0	0.60	ug/l	
75-35-4	1,1-Dichloroethene	ND	1.0	0.59	ug/l	
156-59-2	cis-1,2-Dichloroethene	10.2	1.0	0.51	ug/l	
156-60-5	trans-1,2-Dichloroethene	ND	1.0	0.54	ug/l	
78-87-5	1,2-Dichloropropane	ND	1.0	0.51	ug/l	
10061-01-5	cis-1,3-Dichloropropene	ND	1.0	0.47	ug/l	
10061-02-6	trans-1,3-Dichloropropene	ND	1.0	0.43	ug/l	
100-41-4	Ethylbenzene	ND	1.0	0.60	ug/l	
76-13-1	Freon 113 [a]	ND	5.0	0.58	ug/l	
591-78-6	2-Hexanone	ND	5.0	4.8	ug/l	

ND = Not detected MDL = Method Detection Limit
RL = Reporting Limit
E = Indicates value exceeds calibration range
J = Indicates an estimated value
B = Indicates analyte found in associated method blank
N = Indicates presumptive evidence of a compound

Report of Analysis

Client Sample ID:	828149-MW-13B-04082025		
Lab Sample ID:	JE9233-8	**Date Sampled:**	04/08/25
Matrix:	AQ - Ground Water	**Date Received:**	04/10/25
Method:	SW846 8260D	**Percent Solids:**	n/a
Project:	NYSDEC Town and Country Cleaners, NY		

VOA TCL List

CAS No.	Compound	Result	RL	MDL	Units	Q
98-82-8	Isopropylbenzene	ND	1.0	0.65	ug/l	
79-20-9	Methyl Acetate	ND	5.0	0.80	ug/l	
108-87-2	Methylcyclohexane	ND	5.0	0.60	ug/l	
1634-04-4	Methyl Tert Butyl Ether	ND	1.0	0.51	ug/l	
108-10-1	4-Methyl-2-pentanone(MIBK)	ND	5.0	4.9	ug/l	
75-09-2	Methylene chloride	ND	2.0	1.0	ug/l	
100-42-5	Styrene	ND	1.0	0.49	ug/l	
79-34-5	1,1,2,2-Tetrachloroethane	ND	1.0	0.65	ug/l	
127-18-4	Tetrachloroethene	1.5	1.0	0.56	ug/l	
108-88-3	Toluene	ND	1.0	0.49	ug/l	
87-61-6	1,2,3-Trichlorobenzene	ND	1.0	0.50	ug/l	
120-82-1	1,2,4-Trichlorobenzene	ND	1.0	0.50	ug/l	
71-55-6	1,1,1-Trichloroethane	ND	1.0	0.54	ug/l	
79-00-5	1,1,2-Trichloroethane	ND	1.0	0.53	ug/l	
79-01-6	Trichloroethene	2.7	1.0	0.53	ug/l	
75-69-4	Trichlorofluoromethane [a]	ND	2.0	0.40	ug/l	
75-01-4	Vinyl chloride	ND	1.0	0.52	ug/l	
	m,p-Xylene	ND	1.0	0.78	ug/l	
95-47-6	o-Xylene	ND	1.0	0.59	ug/l	
1330-20-7	Xylene (total)	ND	1.0	0.59	ug/l	

CAS No.	Surrogate Recoveries	Run# 1	Run# 2	Limits
1868-53-7	Dibromofluoromethane	113%		80-120%
17060-07-0	1,2-Dichloroethane-D4	105%		80-120%
2037-26-5	Toluene-D8	99%		80-120%
460-00-4	4-Bromofluorobenzene	100%		82-114%

(a) Associated CCV outside of control limits high, sample was ND.

ND = Not detected MDL = Method Detection Limit
RL = Reporting Limit
E = Indicates value exceeds calibration range
J = Indicates an estimated value
B = Indicates analyte found in associated method blank
N = Indicates presumptive evidence of a compound

SGS North America Inc.

Report of Analysis

Client Sample ID:	828149-DP-12-04082025		
Lab Sample ID:	JE9233-9	**Date Sampled:**	04/08/25
Matrix:	AQ - Ground Water	**Date Received:**	04/10/25
Method:	SW846 8260D	**Percent Solids:**	n/a
Project:	NYSDEC Town and Country Cleaners, NY		

	File ID	DF	Analyzed	By	Prep Date	Prep Batch	Analytical Batch
Run #1	1E192310.D	1	04/15/25 18:05	ED	n/a	n/a	V1E9028
Run #2							

	Purge Volume
Run #1	5.0 ml
Run #2	

VOA TCL List

CAS No.	Compound	Result	RL	MDL	Units	Q
67-64-1	Acetone	ND	10	3.1	ug/l	
71-43-2	Benzene	ND	0.50	0.43	ug/l	
74-97-5	Bromochloromethane	ND	1.0	0.48	ug/l	
75-27-4	Bromodichloromethane	ND	1.0	0.45	ug/l	
75-25-2	Bromoform	ND	1.0	0.63	ug/l	
74-83-9	Bromomethane	ND	2.0	1.6	ug/l	
78-93-3	2-Butanone (MEK)	ND	10	2.7	ug/l	
75-15-0	Carbon disulfide	ND	2.0	1.8	ug/l	
56-23-5	Carbon tetrachloride	ND	1.0	0.55	ug/l	
108-90-7	Chlorobenzene	ND	1.0	0.56	ug/l	
75-00-3	Chloroethane	ND	1.0	0.73	ug/l	
67-66-3	Chloroform	ND	1.0	0.50	ug/l	
74-87-3	Chloromethane	ND	1.0	0.76	ug/l	
110-82-7	Cyclohexane	ND	5.0	0.78	ug/l	
96-12-8	1,2-Dibromo-3-chloropropane	ND	2.0	0.53	ug/l	
124-48-1	Dibromochloromethane	ND	1.0	0.56	ug/l	
106-93-4	1,2-Dibromoethane	ND	1.0	0.48	ug/l	
95-50-1	1,2-Dichlorobenzene	ND	1.0	0.53	ug/l	
541-73-1	1,3-Dichlorobenzene	ND	1.0	0.54	ug/l	
106-46-7	1,4-Dichlorobenzene	ND	1.0	0.51	ug/l	
75-71-8	Dichlorodifluoromethane	ND	2.0	0.56	ug/l	
75-34-3	1,1-Dichloroethane	ND	1.0	0.57	ug/l	
107-06-2	1,2-Dichloroethane	ND	1.0	0.60	ug/l	
75-35-4	1,1-Dichloroethene	ND	1.0	0.59	ug/l	
156-59-2	cis-1,2-Dichloroethene	0.89	1.0	0.51	ug/l	J
156-60-5	trans-1,2-Dichloroethene	ND	1.0	0.54	ug/l	
78-87-5	1,2-Dichloropropane	ND	1.0	0.51	ug/l	
10061-01-5	cis-1,3-Dichloropropene	ND	1.0	0.47	ug/l	
10061-02-6	trans-1,3-Dichloropropene	ND	1.0	0.43	ug/l	
100-41-4	Ethylbenzene	ND	1.0	0.60	ug/l	
76-13-1	Freon 113 [a]	ND	5.0	0.58	ug/l	
591-78-6	2-Hexanone	ND	5.0	4.8	ug/l	

ND = Not detected MDL = Method Detection Limit
RL = Reporting Limit
E = Indicates value exceeds calibration range
J = Indicates an estimated value
B = Indicates analyte found in associated method blank
N = Indicates presumptive evidence of a compound

Report of Analysis

Client Sample ID:	828149-DP-12-04082025		
Lab Sample ID:	JE9233-9	**Date Sampled:**	04/08/25
Matrix:	AQ - Ground Water	**Date Received:**	04/10/25
Method:	SW846 8260D	**Percent Solids:**	n/a
Project:	NYSDEC Town and Country Cleaners, NY		

VOA TCL List

CAS No.	Compound	Result	RL	MDL	Units	Q
98-82-8	Isopropylbenzene	ND	1.0	0.65	ug/l	
79-20-9	Methyl Acetate	ND	5.0	0.80	ug/l	
108-87-2	Methylcyclohexane	ND	5.0	0.60	ug/l	
1634-04-4	Methyl Tert Butyl Ether	ND	1.0	0.51	ug/l	
108-10-1	4-Methyl-2-pentanone(MIBK)	ND	5.0	4.9	ug/l	
75-09-2	Methylene chloride	ND	2.0	1.0	ug/l	
100-42-5	Styrene	ND	1.0	0.49	ug/l	
79-34-5	1,1,2,2-Tetrachloroethane	ND	1.0	0.65	ug/l	
127-18-4	Tetrachloroethene	8.5	1.0	0.56	ug/l	
108-88-3	Toluene	ND	1.0	0.49	ug/l	
87-61-6	1,2,3-Trichlorobenzene	ND	1.0	0.50	ug/l	
120-82-1	1,2,4-Trichlorobenzene	ND	1.0	0.50	ug/l	
71-55-6	1,1,1-Trichloroethane	ND	1.0	0.54	ug/l	
79-00-5	1,1,2-Trichloroethane	ND	1.0	0.53	ug/l	
79-01-6	Trichloroethene	ND	1.0	0.53	ug/l	
75-69-4	Trichlorofluoromethane [a]	ND	2.0	0.40	ug/l	
75-01-4	Vinyl chloride	ND	1.0	0.52	ug/l	
	m,p-Xylene	ND	1.0	0.78	ug/l	
95-47-6	o-Xylene	ND	1.0	0.59	ug/l	
1330-20-7	Xylene (total)	ND	1.0	0.59	ug/l	

CAS No.	Surrogate Recoveries	Run# 1	Run# 2	Limits
1868-53-7	Dibromofluoromethane	113%		80-120%
17060-07-0	1,2-Dichloroethane-D4	104%		80-120%
2037-26-5	Toluene-D8	99%		80-120%
460-00-4	4-Bromofluorobenzene	98%		82-114%

(a) Associated CCV outside of control limits high, sample was ND.

ND = Not detected MDL = Method Detection Limit
RL = Reporting Limit
E = Indicates value exceeds calibration range
J = Indicates an estimated value
B = Indicates analyte found in associated method blank
N = Indicates presumptive evidence of a compound

SGS North America Inc.

Report of Analysis

Client Sample ID:	828149-DP-21-04082025		
Lab Sample ID:	JE9233-10	**Date Sampled:**	04/08/25
Matrix:	AQ - Ground Water	**Date Received:**	04/10/25
Method:	SW846 8260D	**Percent Solids:**	n/a
Project:	NYSDEC Town and Country Cleaners, NY		

	File ID	DF	Analyzed	By	Prep Date	Prep Batch	Analytical Batch
Run #1	1E192312.D	1	04/15/25 18:32	ED	n/a	n/a	V1E9028
Run #2							

	Purge Volume
Run #1	5.0 ml
Run #2	

VOA TCL List

CAS No.	Compound	Result	RL	MDL	Units	Q
67-64-1	Acetone	ND	10	3.1	ug/l	
71-43-2	Benzene	ND	0.50	0.43	ug/l	
74-97-5	Bromochloromethane	ND	1.0	0.48	ug/l	
75-27-4	Bromodichloromethane	ND	1.0	0.45	ug/l	
75-25-2	Bromoform	ND	1.0	0.63	ug/l	
74-83-9	Bromomethane	ND	2.0	1.6	ug/l	
78-93-3	2-Butanone (MEK)	ND	10	2.7	ug/l	
75-15-0	Carbon disulfide	ND	2.0	1.8	ug/l	
56-23-5	Carbon tetrachloride	ND	1.0	0.55	ug/l	
108-90-7	Chlorobenzene	ND	1.0	0.56	ug/l	
75-00-3	Chloroethane	ND	1.0	0.73	ug/l	
67-66-3	Chloroform	ND	1.0	0.50	ug/l	
74-87-3	Chloromethane	ND	1.0	0.76	ug/l	
110-82-7	Cyclohexane	ND	5.0	0.78	ug/l	
96-12-8	1,2-Dibromo-3-chloropropane	ND	2.0	0.53	ug/l	
124-48-1	Dibromochloromethane	ND	1.0	0.56	ug/l	
106-93-4	1,2-Dibromoethane	ND	1.0	0.48	ug/l	
95-50-1	1,2-Dichlorobenzene	ND	1.0	0.53	ug/l	
541-73-1	1,3-Dichlorobenzene	ND	1.0	0.54	ug/l	
106-46-7	1,4-Dichlorobenzene	ND	1.0	0.51	ug/l	
75-71-8	Dichlorodifluoromethane	ND	2.0	0.56	ug/l	
75-34-3	1,1-Dichloroethane	ND	1.0	0.57	ug/l	
107-06-2	1,2-Dichloroethane	ND	1.0	0.60	ug/l	
75-35-4	1,1-Dichloroethene	ND	1.0	0.59	ug/l	
156-59-2	cis-1,2-Dichloroethene	ND	1.0	0.51	ug/l	
156-60-5	trans-1,2-Dichloroethene	ND	1.0	0.54	ug/l	
78-87-5	1,2-Dichloropropane	ND	1.0	0.51	ug/l	
10061-01-5	cis-1,3-Dichloropropene	ND	1.0	0.47	ug/l	
10061-02-6	trans-1,3-Dichloropropene	ND	1.0	0.43	ug/l	
100-41-4	Ethylbenzene	ND	1.0	0.60	ug/l	
76-13-1	Freon 113 [a]	ND	5.0	0.58	ug/l	
591-78-6	2-Hexanone	ND	5.0	4.8	ug/l	

ND = Not detected MDL = Method Detection Limit
RL = Reporting Limit
E = Indicates value exceeds calibration range
J = Indicates an estimated value
B = Indicates analyte found in associated method blank
N = Indicates presumptive evidence of a compound

Report of Analysis

Client Sample ID:	828149-DP-21-04082025		
Lab Sample ID:	JE9233-10	**Date Sampled:**	04/08/25
Matrix:	AQ - Ground Water	**Date Received:**	04/10/25
Method:	SW846 8260D	**Percent Solids:**	n/a
Project:	NYSDEC Town and Country Cleaners, NY		

VOA TCL List

CAS No.	Compound	Result	RL	MDL	Units	Q
98-82-8	Isopropylbenzene	ND	1.0	0.65	ug/l	
79-20-9	Methyl Acetate	ND	5.0	0.80	ug/l	
108-87-2	Methylcyclohexane	ND	5.0	0.60	ug/l	
1634-04-4	Methyl Tert Butyl Ether	ND	1.0	0.51	ug/l	
108-10-1	4-Methyl-2-pentanone(MIBK)	ND	5.0	4.9	ug/l	
75-09-2	Methylene chloride	ND	2.0	1.0	ug/l	
100-42-5	Styrene	ND	1.0	0.49	ug/l	
79-34-5	1,1,2,2-Tetrachloroethane	ND	1.0	0.65	ug/l	
127-18-4	Tetrachloroethene	2.1	1.0	0.56	ug/l	
108-88-3	Toluene	ND	1.0	0.49	ug/l	
87-61-6	1,2,3-Trichlorobenzene	ND	1.0	0.50	ug/l	
120-82-1	1,2,4-Trichlorobenzene	ND	1.0	0.50	ug/l	
71-55-6	1,1,1-Trichloroethane	ND	1.0	0.54	ug/l	
79-00-5	1,1,2-Trichloroethane	ND	1.0	0.53	ug/l	
79-01-6	Trichloroethene	ND	1.0	0.53	ug/l	
75-69-4	Trichlorofluoromethane [a]	ND	2.0	0.40	ug/l	
75-01-4	Vinyl chloride	ND	1.0	0.52	ug/l	
	m,p-Xylene	ND	1.0	0.78	ug/l	
95-47-6	o-Xylene	ND	1.0	0.59	ug/l	
1330-20-7	Xylene (total)	ND	1.0	0.59	ug/l	

CAS No.	Surrogate Recoveries	Run# 1	Run# 2	Limits
1868-53-7	Dibromofluoromethane	115%		80-120%
17060-07-0	1,2-Dichloroethane-D4	107%		80-120%
2037-26-5	Toluene-D8	99%		80-120%
460-00-4	4-Bromofluorobenzene	98%		82-114%

(a) Associated CCV outside of control limits high, sample was ND.

ND = Not detected MDL = Method Detection Limit
RL = Reporting Limit
E = Indicates value exceeds calibration range
J = Indicates an estimated value
B = Indicates analyte found in associated method blank
N = Indicates presumptive evidence of a compound

SGS North America Inc.

Report of Analysis

Client Sample ID:	828149-DP-19-04082025		
Lab Sample ID:	JE9233-11	**Date Sampled:**	04/08/25
Matrix:	AQ - Ground Water	**Date Received:**	04/10/25
Method:	SW846 8260D	**Percent Solids:**	n/a
Project:	NYSDEC Town and Country Cleaners, NY		

	File ID	DF	Analyzed	By	Prep Date	Prep Batch	Analytical Batch
Run #1	1E192314.D	1	04/15/25 18:59	ED	n/a	n/a	V1E9028
Run #2							

	Purge Volume
Run #1	5.0 ml
Run #2	

VOA TCL List

CAS No.	Compound	Result	RL	MDL	Units	Q
67-64-1	Acetone	ND	10	3.1	ug/l	
71-43-2	Benzene	ND	0.50	0.43	ug/l	
74-97-5	Bromochloromethane	ND	1.0	0.48	ug/l	
75-27-4	Bromodichloromethane	ND	1.0	0.45	ug/l	
75-25-2	Bromoform	ND	1.0	0.63	ug/l	
74-83-9	Bromomethane	ND	2.0	1.6	ug/l	
78-93-3	2-Butanone (MEK)	ND	10	2.7	ug/l	
75-15-0	Carbon disulfide	ND	2.0	1.8	ug/l	
56-23-5	Carbon tetrachloride	ND	1.0	0.55	ug/l	
108-90-7	Chlorobenzene	ND	1.0	0.56	ug/l	
75-00-3	Chloroethane	ND	1.0	0.73	ug/l	
67-66-3	Chloroform	ND	1.0	0.50	ug/l	
74-87-3	Chloromethane	ND	1.0	0.76	ug/l	
110-82-7	Cyclohexane	ND	5.0	0.78	ug/l	
96-12-8	1,2-Dibromo-3-chloropropane	ND	2.0	0.53	ug/l	
124-48-1	Dibromochloromethane	ND	1.0	0.56	ug/l	
106-93-4	1,2-Dibromoethane	ND	1.0	0.48	ug/l	
95-50-1	1,2-Dichlorobenzene	ND	1.0	0.53	ug/l	
541-73-1	1,3-Dichlorobenzene	ND	1.0	0.54	ug/l	
106-46-7	1,4-Dichlorobenzene	ND	1.0	0.51	ug/l	
75-71-8	Dichlorodifluoromethane	ND	2.0	0.56	ug/l	
75-34-3	1,1-Dichloroethane	ND	1.0	0.57	ug/l	
107-06-2	1,2-Dichloroethane	ND	1.0	0.60	ug/l	
75-35-4	1,1-Dichloroethene	ND	1.0	0.59	ug/l	
156-59-2	cis-1,2-Dichloroethene	15.8	1.0	0.51	ug/l	
156-60-5	trans-1,2-Dichloroethene	ND	1.0	0.54	ug/l	
78-87-5	1,2-Dichloropropane	ND	1.0	0.51	ug/l	
10061-01-5	cis-1,3-Dichloropropene	ND	1.0	0.47	ug/l	
10061-02-6	trans-1,3-Dichloropropene	ND	1.0	0.43	ug/l	
100-41-4	Ethylbenzene	ND	1.0	0.60	ug/l	
76-13-1	Freon 113 [a]	ND	5.0	0.58	ug/l	
591-78-6	2-Hexanone	ND	5.0	4.8	ug/l	

ND = Not detected MDL = Method Detection Limit
RL = Reporting Limit
E = Indicates value exceeds calibration range
J = Indicates an estimated value
B = Indicates analyte found in associated method blank
N = Indicates presumptive evidence of a compound

Report of Analysis

Client Sample ID:	828149-DP-19-04082025		
Lab Sample ID:	JE9233-11	**Date Sampled:**	04/08/25
Matrix:	AQ - Ground Water	**Date Received:**	04/10/25
Method:	SW846 8260D	**Percent Solids:**	n/a
Project:	NYSDEC Town and Country Cleaners, NY		

VOA TCL List

CAS No.	Compound	Result	RL	MDL	Units	Q
98-82-8	Isopropylbenzene	ND	1.0	0.65	ug/l	
79-20-9	Methyl Acetate	ND	5.0	0.80	ug/l	
108-87-2	Methylcyclohexane	ND	5.0	0.60	ug/l	
1634-04-4	Methyl Tert Butyl Ether	ND	1.0	0.51	ug/l	
108-10-1	4-Methyl-2-pentanone(MIBK)	ND	5.0	4.9	ug/l	
75-09-2	Methylene chloride	ND	2.0	1.0	ug/l	
100-42-5	Styrene	ND	1.0	0.49	ug/l	
79-34-5	1,1,2,2-Tetrachloroethane	ND	1.0	0.65	ug/l	
127-18-4	Tetrachloroethene	55.0	1.0	0.56	ug/l	
108-88-3	Toluene	ND	1.0	0.49	ug/l	
87-61-6	1,2,3-Trichlorobenzene	ND	1.0	0.50	ug/l	
120-82-1	1,2,4-Trichlorobenzene	ND	1.0	0.50	ug/l	
71-55-6	1,1,1-Trichloroethane	ND	1.0	0.54	ug/l	
79-00-5	1,1,2-Trichloroethane	ND	1.0	0.53	ug/l	
79-01-6	Trichloroethene	13.4	1.0	0.53	ug/l	
75-69-4	Trichlorofluoromethane [a]	ND	2.0	0.40	ug/l	
75-01-4	Vinyl chloride	ND	1.0	0.52	ug/l	
	m,p-Xylene	ND	1.0	0.78	ug/l	
95-47-6	o-Xylene	ND	1.0	0.59	ug/l	
1330-20-7	Xylene (total)	ND	1.0	0.59	ug/l	

CAS No.	Surrogate Recoveries	Run# 1	Run# 2	Limits
1868-53-7	Dibromofluoromethane	117%		80-120%
17060-07-0	1,2-Dichloroethane-D4	106%		80-120%
2037-26-5	Toluene-D8	99%		80-120%
460-00-4	4-Bromofluorobenzene	99%		82-114%

(a) Associated CCV outside of control limits high, sample was ND.

ND = Not detected MDL = Method Detection Limit
RL = Reporting Limit
E = Indicates value exceeds calibration range
J = Indicates an estimated value
B = Indicates analyte found in associated method blank
N = Indicates presumptive evidence of a compound

SGS North America Inc.

Report of Analysis

Client Sample ID:	828149-DP-20-04082025		
Lab Sample ID:	JE9233-12	**Date Sampled:**	04/08/25
Matrix:	AQ - Ground Water	**Date Received:**	04/10/25
Method:	SW846 8260D	**Percent Solids:**	n/a
Project:	NYSDEC Town and Country Cleaners, NY		

	File ID	DF	Analyzed	By	Prep Date	Prep Batch	Analytical Batch
Run #1	1E192316.D	1	04/15/25 19:26	ED	n/a	n/a	V1E9028
Run #2							

	Purge Volume
Run #1	5.0 ml
Run #2	

VOA TCL List

CAS No.	Compound	Result	RL	MDL	Units	Q
67-64-1	Acetone	ND	10	3.1	ug/l	
71-43-2	Benzene	ND	0.50	0.43	ug/l	
74-97-5	Bromochloromethane	ND	1.0	0.48	ug/l	
75-27-4	Bromodichloromethane	ND	1.0	0.45	ug/l	
75-25-2	Bromoform	ND	1.0	0.63	ug/l	
74-83-9	Bromomethane	ND	2.0	1.6	ug/l	
78-93-3	2-Butanone (MEK)	ND	10	2.7	ug/l	
75-15-0	Carbon disulfide	ND	2.0	1.8	ug/l	
56-23-5	Carbon tetrachloride	ND	1.0	0.55	ug/l	
108-90-7	Chlorobenzene	ND	1.0	0.56	ug/l	
75-00-3	Chloroethane	ND	1.0	0.73	ug/l	
67-66-3	Chloroform	ND	1.0	0.50	ug/l	
74-87-3	Chloromethane	ND	1.0	0.76	ug/l	
110-82-7	Cyclohexane	ND	5.0	0.78	ug/l	
96-12-8	1,2-Dibromo-3-chloropropane	ND	2.0	0.53	ug/l	
124-48-1	Dibromochloromethane	ND	1.0	0.56	ug/l	
106-93-4	1,2-Dibromoethane	ND	1.0	0.48	ug/l	
95-50-1	1,2-Dichlorobenzene	ND	1.0	0.53	ug/l	
541-73-1	1,3-Dichlorobenzene	ND	1.0	0.54	ug/l	
106-46-7	1,4-Dichlorobenzene	ND	1.0	0.51	ug/l	
75-71-8	Dichlorodifluoromethane	ND	2.0	0.56	ug/l	
75-34-3	1,1-Dichloroethane	ND	1.0	0.57	ug/l	
107-06-2	1,2-Dichloroethane	ND	1.0	0.60	ug/l	
75-35-4	1,1-Dichloroethene	ND	1.0	0.59	ug/l	
156-59-2	cis-1,2-Dichloroethene	ND	1.0	0.51	ug/l	
156-60-5	trans-1,2-Dichloroethene	ND	1.0	0.54	ug/l	
78-87-5	1,2-Dichloropropane	ND	1.0	0.51	ug/l	
10061-01-5	cis-1,3-Dichloropropene	ND	1.0	0.47	ug/l	
10061-02-6	trans-1,3-Dichloropropene	ND	1.0	0.43	ug/l	
100-41-4	Ethylbenzene	ND	1.0	0.60	ug/l	
76-13-1	Freon 113 [a]	ND	5.0	0.58	ug/l	
591-78-6	2-Hexanone	ND	5.0	4.8	ug/l	

ND = Not detected MDL = Method Detection Limit
RL = Reporting Limit
E = Indicates value exceeds calibration range
J = Indicates an estimated value
B = Indicates analyte found in associated method blank
N = Indicates presumptive evidence of a compound

Report of Analysis

Client Sample ID:	828149-DP-20-04082025		
Lab Sample ID:	JE9233-12	**Date Sampled:**	04/08/25
Matrix:	AQ - Ground Water	**Date Received:**	04/10/25
Method:	SW846 8260D	**Percent Solids:**	n/a
Project:	NYSDEC Town and Country Cleaners, NY		

VOA TCL List

CAS No.	Compound	Result	RL	MDL	Units	Q
98-82-8	Isopropylbenzene	ND	1.0	0.65	ug/l	
79-20-9	Methyl Acetate	ND	5.0	0.80	ug/l	
108-87-2	Methylcyclohexane	ND	5.0	0.60	ug/l	
1634-04-4	Methyl Tert Butyl Ether	ND	1.0	0.51	ug/l	
108-10-1	4-Methyl-2-pentanone(MIBK)	ND	5.0	4.9	ug/l	
75-09-2	Methylene chloride	ND	2.0	1.0	ug/l	
100-42-5	Styrene	ND	1.0	0.49	ug/l	
79-34-5	1,1,2,2-Tetrachloroethane	ND	1.0	0.65	ug/l	
127-18-4	Tetrachloroethene	ND	1.0	0.56	ug/l	
108-88-3	Toluene	ND	1.0	0.49	ug/l	
87-61-6	1,2,3-Trichlorobenzene	ND	1.0	0.50	ug/l	
120-82-1	1,2,4-Trichlorobenzene	ND	1.0	0.50	ug/l	
71-55-6	1,1,1-Trichloroethane	ND	1.0	0.54	ug/l	
79-00-5	1,1,2-Trichloroethane	ND	1.0	0.53	ug/l	
79-01-6	Trichloroethene	ND	1.0	0.53	ug/l	
75-69-4	Trichlorofluoromethane [a]	ND	2.0	0.40	ug/l	
75-01-4	Vinyl chloride	ND	1.0	0.52	ug/l	
	m,p-Xylene	ND	1.0	0.78	ug/l	
95-47-6	o-Xylene	ND	1.0	0.59	ug/l	
1330-20-7	Xylene (total)	ND	1.0	0.59	ug/l	

CAS No.	Surrogate Recoveries	Run# 1	Run# 2	Limits
1868-53-7	Dibromofluoromethane	115%		80-120%
17060-07-0	1,2-Dichloroethane-D4	109%		80-120%
2037-26-5	Toluene-D8	99%		80-120%
460-00-4	4-Bromofluorobenzene	100%		82-114%

(a) Associated CCV outside of control limits high, sample was ND.

ND = Not detected MDL = Method Detection Limit
RL = Reporting Limit
E = Indicates value exceeds calibration range
J = Indicates an estimated value
B = Indicates analyte found in associated method blank
N = Indicates presumptive evidence of a compound

SGS North America Inc.

Report of Analysis

Client Sample ID:	828149-DP-20-04082025		
Lab Sample ID:	JE9233-12A	**Date Sampled:**	04/08/25
Matrix:	AQ - Ground Water	**Date Received:**	04/10/25
Method:	EPA 1633 EPA 1633	**Percent Solids:**	n/a
Project:	NYSDEC Town and Country Cleaners, NY		

	File ID	DF	Analyzed	By	Prep Date	Prep Batch	Analytical Batch
Run #1	4Q7930.D	1	04/18/25 21:01	MH	04/17/25 17:00	OP62854	T4Q133
Run #2							

	Initial Volume	Final Volume
Run #1	482 ml	5.0 ml
Run #2		

CAS No.	Compound	Result	RL	MDL	Units	Q
PERFLUOROALKYL CARBOXYLIC ACIDS						
375-22-4	Perfluorobutanoic acid	0.0038	0.0083	0.00096	ug/l	J
2706-90-3	Perfluoropentanoic acid	ND	0.0041	0.00076	ug/l	
307-24-4	Perfluorohexanoic acid	ND	0.0021	0.00030	ug/l	
375-85-9	Perfluoroheptanoic acid	ND	0.0021	0.00052	ug/l	
335-67-1	Perfluorooctanoic acid	ND	0.0021	0.00078	ug/l	
375-95-1	Perfluorononanoic acid	ND	0.0021	0.00041	ug/l	
335-76-2	Perfluorodecanoic acid	ND	0.0021	0.00064	ug/l	
2058-94-8	Perfluoroundecanoic acid	ND	0.0021	0.00057	ug/l	
307-55-1	Perfluorododecanoic acid	ND	0.0021	0.00080	ug/l	
72629-94-8	Perfluorotridecanoic acid	ND	0.0021	0.00082	ug/l	
376-06-7	Perfluorotetradecanoic acid	ND	0.0021	0.00079	ug/l	
PERFLUOROALKYL SULFONIC ACIDS						
375-73-5	Perfluorobutanesulfonic acid	0.0040	0.0021	0.00068	ug/l	
2706-91-4	Perfluoropentanesulfonic acid	ND	0.0021	0.0010	ug/l	
355-46-4	Perfluorohexanesulfonic acid	ND	0.0021	0.0012	ug/l	
375-92-8	Perfluoroheptanesulfonic acid	ND	0.0021	0.0010	ug/l	
1763-23-1	Perfluorooctanesulfonic acid	0.0012	0.0021	0.00045	ug/l	J
68259-12-1	Perfluorononanesulfonic acid	ND	0.0021	0.0015	ug/l	
335-77-3	Perfluorodecanesulfonic acid	ND	0.0021	0.0011	ug/l	
79780-39-5	Perfluorododecanesulfonic aci	ND	0.0021	0.00041	ug/l	
FLUOROTELOMER SULFONIC ACIDS						
757124-72-4	4:2 Fluorotelomer sulfonate	ND	0.0083	0.0023	ug/l	
27619-97-2	6:2 Fluorotelomer sulfonate	ND	0.0083	0.00094	ug/l	
39108-34-4	8:2 Fluorotelomer sulfonate	ND	0.0083	0.0015	ug/l	
PERFLUOROOCTANE SULFONAMIDES						
754-91-6	PFOSA	ND	0.0021	0.00072	ug/l	
31506-32-8	MeFOSA	ND	0.0021	0.00066	ug/l	
4151-50-2	EtFOSA	ND	0.0021	0.00055	ug/l	

ND = Not detected MDL = Method Detection Limit J = Indicates an estimated value
RL = Reporting Limit B = Indicates analyte found in associated method blank
E = Indicates value exceeds calibration range N = Indicates presumptive evidence of a compound

Report of Analysis

Client Sample ID:	828149-DP-20-04082025		
Lab Sample ID:	JE9233-12A	**Date Sampled:**	04/08/25
Matrix:	AQ - Ground Water	**Date Received:**	04/10/25
Method:	EPA 1633 EPA 1633	**Percent Solids:**	n/a
Project:	NYSDEC Town and Country Cleaners, NY		

CAS No.	Compound	Result	RL	MDL	Units	Q
PERFLUOROOCTANE SULFONAMIDOACETIC ACIDS						
2355-31-9	MeFOSAA	ND	0.0021	0.00053	ug/l	
2991-50-6	EtFOSAA	ND	0.0021	0.00094	ug/l	
PERFLUOROOCTANE SULFONAMIDO ETHANOLS						
24448-09-7	MeFOSE	ND	0.021	0.0029	ug/l	
1691-99-2	EtFOSE	ND	0.021	0.0039	ug/l	
PER and POLYFLUOROETHER CARBOXYLIC ACIDS						
13252-13-6	HFPO-DA (GenX)	ND	0.0083	0.0019	ug/l	
919005-14-4	ADONA	ND	0.0083	0.0013	ug/l	
377-73-1	PFMPA	ND	0.0041	0.00031	ug/l	
863090-89-5	PFMBA	ND	0.0041	0.00058	ug/l	
151772-58-6	NFDHA	ND	0.0041	0.0013	ug/l	
PER and POLYFLUOROETHER SULFONIC ACIDS						
756426-58-1	9Cl-PF3ONS (F-53B Major)	ND	0.0083	0.0025	ug/l	
763051-92-9	11Cl-PF3OUdS (F-53B Minor)	ND	0.0083	0.0019	ug/l	
113507-82-7	PFEESA	ND	0.0041	0.00028	ug/l	
FLUOROTELOMER CARBOXYLIC ACIDS						
356-02-5	3:3 Fluorotelomer carboxylate	ND	0.010	0.0025	ug/l	
914637-49-3	5:3 Fluorotelomer carboxylate	ND	0.052	0.0074	ug/l	
812-70-4	7:3 Fluorotelomer carboxylate	ND	0.052	0.0064	ug/l	

CAS No.	ID Standard Recoveries	Run# 1	Run# 2	Limits
	13C4-PFBA	70%		5-130%
	13C5-PFPeA	83%		40-130%
	13C5-PFHxA	90%		40-130%
	13C4-PFHpA	90%		40-130%
	13C8-PFOA	87%		40-130%
	13C9-PFNA	87%		40-130%
	13C6-PFDA	85%		40-130%
	13C7-PFUnDA	89%		30-130%
	13C2-PFDoDA	73%		10-130%
	13C2-PFTeDA	67%		10-130%
	13C3-PFBS	84%		40-135%
	13C3-PFHxS	92%		40-130%

ND = Not detected MDL = Method Detection Limit
RL = Reporting Limit
E = Indicates value exceeds calibration range
J = Indicates an estimated value
B = Indicates analyte found in associated method blank
N = Indicates presumptive evidence of a compound

Report of Analysis

Client Sample ID:	828149-DP-20-04082025		
Lab Sample ID:	JE9233-12A	**Date Sampled:**	04/08/25
Matrix:	AQ - Ground Water	**Date Received:**	04/10/25
Method:	EPA 1633 EPA 1633	**Percent Solids:**	n/a
Project:	NYSDEC Town and Country Cleaners, NY		

CAS No.	ID Standard Recoveries	Run# 1	Run# 2	Limits
	13C8-PFOS	95%		40-130%
	13C8-FOSA	82%		40-130%
	d3-MeFOSA	65%		10-130%
	d5-EtFOSA	59%		10-130%
	d3-MeFOSAA	85%		40-170%
	d5-EtFOSAA	78%		25-135%
	d7-MeFOSE	71%		10-130%
	d9-EtFOSE	71%		10-130%
	13C2-4:2FTS	71%		40-200%
	13C2-6:2FTS	80%		40-200%
	13C2-8:2FTS	76%		40-300%
	13C3-HFPO-DA	98%		40-130%

ND = Not detected MDL = Method Detection Limit
RL = Reporting Limit
E = Indicates value exceeds calibration range
J = Indicates an estimated value
B = Indicates analyte found in associated method blank
N = Indicates presumptive evidence of a compound

SGS North America Inc.

Report of Analysis

Client Sample ID:	828149-MW-19B-04082025		
Lab Sample ID:	JE9233-13	**Date Sampled:**	04/08/25
Matrix:	AQ - Ground Water	**Date Received:**	04/10/25
Method:	SW846 8260D	**Percent Solids:**	n/a
Project:	NYSDEC Town and Country Cleaners, NY		

	File ID	DF	Analyzed	By	Prep Date	Prep Batch	Analytical Batch
Run #1	1E192318.D	1	04/15/25 19:53	ED	n/a	n/a	V1E9028
Run #2							

	Purge Volume
Run #1	5.0 ml
Run #2	

VOA TCL List

CAS No.	Compound	Result	RL	MDL	Units	Q
67-64-1	Acetone	ND	10	3.1	ug/l	
71-43-2	Benzene	ND	0.50	0.43	ug/l	
74-97-5	Bromochloromethane	ND	1.0	0.48	ug/l	
75-27-4	Bromodichloromethane	ND	1.0	0.45	ug/l	
75-25-2	Bromoform	ND	1.0	0.63	ug/l	
74-83-9	Bromomethane	ND	2.0	1.6	ug/l	
78-93-3	2-Butanone (MEK)	ND	10	2.7	ug/l	
75-15-0	Carbon disulfide	ND	2.0	1.8	ug/l	
56-23-5	Carbon tetrachloride	ND	1.0	0.55	ug/l	
108-90-7	Chlorobenzene	ND	1.0	0.56	ug/l	
75-00-3	Chloroethane	ND	1.0	0.73	ug/l	
67-66-3	Chloroform	ND	1.0	0.50	ug/l	
74-87-3	Chloromethane	ND	1.0	0.76	ug/l	
110-82-7	Cyclohexane	ND	5.0	0.78	ug/l	
96-12-8	1,2-Dibromo-3-chloropropane	ND	2.0	0.53	ug/l	
124-48-1	Dibromochloromethane	ND	1.0	0.56	ug/l	
106-93-4	1,2-Dibromoethane	ND	1.0	0.48	ug/l	
95-50-1	1,2-Dichlorobenzene	ND	1.0	0.53	ug/l	
541-73-1	1,3-Dichlorobenzene	ND	1.0	0.54	ug/l	
106-46-7	1,4-Dichlorobenzene	ND	1.0	0.51	ug/l	
75-71-8	Dichlorodifluoromethane	ND	2.0	0.56	ug/l	
75-34-3	1,1-Dichloroethane	ND	1.0	0.57	ug/l	
107-06-2	1,2-Dichloroethane	ND	1.0	0.60	ug/l	
75-35-4	1,1-Dichloroethene	ND	1.0	0.59	ug/l	
156-59-2	cis-1,2-Dichloroethene	24.6	1.0	0.51	ug/l	
156-60-5	trans-1,2-Dichloroethene	0.66	1.0	0.54	ug/l	J
78-87-5	1,2-Dichloropropane	ND	1.0	0.51	ug/l	
10061-01-5	cis-1,3-Dichloropropene	ND	1.0	0.47	ug/l	
10061-02-6	trans-1,3-Dichloropropene	ND	1.0	0.43	ug/l	
100-41-4	Ethylbenzene	ND	1.0	0.60	ug/l	
76-13-1	Freon 113 [a]	ND	5.0	0.58	ug/l	
591-78-6	2-Hexanone	ND	5.0	4.8	ug/l	

ND = Not detected MDL = Method Detection Limit
RL = Reporting Limit
E = Indicates value exceeds calibration range

J = Indicates an estimated value
B = Indicates analyte found in associated method blank
N = Indicates presumptive evidence of a compound

Report of Analysis

Client Sample ID:	828149-MW-19B-04082025		
Lab Sample ID:	JE9233-13	**Date Sampled:**	04/08/25
Matrix:	AQ - Ground Water	**Date Received:**	04/10/25
Method:	SW846 8260D	**Percent Solids:**	n/a
Project:	NYSDEC Town and Country Cleaners, NY		

VOA TCL List

CAS No.	Compound	Result	RL	MDL	Units	Q
98-82-8	Isopropylbenzene	ND	1.0	0.65	ug/l	
79-20-9	Methyl Acetate	ND	5.0	0.80	ug/l	
108-87-2	Methylcyclohexane	ND	5.0	0.60	ug/l	
1634-04-4	Methyl Tert Butyl Ether	ND	1.0	0.51	ug/l	
108-10-1	4-Methyl-2-pentanone(MIBK)	ND	5.0	4.9	ug/l	
75-09-2	Methylene chloride	ND	2.0	1.0	ug/l	
100-42-5	Styrene	ND	1.0	0.49	ug/l	
79-34-5	1,1,2,2-Tetrachloroethane	ND	1.0	0.65	ug/l	
127-18-4	Tetrachloroethene	16.0	1.0	0.56	ug/l	
108-88-3	Toluene	ND	1.0	0.49	ug/l	
87-61-6	1,2,3-Trichlorobenzene	ND	1.0	0.50	ug/l	
120-82-1	1,2,4-Trichlorobenzene	ND	1.0	0.50	ug/l	
71-55-6	1,1,1-Trichloroethane	ND	1.0	0.54	ug/l	
79-00-5	1,1,2-Trichloroethane	ND	1.0	0.53	ug/l	
79-01-6	Trichloroethene	11.7	1.0	0.53	ug/l	
75-69-4	Trichlorofluoromethane [a]	ND	2.0	0.40	ug/l	
75-01-4	Vinyl chloride	ND	1.0	0.52	ug/l	
	m,p-Xylene	ND	1.0	0.78	ug/l	
95-47-6	o-Xylene	ND	1.0	0.59	ug/l	
1330-20-7	Xylene (total)	ND	1.0	0.59	ug/l	

CAS No.	Surrogate Recoveries	Run# 1	Run# 2	Limits
1868-53-7	Dibromofluoromethane	113%		80-120%
17060-07-0	1,2-Dichloroethane-D4	106%		80-120%
2037-26-5	Toluene-D8	98%		80-120%
460-00-4	4-Bromofluorobenzene	99%		82-114%

(a) Associated CCV outside of control limits high, sample was ND.

ND = Not detected MDL = Method Detection Limit
RL = Reporting Limit
E = Indicates value exceeds calibration range
J = Indicates an estimated value
B = Indicates analyte found in associated method blank
N = Indicates presumptive evidence of a compound

SGS North America Inc.

Report of Analysis

Client Sample ID:	828149-MW-21B-04082025		
Lab Sample ID:	JE9233-14	**Date Sampled:**	04/08/25
Matrix:	AQ - Ground Water	**Date Received:**	04/10/25
Method:	SW846 8260D	**Percent Solids:**	n/a
Project:	NYSDEC Town and Country Cleaners, NY		

	File ID	DF	Analyzed	By	Prep Date	Prep Batch	Analytical Batch
Run #1	1E192320.D	1	04/15/25 20:20	ED	n/a	n/a	V1E9028
Run #2							

	Purge Volume
Run #1	5.0 ml
Run #2	

VOA TCL List

CAS No.	Compound	Result	RL	MDL	Units	Q
67-64-1	Acetone	ND	10	3.1	ug/l	
71-43-2	Benzene	ND	0.50	0.43	ug/l	
74-97-5	Bromochloromethane	ND	1.0	0.48	ug/l	
75-27-4	Bromodichloromethane	ND	1.0	0.45	ug/l	
75-25-2	Bromoform	ND	1.0	0.63	ug/l	
74-83-9	Bromomethane	ND	2.0	1.6	ug/l	
78-93-3	2-Butanone (MEK)	ND	10	2.7	ug/l	
75-15-0	Carbon disulfide	ND	2.0	1.8	ug/l	
56-23-5	Carbon tetrachloride	ND	1.0	0.55	ug/l	
108-90-7	Chlorobenzene	ND	1.0	0.56	ug/l	
75-00-3	Chloroethane	ND	1.0	0.73	ug/l	
67-66-3	Chloroform	ND	1.0	0.50	ug/l	
74-87-3	Chloromethane	ND	1.0	0.76	ug/l	
110-82-7	Cyclohexane	ND	5.0	0.78	ug/l	
96-12-8	1,2-Dibromo-3-chloropropane	ND	2.0	0.53	ug/l	
124-48-1	Dibromochloromethane	ND	1.0	0.56	ug/l	
106-93-4	1,2-Dibromoethane	ND	1.0	0.48	ug/l	
95-50-1	1,2-Dichlorobenzene	ND	1.0	0.53	ug/l	
541-73-1	1,3-Dichlorobenzene	ND	1.0	0.54	ug/l	
106-46-7	1,4-Dichlorobenzene	ND	1.0	0.51	ug/l	
75-71-8	Dichlorodifluoromethane	ND	2.0	0.56	ug/l	
75-34-3	1,1-Dichloroethane	ND	1.0	0.57	ug/l	
107-06-2	1,2-Dichloroethane	ND	1.0	0.60	ug/l	
75-35-4	1,1-Dichloroethene	ND	1.0	0.59	ug/l	
156-59-2	cis-1,2-Dichloroethene	ND	1.0	0.51	ug/l	
156-60-5	trans-1,2-Dichloroethene	ND	1.0	0.54	ug/l	
78-87-5	1,2-Dichloropropane	ND	1.0	0.51	ug/l	
10061-01-5	cis-1,3-Dichloropropene	ND	1.0	0.47	ug/l	
10061-02-6	trans-1,3-Dichloropropene	ND	1.0	0.43	ug/l	
100-41-4	Ethylbenzene	ND	1.0	0.60	ug/l	
76-13-1	Freon 113 [a]	ND	5.0	0.58	ug/l	
591-78-6	2-Hexanone	ND	5.0	4.8	ug/l	

ND = Not detected MDL = Method Detection Limit
RL = Reporting Limit
E = Indicates value exceeds calibration range
J = Indicates an estimated value
B = Indicates analyte found in associated method blank
N = Indicates presumptive evidence of a compound

Report of Analysis

Client Sample ID:	828149-MW-21B-04082025		
Lab Sample ID:	JE9233-14	**Date Sampled:**	04/08/25
Matrix:	AQ - Ground Water	**Date Received:**	04/10/25
Method:	SW846 8260D	**Percent Solids:**	n/a
Project:	NYSDEC Town and Country Cleaners, NY		

VOA TCL List

CAS No.	Compound	Result	RL	MDL	Units	Q
98-82-8	Isopropylbenzene	ND	1.0	0.65	ug/l	
79-20-9	Methyl Acetate	ND	5.0	0.80	ug/l	
108-87-2	Methylcyclohexane	ND	5.0	0.60	ug/l	
1634-04-4	Methyl Tert Butyl Ether	ND	1.0	0.51	ug/l	
108-10-1	4-Methyl-2-pentanone(MIBK)	ND	5.0	4.9	ug/l	
75-09-2	Methylene chloride	ND	2.0	1.0	ug/l	
100-42-5	Styrene	ND	1.0	0.49	ug/l	
79-34-5	1,1,2,2-Tetrachloroethane	ND	1.0	0.65	ug/l	
127-18-4	Tetrachloroethene	2.8	1.0	0.56	ug/l	
108-88-3	Toluene	ND	1.0	0.49	ug/l	
87-61-6	1,2,3-Trichlorobenzene	ND	1.0	0.50	ug/l	
120-82-1	1,2,4-Trichlorobenzene	ND	1.0	0.50	ug/l	
71-55-6	1,1,1-Trichloroethane	ND	1.0	0.54	ug/l	
79-00-5	1,1,2-Trichloroethane	ND	1.0	0.53	ug/l	
79-01-6	Trichloroethene	ND	1.0	0.53	ug/l	
75-69-4	Trichlorofluoromethane [a]	ND	2.0	0.40	ug/l	
75-01-4	Vinyl chloride	ND	1.0	0.52	ug/l	
	m,p-Xylene	ND	1.0	0.78	ug/l	
95-47-6	o-Xylene	ND	1.0	0.59	ug/l	
1330-20-7	Xylene (total)	ND	1.0	0.59	ug/l	

CAS No.	Surrogate Recoveries	Run# 1	Run# 2	Limits
1868-53-7	Dibromofluoromethane	116%		80-120%
17060-07-0	1,2-Dichloroethane-D4	109%		80-120%
2037-26-5	Toluene-D8	99%		80-120%
460-00-4	4-Bromofluorobenzene	98%		82-114%

(a) Associated CCV outside of control limits high, sample was ND.

ND = Not detected MDL = Method Detection Limit
RL = Reporting Limit
E = Indicates value exceeds calibration range
J = Indicates an estimated value
B = Indicates analyte found in associated method blank
N = Indicates presumptive evidence of a compound

SGS North America Inc.

Report of Analysis

Client Sample ID:	828149-FB-01-04082025		
Lab Sample ID:	JE9233-15	**Date Sampled:**	04/08/25
Matrix:	AQ - Field Blank Water	**Date Received:**	04/10/25
Method:	SW846 8260D	**Percent Solids:**	n/a
Project:	NYSDEC Town and Country Cleaners, NY		

	File ID	DF	Analyzed	By	Prep Date	Prep Batch	Analytical Batch
Run #1	1E192300.D	1	04/15/25 15:49	ED	n/a	n/a	V1E9028
Run #2							

	Purge Volume
Run #1	5.0 ml
Run #2	

VOA TCL List

CAS No.	Compound	Result	RL	MDL	Units	Q
67-64-1	Acetone	ND	10	3.1	ug/l	
71-43-2	Benzene	ND	0.50	0.43	ug/l	
74-97-5	Bromochloromethane	ND	1.0	0.48	ug/l	
75-27-4	Bromodichloromethane	ND	1.0	0.45	ug/l	
75-25-2	Bromoform	ND	1.0	0.63	ug/l	
74-83-9	Bromomethane	ND	2.0	1.6	ug/l	
78-93-3	2-Butanone (MEK)	ND	10	2.7	ug/l	
75-15-0	Carbon disulfide	ND	2.0	1.8	ug/l	
56-23-5	Carbon tetrachloride	ND	1.0	0.55	ug/l	
108-90-7	Chlorobenzene	ND	1.0	0.56	ug/l	
75-00-3	Chloroethane	ND	1.0	0.73	ug/l	
67-66-3	Chloroform	ND	1.0	0.50	ug/l	
74-87-3	Chloromethane	ND	1.0	0.76	ug/l	
110-82-7	Cyclohexane	ND	5.0	0.78	ug/l	
96-12-8	1,2-Dibromo-3-chloropropane	ND	2.0	0.53	ug/l	
124-48-1	Dibromochloromethane	ND	1.0	0.56	ug/l	
106-93-4	1,2-Dibromoethane	ND	1.0	0.48	ug/l	
95-50-1	1,2-Dichlorobenzene	ND	1.0	0.53	ug/l	
541-73-1	1,3-Dichlorobenzene	ND	1.0	0.54	ug/l	
106-46-7	1,4-Dichlorobenzene	ND	1.0	0.51	ug/l	
75-71-8	Dichlorodifluoromethane	ND	2.0	0.56	ug/l	
75-34-3	1,1-Dichloroethane	ND	1.0	0.57	ug/l	
107-06-2	1,2-Dichloroethane	ND	1.0	0.60	ug/l	
75-35-4	1,1-Dichloroethene	ND	1.0	0.59	ug/l	
156-59-2	cis-1,2-Dichloroethene	ND	1.0	0.51	ug/l	
156-60-5	trans-1,2-Dichloroethene	ND	1.0	0.54	ug/l	
78-87-5	1,2-Dichloropropane	ND	1.0	0.51	ug/l	
10061-01-5	cis-1,3-Dichloropropene	ND	1.0	0.47	ug/l	
10061-02-6	trans-1,3-Dichloropropene	ND	1.0	0.43	ug/l	
100-41-4	Ethylbenzene	ND	1.0	0.60	ug/l	
76-13-1	Freon 113 [a]	ND	5.0	0.58	ug/l	
591-78-6	2-Hexanone	ND	5.0	4.8	ug/l	

ND = Not detected MDL = Method Detection Limit
RL = Reporting Limit
E = Indicates value exceeds calibration range

J = Indicates an estimated value
B = Indicates analyte found in associated method blank
N = Indicates presumptive evidence of a compound

Report of Analysis

Client Sample ID:	828149-FB-01-04082025		
Lab Sample ID:	JE9233-15	**Date Sampled:**	04/08/25
Matrix:	AQ - Field Blank Water	**Date Received:**	04/10/25
Method:	SW846 8260D	**Percent Solids:**	n/a
Project:	NYSDEC Town and Country Cleaners, NY		

VOA TCL List

CAS No.	Compound	Result	RL	MDL	Units	Q
98-82-8	Isopropylbenzene	ND	1.0	0.65	ug/l	
79-20-9	Methyl Acetate	ND	5.0	0.80	ug/l	
108-87-2	Methylcyclohexane	ND	5.0	0.60	ug/l	
1634-04-4	Methyl Tert Butyl Ether	ND	1.0	0.51	ug/l	
108-10-1	4-Methyl-2-pentanone(MIBK)	ND	5.0	4.9	ug/l	
75-09-2	Methylene chloride	ND	2.0	1.0	ug/l	
100-42-5	Styrene	ND	1.0	0.49	ug/l	
79-34-5	1,1,2,2-Tetrachloroethane	ND	1.0	0.65	ug/l	
127-18-4	Tetrachloroethene	ND	1.0	0.56	ug/l	
108-88-3	Toluene	ND	1.0	0.49	ug/l	
87-61-6	1,2,3-Trichlorobenzene	ND	1.0	0.50	ug/l	
120-82-1	1,2,4-Trichlorobenzene	ND	1.0	0.50	ug/l	
71-55-6	1,1,1-Trichloroethane	ND	1.0	0.54	ug/l	
79-00-5	1,1,2-Trichloroethane	ND	1.0	0.53	ug/l	
79-01-6	Trichloroethene	ND	1.0	0.53	ug/l	
75-69-4	Trichlorofluoromethane [a]	ND	2.0	0.40	ug/l	
75-01-4	Vinyl chloride	ND	1.0	0.52	ug/l	
	m,p-Xylene	ND	1.0	0.78	ug/l	
95-47-6	o-Xylene	ND	1.0	0.59	ug/l	
1330-20-7	Xylene (total)	ND	1.0	0.59	ug/l	

CAS No.	Surrogate Recoveries	Run# 1	Run# 2	Limits
1868-53-7	Dibromofluoromethane	111%		80-120%
17060-07-0	1,2-Dichloroethane-D4	104%		80-120%
2037-26-5	Toluene-D8	99%		80-120%
460-00-4	4-Bromofluorobenzene	99%		82-114%

(a) Associated CCV outside of control limits high, sample was ND.

ND = Not detected MDL = Method Detection Limit
RL = Reporting Limit
E = Indicates value exceeds calibration range
J = Indicates an estimated value
B = Indicates analyte found in associated method blank
N = Indicates presumptive evidence of a compound

SGS North America Inc.

Report of Analysis

Client Sample ID:	828149-FB-01-04082025		
Lab Sample ID:	JE9233-15A	**Date Sampled:**	04/08/25
Matrix:	AQ - Field Blank Water	**Date Received:**	04/10/25
Method:	EPA 1633 EPA 1633	**Percent Solids:**	n/a
Project:	NYSDEC Town and Country Cleaners, NY		

	File ID	DF	Analyzed	By	Prep Date	Prep Batch	Analytical Batch
Run #1	4Q7931.D	1	04/18/25 21:15	MH	04/17/25 17:00	OP62854	T4Q133
Run #2							

	Initial Volume	Final Volume
Run #1	489 ml	5.0 ml
Run #2		

CAS No.	Compound	Result	RL	MDL	Units	Q
PERFLUOROALKYL CARBOXYLIC ACIDS						
375-22-4	Perfluorobutanoic acid	ND	0.0082	0.00095	ug/l	
2706-90-3	Perfluoropentanoic acid	ND	0.0041	0.00075	ug/l	
307-24-4	Perfluorohexanoic acid	ND	0.0020	0.00030	ug/l	
375-85-9	Perfluoroheptanoic acid	ND	0.0020	0.00051	ug/l	
335-67-1	Perfluorooctanoic acid	ND	0.0020	0.00077	ug/l	
375-95-1	Perfluorononanoic acid	ND	0.0020	0.00041	ug/l	
335-76-2	Perfluorodecanoic acid	ND	0.0020	0.00063	ug/l	
2058-94-8	Perfluoroundecanoic acid	ND	0.0020	0.00056	ug/l	
307-55-1	Perfluorododecanoic acid	ND	0.0020	0.00079	ug/l	
72629-94-8	Perfluorotridecanoic acid	ND	0.0020	0.00081	ug/l	
376-06-7	Perfluorotetradecanoic acid	ND	0.0020	0.00078	ug/l	
PERFLUOROALKYL SULFONIC ACIDS						
375-73-5	Perfluorobutanesulfonic acid	ND	0.0020	0.00067	ug/l	
2706-91-4	Perfluoropentanesulfonic acid	ND	0.0020	0.0010	ug/l	
355-46-4	Perfluorohexanesulfonic acid	ND	0.0020	0.0011	ug/l	
375-92-8	Perfluoroheptanesulfonic acid	ND	0.0020	0.0010	ug/l	
1763-23-1	Perfluorooctanesulfonic acid	ND	0.0020	0.00044	ug/l	
68259-12-1	Perfluorononanesulfonic acid	ND	0.0020	0.0015	ug/l	
335-77-3	Perfluorodecanesulfonic acid	ND	0.0020	0.0011	ug/l	
79780-39-5	Perfluorododecanesulfonic aci	ND	0.0020	0.00041	ug/l	
FLUOROTELOMER SULFONIC ACIDS						
757124-72-4	4:2 Fluorotelomer sulfonate	ND	0.0082	0.0023	ug/l	
27619-97-2	6:2 Fluorotelomer sulfonate	ND	0.0082	0.00093	ug/l	
39108-34-4	8:2 Fluorotelomer sulfonate	ND	0.0082	0.0015	ug/l	
PERFLUOROOCTANE SULFONAMIDES						
754-91-6	PFOSA	ND	0.0020	0.00071	ug/l	
31506-32-8	MeFOSA	ND	0.0020	0.00065	ug/l	
4151-50-2	EtFOSA	ND	0.0020	0.00054	ug/l	

ND = Not detected MDL = Method Detection Limit J = Indicates an estimated value
RL = Reporting Limit B = Indicates analyte found in associated method blank
E = Indicates value exceeds calibration range N = Indicates presumptive evidence of a compound

Report of Analysis

Client Sample ID:	828149-FB-01-04082025		
Lab Sample ID:	JE9233-15A	**Date Sampled:**	04/08/25
Matrix:	AQ - Field Blank Water	**Date Received:**	04/10/25
Method:	EPA 1633 EPA 1633	**Percent Solids:**	n/a
Project:	NYSDEC Town and Country Cleaners, NY		

CAS No.	Compound	Result	RL	MDL	Units	Q
PERFLUOROOCTANE SULFONAMIDOACETIC ACIDS						
2355-31-9	MeFOSAA	ND	0.0020	0.00052	ug/l	
2991-50-6	EtFOSAA	ND	0.0020	0.00093	ug/l	
PERFLUOROOCTANE SULFONAMIDO ETHANOLS						
24448-09-7	MeFOSE	ND	0.020	0.0028	ug/l	
1691-99-2	EtFOSE	ND	0.020	0.0038	ug/l	
PER and POLYFLUOROETHER CARBOXYLIC ACIDS						
13252-13-6	HFPO-DA (GenX)	ND	0.0082	0.0018	ug/l	
919005-14-4	ADONA	ND	0.0082	0.0013	ug/l	
377-73-1	PFMPA	ND	0.0041	0.00031	ug/l	
863090-89-5	PFMBA	ND	0.0041	0.00057	ug/l	
151772-58-6	NFDHA	ND	0.0041	0.0013	ug/l	
PER and POLYFLUOROETHER SULFONIC ACIDS						
756426-58-1	9Cl-PF3ONS (F-53B Major)	ND	0.0082	0.0025	ug/l	
763051-92-9	11Cl-PF3OUdS (F-53B Minor)	ND	0.0082	0.0018	ug/l	
113507-82-7	PFEESA	ND	0.0041	0.00028	ug/l	
FLUOROTELOMER CARBOXYLIC ACIDS						
356-02-5	3:3 Fluorotelomer carboxylate	ND	0.010	0.0025	ug/l	
914637-49-3	5:3 Fluorotelomer carboxylate	ND	0.051	0.0073	ug/l	
812-70-4	7:3 Fluorotelomer carboxylate	ND	0.051	0.0063	ug/l	

CAS No.	ID Standard Recoveries	Run# 1	Run# 2	Limits
	13C4-PFBA	85%		5-130%
	13C5-PFPeA	88%		40-130%
	13C5-PFHxA	86%		40-130%
	13C4-PFHpA	85%		40-130%
	13C8-PFOA	87%		40-130%
	13C9-PFNA	88%		40-130%
	13C6-PFDA	85%		40-130%
	13C7-PFUnDA	89%		30-130%
	13C2-PFDoDA	75%		10-130%
	13C2-PFTeDA	70%		10-130%
	13C3-PFBS	91%		40-135%
	13C3-PFHxS	92%		40-130%

ND = Not detected MDL = Method Detection Limit
RL = Reporting Limit
E = Indicates value exceeds calibration range
J = Indicates an estimated value
B = Indicates analyte found in associated method blank
N = Indicates presumptive evidence of a compound

Report of Analysis

Client Sample ID: 828149-FB-01-04082025
Lab Sample ID: JE9233-15A
Matrix: AQ - Field Blank Water
Method: EPA 1633 EPA 1633
Project: NYSDEC Town and Country Cleaners, NY

Date Sampled: 04/08/25
Date Received: 04/10/25
Percent Solids: n/a

CAS No.	ID Standard Recoveries	Run# 1	Run# 2	Limits
	13C8-PFOS	84%		40-130%
	13C8-FOSA	78%		40-130%
	d3-MeFOSA	72%		10-130%
	d5-EtFOSA	71%		10-130%
	d3-MeFOSAA	95%		40-170%
	d5-EtFOSAA	88%		25-135%
	d7-MeFOSE	71%		10-130%
	d9-EtFOSE	74%		10-130%
	13C2-4:2FTS	84%		40-200%
	13C2-6:2FTS	89%		40-200%
	13C2-8:2FTS	85%		40-300%
	13C3-HFPO-DA	94%		40-130%

ND = Not detected MDL = Method Detection Limit
RL = Reporting Limit
E = Indicates value exceeds calibration range

J = Indicates an estimated value
B = Indicates analyte found in associated method blank
N = Indicates presumptive evidence of a compound

SGS North America Inc.

Report of Analysis

Client Sample ID:	828149-EQB-01-04082025		
Lab Sample ID:	JE9233-16	**Date Sampled:**	04/08/25
Matrix:	AQ - Equipment Blank	**Date Received:**	04/10/25
Method:	EPA 1633 EPA 1633	**Percent Solids:**	n/a
Project:	NYSDEC Town and Country Cleaners, NY		

	File ID	DF	Analyzed	By	Prep Date	Prep Batch	Analytical Batch
Run #1	4Q7923.D	1	04/18/25 19:26	MH	04/17/25 17:00	OP62854	T4Q133
Run #2							

	Initial Volume	Final Volume
Run #1	489 ml	5.0 ml
Run #2		

CAS No.	Compound	Result	RL	MDL	Units	Q
PERFLUOROALKYL CARBOXYLIC ACIDS						
375-22-4	Perfluorobutanoic acid	ND	0.0082	0.00095	ug/l	
2706-90-3	Perfluoropentanoic acid	ND	0.0041	0.00075	ug/l	
307-24-4	Perfluorohexanoic acid	ND	0.0020	0.00030	ug/l	
375-85-9	Perfluoroheptanoic acid	ND	0.0020	0.00051	ug/l	
335-67-1	Perfluorooctanoic acid	ND	0.0020	0.00077	ug/l	
375-95-1	Perfluorononanoic acid	ND	0.0020	0.00041	ug/l	
335-76-2	Perfluorodecanoic acid	ND	0.0020	0.00063	ug/l	
2058-94-8	Perfluoroundecanoic acid	ND	0.0020	0.00056	ug/l	
307-55-1	Perfluorododecanoic acid	ND	0.0020	0.00079	ug/l	
72629-94-8	Perfluorotridecanoic acid	ND	0.0020	0.00081	ug/l	
376-06-7	Perfluorotetradecanoic acid	ND	0.0020	0.00078	ug/l	
PERFLUOROALKYL SULFONIC ACIDS						
375-73-5	Perfluorobutanesulfonic acid	ND	0.0020	0.00067	ug/l	
2706-91-4	Perfluoropentanesulfonic acid	ND	0.0020	0.0010	ug/l	
355-46-4	Perfluorohexanesulfonic acid	ND	0.0020	0.0011	ug/l	
375-92-8	Perfluoroheptanesulfonic acid	ND	0.0020	0.0010	ug/l	
1763-23-1	Perfluorooctanesulfonic acid	ND	0.0020	0.00044	ug/l	
68259-12-1	Perfluorononanesulfonic acid	ND	0.0020	0.0015	ug/l	
335-77-3	Perfluorodecanesulfonic acid	ND	0.0020	0.0011	ug/l	
79780-39-5	Perfluorododecanesulfonic aci	ND	0.0020	0.00041	ug/l	
FLUOROTELOMER SULFONIC ACIDS						
757124-72-4	4:2 Fluorotelomer sulfonate	ND	0.0082	0.0023	ug/l	
27619-97-2	6:2 Fluorotelomer sulfonate	ND	0.0082	0.00093	ug/l	
39108-34-4	8:2 Fluorotelomer sulfonate	ND	0.0082	0.0015	ug/l	
PERFLUOROOCTANE SULFONAMIDES						
754-91-6	PFOSA	ND	0.0020	0.00071	ug/l	
31506-32-8	MeFOSA	ND	0.0020	0.00065	ug/l	
4151-50-2	EtFOSA	ND	0.0020	0.00054	ug/l	

ND = Not detected MDL = Method Detection Limit J = Indicates an estimated value
RL = Reporting Limit B = Indicates analyte found in associated method blank
E = Indicates value exceeds calibration range N = Indicates presumptive evidence of a compound

Report of Analysis

Client Sample ID:	828149-EQB-01-04082025		
Lab Sample ID:	JE9233-16	**Date Sampled:**	04/08/25
Matrix:	AQ - Equipment Blank	**Date Received:**	04/10/25
Method:	EPA 1633 EPA 1633	**Percent Solids:**	n/a
Project:	NYSDEC Town and Country Cleaners, NY		

CAS No.	Compound	Result	RL	MDL	Units	Q
PERFLUOROOCTANE SULFONAMIDOACETIC ACIDS						
2355-31-9	MeFOSAA	ND	0.0020	0.00052	ug/l	
2991-50-6	EtFOSAA	ND	0.0020	0.00093	ug/l	
PERFLUOROOCTANE SULFONAMIDO ETHANOLS						
24448-09-7	MeFOSE	ND	0.020	0.0028	ug/l	
1691-99-2	EtFOSE	ND	0.020	0.0038	ug/l	
PER and POLYFLUOROETHER CARBOXYLIC ACIDS						
13252-13-6	HFPO-DA (GenX)	ND	0.0082	0.0018	ug/l	
919005-14-4	ADONA	ND	0.0082	0.0013	ug/l	
377-73-1	PFMPA	ND	0.0041	0.00031	ug/l	
863090-89-5	PFMBA	ND	0.0041	0.00057	ug/l	
151772-58-6	NFDHA	ND	0.0041	0.0013	ug/l	
PER and POLYFLUOROETHER SULFONIC ACIDS						
756426-58-1	9Cl-PF3ONS (F-53B Major)	ND	0.0082	0.0025	ug/l	
763051-92-9	11Cl-PF3OUdS (F-53B Minor)	ND	0.0082	0.0018	ug/l	
113507-82-7	PFEESA	ND	0.0041	0.00028	ug/l	
FLUOROTELOMER CARBOXYLIC ACIDS						
356-02-5	3:3 Fluorotelomer carboxylate	ND	0.010	0.0025	ug/l	
914637-49-3	5:3 Fluorotelomer carboxylate	ND	0.051	0.0073	ug/l	
812-70-4	7:3 Fluorotelomer carboxylate	ND	0.051	0.0063	ug/l	

CAS No.	ID Standard Recoveries	Run# 1	Run# 2	Limits
	13C4-PFBA	88%		5-130%
	13C5-PFPeA	91%		40-130%
	13C5-PFHxA	87%		40-130%
	13C4-PFHpA	86%		40-130%
	13C8-PFOA	86%		40-130%
	13C9-PFNA	88%		40-130%
	13C6-PFDA	90%		40-130%
	13C7-PFUnDA	98%		30-130%
	13C2-PFDoDA	82%		10-130%
	13C2-PFTeDA	76%		10-130%
	13C3-PFBS	93%		40-135%
	13C3-PFHxS	93%		40-130%

ND = Not detected MDL = Method Detection Limit
RL = Reporting Limit
E = Indicates value exceeds calibration range
J = Indicates an estimated value
B = Indicates analyte found in associated method blank
N = Indicates presumptive evidence of a compound

Report of Analysis

Client Sample ID:	828149-EQB-01-04082025		
Lab Sample ID:	JE9233-16	**Date Sampled:**	04/08/25
Matrix:	AQ - Equipment Blank	**Date Received:**	04/10/25
Method:	EPA 1633 EPA 1633	**Percent Solids:**	n/a
Project:	NYSDEC Town and Country Cleaners, NY		

CAS No.	ID Standard Recoveries	Run# 1	Run# 2	Limits
	13C8-PFOS	87%		40-130%
	13C8-FOSA	75%		40-130%
	d3-MeFOSA	74%		10-130%
	d5-EtFOSA	79%		10-130%
	d3-MeFOSAA	97%		40-170%
	d5-EtFOSAA	95%		25-135%
	d7-MeFOSE	72%		10-130%
	d9-EtFOSE	76%		10-130%
	13C2-4:2FTS	92%		40-200%
	13C2-6:2FTS	89%		40-200%
	13C2-8:2FTS	89%		40-300%
	13C3-HFPO-DA	96%		40-130%

ND = Not detected MDL = Method Detection Limit
RL = Reporting Limit
E = Indicates value exceeds calibration range

J = Indicates an estimated value
B = Indicates analyte found in associated method blank
N = Indicates presumptive evidence of a compound

SGS North America Inc.

Report of Analysis

Client Sample ID:	828149-DP-18-04092025		
Lab Sample ID:	JE9233-17	**Date Sampled:**	04/09/25
Matrix:	AQ - Ground Water	**Date Received:**	04/10/25
Method:	SW846 8260D	**Percent Solids:**	n/a
Project:	NYSDEC Town and Country Cleaners, NY		

	File ID	DF	Analyzed	By	Prep Date	Prep Batch	Analytical Batch
Run #1 [a]	1E192322.D	1	04/15/25 20:47	ED	n/a	n/a	V1E9028
Run #2 [b]	2R18243.D	1	04/16/25 12:55	ED	n/a	n/a	V2R552

	Purge Volume
Run #1	5.0 ml
Run #2	5.0 ml

VOA TCL List

CAS No.	Compound	Result	RL	MDL	Units	Q
67-64-1	Acetone	ND	10	3.1	ug/l	
71-43-2	Benzene	ND	0.50	0.43	ug/l	
74-97-5	Bromochloromethane	ND	1.0	0.48	ug/l	
75-27-4	Bromodichloromethane	ND	1.0	0.45	ug/l	
75-25-2	Bromoform	ND	1.0	0.63	ug/l	
74-83-9	Bromomethane	ND	2.0	1.6	ug/l	
78-93-3	2-Butanone (MEK)	ND	10	2.7	ug/l	
75-15-0	Carbon disulfide	ND	2.0	1.8	ug/l	
56-23-5	Carbon tetrachloride	ND	1.0	0.55	ug/l	
108-90-7	Chlorobenzene	ND	1.0	0.56	ug/l	
75-00-3	Chloroethane	ND	1.0	0.73	ug/l	
67-66-3	Chloroform	ND	1.0	0.50	ug/l	
74-87-3	Chloromethane	ND	1.0	0.76	ug/l	
110-82-7	Cyclohexane	ND	5.0	0.78	ug/l	
96-12-8	1,2-Dibromo-3-chloropropane	ND	2.0	0.53	ug/l	
124-48-1	Dibromochloromethane	ND	1.0	0.56	ug/l	
106-93-4	1,2-Dibromoethane	ND	1.0	0.48	ug/l	
95-50-1	1,2-Dichlorobenzene	ND	1.0	0.53	ug/l	
541-73-1	1,3-Dichlorobenzene	ND	1.0	0.54	ug/l	
106-46-7	1,4-Dichlorobenzene	ND	1.0	0.51	ug/l	
75-71-8	Dichlorodifluoromethane	ND	2.0	0.56	ug/l	
75-34-3	1,1-Dichloroethane	ND	1.0	0.57	ug/l	
107-06-2	1,2-Dichloroethane	ND	1.0	0.60	ug/l	
75-35-4	1,1-Dichloroethene	ND	1.0	0.59	ug/l	
156-59-2	cis-1,2-Dichloroethene	ND	1.0	0.51	ug/l	
156-60-5	trans-1,2-Dichloroethene	ND	1.0	0.54	ug/l	
78-87-5	1,2-Dichloropropane	ND	1.0	0.51	ug/l	
10061-01-5	cis-1,3-Dichloropropene	ND	1.0	0.47	ug/l	
10061-02-6	trans-1,3-Dichloropropene	ND	1.0	0.43	ug/l	
100-41-4	Ethylbenzene	ND	1.0	0.60	ug/l	
76-13-1	Freon 113 [c]	ND	5.0	0.58	ug/l	
591-78-6	2-Hexanone	ND	5.0	4.8	ug/l	

ND = Not detected MDL = Method Detection Limit
RL = Reporting Limit
E = Indicates value exceeds calibration range
J = Indicates an estimated value
B = Indicates analyte found in associated method blank
N = Indicates presumptive evidence of a compound

Report of Analysis

Client Sample ID:	828149-DP-18-04092025		
Lab Sample ID:	JE9233-17	**Date Sampled:**	04/09/25
Matrix:	AQ - Ground Water	**Date Received:**	04/10/25
Method:	SW846 8260D	**Percent Solids:**	n/a
Project:	NYSDEC Town and Country Cleaners, NY		

VOA TCL List

CAS No.	Compound	Result	RL	MDL	Units	Q
98-82-8	Isopropylbenzene	ND	1.0	0.65	ug/l	
79-20-9	Methyl Acetate	ND	5.0	0.80	ug/l	
108-87-2	Methylcyclohexane	ND	5.0	0.60	ug/l	
1634-04-4	Methyl Tert Butyl Ether	ND	1.0	0.51	ug/l	
108-10-1	4-Methyl-2-pentanone(MIBK)	ND	5.0	4.9	ug/l	
75-09-2	Methylene chloride	ND	2.0	1.0	ug/l	
100-42-5	Styrene	ND	1.0	0.49	ug/l	
79-34-5	1,1,2,2-Tetrachloroethane	ND	1.0	0.65	ug/l	
127-18-4	Tetrachloroethene	0.61	1.0	0.56	ug/l	J
108-88-3	Toluene	ND	1.0	0.49	ug/l	
87-61-6	1,2,3-Trichlorobenzene	ND	1.0	0.50	ug/l	
120-82-1	1,2,4-Trichlorobenzene	ND	1.0	0.50	ug/l	
71-55-6	1,1,1-Trichloroethane	ND	1.0	0.54	ug/l	
79-00-5	1,1,2-Trichloroethane	ND	1.0	0.53	ug/l	
79-01-6	Trichloroethene	ND	1.0	0.53	ug/l	
75-69-4	Trichlorofluoromethane [c]	ND	2.0	0.40	ug/l	
75-01-4	Vinyl chloride	ND	1.0	0.52	ug/l	
	m,p-Xylene	ND	1.0	0.78	ug/l	
95-47-6	o-Xylene	ND	1.0	0.59	ug/l	
1330-20-7	Xylene (total)	ND	1.0	0.59	ug/l	

CAS No.	Surrogate Recoveries	Run# 1	Run# 2	Limits
1868-53-7	Dibromofluoromethane	121% [d]	107%	80-120%
17060-07-0	1,2-Dichloroethane-D4	109%	112%	80-120%
2037-26-5	Toluene-D8	99%	99%	80-120%
460-00-4	4-Bromofluorobenzene	100%	101%	82-114%

(a) (pH= 6)Sample pH did not satisfy field preservation criteria.
(b) (pH= 6)Sample pH did not satisfy field preservation criteria. Sample analyzed with head-space vial. Confirmation run for surrogate recoveries.
(c) Associated CCV outside of control limits high, sample was ND.
(d) Outside of in house control limits.

ND = Not detected MDL = Method Detection Limit
RL = Reporting Limit
E = Indicates value exceeds calibration range
J = Indicates an estimated value
B = Indicates analyte found in associated method blank
N = Indicates presumptive evidence of a compound

SGS North America Inc.

Report of Analysis

Client Sample ID:	828149-DP-18-04092025		
Lab Sample ID:	JE9233-17A	**Date Sampled:**	04/09/25
Matrix:	AQ - Ground Water	**Date Received:**	04/10/25
Method:	EPA 1633 EPA 1633	**Percent Solids:**	n/a
Project:	NYSDEC Town and Country Cleaners, NY		

	File ID	DF	Analyzed	By	Prep Date	Prep Batch	Analytical Batch
Run #1	4Q7932.D	1	04/18/25 21:29	MH	04/17/25 17:00	OP62854	T4Q133
Run #2							

	Initial Volume	Final Volume
Run #1	471 ml	5.0 ml
Run #2		

CAS No.	Compound	Result	RL	MDL	Units	Q
PERFLUOROALKYL CARBOXYLIC ACIDS						
375-22-4	Perfluorobutanoic acid	0.0033	0.0085	0.00099	ug/l	J
2706-90-3	Perfluoropentanoic acid	0.0017	0.0042	0.00077	ug/l	J
307-24-4	Perfluorohexanoic acid	0.0012	0.0021	0.00031	ug/l	J
375-85-9	Perfluoroheptanoic acid	0.0011	0.0021	0.00053	ug/l	J
335-67-1	Perfluorooctanoic acid	0.0059	0.0021	0.00080	ug/l	
375-95-1	Perfluorononanoic acid	ND	0.0021	0.00042	ug/l	
335-76-2	Perfluorodecanoic acid	ND	0.0021	0.00066	ug/l	
2058-94-8	Perfluoroundecanoic acid	ND	0.0021	0.00058	ug/l	
307-55-1	Perfluorododecanoic acid	ND	0.0021	0.00082	ug/l	
72629-94-8	Perfluorotridecanoic acid	ND	0.0021	0.00084	ug/l	
376-06-7	Perfluorotetradecanoic acid	ND	0.0021	0.00081	ug/l	
PERFLUOROALKYL SULFONIC ACIDS						
375-73-5	Perfluorobutanesulfonic acid	0.0023	0.0021	0.00070	ug/l	
2706-91-4	Perfluoropentanesulfonic acid	ND	0.0021	0.0011	ug/l	
355-46-4	Perfluorohexanesulfonic acid	0.0013	0.0021	0.0012	ug/l	J
375-92-8	Perfluoroheptanesulfonic acid	ND	0.0021	0.0010	ug/l	
1763-23-1	Perfluorooctanesulfonic acid	0.0030	0.0021	0.00046	ug/l	
68259-12-1	Perfluorononanesulfonic acid	ND	0.0021	0.0015	ug/l	
335-77-3	Perfluorodecanesulfonic acid	ND	0.0021	0.0012	ug/l	
79780-39-5	Perfluorododecanesulfonic aci	ND	0.0021	0.00042	ug/l	
FLUOROTELOMER SULFONIC ACIDS						
757124-72-4	4:2 Fluorotelomer sulfonate	ND	0.0085	0.0024	ug/l	
27619-97-2	6:2 Fluorotelomer sulfonate	ND	0.0085	0.00097	ug/l	
39108-34-4	8:2 Fluorotelomer sulfonate	ND	0.0085	0.0015	ug/l	
PERFLUOROOCTANE SULFONAMIDES						
754-91-6	PFOSA	ND	0.0021	0.00073	ug/l	
31506-32-8	MeFOSA	ND	0.0021	0.00068	ug/l	
4151-50-2	EtFOSA	ND	0.0021	0.00056	ug/l	

ND = Not detected MDL = Method Detection Limit J = Indicates an estimated value
RL = Reporting Limit B = Indicates analyte found in associated method blank
E = Indicates value exceeds calibration range N = Indicates presumptive evidence of a compound

Report of Analysis

Client Sample ID:	828149-DP-18-04092025		
Lab Sample ID:	JE9233-17A	**Date Sampled:**	04/09/25
Matrix:	AQ - Ground Water	**Date Received:**	04/10/25
Method:	EPA 1633 EPA 1633	**Percent Solids:**	n/a
Project:	NYSDEC Town and Country Cleaners, NY		

CAS No.	Compound	Result	RL	MDL	Units	Q
PERFLUOROOCTANE SULFONAMIDOACETIC ACIDS						
2355-31-9	MeFOSAA	ND	0.0021	0.00054	ug/l	
2991-50-6	EtFOSAA	ND	0.0021	0.00097	ug/l	
PERFLUOROOCTANE SULFONAMIDO ETHANOLS						
24448-09-7	MeFOSE	ND	0.021	0.0030	ug/l	
1691-99-2	EtFOSE	ND	0.021	0.0040	ug/l	
PER and POLYFLUOROETHER CARBOXYLIC ACIDS						
13252-13-6	HFPO-DA (GenX)	ND	0.0085	0.0019	ug/l	
919005-14-4	ADONA	ND	0.0085	0.0013	ug/l	
377-73-1	PFMPA	ND	0.0042	0.00032	ug/l	
863090-89-5	PFMBA	ND	0.0042	0.00059	ug/l	
151772-58-6	NFDHA	ND	0.0042	0.0014	ug/l	
PER and POLYFLUOROETHER SULFONIC ACIDS						
756426-58-1	9Cl-PF3ONS (F-53B Major)	ND	0.0085	0.0026	ug/l	
763051-92-9	11Cl-PF3OUdS (F-53B Minor)	ND	0.0085	0.0019	ug/l	
113507-82-7	PFEESA	ND	0.0042	0.00029	ug/l	
FLUOROTELOMER CARBOXYLIC ACIDS						
356-02-5	3:3 Fluorotelomer carboxylate	ND	0.011	0.0026	ug/l	
914637-49-3	5:3 Fluorotelomer carboxylate	ND	0.053	0.0076	ug/l	
812-70-4	7:3 Fluorotelomer carboxylate	ND	0.053	0.0066	ug/l	

CAS No.	ID Standard Recoveries	Run# 1	Run# 2	Limits
	13C4-PFBA	67%		5-130%
	13C5-PFPeA	77%		40-130%
	13C5-PFHxA	87%		40-130%
	13C4-PFHpA	87%		40-130%
	13C8-PFOA	87%		40-130%
	13C9-PFNA	84%		40-130%
	13C6-PFDA	83%		40-130%
	13C7-PFUnDA	86%		30-130%
	13C2-PFDoDA	68%		10-130%
	13C2-PFTeDA	61%		10-130%
	13C3-PFBS	84%		40-135%
	13C3-PFHxS	89%		40-130%

ND = Not detected MDL = Method Detection Limit
RL = Reporting Limit
E = Indicates value exceeds calibration range
J = Indicates an estimated value
B = Indicates analyte found in associated method blank
N = Indicates presumptive evidence of a compound

Report of Analysis

Client Sample ID: 828149-DP-18-04092025
Lab Sample ID: JE9233-17A
Matrix: AQ - Ground Water
Method: EPA 1633 EPA 1633
Project: NYSDEC Town and Country Cleaners, NY

Date Sampled: 04/09/25
Date Received: 04/10/25
Percent Solids: n/a

CAS No.	ID Standard Recoveries	Run# 1	Run# 2	Limits
	13C8-PFOS	87%		40-130%
	13C8-FOSA	81%		40-130%
	d3-MeFOSA	63%		10-130%
	d5-EtFOSA	56%		10-130%
	d3-MeFOSAA	81%		40-170%
	d5-EtFOSAA	73%		25-135%
	d7-MeFOSE	63%		10-130%
	d9-EtFOSE	63%		10-130%
	13C2-4:2FTS	90%		40-200%
	13C2-6:2FTS	92%		40-200%
	13C2-8:2FTS	83%		40-300%
	13C3-HFPO-DA	93%		40-130%

ND = Not detected MDL = Method Detection Limit
RL = Reporting Limit
E = Indicates value exceeds calibration range

J = Indicates an estimated value
B = Indicates analyte found in associated method blank
N = Indicates presumptive evidence of a compound

SGS North America Inc.

Report of Analysis

Client Sample ID:	828149-EQB-02-04092025		
Lab Sample ID:	JE9233-18	**Date Sampled:**	04/09/25
Matrix:	AQ - Equipment Blank	**Date Received:**	04/10/25
Method:	EPA 1633 EPA 1633	**Percent Solids:**	n/a
Project:	NYSDEC Town and Country Cleaners, NY		

	File ID	DF	Analyzed	By	Prep Date	Prep Batch	Analytical Batch
Run #1	4Q7924.D	1	04/18/25 19:40	MH	04/17/25 17:00	OP62854	T4Q133
Run #2							

	Initial Volume	Final Volume
Run #1	480 ml	5.0 ml
Run #2		

CAS No.	Compound	Result	RL	MDL	Units	Q
PERFLUOROALKYL CARBOXYLIC ACIDS						
375-22-4	Perfluorobutanoic acid	ND	0.0083	0.00097	ug/l	
2706-90-3	Perfluoropentanoic acid	ND	0.0042	0.00076	ug/l	
307-24-4	Perfluorohexanoic acid	ND	0.0021	0.00030	ug/l	
375-85-9	Perfluoroheptanoic acid	ND	0.0021	0.00052	ug/l	
335-67-1	Perfluorooctanoic acid	ND	0.0021	0.00078	ug/l	
375-95-1	Perfluorononanoic acid	ND	0.0021	0.00042	ug/l	
335-76-2	Perfluorodecanoic acid	ND	0.0021	0.00065	ug/l	
2058-94-8	Perfluoroundecanoic acid	ND	0.0021	0.00057	ug/l	
307-55-1	Perfluorododecanoic acid	ND	0.0021	0.00080	ug/l	
72629-94-8	Perfluorotridecanoic acid	ND	0.0021	0.00082	ug/l	
376-06-7	Perfluorotetradecanoic acid	ND	0.0021	0.00079	ug/l	
PERFLUOROALKYL SULFONIC ACIDS						
375-73-5	Perfluorobutanesulfonic acid	ND	0.0021	0.00069	ug/l	
2706-91-4	Perfluoropentanesulfonic acid	ND	0.0021	0.0011	ug/l	
355-46-4	Perfluorohexanesulfonic acid	ND	0.0021	0.0012	ug/l	
375-92-8	Perfluoroheptanesulfonic acid	ND	0.0021	0.0010	ug/l	
1763-23-1	Perfluorooctanesulfonic acid	ND	0.0021	0.00045	ug/l	
68259-12-1	Perfluorononanesulfonic acid	ND	0.0021	0.0015	ug/l	
335-77-3	Perfluorodecanesulfonic acid	ND	0.0021	0.0011	ug/l	
79780-39-5	Perfluorododecanesulfonic aci	ND	0.0021	0.00042	ug/l	
FLUOROTELOMER SULFONIC ACIDS						
757124-72-4	4:2 Fluorotelomer sulfonate	ND	0.0083	0.0023	ug/l	
27619-97-2	6:2 Fluorotelomer sulfonate	ND	0.0083	0.00095	ug/l	
39108-34-4	8:2 Fluorotelomer sulfonate	ND	0.0083	0.0015	ug/l	
PERFLUOROOCTANE SULFONAMIDES						
754-91-6	PFOSA	ND	0.0021	0.00072	ug/l	
31506-32-8	MeFOSA	ND	0.0021	0.00067	ug/l	
4151-50-2	EtFOSA	ND	0.0021	0.00055	ug/l	

ND = Not detected MDL = Method Detection Limit J = Indicates an estimated value
RL = Reporting Limit B = Indicates analyte found in associated method blank
E = Indicates value exceeds calibration range N = Indicates presumptive evidence of a compound

Report of Analysis

Client Sample ID:	828149-EQB-02-04092025		
Lab Sample ID:	JE9233-18	**Date Sampled:**	04/09/25
Matrix:	AQ - Equipment Blank	**Date Received:**	04/10/25
Method:	EPA 1633 EPA 1633	**Percent Solids:**	n/a
Project:	NYSDEC Town and Country Cleaners, NY		

CAS No.	Compound	Result	RL	MDL	Units	Q
PERFLUOROOCTANE SULFONAMIDOACETIC ACIDS						
2355-31-9	MeFOSAA	ND	0.0021	0.00053	ug/l	
2991-50-6	EtFOSAA	ND	0.0021	0.00095	ug/l	
PERFLUOROOCTANE SULFONAMIDO ETHANOLS						
24448-09-7	MeFOSE	ND	0.021	0.0029	ug/l	
1691-99-2	EtFOSE	ND	0.021	0.0039	ug/l	
PER and POLYFLUOROETHER CARBOXYLIC ACIDS						
13252-13-6	HFPO-DA (GenX)	ND	0.0083	0.0019	ug/l	
919005-14-4	ADONA	ND	0.0083	0.0013	ug/l	
377-73-1	PFMPA	ND	0.0042	0.00031	ug/l	
863090-89-5	PFMBA	ND	0.0042	0.00058	ug/l	
151772-58-6	NFDHA	ND	0.0042	0.0013	ug/l	
PER and POLYFLUOROETHER SULFONIC ACIDS						
756426-58-1	9Cl-PF3ONS (F-53B Major)	ND	0.0083	0.0025	ug/l	
763051-92-9	11Cl-PF3OUdS (F-53B Minor)	ND	0.0083	0.0019	ug/l	
113507-82-7	PFEESA	ND	0.0042	0.00028	ug/l	
FLUOROTELOMER CARBOXYLIC ACIDS						
356-02-5	3:3 Fluorotelomer carboxylate	ND	0.010	0.0025	ug/l	
914637-49-3	5:3 Fluorotelomer carboxylate	ND	0.052	0.0074	ug/l	
812-70-4	7:3 Fluorotelomer carboxylate	ND	0.052	0.0064	ug/l	

CAS No.	ID Standard Recoveries	Run# 1	Run# 2	Limits
	13C4-PFBA	88%		5-130%
	13C5-PFPeA	94%		40-130%
	13C5-PFHxA	90%		40-130%
	13C4-PFHpA	88%		40-130%
	13C8-PFOA	86%		40-130%
	13C9-PFNA	86%		40-130%
	13C6-PFDA	89%		40-130%
	13C7-PFUnDA	95%		30-130%
	13C2-PFDoDA	79%		10-130%
	13C2-PFTeDA	75%		10-130%
	13C3-PFBS	90%		40-135%
	13C3-PFHxS	92%		40-130%

ND = Not detected MDL = Method Detection Limit
RL = Reporting Limit
E = Indicates value exceeds calibration range
J = Indicates an estimated value
B = Indicates analyte found in associated method blank
N = Indicates presumptive evidence of a compound

Report of Analysis

Client Sample ID: 828149-EQB-02-04092025
Lab Sample ID: JE9233-18
Matrix: AQ - Equipment Blank
Method: EPA 1633 EPA 1633
Project: NYSDEC Town and Country Cleaners, NY

Date Sampled: 04/09/25
Date Received: 04/10/25
Percent Solids: n/a

CAS No.	ID Standard Recoveries	Run# 1	Run# 2	Limits
	13C8-PFOS	87%		40-130%
	13C8-FOSA	78%		40-130%
	d3-MeFOSA	70%		10-130%
	d5-EtFOSA	73%		10-130%
	d3-MeFOSAA	99%		40-170%
	d5-EtFOSAA	89%		25-135%
	d7-MeFOSE	72%		10-130%
	d9-EtFOSE	72%		10-130%
	13C2-4:2FTS	88%		40-200%
	13C2-6:2FTS	90%		40-200%
	13C2-8:2FTS	84%		40-300%
	13C3-HFPO-DA	97%		40-130%

ND = Not detected MDL = Method Detection Limit
RL = Reporting Limit
E = Indicates value exceeds calibration range

J = Indicates an estimated value
B = Indicates analyte found in associated method blank
N = Indicates presumptive evidence of a compound

SGS North America Inc.

Report of Analysis

Client Sample ID:	828149-FB-02-04092025		
Lab Sample ID:	JE9233-19	**Date Sampled:**	04/09/25
Matrix:	AQ - Field Blank Water	**Date Received:**	04/10/25
Method:	SW846 8260D	**Percent Solids:**	n/a
Project:	NYSDEC Town and Country Cleaners, NY		

	File ID	DF	Analyzed	By	Prep Date	Prep Batch	Analytical Batch
Run #1	2E192301.D	1	04/15/25 16:02	ED	n/a	n/a	V2E9028
Run #2							

	Purge Volume
Run #1	5.0 ml
Run #2	

VOA TCL List

CAS No.	Compound	Result	RL	MDL	Units	Q
67-64-1	Acetone	ND	10	3.1	ug/l	
71-43-2	Benzene	ND	0.50	0.43	ug/l	
74-97-5	Bromochloromethane	ND	1.0	0.48	ug/l	
75-27-4	Bromodichloromethane	ND	1.0	0.45	ug/l	
75-25-2	Bromoform	ND	1.0	0.63	ug/l	
74-83-9	Bromomethane [a]	ND	2.0	1.6	ug/l	
78-93-3	2-Butanone (MEK)	ND	10	2.7	ug/l	
75-15-0	Carbon disulfide	ND	2.0	1.8	ug/l	
56-23-5	Carbon tetrachloride	ND	1.0	0.55	ug/l	
108-90-7	Chlorobenzene	ND	1.0	0.56	ug/l	
75-00-3	Chloroethane	ND	1.0	0.73	ug/l	
67-66-3	Chloroform	ND	1.0	0.50	ug/l	
74-87-3	Chloromethane	ND	1.0	0.76	ug/l	
110-82-7	Cyclohexane	ND	5.0	0.78	ug/l	
96-12-8	1,2-Dibromo-3-chloropropane	ND	2.0	0.53	ug/l	
124-48-1	Dibromochloromethane	ND	1.0	0.56	ug/l	
106-93-4	1,2-Dibromoethane	ND	1.0	0.48	ug/l	
95-50-1	1,2-Dichlorobenzene	ND	1.0	0.53	ug/l	
541-73-1	1,3-Dichlorobenzene	ND	1.0	0.54	ug/l	
106-46-7	1,4-Dichlorobenzene	ND	1.0	0.51	ug/l	
75-71-8	Dichlorodifluoromethane	ND	2.0	0.56	ug/l	
75-34-3	1,1-Dichloroethane	ND	1.0	0.57	ug/l	
107-06-2	1,2-Dichloroethane	ND	1.0	0.60	ug/l	
75-35-4	1,1-Dichloroethene	ND	1.0	0.59	ug/l	
156-59-2	cis-1,2-Dichloroethene	ND	1.0	0.51	ug/l	
156-60-5	trans-1,2-Dichloroethene	ND	1.0	0.54	ug/l	
78-87-5	1,2-Dichloropropane	ND	1.0	0.51	ug/l	
10061-01-5	cis-1,3-Dichloropropene	ND	1.0	0.47	ug/l	
10061-02-6	trans-1,3-Dichloropropene	ND	1.0	0.43	ug/l	
100-41-4	Ethylbenzene	ND	1.0	0.60	ug/l	
76-13-1	Freon 113	ND	5.0	0.58	ug/l	
591-78-6	2-Hexanone	ND	5.0	4.8	ug/l	

ND = Not detected MDL = Method Detection Limit
RL = Reporting Limit
E = Indicates value exceeds calibration range

J = Indicates an estimated value
B = Indicates analyte found in associated method blank
N = Indicates presumptive evidence of a compound

Report of Analysis

Client Sample ID:	828149-FB-02-04092025		
Lab Sample ID:	JE9233-19	**Date Sampled:**	04/09/25
Matrix:	AQ - Field Blank Water	**Date Received:**	04/10/25
Method:	SW846 8260D	**Percent Solids:**	n/a
Project:	NYSDEC Town and Country Cleaners, NY		

VOA TCL List

CAS No.	Compound	Result	RL	MDL	Units	Q
98-82-8	Isopropylbenzene	ND	1.0	0.65	ug/l	
79-20-9	Methyl Acetate	ND	5.0	0.80	ug/l	
108-87-2	Methylcyclohexane	ND	5.0	0.60	ug/l	
1634-04-4	Methyl Tert Butyl Ether	ND	1.0	0.51	ug/l	
108-10-1	4-Methyl-2-pentanone(MIBK)	ND	5.0	4.9	ug/l	
75-09-2	Methylene chloride	ND	2.0	1.0	ug/l	
100-42-5	Styrene	ND	1.0	0.49	ug/l	
79-34-5	1,1,2,2-Tetrachloroethane	ND	1.0	0.65	ug/l	
127-18-4	Tetrachloroethene	ND	1.0	0.56	ug/l	
108-88-3	Toluene	ND	1.0	0.49	ug/l	
87-61-6	1,2,3-Trichlorobenzene	ND	1.0	0.50	ug/l	
120-82-1	1,2,4-Trichlorobenzene	ND	1.0	0.50	ug/l	
71-55-6	1,1,1-Trichloroethane	ND	1.0	0.54	ug/l	
79-00-5	1,1,2-Trichloroethane	ND	1.0	0.53	ug/l	
79-01-6	Trichloroethene	ND	1.0	0.53	ug/l	
75-69-4	Trichlorofluoromethane	ND	2.0	0.40	ug/l	
75-01-4	Vinyl chloride	ND	1.0	0.52	ug/l	
	m,p-Xylene	ND	1.0	0.78	ug/l	
95-47-6	o-Xylene	ND	1.0	0.59	ug/l	
1330-20-7	Xylene (total)	ND	1.0	0.59	ug/l	

CAS No.	Surrogate Recoveries	Run# 1	Run# 2	Limits
1868-53-7	Dibromofluoromethane	112%		80-120%
17060-07-0	1,2-Dichloroethane-D4	107%		80-120%
2037-26-5	Toluene-D8	98%		80-120%
460-00-4	4-Bromofluorobenzene	101%		82-114%

(a) Associated CCV outside of control limits low. A sensitivity check was analyzed to demonstrate system suitability to detect affected analyte. Sample was ND.

ND = Not detected MDL = Method Detection Limit
RL = Reporting Limit
E = Indicates value exceeds calibration range
J = Indicates an estimated value
B = Indicates analyte found in associated method blank
N = Indicates presumptive evidence of a compound

SGS North America Inc.

Report of Analysis

Client Sample ID:	828149-FB-02-04092025		
Lab Sample ID:	JE9233-19A	**Date Sampled:**	04/09/25
Matrix:	AQ - Field Blank Water	**Date Received:**	04/10/25
Method:	EPA 1633 EPA 1633	**Percent Solids:**	n/a
Project:	NYSDEC Town and Country Cleaners, NY		

	File ID	DF	Analyzed	By	Prep Date	Prep Batch	Analytical Batch
Run #1	4Q7933.D	1	04/18/25 21:42	MH	04/17/25 17:00	OP62854	T4Q133
Run #2							

	Initial Volume	Final Volume
Run #1	476 ml	5.0 ml
Run #2		

CAS No.	Compound	Result	RL	MDL	Units	Q
PERFLUOROALKYL CARBOXYLIC ACIDS						
375-22-4	Perfluorobutanoic acid	ND	0.0084	0.00098	ug/l	
2706-90-3	Perfluoropentanoic acid	ND	0.0042	0.00077	ug/l	
307-24-4	Perfluorohexanoic acid	ND	0.0021	0.00030	ug/l	
375-85-9	Perfluoroheptanoic acid	ND	0.0021	0.00053	ug/l	
335-67-1	Perfluorooctanoic acid	ND	0.0021	0.00079	ug/l	
375-95-1	Perfluorononanoic acid	ND	0.0021	0.00042	ug/l	
335-76-2	Perfluorodecanoic acid	ND	0.0021	0.00065	ug/l	
2058-94-8	Perfluoroundecanoic acid	ND	0.0021	0.00058	ug/l	
307-55-1	Perfluorododecanoic acid	ND	0.0021	0.00081	ug/l	
72629-94-8	Perfluorotridecanoic acid	ND	0.0021	0.00083	ug/l	
376-06-7	Perfluorotetradecanoic acid	ND	0.0021	0.00080	ug/l	
PERFLUOROALKYL SULFONIC ACIDS						
375-73-5	Perfluorobutanesulfonic acid	ND	0.0021	0.00069	ug/l	
2706-91-4	Perfluoropentanesulfonic acid	ND	0.0021	0.0011	ug/l	
355-46-4	Perfluorohexanesulfonic acid	ND	0.0021	0.0012	ug/l	
375-92-8	Perfluoroheptanesulfonic acid	ND	0.0021	0.0010	ug/l	
1763-23-1	Perfluorooctanesulfonic acid	ND	0.0021	0.00045	ug/l	
68259-12-1	Perfluorononanesulfonic acid	ND	0.0021	0.0015	ug/l	
335-77-3	Perfluorodecanesulfonic acid	ND	0.0021	0.0011	ug/l	
79780-39-5	Perfluorododecanesulfonic aci	ND	0.0021	0.00042	ug/l	
FLUOROTELOMER SULFONIC ACIDS						
757124-72-4	4:2 Fluorotelomer sulfonate	ND	0.0084	0.0024	ug/l	
27619-97-2	6:2 Fluorotelomer sulfonate	ND	0.0084	0.00096	ug/l	
39108-34-4	8:2 Fluorotelomer sulfonate	ND	0.0084	0.0015	ug/l	
PERFLUOROOCTANE SULFONAMIDES						
754-91-6	PFOSA	ND	0.0021	0.00072	ug/l	
31506-32-8	MeFOSA	ND	0.0021	0.00067	ug/l	
4151-50-2	EtFOSA	ND	0.0021	0.00056	ug/l	

ND = Not detected MDL = Method Detection Limit J = Indicates an estimated value
RL = Reporting Limit B = Indicates analyte found in associated method blank
E = Indicates value exceeds calibration range N = Indicates presumptive evidence of a compound

Report of Analysis

Client Sample ID:	828149-FB-02-04092025		
Lab Sample ID:	JE9233-19A	**Date Sampled:**	04/09/25
Matrix:	AQ - Field Blank Water	**Date Received:**	04/10/25
Method:	EPA 1633 EPA 1633	**Percent Solids:**	n/a
Project:	NYSDEC Town and Country Cleaners, NY		

CAS No.	Compound	Result	RL	MDL	Units	Q
PERFLUOROOCTANE SULFONAMIDOACETIC ACIDS						
2355-31-9	MeFOSAA	ND	0.0021	0.00054	ug/l	
2991-50-6	EtFOSAA	ND	0.0021	0.00096	ug/l	
PERFLUOROOCTANE SULFONAMIDO ETHANOLS						
24448-09-7	MeFOSE	ND	0.021	0.0029	ug/l	
1691-99-2	EtFOSE	ND	0.021	0.0039	ug/l	
PER and POLYFLUOROETHER CARBOXYLIC ACIDS						
13252-13-6	HFPO-DA (GenX)	ND	0.0084	0.0019	ug/l	
919005-14-4	ADONA	ND	0.0084	0.0013	ug/l	
377-73-1	PFMPA	ND	0.0042	0.00032	ug/l	
863090-89-5	PFMBA	ND	0.0042	0.00059	ug/l	
151772-58-6	NFDHA	ND	0.0042	0.0013	ug/l	
PER and POLYFLUOROETHER SULFONIC ACIDS						
756426-58-1	9Cl-PF3ONS (F-53B Major)	ND	0.0084	0.0026	ug/l	
763051-92-9	11Cl-PF3OUdS (F-53B Minor)	ND	0.0084	0.0019	ug/l	
113507-82-7	PFEESA	ND	0.0042	0.00028	ug/l	
FLUOROTELOMER CARBOXYLIC ACIDS						
356-02-5	3:3 Fluorotelomer carboxylate	ND	0.011	0.0025	ug/l	
914637-49-3	5:3 Fluorotelomer carboxylate	ND	0.053	0.0075	ug/l	
812-70-4	7:3 Fluorotelomer carboxylate	ND	0.053	0.0065	ug/l	

CAS No.	ID Standard Recoveries	Run# 1	Run# 2	Limits
	13C4-PFBA	84%		5-130%
	13C5-PFPeA	88%		40-130%
	13C5-PFHxA	86%		40-130%
	13C4-PFHpA	83%		40-130%
	13C8-PFOA	83%		40-130%
	13C9-PFNA	84%		40-130%
	13C6-PFDA	84%		40-130%
	13C7-PFUnDA	90%		30-130%
	13C2-PFDoDA	76%		10-130%
	13C2-PFTeDA	73%		10-130%
	13C3-PFBS	87%		40-135%
	13C3-PFHxS	86%		40-130%

ND = Not detected MDL = Method Detection Limit
RL = Reporting Limit
E = Indicates value exceeds calibration range
J = Indicates an estimated value
B = Indicates analyte found in associated method blank
N = Indicates presumptive evidence of a compound

Report of Analysis

Client Sample ID: 828149-FB-02-04092025
Lab Sample ID: JE9233-19A
Matrix: AQ - Field Blank Water
Method: EPA 1633 EPA 1633
Project: NYSDEC Town and Country Cleaners, NY

Date Sampled: 04/09/25
Date Received: 04/10/25
Percent Solids: n/a

CAS No.	ID Standard Recoveries	Run# 1	Run# 2	Limits
	13C8-PFOS	87%		40-130%
	13C8-FOSA	77%		40-130%
	d3-MeFOSA	72%		10-130%
	d5-EtFOSA	75%		10-130%
	d3-MeFOSAA	92%		40-170%
	d5-EtFOSAA	86%		25-135%
	d7-MeFOSE	69%		10-130%
	d9-EtFOSE	74%		10-130%
	13C2-4:2FTS	82%		40-200%
	13C2-6:2FTS	81%		40-200%
	13C2-8:2FTS	85%		40-300%
	13C3-HFPO-DA	93%		40-130%

ND = Not detected MDL = Method Detection Limit
RL = Reporting Limit
E = Indicates value exceeds calibration range

J = Indicates an estimated value
B = Indicates analyte found in associated method blank
N = Indicates presumptive evidence of a compound

SGS North America Inc.

Report of Analysis

Client Sample ID:	828149-FD-01-04092025		
Lab Sample ID:	JE9233-20	**Date Sampled:**	04/09/25
Matrix:	AQ - Ground Water	**Date Received:**	04/10/25
Method:	SW846 8260D	**Percent Solids:**	n/a
Project:	NYSDEC Town and Country Cleaners, NY		

	File ID	DF	Analyzed	By	Prep Date	Prep Batch	Analytical Batch
Run #1 [a]	2E192291.D	1	04/15/25 13:47	ED	n/a	n/a	V2E9028
Run #2 [a]	2E192297.D	10	04/15/25 15:08	ED	n/a	n/a	V2E9028

	Purge Volume
Run #1	5.0 ml
Run #2	5.0 ml

VOA TCL List

CAS No.	Compound	Result	RL	MDL	Units	Q
67-64-1	Acetone	ND	10	3.1	ug/l	
71-43-2	Benzene	ND	0.50	0.43	ug/l	
74-97-5	Bromochloromethane	ND	1.0	0.48	ug/l	
75-27-4	Bromodichloromethane	ND	1.0	0.45	ug/l	
75-25-2	Bromoform	ND	1.0	0.63	ug/l	
74-83-9	Bromomethane [b]	ND	2.0	1.6	ug/l	
78-93-3	2-Butanone (MEK)	ND	10	2.7	ug/l	
75-15-0	Carbon disulfide	ND	2.0	1.8	ug/l	
56-23-5	Carbon tetrachloride	ND	1.0	0.55	ug/l	
108-90-7	Chlorobenzene	ND	1.0	0.56	ug/l	
75-00-3	Chloroethane	ND	1.0	0.73	ug/l	
67-66-3	Chloroform	ND	1.0	0.50	ug/l	
74-87-3	Chloromethane	ND	1.0	0.76	ug/l	
110-82-7	Cyclohexane	ND	5.0	0.78	ug/l	
96-12-8	1,2-Dibromo-3-chloropropane	ND	2.0	0.53	ug/l	
124-48-1	Dibromochloromethane	ND	1.0	0.56	ug/l	
106-93-4	1,2-Dibromoethane	ND	1.0	0.48	ug/l	
95-50-1	1,2-Dichlorobenzene	ND	1.0	0.53	ug/l	
541-73-1	1,3-Dichlorobenzene	ND	1.0	0.54	ug/l	
106-46-7	1,4-Dichlorobenzene	ND	1.0	0.51	ug/l	
75-71-8	Dichlorodifluoromethane	ND	2.0	0.56	ug/l	
75-34-3	1,1-Dichloroethane	ND	1.0	0.57	ug/l	
107-06-2	1,2-Dichloroethane	ND	1.0	0.60	ug/l	
75-35-4	1,1-Dichloroethene	7.2	1.0	0.59	ug/l	
156-59-2	cis-1,2-Dichloroethene	599 [c]	10	5.1	ug/l	
156-60-5	trans-1,2-Dichloroethene	4.2	1.0	0.54	ug/l	
78-87-5	1,2-Dichloropropane	ND	1.0	0.51	ug/l	
10061-01-5	cis-1,3-Dichloropropene	ND	1.0	0.47	ug/l	
10061-02-6	trans-1,3-Dichloropropene	ND	1.0	0.43	ug/l	
100-41-4	Ethylbenzene	ND	1.0	0.60	ug/l	
76-13-1	Freon 113	ND	5.0	0.58	ug/l	
591-78-6	2-Hexanone	ND	5.0	4.8	ug/l	

ND = Not detected MDL = Method Detection Limit
RL = Reporting Limit
E = Indicates value exceeds calibration range
J = Indicates an estimated value
B = Indicates analyte found in associated method blank
N = Indicates presumptive evidence of a compound

Report of Analysis

Client Sample ID:	828149-FD-01-04092025		
Lab Sample ID:	JE9233-20	**Date Sampled:**	04/09/25
Matrix:	AQ - Ground Water	**Date Received:**	04/10/25
Method:	SW846 8260D	**Percent Solids:**	n/a
Project:	NYSDEC Town and Country Cleaners, NY		

VOA TCL List

CAS No.	Compound	Result	RL	MDL	Units	Q
98-82-8	Isopropylbenzene	ND	1.0	0.65	ug/l	
79-20-9	Methyl Acetate	ND	5.0	0.80	ug/l	
108-87-2	Methylcyclohexane	ND	5.0	0.60	ug/l	
1634-04-4	Methyl Tert Butyl Ether	ND	1.0	0.51	ug/l	
108-10-1	4-Methyl-2-pentanone(MIBK)	ND	5.0	4.9	ug/l	
75-09-2	Methylene chloride	ND	2.0	1.0	ug/l	
100-42-5	Styrene	ND	1.0	0.49	ug/l	
79-34-5	1,1,2,2-Tetrachloroethane	ND	1.0	0.65	ug/l	
127-18-4	Tetrachloroethene	550 [c]	10	5.6	ug/l	
108-88-3	Toluene	ND	1.0	0.49	ug/l	
87-61-6	1,2,3-Trichlorobenzene	ND	1.0	0.50	ug/l	
120-82-1	1,2,4-Trichlorobenzene	ND	1.0	0.50	ug/l	
71-55-6	1,1,1-Trichloroethane	ND	1.0	0.54	ug/l	
79-00-5	1,1,2-Trichloroethane	ND	1.0	0.53	ug/l	
79-01-6	Trichloroethene	240 [c]	10	5.3	ug/l	
75-69-4	Trichlorofluoromethane	ND	2.0	0.40	ug/l	
75-01-4	Vinyl chloride	126	1.0	0.52	ug/l	
	m,p-Xylene	ND	1.0	0.78	ug/l	
95-47-6	o-Xylene	ND	1.0	0.59	ug/l	
1330-20-7	Xylene (total)	ND	1.0	0.59	ug/l	

CAS No.	Surrogate Recoveries	Run# 1	Run# 2	Limits
1868-53-7	Dibromofluoromethane	109%	108%	80-120%
17060-07-0	1,2-Dichloroethane-D4	97%	100%	80-120%
2037-26-5	Toluene-D8	99%	99%	80-120%
460-00-4	4-Bromofluorobenzene	103%	104%	82-114%

(a) (pH= 6)Sample pH did not satisfy field preservation criteria.
(b) Associated CCV outside of control limits low. A sensitivity check was analyzed to demonstrate system suitability to detect affected analyte. Sample was ND.
(c) Result is from Run# 2

ND = Not detected MDL = Method Detection Limit
RL = Reporting Limit
E = Indicates value exceeds calibration range
J = Indicates an estimated value
B = Indicates analyte found in associated method blank
N = Indicates presumptive evidence of a compound

SGS North America Inc.

Report of Analysis

Client Sample ID:	828149-FD-01-04092025		
Lab Sample ID:	JE9233-20A	**Date Sampled:**	04/09/25
Matrix:	AQ - Ground Water	**Date Received:**	04/10/25
Method:	EPA 1633 EPA 1633	**Percent Solids:**	n/a
Project:	NYSDEC Town and Country Cleaners, NY		

	File ID	DF	Analyzed	By	Prep Date	Prep Batch	Analytical Batch
Run #1	4Q7934.D	1	04/18/25 21:56	MH	04/17/25 17:00	OP62854	T4Q133
Run #2							

	Initial Volume	Final Volume
Run #1	486 ml	5.0 ml
Run #2		

CAS No.	Compound	Result	RL	MDL	Units	Q
PERFLUOROALKYL CARBOXYLIC ACIDS						
375-22-4	Perfluorobutanoic acid	0.0048	0.0082	0.00096	ug/l	J
2706-90-3	Perfluoropentanoic acid	0.0049	0.0041	0.00075	ug/l	
307-24-4	Perfluorohexanoic acid	0.0031	0.0021	0.00030	ug/l	
375-85-9	Perfluoroheptanoic acid	0.0023	0.0021	0.00051	ug/l	
335-67-1	Perfluorooctanoic acid	0.0055	0.0021	0.00077	ug/l	
375-95-1	Perfluorononanoic acid	0.0015	0.0021	0.00041	ug/l	J
335-76-2	Perfluorodecanoic acid	0.0010	0.0021	0.00064	ug/l	J
2058-94-8	Perfluoroundecanoic acid	ND	0.0021	0.00057	ug/l	
307-55-1	Perfluorododecanoic acid	ND	0.0021	0.00079	ug/l	
72629-94-8	Perfluorotridecanoic acid	ND	0.0021	0.00081	ug/l	
376-06-7	Perfluorotetradecanoic acid	ND	0.0021	0.00078	ug/l	
PERFLUOROALKYL SULFONIC ACIDS						
375-73-5	Perfluorobutanesulfonic acid	0.00098	0.0021	0.00068	ug/l	J
2706-91-4	Perfluoropentanesulfonic acid	ND	0.0021	0.0010	ug/l	
355-46-4	Perfluorohexanesulfonic acid	0.0012	0.0021	0.0011	ug/l	J
375-92-8	Perfluoroheptanesulfonic acid	ND	0.0021	0.0010	ug/l	
1763-23-1	Perfluorooctanesulfonic acid	0.0233	0.0021	0.00044	ug/l	
68259-12-1	Perfluorononanesulfonic acid	ND	0.0021	0.0015	ug/l	
335-77-3	Perfluorodecanesulfonic acid	ND	0.0021	0.0011	ug/l	
79780-39-5	Perfluorododecanesulfonic aci	ND	0.0021	0.00041	ug/l	
FLUOROTELOMER SULFONIC ACIDS						
757124-72-4	4:2 Fluorotelomer sulfonate	ND	0.0082	0.0023	ug/l	
27619-97-2	6:2 Fluorotelomer sulfonate	ND	0.0082	0.00094	ug/l	
39108-34-4	8:2 Fluorotelomer sulfonate	ND	0.0082	0.0015	ug/l	
PERFLUOROOCTANE SULFONAMIDES						
754-91-6	PFOSA	0.0017	0.0021	0.00071	ug/l	J
31506-32-8	MeFOSA	ND	0.0021	0.00066	ug/l	
4151-50-2	EtFOSA	ND	0.0021	0.00055	ug/l	

ND = Not detected MDL = Method Detection Limit
RL = Reporting Limit
E = Indicates value exceeds calibration range
J = Indicates an estimated value
B = Indicates analyte found in associated method blank
N = Indicates presumptive evidence of a compound

Report of Analysis

Client Sample ID:	828149-FD-01-04092025		
Lab Sample ID:	JE9233-20A	**Date Sampled:**	04/09/25
Matrix:	AQ - Ground Water	**Date Received:**	04/10/25
Method:	EPA 1633 EPA 1633	**Percent Solids:**	n/a
Project:	NYSDEC Town and Country Cleaners, NY		

CAS No.	Compound	Result	RL	MDL	Units	Q
PERFLUOROOCTANE SULFONAMIDOACETIC ACIDS						
2355-31-9	MeFOSAA	0.0013	0.0021	0.00052	ug/l	J
2991-50-6	EtFOSAA	0.0015	0.0021	0.00094	ug/l	J
PERFLUOROOCTANE SULFONAMIDO ETHANOLS						
24448-09-7	MeFOSE	ND	0.021	0.0029	ug/l	
1691-99-2	EtFOSE	ND	0.021	0.0039	ug/l	
PER and POLYFLUOROETHER CARBOXYLIC ACIDS						
13252-13-6	HFPO-DA (GenX)	ND	0.0082	0.0019	ug/l	
919005-14-4	ADONA	ND	0.0082	0.0013	ug/l	
377-73-1	PFMPA	ND	0.0041	0.00031	ug/l	
863090-89-5	PFMBA	ND	0.0041	0.00058	ug/l	
151772-58-6	NFDHA	ND	0.0041	0.0013	ug/l	
PER and POLYFLUOROETHER SULFONIC ACIDS						
756426-58-1	9Cl-PF3ONS (F-53B Major)	ND	0.0082	0.0025	ug/l	
763051-92-9	11Cl-PF3OUdS (F-53B Minor)	ND	0.0082	0.0019	ug/l	
113507-82-7	PFEESA	ND	0.0041	0.00028	ug/l	
FLUOROTELOMER CARBOXYLIC ACIDS						
356-02-5	3:3 Fluorotelomer carboxylate	ND	0.010	0.0025	ug/l	
914637-49-3	5:3 Fluorotelomer carboxylate	ND	0.051	0.0073	ug/l	
812-70-4	7:3 Fluorotelomer carboxylate	ND	0.051	0.0064	ug/l	

CAS No.	ID Standard Recoveries	Run# 1	Run# 2	Limits
	13C4-PFBA	53%		5-130%
	13C5-PFPeA	78%		40-130%
	13C5-PFHxA	85%		40-130%
	13C4-PFHpA	88%		40-130%
	13C8-PFOA	83%		40-130%
	13C9-PFNA	83%		40-130%
	13C6-PFDA	81%		40-130%
	13C7-PFUnDA	85%		30-130%
	13C2-PFDoDA	72%		10-130%
	13C2-PFTeDA	65%		10-130%
	13C3-PFBS	87%		40-135%
	13C3-PFHxS	91%		40-130%

ND = Not detected MDL = Method Detection Limit
RL = Reporting Limit
E = Indicates value exceeds calibration range
J = Indicates an estimated value
B = Indicates analyte found in associated method blank
N = Indicates presumptive evidence of a compound

Report of Analysis

Client Sample ID: 828149-FD-01-04092025
Lab Sample ID: JE9233-20A
Matrix: AQ - Ground Water
Method: EPA 1633 EPA 1633
Project: NYSDEC Town and Country Cleaners, NY

Date Sampled: 04/09/25
Date Received: 04/10/25
Percent Solids: n/a

CAS No.	ID Standard Recoveries	Run# 1	Run# 2	Limits
	13C8-PFOS	85%		40-130%
	13C8-FOSA	76%		40-130%
	d3-MeFOSA	66%		10-130%
	d5-EtFOSA	65%		10-130%
	d3-MeFOSAA	86%		40-170%
	d5-EtFOSAA	77%		25-135%
	d7-MeFOSE	66%		10-130%
	d9-EtFOSE	68%		10-130%
	13C2-4:2FTS	84%		40-200%
	13C2-6:2FTS	83%		40-200%
	13C2-8:2FTS	84%		40-300%
	13C3-HFPO-DA	91%		40-130%

ND = Not detected MDL = Method Detection Limit
RL = Reporting Limit
E = Indicates value exceeds calibration range

J = Indicates an estimated value
B = Indicates analyte found in associated method blank
N = Indicates presumptive evidence of a compound

SGS North America Inc.

Report of Analysis

Client Sample ID:	828149-MW-3-04092025		
Lab Sample ID:	JE9233-21	**Date Sampled:**	04/09/25
Matrix:	AQ - Ground Water	**Date Received:**	04/10/25
Method:	SW846 8260D	**Percent Solids:**	n/a
Project:	NYSDEC Town and Country Cleaners, NY		

	File ID	DF	Analyzed	By	Prep Date	Prep Batch	Analytical Batch
Run #1 [a]	1E192292.D	1	04/15/25 14:00	ED	n/a	n/a	V1E9028
Run #2 [a]	2E192299.D	10	04/15/25 15:35	ED	n/a	n/a	V2E9028

	Purge Volume
Run #1	5.0 ml
Run #2	5.0 ml

VOA TCL List

CAS No.	Compound	Result	RL	MDL	Units	Q
67-64-1	Acetone	ND	10	3.1	ug/l	
71-43-2	Benzene	ND	0.50	0.43	ug/l	
74-97-5	Bromochloromethane	ND	1.0	0.48	ug/l	
75-27-4	Bromodichloromethane	ND	1.0	0.45	ug/l	
75-25-2	Bromoform	ND	1.0	0.63	ug/l	
74-83-9	Bromomethane	ND	2.0	1.6	ug/l	
78-93-3	2-Butanone (MEK)	ND	10	2.7	ug/l	
75-15-0	Carbon disulfide	ND	2.0	1.8	ug/l	
56-23-5	Carbon tetrachloride	ND	1.0	0.55	ug/l	
108-90-7	Chlorobenzene	ND	1.0	0.56	ug/l	
75-00-3	Chloroethane	ND	1.0	0.73	ug/l	
67-66-3	Chloroform	ND	1.0	0.50	ug/l	
74-87-3	Chloromethane	ND	1.0	0.76	ug/l	
110-82-7	Cyclohexane	ND	5.0	0.78	ug/l	
96-12-8	1,2-Dibromo-3-chloropropane	ND	2.0	0.53	ug/l	
124-48-1	Dibromochloromethane	ND	1.0	0.56	ug/l	
106-93-4	1,2-Dibromoethane	ND	1.0	0.48	ug/l	
95-50-1	1,2-Dichlorobenzene	ND	1.0	0.53	ug/l	
541-73-1	1,3-Dichlorobenzene	ND	1.0	0.54	ug/l	
106-46-7	1,4-Dichlorobenzene	ND	1.0	0.51	ug/l	
75-71-8	Dichlorodifluoromethane	ND	2.0	0.56	ug/l	
75-34-3	1,1-Dichloroethane	ND	1.0	0.57	ug/l	
107-06-2	1,2-Dichloroethane	ND	1.0	0.60	ug/l	
75-35-4	1,1-Dichloroethene	7.9	1.0	0.59	ug/l	
156-59-2	cis-1,2-Dichloroethene	630 [b]	10	5.1	ug/l	
156-60-5	trans-1,2-Dichloroethene	4.5	1.0	0.54	ug/l	
78-87-5	1,2-Dichloropropane	ND	1.0	0.51	ug/l	
10061-01-5	cis-1,3-Dichloropropene	ND	1.0	0.47	ug/l	
10061-02-6	trans-1,3-Dichloropropene	ND	1.0	0.43	ug/l	
100-41-4	Ethylbenzene	ND	1.0	0.60	ug/l	
76-13-1	Freon 113 [c]	ND	5.0	0.58	ug/l	
591-78-6	2-Hexanone	ND	5.0	4.8	ug/l	

ND = Not detected MDL = Method Detection Limit
RL = Reporting Limit
E = Indicates value exceeds calibration range
J = Indicates an estimated value
B = Indicates analyte found in associated method blank
N = Indicates presumptive evidence of a compound

Report of Analysis

Client Sample ID:	828149-MW-3-04092025		
Lab Sample ID:	JE9233-21	**Date Sampled:**	04/09/25
Matrix:	AQ - Ground Water	**Date Received:**	04/10/25
Method:	SW846 8260D	**Percent Solids:**	n/a
Project:	NYSDEC Town and Country Cleaners, NY		

VOA TCL List

CAS No.	Compound	Result	RL	MDL	Units	Q
98-82-8	Isopropylbenzene	ND	1.0	0.65	ug/l	
79-20-9	Methyl Acetate	ND	5.0	0.80	ug/l	
108-87-2	Methylcyclohexane	ND	5.0	0.60	ug/l	
1634-04-4	Methyl Tert Butyl Ether	ND	1.0	0.51	ug/l	
108-10-1	4-Methyl-2-pentanone(MIBK)	ND	5.0	4.9	ug/l	
75-09-2	Methylene chloride	ND	2.0	1.0	ug/l	
100-42-5	Styrene	ND	1.0	0.49	ug/l	
79-34-5	1,1,2,2-Tetrachloroethane	ND	1.0	0.65	ug/l	
127-18-4	Tetrachloroethene	564 [b]	10	5.6	ug/l	
108-88-3	Toluene	ND	1.0	0.49	ug/l	
87-61-6	1,2,3-Trichlorobenzene	ND	1.0	0.50	ug/l	
120-82-1	1,2,4-Trichlorobenzene	ND	1.0	0.50	ug/l	
71-55-6	1,1,1-Trichloroethane	ND	1.0	0.54	ug/l	
79-00-5	1,1,2-Trichloroethane	ND	1.0	0.53	ug/l	
79-01-6	Trichloroethene	249 [b]	10	5.3	ug/l	
75-69-4	Trichlorofluoromethane [c]	ND	2.0	0.40	ug/l	
75-01-4	Vinyl chloride	140	1.0	0.52	ug/l	
	m,p-Xylene	ND	1.0	0.78	ug/l	
95-47-6	o-Xylene	ND	1.0	0.59	ug/l	
1330-20-7	Xylene (total)	ND	1.0	0.59	ug/l	

CAS No.	Surrogate Recoveries	Run# 1	Run# 2	Limits
1868-53-7	Dibromofluoromethane	112%	110%	80-120%
17060-07-0	1,2-Dichloroethane-D4	100%	103%	80-120%
2037-26-5	Toluene-D8	99%	97%	80-120%
460-00-4	4-Bromofluorobenzene	100%	102%	82-114%

(a) (pH= 6)Sample pH did not satisfy field preservation criteria.
(b) Result is from Run# 2
(c) Associated CCV outside of control limits high, sample was ND.

ND = Not detected MDL = Method Detection Limit
RL = Reporting Limit
E = Indicates value exceeds calibration range
J = Indicates an estimated value
B = Indicates analyte found in associated method blank
N = Indicates presumptive evidence of a compound

SGS North America Inc.

Report of Analysis

Client Sample ID:	828149-MW-3-04092025		
Lab Sample ID:	JE9233-21A	**Date Sampled:**	04/09/25
Matrix:	AQ - Ground Water	**Date Received:**	04/10/25
Method:	EPA 1633 EPA 1633	**Percent Solids:**	n/a
Project:	NYSDEC Town and Country Cleaners, NY		

	File ID	DF	Analyzed	By	Prep Date	Prep Batch	Analytical Batch
Run #1	4Q7935.D	1	04/18/25 22:09	MH	04/17/25 17:00	OP62854	T4Q133
Run #2							

	Initial Volume	Final Volume
Run #1	477 ml	5.0 ml
Run #2		

CAS No.	Compound	Result	RL	MDL	Units	Q
PERFLUOROALKYL CARBOXYLIC ACIDS						
375-22-4	Perfluorobutanoic acid	0.0047	0.0084	0.00097	ug/l	J
2706-90-3	Perfluoropentanoic acid	0.0045	0.0042	0.00077	ug/l	
307-24-4	Perfluorohexanoic acid	0.0033	0.0021	0.00030	ug/l	
375-85-9	Perfluoroheptanoic acid	0.0027	0.0021	0.00052	ug/l	
335-67-1	Perfluorooctanoic acid	0.0070	0.0021	0.00079	ug/l	
375-95-1	Perfluorononanoic acid	0.0018	0.0021	0.00042	ug/l	J
335-76-2	Perfluorodecanoic acid	0.0012	0.0021	0.00065	ug/l	J
2058-94-8	Perfluoroundecanoic acid	ND	0.0021	0.00058	ug/l	
307-55-1	Perfluorododecanoic acid	ND	0.0021	0.00081	ug/l	
72629-94-8	Perfluorotridecanoic acid	ND	0.0021	0.00083	ug/l	
376-06-7	Perfluorotetradecanoic acid	ND	0.0021	0.00080	ug/l	
PERFLUOROALKYL SULFONIC ACIDS						
375-73-5	Perfluorobutanesulfonic acid	0.0011	0.0021	0.00069	ug/l	J
2706-91-4	Perfluoropentanesulfonic acid	ND	0.0021	0.0011	ug/l	
355-46-4	Perfluorohexanesulfonic acid	0.0013	0.0021	0.0012	ug/l	J
375-92-8	Perfluoroheptanesulfonic acid	ND	0.0021	0.0010	ug/l	
1763-23-1	Perfluorooctanesulfonic acid	0.0324	0.0021	0.00045	ug/l	
68259-12-1	Perfluorononanesulfonic acid	ND	0.0021	0.0015	ug/l	
335-77-3	Perfluorodecanesulfonic acid	ND	0.0021	0.0011	ug/l	
79780-39-5	Perfluorododecanesulfonic aci	ND	0.0021	0.00042	ug/l	
FLUOROTELOMER SULFONIC ACIDS						
757124-72-4	4:2 Fluorotelomer sulfonate	ND	0.0084	0.0024	ug/l	
27619-97-2	6:2 Fluorotelomer sulfonate	ND	0.0084	0.00095	ug/l	
39108-34-4	8:2 Fluorotelomer sulfonate	ND	0.0084	0.0015	ug/l	
PERFLUOROOCTANE SULFONAMIDES						
754-91-6	PFOSA	0.0023	0.0021	0.00072	ug/l	
31506-32-8	MeFOSA	ND	0.0021	0.00067	ug/l	
4151-50-2	EtFOSA	ND	0.0021	0.00056	ug/l	

ND = Not detected MDL = Method Detection Limit J = Indicates an estimated value
RL = Reporting Limit B = Indicates analyte found in associated method blank
E = Indicates value exceeds calibration range N = Indicates presumptive evidence of a compound

Report of Analysis

Client Sample ID:	828149-MW-3-04092025		
Lab Sample ID:	JE9233-21A	**Date Sampled:**	04/09/25
Matrix:	AQ - Ground Water	**Date Received:**	04/10/25
Method:	EPA 1633 EPA 1633	**Percent Solids:**	n/a
Project:	NYSDEC Town and Country Cleaners, NY		

CAS No.	Compound	Result	RL	MDL	Units	Q
PERFLUOROOCTANE SULFONAMIDOACETIC ACIDS						
2355-31-9	MeFOSAA	0.0017	0.0021	0.00053	ug/l	J
2991-50-6	EtFOSAA	0.0015	0.0021	0.00095	ug/l	J
PERFLUOROOCTANE SULFONAMIDO ETHANOLS						
24448-09-7	MeFOSE	ND	0.021	0.0029	ug/l	
1691-99-2	EtFOSE	ND	0.021	0.0039	ug/l	
PER and POLYFLUOROETHER CARBOXYLIC ACIDS						
13252-13-6	HFPO-DA (GenX)	ND	0.0084	0.0019	ug/l	
919005-14-4	ADONA	ND	0.0084	0.0013	ug/l	
377-73-1	PFMPA	ND	0.0042	0.00031	ug/l	
863090-89-5	PFMBA	ND	0.0042	0.00059	ug/l	
151772-58-6	NFDHA	ND	0.0042	0.0013	ug/l	
PER and POLYFLUOROETHER SULFONIC ACIDS						
756426-58-1	9Cl-PF3ONS (F-53B Major)	ND	0.0084	0.0026	ug/l	
763051-92-9	11Cl-PF3OUdS (F-53B Minor)	ND	0.0084	0.0019	ug/l	
113507-82-7	PFEESA	ND	0.0042	0.00028	ug/l	
FLUOROTELOMER CARBOXYLIC ACIDS						
356-02-5	3:3 Fluorotelomer carboxylate	ND	0.010	0.0025	ug/l	
914637-49-3	5:3 Fluorotelomer carboxylate	ND	0.052	0.0075	ug/l	
812-70-4	7:3 Fluorotelomer carboxylate	ND	0.052	0.0065	ug/l	

CAS No.	ID Standard Recoveries	Run# 1	Run# 2	Limits
	13C4-PFBA	39%		5-130%
	13C5-PFPeA	79%		40-130%
	13C5-PFHxA	88%		40-130%
	13C4-PFHpA	89%		40-130%
	13C8-PFOA	87%		40-130%
	13C9-PFNA	87%		40-130%
	13C6-PFDA	88%		40-130%
	13C7-PFUnDA	93%		30-130%
	13C2-PFDoDA	77%		10-130%
	13C2-PFTeDA	72%		10-130%
	13C3-PFBS	90%		40-135%
	13C3-PFHxS	93%		40-130%

ND = Not detected MDL = Method Detection Limit J = Indicates an estimated value
RL = Reporting Limit B = Indicates analyte found in associated method blank
E = Indicates value exceeds calibration range N = Indicates presumptive evidence of a compound

Report of Analysis

Client Sample ID:	828149-MW-3-04092025		
Lab Sample ID:	JE9233-21A	**Date Sampled:**	04/09/25
Matrix:	AQ - Ground Water	**Date Received:**	04/10/25
Method:	EPA 1633 EPA 1633	**Percent Solids:**	n/a
Project:	NYSDEC Town and Country Cleaners, NY		

CAS No.	ID Standard Recoveries	Run# 1	Run# 2	Limits
	13C8-PFOS	89%		40-130%
	13C8-FOSA	82%		40-130%
	d3-MeFOSA	69%		10-130%
	d5-EtFOSA	67%		10-130%
	d3-MeFOSAA	89%		40-170%
	d5-EtFOSAA	82%		25-135%
	d7-MeFOSE	73%		10-130%
	d9-EtFOSE	76%		10-130%
	13C2-4:2FTS	81%		40-200%
	13C2-6:2FTS	81%		40-200%
	13C2-8:2FTS	87%		40-300%
	13C3-HFPO-DA	95%		40-130%

ND = Not detected MDL = Method Detection Limit
RL = Reporting Limit
E = Indicates value exceeds calibration range
J = Indicates an estimated value
B = Indicates analyte found in associated method blank
N = Indicates presumptive evidence of a compound

SGS North America Inc.

Report of Analysis

Client Sample ID:	828149-TB-04092025		
Lab Sample ID:	JE9233-22	**Date Sampled:**	04/09/25
Matrix:	AQ - Trip Blank Water	**Date Received:**	04/10/25
Method:	SW846 8260D	**Percent Solids:**	n/a
Project:	NYSDEC Town and Country Cleaners, NY		

	File ID	DF	Analyzed	By	Prep Date	Prep Batch	Analytical Batch
Run #1	1E192302.D	1	04/15/25 16:16	ED	n/a	n/a	V1E9028
Run #2							

	Purge Volume
Run #1	5.0 ml
Run #2	

VOA TCL List

CAS No.	Compound	Result	RL	MDL	Units	Q
67-64-1	Acetone	ND	10	3.1	ug/l	
71-43-2	Benzene	ND	0.50	0.43	ug/l	
74-97-5	Bromochloromethane	ND	1.0	0.48	ug/l	
75-27-4	Bromodichloromethane	ND	1.0	0.45	ug/l	
75-25-2	Bromoform	ND	1.0	0.63	ug/l	
74-83-9	Bromomethane	ND	2.0	1.6	ug/l	
78-93-3	2-Butanone (MEK)	ND	10	2.7	ug/l	
75-15-0	Carbon disulfide	ND	2.0	1.8	ug/l	
56-23-5	Carbon tetrachloride	ND	1.0	0.55	ug/l	
108-90-7	Chlorobenzene	ND	1.0	0.56	ug/l	
75-00-3	Chloroethane	ND	1.0	0.73	ug/l	
67-66-3	Chloroform	ND	1.0	0.50	ug/l	
74-87-3	Chloromethane	ND	1.0	0.76	ug/l	
110-82-7	Cyclohexane	ND	5.0	0.78	ug/l	
96-12-8	1,2-Dibromo-3-chloropropane	ND	2.0	0.53	ug/l	
124-48-1	Dibromochloromethane	ND	1.0	0.56	ug/l	
106-93-4	1,2-Dibromoethane	ND	1.0	0.48	ug/l	
95-50-1	1,2-Dichlorobenzene	ND	1.0	0.53	ug/l	
541-73-1	1,3-Dichlorobenzene	ND	1.0	0.54	ug/l	
106-46-7	1,4-Dichlorobenzene	ND	1.0	0.51	ug/l	
75-71-8	Dichlorodifluoromethane	ND	2.0	0.56	ug/l	
75-34-3	1,1-Dichloroethane	ND	1.0	0.57	ug/l	
107-06-2	1,2-Dichloroethane	ND	1.0	0.60	ug/l	
75-35-4	1,1-Dichloroethene	ND	1.0	0.59	ug/l	
156-59-2	cis-1,2-Dichloroethene	ND	1.0	0.51	ug/l	
156-60-5	trans-1,2-Dichloroethene	ND	1.0	0.54	ug/l	
78-87-5	1,2-Dichloropropane	ND	1.0	0.51	ug/l	
10061-01-5	cis-1,3-Dichloropropene	ND	1.0	0.47	ug/l	
10061-02-6	trans-1,3-Dichloropropene	ND	1.0	0.43	ug/l	
100-41-4	Ethylbenzene	ND	1.0	0.60	ug/l	
76-13-1	Freon 113 [a]	ND	5.0	0.58	ug/l	
591-78-6	2-Hexanone	ND	5.0	4.8	ug/l	

ND = Not detected MDL = Method Detection Limit
RL = Reporting Limit
E = Indicates value exceeds calibration range
J = Indicates an estimated value
B = Indicates analyte found in associated method blank
N = Indicates presumptive evidence of a compound

Report of Analysis

Client Sample ID:	828149-TB-04092025		
Lab Sample ID:	JE9233-22	**Date Sampled:**	04/09/25
Matrix:	AQ - Trip Blank Water	**Date Received:**	04/10/25
Method:	SW846 8260D	**Percent Solids:**	n/a
Project:	NYSDEC Town and Country Cleaners, NY		

VOA TCL List

CAS No.	Compound	Result	RL	MDL	Units	Q
98-82-8	Isopropylbenzene	ND	1.0	0.65	ug/l	
79-20-9	Methyl Acetate	ND	5.0	0.80	ug/l	
108-87-2	Methylcyclohexane	ND	5.0	0.60	ug/l	
1634-04-4	Methyl Tert Butyl Ether	ND	1.0	0.51	ug/l	
108-10-1	4-Methyl-2-pentanone(MIBK)	ND	5.0	4.9	ug/l	
75-09-2	Methylene chloride	ND	2.0	1.0	ug/l	
100-42-5	Styrene	ND	1.0	0.49	ug/l	
79-34-5	1,1,2,2-Tetrachloroethane	ND	1.0	0.65	ug/l	
127-18-4	Tetrachloroethene	ND	1.0	0.56	ug/l	
108-88-3	Toluene	ND	1.0	0.49	ug/l	
87-61-6	1,2,3-Trichlorobenzene	ND	1.0	0.50	ug/l	
120-82-1	1,2,4-Trichlorobenzene	ND	1.0	0.50	ug/l	
71-55-6	1,1,1-Trichloroethane	ND	1.0	0.54	ug/l	
79-00-5	1,1,2-Trichloroethane	ND	1.0	0.53	ug/l	
79-01-6	Trichloroethene	ND	1.0	0.53	ug/l	
75-69-4	Trichlorofluoromethane [a]	ND	2.0	0.40	ug/l	
75-01-4	Vinyl chloride	ND	1.0	0.52	ug/l	
	m,p-Xylene	ND	1.0	0.78	ug/l	
95-47-6	o-Xylene	ND	1.0	0.59	ug/l	
1330-20-7	Xylene (total)	ND	1.0	0.59	ug/l	

CAS No.	Surrogate Recoveries	Run# 1	Run# 2	Limits
1868-53-7	Dibromofluoromethane	112%		80-120%
17060-07-0	1,2-Dichloroethane-D4	105%		80-120%
2037-26-5	Toluene-D8	97%		80-120%
460-00-4	4-Bromofluorobenzene	100%		82-114%

(a) Associated CCV outside of control limits high, sample was ND.

ND = Not detected MDL = Method Detection Limit
RL = Reporting Limit
E = Indicates value exceeds calibration range
J = Indicates an estimated value
B = Indicates analyte found in associated method blank
N = Indicates presumptive evidence of a compound

Misc. Forms

Custody Documents and Other Forms

Includes the following where applicable:

- Chain of Custody
- Sample Tracking Chronicle
- Internal Chain of Custody

CHAIN OF CUSTODY

SGS North America Inc. - Dayton
2235 Route 130, Dayton, NJ 08810
TEL. 732-329-0200
www.sgs.com/ehsusa

GW FB TB

FED-EX Tracking #: 4392 3974 5056 | Bottle Order Control #: KR-03425-149
SGS Quote #: | SGS Job #: JE9233

Client / Reporting Information

Company Name: EA Engineering
Street Address: 333 W. Washington St. Suite 330
City: Syracuse State: NY Zip: 13202
Project Contact: Adam Etringer E-mail: aetringer@eaest.com
Phone #: 518-242-9773
Sampler(s) Name(s): Cassie Dernick Phone #: 315-530-5824

Project Information

Project Name: Town & Country Dry Cleaners Site (828149)
Street: Monroe Ave
City: Rochester State: NY
Project # NYSDEC# 828149 | EA Project # 16025.34/20
Client Purchase Order #:
Project Manager: Adam Etringer
Attention:

Billing Information (if different from Report to)

Company Name:
Street Address:
City: State: Zip:

Analysis Requested

VOCs (8260) | PFAS (1633)

Matrix Codes

DW - Drinking Water
GW - Ground Water
WW - Water
SW - Surface Water
SO - Soil
SL- Sludge
SED-Sediment
OI - Oil
LIQ - Other Liquid
AIR - Air
SOL - Other Solid
WP - Wipe
FB - Field Blank
EB-Equipment Blank
RB - Rinse Blank
TB - Trip Blank

SGS Sample #	Field ID / Point of Collection	MEOH/DI Vial #	Collection Date	Collection Time	Sampled by	Grab (G) Comp (C)	Source Chlorinated (Y/N)	Matrix	# of bottles	HCl	NaOH	HNO_3	H_2SO_4	NONE	DI Water	MEOH	ENCORE	pH Check (Lab Use Only)		LAB USE ONLY
~~(1)~~	~~828149-FD-21-04082025~~		~~4/8/25~~		~~CD~~	~~G~~		~~GW~~	~~6~~	~~3~~				~~3~~				~~X~~	~~X~~	
1	828149-DP-15-04082025		4/8/25	1021	CD	G		GW	6	3				3				X	X	
2	828149-GEMW-2-04082025		4/8/25	1029	CD	G		GW	3	3								X		
3	828149-DP-10-04082025		4/8/25	1124	CD	G		GW	6	3				3				X	X	
4	828149-DP-17-04082025		4/8/25	1146	CD	G		GW	3	3								X		
~~(2)~~	~~828149-MW-3-04082025~~		~~4/8/25~~	~~1204~~	~~CD~~	~~G~~		~~GW~~	~~6~~	~~3~~				~~3~~				~~X~~	~~X~~	
5	828149-MW-13-04082025		4/8/25	1239	CD	G		GW	18	9				9				X	X	
6	828149-MW-17B-04082025		4/8/25	1251	CD	G		GW	3	3								X		
7	828149-MW-2-04082025		4/8/25	1405	CD	G		GW	3	3								X		
8	828149-MW-13B-04082025		4/8/25	1424	CD	G		GW	3	3								X		
9	828149-DP-12-04082025		4/8/25	1442	CD	G		GW	3	3								X		
10	828149-DP-21-04082025		4/8/25	1512	CD	G		GW	3	3								X		

Turn Around Time (Business Days)

Approved By (SGS PM) / Date:

- [X] 10 Business Days
- [ ] 5 Business Days
- [ ] 3 Business Days*
- [ ] 2 Business Days*
- [ ] 1 Business Day*
- [ ] Other

All data available via SGS Engage | * Approval needed for 1-3 BD TAT

Deliverable

- [ ] Commercial "A" (Level 1)
- [X] Commercial "B" (Level 2)
- [ ] NJ Reduced (Level 3)
- [ ] Full Tier I (Level 4)
- [ ] Commercial "C"
- [ ] NJ DKQP
- [ ] NYASP Category A
- [ ] NYASP Category B
- [ ] MA MCP Criteria
- [ ] CT RCP Criteria
- [ ] State Forms
- [X] EDD Format NYSDEC VS

Commercial "A" = Results only; Commercial "B" = Results + QC Summary
Commercial "C" = Results + QC Summary + Partial Raw data

Comments / Special Instructions

Extra volume included with MW-13 for MS/MSD.

PLEASE CC: haleyyoung@eaest.com
kheatzer@eaest.com
cdernick@eaest.com

http://www.sgs.com/en/terms-and-conditions

Sample Custody must be documented below each time samples change possession, including courier delivery.

	Relinquished by:	Date / Time:	Received By:
1	Cassie Dernick	4/9/25 1230	FedEx
2	FedEx	4/10/25 10:00	James Kwon
3			
4			
5			

Custody Seal # | Intact | Not intact | Absent | Therm ID: | See Sample Receipt Summary | On Ice [X] | Cooler Temp. °C 3.6 4.4

EHSA-QAC-0023-06 Rev.Date:9/24/2024

Initial Assessment 3A30
Label Verification

CHAIN OF CUSTODY

SGS North America Inc. - Dayton
2235 Route 130, Dayton, NJ 08810
TEL. 732-329-0200
www.sgs.com/ehsusa

FED-EX Tracking # | Bottle Order Control #
SGS Quote # | SGS Job # JE9233

Client / Reporting Information

Company Name: refer to page 1
Street Address
City State Zip
Project Contact E-mail
Phone #
Sampler(s) Name(s) Phone #

Project Information

Project Name:
Street
City State
Project #
Client Purchase Order #
Project Manager

Billing Information (if different from Report to)

Company Name
Street Address
City State Zip
Attention:

Analysis Requested

VOCs (8260) | PFAS (1633)

Matrix Codes

DW - Drinking Water
GW - Ground Water
WW - Water
SW - Surface Water
SO - Soil
SL - Sludge
SED-Sediment
OI - Oil
LIQ - Other Liquid
AIR - Air
SOL - Other Solid
WP - Wipe
FB - Field Blank
EB-Equipment Blank
RB - Rinse Blank
TB - Trip Blank

SGS Sample #	Field ID / Point of Collection	MEOH/DI Vial #	Collection Date	Collection Time	Sampled by	Grab (G) Comp (C)	Source Chlorinated (Y/N)	Matrix	Number of Bottles # of bottles	HCl	NaOH	HNO_3	H_2SO_4	NONE	DI Water	MEOH	ENCORE	pH Check (Lab Use Only)		LAB USE ONLY
11	828149-DP-19-04082025		4/8/25	1526	CD	G		GW	3	3								X		
12	828149-DP-20-04082025		4/8/25	1600	CD	G		GW	6	3				3				X	X	
13	828149-MW-19B-04082025		4/8/25	1605	CD	G		GW	3	3								X		
14	828149-MW-21B-04082025		4/8/25	1612	CD	G		GW	3	3								X		
15	828149-FB-01-04082025		4/8/25	1640	CD	G		FB	5	2				3				X	X	
16	828149-EQB-01-04082025		4/8/25	1645	CD	G		EB	3					3					X	
17	828149-DP-18-04092025		4/9/25	0815	CD	G		GW	6	3				3				X	X	
18	828149-EQB-02-04092025		4/9/25	0830	CD	G		EB	3					3					X	
19	828149-FB-02-04092025		4/9/25	0840	CD	G		FB	5	2				3				X	X	
20	828149-FD-01-04092025		4/9/25	—	CD	G		GW	6	3				3				X	X	
21	828149-MW-3-04092025		4/9/25	1012	CD	G		GW	6	3				3				X	X	
22	828149-TB-04092025		~~4/9/25~~	lab prepared		G		TB	2	2								X		

Turn Around Time (Business Days)

Approved By (SGS PM) / Date:

- [X] 10 Business Days
- [ ] 5 Business Days
- [ ] 3 Business Days*
- [ ] 2 Business Days*
- [ ] 1 Business Day*
- [ ] Other

All data available via SGS Engage * Approval needed for 1-3 BD TAT

Deliverable

- [ ] Commercial "A" (Level 1)
- [X] Commercial "B" (Level 2)
- [ ] NJ Reduced (Level 3)
- [ ] Full Tier I (Level 4)
- [ ] Commercial "C"
- [ ] NJ DKQP refer to page 1
- [ ] NYASP Category A
- [ ] NYASP Category B
- [ ] MA MCP Criteria
- [ ] CT RCP Criteria
- [ ] State Forms
- [X] EDD Format NYSDEC VS

Commercial "A" = Results only; Commercial "B" = Results + QC Summary
Commercial "C" = Results + QC Summary + Partial Raw data

Comments / Special Instructions

http://www.sgs.com/en/terms-and-conditions

Sample Custody must be documented below each time samples change possession, including courier delivery.

	Relinquished by:	Date / Time:	Received By:
1	[signature]	4/9/25 1230	1 Fed Ex
2	Fed Ex	9/10/25 10:00	2 [signature]
3			3
4		Date / Time:	4
5			5

Custody Seal # ☐ Intact ☐ Not intact ☐ Absent
Therm ID: See Sample Receipt Summary
On Ice ☐ Cooler Temp. °C

EHSA-QAC-0023-06 Rev.Date:9/24/2024

SGS Sample Receipt Summary

Job Number: JE9233 **Client:** EA ENGINEERING **Project:** NYSDEC TOWN AND COUNTRY CLEANE

Date / Time Received: 4/10/2025 10:00:00 AM **Delivery Method:** FED EX **Airbill #'s:** 4392 3974 5056

Cooler Temps (Raw Measured) °C: Cooler 1: (3.6); Cooler 2: (4.4);

Cooler Temps (Corrected) °C: Cooler 1: (4.0); Cooler 2: (4.8);

Cooler Security	Y	or	N		Y	or	N
1. Custody Seals Present:	☑		☐	3. COC Present:	☑		☐
2. Custody Seals Intact:	☑		☐	4. Smpl Dates/Time OK	☑		☐

Cooler Temperature	Y	or	N
1. Temp criteria achieved:	☑		☐
2. Cooler temp verification:	IR-50		
3. Cooler media:	Ice (Bag)		
4. No. Coolers:	2		

Quality Control Preservatio	Y	or	N	N/A
1. Trip Blank present / cooler:	☑		☐	☐
2. Trip Blank listed on COC:	☑		☐	☐
3. Samples preserved properly:	☑		☐	
4. VOCs headspace free:	☑		☐	☐

Sample Integrity - Documentation	Y	or	N
1. Sample labels present on bottles:	☑		☐
2. Container labeling complete:	☑		☐
3. Sample container label / COC agree:	☑		☐

Sample Integrity - Condition	Y	or	N
1. Sample recvd within HT:	☑		☐
2. All containers accounted for:	☑		☐
3. Condition of sample:	Intact		

Sample Integrity - Instructions	Y	or	N	N/A
1. Analysis requested is clear:	☑		☐	
2. Bottles received for unspecified tests	☐		☑	
3. Sufficient volume recvd for analysis:	☑		☐	
4. Compositing instructions clear:	☐		☐	☑
5. Filtering instructions clear:	☐		☐	☑

Test Strip Lot #s: pH 1-12: 231619 pH 12+: 203117A Other: (Specify)

Comments

SM089-03
Rev. Date 12/7/17

Appendix D

Mann-Kendall Analysis

GSI MANN-KENDALL TOOLKIT
for Constituent Trend Analysis

Evaluation Date:	May-25	Job ID:	16025-34-00-CP
Facility Name:	Town and Country Cleaners Site	Constituent:	PCE
Conducted By:	EA Engineering and Geology, P.C.	Concentration Units:	µg/L

Sampling Point ID:		DP-10	DP-15	DP-18	DP-19	DP-21	GEMW-2	MW-1
Sampling Event	Sampling Date	PCE CONCENTRATION (µg/L)						
1	24-Jul-13	1500	8500	1.4	19	2.1	230	11000
2	26-Apr-16	530	5900	3.7	16	3.8	130	8400
3	11-Oct-17	5300	6800	3.1	28	5.4	150	9700
4	8-May-19	120	1300	0.5	19	1.8	81	1900
5	6-Jun-23		1200	1.7	41	1.6	67	
6	27-Nov-23	302	2300	4.0	52.9	2.4	71	2570
7	7-May-24	887	658	2.1	41.8	1.6	66.8	907
8	23-Dec-24	266	843.0	3.0	54.8	2.1	68.2	
9	8-Apr-25	93.4	226.0	0.6	55.0	2.1	73.7	
10								
11								
12								
13								
14								
15								
16								
17								
18								
19								
20								
Coefficient of Variation:		1.56	1.01	0.58	0.45	0.49	0.54	0.77
Mann-Kendall Statistic (S):		-14	-28	-2	29	-8	-20	-11
Confidence Factor:		94.6%	99.9%	54.0%	100.0%	76.2%	97.8%	97.2%
Concentration Trend:		Prob. Decreasing	Decreasing	Stable	Increasing	Stable	Decreasing	Decreasing

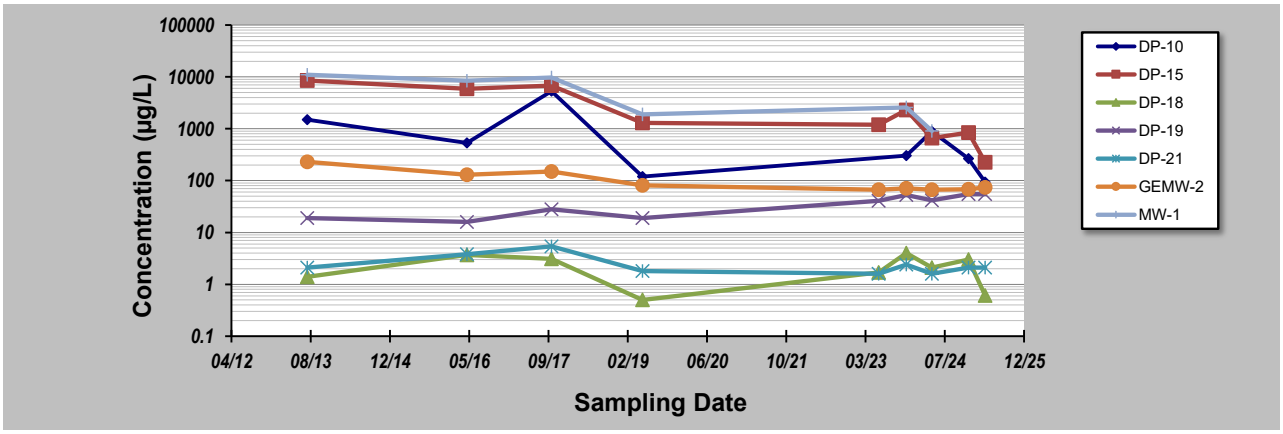

Notes:

1. At least four independent sampling events per well are required for calculating the trend. *Methodology is valid for 4 to 40 samples.*
2. Confidence in Trend = Confidence (in percent) that constituent concentration is increasing (S>0) or decreasing (S<0): >95% = Increasing or Decreasing; ≥ 90% = Probably Increasing or Probably Decreasing; < 90% and S>0 = No Trend; < 90%, S≤0, and COV ≥ 1 = No Trend; < 90% and COV < 1 = Stable.
3. Methodology based on "MAROS: A Decision Support System for Optimizing Monitoring Plans", J.J. Aziz, M. Ling, H.S. Rifai, C.J. Newell, and J.R. Gonzales, *Ground Water*, 41(3):355-367, 2003.

DISCLAIMER: *The GSI Mann-Kendall Toolkit is available "as is". Considerable care has been exercised in preparing this software product; however, no party, including without limitation GSI Environmental Inc., makes any representation or warranty regarding the accuracy, correctness, or completeness of the information contained herein, and no such party shall be liable for any direct, indirect, consequential, incidental or other damages resulting from the use of this product or the information contained herein. Information in this publication is subject to change without notice. GSI Environmental Inc., disclaims any responsibility or obligation to update the information contained herein.*

GSI MANN-KENDALL TOOLKIT
for Constituent Trend Analysis

Evaluation Date:	May-25	Job ID:	16025-34-00-CP
Facility Name:	Town and Country Cleaners Site	Constituent:	PCE
Conducted By:	EA Engineering and Geology, P.C.	Concentration Units:	µg/L

Sampling Point ID:	MW-2	MW-3	MW-13	MW-13B	MW-19B	MW-21B
Sampling Event	Sampling Date	PCE CONCENTRATION (µg/L)					
1	24-Jul-13	90000	2200	14000	0.65	4.2	6
2	26-Apr-16	85000	790	12000	3.6	10	5.7
3	11-Oct-17	69000	650	4100	3.3	13	8.3
4	8-May-19	63000	390	2300	1.6	13	6
5	6-Jun-23	69	2000	3200	1	4.3	9.2
6	27-Nov-23	65.2	3220	1130	3	12.9	6.4
7	7-May-24	76.4		1160.0	0.71	10.5	2.5
8	23-Dec-24	87.4	441.0	616.0	1.5	14.4	5.1
9	8-Apr-25	84.2	564.0	983.0	1.5	16	2.8
10							
11							
12							
13							
14							
15							
16							
17							
18							
19							
20							
Coefficient of Variation:		1.21	0.82	1.15	0.60	0.38	0.38
Mann-Kendall Statistic (S):		-20	-6	-30	-7	19	-11
Confidence Factor:		97.8%	72.6%	100.0%	72.8%	97.0%	84.6%
Concentration Trend:		Decreasing	Stable	Decreasing	Stable	Increasing	Stable

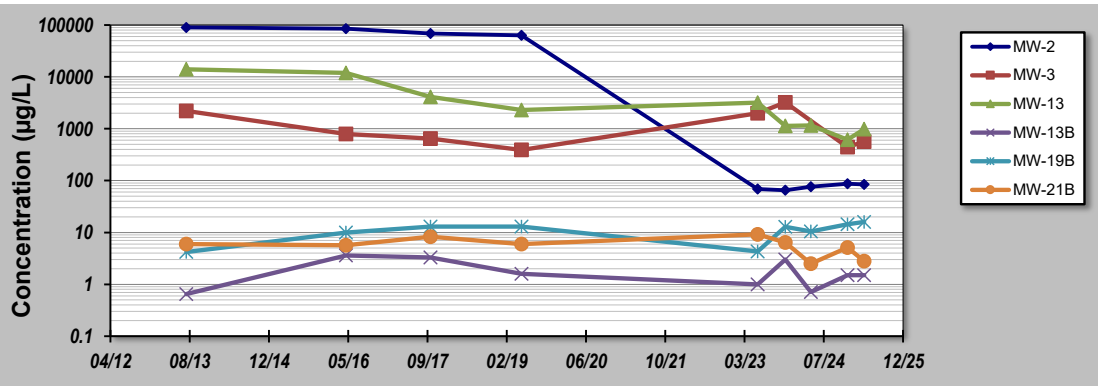

Notes:

1. At least four independent sampling events per well are required for calculating the trend. *Methodology is valid for 4 to 40 samples.*
2. Confidence in Trend = Confidence (in percent) that constituent concentration is increasing (S>0) or decreasing (S<0): >95% = Increasing or Decreasing; ≥ 90% = Probably Increasing or Probably Decreasing; < 90% and S>0 = No Trend; < 90%, S≤0, and COV ≥ 1 = No Trend; < 90% and COV < 1 = Stable.
3. Methodology based on "MAROS: A Decision Support System for Optimizing Monitoring Plans", J.J. Aziz, M. Ling, H.S. Rifai, C.J. Newell, and J.R. Gonzales, *Ground Water*, 41(3):355-367, 2003.

DISCLAIMER: *The GSI Mann-Kendall Toolkit is available "as is". Considerable care has been exercised in preparing this software product; however, no party, including without limitation GSI Environmental Inc., makes any representation or warranty regarding the accuracy, correctness, or completeness of the information contained herein, and no such party shall be liable for any direct, indirect, consequential, incidental or other damages resulting from the use of this product or the information contained herein. Information in this publication is subject to change without notice. GSI Environmental Inc., disclaims any responsibility or obligation to update the information contained herein.*

GSI MANN-KENDALL TOOLKIT
for Constituent Trend Analysis

Evaluation Date:	May-25	Job ID:	16025-34-00-CP
Facility Name:	Town and Country Cleaners Site	Constituent:	TCE
Conducted By:	EA Engineering and Geology, P.C.	Concentration Units:	µg/L

Sampling Point ID:		DP-10	DP-15	DP-18	DP-19	GEMW-2	MW-1	MW-2
Sampling Event	Sampling Date	TCE CONCENTRATION (µg/L)						
1	24-Jul-13	170	410	0.79	4.9	5	260	410
2	26-Apr-16	130	210	1.5	4.9	2.2	180	240
3	11-Oct-17	140	210	0.5	8.5	3.3	260	170
4	8-May-19	28	59	0.5	5.5	0.93	34	160
5	6-Jun-23		36	0.9	10.0	1.1		18
6	27-Nov-23	67.2	103	1.8	13.8	1.3	21.1	18
7	7-May-24	85.4	37.9	1.0	10.6	0.82	11.5	17.8
8	23-Dec-24	52.1	49.1	1.5	13.6	0.8		23.9
9	8-Apr-25	26.9	20.0		13.4	1.0		20.8
10								
11								
12								
13								
14								
15								
16								
17								
18								
19								
20								
Coefficient of Variation:		0.62	1.02	0.46	0.39	0.79	0.94	1.15
Mann-Kendall Statistic (S):		-18	-25	10	25	-20	-12	-22
Confidence Factor:		98.4%	99.6%	86.2%	99.6%	97.8%	98.2%	98.8%
Concentration Trend:		Decreasing	Decreasing	No Trend	Increasing	Decreasing	Decreasing	Decreasing

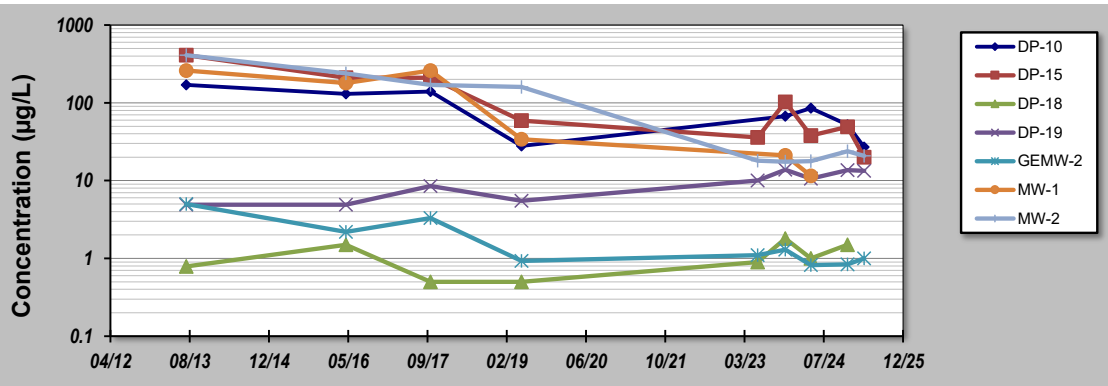

Notes:

1. At least four independent sampling events per well are required for calculating the trend. *Methodology is valid for 4 to 40 samples.*
2. Confidence in Trend = Confidence (in percent) that constituent concentration is increasing (S>0) or decreasing (S<0): >95% = Increasing or Decreasing; ≥ 90% = Probably Increasing or Probably Decreasing; < 90% and S>0 = No Trend; < 90%, S≤0, and COV ≥ 1 = No Trend; < 90% and COV < 1 = Stable.
3. Methodology based on "MAROS: A Decision Support System for Optimizing Monitoring Plans", J.J. Aziz, M. Ling, H.S. Rifai, C.J. Newell, and J.R. Gonzales, *Ground Water*, 41(3):355-367, 2003.

DISCLAIMER: *The GSI Mann-Kendall Toolkit is available "as is". Considerable care has been exercised in preparing this software product; however, no party, including without limitation GSI Environmental Inc., makes any representation or warranty regarding the accuracy, correctness, or completeness of the information contained herein, and no such party shall be liable for any direct, indirect, consequential, incidental or other damages resulting from the use of this product or the information contained herein. Information in this publication is subject to change without notice. GSI Environmental Inc., disclaims any responsibility or obligation to update the information contained herein.*

GSI Environmental Inc., www.gsi-net.com

GSI MANN-KENDALL TOOLKIT
for Constituent Trend Analysis

Evaluation Date:	May-25	Job ID:	16025-34-00-CP
Facility Name:	Town and Country Cleaners Site	Constituent:	TCE
Conducted By:	EA Engineering and Geology, P.C.	Concentration Units:	µg/L

Sampling Point ID:	MW-3	MW-13	MW-13B	MW-19B	MW-21B		
Sampling Event	Sampling Date	TCE CONCENTRATION (µg/L)						
1	24-Jul-13	450	380	0.38	4.4	0.62		
2	26-Apr-16	320	350	0.73	6.2	0.5		
3	11-Oct-17	310	200	1.3	8.4	0.73		
4	8-May-19	220	190	1.2	6.9	0.59		
5	6-Jun-23	160	120	1.9	0.5	7.7		
6	27-Nov-23	475	71.8	2.3	9.4	0.3		
7	7-May-24		89.5	1.2	7.5			
8	23-Dec-24	239.0	92.7	2.2	10.2	0.3		
9	8-Apr-25	249.0	135.0	2.7	11.7			
10								
11								
12								
13								
14								
15								
16								
17								
18								
19								
20								
Coefficient of Variation:		0.37	0.63	0.50	0.46	1.79		
Mann-Kendall Statistic (S):		-8	-22	25	22	-6		
Confidence Factor:		80.1%	98.8%	99.6%	98.8%	76.4%		
Concentration Trend:		Stable	Decreasing	Increasing	Increasing	No Trend		

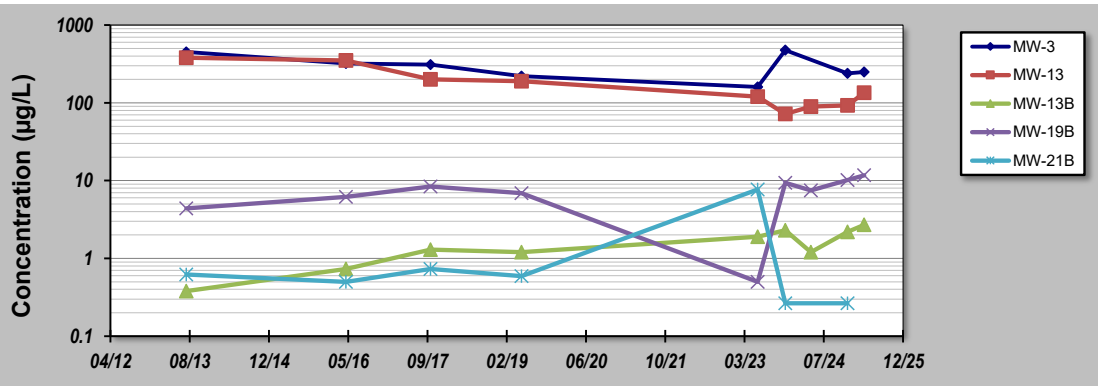

Notes:

1. At least four independent sampling events per well are required for calculating the trend. *Methodology is valid for 4 to 40 samples.*
2. Confidence in Trend = Confidence (in percent) that constituent concentration is increasing (S>0) or decreasing (S<0): >95% = Increasing or Decreasing; ≥ 90% = Probably Increasing or Probably Decreasing; < 90% and S>0 = No Trend; < 90%, S≤0, and COV ≥ 1 = No Trend; < 90% and COV < 1 = Stable.
3. Methodology based on "MAROS: A Decision Support System for Optimizing Monitoring Plans", J.J. Aziz, M. Ling, H.S. Rifai, C.J. Newell, and J.R. Gonzales, *Ground Water*, 41(3):355-367, 2003.

DISCLAIMER: *The GSI Mann-Kendall Toolkit is available "as is". Considerable care has been exercised in preparing this software product; however, no party, including without limitation GSI Environmental Inc., makes any representation or warranty regarding the accuracy, correctness, or completeness of the information contained herein, and no such party shall be liable for any direct, indirect, consequential, incidental or other damages resulting from the use of this product or the information contained herein. Information in this publication is subject to change without notice. GSI Environmental Inc., disclaims any responsibility or obligation to update the information contained herein.*

GSI Environmental Inc., www.gsi-net.com

GSI MANN-KENDALL TOOLKIT
for Constituent Trend Analysis

Evaluation Date:	May-25	Job ID:	16025-34-00-CP
Facility Name:	Town and Country Cleaners Site	Constituent:	cis-1,2-DCE
Conducted By:	EA Engineering and Geology, P.C.	Concentration Units:	µg/L

Sampling Point ID:	DP-10	DP-15	DP-18	DP-19	GEMW-2	MW-1	MW-2
Sampling Event	Sampling Date	CIS-1,2-DCE CONCENTRATION (µg/L)						
1	24-Jul-13	110	230	0.78	6.7	14	660	260
2	26-Apr-16	29	190	1.5	7.3	4	320	250
3	11-Oct-17	100	220	0.5	12	3.3	340	250
4	8-May-19	55	47	0.5	7.8	0.94	34	250
5	6-Jun-23		88	0.58	9.4	0.27		22
6	27-Nov-23	121	129	1.2	15.8	0.26	27.6	21.1
7	7-May-24	128.0	54.1	0.76	12.3	0.26	31.2	19.0
8	23-Dec-24	87.5	87.4	1.1	15.9	0.26		25.6
9	8-Apr-25	50.6	32.1	0.5	15.8	0.26		22.9
10								
11								
12								
13								
14								
15								
16								
17								
18								
19								
20								
Coefficient of Variation:		0.43	0.64	0.44	0.33	1.72	1.08	0.98
Mann-Kendall Statistic (S):		0	-22	-3	27	-27	-11	-21
Confidence Factor:		45.2%	98.8%	58.0%	99.8%	99.8%	97.2%	98.3%
Concentration Trend:		Stable	Decreasing	Stable	Increasing	Decreasing	Decreasing	Decreasing

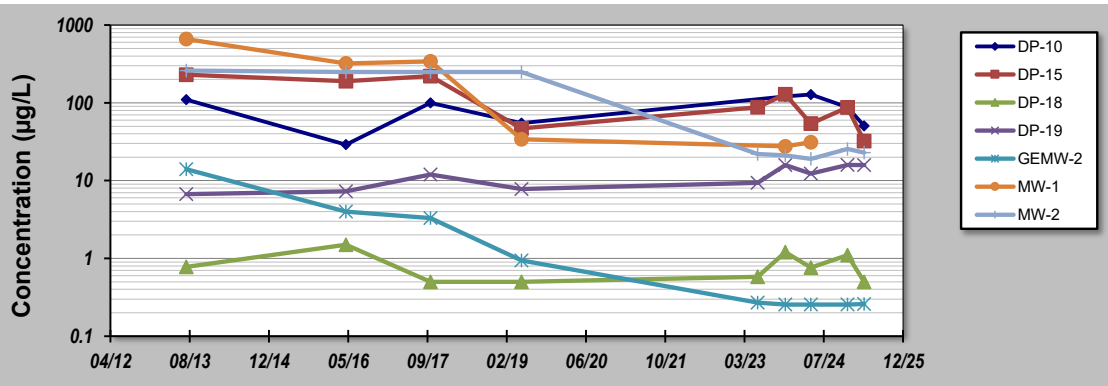

Notes:

1. At least four independent sampling events per well are required for calculating the trend. *Methodology is valid for 4 to 40 samples.*
2. Confidence in Trend = Confidence (in percent) that constituent concentration is increasing (S>0) or decreasing (S<0): >95% = Increasing or Decreasing; ≥ 90% = Probably Increasing or Probably Decreasing; < 90% and S>0 = No Trend; < 90%, S≤0, and COV ≥ 1 = No Trend; < 90% and COV < 1 = Stable.
3. Methodology based on "MAROS: A Decision Support System for Optimizing Monitoring Plans", J.J. Aziz, M. Ling, H.S. Rifai, C.J. Newell, and J.R. Gonzales, *Ground Water*, 41(3):355-367, 2003.

DISCLAIMER: *The GSI Mann-Kendall Toolkit is available "as is". Considerable care has been exercised in preparing this software product; however, no party, including without limitation GSI Environmental Inc., makes any representation or warranty regarding the accuracy, correctness, or completeness of the information contained herein, and no such party shall be liable for any direct, indirect, consequential, incidental or other damages resulting from the use of this product or the information contained herein. Information in this publication is subject to change without notice. GSI Environmental Inc., disclaims any responsibility or obligation to update the information contained herein.*

GSI MANN-KENDALL TOOLKIT
for Constituent Trend Analysis

Evaluation Date:	May-25	Job ID:	16025-34-00-CP
Facility Name:	Town and Country Cleaners Site	Constituent:	cis-1,2-DCE
Conducted By:	EA Engineering and Geology, P.C.	Concentration Units:	µg/L

Sampling Point ID:	MW-3	MW-13	MW-13B	MW-19B	MW-21B		
Sampling Event	Sampling Date	CIS-1,2-DCE CONCENTRATION (µg/L)						
1	24-Jul-13	890	680	0.51	7.7	0.5		
2	26-Apr-16	850	590	0.93	9.8	0.5		
3	11-Oct-17	670	770	2	12	0.5		
4	8-May-19	530	160	2	9.4	0.38		
5	6-Jun-23	330	170	7	0.5	12.0		
6	27-Nov-23	1210	195	4.6	19.3	0.3		
7	7-May-24		163.0	5.0	16.0	0.3		
8	23-Dec-24	547.0	170.0	8.2	22.2	0.3		
9	8-Apr-25	630	196.0	10.2	24.6	0.3		
10								
11								
12								
13								
14								
15								
16								
17								
18								
19								
20								
Coefficient of Variation:		0.38	0.75	0.76	0.57	2.33		
Mann-Kendall Statistic (S):		-8	-9	31	22	-16		
Confidence Factor:		80.1%	79.2%	>99.9%	98.8%	94.0%		
Concentration Trend:		Stable	Stable	Increasing	Increasing	Prob. Decreasing		

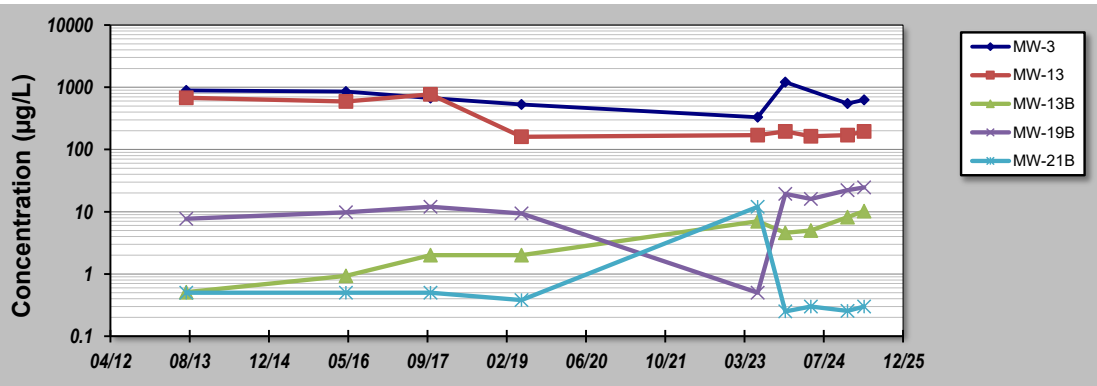

Notes:

1. At least four independent sampling events per well are required for calculating the trend. *Methodology is valid for 4 to 40 samples.*
2. Confidence in Trend = Confidence (in percent) that constituent concentration is increasing (S>0) or decreasing (S<0): >95% = Increasing or Decreasing; ≥ 90% = Probably Increasing or Probably Decreasing; < 90% and S>0 = No Trend; < 90%, S≤0, and COV ≥ 1 = No Trend; < 90% and COV < 1 = Stable.
3. Methodology based on "MAROS: A Decision Support System for Optimizing Monitoring Plans", J.J. Aziz, M. Ling, H.S. Rifai, C.J. Newell, and J.R. Gonzales, *Ground Water*, 41(3):355-367, 2003.

DISCLAIMER: *The GSI Mann-Kendall Toolkit is available "as is". Considerable care has been exercised in preparing this software product; however, no party, including without limitation GSI Environmental Inc., makes any representation or warranty regarding the accuracy, correctness, or completeness of the information contained herein, and no such party shall be liable for any direct, indirect, consequential, incidental or other damages resulting from the use of this product or the information contained herein. Information in this publication is subject to change without notice. GSI Environmental Inc., disclaims any responsibility or obligation to update the information contained herein.*