Final
2021 Groundwater Sampling and Analysis Report

Staubs Textile Services, Inc.
935-951 East Main Street
Rochester, Monroe County, New York
Site Number 828160

July 2022

Prepared for:

NEW YORK STATE DEPARTMENT OF ENVIRONMENTAL CONSERVATION
DEPARTMENT OF ENVIRONMENTAL REMEDIATION
625 Broadway, 12th FLOOR
Albany, New York 12233-7013

Prepared by:

ECOLOGY AND ENVIRONMENT ENGINEERING AND GEOLOGY, P.C.
50 Lakefront Blvd., Ste. 111
Buffalo, New York 14202

Table of Contents

List of Tables

Table **Page**

List of Figures

List of Abbreviations and Acronyms

DCE	dichloroethylene
E & E	Ecology and Environment Engineering and Geology, P.C.
µg/L	micrograms per liter
NYSDEC	New York State Department of Conservation
PCE	tetrachloroethylene
pH	power of hydrogen
TCE	trichloroethylene
TestAmerica	Eurofins TestAmerica Laboratories, Inc.
TOGS	Technical and Operational Guidance
USEPA	U.S. Environmental Protection Agency
VOC	volatile organic compound

1 Introduction

Pursuant to Work Assignment Number D009807-04, Ecology and Environment Engineering and Geology, P.C. (E & E) conducted annual groundwater monitoring and sampling activities at the Staubs Textile Services, Inc., site (Site Number 828160) located at 935-951 East Main Street in the city of Rochester, Monroe County, New York (Figure 1-1).

The site is 1.2 acres and is located in a mixed commercial/residential area on the northeast side of the city (Figure 1-2). The site has a 70-year history of use as an industrial laundry and dry-cleaning service which ceased in 2005. The site was previously occupied by a vacant onsite building with a paved parking area and loading dock on the west side and a small, paved driveway on the east side of the property.

In December 2018, a pilot test was completed. A soil vapor extraction system is operating at the site to remove remaining contamination from soil at the site. The site currently contains a paved parking lot and a fenced area containing the soil vapor extraction system components. The site is bound by East Main Street to the north, commercial properties to the west and east, and a residential neighborhood to the south.

This report documents the field activities and analytical results from the annual groundwater sampling events performed at the site in September 2021. An additional annual groundwater sampling event will be conducted at the site in 2022.

2 Groundwater Monitoring and Sampling

2.1 Groundwater Elevation Measurements

E & E collected static water levels on September 20 through 23, 2021, from 16 onsite and offsite monitoring and piezometer well locations (one upgradient well [MW-06], six onsite wells [PZ-06, MW-05, MW-07, MW-08, SB-50, and MW-08D], and nine downgradient wells [MW-01, MW-09, OU2-PZ-02, OU2-PZ-03, OU2-PZ-04, MW-09D, MW-10D, MW-4A and MW-01 offsite]). The static water levels were used to determine the volume of standing water in each well prior to groundwater sampling. The static water levels are included on Table 1. Well locations are included on Figures 2-1a and 2-1b.

Measurements were made using an electronic water level indicator capable of measuring depth to water to within 0.01 foot. The probe of the instrument was lowered slowly until the indicator alarm sounded, the probe was then pulled above the surface of the water, and the measurement was repeated at least three times to ensure accuracy. Once the well cap was removed, each well was allowed to equilibrate prior to static water level measurement. The depth-to-water measurements were referenced from the top of each well's inner casing either from previously marked reference points or the highest point on the top of the inner casing of each well. The total well depth was also measured in all wells except for OU2-PZ-01, which was filled with soil.

2.2 Groundwater Sampling Procedures and Analyses

A total of 16 onsite and offsite monitoring and piezometer wells mentioned in Section 2.1 were sampled between September 20 and 23, 2021 (see Table 2). Sampling was conducted at wells MW-05, MW-06, MW-07, MW-08, MW-08D, MW-09, MW-09D, MW-10D, SB-50, PZ-06, and OU2-PZ-02 using submersible or peristaltic pumps, at MW-01, MW-01 (offsite), OU2-PZ-03, OU2-PZ-04, and MW-4A using dedicated bailers. A grab sample was collected at MW-4A due to low water volume within the well. Prior to sampling, a minimum of three well volumes were purged from each well. Periodically during purging, water quality parameters were collected, including power of hydrogen (pH), temperature, conductivity, and turbidity, using a Myron 6P multi-parameter water quality meter and turbidity using a LaMotte 2020 turbidity meter for monitoring purposes. If the well was purged dry before three volumes could be removed, the sampling team returned after the well had sufficiently recharged to collect a sample. At the

completion of well sampling, pump tubing was left inside the well when practical to be used in later sampling events. Submersible pumps were decontaminated using a potable water and laboratory-grade detergent (Alconox) wash followed by a deionized water rinse between wells. Groundwater field data collection sheets are provided in Appendix A.

Upon collection, the sample containers were labeled and immediately placed in a cooler with ice. A trip blank accompanied each shipment of water samples to the laboratory. Analytical results are discussed in Section 3.

The following observations were made during sampling activities:

- Monitoring wells MW-4A, MW-08, and MW-09D went dry while purging.
- Piezometer well OU2-PZ-01 could not be sampled or measured due to soil filling the well.
- Monitoring wells MW-4A, MW-05, MW-06, MW-08, MW-08D, MW-09, MW-09D, MW-10D, and SB-50, and piezometer well OU2-PZ-04, had a strong chemical odor.
- Monitoring well MW-05 had black tinted water initially that turned dark yellow. Monitoring wells MW-06 and MW-10D had black tinted water initially, then became clear.
- Monitoring well MW-08D had clear water initially which became black then returned to clear within first few minutes of purging. Monitoring wells MW-4A, MW-09, and MW-09D, and piezometer well OU2-PZ-04 had black/dark brown tinted water.

Laboratory analyses were performed by Eurofins TestAmerica Laboratories (TestAmerica). Sampling bottles, trip blanks, and related sampling equipment was provided directly from TestAmerica. Groundwater samples were analyzed for volatile organic compounds (VOCs) using U.S. Environmental Protection Agency (USEPA) Method 8260C and are included in Appendix B.

Groundwater sampling purge water was stored in seven U.S. Department of Transportation-approved 55-gallon steel drums. One composite waste sample (IDW-20210923) was collected from the containerized purged water and analyzed for VOCs, pH, and Resource Conservation and Recovery Act 8 Total Metals using USEPA Methods 8260C, 9040C, and 6010C/7470A, respectively. E & E forwarded the waste sample analytical results to the waste transportation company, National Vacuum Environmental Services Corporation. The analytical results for the waste sample are presented in Appendix B and included on Table 3. Disposal activity will be reported under separate cover after the waste has been transported off the site.

2.3 Quality Assurance/Quality Control

Quality assurance quality control samples, including a field duplicate collected from monitoring well MW-01 (MW-01-2021Q), trip blanks, and additional volume for matrix spike/matrix spike duplicate analyses were collected for groundwater samples in accordance with E & E's Master Quality Assurance Project Plan for New York State Department of Environmental Conservation (NYSDEC) Projects (E & E 2011). Based on quality control review of the data, appropriate data qualifiers were applied and are included with the analytical results summary table (see Table B-1 in Appendix B). Laboratory deliverables were reviewed in accordance with the appropriate methods and general reporting requirements from the NYSDEC Analytical Services Protocol for Category B deliverables.

The analytical data provided by the laboratory were reviewed by E & E for precision, accuracy, and completeness. Overall, there were no significant impacts that affected data usability. The data usability summary report and laboratory report are provided in Appendix B.

3 Results

3.1 Groundwater Flow

Groundwater elevation figures showing the static water conditions onsite and offsite appear to be in three water-bearing zones (overburden, upper bedrock and deep bedrock) and are included as Figures 3-1, 3-2a, and 3-2b. The deep bedrock zone appears to contain different fractures than the upper bedrock zone. The deep bedrock wells (MW-08D, MW-09D and MW-10D) have similar water elevations (2.89 feet total difference). The difference in water elevation between bedrock well MW-08 and the deep bedrock well MW-08D is 8.11 feet. The difference in water elevation between bedrock well MW-09 and the deep bedrock well MW-09D is 12.85 feet. The general groundwater flow direction for overburden wells is east, upper bedrock wells is north-northwest, and deep bedrock wells is east. These results are consistent with 2020's annual monitoring.

3.2 Groundwater Analytical Results

Positive groundwater analytical results are summarized in Table 2. For a complete list of analytical results, see full analytical data table B-1 in Appendix B. Groundwater analytical results for VOCs were compared to ambient water quality standards and guidance values found in NYSDEC's Technical and Operational Guidance Series (TOGS) 1.1.1 *Ambient Water Quality Standards and Guidance Values and Groundwater Effluent Limitations* (NYSDEC 1998, with updates), Class GA Groundwater Standards and Guidance Values. The following summarizes the analytical results:

A total of 15 different VOCs were detected in the 16 monitoring well locations where samples were collected. Of these 15 VOCs that were detected, nine VOCs exceeded screening criteria, including both contaminants of concern: tetrachloroethylene (PCE) and trichloroethylene (TCE). The additional seven VOCs were: benzene, cis-1,2-dichloroethylene (DCE), ethylbenzene, isopropylbenzene, trans-1,2-dichloroethene, vinyl chloride, and xylenes. In many cases (nine of the 16 samples), these VOCs were detected at levels three times higher than the groundwater screening criteria.

Contaminants of concern were detected in 10 of the 16 wells and exceedances were recorded in seven of those 10 wells.

3.2.1 Overburden

Overburden wells at the site include: OU2-PZ-02, OU2-PZ-03, OU2-PZ-04, MW-1 (onsite), SB-50, MW-1 (offsite), MW-4A, PZ-06, and OU2-PZ-01. OU2-PZ-01 was filled with soil and was not sampled. Exceedances in the overburden groundwater were detected in wells OU2-PZ-02, OU2-PZ-04, SB-50, and PZ-06. Among these groundwater wells, SB-50 contained the most exceedances for cis-1,2-dichloroethylene (cis-1,2-DCE; 26 micrograms per liter [µg/L]), benzene (4.1 µg/L), Isospropylbenzene (23 µg/L), trans-1,2-dichloroethene (7.3 µg/L) and vinyl chloride (45 µg/L). PZ-06 had exceedances in cis 1,2-DCE (8.7 µg/L) and PCE (19 µg/L), and a minor detection in TCE (0.74J µg/L), but not an exceedance. PZ-06 was the only of the overburden wells where exceedances were detected for the contaminants of concern. Contaminants of concern were also detected but did not exceed TOGS screening criteria standards in MW-1 (onsite), MW-1 (offsite), and MW-4A. Offsite wells OU2-PZ-02 and OU2-PZ-04 contained exceedances in ethylbenzene (16 µg/L in OU2-PZ-02), isopropylbenzene (33 µg/L in OU2-PZ-02), and xylenes (28J µg/L in OU2-PZ-04). No contaminants were detected in OU2-PZ-03. Positive results for overburden wells are included in Table 2 and results for PCE, TCE, cis1, 2-DCE, and vinyl chloride are depicted in Figure 3-1.

3.2.2 Bedrock

Bedrock wells at the site include MW-05, MW-06, MW-07, MW-08 and MW-09; and deep bedrock wells MW-08D, MW-09D and MW-10D. All bedrock wells were sampled during the 2021 event. PCE exceeded the groundwater standard in bedrock wells located in the center and southeast portion onsite (also in the vicinity of the former underground storage tank source area) in wells MW-05 (63,000 µg/L), MW-06 (58,000 µg/L), and MW-07 (6,100 µg/L); northwest corner of the site in MW-08 (1,100 µg/L), and northeast corner of the site in MW-09 (1,100 µg/L). TCE also had exceedances in the same wells but at lower concentrations ranging from 440 µg/L to 4,600 µg/L. The highest exceedances for cis-1,2-dichloroethylene (cis 1-2-DCE) exceedances occurred in the same wells ranging from 2,200 µg/L to 15,000 µg/L. Vinyl chloride was found in four of the same five wells ranging from 330 µg/L to 870 µg/L.

Of the three deep bedrock wells, there was one exceedance of the contaminants of concern of the groundwater standards. PCE was detected in MW-10D with a concentration of 6.2 µg/L.

Positive results for bedrock wells are provided in Table 2. Positive results for PCE, TCE, cis 1,2-DCE, and vinyl chloride are depicted in Figure 3-2a. Positive results for PCE in deep bedrock wells are depicted in Figure 3-2b.

4 Conclusions

4.1 Conclusions

A total of 16 monitoring wells were sampled during the 2021 sampling event. A total of 15 VOCs were detected in the samples with 9 VOCs exceeding the class GA groundwater standards.

The highest overburden exceedances were detected in SB-50 (northwest perimeter of the site). Of the five VOC exceedances detected in this perimeter well, three (benzene, isopropylbenzene, and trans-1,2-dichloroethene) were not detected elsewhere in any of the 15 other wells. However, these compounds may be present elsewhere onsite but were not detected due to the elevated detection limits in other samples caused by the dilution factor required for analysis. Benzene, isopropylbenzene, trans-1,2-dichloroethene, and xylenes were not previously detected in SB-50 in 2020, likely due to elevated detection limits. PCE degradation products, cis-1, 2 DCE and vinyl chloride exceedances in SB-50 were drastically reduced in 2021 sampling from 2020 sampling (by factors of about 692 and 131, respectively). These reductions are likely in part due to ongoing soil vapor extraction in this contaminant source area. Although no PCE or TCE concentrations were detected in SB-50, it's possible this well has higher concentrations of cis 1,2 DCE and vinyl chloride from breakdown of PCE and TCE closer to the upgradient contaminant source area. For the primary contaminants of concern, PCE and TCE, concentrations are much lower in all overburden wells than in the bedrock wells and the highest concentrations are located around the contaminant source area onsite (found in monitoring wells PZ-06 and SB-50). Minor PCE detections found in offsite monitoring wells MW-01 (offsite) and MW-4A may not be related to onsite activities due to distance (~0.25 miles) and lack of detections in monitoring wells located between them and the source area (OU2-PZ-02, OU2-PZ-03, and OU2-PZ-04). Total exceedances in monitoring wells OU2-PZ-02 and OU2-PZ-04 were greatly reduced (by about a factor of 5) from 2020 to 2021 sampling events. Apart from monitoring well PZ-6, which was not sampled in 2020, contaminants of concern concentrations in overburden wells are dramatically reduced from the sampling event in 2020 to the sampling event in 2021, indicating a natural breakdown trend.

The highest bedrock exceedances were detected in monitoring wells MW-05, MW-06, and MW-07 (center and southeast portion of the site). Contaminants of concern (PCE and TCE) concentrations generally decreased from the 2020 sampling event to the 2021 sampling event, except for an increase in PCE (by

nearly six times) in monitoring well MW-06, see Figure 4-1 depicting concentrations in 2020 versus 2021. Increases in vinyl chloride concentrations in three of the five bedrock monitoring wells are another indicator of a natural breakdown trend in contaminants of concern in the bedrock zone. Although it is unclear why the PCE concentration in MW-06 would drastically increase from 2020 to 2021, data from the imminent sampling event in 2022 may better illustrate the nature of PCE in this zone. Installation of additional monitoring wells in the bedrock aquifer downgradient of the contaminant source zone and offsite may also allow for a fuller determination of the extent of contamination in this zone.

Only one exceedance was recorded in a deep bedrock well: PCE in MW-10D (6.2 µg/L). PCE was non-detect in MW-10D when sampled in 2020. This increased concentration of PCE may be due to contaminant migration from the higher contaminated zone. As with the shallower bedrock wells, a fuller understanding of the extent of contamination in this zone may be better determined by installing additional monitoring wells in strategic downgradient locations onsite and offsite.

5 References

Ecology and Environment Engineering and Geology, P.C. (E & E). 2011. *Master Quality Assurance Project Plan (QAPP) for New York Department of Environmental Conservation Projects*, Lancaster, New York. (April).

New York State Department of Environmental Conservation (NYSDEC). 1998. Technical and Operational Guidance Series (1.1.1): Ambient Water Quality Standards and Guidance Values and Groundwater Effluent Limitations, NYSDEC Division of Water, Albany, New York, with updates.

U.S. Environmental Protection Agency (EPA) – Region 2. 1998. *Groundwater Sampling Procedure, Low Stress (Low Flow) Purging and Sampling,* Region 2 guidance document.

Tables

Table 1 Groundwater Monitoring Well Water Level Elevation Measurements
Staubs Textile Services, Inc. Site, Rochester, New York

Well ID	NORTHING	EASTING	GROUND ELEV.	CASING ELEV.	RISER ELEV.	Location	Aquifer	TOIC Elevation (ft AMSL)	Depth to Water Sept 23, 2021 (ft TOIC)	Water Elevation (ft)	Total Depth of Well ft TOIC)
MW-01	1153483.3	1414312.0	506.10	506.10	505.83	On-Site	Overburden	505.83	14.30	491.53	23.40
PZ-06	1153407.9	1414284.4	507.24	507.24	507.01	On-Site	Overburden	507.01	13.69	493.32	15.00
SB-50	1153444.5	1414137.6	506.23	N/A	N/A	On-Site	Overburden	506.23	15.84	490.39	23.50
OU2-PZ-01*	1153808.0	1414778.6	506.75	506.75	506.60	Off-Site	Overburden	506.60	See Note	NA	NA
OU2-PZ-02	1153427.5	1414654.0	496.25	496.25	495.95	Off-Site	Overburden	495.95	7.46	488.49	12.60
OU2-PZ-03	1153517.9	1414911.4	495.24	495.24	495.09	Off-Site	Overburden	495.09	15.42	479.67	18.04
OU2-PZ-04	1153677.6	1414395.5	504.34	504.34	504.03	Off-Site	Overburden	504.03	13.52	490.51	21.90
MW-01	1153746.8	1415439.7	493.82	493.82	493.60	Off-Site	Overburden	493.60	17.50	476.10	18.70
MW-4A	1153739.3	1415478.7	493.61	493.61	493.39	Off-Site	Overburden	493.39	17.19	476.20	17.95
MW-05	1153381.2	1414259.4	507.17	507.17	506.90	On-Site	Bedrock	506.90	15.2	491.70	34.15
MW-06	1153267.9	1414287.5	508.60	508.60	508.26	On-Site	Bedrock	508.26	15.00	493.26	35.52
MW-07	1153335.6	1414324.0	506.87	506.87	506.61	On-Site	Bedrock	506.61	17.70	488.91	38.83
MW-08	1153431.9	1414142.3			505.91	On-Site	Bedrock	505.91	17.43	488.48	36.60
MW-08D	1153437.873	1414140.389			505.90	On-Site	Bedrock	505.90	25.53	480.37	60.62
MW-09	1153335.6	1414324.0	506.87	506.87	506.61	On-Site	Bedrock	505.65	15.20	490.45	35.35
MW-09D	1153467.493	1414324.308			505.22	On-Site	Bedrock	505.22	27.62	477.60	61.05
MW-10D	1153565.197	1414180.18			506.98	Off-Site	Bedrock	506.98	26.49	480.49	61.47

Notes:

*OU2-PZ-01 was filled with soil to the top

ft = feet

AMSL = above mean sea level

TOIC = top of inner casing

NA = Not applicable

Source: Ecology and Environment Engineering, P.C. 2016

Table 2 Summary of Positive Analytical Results for Groundwater Samples
Staubs Textile Services, Rochester, New York

Analyte	Screening Criteria [1]	Notes	MW-1	MW-1 (Duplicate)	MW-1 (Offsite)	MW-4A	ST-MW-05	ST-MW-06
		Sample Name:	MW-01-2021	MW-01-2021-Q	MW-01-OFF-2021	MW-4A-2021	MW-05-2021	MW-06-2021
		Depth:	23 - 24 ft	23 - 24 ft	14 - 19 ft	13 - 18 ft	26 - 36 ft	28 - 38 ft
		Date:	09/21/21	09/21/21	09/23/21	09/23/21	09/21/21	09/22/21
Volatile Organic Compounds by Method SW-846 8260C (µg/L)								
1,2-Dichlorobenzene	3		1.6 U	1.6 U	3.2 U	0.79 U	790 U	160 U
Benzene	1		0.82 U	0.82 U	1.6 U	0.41 U	410 U	82 U
Chloroform	7		**4.9 J**	**4.6 J**	1.4 U	0.34 U	340 UJ	68 UJ
Cis-1,2-Dichloroethylene	5		1.6 U	1.6 U	3.2 U	0.81 U	**14000**	**12000**
Cyclohexane	N/A		**1.5 J**	**1.8 J**	0.72 U	0.18 U	180 U	**54 J**
Ethylbenzene	5		1.5 U	1.5 U	3.0 U	0.74 U	740 U	150 U
Isopropylbenzene (Cumene)	5		**3.1**	**3.2**	3.2 U	0.79 U	790 U	160 U
Methylcyclohexane	N/A		**5.2**	**5.1**	0.64 U	0.16 U	160 U	**39 J**
Tert-Butyl Methyl Ether	10	G	0.32 UJ	0.32 UJ	0.64 U	0.16 U	160 UJ	32 UJ
Tetrachloroethylene (PCE)	5		**1.5 J**	**1.4 J**	**1.7 J**	**0.56 J**	**63000**	**58000**
Toluene	5		1.0 U	1.0 U	2.0 U	0.51 U	510 U	100 U
Trans-1,2-Dichloroethene	5		1.8 U	1.8 U	3.6 U	0.90 U	900 U	180 U
Trichloroethylene (TCE)	5		0.92 U	0.92 U	1.8 U	0.46 U	**4400**	**3600**
Vinyl Chloride	2		1.8 U	1.8 U	3.6 U	0.90 U	900 U	**450**
Xylenes	5		1.3 U	1.3 U	2.6 U	0.66 U	660 U	130 U

Key at end of table.

Source: Ecology and Environment Engineering and Geology, P.C. 2022

Table 2 Summary of Positive Analytical Results for Groundwater Samples
Staubs Textile Services, Rochester, New York

Analyte	Screening Criteria [1]	Notes	ST-MW-07	ST-MW-08	ST-MW-08D	ST-MW-09	ST-MW-09D	ST-MW-10D
		Sample Name:	MW-07-2021	MW-08-2021	MW-08D-2021	MW-09-2021	MW-09D-2021	MW-10D-2021
		Depth:	30 - 40 ft	28 - 38 ft	50 - 60 ft	28 - 38 ft	50 - 60 ft	50 - 60 ft
		Date:	09/21/21	09/20/21	09/20/21	09/21/21	09/22/21	09/22/21
Volatile Organic Compounds by Method SW-846 8260C (µg/L)								
1,2-Dichlorobenzene	3		320 U	79 U	1.6 U	63 U	0.79 U	1.6 U
Benzene	1		160 U	41 U	0.82 U	33 U	0.41 U	0.82 U
Chloroform	7		140 UJ	34 U	0.68 U	27 UJ	0.34 UJ	0.68 U
Cis-1,2-Dichloroethylene	5		**15000**	**8900**	1.6 U	**2200**	0.81 U	1.6 U
Cyclohexane	N/A		72 U	18 U	0.36 U	14 U	**0.60 J**	0.36 U
Ethylbenzene	5		300 U	74 U	1.5 U	59 U	0.74 U	1.5 U
Isopropylbenzene (Cumene)	5		320 U	79 U	1.6 U	63 U	0.79 U	1.6 U
Methylcyclohexane	N/A		64 U	16 U	0.32 U	13 U	**0.97 J**	0.32 U
Tert-Butyl Methyl Ether	10	G	64 UJ	16 U	**1.5 J**	13 UJ	**0.85 J**	**2.2**
Tetrachloroethylene (PCE)	5		**6100**	**1100**	0.72 U	**770**	0.36 U	**6.2**
Toluene	5		200 U	51 U	1.0 U	41 U	0.51 U	1.0 U
Trans-1,2-Dichloroethene	5		360 U	90 U	1.8 U	72 U	0.90 U	1.8 U
Trichloroethylene (TCE)	5		**4600**	**1800**	0.92 U	**440**	0.46 U	0.92 U
Vinyl Chloride	2		**870**	**720**	1.8 U	**330**	0.90 U	1.8 U
Xylenes	5		260 U	66 U	1.3 U	53 U	0.66 U	1.3 U

Key at end of table.

Source: Ecology and Environment Engineering and Geology, P.C. 2022

Table 2 Summary of Positive Analytical Results for Groundwater Samples
Staubs Textile Services, Rochester, New York

Analyte	Screening Criteria [1]	Notes	OU-2 PZ-2	OU-2 PZ-3	ST-OU2-PZ-4	ST-PZ-06	ST-SB-50
		Sample Name:	OU2-PZ-02-2021	OU2-PZ-3-2021	OU2-PZ-04-2021	PZ-06-2021	SB-50-2021
		Depth:	7.6 - 13 ft	13 - 18 ft	17 - 22 ft	12 - 22 ft	23 - 24 ft
		Date:	09/23/21	09/20/21	09/23/21	09/23/21	09/20/21
Volatile Organic Compounds by Method SW-846 8260C (µg/L)							
1,2-Dichlorobenzene	3		4.0 U	0.79 U	32 U	0.79 U	**2.2**
Benzene	1		2.1 U	0.41 U	16 U	0.41 U	**4.1**
Chloroform	7		1.7 U	0.34 U	14 U	**2.8**	0.68 U
Cis-1,2-Dichloroethylene	5		4.1 U	0.81 U	32 U	**8.7**	**26**
Cyclohexane	N/A		**79**	0.18 U	**330**	0.18 U	**4.7**
Ethylbenzene	5		**16**	0.74 U	30 U	0.74 U	**3.6**
Isopropylbenzene (Cumene)	5		**33**	0.79 U	32 U	0.79 U	**23**
Methylcyclohexane	N/A		**31**	0.16 U	**350**	0.16 U	**7.7**
Tert-Butyl Methyl Ether	10	G	0.80 U	0.16 U	6.4 U	0.16 U	0.32 U
Tetrachloroethylene (PCE)	5		1.8 U	0.36 U	14 U	**19**	0.72 U
Toluene	5		2.6 U	0.51 U	20 U	0.51 U	**1.8 J**
Trans-1,2-Dichloroethene	5		4.5 U	0.90 U	36 U	0.90 U	**7.3**
Trichloroethylene (TCE)	5		2.3 U	0.46 U	18 U	**0.74 J**	0.92 U
Vinyl Chloride	2		4.5 U	0.90 U	36 U	0.90 U	**45**
Xylenes	5		3.3 U	0.66 U	**28 J**	0.66 U	**2.5 J**

Key:

Qualifiers

J = Estimated value

U = Not detected (method detection limit shown)

UJ = Not detected/estimated detection limit

Notes

G = Guidance value (no standard available)

N/A = Not regulated/no available criteria

Other

µg/L = Micrograms per liter

"-Q" denotes field duplicate sample

Bold values denote positive hits.

Shaded values exceed groundwater screening criteria.

1. New York State Department of Environmental Conservation, Technical and Operational Guidance Series Memorandum #1.1.1: *Ambient Water Quality Standards and Guidance Values and Groundwater Effluent Limitations,* 1998 (with updates), Class GA Groundwater Standards and Guidance Values.

Source: Ecology and Environment Engineering and Geology, P.C. 2022

Table 3 Analytical Results for Wastewater Sample
Staubs Textile Services, Inc. Site, Rochester, New York

Analyte	Sample Name: IDW-20210923 Date: 09/23/21
Volatile Organic Compounds by Method SW-846 8260C (µg/L)	
1,1,1-Trichloroethane	820 U
1,1,2,2-Tetrachloroethane	210 U
1,1,2-Trichloro-1,2,2-Trifluoroethane	310 U
1,1,2-Trichloroethane	230 U
1,1-Dichloroethane	380 U
1,1-Dichloroethene	290 U
1,2,4-Trichlorobenzene	410 U
1,2-Dibromo-3-Chloropropane	390 U
1,2-Dibromoethane	730 U
1,2-Dichlorobenzene	790 U
1,2-Dichloroethane	210 U
1,2-Dichloropropane	720 U
1,3-Dichlorobenzene	780 U
1,4-Dichlorobenzene	840 U
2-Hexanone	1200 U
Acetone	3000 U
Benzene	410 U
Bromodichloromethane	390 U
Bromoform	260 U
Bromomethane	690 U
Carbon Disulfide	190 U
Carbon Tetrachloride	270 U
Chlorobenzene	750 U
Chloroethane	320 U
Chloroform	340 U
Chloromethane	350 U
Cis-1,2-Dichloroethylene	**10000**
Cis-1,3-Dichloropropene	360 U
Cyclohexane	180 U
Dibromochloromethane	320 U
Dichlorodifluoromethane	680 U
Ethylbenzene	740 U
Isopropylbenzene	790 U
Methyl Acetate	1300 U
Methyl Ethyl Ketone	1300 U
Methyl Isobutyl Ketone	170 U
Methylcyclohexane	160 U
Methylene Chloride	440 U
Styrene	730 U
Tert-Butyl Methyl Ether	160 U
Tetrachloroethylene	**46000**
Toluene	510 U
Trans-1,2-Dichloroethene	900 U
Trans-1,3-Dichloropropene	370 U
Trichloroethylene	**3500**
Trichlorofluoromethane	880 U
Vinyl Chloride	900 U
Xylenes	660 U
Temperature and pH by Method SW-846 9040C	
pH	**7.47 HF**
Temperature	**18.9 HF**

Source: Ecology and Environment Engineering, P.C. 2022

Table 3 Analytical Results for Wastewater Sample
Staubs Textile Services, Inc. Site, Rochester, New York

Analyte	Sample Name: / Date:	IDW-20210923 / 09/23/21
Metals by Method SW-846 6010C (mg/L)		
Aluminum		**3.9 B**
Antimony		**0.014 J**
Arsenic		0.0056 U
Barium		**0.16**
Beryllium		0.00030 U
Cadmium		**0.00091 J**
Calcium		**166**
Chromium, Total		**0.035**
Cobalt		**0.0029 J**
Copper		**0.061**
Iron		**50.7**
Lead		**0.014**
Magnesium		**72.3**
Manganese		**0.34 B**
Nickel		**0.024**
Potassium		**7.8**
Selenium		0.0087 U
Silver		0.0017 U
Sodium		**327**
Thallium		0.010 U
Vanadium		**0.0060**
Zinc		**0.065 B**
Mercury by Method SW-846 7470A (mg/L)		
Mercury		0.000043 U

Source: Ecology and Environment Engineering, P.C. 2022

Figures

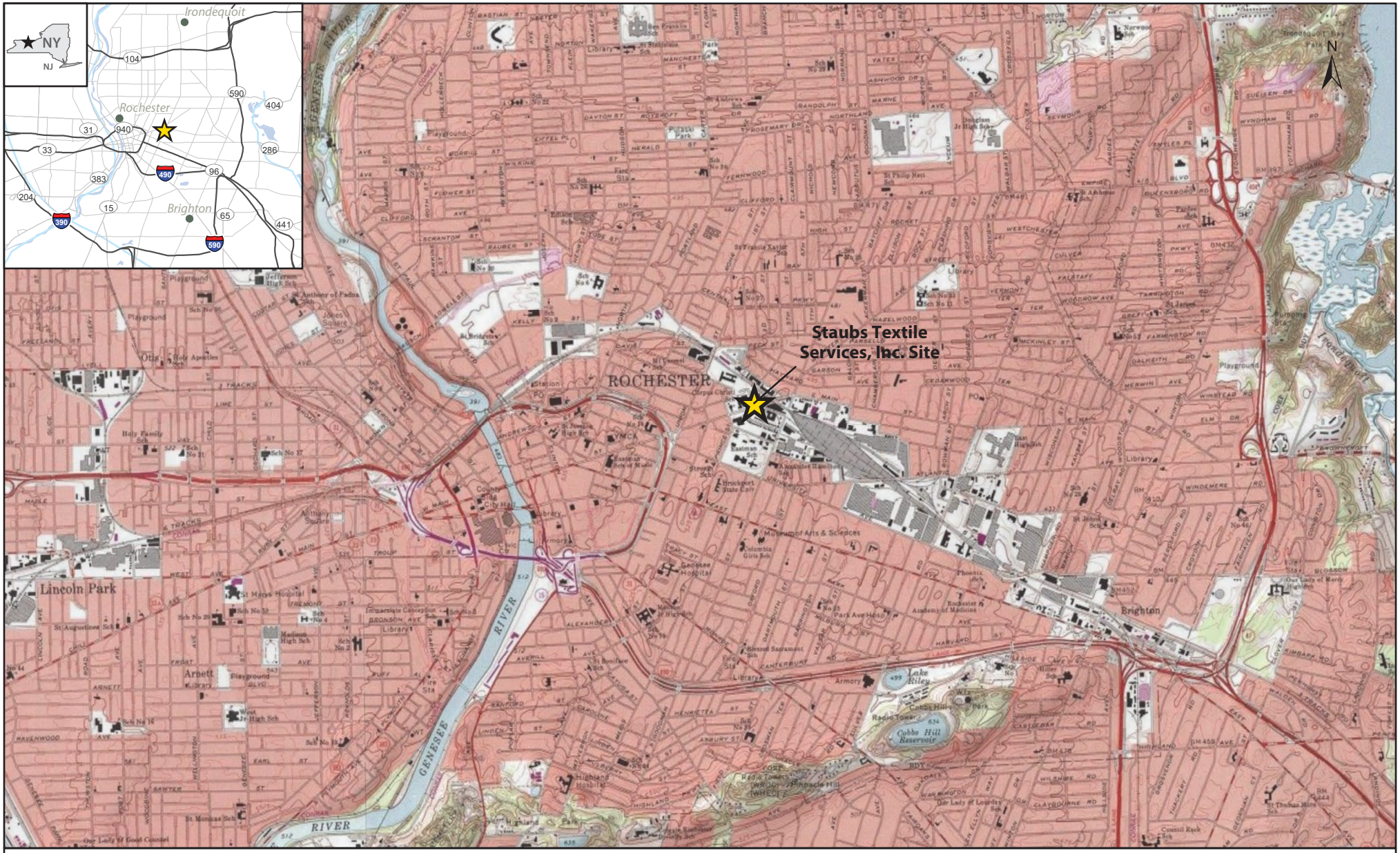

Legend

Site Location

2,000 1,000 0 2,000 4,000 6,000 Feet

Figure 1-1
Site Location Map
Staubs Textile Services, Inc. Site,
Rochester, NY

ecology and environment
engineering and geology, p.c.

Coordinate System:
North American Datum 1983
New York State Plane West FIPS 3103

Units: Feet

Source:
ESRI 2012; ESRI 2015
Ecology and Environment, Inc. 2016

1003074.0039.02\Figure 1-2 Site Plan.ai - 11/21/16

Figure 1-2
Site Plan
Staubs Textile Services, Inc. Site,
Rochester, NY

ecology and environment
engineering and geology, p.c.

ecology and environment engineering and geology, p.c.
Environmental Specialists

N

0 50 100
Feet

Monitoring Well Location

Figure 2-1a
Groundwater Monitoring
Well/Piezometer Well Locations
Staubs Textile Services, Inc. Site

Rochester, New York

ecology and environment engineering and geology, p.c.
Environmental Specialists

N

0 25 50
Feet

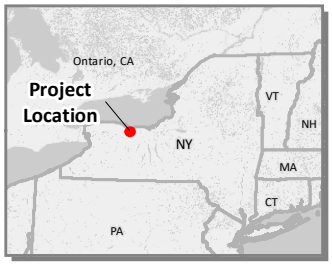

Monitoring Well Location

Figure 2-1b
Groundwater Monitoring Well/
Piezometer Well Locations (Onsite)
Staubs Textile Services, Inc. Site

Rochester, New York

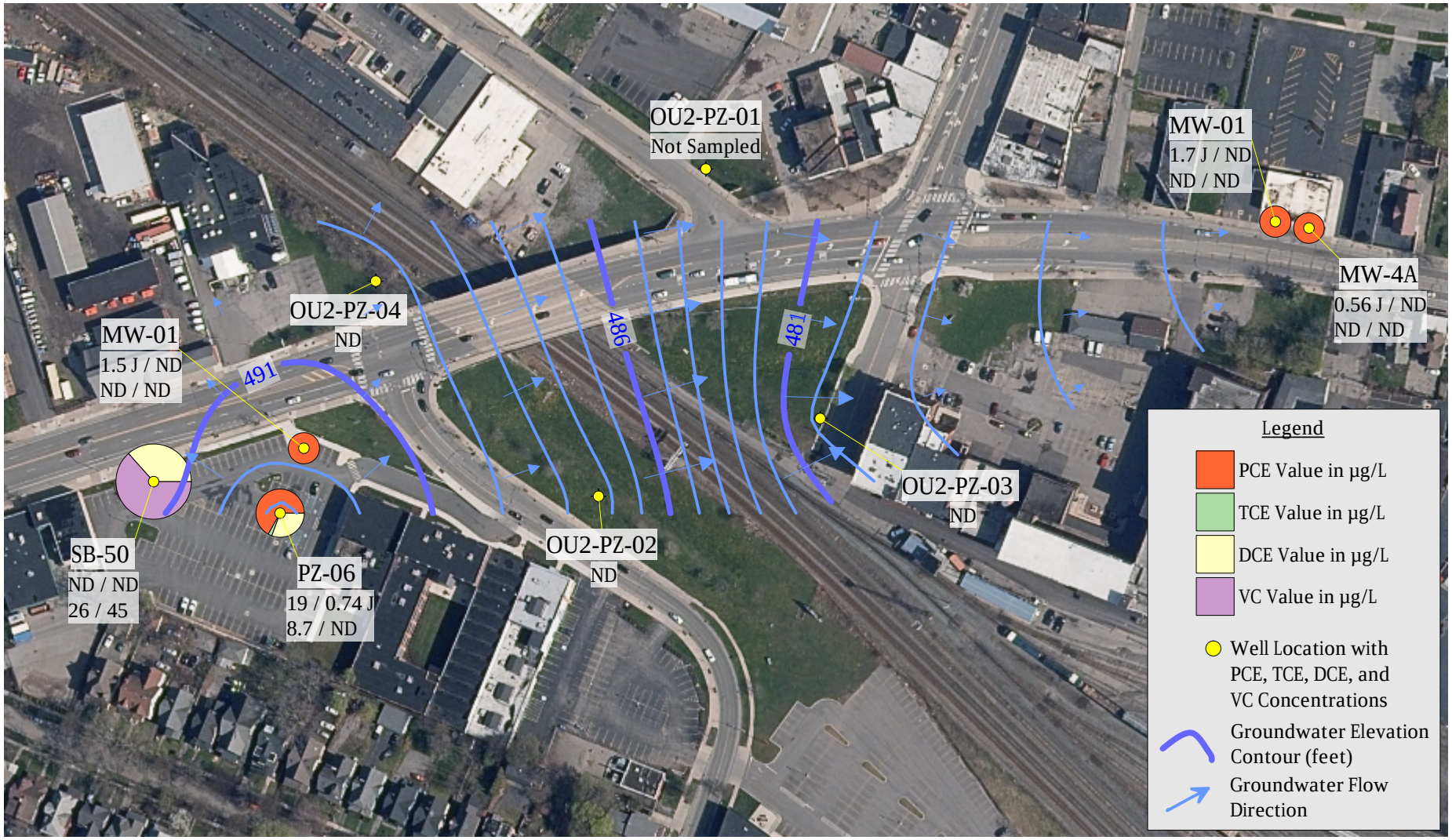

ecology and environment engineering and geology, p.c.

N

Feet

0 175 350

Notes:
1) Groundwater elevation measurements and samples obtained September 2021
2) Orthoimagery from New York State GIS Clearinghouse accessed January 2022 (http://gis.ny.gov/gateway/mg/index.html)

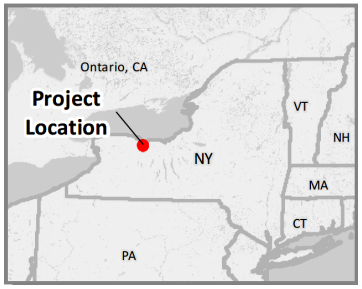

Figure 3-1

Overburden Groundwater Elevation and VOC Concentration Map

Staubs Textile Services, Inc. Site

Rochester, New York

ecology and environment engineering and geology, p.c.

N

Feet

0 100 200

Notes:
1) Groundwater elevation measurements and samples obtained September 2021
2) Orthoimagery from New York State GIS Clearinghouse accessed January 2022 (http://gis.ny.gov/gateway/mg/index.html)

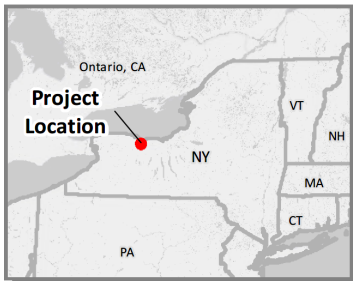

Figure 3-2a

Bedrock Groundwater Elevation and VOC Concentration Map

Staubs Textile Services, Inc. Site

Rochester, New York

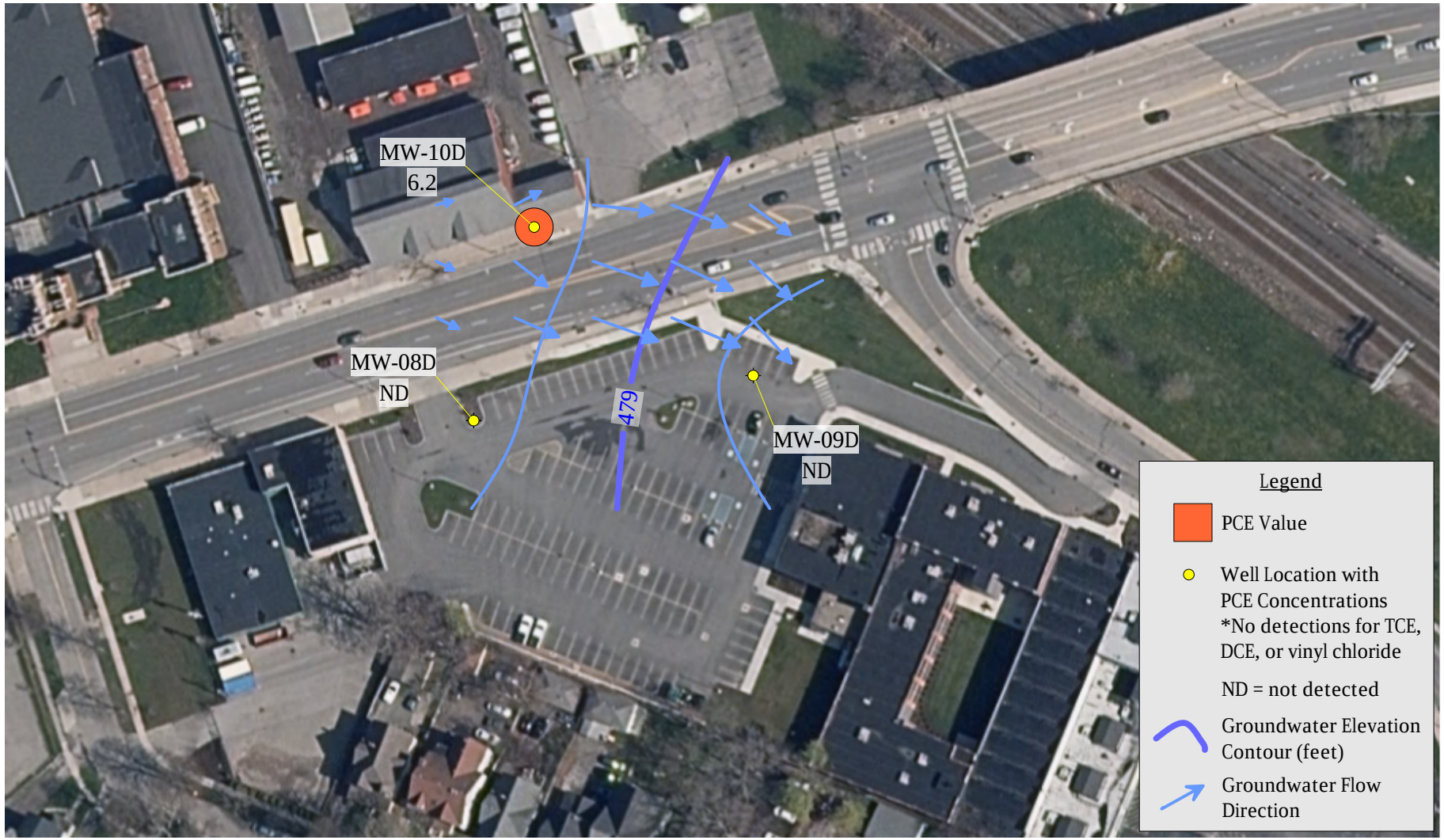

ecology and environment engineering and geology, p.c.

N

Feet

0 100 200

Notes:
1) Groundwater elevation measurements and samples obtained September 2021
2) Orthoimagery from New York State GIS Clearinghouse accessed January 2022 (http://gis.ny.gov/gateway/mg/index.html)

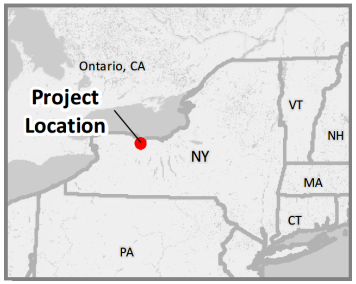

Figure 3-2b

Deep Bedrock Groundwater Elevation and VOC Concentration Map

Staubs Textile Services, Inc. Site

Rochester, New York

Figure 4-1

Contaminants of Concern and Daughter Product Concentrations in Bedrock Monitoring Wells 2020 Vs. 2021

Staubs Textile Services, Inc. Site, Rochester, NY

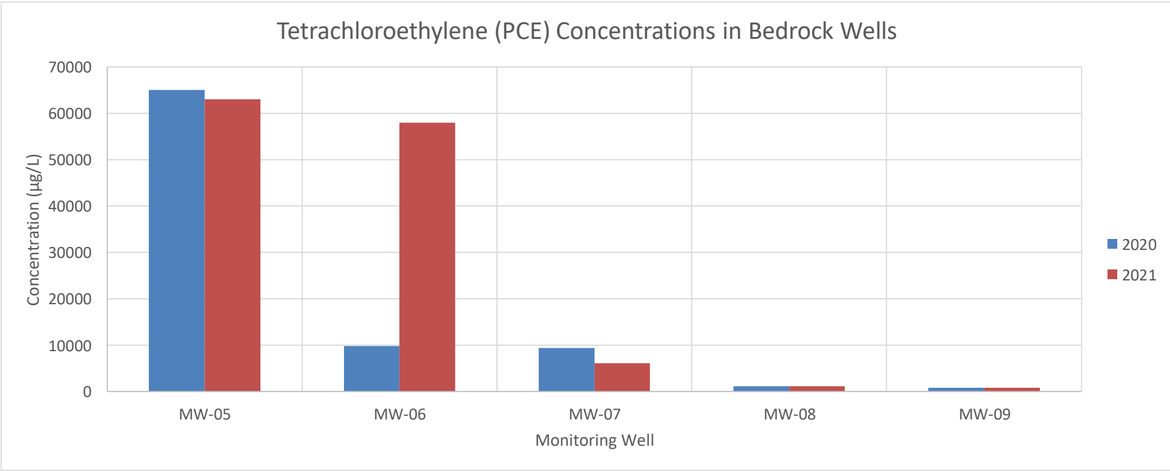

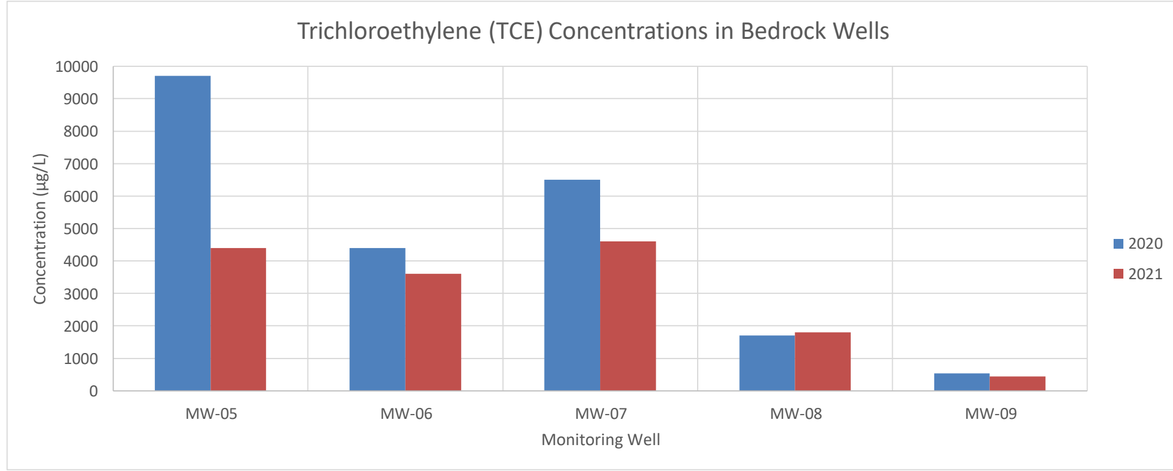

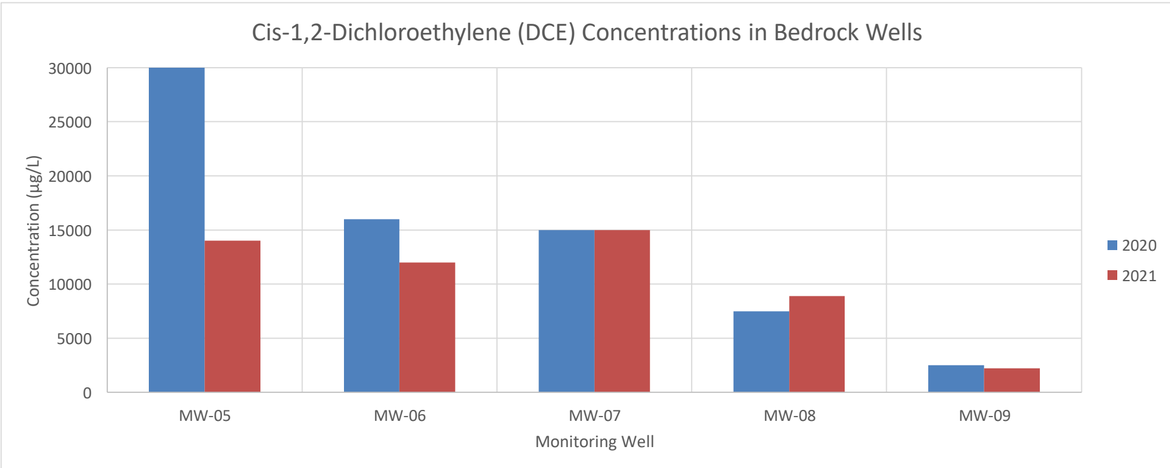

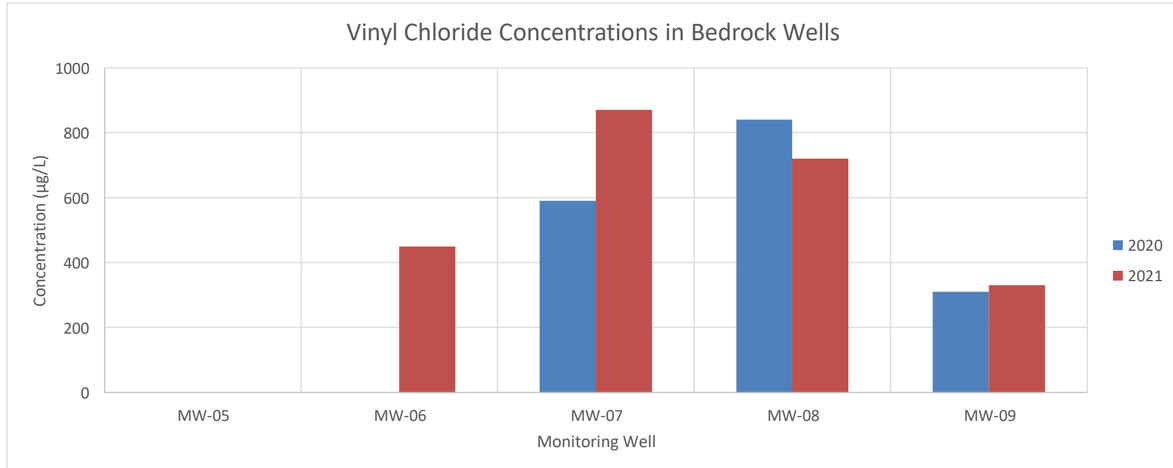

A Groundwater Field Collection Data Sheets

ecology and environment engineering, p.c.
Global Environmental Specialists

WELL PURGE & SAMPLE RECORD

Site Name/Location: Staubs Textile
Well ID: MW-01
EEEPC Project No.: EE1705007.0004 Task 04
Date: 9/21/21

Initial Depth to Water: 14.30 feet TOIC
Total Well Depth: 23.4 feet TOIC
Depth to Pump: NA feet TOIC
Initial Pump Rate: NA Lpm / gpm
adjusted to: _____ at _____
adjusted to: _____ at _____

Start Time: 1150
End Time: 1220
☑ Bailer ☐ Pump
Pump Type: NA
Well Diameter: 2 inches
1x Well Volume: 1.5 gallons 3x = 4.5

Time	Purge Volume (gallons/liters)	pH (s.u.)	Temp. (°C/°F)	ORP (mV)	Conductivity (µS/cm mS/cm)	DO (mg/L)	Turbidity (NTU)	Water Level (feet)
1150	Init	6.15	17.8	-82	1447	—	33.4	—
1155	0.5	6.82	17.4	-82	1222	—	ERR	—
1159	~~1.5~~ 3.0	7.12	17.8	-62	1240	—	ERR	—
1212	4.0	7.21	16.9	-55	1222	—	ERR	—
1215	4.5	7.22	17.3	-42	1237	—	ERR	—
1217	5.0	7.14	17.3	-49	1246	—	ERR	—
1219	5.5	7.16	17.3	-39	1247	—	2268	14.3
1220	End purge. Will allow turbidity to settle + collect sample							
Final Sample Data:		7.16	17.3	-39	1247	—	2268	14.3

Sample ID: MW-01-2021
Sample Time: 1230
Duplicate? ☑
MS/MSD? ☐
Dupe Samp ID: MW-01-2021Q
No. of Bottles: 6

Analyses:	Methods:
☑ VOCs	☐ CLP
☐ SVOCs	☐ SW846
☐ PCBs	☐ EPA/CWA
☐ Pest.	☐ _____
☐ Metals/CN	
☐ Dioxin	

Comments: Dup is MW-01-2021Q

Sampler(s): ESR + CP

ecology and environment engineering, p.c.
Global Environmental Specialists

WELL PURGE & SAMPLE RECORD

Site Name/Location: Staubs Textile
Well ID: MW-1 offsite
EEEPC Project No.: EE1705007.0004 Task 04
Date: 9/22/21

Initial Depth to Water: 17.50 feet TOIC
Start Time: 1513
Total Well Depth: 18.70 feet TOIC
End Time: 1530 9/23/21 0908
Depth to Pump: NA feet TOIC
☑ Bailer ☐ Pump
Initial Pump Rate: NA Lpm / gpm
Pump Type:
adjusted to: _____ at _____
Well Diameter: 1 inches
adjusted to: _____ at _____
1x Well Volume: .05 gallons 0.15 = 3x

Time	Purge Volume (gallons/liters)	pH (s.u.)	Temp. (°C/°F)	ORP (mV)	Conductivity (µS/cm mS/cm)	DO (mg/L)	Turbidity (NTU)	Water Level (feet)
1513	Init	7.39	19.7	-151	4250	—	1482AU	—
1528	~~.015~~ 0.15	7.18	19.1	-145	3235	—	ERR	
1530 End purge. Demonstrated that well makes water. Will sample tommorrow when we have bottles								
9/23/21 Resume purge.								
0907	0.20	7.38	18.4	-64	3231	—	ERR	—
0908	~~0.25~~	End purge						
Final Sample Data:		7.58	18.4	-64	3231	—	ERR	—

Sample ID: MW-01-OFF-2021
Duplicate? ☐
Dupe Samp ID:
Sample Time: 0910
MS/MSD? ☐
No. of Bottles: 3

Analyses:	Methods:
☑ VOCs	☐ CLP
☐ SVOCs	☐ SW846
☐ PCBs	☐ EPA/CWA
☐ Pest.	☐ _____
☐ Metals/CN	
☐ Dioxin	

Comments: Removed tubing from bottom of well w/ fishing line. Western most of 2 wells @ Credit Union. Cap says "4A" but pad is scratched w/ "MW-1". Map is correct

Sampler(s): ESR + CP

ecology and environment engineering, p.c.
Global Environmental Specialists

WELL PURGE & SAMPLE RECORD

Site Name/Location: Staubs Textile
Well ID: MW-4A
EEEPC Project No.: EE1705007.0004 Task 04
Date: 9/23/21

Initial Depth to Water: 17.19 feet TOIC
Start Time: 0915
Total Well Depth: 17.95 feet TOIC
End Time: 0925
Depth to Pump: _____ feet TOIC
☑ Bailer ☐ Pump
Initial Pump Rate: _____ Lpm / gpm
Pump Type: _____
adjusted to: _____ at _____
Well Diameter: 1 inches
adjusted to: _____ at _____
1x Well Volume: 0.03 gallons

Time	Purge Volume (gallons/liters)	pH (s.u.)	Temp. (°C/°F)	ORP (mV)	Conductivity (µS/cm mS/cm)	DO (mg/L)	Turbidity (NTU)	Water Level (feet)
Conducted grab sample due to low volume								
Final Sample Data:								

Sample ID: MW-4A-2021
Duplicate? ☐
Dupe Samp ID: _____
Sample Time: 925
MS/MSD? ☐
No. of Bottles: ~~3~~ 2

Analyses:
☒ VOCs
☐ SVOCs
☐ PCBs
☐ Pest.
☐ Metals/CN
☐ Dioxin

Methods:
☐ CLP
☐ SW846
☐ EPA/CWA
☐ _____

Comments: Purged approx. 1 well ∀ before collecting sample. Only able to collect 2 VOAs before well went dry. Very slow to recharge; sheen; odor; black tint

Sampler(s): CP, ER

ecology and environment engineering, p.c.
Global Environmental Specialists

WELL PURGE & SAMPLE RECORD

Site Name/Location: Staubs Textile
Well ID: MW-05
EEEPC Project No.: EE1705007.0004 Task 04
Date: 9-21-21

Initial Depth to Water: 15.20 feet TOIC
Start Time: 1457
Total Well Depth: 34.15 feet TOIC
End Time: 1555
Depth to Pump: 33.15 feet TOIC
☐ Bailer ☒ Pump
Initial Pump Rate: 0.5 Lpm / gpm
Pump Type: Typhoon
adjusted to: 2.0 at 1505
Well Diameter: 4 inches
adjusted to: ____ at ____
1x Well Volume: 12.37 gallons x3 = 37.11

Time	Purge Volume (gallons/liters)	pH (s.u.)	Temp. (°C/°F)	ORP (mV)	Conductivity (µS/cm mS/cm)	DO (mg/L)	Turbidity (NTU)	Water Level (feet)
1505	~2	6.92	18.4	-75	4639	–	71,000	–
1515	~10	6.99	15.1	-81	4294	–	39.0	23.5
1520	~20	6.85	15.0	-74	5215	–	62.8	24.7
1525	~30	6.85	14.7	-56	5500	–	40.0	25.2
1530	~40	6.88	14.7	-51	5506	–	53.0	25.45
Final Sample Data:		6.88	14.7	-51	5506	–	53	25.45

Sample ID: MW-05-2021
Duplicate? ☐
Dupe Samp ID: ____
Sample Time: 1550
MS/MSD? ☐
No. of Bottles: 3

Analyses:	Methods:
☒ VOCs	☐ CLP
☐ SVOCs	☐ SW846
☐ PCBs	☐ EPA/CWA
☐ Pest.	☐ ____
☐ Metals/CN	
☐ Dioxin	

Comments: Pulled pump @1505 to fix flow - teflon lining bunched up in tubing blocked flow; black tint turns dark yellow; strong odor; no sheen

Sampler(s): CP, ER

ecology and environment engineering, p.c.
Global Environmental Specialists

WELL PURGE & SAMPLE RECORD

Site Name/Location: Staubs Textile
EEEPC Project No.: EE1705007.0004 Task 04

Well ID: MW-06
Date: 9/22/21

Initial Depth to Water: 15.00 feet TOIC
Total Well Depth: 35.52 feet TOIC
Depth to Pump: 35 feet TOIC
Initial Pump Rate: 2.5 Lpm (gpm)
adjusted to: _____ at _____
adjusted to: _____ at _____

Start Time: 0940
End Time: ~~0940~~ 1025
☐ Bailer ☑ Pump
Pump Type: submersible
Well Diameter: 4 inches
1x Well Volume: 13.4 gallons 40gal = 3x

Time	Purge Volume (gallons/liters)	pH (s.u.)	Temp. (°C/°F)	ORP (mV)	Conductivity (µS/cm mS/cm)	DO (mg/L)	Turbidity (NTU)	Water Level (feet)
0940	Init	6.07	15.5	38	3099	—	~~29~~ 28	
0948	~~20~~ 10	6.62	15.6	-48	2792	—	42	29.5
0952	~~18~~ 20	6.68	15.2	-65	3086	—	1556 AU	~~32.65~~
0958	30	6.82	14.9	-77	3252	—	879 AU	32.65
1003	37	6.85	16.0	-81	3313	—	750 AU	
1005	End purge @ 40 gal.							
Final Sample Data:		6.85	16.0	-81	3313	—	750 AU	

Sample ID: MW-06-2021
Sample Time: 1020
Duplicate? ☐ MS/MSD? ☐
Dupe Samp ID: _____
No. of Bottles: 3

Analyses: ☒ VOCs ☐ SVOCs ☐ PCBs ☐ Pest. ☐ Metals/CN ☐ Dioxin

Methods: ☐ CLP ☐ SW846 ☐ EPA/CWA ☐ _____

Comments: Dark black at first - became clear, sheen; strong odor

Sampler(s): ER, CP

ecology and environment engineering, p.c.
Global Environmental Specialists

WELL PURGE & SAMPLE RECORD

Site Name/Location: Staubs Textile
Well ID: MW-07
EEEPC Project No.: EE1705007.0004 Task 04
Date: 9/21/21

Initial Depth to Water: 17.70 feet TOIC
Start Time: ~~1415~~ 1429 EW
Total Well Depth: 38.83 feet TOIC
End Time: 1533
Depth to Pump: 35 ~~NA~~ feet TOIC ER
~~☐ Bailer~~ ☑ Pump
Initial Pump Rate: ~~NA 0.25~~ Lpm / gpm ER 0.2 gpm
Pump Type: Peristaltic
adjusted to: _____ at _____
Well Diameter: _____ inches
adjusted to: _____ at _____
1x Well Volume: ~3.5 gallons 10.5=3 ✓

Time	Purge Volume (gallons/liters)	pH (s.u.)	Temp. (°C/°F)	ORP (mV)	Conductivity (µS/cm mS/cm)	DO (mg/L)	Turbidity (NTU)	Water Level (feet)
EW ~~1415~~ 1429	Init	7.03	16.9	-18	6633	—	7.70	19.25
1434	1 gal	6.91	17.6	-18	6601	—	3.18	19.30
1439	2 gal	6.88	15.8	-16	6539	—	3.42	19.52
1444	3 gal	6.84	17.4	-15	6532	—	2.42	19.7
1449	4 gal	6.86	17.0	-18	6543	—	4.13	NM
1459	5.5 gal	7.21	16.9	-22	6511	—	1.61	NM
1511	7.5 gal	6.85	16.9	-43	5974	—	1.87	NM
1524	9.5 gal	6.83	15.3	-51	6068	—	4.48	NM
1532	10.5	6.77	15.6	-38	5854	—	4.98	22.55
1533	End purge. Collect sample							
Final Sample Data:		6.77	15.6	-38	5854	—	4.98	22.55

Sample ID: MW-07-2021
Duplicate? ☐
Dupe Samp ID: _____
Sample Time: 1533
MS/MSD? ☐
No. of Bottles: 3

Analyses:	Methods:
☑ VOCs	☐ CLP
☐ SVOCs	☐ SW846
☐ PCBs	☐ EPA/CWA
☐ Pest.	☐ _____
☐ Metals/CN	
☐ Dioxin	

Comments: Obstruction in well bailer will not pass.

Sampler(s): ESR + CP

ecology and environment engineering, p.c.
Global Environmental Specialists

WELL PURGE & SAMPLE RECORD

Site Name/Location: Staubs Textile
Well ID: MW-08
EEEPC Project No.: EE1705007.0004 Task 04
Date: 9-20-21

Initial Depth to Water: 17.43 feet TOIC
Start Time: 1402
Total Well Depth: 36.60 feet TOIC
End Time: 1625
Depth to Pump: 35' feet TOIC
☐ Bailer ☑ Pump
Initial Pump Rate: 1 Lpm / gpm
Pump Type: Submersible
adjusted to: _____ at _____
Well Diameter: 4 inches
adjusted to: _____ at _____
1x Well Volume: 12.5 gallons 3V = 37.5

Time	Purge Volume (gallons/liters)	pH (s.u.)	Temp. (°C/°F)	ORP (mV)	Conductivity (µS/cm mS/cm)	DO (mg/L)	Turbidity (NTU)	Water Level (feet)
1402	1 gal	9.16	17.7	-25	7710	-	27.4	17.5
1407	5 gal	7.87	17.5	-86	7187	-	24.5	25.0
1412	10 gal	7.18	16.4	-94	7113	-	24.7	30.0
1416	15 gal	7.02	17.9	-86	7146	-	46.6	33.0
1418	Well purged dry @ ~15+ gallons. Will allow recharge and sample.							
Final Sample Data:		7.02	17.9	-86	7146	-	46.6	33.0

Sample ID: MW-08-2021
Duplicate? ☐
Dupe Samp ID: _____
Sample Time: 1620
MS/MSD? ☐
No. of Bottles: 3

Analyses:	Methods:
☒ VOCs	☐ CLP
☐ SVOCs	☐ SW846
☐ PCBs	☐ EPA/CWA
☐ Pest.	☐ _____
☐ Metals/CN	
☐ Dioxin	

Comments: Purged dry + sampled when re-charged; Strong odor

Sampler(s): ER, CP

ecology and environment engineering, p.c.
Global Environmental Specialists

WELL PURGE & SAMPLE RECORD

Site Name/Location: Staubs Textile
EEEPC Project No.: EE1705007.0004 Task 04

Well ID: MW-08D
Date: 9-20-21

Initial Depth to Water: 25.53 feet TOIC
Total Well Depth: 60.62 feet TOIC
Depth to Pump: 59.62 feet TOIC
Initial Pump Rate: 3.2 Lpm / gpm
adjusted to: ~~59.62~~ LP at
adjusted to: at

Start Time: 1125
End Time: 1245
☐ Bailer ☒ Pump
Pump Type: Sub
Well Diameter: 4 inches
1x Well Volume: 22.91 gallons x3 = 68.73

Time	Purge Volume (gallons/liters)	pH (s.u.)	Temp. (°C/°F)	ORP (mV)	Conductivity (µS/cm mS/cm)	DO (mg/L)	Turbidity (NTU)	Water Level (feet)
1125	–	10.05	17.7	-251	3044	–	18.4	25.58
1130	~5	9.56	15.4	-255	2986	–	12.3	28.53
1136	~10	9.07	15.5	-261	3033	–	6.56	28.85
1142	~15	8.53	16.8	-228	3106	–	7.77	29.08
1148	~20	8.49	14.9	-234	3145	–	3.03	29.3
1156	~25	7.97	15.6	-236	3157	–	2.31	29.5
1206	~35	7.66	16.2	-222	3161	–	18.85	29.65
1218	~45	8.08	15.5	-239	3201	–	1.81	29.8
1230	~55	8.93	14.6	-275	3205	–	2.05	30.0
	~65							
Final Sample Data:		8.93	14.6	-275	3205	–	2.05	30.0

Sample ID: MW-08D-2021
Sample Time: 1320
Duplicate? ☐
MS/MSD? ☐
Dupe Samp ID:
No. of Bottles: 3

Analyses:
☒ VOCs
☐ SVOCs
☐ PCBs
☐ Pest.
☐ Metals/CN
☐ Dioxin

Methods:
☐ CLP
☐ SW846
☐ EPA/CWA
☐ _____

Comments: Clear @first, turns to black and becomes clear within first 2-3 minutes of purge; strong odor

Sampler(s): ER, LP

ecology and environment engineering, p.c.
Global Environmental Specialists

WELL PURGE & SAMPLE RECORD

Site Name/Location: Staubs Textile
Well ID: MW-09
EEEPC Project No.: EE1705007.0004 Task 04
Date: 9-21-21

Initial Depth to Water: 15.20 feet TOIC
Start Time: 1259
Total Well Depth: 35.35 feet TOIC
End Time: 1330
Depth to Pump: _____ feet TOIC
☐ Bailer ☒ Pump
Initial Pump Rate: 2 Lpm (gpm)
Pump Type: Typhoon
adjusted to: 1 at 1309
Well Diameter: 4 inches
adjusted to: _____ at _____
1x Well Volume: 13 gallons 3V=40

Time	Purge Volume (gallons/liters)	pH (s.u.)	Temp. (°C/°F)	ORP (mV)	Conductivity (µS/cm mS/cm)	DO (mg/L)	Turbidity (NTU)	Water Level (feet)
1259	Init	7.13	16.3	-64	6612	—	1148	—
1302	6	7.56	15.6	-85	2947	—	44.2	—
1306	~~10~~ 14	7.34	15.6	-62	3652	—	40.4	—
1309	20	7.08	15.5	-43	6148	—	—	32.2
1311	22	7.10	15.0	-30	6501	—	32.8	33.8
1318	30	7.13	15.4	-16	6523	—	27.5	35.0
1323	35	7.05	15.4	-11	6544	—	12.5	31.0
1328	40	7.11	15.5	-8	6538	—	29.0	32.0
1330	End purge.							
Final Sample Data:		7.11	15.5	-8	6538	—	29.0	32.0

Sample ID: MW-09-2021
Duplicate? ☐
Dupe Samp ID: _____
Sample Time: 1335
MS/MSD? ☒
No. of Bottles: 9

Analyses:	Methods:
☒ VOCs	☐ CLP
☐ SVOCs	☐ SW846
☐ PCBs	☐ EPA/CWA
☐ Pest.	☐ _____
☐ Metals/CN	
☐ Dioxin	

Comments: Black tint; odor; no sheen

Sampler(s): CP, ER

ecology and environment engineering, p.c.
Global Environmental Specialists

WELL PURGE & SAMPLE RECORD

Site Name/Location: Staubs Textile
Well ID: MW-09D
EEEPC Project No.: EE1705007.0004 Task 04
Date: 9-21-21

Initial Depth to Water: 27.62 feet TOIC
Start Time: 1040
Total Well Depth: 61.05 feet TOIC
End Time: 1114
Depth to Pump: _____ feet TOIC
☐ Bailer ☒ Pump
Initial Pump Rate: 1.25 Lpm / gpm
Pump Type: Typhoon
adjusted to: 0.75 at 1050
Well Diameter: 4 inches
adjusted to: 0.2 at 1055
1x Well Volume: 21.82 gallons x 3 = 65.46

Time	Purge Volume (gallons/liters)	pH (s.u.)	Temp. (°C/°F)	ORP (mV)	Conductivity (µS/cm mS/cm)	DO (mg/L)	Turbidity (NTU)	Water Level (feet)
1040	Init	5.97	14.7	-24	5280	—	7.44	35.7
1046	7.25 gal	6.86	15.3	-168	5146	—	8.57	42
1050	13 gal	7.25	15.1	-207	5087	—	12.7	45
1055	16 gal	7.67	15.5	-204	4939	—	21.0	48
1110	19 gal	7.15	15.9	-228	7282	—	>1000	57
1114	Well purged dry @ ~20-21 gallons							
Final Sample Data:		7.15	15.9	-228	7282	—	>1000	57

Sample ID: MW-09D-2021
Duplicate? ☐
Dupe Samp ID: _____
Sample Time: 910 (9-22-21)
MS/MSD? ☐
No. of Bottles: 3

Analyses:	Methods:
☒ VOCs	☐ CLP
☐ SVOCs	☐ SW846
☐ PCBs	☐ EPA/CWA
☐ Pest.	☐ _____
☐ Metals/CN	
☐ Dioxin	

Comments: strong sulfur odor; black tint; return 9-22 to sample after purged dry on 9-21

Sampler(s): ER, LP

ecology and environment engineering, p.c.
Global Environmental Specialists

WELL PURGE & SAMPLE RECORD

Site Name/Location: Staubs Textile
Well ID: MW-10D
EEEPC Project No.: EE1705007.0004 Task 04
Date: 9-22-21

Initial Depth to Water: 26.49 feet TOIC
Start Time: 1306
Total Well Depth: 61.47 feet TOIC
End Time: 1409
Depth to Pump: 60.47 feet TOIC
☐ Bailer ☒ Pump
Initial Pump Rate: 2 2 Lpm / gpm
Pump Type: Typhoon
adjusted to: _____ at _____
Well Diameter: 4 inches
adjusted to: _____ at _____
1x Well Volume: 22.83 gallons x 3 = 68.49

Time	Purge Volume (gallons/liters)	pH (s.u.)	Temp. (°C/°F)	ORP (mV)	Conductivity (µS/cm mS/cm)	DO (mg/L)	Turbidity (NTU)	Water Level (feet)
1306	—	7.74	14.7	-213	5715	—	>1,000	26.14
1315	← Battery dead: re-configure; restart @ 1319 →							
1319	5gal	7.05	15.5	-283	4417	—	>1,000	32.9
1323	10	7.23	13.9	-280	4151	—	>1,000	38.4
1329	20	7.04	15.5	-305	4299	—	>1,000	41.2
1344	40	6.94	15.9	-322	4546	—	ERR	42.5
1357	~~50~~ 55	6.91	15.6	-318	4629	—	14.7	42.7
1402	60	6.93	15.4	-321	4705	—	14.8	43.0
1409 End purge @ 69 gallons.								
Final Sample Data:		6.93	15.4	-321	4705	—	14.8	43.0

Sample ID: MW-10D-2021
Duplicate? ☐
Dupe Samp ID: _____
Sample Time: 1420
MS/MSD? ☐
No. of Bottles: 3

Analyses:	Methods:
☒ VOCs	☐ CLP
☐ SVOCs	☐ SW846
☐ PCBs	☐ EPA/CWA
☐ Pest.	☐ _____
☐ Metals/CN	
☐ Dioxin	

Comments: Black tint; strong sulfur odor; sheen; became clear

Sampler(s): CP, ER

ecology and environment engineering, p.c.
Global Environmental Specialists

WELL PURGE & SAMPLE RECORD

Site Name/Location: Staubs Textile
Well ID: SB-50
EEEPC Project No.: EE1705007.0004 Task 04
Date: 9-20-21

Initial Depth to Water: 15.84 feet TOIC
Start Time: 1235
Total Well Depth: 23.5 feet TOIC
End Time: 1255
Depth to Pump: 22.5 feet TOIC
☐ Bailer ☒ Pump
Initial Pump Rate: ~0.4 Lpm / gpm
Pump Type: Peristaltic
adjusted to: _____ at _____
Well Diameter: 1 inches
adjusted to: _____ at _____
1x Well Volume: 0.31 gallons x3 = 0.93

Time	Purge Volume (gallons/liters)	pH (s.u.)	Temp. (°C/°F)	ORP (mV)	Conductivity (µS/cm mS/cm)	DO (mg/L)	Turbidity (NTU)	Water Level (feet)
1235	–	7.88	17.4	-150	12.18	—	4.79	
1240	0.5	7.80	17.4	-118	11.23	—	3.65	
1242	0.75	7.28	17.3	-83	11.20	—	2.40	
1245	1.0	7.25	17.1	-108	11.17	—	2.78	
Final Sample Data:		7.25	17.1	-108	11.17	—	2.78	

Sample ID: SB-50-2021
Duplicate? ☐
Dupe Samp ID: _____
Sample Time: 1250
MS/MSD? ☐
No. of Bottles: 3

Analyses:	Methods:
☒ VOCs	☐ CLP
☐ SVOCs	☐ SW846
☐ PCBs	☐ EPA/CWA
☐ Pest.	☐ _____
☐ Metals/CN	
☐ Dioxin	

Comments: Clear; no sheen; sulfuric odor

Sampler(s): CP, ER

ecology and environment engineering, p.c.
Global Environmental Specialists

WELL PURGE & SAMPLE RECORD

Site Name/Location: Staubs Textile
Well ID: PZ-06
EEEPC Project No.: EE1705007.0004 Task 04
Date: 9/23/21

Initial Depth to Water: 13.69 feet TOIC
Start Time: 1100
Total Well Depth: 15.0 feet TOIC
End Time: 1115
Depth to Pump: ~~NA~~ feet TOIC 15
☐ ~~Bailer~~ ☑ Pump
Initial Pump Rate: ~~NA~~ Lpm / gpm 350 mL/min
Pump Type: ~~NA~~ peristaltic
adjusted to: _____ at _____
Well Diameter: 1 inches
adjusted to: _____ at _____
1x Well Volume: 0.05 gallons 0.15 = 3 V = 570 mL

Time	Purge Volume (gallons/liters)	pH (s.u.)	Temp. (°C/°F)	ORP (mV)	Conductivity (µS/cm/mS/cm)	DO (mg/L)	Turbidity (NTU)	Water Level (feet)
1100	~~Init~~	Cannot get bailer past 9' bmc						
Convert to peristaltic pump.								
1103	Init	7.41	18.7	14	10.21	—	680 AU	—
1105	600 mL	7.42	18.7	28	906 µS	—	25.3	—
1110 Endpurge + collect sample								
Final Sample Data:		7.42	18.7	28	906 µs	—	25.3	—

Sample ID: PZ-06-2021
Duplicate? ☐
Dupe Samp ID: _____
Sample Time: 1110
MS/MSD? ☐
No. of Bottles: 3

Analyses:
☑ VOCs
☐ SVOCs
☐ PCBs
☐ Pest.
☐ Metals/CN
☐ Dioxin

Methods:
☐ CLP
☐ SW846
☐ EPA/CWA
☐ _____

Comments: Need ½" socket for bolts! Cracked lid

Sampler(s): ESR + CP

ecology and environment engineering, p.c.
Global Environmental Specialists

WELL PURGE & SAMPLE RECORD

Site Name/Location: Staubs Textile
Well ID: OU2-PZ-02
EEEPC Project No.: EE1705007.0004 Task 04
Date: 9-23-21

Initial Depth to Water: 7.46 feet TOIC
Start Time: 1220
Total Well Depth: 12.6 feet TOIC
End Time:
Depth to Pump: 12.1 feet TOIC
☐ Bailer ☑ Pump
Initial Pump Rate: 0.6 (Lpm)/gpm
Pump Type: peristaltic
adjusted to: 0.1 at 1225
Well Diameter: 1 inches
adjusted to: at
1x Well Volume: 0.21 gallons 3V = 0.63

Time	Purge Volume (gallons/liters)	pH (s.u.)	Temp. (°C/°F)	ORP (mV)	Conductivity (µS/cm mS/cm)	DO (mg/L)	Turbidity (NTU)	Water Level (feet)
1220	Init	7.33	18.2	-138	9187	—	Overrange	—
1223	0.25	7.20	16.3	-127	2710	—	118	—
1225	0.5	7.20	17.4	-104	2363	—	>1,000	—
1229	0.75	7.20	17.5	-100	2198	—	79.8	12.1
Final Sample Data:		7.20	17.5	-100	2198	—	79.8	12.1

Sample ID: OU2-PZ-02-2021
Duplicate? ☐
Dupe Samp ID:
Sample Time: 1245
MS/MSD? ☐
No. of Bottles: 3

Analyses:	Methods:
☑ VOCs	☐ CLP
☐ SVOCs	☐ SW846
☐ PCBs	☐ EPA/CWA
☐ Pest.	☐ _____
☐ Metals/CN	
☐ Dioxin	

Comments: Clear w/gray-brown tint; no sheen; slight odor; recharging slowly - waited a few minutes to sample

Sampler(s): CP, ER

ecology and environment engineering, p.c.
Global Environmental Specialists

WELL PURGE & SAMPLE RECORD

Site Name/Location: Staubs Textile
Well ID: OU2-PZ-3
EEEPC Project No.: EE1705007.0004 Task 04
Date: 9-20-21

Initial Depth to Water: 15.42 feet TOIC
Start Time: 1535
Total Well Depth: 18.04 feet TOIC
End Time: 1558
Depth to Pump: _____ feet TOIC
☒ Bailer ☐ Pump
Initial Pump Rate: _____ Lpm / gpm
Pump Type: _____
adjusted to: _____ at _____
Well Diameter: 1 inches
adjusted to: _____ at _____
1x Well Volume: 0.11 gallons x 3 = 0.33

Time	Purge Volume (gallons/liters)	pH (s.u.)	Temp. (°C/°F)	ORP (mV)	Conductivity (µS/cm mS/cm)	DO (mg/L)	Turbidity (NTU)	Water Level (feet)
1535	0.1	9.48	17.8	-70	2073	—	57.9	
1537	0.2	9.60	16.6	-70	1916	—	>1,000	
1539	0.3	9.10	16.6	-33	1905	—	>1,000	
1541	0.4	8.98	16.4	-32	1905	—	>1,000	
Final Sample Data:		8.98	16.4	-32	1905	—	>1,000	

Sample ID: OU2-PZ-3-2021
Duplicate? ☐
Dupe Samp ID: _____
Sample Time: 1550
MS/MSD? ☐
No. of Bottles: 3

Analyses:	Methods:
☒ VOCs	☐ CLP
☐ SVOCs	☐ SW846
☐ PCBs	☐ EPA/CWA
☐ Pest.	☐ _____
☐ Metals/CN	
☐ Dioxin	

Comments: Turbid, gray/brown sediment-laden; slight odor

Sampler(s): CP, ER

ecology and environment engineering, p.c.
Global Environmental Specialists

WELL PURGE & SAMPLE RECORD

Site Name/Location: Staubs Textile
Well ID: OU2-PZ-04
EEEPC Project No.: EE1705007.0004 Task 04
Date: 9-23-21

Initial Depth to Water: 13.52 feet TOIC
Start Time: 1000
Total Well Depth: 21.9 feet TOIC
End Time: 1020
Depth to Pump: NA feet TOIC
☒ Bailer ☐ Pump
Initial Pump Rate: NA Lpm / gpm
Pump Type:
adjusted to: at
Well Diameter: 1 inches
adjusted to: at
1x Well Volume: 0.34 gallons 1 gal = 3L

Time	Purge Volume (gallons/liters)	pH (s.u.)	Temp. (°C/°F)	ORP (mV)	Conductivity (µS/cm mS/cm)	DO (mg/L)	Turbidity (NTU)	Water Level (feet)
1000	Init	7.36	14.7	-138	6004	--	42	—
1005	0.3	7.16	14.4	-132	5938	—	ERR	—
1010	0.6	7.13	14.9	-124	6220	—	ERR	—
1015	0.9	7.12	14.4	-120	6297	—		
1020	End purge @ 1 gallon. Collect Sample							
Final Sample Data:		7.12	14.4	-120	6297	—	>1,000	—

Sample ID: DU2-PZ-04
Duplicate? ☐
Dupe Samp ID:
Sample Time: 1020
MS/MSD? ☐
No. of Bottles: 3

Analyses:	Methods:
☒ VOCs	☐ CLP
☐ SVOCs	☐ SW846
☐ PCBs	☐ EPA/CWA
☐ Pest.	☐
☐ Metals/CN	
☐ Dioxin	

Comments: Sheen on water; black/dark brown tint; strong odor

Sampler(s): ESR + CP

B

Laboratory Analytical Reports and Data Usability Summary Reports

B-1 Summary of Analytical Results for Groundwater Samples

Table B-1 Summary of Analytical Results for Groundwater Samples
Staubs Textile Services, Rochester, New York

Analyte	Screening Criteria [1]	Notes	MW-1	MW-1 (Duplicate)	MW-1 (Offsite)	MW-4A
Location ID:			MW-1	MW-1 (Duplicate)	MW-1 (Offsite)	MW-4A
Sample Name:			MW-01-2021	MW-01-2021-Q	MW-01-OFF-2021	MW-4A-2021
Depth:			23 - 24 ft	23 - 24 ft	14 - 19 ft	13 - 18 ft
Date:			09/21/21	09/21/21	09/23/21	09/23/21
Volatile Organic Compounds by Method SW-846 8260C (µg/L)						
1,1,1-Trichloroethane (TCA)	5		1.6 U	1.6 U	3.3 U	0.82 U
1,1,2,2-Tetrachloroethane	5		0.42 U	0.42 U	0.84 U	0.21 U
1,1,2-Trichloro-1,2,2-Trifluoroethane	5		0.62 U	0.62 U	1.2 U	0.31 U
1,1,2-Trichloroethane	1		0.46 U	0.46 U	0.92 U	0.23 U
1,1-Dichloroethane	5		0.76 U	0.76 U	1.5 U	0.38 U
1,1-Dichloroethene	5		0.58 UJ	0.58 UJ	1.2 U	0.29 U
1,2,4-Trichlorobenzene	5		0.82 U	0.82 U	1.6 U	0.41 U
1,2-Dibromo-3-Chloropropane	0.04		0.78 U	0.78 U	1.6 U	0.39 U
1,2-Dibromoethane (Ethylene Dibromide)	0.0006		1.5 U	1.5 U	2.9 U	0.73 U
1,2-Dichlorobenzene	3		1.6 U	1.6 U	3.2 U	0.79 U
1,2-Dichloroethane	0.6		0.42 U	0.42 U	0.84 U	0.21 U
1,2-Dichloropropane	1		1.4 U	1.4 U	2.9 U	0.72 U
1,3-Dichlorobenzene	3		1.6 U	1.6 U	3.1 U	0.78 U
1,4-Dichlorobenzene	3		1.7 U	1.7 U	3.4 U	0.84 U
2-Hexanone	50	G	2.5 U	2.5 U	5.0 U	1.2 U
Acetone	50	G	6.0 U	6.0 U	12 U	3.0 U
Benzene	1		0.82 U	0.82 U	1.6 U	0.41 U
Bromodichloromethane	50	G	0.78 U	0.78 U	1.6 U	0.39 U
Bromoform	50	G	0.52 U	0.52 U	1.0 U	0.26 U
Bromomethane	5		1.4 U	1.4 U	2.8 U	0.69 U
Carbon Disulfide	60	G	0.38 UJ	0.38 UJ	0.76 U	0.19 U
Carbon Tetrachloride	5		0.54 UJ	0.54 UJ	1.1 U	0.27 U
Chlorobenzene	5		1.5 U	1.5 U	3.0 U	0.75 U
Chloroethane	5		0.64 U	0.64 U	1.3 U	0.32 U
Chloroform	7		**4.9 J**	**4.6 J**	1.4 U	0.34 U
Chloromethane	5		0.70 U	0.70 U	1.4 U	0.35 U
Cis-1,2-Dichloroethylene	5		1.6 U	1.6 U	3.2 U	0.81 U
Cis-1,3-Dichloropropene	0.4		0.72 U	0.72 U	1.4 U	0.36 U
Cyclohexane	N/A		**1.5 J**	**1.8 J**	0.72 U	0.18 U
Dibromochloromethane	50	G	0.64 U	0.64 U	1.3 U	0.32 U
Dichlorodifluoromethane	5		1.4 U	1.4 U	2.7 U	0.68 U
Ethylbenzene	5		1.5 U	1.5 U	3.0 U	0.74 U
Isopropylbenzene (Cumene)	5		**3.1**	**3.2**	3.2 U	0.79 U
Methyl Acetate	N/A		2.6 U	2.6 U	5.2 U	1.3 U

Source: Ecology and Environment Engineering, P.C. 2015

Table B-1 Summary of Analytical Results for Groundwater Samples
Staubs Textile Services, Rochester, New York

Analyte	Screening Criteria [1]	Notes	MW-1	MW-1 (Duplicate)	MW-1 (Offsite)	MW-4A
		Location ID:	MW-1	MW-1 (Duplicate)	MW-1 (Offsite)	MW-4A
		Sample Name:	MW-01-2021	MW-01-2021-Q	MW-01-OFF-2021	MW-4A-2021
		Depth:	23 - 24 ft	23 - 24 ft	14 - 19 ft	13 - 18 ft
		Date:	09/21/21	09/21/21	09/23/21	09/23/21
Methyl Ethyl Ketone (2-Butanone)	50	G	2.6 U	2.6 U	5.3 U	1.3 U
Methyl Isobutyl Ketone (4-Methyl-2-Pentanone)	N/A		4.2 U	4.2 U	8.4 U	2.1 U
Methylcyclohexane	N/A		**5.2**	**5.1**	0.64 U	0.16 U
Methylene Chloride	5		0.88 U	0.88 U	1.8 U	0.44 U
Styrene	5		1.5 U	1.5 U	2.9 U	0.73 U
Tert-Butyl Methyl Ether	10	G	0.32 UJ	0.32 UJ	0.64 U	0.16 U
Tetrachloroethylene (PCE)	5		**1.5 J**	**1.4 J**	**1.7 J**	**0.56 J**
Toluene	5		1.0 U	1.0 U	2.0 U	0.51 U
Trans-1,2-Dichloroethene	5		1.8 U	1.8 U	3.6 U	0.90 U
Trans-1,3-Dichloropropene	0.4		0.74 U	0.74 U	1.5 U	0.37 U
Trichloroethylene (TCE)	5		0.92 U	0.92 U	1.8 U	0.46 U
Trichlorofluoromethane	5		1.8 U	1.8 U	3.5 U	0.88 U
Vinyl Chloride	2		1.8 U	1.8 U	3.6 U	0.90 U
Xylenes	5		1.3 U	1.3 U	2.6 U	0.66 U

Key:

Qualifiers

J = Estimated value

U = Not detected (method detection limit shown)

UJ = Not detected/estimated detection limit

Notes

G = Guidance value (no standard available)

N/A = Not regulated/no available criteria

Other

µg/L = Micrograms per liter

"-Q" denotes field duplicate sample

Bold values denote positive hits.

Shaded values exceed groundwater standard or guidance value.

1. New York State Department of Environmental Conservation, Technical and Operational Guidance Series Memorandum #1.1.1: *Ambient Water Quality Standards and Guidance Values and Groundwater Effluent Limitations,* 1998 (with updates), Class GA Groundwater Standards and Guidance Values.

Source: Ecology and Environment Engineering, P.C. 2015

Table B-1 Summary of Analytical Results for Groundwater Samples
Staubs Textile Services, Rochester, New York

Analyte	Screening Criteria [1]	Notes	OU-2 PZ-2	OU-2 PZ-3	ST-MW-05	ST-MW-06
		Sample Name:	OU2-PZ-02-2021	OU2-PZ-3-2021	MW-05-2021	MW-06-2021
		Depth:	7.6 - 13 ft	13 - 18 ft	26 - 36 ft	28 - 38 ft
		Date:	09/23/21	09/20/21	09/21/21	09/22/21
Volatile Organic Compounds by Method SW-846 8260C (µg/L)						
1,1,1-Trichloroethane (TCA)	5		4.1 U	0.82 U	820 U	160 U
1,1,2,2-Tetrachloroethane	5		1.1 U	0.21 U	210 U	42 U
1,1,2-Trichloro-1,2,2-Trifluoroethane	5		1.6 U	0.31 U	310 U	62 U
1,1,2-Trichloroethane	1		1.2 U	0.23 U	230 U	46 U
1,1-Dichloroethane	5		1.9 U	0.38 U	380 U	76 U
1,1-Dichloroethene	5		1.5 U	0.29 U	290 UJ	58 UJ
1,2,4-Trichlorobenzene	5		2.1 U	0.41 U	410 U	82 U
1,2-Dibromo-3-Chloropropane	0.04		2.0 U	0.39 U	390 U	78 U
1,2-Dibromoethane (Ethylene Dibromide)	0.0006		3.7 U	0.73 U	730 U	150 U
1,2-Dichlorobenzene	3		4.0 U	0.79 U	790 U	160 U
1,2-Dichloroethane	0.6		1.1 U	0.21 U	210 U	42 U
1,2-Dichloropropane	1		3.6 U	0.72 U	720 U	140 U
1,3-Dichlorobenzene	3		3.9 U	0.78 U	780 U	160 U
1,4-Dichlorobenzene	3		4.2 U	0.84 U	840 U	170 U
2-Hexanone	50	G	6.2 U	1.2 U	1200 U	250 U
Acetone	50	G	15 U	3.0 U	3000 U	600 U
Benzene	1		2.1 U	0.41 U	410 U	82 U
Bromodichloromethane	50	G	2.0 U	0.39 U	390 U	78 U
Bromoform	50	G	1.3 U	0.26 U	260 U	52 U
Bromomethane	5		3.5 U	0.69 U	690 U	140 U
Carbon Disulfide	60	G	0.95 U	0.19 U	190 UJ	38 UJ
Carbon Tetrachloride	5		1.4 U	0.27 UJ	270 UJ	54 UJ
Chlorobenzene	5		3.8 U	0.75 U	750 U	150 U
Chloroethane	5		1.6 U	0.32 U	320 U	64 U
Chloroform	7		1.7 U	0.34 U	340 UJ	68 UJ
Chloromethane	5		1.8 U	0.35 U	350 U	70 U
Cis-1,2-Dichloroethylene	5		4.1 U	0.81 U	**14000**	**12000**
Cis-1,3-Dichloropropene	0.4		1.8 U	0.36 U	360 U	72 U
Cyclohexane	N/A		**79**	0.18 U	180 U	**54 J**
Dibromochloromethane	50	G	1.6 U	0.32 U	320 U	64 U
Dichlorodifluoromethane	5		3.4 U	0.68 U	680 U	140 U
Ethylbenzene	5		**16**	0.74 U	740 U	150 U
Isopropylbenzene (Cumene)	5		**33**	0.79 U	790 U	160 U
Methyl Acetate	N/A		6.5 U	1.3 U	1300 U	260 U

Source: Ecology and Environment Engineering, P.C. 2015

Table B-1 Summary of Analytical Results for Groundwater Samples
Staubs Textile Services, Rochester, New York

Analyte	Screening Criteria [1]	Notes	OU-2 PZ-2	OU-2 PZ-3	ST-MW-05	ST-MW-06
		Location ID:	OU-2 PZ-2	OU-2 PZ-3	ST-MW-05	ST-MW-06
		Sample Name:	OU2-PZ-02-2021	OU2-PZ-3-2021	MW-05-2021	MW-06-2021
		Depth:	7.6 - 13 ft	13 - 18 ft	26 - 36 ft	28 - 38 ft
		Date:	09/23/21	09/20/21	09/21/21	09/22/21
Methyl Ethyl Ketone (2-Butanone)	50	G	6.6 U	1.3 U	1300 U	260 U
Methyl Isobutyl Ketone (4-Methyl-2-Pentanone)	N/A		11 U	2.1 U	2100 U	420 U
Methylcyclohexane	N/A		**31**	0.16 U	160 U	**39 J**
Methylene Chloride	5		2.2 U	0.44 U	440 U	88 U
Styrene	5		3.7 U	0.73 U	730 U	150 U
Tert-Butyl Methyl Ether	10	G	0.80 U	0.16 U	160 UJ	32 UJ
Tetrachloroethylene (PCE)	5		1.8 U	0.36 U	**63000**	**58000**
Toluene	5		2.6 U	0.51 U	510 U	100 U
Trans-1,2-Dichloroethene	5		4.5 U	0.90 U	900 U	180 U
Trans-1,3-Dichloropropene	0.4		1.9 U	0.37 U	370 U	74 U
Trichloroethylene (TCE)	5		2.3 U	0.46 U	**4400**	**3600**
Trichlorofluoromethane	5		4.4 U	0.88 U	880 U	180 U
Vinyl Chloride	2		4.5 U	0.90 U	900 U	**450**
Xylenes	5		3.3 U	0.66 U	660 U	130 U

Key:

Qualifiers

J = Estimated value

U = Not detected (method detection limit shown)

UJ = Not detected/estimated detection limit

Notes

G = Guidance value (no standard available)

N/A = Not regulated/no available criteria

Other

µg/L = Micrograms per liter

"-Q" denotes field duplicate sample

Bold values denote positive hits.

Shaded values exceed groundwater standard or guidance value.

1. New York State Department of Environmental Conservation, Technical and Operational Guidance Series Memorandum #1.1.1: *Ambient Water Quality Standards and Guidance Values and Groundwater Effluent Limitations,* 1998 (with updates), Class GA Groundwater Standards and Guidance Values.

Source: Ecology and Environment Engineering, P.C. 2015

Table B-1 Summary of Analytical Results for Groundwater Samples
Staubs Textile Services, Rochester, New York

Analyte	Screening Criteria [1]	Notes	ST-MW-07	ST-MW-08	ST-MW-08D	ST-MW-09
		Location ID:	ST-MW-07	ST-MW-08	ST-MW-08D	ST-MW-09
		Sample Name:	MW-07-2021	MW-08-2021	MW-08D-2021	MW-09-2021
		Depth:	30 - 40 ft	28 - 38 ft	50 - 60 ft	28 - 38 ft
		Date:	09/21/21	09/20/21	09/20/21	09/21/21
Volatile Organic Compounds by Method SW-846 8260C (µg/L)						
1,1,1-Trichloroethane (TCA)	5		330 U	82 U	1.6 U	66 U
1,1,2,2-Tetrachloroethane	5		84 U	21 U	0.42 U	17 U
1,1,2-Trichloro-1,2,2-Trifluoroethane	5		120 U	31 U	0.62 U	25 U
1,1,2-Trichloroethane	1		92 U	23 U	0.46 U	18 U
1,1-Dichloroethane	5		150 U	38 U	0.76 U	30 U
1,1-Dichloroethene	5		120 UJ	29 U	0.58 U	23 UJ
1,2,4-Trichlorobenzene	5		160 U	41 U	0.82 U	33 U
1,2-Dibromo-3-Chloropropane	0.04		160 U	39 U	0.78 U	31 U
1,2-Dibromoethane (Ethylene Dibromide)	0.0006		290 U	73 U	1.5 U	58 U
1,2-Dichlorobenzene	3		320 U	79 U	1.6 U	63 U
1,2-Dichloroethane	0.6		84 U	21 U	0.42 U	17 U
1,2-Dichloropropane	1		290 U	72 U	1.4 U	58 U
1,3-Dichlorobenzene	3		310 U	78 U	1.6 U	62 U
1,4-Dichlorobenzene	3		340 U	84 U	1.7 U	67 U
2-Hexanone	50	G	500 U	120 U	2.5 U	99 U
Acetone	50	G	1200 U	300 U	6.0 U	240 U
Benzene	1		160 U	41 U	0.82 U	33 U
Bromodichloromethane	50	G	160 U	39 U	0.78 U	31 U
Bromoform	50	G	100 U	26 U	0.52 U	21 U
Bromomethane	5		280 U	69 U	1.4 U	55 U
Carbon Disulfide	60	G	76 UJ	19 U	0.38 U	15 UJ
Carbon Tetrachloride	5		110 UJ	27 UJ	0.54 UJ	22 UJ
Chlorobenzene	5		300 U	75 U	1.5 U	60 U
Chloroethane	5		130 U	32 U	0.64 U	26 U
Chloroform	7		140 UJ	34 U	0.68 U	27 UJ
Chloromethane	5		140 U	35 U	0.70 U	28 U
Cis-1,2-Dichloroethylene	5		**15000**	**8900**	1.6 U	**2200**
Cis-1,3-Dichloropropene	0.4		140 U	36 U	0.72 U	29 U
Cyclohexane	N/A		72 U	18 U	0.36 U	14 U
Dibromochloromethane	50	G	130 U	32 U	0.64 U	26 U
Dichlorodifluoromethane	5		270 U	68 U	1.4 U	54 U
Ethylbenzene	5		300 U	74 U	1.5 U	59 U
Isopropylbenzene (Cumene)	5		320 U	79 U	1.6 U	63 U
Methyl Acetate	N/A		520 U	130 U	2.6 U	100 U

Source: Ecology and Environment Engineering, P.C. 2015

Table B-1 Summary of Analytical Results for Groundwater Samples
Staubs Textile Services, Rochester, New York

Analyte	Screening Criteria [1]	Notes	ST-MW-07	ST-MW-08	ST-MW-08D	ST-MW-09
		Location ID:	ST-MW-07	ST-MW-08	ST-MW-08D	ST-MW-09
		Sample Name:	MW-07-2021	MW-08-2021	MW-08D-2021	MW-09-2021
		Depth:	30 - 40 ft	28 - 38 ft	50 - 60 ft	28 - 38 ft
		Date:	09/21/21	09/20/21	09/20/21	09/21/21
Methyl Ethyl Ketone (2-Butanone)	50	G	530 U	130 U	2.6 U	110 U
Methyl Isobutyl Ketone (4-Methyl-2-Pentanone)	N/A		840 U	210 U	4.2 U	170 U
Methylcyclohexane	N/A		64 U	16 U	0.32 U	13 U
Methylene Chloride	5		180 U	44 U	0.88 U	35 U
Styrene	5		290 U	73 U	1.5 U	58 U
Tert-Butyl Methyl Ether	10	G	64 UJ	16 U	**1.5 J**	13 UJ
Tetrachloroethylene (PCE)	5		**6100**	**1100**	0.72 U	**770**
Toluene	5		200 U	51 U	1.0 U	41 U
Trans-1,2-Dichloroethene	5		360 U	90 U	1.8 U	72 U
Trans-1,3-Dichloropropene	0.4		150 U	37 U	0.74 U	30 U
Trichloroethylene (TCE)	5		**4600**	**1800**	0.92 U	**440**
Trichlorofluoromethane	5		350 U	88 U	1.8 U	70 U
Vinyl Chloride	2		**870**	**720**	1.8 U	**330**
Xylenes	5		260 U	66 U	1.3 U	53 U

Key:

Qualifiers

J = Estimated value

U = Not detected (method detection limit shown)

UJ = Not detected/estimated detection limit

Notes

G = Guidance value (no standard available)

N/A = Not regulated/no available criteria

Other

µg/L = Micrograms per liter

"-Q" denotes field duplicate sample

Bold values denote positive hits.

Shaded values exceed groundwater standard or guidance value.

1. New York State Department of Environmental Conservation, Technical and Operational Guidance Series Memorandum #1.1.1: *Ambient Water Quality Standards and Guidance Values and Groundwater Effluent Limitations,* 1998 (with updates), Class GA Groundwater Standards and Guidance Values.

Source: Ecology and Environment Engineering, P.C. 2015

Table B-1 Summary of Analytical Results for Groundwater Samples
Staubs Textile Services, Rochester, New York

Analyte	Screening Criteria [1]	Notes	ST-MW-09D	ST-MW-10D	ST-OU2-PZ-4	ST-PZ-06
		Location ID:	ST-MW-09D	ST-MW-10D	ST-OU2-PZ-4	ST-PZ-06
		Sample Name:	MW-09D-2021	MW-10D-2021	OU2-PZ-04-2021	PZ-06-2021
		Depth:	50 - 60 ft	50 - 60 ft	17 - 22 ft	12 - 22 ft
		Date:	09/22/21	09/22/21	09/23/21	09/23/21
Volatile Organic Compounds by Method SW-846 8260C (µg/L)						
1,1,1-Trichloroethane (TCA)	5		0.82 U	1.6 U	33 U	0.82 U
1,1,2,2-Tetrachloroethane	5		0.21 U	0.42 U	8.4 U	0.21 U
1,1,2-Trichloro-1,2,2-Trifluoroethane	5		0.31 U	0.62 U	12 U	0.31 U
1,1,2-Trichloroethane	1		0.23 U	0.46 U	9.2 U	0.23 U
1,1-Dichloroethane	5		0.38 U	0.76 U	15 U	0.38 U
1,1-Dichloroethene	5		0.29 UJ	0.58 U	12 U	0.29 U
1,2,4-Trichlorobenzene	5		0.41 U	0.82 U	16 U	0.41 U
1,2-Dibromo-3-Chloropropane	0.04		0.39 U	0.78 U	16 U	0.39 U
1,2-Dibromoethane (Ethylene Dibromide)	0.0006		0.73 U	1.5 U	29 U	0.73 U
1,2-Dichlorobenzene	3		0.79 U	1.6 U	32 U	0.79 U
1,2-Dichloroethane	0.6		0.21 U	0.42 U	8.4 U	0.21 U
1,2-Dichloropropane	1		0.72 U	1.4 U	29 U	0.72 U
1,3-Dichlorobenzene	3		0.78 U	1.6 U	31 U	0.78 U
1,4-Dichlorobenzene	3		0.84 U	1.7 U	34 U	0.84 U
2-Hexanone	50	G	1.2 U	2.5 U	50 U	1.2 U
Acetone	50	G	3.0 U	6.0 U	120 U	3.0 U
Benzene	1		0.41 U	0.82 U	16 U	0.41 U
Bromodichloromethane	50	G	0.39 U	0.78 U	16 U	0.39 U
Bromoform	50	G	0.26 U	0.52 U	10 U	0.26 U
Bromomethane	5		0.69 U	1.4 U	28 U	0.69 U
Carbon Disulfide	60	G	0.19 UJ	0.38 U	7.6 U	0.19 U
Carbon Tetrachloride	5		0.27 UJ	0.54 U	11 U	0.27 U
Chlorobenzene	5		0.75 U	1.5 U	30 U	0.75 U
Chloroethane	5		0.32 U	0.64 U	13 U	0.32 U
Chloroform	7		0.34 UJ	0.68 U	14 U	**2.8**
Chloromethane	5		0.35 U	0.70 U	14 U	0.35 U
Cis-1,2-Dichloroethylene	5		0.81 U	1.6 U	32 U	**8.7**
Cis-1,3-Dichloropropene	0.4		0.36 U	0.72 U	14 U	0.36 U
Cyclohexane	N/A		**0.60 J**	0.36 U	**330**	0.18 U
Dibromochloromethane	50	G	0.32 U	0.64 U	13 U	0.32 U
Dichlorodifluoromethane	5		0.68 U	1.4 U	27 U	0.68 U
Ethylbenzene	5		0.74 U	1.5 U	30 U	0.74 U
Isopropylbenzene (Cumene)	5		0.79 U	1.6 U	32 U	0.79 U
Methyl Acetate	N/A		1.3 U	2.6 U	52 U	1.3 U

Source: Ecology and Environment Engineering, P.C. 2015

Table B-1 Summary of Analytical Results for Groundwater Samples
Staubs Textile Services, Rochester, New York

Analyte	Screening Criteria [1]	Notes	ST-MW-09D	ST-MW-10D	ST-OU2-PZ-4	ST-PZ-06
		Location ID:	ST-MW-09D	ST-MW-10D	ST-OU2-PZ-4	ST-PZ-06
		Sample Name:	MW-09D-2021	MW-10D-2021	OU2-PZ-04-2021	PZ-06-2021
		Depth:	50 - 60 ft	50 - 60 ft	17 - 22 ft	12 - 22 ft
		Date:	09/22/21	09/22/21	09/23/21	09/23/21
Methyl Ethyl Ketone (2-Butanone)	50	G	1.3 U	2.6 U	53 U	1.3 U
Methyl Isobutyl Ketone (4-Methyl-2-Pentanone)	N/A		2.1 U	4.2 U	84 U	2.1 U
Methylcyclohexane	N/A		**0.97 J**	0.32 U	**350**	0.16 U
Methylene Chloride	5		0.44 U	0.88 U	18 U	0.44 U
Styrene	5		0.73 U	1.5 U	29 U	0.73 U
Tert-Butyl Methyl Ether	10	G	**0.85 J**	**2.2**	6.4 U	0.16 U
Tetrachloroethylene (PCE)	5		0.36 U	**6.2**	14 U	**19**
Toluene	5		0.51 U	1.0 U	20 U	0.51 U
Trans-1,2-Dichloroethene	5		0.90 U	1.8 U	36 U	0.90 U
Trans-1,3-Dichloropropene	0.4		0.37 U	0.74 U	15 U	0.37 U
Trichloroethylene (TCE)	5		0.46 U	0.92 U	18 U	**0.74 J**
Trichlorofluoromethane	5		0.88 U	1.8 U	35 U	0.88 U
Vinyl Chloride	2		0.90 U	1.8 U	36 U	0.90 U
Xylenes	5		0.66 U	1.3 U	**28 J**	0.66 U

Key:

Qualifiers

J = Estimated value

U = Not detected (method detection limit shown)

UJ = Not detected/estimated detection limit

Notes

G = Guidance value (no standard available)

N/A = Not regulated/no available criteria

Other

µg/L = Micrograms per liter

"-Q" denotes field duplicate sample

Bold values denote positive hits.

Shaded values exceed groundwater standard or guidance value.

1. New York State Department of Environmental Conservation, Technical and Operational Guidance Series Memorandum #1.1.1: *Ambient Water Quality Standards and Guidance Values and Groundwater Effluent Limitations,* 1998 (with updates), Class GA Groundwater Standards and Guidance Values.

Source: Ecology and Environment Engineering, P.C. 2015

B-2 Laboratory Reports

eurofins | Environment Testing America

ANALYTICAL REPORT

Job Number: 480-189828-1

Job Description: Staubs Textile #828160

Contract Number: C100700

For:
New York State D.E.C.
625 Broadway
12th Floor
Albany, NY 12233-7017

Attention: Robert Strang

Approved for release.
Wyatt B Watson
Project Management Assistant I
9/30/2021 3:11 PM

Designee for
Orlette S Johnson, Senior Project Manager
10 Hazelwood Drive, Amherst, NY, 14228-2298
(484)685-0864
Orlette.Johnson@Eurofinset.com
09/30/2021

Table of Contents

Table of Contents

Job Narrative
480-189828-1

Comments
No additional comments.

Receipt
The samples were received on 9/20/2021 6:00 PM. Unless otherwise noted below, the samples arrived in good condition, and where required, properly preserved and on ice. The temperature of the cooler at receipt was 3.5º C.

GC/MS VOA
Method 8260C: The following volatiles sample was diluted due to foaming at the time of purging during the original sample analysis: MW-08D-2021 (480-189828-3). Elevated reporting limits (RLs) are provided.

Method 8260C: The following sample was diluted to bring the concentration of target analytes within the calibration range: MW-08-2021 (480-189828-5). Elevated reporting limits (RLs) are provided.

Method 8260C: The continuing calibration verification (CCV) associated with batch 480-597968 recovered above the upper control limit for Carbon tetrachloride. The samples associated with this CCV were non-detects for the affected analyte; therefore, the data have been reported. The associated samples are impacted: TB (480-189828-1), MW-08D-2021 (480-189828-3), OU2-PZ-3-2021 (480-189828-4) and MW-08-2021 (480-189828-5).

Method 8260C: The following sample was diluted to bring the concentration of target analytes within the calibration range: SB-50-2021 (480-189828-2). Elevated reporting limits (RLs) are provided.

No additional analytical or quality issues were noted, other than those described above or in the Definitions/Glossary page.

Sample Summary

Client: New York State D.E.C.
Project/Site: Staubs Textile #828160

Job ID: 480-189828-1

Lab Sample ID	Client Sample ID	Matrix	Collected	Received
480-189828-1	TB	Water	09/20/21 00:00	09/20/21 18:00
480-189828-2	SB-50-2021	Water	09/20/21 12:50	09/20/21 18:00
480-189828-3	MW-08D-2021	Water	09/20/21 13:20	09/20/21 18:00
480-189828-4	OU2-PZ-3-2021	Water	09/20/21 15:50	09/20/21 18:00
480-189828-5	MW-08-2021	Water	09/20/21 16:20	09/20/21 18:00

Detection Summary

Client: New York State D.E.C.
Project/Site: Staubs Textile #828160

Job ID: 480-189828-1

Client Sample ID: TB — Lab Sample ID: 480-189828-1

No Detections.

Client Sample ID: SB-50-2021 — Lab Sample ID: 480-189828-2

Analyte	Result	Qualifier	RL	MDL	Unit	Dil Fac	D	Method	Prep Type
1,2-Dichlorobenzene	2.2		2.0	1.6	ug/L	2		8260C	Total/NA
Benzene	4.1		2.0	0.82	ug/L	2		8260C	Total/NA
cis-1,2-Dichloroethene	26		2.0	1.6	ug/L	2		8260C	Total/NA
Cyclohexane	4.7		2.0	0.36	ug/L	2		8260C	Total/NA
Ethylbenzene	3.6		2.0	1.5	ug/L	2		8260C	Total/NA
Isopropylbenzene	23		2.0	1.6	ug/L	2		8260C	Total/NA
Methylcyclohexane	7.7		2.0	0.32	ug/L	2		8260C	Total/NA
Toluene	1.8	J	2.0	1.0	ug/L	2		8260C	Total/NA
trans-1,2-Dichloroethene	7.3		2.0	1.8	ug/L	2		8260C	Total/NA
Vinyl chloride	45		2.0	1.8	ug/L	2		8260C	Total/NA
Xylenes, Total	2.5	J	4.0	1.3	ug/L	2		8260C	Total/NA

Client Sample ID: MW-08D-2021 — Lab Sample ID: 480-189828-3

Analyte	Result	Qualifier	RL	MDL	Unit	Dil Fac	D	Method	Prep Type
Methyl tert-butyl ether	1.5	J	2.0	0.32	ug/L	2		8260C	Total/NA

Client Sample ID: OU2-PZ-3-2021 — Lab Sample ID: 480-189828-4

No Detections.

Client Sample ID: MW-08-2021 — Lab Sample ID: 480-189828-5

Analyte	Result	Qualifier	RL	MDL	Unit	Dil Fac	D	Method	Prep Type
cis-1,2-Dichloroethene	8900		100	81	ug/L	100		8260C	Total/NA
Tetrachloroethene	1100		100	36	ug/L	100		8260C	Total/NA
Trichloroethene	1800		100	46	ug/L	100		8260C	Total/NA
Vinyl chloride	720		100	90	ug/L	100		8260C	Total/NA

This Detection Summary does not include radiochemical test results.

Method Summary

Client: New York State D.E.C.
Project/Site: Staubs Textile #828160

Job ID: 480-189828-1

Method	Method Description	Protocol	Laboratory
8260C	Volatile Organic Compounds by GC/MS	SW846	TAL BUF
5030C	Purge and Trap	SW846	TAL BUF

Protocol References:

SW846 = "Test Methods For Evaluating Solid Waste, Physical/Chemical Methods", Third Edition, November 1986 And Its Updates.

Laboratory References:

TAL BUF = Eurofins TestAmerica, Buffalo, 10 Hazelwood Drive, Amherst, NY 14228-2298, TEL (716)691-2600

Client Sample Results

Client: New York State D.E.C.
Project/Site: Staubs Textile #828160

Job ID: 480-189828-1

Client Sample ID: TB

Date Collected: 09/20/21 00:00
Date Received: 09/20/21 18:00

Lab Sample ID: 480-189828-1

Matrix: Water

Method: 8260C - Volatile Organic Compounds by GC/MS

Analyte	Result	Qualifier	RL	MDL	Unit	D	Prepared	Analyzed	Dil Fac
1,1,1-Trichloroethane	ND		1.0	0.82	ug/L			09/27/21 17:38	1
1,1,2,2-Tetrachloroethane	ND		1.0	0.21	ug/L			09/27/21 17:38	1
1,1,2-Trichloroethane	ND		1.0	0.23	ug/L			09/27/21 17:38	1
1,1,2-Trichloro-1,2,2-trifluoroethane	ND		1.0	0.31	ug/L			09/27/21 17:38	1
1,1-Dichloroethane	ND		1.0	0.38	ug/L			09/27/21 17:38	1
1,1-Dichloroethene	ND		1.0	0.29	ug/L			09/27/21 17:38	1
1,2,4-Trichlorobenzene	ND		1.0	0.41	ug/L			09/27/21 17:38	1
1,2-Dibromo-3-Chloropropane	ND		1.0	0.39	ug/L			09/27/21 17:38	1
1,2-Dichlorobenzene	ND		1.0	0.79	ug/L			09/27/21 17:38	1
1,2-Dichloroethane	ND		1.0	0.21	ug/L			09/27/21 17:38	1
1,2-Dichloropropane	ND		1.0	0.72	ug/L			09/27/21 17:38	1
1,3-Dichlorobenzene	ND		1.0	0.78	ug/L			09/27/21 17:38	1
1,4-Dichlorobenzene	ND		1.0	0.84	ug/L			09/27/21 17:38	1
2-Butanone (MEK)	ND		10	1.3	ug/L			09/27/21 17:38	1
2-Hexanone	ND		5.0	1.2	ug/L			09/27/21 17:38	1
4-Methyl-2-pentanone (MIBK)	ND		5.0	2.1	ug/L			09/27/21 17:38	1
Acetone	ND		10	3.0	ug/L			09/27/21 17:38	1
Benzene	ND		1.0	0.41	ug/L			09/27/21 17:38	1
Bromodichloromethane	ND		1.0	0.39	ug/L			09/27/21 17:38	1
Bromoform	ND		1.0	0.26	ug/L			09/27/21 17:38	1
Bromomethane	ND		1.0	0.69	ug/L			09/27/21 17:38	1
Carbon disulfide	ND		1.0	0.19	ug/L			09/27/21 17:38	1
Carbon tetrachloride	ND		1.0	0.27	ug/L			09/27/21 17:38	1
Chlorobenzene	ND		1.0	0.75	ug/L			09/27/21 17:38	1
Dibromochloromethane	ND		1.0	0.32	ug/L			09/27/21 17:38	1
Chloroethane	ND		1.0	0.32	ug/L			09/27/21 17:38	1
Chloroform	ND		1.0	0.34	ug/L			09/27/21 17:38	1
Chloromethane	ND		1.0	0.35	ug/L			09/27/21 17:38	1
cis-1,2-Dichloroethene	ND		1.0	0.81	ug/L			09/27/21 17:38	1
cis-1,3-Dichloropropene	ND		1.0	0.36	ug/L			09/27/21 17:38	1
Cyclohexane	ND		1.0	0.18	ug/L			09/27/21 17:38	1
Dichlorodifluoromethane	ND		1.0	0.68	ug/L			09/27/21 17:38	1
Ethylbenzene	ND		1.0	0.74	ug/L			09/27/21 17:38	1
1,2-Dibromoethane	ND		1.0	0.73	ug/L			09/27/21 17:38	1
Isopropylbenzene	ND		1.0	0.79	ug/L			09/27/21 17:38	1
Methyl acetate	ND		2.5	1.3	ug/L			09/27/21 17:38	1
Methyl tert-butyl ether	ND		1.0	0.16	ug/L			09/27/21 17:38	1
Methylcyclohexane	ND		1.0	0.16	ug/L			09/27/21 17:38	1
Methylene Chloride	ND		1.0	0.44	ug/L			09/27/21 17:38	1
Styrene	ND		1.0	0.73	ug/L			09/27/21 17:38	1
Tetrachloroethene	ND		1.0	0.36	ug/L			09/27/21 17:38	1
Toluene	ND		1.0	0.51	ug/L			09/27/21 17:38	1
trans-1,2-Dichloroethene	ND		1.0	0.90	ug/L			09/27/21 17:38	1
trans-1,3-Dichloropropene	ND		1.0	0.37	ug/L			09/27/21 17:38	1
Trichloroethene	ND		1.0	0.46	ug/L			09/27/21 17:38	1
Trichlorofluoromethane	ND		1.0	0.88	ug/L			09/27/21 17:38	1
Vinyl chloride	ND		1.0	0.90	ug/L			09/27/21 17:38	1
Xylenes, Total	ND		2.0	0.66	ug/L			09/27/21 17:38	1

Client Sample Results

Client: New York State D.E.C.
Project/Site: Staubs Textile #828160

Job ID: 480-189828-1

Client Sample ID: TB

Lab Sample ID: 480-189828-1

Date Collected: 09/20/21 00:00
Date Received: 09/20/21 18:00

Matrix: Water

Surrogate	*%Recovery*	*Qualifier*	*Limits*	*Prepared*	*Analyzed*	*Dil Fac*
Toluene-d8 (Surr)	*98*		*80 - 120*		*09/27/21 17:38*	*1*
1,2-Dichloroethane-d4 (Surr)	*109*		*77 - 120*		*09/27/21 17:38*	*1*
4-Bromofluorobenzene (Surr)	*103*		*73 - 120*		*09/27/21 17:38*	*1*
Dibromofluoromethane (Surr)	*113*		*75 - 123*		*09/27/21 17:38*	*1*

Client Sample ID: SB-50-2021

Lab Sample ID: 480-189828-2

Date Collected: 09/20/21 12:50
Date Received: 09/20/21 18:00

Matrix: Water

Method: 8260C - Volatile Organic Compounds by GC/MS

Analyte	Result	Qualifier	RL	MDL	Unit	D	Prepared	Analyzed	Dil Fac
1,1,1-Trichloroethane	ND		2.0	1.6	ug/L			09/28/21 14:03	2
1,1,2,2-Tetrachloroethane	ND		2.0	0.42	ug/L			09/28/21 14:03	2
1,1,2-Trichloroethane	ND		2.0	0.46	ug/L			09/28/21 14:03	2
1,1,2-Trichloro-1,2,2-trifluoroethane	ND		2.0	0.62	ug/L			09/28/21 14:03	2
1,1-Dichloroethane	ND		2.0	0.76	ug/L			09/28/21 14:03	2
1,1-Dichloroethene	ND		2.0	0.58	ug/L			09/28/21 14:03	2
1,2,4-Trichlorobenzene	ND		2.0	0.82	ug/L			09/28/21 14:03	2
1,2-Dibromo-3-Chloropropane	ND		2.0	0.78	ug/L			09/28/21 14:03	2
1,2-Dichlorobenzene	**2.2**		2.0	1.6	ug/L			09/28/21 14:03	2
1,2-Dichloroethane	ND		2.0	0.42	ug/L			09/28/21 14:03	2
1,2-Dichloropropane	ND		2.0	1.4	ug/L			09/28/21 14:03	2
1,3-Dichlorobenzene	ND		2.0	1.6	ug/L			09/28/21 14:03	2
1,4-Dichlorobenzene	ND		2.0	1.7	ug/L			09/28/21 14:03	2
2-Butanone (MEK)	ND		20	2.6	ug/L			09/28/21 14:03	2
2-Hexanone	ND		10	2.5	ug/L			09/28/21 14:03	2
4-Methyl-2-pentanone (MIBK)	ND		10	4.2	ug/L			09/28/21 14:03	2
Acetone	ND		20	6.0	ug/L			09/28/21 14:03	2
Benzene	**4.1**		2.0	0.82	ug/L			09/28/21 14:03	2
Bromodichloromethane	ND		2.0	0.78	ug/L			09/28/21 14:03	2
Bromoform	ND		2.0	0.52	ug/L			09/28/21 14:03	2
Bromomethane	ND		2.0	1.4	ug/L			09/28/21 14:03	2
Carbon disulfide	ND		2.0	0.38	ug/L			09/28/21 14:03	2
Carbon tetrachloride	ND		2.0	0.54	ug/L			09/28/21 14:03	2
Chlorobenzene	ND		2.0	1.5	ug/L			09/28/21 14:03	2
Dibromochloromethane	ND		2.0	0.64	ug/L			09/28/21 14:03	2
Chloroethane	ND		2.0	0.64	ug/L			09/28/21 14:03	2
Chloroform	ND		2.0	0.68	ug/L			09/28/21 14:03	2
Chloromethane	ND		2.0	0.70	ug/L			09/28/21 14:03	2
cis-1,2-Dichloroethene	**26**		2.0	1.6	ug/L			09/28/21 14:03	2
cis-1,3-Dichloropropene	ND		2.0	0.72	ug/L			09/28/21 14:03	2
Cyclohexane	**4.7**		2.0	0.36	ug/L			09/28/21 14:03	2
Dichlorodifluoromethane	ND		2.0	1.4	ug/L			09/28/21 14:03	2
Ethylbenzene	**3.6**		2.0	1.5	ug/L			09/28/21 14:03	2
1,2-Dibromoethane	ND		2.0	1.5	ug/L			09/28/21 14:03	2
Isopropylbenzene	**23**		2.0	1.6	ug/L			09/28/21 14:03	2
Methyl acetate	ND		5.0	2.6	ug/L			09/28/21 14:03	2
Methyl tert-butyl ether	ND		2.0	0.32	ug/L			09/28/21 14:03	2
Methylcyclohexane	**7.7**		2.0	0.32	ug/L			09/28/21 14:03	2
Methylene Chloride	ND		2.0	0.88	ug/L			09/28/21 14:03	2

Client Sample ID: SB-50-2021

Lab Sample ID: 480-189828-2

Date Collected: 09/20/21 12:50
Matrix: Water
Date Received: 09/20/21 18:00

Method: 8260C - Volatile Organic Compounds by GC/MS (Continued)

Analyte	Result	Qualifier	RL	MDL	Unit	D	Prepared	Analyzed	Dil Fac
Styrene	ND		2.0	1.5	ug/L			09/28/21 14:03	2
Tetrachloroethene	ND		2.0	0.72	ug/L			09/28/21 14:03	2
Toluene	**1.8**	**J**	2.0	1.0	ug/L			09/28/21 14:03	2
trans-1,2-Dichloroethene	**7.3**		2.0	1.8	ug/L			09/28/21 14:03	2
trans-1,3-Dichloropropene	ND		2.0	0.74	ug/L			09/28/21 14:03	2
Trichloroethene	ND		2.0	0.92	ug/L			09/28/21 14:03	2
Trichlorofluoromethane	ND		2.0	1.8	ug/L			09/28/21 14:03	2
Vinyl chloride	**45**		2.0	1.8	ug/L			09/28/21 14:03	2
Xylenes, Total	**2.5**	**J**	4.0	1.3	ug/L			09/28/21 14:03	2

Surrogate	*%Recovery*	*Qualifier*	*Limits*	*Prepared*	*Analyzed*	*Dil Fac*
Toluene-d8 (Surr)	*98*		*80 - 120*		*09/28/21 14:03*	*2*
1,2-Dichloroethane-d4 (Surr)	*104*		*77 - 120*		*09/28/21 14:03*	*2*
4-Bromofluorobenzene (Surr)	*107*		*73 - 120*		*09/28/21 14:03*	*2*
Dibromofluoromethane (Surr)	*101*		*75 - 123*		*09/28/21 14:03*	*2*

Client Sample ID: MW-08D-2021

Lab Sample ID: 480-189828-3

Date Collected: 09/20/21 13:20
Matrix: Water
Date Received: 09/20/21 18:00

Method: 8260C - Volatile Organic Compounds by GC/MS

Analyte	Result	Qualifier	RL	MDL	Unit	D	Prepared	Analyzed	Dil Fac
1,1,1-Trichloroethane	ND		2.0	1.6	ug/L			09/27/21 18:24	2
1,1,2,2-Tetrachloroethane	ND		2.0	0.42	ug/L			09/27/21 18:24	2
1,1,2-Trichloroethane	ND		2.0	0.46	ug/L			09/27/21 18:24	2
1,1,2-Trichloro-1,2,2-trifluoroethane	ND		2.0	0.62	ug/L			09/27/21 18:24	2
1,1-Dichloroethane	ND		2.0	0.76	ug/L			09/27/21 18:24	2
1,1-Dichloroethene	ND		2.0	0.58	ug/L			09/27/21 18:24	2
1,2,4-Trichlorobenzene	ND		2.0	0.82	ug/L			09/27/21 18:24	2
1,2-Dibromo-3-Chloropropane	ND		2.0	0.78	ug/L			09/27/21 18:24	2
1,2-Dichlorobenzene	ND		2.0	1.6	ug/L			09/27/21 18:24	2
1,2-Dichloroethane	ND		2.0	0.42	ug/L			09/27/21 18:24	2
1,2-Dichloropropane	ND		2.0	1.4	ug/L			09/27/21 18:24	2
1,3-Dichlorobenzene	ND		2.0	1.6	ug/L			09/27/21 18:24	2
1,4-Dichlorobenzene	ND		2.0	1.7	ug/L			09/27/21 18:24	2
2-Butanone (MEK)	ND		20	2.6	ug/L			09/27/21 18:24	2
2-Hexanone	ND		10	2.5	ug/L			09/27/21 18:24	2
4-Methyl-2-pentanone (MIBK)	ND		10	4.2	ug/L			09/27/21 18:24	2
Acetone	ND		20	6.0	ug/L			09/27/21 18:24	2
Benzene	ND		2.0	0.82	ug/L			09/27/21 18:24	2
Bromodichloromethane	ND		2.0	0.78	ug/L			09/27/21 18:24	2
Bromoform	ND		2.0	0.52	ug/L			09/27/21 18:24	2
Bromomethane	ND		2.0	1.4	ug/L			09/27/21 18:24	2
Carbon disulfide	ND		2.0	0.38	ug/L			09/27/21 18:24	2
Carbon tetrachloride	ND		2.0	0.54	ug/L			09/27/21 18:24	2
Chlorobenzene	ND		2.0	1.5	ug/L			09/27/21 18:24	2
Dibromochloromethane	ND		2.0	0.64	ug/L			09/27/21 18:24	2
Chloroethane	ND		2.0	0.64	ug/L			09/27/21 18:24	2
Chloroform	ND		2.0	0.68	ug/L			09/27/21 18:24	2
Chloromethane	ND		2.0	0.70	ug/L			09/27/21 18:24	2

Client Sample ID: MW-08D-2021

Lab Sample ID: 480-189828-3

Date Collected: 09/20/21 13:20
Date Received: 09/20/21 18:00

Matrix: Water

Method: 8260C - Volatile Organic Compounds by GC/MS (Continued)

Analyte	Result	Qualifier	RL	MDL	Unit	D	Prepared	Analyzed	Dil Fac
cis-1,2-Dichloroethene	ND		2.0	1.6	ug/L			09/27/21 18:24	2
cis-1,3-Dichloropropene	ND		2.0	0.72	ug/L			09/27/21 18:24	2
Cyclohexane	ND		2.0	0.36	ug/L			09/27/21 18:24	2
Dichlorodifluoromethane	ND		2.0	1.4	ug/L			09/27/21 18:24	2
Ethylbenzene	ND		2.0	1.5	ug/L			09/27/21 18:24	2
1,2-Dibromoethane	ND		2.0	1.5	ug/L			09/27/21 18:24	2
Isopropylbenzene	ND		2.0	1.6	ug/L			09/27/21 18:24	2
Methyl acetate	ND		5.0	2.6	ug/L			09/27/21 18:24	2
Methyl tert-butyl ether	**1.5**	**J**	2.0	0.32	ug/L			09/27/21 18:24	2
Methylcyclohexane	ND		2.0	0.32	ug/L			09/27/21 18:24	2
Methylene Chloride	ND		2.0	0.88	ug/L			09/27/21 18:24	2
Styrene	ND		2.0	1.5	ug/L			09/27/21 18:24	2
Tetrachloroethene	ND		2.0	0.72	ug/L			09/27/21 18:24	2
Toluene	ND		2.0	1.0	ug/L			09/27/21 18:24	2
trans-1,2-Dichloroethene	ND		2.0	1.8	ug/L			09/27/21 18:24	2
trans-1,3-Dichloropropene	ND		2.0	0.74	ug/L			09/27/21 18:24	2
Trichloroethene	ND		2.0	0.92	ug/L			09/27/21 18:24	2
Trichlorofluoromethane	ND		2.0	1.8	ug/L			09/27/21 18:24	2
Vinyl chloride	ND		2.0	1.8	ug/L			09/27/21 18:24	2
Xylenes, Total	ND		4.0	1.3	ug/L			09/27/21 18:24	2

Surrogate	*%Recovery*	*Qualifier*	*Limits*	*Prepared*	*Analyzed*	*Dil Fac*
Toluene-d8 (Surr)	*96*		*80 - 120*		*09/27/21 18:24*	*2*
1,2-Dichloroethane-d4 (Surr)	*104*		*77 - 120*		*09/27/21 18:24*	*2*
4-Bromofluorobenzene (Surr)	*100*		*73 - 120*		*09/27/21 18:24*	*2*
Dibromofluoromethane (Surr)	*107*		*75 - 123*		*09/27/21 18:24*	*2*

Client Sample ID: OU2-PZ-3-2021

Lab Sample ID: 480-189828-4

Date Collected: 09/20/21 15:50
Date Received: 09/20/21 18:00

Matrix: Water

Method: 8260C - Volatile Organic Compounds by GC/MS

Analyte	Result	Qualifier	RL	MDL	Unit	D	Prepared	Analyzed	Dil Fac
1,1,1-Trichloroethane	ND		1.0	0.82	ug/L			09/27/21 18:47	1
1,1,2,2-Tetrachloroethane	ND		1.0	0.21	ug/L			09/27/21 18:47	1
1,1,2-Trichloroethane	ND		1.0	0.23	ug/L			09/27/21 18:47	1
1,1,2-Trichloro-1,2,2-trifluoroethane	ND		1.0	0.31	ug/L			09/27/21 18:47	1
1,1-Dichloroethane	ND		1.0	0.38	ug/L			09/27/21 18:47	1
1,1-Dichloroethene	ND		1.0	0.29	ug/L			09/27/21 18:47	1
1,2,4-Trichlorobenzene	ND		1.0	0.41	ug/L			09/27/21 18:47	1
1,2-Dibromo-3-Chloropropane	ND		1.0	0.39	ug/L			09/27/21 18:47	1
1,2-Dichlorobenzene	ND		1.0	0.79	ug/L			09/27/21 18:47	1
1,2-Dichloroethane	ND		1.0	0.21	ug/L			09/27/21 18:47	1
1,2-Dichloropropane	ND		1.0	0.72	ug/L			09/27/21 18:47	1
1,3-Dichlorobenzene	ND		1.0	0.78	ug/L			09/27/21 18:47	1
1,4-Dichlorobenzene	ND		1.0	0.84	ug/L			09/27/21 18:47	1
2-Butanone (MEK)	ND		10	1.3	ug/L			09/27/21 18:47	1
2-Hexanone	ND		5.0	1.2	ug/L			09/27/21 18:47	1
4-Methyl-2-pentanone (MIBK)	ND		5.0	2.1	ug/L			09/27/21 18:47	1
Acetone	ND		10	3.0	ug/L			09/27/21 18:47	1

Client Sample ID: OU2-PZ-3-2021

Lab Sample ID: 480-189828-4

Date Collected: 09/20/21 15:50
Matrix: Water
Date Received: 09/20/21 18:00

Method: 8260C - Volatile Organic Compounds by GC/MS (Continued)

Analyte	Result	Qualifier	RL	MDL	Unit	D	Prepared	Analyzed	Dil Fac
Benzene	ND		1.0	0.41	ug/L			09/27/21 18:47	1
Bromodichloromethane	ND		1.0	0.39	ug/L			09/27/21 18:47	1
Bromoform	ND		1.0	0.26	ug/L			09/27/21 18:47	1
Bromomethane	ND		1.0	0.69	ug/L			09/27/21 18:47	1
Carbon disulfide	ND		1.0	0.19	ug/L			09/27/21 18:47	1
Carbon tetrachloride	ND		1.0	0.27	ug/L			09/27/21 18:47	1
Chlorobenzene	ND		1.0	0.75	ug/L			09/27/21 18:47	1
Dibromochloromethane	ND		1.0	0.32	ug/L			09/27/21 18:47	1
Chloroethane	ND		1.0	0.32	ug/L			09/27/21 18:47	1
Chloroform	ND		1.0	0.34	ug/L			09/27/21 18:47	1
Chloromethane	ND		1.0	0.35	ug/L			09/27/21 18:47	1
cis-1,2-Dichloroethene	ND		1.0	0.81	ug/L			09/27/21 18:47	1
cis-1,3-Dichloropropene	ND		1.0	0.36	ug/L			09/27/21 18:47	1
Cyclohexane	ND		1.0	0.18	ug/L			09/27/21 18:47	1
Dichlorodifluoromethane	ND		1.0	0.68	ug/L			09/27/21 18:47	1
Ethylbenzene	ND		1.0	0.74	ug/L			09/27/21 18:47	1
1,2-Dibromoethane	ND		1.0	0.73	ug/L			09/27/21 18:47	1
Isopropylbenzene	ND		1.0	0.79	ug/L			09/27/21 18:47	1
Methyl acetate	ND		2.5	1.3	ug/L			09/27/21 18:47	1
Methyl tert-butyl ether	ND		1.0	0.16	ug/L			09/27/21 18:47	1
Methylcyclohexane	ND		1.0	0.16	ug/L			09/27/21 18:47	1
Methylene Chloride	ND		1.0	0.44	ug/L			09/27/21 18:47	1
Styrene	ND		1.0	0.73	ug/L			09/27/21 18:47	1
Tetrachloroethene	ND		1.0	0.36	ug/L			09/27/21 18:47	1
Toluene	ND		1.0	0.51	ug/L			09/27/21 18:47	1
trans-1,2-Dichloroethene	ND		1.0	0.90	ug/L			09/27/21 18:47	1
trans-1,3-Dichloropropene	ND		1.0	0.37	ug/L			09/27/21 18:47	1
Trichloroethene	ND		1.0	0.46	ug/L			09/27/21 18:47	1
Trichlorofluoromethane	ND		1.0	0.88	ug/L			09/27/21 18:47	1
Vinyl chloride	ND		1.0	0.90	ug/L			09/27/21 18:47	1
Xylenes, Total	ND		2.0	0.66	ug/L			09/27/21 18:47	1

Surrogate	*%Recovery*	*Qualifier*	*Limits*	*Prepared*	*Analyzed*	*Dil Fac*
Toluene-d8 (Surr)	*97*		*80 - 120*		*09/27/21 18:47*	*1*
1,2-Dichloroethane-d4 (Surr)	*118*		*77 - 120*		*09/27/21 18:47*	*1*
4-Bromofluorobenzene (Surr)	*102*		*73 - 120*		*09/27/21 18:47*	*1*
Dibromofluoromethane (Surr)	*116*		*75 - 123*		*09/27/21 18:47*	*1*

Client Sample ID: MW-08-2021

Lab Sample ID: 480-189828-5

Date Collected: 09/20/21 16:20
Matrix: Water
Date Received: 09/20/21 18:00

Method: 8260C - Volatile Organic Compounds by GC/MS

Analyte	Result	Qualifier	RL	MDL	Unit	D	Prepared	Analyzed	Dil Fac
1,1,1-Trichloroethane	ND		100	82	ug/L			09/27/21 19:10	100
1,1,2,2-Tetrachloroethane	ND		100	21	ug/L			09/27/21 19:10	100
1,1,2-Trichloroethane	ND		100	23	ug/L			09/27/21 19:10	100
1,1,2-Trichloro-1,2,2-trifluoroethane	ND		100	31	ug/L			09/27/21 19:10	100
1,1-Dichloroethane	ND		100	38	ug/L			09/27/21 19:10	100
1,1-Dichloroethene	ND		100	29	ug/L			09/27/21 19:10	100

Client Sample ID: MW-08-2021

Date Collected: 09/20/21 16:20
Date Received: 09/20/21 18:00

Lab Sample ID: 480-189828-5

Matrix: Water

Method: 8260C - Volatile Organic Compounds by GC/MS (Continued)

Analyte	Result	Qualifier	RL	MDL	Unit	D	Prepared	Analyzed	Dil Fac
1,2,4-Trichlorobenzene	ND		100	41	ug/L			09/27/21 19:10	100
1,2-Dibromo-3-Chloropropane	ND		100	39	ug/L			09/27/21 19:10	100
1,2-Dichlorobenzene	ND		100	79	ug/L			09/27/21 19:10	100
1,2-Dichloroethane	ND		100	21	ug/L			09/27/21 19:10	100
1,2-Dichloropropane	ND		100	72	ug/L			09/27/21 19:10	100
1,3-Dichlorobenzene	ND		100	78	ug/L			09/27/21 19:10	100
1,4-Dichlorobenzene	ND		100	84	ug/L			09/27/21 19:10	100
2-Butanone (MEK)	ND		1000	130	ug/L			09/27/21 19:10	100
2-Hexanone	ND		500	120	ug/L			09/27/21 19:10	100
4-Methyl-2-pentanone (MIBK)	ND		500	210	ug/L			09/27/21 19:10	100
Acetone	ND		1000	300	ug/L			09/27/21 19:10	100
Benzene	ND		100	41	ug/L			09/27/21 19:10	100
Bromodichloromethane	ND		100	39	ug/L			09/27/21 19:10	100
Bromoform	ND		100	26	ug/L			09/27/21 19:10	100
Bromomethane	ND		100	69	ug/L			09/27/21 19:10	100
Carbon disulfide	ND		100	19	ug/L			09/27/21 19:10	100
Carbon tetrachloride	ND		100	27	ug/L			09/27/21 19:10	100
Chlorobenzene	ND		100	75	ug/L			09/27/21 19:10	100
Dibromochloromethane	ND		100	32	ug/L			09/27/21 19:10	100
Chloroethane	ND		100	32	ug/L			09/27/21 19:10	100
Chloroform	ND		100	34	ug/L			09/27/21 19:10	100
Chloromethane	ND		100	35	ug/L			09/27/21 19:10	100
cis-1,2-Dichloroethene	**8900**		100	81	ug/L			09/27/21 19:10	100
cis-1,3-Dichloropropene	ND		100	36	ug/L			09/27/21 19:10	100
Cyclohexane	ND		100	18	ug/L			09/27/21 19:10	100
Dichlorodifluoromethane	ND		100	68	ug/L			09/27/21 19:10	100
Ethylbenzene	ND		100	74	ug/L			09/27/21 19:10	100
1,2-Dibromoethane	ND		100	73	ug/L			09/27/21 19:10	100
Isopropylbenzene	ND		100	79	ug/L			09/27/21 19:10	100
Methyl acetate	ND		250	130	ug/L			09/27/21 19:10	100
Methyl tert-butyl ether	ND		100	16	ug/L			09/27/21 19:10	100
Methylcyclohexane	ND		100	16	ug/L			09/27/21 19:10	100
Methylene Chloride	ND		100	44	ug/L			09/27/21 19:10	100
Styrene	ND		100	73	ug/L			09/27/21 19:10	100
Tetrachloroethene	**1100**		100	36	ug/L			09/27/21 19:10	100
Toluene	ND		100	51	ug/L			09/27/21 19:10	100
trans-1,2-Dichloroethene	ND		100	90	ug/L			09/27/21 19:10	100
trans-1,3-Dichloropropene	ND		100	37	ug/L			09/27/21 19:10	100
Trichloroethene	**1800**		100	46	ug/L			09/27/21 19:10	100
Trichlorofluoromethane	ND		100	88	ug/L			09/27/21 19:10	100
Vinyl chloride	**720**		100	90	ug/L			09/27/21 19:10	100
Xylenes, Total	ND		200	66	ug/L			09/27/21 19:10	100

Surrogate	*%Recovery*	*Qualifier*	*Limits*	*Prepared*	*Analyzed*	*Dil Fac*
Toluene-d8 (Surr)	*99*		*80 - 120*		*09/27/21 19:10*	*100*
1,2-Dichloroethane-d4 (Surr)	*106*		*77 - 120*		*09/27/21 19:10*	*100*
4-Bromofluorobenzene (Surr)	*99*		*73 - 120*		*09/27/21 19:10*	*100*
Dibromofluoromethane (Surr)	*110*		*75 - 123*		*09/27/21 19:10*	*100*

Surrogate Summary

Client: New York State D.E.C.
Project/Site: Staubs Textile #828160

Job ID: 480-189828-1

Method: 8260C - Volatile Organic Compounds by GC/MS

Matrix: Water **Prep Type: Total/NA**

		Percent Surrogate Recovery (Acceptance Limits)			
		TOL	DCA	BFB	DBFM
Lab Sample ID	**Client Sample ID**	**(80-120)**	**(77-120)**	**(73-120)**	**(75-123)**
480-189828-1	TB	98	109	103	113
480-189828-2	SB-50-2021	98	104	107	101
480-189828-3	MW-08D-2021	96	104	100	107
480-189828-4	OU2-PZ-3-2021	97	118	102	116
480-189828-5	MW-08-2021	99	106	99	110
LCS 480-597968/5	Lab Control Sample	104	104	112	105
LCS 480-598115/5	Lab Control Sample	102	102	105	101
MB 480-597968/7	Method Blank	99	103	98	102
MB 480-598115/7	Method Blank	98	105	101	100

Surrogate Legend

TOL = Toluene-d8 (Surr)
DCA = 1,2-Dichloroethane-d4 (Surr)
BFB = 4-Bromofluorobenzene (Surr)
DBFM = Dibromofluoromethane (Surr)

Method: 8260C - Volatile Organic Compounds by GC/MS

Lab Sample ID: MB 480-597968/7
Matrix: Water
Analysis Batch: 597968

Client Sample ID: Method Blank
Prep Type: Total/NA

Analyte	MB Result	MB Qualifier	RL	MDL	Unit	D	Prepared	Analyzed	Dil Fac
1,1,1-Trichloroethane	ND		1.0	0.82	ug/L			09/27/21 11:08	1
1,1,2,2-Tetrachloroethane	ND		1.0	0.21	ug/L			09/27/21 11:08	1
1,1,2-Trichloroethane	ND		1.0	0.23	ug/L			09/27/21 11:08	1
1,1,2-Trichloro-1,2,2-trifluoroethane	ND		1.0	0.31	ug/L			09/27/21 11:08	1
1,1-Dichloroethane	ND		1.0	0.38	ug/L			09/27/21 11:08	1
1,1-Dichloroethene	ND		1.0	0.29	ug/L			09/27/21 11:08	1
1,2,4-Trichlorobenzene	ND		1.0	0.41	ug/L			09/27/21 11:08	1
1,2-Dibromo-3-Chloropropane	ND		1.0	0.39	ug/L			09/27/21 11:08	1
1,2-Dichlorobenzene	ND		1.0	0.79	ug/L			09/27/21 11:08	1
1,2-Dichloroethane	ND		1.0	0.21	ug/L			09/27/21 11:08	1
1,2-Dichloropropane	ND		1.0	0.72	ug/L			09/27/21 11:08	1
1,3-Dichlorobenzene	ND		1.0	0.78	ug/L			09/27/21 11:08	1
1,4-Dichlorobenzene	ND		1.0	0.84	ug/L			09/27/21 11:08	1
2-Butanone (MEK)	ND		10	1.3	ug/L			09/27/21 11:08	1
2-Hexanone	ND		5.0	1.2	ug/L			09/27/21 11:08	1
4-Methyl-2-pentanone (MIBK)	ND		5.0	2.1	ug/L			09/27/21 11:08	1
Acetone	ND		10	3.0	ug/L			09/27/21 11:08	1
Benzene	ND		1.0	0.41	ug/L			09/27/21 11:08	1
Bromodichloromethane	ND		1.0	0.39	ug/L			09/27/21 11:08	1
Bromoform	ND		1.0	0.26	ug/L			09/27/21 11:08	1
Bromomethane	ND		1.0	0.69	ug/L			09/27/21 11:08	1
Carbon disulfide	ND		1.0	0.19	ug/L			09/27/21 11:08	1
Carbon tetrachloride	ND		1.0	0.27	ug/L			09/27/21 11:08	1
Chlorobenzene	ND		1.0	0.75	ug/L			09/27/21 11:08	1
Dibromochloromethane	ND		1.0	0.32	ug/L			09/27/21 11:08	1
Chloroethane	ND		1.0	0.32	ug/L			09/27/21 11:08	1
Chloroform	ND		1.0	0.34	ug/L			09/27/21 11:08	1
Chloromethane	ND		1.0	0.35	ug/L			09/27/21 11:08	1
cis-1,2-Dichloroethene	ND		1.0	0.81	ug/L			09/27/21 11:08	1
cis-1,3-Dichloropropene	ND		1.0	0.36	ug/L			09/27/21 11:08	1
Cyclohexane	ND		1.0	0.18	ug/L			09/27/21 11:08	1
Dichlorodifluoromethane	ND		1.0	0.68	ug/L			09/27/21 11:08	1
Ethylbenzene	ND		1.0	0.74	ug/L			09/27/21 11:08	1
1,2-Dibromoethane	ND		1.0	0.73	ug/L			09/27/21 11:08	1
Isopropylbenzene	ND		1.0	0.79	ug/L			09/27/21 11:08	1
Methyl acetate	ND		2.5	1.3	ug/L			09/27/21 11:08	1
Methyl tert-butyl ether	ND		1.0	0.16	ug/L			09/27/21 11:08	1
Methylcyclohexane	ND		1.0	0.16	ug/L			09/27/21 11:08	1
Methylene Chloride	ND		1.0	0.44	ug/L			09/27/21 11:08	1
Styrene	ND		1.0	0.73	ug/L			09/27/21 11:08	1
Tetrachloroethene	ND		1.0	0.36	ug/L			09/27/21 11:08	1
Toluene	ND		1.0	0.51	ug/L			09/27/21 11:08	1
trans-1,2-Dichloroethene	ND		1.0	0.90	ug/L			09/27/21 11:08	1
trans-1,3-Dichloropropene	ND		1.0	0.37	ug/L			09/27/21 11:08	1
Trichloroethene	ND		1.0	0.46	ug/L			09/27/21 11:08	1
Trichlorofluoromethane	ND		1.0	0.88	ug/L			09/27/21 11:08	1
Vinyl chloride	ND		1.0	0.90	ug/L			09/27/21 11:08	1
Xylenes, Total	ND		2.0	0.66	ug/L			09/27/21 11:08	1

Method: 8260C - Volatile Organic Compounds by GC/MS (Continued)

Lab Sample ID: MB 480-597968/7
Matrix: Water
Analysis Batch: 597968

Client Sample ID: Method Blank
Prep Type: Total/NA

Surrogate	MB %Recovery	MB Qualifier	Limits	Prepared	Analyzed	Dil Fac
Toluene-d8 (Surr)	99		80 - 120		09/27/21 11:08	1
1,2-Dichloroethane-d4 (Surr)	103		77 - 120		09/27/21 11:08	1
4-Bromofluorobenzene (Surr)	98		73 - 120		09/27/21 11:08	1
Dibromofluoromethane (Surr)	102		75 - 123		09/27/21 11:08	1

Lab Sample ID: LCS 480-597968/5
Matrix: Water
Analysis Batch: 597968

Client Sample ID: Lab Control Sample
Prep Type: Total/NA

Analyte	Spike Added	LCS Result	LCS Qualifier	Unit	D	%Rec	%Rec. Limits
1,1,1-Trichloroethane	25.0	22.7		ug/L		91	73 - 126
1,1,2,2-Tetrachloroethane	25.0	19.4		ug/L		78	76 - 120
1,1,2-Trichloroethane	25.0	21.4		ug/L		85	76 - 122
1,1,2-Trichloro-1,2,2-trifluoroethane	25.0	19.6		ug/L		78	61 - 148
1,1-Dichloroethane	25.0	21.2		ug/L		85	77 - 120
1,1-Dichloroethene	25.0	20.1		ug/L		80	66 - 127
1,2,4-Trichlorobenzene	25.0	23.5		ug/L		94	79 - 122
1,2-Dibromo-3-Chloropropane	25.0	24.0		ug/L		96	56 - 134
1,2-Dichlorobenzene	25.0	22.4		ug/L		90	80 - 124
1,2-Dichloroethane	25.0	21.5		ug/L		86	75 - 120
1,2-Dichloropropane	25.0	20.6		ug/L		82	76 - 120
1,3-Dichlorobenzene	25.0	22.2		ug/L		89	77 - 120
1,4-Dichlorobenzene	25.0	22.3		ug/L		89	80 - 120
2-Butanone (MEK)	125	104		ug/L		83	57 - 140
2-Hexanone	125	103		ug/L		83	65 - 127
4-Methyl-2-pentanone (MIBK)	125	103		ug/L		83	71 - 125
Acetone	125	111		ug/L		88	56 - 142
Benzene	25.0	20.7		ug/L		83	71 - 124
Bromodichloromethane	25.0	24.6		ug/L		98	80 - 122
Bromoform	25.0	29.2		ug/L		117	61 - 132
Bromomethane	25.0	19.4		ug/L		78	55 - 144
Carbon disulfide	25.0	20.5		ug/L		82	59 - 134
Carbon tetrachloride	25.0	25.0		ug/L		100	72 - 134
Chlorobenzene	25.0	21.2		ug/L		85	80 - 120
Dibromochloromethane	25.0	25.5		ug/L		102	75 - 125
Chloroethane	25.0	21.2		ug/L		85	69 - 136
Chloroform	25.0	20.3		ug/L		81	73 - 127
Chloromethane	25.0	20.3		ug/L		81	68 - 124
cis-1,2-Dichloroethene	25.0	22.2		ug/L		89	74 - 124
cis-1,3-Dichloropropene	25.0	23.6		ug/L		94	74 - 124
Cyclohexane	25.0	19.5		ug/L		78	59 - 135
Dichlorodifluoromethane	25.0	21.1		ug/L		84	59 - 135
Ethylbenzene	25.0	20.8		ug/L		83	77 - 123
1,2-Dibromoethane	25.0	22.0		ug/L		88	77 - 120
Isopropylbenzene	25.0	21.5		ug/L		86	77 - 122
Methyl acetate	50.0	40.7		ug/L		81	74 - 133
Methyl tert-butyl ether	25.0	22.1		ug/L		88	77 - 120
Methylcyclohexane	25.0	20.4		ug/L		82	68 - 134

Method: 8260C - Volatile Organic Compounds by GC/MS (Continued)

Lab Sample ID: LCS 480-597968/5
Matrix: Water
Analysis Batch: 597968

Client Sample ID: Lab Control Sample
Prep Type: Total/NA

Analyte	Spike Added	LCS Result	LCS Qualifier	Unit	D	%Rec	%Rec. Limits
Methylene Chloride	25.0	22.1		ug/L		89	75 - 124
Styrene	25.0	21.9		ug/L		88	80 - 120
Tetrachloroethene	25.0	21.2		ug/L		85	74 - 122
Toluene	25.0	20.6		ug/L		82	80 - 122
trans-1,2-Dichloroethene	25.0	21.6		ug/L		86	73 - 127
trans-1,3-Dichloropropene	25.0	22.7		ug/L		91	80 - 120
Trichloroethene	25.0	22.1		ug/L		89	74 - 123
Trichlorofluoromethane	25.0	20.6		ug/L		82	62 - 150
Vinyl chloride	25.0	20.0		ug/L		80	65 - 133

Surrogate	*LCS %Recovery*	*LCS Qualifier*	*Limits*
Toluene-d8 (Surr)	*104*		*80 - 120*
1,2-Dichloroethane-d4 (Surr)	*104*		*77 - 120*
4-Bromofluorobenzene (Surr)	*112*		*73 - 120*
Dibromofluoromethane (Surr)	*105*		*75 - 123*

Lab Sample ID: MB 480-598115/7
Matrix: Water
Analysis Batch: 598115

Client Sample ID: Method Blank
Prep Type: Total/NA

Analyte	MB Result	MB Qualifier	RL	MDL	Unit	D	Prepared	Analyzed	Dil Fac
1,1,1-Trichloroethane	ND		1.0	0.82	ug/L			09/28/21 12:02	1
1,1,2,2-Tetrachloroethane	ND		1.0	0.21	ug/L			09/28/21 12:02	1
1,1,2-Trichloroethane	ND		1.0	0.23	ug/L			09/28/21 12:02	1
1,1,2-Trichloro-1,2,2-trifluoroethane	ND		1.0	0.31	ug/L			09/28/21 12:02	1
1,1-Dichloroethane	ND		1.0	0.38	ug/L			09/28/21 12:02	1
1,1-Dichloroethene	ND		1.0	0.29	ug/L			09/28/21 12:02	1
1,2,4-Trichlorobenzene	ND		1.0	0.41	ug/L			09/28/21 12:02	1
1,2-Dibromo-3-Chloropropane	ND		1.0	0.39	ug/L			09/28/21 12:02	1
1,2-Dichlorobenzene	ND		1.0	0.79	ug/L			09/28/21 12:02	1
1,2-Dichloroethane	ND		1.0	0.21	ug/L			09/28/21 12:02	1
1,2-Dichloropropane	ND		1.0	0.72	ug/L			09/28/21 12:02	1
1,3-Dichlorobenzene	ND		1.0	0.78	ug/L			09/28/21 12:02	1
1,4-Dichlorobenzene	ND		1.0	0.84	ug/L			09/28/21 12:02	1
2-Butanone (MEK)	ND		10	1.3	ug/L			09/28/21 12:02	1
2-Hexanone	ND		5.0	1.2	ug/L			09/28/21 12:02	1
4-Methyl-2-pentanone (MIBK)	ND		5.0	2.1	ug/L			09/28/21 12:02	1
Acetone	ND		10	3.0	ug/L			09/28/21 12:02	1
Benzene	ND		1.0	0.41	ug/L			09/28/21 12:02	1
Bromodichloromethane	ND		1.0	0.39	ug/L			09/28/21 12:02	1
Bromoform	ND		1.0	0.26	ug/L			09/28/21 12:02	1
Bromomethane	ND		1.0	0.69	ug/L			09/28/21 12:02	1
Carbon disulfide	ND		1.0	0.19	ug/L			09/28/21 12:02	1
Carbon tetrachloride	ND		1.0	0.27	ug/L			09/28/21 12:02	1
Chlorobenzene	ND		1.0	0.75	ug/L			09/28/21 12:02	1
Dibromochloromethane	ND		1.0	0.32	ug/L			09/28/21 12:02	1
Chloroethane	ND		1.0	0.32	ug/L			09/28/21 12:02	1
Chloroform	ND		1.0	0.34	ug/L			09/28/21 12:02	1

Method: 8260C - Volatile Organic Compounds by GC/MS (Continued)

Lab Sample ID: MB 480-598115/7
Matrix: Water
Analysis Batch: 598115

Client Sample ID: Method Blank
Prep Type: Total/NA

Analyte	MB Result	MB Qualifier	RL	MDL	Unit	D	Prepared	Analyzed	Dil Fac
Chloromethane	ND		1.0	0.35	ug/L			09/28/21 12:02	1
cis-1,2-Dichloroethene	ND		1.0	0.81	ug/L			09/28/21 12:02	1
cis-1,3-Dichloropropene	ND		1.0	0.36	ug/L			09/28/21 12:02	1
Cyclohexane	ND		1.0	0.18	ug/L			09/28/21 12:02	1
Dichlorodifluoromethane	ND		1.0	0.68	ug/L			09/28/21 12:02	1
Ethylbenzene	ND		1.0	0.74	ug/L			09/28/21 12:02	1
1,2-Dibromoethane	ND		1.0	0.73	ug/L			09/28/21 12:02	1
Isopropylbenzene	ND		1.0	0.79	ug/L			09/28/21 12:02	1
Methyl acetate	ND		2.5	1.3	ug/L			09/28/21 12:02	1
Methyl tert-butyl ether	ND		1.0	0.16	ug/L			09/28/21 12:02	1
Methylcyclohexane	ND		1.0	0.16	ug/L			09/28/21 12:02	1
Methylene Chloride	ND		1.0	0.44	ug/L			09/28/21 12:02	1
Styrene	ND		1.0	0.73	ug/L			09/28/21 12:02	1
Tetrachloroethene	ND		1.0	0.36	ug/L			09/28/21 12:02	1
Toluene	ND		1.0	0.51	ug/L			09/28/21 12:02	1
trans-1,2-Dichloroethene	ND		1.0	0.90	ug/L			09/28/21 12:02	1
trans-1,3-Dichloropropene	ND		1.0	0.37	ug/L			09/28/21 12:02	1
Trichloroethene	ND		1.0	0.46	ug/L			09/28/21 12:02	1
Trichlorofluoromethane	ND		1.0	0.88	ug/L			09/28/21 12:02	1
Vinyl chloride	ND		1.0	0.90	ug/L			09/28/21 12:02	1
Xylenes, Total	ND		2.0	0.66	ug/L			09/28/21 12:02	1

Surrogate	*MB %Recovery*	*MB Qualifier*	*Limits*	*Prepared*	*Analyzed*	*Dil Fac*
Toluene-d8 (Surr)	*98*		*80 - 120*		*09/28/21 12:02*	*1*
1,2-Dichloroethane-d4 (Surr)	*105*		*77 - 120*		*09/28/21 12:02*	*1*
4-Bromofluorobenzene (Surr)	*101*		*73 - 120*		*09/28/21 12:02*	*1*
Dibromofluoromethane (Surr)	*100*		*75 - 123*		*09/28/21 12:02*	*1*

Lab Sample ID: LCS 480-598115/5
Matrix: Water
Analysis Batch: 598115

Client Sample ID: Lab Control Sample
Prep Type: Total/NA

Analyte	Spike Added	LCS Result	LCS Qualifier	Unit	D	%Rec	%Rec. Limits
1,1,1-Trichloroethane	25.0	26.0		ug/L		104	73 - 126
1,1,2,2-Tetrachloroethane	25.0	22.8		ug/L		91	76 - 120
1,1,2-Trichloroethane	25.0	23.6		ug/L		94	76 - 122
1,1,2-Trichloro-1,2,2-trifluoroethane	25.0	21.4		ug/L		86	61 - 148
1,1-Dichloroethane	25.0	24.4		ug/L		98	77 - 120
1,1-Dichloroethene	25.0	22.2		ug/L		89	66 - 127
1,2,4-Trichlorobenzene	25.0	27.2		ug/L		109	79 - 122
1,2-Dibromo-3-Chloropropane	25.0	25.2		ug/L		101	56 - 134
1,2-Dichlorobenzene	25.0	24.4		ug/L		97	80 - 124
1,2-Dichloroethane	25.0	24.5		ug/L		98	75 - 120
1,2-Dichloropropane	25.0	23.2		ug/L		93	76 - 120
1,3-Dichlorobenzene	25.0	24.6		ug/L		99	77 - 120
1,4-Dichlorobenzene	25.0	24.8		ug/L		99	80 - 120
2-Butanone (MEK)	125	114		ug/L		91	57 - 140
2-Hexanone	125	111		ug/L		88	65 - 127

Method: 8260C - Volatile Organic Compounds by GC/MS (Continued)

Lab Sample ID: LCS 480-598115/5
Matrix: Water
Analysis Batch: 598115

Client Sample ID: Lab Control Sample
Prep Type: Total/NA

Analyte	Spike Added	LCS Result	LCS Qualifier	Unit	D	%Rec	%Rec. Limits
4-Methyl-2-pentanone (MIBK)	125	116		ug/L		93	71 - 125
Acetone	125	123		ug/L		98	56 - 142
Benzene	25.0	23.2		ug/L		93	71 - 124
Bromodichloromethane	25.0	26.9		ug/L		108	80 - 122
Bromoform	25.0	29.8		ug/L		119	61 - 132
Bromomethane	25.0	20.9		ug/L		84	55 - 144
Carbon disulfide	25.0	23.3		ug/L		93	59 - 134
Carbon tetrachloride	25.0	28.7		ug/L		115	72 - 134
Chlorobenzene	25.0	23.3		ug/L		93	80 - 120
Dibromochloromethane	25.0	27.9		ug/L		112	75 - 125
Chloroethane	25.0	23.1		ug/L		92	69 - 136
Chloroform	25.0	23.0		ug/L		92	73 - 127
Chloromethane	25.0	20.9		ug/L		84	68 - 124
cis-1,2-Dichloroethene	25.0	24.0		ug/L		96	74 - 124
cis-1,3-Dichloropropene	25.0	27.0		ug/L		108	74 - 124
Cyclohexane	25.0	22.5		ug/L		90	59 - 135
Dichlorodifluoromethane	25.0	20.3		ug/L		81	59 - 135
Ethylbenzene	25.0	23.7		ug/L		95	77 - 123
1,2-Dibromoethane	25.0	24.1		ug/L		96	77 - 120
Isopropylbenzene	25.0	25.0		ug/L		100	77 - 122
Methyl acetate	50.0	44.5		ug/L		89	74 - 133
Methyl tert-butyl ether	25.0	24.9		ug/L		99	77 - 120
Methylcyclohexane	25.0	21.5		ug/L		86	68 - 134
Methylene Chloride	25.0	24.7		ug/L		99	75 - 124
Styrene	25.0	24.1		ug/L		96	80 - 120
Tetrachloroethene	25.0	23.5		ug/L		94	74 - 122
Toluene	25.0	23.7		ug/L		95	80 - 122
trans-1,2-Dichloroethene	25.0	24.1		ug/L		96	73 - 127
trans-1,3-Dichloropropene	25.0	25.7		ug/L		103	80 - 120
Trichloroethene	25.0	24.7		ug/L		99	74 - 123
Trichlorofluoromethane	25.0	20.6		ug/L		82	62 - 150
Vinyl chloride	25.0	21.7		ug/L		87	65 - 133

Surrogate	*LCS %Recovery*	*LCS Qualifier*	*Limits*
Toluene-d8 (Surr)	*102*		*80 - 120*
1,2-Dichloroethane-d4 (Surr)	*102*		*77 - 120*
4-Bromofluorobenzene (Surr)	*105*		*73 - 120*
Dibromofluoromethane (Surr)	*101*		*75 - 123*

Qualifiers

GC/MS VOA

Qualifier	Qualifier Description
J	Result is less than the RL but greater than or equal to the MDL and the concentration is an approximate value.

Glossary

Abbreviation	These commonly used abbreviations may or may not be present in this report.
¤	Listed under the "D" column to designate that the result is reported on a dry weight basis
%R	Percent Recovery
CFL	Contains Free Liquid
CFU	Colony Forming Unit
CNF	Contains No Free Liquid
DER	Duplicate Error Ratio (normalized absolute difference)
Dil Fac	Dilution Factor
DL	Detection Limit (DoD/DOE)
DL, RA, RE, IN	Indicates a Dilution, Re-analysis, Re-extraction, or additional Initial metals/anion analysis of the sample
DLC	Decision Level Concentration (Radiochemistry)
EDL	Estimated Detection Limit (Dioxin)
LOD	Limit of Detection (DoD/DOE)
LOQ	Limit of Quantitation (DoD/DOE)
MCL	EPA recommended "Maximum Contaminant Level"
MDA	Minimum Detectable Activity (Radiochemistry)
MDC	Minimum Detectable Concentration (Radiochemistry)
MDL	Method Detection Limit
ML	Minimum Level (Dioxin)
MPN	Most Probable Number
MQL	Method Quantitation Limit
NC	Not Calculated
ND	Not Detected at the reporting limit (or MDL or EDL if shown)
NEG	Negative / Absent
POS	Positive / Present
PQL	Practical Quantitation Limit
PRES	Presumptive
QC	Quality Control
RER	Relative Error Ratio (Radiochemistry)
RL	Reporting Limit or Requested Limit (Radiochemistry)
RPD	Relative Percent Difference, a measure of the relative difference between two points
TEF	Toxicity Equivalent Factor (Dioxin)
TEQ	Toxicity Equivalent Quotient (Dioxin)
TNTC	Too Numerous To Count

QC Association Summary

Client: New York State D.E.C.
Project/Site: Staubs Textile #828160

Job ID: 480-189828-1

GC/MS VOA

Analysis Batch: 597968

Lab Sample ID	Client Sample ID	Prep Type	Matrix	Method	Prep Batch
480-189828-1	TB	Total/NA	Water	8260C	
480-189828-3	MW-08D-2021	Total/NA	Water	8260C	
480-189828-4	OU2-PZ-3-2021	Total/NA	Water	8260C	
480-189828-5	MW-08-2021	Total/NA	Water	8260C	
MB 480-597968/7	Method Blank	Total/NA	Water	8260C	
LCS 480-597968/5	Lab Control Sample	Total/NA	Water	8260C	

Analysis Batch: 598115

Lab Sample ID	Client Sample ID	Prep Type	Matrix	Method	Prep Batch
480-189828-2	SB-50-2021	Total/NA	Water	8260C	
MB 480-598115/7	Method Blank	Total/NA	Water	8260C	
LCS 480-598115/5	Lab Control Sample	Total/NA	Water	8260C	

Lab Chronicle

Client: New York State D.E.C.
Project/Site: Staubs Textile #828160

Job ID: 480-189828-1

Client Sample ID: TB
Lab Sample ID: 480-189828-1
Date Collected: 09/20/21 00:00
Matrix: Water
Date Received: 09/20/21 18:00

Prep Type	Batch Type	Batch Method	Run	Dilution Factor	Batch Number	Prepared or Analyzed	Analyst	Lab
Total/NA	Analysis	8260C		1	597968	09/27/21 17:38	OMI	TAL BUF

Client Sample ID: SB-50-2021
Lab Sample ID: 480-189828-2
Date Collected: 09/20/21 12:50
Matrix: Water
Date Received: 09/20/21 18:00

Prep Type	Batch Type	Batch Method	Run	Dilution Factor	Batch Number	Prepared or Analyzed	Analyst	Lab
Total/NA	Analysis	8260C		2	598115	09/28/21 14:03	OMI	TAL BUF

Client Sample ID: MW-08D-2021
Lab Sample ID: 480-189828-3
Date Collected: 09/20/21 13:20
Matrix: Water
Date Received: 09/20/21 18:00

Prep Type	Batch Type	Batch Method	Run	Dilution Factor	Batch Number	Prepared or Analyzed	Analyst	Lab
Total/NA	Analysis	8260C		2	597968	09/27/21 18:24	OMI	TAL BUF

Client Sample ID: OU2-PZ-3-2021
Lab Sample ID: 480-189828-4
Date Collected: 09/20/21 15:50
Matrix: Water
Date Received: 09/20/21 18:00

Prep Type	Batch Type	Batch Method	Run	Dilution Factor	Batch Number	Prepared or Analyzed	Analyst	Lab
Total/NA	Analysis	8260C		1	597968	09/27/21 18:47	OMI	TAL BUF

Client Sample ID: MW-08-2021
Lab Sample ID: 480-189828-5
Date Collected: 09/20/21 16:20
Matrix: Water
Date Received: 09/20/21 18:00

Prep Type	Batch Type	Batch Method	Run	Dilution Factor	Batch Number	Prepared or Analyzed	Analyst	Lab
Total/NA	Analysis	8260C		100	597968	09/27/21 19:10	OMI	TAL BUF

Laboratory References:

TAL BUF = Eurofins TestAmerica, Buffalo, 10 Hazelwood Drive, Amherst, NY 14228-2298, TEL (716)691-2600

Accreditation/Certification Summary

Client: New York State D.E.C.
Project/Site: Staubs Textile #828160

Job ID: 480-189828-1

Laboratory: Eurofins TestAmerica, Buffalo

The accreditations/certifications listed below are applicable to this report.

Authority	Program	Identification Number	Expiration Date
New York	NELAP	10026	04-01-22

Method 8260C

Volatile Organic Compounds (GC/MS) by Method 8260C

FORM II
GC/MS VOA SURROGATE RECOVERY

Lab Name: Eurofins TestAmerica, Buffalo Job No.: 480-189828-1

SDG No.:

Matrix: Water Level: Low

GC Column (1): ZB-624 (20) ID: 0.18(mm)

Client Sample ID	Lab Sample ID	DBFM #	DCA #	TOL #	BFB #
TB	480-189828-1	113	109	98	103
SB-50-2021	480-189828-2	101	104	98	107
MW-08D-2021	480-189828-3	107	104	96	100
OU2-PZ-3-2021	480-189828-4	116	118	97	102
MW-08-2021	480-189828-5	110	106	99	99
	MB 480-597968/7	102	103	99	98
	MB 480-598115/7	100	105	98	101
	LCS 480-597968/5	105	104	104	112
	LCS 480-598115/5	101	102	102	105

	QC LIMITS
DBFM = Dibromofluoromethane (Surr)	75-123
DCA = 1,2-Dichloroethane-d4 (Surr)	77-120
TOL = Toluene-d8 (Surr)	80-120
BFB = 4-Bromofluorobenzene (Surr)	73-120

Column to be used to flag recovery values

FORM II 8260C

FORM III
GC/MS VOA LAB CONTROL SAMPLE RECOVERY

Lab Name: Eurofins TestAmerica, Buffalo Job No.: 480-189828-1

SDG No.:

Matrix: Water Level: Low Lab File ID: N6809.D

Lab ID: LCS 480-597968/5 Client ID:

COMPOUND	SPIKE ADDED (ug/L)	LCS CONCENTRATION (ug/L)	LCS % REC	QC LIMITS REC	#
1,1,1-Trichloroethane	25.0	22.7	91	73-126	
1,1,2,2-Tetrachloroethane	25.0	19.4	78	76-120	
1,1,2-Trichloroethane	25.0	21.4	85	76-122	
1,1,2-Trichloro-1,2,2-trifluoroethane	25.0	19.6	78	61-148	
1,1-Dichloroethane	25.0	21.2	85	77-120	
1,1-Dichloroethene	25.0	20.1	80	66-127	
1,2,4-Trichlorobenzene	25.0	23.5	94	79-122	
1,2-Dibromo-3-Chloropropane	25.0	24.0	96	56-134	
1,2-Dichlorobenzene	25.0	22.4	90	80-124	
1,2-Dichloroethane	25.0	21.5	86	75-120	
1,2-Dichloropropane	25.0	20.6	82	76-120	
1,3-Dichlorobenzene	25.0	22.2	89	77-120	
1,4-Dichlorobenzene	25.0	22.3	89	80-120	
2-Butanone (MEK)	125	104	83	57-140	
2-Hexanone	125	103	83	65-127	
4-Methyl-2-pentanone (MIBK)	125	103	83	71-125	
Acetone	125	111	88	56-142	
Benzene	25.0	20.7	83	71-124	
Bromodichloromethane	25.0	24.6	98	80-122	
Bromoform	25.0	29.2	117	61-132	
Bromomethane	25.0	19.4	78	55-144	
Carbon disulfide	25.0	20.5	82	59-134	
Carbon tetrachloride	25.0	25.0	100	72-134	
Chlorobenzene	25.0	21.2	85	80-120	
Dibromochloromethane	25.0	25.5	102	75-125	
Chloroethane	25.0	21.2	85	69-136	
Chloroform	25.0	20.3	81	73-127	
Chloromethane	25.0	20.3	81	68-124	
cis-1,2-Dichloroethene	25.0	22.2	89	74-124	
cis-1,3-Dichloropropene	25.0	23.6	94	74-124	
Cyclohexane	25.0	19.5	78	59-135	
Dichlorodifluoromethane	25.0	21.1	84	59-135	
Ethylbenzene	25.0	20.8	83	77-123	
1,2-Dibromoethane	25.0	22.0	88	77-120	
Isopropylbenzene	25.0	21.5	86	77-122	
Methyl acetate	50.0	40.7	81	74-133	
Methyl tert-butyl ether	25.0	22.1	88	77-120	
Methylcyclohexane	25.0	20.4	82	68-134	
Methylene Chloride	25.0	22.1	89	75-124	
Styrene	25.0	21.9	88	80-120	
Tetrachloroethene	25.0	21.2	85	74-122	

Column to be used to flag recovery and RPD values

FORM III 8260C

FORM III
GC/MS VOA LAB CONTROL SAMPLE RECOVERY

Lab Name: Eurofins TestAmerica, Buffalo Job No.: 480-189828-1

SDG No.:

Matrix: Water Level: Low Lab File ID: N6809.D

Lab ID: LCS 480-597968/5 Client ID:

COMPOUND	SPIKE ADDED (ug/L)	LCS CONCENTRATION (ug/L)	LCS % REC	QC LIMITS REC	#
Toluene	25.0	20.6	82	80-122	
trans-1,2-Dichloroethene	25.0	21.6	86	73-127	
trans-1,3-Dichloropropene	25.0	22.7	91	80-120	
Trichloroethene	25.0	22.1	89	74-123	
Trichlorofluoromethane	25.0	20.6	82	62-150	
Vinyl chloride	25.0	20.0	80	65-133	

Column to be used to flag recovery and RPD values

FORM III 8260C

FORM III
GC/MS VOA LAB CONTROL SAMPLE RECOVERY

Lab Name: Eurofins TestAmerica, Buffalo Job No.: 480-189828-1

SDG No.:

Matrix: Water Level: Low Lab File ID: N6872.D

Lab ID: LCS 480-598115/5 Client ID:

COMPOUND	SPIKE ADDED (ug/L)	LCS CONCENTRATION (ug/L)	LCS % REC	QC LIMITS REC	#
1,1,1-Trichloroethane	25.0	26.0	104	73-126	
1,1,2,2-Tetrachloroethane	25.0	22.8	91	76-120	
1,1,2-Trichloroethane	25.0	23.6	94	76-122	
1,1,2-Trichloro-1,2,2-trifluoroethane	25.0	21.4	86	61-148	
1,1-Dichloroethane	25.0	24.4	98	77-120	
1,1-Dichloroethene	25.0	22.2	89	66-127	
1,2,4-Trichlorobenzene	25.0	27.2	109	79-122	
1,2-Dibromo-3-Chloropropane	25.0	25.2	101	56-134	
1,2-Dichlorobenzene	25.0	24.4	97	80-124	
1,2-Dichloroethane	25.0	24.5	98	75-120	
1,2-Dichloropropane	25.0	23.2	93	76-120	
1,3-Dichlorobenzene	25.0	24.6	99	77-120	
1,4-Dichlorobenzene	25.0	24.8	99	80-120	
2-Butanone (MEK)	125	114	91	57-140	
2-Hexanone	125	111	88	65-127	
4-Methyl-2-pentanone (MIBK)	125	116	93	71-125	
Acetone	125	123	98	56-142	
Benzene	25.0	23.2	93	71-124	
Bromodichloromethane	25.0	26.9	108	80-122	
Bromoform	25.0	29.8	119	61-132	
Bromomethane	25.0	20.9	84	55-144	
Carbon disulfide	25.0	23.3	93	59-134	
Carbon tetrachloride	25.0	28.7	115	72-134	
Chlorobenzene	25.0	23.3	93	80-120	
Dibromochloromethane	25.0	27.9	112	75-125	
Chloroethane	25.0	23.1	92	69-136	
Chloroform	25.0	23.0	92	73-127	
Chloromethane	25.0	20.9	84	68-124	
cis-1,2-Dichloroethene	25.0	24.0	96	74-124	
cis-1,3-Dichloropropene	25.0	27.0	108	74-124	
Cyclohexane	25.0	22.5	90	59-135	
Dichlorodifluoromethane	25.0	20.3	81	59-135	
Ethylbenzene	25.0	23.7	95	77-123	
1,2-Dibromoethane	25.0	24.1	96	77-120	
Isopropylbenzene	25.0	25.0	100	77-122	
Methyl acetate	50.0	44.5	89	74-133	
Methyl tert-butyl ether	25.0	24.9	99	77-120	
Methylcyclohexane	25.0	21.5	86	68-134	
Methylene Chloride	25.0	24.7	99	75-124	
Styrene	25.0	24.1	96	80-120	
Tetrachloroethene	25.0	23.5	94	74-122	

Column to be used to flag recovery and RPD values

FORM III 8260C

FORM III
GC/MS VOA LAB CONTROL SAMPLE RECOVERY

Lab Name: Eurofins TestAmerica, Buffalo Job No.: 480-189828-1

SDG No.:

Matrix: Water Level: Low Lab File ID: N6872.D

Lab ID: LCS 480-598115/5 Client ID:

COMPOUND	SPIKE ADDED (ug/L)	LCS CONCENTRATION (ug/L)	LCS % REC	QC LIMITS REC	#
Toluene	25.0	23.7	95	80-122	
trans-1,2-Dichloroethene	25.0	24.1	96	73-127	
trans-1,3-Dichloropropene	25.0	25.7	103	80-120	
Trichloroethene	25.0	24.7	99	74-123	
Trichlorofluoromethane	25.0	20.6	82	62-150	
Vinyl chloride	25.0	21.7	87	65-133	

Column to be used to flag recovery and RPD values

FORM III 8260C

FORM IV
GC/MS VOA METHOD BLANK SUMMARY

Lab Name: Eurofins TestAmerica, Buffalo Job No.: 480-189828-1

SDG No.:

Lab File ID: N6811.D Lab Sample ID: MB 480-597968/7

Matrix: Water Heated Purge:(Y/N) N

Instrument ID: HP5973N Date Analyzed: 09/27/2021 11:08

GC Column: ZB-624 (20) ID: 0.18(mm)

THIS METHOD BLANK APPLIES TO THE FOLLOWING SAMPLES:

CLIENT SAMPLE ID	LAB SAMPLE ID	LAB FILE ID	DATE ANALYZED
	LCS 480-597968/5	N6809.D	09/27/2021 10:22
TB	480-189828-1	N6827.D	09/27/2021 17:38
MW-08D-2021	480-189828-3	N6829.D	09/27/2021 18:24
OU2-PZ-3-2021	480-189828-4	N6830.D	09/27/2021 18:47
MW-08-2021	480-189828-5	N6831.D	09/27/2021 19:10

FORM IV
GC/MS VOA METHOD BLANK SUMMARY

Lab Name: Eurofins TestAmerica, Buffalo Job No.: 480-189828-1

SDG No.:

Lab File ID: N6874.D Lab Sample ID: MB 480-598115/7

Matrix: Water Heated Purge:(Y/N) N

Instrument ID: HP5973N Date Analyzed: 09/28/2021 12:02

GC Column: ZB-624 (20) ID: 0.18(mm)

THIS METHOD BLANK APPLIES TO THE FOLLOWING SAMPLES:

CLIENT SAMPLE ID	LAB SAMPLE ID	LAB FILE ID	DATE ANALYZED
	LCS 480-598115/5	N6872.D	09/28/2021 11:17
SB-50-2021	480-189828-2	N6876.D	09/28/2021 14:03

FORM V
GC/MS VOA INSTRUMENT PERFORMANCE CHECK
BROMOFLUOROBENZENE (BFB)

Lab Name: Eurofins TestAmerica, Buffalo Job No.: 480-189828-1

SDG No.:

Lab File ID: N6454.D BFB Injection Date: 09/21/2021

Instrument ID: HP5973N BFB Injection Time: 12:16

Analysis Batch No.: 597177

M/E	ION ABUNDANCE CRITERIA	% RELATIVE ABUNDANCE
50	15.0 - 40.0 % of mass 95	36.0
75	30.0 - 60.0 % of mass 95	47.0
95	Base Peak, 100% relative abundance	100.0
96	5.0 - 9.0 % of mass 95	6.9
173	Less than 2.0 % of mass 174	0.5 (0.6) 1
174	Greater than 50% of mass 95	85.6
175	5.0 - 9.0 % of mass 174	7.7 (9.0) 1
176	95.0 - 101.0 % of mass 174	82.9 (96.8) 1
177	5.0 - 9.0 % of mass 176	4.7 (5.7) 2

1-Value is % mass 174 2-Value is % mass 176

THIS CHECK APPLIES TO THE FOLLOWING SAMPLES, MS, MSD, BLANKS AND STANDARDS:

CLIENT SAMPLE ID	LAB SAMPLE ID	LAB FILE ID	DATE ANALYZED	TIME ANALYZED
	IC 480-597177/7	N6456.D	09/21/2021	13:06
	IC 480-597177/8	N6457.D	09/21/2021	13:29
	IC 480-597177/9	N6458.D	09/21/2021	13:53
	IC 480-597177/10	N6459.D	09/21/2021	14:16
	IC 480-597177/11	N6460.D	09/21/2021	14:40
	ICIS 480-597177/12	N6461.D	09/21/2021	15:03
	IC 480-597177/13	N6462.D	09/21/2021	15:26
	IC 480-597177/14	N6463.D	09/21/2021	15:49
	ICV 480-597177/28	N6477.D	09/21/2021	21:15

FORM V
GC/MS VOA INSTRUMENT PERFORMANCE CHECK
BROMOFLUOROBENZENE (BFB)

Lab Name: Eurofins TestAmerica, Buffalo Job No.: 480-189828-1

SDG No.:

Lab File ID: N6806.D BFB Injection Date: 09/27/2021

Instrument ID: HP5973N BFB Injection Time: 09:09

Analysis Batch No.: 597968

M/E	ION ABUNDANCE CRITERIA	% RELATIVE ABUNDANCE	
50	15.0 - 40.0 % of mass 95	34.4	
75	30.0 - 60.0 % of mass 95	45.8	
95	Base Peak, 100% relative abundance	100.0	
96	5.0 - 9.0 % of mass 95	6.4	
173	Less than 2.0 % of mass 174	0.9	(1.1) 1
174	Greater than 50% of mass 95	87.4	
175	5.0 - 9.0 % of mass 174	6.2	(7.1) 1
176	95.0 - 101.0 % of mass 174	85.2	(97.4) 1
177	5.0 - 9.0 % of mass 176	5.6	(6.5) 2

1-Value is % mass 174 2-Value is % mass 176

THIS CHECK APPLIES TO THE FOLLOWING SAMPLES, MS, MSD, BLANKS AND STANDARDS:

CLIENT SAMPLE ID	LAB SAMPLE ID	LAB FILE ID	DATE ANALYZED	TIME ANALYZED
	CCVIS 480-597968/3	N6807.D	09/27/2021	9:35
	LCS 480-597968/5	N6809.D	09/27/2021	10:22
	MB 480-597968/7	N6811.D	09/27/2021	11:08
TB	480-189828-1	N6827.D	09/27/2021	17:38
MW-08D-2021	480-189828-3	N6829.D	09/27/2021	18:24
OU2-PZ-3-2021	480-189828-4	N6830.D	09/27/2021	18:47
MW-08-2021	480-189828-5	N6831.D	09/27/2021	19:10

FORM V
GC/MS VOA INSTRUMENT PERFORMANCE CHECK
BROMOFLUOROBENZENE (BFB)

Lab Name: Eurofins TestAmerica, Buffalo Job No.: 480-189828-1

SDG No.:

Lab File ID: N6869.D BFB Injection Date: 09/28/2021

Instrument ID: HP5973N BFB Injection Time: 10:06

Analysis Batch No.: 598115

M/E	ION ABUNDANCE CRITERIA	% RELATIVE ABUNDANCE
50	15.0 - 40.0 % of mass 95	33.4
75	30.0 - 60.0 % of mass 95	48.6
95	Base Peak, 100% relative abundance	100.0
96	5.0 - 9.0 % of mass 95	7.1
173	Less than 2.0 % of mass 174	0.8 (0.9) 1
174	Greater than 50% of mass 95	88.5
175	5.0 - 9.0 % of mass 174	7.0 (7.9) 1
176	95.0 - 101.0 % of mass 174	84.6 (95.6) 1
177	5.0 - 9.0 % of mass 176	6.4 (7.5) 2

1-Value is % mass 174 2-Value is % mass 176

THIS CHECK APPLIES TO THE FOLLOWING SAMPLES, MS, MSD, BLANKS AND STANDARDS:

CLIENT SAMPLE ID	LAB SAMPLE ID	LAB FILE ID	DATE ANALYZED	TIME ANALYZED
	CCVIS 480-598115/3	N6870.D	09/28/2021	10:31
	LCS 480-598115/5	N6872.D	09/28/2021	11:17
	MB 480-598115/7	N6874.D	09/28/2021	12:02
SB-50-2021	480-189828-2	N6876.D	09/28/2021	14:03

FORM VIII
GC/MS VOA INTERNAL STANDARD AREA AND RETENTION TIME SUMMARY

Lab Name: Eurofins TestAmerica, Buffalo Job No.: 480-189828-1

SDG No.:

Sample No.: ICIS 480-597177/12 Date Analyzed: 09/21/2021 15:03

Instrument ID: HP5973N GC Column: ZB-624 (20) ID: 0.18(mm)

Lab File ID (Standard): N6461.D Heated Purge: (Y/N) N

Calibration ID: 42415

		FB		CBNZd5		DCBd4	
		AREA #	RT #	AREA #	RT #	AREA #	RT #
INITIAL CALIBRATION MID-POINT		183562	5.41	717748	8.40	393534	10.80
UPPER LIMIT		367124	5.91	1435496	8.90	787068	11.30
LOWER LIMIT		91781	4.91	358874	7.90	196767	10.30
LAB SAMPLE ID	CLIENT SAMPLE ID						
ICV 480-597177/28		193688	5.41	751793	8.41	409439	10.80
CCVIS 480-597968/3		149419	5.41	601131	8.41	313389	10.80
CCVIS 480-598115/3		165168	5.41	624075	8.40	352041	10.80

FB = Fluorobenzene (IS)
CBNZd5 = Chlorobenzene-d5
DCBd4 = 1,4-Dichlorobenzene-d4

Area Limit = 50%-200% of internal standard area
RT Limit = ± 0.5 minutes of internal standard RT

Column used to flag values outside QC limits

FORM VIII 8260C

FORM VIII
GC/MS VOA INTERNAL STANDARD AREA AND RETENTION TIME SUMMARY

Lab Name: Eurofins TestAmerica, Buffalo Job No.: 480-189828-1

SDG No.:

Sample No.: CCVIS 480-597968/3 Date Analyzed: 09/27/2021 09:35

Instrument ID: HP5973N GC Column: ZB-624 (20) ID: 0.18(mm)

Lab File ID (Standard): N6807.D Heated Purge: (Y/N) N

Calibration ID: 42417

		FB		CBNZd5		DCBd4	
		AREA #	RT #	AREA #	RT #	AREA #	RT #
12/24 HOUR STD		149419	5.41	601131	8.41	313389	10.80
UPPER LIMIT		298838	5.91	1202262	8.91	626778	11.30
LOWER LIMIT		74710	4.91	300566	7.91	156695	10.30
LAB SAMPLE ID	CLIENT SAMPLE ID						
LCS 480-597968/5		154270	5.41	611148	8.41	331177	10.80
MB 480-597968/7		156727	5.41	581316	8.40	314620	10.80
480-189828-1	TB	137530	5.41	555287	8.41	301038	10.80
480-189828-3	MW-08D-2021	143783	5.41	551732	8.41	299886	10.80
480-189828-4	OU2-PZ-3-2021	135627	5.41	559286	8.41	295801	10.80
480-189828-5	MW-08-2021	146416	5.41	568391	8.41	299801	10.80

FB = Fluorobenzene (IS)
CBNZd5 = Chlorobenzene-d5
DCBd4 = 1,4-Dichlorobenzene-d4

Area Limit = 50%-200% of internal standard area
RT Limit = ± 0.5 minutes of internal standard RT

Column used to flag values outside QC limits

FORM VIII 8260C

FORM VIII
GC/MS VOA INTERNAL STANDARD AREA AND RETENTION TIME SUMMARY

Lab Name: Eurofins TestAmerica, Buffalo Job No.: 480-189828-1

SDG No.:

Sample No.: CCVIS 480-598115/3 Date Analyzed: 09/28/2021 10:31

Instrument ID: HP5973N GC Column: ZB-624 (20) ID: 0.18(mm)

Lab File ID (Standard): N6870.D Heated Purge: (Y/N) N

Calibration ID: 42417

		FB		CBNZd5		DCBd4	
		AREA #	RT #	AREA #	RT #	AREA #	RT #
12/24 HOUR STD		165168	5.41	624075	8.40	352041	10.80
UPPER LIMIT		330336	5.91	1248150	8.90	704082	11.30
LOWER LIMIT		82584	4.91	312038	7.90	176021	10.30
LAB SAMPLE ID	CLIENT SAMPLE ID						
LCS 480-598115/5		167264	5.41	664400	8.40	348318	10.80
MB 480-598115/7		157690	5.41	599950	8.40	334808	10.80
480-189828-2	SB-50-2021	156554	5.41	621784	8.41	348516	10.80

FB = Fluorobenzene (IS)
CBNZd5 = Chlorobenzene-d5
DCBd4 = 1,4-Dichlorobenzene-d4

Area Limit = 50%-200% of internal standard area
RT Limit = ± 0.5 minutes of internal standard RT

Column used to flag values outside QC limits

FORM VIII 8260C

FORM I
GC/MS VOA ORGANICS ANALYSIS DATA SHEET

Lab Name: Eurofins TestAmerica, Buffalo Job No.: 480-189828-1

SDG No.:

Client Sample ID: TB Lab Sample ID: 480-189828-1

Matrix: Water Lab File ID: N6827.D

Analysis Method: 8260C Date Collected: 09/20/2021 00:00

Sample wt/vol: 5(mL) Date Analyzed: 09/27/2021 17:38

Soil Aliquot Vol: Dilution Factor: 1

Soil Extract Vol.: GC Column: ZB-624 (20) ID: 0.18(mm)

% Moisture: Level: (low/med) Low

Analysis Batch No.: 597968 Units: ug/L

CAS NO.	COMPOUND NAME	RESULT	Q	RL	MDL
71-55-6	1,1,1-Trichloroethane	ND		1.0	0.82
79-34-5	1,1,2,2-Tetrachloroethane	ND		1.0	0.21
79-00-5	1,1,2-Trichloroethane	ND		1.0	0.23
76-13-1	1,1,2-Trichloro-1,2,2-trifluoroethane	ND		1.0	0.31
75-34-3	1,1-Dichloroethane	ND		1.0	0.38
75-35-4	1,1-Dichloroethene	ND		1.0	0.29
120-82-1	1,2,4-Trichlorobenzene	ND		1.0	0.41
96-12-8	1,2-Dibromo-3-Chloropropane	ND		1.0	0.39
95-50-1	1,2-Dichlorobenzene	ND		1.0	0.79
107-06-2	1,2-Dichloroethane	ND		1.0	0.21
78-87-5	1,2-Dichloropropane	ND		1.0	0.72
541-73-1	1,3-Dichlorobenzene	ND		1.0	0.78
106-46-7	1,4-Dichlorobenzene	ND		1.0	0.84
78-93-3	2-Butanone (MEK)	ND		10	1.3
591-78-6	2-Hexanone	ND		5.0	1.2
108-10-1	4-Methyl-2-pentanone (MIBK)	ND		5.0	2.1
67-64-1	Acetone	ND		10	3.0
71-43-2	Benzene	ND		1.0	0.41
75-27-4	Bromodichloromethane	ND		1.0	0.39
75-25-2	Bromoform	ND		1.0	0.26
74-83-9	Bromomethane	ND		1.0	0.69
75-15-0	Carbon disulfide	ND		1.0	0.19
56-23-5	Carbon tetrachloride	ND		1.0	0.27
108-90-7	Chlorobenzene	ND		1.0	0.75
124-48-1	Dibromochloromethane	ND		1.0	0.32
75-00-3	Chloroethane	ND		1.0	0.32
67-66-3	Chloroform	ND		1.0	0.34
74-87-3	Chloromethane	ND		1.0	0.35
156-59-2	cis-1,2-Dichloroethene	ND		1.0	0.81
10061-01-5	cis-1,3-Dichloropropene	ND		1.0	0.36
110-82-7	Cyclohexane	ND		1.0	0.18
75-71-8	Dichlorodifluoromethane	ND		1.0	0.68
100-41-4	Ethylbenzene	ND		1.0	0.74
106-93-4	1,2-Dibromoethane	ND		1.0	0.73
98-82-8	Isopropylbenzene	ND		1.0	0.79

FORM I
GC/MS VOA ORGANICS ANALYSIS DATA SHEET

Lab Name: Eurofins TestAmerica, Buffalo Job No.: 480-189828-1

SDG No.:

Client Sample ID: TB Lab Sample ID: 480-189828-1

Matrix: Water Lab File ID: N6827.D

Analysis Method: 8260C Date Collected: 09/20/2021 00:00

Sample wt/vol: 5(mL) Date Analyzed: 09/27/2021 17:38

Soil Aliquot Vol: Dilution Factor: 1

Soil Extract Vol.: GC Column: ZB-624 (20) ID: 0.18(mm)

% Moisture: Level: (low/med) Low

Analysis Batch No.: 597968 Units: ug/L

CAS NO.	COMPOUND NAME	RESULT	Q	RL	MDL
79-20-9	Methyl acetate	ND		2.5	1.3
1634-04-4	Methyl tert-butyl ether	ND		1.0	0.16
108-87-2	Methylcyclohexane	ND		1.0	0.16
75-09-2	Methylene Chloride	ND		1.0	0.44
100-42-5	Styrene	ND		1.0	0.73
127-18-4	Tetrachloroethene	ND		1.0	0.36
108-88-3	Toluene	ND		1.0	0.51
156-60-5	trans-1,2-Dichloroethene	ND		1.0	0.90
10061-02-6	trans-1,3-Dichloropropene	ND		1.0	0.37
79-01-6	Trichloroethene	ND		1.0	0.46
75-69-4	Trichlorofluoromethane	ND		1.0	0.88
75-01-4	Vinyl chloride	ND		1.0	0.90
1330-20-7	Xylenes, Total	ND		2.0	0.66

CAS NO.	SURROGATE	%REC	Q	LIMITS
2037-26-5	Toluene-d8 (Surr)	98		80-120
17060-07-0	1,2-Dichloroethane-d4 (Surr)	109		77-120
460-00-4	4-Bromofluorobenzene (Surr)	103		73-120
1868-53-7	Dibromofluoromethane (Surr)	113		75-123

Eurofins TestAmerica, Buffalo
Target Compound Quantitation Report

Data File: \\chromfs\Buffalo\ChromData\HP5973N\20210927-101231.b\N6827.D
Lims ID: 480-189828-A-1
Client ID: TB
Sample Type: Client
Inject. Date: 27-Sep-2021 17:38:30 ALS Bottle#: 22 Worklist Smp#: 23
Purge Vol: 5.000 mL Dil. Factor: 1.0000
Sample Info: 480-189828-A-1
Misc. Info.: 480-0101231-023
Operator ID: wd Instrument ID: HP5973N

Method: \\chromfs\Buffalo\ChromData\HP5973N\20210927-101231.b\N-8260.m
Limit Group: MV - 8260C ICAL
Last Update: 28-Sep-2021 08:39:48 Calib Date: 21-Sep-2021 20:05:30
Integrator: RTE ID Type: Deconvolution ID
Quant Method: Internal Standard Quant By: Initial Calibration
Last ICal File: \\chromfs\Buffalo\ChromData\HP5973N\20210921-101109.b\N6474.D

Column 1 : ZB-624 (0.18 mm) Det: MS SCAN
Process Host: CTX1658

First Level Reviewer: izquierdoo Date: 28-Sep-2021 08:39:48

Compound	Sig	RT (min.)	Adj RT (min.)	Dlt RT (min.)	Q	Response	OnCol Amt ug/L	Flags
* 147 Fluorobenzene (IS)	70	5.412	5.412	0.000	97	137530	25.0	
* 2 Chlorobenzene-d5	117	8.405	8.405	0.000	91	555287	25.0	
* 3 1,4-Dichlorobenzene-d4	152	10.796	10.796	0.000	94	301038	25.0	
$ 148 Dibromofluoromethane (Surr)	113	4.834	4.834	0.000	92	211555	28.2	
$ 5 1,2-Dichloroethane-d4 (Surr)	65	5.145	5.139	0.006	94	265087	27.3	
$ 6 Toluene-d8 (Surr)	98	6.921	6.915	0.006	96	677654	24.6	
$ 7 4-Bromofluorobenzene (Surr)	174	9.659	9.659	0.000	92	214880	25.6	
11 Dichlorodifluoromethane	85		1.282				ND	
13 Chloromethane	50		1.452				ND	
14 Vinyl chloride	62		1.543				ND	
15 Bromomethane	94		1.853				ND	
16 Chloroethane	64		1.933				ND	
18 Trichlorofluoromethane	101		2.164				ND	
21 112TCTFE	101		2.656				ND	
22 1,1-Dichloroethene	96		2.663				ND	
23 Acetone	43		2.772				ND	
25 Carbon disulfide	76		2.857				ND	
28 Methyl acetate	43		3.070				ND	
30 Methylene Chloride	84		3.168				ND	
32 Methyl tert-butyl ether	73		3.380				ND	
33 trans-1,2-Dichloroethene	96		3.393				ND	
36 1,1-Dichloroethane	63		3.812				ND	
43 cis-1,2-Dichloroethene	96		4.366				ND	
44 2-Butanone (MEK)	43		4.402				ND	
50 Chloroform	83		4.676				ND	
51 1,1,1-Trichloroethane	97		4.786				ND	
52 Cyclohexane	56		4.798				ND	
53 Carbon tetrachloride	117		4.920				ND	
55 Benzene	78		5.145				ND	
57 1,2-Dichloroethane	62		5.212				ND	
60 Trichloroethene	95		5.753				ND	

Compound	Sig	RT (min.)	Adj RT (min.)	Dlt RT (min.)	Q	Response	OnCol Amt ug/L	Flags
62 Methylcyclohexane	83		5.869				ND	
63 1,2-Dichloropropane	63		5.996				ND	
67 Dichlorobromomethane	83		6.282				ND	
71 cis-1,3-Dichloropropene	75		6.696				ND	
72 4-Methyl-2-pentanone (MIBK)	58		6.848				ND	U
73 Toluene	92		6.988				ND	
75 trans-1,3-Dichloropropene	75		7.268				ND	
78 1,1,2-Trichloroethane	83		7.456				ND	
79 Tetrachloroethene	166		7.517				ND	
82 2-Hexanone	43		7.688				ND	
83 Chlorodibromomethane	129		7.852				ND	
84 Ethylene Dibromide	107		7.961				ND	
85 Chlorobenzene	112		8.430				ND	
88 Ethylbenzene	91		8.527				ND	
90 m-Xylene & p-Xylene	106		8.649				ND	
91 o-Xylene	106		9.075				ND	
92 Styrene	104		9.105				ND	
93 Bromoform	173		9.355				ND	
95 Isopropylbenzene	105		9.458				ND	
98 1,1,2,2-Tetrachloroethane	83		9.866				ND	7
110 1,3-Dichlorobenzene	146		10.729				ND	
113 1,4-Dichlorobenzene	146		10.821				ND	7
116 1,2-Dichlorobenzene	146		11.173				ND	
117 1,2-Dibromo-3-Chloropropane	75		11.904				ND	
119 1,2,4-Trichlorobenzene	180		12.579				ND	
S 126 Xylenes, Total	1		30.000				ND	7

QC Flag Legend

Processing Flags

7 - Failed Limit of Detection

Review Flags

U - Marked Undetected

Reagents:

N 8260 IS_00222	Amount Added:	1.00	Units: uL	Run Reagent
N_8260_Surr_00425	Amount Added:	1.00	Units: uL	Run Reagent

Report Date: 28-Sep-2021 08:39:48 Chrom Revision: 2.3 13-May-2021 07:57:40

Eurofins TestAmerica, Buffalo

Data File:	\\chromfs\Buffalo\ChromData\HP5973N\20210927-101231.b\N6827.D				
Injection Date:	27-Sep-2021 17:38:30	Instrument ID:	HP5973N	Operator ID:	wd
Lims ID:	480-189828-A-1	Lab Sample ID:	480-189828-1	Worklist Smp#:	23
Client ID:	TB				
Purge Vol:	5.000 mL	Dil. Factor:	1.0000	ALS Bottle#:	22
Method:	N-8260	Limit Group:	MV - 8260C ICAL		

Column: ZB-624 (0.18 mm)

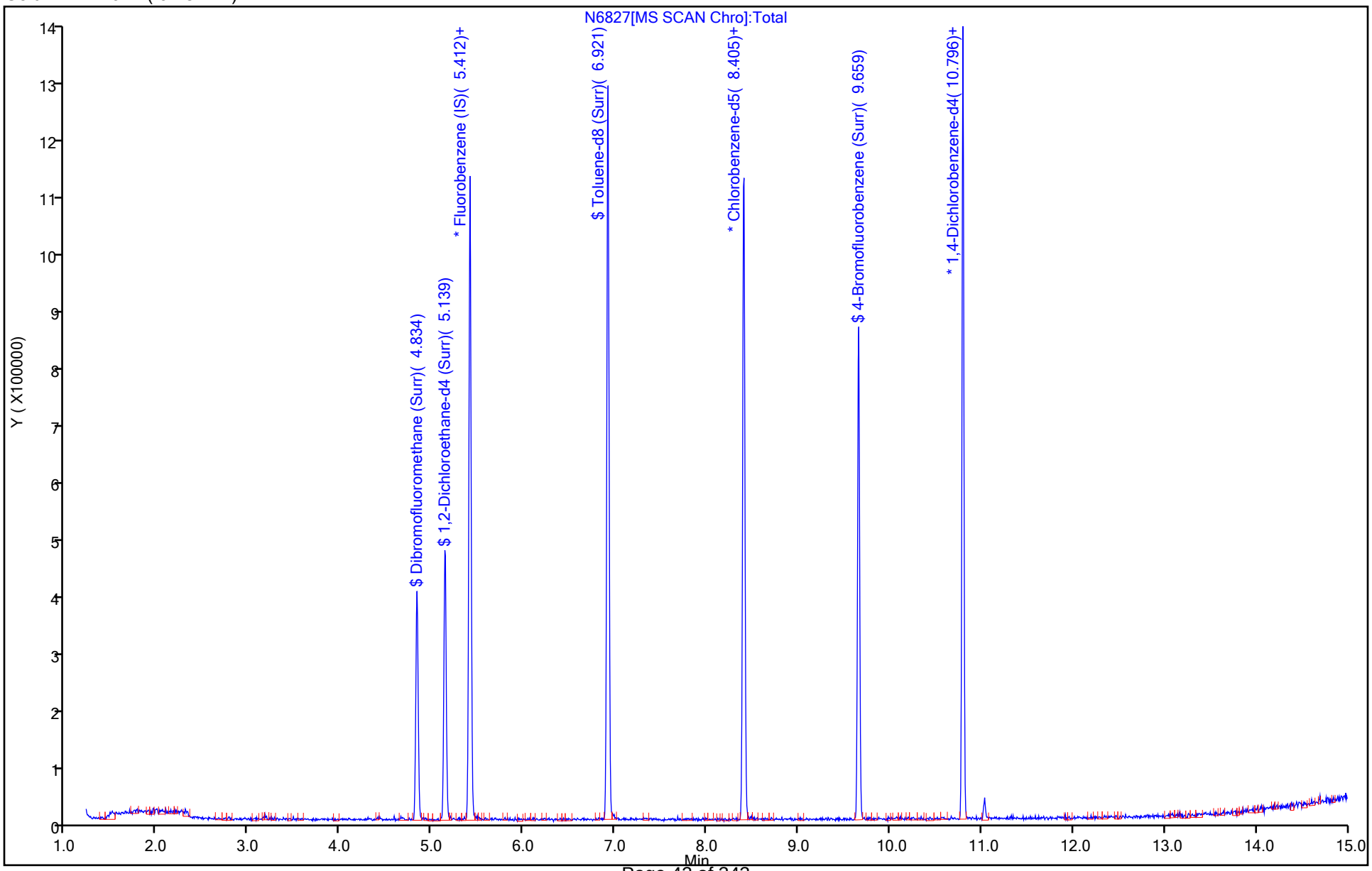

User Disabled Compound Report

Eurofins TestAmerica, Buffalo

Data File:	\\chromfs\Buffalo\ChromData\HP5973N\20210927-101231.b\N6827.D				
Injection Date:	27-Sep-2021 17:38:30	Instrument ID:	HP5973N		
Lims ID:	480-189828-A-1	Lab Sample ID:	480-189828-1		
Client ID:	TB				
Operator ID:	wd	ALS Bottle#:	22	Worklist Smp#:	23
Purge Vol:	5.000 mL	Dil. Factor:	1.0000		
Method:	N-8260	Limit Group:	MV - 8260C ICAL		
Column:	ZB-624 (0.18 mm)	Detector	MS SCAN		

72 4-Methyl-2-pentanone (MIBK), CAS: 108-10-1

Processing Results

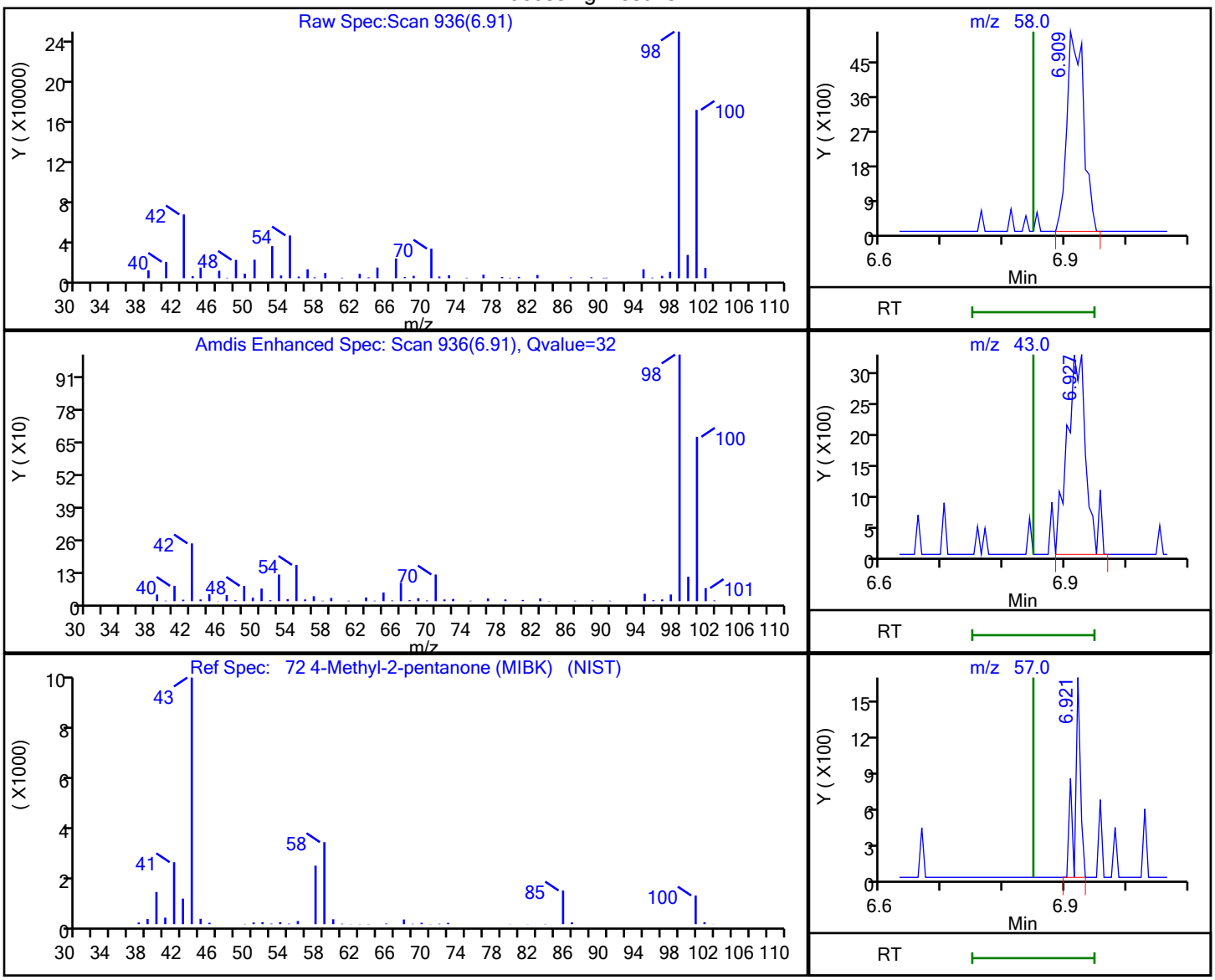

RT	Mass	Response	Amount
6.91	58.00	9850	1.735852
6.93	43.00	7070	
6.92	57.00	1087	

Reviewer: izquierdoo, 28-Sep-2021 08:38:53

Audit Action: Marked Compound Undetected Audit Reason: Invalid Compound ID

FORM I
GC/MS VOA ORGANICS ANALYSIS DATA SHEET

Lab Name: Eurofins TestAmerica, Buffalo Job No.: 480-189828-1

SDG No.:

Client Sample ID: SB-50-2021 Lab Sample ID: 480-189828-2

Matrix: Water Lab File ID: N6876.D

Analysis Method: 8260C Date Collected: 09/20/2021 12:50

Sample wt/vol: 5(mL) Date Analyzed: 09/28/2021 14:03

Soil Aliquot Vol: Dilution Factor: 2

Soil Extract Vol.: GC Column: ZB-624 (20) ID: 0.18(mm)

% Moisture: Level: (low/med) Low

Analysis Batch No.: 598115 Units: ug/L

CAS NO.	COMPOUND NAME	RESULT	Q	RL	MDL
71-55-6	1,1,1-Trichloroethane	ND		2.0	1.6
79-34-5	1,1,2,2-Tetrachloroethane	ND		2.0	0.42
79-00-5	1,1,2-Trichloroethane	ND		2.0	0.46
76-13-1	1,1,2-Trichloro-1,2,2-trifluoroethane	ND		2.0	0.62
75-34-3	1,1-Dichloroethane	ND		2.0	0.76
75-35-4	1,1-Dichloroethene	ND		2.0	0.58
120-82-1	1,2,4-Trichlorobenzene	ND		2.0	0.82
96-12-8	1,2-Dibromo-3-Chloropropane	ND		2.0	0.78
95-50-1	1,2-Dichlorobenzene	2.2		2.0	1.6
107-06-2	1,2-Dichloroethane	ND		2.0	0.42
78-87-5	1,2-Dichloropropane	ND		2.0	1.4
541-73-1	1,3-Dichlorobenzene	ND		2.0	1.6
106-46-7	1,4-Dichlorobenzene	ND		2.0	1.7
78-93-3	2-Butanone (MEK)	ND		20	2.6
591-78-6	2-Hexanone	ND		10	2.5
108-10-1	4-Methyl-2-pentanone (MIBK)	ND		10	4.2
67-64-1	Acetone	ND		20	6.0
71-43-2	Benzene	4.1		2.0	0.82
75-27-4	Bromodichloromethane	ND		2.0	0.78
75-25-2	Bromoform	ND		2.0	0.52
74-83-9	Bromomethane	ND		2.0	1.4
75-15-0	Carbon disulfide	ND		2.0	0.38
56-23-5	Carbon tetrachloride	ND		2.0	0.54
108-90-7	Chlorobenzene	ND		2.0	1.5
124-48-1	Dibromochloromethane	ND		2.0	0.64
75-00-3	Chloroethane	ND		2.0	0.64
67-66-3	Chloroform	ND		2.0	0.68
74-87-3	Chloromethane	ND		2.0	0.70
156-59-2	cis-1,2-Dichloroethene	26		2.0	1.6
10061-01-5	cis-1,3-Dichloropropene	ND		2.0	0.72
110-82-7	Cyclohexane	4.7		2.0	0.36
75-71-8	Dichlorodifluoromethane	ND		2.0	1.4
100-41-4	Ethylbenzene	3.6		2.0	1.5
106-93-4	1,2-Dibromoethane	ND		2.0	1.5
98-82-8	Isopropylbenzene	23		2.0	1.6

FORM I
GC/MS VOA ORGANICS ANALYSIS DATA SHEET

Lab Name: Eurofins TestAmerica, Buffalo Job No.: 480-189828-1

SDG No.:

Client Sample ID: SB-50-2021 Lab Sample ID: 480-189828-2

Matrix: Water Lab File ID: N6876.D

Analysis Method: 8260C Date Collected: 09/20/2021 12:50

Sample wt/vol: 5(mL) Date Analyzed: 09/28/2021 14:03

Soil Aliquot Vol: Dilution Factor: 2

Soil Extract Vol.: GC Column: ZB-624 (20) ID: 0.18(mm)

% Moisture: Level: (low/med) Low

Analysis Batch No.: 598115 Units: ug/L

CAS NO.	COMPOUND NAME	RESULT	Q	RL	MDL
79-20-9	Methyl acetate	ND		5.0	2.6
1634-04-4	Methyl tert-butyl ether	ND		2.0	0.32
108-87-2	Methylcyclohexane	7.7		2.0	0.32
75-09-2	Methylene Chloride	ND		2.0	0.88
100-42-5	Styrene	ND		2.0	1.5
127-18-4	Tetrachloroethene	ND		2.0	0.72
108-88-3	Toluene	1.8	J	2.0	1.0
156-60-5	trans-1,2-Dichloroethene	7.3		2.0	1.8
10061-02-6	trans-1,3-Dichloropropene	ND		2.0	0.74
79-01-6	Trichloroethene	ND		2.0	0.92
75-69-4	Trichlorofluoromethane	ND		2.0	1.8
75-01-4	Vinyl chloride	45		2.0	1.8
1330-20-7	Xylenes, Total	2.5	J	4.0	1.3

CAS NO.	SURROGATE	%REC	Q	LIMITS
2037-26-5	Toluene-d8 (Surr)	98		80-120
17060-07-0	1,2-Dichloroethane-d4 (Surr)	104		77-120
460-00-4	4-Bromofluorobenzene (Surr)	107		73-120
1868-53-7	Dibromofluoromethane (Surr)	101		75-123

Eurofins TestAmerica, Buffalo
Target Compound Quantitation Report

Data File: \\chromfs\Buffalo\ChromData\HP5973N\20210928-101259.b\N6876.D
Lims ID: 480-189828-B-2
Client ID: SB-50-2021
Sample Type: Client
Inject. Date: 28-Sep-2021 14:03:30 ALS Bottle#: 9 Worklist Smp#: 9
Purge Vol: 5.000 mL Dil. Factor: 2.0000
Sample Info: 480-189828-B-2
Misc. Info.: 480-0101259-009
Operator ID: OI Instrument ID: HP5973N

Method: \\chromfs\Buffalo\ChromData\HP5973N\20210928-101259.b\N-8260.m
Limit Group: MV - 8260C ICAL
Last Update: 29-Sep-2021 08:04:30 Calib Date: 21-Sep-2021 20:05:30
Integrator: RTE ID Type: Deconvolution ID
Quant Method: Internal Standard Quant By: Initial Calibration
Last ICal File: \\chromfs\Buffalo\ChromData\HP5973N\20210921-101109.b\N6474.D

Column 1 : ZB-624 (0.18 mm) Det: MS SCAN
Process Host: CTX1637

First Level Reviewer: izquierdoo Date: 29-Sep-2021 08:04:30

Compound	Sig	RT (min.)	Adj RT (min.)	Dlt RT (min.)	Q	Response	OnCol Amt ug/L	Flags
* 147 Fluorobenzene (IS)	70	5.412	5.412	0.000	97	156554	25.0	
* 2 Chlorobenzene-d5	117	8.405	8.399	0.006	89	621784	25.0	
* 3 1,4-Dichlorobenzene-d4	152	10.796	10.796	0.000	94	348516	25.0	
$ 148 Dibromofluoromethane (Surr)	113	4.834	4.834	0.000	92	215630	25.2	
$ 5 1,2-Dichloroethane-d4 (Surr)	65	5.139	5.138	0.001	95	287055	26.0	
$ 6 Toluene-d8 (Surr)	98	6.921	6.926	0.000	96	754467	24.5	
$ 7 4-Bromofluorobenzene (Surr)	174	9.659	9.666	0.000	91	251148	26.8	
11 Dichlorodifluoromethane	85		1.275				ND	
13 Chloromethane	50		1.452				ND	
14 Vinyl chloride	62	1.543	1.543	0.000	97	275185	22.3	
15 Bromomethane	94		1.847				ND	
16 Chloroethane	64		1.938				ND	U
18 Trichlorofluoromethane	101		2.170				ND	
21 112TCTFE	101		2.656				ND	
22 1,1-Dichloroethene	96		2.675				ND	
23 Acetone	43	2.790	2.790	0.012	89	9588	1.32	M
25 Carbon disulfide	76		2.869				ND	
28 Methyl acetate	43		3.070				ND	
30 Methylene Chloride	84		3.192				ND	U
32 Methyl tert-butyl ether	73		3.380				ND	
33 trans-1,2-Dichloroethene	96	3.399	3.392	0.007	92	31106	3.65	
36 1,1-Dichloroethane	63		3.812				ND	
43 cis-1,2-Dichloroethene	96	4.366	4.366	0.000	87	121435	12.9	
44 2-Butanone (MEK)	43		4.402				ND	U
50 Chloroform	83		4.682				ND	7
51 1,1,1-Trichloroethane	97		4.792				ND	
52 Cyclohexane	56	4.798	4.798	0.000	90	52327	2.36	
53 Carbon tetrachloride	117		4.919				ND	
55 Benzene	78	5.145	5.145	0.000	49	72284	2.04	
57 1,2-Dichloroethane	62		5.211				ND	
60 Trichloroethene	95		5.753				ND	U

Compound	Sig	RT (min.)	Adj RT (min.)	Dlt RT (min.)	Q	Response	OnCol Amt ug/L	Flags
62 Methylcyclohexane	83	5.869	5.868	0.001	88	52412	3.85	
63 1,2-Dichloropropane	63		5.990				ND	
67 Dichlorobromomethane	83		6.288				ND	
71 cis-1,3-Dichloropropene	75		6.696				ND	
72 4-Methyl-2-pentanone (MIBK)	58		6.848				ND	U
73 Toluene	92	6.982	6.987	0.000	95	20199	0.8957	
75 trans-1,3-Dichloropropene	75		7.268				ND	
78 1,1,2-Trichloroethane	83		7.456				ND	
79 Tetrachloroethene	166		7.517				ND	
82 2-Hexanone	43		7.687				ND	
83 Chlorodibromomethane	129		7.852				ND	
84 Ethylene Dibromide	107		7.955				ND	
85 Chlorobenzene	112	8.436	8.442	0.000	45	5868	0.2257	
88 Ethylbenzene	91	8.527	8.533	0.000	98	71451	1.78	
90 m-Xylene & p-Xylene	106	8.655	8.655	0.006	93	7879	0.5234	
91 o-Xylene	106	9.069	9.081	-0.006	97	18641	1.25	
92 Styrene	104		9.105				ND	
93 Bromoform	173		9.354				ND	
95 Isopropylbenzene	105	9.458	9.458	0.000	96	467816	11.5	
98 1,1,2,2-Tetrachloroethane	83		9.865				ND	7
110 1,3-Dichlorobenzene	146		10.729				ND	
113 1,4-Dichlorobenzene	146	10.821	10.821	0.001	80	11457	0.5262	
116 1,2-Dichlorobenzene	146	11.173	11.173	0.000	93	24200	1.12	
117 1,2-Dibromo-3-Chloropropane	75		11.903				ND	U
119 1,2,4-Trichlorobenzene	180		12.579				ND	
S 126 Xylenes, Total	1				0		1.77	

QC Flag Legend

Processing Flags
- 7 - Failed Limit of Detection

Review Flags
- M - Manually Integrated
- U - Marked Undetected

Reagents:

N 8260 IS_00222	Amount Added:	1.00	Units: uL	Run Reagent
N_8260_Surr_00425	Amount Added:	1.00	Units: uL	Run Reagent

Report Date: 29-Sep-2021 08:04:30 Chrom Revision: 2.3 13-May-2021 07:57:40

Eurofins TestAmerica, Buffalo

Data File:	\\chromfs\Buffalo\ChromData\HP5973N\20210928-101259.b\N6876.D				
Injection Date:	28-Sep-2021 14:03:30	Instrument ID:	HP5973N	Operator ID:	OI
Lims ID:	480-189828-B-2	Lab Sample ID:	480-189828-2	Worklist Smp#:	9
Client ID:	SB-50-2021				
Purge Vol:	5.000 mL	Dil. Factor:	2.0000	ALS Bottle#:	9
Method:	N-8260	Limit Group:	MV - 8260C ICAL		
Column: ZB-624 (0.18 mm)					

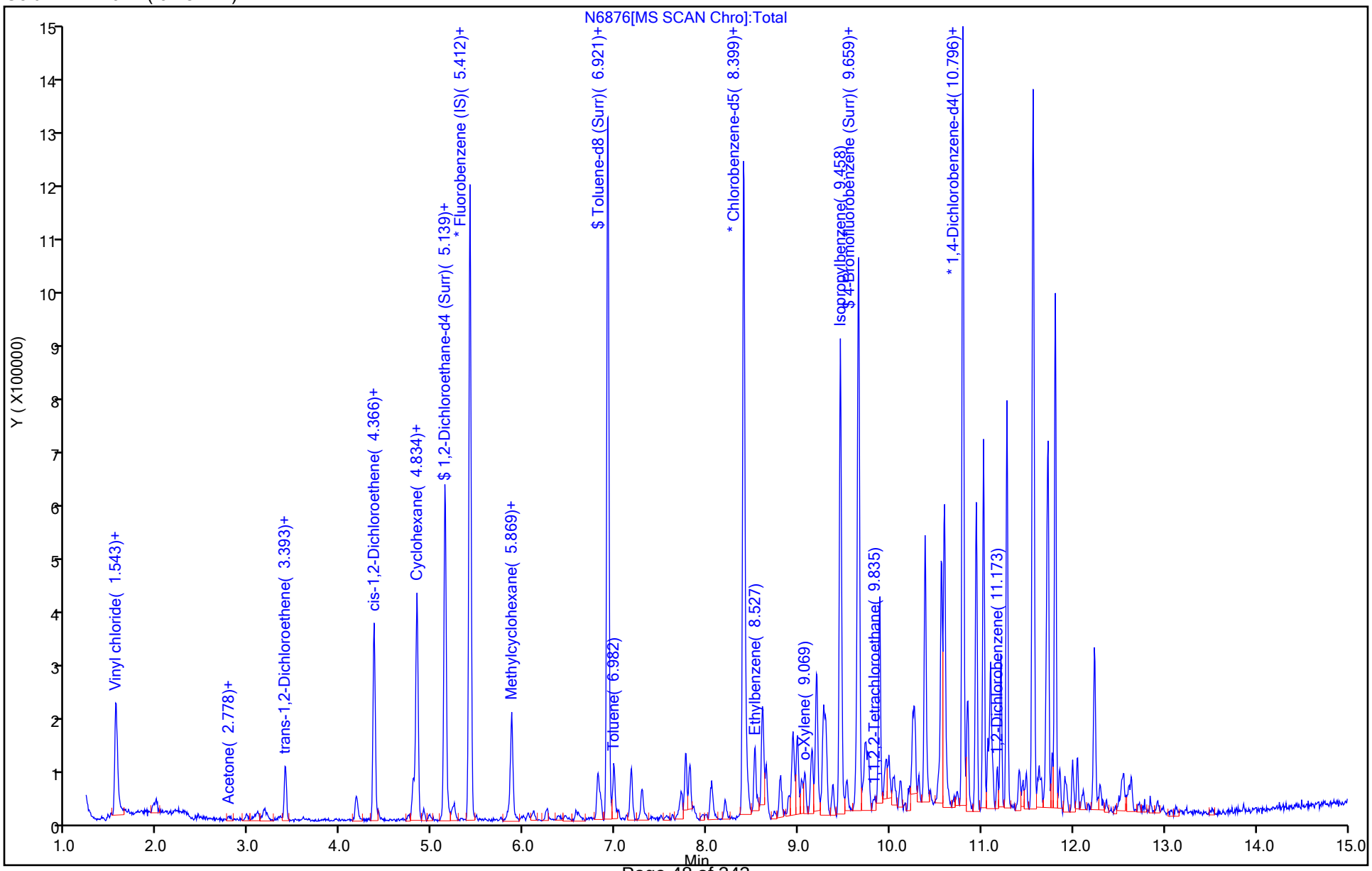

Report Date: 29-Sep-2021 08:04:30 Chrom Revision: 2.3 13-May-2021 07:57:40

Eurofins TestAmerica, Buffalo

Data File:	\\chromfs\Buffalo\ChromData\HP5973N\20210928-101259.b\N6876.D				
Injection Date:	28-Sep-2021 14:03:30	Instrument ID:	HP5973N		
Lims ID:	480-189828-B-2	Lab Sample ID:	480-189828-2		
Client ID:	SB-50-2021				
Operator ID:	OI	ALS Bottle#:	9	Worklist Smp#:	9
Purge Vol:	5.000 mL	Dil. Factor:	2.0000		
Method:	N-8260	Limit Group:	MV - 8260C ICAL		
Column:	ZB-624 (0.18 mm)	Detector	MS SCAN		

116 1,2-Dichlorobenzene, CAS: 95-50-1

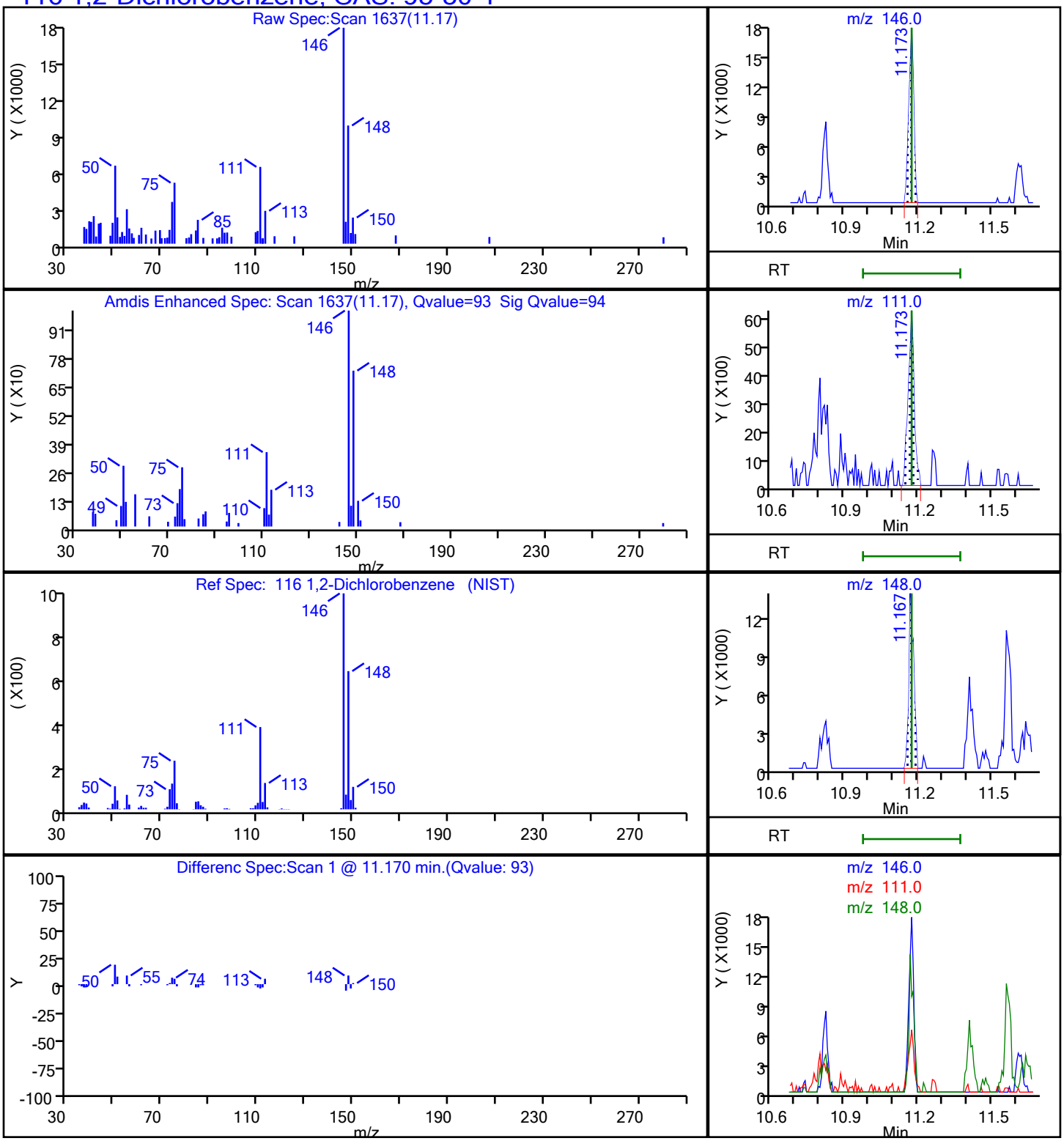

Report Date: 29-Sep-2021 08:04:30 Chrom Revision: 2.3 13-May-2021 07:57:40

Eurofins TestAmerica, Buffalo

Data File:	\\chromfs\Buffalo\ChromData\HP5973N\20210928-101259.b\N6876.D				
Injection Date:	28-Sep-2021 14:03:30	Instrument ID:	HP5973N		
Lims ID:	480-189828-B-2	Lab Sample ID:	480-189828-2		
Client ID:	SB-50-2021				
Operator ID:	OI	ALS Bottle#:	9	Worklist Smp#:	9
Purge Vol:	5.000 mL	Dil. Factor:	2.0000		
Method:	N-8260	Limit Group:	MV - 8260C ICAL		
Column:	ZB-624 (0.18 mm)	Detector	MS SCAN		

55 Benzene, CAS: 71-43-2

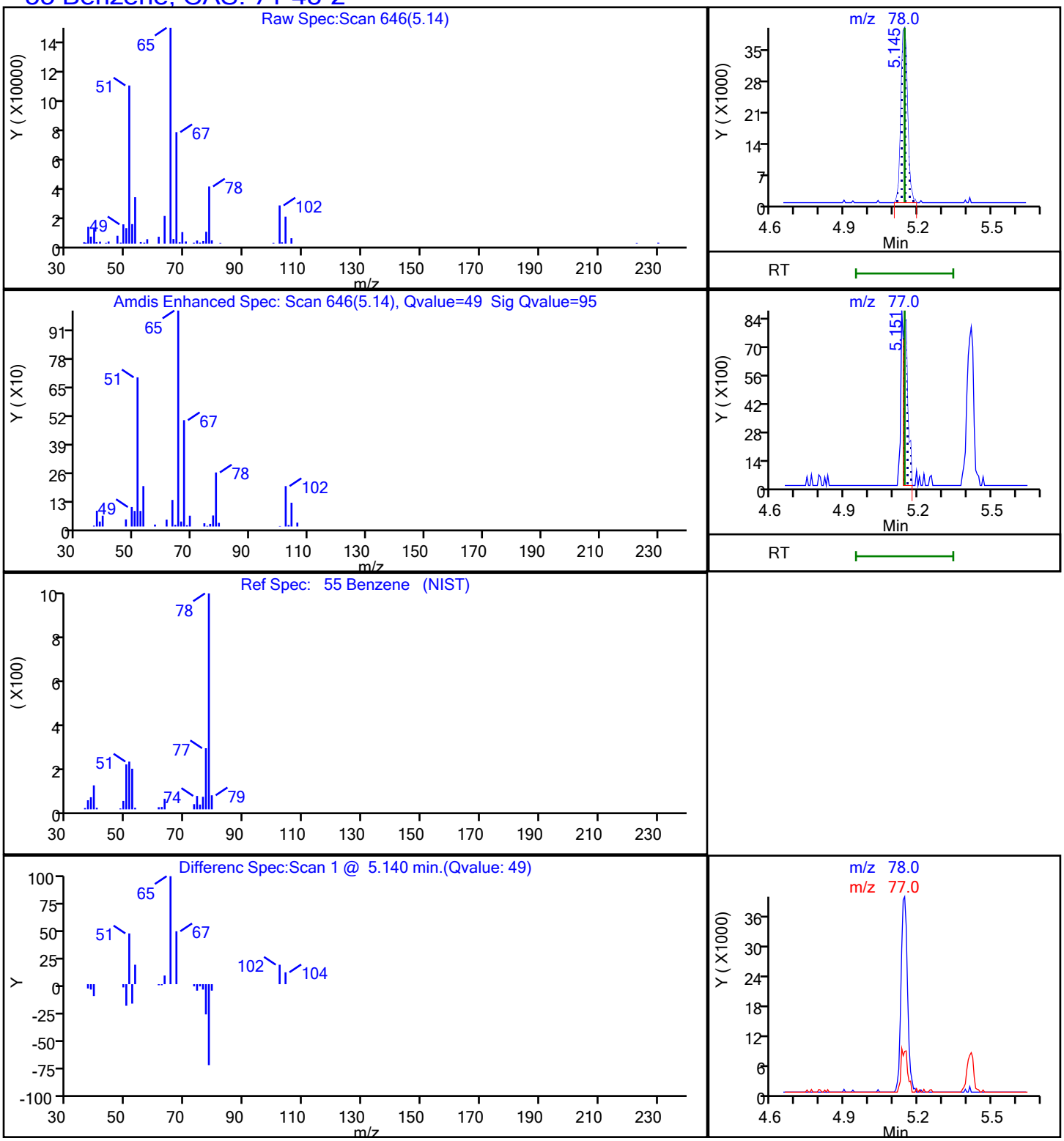

Report Date: 29-Sep-2021 08:04:30 Chrom Revision: 2.3 13-May-2021 07:57:40

Eurofins TestAmerica, Buffalo

Data File:	\\chromfs\Buffalo\ChromData\HP5973N\20210928-101259.b\N6876.D				
Injection Date:	28-Sep-2021 14:03:30	Instrument ID:	HP5973N		
Lims ID:	480-189828-B-2	Lab Sample ID:	480-189828-2		
Client ID:	SB-50-2021				
Operator ID:	OI	ALS Bottle#:	9	Worklist Smp#:	9
Purge Vol:	5.000 mL	Dil. Factor:	2.0000		
Method:	N-8260	Limit Group:	MV - 8260C ICAL		
Column:	ZB-624 (0.18 mm)	Detector	MS SCAN		

43 cis-1,2-Dichloroethene, CAS: 156-59-2

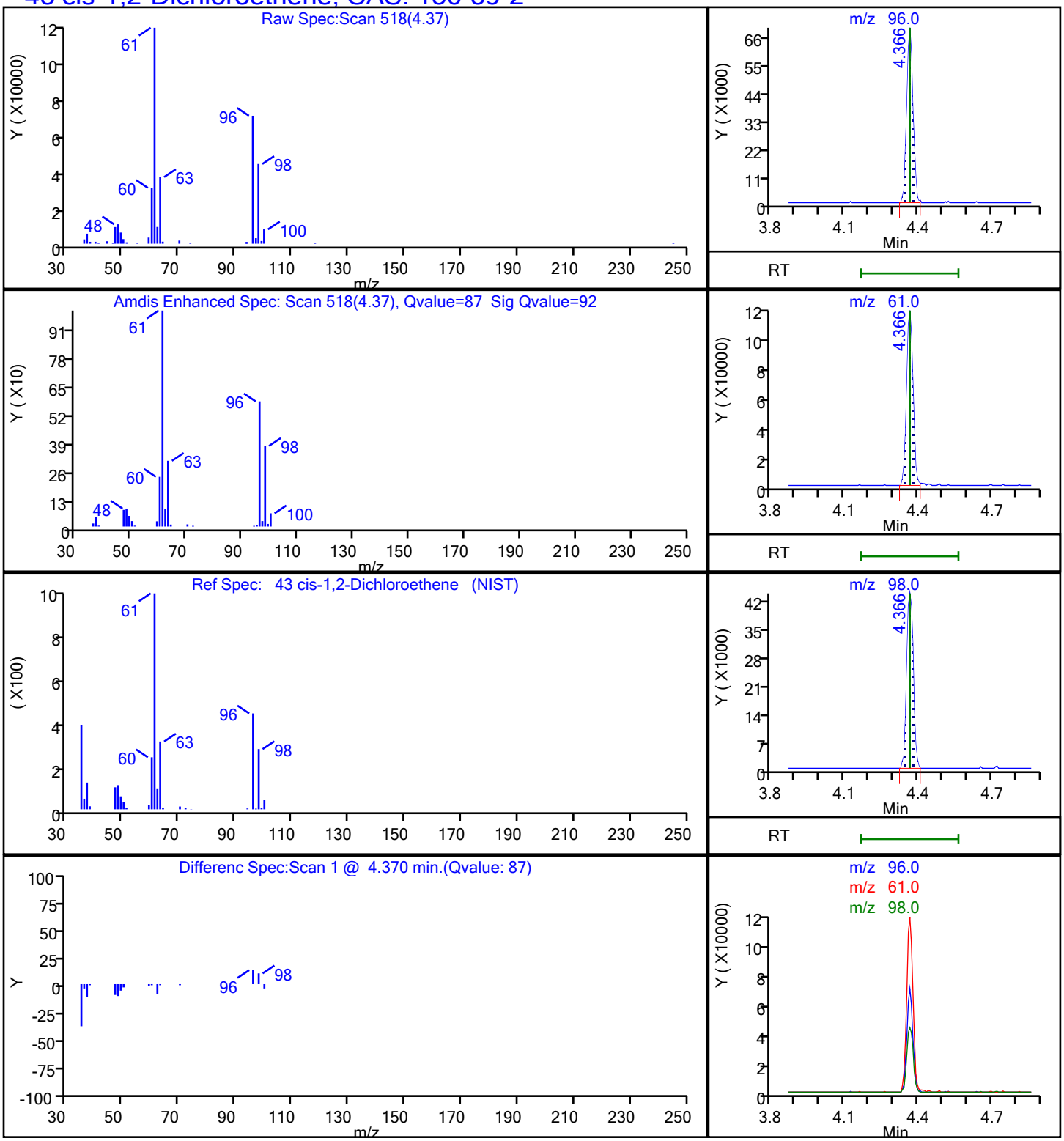

Report Date: 29-Sep-2021 08:04:30 Chrom Revision: 2.3 13-May-2021 07:57:40

Eurofins TestAmerica, Buffalo

Data File:	\\chromfs\Buffalo\ChromData\HP5973N\20210928-101259.b\N6876.D				
Injection Date:	28-Sep-2021 14:03:30	Instrument ID:	HP5973N		
Lims ID:	480-189828-B-2	Lab Sample ID:	480-189828-2		
Client ID:	SB-50-2021				
Operator ID:	OI	ALS Bottle#:	9	Worklist Smp#:	9
Purge Vol:	5.000 mL	Dil. Factor:	2.0000		
Method:	N-8260	Limit Group:	MV - 8260C ICAL		
Column:	ZB-624 (0.18 mm)	Detector	MS SCAN		

52 Cyclohexane, CAS: 110-82-7

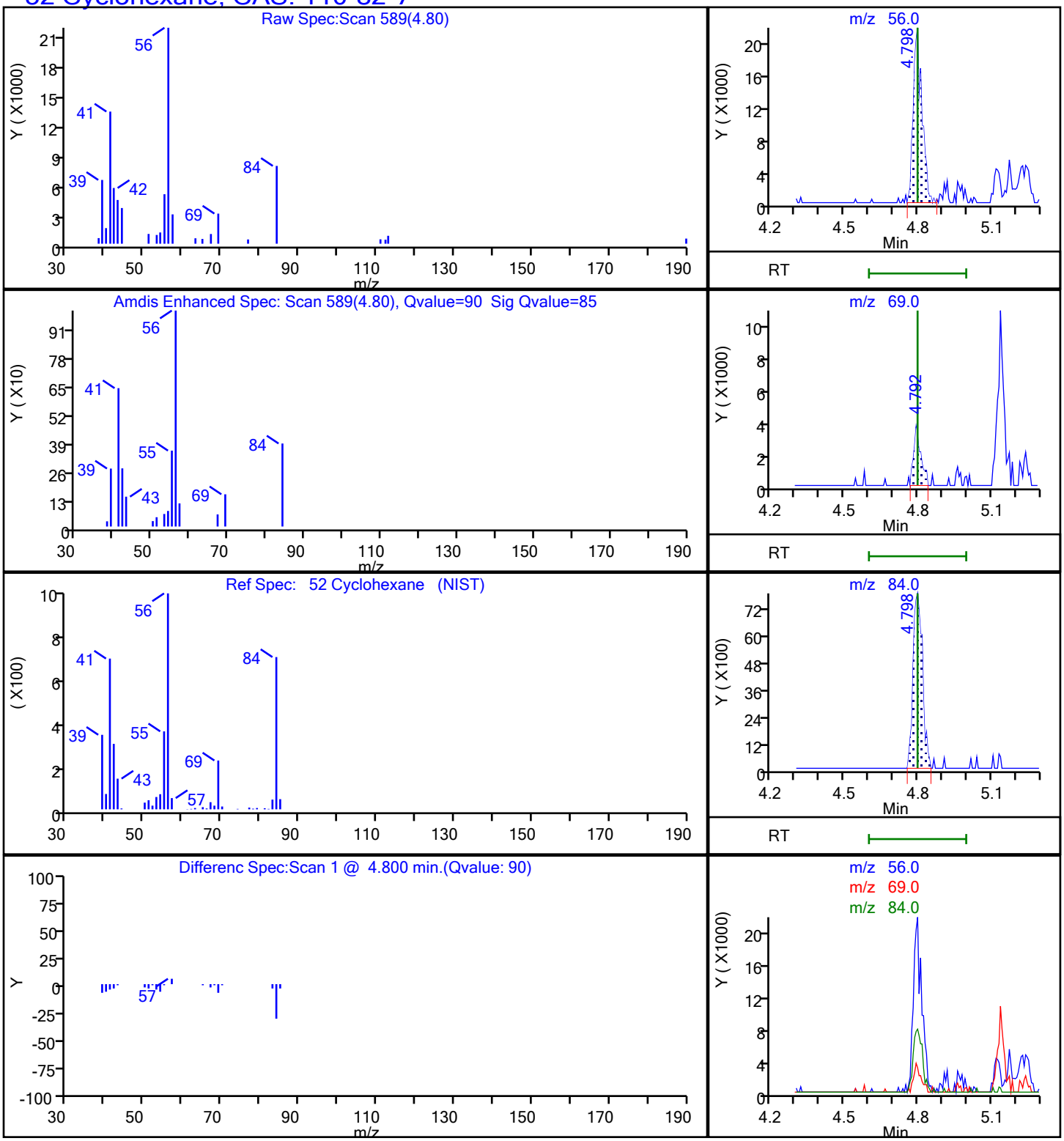

Report Date: 29-Sep-2021 08:04:30 Chrom Revision: 2.3 13-May-2021 07:57:40

Eurofins TestAmerica, Buffalo

Data File:	\\chromfs\Buffalo\ChromData\HP5973N\20210928-101259.b\N6876.D				
Injection Date:	28-Sep-2021 14:03:30	Instrument ID:	HP5973N		
Lims ID:	480-189828-B-2	Lab Sample ID:	480-189828-2		
Client ID:	SB-50-2021				
Operator ID:	OI	ALS Bottle#:	9	Worklist Smp#:	9
Purge Vol:	5.000 mL	Dil. Factor:	2.0000		
Method:	N-8260	Limit Group:	MV - 8260C ICAL		
Column:	ZB-624 (0.18 mm)	Detector	MS SCAN		

88 Ethylbenzene, CAS: 100-41-4

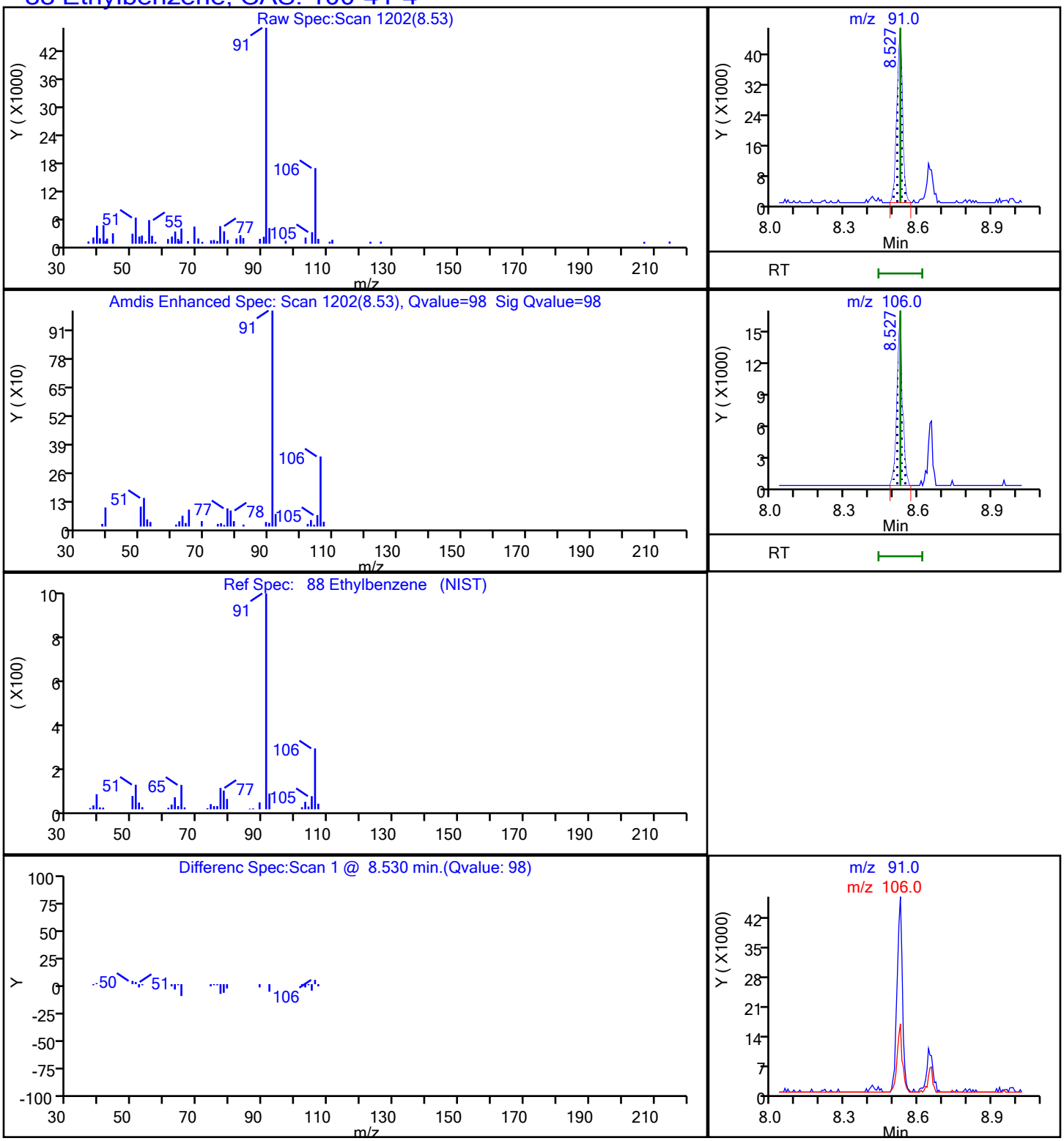

Report Date: 29-Sep-2021 08:04:30 Chrom Revision: 2.3 13-May-2021 07:57:40

Eurofins TestAmerica, Buffalo

Data File:	\\chromfs\Buffalo\ChromData\HP5973N\20210928-101259.b\N6876.D				
Injection Date:	28-Sep-2021 14:03:30	Instrument ID:	HP5973N		
Lims ID:	480-189828-B-2	Lab Sample ID:	480-189828-2		
Client ID:	SB-50-2021				
Operator ID:	OI	ALS Bottle#:	9	Worklist Smp#:	9
Purge Vol:	5.000 mL	Dil. Factor:	2.0000		
Method:	N-8260	Limit Group:	MV - 8260C ICAL		
Column:	ZB-624 (0.18 mm)	Detector	MS SCAN		

95 Isopropylbenzene, CAS: 98-82-8

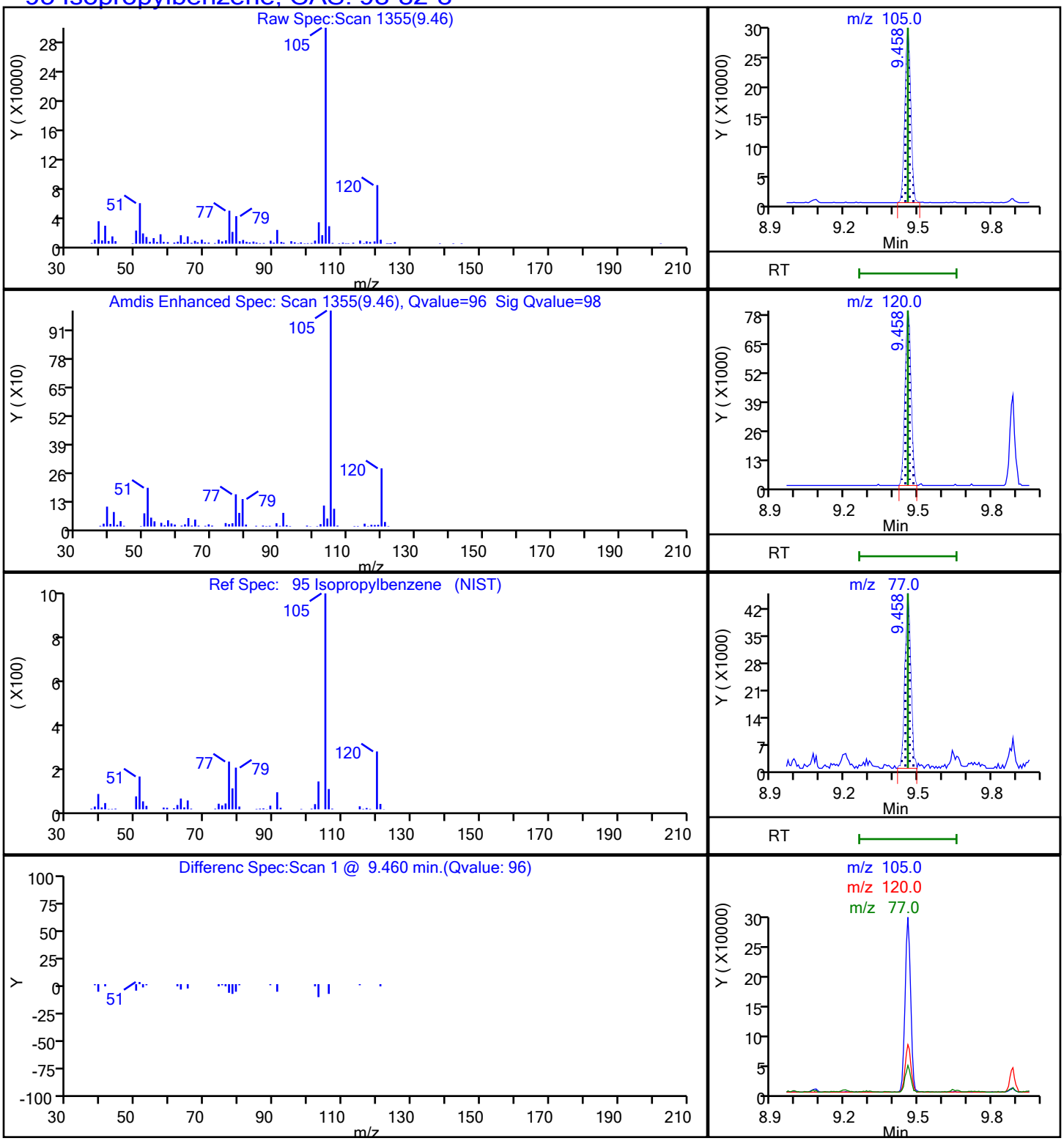

Report Date: 29-Sep-2021 08:04:30 Chrom Revision: 2.3 13-May-2021 07:57:40

Eurofins TestAmerica, Buffalo

Data File:	\\chromfs\Buffalo\ChromData\HP5973N\20210928-101259.b\N6876.D				
Injection Date:	28-Sep-2021 14:03:30	Instrument ID:	HP5973N		
Lims ID:	480-189828-B-2	Lab Sample ID:	480-189828-2		
Client ID:	SB-50-2021				
Operator ID:	OI	ALS Bottle#:	9	Worklist Smp#:	9
Purge Vol:	5.000 mL	Dil. Factor:	2.0000		
Method:	N-8260	Limit Group:	MV - 8260C ICAL		
Column:	ZB-624 (0.18 mm)	Detector	MS SCAN		

62 Methylcyclohexane, CAS: 108-87-2

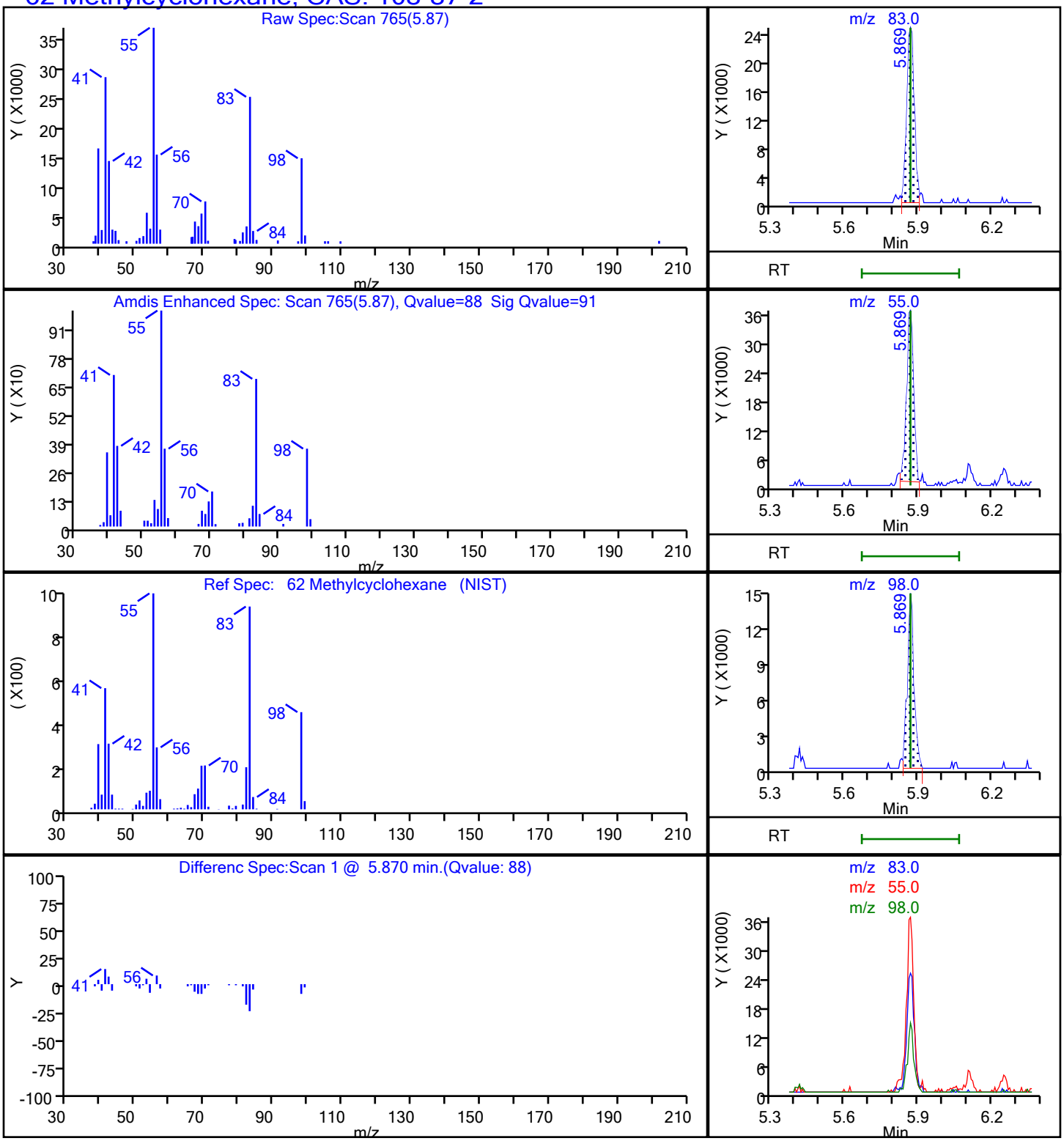

Report Date: 29-Sep-2021 08:04:30 Chrom Revision: 2.3 13-May-2021 07:57:40

Eurofins TestAmerica, Buffalo

Data File:	\\chromfs\Buffalo\ChromData\HP5973N\20210928-101259.b\N6876.D				
Injection Date:	28-Sep-2021 14:03:30	Instrument ID:	HP5973N		
Lims ID:	480-189828-B-2	Lab Sample ID:	480-189828-2		
Client ID:	SB-50-2021				
Operator ID:	OI	ALS Bottle#:	9	Worklist Smp#:	9
Purge Vol:	5.000 mL	Dil. Factor:	2.0000		
Method:	N-8260	Limit Group:	MV - 8260C ICAL		
Column:	ZB-624 (0.18 mm)	Detector	MS SCAN		

73 Toluene, CAS: 108-88-3

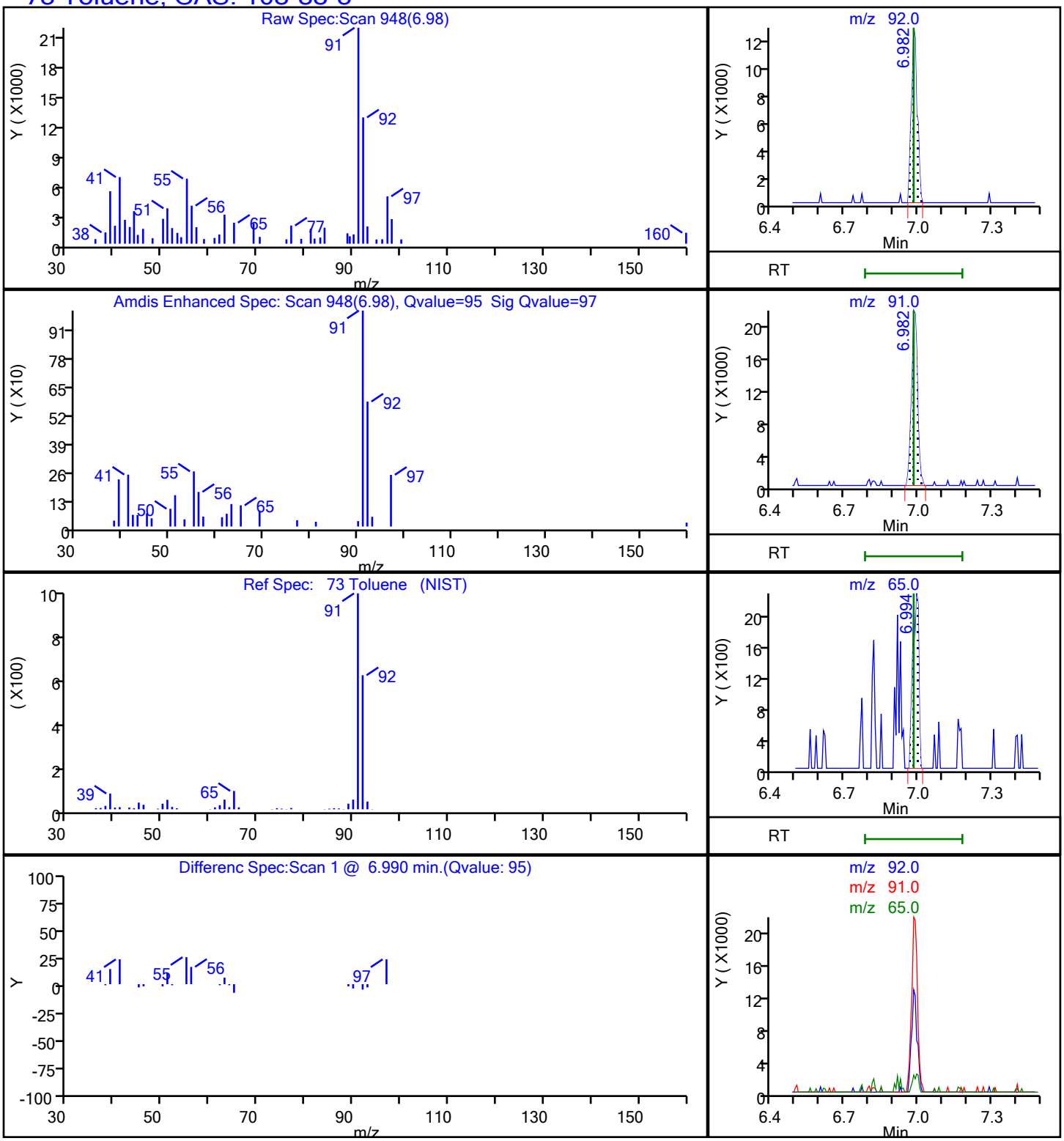

Report Date: 29-Sep-2021 08:04:30 Chrom Revision: 2.3 13-May-2021 07:57:40

Eurofins TestAmerica, Buffalo

Data File:	\\chromfs\Buffalo\ChromData\HP5973N\20210928-101259.b\N6876.D				
Injection Date:	28-Sep-2021 14:03:30	Instrument ID:	HP5973N		
Lims ID:	480-189828-B-2	Lab Sample ID:	480-189828-2		
Client ID:	SB-50-2021				
Operator ID:	OI	ALS Bottle#:	9	Worklist Smp#:	9
Purge Vol:	5.000 mL	Dil. Factor:	2.0000		
Method:	N-8260	Limit Group:	MV - 8260C ICAL		
Column:	ZB-624 (0.18 mm)	Detector	MS SCAN		

33 trans-1,2-Dichloroethene, CAS: 156-60-5

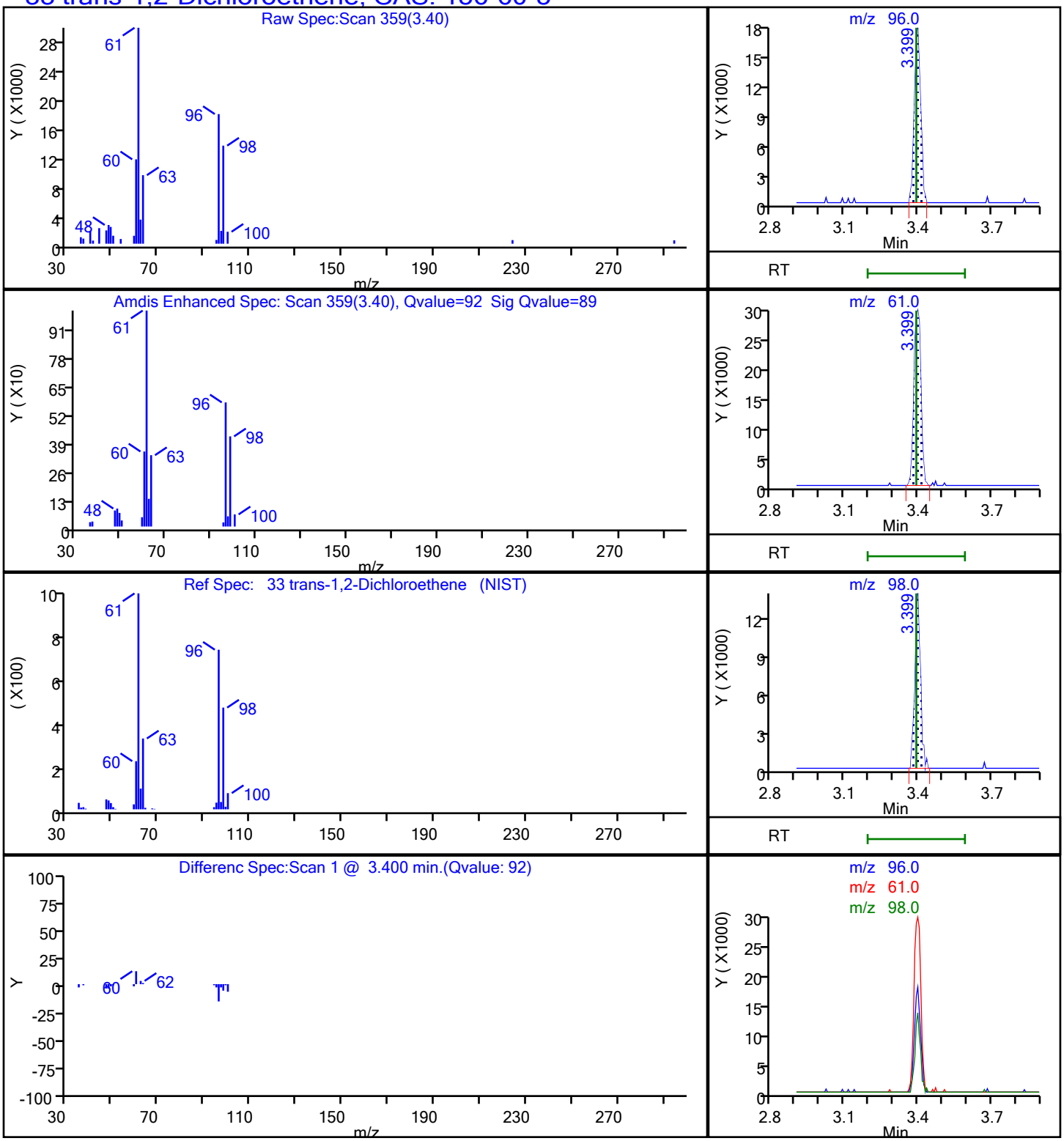

Report Date: 29-Sep-2021 08:04:30 Chrom Revision: 2.3 13-May-2021 07:57:40

Eurofins TestAmerica, Buffalo

Data File:	\\chromfs\Buffalo\ChromData\HP5973N\20210928-101259.b\N6876.D				
Injection Date:	28-Sep-2021 14:03:30	Instrument ID:	HP5973N		
Lims ID:	480-189828-B-2	Lab Sample ID:	480-189828-2		
Client ID:	SB-50-2021				
Operator ID:	OI	ALS Bottle#:	9	Worklist Smp#:	9
Purge Vol:	5.000 mL	Dil. Factor:	2.0000		
Method:	N-8260	Limit Group:	MV - 8260C ICAL		
Column:	ZB-624 (0.18 mm)	Detector	MS SCAN		

14 Vinyl chloride, CAS: 75-01-4

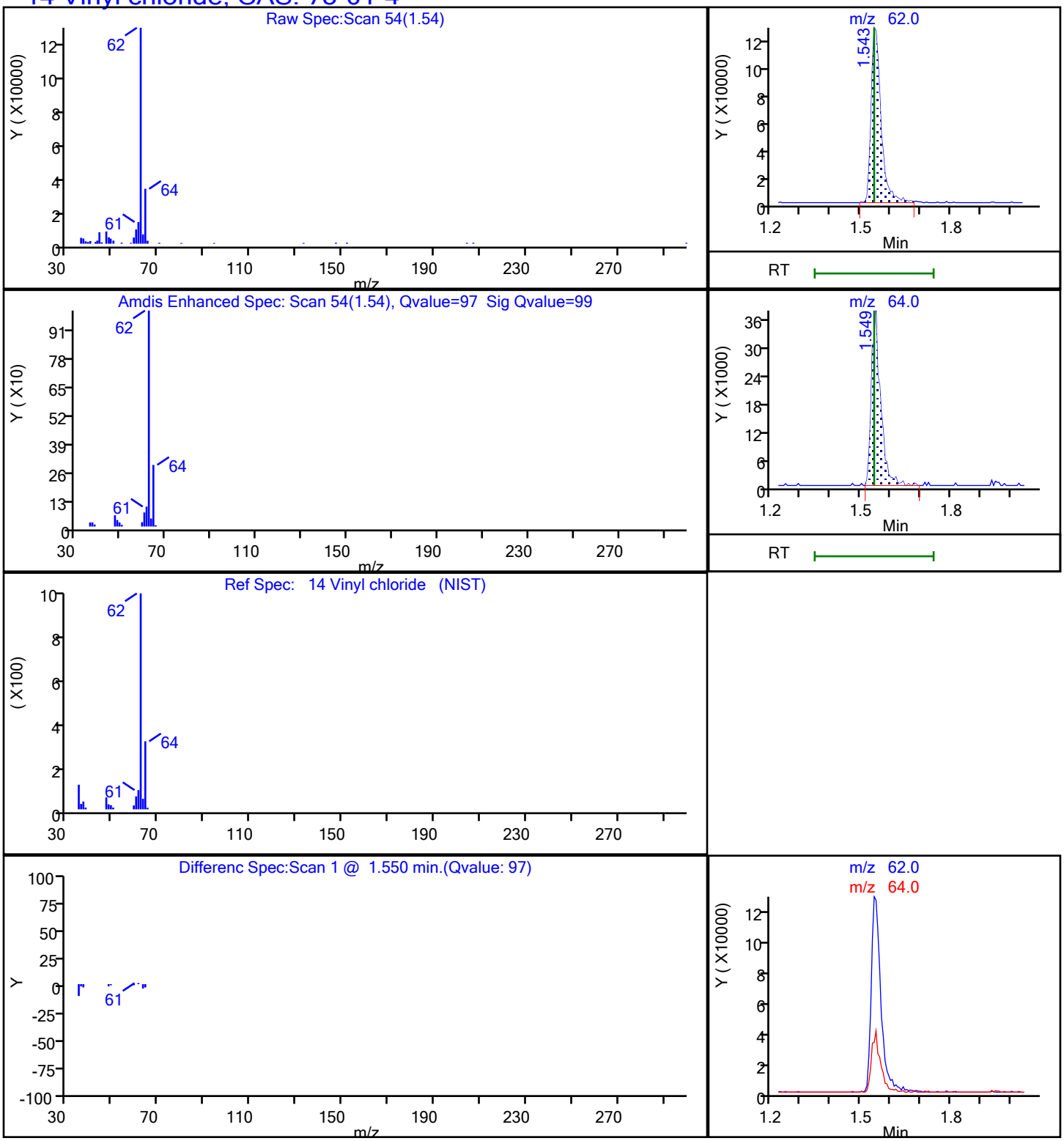

Report Date: 29-Sep-2021 08:04:30 Chrom Revision: 2.3 13-May-2021 07:57:40

Eurofins TestAmerica, Buffalo

Data File:	\\chromfs\Buffalo\ChromData\HP5973N\20210928-101259.b\N6876.D				
Injection Date:	28-Sep-2021 14:03:30	Instrument ID:	HP5973N		
Lims ID:	480-189828-B-2	Lab Sample ID:	480-189828-2		
Client ID:	SB-50-2021				
Operator ID:	OI	ALS Bottle#:	9	Worklist Smp#:	9
Purge Vol:	5.000 mL	Dil. Factor:	2.0000		
Method:	N-8260	Limit Group:	MV - 8260C ICAL		
Column:	ZB-624 (0.18 mm)	Detector	MS SCAN		

90 m-Xylene & p-Xylene, CAS: 179601-23-1

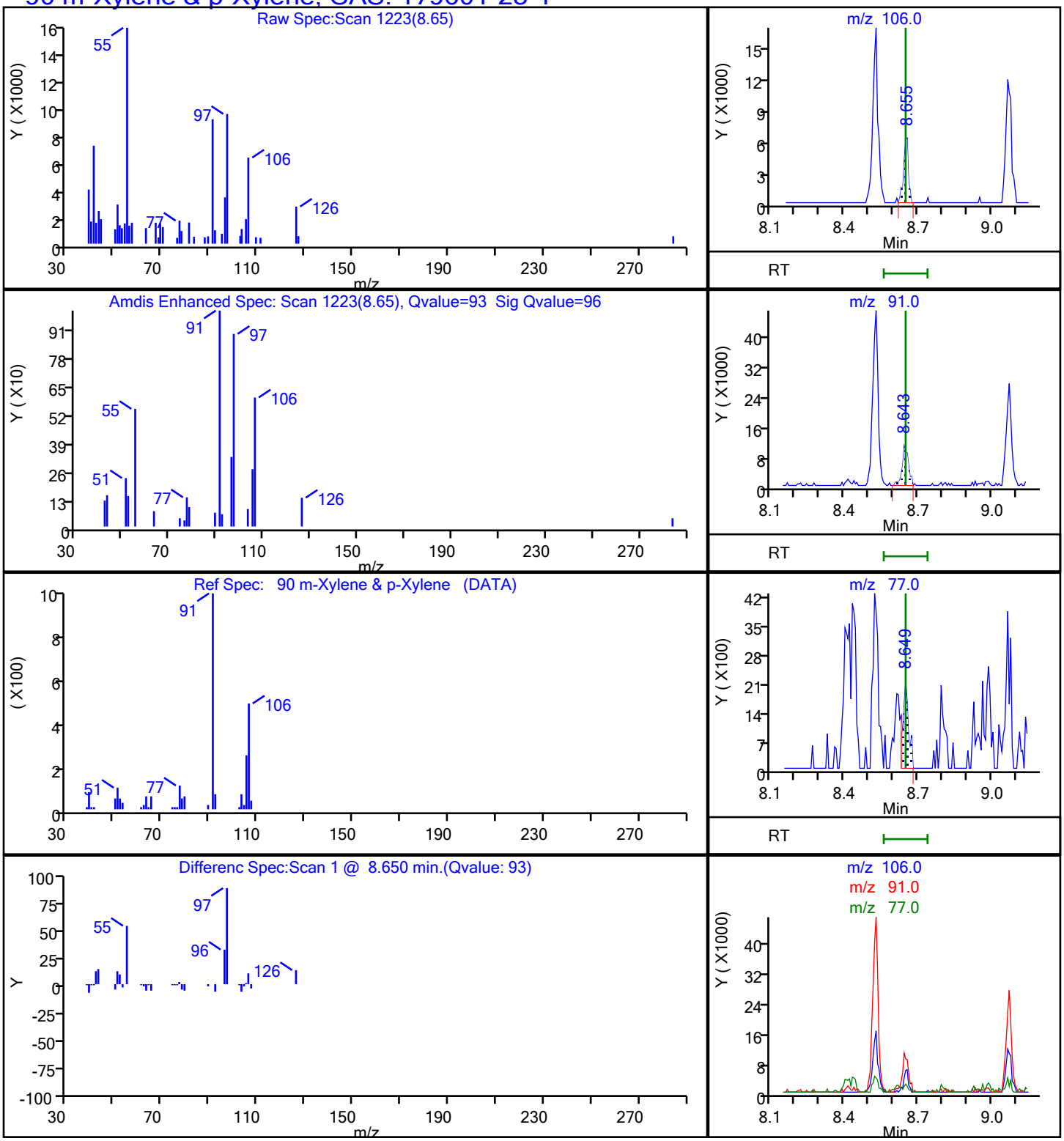

Report Date: 29-Sep-2021 08:04:30 Chrom Revision: 2.3 13-May-2021 07:57:40

Eurofins TestAmerica, Buffalo

Data File:	\\chromfs\Buffalo\ChromData\HP5973N\20210928-101259.b\N6876.D				
Injection Date:	28-Sep-2021 14:03:30	Instrument ID:	HP5973N		
Lims ID:	480-189828-B-2	Lab Sample ID:	480-189828-2		
Client ID:	SB-50-2021				
Operator ID:	OI	ALS Bottle#:	9	Worklist Smp#:	9
Purge Vol:	5.000 mL	Dil. Factor:	2.0000		
Method:	N-8260	Limit Group:	MV - 8260C ICAL		
Column:	ZB-624 (0.18 mm)	Detector	MS SCAN		

91 o-Xylene, CAS: 95-47-6

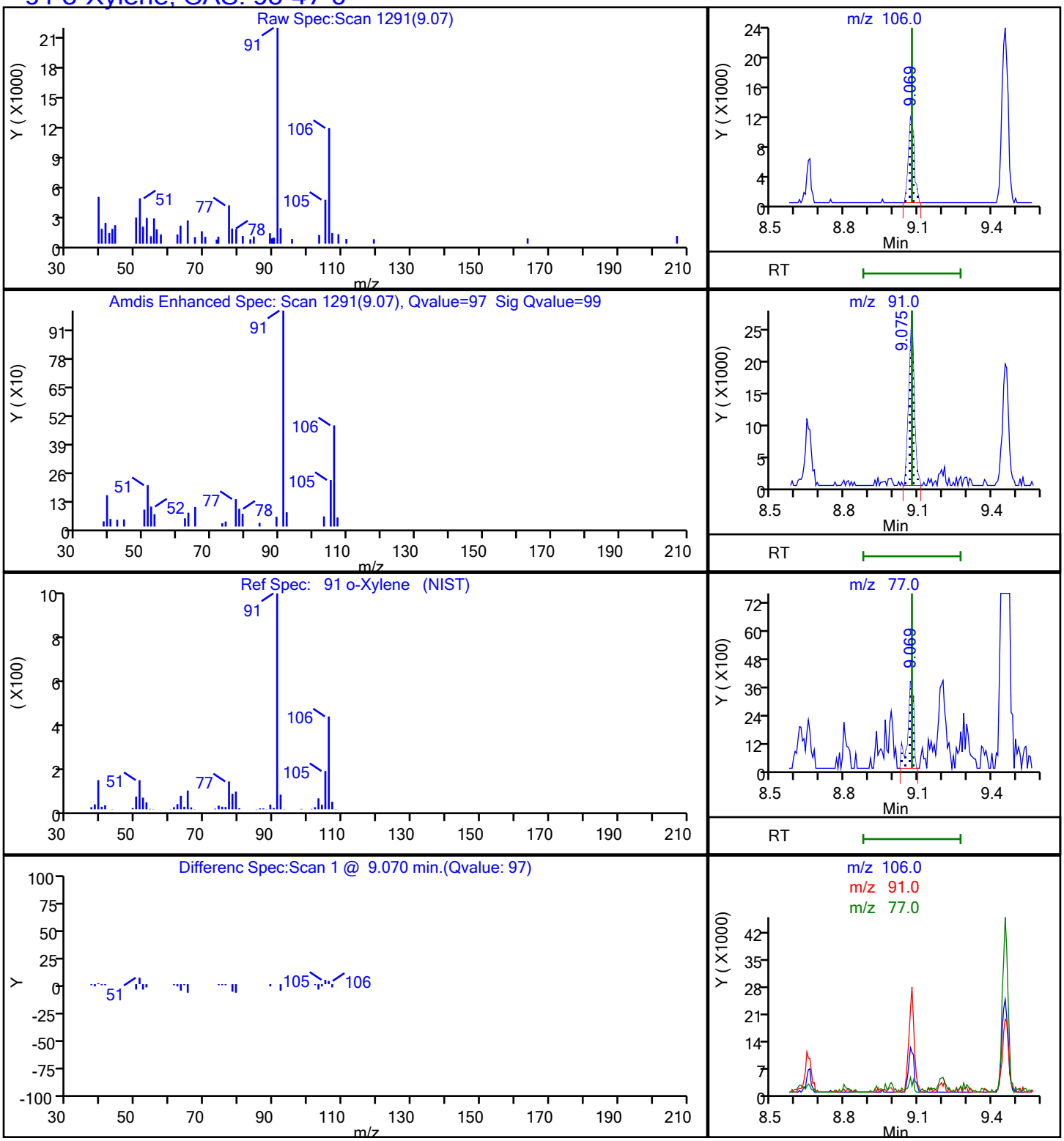

User Disabled Compound Report

Eurofins TestAmerica, Buffalo

Data File:	\\chromfs\Buffalo\ChromData\HP5973N\20210928-101259.b\N6876.D				
Injection Date:	28-Sep-2021 14:03:30	Instrument ID:	HP5973N		
Lims ID:	480-189828-B-2	Lab Sample ID:	480-189828-2		
Client ID:	SB-50-2021				
Operator ID:	OI	ALS Bottle#:	9	Worklist Smp#:	9
Purge Vol:	5.000 mL	Dil. Factor:	2.0000		
Method:	N-8260	Limit Group:	MV - 8260C ICAL		
Column:	ZB-624 (0.18 mm)	Detector	MS SCAN		

117 1,2-Dibromo-3-Chloropropane, CAS: 96-12-8

Processing Results

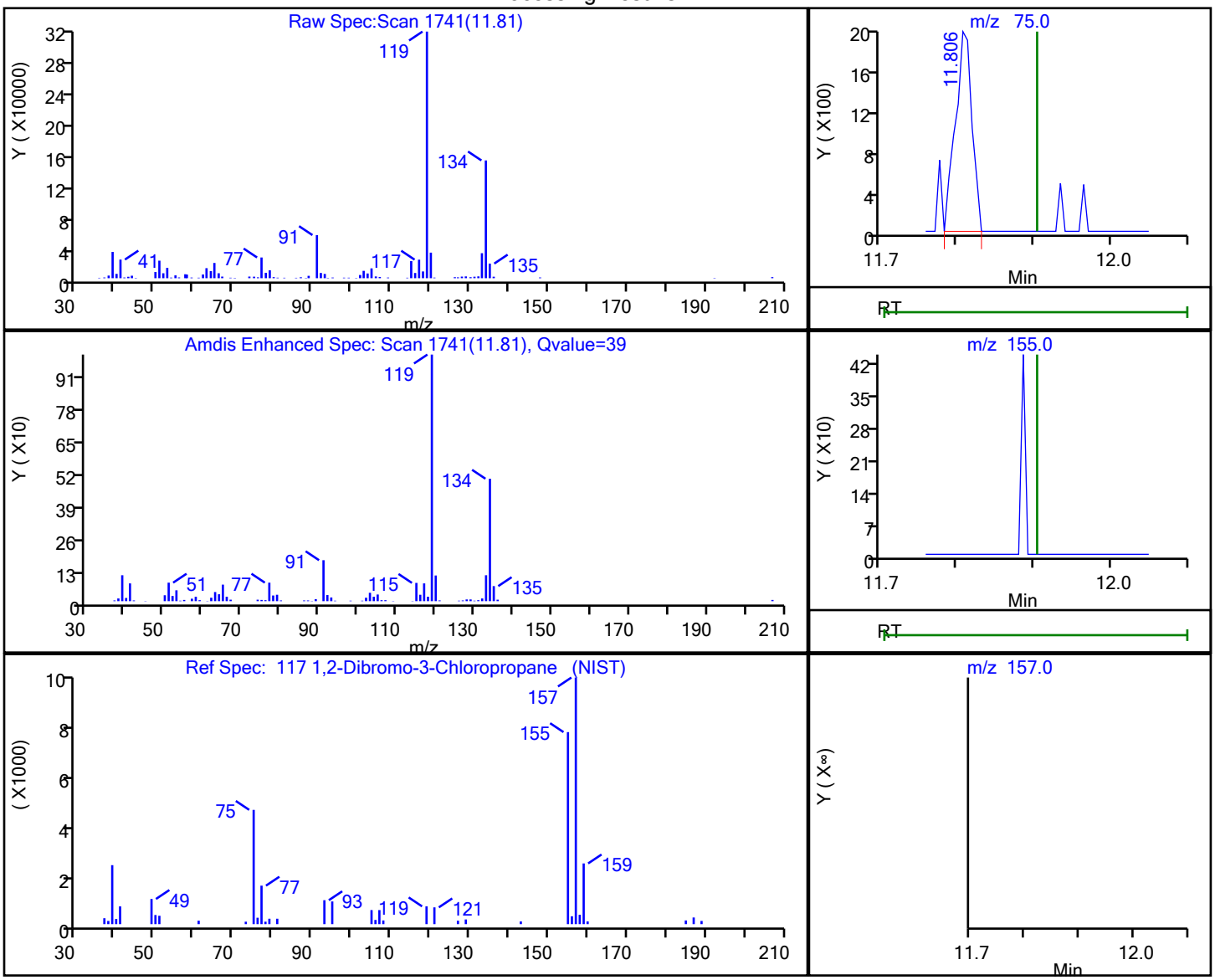

RT	Mass	Response	Amount
11.81	75.00	2903	1.444518
11.90	155.00	0	
11.90	157.00	0	

Reviewer: izquierdoo, 29-Sep-2021 08:03:29

Audit Action: Marked Compound Undetected Audit Reason: Invalid Compound ID

User Disabled Compound Report

Eurofins TestAmerica, Buffalo

Data File:	\\chromfs\Buffalo\ChromData\HP5973N\20210928-101259.b\N6876.D				
Injection Date:	28-Sep-2021 14:03:30	Instrument ID:	HP5973N		
Lims ID:	480-189828-B-2	Lab Sample ID:	480-189828-2		
Client ID:	SB-50-2021				
Operator ID:	OI	ALS Bottle#:	9	Worklist Smp#:	9
Purge Vol:	5.000 mL	Dil. Factor:	2.0000		
Method:	N-8260	Limit Group:	MV - 8260C ICAL		
Column:	ZB-624 (0.18 mm)	Detector	MS SCAN		

44 2-Butanone (MEK), CAS: 78-93-3

Processing Results

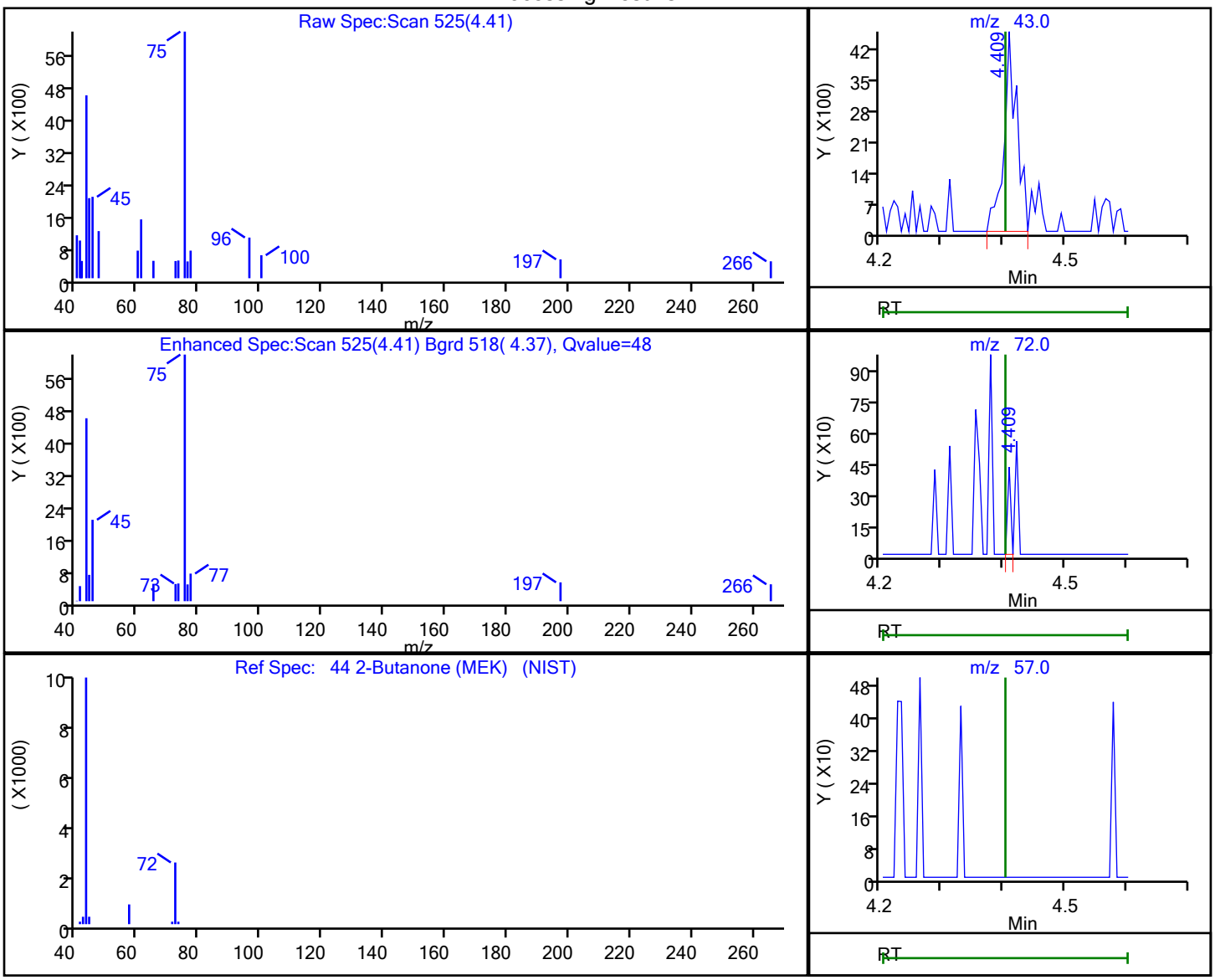

RT	Mass	Response	Amount
4.41	43.00	6712	0.592403
4.41	72.00	156	
4.40	57.00	0	

Reviewer: izquierdoo, 29-Sep-2021 08:03:59

Audit Action: Marked Compound Undetected Audit Reason: Invalid Compound ID

User Disabled Compound Report

Eurofins TestAmerica, Buffalo

Data File:	\\chromfs\Buffalo\ChromData\HP5973N\20210928-101259.b\N6876.D				
Injection Date:	28-Sep-2021 14:03:30	Instrument ID:	HP5973N		
Lims ID:	480-189828-B-2	Lab Sample ID:	480-189828-2		
Client ID:	SB-50-2021				
Operator ID:	OI	ALS Bottle#:	9	Worklist Smp#:	9
Purge Vol:	5.000 mL	Dil. Factor:	2.0000		
Method:	N-8260	Limit Group:	MV - 8260C ICAL		
Column:	ZB-624 (0.18 mm)	Detector	MS SCAN		

72 4-Methyl-2-pentanone (MIBK), CAS: 108-10-1

Processing Results

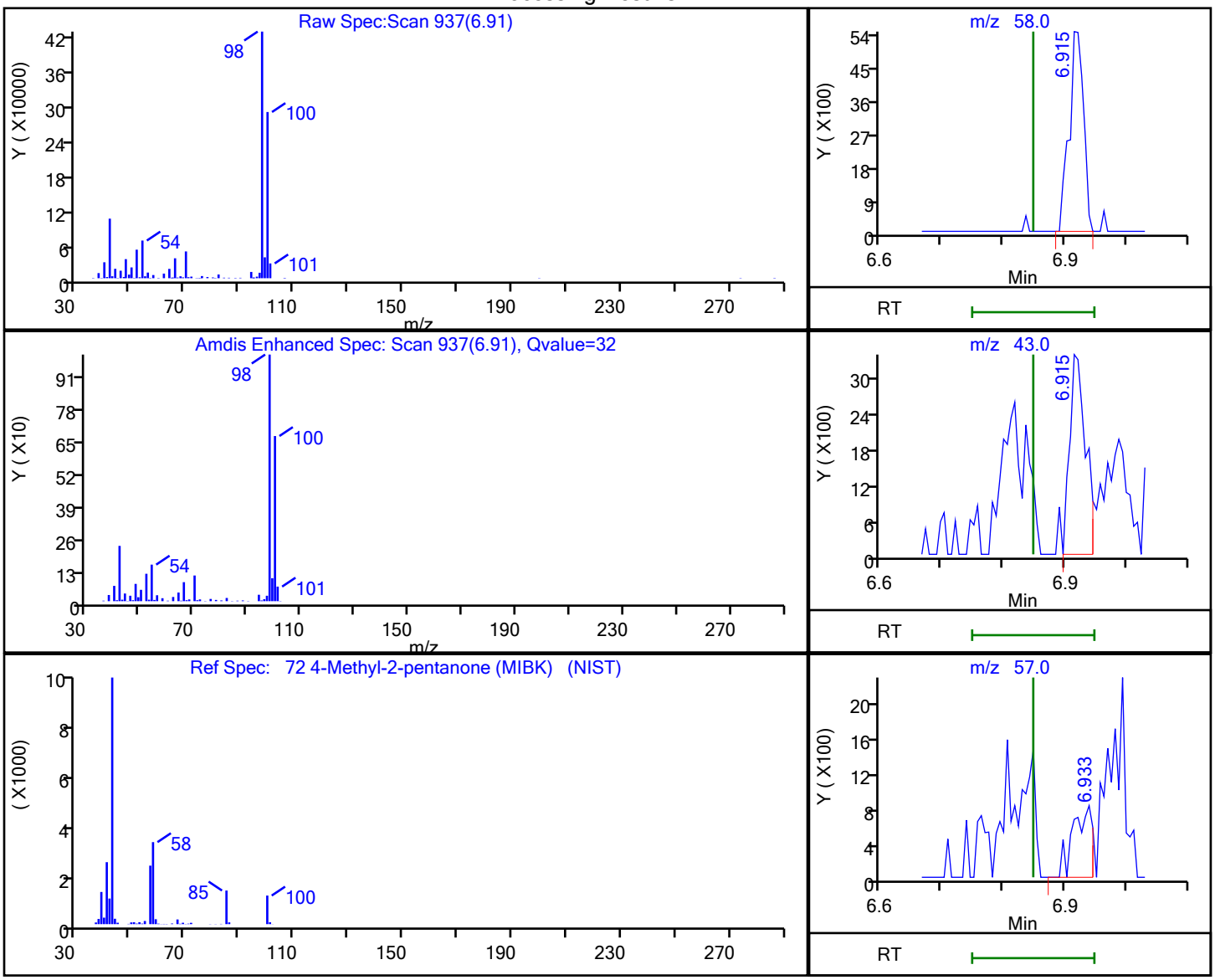

RT	Mass	Response	Amount
6.91	58.00	8910	1.402271
6.91	43.00	6057	
6.93	57.00	1710	

Reviewer: izquierdoo, 29-Sep-2021 08:03:42

Audit Action: Marked Compound Undetected Audit Reason: Invalid Compound ID

Manual Integration/User Assign Peak Report

Eurofins TestAmerica, Buffalo

Data File:	\\chromfs\Buffalo\ChromData\HP5973N\20210928-101259.b\N6876.D				
Injection Date:	28-Sep-2021 14:03:30	Instrument ID:	HP5973N		
Lims ID:	480-189828-B-2	Lab Sample ID:	480-189828-2		
Client ID:	SB-50-2021				
Operator ID:	OI	ALS Bottle#:	9	Worklist Smp#:	9
Purge Vol:	5.000 mL	Dil. Factor:	2.0000		
Method:	N-8260	Limit Group:	MV - 8260C ICAL		
Column:	ZB-624 (0.18 mm)	Detector	MS SCAN		

23 Acetone, CAS: 67-64-1

Signal: 1

Processing Integration Results

RT: 2.79
Area: 10565
Amount: 1.455153
Amount Units: ug/L

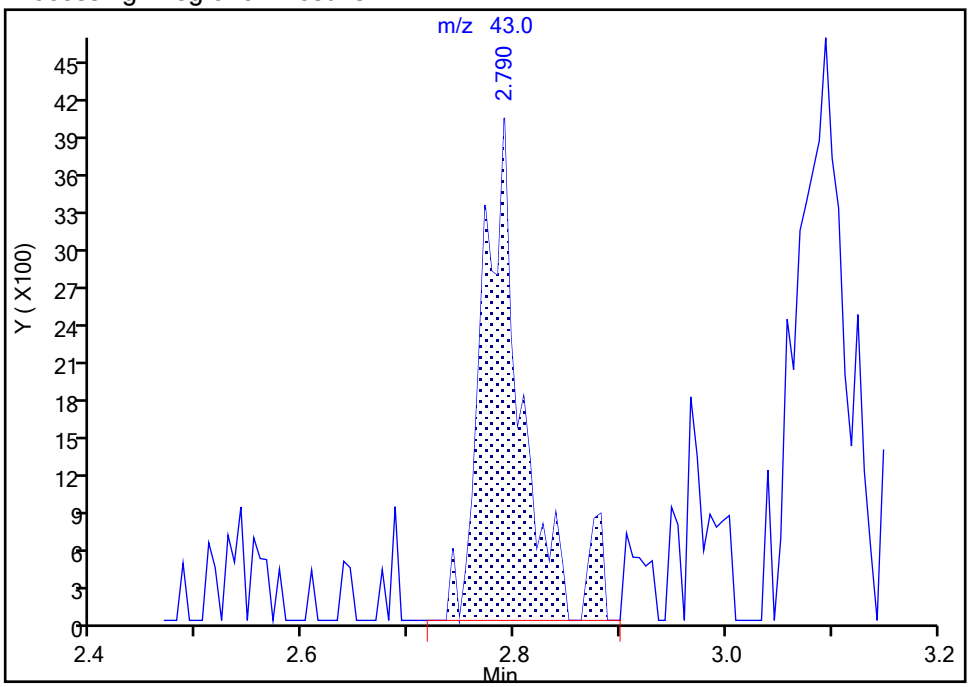

Manual Integration Results

RT: 2.79
Area: 9588
Amount: 1.320588
Amount Units: ug/L

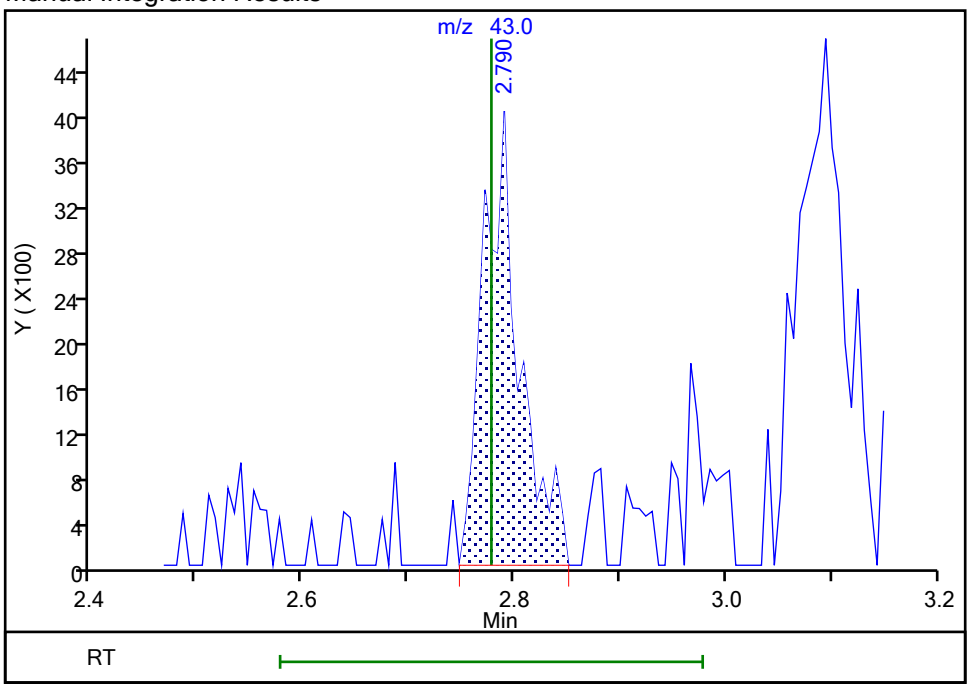

Reviewer: izquierdoo, 29-Sep-2021 08:04:20

Audit Action: Manually Integrated Audit Reason: Poor chromatography

User Disabled Compound Report

Eurofins TestAmerica, Buffalo

Data File:	\\chromfs\Buffalo\ChromData\HP5973N\20210928-101259.b\N6876.D				
Injection Date:	28-Sep-2021 14:03:30	Instrument ID:	HP5973N		
Lims ID:	480-189828-B-2	Lab Sample ID:	480-189828-2		
Client ID:	SB-50-2021				
Operator ID:	OI	ALS Bottle#:	9	Worklist Smp#:	9
Purge Vol:	5.000 mL	Dil. Factor:	2.0000		
Method:	N-8260	Limit Group:	MV - 8260C ICAL		
Column:	ZB-624 (0.18 mm)	Detector	MS SCAN		

16 Chloroethane, CAS: 75-00-3

Processing Results

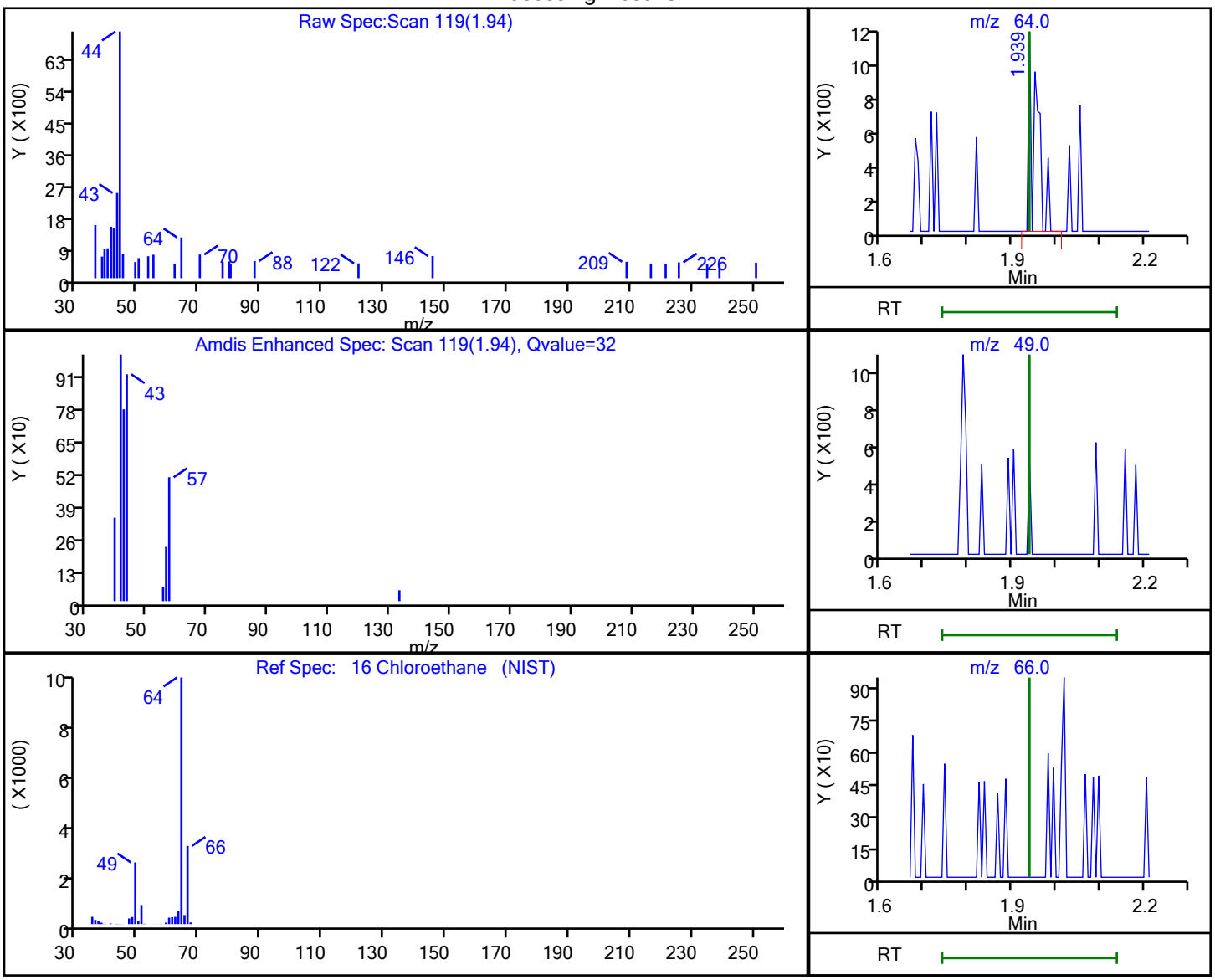

RT	Mass	Response	Amount
1.94	64.00	1421	0.205824
1.94	49.00	0	
1.94	66.00	0	

Reviewer: izquierdoo, 29-Sep-2021 08:04:24

Audit Action: Marked Compound Undetected Audit Reason: Invalid Compound ID

FORM I
GC/MS VOA ORGANICS ANALYSIS DATA SHEET

Lab Name: Eurofins TestAmerica, Buffalo Job No.: 480-189828-1

SDG No.:

Client Sample ID: MW-08D-2021 Lab Sample ID: 480-189828-3

Matrix: Water Lab File ID: N6829.D

Analysis Method: 8260C Date Collected: 09/20/2021 13:20

Sample wt/vol: 5(mL) Date Analyzed: 09/27/2021 18:24

Soil Aliquot Vol: Dilution Factor: 2

Soil Extract Vol.: GC Column: ZB-624 (20) ID: 0.18(mm)

% Moisture: Level: (low/med) Low

Analysis Batch No.: 597968 Units: ug/L

CAS NO.	COMPOUND NAME	RESULT	Q	RL	MDL
71-55-6	1,1,1-Trichloroethane	ND		2.0	1.6
79-34-5	1,1,2,2-Tetrachloroethane	ND		2.0	0.42
79-00-5	1,1,2-Trichloroethane	ND		2.0	0.46
76-13-1	1,1,2-Trichloro-1,2,2-trifluoroethane	ND		2.0	0.62
75-34-3	1,1-Dichloroethane	ND		2.0	0.76
75-35-4	1,1-Dichloroethene	ND		2.0	0.58
120-82-1	1,2,4-Trichlorobenzene	ND		2.0	0.82
96-12-8	1,2-Dibromo-3-Chloropropane	ND		2.0	0.78
95-50-1	1,2-Dichlorobenzene	ND		2.0	1.6
107-06-2	1,2-Dichloroethane	ND		2.0	0.42
78-87-5	1,2-Dichloropropane	ND		2.0	1.4
541-73-1	1,3-Dichlorobenzene	ND		2.0	1.6
106-46-7	1,4-Dichlorobenzene	ND		2.0	1.7
78-93-3	2-Butanone (MEK)	ND		20	2.6
591-78-6	2-Hexanone	ND		10	2.5
108-10-1	4-Methyl-2-pentanone (MIBK)	ND		10	4.2
67-64-1	Acetone	ND		20	6.0
71-43-2	Benzene	ND		2.0	0.82
75-27-4	Bromodichloromethane	ND		2.0	0.78
75-25-2	Bromoform	ND		2.0	0.52
74-83-9	Bromomethane	ND		2.0	1.4
75-15-0	Carbon disulfide	ND		2.0	0.38
56-23-5	Carbon tetrachloride	ND		2.0	0.54
108-90-7	Chlorobenzene	ND		2.0	1.5
124-48-1	Dibromochloromethane	ND		2.0	0.64
75-00-3	Chloroethane	ND		2.0	0.64
67-66-3	Chloroform	ND		2.0	0.68
74-87-3	Chloromethane	ND		2.0	0.70
156-59-2	cis-1,2-Dichloroethene	ND		2.0	1.6
10061-01-5	cis-1,3-Dichloropropene	ND		2.0	0.72
110-82-7	Cyclohexane	ND		2.0	0.36
75-71-8	Dichlorodifluoromethane	ND		2.0	1.4
100-41-4	Ethylbenzene	ND		2.0	1.5
106-93-4	1,2-Dibromoethane	ND		2.0	1.5
98-82-8	Isopropylbenzene	ND		2.0	1.6

FORM I
GC/MS VOA ORGANICS ANALYSIS DATA SHEET

Lab Name: Eurofins TestAmerica, Buffalo Job No.: 480-189828-1

SDG No.:

Client Sample ID: MW-08D-2021 Lab Sample ID: 480-189828-3

Matrix: Water Lab File ID: N6829.D

Analysis Method: 8260C Date Collected: 09/20/2021 13:20

Sample wt/vol: 5(mL) Date Analyzed: 09/27/2021 18:24

Soil Aliquot Vol: Dilution Factor: 2

Soil Extract Vol.: GC Column: ZB-624 (20) ID: 0.18(mm)

% Moisture: Level: (low/med) Low

Analysis Batch No.: 597968 Units: ug/L

CAS NO.	COMPOUND NAME	RESULT	Q	RL	MDL
79-20-9	Methyl acetate	ND		5.0	2.6
1634-04-4	Methyl tert-butyl ether	1.5	J	2.0	0.32
108-87-2	Methylcyclohexane	ND		2.0	0.32
75-09-2	Methylene Chloride	ND		2.0	0.88
100-42-5	Styrene	ND		2.0	1.5
127-18-4	Tetrachloroethene	ND		2.0	0.72
108-88-3	Toluene	ND		2.0	1.0
156-60-5	trans-1,2-Dichloroethene	ND		2.0	1.8
10061-02-6	trans-1,3-Dichloropropene	ND		2.0	0.74
79-01-6	Trichloroethene	ND		2.0	0.92
75-69-4	Trichlorofluoromethane	ND		2.0	1.8
75-01-4	Vinyl chloride	ND		2.0	1.8
1330-20-7	Xylenes, Total	ND		4.0	1.3

CAS NO.	SURROGATE	%REC	Q	LIMITS
2037-26-5	Toluene-d8 (Surr)	96		80-120
17060-07-0	1,2-Dichloroethane-d4 (Surr)	104		77-120
460-00-4	4-Bromofluorobenzene (Surr)	100		73-120
1868-53-7	Dibromofluoromethane (Surr)	107		75-123

Eurofins TestAmerica, Buffalo
Target Compound Quantitation Report

Data File: \\chromfs\Buffalo\ChromData\HP5973N\20210927-101231.b\N6829.D
Lims ID: 480-189828-A-3
Client ID: MW-08D-2021
Sample Type: Client
Inject. Date: 27-Sep-2021 18:24:30 ALS Bottle#: 24 Worklist Smp#: 25
Purge Vol: 5.000 mL Dil. Factor: 2.0000
Sample Info: 480-189828-A-3
Misc. Info.: 480-0101231-025
Operator ID: wd Instrument ID: HP5973N

Method: \\chromfs\Buffalo\ChromData\HP5973N\20210927-101231.b\N-8260.m
Limit Group: MV - 8260C ICAL
Last Update: 28-Sep-2021 08:46:37 Calib Date: 21-Sep-2021 20:05:30
Integrator: RTE ID Type: Deconvolution ID
Quant Method: Internal Standard Quant By: Initial Calibration
Last ICal File: \\chromfs\Buffalo\ChromData\HP5973N\20210921-101109.b\N6474.D

Column 1 : ZB-624 (0.18 mm) Det: MS SCAN
Process Host: CTX1658

First Level Reviewer: izquierdoo Date: 28-Sep-2021 08:46:37

Compound	Sig	RT (min.)	Adj RT (min.)	Dlt RT (min.)	Q	Response	OnCol Amt ug/L	Flags
* 147 Fluorobenzene (IS)	70	5.412	5.412	0.000	97	143783	25.0	
* 2 Chlorobenzene-d5	117	8.405	8.405	0.000	90	551732	25.0	
* 3 1,4-Dichlorobenzene-d4	152	10.796	10.796	0.000	94	299886	25.0	
$ 148 Dibromofluoromethane (Surr)	113	4.834	4.834	0.000	93	209824	26.7	
$ 5 1,2-Dichloroethane-d4 (Surr)	65	5.139	5.139	0.000	96	265023	26.1	
$ 6 Toluene-d8 (Surr)	98	6.921	6.915	0.006	96	659348	24.1	
$ 7 4-Bromofluorobenzene (Surr)	174	9.659	9.659	0.000	90	209175	25.1	
11 Dichlorodifluoromethane	85		1.282				ND	
13 Chloromethane	50		1.452				ND	
14 Vinyl chloride	62		1.543				ND	
15 Bromomethane	94		1.853				ND	
16 Chloroethane	64		1.933				ND	
18 Trichlorofluoromethane	101		2.164				ND	
21 112TCTFE	101		2.656				ND	
22 1,1-Dichloroethene	96		2.663				ND	
23 Acetone	43	2.778	2.778	0.006	85	8526	1.28	Ma
25 Carbon disulfide	76		2.857				ND	7
28 Methyl acetate	43		3.070				ND	
30 Methylene Chloride	84		3.168				ND	U
32 Methyl tert-butyl ether	73	3.380	3.380	0.000	89	17947	0.7452	
33 trans-1,2-Dichloroethene	96		3.393				ND	
36 1,1-Dichloroethane	63		3.812				ND	
43 cis-1,2-Dichloroethene	96	4.366	4.366	0.000	17	1449	0.1672	
44 2-Butanone (MEK)	43		4.402				ND	7
50 Chloroform	83		4.676				ND	
51 1,1,1-Trichloroethane	97		4.786				ND	
52 Cyclohexane	56		4.798				ND	7
53 Carbon tetrachloride	117		4.920				ND	
55 Benzene	78		5.145				ND	U
57 1,2-Dichloroethane	62		5.212				ND	
60 Trichloroethene	95		5.753				ND	

Compound	Sig	RT (min.)	Adj RT (min.)	Dlt RT (min.)	Q	Response	OnCol Amt ug/L	Flags
62 Methylcyclohexane	83		5.869				ND	
63 1,2-Dichloropropane	63		5.996				ND	
67 Dichlorobromomethane	83		6.282				ND	
71 cis-1,3-Dichloropropene	75		6.696				ND	
72 4-Methyl-2-pentanone (MIBK)	58	6.842	6.848	-0.006	92	4721	0.8373	
73 Toluene	92		6.988				ND	
75 trans-1,3-Dichloropropene	75		7.268				ND	
78 1,1,2-Trichloroethane	83		7.456				ND	
79 Tetrachloroethene	166		7.517				ND	
82 2-Hexanone	43		7.688				ND	
83 Chlorodibromomethane	129		7.852				ND	
84 Ethylene Dibromide	107		7.961				ND	
85 Chlorobenzene	112		8.430				ND	
88 Ethylbenzene	91		8.527				ND	
90 m-Xylene & p-Xylene	106		8.649				ND	
91 o-Xylene	106		9.075				ND	
92 Styrene	104		9.105				ND	
93 Bromoform	173		9.355				ND	
95 Isopropylbenzene	105		9.458				ND	
98 1,1,2,2-Tetrachloroethane	83		9.866				ND	
110 1,3-Dichlorobenzene	146		10.729				ND	
113 1,4-Dichlorobenzene	146		10.821				ND	7
116 1,2-Dichlorobenzene	146		11.173				ND	
117 1,2-Dibromo-3-Chloropropane	75		11.904				ND	
119 1,2,4-Trichlorobenzene	180		12.579				ND	
S 126 Xylenes, Total	1		30.000				ND	7

QC Flag Legend

Processing Flags
- 7 - Failed Limit of Detection

Review Flags
- M - Manually Integrated
- U - Marked Undetected
- a - User Assigned ID

Reagents:

N 8260 IS_00222	Amount Added:	1.00	Units: uL	Run Reagent
N_8260_Surr_00425	Amount Added:	1.00	Units: uL	Run Reagent

Report Date: 28-Sep-2021 08:46:37 Chrom Revision: 2.3 13-May-2021 07:57:40

Eurofins TestAmerica, Buffalo

Data File:	\\chromfs\Buffalo\ChromData\HP5973N\20210927-101231.b\N6829.D				
Injection Date:	27-Sep-2021 18:24:30	Instrument ID:	HP5973N	Operator ID:	wd
Lims ID:	480-189828-A-3	Lab Sample ID:	480-189828-3	Worklist Smp#:	25
Client ID:	MW-08D-2021				
Purge Vol:	5.000 mL	Dil. Factor:	2.0000	ALS Bottle#:	24
Method:	N-8260	Limit Group:	MV - 8260C ICAL		

Column: ZB-624 (0.18 mm)

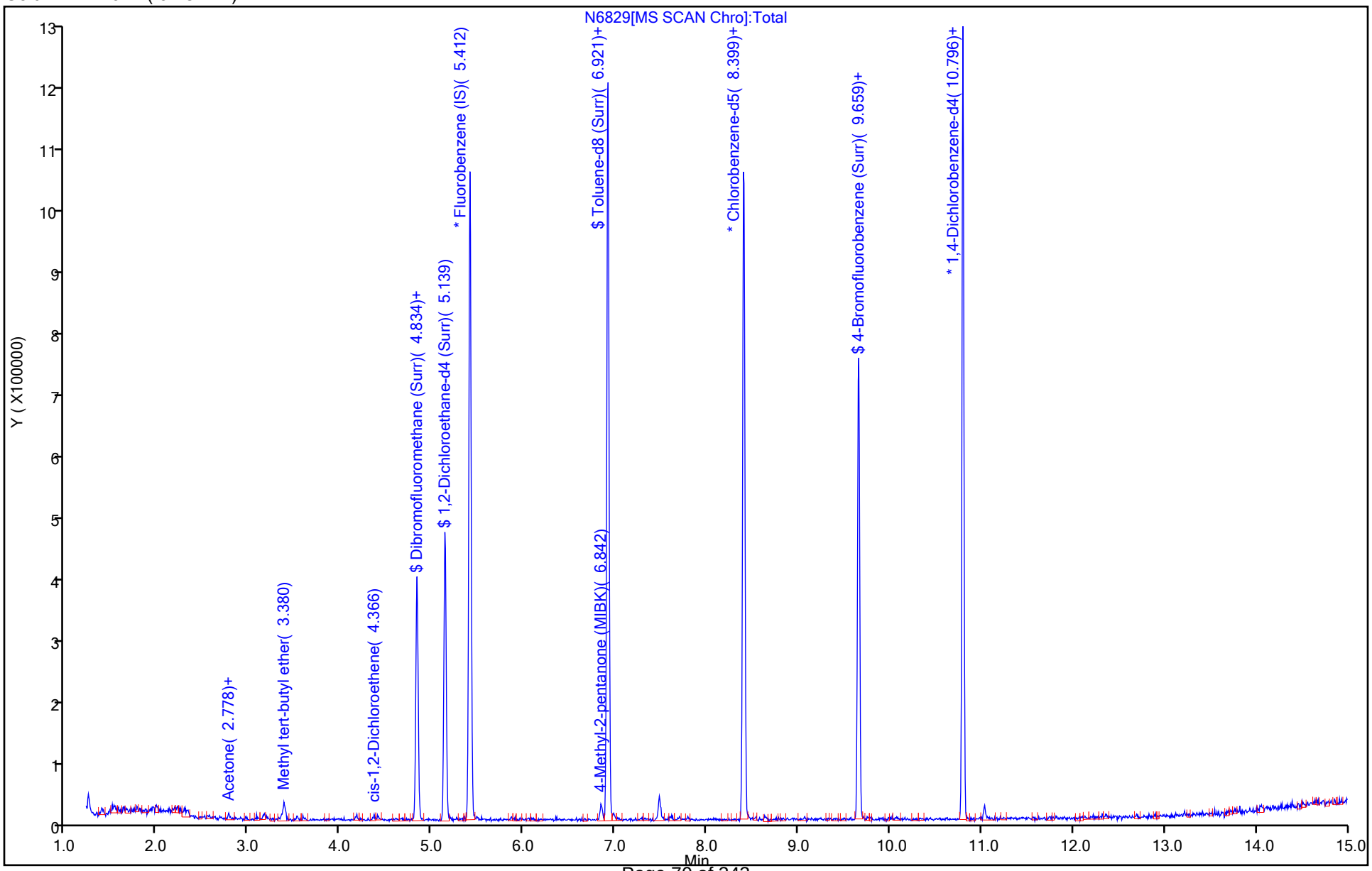

Report Date: 28-Sep-2021 08:46:37 Chrom Revision: 2.3 13-May-2021 07:57:40

Eurofins TestAmerica, Buffalo

Data File:	\\chromfs\Buffalo\ChromData\HP5973N\20210927-101231.b\N6829.D				
Injection Date:	27-Sep-2021 18:24:30	Instrument ID:	HP5973N		
Lims ID:	480-189828-A-3	Lab Sample ID:	480-189828-3		
Client ID:	MW-08D-2021				
Operator ID:	wd	ALS Bottle#:	24	Worklist Smp#:	25
Purge Vol:	5.000 mL	Dil. Factor:	2.0000		
Method:	N-8260	Limit Group:	MV - 8260C ICAL		
Column:	ZB-624 (0.18 mm)	Detector	MS SCAN		

32 Methyl tert-butyl ether, CAS: 1634-04-4

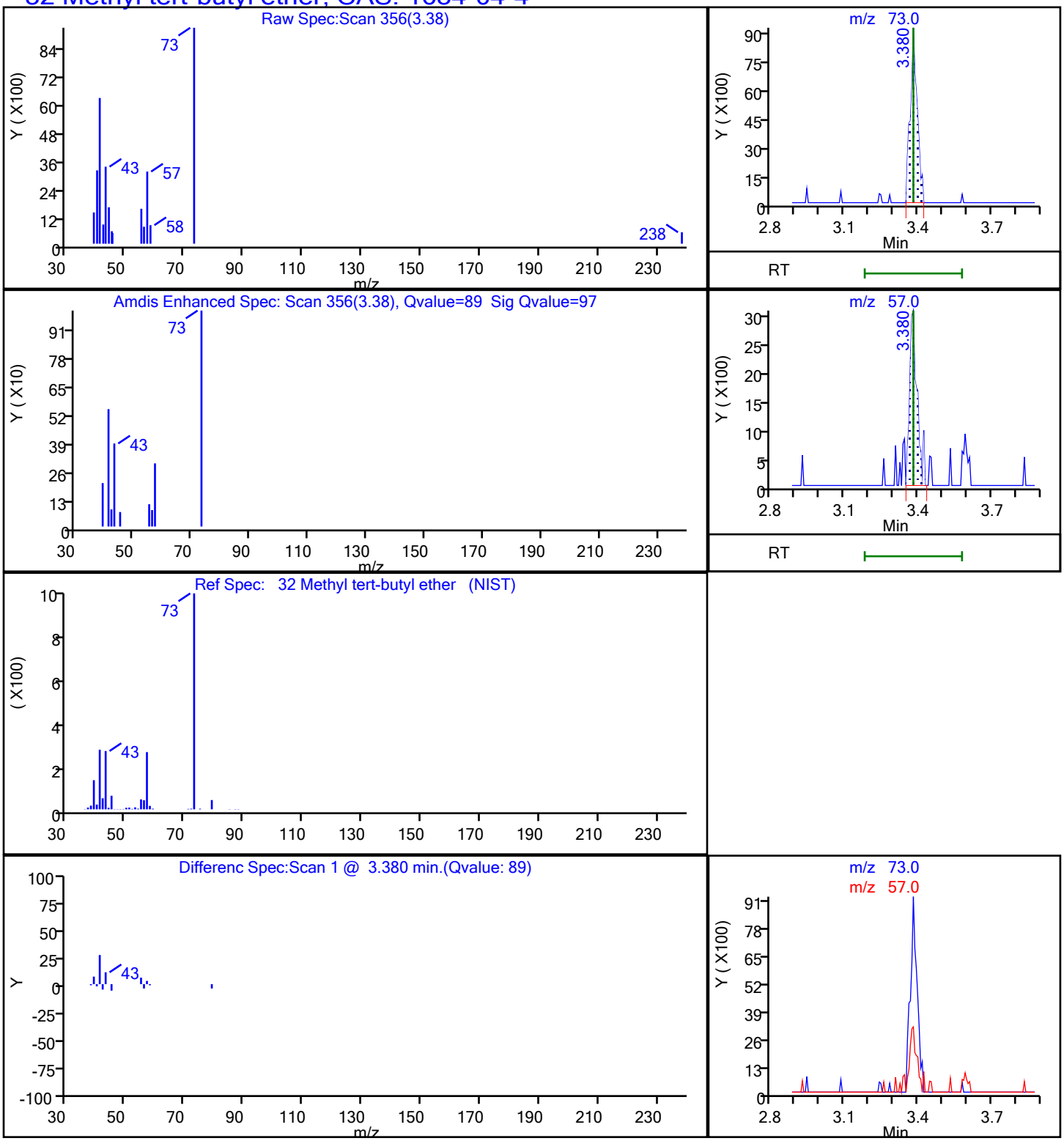

Eurofins TestAmerica, Buffalo

Data File:	\\chromfs\Buffalo\ChromData\HP5973N\20210927-101231.b\N6829.D				
Injection Date:	27-Sep-2021 18:24:30	Instrument ID:	HP5973N		
Lims ID:	480-189828-A-3	Lab Sample ID:	480-189828-3		
Client ID:	MW-08D-2021				
Operator ID:	wd	ALS Bottle#:	24	Worklist Smp#:	25
Purge Vol:	5.000 mL	Dil. Factor:	2.0000		
Method:	N-8260	Limit Group:	MV - 8260C ICAL		
Column:	ZB-624 (0.18 mm)	Detector	MS SCAN		

72 4-Methyl-2-pentanone (MIBK), CAS: 108-10-1

Signal: 2

Processing Integration Results

RT: 6.84
Area: 20800
Amount: 0.837336
Amount Units: ug/L

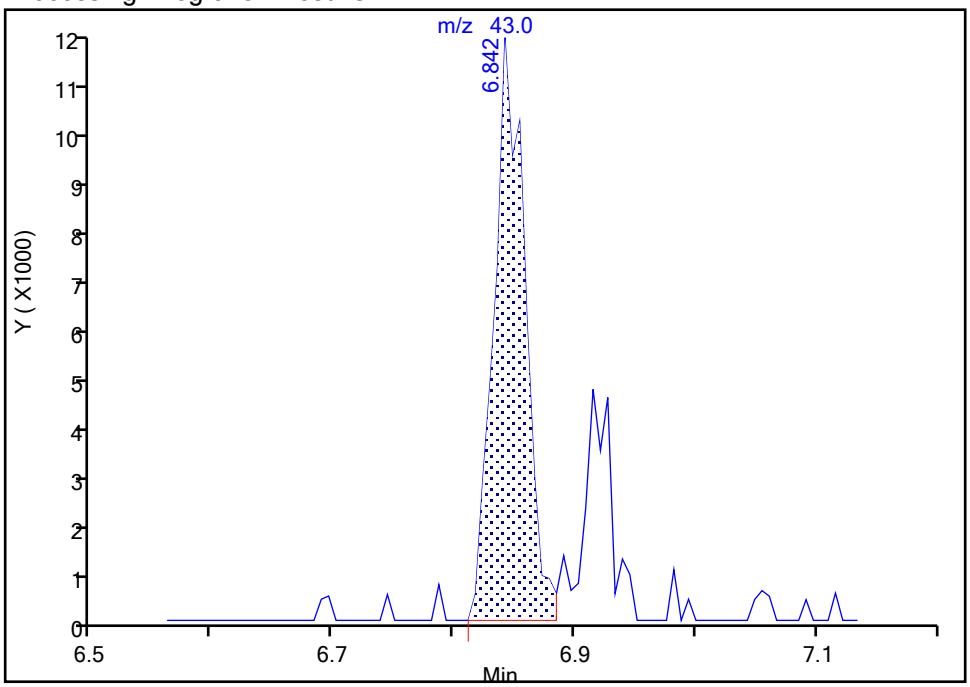

Manual Integration Results

RT: 6.84
Area: 20800
Amount: 0.837336
Amount Units: ug/L

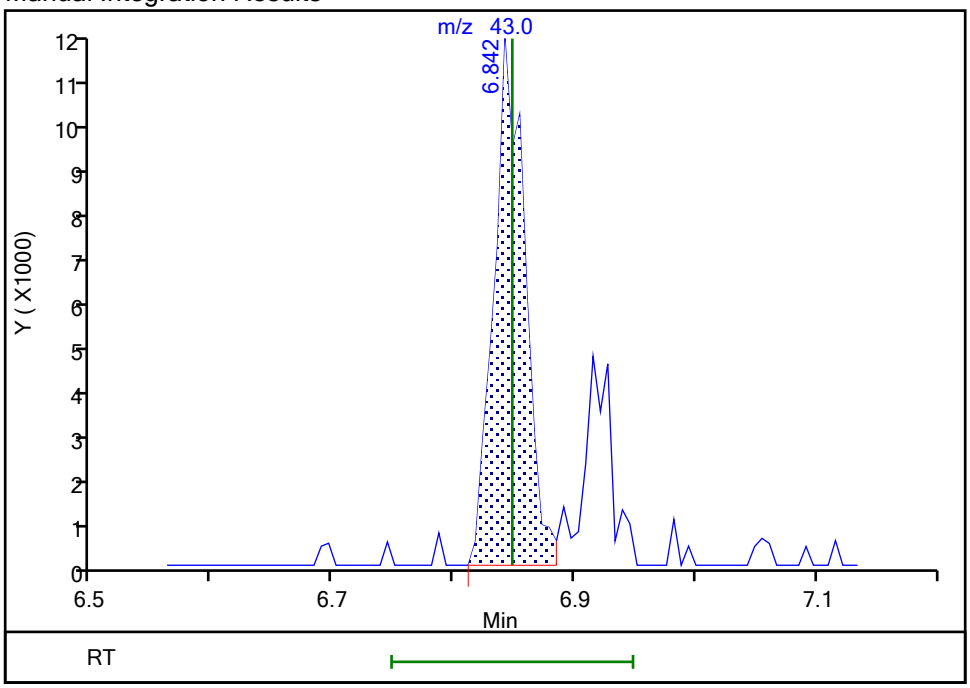

Reviewer: izquierdoo, 28-Sep-2021 08:45:41
Audit Action: Marked Compound Undetected Audit Reason: Invalid Compound ID

Eurofins TestAmerica, Buffalo

Data File:	\\chromfs\Buffalo\ChromData\HP5973N\20210927-101231.b\N6829.D				
Injection Date:	27-Sep-2021 18:24:30	Instrument ID:	HP5973N		
Lims ID:	480-189828-A-3	Lab Sample ID:	480-189828-3		
Client ID:	MW-08D-2021				
Operator ID:	wd	ALS Bottle#:	24	Worklist Smp#:	25
Purge Vol:	5.000 mL	Dil. Factor:	2.0000		
Method:	N-8260	Limit Group:	MV - 8260C ICAL		
Column:	ZB-624 (0.18 mm)	Detector	MS SCAN		

72 4-Methyl-2-pentanone (MIBK), CAS: 108-10-1

Signal: 3

Processing Integration Results

RT: 6.85
Area: 3293
Amount: 0.837336
Amount Units: ug/L

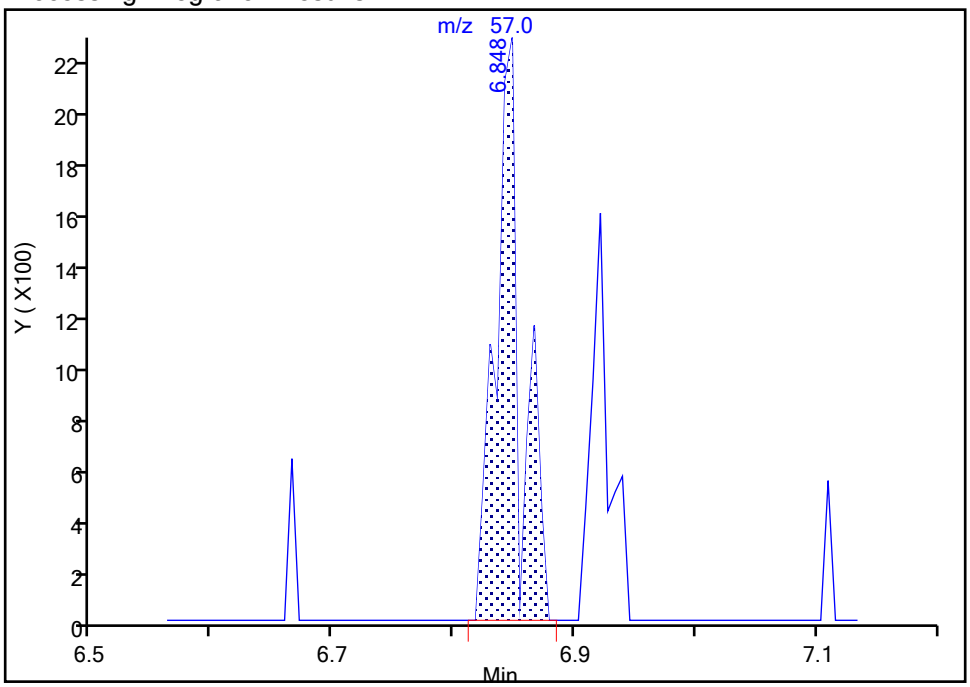

Manual Integration Results

RT: 6.85
Area: 3293
Amount: 0.837336
Amount Units: ug/L

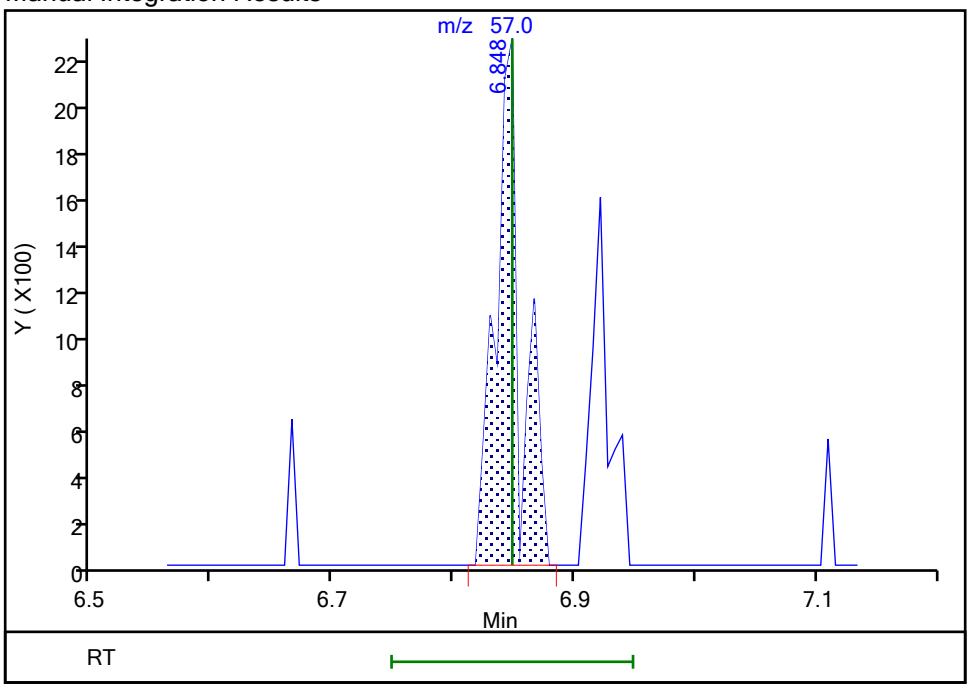

Reviewer: izquierdoo, 28-Sep-2021 08:45:41
Audit Action: Marked Compound Undetected Audit Reason: Invalid Compound ID

Manual Integration/User Assign Peak Report

Eurofins TestAmerica, Buffalo

Data File:	\\chromfs\Buffalo\ChromData\HP5973N\20210927-101231.b\N6829.D				
Injection Date:	27-Sep-2021 18:24:30	Instrument ID:	HP5973N		
Lims ID:	480-189828-A-3	Lab Sample ID:	480-189828-3		
Client ID:	MW-08D-2021				
Operator ID:	wd	ALS Bottle#:	24	Worklist Smp#:	25
Purge Vol:	5.000 mL	Dil. Factor:	2.0000		
Method:	N-8260	Limit Group:	MV - 8260C ICAL		
Column:	ZB-624 (0.18 mm)	Detector	MS SCAN		

23 Acetone, CAS: 67-64-1

Signal: 1

Not Detected
Expected RT: 2.77

Processing Integration Results

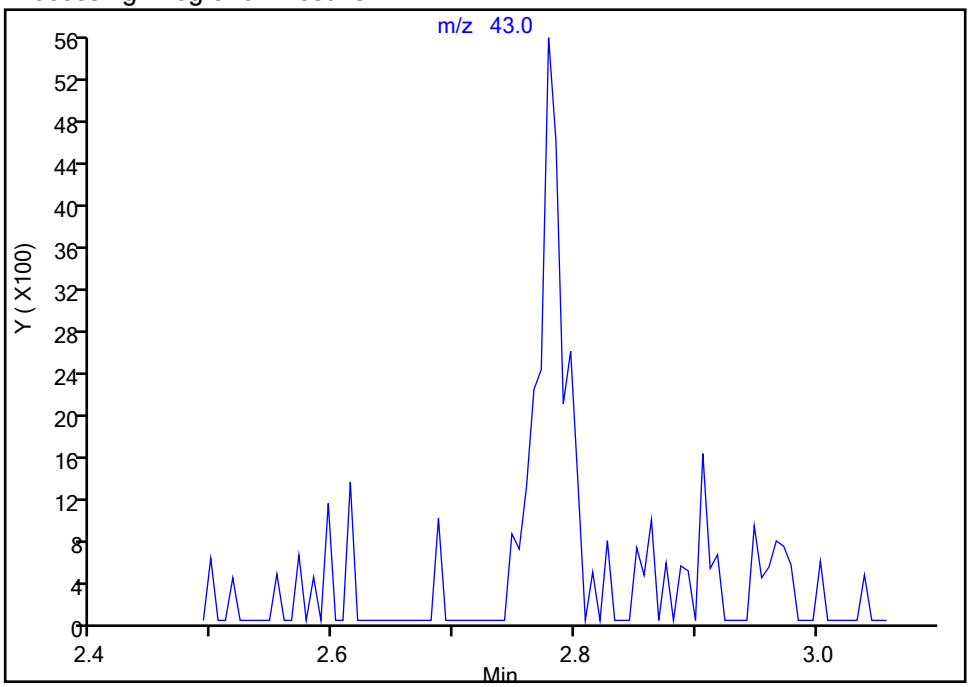

Manual Integration Results

RT: 2.78
Area: 8526
Amount: 1.278619
Amount Units: ug/L

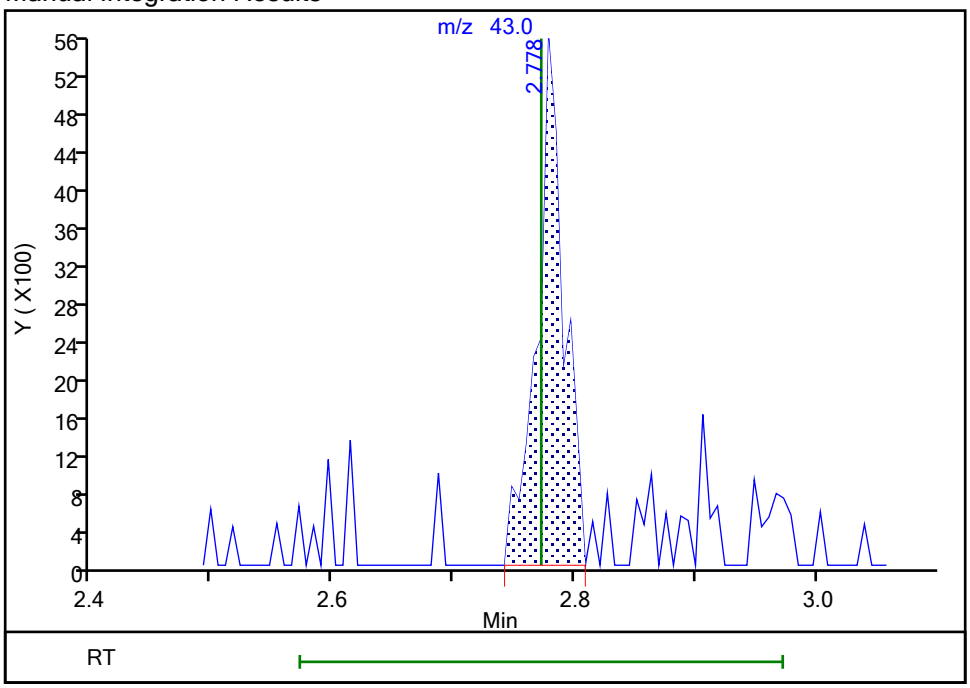

Reviewer: izquierdoo, 28-Sep-2021 08:46:30
Audit Action: Manually Integrated Audit Reason: Assign Peak

FORM I
GC/MS VOA ORGANICS ANALYSIS DATA SHEET

Lab Name: Eurofins TestAmerica, Buffalo Job No.: 480-189828-1

SDG No.:

Client Sample ID: OU2-PZ-3-2021 Lab Sample ID: 480-189828-4

Matrix: Water Lab File ID: N6830.D

Analysis Method: 8260C Date Collected: 09/20/2021 15:50

Sample wt/vol: 5(mL) Date Analyzed: 09/27/2021 18:47

Soil Aliquot Vol: Dilution Factor: 1

Soil Extract Vol.: GC Column: ZB-624 (20) ID: 0.18(mm)

% Moisture: Level: (low/med) Low

Analysis Batch No.: 597968 Units: ug/L

CAS NO.	COMPOUND NAME	RESULT	Q	RL	MDL
71-55-6	1,1,1-Trichloroethane	ND		1.0	0.82
79-34-5	1,1,2,2-Tetrachloroethane	ND		1.0	0.21
79-00-5	1,1,2-Trichloroethane	ND		1.0	0.23
76-13-1	1,1,2-Trichloro-1,2,2-trifluoroethane	ND		1.0	0.31
75-34-3	1,1-Dichloroethane	ND		1.0	0.38
75-35-4	1,1-Dichloroethene	ND		1.0	0.29
120-82-1	1,2,4-Trichlorobenzene	ND		1.0	0.41
96-12-8	1,2-Dibromo-3-Chloropropane	ND		1.0	0.39
95-50-1	1,2-Dichlorobenzene	ND		1.0	0.79
107-06-2	1,2-Dichloroethane	ND		1.0	0.21
78-87-5	1,2-Dichloropropane	ND		1.0	0.72
541-73-1	1,3-Dichlorobenzene	ND		1.0	0.78
106-46-7	1,4-Dichlorobenzene	ND		1.0	0.84
78-93-3	2-Butanone (MEK)	ND		10	1.3
591-78-6	2-Hexanone	ND		5.0	1.2
108-10-1	4-Methyl-2-pentanone (MIBK)	ND		5.0	2.1
67-64-1	Acetone	ND		10	3.0
71-43-2	Benzene	ND		1.0	0.41
75-27-4	Bromodichloromethane	ND		1.0	0.39
75-25-2	Bromoform	ND		1.0	0.26
74-83-9	Bromomethane	ND		1.0	0.69
75-15-0	Carbon disulfide	ND		1.0	0.19
56-23-5	Carbon tetrachloride	ND		1.0	0.27
108-90-7	Chlorobenzene	ND		1.0	0.75
124-48-1	Dibromochloromethane	ND		1.0	0.32
75-00-3	Chloroethane	ND		1.0	0.32
67-66-3	Chloroform	ND		1.0	0.34
74-87-3	Chloromethane	ND		1.0	0.35
156-59-2	cis-1,2-Dichloroethene	ND		1.0	0.81
10061-01-5	cis-1,3-Dichloropropene	ND		1.0	0.36
110-82-7	Cyclohexane	ND		1.0	0.18
75-71-8	Dichlorodifluoromethane	ND		1.0	0.68
100-41-4	Ethylbenzene	ND		1.0	0.74
106-93-4	1,2-Dibromoethane	ND		1.0	0.73
98-82-8	Isopropylbenzene	ND		1.0	0.79

FORM I
GC/MS VOA ORGANICS ANALYSIS DATA SHEET

Lab Name: Eurofins TestAmerica, Buffalo Job No.: 480-189828-1

SDG No.:

Client Sample ID: OU2-PZ-3-2021 Lab Sample ID: 480-189828-4

Matrix: Water Lab File ID: N6830.D

Analysis Method: 8260C Date Collected: 09/20/2021 15:50

Sample wt/vol: 5(mL) Date Analyzed: 09/27/2021 18:47

Soil Aliquot Vol: Dilution Factor: 1

Soil Extract Vol.: GC Column: ZB-624 (20) ID: 0.18(mm)

% Moisture: Level: (low/med) Low

Analysis Batch No.: 597968 Units: ug/L

CAS NO.	COMPOUND NAME	RESULT	Q	RL	MDL
79-20-9	Methyl acetate	ND		2.5	1.3
1634-04-4	Methyl tert-butyl ether	ND		1.0	0.16
108-87-2	Methylcyclohexane	ND		1.0	0.16
75-09-2	Methylene Chloride	ND		1.0	0.44
100-42-5	Styrene	ND		1.0	0.73
127-18-4	Tetrachloroethene	ND		1.0	0.36
108-88-3	Toluene	ND		1.0	0.51
156-60-5	trans-1,2-Dichloroethene	ND		1.0	0.90
10061-02-6	trans-1,3-Dichloropropene	ND		1.0	0.37
79-01-6	Trichloroethene	ND		1.0	0.46
75-69-4	Trichlorofluoromethane	ND		1.0	0.88
75-01-4	Vinyl chloride	ND		1.0	0.90
1330-20-7	Xylenes, Total	ND		2.0	0.66

CAS NO.	SURROGATE	%REC	Q	LIMITS
2037-26-5	Toluene-d8 (Surr)	97		80-120
17060-07-0	1,2-Dichloroethane-d4 (Surr)	118		77-120
460-00-4	4-Bromofluorobenzene (Surr)	102		73-120
1868-53-7	Dibromofluoromethane (Surr)	116		75-123

Eurofins TestAmerica, Buffalo
Target Compound Quantitation Report

Data File: \\chromfs\Buffalo\ChromData\HP5973N\20210927-101231.b\N6830.D
Lims ID: 480-189828-A-4
Client ID: OU2-PZ-3-2021
Sample Type: Client
Inject. Date: 27-Sep-2021 18:47:30 ALS Bottle#: 25 Worklist Smp#: 26
Purge Vol: 5.000 mL Dil. Factor: 1.0000
Sample Info: 480-189828-A-4
Misc. Info.: 480-0101231-026
Operator ID: wd Instrument ID: HP5973N

Method: \\chromfs\Buffalo\ChromData\HP5973N\20210927-101231.b\N-8260.m
Limit Group: MV - 8260C ICAL
Last Update: 28-Sep-2021 08:47:30 Calib Date: 21-Sep-2021 20:05:30
Integrator: RTE ID Type: Deconvolution ID
Quant Method: Internal Standard Quant By: Initial Calibration
Last ICal File: \\chromfs\Buffalo\ChromData\HP5973N\20210921-101109.b\N6474.D

Column 1 : ZB-624 (0.18 mm) Det: MS SCAN
Process Host: CTX1658

First Level Reviewer: izquierdoo Date: 28-Sep-2021 08:47:30

Compound	Sig	RT (min.)	Adj RT (min.)	Dlt RT (min.)	Q	Response	OnCol Amt ug/L	Flags
* 147 Fluorobenzene (IS)	70	5.412	5.412	0.000	98	135627	25.0	
* 2 Chlorobenzene-d5	117	8.406	8.405	0.001	89	559286	25.0	
* 3 1,4-Dichlorobenzene-d4	152	10.796	10.796	0.000	95	295801	25.0	
$ 148 Dibromofluoromethane (Surr)	113	4.834	4.834	0.000	92	213719	28.9	
$ 5 1,2-Dichloroethane-d4 (Surr)	65	5.139	5.139	0.000	96	283379	29.6	
$ 6 Toluene-d8 (Surr)	98	6.921	6.915	0.006	95	671724	24.2	
$ 7 4-Bromofluorobenzene (Surr)	174	9.659	9.659	0.000	91	214902	25.5	
11 Dichlorodifluoromethane	85		1.282				ND	
13 Chloromethane	50		1.452				ND	
14 Vinyl chloride	62		1.543				ND	
15 Bromomethane	94		1.853				ND	
16 Chloroethane	64		1.933				ND	
18 Trichlorofluoromethane	101		2.164				ND	
21 112TCTFE	101		2.656				ND	
22 1,1-Dichloroethene	96		2.663				ND	
23 Acetone	43		2.772				ND	U
25 Carbon disulfide	76		2.857				ND	7
28 Methyl acetate	43		3.070				ND	U
30 Methylene Chloride	84		3.168				ND	
32 Methyl tert-butyl ether	73		3.380				ND	
33 trans-1,2-Dichloroethene	96		3.393				ND	
36 1,1-Dichloroethane	63		3.812				ND	
43 cis-1,2-Dichloroethene	96		4.366				ND	
44 2-Butanone (MEK)	43		4.402				ND	7
50 Chloroform	83		4.676				ND	U
51 1,1,1-Trichloroethane	97		4.786				ND	
52 Cyclohexane	56		4.798				ND	U
53 Carbon tetrachloride	117		4.920				ND	
55 Benzene	78		5.145				ND	
57 1,2-Dichloroethane	62		5.212				ND	
60 Trichloroethene	95		5.753				ND	

Compound	Sig	RT (min.)	Adj RT (min.)	Dlt RT (min.)	Q	Response	OnCol Amt ug/L	Flags
62 Methylcyclohexane	83		5.869				ND	U
63 1,2-Dichloropropane	63		5.996				ND	
67 Dichlorobromomethane	83		6.282				ND	7
71 cis-1,3-Dichloropropene	75		6.696				ND	
72 4-Methyl-2-pentanone (MIBK)	58		6.848				ND	U
73 Toluene	92		6.988				ND	U
75 trans-1,3-Dichloropropene	75		7.268				ND	
78 1,1,2-Trichloroethane	83		7.456				ND	
79 Tetrachloroethene	166		7.517				ND	
82 2-Hexanone	43		7.688				ND	
83 Chlorodibromomethane	129		7.852				ND	
84 Ethylene Dibromide	107		7.961				ND	
85 Chlorobenzene	112		8.430				ND	
88 Ethylbenzene	91		8.527				ND	
90 m-Xylene & p-Xylene	106		8.649				ND	
91 o-Xylene	106		9.075				ND	
92 Styrene	104		9.105				ND	
93 Bromoform	173		9.355				ND	
95 Isopropylbenzene	105		9.458				ND	
98 1,1,2,2-Tetrachloroethane	83		9.866				ND	
110 1,3-Dichlorobenzene	146		10.729				ND	7
113 1,4-Dichlorobenzene	146		10.821				ND	7
116 1,2-Dichlorobenzene	146		11.173				ND	
117 1,2-Dibromo-3-Chloropropane	75		11.904				ND	U
119 1,2,4-Trichlorobenzene	180		12.579				ND	
S 126 Xylenes, Total	1		30.000				ND	7

QC Flag Legend

Processing Flags

7 - Failed Limit of Detection

Review Flags

U - Marked Undetected

Reagents:

N 8260 IS_00222	Amount Added:	1.00	Units: uL	Run Reagent
N_8260_Surr_00425	Amount Added:	1.00	Units: uL	Run Reagent

Report Date: 28-Sep-2021 08:47:31 Chrom Revision: 2.3 13-May-2021 07:57:40

Eurofins TestAmerica, Buffalo

Data File:	\\chromfs\Buffalo\ChromData\HP5973N\20210927-101231.b\N6830.D				
Injection Date:	27-Sep-2021 18:47:30	Instrument ID:	HP5973N	Operator ID:	wd
Lims ID:	480-189828-A-4	Lab Sample ID:	480-189828-4	Worklist Smp#:	26
Client ID:	OU2-PZ-3-2021				
Purge Vol:	5.000 mL	Dil. Factor:	1.0000	ALS Bottle#:	25
Method:	N-8260	Limit Group:	MV - 8260C ICAL		

Column: ZB-624 (0.18 mm)

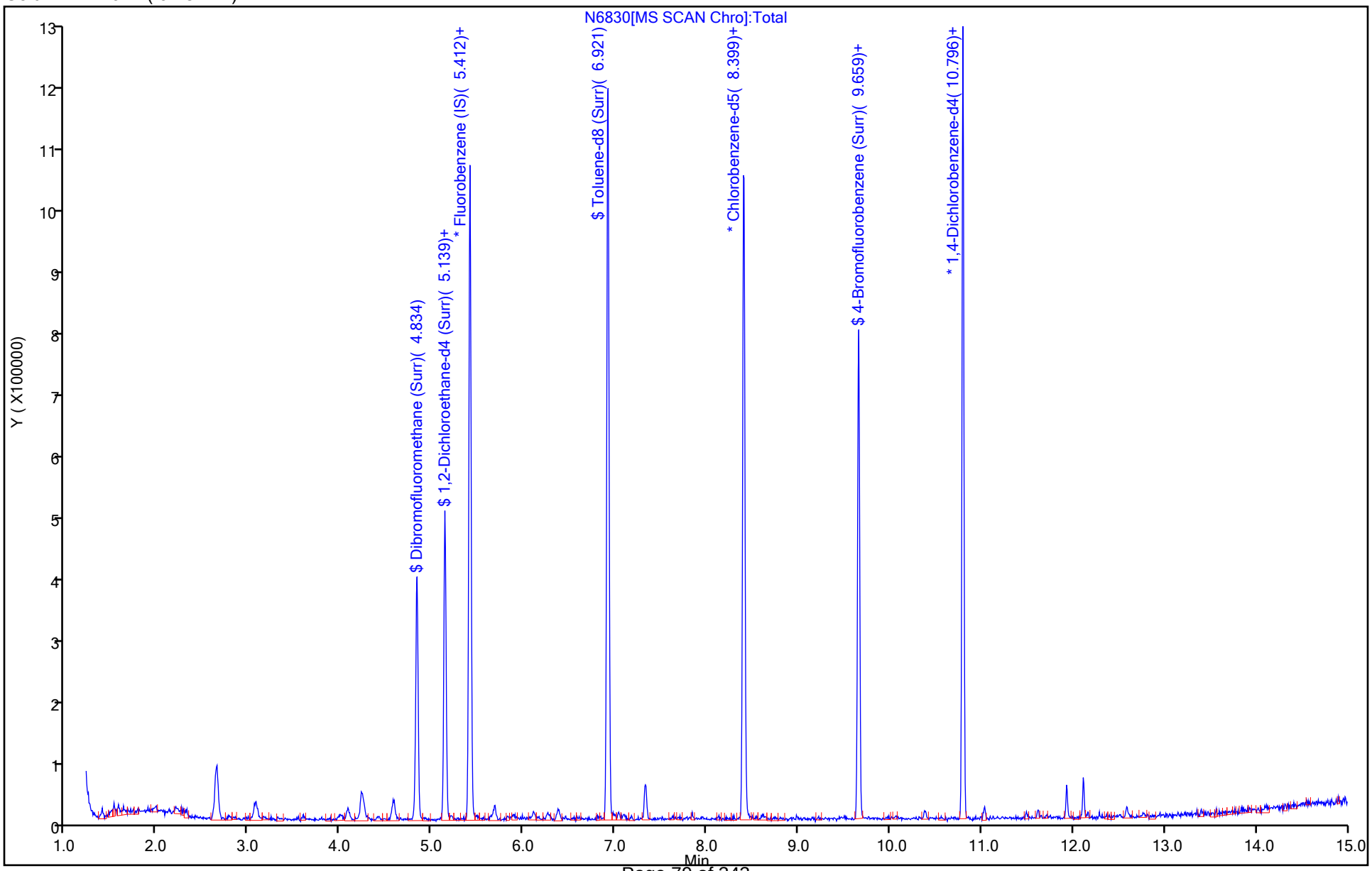

User Disabled Compound Report

Eurofins TestAmerica, Buffalo

Data File:	\\chromfs\Buffalo\ChromData\HP5973N\20210927-101231.b\N6830.D				
Injection Date:	27-Sep-2021 18:47:30	Instrument ID:	HP5973N		
Lims ID:	480-189828-A-4	Lab Sample ID:	480-189828-4		
Client ID:	OU2-PZ-3-2021				
Operator ID:	wd	ALS Bottle#:	25	Worklist Smp#:	26
Purge Vol:	5.000 mL	Dil. Factor:	1.0000		
Method:	N-8260	Limit Group:	MV - 8260C ICAL		
Column:	ZB-624 (0.18 mm)	Detector	MS SCAN		

117 1,2-Dibromo-3-Chloropropane, CAS: 96-12-8

Processing Results

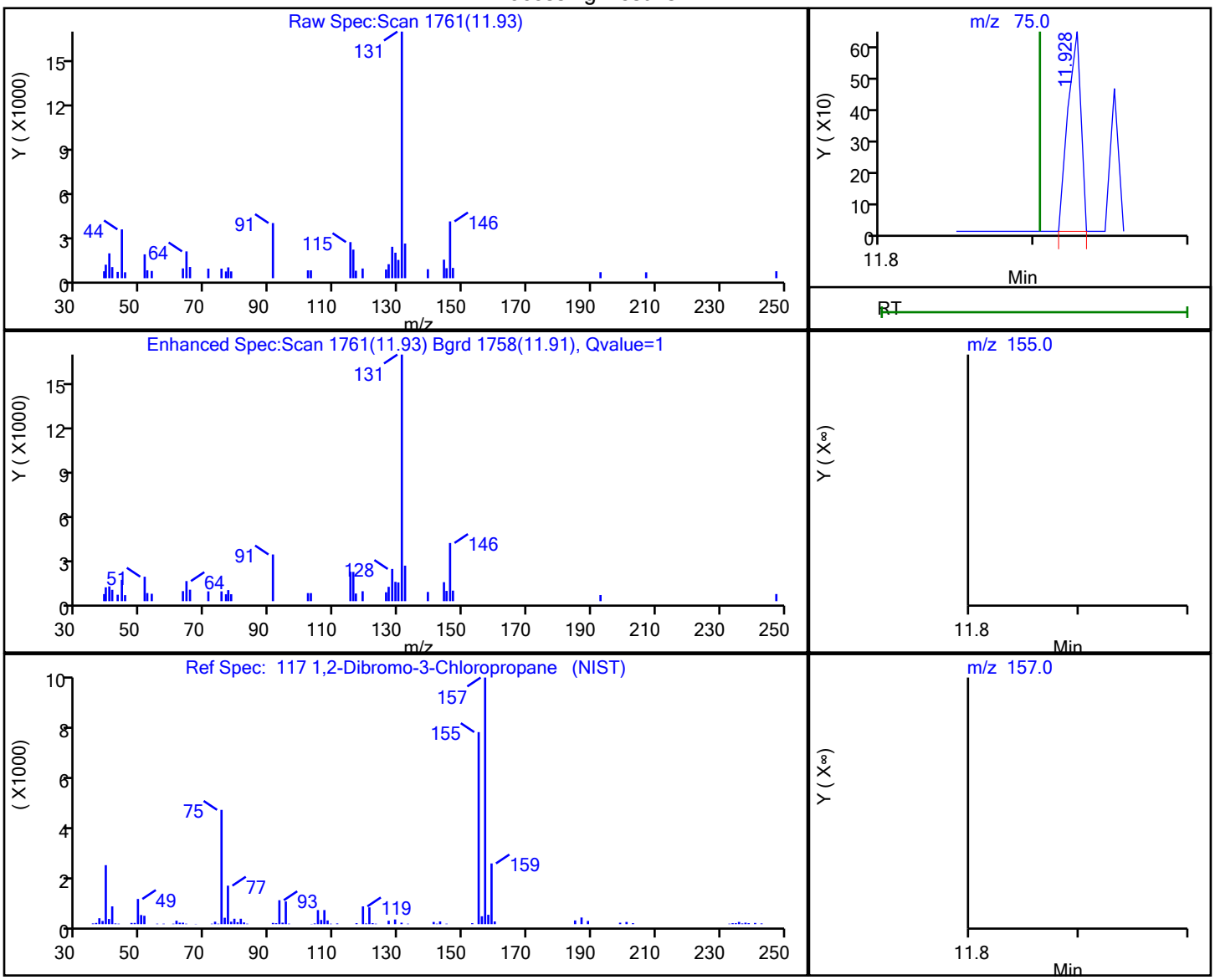

RT	Mass	Response	Amount
11.93	75.00	383	0.224542
11.90	155.00	0	
11.90	157.00	0	

Reviewer: izquierdoo, 28-Sep-2021 08:46:45

Audit Action: Marked Compound Undetected Audit Reason: Invalid Compound ID

User Disabled Compound Report

Eurofins TestAmerica, Buffalo

Data File:	\\chromfs\Buffalo\ChromData\HP5973N\20210927-101231.b\N6830.D				
Injection Date:	27-Sep-2021 18:47:30	Instrument ID:	HP5973N		
Lims ID:	480-189828-A-4	Lab Sample ID:	480-189828-4		
Client ID:	OU2-PZ-3-2021				
Operator ID:	wd	ALS Bottle#:	25	Worklist Smp#:	26
Purge Vol:	5.000 mL	Dil. Factor:	1.0000		
Method:	N-8260	Limit Group:	MV - 8260C ICAL		
Column:	ZB-624 (0.18 mm)	Detector	MS SCAN		

72 4-Methyl-2-pentanone (MIBK), CAS: 108-10-1

Processing Results

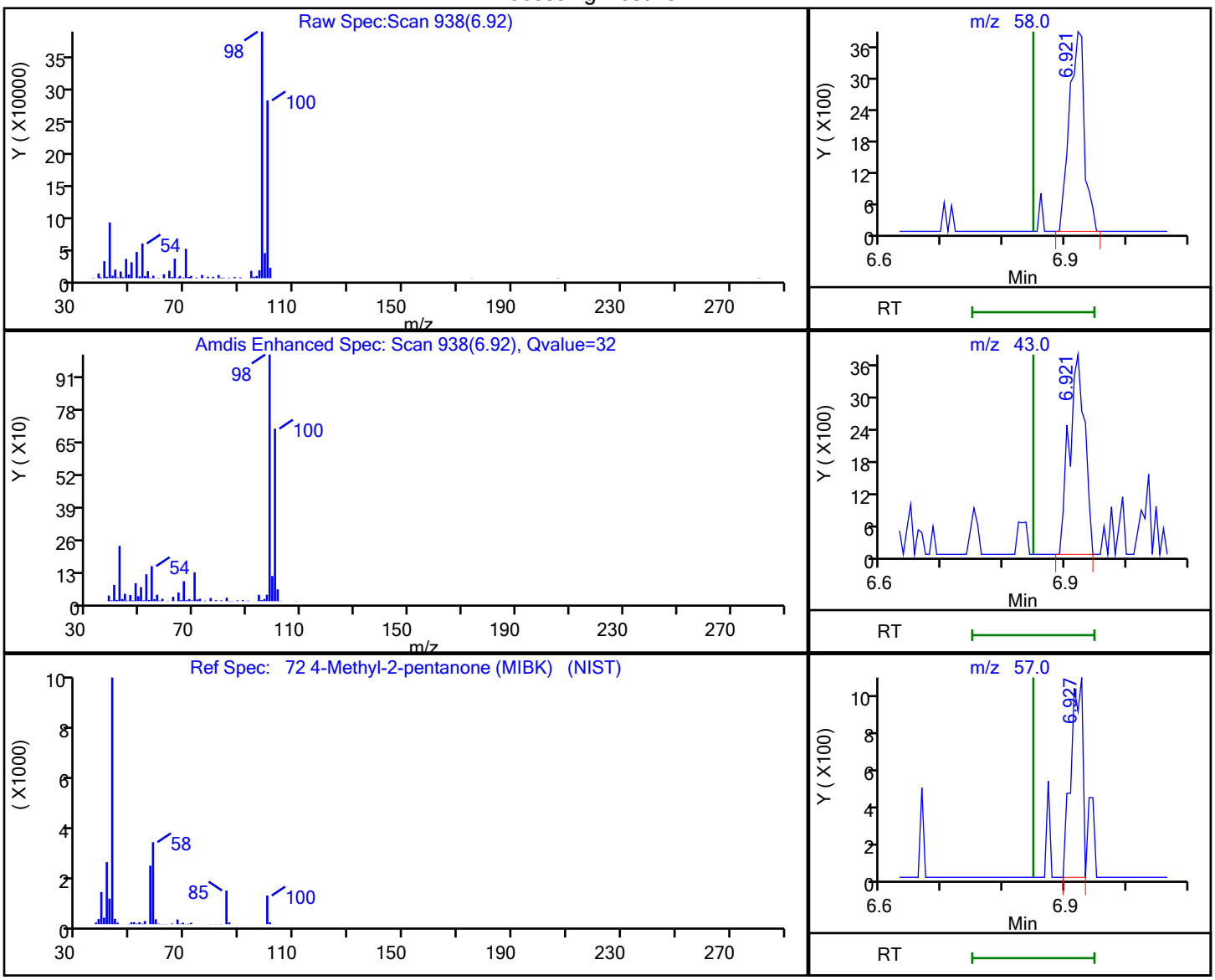

RT	Mass	Response	Amount
6.92	58.00	6612	1.156892
6.92	43.00	6651	
6.93	57.00	1330	

Reviewer: izquierdoo, 28-Sep-2021 08:46:58

Audit Action: Marked Compound Undetected Audit Reason: Invalid Compound ID

Report Date: 28-Sep-2021 08:47:31 Chrom Revision: 2.3 13-May-2021 07:57:40

User Disabled Compound Report

Eurofins TestAmerica, Buffalo

Data File:	\\chromfs\Buffalo\ChromData\HP5973N\20210927-101231.b\N6830.D				
Injection Date:	27-Sep-2021 18:47:30	Instrument ID:	HP5973N		
Lims ID:	480-189828-A-4	Lab Sample ID:	480-189828-4		
Client ID:	OU2-PZ-3-2021				
Operator ID:	wd	ALS Bottle#:	25	Worklist Smp#:	26
Purge Vol:	5.000 mL	Dil. Factor:	1.0000		
Method:	N-8260	Limit Group:	MV - 8260C ICAL		
Column:	ZB-624 (0.18 mm)	Detector	MS SCAN		

50 Chloroform, CAS: 67-66-3

Processing Results

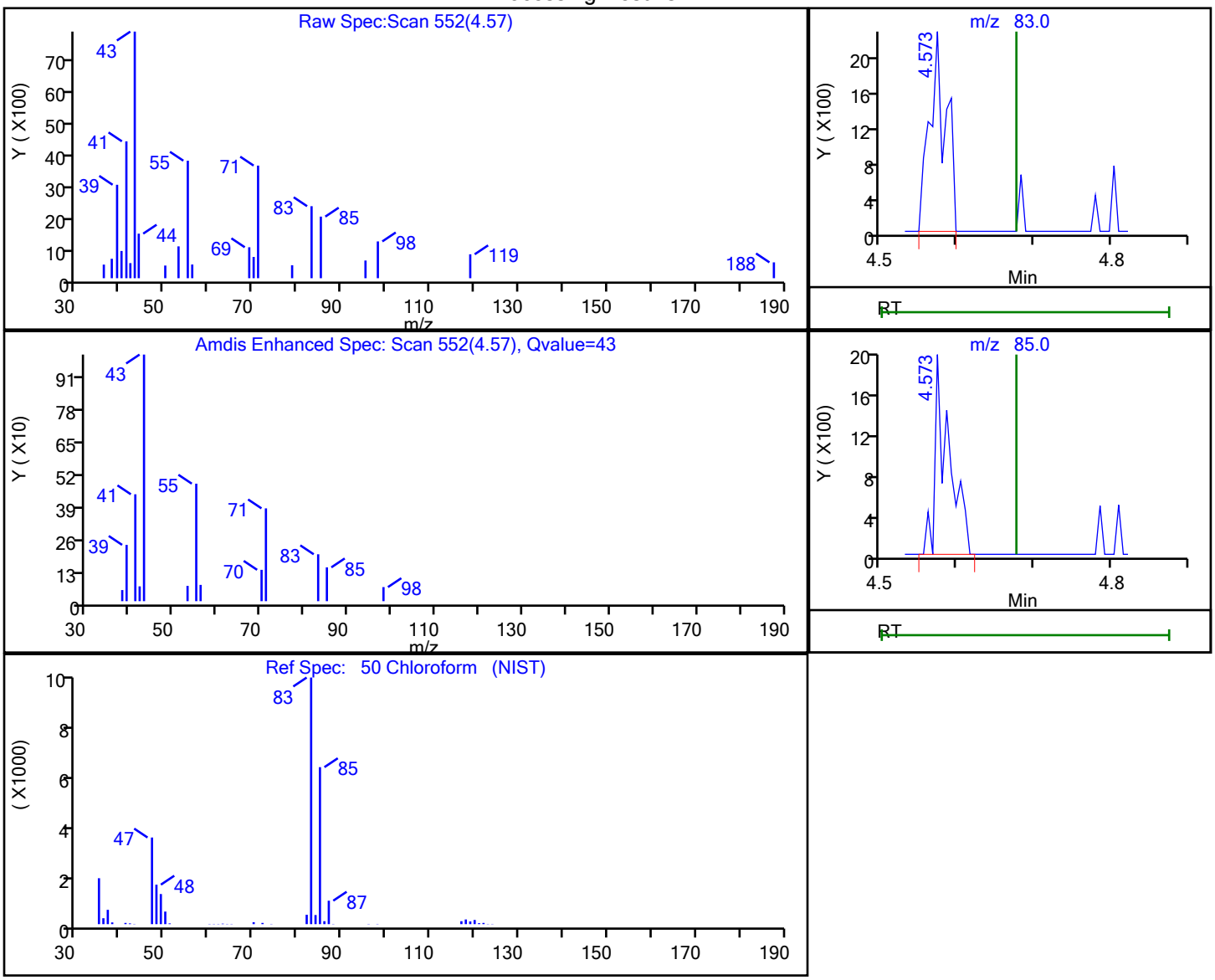

RT	Mass	Response	Amount
4.57	83.00	3381	0.245077
4.57	85.00	2513	

Reviewer: izquierdoo, 28-Sep-2021 08:47:12

Audit Action: Marked Compound Undetected Audit Reason: Invalid Compound ID

User Disabled Compound Report

Eurofins TestAmerica, Buffalo

Data File:	\\chromfs\Buffalo\ChromData\HP5973N\20210927-101231.b\N6830.D				
Injection Date:	27-Sep-2021 18:47:30	Instrument ID:	HP5973N		
Lims ID:	480-189828-A-4	Lab Sample ID:	480-189828-4		
Client ID:	OU2-PZ-3-2021				
Operator ID:	wd	ALS Bottle#:	25	Worklist Smp#:	26
Purge Vol:	5.000 mL	Dil. Factor:	1.0000		
Method:	N-8260	Limit Group:	MV - 8260C ICAL		
Column:	ZB-624 (0.18 mm)	Detector	MS SCAN		

52 Cyclohexane, CAS: 110-82-7

Processing Results

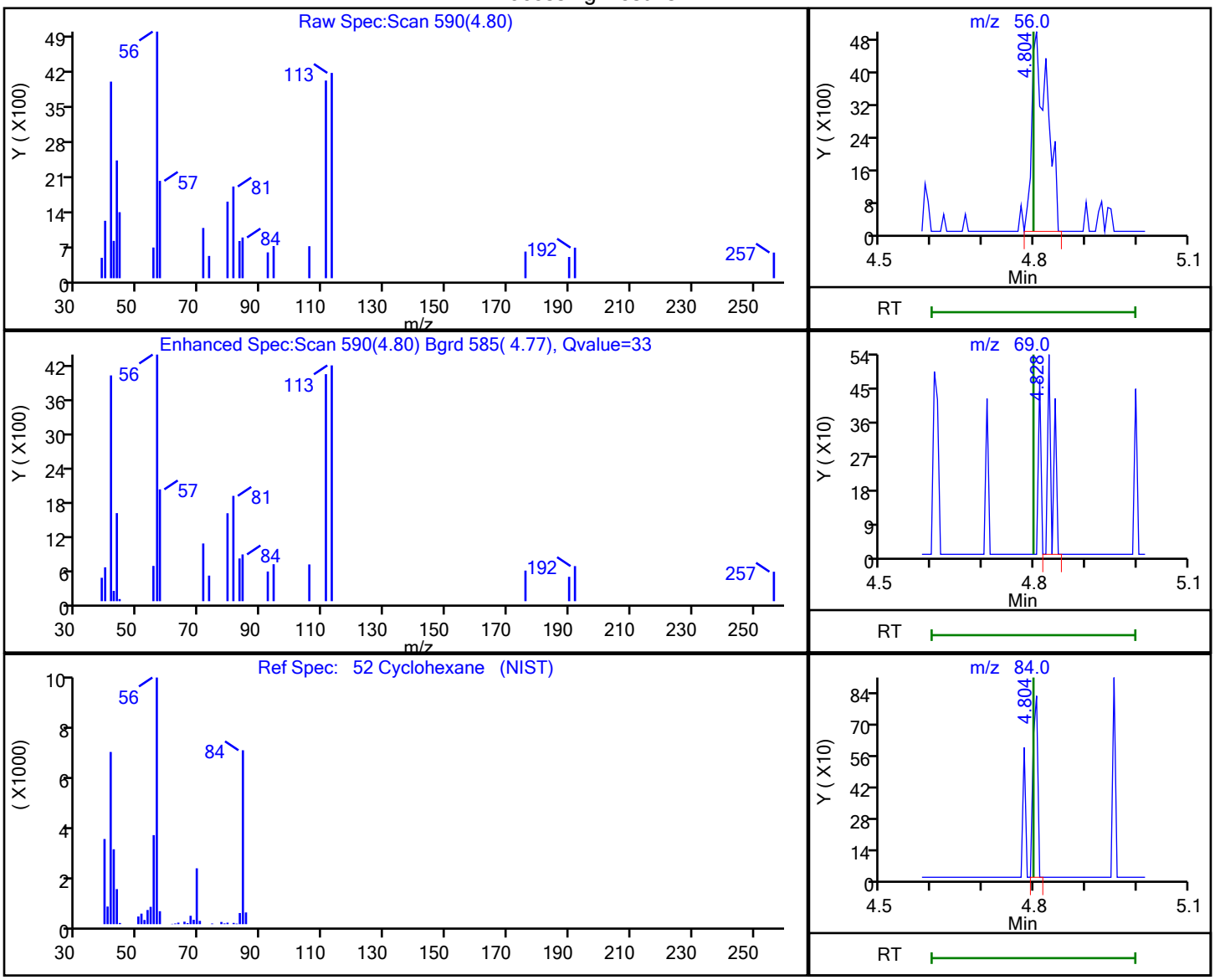

RT	Mass	Response	Amount
4.80	56.00	10391	0.540110
4.83	69.00	345	
4.80	84.00	534	

Reviewer: izquierdoo, 28-Sep-2021 08:47:10

Audit Action: Marked Compound Undetected Audit Reason: Invalid Compound ID

User Disabled Compound Report

Eurofins TestAmerica, Buffalo

Data File:	\\chromfs\Buffalo\ChromData\HP5973N\20210927-101231.b\N6830.D				
Injection Date:	27-Sep-2021 18:47:30	Instrument ID:	HP5973N		
Lims ID:	480-189828-A-4	Lab Sample ID:	480-189828-4		
Client ID:	OU2-PZ-3-2021				
Operator ID:	wd	ALS Bottle#:	25	Worklist Smp#:	26
Purge Vol:	5.000 mL	Dil. Factor:	1.0000		
Method:	N-8260	Limit Group:	MV - 8260C ICAL		
Column:	ZB-624 (0.18 mm)	Detector	MS SCAN		

28 Methyl acetate, CAS: 79-20-9

Processing Results

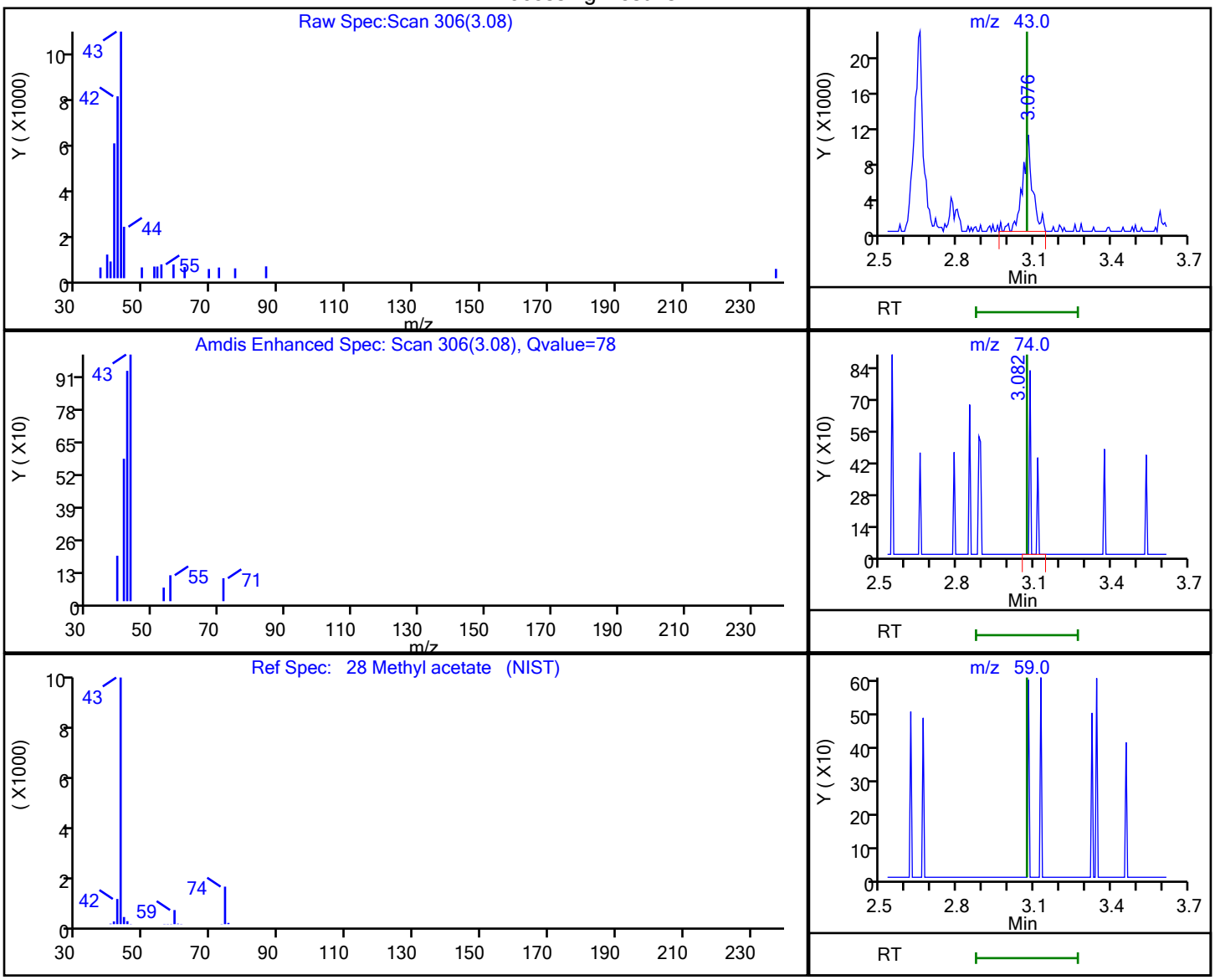

RT	Mass	Response	Amount
3.08	43.00	29630	1.971887
3.08	74.00	458	
3.07	59.00	0	

Reviewer: izquierdoo, 28-Sep-2021 08:47:19

Audit Action: Marked Compound Undetected Audit Reason: Invalid Compound ID

User Disabled Compound Report

Eurofins TestAmerica, Buffalo

Data File:	\\chromfs\Buffalo\ChromData\HP5973N\20210927-101231.b\N6830.D				
Injection Date:	27-Sep-2021 18:47:30	Instrument ID:	HP5973N		
Lims ID:	480-189828-A-4	Lab Sample ID:	480-189828-4		
Client ID:	OU2-PZ-3-2021				
Operator ID:	wd	ALS Bottle#:	25	Worklist Smp#:	26
Purge Vol:	5.000 mL	Dil. Factor:	1.0000		
Method:	N-8260	Limit Group:	MV - 8260C ICAL		
Column:	ZB-624 (0.18 mm)	Detector	MS SCAN		

62 Methylcyclohexane, CAS: 108-87-2

Processing Results

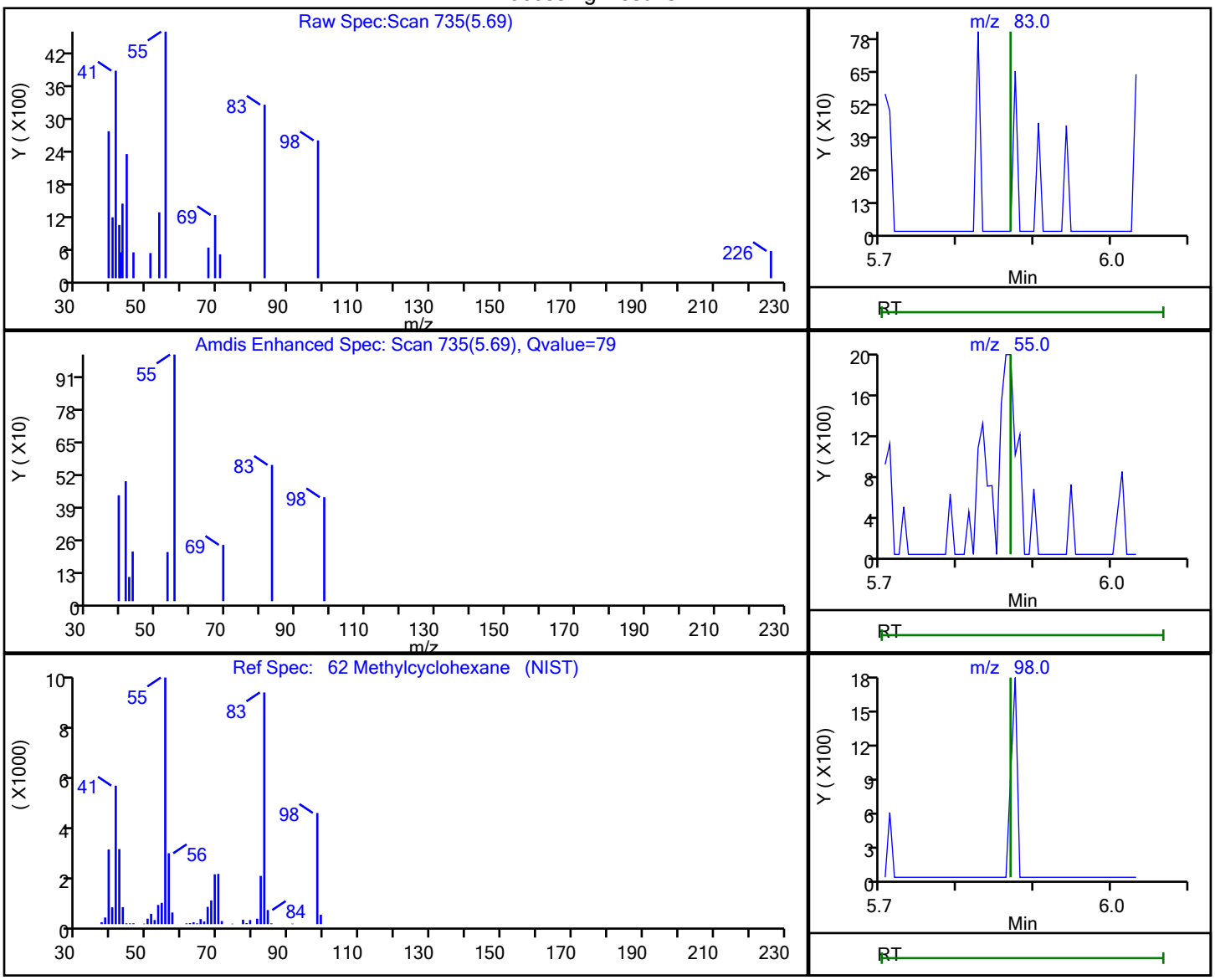

RT	Mass	Response	Amount
5.69	83.00	4937	0.418838
5.68	55.00	10939	
5.69	98.00	3386	

Reviewer: izquierdoo, 28-Sep-2021 08:47:01

Audit Action: Marked Compound Undetected Audit Reason: Invalid Compound ID

FORM I
GC/MS VOA ORGANICS ANALYSIS DATA SHEET

Lab Name: Eurofins TestAmerica, Buffalo Job No.: 480-189828-1

SDG No.:

Client Sample ID: MW-08-2021 Lab Sample ID: 480-189828-5

Matrix: Water Lab File ID: N6831.D

Analysis Method: 8260C Date Collected: 09/20/2021 16:20

Sample wt/vol: 5(mL) Date Analyzed: 09/27/2021 19:10

Soil Aliquot Vol: Dilution Factor: 100

Soil Extract Vol.: GC Column: ZB-624 (20) ID: 0.18(mm)

% Moisture: Level: (low/med) Low

Analysis Batch No.: 597968 Units: ug/L

CAS NO.	COMPOUND NAME	RESULT	Q	RL	MDL
71-55-6	1,1,1-Trichloroethane	ND		100	82
79-34-5	1,1,2,2-Tetrachloroethane	ND		100	21
79-00-5	1,1,2-Trichloroethane	ND		100	23
76-13-1	1,1,2-Trichloro-1,2,2-trifluoroethane	ND		100	31
75-34-3	1,1-Dichloroethane	ND		100	38
75-35-4	1,1-Dichloroethene	ND		100	29
120-82-1	1,2,4-Trichlorobenzene	ND		100	41
96-12-8	1,2-Dibromo-3-Chloropropane	ND		100	39
95-50-1	1,2-Dichlorobenzene	ND		100	79
107-06-2	1,2-Dichloroethane	ND		100	21
78-87-5	1,2-Dichloropropane	ND		100	72
541-73-1	1,3-Dichlorobenzene	ND		100	78
106-46-7	1,4-Dichlorobenzene	ND		100	84
78-93-3	2-Butanone (MEK)	ND		1000	130
591-78-6	2-Hexanone	ND		500	120
108-10-1	4-Methyl-2-pentanone (MIBK)	ND		500	210
67-64-1	Acetone	ND		1000	300
71-43-2	Benzene	ND		100	41
75-27-4	Bromodichloromethane	ND		100	39
75-25-2	Bromoform	ND		100	26
74-83-9	Bromomethane	ND		100	69
75-15-0	Carbon disulfide	ND		100	19
56-23-5	Carbon tetrachloride	ND		100	27
108-90-7	Chlorobenzene	ND		100	75
124-48-1	Dibromochloromethane	ND		100	32
75-00-3	Chloroethane	ND		100	32
67-66-3	Chloroform	ND		100	34
74-87-3	Chloromethane	ND		100	35
156-59-2	cis-1,2-Dichloroethene	8900		100	81
10061-01-5	cis-1,3-Dichloropropene	ND		100	36
110-82-7	Cyclohexane	ND		100	18
75-71-8	Dichlorodifluoromethane	ND		100	68
100-41-4	Ethylbenzene	ND		100	74
106-93-4	1,2-Dibromoethane	ND		100	73
98-82-8	Isopropylbenzene	ND		100	79

FORM I
GC/MS VOA ORGANICS ANALYSIS DATA SHEET

Lab Name: Eurofins TestAmerica, Buffalo Job No.: 480-189828-1

SDG No.:

Client Sample ID: MW-08-2021 Lab Sample ID: 480-189828-5

Matrix: Water Lab File ID: N6831.D

Analysis Method: 8260C Date Collected: 09/20/2021 16:20

Sample wt/vol: 5(mL) Date Analyzed: 09/27/2021 19:10

Soil Aliquot Vol: Dilution Factor: 100

Soil Extract Vol.: GC Column: ZB-624 (20) ID: 0.18(mm)

% Moisture: Level: (low/med) Low

Analysis Batch No.: 597968 Units: ug/L

CAS NO.	COMPOUND NAME	RESULT	Q	RL	MDL
79-20-9	Methyl acetate	ND		250	130
1634-04-4	Methyl tert-butyl ether	ND		100	16
108-87-2	Methylcyclohexane	ND		100	16
75-09-2	Methylene Chloride	ND		100	44
100-42-5	Styrene	ND		100	73
127-18-4	Tetrachloroethene	1100		100	36
108-88-3	Toluene	ND		100	51
156-60-5	trans-1,2-Dichloroethene	ND		100	90
10061-02-6	trans-1,3-Dichloropropene	ND		100	37
79-01-6	Trichloroethene	1800		100	46
75-69-4	Trichlorofluoromethane	ND		100	88
75-01-4	Vinyl chloride	720		100	90
1330-20-7	Xylenes, Total	ND		200	66

CAS NO.	SURROGATE	%REC	Q	LIMITS
2037-26-5	Toluene-d8 (Surr)	99		80-120
17060-07-0	1,2-Dichloroethane-d4 (Surr)	106		77-120
460-00-4	4-Bromofluorobenzene (Surr)	99		73-120
1868-53-7	Dibromofluoromethane (Surr)	110		75-123

Eurofins TestAmerica, Buffalo
Target Compound Quantitation Report

Data File: \\chromfs\Buffalo\ChromData\HP5973N\20210927-101231.b\N6831.D
Lims ID: 480-189828-A-5
Client ID: MW-08-2021
Sample Type: Client
Inject. Date: 27-Sep-2021 19:10:30 ALS Bottle#: 26 Worklist Smp#: 27
Purge Vol: 5.000 mL Dil. Factor: 100.0000
Sample Info: 480-189828-A-5
Misc. Info.: 480-0101231-027
Operator ID: wd Instrument ID: HP5973N

Method: \\chromfs\Buffalo\ChromData\HP5973N\20210927-101231.b\N-8260.m
Limit Group: MV - 8260C ICAL
Last Update: 28-Sep-2021 08:48:22 Calib Date: 21-Sep-2021 20:05:30
Integrator: RTE ID Type: Deconvolution ID
Quant Method: Internal Standard Quant By: Initial Calibration
Last ICal File: \\chromfs\Buffalo\ChromData\HP5973N\20210921-101109.b\N6474.D

Column 1 : ZB-624 (0.18 mm) Det: MS SCAN
Process Host: CTX1658

First Level Reviewer: izquierdoo Date: 28-Sep-2021 08:48:22

Compound	Sig	RT (min.)	Adj RT (min.)	Dlt RT (min.)	Q	Response	OnCol Amt ug/L	Flags
* 147 Fluorobenzene (IS)	70	5.412	5.412	0.000	98	146416	25.0	
* 2 Chlorobenzene-d5	117	8.405	8.405	0.000	90	568391	25.0	
* 3 1,4-Dichlorobenzene-d4	152	10.796	10.796	0.000	95	299801	25.0	
$ 148 Dibromofluoromethane (Surr)	113	4.834	4.834	0.000	92	219412	27.5	
$ 5 1,2-Dichloroethane-d4 (Surr)	65	5.138	5.139	-0.001	94	273440	26.5	
$ 6 Toluene-d8 (Surr)	98	6.915	6.915	0.000	96	696461	24.7	
$ 7 4-Bromofluorobenzene (Surr)	174	9.659	9.659	0.000	92	212410	24.8	
11 Dichlorodifluoromethane	85		1.282				ND	
13 Chloromethane	50		1.452				ND	
14 Vinyl chloride	62	1.543	1.543	0.000	96	83247	7.20	
15 Bromomethane	94		1.853				ND	
16 Chloroethane	64		1.933				ND	
18 Trichlorofluoromethane	101		2.164				ND	
21 112TCTFE	101		2.656				ND	
22 1,1-Dichloroethene	96		2.663				ND	
23 Acetone	43		2.772				ND	
25 Carbon disulfide	76		2.857				ND	7
28 Methyl acetate	43		3.070				ND	
30 Methylene Chloride	84		3.168				ND	U
32 Methyl tert-butyl ether	73		3.380				ND	
33 trans-1,2-Dichloroethene	96	3.392	3.393	-0.001	62	2602	0.3261	
36 1,1-Dichloroethane	63		3.812				ND	7
43 cis-1,2-Dichloroethene	96	4.366	4.366	0.000	87	785019	88.9	
44 2-Butanone (MEK)	43		4.402				ND	
50 Chloroform	83		4.676				ND	
51 1,1,1-Trichloroethane	97		4.786				ND	
52 Cyclohexane	56		4.798				ND	
53 Carbon tetrachloride	117		4.920				ND	
55 Benzene	78		5.145				ND	
57 1,2-Dichloroethane	62		5.212				ND	
60 Trichloroethene	95	5.753	5.753	0.000	92	150042	18.3	

Compound	Sig	RT (min.)	Adj RT (min.)	Dlt RT (min.)	Q	Response	OnCol Amt ug/L	Flags
62 Methylcyclohexane	83		5.869				ND	
63 1,2-Dichloropropane	63		5.996				ND	
67 Dichlorobromomethane	83		6.282				ND	
71 cis-1,3-Dichloropropene	75		6.696				ND	
72 4-Methyl-2-pentanone (MIBK)	58		6.848				ND	U
73 Toluene	92		6.988				ND	
75 trans-1,3-Dichloropropene	75		7.268				ND	
78 1,1,2-Trichloroethane	83		7.456				ND	7
79 Tetrachloroethene	166	7.517	7.517	0.000	91	100326	11.2	
82 2-Hexanone	43		7.688				ND	
83 Chlorodibromomethane	129		7.852				ND	
84 Ethylene Dibromide	107		7.961				ND	
85 Chlorobenzene	112		8.430				ND	
88 Ethylbenzene	91		8.527				ND	
90 m-Xylene & p-Xylene	106		8.649				ND	
91 o-Xylene	106		9.075				ND	
92 Styrene	104		9.105				ND	
93 Bromoform	173		9.355				ND	
95 Isopropylbenzene	105		9.458				ND	
98 1,1,2,2-Tetrachloroethane	83		9.866				ND	
110 1,3-Dichlorobenzene	146		10.729				ND	7
113 1,4-Dichlorobenzene	146		10.821				ND	7
116 1,2-Dichlorobenzene	146		11.173				ND	
117 1,2-Dibromo-3-Chloropropane	75		11.904				ND	
119 1,2,4-Trichlorobenzene	180		12.579				ND	
S 126 Xylenes, Total	1		30.000				ND	7

QC Flag Legend

Processing Flags

7 - Failed Limit of Detection

Review Flags

U - Marked Undetected

Reagents:

N 8260 IS_00222	Amount Added:	1.00	Units: uL	Run Reagent
N_8260_Surr_00425	Amount Added:	1.00	Units: uL	Run Reagent

Report Date: 28-Sep-2021 08:48:22 Chrom Revision: 2.3 13-May-2021 07:57:40

Eurofins TestAmerica, Buffalo

Data File:	\\chromfs\Buffalo\ChromData\HP5973N\20210927-101231.b\N6831.D				
Injection Date:	27-Sep-2021 19:10:30	Instrument ID:	HP5973N	Operator ID:	wd
Lims ID:	480-189828-A-5	Lab Sample ID:	480-189828-5	Worklist Smp#:	27
Client ID:	MW-08-2021				
Purge Vol:	5.000 mL	Dil. Factor:	100.0000	ALS Bottle#:	26
Method:	N-8260	Limit Group:	MV - 8260C ICAL		

Column: ZB-624 (0.18 mm)

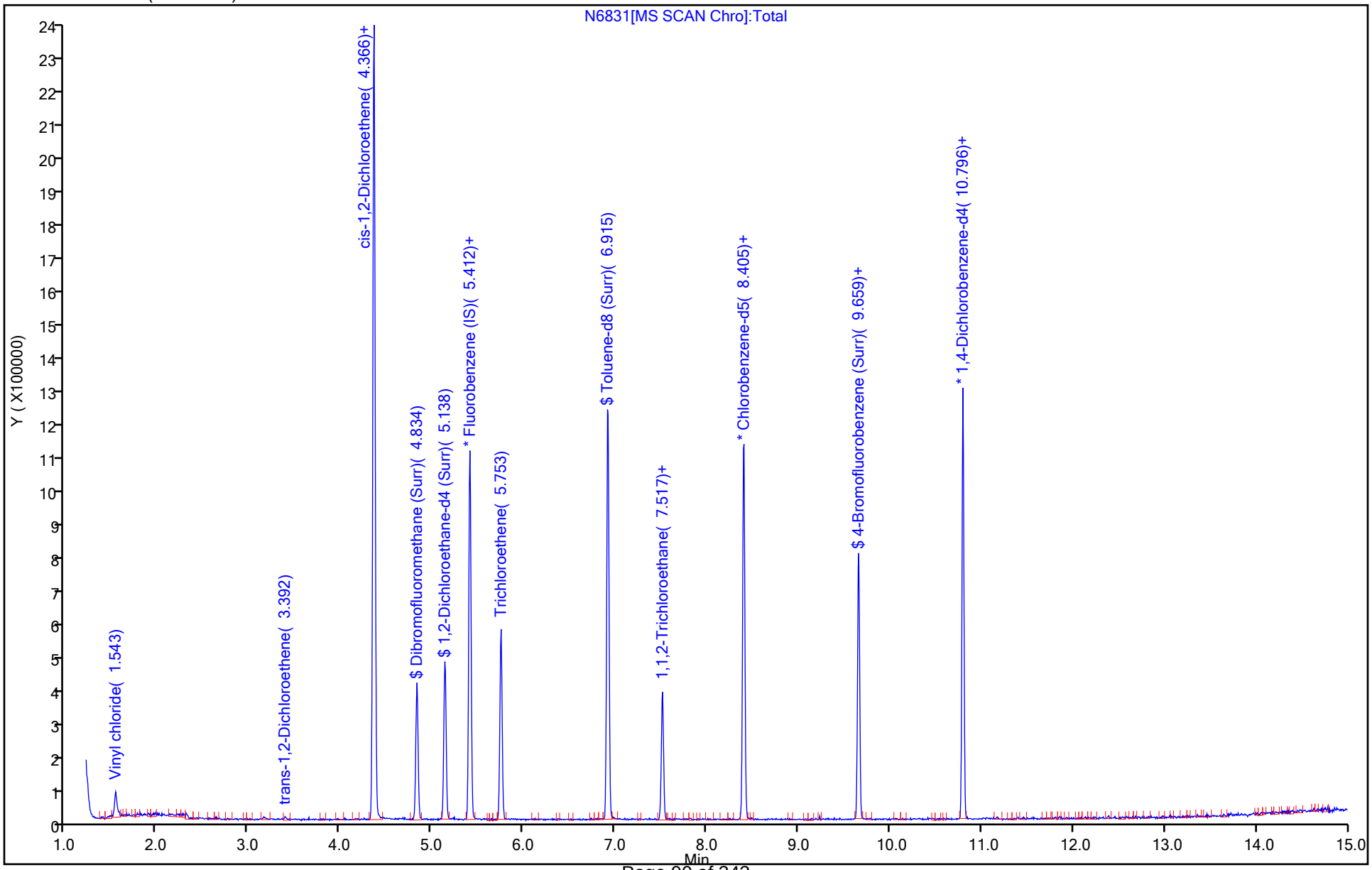

Report Date: 28-Sep-2021 08:48:22 Chrom Revision: 2.3 13-May-2021 07:57:40

Eurofins TestAmerica, Buffalo

Data File:	\\chromfs\Buffalo\ChromData\HP5973N\20210927-101231.b\N6831.D				
Injection Date:	27-Sep-2021 19:10:30	Instrument ID:	HP5973N		
Lims ID:	480-189828-A-5	Lab Sample ID:	480-189828-5		
Client ID:	MW-08-2021				
Operator ID:	wd	ALS Bottle#:	26	Worklist Smp#:	27
Purge Vol:	5.000 mL	Dil. Factor:	100.0000		
Method:	N-8260	Limit Group:	MV - 8260C ICAL		
Column:	ZB-624 (0.18 mm)	Detector	MS SCAN		

43 cis-1,2-Dichloroethene, CAS: 156-59-2

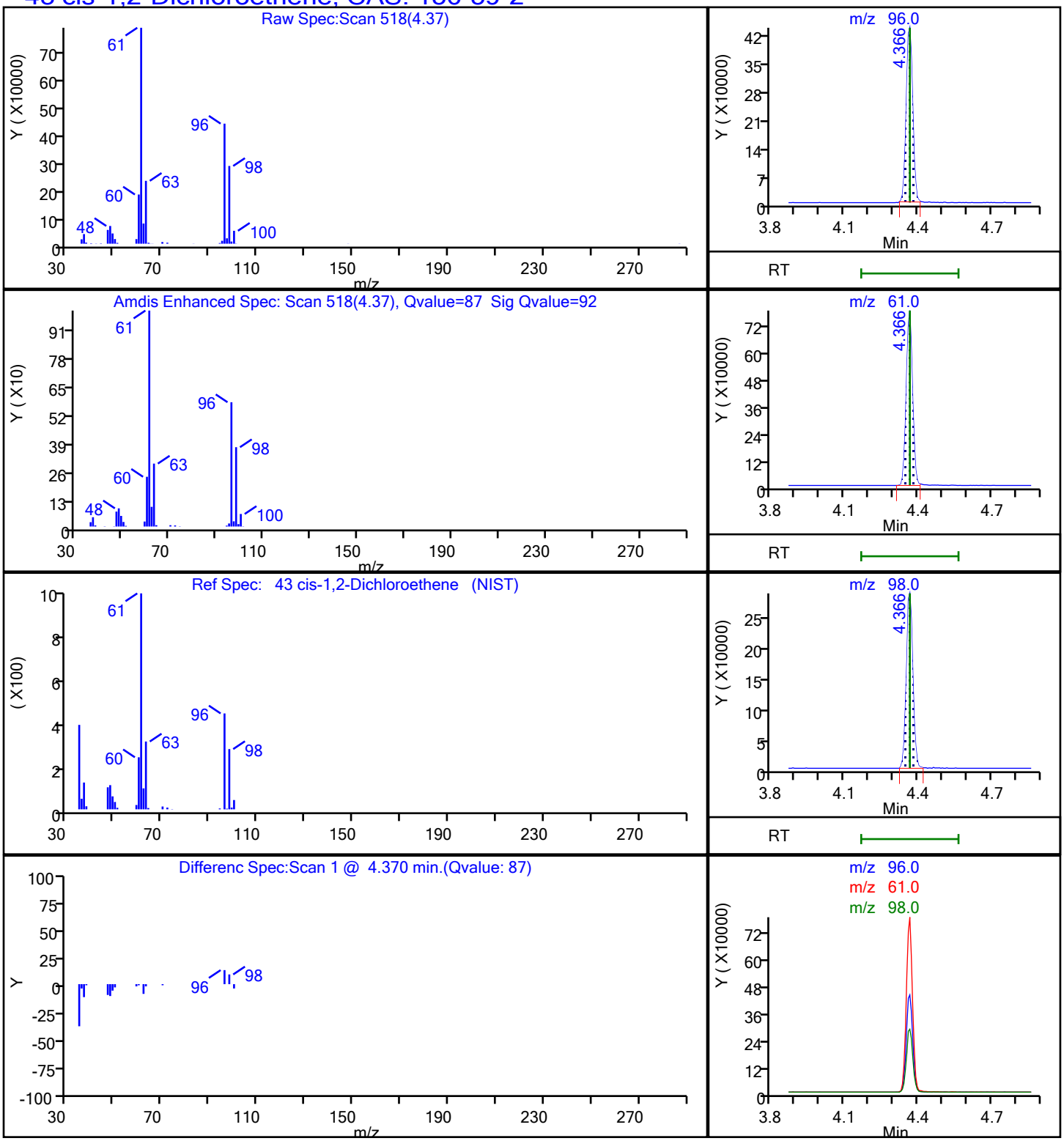

Report Date: 28-Sep-2021 08:48:22 Chrom Revision: 2.3 13-May-2021 07:57:40

Eurofins TestAmerica, Buffalo

Data File:	\\chromfs\Buffalo\ChromData\HP5973N\20210927-101231.b\N6831.D				
Injection Date:	27-Sep-2021 19:10:30	Instrument ID:	HP5973N		
Lims ID:	480-189828-A-5	Lab Sample ID:	480-189828-5		
Client ID:	MW-08-2021				
Operator ID:	wd	ALS Bottle#:	26	Worklist Smp#:	27
Purge Vol:	5.000 mL	Dil. Factor:	100.0000		
Method:	N-8260	Limit Group:	MV - 8260C ICAL		
Column:	ZB-624 (0.18 mm)	Detector	MS SCAN		

79 Tetrachloroethene, CAS: 127-18-4

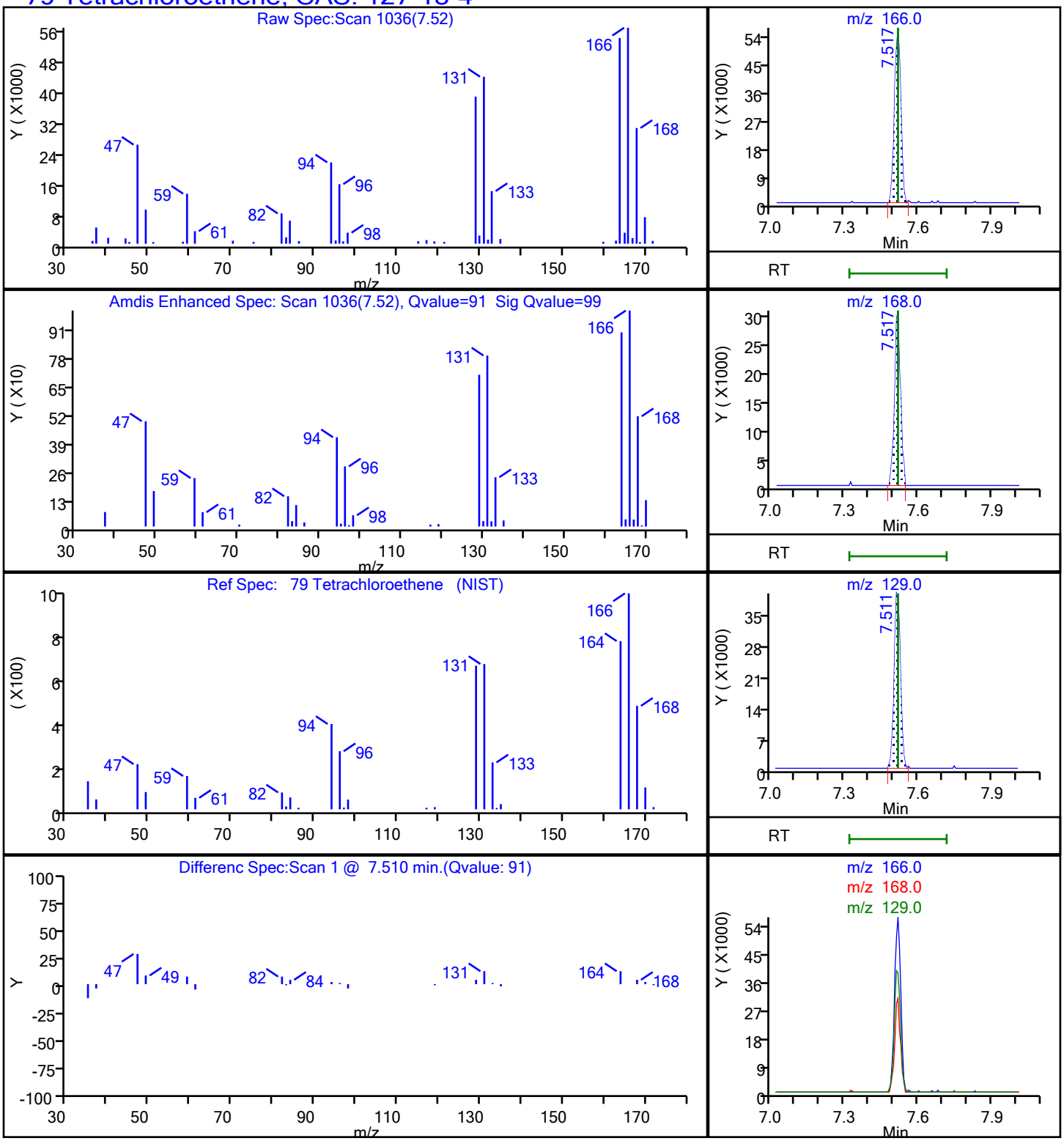

Report Date: 28-Sep-2021 08:48:22 Chrom Revision: 2.3 13-May-2021 07:57:40

Eurofins TestAmerica, Buffalo

Data File:	\\chromfs\Buffalo\ChromData\HP5973N\20210927-101231.b\N6831.D				
Injection Date:	27-Sep-2021 19:10:30	Instrument ID:	HP5973N		
Lims ID:	480-189828-A-5	Lab Sample ID:	480-189828-5		
Client ID:	MW-08-2021				
Operator ID:	wd	ALS Bottle#:	26	Worklist Smp#:	27
Purge Vol:	5.000 mL	Dil. Factor:	100.0000		
Method:	N-8260	Limit Group:	MV - 8260C ICAL		
Column:	ZB-624 (0.18 mm)	Detector	MS SCAN		

60 Trichloroethene, CAS: 79-01-6

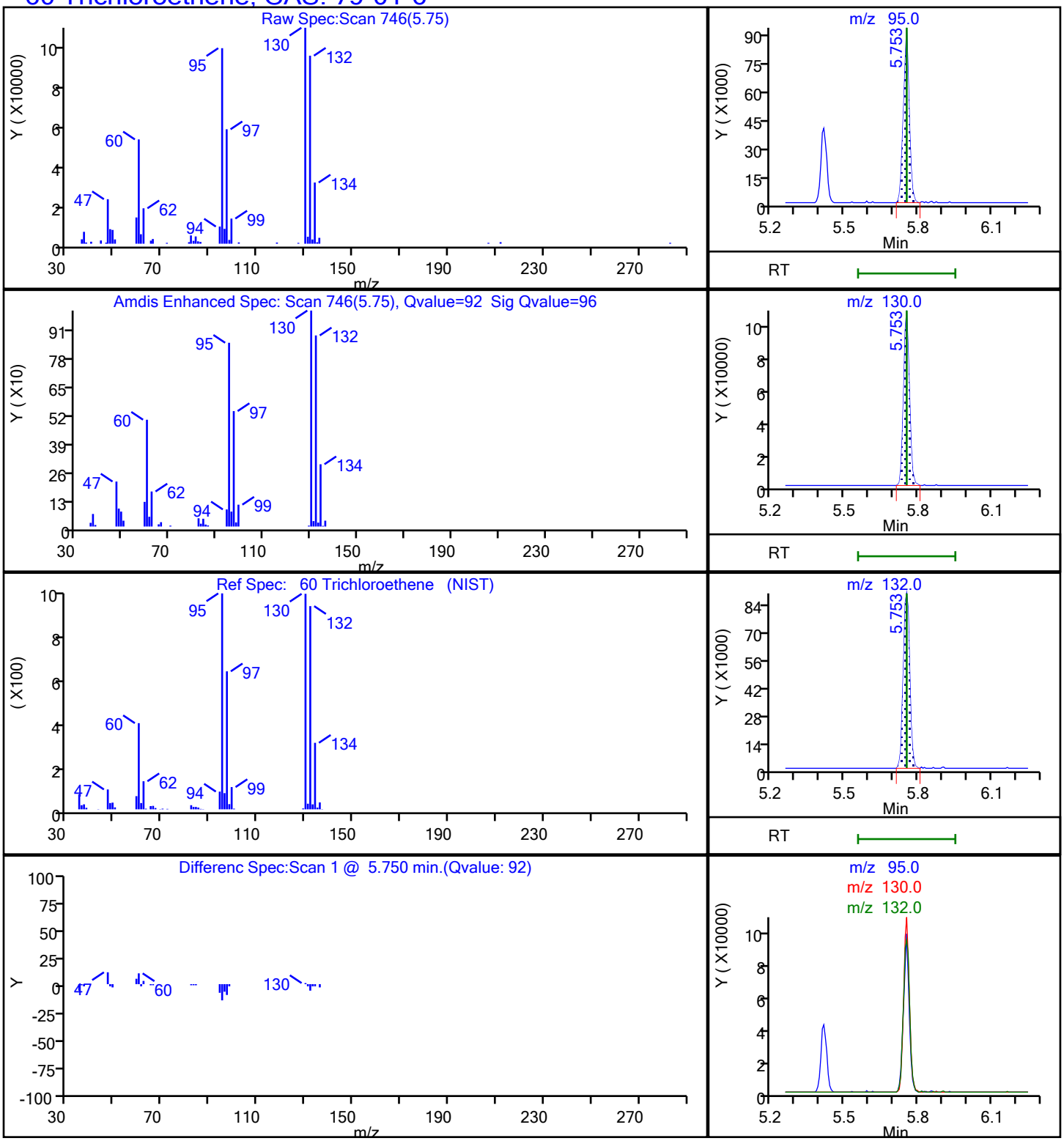

Report Date: 28-Sep-2021 08:48:22 Chrom Revision: 2.3 13-May-2021 07:57:40

Eurofins TestAmerica, Buffalo

Data File:	\\chromfs\Buffalo\ChromData\HP5973N\20210927-101231.b\N6831.D				
Injection Date:	27-Sep-2021 19:10:30	Instrument ID:	HP5973N		
Lims ID:	480-189828-A-5	Lab Sample ID:	480-189828-5		
Client ID:	MW-08-2021				
Operator ID:	wd	ALS Bottle#:	26	Worklist Smp#:	27
Purge Vol:	5.000 mL	Dil. Factor:	100.0000		
Method:	N-8260	Limit Group:	MV - 8260C ICAL		
Column:	ZB-624 (0.18 mm)	Detector	MS SCAN		

14 Vinyl chloride, CAS: 75-01-4

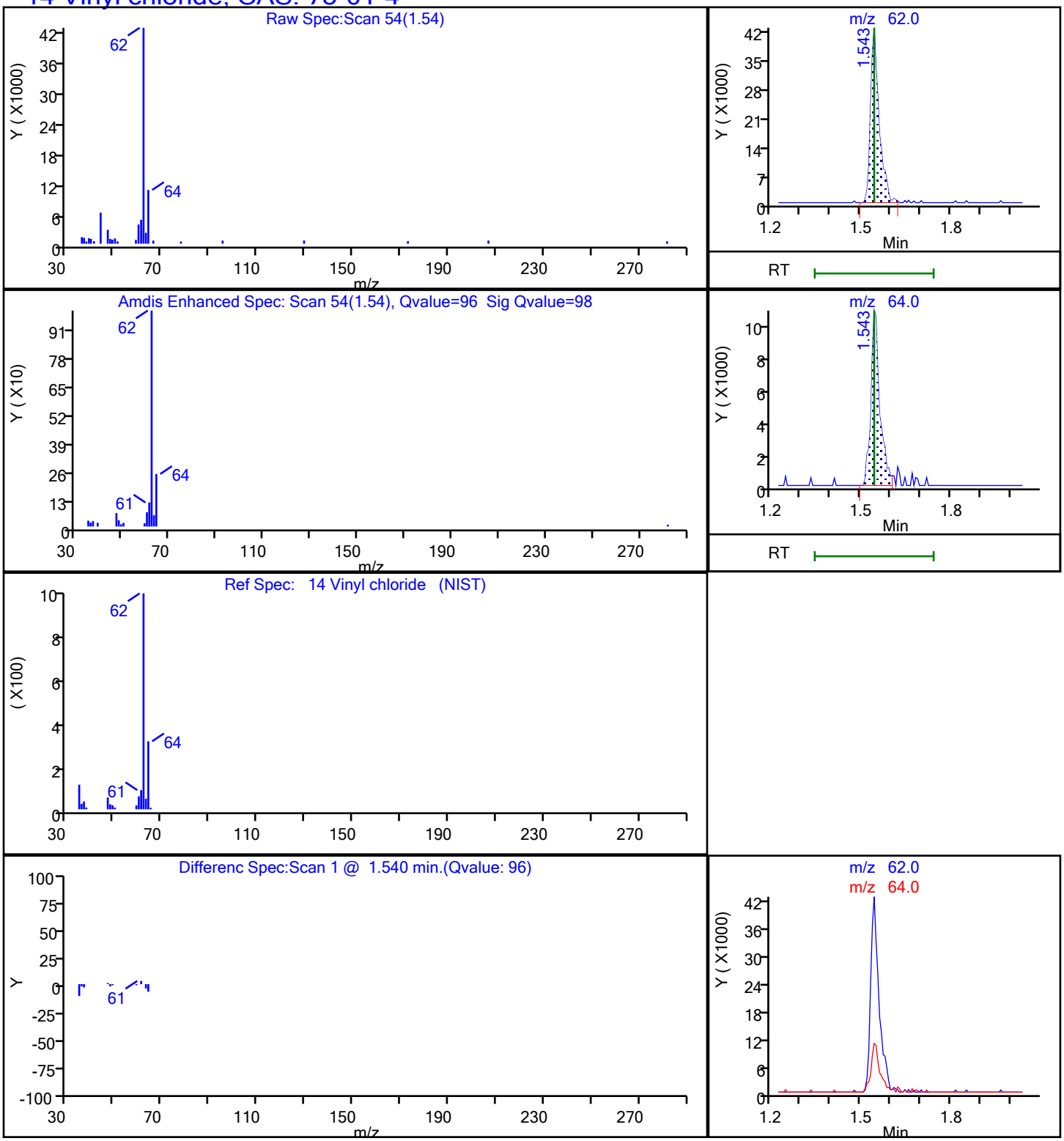

User Disabled Compound Report

Eurofins TestAmerica, Buffalo

Data File:	\\chromfs\Buffalo\ChromData\HP5973N\20210927-101231.b\N6831.D				
Injection Date:	27-Sep-2021 19:10:30	Instrument ID:	HP5973N		
Lims ID:	480-189828-A-5	Lab Sample ID:	480-189828-5		
Client ID:	MW-08-2021				
Operator ID:	wd	ALS Bottle#:	26	Worklist Smp#:	27
Purge Vol:	5.000 mL	Dil. Factor:	100.0000		
Method:	N-8260	Limit Group:	MV - 8260C ICAL		
Column:	ZB-624 (0.18 mm)	Detector	MS SCAN		

72 4-Methyl-2-pentanone (MIBK), CAS: 108-10-1

Processing Results

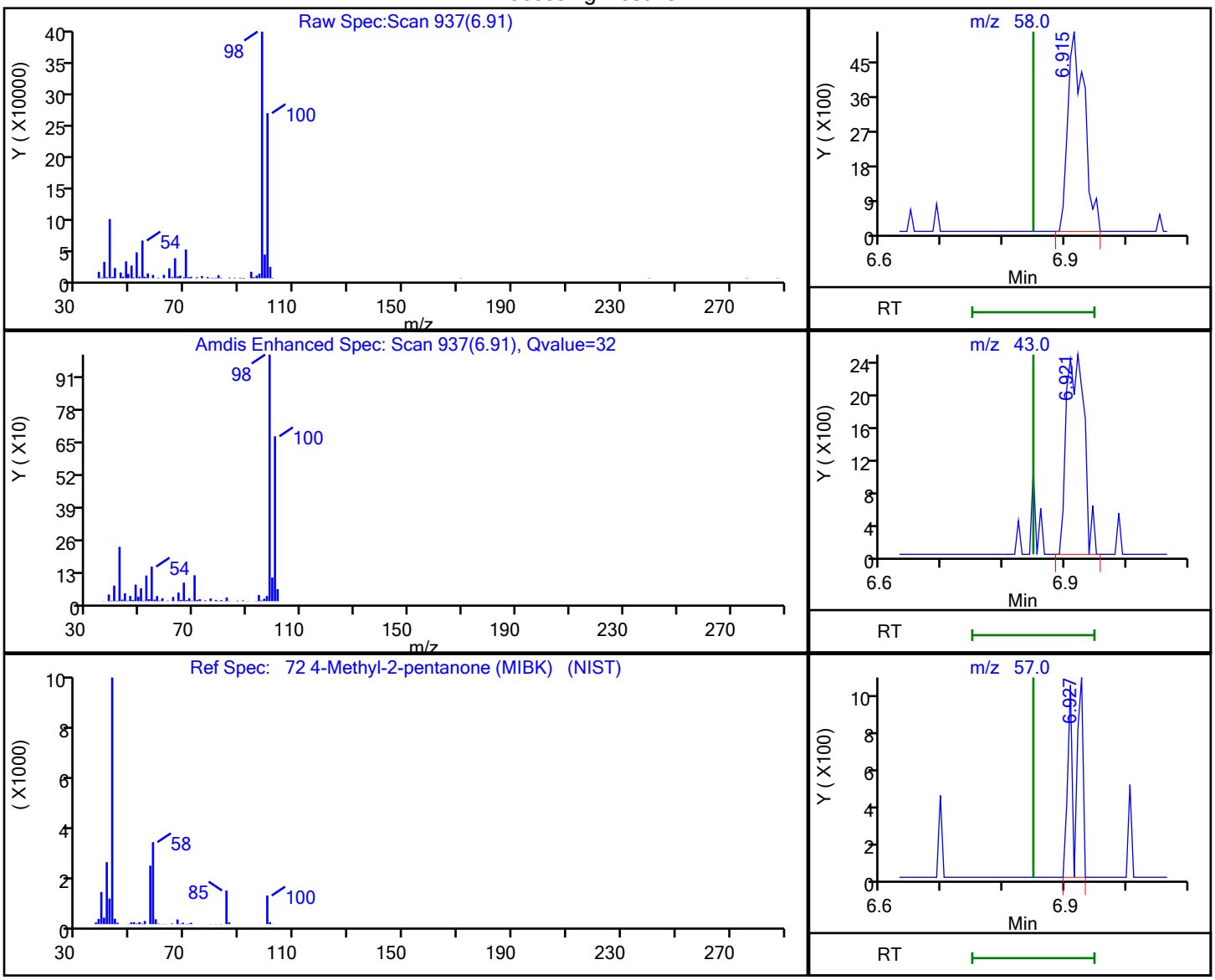

RT	Mass	Response	Amount
6.91	58.00	9768	1.681715
6.92	43.00	4984	
6.93	57.00	1223	

Reviewer: izquierdoo, 28-Sep-2021 08:47:59

Audit Action: Marked Compound Undetected Audit Reason: Invalid Compound ID

FORM VI
GC/MS VOA BY INTERNAL STANDARD - INITIAL CALIBRATION DATA
CURVE EVALUATION

Lab Name: Eurofins TestAmerica, Buffalo Job No.: 480-189828-1 Analy Batch No.: 597177

SDG No.:

Instrument ID: HP5973N GC Column: ZB-624 (20) ID: 0.18(mm) Heated Purge: (Y/N) N

Calibration Start Date: 09/21/2021 13:06 Calibration End Date: 09/21/2021 15:49 Calibration ID: 42415

Calibration Files

LEVEL:	LAB SAMPLE ID:	LAB FILE ID:
Level 1	IC 480-597177/7	N6456.D
Level 2	IC 480-597177/8	N6457.D
Level 3	IC 480-597177/9	N6458.D
Level 4	IC 480-597177/10	N6459.D
Level 5	IC 480-597177/11	N6460.D
Level 6	ICIS 480-597177/12	N6461.D
Level 7	IC 480-597177/13	N6462.D
Level 8	IC 480-597177/14	N6463.D

ANALYTE	RRF					CURVE TYPE	COEFFICIENT			#	MIN RRF	%RSD	#	MAX %RSD	R^2 OR COD	#	MIN R^2 OR COD
	LVL 1 LVL 6	LVL 2 LVL 7	LVL 3 LVL 8	LVL 4	LVL 5		B	M1	M2								
Dichlorodifluoromethane	0.9945 1.2854	0.9601 1.2446	1.2301 1.2273	1.3434	1.1870	Ave		1.1840			0.1000	11.5		20.0			
Chloromethane	3.4025 3.5672	3.3305 3.3846	3.6535 3.2743	3.8243	3.5234	Ave		3.4950			0.1000	5.3		20.0			
Vinyl chloride	+++++ 2.1643	1.6897 2.0447	1.6321 2.0550	2.2277	2.0087	Ave		1.9746			0.1000	11.5		20.0			
Butadiene	2.3998 3.1019	2.8059 2.8334	2.6288 2.9362	3.1767	2.7872	Ave		2.8338				8.8		20.0			
Bromomethane	1.0628 1.0220	1.1829 0.9728	1.1545 0.9767	1.1332	1.1008	Ave		1.0757			0.1000	7.5		20.0			
Chloroethane	0.9458 1.2068	1.0799 1.0907	1.0359 1.0710	1.2351	1.1547	Ave		1.1025			0.1000	8.5		20.0			
Dichlorofluoromethane	2.5236 2.5031	2.3765 2.3178	2.2703 2.3397	2.6471	2.4877	Ave		2.4332				5.2		20.0			
Trichlorofluoromethane	+++++ 2.1901	1.8686 2.0761	1.8435 2.0537	2.2902	2.0769	Ave		2.0570			0.1000	7.8		20.0			
Ethyl ether	1.9274 1.9354	1.8004 1.8776	2.0202 1.8608	1.9442	1.9674	Ave		1.9167				3.6		20.0			
Acrolein	+++++ 0.1537	0.1713 0.1486	0.1634 0.1469	0.1712	0.1577	Ave		0.1590				6.3		20.0			
1,1,2-Trichloro-1,2,2-trifluoroethane	+++++ 1.3014	1.2080 1.1972	0.9950 1.2146	1.2519	1.1969	Ave		1.1950			0.1000	8.0		20.0			
1,1-Dichloroethene	+++++ 1.2404	1.1086 1.1954	0.9633 1.1803	1.2607	1.1873	Ave		1.1623			0.1000	8.6		20.0			
Acetone	+++++ 1.1302	1.2104 1.1073	1.1818 1.1337	1.2247	1.1278	Ave		1.1594			0.1000	4.0		20.0			

Note: The M1 coefficient is the same as Ave RRF for an Ave curve type.

FORM VI
GC/MS VOA BY INTERNAL STANDARD - INITIAL CALIBRATION DATA
CURVE EVALUATION

Lab Name: Eurofins TestAmerica, Buffalo Job No.: 480-189828-1 Analy Batch No.: 597177

SDG No.:

Instrument ID: HP5973N GC Column: ZB-624 (20) ID: 0.18(mm) Heated Purge: (Y/N) N

Calibration Start Date: 09/21/2021 13:06 Calibration End Date: 09/21/2021 15:49 Calibration ID: 42415

ANALYTE	RRF					CURVE TYPE	COEFFICIENT			#	MIN RRF	%RSD	#	MAX %RSD	R^2 OR COD	#	MIN R^2 OR COD
	LVL 1 LVL 6	LVL 2 LVL 7	LVL 3 LVL 8	LVL 4	LVL 5		B	M1	M2								
Iodomethane	+++++ 2.1970	2.1912 2.1487	1.8569 2.1436	2.1773	2.1483	Ave		2.1233				5.6		20.0			
Carbon disulfide	+++++ 4.1092	3.7699 3.8680	3.2163 3.9752	4.1045	3.8848	Ave		3.8468			0.1000	7.9		20.0			
Allyl chloride	+++++ 4.4342	3.5552 4.2860	3.3651 4.3410	4.1584	4.2178	Ave		4.0511				10.3		20.0			
Methyl acetate	2.8522 2.6037	2.9505 2.7022	2.7439 2.7751	2.8614	2.6693	Ave		2.7698			0.1000	4.1		20.0			
Methylene Chloride	3.4170 1.4103	2.4092 1.3112	1.7051 1.2965	1.6561	1.4351	Lin1	1.0921	1.3017			0.1000	6.9			0.9990		0.9900
2-Methyl-2-propanol	0.2079 0.2584	0.1959 0.2746	0.2267 0.2900	0.2188	0.2634	Ave		0.2420				14.1		20.0			
Methyl tert-butyl ether	4.2051 4.3090	3.7280 4.3090	3.8339 4.3999	4.5018	4.2141	Ave		4.1876			0.1000	6.4		20.0			
trans-1,2-Dichloroethene	1.2558 1.4182	1.3320 1.4222	1.2645 1.4001	1.4134	1.3919	Ave		1.3623			0.1000	5.1		20.0			
Acrylonitrile	1.3494 1.3375	1.3510 1.3247	1.2527 1.3641	1.3964	1.3196	Ave		1.3369				3.1		20.0			
Hexane	+++++ 3.2993	2.8548 3.4179	2.2897 3.3556	3.1797	2.9834	Ave		3.0543				12.9		20.0			
1,1-Dichloroethane	+++++ 3.2635	2.9411 3.1812	2.5744 3.1621	3.1750	3.1182	Ave		3.0594			0.2000	7.7		20.0			
Vinyl acetate	+++++ 6.3092	4.7567 6.9066	4.6197 7.4901	5.4524	5.4254	Ave		5.8515				18.5		20.0			
2,2-Dichloropropane	1.1317 1.2087	1.0398 1.0572	0.9353 1.1031	1.2039	1.1295	Ave		1.1012				8.2		20.0			
cis-1,2-Dichloroethene	1.4158 1.5513	1.4659 1.5470	1.4158 1.5371	1.6230	1.5018	Ave		1.5072			0.1000	4.8		20.0			
2-Butanone (MEK)	1.7453 1.8272	1.8003 1.8320	1.7286 1.9041	1.8473	1.7895	Ave		1.8093			0.1000	3.1		20.0			
Chlorobromomethane	0.7886 0.8188	0.8022 0.8005	0.7772 0.8096	0.8708	0.8515	Ave		0.8149				3.9		20.0			
Tetrahydrofuran	1.2752 1.1529	1.3749 1.1714	1.1594 1.2249	1.2790	1.1609	Ave		1.2248				6.5		20.0			
Chloroform	2.6238 2.4328	2.8781 2.4067	2.3926 2.4245	2.6958	2.4893	Ave		2.5429			0.2000	6.9		20.0			

Note: The M1 coefficient is the same as Ave RRF for an Ave curve type.

FORM VI
GC/MS VOA BY INTERNAL STANDARD - INITIAL CALIBRATION DATA
CURVE EVALUATION

Lab Name: Eurofins TestAmerica, Buffalo Job No.: 480-189828-1 Analy Batch No.: 597177

SDG No.:

Instrument ID: HP5973N GC Column: ZB-624 (20) ID: 0.18(mm) Heated Purge: (Y/N) N

Calibration Start Date: 09/21/2021 13:06 Calibration End Date: 09/21/2021 15:49 Calibration ID: 42415

ANALYTE	RRF					CURVE TYPE	COEFFICIENT			#	MIN RRF	%RSD	#	MAX %RSD	R^2 OR COD	#	MIN R^2 OR COD
	LVL 1 LVL 6	LVL 2 LVL 7	LVL 3 LVL 8	LVL 4	LVL 5		B	M1	M2								
1,1,1-Trichloroethane	+++++ 1.9456	1.5484 2.0042	1.5423 2.0495	1.8902	1.8882	Ave		1.8384			0.1000	11.3		20.0			
Cyclohexane	+++++ 3.9515	3.2586 3.9085	2.6040 4.0313	3.6551	3.4148	Ave		3.5462			0.1000	14.2		20.0			
Carbon tetrachloride	+++++ 1.6574	1.3679 1.7069	1.1425 1.8373	1.4102	1.3281	Ave		1.4929			0.1000	16.5		20.0			
1,1-Dichloropropene	+++++ 2.0112	1.5781 1.9848	1.5978 1.9675	1.7424	1.7928	Ave		1.8107				10.1		20.0			
Benzene	+++++ 5.7040	5.6815 5.8621	4.9872 5.8447	5.9119	5.5215	Ave		5.6447			0.5000	5.7		20.0			
Isobutyl alcohol	0.1045 0.1453	0.1094 0.1647	0.1115 +++++	0.1259	0.1278	Ave		0.1270				17.0		20.0			
1,2-Dichloroethane	2.5336 2.6410	2.7714 2.6112	2.5158 2.6029	2.8567	2.6074	Ave		2.6425			0.1000	4.4		20.0			
n-Heptane	3.6354 4.5275	3.4354 4.5551	3.5186 4.4120	4.0356	4.0204	Ave		4.0175				11.3		20.0			
Trichloroethene	1.1986 1.4762	1.2496 1.4813	1.3623 1.4806	1.5098	1.4187	Ave		1.3971			0.2000	8.4		20.0			
Methylcyclohexane	+++++ 2.3744	2.1251 2.3672	1.7315 2.3678	2.1037	2.1396	Ave		2.1728			0.1000	10.6		20.0			
1,2-Dichloropropane	+++++ 1.8313	1.7742 1.8206	1.6216 1.8522	1.8631	1.7425	Ave		1.7865			0.1000	4.7		20.0			
Dibromomethane	0.8293 0.9777	1.0023 0.9607	0.8924 0.9601	1.0092	0.9711	Ave		0.9504			0.1000	6.4		20.0			
1,4-Dioxane	+++++ 0.0036	0.0040 0.0037	0.0036 0.0037	0.0034	0.0035	Ave		0.0036				5.1		20.0			
Bromodichloromethane	1.3862 1.7463	1.6744 1.7837	1.3103 1.8073	1.8505	1.6162	Ave		1.6469			0.2000	12.1		20.0			
2-Chloroethyl vinyl ether	1.0637 1.1056	0.9543 1.2296	0.9127 1.3137	1.0873	0.9950	Ave		1.0827				12.5		20.0			
cis-1,3-Dichloropropene	1.6533 2.1877	1.7745 2.2931	1.5857 2.4226	2.1364	2.0060	Ave		2.0074			0.2000	15.3		20.0			
4-Methyl-2-pentanone (MIBK)	0.2388 0.2566	0.2487 0.2661	0.2386 0.2799	0.2562	0.2590	Ave		0.2555			0.1000	5.4		20.0			
Toluene	0.7576 0.9479	0.9073 0.9479	0.8526 0.9815	0.9283	0.9304	Ave		0.9067			0.4000	7.8		20.0			

Note: The M1 coefficient is the same as Ave RRF for an Ave curve type.

FORM VI
GC/MS VOA BY INTERNAL STANDARD - INITIAL CALIBRATION DATA
CURVE EVALUATION

Lab Name: Eurofins TestAmerica, Buffalo Job No.: 480-189828-1 Analy Batch No.: 597177

SDG No.:

Instrument ID: HP5973N GC Column: ZB-624 (20) ID: 0.18(mm) Heated Purge: (Y/N) N

Calibration Start Date: 09/21/2021 13:06 Calibration End Date: 09/21/2021 15:49 Calibration ID: 42415

ANALYTE	RRF					CURVE TYPE	COEFFICIENT			#	MIN RRF	%RSD	#	MAX %RSD	R^2 OR COD	#	MIN R^2 OR COD
	LVL 1 LVL 6	LVL 2 LVL 7	LVL 3 LVL 8	LVL 4	LVL 5		B	M1	M2								
trans-1,3-Dichloropropene	+++++ 0.5125	0.4503 0.5364	0.3839 0.5666	0.4687	0.4940	Ave		0.4875			0.1000	12.4		20.0			
Ethyl methacrylate	+++++ 0.4075	0.2911 0.4549	0.2875 +++++	0.3338	0.3471	Ave		0.3537				18.7		20.0			
1,1,2-Trichloroethane	0.2818 0.2583	0.2427 0.2703	0.2761 0.2661	0.2765	0.2661	Ave		0.2672			0.1000	4.6		20.0			
Tetrachloroethene	+++++ 0.4059	0.3686 0.4169	0.3689 0.4180	0.3973	0.3927	Ave		0.3955			0.2000	5.2		20.0			
1,3-Dichloropropane	0.4995 0.5589	0.5974 0.5660	0.4957 0.5773	0.5888	0.5337	Ave		0.5522				7.0		20.0			
2-Hexanone	0.5534 0.5752	0.6300 0.6225	0.5707 0.6512	0.5930	0.5824	Ave		0.5973			0.1000	5.7		20.0			
Dibromochloromethane	+++++ 0.3238	0.2759 0.3465	0.2525 0.3685	0.3112	0.2930	Ave		0.3102			0.1000	13.0		20.0			
1,2-Dibromoethane	+++++ 0.3419	0.2898 0.3405	0.3129 0.3493	0.3266	0.3199	Ave		0.3258				6.3		20.0			
Chlorobenzene	1.0279 1.0732	1.0346 1.1037	0.9678 1.0972	1.0125	1.0475	Ave		1.0455			0.5000	4.3		20.0			
Ethylbenzene	+++++ 1.6847	1.4689 1.7448	1.3888 1.8022	1.5680	1.6150	Ave		1.6103			0.1000	9.2		20.0			
1,1,1,2-Tetrachloroethane	+++++ 0.3447	0.2664 0.3674	0.2902 0.3774	0.3241	0.3194	Ave		0.3271				12.2		20.0			
m,p-Xylene	+++++ 0.6505	0.5019 0.6687	0.5097 0.6861	0.5923	0.6279	Ave		0.6053			0.1000	12.3		20.0			
o-Xylene	+++++ 0.6219	0.5632 0.6422	0.5273 0.6596	0.5853	0.6068	Ave		0.6009			0.3000	7.7		20.0			
Styrene	+++++ 1.0788	0.9039 1.1133	0.8173 1.1649	0.9229	1.0434	Ave		1.0063			0.3000	12.6		20.0			
Bromoform	0.1743 0.1979	0.1581 0.2257	0.1718 0.2458	0.1752	0.1762	Ave		0.1906			0.1000	15.9		20.0			
Isopropylbenzene	+++++ 3.0573	2.6652 3.3445	2.3799 3.3185	2.8194	2.8980	Ave		2.9261			0.1000	11.9		20.0			
Bromobenzene	0.6322 0.8333	0.8146 0.8690	0.7340 0.8467	0.8465	0.8714	Ave		0.8059				10.2		20.0			
1,1,2,2-Tetrachloroethane	0.8102 0.7948	0.9036 0.8614	0.8362 0.8469	0.8520	0.8514	Ave		0.8446			0.3000	3.9		20.0			

Note: The M1 coefficient is the same as Ave RRF for an Ave curve type.

FORM VI
GC/MS VOA BY INTERNAL STANDARD - INITIAL CALIBRATION DATA
CURVE EVALUATION

Lab Name: Eurofins TestAmerica, Buffalo Job No.: 480-189828-1 Analy Batch No.: 597177

SDG No.:

Instrument ID: HP5973N GC Column: ZB-624 (20) ID: 0.18(mm) Heated Purge: (Y/N) N

Calibration Start Date: 09/21/2021 13:06 Calibration End Date: 09/21/2021 15:49 Calibration ID: 42415

ANALYTE	RRF					CURVE TYPE	COEFFICIENT			#	MIN RRF	%RSD	#	MAX %RSD	R^2 OR COD	#	MIN R^2 OR COD
	LVL 1 LVL 6	LVL 2 LVL 7	LVL 3 LVL 8	LVL 4	LVL 5		B	M1	M2								
N-Propylbenzene	+++++ 3.6157	3.3477 3.9602	2.7898 3.9743	3.3944	3.4943	Ave		3.5109				11.6		20.0			
1,2,3-Trichloropropane	0.2982 0.2515	0.2898 0.2688	0.2422 0.2553	0.2779	0.2736	Ave		0.2697				7.1		20.0			
trans-1,4-Dichloro-2-butene	0.2979 0.3790	0.3998 0.4463	0.2776 0.4619	0.3695	0.3634	Ave		0.3744				17.1		20.0			
2-Chlorotoluene	+++++ 0.7614	0.7187 0.8083	0.6758 0.7962	0.7778	0.7544	Ave		0.7561				6.1		20.0			
1,3,5-Trimethylbenzene	+++++ 2.5909	2.0686 2.7718	1.9391 2.7235	2.2506	2.4506	Ave		2.3993				13.5		20.0			
4-Chlorotoluene	1.6450 2.2586	2.1994 2.4734	1.9032 2.3915	2.1758	2.2282	Ave		2.1594				12.4		20.0			
tert-Butylbenzene	+++++ 0.5803	0.4233 0.6570	0.4470 0.6243	0.5524	0.5497	Ave		0.5477				15.7		20.0			
1,2,4-Trimethylbenzene	+++++ 2.6208	2.4364 2.7995	2.0405 2.8091	2.4122	2.5702	Ave		2.5270				10.5		20.0			
sec-Butylbenzene	+++++ 3.3841	2.7968 3.5664	2.4214 3.5295	2.9726	3.0773	Ave		3.1069				13.5		20.0			
1,3-Dichlorobenzene	+++++ 1.5721	1.4857 1.6621	1.2823 1.6259	1.5662	1.6193	Ave		1.5448			0.6000	8.3		20.0			
4-Isopropyltoluene	+++++ 3.0075	2.3129 3.2178	2.2288 3.2359	2.5777	2.8340	Ave		2.7735				14.8		20.0			
1,4-Dichlorobenzene	1.3576 1.6132	1.5269 1.6806	1.4142 1.6447	1.6497	1.6089	Ave		1.5620			0.5000	7.6		20.0			
n-Butylbenzene	+++++ 2.5137	2.1738 2.7429	2.0513 2.7130	2.3190	2.3688	Ave		2.4118				10.8		20.0			
1,2-Dichlorobenzene	1.3697 1.5560	1.6143 1.6415	1.4215 1.5714	1.5746	1.6066	Ave		1.5445			0.4000	6.3		20.0			
1,2-Dibromo-3-Chloropropane	+++++ 0.1386	0.1508 0.1549	0.1265 0.1668	0.1315	0.1401	Ave		0.1442			0.0500	9.8		20.0			
1,2,4-Trichlorobenzene	0.8609 1.0415	1.0164 1.0966	0.8777 1.0769	1.0317	1.0678	Ave		1.0087			0.2000	8.9		20.0			
Hexachlorobutadiene	+++++ 0.4585	0.4348 0.4670	0.4488 0.4607	0.4694	0.4922	Ave		0.4616				3.9		20.0			
Naphthalene	2.3305 2.8989	2.2485 3.0907	2.3360 3.2241	2.6223	2.7693	Ave		2.6900				13.7		20.0			

Note: The M1 coefficient is the same as Ave RRF for an Ave curve type.

FORM VI
GC/MS VOA BY INTERNAL STANDARD - INITIAL CALIBRATION DATA
CURVE EVALUATION

Lab Name: Eurofins TestAmerica, Buffalo Job No.: 480-189828-1 Analy Batch No.: 597177

SDG No.:

Instrument ID: HP5973N GC Column: ZB-624 (20) ID: 0.18(mm) Heated Purge: (Y/N) N

Calibration Start Date: 09/21/2021 13:06 Calibration End Date: 09/21/2021 15:49 Calibration ID: 42415

ANALYTE	RRF					CURVE TYPE	COEFFICIENT			#	MIN RRF	%RSD	#	MAX %RSD	R^2 OR COD	#	MIN R^2 OR COD
	LVL 1 LVL 6	LVL 2 LVL 7	LVL 3 LVL 8	LVL 4	LVL 5		B	M1	M2								
1,2,3-Trichlorobenzene	0.8653 1.0411	0.9288 1.0786	0.8237 1.0458	0.9840	1.0464	Ave		0.9767				9.7		20.0			
Dibromofluoromethane (Surr)	1.3479 1.3775	1.3773 1.3259	1.3433 1.3651	1.4098	1.3669	Ave		1.3642				1.9		20.0			
1,2-Dichloroethane-d4 (Surr)	1.8089 1.7435	1.7631 1.7712	1.7306 1.7498	1.7772	1.7724	Ave		1.7646				1.4		20.0			
Toluene-d8 (Surr)	1.2336 1.2387	1.2115 1.2322	1.2234 1.2467	1.2596	1.2782	Ave		1.2405				1.7		20.0			
4-Bromofluorobenzene (Surr)	0.3678 0.3823	0.3663 0.3873	0.3698 0.3895	0.3798	0.3760	Ave		0.3773				2.4		20.0			

Note: The M1 coefficient is the same as Ave RRF for an Ave curve type.

FORM VI
GC/MS VOA BY INTERNAL STANDARD - INITIAL CALIBRATION DATA
RESPONSE AND CONCENTRATION

Lab Name: Eurofins TestAmerica, Buffalo Job No.: 480-189828-1 Analy Batch No.: 597177

SDG No.:

Instrument ID: HP5973N GC Column: ZB-624 (20) ID: 0.18(mm) Heated Purge: (Y/N) N

Calibration Start Date: 09/21/2021 13:06 Calibration End Date: 09/21/2021 15:49 Calibration ID: 42415

Calibration Files

LEVEL:	LAB SAMPLE ID:	LAB FILE ID:
Level 1	IC 480-597177/7	N6456.D
Level 2	IC 480-597177/8	N6457.D
Level 3	IC 480-597177/9	N6458.D
Level 4	IC 480-597177/10	N6459.D
Level 5	IC 480-597177/11	N6460.D
Level 6	ICIS 480-597177/12	N6461.D
Level 7	IC 480-597177/13	N6462.D
Level 8	IC 480-597177/14	N6463.D

ANALYTE	IS REF	CURVE TYPE	RESPONSE					CONCENTRATION (UG/L)				
			LVL 1 LVL 6	LVL 2 LVL 7	LVL 3 LVL 8	LVL 4	LVL 5	LVL 1 LVL 6	LVL 2 LVL 7	LVL 3 LVL 8	LVL 4	LVL 5
Dichlorodifluoromethane	FB	Ave	3493 235945	6783 496398	18536 1000238	46348	85702	0.500 25.0	1.00 50.0	2.00 100	5.00	10.0
Chloromethane	FB	Ave	11951 654805	23529 1349907	55054 2668531	131939	254393	0.500 25.0	1.00 50.0	2.00 100	5.00	10.0
Vinyl chloride	FB	Ave	+++++ 397279	11937 815499	24593 1674853	76857	145034	+++++ 25.0	1.00 50.0	2.00 100	5.00	10.0
Butadiene	FB	Ave	8429 569399	19823 1130062	39613 2393029	109598	201239	0.500 25.0	1.00 50.0	2.00 100	5.00	10.0
Bromomethane	FB	Ave	3733 187597	8357 387974	17397 796028	39094	79479	0.500 25.0	1.00 50.0	2.00 100	5.00	10.0
Chloroethane	FB	Ave	3322 221531	7629 435035	15609 872842	42612	83369	0.500 25.0	1.00 50.0	2.00 100	5.00	10.0
Dichlorofluoromethane	FB	Ave	8864 459483	16789 924427	34210 1906833	91326	179618	0.500 25.0	1.00 50.0	2.00 100	5.00	10.0
Trichlorofluoromethane	FB	Ave	+++++ 402027	13201 828034	27779 1673765	79012	149952	+++++ 25.0	1.00 50.0	2.00 100	5.00	10.0
Ethyl ether	FB	Ave	6770 355267	12719 748848	30441 1516547	67075	142046	0.500 25.0	1.00 50.0	2.00 100	5.00	10.0
Acrolein	FB	Ave	+++++ 141029	6051 296245	12309 598813	29533	56924	+++++ 125	5.00 250	10.0 500	25.0	50.0
1,1,2-Trichloro-1,2,2-trifluoroethane	FB	Ave	+++++ 238888	8534 477480	14994 989904	43191	86415	+++++ 25.0	1.00 50.0	2.00 100	5.00	10.0
1,1-Dichloroethene	FB	Ave	+++++ 227690	7832 476758	14515 961978	43493	85723	+++++ 25.0	1.00 50.0	2.00 100	5.00	10.0
Acetone	FB	Ave	+++++	42755	89038	211269	407128	+++++	5.00	10.0	25.0	50.0

FORM VI
GC/MS VOA BY INTERNAL STANDARD - INITIAL CALIBRATION DATA
RESPONSE AND CONCENTRATION

Lab Name: Eurofins TestAmerica, Buffalo Job No.: 480-189828-1 Analy Batch No.: 597177

SDG No.:

Instrument ID: HP5973N GC Column: ZB-624 (20) ID: 0.18(mm) Heated Purge: (Y/N) N

Calibration Start Date: 09/21/2021 13:06 Calibration End Date: 09/21/2021 15:49 Calibration ID: 42415

ANALYTE	IS REF	CURVE TYPE	RESPONSE					CONCENTRATION (UG/L)				
			LVL 1 LVL 6	LVL 2 LVL 7	LVL 3 LVL 8	LVL 4	LVL 5	LVL 1 LVL 6	LVL 2 LVL 7	LVL 3 LVL 8	LVL 4	LVL 5
			1037284	2208273	4619802			125	250	500		
Iodomethane	FB	Ave	+++++ 403279	15480 856987	27981 1747004	75118	155113	+++++ 25.0	1.00 50.0	2.00 100	5.00	10.0
Carbon disulfide	FB	Ave	+++++ 754294	26633 1542737	48466 3239759	141605	280484	+++++ 25.0	1.00 50.0	2.00 100	5.00	10.0
Allyl chloride	FB	Ave	+++++ 813955	25116 1709424	50707 3537941	143466	304529	+++++ 25.0	1.00 50.0	2.00 100	5.00	10.0
Methyl acetate	FB	Ave	20036 955864	41688 2155477	82695 4523416	197437	385449	1.00 50.0	2.00 100	4.00 200	10.0	20.0
Methylene Chloride	FB	Lin1	12002 258876	17020 522954	25693 1056632	57137	103617	0.500 25.0	1.00 50.0	2.00 100	5.00	10.0
2-Methyl-2-propanol	FB	Ave	7304 474407	13837 1095339	34154 2363745	75489	190169	5.00 250	10.0 500	20.0 1000	50.0	100
Methyl tert-butyl ether	FB	Ave	14770 790960	26337 1718624	57772 3585895	155313	304260	0.500 25.0	1.00 50.0	2.00 100	5.00	10.0
trans-1,2-Dichloroethene	FB	Ave	4411 260326	9410 567230	19055 1141057	48763	100500	0.500 25.0	1.00 50.0	2.00 100	5.00	10.0
Acrylonitrile	FB	Ave	47395 2455132	95446 5283542	188764 11117008	481745	952736	5.00 250	10.0 500	20.0 1000	50.0	100
Hexane	FB	Ave	+++++ 605618	20168 1363187	34503 2734832	109701	215407	+++++ 25.0	1.00 50.0	2.00 100	5.00	10.0
1,1-Dichloroethane	FB	Ave	+++++ 599056	20778 1268801	38793 2577110	109538	225136	+++++ 25.0	1.00 50.0	2.00 100	5.00	10.0
Vinyl acetate	FB	Ave	+++++ 2316267	67209 5509283	139226 12208865	376219	783441	+++++ 50.0	2.00 100	4.00 200	10.0	20.0
2,2-Dichloropropane	FB	Ave	3975 221869	7346 421668	14093 899049	41535	81551	0.500 25.0	1.00 50.0	2.00 100	5.00	10.0
cis-1,2-Dichloroethene	FB	Ave	4973 284766	10356 617020	21334 1252703	55995	108429	0.500 25.0	1.00 50.0	2.00 100	5.00	10.0
2-Butanone (MEK)	FB	Ave	30651 1676978	63594 3653331	130242 7759354	318666	646035	2.50 125	5.00 250	10.0 500	25.0	50.0
Chlorobromomethane	FB	Ave	2770 150309	5667 319271	11711 659819	30042	61481	0.500 25.0	1.00 50.0	2.00 100	5.00	10.0
Tetrahydrofuran	FB	Ave	8958 423263	19426 934393	34941 1996584	88254	167636	1.00 50.0	2.00 100	4.00 200	10.0	20.0
Chloroform	FB	Ave	9216	20333	36053	93004	179730	0.500	1.00	2.00	5.00	10.0

FORM VI
GC/MS VOA BY INTERNAL STANDARD - INITIAL CALIBRATION DATA
RESPONSE AND CONCENTRATION

Lab Name: Eurofins TestAmerica, Buffalo Job No.: 480-189828-1 Analy Batch No.: 597177

SDG No.:

Instrument ID: HP5973N GC Column: ZB-624 (20) ID: 0.18(mm) Heated Purge: (Y/N) N

Calibration Start Date: 09/21/2021 13:06 Calibration End Date: 09/21/2021 15:49 Calibration ID: 42415

ANALYTE	IS REF	CURVE TYPE	RESPONSE					CONCENTRATION (UG/L)				
			LVL 1 LVL 6	LVL 2 LVL 7	LVL 3 LVL 8	LVL 4	LVL 5	LVL 1 LVL 6	LVL 2 LVL 7	LVL 3 LVL 8	LVL 4	LVL 5
			446568	959889	1975944			25.0	50.0	100		
1,1,1-Trichloroethane	FB	Ave	+++++ 357144	10939 799359	23240 1670367	65213	136332	+++++ 25.0	1.00 50.0	2.00 100	5.00	10.0
Cyclohexane	FB	Ave	+++++ 725351	23021 1558893	39238 3285494	126100	246550	+++++ 25.0	1.00 50.0	2.00 100	5.00	10.0
Carbon tetrachloride	FB	Ave	+++++ 304238	9664 680796	17216 1497420	48652	95894	+++++ 25.0	1.00 50.0	2.00 100	5.00	10.0
1,1-Dichloropropene	FB	Ave	+++++ 369173	11149 791611	24077 1603523	60114	129442	+++++ 25.0	1.00 50.0	2.00 100	5.00	10.0
Benzene	FB	Ave	+++++ 1047039	40138 2338051	75151 4763401	203962	398661	+++++ 25.0	1.00 50.0	2.00 100	5.00	10.0
Isobutyl alcohol	FB	Ave	9180 666706	19315 1642495	42019 +++++	108580	230698	12.5 625	25.0 1250	50.0 +++++	125	250
1,2-Dichloroethane	FB	Ave	8899 484790	19579 1041476	37909 2121333	98555	188260	0.500 25.0	1.00 50.0	2.00 100	5.00	10.0
n-Heptane	FB	Ave	12769 831086	24270 1816763	53021 3595814	139229	290276	0.500 25.0	1.00 50.0	2.00 100	5.00	10.0
Trichloroethene	FB	Ave	4210 270974	8828 590816	20528 1206674	52088	102435	0.500 25.0	1.00 50.0	2.00 100	5.00	10.0
Methylcyclohexane	FB	Ave	+++++ 435853	15013 944137	26092 1929768	72577	154480	+++++ 25.0	1.00 50.0	2.00 100	5.00	10.0
1,2-Dichloropropane	FB	Ave	+++++ 336153	12534 726143	24435 1509540	64277	125809	+++++ 25.0	1.00 50.0	2.00 100	5.00	10.0
Dibromomethane	FB	Ave	2913 179467	7081 383165	13447 782512	34817	70118	0.500 25.0	1.00 50.0	2.00 100	5.00	10.0
1,4-Dioxane	CBNZ d5	Ave	+++++ 52079	2152 117446	4154 235758	9213	19257	+++++ 500	20.0 1000	40.0 2000	100	200
Bromodichloromethane	FB	Ave	4869 320562	11829 711408	19744 1472973	63844	116689	0.500 25.0	1.00 50.0	2.00 100	5.00	10.0
2-Chloroethyl vinyl ether	FB	Ave	3736 202949	6742 490414	13753 1070629	37513	71837	0.500 25.0	1.00 50.0	2.00 100	5.00	10.0
cis-1,3-Dichloropropene	FB	Ave	5807 401579	12536 914583	23895 1974400	73705	144839	0.500 25.0	1.00 50.0	2.00 100	5.00	10.0
4-Methyl-2-pentanone (MIBK)	CBNZ d5	Ave	15813	33701	68413	174839	355732	2.50	5.00	10.0	25.0	50.0

FORM VI
GC/MS VOA BY INTERNAL STANDARD - INITIAL CALIBRATION DATA
RESPONSE AND CONCENTRATION

Lab Name: Eurofins TestAmerica, Buffalo Job No.: 480-189828-1 Analy Batch No.: 597177

SDG No.:

Instrument ID: HP5973N GC Column: ZB-624 (20) ID: 0.18(mm) Heated Purge: (Y/N) N

Calibration Start Date: 09/21/2021 13:06 Calibration End Date: 09/21/2021 15:49 Calibration ID: 42415

ANALYTE	IS REF	CURVE TYPE	RESPONSE					CONCENTRATION (UG/L)				
			LVL 1 LVL 6	LVL 2 LVL 7	LVL 3 LVL 8	LVL 4	LVL 5	LVL 1 LVL 6	LVL 2 LVL 7	LVL 3 LVL 8	LVL 4	LVL 5
			920861	2092134	4510304			125	250	500		
Toluene	CBNZ d5	Ave	10035 680331	24591 1490594	48891 3163214	126697	255609	0.500 25.0	1.00 50.0	2.00 100	5.00	10.0
trans-1,3-Dichloropropene	CBNZ d5	Ave	+++++ 367875	12204 843599	22016 1825940	63976	135732	+++++ 25.0	1.00 50.0	2.00 100	5.00	10.0
Ethyl methacrylate	CBNZ d5	Ave	+++++ 292507	7889 715416	16484 +++++	45562	95369	+++++ 25.0	1.00 50.0	2.00 +++++	5.00	10.0
1,1,2-Trichloroethane	CBNZ d5	Ave	3733 185368	6579 425064	15834 857479	37742	73110	0.500 25.0	1.00 50.0	2.00 100	5.00	10.0
Tetrachloroethene	CBNZ d5	Ave	+++++ 291307	9991 655683	21156 1347245	54233	107887	+++++ 25.0	1.00 50.0	2.00 100	5.00	10.0
1,3-Dichloropropane	CBNZ d5	Ave	6616 401159	16193 890052	28427 1860578	80360	146637	0.500 25.0	1.00 50.0	2.00 100	5.00	10.0
2-Hexanone	CBNZ d5	Ave	36648 2064291	85383 4894662	163635 10493172	404699	799966	2.50 125	5.00 250	10.0 500	25.0	50.0
Dibromochloromethane	CBNZ d5	Ave	+++++ 232391	7478 544869	14481 1187581	42474	80510	+++++ 25.0	1.00 50.0	2.00 100	5.00	10.0
1,2-Dibromoethane	CBNZ d5	Ave	+++++ 245421	7856 535500	17941 1125661	44571	87893	+++++ 25.0	1.00 50.0	2.00 100	5.00	10.0
Chlorobenzene	CBNZ d5	Ave	13615 770304	28042 1735601	55493 3536034	138194	287779	0.500 25.0	1.00 50.0	2.00 100	5.00	10.0
Ethylbenzene	CBNZ d5	Ave	+++++ 1209171	39813 2743814	79634 5808140	214009	443708	+++++ 25.0	1.00 50.0	2.00 100	5.00	10.0
1,1,1,2-Tetrachloroethane	CBNZ d5	Ave	+++++	7221	16641	44235	87737	+++++	1.00	2.00	5.00	10.0

FORM VI
GC/MS VOA BY INTERNAL STANDARD - INITIAL CALIBRATION DATA
RESPONSE AND CONCENTRATION

Lab Name: Eurofins TestAmerica, Buffalo Job No.: 480-189828-1 Analy Batch No.: 597177

SDG No.:

Instrument ID: HP5973N GC Column: ZB-624 (20) ID: 0.18(mm) Heated Purge: (Y/N) N

Calibration Start Date: 09/21/2021 13:06 Calibration End Date: 09/21/2021 15:49 Calibration ID: 42415

ANALYTE	IS REF	CURVE TYPE	RESPONSE					CONCENTRATION (UG/L)				
			LVL 1 LVL 6	LVL 2 LVL 7	LVL 3 LVL 8	LVL 4	LVL 5	LVL 1 LVL 6	LVL 2 LVL 7	LVL 3 LVL 8	LVL 4	LVL 5
			247434	577844	1216397			25.0	50.0	100		
m,p-Xylene	CBNZ d5	Ave	+++++ 466864	13604 1051593	29230 2211036	80843	172508	+++++ 25.0	1.00 50.0	2.00 100	5.00	10.0
o-Xylene	CBNZ d5	Ave	+++++ 446355	15264 1009865	30234 2125698	79881	166700	+++++ 25.0	1.00 50.0	2.00 100	5.00	10.0
Styrene	CBNZ d5	Ave	+++++ 774291	24498 1750836	46863 3754146	125962	286660	+++++ 25.0	1.00 50.0	2.00 100	5.00	10.0
Bromoform	CBNZ d5	Ave	2309 142068	4285 354956	9849 792050	23918	48422	0.500 25.0	1.00 50.0	2.00 100	5.00	10.0
Isopropylbenzene	DCBd 4	Ave	+++++ 1203155	37006 2737258	73371 5762929	210517	426726	+++++ 25.0	1.00 50.0	2.00 100	5.00	10.0
Bromobenzene	DCBd 4	Ave	4450 327926	11310 711203	22629 1470436	63204	128306	0.500 25.0	1.00 50.0	2.00 100	5.00	10.0
1,1,2,2-Tetrachloroethane	DCBd 4	Ave	5703 312781	12546 704996	25781 1470771	63620	125373	0.500 25.0	1.00 50.0	2.00 100	5.00	10.0
N-Propylbenzene	DCBd 4	Ave	+++++ 1422913	46482 3241162	86010 6901836	253454	514528	+++++ 25.0	1.00 50.0	2.00 100	5.00	10.0
1,2,3-Trichloropropane	DCBd 4	Ave	2099 98975	4024 220021	7467 443368	20748	40282	0.500 25.0	1.00 50.0	2.00 100	5.00	10.0
trans-1,4-Dichloro-2-butene	DCBd 4	Ave	2097 149154	5551 365258	8557 802148	27592	53516	0.500 25.0	1.00 50.0	2.00 100	5.00	10.0
2-Chlorotoluene	DCBd 4	Ave	+++++ 299650	9979 661564	20834 1382733	58077	111083	+++++ 25.0	1.00 50.0	2.00 100	5.00	10.0
1,3,5-Trimethylbenzene	DCBd 4	Ave	+++++	28723	59783	168051	360843	+++++	1.00	2.00	5.00	10.0

FORM VI
GC/MS VOA BY INTERNAL STANDARD - INITIAL CALIBRATION DATA
RESPONSE AND CONCENTRATION

Lab Name: Eurofins TestAmerica, Buffalo Job No.: 480-189828-1 Analy Batch No.: 597177

SDG No.:

Instrument ID: HP5973N GC Column: ZB-624 (20) ID: 0.18(mm) Heated Purge: (Y/N) N

Calibration Start Date: 09/21/2021 13:06 Calibration End Date: 09/21/2021 15:49 Calibration ID: 42415

ANALYTE	IS REF	CURVE TYPE	RESPONSE					CONCENTRATION (UG/L)				
			LVL 1 LVL 6	LVL 2 LVL 7	LVL 3 LVL 8	LVL 4	LVL 5	LVL 1 LVL 6	LVL 2 LVL 7	LVL 3 LVL 8	LVL 4	LVL 5
			1019593	2268549	4729716			25.0	50.0	100		
4-Chlorotoluene	DCBd 4	Ave	11579 888855	30538 2024295	58674 4153163	162465	328100	0.500 25.0	1.00 50.0	2.00 100	5.00	10.0
tert-Butylbenzene	DCBd 4	Ave	+++++ 228376	5878 537690	13782 1084231	41246	80941	+++++ 25.0	1.00 50.0	2.00 100	5.00	10.0
1,2,4-Trimethylbenzene	DCBd 4	Ave	+++++ 1031366	33830 2291233	62909 4878327	180117	378454	+++++ 25.0	1.00 50.0	2.00 100	5.00	10.0
sec-Butylbenzene	DCBd 4	Ave	+++++ 1331739	38834 2918850	74653 6129301	221956	453124	+++++ 25.0	1.00 50.0	2.00 100	5.00	10.0
1,3-Dichlorobenzene	DCBd 4	Ave	+++++ 618688	20629 1360282	39534 2823598	116947	238431	+++++ 25.0	1.00 50.0	2.00 100	5.00	10.0
4-Isopropyltoluene	DCBd 4	Ave	+++++ 1183548	32114 2633523	68715 5619498	192470	417302	+++++ 25.0	1.00 50.0	2.00 100	5.00	10.0
1,4-Dichlorobenzene	DCBd 4	Ave	9556 634867	21201 1375432	43600 2856270	123181	236902	0.500 25.0	1.00 50.0	2.00 100	5.00	10.0
n-Butylbenzene	DCBd 4	Ave	+++++ 989211	30183 2244877	63241 4711382	173158	348805	+++++ 25.0	1.00 50.0	2.00 100	5.00	10.0
1,2-Dichlorobenzene	DCBd 4	Ave	9641 612358	22415 1343485	43826 2728877	117576	236573	0.500 25.0	1.00 50.0	2.00 100	5.00	10.0
1,2-Dibromo-3-Chloropropane	DCBd 4	Ave	+++++ 54528	2094 126743	3900 289585	9820	20631	+++++ 25.0	1.00 50.0	2.00 100	5.00	10.0
1,2,4-Trichlorobenzene	DCBd 4	Ave	6060 409871	14113 897461	27060 1870161	77035	157237	0.500 25.0	1.00 50.0	2.00 100	5.00	10.0
Hexachlorobutadiene	DCBd 4	Ave	+++++	6037	13838	35052	72472	+++++	1.00	2.00	5.00	10.0

FORM VI
GC/MS VOA BY INTERNAL STANDARD - INITIAL CALIBRATION DATA
RESPONSE AND CONCENTRATION

Lab Name: Eurofins TestAmerica, Buffalo Job No.: 480-189828-1 Analy Batch No.: 597177

SDG No.:

Instrument ID: HP5973N GC Column: ZB-624 (20) ID: 0.18(mm) Heated Purge: (Y/N) N

Calibration Start Date: 09/21/2021 13:06 Calibration End Date: 09/21/2021 15:49 Calibration ID: 42415

ANALYTE	IS REF	CURVE TYPE	RESPONSE					CONCENTRATION (UG/L)				
			LVL 1 LVL 6	LVL 2 LVL 7	LVL 3 LVL 8	LVL 4	LVL 5	LVL 1 LVL 6	LVL 2 LVL 7	LVL 3 LVL 8	LVL 4	LVL 5
			180418	382181	799998			25.0	50.0	100		
Naphthalene	DCBd 4	Ave	16404	31221	72018	195800	407770	0.500	1.00	2.00	5.00	10.0
			1140802	2529542	5598946			25.0	50.0	100		
1,2,3-Trichlorobenzene	DCBd 4	Ave	6091	12896	25396	73470	154077	0.500	1.00	2.00	5.00	10.0
			409718	882797	1816098			25.0	50.0	100		
Dibromofluoromethane (Surr)	FB	Ave	236726	243262	253030	243194	246724	25.0	25.0	25.0	25.0	25.0
			252860	264407	278129			25.0	25.0	25.0		
1,2-Dichloroethane-d4 (Surr)	FB	Ave	317689	311399	325977	306570	319932	25.0	25.0	25.0	25.0	25.0
			320047	353210	356522			25.0	25.0	25.0		
Toluene-d8 (Surr)	CBNZ d5	Ave	816985	820917	876884	859638	877917	25.0	25.0	25.0	25.0	25.0
			889110	968902	1004479			25.0	25.0	25.0		
4-Bromofluorobenzene (Surr)	CBNZ d5	Ave	243553	248205	265033	259203	258254	25.0	25.0	25.0	25.0	25.0
			274390	304534	313827			25.0	25.0	25.0		

Curve Type Legend
Ave = Average ISTD
Lin1 = Linear 1/conc ISTD

FORM VI
GC/MS VOA BY INTERNAL STANDARD - INITIAL CALIBRATION DATA
READBACK PERCENT ERROR

Lab Name: Eurofins TestAmerica, Buffalo Job No.: 480-189828-1 Analy Batch No.: 597177

SDG No.:

Instrument ID: HP5973N GC Column: ZB-624 (20) ID: 0.18(mm) Heated Purge: (Y/N) N

Calibration Start Date: 09/21/2021 13:06 Calibration End Date: 09/21/2021 15:49 Calibration ID: 42415

Calibration Files

LEVEL:	LAB SAMPLE ID:	LAB FILE ID:
Level 1	IC 480-597177/7	N6456.D
Level 2	IC 480-597177/8	N6457.D
Level 3	IC 480-597177/9	N6458.D
Level 4	IC 480-597177/10	N6459.D
Level 5	IC 480-597177/11	N6460.D
Level 6	ICIS 480-597177/12	N6461.D
Level 7	IC 480-597177/13	N6462.D
Level 8	IC 480-597177/14	N6463.D

ANALYTE	PERCENT ERROR						PERCENT ERROR LIMIT					
	LVL 1 # LVL 7 #	LVL 2 # LVL 8 #	LVL 3 #	LVL 4 #	LVL 5 #	LVL 6 #	LVL 1 LVL 7	LVL 2 LVL 8	LVL 3	LVL 4	LVL 5	LVL 6
Dichlorodifluoromethane	-16.0						30					
Chloromethane	-2.6						30					
Vinyl chloride	+++++	-14.4						30				
Butadiene	-15.3						30					
Bromomethane	-1.2						30					
Chloroethane	-14.2						30					
Dichlorofluoromethane	3.7						30					
Trichlorofluoromethane	+++++	-9.2						30				
Ethyl ether	0.6						30					
Acrolein	+++++	7.8						30				
1,1,2-Trichloro-1,2,2-trifluoroethane	+++++	1.1						30				
1,1-Dichloroethene	+++++	-4.6						30				
Acetone	+++++	4.4						30				
Iodomethane	+++++	3.2						30				
Carbon disulfide	+++++	-2.0						30				

FORM VI
GC/MS VOA BY INTERNAL STANDARD - INITIAL CALIBRATION DATA
READBACK PERCENT ERROR

Lab Name: Eurofins TestAmerica, Buffalo Job No.: 480-189828-1 Analy Batch No.: 597177

SDG No.:

Instrument ID: HP5973N GC Column: ZB-624 (20) ID: 0.18(mm) Heated Purge: (Y/N) N

Calibration Start Date: 09/21/2021 13:06 Calibration End Date: 09/21/2021 15:49 Calibration ID: 42415

ANALYTE	PERCENT ERROR						PERCENT ERROR LIMIT					
	LVL 1 # LVL 7 #	LVL 2 # LVL 8 #	LVL 3 #	LVL 4 #	LVL 5 #	LVL 6 #	LVL 1 LVL 7	LVL 2 LVL 8	LVL 3	LVL 4	LVL 5	LVL 6
Allyl chloride	+++++	-12.2						30				
Methyl acetate	3.0						30					
Methylene Chloride	-5.3						30					
2-Methyl-2-propanol	-14.1						30					
Methyl tert-butyl ether	0.4						30					
trans-1,2-Dichloroethene	-7.8						30					
Acrylonitrile	0.9						30					
Hexane	+++++	-6.5						30				
1,1-Dichloroethane	+++++	-3.9						30				
Vinyl acetate	+++++	-18.7						30				
2,2-Dichloropropane	2.8						30					
cis-1,2-Dichloroethene	-6.1						30					
2-Butanone (MEK)	-3.5						30					
Chlorobromomethane	-3.2						30					
Tetrahydrofuran	4.1						30					
Chloroform	3.2						30					
1,1,1-Trichloroethane	+++++	-15.8						30				
Cyclohexane	+++++	-8.1						30				
Carbon tetrachloride	+++++	-8.4						30				
1,1-Dichloropropene	+++++	-12.8						30				
Benzene	+++++	0.7						30				

FORM VI
GC/MS VOA BY INTERNAL STANDARD - INITIAL CALIBRATION DATA
READBACK PERCENT ERROR

Lab Name: Eurofins TestAmerica, Buffalo Job No.: 480-189828-1 Analy Batch No.: 597177

SDG No.:

Instrument ID: HP5973N GC Column: ZB-624 (20) ID: 0.18(mm) Heated Purge: (Y/N) N

Calibration Start Date: 09/21/2021 13:06 Calibration End Date: 09/21/2021 15:49 Calibration ID: 42415

ANALYTE	PERCENT ERROR						PERCENT ERROR LIMIT					
	LVL 1 # LVL 7 #	LVL 2 # LVL 8 #	LVL 3 #	LVL 4 #	LVL 5 #	LVL 6 #	LVL 1 LVL 7	LVL 2 LVL 8	LVL 3	LVL 4	LVL 5	LVL 6
Isobutyl alcohol	-17.7	+++++					30					
1,2-Dichloroethane	-4.1						30					
n-Heptane	-9.5						30					
Trichloroethene	-14.2						30					
Methylcyclohexane	+++++	-2.2						30				
1,2-Dichloropropane	+++++	-0.7						30				
Dibromomethane	-12.7						30					
1,4-Dioxane	+++++	9.0						30				
Bromodichloromethane	-15.8						30					
2-Chloroethyl vinyl ether	-1.8						30					
cis-1,3-Dichloropropene	-17.6						30					
4-Methyl-2-pentanone (MIBK)	-6.5						30					
Toluene	-16.4						30					
trans-1,3-Dichloropropene	+++++	-7.6						30				
Ethyl methacrylate	+++++	-17.7 +++++						30				
1,1,2-Trichloroethane	5.5						30					
Tetrachloroethene	+++++	-6.8						30				
1,3-Dichloropropane	-9.5						30					
2-Hexanone	-7.4						30					
Dibromochloromethane	+++++	-11.1						30				
1,2-Dibromoethane	+++++	-11.0						30				

FORM VI
GC/MS VOA BY INTERNAL STANDARD - INITIAL CALIBRATION DATA
READBACK PERCENT ERROR

Lab Name: Eurofins TestAmerica, Buffalo Job No.: 480-189828-1 Analy Batch No.: 597177

SDG No.:

Instrument ID: HP5973N GC Column: ZB-624 (20) ID: 0.18(mm) Heated Purge: (Y/N) N

Calibration Start Date: 09/21/2021 13:06 Calibration End Date: 09/21/2021 15:49 Calibration ID: 42415

ANALYTE	PERCENT ERROR						PERCENT ERROR LIMIT					
	LVL 1 # LVL 7 #	LVL 2 # LVL 8 #	LVL 3 #	LVL 4 #	LVL 5 #	LVL 6 #	LVL 1 LVL 7	LVL 2 LVL 8	LVL 3	LVL 4	LVL 5	LVL 6
Chlorobenzene	-1.7						30					
Ethylbenzene	+++++	-8.8						30				
1,1,1,2-Tetrachloroethane	+++++	-18.6						30				
m,p-Xylene	+++++	-17.1						30				
o-Xylene	+++++	-6.3						30				
Styrene	+++++	-10.2						30				
Bromoform	-8.6						30					
Isopropylbenzene	+++++	-8.9						30				
Bromobenzene	-21.6						30					
1,1,2,2-Tetrachloroethane	-4.1						30					
N-Propylbenzene	+++++	-4.7						30				
1,2,3-Trichloropropane	10.6						30					
trans-1,4-Dichloro-2-butene	-20.4						30					
2-Chlorotoluene	+++++	-4.9						30				
1,3,5-Trimethylbenzene	+++++	-13.8						30				
4-Chlorotoluene	-23.8						30					
tert-Butylbenzene	+++++	-22.7						30				
1,2,4-Trimethylbenzene	+++++	-3.6						30				
sec-Butylbenzene	+++++	-10.0						30				
1,3-Dichlorobenzene	+++++	-3.8						30				
4-Isopropyltoluene	+++++	-16.6						30				

FORM VI
GC/MS VOA BY INTERNAL STANDARD - INITIAL CALIBRATION DATA
READBACK PERCENT ERROR

Lab Name: Eurofins TestAmerica, Buffalo Job No.: 480-189828-1 Analy Batch No.: 597177

SDG No.:

Instrument ID: HP5973N GC Column: ZB-624 (20) ID: 0.18(mm) Heated Purge: (Y/N) N

Calibration Start Date: 09/21/2021 13:06 Calibration End Date: 09/21/2021 15:49 Calibration ID: 42415

ANALYTE	PERCENT ERROR						PERCENT ERROR LIMIT					
	LVL 1 # LVL 7 #	LVL 2 # LVL 8 #	LVL 3 #	LVL 4 #	LVL 5 #	LVL 6 #	LVL 1 LVL 7	LVL 2 LVL 8	LVL 3	LVL 4	LVL 5	LVL 6
1,4-Dichlorobenzene	-13.1						30					
n-Butylbenzene	+++++	-9.9						30				
1,2-Dichlorobenzene	-11.3						30					
1,2-Dibromo-3-Chloropropane	+++++	4.6						30				
1,2,4-Trichlorobenzene	-14.6						30					
Hexachlorobutadiene	+++++	-5.8						30				
Naphthalene	-13.4						30					
1,2,3-Trichlorobenzene	-11.4						30					
Dibromofluoromethane (Surr)	-1.2						30					
1,2-Dichloroethane-d4 (Surr)	2.5						30					
Toluene-d8 (Surr)	-0.6						30					
4-Bromofluorobenzene (Surr)	-2.5						30					

Eurofins TestAmerica, Buffalo
Target Compound Quantitation Report

Data File: \\chromfs\Buffalo\ChromData\HP5973N\20210921-101109.b\N6456.D
Lims ID: IC 0.5
Client ID:
Sample Type: IC Calib Level: 1
Inject. Date: 21-Sep-2021 13:06:30 ALS Bottle#: 7 Worklist Smp#: 7
Purge Vol: 5.000 mL Dil. Factor: 1.0000
Sample Info: IC 0.5
Misc. Info.: 480-0101109-007
Operator ID: LH Instrument ID: HP5973N
Sublist: chrom-N-8260*sub38

Method: \\chromfs\Buffalo\ChromData\HP5973N\20210921-101109.b\N-8260.m
Limit Group: MV - 8260C ICAL
Last Update: 21-Sep-2021 20:41:56 Calib Date: 21-Sep-2021 20:05:30
Integrator: RTE ID Type: Deconvolution ID
Quant Method: Internal Standard Quant By: Initial Calibration
Last ICal File: \\chromfs\Buffalo\ChromData\HP5973N\20210921-101109.b\N6474.D

Column 1 : ZB-624 (0.18 mm) Det: MS SCAN
Process Host: CTX1610

First Level Reviewer: HillL Date: 21-Sep-2021 13:59:20

Compound	Sig	RT (min.)	Adj RT (min.)	Dlt RT (min.)	Q	Response	Cal Amt ug/L	OnCol Amt ug/L	Flags
* 147 Fluorobenzene (IS)	70	5.412	5.412	0.000	97	175621	25.0	25.0	
* 2 Chlorobenzene-d5	117	8.405	8.405	0.000	90	662276	25.0	25.0	
* 3 1,4-Dichlorobenzene-d4	152	10.796	10.796	0.000	95	351943	25.0	25.0	
$ 148 Dibromofluoromethane (Surr)	113	4.834	4.834	0.000	92	236726	25.0	24.7	
$ 5 1,2-Dichloroethane-d4 (Surr)	65	5.138	5.138	0.000	93	317689	25.0	25.6	
$ 6 Toluene-d8 (Surr)	98	6.921	6.921	0.000	96	816985	25.0	24.9	
$ 7 4-Bromofluorobenzene (Surr)	174	9.659	9.653	0.007	93	243553	25.0	24.4	
11 Dichlorodifluoromethane	85	1.275	1.275	0.000	26	3493	0.5000	0.4199	
13 Chloromethane	50	1.446	1.452	-0.006	41	11951	0.5000	0.4868	
14 Vinyl chloride	62	1.543	1.549	-0.006	44	4837	0.5000	0.3487	
144 Butadiene	54	1.549	1.561	-0.012	95	8429	0.5000	0.4234	
15 Bromomethane	94	1.823	1.853	-0.030	1	3733	0.5000	0.4940	M
16 Chloroethane	64	1.938	1.939	-0.001	38	3322	0.5000	0.4289	M
17 Dichlorofluoromethane	67	2.158	2.164	-0.006	25	8864	0.5000	0.5186	a
18 Trichlorofluoromethane	101	2.176	2.170	0.006	1	4920	0.5000	0.3405	
19 Ethyl ether	59	2.431	2.437	-0.006	78	6770	0.5000	0.5028	
20 Acrolein	56	2.608	2.620	-0.012	45	3889	2.50	3.48	
21 112TCTFE	101	2.662	2.656	0.006	1	2760	0.5000	0.3288	
22 1,1-Dichloroethene	96	2.656	2.669	-0.013	6	2639	0.5000	0.3232	a
23 Acetone	43	2.772	2.778	-0.006	95	24495	2.50	3.01	a
24 Iodomethane	142	2.845	2.839	0.006	30	4956	0.5000	0.3323	
25 Carbon disulfide	76	2.869	2.863	0.006	72	9978	0.5000	0.3692	
27 3-Chloro-1-propene	41	3.027	3.021	0.006	40	11351	0.5000	0.3989	
28 Methyl acetate	43	3.070	3.070	0.000	98	20036	1.00	1.03	a
30 Methylene Chloride	84	3.173	3.167	0.006	88	12002	0.5000	0.4735	
31 2-Methyl-2-propanol	59	3.344	3.350	-0.006	73	7304	5.00	4.30	
32 Methyl tert-butyl ether	73	3.374	3.380	-0.006	91	14770	0.5000	0.5021	
33 trans-1,2-Dichloroethene	96	3.386	3.399	-0.013	50	4411	0.5000	0.4609	
34 Acrylonitrile	53	3.447	3.453	-0.006	97	47395	5.00	5.05	a
35 Hexane	57	3.581	3.587	-0.006	87	6745	0.5000	0.3144	

Compound	Sig	RT (min.)	Adj RT (min.)	Dlt RT (min.)	Q	Response	Cal Amt ug/L	OnCol Amt ug/L	Flags
36 1,1-Dichloroethane	63	3.818	3.812	0.006	35	8570	0.5000	0.3988	
39 Vinyl acetate	43	3.867	3.867	0.000	95	32535	1.00	0.7915	
42 2,2-Dichloropropane	77	4.329	4.329	0.000	1	3975	0.5000	0.5139	a
43 cis-1,2-Dichloroethene	96	4.360	4.366	-0.006	4	4973	0.5000	0.4697	a
44 2-Butanone (MEK)	43	4.402	4.402	0.000	97	30651	2.50	2.41	
47 Chlorobromomethane	128	4.609	4.603	0.006	38	2770	0.5000	0.4839	M
49 Tetrahydrofuran	42	4.615	4.621	-0.006	77	8958	1.00	1.04	
50 Chloroform	83	4.682	4.682	0.000	89	9216	0.5000	0.5159	
51 1,1,1-Trichloroethane	97	4.786	4.786	0.000	34	4607	0.5000	0.3567	
52 Cyclohexane	56	4.786	4.798	-0.012	45	8875	0.5000	0.3563	
53 Carbon tetrachloride	117	4.932	4.926	0.006	65	3469	0.5000	0.3308	
54 1,1-Dichloropropene	75	4.938	4.938	0.000	71	4068	0.5000	0.3198	
55 Benzene	78	5.138	5.145	-0.007	38	15491	0.5000	0.3907	
56 Isobutyl alcohol	43	5.169	5.175	-0.006	56	9180	12.5	10.3	
57 1,2-Dichloroethane	62	5.218	5.211	0.007	89	8899	0.5000	0.4794	
59 n-Heptane	43	5.333	5.321	0.012	84	12769	0.5000	0.4524	a
60 Trichloroethene	95	5.753	5.753	0.000	84	4210	0.5000	0.4289	
62 Methylcyclohexane	83	5.862	5.869	-0.007	85	4131	0.5000	0.2706	M
63 1,2-Dichloropropane	63	5.984	5.990	-0.006	75	4438	0.5000	0.3536	
64 Dibromomethane	93	6.130	6.130	0.000	40	2913	0.5000	0.4363	
66 1,4-Dioxane	88	6.148	6.136	0.012	1	520	10.0	5.39	
67 Dichlorobromomethane	83	6.282	6.282	0.000	37	4869	0.5000	0.4209	
69 2-Chloroethyl vinyl ether	63	6.574	6.562	0.012	1	3736	0.5000	0.4912	M
71 cis-1,3-Dichloropropene	75	6.684	6.702	-0.018	77	5807	0.5000	0.4118	
72 4-Methyl-2-pentanone (MIBK)	58	6.842	6.848	-0.006	96	15813	2.50	2.34	
73 Toluene	92	6.982	6.982	0.000	95	10035	0.5000	0.4178	
75 trans-1,3-Dichloropropene	75	7.268	7.268	0.000	50	4996	0.5000	0.3869	
77 Ethyl methacrylate	69	7.316	7.316	0.000	22	4025	0.5000	0.4296	
78 1,1,2-Trichloroethane	83	7.462	7.456	0.006	15	3733	0.5000	0.5273	
79 Tetrachloroethene	166	7.517	7.517	0.000	40	2696	0.5000	0.2573	M
80 1,3-Dichloropropane	76	7.621	7.615	0.007	78	6616	0.5000	0.4523	M
82 2-Hexanone	43	7.687	7.688	-0.001	96	36648	2.50	2.32	
83 Chlorodibromomethane	129	7.858	7.852	0.006	17	2519	0.5000	0.3065	
84 Ethylene Dibromide	107	7.955	7.961	-0.006	16	2937	0.5000	0.3402	
85 Chlorobenzene	112	8.430	8.430	0.000	88	13615	0.5000	0.4916	a
88 Ethylbenzene	91	8.527	8.527	0.000	96	17239	0.5000	0.4041	
89 1,1,1,2-Tetrachloroethane	131	8.527	8.527	0.000	44	2930	0.5000	0.3381	
90 m-Xylene & p-Xylene	106	8.649	8.649	0.000	95	5586	0.5000	0.3484	
91 o-Xylene	106	9.075	9.075	0.000	93	5439	0.5000	0.3417	
92 Styrene	104	9.111	9.105	0.006	85	9229	0.5000	0.3462	
93 Bromoform	173	9.360	9.354	0.006	1	2309	0.5000	0.4572	
95 Isopropylbenzene	105	9.458	9.458	0.000	92	13431	0.5000	0.3261	M
97 Bromobenzene	156	9.798	9.805	-0.007	90	4450	0.5000	0.3922	
98 1,1,2,2-Tetrachloroethane	83	9.859	9.865	-0.006	48	5703	0.5000	0.4797	M
100 N-Propylbenzene	91	9.890	9.890	0.000	98	16339	0.5000	0.3306	
99 1,2,3-Trichloropropane	110	9.890	9.902	-0.012	61	2099	0.5000	0.5529	
101 trans-1,4-Dichloro-2-butene	53	9.902	9.908	-0.006	44	2097	0.5000	0.3978	M
102 2-Chlorotoluene	126	9.987	9.993	-0.006	95	4067	0.5000	0.3821	
104 1,3,5-Trimethylbenzene	105	10.066	10.066	0.000	92	9721	0.5000	0.2878	
105 4-Chlorotoluene	91	10.109	10.103	0.006	93	11579	0.5000	0.3809	
106 tert-Butylbenzene	134	10.389	10.389	0.000	86	2614	0.5000	0.3390	M
108 1,2,4-Trimethylbenzene	105	10.443	10.437	0.006	90	10654	0.5000	0.2995	

Compound	Sig	RT (min.)	Adj RT (min.)	Dlt RT (min.)	Q	Response	Cal Amt ug/L	OnCol Amt ug/L	Flags
109 sec-Butylbenzene	105	10.595	10.595	0.000	94	12019	0.5000	0.2748	M
110 1,3-Dichlorobenzene	146	10.735	10.729	0.006	82	8000	0.5000	0.3679	M
111 4-Isopropyltoluene	119	10.735	10.735	0.000	94	11788	0.5000	0.3019	
113 1,4-Dichlorobenzene	146	10.821	10.821	0.000	85	9556	0.5000	0.4346	
115 n-Butylbenzene	91	11.119	11.119	0.000	95	12456	0.5000	0.3669	
116 1,2-Dichlorobenzene	146	11.173	11.173	0.000	93	9641	0.5000	0.4434	
117 1,2-Dibromo-3-Chloropropane	75	11.903	11.903	0.000	1	803	0.5000	0.3957	M
119 1,2,4-Trichlorobenzene	180	12.579	12.579	0.000	86	6060	0.5000	0.4268	
120 Hexachlorobutadiene	225	12.688	12.688	0.000	80	2240	0.5000	0.3447	
121 Naphthalene	128	12.798	12.792	0.006	94	16404	0.5000	0.4332	
122 1,2,3-Trichlorobenzene	180	12.992	12.992	0.000	87	6091	0.5000	0.4430	
S 126 Xylenes, Total	1				0			0.6901	
S 123 1,3-Dichloropropene, Total	1				0			0.7986	
S 125 Total BTEX	1				0			1.90	
S 124 1,2-Dichloroethene, Total	1				0			0.9306	

QC Flag Legend

Processing Flags

Review Flags

M - Manually Integrated

a - User Assigned ID

Reagents:

8260 CORP mix_00214	Amount Added:	0.50	Units: uL	
GAS CORP mix_00473	Amount Added:	0.50	Units: uL	
N_8260_Surr_00425	Amount Added:	1.00	Units: uL	Run Reagent
N 8260 IS_00222	Amount Added:	1.00	Units: uL	Run Reagent

Report Date: 21-Sep-2021 20:41:57 Chrom Revision: 2.3 13-May-2021 07:57:40

Eurofins TestAmerica, Buffalo

Data File: \\chromfs\Buffalo\ChromData\HP5973N\20210921-101109.b\N6456.D

Injection Date: 21-Sep-2021 13:06:30 Instrument ID: HP5973N Operator ID: LH

Lims ID: IC 0.5 Worklist Smp#: 7

Client ID:

Purge Vol: 5.000 mL Dil. Factor: 1.0000 ALS Bottle#: 7

Method: N-8260 Limit Group: MV - 8260C ICAL

Column: ZB-624 (0.18 mm)

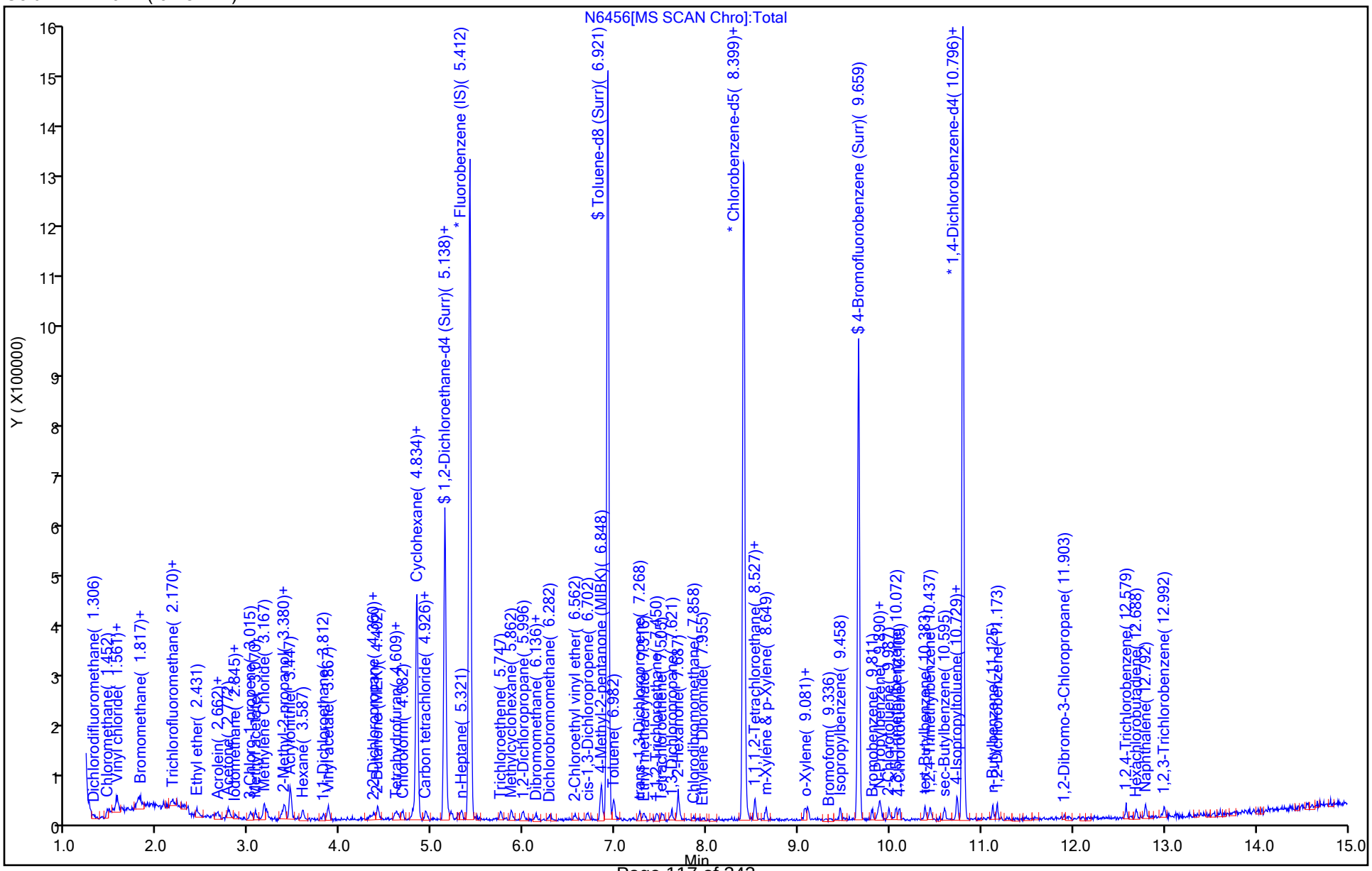

Manual Integration/User Assign Peak Report

Eurofins TestAmerica, Buffalo

Data File:	\\chromfs\Buffalo\ChromData\HP5973N\20210921-101109.b\N6456.D				
Injection Date:	21-Sep-2021 13:06:30	Instrument ID:	HP5973N		
Lims ID:	IC 0.5				
Client ID:					
Operator ID:	LH	ALS Bottle#:	7	Worklist Smp#:	7
Purge Vol:	5.000 mL	Dil. Factor:	1.0000		
Method:	N-8260	Limit Group:	MV - 8260C ICAL		
Column:	ZB-624 (0.18 mm)	Detector	MS SCAN		

15 Bromomethane, CAS: 74-83-9

Signal: 1

Processing Integration Results

Not Detected
Expected RT: 1.85

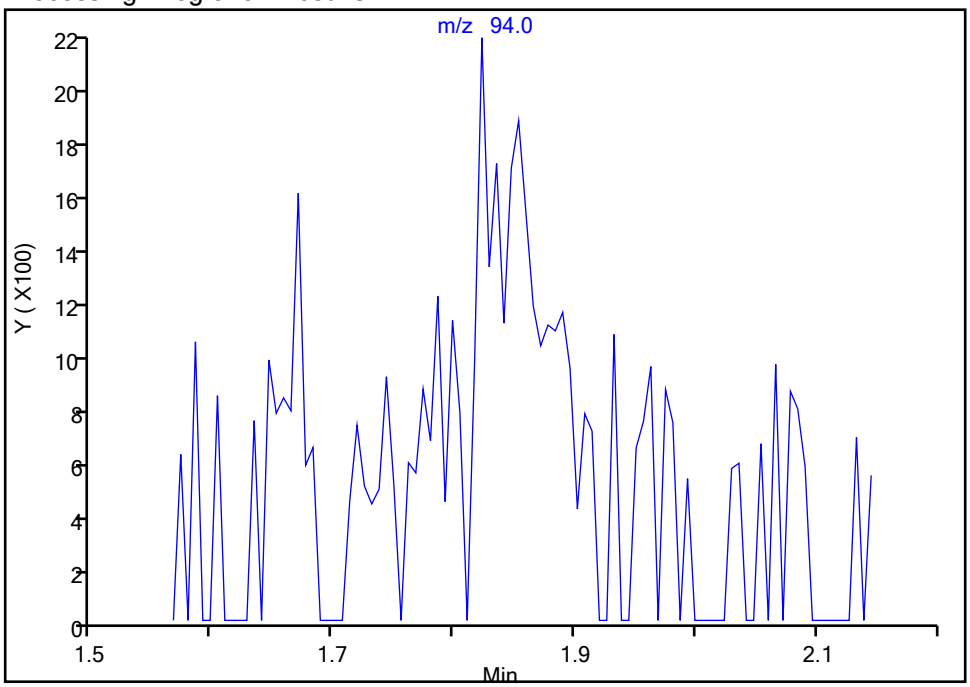

Manual Integration Results

RT: 1.82
Area: 3733
Amount: 0.494001
Amount Units: ug/L

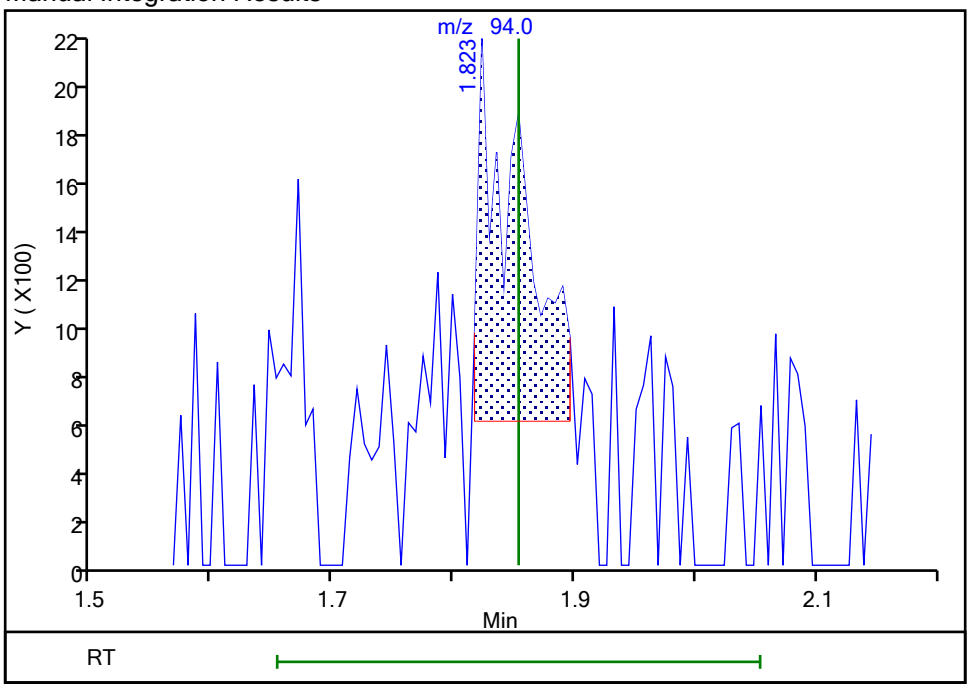

Reviewer: HillL, 21-Sep-2021 14:00:31
Audit Action: Manually Integrated Audit Reason: Poor chromatography

Manual Integration/User Assign Peak Report

Eurofins TestAmerica, Buffalo

Data File:	\\chromfs\Buffalo\ChromData\HP5973N\20210921-101109.b\N6456.D				
Injection Date:	21-Sep-2021 13:06:30	Instrument ID:	HP5973N		
Lims ID:	IC 0.5				
Client ID:					
Operator ID:	LH	ALS Bottle#:	7	Worklist Smp#:	7
Purge Vol:	5.000 mL	Dil. Factor:	1.0000		
Method:	N-8260	Limit Group:	MV - 8260C ICAL		
Column:	ZB-624 (0.18 mm)	Detector	MS SCAN		

16 Chloroethane, CAS: 75-00-3

Signal: 1

Processing Integration Results

RT: 1.85
Area: 1668
Amount: 0.305439
Amount Units: ug/L

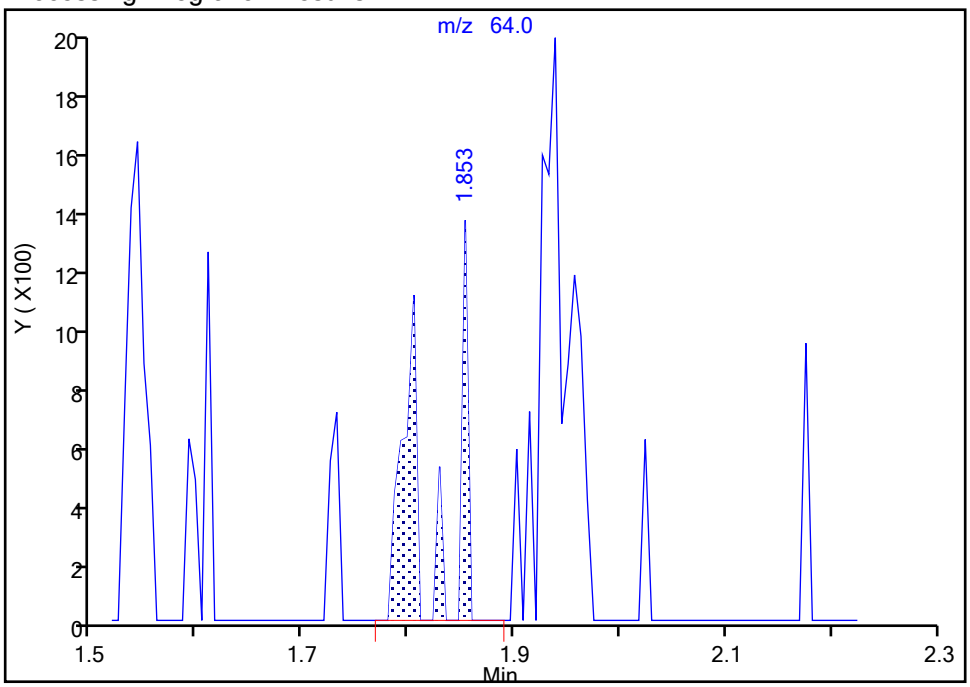

Manual Integration Results

RT: 1.94
Area: 3322
Amount: 0.428934
Amount Units: ug/L

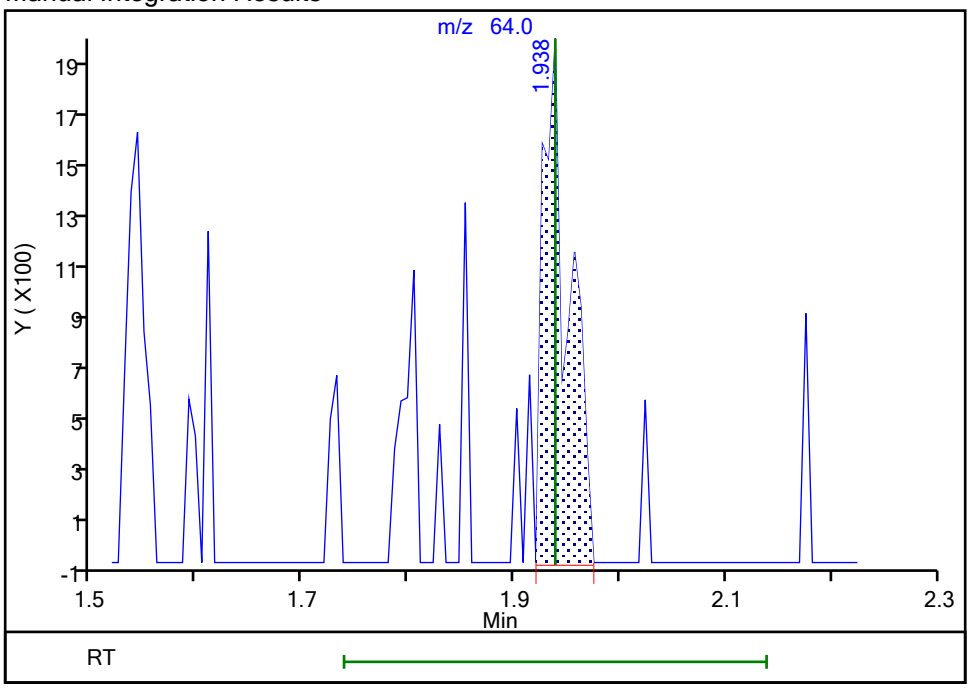

Reviewer: HillL, 21-Sep-2021 13:55:51
Audit Action: Manually Integrated Audit Reason: Poor chromatography

Manual Integration/User Assign Peak Report

Eurofins TestAmerica, Buffalo

Data File:	\\chromfs\Buffalo\ChromData\HP5973N\20210921-101109.b\N6456.D				
Injection Date:	21-Sep-2021 13:06:30	Instrument ID:	HP5973N		
Lims ID:	IC 0.5				
Client ID:					
Operator ID:	LH	ALS Bottle#:	7	Worklist Smp#:	7
Purge Vol:	5.000 mL	Dil. Factor:	1.0000		
Method:	N-8260	Limit Group:	MV - 8260C ICAL		
Column:	ZB-624 (0.18 mm)	Detector	MS SCAN		

17 Dichlorofluoromethane, CAS: 75-43-4

Signal: 1

Not Detected
Expected RT: 2.16

Processing Integration Results

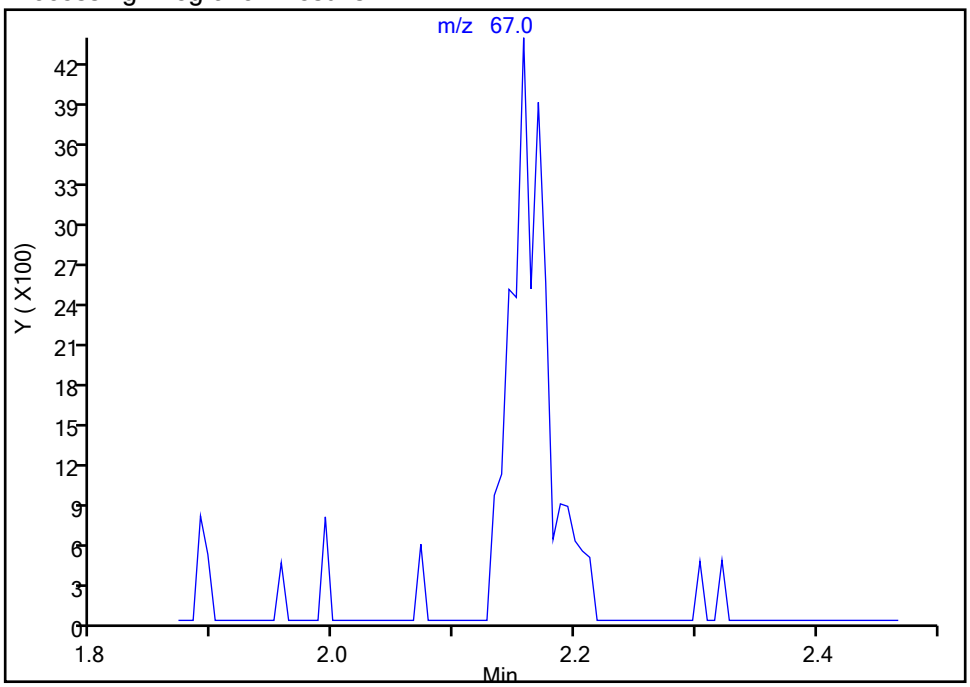

Manual Integration Results

RT: 2.16
Area: 8864
Amount: 0.518574
Amount Units: ug/L

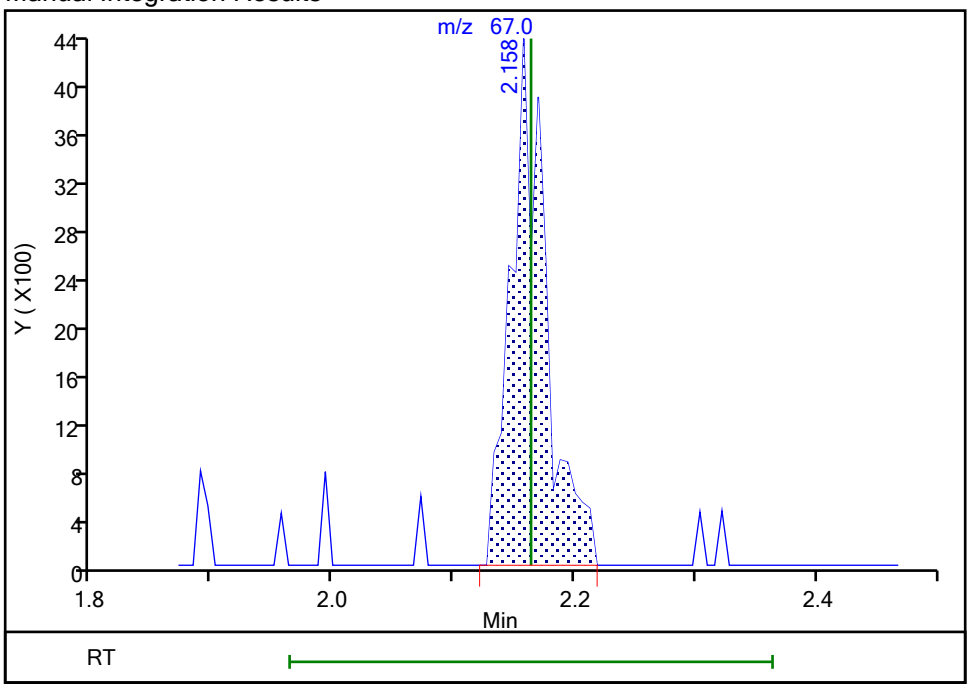

Reviewer: HillL, 21-Sep-2021 13:55:58
Audit Action: Assigned Compound ID Audit Reason: Poor chromatography

Manual Integration/User Assign Peak Report

Eurofins TestAmerica, Buffalo

Data File:	\\chromfs\Buffalo\ChromData\HP5973N\20210921-101109.b\N6456.D				
Injection Date:	21-Sep-2021 13:06:30	Instrument ID:	HP5973N		
Lims ID:	IC 0.5				
Client ID:					
Operator ID:	LH	ALS Bottle#:	7	Worklist Smp#:	7
Purge Vol:	5.000 mL	Dil. Factor:	1.0000		
Method:	N-8260	Limit Group:	MV - 8260C ICAL		
Column:	ZB-624 (0.18 mm)	Detector	MS SCAN		

22 1,1-Dichloroethene, CAS: 75-35-4

Signal: 1

Not Detected
Expected RT: 2.67

Processing Integration Results

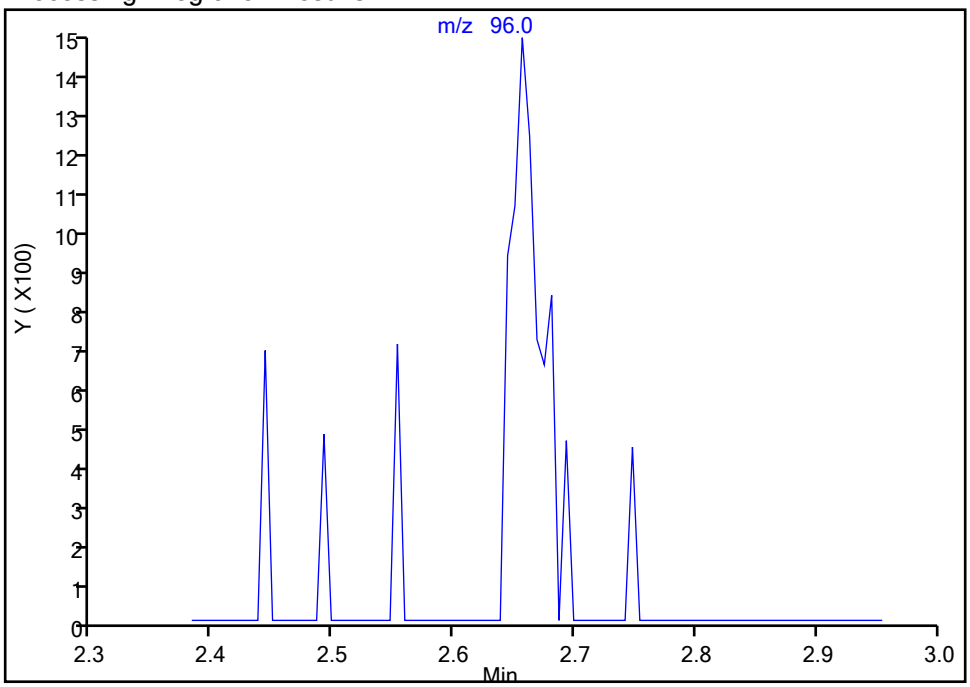

RT: 2.66
Area: 2639
Amount: 0.323218
Amount Units: ug/L

Manual Integration Results

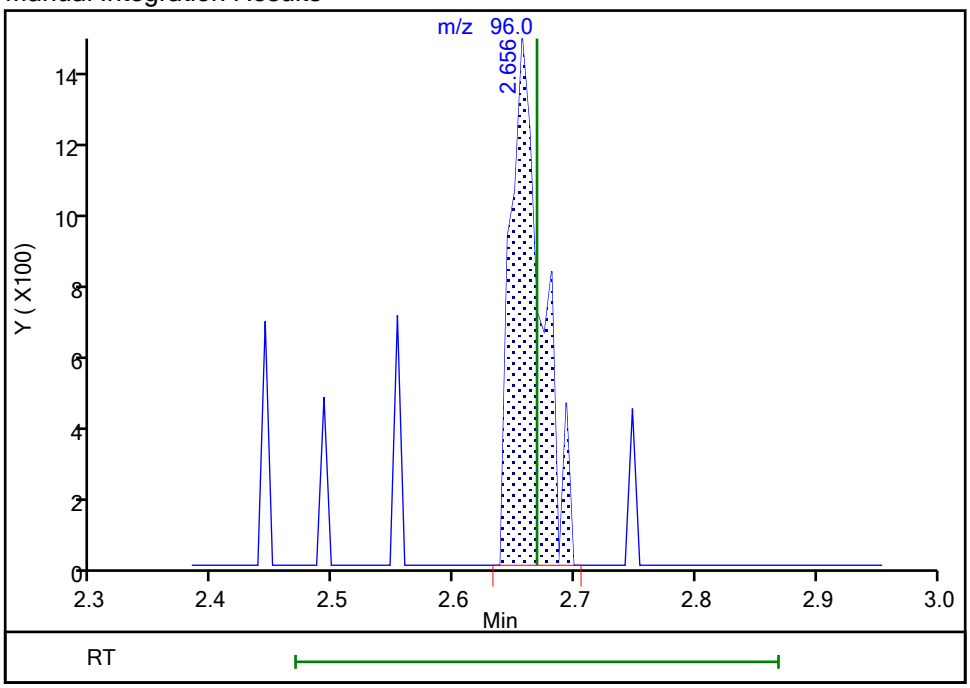

Reviewer: HillL, 21-Sep-2021 13:56:05
Audit Action: Assigned Compound ID Audit Reason: Poor chromatography

Manual Integration/User Assign Peak Report

Eurofins TestAmerica, Buffalo

Data File:	\\chromfs\Buffalo\ChromData\HP5973N\20210921-101109.b\N6456.D				
Injection Date:	21-Sep-2021 13:06:30	Instrument ID:	HP5973N		
Lims ID:	IC 0.5				
Client ID:					
Operator ID:	LH	ALS Bottle#:	7	Worklist Smp#:	7
Purge Vol:	5.000 mL	Dil. Factor:	1.0000		
Method:	N-8260	Limit Group:	MV - 8260C ICAL		
Column:	ZB-624 (0.18 mm)	Detector	MS SCAN		

23 Acetone, CAS: 67-64-1

Signal: 1

Not Detected
Expected RT: 2.78

Processing Integration Results

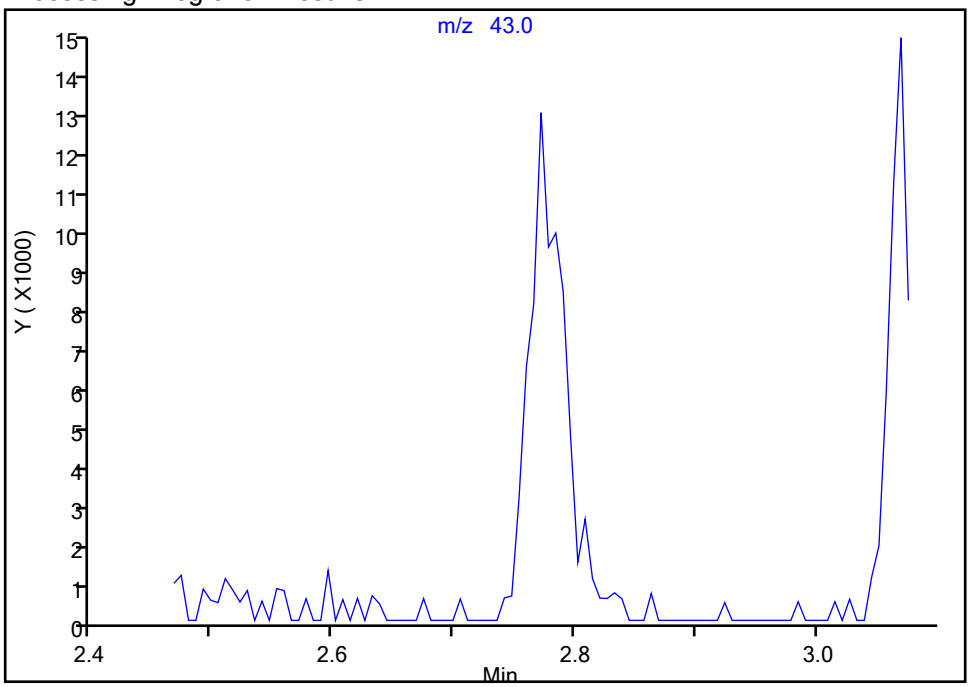

RT: 2.77
Area: 24495
Amount: 3.007491
Amount Units: ug/L

Manual Integration Results

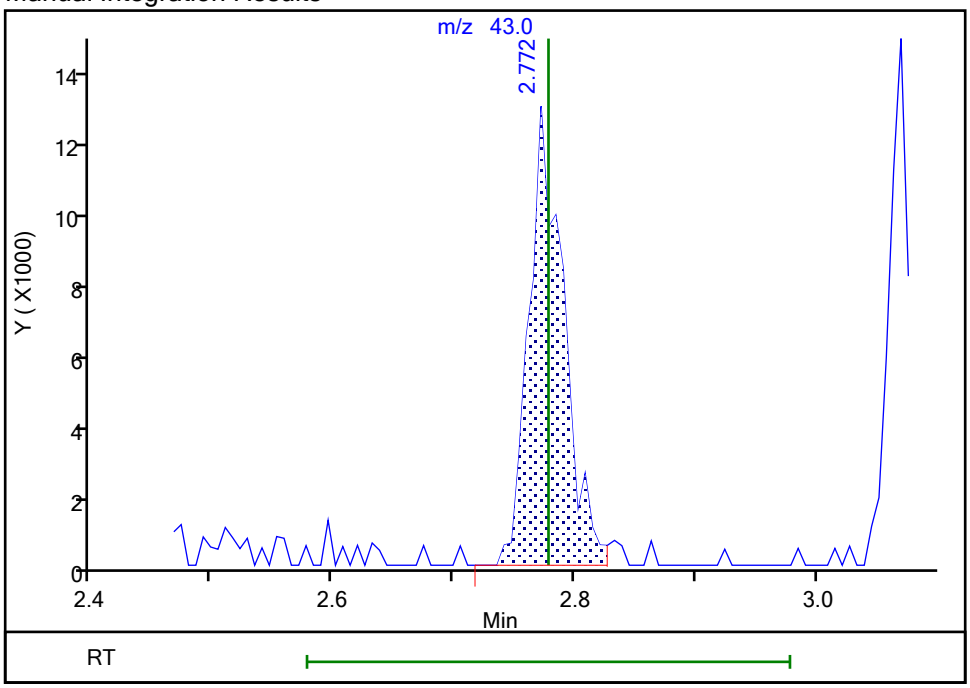

Reviewer: HillL, 21-Sep-2021 13:56:08
Audit Action: Assigned Compound ID Audit Reason: Poor chromatography

Manual Integration/User Assign Peak Report

Eurofins TestAmerica, Buffalo

Data File:	\\chromfs\Buffalo\ChromData\HP5973N\20210921-101109.b\N6456.D				
Injection Date:	21-Sep-2021 13:06:30	Instrument ID:	HP5973N		
Lims ID:	IC 0.5				
Client ID:					
Operator ID:	LH	ALS Bottle#:	7	Worklist Smp#:	7
Purge Vol:	5.000 mL	Dil. Factor:	1.0000		
Method:	N-8260	Limit Group:	MV - 8260C ICAL		
Column:	ZB-624 (0.18 mm)	Detector	MS SCAN		

28 Methyl acetate, CAS: 79-20-9

Signal: 1

Not Detected
Expected RT: 3.07

Processing Integration Results

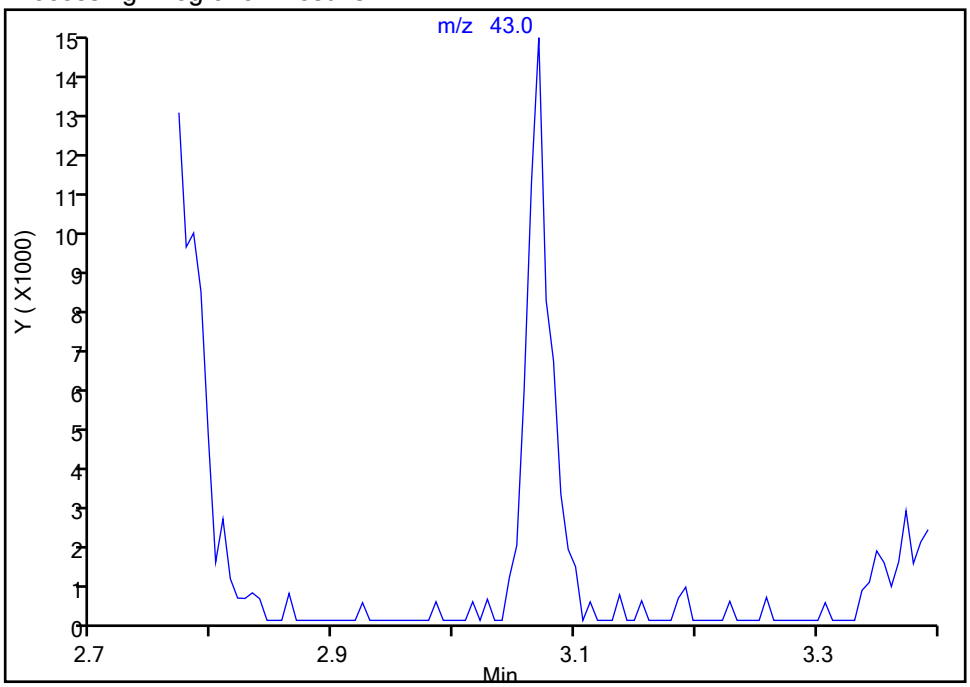

Manual Integration Results

RT: 3.07
Area: 20036
Amount: 1.029749
Amount Units: ug/L

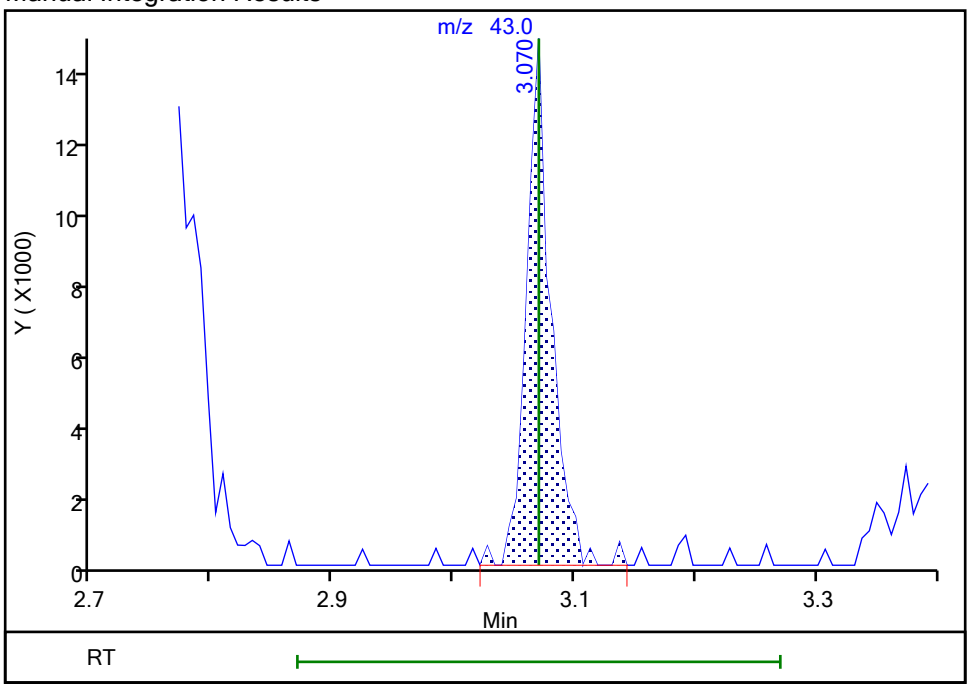

Reviewer: HillL, 21-Sep-2021 13:56:13
Audit Action: Assigned Compound ID Audit Reason: Poor chromatography

Manual Integration/User Assign Peak Report

Eurofins TestAmerica, Buffalo

Data File:	\\chromfs\Buffalo\ChromData\HP5973N\20210921-101109.b\N6456.D				
Injection Date:	21-Sep-2021 13:06:30	Instrument ID:	HP5973N		
Lims ID:	IC 0.5				
Client ID:					
Operator ID:	LH	ALS Bottle#:	7	Worklist Smp#:	7
Purge Vol:	5.000 mL	Dil. Factor:	1.0000		
Method:	N-8260	Limit Group:	MV - 8260C ICAL		
Column:	ZB-624 (0.18 mm)	Detector	MS SCAN		

34 Acrylonitrile, CAS: 107-13-1

Signal: 1

Not Detected
Expected RT: 3.45

Processing Integration Results

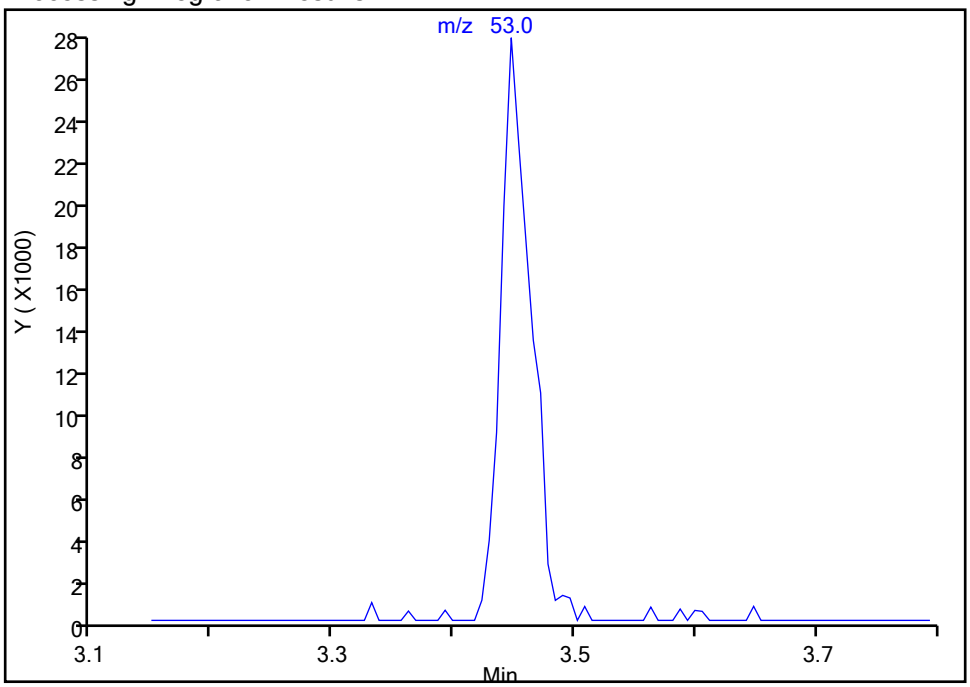

Manual Integration Results

RT: 3.45
Area: 47395
Amount: 5.046554
Amount Units: ug/L

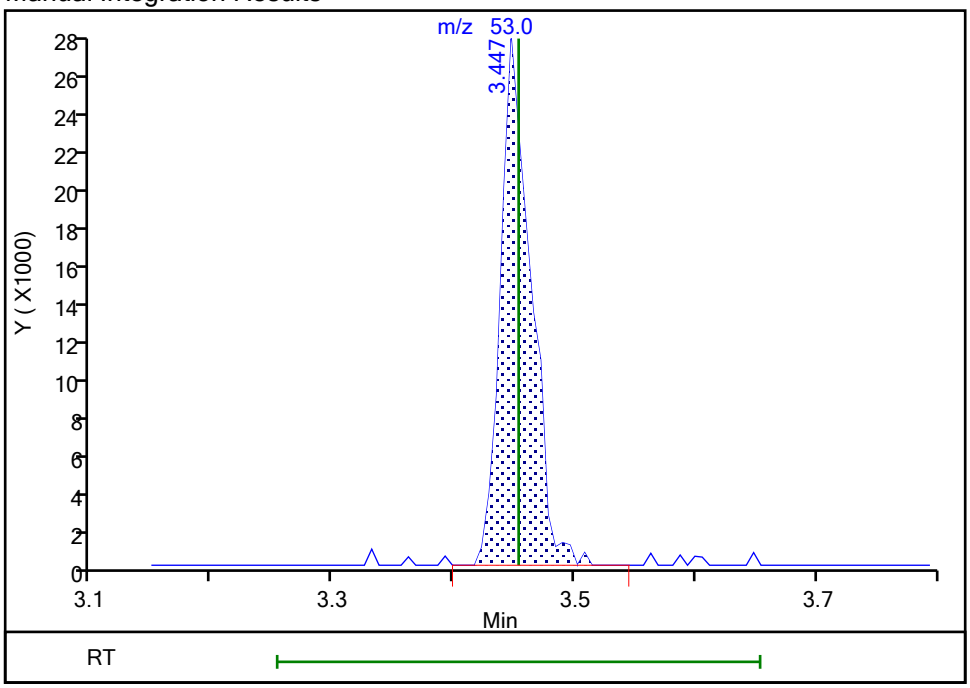

Reviewer: HillL, 21-Sep-2021 13:56:20
Audit Action: Assigned Compound ID Audit Reason: Poor chromatography

Manual Integration/User Assign Peak Report

Eurofins TestAmerica, Buffalo

Data File:	\\chromfs\Buffalo\ChromData\HP5973N\20210921-101109.b\N6456.D				
Injection Date:	21-Sep-2021 13:06:30	Instrument ID:	HP5973N		
Lims ID:	IC 0.5				
Client ID:					
Operator ID:	LH	ALS Bottle#:	7	Worklist Smp#:	7
Purge Vol:	5.000 mL	Dil. Factor:	1.0000		
Method:	N-8260	Limit Group:	MV - 8260C ICAL		
Column:	ZB-624 (0.18 mm)	Detector	MS SCAN		

42 2,2-Dichloropropane, CAS: 594-20-7

Signal: 1

Not Detected
Expected RT: 4.33

Processing Integration Results

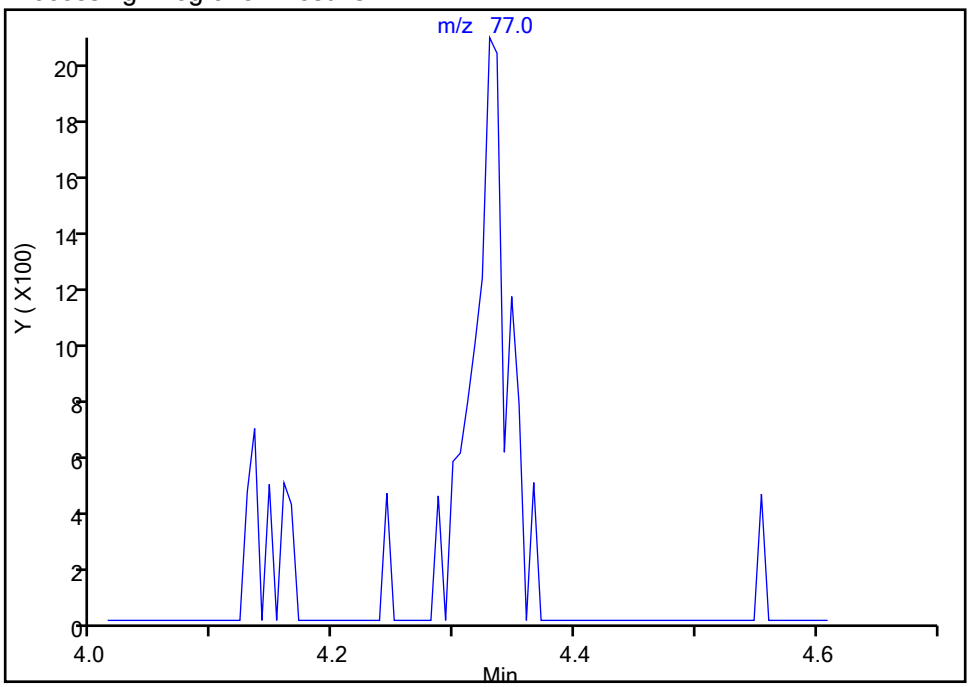

RT: 4.33
Area: 3975
Amount: 0.513870
Amount Units: ug/L

Manual Integration Results

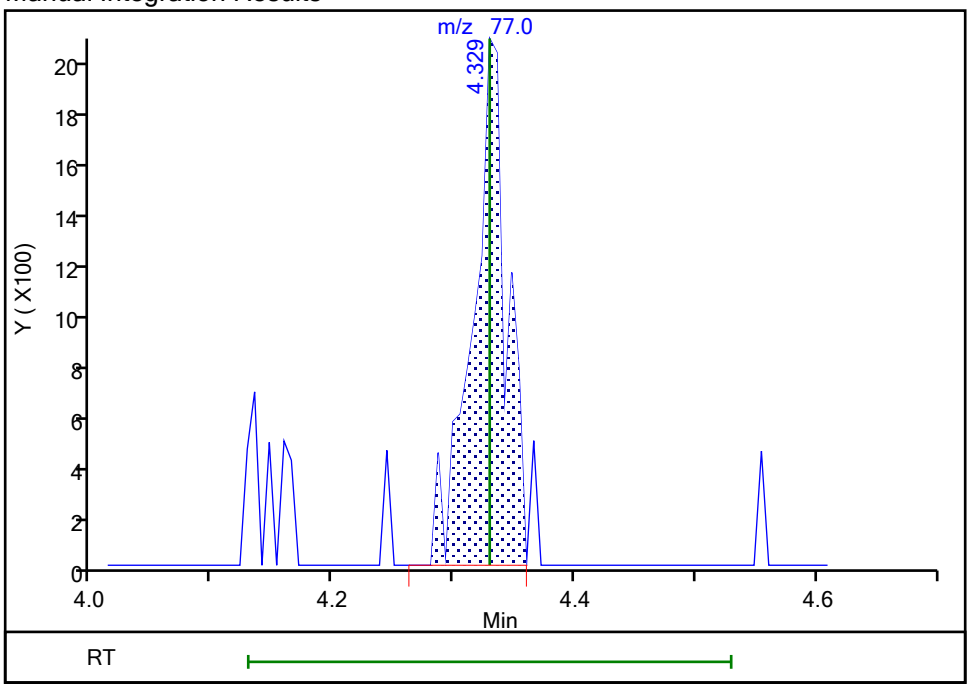

Reviewer: HillL, 21-Sep-2021 13:56:25
Audit Action: Assigned Compound ID Audit Reason: Poor chromatography

Manual Integration/User Assign Peak Report

Eurofins TestAmerica, Buffalo

Data File:	\\chromfs\Buffalo\ChromData\HP5973N\20210921-101109.b\N6456.D				
Injection Date:	21-Sep-2021 13:06:30	Instrument ID:	HP5973N		
Lims ID:	IC 0.5				
Client ID:					
Operator ID:	LH	ALS Bottle#:	7	Worklist Smp#:	7
Purge Vol:	5.000 mL	Dil. Factor:	1.0000		
Method:	N-8260	Limit Group:	MV - 8260C ICAL		
Column:	ZB-624 (0.18 mm)	Detector	MS SCAN		

43 cis-1,2-Dichloroethene, CAS: 156-59-2

Signal: 1

Not Detected
Expected RT: 4.37

Processing Integration Results

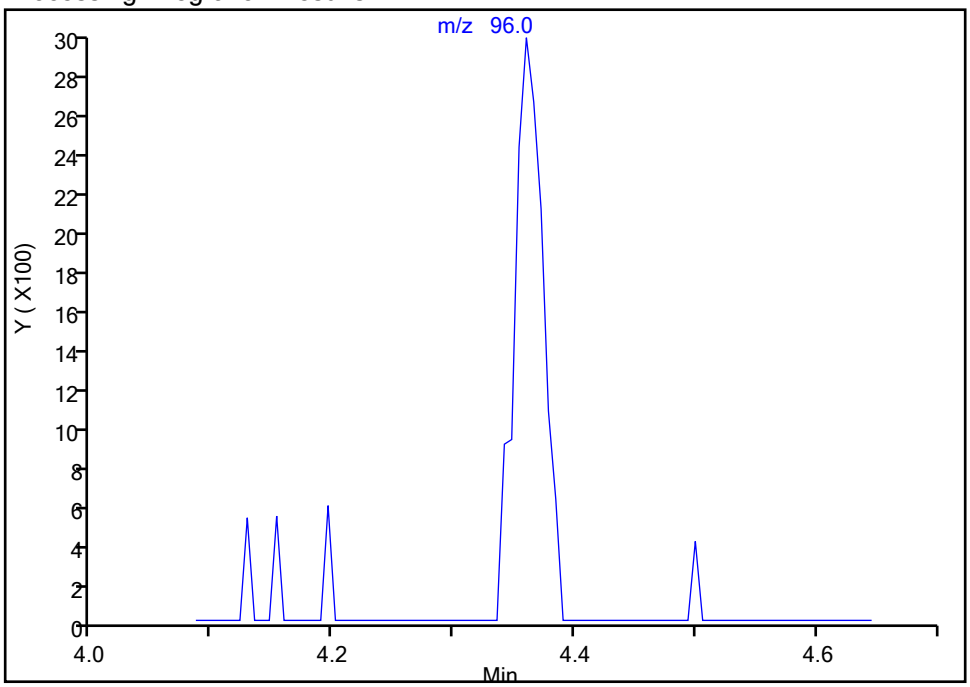

RT: 4.36
Area: 4973
Amount: 0.469685
Amount Units: ug/L

Manual Integration Results

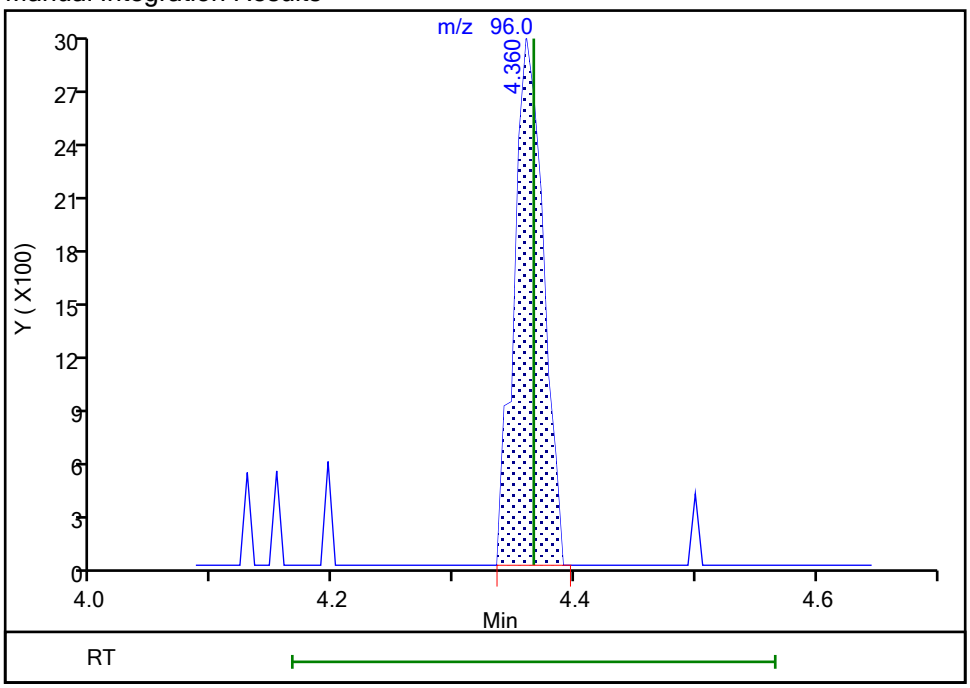

Reviewer: HillL, 21-Sep-2021 13:56:28
Audit Action: Assigned Compound ID Audit Reason: Poor chromatography

Eurofins TestAmerica, Buffalo

Data File:	\\chromfs\Buffalo\ChromData\HP5973N\20210921-101109.b\N6456.D				
Injection Date:	21-Sep-2021 13:06:30	Instrument ID:	HP5973N		
Lims ID:	IC 0.5				
Client ID:					
Operator ID:	LH	ALS Bottle#:	7	Worklist Smp#:	7
Purge Vol:	5.000 mL	Dil. Factor:	1.0000		
Method:	N-8260	Limit Group:	MV - 8260C ICAL		
Column:	ZB-624 (0.18 mm)	Detector	MS SCAN		

47 Chlorobromomethane, CAS: 74-97-5

Signal: 1

Processing Integration Results

RT: 4.61
Area: 1926
Amount: 0.406028
Amount Units: ug/L

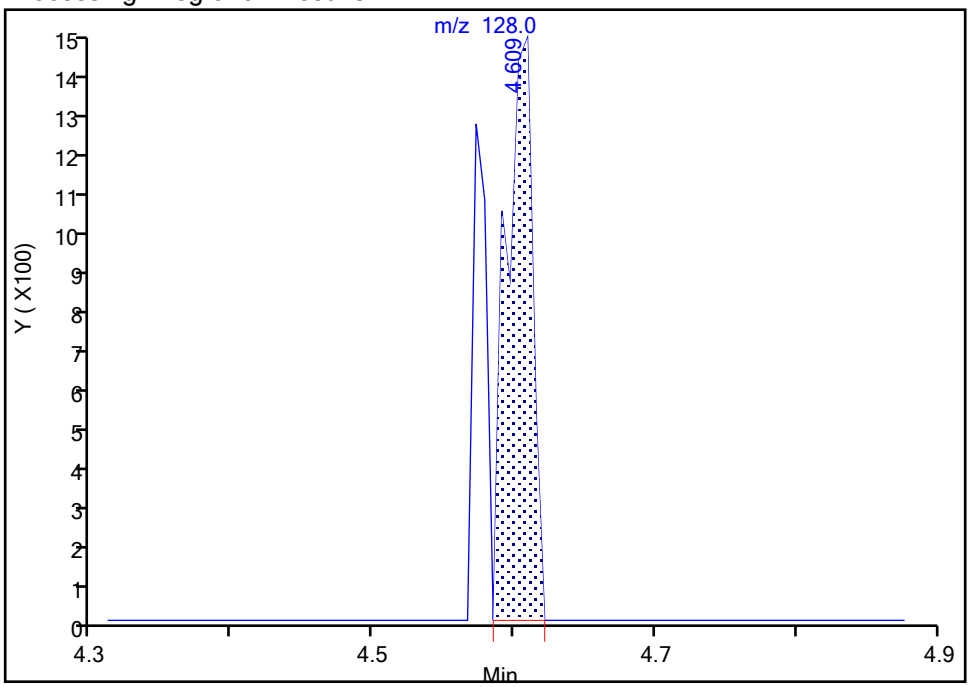

Manual Integration Results

RT: 4.61
Area: 2770
Amount: 0.483881
Amount Units: ug/L

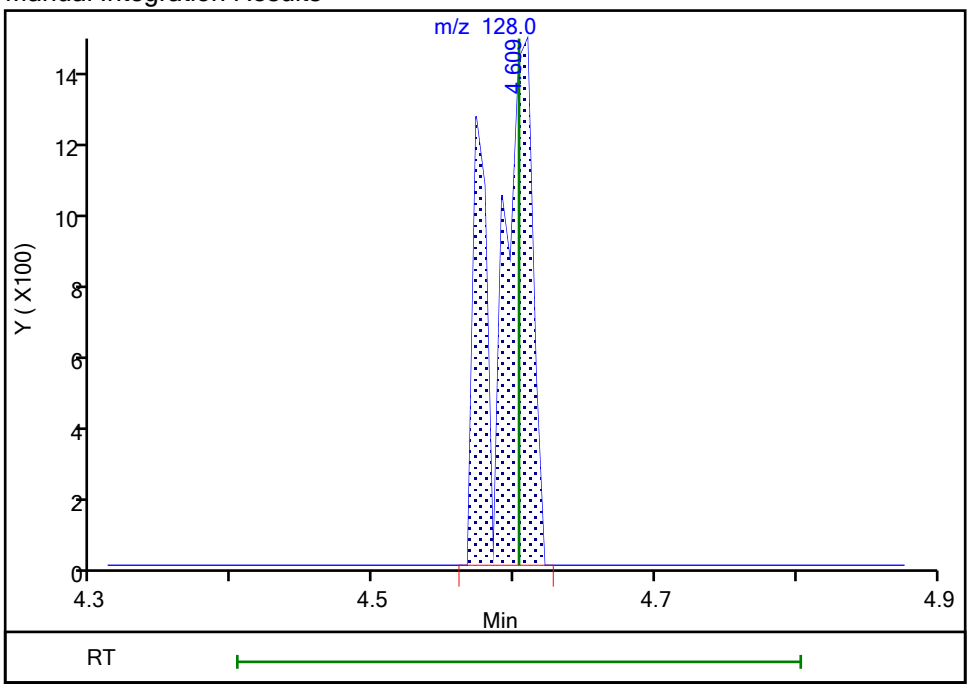

Reviewer: HillL, 21-Sep-2021 13:56:37
Audit Action: Manually Integrated Audit Reason: Poor chromatography

Manual Integration/User Assign Peak Report

Eurofins TestAmerica, Buffalo

Data File:	\\chromfs\Buffalo\ChromData\HP5973N\20210921-101109.b\N6456.D				
Injection Date:	21-Sep-2021 13:06:30	Instrument ID:	HP5973N		
Lims ID:	IC 0.5				
Client ID:					
Operator ID:	LH	ALS Bottle#:	7	Worklist Smp#:	7
Purge Vol:	5.000 mL	Dil. Factor:	1.0000		
Method:	N-8260	Limit Group:	MV - 8260C ICAL		
Column:	ZB-624 (0.18 mm)	Detector	MS SCAN		

59 n-Heptane, CAS: 142-82-5

Signal: 1

Not Detected
Expected RT: 5.32

Processing Integration Results

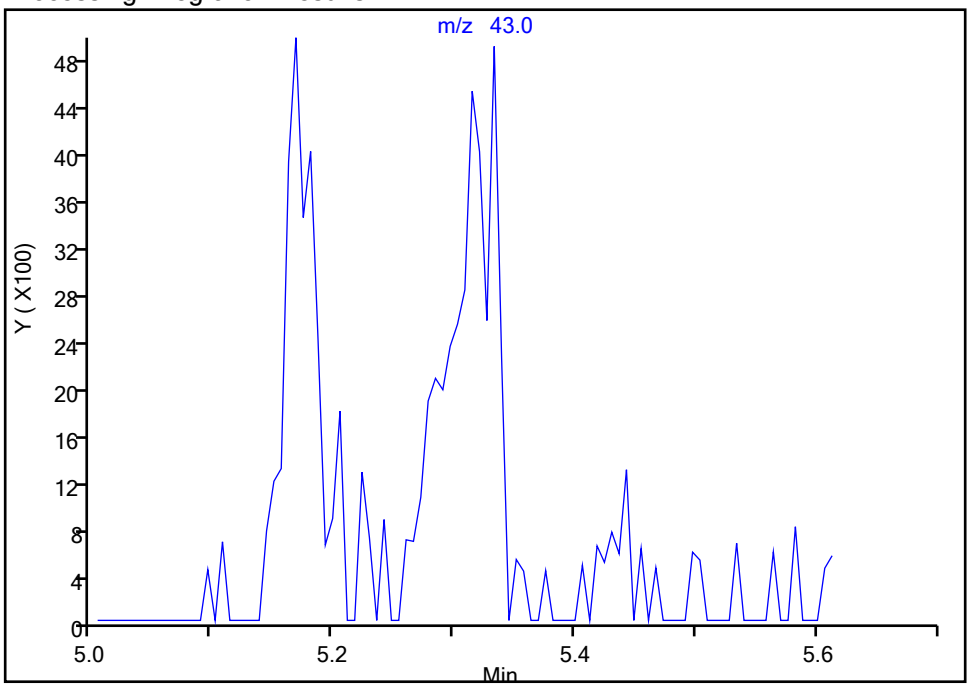

RT: 5.33
Area: 12769
Amount: 0.452443
Amount Units: ug/L

Manual Integration Results

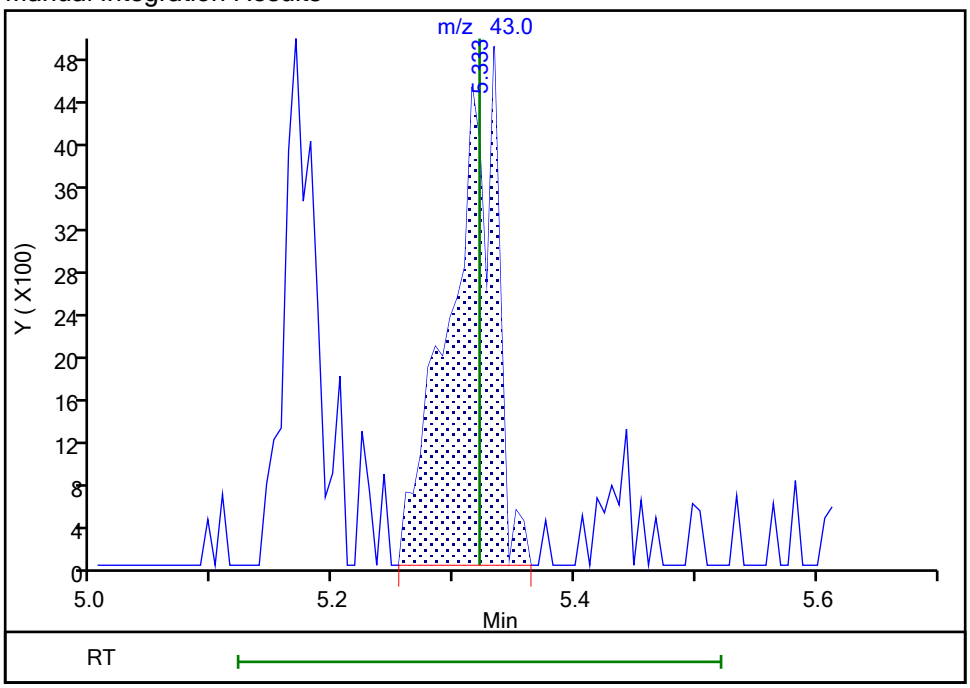

Reviewer: HillL, 21-Sep-2021 13:57:05
Audit Action: Assigned Compound ID Audit Reason: Poor chromatography

Manual Integration/User Assign Peak Report

Eurofins TestAmerica, Buffalo

Data File:	\\chromfs\Buffalo\ChromData\HP5973N\20210921-101109.b\N6456.D				
Injection Date:	21-Sep-2021 13:06:30	Instrument ID:	HP5973N		
Lims ID:	IC 0.5				
Client ID:					
Operator ID:	LH	ALS Bottle#:	7	Worklist Smp#:	7
Purge Vol:	5.000 mL	Dil. Factor:	1.0000		
Method:	N-8260	Limit Group:	MV - 8260C ICAL		
Column:	ZB-624 (0.18 mm)	Detector	MS SCAN		

62 Methylcyclohexane, CAS: 108-87-2

Signal: 1

Processing Integration Results

RT: 5.86
Area: 2430
Amount: 0.382781
Amount Units: ug/L

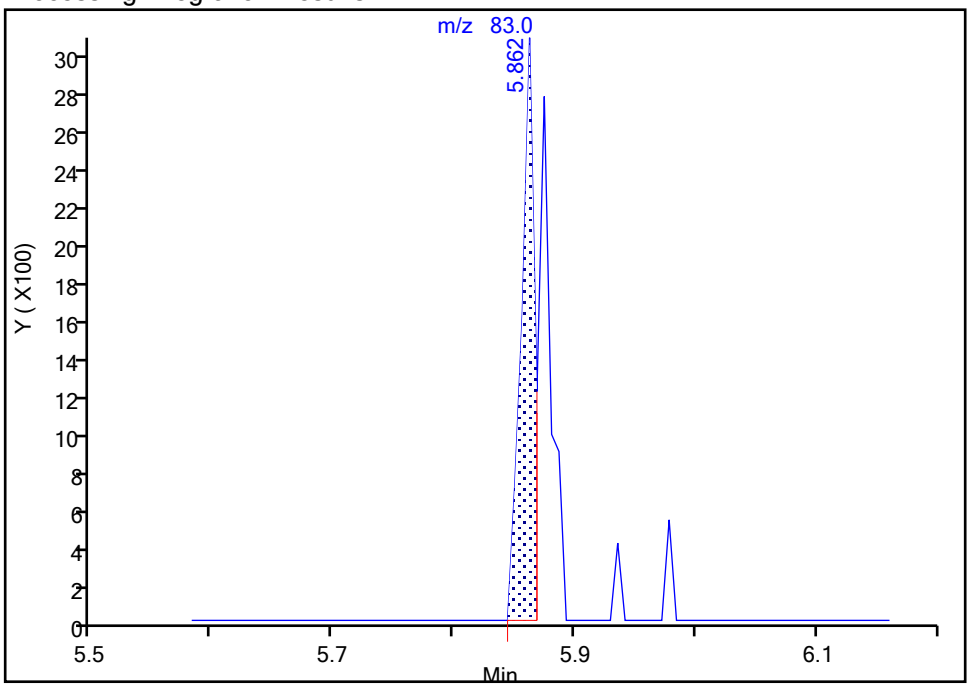

Manual Integration Results

RT: 5.86
Area: 4131
Amount: 0.270650
Amount Units: ug/L

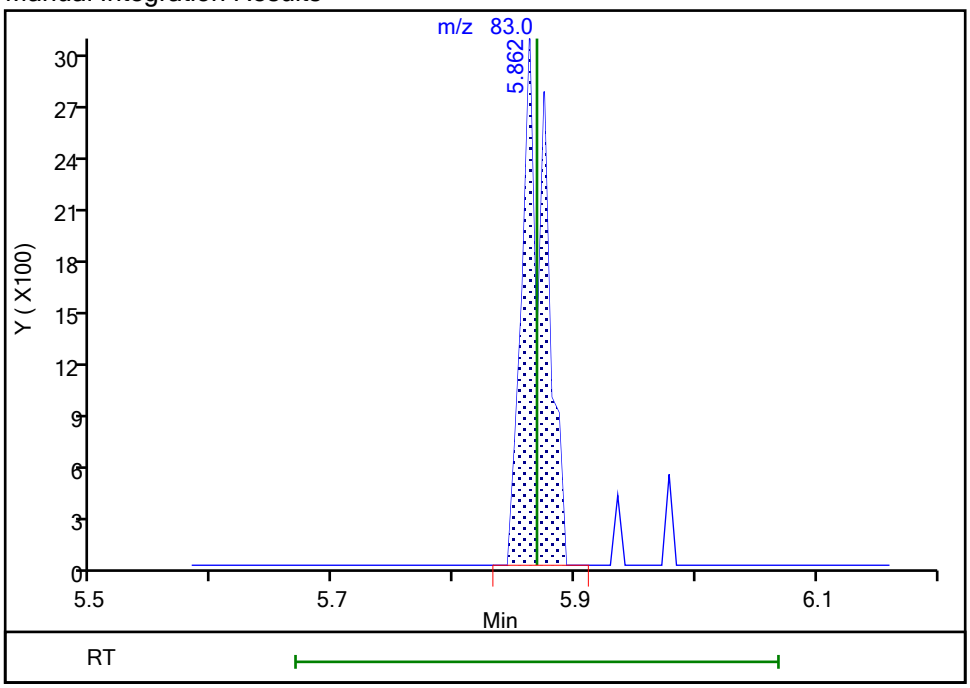

Reviewer: HillL, 21-Sep-2021 13:57:14

Audit Action: Manually Integrated Audit Reason: Poor chromatography

Manual Integration/User Assign Peak Report

Eurofins TestAmerica, Buffalo

Data File:	\\chromfs\Buffalo\ChromData\HP5973N\20210921-101109.b\N6456.D				
Injection Date:	21-Sep-2021 13:06:30	Instrument ID:	HP5973N		
Lims ID:	IC 0.5				
Client ID:					
Operator ID:	LH	ALS Bottle#:	7	Worklist Smp#:	7
Purge Vol:	5.000 mL	Dil. Factor:	1.0000		
Method:	N-8260	Limit Group:	MV - 8260C ICAL		
Column:	ZB-624 (0.18 mm)	Detector	MS SCAN		

69 2-Chloroethyl vinyl ether, CAS: 110-75-8

Signal: 1

Processing Integration Results

RT: 6.70
Area: 155
Amount: 0.044197
Amount Units: ug/L

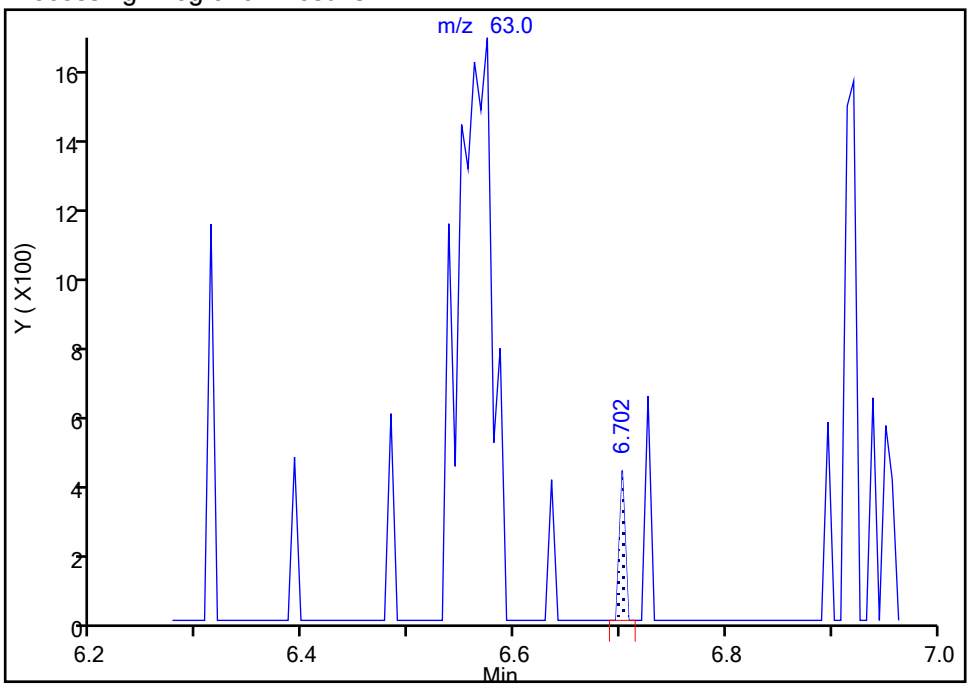

Manual Integration Results

RT: 6.57
Area: 3736
Amount: 0.491192
Amount Units: ug/L

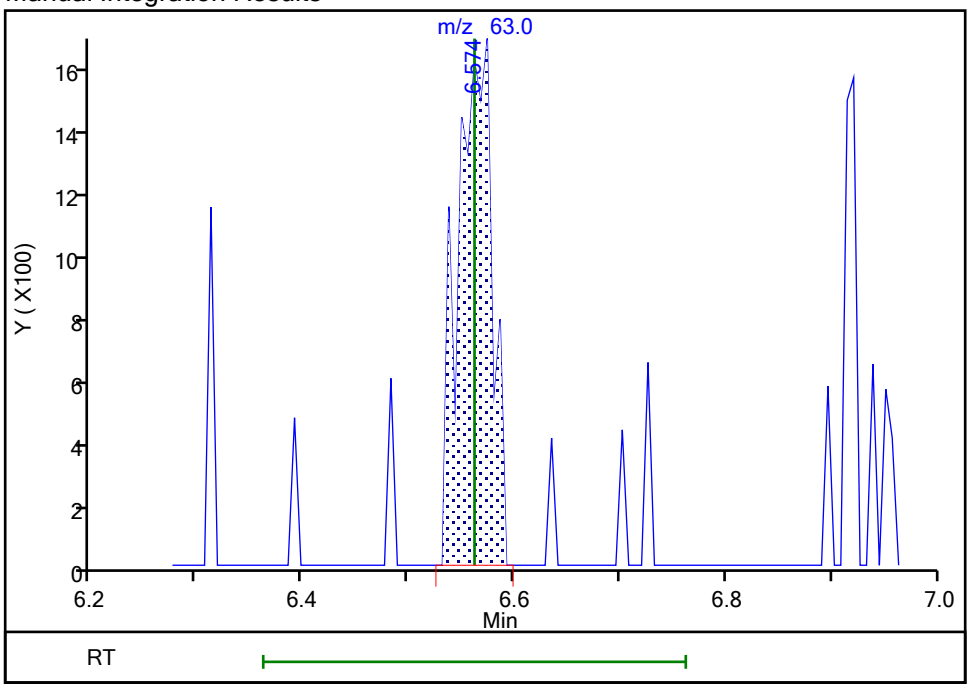

Reviewer: HillL, 21-Sep-2021 13:57:25

Audit Action: Manually Integrated Audit Reason: Poor chromatography

Manual Integration/User Assign Peak Report

Eurofins TestAmerica, Buffalo

Data File:	\\chromfs\Buffalo\ChromData\HP5973N\20210921-101109.b\N6456.D				
Injection Date:	21-Sep-2021 13:06:30	Instrument ID:	HP5973N		
Lims ID:	IC 0.5				
Client ID:					
Operator ID:	LH	ALS Bottle#:	7	Worklist Smp#:	7
Purge Vol:	5.000 mL	Dil. Factor:	1.0000		
Method:	N-8260	Limit Group:	MV - 8260C ICAL		
Column:	ZB-624 (0.18 mm)	Detector	MS SCAN		

79 Tetrachloroethene, CAS: 127-18-4

Signal: 1

Processing Integration Results

RT: 7.52
Area: 2696
Amount: 0.355742
Amount Units: ug/L

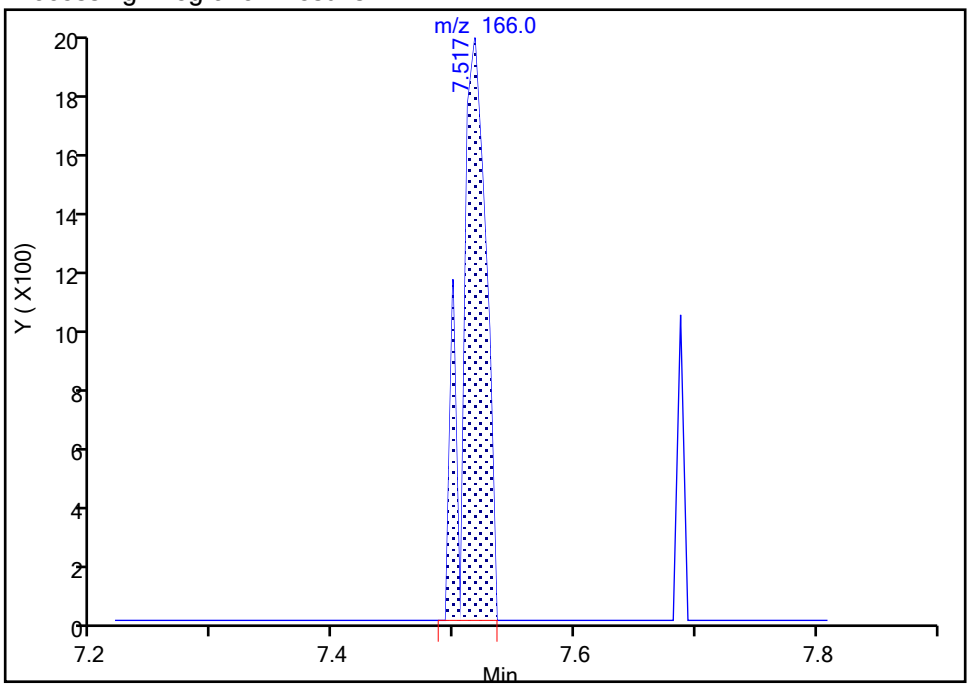

Manual Integration Results

RT: 7.52
Area: 2696
Amount: 0.257326
Amount Units: ug/L

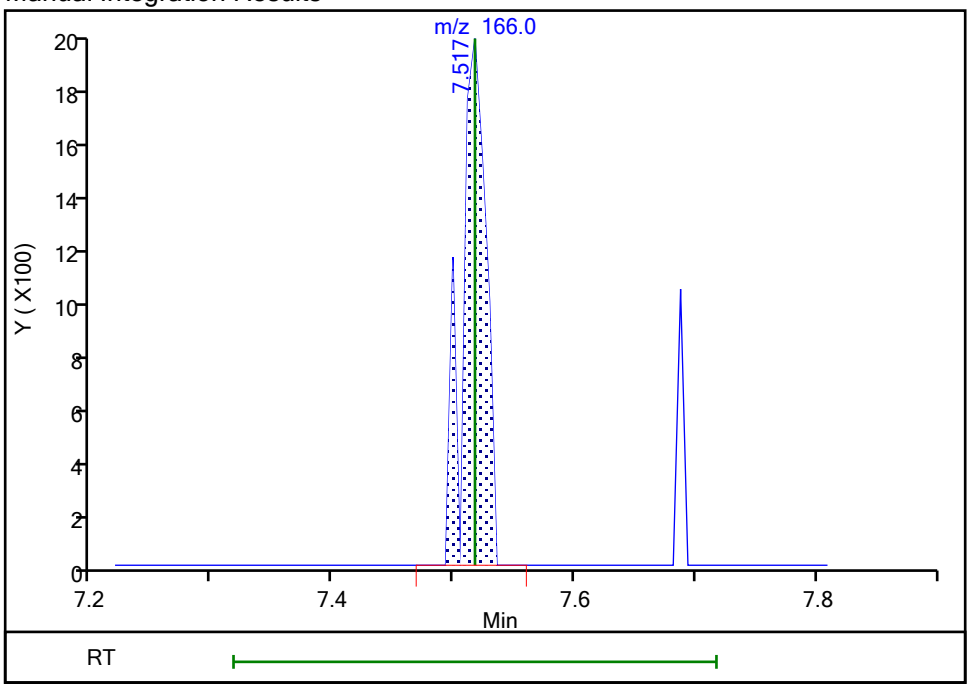

Reviewer: HillL, 21-Sep-2021 13:57:46

Audit Action: Manually Integrated Audit Reason: Poor chromatography

Manual Integration/User Assign Peak Report

Eurofins TestAmerica, Buffalo

Data File:	\\chromfs\Buffalo\ChromData\HP5973N\20210921-101109.b\N6456.D				
Injection Date:	21-Sep-2021 13:06:30	Instrument ID:	HP5973N		
Lims ID:	IC 0.5				
Client ID:					
Operator ID:	LH	ALS Bottle#:	7	Worklist Smp#:	7
Purge Vol:	5.000 mL	Dil. Factor:	1.0000		
Method:	N-8260	Limit Group:	MV - 8260C ICAL		
Column:	ZB-624 (0.18 mm)	Detector	MS SCAN		

80 1,3-Dichloropropane, CAS: 142-28-9

Signal: 1

Processing Integration Results

RT: 7.62
Area: 5895
Amount: 0.426914
Amount Units: ug/L

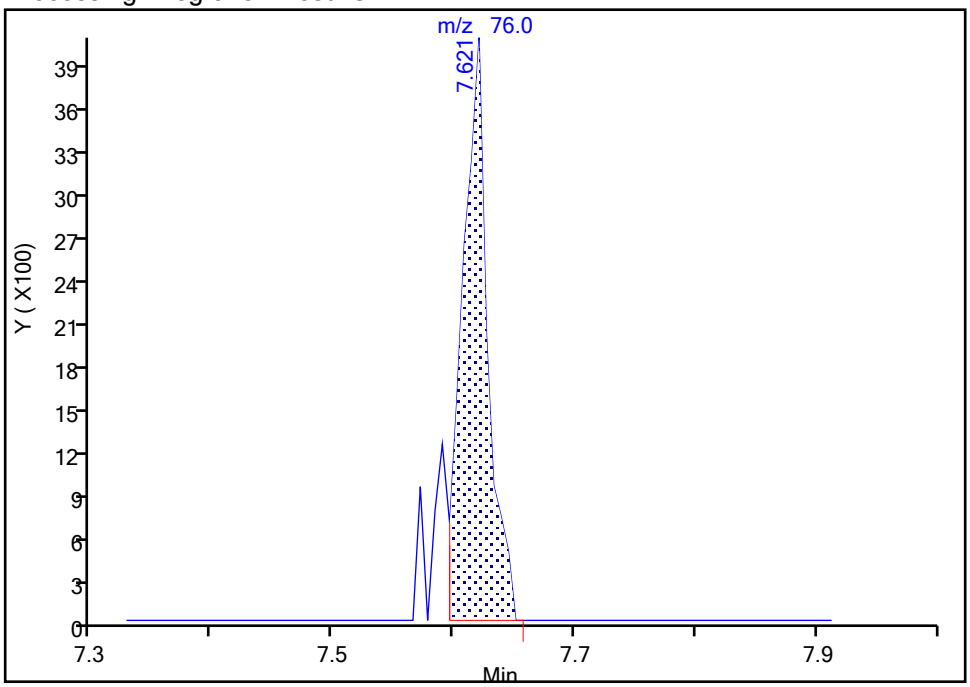

Manual Integration Results

RT: 7.62
Area: 6616
Amount: 0.452294
Amount Units: ug/L

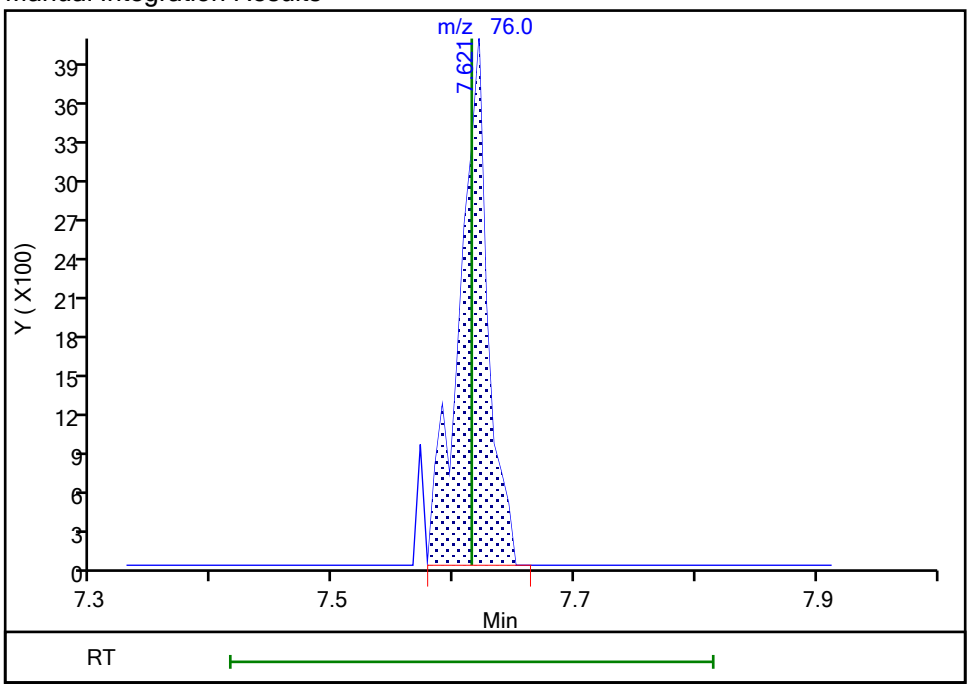

Reviewer: HillL, 21-Sep-2021 13:57:40
Audit Action: Manually Integrated Audit Reason: Poor chromatography

Manual Integration/User Assign Peak Report

Eurofins TestAmerica, Buffalo

Data File:	\\chromfs\Buffalo\ChromData\HP5973N\20210921-101109.b\N6456.D				
Injection Date:	21-Sep-2021 13:06:30	Instrument ID:	HP5973N		
Lims ID:	IC 0.5				
Client ID:					
Operator ID:	LH	ALS Bottle#:	7	Worklist Smp#:	7
Purge Vol:	5.000 mL	Dil. Factor:	1.0000		
Method:	N-8260	Limit Group:	MV - 8260C ICAL		
Column:	ZB-624 (0.18 mm)	Detector	MS SCAN		

85 Chlorobenzene, CAS: 108-90-7

Signal: 1

Not Detected
Expected RT: 8.43

Processing Integration Results

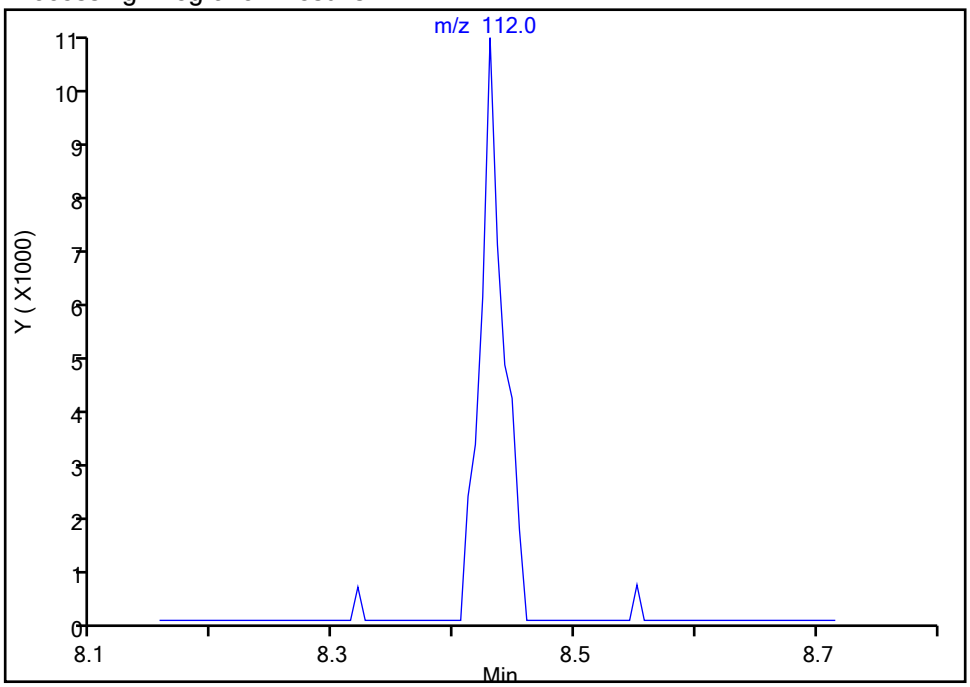

RT: 8.43
Area: 13615
Amount: 0.491563
Amount Units: ug/L

Manual Integration Results

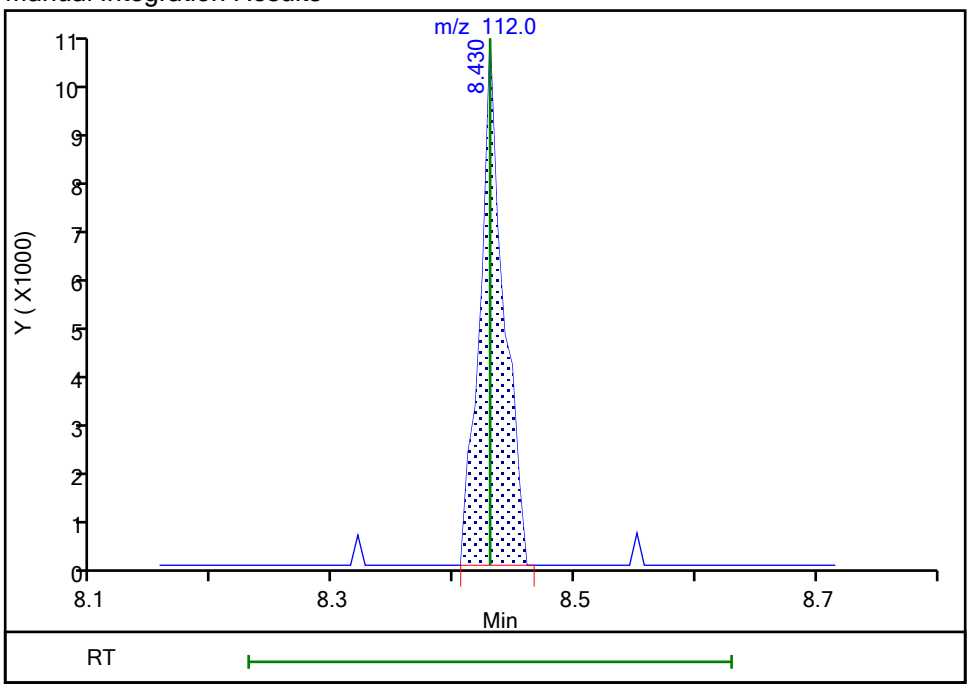

Reviewer: HillL, 21-Sep-2021 13:57:54
Audit Action: Assigned Compound ID Audit Reason: Poor chromatography

Manual Integration/User Assign Peak Report

Eurofins TestAmerica, Buffalo

Data File:	\\chromfs\Buffalo\ChromData\HP5973N\20210921-101109.b\N6456.D				
Injection Date:	21-Sep-2021 13:06:30	Instrument ID:	HP5973N		
Lims ID:	IC 0.5				
Client ID:					
Operator ID:	LH	ALS Bottle#:	7	Worklist Smp#:	7
Purge Vol:	5.000 mL	Dil. Factor:	1.0000		
Method:	N-8260	Limit Group:	MV - 8260C ICAL		
Column:	ZB-624 (0.18 mm)	Detector	MS SCAN		

95 Isopropylbenzene, CAS: 98-82-8

Signal: 1

Processing Integration Results

RT: 9.46
Area: 11498
Amount: 0.380000
Amount Units: ug/L

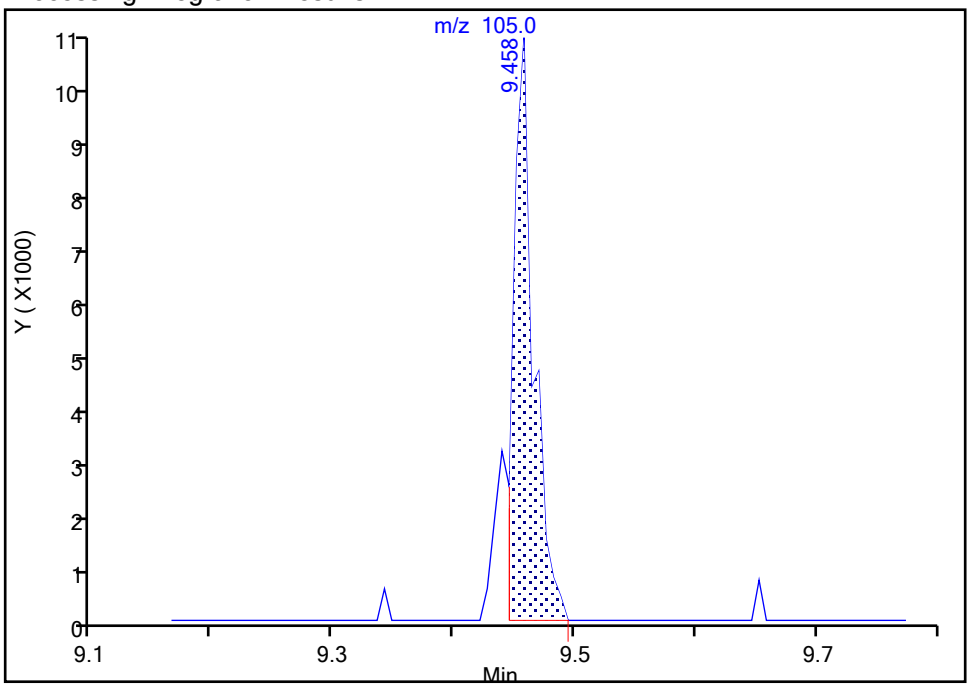

Manual Integration Results

RT: 9.46
Area: 13431
Amount: 0.326051
Amount Units: ug/L

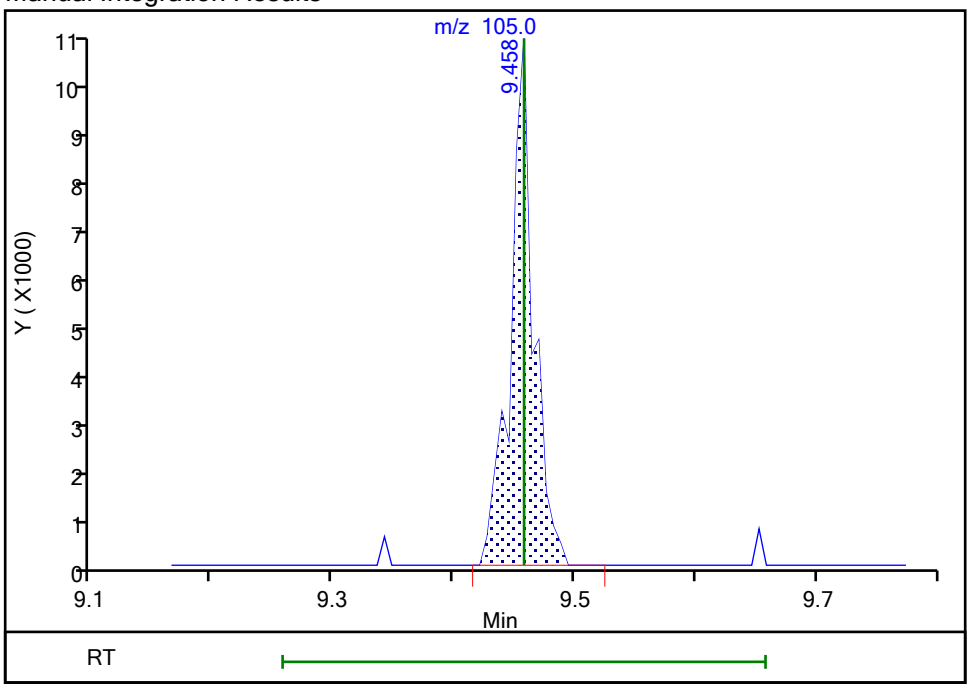

Reviewer: HillL, 21-Sep-2021 13:58:17

Audit Action: Manually Integrated Audit Reason: Poor chromatography

Manual Integration/User Assign Peak Report

Eurofins TestAmerica, Buffalo

Data File:	\\chromfs\Buffalo\ChromData\HP5973N\20210921-101109.b\N6456.D				
Injection Date:	21-Sep-2021 13:06:30	Instrument ID:	HP5973N		
Lims ID:	IC 0.5				
Client ID:					
Operator ID:	LH	ALS Bottle#:	7	Worklist Smp#:	7
Purge Vol:	5.000 mL	Dil. Factor:	1.0000		
Method:	N-8260	Limit Group:	MV - 8260C ICAL		
Column:	ZB-624 (0.18 mm)	Detector	MS SCAN		

98 1,1,2,2-Tetrachloroethane, CAS: 79-34-5

Signal: 1

Processing Integration Results

RT: 9.86
Area: 3395
Amount: 0.348024
Amount Units: ug/L

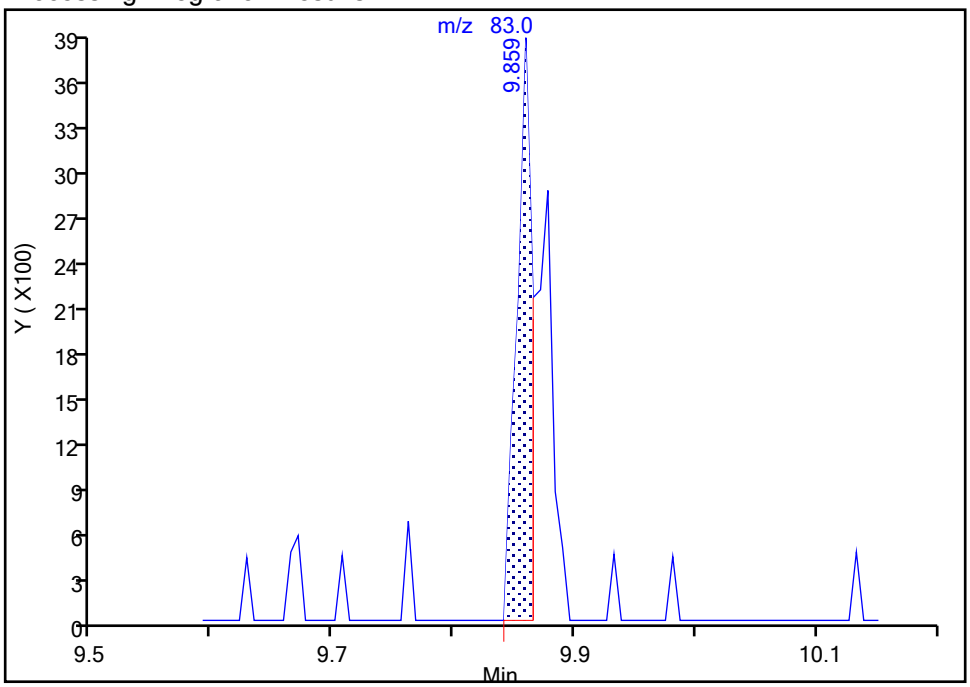

Manual Integration Results

RT: 9.86
Area: 5703
Amount: 0.479658
Amount Units: ug/L

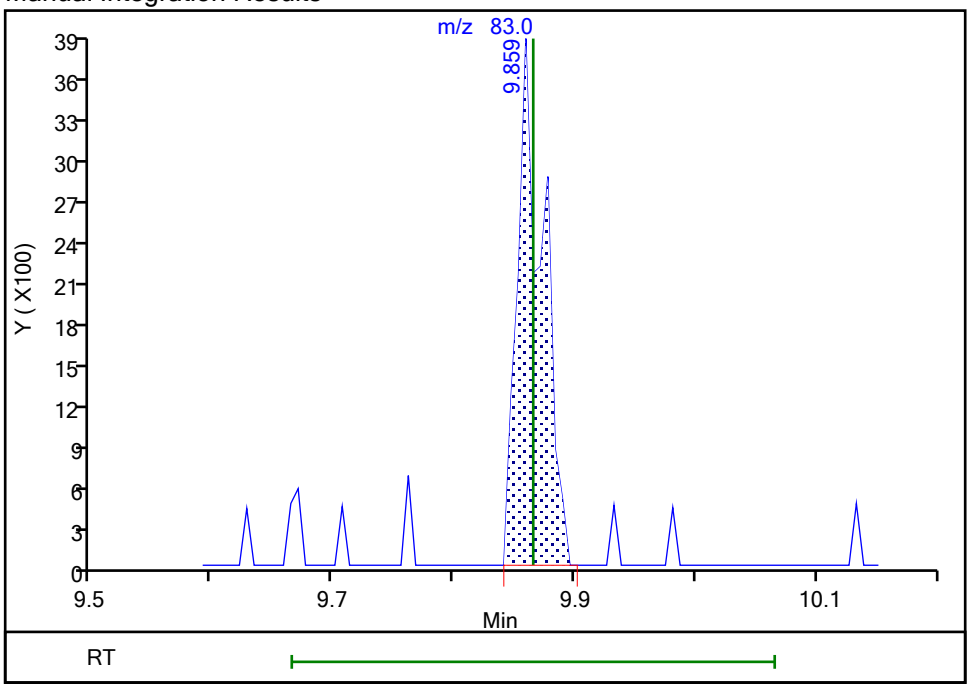

Reviewer: HillL, 21-Sep-2021 13:58:24
Audit Action: Manually Integrated Audit Reason: Poor chromatography

Manual Integration/User Assign Peak Report

Eurofins TestAmerica, Buffalo

Data File:	\\chromfs\Buffalo\ChromData\HP5973N\20210921-101109.b\N6456.D				
Injection Date:	21-Sep-2021 13:06:30	Instrument ID:	HP5973N		
Lims ID:	IC 0.5				
Client ID:					
Operator ID:	LH	ALS Bottle#:	7	Worklist Smp#:	7
Purge Vol:	5.000 mL	Dil. Factor:	1.0000		
Method:	N-8260	Limit Group:	MV - 8260C ICAL		
Column:	ZB-624 (0.18 mm)	Detector	MS SCAN		

101 trans-1,4-Dichloro-2-butene, CAS: 110-57-6

Signal: 1

Processing Integration Results

RT: 9.91
Area: 1354
Amount: 0.324854
Amount Units: ug/L

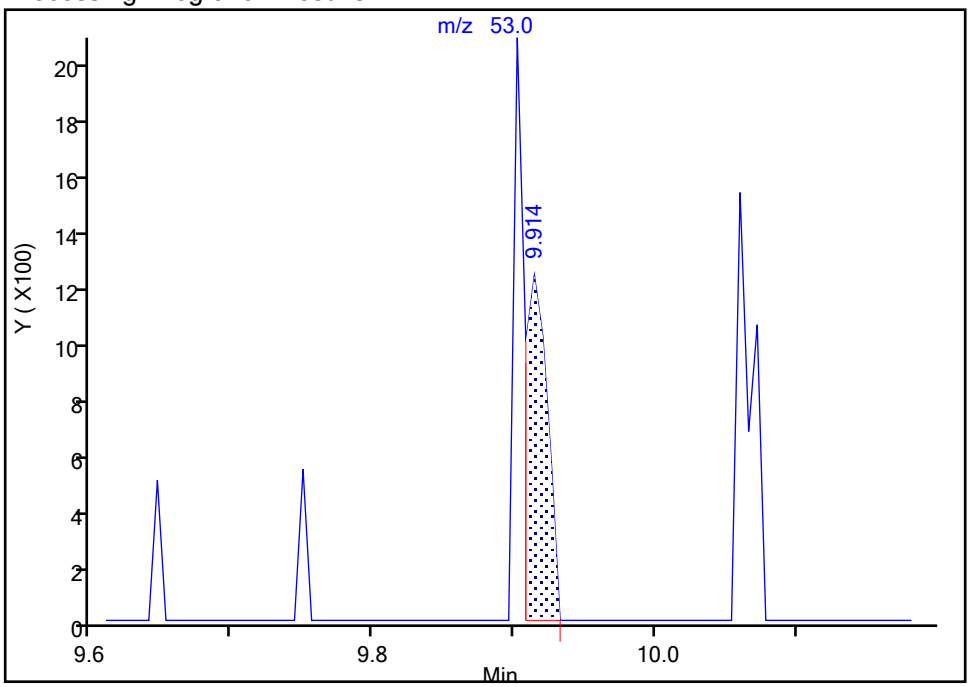

Manual Integration Results

RT: 9.90
Area: 2097
Amount: 0.397829
Amount Units: ug/L

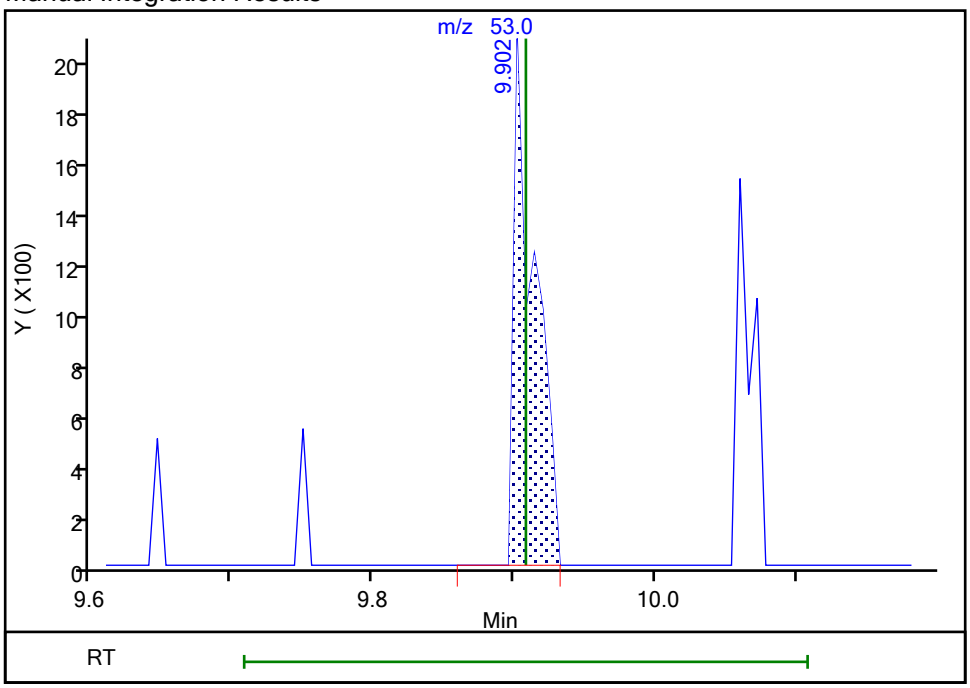

Reviewer: HillL, 21-Sep-2021 13:58:36

Audit Action: Manually Integrated Audit Reason: Poor chromatography

Eurofins TestAmerica, Buffalo

Data File:	\\chromfs\Buffalo\ChromData\HP5973N\20210921-101109.b\N6456.D				
Injection Date:	21-Sep-2021 13:06:30	Instrument ID:	HP5973N		
Lims ID:	IC 0.5				
Client ID:					
Operator ID:	LH	ALS Bottle#:	7	Worklist Smp#:	7
Purge Vol:	5.000 mL	Dil. Factor:	1.0000		
Method:	N-8260	Limit Group:	MV - 8260C ICAL		
Column:	ZB-624 (0.18 mm)	Detector	MS SCAN		

106 tert-Butylbenzene, CAS: 98-06-6

Signal: 1

Processing Integration Results

RT: 10.39
Area: 1959
Amount: 0.396655
Amount Units: ug/L

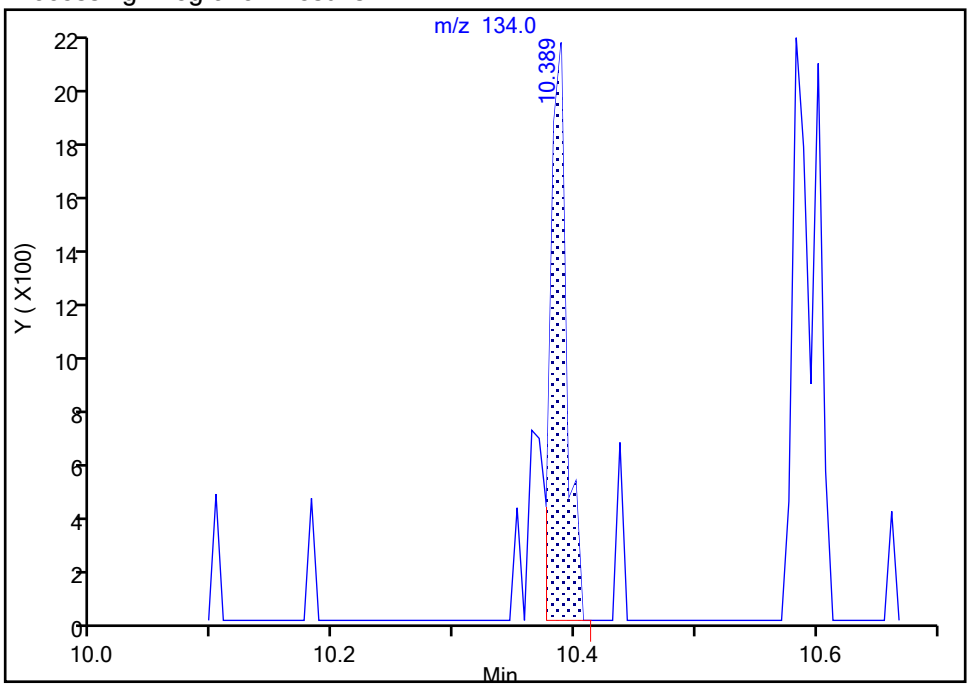

Manual Integration Results

RT: 10.39
Area: 2614
Amount: 0.339007
Amount Units: ug/L

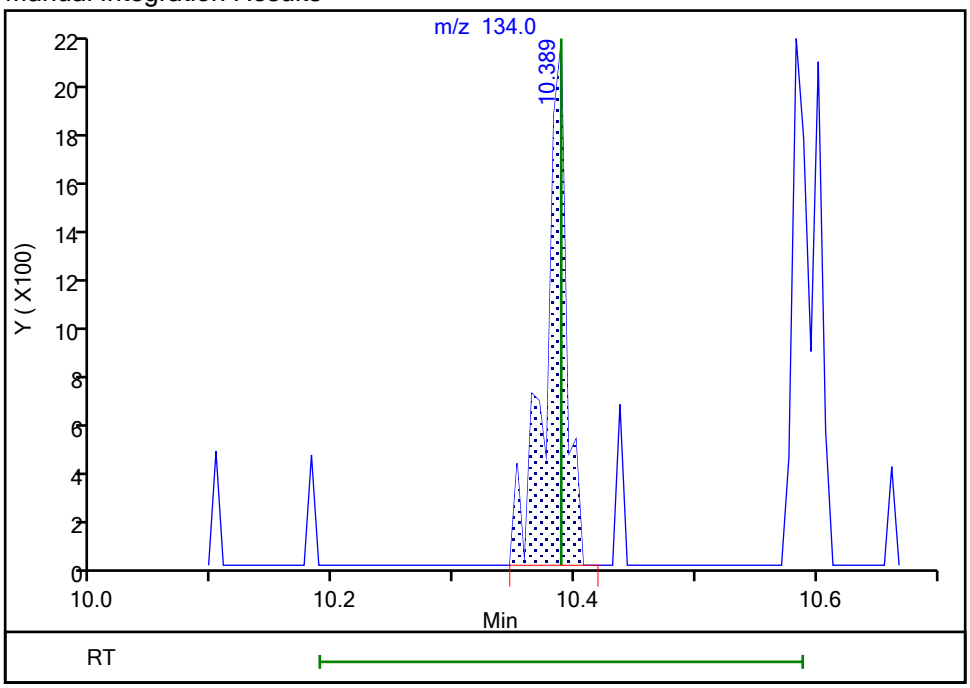

Reviewer: HillL, 21-Sep-2021 13:58:46
Audit Action: Manually Integrated Audit Reason: Poor chromatography

Manual Integration/User Assign Peak Report

Eurofins TestAmerica, Buffalo

Data File:	\\chromfs\Buffalo\ChromData\HP5973N\20210921-101109.b\N6456.D				
Injection Date:	21-Sep-2021 13:06:30	Instrument ID:	HP5973N		
Lims ID:	IC 0.5				
Client ID:					
Operator ID:	LH	ALS Bottle#:	7	Worklist Smp#:	7
Purge Vol:	5.000 mL	Dil. Factor:	1.0000		
Method:	N-8260	Limit Group:	MV - 8260C ICAL		
Column:	ZB-624 (0.18 mm)	Detector	MS SCAN		

109 sec-Butylbenzene, CAS: 135-98-8

Signal: 1

Processing Integration Results

RT: 10.60
Area: 11706
Amount: 0.372891
Amount Units: ug/L

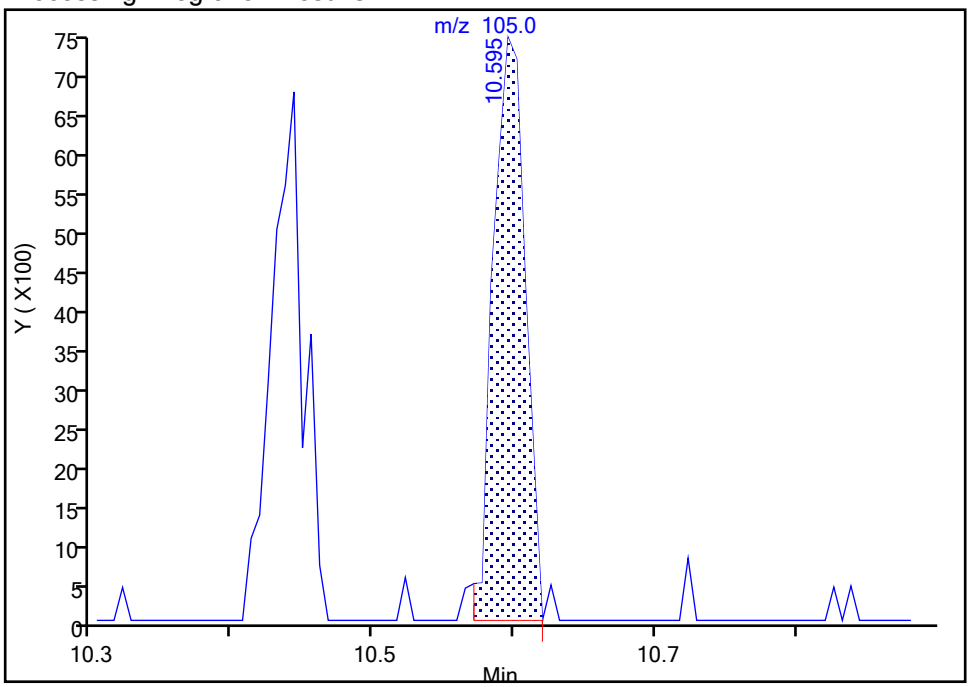

Manual Integration Results

RT: 10.60
Area: 12019
Amount: 0.274798
Amount Units: ug/L

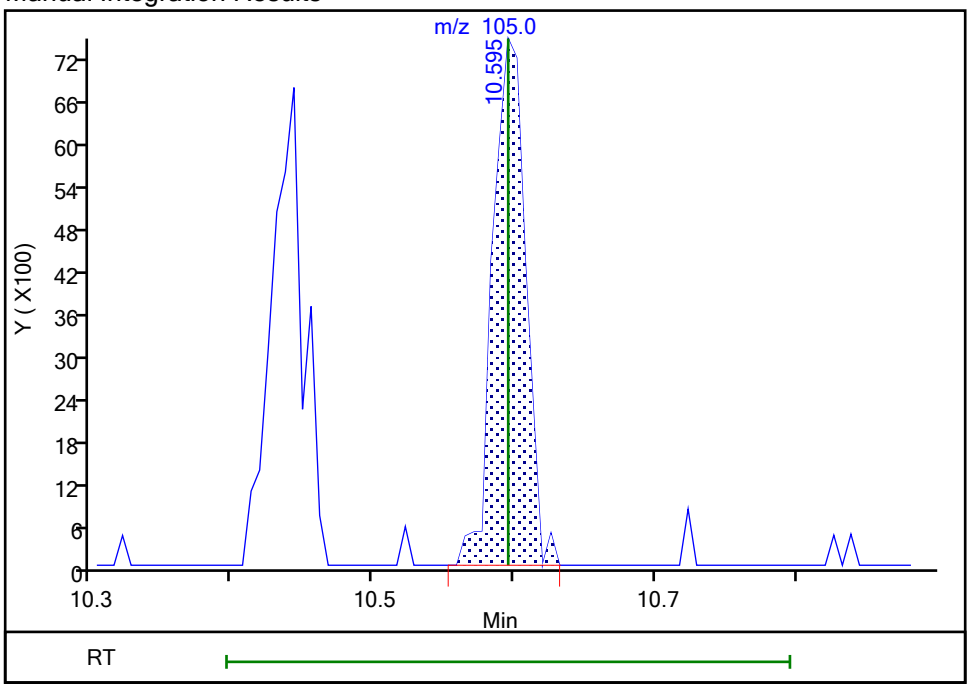

Reviewer: HillL, 21-Sep-2021 13:59:00

Audit Action: Manually Integrated Audit Reason: Poor chromatography

Manual Integration/User Assign Peak Report

Eurofins TestAmerica, Buffalo

Data File:	\\chromfs\Buffalo\ChromData\HP5973N\20210921-101109.b\N6456.D				
Injection Date:	21-Sep-2021 13:06:30	Instrument ID:	HP5973N		
Lims ID:	IC 0.5				
Client ID:					
Operator ID:	LH	ALS Bottle#:	7	Worklist Smp#:	7
Purge Vol:	5.000 mL	Dil. Factor:	1.0000		
Method:	N-8260	Limit Group:	MV - 8260C ICAL		
Column:	ZB-624 (0.18 mm)	Detector	MS SCAN		

110 1,3-Dichlorobenzene, CAS: 541-73-1

Signal: 1

Processing Integration Results

RT: 10.74
Area: 7820
Amount: 0.427844
Amount Units: ug/L

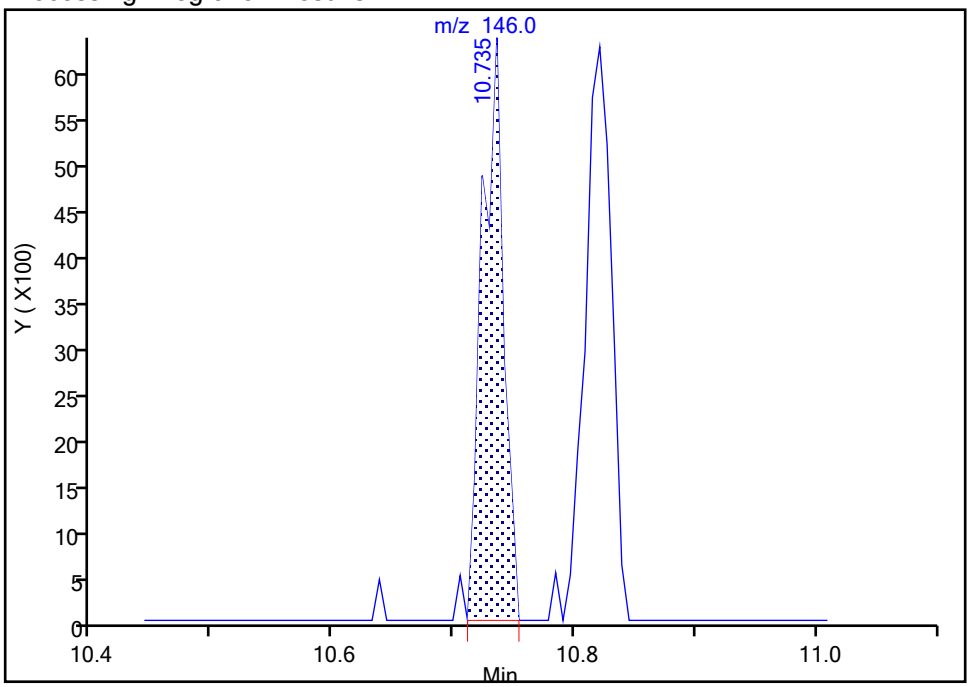

Manual Integration Results

RT: 10.74
Area: 8000
Amount: 0.367861
Amount Units: ug/L

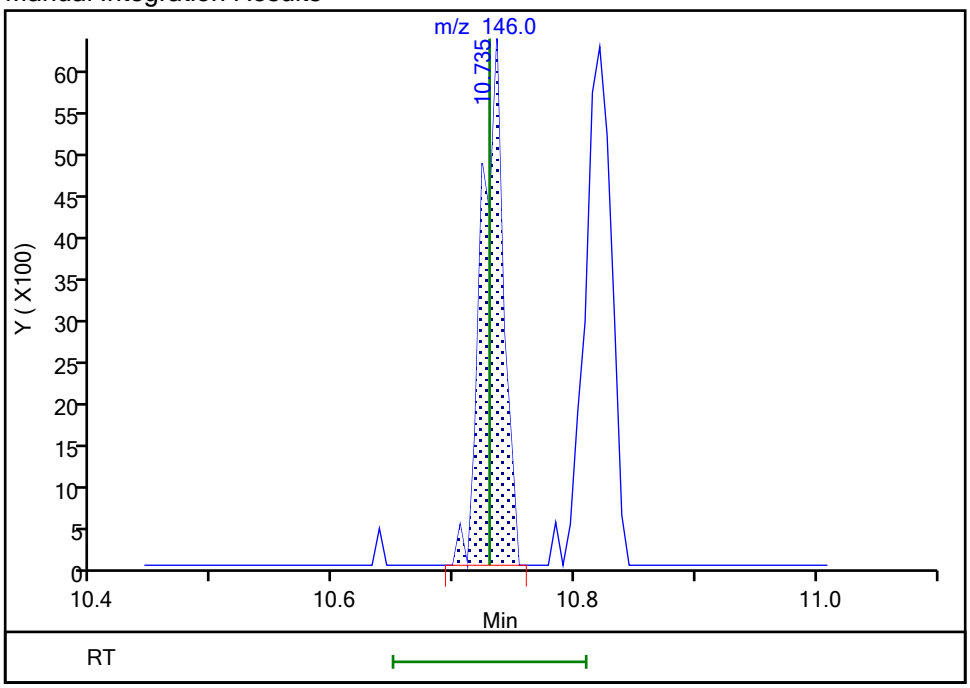

Reviewer: HillL, 21-Sep-2021 13:58:55

Audit Action: Manually Integrated Audit Reason: Poor chromatography

Manual Integration/User Assign Peak Report

Eurofins TestAmerica, Buffalo

Data File:	\\chromfs\Buffalo\ChromData\HP5973N\20210921-101109.b\N6456.D				
Injection Date:	21-Sep-2021 13:06:30	Instrument ID:	HP5973N		
Lims ID:	IC 0.5				
Client ID:					
Operator ID:	LH	ALS Bottle#:	7	Worklist Smp#:	7
Purge Vol:	5.000 mL	Dil. Factor:	1.0000		
Method:	N-8260	Limit Group:	MV - 8260C ICAL		
Column:	ZB-624 (0.18 mm)	Detector	MS SCAN		

117 1,2-Dibromo-3-Chloropropane, CAS: 96-12-8

Signal: 1

Processing Integration Results

RT: 11.90
Area: 401
Amount: 0.274181
Amount Units: ug/L

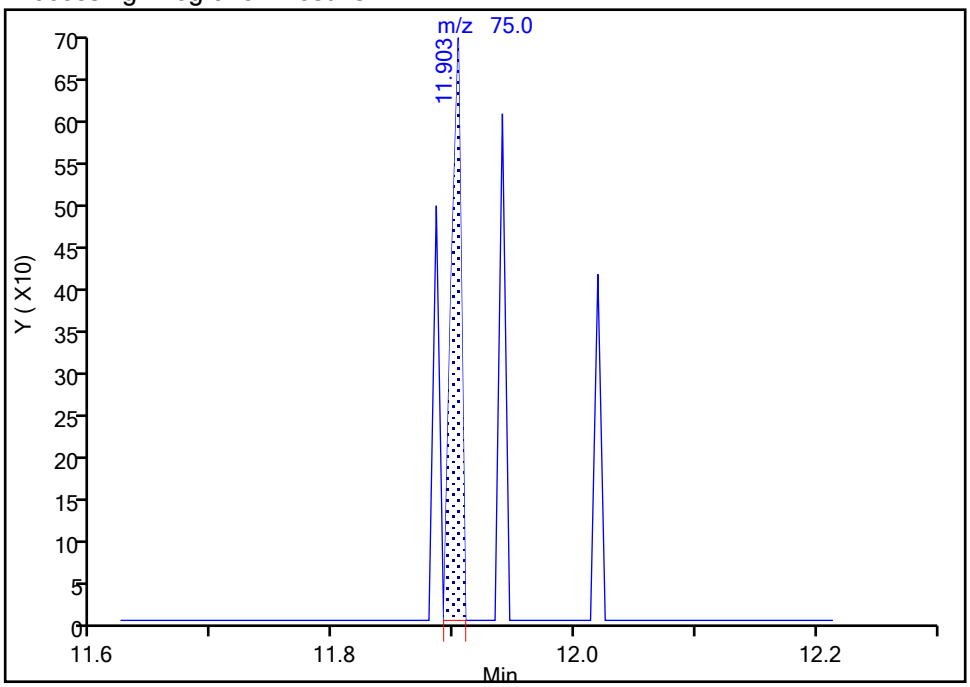

Manual Integration Results

RT: 11.90
Area: 803
Amount: 0.395678
Amount Units: ug/L

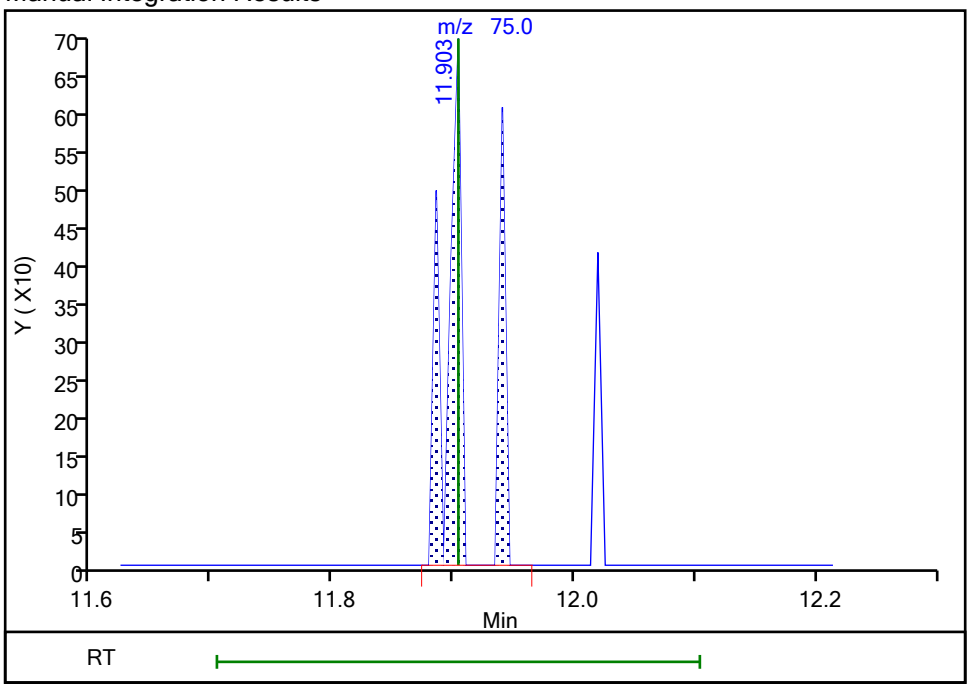

Reviewer: HillL, 21-Sep-2021 13:59:09

Audit Action: Manually Integrated Audit Reason: Poor chromatography

Eurofins TestAmerica, Buffalo
Target Compound Quantitation Report

Data File: \\chromfs\Buffalo\ChromData\HP5973N\20210921-101109.b\N6457.D
Lims ID: IC
Client ID:
Sample Type: IC Calib Level: 2
Inject. Date: 21-Sep-2021 13:29:30 ALS Bottle#: 8 Worklist Smp#: 8
Purge Vol: 5.000 mL Dil. Factor: 1.0000
Sample Info: IC
Misc. Info.: 480-0101109-008
Operator ID: LH Instrument ID: HP5973N
Sublist: chrom-N-8260*sub38

Method: \\chromfs\Buffalo\ChromData\HP5973N\20210921-101109.b\N-8260.m
Limit Group: MV - 8260C ICAL
Last Update: 21-Sep-2021 20:41:59 Calib Date: 21-Sep-2021 20:05:30
Integrator: RTE ID Type: Deconvolution ID
Quant Method: Internal Standard Quant By: Initial Calibration
Last ICal File: \\chromfs\Buffalo\ChromData\HP5973N\20210921-101109.b\N6474.D

Column 1 : ZB-624 (0.18 mm) Det: MS SCAN
Process Host: CTX1610

First Level Reviewer: HillL Date: 21-Sep-2021 14:00:06

Compound	Sig	RT (min.)	Adj RT (min.)	Dlt RT (min.)	Q	Response	Cal Amt ug/L	OnCol Amt ug/L	Flags
* 147 Fluorobenzene (IS)	70	5.412	5.412	0.000	97	176617	25.0	25.0	
* 2 Chlorobenzene-d5	117	8.405	8.405	0.000	89	677599	25.0	25.0	
* 3 1,4-Dichlorobenzene-d4	152	10.796	10.796	0.000	96	347124	25.0	25.0	
$ 148 Dibromofluoromethane (Surr)	113	4.834	4.834	0.000	93	243262	25.0	25.2	
$ 5 1,2-Dichloroethane-d4 (Surr)	65	5.139	5.138	0.001	94	311399	25.0	25.0	
$ 6 Toluene-d8 (Surr)	98	6.921	6.921	0.000	95	820917	25.0	24.4	
$ 7 4-Bromofluorobenzene (Surr)	174	9.659	9.653	0.007	93	248205	25.0	24.3	
11 Dichlorodifluoromethane	85	1.275	1.275	0.000	61	6783	1.00	0.8109	
13 Chloromethane	50	1.458	1.452	0.006	94	23529	1.00	0.9529	
14 Vinyl chloride	62	1.561	1.549	0.012	31	11937	1.00	0.8557	
144 Butadiene	54	1.561	1.561	0.000	98	19823	1.00	0.99	
15 Bromomethane	94	1.860	1.853	0.007	33	8357	1.00	1.10	M
16 Chloroethane	64	1.957	1.939	0.018	62	7629	1.00	0.9795	
17 Dichlorofluoromethane	67	2.170	2.164	0.006	61	16789	1.00	0.9767	
18 Trichlorofluoromethane	101	2.182	2.170	0.012	25	13201	1.00	0.9084	
19 Ethyl ether	59	2.444	2.437	0.007	80	12719	1.00	0.9393	
20 Acrolein	56	2.614	2.620	-0.006	47	6051	5.00	5.39	
21 112TCTFE	101	2.669	2.656	0.013	53	8534	1.00	1.01	
22 1,1-Dichloroethene	96	2.681	2.669	0.012	89	7832	1.00	0.9538	
23 Acetone	43	2.778	2.778	0.000	97	42755	5.00	5.22	
24 Iodomethane	142	2.839	2.839	0.000	91	15480	1.00	1.03	
25 Carbon disulfide	76	2.875	2.863	0.012	95	26633	1.00	0.9800	
27 3-Chloro-1-propene	41	3.028	3.021	0.007	87	25116	1.00	0.8776	
28 Methyl acetate	43	3.076	3.070	0.006	98	41688	2.00	2.13	
30 Methylene Chloride	84	3.198	3.167	0.031	89	17020	1.00	1.01	
31 2-Methyl-2-propanol	59	3.338	3.350	-0.012	59	13837	10.0	8.09	
32 Methyl tert-butyl ether	73	3.380	3.380	0.000	89	26337	1.00	0.8902	
33 trans-1,2-Dichloroethene	96	3.399	3.399	0.000	89	9410	1.00	0.9778	
34 Acrylonitrile	53	3.453	3.453	0.000	100	95446	10.0	10.1	
35 Hexane	57	3.587	3.587	0.000	93	20168	1.00	0.9347	

Compound	Sig	RT (min.)	Adj RT (min.)	Dlt RT (min.)	Q	Response	Cal Amt ug/L	OnCol Amt ug/L	Flags
36 1,1-Dichloroethane	63	3.818	3.812	0.006	94	20778	1.00	0.9613	
39 Vinyl acetate	43	3.867	3.867	0.000	97	67209	2.00	1.63	
42 2,2-Dichloropropane	77	4.342	4.329	0.013	40	7346	1.00	0.9443	
43 cis-1,2-Dichloroethene	96	4.366	4.366	0.000	84	10356	1.00	0.9726	
44 2-Butanone (MEK)	43	4.409	4.402	0.007	95	63594	5.00	4.98	
47 Chlorobromomethane	128	4.603	4.603	0.000	83	5667	1.00	0.9844	
49 Tetrahydrofuran	42	4.628	4.621	0.007	87	19426	2.00	2.25	
50 Chloroform	83	4.682	4.682	0.000	94	20333	1.00	1.13	
51 1,1,1-Trichloroethane	97	4.786	4.786	0.000	73	10939	1.00	0.8423	
52 Cyclohexane	56	4.798	4.798	0.000	76	23021	1.00	0.9189	
53 Carbon tetrachloride	117	4.926	4.926	0.000	72	9664	1.00	0.9163	
54 1,1-Dichloropropene	75	4.944	4.938	0.006	85	11149	1.00	0.8716	
55 Benzene	78	5.145	5.145	0.000	42	40138	1.00	1.01	
56 Isobutyl alcohol	43	5.175	5.175	0.000	94	19315	25.0	21.5	
57 1,2-Dichloroethane	62	5.212	5.211	0.001	92	19579	1.00	1.05	
59 n-Heptane	43	5.315	5.321	-0.006	93	24270	1.00	0.8551	
60 Trichloroethene	95	5.747	5.753	-0.006	90	8828	1.00	0.8944	
62 Methylcyclohexane	83	5.869	5.869	0.000	91	15013	1.00	0.9781	M
63 1,2-Dichloropropane	63	5.990	5.990	0.000	81	12534	1.00	0.99	
64 Dibromomethane	93	6.130	6.130	0.000	87	7081	1.00	1.05	
66 1,4-Dioxane	88	6.148	6.136	0.012	42	2152	20.0	21.8	
67 Dichlorobromomethane	83	6.282	6.282	0.000	93	11829	1.00	1.02	
69 2-Chloroethyl vinyl ether	63	6.568	6.562	0.006	79	6742	1.00	0.8814	
71 cis-1,3-Dichloropropene	75	6.696	6.702	-0.006	77	12536	1.00	0.8840	
72 4-Methyl-2-pentanone (MIBK)	58	6.854	6.848	0.006	94	33701	5.00	4.87	
73 Toluene	92	6.988	6.982	0.006	96	24591	1.00	1.00	
75 trans-1,3-Dichloropropene	75	7.262	7.268	-0.006	95	12204	1.00	0.9236	
77 Ethyl methacrylate	69	7.316	7.316	0.000	82	7889	1.00	0.8230	
78 1,1,2-Trichloroethane	83	7.462	7.456	0.006	53	6579	1.00	0.9083	
79 Tetrachloroethene	166	7.511	7.517	-0.006	89	9991	1.00	0.9321	
80 1,3-Dichloropropane	76	7.615	7.615	0.001	87	16193	1.00	1.08	
82 2-Hexanone	43	7.681	7.688	-0.007	95	85383	5.00	5.27	
83 Chlorodibromomethane	129	7.852	7.852	0.000	85	7478	1.00	0.8894	
84 Ethylene Dibromide	107	7.967	7.961	0.006	82	7856	1.00	0.8895	
85 Chlorobenzene	112	8.430	8.430	0.000	92	28042	1.00	0.9895	
88 Ethylbenzene	91	8.527	8.527	0.000	95	39813	1.00	0.9122	
89 1,1,1,2-Tetrachloroethane	131	8.527	8.527	0.000	41	7221	1.00	0.8145	
90 m-Xylene & p-Xylene	106	8.649	8.649	0.000	94	13604	1.00	0.8292	
91 o-Xylene	106	9.069	9.075	-0.006	92	15264	1.00	0.9373	
92 Styrene	104	9.105	9.105	0.000	92	24498	1.00	0.8982	
93 Bromoform	173	9.361	9.354	0.007	42	4285	1.00	0.8293	
95 Isopropylbenzene	105	9.458	9.458	0.000	95	37006	1.00	0.9108	
97 Bromobenzene	156	9.805	9.805	0.000	88	11310	1.00	1.01	
98 1,1,2,2-Tetrachloroethane	83	9.865	9.865	0.000	91	12546	1.00	1.07	
100 N-Propylbenzene	91	9.884	9.890	-0.006	98	46482	1.00	0.9535	
99 1,2,3-Trichloropropane	110	9.902	9.902	0.000	55	4024	1.00	1.07	
101 trans-1,4-Dichloro-2-butene	53	9.914	9.908	0.006	41	5551	1.00	1.07	
102 2-Chlorotoluene	126	9.993	9.993	0.000	95	9979	1.00	0.9505	M
104 1,3,5-Trimethylbenzene	105	10.066	10.066	0.000	94	28723	1.00	0.8622	
105 4-Chlorotoluene	91	10.097	10.103	-0.006	97	30538	1.00	1.02	
106 tert-Butylbenzene	134	10.383	10.389	-0.006	95	5878	1.00	0.7729	
108 1,2,4-Trimethylbenzene	105	10.437	10.437	0.000	96	33830	1.00	0.9642	

Compound	Sig	RT (min.)	Adj RT (min.)	Dlt RT (min.)	Q	Response	Cal Amt ug/L	OnCol Amt ug/L	Flags
109 sec-Butylbenzene	105	10.596	10.595	0.001	93	38834	1.00	0.9002	
110 1,3-Dichlorobenzene	146	10.723	10.729	-0.006	77	20629	1.00	0.9617	
111 4-Isopropyltoluene	119	10.735	10.735	0.000	96	32114	1.00	0.8339	
113 1,4-Dichlorobenzene	146	10.821	10.821	0.000	86	21201	1.00	0.9775	
115 n-Butylbenzene	91	11.119	11.119	0.000	96	30183	1.00	0.9013	
116 1,2-Dichlorobenzene	146	11.173	11.173	0.000	93	22415	1.00	1.05	
117 1,2-Dibromo-3-Chloropropane	75	11.910	11.903	0.007	10	2094	1.00	1.05	
119 1,2,4-Trichlorobenzene	180	12.579	12.579	0.000	91	14113	1.00	1.01	
120 Hexachlorobutadiene	225	12.688	12.688	0.000	90	6037	1.00	0.9419	
121 Naphthalene	128	12.792	12.792	0.000	95	31221	1.00	0.8359	
122 1,2,3-Trichlorobenzene	180	12.999	12.992	0.007	91	12896	1.00	0.9509	
S 126 Xylenes, Total	1				0			1.77	
S 123 1,3-Dichloropropene, Total	1				0			1.81	
S 125 Total BTEX	1				0			4.69	
S 124 1,2-Dichloroethene, Total	1				0			1.95	

QC Flag Legend

Processing Flags

Review Flags

M - Manually Integrated

Reagents:

8260 CORP mix_00214	Amount Added:	1.00	Units: uL	
GAS CORP mix_00473	Amount Added:	1.00	Units: uL	
N_8260_Surr_00425	Amount Added:	1.00	Units: uL	Run Reagent
N 8260 IS_00222	Amount Added:	1.00	Units: uL	Run Reagent

Report Date: 21-Sep-2021 20:42:00 Chrom Revision: 2.3 13-May-2021 07:57:40

Eurofins TestAmerica, Buffalo

Data File: \\chromfs\Buffalo\ChromData\HP5973N\20210921-101109.b\N6457.D

Injection Date: 21-Sep-2021 13:29:30 Instrument ID: HP5973N Operator ID: LH

Lims ID: IC Worklist Smp#: 8

Client ID:

Purge Vol: 5.000 mL Dil. Factor: 1.0000 ALS Bottle#: 8

Method: N-8260 Limit Group: MV - 8260C ICAL

Column: ZB-624 (0.18 mm)

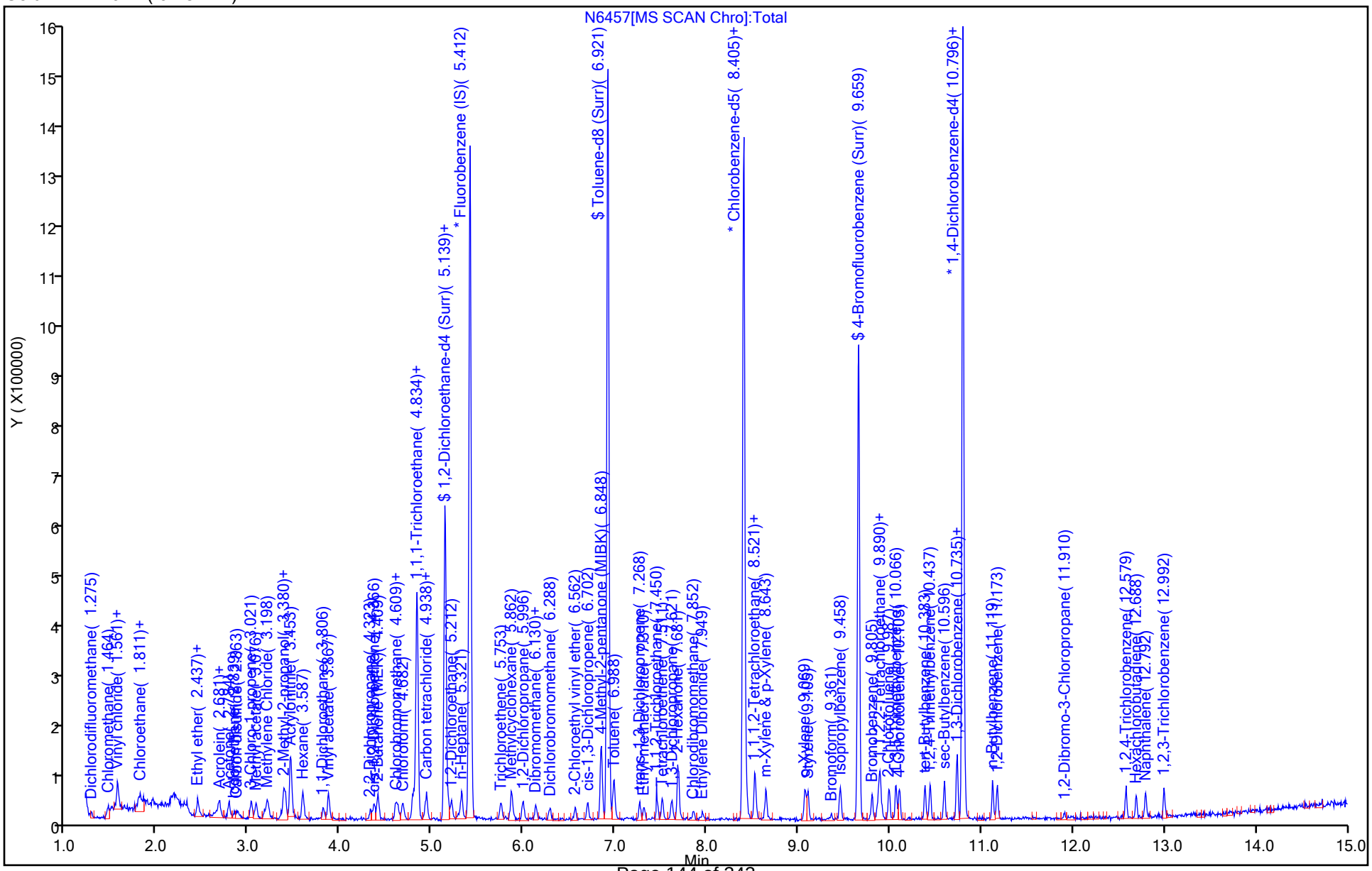

Manual Integration/User Assign Peak Report

Eurofins TestAmerica, Buffalo

Data File:	\\chromfs\Buffalo\ChromData\HP5973N\20210921-101109.b\N6457.D				
Injection Date:	21-Sep-2021 13:29:30	Instrument ID:	HP5973N		
Lims ID:	IC				
Client ID:					
Operator ID:	LH	ALS Bottle#:	8	Worklist Smp#:	8
Purge Vol:	5.000 mL	Dil. Factor:	1.0000		
Method:	N-8260	Limit Group:	MV - 8260C ICAL		
Column:	ZB-624 (0.18 mm)	Detector	MS SCAN		

15 Bromomethane, CAS: 74-83-9

Signal: 1

Processing Integration Results

RT: 1.86
Area: 14698
Amount: 1.196532
Amount Units: ug/L

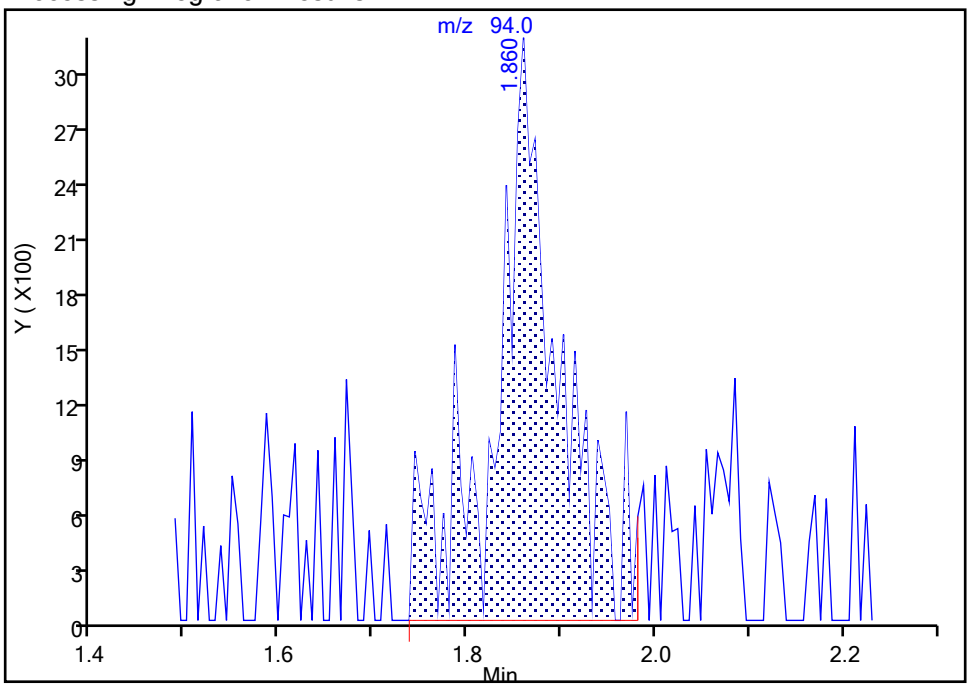

Manual Integration Results

RT: 1.86
Area: 8357
Amount: 1.099675
Amount Units: ug/L

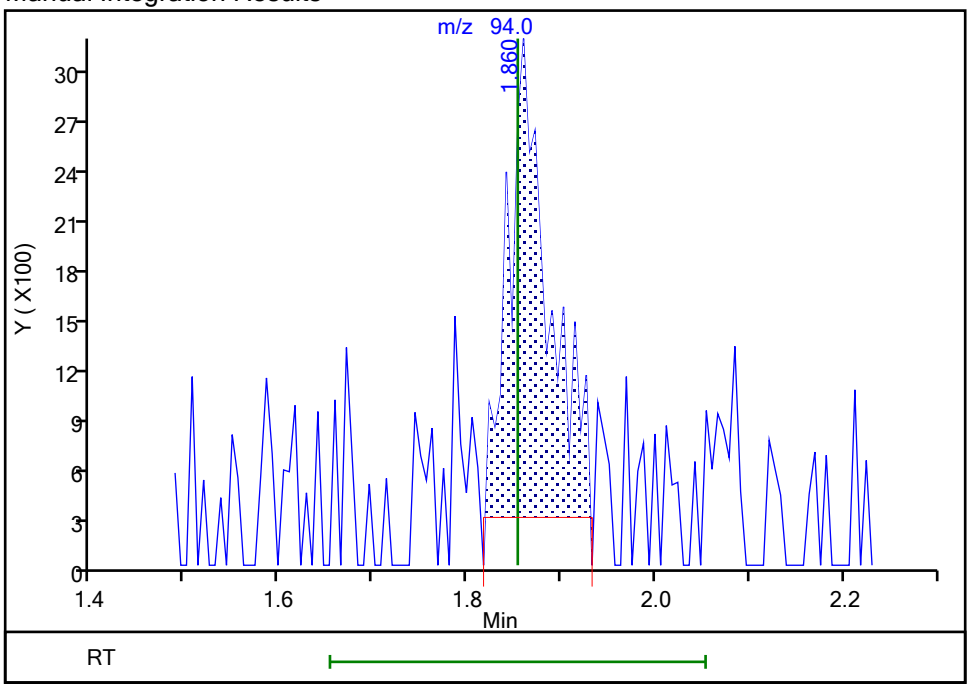

Reviewer: HillL, 21-Sep-2021 14:00:02

Audit Action: Manually Integrated Audit Reason: Poor chromatography

Manual Integration/User Assign Peak Report

Eurofins TestAmerica, Buffalo

Data File:	\\chromfs\Buffalo\ChromData\HP5973N\20210921-101109.b\N6457.D				
Injection Date:	21-Sep-2021 13:29:30	Instrument ID:	HP5973N		
Lims ID:	IC				
Client ID:					
Operator ID:	LH	ALS Bottle#:	8	Worklist Smp#:	8
Purge Vol:	5.000 mL	Dil. Factor:	1.0000		
Method:	N-8260	Limit Group:	MV - 8260C ICAL		
Column:	ZB-624 (0.18 mm)	Detector	MS SCAN		

62 Methylcyclohexane, CAS: 108-87-2

Signal: 1

Processing Integration Results

RT: 5.87
Area: 7881
Amount: 0.973573
Amount Units: ug/L

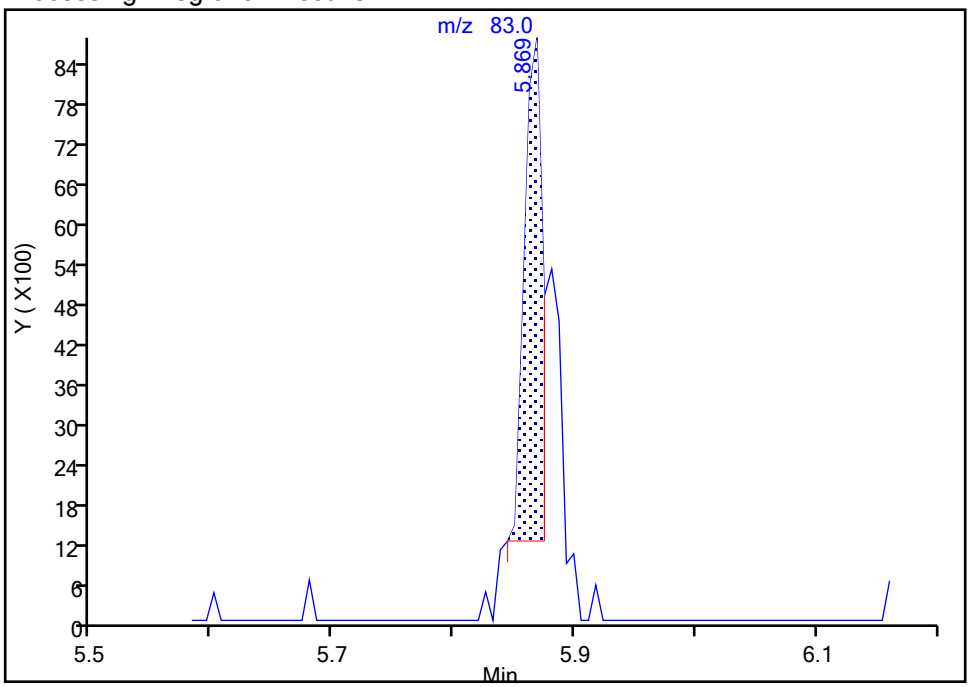

Manual Integration Results

RT: 5.87
Area: 15013
Amount: 0.978057
Amount Units: ug/L

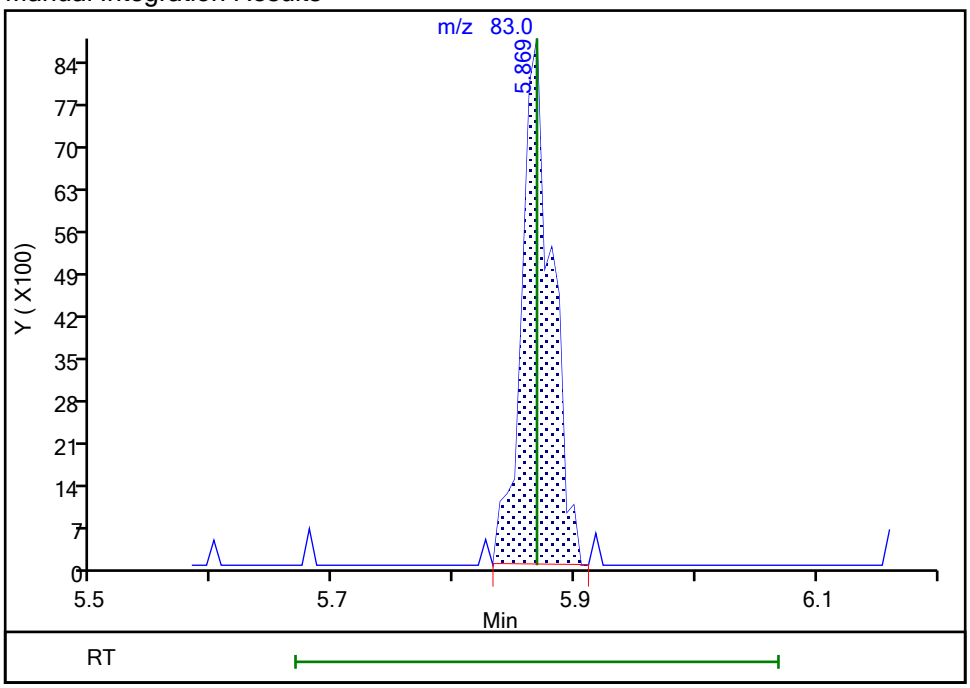

Reviewer: HillL, 21-Sep-2021 14:01:27
Audit Action: Manually Integrated Audit Reason: Poor chromatography

Eurofins TestAmerica, Buffalo

Data File:	\\chromfs\Buffalo\ChromData\HP5973N\20210921-101109.b\N6457.D				
Injection Date:	21-Sep-2021 13:29:30	Instrument ID:	HP5973N		
Lims ID:	IC				
Client ID:					
Operator ID:	LH	ALS Bottle#:	8	Worklist Smp#:	8
Purge Vol:	5.000 mL	Dil. Factor:	1.0000		
Method:	N-8260	Limit Group:	MV - 8260C ICAL		
Column:	ZB-624 (0.18 mm)	Detector	MS SCAN		

102 2-Chlorotoluene, CAS: 95-49-8

Signal: 1

Processing Integration Results

RT: 9.98
Area: 4519
Amount: 0.720640
Amount Units: ug/L

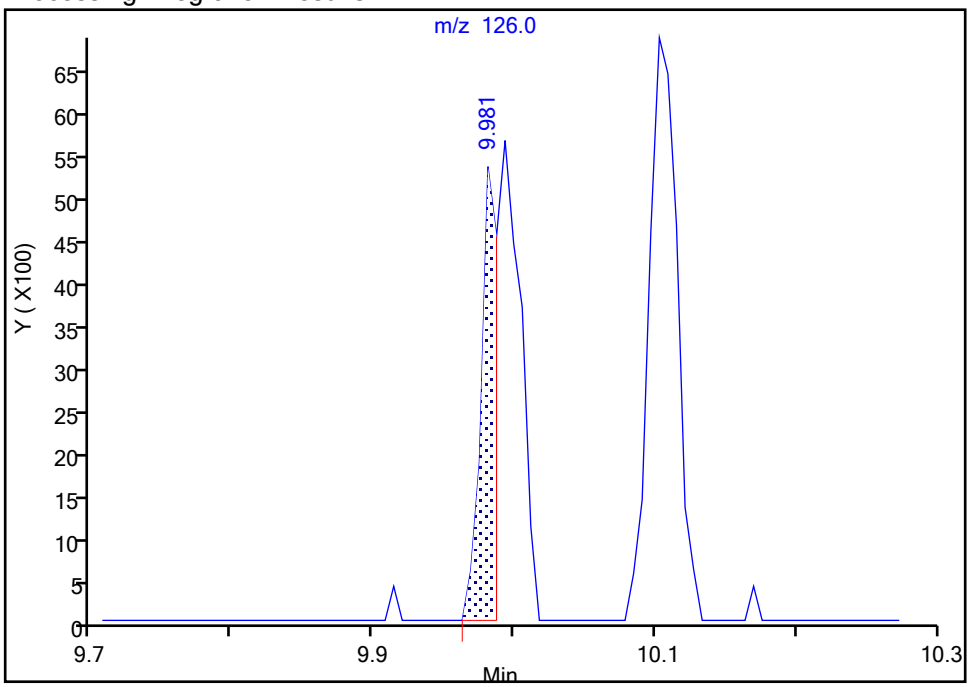

Manual Integration Results

RT: 9.99
Area: 9979
Amount: 0.950532
Amount Units: ug/L

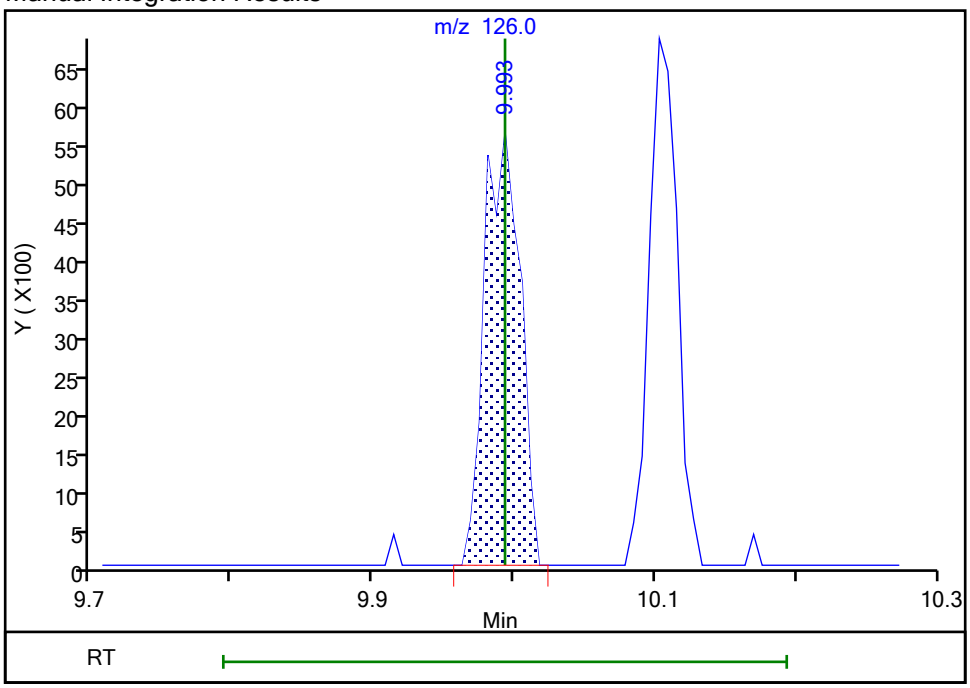

Reviewer: HillL, 21-Sep-2021 14:01:56
Audit Action: Manually Integrated Audit Reason: Poor chromatography

Eurofins TestAmerica, Buffalo
Target Compound Quantitation Report

Data File: \\chromfs\Buffalo\ChromData\HP5973N\20210921-101109.b\N6458.D
Lims ID: IC 2
Client ID:
Sample Type: IC Calib Level: 3
Inject. Date: 21-Sep-2021 13:53:30 ALS Bottle#: 9 Worklist Smp#: 9
Purge Vol: 5.000 mL Dil. Factor: 1.0000
Sample Info: IC 2
Misc. Info.: 480-0101109-009
Operator ID: LH Instrument ID: HP5973N
Sublist: chrom-N-8260*sub38

Method: \\chromfs\Buffalo\ChromData\HP5973N\20210921-101109.b\N-8260.m
Limit Group: MV - 8260C ICAL
Last Update: 21-Sep-2021 20:42:02 Calib Date: 21-Sep-2021 20:05:30
Integrator: RTE ID Type: Deconvolution ID
Quant Method: Internal Standard Quant By: Initial Calibration
Last ICal File: \\chromfs\Buffalo\ChromData\HP5973N\20210921-101109.b\N6474.D

Column 1 : ZB-624 (0.18 mm) Det: MS SCAN
Process Host: CTX1610

First Level Reviewer: HillL Date: 21-Sep-2021 15:57:56

Compound	Sig	RT (min.)	Adj RT (min.)	Dlt RT (min.)	Q	Response	Cal Amt ug/L	OnCol Amt ug/L	Flags
* 147 Fluorobenzene (IS)	70	5.412	5.412	0.000	98	188358	25.0	25.0	
* 2 Chlorobenzene-d5	117	8.405	8.405	0.000	90	716775	25.0	25.0	
* 3 1,4-Dichlorobenzene-d4	152	10.796	10.796	0.000	95	385374	25.0	25.0	
$ 148 Dibromofluoromethane (Surr)	113	4.828	4.834	-0.006	92	253030	25.0	24.6	
$ 5 1,2-Dichloroethane-d4 (Surr)	65	5.138	5.138	0.000	92	325977	25.0	24.5	
$ 6 Toluene-d8 (Surr)	98	6.915	6.921	-0.006	95	876884	25.0	24.7	
$ 7 4-Bromofluorobenzene (Surr)	174	9.658	9.653	0.006	92	265033	25.0	24.5	
11 Dichlorodifluoromethane	85	1.275	1.275	0.000	96	18536	2.00	2.08	M
13 Chloromethane	50	1.446	1.452	-0.006	98	55054	2.00	2.09	
14 Vinyl chloride	62	1.537	1.549	-0.012	94	24593	2.00	1.65	
144 Butadiene	54	1.561	1.561	0.000	96	39613	2.00	1.86	
15 Bromomethane	94	1.859	1.853	0.006	52	17397	2.00	2.15	M
16 Chloroethane	64	1.932	1.939	-0.007	62	15609	2.00	1.88	
17 Dichlorofluoromethane	67	2.151	2.164	-0.013	93	34210	2.00	1.87	a
18 Trichlorofluoromethane	101	2.151	2.170	-0.019	65	27779	2.00	1.79	
19 Ethyl ether	59	2.431	2.437	-0.006	92	30441	2.00	2.11	
20 Acrolein	56	2.620	2.620	0.000	75	12309	10.0	10.3	
21 112TCTFE	101	2.662	2.656	0.006	75	14994	2.00	1.67	
22 1,1-Dichloroethene	96	2.674	2.669	0.005	87	14515	2.00	1.66	
23 Acetone	43	2.772	2.778	-0.006	96	89038	10.0	10.2	
24 Iodomethane	142	2.845	2.839	0.006	84	27981	2.00	1.75	
25 Carbon disulfide	76	2.863	2.863	0.000	95	48466	2.00	1.67	
27 3-Chloro-1-propene	41	3.015	3.021	-0.006	88	50707	2.00	1.66	
28 Methyl acetate	43	3.070	3.070	0.000	99	82695	4.00	3.96	
30 Methylene Chloride	84	3.167	3.167	0.000	85	25693	2.00	1.78	M
31 2-Methyl-2-propanol	59	3.344	3.350	-0.006	91	34154	20.0	18.7	
32 Methyl tert-butyl ether	73	3.380	3.380	0.000	89	57772	2.00	1.83	
33 trans-1,2-Dichloroethene	96	3.386	3.399	-0.013	90	19055	2.00	1.86	
34 Acrylonitrile	53	3.453	3.453	0.000	98	188764	20.0	18.7	
35 Hexane	57	3.587	3.587	0.000	87	34503	2.00	1.50	

Compound	Sig	RT (min.)	Adj RT (min.)	Dlt RT (min.)	Q	Response	Cal Amt ug/L	OnCol Amt ug/L	Flags
36 1,1-Dichloroethane	63	3.806	3.812	-0.006	96	38793	2.00	1.68	
39 Vinyl acetate	43	3.867	3.867	0.000	96	139226	4.00	3.16	
42 2,2-Dichloropropane	77	4.329	4.329	0.000	71	14093	2.00	1.70	
43 cis-1,2-Dichloroethene	96	4.360	4.366	-0.006	86	21334	2.00	1.88	
44 2-Butanone (MEK)	43	4.402	4.402	0.000	95	130242	10.0	9.55	
47 Chlorobromomethane	128	4.597	4.603	-0.006	83	11711	2.00	1.91	
49 Tetrahydrofuran	42	4.627	4.621	0.006	90	34941	4.00	3.79	M
50 Chloroform	83	4.670	4.682	-0.012	93	36053	2.00	1.88	
51 1,1,1-Trichloroethane	97	4.785	4.786	-0.001	93	23240	2.00	1.68	
52 Cyclohexane	56	4.792	4.798	-0.006	93	39238	2.00	1.47	
53 Carbon tetrachloride	117	4.925	4.926	-0.001	57	17216	2.00	1.53	
54 1,1-Dichloropropene	75	4.931	4.938	-0.007	80	24077	2.00	1.76	
55 Benzene	78	5.144	5.145	-0.001	47	75151	2.00	1.77	
56 Isobutyl alcohol	43	5.181	5.175	0.006	91	42019	50.0	43.9	
57 1,2-Dichloroethane	62	5.211	5.211	0.000	92	37909	2.00	1.90	
59 n-Heptane	43	5.315	5.321	-0.006	95	53021	2.00	1.75	
60 Trichloroethene	95	5.747	5.753	-0.006	88	20528	2.00	1.95	
62 Methylcyclohexane	83	5.868	5.869	-0.001	91	26092	2.00	1.59	
63 1,2-Dichloropropane	63	5.990	5.990	0.000	82	24435	2.00	1.82	
64 Dibromomethane	93	6.130	6.130	0.000	86	13447	2.00	1.88	
66 1,4-Dioxane	88	6.136	6.136	0.000	42	4154	40.0	39.8	
67 Dichlorobromomethane	83	6.282	6.282	0.000	92	19744	2.00	1.59	
69 2-Chloroethyl vinyl ether	63	6.562	6.562	0.000	76	13753	2.00	1.69	
71 cis-1,3-Dichloropropene	75	6.696	6.702	-0.006	78	23895	2.00	1.58	
72 4-Methyl-2-pentanone (MIBK)	58	6.842	6.848	-0.006	96	68413	10.0	9.34	
73 Toluene	92	6.982	6.982	0.000	98	48891	2.00	1.88	
75 trans-1,3-Dichloropropene	75	7.274	7.268	0.006	83	22016	2.00	1.58	
77 Ethyl methacrylate	69	7.316	7.316	0.000	87	16484	2.00	1.63	
78 1,1,2-Trichloroethane	83	7.456	7.456	0.000	90	15834	2.00	2.07	
79 Tetrachloroethene	166	7.517	7.517	0.000	87	21156	2.00	1.87	
80 1,3-Dichloropropane	76	7.614	7.615	0.000	83	28427	2.00	1.80	
82 2-Hexanone	43	7.687	7.688	-0.001	97	163635	10.0	9.56	
83 Chlorodibromomethane	129	7.852	7.852	0.000	93	14481	2.00	1.63	
84 Ethylene Dibromide	107	7.955	7.961	-0.006	95	17941	2.00	1.92	
85 Chlorobenzene	112	8.430	8.430	0.000	95	55493	2.00	1.85	
88 Ethylbenzene	91	8.521	8.527	-0.006	97	79634	2.00	1.72	
89 1,1,1,2-Tetrachloroethane	131	8.533	8.527	0.006	43	16641	2.00	1.77	
90 m-Xylene & p-Xylene	106	8.649	8.649	0.000	98	29230	2.00	1.68	
91 o-Xylene	106	9.074	9.075	-0.001	96	30234	2.00	1.75	
92 Styrene	104	9.105	9.105	0.000	87	46863	2.00	1.62	
93 Bromoform	173	9.348	9.354	-0.006	91	9849	2.00	1.80	
95 Isopropylbenzene	105	9.452	9.458	-0.006	96	73371	2.00	1.63	
97 Bromobenzene	156	9.811	9.805	0.005	87	22629	2.00	1.82	
98 1,1,2,2-Tetrachloroethane	83	9.865	9.865	0.000	92	25781	2.00	1.98	
100 N-Propylbenzene	91	9.884	9.890	-0.006	98	86010	2.00	1.59	
99 1,2,3-Trichloropropane	110	9.896	9.902	-0.006	58	7467	2.00	1.80	
101 trans-1,4-Dichloro-2-butene	53	9.914	9.908	0.006	52	8557	2.00	1.48	
102 2-Chlorotoluene	126	9.987	9.993	-0.006	95	20834	2.00	1.79	
104 1,3,5-Trimethylbenzene	105	10.066	10.066	0.000	94	59783	2.00	1.62	
105 4-Chlorotoluene	91	10.103	10.103	0.000	97	58674	2.00	1.76	
106 tert-Butylbenzene	134	10.382	10.389	-0.007	96	13782	2.00	1.63	
108 1,2,4-Trimethylbenzene	105	10.437	10.437	0.000	97	62909	2.00	1.61	

Compound	Sig	RT (min.)	Adj RT (min.)	Dlt RT (min.)	Q	Response	Cal Amt ug/L	OnCol Amt ug/L	Flags
109 sec-Butylbenzene	105	10.595	10.595	0.000	95	74653	2.00	1.56	
110 1,3-Dichlorobenzene	146	10.729	10.729	0.000	87	39534	2.00	1.66	
111 4-Isopropyltoluene	119	10.735	10.735	0.000	97	68715	2.00	1.61	
113 1,4-Dichlorobenzene	146	10.820	10.821	-0.001	93	43600	2.00	1.81	
115 n-Butylbenzene	91	11.118	11.119	-0.001	96	63241	2.00	1.70	
116 1,2-Dichlorobenzene	146	11.173	11.173	0.000	95	43826	2.00	1.84	
117 1,2-Dibromo-3-Chloropropane	75	11.903	11.903	0.000	64	3900	2.00	1.76	
119 1,2,4-Trichlorobenzene	180	12.579	12.579	0.000	91	27060	2.00	1.74	
120 Hexachlorobutadiene	225	12.682	12.688	-0.006	93	13838	2.00	1.94	
121 Naphthalene	128	12.791	12.792	-0.001	97	72018	2.00	1.74	
122 1,2,3-Trichlorobenzene	180	12.998	12.992	0.006	95	25396	2.00	1.69	
S 126 Xylenes, Total	1				0			3.44	
S 123 1,3-Dichloropropene, Total	1				0			3.16	
S 125 Total BTEX	1				0			8.81	
S 124 1,2-Dichloroethene, Total	1				0			3.74	

QC Flag Legend

Processing Flags

Review Flags

M - Manually Integrated

a - User Assigned ID

Reagents:

8260 CORP mix_00214	Amount Added:	2.00	Units: uL	
GAS CORP mix_00473	Amount Added:	2.00	Units: uL	
N_8260_Surr_00425	Amount Added:	1.00	Units: uL	Run Reagent
N 8260 IS_00222	Amount Added:	1.00	Units: uL	Run Reagent

Report Date: 21-Sep-2021 20:42:03 Chrom Revision: 2.3 13-May-2021 07:57:40

Eurofins TestAmerica, Buffalo

Data File: \\chromfs\Buffalo\ChromData\HP5973N\20210921-101109.b\N6458.D

Injection Date: 21-Sep-2021 13:53:30 Instrument ID: HP5973N Operator ID: LH

Lims ID: IC 2 Worklist Smp#: 9

Client ID:

Purge Vol: 5.000 mL Dil. Factor: 1.0000 ALS Bottle#: 9

Method: N-8260 Limit Group: MV - 8260C ICAL

Column: ZB-624 (0.18 mm)

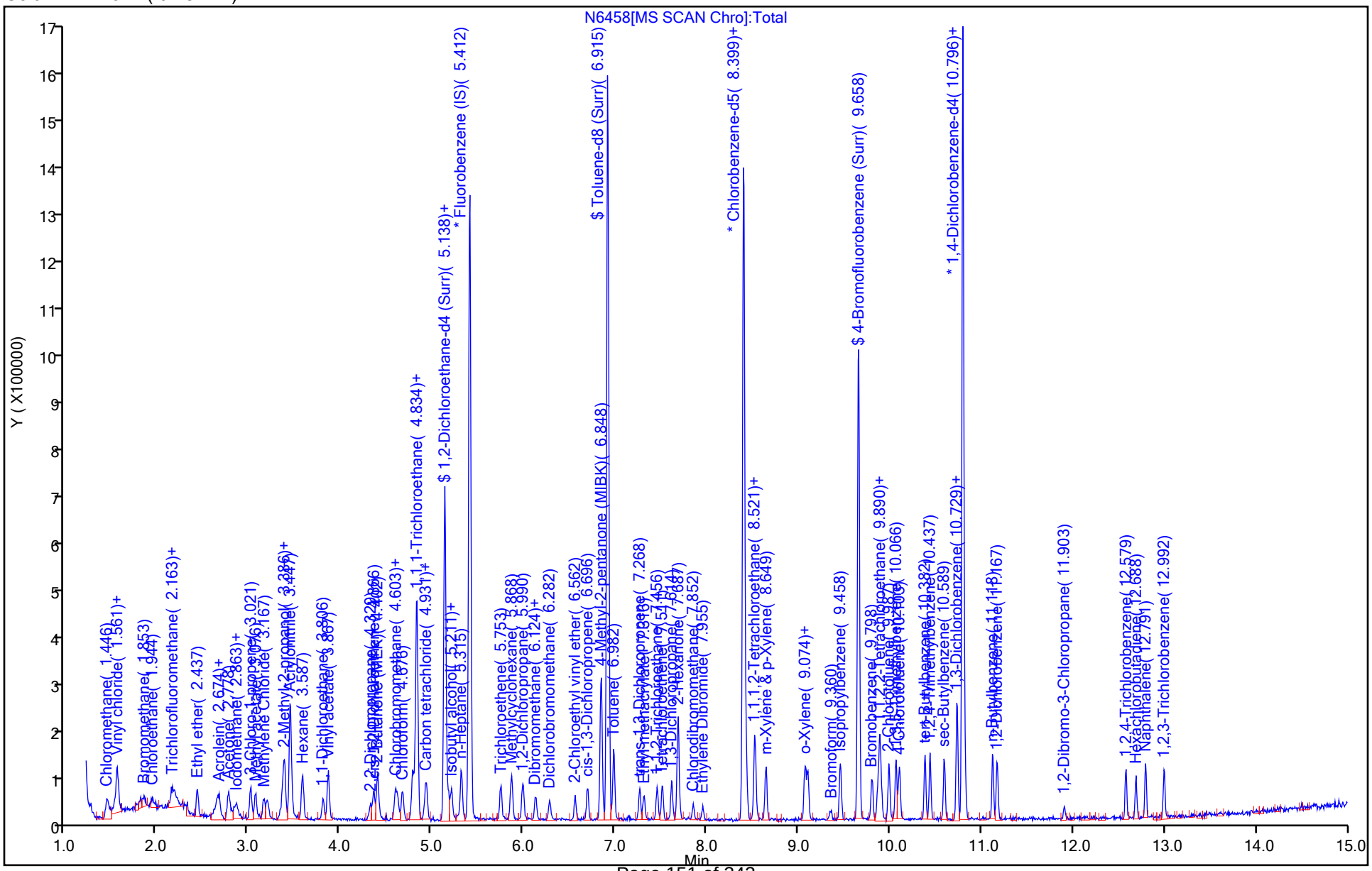

Manual Integration/User Assign Peak Report

Eurofins TestAmerica, Buffalo

Data File:	\\chromfs\Buffalo\ChromData\HP5973N\20210921-101109.b\N6458.D				
Injection Date:	21-Sep-2021 13:53:30	Instrument ID:	HP5973N		
Lims ID:	IC 2				
Client ID:					
Operator ID:	LH	ALS Bottle#:	9	Worklist Smp#:	9
Purge Vol:	5.000 mL	Dil. Factor:	1.0000		
Method:	N-8260	Limit Group:	MV - 8260C ICAL		
Column:	ZB-624 (0.18 mm)	Detector	MS SCAN		

11 Dichlorodifluoromethane, CAS: 75-71-8

Signal: 1

Processing Integration Results

RT: 1.28
Area: 15774
Amount: 2.092637
Amount Units: ug/L

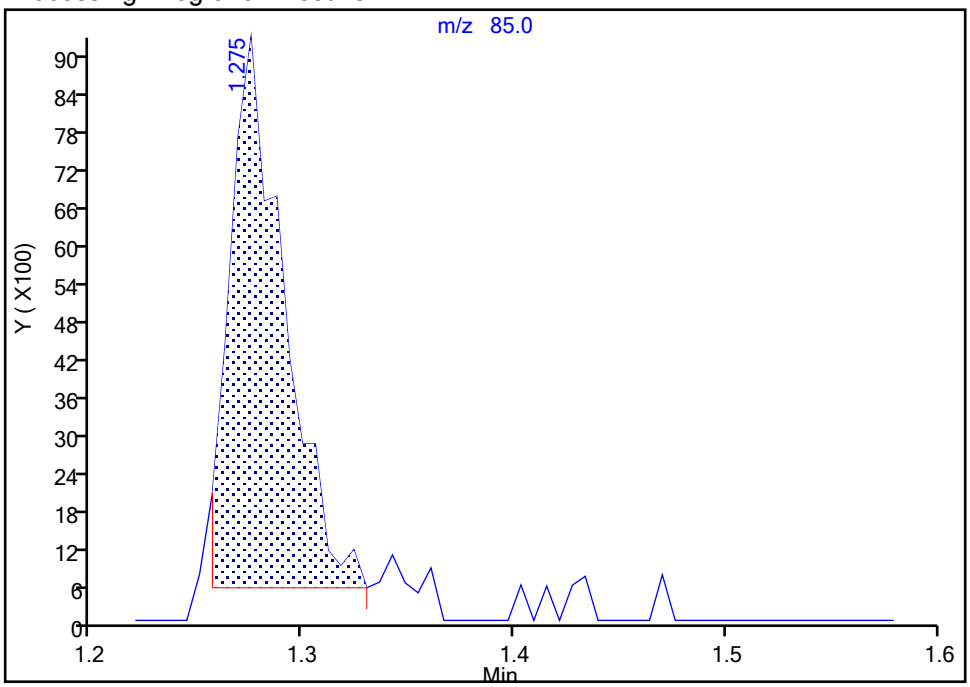

Manual Integration Results

RT: 1.28
Area: 18536
Amount: 2.077800
Amount Units: ug/L

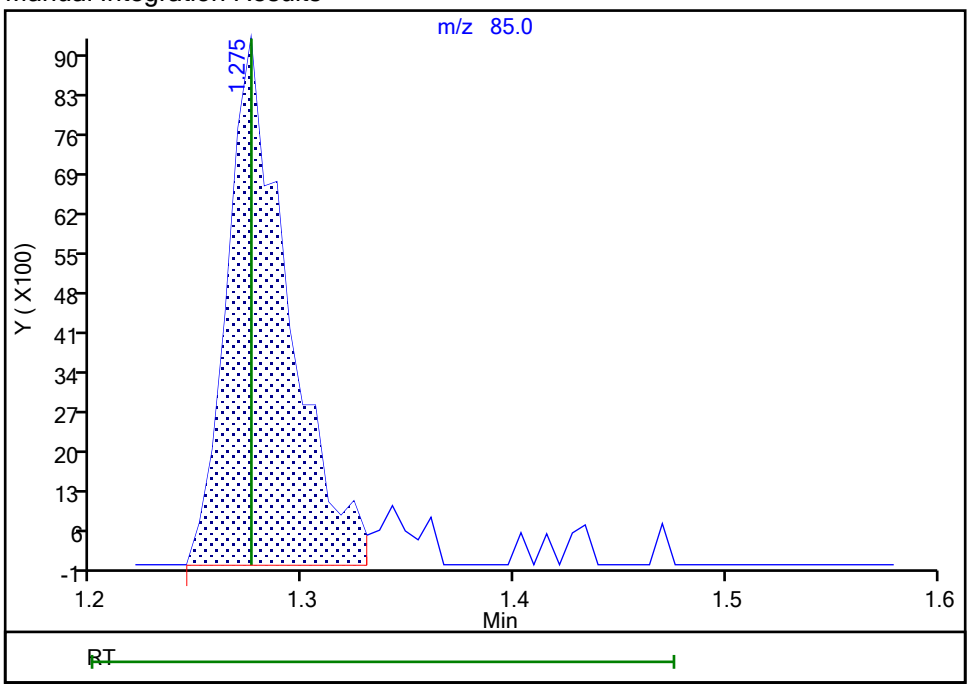

Reviewer: HillL, 21-Sep-2021 14:18:57
Audit Action: Manually Integrated Audit Reason: Poor chromatography

Manual Integration/User Assign Peak Report

Eurofins TestAmerica, Buffalo

Data File:	\\chromfs\Buffalo\ChromData\HP5973N\20210921-101109.b\N6458.D				
Injection Date:	21-Sep-2021 13:53:30	Instrument ID:	HP5973N		
Lims ID:	IC 2				
Client ID:					
Operator ID:	LH	ALS Bottle#:	9	Worklist Smp#:	9
Purge Vol:	5.000 mL	Dil. Factor:	1.0000		
Method:	N-8260	Limit Group:	MV - 8260C ICAL		
Column:	ZB-624 (0.18 mm)	Detector	MS SCAN		

15 Bromomethane, CAS: 74-83-9

Signal: 1

Processing Integration Results

RT: 1.86
Area: 19744
Amount: 2.210807
Amount Units: ug/L

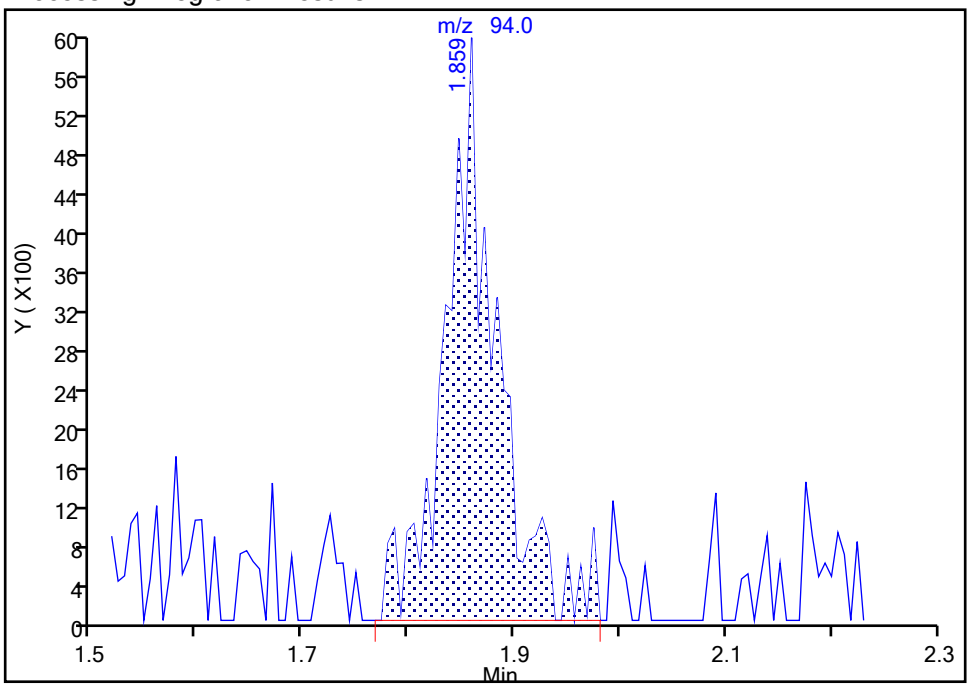

Manual Integration Results

RT: 1.86
Area: 17397
Amount: 2.146528
Amount Units: ug/L

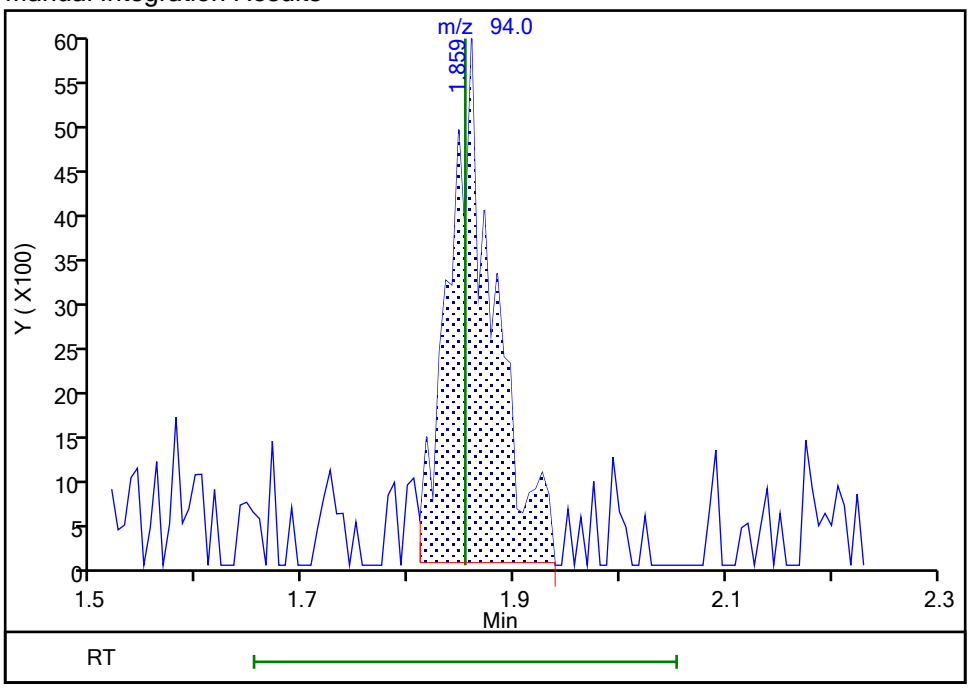

Reviewer: HillL, 21-Sep-2021 14:19:44

Audit Action: Manually Integrated Audit Reason: Poor chromatography

Manual Integration/User Assign Peak Report

Eurofins TestAmerica, Buffalo

Data File:	\\chromfs\Buffalo\ChromData\HP5973N\20210921-101109.b\N6458.D				
Injection Date:	21-Sep-2021 13:53:30	Instrument ID:	HP5973N		
Lims ID:	IC 2				
Client ID:					
Operator ID:	LH	ALS Bottle#:	9	Worklist Smp#:	9
Purge Vol:	5.000 mL	Dil. Factor:	1.0000		
Method:	N-8260	Limit Group:	MV - 8260C ICAL		
Column:	ZB-624 (0.18 mm)	Detector	MS SCAN		

17 Dichlorofluoromethane, CAS: 75-43-4

Signal: 1

Not Detected
Expected RT: 2.16

Processing Integration Results

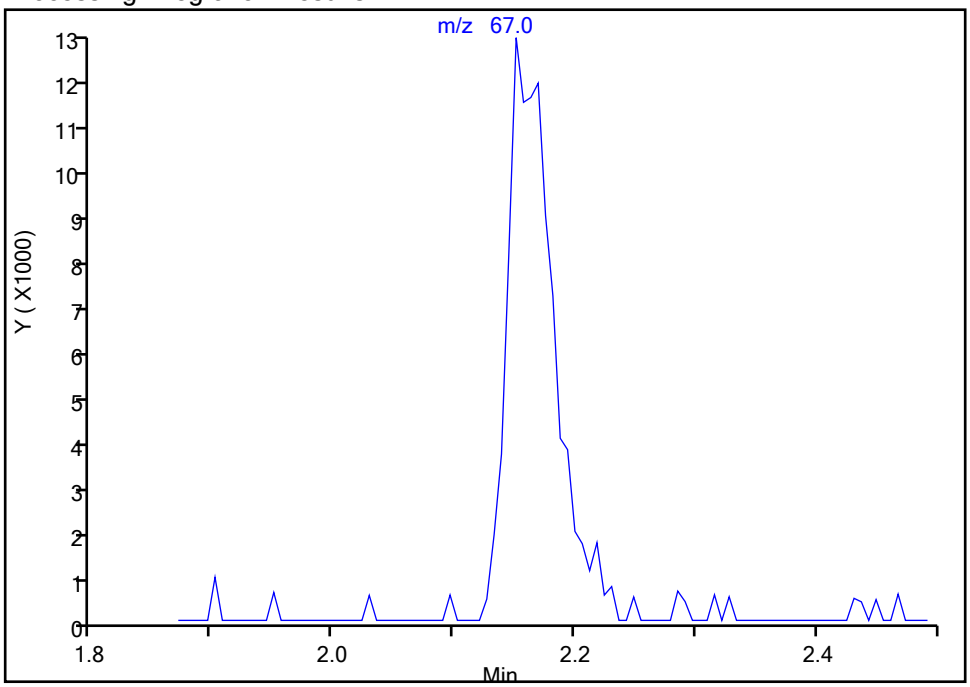

RT: 2.15
Area: 34210
Amount: 1.866063
Amount Units: ug/L

Manual Integration Results

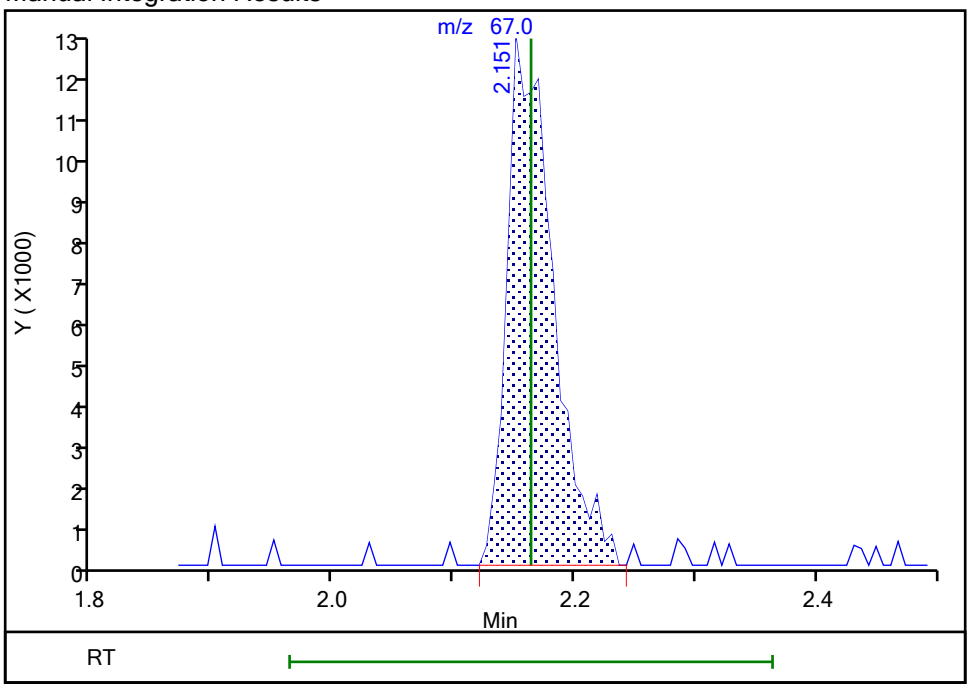

Reviewer: HillL, 21-Sep-2021 14:19:54
Audit Action: Assigned Compound ID Audit Reason: Poor chromatography

Manual Integration/User Assign Peak Report

Eurofins TestAmerica, Buffalo

Data File:	\\chromfs\Buffalo\ChromData\HP5973N\20210921-101109.b\N6458.D				
Injection Date:	21-Sep-2021 13:53:30	Instrument ID:	HP5973N		
Lims ID:	IC 2				
Client ID:					
Operator ID:	LH	ALS Bottle#:	9	Worklist Smp#:	9
Purge Vol:	5.000 mL	Dil. Factor:	1.0000		
Method:	N-8260	Limit Group:	MV - 8260C ICAL		
Column:	ZB-624 (0.18 mm)	Detector	MS SCAN		

30 Methylene Chloride, CAS: 75-09-2

Signal: 1

Processing Integration Results

RT: 3.17
Area: 25084
Amount: 1.333349
Amount Units: ug/L

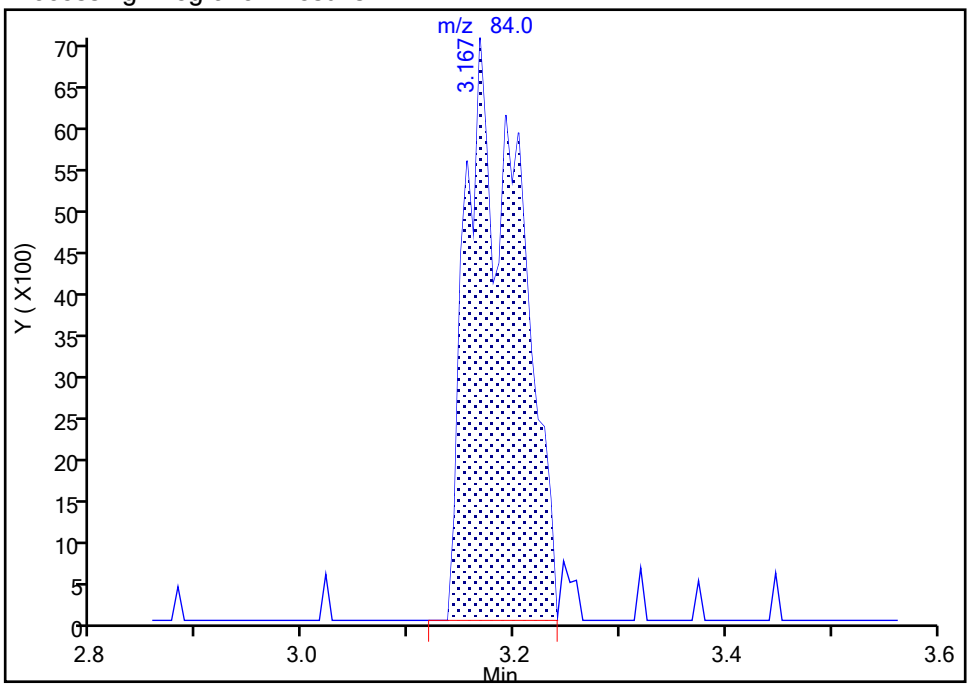

Manual Integration Results

RT: 3.17
Area: 25693
Amount: 1.780695
Amount Units: ug/L

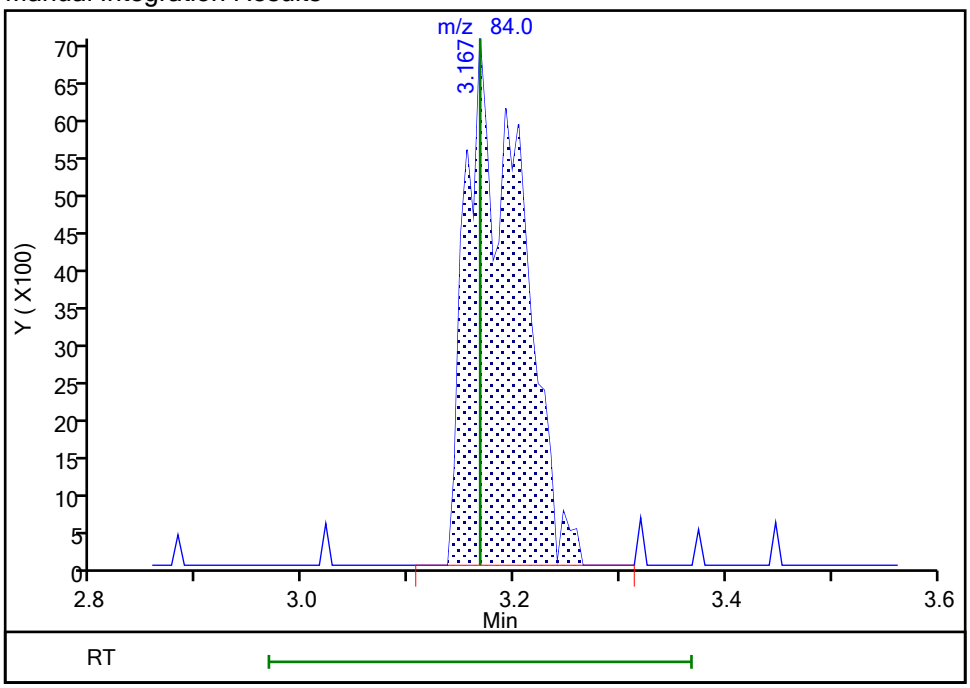

Reviewer: HillL, 21-Sep-2021 14:20:17

Audit Action: Manually Integrated Audit Reason: Poor chromatography

Manual Integration/User Assign Peak Report

Eurofins TestAmerica, Buffalo

Data File:	\\chromfs\Buffalo\ChromData\HP5973N\20210921-101109.b\N6458.D				
Injection Date:	21-Sep-2021 13:53:30	Instrument ID:	HP5973N		
Lims ID:	IC 2				
Client ID:					
Operator ID:	LH	ALS Bottle#:	9	Worklist Smp#:	9
Purge Vol:	5.000 mL	Dil. Factor:	1.0000		
Method:	N-8260	Limit Group:	MV - 8260C ICAL		
Column:	ZB-624 (0.18 mm)	Detector	MS SCAN		

49 Tetrahydrofuran, CAS: 109-99-9

Signal: 1

Processing Integration Results

RT: 4.63
Area: 32266
Amount: 3.453017
Amount Units: ug/L

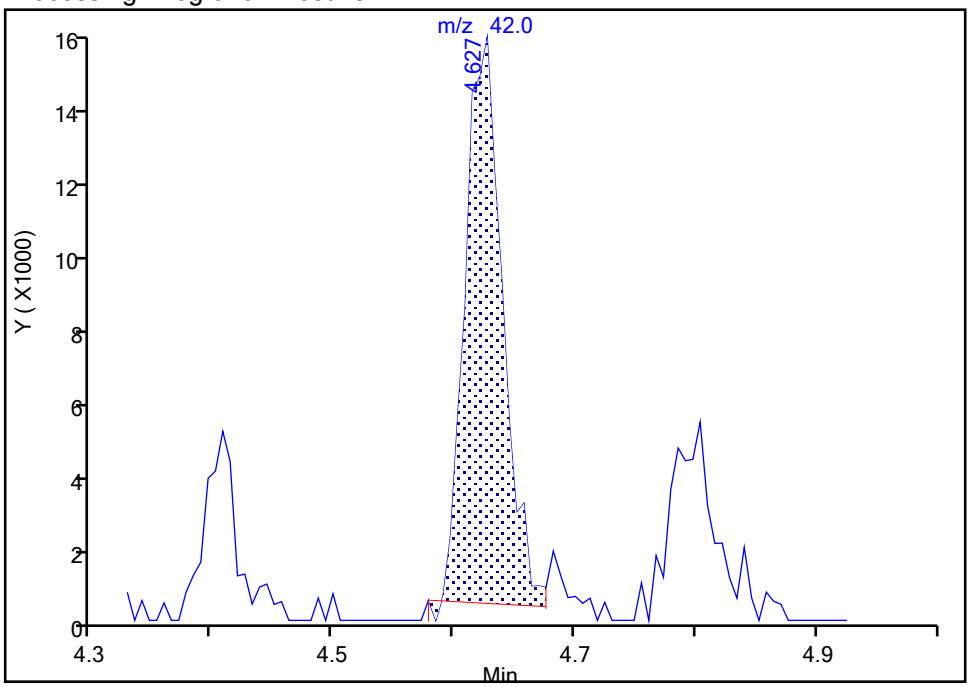

Manual Integration Results

RT: 4.63
Area: 34941
Amount: 3.786328
Amount Units: ug/L

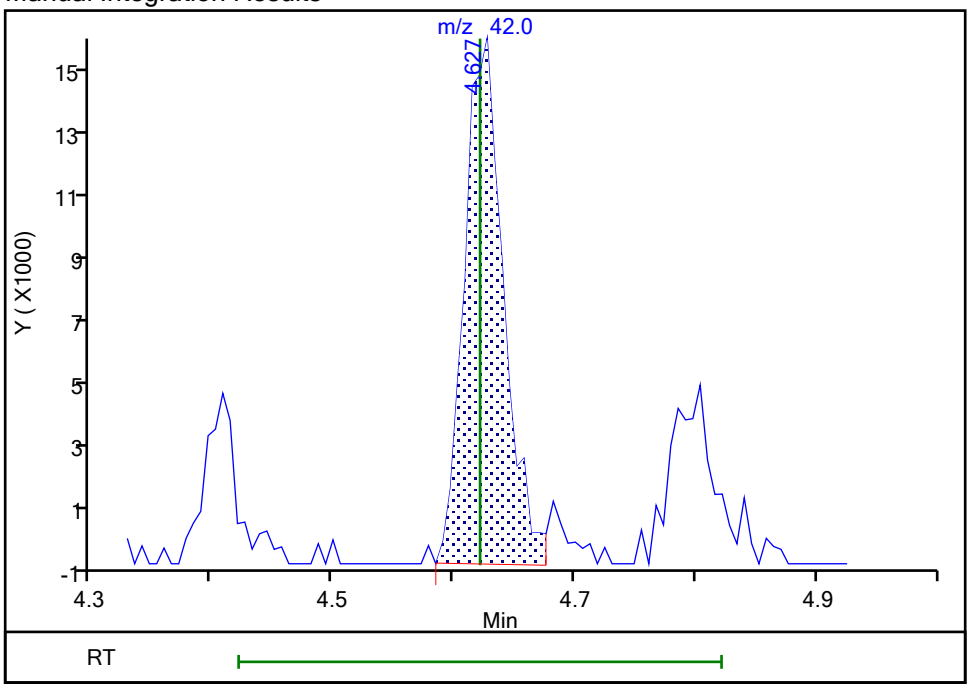

Reviewer: HillL, 21-Sep-2021 14:20:44
Audit Action: Manually Integrated Audit Reason: Poor chromatography

Eurofins TestAmerica, Buffalo
Target Compound Quantitation Report

Data File: \\chromfs\Buffalo\ChromData\HP5973N\20210921-101109.b\N6459.D
Lims ID: IC 3
Client ID:
Sample Type: IC Calib Level: 4
Inject. Date: 21-Sep-2021 14:16:30 ALS Bottle#: 10 Worklist Smp#: 10
Purge Vol: 5.000 mL Dil. Factor: 1.0000
Sample Info: IC 3
Misc. Info.: 480-0101109-010
Operator ID: LH Instrument ID: HP5973N
Sublist: chrom-N-8260*sub38

Method: \\chromfs\Buffalo\ChromData\HP5973N\20210921-101109.b\N-8260.m
Limit Group: MV - 8260C ICAL
Last Update: 21-Sep-2021 20:42:06 Calib Date: 21-Sep-2021 20:05:30
Integrator: RTE ID Type: Deconvolution ID
Quant Method: Internal Standard Quant By: Initial Calibration
Last ICal File: \\chromfs\Buffalo\ChromData\HP5973N\20210921-101109.b\N6474.D

Column 1 : ZB-624 (0.18 mm) Det: MS SCAN
Process Host: CTX1610

First Level Reviewer: HillL Date: 21-Sep-2021 15:58:46

Compound	Sig	RT (min.)	Adj RT (min.)	Dlt RT (min.)	Q	Response	Cal Amt ug/L	OnCol Amt ug/L	Flags
* 147 Fluorobenzene (IS)	70	5.412	5.412	0.000	98	172501	25.0	25.0	
* 2 Chlorobenzene-d5	117	8.405	8.405	0.000	90	682446	25.0	25.0	
* 3 1,4-Dichlorobenzene-d4	152	10.796	10.796	0.000	95	373341	25.0	25.0	
$ 148 Dibromofluoromethane (Surr)	113	4.834	4.834	0.000	92	243194	25.0	25.8	
$ 5 1,2-Dichloroethane-d4 (Surr)	65	5.139	5.139	0.000	91	306570	25.0	25.2	
$ 6 Toluene-d8 (Surr)	98	6.921	6.921	0.000	96	859638	25.0	25.4	
$ 7 4-Bromofluorobenzene (Surr)	174	9.659	9.659	0.000	93	259203	25.0	25.2	
11 Dichlorodifluoromethane	85	1.275	1.275	0.000	96	46348	5.00	5.67	
13 Chloromethane	50	1.452	1.452	0.000	98	131939	5.00	5.47	
14 Vinyl chloride	62	1.543	1.543	0.000	97	76857	5.00	5.64	
144 Butadiene	54	1.561	1.561	0.000	97	109598	5.00	5.61	
15 Bromomethane	94	1.853	1.853	0.000	94	39094	5.00	5.27	
16 Chloroethane	64	1.945	1.945	0.000	90	42612	5.00	5.60	
17 Dichlorofluoromethane	67	2.164	2.164	0.000	93	91326	5.00	5.44	
18 Trichlorofluoromethane	101	2.164	2.164	0.000	70	79012	5.00	5.57	
19 Ethyl ether	59	2.437	2.437	0.000	90	67075	5.00	5.07	
20 Acrolein	56	2.614	2.614	0.000	96	29533	25.0	26.9	Ma
21 112TCTFE	101	2.650	2.650	0.000	67	43191	5.00	5.24	
22 1,1-Dichloroethene	96	2.663	2.663	0.000	91	43493	5.00	5.42	
23 Acetone	43	2.772	2.772	0.000	98	211269	25.0	26.4	
24 Iodomethane	142	2.839	2.839	0.000	99	75118	5.00	5.13	
25 Carbon disulfide	76	2.863	2.863	0.000	98	141605	5.00	5.33	
27 3-Chloro-1-propene	41	3.021	3.021	0.000	87	143466	5.00	5.13	
28 Methyl acetate	43	3.070	3.070	0.000	99	197437	10.0	10.3	
30 Methylene Chloride	84	3.167	3.167	0.000	87	57137	5.00	5.52	
31 2-Methyl-2-propanol	59	3.344	3.344	0.000	97	75489	50.0	45.2	
32 Methyl tert-butyl ether	73	3.380	3.380	0.000	90	155313	5.00	5.38	
33 trans-1,2-Dichloroethene	96	3.393	3.393	0.000	90	48763	5.00	5.19	
34 Acrylonitrile	53	3.447	3.447	0.000	97	481745	50.0	52.2	
35 Hexane	57	3.587	3.587	0.000	92	109701	5.00	5.21	

Compound	Sig	RT (min.)	Adj RT (min.)	Dlt RT (min.)	Q	Response	Cal Amt ug/L	OnCol Amt ug/L	Flags
36 1,1-Dichloroethane	63	3.812	3.812	0.000	97	109538	5.00	5.19	
39 Vinyl acetate	43	3.867	3.867	0.000	96	376219	10.0	9.32	
42 2,2-Dichloropropane	77	4.329	4.329	0.000	77	41535	5.00	5.47	
43 cis-1,2-Dichloroethene	96	4.366	4.366	0.000	84	55995	5.00	5.38	
44 2-Butanone (MEK)	43	4.402	4.402	0.000	95	318666	25.0	25.5	
47 Chlorobromomethane	128	4.603	4.603	0.000	82	30042	5.00	5.34	
49 Tetrahydrofuran	42	4.615	4.615	0.000	91	88254	10.0	10.4	
50 Chloroform	83	4.676	4.676	0.000	94	93004	5.00	5.30	
51 1,1,1-Trichloroethane	97	4.786	4.786	0.000	82	65213	5.00	5.14	
52 Cyclohexane	56	4.792	4.792	0.000	95	126100	5.00	5.15	
53 Carbon tetrachloride	117	4.920	4.920	0.000	93	48652	5.00	4.72	
54 1,1-Dichloropropene	75	4.944	4.944	0.000	80	60114	5.00	4.81	
55 Benzene	78	5.145	5.145	0.000	71	203962	5.00	5.24	
56 Isobutyl alcohol	43	5.175	5.175	0.000	95	108580	125.0	123.9	
57 1,2-Dichloroethane	62	5.212	5.212	0.000	93	98555	5.00	5.41	
59 n-Heptane	43	5.321	5.321	0.000	94	139229	5.00	5.02	
60 Trichloroethene	95	5.747	5.747	0.000	94	52088	5.00	5.40	
62 Methylcyclohexane	83	5.862	5.862	0.000	90	72577	5.00	4.84	
63 1,2-Dichloropropane	63	5.990	5.990	0.000	85	64277	5.00	5.21	
64 Dibromomethane	93	6.124	6.124	0.000	95	34817	5.00	5.31	
66 1,4-Dioxane	88	6.142	6.142	0.000	48	9213	100.0	92.7	
67 Dichlorobromomethane	83	6.282	6.282	0.000	94	63844	5.00	5.62	
69 2-Chloroethyl vinyl ether	63	6.562	6.562	0.000	80	37513	5.00	5.02	
71 cis-1,3-Dichloropropene	75	6.702	6.702	0.000	82	73705	5.00	5.32	
72 4-Methyl-2-pentanone (MIBK)	58	6.848	6.848	0.000	97	174839	25.0	25.1	
73 Toluene	92	6.982	6.982	0.000	97	126697	5.00	5.12	
75 trans-1,3-Dichloropropene	75	7.268	7.268	0.000	86	63976	5.00	4.81	
77 Ethyl methacrylate	69	7.316	7.316	0.000	84	45562	5.00	4.72	
78 1,1,2-Trichloroethane	83	7.456	7.456	0.000	92	37742	5.00	5.17	
79 Tetrachloroethene	166	7.511	7.511	0.000	92	54233	5.00	5.02	
80 1,3-Dichloropropane	76	7.621	7.621	0.000	87	80360	5.00	5.33	
82 2-Hexanone	43	7.688	7.688	0.000	97	404699	25.0	24.8	
83 Chlorodibromomethane	129	7.846	7.846	0.000	87	42474	5.00	5.02	
84 Ethylene Dibromide	107	7.961	7.961	0.000	100	44571	5.00	5.01	
85 Chlorobenzene	112	8.430	8.430	0.000	92	138194	5.00	4.84	
88 Ethylbenzene	91	8.521	8.521	0.000	97	214009	5.00	4.87	
89 1,1,1,2-Tetrachloroethane	131	8.527	8.527	0.000	44	44235	5.00	4.95	
90 m-Xylene & p-Xylene	106	8.649	8.649	0.000	97	80843	5.00	4.89	
91 o-Xylene	106	9.075	9.075	0.000	96	79881	5.00	4.87	
92 Styrene	104	9.105	9.105	0.000	91	125962	5.00	4.59	
93 Bromoform	173	9.354	9.354	0.000	91	23918	5.00	4.60	
95 Isopropylbenzene	105	9.458	9.458	0.000	96	210517	5.00	4.82	
97 Bromobenzene	156	9.805	9.805	0.000	86	63204	5.00	5.25	
98 1,1,2,2-Tetrachloroethane	83	9.865	9.865	0.000	94	63620	5.00	5.04	
100 N-Propylbenzene	91	9.884	9.884	0.000	99	253454	5.00	4.83	
99 1,2,3-Trichloropropane	110	9.896	9.896	0.000	89	20748	5.00	5.15	
101 trans-1,4-Dichloro-2-butene	53	9.902	9.902	0.000	76	27592	5.00	4.93	
102 2-Chlorotoluene	126	9.993	9.993	0.000	96	58077	5.00	5.14	
104 1,3,5-Trimethylbenzene	105	10.066	10.066	0.000	95	168051	5.00	4.69	
105 4-Chlorotoluene	91	10.103	10.103	0.000	96	162465	5.00	5.04	
106 tert-Butylbenzene	134	10.389	10.389	0.000	95	41246	5.00	5.04	
108 1,2,4-Trimethylbenzene	105	10.437	10.437	0.000	98	180117	5.00	4.77	

Compound	Sig	RT (min.)	Adj RT (min.)	Dlt RT (min.)	Q	Response	Cal Amt ug/L	OnCol Amt ug/L	Flags
109 sec-Butylbenzene	105	10.596	10.596	0.000	95	221956	5.00	4.78	
110 1,3-Dichlorobenzene	146	10.729	10.729	0.000	93	116947	5.00	5.07	
111 4-Isopropyltoluene	119	10.735	10.735	0.000	98	192470	5.00	4.65	
113 1,4-Dichlorobenzene	146	10.821	10.821	0.000	95	123181	5.00	5.28	
115 n-Butylbenzene	91	11.119	11.119	0.000	98	173158	5.00	4.81	
116 1,2-Dichlorobenzene	146	11.173	11.173	0.000	96	117576	5.00	5.10	
117 1,2-Dibromo-3-Chloropropane	75	11.903	11.903	0.000	67	9820	5.00	4.56	
119 1,2,4-Trichlorobenzene	180	12.579	12.579	0.000	93	77035	5.00	5.11	
120 Hexachlorobutadiene	225	12.688	12.688	0.000	95	35052	5.00	5.08	
121 Naphthalene	128	12.792	12.792	0.000	97	195800	5.00	4.87	
122 1,2,3-Trichlorobenzene	180	12.999	12.999	0.000	94	73470	5.00	5.04	
S 126 Xylenes, Total	1				0			9.76	
S 123 1,3-Dichloropropene, Total	1				0			10.1	
S 125 Total BTEX	1				0			25.0	
S 124 1,2-Dichloroethene, Total	1				0			10.6	

QC Flag Legend

Processing Flags

Review Flags

M - Manually Integrated

a - User Assigned ID

Reagents:

8260 CORP mix_00214	Amount Added:	5.00	Units: uL	
GAS CORP mix_00473	Amount Added:	5.00	Units: uL	
N_8260_Surr_00425	Amount Added:	1.00	Units: uL	Run Reagent
N 8260 IS_00222	Amount Added:	1.00	Units: uL	Run Reagent

Report Date: 21-Sep-2021 20:42:07 Chrom Revision: 2.3 13-May-2021 07:57:40

Eurofins TestAmerica, Buffalo

Data File:	\\chromfs\Buffalo\ChromData\HP5973N\20210921-101109.b\N6459.D				
Injection Date:	21-Sep-2021 14:16:30	Instrument ID:	HP5973N	Operator ID:	LH
Lims ID:	IC 3			Worklist Smp#:	10
Client ID:					
Purge Vol:	5.000 mL	Dil. Factor:	1.0000	ALS Bottle#:	10
Method:	N-8260	Limit Group:	MV - 8260C ICAL		

Column: ZB-624 (0.18 mm)

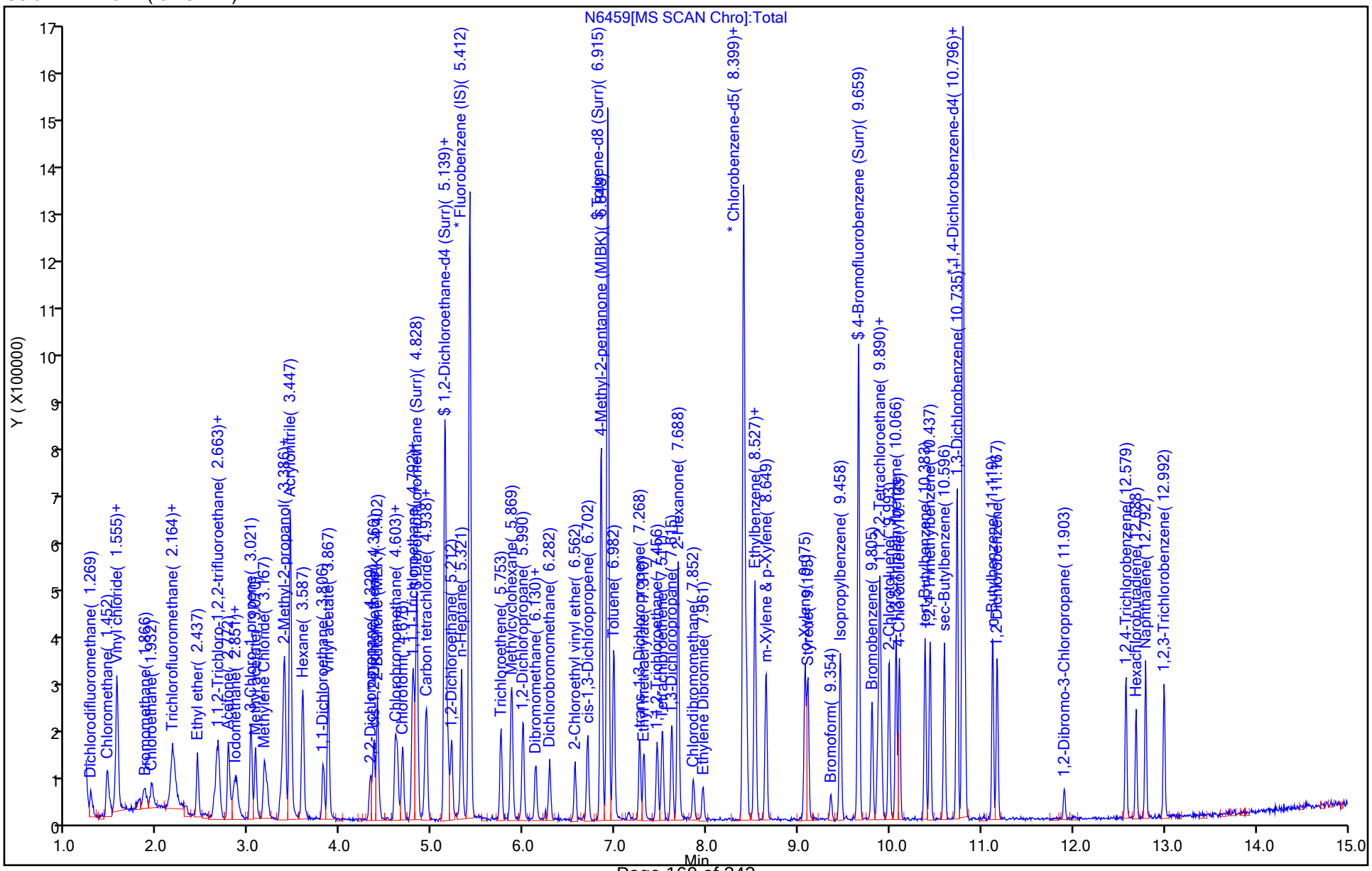

Manual Integration/User Assign Peak Report

Eurofins TestAmerica, Buffalo

Data File:	\\chromfs\Buffalo\ChromData\HP5973N\20210921-101109.b\N6459.D				
Injection Date:	21-Sep-2021 14:16:30	Instrument ID:	HP5973N		
Lims ID:	IC 3				
Client ID:					
Operator ID:	LH	ALS Bottle#:	10	Worklist Smp#:	10
Purge Vol:	5.000 mL	Dil. Factor:	1.0000		
Method:	N-8260	Limit Group:	MV - 8260C ICAL		
Column:	ZB-624 (0.18 mm)	Detector	MS SCAN		

20 Acrolein, CAS: 107-02-8

Signal: 1

Not Detected
Expected RT: 2.61

Processing Integration Results

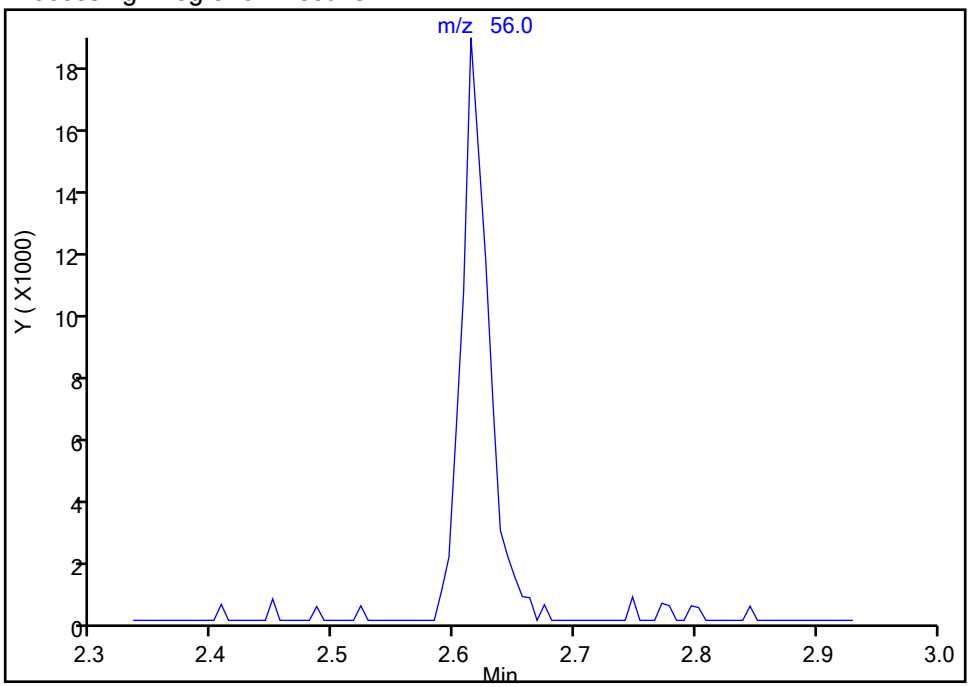

Manual Integration Results

RT: 2.61
Area: 29533
Amount: 26.925759
Amount Units: ug/L

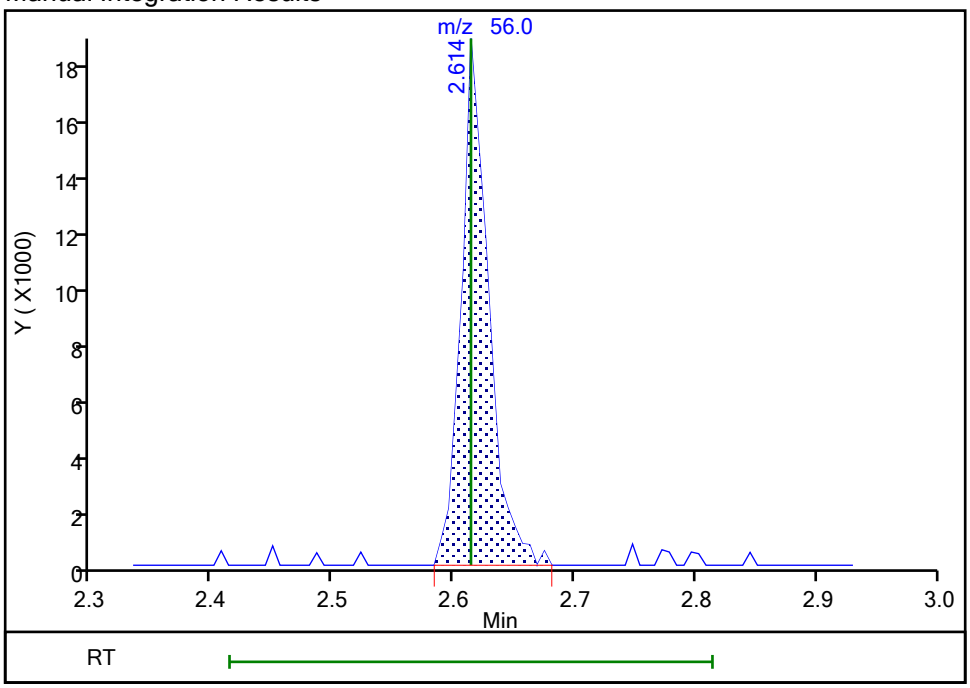

Reviewer: HillL, 21-Sep-2021 15:58:19
Audit Action: Manually Integrated Audit Reason: Poor chromatography

Eurofins TestAmerica, Buffalo
Target Compound Quantitation Report

Data File: \\chromfs\Buffalo\ChromData\HP5973N\20210921-101109.b\N6460.D
Lims ID: IC 4
Client ID:
Sample Type: IC Calib Level: 5
Inject. Date: 21-Sep-2021 14:40:30 ALS Bottle#: 11 Worklist Smp#: 11
Purge Vol: 5.000 mL Dil. Factor: 1.0000
Sample Info: IC 4
Misc. Info.: 480-0101109-011
Operator ID: LH Instrument ID: HP5973N
Sublist: chrom-N-8260*sub38

Method: \\chromfs\Buffalo\ChromData\HP5973N\20210921-101109.b\N-8260.m
Limit Group: MV - 8260C ICAL
Last Update: 21-Sep-2021 20:42:09 Calib Date: 21-Sep-2021 20:05:30
Integrator: RTE ID Type: Deconvolution ID
Quant Method: Internal Standard Quant By: Initial Calibration
Last ICal File: \\chromfs\Buffalo\ChromData\HP5973N\20210921-101109.b\N6474.D

Column 1 : ZB-624 (0.18 mm) Det: MS SCAN
Process Host: CTX1610

First Level Reviewer: HillL Date: 21-Sep-2021 15:59:19

Compound	Sig	RT (min.)	Adj RT (min.)	Dlt RT (min.)	Q	Response	Cal Amt ug/L	OnCol Amt ug/L	Flags
* 147 Fluorobenzene (IS)	70	5.412	5.412	0.000	97	180503	25.0	25.0	
* 2 Chlorobenzene-d5	117	8.405	8.405	0.000	90	686839	25.0	25.0	
* 3 1,4-Dichlorobenzene-d4	152	10.796	10.796	0.000	95	368117	25.0	25.0	
$ 148 Dibromofluoromethane (Surr)	113	4.834	4.834	0.000	92	246724	25.0	25.0	
$ 5 1,2-Dichloroethane-d4 (Surr)	65	5.138	5.139	-0.001	81	319932	25.0	25.1	
$ 6 Toluene-d8 (Surr)	98	6.921	6.921	0.000	96	877917	25.0	25.8	
$ 7 4-Bromofluorobenzene (Surr)	174	9.659	9.659	0.000	91	258254	25.0	24.9	
11 Dichlorodifluoromethane	85	1.275	1.275	0.000	97	85702	10.0	10.0	
13 Chloromethane	50	1.452	1.452	0.000	99	254393	10.0	10.1	
14 Vinyl chloride	62	1.543	1.543	0.000	98	145034	10.0	10.2	
144 Butadiene	54	1.561	1.561	0.000	95	201239	10.0	9.84	
15 Bromomethane	94	1.853	1.853	0.000	92	79479	10.0	10.2	
16 Chloroethane	64	1.939	1.945	-0.006	91	83369	10.0	10.5	
18 Trichlorofluoromethane	101	2.170	2.164	0.006	63	149952	10.0	10.1	
17 Dichlorofluoromethane	67	2.158	2.164	-0.006	93	179618	10.0	10.2	
19 Ethyl ether	59	2.437	2.437	0.000	93	142046	10.0	10.3	
20 Acrolein	56	2.614	2.614	0.000	98	56924	50.0	49.6	
21 112TCTFE	101	2.656	2.650	0.006	92	86415	10.0	10.0	
22 1,1-Dichloroethene	96	2.656	2.663	-0.007	93	85723	10.0	10.2	
23 Acetone	43	2.778	2.772	0.006	97	407128	50.0	48.6	
24 Iodomethane	142	2.839	2.839	0.000	98	155113	10.0	10.1	
25 Carbon disulfide	76	2.863	2.863	0.000	98	280484	10.0	10.1	
27 3-Chloro-1-propene	41	3.021	3.021	0.000	87	304529	10.0	10.4	
28 Methyl acetate	43	3.070	3.070	0.000	99	385449	20.0	19.3	
30 Methylene Chloride	84	3.173	3.167	0.006	87	103617	10.0	10.2	
31 2-Methyl-2-propanol	59	3.350	3.344	0.006	97	190169	100.0	108.9	
32 Methyl tert-butyl ether	73	3.374	3.380	-0.006	89	304260	10.0	10.1	
33 trans-1,2-Dichloroethene	96	3.392	3.393	-0.001	91	100500	10.0	10.2	
34 Acrylonitrile	53	3.453	3.447	0.006	98	952736	100.0	98.7	
35 Hexane	57	3.587	3.587	0.000	91	215407	10.0	9.77	

Compound	Sig	RT (min.)	Adj RT (min.)	Dlt RT (min.)	Q	Response	Cal Amt ug/L	OnCol Amt ug/L	Flags
36 1,1-Dichloroethane	63	3.812	3.812	0.000	97	225136	10.0	10.2	
39 Vinyl acetate	43	3.867	3.867	0.000	97	783441	20.0	18.5	
42 2,2-Dichloropropane	77	4.329	4.329	0.000	77	81551	10.0	10.3	
43 cis-1,2-Dichloroethene	96	4.366	4.366	0.000	86	108429	10.0	9.96	
44 2-Butanone (MEK)	43	4.402	4.402	0.000	96	646035	50.0	49.5	
47 Chlorobromomethane	128	4.597	4.603	-0.006	82	61481	10.0	10.4	
49 Tetrahydrofuran	42	4.621	4.615	0.006	92	167636	20.0	19.0	
50 Chloroform	83	4.676	4.676	0.000	93	179730	10.0	9.79	
51 1,1,1-Trichloroethane	97	4.786	4.786	0.000	84	136332	10.0	10.3	
52 Cyclohexane	56	4.792	4.792	0.000	94	246550	10.0	9.63	
53 Carbon tetrachloride	117	4.926	4.920	0.006	92	95894	10.0	8.90	
54 1,1-Dichloropropene	75	4.938	4.944	-0.006	81	129442	10.0	9.90	
55 Benzene	78	5.138	5.145	-0.007	83	398661	10.0	9.78	
56 Isobutyl alcohol	43	5.175	5.175	0.000	94	230698	250.0	251.5	
57 1,2-Dichloroethane	62	5.211	5.212	-0.001	92	188260	10.0	9.87	
59 n-Heptane	43	5.321	5.321	0.000	95	290276	10.0	10.0	
60 Trichloroethene	95	5.753	5.747	0.006	92	102435	10.0	10.2	
62 Methylcyclohexane	83	5.869	5.862	0.006	92	154480	10.0	9.85	
63 1,2-Dichloropropane	63	5.990	5.990	0.000	88	125809	10.0	9.75	
64 Dibromomethane	93	6.130	6.124	0.006	93	70118	10.0	10.2	
66 1,4-Dioxane	88	6.136	6.142	-0.006	44	19257	200.0	192.5	
67 Dichlorobromomethane	83	6.282	6.282	0.000	93	116689	10.0	9.81	
69 2-Chloroethyl vinyl ether	63	6.562	6.562	0.000	80	71837	10.0	9.19	
71 cis-1,3-Dichloropropene	75	6.696	6.702	-0.006	82	144839	10.0	10.0	
72 4-Methyl-2-pentanone (MIBK)	58	6.842	6.848	-0.006	98	355732	50.0	50.7	
73 Toluene	92	6.982	6.982	0.000	96	255609	10.0	10.3	
75 trans-1,3-Dichloropropene	75	7.268	7.268	0.000	91	135732	10.0	10.1	
77 Ethyl methacrylate	69	7.310	7.316	-0.006	86	95369	10.0	9.82	
78 1,1,2-Trichloroethane	83	7.456	7.456	0.000	95	73110	10.0	9.96	
79 Tetrachloroethene	166	7.517	7.511	0.006	92	107887	10.0	9.93	
80 1,3-Dichloropropane	76	7.621	7.621	0.000	84	146637	10.0	9.67	
82 2-Hexanone	43	7.688	7.688	0.000	97	799966	50.0	48.7	
83 Chlorodibromomethane	129	7.858	7.846	0.012	91	80510	10.0	9.45	
84 Ethylene Dibromide	107	7.955	7.961	-0.006	100	87893	10.0	9.82	
85 Chlorobenzene	112	8.430	8.430	0.000	94	287779	10.0	10.0	
88 Ethylbenzene	91	8.527	8.521	0.006	98	443708	10.0	10.0	
89 1,1,1,2-Tetrachloroethane	131	8.533	8.527	0.006	44	87737	10.0	9.76	
90 m-Xylene & p-Xylene	106	8.649	8.649	0.000	95	172508	10.0	10.4	
91 o-Xylene	106	9.075	9.075	0.000	96	166700	10.0	10.1	
92 Styrene	104	9.105	9.105	0.000	91	286660	10.0	10.4	
93 Bromoform	173	9.354	9.354	0.000	94	48422	10.0	9.25	
95 Isopropylbenzene	105	9.458	9.458	0.000	96	426726	10.0	9.90	
97 Bromobenzene	156	9.805	9.805	0.000	85	128306	10.0	10.8	
98 1,1,2,2-Tetrachloroethane	83	9.865	9.865	0.000	92	125373	10.0	10.1	
100 N-Propylbenzene	91	9.890	9.884	0.006	99	514528	10.0	9.95	
99 1,2,3-Trichloropropane	110	9.896	9.896	0.000	95	40282	10.0	10.1	
101 trans-1,4-Dichloro-2-butene	53	9.914	9.902	0.012	78	53516	10.0	9.71	
102 2-Chlorotoluene	126	9.993	9.993	0.000	95	111083	10.0	9.98	
104 1,3,5-Trimethylbenzene	105	10.066	10.066	0.000	97	360843	10.0	10.2	
105 4-Chlorotoluene	91	10.103	10.103	0.000	98	328100	10.0	10.3	
106 tert-Butylbenzene	134	10.383	10.389	-0.006	96	80941	10.0	10.0	
108 1,2,4-Trimethylbenzene	105	10.437	10.437	0.000	98	378454	10.0	10.2	

Compound	Sig	RT (min.)	Adj RT (min.)	Dlt RT (min.)	Q	Response	Cal Amt ug/L	OnCol Amt ug/L	Flags
109 sec-Butylbenzene	105	10.595	10.596	-0.001	95	453124	10.0	9.90	
110 1,3-Dichlorobenzene	146	10.729	10.729	0.000	96	238431	10.0	10.5	
111 4-Isopropyltoluene	119	10.735	10.735	0.000	98	417302	10.0	10.2	
113 1,4-Dichlorobenzene	146	10.821	10.821	0.000	94	236902	10.0	10.3	
115 n-Butylbenzene	91	11.125	11.119	0.006	97	348805	10.0	9.82	
116 1,2-Dichlorobenzene	146	11.167	11.173	-0.006	97	236573	10.0	10.4	
117 1,2-Dibromo-3-Chloropropane	75	11.903	11.903	0.000	69	20631	10.0	9.72	
119 1,2,4-Trichlorobenzene	180	12.579	12.579	0.000	94	157237	10.0	10.6	
120 Hexachlorobutadiene	225	12.688	12.688	0.000	94	72472	10.0	10.7	
121 Naphthalene	128	12.792	12.792	0.000	97	407770	10.0	10.3	
122 1,2,3-Trichlorobenzene	180	12.992	12.999	-0.007	95	154077	10.0	10.7	
S 126 Xylenes, Total	1				0			20.5	
S 123 1,3-Dichloropropene, Total	1				0			20.1	
S 125 Total BTEX	1				0			50.5	
S 124 1,2-Dichloroethene, Total	1				0			20.2	

QC Flag Legend

Processing Flags

Reagents:

8260 CORP mix_00214	Amount Added:	5.00	Units: uL	
GAS CORP mix_00473	Amount Added:	5.00	Units: uL	
N_8260_Surr_00425	Amount Added:	1.00	Units: uL	Run Reagent
N 8260 IS_00222	Amount Added:	1.00	Units: uL	Run Reagent

Report Date: 21-Sep-2021 20:42:10 Chrom Revision: 2.3 13-May-2021 07:57:40

Eurofins TestAmerica, Buffalo

Data File: \\chromfs\Buffalo\ChromData\HP5973N\20210921-101109.b\N6460.D

Injection Date: 21-Sep-2021 14:40:30 Instrument ID: HP5973N Operator ID: LH

Lims ID: IC 4 Worklist Smp#: 11

Client ID:

Purge Vol: 5.000 mL Dil. Factor: 1.0000 ALS Bottle#: 11

Method: N-8260 Limit Group: MV - 8260C ICAL

Column: ZB-624 (0.18 mm)

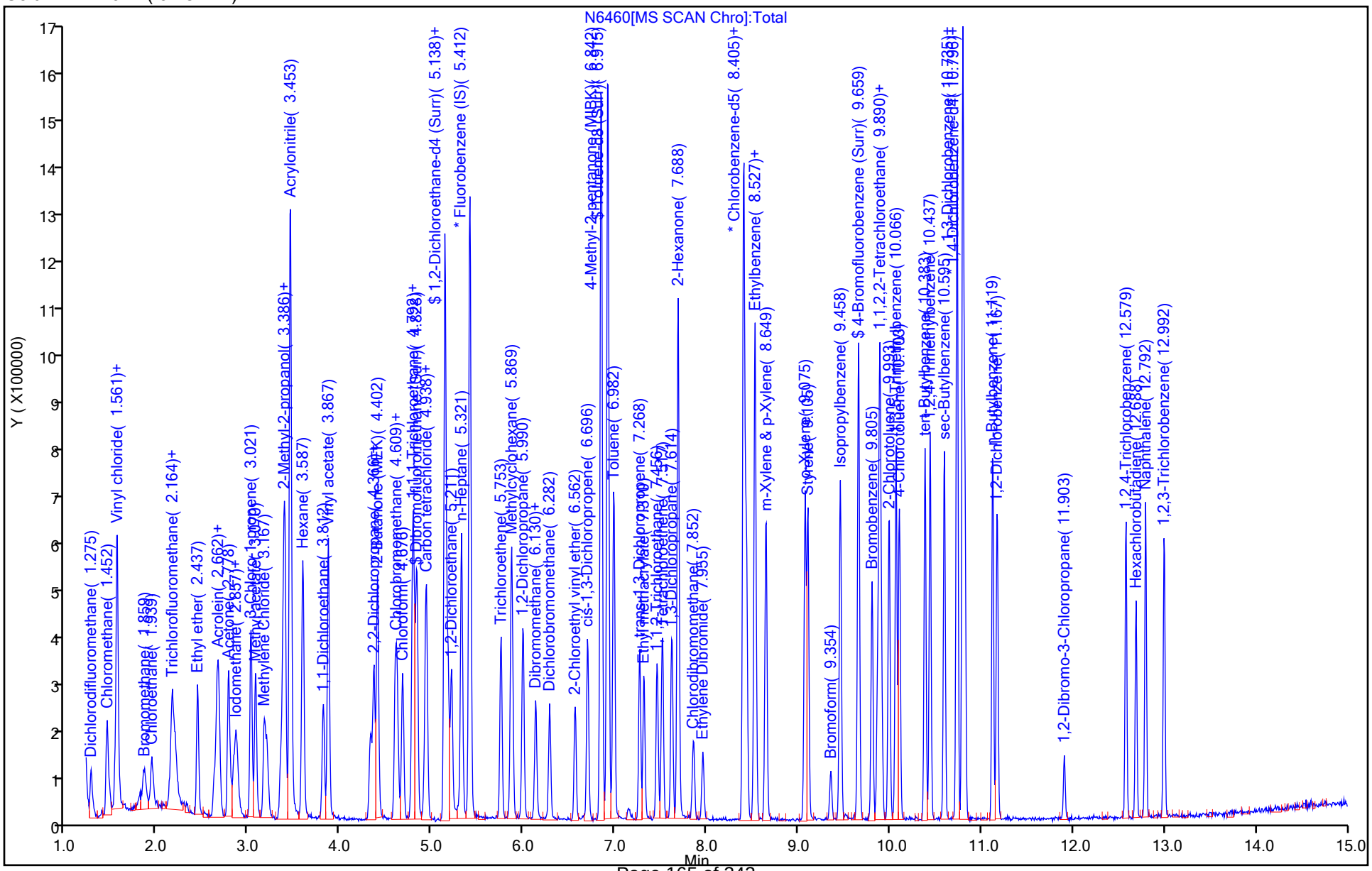

Eurofins TestAmerica, Buffalo
Target Compound Quantitation Report

Data File: \\chromfs\Buffalo\ChromData\HP5973N\20210921-101109.b\N6461.D
Lims ID: ICIS 5
Client ID:
Sample Type: ICIS Calib Level: 6
Inject. Date: 21-Sep-2021 15:03:30 ALS Bottle#: 12 Worklist Smp#: 12
Purge Vol: 5.000 mL Dil. Factor: 1.0000
Sample Info: ICIS 5
Misc. Info.: 480-0101109-012
Operator ID: LH Instrument ID: HP5973N
Sublist: chrom-N-8260*sub38

Method: \\chromfs\Buffalo\ChromData\HP5973N\20210921-101109.b\N-8260.m
Limit Group: MV - 8260C ICAL
Last Update: 21-Sep-2021 20:42:14 Calib Date: 21-Sep-2021 20:05:30
Integrator: RTE ID Type: Deconvolution ID
Quant Method: Internal Standard Quant By: Initial Calibration
Last ICal File: \\chromfs\Buffalo\ChromData\HP5973N\20210921-101109.b\N6474.D

Column 1 : ZB-624 (0.18 mm) Det: MS SCAN
Process Host: CTX1610

First Level Reviewer: HillL Date: 21-Sep-2021 15:59:50

Compound	Sig	RT (min.)	Adj RT (min.)	Dlt RT (min.)	Q	Response	Cal Amt ug/L	OnCol Amt ug/L	Flags
* 147 Fluorobenzene (IS)	70	5.412	5.412	0.000	98	183562	25.0	25.0	
* 2 Chlorobenzene-d5	117	8.399	8.399	0.000	88	717748	25.0	25.0	
* 3 1,4-Dichlorobenzene-d4	152	10.796	10.796	0.000	94	393534	25.0	25.0	
$ 148 Dibromofluoromethane (Surr)	113	4.834	4.834	0.000	92	252860	25.0	25.2	
$ 5 1,2-Dichloroethane-d4 (Surr)	65	5.138	5.138	0.000	63	320047	25.0	24.7	
$ 6 Toluene-d8 (Surr)	98	6.921	6.921	0.000	95	889110	25.0	25.0	
$ 7 4-Bromofluorobenzene (Surr)	174	9.653	9.653	0.000	90	274390	25.0	25.3	
11 Dichlorodifluoromethane	85	1.275	1.275	0.000	97	235945	25.0	27.1	
13 Chloromethane	50	1.452	1.452	0.000	99	654805	25.0	25.5	
14 Vinyl chloride	62	1.549	1.549	0.000	97	397279	25.0	27.4	
144 Butadiene	54	1.561	1.561	0.000	99	569399	25.0	27.4	
15 Bromomethane	94	1.853	1.853	0.000	92	187597	25.0	23.8	
16 Chloroethane	64	1.939	1.939	0.000	95	221531	25.0	27.4	
18 Trichlorofluoromethane	101	2.170	2.170	0.000	67	402027	25.0	26.6	
17 Dichlorofluoromethane	67	2.164	2.164	0.000	94	459483	25.0	25.7	
19 Ethyl ether	59	2.437	2.437	0.000	90	355267	25.0	25.2	
20 Acrolein	56	2.620	2.620	0.000	99	141029	125.0	120.8	
21 112TCTFE	101	2.656	2.656	0.000	93	238888	25.0	27.2	
22 1,1-Dichloroethene	96	2.669	2.669	0.000	91	227690	25.0	26.7	
23 Acetone	43	2.778	2.778	0.000	97	1037284	125.0	121.8	
24 Iodomethane	142	2.839	2.839	0.000	98	403279	25.0	25.9	
25 Carbon disulfide	76	2.863	2.863	0.000	98	754294	25.0	26.7	
27 3-Chloro-1-propene	41	3.021	3.021	0.000	87	813955	25.0	27.4	
28 Methyl acetate	43	3.070	3.070	0.000	99	955864	50.0	47.0	
30 Methylene Chloride	84	3.167	3.167	0.000	86	258876	25.0	26.2	
31 2-Methyl-2-propanol	59	3.350	3.350	0.000	98	474407	250.0	267.0	
32 Methyl tert-butyl ether	73	3.380	3.380	0.000	90	790960	25.0	25.7	
33 trans-1,2-Dichloroethene	96	3.399	3.399	0.000	89	260326	25.0	26.0	
34 Acrylonitrile	53	3.453	3.453	0.000	97	2455132	250.0	250.1	
35 Hexane	57	3.587	3.587	0.000	95	605618	25.0	27.0	

Compound	Sig	RT (min.)	Adj RT (min.)	Dlt RT (min.)	Q	Response	Cal Amt ug/L	OnCol Amt ug/L	Flags
36 1,1-Dichloroethane	63	3.812	3.812	0.000	97	599056	25.0	26.7	
39 Vinyl acetate	43	3.867	3.867	0.000	96	2316267	50.0	53.9	
42 2,2-Dichloropropane	77	4.329	4.329	0.000	78	221869	25.0	27.4	
43 cis-1,2-Dichloroethene	96	4.366	4.366	0.000	85	284766	25.0	25.7	
44 2-Butanone (MEK)	43	4.402	4.402	0.000	95	1676978	125.0	126.2	
47 Chlorobromomethane	128	4.603	4.603	0.000	82	150309	25.0	25.1	
49 Tetrahydrofuran	42	4.621	4.621	0.000	91	423263	50.0	47.1	
50 Chloroform	83	4.682	4.682	0.000	93	446568	25.0	23.9	
51 1,1,1-Trichloroethane	97	4.786	4.786	0.000	91	357144	25.0	26.5	
52 Cyclohexane	56	4.798	4.798	0.000	94	725351	25.0	27.9	
53 Carbon tetrachloride	117	4.926	4.926	0.000	93	304238	25.0	27.8	
54 1,1-Dichloropropene	75	4.938	4.938	0.000	82	369173	25.0	27.8	
55 Benzene	78	5.145	5.145	0.000	89	1047039	25.0	25.3	
56 Isobutyl alcohol	43	5.175	5.175	0.000	96	666706	625.0	714.8	
57 1,2-Dichloroethane	62	5.211	5.211	0.000	93	484790	25.0	25.0	
59 n-Heptane	43	5.321	5.321	0.000	95	831086	25.0	28.2	
60 Trichloroethene	95	5.753	5.753	0.000	90	270974	25.0	26.4	
62 Methylcyclohexane	83	5.869	5.869	0.000	92	435853	25.0	27.3	
63 1,2-Dichloropropane	63	5.990	5.990	0.000	87	336153	25.0	25.6	
64 Dibromomethane	93	6.130	6.130	0.000	95	179467	25.0	25.7	
66 1,4-Dioxane	88	6.136	6.136	0.000	44	52079	500.0	498.1	
67 Dichlorobromomethane	83	6.282	6.282	0.000	95	320562	25.0	26.5	
69 2-Chloroethyl vinyl ether	63	6.562	6.562	0.000	82	202949	25.0	25.5	
71 cis-1,3-Dichloropropene	75	6.702	6.702	0.000	83	401579	25.0	27.2	
72 4-Methyl-2-pentanone (MIBK)	58	6.848	6.848	0.000	96	920861	125.0	125.5	
73 Toluene	92	6.982	6.982	0.000	97	680331	25.0	26.1	
75 trans-1,3-Dichloropropene	75	7.268	7.268	0.000	91	367875	25.0	26.3	
77 Ethyl methacrylate	69	7.316	7.316	0.000	85	292507	25.0	28.8	
78 1,1,2-Trichloroethane	83	7.456	7.456	0.000	93	185368	25.0	24.2	
79 Tetrachloroethene	166	7.517	7.517	0.000	94	291307	25.0	25.7	
80 1,3-Dichloropropane	76	7.615	7.615	0.000	86	401159	25.0	25.3	
82 2-Hexanone	43	7.688	7.688	0.000	97	2064291	125.0	120.4	
83 Chlorodibromomethane	129	7.852	7.852	0.000	88	232391	25.0	26.1	
84 Ethylene Dibromide	107	7.961	7.961	0.000	96	245421	25.0	26.2	
85 Chlorobenzene	112	8.430	8.430	0.000	94	770304	25.0	25.7	
88 Ethylbenzene	91	8.527	8.527	0.000	98	1209171	25.0	26.2	
89 1,1,1,2-Tetrachloroethane	131	8.527	8.527	0.000	89	247434	25.0	26.3	
90 m-Xylene & p-Xylene	106	8.649	8.649	0.000	97	466864	25.0	26.9	
91 o-Xylene	106	9.075	9.075	0.000	97	446355	25.0	25.9	
92 Styrene	104	9.105	9.105	0.000	92	774291	25.0	26.8	
93 Bromoform	173	9.354	9.354	0.000	94	142068	25.0	26.0	
95 Isopropylbenzene	105	9.458	9.458	0.000	96	1203155	25.0	26.1	
97 Bromobenzene	156	9.805	9.805	0.000	86	327926	25.0	25.8	
98 1,1,2,2-Tetrachloroethane	83	9.865	9.865	0.000	95	312781	25.0	23.5	
100 N-Propylbenzene	91	9.890	9.890	0.000	99	1422913	25.0	25.7	
99 1,2,3-Trichloropropane	110	9.902	9.902	0.000	91	98975	25.0	23.3	
101 trans-1,4-Dichloro-2-butene	53	9.908	9.908	0.000	78	149154	25.0	25.3	
102 2-Chlorotoluene	126	9.993	9.993	0.000	96	299650	25.0	25.2	
104 1,3,5-Trimethylbenzene	105	10.066	10.066	0.000	95	1019593	25.0	27.0	
105 4-Chlorotoluene	91	10.103	10.103	0.000	98	888855	25.0	26.1	
106 tert-Butylbenzene	134	10.389	10.389	0.000	96	228376	25.0	26.5	
108 1,2,4-Trimethylbenzene	105	10.437	10.437	0.000	97	1031366	25.0	25.9	

Compound	Sig	RT (min.)	Adj RT (min.)	Dlt RT (min.)	Q	Response	Cal Amt ug/L	OnCol Amt ug/L	Flags
109 sec-Butylbenzene	105	10.595	10.595	0.000	95	1331739	25.0	27.2	
110 1,3-Dichlorobenzene	146	10.729	10.729	0.000	97	618688	25.0	25.4	
111 4-Isopropyltoluene	119	10.735	10.735	0.000	98	1183548	25.0	27.1	
113 1,4-Dichlorobenzene	146	10.821	10.821	0.000	94	634867	25.0	25.8	
115 n-Butylbenzene	91	11.119	11.119	0.000	98	989211	25.0	26.1	
116 1,2-Dichlorobenzene	146	11.173	11.173	0.000	97	612358	25.0	25.2	
117 1,2-Dibromo-3-Chloropropane	75	11.903	11.903	0.000	76	54528	25.0	24.0	
119 1,2,4-Trichlorobenzene	180	12.579	12.579	0.000	95	409871	25.0	25.8	
120 Hexachlorobutadiene	225	12.688	12.688	0.000	96	180418	25.0	24.8	
121 Naphthalene	128	12.792	12.792	0.000	97	1140802	25.0	26.9	
122 1,2,3-Trichlorobenzene	180	12.992	12.992	0.000	96	409718	25.0	26.6	

QC Flag Legend

Processing Flags

Reagents:

8260 CORP mix_00214	Amount Added: 12.50	Units: uL	
GAS CORP mix_00473	Amount Added: 12.50	Units: uL	
N_8260_Surr_00425	Amount Added: 1.00	Units: uL	Run Reagent
N 8260 IS_00222	Amount Added: 1.00	Units: uL	Run Reagent

Report Date: 21-Sep-2021 20:42:14 Chrom Revision: 2.3 13-May-2021 07:57:40

Eurofins TestAmerica, Buffalo

Data File: \\chromfs\Buffalo\ChromData\HP5973N\20210921-101109.b\N6461.D

Injection Date: 21-Sep-2021 15:03:30 Instrument ID: HP5973N Operator ID: LH

Lims ID: ICIS 5 Worklist Smp#: 12

Client ID:

Purge Vol: 5.000 mL Dil. Factor: 1.0000 ALS Bottle#: 12

Method: N-8260 Limit Group: MV - 8260C ICAL

Column: ZB-624 (0.18 mm)

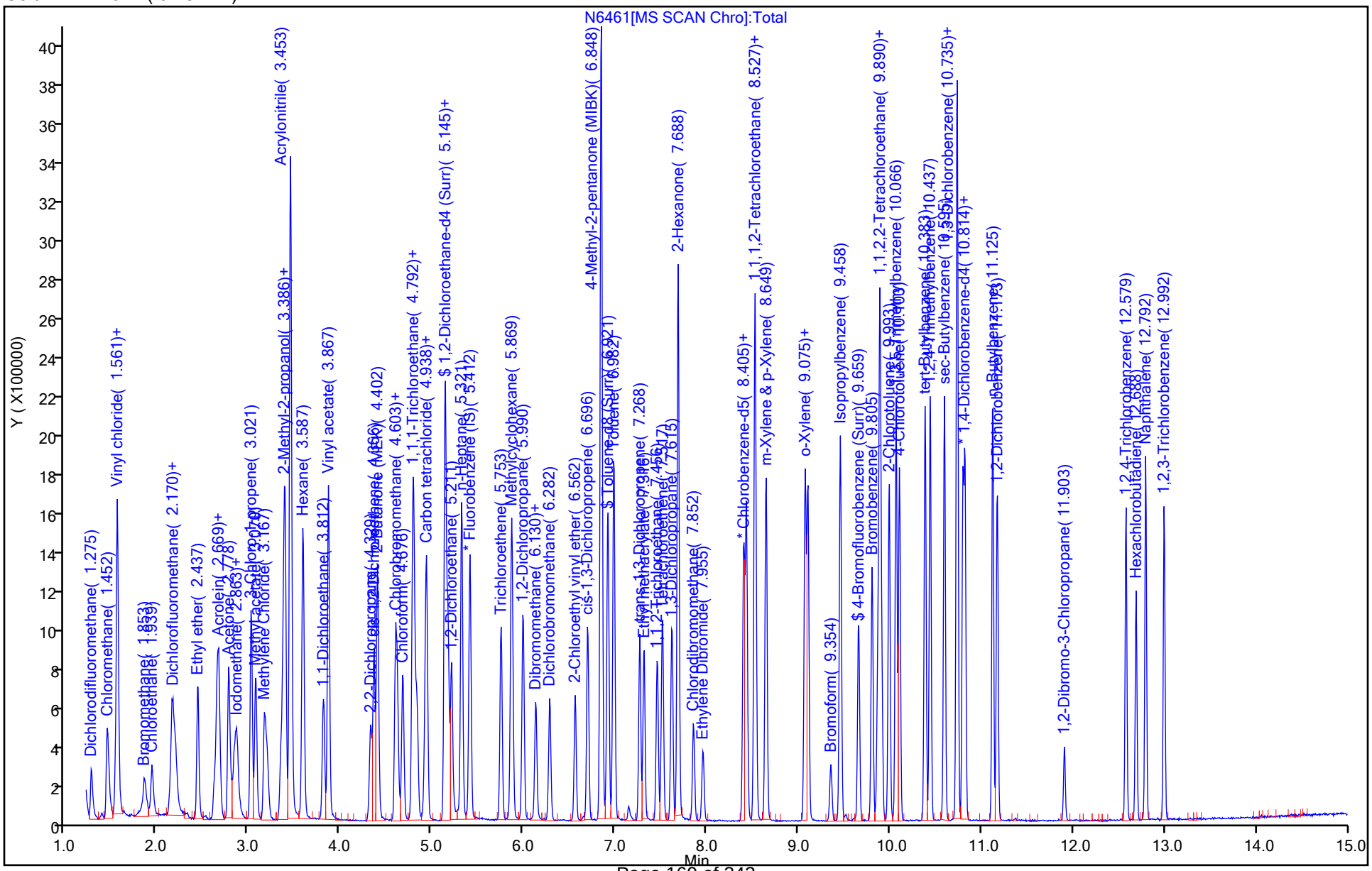

Eurofins TestAmerica, Buffalo
Target Compound Quantitation Report

Data File: \\chromfs\Buffalo\ChromData\HP5973N\20210921-101109.b\N6462.D
Lims ID: IC 6
Client ID:
Sample Type: IC Calib Level: 7
Inject. Date: 21-Sep-2021 15:26:30 ALS Bottle#: 13 Worklist Smp#: 13
Purge Vol: 5.000 mL Dil. Factor: 1.0000
Sample Info: IC 6
Misc. Info.: 480-0101109-013
Operator ID: LH Instrument ID: HP5973N
Sublist: chrom-N-8260*sub38

Method: \\chromfs\Buffalo\ChromData\HP5973N\20210921-101109.b\N-8260.m
Limit Group: MV - 8260C ICAL
Last Update: 21-Sep-2021 20:42:17 Calib Date: 21-Sep-2021 20:05:30
Integrator: RTE ID Type: Deconvolution ID
Quant Method: Internal Standard Quant By: Initial Calibration
Last ICal File: \\chromfs\Buffalo\ChromData\HP5973N\20210921-101109.b\N6474.D

Column 1 : ZB-624 (0.18 mm) Det: MS SCAN
Process Host: CTX1610

First Level Reviewer: HillL Date: 21-Sep-2021 16:00:39

Compound	Sig	RT (min.)	Adj RT (min.)	Dlt RT (min.)	Q	Response	Cal Amt ug/L	OnCol Amt ug/L	Flags
* 147 Fluorobenzene (IS)	70	5.412	5.412	0.000	97	199421	25.0	25.0	
* 2 Chlorobenzene-d5	117	8.399	8.399	0.000	88	786298	25.0	25.0	
* 3 1,4-Dichlorobenzene-d4	152	10.796	10.796	0.000	94	409215	25.0	25.0	
$ 148 Dibromofluoromethane (Surr)	113	4.834	4.834	0.000	93	264407	25.0	24.3	
$ 5 1,2-Dichloroethane-d4 (Surr)	65	5.138	5.138	0.000	92	353210	25.0	25.1	
$ 6 Toluene-d8 (Surr)	98	6.921	6.921	0.000	96	968902	25.0	24.8	
$ 7 4-Bromofluorobenzene (Surr)	174	9.659	9.653	0.007	91	304534	25.0	25.7	
11 Dichlorodifluoromethane	85	1.275	1.275	0.000	97	496398	50.0	52.6	
13 Chloromethane	50	1.458	1.452	0.006	99	1349907	50.0	48.4	
14 Vinyl chloride	62	1.543	1.549	-0.006	97	815499	50.0	51.8	
144 Butadiene	54	1.567	1.561	0.006	98	1130062	50.0	50.0	
15 Bromomethane	94	1.866	1.853	0.013	92	387974	50.0	45.2	
16 Chloroethane	64	1.945	1.939	0.006	93	435035	50.0	49.5	
17 Dichlorofluoromethane	67	2.170	2.164	0.006	93	924427	50.0	47.6	
18 Trichlorofluoromethane	101	2.170	2.170	0.000	69	828034	50.0	50.5	
19 Ethyl ether	59	2.437	2.437	0.000	90	748848	50.0	49.0	
20 Acrolein	56	2.620	2.620	0.000	100	296245	250.0	233.6	
21 112TCTFE	101	2.662	2.656	0.006	90	477480	50.0	50.1	
22 1,1-Dichloroethene	96	2.675	2.669	0.006	90	476758	50.0	51.4	
23 Acetone	43	2.778	2.778	0.000	97	2208273	250.0	238.8	
24 Iodomethane	142	2.845	2.839	0.006	98	856987	50.0	50.6	
25 Carbon disulfide	76	2.875	2.863	0.012	98	1542737	50.0	50.3	
27 3-Chloro-1-propene	41	3.021	3.021	0.000	87	1709424	50.0	52.9	
28 Methyl acetate	43	3.070	3.070	0.000	99	2155477	100.0	97.6	
30 Methylene Chloride	84	3.198	3.167	0.031	86	522954	50.0	49.5	
31 2-Methyl-2-propanol	59	3.350	3.350	0.000	97	1095339	500.0	567.5	
32 Methyl tert-butyl ether	73	3.380	3.380	0.000	92	1718624	50.0	51.5	
33 trans-1,2-Dichloroethene	96	3.392	3.399	-0.007	90	567230	50.0	52.2	
34 Acrylonitrile	53	3.453	3.453	0.000	98	5283542	500.0	495.4	
35 Hexane	57	3.587	3.587	0.000	95	1363187	50.0	56.0	

Compound	Sig	RT (min.)	Adj RT (min.)	Dlt RT (min.)	Q	Response	Cal Amt ug/L	OnCol Amt ug/L	Flags
36 1,1-Dichloroethane	63	3.812	3.812	0.000	97	1268801	50.0	52.0	
39 Vinyl acetate	43	3.867	3.867	0.000	96	5509283	100.0	118.0	
42 2,2-Dichloropropane	77	4.329	4.329	0.000	82	421668	50.0	48.0	
43 cis-1,2-Dichloroethene	96	4.366	4.366	0.000	86	617020	50.0	51.3	
44 2-Butanone (MEK)	43	4.402	4.402	0.000	95	3653331	250.0	253.1	
47 Chlorobromomethane	128	4.603	4.603	0.000	83	319271	50.0	49.1	
49 Tetrahydrofuran	42	4.621	4.621	0.000	93	934393	100.0	95.6	
50 Chloroform	83	4.682	4.682	0.000	93	959889	50.0	47.3	
51 1,1,1-Trichloroethane	97	4.786	4.786	0.000	95	799359	50.0	54.5	
52 Cyclohexane	56	4.798	4.798	0.000	95	1558893	50.0	55.1	
53 Carbon tetrachloride	117	4.926	4.926	0.000	93	680796	50.0	57.2	
54 1,1-Dichloropropene	75	4.938	4.938	0.000	82	791611	50.0	54.8	
55 Benzene	78	5.145	5.145	0.000	93	2338051	50.0	51.9	
56 Isobutyl alcohol	43	5.175	5.175	0.000	94	1642495	1250.0	1621.0	
57 1,2-Dichloroethane	62	5.211	5.211	0.000	93	1041476	50.0	49.4	
59 n-Heptane	43	5.321	5.321	0.000	94	1816763	50.0	56.7	
60 Trichloroethene	95	5.753	5.753	0.000	93	590816	50.0	53.0	
62 Methylcyclohexane	83	5.868	5.869	-0.001	91	944137	50.0	54.5	
63 1,2-Dichloropropane	63	5.996	5.990	0.006	85	726143	50.0	51.0	
64 Dibromomethane	93	6.130	6.130	0.000	95	383165	50.0	50.5	
66 1,4-Dioxane	88	6.142	6.136	0.006	56	117446	1000.0	1025.4	
67 Dichlorobromomethane	83	6.282	6.282	0.000	94	711408	50.0	54.2	
69 2-Chloroethyl vinyl ether	63	6.562	6.562	0.000	83	490414	50.0	56.8	
71 cis-1,3-Dichloropropene	75	6.696	6.702	-0.006	82	914583	50.0	57.1	
72 4-Methyl-2-pentanone (MIBK)	58	6.848	6.848	0.000	96	2092134	250.0	260.4	
73 Toluene	92	6.982	6.982	0.000	97	1490594	50.0	52.3	
75 trans-1,3-Dichloropropene	75	7.268	7.268	0.000	90	843599	50.0	55.0	
77 Ethyl methacrylate	69	7.316	7.316	0.000	86	715416	50.0	64.3	
78 1,1,2-Trichloroethane	83	7.456	7.456	0.000	93	425064	50.0	50.6	
79 Tetrachloroethene	166	7.517	7.517	0.000	95	655683	50.0	52.7	
80 1,3-Dichloropropane	76	7.614	7.615	0.000	87	890052	50.0	51.2	
82 2-Hexanone	43	7.687	7.688	-0.001	97	4894662	250.0	260.5	
83 Chlorodibromomethane	129	7.852	7.852	0.000	89	544869	50.0	55.8	
84 Ethylene Dibromide	107	7.955	7.961	-0.006	99	535500	50.0	52.3	
85 Chlorobenzene	112	8.430	8.430	0.000	93	1735601	50.0	52.8	
88 Ethylbenzene	91	8.527	8.527	0.000	98	2743814	50.0	54.2	
89 1,1,1,2-Tetrachloroethane	131	8.533	8.527	0.006	92	577844	50.0	56.2	
90 m-Xylene & p-Xylene	106	8.649	8.649	0.000	97	1051593	50.0	55.2	
91 o-Xylene	106	9.075	9.075	0.000	97	1009865	50.0	53.4	
92 Styrene	104	9.105	9.105	0.000	92	1750836	50.0	55.3	
93 Bromoform	173	9.354	9.354	0.000	96	354956	50.0	59.2	
95 Isopropylbenzene	105	9.458	9.458	0.000	96	2737258	50.0	57.1	
97 Bromobenzene	156	9.805	9.805	0.000	87	711203	50.0	53.9	
98 1,1,2,2-Tetrachloroethane	83	9.865	9.865	0.000	95	704996	50.0	51.0	
100 N-Propylbenzene	91	9.890	9.890	0.000	99	3241162	50.0	56.4	
99 1,2,3-Trichloropropane	110	9.896	9.902	-0.006	92	220021	50.0	49.8	
101 trans-1,4-Dichloro-2-butene	53	9.908	9.908	0.000	74	365258	50.0	59.6	
102 2-Chlorotoluene	126	9.993	9.993	0.000	96	661564	50.0	53.5	
104 1,3,5-Trimethylbenzene	105	10.066	10.066	0.000	95	2268549	50.0	57.8	
105 4-Chlorotoluene	91	10.103	10.103	0.000	97	2024295	50.0	57.3	
106 tert-Butylbenzene	134	10.383	10.389	-0.007	96	537690	50.0	60.0	
108 1,2,4-Trimethylbenzene	105	10.437	10.437	0.000	97	2291233	50.0	55.4	

Compound	Sig	RT (min.)	Adj RT (min.)	Dlt RT (min.)	Q	Response	Cal Amt ug/L	OnCol Amt ug/L	Flags
109 sec-Butylbenzene	105	10.595	10.595	0.000	95	2918850	50.0	57.4	
110 1,3-Dichlorobenzene	146	10.729	10.729	0.000	97	1360282	50.0	53.8	
111 4-Isopropyltoluene	119	10.735	10.735	0.000	98	2633523	50.0	58.0	
113 1,4-Dichlorobenzene	146	10.821	10.821	0.000	94	1375432	50.0	53.8	
115 n-Butylbenzene	91	11.125	11.119	0.006	98	2244877	50.0	56.9	
116 1,2-Dichlorobenzene	146	11.173	11.173	0.000	97	1343485	50.0	53.1	
117 1,2-Dibromo-3-Chloropropane	75	11.903	11.903	0.000	84	126743	50.0	53.7	
119 1,2,4-Trichlorobenzene	180	12.579	12.579	0.000	94	897461	50.0	54.4	
120 Hexachlorobutadiene	225	12.688	12.688	0.000	96	382181	50.0	50.6	
121 Naphthalene	128	12.792	12.792	0.000	97	2529542	50.0	57.4	
122 1,2,3-Trichlorobenzene	180	12.992	12.992	0.000	96	882797	50.0	55.2	
S 126 Xylenes, Total	1				0			108.7	
S 123 1,3-Dichloropropene, Total	1				0			112.1	
S 125 Total BTEX	1				0			267.0	
S 124 1,2-Dichloroethene, Total	1				0			103.5	

QC Flag Legend

Processing Flags

Reagents:

8260 CORP mix_00214	Amount Added: 25.00	Units: uL	
GAS CORP mix_00473	Amount Added: 25.00	Units: uL	
N_8260_Surr_00425	Amount Added: 1.00	Units: uL	Run Reagent
N 8260 IS_00222	Amount Added: 1.00	Units: uL	Run Reagent

Report Date: 21-Sep-2021 20:42:18 Chrom Revision: 2.3 13-May-2021 07:57:40

Eurofins TestAmerica, Buffalo

Data File:	\\chromfs\Buffalo\ChromData\HP5973N\20210921-101109.b\N6462.D				
Injection Date:	21-Sep-2021 15:26:30	Instrument ID:	HP5973N	Operator ID:	LH
Lims ID:	IC 6			Worklist Smp#:	13
Client ID:					
Purge Vol:	5.000 mL	Dil. Factor:	1.0000	ALS Bottle#:	13
Method:	N-8260	Limit Group:	MV - 8260C ICAL		

Column: ZB-624 (0.18 mm)

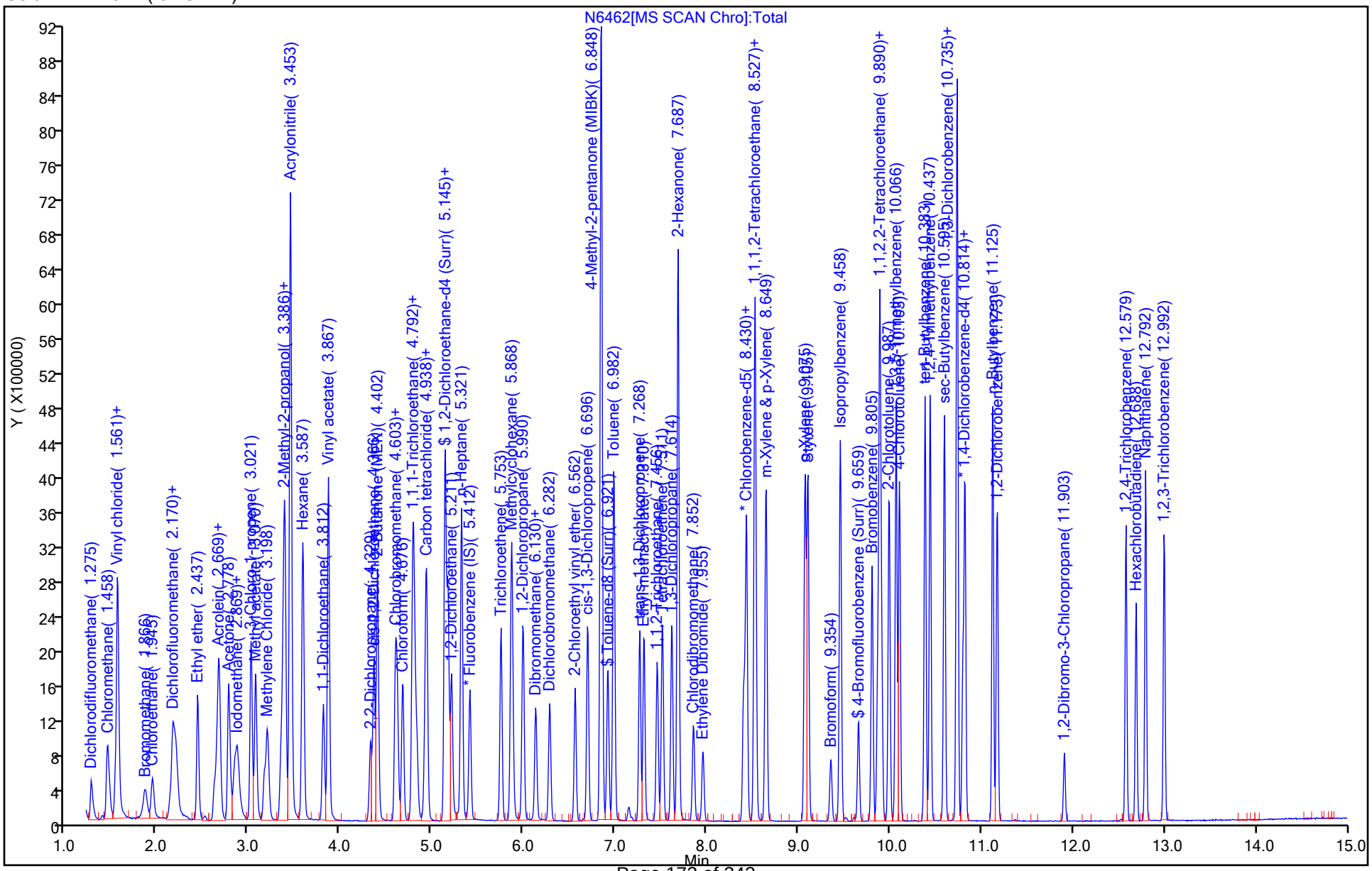

Eurofins TestAmerica, Buffalo
Target Compound Quantitation Report

Data File: \\chromfs\Buffalo\ChromData\HP5973N\20210921-101109.b\N6463.D
Lims ID: IC 7
Client ID:
Sample Type: IC Calib Level: 8
Inject. Date: 21-Sep-2021 15:49:30 ALS Bottle#: 14 Worklist Smp#: 14
Purge Vol: 5.000 mL Dil. Factor: 1.0000
Sample Info: IC 7
Misc. Info.: 480-0101109-014
Operator ID: LH Instrument ID: HP5973N
Sublist: chrom-N-8260*sub38

Method: \\chromfs\Buffalo\ChromData\HP5973N\20210921-101109.b\N-8260.m
Limit Group: MV - 8260C ICAL
Last Update: 21-Sep-2021 20:42:20 Calib Date: 21-Sep-2021 20:05:30
Integrator: RTE ID Type: Deconvolution ID
Quant Method: Internal Standard Quant By: Initial Calibration
Last ICal File: \\chromfs\Buffalo\ChromData\HP5973N\20210921-101109.b\N6474.D

Column 1 : ZB-624 (0.18 mm) Det: MS SCAN
Process Host: CTX1610

First Level Reviewer: HillL Date: 21-Sep-2021 16:29:59

Compound	Sig	RT (min.)	Adj RT (min.)	Dlt RT (min.)	Q	Response	Cal Amt ug/L	OnCol Amt ug/L	Flags
* 147 Fluorobenzene (IS)	70	5.412	5.412	0.000	98	203750	25.0	25.0	
* 2 Chlorobenzene-d5	117	8.399	8.399	0.000	89	805701	25.0	25.0	
* 3 1,4-Dichlorobenzene-d4	152	10.796	10.796	0.000	95	434153	25.0	25.0	
$ 148 Dibromofluoromethane (Surr)	113	4.834	4.834	0.000	92	278129	25.0	25.0	
$ 5 1,2-Dichloroethane-d4 (Surr)	65	5.138	5.138	0.000	46	356522	25.0	24.8	
$ 6 Toluene-d8 (Surr)	98	6.921	6.921	0.000	95	1004479	25.0	25.1	
$ 7 4-Bromofluorobenzene (Surr)	174	9.659	9.653	0.007	91	313827	25.0	25.8	
11 Dichlorodifluoromethane	85	1.275	1.275	0.000	97	1000238	100.0	103.7	
13 Chloromethane	50	1.452	1.452	0.000	99	2668531	100.0	93.7	
14 Vinyl chloride	62	1.543	1.549	-0.006	97	1674853	100.0	104.1	
144 Butadiene	54	1.561	1.561	0.000	97	2393029	100.0	103.6	
15 Bromomethane	94	1.859	1.853	0.006	92	796028	100.0	90.8	
16 Chloroethane	64	1.939	1.939	-0.001	93	872842	100.0	97.1	
17 Dichlorofluoromethane	67	2.164	2.164	0.000	95	1906833	100.0	96.2	
18 Trichlorofluoromethane	101	2.170	2.170	0.000	65	1673765	100.0	99.8	
19 Ethyl ether	59	2.437	2.437	0.000	90	1516547	100.0	97.1	
20 Acrolein	56	2.620	2.620	0.000	99	598813	500.0	462.2	
21 112TCTFE	101	2.656	2.656	0.000	91	989904	100.0	101.6	
22 1,1-Dichloroethene	96	2.669	2.669	0.000	90	961978	100.0	101.6	
23 Acetone	43	2.772	2.778	-0.006	97	4619802	500.0	488.9	
24 Iodomethane	142	2.839	2.839	0.000	98	1747004	100.0	101.0	
25 Carbon disulfide	76	2.863	2.863	0.000	98	3239759	100.0	103.3	
27 3-Chloro-1-propene	41	3.021	3.021	0.000	87	3537941	100.0	107.2	
28 Methyl acetate	43	3.070	3.070	0.000	99	4523416	200.0	200.4	
30 Methylene Chloride	84	3.198	3.167	0.031	86	1056632	100.0	98.8	a
31 2-Methyl-2-propanol	59	3.350	3.350	0.000	98	2363745	1000.0	1198.6	
32 Methyl tert-butyl ether	73	3.380	3.380	0.000	93	3585895	100.0	105.1	
33 trans-1,2-Dichloroethene	96	3.392	3.399	-0.007	89	1141057	100.0	102.8	
34 Acrylonitrile	53	3.453	3.453	0.000	97	11117008	1000.0	1020.3	
35 Hexane	57	3.587	3.587	0.000	94	2734832	100.0	109.9	

Compound	Sig	RT (min.)	Adj RT (min.)	Dlt RT (min.)	Q	Response	Cal Amt ug/L	OnCol Amt ug/L	Flags
36 1,1-Dichloroethane	63	3.812	3.812	0.000	96	2577110	100.0	103.4	
39 Vinyl acetate	43	3.867	3.867	0.000	96	12208865	200.0	256.0	
42 2,2-Dichloropropane	77	4.329	4.329	0.000	83	899049	100.0	100.2	
43 cis-1,2-Dichloroethene	96	4.366	4.366	0.000	86	1252703	100.0	102.0	
44 2-Butanone (MEK)	43	4.402	4.402	0.000	95	7759354	500.0	526.2	
47 Chlorobromomethane	128	4.597	4.603	-0.006	82	659819	100.0	99.3	
49 Tetrahydrofuran	42	4.615	4.621	-0.006	92	1996584	200.0	200.0	
50 Chloroform	83	4.676	4.682	-0.006	94	1975944	100.0	95.3	
51 1,1,1-Trichloroethane	97	4.792	4.786	0.006	96	1670367	100.0	111.5	
52 Cyclohexane	56	4.798	4.798	0.000	94	3285494	100.0	113.7	
53 Carbon tetrachloride	117	4.926	4.926	0.000	93	1497420	100.0	123.1	
54 1,1-Dichloropropene	75	4.938	4.938	0.000	82	1603523	100.0	108.7	
55 Benzene	78	5.145	5.145	0.000	93	4763401	100.0	103.5	
56 Isobutyl alcohol	43	5.169	5.175	-0.006	96	3902066	2500.0	3769.3	
57 1,2-Dichloroethane	62	5.211	5.211	0.000	93	2121333	100.0	98.5	
59 n-Heptane	43	5.321	5.321	0.000	94	3595814	100.0	109.8	
60 Trichloroethene	95	5.753	5.753	0.000	92	1206674	100.0	106.0	
62 Methylcyclohexane	83	5.869	5.869	-0.001	91	1929768	100.0	109.0	
63 1,2-Dichloropropane	63	5.990	5.990	0.000	88	1509540	100.0	103.7	
64 Dibromomethane	93	6.130	6.130	0.000	95	782512	100.0	101.0	
66 1,4-Dioxane	88	6.136	6.136	0.000	89	235758	2000.0	2008.8	
67 Dichlorobromomethane	83	6.282	6.282	0.000	94	1472973	100.0	109.7	
69 2-Chloroethyl vinyl ether	63	6.562	6.562	0.000	84	1070629	100.0	121.3	
71 cis-1,3-Dichloropropene	75	6.696	6.702	-0.006	83	1974400	100.0	120.7	
72 4-Methyl-2-pentanone (MIBK)	58	6.848	6.848	0.000	97	4510304	500.0	547.8	
73 Toluene	92	6.982	6.982	0.000	97	3163214	100.0	108.3	
75 trans-1,3-Dichloropropene	75	7.268	7.268	0.000	91	1825940	100.0	116.2	
77 Ethyl methacrylate	69	7.316	7.316	0.000	86	1559696	100.0	136.8	
78 1,1,2-Trichloroethane	83	7.456	7.456	0.000	94	857479	100.0	99.6	
79 Tetrachloroethene	166	7.517	7.517	0.000	96	1347245	100.0	105.7	
80 1,3-Dichloropropane	76	7.614	7.615	0.000	86	1860578	100.0	104.6	
82 2-Hexanone	43	7.687	7.688	-0.001	96	10493172	500.0	545.1	
83 Chlorodibromomethane	129	7.858	7.852	0.006	89	1187581	100.0	118.8	
84 Ethylene Dibromide	107	7.955	7.961	-0.006	99	1125661	100.0	107.2	
85 Chlorobenzene	112	8.430	8.430	0.000	93	3536034	100.0	104.9	
88 Ethylbenzene	91	8.527	8.527	0.000	98	5808140	100.0	111.9	
89 1,1,1,2-Tetrachloroethane	131	8.533	8.527	0.006	93	1216397	100.0	115.4	
90 m-Xylene & p-Xylene	106	8.649	8.649	0.000	98	2211036	100.0	113.3	
91 o-Xylene	106	9.075	9.075	0.000	97	2125698	100.0	109.8	
92 Styrene	104	9.105	9.105	0.000	93	3754146	100.0	115.8	
93 Bromoform	173	9.354	9.354	0.000	95	792050	100.0	128.9	
95 Isopropylbenzene	105	9.458	9.458	0.000	96	5762929	100.0	113.4	
97 Bromobenzene	156	9.805	9.805	0.000	88	1470436	100.0	105.1	
98 1,1,2,2-Tetrachloroethane	83	9.865	9.865	0.000	94	1470771	100.0	100.3	
100 N-Propylbenzene	91	9.890	9.890	0.000	99	6901836	100.0	113.2	
99 1,2,3-Trichloropropane	110	9.896	9.902	-0.006	93	443368	100.0	94.7	
101 trans-1,4-Dichloro-2-butene	53	9.914	9.908	0.006	81	802148	100.0	123.4	
102 2-Chlorotoluene	126	9.993	9.993	0.000	96	1382733	100.0	105.3	
104 1,3,5-Trimethylbenzene	105	10.066	10.066	0.000	96	4729716	100.0	113.5	
105 4-Chlorotoluene	91	10.103	10.103	0.000	98	4153163	100.0	110.8	
106 tert-Butylbenzene	134	10.383	10.389	-0.006	96	1084231	100.0	114.0	
108 1,2,4-Trimethylbenzene	105	10.437	10.437	0.000	98	4878327	100.0	111.2	

Compound	Sig	RT (min.)	Adj RT (min.)	Dlt RT (min.)	Q	Response	Cal Amt ug/L	OnCol Amt ug/L	Flags
109 sec-Butylbenzene	105	10.595	10.595	0.000	94	6129301	100.0	113.6	
110 1,3-Dichlorobenzene	146	10.729	10.729	0.000	97	2823598	100.0	105.3	
111 4-Isopropyltoluene	119	10.735	10.735	0.000	98	5619498	100.0	116.7	
113 1,4-Dichlorobenzene	146	10.821	10.821	0.000	94	2856270	100.0	105.3	
115 n-Butylbenzene	91	11.125	11.119	0.006	98	4711382	100.0	112.5	
116 1,2-Dichlorobenzene	146	11.173	11.173	0.000	97	2728877	100.0	101.7	
117 1,2-Dibromo-3-Chloropropane	75	11.903	11.903	0.000	80	289585	100.0	115.7	
119 1,2,4-Trichlorobenzene	180	12.579	12.579	0.000	95	1870161	100.0	106.8	
120 Hexachlorobutadiene	225	12.688	12.688	0.000	97	799998	100.0	99.8	
121 Naphthalene	128	12.792	12.792	0.000	97	5598946	100.0	119.9	
122 1,2,3-Trichlorobenzene	180	12.998	12.992	0.006	96	1816098	100.0	107.1	
S 126 Xylenes, Total	1				0			223.1	
S 123 1,3-Dichloropropene, Total	1				0			236.9	
S 125 Total BTEX	1				0			546.8	
S 124 1,2-Dichloroethene, Total	1				0			204.8	

QC Flag Legend

Processing Flags

Review Flags

a - User Assigned ID

Reagents:

8260 CORP mix_00214	Amount Added: 50.00	Units: uL	
GAS CORP mix_00473	Amount Added: 50.00	Units: uL	
N_8260_Surr_00425	Amount Added: 1.00	Units: uL	Run Reagent
N 8260 IS_00222	Amount Added: 1.00	Units: uL	Run Reagent

Report Date: 21-Sep-2021 20:42:21 Chrom Revision: 2.3 13-May-2021 07:57:40

Eurofins TestAmerica, Buffalo

Data File: \\chromfs\Buffalo\ChromData\HP5973N\20210921-101109.b\N6463.D

Injection Date: 21-Sep-2021 15:49:30 Instrument ID: HP5973N Operator ID: LH

Lims ID: IC 7 Worklist Smp#: 14

Client ID:

Purge Vol: 5.000 mL Dil. Factor: 1.0000 ALS Bottle#: 14

Method: N-8260 Limit Group: MV - 8260C ICAL

Column: ZB-624 (0.18 mm)

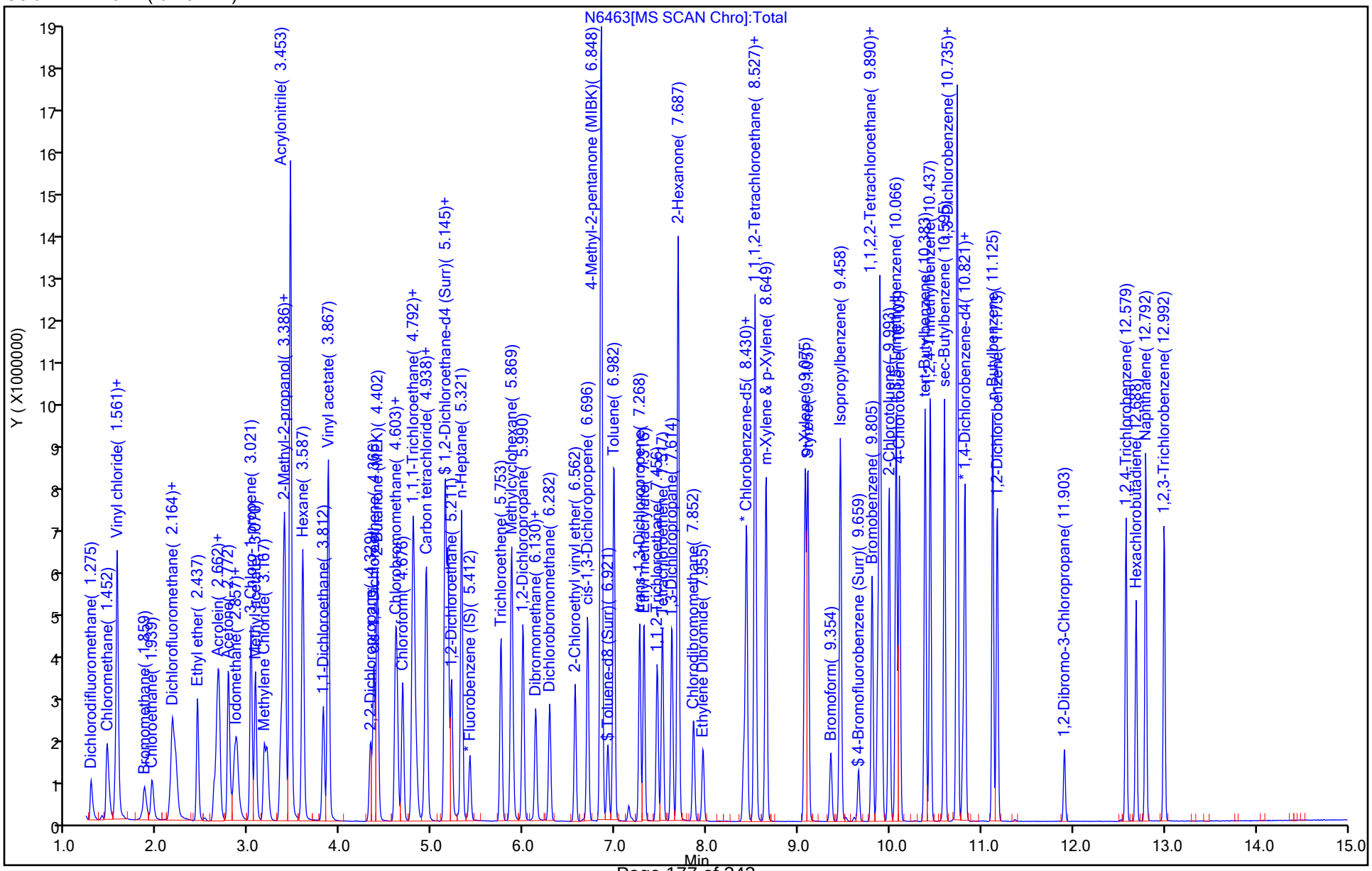

Manual Integration/User Assign Peak Report

Eurofins TestAmerica, Buffalo

Data File:	\\chromfs\Buffalo\ChromData\HP5973N\20210921-101109.b\N6463.D				
Injection Date:	21-Sep-2021 15:49:30	Instrument ID:	HP5973N		
Lims ID:	IC 7				
Client ID:					
Operator ID:	LH	ALS Bottle#:	14	Worklist Smp#:	14
Purge Vol:	5.000 mL	Dil. Factor:	1.0000		
Method:	N-8260	Limit Group:	MV - 8260C ICAL		
Column:	ZB-624 (0.18 mm)	Detector	MS SCAN		

30 Methylene Chloride, CAS: 75-09-2

Signal: 1

Processing Integration Results

Not Detected
Expected RT: 3.17

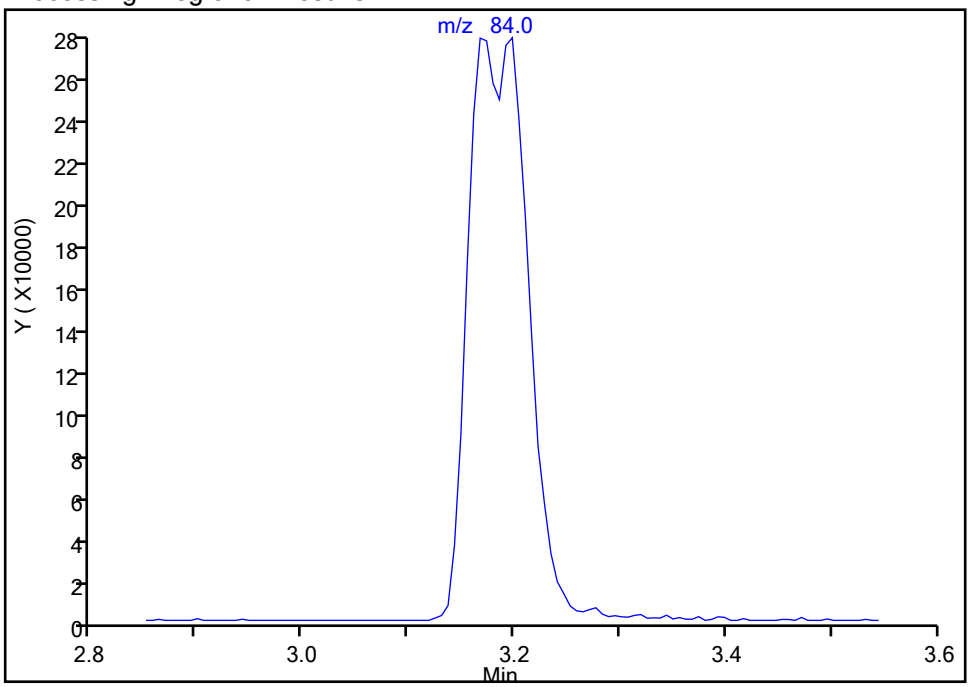

Manual Integration Results

RT: 3.20
Area: 1056632
Amount: 98.756876
Amount Units: ug/L

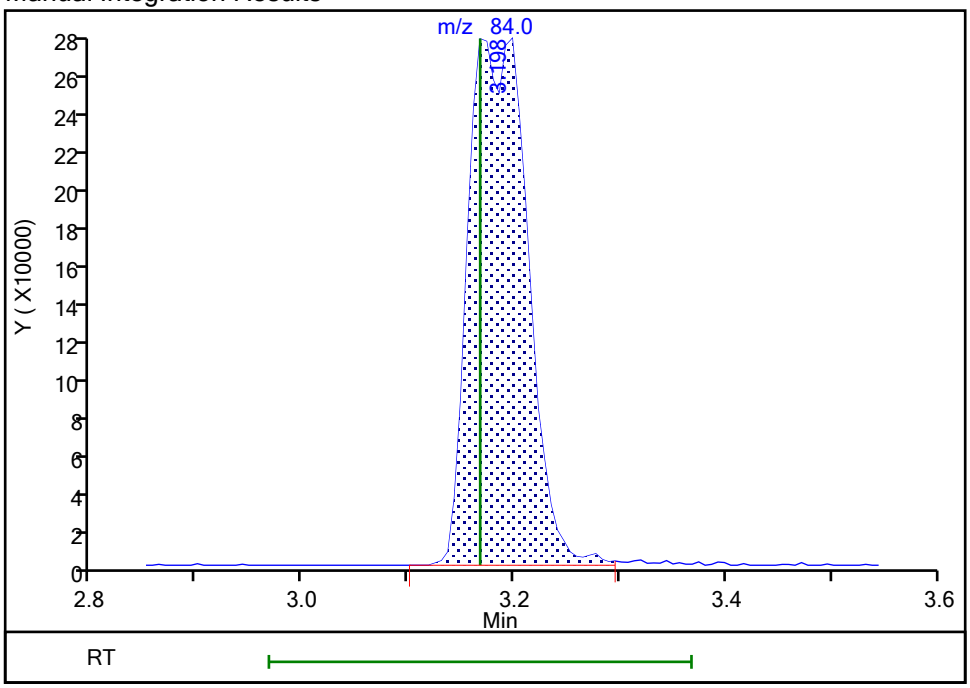

Reviewer: HillL, 21-Sep-2021 16:28:53
Audit Action: Assigned Compound ID Audit Reason: Peak assignment corrected

Calibration / Dichlorodifluoromethane

Curve Type:	Average
Weighting:	Conc_Sq
Origin:	Force
Dependency:	Response
Calib Mode:	ISTD
Response Base:	AREA
RF Rounding:	0

Curve Coefficients

Intercept:	0
Slope:	1.184

Error Coefficients

Standard Error:	433000
Relative Standard Error:	11.5
Correlation Coefficient:	1.000
Coefficient of Determination (Adjusted):	0.984

ID	Level	Concentration	Rel. Resp.	IS Amount	IS Response	RRF	Used
1	IC 480-597177/7	0.5	0.497236	25.0	175621.0	0.994471	Y
2	IC 480-597177/8	1.0	0.960128	25.0	176617.0	0.960128	Y
3	IC 480-597177/9	2.0	2.460209	25.0	188358.0	1.230104	Y
4	IC 480-597177/10	5.0	6.717063	25.0	172501.0	1.343413	Y
5	IC 480-597177/11	10.0	11.869886	25.0	180503.0	1.186989	Y
6	ICIS 480-597177/12	25.0	32.134238	25.0	183562.0	1.28537	Y
7	IC 480-597177/13	50.0	62.229906	25.0	199421.0	1.244598	Y
8	IC 480-597177/14	100.0	122.728589	25.0	203750.0	1.227286	Y

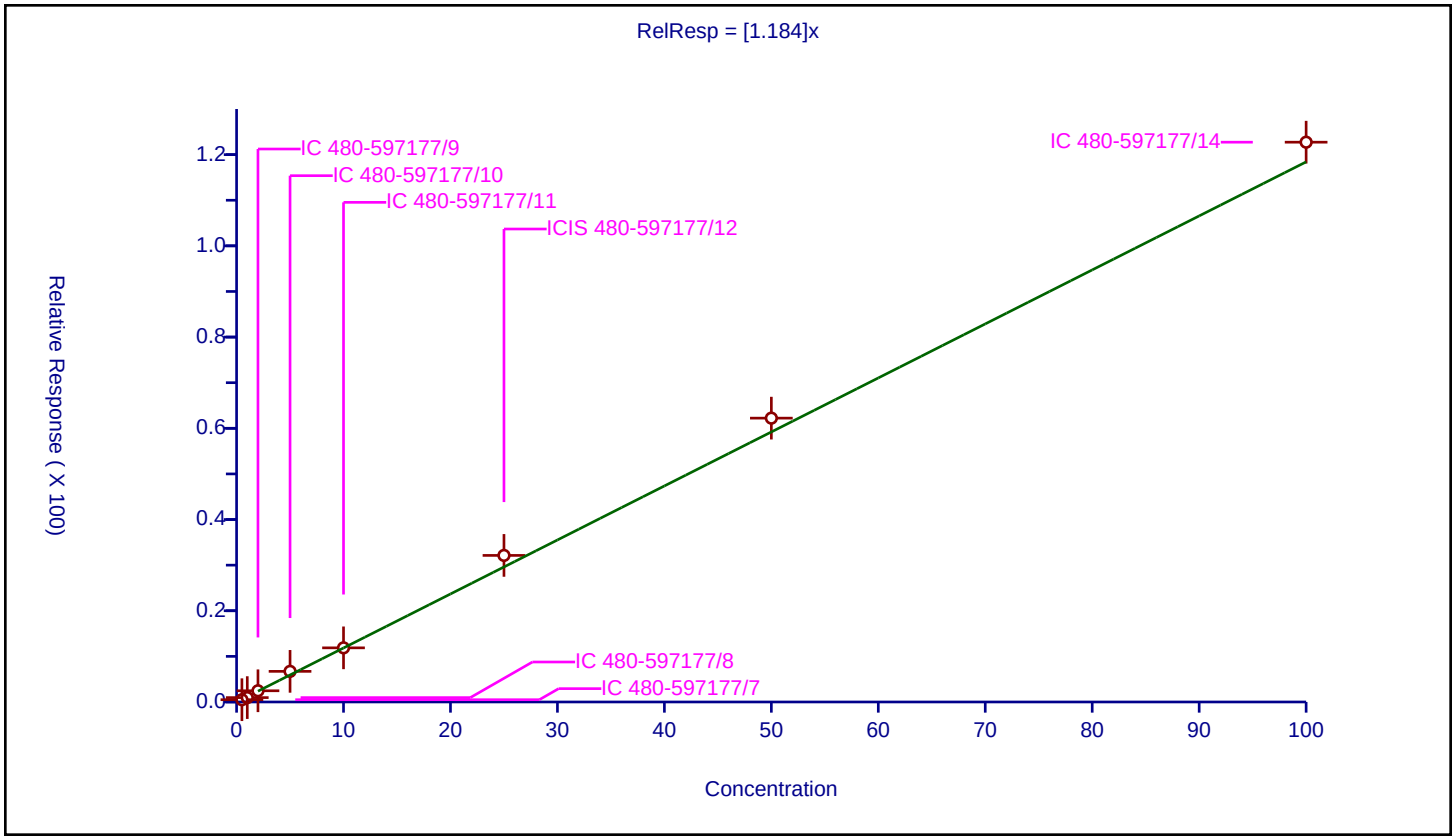

Calibration / Chloromethane

Curve Type:	Average
Weighting:	Conc_Sq
Origin:	Force
Dependency:	Response
Calib Mode:	ISTD
Response Base:	AREA
RF Rounding:	0

Curve Coefficients

Intercept:	0
Slope:	3.495

Error Coefficients

Standard Error:	1160000
Relative Standard Error:	5.3
Correlation Coefficient:	1.000
Coefficient of Determination (Adjusted):	0.996

ID	Level	Concentration	Rel. Resp.	IS Amount	IS Response	RRF	Used
1	IC 480-597177/7	0.5	1.701249	25.0	175621.0	3.402497	Y
2	IC 480-597177/8	1.0	3.330512	25.0	176617.0	3.330512	Y
3	IC 480-597177/9	2.0	7.307096	25.0	188358.0	3.653548	Y
4	IC 480-597177/10	5.0	19.121483	25.0	172501.0	3.824297	Y
5	IC 480-597177/11	10.0	35.233902	25.0	180503.0	3.52339	Y
6	ICIS 480-597177/12	25.0	89.180359	25.0	183562.0	3.567214	Y
7	IC 480-597177/13	50.0	169.228291	25.0	199421.0	3.384566	Y
8	IC 480-597177/14	100.0	327.427117	25.0	203750.0	3.274271	Y

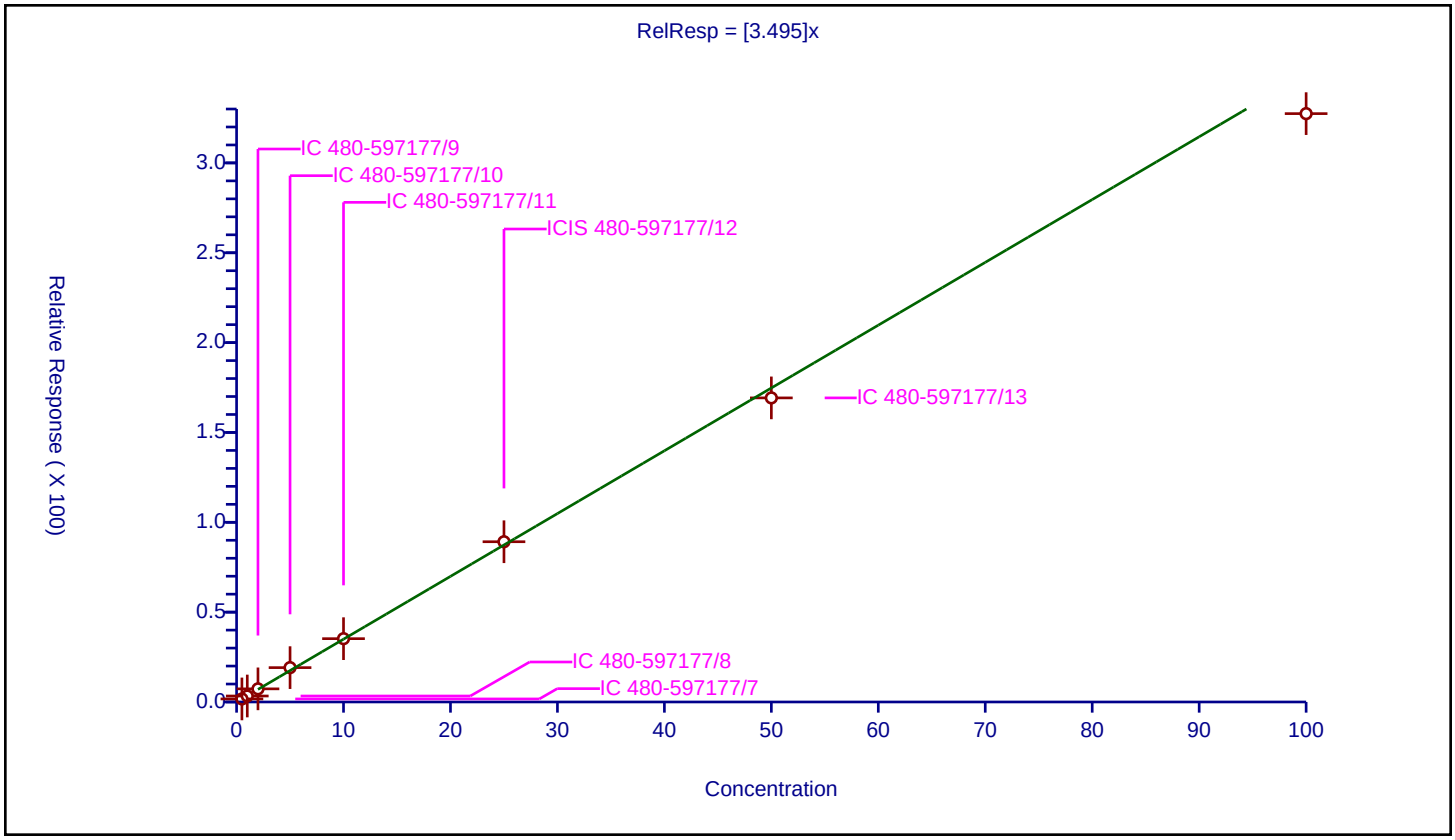

Calibration / Vinyl chloride

Curve Type:	Average
Weighting:	Conc_Sq
Origin:	Force
Dependency:	Response
Calib Mode:	ISTD
Response Base:	AREA
RF Rounding:	0

Curve Coefficients

Intercept:	0
Slope:	1.975

Error Coefficients

Standard Error:	780000
Relative Standard Error:	11.5
Correlation Coefficient:	1.000
Coefficient of Determination (Adjusted):	0.984

ID	Level	Concentration	Rel. Resp.	IS Amount	IS Response	RRF	Used
1	IC 480-597177/7	0.5	0.688557	25.0	175621.0	1.377113	N
2	IC 480-597177/8	1.0	1.689673	25.0	176617.0	1.689673	Y
3	IC 480-597177/9	2.0	3.26413	25.0	188358.0	1.632065	Y
4	IC 480-597177/10	5.0	11.138631	25.0	172501.0	2.227726	Y
5	IC 480-597177/11	10.0	20.087478	25.0	180503.0	2.008748	Y
6	ICIS 480-597177/12	25.0	54.106923	25.0	183562.0	2.164277	Y
7	IC 480-597177/13	50.0	102.233341	25.0	199421.0	2.044667	Y
8	IC 480-597177/14	100.0	205.503436	25.0	203750.0	2.055034	Y

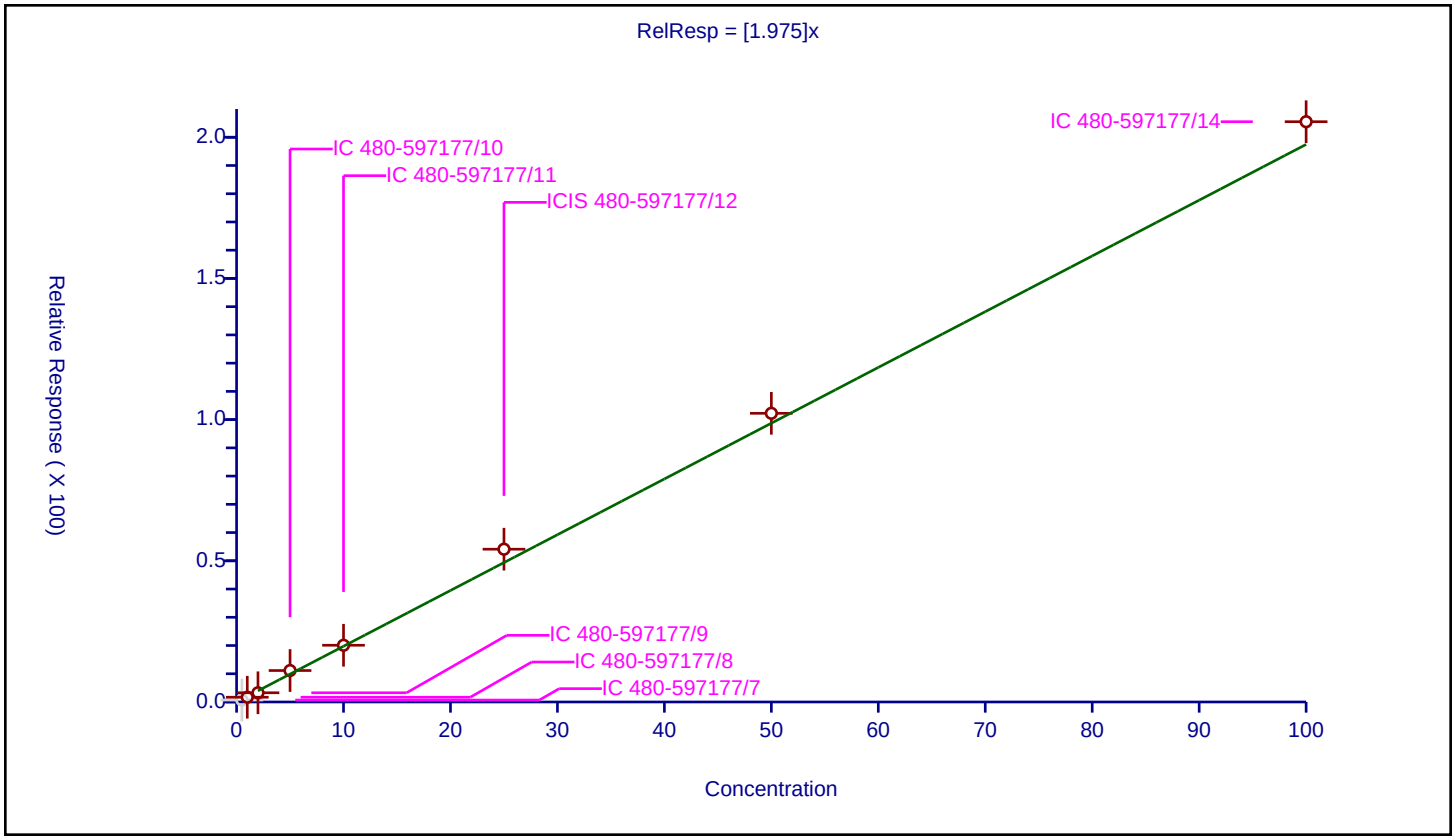

Calibration / Butadiene

Curve Type:	Average
Weighting:	Conc_Sq
Origin:	Force
Dependency:	Response
Calib Mode:	ISTD
Response Base:	AREA
RF Rounding:	0

Curve Coefficients

Intercept:	0
Slope:	2.834

Error Coefficients

Standard Error:	1030000
Relative Standard Error:	8.8
Correlation Coefficient:	0.999
Coefficient of Determination (Adjusted):	0.991

ID	Level	Concentration	Rel. Resp.	IS Amount	IS Response	RRF	Used
1	IC 480-597177/7	0.5	1.199885	25.0	175621.0	2.39977	Y
2	IC 480-597177/8	1.0	2.80593	25.0	176617.0	2.80593	Y
3	IC 480-597177/9	2.0	5.257674	25.0	188358.0	2.628837	Y
4	IC 480-597177/10	5.0	15.883676	25.0	172501.0	3.176735	Y
5	IC 480-597177/11	10.0	27.871974	25.0	180503.0	2.787197	Y
6	ICIS 480-597177/12	25.0	77.548594	25.0	183562.0	3.101944	Y
7	IC 480-597177/13	50.0	141.667879	25.0	199421.0	2.833358	Y
8	IC 480-597177/14	100.0	293.62319	25.0	203750.0	2.936232	Y

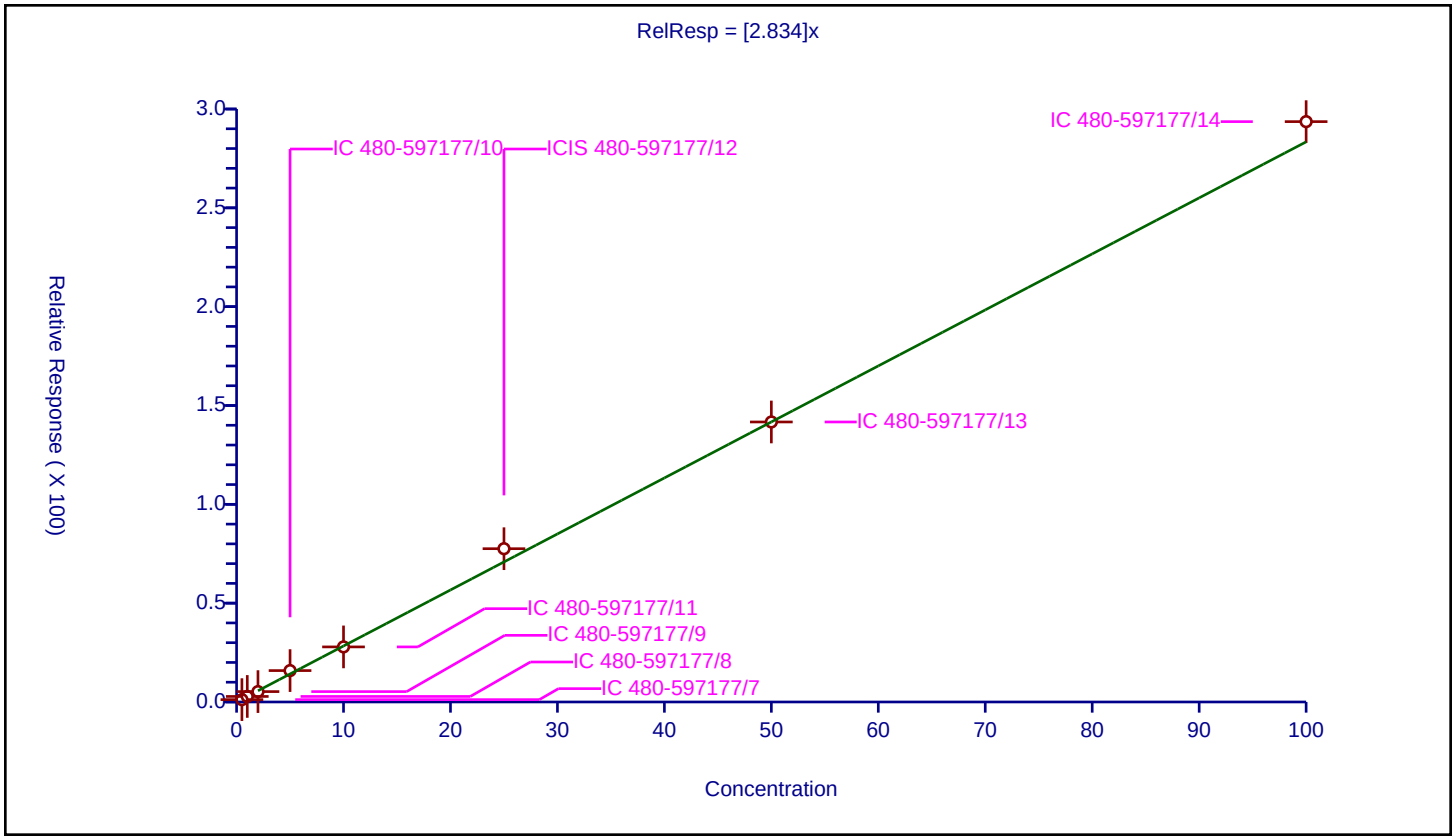

Calibration / Bromomethane

Curve Type:	Average
Weighting:	Conc_Sq
Origin:	Force
Dependency:	Response
Calib Mode:	ISTD
Response Base:	AREA
RF Rounding:	0

Curve Coefficients

Intercept:	0
Slope:	1.076

Error Coefficients

Standard Error:	344000
Relative Standard Error:	7.5
Correlation Coefficient:	1.000
Coefficient of Determination (Adjusted):	0.992

ID	Level	Concentration	Rel. Resp.	IS Amount	IS Response	RRF	Used
1	IC 480-597177/7	0.5	0.5314	25.0	175621.0	1.0628	Y
2	IC 480-597177/8	1.0	1.182927	25.0	176617.0	1.182927	Y
3	IC 480-597177/9	2.0	2.309034	25.0	188358.0	1.154517	Y
4	IC 480-597177/10	5.0	5.665764	25.0	172501.0	1.133153	Y
5	IC 480-597177/11	10.0	11.007989	25.0	180503.0	1.100799	Y
6	ICIS 480-597177/12	25.0	25.549542	25.0	183562.0	1.021982	Y
7	IC 480-597177/13	50.0	48.637556	25.0	199421.0	0.972751	Y
8	IC 480-597177/14	100.0	97.672147	25.0	203750.0	0.976721	Y

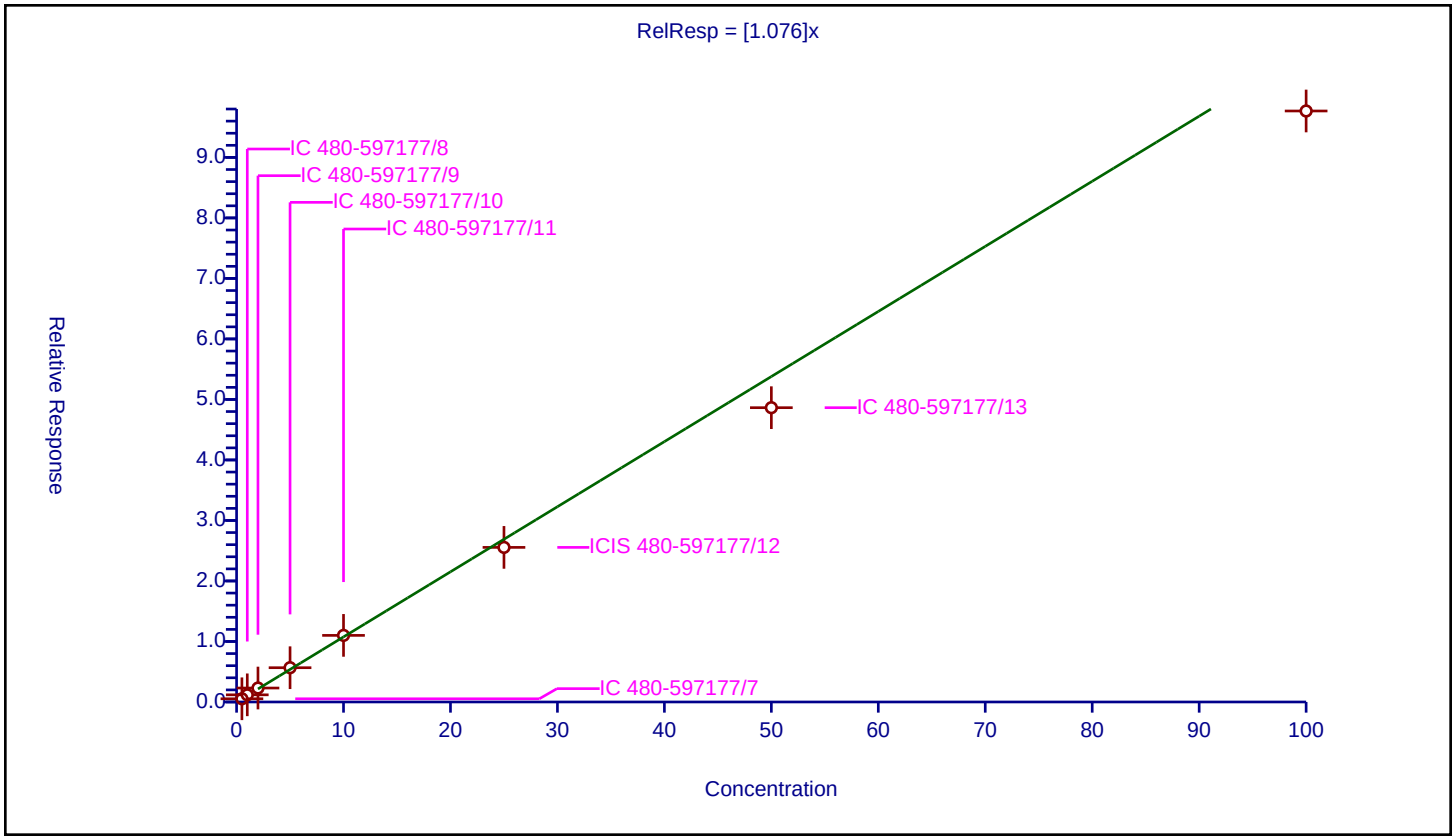

Calibration / Chloroethane

Curve Type:	Average
Weighting:	Conc_Sq
Origin:	Force
Dependency:	Response
Calib Mode:	ISTD
Response Base:	AREA
RF Rounding:	0

Curve Coefficients

Intercept:	0
Slope:	1.102

Error Coefficients

Standard Error:	380000
Relative Standard Error:	8.5
Correlation Coefficient:	1.000
Coefficient of Determination (Adjusted):	0.991

ID	Level	Concentration	Rel. Resp.	IS Amount	IS Response	RRF	Used
1	IC 480-597177/7	0.5	0.472893	25.0	175621.0	0.945787	Y
2	IC 480-597177/8	1.0	1.079879	25.0	176617.0	1.079879	Y
3	IC 480-597177/9	2.0	2.07172	25.0	188358.0	1.03586	Y
4	IC 480-597177/10	5.0	6.175616	25.0	172501.0	1.235123	Y
5	IC 480-597177/11	10.0	11.546761	25.0	180503.0	1.154676	Y
6	ICIS 480-597177/12	25.0	30.171141	25.0	183562.0	1.206846	Y
7	IC 480-597177/13	50.0	54.53726	25.0	199421.0	1.090745	Y
8	IC 480-597177/14	100.0	107.097178	25.0	203750.0	1.070972	Y

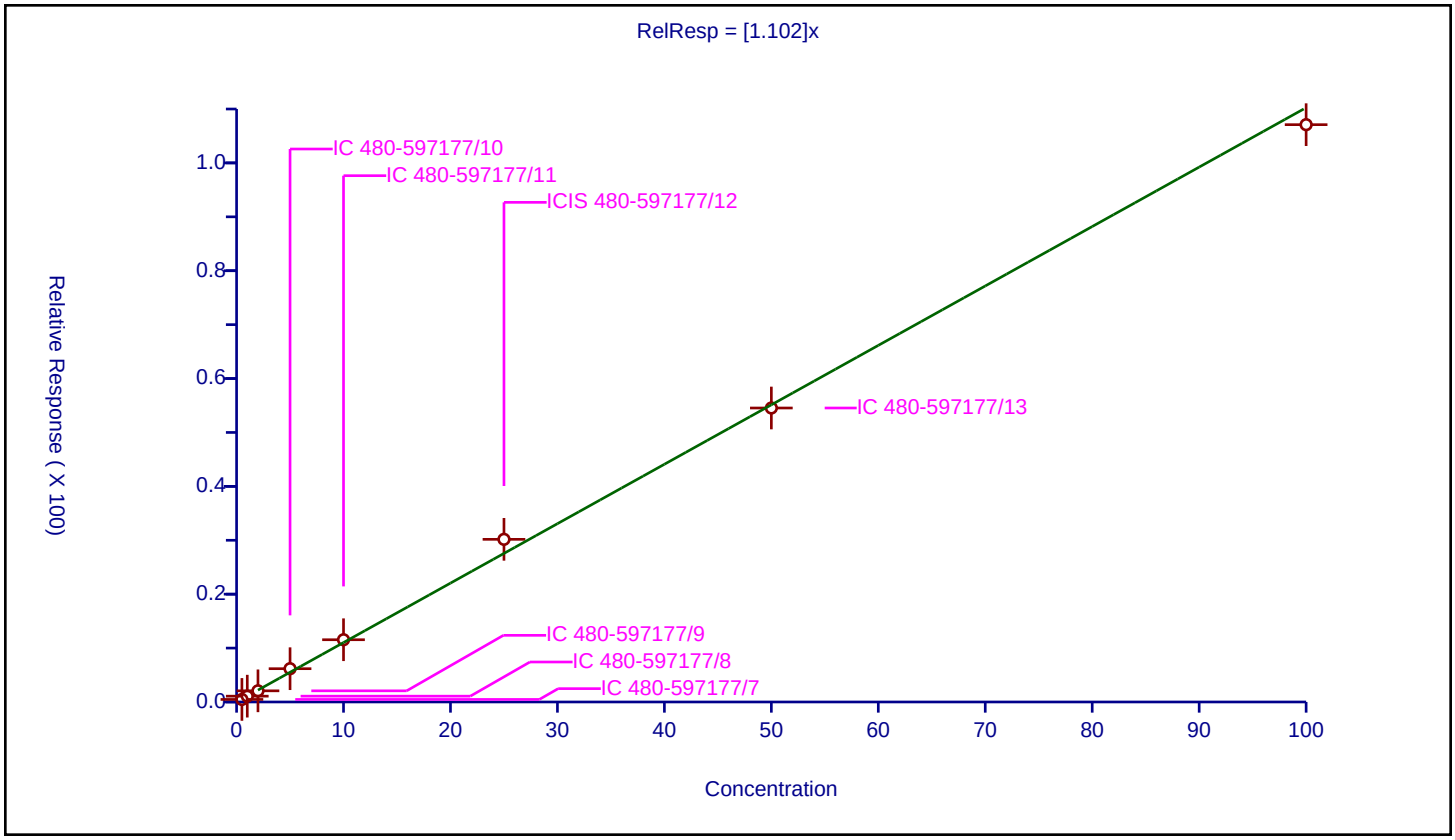

Calibration / Dichlorofluoromethane

Curve Type:	Average
Weighting:	Conc_Sq
Origin:	Force
Dependency:	Response
Calib Mode:	ISTD
Response Base:	AREA
RF Rounding:	0

Curve Coefficients

Intercept:	0
Slope:	2.433

Error Coefficients

Standard Error:	823000
Relative Standard Error:	5.2
Correlation Coefficient:	1.000
Coefficient of Determination (Adjusted):	0.996

ID	Level	Concentration	Rel. Resp.	IS Amount	IS Response	RRF	Used
1	IC 480-597177/7	0.5	1.261808	25.0	175621.0	2.523616	Y
2	IC 480-597177/8	1.0	2.37647	25.0	176617.0	2.37647	Y
3	IC 480-597177/9	2.0	4.540556	25.0	188358.0	2.270278	Y
4	IC 480-597177/10	5.0	13.235575	25.0	172501.0	2.647115	Y
5	IC 480-597177/11	10.0	24.877426	25.0	180503.0	2.487743	Y
6	ICIS 480-597177/12	25.0	62.57872	25.0	183562.0	2.503149	Y
7	IC 480-597177/13	50.0	115.888873	25.0	199421.0	2.317777	Y
8	IC 480-597177/14	100.0	233.967239	25.0	203750.0	2.339672	Y

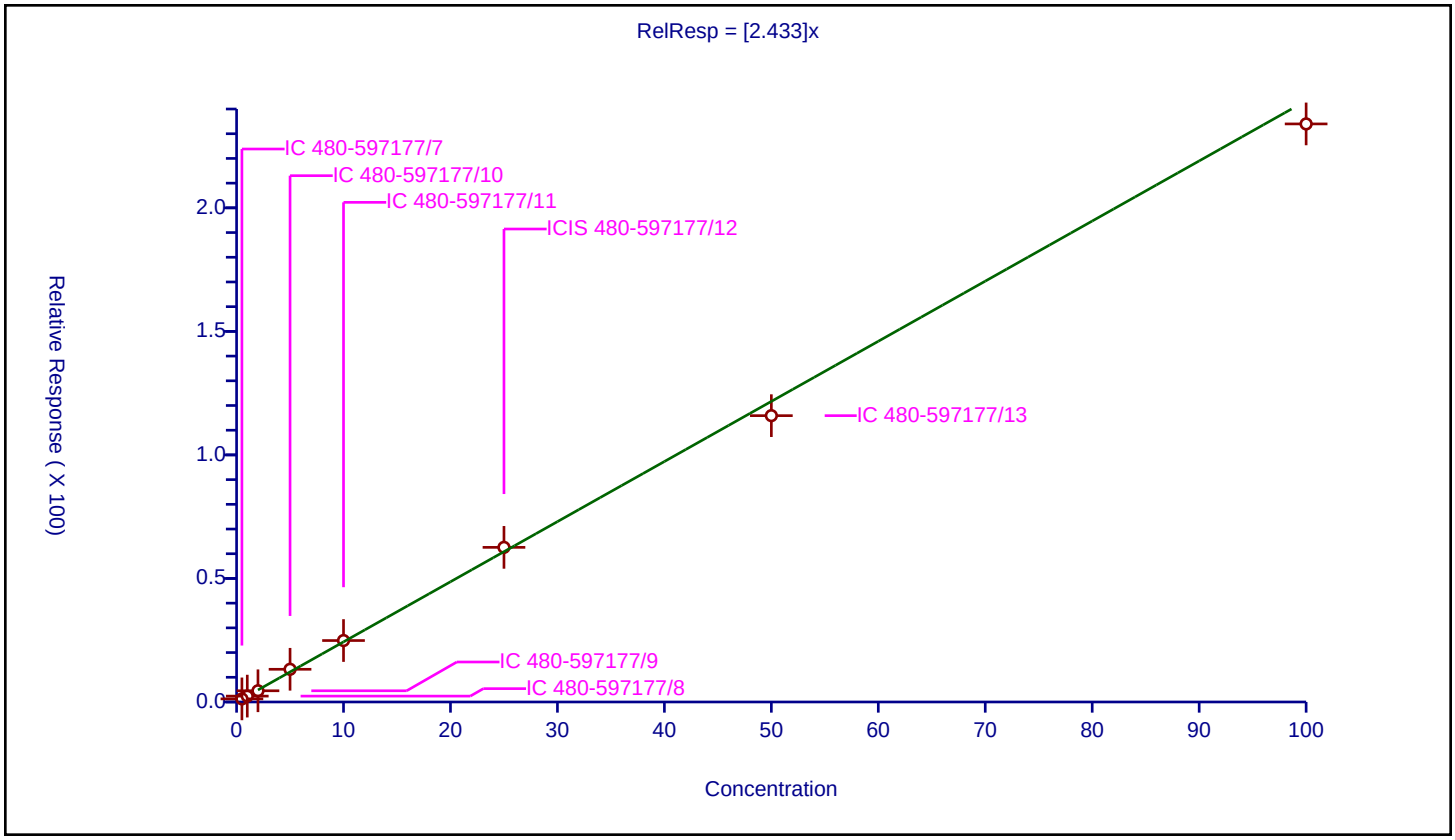

Calibration / Trichlorofluoromethane

Curve Type:	Average
Weighting:	Conc_Sq
Origin:	Force
Dependency:	Response
Calib Mode:	ISTD
Response Base:	AREA
RF Rounding:	0

Curve Coefficients

Intercept:	0
Slope:	2.057

Error Coefficients

Standard Error:	783000
Relative Standard Error:	7.8
Correlation Coefficient:	1.000
Coefficient of Determination (Adjusted):	0.992

ID	Level	Concentration	Rel. Resp.	IS Amount	IS Response	RRF	Used
1	IC 480-597177/7	0.5	0.700372	25.0	175621.0	1.400744	N
2	IC 480-597177/8	1.0	1.868591	25.0	176617.0	1.868591	Y
3	IC 480-597177/9	2.0	3.686995	25.0	188358.0	1.843497	Y
4	IC 480-597177/10	5.0	11.450948	25.0	172501.0	2.29019	Y
5	IC 480-597177/11	10.0	20.76863	25.0	180503.0	2.076863	Y
6	ICIS 480-597177/12	25.0	54.753571	25.0	183562.0	2.190143	Y
7	IC 480-597177/13	50.0	103.804765	25.0	199421.0	2.076095	Y
8	IC 480-597177/14	100.0	205.369939	25.0	203750.0	2.053699	Y

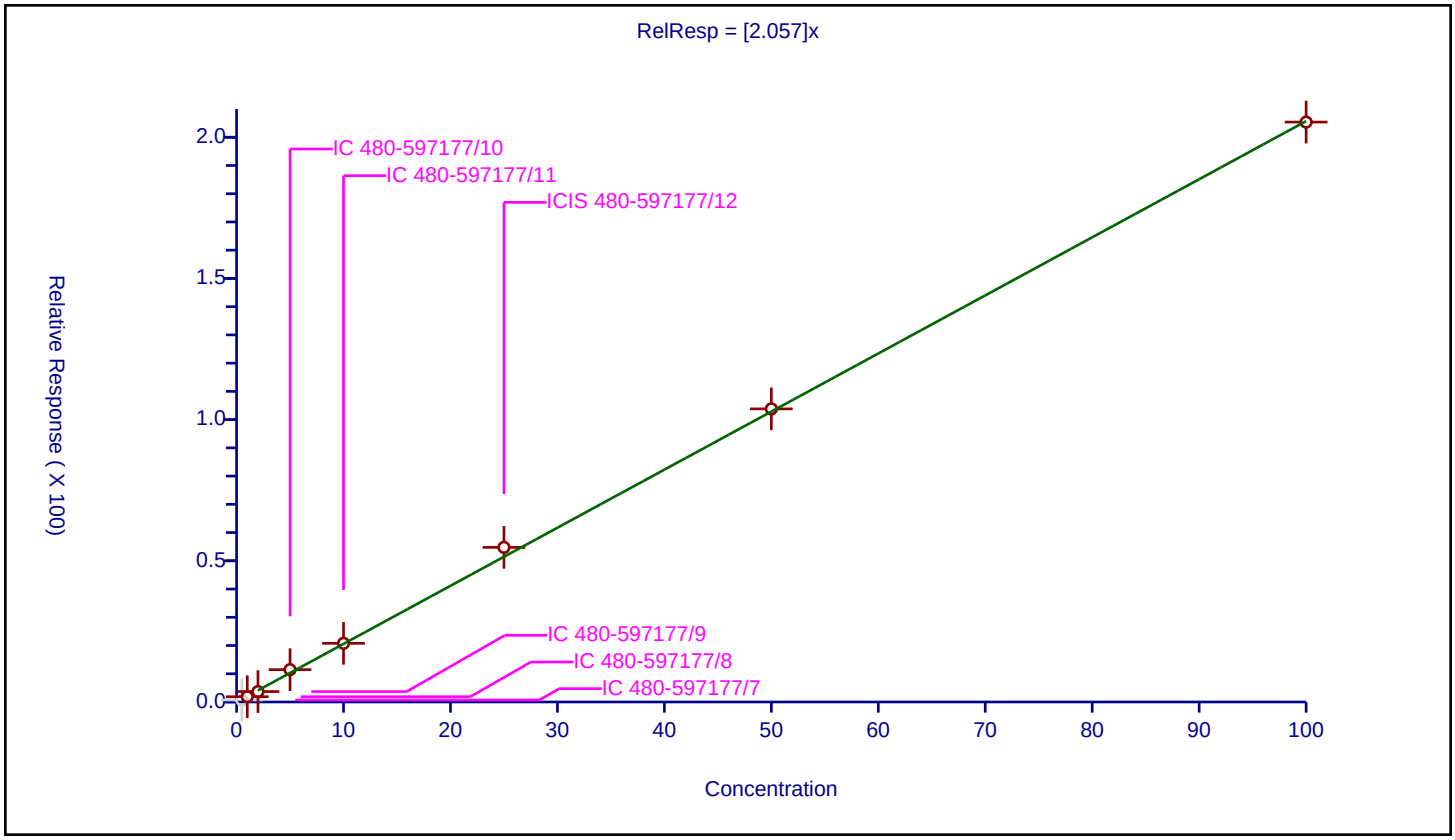

Calibration / Ethyl ether

Curve Type:	Average
Weighting:	Conc_Sq
Origin:	Force
Dependency:	Response
Calib Mode:	ISTD
Response Base:	AREA
RF Rounding:	0

Curve Coefficients

Intercept:	0
Slope:	1.917

Error Coefficients

Standard Error:	656000
Relative Standard Error:	3.6
Correlation Coefficient:	1.000
Coefficient of Determination (Adjusted):	0.998

ID	Level	Concentration	Rel. Resp.	IS Amount	IS Response	RRF	Used
1	IC 480-597177/7	0.5	0.963723	25.0	175621.0	1.927446	Y
2	IC 480-597177/8	1.0	1.800365	25.0	176617.0	1.800365	Y
3	IC 480-597177/9	2.0	4.040312	25.0	188358.0	2.020156	Y
4	IC 480-597177/10	5.0	9.720958	25.0	172501.0	1.944192	Y
5	IC 480-597177/11	10.0	19.673634	25.0	180503.0	1.967363	Y
6	ICIS 480-597177/12	25.0	48.385151	25.0	183562.0	1.935406	Y
7	IC 480-597177/13	50.0	93.877776	25.0	199421.0	1.877556	Y
8	IC 480-597177/14	100.0	186.079387	25.0	203750.0	1.860794	Y

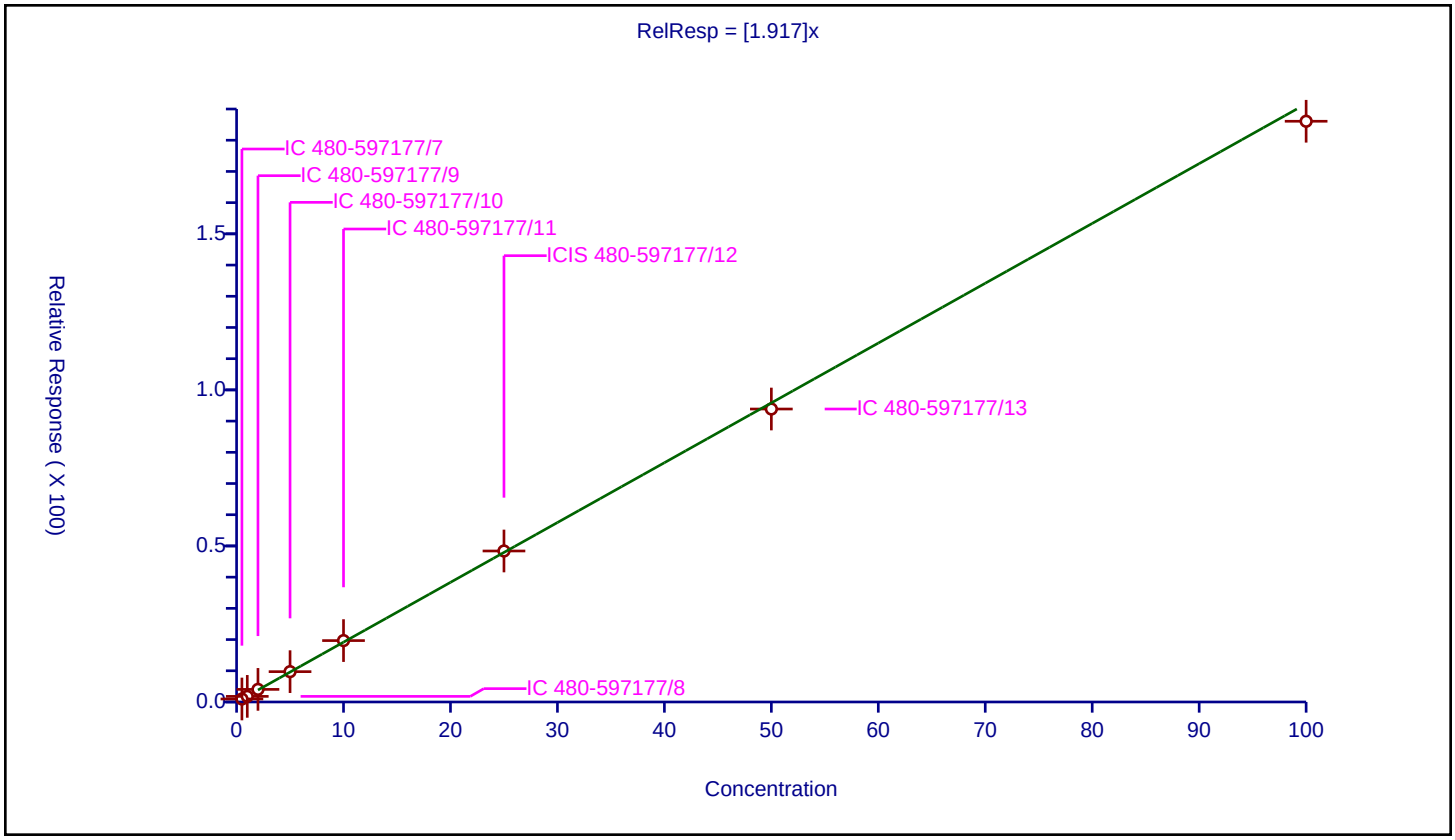

Calibration / Acrolein

Curve Type:	Average
Weighting:	Conc_Sq
Origin:	Force
Dependency:	Response
Calib Mode:	ISTD
Response Base:	AREA
RF Rounding:	0

Curve Coefficients

Intercept:	0
Slope:	0.159

Error Coefficients

Standard Error:	280000
Relative Standard Error:	6.3
Correlation Coefficient:	1.000
Coefficient of Determination (Adjusted):	0.994

ID	Level	Concentration	Rel. Resp.	IS Amount	IS Response	RRF	Used
1	IC 480-597177/7	2.5	0.553607	25.0	175621.0	0.221443	N
2	IC 480-597177/8	5.0	0.856514	25.0	176617.0	0.171303	Y
3	IC 480-597177/9	10.0	1.633724	25.0	188358.0	0.163372	Y
4	IC 480-597177/10	25.0	4.28012	25.0	172501.0	0.171205	Y
5	IC 480-597177/11	50.0	7.884079	25.0	180503.0	0.157682	Y
6	ICIS 480-597177/12	125.0	19.207271	25.0	183562.0	0.153658	Y
7	IC 480-597177/13	250.0	37.13814	25.0	199421.0	0.148553	Y
8	IC 480-597177/14	500.0	73.473988	25.0	203750.0	0.146948	Y

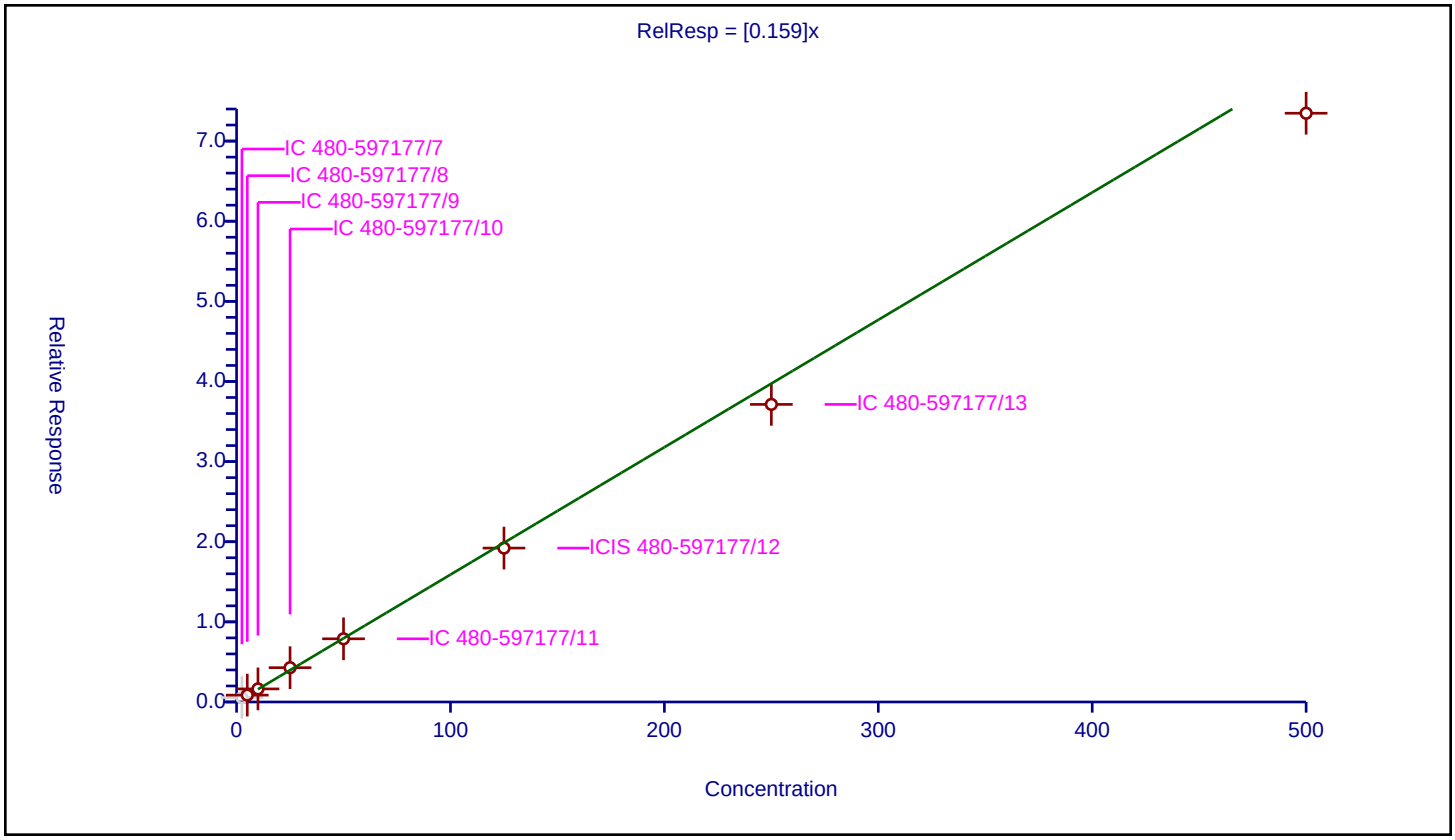

Calibration / 1,1,2-Trichloro-1,2,2-trifluoroethane

Curve Type:	Average
Weighting:	Conc_Sq
Origin:	Force
Dependency:	Response
Calib Mode:	ISTD
Response Base:	AREA
RF Rounding:	0

Curve Coefficients

Intercept:	0
Slope:	1.195

Error Coefficients

Standard Error:	461000
Relative Standard Error:	8.0
Correlation Coefficient:	1.000
Coefficient of Determination (Adjusted):	0.991

ID	Level	Concentration	Rel. Resp.	IS Amount	IS Response	RRF	Used
1	IC 480-597177/7	0.5	0.392892	25.0	175621.0	0.785783	N
2	IC 480-597177/8	1.0	1.207981	25.0	176617.0	1.207981	Y
3	IC 480-597177/9	2.0	1.990093	25.0	188358.0	0.995047	Y
4	IC 480-597177/10	5.0	6.259529	25.0	172501.0	1.251906	Y
5	IC 480-597177/11	10.0	11.968638	25.0	180503.0	1.196864	Y
6	ICIS 480-597177/12	25.0	32.535056	25.0	183562.0	1.301402	Y
7	IC 480-597177/13	50.0	59.85829	25.0	199421.0	1.197166	Y
8	IC 480-597177/14	100.0	121.460613	25.0	203750.0	1.214606	Y

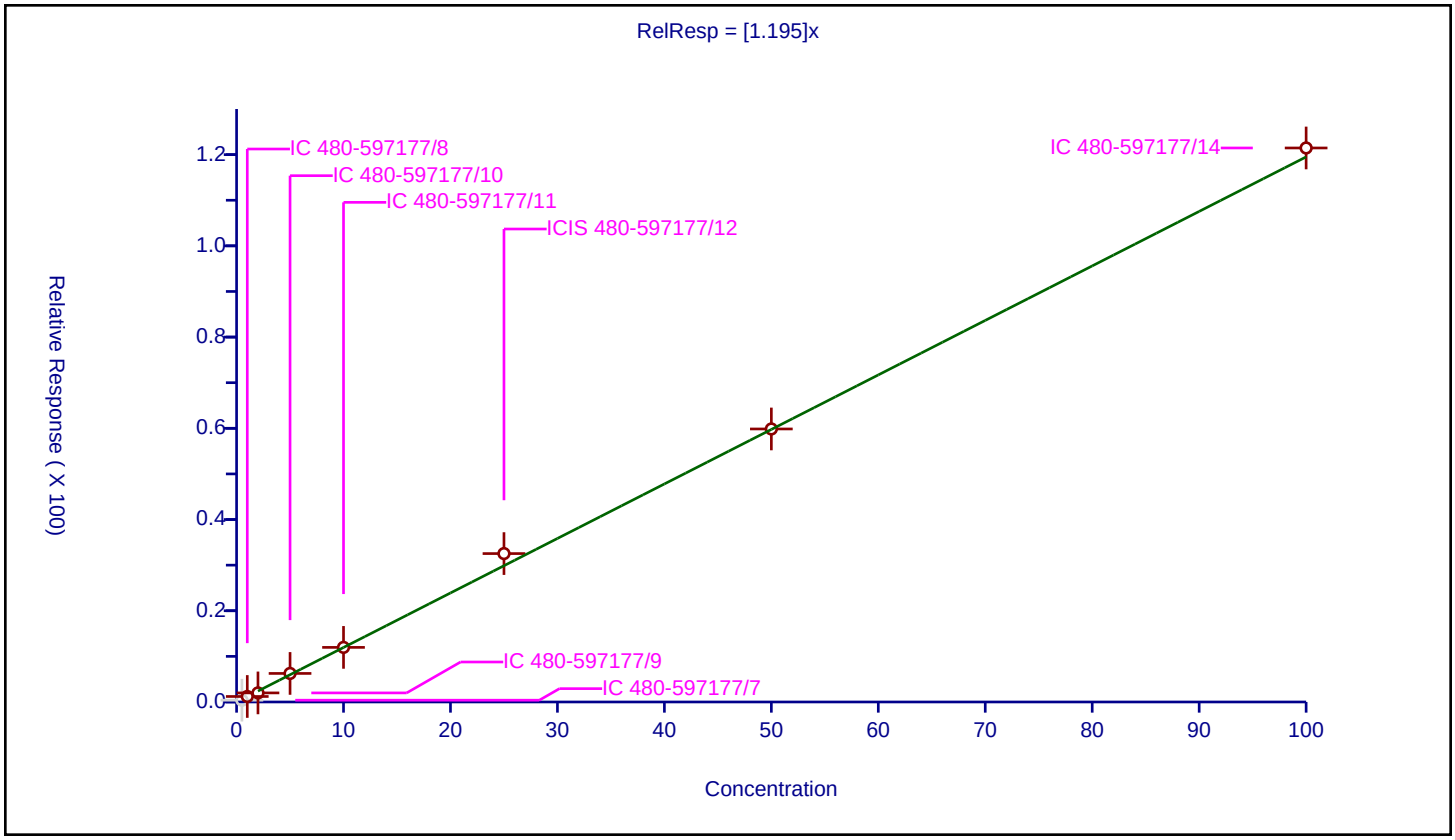

Calibration / 1,1-Dichloroethene

Curve Type:	Average
Weighting:	Conc_Sq
Origin:	Force
Dependency:	Response
Calib Mode:	ISTD
Response Base:	AREA
RF Rounding:	0

Curve Coefficients

Intercept:	0
Slope:	1.162

Error Coefficients

Standard Error:	450000
Relative Standard Error:	8.6
Correlation Coefficient:	1.000
Coefficient of Determination (Adjusted):	0.990

ID	Level	Concentration	Rel. Resp.	IS Amount	IS Response	RRF	Used
1	IC 480-597177/7	0.5	0.375667	25.0	175621.0	0.751334	N
2	IC 480-597177/8	1.0	1.108614	25.0	176617.0	1.108614	Y
3	IC 480-597177/9	2.0	1.926518	25.0	188358.0	0.963259	Y
4	IC 480-597177/10	5.0	6.303297	25.0	172501.0	1.260659	Y
5	IC 480-597177/11	10.0	11.872794	25.0	180503.0	1.187279	Y
6	ICIS 480-597177/12	25.0	31.009958	25.0	183562.0	1.240398	Y
7	IC 480-597177/13	50.0	59.767778	25.0	199421.0	1.195356	Y
8	IC 480-597177/14	100.0	118.03411	25.0	203750.0	1.180341	Y

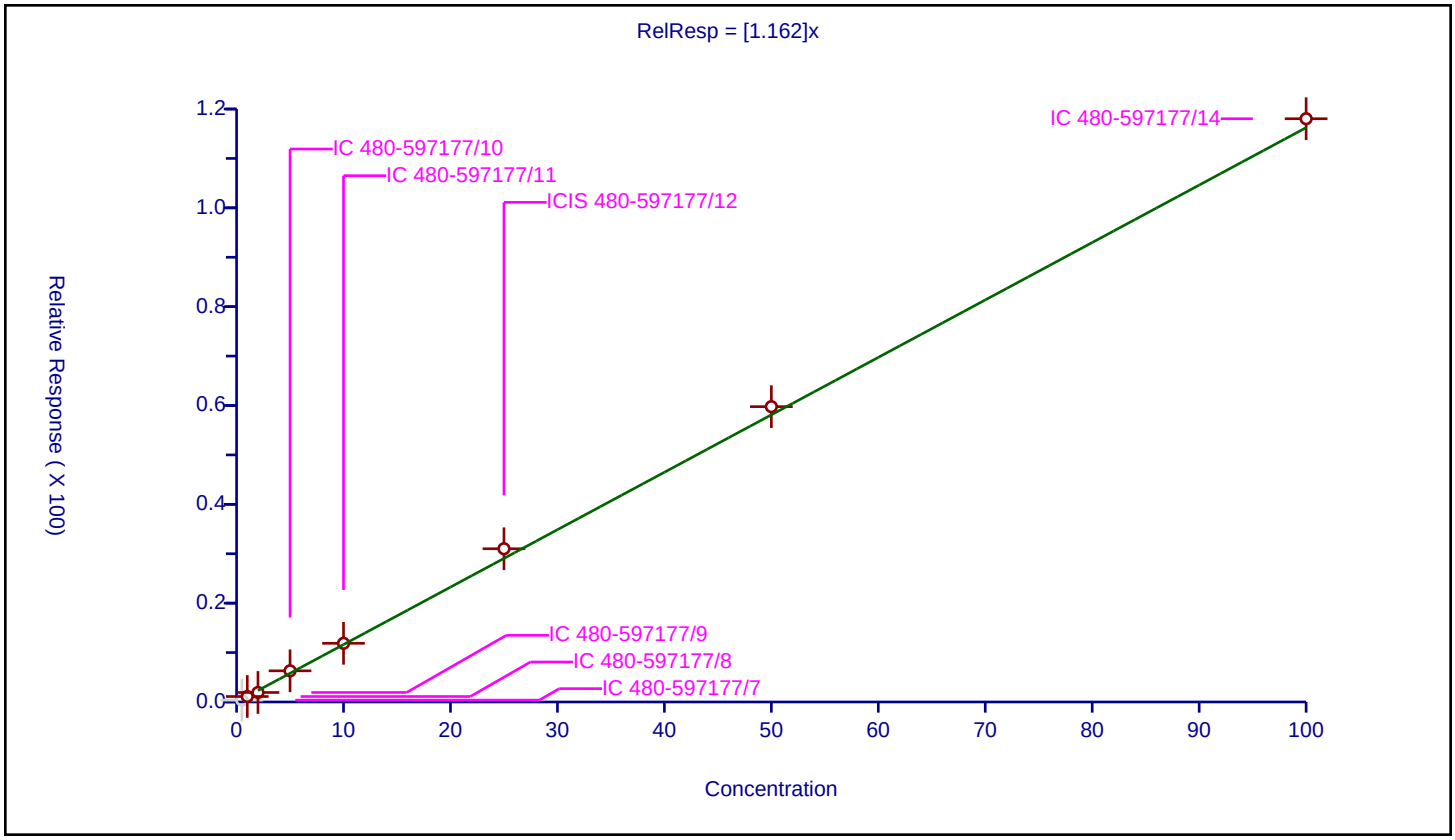

Calibration / Acetone

Curve Type:	Average
Weighting:	Conc_Sq
Origin:	Force
Dependency:	Response
Calib Mode:	ISTD
Response Base:	AREA
RF Rounding:	0

Curve Coefficients

Intercept:	0
Slope:	1.159

Error Coefficients

Standard Error:	2140000
Relative Standard Error:	4.0
Correlation Coefficient:	0.999
Coefficient of Determination (Adjusted):	0.998

ID	Level	Concentration	Rel. Resp.	IS Amount	IS Response	RRF	Used
1	IC 480-597177/7	2.5	3.486912	25.0	175621.0	1.394765	N
2	IC 480-597177/8	5.0	6.051937	25.0	176617.0	1.210387	Y
3	IC 480-597177/9	10.0	11.817656	25.0	188358.0	1.181766	Y
4	IC 480-597177/10	25.0	30.618518	25.0	172501.0	1.224741	Y
5	IC 480-597177/11	50.0	56.387982	25.0	180503.0	1.12776	Y
6	ICIS 480-597177/12	125.0	141.271614	25.0	183562.0	1.130173	Y
7	IC 480-597177/13	250.0	276.835564	25.0	199421.0	1.107342	Y
8	IC 480-597177/14	500.0	566.846871	25.0	203750.0	1.133694	Y

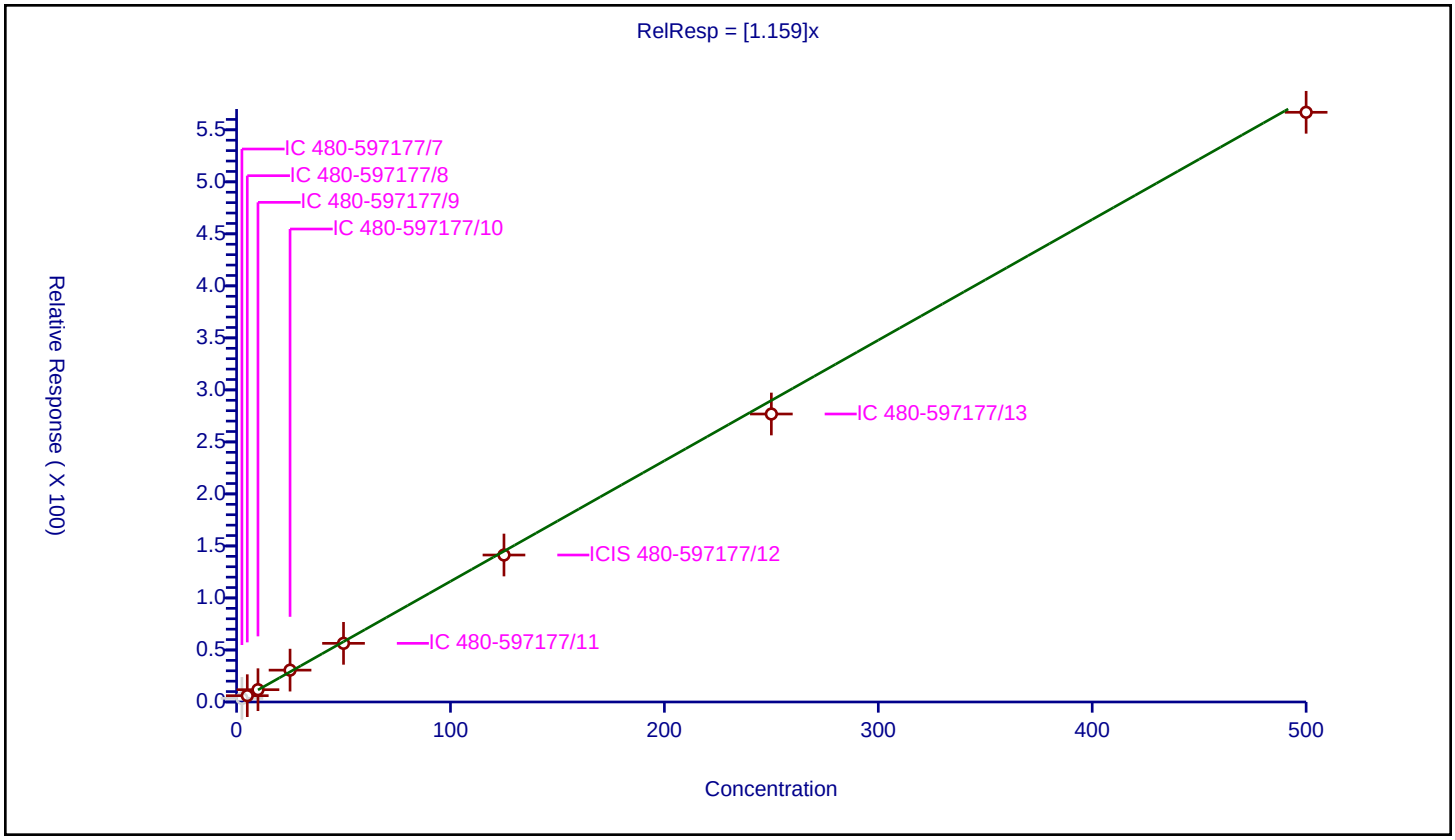

Calibration / Iodomethane

Curve Type:	Average
Weighting:	Conc_Sq
Origin:	Force
Dependency:	Response
Calib Mode:	ISTD
Response Base:	AREA
RF Rounding:	0

Curve Coefficients

Intercept:	0
Slope:	2.123

Error Coefficients

Standard Error:	814000
Relative Standard Error:	5.6
Correlation Coefficient:	1.000
Coefficient of Determination (Adjusted):	0.996

ID	Level	Concentration	Rel. Resp.	IS Amount	IS Response	RRF	Used
1	IC 480-597177/7	0.5	0.705496	25.0	175621.0	1.410993	N
2	IC 480-597177/8	1.0	2.191182	25.0	176617.0	2.191182	Y
3	IC 480-597177/9	2.0	3.713806	25.0	188358.0	1.856903	Y
4	IC 480-597177/10	5.0	10.886604	25.0	172501.0	2.177321	Y
5	IC 480-597177/11	10.0	21.483438	25.0	180503.0	2.148344	Y
6	ICIS 480-597177/12	25.0	54.924086	25.0	183562.0	2.196963	Y
7	IC 480-597177/13	50.0	107.434398	25.0	199421.0	2.148688	Y
8	IC 480-597177/14	100.0	214.356319	25.0	203750.0	2.143563	Y

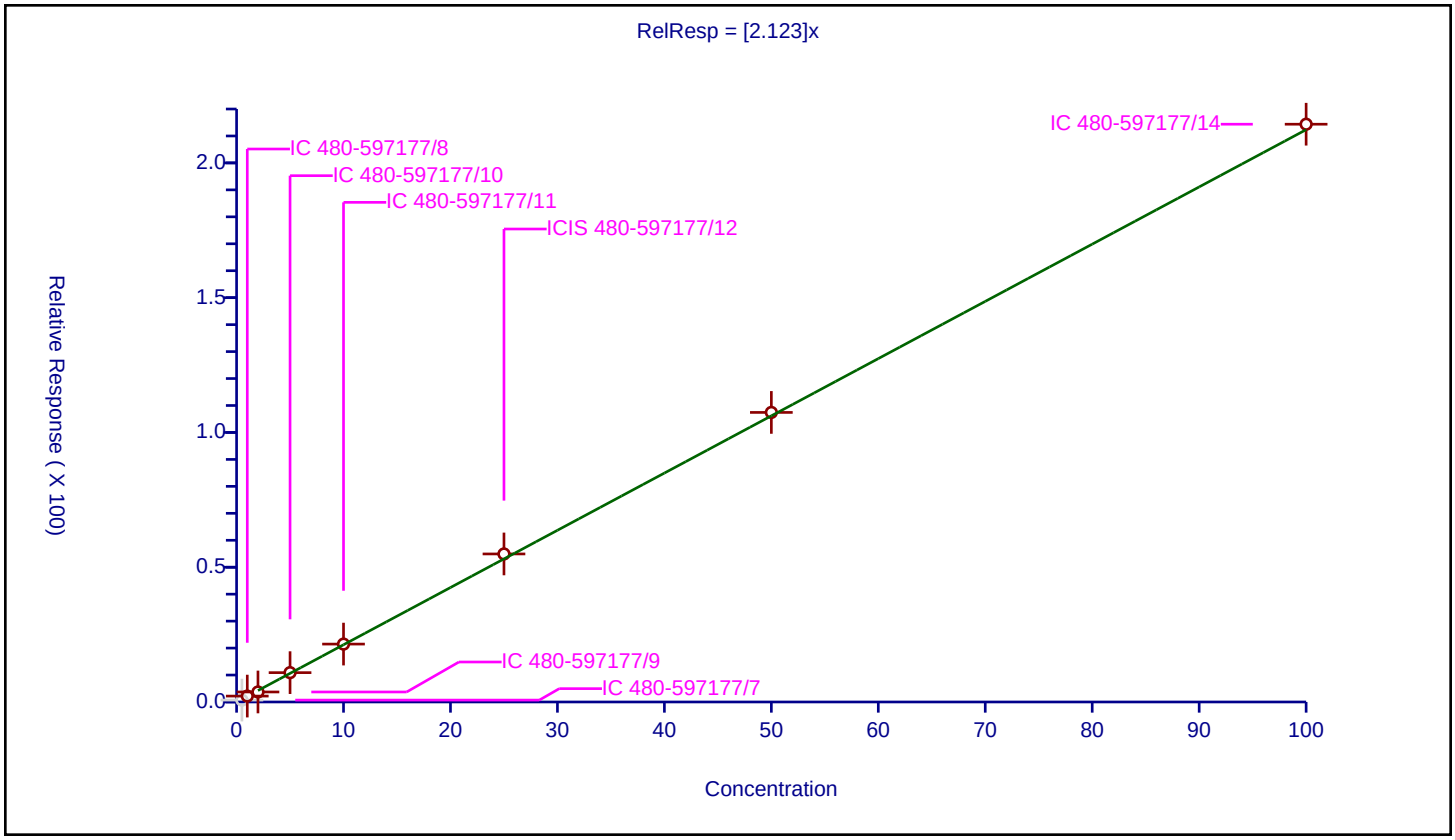

Calibration / Carbon disulfide

Curve Type:	Average
Weighting:	Conc_Sq
Origin:	Force
Dependency:	Response
Calib Mode:	ISTD
Response Base:	AREA
RF Rounding:	0

Curve Coefficients

Intercept:	0
Slope:	3.847

Error Coefficients

Standard Error:	1500000
Relative Standard Error:	7.9
Correlation Coefficient:	0.999
Coefficient of Determination (Adjusted):	0.992

ID	Level	Concentration	Rel. Resp.	IS Amount	IS Response	RRF	Used
1	IC 480-597177/7	0.5	1.420388	25.0	175621.0	2.840776	N
2	IC 480-597177/8	1.0	3.769881	25.0	176617.0	3.769881	Y
3	IC 480-597177/9	2.0	6.432697	25.0	188358.0	3.216349	Y
4	IC 480-597177/10	5.0	20.522345	25.0	172501.0	4.104469	Y
5	IC 480-597177/11	10.0	38.847554	25.0	180503.0	3.884755	Y
6	ICIS 480-597177/12	25.0	102.73014	25.0	183562.0	4.109206	Y
7	IC 480-597177/13	50.0	193.402024	25.0	199421.0	3.86804	Y
8	IC 480-597177/14	100.0	397.516442	25.0	203750.0	3.975164	Y

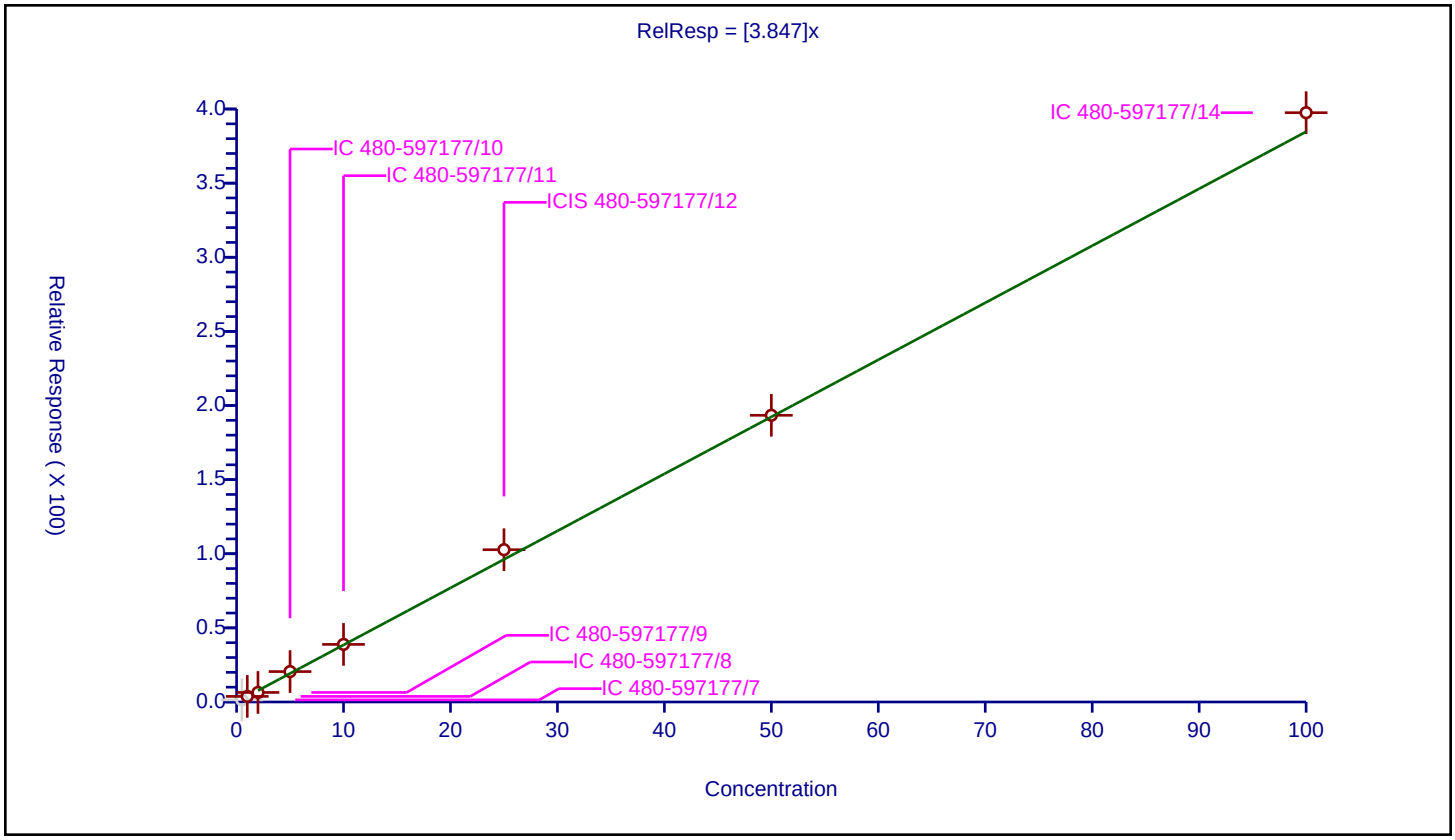

Calibration / 3-Chloro-1-propene

Curve Type:	Average
Weighting:	Conc_Sq
Origin:	Force
Dependency:	Response
Calib Mode:	ISTD
Response Base:	AREA
RF Rounding:	0

Curve Coefficients

Intercept:	0
Slope:	4.051

Error Coefficients

Standard Error:	1640000
Relative Standard Error:	10.3
Correlation Coefficient:	1.000
Coefficient of Determination (Adjusted):	0.987

ID	Level	Concentration	Rel. Resp.	IS Amount	IS Response	RRF	Used
1	IC 480-597177/7	0.5	1.615838	25.0	175621.0	3.231675	N
2	IC 480-597177/8	1.0	3.55515	25.0	176617.0	3.55515	Y
3	IC 480-597177/9	2.0	6.730136	25.0	188358.0	3.365068	Y
4	IC 480-597177/10	5.0	20.792053	25.0	172501.0	4.158411	Y
5	IC 480-597177/11	10.0	42.177831	25.0	180503.0	4.217783	Y
6	ICIS 480-597177/12	25.0	110.855596	25.0	183562.0	4.434224	Y
7	IC 480-597177/13	50.0	214.298394	25.0	199421.0	4.285968	Y
8	IC 480-597177/14	100.0	434.10319	25.0	203750.0	4.341032	Y

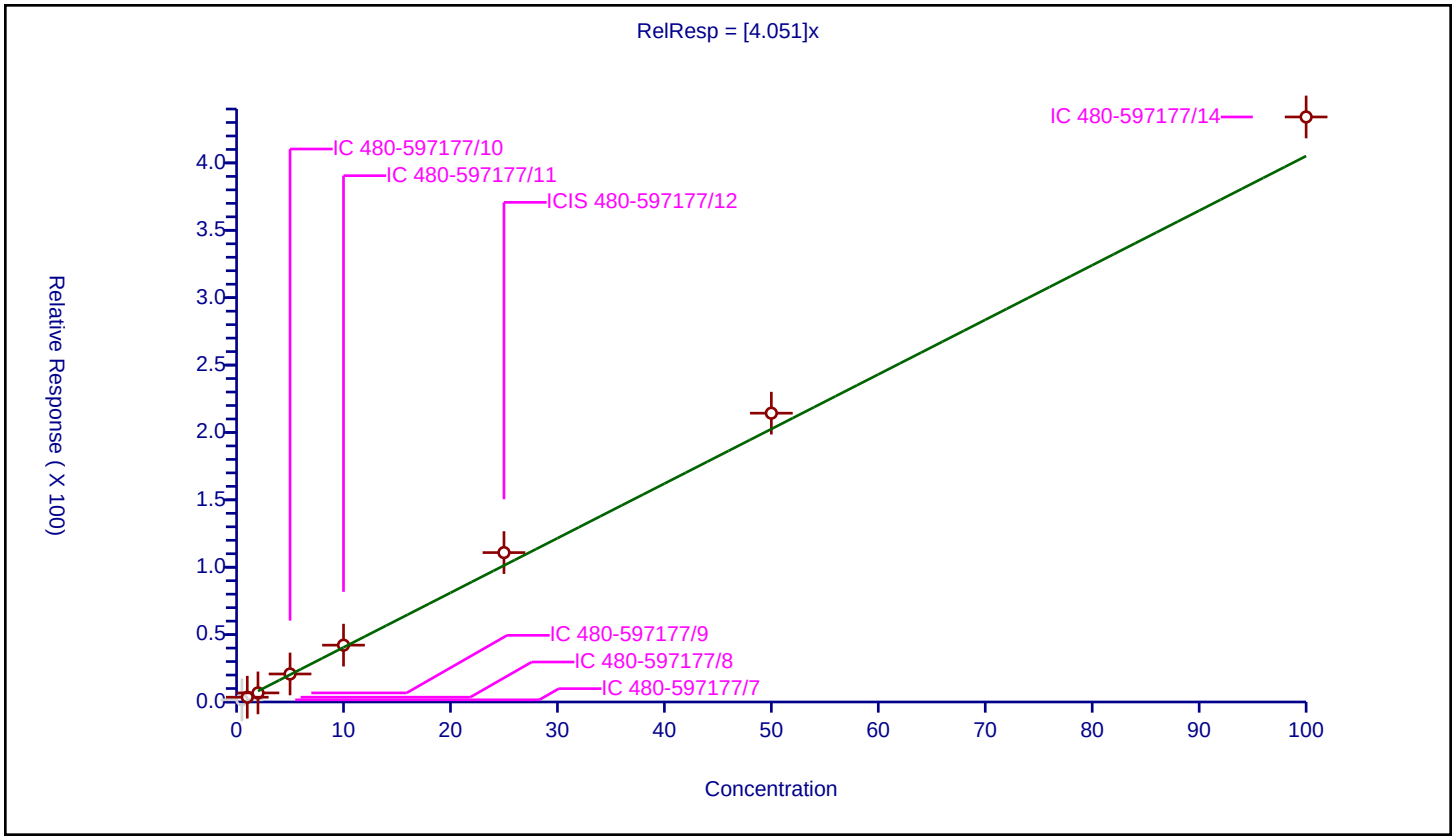

Calibration / Methyl acetate

Curve Type:	Average
Weighting:	Conc_Sq
Origin:	Force
Dependency:	Response
Calib Mode:	ISTD
Response Base:	AREA
RF Rounding:	0

Curve Coefficients

Intercept:	0
Slope:	2.77

Error Coefficients

Standard Error:	1940000
Relative Standard Error:	4.1
Correlation Coefficient:	0.998
Coefficient of Determination (Adjusted):	0.998

ID	Level	Concentration	Rel. Resp.	IS Amount	IS Response	RRF	Used
1	IC 480-597177/7	1.0	2.852165	25.0	175621.0	2.852165	Y
2	IC 480-597177/8	2.0	5.900904	25.0	176617.0	2.950452	Y
3	IC 480-597177/9	4.0	10.975775	25.0	188358.0	2.743944	Y
4	IC 480-597177/10	10.0	28.613892	25.0	172501.0	2.861389	Y
5	IC 480-597177/11	20.0	53.385401	25.0	180503.0	2.66927	Y
6	ICIS 480-597177/12	50.0	130.182718	25.0	183562.0	2.603654	Y
7	IC 480-597177/13	100.0	270.216903	25.0	199421.0	2.702169	Y
8	IC 480-597177/14	200.0	555.020368	25.0	203750.0	2.775102	Y

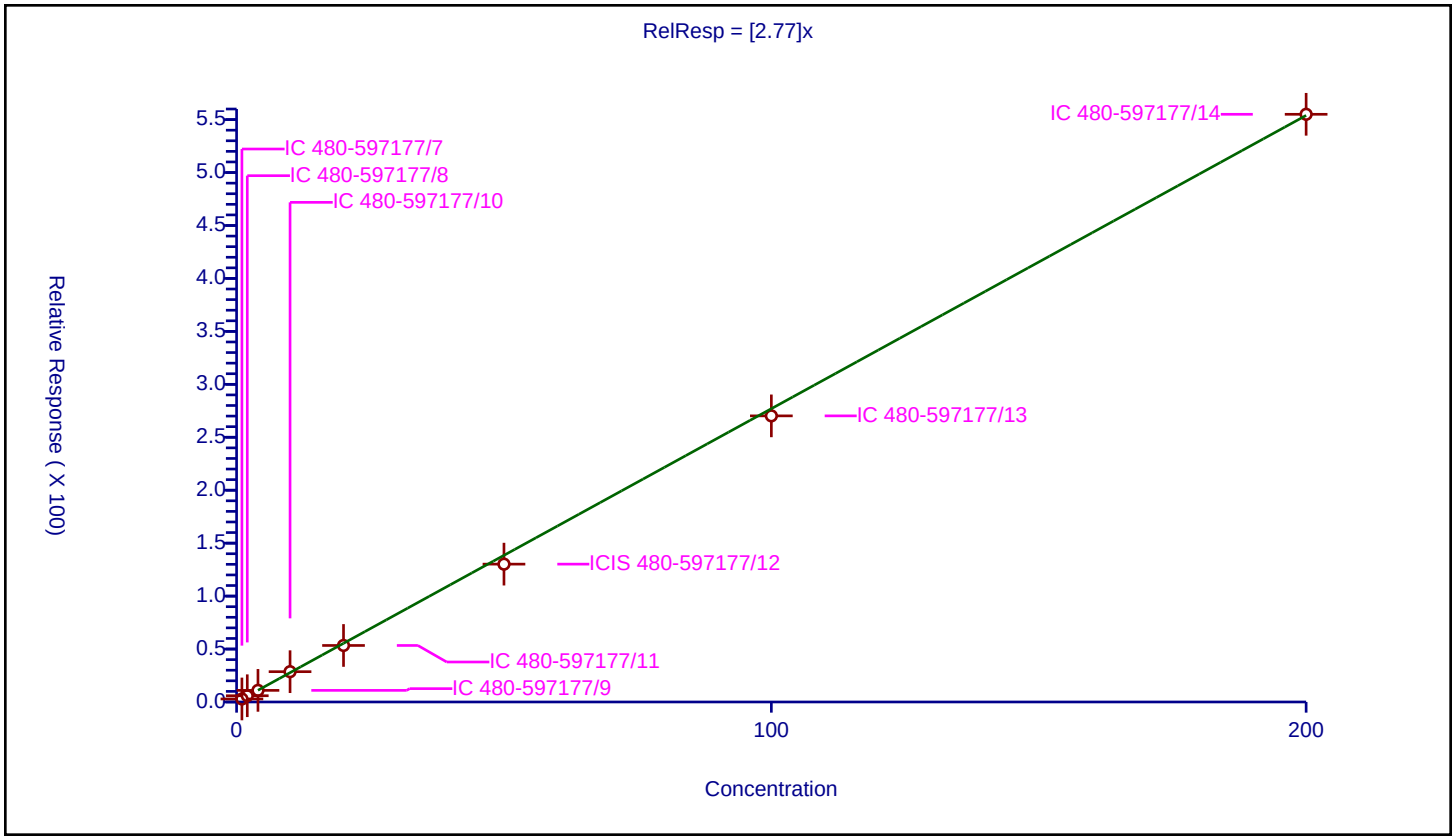

Calibration / Methylene Chloride

Curve Type:	Linear
Weighting:	Conc
Origin:	None
Dependency:	Response
Calib Mode:	ISTD
Response Base:	AREA
RF Rounding:	0

Curve Coefficients

Intercept:	1.092
Slope:	1.302

Error Coefficients

Standard Error:	495000
Relative Standard Error:	6.9
Correlation Coefficient:	1.000
Coefficient of Determination (Adjusted):	0.999

ID	Level	Concentration	Rel. Resp.	IS Amount	IS Response	RRF	Used
1	IC 480-597177/7	0.5	1.708509	25.0	175621.0	3.417017	Y
2	IC 480-597177/8	1.0	2.409168	25.0	176617.0	2.409168	Y
3	IC 480-597177/9	2.0	3.410129	25.0	188358.0	1.705064	Y
4	IC 480-597177/10	5.0	8.280677	25.0	172501.0	1.656135	Y
5	IC 480-597177/11	10.0	14.351147	25.0	180503.0	1.435115	Y
6	ICIS 480-597177/12	25.0	35.257297	25.0	183562.0	1.410292	Y
7	IC 480-597177/13	50.0	65.559043	25.0	199421.0	1.311181	Y
8	IC 480-597177/14	100.0	129.648098	25.0	203750.0	1.296481	Y

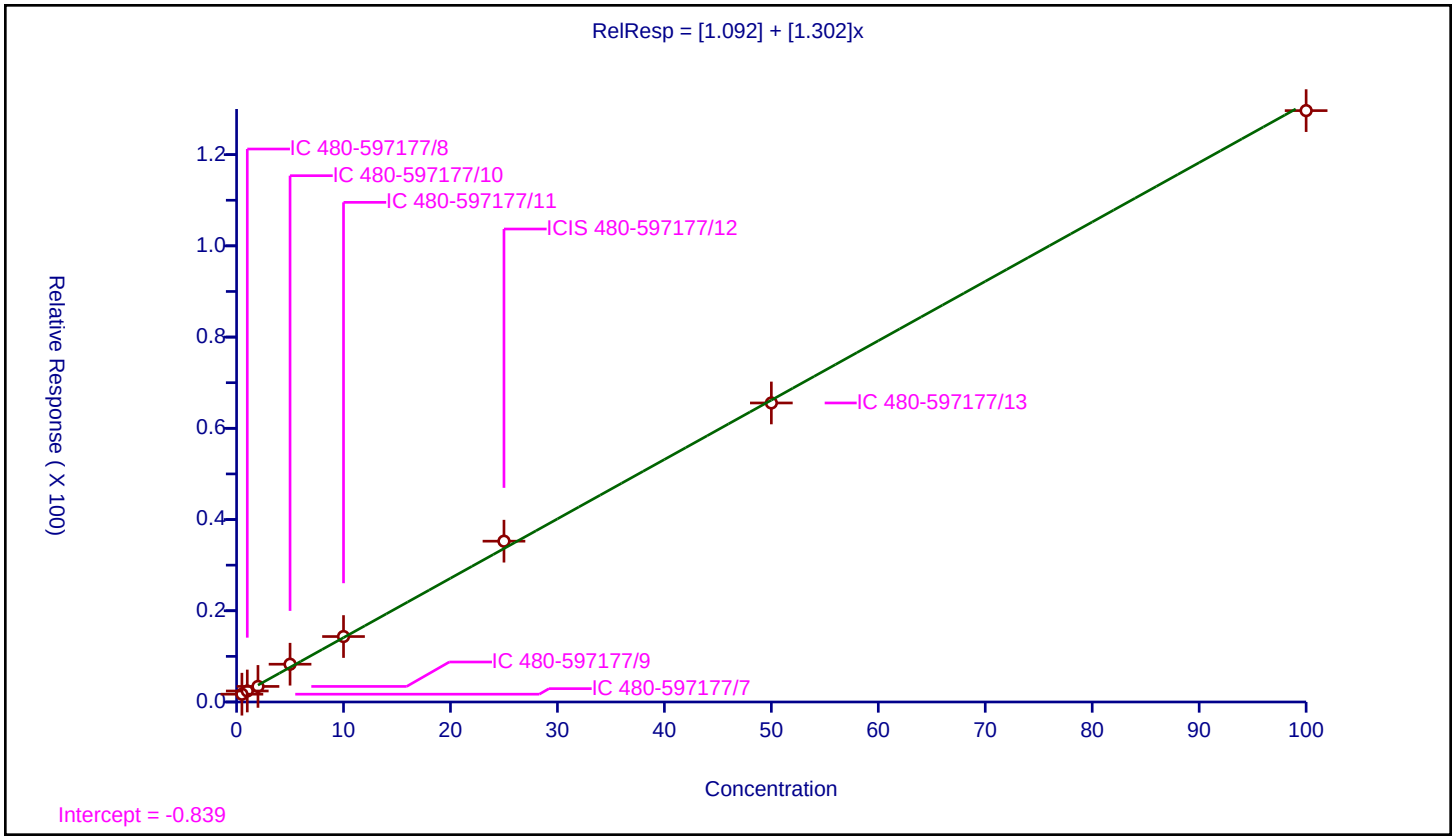

Calibration / 2-Methyl-2-propanol

Curve Type:	Average
Weighting:	Conc_Sq
Origin:	Force
Dependency:	Response
Calib Mode:	ISTD
Response Base:	AREA
RF Rounding:	0

Curve Coefficients

Intercept:	0
Slope:	0.242

Error Coefficients

Standard Error:	1000000
Relative Standard Error:	14.1
Correlation Coefficient:	0.997
Coefficient of Determination (Adjusted):	0.977

ID	Level	Concentration	Rel. Resp.	IS Amount	IS Response	RRF	Used
1	IC 480-597177/7	5.0	1.039739	25.0	175621.0	0.207948	Y
2	IC 480-597177/8	10.0	1.958617	25.0	176617.0	0.195862	Y
3	IC 480-597177/9	20.0	4.533123	25.0	188358.0	0.226656	Y
4	IC 480-597177/10	50.0	10.940371	25.0	172501.0	0.218807	Y
5	IC 480-597177/11	100.0	26.338759	25.0	180503.0	0.263388	Y
6	ICIS 480-597177/12	250.0	64.611276	25.0	183562.0	0.258445	Y
7	IC 480-597177/13	500.0	137.314902	25.0	199421.0	0.27463	Y
8	IC 480-597177/14	1000.0	290.030061	25.0	203750.0	0.29003	Y

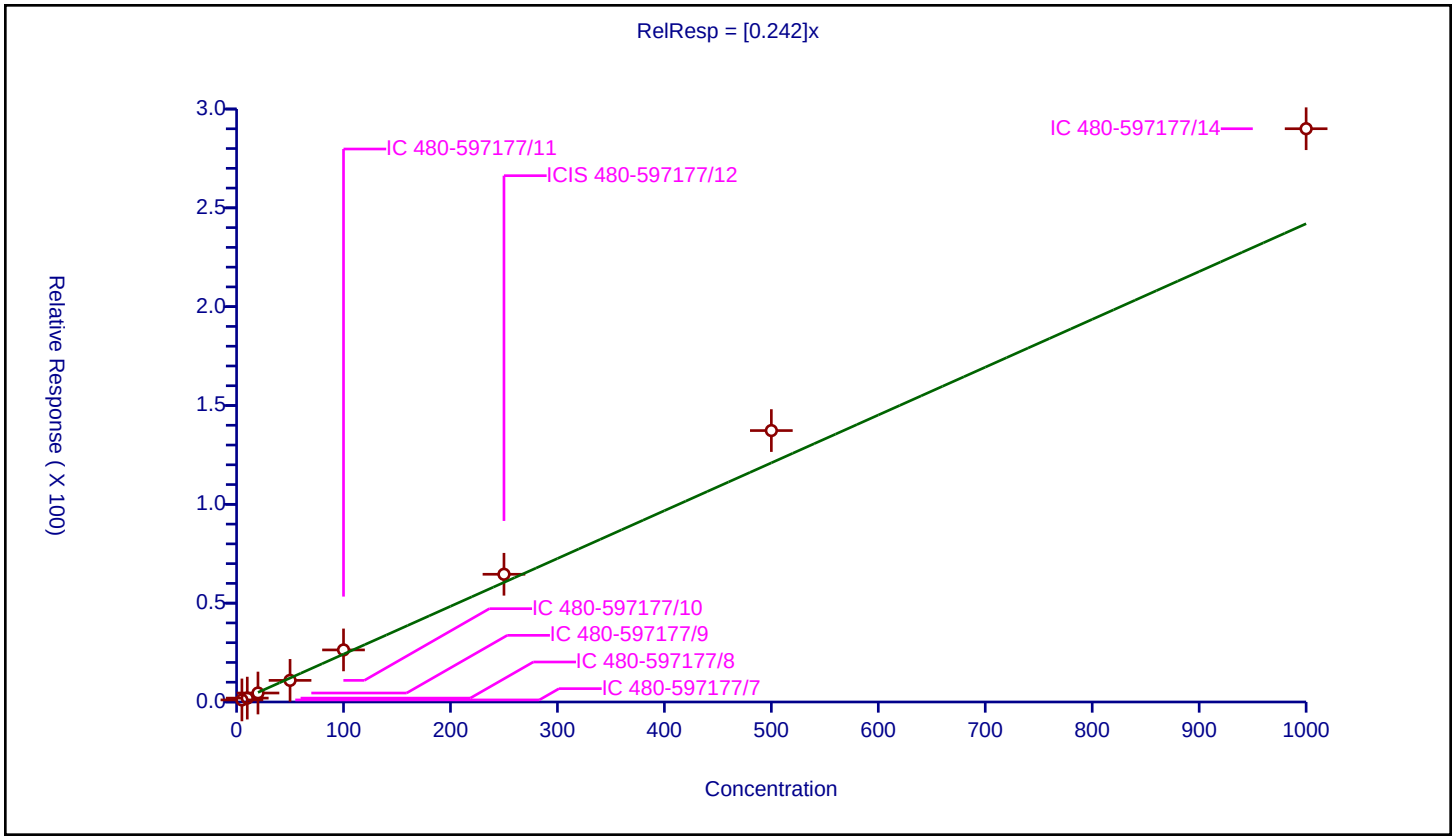

Calibration / Methyl tert-butyl ether

Curve Type:	Average
Weighting:	Conc_Sq
Origin:	Force
Dependency:	Response
Calib Mode:	ISTD
Response Base:	AREA
RF Rounding:	0

Curve Coefficients

Intercept:	0
Slope:	4.188

Error Coefficients

Standard Error:	1540000
Relative Standard Error:	6.4
Correlation Coefficient:	0.999
Coefficient of Determination (Adjusted):	0.995

ID	Level	Concentration	Rel. Resp.	IS Amount	IS Response	RRF	Used
1	IC 480-597177/7	0.5	2.102539	25.0	175621.0	4.205078	Y
2	IC 480-597177/8	1.0	3.727982	25.0	176617.0	3.727982	Y
3	IC 480-597177/9	2.0	7.667845	25.0	188358.0	3.833923	Y
4	IC 480-597177/10	5.0	22.509	25.0	172501.0	4.5018	Y
5	IC 480-597177/11	10.0	42.140574	25.0	180503.0	4.214057	Y
6	ICIS 480-597177/12	25.0	107.723821	25.0	183562.0	4.308953	Y
7	IC 480-597177/13	50.0	215.451733	25.0	199421.0	4.309035	Y
8	IC 480-597177/14	100.0	439.987117	25.0	203750.0	4.399871	Y

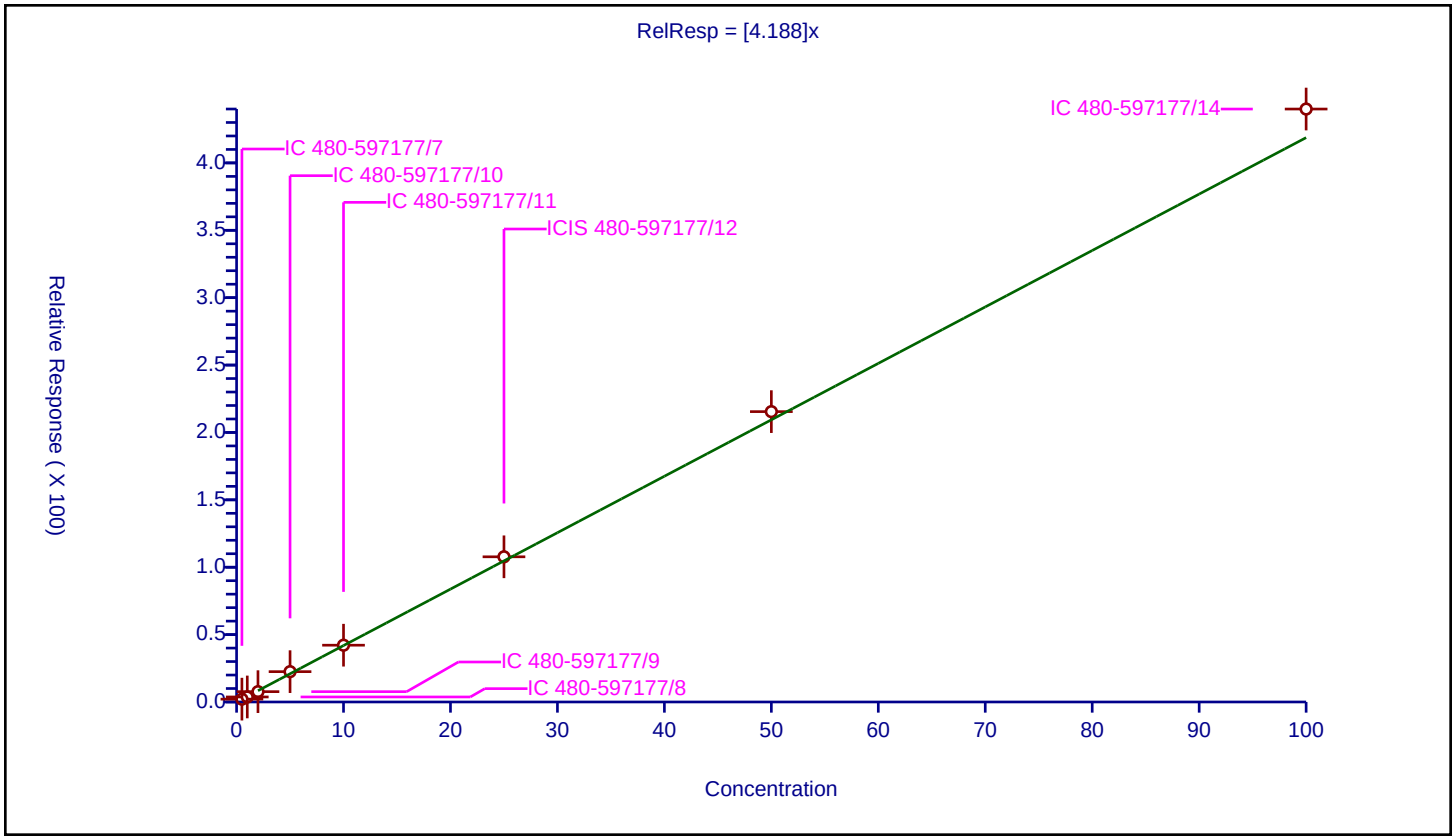

Calibration / trans-1,2-Dichloroethene

Curve Type:	Average
Weighting:	Conc_Sq
Origin:	Force
Dependency:	Response
Calib Mode:	ISTD
Response Base:	AREA
RF Rounding:	0

Curve Coefficients

Intercept:	0
Slope:	1.362

Error Coefficients

Standard Error:	493000
Relative Standard Error:	5.1
Correlation Coefficient:	1.000
Coefficient of Determination (Adjusted):	0.997

ID	Level	Concentration	Rel. Resp.	IS Amount	IS Response	RRF	Used
1	IC 480-597177/7	0.5	0.627915	25.0	175621.0	1.255829	Y
2	IC 480-597177/8	1.0	1.331978	25.0	176617.0	1.331978	Y
3	IC 480-597177/9	2.0	2.529094	25.0	188358.0	1.264547	Y
4	IC 480-597177/10	5.0	7.06706	25.0	172501.0	1.413412	Y
5	IC 480-597177/11	10.0	13.919436	25.0	180503.0	1.391944	Y
6	ICIS 480-597177/12	25.0	35.454778	25.0	183562.0	1.418191	Y
7	IC 480-597177/13	50.0	71.109612	25.0	199421.0	1.422192	Y
8	IC 480-597177/14	100.0	140.006994	25.0	203750.0	1.40007	Y

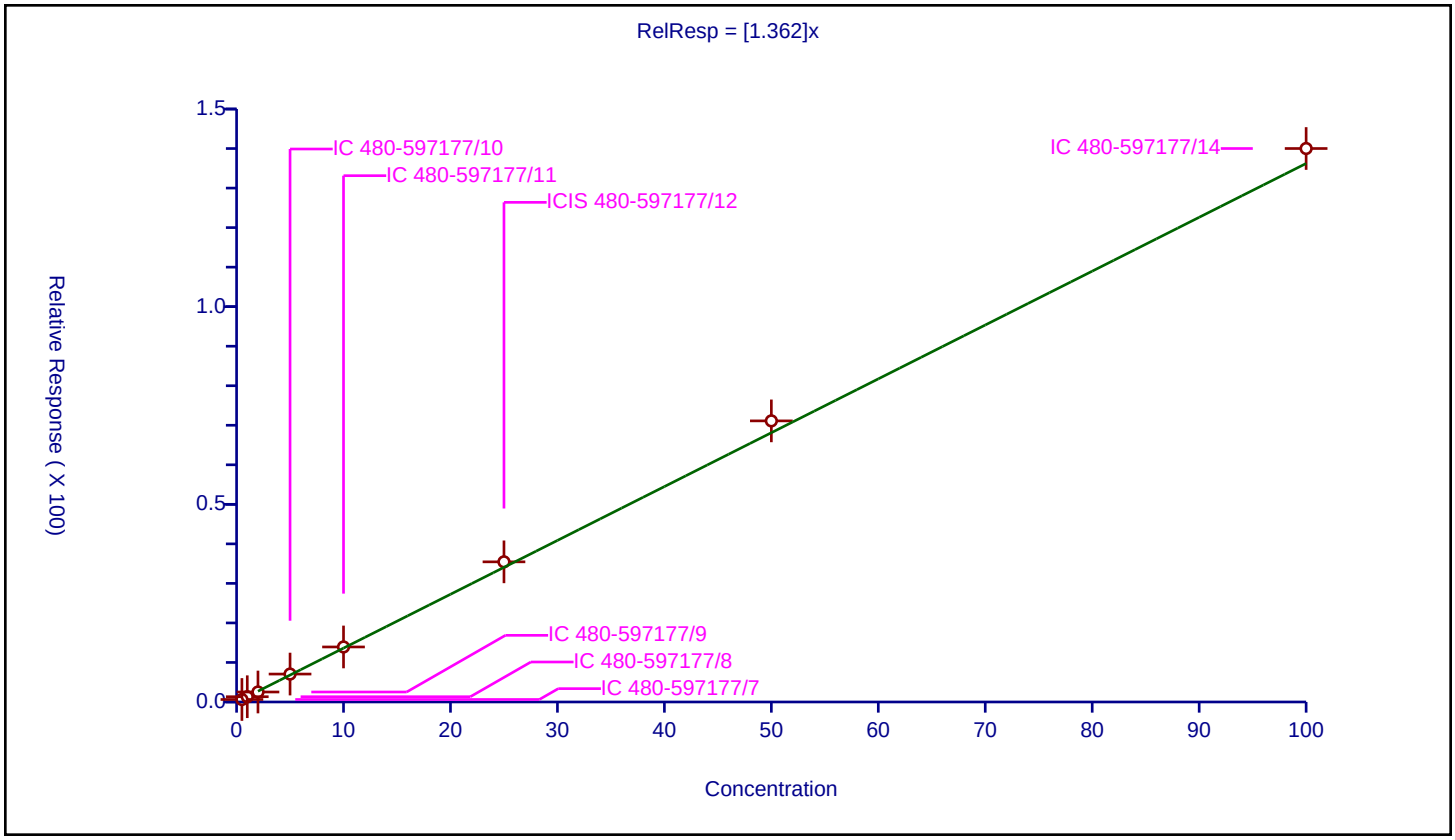

Calibration / Acrylonitrile

Curve Type:	Average
Weighting:	Conc_Sq
Origin:	Force
Dependency:	Response
Calib Mode:	ISTD
Response Base:	AREA
RF Rounding:	0

Curve Coefficients

Intercept:	0
Slope:	1.337

Error Coefficients

Standard Error:	4760000
Relative Standard Error:	3.1
Correlation Coefficient:	0.999
Coefficient of Determination (Adjusted):	0.999

ID	Level	Concentration	Rel. Resp.	IS Amount	IS Response	RRF	Used
1	IC 480-597177/7	5.0	6.746773	25.0	175621.0	1.349355	Y
2	IC 480-597177/8	10.0	13.510308	25.0	176617.0	1.351031	Y
3	IC 480-597177/9	20.0	25.053887	25.0	188358.0	1.252694	Y
4	IC 480-597177/10	50.0	69.817711	25.0	172501.0	1.396354	Y
5	IC 480-597177/11	100.0	131.955702	25.0	180503.0	1.319557	Y
6	ICIS 480-597177/12	250.0	334.373672	25.0	183562.0	1.337495	Y
7	IC 480-597177/13	500.0	662.360283	25.0	199421.0	1.324721	Y
8	IC 480-597177/14	1000.0	1364.050061	25.0	203750.0	1.36405	Y

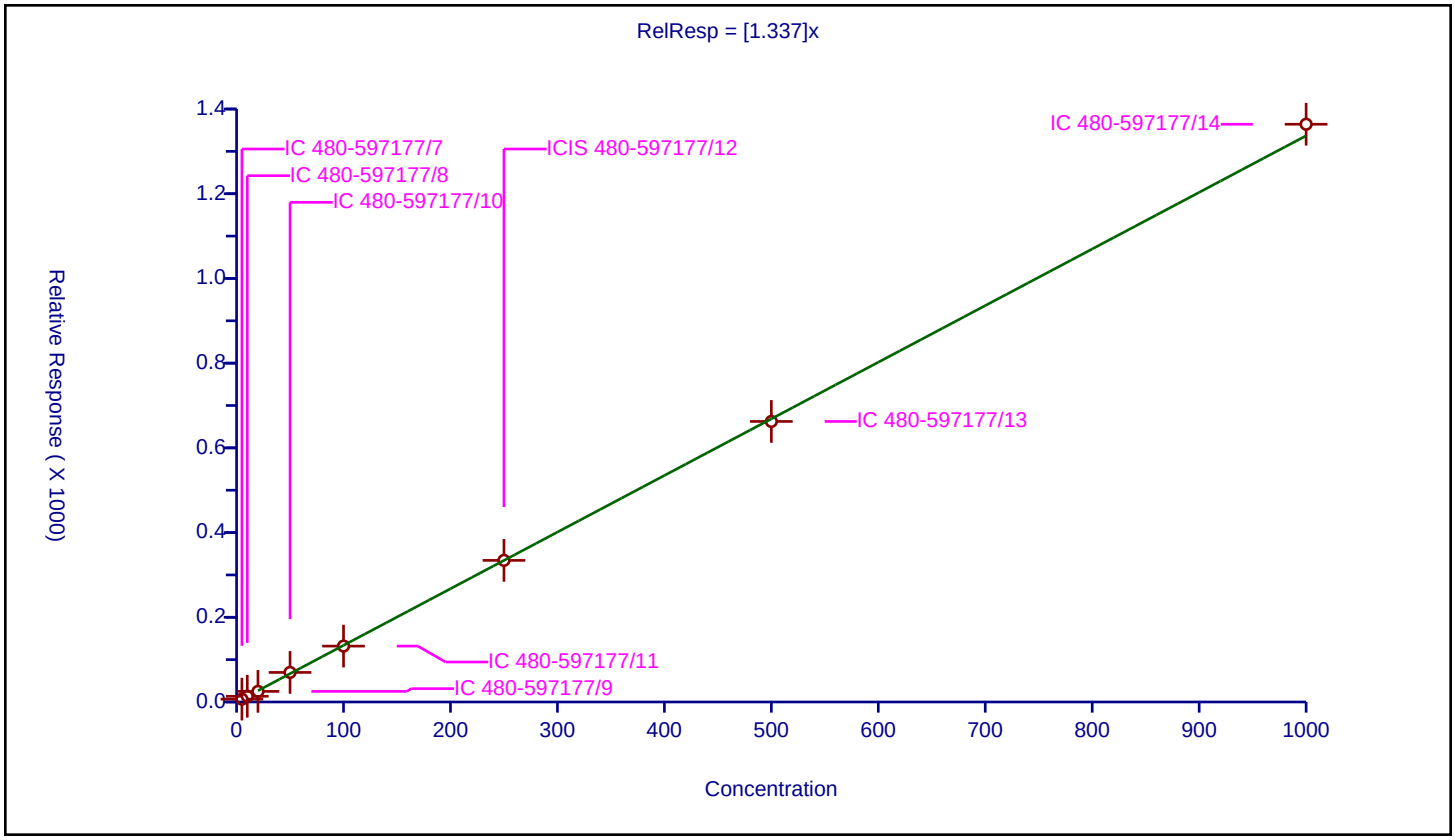

Calibration / Hexane

Curve Type:	Average
Weighting:	Conc_Sq
Origin:	Force
Dependency:	Response
Calib Mode:	ISTD
Response Base:	AREA
RF Rounding:	0

Curve Coefficients

Intercept:	0
Slope:	3.054

Error Coefficients

Standard Error:	1280000
Relative Standard Error:	12.9
Correlation Coefficient:	0.999
Coefficient of Determination (Adjusted):	0.980

ID	Level	Concentration	Rel. Resp.	IS Amount	IS Response	RRF	Used
1	IC 480-597177/7	0.5	0.960164	25.0	175621.0	1.920328	N
2	IC 480-597177/8	1.0	2.854765	25.0	176617.0	2.854765	Y
3	IC 480-597177/9	2.0	4.579444	25.0	188358.0	2.289722	Y
4	IC 480-597177/10	5.0	15.898603	25.0	172501.0	3.179721	Y
5	IC 480-597177/11	10.0	29.834269	25.0	180503.0	2.983427	Y
6	ICIS 480-597177/12	25.0	82.481396	25.0	183562.0	3.299256	Y
7	IC 480-597177/13	50.0	170.893111	25.0	199421.0	3.417862	Y
8	IC 480-597177/14	100.0	335.562209	25.0	203750.0	3.355622	Y

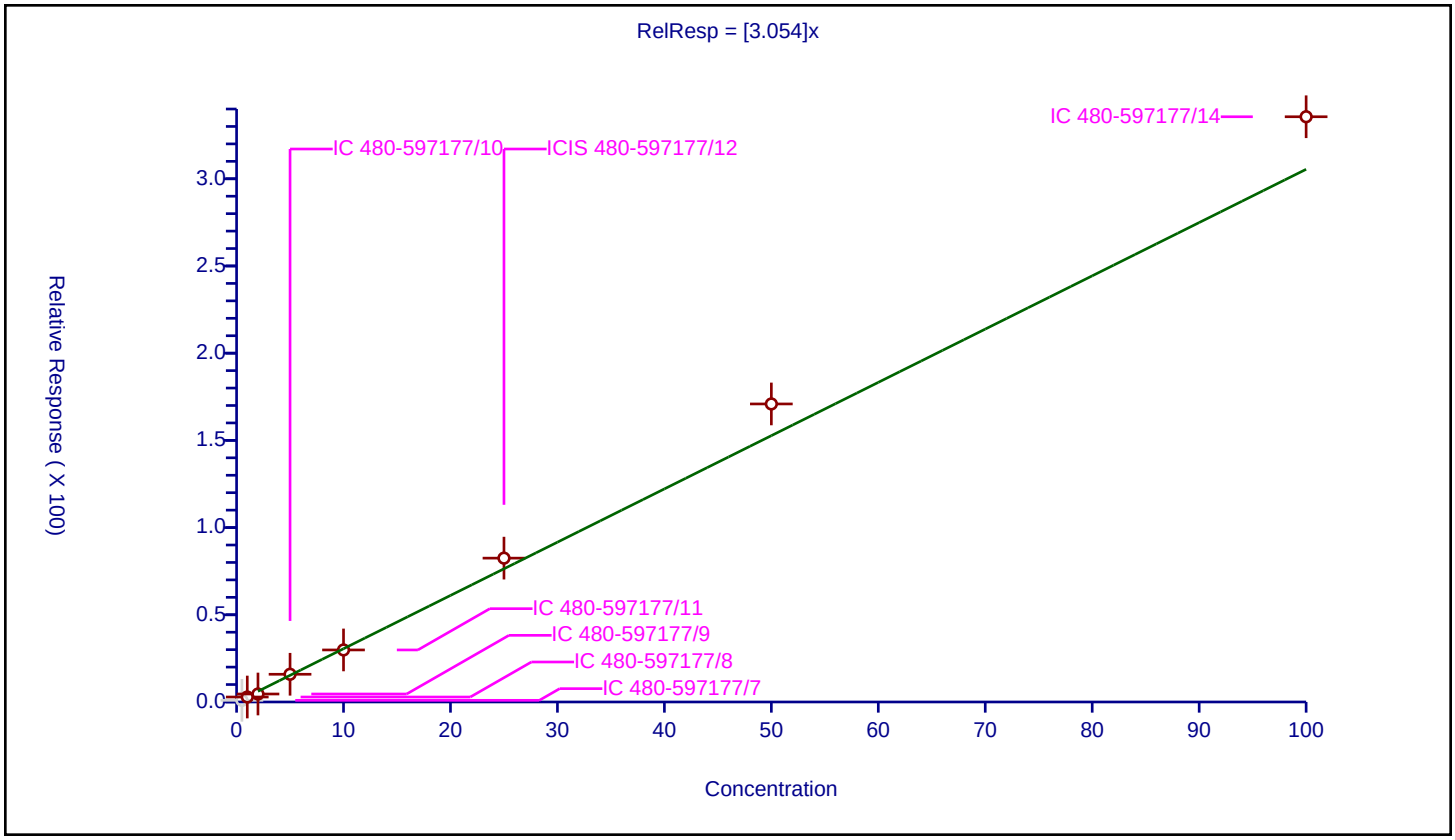

Calibration / 1,1-Dichloroethane

Curve Type:	Average
Weighting:	Conc_Sq
Origin:	Force
Dependency:	Response
Calib Mode:	ISTD
Response Base:	AREA
RF Rounding:	0

Curve Coefficients

Intercept:	0
Slope:	3.059

Error Coefficients

Standard Error:	1200000
Relative Standard Error:	7.7
Correlation Coefficient:	1.000
Coefficient of Determination (Adjusted):	0.992

ID	Level	Concentration	Rel. Resp.	IS Amount	IS Response	RRF	Used
1	IC 480-597177/7	0.5	1.219957	25.0	175621.0	2.439913	N
2	IC 480-597177/8	1.0	2.94111	25.0	176617.0	2.94111	Y
3	IC 480-597177/9	2.0	5.148839	25.0	188358.0	2.574419	Y
4	IC 480-597177/10	5.0	15.87498	25.0	172501.0	3.174996	Y
5	IC 480-597177/11	10.0	31.181753	25.0	180503.0	3.118175	Y
6	ICIS 480-597177/12	25.0	81.587692	25.0	183562.0	3.263508	Y
7	IC 480-597177/13	50.0	159.060605	25.0	199421.0	3.181212	Y
8	IC 480-597177/14	100.0	316.209816	25.0	203750.0	3.162098	Y

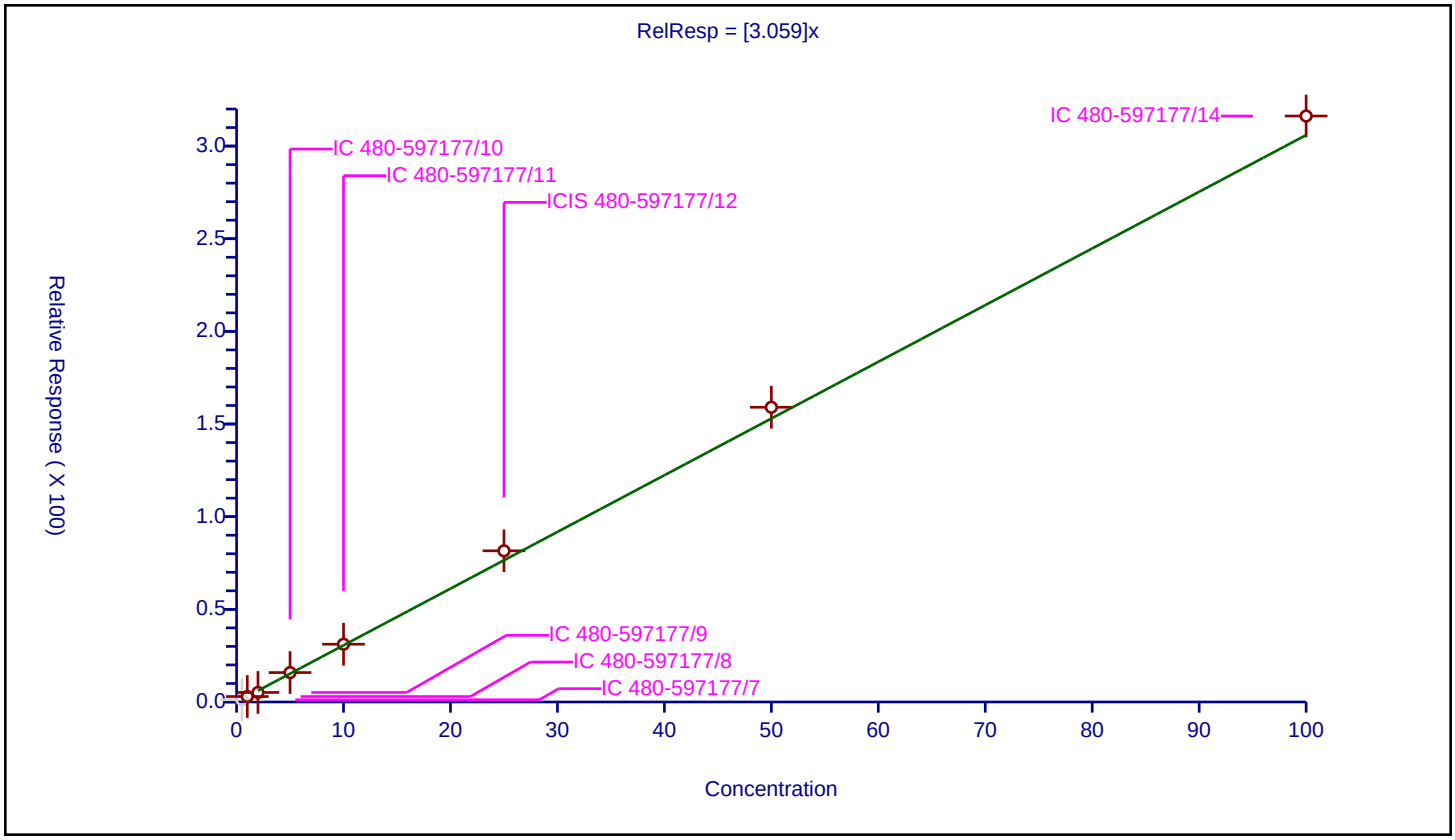

Calibration / Vinyl acetate

Curve Type:	Average
Weighting:	Conc_Sq
Origin:	Force
Dependency:	Response
Calib Mode:	ISTD
Response Base:	AREA
RF Rounding:	0

Curve Coefficients

Intercept:	0
Slope:	5.851

Error Coefficients

Standard Error:	5560000
Relative Standard Error:	18.5
Correlation Coefficient:	0.996
Coefficient of Determination (Adjusted):	0.961

ID	Level	Concentration	Rel. Resp.	IS Amount	IS Response	RRF	Used
1	IC 480-597177/7	1.0	4.631422	25.0	175621.0	4.631422	N
2	IC 480-597177/8	2.0	9.513382	25.0	176617.0	4.756691	Y
3	IC 480-597177/9	4.0	18.478907	25.0	188358.0	4.619727	Y
4	IC 480-597177/10	10.0	54.524177	25.0	172501.0	5.452418	Y
5	IC 480-597177/11	20.0	108.50803	25.0	180503.0	5.425402	Y
6	ICIS 480-597177/12	50.0	315.461125	25.0	183562.0	6.309222	Y
7	IC 480-597177/13	100.0	690.659835	25.0	199421.0	6.906598	Y
8	IC 480-597177/14	200.0	1498.020245	25.0	203750.0	7.490101	Y

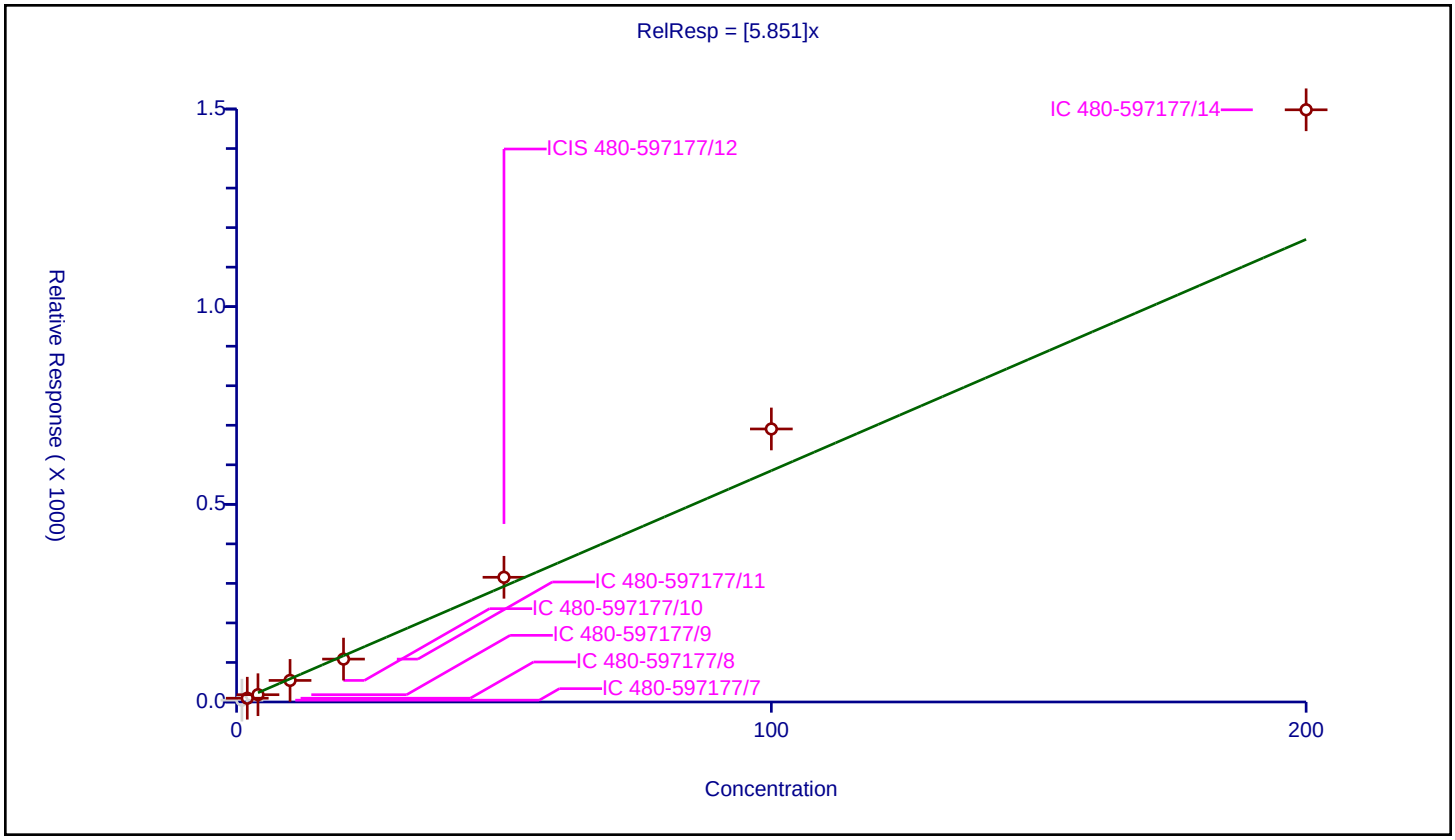

Calibration / 2,2-Dichloropropane

Curve Type:	Average
Weighting:	Conc_Sq
Origin:	Force
Dependency:	Response
Calib Mode:	ISTD
Response Base:	AREA
RF Rounding:	0

Curve Coefficients

Intercept:	0
Slope:	1.101

Error Coefficients

Standard Error:	386000
Relative Standard Error:	8.2
Correlation Coefficient:	0.999
Coefficient of Determination (Adjusted):	0.991

ID	Level	Concentration	Rel. Resp.	IS Amount	IS Response	RRF	Used
1	IC 480-597177/7	0.5	0.565849	25.0	175621.0	1.131698	Y
2	IC 480-597177/8	1.0	1.039821	25.0	176617.0	1.039821	Y
3	IC 480-597177/9	2.0	1.870507	25.0	188358.0	0.935254	Y
4	IC 480-597177/10	5.0	6.01953	25.0	172501.0	1.203906	Y
5	IC 480-597177/11	10.0	11.294965	25.0	180503.0	1.129496	Y
6	ICIS 480-597177/12	25.0	30.217175	25.0	183562.0	1.208687	Y
7	IC 480-597177/13	50.0	52.861534	25.0	199421.0	1.057231	Y
8	IC 480-597177/14	100.0	110.312761	25.0	203750.0	1.103128	Y

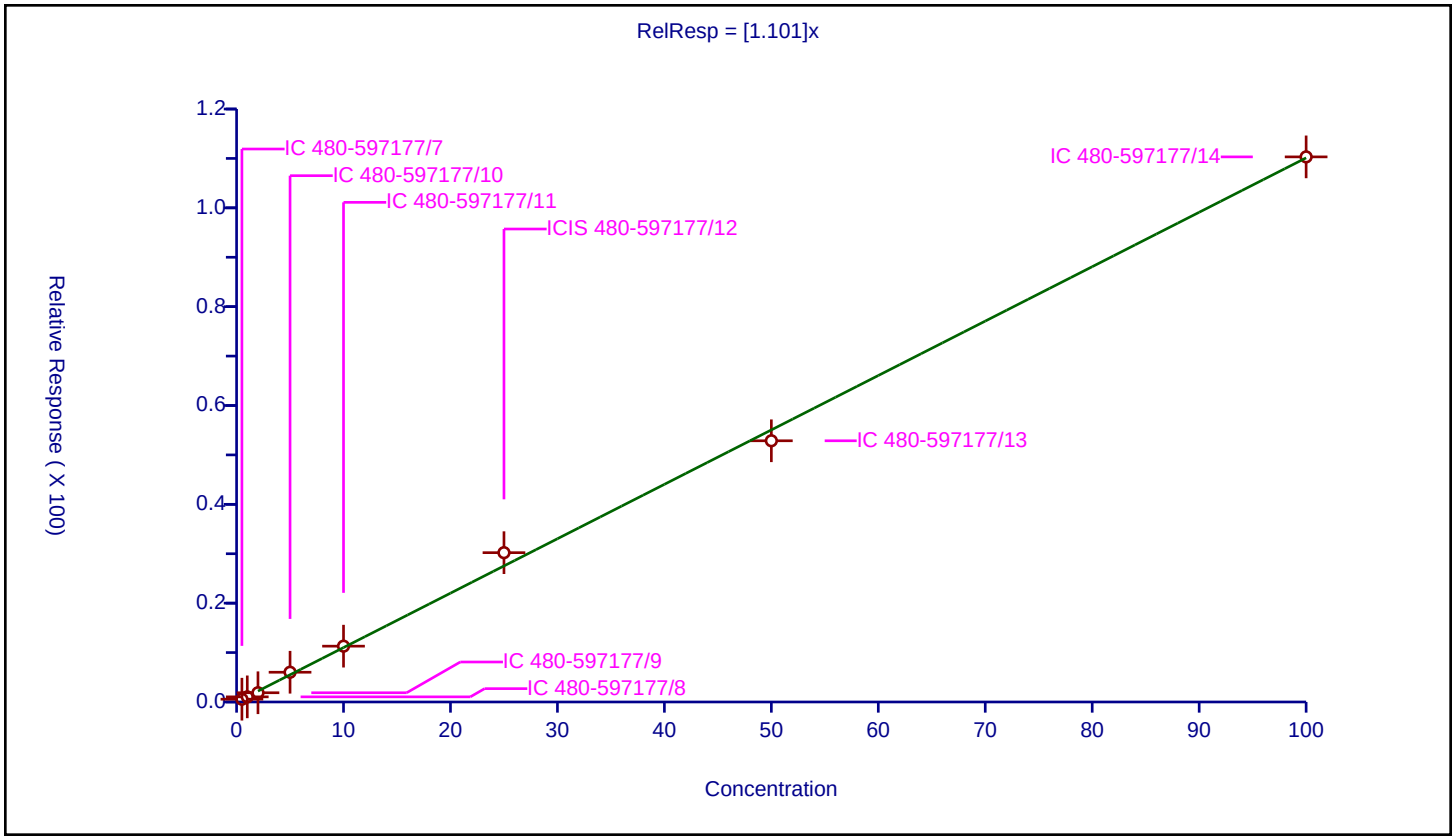

Calibration / cis-1,2-Dichloroethene

Curve Type:	Average
Weighting:	Conc_Sq
Origin:	Force
Dependency:	Response
Calib Mode:	ISTD
Response Base:	AREA
RF Rounding:	0

Curve Coefficients

Intercept:	0
Slope:	1.507

Error Coefficients

Standard Error:	541000
Relative Standard Error:	4.8
Correlation Coefficient:	1.000
Coefficient of Determination (Adjusted):	0.997

ID	Level	Concentration	Rel. Resp.	IS Amount	IS Response	RRF	Used
1	IC 480-597177/7	0.5	0.707916	25.0	175621.0	1.415833	Y
2	IC 480-597177/8	1.0	1.465884	25.0	176617.0	1.465884	Y
3	IC 480-597177/9	2.0	2.831576	25.0	188358.0	1.415788	Y
4	IC 480-597177/10	5.0	8.11517	25.0	172501.0	1.623034	Y
5	IC 480-597177/11	10.0	15.017617	25.0	180503.0	1.501762	Y
6	ICIS 480-597177/12	25.0	38.783354	25.0	183562.0	1.551334	Y
7	IC 480-597177/13	50.0	77.351432	25.0	199421.0	1.547029	Y
8	IC 480-597177/14	100.0	153.70589	25.0	203750.0	1.537059	Y

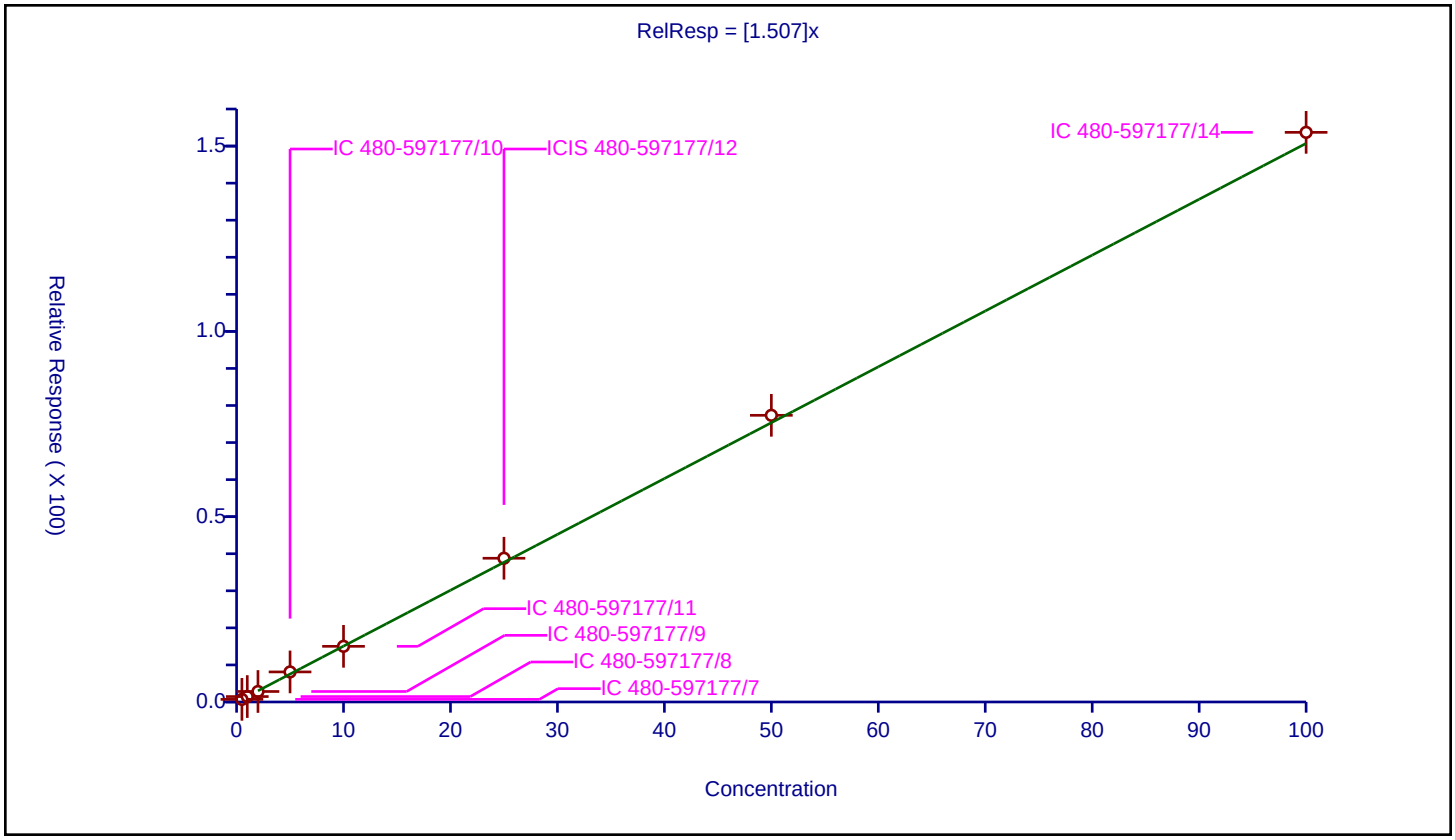

Calibration / 2-Butanone (MEK)

Curve Type:	Average
Weighting:	Conc_Sq
Origin:	Force
Dependency:	Response
Calib Mode:	ISTD
Response Base:	AREA
RF Rounding:	0

Curve Coefficients

Intercept:	0
Slope:	1.809

Error Coefficients

Standard Error:	3310000
Relative Standard Error:	3.1
Correlation Coefficient:	0.999
Coefficient of Determination (Adjusted):	0.999

ID	Level	Concentration	Rel. Resp.	IS Amount	IS Response	RRF	Used
1	IC 480-597177/7	2.5	4.363231	25.0	175621.0	1.745292	Y
2	IC 480-597177/8	5.0	9.001682	25.0	176617.0	1.800336	Y
3	IC 480-597177/9	10.0	17.286497	25.0	188358.0	1.72865	Y
4	IC 480-597177/10	25.0	46.183211	25.0	172501.0	1.847328	Y
5	IC 480-597177/11	50.0	89.477045	25.0	180503.0	1.789541	Y
6	ICIS 480-597177/12	125.0	228.393949	25.0	183562.0	1.827152	Y
7	IC 480-597177/13	250.0	457.992263	25.0	199421.0	1.831969	Y
8	IC 480-597177/14	500.0	952.067975	25.0	203750.0	1.904136	Y

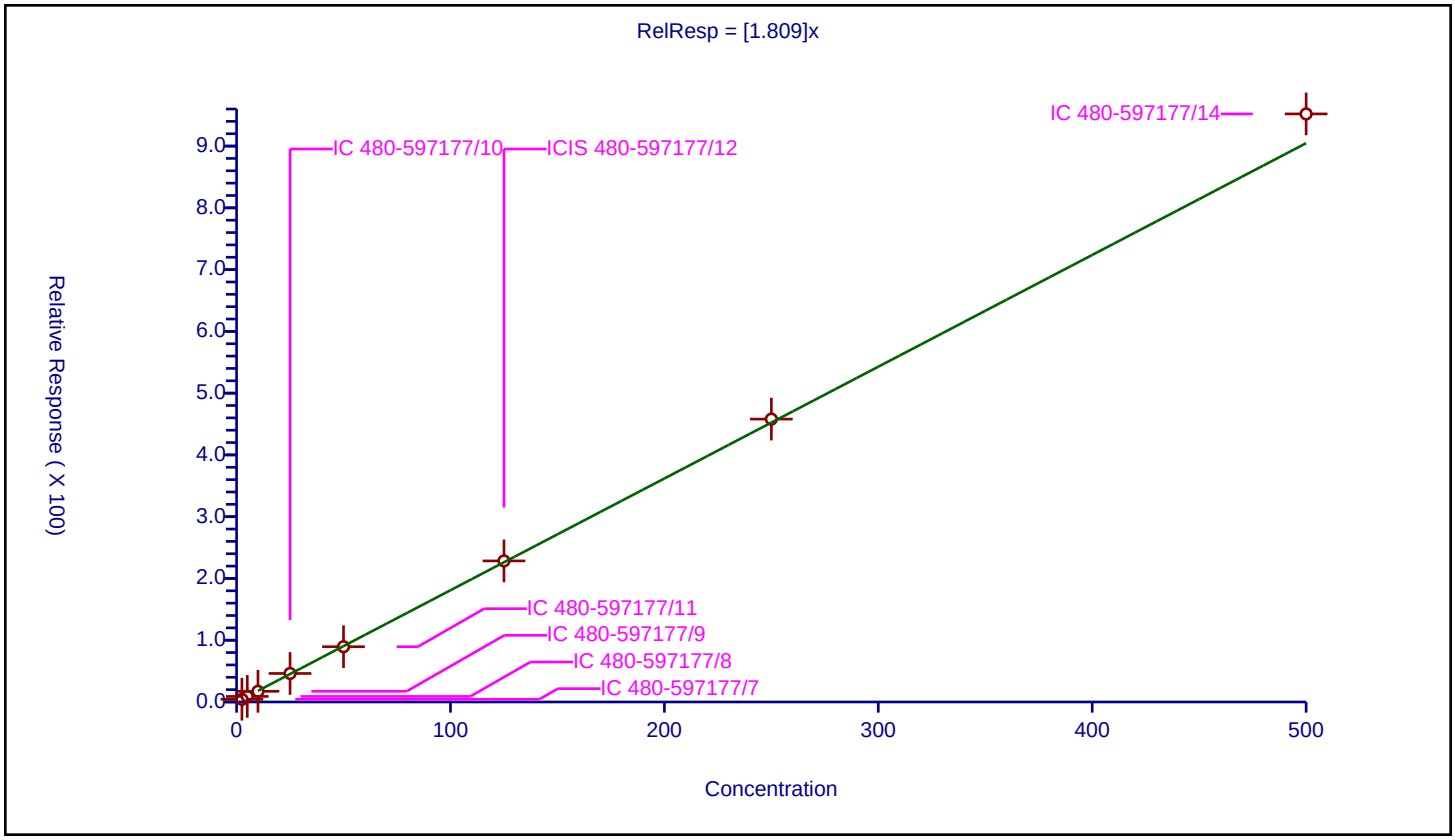

Calibration / Chlorobromomethane

Curve Type:	Average
Weighting:	Conc_Sq
Origin:	Force
Dependency:	Response
Calib Mode:	ISTD
Response Base:	AREA
RF Rounding:	0

Curve Coefficients

Intercept:	0
Slope:	0.8149

Error Coefficients

Standard Error:	284000
Relative Standard Error:	3.9
Correlation Coefficient:	0.999
Coefficient of Determination (Adjusted):	0.998

ID	Level	Concentration	Rel. Resp.	IS Amount	IS Response	RRF	Used
1	IC 480-597177/7	0.5	0.394315	25.0	175621.0	0.78863	Y
2	IC 480-597177/8	1.0	0.802159	25.0	176617.0	0.802159	Y
3	IC 480-597177/9	2.0	1.554354	25.0	188358.0	0.777177	Y
4	IC 480-597177/10	5.0	4.353888	25.0	172501.0	0.870778	Y
5	IC 480-597177/11	10.0	8.515232	25.0	180503.0	0.851523	Y
6	ICIS 480-597177/12	25.0	20.471149	25.0	183562.0	0.818846	Y
7	IC 480-597177/13	50.0	40.024747	25.0	199421.0	0.800495	Y
8	IC 480-597177/14	100.0	80.959387	25.0	203750.0	0.809594	Y

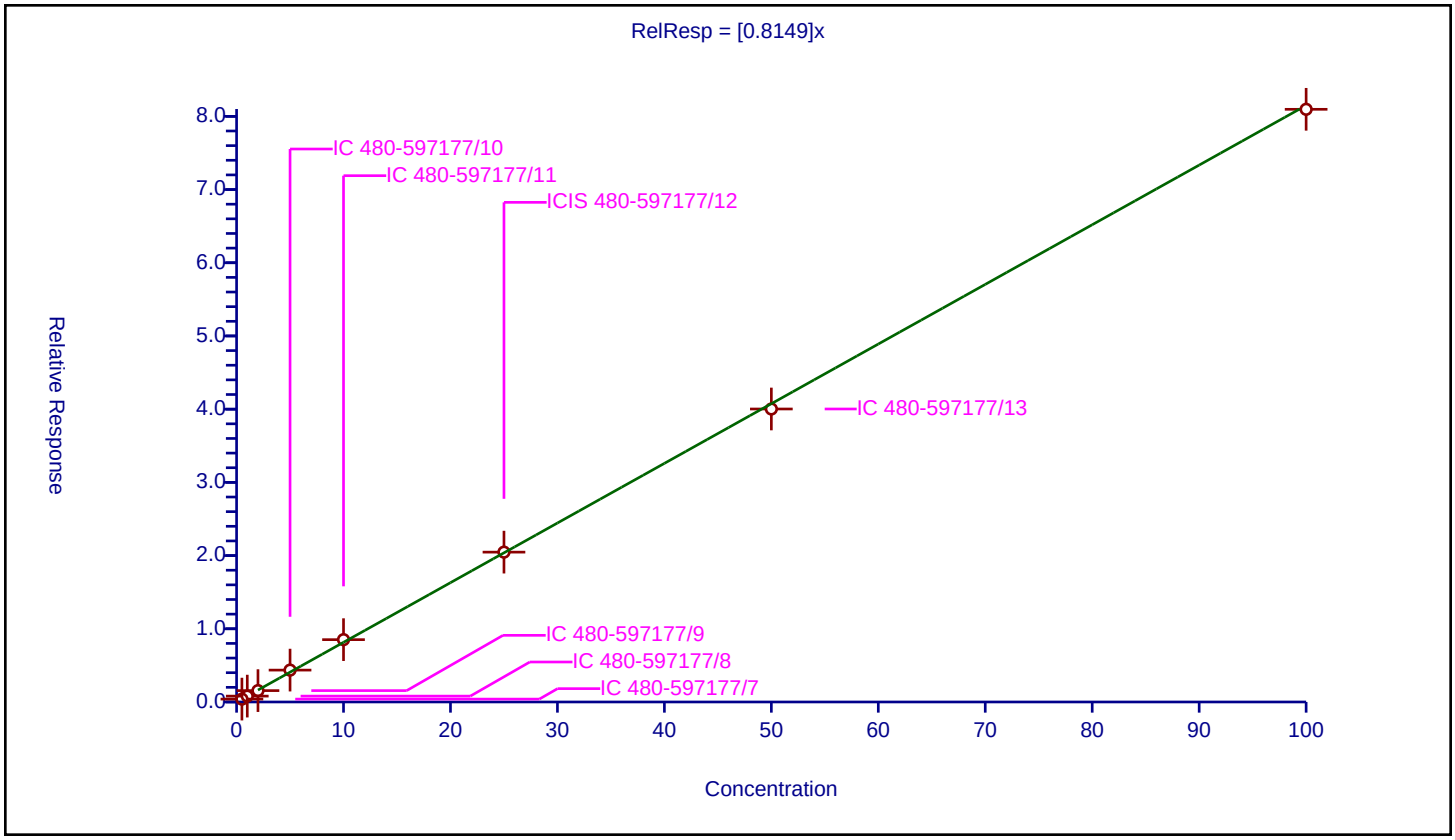

Calibration / Tetrahydrofuran

Curve Type:	Average
Weighting:	Conc_Sq
Origin:	Force
Dependency:	Response
Calib Mode:	ISTD
Response Base:	AREA
RF Rounding:	0

Curve Coefficients

Intercept:	0
Slope:	1.225

Error Coefficients

Standard Error:	851000
Relative Standard Error:	6.5
Correlation Coefficient:	0.998
Coefficient of Determination (Adjusted):	0.994

ID	Level	Concentration	Rel. Resp.	IS Amount	IS Response	RRF	Used
1	IC 480-597177/7	1.0	1.275189	25.0	175621.0	1.275189	Y
2	IC 480-597177/8	2.0	2.749735	25.0	176617.0	1.374868	Y
3	IC 480-597177/9	4.0	4.637578	25.0	188358.0	1.159395	Y
4	IC 480-597177/10	10.0	12.790361	25.0	172501.0	1.279036	Y
5	IC 480-597177/11	20.0	23.217897	25.0	180503.0	1.160895	Y
6	ICIS 480-597177/12	50.0	57.645782	25.0	183562.0	1.152916	Y
7	IC 480-597177/13	100.0	117.13824	25.0	199421.0	1.171382	Y
8	IC 480-597177/14	200.0	244.979632	25.0	203750.0	1.224898	Y

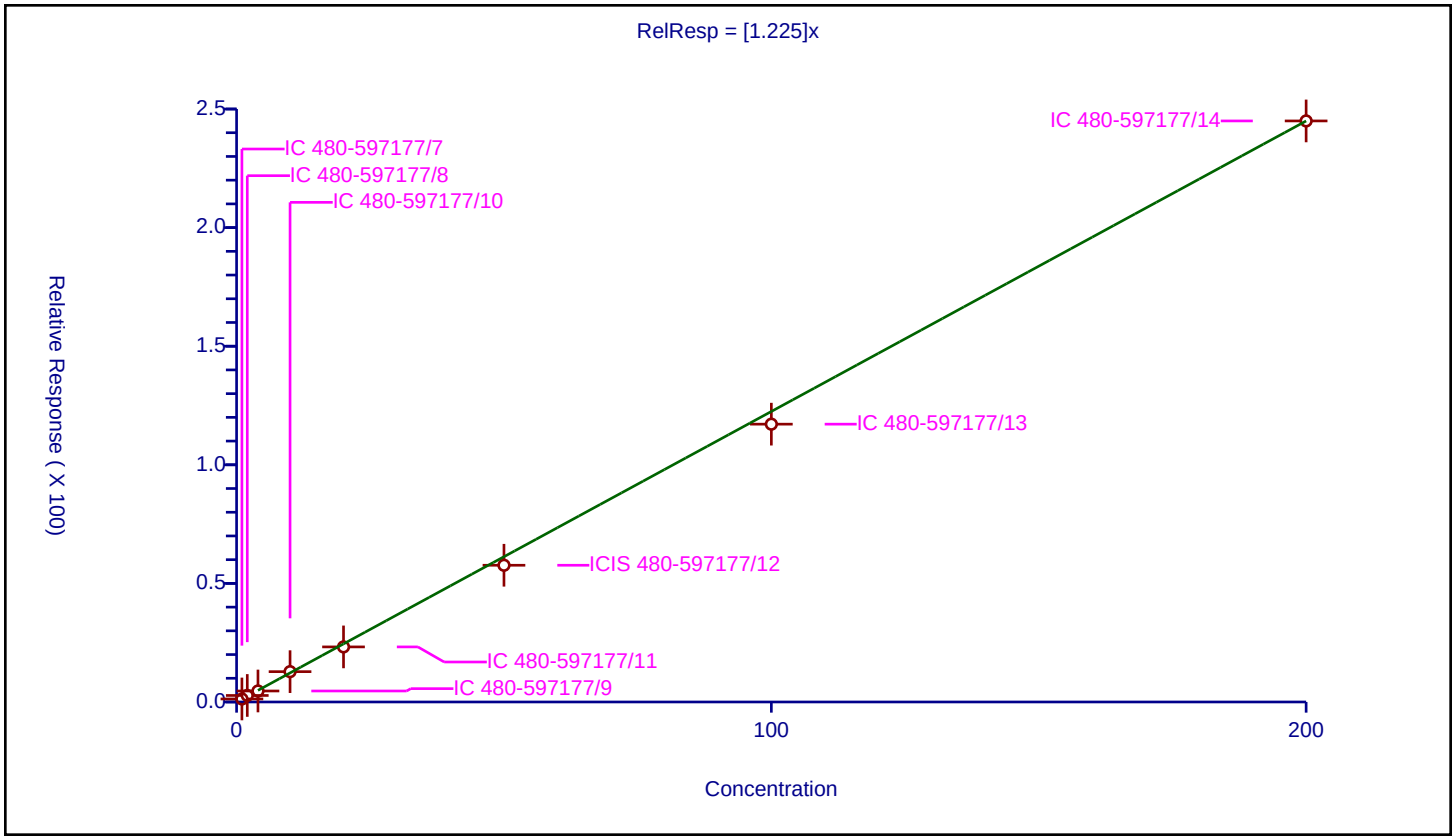

Calibration / Chloroform

Curve Type:	Average
Weighting:	Conc_Sq
Origin:	Force
Dependency:	Response
Calib Mode:	ISTD
Response Base:	AREA
RF Rounding:	0

Curve Coefficients

Intercept:	0
Slope:	2.543

Error Coefficients

Standard Error:	851000
Relative Standard Error:	6.9
Correlation Coefficient:	0.999
Coefficient of Determination (Adjusted):	0.993

ID	Level	Concentration	Rel. Resp.	IS Amount	IS Response	RRF	Used
1	IC 480-597177/7	0.5	1.311916	25.0	175621.0	2.623832	Y
2	IC 480-597177/8	1.0	2.87812	25.0	176617.0	2.87812	Y
3	IC 480-597177/9	2.0	4.78517	25.0	188358.0	2.392585	Y
4	IC 480-597177/10	5.0	13.478762	25.0	172501.0	2.695752	Y
5	IC 480-597177/11	10.0	24.892938	25.0	180503.0	2.489294	Y
6	ICIS 480-597177/12	25.0	60.819778	25.0	183562.0	2.432791	Y
7	IC 480-597177/13	50.0	120.334493	25.0	199421.0	2.40669	Y
8	IC 480-597177/14	100.0	242.447117	25.0	203750.0	2.424471	Y

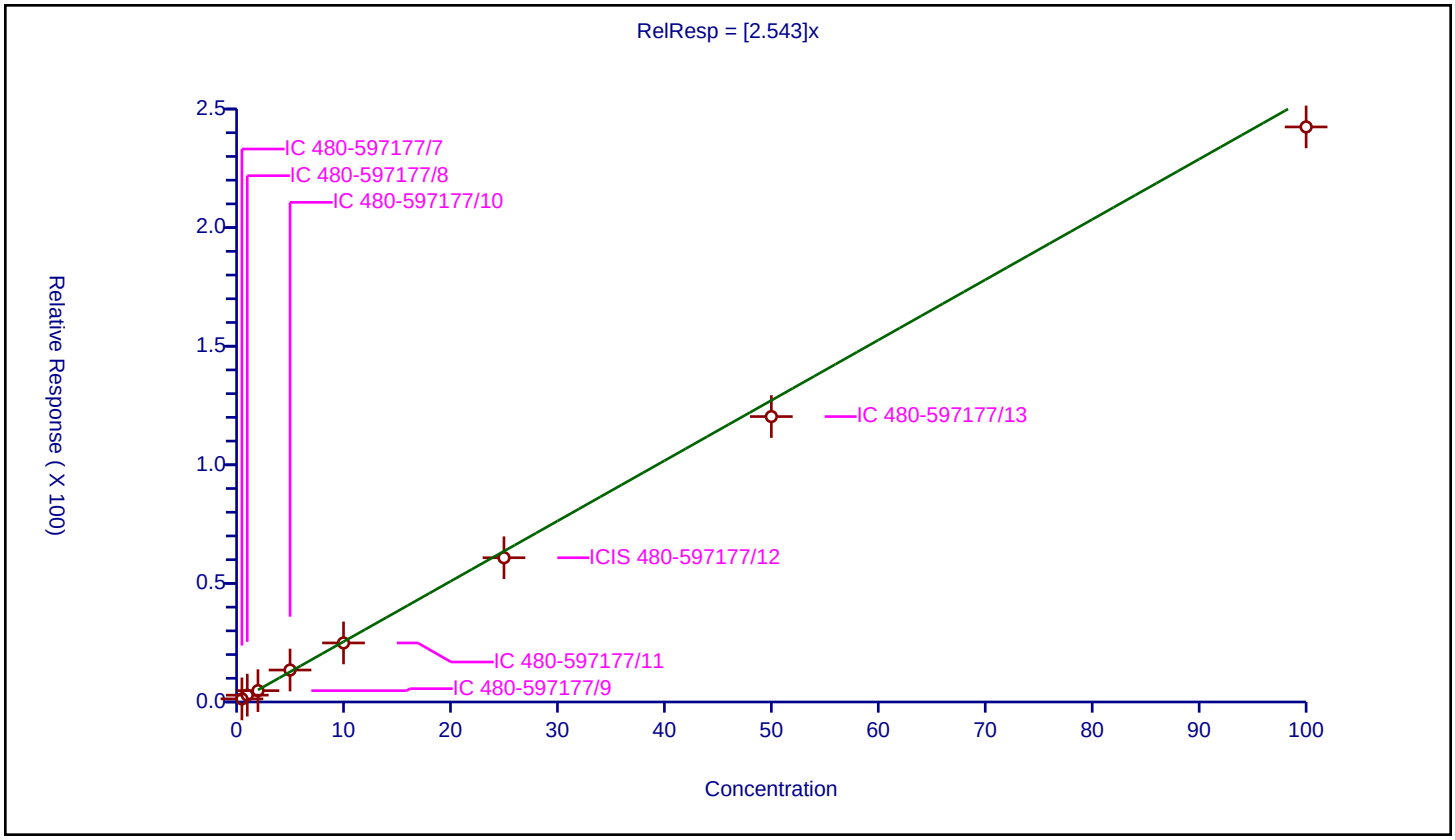

Calibration / 1,1,1-Trichloroethane

Curve Type:	Average
Weighting:	Conc_Sq
Origin:	Force
Dependency:	Response
Calib Mode:	ISTD
Response Base:	AREA
RF Rounding:	0

Curve Coefficients

Intercept:	0
Slope:	1.838

Error Coefficients

Standard Error:	772000
Relative Standard Error:	11.3
Correlation Coefficient:	0.999
Coefficient of Determination (Adjusted):	0.985

ID	Level	Concentration	Rel. Resp.	IS Amount	IS Response	RRF	Used
1	IC 480-597177/7	0.5	0.655816	25.0	175621.0	1.311631	N
2	IC 480-597177/8	1.0	1.548407	25.0	176617.0	1.548407	Y
3	IC 480-597177/9	2.0	3.084552	25.0	188358.0	1.542276	Y
4	IC 480-597177/10	5.0	9.451105	25.0	172501.0	1.890221	Y
5	IC 480-597177/11	10.0	18.882235	25.0	180503.0	1.888223	Y
6	ICIS 480-597177/12	25.0	48.640786	25.0	183562.0	1.945631	Y
7	IC 480-597177/13	50.0	100.209983	25.0	199421.0	2.0042	Y
8	IC 480-597177/14	100.0	204.953006	25.0	203750.0	2.04953	Y

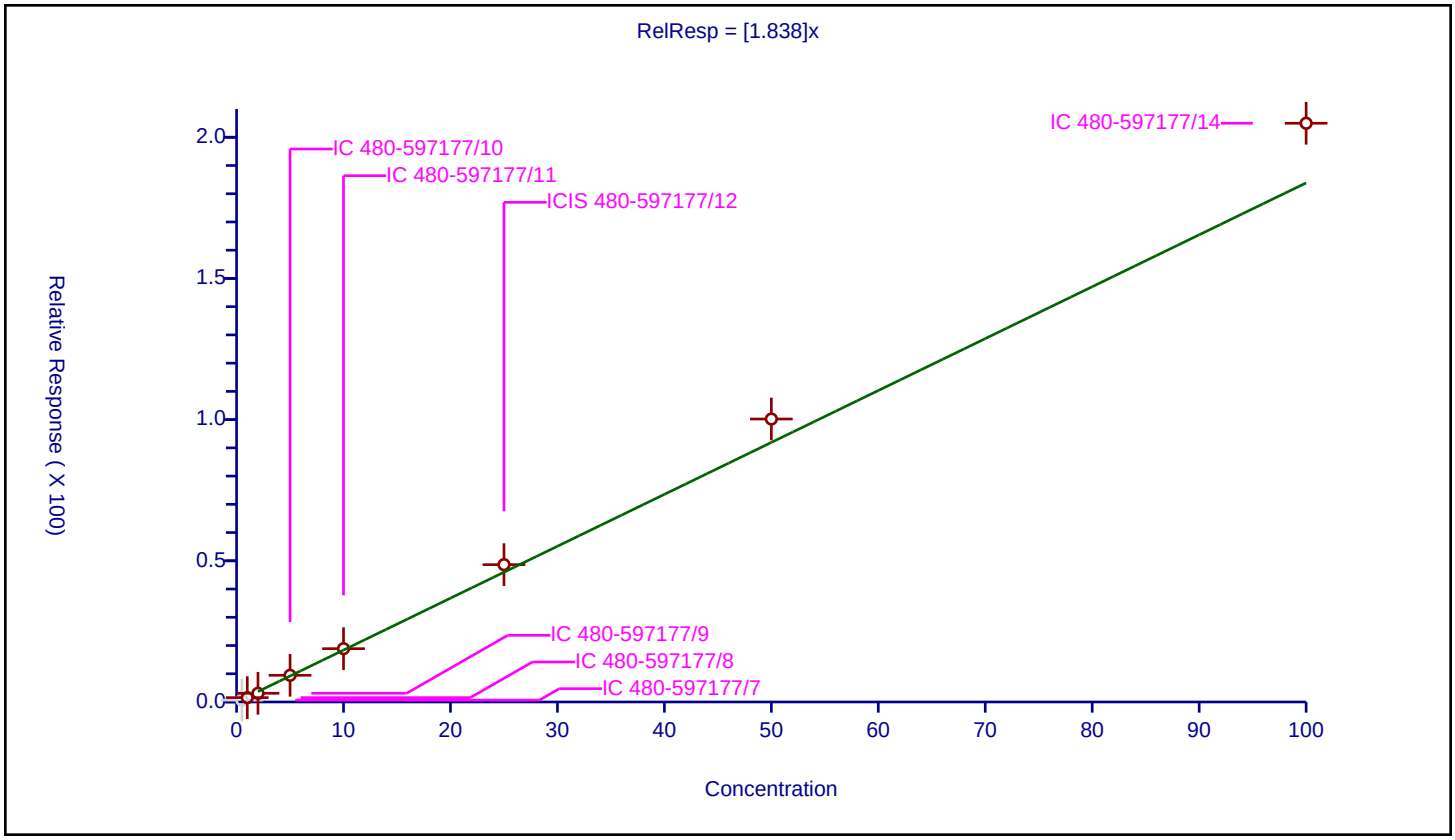

Calibration / Cyclohexane

Curve Type:	Average
Weighting:	Conc_Sq
Origin:	Force
Dependency:	Response
Calib Mode:	ISTD
Response Base:	AREA
RF Rounding:	0

Curve Coefficients

Intercept:	0
Slope:	3.546

Error Coefficients

Standard Error:	1520000
Relative Standard Error:	14.2
Correlation Coefficient:	0.999
Coefficient of Determination (Adjusted):	0.976

ID	Level	Concentration	Rel. Resp.	IS Amount	IS Response	RRF	Used
1	IC 480-597177/7	0.5	1.263374	25.0	175621.0	2.526748	N
2	IC 480-597177/8	1.0	3.258605	25.0	176617.0	3.258605	Y
3	IC 480-597177/9	2.0	5.207902	25.0	188358.0	2.603951	Y
4	IC 480-597177/10	5.0	18.275256	25.0	172501.0	3.655051	Y
5	IC 480-597177/11	10.0	34.147632	25.0	180503.0	3.414763	Y
6	ICIS 480-597177/12	25.0	98.788284	25.0	183562.0	3.951531	Y
7	IC 480-597177/13	50.0	195.427387	25.0	199421.0	3.908548	Y
8	IC 480-597177/14	100.0	403.128098	25.0	203750.0	4.031281	Y

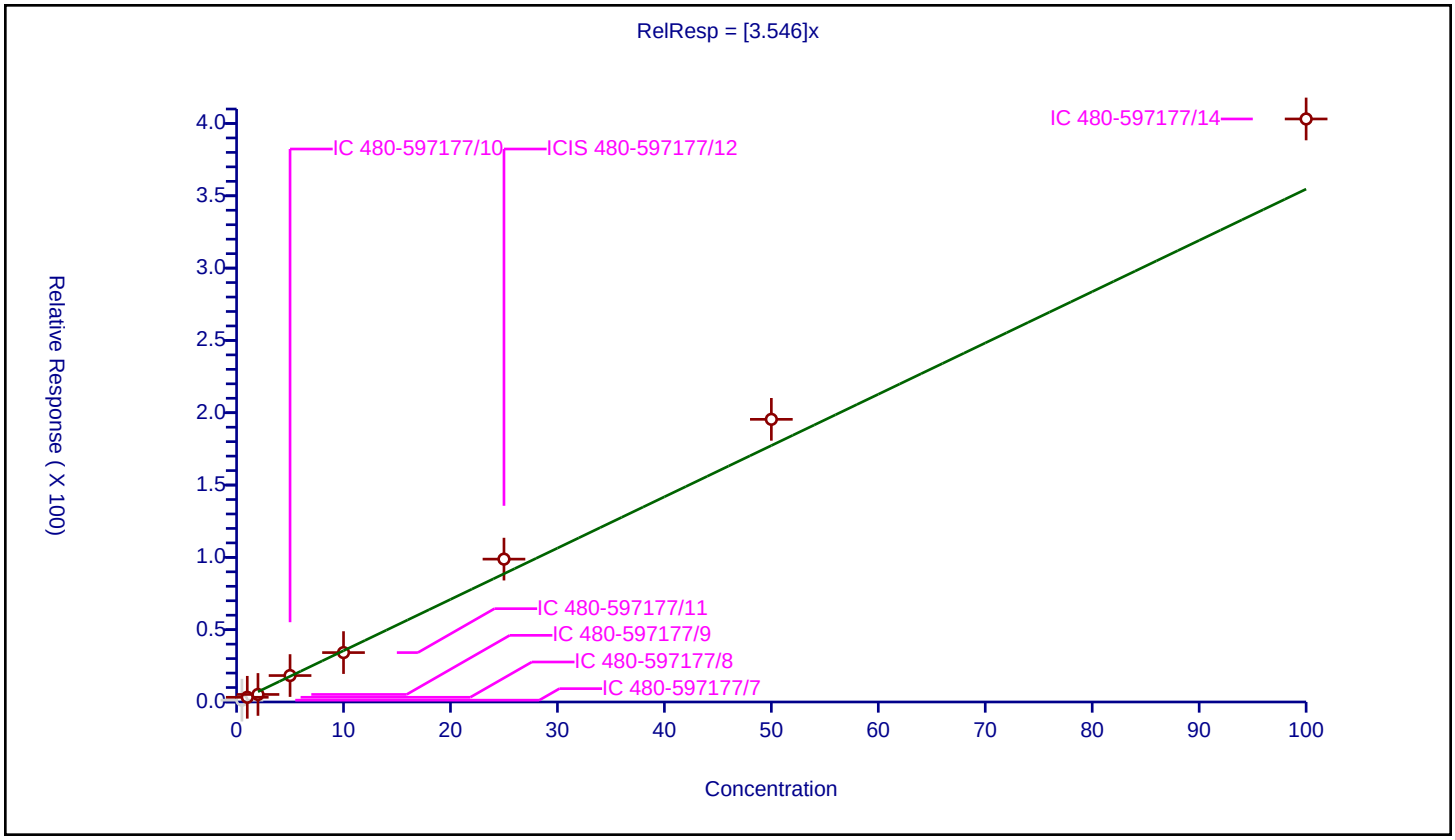

Calibration / Dibromofluoromethane (Surr)

Curve Type:	Average
Weighting:	Conc_Sq
Origin:	Force
Dependency:	Response
Calib Mode:	ISTD
Response Base:	AREA
RF Rounding:	0

Curve Coefficients

Intercept:	0
Slope:	1.364

Error Coefficients

Standard Error:	270000
Relative Standard Error:	1.9
Correlation Coefficient:	NA
Coefficient of Determination (Adjusted):	0

ID	Level	Concentration	Rel. Resp.	IS Amount	IS Response	RRF	Used
1	IC 480-597177/7	25.0	33.698419	25.0	175621.0	1.347937	Y
2	IC 480-597177/8	25.0	34.433548	25.0	176617.0	1.377342	Y
3	IC 480-597177/9	25.0	33.583655	25.0	188358.0	1.343346	Y
4	IC 480-597177/10	25.0	35.245303	25.0	172501.0	1.409812	Y
5	IC 480-597177/11	25.0	34.171731	25.0	180503.0	1.366869	Y
6	ICIS 480-597177/12	25.0	34.437956	25.0	183562.0	1.377518	Y
7	IC 480-597177/13	25.0	33.146835	25.0	199421.0	1.325873	Y
8	IC 480-597177/14	25.0	34.126258	25.0	203750.0	1.36505	Y

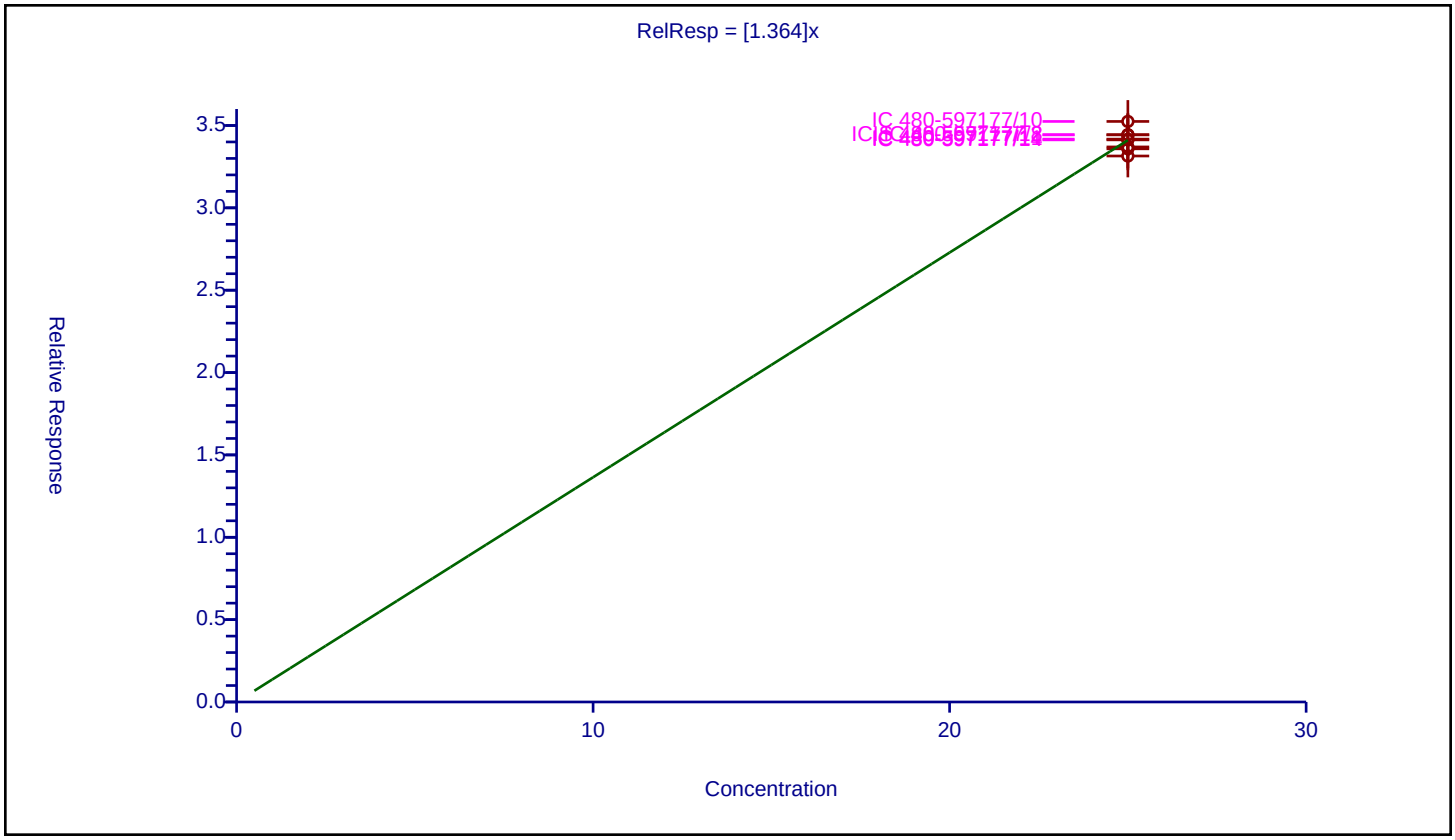

Calibration / Carbon tetrachloride

Curve Type:	Average
Weighting:	Conc_Sq
Origin:	Force
Dependency:	Response
Calib Mode:	ISTD
Response Base:	AREA
RF Rounding:	0

Curve Coefficients

Intercept:	0
Slope:	1.493

Error Coefficients

Standard Error:	684000
Relative Standard Error:	16.5
Correlation Coefficient:	0.997
Coefficient of Determination (Adjusted):	0.968

ID	Level	Concentration	Rel. Resp.	IS Amount	IS Response	RRF	Used
1	IC 480-597177/7	0.5	0.493819	25.0	175621.0	0.987638	N
2	IC 480-597177/8	1.0	1.367932	25.0	176617.0	1.367932	Y
3	IC 480-597177/9	2.0	2.28501	25.0	188358.0	1.142505	Y
4	IC 480-597177/10	5.0	7.050974	25.0	172501.0	1.410195	Y
5	IC 480-597177/11	10.0	13.281497	25.0	180503.0	1.32815	Y
6	ICIS 480-597177/12	25.0	41.435319	25.0	183562.0	1.657413	Y
7	IC 480-597177/13	50.0	85.346578	25.0	199421.0	1.706932	Y
8	IC 480-597177/14	100.0	183.732515	25.0	203750.0	1.837325	Y

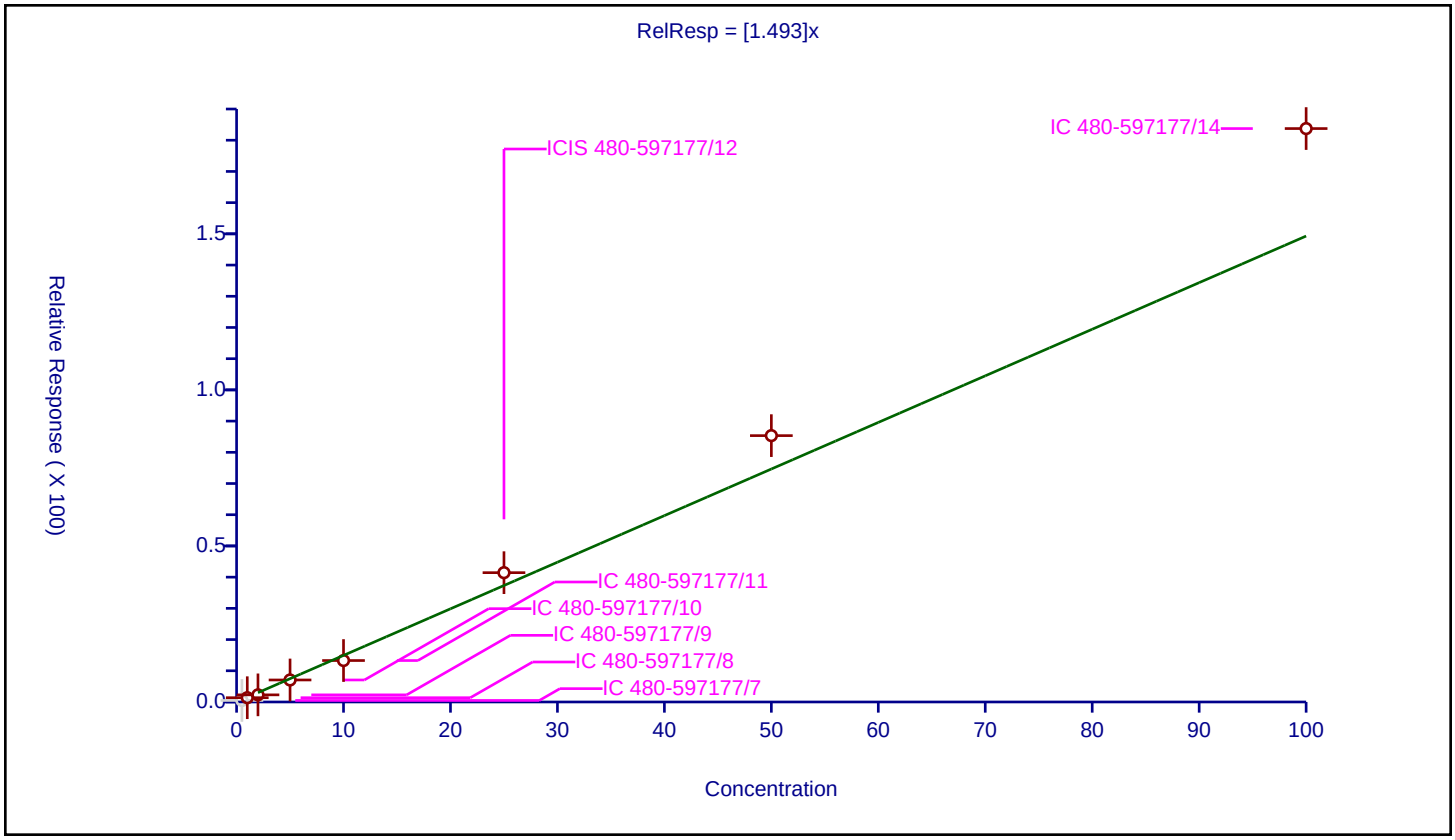

Calibration / 1,1-Dichloropropene

Curve Type:	Average
Weighting:	Conc_Sq
Origin:	Force
Dependency:	Response
Calib Mode:	ISTD
Response Base:	AREA
RF Rounding:	0

Curve Coefficients

Intercept:	0
Slope:	1.811

Error Coefficients

Standard Error:	748000
Relative Standard Error:	10.1
Correlation Coefficient:	1.000
Coefficient of Determination (Adjusted):	0.988

ID	Level	Concentration	Rel. Resp.	IS Amount	IS Response	RRF	Used
1	IC 480-597177/7	0.5	0.579088	25.0	175621.0	1.158176	N
2	IC 480-597177/8	1.0	1.578132	25.0	176617.0	1.578132	Y
3	IC 480-597177/9	2.0	3.195643	25.0	188358.0	1.597822	Y
4	IC 480-597177/10	5.0	8.712123	25.0	172501.0	1.742425	Y
5	IC 480-597177/11	10.0	17.927957	25.0	180503.0	1.792796	Y
6	ICIS 480-597177/12	25.0	50.279061	25.0	183562.0	2.011162	Y
7	IC 480-597177/13	50.0	99.238671	25.0	199421.0	1.984773	Y
8	IC 480-597177/14	100.0	196.751288	25.0	203750.0	1.967513	Y

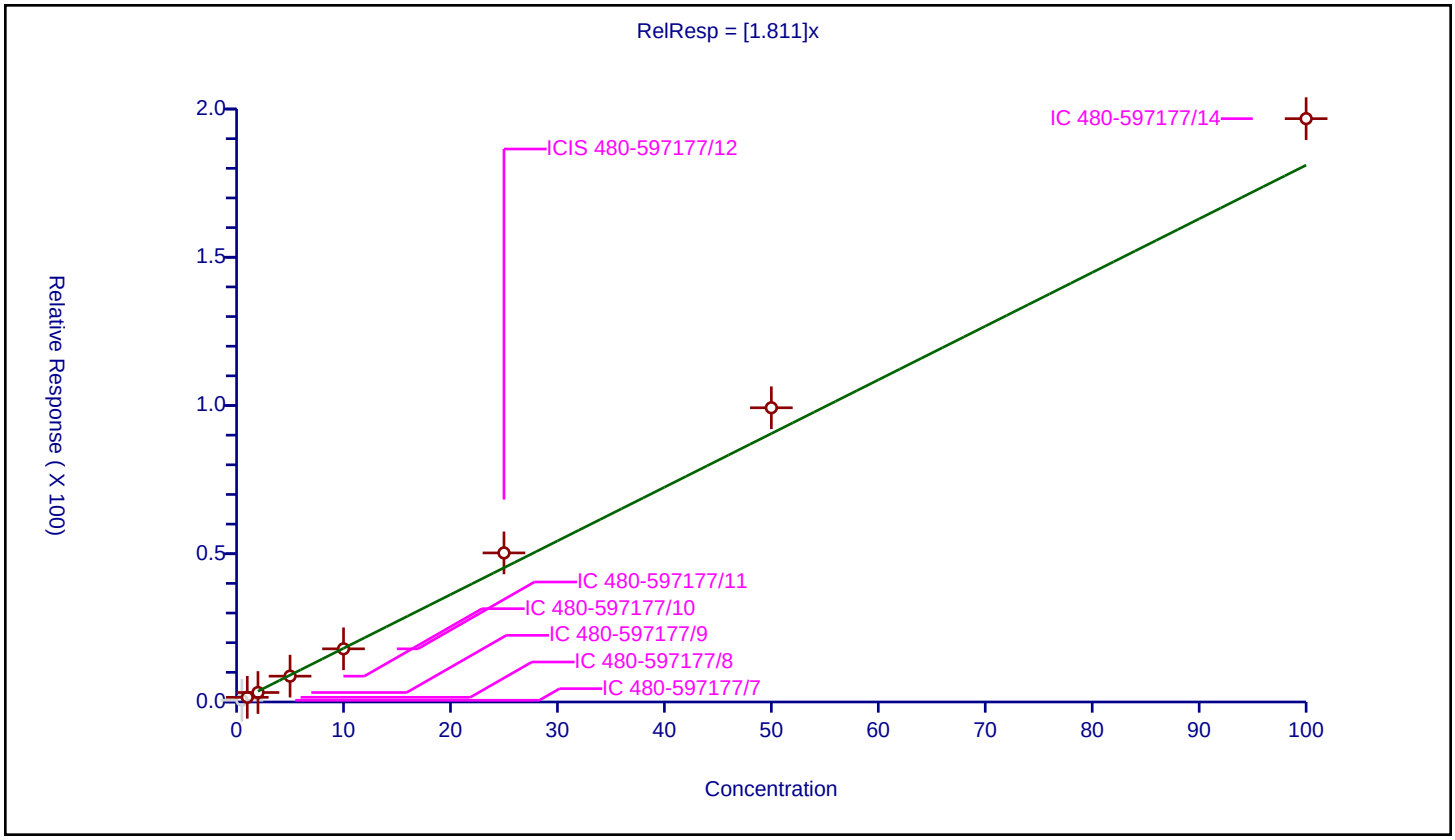

Calibration / 1,2-Dichloroethane-d4 (Surr)

Curve Type:	Average
Weighting:	Conc_Sq
Origin:	Force
Dependency:	Response
Calib Mode:	ISTD
Response Base:	AREA
RF Rounding:	0

Curve Coefficients

Intercept:	0
Slope:	1.765

Error Coefficients

Standard Error:	349000
Relative Standard Error:	1.4
Correlation Coefficient:	0
Coefficient of Determination (Adjusted):	0

ID	Level	Concentration	Rel. Resp.	IS Amount	IS Response	RRF	Used
1	IC 480-597177/7	25.0	45.223663	25.0	175621.0	1.808947	Y
2	IC 480-597177/8	25.0	44.078288	25.0	176617.0	1.763132	Y
3	IC 480-597177/9	25.0	43.265617	25.0	188358.0	1.730625	Y
4	IC 480-597177/10	25.0	44.430177	25.0	172501.0	1.777207	Y
5	IC 480-597177/11	25.0	44.311175	25.0	180503.0	1.772447	Y
6	ICIS 480-597177/12	25.0	43.588406	25.0	183562.0	1.743536	Y
7	IC 480-597177/13	25.0	44.279439	25.0	199421.0	1.771178	Y
8	IC 480-597177/14	25.0	43.745031	25.0	203750.0	1.749801	Y

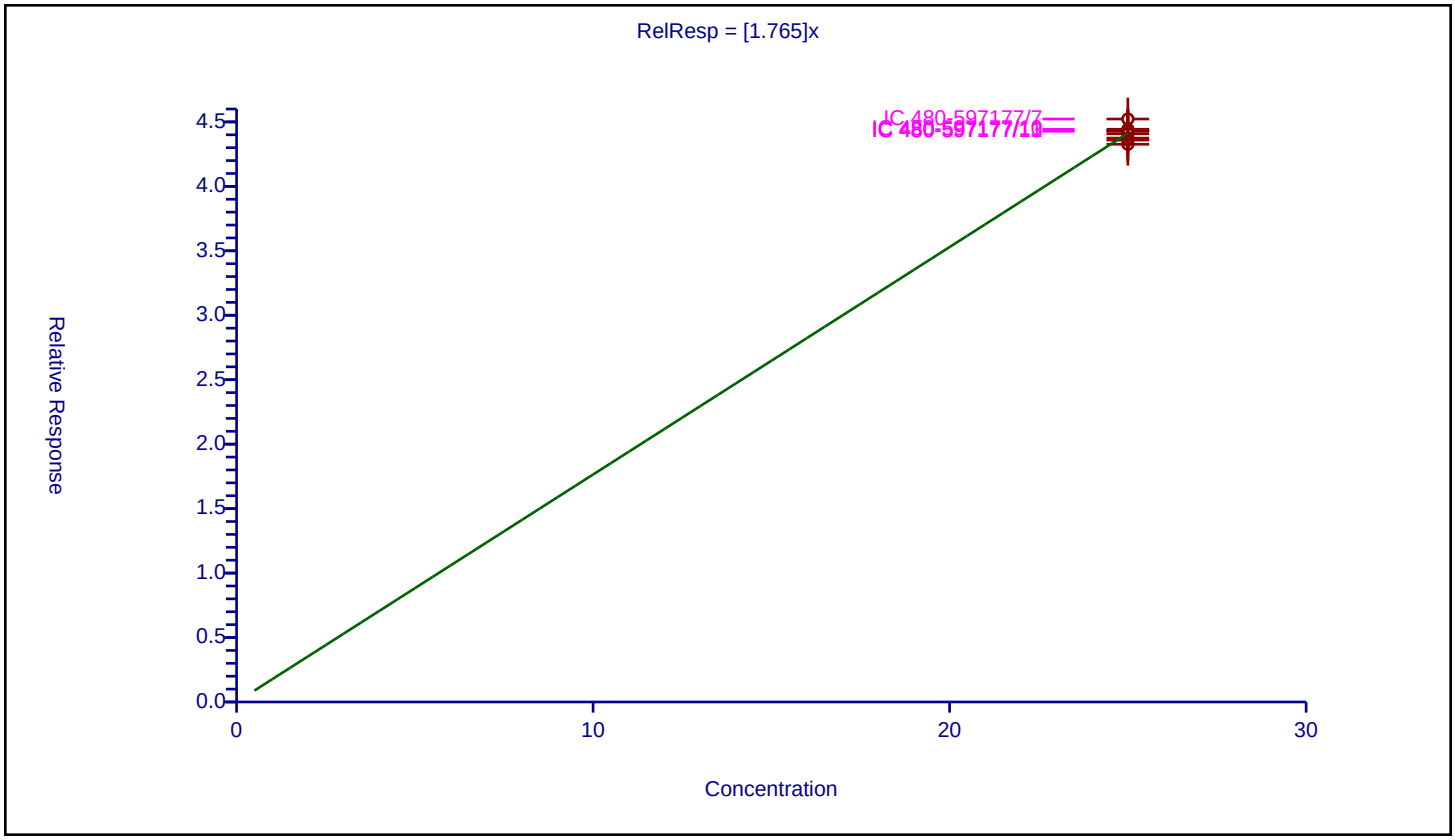

Calibration / Benzene

Curve Type:	Average
Weighting:	Conc_Sq
Origin:	Force
Dependency:	Response
Calib Mode:	ISTD
Response Base:	AREA
RF Rounding:	0

Curve Coefficients

Intercept:	0
Slope:	5.645

Error Coefficients

Standard Error:	2220000
Relative Standard Error:	5.7
Correlation Coefficient:	0.999
Coefficient of Determination (Adjusted):	0.996

ID	Level	Concentration	Rel. Resp.	IS Amount	IS Response	RRF	Used
1	IC 480-597177/7	0.5	2.205175	25.0	175621.0	4.41035	N
2	IC 480-597177/8	1.0	5.681503	25.0	176617.0	5.681503	Y
3	IC 480-597177/9	2.0	9.97449	25.0	188358.0	4.987245	Y
4	IC 480-597177/10	5.0	29.559539	25.0	172501.0	5.911908	Y
5	IC 480-597177/11	10.0	55.215287	25.0	180503.0	5.521529	Y
6	ICIS 480-597177/12	25.0	142.600184	25.0	183562.0	5.704007	Y
7	IC 480-597177/13	50.0	293.104914	25.0	199421.0	5.862098	Y
8	IC 480-597177/14	100.0	584.46638	25.0	203750.0	5.844664	Y

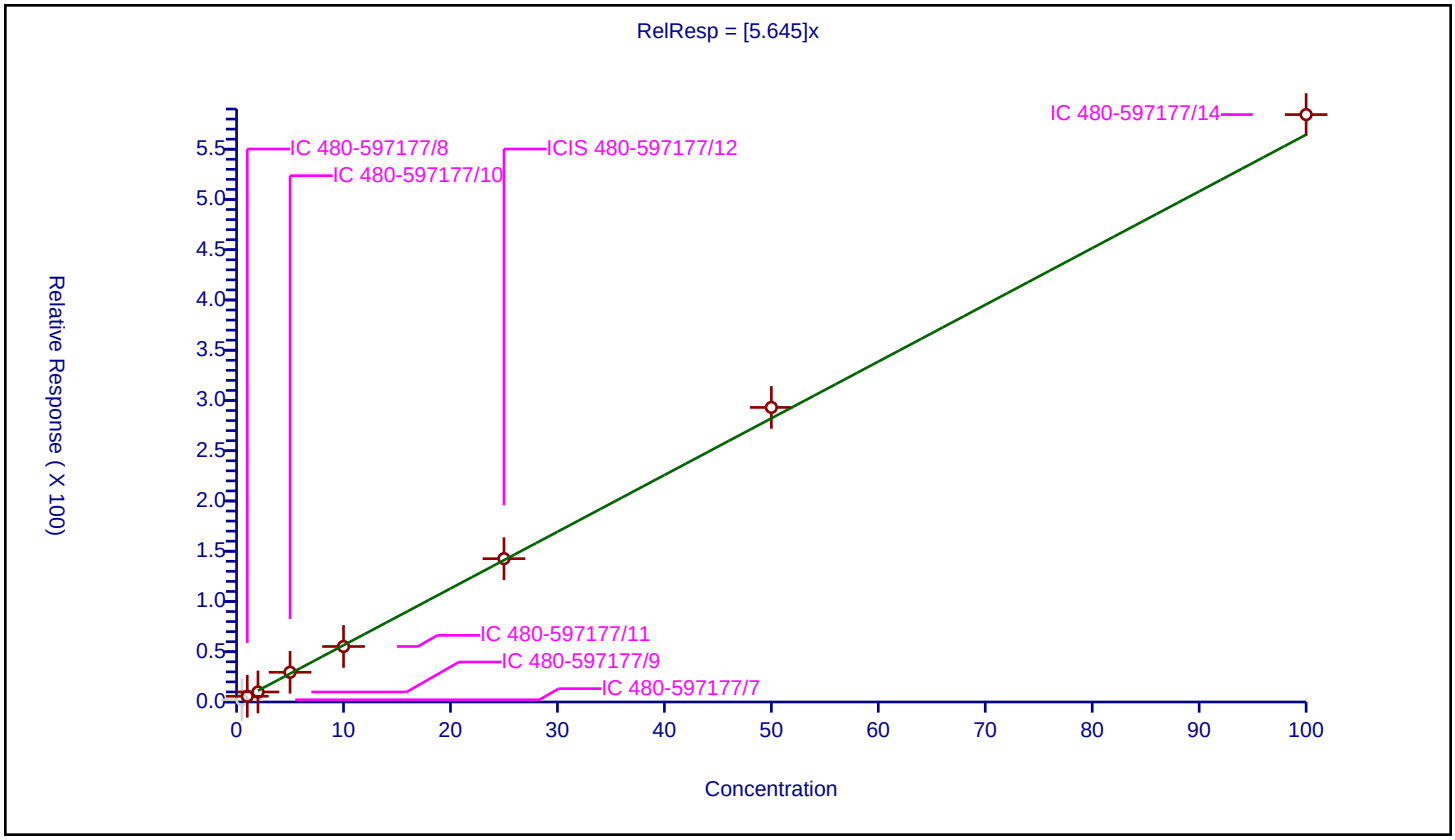

Calibration / Isobutyl alcohol

Curve Type:	Average
Weighting:	Conc_Sq
Origin:	Force
Dependency:	Response
Calib Mode:	ISTD
Response Base:	AREA
RF Rounding:	0

Curve Coefficients

Intercept:	0
Slope:	0.127

Error Coefficients

Standard Error:	731000
Relative Standard Error:	17.0
Correlation Coefficient:	0.991
Coefficient of Determination (Adjusted):	0.966

ID	Level	Concentration	Rel. Resp.	IS Amount	IS Response	RRF	Used
1	IC 480-597177/7	12.5	1.306791	25.0	175621.0	0.104543	Y
2	IC 480-597177/8	25.0	2.734023	25.0	176617.0	0.109361	Y
3	IC 480-597177/9	50.0	5.577013	25.0	188358.0	0.11154	Y
4	IC 480-597177/10	125.0	15.736141	25.0	172501.0	0.125889	Y
5	IC 480-597177/11	250.0	31.952101	25.0	180503.0	0.127808	Y
6	ICIS 480-597177/12	625.0	90.801201	25.0	183562.0	0.145282	Y
7	IC 480-597177/13	1250.0	205.907979	25.0	199421.0	0.164726	Y
8	IC 480-597177/14	2500.0	478.781104	25.0	203750.0	0.191512	N

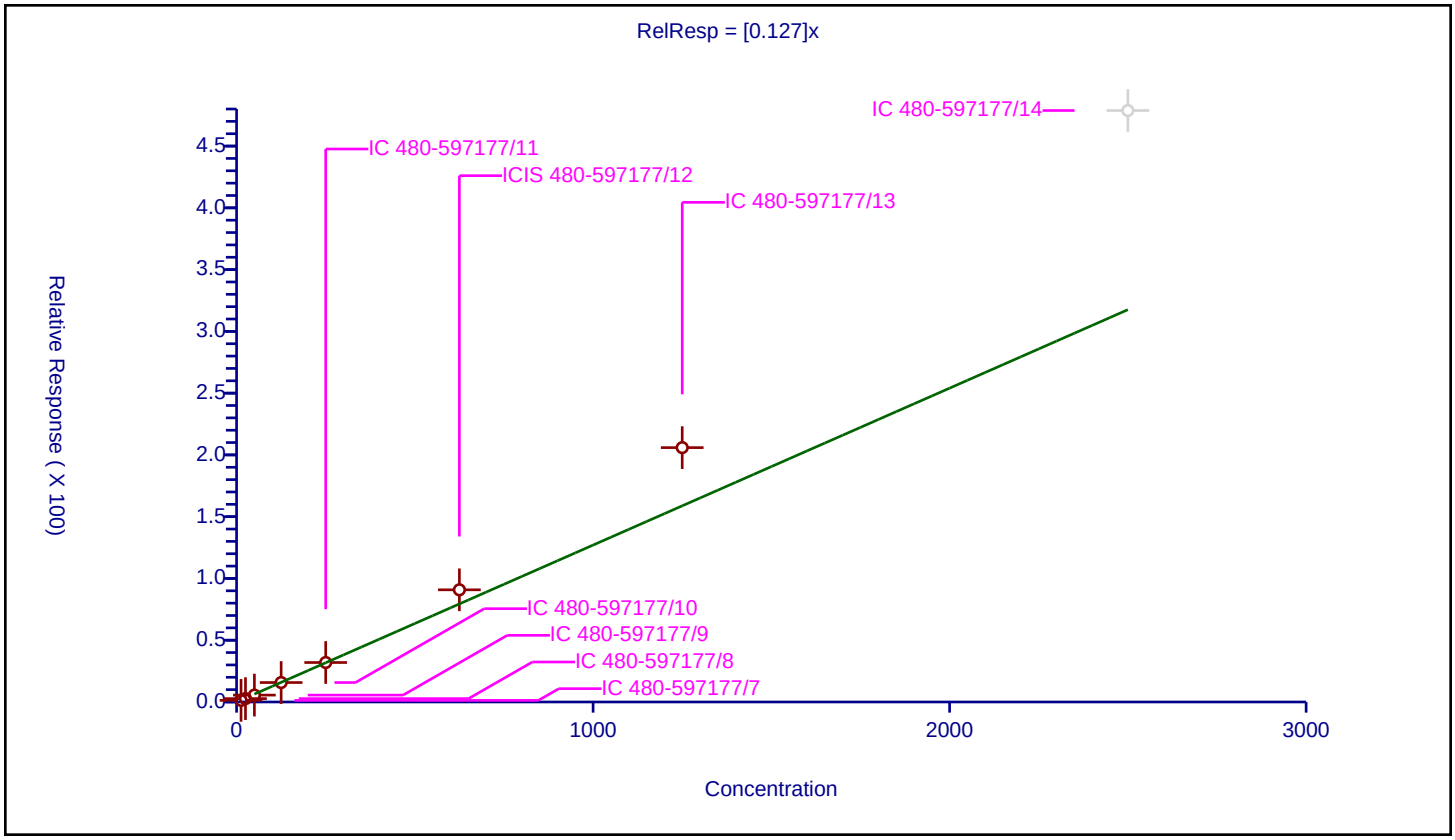

Calibration / 1,2-Dichloroethane

Curve Type:	Average
Weighting:	Conc_Sq
Origin:	Force
Dependency:	Response
Calib Mode:	ISTD
Response Base:	AREA
RF Rounding:	0

Curve Coefficients

Intercept:	0
Slope:	2.642

Error Coefficients

Standard Error:	915000
Relative Standard Error:	4.4
Correlation Coefficient:	1.000
Coefficient of Determination (Adjusted):	0.997

ID	Level	Concentration	Rel. Resp.	IS Amount	IS Response	RRF	Used
1	IC 480-597177/7	0.5	1.26679	25.0	175621.0	2.533581	Y
2	IC 480-597177/8	1.0	2.771392	25.0	176617.0	2.771392	Y
3	IC 480-597177/9	2.0	5.031509	25.0	188358.0	2.515755	Y
4	IC 480-597177/10	5.0	14.283251	25.0	172501.0	2.85665	Y
5	IC 480-597177/11	10.0	26.074359	25.0	180503.0	2.607436	Y
6	ICIS 480-597177/12	25.0	66.025376	25.0	183562.0	2.641015	Y
7	IC 480-597177/13	50.0	130.562478	25.0	199421.0	2.61125	Y
8	IC 480-597177/14	100.0	260.286258	25.0	203750.0	2.602863	Y

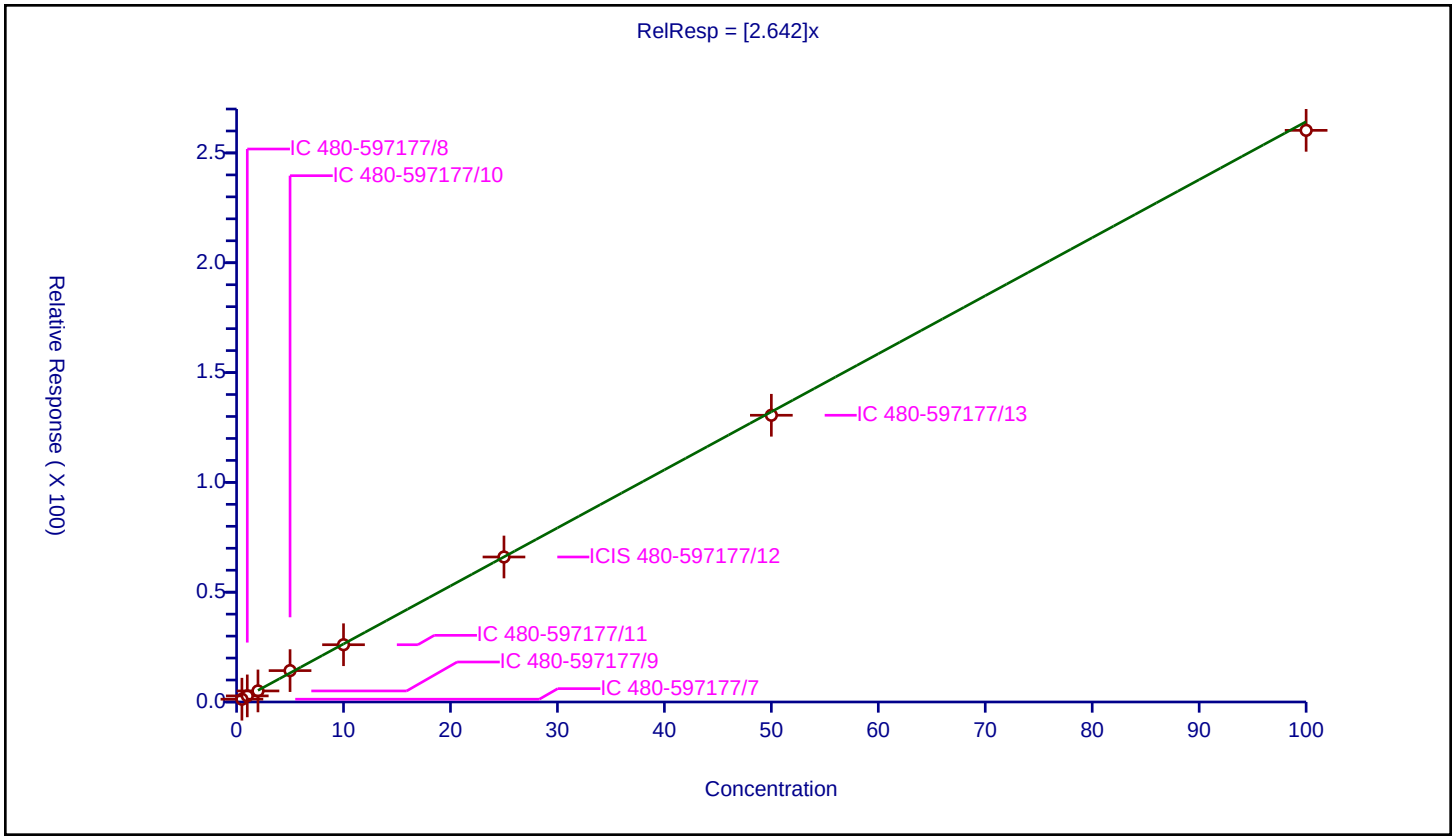

Calibration / n-Heptane

Curve Type:	Average
Weighting:	Conc_Sq
Origin:	Force
Dependency:	Response
Calib Mode:	ISTD
Response Base:	AREA
RF Rounding:	0

Curve Coefficients

Intercept:	0
Slope:	4.018

Error Coefficients

Standard Error:	1560000
Relative Standard Error:	11.3
Correlation Coefficient:	0.999
Coefficient of Determination (Adjusted):	0.985

ID	Level	Concentration	Rel. Resp.	IS Amount	IS Response	RRF	Used
1	IC 480-597177/7	0.5	1.817693	25.0	175621.0	3.635385	Y
2	IC 480-597177/8	1.0	3.4354	25.0	176617.0	3.4354	Y
3	IC 480-597177/9	2.0	7.037264	25.0	188358.0	3.518632	Y
4	IC 480-597177/10	5.0	20.177999	25.0	172501.0	4.0356	Y
5	IC 480-597177/11	10.0	40.203764	25.0	180503.0	4.020376	Y
6	ICIS 480-597177/12	25.0	113.188732	25.0	183562.0	4.527549	Y
7	IC 480-597177/13	50.0	227.754725	25.0	199421.0	4.555094	Y
8	IC 480-597177/14	100.0	441.204172	25.0	203750.0	4.412042	Y

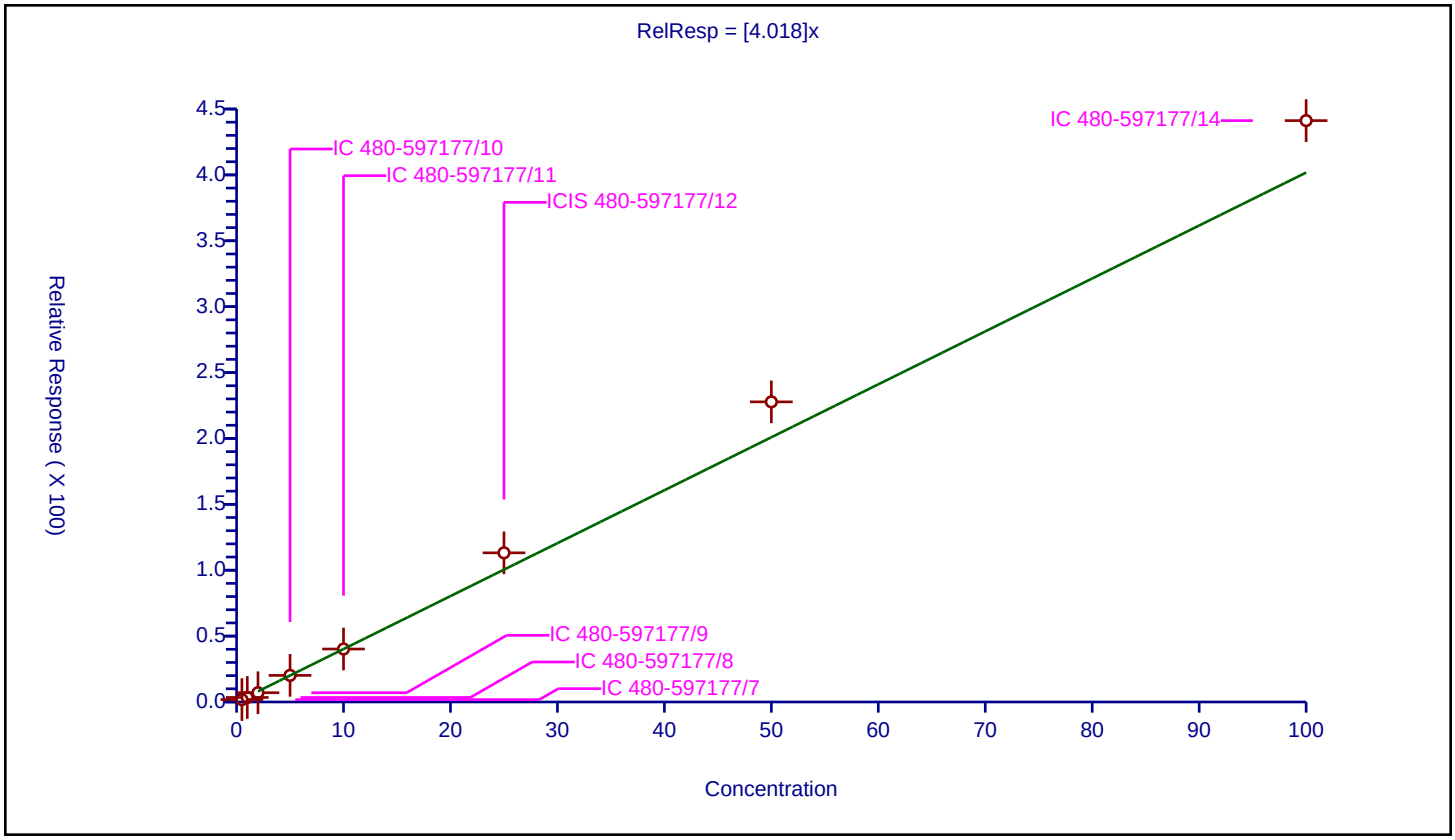

Calibration / Trichloroethene

Curve Type:	Average
Weighting:	Conc_Sq
Origin:	Force
Dependency:	Response
Calib Mode:	ISTD
Response Base:	AREA
RF Rounding:	0

Curve Coefficients

Intercept:	0
Slope:	1.397

Error Coefficients

Standard Error:	520000
Relative Standard Error:	8.4
Correlation Coefficient:	0.999
Coefficient of Determination (Adjusted):	0.991

ID	Level	Concentration	Rel. Resp.	IS Amount	IS Response	RRF	Used
1	IC 480-597177/7	0.5	0.599302	25.0	175621.0	1.198604	Y
2	IC 480-597177/8	1.0	1.249597	25.0	176617.0	1.249597	Y
3	IC 480-597177/9	2.0	2.724599	25.0	188358.0	1.362299	Y
4	IC 480-597177/10	5.0	7.548942	25.0	172501.0	1.509788	Y
5	IC 480-597177/11	10.0	14.187437	25.0	180503.0	1.418744	Y
6	ICIS 480-597177/12	25.0	36.904969	25.0	183562.0	1.476199	Y
7	IC 480-597177/13	50.0	74.066422	25.0	199421.0	1.481328	Y
8	IC 480-597177/14	100.0	148.05816	25.0	203750.0	1.480582	Y

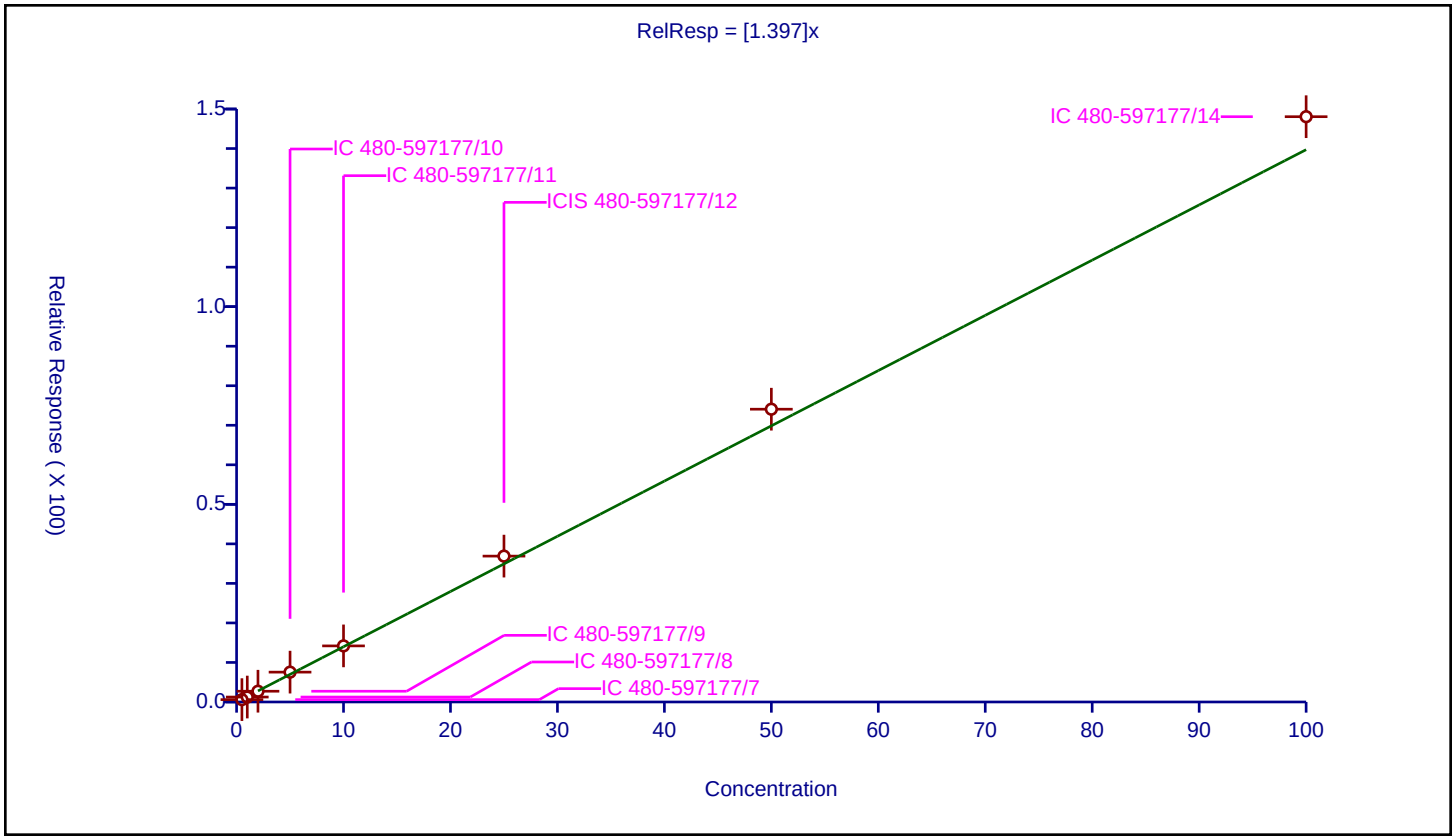

Calibration / Methylcyclohexane

Curve Type:	Average
Weighting:	Conc_Sq
Origin:	Force
Dependency:	Response
Calib Mode:	ISTD
Response Base:	AREA
RF Rounding:	0

Curve Coefficients

Intercept:	0
Slope:	2.173

Error Coefficients

Standard Error:	898000
Relative Standard Error:	10.6
Correlation Coefficient:	0.999
Coefficient of Determination (Adjusted):	0.986

ID	Level	Concentration	Rel. Resp.	IS Amount	IS Response	RRF	Used
1	IC 480-597177/7	0.5	0.588056	25.0	175621.0	1.176112	N
2	IC 480-597177/8	1.0	2.125079	25.0	176617.0	2.125079	Y
3	IC 480-597177/9	2.0	3.463086	25.0	188358.0	1.731543	Y
4	IC 480-597177/10	5.0	10.518345	25.0	172501.0	2.103669	Y
5	IC 480-597177/11	10.0	21.395766	25.0	180503.0	2.139577	Y
6	ICIS 480-597177/12	25.0	59.360461	25.0	183562.0	2.374418	Y
7	IC 480-597177/13	50.0	118.359777	25.0	199421.0	2.367196	Y
8	IC 480-597177/14	100.0	236.78135	25.0	203750.0	2.367813	Y

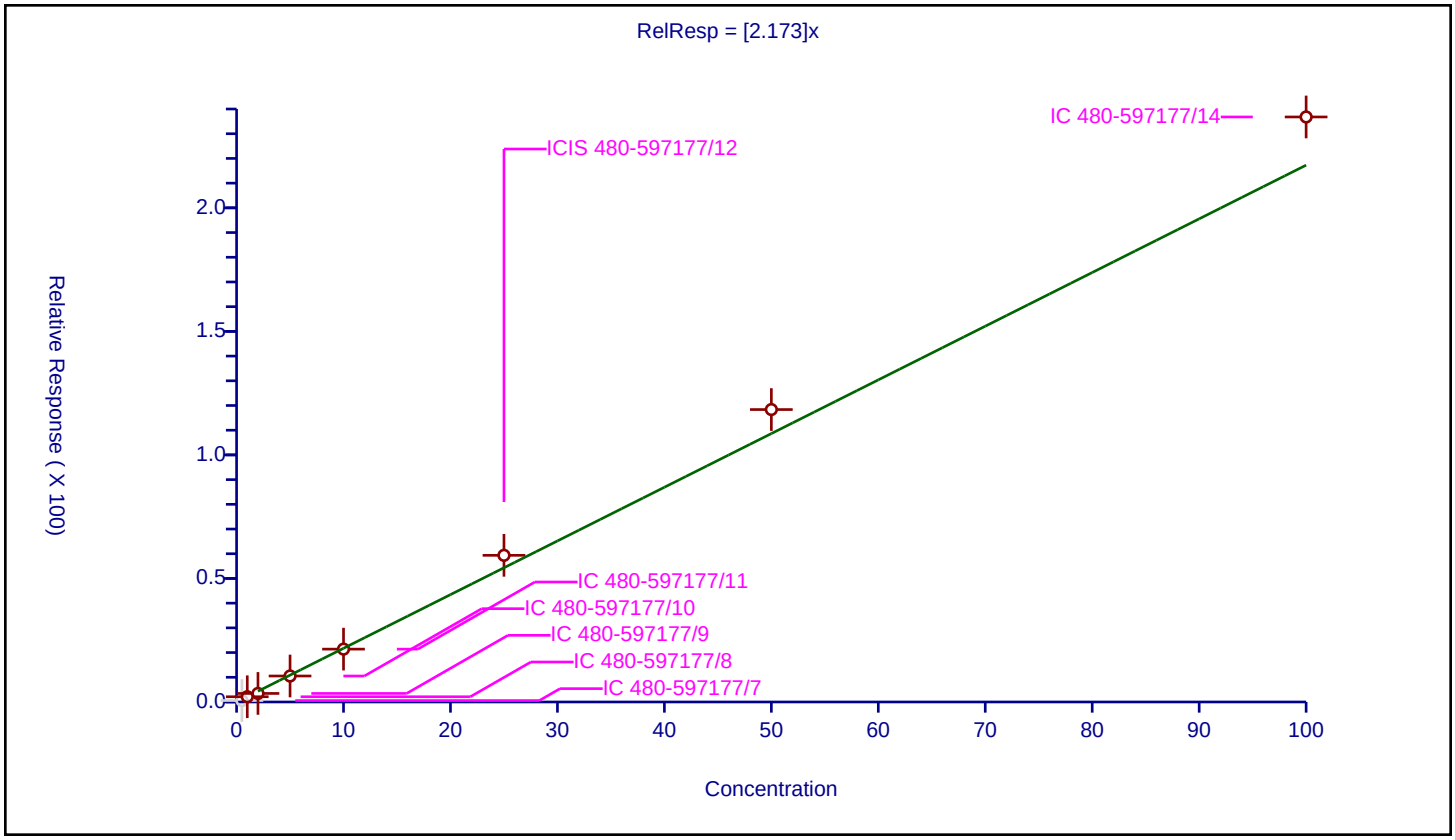

Calibration / 1,2-Dichloropropane

Curve Type:	Average
Weighting:	Conc_Sq
Origin:	Force
Dependency:	Response
Calib Mode:	ISTD
Response Base:	AREA
RF Rounding:	0

Curve Coefficients

Intercept:	0
Slope:	1.786

Error Coefficients

Standard Error:	700000
Relative Standard Error:	4.7
Correlation Coefficient:	0.999
Coefficient of Determination (Adjusted):	0.997

ID	Level	Concentration	Rel. Resp.	IS Amount	IS Response	RRF	Used
1	IC 480-597177/7	0.5	0.631758	25.0	175621.0	1.263516	N
2	IC 480-597177/8	1.0	1.774178	25.0	176617.0	1.774178	Y
3	IC 480-597177/9	2.0	3.243159	25.0	188358.0	1.62158	Y
4	IC 480-597177/10	5.0	9.315453	25.0	172501.0	1.863091	Y
5	IC 480-597177/11	10.0	17.42478	25.0	180503.0	1.742478	Y
6	ICIS 480-597177/12	25.0	45.781943	25.0	183562.0	1.831278	Y
7	IC 480-597177/13	50.0	91.031411	25.0	199421.0	1.820628	Y
8	IC 480-597177/14	100.0	185.219632	25.0	203750.0	1.852196	Y

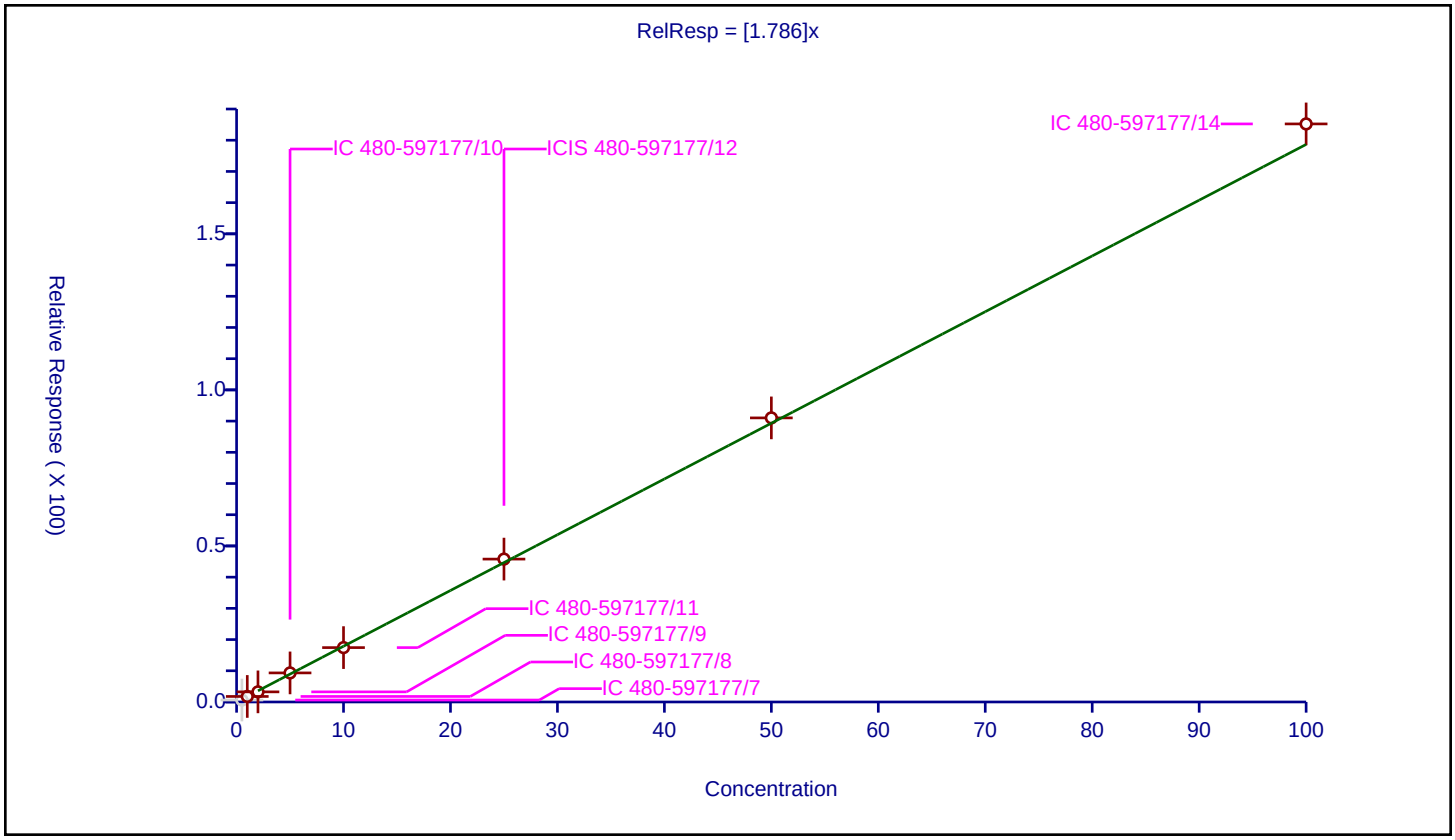

Calibration / Dibromomethane

Curve Type:	Average
Weighting:	Conc_Sq
Origin:	Force
Dependency:	Response
Calib Mode:	ISTD
Response Base:	AREA
RF Rounding:	0

Curve Coefficients

Intercept:	0
Slope:	0.9504

Error Coefficients

Standard Error:	338000
Relative Standard Error:	6.4
Correlation Coefficient:	1.000
Coefficient of Determination (Adjusted):	0.995

ID	Level	Concentration	Rel. Resp.	IS Amount	IS Response	RRF	Used
1	IC 480-597177/7	0.5	0.414671	25.0	175621.0	0.829343	Y
2	IC 480-597177/8	1.0	1.00231	25.0	176617.0	1.00231	Y
3	IC 480-597177/9	2.0	1.784766	25.0	188358.0	0.892383	Y
4	IC 480-597177/10	5.0	5.045913	25.0	172501.0	1.009183	Y
5	IC 480-597177/11	10.0	9.711473	25.0	180503.0	0.971147	Y
6	ICIS 480-597177/12	25.0	24.442287	25.0	183562.0	0.977691	Y
7	IC 480-597177/13	50.0	48.034685	25.0	199421.0	0.960694	Y
8	IC 480-597177/14	100.0	96.013742	25.0	203750.0	0.960137	Y

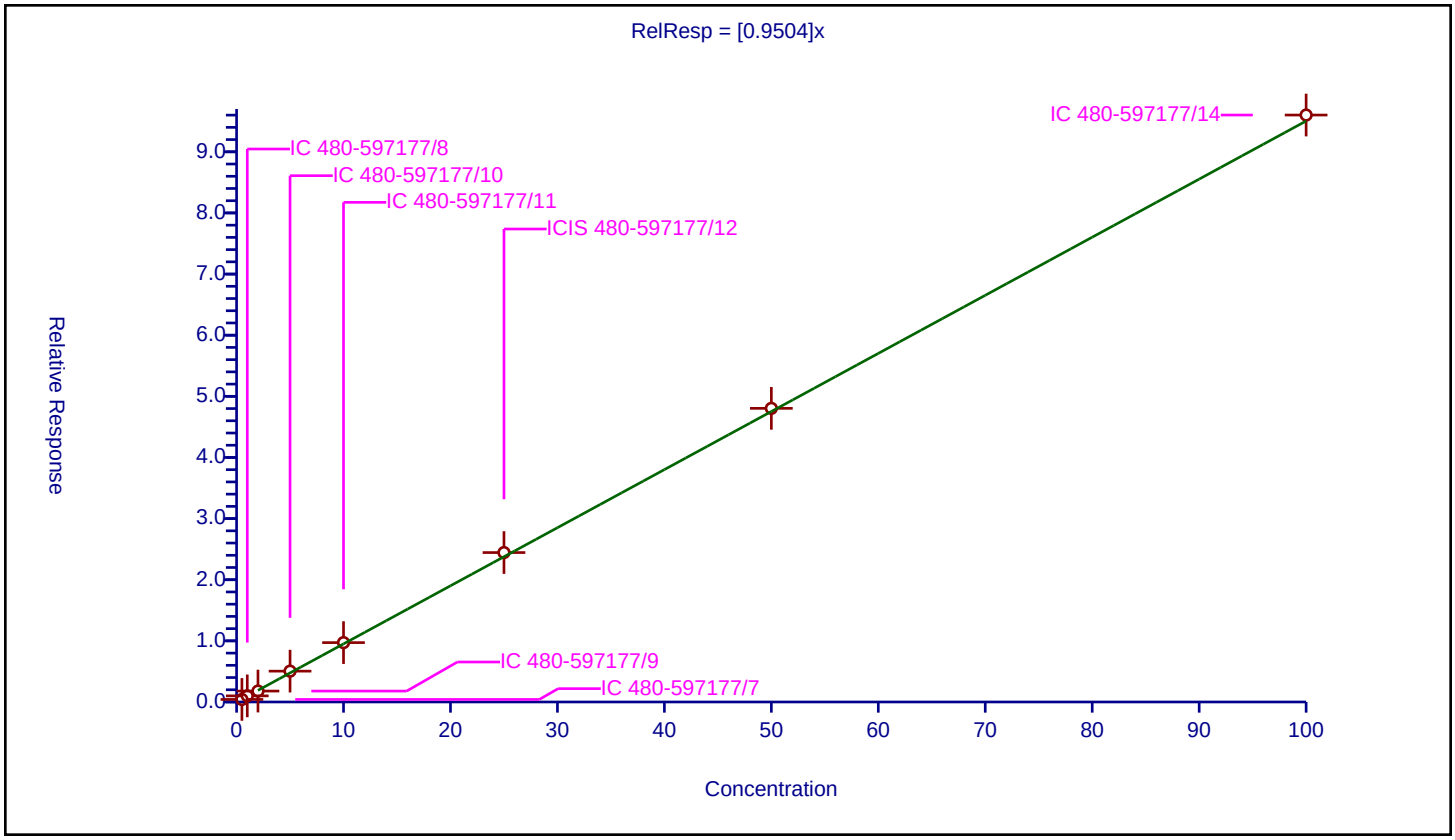

Calibration / 1,4-Dioxane

Curve Type:	Average
Weighting:	Conc_Sq
Origin:	Force
Dependency:	Response
Calib Mode:	ISTD
Response Base:	AREA
RF Rounding:	0

Curve Coefficients

Intercept:	0
Slope:	0.003642

Error Coefficients

Standard Error:	110000
Relative Standard Error:	5.1
Correlation Coefficient:	0.999
Coefficient of Determination (Adjusted):	0.996

ID	Level	Concentration	Rel. Resp.	IS Amount	IS Response	RRF	Used
1	IC 480-597177/7	10.0	0.019629	25.0	662276.0	0.001963	N
2	IC 480-597177/8	20.0	0.079398	25.0	677599.0	0.00397	Y
3	IC 480-597177/9	40.0	0.144885	25.0	716775.0	0.003622	Y
4	IC 480-597177/10	100.0	0.337499	25.0	682446.0	0.003375	Y
5	IC 480-597177/11	200.0	0.700928	25.0	686839.0	0.003505	Y
6	ICIS 480-597177/12	500.0	1.813972	25.0	717748.0	0.003628	Y
7	IC 480-597177/13	1000.0	3.734144	25.0	786298.0	0.003734	Y
8	IC 480-597177/14	2000.0	7.315307	25.0	805701.0	0.003658	Y

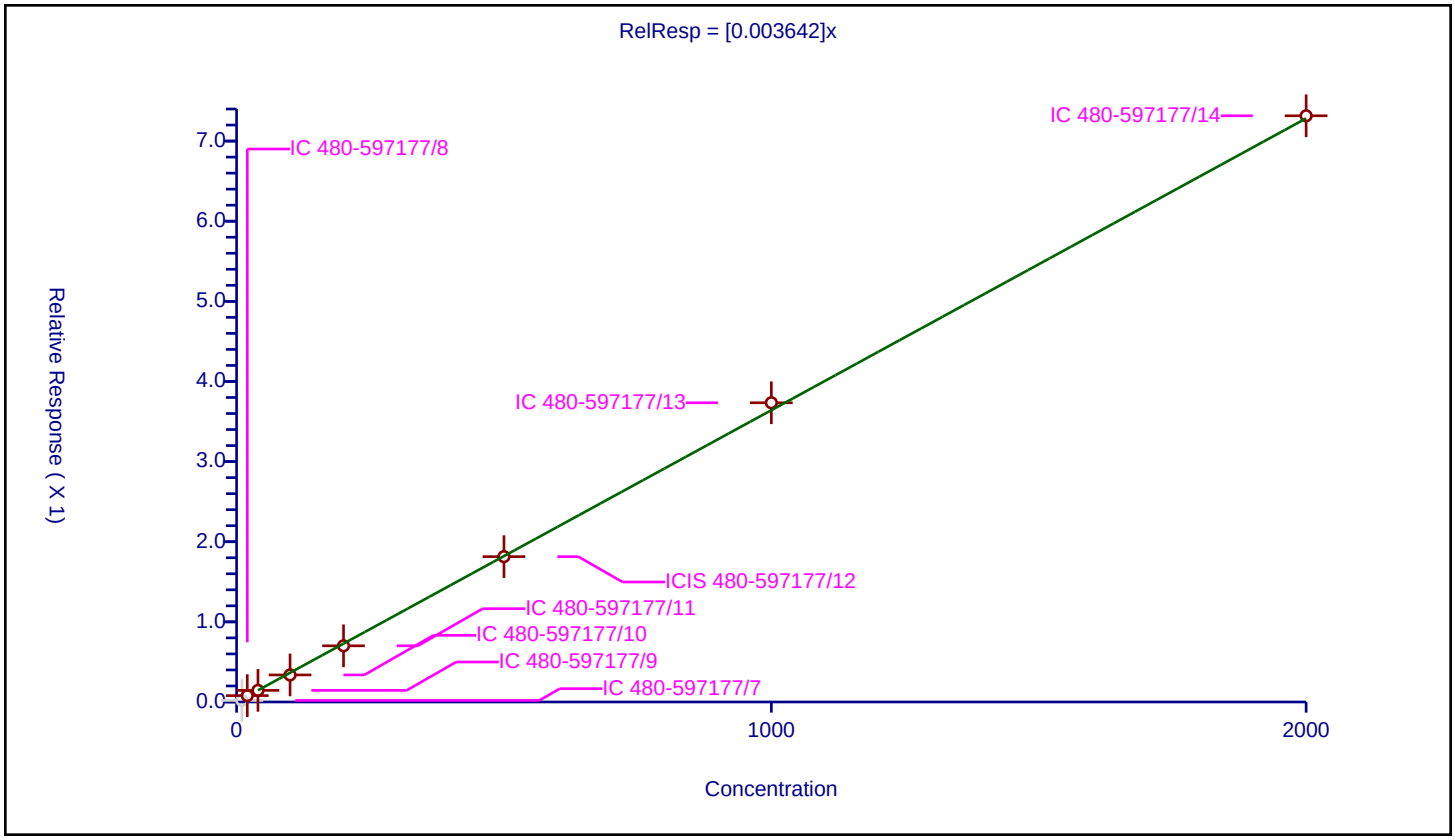

Calibration / Dichlorobromomethane

Curve Type:	Average
Weighting:	Conc_Sq
Origin:	Force
Dependency:	Response
Calib Mode:	ISTD
Response Base:	AREA
RF Rounding:	0

Curve Coefficients

Intercept:	0
Slope:	1.647

Error Coefficients

Standard Error:	632000
Relative Standard Error:	12.1
Correlation Coefficient:	0.999
Coefficient of Determination (Adjusted):	0.982

ID	Level	Concentration	Rel. Resp.	IS Amount	IS Response	RRF	Used
1	IC 480-597177/7	0.5	0.693112	25.0	175621.0	1.386224	Y
2	IC 480-597177/8	1.0	1.674386	25.0	176617.0	1.674386	Y
3	IC 480-597177/9	2.0	2.620542	25.0	188358.0	1.310271	Y
4	IC 480-597177/10	5.0	9.2527	25.0	172501.0	1.85054	Y
5	IC 480-597177/11	10.0	16.161643	25.0	180503.0	1.616164	Y
6	ICIS 480-597177/12	25.0	43.658546	25.0	183562.0	1.746342	Y
7	IC 480-597177/13	50.0	89.184188	25.0	199421.0	1.783684	Y
8	IC 480-597177/14	100.0	180.732883	25.0	203750.0	1.807329	Y

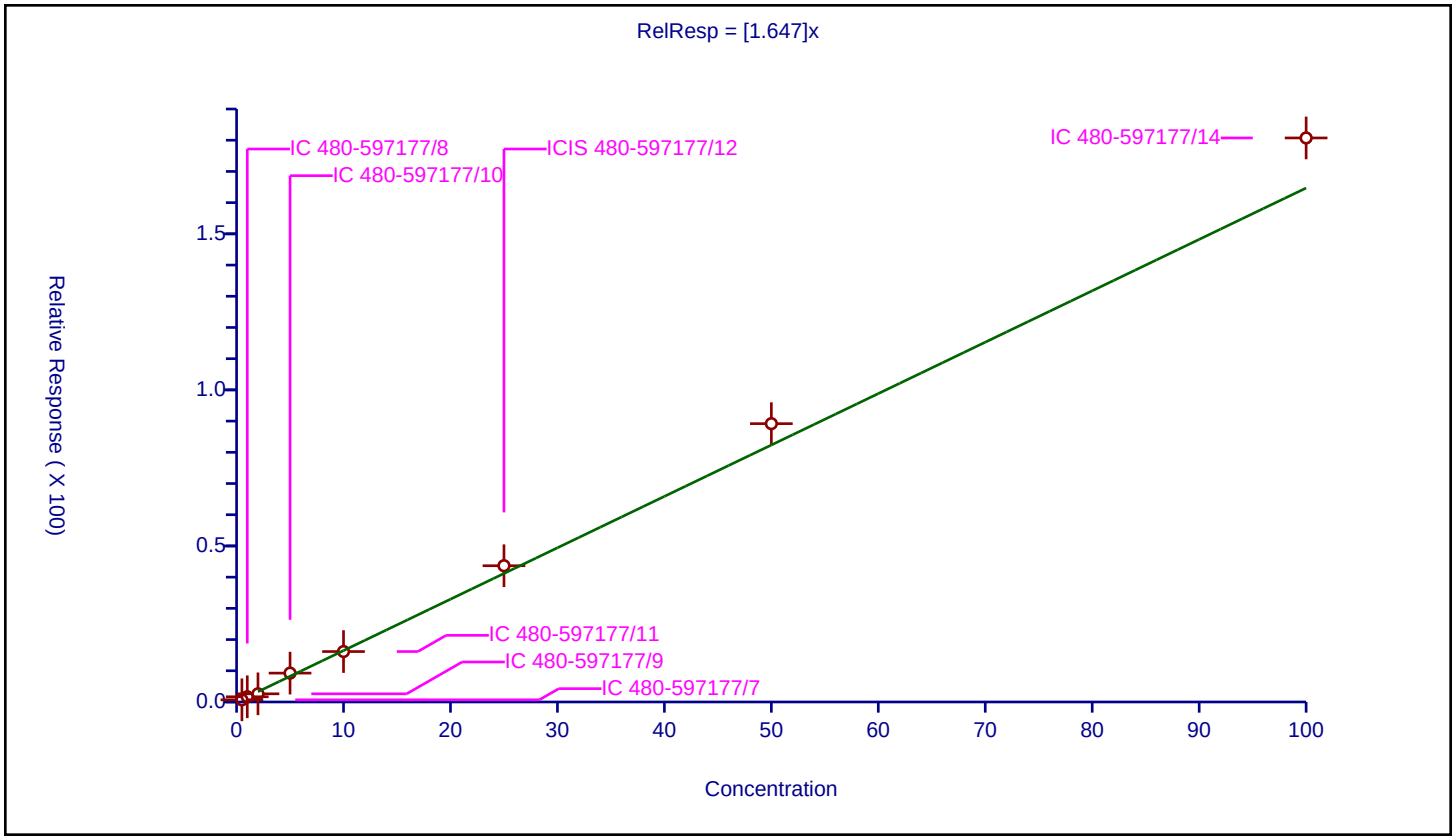

Calibration / 2-Chloroethyl vinyl ether

Curve Type:	Average
Weighting:	Conc_Sq
Origin:	Force
Dependency:	Response
Calib Mode:	ISTD
Response Base:	AREA
RF Rounding:	0

Curve Coefficients

Intercept:	0
Slope:	1.083

Error Coefficients

Standard Error:	453000
Relative Standard Error:	12.5
Correlation Coefficient:	0.996
Coefficient of Determination (Adjusted):	0.980

ID	Level	Concentration	Rel. Resp.	IS Amount	IS Response	RRF	Used
1	IC 480-597177/7	0.5	0.531827	25.0	175621.0	1.063654	Y
2	IC 480-597177/8	1.0	0.954325	25.0	176617.0	0.954325	Y
3	IC 480-597177/9	2.0	1.82538	25.0	188358.0	0.91269	Y
4	IC 480-597177/10	5.0	5.436635	25.0	172501.0	1.087327	Y
5	IC 480-597177/11	10.0	9.949558	25.0	180503.0	0.994956	Y
6	ICIS 480-597177/12	25.0	27.640389	25.0	183562.0	1.105616	Y
7	IC 480-597177/13	50.0	61.479734	25.0	199421.0	1.229595	Y
8	IC 480-597177/14	100.0	131.365521	25.0	203750.0	1.313655	Y

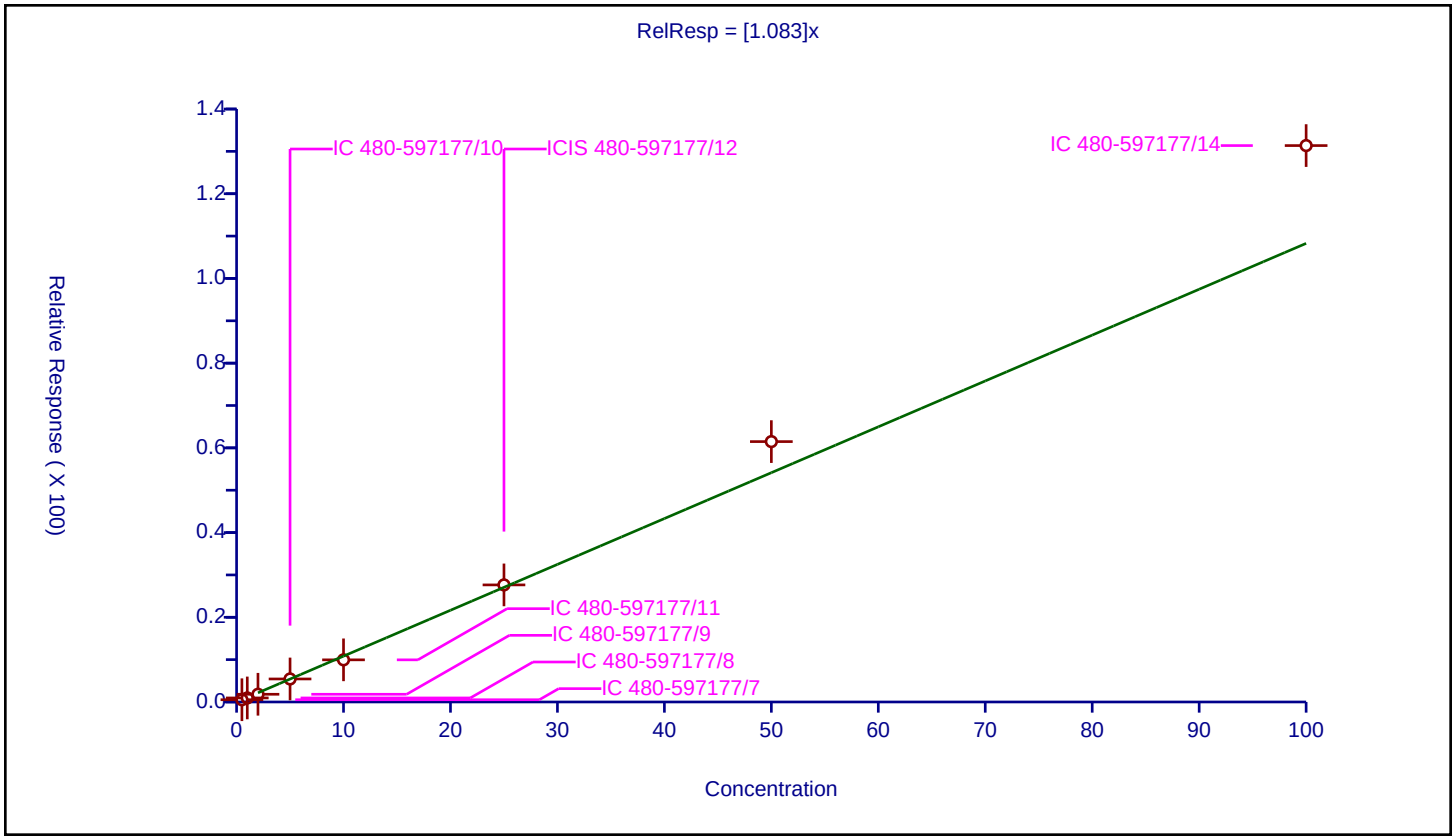

Calibration / cis-1,3-Dichloropropene

Curve Type:	Average
Weighting:	Conc_Sq
Origin:	Force
Dependency:	Response
Calib Mode:	ISTD
Response Base:	AREA
RF Rounding:	0

Curve Coefficients

Intercept:	0
Slope:	2.007

Error Coefficients

Standard Error:	839000
Relative Standard Error:	15.3
Correlation Coefficient:	0.997
Coefficient of Determination (Adjusted):	0.973

ID	Level	Concentration	Rel. Resp.	IS Amount	IS Response	RRF	Used
1	IC 480-597177/7	0.5	0.826638	25.0	175621.0	1.653276	Y
2	IC 480-597177/8	1.0	1.774461	25.0	176617.0	1.774461	Y
3	IC 480-597177/9	2.0	3.171487	25.0	188358.0	1.585744	Y
4	IC 480-597177/10	5.0	10.681822	25.0	172501.0	2.136364	Y
5	IC 480-597177/11	10.0	20.06047	25.0	180503.0	2.006047	Y
6	ICIS 480-597177/12	25.0	54.692556	25.0	183562.0	2.187702	Y
7	IC 480-597177/13	50.0	114.654801	25.0	199421.0	2.293096	Y
8	IC 480-597177/14	100.0	242.257669	25.0	203750.0	2.422577	Y

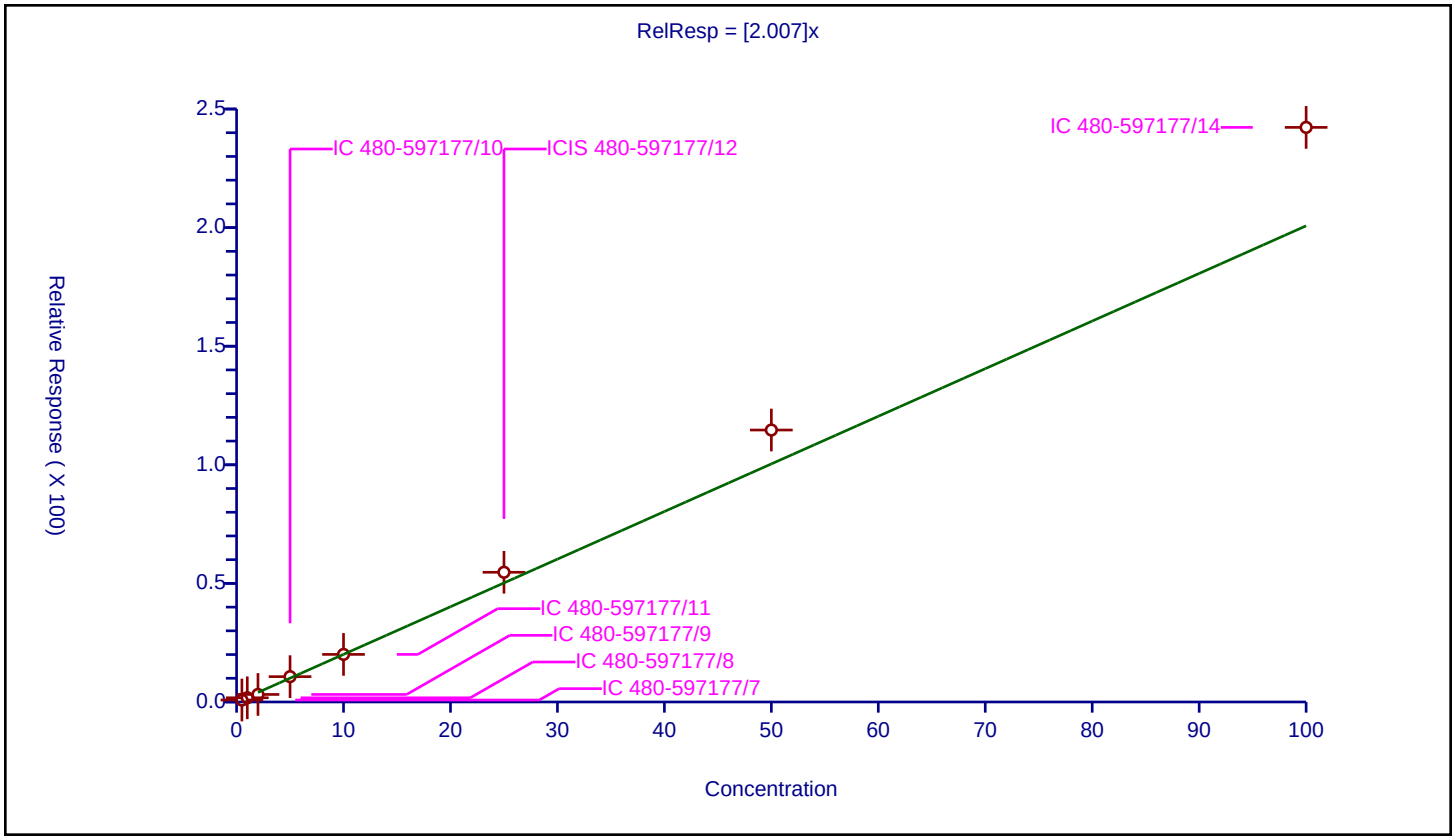

Calibration / 4-Methyl-2-pentanone (MIBK)

Curve Type:	Average
Weighting:	Conc_Sq
Origin:	Force
Dependency:	Response
Calib Mode:	ISTD
Response Base:	AREA
RF Rounding:	0

Curve Coefficients

Intercept:	0
Slope:	0.2555

Error Coefficients

Standard Error:	1920000
Relative Standard Error:	5.4
Correlation Coefficient:	0.998
Coefficient of Determination (Adjusted):	0.996

ID	Level	Concentration	Rel. Resp.	IS Amount	IS Response	RRF	Used
1	IC 480-597177/7	2.5	0.596919	25.0	662276.0	0.238768	Y
2	IC 480-597177/8	5.0	1.243398	25.0	677599.0	0.24868	Y
3	IC 480-597177/9	10.0	2.386139	25.0	716775.0	0.238614	Y
4	IC 480-597177/10	25.0	6.404866	25.0	682446.0	0.256195	Y
5	IC 480-597177/11	50.0	12.948158	25.0	686839.0	0.258963	Y
6	ICIS 480-597177/12	125.0	32.074663	25.0	717748.0	0.256597	Y
7	IC 480-597177/13	250.0	66.518483	25.0	786298.0	0.266074	Y
8	IC 480-597177/14	500.0	139.949684	25.0	805701.0	0.279899	Y

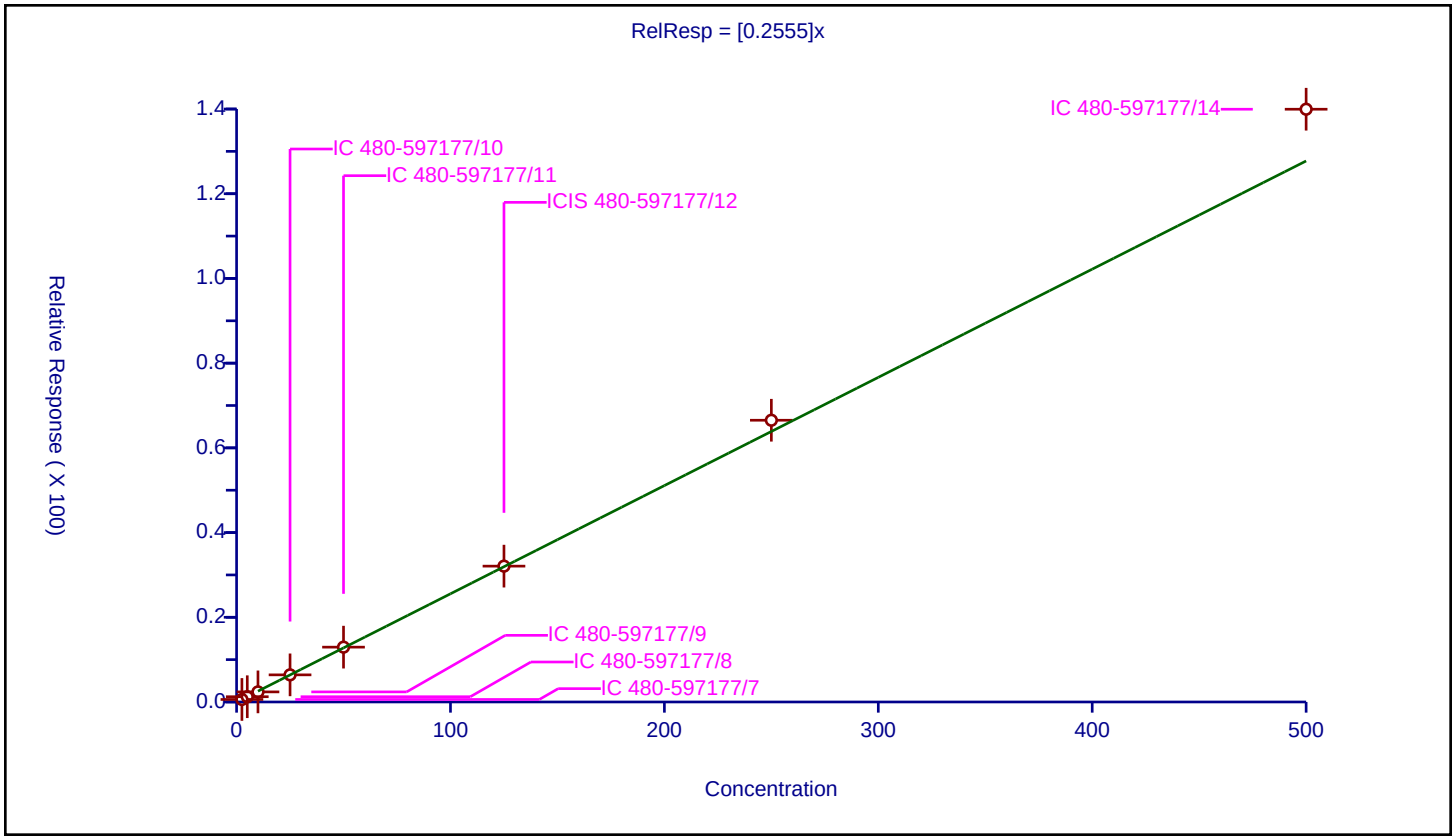

Calibration / Toluene-d8 (Surr)

Curve Type:	Average
Weighting:	Conc_Sq
Origin:	Force
Dependency:	Response
Calib Mode:	ISTD
Response Base:	AREA
RF Rounding:	0

Curve Coefficients

Intercept:	0
Slope:	1.241

Error Coefficients

Standard Error:	953000
Relative Standard Error:	1.7
Correlation Coefficient:	0
Coefficient of Determination (Adjusted):	0

ID	Level	Concentration	Rel. Resp.	IS Amount	IS Response	RRF	Used
1	IC 480-597177/7	25.0	30.84005	25.0	662276.0	1.233602	Y
2	IC 480-597177/8	25.0	30.287714	25.0	677599.0	1.211509	Y
3	IC 480-597177/9	25.0	30.584354	25.0	716775.0	1.223374	Y
4	IC 480-597177/10	25.0	31.491063	25.0	682446.0	1.259643	Y
5	IC 480-597177/11	25.0	31.954978	25.0	686839.0	1.278199	Y
6	ICIS 480-597177/12	25.0	30.968738	25.0	717748.0	1.23875	Y
7	IC 480-597177/13	25.0	30.805814	25.0	786298.0	1.232233	Y
8	IC 480-597177/14	25.0	31.167859	25.0	805701.0	1.246714	Y

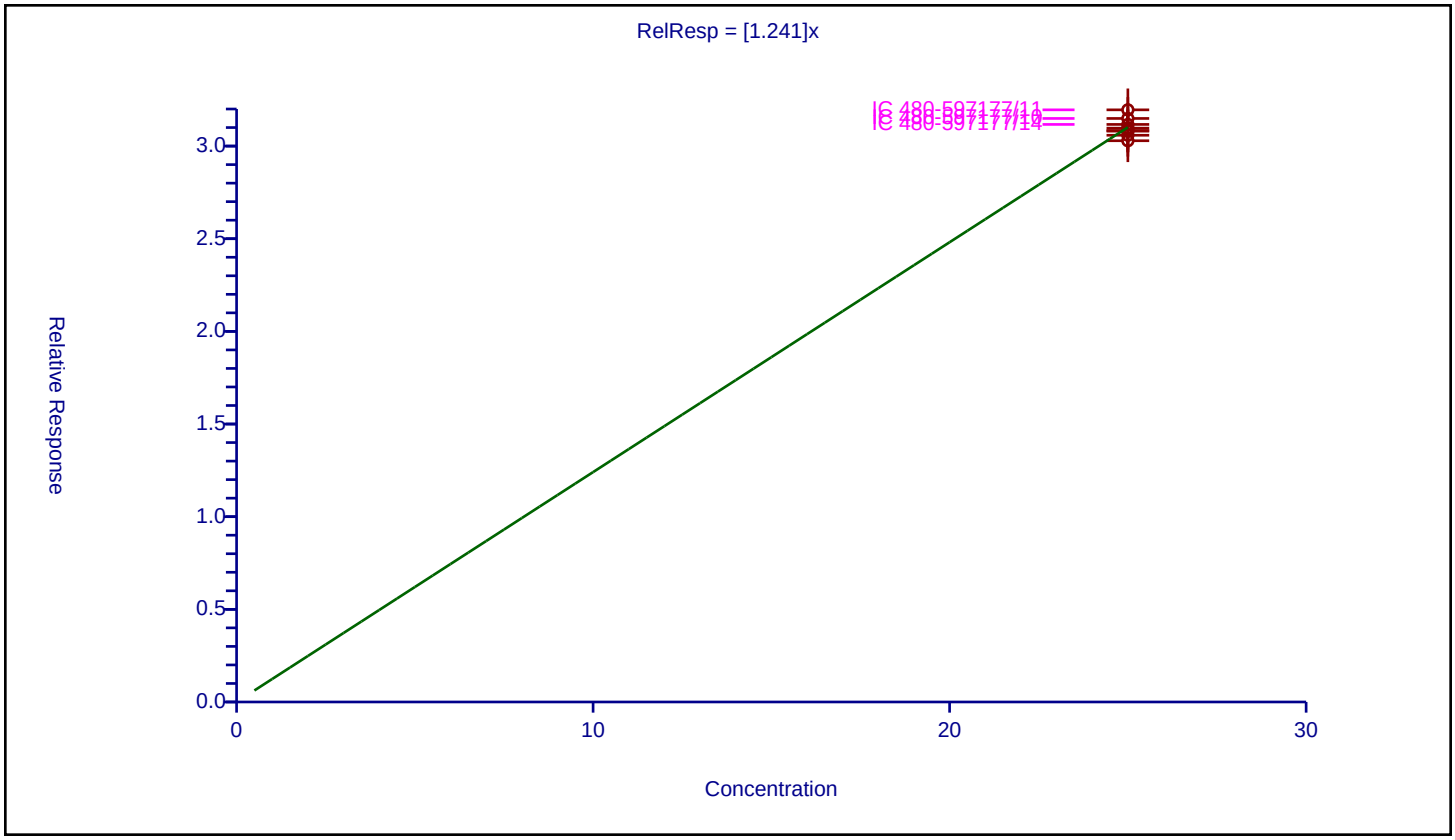

Calibration / Toluene

Curve Type:	Average
Weighting:	Conc_Sq
Origin:	Force
Dependency:	Response
Calib Mode:	ISTD
Response Base:	AREA
RF Rounding:	0

Curve Coefficients

Intercept:	0
Slope:	0.9067

Error Coefficients

Standard Error:	1350000
Relative Standard Error:	7.8
Correlation Coefficient:	0.999
Coefficient of Determination (Adjusted):	0.992

ID	Level	Concentration	Rel. Resp.	IS Amount	IS Response	RRF	Used
1	IC 480-597177/7	0.5	0.378807	25.0	662276.0	0.757615	Y
2	IC 480-597177/8	1.0	0.907284	25.0	677599.0	0.907284	Y
3	IC 480-597177/9	2.0	1.705242	25.0	716775.0	0.852621	Y
4	IC 480-597177/10	5.0	4.641283	25.0	682446.0	0.928257	Y
5	IC 480-597177/11	10.0	9.303818	25.0	686839.0	0.930382	Y
6	ICIS 480-597177/12	25.0	23.696722	25.0	717748.0	0.947869	Y
7	IC 480-597177/13	50.0	47.392782	25.0	786298.0	0.947856	Y
8	IC 480-597177/14	100.0	98.150989	25.0	805701.0	0.98151	Y

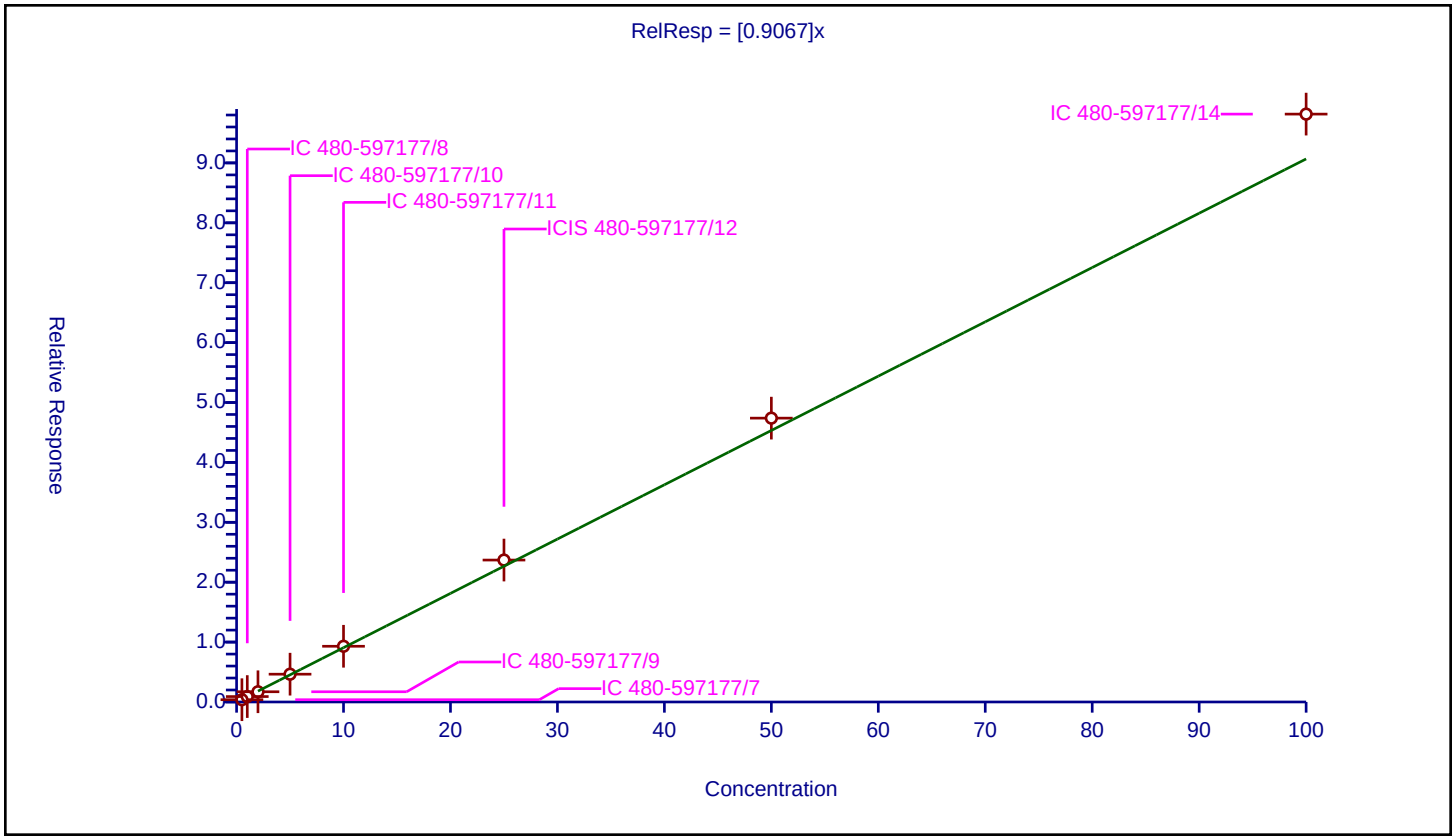

Calibration / trans-1,3-Dichloropropene

Curve Type:	Average
Weighting:	Conc_Sq
Origin:	Force
Dependency:	Response
Calib Mode:	ISTD
Response Base:	AREA
RF Rounding:	0

Curve Coefficients

Intercept:	0
Slope:	0.4875

Error Coefficients

Standard Error:	837000
Relative Standard Error:	12.4
Correlation Coefficient:	0.998
Coefficient of Determination (Adjusted):	0.981

ID	Level	Concentration	Rel. Resp.	IS Amount	IS Response	RRF	Used
1	IC 480-597177/7	0.5	0.188592	25.0	662276.0	0.377184	N
2	IC 480-597177/8	1.0	0.450266	25.0	677599.0	0.450266	Y
3	IC 480-597177/9	2.0	0.767884	25.0	716775.0	0.383942	Y
4	IC 480-597177/10	5.0	2.343629	25.0	682446.0	0.468726	Y
5	IC 480-597177/11	10.0	4.940459	25.0	686839.0	0.494046	Y
6	ICIS 480-597177/12	25.0	12.813515	25.0	717748.0	0.512541	Y
7	IC 480-597177/13	50.0	26.82186	25.0	786298.0	0.536437	Y
8	IC 480-597177/14	100.0	56.656874	25.0	805701.0	0.566569	Y

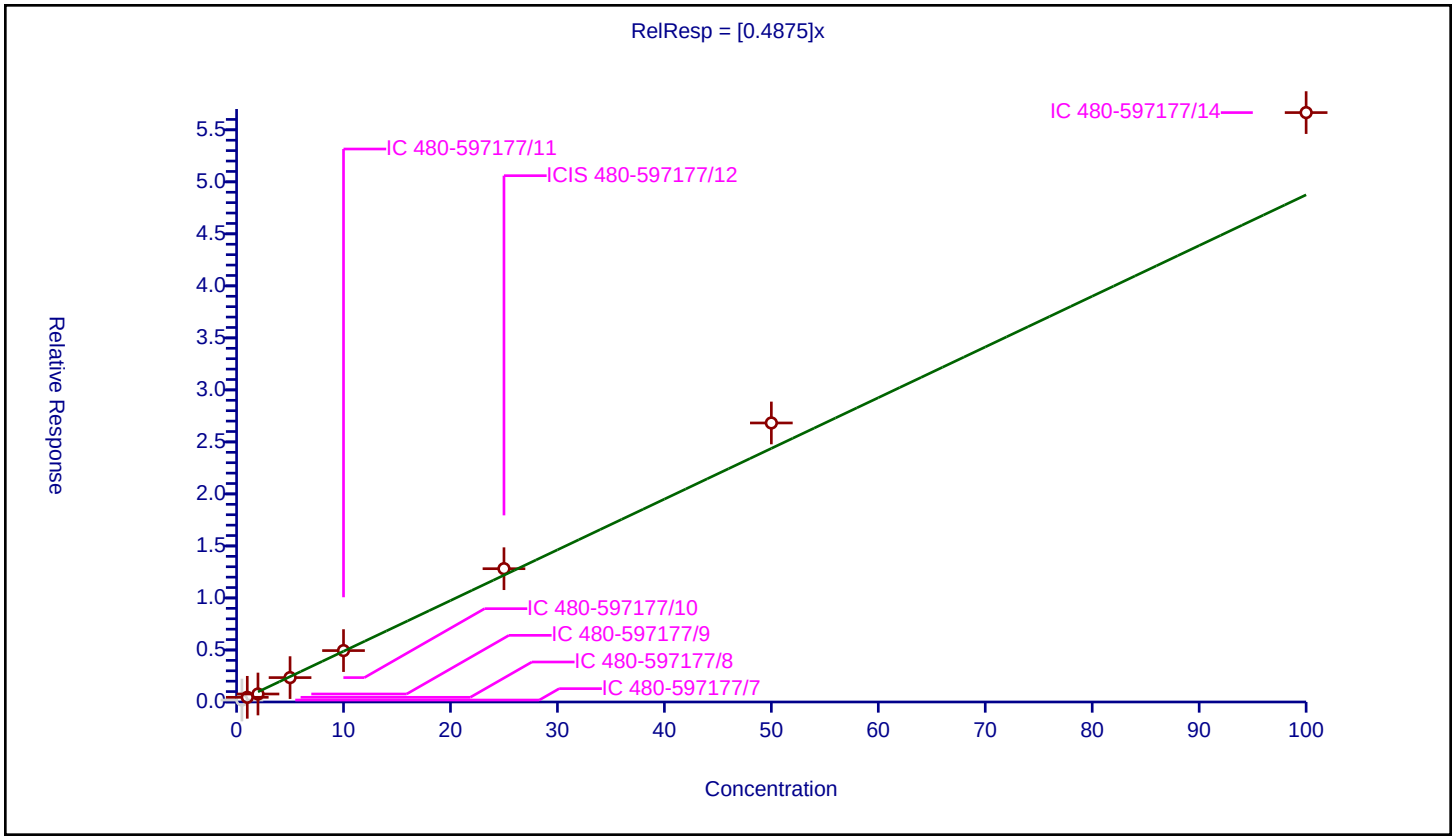

Calibration / Ethyl methacrylate

Curve Type:	Average
Weighting:	Conc_Sq
Origin:	Force
Dependency:	Response
Calib Mode:	ISTD
Response Base:	AREA
RF Rounding:	0

Curve Coefficients

Intercept:	0
Slope:	0.3537

Error Coefficients

Standard Error:	349000
Relative Standard Error:	18.7
Correlation Coefficient:	0.991
Coefficient of Determination (Adjusted):	0.959

ID	Level	Concentration	Rel. Resp.	IS Amount	IS Response	RRF	Used
1	IC 480-597177/7	0.5	0.151938	25.0	662276.0	0.303876	N
2	IC 480-597177/8	1.0	0.291064	25.0	677599.0	0.291064	Y
3	IC 480-597177/9	2.0	0.574936	25.0	716775.0	0.287468	Y
4	IC 480-597177/10	5.0	1.66907	25.0	682446.0	0.333814	Y
5	IC 480-597177/11	10.0	3.471301	25.0	686839.0	0.34713	Y
6	ICIS 480-597177/12	25.0	10.18836	25.0	717748.0	0.407534	Y
7	IC 480-597177/13	50.0	22.746338	25.0	786298.0	0.454927	Y
8	IC 480-597177/14	100.0	48.395621	25.0	805701.0	0.483956	N

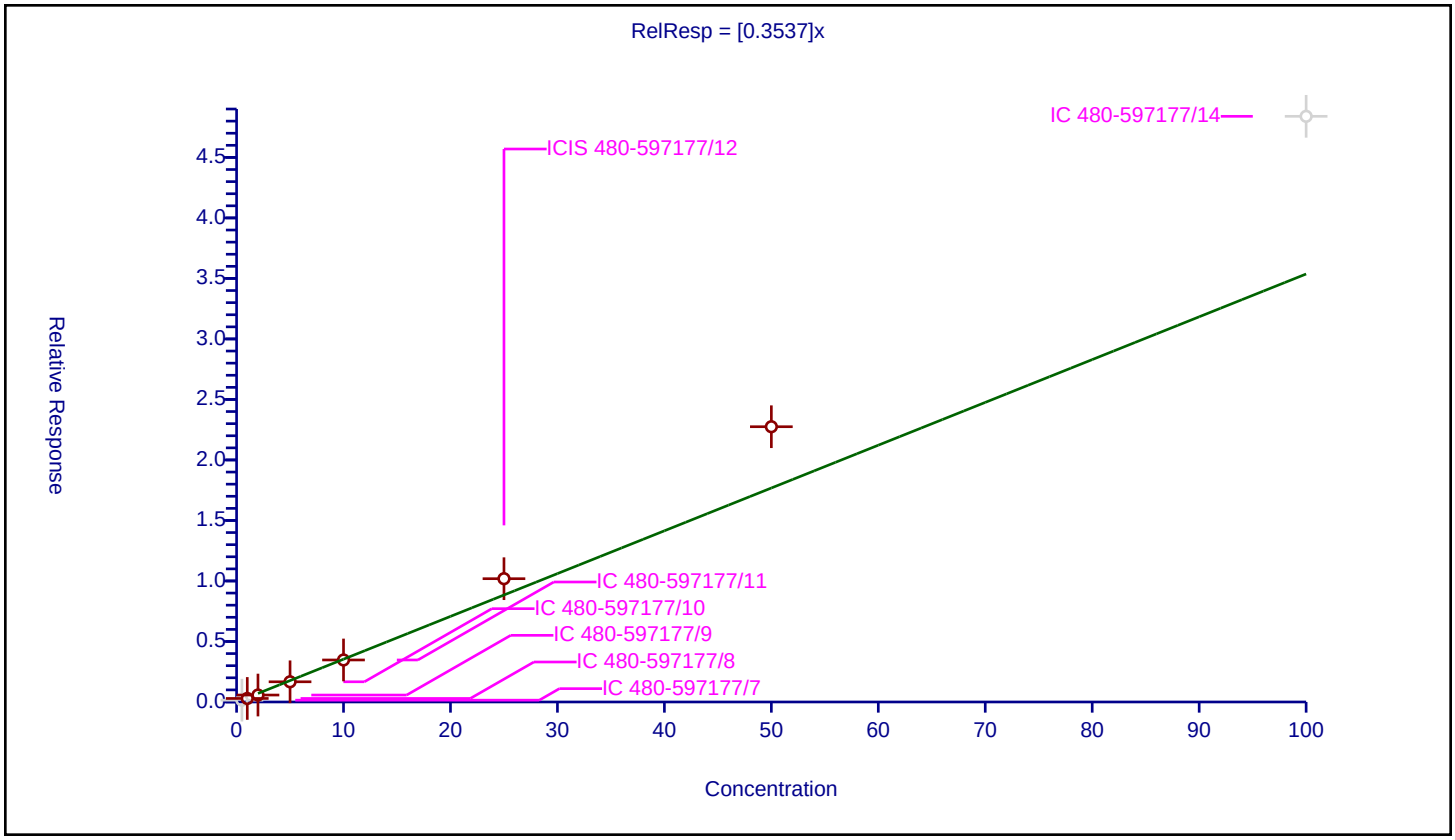

Calibration / 1,1,2-Trichloroethane

Curve Type:	Average
Weighting:	Conc_Sq
Origin:	Force
Dependency:	Response
Calib Mode:	ISTD
Response Base:	AREA
RF Rounding:	0

Curve Coefficients

Intercept:	0
Slope:	0.2672

Error Coefficients

Standard Error:	370000
Relative Standard Error:	4.6
Correlation Coefficient:	0.999
Coefficient of Determination (Adjusted):	0.997

ID	Level	Concentration	Rel. Resp.	IS Amount	IS Response	RRF	Used
1	IC 480-597177/7	0.5	0.140916	25.0	662276.0	0.281831	Y
2	IC 480-597177/8	1.0	0.242732	25.0	677599.0	0.242732	Y
3	IC 480-597177/9	2.0	0.552265	25.0	716775.0	0.276133	Y
4	IC 480-597177/10	5.0	1.3826	25.0	682446.0	0.27652	Y
5	IC 480-597177/11	10.0	2.661104	25.0	686839.0	0.26611	Y
6	ICIS 480-597177/12	25.0	6.456584	25.0	717748.0	0.258263	Y
7	IC 480-597177/13	50.0	13.514723	25.0	786298.0	0.270294	Y
8	IC 480-597177/14	100.0	26.606613	25.0	805701.0	0.266066	Y

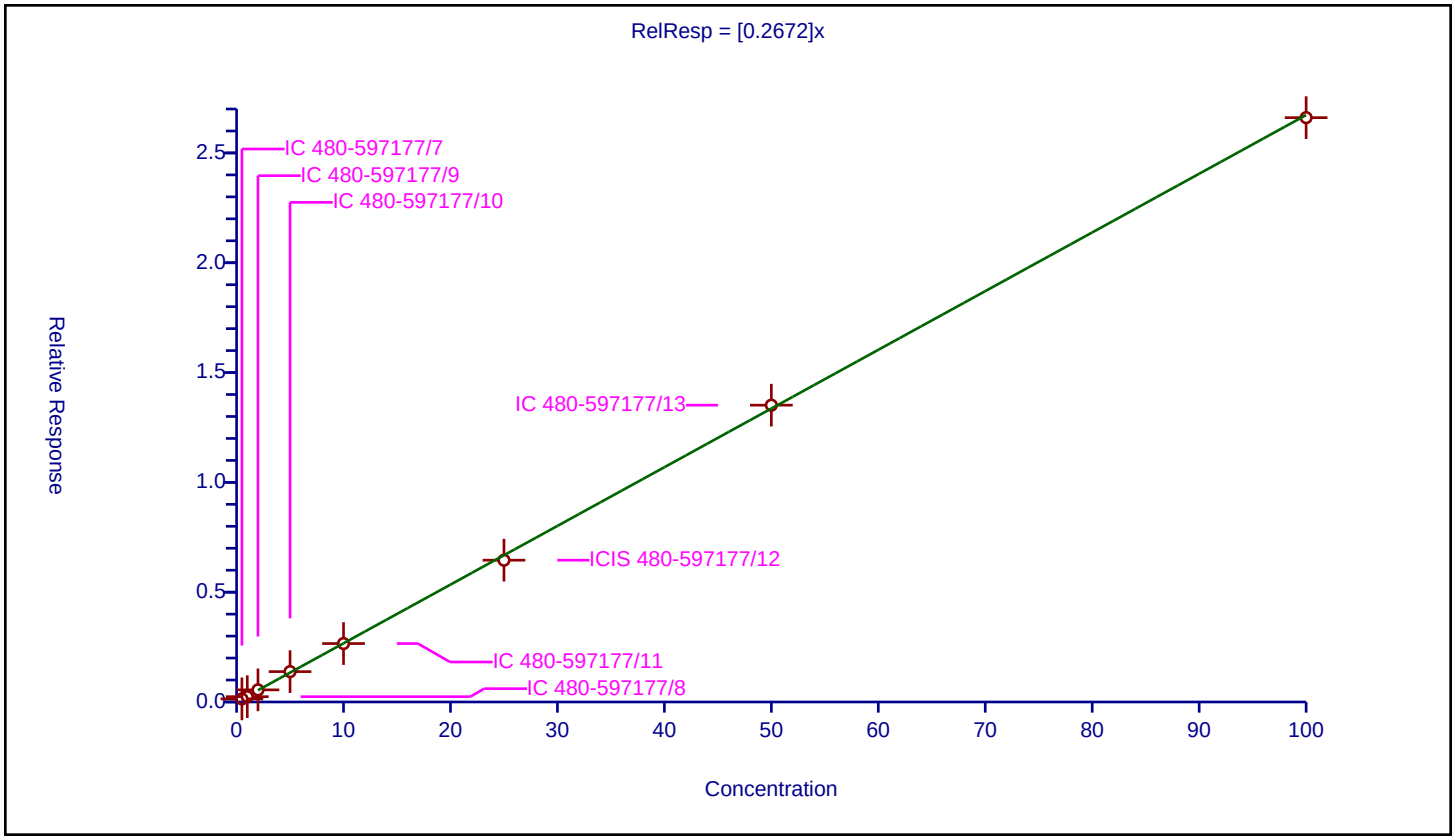

Calibration / Tetrachloroethene

Curve Type:	Average
Weighting:	Conc_Sq
Origin:	Force
Dependency:	Response
Calib Mode:	ISTD
Response Base:	AREA
RF Rounding:	0

Curve Coefficients

Intercept:	0
Slope:	0.3955

Error Coefficients

Standard Error:	625000
Relative Standard Error:	5.2
Correlation Coefficient:	0.999
Coefficient of Determination (Adjusted):	0.997

ID	Level	Concentration	Rel. Resp.	IS Amount	IS Response	RRF	Used
1	IC 480-597177/7	0.5	0.10177	25.0	662276.0	0.203541	N
2	IC 480-597177/8	1.0	0.368618	25.0	677599.0	0.368618	Y
3	IC 480-597177/9	2.0	0.737888	25.0	716775.0	0.368944	Y
4	IC 480-597177/10	5.0	1.986714	25.0	682446.0	0.397343	Y
5	IC 480-597177/11	10.0	3.926939	25.0	686839.0	0.392694	Y
6	ICIS 480-597177/12	25.0	10.146563	25.0	717748.0	0.405863	Y
7	IC 480-597177/13	50.0	20.847153	25.0	786298.0	0.416943	Y
8	IC 480-597177/14	100.0	41.803504	25.0	805701.0	0.418035	Y

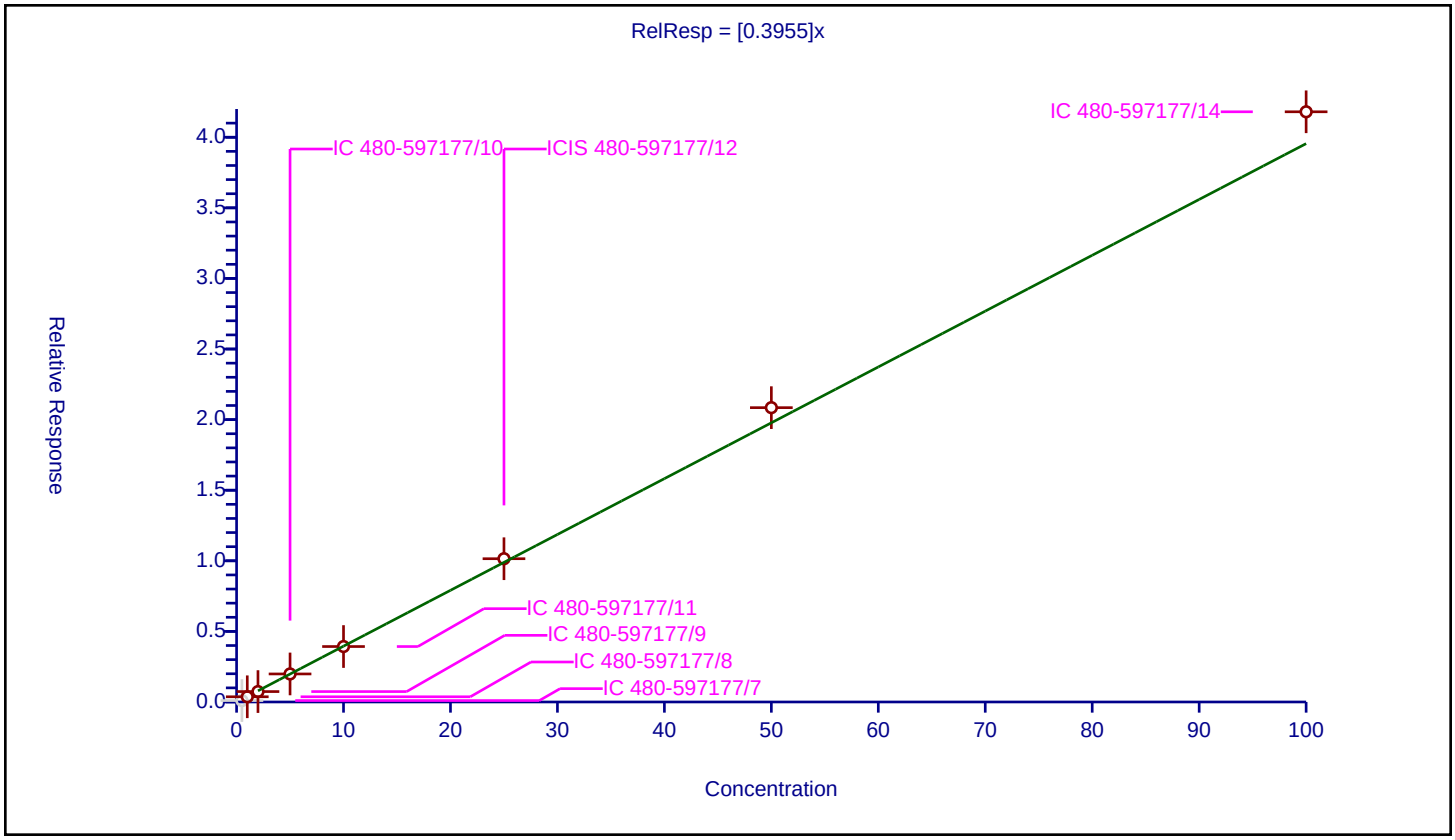

Calibration / 1,3-Dichloropropane

Curve Type:	Average
Weighting:	Conc_Sq
Origin:	Force
Dependency:	Response
Calib Mode:	ISTD
Response Base:	AREA
RF Rounding:	0

Curve Coefficients

Intercept:	0
Slope:	0.5522

Error Coefficients

Standard Error:	797000
Relative Standard Error:	7.0
Correlation Coefficient:	0.999
Coefficient of Determination (Adjusted):	0.994

ID	Level	Concentration	Rel. Resp.	IS Amount	IS Response	RRF	Used
1	IC 480-597177/7	0.5	0.249745	25.0	662276.0	0.49949	Y
2	IC 480-597177/8	1.0	0.59744	25.0	677599.0	0.59744	Y
3	IC 480-597177/9	2.0	0.99149	25.0	716775.0	0.495745	Y
4	IC 480-597177/10	5.0	2.943823	25.0	682446.0	0.588765	Y
5	IC 480-597177/11	10.0	5.337386	25.0	686839.0	0.533739	Y
6	ICIS 480-597177/12	25.0	13.972836	25.0	717748.0	0.558913	Y
7	IC 480-597177/13	50.0	28.298813	25.0	786298.0	0.565976	Y
8	IC 480-597177/14	100.0	57.731652	25.0	805701.0	0.577317	Y

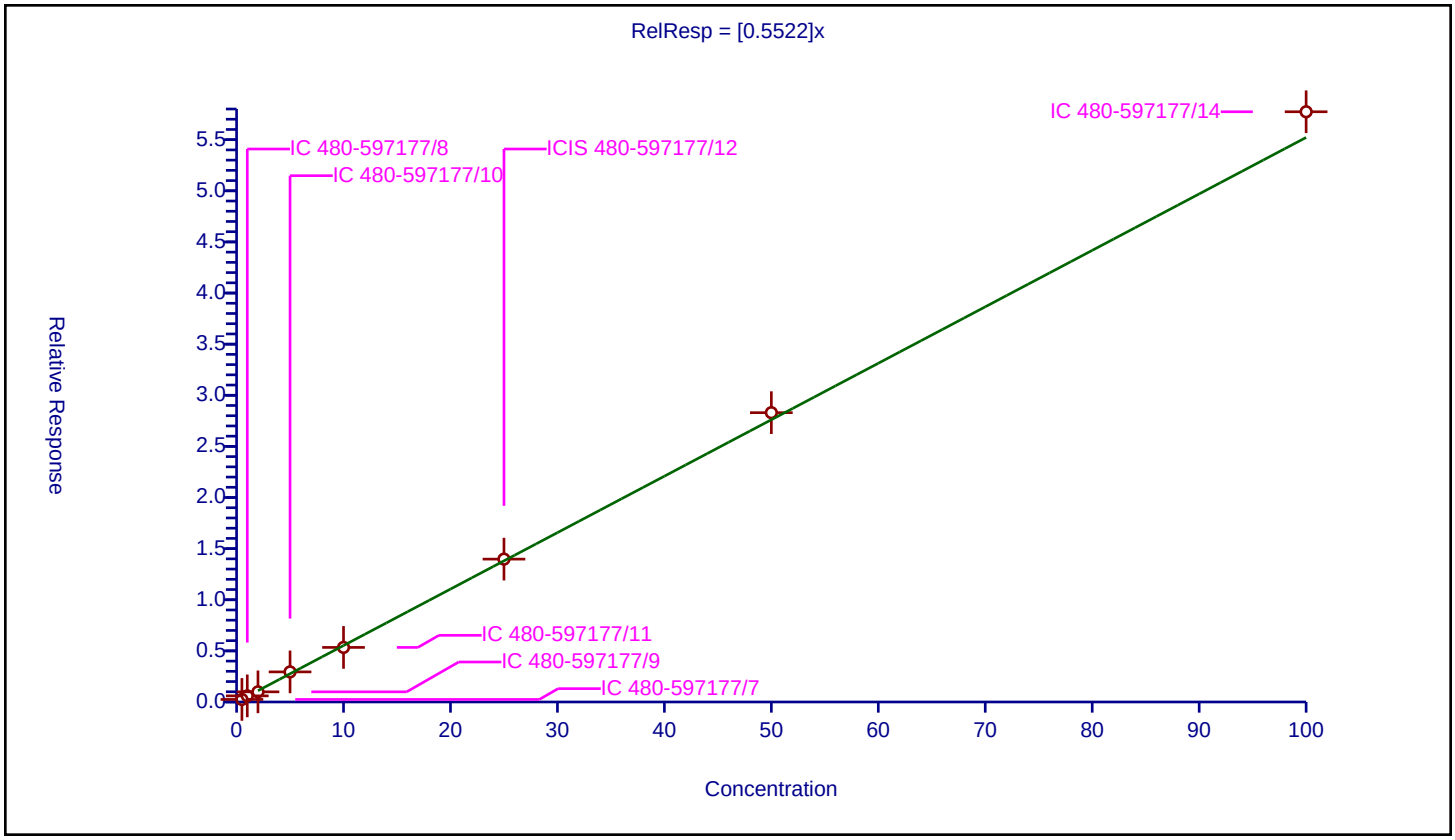

Calibration / 2-Hexanone

Curve Type:	Average
Weighting:	Conc_Sq
Origin:	Force
Dependency:	Response
Calib Mode:	ISTD
Response Base:	AREA
RF Rounding:	0

Curve Coefficients

Intercept:	0
Slope:	0.5973

Error Coefficients

Standard Error:	4460000
Relative Standard Error:	5.7
Correlation Coefficient:	0.997
Coefficient of Determination (Adjusted):	0.996

ID	Level	Concentration	Rel. Resp.	IS Amount	IS Response	RRF	Used
1	IC 480-597177/7	2.5	1.383411	25.0	662276.0	0.553364	Y
2	IC 480-597177/8	5.0	3.150204	25.0	677599.0	0.630041	Y
3	IC 480-597177/9	10.0	5.707335	25.0	716775.0	0.570733	Y
4	IC 480-597177/10	25.0	14.825312	25.0	682446.0	0.593012	Y
5	IC 480-597177/11	50.0	29.117668	25.0	686839.0	0.582353	Y
6	ICIS 480-597177/12	125.0	71.901663	25.0	717748.0	0.575213	Y
7	IC 480-597177/13	250.0	155.623631	25.0	786298.0	0.622495	Y
8	IC 480-597177/14	500.0	325.591379	25.0	805701.0	0.651183	Y

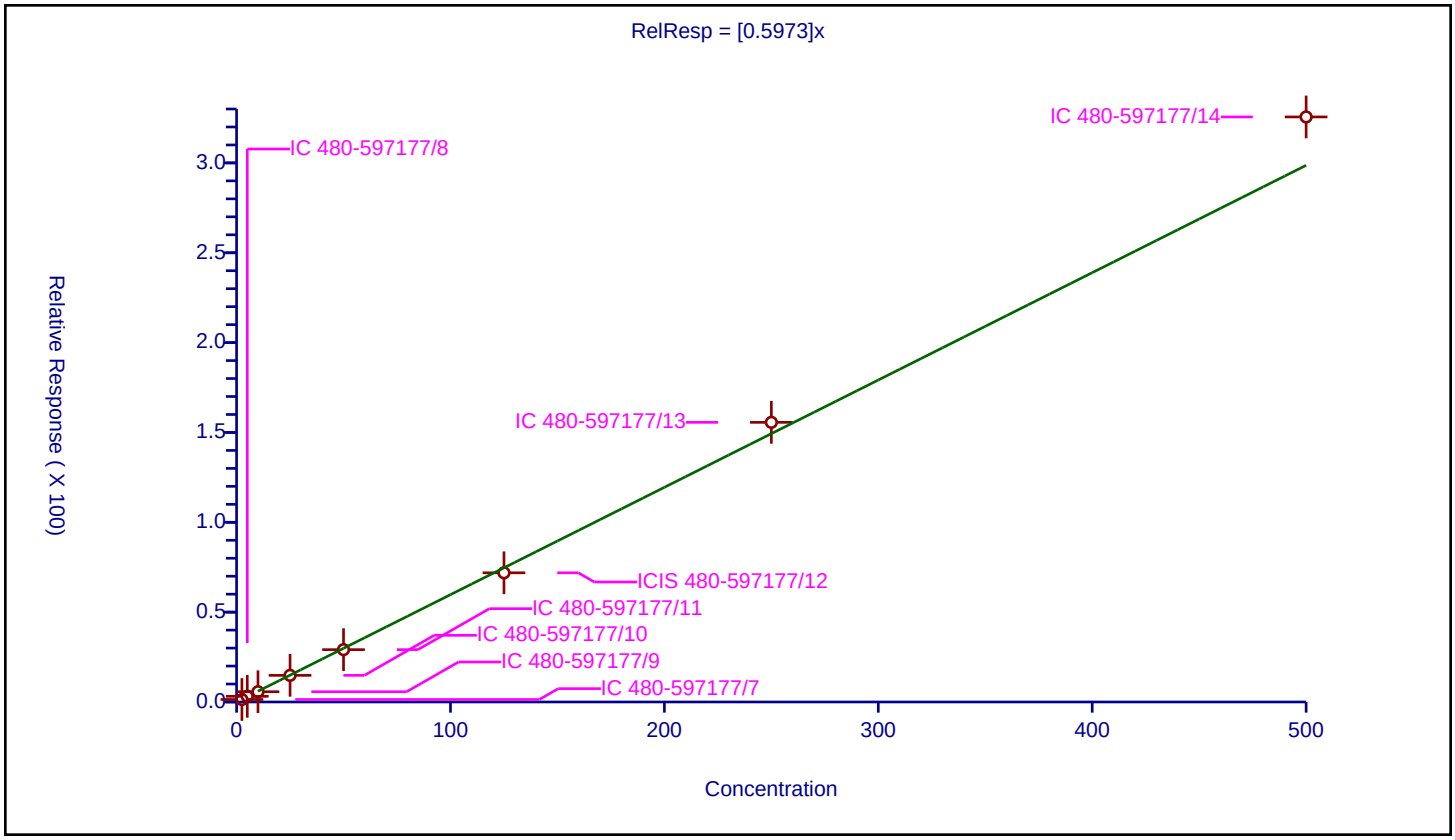

Calibration / Chlorodibromomethane

Curve Type:	Average
Weighting:	Conc_Sq
Origin:	Force
Dependency:	Response
Calib Mode:	ISTD
Response Base:	AREA
RF Rounding:	0

Curve Coefficients

Intercept:	0
Slope:	0.3102

Error Coefficients

Standard Error:	543000
Relative Standard Error:	13.0
Correlation Coefficient:	0.997
Coefficient of Determination (Adjusted):	0.980

ID	Level	Concentration	Rel. Resp.	IS Amount	IS Response	RRF	Used
1	IC 480-597177/7	0.5	0.095089	25.0	662276.0	0.190178	N
2	IC 480-597177/8	1.0	0.275901	25.0	677599.0	0.275901	Y
3	IC 480-597177/9	2.0	0.505075	25.0	716775.0	0.252537	Y
4	IC 480-597177/10	5.0	1.555947	25.0	682446.0	0.311189	Y
5	IC 480-597177/11	10.0	2.930454	25.0	686839.0	0.293045	Y
6	ICIS 480-597177/12	25.0	8.09445	25.0	717748.0	0.323778	Y
7	IC 480-597177/13	50.0	17.323871	25.0	786298.0	0.346477	Y
8	IC 480-597177/14	100.0	36.849309	25.0	805701.0	0.368493	Y

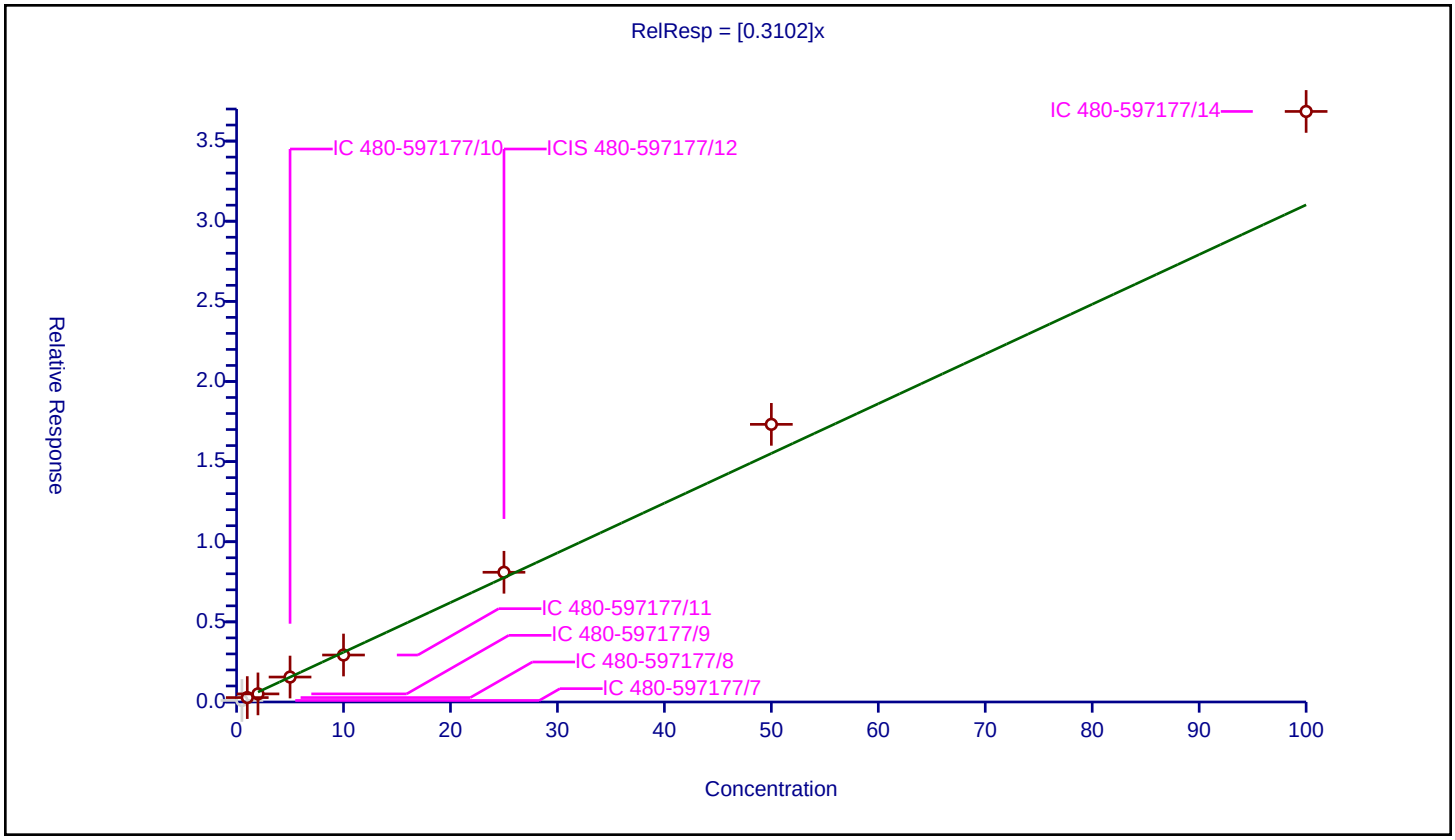

Calibration / Ethylene Dibromide

Curve Type:	Average
Weighting:	Conc_Sq
Origin:	Force
Dependency:	Response
Calib Mode:	ISTD
Response Base:	AREA
RF Rounding:	0

Curve Coefficients

Intercept:	0
Slope:	0.3258

Error Coefficients

Standard Error:	520000
Relative Standard Error:	6.3
Correlation Coefficient:	0.999
Coefficient of Determination (Adjusted):	0.995

ID	Level	Concentration	Rel. Resp.	IS Amount	IS Response	RRF	Used
1	IC 480-597177/7	0.5	0.110868	25.0	662276.0	0.221735	N
2	IC 480-597177/8	1.0	0.289847	25.0	677599.0	0.289847	Y
3	IC 480-597177/9	2.0	0.625754	25.0	716775.0	0.312877	Y
4	IC 480-597177/10	5.0	1.632767	25.0	682446.0	0.326553	Y
5	IC 480-597177/11	10.0	3.199185	25.0	686839.0	0.319918	Y
6	ICIS 480-597177/12	25.0	8.5483	25.0	717748.0	0.341932	Y
7	IC 480-597177/13	50.0	17.025988	25.0	786298.0	0.34052	Y
8	IC 480-597177/14	100.0	34.928001	25.0	805701.0	0.34928	Y

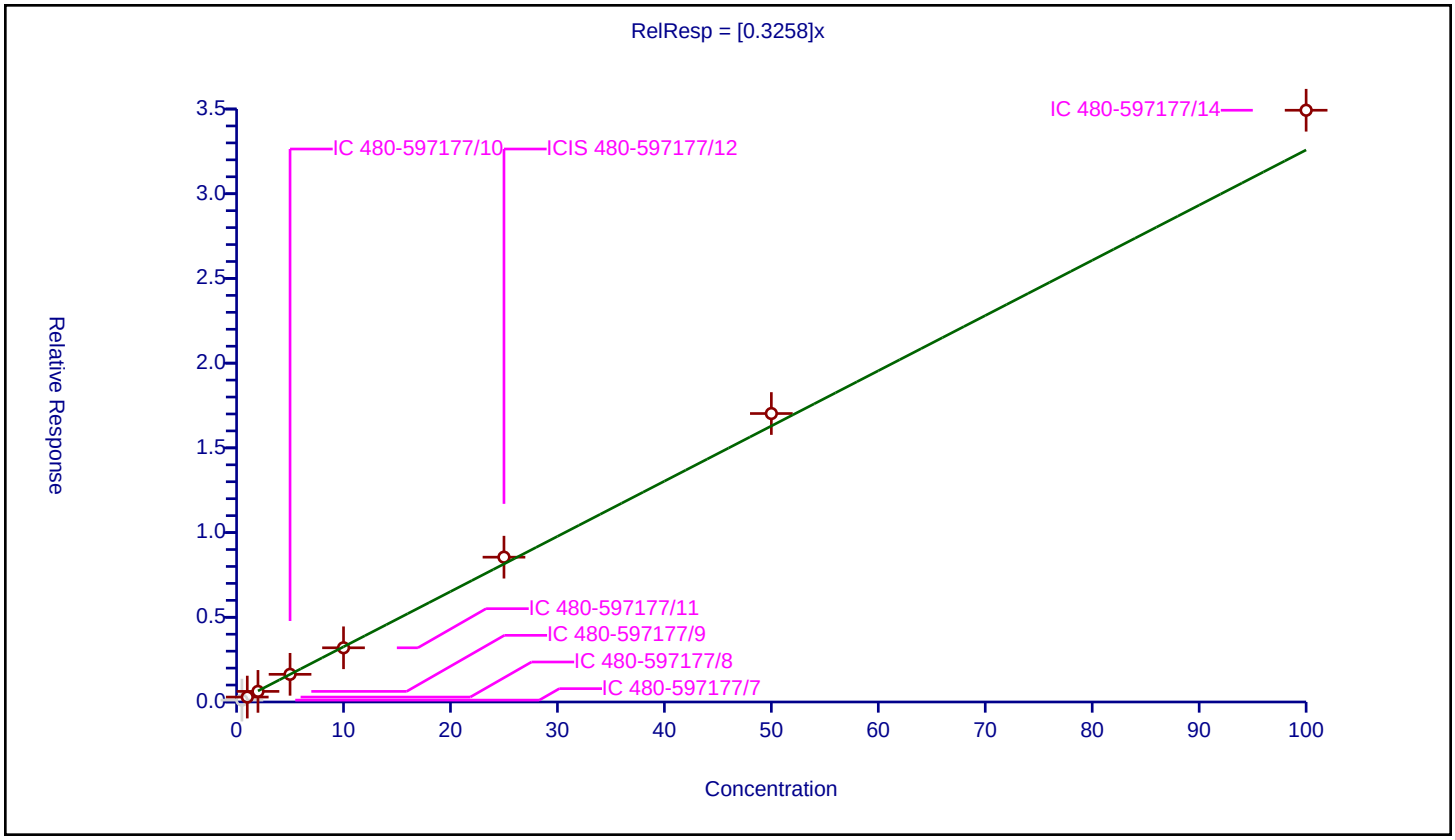

Calibration / Chlorobenzene

Curve Type:	Average
Weighting:	Conc_Sq
Origin:	Force
Dependency:	Response
Calib Mode:	ISTD
Response Base:	AREA
RF Rounding:	0

Curve Coefficients

Intercept:	0
Slope:	1.046

Error Coefficients

Standard Error:	1520000
Relative Standard Error:	4.3
Correlation Coefficient:	0.999
Coefficient of Determination (Adjusted):	0.998

ID	Level	Concentration	Rel. Resp.	IS Amount	IS Response	RRF	Used
1	IC 480-597177/7	0.5	0.513947	25.0	662276.0	1.027895	Y
2	IC 480-597177/8	1.0	1.034609	25.0	677599.0	1.034609	Y
3	IC 480-597177/9	2.0	1.93551	25.0	716775.0	0.967755	Y
4	IC 480-597177/10	5.0	5.062452	25.0	682446.0	1.01249	Y
5	IC 480-597177/11	10.0	10.474762	25.0	686839.0	1.047476	Y
6	ICIS 480-597177/12	25.0	26.830587	25.0	717748.0	1.073223	Y
7	IC 480-597177/13	50.0	55.182672	25.0	786298.0	1.103653	Y
8	IC 480-597177/14	100.0	109.719176	25.0	805701.0	1.097192	Y

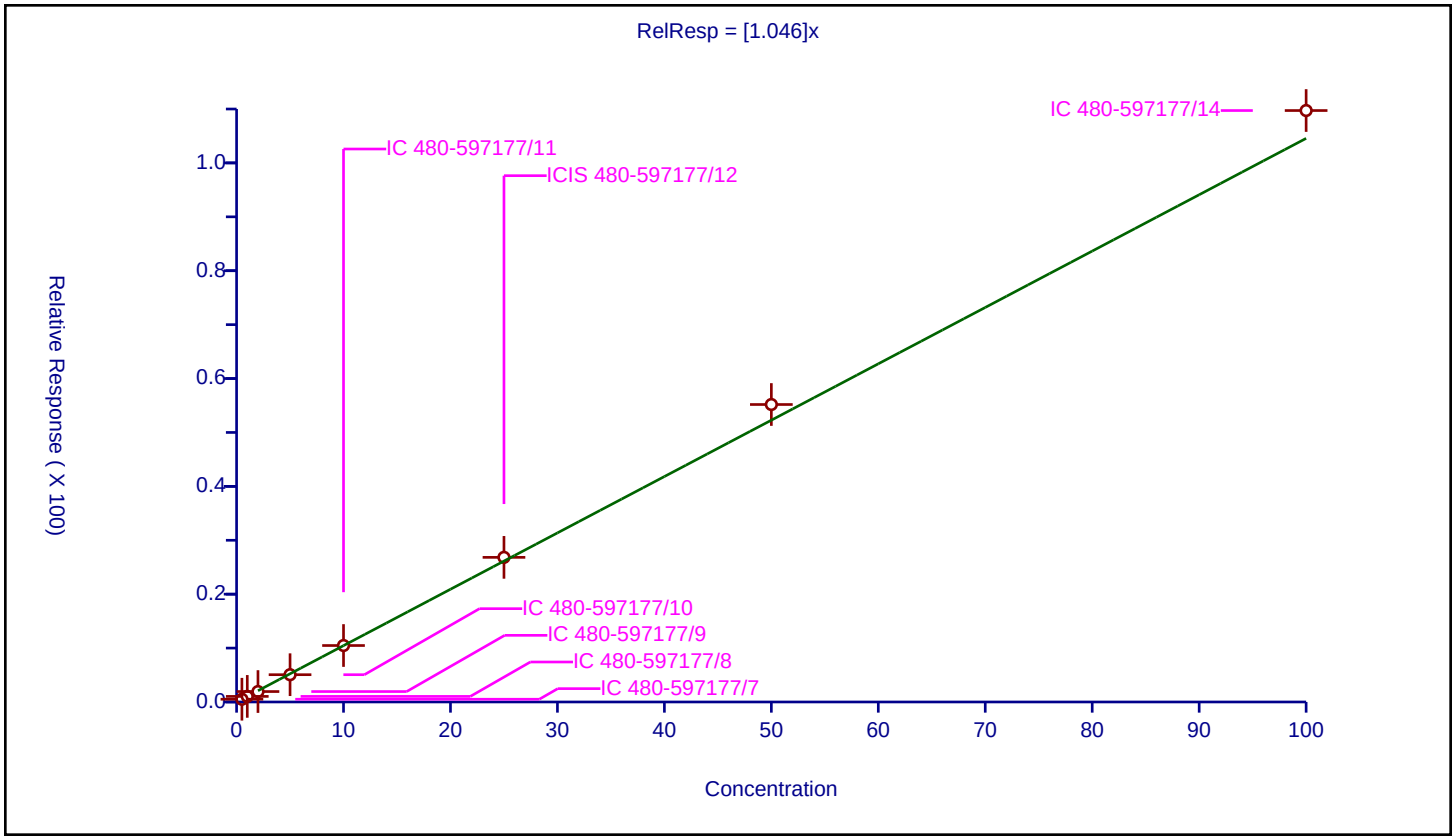

Calibration / Ethylbenzene

Curve Type:	Average
Weighting:	Conc_Sq
Origin:	Force
Dependency:	Response
Calib Mode:	ISTD
Response Base:	AREA
RF Rounding:	0

Curve Coefficients

Intercept:	0
Slope:	1.61

Error Coefficients

Standard Error:	2680000
Relative Standard Error:	9.2
Correlation Coefficient:	0.998
Coefficient of Determination (Adjusted):	0.989

ID	Level	Concentration	Rel. Resp.	IS Amount	IS Response	RRF	Used
1	IC 480-597177/7	0.5	0.650748	25.0	662276.0	1.301497	N
2	IC 480-597177/8	1.0	1.4689	25.0	677599.0	1.4689	Y
3	IC 480-597177/9	2.0	2.77751	25.0	716775.0	1.388755	Y
4	IC 480-597177/10	5.0	7.839778	25.0	682446.0	1.567956	Y
5	IC 480-597177/11	10.0	16.150364	25.0	686839.0	1.615036	Y
6	ICIS 480-597177/12	25.0	42.116836	25.0	717748.0	1.684673	Y
7	IC 480-597177/13	50.0	87.238363	25.0	786298.0	1.744767	Y
8	IC 480-597177/14	100.0	180.220082	25.0	805701.0	1.802201	Y

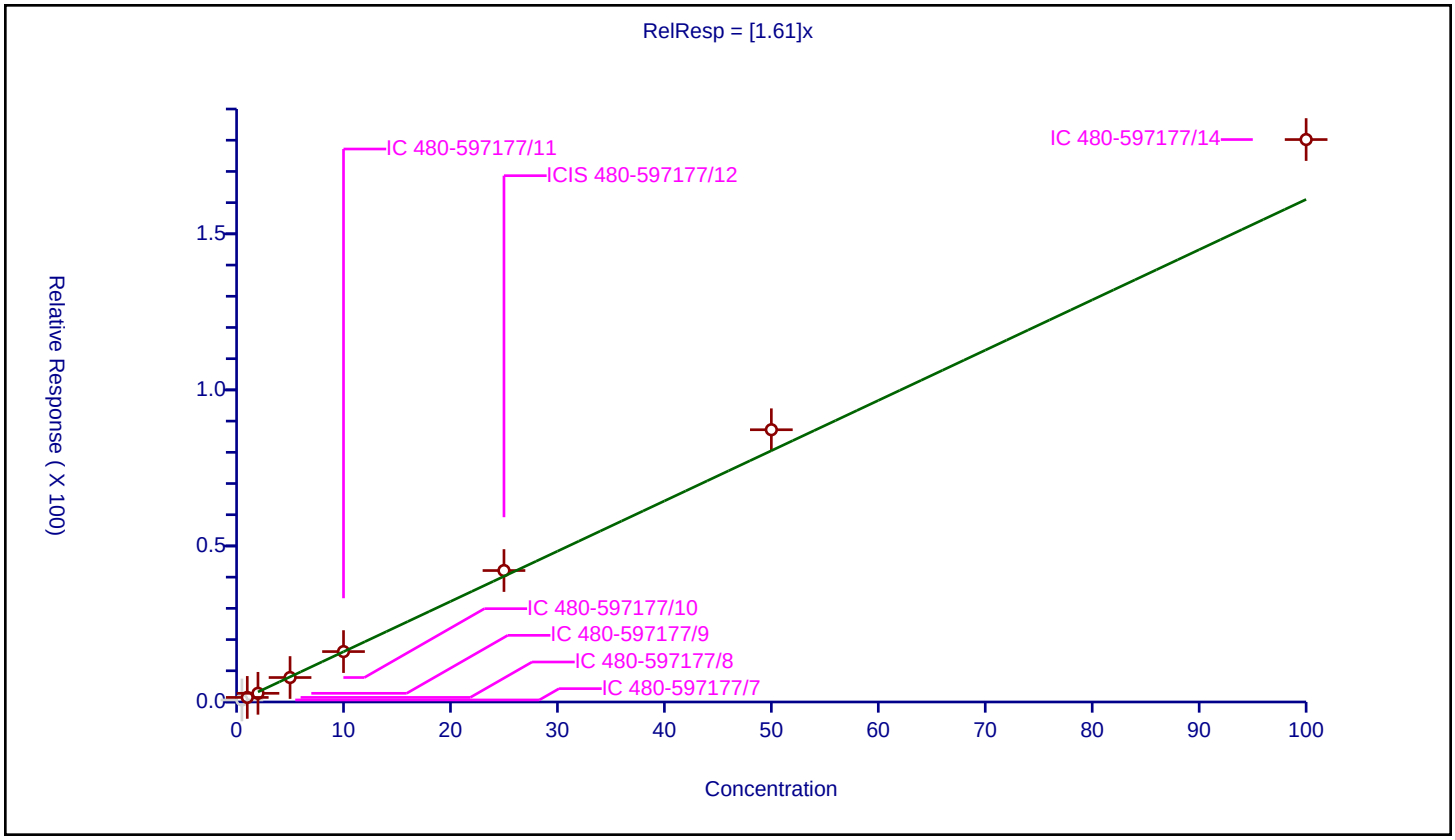

Calibration / 1,1,1,2-Tetrachloroethane

Curve Type:	Average
Weighting:	Conc_Sq
Origin:	Force
Dependency:	Response
Calib Mode:	ISTD
Response Base:	AREA
RF Rounding:	0

Curve Coefficients

Intercept:	0
Slope:	0.3271

Error Coefficients

Standard Error:	560000
Relative Standard Error:	12.2
Correlation Coefficient:	0.998
Coefficient of Determination (Adjusted):	0.982

ID	Level	Concentration	Rel. Resp.	IS Amount	IS Response	RRF	Used
1	IC 480-597177/7	0.5	0.110603	25.0	662276.0	0.221207	N
2	IC 480-597177/8	1.0	0.266419	25.0	677599.0	0.266419	Y
3	IC 480-597177/9	2.0	0.580412	25.0	716775.0	0.290206	Y
4	IC 480-597177/10	5.0	1.620458	25.0	682446.0	0.324092	Y
5	IC 480-597177/11	10.0	3.193507	25.0	686839.0	0.319351	Y
6	ICIS 480-597177/12	25.0	8.618415	25.0	717748.0	0.344737	Y
7	IC 480-597177/13	50.0	18.372297	25.0	786298.0	0.367446	Y
8	IC 480-597177/14	100.0	37.743437	25.0	805701.0	0.377434	Y

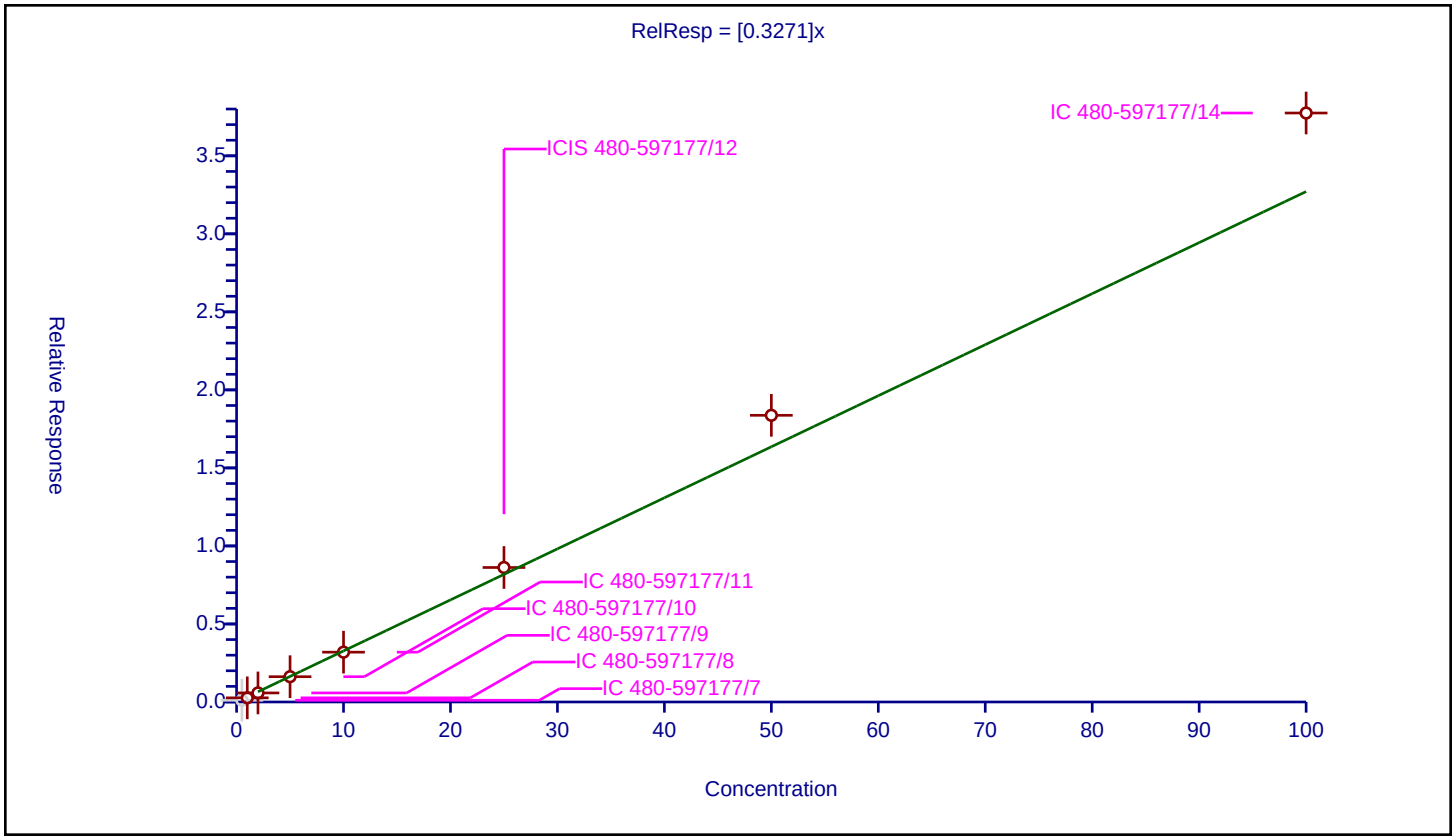

Calibration / m-Xylene & p-Xylene

Curve Type:	Average
Weighting:	Conc_Sq
Origin:	Force
Dependency:	Response
Calib Mode:	ISTD
Response Base:	AREA
RF Rounding:	0

Curve Coefficients

Intercept:	0
Slope:	0.6053

Error Coefficients

Standard Error:	1020000
Relative Standard Error:	12.3
Correlation Coefficient:	0.999
Coefficient of Determination (Adjusted):	0.982

ID	Level	Concentration	Rel. Resp.	IS Amount	IS Response	RRF	Used
1	IC 480-597177/7	0.5	0.210864	25.0	662276.0	0.421727	N
2	IC 480-597177/8	1.0	0.501919	25.0	677599.0	0.501919	Y
3	IC 480-597177/9	2.0	1.019497	25.0	716775.0	0.509749	Y
4	IC 480-597177/10	5.0	2.961516	25.0	682446.0	0.592303	Y
5	IC 480-597177/11	10.0	6.279055	25.0	686839.0	0.627906	Y
6	ICIS 480-597177/12	25.0	16.261418	25.0	717748.0	0.650457	Y
7	IC 480-597177/13	50.0	33.434938	25.0	786298.0	0.668699	Y
8	IC 480-597177/14	100.0	68.605972	25.0	805701.0	0.68606	Y

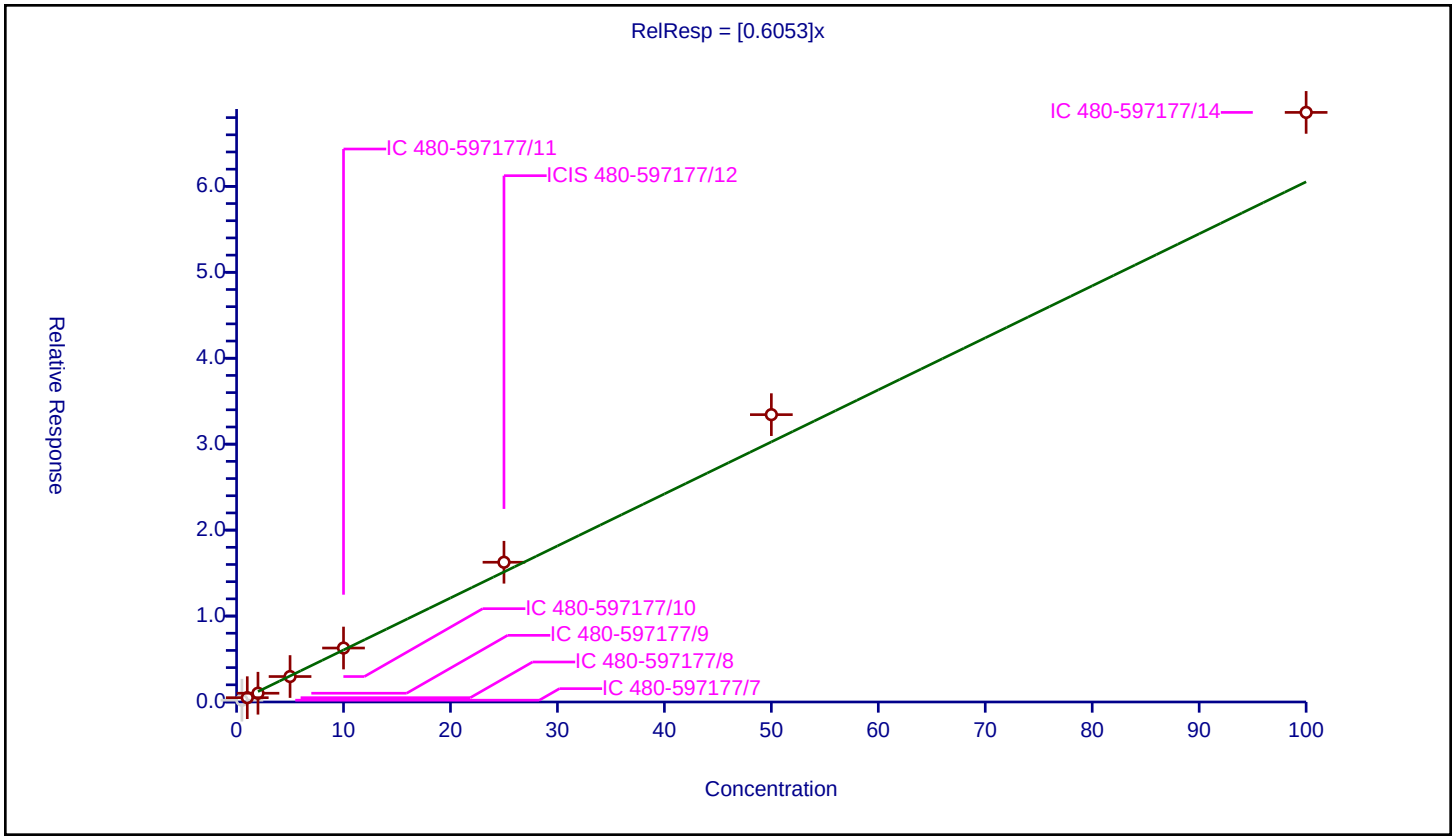

Calibration / o-Xylene

Curve Type:	Average
Weighting:	Conc_Sq
Origin:	Force
Dependency:	Response
Calib Mode:	ISTD
Response Base:	AREA
RF Rounding:	0

Curve Coefficients

Intercept:	0
Slope:	0.6009

Error Coefficients

Standard Error:	981000
Relative Standard Error:	7.7
Correlation Coefficient:	0.998
Coefficient of Determination (Adjusted):	0.993

ID	Level	Concentration	Rel. Resp.	IS Amount	IS Response	RRF	Used
1	IC 480-597177/7	0.5	0.205315	25.0	662276.0	0.410629	N
2	IC 480-597177/8	1.0	0.563165	25.0	677599.0	0.563165	Y
3	IC 480-597177/9	2.0	1.054515	25.0	716775.0	0.527258	Y
4	IC 480-597177/10	5.0	2.926275	25.0	682446.0	0.585255	Y
5	IC 480-597177/11	10.0	6.067652	25.0	686839.0	0.606765	Y
6	ICIS 480-597177/12	25.0	15.547065	25.0	717748.0	0.621883	Y
7	IC 480-597177/13	50.0	32.108215	25.0	786298.0	0.642164	Y
8	IC 480-597177/14	100.0	65.958029	25.0	805701.0	0.65958	Y

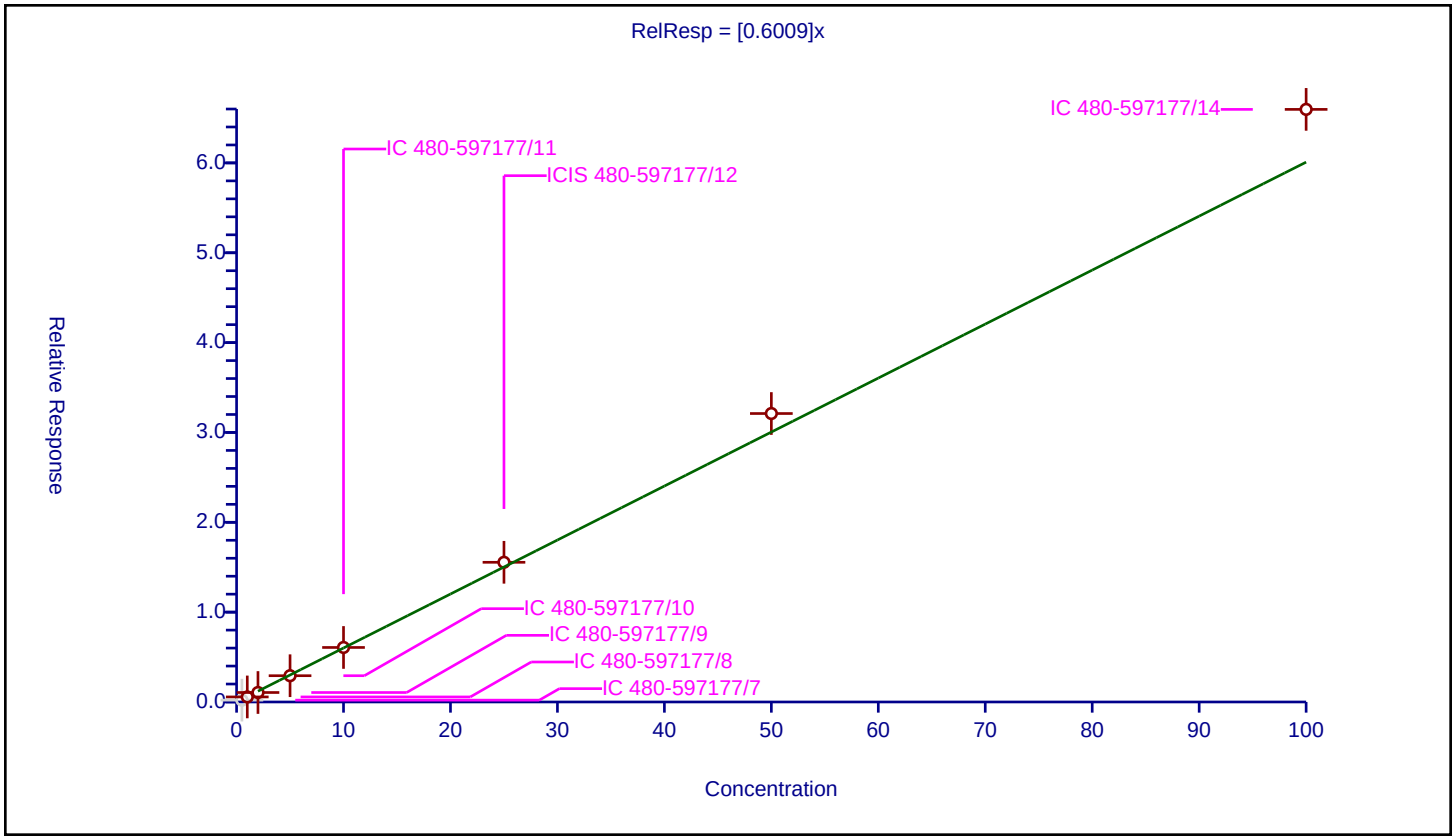

Calibration / Styrene

Curve Type:	Average
Weighting:	Conc_Sq
Origin:	Force
Dependency:	Response
Calib Mode:	ISTD
Response Base:	AREA
RF Rounding:	0

Curve Coefficients

Intercept:	0
Slope:	1.006

Error Coefficients

Standard Error:	1730000
Relative Standard Error:	12.6
Correlation Coefficient:	0.998
Coefficient of Determination (Adjusted):	0.981

ID	Level	Concentration	Rel. Resp.	IS Amount	IS Response	RRF	Used
1	IC 480-597177/7	0.5	0.348382	25.0	662276.0	0.696764	N
2	IC 480-597177/8	1.0	0.903853	25.0	677599.0	0.903853	Y
3	IC 480-597177/9	2.0	1.634509	25.0	716775.0	0.817254	Y
4	IC 480-597177/10	5.0	4.614358	25.0	682446.0	0.922872	Y
5	IC 480-597177/11	10.0	10.434032	25.0	686839.0	1.043403	Y
6	ICIS 480-597177/12	25.0	26.969459	25.0	717748.0	1.078778	Y
7	IC 480-597177/13	50.0	55.667063	25.0	786298.0	1.113341	Y
8	IC 480-597177/14	100.0	116.486947	25.0	805701.0	1.164869	Y

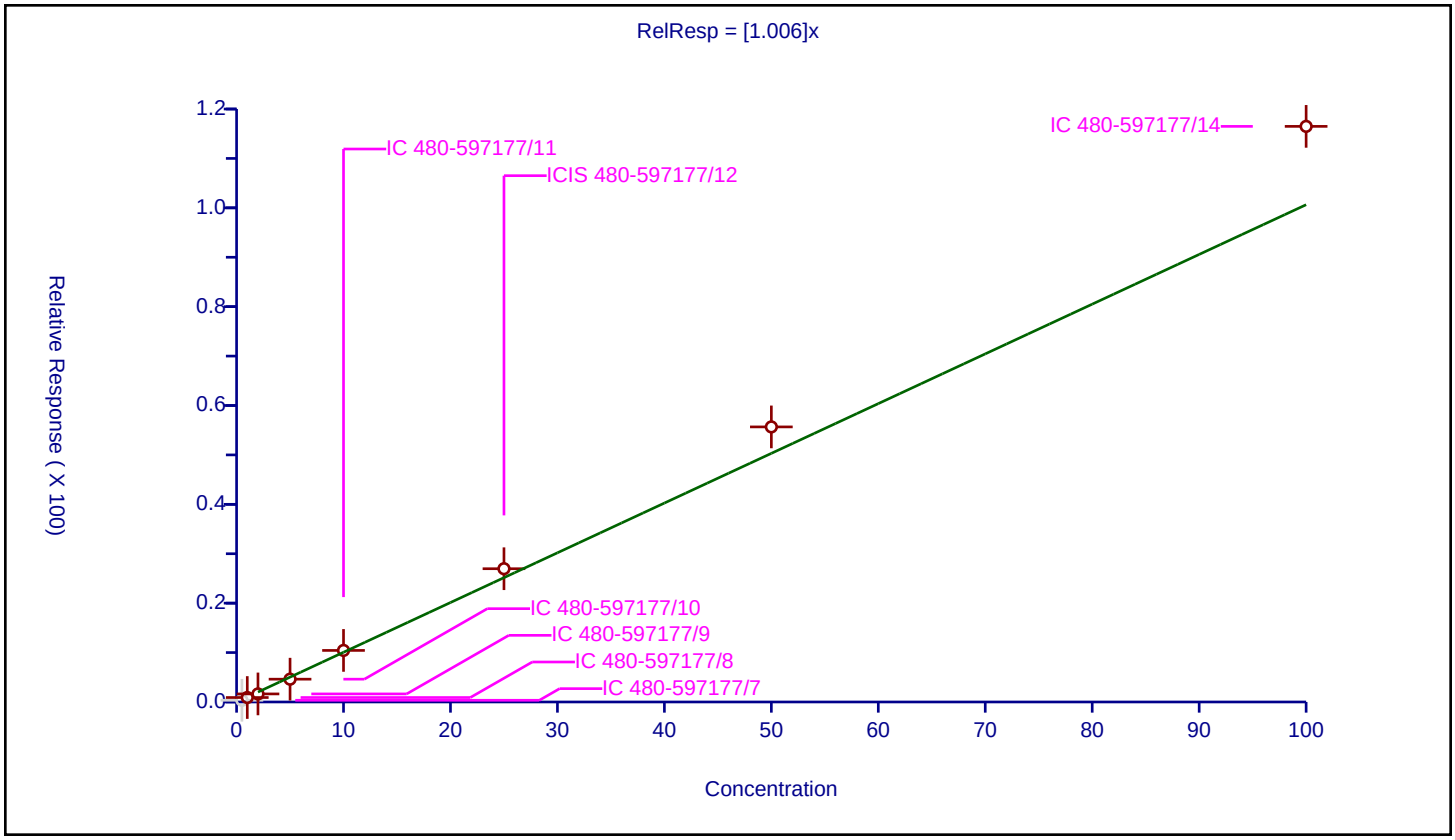

Calibration / Bromoform

Curve Type:	Average
Weighting:	Conc_Sq
Origin:	Force
Dependency:	Response
Calib Mode:	ISTD
Response Base:	AREA
RF Rounding:	0

Curve Coefficients

Intercept:	0
Slope:	0.1906

Error Coefficients

Standard Error:	333000
Relative Standard Error:	15.9
Correlation Coefficient:	0.994
Coefficient of Determination (Adjusted):	0.970

ID	Level	Concentration	Rel. Resp.	IS Amount	IS Response	RRF	Used
1	IC 480-597177/7	0.5	0.087162	25.0	662276.0	0.174323	Y
2	IC 480-597177/8	1.0	0.158095	25.0	677599.0	0.158095	Y
3	IC 480-597177/9	2.0	0.343518	25.0	716775.0	0.171759	Y
4	IC 480-597177/10	5.0	0.876187	25.0	682446.0	0.175237	Y
5	IC 480-597177/11	10.0	1.762495	25.0	686839.0	0.176249	Y
6	ICIS 480-597177/12	25.0	4.948394	25.0	717748.0	0.197936	Y
7	IC 480-597177/13	50.0	11.28567	25.0	786298.0	0.225713	Y
8	IC 480-597177/14	100.0	24.576425	25.0	805701.0	0.245764	Y

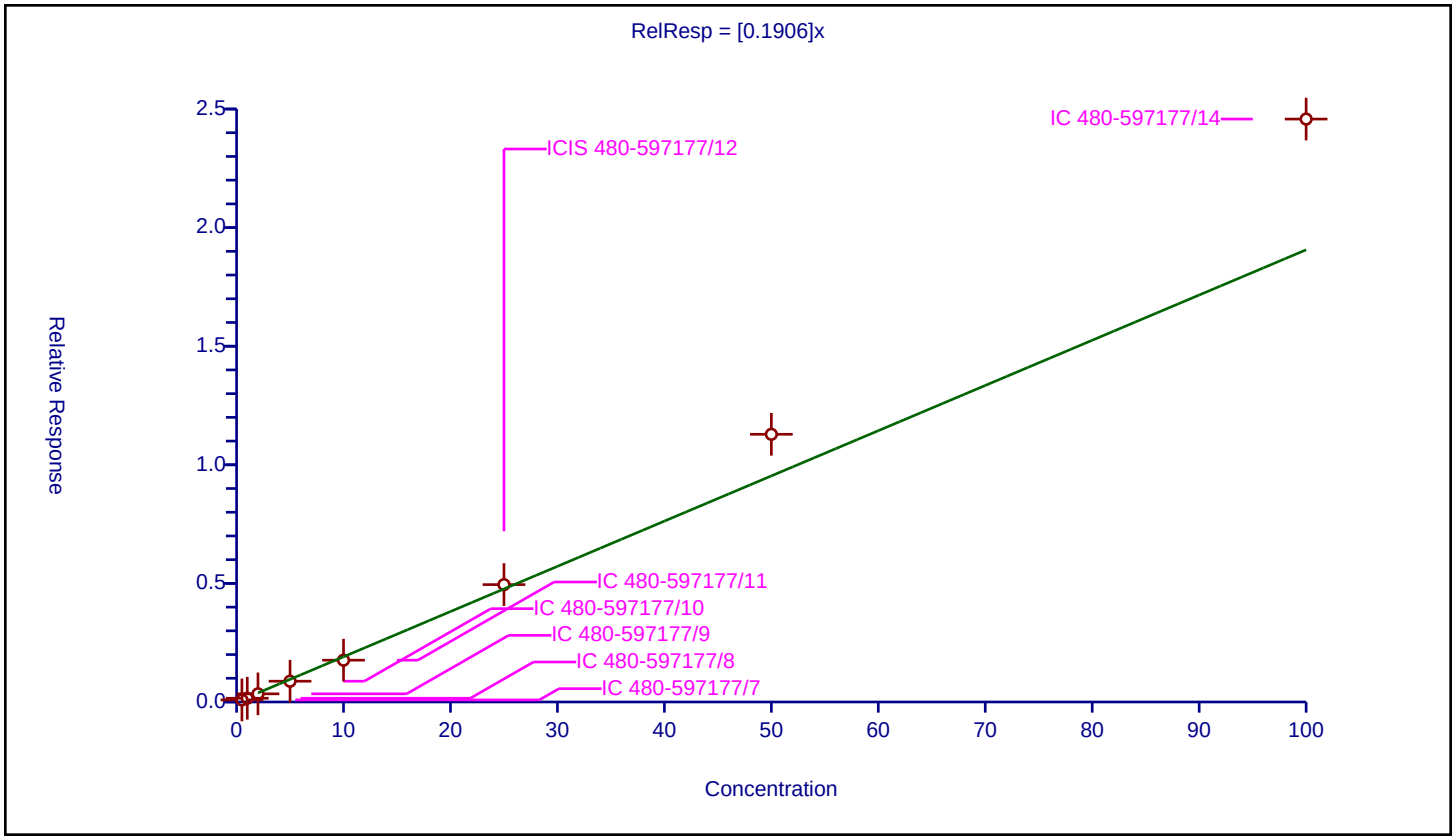

Calibration / Isopropylbenzene

Curve Type:	Average
Weighting:	Conc_Sq
Origin:	Force
Dependency:	Response
Calib Mode:	ISTD
Response Base:	AREA
RF Rounding:	0

Curve Coefficients

Intercept:	0
Slope:	2.926

Error Coefficients

Standard Error:	2660000
Relative Standard Error:	11.9
Correlation Coefficient:	0.998
Coefficient of Determination (Adjusted):	0.983

ID	Level	Concentration	Rel. Resp.	IS Amount	IS Response	RRF	Used
1	IC 480-597177/7	0.5	0.954061	25.0	351943.0	1.908121	N
2	IC 480-597177/8	1.0	2.665186	25.0	347124.0	2.665186	Y
3	IC 480-597177/9	2.0	4.759727	25.0	385374.0	2.379863	Y
4	IC 480-597177/10	5.0	14.096831	25.0	373341.0	2.819366	Y
5	IC 480-597177/11	10.0	28.980324	25.0	368117.0	2.898032	Y
6	ICIS 480-597177/12	25.0	76.432722	25.0	393534.0	3.057309	Y
7	IC 480-597177/13	50.0	167.226153	25.0	409215.0	3.344523	Y
8	IC 480-597177/14	100.0	331.848968	25.0	434153.0	3.31849	Y

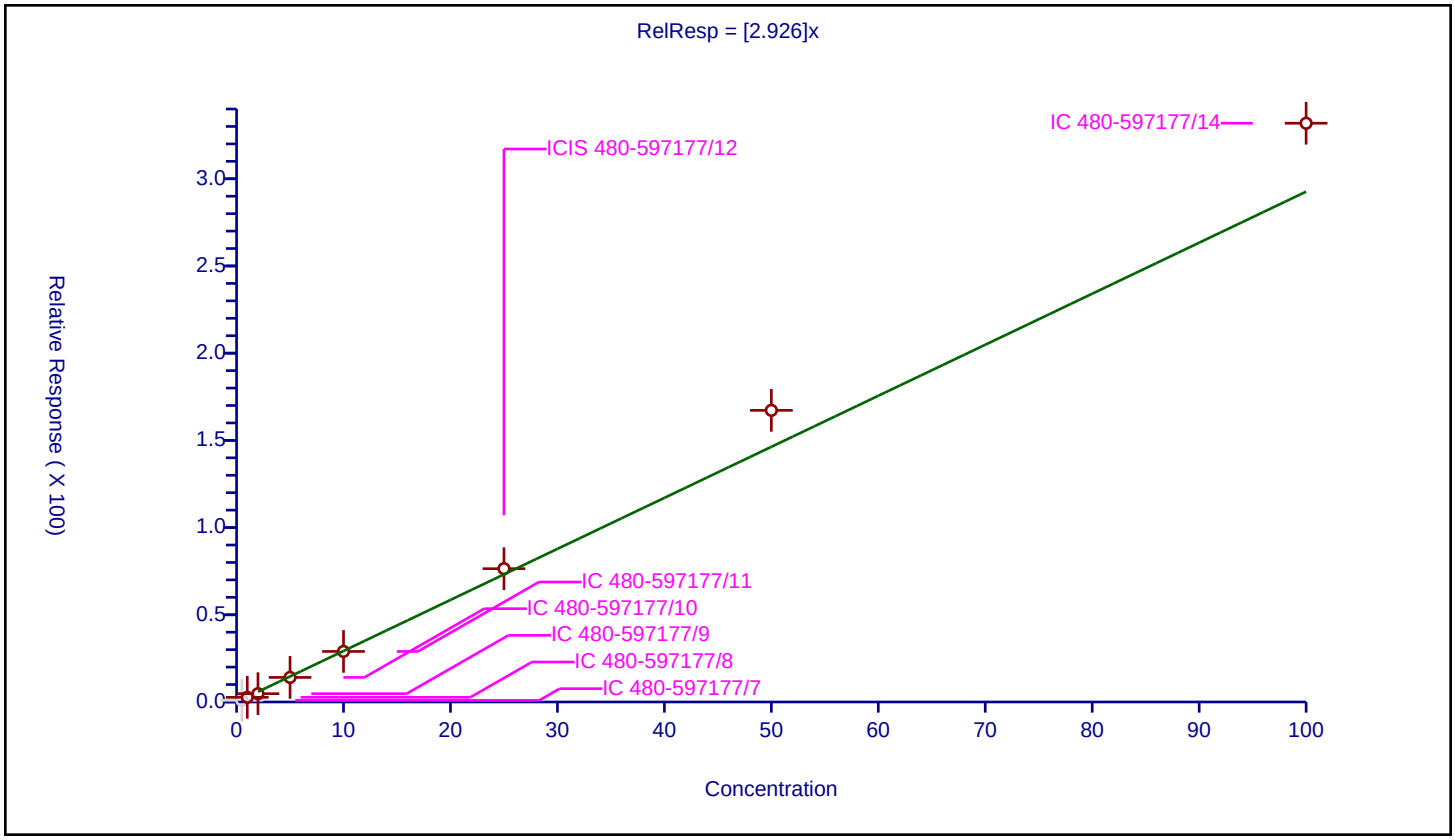

Calibration / 4-Bromofluorobenzene (Surr)

Curve Type:	Average
Weighting:	Conc_Sq
Origin:	Force
Dependency:	Response
Calib Mode:	ISTD
Response Base:	AREA
RF Rounding:	0

Curve Coefficients

Intercept:	0
Slope:	0.3773

Error Coefficients

Standard Error:	291000
Relative Standard Error:	2.4
Correlation Coefficient:	0
Coefficient of Determination (Adjusted):	0

ID	Level	Concentration	Rel. Resp.	IS Amount	IS Response	RRF	Used
1	IC 480-597177/7	25.0	9.193788	25.0	662276.0	0.367752	Y
2	IC 480-597177/8	25.0	9.157518	25.0	677599.0	0.366301	Y
3	IC 480-597177/9	25.0	9.24394	25.0	716775.0	0.369758	Y
4	IC 480-597177/10	25.0	9.495367	25.0	682446.0	0.379815	Y
5	IC 480-597177/11	25.0	9.400092	25.0	686839.0	0.376004	Y
6	ICIS 480-597177/12	25.0	9.557324	25.0	717748.0	0.382293	Y
7	IC 480-597177/13	25.0	9.682525	25.0	786298.0	0.387301	Y
8	IC 480-597177/14	25.0	9.7377	25.0	805701.0	0.389508	Y

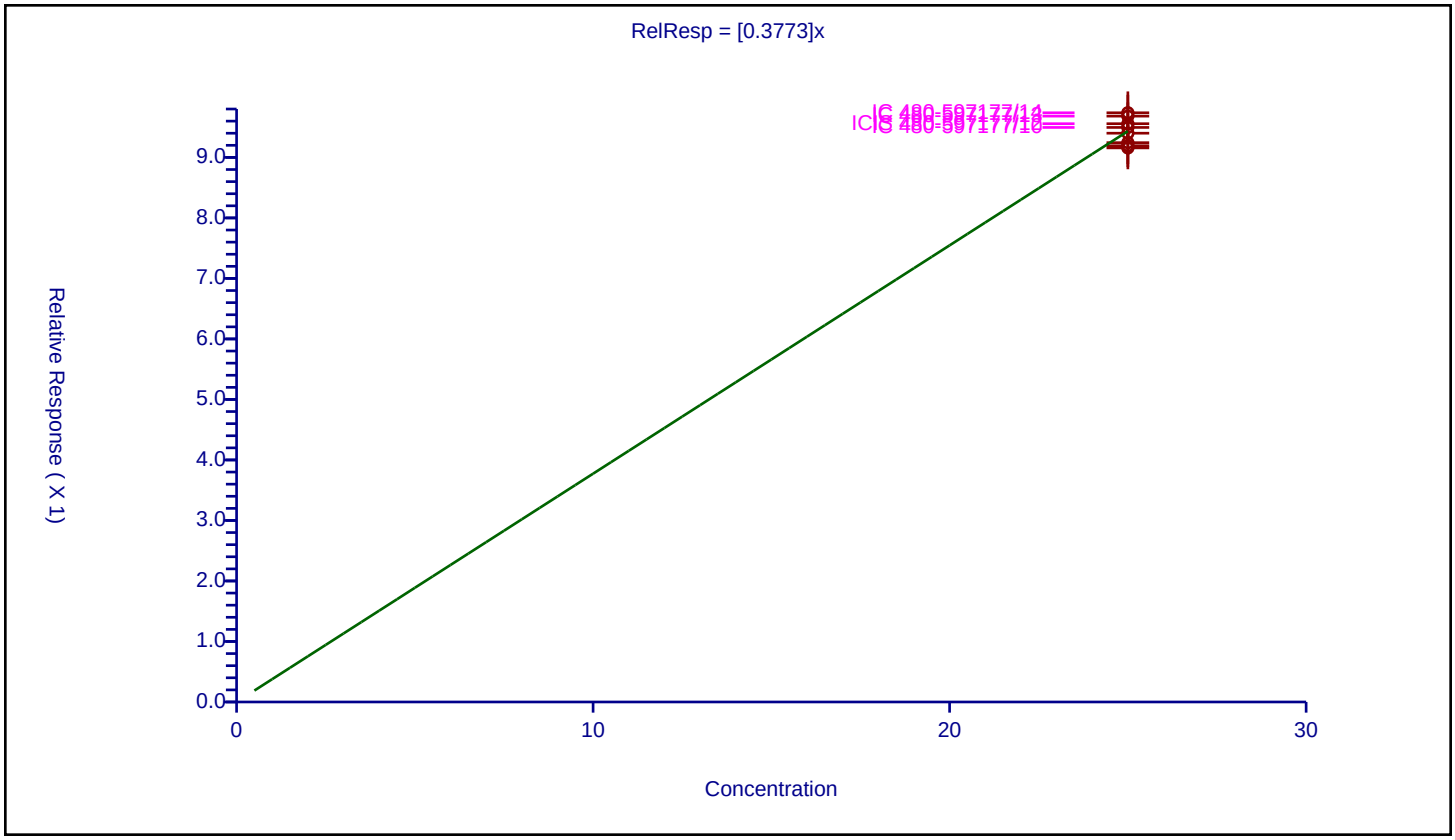

Calibration / Bromobenzene

Curve Type:	Average
Weighting:	Conc_Sq
Origin:	Force
Dependency:	Response
Calib Mode:	ISTD
Response Base:	AREA
RF Rounding:	0

Curve Coefficients

Intercept:	0
Slope:	0.8059

Error Coefficients

Standard Error:	632000
Relative Standard Error:	10.2
Correlation Coefficient:	0.999
Coefficient of Determination (Adjusted):	0.987

ID	Level	Concentration	Rel. Resp.	IS Amount	IS Response	RRF	Used
1	IC 480-597177/7	0.5	0.316102	25.0	351943.0	0.632205	Y
2	IC 480-597177/8	1.0	0.81455	25.0	347124.0	0.81455	Y
3	IC 480-597177/9	2.0	1.46799	25.0	385374.0	0.733995	Y
4	IC 480-597177/10	5.0	4.232324	25.0	373341.0	0.846465	Y
5	IC 480-597177/11	10.0	8.71367	25.0	368117.0	0.871367	Y
6	ICIS 480-597177/12	25.0	20.832126	25.0	393534.0	0.833285	Y
7	IC 480-597177/13	50.0	43.449226	25.0	409215.0	0.868985	Y
8	IC 480-597177/14	100.0	84.672685	25.0	434153.0	0.846727	Y

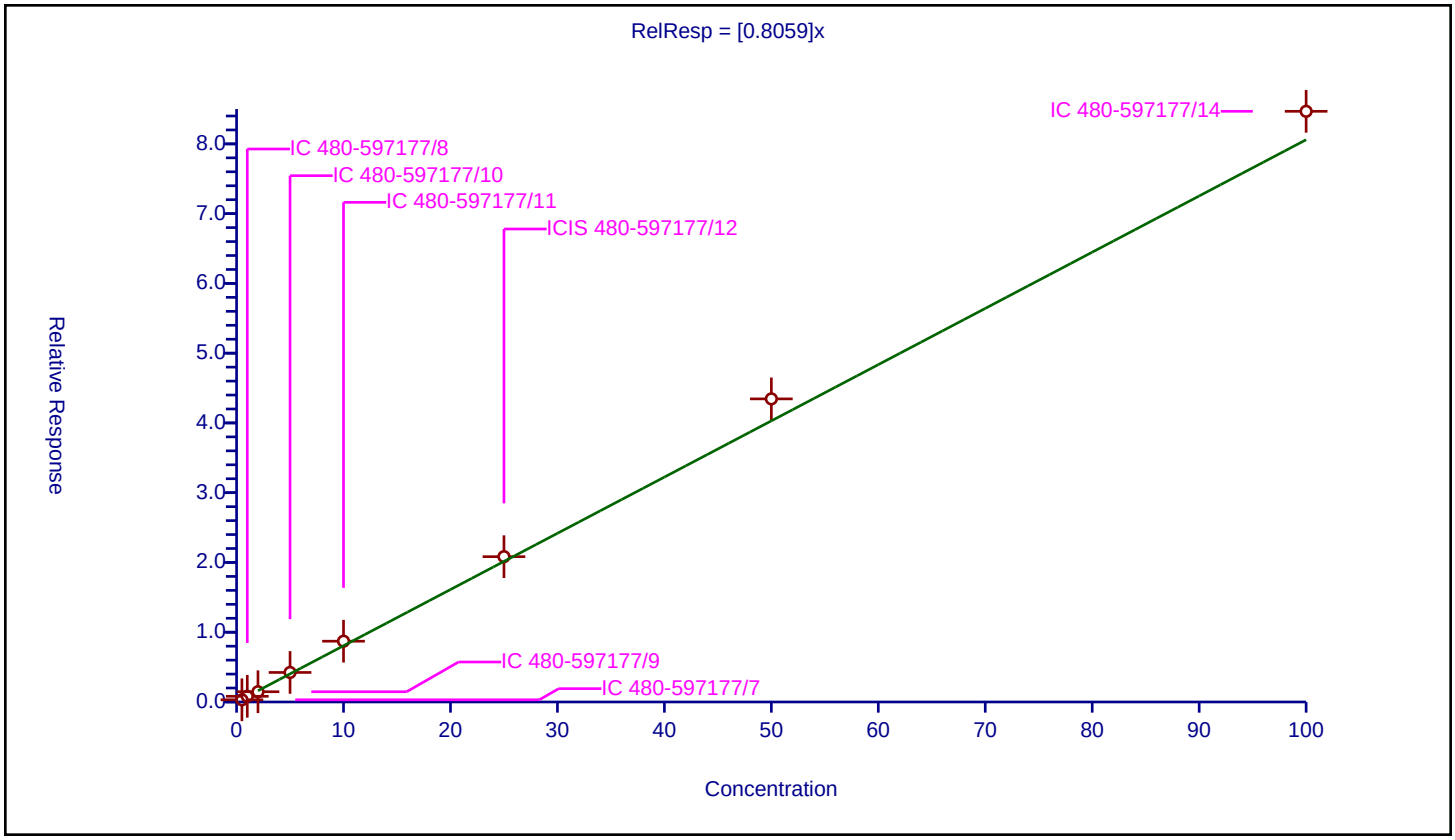

Calibration / 1,1,2,2-Tetrachloroethane

Curve Type:	Average
Weighting:	Conc_Sq
Origin:	Force
Dependency:	Response
Calib Mode:	ISTD
Response Base:	AREA
RF Rounding:	0

Curve Coefficients

Intercept:	0
Slope:	0.8446

Error Coefficients

Standard Error:	630000
Relative Standard Error:	3.9
Correlation Coefficient:	0.999
Coefficient of Determination (Adjusted):	0.998

ID	Level	Concentration	Rel. Resp.	IS Amount	IS Response	RRF	Used
1	IC 480-597177/7	0.5	0.405108	25.0	351943.0	0.810216	Y
2	IC 480-597177/8	1.0	0.903568	25.0	347124.0	0.903568	Y
3	IC 480-597177/9	2.0	1.672466	25.0	385374.0	0.836233	Y
4	IC 480-597177/10	5.0	4.26018	25.0	373341.0	0.852036	Y
5	IC 480-597177/11	10.0	8.51448	25.0	368117.0	0.851448	Y
6	ICIS 480-597177/12	25.0	19.870011	25.0	393534.0	0.7948	Y
7	IC 480-597177/13	50.0	43.070024	25.0	409215.0	0.8614	Y
8	IC 480-597177/14	100.0	84.691975	25.0	434153.0	0.84692	Y

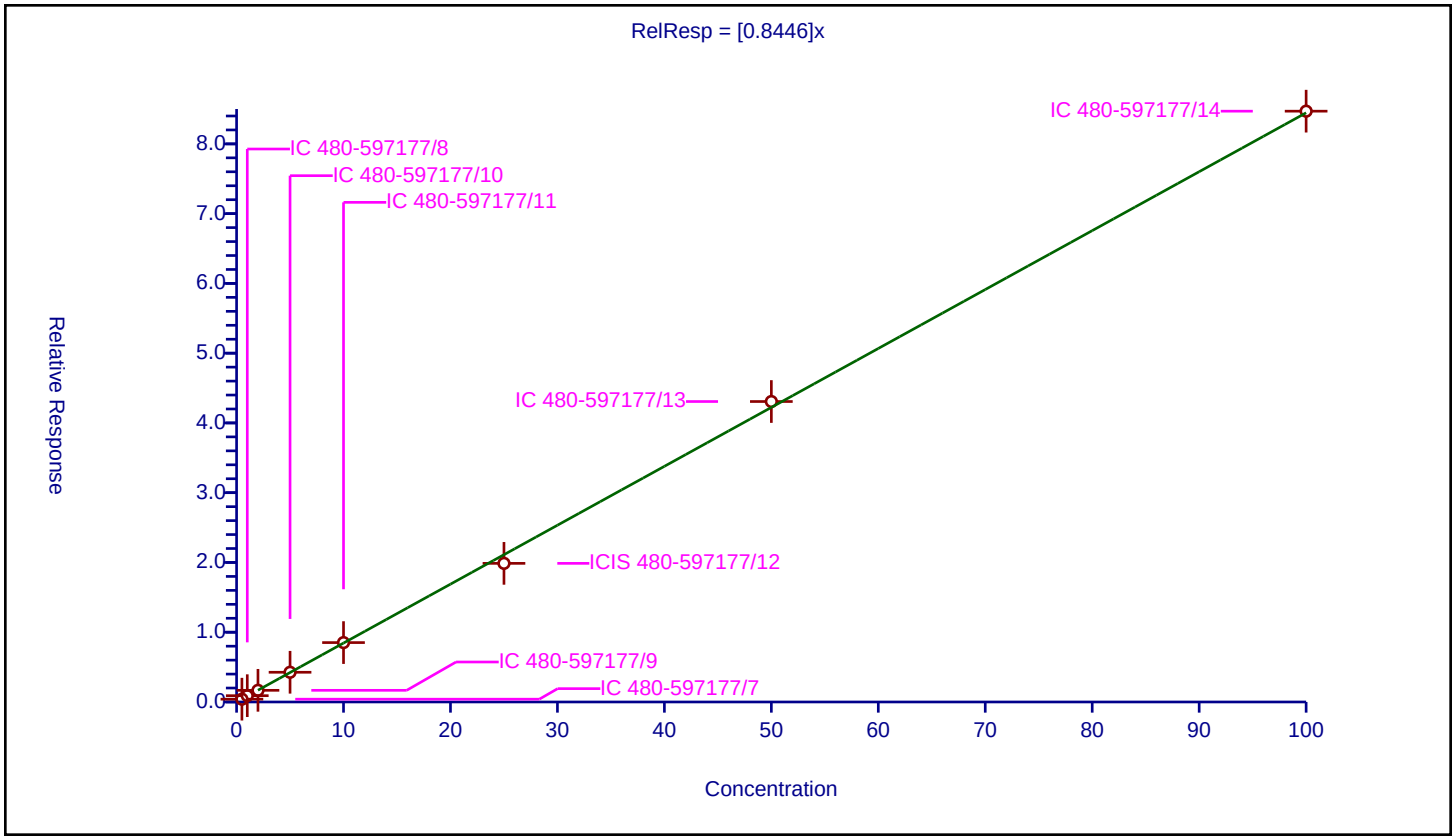

Calibration / N-Propylbenzene

Curve Type:	Average
Weighting:	Conc_Sq
Origin:	Force
Dependency:	Response
Calib Mode:	ISTD
Response Base:	AREA
RF Rounding:	0

Curve Coefficients

Intercept:	0
Slope:	3.511

Error Coefficients

Standard Error:	3180000
Relative Standard Error:	11.6
Correlation Coefficient:	0.998
Coefficient of Determination (Adjusted):	0.983

ID	Level	Concentration	Rel. Resp.	IS Amount	IS Response	RRF	Used
1	IC 480-597177/7	0.5	1.160628	25.0	351943.0	2.321257	N
2	IC 480-597177/8	1.0	3.347651	25.0	347124.0	3.347651	Y
3	IC 480-597177/9	2.0	5.579645	25.0	385374.0	2.789822	Y
4	IC 480-597177/10	5.0	16.972018	25.0	373341.0	3.394404	Y
5	IC 480-597177/11	10.0	34.943238	25.0	368117.0	3.494324	Y
6	ICIS 480-597177/12	25.0	90.39327	25.0	393534.0	3.615731	Y
7	IC 480-597177/13	50.0	198.010948	25.0	409215.0	3.960219	Y
8	IC 480-597177/14	100.0	397.43109	25.0	434153.0	3.974311	Y

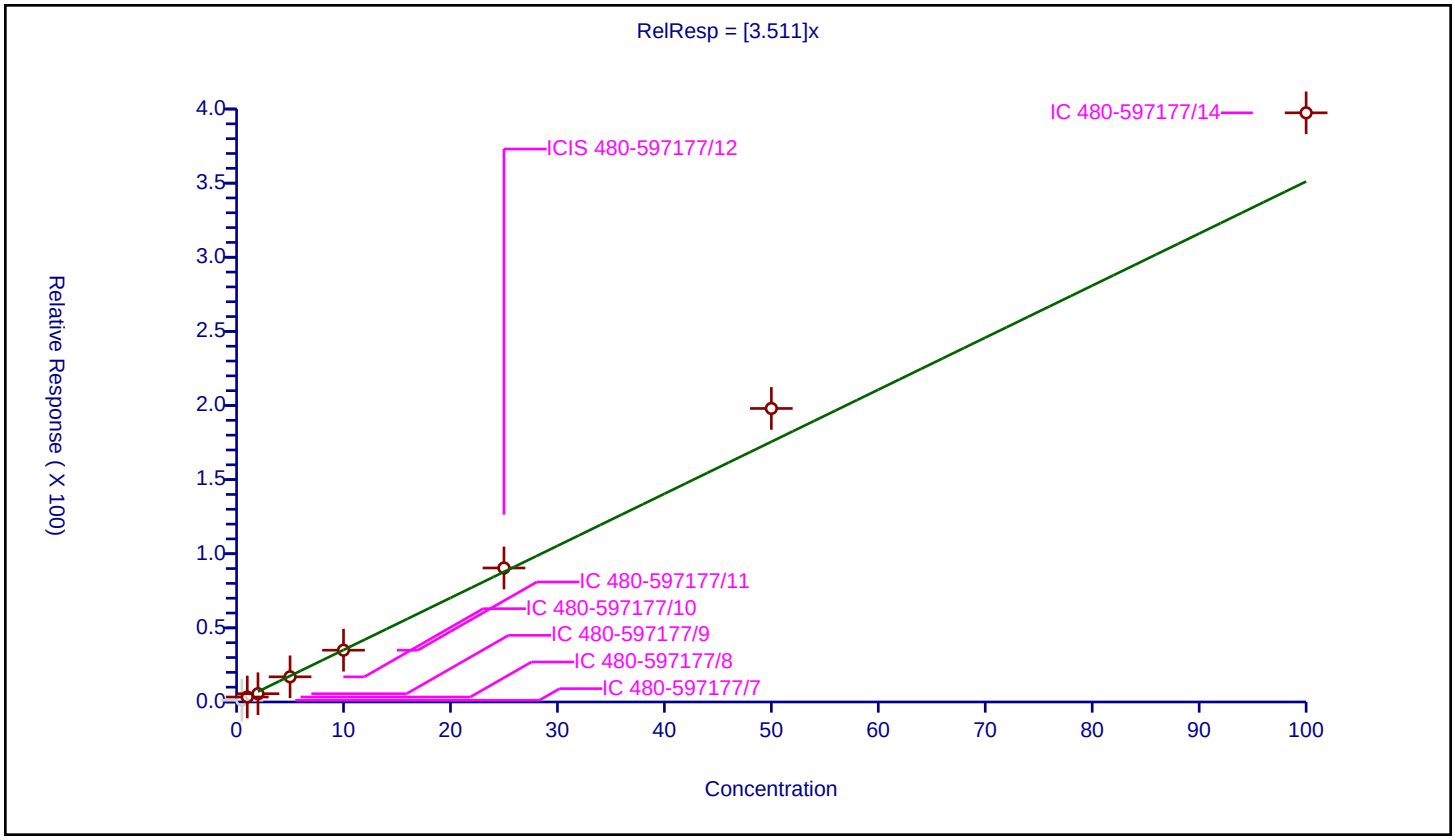

Calibration / 1,2,3-Trichloropropane

Curve Type:	Average
Weighting:	Conc_Sq
Origin:	Force
Dependency:	Response
Calib Mode:	ISTD
Response Base:	AREA
RF Rounding:	0

Curve Coefficients

Intercept:	0
Slope:	0.2697

Error Coefficients

Standard Error:	192000
Relative Standard Error:	7.1
Correlation Coefficient:	0.999
Coefficient of Determination (Adjusted):	0.993

ID	Level	Concentration	Rel. Resp.	IS Amount	IS Response	RRF	Used
1	IC 480-597177/7	0.5	0.149101	25.0	351943.0	0.298202	Y
2	IC 480-597177/8	1.0	0.28981	25.0	347124.0	0.28981	Y
3	IC 480-597177/9	2.0	0.4844	25.0	385374.0	0.2422	Y
4	IC 480-597177/10	5.0	1.389346	25.0	373341.0	0.277869	Y
5	IC 480-597177/11	10.0	2.735679	25.0	368117.0	0.273568	Y
6	ICIS 480-597177/12	25.0	6.287576	25.0	393534.0	0.251503	Y
7	IC 480-597177/13	50.0	13.44165	25.0	409215.0	0.268833	Y
8	IC 480-597177/14	100.0	25.530631	25.0	434153.0	0.255306	Y

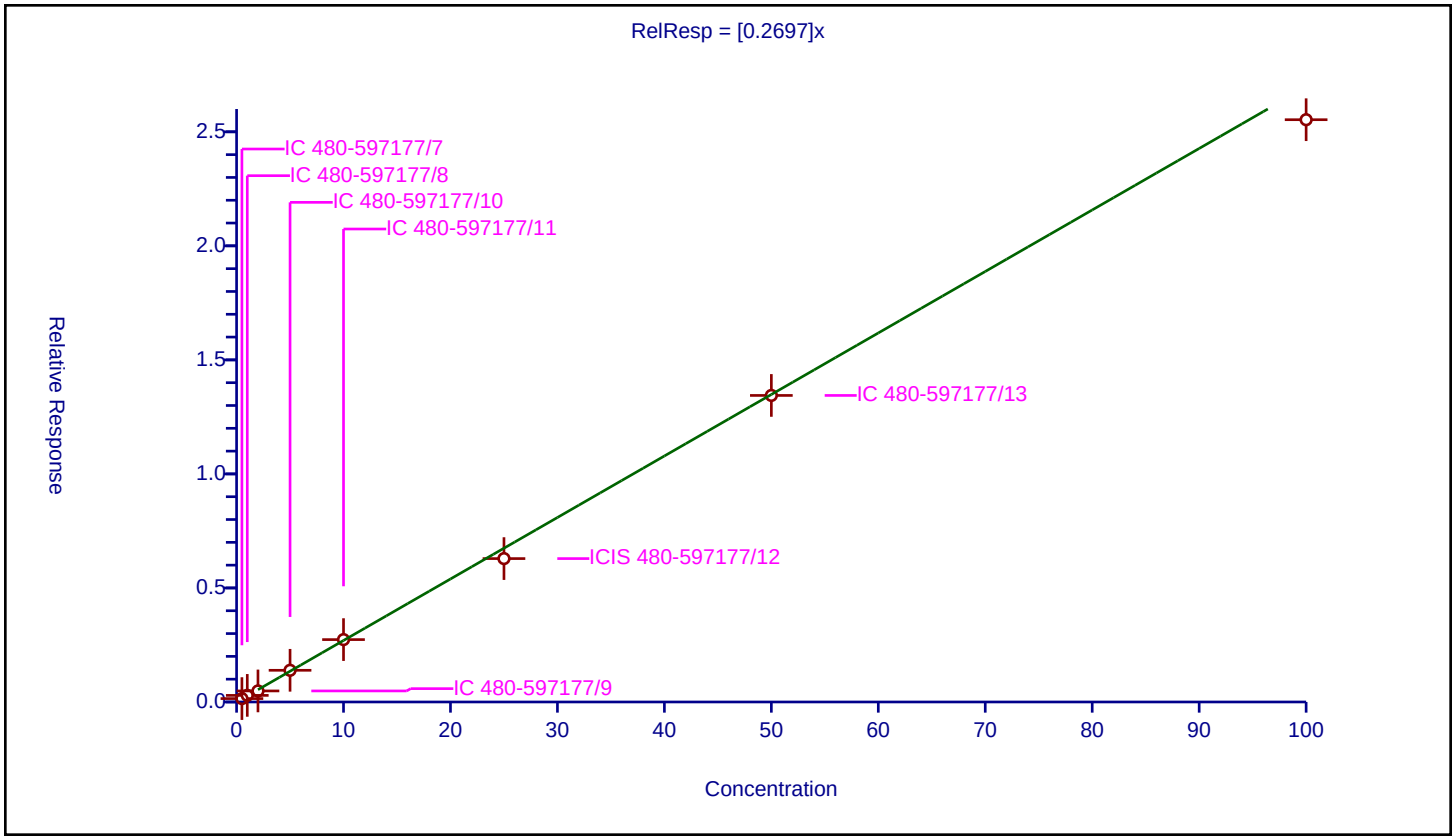

Calibration / trans-1,4-Dichloro-2-butene

Curve Type:	Average
Weighting:	Conc_Sq
Origin:	Force
Dependency:	Response
Calib Mode:	ISTD
Response Base:	AREA
RF Rounding:	0

Curve Coefficients

Intercept:	0
Slope:	0.3744

Error Coefficients

Standard Error:	339000
Relative Standard Error:	17.1
Correlation Coefficient:	0.996
Coefficient of Determination (Adjusted):	0.966

ID	Level	Concentration	Rel. Resp.	IS Amount	IS Response	RRF	Used
1	IC 480-597177/7	0.5	0.148959	25.0	351943.0	0.297918	Y
2	IC 480-597177/8	1.0	0.399785	25.0	347124.0	0.399785	Y
3	IC 480-597177/9	2.0	0.55511	25.0	385374.0	0.277555	Y
4	IC 480-597177/10	5.0	1.847641	25.0	373341.0	0.369528	Y
5	IC 480-597177/11	10.0	3.634442	25.0	368117.0	0.363444	Y
6	ICIS 480-597177/12	25.0	9.475293	25.0	393534.0	0.379012	Y
7	IC 480-597177/13	50.0	22.314553	25.0	409215.0	0.446291	Y
8	IC 480-597177/14	100.0	46.190398	25.0	434153.0	0.461904	Y

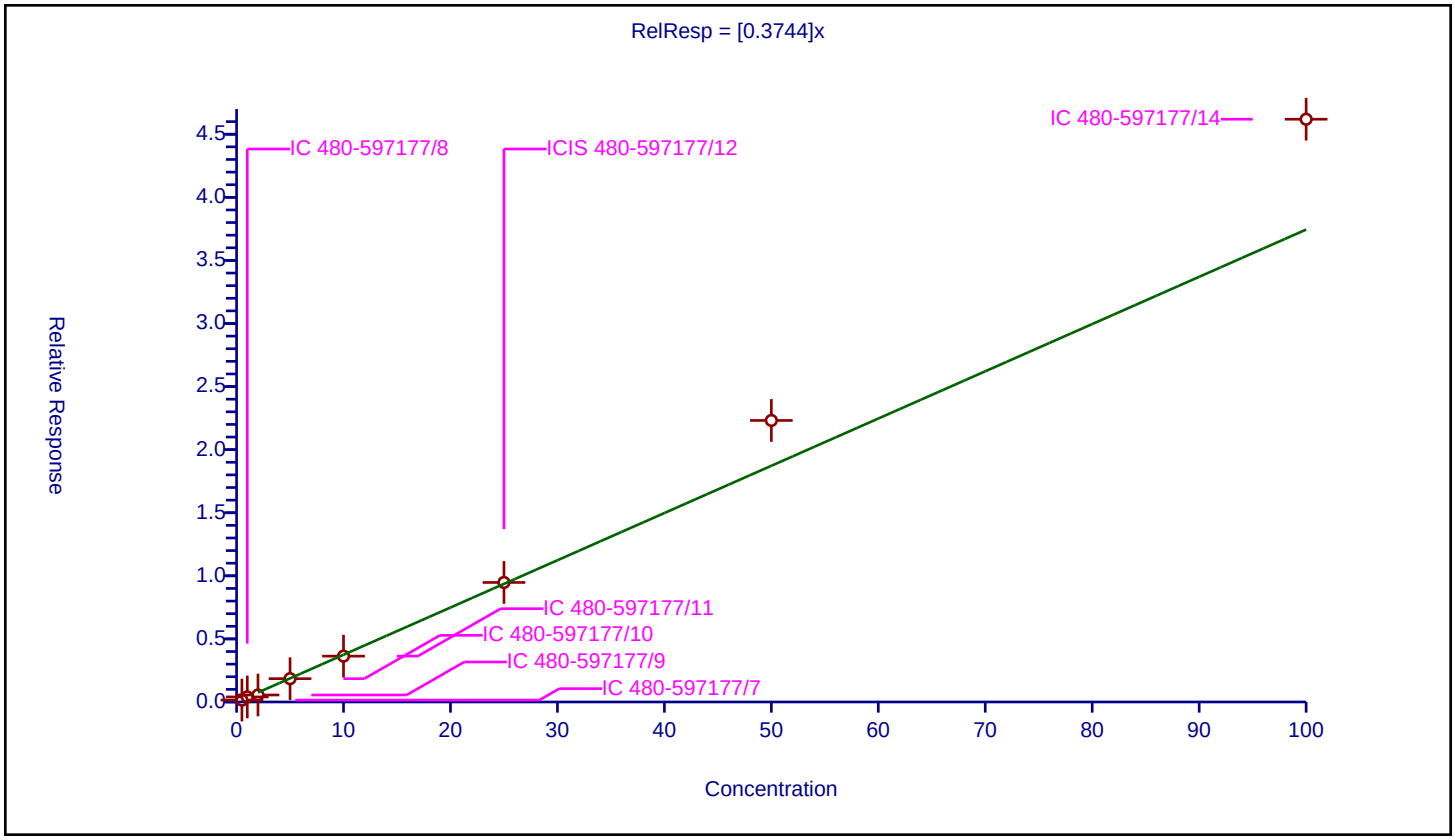

Calibration / 2-Chlorotoluene

Curve Type:	Average
Weighting:	Conc_Sq
Origin:	Force
Dependency:	Response
Calib Mode:	ISTD
Response Base:	AREA
RF Rounding:	0

Curve Coefficients

Intercept:	0
Slope:	0.7561

Error Coefficients

Standard Error:	640000
Relative Standard Error:	6.1
Correlation Coefficient:	0.999
Coefficient of Determination (Adjusted):	0.995

ID	Level	Concentration	Rel. Resp.	IS Amount	IS Response	RRF	Used
1	IC 480-597177/7	0.5	0.288896	25.0	351943.0	0.577792	N
2	IC 480-597177/8	1.0	0.718691	25.0	347124.0	0.718691	Y
3	IC 480-597177/9	2.0	1.351544	25.0	385374.0	0.675772	Y
4	IC 480-597177/10	5.0	3.889005	25.0	373341.0	0.777801	Y
5	IC 480-597177/11	10.0	7.544001	25.0	368117.0	0.7544	Y
6	ICIS 480-597177/12	25.0	19.035839	25.0	393534.0	0.761434	Y
7	IC 480-597177/13	50.0	40.416651	25.0	409215.0	0.808333	Y
8	IC 480-597177/14	100.0	79.622449	25.0	434153.0	0.796224	Y

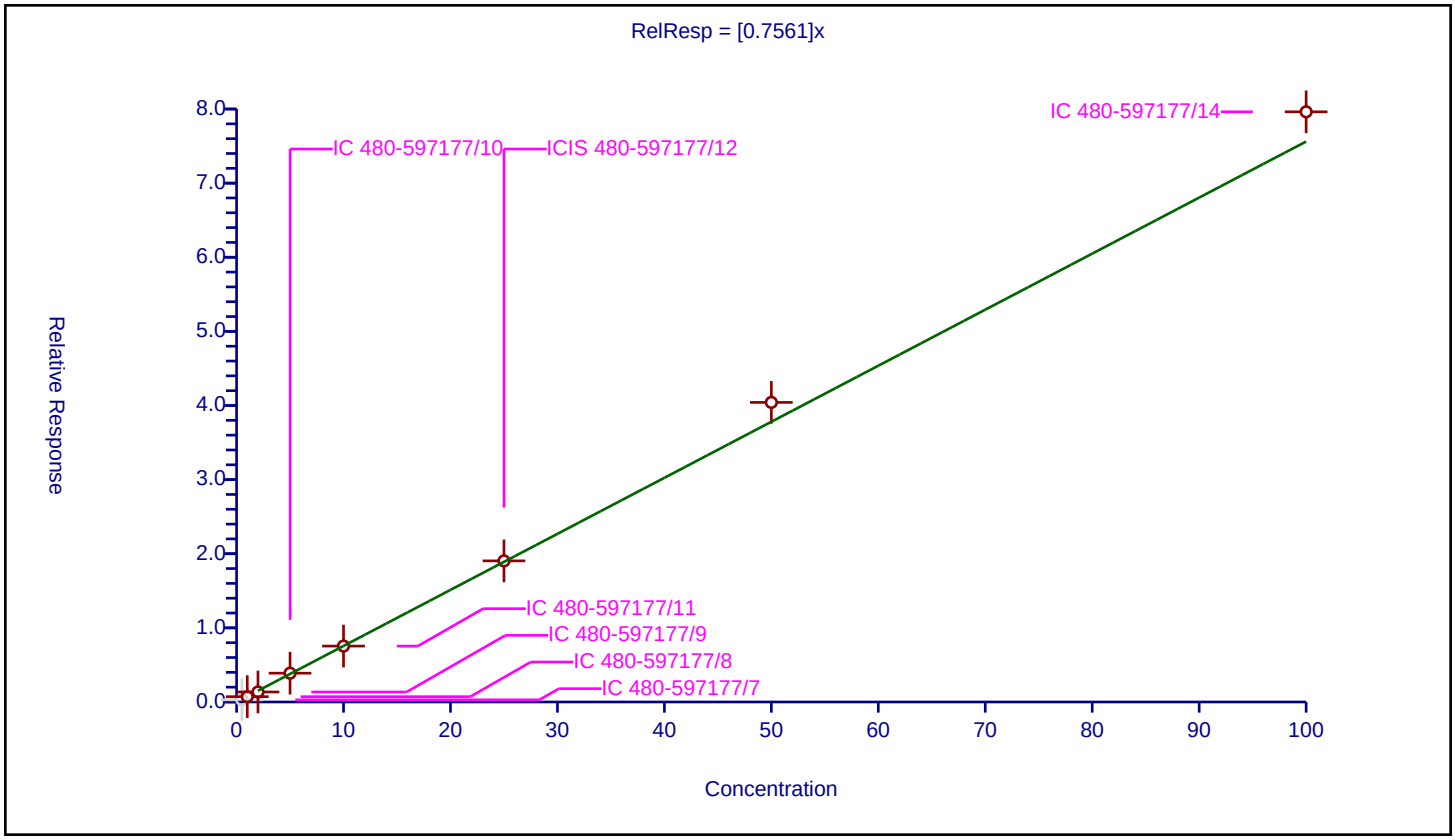

Calibration / 1,3,5-Trimethylbenzene

Curve Type:	Average
Weighting:	Conc_Sq
Origin:	Force
Dependency:	Response
Calib Mode:	ISTD
Response Base:	AREA
RF Rounding:	0

Curve Coefficients

Intercept:	0
Slope:	2.399

Error Coefficients

Standard Error:	2190000
Relative Standard Error:	13.5
Correlation Coefficient:	0.999
Coefficient of Determination (Adjusted):	0.978

ID	Level	Concentration	Rel. Resp.	IS Amount	IS Response	RRF	Used
1	IC 480-597177/7	0.5	0.690524	25.0	351943.0	1.381047	N
2	IC 480-597177/8	1.0	2.068641	25.0	347124.0	2.068641	Y
3	IC 480-597177/9	2.0	3.878246	25.0	385374.0	1.939123	Y
4	IC 480-597177/10	5.0	11.253184	25.0	373341.0	2.250637	Y
5	IC 480-597177/11	10.0	24.505999	25.0	368117.0	2.4506	Y
6	ICIS 480-597177/12	25.0	64.771595	25.0	393534.0	2.590864	Y
7	IC 480-597177/13	50.0	138.591511	25.0	409215.0	2.77183	Y
8	IC 480-597177/14	100.0	272.353064	25.0	434153.0	2.723531	Y

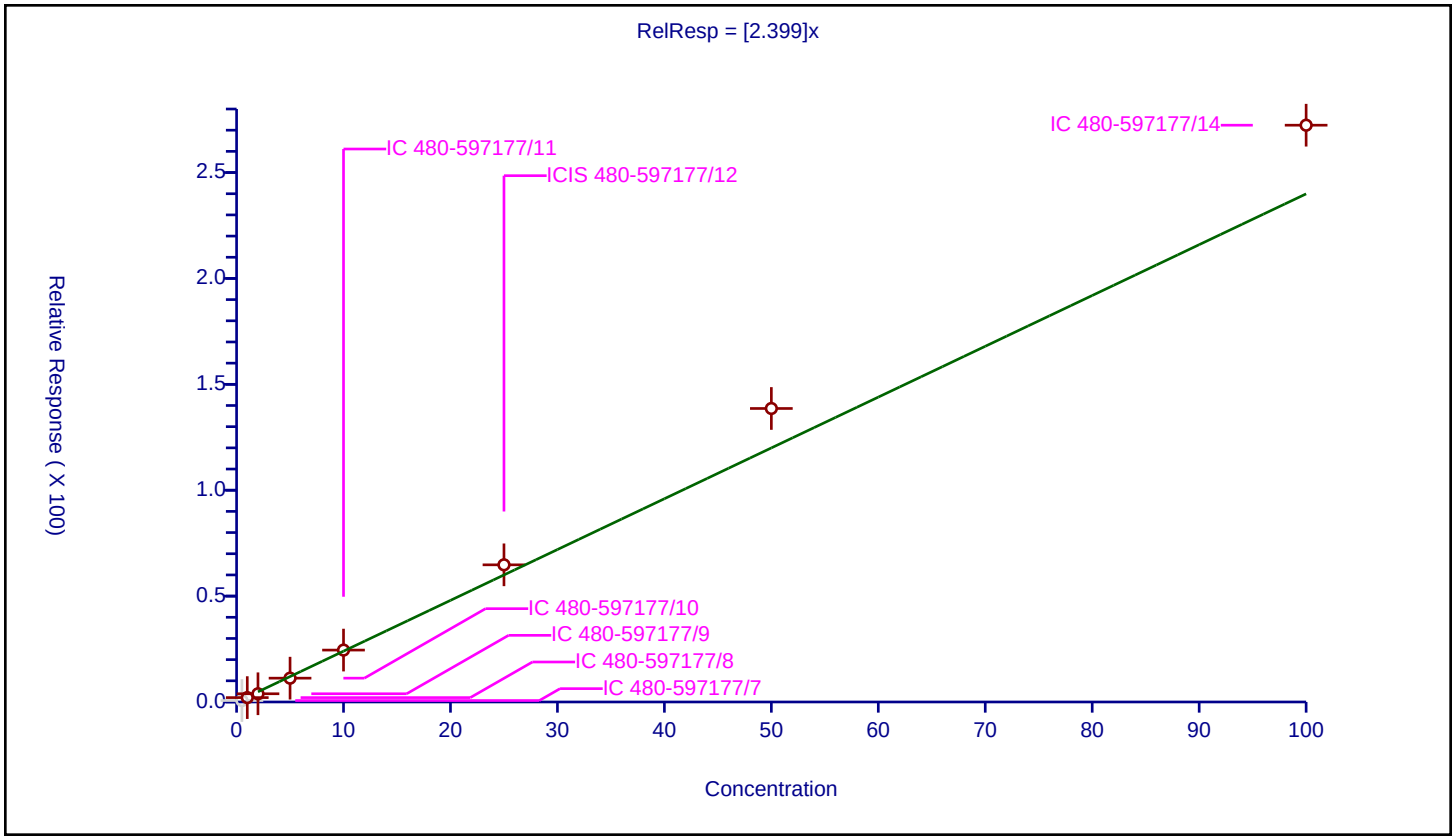

Calibration / 4-Chlorotoluene

Curve Type:	Average
Weighting:	Conc_Sq
Origin:	Force
Dependency:	Response
Calib Mode:	ISTD
Response Base:	AREA
RF Rounding:	0

Curve Coefficients

Intercept:	0
Slope:	2.159

Error Coefficients

Standard Error:	1780000
Relative Standard Error:	12.4
Correlation Coefficient:	0.999
Coefficient of Determination (Adjusted):	0.982

ID	Level	Concentration	Rel. Resp.	IS Amount	IS Response	RRF	Used
1	IC 480-597177/7	0.5	0.822505	25.0	351943.0	1.645011	Y
2	IC 480-597177/8	1.0	2.199358	25.0	347124.0	2.199358	Y
3	IC 480-597177/9	2.0	3.806302	25.0	385374.0	1.903151	Y
4	IC 480-597177/10	5.0	10.879129	25.0	373341.0	2.175826	Y
5	IC 480-597177/11	10.0	22.282318	25.0	368117.0	2.228232	Y
6	ICIS 480-597177/12	25.0	56.466214	25.0	393534.0	2.258649	Y
7	IC 480-597177/13	50.0	123.669404	25.0	409215.0	2.473388	Y
8	IC 480-597177/14	100.0	239.15319	25.0	434153.0	2.391532	Y

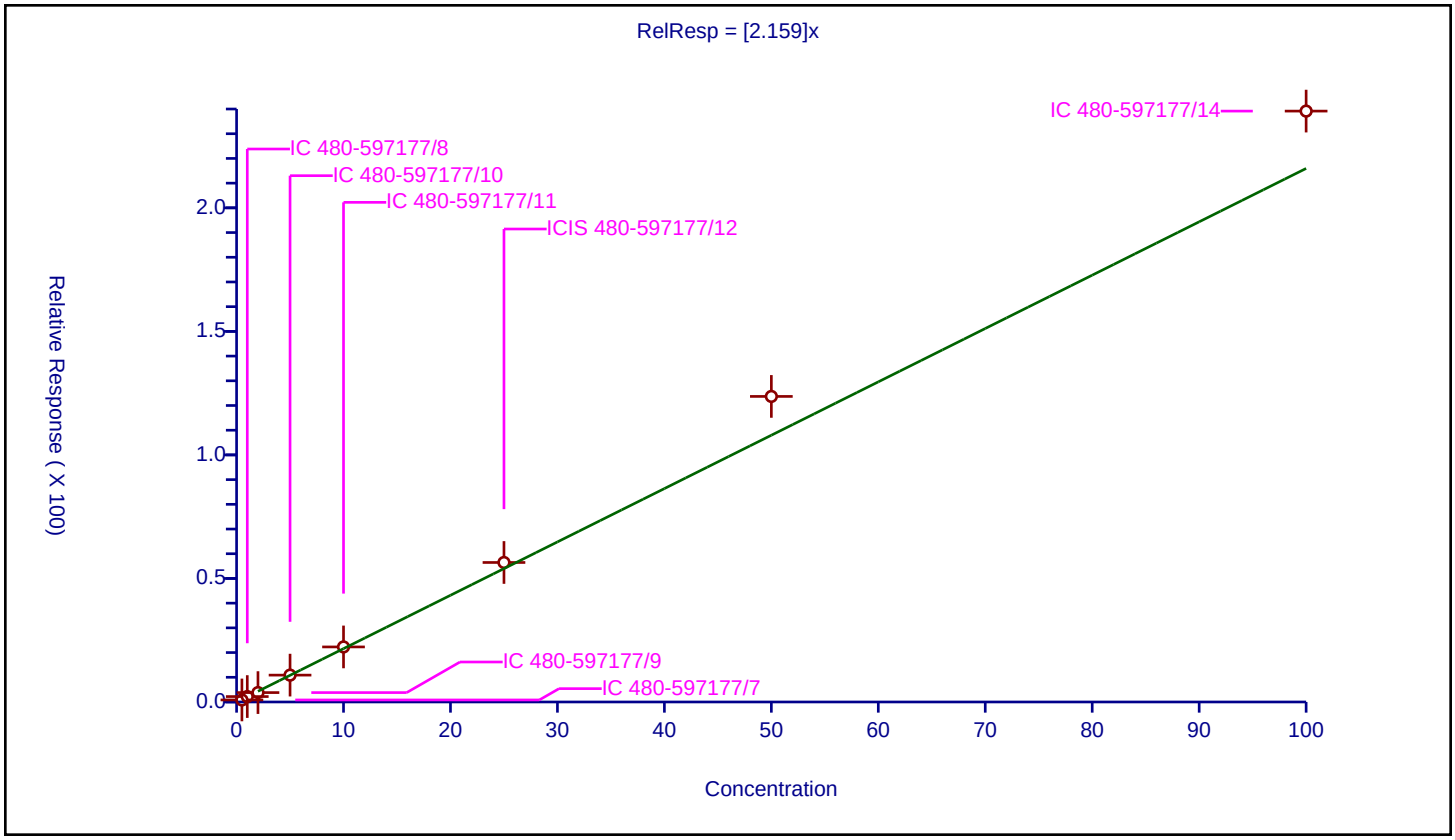

Calibration / tert-Butylbenzene

Curve Type:	Average
Weighting:	Conc_Sq
Origin:	Force
Dependency:	Response
Calib Mode:	ISTD
Response Base:	AREA
RF Rounding:	0

Curve Coefficients

Intercept:	0
Slope:	0.5477

Error Coefficients

Standard Error:	504000
Relative Standard Error:	15.7
Correlation Coefficient:	0.999
Coefficient of Determination (Adjusted):	0.972

ID	Level	Concentration	Rel. Resp.	IS Amount	IS Response	RRF	Used
1	IC 480-597177/7	0.5	0.185683	25.0	351943.0	0.371367	N
2	IC 480-597177/8	1.0	0.423336	25.0	347124.0	0.423336	Y
3	IC 480-597177/9	2.0	0.894067	25.0	385374.0	0.447033	Y
4	IC 480-597177/10	5.0	2.761952	25.0	373341.0	0.55239	Y
5	IC 480-597177/11	10.0	5.496962	25.0	368117.0	0.549696	Y
6	ICIS 480-597177/12	25.0	14.508022	25.0	393534.0	0.580321	Y
7	IC 480-597177/13	50.0	32.848869	25.0	409215.0	0.656977	Y
8	IC 480-597177/14	100.0	62.433693	25.0	434153.0	0.624337	Y

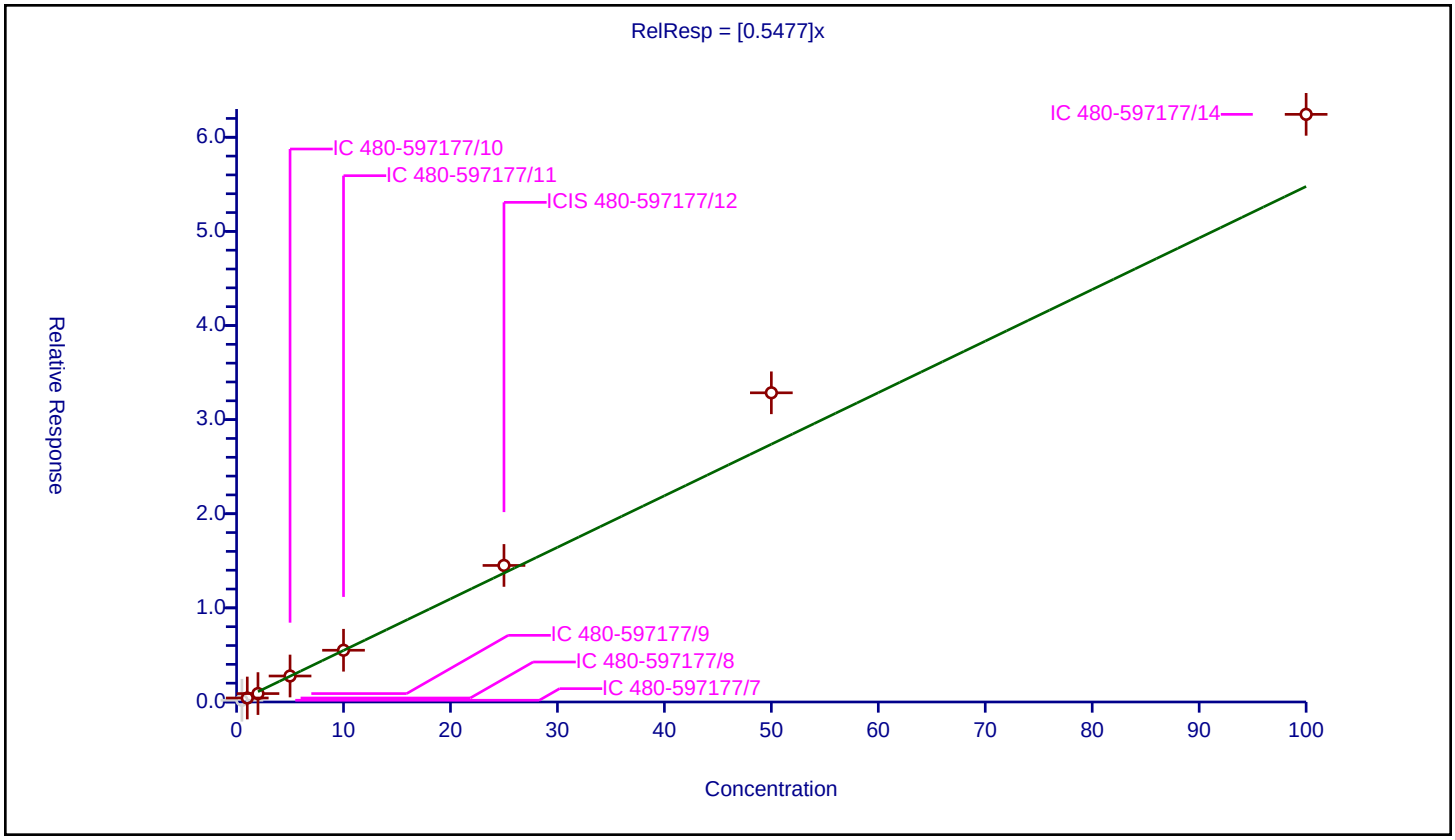

Calibration / 1,2,4-Trimethylbenzene

Curve Type:	Average
Weighting:	Conc_Sq
Origin:	Force
Dependency:	Response
Calib Mode:	ISTD
Response Base:	AREA
RF Rounding:	0

Curve Coefficients

Intercept:	0
Slope:	2.527

Error Coefficients

Standard Error:	2250000
Relative Standard Error:	10.5
Correlation Coefficient:	0.998
Coefficient of Determination (Adjusted):	0.986

ID	Level	Concentration	Rel. Resp.	IS Amount	IS Response	RRF	Used
1	IC 480-597177/7	0.5	0.756799	25.0	351943.0	1.513597	N
2	IC 480-597177/8	1.0	2.436449	25.0	347124.0	2.436449	Y
3	IC 480-597177/9	2.0	4.081036	25.0	385374.0	2.040518	Y
4	IC 480-597177/10	5.0	12.061159	25.0	373341.0	2.412232	Y
5	IC 480-597177/11	10.0	25.702019	25.0	368117.0	2.570202	Y
6	ICIS 480-597177/12	25.0	65.519498	25.0	393534.0	2.62078	Y
7	IC 480-597177/13	50.0	139.977335	25.0	409215.0	2.799547	Y
8	IC 480-597177/14	100.0	280.910589	25.0	434153.0	2.809106	Y

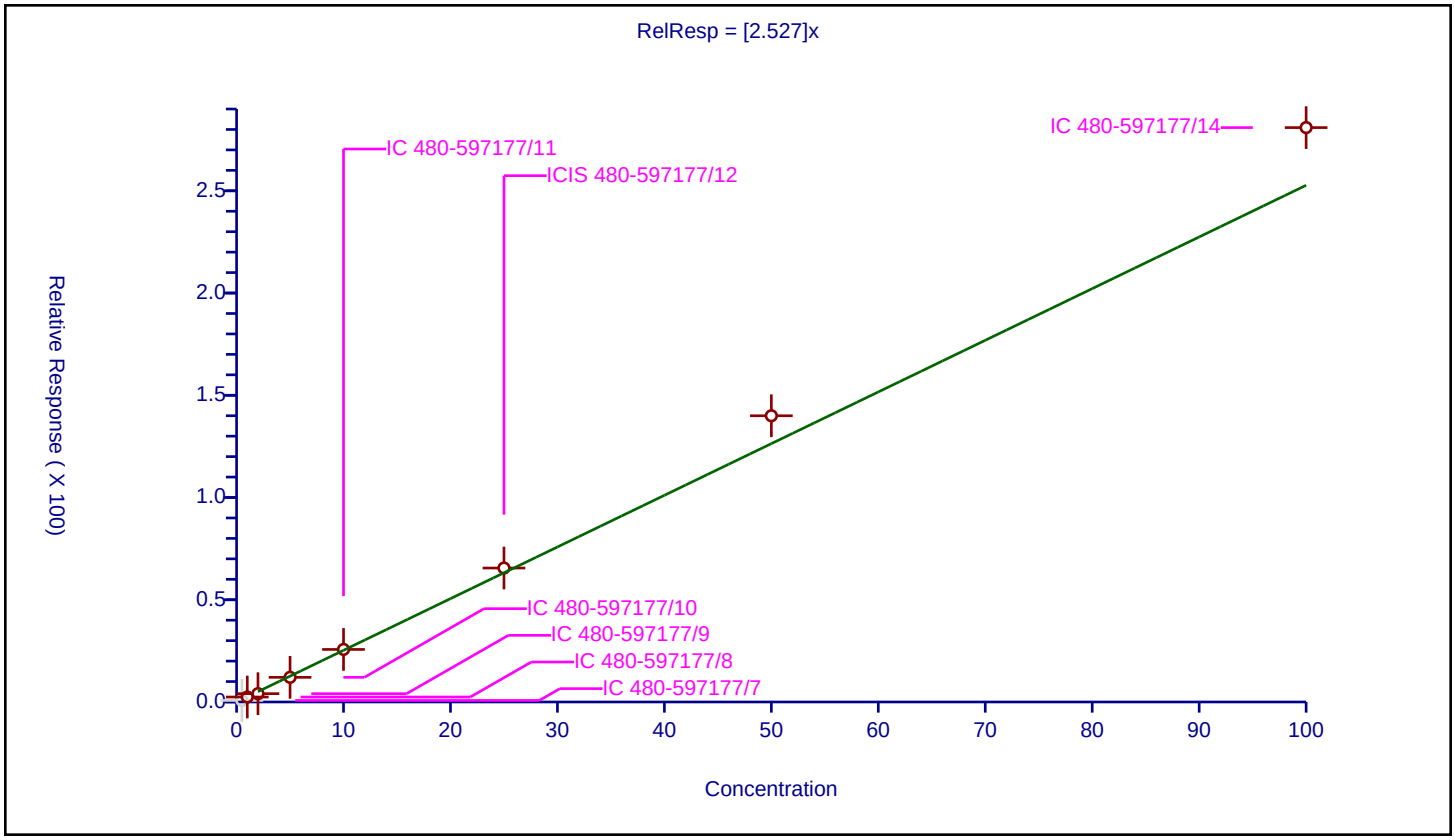

Calibration / sec-Butylbenzene

Curve Type:	Average
Weighting:	Conc_Sq
Origin:	Force
Dependency:	Response
Calib Mode:	ISTD
Response Base:	AREA
RF Rounding:	0

Curve Coefficients

Intercept:	0
Slope:	3.107

Error Coefficients

Standard Error:	2830000
Relative Standard Error:	13.5
Correlation Coefficient:	0.999
Coefficient of Determination (Adjusted):	0.978

ID	Level	Concentration	Rel. Resp.	IS Amount	IS Response	RRF	Used
1	IC 480-597177/7	0.5	0.85376	25.0	351943.0	1.707521	N
2	IC 480-597177/8	1.0	2.796839	25.0	347124.0	2.796839	Y
3	IC 480-597177/9	2.0	4.842893	25.0	385374.0	2.421446	Y
4	IC 480-597177/10	5.0	14.86282	25.0	373341.0	2.972564	Y
5	IC 480-597177/11	10.0	30.773097	25.0	368117.0	3.07731	Y
6	ICIS 480-597177/12	25.0	84.601267	25.0	393534.0	3.384051	Y
7	IC 480-597177/13	50.0	178.320076	25.0	409215.0	3.566402	Y
8	IC 480-597177/14	100.0	352.945908	25.0	434153.0	3.529459	Y

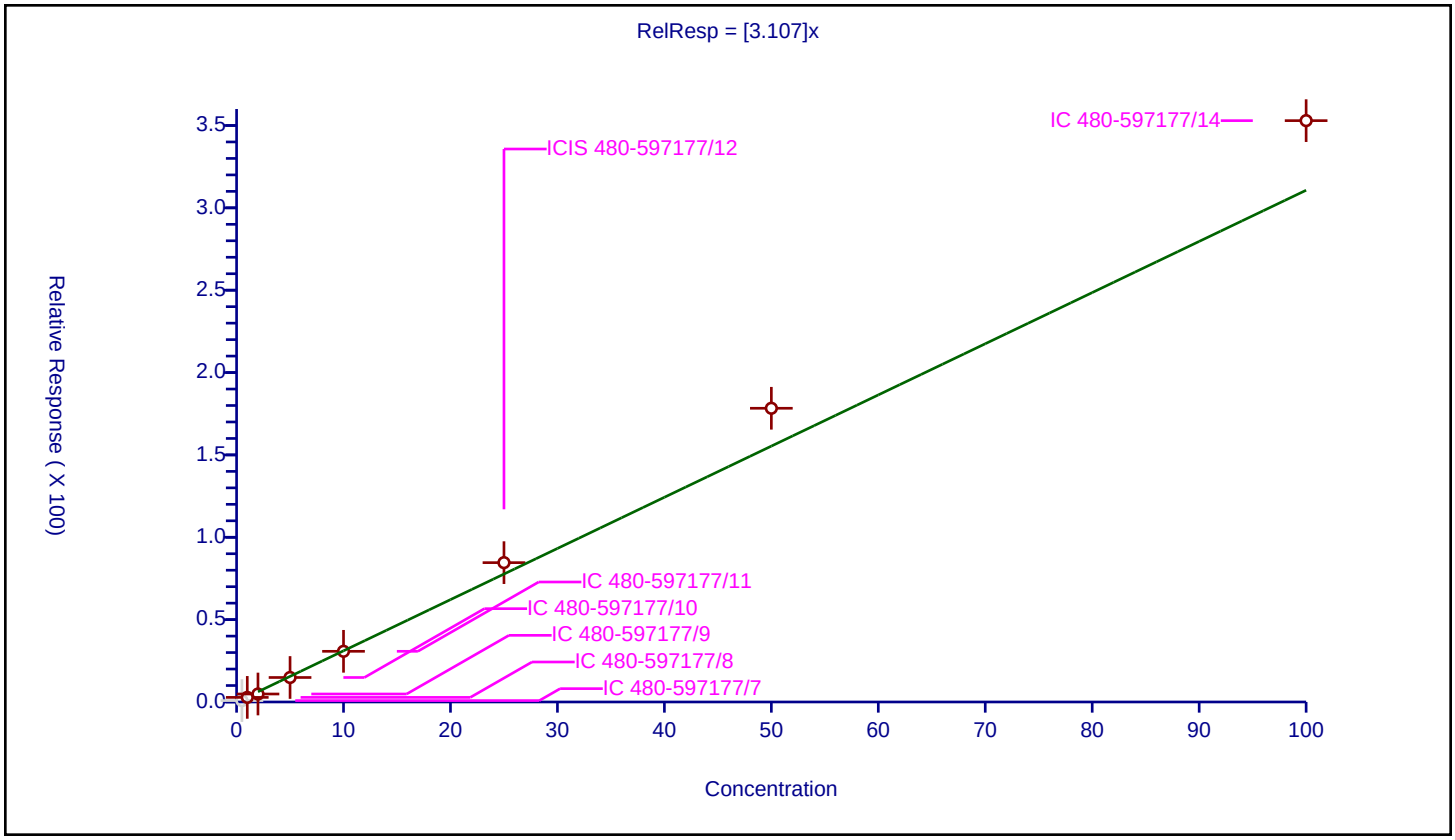

Calibration / 1,3-Dichlorobenzene

Curve Type:	Average
Weighting:	Conc_Sq
Origin:	Force
Dependency:	Response
Calib Mode:	ISTD
Response Base:	AREA
RF Rounding:	0

Curve Coefficients

Intercept:	0
Slope:	1.545

Error Coefficients

Standard Error:	1310000
Relative Standard Error:	8.3
Correlation Coefficient:	0.999
Coefficient of Determination (Adjusted):	0.991

ID	Level	Concentration	Rel. Resp.	IS Amount	IS Response	RRF	Used
1	IC 480-597177/7	0.5	0.568274	25.0	351943.0	1.136548	N
2	IC 480-597177/8	1.0	1.485708	25.0	347124.0	1.485708	Y
3	IC 480-597177/9	2.0	2.564651	25.0	385374.0	1.282326	Y
4	IC 480-597177/10	5.0	7.831112	25.0	373341.0	1.566222	Y
5	IC 480-597177/11	10.0	16.19261	25.0	368117.0	1.619261	Y
6	ICIS 480-597177/12	25.0	39.303338	25.0	393534.0	1.572134	Y
7	IC 480-597177/13	50.0	83.103136	25.0	409215.0	1.662063	Y
8	IC 480-597177/14	100.0	162.592335	25.0	434153.0	1.625923	Y

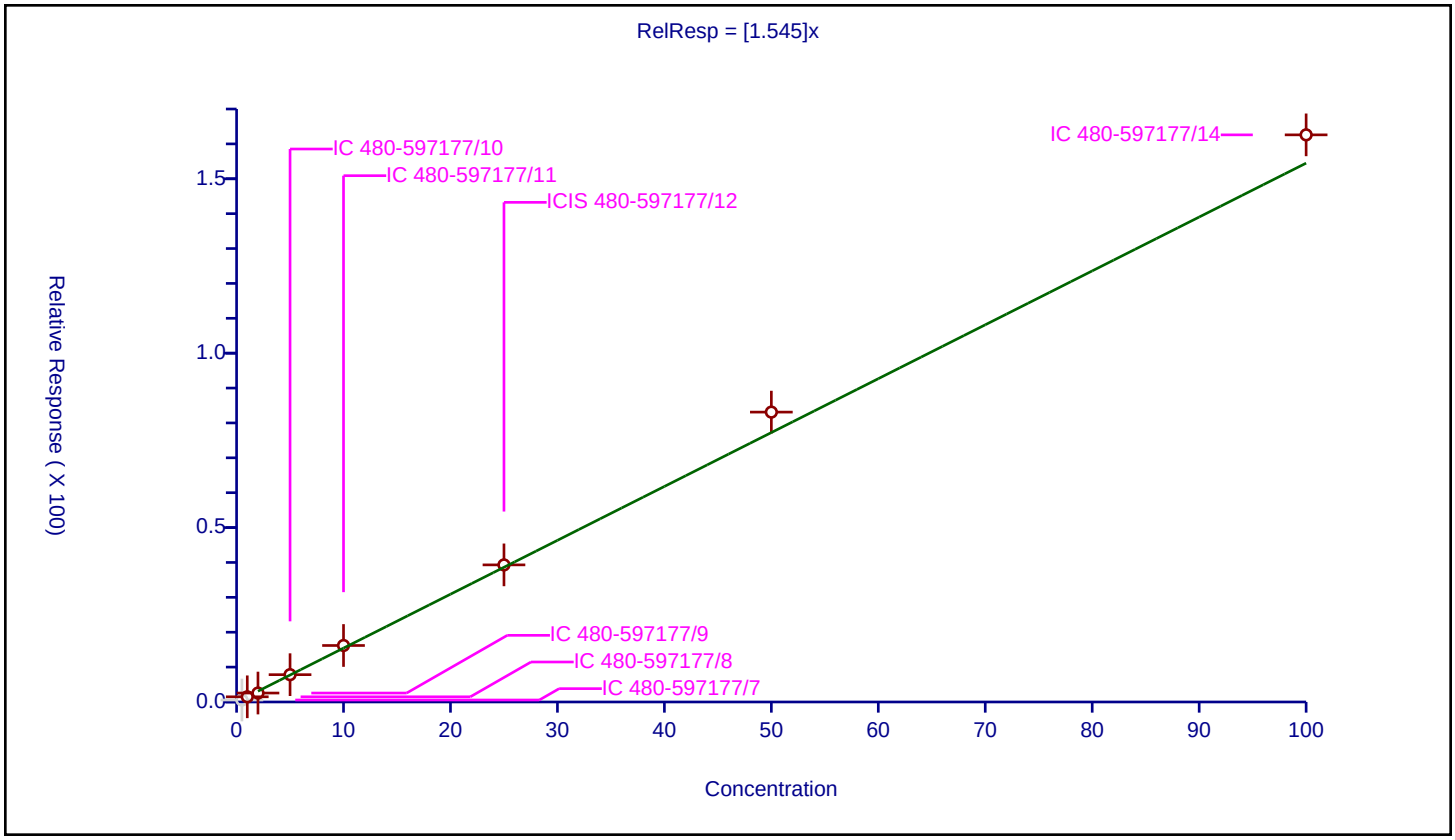

Calibration / 4-Isopropyltoluene

Curve Type:	Average
Weighting:	Conc_Sq
Origin:	Force
Dependency:	Response
Calib Mode:	ISTD
Response Base:	AREA
RF Rounding:	0

Curve Coefficients

Intercept:	0
Slope:	2.774

Error Coefficients

Standard Error:	2590000
Relative Standard Error:	14.8
Correlation Coefficient:	0.998
Coefficient of Determination (Adjusted):	0.974

ID	Level	Concentration	Rel. Resp.	IS Amount	IS Response	RRF	Used
1	IC 480-597177/7	0.5	0.837352	25.0	351943.0	1.674703	N
2	IC 480-597177/8	1.0	2.312862	25.0	347124.0	2.312862	Y
3	IC 480-597177/9	2.0	4.457683	25.0	385374.0	2.228841	Y
4	IC 480-597177/10	5.0	12.888351	25.0	373341.0	2.57767	Y
5	IC 480-597177/11	10.0	28.34031	25.0	368117.0	2.834031	Y
6	ICIS 480-597177/12	25.0	75.18715	25.0	393534.0	3.007486	Y
7	IC 480-597177/13	50.0	160.888714	25.0	409215.0	3.217774	Y
8	IC 480-597177/14	100.0	323.589725	25.0	434153.0	3.235897	Y

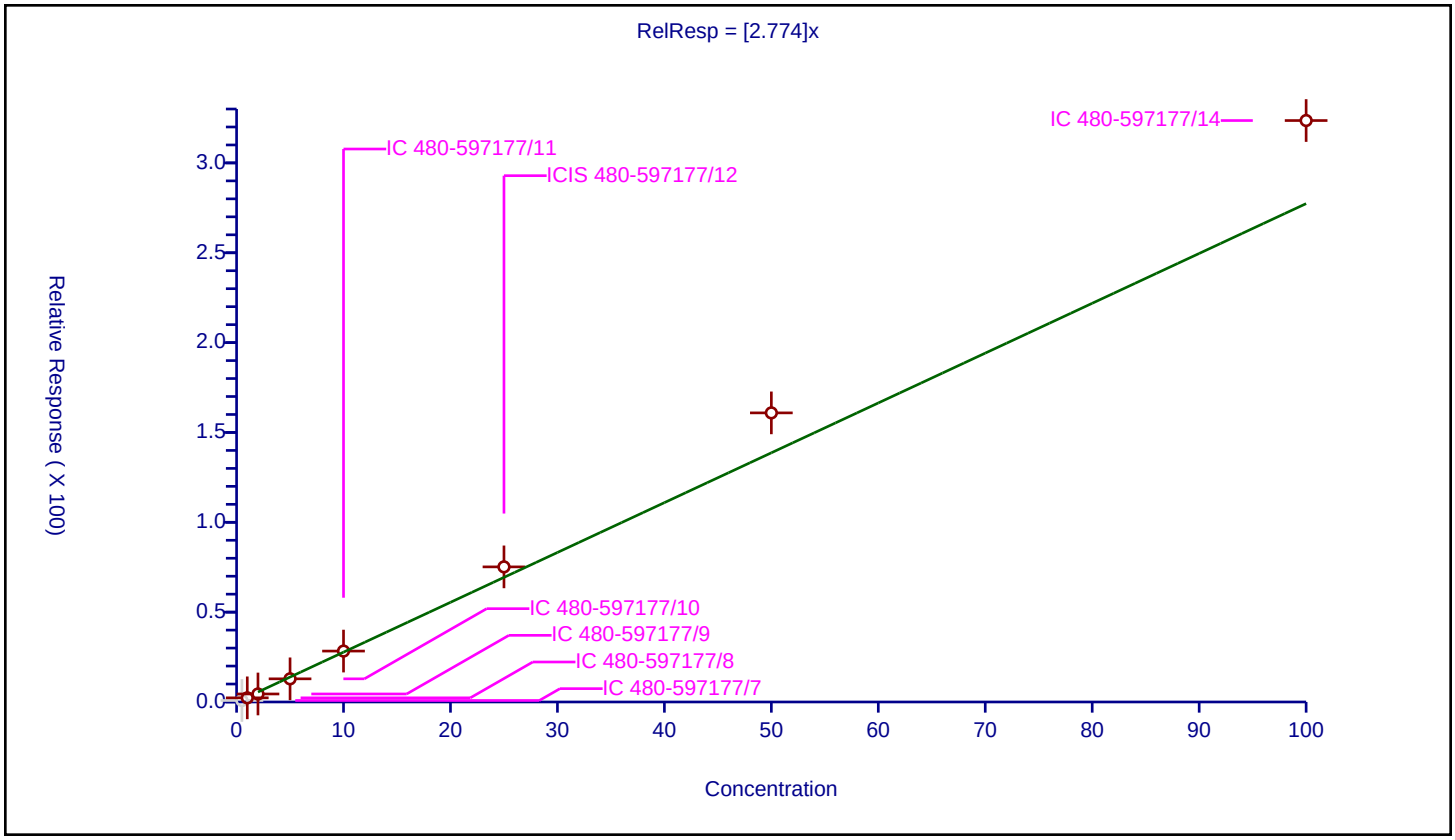

Calibration / 1,4-Dichlorobenzene

Curve Type:	Average
Weighting:	Conc_Sq
Origin:	Force
Dependency:	Response
Calib Mode:	ISTD
Response Base:	AREA
RF Rounding:	0

Curve Coefficients

Intercept:	0
Slope:	1.562

Error Coefficients

Standard Error:	1230000
Relative Standard Error:	7.6
Correlation Coefficient:	0.999
Coefficient of Determination (Adjusted):	0.993

ID	Level	Concentration	Rel. Resp.	IS Amount	IS Response	RRF	Used
1	IC 480-597177/7	0.5	0.678803	25.0	351943.0	1.357606	Y
2	IC 480-597177/8	1.0	1.526904	25.0	347124.0	1.526904	Y
3	IC 480-597177/9	2.0	2.828421	25.0	385374.0	1.414211	Y
4	IC 480-597177/10	5.0	8.248558	25.0	373341.0	1.649712	Y
5	IC 480-597177/11	10.0	16.088771	25.0	368117.0	1.608877	Y
6	ICIS 480-597177/12	25.0	40.33114	25.0	393534.0	1.613246	Y
7	IC 480-597177/13	50.0	84.028689	25.0	409215.0	1.680574	Y
8	IC 480-597177/14	100.0	164.473699	25.0	434153.0	1.644737	Y

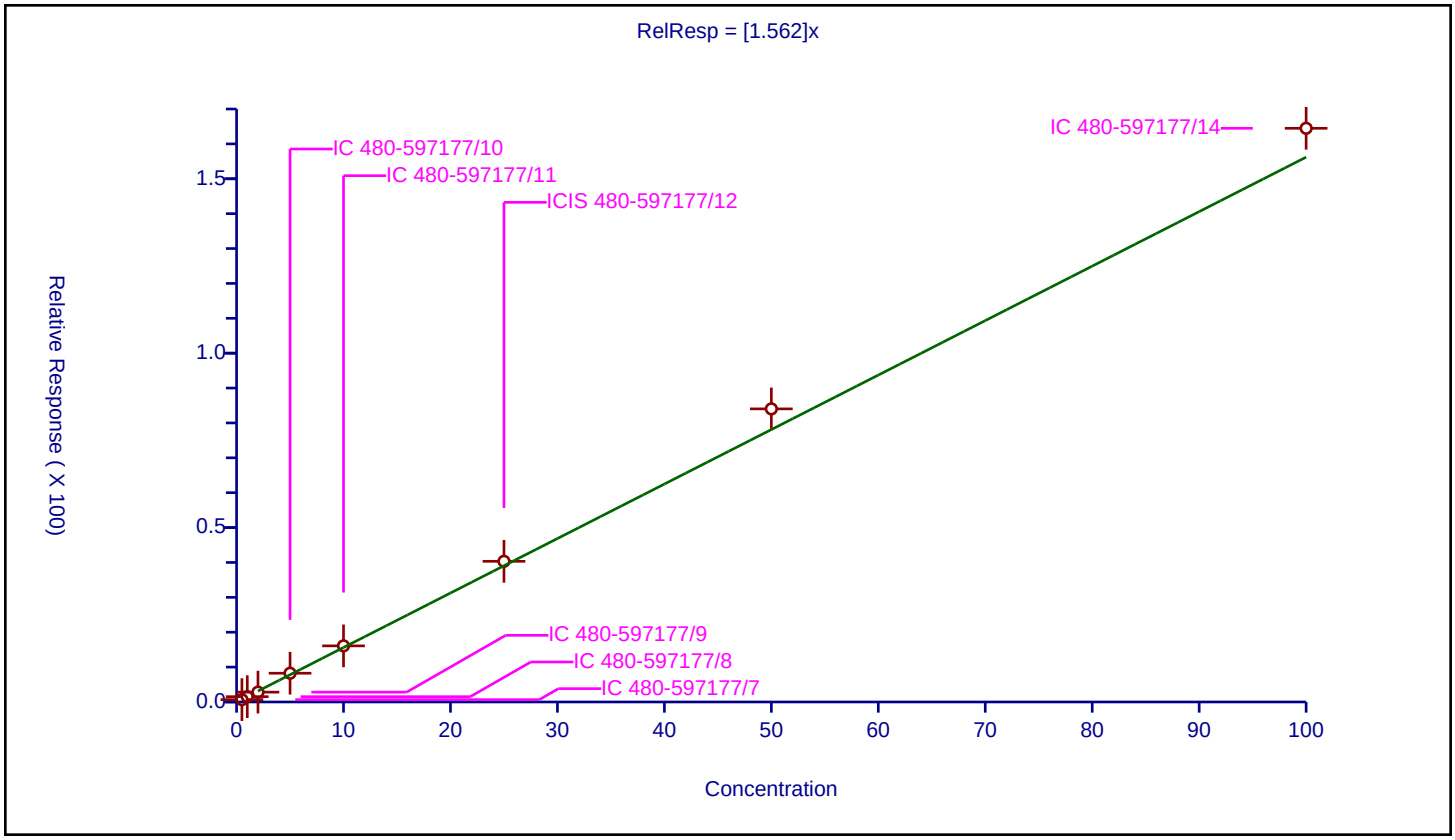

Calibration / n-Butylbenzene

Curve Type:	Average
Weighting:	Conc_Sq
Origin:	Force
Dependency:	Response
Calib Mode:	ISTD
Response Base:	AREA
RF Rounding:	0

Curve Coefficients

Intercept:	0
Slope:	2.412

Error Coefficients

Standard Error:	2170000
Relative Standard Error:	10.8
Correlation Coefficient:	0.999
Coefficient of Determination (Adjusted):	0.986

ID	Level	Concentration	Rel. Resp.	IS Amount	IS Response	RRF	Used
1	IC 480-597177/7	0.5	0.884802	25.0	351943.0	1.769605	N
2	IC 480-597177/8	1.0	2.173791	25.0	347124.0	2.173791	Y
3	IC 480-597177/9	2.0	4.102573	25.0	385374.0	2.051287	Y
4	IC 480-597177/10	5.0	11.595164	25.0	373341.0	2.319033	Y
5	IC 480-597177/11	10.0	23.68846	25.0	368117.0	2.368846	Y
6	ICIS 480-597177/12	25.0	62.841521	25.0	393534.0	2.513661	Y
7	IC 480-597177/13	50.0	137.145327	25.0	409215.0	2.742907	Y
8	IC 480-597177/14	100.0	271.297331	25.0	434153.0	2.712973	Y

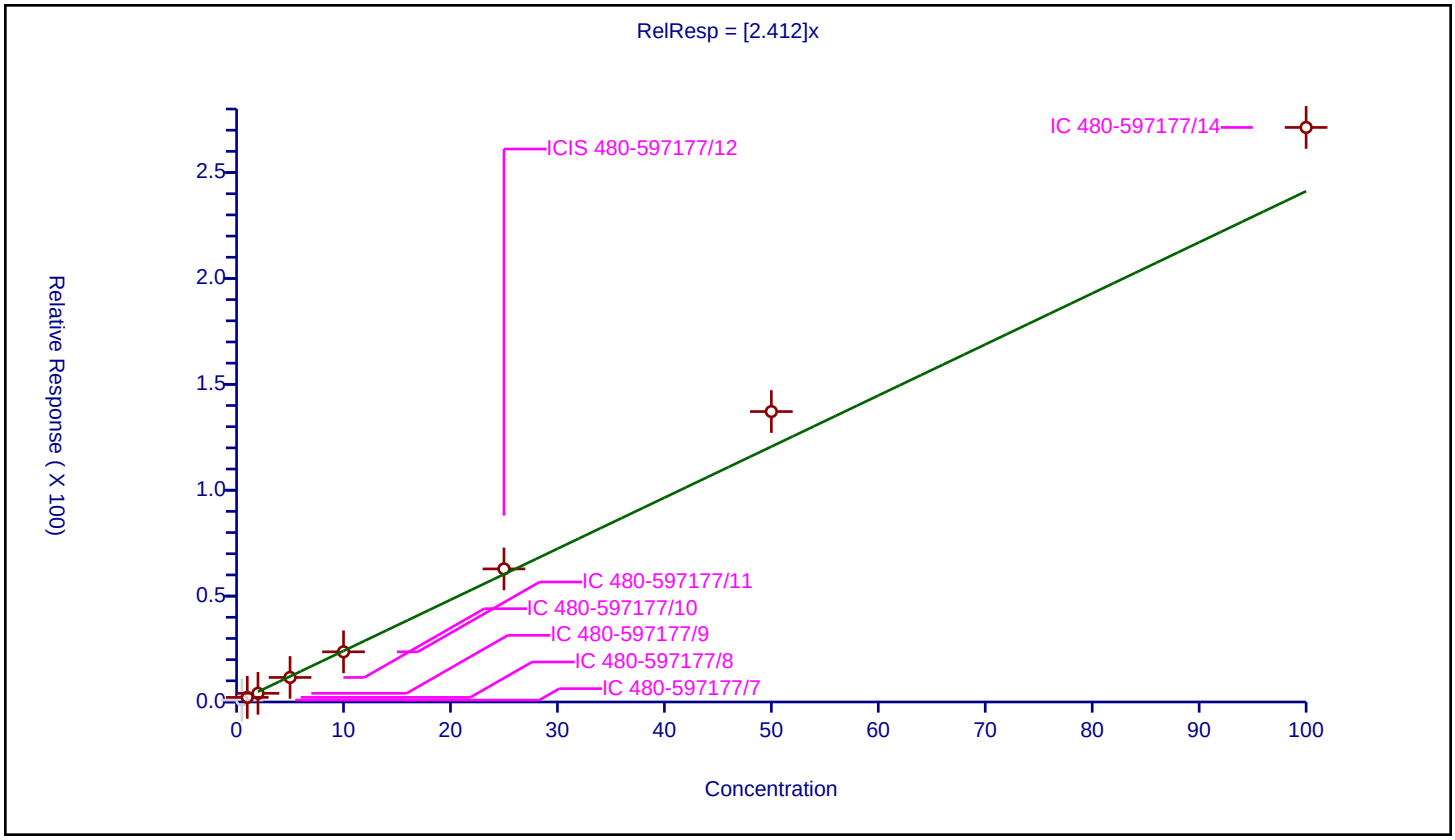

Calibration / 1,2-Dichlorobenzene

Curve Type:	Average
Weighting:	Conc_Sq
Origin:	Force
Dependency:	Response
Calib Mode:	ISTD
Response Base:	AREA
RF Rounding:	0

Curve Coefficients

Intercept:	0
Slope:	1.544

Error Coefficients

Standard Error:	1180000
Relative Standard Error:	6.3
Correlation Coefficient:	0.999
Coefficient of Determination (Adjusted):	0.995

ID	Level	Concentration	Rel. Resp.	IS Amount	IS Response	RRF	Used
1	IC 480-597177/7	0.5	0.684841	25.0	351943.0	1.369682	Y
2	IC 480-597177/8	1.0	1.614337	25.0	347124.0	1.614337	Y
3	IC 480-597177/9	2.0	2.843082	25.0	385374.0	1.421541	Y
4	IC 480-597177/10	5.0	7.873231	25.0	373341.0	1.574646	Y
5	IC 480-597177/11	10.0	16.066427	25.0	368117.0	1.606643	Y
6	ICIS 480-597177/12	25.0	38.901213	25.0	393534.0	1.556049	Y
7	IC 480-597177/13	50.0	82.076964	25.0	409215.0	1.641539	Y
8	IC 480-597177/14	100.0	157.137979	25.0	434153.0	1.57138	Y

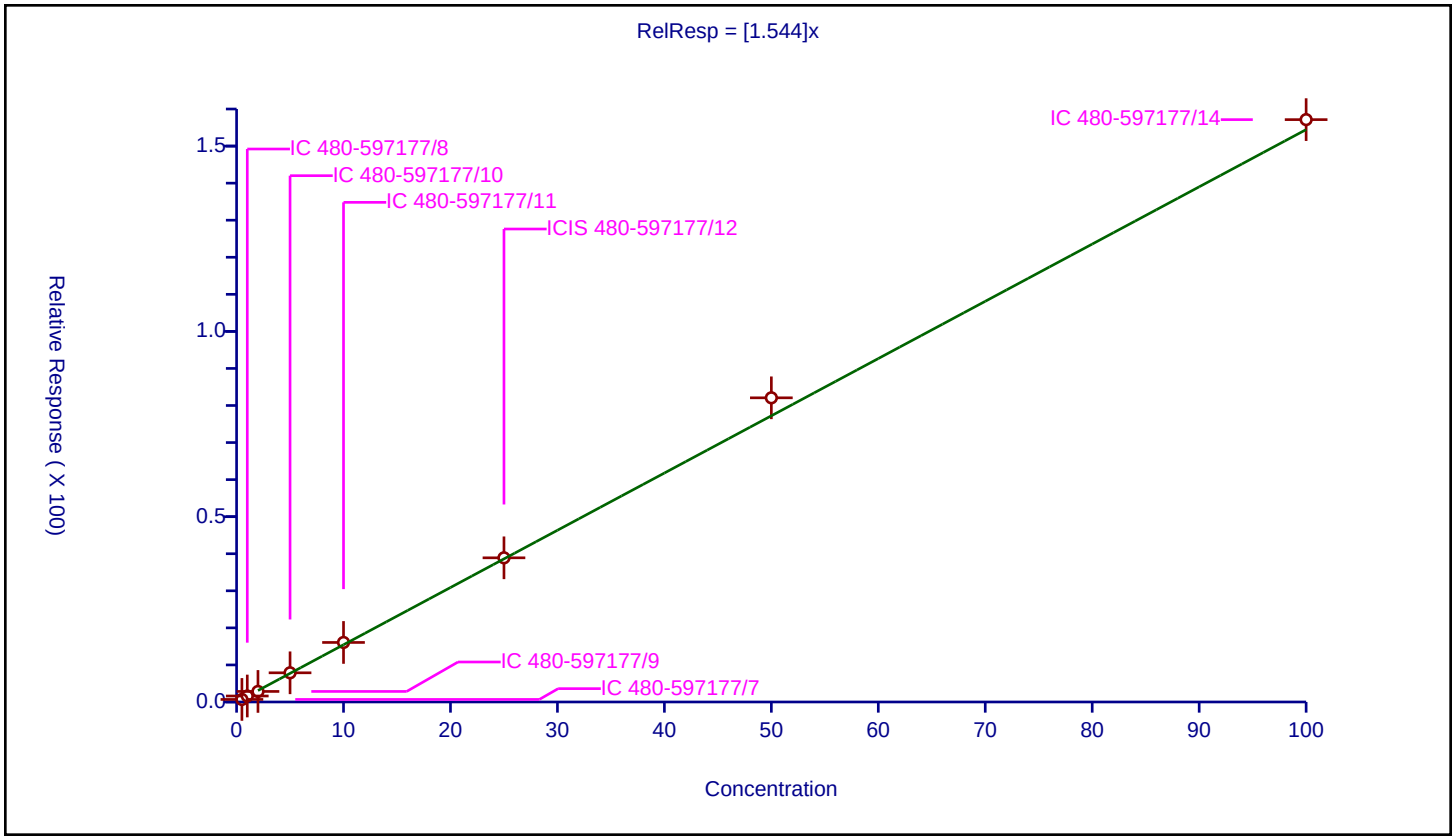

Calibration / 1,2-Dibromo-3-Chloropropane

Curve Type:	Average
Weighting:	Conc_Sq
Origin:	Force
Dependency:	Response
Calib Mode:	ISTD
Response Base:	AREA
RF Rounding:	0

Curve Coefficients

Intercept:	0
Slope:	0.1442

Error Coefficients

Standard Error:	131000
Relative Standard Error:	9.8
Correlation Coefficient:	0.995
Coefficient of Determination (Adjusted):	0.987

ID	Level	Concentration	Rel. Resp.	IS Amount	IS Response	RRF	Used
1	IC 480-597177/7	0.5	0.05704	25.0	351943.0	0.114081	N
2	IC 480-597177/8	1.0	0.150811	25.0	347124.0	0.150811	Y
3	IC 480-597177/9	2.0	0.253001	25.0	385374.0	0.1265	Y
4	IC 480-597177/10	5.0	0.657576	25.0	373341.0	0.131515	Y
5	IC 480-597177/11	10.0	1.401117	25.0	368117.0	0.140112	Y
6	ICIS 480-597177/12	25.0	3.463995	25.0	393534.0	0.13856	Y
7	IC 480-597177/13	50.0	7.743057	25.0	409215.0	0.154861	Y
8	IC 480-597177/14	100.0	16.675285	25.0	434153.0	0.166753	Y

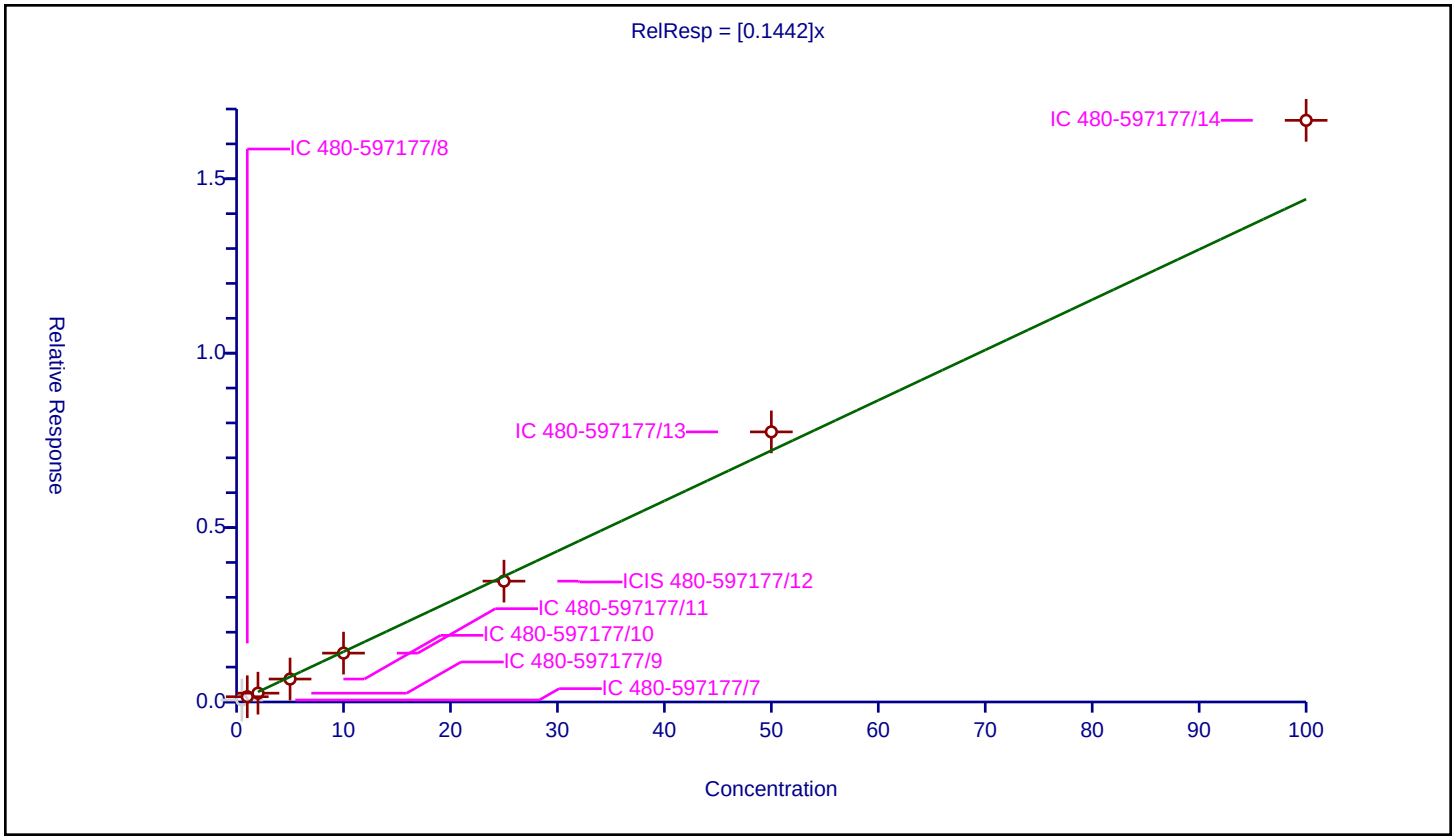

Calibration / 1,2,4-Trichlorobenzene

Curve Type:	Average
Weighting:	Conc_Sq
Origin:	Force
Dependency:	Response
Calib Mode:	ISTD
Response Base:	AREA
RF Rounding:	0

Curve Coefficients

Intercept:	0
Slope:	1.009

Error Coefficients

Standard Error:	802000
Relative Standard Error:	8.9
Correlation Coefficient:	0.999
Coefficient of Determination (Adjusted):	0.990

ID	Level	Concentration	Rel. Resp.	IS Amount	IS Response	RRF	Used
1	IC 480-597177/7	0.5	0.430467	25.0	351943.0	0.860935	Y
2	IC 480-597177/8	1.0	1.016424	25.0	347124.0	1.016424	Y
3	IC 480-597177/9	2.0	1.755438	25.0	385374.0	0.877719	Y
4	IC 480-597177/10	5.0	5.158488	25.0	373341.0	1.031698	Y
5	IC 480-597177/11	10.0	10.678466	25.0	368117.0	1.067847	Y
6	ICIS 480-597177/12	25.0	26.037839	25.0	393534.0	1.041514	Y
7	IC 480-597177/13	50.0	54.828208	25.0	409215.0	1.096564	Y
8	IC 480-597177/14	100.0	107.690204	25.0	434153.0	1.076902	Y

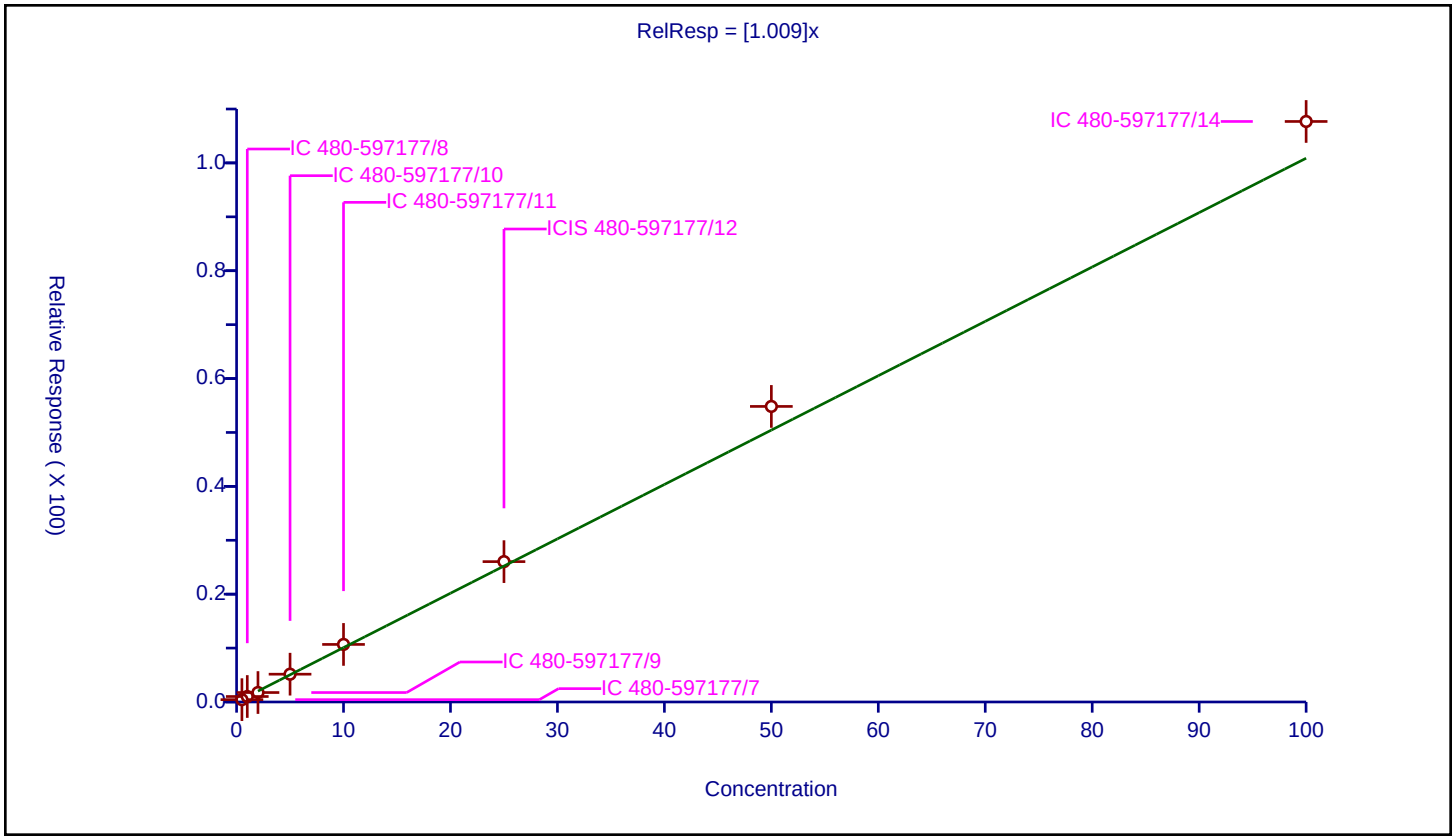

Calibration / Hexachlorobutadiene

Curve Type:	Average
Weighting:	Conc_Sq
Origin:	Force
Dependency:	Response
Calib Mode:	ISTD
Response Base:	AREA
RF Rounding:	0

Curve Coefficients

Intercept:	0
Slope:	0.4616

Error Coefficients

Standard Error:	371000
Relative Standard Error:	3.9
Correlation Coefficient:	0.999
Coefficient of Determination (Adjusted):	0.998

ID	Level	Concentration	Rel. Resp.	IS Amount	IS Response	RRF	Used
1	IC 480-597177/7	0.5	0.159117	25.0	351943.0	0.318233	N
2	IC 480-597177/8	1.0	0.434787	25.0	347124.0	0.434787	Y
3	IC 480-597177/9	2.0	0.897699	25.0	385374.0	0.44885	Y
4	IC 480-597177/10	5.0	2.347184	25.0	373341.0	0.469437	Y
5	IC 480-597177/11	10.0	4.921805	25.0	368117.0	0.49218	Y
6	ICIS 480-597177/12	25.0	11.461399	25.0	393534.0	0.458456	Y
7	IC 480-597177/13	50.0	23.348423	25.0	409215.0	0.466968	Y
8	IC 480-597177/14	100.0	46.066594	25.0	434153.0	0.460666	Y

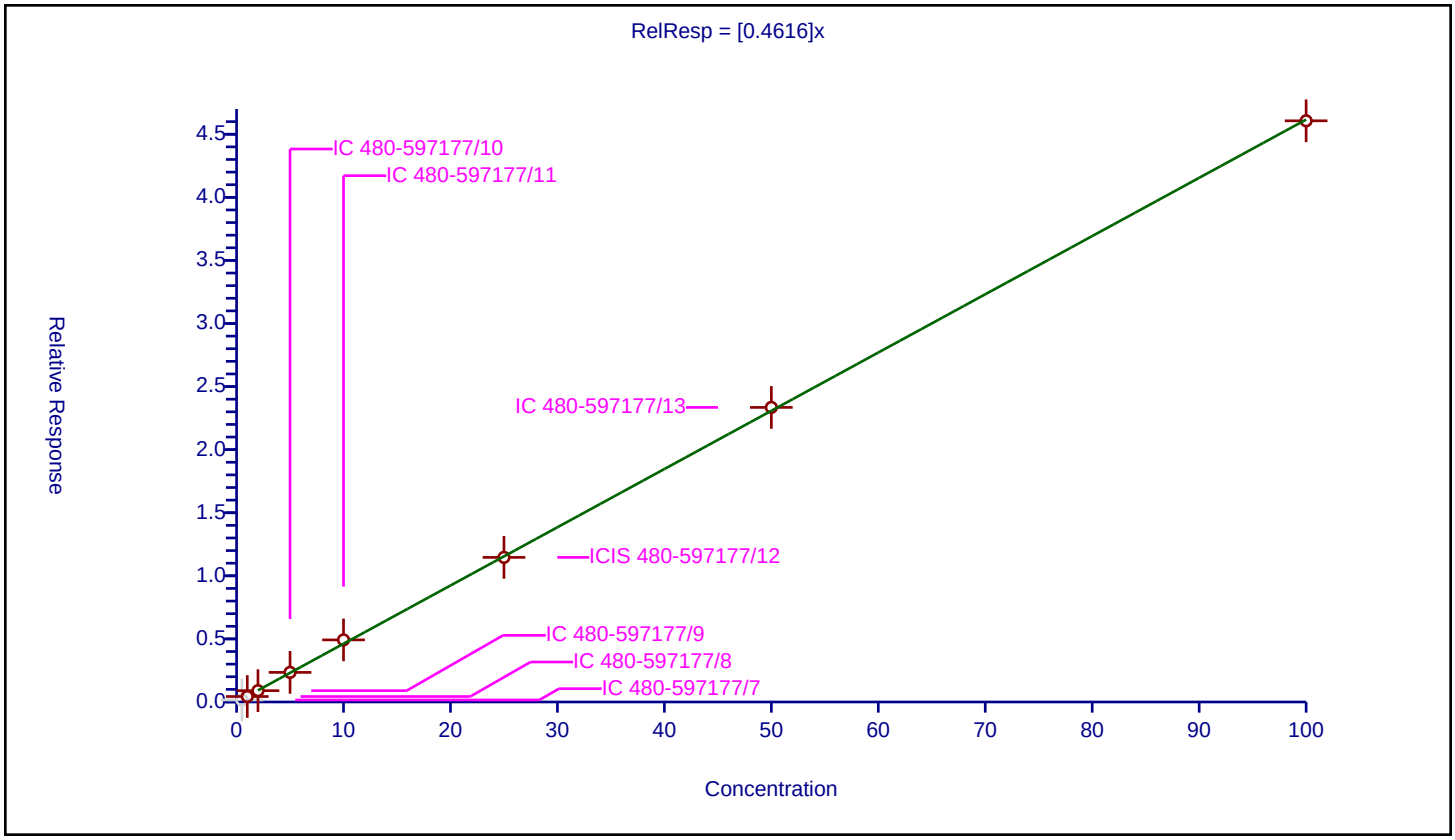

Calibration / Naphthalene

Curve Type:	Average
Weighting:	Conc_Sq
Origin:	Force
Dependency:	Response
Calib Mode:	ISTD
Response Base:	AREA
RF Rounding:	0

Curve Coefficients

Intercept:	0
Slope:	2.69

Error Coefficients

Standard Error:	2370000
Relative Standard Error:	13.7
Correlation Coefficient:	0.997
Coefficient of Determination (Adjusted):	0.978

ID	Level	Concentration	Rel. Resp.	IS Amount	IS Response	RRF	Used
1	IC 480-597177/7	0.5	1.165246	25.0	351943.0	2.330491	Y
2	IC 480-597177/8	1.0	2.248548	25.0	347124.0	2.248548	Y
3	IC 480-597177/9	2.0	4.671955	25.0	385374.0	2.335978	Y
4	IC 480-597177/10	5.0	13.111338	25.0	373341.0	2.622268	Y
5	IC 480-597177/11	10.0	27.692962	25.0	368117.0	2.769296	Y
6	ICIS 480-597177/12	25.0	72.471629	25.0	393534.0	2.898865	Y
7	IC 480-597177/13	50.0	154.536246	25.0	409215.0	3.090725	Y
8	IC 480-597177/14	100.0	322.406272	25.0	434153.0	3.224063	Y

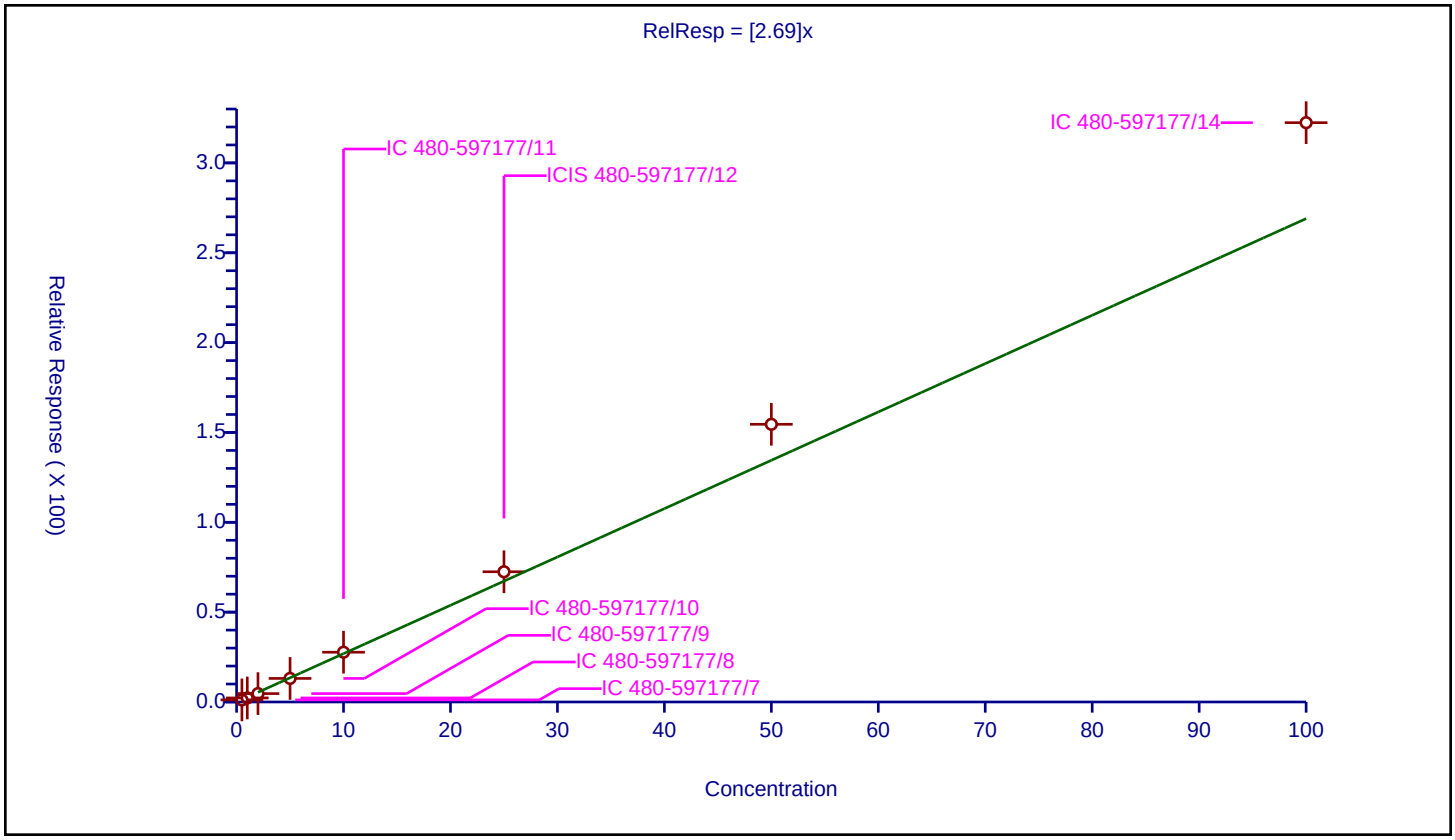

Calibration / 1,2,3-Trichlorobenzene

Curve Type:	Average
Weighting:	Conc_Sq
Origin:	Force
Dependency:	Response
Calib Mode:	ISTD
Response Base:	AREA
RF Rounding:	0

Curve Coefficients

Intercept:	0
Slope:	0.9767

Error Coefficients

Standard Error:	781000
Relative Standard Error:	9.7
Correlation Coefficient:	0.999
Coefficient of Determination (Adjusted):	0.989

ID	Level	Concentration	Rel. Resp.	IS Amount	IS Response	RRF	Used
1	IC 480-597177/7	0.5	0.432669	25.0	351943.0	0.865339	Y
2	IC 480-597177/8	1.0	0.928775	25.0	347124.0	0.928775	Y
3	IC 480-597177/9	2.0	1.64749	25.0	385374.0	0.823745	Y
4	IC 480-597177/10	5.0	4.919765	25.0	373341.0	0.983953	Y
5	IC 480-597177/11	10.0	10.463861	25.0	368117.0	1.046386	Y
6	ICIS 480-597177/12	25.0	26.02812	25.0	393534.0	1.041125	Y
7	IC 480-597177/13	50.0	53.932346	25.0	409215.0	1.078647	Y
8	IC 480-597177/14	100.0	104.577073	25.0	434153.0	1.045771	Y

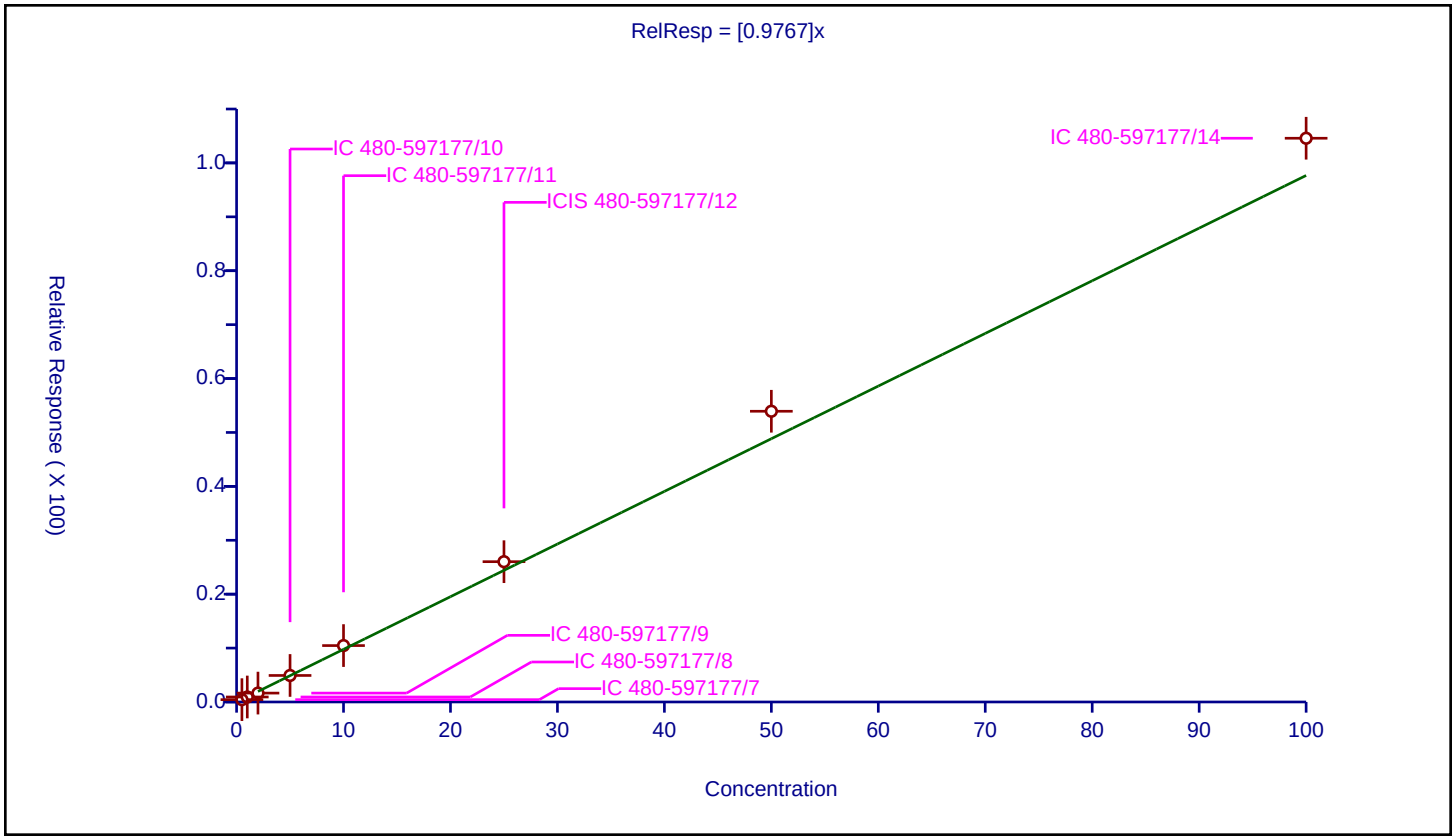

FORM VII
GC/MS VOA CONTINUING CALIBRATION DATA

Lab Name: Eurofins TestAmerica, Buffalo Job No.: 480-189828-1

SDG No.:

Lab Sample ID: ICV 480-597177/28 Calibration Date: 09/21/2021 21:15

Instrument ID: HP5973N Calib Start Date: 09/21/2021 13:06

GC Column: ZB-624 (20) ID: 0.18(mm) Calib End Date: 09/21/2021 15:49

Lab File ID: N6477.D Conc. Units: ug/L Heated Purge: (Y/N) N

ANALYTE	CURVE TYPE	AVE RRF	RRF	MIN RRF	CALC AMOUNT	SPIKE AMOUNT	%D	MAX %D
Dichlorodifluoromethane	Ave	1.184	1.384	0.1000	29.2	25.0	16.9	50.0
Chloromethane	Ave	3.495	3.485	0.1000	24.9	25.0	-0.3	30.0
Vinyl chloride	Ave	1.975	2.081	0.1000	26.3	25.0	5.4	30.0
Butadiene	Ave	2.834	2.999		26.5	25.0	5.8	30.0
Bromomethane	Ave	1.076	1.024	0.1000	23.8	25.0	-4.8	50.0
Chloroethane	Ave	1.102	1.141	0.1000	25.9	25.0	3.5	50.0
Dichlorofluoromethane	Ave	2.433	2.443		25.1	25.0	0.4	30.0
Trichlorofluoromethane	Ave	2.057	2.084	0.1000	25.3	25.0	1.3	30.0
Ethyl ether	Ave	1.917	1.929		25.2	25.0	0.7	30.0
Acrolein	Ave	0.1590	0.1426		112	125	-10.3	50.0
1,1,2-Trichloro-1,2,2-trifluoroethane	Ave	1.195	1.241	0.1000	26.0	25.0	3.9	30.0
1,1-Dichloroethene	Ave	1.162	1.212	0.1000	26.1	25.0	4.3	30.0
Acetone	Ave	1.159	1.045	0.1000	113	125	-9.9	50.0
Iodomethane	Ave	2.123	2.223		26.2	25.0	4.7	30.0
Carbon disulfide	Ave	3.847	4.056	0.1000	26.4	25.0	5.4	30.0
Allyl chloride	Ave	4.051	4.353		26.9	25.0	7.5	30.0
Methyl acetate	Ave	2.770	2.649	0.1000	47.8	50.0	-4.3	50.0
Methylene Chloride	Lin1		1.536	0.1000	28.7	25.0	14.6	30.0
2-Methyl-2-propanol	Ave	0.2420	0.2588		267	250	6.9	50.0
Methyl tert-butyl ether	Ave	4.188	4.411	0.1000	26.3	25.0	5.3	30.0
trans-1,2-Dichloroethene	Ave	1.362	1.382	0.1000	25.4	25.0	1.4	30.0
Acrylonitrile	Ave	1.337	1.281		240	250	-4.2	30.0
Hexane	Ave	3.054	3.264		26.7	25.0	6.9	30.0
1,1-Dichloroethane	Ave	3.059	3.223	0.2000	26.3	25.0	5.4	30.0
Vinyl acetate	Ave	5.851	6.737		57.6	50.0	15.1	30.0
2,2-Dichloropropane	Ave	1.101	1.203		27.3	25.0	9.2	30.0
cis-1,2-Dichloroethene	Ave	1.507	1.570	0.1000	26.0	25.0	4.1	30.0
2-Butanone (MEK)	Ave	1.809	1.723	0.1000	119	125	-4.8	30.0
Chlorobromomethane	Ave	0.8149	0.8274		25.4	25.0	1.5	30.0
Tetrahydrofuran	Ave	1.225	1.157		47.2	50.0	-5.6	30.0
Chloroform	Ave	2.543	2.452	0.2000	24.1	25.0	-3.6	30.0
1,1,1-Trichloroethane	Ave	1.838	1.993	0.1000	27.1	25.0	8.4	30.0
Cyclohexane	Ave	3.546	3.936	0.1000	27.7	25.0	11.0	30.0
Carbon tetrachloride	Ave	1.493	1.733	0.1000	29.0	25.0	16.1	30.0
1,1-Dichloropropene	Ave	1.811	1.950		26.9	25.0	7.7	30.0
Benzene	Ave	5.645	5.687	0.5000	25.2	25.0	0.8	30.0
Isobutyl alcohol	Ave	0.1270	0.1465		721	625	15.3	50.0
1,2-Dichloroethane	Ave	2.642	2.594	0.1000	24.5	25.0	-1.8	30.0
n-Heptane	Ave	4.018	4.235		26.4	25.0	5.4	30.0
Trichloroethene	Ave	1.397	1.494	0.2000	26.7	25.0	6.9	30.0

FORM VII
GC/MS VOA CONTINUING CALIBRATION DATA

Lab Name: Eurofins TestAmerica, Buffalo Job No.: 480-189828-1

SDG No.:

Lab Sample ID: ICV 480-597177/28 Calibration Date: 09/21/2021 21:15

Instrument ID: HP5973N Calib Start Date: 09/21/2021 13:06

GC Column: ZB-624 (20) ID: 0.18(mm) Calib End Date: 09/21/2021 15:49

Lab File ID: N6477.D Conc. Units: ug/L Heated Purge: (Y/N) N

ANALYTE	CURVE TYPE	AVE RRF	RRF	MIN RRF	CALC AMOUNT	SPIKE AMOUNT	%D	MAX %D
Methylcyclohexane	Ave	2.173	2.333	0.1000	26.8	25.0	7.4	30.0
1,2-Dichloropropane	Ave	1.786	1.829	0.1000	25.6	25.0	2.4	30.0
Dibromomethane	Ave	0.9504	0.9219	0.1000	24.3	25.0	-3.0	30.0
1,4-Dioxane	Ave	0.0036	0.0028		390	500	-22.0	50.0
Bromodichloromethane	Ave	1.647	1.757	0.2000	26.7	25.0	6.7	30.0
2-Chloroethyl vinyl ether	Ave	1.083	1.155		26.7	25.0	6.6	30.0
cis-1,3-Dichloropropene	Ave	2.007	2.286	0.2000	28.5	25.0	13.9	30.0
4-Methyl-2-pentanone (MIBK)	Ave	0.2555	0.2578	0.1000	126	125	0.9	30.0
Toluene	Ave	0.9067	0.9644	0.4000	26.6	25.0	6.4	30.0
trans-1,3-Dichloropropene	Ave	0.4875	0.5287	0.1000	27.1	25.0	8.4	30.0
Ethyl methacrylate	Ave	0.3537	0.4527		32.0	25.0	28.0	30.0
1,1,2-Trichloroethane	Ave	0.2672	0.2641	0.1000	24.7	25.0	-1.2	30.0
Tetrachloroethene	Ave	0.3955	0.4093	0.2000	25.9	25.0	3.5	30.0
1,3-Dichloropropane	Ave	0.5522	0.5558		25.2	25.0	0.7	30.0
2-Hexanone	Ave	0.5973	0.5988	0.1000	125	125	0.3	30.0
Dibromochloromethane	Ave	0.3102	0.3421	0.1000	27.6	25.0	10.3	30.0
1,2-Dibromoethane	Ave	0.3258	0.3352		25.7	25.0	2.9	30.0
Chlorobenzene	Ave	1.046	1.081	0.5000	25.8	25.0	3.3	30.0
Ethylbenzene	Ave	1.610	1.704	0.1000	26.5	25.0	5.8	30.0
1,1,1,2-Tetrachloroethane	Ave	0.3271	0.3622		27.7	25.0	10.7	30.0
m,p-Xylene	Ave	0.6053	0.6529	0.1000	27.0	25.0	7.9	30.0
o-Xylene	Ave	0.6009	0.6420	0.3000	26.7	25.0	6.8	30.0
Styrene	Ave	1.006	1.105	0.3000	27.4	25.0	9.8	30.0
Bromoform	Ave	0.1906	0.2099	0.1000	27.5	25.0	10.1	50.0
Isopropylbenzene	Ave	2.926	3.175	0.1000	27.1	25.0	8.5	30.0
Bromobenzene	Ave	0.8059	0.8258		25.6	25.0	2.5	30.0
1,1,2,2-Tetrachloroethane	Ave	0.8446	0.8206	0.3000	24.3	25.0	-2.8	30.0
N-Propylbenzene	Ave	3.511	3.701		26.4	25.0	5.4	30.0
1,2,3-Trichloropropane	Ave	0.2697	0.2582		23.9	25.0	-4.3	30.0
trans-1,4-Dichloro-2-butene	Ave	0.3744	0.4269		28.5	25.0	14.0	50.0
2-Chlorotoluene	Ave	0.7561	0.7530		24.9	25.0	-0.4	30.0
1,3,5-Trimethylbenzene	Ave	2.399	2.613		27.2	25.0	8.9	30.0
4-Chlorotoluene	Ave	2.159	2.290		26.5	25.0	6.1	30.0
tert-Butylbenzene	Ave	0.5477	0.6001		27.4	25.0	9.6	30.0
1,2,4-Trimethylbenzene	Ave	2.527	2.656		26.3	25.0	5.1	30.0
sec-Butylbenzene	Ave	3.107	3.323		26.7	25.0	7.0	30.0
1,3-Dichlorobenzene	Ave	1.545	1.635	0.6000	26.5	25.0	5.8	30.0
4-Isopropyltoluene	Ave	2.774	3.039		27.4	25.0	9.6	30.0
1,4-Dichlorobenzene	Ave	1.562	1.605	0.5000	25.7	25.0	2.8	30.0
n-Butylbenzene	Ave	2.412	2.524		26.2	25.0	4.6	30.0
1,2-Dichlorobenzene	Ave	1.544	1.604	0.4000	26.0	25.0	3.8	30.0

FORM VII
GC/MS VOA CONTINUING CALIBRATION DATA

Lab Name: Eurofins TestAmerica, Buffalo Job No.: 480-189828-1

SDG No.:

Lab Sample ID: ICV 480-597177/28 Calibration Date: 09/21/2021 21:15

Instrument ID: HP5973N Calib Start Date: 09/21/2021 13:06

GC Column: ZB-624 (20) ID: 0.18(mm) Calib End Date: 09/21/2021 15:49

Lab File ID: N6477.D Conc. Units: ug/L Heated Purge: (Y/N) N

ANALYTE	CURVE TYPE	AVE RRF	RRF	MIN RRF	CALC AMOUNT	SPIKE AMOUNT	%D	MAX %D
1,2-Dibromo-3-Chloropropane	Ave	0.1442	0.1479	0.0500	25.7	25.0	2.6	50.0
1,2,4-Trichlorobenzene	Ave	1.009	1.052	0.2000	26.1	25.0	4.3	30.0
Hexachlorobutadiene	Ave	0.4616	0.4431		24.0	25.0	-4.0	30.0
Naphthalene	Ave	2.690	2.863		26.6	25.0	6.4	30.0
1,2,3-Trichlorobenzene	Ave	0.9767	1.046		26.8	25.0	7.1	30.0
Dibromofluoromethane (Surr)	Ave	1.364	1.326		24.3	25.0	-2.8	30.0
1,2-Dichloroethane-d4 (Surr)	Ave	1.765	1.765		25.0	25.0	0.0	30.0
Toluene-d8 (Surr)	Ave	1.241	1.244		25.1	25.0	0.3	30.0
4-Bromofluorobenzene (Surr)	Ave	0.3773	0.3879		25.7	25.0	2.8	30.0

Eurofins TestAmerica, Buffalo
Target Compound Quantitation Report

Data File: \\chromfs\Buffalo\ChromData\HP5973N\20210921-101109.b\N6477.D
Lims ID: ICV
Client ID:
Sample Type: ICV
Inject. Date: 21-Sep-2021 21:15:30 ALS Bottle#: 28 Worklist Smp#: 28
Purge Vol: 5.000 mL Dil. Factor: 1.0000
Sample Info: ICV
Misc. Info.: 480-0101109-028
Operator ID: LH Instrument ID: HP5973N
Sublist:

Method: \\chromfs\Buffalo\ChromData\HP5973N\20210921-101109.b\N-8260.m
Limit Group: MV - 8260C ICAL
Last Update: 21-Sep-2021 21:36:21 Calib Date: 21-Sep-2021 20:05:30
Integrator: RTE ID Type: Deconvolution ID
Quant Method: Internal Standard Quant By: Initial Calibration
Last ICal File: \\chromfs\Buffalo\ChromData\HP5973N\20210921-101109.b\N6474.D

Column 1 : ZB-624 (0.18 mm) Det: MS SCAN
Process Host: CTX1610

First Level Reviewer: dahnw Date: 21-Sep-2021 21:35:44

Compound	Sig	RT (min.)	Adj RT (min.)	Dlt RT (min.)	Q	Response	Cal Amt ug/L	OnCol Amt ug/L	Flags
* 147 Fluorobenzene (IS)	70	5.412	5.412	0.000	97	193688	25.0	25.0	
* 2 Chlorobenzene-d5	117	8.405	8.405	0.000	89	751793	25.0	25.0	
* 3 1,4-Dichlorobenzene-d4	152	10.796	10.796	0.000	94	409439	25.0	25.0	
$ 148 Dibromofluoromethane (Surr)	113	4.834	4.834	0.000	93	256769	25.0	24.3	
$ 5 1,2-Dichloroethane-d4 (Surr)	65	5.139	5.138	0.001	64	341923	25.0	25.0	
$ 6 Toluene-d8 (Surr)	98	6.921	6.921	0.000	95	935365	25.0	25.1	
$ 7 4-Bromofluorobenzene (Surr)	174	9.659	9.652	0.007	89	291632	25.0	25.7	
11 Dichlorodifluoromethane	85	1.275	1.275	0.000	97	267988	25.0	29.2	
13 Chloromethane	50	1.452	1.452	0.000	99	675015	25.0	24.9	
14 Vinyl chloride	62	1.549	1.549	0.000	98	403011	25.0	26.3	
144 Butadiene	54	1.561	1.561	0.000	99	580779	25.0	26.5	
15 Bromomethane	94	1.860	1.853	0.007	92	198278	25.0	23.8	
16 Chloroethane	64	1.939	1.939	0.000	93	220929	25.0	25.9	
17 Dichlorofluoromethane	67	2.164	2.164	0.000	94	473092	25.0	25.1	
18 Trichlorofluoromethane	101	2.170	2.170	0.000	84	403618	25.0	25.3	
19 Ethyl ether	59	2.437	2.437	0.000	89	373648	25.0	25.2	
20 Acrolein	56	2.620	2.620	0.000	100	138075	125.0	112.1	
21 112TCTFE	101	2.663	2.656	0.007	66	240420	25.0	26.0	
22 1,1-Dichloroethene	96	2.663	2.669	-0.006	91	234845	25.0	26.1	
23 Acetone	43	2.778	2.778	0.000	98	1011912	125.0	112.7	
24 Iodomethane	142	2.833	2.839	-0.006	97	430492	25.0	26.2	
25 Carbon disulfide	76	2.863	2.863	0.000	97	785553	25.0	26.4	
27 3-Chloro-1-propene	41	3.028	3.021	0.007	87	843104	25.0	26.9	
28 Methyl acetate	43	3.070	3.070	0.000	99	1026306	50.0	47.8	
30 Methylene Chloride	84	3.167	3.167	0.000	87	297446	25.0	28.7	
31 2-Methyl-2-propanol	59	3.344	3.350	-0.006	94	501211	250.0	267.4	
32 Methyl tert-butyl ether	73	3.380	3.380	0.000	92	854425	25.0	26.3	
33 trans-1,2-Dichloroethene	96	3.399	3.399	0.000	89	267610	25.0	25.4	
34 Acrylonitrile	53	3.453	3.453	0.000	97	2481188	250.0	239.5	
35 Hexane	57	3.587	3.587	0.000	95	632145	25.0	26.7	

Compound	Sig	RT (min.)	Adj RT (min.)	Dlt RT (min.)	Q	Response	Cal Amt ug/L	OnCol Amt ug/L	Flags
36 1,1-Dichloroethane	63	3.812	3.812	0.000	96	624301	25.0	26.3	
39 Vinyl acetate	43	3.867	3.867	0.000	96	2609879	50.0	57.6	
42 2,2-Dichloropropane	77	4.329	4.329	0.000	82	232996	25.0	27.3	
43 cis-1,2-Dichloroethene	96	4.366	4.366	0.000	85	304000	25.0	26.0	
44 2-Butanone (MEK)	43	4.402	4.402	0.000	95	1668787	125.0	119.0	
47 Chlorobromomethane	128	4.603	4.603	0.000	84	160249	25.0	25.4	
49 Tetrahydrofuran	42	4.621	4.621	0.000	92	448020	50.0	47.2	
50 Chloroform	83	4.676	4.682	-0.006	93	474837	25.0	24.1	
51 1,1,1-Trichloroethane	97	4.792	4.786	0.006	95	385961	25.0	27.1	
52 Cyclohexane	56	4.798	4.798	0.000	94	762369	25.0	27.7	
53 Carbon tetrachloride	117	4.926	4.926	0.000	94	335669	25.0	29.0	
54 1,1-Dichloropropene	75	4.938	4.938	0.000	82	377636	25.0	26.9	
55 Benzene	78	5.145	5.145	0.000	90	1101514	25.0	25.2	
56 Isobutyl alcohol	43	5.169	5.175	-0.006	94	709353	625.0	720.8	
57 1,2-Dichloroethane	62	5.212	5.211	0.001	94	502359	25.0	24.5	
59 n-Heptane	43	5.321	5.321	0.000	94	820361	25.0	26.4	
60 Trichloroethene	95	5.753	5.753	0.000	93	289340	25.0	26.7	
62 Methylcyclohexane	83	5.869	5.869	0.000	92	451939	25.0	26.8	
63 1,2-Dichloropropane	63	5.996	5.990	0.006	87	354301	25.0	25.6	
64 Dibromomethane	93	6.130	6.130	0.000	95	178559	25.0	24.3	
66 1,4-Dioxane	88	6.142	6.142	0.006	40	42697	500.0	389.9	M
67 Dichlorobromomethane	83	6.282	6.282	0.000	94	340332	25.0	26.7	
69 2-Chloroethyl vinyl ether	63	6.562	6.562	0.000	82	223626	25.0	26.7	
71 cis-1,3-Dichloropropene	75	6.702	6.702	0.000	82	442706	25.0	28.5	
72 4-Methyl-2-pentanone (MIBK)	58	6.848	6.848	0.000	96	969243	125.0	126.2	
73 Toluene	92	6.988	6.982	0.006	97	724998	25.0	26.6	
75 trans-1,3-Dichloropropene	75	7.268	7.268	0.000	91	397457	25.0	27.1	
77 Ethyl methacrylate	69	7.316	7.316	0.000	86	340322	25.0	32.0	
78 1,1,2-Trichloroethane	83	7.456	7.456	0.000	94	198545	25.0	24.7	
79 Tetrachloroethene	166	7.517	7.517	0.000	93	307711	25.0	25.9	
80 1,3-Dichloropropane	76	7.615	7.614	0.001	86	417879	25.0	25.2	
82 2-Hexanone	43	7.688	7.687	0.000	96	2250916	125.0	125.3	
83 Chlorodibromomethane	129	7.858	7.852	0.006	88	257178	25.0	27.6	
84 Ethylene Dibromide	107	7.955	7.961	-0.006	98	252007	25.0	25.7	
85 Chlorobenzene	112	8.436	8.430	0.006	93	812333	25.0	25.8	
88 Ethylbenzene	91	8.527	8.527	0.000	98	1281394	25.0	26.5	
89 1,1,1,2-Tetrachloroethane	131	8.533	8.527	0.006	91	272300	25.0	27.7	
90 m-Xylene & p-Xylene	106	8.649	8.649	0.000	97	490825	25.0	27.0	
91 o-Xylene	106	9.075	9.075	0.000	97	482623	25.0	26.7	
92 Styrene	104	9.105	9.105	0.000	93	830667	25.0	27.4	
93 Bromoform	173	9.354	9.354	0.000	95	157789	25.0	27.5	
95 Isopropylbenzene	105	9.458	9.458	0.000	97	1299979	25.0	27.1	
97 Bromobenzene	156	9.805	9.805	0.000	87	338116	25.0	25.6	
98 1,1,2,2-Tetrachloroethane	83	9.866	9.865	0.001	94	335980	25.0	24.3	
100 N-Propylbenzene	91	9.884	9.890	-0.006	99	1515516	25.0	26.4	
99 1,2,3-Trichloropropane	110	9.896	9.902	-0.006	96	105703	25.0	23.9	
101 trans-1,4-Dichloro-2-butene	53	9.914	9.908	0.006	78	174797	25.0	28.5	
102 2-Chlorotoluene	126	9.987	9.993	-0.006	95	308304	25.0	24.9	
104 1,3,5-Trimethylbenzene	105	10.066	10.066	0.000	97	1069755	25.0	27.2	
105 4-Chlorotoluene	91	10.103	10.103	0.000	97	937713	25.0	26.5	
106 tert-Butylbenzene	134	10.383	10.389	-0.006	95	245709	25.0	27.4	
108 1,2,4-Trimethylbenzene	105	10.437	10.437	0.000	98	1087411	25.0	26.3	

Compound	Sig	RT (min.)	Adj RT (min.)	Dlt RT (min.)	Q	Response	Cal Amt ug/L	OnCol Amt ug/L	Flags
109 sec-Butylbenzene	105	10.596	10.595	0.001	95	1360711	25.0	26.7	
110 1,3-Dichlorobenzene	146	10.729	10.729	0.000	95	669358	25.0	26.5	
111 4-Isopropyltoluene	119	10.735	10.735	0.000	98	1244407	25.0	27.4	
113 1,4-Dichlorobenzene	146	10.821	10.821	0.000	93	657269	25.0	25.7	
115 n-Butylbenzene	91	11.125	11.119	0.006	98	1033332	25.0	26.2	
116 1,2-Dichlorobenzene	146	11.173	11.173	0.000	96	656589	25.0	26.0	
117 1,2-Dibromo-3-Chloropropane	75	11.904	11.903	0.001	78	60563	25.0	25.7	
119 1,2,4-Trichlorobenzene	180	12.579	12.579	0.000	94	430556	25.0	26.1	
120 Hexachlorobutadiene	225	12.688	12.688	0.000	96	181405	25.0	24.0	
121 Naphthalene	128	12.792	12.792	0.000	97	1172425	25.0	26.6	
122 1,2,3-Trichlorobenzene	180	12.992	12.992	0.000	96	428235	25.0	26.8	

QC Flag Legend

Processing Flags

Review Flags

M - Manually Integrated

Reagents:

SS GAS CORP_00422	Amount Added: 12.50	Units: uL	
SS 8260 CORP_00094	Amount Added: 12.50	Units: uL	
N_8260_Surr_00425	Amount Added: 1.00	Units: uL	Run Reagent
N 8260 IS_00222	Amount Added: 1.00	Units: uL	Run Reagent

Report Date: 21-Sep-2021 21:37:10 Chrom Revision: 2.3 13-May-2021 07:57:40

Eurofins TestAmerica, Buffalo

Data File:	\\chromfs\Buffalo\ChromData\HP5973N\20210921-101109.b\N6477.D				
Injection Date:	21-Sep-2021 21:15:30	Instrument ID:	HP5973N	Operator ID:	LH
Lims ID:	ICV			Worklist Smp#:	28
Client ID:					
Purge Vol:	5.000 mL	Dil. Factor:	1.0000	ALS Bottle#:	28
Method:	N-8260	Limit Group:	MV - 8260C ICAL		

Column: ZB-624 (0.18 mm)

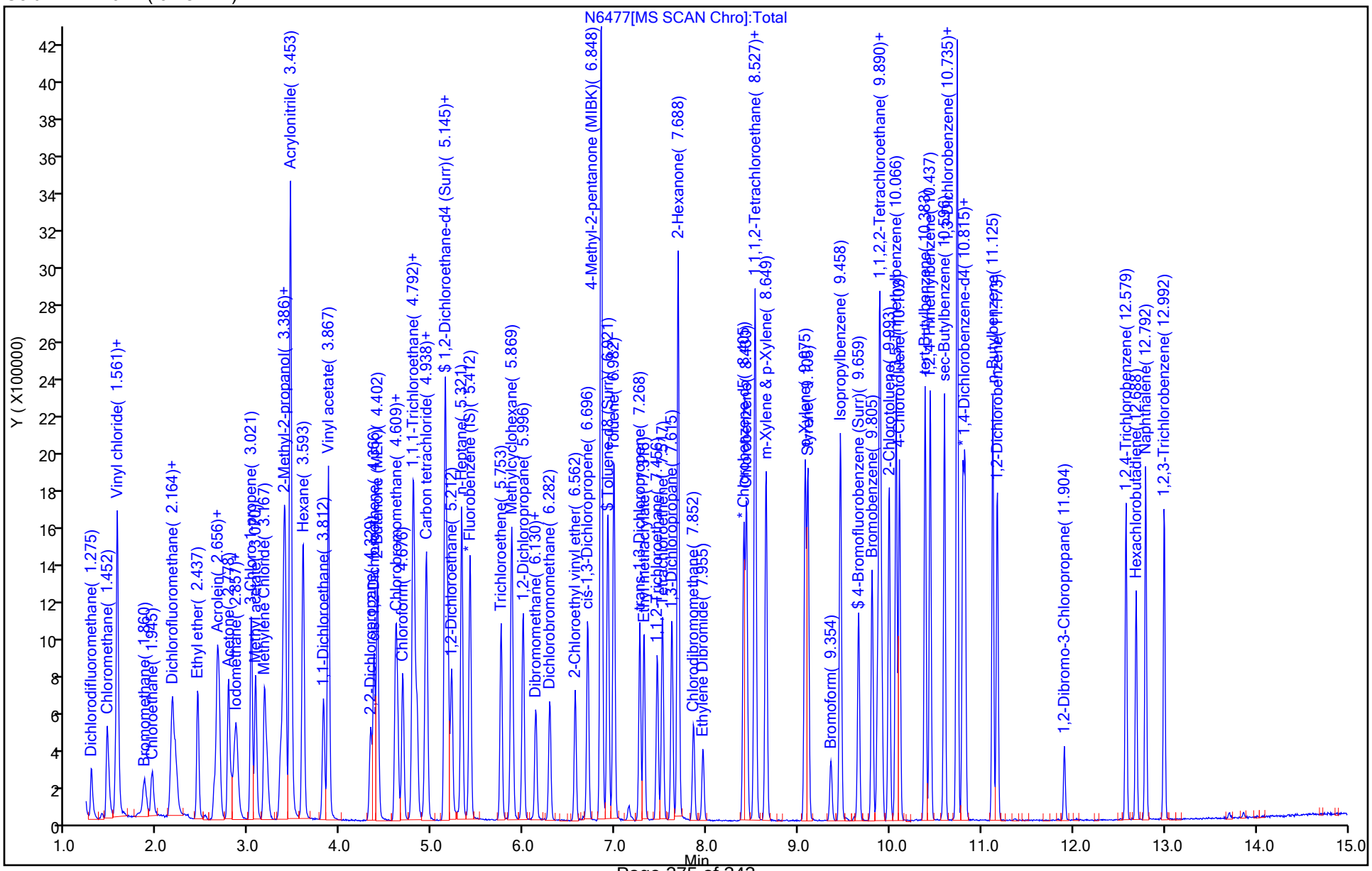

Manual Integration/User Assign Peak Report

Eurofins TestAmerica, Buffalo

Data File:	\\chromfs\Buffalo\ChromData\HP5973N\20210921-101109.b\N6477.D				
Injection Date:	21-Sep-2021 21:15:30	Instrument ID:	HP5973N		
Lims ID:	ICV				
Client ID:					
Operator ID:	LH	ALS Bottle#:	28	Worklist Smp#:	28
Purge Vol:	5.000 mL	Dil. Factor:	1.0000		
Method:	N-8260	Limit Group:	MV - 8260C ICAL		
Column:	ZB-624 (0.18 mm)	Detector	MS SCAN		

66 1,4-Dioxane, CAS: 123-91-1

Signal: 1

Processing Integration Results

RT: 6.14
Area: 41690
Amount: 380.6957
Amount Units: ug/L

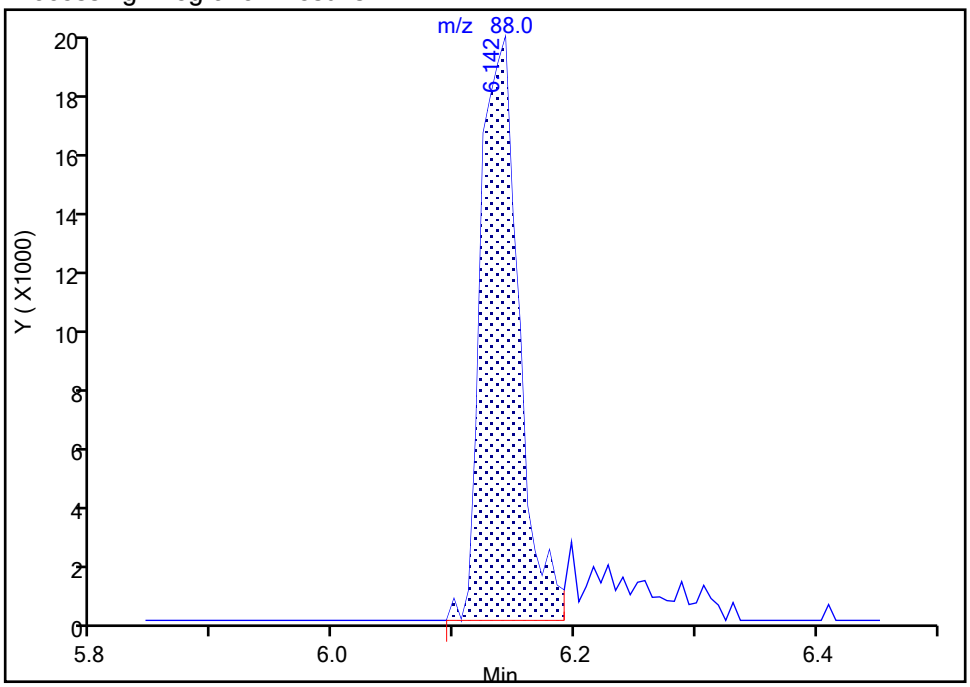

Manual Integration Results

RT: 6.14
Area: 42697
Amount: 389.8912
Amount Units: ug/L

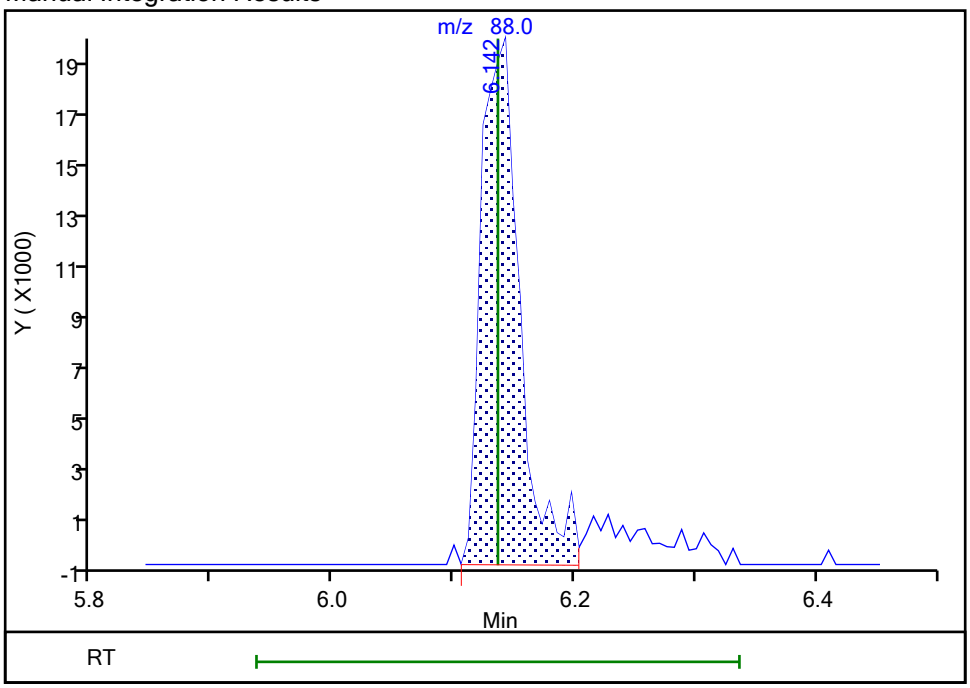

Reviewer: dahnw, 21-Sep-2021 21:36:06

Audit Action: Manually Integrated Audit Reason: Poor chromatography

FORM VII
GC/MS VOA CONTINUING CALIBRATION DATA

Lab Name: Eurofins TestAmerica, Buffalo Job No.: 480-189828-1

SDG No.:

Lab Sample ID: CCVIS 480-597968/3 Calibration Date: 09/27/2021 09:35

Instrument ID: HP5973N Calib Start Date: 09/21/2021 13:06

GC Column: ZB-624 (20) ID: 0.18(mm) Calib End Date: 09/21/2021 15:49

Lab File ID: N6807.D Conc. Units: ug/L Heated Purge: (Y/N) N

ANALYTE	CURVE TYPE	AVE RRF	RRF	MIN RRF	CALC AMOUNT	SPIKE AMOUNT	%D	MAX %D
Dichlorodifluoromethane	Ave	1.184	1.336	0.1000	28.2	25.0	12.8	50.0
Chloromethane	Ave	3.495	3.387	0.1000	24.2	25.0	-3.1	20.0
Vinyl chloride	Ave	1.975	1.968	0.1000	24.9	25.0	-0.4	20.0
Butadiene	Ave	2.834	2.861		25.2	25.0	1.0	20.0
Bromomethane	Ave	1.076	0.9865	0.1000	22.9	25.0	-8.3	50.0
Chloroethane	Ave	1.102	1.137	0.1000	25.8	25.0	3.1	50.0
Dichlorofluoromethane	Ave	2.433	2.455		25.2	25.0	0.9	20.0
Trichlorofluoromethane	Ave	2.057	2.199	0.1000	26.7	25.0	6.9	20.0
Ethyl ether	Ave	1.917	1.839		24.0	25.0	-4.1	20.0
Acrolein	Ave	0.1590	0.1428		112	125	-10.2	50.0
1,1,2-Trichloro-1,2,2-trifluoroethane	Ave	1.195	1.207	0.1000	25.3	25.0	1.0	20.0
1,1-Dichloroethene	Ave	1.162	1.179	0.1000	25.4	25.0	1.4	20.0
Acetone	Ave	1.159	1.220	0.1000	132	125	5.2	50.0
Iodomethane	Ave	2.123	2.357		27.7	25.0	11.0	20.0
Carbon disulfide	Ave	3.847	3.862	0.1000	25.1	25.0	0.4	20.0
Allyl chloride	Ave	4.051	4.453		27.5	25.0	9.9	20.0
Methyl acetate	Ave	2.770	2.709	0.1000	48.9	50.0	-2.2	50.0
Methylene Chloride	Lin1		1.394	0.1000	25.9	25.0	3.7	20.0
2-Methyl-2-propanol	Ave	0.2420	0.2638		273	250	9.0	50.0
Methyl tert-butyl ether	Ave	4.188	4.382	0.1000	26.2	25.0	4.6	20.0
trans-1,2-Dichloroethene	Ave	1.362	1.401	0.1000	25.7	25.0	2.9	20.0
Acrylonitrile	Ave	1.337	1.284		240	250	-4.0	20.0
Hexane	Ave	3.054	3.073		25.2	25.0	0.6	20.0
1,1-Dichloroethane	Ave	3.059	3.134	0.2000	25.6	25.0	2.4	20.0
Vinyl acetate	Ave	5.851	7.200		61.5	50.0	23.0*	20.0
2,2-Dichloropropane	Ave	1.101	1.420		32.2	25.0	29.0*	20.0
cis-1,2-Dichloroethene	Ave	1.507	1.621	0.1000	26.9	25.0	7.6	20.0
2-Butanone (MEK)	Ave	1.809	1.778	0.1000	123	125	-1.7	20.0
Chlorobromomethane	Ave	0.8149	0.8692		26.7	25.0	6.7	20.0
Tetrahydrofuran	Ave	1.225	1.115		45.5	50.0	-9.0	20.0
Chloroform	Ave	2.543	2.440	0.2000	24.0	25.0	-4.1	20.0
1,1,1-Trichloroethane	Ave	1.838	2.061	0.1000	28.0	25.0	12.1	20.0
Cyclohexane	Ave	3.546	3.676	0.1000	25.9	25.0	3.7	20.0
Carbon tetrachloride	Ave	1.493	1.861	0.1000	31.2	25.0	24.7*	20.0
1,1-Dichloropropene	Ave	1.811	1.839		25.4	25.0	1.6	20.0
Benzene	Ave	5.645	5.473	0.5000	24.2	25.0	-3.0	20.0
Isobutyl alcohol	Ave	0.1270	0.1542		759	625	21.4	50.0
1,2-Dichloroethane	Ave	2.642	2.734	0.1000	25.9	25.0	3.5	20.0
n-Heptane	Ave	4.018	4.027		25.1	25.0	0.2	20.0
Trichloroethene	Ave	1.397	1.417	0.2000	25.4	25.0	1.5	20.0

FORM VII
GC/MS VOA CONTINUING CALIBRATION DATA

Lab Name: Eurofins TestAmerica, Buffalo Job No.: 480-189828-1

SDG No.:

Lab Sample ID: CCVIS 480-597968/3 Calibration Date: 09/27/2021 09:35

Instrument ID: HP5973N Calib Start Date: 09/21/2021 13:06

GC Column: ZB-624 (20) ID: 0.18(mm) Calib End Date: 09/21/2021 15:49

Lab File ID: N6807.D Conc. Units: ug/L Heated Purge: (Y/N) N

ANALYTE	CURVE TYPE	AVE RRF	RRF	MIN RRF	CALC AMOUNT	SPIKE AMOUNT	%D	MAX %D
Methylcyclohexane	Ave	2.173	2.159	0.1000	24.8	25.0	-0.6	20.0
1,2-Dichloropropane	Ave	1.786	1.730	0.1000	24.2	25.0	-3.2	20.0
Dibromomethane	Ave	0.9504	0.9358	0.1000	24.6	25.0	-1.5	20.0
1,4-Dioxane	Ave	0.0036	0.0037		502	500	0.5	50.0
Bromodichloromethane	Ave	1.647	1.826	0.2000	27.7	25.0	10.9	20.0
2-Chloroethyl vinyl ether	Ave	1.083	1.039		24.0	25.0	-4.1	20.0
cis-1,3-Dichloropropene	Ave	2.007	2.230	0.2000	27.8	25.0	11.1	20.0
4-Methyl-2-pentanone (MIBK)	Ave	0.2555	0.2401	0.1000	117	125	-6.0	20.0
Toluene	Ave	0.9067	0.8674	0.4000	23.9	25.0	-4.3	20.0
trans-1,3-Dichloropropene	Ave	0.4875	0.5183	0.1000	26.6	25.0	6.3	20.0
Ethyl methacrylate	Ave	0.3537	0.4141		29.3	25.0	17.1	20.0
1,1,2-Trichloroethane	Ave	0.2672	0.2582	0.1000	24.2	25.0	-3.4	20.0
Tetrachloroethene	Ave	0.3955	0.3946	0.2000	24.9	25.0	-0.2	20.0
1,3-Dichloropropane	Ave	0.5522	0.5185		23.5	25.0	-6.1	20.0
2-Hexanone	Ave	0.5973	0.5420	0.1000	113	125	-9.3	20.0
Dibromochloromethane	Ave	0.3102	0.3523	0.1000	28.4	25.0	13.6	20.0
1,2-Dibromoethane	Ave	0.3258	0.3200		24.5	25.0	-1.8	20.0
Chlorobenzene	Ave	1.046	1.018	0.5000	24.4	25.0	-2.6	20.0
Ethylbenzene	Ave	1.610	1.586	0.1000	24.6	25.0	-1.5	20.0
1,1,1,2-Tetrachloroethane	Ave	0.3271	0.3915		29.9	25.0	19.7	20.0
m,p-Xylene	Ave	0.6053	0.6124	0.1000	25.3	25.0	1.2	20.0
o-Xylene	Ave	0.6009	0.6113	0.3000	25.4	25.0	1.7	20.0
Styrene	Ave	1.006	1.014	0.3000	25.2	25.0	0.7	20.0
Bromoform	Ave	0.1906	0.2388	0.1000	31.3	25.0	25.3	50.0
Isopropylbenzene	Ave	2.926	3.116	0.1000	26.6	25.0	6.5	20.0
Bromobenzene	Ave	0.8059	0.8591		26.6	25.0	6.6	20.0
1,1,2,2-Tetrachloroethane	Ave	0.8446	0.8185	0.3000	24.2	25.0	-3.1	20.0
N-Propylbenzene	Ave	3.511	3.672		26.1	25.0	4.6	20.0
1,2,3-Trichloropropane	Ave	0.2697	0.2493		23.1	25.0	-7.6	20.0
trans-1,4-Dichloro-2-butene	Ave	0.3744	0.3916		26.1	25.0	4.6	50.0
2-Chlorotoluene	Ave	0.7561	0.8066		26.7	25.0	6.7	20.0
1,3,5-Trimethylbenzene	Ave	2.399	2.555		26.6	25.0	6.5	20.0
4-Chlorotoluene	Ave	2.159	2.219		25.7	25.0	2.7	20.0
tert-Butylbenzene	Ave	0.5477	0.6229		28.4	25.0	13.7	20.0
1,2,4-Trimethylbenzene	Ave	2.527	2.684		26.6	25.0	6.2	20.0
sec-Butylbenzene	Ave	3.107	3.308		26.6	25.0	6.5	20.0
1,3-Dichlorobenzene	Ave	1.545	1.627	0.6000	26.3	25.0	5.3	20.0
4-Isopropyltoluene	Ave	2.774	3.044		27.4	25.0	9.7	20.0
1,4-Dichlorobenzene	Ave	1.562	1.644	0.5000	26.3	25.0	5.2	20.0
n-Butylbenzene	Ave	2.412	2.524		26.2	25.0	4.6	20.0
1,2-Dichlorobenzene	Ave	1.544	1.660	0.4000	26.9	25.0	7.5	20.0

FORM VII
GC/MS VOA CONTINUING CALIBRATION DATA

Lab Name: Eurofins TestAmerica, Buffalo Job No.: 480-189828-1

SDG No.:

Lab Sample ID: CCVIS 480-597968/3 Calibration Date: 09/27/2021 09:35

Instrument ID: HP5973N Calib Start Date: 09/21/2021 13:06

GC Column: ZB-624 (20) ID: 0.18(mm) Calib End Date: 09/21/2021 15:49

Lab File ID: N6807.D Conc. Units: ug/L Heated Purge: (Y/N) N

ANALYTE	CURVE TYPE	AVE RRF	RRF	MIN RRF	CALC AMOUNT	SPIKE AMOUNT	%D	MAX %D
1,2-Dibromo-3-Chloropropane	Ave	0.1442	0.1594	0.0500	27.6	25.0	10.6	50.0
1,2,4-Trichlorobenzene	Ave	1.009	1.106	0.2000	27.4	25.0	9.7	20.0
Hexachlorobutadiene	Ave	0.4616	0.4656		25.2	25.0	0.9	20.0
Naphthalene	Ave	2.690	2.941		27.3	25.0	9.3	20.0
1,2,3-Trichlorobenzene	Ave	0.9767	1.086		27.8	25.0	11.1	20.0
Dibromofluoromethane (Surr)	Ave	1.364	1.399		25.6	25.0	2.5	20.0
1,2-Dichloroethane-d4 (Surr)	Ave	1.765	1.838		26.0	25.0	4.2	20.0
Toluene-d8 (Surr)	Ave	1.241	1.234		24.9	25.0	-0.5	20.0
4-Bromofluorobenzene (Surr)	Ave	0.3773	0.3910		25.9	25.0	3.6	20.0

Eurofins TestAmerica, Buffalo
Target Compound Quantitation Report

Data File: \\chromfs\Buffalo\ChromData\HP5973N\20210927-101231.b\N6807.D
Lims ID: CCVIS
Client ID:
Sample Type: CCVIS
Inject. Date: 27-Sep-2021 09:35:30 ALS Bottle#: 2 Worklist Smp#: 3
Purge Vol: 5.000 mL Dil. Factor: 1.0000
Sample Info: CCVIS
Misc. Info.: 480-0101231-003
Operator ID: wd Instrument ID: HP5973N
Sublist: chrom-N-8260*sub38

Method: \\chromfs\Buffalo\ChromData\HP5973N\20210927-101231.b\N-8260.m
Limit Group: MV - 8260C ICAL
Last Update: 28-Sep-2021 09:21:19 Calib Date: 21-Sep-2021 20:05:30
Integrator: RTE ID Type: Deconvolution ID
Quant Method: Internal Standard Quant By: Initial Calibration
Last ICal File: \\chromfs\Buffalo\ChromData\HP5973N\20210921-101109.b\N6474.D

Column 1 : ZB-624 (0.18 mm) Det: MS SCAN
Process Host: CTX1658

First Level Reviewer: dahnw Date: 27-Sep-2021 09:57:06

Compound	Sig	RT (min.)	Adj RT (min.)	Dlt RT (min.)	Q	Response	Cal Amt ug/L	OnCol Amt ug/L	Flags
* 147 Fluorobenzene (IS)	70	5.412	5.412	0.000	98	149419	25.0	25.0	
* 2 Chlorobenzene-d5	117	8.405	8.405	0.000	89	601131	25.0	25.0	
* 3 1,4-Dichlorobenzene-d4	152	10.796	10.796	0.000	94	313389	25.0	25.0	
$ 148 Dibromofluoromethane (Surr)	113	4.834	4.834	0.000	92	208993	25.0	25.6	
$ 5 1,2-Dichloroethane-d4 (Surr)	65	5.139	5.139	0.000	84	274615	25.0	26.0	
$ 6 Toluene-d8 (Surr)	98	6.915	6.915	0.000	96	741811	25.0	24.9	
$ 7 4-Bromofluorobenzene (Surr)	174	9.659	9.659	0.000	92	235024	25.0	25.9	
11 Dichlorodifluoromethane	85	1.282	1.282	0.000	97	199596	25.0	28.2	
13 Chloromethane	50	1.452	1.452	0.000	99	506040	25.0	24.2	
14 Vinyl chloride	62	1.543	1.543	0.000	97	294000	25.0	24.9	
144 Butadiene	54	1.561	1.561	0.000	98	427518	25.0	25.2	
15 Bromomethane	94	1.853	1.853	0.000	93	147401	25.0	22.9	
16 Chloroethane	64	1.933	1.933	0.000	92	169914	25.0	25.8	
17 Dichlorofluoromethane	67	2.158	2.158	0.000	93	366755	25.0	25.2	
18 Trichlorofluoromethane	101	2.164	2.164	0.000	69	328537	25.0	26.7	
19 Ethyl ether	59	2.437	2.437	0.000	90	274743	25.0	24.0	
20 Acrolein	56	2.614	2.614	0.000	99	106685	125.0	112.3	
21 112TCTFE	101	2.656	2.656	0.000	65	180354	25.0	25.3	
22 1,1-Dichloroethene	96	2.663	2.663	0.000	91	176127	25.0	25.4	
23 Acetone	43	2.772	2.772	0.000	97	911601	125.0	131.6	
24 Iodomethane	142	2.821	2.821	0.000	98	352137	25.0	27.7	
25 Carbon disulfide	76	2.857	2.857	0.000	97	577010	25.0	25.1	
27 3-Chloro-1-propene	41	3.022	3.022	0.000	86	665302	25.0	27.5	
28 Methyl acetate	43	3.070	3.070	0.000	99	809461	50.0	48.9	
30 Methylene Chloride	84	3.168	3.168	0.000	86	208266	25.0	25.9	
31 2-Methyl-2-propanol	59	3.344	3.344	0.000	97	394100	250.0	272.5	
32 Methyl tert-butyl ether	73	3.380	3.380	0.000	91	654715	25.0	26.2	
33 trans-1,2-Dichloroethene	96	3.393	3.393	0.000	90	209381	25.0	25.7	
34 Acrylonitrile	53	3.453	3.453	0.000	97	1917938	250.0	240.0	
35 Hexane	57	3.593	3.593	0.000	92	459188	25.0	25.2	

Compound	Sig	RT (min.)	Adj RT (min.)	Dlt RT (min.)	Q	Response	Cal Amt ug/L	OnCol Amt ug/L	Flags
36 1,1-Dichloroethane	63	3.812	3.812	0.000	96	468310	25.0	25.6	
39 Vinyl acetate	43	3.867	3.867	0.000	96	2151490	50.0	61.5	
42 2,2-Dichloropropane	77	4.329	4.329	0.000	80	212238	25.0	32.2	
43 cis-1,2-Dichloroethene	96	4.366	4.366	0.000	85	242262	25.0	26.9	
44 2-Butanone (MEK)	43	4.402	4.402	0.000	95	1328692	125.0	122.9	
47 Chlorobromomethane	128	4.597	4.597	0.000	84	129870	25.0	26.7	
49 Tetrahydrofuran	42	4.615	4.615	0.000	91	333130	50.0	45.5	
50 Chloroform	83	4.676	4.676	0.000	93	364532	25.0	24.0	
51 1,1,1-Trichloroethane	97	4.786	4.786	0.000	94	307973	25.0	28.0	
52 Cyclohexane	56	4.798	4.798	0.000	96	549284	25.0	25.9	
53 Carbon tetrachloride	117	4.920	4.920	0.000	93	278129	25.0	31.2	
54 1,1-Dichloropropene	75	4.938	4.938	0.000	81	274815	25.0	25.4	
55 Benzene	78	5.145	5.145	0.000	92	817717	25.0	24.2	
56 Isobutyl alcohol	43	5.169	5.169	0.000	93	575878	625.0	758.6	
57 1,2-Dichloroethane	62	5.212	5.212	0.000	94	408463	25.0	25.9	
59 n-Heptane	43	5.321	5.321	0.000	94	601780	25.0	25.1	
60 Trichloroethene	95	5.753	5.753	0.000	92	211794	25.0	25.4	
62 Methylcyclohexane	83	5.869	5.869	0.000	91	322582	25.0	24.8	
63 1,2-Dichloropropane	63	5.996	5.996	0.000	85	258493	25.0	24.2	
64 Dibromomethane	93	6.130	6.130	0.000	92	139821	25.0	24.6	
66 1,4-Dioxane	88	6.142	6.142	0.000	40	43993	500.0	502.4	M
67 Dichlorobromomethane	83	6.282	6.282	0.000	94	272785	25.0	27.7	
69 2-Chloroethyl vinyl ether	63	6.562	6.562	0.000	83	155189	25.0	24.0	
71 cis-1,3-Dichloropropene	75	6.696	6.696	0.000	81	333257	25.0	27.8	
72 4-Methyl-2-pentanone (MIBK)	58	6.848	6.848	0.000	96	721590	125.0	117.5	
73 Toluene	92	6.988	6.988	0.000	97	521411	25.0	23.9	
75 trans-1,3-Dichloropropene	75	7.268	7.268	0.000	89	311581	25.0	26.6	
77 Ethyl methacrylate	69	7.310	7.310	0.000	85	248944	25.0	29.3	
78 1,1,2-Trichloroethane	83	7.456	7.456	0.000	94	155220	25.0	24.2	
79 Tetrachloroethene	166	7.517	7.517	0.000	94	237195	25.0	24.9	
80 1,3-Dichloropropane	76	7.621	7.621	0.000	85	311687	25.0	23.5	
82 2-Hexanone	43	7.688	7.688	0.000	96	1629087	125.0	113.4	
83 Chlorodibromomethane	129	7.852	7.852	0.000	91	211795	25.0	28.4	
84 Ethylene Dibromide	107	7.961	7.961	0.000	100	192336	25.0	24.5	
85 Chlorobenzene	112	8.430	8.430	0.000	93	612196	25.0	24.4	
88 Ethylbenzene	91	8.527	8.527	0.000	98	953149	25.0	24.6	
89 1,1,1,2-Tetrachloroethane	131	8.533	8.533	0.000	92	235321	25.0	29.9	
90 m-Xylene & p-Xylene	106	8.649	8.649	0.000	97	368107	25.0	25.3	
91 o-Xylene	106	9.075	9.075	0.000	97	367488	25.0	25.4	
92 Styrene	104	9.105	9.105	0.000	94	609293	25.0	25.2	
93 Bromoform	173	9.355	9.355	0.000	96	143539	25.0	31.3	
95 Isopropylbenzene	105	9.458	9.458	0.000	96	976546	25.0	26.6	
97 Bromobenzene	156	9.805	9.805	0.000	84	269217	25.0	26.6	
98 1,1,2,2-Tetrachloroethane	83	9.866	9.866	0.000	94	256516	25.0	24.2	
100 N-Propylbenzene	91	9.890	9.890	0.000	99	1150841	25.0	26.1	
99 1,2,3-Trichloropropane	110	9.896	9.896	0.000	94	78113	25.0	23.1	
101 trans-1,4-Dichloro-2-butene	53	9.914	9.914	0.000	83	122726	25.0	26.1	
102 2-Chlorotoluene	126	9.993	9.993	0.000	96	252781	25.0	26.7	
104 1,3,5-Trimethylbenzene	105	10.066	10.066	0.000	96	800699	25.0	26.6	
105 4-Chlorotoluene	91	10.103	10.103	0.000	97	695279	25.0	25.7	
106 tert-Butylbenzene	134	10.389	10.389	0.000	95	195208	25.0	28.4	
108 1,2,4-Trimethylbenzene	105	10.437	10.437	0.000	97	841046	25.0	26.6	

Compound	Sig	RT (min.)	Adj RT (min.)	Dlt RT (min.)	Q	Response	Cal Amt ug/L	OnCol Amt ug/L	Flags
109 sec-Butylbenzene	105	10.596	10.596	0.000	95	1036734	25.0	26.6	
110 1,3-Dichlorobenzene	146	10.729	10.729	0.000	96	509767	25.0	26.3	
111 4-Isopropyltoluene	119	10.735	10.735	0.000	98	953809	25.0	27.4	
113 1,4-Dichlorobenzene	146	10.821	10.821	0.000	93	515073	25.0	26.3	
115 n-Butylbenzene	91	11.125	11.125	0.000	98	790950	25.0	26.2	
116 1,2-Dichlorobenzene	146	11.173	11.173	0.000	97	520226	25.0	26.9	
117 1,2-Dibromo-3-Chloropropane	75	11.904	11.904	0.000	79	49950	25.0	27.6	
119 1,2,4-Trichlorobenzene	180	12.579	12.579	0.000	95	346733	25.0	27.4	
120 Hexachlorobutadiene	225	12.688	12.688	0.000	96	145929	25.0	25.2	
121 Naphthalene	128	12.798	12.798	0.000	97	921694	25.0	27.3	
122 1,2,3-Trichlorobenzene	180	12.999	12.999	0.000	95	340205	25.0	27.8	

QC Flag Legend

Processing Flags

Review Flags

M - Manually Integrated

Reagents:

8260 CORP mix_00214	Amount Added: 12.50	Units: uL	
GAS CORP mix_00473	Amount Added: 12.50	Units: uL	
N 8260 IS_00222	Amount Added: 1.00	Units: uL	Run Reagent
N_8260_Surr_00425	Amount Added: 1.00	Units: uL	Run Reagent

Report Date: 28-Sep-2021 09:21:19 Chrom Revision: 2.3 13-May-2021 07:57:40

Eurofins TestAmerica, Buffalo

Data File: \\chromfs\Buffalo\ChromData\HP5973N\20210927-101231.b\N6807.D

Injection Date: 27-Sep-2021 09:35:30 Instrument ID: HP5973N Operator ID: wd

Lims ID: CCVIS Worklist Smp#: 3

Client ID:

Purge Vol: 5.000 mL Dil. Factor: 1.0000 ALS Bottle#: 2

Method: N-8260 Limit Group: MV - 8260C ICAL

Column: ZB-624 (0.18 mm)

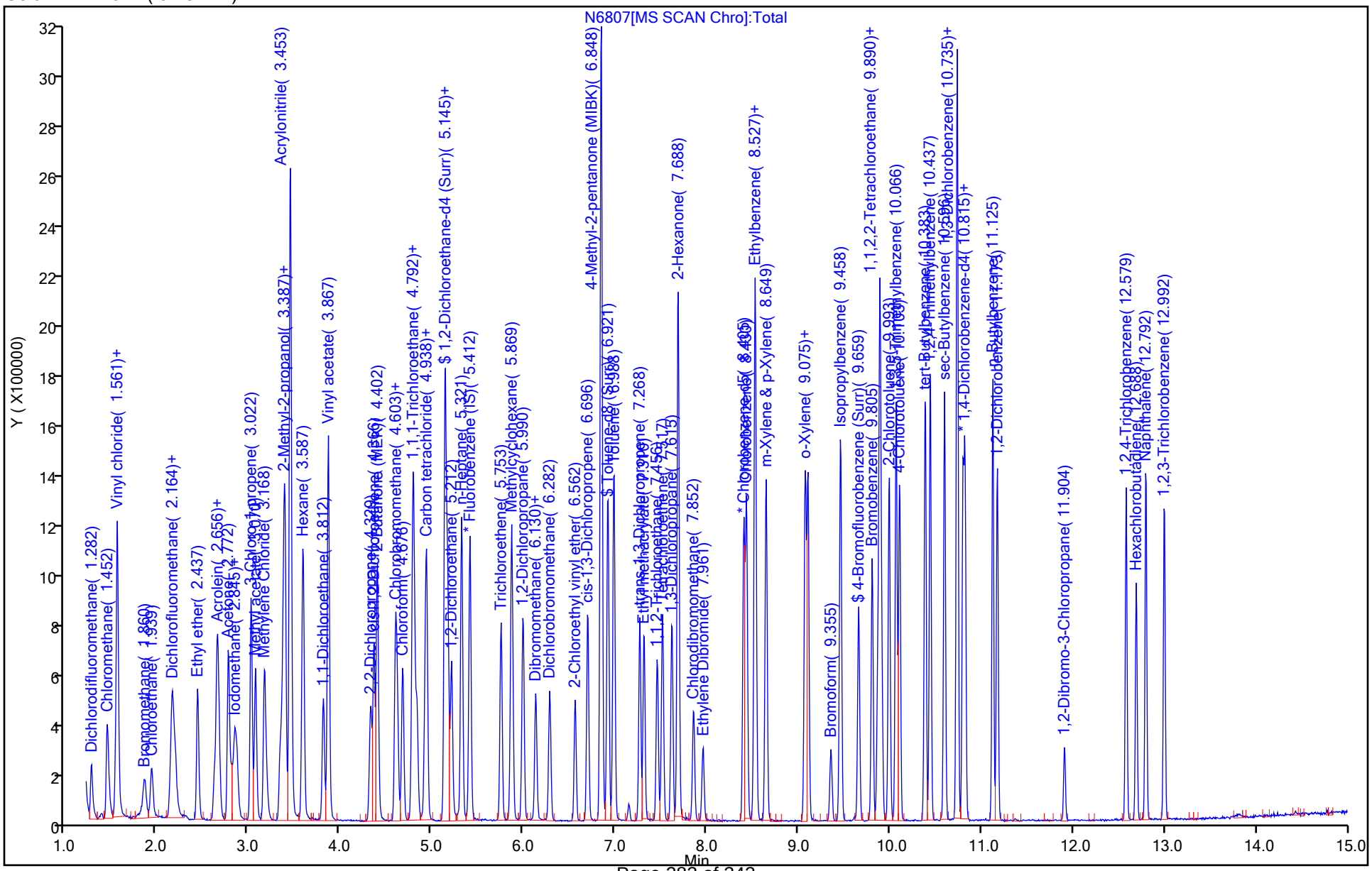

Eurofins TestAmerica, Buffalo

Data File:	\\chromfs\Buffalo\ChromData\HP5973N\20210927-101231.b\N6807.D				
Injection Date:	27-Sep-2021 09:35:30	Instrument ID:	HP5973N		
Lims ID:	CCVIS				
Client ID:					
Operator ID:	wd	ALS Bottle#:	2	Worklist Smp#:	3
Purge Vol:	5.000 mL	Dil. Factor:	1.0000		
Method:	N-8260	Limit Group:	MV - 8260C ICAL		
Column:	ZB-624 (0.18 mm)	Detector	MS SCAN		

66 1,4-Dioxane, CAS: 123-91-1

Signal: 1

Processing Integration Results

RT: 6.14
Area: 40610
Amount: 463.7759
Amount Units: ug/L

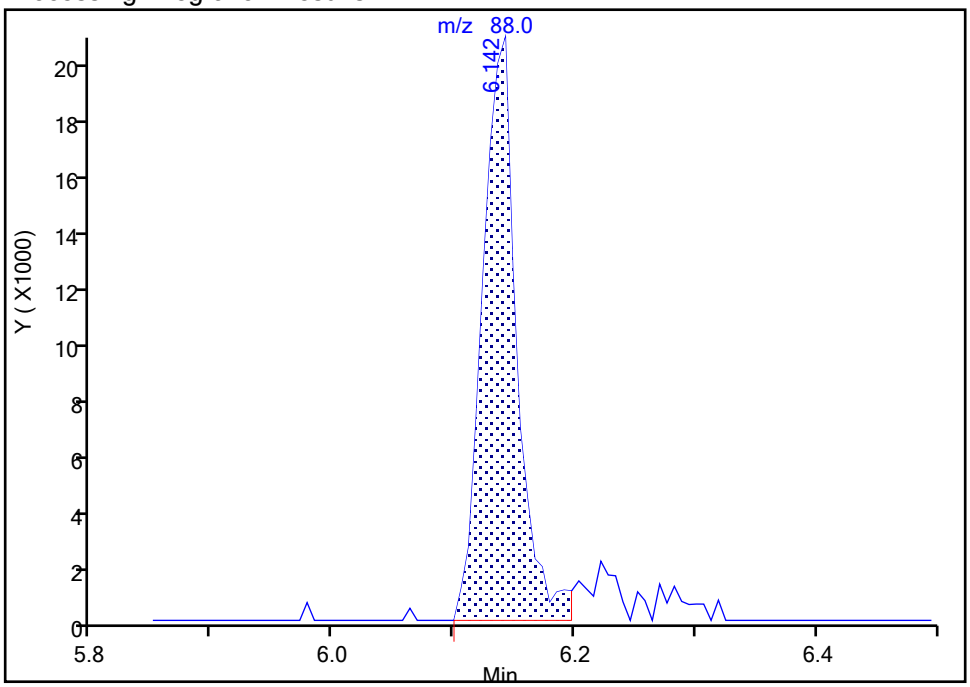

Manual Integration Results

RT: 6.14
Area: 43993
Amount: 502.4106
Amount Units: ug/L

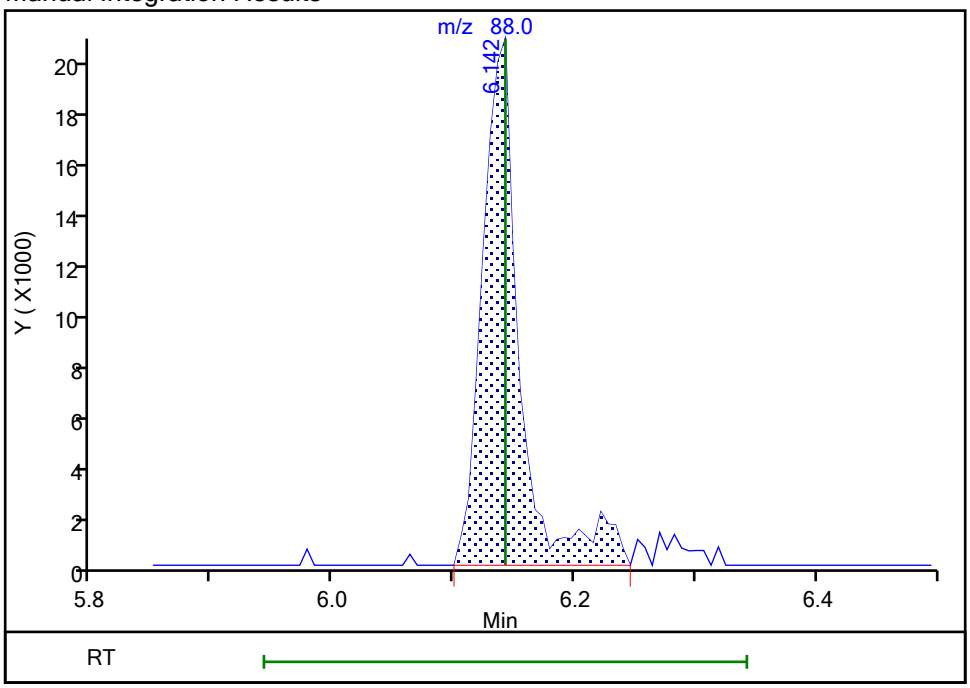

Reviewer: dahnw, 27-Sep-2021 09:56:50
Audit Action: Manually Integrated Audit Reason: Incomplete Integration

FORM VII
GC/MS VOA CONTINUING CALIBRATION DATA

Lab Name: Eurofins TestAmerica, Buffalo Job No.: 480-189828-1

SDG No.:

Lab Sample ID: CCVIS 480-598115/3 Calibration Date: 09/28/2021 10:31

Instrument ID: HP5973N Calib Start Date: 09/21/2021 13:06

GC Column: ZB-624 (20) ID: 0.18(mm) Calib End Date: 09/21/2021 15:49

Lab File ID: N6870.D Conc. Units: ug/L Heated Purge: (Y/N) N

ANALYTE	CURVE TYPE	AVE RRF	RRF	MIN RRF	CALC AMOUNT	SPIKE AMOUNT	%D	MAX %D
Dichlorodifluoromethane	Ave	1.184	1.023	0.1000	21.6	25.0	-13.6	50.0
Chloromethane	Ave	3.495	3.027	0.1000	21.7	25.0	-13.4	20.0
Vinyl chloride	Ave	1.975	1.748	0.1000	22.1	25.0	-11.5	20.0
Butadiene	Ave	2.834	2.434		21.5	25.0	-14.1	20.0
Bromomethane	Ave	1.076	0.8970	0.1000	20.8	25.0	-16.6	50.0
Chloroethane	Ave	1.102	1.051	0.1000	23.8	25.0	-4.6	50.0
Dichlorofluoromethane	Ave	2.433	2.181		22.4	25.0	-10.4	20.0
Trichlorofluoromethane	Ave	2.057	1.707	0.1000	20.7	25.0	-17.0	20.0
Ethyl ether	Ave	1.917	1.746		22.8	25.0	-8.9	20.0
Acrolein	Ave	0.1590	0.1246		98.0	125	-21.6	50.0
1,1,2-Trichloro-1,2,2-trifluoroethane	Ave	1.195	0.995	0.1000	20.8	25.0	-16.7	20.0
1,1-Dichloroethene	Ave	1.162	1.027	0.1000	22.1	25.0	-11.7	20.0
Acetone	Ave	1.159	1.056	0.1000	114	125	-8.9	50.0
Iodomethane	Ave	2.123	2.078		24.5	25.0	-2.1	20.0
Carbon disulfide	Ave	3.847	3.514	0.1000	22.8	25.0	-8.6	20.0
Allyl chloride	Ave	4.051	4.063		25.1	25.0	0.3	20.0
Methyl acetate	Ave	2.770	2.348	0.1000	42.4	50.0	-15.2	50.0
Methylene Chloride	Lin1		1.280	0.1000	23.7	25.0	-5.0	20.0
2-Methyl-2-propanol	Ave	0.2420	0.2634		272	250	8.9	50.0
Methyl tert-butyl ether	Ave	4.188	4.001	0.1000	23.9	25.0	-4.5	20.0
trans-1,2-Dichloroethene	Ave	1.362	1.317	0.1000	24.2	25.0	-3.4	20.0
Acrylonitrile	Ave	1.337	1.135		212	250	-15.1	20.0
Hexane	Ave	3.054	2.621		21.5	25.0	-14.2	20.0
1,1-Dichloroethane	Ave	3.059	2.959	0.2000	24.2	25.0	-3.3	20.0
Vinyl acetate	Ave	5.851	6.573		56.2	50.0	12.3	20.0
2,2-Dichloropropane	Ave	1.101	1.149		26.1	25.0	4.3	20.0
cis-1,2-Dichloroethene	Ave	1.507	1.410	0.1000	23.4	25.0	-6.4	20.0
2-Butanone (MEK)	Ave	1.809	1.590	0.1000	110	125	-12.1	20.0
Chlorobromomethane	Ave	0.8149	0.7867		24.1	25.0	-3.5	20.0
Tetrahydrofuran	Ave	1.225	0.9805		40.0	50.0	-19.9	20.0
Chloroform	Ave	2.543	2.339	0.2000	23.0	25.0	-8.0	20.0
1,1,1-Trichloroethane	Ave	1.838	1.977	0.1000	26.9	25.0	7.6	20.0
Cyclohexane	Ave	3.546	3.234	0.1000	22.8	25.0	-8.8	20.0
Carbon tetrachloride	Ave	1.493	1.773	0.1000	29.7	25.0	18.8	20.0
1,1-Dichloropropene	Ave	1.811	1.762		24.3	25.0	-2.7	20.0
Benzene	Ave	5.645	5.318	0.5000	23.6	25.0	-5.8	20.0
Isobutyl alcohol	Ave	0.1270	0.1580		778	625	24.4	50.0
1,2-Dichloroethane	Ave	2.642	2.508	0.1000	23.7	25.0	-5.1	20.0
n-Heptane	Ave	4.018	3.639		22.6	25.0	-9.4	20.0
Trichloroethene	Ave	1.397	1.393	0.2000	24.9	25.0	-0.3	20.0

FORM VII
GC/MS VOA CONTINUING CALIBRATION DATA

Lab Name: Eurofins TestAmerica, Buffalo Job No.: 480-189828-1

SDG No.:

Lab Sample ID: CCVIS 480-598115/3 Calibration Date: 09/28/2021 10:31

Instrument ID: HP5973N Calib Start Date: 09/21/2021 13:06

GC Column: ZB-624 (20) ID: 0.18(mm) Calib End Date: 09/21/2021 15:49

Lab File ID: N6870.D Conc. Units: ug/L Heated Purge: (Y/N) N

ANALYTE	CURVE TYPE	AVE RRF	RRF	MIN RRF	CALC AMOUNT	SPIKE AMOUNT	%D	MAX %D
Methylcyclohexane	Ave	2.173	1.902	0.1000	21.9	25.0	-12.5	20.0
1,2-Dichloropropane	Ave	1.786	1.652	0.1000	23.1	25.0	-7.5	20.0
Dibromomethane	Ave	0.9504	0.8820	0.1000	23.2	25.0	-7.2	20.0
1,4-Dioxane	Ave	0.0036	0.0042		583	500	16.7	50.0
Bromodichloromethane	Ave	1.647	1.715	0.2000	26.0	25.0	4.1	20.0
2-Chloroethyl vinyl ether	Ave	1.083	0.9829		22.7	25.0	-9.2	20.0
cis-1,3-Dichloropropene	Ave	2.007	2.114	0.2000	26.3	25.0	5.3	20.0
4-Methyl-2-pentanone (MIBK)	Ave	0.2555	0.2296	0.1000	112	125	-10.1	20.0
Toluene	Ave	0.9067	0.9067	0.4000	25.0	25.0	0.0	20.0
trans-1,3-Dichloropropene	Ave	0.4875	0.5032	0.1000	25.8	25.0	3.2	20.0
Ethyl methacrylate	Ave	0.3537	0.4028		28.5	25.0	13.9	20.0
1,1,2-Trichloroethane	Ave	0.2672	0.2470	0.1000	23.1	25.0	-7.6	20.0
Tetrachloroethene	Ave	0.3955	0.3978	0.2000	25.1	25.0	0.6	20.0
1,3-Dichloropropane	Ave	0.5522	0.5278		23.9	25.0	-4.4	20.0
2-Hexanone	Ave	0.5973	0.5371	0.1000	112	125	-10.1	20.0
Dibromochloromethane	Ave	0.3102	0.3552	0.1000	28.6	25.0	14.5	20.0
1,2-Dibromoethane	Ave	0.3258	0.3290		25.2	25.0	1.0	20.0
Chlorobenzene	Ave	1.046	1.013	0.5000	24.2	25.0	-3.1	20.0
Ethylbenzene	Ave	1.610	1.603	0.1000	24.9	25.0	-0.5	20.0
1,1,1,2-Tetrachloroethane	Ave	0.3271	0.3957		30.2	25.0	21.0*	20.0
m,p-Xylene	Ave	0.6053	0.6111	0.1000	25.2	25.0	1.0	20.0
o-Xylene	Ave	0.6009	0.6209	0.3000	25.8	25.0	3.3	20.0
Styrene	Ave	1.006	1.033	0.3000	25.7	25.0	2.7	20.0
Bromoform	Ave	0.1906	0.2240	0.1000	29.4	25.0	17.5	50.0
Isopropylbenzene	Ave	2.926	2.863	0.1000	24.5	25.0	-2.2	20.0
Bromobenzene	Ave	0.8059	0.7863		24.4	25.0	-2.4	20.0
1,1,2,2-Tetrachloroethane	Ave	0.8446	0.7321	0.3000	21.7	25.0	-13.3	20.0
N-Propylbenzene	Ave	3.511	3.397		24.2	25.0	-3.3	20.0
1,2,3-Trichloropropane	Ave	0.2697	0.2240		20.8	25.0	-16.9	20.0
trans-1,4-Dichloro-2-butene	Ave	0.3744	0.3402		22.7	25.0	-9.1	50.0
2-Chlorotoluene	Ave	0.7561	0.7347		24.3	25.0	-2.8	20.0
1,3,5-Trimethylbenzene	Ave	2.399	2.426		25.3	25.0	1.1	20.0
4-Chlorotoluene	Ave	2.159	2.035		23.6	25.0	-5.8	20.0
tert-Butylbenzene	Ave	0.5477	0.5846		26.7	25.0	6.7	20.0
1,2,4-Trimethylbenzene	Ave	2.527	2.477		24.5	25.0	-2.0	20.0
sec-Butylbenzene	Ave	3.107	3.051		24.6	25.0	-1.8	20.0
1,3-Dichlorobenzene	Ave	1.545	1.535	0.6000	24.8	25.0	-0.6	20.0
4-Isopropyltoluene	Ave	2.774	2.837		25.6	25.0	2.3	20.0
1,4-Dichlorobenzene	Ave	1.562	1.557	0.5000	24.9	25.0	-0.3	20.0
n-Butylbenzene	Ave	2.412	2.375		24.6	25.0	-1.5	20.0
1,2-Dichlorobenzene	Ave	1.544	1.495	0.4000	24.2	25.0	-3.2	20.0

FORM VII
GC/MS VOA CONTINUING CALIBRATION DATA

Lab Name: Eurofins TestAmerica, Buffalo Job No.: 480-189828-1

SDG No.:

Lab Sample ID: CCVIS 480-598115/3 Calibration Date: 09/28/2021 10:31

Instrument ID: HP5973N Calib Start Date: 09/21/2021 13:06

GC Column: ZB-624 (20) ID: 0.18(mm) Calib End Date: 09/21/2021 15:49

Lab File ID: N6870.D Conc. Units: ug/L Heated Purge: (Y/N) N

ANALYTE	CURVE TYPE	AVE RRF	RRF	MIN RRF	CALC AMOUNT	SPIKE AMOUNT	%D	MAX %D
1,2-Dibromo-3-Chloropropane	Ave	0.1442	0.1488	0.0500	25.8	25.0	3.2	50.0
1,2,4-Trichlorobenzene	Ave	1.009	1.034	0.2000	25.6	25.0	2.5	20.0
Hexachlorobutadiene	Ave	0.4616	0.4577		24.8	25.0	-0.8	20.0
Naphthalene	Ave	2.690	2.631		24.4	25.0	-2.2	20.0
1,2,3-Trichlorobenzene	Ave	0.9767	1.002		25.7	25.0	2.6	20.0
Dibromofluoromethane (Surr)	Ave	1.364	1.301		23.8	25.0	-4.6	20.0
1,2-Dichloroethane-d4 (Surr)	Ave	1.765	1.767		25.0	25.0	0.1	20.0
Toluene-d8 (Surr)	Ave	1.241	1.289		26.0	25.0	3.9	20.0
4-Bromofluorobenzene (Surr)	Ave	0.3773	0.4082		27.0	25.0	8.2	20.0

Eurofins TestAmerica, Buffalo
Target Compound Quantitation Report

Data File: \\chromfs\Buffalo\ChromData\HP5973N\20210928-101259.b\N6870.D
Lims ID: CCVIS
Client ID:
Sample Type: CCVIS
Inject. Date: 28-Sep-2021 10:31:30 ALS Bottle#: 3 Worklist Smp#: 3
Purge Vol: 5.000 mL Dil. Factor: 1.0000
Sample Info: CCVIS
Misc. Info.: 480-0101259-003
Operator ID: OI Instrument ID: HP5973N
Sublist: chrom-N-8260*sub38

Method: \\chromfs\Buffalo\ChromData\HP5973N\20210928-101259.b\N-8260.m
Limit Group: MV - 8260C ICAL
Last Update: 28-Sep-2021 12:37:24 Calib Date: 21-Sep-2021 20:05:30
Integrator: RTE ID Type: Deconvolution ID
Quant Method: Internal Standard Quant By: Initial Calibration
Last ICal File: \\chromfs\Buffalo\ChromData\HP5973N\20210921-101109.b\N6474.D

Column 1 : ZB-624 (0.18 mm) Det: MS SCAN
Process Host: CTX1658

First Level Reviewer: izquierdoo Date: 28-Sep-2021 12:37:24

Compound	Sig	RT (min.)	Adj RT (min.)	Dlt RT (min.)	Q	Response	Cal Amt ug/L	OnCol Amt ug/L	Flags
* 147 Fluorobenzene (IS)	70	5.412	5.412	0.000	97	165168	25.0	25.0	
* 2 Chlorobenzene-d5	117	8.399	8.399	0.000	89	624075	25.0	25.0	
* 3 1,4-Dichlorobenzene-d4	152	10.796	10.796	0.000	95	352041	25.0	25.0	
$ 148 Dibromofluoromethane (Surr)	113	4.834	4.834	0.000	92	214948	25.0	23.8	
$ 5 1,2-Dichloroethane-d4 (Surr)	65	5.138	5.138	0.000	68	291799	25.0	25.0	
$ 6 Toluene-d8 (Surr)	98	6.921	6.921	0.000	96	804678	25.0	26.0	
$ 7 4-Bromofluorobenzene (Surr)	174	9.659	9.659	0.000	91	254760	25.0	27.0	
11 Dichlorodifluoromethane	85	1.275	1.275	0.000	97	169029	25.0	21.6	
13 Chloromethane	50	1.452	1.452	0.000	98	499976	25.0	21.7	
14 Vinyl chloride	62	1.543	1.543	0.000	98	288745	25.0	22.1	
144 Butadiene	54	1.561	1.561	0.000	98	402091	25.0	21.5	
15 Bromomethane	94	1.847	1.847	0.000	92	148152	25.0	20.8	
16 Chloroethane	64	1.938	1.938	0.000	93	173659	25.0	23.8	
17 Dichlorofluoromethane	67	2.164	2.164	0.000	94	360214	25.0	22.4	
18 Trichlorofluoromethane	101	2.170	2.170	0.000	67	281992	25.0	20.7	
19 Ethyl ether	59	2.437	2.437	0.000	90	288330	25.0	22.8	
20 Acrolein	56	2.620	2.620	0.000	99	102895	125.0	98.0	
21 112TCTFE	101	2.656	2.656	0.000	91	164404	25.0	20.8	
22 1,1-Dichloroethene	96	2.675	2.675	0.000	91	169545	25.0	22.1	
23 Acetone	43	2.778	2.778	0.000	97	872163	125.0	113.9	
24 Iodomethane	142	2.839	2.839	0.000	98	343280	25.0	24.5	
25 Carbon disulfide	76	2.869	2.869	0.000	97	580427	25.0	22.8	
27 3-Chloro-1-propene	41	3.021	3.021	0.000	88	671138	25.0	25.1	
28 Methyl acetate	43	3.070	3.070	0.000	99	775586	50.0	42.4	
30 Methylene Chloride	84	3.192	3.192	0.000	88	211454	25.0	23.7	
31 2-Methyl-2-propanol	59	3.344	3.344	0.000	94	435103	250.0	272.2	
32 Methyl tert-butyl ether	73	3.380	3.380	0.000	92	660791	25.0	23.9	
33 trans-1,2-Dichloroethene	96	3.392	3.392	0.000	89	217464	25.0	24.2	
34 Acrylonitrile	53	3.453	3.453	0.000	98	1874794	250.0	212.3	
35 Hexane	57	3.587	3.587	0.000	95	432926	25.0	21.5	

Compound	Sig	RT (min.)	Adj RT (min.)	Dlt RT (min.)	Q	Response	Cal Amt ug/L	OnCol Amt ug/L	Flags
36 1,1-Dichloroethane	63	3.812	3.812	0.000	97	488752	25.0	24.2	
39 Vinyl acetate	43	3.867	3.867	0.000	96	2171254	50.0	56.2	
42 2,2-Dichloropropane	77	4.329	4.329	0.000	78	189696	25.0	26.1	
43 cis-1,2-Dichloroethene	96	4.366	4.366	0.000	87	232937	25.0	23.4	
44 2-Butanone (MEK)	43	4.402	4.402	0.000	95	1313218	125.0	109.9	
47 Chlorobromomethane	128	4.603	4.603	0.000	83	129937	25.0	24.1	
49 Tetrahydrofuran	42	4.621	4.621	0.000	91	323885	50.0	40.0	
50 Chloroform	83	4.682	4.682	0.000	94	386266	25.0	23.0	
51 1,1,1-Trichloroethane	97	4.792	4.792	0.000	95	326572	25.0	26.9	
52 Cyclohexane	56	4.798	4.798	0.000	95	534232	25.0	22.8	
53 Carbon tetrachloride	117	4.919	4.919	0.000	94	292864	25.0	29.7	
54 1,1-Dichloropropene	75	4.938	4.938	0.000	82	290991	25.0	24.3	
55 Benzene	78	5.145	5.145	0.000	93	878423	25.0	23.6	
56 Isobutyl alcohol	43	5.169	5.169	0.000	95	652612	625.0	777.7	
57 1,2-Dichloroethane	62	5.211	5.211	0.000	94	414226	25.0	23.7	
59 n-Heptane	43	5.321	5.321	0.000	94	601088	25.0	22.6	
60 Trichloroethene	95	5.753	5.753	0.000	92	230057	25.0	24.9	
62 Methylcyclohexane	83	5.868	5.868	0.000	91	314112	25.0	21.9	
63 1,2-Dichloropropane	63	5.990	5.990	0.000	85	272916	25.0	23.1	
64 Dibromomethane	93	6.130	6.130	0.000	94	145676	25.0	23.2	
66 1,4-Dioxane	88	6.136	6.136	0.000	48	53037	500.0	583.4	
67 Dichlorobromomethane	83	6.288	6.288	0.000	93	283192	25.0	26.0	
69 2-Chloroethyl vinyl ether	63	6.562	6.562	0.000	82	162340	25.0	22.7	
71 cis-1,3-Dichloropropene	75	6.696	6.696	0.000	80	349091	25.0	26.3	
72 4-Methyl-2-pentanone (MIBK)	58	6.848	6.848	0.000	96	716305	125.0	112.3	
73 Toluene	92	6.982	6.982	0.000	97	565853	25.0	25.0	
75 trans-1,3-Dichloropropene	75	7.268	7.268	0.000	90	314043	25.0	25.8	
77 Ethyl methacrylate	69	7.310	7.310	0.000	85	251381	25.0	28.5	
78 1,1,2-Trichloroethane	83	7.456	7.456	0.000	94	154123	25.0	23.1	
79 Tetrachloroethene	166	7.517	7.517	0.000	95	248227	25.0	25.1	
80 1,3-Dichloropropane	76	7.621	7.621	0.000	86	329360	25.0	23.9	
82 2-Hexanone	43	7.687	7.687	0.000	97	1675831	125.0	112.4	
83 Chlorodibromomethane	129	7.852	7.852	0.000	89	221654	25.0	28.6	
84 Ethylene Dibromide	107	7.955	7.955	0.000	98	205319	25.0	25.2	
85 Chlorobenzene	112	8.436	8.436	0.000	92	632379	25.0	24.2	
88 Ethylbenzene	91	8.527	8.527	0.000	98	1000112	25.0	24.9	
89 1,1,1,2-Tetrachloroethane	131	8.533	8.533	0.000	92	246925	25.0	30.2	
90 m-Xylene & p-Xylene	106	8.649	8.649	0.000	97	381374	25.0	25.2	
91 o-Xylene	106	9.075	9.075	0.000	96	387487	25.0	25.8	
92 Styrene	104	9.105	9.105	0.000	93	644888	25.0	25.7	
93 Bromoform	173	9.354	9.354	0.000	96	139815	25.0	29.4	
95 Isopropylbenzene	105	9.458	9.458	0.000	96	1007880	25.0	24.5	
97 Bromobenzene	156	9.805	9.805	0.000	86	276809	25.0	24.4	
98 1,1,2,2-Tetrachloroethane	83	9.865	9.865	0.000	94	257725	25.0	21.7	
100 N-Propylbenzene	91	9.890	9.890	0.000	99	1195816	25.0	24.2	
99 1,2,3-Trichloropropane	110	9.902	9.902	0.000	92	78855	25.0	20.8	
101 trans-1,4-Dichloro-2-butene	53	9.908	9.908	0.000	70	119758	25.0	22.7	
102 2-Chlorotoluene	126	9.993	9.993	0.000	96	258638	25.0	24.3	
104 1,3,5-Trimethylbenzene	105	10.066	10.066	0.000	96	853881	25.0	25.3	
105 4-Chlorotoluene	91	10.103	10.103	0.000	96	716462	25.0	23.6	
106 tert-Butylbenzene	134	10.389	10.389	0.000	96	205810	25.0	26.7	
108 1,2,4-Trimethylbenzene	105	10.437	10.437	0.000	98	871850	25.0	24.5	

Compound	Sig	RT (min.)	Adj RT (min.)	Dlt RT (min.)	Q	Response	Cal Amt ug/L	OnCol Amt ug/L	Flags
109 sec-Butylbenzene	105	10.595	10.595	0.000	95	1074200	25.0	24.6	
110 1,3-Dichlorobenzene	146	10.729	10.729	0.000	98	540444	25.0	24.8	
111 4-Isopropyltoluene	119	10.735	10.735	0.000	97	998852	25.0	25.6	
113 1,4-Dichlorobenzene	146	10.821	10.821	0.000	94	548140	25.0	24.9	
115 n-Butylbenzene	91	11.125	11.125	0.000	98	835963	25.0	24.6	
116 1,2-Dichlorobenzene	146	11.173	11.173	0.000	97	526227	25.0	24.2	
117 1,2-Dibromo-3-Chloropropane	75	11.903	11.903	0.000	80	52368	25.0	25.8	
119 1,2,4-Trichlorobenzene	180	12.579	12.579	0.000	95	363928	25.0	25.6	
120 Hexachlorobutadiene	225	12.688	12.688	0.000	95	161141	25.0	24.8	
121 Naphthalene	128	12.792	12.792	0.000	97	926163	25.0	24.4	
122 1,2,3-Trichlorobenzene	180	12.998	12.998	0.000	95	352901	25.0	25.7	

QC Flag Legend

Processing Flags

Reagents:

8260 CORP mix_00214	Amount Added: 12.50	Units: uL	
GAS CORP mix_00474	Amount Added: 12.50	Units: uL	
N 8260 IS_00222	Amount Added: 1.00	Units: uL	Run Reagent
N_8260_Surr_00425	Amount Added: 1.00	Units: uL	Run Reagent

Report Date: 28-Sep-2021 12:37:25 Chrom Revision: 2.3 13-May-2021 07:57:40

Eurofins TestAmerica, Buffalo

Data File: \\chromfs\Buffalo\ChromData\HP5973N\20210928-101259.b\N6870.D

Injection Date: 28-Sep-2021 10:31:30 Instrument ID: HP5973N Operator ID: OI

Lims ID: CCVIS Worklist Smp#: 3

Client ID:

Purge Vol: 5.000 mL Dil. Factor: 1.0000 ALS Bottle#: 3

Method: N-8260 Limit Group: MV - 8260C ICAL

Column: ZB-624 (0.18 mm)

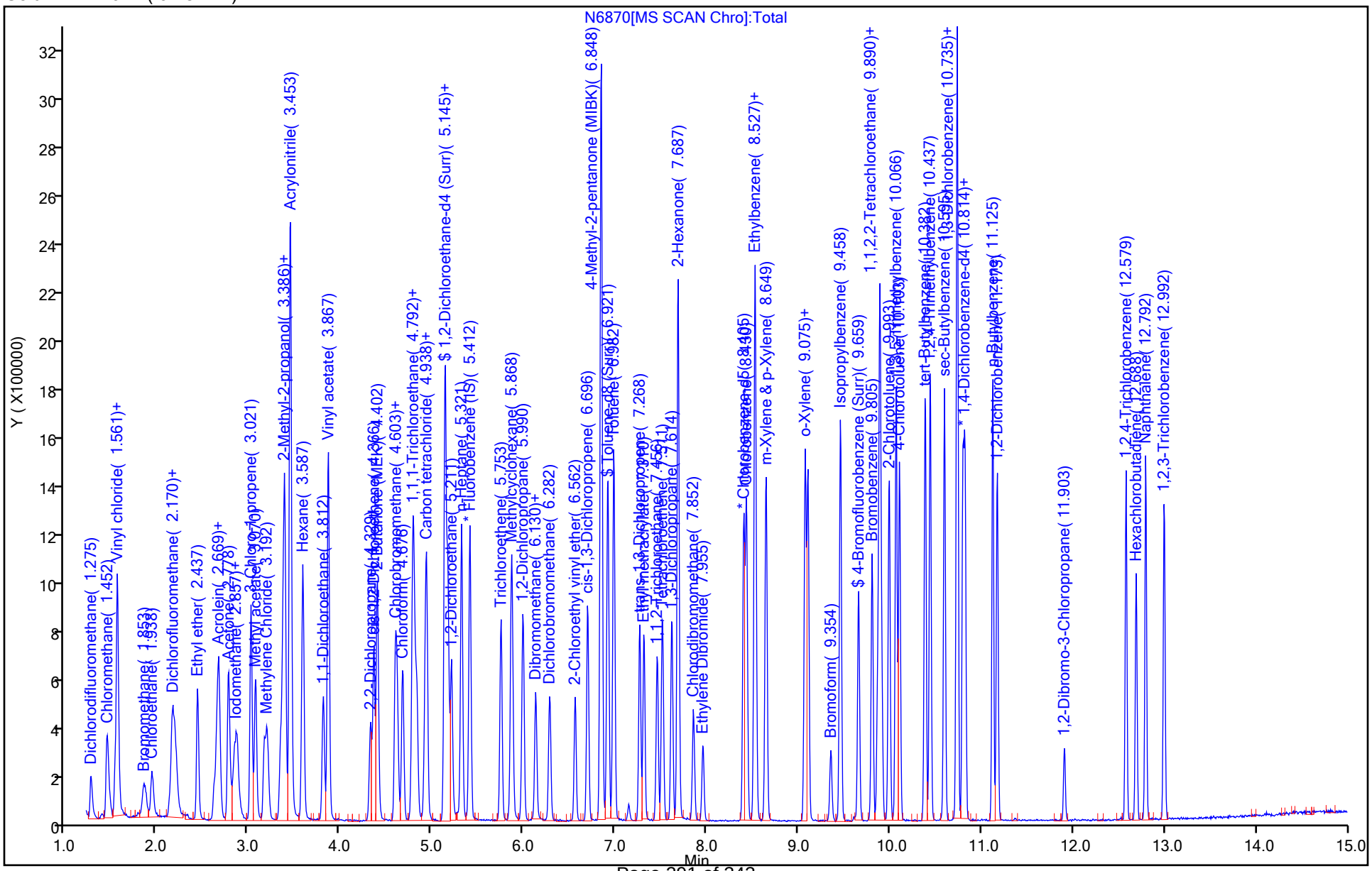

Eurofins TestAmerica, Buffalo
Target Compound Quantitation Report

Data File:	\\chromfs\Buffalo\ChromData\HP5973N\20210921-101109.b\N6454.D				
Lims ID:	BFB				
Client ID:					
Sample Type:	BFB				
Inject. Date:	21-Sep-2021 12:16:30	ALS Bottle#:	5	Worklist Smp#:	5
Injection Vol:	1.0 uL	Dil. Factor:	1.0000		
Sample Info:	BFB				
Misc. Info.:	480-0101109-005				
Operator ID:	LH	Instrument ID:	HP5973N		
Method:	\\chromfs\Buffalo\ChromData\HP5973N\20210921-101109.b\N-8260.m				
Limit Group:	MV - 8260C ICAL				
Last Update:	21-Sep-2021 12:32:31	Calib Date:	10-Sep-2021 00:20:30		
Integrator:	RTE	ID Type:	Deconvolution ID		
Quant Method:	Internal Standard	Quant By:	Initial Calibration		
Last ICal File:	\\chromfs\Buffalo\ChromData\HP5973N\20210909-100884.b\N5948.D				
Column 1 :	ZB-624 (0.18 mm)		Det: MS SCAN		
Process Host:	CTX1682				
First Level Reviewer: HillL		Date:	21-Sep-2021 12:32:31		

Compound	Sig	RT (min.)	Adj RT (min.)	Dlt RT (min.)	Q	Response	Cal Amt ug/L	OnCol Amt ug/L	Flags
$ 4 BFB	95	4.917	4.917	0.000	86	379191	NR	NR	

QC Flag Legend

Processing Flags

NR - Missing Quant Standard

Reagents:

BFB_WRK_00126 Amount Added: 1.00 Units: uL

Report Date: 21-Sep-2021 12:32:32 Chrom Revision: 2.3 13-May-2021 07:57:40

MS Tune Report

Eurofins TestAmerica, Buffalo

Data File:	\\chromfs\Buffalo\ChromData\HP5973N\20210921-101109.b\N6454.D				
Injection Date:	21-Sep-2021 12:16:30	Instrument ID:	HP5973N		
Lims ID:	BFB				
Client ID:					
Operator ID:	LH	ALS Bottle#:	5	Worklist Smp#:	5
Injection Vol:	1.0 uL	Dil. Factor:	1.0000		
Method:	N-8260	Limit Group:	MV - 8260C ICAL		
Tune Method:	BFB Method 8260				

$ 4 BFB

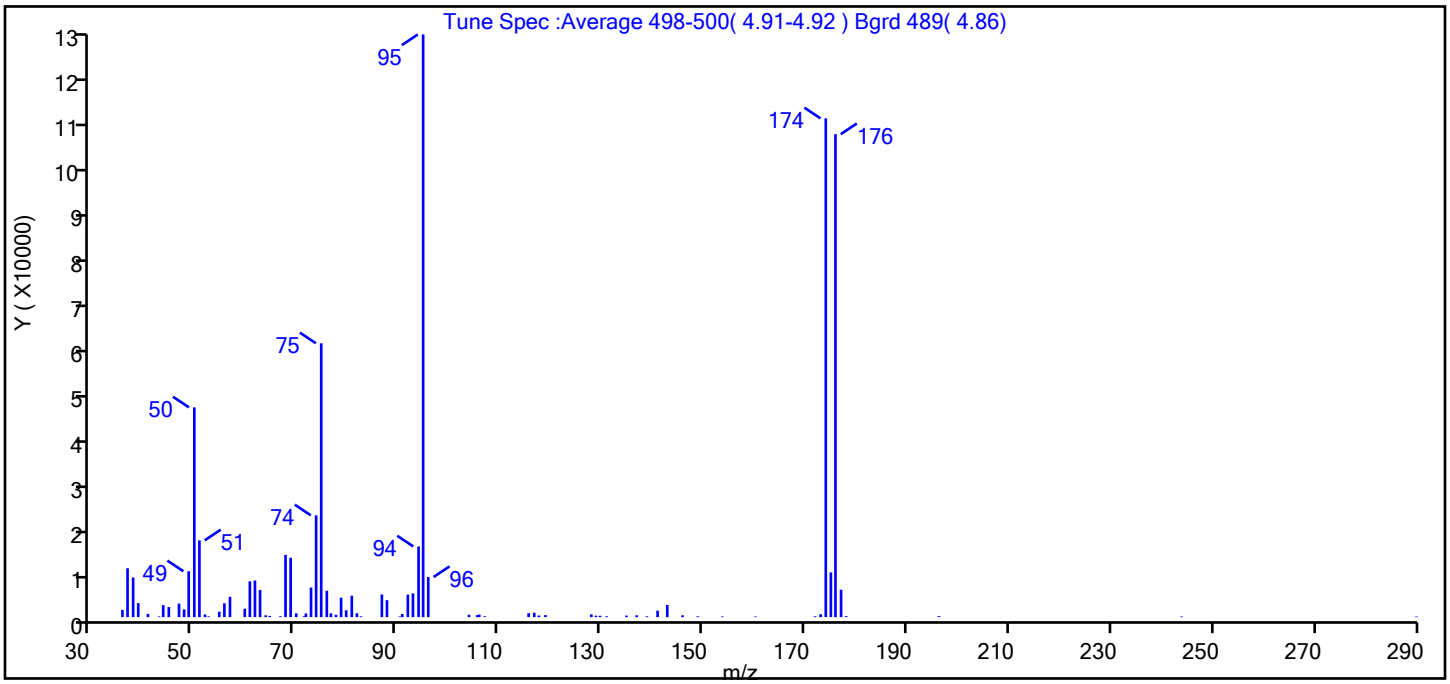

m/z	Ion Abundance Criteria	% Relative Abundance
95	Base peak, 100% relative abundance	100.0
50	15 to 40% of m/z 95	36.0
75	30 to 60% of m/z 95	47.0
96	5 to 9% of m/z 95	6.9
173	Less than 2% of m/z 174	0.5 (0.6)
174	50 to 120% of m/z 95	85.6
175	5 to 9% of m/z 174	7.7 (9.0)
176	Greater than 95% but less than 101% of m/z 174	82.9 (96.8)
177	5 to 9% of m/z 176	4.7 (5.7)

Report Date: 21-Sep-2021 12:32:32 Chrom Revision: 2.3 13-May-2021 07:57:40

Data File: \\chromfs\Buffalo\ChromData\HP5973N\20210921-101109.b\N6454.D\N-8260.rslt\spectra.d
Injection Date: 21-Sep-2021 12:16:30
Spectrum: Tune Spec :Average 498-500(4.91-4.92) Bgrd 489(4.86)
Base Peak: 95.00
Minimum % Base Peak: 0
Number of Points: 81

m/z	Y	m/z	Y	m/z	Y	m/z	Y
36.00	1539	63.00	5771	88.00	3601	137.00	396
37.00	10359	64.00	388	90.00	135	139.00	184
38.00	8410	65.00	258	91.00	673	141.00	1368
39.00	2975	67.00	189	92.00	4749	143.00	2579
41.00	691	68.00	13198	93.00	5031	146.00	391
43.00	154	69.00	12588	94.00	14992	149.00	177
44.00	2545	70.00	790	95.00	123536	154.00	148
45.00	2141	72.00	162	96.00	8502	160.00	141
47.00	2879	72.00	781	104.00	508	172.00	180
48.00	1646	73.00	6285	106.00	431	173.00	619
49.00	9727	74.00	21584	106.00	547	174.00	105752
50.00	44472	75.00	58064	107.00	183	175.00	9490
51.00	16284	76.00	5602	116.00	835	176.00	102400
52.00	571	77.00	794	117.00	940	177.00	5821
53.00	154	78.00	494	118.00	350	178.00	206
55.00	1155	79.00	4133	119.00	433	196.00	215
56.00	2930	80.00	1443	128.00	598	244.00	140
57.00	4308	81.00	4549	129.00	320	290.00	135
60.00	1772	82.00	824	130.00	296		
61.00	7594	83.00	175	131.00	187		
62.00	7768	87.00	4804	135.00	334		

Report Date: 21-Sep-2021 12:32:32 Chrom Revision: 2.3 13-May-2021 07:57:40

Eurofins TestAmerica, Buffalo

Data File: \\chromfs\Buffalo\ChromData\HP5973N\20210921-101109.b\N6454.D

Injection Date: 21-Sep-2021 12:16:30 Instrument ID: HP5973N Operator ID: LH

Lims ID: BFB Worklist Smp#: 5

Client ID:

Injection Vol: 1.0 uL Dil. Factor: 1.0000 ALS Bottle#: 5

Method: N-8260 Limit Group: MV - 8260C ICAL

Column: ZB-624 (0.18 mm)

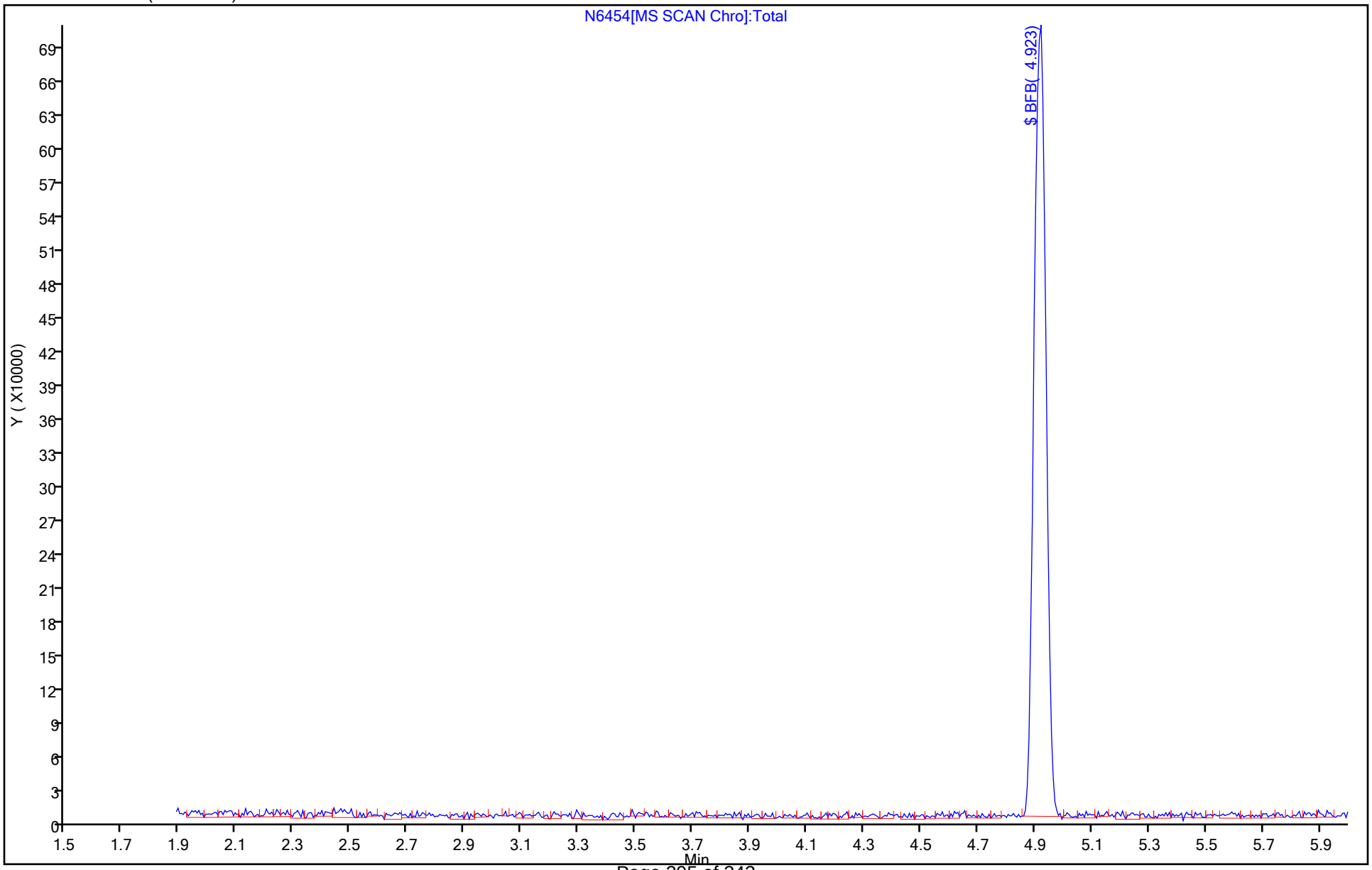

Eurofins TestAmerica, Buffalo
Target Compound Quantitation Report

Data File:	\\chromfs\Buffalo\ChromData\HP5973N\20210927-101231.b\N6806.D				
Lims ID:	BFB				
Client ID:					
Sample Type:	BFB				
Inject. Date:	27-Sep-2021 09:09:30	ALS Bottle#:	1	Worklist Smp#:	2
Injection Vol:	1.0 uL	Dil. Factor:	1.0000		
Sample Info:	BFB				
Misc. Info.:	480-0101231-002				
Operator ID:	wd	Instrument ID:	HP5973N		
Method:	\\chromfs\Buffalo\ChromData\HP5973N\20210927-101231.b\N-8260.m				
Limit Group:	MV - 8260C ICAL				
Last Update:	27-Sep-2021 09:19:36	Calib Date:	21-Sep-2021 20:05:30		
Integrator:	RTE	ID Type:	Deconvolution ID		
Quant Method:	Internal Standard	Quant By:	Initial Calibration		
Last ICal File:	\\chromfs\Buffalo\ChromData\HP5973N\20210921-101109.b\N6474.D				
Column 1 :	ZB-624 (0.18 mm)		Det: MS SCAN		
Process Host:	CTX1659				
First Level Reviewer: dahnw		Date:	27-Sep-2021 09:19:36		

Compound	Sig	RT (min.)	Adj RT (min.)	Dlt RT (min.)	Q	Response	Cal Amt ug/L	OnCol Amt ug/L	Flags
$ 4 BFB	95	4.923	4.923	0.000	90	196698	NR	NR	a

QC Flag Legend

Processing Flags
NR - Missing Quant Standard
Review Flags
a - User Assigned ID

Reagents:

BFB_WRK_00126 Amount Added: 1.00 Units: uL

MS Tune Report

Eurofins TestAmerica, Buffalo

Data File:	\\chromfs\Buffalo\ChromData\HP5973N\20210927-101231.b\N6806.D				
Injection Date:	27-Sep-2021 09:09:30	Instrument ID:	HP5973N		
Lims ID:	BFB				
Client ID:					
Operator ID:	wd	ALS Bottle#:	1	Worklist Smp#:	2
Injection Vol:	1.0 uL	Dil. Factor:	1.0000		
Method:	N-8260	Limit Group:	MV - 8260C ICAL		
Tune Method:	BFB Method 8260				

$ 4 BFB

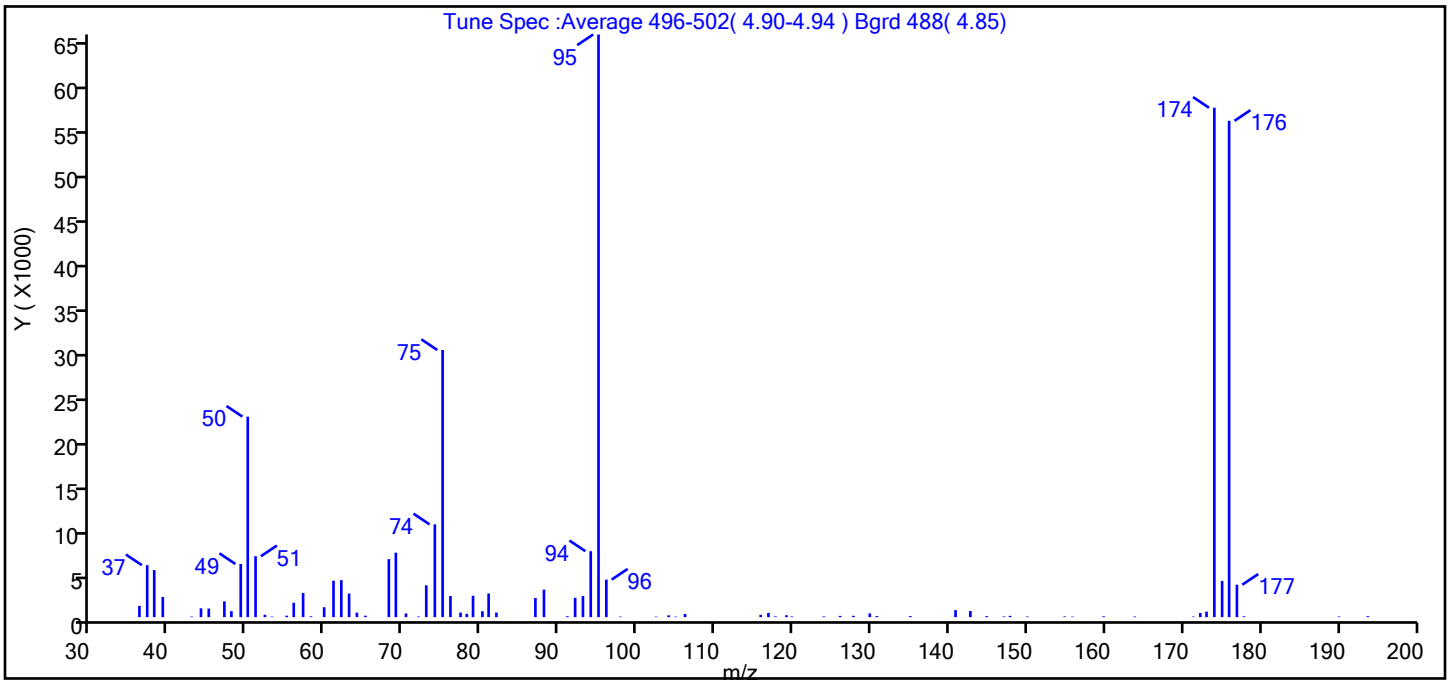

m/z	Ion Abundance Criteria	% Relative Abundance
95	Base peak, 100% relative abundance	100.0
50	15 to 40% of m/z 95	34.4
75	30 to 60% of m/z 95	45.8
96	5 to 9% of m/z 95	6.4
173	Less than 2% of m/z 174	0.9 (1.1)
174	50 to 120% of m/z 95	87.4
175	5 to 9% of m/z 174	6.2 (7.1)
176	Greater than 95% but less than 101% of m/z 174	85.2 (97.4)
177	5 to 9% of m/z 176	5.6 (6.5)

Report Date: 27-Sep-2021 09:19:36 Chrom Revision: 2.3 13-May-2021 07:57:40

Data File: \\chromfs\Buffalo\ChromData\HP5973N\20210927-101231.b\N6806.D\N-8260.rslt\spectra.d
Injection Date: 27-Sep-2021 09:09:30
Spectrum: Tune Spec :Average 496-502(4.90-4.94) Bgrd 488(4.85)
Base Peak: 95.00
Minimum % Base Peak: 0
Number of Points: 82

m/z	Y	m/z	Y	m/z	Y	m/z	Y
36.00	1278	63.00	2673	93.00	2388	143.00	695
37.00	5886	64.00	514	94.00	7467	145.00	117
38.00	5332	65.00	168	95.00	65976	147.00	74
39.00	2283	68.00	6567	96.00	4252	148.00	148
43.00	66	69.00	7297	98.00	66	150.00	71
44.00	997	70.00	413	102.00	62	155.00	82
45.00	973	72.00	73	104.00	205	156.00	60
47.00	1787	73.00	3605	105.00	61	160.00	96
48.00	675	74.00	10506	106.00	354	164.00	76
49.00	6018	75.00	30248	116.00	255	171.00	64
50.00	22704	76.00	2394	117.00	480	172.00	467
51.00	6898	77.00	515	118.00	80	173.00	622
52.00	268	78.00	372	119.00	215	174.00	57680
53.00	65	79.00	2419	120.00	80	175.00	4107
55.00	166	80.00	673	124.00	83	176.00	56200
56.00	1629	81.00	2682	126.00	144	177.00	3672
57.00	2741	82.00	520	128.00	158	178.00	94
58.00	96	87.00	2165	130.00	421	190.00	72
60.00	1126	88.00	3119	131.00	124	194.00	108
61.00	4125	91.00	102	135.00	119		
62.00	4191	92.00	2188	141.00	794		

Manual Integration/User Assign Peak Report

Eurofins TestAmerica, Buffalo

Data File:	\\chromfs\Buffalo\ChromData\HP5973N\20210927-101231.b\N6806.D				
Injection Date:	27-Sep-2021 09:09:30	Instrument ID:	HP5973N		
Lims ID:	BFB				
Client ID:					
Operator ID:	wd	ALS Bottle#:	1	Worklist Smp#:	2
Injection Vol:	1.0 uL	Dil. Factor:	1.0000		
Method:	N-8260	Limit Group:	MV - 8260C ICAL		
Column:	ZB-624 (0.18 mm)	Detector	MS SCAN		

$ 4 BFB, CAS: 460-00-4

Signal: 1

Processing Integration Results

RT: 4.92
Area: 196698
Amount: 0
Amount Units: ug/L

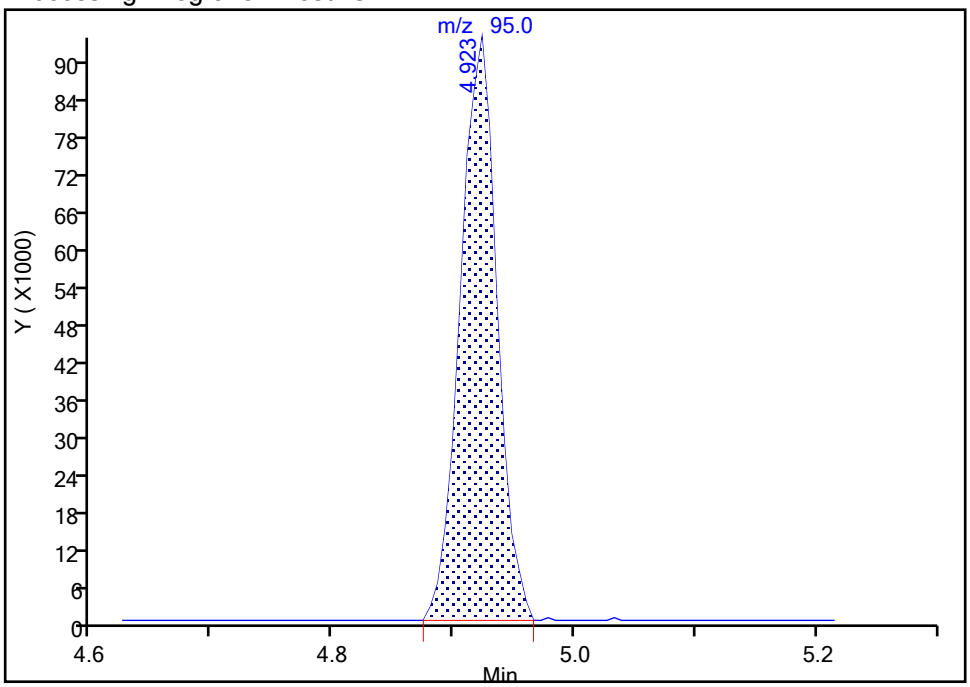

Manual Integration Results

RT: 4.92
Area: 196698
Amount: 0
Amount Units: ug/L

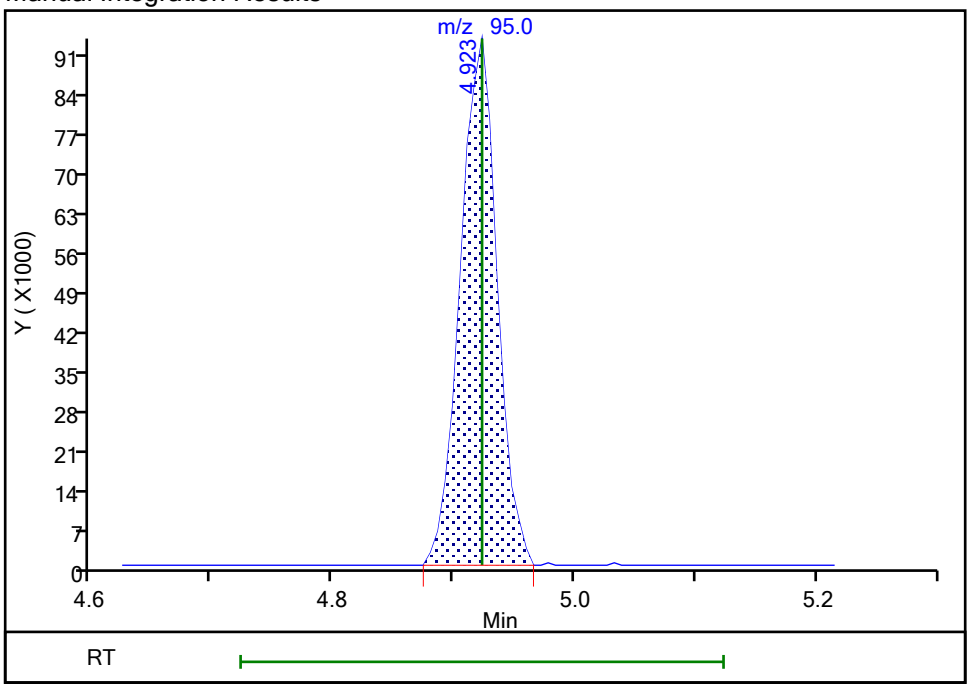

Reviewer: dahnw, 27-Sep-2021 09:19:17

Audit Action: New Tune Spectrum Audit Reason: Peak assignment corrected

Manual Integration/User Assign Peak Report

Eurofins TestAmerica, Buffalo

Data File:	\\chromfs\Buffalo\ChromData\HP5973N\20210927-101231.b\N6806.D				
Injection Date:	27-Sep-2021 09:09:30	Instrument ID:	HP5973N		
Lims ID:	BFB				
Client ID:					
Operator ID:	wd	ALS Bottle#:	1	Worklist Smp#:	2
Injection Vol:	1.0 uL	Dil. Factor:	1.0000		
Method:	N-8260	Limit Group:	MV - 8260C ICAL		
Column:	ZB-624 (0.18 mm)	Detector	MS SCAN		

$ 4 BFB, CAS: 460-00-4

Signal: 1

Processing Integration Results

RT: 4.92
Area: 196698
Amount: 0
Amount Units: ug/L

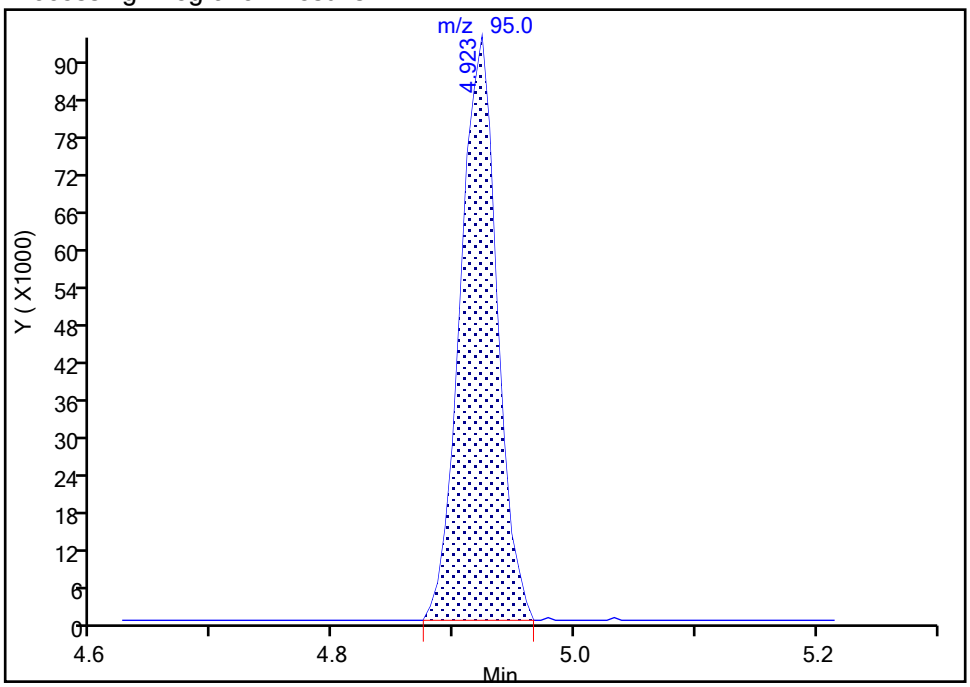

Manual Integration Results

RT: 4.92
Area: 196698
Amount: 0
Amount Units: ug/L

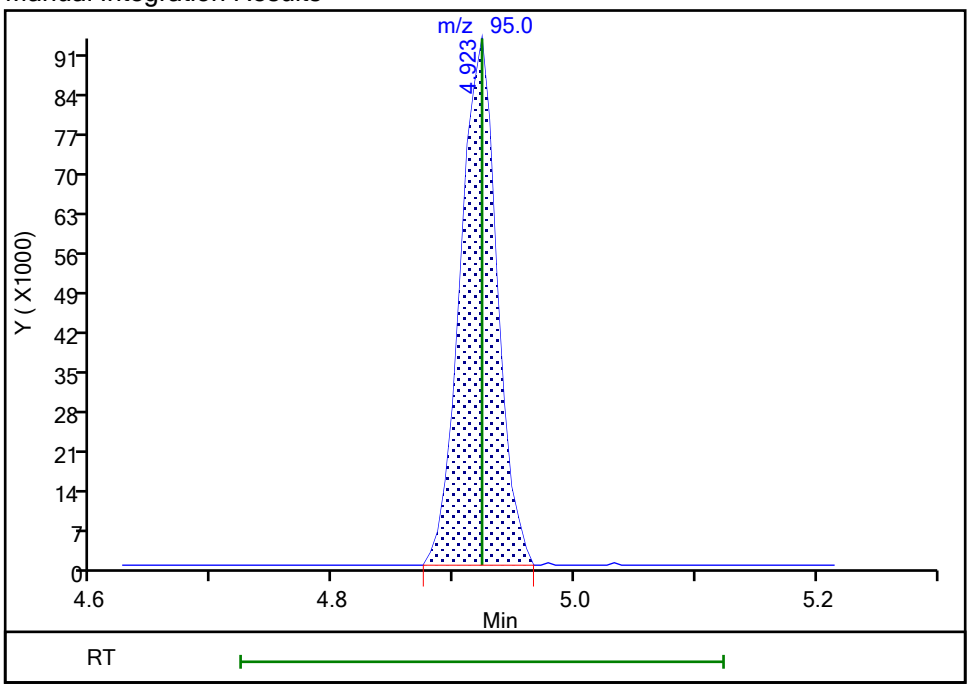

Reviewer: dahnw, 27-Sep-2021 09:19:18

Audit Action: Assigned Compound ID Audit Reason: Peak assignment corrected

Report Date: 27-Sep-2021 09:19:36 Chrom Revision: 2.3 13-May-2021 07:57:40

Eurofins TestAmerica, Buffalo

Data File: \\chromfs\Buffalo\ChromData\HP5973N\20210927-101231.b\N6806.D

Injection Date: 27-Sep-2021 09:09:30 Instrument ID: HP5973N Operator ID: wd

Lims ID: BFB Worklist Smp#: 2

Client ID:

Injection Vol: 1.0 uL Dil. Factor: 1.0000 ALS Bottle#: 1

Method: N-8260 Limit Group: MV - 8260C ICAL

Column: ZB-624 (0.18 mm)

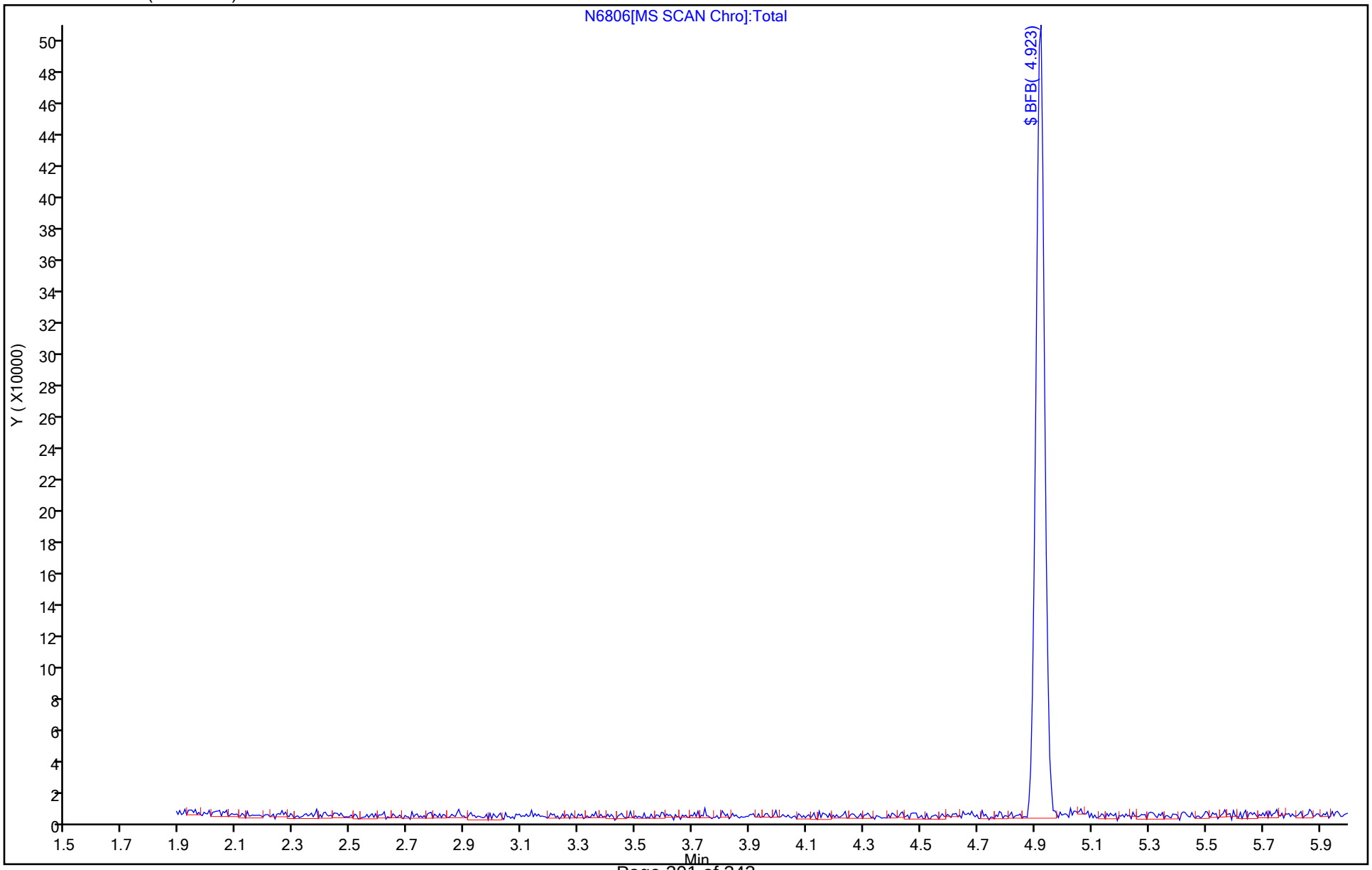

Eurofins TestAmerica, Buffalo
Target Compound Quantitation Report

Data File:	\\chromfs\Buffalo\ChromData\HP5973N\20210928-101259.b\N6869.D				
Lims ID:	BFB				
Client ID:					
Sample Type:	BFB				
Inject. Date:	28-Sep-2021 10:06:30	ALS Bottle#:	2	Worklist Smp#:	2
Injection Vol:	1.0 uL	Dil. Factor:	1.0000		
Sample Info:	BFB				
Misc. Info.:	480-0101259-002				
Operator ID:	OI	Instrument ID:	HP5973N		
Method:	\\chromfs\Buffalo\ChromData\HP5973N\20210928-101259.b\N-8260.m				
Limit Group:	MV - 8260C ICAL				
Last Update:	28-Sep-2021 10:13:46	Calib Date:	21-Sep-2021 20:05:30		
Integrator:	RTE	ID Type:	Deconvolution ID		
Quant Method:	Internal Standard	Quant By:	Initial Calibration		
Last ICal File:	\\chromfs\Buffalo\ChromData\HP5973N\20210921-101109.b\N6474.D				
Column 1 :	ZB-624 (0.18 mm)		Det: MS SCAN		
Process Host:	CTX1658				
First Level Reviewer: izquierdoo		Date:	28-Sep-2021 10:13:46		

Compound	Sig	RT (min.)	Adj RT (min.)	Dlt RT (min.)	Q	Response	Cal Amt ug/L	OnCol Amt ug/L	Flags
$ 4 BFB	95	4.941	4.941	0.000	0	322286	NR	NR	

QC Flag Legend

Processing Flags

NR - Missing Quant Standard

Reagents:

BFB_WRK_00126 Amount Added: 1.00 Units: uL

MS Tune Report

Eurofins TestAmerica, Buffalo

Data File: \\chromfs\Buffalo\ChromData\HP5973N\20210928-101259.b\N6869.D
Injection Date: 28-Sep-2021 10:06:30 Instrument ID: HP5973N
Lims ID: BFB
Client ID:
Operator ID: OI ALS Bottle#: 2 Worklist Smp#: 2
Injection Vol: 1.0 uL Dil. Factor: 1.0000
Method: N-8260 Limit Group: MV - 8260C ICAL
Tune Method: BFB Method 8260

$ 4 BFB

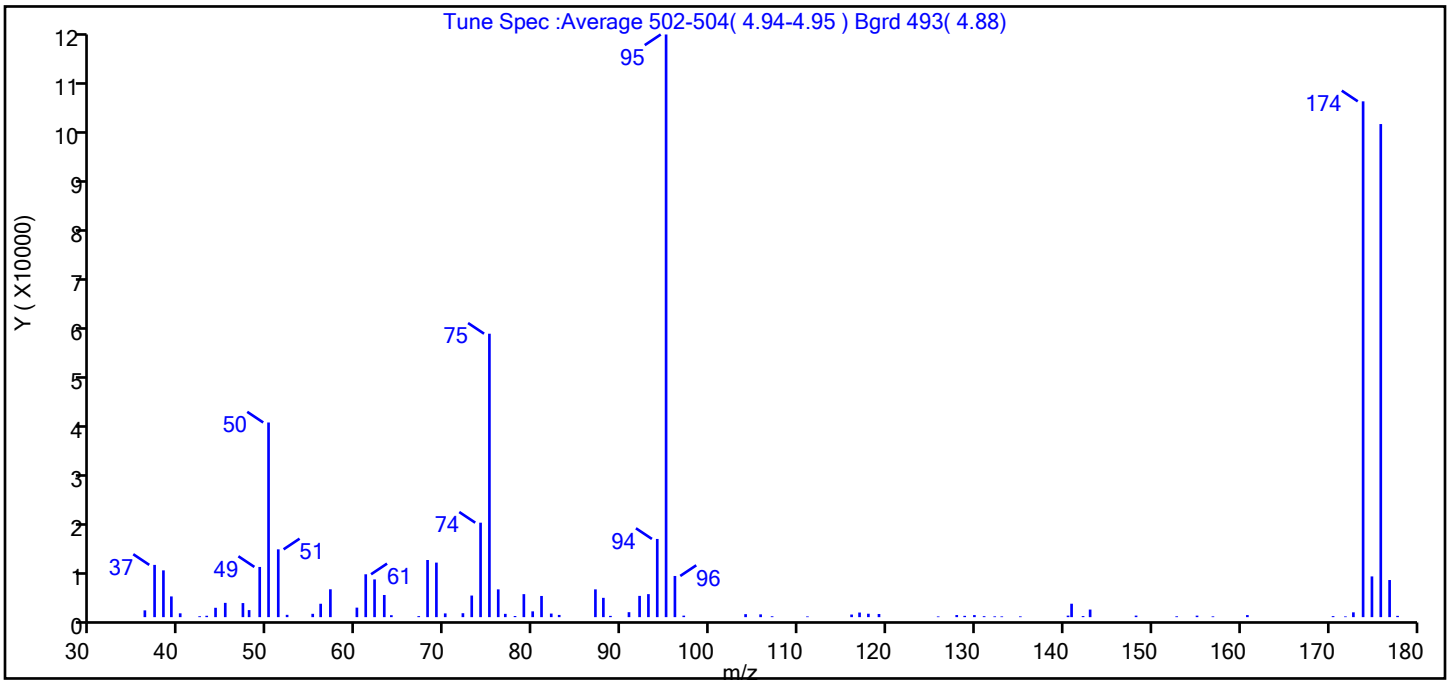

m/z	Ion Abundance Criteria	% Relative Abundance
95	Base peak, 100% relative abundance	100.0
50	15 to 40% of m/z 95	33.4
75	30 to 60% of m/z 95	48.6
96	5 to 9% of m/z 95	7.1
173	Less than 2% of m/z 174	0.8 (0.9)
174	50 to 120% of m/z 95	88.5
175	5 to 9% of m/z 174	7.0 (7.9)
176	Greater than 95% but less than 101% of m/z 174	84.6 (95.6)
177	5 to 9% of m/z 176	6.4 (7.5)

Report Date: 28-Sep-2021 10:13:46 Chrom Revision: 2.3 13-May-2021 07:57:40

Data File: \\chromfs\Buffalo\ChromData\HP5973N\20210928-101259.b\N6869.D\N-8260.rslt\spectra.d
Injection Date: 28-Sep-2021 10:06:30
Spectrum: Tune Spec :Average 502-504(4.94-4.95) Bgrd 493(4.88)
Base Peak: 95.00
Minimum % Base Peak: 0
Number of Points: 82

m/z	Y	m/z	Y	m/z	Y	m/z	Y
36.00	1309	63.00	4276	91.00	956	133.00	142
37.00	10084	64.00	374	92.00	4102	135.00	147
38.00	9030	67.00	194	93.00	4442	140.00	293
39.00	3998	68.00	11028	94.00	15093	141.00	2591
40.00	738	69.00	10525	95.00	112456	142.00	206
42.00	176	70.00	720	96.00	7947	143.00	1465
43.00	266	72.00	758	97.00	291	148.00	297
44.00	1806	73.00	4168	104.00	577	153.00	165
45.00	2756	74.00	18232	106.00	536	155.00	290
47.00	2716	75.00	54704	107.00	168	157.00	149
48.00	1361	76.00	5362	111.00	139	161.00	397
49.00	9690	77.00	637	116.00	503	170.00	197
50.00	37568	78.00	220	117.00	887	172.00	144
51.00	13087	79.00	4440	118.00	658	173.00	929
52.00	448	80.00	1118	119.00	609	174.00	99552
55.00	643	81.00	4088	126.00	137	175.00	7860
56.00	2584	82.00	692	128.00	405	176.00	95168
57.00	5376	83.00	427	129.00	250	177.00	7164
60.00	1837	87.00	5363	130.00	397	178.00	248
61.00	8274	88.00	3728	131.00	185		
62.00	7282	89.00	246	132.00	155		

Report Date: 28-Sep-2021 10:13:46 Chrom Revision: 2.3 13-May-2021 07:57:40

Eurofins TestAmerica, Buffalo

Data File: \\chromfs\Buffalo\ChromData\HP5973N\20210928-101259.b\N6869.D

Injection Date: 28-Sep-2021 10:06:30 Instrument ID: HP5973N Operator ID: OI

Lims ID: BFB Worklist Smp#: 2

Client ID:

Injection Vol: 1.0 uL Dil. Factor: 1.0000 ALS Bottle#: 2

Method: N-8260 Limit Group: MV - 8260C ICAL

Column: ZB-624 (0.18 mm)

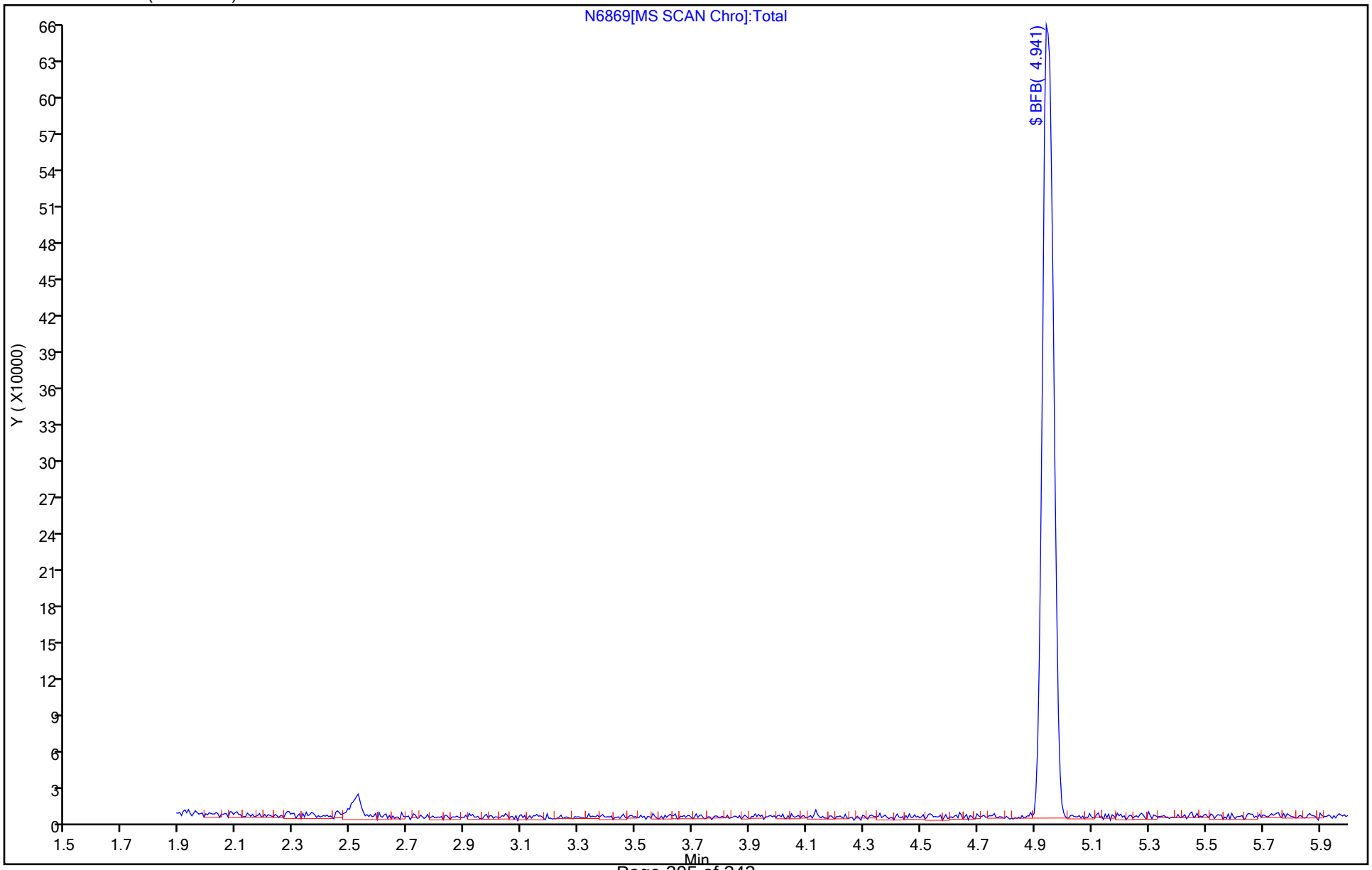

FORM I
GC/MS VOA ORGANICS ANALYSIS DATA SHEET

Lab Name: Eurofins TestAmerica, Buffalo Job No.: 480-189828-1

SDG No.:

Client Sample ID: Lab Sample ID: MB 480-597968/7

Matrix: Water Lab File ID: N6811.D

Analysis Method: 8260C Date Collected:

Sample wt/vol: 5(mL) Date Analyzed: 09/27/2021 11:08

Soil Aliquot Vol: Dilution Factor: 1

Soil Extract Vol.: GC Column: ZB-624 (20) ID: 0.18(mm)

% Moisture: Level: (low/med) Low

Analysis Batch No.: 597968 Units: ug/L

CAS NO.	COMPOUND NAME	RESULT	Q	RL	MDL
71-55-6	1,1,1-Trichloroethane	ND		1.0	0.82
79-34-5	1,1,2,2-Tetrachloroethane	ND		1.0	0.21
79-00-5	1,1,2-Trichloroethane	ND		1.0	0.23
76-13-1	1,1,2-Trichloro-1,2,2-trifluoroethane	ND		1.0	0.31
75-34-3	1,1-Dichloroethane	ND		1.0	0.38
75-35-4	1,1-Dichloroethene	ND		1.0	0.29
120-82-1	1,2,4-Trichlorobenzene	ND		1.0	0.41
96-12-8	1,2-Dibromo-3-Chloropropane	ND		1.0	0.39
95-50-1	1,2-Dichlorobenzene	ND		1.0	0.79
107-06-2	1,2-Dichloroethane	ND		1.0	0.21
78-87-5	1,2-Dichloropropane	ND		1.0	0.72
541-73-1	1,3-Dichlorobenzene	ND		1.0	0.78
106-46-7	1,4-Dichlorobenzene	ND		1.0	0.84
78-93-3	2-Butanone (MEK)	ND		10	1.3
591-78-6	2-Hexanone	ND		5.0	1.2
108-10-1	4-Methyl-2-pentanone (MIBK)	ND		5.0	2.1
67-64-1	Acetone	ND		10	3.0
71-43-2	Benzene	ND		1.0	0.41
75-27-4	Bromodichloromethane	ND		1.0	0.39
75-25-2	Bromoform	ND		1.0	0.26
74-83-9	Bromomethane	ND		1.0	0.69
75-15-0	Carbon disulfide	ND		1.0	0.19
56-23-5	Carbon tetrachloride	ND		1.0	0.27
108-90-7	Chlorobenzene	ND		1.0	0.75
124-48-1	Dibromochloromethane	ND		1.0	0.32
75-00-3	Chloroethane	ND		1.0	0.32
67-66-3	Chloroform	ND		1.0	0.34
74-87-3	Chloromethane	ND		1.0	0.35
156-59-2	cis-1,2-Dichloroethene	ND		1.0	0.81
10061-01-5	cis-1,3-Dichloropropene	ND		1.0	0.36
110-82-7	Cyclohexane	ND		1.0	0.18
75-71-8	Dichlorodifluoromethane	ND		1.0	0.68
100-41-4	Ethylbenzene	ND		1.0	0.74
106-93-4	1,2-Dibromoethane	ND		1.0	0.73
98-82-8	Isopropylbenzene	ND		1.0	0.79

FORM I
GC/MS VOA ORGANICS ANALYSIS DATA SHEET

Lab Name: Eurofins TestAmerica, Buffalo
Job No.: 480-189828-1
SDG No.:
Client Sample ID:
Lab Sample ID: MB 480-597968/7
Matrix: Water
Lab File ID: N6811.D
Analysis Method: 8260C
Date Collected:
Sample wt/vol: 5(mL)
Date Analyzed: 09/27/2021 11:08
Soil Aliquot Vol:
Dilution Factor: 1
Soil Extract Vol.:
GC Column: ZB-624 (20) ID: 0.18(mm)
% Moisture:
Level: (low/med) Low
Analysis Batch No.: 597968
Units: ug/L

CAS NO.	COMPOUND NAME	RESULT	Q	RL	MDL
79-20-9	Methyl acetate	ND		2.5	1.3
1634-04-4	Methyl tert-butyl ether	ND		1.0	0.16
108-87-2	Methylcyclohexane	ND		1.0	0.16
75-09-2	Methylene Chloride	ND		1.0	0.44
100-42-5	Styrene	ND		1.0	0.73
127-18-4	Tetrachloroethene	ND		1.0	0.36
108-88-3	Toluene	ND		1.0	0.51
156-60-5	trans-1,2-Dichloroethene	ND		1.0	0.90
10061-02-6	trans-1,3-Dichloropropene	ND		1.0	0.37
79-01-6	Trichloroethene	ND		1.0	0.46
75-69-4	Trichlorofluoromethane	ND		1.0	0.88
75-01-4	Vinyl chloride	ND		1.0	0.90
1330-20-7	Xylenes, Total	ND		2.0	0.66

CAS NO.	SURROGATE	%REC	Q	LIMITS
2037-26-5	Toluene-d8 (Surr)	99		80-120
17060-07-0	1,2-Dichloroethane-d4 (Surr)	103		77-120
460-00-4	4-Bromofluorobenzene (Surr)	98		73-120
1868-53-7	Dibromofluoromethane (Surr)	102		75-123

Eurofins TestAmerica, Buffalo
Target Compound Quantitation Report

Data File: \\chromfs\Buffalo\ChromData\HP5973N\20210927-101231.b\N6811.D
Lims ID: MB
Client ID:
Sample Type: MB
Inject. Date: 27-Sep-2021 11:08:30 ALS Bottle#: 6 Worklist Smp#: 7
Purge Vol: 5.000 mL Dil. Factor: 1.0000
Sample Info: MB
Misc. Info.: 480-0101231-007
Operator ID: wd Instrument ID: HP5973N

Method: \\chromfs\Buffalo\ChromData\HP5973N\20210927-101231.b\N-8260.m
Limit Group: MV - 8260C ICAL
Last Update: 28-Sep-2021 09:21:23 Calib Date: 21-Sep-2021 20:05:30
Integrator: RTE ID Type: Deconvolution ID
Quant Method: Internal Standard Quant By: Initial Calibration
Last ICal File: \\chromfs\Buffalo\ChromData\HP5973N\20210921-101109.b\N6474.D

Column 1 : ZB-624 (0.18 mm) Det: MS SCAN
Process Host: CTX1658

First Level Reviewer: dahnw Date: 27-Sep-2021 13:18:19

Compound	Sig	RT (min.)	Adj RT (min.)	Dlt RT (min.)	Q	Response	Cal Amt ug/L	OnCol Amt ug/L	Flags
* 147 Fluorobenzene (IS)	70	5.412	5.412	0.000	97	156727	25.0	25.0	
* 2 Chlorobenzene-d5	117	8.399	8.405	-0.006	90	581316	25.0	25.0	
* 3 1,4-Dichlorobenzene-d4	152	10.796	10.796	0.000	95	314620	25.0	25.0	
$ 148 Dibromofluoromethane (Surr)	113	4.834	4.834	0.000	93	217224	25.0	25.4	
$ 5 1,2-Dichloroethane-d4 (Surr)	65	5.139	5.139	0.000	95	284648	25.0	25.7	
$ 6 Toluene-d8 (Surr)	98	6.921	6.915	0.006	96	713895	25.0	24.7	
$ 7 4-Bromofluorobenzene (Surr)	174	9.659	9.659	0.000	93	215256	25.0	24.5	
11 Dichlorodifluoromethane	85		1.282					ND	
12 Chlorodifluoromethane	51		1.294					ND	U
13 Chloromethane	50		1.452					ND	
14 Vinyl chloride	62		1.543					ND	
144 Butadiene	54		1.561					ND	
15 Bromomethane	94		1.853					ND	
16 Chloroethane	64		1.933					ND	
17 Dichlorofluoromethane	67		2.158					ND	
18 Trichlorofluoromethane	101		2.164					ND	
19 Ethyl ether	59		2.437					ND	
141 Ethanol	45		2.456					ND	
81 Propene oxide	58		2.523					ND	
20 Acrolein	56		2.614					ND	U
21 112TCTFE	101		2.656					ND	
22 1,1-Dichloroethene	96		2.663					ND	
23 Acetone	43		2.772					ND	
24 Iodomethane	142		2.821					ND	
25 Carbon disulfide	76		2.857					ND	
26 Isopropyl alcohol	45		2.967					ND	
27 3-Chloro-1-propene	41		3.022					ND	
28 Methyl acetate	43		3.070					ND	
29 Acetonitrile	40		3.082					ND	U
30 Methylene Chloride	84		3.168					ND	
31 2-Methyl-2-propanol	59		3.344					ND	

Compound	Sig	RT (min.)	Adj RT (min.)	Dlt RT (min.)	Q	Response	Cal Amt ug/L	OnCol Amt ug/L	Flags
32 Methyl tert-butyl ether	73		3.380					ND	
33 trans-1,2-Dichloroethene	96		3.393					ND	
34 Acrylonitrile	53		3.453					ND	
35 Hexane	57		3.593					ND	
36 1,1-Dichloroethane	63		3.812					ND	
37 Isopropyl ether	45		3.825					ND	
38 2-Chloro-1,3-butadiene	53		3.867					ND	7
39 Vinyl acetate	43		3.867					ND	7
40 1,1-Dimethoxyethane	75		3.898					ND	
41 Tert-butyl ethyl ether	59		4.159					ND	
42 2,2-Dichloropropane	77		4.329					ND	
43 cis-1,2-Dichloroethene	96		4.366					ND	
44 2-Butanone (MEK)	43		4.402					ND	
45 Ethyl acetate	43		4.433					ND	7
46 Propionitrile	54		4.500					ND	
47 Chlorobromomethane	128		4.597					ND	
48 Methacrylonitrile	67		4.609					ND	
49 Tetrahydrofuran	42		4.615					ND	
50 Chloroform	83		4.676					ND	
51 1,1,1-Trichloroethane	97		4.786					ND	
52 Cyclohexane	56		4.798					ND	
53 Carbon tetrachloride	117		4.920					ND	
54 1,1-Dichloropropene	75		4.938					ND	
146 Isooctane	57		5.139					ND	
55 Benzene	78		5.145					ND	
56 Isobutyl alcohol	43		5.169					ND	
57 1,2-Dichloroethane	62		5.212					ND	
58 Tert-amyl methyl ether	73		5.224					ND	
140 t-Amyl alcohol	59		5.230					ND	
59 n-Heptane	43		5.321					ND	
1 1,4-Difluorobenzene	114		5.522					ND	
60 Trichloroethene	95		5.753					ND	
61 n-Butanol	56		5.790					ND	
62 Methylcyclohexane	83		5.869					ND	
145 Ethyl acrylate	55		5.875					ND	
63 1,2-Dichloropropane	63		5.996					ND	
65 Methyl methacrylate	41		6.094					ND	
64 Dibromomethane	93		6.130					ND	
66 1,4-Dioxane	88		6.142					ND	
67 Dichlorobromomethane	83		6.282					ND	
68 2-Nitropropane	43		6.532					ND	
69 2-Chloroethyl vinyl ether	63		6.562					ND	
70 Epichlorohydrin	57		6.653					ND	
71 cis-1,3-Dichloropropene	75		6.696					ND	
72 4-Methyl-2-pentanone (MIBK)	58		6.848					ND	U
73 Toluene	92		6.988					ND	
74 2-Methylthiophene	97		7.122					ND	
75 trans-1,3-Dichloropropene	75		7.268					ND	
76 3-Methylthiophene	97		7.286					ND	
77 Ethyl methacrylate	69		7.310					ND	
78 1,1,2-Trichloroethane	83		7.456					ND	
79 Tetrachloroethene	166		7.517					ND	

Compound	Sig	RT (min.)	Adj RT (min.)	Dlt RT (min.)	Q	Response	Cal Amt ug/L	OnCol Amt ug/L	Flags
80 1,3-Dichloropropane	76		7.621					ND	
82 2-Hexanone	43		7.688					ND	
149 n-Butyl acetate	43		7.797					ND	
83 Chlorodibromomethane	129		7.852					ND	
84 Ethylene Dibromide	107		7.961					ND	
139 1-Chlorohexane	55		8.387					ND	U
86 3-Chlorobenzotrifluoride	180		8.405					ND	
85 Chlorobenzene	112		8.430					ND	
87 4-Chlorobenzotrifluoride	180		8.466					ND	
88 Ethylbenzene	91		8.527					ND	
89 1,1,1,2-Tetrachloroethane	131		8.533					ND	
90 m-Xylene & p-Xylene	106		8.649					ND	
91 o-Xylene	106		9.075					ND	
92 Styrene	104		9.105					ND	
93 Bromoform	173		9.355					ND	
94 2-Chlorobenzotrifluoride	180		9.385					ND	
95 Isopropylbenzene	105		9.458					ND	
96 Cyclohexanone	55		9.634					ND	U
97 Bromobenzene	156		9.805					ND	
98 1,1,2,2-Tetrachloroethane	83		9.866					ND	
100 N-Propylbenzene	91		9.890					ND	
99 1,2,3-Trichloropropane	110		9.896					ND	
101 trans-1,4-Dichloro-2-butene	53		9.914					ND	
102 2-Chlorotoluene	126		9.993					ND	
103 3-Chlorotoluene	126		10.054					ND	
104 1,3,5-Trimethylbenzene	105		10.066					ND	
105 4-Chlorotoluene	91		10.103					ND	
106 tert-Butylbenzene	134		10.389					ND	
108 1,2,4-Trimethylbenzene	105		10.437					ND	
107 Pentachloroethane	167		10.450					ND	
109 sec-Butylbenzene	105		10.596					ND	
110 1,3-Dichlorobenzene	146		10.729					ND	
111 4-Isopropyltoluene	119		10.735					ND	
112 Dicyclopentadiene	66		10.796					ND	U
113 1,4-Dichlorobenzene	146		10.821					ND	
114 1,2,3-Trimethylbenzene	105		10.845					ND	
143 Benzyl chloride	126		10.967					ND	
115 n-Butylbenzene	91		11.125					ND	
116 1,2-Dichlorobenzene	146		11.173					ND	
117 1,2-Dibromo-3-Chloropropane	75		11.904					ND	
118 1,3,5-Trichlorobenzene	180		12.037					ND	
119 1,2,4-Trichlorobenzene	180		12.579					ND	
120 Hexachlorobutadiene	225		12.688					ND	
121 Naphthalene	128		12.798					ND	
122 1,2,3-Trichlorobenzene	180		12.999					ND	
142 2-Methylnaphthalene	142		13.710					ND	U
138 1-Bromopropane	1		0.000					ND	
131 Aziridine TIC	1		0.000					ND	
133 Halothane	1		0.000					ND	
136 Ethylene oxide TIC	1		0.000					ND	
S 126 Xylenes, Total	1		30.000					ND	7
S 123 1,3-Dichloropropene, Total	1		30.000					ND	7

Compound	Sig	RT (min.)	Adj RT (min.)	Dlt RT (min.)	Q	Response	Cal Amt ug/L	OnCol Amt ug/L	Flags
S 125 Total BTEX	1		30.000					ND	7
S 124 1,2-Dichloroethene, Total	1		30.000					ND	7
S 151 Trihalomethanes, Total	1		0.000					ND	

QC Flag Legend

Processing Flags

7 - Failed Limit of Detection

Review Flags

U - Marked Undetected

Reagents:

N 8260 IS_00222	Amount Added:	1.00	Units: uL	Run Reagent
N_8260_Surr_00425	Amount Added:	1.00	Units: uL	Run Reagent

Report Date: 28-Sep-2021 09:21:38 Chrom Revision: 2.3 13-May-2021 07:57:40

Eurofins TestAmerica, Buffalo

Data File: \\chromfs\Buffalo\ChromData\HP5973N\20210927-101231.b\N6811.D

Injection Date: 27-Sep-2021 11:08:30 Instrument ID: HP5973N Operator ID: wd

Lims ID: MB Worklist Smp#: 7

Client ID:

Purge Vol: 5.000 mL Dil. Factor: 1.0000 ALS Bottle#: 6

Method: N-8260 Limit Group: MV - 8260C ICAL

Column: ZB-624 (0.18 mm)

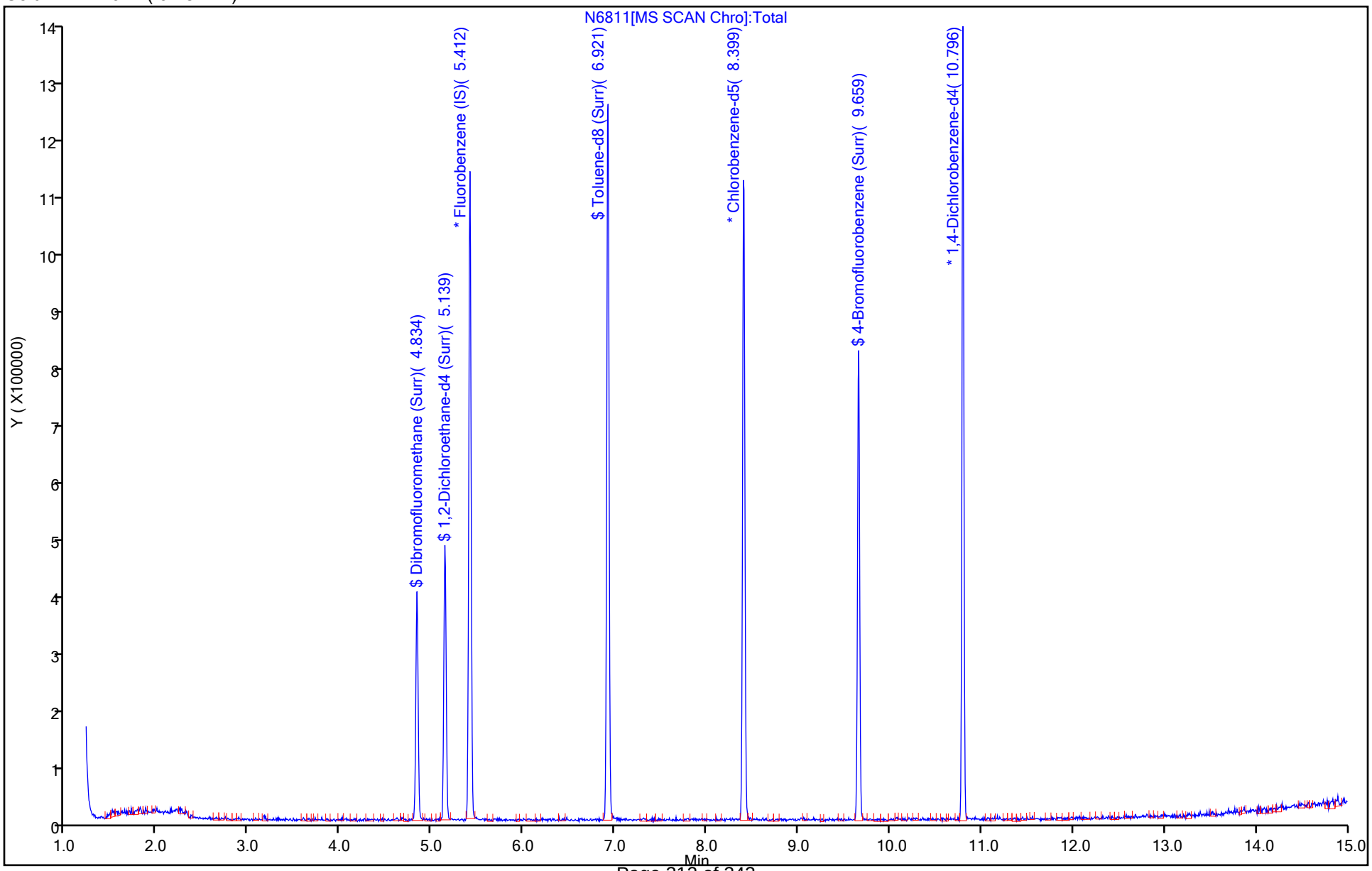

User Disabled Compound Report

Eurofins TestAmerica, Buffalo

Data File:	\\chromfs\Buffalo\ChromData\HP5973N\20210927-101231.b\N6811.D				
Injection Date:	27-Sep-2021 11:08:30	Instrument ID:	HP5973N		
Lims ID:	MB				
Client ID:					
Operator ID:	wd	ALS Bottle#:	6	Worklist Smp#:	7
Purge Vol:	5.000 mL	Dil. Factor:	1.0000		
Method:	N-8260	Limit Group:	MV - 8260C ICAL		
Column:	ZB-624 (0.18 mm)	Detector	MS SCAN		

72 4-Methyl-2-pentanone (MIBK), CAS: 108-10-1

Processing Results

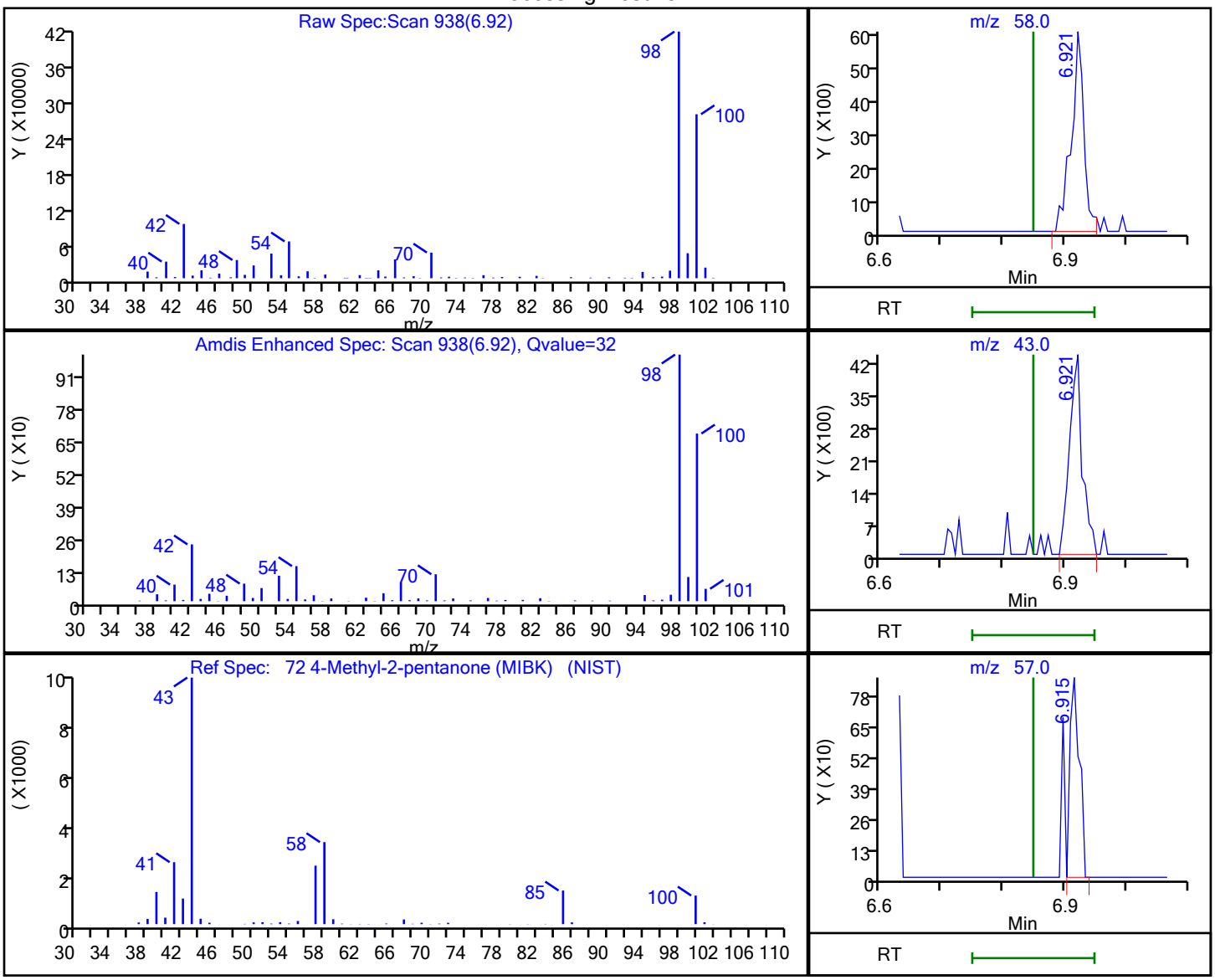

RT	Mass	Response	Amount
6.92	58.00	8714	1.466895
6.92	43.00	6350	
6.91	57.00	907	

Reviewer: dahnw, 27-Sep-2021 13:17:42

Audit Action: Marked Compound Undetected Audit Reason: Invalid Compound ID

FORM I
GC/MS VOA ORGANICS ANALYSIS DATA SHEET

Lab Name: Eurofins TestAmerica, Buffalo Job No.: 480-189828-1

SDG No.:

Client Sample ID: Lab Sample ID: MB 480-598115/7

Matrix: Water Lab File ID: N6874.D

Analysis Method: 8260C Date Collected:

Sample wt/vol: 5(mL) Date Analyzed: 09/28/2021 12:02

Soil Aliquot Vol: Dilution Factor: 1

Soil Extract Vol.: GC Column: ZB-624 (20) ID: 0.18(mm)

% Moisture: Level: (low/med) Low

Analysis Batch No.: 598115 Units: ug/L

CAS NO.	COMPOUND NAME	RESULT	Q	RL	MDL
71-55-6	1,1,1-Trichloroethane	ND		1.0	0.82
79-34-5	1,1,2,2-Tetrachloroethane	ND		1.0	0.21
79-00-5	1,1,2-Trichloroethane	ND		1.0	0.23
76-13-1	1,1,2-Trichloro-1,2,2-trifluoroethane	ND		1.0	0.31
75-34-3	1,1-Dichloroethane	ND		1.0	0.38
75-35-4	1,1-Dichloroethene	ND		1.0	0.29
120-82-1	1,2,4-Trichlorobenzene	ND		1.0	0.41
96-12-8	1,2-Dibromo-3-Chloropropane	ND		1.0	0.39
95-50-1	1,2-Dichlorobenzene	ND		1.0	0.79
107-06-2	1,2-Dichloroethane	ND		1.0	0.21
78-87-5	1,2-Dichloropropane	ND		1.0	0.72
541-73-1	1,3-Dichlorobenzene	ND		1.0	0.78
106-46-7	1,4-Dichlorobenzene	ND		1.0	0.84
78-93-3	2-Butanone (MEK)	ND		10	1.3
591-78-6	2-Hexanone	ND		5.0	1.2
108-10-1	4-Methyl-2-pentanone (MIBK)	ND		5.0	2.1
67-64-1	Acetone	ND		10	3.0
71-43-2	Benzene	ND		1.0	0.41
75-27-4	Bromodichloromethane	ND		1.0	0.39
75-25-2	Bromoform	ND		1.0	0.26
74-83-9	Bromomethane	ND		1.0	0.69
75-15-0	Carbon disulfide	ND		1.0	0.19
56-23-5	Carbon tetrachloride	ND		1.0	0.27
108-90-7	Chlorobenzene	ND		1.0	0.75
124-48-1	Dibromochloromethane	ND		1.0	0.32
75-00-3	Chloroethane	ND		1.0	0.32
67-66-3	Chloroform	ND		1.0	0.34
74-87-3	Chloromethane	ND		1.0	0.35
156-59-2	cis-1,2-Dichloroethene	ND		1.0	0.81
10061-01-5	cis-1,3-Dichloropropene	ND		1.0	0.36
110-82-7	Cyclohexane	ND		1.0	0.18
75-71-8	Dichlorodifluoromethane	ND		1.0	0.68
100-41-4	Ethylbenzene	ND		1.0	0.74
106-93-4	1,2-Dibromoethane	ND		1.0	0.73
98-82-8	Isopropylbenzene	ND		1.0	0.79

FORM I
GC/MS VOA ORGANICS ANALYSIS DATA SHEET

Lab Name: Eurofins TestAmerica, Buffalo Job No.: 480-189828-1

SDG No.:

Client Sample ID: Lab Sample ID: MB 480-598115/7

Matrix: Water Lab File ID: N6874.D

Analysis Method: 8260C Date Collected:

Sample wt/vol: 5(mL) Date Analyzed: 09/28/2021 12:02

Soil Aliquot Vol: Dilution Factor: 1

Soil Extract Vol.: GC Column: ZB-624 (20) ID: 0.18(mm)

% Moisture: Level: (low/med) Low

Analysis Batch No.: 598115 Units: ug/L

CAS NO.	COMPOUND NAME	RESULT	Q	RL	MDL
79-20-9	Methyl acetate	ND		2.5	1.3
1634-04-4	Methyl tert-butyl ether	ND		1.0	0.16
108-87-2	Methylcyclohexane	ND		1.0	0.16
75-09-2	Methylene Chloride	ND		1.0	0.44
100-42-5	Styrene	ND		1.0	0.73
127-18-4	Tetrachloroethene	ND		1.0	0.36
108-88-3	Toluene	ND		1.0	0.51
156-60-5	trans-1,2-Dichloroethene	ND		1.0	0.90
10061-02-6	trans-1,3-Dichloropropene	ND		1.0	0.37
79-01-6	Trichloroethene	ND		1.0	0.46
75-69-4	Trichlorofluoromethane	ND		1.0	0.88
75-01-4	Vinyl chloride	ND		1.0	0.90
1330-20-7	Xylenes, Total	ND		2.0	0.66

CAS NO.	SURROGATE	%REC	Q	LIMITS
2037-26-5	Toluene-d8 (Surr)	98		80-120
17060-07-0	1,2-Dichloroethane-d4 (Surr)	105		77-120
460-00-4	4-Bromofluorobenzene (Surr)	101		73-120
1868-53-7	Dibromofluoromethane (Surr)	100		75-123

Eurofins TestAmerica, Buffalo
Target Compound Quantitation Report

Data File: \\chromfs\Buffalo\ChromData\HP5973N\20210928-101259.b\N6874.D
Lims ID: MB
Client ID:
Sample Type: MB
Inject. Date: 28-Sep-2021 12:02:30 ALS Bottle#: 7 Worklist Smp#: 7
Purge Vol: 5.000 mL Dil. Factor: 1.0000
Sample Info: MB
Misc. Info.: 480-0101259-007
Operator ID: OI Instrument ID: HP5973N

Method: \\chromfs\Buffalo\ChromData\HP5973N\20210928-101259.b\N-8260.m
Limit Group: MV - 8260C ICAL
Last Update: 28-Sep-2021 12:43:43 Calib Date: 21-Sep-2021 20:05:30
Integrator: RTE ID Type: Deconvolution ID
Quant Method: Internal Standard Quant By: Initial Calibration
Last ICal File: \\chromfs\Buffalo\ChromData\HP5973N\20210921-101109.b\N6474.D

Column 1 : ZB-624 (0.18 mm) Det: MS SCAN
Process Host: CTX1658

First Level Reviewer: izquierdoo Date: 28-Sep-2021 12:43:43

Compound	Sig	RT (min.)	Adj RT (min.)	Dlt RT (min.)	Q	Response	Cal Amt ug/L	OnCol Amt ug/L	Flags
* 147 Fluorobenzene (IS)	70	5.412	5.412	0.000	97	157690	25.0	25.0	
* 2 Chlorobenzene-d5	117	8.399	8.399	0.000	89	599950	25.0	25.0	
* 3 1,4-Dichlorobenzene-d4	152	10.796	10.796	0.000	95	334808	25.0	25.0	
$ 148 Dibromofluoromethane (Surr)	113	4.834	4.834	0.000	93	215234	25.0	25.0	
$ 5 1,2-Dichloroethane-d4 (Surr)	65	5.139	5.138	0.001	94	291492	25.0	26.2	
$ 6 Toluene-d8 (Surr)	98	6.921	6.921	0.000	96	731853	25.0	24.6	
$ 7 4-Bromofluorobenzene (Surr)	174	9.659	9.659	0.000	91	227568	25.0	25.1	
11 Dichlorodifluoromethane	85		1.275					ND	
12 Chlorodifluoromethane	51		1.294					ND	
13 Chloromethane	50		1.452					ND	
14 Vinyl chloride	62		1.543					ND	
144 Butadiene	54		1.561					ND	
15 Bromomethane	94		1.847					ND	
16 Chloroethane	64		1.938					ND	
17 Dichlorofluoromethane	67		2.164					ND	
18 Trichlorofluoromethane	101		2.170					ND	
19 Ethyl ether	59		2.437					ND	
141 Ethanol	45		2.456					ND	
81 Propene oxide	58		2.523					ND	
20 Acrolein	56		2.620					ND	
21 112TCTFE	101		2.656					ND	
22 1,1-Dichloroethene	96		2.675					ND	
23 Acetone	43		2.778					ND	
24 Iodomethane	142		2.839					ND	
25 Carbon disulfide	76		2.869					ND	
26 Isopropyl alcohol	45		2.967					ND	
27 3-Chloro-1-propene	41		3.021					ND	
28 Methyl acetate	43		3.070					ND	
29 Acetonitrile	40		3.082					ND	
30 Methylene Chloride	84		3.192					ND	
31 2-Methyl-2-propanol	59		3.344					ND	

Compound	Sig	RT (min.)	Adj RT (min.)	Dlt RT (min.)	Q	Response	Cal Amt ug/L	OnCol Amt ug/L	Flags
32 Methyl tert-butyl ether	73		3.380					ND	
33 trans-1,2-Dichloroethene	96		3.392					ND	
34 Acrylonitrile	53		3.453					ND	
35 Hexane	57		3.587					ND	
36 1,1-Dichloroethane	63		3.812					ND	
37 Isopropyl ether	45		3.825					ND	
39 Vinyl acetate	43		3.867					ND	7
38 2-Chloro-1,3-butadiene	53		3.867					ND	
40 1,1-Dimethoxyethane	75		3.898					ND	
41 Tert-butyl ethyl ether	59		4.159					ND	
42 2,2-Dichloropropane	77		4.329					ND	
43 cis-1,2-Dichloroethene	96		4.366					ND	
44 2-Butanone (MEK)	43		4.402					ND	
45 Ethyl acetate	43		4.433					ND	7
46 Propionitrile	54		4.500					ND	
47 Chlorobromomethane	128		4.603					ND	
48 Methacrylonitrile	67		4.609					ND	
49 Tetrahydrofuran	42		4.621					ND	
50 Chloroform	83		4.682					ND	
51 1,1,1-Trichloroethane	97		4.792					ND	
52 Cyclohexane	56		4.798					ND	
53 Carbon tetrachloride	117		4.919					ND	
54 1,1-Dichloropropene	75		4.938					ND	
146 Isooctane	57		5.139					ND	
55 Benzene	78		5.145					ND	
56 Isobutyl alcohol	43		5.169					ND	
57 1,2-Dichloroethane	62		5.211					ND	
58 Tert-amyl methyl ether	73		5.224					ND	
140 t-Amyl alcohol	59		5.230					ND	
59 n-Heptane	43		5.321					ND	
1 1,4-Difluorobenzene	114		5.522					ND	
60 Trichloroethene	95		5.753					ND	
61 n-Butanol	56		5.790					ND	
62 Methylcyclohexane	83		5.868					ND	
145 Ethyl acrylate	55		5.875					ND	
63 1,2-Dichloropropane	63		5.990					ND	
65 Methyl methacrylate	41		6.094					ND	
64 Dibromomethane	93		6.130					ND	
66 1,4-Dioxane	88		6.136					ND	
67 Dichlorobromomethane	83		6.288					ND	
68 2-Nitropropane	43		6.532					ND	
69 2-Chloroethyl vinyl ether	63		6.562					ND	
70 Epichlorohydrin	57		6.653					ND	
71 cis-1,3-Dichloropropene	75		6.696					ND	
72 4-Methyl-2-pentanone (MIBK)	58		6.848					ND	U
73 Toluene	92		6.982					ND	
74 2-Methylthiophene	97		7.122					ND	
75 trans-1,3-Dichloropropene	75		7.268					ND	
76 3-Methylthiophene	97		7.286					ND	
77 Ethyl methacrylate	69		7.310					ND	
78 1,1,2-Trichloroethane	83		7.456					ND	
79 Tetrachloroethene	166		7.517					ND	

Compound	Sig	RT (min.)	Adj RT (min.)	Dlt RT (min.)	Q	Response	Cal Amt ug/L	OnCol Amt ug/L	Flags
80 1,3-Dichloropropane	76		7.621					ND	
82 2-Hexanone	43		7.687					ND	
149 n-Butyl acetate	43		7.797					ND	
83 Chlorodibromomethane	129		7.852					ND	
84 Ethylene Dibromide	107		7.955					ND	
139 1-Chlorohexane	55		8.387					ND	U
86 3-Chlorobenzotrifluoride	180		8.405					ND	
85 Chlorobenzene	112		8.436					ND	
87 4-Chlorobenzotrifluoride	180		8.466					ND	
88 Ethylbenzene	91		8.527					ND	
89 1,1,1,2-Tetrachloroethane	131		8.533					ND	
90 m-Xylene & p-Xylene	106		8.649					ND	
91 o-Xylene	106		9.075					ND	
92 Styrene	104		9.105					ND	
93 Bromoform	173		9.354					ND	
94 2-Chlorobenzotrifluoride	180		9.385					ND	
95 Isopropylbenzene	105		9.458					ND	
96 Cyclohexanone	55		9.634					ND	U
97 Bromobenzene	156		9.805					ND	
98 1,1,2,2-Tetrachloroethane	83		9.865					ND	
100 N-Propylbenzene	91		9.890					ND	
99 1,2,3-Trichloropropane	110		9.902					ND	
101 trans-1,4-Dichloro-2-butene	53		9.908					ND	
102 2-Chlorotoluene	126		9.993					ND	
103 3-Chlorotoluene	126		10.054					ND	
104 1,3,5-Trimethylbenzene	105		10.066					ND	
105 4-Chlorotoluene	91		10.103					ND	
106 tert-Butylbenzene	134		10.389					ND	
108 1,2,4-Trimethylbenzene	105		10.437					ND	
107 Pentachloroethane	167		10.450					ND	
109 sec-Butylbenzene	105		10.595					ND	
110 1,3-Dichlorobenzene	146		10.729					ND	
111 4-Isopropyltoluene	119		10.735					ND	
112 Dicyclopentadiene	66		10.796					ND	U
113 1,4-Dichlorobenzene	146		10.821					ND	
114 1,2,3-Trimethylbenzene	105		10.845					ND	
143 Benzyl chloride	126		10.967					ND	
115 n-Butylbenzene	91		11.125					ND	
116 1,2-Dichlorobenzene	146		11.173					ND	
117 1,2-Dibromo-3-Chloropropane	75		11.903					ND	
118 1,3,5-Trichlorobenzene	180		12.037					ND	
119 1,2,4-Trichlorobenzene	180		12.579					ND	7
120 Hexachlorobutadiene	225		12.688					ND	
121 Naphthalene	128		12.792					ND	
122 1,2,3-Trichlorobenzene	180		12.998					ND	
142 2-Methylnaphthalene	142		13.710					ND	U
138 1-Bromopropane	1		0.000					ND	
131 Aziridine TIC	1		0.000					ND	
133 Halothane	1		0.000					ND	
136 Ethylene oxide TIC	1		0.000					ND	
S 126 Xylenes, Total	1		30.000					ND	7
S 123 1,3-Dichloropropene, Total	1		30.000					ND	7

Compound	Sig	RT (min.)	Adj RT (min.)	Dlt RT (min.)	Q	Response	Cal Amt ug/L	OnCol Amt ug/L	Flags
S 125 Total BTEX	1		30.000					ND	7
S 124 1,2-Dichloroethene, Total	1		30.000					ND	7
S 151 Trihalomethanes, Total	1		0.000					ND	

QC Flag Legend

Processing Flags

7 - Failed Limit of Detection

Review Flags

U - Marked Undetected

Reagents:

N 8260 IS_00222	Amount Added:	1.00	Units: uL	Run Reagent
N_8260_Surr_00425	Amount Added:	1.00	Units: uL	Run Reagent

Report Date: 28-Sep-2021 12:43:44 Chrom Revision: 2.3 13-May-2021 07:57:40

Eurofins TestAmerica, Buffalo

Data File: \\chromfs\Buffalo\ChromData\HP5973N\20210928-101259.b\N6874.D

Injection Date: 28-Sep-2021 12:02:30 Instrument ID: HP5973N Operator ID: OI

Lims ID: MB Worklist Smp#: 7

Client ID:

Purge Vol: 5.000 mL Dil. Factor: 1.0000 ALS Bottle#: 7

Method: N-8260 Limit Group: MV - 8260C ICAL

Column: ZB-624 (0.18 mm)

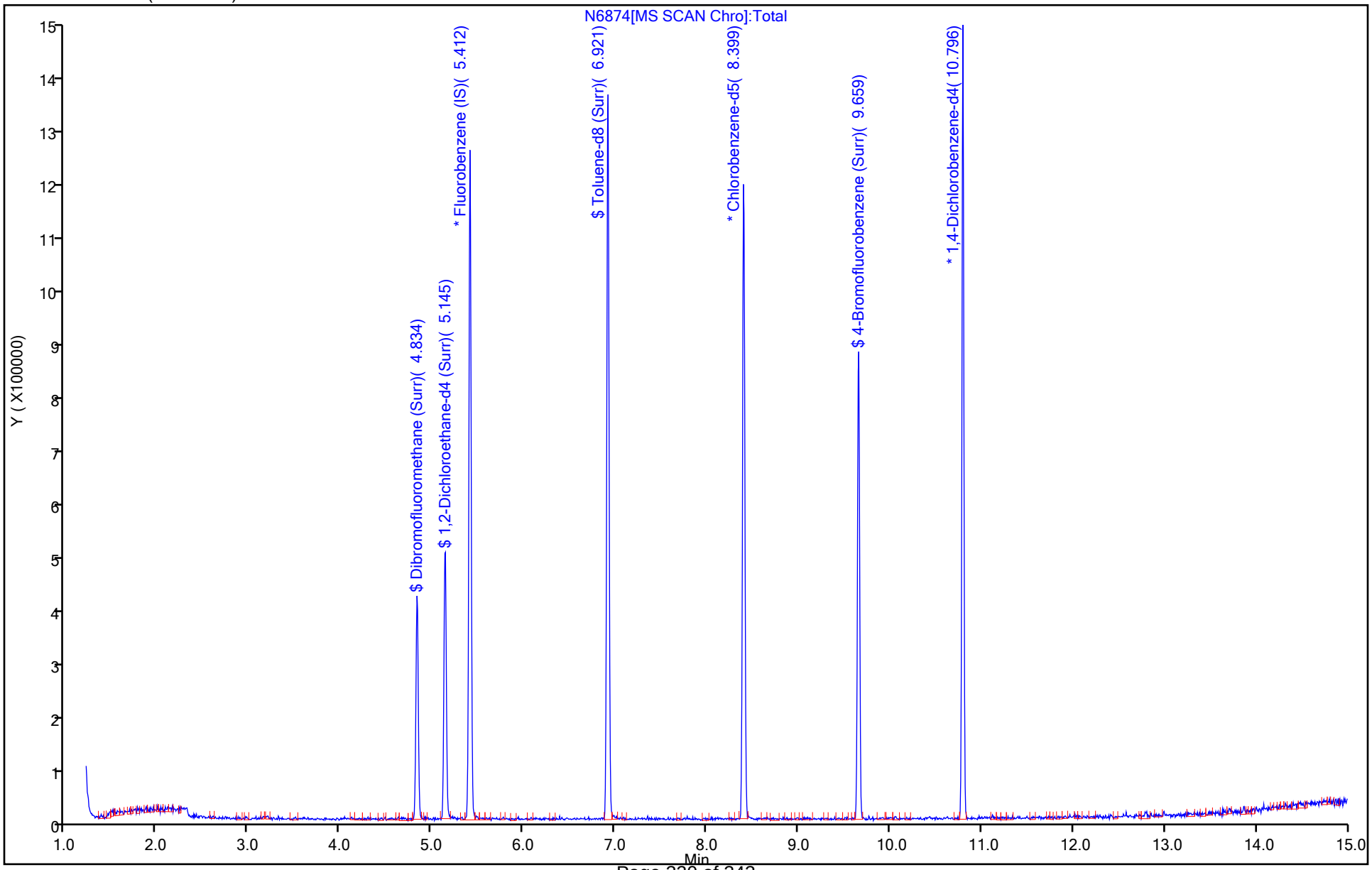

User Disabled Compound Report

Eurofins TestAmerica, Buffalo

Data File:	\\chromfs\Buffalo\ChromData\HP5973N\20210928-101259.b\N6874.D				
Injection Date:	28-Sep-2021 12:02:30	Instrument ID:	HP5973N		
Lims ID:	MB				
Client ID:					
Operator ID:	OI	ALS Bottle#:	7	Worklist Smp#:	7
Purge Vol:	5.000 mL	Dil. Factor:	1.0000		
Method:	N-8260	Limit Group:	MV - 8260C ICAL		
Column:	ZB-624 (0.18 mm)	Detector	MS SCAN		

72 4-Methyl-2-pentanone (MIBK), CAS: 108-10-1

Processing Results

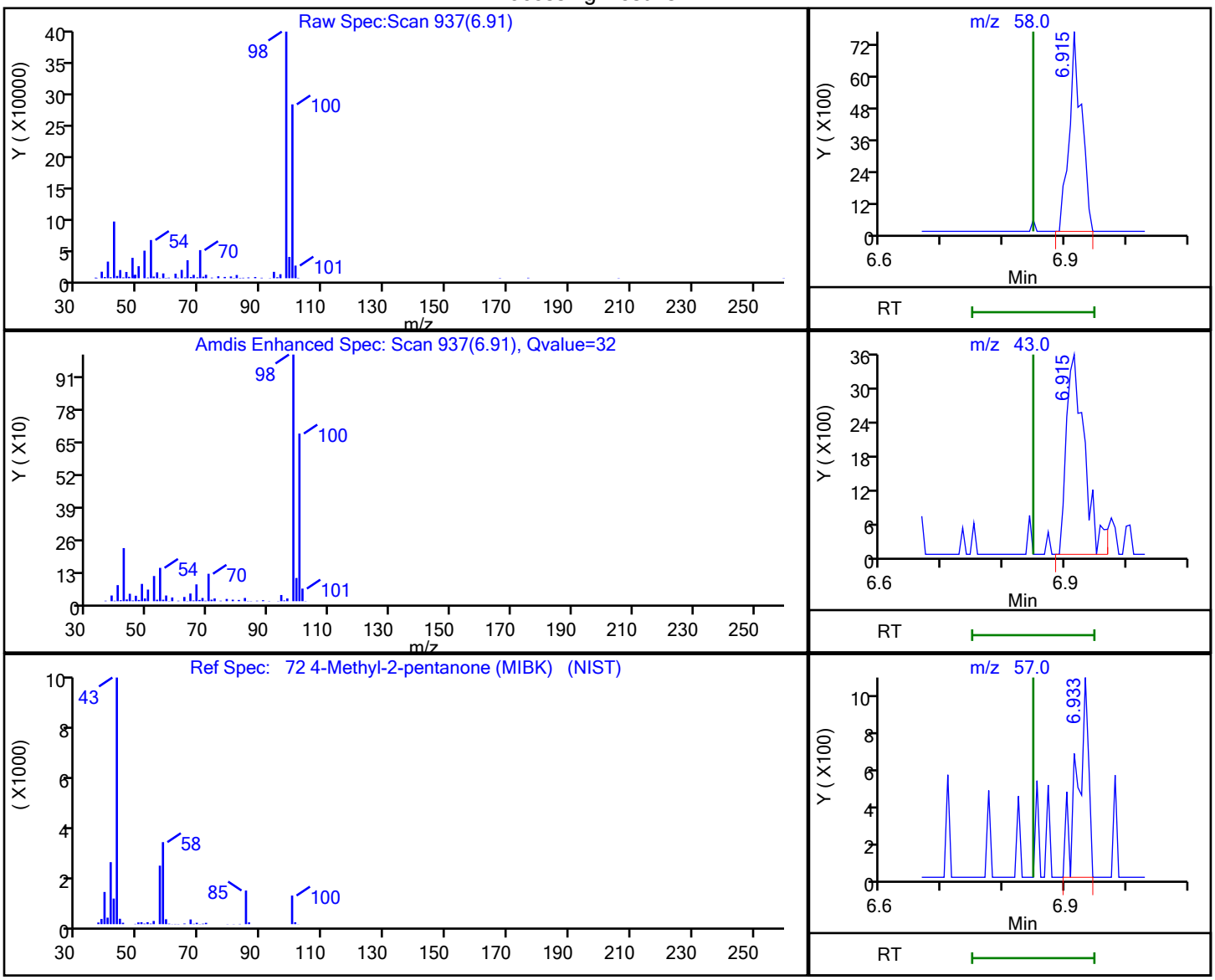

RT	Mass	Response	Amount
6.91	58.00	10709	1.746738
6.91	43.00	7470	
6.93	57.00	1279	

Reviewer: izquierdoo, 28-Sep-2021 12:42:16

Audit Action: Marked Compound Undetected Audit Reason: Invalid Compound ID

FORM I
GC/MS VOA ORGANICS ANALYSIS DATA SHEET

Lab Name: Eurofins TestAmerica, Buffalo Job No.: 480-189828-1

SDG No.:

Client Sample ID: Lab Sample ID: LCS 480-597968/5

Matrix: Water Lab File ID: N6809.D

Analysis Method: 8260C Date Collected:

Sample wt/vol: 5(mL) Date Analyzed: 09/27/2021 10:22

Soil Aliquot Vol: Dilution Factor: 1

Soil Extract Vol.: GC Column: ZB-624 (20) ID: 0.18(mm)

% Moisture: Level: (low/med) Low

Analysis Batch No.: 597968 Units: ug/L

CAS NO.	COMPOUND NAME	RESULT	Q	RL	MDL
71-55-6	1,1,1-Trichloroethane	22.7		1.0	0.82
79-34-5	1,1,2,2-Tetrachloroethane	19.4		1.0	0.21
79-00-5	1,1,2-Trichloroethane	21.4		1.0	0.23
76-13-1	1,1,2-Trichloro-1,2,2-trifluoroethane	19.6		1.0	0.31
75-34-3	1,1-Dichloroethane	21.2		1.0	0.38
75-35-4	1,1-Dichloroethene	20.1		1.0	0.29
120-82-1	1,2,4-Trichlorobenzene	23.5		1.0	0.41
96-12-8	1,2-Dibromo-3-Chloropropane	24.0		1.0	0.39
95-50-1	1,2-Dichlorobenzene	22.4		1.0	0.79
107-06-2	1,2-Dichloroethane	21.5		1.0	0.21
78-87-5	1,2-Dichloropropane	20.6		1.0	0.72
541-73-1	1,3-Dichlorobenzene	22.2		1.0	0.78
106-46-7	1,4-Dichlorobenzene	22.3		1.0	0.84
78-93-3	2-Butanone (MEK)	104		10	1.3
591-78-6	2-Hexanone	103		5.0	1.2
108-10-1	4-Methyl-2-pentanone (MIBK)	103		5.0	2.1
67-64-1	Acetone	111		10	3.0
71-43-2	Benzene	20.7		1.0	0.41
75-27-4	Bromodichloromethane	24.6		1.0	0.39
75-25-2	Bromoform	29.2		1.0	0.26
74-83-9	Bromomethane	19.4		1.0	0.69
75-15-0	Carbon disulfide	20.5		1.0	0.19
56-23-5	Carbon tetrachloride	25.0		1.0	0.27
108-90-7	Chlorobenzene	21.2		1.0	0.75
124-48-1	Dibromochloromethane	25.5		1.0	0.32
75-00-3	Chloroethane	21.2		1.0	0.32
67-66-3	Chloroform	20.3		1.0	0.34
74-87-3	Chloromethane	20.3		1.0	0.35
156-59-2	cis-1,2-Dichloroethene	22.2		1.0	0.81
10061-01-5	cis-1,3-Dichloropropene	23.6		1.0	0.36
110-82-7	Cyclohexane	19.5		1.0	0.18
75-71-8	Dichlorodifluoromethane	21.1		1.0	0.68
100-41-4	Ethylbenzene	20.8		1.0	0.74
106-93-4	1,2-Dibromoethane	22.0		1.0	0.73
98-82-8	Isopropylbenzene	21.5		1.0	0.79

FORM I
GC/MS VOA ORGANICS ANALYSIS DATA SHEET

Lab Name: Eurofins TestAmerica, Buffalo Job No.: 480-189828-1

SDG No.:

Client Sample ID: Lab Sample ID: LCS 480-597968/5

Matrix: Water Lab File ID: N6809.D

Analysis Method: 8260C Date Collected:

Sample wt/vol: 5(mL) Date Analyzed: 09/27/2021 10:22

Soil Aliquot Vol: Dilution Factor: 1

Soil Extract Vol.: GC Column: ZB-624 (20) ID: 0.18(mm)

% Moisture: Level: (low/med) Low

Analysis Batch No.: 597968 Units: ug/L

CAS NO.	COMPOUND NAME	RESULT	Q	RL	MDL
79-20-9	Methyl acetate	40.7		2.5	1.3
1634-04-4	Methyl tert-butyl ether	22.1		1.0	0.16
108-87-2	Methylcyclohexane	20.4		1.0	0.16
75-09-2	Methylene Chloride	22.1		1.0	0.44
100-42-5	Styrene	21.9		1.0	0.73
127-18-4	Tetrachloroethene	21.2		1.0	0.36
108-88-3	Toluene	20.6		1.0	0.51
156-60-5	trans-1,2-Dichloroethene	21.6		1.0	0.90
10061-02-6	trans-1,3-Dichloropropene	22.7		1.0	0.37
79-01-6	Trichloroethene	22.1		1.0	0.46
75-69-4	Trichlorofluoromethane	20.6		1.0	0.88
75-01-4	Vinyl chloride	20.0		1.0	0.90
1330-20-7	Xylenes, Total	43.9		2.0	0.66

CAS NO.	SURROGATE	%REC	Q	LIMITS
2037-26-5	Toluene-d8 (Surr)	104		80-120
17060-07-0	1,2-Dichloroethane-d4 (Surr)	104		77-120
460-00-4	4-Bromofluorobenzene (Surr)	112		73-120
1868-53-7	Dibromofluoromethane (Surr)	105		75-123

Eurofins TestAmerica, Buffalo
Target Compound Quantitation Report

Data File: \\chromfs\Buffalo\ChromData\HP5973N\20210927-101231.b\N6809.D
Lims ID: LCS
Client ID:
Sample Type: LCS
Inject. Date: 27-Sep-2021 10:22:30 ALS Bottle#: 4 Worklist Smp#: 5
Purge Vol: 5.000 mL Dil. Factor: 1.0000
Sample Info: LCS
Misc. Info.: 480-0101231-005
Operator ID: wd Instrument ID: HP5973N

Method: \\chromfs\Buffalo\ChromData\HP5973N\20210927-101231.b\N-8260.m
Limit Group: MV - 8260C ICAL
Last Update: 28-Sep-2021 09:21:23 Calib Date: 21-Sep-2021 20:05:30
Integrator: RTE ID Type: Deconvolution ID
Quant Method: Internal Standard Quant By: Initial Calibration
Last ICal File: \\chromfs\Buffalo\ChromData\HP5973N\20210921-101109.b\N6474.D

Column 1 : ZB-624 (0.18 mm) Det: MS SCAN
Process Host: CTX1658

First Level Reviewer: dahnw Date: 27-Sep-2021 11:07:36

Compound	Sig	RT (min.)	Adj RT (min.)	Dlt RT (min.)	Q	Response	Cal Amt ug/L	OnCol Amt ug/L	Flags
* 147 Fluorobenzene (IS)	70	5.412	5.412	0.000	97	154270	25.0	25.0	
* 2 Chlorobenzene-d5	117	8.405	8.405	0.000	88	611148	25.0	25.0	
* 3 1,4-Dichlorobenzene-d4	152	10.796	10.796	0.000	94	331177	25.0	25.0	
$ 148 Dibromofluoromethane (Surr)	113	4.834	4.834	0.000	93	220132	25.0	26.1	
$ 5 1,2-Dichloroethane-d4 (Surr)	65	5.139	5.139	0.000	96	283617	25.0	26.0	
$ 6 Toluene-d8 (Surr)	98	6.921	6.915	0.006	96	788980	25.0	26.0	
$ 7 4-Bromofluorobenzene (Surr)	174	9.659	9.659	0.000	92	257622	25.0	27.9	
11 Dichlorodifluoromethane	85	1.275	1.282	-0.007	97	154141	25.0	21.1	
13 Chloromethane	50	1.452	1.452	0.000	99	437600	25.0	20.3	
14 Vinyl chloride	62	1.543	1.543	0.000	96	243963	25.0	20.0	
144 Butadiene	54	1.561	1.561	0.000	99	365822	25.0	20.9	
15 Bromomethane	94	1.866	1.853	0.013	92	128976	25.0	19.4	
16 Chloroethane	64	1.939	1.933	0.006	92	144095	25.0	21.2	
17 Dichlorofluoromethane	67	2.164	2.158	0.006	95	308419	25.0	20.5	
18 Trichlorofluoromethane	101	2.170	2.164	0.006	88	261197	25.0	20.6	
19 Ethyl ether	59	2.437	2.437	0.000	89	253037	25.0	21.4	
20 Acrolein	56	2.620	2.614	0.006	98	91749	125.0	93.5	
21 112TCTFE	101	2.650	2.656	-0.006	71	144431	25.0	19.6	
22 1,1-Dichloroethene	96	2.663	2.663	0.000	91	144143	25.0	20.1	
23 Acetone	43	2.772	2.772	0.000	97	790926	125.0	110.5	
24 Iodomethane	142	2.833	2.821	0.012	98	289168	25.0	22.1	
25 Carbon disulfide	76	2.869	2.857	0.012	97	487042	25.0	20.5	
27 3-Chloro-1-propene	41	3.021	3.022	-0.001	87	577636	25.0	23.1	
28 Methyl acetate	43	3.070	3.070	0.000	99	695227	50.0	40.7	
30 Methylene Chloride	84	3.167	3.168	-0.001	87	184601	25.0	22.1	
31 2-Methyl-2-propanol	59	3.344	3.344	0.000	97	358906	250.0	240.4	
32 Methyl tert-butyl ether	73	3.380	3.380	0.000	91	569863	25.0	22.1	
33 trans-1,2-Dichloroethene	96	3.393	3.393	0.000	90	181517	25.0	21.6	
34 Acrylonitrile	53	3.447	3.453	-0.006	98	1648971	250.0	199.9	
35 Hexane	57	3.587	3.593	-0.006	96	371738	25.0	19.7	
36 1,1-Dichloroethane	63	3.812	3.812	0.000	97	400346	25.0	21.2	

Compound	Sig	RT (min.)	Adj RT (min.)	Dlt RT (min.)	Q	Response	Cal Amt ug/L	OnCol Amt ug/L	Flags
39 Vinyl acetate	43	3.867	3.867	0.000	96	1891944	50.0	52.4	
42 2,2-Dichloropropane	77	4.329	4.329	0.000	83	173890	25.0	25.6	
43 cis-1,2-Dichloroethene	96	4.366	4.366	0.000	86	206468	25.0	22.2	
44 2-Butanone (MEK)	43	4.402	4.402	0.000	95	1155910	125.0	103.5	
47 Chlorobromomethane	128	4.603	4.597	0.006	84	113665	25.0	22.6	
49 Tetrahydrofuran	42	4.615	4.615	0.000	91	298462	50.0	39.5	
50 Chloroform	83	4.676	4.676	0.000	94	319249	25.0	20.3	
51 1,1,1-Trichloroethane	97	4.786	4.786	0.000	96	257693	25.0	22.7	
52 Cyclohexane	56	4.798	4.798	0.000	95	425861	25.0	19.5	
53 Carbon tetrachloride	117	4.926	4.920	0.006	93	230332	25.0	25.0	
54 1,1-Dichloropropene	75	4.938	4.938	0.000	81	237143	25.0	21.2	
55 Benzene	78	5.145	5.145	0.000	91	722427	25.0	20.7	
56 Isobutyl alcohol	43	5.169	5.169	0.000	95	532603	625.0	679.5	
57 1,2-Dichloroethane	62	5.212	5.212	0.000	93	350288	25.0	21.5	
59 n-Heptane	43	5.321	5.321	0.000	94	501631	25.0	20.2	
60 Trichloroethene	95	5.753	5.753	0.000	92	190946	25.0	22.1	
62 Methylcyclohexane	83	5.869	5.869	0.000	92	273319	25.0	20.4	
63 1,2-Dichloropropane	63	5.996	5.996	0.000	84	227271	25.0	20.6	
64 Dibromomethane	93	6.130	6.130	0.000	92	127216	25.0	21.7	
66 1,4-Dioxane	88	6.136	6.142	-0.006	41	38998	500.0	438.1	M
67 Dichlorobromomethane	83	6.282	6.282	0.000	94	249491	25.0	24.6	
69 2-Chloroethyl vinyl ether	63	6.562	6.562	0.000	84	148884	25.0	22.3	
71 cis-1,3-Dichloropropene	75	6.702	6.696	0.006	81	292593	25.0	23.6	
72 4-Methyl-2-pentanone (MIBK)	58	6.848	6.848	0.000	97	644054	125.0	103.1	
73 Toluene	92	6.988	6.988	0.000	96	456935	25.0	20.6	
75 trans-1,3-Dichloropropene	75	7.268	7.268	0.000	85	270318	25.0	22.7	
77 Ethyl methacrylate	69	7.316	7.310	0.006	86	225232	25.0	26.1	
78 1,1,2-Trichloroethane	83	7.456	7.456	0.000	94	139541	25.0	21.4	
79 Tetrachloroethene	166	7.517	7.517	0.000	96	205189	25.0	21.2	
80 1,3-Dichloropropane	76	7.621	7.621	0.000	88	286599	25.0	21.2	
82 2-Hexanone	43	7.688	7.688	0.000	97	1510003	125.0	103.4	
83 Chlorodibromomethane	129	7.858	7.852	0.006	88	193549	25.0	25.5	
84 Ethylene Dibromide	107	7.961	7.961	0.000	97	175083	25.0	22.0	
85 Chlorobenzene	112	8.436	8.430	0.006	93	540680	25.0	21.2	
88 Ethylbenzene	91	8.527	8.527	0.000	97	818646	25.0	20.8	
89 1,1,1,2-Tetrachloroethane	131	8.533	8.533	0.000	91	199357	25.0	24.9	
90 m-Xylene & p-Xylene	106	8.643	8.649	-0.006	97	321784	25.0	21.7	
91 o-Xylene	106	9.075	9.075	0.000	96	325505	25.0	22.2	
92 Styrene	104	9.105	9.105	0.000	92	539803	25.0	21.9	
93 Bromoform	173	9.354	9.355	0.000	96	136134	25.0	29.2	
95 Isopropylbenzene	105	9.458	9.458	0.000	96	831516	25.0	21.5	
97 Bromobenzene	156	9.805	9.805	0.000	84	233520	25.0	21.9	
98 1,1,2,2-Tetrachloroethane	83	9.865	9.866	-0.001	94	217279	25.0	19.4	
100 N-Propylbenzene	91	9.890	9.890	0.000	99	971973	25.0	20.9	
99 1,2,3-Trichloropropane	110	9.896	9.896	0.000	90	71079	25.0	19.9	
101 trans-1,4-Dichloro-2-butene	53	9.914	9.914	0.000	76	111426	25.0	22.5	
102 2-Chlorotoluene	126	9.993	9.993	0.000	96	218616	25.0	21.8	
104 1,3,5-Trimethylbenzene	105	10.066	10.066	0.000	96	715236	25.0	22.5	
105 4-Chlorotoluene	91	10.103	10.103	0.000	97	609162	25.0	21.3	
106 tert-Butylbenzene	134	10.389	10.389	0.000	96	161090	25.0	22.2	
108 1,2,4-Trimethylbenzene	105	10.437	10.437	0.000	94	738768	25.0	22.1	
109 sec-Butylbenzene	105	10.596	10.596	0.000	95	864132	25.0	21.0	

Compound	Sig	RT (min.)	Adj RT (min.)	Dlt RT (min.)	Q	Response	Cal Amt ug/L	OnCol Amt ug/L	Flags
110 1,3-Dichlorobenzene	146	10.729	10.729	0.000	97	454538	25.0	22.2	
111 4-Isopropyltoluene	119	10.735	10.735	0.000	97	813219	25.0	22.1	
113 1,4-Dichlorobenzene	146	10.821	10.821	0.000	94	462269	25.0	22.3	
115 n-Butylbenzene	91	11.125	11.125	0.000	98	682236	25.0	21.4	
116 1,2-Dichlorobenzene	146	11.173	11.173	0.000	97	457922	25.0	22.4	
117 1,2-Dibromo-3-Chloropropane	75	11.903	11.904	-0.001	79	45810	25.0	24.0	
119 1,2,4-Trichlorobenzene	180	12.579	12.579	0.000	94	313855	25.0	23.5	
120 Hexachlorobutadiene	225	12.688	12.688	0.000	96	127187	25.0	20.8	
121 Naphthalene	128	12.792	12.798	-0.006	97	824824	25.0	23.1	
122 1,2,3-Trichlorobenzene	180	12.999	12.999	0.000	96	303015	25.0	23.4	

QC Flag Legend

Processing Flags

Review Flags

M - Manually Integrated

Reagents:

8260 CORP mix_00214	Amount Added: 12.50	Units: uL	
GAS CORP mix_00473	Amount Added: 12.50	Units: uL	
N 8260 IS_00222	Amount Added: 1.00	Units: uL	Run Reagent
N_8260_Surr_00425	Amount Added: 1.00	Units: uL	Run Reagent

Report Date: 28-Sep-2021 09:21:27 Chrom Revision: 2.3 13-May-2021 07:57:40

Eurofins TestAmerica, Buffalo

Data File: \\chromfs\Buffalo\ChromData\HP5973N\20210927-101231.b\N6809.D

Injection Date: 27-Sep-2021 10:22:30 Instrument ID: HP5973N Operator ID: wd

Lims ID: LCS Worklist Smp#: 5

Client ID:

Purge Vol: 5.000 mL Dil. Factor: 1.0000 ALS Bottle#: 4

Method: N-8260 Limit Group: MV - 8260C ICAL

Column: ZB-624 (0.18 mm)

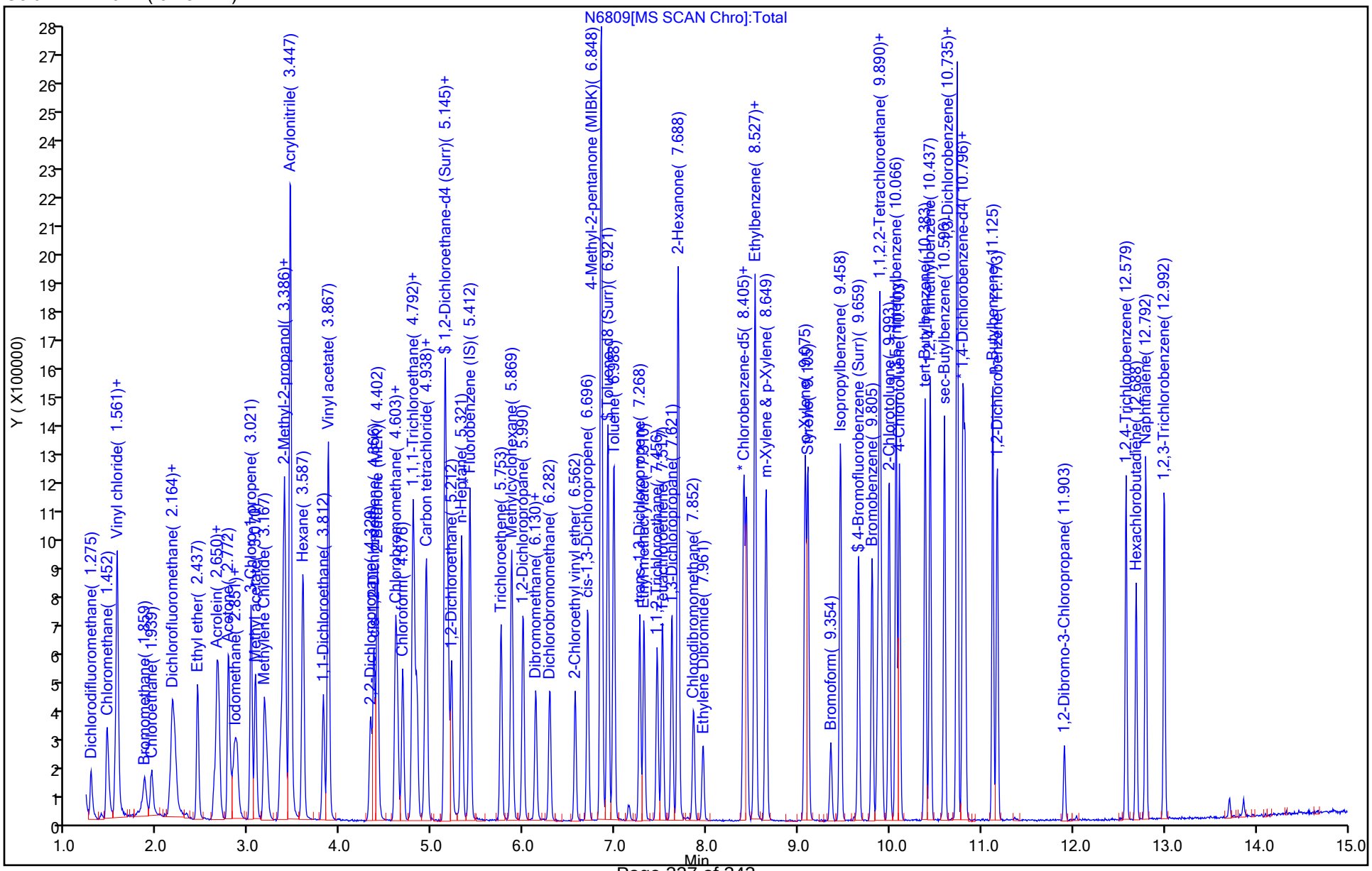

FORM I
GC/MS VOA ORGANICS ANALYSIS DATA SHEET

Lab Name: Eurofins TestAmerica, Buffalo Job No.: 480-189828-1

SDG No.:

Client Sample ID: Lab Sample ID: LCS 480-598115/5

Matrix: Water Lab File ID: N6872.D

Analysis Method: 8260C Date Collected:

Sample wt/vol: 5(mL) Date Analyzed: 09/28/2021 11:17

Soil Aliquot Vol: Dilution Factor: 1

Soil Extract Vol.: GC Column: ZB-624 (20) ID: 0.18(mm)

% Moisture: Level: (low/med) Low

Analysis Batch No.: 598115 Units: ug/L

CAS NO.	COMPOUND NAME	RESULT	Q	RL	MDL
71-55-6	1,1,1-Trichloroethane	26.0		1.0	0.82
79-34-5	1,1,2,2-Tetrachloroethane	22.8		1.0	0.21
79-00-5	1,1,2-Trichloroethane	23.6		1.0	0.23
76-13-1	1,1,2-Trichloro-1,2,2-trifluoroethane	21.4		1.0	0.31
75-34-3	1,1-Dichloroethane	24.4		1.0	0.38
75-35-4	1,1-Dichloroethene	22.2		1.0	0.29
120-82-1	1,2,4-Trichlorobenzene	27.2		1.0	0.41
96-12-8	1,2-Dibromo-3-Chloropropane	25.2		1.0	0.39
95-50-1	1,2-Dichlorobenzene	24.4		1.0	0.79
107-06-2	1,2-Dichloroethane	24.5		1.0	0.21
78-87-5	1,2-Dichloropropane	23.2		1.0	0.72
541-73-1	1,3-Dichlorobenzene	24.6		1.0	0.78
106-46-7	1,4-Dichlorobenzene	24.8		1.0	0.84
78-93-3	2-Butanone (MEK)	114		10	1.3
591-78-6	2-Hexanone	111		5.0	1.2
108-10-1	4-Methyl-2-pentanone (MIBK)	116		5.0	2.1
67-64-1	Acetone	123		10	3.0
71-43-2	Benzene	23.2		1.0	0.41
75-27-4	Bromodichloromethane	26.9		1.0	0.39
75-25-2	Bromoform	29.8		1.0	0.26
74-83-9	Bromomethane	20.9		1.0	0.69
75-15-0	Carbon disulfide	23.3		1.0	0.19
56-23-5	Carbon tetrachloride	28.7		1.0	0.27
108-90-7	Chlorobenzene	23.3		1.0	0.75
124-48-1	Dibromochloromethane	27.9		1.0	0.32
75-00-3	Chloroethane	23.1		1.0	0.32
67-66-3	Chloroform	23.0		1.0	0.34
74-87-3	Chloromethane	20.9		1.0	0.35
156-59-2	cis-1,2-Dichloroethene	24.0		1.0	0.81
10061-01-5	cis-1,3-Dichloropropene	27.0		1.0	0.36
110-82-7	Cyclohexane	22.5		1.0	0.18
75-71-8	Dichlorodifluoromethane	20.3		1.0	0.68
100-41-4	Ethylbenzene	23.7		1.0	0.74
106-93-4	1,2-Dibromoethane	24.1		1.0	0.73
98-82-8	Isopropylbenzene	25.0		1.0	0.79

FORM I
GC/MS VOA ORGANICS ANALYSIS DATA SHEET

Lab Name: Eurofins TestAmerica, Buffalo
Job No.: 480-189828-1
SDG No.:
Client Sample ID:
Lab Sample ID: LCS 480-598115/5
Matrix: Water
Lab File ID: N6872.D
Analysis Method: 8260C
Date Collected:
Sample wt/vol: 5(mL)
Date Analyzed: 09/28/2021 11:17
Soil Aliquot Vol:
Dilution Factor: 1
Soil Extract Vol.:
GC Column: ZB-624 (20) ID: 0.18(mm)
% Moisture:
Level: (low/med) Low
Analysis Batch No.: 598115
Units: ug/L

CAS NO.	COMPOUND NAME	RESULT	Q	RL	MDL
79-20-9	Methyl acetate	44.5		2.5	1.3
1634-04-4	Methyl tert-butyl ether	24.9		1.0	0.16
108-87-2	Methylcyclohexane	21.5		1.0	0.16
75-09-2	Methylene Chloride	24.7		1.0	0.44
100-42-5	Styrene	24.1		1.0	0.73
127-18-4	Tetrachloroethene	23.5		1.0	0.36
108-88-3	Toluene	23.7		1.0	0.51
156-60-5	trans-1,2-Dichloroethene	24.1		1.0	0.90
10061-02-6	trans-1,3-Dichloropropene	25.7		1.0	0.37
79-01-6	Trichloroethene	24.7		1.0	0.46
75-69-4	Trichlorofluoromethane	20.6		1.0	0.88
75-01-4	Vinyl chloride	21.7		1.0	0.90
1330-20-7	Xylenes, Total	49.8		2.0	0.66

CAS NO.	SURROGATE	%REC	Q	LIMITS
2037-26-5	Toluene-d8 (Surr)	102		80-120
17060-07-0	1,2-Dichloroethane-d4 (Surr)	102		77-120
460-00-4	4-Bromofluorobenzene (Surr)	105		73-120
1868-53-7	Dibromofluoromethane (Surr)	101		75-123

Eurofins TestAmerica, Buffalo
Target Compound Quantitation Report

Data File: \\chromfs\Buffalo\ChromData\HP5973N\20210928-101259.b\N6872.D
Lims ID: LCS
Client ID:
Sample Type: LCS
Inject. Date: 28-Sep-2021 11:17:30 ALS Bottle#: 5 Worklist Smp#: 5
Purge Vol: 5.000 mL Dil. Factor: 1.0000
Sample Info: LCS
Misc. Info.: 480-0101259-005
Operator ID: OI Instrument ID: HP5973N

Method: \\chromfs\Buffalo\ChromData\HP5973N\20210928-101259.b\N-8260.m
Limit Group: MV - 8260C ICAL
Last Update: 28-Sep-2021 12:41:16 Calib Date: 21-Sep-2021 20:05:30
Integrator: RTE ID Type: Deconvolution ID
Quant Method: Internal Standard Quant By: Initial Calibration
Last ICal File: \\chromfs\Buffalo\ChromData\HP5973N\20210921-101109.b\N6474.D

Column 1 : ZB-624 (0.18 mm) Det: MS SCAN
Process Host: CTX1658

First Level Reviewer: izquierdoo Date: 28-Sep-2021 12:41:16

Compound	Sig	RT (min.)	Adj RT (min.)	Dlt RT (min.)	Q	Response	Cal Amt ug/L	OnCol Amt ug/L	Flags
* 147 Fluorobenzene (IS)	70	5.412	5.412	0.000	98	167264	25.0	25.0	
* 2 Chlorobenzene-d5	117	8.399	8.399	0.000	88	664400	25.0	25.0	
* 3 1,4-Dichlorobenzene-d4	152	10.796	10.796	0.000	95	348318	25.0	25.0	
$ 148 Dibromofluoromethane (Surr)	113	4.834	4.834	0.000	93	229467	25.0	25.1	
$ 5 1,2-Dichloroethane-d4 (Surr)	65	5.139	5.138	0.001	64	299900	25.0	25.4	
$ 6 Toluene-d8 (Surr)	98	6.921	6.921	0.000	96	837815	25.0	25.4	
$ 7 4-Bromofluorobenzene (Surr)	174	9.659	9.659	0.000	93	262579	25.0	26.2	
11 Dichlorodifluoromethane	85	1.276	1.275	0.001	98	160646	25.0	20.3	
13 Chloromethane	50	1.452	1.452	0.000	99	488655	25.0	20.9	
14 Vinyl chloride	62	1.543	1.543	0.000	97	287194	25.0	21.7	
144 Butadiene	54	1.561	1.561	0.000	97	412197	25.0	21.7	
15 Bromomethane	94	1.853	1.847	0.006	93	150726	25.0	20.9	
16 Chloroethane	64	1.933	1.938	-0.005	93	170231	25.0	23.1	
17 Dichlorofluoromethane	67	2.158	2.164	-0.006	95	359566	25.0	22.1	
18 Trichlorofluoromethane	101	2.170	2.170	0.000	64	283742	25.0	20.6	
19 Ethyl ether	59	2.437	2.437	0.000	91	306585	25.0	23.9	
20 Acrolein	56	2.614	2.620	-0.006	99	109855	125.0	103.3	
21 112TCTFE	101	2.656	2.656	0.000	69	171386	25.0	21.4	
22 1,1-Dichloroethene	96	2.656	2.675	-0.019	90	172967	25.0	22.2	
23 Acetone	43	2.772	2.778	-0.006	97	953167	125.0	122.9	
24 Iodomethane	142	2.815	2.839	-0.024	97	349835	25.0	24.6	
25 Carbon disulfide	76	2.857	2.869	-0.012	99	600641	25.0	23.3	
27 3-Chloro-1-propene	41	3.021	3.021	0.000	86	685302	25.0	25.3	
28 Methyl acetate	43	3.070	3.070	0.000	99	824571	50.0	44.5	
30 Methylene Chloride	84	3.168	3.192	-0.024	87	222068	25.0	24.7	
31 2-Methyl-2-propanol	59	3.344	3.344	0.000	97	456127	250.0	281.7	
32 Methyl tert-butyl ether	73	3.380	3.380	0.000	90	696591	25.0	24.9	
33 trans-1,2-Dichloroethene	96	3.393	3.392	0.001	90	219503	25.0	24.1	
34 Acrylonitrile	53	3.453	3.453	0.000	97	2012284	250.0	225.0	
35 Hexane	57	3.593	3.587	0.006	96	420431	25.0	20.6	
36 1,1-Dichloroethane	63	3.812	3.812	0.000	96	499055	25.0	24.4	

Compound	Sig	RT (min.)	Adj RT (min.)	Dlt RT (min.)	Q	Response	Cal Amt ug/L	OnCol Amt ug/L	Flags
39 Vinyl acetate	43	3.867	3.867	0.000	96	2283971	50.0	58.3	
42 2,2-Dichloropropane	77	4.329	4.329	0.000	79	229105	25.0	31.1	
43 cis-1,2-Dichloroethene	96	4.366	4.366	0.000	87	241978	25.0	24.0	
44 2-Butanone (MEK)	43	4.402	4.402	0.000	95	1381764	125.0	114.1	
47 Chlorobromomethane	128	4.603	4.603	0.000	83	131929	25.0	24.2	
49 Tetrahydrofuran	42	4.615	4.621	-0.006	92	361472	50.0	44.1	
50 Chloroform	83	4.676	4.682	-0.006	94	391059	25.0	23.0	
51 1,1,1-Trichloroethane	97	4.786	4.792	-0.006	93	320128	25.0	26.0	
52 Cyclohexane	56	4.792	4.798	-0.006	94	534058	25.0	22.5	
53 Carbon tetrachloride	117	4.926	4.919	0.007	93	286789	25.0	28.7	
54 1,1-Dichloropropene	75	4.938	4.938	0.000	81	288192	25.0	23.8	
55 Benzene	78	5.139	5.145	-0.006	89	874741	25.0	23.2	
56 Isobutyl alcohol	43	5.169	5.169	0.000	96	653171	625.0	768.6	
57 1,2-Dichloroethane	62	5.212	5.211	0.001	94	433624	25.0	24.5	
59 n-Heptane	43	5.321	5.321	0.000	94	579331	25.0	21.6	
60 Trichloroethene	95	5.753	5.753	0.000	92	230464	25.0	24.7	
62 Methylcyclohexane	83	5.869	5.868	0.001	90	313024	25.0	21.5	
63 1,2-Dichloropropane	63	5.990	5.990	0.000	86	276717	25.0	23.2	
64 Dibromomethane	93	6.130	6.130	0.000	92	156893	25.0	24.7	
66 1,4-Dioxane	88	6.142	6.142	0.006	38	41238	500.0	426.1	M
67 Dichlorobromomethane	83	6.288	6.288	0.000	95	296630	25.0	26.9	
69 2-Chloroethyl vinyl ether	63	6.562	6.562	0.000	81	182174	25.0	25.1	
71 cis-1,3-Dichloropropene	75	6.702	6.696	0.006	84	363167	25.0	27.0	
72 4-Methyl-2-pentanone (MIBK)	58	6.842	6.848	-0.006	96	786423	125.0	115.8	
73 Toluene	92	6.982	6.982	0.000	97	569875	25.0	23.7	
75 trans-1,3-Dichloropropene	75	7.268	7.268	0.000	90	332357	25.0	25.7	
77 Ethyl methacrylate	69	7.310	7.310	0.000	86	279394	25.0	29.7	
78 1,1,2-Trichloroethane	83	7.456	7.456	0.000	94	167478	25.0	23.6	
79 Tetrachloroethene	166	7.517	7.517	0.000	95	246733	25.0	23.5	
80 1,3-Dichloropropane	76	7.615	7.621	-0.006	87	338358	25.0	23.1	
82 2-Hexanone	43	7.688	7.687	0.001	96	1754786	125.0	110.5	
83 Chlorodibromomethane	129	7.858	7.852	0.006	88	230092	25.0	27.9	
84 Ethylene Dibromide	107	7.955	7.955	0.000	97	208298	25.0	24.1	
85 Chlorobenzene	112	8.430	8.436	-0.006	93	648350	25.0	23.3	
88 Ethylbenzene	91	8.527	8.527	0.000	98	1015587	25.0	23.7	
89 1,1,1,2-Tetrachloroethane	131	8.533	8.533	0.000	91	243782	25.0	28.0	
90 m-Xylene & p-Xylene	106	8.649	8.649	0.000	96	403736	25.0	25.1	
91 o-Xylene	106	9.075	9.075	0.000	97	395177	25.0	24.7	
92 Styrene	104	9.105	9.105	0.000	93	644395	25.0	24.1	
93 Bromoform	173	9.354	9.354	0.000	95	151133	25.0	29.8	
95 Isopropylbenzene	105	9.458	9.458	0.000	96	1019619	25.0	25.0	
97 Bromobenzene	156	9.805	9.805	0.000	85	281614	25.0	25.1	
98 1,1,2,2-Tetrachloroethane	83	9.866	9.865	0.001	94	268095	25.0	22.8	
100 N-Propylbenzene	91	9.884	9.890	-0.006	99	1186440	25.0	24.3	
99 1,2,3-Trichloropropane	110	9.896	9.902	-0.006	93	83984	25.0	22.4	
101 trans-1,4-Dichloro-2-butene	53	9.908	9.908	0.000	82	129922	25.0	24.9	
102 2-Chlorotoluene	126	9.987	9.993	-0.006	95	260015	25.0	24.7	
104 1,3,5-Trimethylbenzene	105	10.066	10.066	0.000	95	862326	25.0	25.8	
105 4-Chlorotoluene	91	10.103	10.103	0.000	97	741114	25.0	24.6	
106 tert-Butylbenzene	134	10.383	10.389	-0.006	95	200170	25.0	26.2	
108 1,2,4-Trimethylbenzene	105	10.437	10.437	0.000	97	882798	25.0	25.1	
109 sec-Butylbenzene	105	10.596	10.595	0.001	95	1087831	25.0	25.1	

Compound	Sig	RT (min.)	Adj RT (min.)	Dlt RT (min.)	Q	Response	Cal Amt ug/L	OnCol Amt ug/L	Flags
110 1,3-Dichlorobenzene	146	10.729	10.729	0.000	97	530057	25.0	24.6	
111 4-Isopropyltoluene	119	10.735	10.735	0.000	98	969744	25.0	25.1	
113 1,4-Dichlorobenzene	146	10.821	10.821	0.001	92	538751	25.0	24.8	
115 n-Butylbenzene	91	11.125	11.125	0.000	98	818839	25.0	24.4	
116 1,2-Dichlorobenzene	146	11.173	11.173	0.000	97	524372	25.0	24.4	
117 1,2-Dibromo-3-Chloropropane	75	11.904	11.903	0.001	78	50594	25.0	25.2	
119 1,2,4-Trichlorobenzene	180	12.579	12.579	0.000	94	381686	25.0	27.2	
120 Hexachlorobutadiene	225	12.688	12.688	0.000	96	152534	25.0	23.7	
121 Naphthalene	128	12.792	12.792	0.000	97	945020	25.0	25.2	
122 1,2,3-Trichlorobenzene	180	12.999	12.998	0.001	97	363346	25.0	26.7	

QC Flag Legend

Processing Flags

Review Flags

M - Manually Integrated

Reagents:

8260 CORP mix_00214	Amount Added: 12.50	Units: uL	
GAS CORP mix_00474	Amount Added: 12.50	Units: uL	
N 8260 IS_00222	Amount Added: 1.00	Units: uL	Run Reagent
N_8260_Surr_00425	Amount Added: 1.00	Units: uL	Run Reagent

Report Date: 28-Sep-2021 12:41:16 Chrom Revision: 2.3 13-May-2021 07:57:40

Eurofins TestAmerica, Buffalo

Data File: \\chromfs\Buffalo\ChromData\HP5973N\20210928-101259.b\N6872.D

Injection Date: 28-Sep-2021 11:17:30 Instrument ID: HP5973N Operator ID: OI

Lims ID: LCS Worklist Smp#: 5

Client ID:

Purge Vol: 5.000 mL Dil. Factor: 1.0000 ALS Bottle#: 5

Method: N-8260 Limit Group: MV - 8260C ICAL

Column: ZB-624 (0.18 mm)

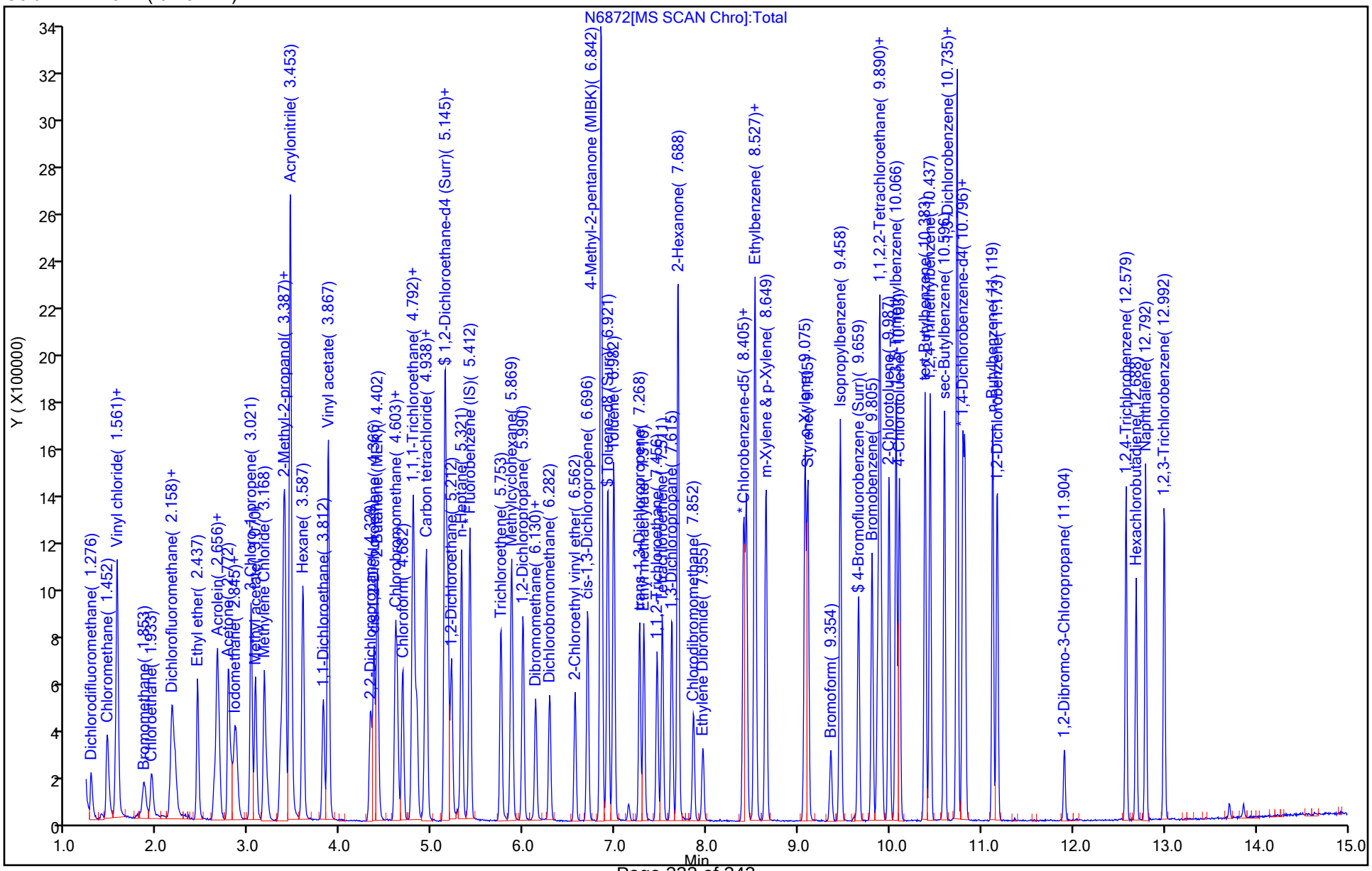

GC/MS VOA ANALYSIS RUN LOG

Lab Name: Eurofins TestAmerica, Buffalo Job No.: 480-189828-1

SDG No.:

Instrument ID: HP5973N Start Date: 09/21/2021 12:16

Analysis Batch Number: 597177 End Date: 09/21/2021 21:38

LAB SAMPLE ID	CLIENT SAMPLE ID	DATE ANALYZED	DILUTION FACTOR	LAB FILE ID	COLUMN ID
BFB 480-597177/5		09/21/2021 12:16	1	N6454.D	ZB-624 (20) 0.18(mm)
IC 480-597177/7		09/21/2021 13:06	1	N6456.D	ZB-624 (20) 0.18(mm)
IC 480-597177/8		09/21/2021 13:29	1	N6457.D	ZB-624 (20) 0.18(mm)
IC 480-597177/9		09/21/2021 13:53	1	N6458.D	ZB-624 (20) 0.18(mm)
IC 480-597177/10		09/21/2021 14:16	1	N6459.D	ZB-624 (20) 0.18(mm)
IC 480-597177/11		09/21/2021 14:40	1	N6460.D	ZB-624 (20) 0.18(mm)
ICIS 480-597177/12		09/21/2021 15:03	1	N6461.D	ZB-624 (20) 0.18(mm)
IC 480-597177/13		09/21/2021 15:26	1	N6462.D	ZB-624 (20) 0.18(mm)
IC 480-597177/14		09/21/2021 15:49	1	N6463.D	ZB-624 (20) 0.18(mm)
MDLV 480-597177/16		09/21/2021 16:36	1		ZB-624 (20) 0.18(mm)
IC 480-597177/19		09/21/2021 17:46	1		ZB-624 (20) 0.18(mm)
IC 480-597177/20		09/21/2021 18:09	1		ZB-624 (20) 0.18(mm)
IC 480-597177/21		09/21/2021 18:32	1		ZB-624 (20) 0.18(mm)
IC 480-597177/22		09/21/2021 18:55	1		ZB-624 (20) 0.18(mm)
IC 480-597177/23		09/21/2021 19:18	1		ZB-624 (20) 0.18(mm)
IC 480-597177/24		09/21/2021 19:42	1		ZB-624 (20) 0.18(mm)
IC 480-597177/25		09/21/2021 20:05	1		ZB-624 (20) 0.18(mm)
MDLV 480-597177/27		09/21/2021 20:51	1		ZB-624 (20) 0.18(mm)
ICV 480-597177/28		09/21/2021 21:15	1	N6477.D	ZB-624 (20) 0.18(mm)
ICV 480-597177/29		09/21/2021 21:38	1		ZB-624 (20) 0.18(mm)

8260C

GC/MS VOA ANALYSIS RUN LOG

Lab Name: Eurofins TestAmerica, Buffalo Job No.: 480-189828-1

SDG No.:

Instrument ID: HP5973N Start Date: 09/27/2021 09:09

Analysis Batch Number: 597968 End Date: 09/27/2021 20:43

LAB SAMPLE ID	CLIENT SAMPLE ID	DATE ANALYZED	DILUTION FACTOR	LAB FILE ID	COLUMN ID
BFB 480-597968/2		09/27/2021 09:09	1	N6806.D	ZB-624 (20) 0.18(mm)
CCVIS 480-597968/3		09/27/2021 09:35	1	N6807.D	ZB-624 (20) 0.18(mm)
CCV 480-597968/4		09/27/2021 09:59	1		ZB-624 (20) 0.18(mm)
LCS 480-597968/5		09/27/2021 10:22	1	N6809.D	ZB-624 (20) 0.18(mm)
RL 480-597968/6		09/27/2021 10:45	1		ZB-624 (20) 0.18(mm)
MB 480-597968/7		09/27/2021 11:08	1	N6811.D	ZB-624 (20) 0.18(mm)
ZZZZZ		09/27/2021 11:51	1		ZB-624 (20) 0.18(mm)
ZZZZZ		09/27/2021 12:14	1		ZB-624 (20) 0.18(mm)
ZZZZZ		09/27/2021 12:37	1		ZB-624 (20) 0.18(mm)
ZZZZZ		09/27/2021 13:00	1		ZB-624 (20) 0.18(mm)
ZZZZZ		09/27/2021 13:24	2		ZB-624 (20) 0.18(mm)
ZZZZZ		09/27/2021 13:47	4		ZB-624 (20) 0.18(mm)
ZZZZZ		09/27/2021 14:10	1		ZB-624 (20) 0.18(mm)
ZZZZZ		09/27/2021 14:33	1		ZB-624 (20) 0.18(mm)
ZZZZZ		09/27/2021 14:56	1		ZB-624 (20) 0.18(mm)
ZZZZZ		09/27/2021 15:19	1		ZB-624 (20) 0.18(mm)
ZZZZZ		09/27/2021 15:42	5		ZB-624 (20) 0.18(mm)
ZZZZZ		09/27/2021 16:05	1		ZB-624 (20) 0.18(mm)
ZZZZZ		09/27/2021 16:29	1		ZB-624 (20) 0.18(mm)
ZZZZZ		09/27/2021 16:52	1		ZB-624 (20) 0.18(mm)
ZZZZZ		09/27/2021 17:15	1		ZB-624 (20) 0.18(mm)
480-189828-1	TB	09/27/2021 17:38	1	N6827.D	ZB-624 (20) 0.18(mm)
ZZZZZ		09/27/2021 18:01	400		ZB-624 (20) 0.18(mm)
480-189828-3	MW-08D-2021	09/27/2021 18:24	2	N6829.D	ZB-624 (20) 0.18(mm)
480-189828-4	OU2-PZ-3-2021	09/27/2021 18:47	1	N6830.D	ZB-624 (20) 0.18(mm)
480-189828-5	MW-08-2021	09/27/2021 19:10	100	N6831.D	ZB-624 (20) 0.18(mm)
ZZZZZ		09/27/2021 19:33	100		ZB-624 (20) 0.18(mm)
ZZZZZ		09/27/2021 19:57	100		ZB-624 (20) 0.18(mm)
ZZZZZ		09/27/2021 20:20	100		ZB-624 (20) 0.18(mm)
ZZZZZ		09/27/2021 20:43	100		ZB-624 (20) 0.18(mm)

8260C

GC/MS VOA ANALYSIS RUN LOG

Lab Name: Eurofins TestAmerica, Buffalo Job No.: 480-189828-1

SDG No.:

Instrument ID: HP5973N Start Date: 09/28/2021 10:06

Analysis Batch Number: 598115 End Date: 09/28/2021 21:46

LAB SAMPLE ID	CLIENT SAMPLE ID	DATE ANALYZED	DILUTION FACTOR	LAB FILE ID	COLUMN ID
BFB 480-598115/2		09/28/2021 10:06	1	N6869.D	ZB-624 (20) 0.18(mm)
CCVIS 480-598115/3		09/28/2021 10:31	1	N6870.D	ZB-624 (20) 0.18(mm)
CCV 480-598115/4		09/28/2021 10:54	1		ZB-624 (20) 0.18(mm)
LCS 480-598115/5		09/28/2021 11:17	1	N6872.D	ZB-624 (20) 0.18(mm)
MB 480-598115/7		09/28/2021 12:02	1	N6874.D	ZB-624 (20) 0.18(mm)
ZZZZZ		09/28/2021 13:40	1		ZB-624 (20) 0.18(mm)
480-189828-2	SB-50-2021	09/28/2021 14:03	2	N6876.D	ZB-624 (20) 0.18(mm)
ZZZZZ		09/28/2021 14:26	200		ZB-624 (20) 0.18(mm)
ZZZZZ		09/28/2021 14:49	1		ZB-624 (20) 0.18(mm)
ZZZZZ		09/28/2021 15:12	125		ZB-624 (20) 0.18(mm)
ZZZZZ		09/28/2021 15:35	40		ZB-624 (20) 0.18(mm)
ZZZZZ		09/28/2021 16:00	1		ZB-624 (20) 0.18(mm)
ZZZZZ		09/28/2021 16:24	8		ZB-624 (20) 0.18(mm)
ZZZZZ		09/28/2021 16:47	5		ZB-624 (20) 0.18(mm)
ZZZZZ		09/28/2021 17:10	4		ZB-624 (20) 0.18(mm)
ZZZZZ		09/28/2021 17:33	8		ZB-624 (20) 0.18(mm)
ZZZZZ		09/28/2021 17:56	1		ZB-624 (20) 0.18(mm)
ZZZZZ		09/28/2021 18:19	1		ZB-624 (20) 0.18(mm)
ZZZZZ		09/28/2021 18:42	40		ZB-624 (20) 0.18(mm)
ZZZZZ		09/28/2021 19:05	40		ZB-624 (20) 0.18(mm)
ZZZZZ		09/28/2021 19:28	10		ZB-624 (20) 0.18(mm)
ZZZZZ		09/28/2021 19:51	10		ZB-624 (20) 0.18(mm)
ZZZZZ		09/28/2021 20:14	10		ZB-624 (20) 0.18(mm)
ZZZZZ		09/28/2021 20:37	10		ZB-624 (20) 0.18(mm)
ZZZZZ		09/28/2021 20:59	10		ZB-624 (20) 0.18(mm)
ZZZZZ		09/28/2021 21:22	10		ZB-624 (20) 0.18(mm)
ZZZZZ		09/28/2021 21:46	10		ZB-624 (20) 0.18(mm)

8260C

GC/MS VOA BATCH WORKSHEET

Lab Name: Eurofins TestAmerica, Buffalo Job No.: 480-189828-1

SDG No.:

Batch Number: 597177 Batch Start Date: 09/21/21 12:16 Batch Analyst: Dahn, William J

Batch Method: 8260C Batch End Date:

Lab Sample ID	Client Sample ID	Method Chain	Basis	InitialAmount	FinalAmount	8260 CORP mix 00214	BFB_WRK 00126	GAS CORP mix 00473	N 8260 IS 00222
BFB 480-597177/5		8260C		1 uL	1 uL		1 uL		
IC 480-597177/7		8260C		5 mL	5 mL	0.5 uL		0.5 uL	1 uL
IC 480-597177/8		8260C		5 mL	5 mL	1 uL		1 uL	1 uL
IC 480-597177/9		8260C		5 mL	5 mL	2 uL		2 uL	1 uL
IC 480-597177/10		8260C		5 mL	5 mL	5 uL		5 uL	1 uL
IC 480-597177/11		8260C		5 mL	5 mL	5 uL		5 uL	1 uL
ICIS 480-597177/12		8260C		5 mL	5 mL	12.5 uL		12.5 uL	1 uL
IC 480-597177/13		8260C		5 mL	5 mL	25 uL		25 uL	1 uL
IC 480-597177/14		8260C		5 mL	5 mL	50 uL		50 uL	1 uL
ICV 480-597177/28		8260C		5 mL	5 mL				1 uL

Lab Sample ID	Client Sample ID	Method Chain	Basis	N_8260_Surr 00425	SS 8260 CORP 00094	SS GAS CORP 00422			
BFB 480-597177/5		8260C							
IC 480-597177/7		8260C		1 uL					
IC 480-597177/8		8260C		1 uL					
IC 480-597177/9		8260C		1 uL					
IC 480-597177/10		8260C		1 uL					
IC 480-597177/11		8260C		1 uL					
ICIS 480-597177/12		8260C		1 uL					
IC 480-597177/13		8260C		1 uL					
IC 480-597177/14		8260C		1 uL					
ICV 480-597177/28		8260C		1 uL	12.5 uL	12.5 uL			

The pound sign (#) in the amount added field denotes that the reagent was used undiluted. All calculations are performed using the stated concentration for this reagent.

GC/MS VOA BATCH WORKSHEET

Lab Name: Eurofins TestAmerica, Buffalo Job No.: 480-189828-1

SDG No.:

Batch Number: 597177 Batch Start Date: 09/21/21 12:16 Batch Analyst: Dahn, William J

Batch Method: 8260C Batch End Date:

Batch Notes	

Basis	Basis Description

The pound sign (#) in the amount added field denotes that the reagent was used undiluted. All calculations are performed using the stated concentration for this reagent.

GC/MS VOA BATCH WORKSHEET

Lab Name: Eurofins TestAmerica, Buffalo Job No.: 480-189828-1

SDG No.:

Batch Number: 597968 Batch Start Date: 09/27/21 09:09 Batch Analyst: Izquierdo, Olivia M

Batch Method: 8260C Batch End Date:

Lab Sample ID	Client Sample ID	Method Chain	Basis	InitialAmount	FinalAmount	Initial pH	8260 CORP mix 00214	BFB_WRK 00126	GAS CORP mix 00473
BFB 480-597968/2		8260C		1 uL	1 uL			1 uL	
CCVIS 480-597968/3		8260C		5 mL	5 mL		12.5 uL		12.5 uL
LCS 480-597968/5		8260C		5 mL	5 mL		12.5 uL		12.5 uL
MB 480-597968/7		8260C		5 mL	5 mL				
480-189828-A-1	TB	8260C	T	5 mL	5 mL	<2 SU			
480-189828-A-3	MW-08D-2021	8260C	T	5 mL	5 mL	<2 SU			
480-189828-A-4	OU2-PZ-3-2021	8260C	T	5 mL	5 mL	<2 SU			
480-189828-A-5	MW-08-2021	8260C	T	5 mL	5 mL	<2 SU			

Lab Sample ID	Client Sample ID	Method Chain	Basis	N 8260 IS 00222	N_8260_Surr 00425	AnalysisComment			
BFB 480-597968/2		8260C							
CCVIS 480-597968/3		8260C		1 uL	1 uL				
LCS 480-597968/5		8260C		1 uL	1 uL				
MB 480-597968/7		8260C		1 uL	1 uL				
480-189828-A-1	TB	8260C	T	1 uL	1 uL				
480-189828-A-3	MW-08D-2021	8260C	T	1 uL	1 uL	Foam			
480-189828-A-4	OU2-PZ-3-2021	8260C	T	1 uL	1 uL				
480-189828-A-5	MW-08-2021	8260C	T	1 uL	1 uL	Targets			

Batch Notes	

Basis	Basis Description
T	Total/NA

The pound sign (#) in the amount added field denotes that the reagent was used undiluted. All calculations are performed using the stated concentration for this reagent.

GC/MS VOA BATCH WORKSHEET

Lab Name: Eurofins TestAmerica, Buffalo Job No.: 480-189828-1

SDG No.:

Batch Number: 598115 Batch Start Date: 09/28/21 10:06 Batch Analyst: Izquierdo, Olivia M

Batch Method: 8260C Batch End Date:

Lab Sample ID	Client Sample ID	Method Chain	Basis	InitialAmount	FinalAmount	ResidualChloCheck	8260 CORP mix 00214	BFB_WRK 00126	GAS CORP mix 00474
BFB 480-598115/2		8260C		1 uL	1 uL			1 uL	
CCVIS 480-598115/3		8260C		5 mL	5 mL		12.5 uL		12.5 uL
LCS 480-598115/5		8260C		5 mL	5 mL		12.5 uL		12.5 uL
MB 480-598115/7		8260C		5 mL	5 mL				
480-189828-B-2	SB-50-2021	8260C	T	5 mL	5 mL	<2			

Lab Sample ID	Client Sample ID	Method Chain	Basis	N 8260 IS 00222	N_8260_Surr 00425	AnalysisComment			
BFB 480-598115/2		8260C							
CCVIS 480-598115/3		8260C		1 uL	1 uL				
LCS 480-598115/5		8260C		1 uL	1 uL				
MB 480-598115/7		8260C		1 uL	1 uL				
480-189828-B-2	SB-50-2021	8260C	T	1 uL	1 uL	Matrix/Targets			

Batch Notes	

Basis	Basis Description
T	Total/NA

The pound sign (#) in the amount added field denotes that the reagent was used undiluted. All calculations are performed using the stated concentration for this reagent.

Shipping and Receiving Documents

TestAmerica Buffalo
10 Hazelwood Drive
Amherst, NY 14228
phone 716.691.2600 fax 716.691.7991

Chain of Custody Record

TestAmerica
THE LEADER IN ENVIRONMENTAL TESTING

Regulatory Program: ☐ DW ☐ NPDES ☐ RCRA ☐ Other:

Client Contact	Project Manager:	Site Contact: Chuck Porreca	Date: 9-20-21	COC No:
Chuck Porreca; Eridania Marte / Ecology and Environment, Inc.	Tel/Fax:	Lab Contact: Orlette Johnson	Carrier: pick-up	____ of ____ COCs
50 Lakefront Blvd Suite 111	Analysis Turnaround Time			Sampler:
Buffalo, NY 14202	☐ CALENDAR DAYS ☑ WORKING DAYS			For Lab Use Only:
716-684-8060	TAT if different from Below ____			Walk-in Client:
Chuck.Porreca@wsp.com Eridania.Marte@wsp.com	☑ 2 weeks			Lab Sampling:
Project Name: Staubs Textile #828160	☐ 1 week			
	☐ 3 days			Job / SDG No.:
Callout ID: 136785	☐ 1 day			

Sample Identification	Sample Date	Sample Time	Sample Type (C=Comp, G=Grab)	Matrix	# of Cont.	Perform MS / MSD (Y / N)	8260C- TCL List	6010C, 7470A	9040C- pH	Sample Specific Notes:
TB-20210920	9-20-21	-	TB	Water	1		X			
SB-50-2021	↓	1250	WG	↓	3		X			
MW-08D-2021	↓	1320	WG	↓	3		X			
OU2-PZ-3-2021	↓	1550	WG	↓	3		X			
MW-08-2021	↓	1620	WG	↓	3		X			
							2	4		

480-189828 Chain of Custody

Preservation Used: 1= Ice, 2= HCl; 3= H2SO4; 4=HNO3; 5=NaOH; 6= Other _____

Possible Hazard Identification:
Are any samples from a listed EPA Hazardous Waste? Please List any EPA Waste Codes for the sample in the Comments Section if the lab is to dispose of the sample.

☑ Non-Hazard ☐ Flammable ☐ Skin Irritant ☐ Poison B ☐ Unknown

Sample Disposal (A fee may be assessed if samples are retained longer than 1 month)

☐ Return to Client ☑ Disposal by Lab ☐ Archive for _____ Months

Special Instructions/QC Requirements & Comments:

3.5 #1

Custody Seals Intact: ☐ Yes ☐ No | Custody Seal No.: | Cooler Temp. (°C): Obs'd:_____ Corr'd:_____ Therm ID No.:_____

Relinquished by:	Company:	Date/Time:	Received by:	Company:	Date/Time:
[signature]	E&E / WSP	9-20-21 1800	[signature]	EFBuf	9-20-21 1800
Relinquished by:	Company:	Date/Time:	Received by:	Company:	Date/Time:
Relinquished by:	Company:	Date/Time:	Received in Laboratory by:	Company:	Date/Time:

Form No. CA-C-WI-002, Rev. 4.3, dated 04/05/2017

Login Sample Receipt Checklist

Client: New York State D.E.C.

Job Number: 480-189828-1

Login Number: 189828
List Number: 1
Creator: Stopa, Erik S

List Source: Eurofins TestAmerica, Buffalo

Question	Answer	Comment
Radioactivity either was not measured or, if measured, is at or below background	True	
The cooler's custody seal, if present, is intact.	True	
The cooler or samples do not appear to have been compromised or tampered with.	True	
Samples were received on ice.	True	
Cooler Temperature is acceptable.	True	
Cooler Temperature is recorded.	True	
COC is present.	True	
COC is filled out in ink and legible.	True	
COC is filled out with all pertinent information.	True	
Is the Field Sampler's name present on COC?	True	
There are no discrepancies between the sample IDs on the containers and the COC.	True	
Samples are received within Holding Time (Excluding tests with immediate HTs)..	True	
Sample containers have legible labels.	True	
Containers are not broken or leaking.	True	
Sample collection date/times are provided.	True	
Appropriate sample containers are used.	True	
Sample bottles are completely filled.	True	
Sample Preservation Verified	True	
There is sufficient vol. for all requested analyses, incl. any requested MS/MSDs	True	
VOA sample vials do not have headspace or bubble is <6mm (1/4") in diameter.	True	
If necessary, staff have been informed of any short hold time or quick TAT needs	True	
Multiphasic samples are not present.	True	
Samples do not require splitting or compositing.	True	
Sampling Company provided.	True	WSP
Samples received within 48 hours of sampling.	True	
Samples requiring field filtration have been filtered in the field.	N/A	
Chlorine Residual checked.	N/A	

eurofins | Environment Testing America

ANALYTICAL REPORT

Job Number: 480-189890-1

Job Description: Staubs Textile #828160

Contract Number: C100700

For:
New York State D.E.C.
625 Broadway
12th Floor
Albany, NY 12233-7017

Attention: Robert Strang

Approved for release.
Wyatt B Watson
Project Management Assistant I
9/30/2021 3:38 PM

Designee for
Orlette S Johnson, Senior Project Manager
10 Hazelwood Drive, Amherst, NY, 14228-2298
(484)685-0864
Orlette.Johnson@Eurofinset.com
09/30/2021

Table of Contents

Table of Contents

Job Narrative
480-189890-1

Comments
No additional comments.

Receipt
The samples were received on 9/21/2021 6:00 PM. Unless otherwise noted below, the samples arrived in good condition, and where required, properly preserved and on ice. The temperature of the cooler at receipt was 4.2º C.

GC/MS VOA
Method 8260C: The following samples were diluted to bring the concentration of target analytes within the calibration range: MW-09-2021 (480-189890-5), MW-09-2021 (480-189890-5[MS]), MW-09-2021 (480-189890-5[MSD]), MW-07-2021 (480-189890-7) and MW-05-2021 (480-189890-8). Elevated reporting limits (RLs) are provided.

Method 8260C: The following volatiles sample were diluted due to foaming at the time of purging during the original sample analysis: MW-01-2021 (480-189890-3) and MW-01-2021Q (480-189890-4). Elevated reporting limits (RLs) are provided.

Method 8260C: The continuing calibration verification (CCVIS) associated with batch 480-597970 recovered outside acceptance criteria, low biased, for Carbon disulfide, Carbon tetrachloride, 1,1-Dichloroethene and Methyl tert-butyl ether. A reporting limit (RL) standard was analyzed, and the target analytes were detected. Since the associated samples were non-detect for this analyte, the data have been reported. The associated samples are: TB-20210921 (480-189890-1), RB-20210920 (480-189890-2), MW-01-2021 (480-189890-3), MW-01-2021Q (480-189890-4), MW-09-2021 (480-189890-5), RB-092121 (480-189890-6), MW-07-2021 (480-189890-7) and MW-05-2021 (480-189890-8).

Method 8260C: The continuing calibration verification (CCVIS) associated with batch 480-597970 recovered outside acceptance criteria, low biased, for Chloroform. A reporting limit (RL) standard was analyzed, and the target analyte was detected. Since the associated samples were non-detect for this analyte, the data have been reported. The associated samples are: TB-20210921 (480-189890-1), RB-20210920 (480-189890-2), MW-09-2021 (480-189890-5), RB-092121 (480-189890-6), MW-07-2021 (480-189890-7) and MW-05-2021 (480-189890-8).

Method 8260C: The continuing calibration verification (CCVIS) analyzed in batch 480-597970 was outside the method criteria for the following analyte: Chloroform. A CCVIS standard at or below the reporting limit (RL) was analyzed with the affected samples and found to be acceptable. As indicated in the reference method, sample analysis may proceed; however, any detection for the affected analyte is considered estimated. The associated samples are: MW-01-2021 (480-189890-3) and MW-01-2021Q (480-189890-4).

No additional analytical or quality issues were noted, other than those described above or in the Definitions/Glossary page.

Sample Summary

Client: New York State D.E.C.
Project/Site: Staubs Textile #828160

Job ID: 480-189890-1

Lab Sample ID	Client Sample ID	Matrix	Collected	Received
480-189890-1	TB-20210921	Water	09/21/21 00:00	09/21/21 18:00
480-189890-2	RB-20210920	Water	09/21/21 09:15	09/21/21 18:00
480-189890-3	MW-01-2021	Water	09/21/21 12:30	09/21/21 18:00
480-189890-4	MW-01-2021Q	Water	09/21/21 12:30	09/21/21 18:00
480-189890-5	MW-09-2021	Water	09/21/21 13:35	09/21/21 18:00
480-189890-6	RB-092121	Water	09/21/21 14:00	09/21/21 18:00
480-189890-7	MW-07-2021	Water	09/21/21 15:33	09/21/21 18:00
480-189890-8	MW-05-2021	Water	09/21/21 15:50	09/21/21 18:00

Detection Summary

Client: New York State D.E.C.
Project/Site: Staubs Textile #828160

Job ID: 480-189890-1

Client Sample ID: TB-20210921 — Lab Sample ID: 480-189890-1

No Detections.

Client Sample ID: RB-20210920 — Lab Sample ID: 480-189890-2

Analyte	Result	Qualifier	RL	MDL	Unit	Dil Fac	D	Method	Prep Type
cis-1,2-Dichloroethene	1.2		1.0	0.81	ug/L	1		8260C	Total/NA
Tetrachloroethene	0.55	J	1.0	0.36	ug/L	1		8260C	Total/NA

Client Sample ID: MW-01-2021 — Lab Sample ID: 480-189890-3

Analyte	Result	Qualifier	RL	MDL	Unit	Dil Fac	D	Method	Prep Type
Chloroform	4.9		2.0	0.68	ug/L	2		8260C	Total/NA
Cyclohexane	1.5	J	2.0	0.36	ug/L	2		8260C	Total/NA
Isopropylbenzene	3.1		2.0	1.6	ug/L	2		8260C	Total/NA
Methylcyclohexane	5.2		2.0	0.32	ug/L	2		8260C	Total/NA
Tetrachloroethene	1.5	J	2.0	0.72	ug/L	2		8260C	Total/NA

Client Sample ID: MW-01-2021Q — Lab Sample ID: 480-189890-4

Analyte	Result	Qualifier	RL	MDL	Unit	Dil Fac	D	Method	Prep Type
Chloroform	4.6		2.0	0.68	ug/L	2		8260C	Total/NA
Cyclohexane	1.8	J	2.0	0.36	ug/L	2		8260C	Total/NA
Isopropylbenzene	3.2		2.0	1.6	ug/L	2		8260C	Total/NA
Methylcyclohexane	5.1		2.0	0.32	ug/L	2		8260C	Total/NA
Tetrachloroethene	1.4	J	2.0	0.72	ug/L	2		8260C	Total/NA

Client Sample ID: MW-09-2021 — Lab Sample ID: 480-189890-5

Analyte	Result	Qualifier	RL	MDL	Unit	Dil Fac	D	Method	Prep Type
cis-1,2-Dichloroethene	2200		80	65	ug/L	80		8260C	Total/NA
Tetrachloroethene	770		80	29	ug/L	80		8260C	Total/NA
Trichloroethene	440		80	37	ug/L	80		8260C	Total/NA
Vinyl chloride	330		80	72	ug/L	80		8260C	Total/NA

Client Sample ID: RB-092121 — Lab Sample ID: 480-189890-6

No Detections.

Client Sample ID: MW-07-2021 — Lab Sample ID: 480-189890-7

Analyte	Result	Qualifier	RL	MDL	Unit	Dil Fac	D	Method	Prep Type
cis-1,2-Dichloroethene	15000		400	320	ug/L	400		8260C	Total/NA
Tetrachloroethene	6100		400	140	ug/L	400		8260C	Total/NA
Trichloroethene	4600		400	180	ug/L	400		8260C	Total/NA
Vinyl chloride	870		400	360	ug/L	400		8260C	Total/NA

Client Sample ID: MW-05-2021 — Lab Sample ID: 480-189890-8

Analyte	Result	Qualifier	RL	MDL	Unit	Dil Fac	D	Method	Prep Type
cis-1,2-Dichloroethene	14000		1000	810	ug/L	1000		8260C	Total/NA
Tetrachloroethene	63000		1000	360	ug/L	1000		8260C	Total/NA
Trichloroethene	4400		1000	460	ug/L	1000		8260C	Total/NA

This Detection Summary does not include radiochemical test results.

Method Summary

Client: New York State D.E.C.
Project/Site: Staubs Textile #828160

Job ID: 480-189890-1

Method	Method Description	Protocol	Laboratory
8260C	Volatile Organic Compounds by GC/MS	SW846	TAL BUF
5030C	Purge and Trap	SW846	TAL BUF

Protocol References:

SW846 = "Test Methods For Evaluating Solid Waste, Physical/Chemical Methods", Third Edition, November 1986 And Its Updates.

Laboratory References:

TAL BUF = Eurofins TestAmerica, Buffalo, 10 Hazelwood Drive, Amherst, NY 14228-2298, TEL (716)691-2600

Client Sample Results

Client: New York State D.E.C.
Project/Site: Staubs Textile #828160

Job ID: 480-189890-1

Client Sample ID: TB-20210921

Date Collected: 09/21/21 00:00
Date Received: 09/21/21 18:00

Lab Sample ID: 480-189890-1

Matrix: Water

Method: 8260C - Volatile Organic Compounds by GC/MS

Analyte	Result	Qualifier	RL	MDL	Unit	D	Prepared	Analyzed	Dil Fac
1,1,1-Trichloroethane	ND		1.0	0.82	ug/L			09/27/21 12:36	1
1,1,2,2-Tetrachloroethane	ND		1.0	0.21	ug/L			09/27/21 12:36	1
1,1,2-Trichloroethane	ND		1.0	0.23	ug/L			09/27/21 12:36	1
1,1,2-Trichloro-1,2,2-trifluoroethane	ND		1.0	0.31	ug/L			09/27/21 12:36	1
1,1-Dichloroethane	ND		1.0	0.38	ug/L			09/27/21 12:36	1
1,1-Dichloroethene	ND		1.0	0.29	ug/L			09/27/21 12:36	1
1,2,4-Trichlorobenzene	ND		1.0	0.41	ug/L			09/27/21 12:36	1
1,2-Dibromo-3-Chloropropane	ND		1.0	0.39	ug/L			09/27/21 12:36	1
1,2-Dichlorobenzene	ND		1.0	0.79	ug/L			09/27/21 12:36	1
1,2-Dichloroethane	ND		1.0	0.21	ug/L			09/27/21 12:36	1
1,2-Dichloropropane	ND		1.0	0.72	ug/L			09/27/21 12:36	1
1,3-Dichlorobenzene	ND		1.0	0.78	ug/L			09/27/21 12:36	1
1,4-Dichlorobenzene	ND		1.0	0.84	ug/L			09/27/21 12:36	1
2-Butanone (MEK)	ND		10	1.3	ug/L			09/27/21 12:36	1
2-Hexanone	ND		5.0	1.2	ug/L			09/27/21 12:36	1
4-Methyl-2-pentanone (MIBK)	ND		5.0	2.1	ug/L			09/27/21 12:36	1
Acetone	ND		10	3.0	ug/L			09/27/21 12:36	1
Benzene	ND		1.0	0.41	ug/L			09/27/21 12:36	1
Bromodichloromethane	ND		1.0	0.39	ug/L			09/27/21 12:36	1
Bromoform	ND		1.0	0.26	ug/L			09/27/21 12:36	1
Bromomethane	ND		1.0	0.69	ug/L			09/27/21 12:36	1
Carbon disulfide	ND		1.0	0.19	ug/L			09/27/21 12:36	1
Carbon tetrachloride	ND		1.0	0.27	ug/L			09/27/21 12:36	1
Chlorobenzene	ND		1.0	0.75	ug/L			09/27/21 12:36	1
Dibromochloromethane	ND		1.0	0.32	ug/L			09/27/21 12:36	1
Chloroethane	ND		1.0	0.32	ug/L			09/27/21 12:36	1
Chloroform	ND		1.0	0.34	ug/L			09/27/21 12:36	1
Chloromethane	ND		1.0	0.35	ug/L			09/27/21 12:36	1
cis-1,2-Dichloroethene	ND		1.0	0.81	ug/L			09/27/21 12:36	1
cis-1,3-Dichloropropene	ND		1.0	0.36	ug/L			09/27/21 12:36	1
Cyclohexane	ND		1.0	0.18	ug/L			09/27/21 12:36	1
Dichlorodifluoromethane	ND		1.0	0.68	ug/L			09/27/21 12:36	1
Ethylbenzene	ND		1.0	0.74	ug/L			09/27/21 12:36	1
1,2-Dibromoethane	ND		1.0	0.73	ug/L			09/27/21 12:36	1
Isopropylbenzene	ND		1.0	0.79	ug/L			09/27/21 12:36	1
Methyl acetate	ND		2.5	1.3	ug/L			09/27/21 12:36	1
Methyl tert-butyl ether	ND		1.0	0.16	ug/L			09/27/21 12:36	1
Methylcyclohexane	ND		1.0	0.16	ug/L			09/27/21 12:36	1
Methylene Chloride	ND		1.0	0.44	ug/L			09/27/21 12:36	1
Styrene	ND		1.0	0.73	ug/L			09/27/21 12:36	1
Tetrachloroethene	ND		1.0	0.36	ug/L			09/27/21 12:36	1
Toluene	ND		1.0	0.51	ug/L			09/27/21 12:36	1
trans-1,2-Dichloroethene	ND		1.0	0.90	ug/L			09/27/21 12:36	1
trans-1,3-Dichloropropene	ND		1.0	0.37	ug/L			09/27/21 12:36	1
Trichloroethene	ND		1.0	0.46	ug/L			09/27/21 12:36	1
Trichlorofluoromethane	ND		1.0	0.88	ug/L			09/27/21 12:36	1
Vinyl chloride	ND		1.0	0.90	ug/L			09/27/21 12:36	1
Xylenes, Total	ND		2.0	0.66	ug/L			09/27/21 12:36	1

Client Sample ID: TB-20210921

Lab Sample ID: 480-189890-1

Date Collected: 09/21/21 00:00
Matrix: Water
Date Received: 09/21/21 18:00

Surrogate	*%Recovery*	*Qualifier*	*Limits*	*Prepared*	*Analyzed*	*Dil Fac*
Toluene-d8 (Surr)	*101*		*80 - 120*		*09/27/21 12:36*	*1*
1,2-Dichloroethane-d4 (Surr)	*105*		*77 - 120*		*09/27/21 12:36*	*1*
4-Bromofluorobenzene (Surr)	*96*		*73 - 120*		*09/27/21 12:36*	*1*
Dibromofluoromethane (Surr)	*102*		*75 - 123*		*09/27/21 12:36*	*1*

Client Sample ID: RB-20210920

Lab Sample ID: 480-189890-2

Date Collected: 09/21/21 09:15
Matrix: Water
Date Received: 09/21/21 18:00

Method: 8260C - Volatile Organic Compounds by GC/MS

Analyte	Result	Qualifier	RL	MDL	Unit	D	Prepared	Analyzed	Dil Fac
1,1,1-Trichloroethane	ND		1.0	0.82	ug/L			09/27/21 12:59	1
1,1,2,2-Tetrachloroethane	ND		1.0	0.21	ug/L			09/27/21 12:59	1
1,1,2-Trichloroethane	ND		1.0	0.23	ug/L			09/27/21 12:59	1
1,1,2-Trichloro-1,2,2-trifluoroethane	ND		1.0	0.31	ug/L			09/27/21 12:59	1
1,1-Dichloroethane	ND		1.0	0.38	ug/L			09/27/21 12:59	1
1,1-Dichloroethene	ND		1.0	0.29	ug/L			09/27/21 12:59	1
1,2,4-Trichlorobenzene	ND		1.0	0.41	ug/L			09/27/21 12:59	1
1,2-Dibromo-3-Chloropropane	ND		1.0	0.39	ug/L			09/27/21 12:59	1
1,2-Dichlorobenzene	ND		1.0	0.79	ug/L			09/27/21 12:59	1
1,2-Dichloroethane	ND		1.0	0.21	ug/L			09/27/21 12:59	1
1,2-Dichloropropane	ND		1.0	0.72	ug/L			09/27/21 12:59	1
1,3-Dichlorobenzene	ND		1.0	0.78	ug/L			09/27/21 12:59	1
1,4-Dichlorobenzene	ND		1.0	0.84	ug/L			09/27/21 12:59	1
2-Butanone (MEK)	ND		10	1.3	ug/L			09/27/21 12:59	1
2-Hexanone	ND		5.0	1.2	ug/L			09/27/21 12:59	1
4-Methyl-2-pentanone (MIBK)	ND		5.0	2.1	ug/L			09/27/21 12:59	1
Acetone	ND		10	3.0	ug/L			09/27/21 12:59	1
Benzene	ND		1.0	0.41	ug/L			09/27/21 12:59	1
Bromodichloromethane	ND		1.0	0.39	ug/L			09/27/21 12:59	1
Bromoform	ND		1.0	0.26	ug/L			09/27/21 12:59	1
Bromomethane	ND		1.0	0.69	ug/L			09/27/21 12:59	1
Carbon disulfide	ND		1.0	0.19	ug/L			09/27/21 12:59	1
Carbon tetrachloride	ND		1.0	0.27	ug/L			09/27/21 12:59	1
Chlorobenzene	ND		1.0	0.75	ug/L			09/27/21 12:59	1
Dibromochloromethane	ND		1.0	0.32	ug/L			09/27/21 12:59	1
Chloroethane	ND		1.0	0.32	ug/L			09/27/21 12:59	1
Chloroform	ND		1.0	0.34	ug/L			09/27/21 12:59	1
Chloromethane	ND		1.0	0.35	ug/L			09/27/21 12:59	1
cis-1,2-Dichloroethene	**1.2**		1.0	0.81	ug/L			09/27/21 12:59	1
cis-1,3-Dichloropropene	ND		1.0	0.36	ug/L			09/27/21 12:59	1
Cyclohexane	ND		1.0	0.18	ug/L			09/27/21 12:59	1
Dichlorodifluoromethane	ND		1.0	0.68	ug/L			09/27/21 12:59	1
Ethylbenzene	ND		1.0	0.74	ug/L			09/27/21 12:59	1
1,2-Dibromoethane	ND		1.0	0.73	ug/L			09/27/21 12:59	1
Isopropylbenzene	ND		1.0	0.79	ug/L			09/27/21 12:59	1
Methyl acetate	ND		2.5	1.3	ug/L			09/27/21 12:59	1
Methyl tert-butyl ether	ND		1.0	0.16	ug/L			09/27/21 12:59	1
Methylcyclohexane	ND		1.0	0.16	ug/L			09/27/21 12:59	1
Methylene Chloride	ND		1.0	0.44	ug/L			09/27/21 12:59	1

Client Sample ID: RB-20210920

Lab Sample ID: 480-189890-2

Date Collected: 09/21/21 09:15
Matrix: Water
Date Received: 09/21/21 18:00

Method: 8260C - Volatile Organic Compounds by GC/MS (Continued)

Analyte	Result	Qualifier	RL	MDL	Unit	D	Prepared	Analyzed	Dil Fac
Styrene	ND		1.0	0.73	ug/L			09/27/21 12:59	1
Tetrachloroethene	**0.55**	**J**	1.0	0.36	ug/L			09/27/21 12:59	1
Toluene	ND		1.0	0.51	ug/L			09/27/21 12:59	1
trans-1,2-Dichloroethene	ND		1.0	0.90	ug/L			09/27/21 12:59	1
trans-1,3-Dichloropropene	ND		1.0	0.37	ug/L			09/27/21 12:59	1
Trichloroethene	ND		1.0	0.46	ug/L			09/27/21 12:59	1
Trichlorofluoromethane	ND		1.0	0.88	ug/L			09/27/21 12:59	1
Vinyl chloride	ND		1.0	0.90	ug/L			09/27/21 12:59	1
Xylenes, Total	ND		2.0	0.66	ug/L			09/27/21 12:59	1

Surrogate	*%Recovery*	*Qualifier*	*Limits*	*Prepared*	*Analyzed*	*Dil Fac*
Toluene-d8 (Surr)	*103*		*80 - 120*		*09/27/21 12:59*	*1*
1,2-Dichloroethane-d4 (Surr)	*107*		*77 - 120*		*09/27/21 12:59*	*1*
4-Bromofluorobenzene (Surr)	*98*		*73 - 120*		*09/27/21 12:59*	*1*
Dibromofluoromethane (Surr)	*108*		*75 - 123*		*09/27/21 12:59*	*1*

Client Sample ID: MW-01-2021

Lab Sample ID: 480-189890-3

Date Collected: 09/21/21 12:30
Matrix: Water
Date Received: 09/21/21 18:00

Method: 8260C - Volatile Organic Compounds by GC/MS

Analyte	Result	Qualifier	RL	MDL	Unit	D	Prepared	Analyzed	Dil Fac
1,1,1-Trichloroethane	ND		2.0	1.6	ug/L			09/27/21 13:22	2
1,1,2,2-Tetrachloroethane	ND		2.0	0.42	ug/L			09/27/21 13:22	2
1,1,2-Trichloroethane	ND		2.0	0.46	ug/L			09/27/21 13:22	2
1,1,2-Trichloro-1,2,2-trifluoroethane	ND		2.0	0.62	ug/L			09/27/21 13:22	2
1,1-Dichloroethane	ND		2.0	0.76	ug/L			09/27/21 13:22	2
1,1-Dichloroethene	ND		2.0	0.58	ug/L			09/27/21 13:22	2
1,2,4-Trichlorobenzene	ND		2.0	0.82	ug/L			09/27/21 13:22	2
1,2-Dibromo-3-Chloropropane	ND		2.0	0.78	ug/L			09/27/21 13:22	2
1,2-Dichlorobenzene	ND		2.0	1.6	ug/L			09/27/21 13:22	2
1,2-Dichloroethane	ND		2.0	0.42	ug/L			09/27/21 13:22	2
1,2-Dichloropropane	ND		2.0	1.4	ug/L			09/27/21 13:22	2
1,3-Dichlorobenzene	ND		2.0	1.6	ug/L			09/27/21 13:22	2
1,4-Dichlorobenzene	ND		2.0	1.7	ug/L			09/27/21 13:22	2
2-Butanone (MEK)	ND		20	2.6	ug/L			09/27/21 13:22	2
2-Hexanone	ND		10	2.5	ug/L			09/27/21 13:22	2
4-Methyl-2-pentanone (MIBK)	ND		10	4.2	ug/L			09/27/21 13:22	2
Acetone	ND		20	6.0	ug/L			09/27/21 13:22	2
Benzene	ND		2.0	0.82	ug/L			09/27/21 13:22	2
Bromodichloromethane	ND		2.0	0.78	ug/L			09/27/21 13:22	2
Bromoform	ND		2.0	0.52	ug/L			09/27/21 13:22	2
Bromomethane	ND		2.0	1.4	ug/L			09/27/21 13:22	2
Carbon disulfide	ND		2.0	0.38	ug/L			09/27/21 13:22	2
Carbon tetrachloride	ND		2.0	0.54	ug/L			09/27/21 13:22	2
Chlorobenzene	ND		2.0	1.5	ug/L			09/27/21 13:22	2
Dibromochloromethane	ND		2.0	0.64	ug/L			09/27/21 13:22	2
Chloroethane	ND		2.0	0.64	ug/L			09/27/21 13:22	2
Chloroform	**4.9**		2.0	0.68	ug/L			09/27/21 13:22	2
Chloromethane	ND		2.0	0.70	ug/L			09/27/21 13:22	2

Client Sample ID: MW-01-2021

Lab Sample ID: 480-189890-3

Date Collected: 09/21/21 12:30
Date Received: 09/21/21 18:00

Matrix: Water

Method: 8260C - Volatile Organic Compounds by GC/MS (Continued)

Analyte	Result	Qualifier	RL	MDL	Unit	D	Prepared	Analyzed	Dil Fac
cis-1,2-Dichloroethene	ND		2.0	1.6	ug/L			09/27/21 13:22	2
cis-1,3-Dichloropropene	ND		2.0	0.72	ug/L			09/27/21 13:22	2
Cyclohexane	**1.5**	**J**	2.0	0.36	ug/L			09/27/21 13:22	2
Dichlorodifluoromethane	ND		2.0	1.4	ug/L			09/27/21 13:22	2
Ethylbenzene	ND		2.0	1.5	ug/L			09/27/21 13:22	2
1,2-Dibromoethane	ND		2.0	1.5	ug/L			09/27/21 13:22	2
Isopropylbenzene	**3.1**		2.0	1.6	ug/L			09/27/21 13:22	2
Methyl acetate	ND		5.0	2.6	ug/L			09/27/21 13:22	2
Methyl tert-butyl ether	ND		2.0	0.32	ug/L			09/27/21 13:22	2
Methylcyclohexane	**5.2**		2.0	0.32	ug/L			09/27/21 13:22	2
Methylene Chloride	ND		2.0	0.88	ug/L			09/27/21 13:22	2
Styrene	ND		2.0	1.5	ug/L			09/27/21 13:22	2
Tetrachloroethene	**1.5**	**J**	2.0	0.72	ug/L			09/27/21 13:22	2
Toluene	ND		2.0	1.0	ug/L			09/27/21 13:22	2
trans-1,2-Dichloroethene	ND		2.0	1.8	ug/L			09/27/21 13:22	2
trans-1,3-Dichloropropene	ND		2.0	0.74	ug/L			09/27/21 13:22	2
Trichloroethene	ND		2.0	0.92	ug/L			09/27/21 13:22	2
Trichlorofluoromethane	ND		2.0	1.8	ug/L			09/27/21 13:22	2
Vinyl chloride	ND		2.0	1.8	ug/L			09/27/21 13:22	2
Xylenes, Total	ND		4.0	1.3	ug/L			09/27/21 13:22	2

Surrogate	*%Recovery*	*Qualifier*	*Limits*	*Prepared*	*Analyzed*	*Dil Fac*
Toluene-d8 (Surr)	*92*		*80 - 120*		*09/27/21 13:22*	*2*
1,2-Dichloroethane-d4 (Surr)	*104*		*77 - 120*		*09/27/21 13:22*	*2*
4-Bromofluorobenzene (Surr)	*93*		*73 - 120*		*09/27/21 13:22*	*2*
Dibromofluoromethane (Surr)	*105*		*75 - 123*		*09/27/21 13:22*	*2*

Client Sample ID: MW-01-2021Q

Lab Sample ID: 480-189890-4

Date Collected: 09/21/21 12:30
Date Received: 09/21/21 18:00

Matrix: Water

Method: 8260C - Volatile Organic Compounds by GC/MS

Analyte	Result	Qualifier	RL	MDL	Unit	D	Prepared	Analyzed	Dil Fac
1,1,1-Trichloroethane	ND		2.0	1.6	ug/L			09/27/21 13:45	2
1,1,2,2-Tetrachloroethane	ND		2.0	0.42	ug/L			09/27/21 13:45	2
1,1,2-Trichloroethane	ND		2.0	0.46	ug/L			09/27/21 13:45	2
1,1,2-Trichloro-1,2,2-trifluoroethane	ND		2.0	0.62	ug/L			09/27/21 13:45	2
1,1-Dichloroethane	ND		2.0	0.76	ug/L			09/27/21 13:45	2
1,1-Dichloroethene	ND		2.0	0.58	ug/L			09/27/21 13:45	2
1,2,4-Trichlorobenzene	ND		2.0	0.82	ug/L			09/27/21 13:45	2
1,2-Dibromo-3-Chloropropane	ND		2.0	0.78	ug/L			09/27/21 13:45	2
1,2-Dichlorobenzene	ND		2.0	1.6	ug/L			09/27/21 13:45	2
1,2-Dichloroethane	ND		2.0	0.42	ug/L			09/27/21 13:45	2
1,2-Dichloropropane	ND		2.0	1.4	ug/L			09/27/21 13:45	2
1,3-Dichlorobenzene	ND		2.0	1.6	ug/L			09/27/21 13:45	2
1,4-Dichlorobenzene	ND		2.0	1.7	ug/L			09/27/21 13:45	2
2-Butanone (MEK)	ND		20	2.6	ug/L			09/27/21 13:45	2
2-Hexanone	ND		10	2.5	ug/L			09/27/21 13:45	2
4-Methyl-2-pentanone (MIBK)	ND		10	4.2	ug/L			09/27/21 13:45	2
Acetone	ND		20	6.0	ug/L			09/27/21 13:45	2

Client Sample ID: MW-01-2021Q

Lab Sample ID: 480-189890-4

Date Collected: 09/21/21 12:30
Matrix: Water
Date Received: 09/21/21 18:00

Method: 8260C - Volatile Organic Compounds by GC/MS (Continued)

Analyte	Result	Qualifier	RL	MDL	Unit	D	Prepared	Analyzed	Dil Fac
Benzene	ND		2.0	0.82	ug/L			09/27/21 13:45	2
Bromodichloromethane	ND		2.0	0.78	ug/L			09/27/21 13:45	2
Bromoform	ND		2.0	0.52	ug/L			09/27/21 13:45	2
Bromomethane	ND		2.0	1.4	ug/L			09/27/21 13:45	2
Carbon disulfide	ND		2.0	0.38	ug/L			09/27/21 13:45	2
Carbon tetrachloride	ND		2.0	0.54	ug/L			09/27/21 13:45	2
Chlorobenzene	ND		2.0	1.5	ug/L			09/27/21 13:45	2
Dibromochloromethane	ND		2.0	0.64	ug/L			09/27/21 13:45	2
Chloroethane	ND		2.0	0.64	ug/L			09/27/21 13:45	2
Chloroform	**4.6**		2.0	0.68	ug/L			09/27/21 13:45	2
Chloromethane	ND		2.0	0.70	ug/L			09/27/21 13:45	2
cis-1,2-Dichloroethene	ND		2.0	1.6	ug/L			09/27/21 13:45	2
cis-1,3-Dichloropropene	ND		2.0	0.72	ug/L			09/27/21 13:45	2
Cyclohexane	**1.8**	**J**	2.0	0.36	ug/L			09/27/21 13:45	2
Dichlorodifluoromethane	ND		2.0	1.4	ug/L			09/27/21 13:45	2
Ethylbenzene	ND		2.0	1.5	ug/L			09/27/21 13:45	2
1,2-Dibromoethane	ND		2.0	1.5	ug/L			09/27/21 13:45	2
Isopropylbenzene	**3.2**		2.0	1.6	ug/L			09/27/21 13:45	2
Methyl acetate	ND		5.0	2.6	ug/L			09/27/21 13:45	2
Methyl tert-butyl ether	ND		2.0	0.32	ug/L			09/27/21 13:45	2
Methylcyclohexane	**5.1**		2.0	0.32	ug/L			09/27/21 13:45	2
Methylene Chloride	ND		2.0	0.88	ug/L			09/27/21 13:45	2
Styrene	ND		2.0	1.5	ug/L			09/27/21 13:45	2
Tetrachloroethene	**1.4**	**J**	2.0	0.72	ug/L			09/27/21 13:45	2
Toluene	ND		2.0	1.0	ug/L			09/27/21 13:45	2
trans-1,2-Dichloroethene	ND		2.0	1.8	ug/L			09/27/21 13:45	2
trans-1,3-Dichloropropene	ND		2.0	0.74	ug/L			09/27/21 13:45	2
Trichloroethene	ND		2.0	0.92	ug/L			09/27/21 13:45	2
Trichlorofluoromethane	ND		2.0	1.8	ug/L			09/27/21 13:45	2
Vinyl chloride	ND		2.0	1.8	ug/L			09/27/21 13:45	2
Xylenes, Total	ND		4.0	1.3	ug/L			09/27/21 13:45	2

Surrogate	*%Recovery*	*Qualifier*	*Limits*	*Prepared*	*Analyzed*	*Dil Fac*
Toluene-d8 (Surr)	*90*		*80 - 120*		*09/27/21 13:45*	*2*
1,2-Dichloroethane-d4 (Surr)	*106*		*77 - 120*		*09/27/21 13:45*	*2*
4-Bromofluorobenzene (Surr)	*88*		*73 - 120*		*09/27/21 13:45*	*2*
Dibromofluoromethane (Surr)	*103*		*75 - 123*		*09/27/21 13:45*	*2*

Client Sample ID: MW-09-2021

Lab Sample ID: 480-189890-5

Date Collected: 09/21/21 13:35
Matrix: Water
Date Received: 09/21/21 18:00

Method: 8260C - Volatile Organic Compounds by GC/MS

Analyte	Result	Qualifier	RL	MDL	Unit	D	Prepared	Analyzed	Dil Fac
1,1,1-Trichloroethane	ND		80	66	ug/L			09/27/21 14:08	80
1,1,2,2-Tetrachloroethane	ND		80	17	ug/L			09/27/21 14:08	80
1,1,2-Trichloroethane	ND		80	18	ug/L			09/27/21 14:08	80
1,1,2-Trichloro-1,2,2-trifluoroethane	ND		80	25	ug/L			09/27/21 14:08	80
1,1-Dichloroethane	ND		80	30	ug/L			09/27/21 14:08	80
1,1-Dichloroethene	ND		80	23	ug/L			09/27/21 14:08	80

Client Sample ID: MW-09-2021

Date Collected: 09/21/21 13:35
Date Received: 09/21/21 18:00

Lab Sample ID: 480-189890-5

Matrix: Water

Method: 8260C - Volatile Organic Compounds by GC/MS (Continued)

Analyte	Result	Qualifier	RL	MDL	Unit	D	Prepared	Analyzed	Dil Fac
1,2,4-Trichlorobenzene	ND		80	33	ug/L			09/27/21 14:08	80
1,2-Dibromo-3-Chloropropane	ND		80	31	ug/L			09/27/21 14:08	80
1,2-Dichlorobenzene	ND		80	63	ug/L			09/27/21 14:08	80
1,2-Dichloroethane	ND		80	17	ug/L			09/27/21 14:08	80
1,2-Dichloropropane	ND		80	58	ug/L			09/27/21 14:08	80
1,3-Dichlorobenzene	ND		80	62	ug/L			09/27/21 14:08	80
1,4-Dichlorobenzene	ND		80	67	ug/L			09/27/21 14:08	80
2-Butanone (MEK)	ND		800	110	ug/L			09/27/21 14:08	80
2-Hexanone	ND		400	99	ug/L			09/27/21 14:08	80
4-Methyl-2-pentanone (MIBK)	ND		400	170	ug/L			09/27/21 14:08	80
Acetone	ND		800	240	ug/L			09/27/21 14:08	80
Benzene	ND		80	33	ug/L			09/27/21 14:08	80
Bromodichloromethane	ND		80	31	ug/L			09/27/21 14:08	80
Bromoform	ND		80	21	ug/L			09/27/21 14:08	80
Bromomethane	ND		80	55	ug/L			09/27/21 14:08	80
Carbon disulfide	ND		80	15	ug/L			09/27/21 14:08	80
Carbon tetrachloride	ND		80	22	ug/L			09/27/21 14:08	80
Chlorobenzene	ND		80	60	ug/L			09/27/21 14:08	80
Dibromochloromethane	ND		80	26	ug/L			09/27/21 14:08	80
Chloroethane	ND		80	26	ug/L			09/27/21 14:08	80
Chloroform	ND		80	27	ug/L			09/27/21 14:08	80
Chloromethane	ND		80	28	ug/L			09/27/21 14:08	80
cis-1,2-Dichloroethene	**2200**		80	65	ug/L			09/27/21 14:08	80
cis-1,3-Dichloropropene	ND		80	29	ug/L			09/27/21 14:08	80
Cyclohexane	ND		80	14	ug/L			09/27/21 14:08	80
Dichlorodifluoromethane	ND		80	54	ug/L			09/27/21 14:08	80
Ethylbenzene	ND		80	59	ug/L			09/27/21 14:08	80
1,2-Dibromoethane	ND		80	58	ug/L			09/27/21 14:08	80
Isopropylbenzene	ND		80	63	ug/L			09/27/21 14:08	80
Methyl acetate	ND		200	100	ug/L			09/27/21 14:08	80
Methyl tert-butyl ether	ND		80	13	ug/L			09/27/21 14:08	80
Methylcyclohexane	ND		80	13	ug/L			09/27/21 14:08	80
Methylene Chloride	ND		80	35	ug/L			09/27/21 14:08	80
Styrene	ND		80	58	ug/L			09/27/21 14:08	80
Tetrachloroethene	**770**		80	29	ug/L			09/27/21 14:08	80
Toluene	ND		80	41	ug/L			09/27/21 14:08	80
trans-1,2-Dichloroethene	ND		80	72	ug/L			09/27/21 14:08	80
trans-1,3-Dichloropropene	ND		80	30	ug/L			09/27/21 14:08	80
Trichloroethene	**440**		80	37	ug/L			09/27/21 14:08	80
Trichlorofluoromethane	ND		80	70	ug/L			09/27/21 14:08	80
Vinyl chloride	**330**		80	72	ug/L			09/27/21 14:08	80
Xylenes, Total	ND		160	53	ug/L			09/27/21 14:08	80

Surrogate	*%Recovery*	*Qualifier*	*Limits*	*Prepared*	*Analyzed*	*Dil Fac*
Toluene-d8 (Surr)	*98*		*80 - 120*		*09/27/21 14:08*	*80*
1,2-Dichloroethane-d4 (Surr)	*99*		*77 - 120*		*09/27/21 14:08*	*80*
4-Bromofluorobenzene (Surr)	*95*		*73 - 120*		*09/27/21 14:08*	*80*
Dibromofluoromethane (Surr)	*94*		*75 - 123*		*09/27/21 14:08*	*80*

Client Sample Results

Client: New York State D.E.C.
Project/Site: Staubs Textile #828160

Job ID: 480-189890-1

Client Sample ID: RB-092121

Date Collected: 09/21/21 14:00
Date Received: 09/21/21 18:00

Lab Sample ID: 480-189890-6

Matrix: Water

Method: 8260C - Volatile Organic Compounds by GC/MS

Analyte	Result	Qualifier	RL	MDL	Unit	D	Prepared	Analyzed	Dil Fac
1,1,1-Trichloroethane	ND		1.0	0.82	ug/L			09/27/21 14:32	1
1,1,2,2-Tetrachloroethane	ND		1.0	0.21	ug/L			09/27/21 14:32	1
1,1,2-Trichloroethane	ND		1.0	0.23	ug/L			09/27/21 14:32	1
1,1,2-Trichloro-1,2,2-trifluoroethane	ND		1.0	0.31	ug/L			09/27/21 14:32	1
1,1-Dichloroethane	ND		1.0	0.38	ug/L			09/27/21 14:32	1
1,1-Dichloroethene	ND		1.0	0.29	ug/L			09/27/21 14:32	1
1,2,4-Trichlorobenzene	ND		1.0	0.41	ug/L			09/27/21 14:32	1
1,2-Dibromo-3-Chloropropane	ND		1.0	0.39	ug/L			09/27/21 14:32	1
1,2-Dichlorobenzene	ND		1.0	0.79	ug/L			09/27/21 14:32	1
1,2-Dichloroethane	ND		1.0	0.21	ug/L			09/27/21 14:32	1
1,2-Dichloropropane	ND		1.0	0.72	ug/L			09/27/21 14:32	1
1,3-Dichlorobenzene	ND		1.0	0.78	ug/L			09/27/21 14:32	1
1,4-Dichlorobenzene	ND		1.0	0.84	ug/L			09/27/21 14:32	1
2-Butanone (MEK)	ND		10	1.3	ug/L			09/27/21 14:32	1
2-Hexanone	ND		5.0	1.2	ug/L			09/27/21 14:32	1
4-Methyl-2-pentanone (MIBK)	ND		5.0	2.1	ug/L			09/27/21 14:32	1
Acetone	ND		10	3.0	ug/L			09/27/21 14:32	1
Benzene	ND		1.0	0.41	ug/L			09/27/21 14:32	1
Bromodichloromethane	ND		1.0	0.39	ug/L			09/27/21 14:32	1
Bromoform	ND		1.0	0.26	ug/L			09/27/21 14:32	1
Bromomethane	ND		1.0	0.69	ug/L			09/27/21 14:32	1
Carbon disulfide	ND		1.0	0.19	ug/L			09/27/21 14:32	1
Carbon tetrachloride	ND		1.0	0.27	ug/L			09/27/21 14:32	1
Chlorobenzene	ND		1.0	0.75	ug/L			09/27/21 14:32	1
Dibromochloromethane	ND		1.0	0.32	ug/L			09/27/21 14:32	1
Chloroethane	ND		1.0	0.32	ug/L			09/27/21 14:32	1
Chloroform	ND		1.0	0.34	ug/L			09/27/21 14:32	1
Chloromethane	ND		1.0	0.35	ug/L			09/27/21 14:32	1
cis-1,2-Dichloroethene	ND		1.0	0.81	ug/L			09/27/21 14:32	1
cis-1,3-Dichloropropene	ND		1.0	0.36	ug/L			09/27/21 14:32	1
Cyclohexane	ND		1.0	0.18	ug/L			09/27/21 14:32	1
Dichlorodifluoromethane	ND		1.0	0.68	ug/L			09/27/21 14:32	1
Ethylbenzene	ND		1.0	0.74	ug/L			09/27/21 14:32	1
1,2-Dibromoethane	ND		1.0	0.73	ug/L			09/27/21 14:32	1
Isopropylbenzene	ND		1.0	0.79	ug/L			09/27/21 14:32	1
Methyl acetate	ND		2.5	1.3	ug/L			09/27/21 14:32	1
Methyl tert-butyl ether	ND		1.0	0.16	ug/L			09/27/21 14:32	1
Methylcyclohexane	ND		1.0	0.16	ug/L			09/27/21 14:32	1
Methylene Chloride	ND		1.0	0.44	ug/L			09/27/21 14:32	1
Styrene	ND		1.0	0.73	ug/L			09/27/21 14:32	1
Tetrachloroethene	ND		1.0	0.36	ug/L			09/27/21 14:32	1
Toluene	ND		1.0	0.51	ug/L			09/27/21 14:32	1
trans-1,2-Dichloroethene	ND		1.0	0.90	ug/L			09/27/21 14:32	1
trans-1,3-Dichloropropene	ND		1.0	0.37	ug/L			09/27/21 14:32	1
Trichloroethene	ND		1.0	0.46	ug/L			09/27/21 14:32	1
Trichlorofluoromethane	ND		1.0	0.88	ug/L			09/27/21 14:32	1
Vinyl chloride	ND		1.0	0.90	ug/L			09/27/21 14:32	1
Xylenes, Total	ND		2.0	0.66	ug/L			09/27/21 14:32	1

Client Sample ID: RB-092121

Lab Sample ID: 480-189890-6

Date Collected: 09/21/21 14:00
Matrix: Water
Date Received: 09/21/21 18:00

Surrogate	*%Recovery*	*Qualifier*	*Limits*	*Prepared*	*Analyzed*	*Dil Fac*
Toluene-d8 (Surr)	*98*		*80 - 120*		*09/27/21 14:32*	*1*
1,2-Dichloroethane-d4 (Surr)	*102*		*77 - 120*		*09/27/21 14:32*	*1*
4-Bromofluorobenzene (Surr)	*96*		*73 - 120*		*09/27/21 14:32*	*1*
Dibromofluoromethane (Surr)	*97*		*75 - 123*		*09/27/21 14:32*	*1*

Client Sample ID: MW-07-2021

Lab Sample ID: 480-189890-7

Date Collected: 09/21/21 15:33
Matrix: Water
Date Received: 09/21/21 18:00

Method: 8260C - Volatile Organic Compounds by GC/MS

Analyte	Result	Qualifier	RL	MDL	Unit	D	Prepared	Analyzed	Dil Fac
1,1,1-Trichloroethane	ND		400	330	ug/L			09/27/21 14:55	400
1,1,2,2-Tetrachloroethane	ND		400	84	ug/L			09/27/21 14:55	400
1,1,2-Trichloroethane	ND		400	92	ug/L			09/27/21 14:55	400
1,1,2-Trichloro-1,2,2-trifluoroethane	ND		400	120	ug/L			09/27/21 14:55	400
1,1-Dichloroethane	ND		400	150	ug/L			09/27/21 14:55	400
1,1-Dichloroethene	ND		400	120	ug/L			09/27/21 14:55	400
1,2,4-Trichlorobenzene	ND		400	160	ug/L			09/27/21 14:55	400
1,2-Dibromo-3-Chloropropane	ND		400	160	ug/L			09/27/21 14:55	400
1,2-Dichlorobenzene	ND		400	320	ug/L			09/27/21 14:55	400
1,2-Dichloroethane	ND		400	84	ug/L			09/27/21 14:55	400
1,2-Dichloropropane	ND		400	290	ug/L			09/27/21 14:55	400
1,3-Dichlorobenzene	ND		400	310	ug/L			09/27/21 14:55	400
1,4-Dichlorobenzene	ND		400	340	ug/L			09/27/21 14:55	400
2-Butanone (MEK)	ND		4000	530	ug/L			09/27/21 14:55	400
2-Hexanone	ND		2000	500	ug/L			09/27/21 14:55	400
4-Methyl-2-pentanone (MIBK)	ND		2000	840	ug/L			09/27/21 14:55	400
Acetone	ND		4000	1200	ug/L			09/27/21 14:55	400
Benzene	ND		400	160	ug/L			09/27/21 14:55	400
Bromodichloromethane	ND		400	160	ug/L			09/27/21 14:55	400
Bromoform	ND		400	100	ug/L			09/27/21 14:55	400
Bromomethane	ND		400	280	ug/L			09/27/21 14:55	400
Carbon disulfide	ND		400	76	ug/L			09/27/21 14:55	400
Carbon tetrachloride	ND		400	110	ug/L			09/27/21 14:55	400
Chlorobenzene	ND		400	300	ug/L			09/27/21 14:55	400
Dibromochloromethane	ND		400	130	ug/L			09/27/21 14:55	400
Chloroethane	ND		400	130	ug/L			09/27/21 14:55	400
Chloroform	ND		400	140	ug/L			09/27/21 14:55	400
Chloromethane	ND		400	140	ug/L			09/27/21 14:55	400
cis-1,2-Dichloroethene	**15000**		400	320	ug/L			09/27/21 14:55	400
cis-1,3-Dichloropropene	ND		400	140	ug/L			09/27/21 14:55	400
Cyclohexane	ND		400	72	ug/L			09/27/21 14:55	400
Dichlorodifluoromethane	ND		400	270	ug/L			09/27/21 14:55	400
Ethylbenzene	ND		400	300	ug/L			09/27/21 14:55	400
1,2-Dibromoethane	ND		400	290	ug/L			09/27/21 14:55	400
Isopropylbenzene	ND		400	320	ug/L			09/27/21 14:55	400
Methyl acetate	ND		1000	520	ug/L			09/27/21 14:55	400
Methyl tert-butyl ether	ND		400	64	ug/L			09/27/21 14:55	400
Methylcyclohexane	ND		400	64	ug/L			09/27/21 14:55	400
Methylene Chloride	ND		400	180	ug/L			09/27/21 14:55	400

Client Sample ID: MW-07-2021

Lab Sample ID: 480-189890-7

Date Collected: 09/21/21 15:33
Matrix: Water
Date Received: 09/21/21 18:00

Method: 8260C - Volatile Organic Compounds by GC/MS (Continued)

Analyte	Result	Qualifier	RL	MDL	Unit	D	Prepared	Analyzed	Dil Fac
Styrene	ND		400	290	ug/L			09/27/21 14:55	400
Tetrachloroethene	**6100**		400	140	ug/L			09/27/21 14:55	400
Toluene	ND		400	200	ug/L			09/27/21 14:55	400
trans-1,2-Dichloroethene	ND		400	360	ug/L			09/27/21 14:55	400
trans-1,3-Dichloropropene	ND		400	150	ug/L			09/27/21 14:55	400
Trichloroethene	**4600**		400	180	ug/L			09/27/21 14:55	400
Trichlorofluoromethane	ND		400	350	ug/L			09/27/21 14:55	400
Vinyl chloride	**870**		400	360	ug/L			09/27/21 14:55	400
Xylenes, Total	ND		800	260	ug/L			09/27/21 14:55	400

Surrogate	*%Recovery*	*Qualifier*	*Limits*	*Prepared*	*Analyzed*	*Dil Fac*
Toluene-d8 (Surr)	*100*		*80 - 120*		*09/27/21 14:55*	*400*
1,2-Dichloroethane-d4 (Surr)	*100*		*77 - 120*		*09/27/21 14:55*	*400*
4-Bromofluorobenzene (Surr)	*96*		*73 - 120*		*09/27/21 14:55*	*400*
Dibromofluoromethane (Surr)	*94*		*75 - 123*		*09/27/21 14:55*	*400*

Client Sample ID: MW-05-2021

Lab Sample ID: 480-189890-8

Date Collected: 09/21/21 15:50
Matrix: Water
Date Received: 09/21/21 18:00

Method: 8260C - Volatile Organic Compounds by GC/MS

Analyte	Result	Qualifier	RL	MDL	Unit	D	Prepared	Analyzed	Dil Fac
1,1,1-Trichloroethane	ND		1000	820	ug/L			09/27/21 15:18	1000
1,1,2,2-Tetrachloroethane	ND		1000	210	ug/L			09/27/21 15:18	1000
1,1,2-Trichloroethane	ND		1000	230	ug/L			09/27/21 15:18	1000
1,1,2-Trichloro-1,2,2-trifluoroethane	ND		1000	310	ug/L			09/27/21 15:18	1000
1,1-Dichloroethane	ND		1000	380	ug/L			09/27/21 15:18	1000
1,1-Dichloroethene	ND		1000	290	ug/L			09/27/21 15:18	1000
1,2,4-Trichlorobenzene	ND		1000	410	ug/L			09/27/21 15:18	1000
1,2-Dibromo-3-Chloropropane	ND		1000	390	ug/L			09/27/21 15:18	1000
1,2-Dichlorobenzene	ND		1000	790	ug/L			09/27/21 15:18	1000
1,2-Dichloroethane	ND		1000	210	ug/L			09/27/21 15:18	1000
1,2-Dichloropropane	ND		1000	720	ug/L			09/27/21 15:18	1000
1,3-Dichlorobenzene	ND		1000	780	ug/L			09/27/21 15:18	1000
1,4-Dichlorobenzene	ND		1000	840	ug/L			09/27/21 15:18	1000
2-Butanone (MEK)	ND		10000	1300	ug/L			09/27/21 15:18	1000
2-Hexanone	ND		5000	1200	ug/L			09/27/21 15:18	1000
4-Methyl-2-pentanone (MIBK)	ND		5000	2100	ug/L			09/27/21 15:18	1000
Acetone	ND		10000	3000	ug/L			09/27/21 15:18	1000
Benzene	ND		1000	410	ug/L			09/27/21 15:18	1000
Bromodichloromethane	ND		1000	390	ug/L			09/27/21 15:18	1000
Bromoform	ND		1000	260	ug/L			09/27/21 15:18	1000
Bromomethane	ND		1000	690	ug/L			09/27/21 15:18	1000
Carbon disulfide	ND		1000	190	ug/L			09/27/21 15:18	1000
Carbon tetrachloride	ND		1000	270	ug/L			09/27/21 15:18	1000
Chlorobenzene	ND		1000	750	ug/L			09/27/21 15:18	1000
Dibromochloromethane	ND		1000	320	ug/L			09/27/21 15:18	1000
Chloroethane	ND		1000	320	ug/L			09/27/21 15:18	1000
Chloroform	ND		1000	340	ug/L			09/27/21 15:18	1000
Chloromethane	ND		1000	350	ug/L			09/27/21 15:18	1000

Client Sample ID: MW-05-2021

Date Collected: 09/21/21 15:50
Date Received: 09/21/21 18:00

Lab Sample ID: 480-189890-8

Matrix: Water

Method: 8260C - Volatile Organic Compounds by GC/MS (Continued)

Analyte	Result	Qualifier	RL	MDL	Unit	D	Prepared	Analyzed	Dil Fac
cis-1,2-Dichloroethene	**14000**		1000	810	ug/L			09/27/21 15:18	1000
cis-1,3-Dichloropropene	ND		1000	360	ug/L			09/27/21 15:18	1000
Cyclohexane	ND		1000	180	ug/L			09/27/21 15:18	1000
Dichlorodifluoromethane	ND		1000	680	ug/L			09/27/21 15:18	1000
Ethylbenzene	ND		1000	740	ug/L			09/27/21 15:18	1000
1,2-Dibromoethane	ND		1000	730	ug/L			09/27/21 15:18	1000
Isopropylbenzene	ND		1000	790	ug/L			09/27/21 15:18	1000
Methyl acetate	ND		2500	1300	ug/L			09/27/21 15:18	1000
Methyl tert-butyl ether	ND		1000	160	ug/L			09/27/21 15:18	1000
Methylcyclohexane	ND		1000	160	ug/L			09/27/21 15:18	1000
Methylene Chloride	ND		1000	440	ug/L			09/27/21 15:18	1000
Styrene	ND		1000	730	ug/L			09/27/21 15:18	1000
Tetrachloroethene	**63000**		1000	360	ug/L			09/27/21 15:18	1000
Toluene	ND		1000	510	ug/L			09/27/21 15:18	1000
trans-1,2-Dichloroethene	ND		1000	900	ug/L			09/27/21 15:18	1000
trans-1,3-Dichloropropene	ND		1000	370	ug/L			09/27/21 15:18	1000
Trichloroethene	**4400**		1000	460	ug/L			09/27/21 15:18	1000
Trichlorofluoromethane	ND		1000	880	ug/L			09/27/21 15:18	1000
Vinyl chloride	ND		1000	900	ug/L			09/27/21 15:18	1000
Xylenes, Total	ND		2000	660	ug/L			09/27/21 15:18	1000

Surrogate	*%Recovery*	*Qualifier*	*Limits*	*Prepared*	*Analyzed*	*Dil Fac*
Toluene-d8 (Surr)	*101*		*80 - 120*		*09/27/21 15:18*	*1000*
1,2-Dichloroethane-d4 (Surr)	*104*		*77 - 120*		*09/27/21 15:18*	*1000*
4-Bromofluorobenzene (Surr)	*97*		*73 - 120*		*09/27/21 15:18*	*1000*
Dibromofluoromethane (Surr)	*100*		*75 - 123*		*09/27/21 15:18*	*1000*

Surrogate Summary

Client: New York State D.E.C.
Project/Site: Staubs Textile #828160

Job ID: 480-189890-1

Method: 8260C - Volatile Organic Compounds by GC/MS

Matrix: Water **Prep Type: Total/NA**

		Percent Surrogate Recovery (Acceptance Limits)			
		TOL	DCA	BFB	DBFM
Lab Sample ID	Client Sample ID	(80-120)	(77-120)	(73-120)	(75-123)
480-189890-1	TB-20210921	101	105	96	102
480-189890-2	RB-20210920	103	107	98	108
480-189890-3	MW-01-2021	92	104	93	105
480-189890-4	MW-01-2021Q	90	106	88	103
480-189890-5	MW-09-2021	98	99	95	94
480-189890-5 MS	MW-09-2021	102	100	100	99
480-189890-5 MSD	MW-09-2021	101	99	97	99
480-189890-6	RB-092121	98	102	96	97
480-189890-7	MW-07-2021	100	100	96	94
480-189890-8	MW-05-2021	101	104	97	100
LCS 480-597970/5	Lab Control Sample	102	98	99	98
MB 480-597970/7	Method Blank	102	100	96	103

Surrogate Legend

TOL = Toluene-d8 (Surr)
DCA = 1,2-Dichloroethane-d4 (Surr)
BFB = 4-Bromofluorobenzene (Surr)
DBFM = Dibromofluoromethane (Surr)

Method: 8260C - Volatile Organic Compounds by GC/MS

Lab Sample ID: MB 480-597970/7
Matrix: Water
Analysis Batch: 597970

Client Sample ID: Method Blank
Prep Type: Total/NA

Analyte	MB Result	MB Qualifier	RL	MDL	Unit	D	Prepared	Analyzed	Dil Fac
1,1,1-Trichloroethane	ND		1.0	0.82	ug/L			09/27/21 11:09	1
1,1,2,2-Tetrachloroethane	ND		1.0	0.21	ug/L			09/27/21 11:09	1
1,1,2-Trichloroethane	ND		1.0	0.23	ug/L			09/27/21 11:09	1
1,1,2-Trichloro-1,2,2-trifluoroethane	ND		1.0	0.31	ug/L			09/27/21 11:09	1
1,1-Dichloroethane	ND		1.0	0.38	ug/L			09/27/21 11:09	1
1,1-Dichloroethene	ND		1.0	0.29	ug/L			09/27/21 11:09	1
1,2,4-Trichlorobenzene	ND		1.0	0.41	ug/L			09/27/21 11:09	1
1,2-Dibromo-3-Chloropropane	ND		1.0	0.39	ug/L			09/27/21 11:09	1
1,2-Dichlorobenzene	ND		1.0	0.79	ug/L			09/27/21 11:09	1
1,2-Dichloroethane	ND		1.0	0.21	ug/L			09/27/21 11:09	1
1,2-Dichloropropane	ND		1.0	0.72	ug/L			09/27/21 11:09	1
1,3-Dichlorobenzene	ND		1.0	0.78	ug/L			09/27/21 11:09	1
1,4-Dichlorobenzene	ND		1.0	0.84	ug/L			09/27/21 11:09	1
2-Butanone (MEK)	ND		10	1.3	ug/L			09/27/21 11:09	1
2-Hexanone	ND		5.0	1.2	ug/L			09/27/21 11:09	1
4-Methyl-2-pentanone (MIBK)	ND		5.0	2.1	ug/L			09/27/21 11:09	1
Acetone	ND		10	3.0	ug/L			09/27/21 11:09	1
Benzene	ND		1.0	0.41	ug/L			09/27/21 11:09	1
Bromodichloromethane	ND		1.0	0.39	ug/L			09/27/21 11:09	1
Bromoform	ND		1.0	0.26	ug/L			09/27/21 11:09	1
Bromomethane	ND		1.0	0.69	ug/L			09/27/21 11:09	1
Carbon disulfide	ND		1.0	0.19	ug/L			09/27/21 11:09	1
Carbon tetrachloride	ND		1.0	0.27	ug/L			09/27/21 11:09	1
Chlorobenzene	ND		1.0	0.75	ug/L			09/27/21 11:09	1
Dibromochloromethane	ND		1.0	0.32	ug/L			09/27/21 11:09	1
Chloroethane	ND		1.0	0.32	ug/L			09/27/21 11:09	1
Chloroform	ND		1.0	0.34	ug/L			09/27/21 11:09	1
Chloromethane	ND		1.0	0.35	ug/L			09/27/21 11:09	1
cis-1,2-Dichloroethene	ND		1.0	0.81	ug/L			09/27/21 11:09	1
cis-1,3-Dichloropropene	ND		1.0	0.36	ug/L			09/27/21 11:09	1
Cyclohexane	ND		1.0	0.18	ug/L			09/27/21 11:09	1
Dichlorodifluoromethane	ND		1.0	0.68	ug/L			09/27/21 11:09	1
Ethylbenzene	ND		1.0	0.74	ug/L			09/27/21 11:09	1
1,2-Dibromoethane	ND		1.0	0.73	ug/L			09/27/21 11:09	1
Isopropylbenzene	ND		1.0	0.79	ug/L			09/27/21 11:09	1
Methyl acetate	ND		2.5	1.3	ug/L			09/27/21 11:09	1
Methyl tert-butyl ether	ND		1.0	0.16	ug/L			09/27/21 11:09	1
Methylcyclohexane	ND		1.0	0.16	ug/L			09/27/21 11:09	1
Methylene Chloride	ND		1.0	0.44	ug/L			09/27/21 11:09	1
Styrene	ND		1.0	0.73	ug/L			09/27/21 11:09	1
Tetrachloroethene	ND		1.0	0.36	ug/L			09/27/21 11:09	1
Toluene	ND		1.0	0.51	ug/L			09/27/21 11:09	1
trans-1,2-Dichloroethene	ND		1.0	0.90	ug/L			09/27/21 11:09	1
trans-1,3-Dichloropropene	ND		1.0	0.37	ug/L			09/27/21 11:09	1
Trichloroethene	ND		1.0	0.46	ug/L			09/27/21 11:09	1
Trichlorofluoromethane	ND		1.0	0.88	ug/L			09/27/21 11:09	1
Vinyl chloride	ND		1.0	0.90	ug/L			09/27/21 11:09	1
Xylenes, Total	ND		2.0	0.66	ug/L			09/27/21 11:09	1

Method: 8260C - Volatile Organic Compounds by GC/MS (Continued)

Lab Sample ID: MB 480-597970/7
Matrix: Water
Analysis Batch: 597970

Client Sample ID: Method Blank
Prep Type: Total/NA

Surrogate	MB %Recovery	MB Qualifier	Limits	Prepared	Analyzed	Dil Fac
Toluene-d8 (Surr)	102		80 - 120		09/27/21 11:09	1
1,2-Dichloroethane-d4 (Surr)	100		77 - 120		09/27/21 11:09	1
4-Bromofluorobenzene (Surr)	96		73 - 120		09/27/21 11:09	1
Dibromofluoromethane (Surr)	103		75 - 123		09/27/21 11:09	1

Lab Sample ID: LCS 480-597970/5
Matrix: Water
Analysis Batch: 597970

Client Sample ID: Lab Control Sample
Prep Type: Total/NA

Analyte	Spike Added	LCS Result	LCS Qualifier	Unit	D	%Rec	%Rec. Limits
1,1,1-Trichloroethane	25.0	19.8		ug/L		79	73 - 126
1,1,2,2-Tetrachloroethane	25.0	20.8		ug/L		83	76 - 120
1,1,2-Trichloroethane	25.0	22.2		ug/L		89	76 - 122
1,1,2-Trichloro-1,2,2-trifluoroethane	25.0	19.2		ug/L		77	61 - 148
1,1-Dichloroethane	25.0	20.7		ug/L		83	77 - 120
1,1-Dichloroethene	25.0	18.1		ug/L		72	66 - 127
1,2,4-Trichlorobenzene	25.0	21.1		ug/L		85	79 - 122
1,2-Dibromo-3-Chloropropane	25.0	19.1		ug/L		77	56 - 134
1,2-Dichlorobenzene	25.0	21.0		ug/L		84	80 - 124
1,2-Dichloroethane	25.0	21.9		ug/L		88	75 - 120
1,2-Dichloropropane	25.0	22.4		ug/L		90	76 - 120
1,3-Dichlorobenzene	25.0	21.4		ug/L		86	77 - 120
1,4-Dichlorobenzene	25.0	21.7		ug/L		87	80 - 120
2-Butanone (MEK)	125	122		ug/L		97	57 - 140
2-Hexanone	125	116		ug/L		93	65 - 127
4-Methyl-2-pentanone (MIBK)	125	106		ug/L		85	71 - 125
Acetone	125	138		ug/L		110	56 - 142
Benzene	25.0	22.2		ug/L		89	71 - 124
Bromodichloromethane	25.0	22.2		ug/L		89	80 - 122
Bromoform	25.0	20.1		ug/L		80	61 - 132
Bromomethane	25.0	18.0		ug/L		72	55 - 144
Carbon disulfide	25.0	18.7		ug/L		75	59 - 134
Carbon tetrachloride	25.0	18.4		ug/L		74	72 - 134
Chlorobenzene	25.0	22.5		ug/L		90	80 - 120
Dibromochloromethane	25.0	21.0		ug/L		84	75 - 125
Chloroethane	25.0	18.2		ug/L		73	69 - 136
Chloroform	25.0	19.4		ug/L		78	73 - 127
Chloromethane	25.0	20.1		ug/L		80	68 - 124
cis-1,2-Dichloroethene	25.0	20.3		ug/L		81	74 - 124
cis-1,3-Dichloropropene	25.0	23.2		ug/L		93	74 - 124
Cyclohexane	25.0	19.2		ug/L		77	59 - 135
Dichlorodifluoromethane	25.0	16.4		ug/L		65	59 - 135
Ethylbenzene	25.0	21.7		ug/L		87	77 - 123
1,2-Dibromoethane	25.0	22.7		ug/L		91	77 - 120
Isopropylbenzene	25.0	20.6		ug/L		82	77 - 122
Methyl acetate	50.0	39.5		ug/L		79	74 - 133
Methyl tert-butyl ether	25.0	20.4		ug/L		82	77 - 120
Methylcyclohexane	25.0	18.9		ug/L		76	68 - 134

Method: 8260C - Volatile Organic Compounds by GC/MS (Continued)

Lab Sample ID: LCS 480-597970/5
Matrix: Water
Analysis Batch: 597970

Client Sample ID: Lab Control Sample
Prep Type: Total/NA

Analyte	Spike Added	LCS Result	LCS Qualifier	Unit	D	%Rec	%Rec. Limits
Methylene Chloride	25.0	20.4		ug/L		82	75 - 124
Styrene	25.0	22.1		ug/L		88	80 - 120
Tetrachloroethene	25.0	22.5		ug/L		90	74 - 122
Toluene	25.0	22.4		ug/L		90	80 - 122
trans-1,2-Dichloroethene	25.0	19.8		ug/L		79	73 - 127
trans-1,3-Dichloropropene	25.0	22.4		ug/L		90	80 - 120
Trichloroethene	25.0	22.0		ug/L		88	74 - 123
Trichlorofluoromethane	25.0	18.3		ug/L		73	62 - 150
Vinyl chloride	25.0	19.7		ug/L		79	65 - 133

Surrogate	*LCS %Recovery*	*LCS Qualifier*	*Limits*
Toluene-d8 (Surr)	*102*		*80 - 120*
1,2-Dichloroethane-d4 (Surr)	*98*		*77 - 120*
4-Bromofluorobenzene (Surr)	*99*		*73 - 120*
Dibromofluoromethane (Surr)	*98*		*75 - 123*

Lab Sample ID: 480-189890-5 MS
Matrix: Water
Analysis Batch: 597970

Client Sample ID: MW-09-2021
Prep Type: Total/NA

Analyte	Sample Result	Sample Qualifier	Spike Added	MS Result	MS Qualifier	Unit	D	%Rec	%Rec. Limits
1,1,1-Trichloroethane	ND		2000	1910		ug/L		95	73 - 126
1,1,2,2-Tetrachloroethane	ND		2000	1880		ug/L		94	76 - 120
1,1,2-Trichloroethane	ND		2000	1950		ug/L		97	76 - 122
1,1,2-Trichloro-1,2,2-trifluoroethane	ND		2000	2040		ug/L		102	61 - 148
1,1-Dichloroethane	ND		2000	1930		ug/L		96	77 - 120
1,1-Dichloroethene	ND		2000	1830		ug/L		92	66 - 127
1,2,4-Trichlorobenzene	ND		2000	1890		ug/L		95	79 - 122
1,2-Dibromo-3-Chloropropane	ND		2000	1640		ug/L		82	56 - 134
1,2-Dichlorobenzene	ND		2000	1920		ug/L		96	80 - 124
1,2-Dichloroethane	ND		2000	1940		ug/L		97	75 - 120
1,2-Dichloropropane	ND		2000	2050		ug/L		102	76 - 120
1,3-Dichlorobenzene	ND		2000	1930		ug/L		96	77 - 120
1,4-Dichlorobenzene	ND		2000	1930		ug/L		96	78 - 124
2-Butanone (MEK)	ND		10000	10100		ug/L		101	57 - 140
2-Hexanone	ND		10000	9630		ug/L		96	65 - 127
4-Methyl-2-pentanone (MIBK)	ND		10000	9360		ug/L		94	71 - 125
Acetone	ND		10000	10800		ug/L		108	56 - 142
Benzene	ND		2000	2000		ug/L		100	71 - 124
Bromodichloromethane	ND		2000	1990		ug/L		100	80 - 122
Bromoform	ND		2000	1700		ug/L		85	61 - 132
Bromomethane	ND		2000	1660		ug/L		83	55 - 144
Carbon disulfide	ND		2000	1970		ug/L		98	59 - 134
Carbon tetrachloride	ND		2000	1800		ug/L		90	72 - 134
Chlorobenzene	ND		2000	2050		ug/L		103	80 - 120
Dibromochloromethane	ND		2000	1910		ug/L		96	75 - 125
Chloroethane	ND		2000	1800		ug/L		90	69 - 136
Chloroform	ND		2000	1790		ug/L		89	73 - 127

Method: 8260C - Volatile Organic Compounds by GC/MS (Continued)

Lab Sample ID: 480-189890-5 MS
Matrix: Water
Analysis Batch: 597970

Client Sample ID: MW-09-2021
Prep Type: Total/NA

Analyte	Sample Result	Sample Qualifier	Spike Added	MS Result	MS Qualifier	Unit	D	%Rec	%Rec. Limits
Chloromethane	ND		2000	1900		ug/L		95	68 - 124
cis-1,2-Dichloroethene	2200		2000	4010		ug/L		90	74 - 124
cis-1,3-Dichloropropene	ND		2000	1970		ug/L		99	74 - 124
Cyclohexane	ND		2000	2080		ug/L		104	59 - 135
Dichlorodifluoromethane	ND		2000	1610		ug/L		80	59 - 135
Ethylbenzene	ND		2000	2030		ug/L		101	77 - 123
1,2-Dibromoethane	ND		2000	2040		ug/L		102	77 - 120
Isopropylbenzene	ND		2000	1980		ug/L		99	77 - 122
Methyl acetate	ND		4000	3490		ug/L		87	74 - 133
Methyl tert-butyl ether	ND		2000	1810		ug/L		91	77 - 120
Methylcyclohexane	ND		2000	1990		ug/L		99	68 - 134
Methylene Chloride	ND		2000	1910		ug/L		96	75 - 124
Styrene	ND		2000	2050		ug/L		103	80 - 120
Tetrachloroethene	770		2000	2970		ug/L		110	74 - 122
Toluene	ND		2000	2050		ug/L		103	80 - 122
trans-1,2-Dichloroethene	ND		2000	1870		ug/L		94	73 - 127
trans-1,3-Dichloropropene	ND		2000	1870		ug/L		93	80 - 120
Trichloroethene	440		2000	2490		ug/L		103	74 - 123
Trichlorofluoromethane	ND		2000	1830		ug/L		92	62 - 150
Vinyl chloride	330		2000	2230		ug/L		95	65 - 133

Surrogate	*MS %Recovery*	*MS Qualifier*	*Limits*
Toluene-d8 (Surr)	*102*		*80 - 120*
1,2-Dichloroethane-d4 (Surr)	*100*		*77 - 120*
4-Bromofluorobenzene (Surr)	*100*		*73 - 120*
Dibromofluoromethane (Surr)	*99*		*75 - 123*

Lab Sample ID: 480-189890-5 MSD
Matrix: Water
Analysis Batch: 597970

Client Sample ID: MW-09-2021
Prep Type: Total/NA

Analyte	Sample Result	Sample Qualifier	Spike Added	MSD Result	MSD Qualifier	Unit	D	%Rec	%Rec. Limits	RPD	RPD Limit
1,1,1-Trichloroethane	ND		2000	1820		ug/L		91	73 - 126	5	15
1,1,2,2-Tetrachloroethane	ND		2000	1840		ug/L		92	76 - 120	2	15
1,1,2-Trichloroethane	ND		2000	1860		ug/L		93	76 - 122	4	15
1,1,2-Trichloro-1,2,2-trifluoroethane	ND		2000	1910		ug/L		95	61 - 148	7	20
1,1-Dichloroethane	ND		2000	1880		ug/L		94	77 - 120	2	20
1,1-Dichloroethene	ND		2000	1730		ug/L		86	66 - 127	6	16
1,2,4-Trichlorobenzene	ND		2000	1860		ug/L		93	79 - 122	1	20
1,2-Dibromo-3-Chloropropane	ND		2000	1710		ug/L		85	56 - 134	4	15
1,2-Dichlorobenzene	ND		2000	1850		ug/L		93	80 - 124	3	20
1,2-Dichloroethane	ND		2000	1880		ug/L		94	75 - 120	3	20
1,2-Dichloropropane	ND		2000	1920		ug/L		96	76 - 120	6	20
1,3-Dichlorobenzene	ND		2000	1860		ug/L		93	77 - 120	4	20
1,4-Dichlorobenzene	ND		2000	1880		ug/L		94	78 - 124	2	20
2-Butanone (MEK)	ND		10000	10000		ug/L		100	57 - 140	1	20
2-Hexanone	ND		10000	9120		ug/L		91	65 - 127	5	15
4-Methyl-2-pentanone (MIBK)	ND		10000	8990		ug/L		90	71 - 125	4	35

Method: 8260C - Volatile Organic Compounds by GC/MS (Continued)

Lab Sample ID: 480-189890-5 MSD
Matrix: Water
Analysis Batch: 597970

Client Sample ID: MW-09-2021
Prep Type: Total/NA

Analyte	Sample Result	Sample Qualifier	Spike Added	MSD Result	MSD Qualifier	Unit	D	%Rec	%Rec. Limits	RPD	RPD Limit
Acetone	ND		10000	10800		ug/L		108	56 - 142	0	15
Benzene	ND		2000	1900		ug/L		95	71 - 124	5	13
Bromodichloromethane	ND		2000	1890		ug/L		94	80 - 122	5	15
Bromoform	ND		2000	1640		ug/L		82	61 - 132	4	15
Bromomethane	ND		2000	1620		ug/L		81	55 - 144	2	15
Carbon disulfide	ND		2000	1810		ug/L		91	59 - 134	8	15
Carbon tetrachloride	ND		2000	1720		ug/L		86	72 - 134	4	15
Chlorobenzene	ND		2000	1910		ug/L		96	80 - 120	7	25
Dibromochloromethane	ND		2000	1810		ug/L		90	75 - 125	6	15
Chloroethane	ND		2000	1660		ug/L		83	69 - 136	8	15
Chloroform	ND		2000	1750		ug/L		88	73 - 127	2	20
Chloromethane	ND		2000	1810		ug/L		91	68 - 124	5	15
cis-1,2-Dichloroethene	2200		2000	3960		ug/L		88	74 - 124	1	15
cis-1,3-Dichloropropene	ND		2000	1870		ug/L		94	74 - 124	5	15
Cyclohexane	ND		2000	1930		ug/L		96	59 - 135	8	20
Dichlorodifluoromethane	ND		2000	1510		ug/L		75	59 - 135	6	20
Ethylbenzene	ND		2000	1870		ug/L		94	77 - 123	8	15
1,2-Dibromoethane	ND		2000	1960		ug/L		98	77 - 120	4	15
Isopropylbenzene	ND		2000	1850		ug/L		93	77 - 122	7	20
Methyl acetate	ND		4000	3520		ug/L		88	74 - 133	1	20
Methyl tert-butyl ether	ND		2000	1830		ug/L		91	77 - 120	1	37
Methylcyclohexane	ND		2000	1850		ug/L		93	68 - 134	7	20
Methylene Chloride	ND		2000	1860		ug/L		93	75 - 124	3	15
Styrene	ND		2000	1880		ug/L		94	80 - 120	9	20
Tetrachloroethene	770		2000	2680		ug/L		95	74 - 122	10	20
Toluene	ND		2000	1910		ug/L		95	80 - 122	7	15
trans-1,2-Dichloroethene	ND		2000	1790		ug/L		90	73 - 127	4	20
trans-1,3-Dichloropropene	ND		2000	1780		ug/L		89	80 - 120	5	15
Trichloroethene	440		2000	2350		ug/L		95	74 - 123	6	16
Trichlorofluoromethane	ND		2000	1730		ug/L		86	62 - 150	6	20
Vinyl chloride	330		2000	2140		ug/L		91	65 - 133	4	15

Surrogate	*MSD %Recovery*	*MSD Qualifier*	*Limits*
Toluene-d8 (Surr)	*101*		*80 - 120*
1,2-Dichloroethane-d4 (Surr)	*99*		*77 - 120*
4-Bromofluorobenzene (Surr)	*97*		*73 - 120*
Dibromofluoromethane (Surr)	*99*		*75 - 123*

Qualifiers

GC/MS VOA

Qualifier	Qualifier Description
J	Result is less than the RL but greater than or equal to the MDL and the concentration is an approximate value.

Glossary

Abbreviation	These commonly used abbreviations may or may not be present in this report.
¤	Listed under the "D" column to designate that the result is reported on a dry weight basis
%R	Percent Recovery
CFL	Contains Free Liquid
CFU	Colony Forming Unit
CNF	Contains No Free Liquid
DER	Duplicate Error Ratio (normalized absolute difference)
Dil Fac	Dilution Factor
DL	Detection Limit (DoD/DOE)
DL, RA, RE, IN	Indicates a Dilution, Re-analysis, Re-extraction, or additional Initial metals/anion analysis of the sample
DLC	Decision Level Concentration (Radiochemistry)
EDL	Estimated Detection Limit (Dioxin)
LOD	Limit of Detection (DoD/DOE)
LOQ	Limit of Quantitation (DoD/DOE)
MCL	EPA recommended "Maximum Contaminant Level"
MDA	Minimum Detectable Activity (Radiochemistry)
MDC	Minimum Detectable Concentration (Radiochemistry)
MDL	Method Detection Limit
ML	Minimum Level (Dioxin)
MPN	Most Probable Number
MQL	Method Quantitation Limit
NC	Not Calculated
ND	Not Detected at the reporting limit (or MDL or EDL if shown)
NEG	Negative / Absent
POS	Positive / Present
PQL	Practical Quantitation Limit
PRES	Presumptive
QC	Quality Control
RER	Relative Error Ratio (Radiochemistry)
RL	Reporting Limit or Requested Limit (Radiochemistry)
RPD	Relative Percent Difference, a measure of the relative difference between two points
TEF	Toxicity Equivalent Factor (Dioxin)
TEQ	Toxicity Equivalent Quotient (Dioxin)
TNTC	Too Numerous To Count

QC Association Summary

Client: New York State D.E.C.
Project/Site: Staubs Textile #828160

Job ID: 480-189890-1

GC/MS VOA

Analysis Batch: 597970

Lab Sample ID	Client Sample ID	Prep Type	Matrix	Method	Prep Batch
480-189890-1	TB-20210921	Total/NA	Water	8260C	
480-189890-2	RB-20210920	Total/NA	Water	8260C	
480-189890-3	MW-01-2021	Total/NA	Water	8260C	
480-189890-4	MW-01-2021Q	Total/NA	Water	8260C	
480-189890-5	MW-09-2021	Total/NA	Water	8260C	
480-189890-6	RB-092121	Total/NA	Water	8260C	
480-189890-7	MW-07-2021	Total/NA	Water	8260C	
480-189890-8	MW-05-2021	Total/NA	Water	8260C	
MB 480-597970/7	Method Blank	Total/NA	Water	8260C	
LCS 480-597970/5	Lab Control Sample	Total/NA	Water	8260C	
480-189890-5 MS	MW-09-2021	Total/NA	Water	8260C	
480-189890-5 MSD	MW-09-2021	Total/NA	Water	8260C	

Lab Chronicle

Client: New York State D.E.C.
Project/Site: Staubs Textile #828160

Job ID: 480-189890-1

Client Sample ID: TB-20210921 — Lab Sample ID: 480-189890-1

Date Collected: 09/21/21 00:00 — **Matrix: Water**
Date Received: 09/21/21 18:00

Prep Type	Batch Type	Batch Method	Run	Dilution Factor	Batch Number	Prepared or Analyzed	Analyst	Lab
Total/NA	Analysis	8260C		1	597970	09/27/21 12:36	WJD	TAL BUF

Client Sample ID: RB-20210920 — Lab Sample ID: 480-189890-2

Date Collected: 09/21/21 09:15 — **Matrix: Water**
Date Received: 09/21/21 18:00

Prep Type	Batch Type	Batch Method	Run	Dilution Factor	Batch Number	Prepared or Analyzed	Analyst	Lab
Total/NA	Analysis	8260C		1	597970	09/27/21 12:59	WJD	TAL BUF

Client Sample ID: MW-01-2021 — Lab Sample ID: 480-189890-3

Date Collected: 09/21/21 12:30 — **Matrix: Water**
Date Received: 09/21/21 18:00

Prep Type	Batch Type	Batch Method	Run	Dilution Factor	Batch Number	Prepared or Analyzed	Analyst	Lab
Total/NA	Analysis	8260C		2	597970	09/27/21 13:22	WJD	TAL BUF

Client Sample ID: MW-01-2021Q — Lab Sample ID: 480-189890-4

Date Collected: 09/21/21 12:30 — **Matrix: Water**
Date Received: 09/21/21 18:00

Prep Type	Batch Type	Batch Method	Run	Dilution Factor	Batch Number	Prepared or Analyzed	Analyst	Lab
Total/NA	Analysis	8260C		2	597970	09/27/21 13:45	WJD	TAL BUF

Client Sample ID: MW-09-2021 — Lab Sample ID: 480-189890-5

Date Collected: 09/21/21 13:35 — **Matrix: Water**
Date Received: 09/21/21 18:00

Prep Type	Batch Type	Batch Method	Run	Dilution Factor	Batch Number	Prepared or Analyzed	Analyst	Lab
Total/NA	Analysis	8260C		80	597970	09/27/21 14:08	WJD	TAL BUF

Client Sample ID: RB-092121 — Lab Sample ID: 480-189890-6

Date Collected: 09/21/21 14:00 — **Matrix: Water**
Date Received: 09/21/21 18:00

Prep Type	Batch Type	Batch Method	Run	Dilution Factor	Batch Number	Prepared or Analyzed	Analyst	Lab
Total/NA	Analysis	8260C		1	597970	09/27/21 14:32	WJD	TAL BUF

Client Sample ID: MW-07-2021 — Lab Sample ID: 480-189890-7

Date Collected: 09/21/21 15:33 — **Matrix: Water**
Date Received: 09/21/21 18:00

Prep Type	Batch Type	Batch Method	Run	Dilution Factor	Batch Number	Prepared or Analyzed	Analyst	Lab
Total/NA	Analysis	8260C		400	597970	09/27/21 14:55	WJD	TAL BUF

Lab Chronicle

Client: New York State D.E.C.
Project/Site: Staubs Textile #828160

Job ID: 480-189890-1

Client Sample ID: MW-05-2021

Date Collected: 09/21/21 15:50
Date Received: 09/21/21 18:00

Lab Sample ID: 480-189890-8

Matrix: Water

Prep Type	Batch Type	Batch Method	Run	Dilution Factor	Batch Number	Prepared or Analyzed	Analyst	Lab
Total/NA	Analysis	8260C		1000	597970	09/27/21 15:18	WJD	TAL BUF

Laboratory References:

TAL BUF = Eurofins TestAmerica, Buffalo, 10 Hazelwood Drive, Amherst, NY 14228-2298, TEL (716)691-2600

Accreditation/Certification Summary

Client: New York State D.E.C.
Project/Site: Staubs Textile #828160

Job ID: 480-189890-1

Laboratory: Eurofins TestAmerica, Buffalo

The accreditations/certifications listed below are applicable to this report.

Authority	Program	Identification Number	Expiration Date
New York	NELAP	10026	04-01-22

Method 8260C

Volatile Organic Compounds (GC/MS) by Method 8260C

FORM II
GC/MS VOA SURROGATE RECOVERY

Lab Name: Eurofins TestAmerica, Buffalo Job No.: 480-189890-1

SDG No.:

Matrix: Water Level: Low

GC Column (1): ZB-624 (20) ID: 0.18(mm)

Client Sample ID	Lab Sample ID	DBFM #	DCA #	TOL #	BFB #
TB-20210921	480-189890-1	102	105	101	96
RB-20210920	480-189890-2	108	107	103	98
MW-01-2021	480-189890-3	105	104	92	93
MW-01-2021Q	480-189890-4	103	106	90	88
MW-09-2021	480-189890-5	94	99	98	95
RB-092121	480-189890-6	97	102	98	96
MW-07-2021	480-189890-7	94	100	100	96
MW-05-2021	480-189890-8	100	104	101	97
	MB 480-597970/7	103	100	102	96
	LCS 480-597970/5	98	98	102	99
MW-09-2021 MS	480-189890-5 MS	99	100	102	100
MW-09-2021 MSD	480-189890-5 MSD	99	99	101	97

	QC LIMITS
DBFM = Dibromofluoromethane (Surr)	75-123
DCA = 1,2-Dichloroethane-d4 (Surr)	77-120
TOL = Toluene-d8 (Surr)	80-120
BFB = 4-Bromofluorobenzene (Surr)	73-120

Column to be used to flag recovery values

FORM II 8260C

FORM III
GC/MS VOA LAB CONTROL SAMPLE RECOVERY

Lab Name: Eurofins TestAmerica, Buffalo Job No.: 480-189890-1

SDG No.:

Matrix: Water Level: Low Lab File ID: S4095.D

Lab ID: LCS 480-597970/5 Client ID:

COMPOUND	SPIKE ADDED (ug/L)	LCS CONCENTRATION (ug/L)	LCS % REC	QC LIMITS REC	#
1,1,1-Trichloroethane	25.0	19.8	79	73-126	
1,1,2,2-Tetrachloroethane	25.0	20.8	83	76-120	
1,1,2-Trichloroethane	25.0	22.2	89	76-122	
1,1,2-Trichloro-1,2,2-trifluoroethane	25.0	19.2	77	61-148	
1,1-Dichloroethane	25.0	20.7	83	77-120	
1,1-Dichloroethene	25.0	18.1	72	66-127	
1,2,4-Trichlorobenzene	25.0	21.1	85	79-122	
1,2-Dibromo-3-Chloropropane	25.0	19.1	77	56-134	
1,2-Dichlorobenzene	25.0	21.0	84	80-124	
1,2-Dichloroethane	25.0	21.9	88	75-120	
1,2-Dichloropropane	25.0	22.4	90	76-120	
1,3-Dichlorobenzene	25.0	21.4	86	77-120	
1,4-Dichlorobenzene	25.0	21.7	87	80-120	
2-Butanone (MEK)	125	122	97	57-140	
2-Hexanone	125	116	93	65-127	
4-Methyl-2-pentanone (MIBK)	125	106	85	71-125	
Acetone	125	138	110	56-142	
Benzene	25.0	22.2	89	71-124	
Bromodichloromethane	25.0	22.2	89	80-122	
Bromoform	25.0	20.1	80	61-132	
Bromomethane	25.0	18.0	72	55-144	
Carbon disulfide	25.0	18.7	75	59-134	
Carbon tetrachloride	25.0	18.4	74	72-134	
Chlorobenzene	25.0	22.5	90	80-120	
Dibromochloromethane	25.0	21.0	84	75-125	
Chloroethane	25.0	18.2	73	69-136	
Chloroform	25.0	19.4	78	73-127	
Chloromethane	25.0	20.1	80	68-124	
cis-1,2-Dichloroethene	25.0	20.3	81	74-124	
cis-1,3-Dichloropropene	25.0	23.2	93	74-124	
Cyclohexane	25.0	19.2	77	59-135	
Dichlorodifluoromethane	25.0	16.4	65	59-135	
Ethylbenzene	25.0	21.7	87	77-123	
1,2-Dibromoethane	25.0	22.7	91	77-120	
Isopropylbenzene	25.0	20.6	82	77-122	
Methyl acetate	50.0	39.5	79	74-133	
Methyl tert-butyl ether	25.0	20.4	82	77-120	
Methylcyclohexane	25.0	18.9	76	68-134	
Methylene Chloride	25.0	20.4	82	75-124	
Styrene	25.0	22.1	88	80-120	
Tetrachloroethene	25.0	22.5	90	74-122	

Column to be used to flag recovery and RPD values

FORM III 8260C

FORM III
GC/MS VOA LAB CONTROL SAMPLE RECOVERY

Lab Name: Eurofins TestAmerica, Buffalo Job No.: 480-189890-1

SDG No.:

Matrix: Water Level: Low Lab File ID: S4095.D

Lab ID: LCS 480-597970/5 Client ID:

COMPOUND	SPIKE ADDED (ug/L)	LCS CONCENTRATION (ug/L)	LCS % REC	QC LIMITS REC	#
Toluene	25.0	22.4	90	80-122	
trans-1,2-Dichloroethene	25.0	19.8	79	73-127	
trans-1,3-Dichloropropene	25.0	22.4	90	80-120	
Trichloroethene	25.0	22.0	88	74-123	
Trichlorofluoromethane	25.0	18.3	73	62-150	
Vinyl chloride	25.0	19.7	79	65-133	

Column to be used to flag recovery and RPD values

FORM III 8260C

FORM III
GC/MS VOA MATRIX SPIKE RECOVERY

Lab Name: Eurofins TestAmerica, Buffalo Job No.: 480-189890-1

SDG No.:

Matrix: Water Level: Low Lab File ID: S4120.D

Lab ID: 480-189890-5 MS Client ID: MW-09-2021 MS

COMPOUND	SPIKE ADDED (ug/L)	SAMPLE CONCENTRATION (ug/L)	MS CONCENTRATION (ug/L)	MS % REC	QC LIMITS REC	#
1,1,1-Trichloroethane	2000	ND	1910	95	73-126	
1,1,2,2-Tetrachloroethane	2000	ND	1880	94	76-120	
1,1,2-Trichloroethane	2000	ND	1950	97	76-122	
1,1,2-Trichloro-1,2,2-trifluoroethane	2000	ND	2040	102	61-148	
1,1-Dichloroethane	2000	ND	1930	96	77-120	
1,1-Dichloroethene	2000	ND	1830	92	66-127	
1,2,4-Trichlorobenzene	2000	ND	1890	95	79-122	
1,2-Dibromo-3-Chloropropane	2000	ND	1640	82	56-134	
1,2-Dichlorobenzene	2000	ND	1920	96	80-124	
1,2-Dichloroethane	2000	ND	1940	97	75-120	
1,2-Dichloropropane	2000	ND	2050	102	76-120	
1,3-Dichlorobenzene	2000	ND	1930	96	77-120	
1,4-Dichlorobenzene	2000	ND	1930	96	78-124	
2-Butanone (MEK)	10000	ND	10100	101	57-140	
2-Hexanone	10000	ND	9630	96	65-127	
4-Methyl-2-pentanone (MIBK)	10000	ND	9360	94	71-125	
Acetone	10000	ND	10800	108	56-142	
Benzene	2000	ND	2000	100	71-124	
Bromodichloromethane	2000	ND	1990	100	80-122	
Bromoform	2000	ND	1700	85	61-132	
Bromomethane	2000	ND	1660	83	55-144	
Carbon disulfide	2000	ND	1970	98	59-134	
Carbon tetrachloride	2000	ND	1800	90	72-134	
Chlorobenzene	2000	ND	2050	103	80-120	
Dibromochloromethane	2000	ND	1910	96	75-125	
Chloroethane	2000	ND	1800	90	69-136	
Chloroform	2000	ND	1790	89	73-127	
Chloromethane	2000	ND	1900	95	68-124	
cis-1,2-Dichloroethene	2000	2200	4010	90	74-124	
cis-1,3-Dichloropropene	2000	ND	1970	99	74-124	
Cyclohexane	2000	ND	2080	104	59-135	
Dichlorodifluoromethane	2000	ND	1610	80	59-135	
Ethylbenzene	2000	ND	2030	101	77-123	
1,2-Dibromoethane	2000	ND	2040	102	77-120	
Isopropylbenzene	2000	ND	1980	99	77-122	
Methyl acetate	4000	ND	3490	87	74-133	
Methyl tert-butyl ether	2000	ND	1810	91	77-120	
Methylcyclohexane	2000	ND	1990	99	68-134	
Methylene Chloride	2000	ND	1910	96	75-124	
Styrene	2000	ND	2050	103	80-120	
Tetrachloroethene	2000	770	2970	110	74-122	

Column to be used to flag recovery and RPD values

FORM III 8260C

FORM III
GC/MS VOA MATRIX SPIKE RECOVERY

Lab Name: Eurofins TestAmerica, Buffalo Job No.: 480-189890-1

SDG No.:

Matrix: Water Level: Low Lab File ID: S4120.D

Lab ID: 480-189890-5 MS Client ID: MW-09-2021 MS

COMPOUND	SPIKE ADDED (ug/L)	SAMPLE CONCENTRATION (ug/L)	MS CONCENTRATION (ug/L)	MS % REC	QC LIMITS REC	#
Toluene	2000	ND	2050	103	80-122	
trans-1,2-Dichloroethene	2000	ND	1870	94	73-127	
trans-1,3-Dichloropropene	2000	ND	1870	93	80-120	
Trichloroethene	2000	440	2490	103	74-123	
Trichlorofluoromethane	2000	ND	1830	92	62-150	
Vinyl chloride	2000	330	2230	95	65-133	

Column to be used to flag recovery and RPD values

FORM III 8260C

FORM III
GC/MS VOA MATRIX SPIKE DUPLICATE RECOVERY

Lab Name: Eurofins TestAmerica, Buffalo Job No.: 480-189890-1

SDG No.:

Matrix: Water Level: Low Lab File ID: S4121.D

Lab ID: 480-189890-5 MSD Client ID: MW-09-2021 MSD

COMPOUND	SPIKE ADDED (ug/L)	MSD CONCENTRATION (ug/L)	MSD % REC	% RPD	QC LIMITS RPD	QC LIMITS REC	#
1,1,1-Trichloroethane	2000	1820	91	5	15	73-126	
1,1,2,2-Tetrachloroethane	2000	1840	92	2	15	76-120	
1,1,2-Trichloroethane	2000	1860	93	4	15	76-122	
1,1,2-Trichloro-1,2,2-trifluoroethane	2000	1910	95	7	20	61-148	
1,1-Dichloroethane	2000	1880	94	2	20	77-120	
1,1-Dichloroethene	2000	1730	86	6	16	66-127	
1,2,4-Trichlorobenzene	2000	1860	93	1	20	79-122	
1,2-Dibromo-3-Chloropropane	2000	1710	85	4	15	56-134	
1,2-Dichlorobenzene	2000	1850	93	3	20	80-124	
1,2-Dichloroethane	2000	1880	94	3	20	75-120	
1,2-Dichloropropane	2000	1920	96	6	20	76-120	
1,3-Dichlorobenzene	2000	1860	93	4	20	77-120	
1,4-Dichlorobenzene	2000	1880	94	2	20	78-124	
2-Butanone (MEK)	10000	10000	100	1	20	57-140	
2-Hexanone	10000	9120	91	5	15	65-127	
4-Methyl-2-pentanone (MIBK)	10000	8990	90	4	35	71-125	
Acetone	10000	10800	108	0	15	56-142	
Benzene	2000	1900	95	5	13	71-124	
Bromodichloromethane	2000	1890	94	5	15	80-122	
Bromoform	2000	1640	82	4	15	61-132	
Bromomethane	2000	1620	81	2	15	55-144	
Carbon disulfide	2000	1810	91	8	15	59-134	
Carbon tetrachloride	2000	1720	86	4	15	72-134	
Chlorobenzene	2000	1910	96	7	25	80-120	
Dibromochloromethane	2000	1810	90	6	15	75-125	
Chloroethane	2000	1660	83	8	15	69-136	
Chloroform	2000	1750	88	2	20	73-127	
Chloromethane	2000	1810	91	5	15	68-124	
cis-1,2-Dichloroethene	2000	3960	88	1	15	74-124	
cis-1,3-Dichloropropene	2000	1870	94	5	15	74-124	
Cyclohexane	2000	1930	96	8	20	59-135	
Dichlorodifluoromethane	2000	1510	75	6	20	59-135	
Ethylbenzene	2000	1870	94	8	15	77-123	
1,2-Dibromoethane	2000	1960	98	4	15	77-120	
Isopropylbenzene	2000	1850	93	7	20	77-122	
Methyl acetate	4000	3520	88	1	20	74-133	
Methyl tert-butyl ether	2000	1830	91	1	37	77-120	
Methylcyclohexane	2000	1850	93	7	20	68-134	
Methylene Chloride	2000	1860	93	3	15	75-124	
Styrene	2000	1880	94	9	20	80-120	
Tetrachloroethene	2000	2680	95	10	20	74-122	

Column to be used to flag recovery and RPD values

FORM III 8260C

FORM III
GC/MS VOA MATRIX SPIKE DUPLICATE RECOVERY

Lab Name: Eurofins TestAmerica, Buffalo Job No.: 480-189890-1

SDG No.:

Matrix: Water Level: Low Lab File ID: S4121.D

Lab ID: 480-189890-5 MSD Client ID: MW-09-2021 MSD

COMPOUND	SPIKE ADDED (ug/L)	MSD CONCENTRATION (ug/L)	MSD % REC	% RPD	QC LIMITS RPD	QC LIMITS REC	#
Toluene	2000	1910	95	7	15	80-122	
trans-1,2-Dichloroethene	2000	1790	90	4	20	73-127	
trans-1,3-Dichloropropene	2000	1780	89	5	15	80-120	
Trichloroethene	2000	2350	95	6	16	74-123	
Trichlorofluoromethane	2000	1730	86	6	20	62-150	
Vinyl chloride	2000	2140	91	4	15	65-133	

Column to be used to flag recovery and RPD values

FORM III 8260C

FORM IV
GC/MS VOA METHOD BLANK SUMMARY

Lab Name: Eurofins TestAmerica, Buffalo Job No.: 480-189890-1

SDG No.:

Lab File ID: S4097.D Lab Sample ID: MB 480-597970/7

Matrix: Water Heated Purge:(Y/N) N

Instrument ID: HP5973S Date Analyzed: 09/27/2021 11:09

GC Column: ZB-624 (20) ID: 0.18(mm)

THIS METHOD BLANK APPLIES TO THE FOLLOWING SAMPLES:

CLIENT SAMPLE ID	LAB SAMPLE ID	LAB FILE ID	DATE ANALYZED
	LCS 480-597970/5	S4095.D	09/27/2021 10:22
TB-20210921	480-189890-1	S4100.D	09/27/2021 12:36
RB-20210920	480-189890-2	S4101.D	09/27/2021 12:59
MW-01-2021	480-189890-3	S4102.D	09/27/2021 13:22
MW-01-2021Q	480-189890-4	S4103.D	09/27/2021 13:45
MW-09-2021	480-189890-5	S4104.D	09/27/2021 14:08
RB-092121	480-189890-6	S4105.D	09/27/2021 14:32
MW-07-2021	480-189890-7	S4106.D	09/27/2021 14:55
MW-05-2021	480-189890-8	S4107.D	09/27/2021 15:18
MW-09-2021 MS	480-189890-5 MS	S4120.D	09/27/2021 20:21
MW-09-2021 MSD	480-189890-5 MSD	S4121.D	09/27/2021 20:44

FORM V
GC/MS VOA INSTRUMENT PERFORMANCE CHECK
BROMOFLUOROBENZENE (BFB)

Lab Name: Eurofins TestAmerica, Buffalo Job No.: 480-189890-1

SDG No.:

Lab File ID: S3497.D BFB Injection Date: 09/14/2021

Instrument ID: HP5973S BFB Injection Time: 16:49

Analysis Batch No.: 596289

M/E	ION ABUNDANCE CRITERIA	% RELATIVE ABUNDANCE	
50	15.0 - 40.0 % of mass 95	21.0	
75	30.0 - 60.0 % of mass 95	47.3	
95	Base Peak, 100% relative abundance	100.0	
96	5.0 - 9.0 % of mass 95	6.6	
173	Less than 2.0 % of mass 174	0.0	(0.0) 1
174	Greater than 50% of mass 95	82.8	
175	5.0 - 9.0 % of mass 174	6.9	(8.3) 1
176	95.0 - 101.0 % of mass 174	81.1	(97.9) 1
177	5.0 - 9.0 % of mass 176	5.2	(6.4) 2

1-Value is % mass 174 2-Value is % mass 176

THIS CHECK APPLIES TO THE FOLLOWING SAMPLES, MS, MSD, BLANKS AND STANDARDS:

CLIENT SAMPLE ID	LAB SAMPLE ID	LAB FILE ID	DATE ANALYZED	TIME ANALYZED
	IC 480-596289/4	S3499.D	09/14/2021	17:37
	IC 480-596289/5	S3500.D	09/14/2021	18:00
	IC 480-596289/6	S3501.D	09/14/2021	18:24
	IC 480-596289/7	S3502.D	09/14/2021	18:47
	IC 480-596289/8	S3503.D	09/14/2021	19:10
	ICIS 480-596289/9	S3504.D	09/14/2021	19:33
	IC 480-596289/10	S3505.D	09/14/2021	19:57
	IC 480-596289/11	S3506.D	09/14/2021	20:20
	ICV 480-596289/25	S3520.D	09/15/2021	1:44

FORM V
GC/MS VOA INSTRUMENT PERFORMANCE CHECK
BROMOFLUOROBENZENE (BFB)

Lab Name: Eurofins TestAmerica, Buffalo Job No.: 480-189890-1

SDG No.:

Lab File ID: S4092.D BFB Injection Date: 09/27/2021

Instrument ID: HP5973S BFB Injection Time: 09:09

Analysis Batch No.: 597970

M/E	ION ABUNDANCE CRITERIA	% RELATIVE ABUNDANCE
50	15.0 - 40.0 % of mass 95	20.3
75	30.0 - 60.0 % of mass 95	47.6
95	Base Peak, 100% relative abundance	100.0
96	5.0 - 9.0 % of mass 95	6.8
173	Less than 2.0 % of mass 174	0.2 (0.3) 1
174	Greater than 50% of mass 95	90.0
175	5.0 - 9.0 % of mass 174	6.3 (7.0) 1
176	95.0 - 101.0 % of mass 174	87.9 (97.7) 1
177	5.0 - 9.0 % of mass 176	5.1 (5.8) 2

1-Value is % mass 174 2-Value is % mass 176

THIS CHECK APPLIES TO THE FOLLOWING SAMPLES, MS, MSD, BLANKS AND STANDARDS:

CLIENT SAMPLE ID	LAB SAMPLE ID	LAB FILE ID	DATE ANALYZED	TIME ANALYZED
	CCVIS 480-597970/3	S4093.D	09/27/2021	9:36
	LCS 480-597970/5	S4095.D	09/27/2021	10:22
	MB 480-597970/7	S4097.D	09/27/2021	11:09
TB-20210921	480-189890-1	S4100.D	09/27/2021	12:36
RB-20210920	480-189890-2	S4101.D	09/27/2021	12:59
MW-01-2021	480-189890-3	S4102.D	09/27/2021	13:22
MW-01-2021Q	480-189890-4	S4103.D	09/27/2021	13:45
MW-09-2021	480-189890-5	S4104.D	09/27/2021	14:08
RB-092121	480-189890-6	S4105.D	09/27/2021	14:32
MW-07-2021	480-189890-7	S4106.D	09/27/2021	14:55
MW-05-2021	480-189890-8	S4107.D	09/27/2021	15:18
MW-09-2021 MS	480-189890-5 MS	S4120.D	09/27/2021	20:21
MW-09-2021 MSD	480-189890-5 MSD	S4121.D	09/27/2021	20:44

FORM VIII
GC/MS VOA INTERNAL STANDARD AREA AND RETENTION TIME SUMMARY

Lab Name: Eurofins TestAmerica, Buffalo Job No.: 480-189890-1

SDG No.:

Sample No.: ICIS 480-596289/9 Date Analyzed: 09/14/2021 19:33

Instrument ID: HP5973S GC Column: ZB-624 (20) ID: 0.18(mm)

Lab File ID (Standard): S3504.D Heated Purge: (Y/N) N

Calibration ID: 42382

		FB		CBNZd5		DCBd4	
		AREA #	RT #	AREA #	RT #	AREA #	RT #
INITIAL CALIBRATION MID-POINT		171221	5.00	348761	7.96	371999	10.40
UPPER LIMIT		342442	5.50	697522	8.46	743998	10.90
LOWER LIMIT		85611	4.50	174381	7.46	186000	9.90
LAB SAMPLE ID	CLIENT SAMPLE ID						
ICV 480-596289/25		166897	5.00	340656	7.96	340955	10.40
CCVIS 480-597970/3		163594	5.00	331921	7.96	357231	10.40

FB = Fluorobenzene (IS)
CBNZd5 = Chlorobenzene-d5
DCBd4 = 1,4-Dichlorobenzene-d4

Area Limit = 50%-200% of internal standard area
RT Limit = ± 0.5 minutes of internal standard RT

Column used to flag values outside QC limits

FORM VIII 8260C

FORM VIII
GC/MS VOA INTERNAL STANDARD AREA AND RETENTION TIME SUMMARY

Lab Name: Eurofins TestAmerica, Buffalo Job No.: 480-189890-1

SDG No.:

Sample No.: CCVIS 480-597970/3 Date Analyzed: 09/27/2021 09:36

Instrument ID: HP5973S GC Column: ZB-624 (20) ID: 0.18(mm)

Lab File ID (Standard): S4093.D Heated Purge: (Y/N) N

Calibration ID: 42385

		FB		CBNZd5		DCBd4	
		AREA #	RT #	AREA #	RT #	AREA #	RT #
12/24 HOUR STD		163594	5.00	331921	7.96	357231	10.40
UPPER LIMIT		327188	5.50	663842	8.46	714462	10.90
LOWER LIMIT		81797	4.50	165961	7.46	178616	9.90
LAB SAMPLE ID	CLIENT SAMPLE ID						
LCS 480-597970/5		160465	5.00	333625	7.96	364734	10.40
MB 480-597970/7		139633	5.00	260366	7.96	285485	10.40
480-189890-1	TB-20210921	148010	5.00	306678	7.96	327117	10.40
480-189890-2	RB-20210920	136536	5.00	257379	7.96	283757	10.40
480-189890-3	MW-01-2021	139252	5.00	299641	7.96	306857	10.40
480-189890-4	MW-01-2021Q	145604	5.00	317584	7.96	309082	10.40
480-189890-5	MW-09-2021	158334	5.00	326064	7.96	336422	10.40
480-189890-6	RB-092121	153108	5.00	317730	7.96	335319	10.40
480-189890-7	MW-07-2021	157171	5.00	313814	7.96	326425	10.40
480-189890-8	MW-05-2021	148514	5.00	292915	7.97	306373	10.40
480-189890-5 MS	MW-09-2021 MS	157931	5.00	321150	7.96	347703	10.40
480-189890-5 MSD	MW-09-2021 MSD	155157	5.00	316560	7.96	339039	10.40

FB = Fluorobenzene (IS)
CBNZd5 = Chlorobenzene-d5
DCBd4 = 1,4-Dichlorobenzene-d4

Area Limit = 50%-200% of internal standard area
RT Limit = ± 0.5 minutes of internal standard RT

Column used to flag values outside QC limits

FORM VIII 8260C

FORM I
GC/MS VOA ORGANICS ANALYSIS DATA SHEET

Lab Name: Eurofins TestAmerica, Buffalo Job No.: 480-189890-1

SDG No.:

Client Sample ID: TB-20210921 Lab Sample ID: 480-189890-1

Matrix: Water Lab File ID: S4100.D

Analysis Method: 8260C Date Collected: 09/21/2021 00:00

Sample wt/vol: 5(mL) Date Analyzed: 09/27/2021 12:36

Soil Aliquot Vol: Dilution Factor: 1

Soil Extract Vol.: GC Column: ZB-624 (20) ID: 0.18(mm)

% Moisture: Level: (low/med) Low

Analysis Batch No.: 597970 Units: ug/L

CAS NO.	COMPOUND NAME	RESULT	Q	RL	MDL
71-55-6	1,1,1-Trichloroethane	ND		1.0	0.82
79-34-5	1,1,2,2-Tetrachloroethane	ND		1.0	0.21
79-00-5	1,1,2-Trichloroethane	ND		1.0	0.23
76-13-1	1,1,2-Trichloro-1,2,2-trifluoroethane	ND		1.0	0.31
75-34-3	1,1-Dichloroethane	ND		1.0	0.38
75-35-4	1,1-Dichloroethene	ND		1.0	0.29
120-82-1	1,2,4-Trichlorobenzene	ND		1.0	0.41
96-12-8	1,2-Dibromo-3-Chloropropane	ND		1.0	0.39
95-50-1	1,2-Dichlorobenzene	ND		1.0	0.79
107-06-2	1,2-Dichloroethane	ND		1.0	0.21
78-87-5	1,2-Dichloropropane	ND		1.0	0.72
541-73-1	1,3-Dichlorobenzene	ND		1.0	0.78
106-46-7	1,4-Dichlorobenzene	ND		1.0	0.84
78-93-3	2-Butanone (MEK)	ND		10	1.3
591-78-6	2-Hexanone	ND		5.0	1.2
108-10-1	4-Methyl-2-pentanone (MIBK)	ND		5.0	2.1
67-64-1	Acetone	ND		10	3.0
71-43-2	Benzene	ND		1.0	0.41
75-27-4	Bromodichloromethane	ND		1.0	0.39
75-25-2	Bromoform	ND		1.0	0.26
74-83-9	Bromomethane	ND		1.0	0.69
75-15-0	Carbon disulfide	ND		1.0	0.19
56-23-5	Carbon tetrachloride	ND		1.0	0.27
108-90-7	Chlorobenzene	ND		1.0	0.75
124-48-1	Dibromochloromethane	ND		1.0	0.32
75-00-3	Chloroethane	ND		1.0	0.32
67-66-3	Chloroform	ND		1.0	0.34
74-87-3	Chloromethane	ND		1.0	0.35
156-59-2	cis-1,2-Dichloroethene	ND		1.0	0.81
10061-01-5	cis-1,3-Dichloropropene	ND		1.0	0.36
110-82-7	Cyclohexane	ND		1.0	0.18
75-71-8	Dichlorodifluoromethane	ND		1.0	0.68
100-41-4	Ethylbenzene	ND		1.0	0.74
106-93-4	1,2-Dibromoethane	ND		1.0	0.73
98-82-8	Isopropylbenzene	ND		1.0	0.79

FORM I
GC/MS VOA ORGANICS ANALYSIS DATA SHEET

Lab Name: Eurofins TestAmerica, Buffalo
Job No.: 480-189890-1
SDG No.:
Client Sample ID: TB-20210921
Lab Sample ID: 480-189890-1
Matrix: Water
Lab File ID: S4100.D
Analysis Method: 8260C
Date Collected: 09/21/2021 00:00
Sample wt/vol: 5(mL)
Date Analyzed: 09/27/2021 12:36
Soil Aliquot Vol:
Dilution Factor: 1
Soil Extract Vol.:
GC Column: ZB-624 (20) ID: 0.18(mm)
% Moisture:
Level: (low/med) Low
Analysis Batch No.: 597970
Units: ug/L

CAS NO.	COMPOUND NAME	RESULT	Q	RL	MDL
79-20-9	Methyl acetate	ND		2.5	1.3
1634-04-4	Methyl tert-butyl ether	ND		1.0	0.16
108-87-2	Methylcyclohexane	ND		1.0	0.16
75-09-2	Methylene Chloride	ND		1.0	0.44
100-42-5	Styrene	ND		1.0	0.73
127-18-4	Tetrachloroethene	ND		1.0	0.36
108-88-3	Toluene	ND		1.0	0.51
156-60-5	trans-1,2-Dichloroethene	ND		1.0	0.90
10061-02-6	trans-1,3-Dichloropropene	ND		1.0	0.37
79-01-6	Trichloroethene	ND		1.0	0.46
75-69-4	Trichlorofluoromethane	ND		1.0	0.88
75-01-4	Vinyl chloride	ND		1.0	0.90
1330-20-7	Xylenes, Total	ND		2.0	0.66

CAS NO.	SURROGATE	%REC	Q	LIMITS
2037-26-5	Toluene-d8 (Surr)	101		80-120
17060-07-0	1,2-Dichloroethane-d4 (Surr)	105		77-120
460-00-4	4-Bromofluorobenzene (Surr)	96		73-120
1868-53-7	Dibromofluoromethane (Surr)	102		75-123

Eurofins TestAmerica, Buffalo
Target Compound Quantitation Report

Data File: \\chromfs\Buffalo\ChromData\HP5973S\20210927-101232.b\S4100.D
Lims ID: 480-189890-A-1
Client ID: TB-20210921
Sample Type: Client
Inject. Date: 27-Sep-2021 12:36:30 ALS Bottle#: 9 Worklist Smp#: 10
Purge Vol: 5.000 mL Dil. Factor: 1.0000
Sample Info: 480-189890-A-1
Misc. Info.: 480-0101232-010
Operator ID: wd Instrument ID: HP5973S

Method: \\chromfs\Buffalo\ChromData\HP5973S\20210927-101232.b\S-8260.m
Limit Group: MV - 8260C ICAL
Last Update: 27-Sep-2021 11:15:36 Calib Date: 15-Sep-2021 00:35:30
Integrator: RTE ID Type: RT Order ID
Quant Method: Internal Standard Quant By: Initial Calibration
Last ICal File: \\chromfs\Buffalo\ChromData\HP5973S\20210914-100971.b\S3517.D

Column 1 : ZB-624 (0.18 mm) Det: MS SCAN
Process Host: CTX1659

First Level Reviewer: dahnw Date: 27-Sep-2021 13:16:28

Compound	Sig	RT (min.)	Adj RT (min.)	Dlt RT (min.)	Q	Response	OnCol Amt ug/L	Flags
* 153 Fluorobenzene (IS)	70	4.999	4.999	0.000	99	148010	25.0	
* 2 Chlorobenzene-d5	82	7.962	7.962	0.000	86	306678	25.0	
* 3 1,4-Dichlorobenzene-d4	152	10.395	10.395	0.000	93	327117	25.0	
$ 154 Dibromofluoromethane (Surr)	113	4.427	4.434	-0.006	57	202466	25.4	
$ 4 1,2-Dichloroethane-d4 (Surr)	67	4.732	4.732	0.000	93	135616	26.3	
$ 5 Toluene-d8 (Surr)	98	6.496	6.496	0.000	93	780157	25.1	
$ 6 4-Bromofluorobenzene (Surr)	174	9.221	9.221	0.000	92	249485	24.1	
10 Dichlorodifluoromethane	85		1.088				ND	
12 Chloromethane	50		1.246				ND	
13 Vinyl chloride	62		1.319				ND	
14 Bromomethane	94		1.586				ND	
15 Chloroethane	64		1.647				ND	
17 Trichlorofluoromethane	101		1.854				ND	
21 1,1,2-Trichloro-1,2,2-trifluoroe	101		2.298				ND	
22 1,1-Dichloroethene	96		2.304				ND	
23 Acetone	43		2.414				ND	
26 Carbon disulfide	76		2.493				ND	7
27 Methyl acetate	43		2.700				ND	
30 Methylene Chloride	84		2.803				ND	
32 Methyl tert-butyl ether	73		2.998				ND	
34 trans-1,2-Dichloroethene	96		3.010				ND	
39 1,1-Dichloroethane	63		3.418				ND	
45 cis-1,2-Dichloroethene	96		3.965				ND	
43 2-Butanone (MEK)	43		4.002				ND	
50 Chloroform	83	4.275	4.275	0.000	1	1833	0.0994	
51 1,1,1-Trichloroethane	97		4.379				ND	
52 Cyclohexane	56		4.379				ND	
55 Carbon tetrachloride	117		4.506				ND	
57 Benzene	78		4.725				ND	
58 1,2-Dichloroethane	62		4.798				ND	
62 Trichloroethene	95		5.334				ND	

Compound	Sig	RT (min.)	Adj RT (min.)	Dlt RT (min.)	Q	Response	OnCol Amt ug/L	Flags
64 Methylcyclohexane	83		5.443				ND	
65 1,2-Dichloropropane	63		5.571				ND	
68 Dichlorobromomethane	83		5.869				ND	
72 cis-1,3-Dichloropropene	75		6.283				ND	
73 4-Methyl-2-pentanone (MIBK)	43		6.435				ND	
74 Toluene	92		6.557				ND	
77 trans-1,3-Dichloropropene	75		6.855				ND	
79 1,1,2-Trichloroethane	83		7.037				ND	
81 Tetrachloroethene	166		7.080				ND	
80 2-Hexanone	43		7.268				ND	
83 Chlorodibromomethane	129		7.427				ND	
84 Ethylene Dibromide	107		7.518				ND	
87 Chlorobenzene	112		7.992				ND	
88 Ethylbenzene	91		8.090				ND	
90 m-Xylene & p-Xylene	106		8.211				ND	
91 o-Xylene	106		8.637				ND	
92 Styrene	104		8.668				ND	
95 Bromoform	173		8.911				ND	
94 Isopropylbenzene	105		9.020				ND	
97 1,1,2,2-Tetrachloroethane	83		9.452				ND	
111 1,3-Dichlorobenzene	146		10.322				ND	
113 1,4-Dichlorobenzene	146		10.420				ND	
116 1,2-Dichlorobenzene	146		10.773				ND	
117 1,2-Dibromo-3-Chloropropane	75		11.521				ND	
119 1,2,4-Trichlorobenzene	180		12.196				ND	
S 124 Xylenes, Total	1		30.000				ND	7

QC Flag Legend

Processing Flags

7 - Failed Limit of Detection

Reagents:

S_8260_IS_00351	Amount Added:	1.00	Units: uL	Run Reagent
S_8260_Surr_00400	Amount Added:	1.00	Units: uL	Run Reagent

Report Date: 27-Sep-2021 13:16:28 Chrom Revision: 2.3 13-May-2021 07:57:40

Eurofins TestAmerica, Buffalo

Data File:	\\chromfs\Buffalo\ChromData\HP5973S\20210927-101232.b\S4100.D				
Injection Date:	27-Sep-2021 12:36:30	Instrument ID:	HP5973S	Operator ID:	wd
Lims ID:	480-189890-A-1	Lab Sample ID:	480-189890-1	Worklist Smp#:	10
Client ID:	TB-20210921				
Purge Vol:	5.000 mL	Dil. Factor:	1.0000	ALS Bottle#:	9
Method:	S-8260	Limit Group:	MV - 8260C ICAL		

Column: ZB-624 (0.18 mm)

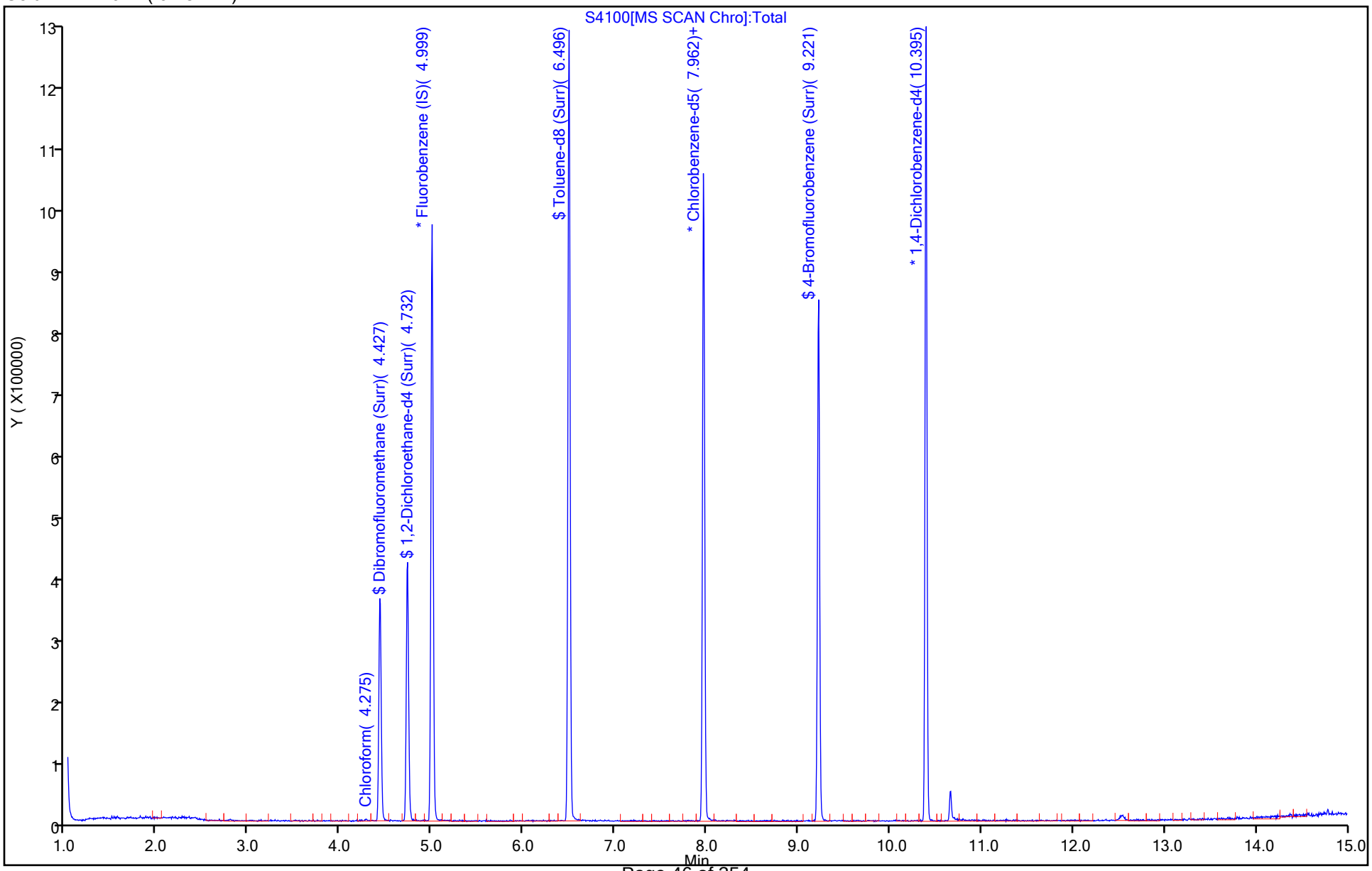

FORM I
GC/MS VOA ORGANICS ANALYSIS DATA SHEET

Lab Name: Eurofins TestAmerica, Buffalo Job No.: 480-189890-1

SDG No.:

Client Sample ID: RB-20210920 Lab Sample ID: 480-189890-2

Matrix: Water Lab File ID: S4101.D

Analysis Method: 8260C Date Collected: 09/21/2021 09:15

Sample wt/vol: 5(mL) Date Analyzed: 09/27/2021 12:59

Soil Aliquot Vol: Dilution Factor: 1

Soil Extract Vol.: GC Column: ZB-624 (20) ID: 0.18(mm)

% Moisture: Level: (low/med) Low

Analysis Batch No.: 597970 Units: ug/L

CAS NO.	COMPOUND NAME	RESULT	Q	RL	MDL
71-55-6	1,1,1-Trichloroethane	ND		1.0	0.82
79-34-5	1,1,2,2-Tetrachloroethane	ND		1.0	0.21
79-00-5	1,1,2-Trichloroethane	ND		1.0	0.23
76-13-1	1,1,2-Trichloro-1,2,2-trifluoroethane	ND		1.0	0.31
75-34-3	1,1-Dichloroethane	ND		1.0	0.38
75-35-4	1,1-Dichloroethene	ND		1.0	0.29
120-82-1	1,2,4-Trichlorobenzene	ND		1.0	0.41
96-12-8	1,2-Dibromo-3-Chloropropane	ND		1.0	0.39
95-50-1	1,2-Dichlorobenzene	ND		1.0	0.79
107-06-2	1,2-Dichloroethane	ND		1.0	0.21
78-87-5	1,2-Dichloropropane	ND		1.0	0.72
541-73-1	1,3-Dichlorobenzene	ND		1.0	0.78
106-46-7	1,4-Dichlorobenzene	ND		1.0	0.84
78-93-3	2-Butanone (MEK)	ND		10	1.3
591-78-6	2-Hexanone	ND		5.0	1.2
108-10-1	4-Methyl-2-pentanone (MIBK)	ND		5.0	2.1
67-64-1	Acetone	ND		10	3.0
71-43-2	Benzene	ND		1.0	0.41
75-27-4	Bromodichloromethane	ND		1.0	0.39
75-25-2	Bromoform	ND		1.0	0.26
74-83-9	Bromomethane	ND		1.0	0.69
75-15-0	Carbon disulfide	ND		1.0	0.19
56-23-5	Carbon tetrachloride	ND		1.0	0.27
108-90-7	Chlorobenzene	ND		1.0	0.75
124-48-1	Dibromochloromethane	ND		1.0	0.32
75-00-3	Chloroethane	ND		1.0	0.32
67-66-3	Chloroform	ND		1.0	0.34
74-87-3	Chloromethane	ND		1.0	0.35
156-59-2	cis-1,2-Dichloroethene	1.2		1.0	0.81
10061-01-5	cis-1,3-Dichloropropene	ND		1.0	0.36
110-82-7	Cyclohexane	ND		1.0	0.18
75-71-8	Dichlorodifluoromethane	ND		1.0	0.68
100-41-4	Ethylbenzene	ND		1.0	0.74
106-93-4	1,2-Dibromoethane	ND		1.0	0.73
98-82-8	Isopropylbenzene	ND		1.0	0.79

FORM I
GC/MS VOA ORGANICS ANALYSIS DATA SHEET

Lab Name: Eurofins TestAmerica, Buffalo Job No.: 480-189890-1

SDG No.:

Client Sample ID: RB-20210920 Lab Sample ID: 480-189890-2

Matrix: Water Lab File ID: S4101.D

Analysis Method: 8260C Date Collected: 09/21/2021 09:15

Sample wt/vol: 5(mL) Date Analyzed: 09/27/2021 12:59

Soil Aliquot Vol: Dilution Factor: 1

Soil Extract Vol.: GC Column: ZB-624 (20) ID: 0.18(mm)

% Moisture: Level: (low/med) Low

Analysis Batch No.: 597970 Units: ug/L

CAS NO.	COMPOUND NAME	RESULT	Q	RL	MDL
79-20-9	Methyl acetate	ND		2.5	1.3
1634-04-4	Methyl tert-butyl ether	ND		1.0	0.16
108-87-2	Methylcyclohexane	ND		1.0	0.16
75-09-2	Methylene Chloride	ND		1.0	0.44
100-42-5	Styrene	ND		1.0	0.73
127-18-4	Tetrachloroethene	0.55	J	1.0	0.36
108-88-3	Toluene	ND		1.0	0.51
156-60-5	trans-1,2-Dichloroethene	ND		1.0	0.90
10061-02-6	trans-1,3-Dichloropropene	ND		1.0	0.37
79-01-6	Trichloroethene	ND		1.0	0.46
75-69-4	Trichlorofluoromethane	ND		1.0	0.88
75-01-4	Vinyl chloride	ND		1.0	0.90
1330-20-7	Xylenes, Total	ND		2.0	0.66

CAS NO.	SURROGATE	%REC	Q	LIMITS
2037-26-5	Toluene-d8 (Surr)	103		80-120
17060-07-0	1,2-Dichloroethane-d4 (Surr)	107		77-120
460-00-4	4-Bromofluorobenzene (Surr)	98		73-120
1868-53-7	Dibromofluoromethane (Surr)	108		75-123

Eurofins TestAmerica, Buffalo
Target Compound Quantitation Report

Data File: \\chromfs\Buffalo\ChromData\HP5973S\20210927-101232.b\S4101.D
Lims ID: 480-189890-A-2
Client ID: RB-20210920
Sample Type: Client
Inject. Date: 27-Sep-2021 12:59:30 ALS Bottle#: 10 Worklist Smp#: 11
Purge Vol: 5.000 mL Dil. Factor: 1.0000
Sample Info: 480-189890-A-2
Misc. Info.: 480-0101232-011
Operator ID: wd Instrument ID: HP5973S

Method: \\chromfs\Buffalo\ChromData\HP5973S\20210927-101232.b\S-8260.m
Limit Group: MV - 8260C ICAL
Last Update: 27-Sep-2021 13:17:03 Calib Date: 15-Sep-2021 00:35:30
Integrator: RTE ID Type: RT Order ID
Quant Method: Internal Standard Quant By: Initial Calibration
Last ICal File: \\chromfs\Buffalo\ChromData\HP5973S\20210914-100971.b\S3517.D

Column 1 : ZB-624 (0.18 mm) Det: MS SCAN
Process Host: CTX1659

First Level Reviewer: dahnw Date: 27-Sep-2021 13:17:03

Compound	Sig	RT (min.)	Adj RT (min.)	Dlt RT (min.)	Q	Response	OnCol Amt ug/L	Flags
* 153 Fluorobenzene (IS)	70	4.999	4.999	0.000	98	136536	25.0	
* 2 Chlorobenzene-d5	82	7.962	7.962	0.000	84	257379	25.0	
* 3 1,4-Dichlorobenzene-d4	152	10.396	10.395	0.001	94	283757	25.0	
$ 154 Dibromofluoromethane (Surr)	113	4.428	4.434	-0.005	59	198135	26.9	
$ 4 1,2-Dichloroethane-d4 (Surr)	67	4.732	4.732	0.000	98	127022	26.7	
$ 5 Toluene-d8 (Surr)	98	6.496	6.496	0.000	93	669464	25.7	
$ 6 4-Bromofluorobenzene (Surr)	174	9.221	9.221	0.000	90	212550	24.4	
10 Dichlorodifluoromethane	85		1.088				ND	
12 Chloromethane	50		1.246				ND	
13 Vinyl chloride	62		1.319				ND	
14 Bromomethane	94		1.586				ND	
15 Chloroethane	64		1.647				ND	
17 Trichlorofluoromethane	101		1.854				ND	
21 1,1,2-Trichloro-1,2,2-trifluoroe	101		2.298				ND	
22 1,1-Dichloroethene	96		2.304				ND	
23 Acetone	43		2.414				ND	
26 Carbon disulfide	76		2.493				ND	U
27 Methyl acetate	43		2.700				ND	
30 Methylene Chloride	84		2.803				ND	
32 Methyl tert-butyl ether	73		2.998				ND	
34 trans-1,2-Dichloroethene	96		3.010				ND	
39 1,1-Dichloroethane	63		3.418				ND	
45 cis-1,2-Dichloroethene	96	3.965	3.965	0.000	34	12042	1.19	
43 2-Butanone (MEK)	43		4.002				ND	
50 Chloroform	83		4.275				ND	
51 1,1,1-Trichloroethane	97		4.379				ND	
52 Cyclohexane	56		4.379				ND	
55 Carbon tetrachloride	117		4.506				ND	
57 Benzene	78		4.725				ND	
58 1,2-Dichloroethane	62		4.798				ND	
62 Trichloroethene	95	5.340	5.334	0.006	20	2561	0.2933	

Compound	Sig	RT (min.)	Adj RT (min.)	Dlt RT (min.)	Q	Response	OnCol Amt ug/L	Flags
64 Methylcyclohexane	83		5.443				ND	
65 1,2-Dichloropropane	63		5.571				ND	
68 Dichlorobromomethane	83		5.869				ND	
72 cis-1,3-Dichloropropene	75		6.283				ND	
73 4-Methyl-2-pentanone (MIBK)	43		6.435				ND	
74 Toluene	92		6.557				ND	
77 trans-1,3-Dichloropropene	75		6.855				ND	
79 1,1,2-Trichloroethane	83		7.037				ND	
81 Tetrachloroethene	166	7.080	7.080	0.000	65	5006	0.5532	
80 2-Hexanone	43		7.268				ND	
83 Chlorodibromomethane	129		7.427				ND	
84 Ethylene Dibromide	107		7.518				ND	
87 Chlorobenzene	112		7.992				ND	
88 Ethylbenzene	91		8.090				ND	
90 m-Xylene & p-Xylene	106		8.211				ND	
91 o-Xylene	106		8.637				ND	
92 Styrene	104		8.668				ND	
95 Bromoform	173		8.911				ND	
94 Isopropylbenzene	105		9.020				ND	
97 1,1,2,2-Tetrachloroethane	83		9.452				ND	
111 1,3-Dichlorobenzene	146		10.322				ND	
113 1,4-Dichlorobenzene	146		10.420				ND	
116 1,2-Dichlorobenzene	146		10.773				ND	
117 1,2-Dibromo-3-Chloropropane	75		11.521				ND	
119 1,2,4-Trichlorobenzene	180		12.196				ND	
S 124 Xylenes, Total	1		30.000				ND	7

QC Flag Legend

Processing Flags

7 - Failed Limit of Detection

Review Flags

U - Marked Undetected

Reagents:

S_8260_IS_00351	Amount Added:	1.00	Units: uL	Run Reagent
S_8260_Surr_00400	Amount Added:	1.00	Units: uL	Run Reagent

Report Date: 27-Sep-2021 13:17:04 Chrom Revision: 2.3 13-May-2021 07:57:40

Eurofins TestAmerica, Buffalo

Data File:	\\chromfs\Buffalo\ChromData\HP5973S\20210927-101232.b\S4101.D				
Injection Date:	27-Sep-2021 12:59:30	Instrument ID:	HP5973S	Operator ID:	wd
Lims ID:	480-189890-A-2	Lab Sample ID:	480-189890-2	Worklist Smp#:	11
Client ID:	RB-20210920				
Purge Vol:	5.000 mL	Dil. Factor:	1.0000	ALS Bottle#:	10
Method:	S-8260	Limit Group:	MV - 8260C ICAL		

Column: ZB-624 (0.18 mm)

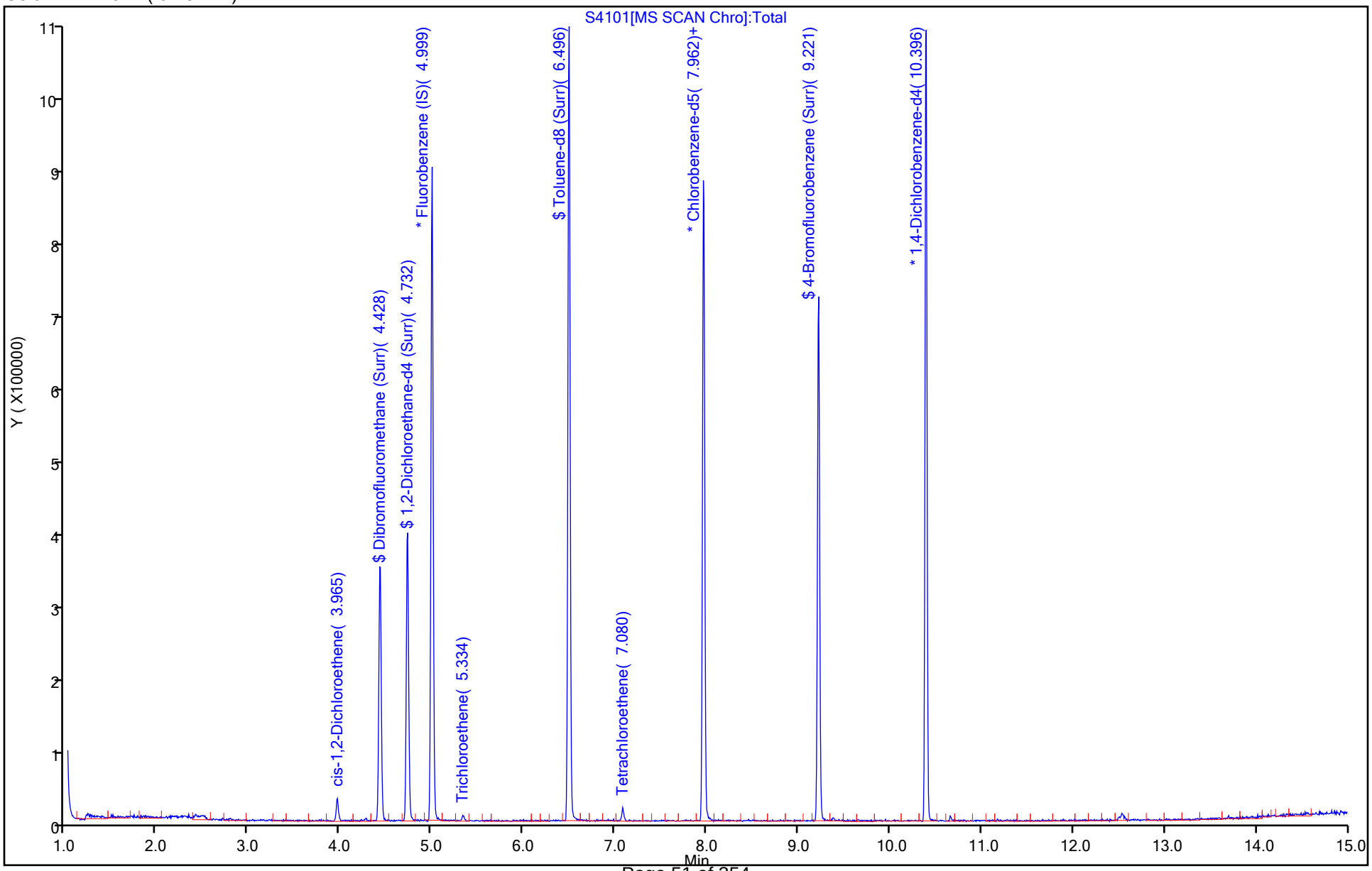

Report Date: 27-Sep-2021 13:17:04 Chrom Revision: 2.3 13-May-2021 07:57:40

Eurofins TestAmerica, Buffalo

Data File:	\\chromfs\Buffalo\ChromData\HP5973S\20210927-101232.b\S4101.D				
Injection Date:	27-Sep-2021 12:59:30	Instrument ID:	HP5973S		
Lims ID:	480-189890-A-2	Lab Sample ID:	480-189890-2		
Client ID:	RB-20210920				
Operator ID:	wd	ALS Bottle#:	10	Worklist Smp#:	11
Purge Vol:	5.000 mL	Dil. Factor:	1.0000		
Method:	S-8260	Limit Group:	MV - 8260C ICAL		
Column:	ZB-624 (0.18 mm)	Detector	MS SCAN		

45 cis-1,2-Dichloroethene, CAS: 156-59-2

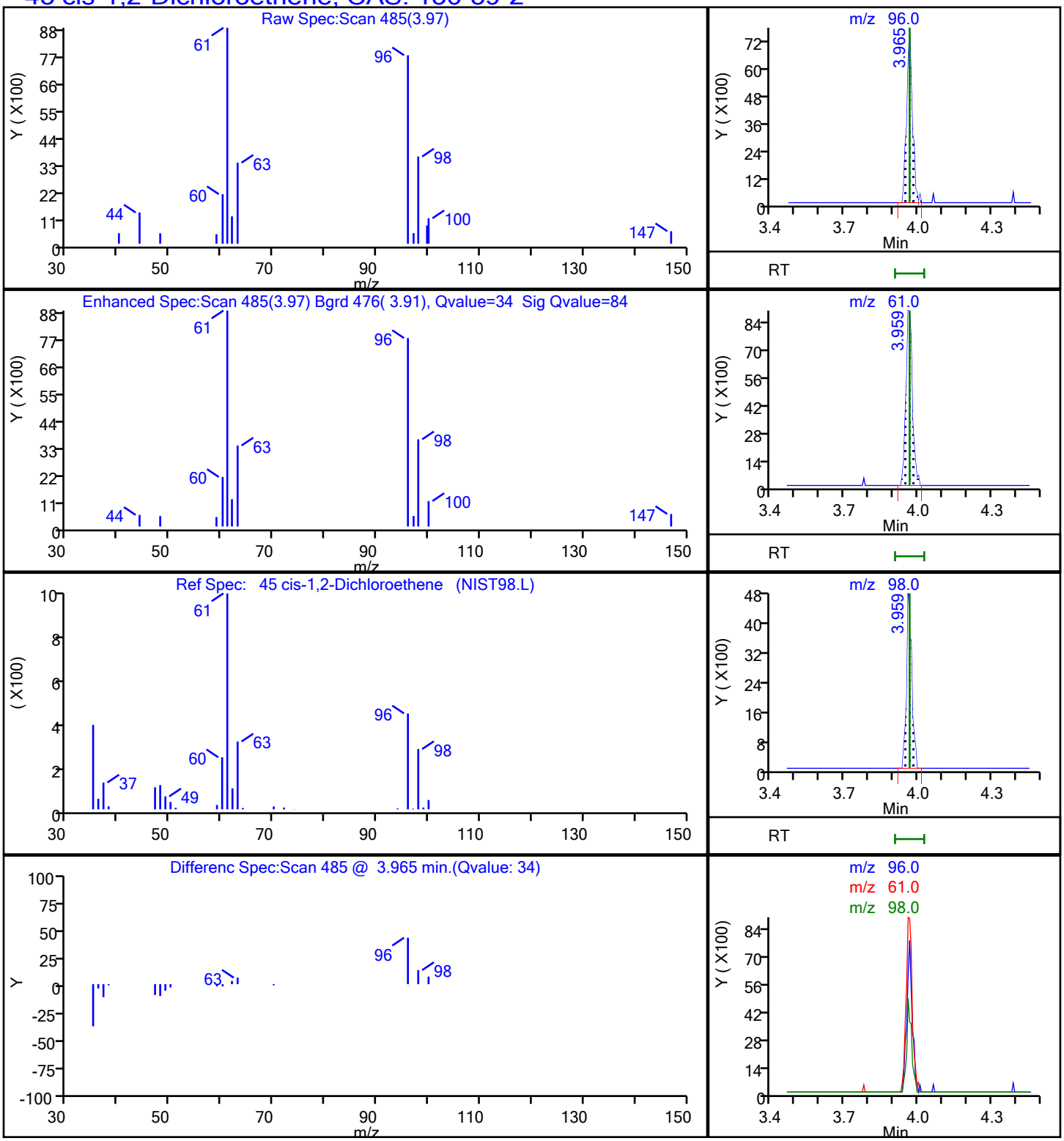

Report Date: 27-Sep-2021 13:17:04 Chrom Revision: 2.3 13-May-2021 07:57:40

Eurofins TestAmerica, Buffalo

Data File:	\\chromfs\Buffalo\ChromData\HP5973S\20210927-101232.b\S4101.D				
Injection Date:	27-Sep-2021 12:59:30	Instrument ID:	HP5973S		
Lims ID:	480-189890-A-2	Lab Sample ID:	480-189890-2		
Client ID:	RB-20210920				
Operator ID:	wd	ALS Bottle#:	10	Worklist Smp#:	11
Purge Vol:	5.000 mL	Dil. Factor:	1.0000		
Method:	S-8260	Limit Group:	MV - 8260C ICAL		
Column:	ZB-624 (0.18 mm)	Detector	MS SCAN		

81 Tetrachloroethene, CAS: 127-18-4

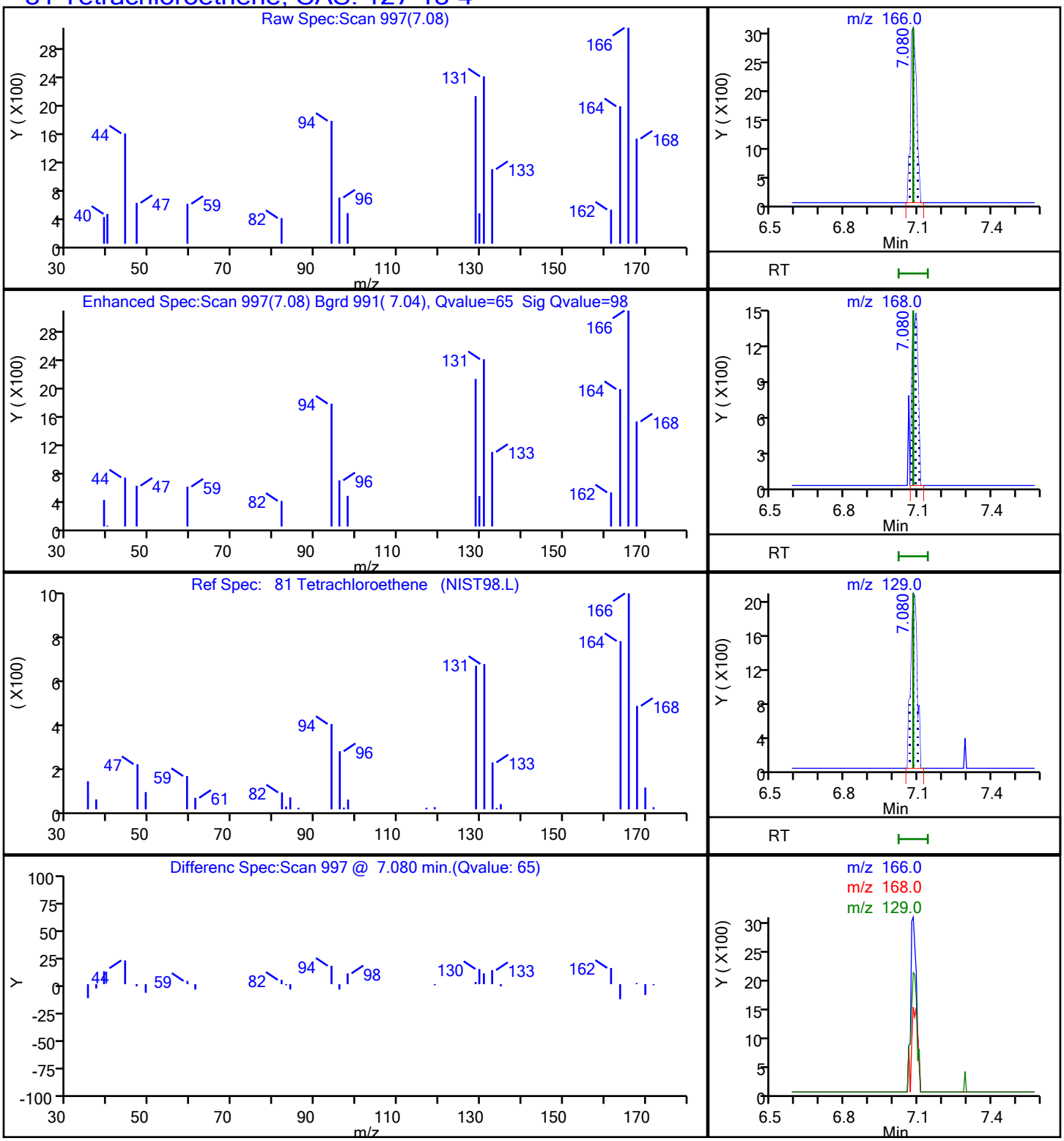

User Disabled Compound Report

Eurofins TestAmerica, Buffalo

Data File:	\\chromfs\Buffalo\ChromData\HP5973S\20210927-101232.b\S4101.D				
Injection Date:	27-Sep-2021 12:59:30	Instrument ID:	HP5973S		
Lims ID:	480-189890-A-2	Lab Sample ID:	480-189890-2		
Client ID:	RB-20210920				
Operator ID:	wd	ALS Bottle#:	10	Worklist Smp#:	11
Purge Vol:	5.000 mL	Dil. Factor:	1.0000		
Method:	S-8260	Limit Group:	MV - 8260C ICAL		
Column:	ZB-624 (0.18 mm)	Detector	MS SCAN		

26 Carbon disulfide, CAS: 75-15-0

Processing Results

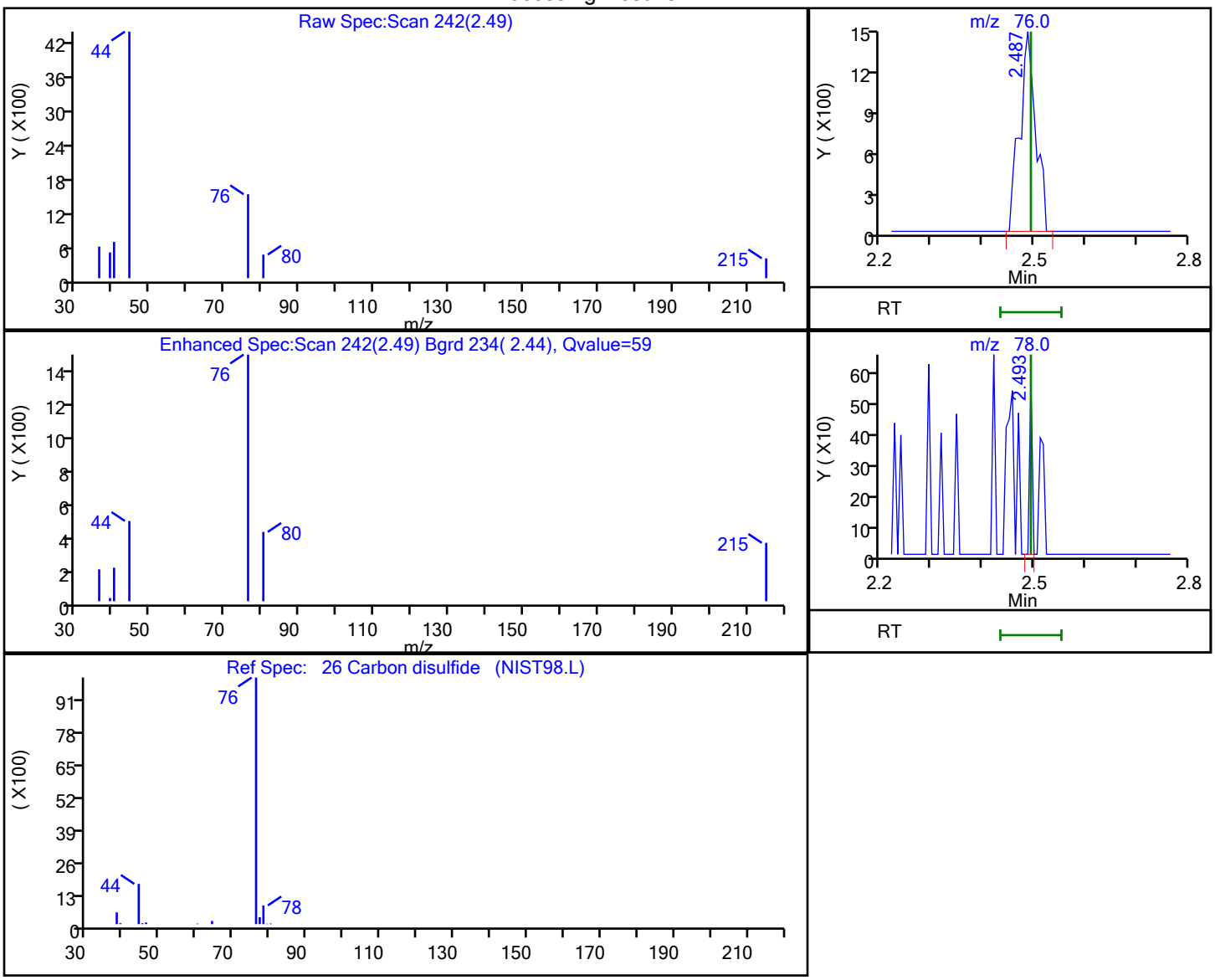

RT	Mass	Response	Amount
2.49	76.00	3235	0.121217
2.49	78.00	212	

Reviewer: dahnw, 27-Sep-2021 13:16:48

Audit Action: Marked Compound Undetected Audit Reason: Invalid Compound ID

FORM I
GC/MS VOA ORGANICS ANALYSIS DATA SHEET

Lab Name: Eurofins TestAmerica, Buffalo Job No.: 480-189890-1

SDG No.:

Client Sample ID: MW-01-2021 Lab Sample ID: 480-189890-3

Matrix: Water Lab File ID: S4102.D

Analysis Method: 8260C Date Collected: 09/21/2021 12:30

Sample wt/vol: 5(mL) Date Analyzed: 09/27/2021 13:22

Soil Aliquot Vol: Dilution Factor: 2

Soil Extract Vol.: GC Column: ZB-624 (20) ID: 0.18(mm)

% Moisture: Level: (low/med) Low

Analysis Batch No.: 597970 Units: ug/L

CAS NO.	COMPOUND NAME	RESULT	Q	RL	MDL
71-55-6	1,1,1-Trichloroethane	ND		2.0	1.6
79-34-5	1,1,2,2-Tetrachloroethane	ND		2.0	0.42
79-00-5	1,1,2-Trichloroethane	ND		2.0	0.46
76-13-1	1,1,2-Trichloro-1,2,2-trifluoroethane	ND		2.0	0.62
75-34-3	1,1-Dichloroethane	ND		2.0	0.76
75-35-4	1,1-Dichloroethene	ND		2.0	0.58
120-82-1	1,2,4-Trichlorobenzene	ND		2.0	0.82
96-12-8	1,2-Dibromo-3-Chloropropane	ND		2.0	0.78
95-50-1	1,2-Dichlorobenzene	ND		2.0	1.6
107-06-2	1,2-Dichloroethane	ND		2.0	0.42
78-87-5	1,2-Dichloropropane	ND		2.0	1.4
541-73-1	1,3-Dichlorobenzene	ND		2.0	1.6
106-46-7	1,4-Dichlorobenzene	ND		2.0	1.7
78-93-3	2-Butanone (MEK)	ND		20	2.6
591-78-6	2-Hexanone	ND		10	2.5
108-10-1	4-Methyl-2-pentanone (MIBK)	ND		10	4.2
67-64-1	Acetone	ND		20	6.0
71-43-2	Benzene	ND		2.0	0.82
75-27-4	Bromodichloromethane	ND		2.0	0.78
75-25-2	Bromoform	ND		2.0	0.52
74-83-9	Bromomethane	ND		2.0	1.4
75-15-0	Carbon disulfide	ND		2.0	0.38
56-23-5	Carbon tetrachloride	ND		2.0	0.54
108-90-7	Chlorobenzene	ND		2.0	1.5
124-48-1	Dibromochloromethane	ND		2.0	0.64
75-00-3	Chloroethane	ND		2.0	0.64
67-66-3	Chloroform	4.9		2.0	0.68
74-87-3	Chloromethane	ND		2.0	0.70
156-59-2	cis-1,2-Dichloroethene	ND		2.0	1.6
10061-01-5	cis-1,3-Dichloropropene	ND		2.0	0.72
110-82-7	Cyclohexane	1.5	J	2.0	0.36
75-71-8	Dichlorodifluoromethane	ND		2.0	1.4
100-41-4	Ethylbenzene	ND		2.0	1.5
106-93-4	1,2-Dibromoethane	ND		2.0	1.5
98-82-8	Isopropylbenzene	3.1		2.0	1.6

FORM I
GC/MS VOA ORGANICS ANALYSIS DATA SHEET

Lab Name: Eurofins TestAmerica, Buffalo Job No.: 480-189890-1

SDG No.:

Client Sample ID: MW-01-2021 Lab Sample ID: 480-189890-3

Matrix: Water Lab File ID: S4102.D

Analysis Method: 8260C Date Collected: 09/21/2021 12:30

Sample wt/vol: 5(mL) Date Analyzed: 09/27/2021 13:22

Soil Aliquot Vol: Dilution Factor: 2

Soil Extract Vol.: GC Column: ZB-624 (20) ID: 0.18(mm)

% Moisture: Level: (low/med) Low

Analysis Batch No.: 597970 Units: ug/L

CAS NO.	COMPOUND NAME	RESULT	Q	RL	MDL
79-20-9	Methyl acetate	ND		5.0	2.6
1634-04-4	Methyl tert-butyl ether	ND		2.0	0.32
108-87-2	Methylcyclohexane	5.2		2.0	0.32
75-09-2	Methylene Chloride	ND		2.0	0.88
100-42-5	Styrene	ND		2.0	1.5
127-18-4	Tetrachloroethene	1.5	J	2.0	0.72
108-88-3	Toluene	ND		2.0	1.0
156-60-5	trans-1,2-Dichloroethene	ND		2.0	1.8
10061-02-6	trans-1,3-Dichloropropene	ND		2.0	0.74
79-01-6	Trichloroethene	ND		2.0	0.92
75-69-4	Trichlorofluoromethane	ND		2.0	1.8
75-01-4	Vinyl chloride	ND		2.0	1.8
1330-20-7	Xylenes, Total	ND		4.0	1.3

CAS NO.	SURROGATE	%REC	Q	LIMITS
2037-26-5	Toluene-d8 (Surr)	92		80-120
17060-07-0	1,2-Dichloroethane-d4 (Surr)	104		77-120
460-00-4	4-Bromofluorobenzene (Surr)	93		73-120
1868-53-7	Dibromofluoromethane (Surr)	105		75-123

Eurofins TestAmerica, Buffalo
Target Compound Quantitation Report

Data File: \\chromfs\Buffalo\ChromData\HP5973S\20210927-101232.b\S4102.D
Lims ID: 480-189890-A-3
Client ID: MW-01-2021
Sample Type: Client
Inject. Date: 27-Sep-2021 13:22:30 ALS Bottle#: 11 Worklist Smp#: 12
Purge Vol: 5.000 mL Dil. Factor: 2.0000
Sample Info: 480-189890-A-3
Misc. Info.: 480-0101232-012
Operator ID: wd Instrument ID: HP5973S

Method: \\chromfs\Buffalo\ChromData\HP5973S\20210927-101232.b\S-8260.m
Limit Group: MV - 8260C ICAL
Last Update: 27-Sep-2021 13:45:13 Calib Date: 15-Sep-2021 00:35:30
Integrator: RTE ID Type: RT Order ID
Quant Method: Internal Standard Quant By: Initial Calibration
Last ICal File: \\chromfs\Buffalo\ChromData\HP5973S\20210914-100971.b\S3517.D

Column 1 : ZB-624 (0.18 mm) Det: MS SCAN
Process Host: CTX1659

First Level Reviewer: dahnw Date: 27-Sep-2021 13:45:13

Compound	Sig	RT (min.)	Adj RT (min.)	Dlt RT (min.)	Q	Response	OnCol Amt ug/L	Flags
* 153 Fluorobenzene (IS)	70	4.999	4.999	0.000	99	139252	25.0	
* 2 Chlorobenzene-d5	82	7.962	7.962	0.000	86	299641	25.0	
* 3 1,4-Dichlorobenzene-d4	152	10.396	10.395	0.001	91	306857	25.0	
$ 154 Dibromofluoromethane (Surr)	113	4.428	4.434	-0.005	57	197362	26.3	
$ 4 1,2-Dichloroethane-d4 (Surr)	67	4.726	4.732	-0.006	93	126746	26.1	
$ 5 Toluene-d8 (Surr)	98	6.496	6.496	0.000	93	700361	23.1	
$ 6 4-Bromofluorobenzene (Surr)	174	9.221	9.221	0.000	93	235419	23.3	
10 Dichlorodifluoromethane	85		1.088				ND	
12 Chloromethane	50		1.246				ND	
13 Vinyl chloride	62		1.319				ND	
14 Bromomethane	94		1.586				ND	
15 Chloroethane	64		1.647				ND	
17 Trichlorofluoromethane	101		1.854				ND	
21 1,1,2-Trichloro-1,2,2-trifluoroe	101		2.298				ND	
22 1,1-Dichloroethene	96		2.304				ND	
23 Acetone	43		2.414				ND	
26 Carbon disulfide	76		2.493				ND	7
27 Methyl acetate	43		2.700				ND	
30 Methylene Chloride	84		2.803				ND	7
32 Methyl tert-butyl ether	73		2.998				ND	
34 trans-1,2-Dichloroethene	96		3.010				ND	
39 1,1-Dichloroethane	63		3.418				ND	
45 cis-1,2-Dichloroethene	96		3.965				ND	
43 2-Butanone (MEK)	43		4.002				ND	
50 Chloroform	83	4.275	4.275	0.000	75	42618	2.46	
51 1,1,1-Trichloroethane	97		4.379				ND	
52 Cyclohexane	56	4.385	4.379	0.006	57	13534	0.7578	
55 Carbon tetrachloride	117		4.506				ND	
57 Benzene	78		4.725				ND	
58 1,2-Dichloroethane	62		4.798				ND	
62 Trichloroethene	95		5.334				ND	

Compound	Sig	RT (min.)	Adj RT (min.)	Dlt RT (min.)	Q	Response	OnCol Amt ug/L	Flags
64 Methylcyclohexane	83	5.443	5.443	0.000	91	42217	2.60	
65 1,2-Dichloropropane	63		5.571				ND	
68 Dichlorobromomethane	83		5.869				ND	
72 cis-1,3-Dichloropropene	75		6.283				ND	
73 4-Methyl-2-pentanone (MIBK)	43		6.435				ND	
74 Toluene	92		6.557				ND	
77 trans-1,3-Dichloropropene	75		6.855				ND	
79 1,1,2-Trichloroethane	83		7.037				ND	
81 Tetrachloroethene	166	7.086	7.080	0.006	69	7725	0.7333	
80 2-Hexanone	43		7.268				ND	
83 Chlorodibromomethane	129		7.427				ND	
84 Ethylene Dibromide	107		7.518				ND	
87 Chlorobenzene	112		7.992				ND	
88 Ethylbenzene	91	8.090	8.090	0.000	81	21240	0.4660	
90 m-Xylene & p-Xylene	106		8.211				ND	
91 o-Xylene	106	8.631	8.637	-0.006	67	10565	0.5780	
92 Styrene	104		8.668				ND	
95 Bromoform	173		8.911				ND	
94 Isopropylbenzene	105	9.021	9.021	0.001	93	71443	1.53	
97 1,1,2,2-Tetrachloroethane	83		9.452				ND	U
111 1,3-Dichlorobenzene	146		10.322				ND	
113 1,4-Dichlorobenzene	146		10.420				ND	U
116 1,2-Dichlorobenzene	146	10.773	10.773	0.000	61	8801	0.3678	
117 1,2-Dibromo-3-Chloropropane	75		11.521				ND	U
119 1,2,4-Trichlorobenzene	180		12.196				ND	
S 124 Xylenes, Total	1				0		0.5780	

QC Flag Legend

Processing Flags

7 - Failed Limit of Detection

Review Flags

U - Marked Undetected

Reagents:

S_8260_IS_00351	Amount Added:	1.00	Units: uL	Run Reagent
S_8260_Surr_00400	Amount Added:	1.00	Units: uL	Run Reagent

Report Date: 27-Sep-2021 13:45:13 Chrom Revision: 2.3 13-May-2021 07:57:40

Eurofins TestAmerica, Buffalo

Data File:	\\chromfs\Buffalo\ChromData\HP5973S\20210927-101232.b\S4102.D				
Injection Date:	27-Sep-2021 13:22:30	Instrument ID:	HP5973S	Operator ID:	wd
Lims ID:	480-189890-A-3	Lab Sample ID:	480-189890-3	Worklist Smp#:	12
Client ID:	MW-01-2021				
Purge Vol:	5.000 mL	Dil. Factor:	2.0000	ALS Bottle#:	11
Method:	S-8260	Limit Group:	MV - 8260C ICAL		
Column: ZB-624 (0.18 mm)					

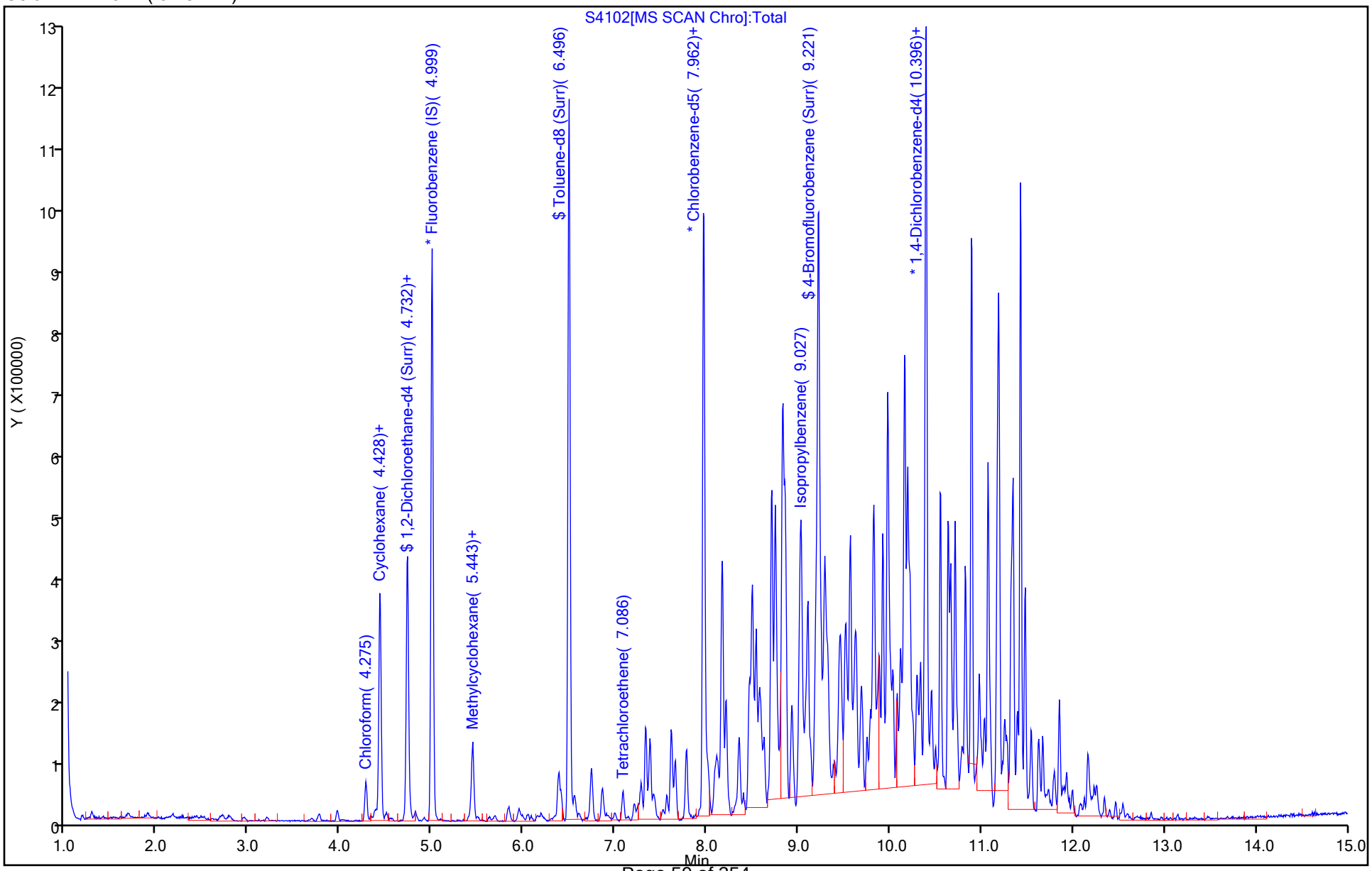

Report Date: 27-Sep-2021 13:45:13 Chrom Revision: 2.3 13-May-2021 07:57:40

Eurofins TestAmerica, Buffalo

Data File:	\\chromfs\Buffalo\ChromData\HP5973S\20210927-101232.b\S4102.D				
Injection Date:	27-Sep-2021 13:22:30	Instrument ID:	HP5973S		
Lims ID:	480-189890-A-3	Lab Sample ID:	480-189890-3		
Client ID:	MW-01-2021				
Operator ID:	wd	ALS Bottle#:	11	Worklist Smp#:	12
Purge Vol:	5.000 mL	Dil. Factor:	2.0000		
Method:	S-8260	Limit Group:	MV - 8260C ICAL		
Column:	ZB-624 (0.18 mm)	Detector	MS SCAN		

50 Chloroform, CAS: 67-66-3

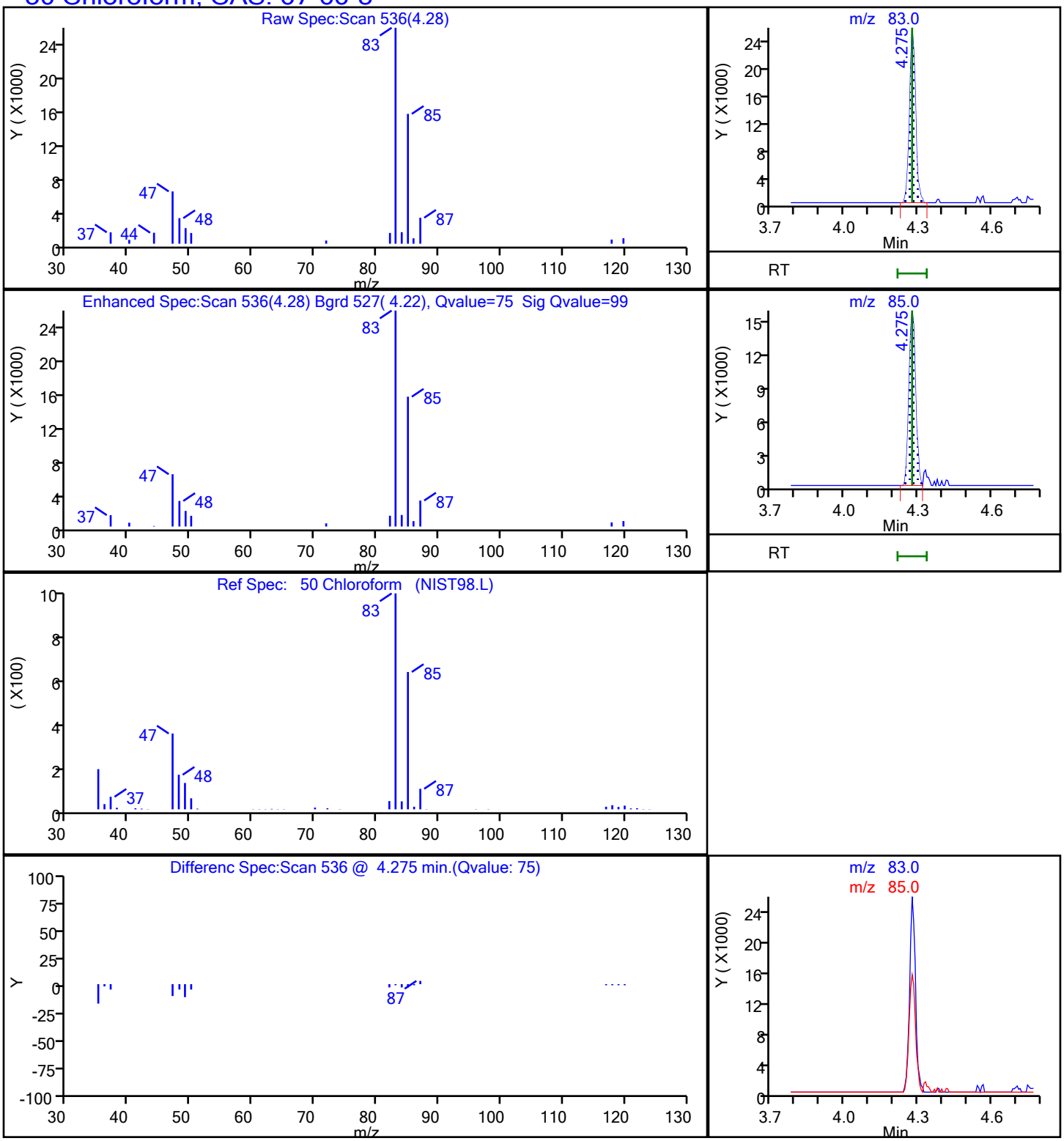

Report Date: 27-Sep-2021 13:45:13 Chrom Revision: 2.3 13-May-2021 07:57:40

Eurofins TestAmerica, Buffalo

Data File:	\\chromfs\Buffalo\ChromData\HP5973S\20210927-101232.b\S4102.D				
Injection Date:	27-Sep-2021 13:22:30	Instrument ID:	HP5973S		
Lims ID:	480-189890-A-3	Lab Sample ID:	480-189890-3		
Client ID:	MW-01-2021				
Operator ID:	wd	ALS Bottle#:	11	Worklist Smp#:	12
Purge Vol:	5.000 mL	Dil. Factor:	2.0000		
Method:	S-8260	Limit Group:	MV - 8260C ICAL		
Column:	ZB-624 (0.18 mm)	Detector	MS SCAN		

52 Cyclohexane, CAS: 110-82-7

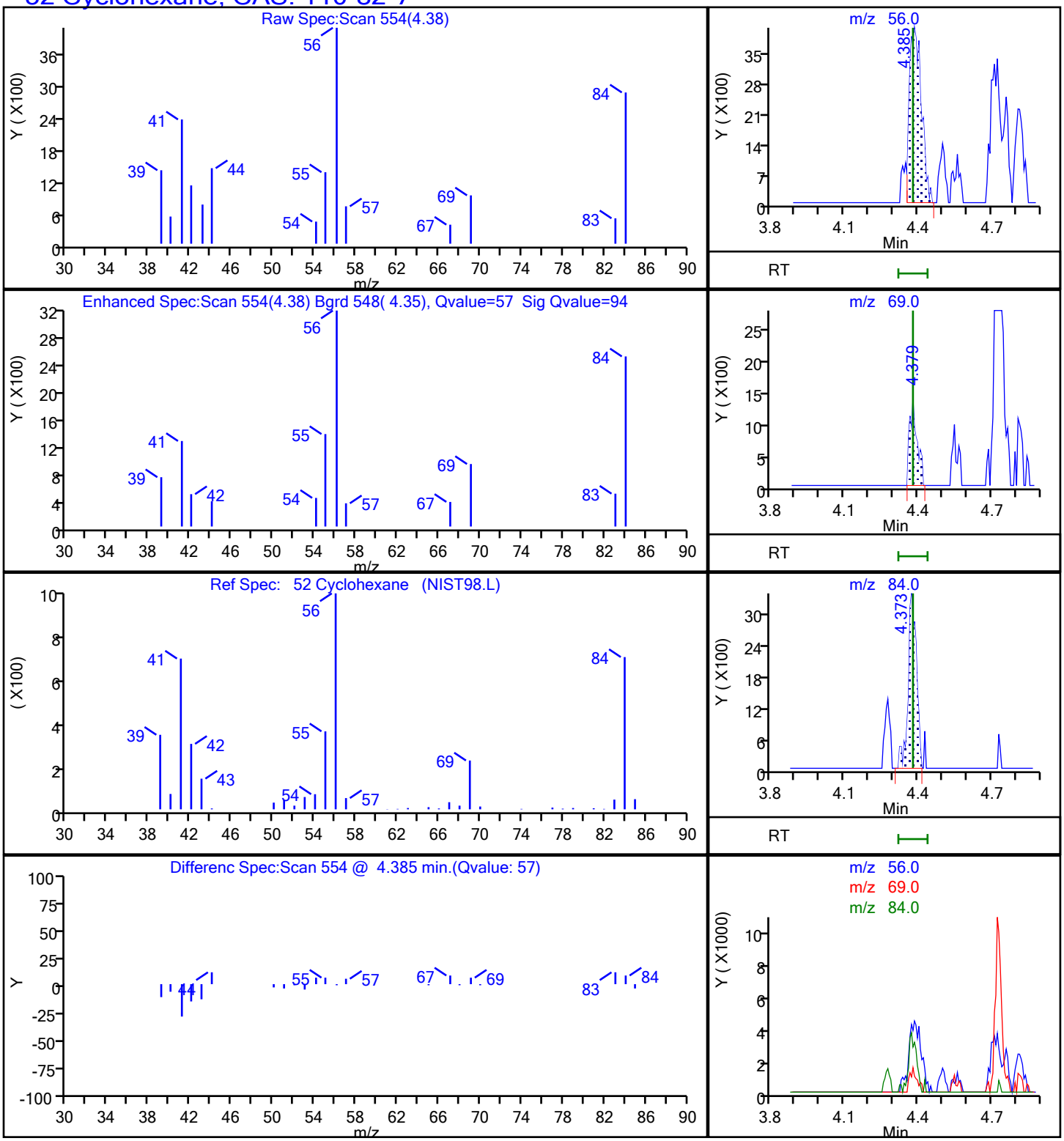

Report Date: 27-Sep-2021 13:45:13 Chrom Revision: 2.3 13-May-2021 07:57:40

Eurofins TestAmerica, Buffalo

Data File:	\\chromfs\Buffalo\ChromData\HP5973S\20210927-101232.b\S4102.D				
Injection Date:	27-Sep-2021 13:22:30	Instrument ID:	HP5973S		
Lims ID:	480-189890-A-3	Lab Sample ID:	480-189890-3		
Client ID:	MW-01-2021				
Operator ID:	wd	ALS Bottle#:	11	Worklist Smp#:	12
Purge Vol:	5.000 mL	Dil. Factor:	2.0000		
Method:	S-8260	Limit Group:	MV - 8260C ICAL		
Column:	ZB-624 (0.18 mm)	Detector	MS SCAN		

94 Isopropylbenzene, CAS: 98-82-8

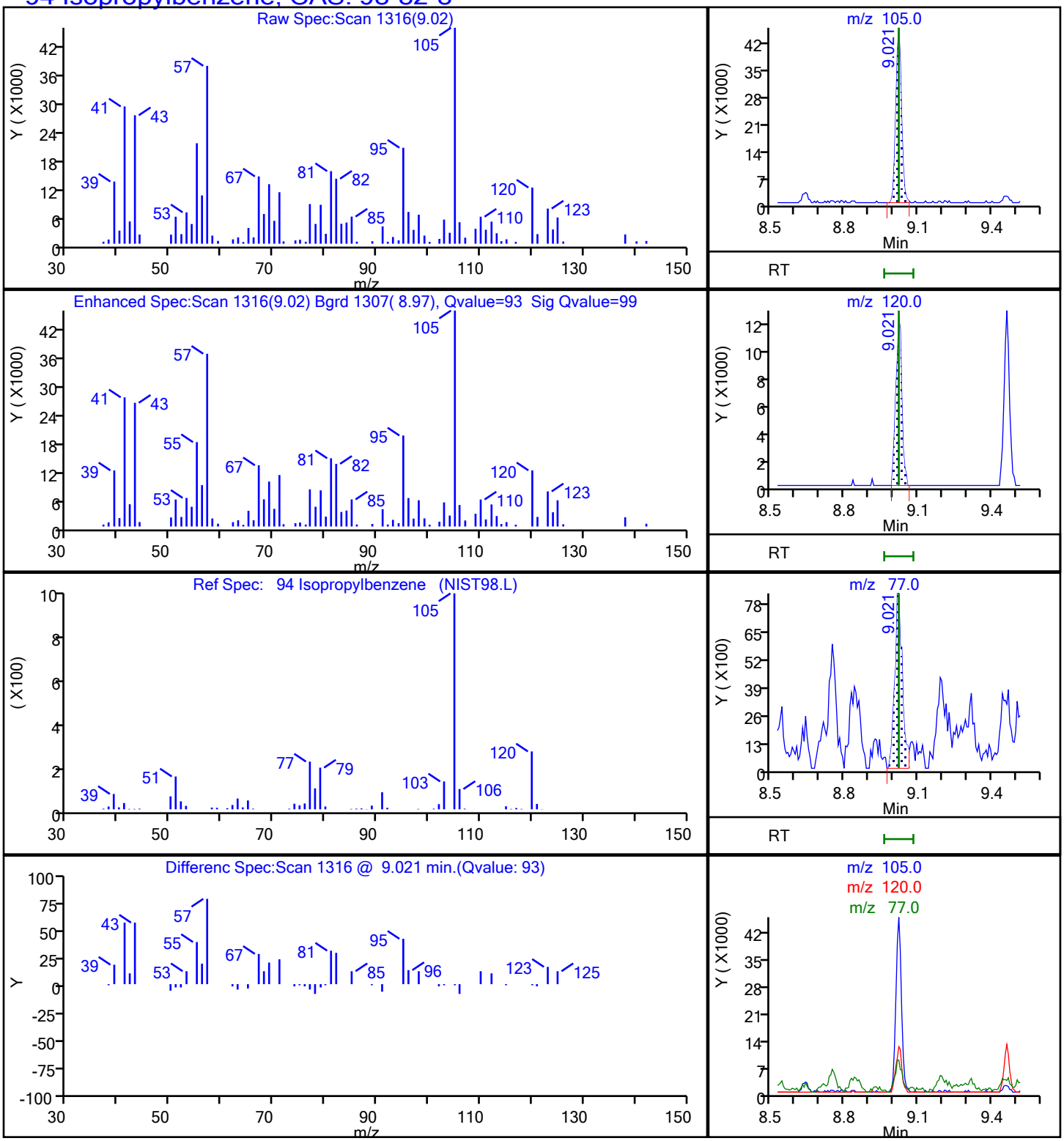

Report Date: 27-Sep-2021 13:45:13 Chrom Revision: 2.3 13-May-2021 07:57:40

Eurofins TestAmerica, Buffalo

Data File:	\\chromfs\Buffalo\ChromData\HP5973S\20210927-101232.b\S4102.D				
Injection Date:	27-Sep-2021 13:22:30	Instrument ID:	HP5973S		
Lims ID:	480-189890-A-3	Lab Sample ID:	480-189890-3		
Client ID:	MW-01-2021				
Operator ID:	wd	ALS Bottle#:	11	Worklist Smp#:	12
Purge Vol:	5.000 mL	Dil. Factor:	2.0000		
Method:	S-8260	Limit Group:	MV - 8260C ICAL		
Column:	ZB-624 (0.18 mm)	Detector	MS SCAN		

64 Methylcyclohexane, CAS: 108-87-2

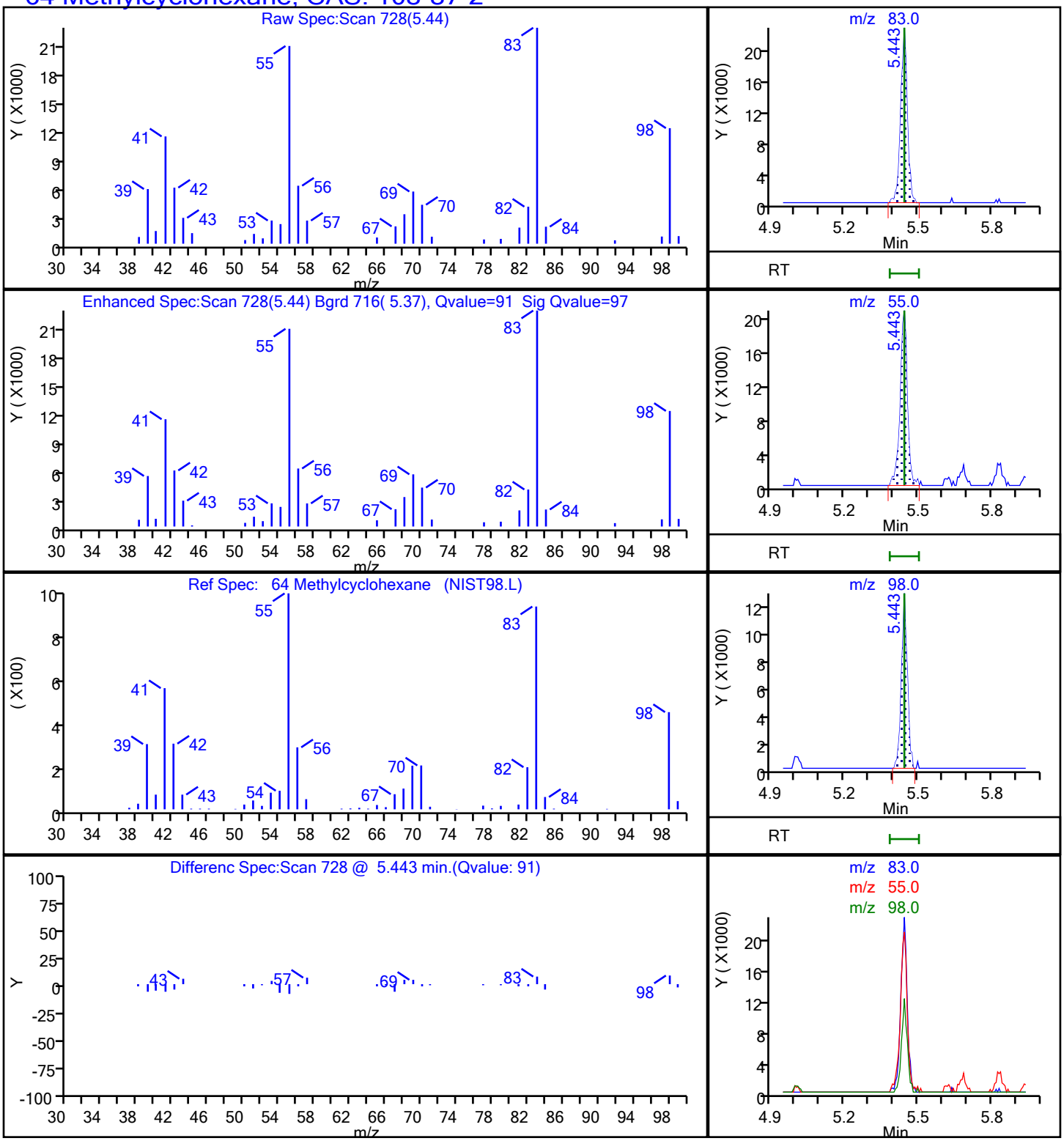

Report Date: 27-Sep-2021 13:45:13 Chrom Revision: 2.3 13-May-2021 07:57:40

Eurofins TestAmerica, Buffalo

Data File:	\\chromfs\Buffalo\ChromData\HP5973S\20210927-101232.b\S4102.D				
Injection Date:	27-Sep-2021 13:22:30	Instrument ID:	HP5973S		
Lims ID:	480-189890-A-3	Lab Sample ID:	480-189890-3		
Client ID:	MW-01-2021				
Operator ID:	wd	ALS Bottle#:	11	Worklist Smp#:	12
Purge Vol:	5.000 mL	Dil. Factor:	2.0000		
Method:	S-8260	Limit Group:	MV - 8260C ICAL		
Column:	ZB-624 (0.18 mm)	Detector	MS SCAN		

81 Tetrachloroethene, CAS: 127-18-4

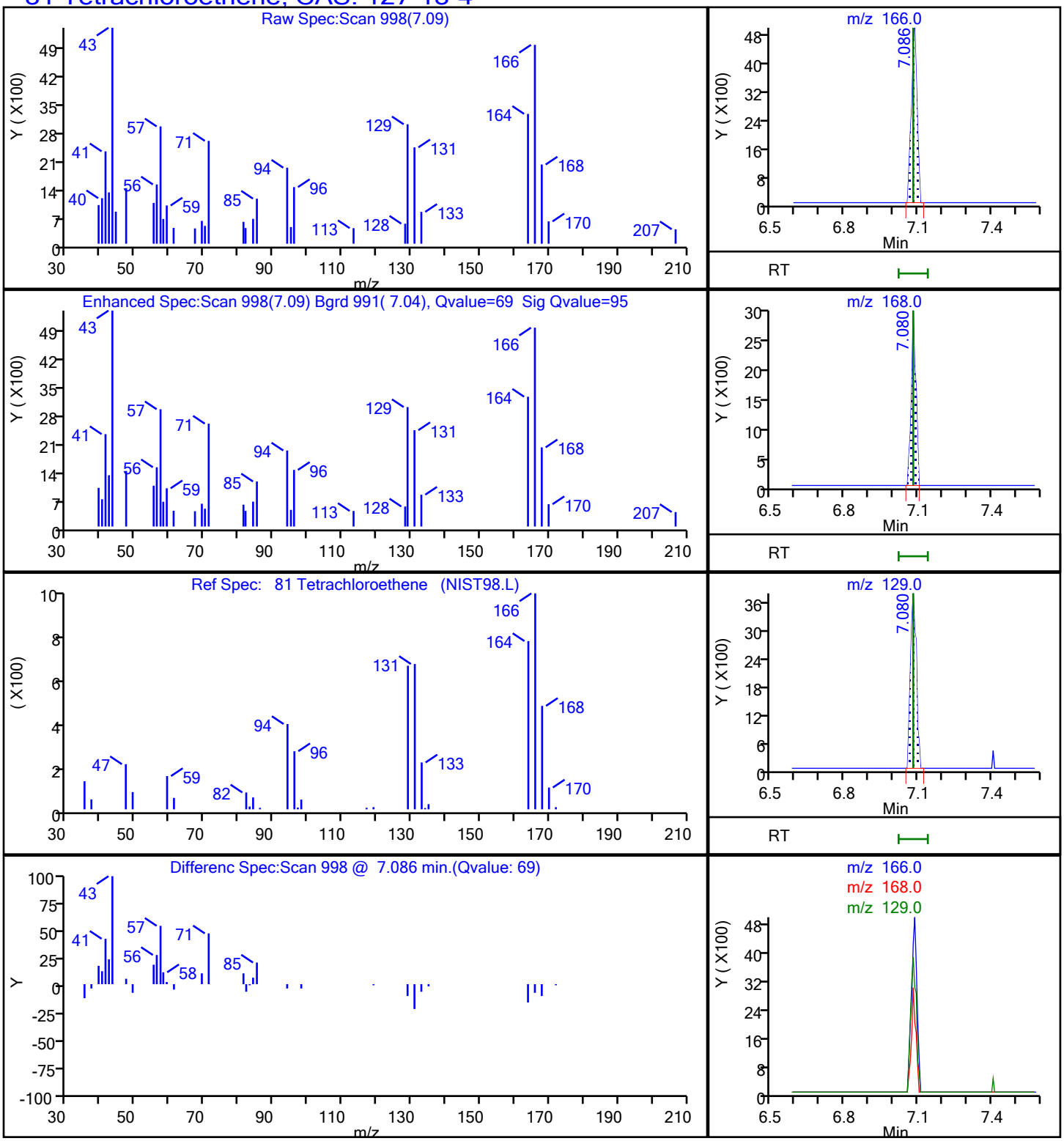

User Disabled Compound Report

Eurofins TestAmerica, Buffalo

Data File:	\\chromfs\Buffalo\ChromData\HP5973S\20210927-101232.b\S4102.D				
Injection Date:	27-Sep-2021 13:22:30	Instrument ID:	HP5973S		
Lims ID:	480-189890-A-3	Lab Sample ID:	480-189890-3		
Client ID:	MW-01-2021				
Operator ID:	wd	ALS Bottle#:	11	Worklist Smp#:	12
Purge Vol:	5.000 mL	Dil. Factor:	2.0000		
Method:	S-8260	Limit Group:	MV - 8260C ICAL		
Column:	ZB-624 (0.18 mm)	Detector	MS SCAN		

97 1,1,2,2-Tetrachloroethane, CAS: 79-34-5

Processing Results

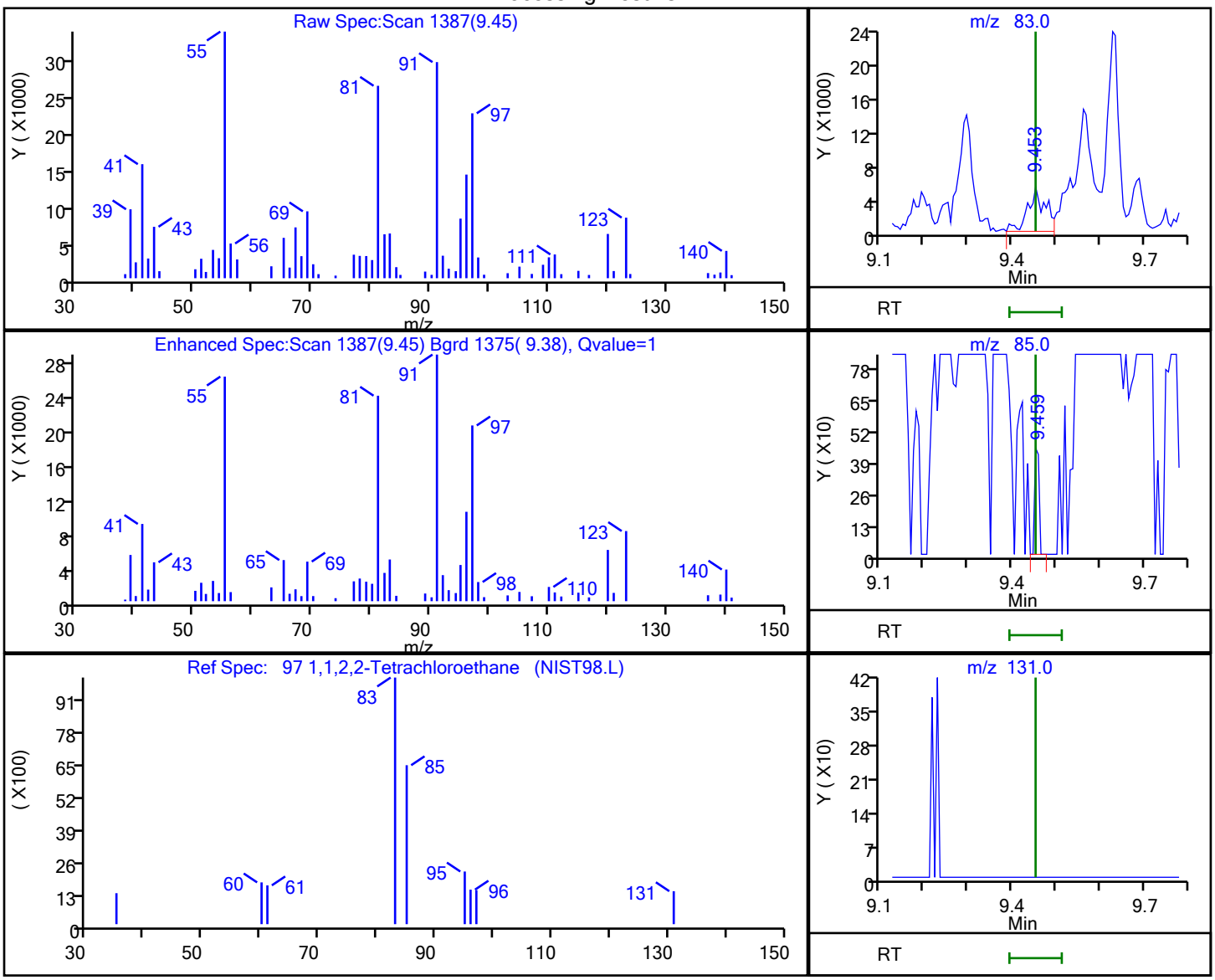

RT	Mass	Response	Amount
9.45	83.00	14085	1.102315
9.46	85.00	317	
9.45	131.00	0	

Reviewer: dahnw, 27-Sep-2021 13:44:44

Audit Action: Marked Compound Undetected Audit Reason: Invalid Compound ID

User Disabled Compound Report

Eurofins TestAmerica, Buffalo

Data File:	\\chromfs\Buffalo\ChromData\HP5973S\20210927-101232.b\S4102.D				
Injection Date:	27-Sep-2021 13:22:30	Instrument ID:	HP5973S		
Lims ID:	480-189890-A-3	Lab Sample ID:	480-189890-3		
Client ID:	MW-01-2021				
Operator ID:	wd	ALS Bottle#:	11	Worklist Smp#:	12
Purge Vol:	5.000 mL	Dil. Factor:	2.0000		
Method:	S-8260	Limit Group:	MV - 8260C ICAL		
Column:	ZB-624 (0.18 mm)	Detector	MS SCAN		

117 1,2-Dibromo-3-Chloropropane, CAS: 96-12-8

Processing Results

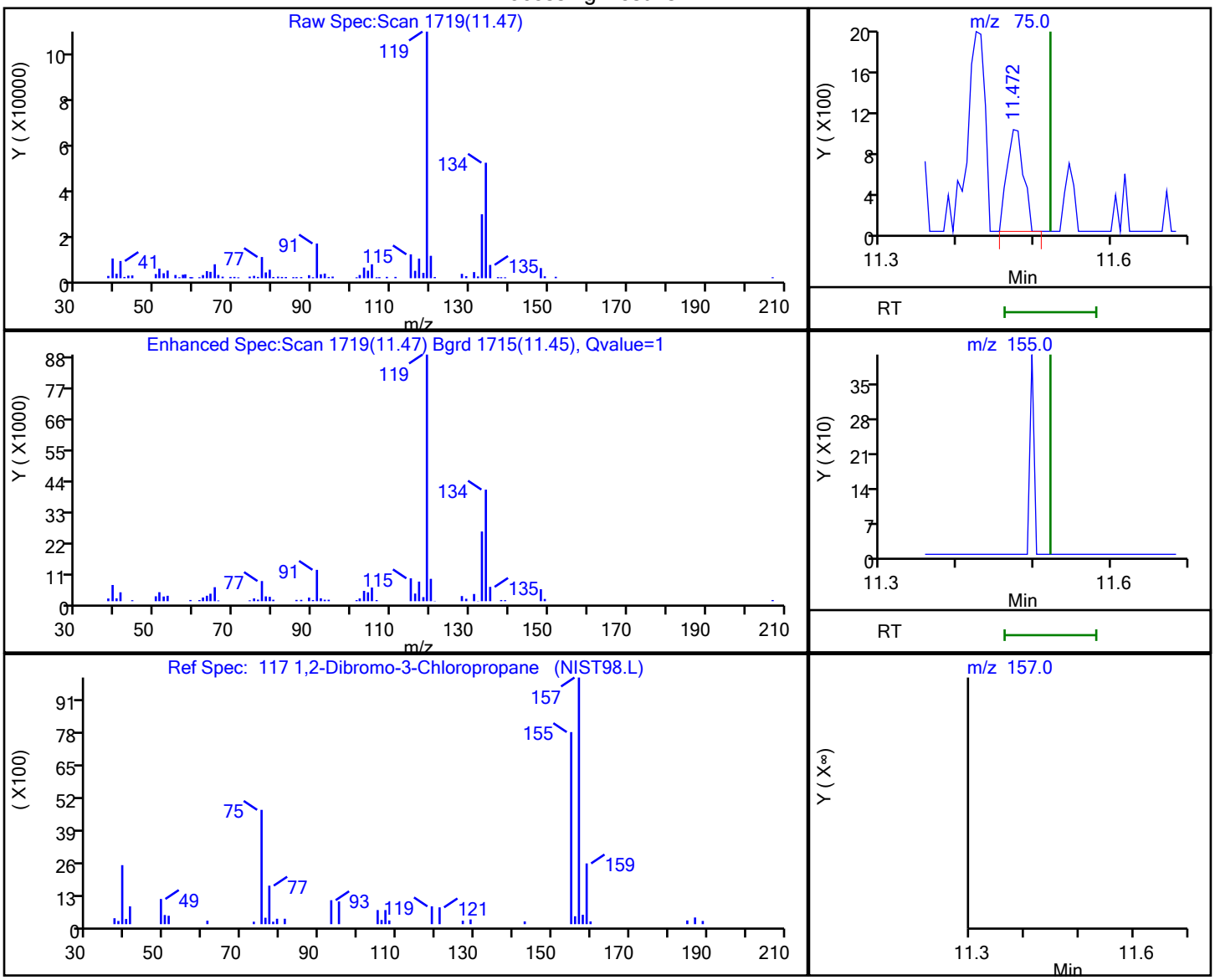

RT	Mass	Response	Amount
11.47	75.00	1493	0.573107
11.52	155.00	0	
11.52	157.00	0	

Reviewer: dahnw, 27-Sep-2021 13:44:57

Audit Action: Marked Compound Undetected Audit Reason: Invalid Compound ID

User Disabled Compound Report

Eurofins TestAmerica, Buffalo

Data File:	\\chromfs\Buffalo\ChromData\HP5973S\20210927-101232.b\S4102.D				
Injection Date:	27-Sep-2021 13:22:30	Instrument ID:	HP5973S		
Lims ID:	480-189890-A-3	Lab Sample ID:	480-189890-3		
Client ID:	MW-01-2021				
Operator ID:	wd	ALS Bottle#:	11	Worklist Smp#:	12
Purge Vol:	5.000 mL	Dil. Factor:	2.0000		
Method:	S-8260	Limit Group:	MV - 8260C ICAL		
Column:	ZB-624 (0.18 mm)	Detector	MS SCAN		

113 1,4-Dichlorobenzene, CAS: 106-46-7

Processing Results

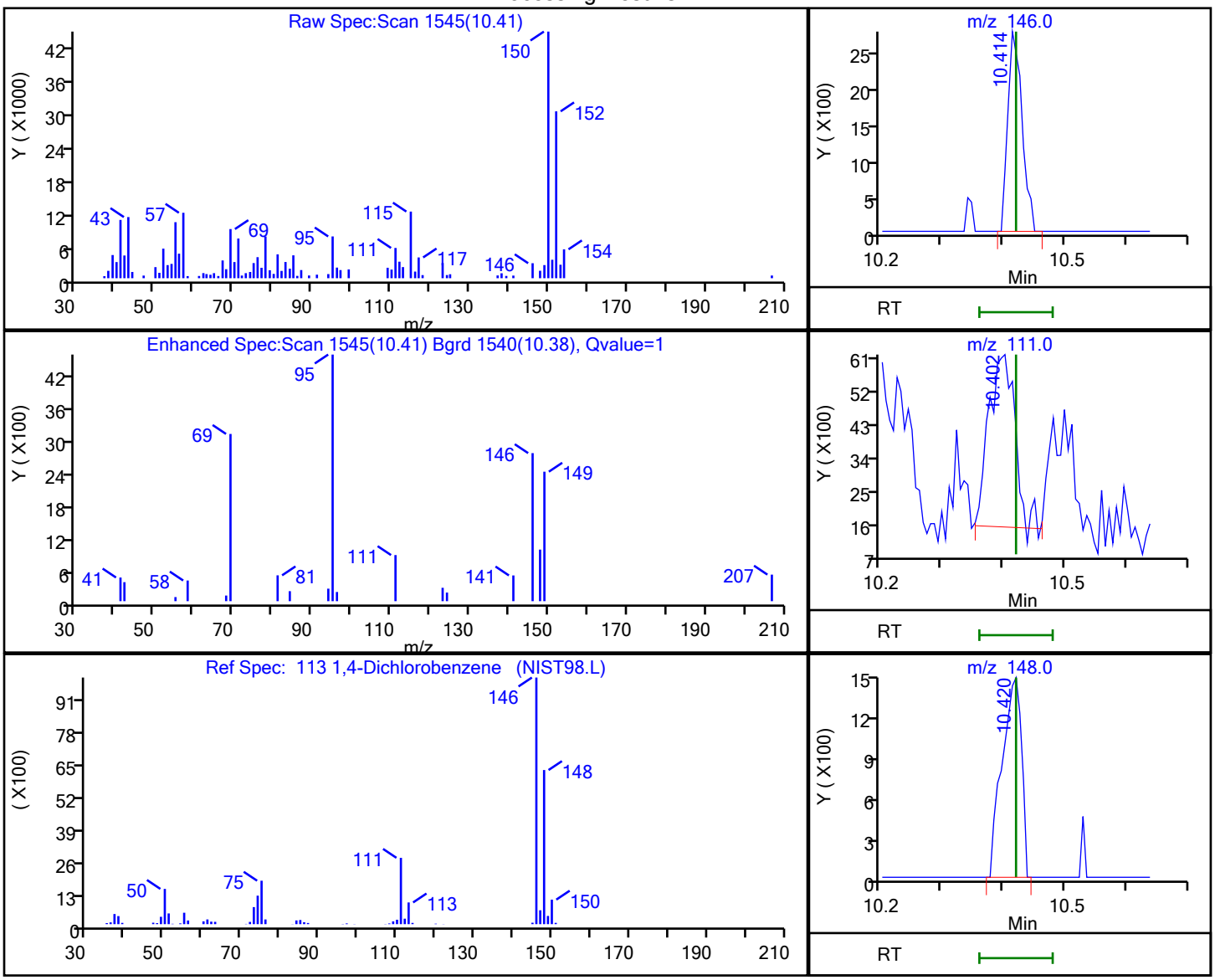

RT	Mass	Response	Amount
10.41	146.00	4393	0.183043
10.40	111.00	13843	
10.42	148.00	3089	

Reviewer: dahnw, 27-Sep-2021 13:44:48

Audit Action: Marked Compound Undetected Audit Reason: Invalid Compound ID

FORM I
GC/MS VOA ORGANICS ANALYSIS DATA SHEET

Lab Name: Eurofins TestAmerica, Buffalo Job No.: 480-189890-1

SDG No.:

Client Sample ID: MW-01-2021Q Lab Sample ID: 480-189890-4

Matrix: Water Lab File ID: S4103.D

Analysis Method: 8260C Date Collected: 09/21/2021 12:30

Sample wt/vol: 5(mL) Date Analyzed: 09/27/2021 13:45

Soil Aliquot Vol: Dilution Factor: 2

Soil Extract Vol.: GC Column: ZB-624 (20) ID: 0.18(mm)

% Moisture: Level: (low/med) Low

Analysis Batch No.: 597970 Units: ug/L

CAS NO.	COMPOUND NAME	RESULT	Q	RL	MDL
71-55-6	1,1,1-Trichloroethane	ND		2.0	1.6
79-34-5	1,1,2,2-Tetrachloroethane	ND		2.0	0.42
79-00-5	1,1,2-Trichloroethane	ND		2.0	0.46
76-13-1	1,1,2-Trichloro-1,2,2-trifluoroethane	ND		2.0	0.62
75-34-3	1,1-Dichloroethane	ND		2.0	0.76
75-35-4	1,1-Dichloroethene	ND		2.0	0.58
120-82-1	1,2,4-Trichlorobenzene	ND		2.0	0.82
96-12-8	1,2-Dibromo-3-Chloropropane	ND		2.0	0.78
95-50-1	1,2-Dichlorobenzene	ND		2.0	1.6
107-06-2	1,2-Dichloroethane	ND		2.0	0.42
78-87-5	1,2-Dichloropropane	ND		2.0	1.4
541-73-1	1,3-Dichlorobenzene	ND		2.0	1.6
106-46-7	1,4-Dichlorobenzene	ND		2.0	1.7
78-93-3	2-Butanone (MEK)	ND		20	2.6
591-78-6	2-Hexanone	ND		10	2.5
108-10-1	4-Methyl-2-pentanone (MIBK)	ND		10	4.2
67-64-1	Acetone	ND		20	6.0
71-43-2	Benzene	ND		2.0	0.82
75-27-4	Bromodichloromethane	ND		2.0	0.78
75-25-2	Bromoform	ND		2.0	0.52
74-83-9	Bromomethane	ND		2.0	1.4
75-15-0	Carbon disulfide	ND		2.0	0.38
56-23-5	Carbon tetrachloride	ND		2.0	0.54
108-90-7	Chlorobenzene	ND		2.0	1.5
124-48-1	Dibromochloromethane	ND		2.0	0.64
75-00-3	Chloroethane	ND		2.0	0.64
67-66-3	Chloroform	4.6		2.0	0.68
74-87-3	Chloromethane	ND		2.0	0.70
156-59-2	cis-1,2-Dichloroethene	ND		2.0	1.6
10061-01-5	cis-1,3-Dichloropropene	ND		2.0	0.72
110-82-7	Cyclohexane	1.8	J	2.0	0.36
75-71-8	Dichlorodifluoromethane	ND		2.0	1.4
100-41-4	Ethylbenzene	ND		2.0	1.5
106-93-4	1,2-Dibromoethane	ND		2.0	1.5
98-82-8	Isopropylbenzene	3.2		2.0	1.6

FORM I
GC/MS VOA ORGANICS ANALYSIS DATA SHEET

Lab Name: Eurofins TestAmerica, Buffalo Job No.: 480-189890-1

SDG No.:

Client Sample ID: MW-01-2021Q Lab Sample ID: 480-189890-4

Matrix: Water Lab File ID: S4103.D

Analysis Method: 8260C Date Collected: 09/21/2021 12:30

Sample wt/vol: 5(mL) Date Analyzed: 09/27/2021 13:45

Soil Aliquot Vol: Dilution Factor: 2

Soil Extract Vol.: GC Column: ZB-624 (20) ID: 0.18(mm)

% Moisture: Level: (low/med) Low

Analysis Batch No.: 597970 Units: ug/L

CAS NO.	COMPOUND NAME	RESULT	Q	RL	MDL
79-20-9	Methyl acetate	ND		5.0	2.6
1634-04-4	Methyl tert-butyl ether	ND		2.0	0.32
108-87-2	Methylcyclohexane	5.1		2.0	0.32
75-09-2	Methylene Chloride	ND		2.0	0.88
100-42-5	Styrene	ND		2.0	1.5
127-18-4	Tetrachloroethene	1.4	J	2.0	0.72
108-88-3	Toluene	ND		2.0	1.0
156-60-5	trans-1,2-Dichloroethene	ND		2.0	1.8
10061-02-6	trans-1,3-Dichloropropene	ND		2.0	0.74
79-01-6	Trichloroethene	ND		2.0	0.92
75-69-4	Trichlorofluoromethane	ND		2.0	1.8
75-01-4	Vinyl chloride	ND		2.0	1.8
1330-20-7	Xylenes, Total	ND		4.0	1.3

CAS NO.	SURROGATE	%REC	Q	LIMITS
2037-26-5	Toluene-d8 (Surr)	90		80-120
17060-07-0	1,2-Dichloroethane-d4 (Surr)	106		77-120
460-00-4	4-Bromofluorobenzene (Surr)	88		73-120
1868-53-7	Dibromofluoromethane (Surr)	103		75-123

Eurofins TestAmerica, Buffalo
Target Compound Quantitation Report

Data File: \\chromfs\Buffalo\ChromData\HP5973S\20210927-101232.b\S4103.D
Lims ID: 480-189890-A-4
Client ID: MW-01-2021Q
Sample Type: Client
Inject. Date: 27-Sep-2021 13:45:30 ALS Bottle#: 12 Worklist Smp#: 13
Purge Vol: 5.000 mL Dil. Factor: 2.0000
Sample Info: 480-189890-A-4
Misc. Info.: 480-0101232-013
Operator ID: wd Instrument ID: HP5973S

Method: \\chromfs\Buffalo\ChromData\HP5973S\20210927-101232.b\S-8260.m
Limit Group: MV - 8260C ICAL
Last Update: 27-Sep-2021 14:43:55 Calib Date: 15-Sep-2021 00:35:30
Integrator: RTE ID Type: RT Order ID
Quant Method: Internal Standard Quant By: Initial Calibration
Last ICal File: \\chromfs\Buffalo\ChromData\HP5973S\20210914-100971.b\S3517.D

Column 1 : ZB-624 (0.18 mm) Det: MS SCAN
Process Host: CTX1659

First Level Reviewer: dahnw Date: 27-Sep-2021 14:43:55

Compound	Sig	RT (min.)	Adj RT (min.)	Dlt RT (min.)	Q	Response	OnCol Amt ug/L	Flags
* 153 Fluorobenzene (IS)	70	4.999	4.999	0.000	98	145604	25.0	
* 2 Chlorobenzene-d5	82	7.962	7.962	0.000	88	317584	25.0	
* 3 1,4-Dichlorobenzene-d4	152	10.395	10.395	0.000	92	309082	25.0	
$ 154 Dibromofluoromethane (Surr)	113	4.433	4.434	0.000	58	202507	25.8	
$ 4 1,2-Dichloroethane-d4 (Surr)	67	4.732	4.732	0.000	93	134178	26.4	
$ 5 Toluene-d8 (Surr)	98	6.496	6.496	0.000	93	724656	22.5	
$ 6 4-Bromofluorobenzene (Surr)	174	9.221	9.221	0.000	92	236695	22.1	
10 Dichlorodifluoromethane	85		1.088				ND	
12 Chloromethane	50		1.246				ND	
13 Vinyl chloride	62		1.319				ND	
14 Bromomethane	94		1.586				ND	
15 Chloroethane	64		1.647				ND	
17 Trichlorofluoromethane	101		1.854				ND	
21 1,1,2-Trichloro-1,2,2-trifluoroe	101		2.298				ND	
22 1,1-Dichloroethene	96		2.304				ND	
23 Acetone	43		2.414				ND	
26 Carbon disulfide	76		2.493				ND	7
27 Methyl acetate	43		2.700				ND	
30 Methylene Chloride	84		2.803				ND	7
32 Methyl tert-butyl ether	73		2.998				ND	
34 trans-1,2-Dichloroethene	96		3.010				ND	
39 1,1-Dichloroethane	63		3.418				ND	
45 cis-1,2-Dichloroethene	96	3.965	3.965	0.000	14	7123	0.6602	
43 2-Butanone (MEK)	43		4.002				ND	
50 Chloroform	83	4.281	4.275	0.006	85	41786	2.30	
51 1,1,1-Trichloroethane	97		4.379				ND	
52 Cyclohexane	56	4.379	4.379	0.000	61	17207	0.9214	
55 Carbon tetrachloride	117		4.506				ND	
57 Benzene	78		4.725				ND	U
58 1,2-Dichloroethane	62		4.798				ND	
62 Trichloroethene	95		5.334				ND	

Compound	Sig	RT (min.)	Adj RT (min.)	Dlt RT (min.)	Q	Response	OnCol Amt ug/L	Flags
64 Methylcyclohexane	83	5.443	5.443	0.000	93	43275	2.55	
65 1,2-Dichloropropane	63		5.571				ND	
68 Dichlorobromomethane	83		5.869				ND	
72 cis-1,3-Dichloropropene	75		6.283				ND	
73 4-Methyl-2-pentanone (MIBK)	43		6.435				ND	U
74 Toluene	92	6.563	6.557	0.006	41	2911	0.1133	
77 trans-1,3-Dichloropropene	75		6.855				ND	
79 1,1,2-Trichloroethane	83		7.037				ND	
81 Tetrachloroethene	166	7.080	7.080	0.000	73	8049	0.7209	
80 2-Hexanone	43		7.268				ND	
83 Chlorodibromomethane	129		7.427				ND	
84 Ethylene Dibromide	107		7.518				ND	
87 Chlorobenzene	112		7.992				ND	U
88 Ethylbenzene	91	8.096	8.090	0.006	73	26856	0.5559	
90 m-Xylene & p-Xylene	106		8.211				ND	
91 o-Xylene	106	8.637	8.637	0.000	66	9661	0.4987	
92 Styrene	104		8.668				ND	
95 Bromoform	173		8.911				ND	
94 Isopropylbenzene	105	9.021	9.021	0.000	93	75782	1.61	
97 1,1,2,2-Tetrachloroethane	83		9.452				ND	
111 1,3-Dichlorobenzene	146		10.322				ND	
113 1,4-Dichlorobenzene	146		10.420				ND	
116 1,2-Dichlorobenzene	146	10.773	10.773	0.000	56	10030	0.4161	
117 1,2-Dibromo-3-Chloropropane	75		11.521				ND	U
119 1,2,4-Trichlorobenzene	180		12.196				ND	
S 124 Xylenes, Total	1				0		0.4987	

QC Flag Legend

Processing Flags

7 - Failed Limit of Detection

Review Flags

U - Marked Undetected

Reagents:

S_8260_IS_00351	Amount Added:	1.00	Units: uL	Run Reagent
S_8260_Surr_00400	Amount Added:	1.00	Units: uL	Run Reagent

Report Date: 27-Sep-2021 14:43:56 Chrom Revision: 2.3 13-May-2021 07:57:40

Eurofins TestAmerica, Buffalo

Data File:	\\chromfs\Buffalo\ChromData\HP5973S\20210927-101232.b\S4103.D				
Injection Date:	27-Sep-2021 13:45:30	Instrument ID:	HP5973S	Operator ID:	wd
Lims ID:	480-189890-A-4	Lab Sample ID:	480-189890-4	Worklist Smp#:	13
Client ID:	MW-01-2021Q				
Purge Vol:	5.000 mL	Dil. Factor:	2.0000	ALS Bottle#:	12
Method:	S-8260	Limit Group:	MV - 8260C ICAL		

Column: ZB-624 (0.18 mm)

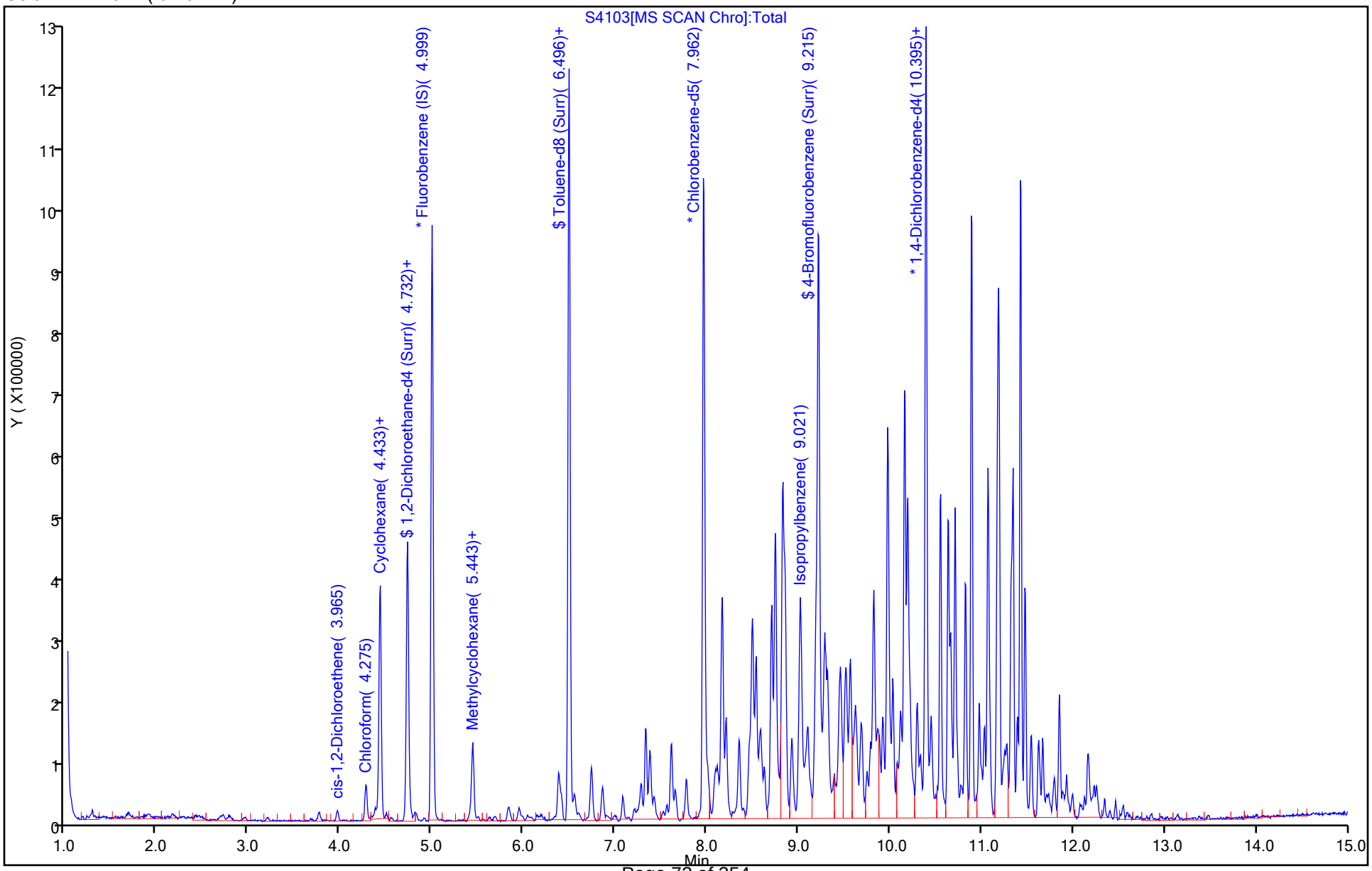

Report Date: 27-Sep-2021 14:43:56 Chrom Revision: 2.3 13-May-2021 07:57:40

Eurofins TestAmerica, Buffalo

Data File:	\\chromfs\Buffalo\ChromData\HP5973S\20210927-101232.b\S4103.D				
Injection Date:	27-Sep-2021 13:45:30	Instrument ID:	HP5973S		
Lims ID:	480-189890-A-4	Lab Sample ID:	480-189890-4		
Client ID:	MW-01-2021Q				
Operator ID:	wd	ALS Bottle#:	12	Worklist Smp#:	13
Purge Vol:	5.000 mL	Dil. Factor:	2.0000		
Method:	S-8260	Limit Group:	MV - 8260C ICAL		
Column:	ZB-624 (0.18 mm)	Detector	MS SCAN		

50 Chloroform, CAS: 67-66-3

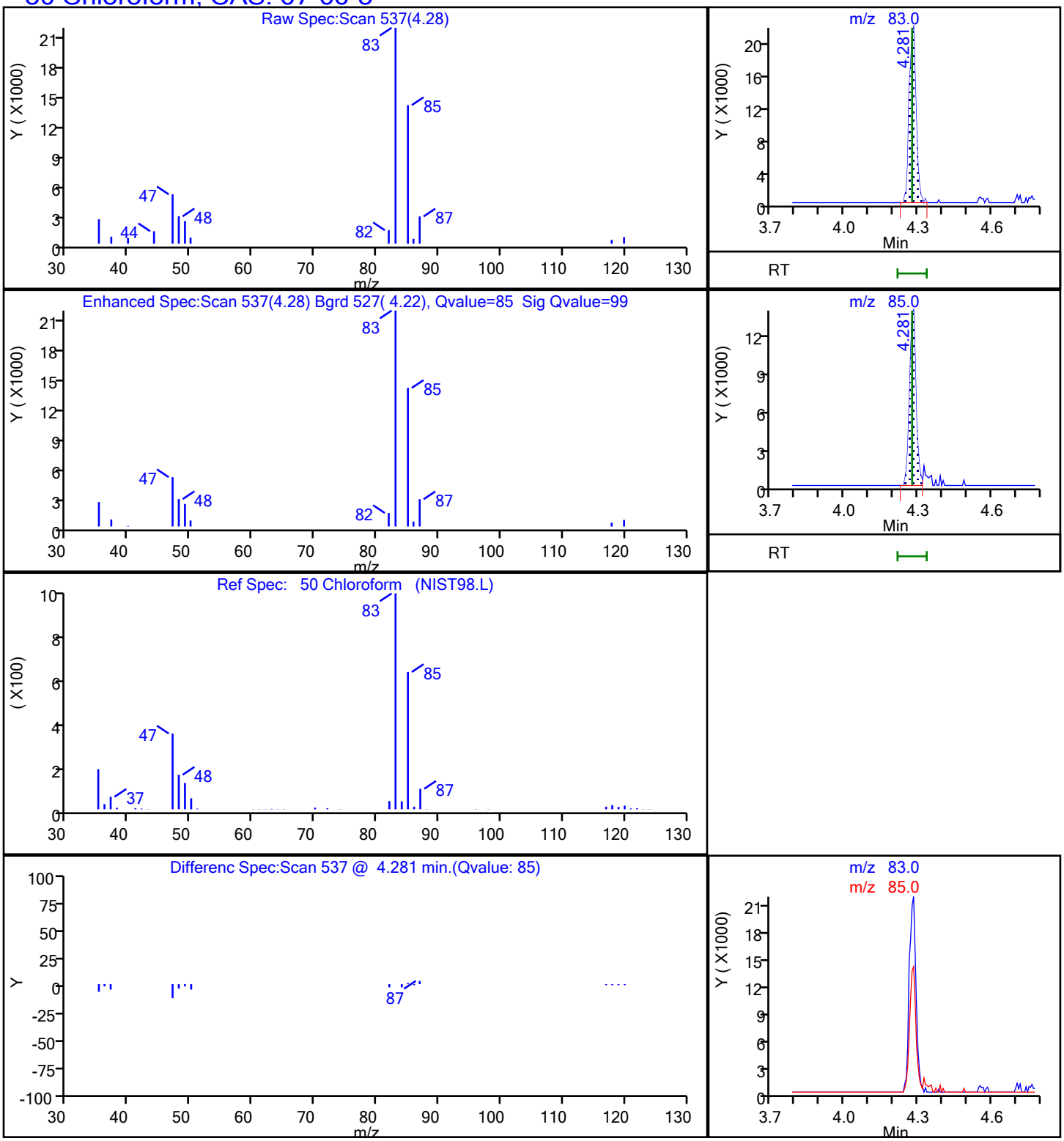

Report Date: 27-Sep-2021 14:43:56 Chrom Revision: 2.3 13-May-2021 07:57:40

Eurofins TestAmerica, Buffalo

Data File:	\\chromfs\Buffalo\ChromData\HP5973S\20210927-101232.b\S4103.D				
Injection Date:	27-Sep-2021 13:45:30	Instrument ID:	HP5973S		
Lims ID:	480-189890-A-4	Lab Sample ID:	480-189890-4		
Client ID:	MW-01-2021Q				
Operator ID:	wd	ALS Bottle#:	12	Worklist Smp#:	13
Purge Vol:	5.000 mL	Dil. Factor:	2.0000		
Method:	S-8260	Limit Group:	MV - 8260C ICAL		
Column:	ZB-624 (0.18 mm)	Detector	MS SCAN		

52 Cyclohexane, CAS: 110-82-7

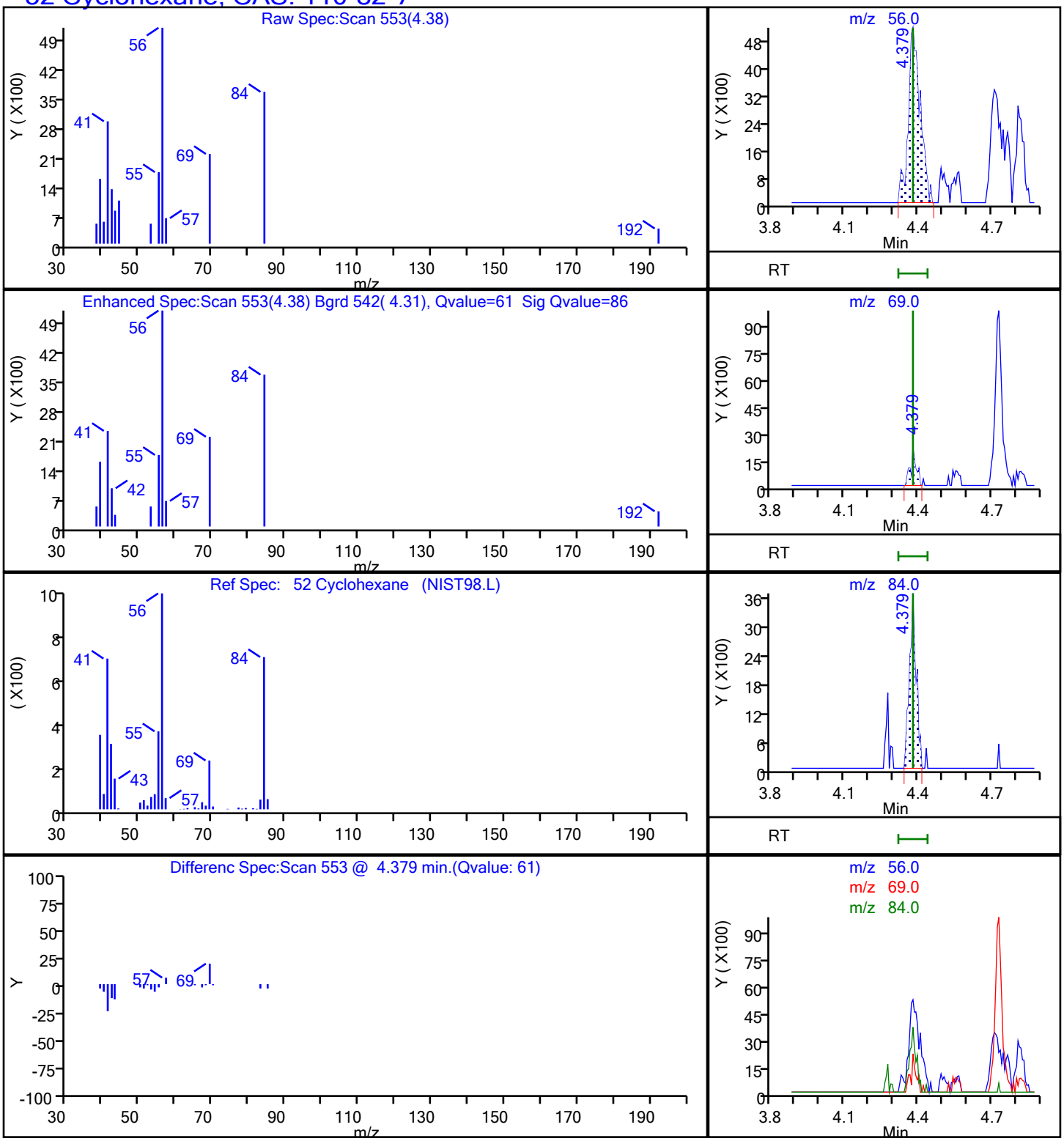

Report Date: 27-Sep-2021 14:43:56 Chrom Revision: 2.3 13-May-2021 07:57:40

Eurofins TestAmerica, Buffalo

Data File:	\\chromfs\Buffalo\ChromData\HP5973S\20210927-101232.b\S4103.D				
Injection Date:	27-Sep-2021 13:45:30	Instrument ID:	HP5973S		
Lims ID:	480-189890-A-4	Lab Sample ID:	480-189890-4		
Client ID:	MW-01-2021Q				
Operator ID:	wd	ALS Bottle#:	12	Worklist Smp#:	13
Purge Vol:	5.000 mL	Dil. Factor:	2.0000		
Method:	S-8260	Limit Group:	MV - 8260C ICAL		
Column:	ZB-624 (0.18 mm)	Detector	MS SCAN		

94 Isopropylbenzene, CAS: 98-82-8

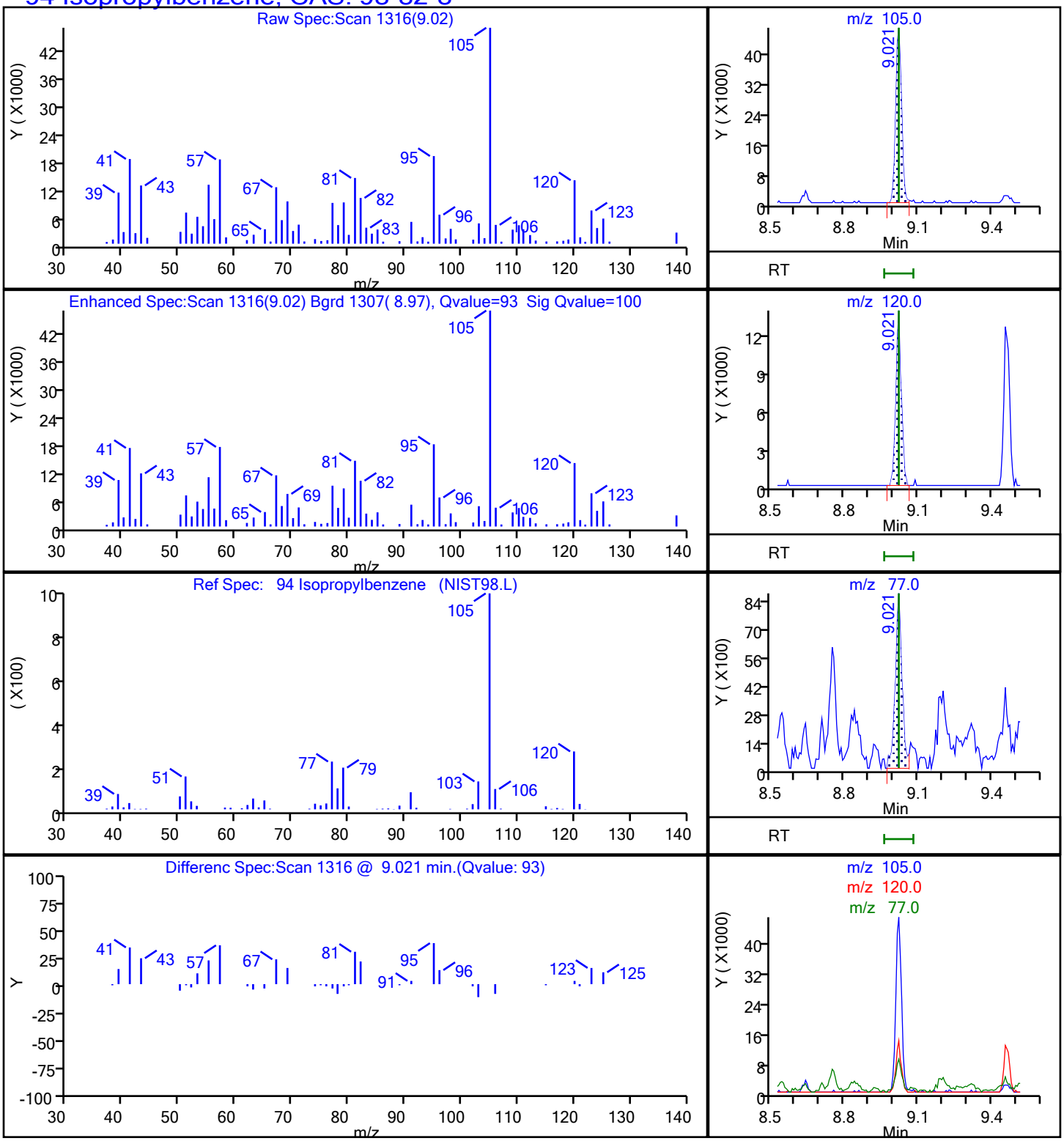

Report Date: 27-Sep-2021 14:43:56 Chrom Revision: 2.3 13-May-2021 07:57:40

Eurofins TestAmerica, Buffalo

Data File:	\\chromfs\Buffalo\ChromData\HP5973S\20210927-101232.b\S4103.D				
Injection Date:	27-Sep-2021 13:45:30	Instrument ID:	HP5973S		
Lims ID:	480-189890-A-4	Lab Sample ID:	480-189890-4		
Client ID:	MW-01-2021Q				
Operator ID:	wd	ALS Bottle#:	12	Worklist Smp#:	13
Purge Vol:	5.000 mL	Dil. Factor:	2.0000		
Method:	S-8260	Limit Group:	MV - 8260C ICAL		
Column:	ZB-624 (0.18 mm)	Detector	MS SCAN		

64 Methylcyclohexane, CAS: 108-87-2

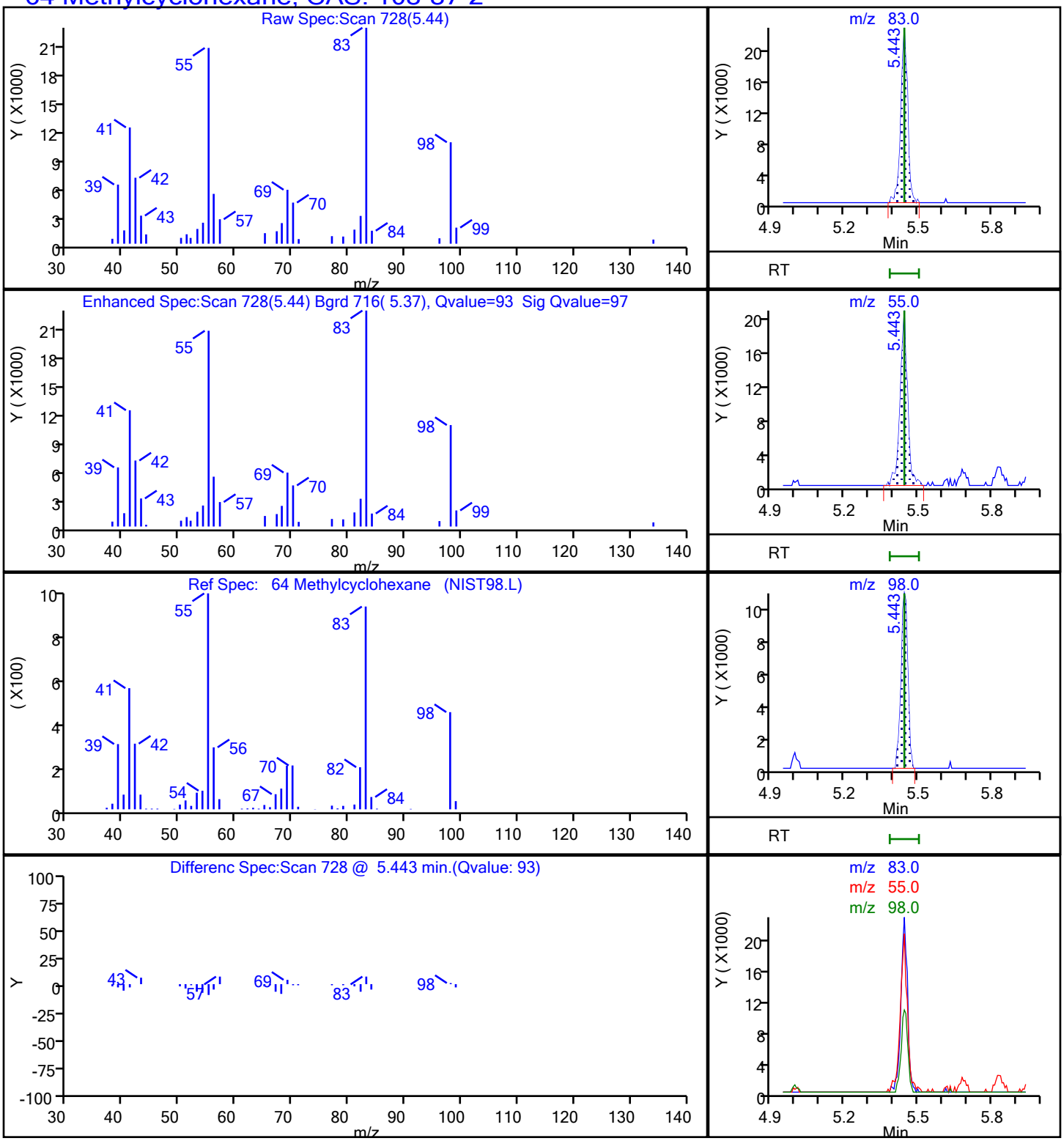

Report Date: 27-Sep-2021 14:43:56 Chrom Revision: 2.3 13-May-2021 07:57:40

Eurofins TestAmerica, Buffalo

Data File:	\\chromfs\Buffalo\ChromData\HP5973S\20210927-101232.b\S4103.D				
Injection Date:	27-Sep-2021 13:45:30	Instrument ID:	HP5973S		
Lims ID:	480-189890-A-4	Lab Sample ID:	480-189890-4		
Client ID:	MW-01-2021Q				
Operator ID:	wd	ALS Bottle#:	12	Worklist Smp#:	13
Purge Vol:	5.000 mL	Dil. Factor:	2.0000		
Method:	S-8260	Limit Group:	MV - 8260C ICAL		
Column:	ZB-624 (0.18 mm)	Detector	MS SCAN		

81 Tetrachloroethene, CAS: 127-18-4

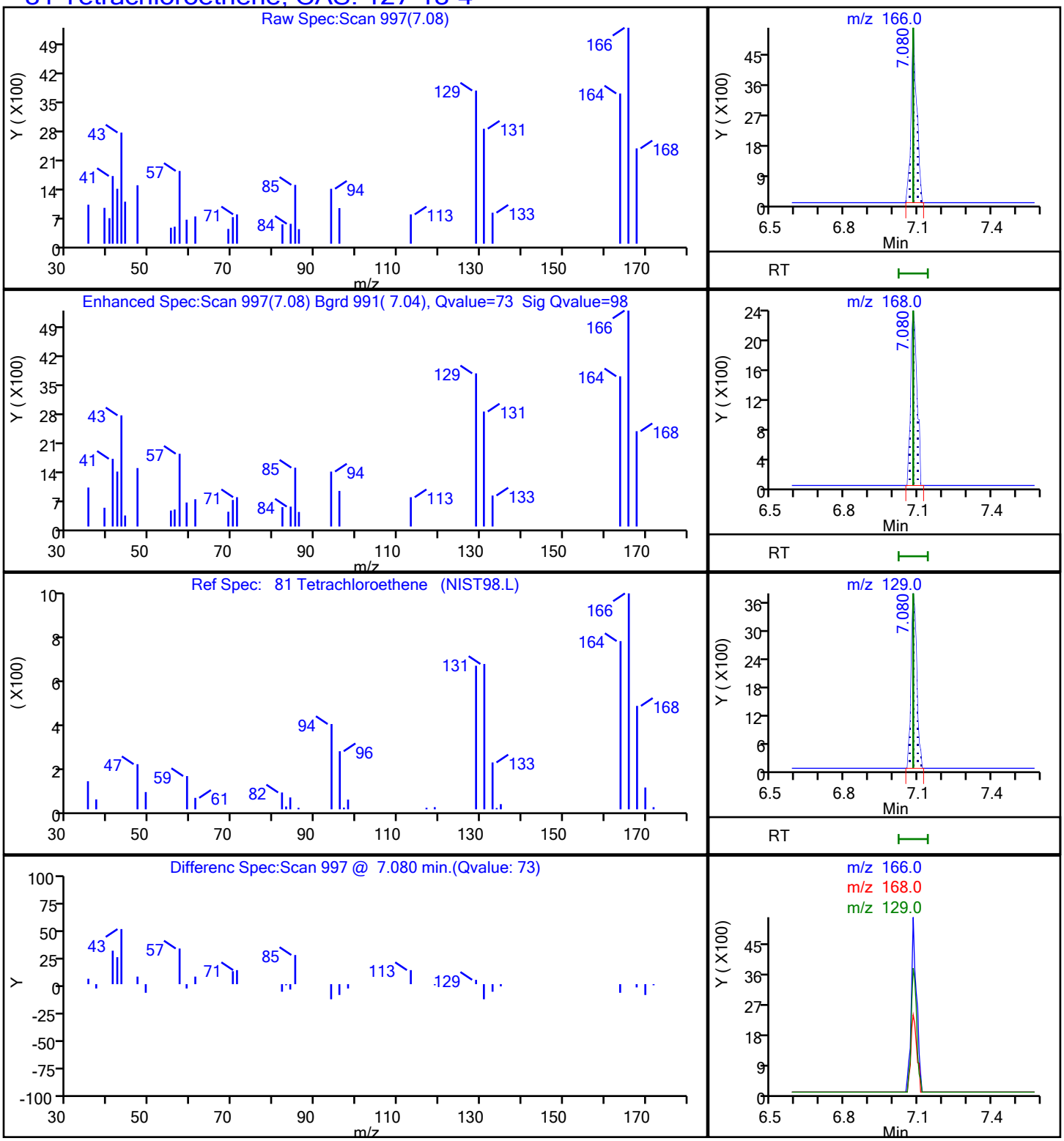

User Disabled Compound Report

Eurofins TestAmerica, Buffalo

Data File:	\\chromfs\Buffalo\ChromData\HP5973S\20210927-101232.b\S4103.D				
Injection Date:	27-Sep-2021 13:45:30	Instrument ID:	HP5973S		
Lims ID:	480-189890-A-4	Lab Sample ID:	480-189890-4		
Client ID:	MW-01-2021Q				
Operator ID:	wd	ALS Bottle#:	12	Worklist Smp#:	13
Purge Vol:	5.000 mL	Dil. Factor:	2.0000		
Method:	S-8260	Limit Group:	MV - 8260C ICAL		
Column:	ZB-624 (0.18 mm)	Detector	MS SCAN		

117 1,2-Dibromo-3-Chloropropane, CAS: 96-12-8

Processing Results

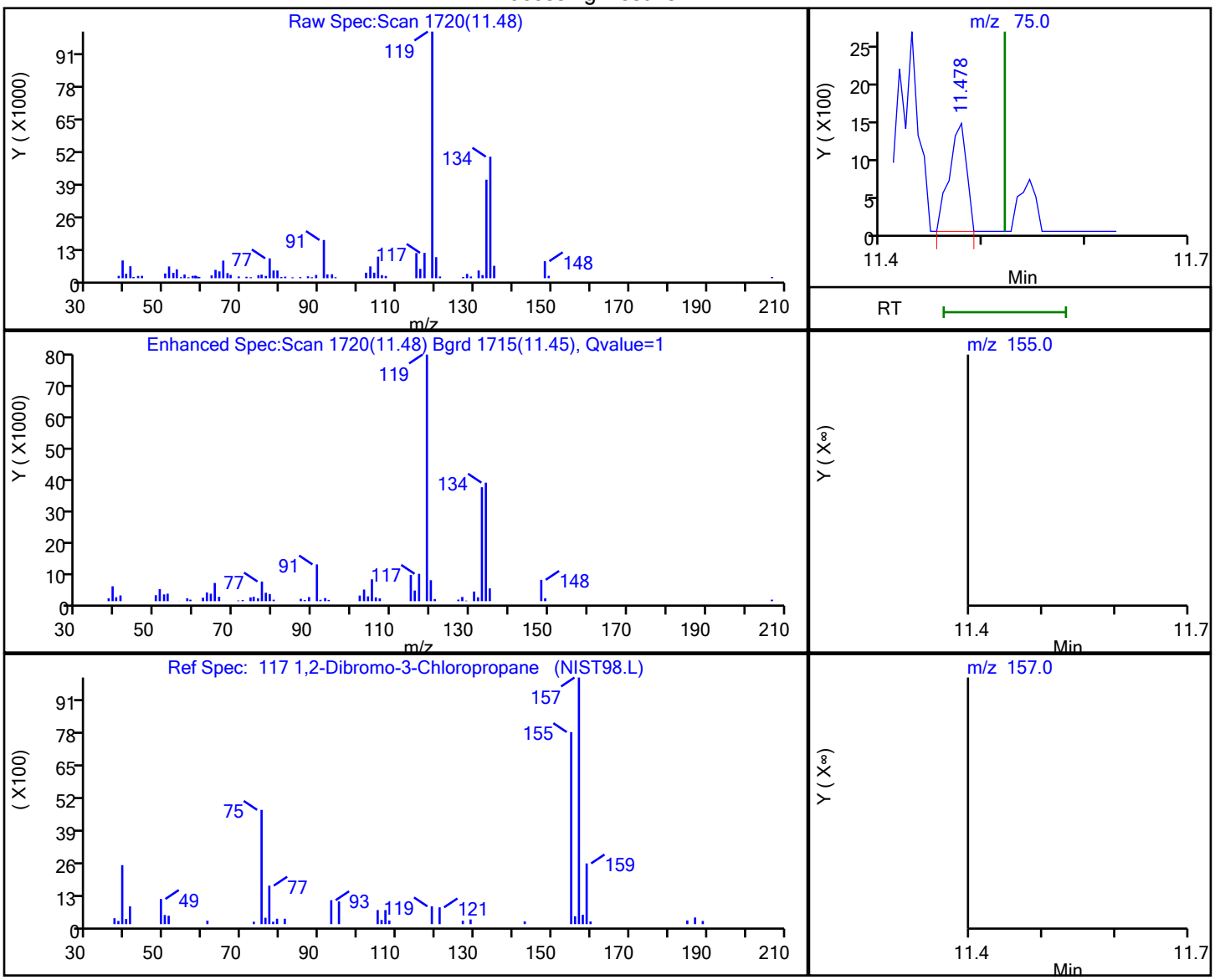

RT	Mass	Response	Amount
11.48	75.00	1680	0.640247
11.52	155.00	0	
11.52	157.00	0	

Reviewer: dahnw, 27-Sep-2021 14:43:50

Audit Action: Marked Compound Undetected Audit Reason: Invalid Compound ID

User Disabled Compound Report

Eurofins TestAmerica, Buffalo

Data File:	\\chromfs\Buffalo\ChromData\HP5973S\20210927-101232.b\S4103.D				
Injection Date:	27-Sep-2021 13:45:30	Instrument ID:	HP5973S		
Lims ID:	480-189890-A-4	Lab Sample ID:	480-189890-4		
Client ID:	MW-01-2021Q				
Operator ID:	wd	ALS Bottle#:	12	Worklist Smp#:	13
Purge Vol:	5.000 mL	Dil. Factor:	2.0000		
Method:	S-8260	Limit Group:	MV - 8260C ICAL		
Column:	ZB-624 (0.18 mm)	Detector	MS SCAN		

73 4-Methyl-2-pentanone (MIBK), CAS: 108-10-1

Processing Results

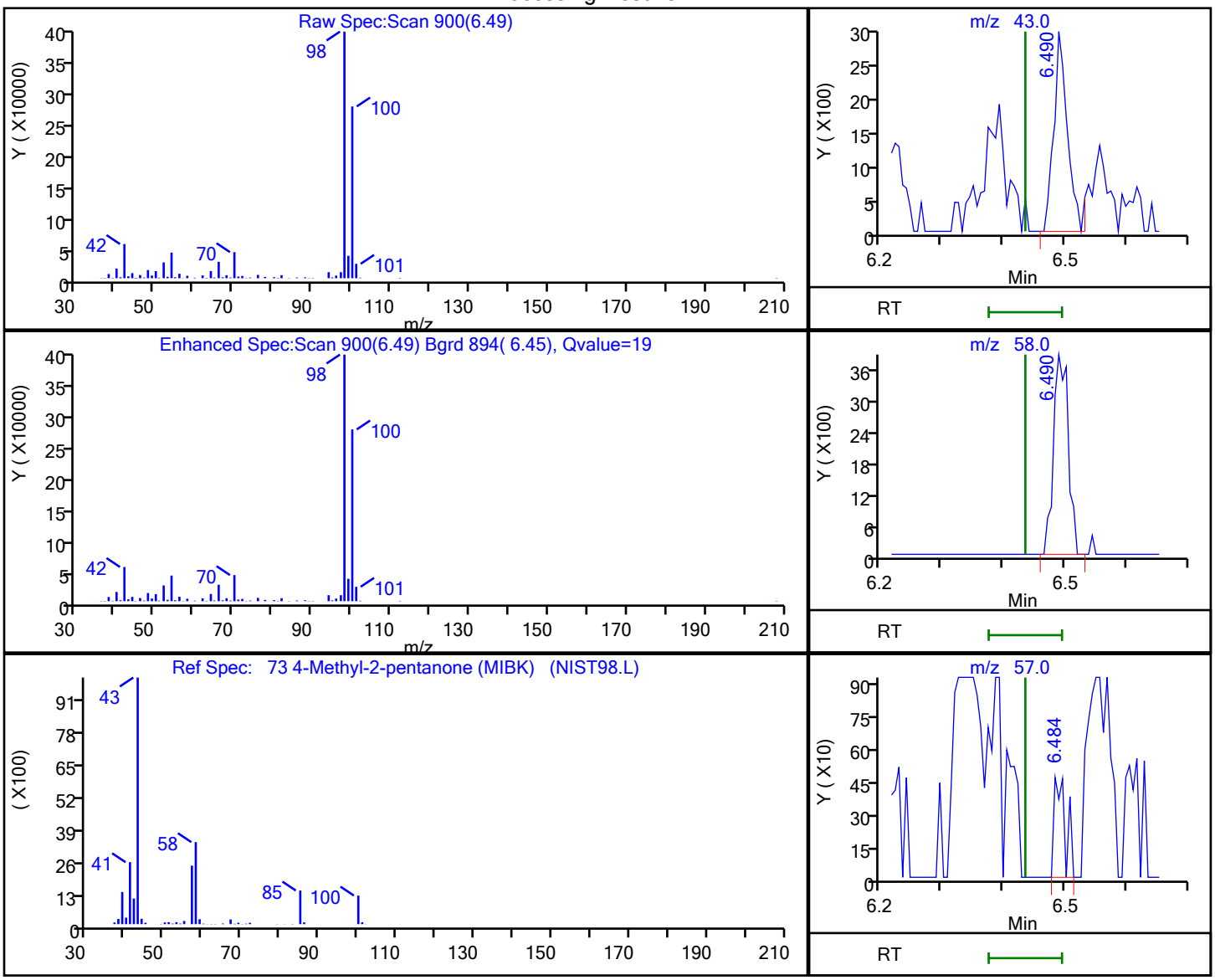

RT	Mass	Response	Amount
6.49	43.00	4669	0.290851
6.49	58.00	6500	
6.48	57.00	604	

Reviewer: dahnw, 27-Sep-2021 14:43:33

Audit Action: Marked Compound Undetected Audit Reason: Invalid Compound ID

User Disabled Compound Report

Eurofins TestAmerica, Buffalo

Data File:	\\chromfs\Buffalo\ChromData\HP5973S\20210927-101232.b\S4103.D				
Injection Date:	27-Sep-2021 13:45:30	Instrument ID:	HP5973S		
Lims ID:	480-189890-A-4	Lab Sample ID:	480-189890-4		
Client ID:	MW-01-2021Q				
Operator ID:	wd	ALS Bottle#:	12	Worklist Smp#:	13
Purge Vol:	5.000 mL	Dil. Factor:	2.0000		
Method:	S-8260	Limit Group:	MV - 8260C ICAL		
Column:	ZB-624 (0.18 mm)	Detector	MS SCAN		

57 Benzene, CAS: 71-43-2

Processing Results

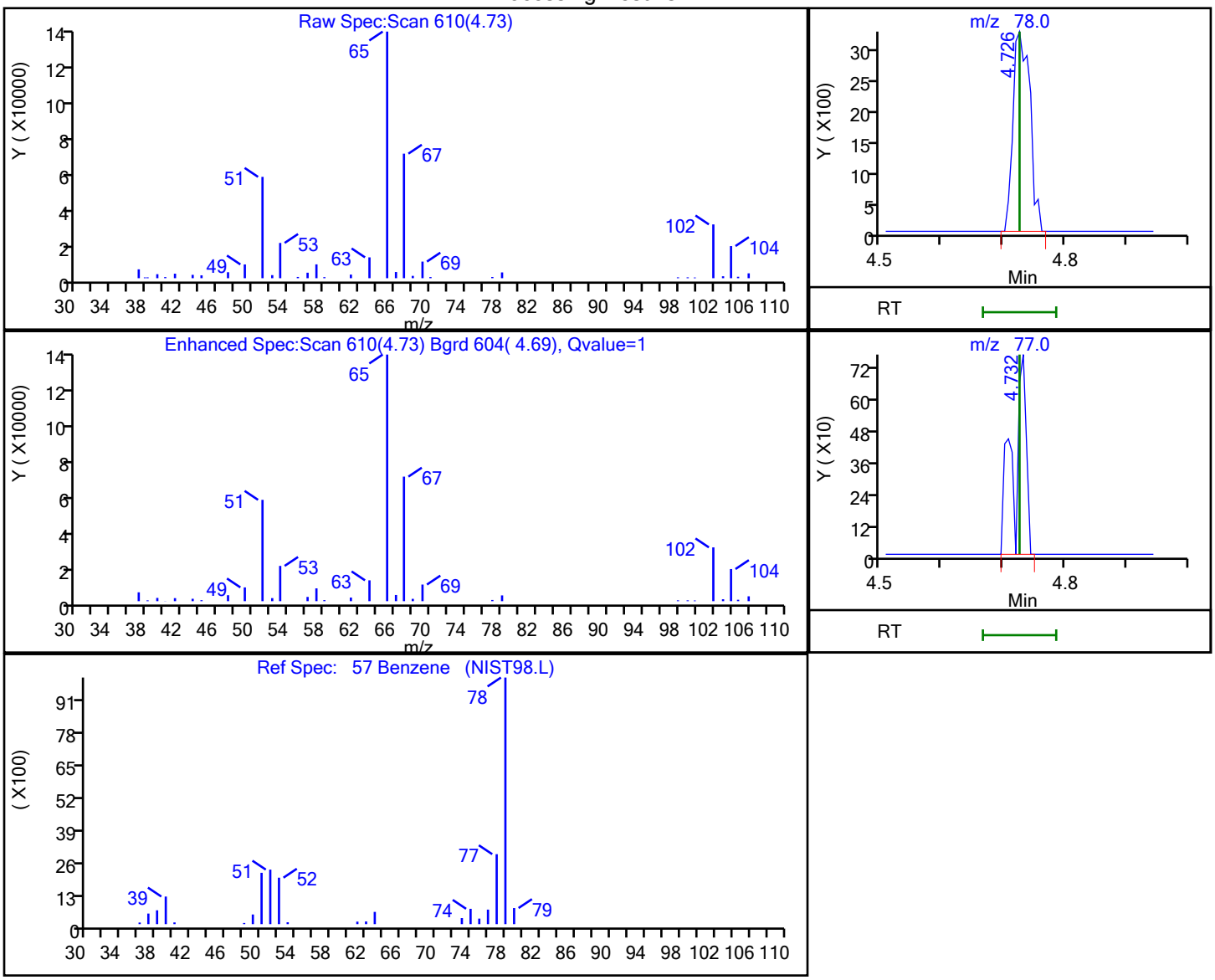

RT	Mass	Response	Amount
4.73	78.00	6186	0.158976
4.73	77.00	1123	

Reviewer: dahnw, 27-Sep-2021 14:43:28

Audit Action: Marked Compound Undetected Audit Reason: Invalid Compound ID

User Disabled Compound Report

Eurofins TestAmerica, Buffalo

Data File:	\\chromfs\Buffalo\ChromData\HP5973S\20210927-101232.b\S4103.D				
Injection Date:	27-Sep-2021 13:45:30	Instrument ID:	HP5973S		
Lims ID:	480-189890-A-4	Lab Sample ID:	480-189890-4		
Client ID:	MW-01-2021Q				
Operator ID:	wd	ALS Bottle#:	12	Worklist Smp#:	13
Purge Vol:	5.000 mL	Dil. Factor:	2.0000		
Method:	S-8260	Limit Group:	MV - 8260C ICAL		
Column:	ZB-624 (0.18 mm)	Detector	MS SCAN		

87 Chlorobenzene, CAS: 108-90-7

Processing Results

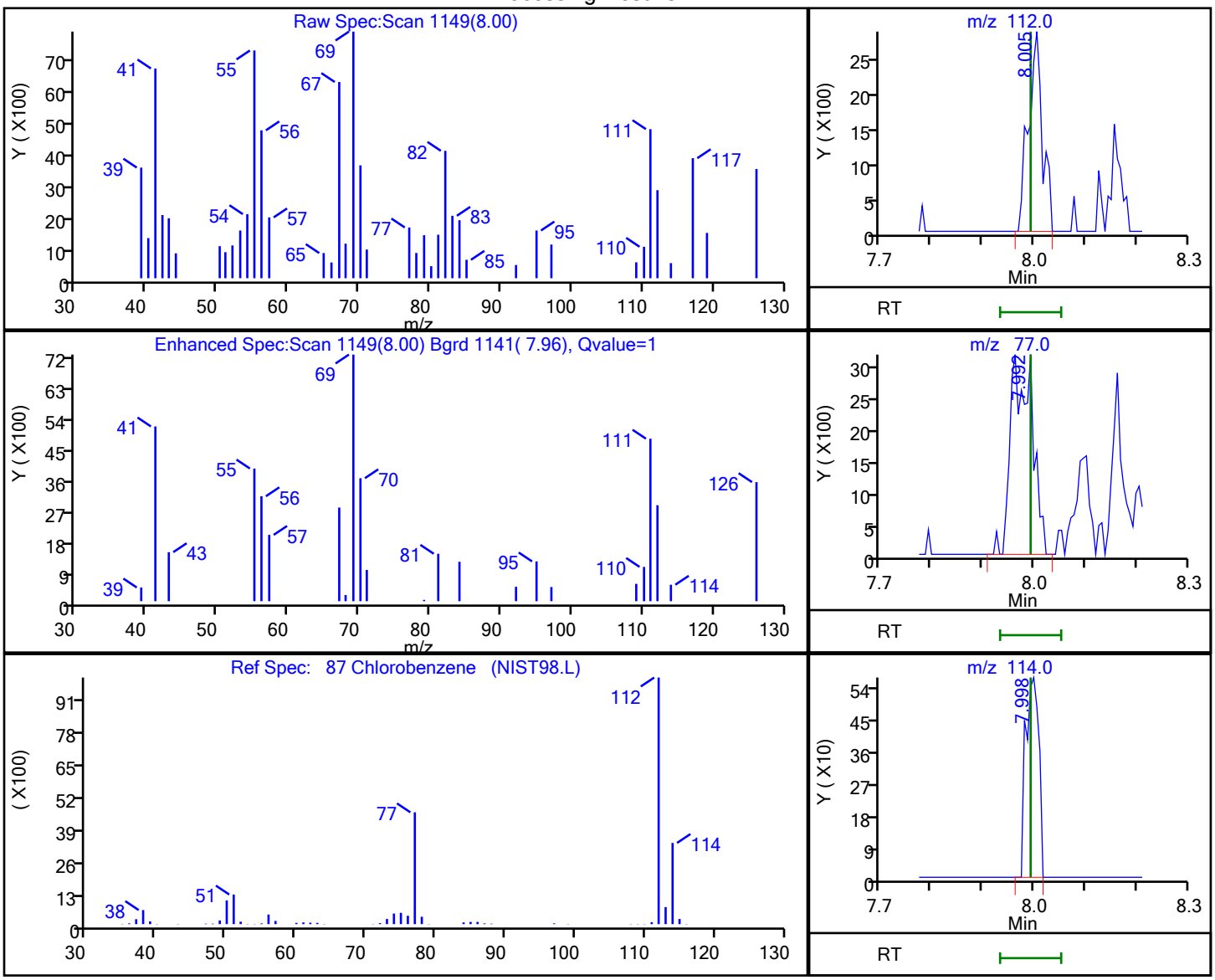

RT	Mass	Response	Amount
8.00	112.00	5377	0.183396
7.99	77.00	9303	
8.00	114.00	1013	

Reviewer: dahnw, 27-Sep-2021 14:43:41

Audit Action: Marked Compound Undetected Audit Reason: Invalid Compound ID

FORM I
GC/MS VOA ORGANICS ANALYSIS DATA SHEET

Lab Name: Eurofins TestAmerica, Buffalo Job No.: 480-189890-1

SDG No.:

Client Sample ID: MW-09-2021 Lab Sample ID: 480-189890-5

Matrix: Water Lab File ID: S4104.D

Analysis Method: 8260C Date Collected: 09/21/2021 13:35

Sample wt/vol: 5(mL) Date Analyzed: 09/27/2021 14:08

Soil Aliquot Vol: Dilution Factor: 80

Soil Extract Vol.: GC Column: ZB-624 (20) ID: 0.18(mm)

% Moisture: Level: (low/med) Low

Analysis Batch No.: 597970 Units: ug/L

CAS NO.	COMPOUND NAME	RESULT	Q	RL	MDL
71-55-6	1,1,1-Trichloroethane	ND		80	66
79-34-5	1,1,2,2-Tetrachloroethane	ND		80	17
79-00-5	1,1,2-Trichloroethane	ND		80	18
76-13-1	1,1,2-Trichloro-1,2,2-trifluoroethane	ND		80	25
75-34-3	1,1-Dichloroethane	ND		80	30
75-35-4	1,1-Dichloroethene	ND		80	23
120-82-1	1,2,4-Trichlorobenzene	ND		80	33
96-12-8	1,2-Dibromo-3-Chloropropane	ND		80	31
95-50-1	1,2-Dichlorobenzene	ND		80	63
107-06-2	1,2-Dichloroethane	ND		80	17
78-87-5	1,2-Dichloropropane	ND		80	58
541-73-1	1,3-Dichlorobenzene	ND		80	62
106-46-7	1,4-Dichlorobenzene	ND		80	67
78-93-3	2-Butanone (MEK)	ND		800	110
591-78-6	2-Hexanone	ND		400	99
108-10-1	4-Methyl-2-pentanone (MIBK)	ND		400	170
67-64-1	Acetone	ND		800	240
71-43-2	Benzene	ND		80	33
75-27-4	Bromodichloromethane	ND		80	31
75-25-2	Bromoform	ND		80	21
74-83-9	Bromomethane	ND		80	55
75-15-0	Carbon disulfide	ND		80	15
56-23-5	Carbon tetrachloride	ND		80	22
108-90-7	Chlorobenzene	ND		80	60
124-48-1	Dibromochloromethane	ND		80	26
75-00-3	Chloroethane	ND		80	26
67-66-3	Chloroform	ND		80	27
74-87-3	Chloromethane	ND		80	28
156-59-2	cis-1,2-Dichloroethene	2200		80	65
10061-01-5	cis-1,3-Dichloropropene	ND		80	29
110-82-7	Cyclohexane	ND		80	14
75-71-8	Dichlorodifluoromethane	ND		80	54
100-41-4	Ethylbenzene	ND		80	59
106-93-4	1,2-Dibromoethane	ND		80	58
98-82-8	Isopropylbenzene	ND		80	63

FORM I
GC/MS VOA ORGANICS ANALYSIS DATA SHEET

Lab Name: Eurofins TestAmerica, Buffalo Job No.: 480-189890-1

SDG No.:

Client Sample ID: MW-09-2021 Lab Sample ID: 480-189890-5

Matrix: Water Lab File ID: S4104.D

Analysis Method: 8260C Date Collected: 09/21/2021 13:35

Sample wt/vol: 5(mL) Date Analyzed: 09/27/2021 14:08

Soil Aliquot Vol: Dilution Factor: 80

Soil Extract Vol.: GC Column: ZB-624 (20) ID: 0.18(mm)

% Moisture: Level: (low/med) Low

Analysis Batch No.: 597970 Units: ug/L

CAS NO.	COMPOUND NAME	RESULT	Q	RL	MDL
79-20-9	Methyl acetate	ND		200	100
1634-04-4	Methyl tert-butyl ether	ND		80	13
108-87-2	Methylcyclohexane	ND		80	13
75-09-2	Methylene Chloride	ND		80	35
100-42-5	Styrene	ND		80	58
127-18-4	Tetrachloroethene	770		80	29
108-88-3	Toluene	ND		80	41
156-60-5	trans-1,2-Dichloroethene	ND		80	72
10061-02-6	trans-1,3-Dichloropropene	ND		80	30
79-01-6	Trichloroethene	440		80	37
75-69-4	Trichlorofluoromethane	ND		80	70
75-01-4	Vinyl chloride	330		80	72
1330-20-7	Xylenes, Total	ND		160	53

CAS NO.	SURROGATE	%REC	Q	LIMITS
2037-26-5	Toluene-d8 (Surr)	98		80-120
17060-07-0	1,2-Dichloroethane-d4 (Surr)	99		77-120
460-00-4	4-Bromofluorobenzene (Surr)	95		73-120
1868-53-7	Dibromofluoromethane (Surr)	94		75-123

Eurofins TestAmerica, Buffalo
Target Compound Quantitation Report

Data File: \\chromfs\Buffalo\ChromData\HP5973S\20210927-101232.b\S4104.D
Lims ID: 480-189890-A-5
Client ID: MW-09-2021
Sample Type: Client
Inject. Date: 27-Sep-2021 14:08:30 ALS Bottle#: 13 Worklist Smp#: 14
Purge Vol: 5.000 mL Dil. Factor: 80.0000
Sample Info: 480-189890-A-5
Misc. Info.: 480-0101232-014
Operator ID: wd Instrument ID: HP5973S

Method: \\chromfs\Buffalo\ChromData\HP5973S\20210927-101232.b\S-8260.m
Limit Group: MV - 8260C ICAL
Last Update: 27-Sep-2021 14:44:33 Calib Date: 15-Sep-2021 00:35:30
Integrator: RTE ID Type: RT Order ID
Quant Method: Internal Standard Quant By: Initial Calibration
Last ICal File: \\chromfs\Buffalo\ChromData\HP5973S\20210914-100971.b\S3517.D

Column 1 : ZB-624 (0.18 mm) Det: MS SCAN
Process Host: CTX1659

First Level Reviewer: dahnw Date: 27-Sep-2021 14:44:33

Compound	Sig	RT (min.)	Adj RT (min.)	Dlt RT (min.)	Q	Response	OnCol Amt ug/L	Flags
* 153 Fluorobenzene (IS)	70	4.999	4.999	0.000	99	158334	25.0	
* 2 Chlorobenzene-d5	82	7.962	7.962	0.000	87	326064	25.0	
* 3 1,4-Dichlorobenzene-d4	152	10.395	10.395	0.000	94	336422	25.0	
$ 154 Dibromofluoromethane (Surr)	113	4.428	4.434	-0.005	58	200573	23.5	
$ 4 1,2-Dichloroethane-d4 (Surr)	67	4.732	4.732	0.000	97	136183	24.7	
$ 5 Toluene-d8 (Surr)	98	6.496	6.496	0.000	93	811948	24.6	
$ 6 4-Bromofluorobenzene (Surr)	174	9.221	9.221	0.000	93	260245	23.6	
10 Dichlorodifluoromethane	85		1.088				ND	
12 Chloromethane	50		1.246				ND	
13 Vinyl chloride	62	1.313	1.319	-0.006	76	56063	4.15	
14 Bromomethane	94		1.586				ND	
15 Chloroethane	64		1.647				ND	
17 Trichlorofluoromethane	101		1.854				ND	
21 1,1,2-Trichloro-1,2,2-trifluoroe	101		2.298				ND	
22 1,1-Dichloroethene	96		2.304				ND	
23 Acetone	43		2.414				ND	
26 Carbon disulfide	76		2.493				ND	
27 Methyl acetate	43		2.700				ND	
30 Methylene Chloride	84		2.803				ND	7
32 Methyl tert-butyl ether	73		2.998				ND	
34 trans-1,2-Dichloroethene	96		3.010				ND	U
39 1,1-Dichloroethane	63		3.418				ND	
45 cis-1,2-Dichloroethene	96	3.965	3.965	0.000	70	323610	27.6	
43 2-Butanone (MEK)	43		4.002				ND	
50 Chloroform	83		4.275				ND	
51 1,1,1-Trichloroethane	97		4.379				ND	
52 Cyclohexane	56		4.379				ND	
55 Carbon tetrachloride	117		4.506				ND	
57 Benzene	78		4.725				ND	
58 1,2-Dichloroethane	62		4.798				ND	7
62 Trichloroethene	95	5.334	5.334	0.000	90	56071	5.54	

Compound	Sig	RT (min.)	Adj RT (min.)	Dlt RT (min.)	Q	Response	OnCol Amt ug/L	Flags
64 Methylcyclohexane	83		5.443				ND	
65 1,2-Dichloropropane	63		5.571				ND	
68 Dichlorobromomethane	83		5.869				ND	
72 cis-1,3-Dichloropropene	75		6.283				ND	
73 4-Methyl-2-pentanone (MIBK)	43		6.435				ND	
74 Toluene	92		6.557				ND	
77 trans-1,3-Dichloropropene	75		6.855				ND	
79 1,1,2-Trichloroethane	83		7.037				ND	
81 Tetrachloroethene	166	7.080	7.080	0.000	96	110900	9.67	
80 2-Hexanone	43		7.268				ND	
83 Chlorodibromomethane	129		7.427				ND	
84 Ethylene Dibromide	107		7.518				ND	
87 Chlorobenzene	112		7.992				ND	
88 Ethylbenzene	91		8.090				ND	
90 m-Xylene & p-Xylene	106		8.211				ND	
91 o-Xylene	106		8.637				ND	
92 Styrene	104		8.668				ND	
95 Bromoform	173		8.911				ND	
94 Isopropylbenzene	105		9.020				ND	
97 1,1,2,2-Tetrachloroethane	83		9.452				ND	
111 1,3-Dichlorobenzene	146		10.322				ND	
113 1,4-Dichlorobenzene	146		10.420				ND	
116 1,2-Dichlorobenzene	146		10.773				ND	
117 1,2-Dibromo-3-Chloropropane	75		11.521				ND	
119 1,2,4-Trichlorobenzene	180		12.196				ND	
S 124 Xylenes, Total	1		30.000				ND	7

QC Flag Legend

Processing Flags

7 - Failed Limit of Detection

Review Flags

U - Marked Undetected

Reagents:

S_8260_IS_00351	Amount Added:	1.00	Units: uL	Run Reagent
S_8260_Surr_00400	Amount Added:	1.00	Units: uL	Run Reagent

Report Date: 27-Sep-2021 14:44:33 Chrom Revision: 2.3 13-May-2021 07:57:40

Eurofins TestAmerica, Buffalo

Data File:	\\chromfs\Buffalo\ChromData\HP5973S\20210927-101232.b\S4104.D				
Injection Date:	27-Sep-2021 14:08:30	Instrument ID:	HP5973S	Operator ID:	wd
Lims ID:	480-189890-A-5	Lab Sample ID:	480-189890-5	Worklist Smp#:	14
Client ID:	MW-09-2021				
Purge Vol:	5.000 mL	Dil. Factor:	80.0000	ALS Bottle#:	13
Method:	S-8260	Limit Group:	MV - 8260C ICAL		

Column: ZB-624 (0.18 mm)

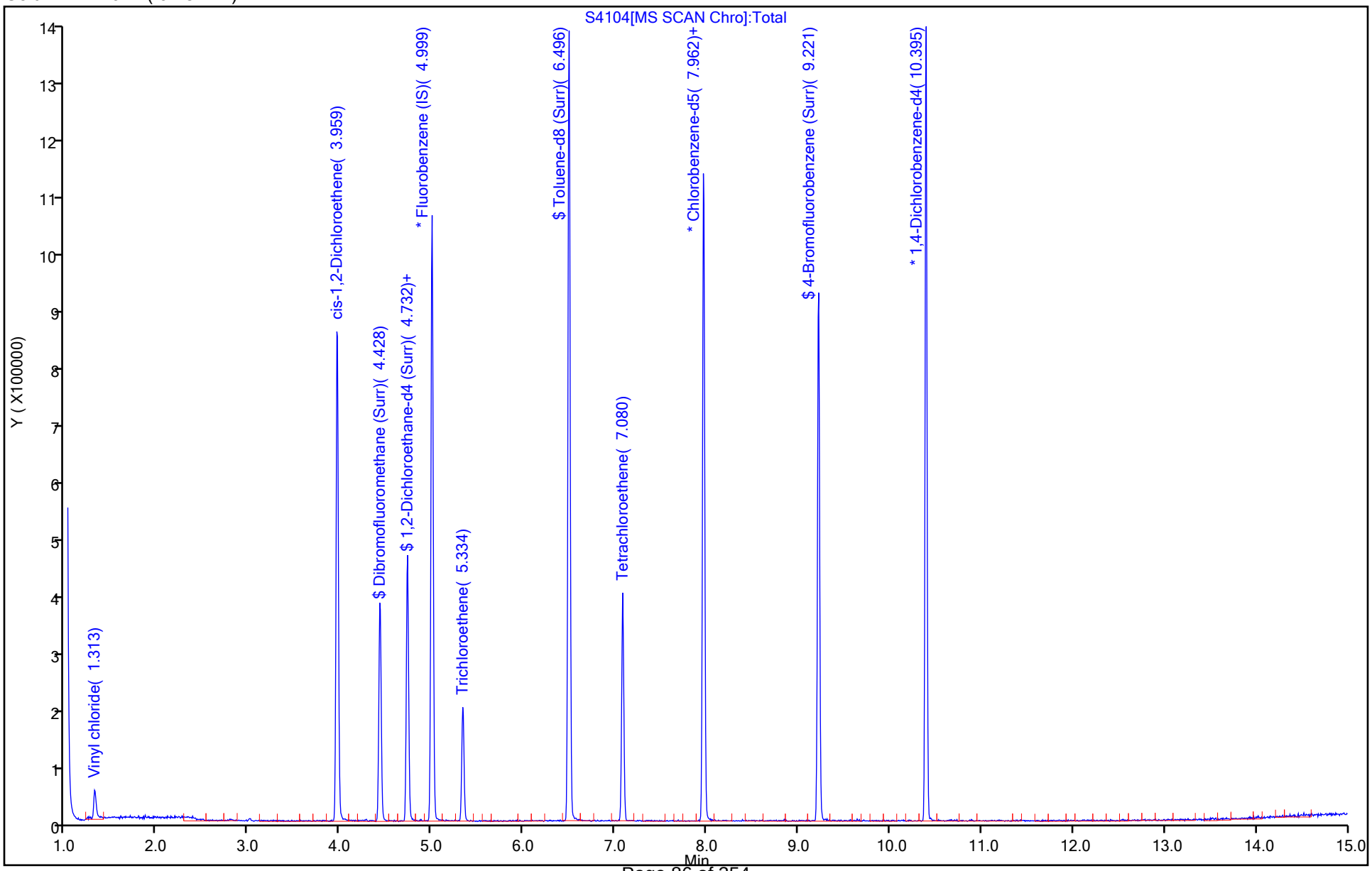

Report Date: 27-Sep-2021 14:44:33 Chrom Revision: 2.3 13-May-2021 07:57:40

Eurofins TestAmerica, Buffalo

Data File:	\\chromfs\Buffalo\ChromData\HP5973S\20210927-101232.b\S4104.D				
Injection Date:	27-Sep-2021 14:08:30	Instrument ID:	HP5973S		
Lims ID:	480-189890-A-5	Lab Sample ID:	480-189890-5		
Client ID:	MW-09-2021				
Operator ID:	wd	ALS Bottle#:	13	Worklist Smp#:	14
Purge Vol:	5.000 mL	Dil. Factor:	80.0000		
Method:	S-8260	Limit Group:	MV - 8260C ICAL		
Column:	ZB-624 (0.18 mm)	Detector	MS SCAN		

45 cis-1,2-Dichloroethene, CAS: 156-59-2

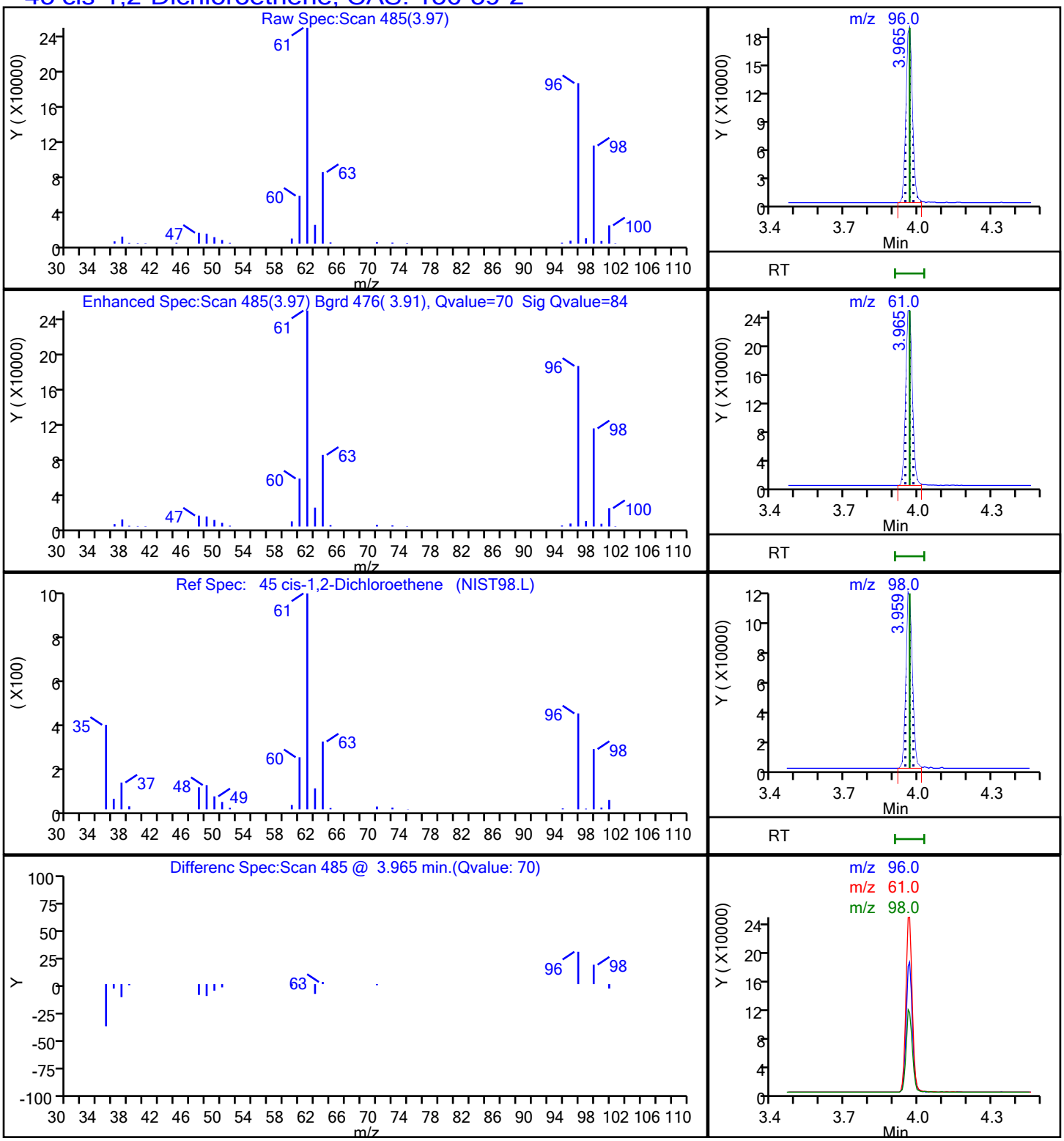

Report Date: 27-Sep-2021 14:44:33 Chrom Revision: 2.3 13-May-2021 07:57:40

Eurofins TestAmerica, Buffalo

Data File:	\\chromfs\Buffalo\ChromData\HP5973S\20210927-101232.b\S4104.D				
Injection Date:	27-Sep-2021 14:08:30	Instrument ID:	HP5973S		
Lims ID:	480-189890-A-5	Lab Sample ID:	480-189890-5		
Client ID:	MW-09-2021				
Operator ID:	wd	ALS Bottle#:	13	Worklist Smp#:	14
Purge Vol:	5.000 mL	Dil. Factor:	80.0000		
Method:	S-8260	Limit Group:	MV - 8260C ICAL		
Column:	ZB-624 (0.18 mm)	Detector	MS SCAN		

81 Tetrachloroethene, CAS: 127-18-4

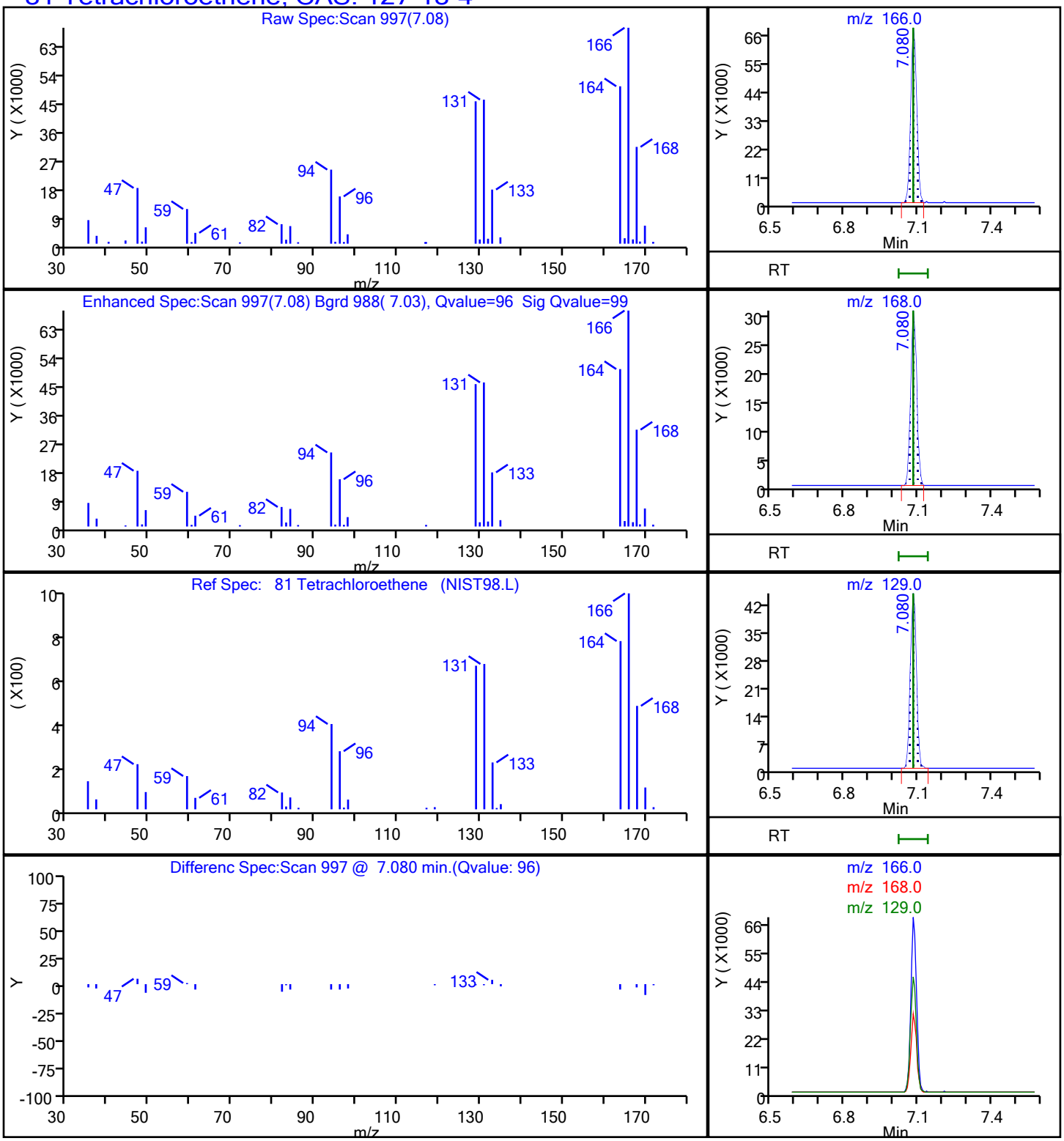

Report Date: 27-Sep-2021 14:44:33 Chrom Revision: 2.3 13-May-2021 07:57:40

Eurofins TestAmerica, Buffalo

Data File:	\\chromfs\Buffalo\ChromData\HP5973S\20210927-101232.b\S4104.D				
Injection Date:	27-Sep-2021 14:08:30	Instrument ID:	HP5973S		
Lims ID:	480-189890-A-5	Lab Sample ID:	480-189890-5		
Client ID:	MW-09-2021				
Operator ID:	wd	ALS Bottle#:	13	Worklist Smp#:	14
Purge Vol:	5.000 mL	Dil. Factor:	80.0000		
Method:	S-8260	Limit Group:	MV - 8260C ICAL		
Column:	ZB-624 (0.18 mm)	Detector	MS SCAN		

62 Trichloroethene, CAS: 79-01-6

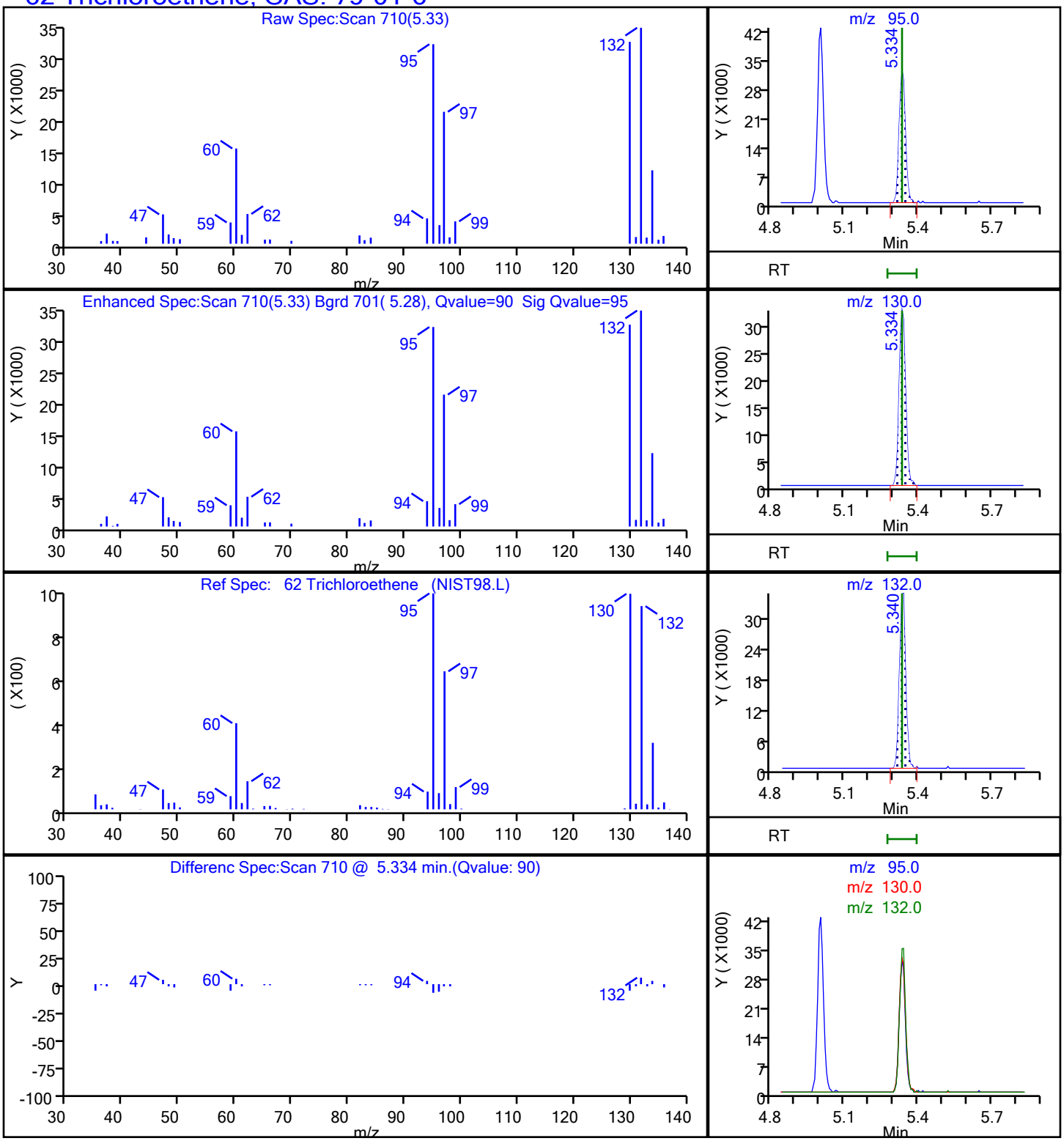

Report Date: 27-Sep-2021 14:44:33 Chrom Revision: 2.3 13-May-2021 07:57:40

Eurofins TestAmerica, Buffalo

Data File:	\\chromfs\Buffalo\ChromData\HP5973S\20210927-101232.b\S4104.D				
Injection Date:	27-Sep-2021 14:08:30	Instrument ID:	HP5973S		
Lims ID:	480-189890-A-5	Lab Sample ID:	480-189890-5		
Client ID:	MW-09-2021				
Operator ID:	wd	ALS Bottle#:	13	Worklist Smp#:	14
Purge Vol:	5.000 mL	Dil. Factor:	80.0000		
Method:	S-8260	Limit Group:	MV - 8260C ICAL		
Column:	ZB-624 (0.18 mm)	Detector	MS SCAN		

13 Vinyl chloride, CAS: 75-01-4

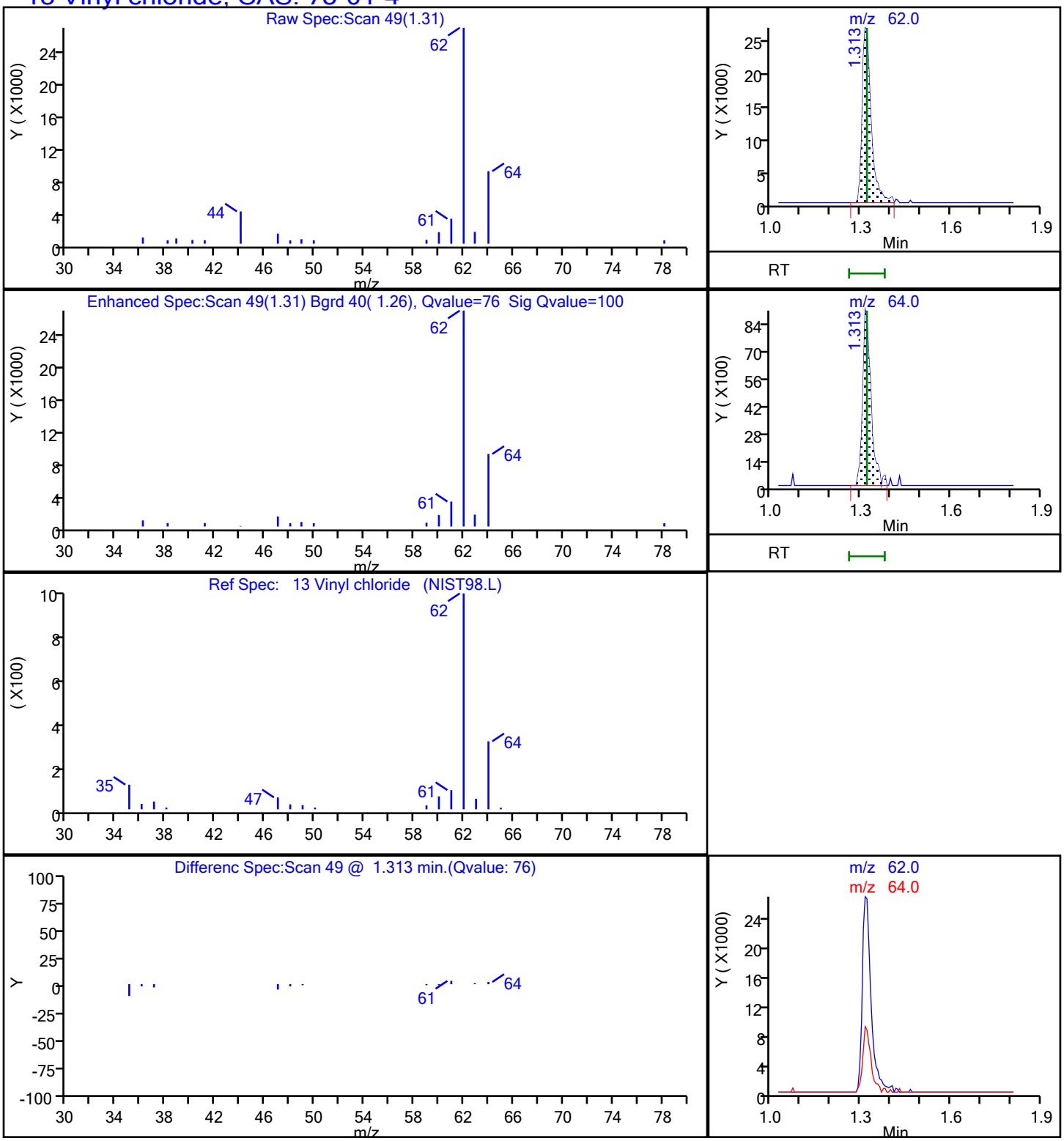

User Disabled Compound Report

Eurofins TestAmerica, Buffalo

Data File:	\\chromfs\Buffalo\ChromData\HP5973S\20210927-101232.b\S4104.D				
Injection Date:	27-Sep-2021 14:08:30	Instrument ID:	HP5973S		
Lims ID:	480-189890-A-5	Lab Sample ID:	480-189890-5		
Client ID:	MW-09-2021				
Operator ID:	wd	ALS Bottle#:	13	Worklist Smp#:	14
Purge Vol:	5.000 mL	Dil. Factor:	80.0000		
Method:	S-8260	Limit Group:	MV - 8260C ICAL		
Column:	ZB-624 (0.18 mm)	Detector	MS SCAN		

34 trans-1,2-Dichloroethene, CAS: 156-60-5

Processing Results

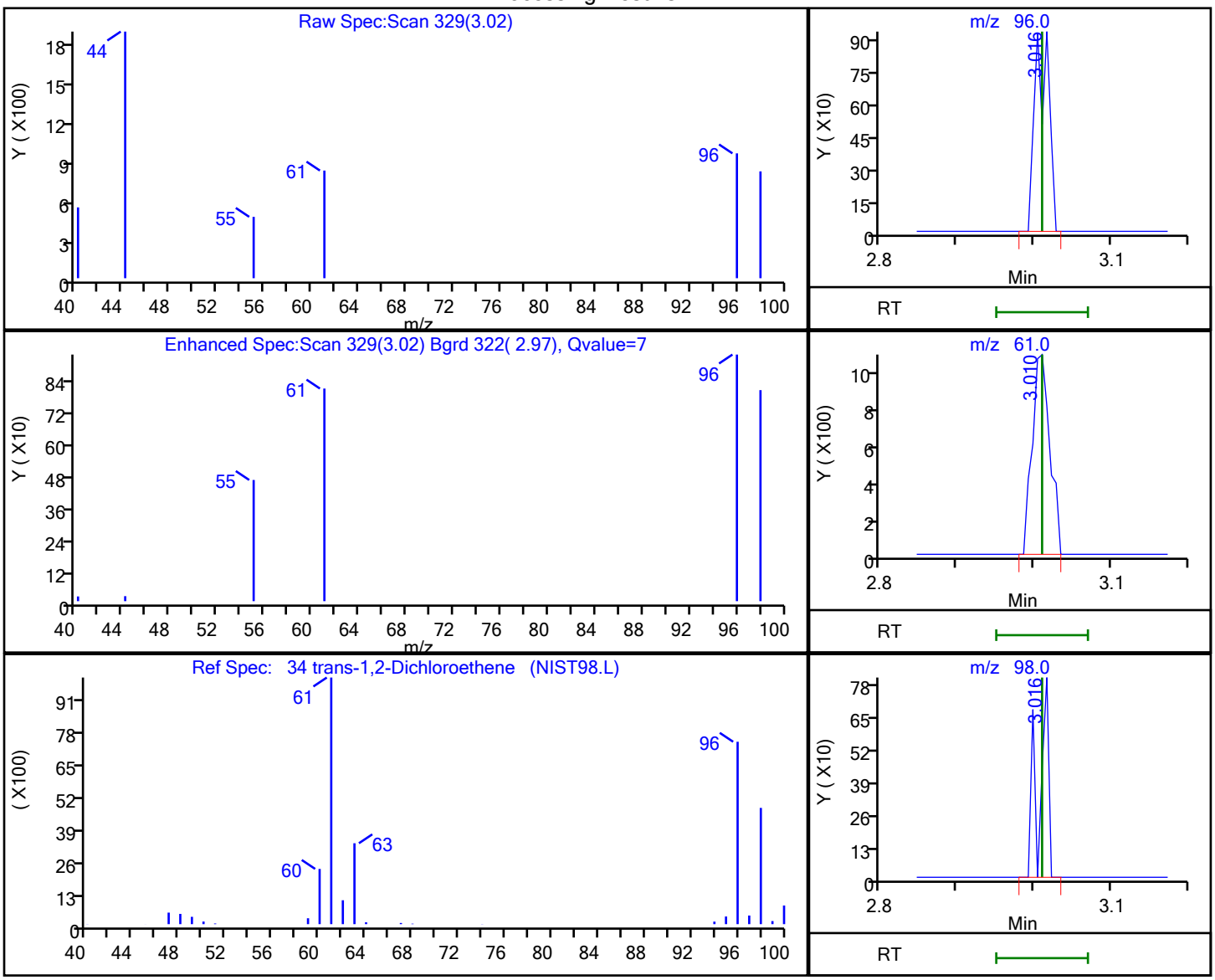

RT	Mass	Response	Amount
3.02	96.00	1194	0.109999
3.01	61.00	1749	
3.02	98.00	701	

Reviewer: dahnw, 27-Sep-2021 14:44:11

Audit Action: Marked Compound Undetected Audit Reason: Invalid Compound ID

FORM I
GC/MS VOA ORGANICS ANALYSIS DATA SHEET

Lab Name: Eurofins TestAmerica, Buffalo Job No.: 480-189890-1

SDG No.:

Client Sample ID: RB-092121 Lab Sample ID: 480-189890-6

Matrix: Water Lab File ID: S4105.D

Analysis Method: 8260C Date Collected: 09/21/2021 14:00

Sample wt/vol: 5(mL) Date Analyzed: 09/27/2021 14:32

Soil Aliquot Vol: Dilution Factor: 1

Soil Extract Vol.: GC Column: ZB-624 (20) ID: 0.18(mm)

% Moisture: Level: (low/med) Low

Analysis Batch No.: 597970 Units: ug/L

CAS NO.	COMPOUND NAME	RESULT	Q	RL	MDL
71-55-6	1,1,1-Trichloroethane	ND		1.0	0.82
79-34-5	1,1,2,2-Tetrachloroethane	ND		1.0	0.21
79-00-5	1,1,2-Trichloroethane	ND		1.0	0.23
76-13-1	1,1,2-Trichloro-1,2,2-trifluoroethane	ND		1.0	0.31
75-34-3	1,1-Dichloroethane	ND		1.0	0.38
75-35-4	1,1-Dichloroethene	ND		1.0	0.29
120-82-1	1,2,4-Trichlorobenzene	ND		1.0	0.41
96-12-8	1,2-Dibromo-3-Chloropropane	ND		1.0	0.39
95-50-1	1,2-Dichlorobenzene	ND		1.0	0.79
107-06-2	1,2-Dichloroethane	ND		1.0	0.21
78-87-5	1,2-Dichloropropane	ND		1.0	0.72
541-73-1	1,3-Dichlorobenzene	ND		1.0	0.78
106-46-7	1,4-Dichlorobenzene	ND		1.0	0.84
78-93-3	2-Butanone (MEK)	ND		10	1.3
591-78-6	2-Hexanone	ND		5.0	1.2
108-10-1	4-Methyl-2-pentanone (MIBK)	ND		5.0	2.1
67-64-1	Acetone	ND		10	3.0
71-43-2	Benzene	ND		1.0	0.41
75-27-4	Bromodichloromethane	ND		1.0	0.39
75-25-2	Bromoform	ND		1.0	0.26
74-83-9	Bromomethane	ND		1.0	0.69
75-15-0	Carbon disulfide	ND		1.0	0.19
56-23-5	Carbon tetrachloride	ND		1.0	0.27
108-90-7	Chlorobenzene	ND		1.0	0.75
124-48-1	Dibromochloromethane	ND		1.0	0.32
75-00-3	Chloroethane	ND		1.0	0.32
67-66-3	Chloroform	ND		1.0	0.34
74-87-3	Chloromethane	ND		1.0	0.35
156-59-2	cis-1,2-Dichloroethene	ND		1.0	0.81
10061-01-5	cis-1,3-Dichloropropene	ND		1.0	0.36
110-82-7	Cyclohexane	ND		1.0	0.18
75-71-8	Dichlorodifluoromethane	ND		1.0	0.68
100-41-4	Ethylbenzene	ND		1.0	0.74
106-93-4	1,2-Dibromoethane	ND		1.0	0.73
98-82-8	Isopropylbenzene	ND		1.0	0.79

FORM I
GC/MS VOA ORGANICS ANALYSIS DATA SHEET

Lab Name: Eurofins TestAmerica, Buffalo
Job No.: 480-189890-1
SDG No.:
Client Sample ID: RB-092121
Lab Sample ID: 480-189890-6
Matrix: Water
Lab File ID: S4105.D
Analysis Method: 8260C
Date Collected: 09/21/2021 14:00
Sample wt/vol: 5(mL)
Date Analyzed: 09/27/2021 14:32
Soil Aliquot Vol:
Dilution Factor: 1
Soil Extract Vol.:
GC Column: ZB-624 (20) ID: 0.18(mm)
% Moisture:
Level: (low/med) Low
Analysis Batch No.: 597970
Units: ug/L

CAS NO.	COMPOUND NAME	RESULT	Q	RL	MDL
79-20-9	Methyl acetate	ND		2.5	1.3
1634-04-4	Methyl tert-butyl ether	ND		1.0	0.16
108-87-2	Methylcyclohexane	ND		1.0	0.16
75-09-2	Methylene Chloride	ND		1.0	0.44
100-42-5	Styrene	ND		1.0	0.73
127-18-4	Tetrachloroethene	ND		1.0	0.36
108-88-3	Toluene	ND		1.0	0.51
156-60-5	trans-1,2-Dichloroethene	ND		1.0	0.90
10061-02-6	trans-1,3-Dichloropropene	ND		1.0	0.37
79-01-6	Trichloroethene	ND		1.0	0.46
75-69-4	Trichlorofluoromethane	ND		1.0	0.88
75-01-4	Vinyl chloride	ND		1.0	0.90
1330-20-7	Xylenes, Total	ND		2.0	0.66

CAS NO.	SURROGATE	%REC	Q	LIMITS
2037-26-5	Toluene-d8 (Surr)	98		80-120
17060-07-0	1,2-Dichloroethane-d4 (Surr)	102		77-120
460-00-4	4-Bromofluorobenzene (Surr)	96		73-120
1868-53-7	Dibromofluoromethane (Surr)	97		75-123

Eurofins TestAmerica, Buffalo
Target Compound Quantitation Report

Data File: \\chromfs\Buffalo\ChromData\HP5973S\20210927-101232.b\S4105.D
Lims ID: 480-189890-A-6
Client ID: RB-092121
Sample Type: Client
Inject. Date: 27-Sep-2021 14:32:30 ALS Bottle#: 14 Worklist Smp#: 15
Purge Vol: 5.000 mL Dil. Factor: 1.0000
Sample Info: 480-189890-A-6
Misc. Info.: 480-0101232-015
Operator ID: wd Instrument ID: HP5973S

Method: \\chromfs\Buffalo\ChromData\HP5973S\20210927-101232.b\S-8260.m
Limit Group: MV - 8260C ICAL
Last Update: 27-Sep-2021 16:01:41 Calib Date: 15-Sep-2021 00:35:30
Integrator: RTE ID Type: RT Order ID
Quant Method: Internal Standard Quant By: Initial Calibration
Last ICal File: \\chromfs\Buffalo\ChromData\HP5973S\20210914-100971.b\S3517.D

Column 1 : ZB-624 (0.18 mm) Det: MS SCAN
Process Host: CTX1659

First Level Reviewer: dahnw Date: 27-Sep-2021 16:01:41

Compound	Sig	RT (min.)	Adj RT (min.)	Dlt RT (min.)	Q	Response	OnCol Amt ug/L	Flags
* 153 Fluorobenzene (IS)	70	4.999	4.999	0.000	98	153108	25.0	
* 2 Chlorobenzene-d5	82	7.962	7.962	0.000	85	317730	25.0	
* 3 1,4-Dichlorobenzene-d4	152	10.395	10.395	0.000	93	335319	25.0	
$ 154 Dibromofluoromethane (Surr)	113	4.427	4.434	-0.006	62	200693	24.3	
$ 4 1,2-Dichloroethane-d4 (Surr)	67	4.731	4.732	-0.001	93	135562	25.4	
$ 5 Toluene-d8 (Surr)	98	6.496	6.496	0.000	93	786353	24.5	
$ 6 4-Bromofluorobenzene (Surr)	174	9.221	9.221	0.000	94	257745	24.0	
10 Dichlorodifluoromethane	85		1.088				ND	
12 Chloromethane	50		1.246				ND	
13 Vinyl chloride	62		1.319				ND	
14 Bromomethane	94		1.586				ND	
15 Chloroethane	64		1.647				ND	
17 Trichlorofluoromethane	101		1.854				ND	
21 1,1,2-Trichloro-1,2,2-trifluoroe	101		2.298				ND	
22 1,1-Dichloroethene	96		2.304				ND	
23 Acetone	43		2.414				ND	
26 Carbon disulfide	76		2.493				ND	U
27 Methyl acetate	43		2.700				ND	
30 Methylene Chloride	84		2.803				ND	7
32 Methyl tert-butyl ether	73		2.998				ND	
34 trans-1,2-Dichloroethene	96		3.010				ND	
39 1,1-Dichloroethane	63		3.418				ND	
45 cis-1,2-Dichloroethene	96		3.965				ND	
43 2-Butanone (MEK)	43		4.002				ND	
50 Chloroform	83		4.275				ND	
51 1,1,1-Trichloroethane	97		4.379				ND	
52 Cyclohexane	56		4.379				ND	
55 Carbon tetrachloride	117		4.506				ND	
57 Benzene	78		4.725				ND	
58 1,2-Dichloroethane	62		4.798				ND	
62 Trichloroethene	95		5.334				ND	

Compound	Sig	RT (min.)	Adj RT (min.)	Dlt RT (min.)	Q	Response	OnCol Amt ug/L	Flags
64 Methylcyclohexane	83		5.443				ND	
65 1,2-Dichloropropane	63		5.571				ND	
68 Dichlorobromomethane	83		5.869				ND	
72 cis-1,3-Dichloropropene	75		6.283				ND	
73 4-Methyl-2-pentanone (MIBK)	43		6.435				ND	
74 Toluene	92		6.557				ND	
77 trans-1,3-Dichloropropene	75		6.855				ND	
79 1,1,2-Trichloroethane	83		7.037				ND	
81 Tetrachloroethene	166		7.080				ND	
80 2-Hexanone	43		7.268				ND	
83 Chlorodibromomethane	129		7.427				ND	
84 Ethylene Dibromide	107		7.518				ND	
87 Chlorobenzene	112		7.992				ND	
88 Ethylbenzene	91		8.090				ND	
90 m-Xylene & p-Xylene	106		8.211				ND	
91 o-Xylene	106		8.637				ND	
92 Styrene	104		8.668				ND	
95 Bromoform	173		8.911				ND	
94 Isopropylbenzene	105		9.020				ND	
97 1,1,2,2-Tetrachloroethane	83		9.452				ND	
111 1,3-Dichlorobenzene	146		10.322				ND	
113 1,4-Dichlorobenzene	146		10.420				ND	
116 1,2-Dichlorobenzene	146		10.773				ND	
117 1,2-Dibromo-3-Chloropropane	75		11.521				ND	
119 1,2,4-Trichlorobenzene	180		12.196				ND	
S 124 Xylenes, Total	1		30.000				ND	7

QC Flag Legend

Processing Flags

7 - Failed Limit of Detection

Review Flags

U - Marked Undetected

Reagents:

S_8260_IS_00351	Amount Added:	1.00	Units: uL	Run Reagent
S_8260_Surr_00400	Amount Added:	1.00	Units: uL	Run Reagent

Report Date: 27-Sep-2021 16:01:42 Chrom Revision: 2.3 13-May-2021 07:57:40

Eurofins TestAmerica, Buffalo

Data File:	\\chromfs\Buffalo\ChromData\HP5973S\20210927-101232.b\S4105.D				
Injection Date:	27-Sep-2021 14:32:30	Instrument ID:	HP5973S	Operator ID:	wd
Lims ID:	480-189890-A-6	Lab Sample ID:	480-189890-6	Worklist Smp#:	15
Client ID:	RB-092121				
Purge Vol:	5.000 mL	Dil. Factor:	1.0000	ALS Bottle#:	14
Method:	S-8260	Limit Group:	MV - 8260C ICAL		

Column: ZB-624 (0.18 mm)

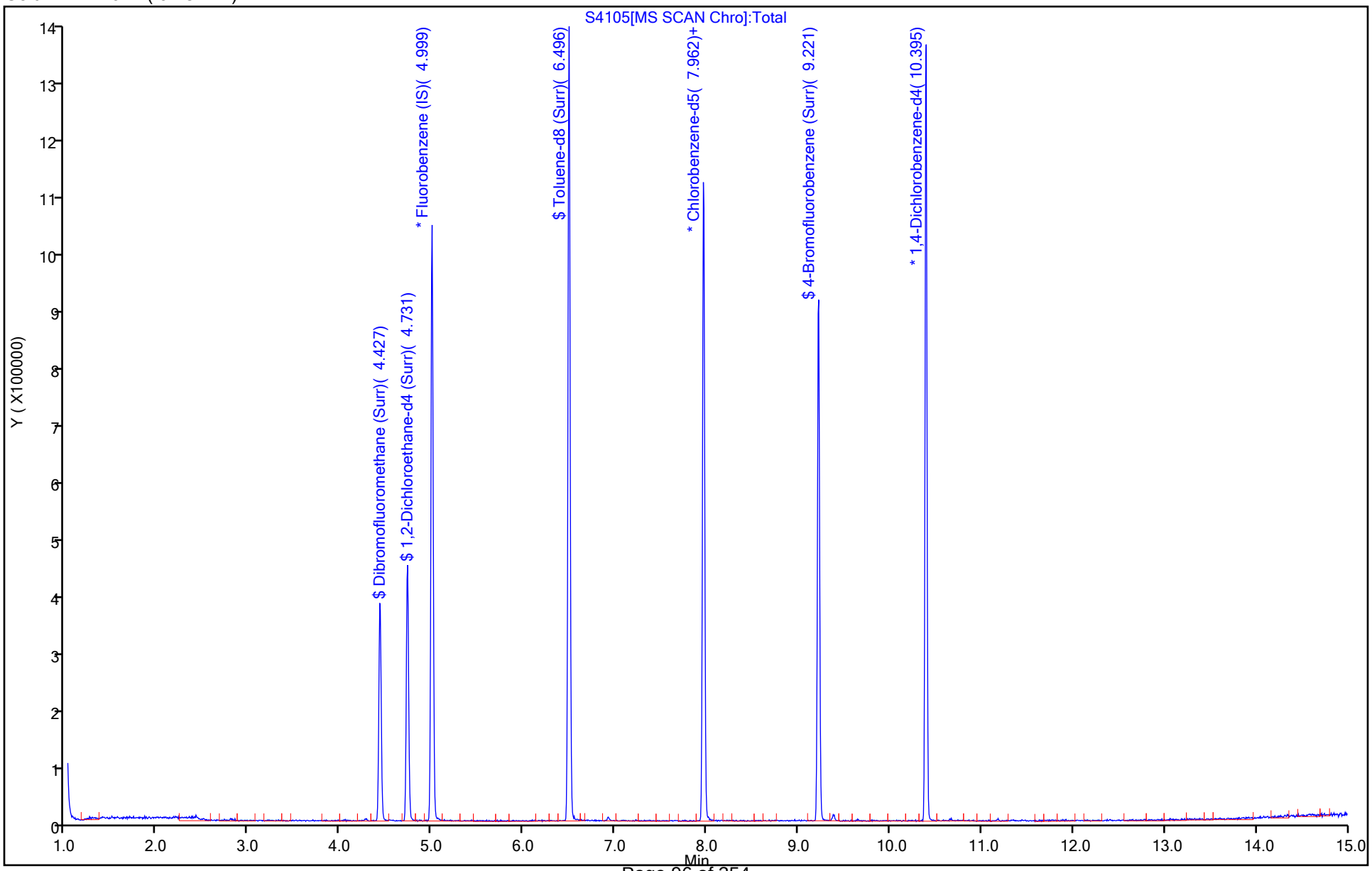

User Disabled Compound Report

Eurofins TestAmerica, Buffalo

Data File:	\\chromfs\Buffalo\ChromData\HP5973S\20210927-101232.b\S4105.D				
Injection Date:	27-Sep-2021 14:32:30	Instrument ID:	HP5973S		
Lims ID:	480-189890-A-6	Lab Sample ID:	480-189890-6		
Client ID:	RB-092121				
Operator ID:	wd	ALS Bottle#:	14	Worklist Smp#:	15
Purge Vol:	5.000 mL	Dil. Factor:	1.0000		
Method:	S-8260	Limit Group:	MV - 8260C ICAL		
Column:	ZB-624 (0.18 mm)	Detector	MS SCAN		

26 Carbon disulfide, CAS: 75-15-0

Processing Results

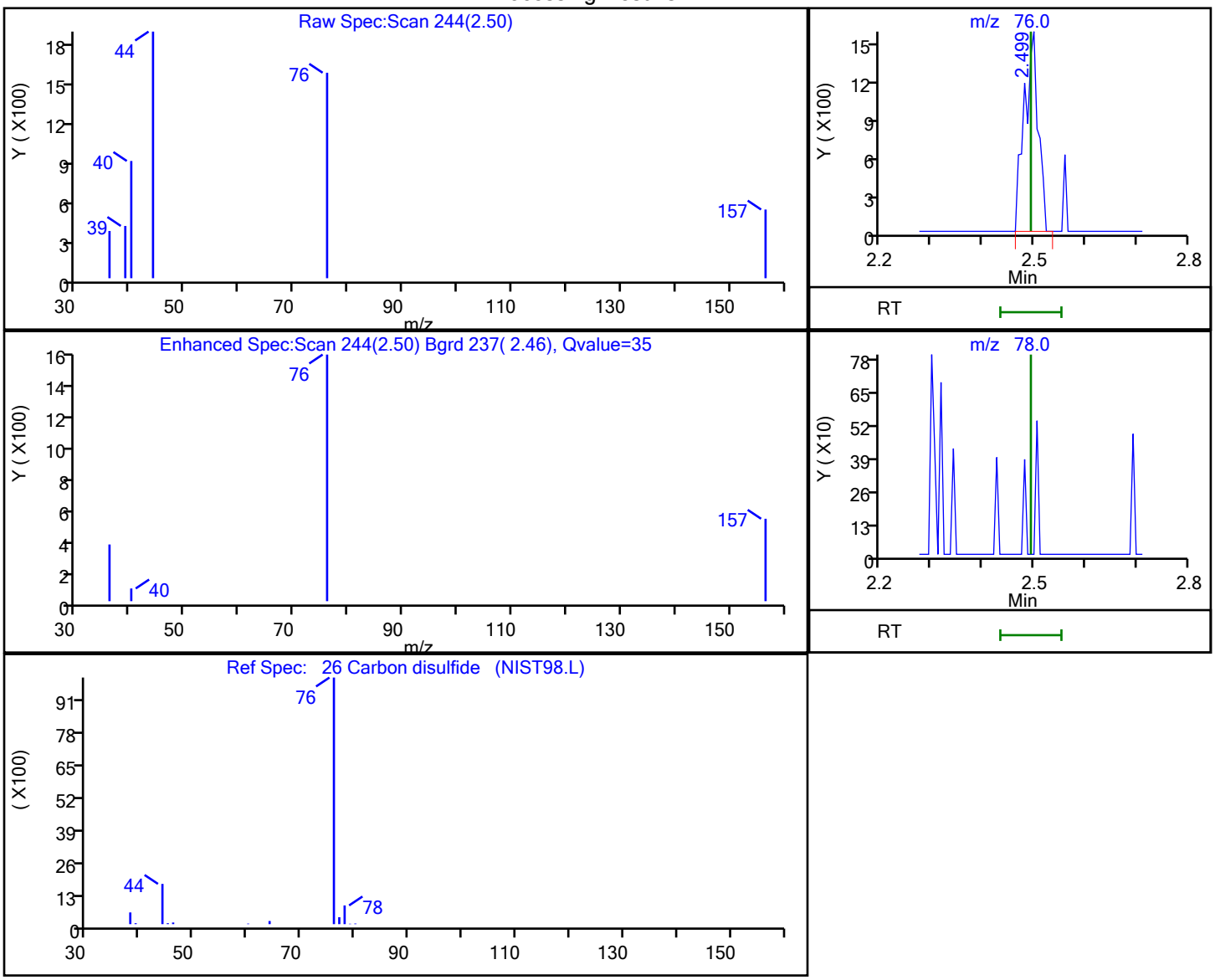

RT	Mass	Response	Amount
2.50	76.00	2934	0.098039
2.49	78.00	0	

Reviewer: dahnw, 27-Sep-2021 16:01:30

Audit Action: Marked Compound Undetected Audit Reason: Invalid Compound ID

FORM I
GC/MS VOA ORGANICS ANALYSIS DATA SHEET

Lab Name: Eurofins TestAmerica, Buffalo Job No.: 480-189890-1

SDG No.:

Client Sample ID: MW-07-2021 Lab Sample ID: 480-189890-7

Matrix: Water Lab File ID: S4106.D

Analysis Method: 8260C Date Collected: 09/21/2021 15:33

Sample wt/vol: 5(mL) Date Analyzed: 09/27/2021 14:55

Soil Aliquot Vol: Dilution Factor: 400

Soil Extract Vol.: GC Column: ZB-624 (20) ID: 0.18(mm)

% Moisture: Level: (low/med) Low

Analysis Batch No.: 597970 Units: ug/L

CAS NO.	COMPOUND NAME	RESULT	Q	RL	MDL
71-55-6	1,1,1-Trichloroethane	ND		400	330
79-34-5	1,1,2,2-Tetrachloroethane	ND		400	84
79-00-5	1,1,2-Trichloroethane	ND		400	92
76-13-1	1,1,2-Trichloro-1,2,2-trifluoroethane	ND		400	120
75-34-3	1,1-Dichloroethane	ND		400	150
75-35-4	1,1-Dichloroethene	ND		400	120
120-82-1	1,2,4-Trichlorobenzene	ND		400	160
96-12-8	1,2-Dibromo-3-Chloropropane	ND		400	160
95-50-1	1,2-Dichlorobenzene	ND		400	320
107-06-2	1,2-Dichloroethane	ND		400	84
78-87-5	1,2-Dichloropropane	ND		400	290
541-73-1	1,3-Dichlorobenzene	ND		400	310
106-46-7	1,4-Dichlorobenzene	ND		400	340
78-93-3	2-Butanone (MEK)	ND		4000	530
591-78-6	2-Hexanone	ND		2000	500
108-10-1	4-Methyl-2-pentanone (MIBK)	ND		2000	840
67-64-1	Acetone	ND		4000	1200
71-43-2	Benzene	ND		400	160
75-27-4	Bromodichloromethane	ND		400	160
75-25-2	Bromoform	ND		400	100
74-83-9	Bromomethane	ND		400	280
75-15-0	Carbon disulfide	ND		400	76
56-23-5	Carbon tetrachloride	ND		400	110
108-90-7	Chlorobenzene	ND		400	300
124-48-1	Dibromochloromethane	ND		400	130
75-00-3	Chloroethane	ND		400	130
67-66-3	Chloroform	ND		400	140
74-87-3	Chloromethane	ND		400	140
156-59-2	cis-1,2-Dichloroethene	15000		400	320
10061-01-5	cis-1,3-Dichloropropene	ND		400	140
110-82-7	Cyclohexane	ND		400	72
75-71-8	Dichlorodifluoromethane	ND		400	270
100-41-4	Ethylbenzene	ND		400	300
106-93-4	1,2-Dibromoethane	ND		400	290
98-82-8	Isopropylbenzene	ND		400	320

FORM I
GC/MS VOA ORGANICS ANALYSIS DATA SHEET

Lab Name: Eurofins TestAmerica, Buffalo Job No.: 480-189890-1

SDG No.:

Client Sample ID: MW-07-2021 Lab Sample ID: 480-189890-7

Matrix: Water Lab File ID: S4106.D

Analysis Method: 8260C Date Collected: 09/21/2021 15:33

Sample wt/vol: 5(mL) Date Analyzed: 09/27/2021 14:55

Soil Aliquot Vol: Dilution Factor: 400

Soil Extract Vol.: GC Column: ZB-624 (20) ID: 0.18(mm)

% Moisture: Level: (low/med) Low

Analysis Batch No.: 597970 Units: ug/L

CAS NO.	COMPOUND NAME	RESULT	Q	RL	MDL
79-20-9	Methyl acetate	ND		1000	520
1634-04-4	Methyl tert-butyl ether	ND		400	64
108-87-2	Methylcyclohexane	ND		400	64
75-09-2	Methylene Chloride	ND		400	180
100-42-5	Styrene	ND		400	290
127-18-4	Tetrachloroethene	6100		400	140
108-88-3	Toluene	ND		400	200
156-60-5	trans-1,2-Dichloroethene	ND		400	360
10061-02-6	trans-1,3-Dichloropropene	ND		400	150
79-01-6	Trichloroethene	4600		400	180
75-69-4	Trichlorofluoromethane	ND		400	350
75-01-4	Vinyl chloride	870		400	360
1330-20-7	Xylenes, Total	ND		800	260

CAS NO.	SURROGATE	%REC	Q	LIMITS
2037-26-5	Toluene-d8 (Surr)	100		80-120
17060-07-0	1,2-Dichloroethane-d4 (Surr)	100		77-120
460-00-4	4-Bromofluorobenzene (Surr)	96		73-120
1868-53-7	Dibromofluoromethane (Surr)	94		75-123

Eurofins TestAmerica, Buffalo
Target Compound Quantitation Report

Data File: \\chromfs\Buffalo\ChromData\HP5973S\20210927-101232.b\S4106.D
Lims ID: 480-189890-A-7
Client ID: MW-07-2021
Sample Type: Client
Inject. Date: 27-Sep-2021 14:55:30 ALS Bottle#: 15 Worklist Smp#: 16
Purge Vol: 5.000 mL Dil. Factor: 400.0000
Sample Info: 480-189890-A-7
Misc. Info.: 480-0101232-016
Operator ID: wd Instrument ID: HP5973S

Method: \\chromfs\Buffalo\ChromData\HP5973S\20210927-101232.b\S-8260.m
Limit Group: MV - 8260C ICAL
Last Update: 27-Sep-2021 16:01:41 Calib Date: 15-Sep-2021 00:35:30
Integrator: RTE ID Type: RT Order ID
Quant Method: Internal Standard Quant By: Initial Calibration
Last ICal File: \\chromfs\Buffalo\ChromData\HP5973S\20210914-100971.b\S3517.D

Column 1 : ZB-624 (0.18 mm) Det: MS SCAN
Process Host: CTX1659

First Level Reviewer: dahnw Date: 27-Sep-2021 16:02:05

Compound	Sig	RT (min.)	Adj RT (min.)	Dlt RT (min.)	Q	Response	OnCol Amt ug/L	Flags
* 153 Fluorobenzene (IS)	70	4.999	4.999	0.000	99	157171	25.0	
* 2 Chlorobenzene-d5	82	7.962	7.962	0.000	87	313814	25.0	
* 3 1,4-Dichlorobenzene-d4	152	10.395	10.395	0.000	93	326425	25.0	
$ 154 Dibromofluoromethane (Surr)	113	4.427	4.434	-0.006	58	199783	23.6	
$ 4 1,2-Dichloroethane-d4 (Surr)	67	4.732	4.732	0.000	91	137066	25.0	
$ 5 Toluene-d8 (Surr)	98	6.496	6.496	0.000	93	796762	25.1	
$ 6 4-Bromofluorobenzene (Surr)	174	9.221	9.221	0.000	92	254263	24.0	
10 Dichlorodifluoromethane	85		1.088				ND	
12 Chloromethane	50		1.246				ND	
13 Vinyl chloride	62	1.319	1.319	0.000	82	29180	2.17	
14 Bromomethane	94		1.586				ND	
15 Chloroethane	64		1.647				ND	
17 Trichlorofluoromethane	101		1.854				ND	
21 1,1,2-Trichloro-1,2,2-trifluoroe	101		2.298				ND	
22 1,1-Dichloroethene	96		2.304				ND	
23 Acetone	43		2.414				ND	
26 Carbon disulfide	76		2.493				ND	
27 Methyl acetate	43		2.700				ND	
30 Methylene Chloride	84		2.803				ND	7
32 Methyl tert-butyl ether	73		2.998				ND	
34 trans-1,2-Dichloroethene	96	3.010	3.010	0.000	62	1731	0.1607	
39 1,1-Dichloroethane	63		3.418				ND	
45 cis-1,2-Dichloroethene	96	3.965	3.965	0.000	69	430137	36.9	
43 2-Butanone (MEK)	43		4.002				ND	
50 Chloroform	83		4.275				ND	
51 1,1,1-Trichloroethane	97		4.379				ND	
52 Cyclohexane	56		4.379				ND	
55 Carbon tetrachloride	117		4.506				ND	
57 Benzene	78		4.725				ND	
58 1,2-Dichloroethane	62		4.798				ND	
62 Trichloroethene	95	5.334	5.334	0.000	92	115062	11.4	

Compound	Sig	RT (min.)	Adj RT (min.)	Dlt RT (min.)	Q	Response	OnCol Amt ug/L	Flags
64 Methylcyclohexane	83		5.443				ND	
65 1,2-Dichloropropane	63		5.571				ND	
68 Dichlorobromomethane	83		5.869				ND	
72 cis-1,3-Dichloropropene	75		6.283				ND	
73 4-Methyl-2-pentanone (MIBK)	43		6.435				ND	
74 Toluene	92		6.557				ND	
77 trans-1,3-Dichloropropene	75		6.855				ND	
79 1,1,2-Trichloroethane	83		7.037				ND	
81 Tetrachloroethene	166	7.080	7.080	0.000	92	167059	15.1	
80 2-Hexanone	43		7.268				ND	
83 Chlorodibromomethane	129		7.427				ND	
84 Ethylene Dibromide	107		7.518				ND	
87 Chlorobenzene	112		7.992				ND	
88 Ethylbenzene	91		8.090				ND	
90 m-Xylene & p-Xylene	106		8.211				ND	
91 o-Xylene	106		8.637				ND	
92 Styrene	104		8.668				ND	
95 Bromoform	173		8.911				ND	
94 Isopropylbenzene	105		9.020				ND	
97 1,1,2,2-Tetrachloroethane	83		9.452				ND	
111 1,3-Dichlorobenzene	146		10.322				ND	
113 1,4-Dichlorobenzene	146		10.420				ND	
116 1,2-Dichlorobenzene	146		10.773				ND	
117 1,2-Dibromo-3-Chloropropane	75		11.521				ND	
119 1,2,4-Trichlorobenzene	180		12.196				ND	
S 124 Xylenes, Total	1		30.000				ND	7

QC Flag Legend

Processing Flags

7 - Failed Limit of Detection

Reagents:

S_8260_IS_00351	Amount Added:	1.00	Units: uL	Run Reagent
S_8260_Surr_00400	Amount Added:	1.00	Units: uL	Run Reagent

Report Date: 27-Sep-2021 16:02:05 Chrom Revision: 2.3 13-May-2021 07:57:40

Eurofins TestAmerica, Buffalo

Data File:	\\chromfs\Buffalo\ChromData\HP5973S\20210927-101232.b\S4106.D				
Injection Date:	27-Sep-2021 14:55:30	Instrument ID:	HP5973S	Operator ID:	wd
Lims ID:	480-189890-A-7	Lab Sample ID:	480-189890-7	Worklist Smp#:	16
Client ID:	MW-07-2021				
Purge Vol:	5.000 mL	Dil. Factor:	400.0000	ALS Bottle#:	15
Method:	S-8260	Limit Group:	MV - 8260C ICAL		

Column: ZB-624 (0.18 mm)

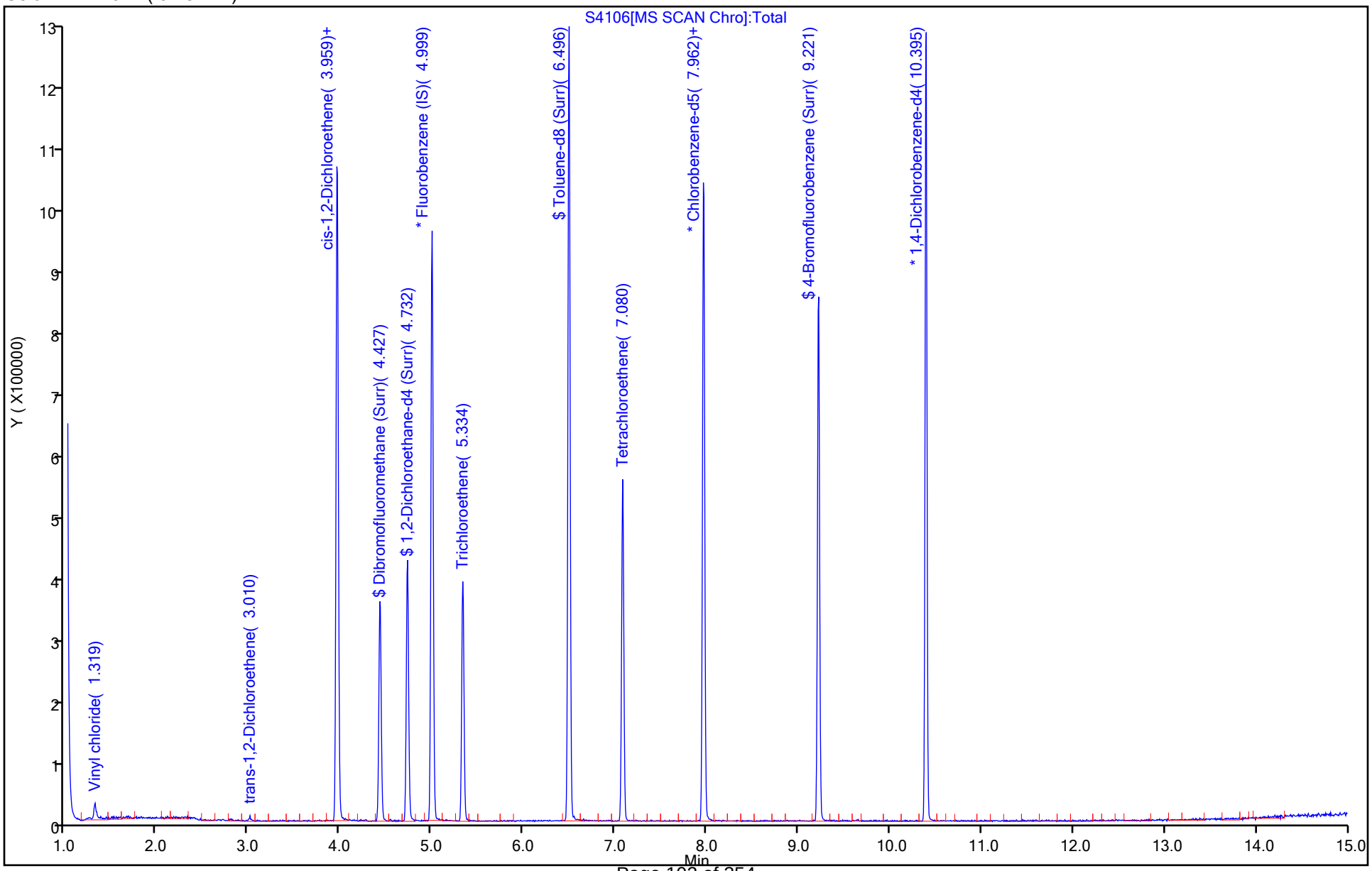

Report Date: 27-Sep-2021 16:02:06 Chrom Revision: 2.3 13-May-2021 07:57:40

Eurofins TestAmerica, Buffalo

Data File:	\\chromfs\Buffalo\ChromData\HP5973S\20210927-101232.b\S4106.D				
Injection Date:	27-Sep-2021 14:55:30	Instrument ID:	HP5973S		
Lims ID:	480-189890-A-7	Lab Sample ID:	480-189890-7		
Client ID:	MW-07-2021				
Operator ID:	wd	ALS Bottle#:	15	Worklist Smp#:	16
Purge Vol:	5.000 mL	Dil. Factor:	400.0000		
Method:	S-8260	Limit Group:	MV - 8260C ICAL		
Column:	ZB-624 (0.18 mm)	Detector	MS SCAN		

45 cis-1,2-Dichloroethene, CAS: 156-59-2

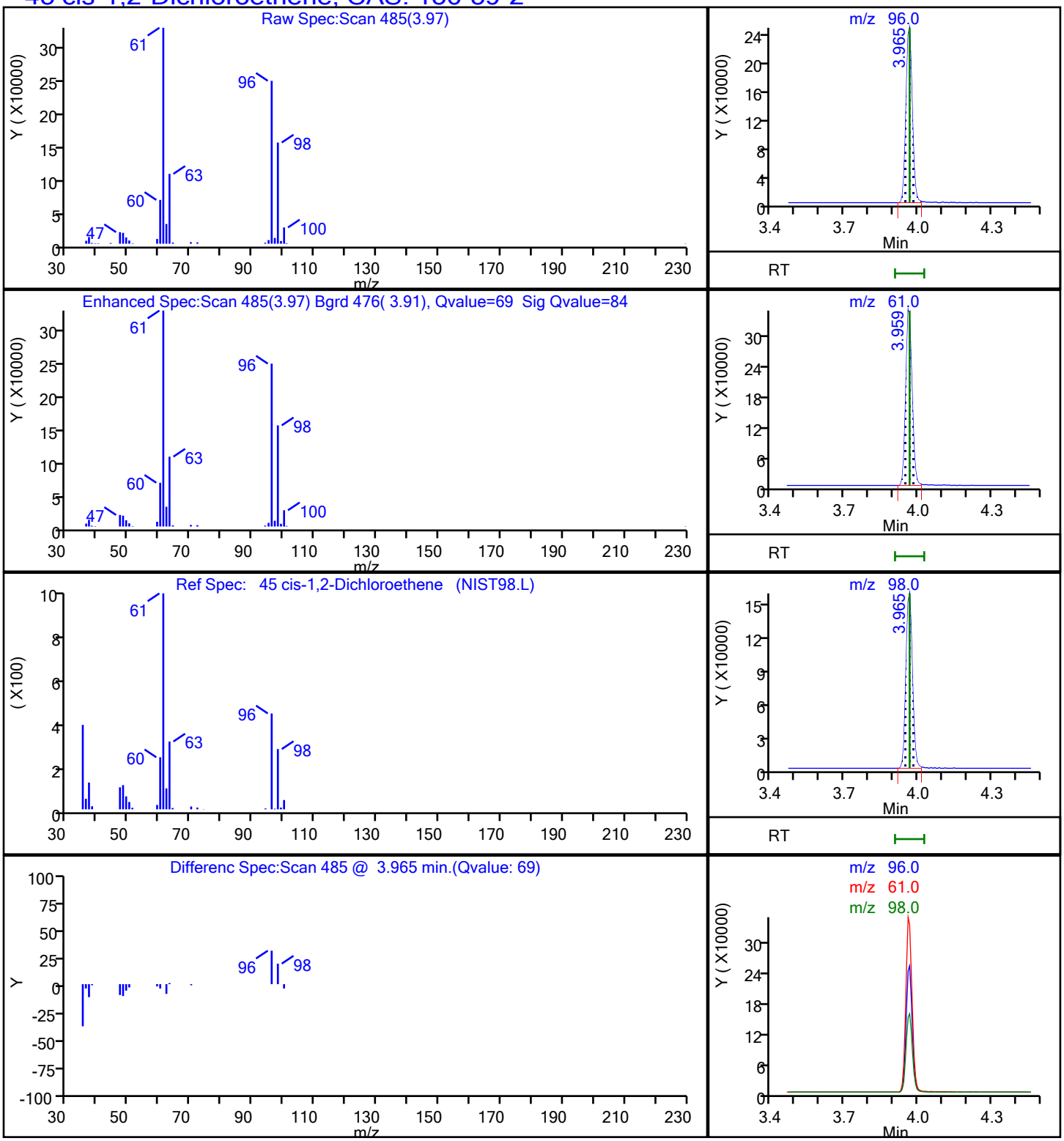

Report Date: 27-Sep-2021 16:02:06 Chrom Revision: 2.3 13-May-2021 07:57:40

Eurofins TestAmerica, Buffalo

Data File:	\\chromfs\Buffalo\ChromData\HP5973S\20210927-101232.b\S4106.D				
Injection Date:	27-Sep-2021 14:55:30	Instrument ID:	HP5973S		
Lims ID:	480-189890-A-7	Lab Sample ID:	480-189890-7		
Client ID:	MW-07-2021				
Operator ID:	wd	ALS Bottle#:	15	Worklist Smp#:	16
Purge Vol:	5.000 mL	Dil. Factor:	400.0000		
Method:	S-8260	Limit Group:	MV - 8260C ICAL		
Column:	ZB-624 (0.18 mm)	Detector	MS SCAN		

81 Tetrachloroethene, CAS: 127-18-4

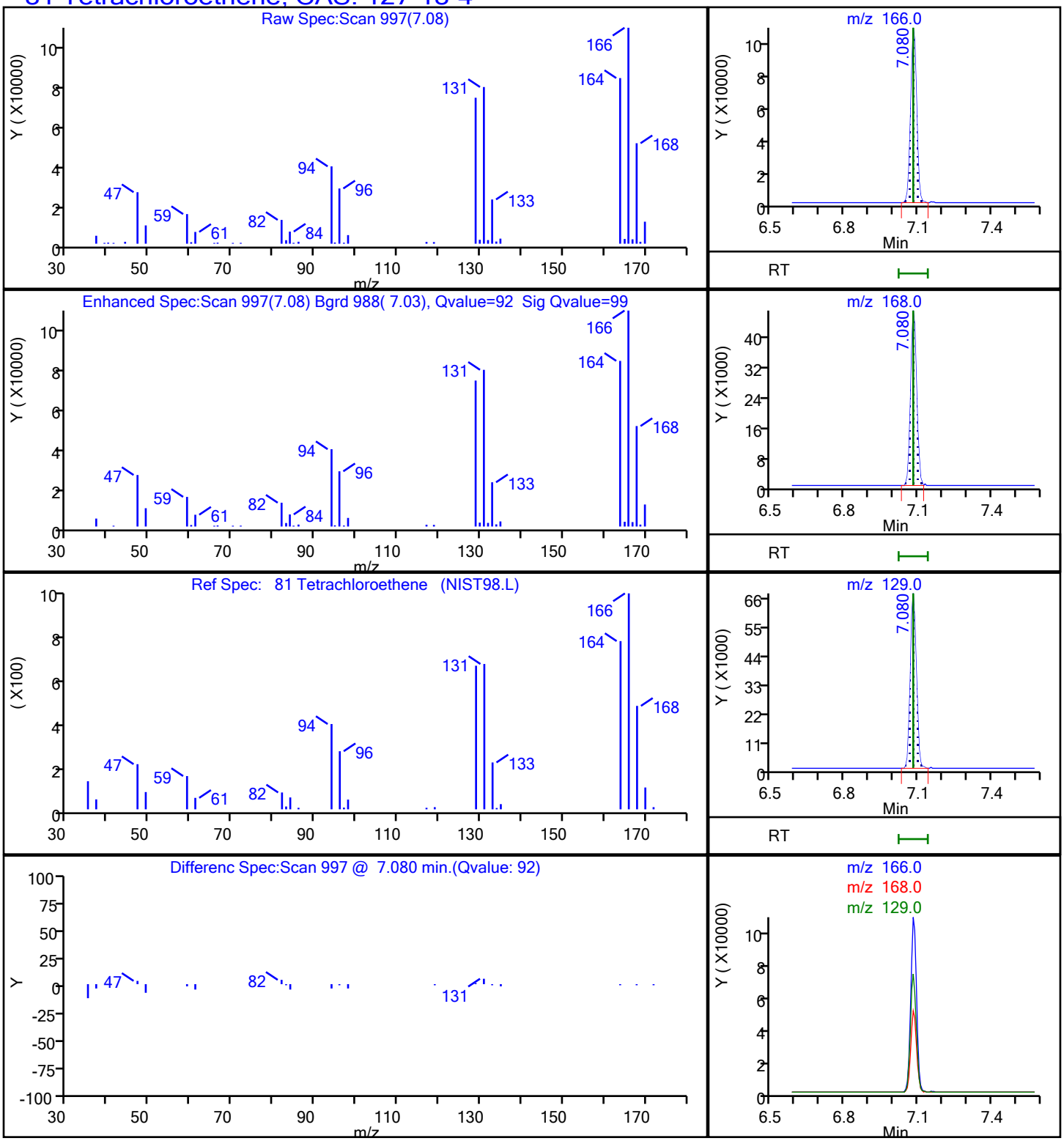

Report Date: 27-Sep-2021 16:02:06 Chrom Revision: 2.3 13-May-2021 07:57:40

Eurofins TestAmerica, Buffalo

Data File:	\\chromfs\Buffalo\ChromData\HP5973S\20210927-101232.b\S4106.D				
Injection Date:	27-Sep-2021 14:55:30	Instrument ID:	HP5973S		
Lims ID:	480-189890-A-7	Lab Sample ID:	480-189890-7		
Client ID:	MW-07-2021				
Operator ID:	wd	ALS Bottle#:	15	Worklist Smp#:	16
Purge Vol:	5.000 mL	Dil. Factor:	400.0000		
Method:	S-8260	Limit Group:	MV - 8260C ICAL		
Column:	ZB-624 (0.18 mm)	Detector	MS SCAN		

62 Trichloroethene, CAS: 79-01-6

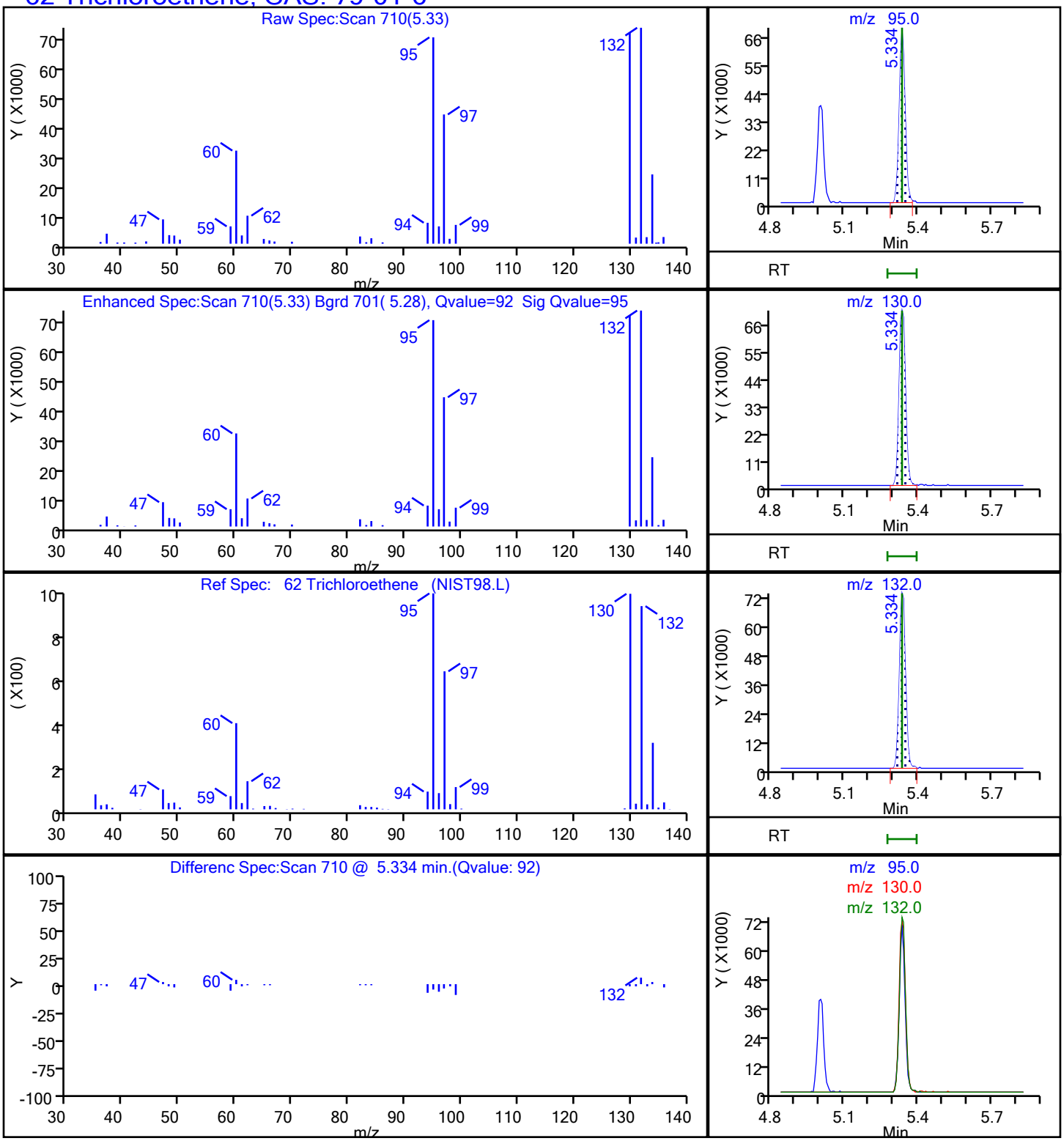

Report Date: 27-Sep-2021 16:02:05 Chrom Revision: 2.3 13-May-2021 07:57:40

Eurofins TestAmerica, Buffalo

Data File:	\\chromfs\Buffalo\ChromData\HP5973S\20210927-101232.b\S4106.D				
Injection Date:	27-Sep-2021 14:55:30	Instrument ID:	HP5973S		
Lims ID:	480-189890-A-7	Lab Sample ID:	480-189890-7		
Client ID:	MW-07-2021				
Operator ID:	wd	ALS Bottle#:	15	Worklist Smp#:	16
Purge Vol:	5.000 mL	Dil. Factor:	400.0000		
Method:	S-8260	Limit Group:	MV - 8260C ICAL		
Column:	ZB-624 (0.18 mm)	Detector	MS SCAN		

13 Vinyl chloride, CAS: 75-01-4

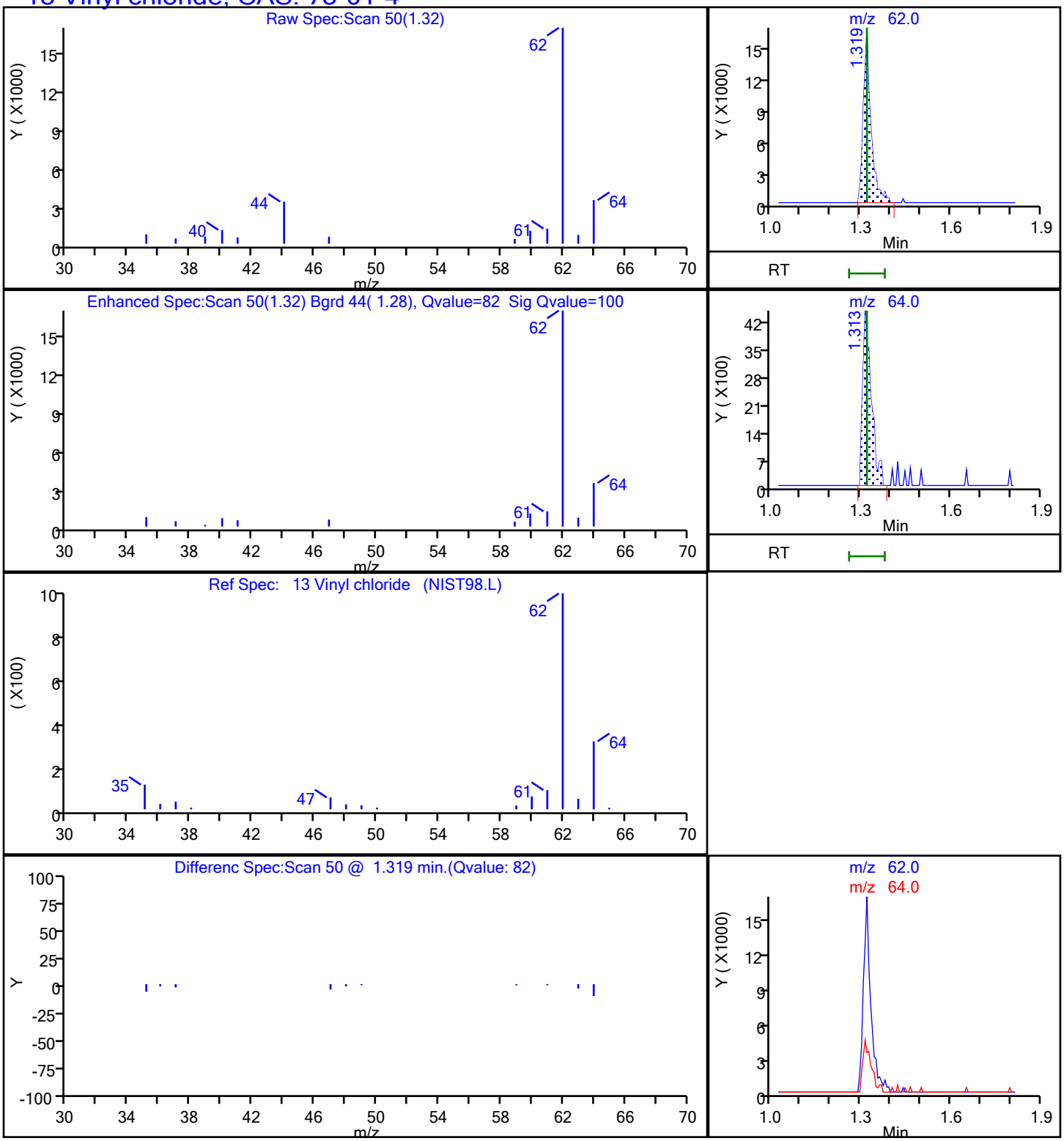

FORM I
GC/MS VOA ORGANICS ANALYSIS DATA SHEET

Lab Name: Eurofins TestAmerica, Buffalo Job No.: 480-189890-1

SDG No.:

Client Sample ID: MW-05-2021 Lab Sample ID: 480-189890-8

Matrix: Water Lab File ID: S4107.D

Analysis Method: 8260C Date Collected: 09/21/2021 15:50

Sample wt/vol: 5(mL) Date Analyzed: 09/27/2021 15:18

Soil Aliquot Vol: Dilution Factor: 1000

Soil Extract Vol.: GC Column: ZB-624 (20) ID: 0.18(mm)

% Moisture: Level: (low/med) Low

Analysis Batch No.: 597970 Units: ug/L

CAS NO.	COMPOUND NAME	RESULT	Q	RL	MDL
71-55-6	1,1,1-Trichloroethane	ND		1000	820
79-34-5	1,1,2,2-Tetrachloroethane	ND		1000	210
79-00-5	1,1,2-Trichloroethane	ND		1000	230
76-13-1	1,1,2-Trichloro-1,2,2-trifluoroethane	ND		1000	310
75-34-3	1,1-Dichloroethane	ND		1000	380
75-35-4	1,1-Dichloroethene	ND		1000	290
120-82-1	1,2,4-Trichlorobenzene	ND		1000	410
96-12-8	1,2-Dibromo-3-Chloropropane	ND		1000	390
95-50-1	1,2-Dichlorobenzene	ND		1000	790
107-06-2	1,2-Dichloroethane	ND		1000	210
78-87-5	1,2-Dichloropropane	ND		1000	720
541-73-1	1,3-Dichlorobenzene	ND		1000	780
106-46-7	1,4-Dichlorobenzene	ND		1000	840
78-93-3	2-Butanone (MEK)	ND		10000	1300
591-78-6	2-Hexanone	ND		5000	1200
108-10-1	4-Methyl-2-pentanone (MIBK)	ND		5000	2100
67-64-1	Acetone	ND		10000	3000
71-43-2	Benzene	ND		1000	410
75-27-4	Bromodichloromethane	ND		1000	390
75-25-2	Bromoform	ND		1000	260
74-83-9	Bromomethane	ND		1000	690
75-15-0	Carbon disulfide	ND		1000	190
56-23-5	Carbon tetrachloride	ND		1000	270
108-90-7	Chlorobenzene	ND		1000	750
124-48-1	Dibromochloromethane	ND		1000	320
75-00-3	Chloroethane	ND		1000	320
67-66-3	Chloroform	ND		1000	340
74-87-3	Chloromethane	ND		1000	350
156-59-2	cis-1,2-Dichloroethene	14000		1000	810
10061-01-5	cis-1,3-Dichloropropene	ND		1000	360
110-82-7	Cyclohexane	ND		1000	180
75-71-8	Dichlorodifluoromethane	ND		1000	680
100-41-4	Ethylbenzene	ND		1000	740
106-93-4	1,2-Dibromoethane	ND		1000	730
98-82-8	Isopropylbenzene	ND		1000	790

FORM I
GC/MS VOA ORGANICS ANALYSIS DATA SHEET

Lab Name: Eurofins TestAmerica, Buffalo Job No.: 480-189890-1

SDG No.:

Client Sample ID: MW-05-2021 Lab Sample ID: 480-189890-8

Matrix: Water Lab File ID: S4107.D

Analysis Method: 8260C Date Collected: 09/21/2021 15:50

Sample wt/vol: 5(mL) Date Analyzed: 09/27/2021 15:18

Soil Aliquot Vol: Dilution Factor: 1000

Soil Extract Vol.: GC Column: ZB-624 (20) ID: 0.18(mm)

% Moisture: Level: (low/med) Low

Analysis Batch No.: 597970 Units: ug/L

CAS NO.	COMPOUND NAME	RESULT	Q	RL	MDL
79-20-9	Methyl acetate	ND		2500	1300
1634-04-4	Methyl tert-butyl ether	ND		1000	160
108-87-2	Methylcyclohexane	ND		1000	160
75-09-2	Methylene Chloride	ND		1000	440
100-42-5	Styrene	ND		1000	730
127-18-4	Tetrachloroethene	63000		1000	360
108-88-3	Toluene	ND		1000	510
156-60-5	trans-1,2-Dichloroethene	ND		1000	900
10061-02-6	trans-1,3-Dichloropropene	ND		1000	370
79-01-6	Trichloroethene	4400		1000	460
75-69-4	Trichlorofluoromethane	ND		1000	880
75-01-4	Vinyl chloride	ND		1000	900
1330-20-7	Xylenes, Total	ND		2000	660

CAS NO.	SURROGATE	%REC	Q	LIMITS
2037-26-5	Toluene-d8 (Surr)	101		80-120
17060-07-0	1,2-Dichloroethane-d4 (Surr)	104		77-120
460-00-4	4-Bromofluorobenzene (Surr)	97		73-120
1868-53-7	Dibromofluoromethane (Surr)	100		75-123

Eurofins TestAmerica, Buffalo
Target Compound Quantitation Report

Data File: \\chromfs\Buffalo\ChromData\HP5973S\20210927-101232.b\S4107.D
Lims ID: 480-189890-A-8
Client ID: MW-05-2021
Sample Type: Client
Inject. Date: 27-Sep-2021 15:18:30 ALS Bottle#: 16 Worklist Smp#: 17
Purge Vol: 5.000 mL Dil. Factor: 1000.0000
Sample Info: 480-189890-A-8
Misc. Info.: 480-0101232-017
Operator ID: wd Instrument ID: HP5973S

Method: \\chromfs\Buffalo\ChromData\HP5973S\20210927-101232.b\S-8260.m
Limit Group: MV - 8260C ICAL
Last Update: 27-Sep-2021 16:02:26 Calib Date: 15-Sep-2021 00:35:30
Integrator: RTE ID Type: RT Order ID
Quant Method: Internal Standard Quant By: Initial Calibration
Last ICal File: \\chromfs\Buffalo\ChromData\HP5973S\20210914-100971.b\S3517.D

Column 1 : ZB-624 (0.18 mm) Det: MS SCAN
Process Host: CTX1659

First Level Reviewer: dahnw Date: 27-Sep-2021 16:02:26

Compound	Sig	RT (min.)	Adj RT (min.)	Dlt RT (min.)	Q	Response	OnCol Amt ug/L	Flags
* 153 Fluorobenzene (IS)	70	4.999	4.999	0.000	99	148514	25.0	
* 2 Chlorobenzene-d5	82	7.968	7.962	0.006	85	292915	25.0	
* 3 1,4-Dichlorobenzene-d4	152	10.395	10.395	0.000	95	306373	25.0	
$ 154 Dibromofluoromethane (Surr)	113	4.433	4.434	0.000	57	199440	24.9	
$ 4 1,2-Dichloroethane-d4 (Surr)	67	4.731	4.732	-0.001	98	134275	25.9	
$ 5 Toluene-d8 (Surr)	98	6.496	6.496	0.000	93	751816	25.4	
$ 6 4-Bromofluorobenzene (Surr)	174	9.221	9.221	0.000	93	240711	24.3	
10 Dichlorodifluoromethane	85		1.088				ND	
12 Chloromethane	50		1.246				ND	
13 Vinyl chloride	62		1.319				ND	
14 Bromomethane	94		1.586				ND	
15 Chloroethane	64		1.647				ND	
17 Trichlorofluoromethane	101		1.854				ND	
21 1,1,2-Trichloro-1,2,2-trifluoroe	101		2.298				ND	
22 1,1-Dichloroethene	96		2.304				ND	
23 Acetone	43		2.414				ND	
26 Carbon disulfide	76		2.493				ND	
27 Methyl acetate	43		2.700				ND	
30 Methylene Chloride	84		2.803				ND	7
32 Methyl tert-butyl ether	73		2.998				ND	
34 trans-1,2-Dichloroethene	96		3.010				ND	
39 1,1-Dichloroethane	63		3.418				ND	
45 cis-1,2-Dichloroethene	96	3.965	3.965	0.000	69	159112	14.5	
43 2-Butanone (MEK)	43		4.002				ND	
50 Chloroform	83		4.275				ND	
51 1,1,1-Trichloroethane	97		4.379				ND	
52 Cyclohexane	56		4.379				ND	
55 Carbon tetrachloride	117		4.506				ND	
57 Benzene	78		4.725				ND	
58 1,2-Dichloroethane	62		4.798				ND	
62 Trichloroethene	95	5.340	5.334	0.006	90	41741	4.40	

Compound	Sig	RT (min.)	Adj RT (min.)	Dlt RT (min.)	Q	Response	OnCol Amt ug/L	Flags
64 Methylcyclohexane	83		5.443				ND	
65 1,2-Dichloropropane	63		5.571				ND	
68 Dichlorobromomethane	83		5.869				ND	
72 cis-1,3-Dichloropropene	75		6.283				ND	
73 4-Methyl-2-pentanone (MIBK)	43		6.435				ND	
74 Toluene	92		6.557				ND	
77 trans-1,3-Dichloropropene	75		6.855				ND	
79 1,1,2-Trichloroethane	83		7.037				ND	U
81 Tetrachloroethene	166	7.080	7.080	0.000	93	648235	62.9	
80 2-Hexanone	43		7.268				ND	
83 Chlorodibromomethane	129		7.427				ND	
84 Ethylene Dibromide	107		7.518				ND	
87 Chlorobenzene	112		7.992				ND	
88 Ethylbenzene	91		8.090				ND	
90 m-Xylene & p-Xylene	106		8.211				ND	
91 o-Xylene	106		8.637				ND	
92 Styrene	104		8.668				ND	
95 Bromoform	173		8.911				ND	
94 Isopropylbenzene	105		9.020				ND	
97 1,1,2,2-Tetrachloroethane	83		9.452				ND	
111 1,3-Dichlorobenzene	146		10.322				ND	
113 1,4-Dichlorobenzene	146		10.420				ND	
116 1,2-Dichlorobenzene	146		10.773				ND	
117 1,2-Dibromo-3-Chloropropane	75		11.521				ND	
119 1,2,4-Trichlorobenzene	180		12.196				ND	
S 124 Xylenes, Total	1		30.000				ND	7

QC Flag Legend

Processing Flags

7 - Failed Limit of Detection

Review Flags

U - Marked Undetected

Reagents:

S_8260_IS_00351	Amount Added:	1.00	Units: uL	Run Reagent
S_8260_Surr_00400	Amount Added:	1.00	Units: uL	Run Reagent

Report Date: 27-Sep-2021 16:02:26 Chrom Revision: 2.3 13-May-2021 07:57:40

Eurofins TestAmerica, Buffalo

Data File:	\\chromfs\Buffalo\ChromData\HP5973S\20210927-101232.b\S4107.D				
Injection Date:	27-Sep-2021 15:18:30	Instrument ID:	HP5973S	Operator ID:	wd
Lims ID:	480-189890-A-8	Lab Sample ID:	480-189890-8	Worklist Smp#:	17
Client ID:	MW-05-2021				
Purge Vol:	5.000 mL	Dil. Factor:	1000.0000	ALS Bottle#:	16
Method:	S-8260	Limit Group:	MV - 8260C ICAL		

Column: ZB-624 (0.18 mm)

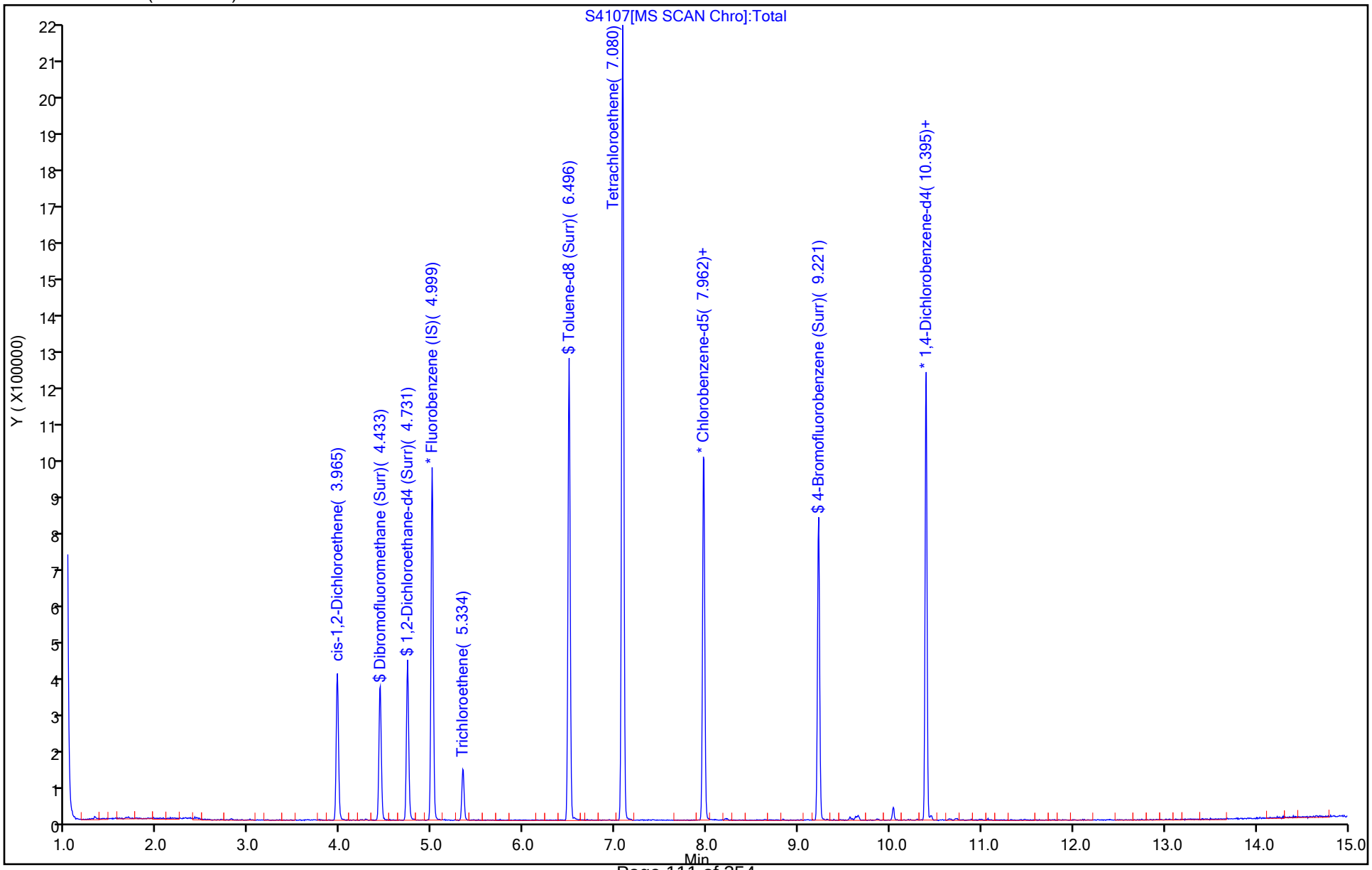

Report Date: 27-Sep-2021 16:02:26 Chrom Revision: 2.3 13-May-2021 07:57:40

Eurofins TestAmerica, Buffalo

Data File:	\\chromfs\Buffalo\ChromData\HP5973S\20210927-101232.b\S4107.D				
Injection Date:	27-Sep-2021 15:18:30	Instrument ID:	HP5973S		
Lims ID:	480-189890-A-8	Lab Sample ID:	480-189890-8		
Client ID:	MW-05-2021				
Operator ID:	wd	ALS Bottle#:	16	Worklist Smp#:	17
Purge Vol:	5.000 mL	Dil. Factor:	1000.0000		
Method:	S-8260	Limit Group:	MV - 8260C ICAL		
Column:	ZB-624 (0.18 mm)	Detector	MS SCAN		

45 cis-1,2-Dichloroethene, CAS: 156-59-2

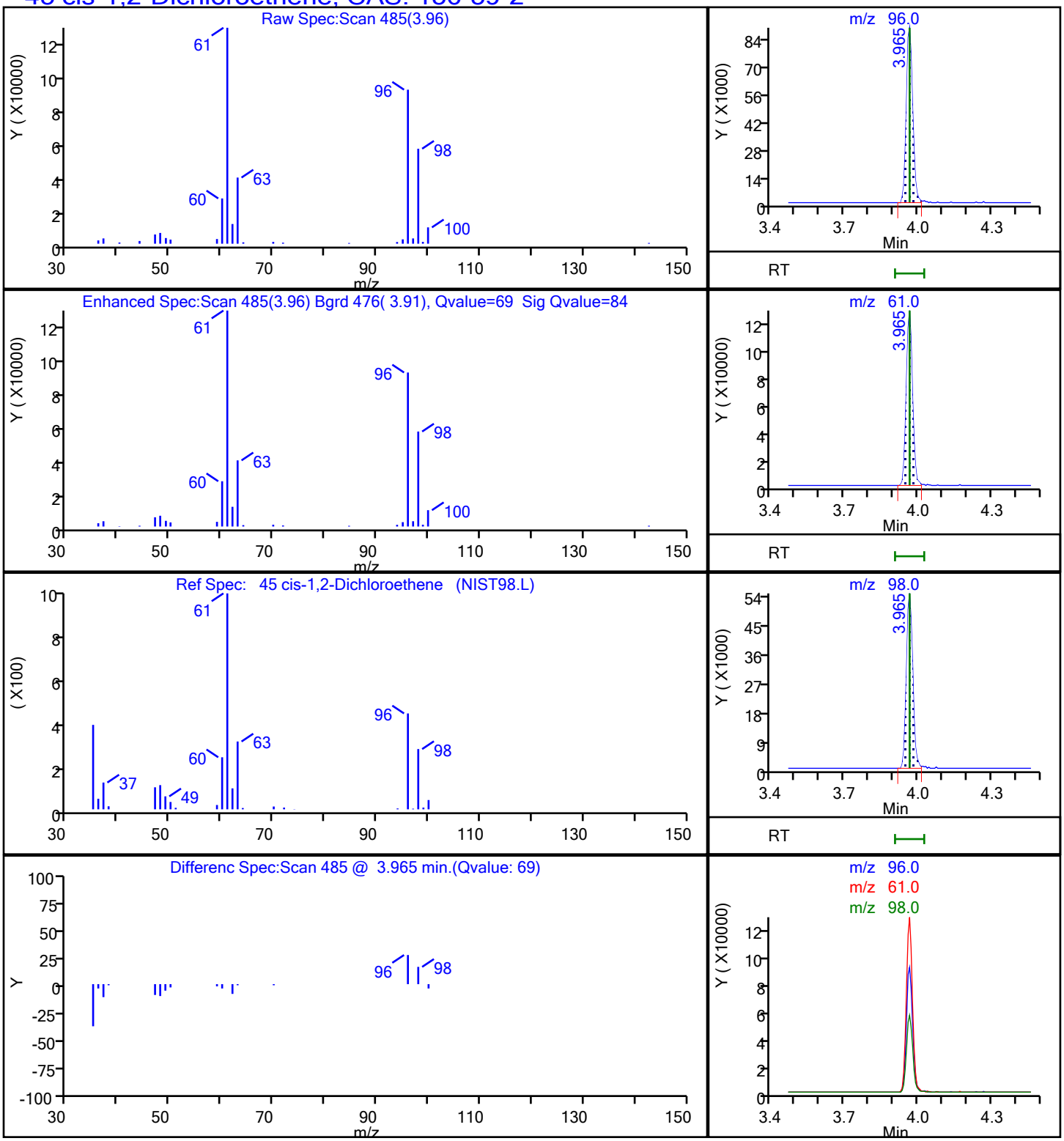

Report Date: 27-Sep-2021 16:02:26 Chrom Revision: 2.3 13-May-2021 07:57:40

Eurofins TestAmerica, Buffalo

Data File:	\\chromfs\Buffalo\ChromData\HP5973S\20210927-101232.b\S4107.D				
Injection Date:	27-Sep-2021 15:18:30	Instrument ID:	HP5973S		
Lims ID:	480-189890-A-8	Lab Sample ID:	480-189890-8		
Client ID:	MW-05-2021				
Operator ID:	wd	ALS Bottle#:	16	Worklist Smp#:	17
Purge Vol:	5.000 mL	Dil. Factor:	1000.0000		
Method:	S-8260	Limit Group:	MV - 8260C ICAL		
Column:	ZB-624 (0.18 mm)	Detector	MS SCAN		

81 Tetrachloroethene, CAS: 127-18-4

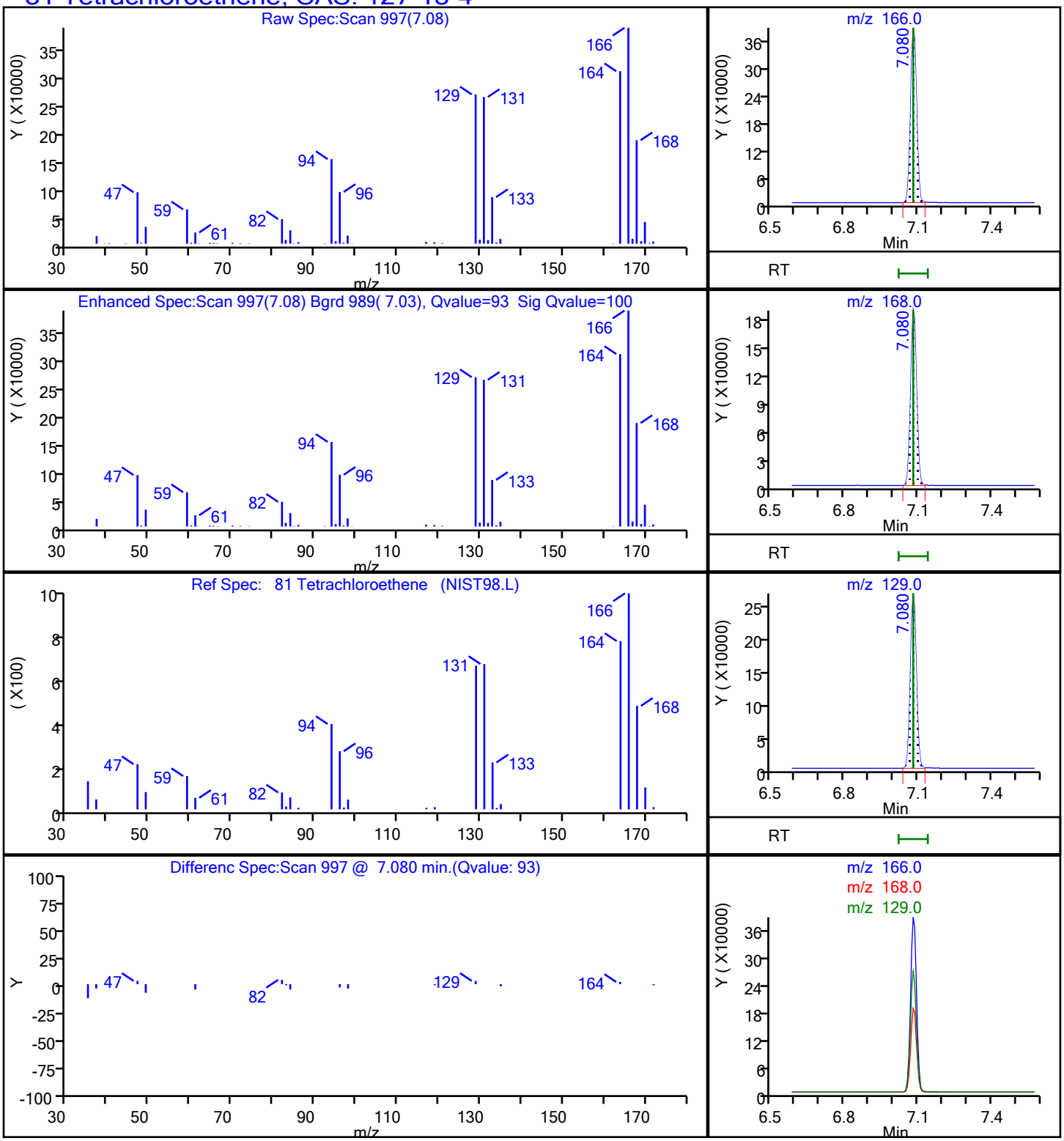

Report Date: 27-Sep-2021 16:02:26 Chrom Revision: 2.3 13-May-2021 07:57:40

Eurofins TestAmerica, Buffalo

Data File:	\\chromfs\Buffalo\ChromData\HP5973S\20210927-101232.b\S4107.D				
Injection Date:	27-Sep-2021 15:18:30	Instrument ID:	HP5973S		
Lims ID:	480-189890-A-8	Lab Sample ID:	480-189890-8		
Client ID:	MW-05-2021				
Operator ID:	wd	ALS Bottle#:	16	Worklist Smp#:	17
Purge Vol:	5.000 mL	Dil. Factor:	1000.0000		
Method:	S-8260	Limit Group:	MV - 8260C ICAL		
Column:	ZB-624 (0.18 mm)	Detector	MS SCAN		

62 Trichloroethene, CAS: 79-01-6

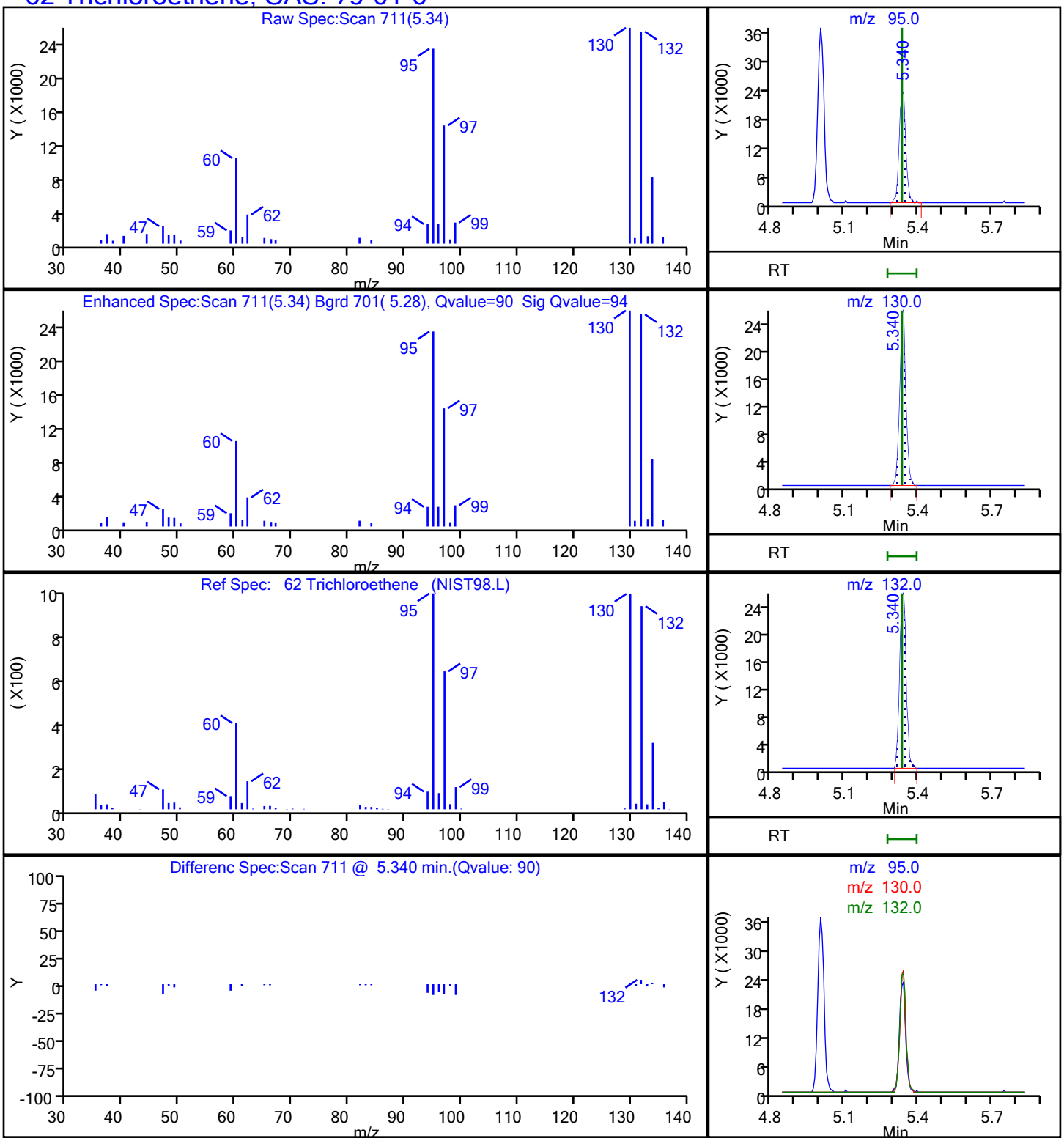

Report Date: 27-Sep-2021 16:02:26 Chrom Revision: 2.3 13-May-2021 07:57:40

User Disabled Compound Report

Eurofins TestAmerica, Buffalo

Data File:	\\chromfs\Buffalo\ChromData\HP5973S\20210927-101232.b\S4107.D				
Injection Date:	27-Sep-2021 15:18:30	Instrument ID:	HP5973S		
Lims ID:	480-189890-A-8	Lab Sample ID:	480-189890-8		
Client ID:	MW-05-2021				
Operator ID:	wd	ALS Bottle#:	16	Worklist Smp#:	17
Purge Vol:	5.000 mL	Dil. Factor:	1000.0000		
Method:	S-8260	Limit Group:	MV - 8260C ICAL		
Column:	ZB-624 (0.18 mm)	Detector	MS SCAN		

79 1,1,2-Trichloroethane, CAS: 79-00-5

Processing Results

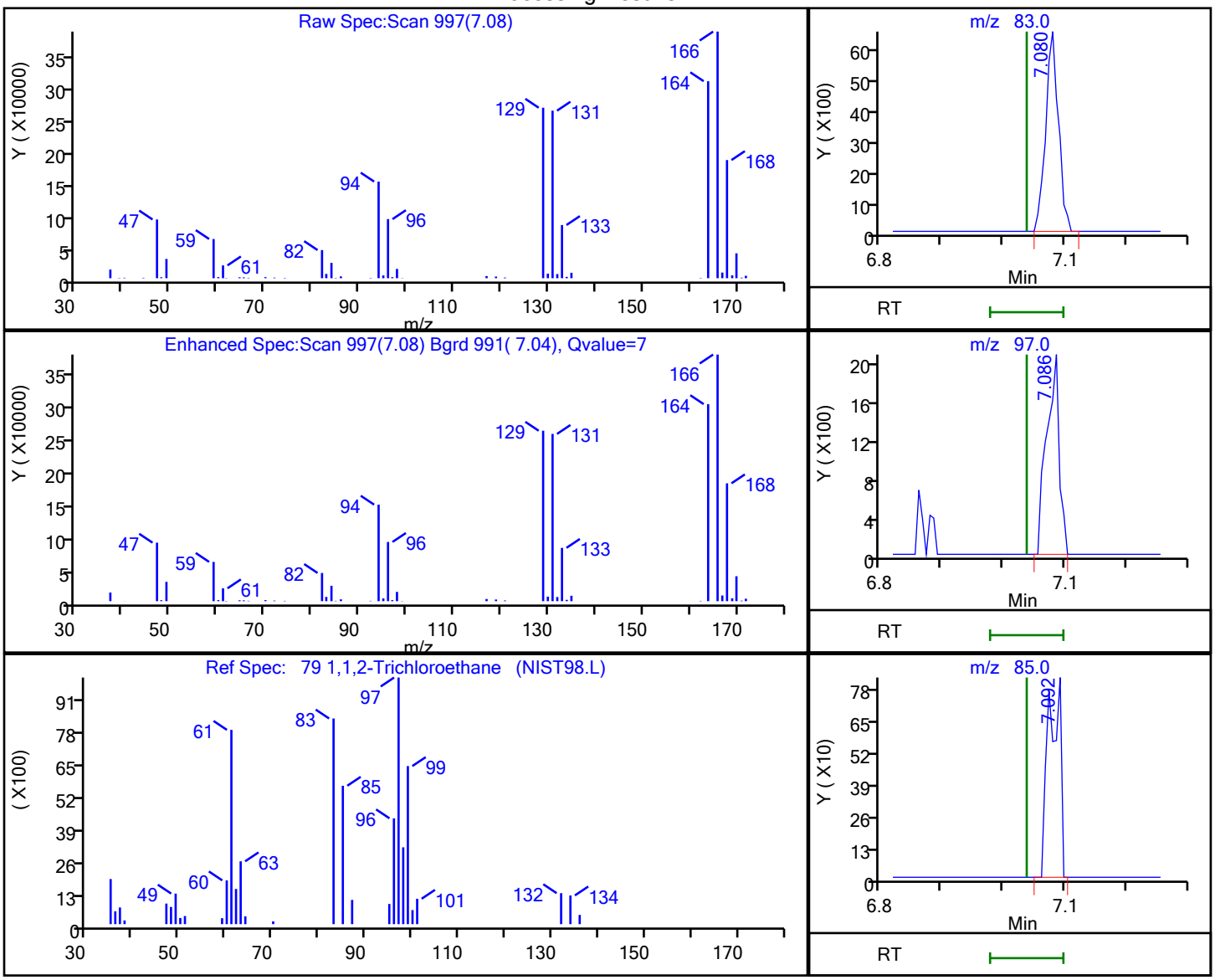

RT	Mass	Response	Amount
7.08	83.00	9504	1.296795
7.09	97.00	2990	
7.09	85.00	1164	

Reviewer: dahnw, 27-Sep-2021 16:02:14

Audit Action: Marked Compound Undetected Audit Reason: Invalid Compound ID

FORM VI
GC/MS VOA BY INTERNAL STANDARD - INITIAL CALIBRATION DATA
CURVE EVALUATION

Lab Name: Eurofins TestAmerica, Buffalo Job No.: 480-189890-1 Analy Batch No.: 596289

SDG No.:

Instrument ID: HP5973S GC Column: ZB-624 (20) ID: 0.18(mm) Heated Purge: (Y/N) N

Calibration Start Date: 09/14/2021 17:37 Calibration End Date: 09/14/2021 20:20 Calibration ID: 42382

Calibration Files

LEVEL:	LAB SAMPLE ID:	LAB FILE ID:
Level 1	IC 480-596289/4	S3499.D
Level 2	IC 480-596289/5	S3500.D
Level 3	IC 480-596289/6	S3501.D
Level 4	IC 480-596289/7	S3502.D
Level 5	IC 480-596289/8	S3503.D
Level 6	ICIS 480-596289/9	S3504.D
Level 7	IC 480-596289/10	S3505.D
Level 8	IC 480-596289/11	S3506.D

ANALYTE	RRF					CURVE TYPE	COEFFICIENT			#	MIN RRF	%RSD	#	MAX %RSD	R^2 OR COD	#	MIN R^2 OR COD
	LVL 1 LVL 6	LVL 2 LVL 7	LVL 3 LVL 8	LVL 4	LVL 5		B	M1	M2								
Dichlorodifluoromethane	1.4688 1.7675	2.1584 1.7163	1.8883 1.6456	1.9137	1.6745	Ave		1.7792			0.1000	11.7		20.0			
Chloromethane	2.3962 2.2733	2.7371 2.1597	2.4490 2.1282	2.3796	2.2825	Ave		2.3507			0.1000	8.2		20.0			
Vinyl chloride	+++++ 2.0963	2.4542 2.0879	2.1735 2.0392	2.1270	1.9609	Ave		2.1341			0.1000	7.3		20.0			
Butadiene	2.4319 2.4805	3.1438 2.3361	2.7159 2.2648	2.5629	2.2446	Ave		2.5226				11.7		20.0			
Bromomethane	1.5941 1.3460	1.8172 1.2568	1.5846 1.2286	1.3891	1.2503	Ave		1.4333			0.1000	14.7		20.0			
Chloroethane	1.6444 1.3663	1.9205 1.2960	1.5808 1.2712	1.4413	1.3575	Ave		1.4848			0.1000	14.8		20.0			
Dichlorofluoromethane	2.7589 2.9349	3.9913 2.8738	3.4549 2.8222	2.9370	2.8409	Ave		3.0767				13.9		20.0			
Trichlorofluoromethane	+++++ 2.6423	2.9983 2.5379	2.7176 2.4558	2.6153	2.3700	Ave		2.6196			0.1000	7.8		20.0			
Ethyl ether	1.9928 1.7039	2.0334 1.7047	1.8408 1.7185	1.7330	1.6447	Ave		1.7965				8.1		20.0			
Acrolein	0.1491 0.1281	0.1213 0.1265	0.1444 0.1213	0.1268	0.1220	Ave		0.1299				8.3		20.0			
1,1,2-Trichloro-1,2,2-trifluoroethane	1.2017 1.6166	1.0649 1.4481	1.5231 1.3999	1.6953	1.4020	Ave		1.4189			0.1000	14.6		20.0			
1,1-Dichloroethene	1.8851 1.4726	1.3959 1.3919	1.6617 1.3662	1.6026	1.3903	Ave		1.5208			0.1000	12.0		20.0			
Acetone	0.7074 0.7986	0.8225 0.7843	0.7881 0.7534	0.7291	0.7720	Ave		0.7694			0.1000	4.9		20.0			

Note: The M1 coefficient is the same as Ave RRF for an Ave curve type.

FORM VI
GC/MS VOA BY INTERNAL STANDARD - INITIAL CALIBRATION DATA
CURVE EVALUATION

Lab Name: Eurofins TestAmerica, Buffalo Job No.: 480-189890-1 Analy Batch No.: 596289

SDG No.:

Instrument ID: HP5973S GC Column: ZB-624 (20) ID: 0.18(mm) Heated Purge: (Y/N) N

Calibration Start Date: 09/14/2021 17:37 Calibration End Date: 09/14/2021 20:20 Calibration ID: 42382

ANALYTE	RRF					CURVE TYPE	COEFFICIENT			#	MIN RRF	%RSD	#	MAX %RSD	R^2 OR COD	#	MIN R^2 OR COD
	LVL 1 LVL 6	LVL 2 LVL 7	LVL 3 LVL 8	LVL 4	LVL 5		B	M1	M2								
Iodomethane	2.9190 2.6347	2.5886 2.7094	2.9109 2.6391	2.8700	2.4829	Ave		2.7193				6.0		20.0			
Carbon disulfide	4.3554 5.1480	4.6310 4.9344	5.0470 4.8941	5.3731	4.7095	Ave		4.8866			0.1000	6.5		20.0			
Allyl chloride	2.8689 3.0249	3.0635 2.9423	3.0710 2.9889	3.1732	2.8546	Ave		2.9984				3.6		20.0			
Methyl acetate	2.3300 1.8520	2.7307 1.6577	2.1088 1.9001	1.7637	1.8660	Ave		2.0261			0.1000	17.4		20.0			
Methylene Chloride	3.9516 1.7963	2.8570 1.7090	2.4354 1.7565	2.0784	1.7684	Lin1	1.1695	1.7283			0.1000				0.9990		0.9900
2-Methyl-2-propanol	0.1826 0.2548	0.2629 0.2698	0.2078 0.2767	0.2312	0.2303	Ave		0.2395				13.6		20.0			
Methyl tert-butyl ether	5.7559 5.3226	5.5433 5.3631	5.8634 5.4862	5.5349	5.0055	Ave		5.4843			0.1000	4.8		20.0			
trans-1,2-Dichloroethene	1.7434 1.6719	1.8253 1.6433	1.8606 1.6445	1.7418	1.5802	Ave		1.7139			0.1000	5.6		20.0			
Acrylonitrile	1.0711 1.0214	1.1279 1.0307	1.1453 0.9779	1.0380	0.9806	Ave		1.0491				5.9		20.0			
Hexane	2.5362 2.8061	2.2919 2.6257	2.5307 2.5676	2.9592	2.4735	Ave		2.5989				7.9		20.0			
1,1-Dichloroethane	3.2304 3.1561	2.9830 3.0624	3.4253 3.1367	3.2254	2.9194	Ave		3.1423			0.2000	5.1		20.0			
Vinyl acetate	4.0147 4.2465	4.1266 4.5655	3.8881 4.8573	3.8366	3.6824	Ave		4.1522				9.5		20.0			
2,2-Dichloropropane	1.5734 1.6487	1.4474 1.4846	1.7291 1.4572	1.8880	1.5428	Ave		1.5964				9.6		20.0			
cis-1,2-Dichloroethene	1.7395 1.8359	1.9221 1.7836	2.1211 1.8187	1.9050	1.6940	Ave		1.8525			0.1000	7.2		20.0			
2-Butanone (MEK)	1.2469 1.1559	1.2348 1.2293	1.1216 1.1956	1.1281	1.0857	Ave		1.1747			0.1000	5.1		20.0			
Chlorobromomethane	1.0932 0.9670	0.9531 0.9551	1.1110 0.9854	1.0096	0.8743	Ave		0.9936				7.8		20.0			
Tetrahydrofuran	1.1145 0.7874	1.1169 0.8053	0.8563 0.7873	0.7775	0.7295	Ave		0.8718				17.7		20.0			
Chloroform	3.8150 2.9115	3.2944 2.8664	3.2420 2.9630	3.0568	2.7600	Ave		3.1136			0.2000	10.8		20.0			

Note: The M1 coefficient is the same as Ave RRF for an Ave curve type.

FORM VI
GC/MS VOA BY INTERNAL STANDARD - INITIAL CALIBRATION DATA
CURVE EVALUATION

Lab Name: Eurofins TestAmerica, Buffalo Job No.: 480-189890-1 Analy Batch No.: 596289

SDG No.:

Instrument ID: HP5973S GC Column: ZB-624 (20) ID: 0.18(mm) Heated Purge: (Y/N) N

Calibration Start Date: 09/14/2021 17:37 Calibration End Date: 09/14/2021 20:20 Calibration ID: 42382

ANALYTE	RRF					CURVE TYPE	COEFFICIENT			#	MIN RRF	%RSD	#	MAX %RSD	R^2 OR COD	#	MIN R^2 OR COD
	LVL 1 LVL 6	LVL 2 LVL 7	LVL 3 LVL 8	LVL 4	LVL 5		B	M1	M2								
1,1,1-Trichloroethane	2.3240 2.6183	2.0629 2.4859	2.6993 2.4571	2.6464	2.3859	Ave		2.4600			0.1000	8.4		20.0			
Cyclohexane	2.7239 3.5483	2.6009 3.2719	3.3541 3.1631	3.7588	3.2300	Ave		3.2064			0.1000	12.1		20.0			
Carbon tetrachloride	2.0455 2.3017	1.8269 2.2061	2.3366 2.1937	2.2901	2.0682	Ave		2.1586			0.1000	7.9		20.0			
1,1-Dichloropropene	1.9277 2.3294	1.9005 2.2051	2.3284 2.2166	2.2951	2.0720	Ave		2.1593				8.0		20.0			
Benzene	6.5988 6.8219	6.5978 6.8043	6.7485 6.9099	6.6786	6.2886	Ave		6.6811			0.5000	2.9		20.0			
Isobutyl alcohol	0.0769 0.0816	0.0946 0.0933	0.0757 0.0953	0.0689	0.0694	Ave		0.0820				13.5		20.0			
1,2-Dichloroethane	2.7652 2.4232	2.6197 2.4782	2.6679 2.5066	2.4564	2.3647	Ave		2.5352			0.1000	5.4		20.0			
n-Heptane	3.5176 3.1997	2.4178 2.9561	2.8786 2.9191	3.0973	2.6174	Ave		2.9505				11.5		20.0			
Trichloroethene	1.5132 1.6603	1.5062 1.6434	1.6119 1.6256	1.7143	1.5141	Ave		1.5986			0.2000	4.9		20.0			
Methylcyclohexane	2.5962 3.1525	2.4691 2.9689	3.0680 2.8932	3.3595	2.8412	Ave		2.9186			0.1000	9.9		20.0			
1,2-Dichloropropane	1.5932 1.6606	1.8459 1.6971	1.8364 1.7316	1.6505	1.5721	Ave		1.6984			0.1000	6.0		20.0			
Dibromomethane	1.1205 1.0279	1.1425 1.0193	1.1099 1.0483	1.0298	0.9550	Ave		1.0567			0.1000	5.9		20.0			
1,4-Dioxane	+++++ 0.0109	0.0057 0.0109	0.0092 0.0111	0.0109	0.0117	Lin1	-0.082	0.0111							0.9990		0.9900
Bromodichloromethane	1.8105 2.0148	1.9444 2.1097	1.8120 2.1601	1.9589	1.7947	Ave		1.9506			0.2000	7.2		20.0			
2-Chloroethyl vinyl ether	1.1058 1.2271	1.1954 1.3002	1.1003 1.2653	1.1574	1.0523	Ave		1.1755				7.4		20.0			
cis-1,3-Dichloropropene	2.4556 2.6030	2.3584 2.7778	2.4348 2.7957	2.3575	2.3597	Ave		2.5178			0.2000	7.3		20.0			
4-Methyl-2-pentanone (MIBK)	1.3926 1.2527	1.2728 1.2700	1.2582 1.2899	1.2146	1.1586	Ave		1.2637			0.1000	5.3		20.0			
Toluene	1.8785 2.0844	2.0171 2.1130	1.9049 2.0773	2.1379	1.9727	Ave		2.0232			0.4000	4.8		20.0			

Note: The M1 coefficient is the same as Ave RRF for an Ave curve type.

FORM VI
GC/MS VOA BY INTERNAL STANDARD - INITIAL CALIBRATION DATA
CURVE EVALUATION

Lab Name: Eurofins TestAmerica, Buffalo Job No.: 480-189890-1 Analy Batch No.: 596289

SDG No.:

Instrument ID: HP5973S GC Column: ZB-624 (20) ID: 0.18(mm) Heated Purge: (Y/N) N

Calibration Start Date: 09/14/2021 17:37 Calibration End Date: 09/14/2021 20:20 Calibration ID: 42382

ANALYTE	RRF					CURVE TYPE	COEFFICIENT			#	MIN RRF	%RSD	#	MAX %RSD	R^2 OR COD	#	MIN R^2 OR COD
	LVL 1 LVL 6	LVL 2 LVL 7	LVL 3 LVL 8	LVL 4	LVL 5		B	M1	M2								
trans-1,3-Dichloropropene	1.1299 1.2178	1.0954 1.2617	1.1071 1.2789	1.1385	1.1012	Ave		1.1663			0.1000	6.4		20.0			
Ethyl methacrylate	0.8321 1.1014	0.8860 1.1809	0.8767 1.1949	0.9746	1.0041	Ave		1.0063				13.9		20.0			
1,1,2-Trichloroethane	0.7104 0.6134	0.6253 0.6205	0.6345 0.6204	0.5976	0.5820	Ave		0.6255			0.1000	6.1		20.0			
Tetrachloroethene	0.8889 0.9374	0.7599 0.9173	0.8495 0.8860	0.9351	0.8571	Ave		0.8789			0.2000	6.6		20.0			
1,3-Dichloropropane	1.2938 1.2823	1.3628 1.3148	1.2511 1.3039	1.2714	1.2124	Ave		1.2866				3.5		20.0			
2-Hexanone	0.7618 0.8789	0.8746 0.9074	0.8864 0.8826	0.7991	0.7923	Ave		0.8479			0.1000	6.4		20.0			
Dibromochloromethane	0.7135 0.7572	0.6303 0.8097	0.7186 0.8272	0.7357	0.6934	Ave		0.7357			0.1000	8.6		20.0			
1,2-Dibromoethane	0.7976 0.8114	0.7325 0.8323	0.7426 0.8216	0.7707	0.7433	Ave		0.7815				5.0		20.0			
Chlorobenzene	2.2766 2.3981	2.1311 2.4060	2.2796 2.3969	2.3840	2.1915	Ave		2.3080			0.5000	4.6		20.0			
Ethylbenzene	3.7047 3.9716	3.4533 3.9918	3.7643 4.0351	3.8794	3.6223	Ave		3.8028			0.1000	5.4		20.0			
1,1,1,2-Tetrachloroethane	0.7495 0.8706	0.8032 0.8685	0.8085 0.9048	0.8614	0.8125	Ave		0.8349				6.0		20.0			
m,p-Xylene	1.4440 1.6213	1.4049 1.6334	1.5296 1.6093	1.5849	1.5106	Ave		1.5422			0.1000	5.5		20.0			
o-Xylene	1.4794 1.5965	1.3689 1.5923	1.5383 1.6001	1.5485	1.4758	Ave		1.5250			0.3000	5.3		20.0			
Styrene	2.3318 2.6257	2.4567 2.7378	2.4434 2.7757	2.3860	2.2931	Ave		2.5063			0.3000	7.3		20.0			
Bromoform	0.5089 0.5293	0.4355 0.5895	0.4647 0.6164	0.4798	0.4696	Ave		0.5117			0.1000	12.4		20.0			
Isopropylbenzene	3.5281 3.9949	3.3502 3.8811	3.7419 3.9599	4.0718	3.8573	Ave		3.7982			0.1000	6.5		20.0			
Bromobenzene	0.9521 1.0070	0.9356 0.9972	0.9230 1.0057	0.9689	0.9637	Ave		0.9692				3.3		20.0			
1,1,2,2-Tetrachloroethane	1.1292 1.0258	1.0638 1.0416	1.0195 1.0614	1.0224	0.9643	Ave		1.0410			0.3000	4.5		20.0			

Note: The M1 coefficient is the same as Ave RRF for an Ave curve type.

FORM VI
GC/MS VOA BY INTERNAL STANDARD - INITIAL CALIBRATION DATA
CURVE EVALUATION

Lab Name: Eurofins TestAmerica, Buffalo Job No.: 480-189890-1 Analy Batch No.: 596289

SDG No.:

Instrument ID: HP5973S GC Column: ZB-624 (20) ID: 0.18(mm) Heated Purge: (Y/N) N

Calibration Start Date: 09/14/2021 17:37 Calibration End Date: 09/14/2021 20:20 Calibration ID: 42382

ANALYTE	RRF					CURVE TYPE	COEFFICIENT			#	MIN RRF	%RSD	#	MAX %RSD	R^2 OR COD	#	MIN R^2 OR COD
	LVL 1 LVL 6	LVL 2 LVL 7	LVL 3 LVL 8	LVL 4	LVL 5		B	M1	M2								
N-Propylbenzene	4.0252 4.4394	3.9657 4.4412	4.1181 4.4548	4.3988	4.1635	Ave		4.2508				4.8		20.0			
1,2,3-Trichloropropane	0.4067 0.3558	0.3349 0.3547	0.3676 0.3590	0.3669	0.3394	Ave		0.3606				6.1		20.0			
trans-1,4-Dichloro-2-butene	+++++ 0.3323	0.2477 0.3682	0.2786 0.3658	0.2868	0.2900	Lin1	-0.193	0.3616							0.9970		0.9900
2-Chlorotoluene	0.9919 0.9139	0.9900 0.9012	0.8861 0.8989	0.9183	0.9067	Ave		0.9259				4.5		20.0			
1,3,5-Trimethylbenzene	2.9686 3.3797	2.9346 3.3565	3.1380 3.4184	3.3701	3.2723	Ave		3.2298				6.0		20.0			
4-Chlorotoluene	0.8863 0.9449	0.8547 0.9306	0.9582 0.9356	0.9511	0.8658	Ave		0.9159				4.4		20.0			
tert-Butylbenzene	0.7277 0.7573	0.6402 0.7333	0.6755 0.7213	0.7696	0.7068	Ave		0.7165				5.9		20.0			
1,2,4-Trimethylbenzene	3.2781 3.4500	3.0389 3.4809	3.2743 3.5384	3.4278	3.3263	Ave		3.3518				4.7		20.0			
sec-Butylbenzene	3.7364 4.2545	3.5305 4.2126	3.7354 4.2632	4.2370	3.9953	Ave		3.9956				7.3		20.0			
1,3-Dichlorobenzene	1.9453 1.9062	1.7931 1.9436	1.9632 1.9689	1.9549	1.8099	Ave		1.9106			0.6000	3.7		20.0			
4-Isopropyltoluene	3.3307 3.8454	3.0642 3.7623	3.3907 3.8197	3.8032	3.5267	Ave		3.5679				8.0		20.0			
1,4-Dichlorobenzene	2.0519 1.9260	1.8822 1.9789	2.0377 2.0135	1.9401	1.8120	Ave		1.9553			0.5000	4.2		20.0			
n-Butylbenzene	2.6987 3.2028	2.5446 3.1480	2.8466 3.1483	3.1714	2.9633	Ave		2.9655				8.3		20.0			
1,2-Dichlorobenzene	2.0292 1.9044	1.9544 1.9133	1.9722 1.9746	1.9666	1.8815	Ave		1.9495			0.4000	2.4		20.0			
1,2-Dibromo-3-Chloropropane	0.1856 0.2174	0.1908 0.2183	0.2248 0.2345	0.2242	0.2024	Ave		0.2122			0.0500	8.2		20.0			
1,2,4-Trichlorobenzene	1.5866 1.4535	1.5080 1.4465	1.4612 1.4175	1.5228	1.4011	Ave		1.4747			0.2000	4.1		20.0			
Hexachlorobutadiene	0.6022 0.6705	0.6069 0.6530	0.5803 0.5936	0.6831	0.6216	Ave		0.6264				6.0		20.0			
Naphthalene	4.3399 4.4136	4.4025 4.5040	4.3615 4.6888	4.4160	4.2882	Ave		4.4268				2.8		20.0			

Note: The M1 coefficient is the same as Ave RRF for an Ave curve type.

FORM VI
GC/MS VOA BY INTERNAL STANDARD - INITIAL CALIBRATION DATA
CURVE EVALUATION

Lab Name: Eurofins TestAmerica, Buffalo Job No.: 480-189890-1 Analy Batch No.: 596289

SDG No.:

Instrument ID: HP5973S GC Column: ZB-624 (20) ID: 0.18(mm) Heated Purge: (Y/N) N

Calibration Start Date: 09/14/2021 17:37 Calibration End Date: 09/14/2021 20:20 Calibration ID: 42382

ANALYTE	RRF					CURVE TYPE	COEFFICIENT			#	MIN RRF	%RSD	#	MAX %RSD	R^2 OR COD	#	MIN R^2 OR COD
	LVL 1 LVL 6	LVL 2 LVL 7	LVL 3 LVL 8	LVL 4	LVL 5		B	M1	M2								
1,2,3-Trichlorobenzene	1.3970 1.4360	1.5387 1.4613	1.4589 1.4156	1.5220	1.4410	Ave		1.4588				3.4		20.0			
Dibromofluoromethane (Surr)	1.3370 1.3253	1.3351 1.3165	1.4325 1.3726	1.3587	1.2929	Ave		1.3463				3.2		20.0			
1,2-Dichloroethane-d4 (Surr)	0.8719 0.8381	0.8966 0.8401	0.9207 0.8644	0.8795	0.8635	Ave		0.8718				3.2		20.0			
Toluene-d8 (Surr)	2.4702 2.5260	2.4984 2.5387	2.4645 2.5702	2.6165	2.5554	Ave		2.5300				2.0		20.0			
4-Bromofluorobenzene (Surr)	0.8243 0.8443	0.8320 0.8742	0.8492 0.8682	0.8454	0.8181	Ave		0.8445				2.3		20.0			

Note: The M1 coefficient is the same as Ave RRF for an Ave curve type.

FORM VI
GC/MS VOA BY INTERNAL STANDARD - INITIAL CALIBRATION DATA
RESPONSE AND CONCENTRATION

Lab Name: Eurofins TestAmerica, Buffalo Job No.: 480-189890-1 Analy Batch No.: 596289

SDG No.:

Instrument ID: HP5973S GC Column: ZB-624 (20) ID: 0.18(mm) Heated Purge: (Y/N) N

Calibration Start Date: 09/14/2021 17:37 Calibration End Date: 09/14/2021 20:20 Calibration ID: 42382

Calibration Files

LEVEL:	LAB SAMPLE ID:	LAB FILE ID:
Level 1	IC 480-596289/4	S3499.D
Level 2	IC 480-596289/5	S3500.D
Level 3	IC 480-596289/6	S3501.D
Level 4	IC 480-596289/7	S3502.D
Level 5	IC 480-596289/8	S3503.D
Level 6	ICIS 480-596289/9	S3504.D
Level 7	IC 480-596289/10	S3505.D
Level 8	IC 480-596289/11	S3506.D

ANALYTE	IS REF	CURVE TYPE	RESPONSE					CONCENTRATION (UG/L)				
			LVL 1 LVL 6	LVL 2 LVL 7	LVL 3 LVL 8	LVL 4	LVL 5	LVL 1 LVL 6	LVL 2 LVL 7	LVL 3 LVL 8	LVL 4	LVL 5
Dichlorodifluoromethane	FB	Ave	4900 302634	13763 599154	22907 1126065	61075	112735	0.500 25.0	1.00 50.0	2.00 100	5.00	10.0
Chloromethane	FB	Ave	7994 389233	17453 753935	29708 1456275	75944	153664	0.500 25.0	1.00 50.0	2.00 100	5.00	10.0
Vinyl chloride	FB	Ave	+++++ 358934	15649 728877	26366 1395409	67882	132013	+++++ 25.0	1.00 50.0	2.00 100	5.00	10.0
Butadiene	FB	Ave	8113 424711	20046 815545	32946 1549780	81793	151114	0.500 25.0	1.00 50.0	2.00 100	5.00	10.0
Bromomethane	FB	Ave	5318 230469	11587 438731	19222 840709	44334	84172	0.500 25.0	1.00 50.0	2.00 100	5.00	10.0
Chloroethane	FB	Ave	5486 233946	12246 452433	19176 869828	46000	91389	0.500 25.0	1.00 50.0	2.00 100	5.00	10.0
Dichlorofluoromethane	FB	Ave	9204 502516	25450 1003222	41910 1931209	93735	191261	0.500 25.0	1.00 50.0	2.00 100	5.00	10.0
Trichlorofluoromethane	FB	Ave	+++++ 452424	19118 885985	32967 1680465	83467	159558	+++++ 25.0	1.00 50.0	2.00 100	5.00	10.0
Ethyl ether	FB	Ave	6648 291748	12966 595098	22330 1175952	55307	110730	0.500 25.0	1.00 50.0	2.00 100	5.00	10.0
Acrolein	FB	Ave	2487 109707	3866 220756	8758 415004	20236	41054	2.50 125	5.00 250	10.0 500	25.0	50.0
1,1,2-Trichloro-1,2,2-trifluoroethane	FB	Ave	4009 276794	6790 505533	18476 957894	54105	94386	0.500 25.0	1.00 50.0	2.00 100	5.00	10.0
1,1-Dichloroethene	FB	Ave	6289 252143	8901 485915	20158 934840	51146	93599	0.500 25.0	1.00 50.0	2.00 100	5.00	10.0
Acetone	FB	Ave	11799	26222	47804	116343	259862	2.50	5.00	10.0	25.0	50.0

FORM VI
GC/MS VOA BY INTERNAL STANDARD - INITIAL CALIBRATION DATA
RESPONSE AND CONCENTRATION

Lab Name: Eurofins TestAmerica, Buffalo Job No.: 480-189890-1 Analy Batch No.: 596289

SDG No.:

Instrument ID: HP5973S GC Column: ZB-624 (20) ID: 0.18(mm) Heated Purge: (Y/N) N

Calibration Start Date: 09/14/2021 17:37 Calibration End Date: 09/14/2021 20:20 Calibration ID: 42382

ANALYTE	IS REF	CURVE TYPE	RESPONSE					CONCENTRATION (UG/L)				
			LVL 1 LVL 6	LVL 2 LVL 7	LVL 3 LVL 8	LVL 4	LVL 5	LVL 1 LVL 6	LVL 2 LVL 7	LVL 3 LVL 8	LVL 4	LVL 5
			683708	1369006	2577588			125	250	500		
Iodomethane	FB	Ave	9738 451114	16506 945860	35311 1805891	91594	167155	0.500 25.0	1.00 50.0	2.00 100	5.00	10.0
Carbon disulfide	FB	Ave	14530 881454	29529 1722586	61224 3348924	171481	317061	0.500 25.0	1.00 50.0	2.00 100	5.00	10.0
Allyl chloride	FB	Ave	9571 517929	19534 1027167	37253 2045263	101271	192183	0.500 25.0	1.00 50.0	2.00 100	5.00	10.0
Methyl acetate	FB	Ave	15546 634210	34824 1157392	51163 2600398	112574	251249	1.00 50.0	2.00 100	4.00 200	10.0	20.0
Methylene Chloride	FB	Lin1	13183 307567	18217 596600	29543 1201921	66332	119057	0.500 25.0	1.00 50.0	2.00 100	5.00	10.0
2-Methyl-2-propanol	FB	Ave	6092 436263	16766 941701	25212 1893417	73796	155057	5.00 250	10.0 500	20.0 1000	50.0	100
Methyl tert-butyl ether	FB	Ave	19202 911344	35346 1872237	71127 3754097	176644	336989	0.500 25.0	1.00 50.0	2.00 100	5.00	10.0
trans-1,2-Dichloroethene	FB	Ave	5816 286272	11639 573683	22571 1125281	55589	106384	0.500 25.0	1.00 50.0	2.00 100	5.00	10.0
Acrylonitrile	FB	Ave	35733 1748840	71916 3598100	138939 6691541	331274	660172	5.00 250	10.0 500	20.0 1000	50.0	100
Hexane	FB	Ave	8461 480468	14614 916630	30699 1756968	94442	166527	0.500 25.0	1.00 50.0	2.00 100	5.00	10.0
1,1-Dichloroethane	FB	Ave	10777 540385	19021 1069071	41551 2146357	102938	196542	0.500 25.0	1.00 50.0	2.00 100	5.00	10.0
Vinyl acetate	FB	Ave	26787 1454178	52625 3187592	94331 6647562	244886	495828	1.00 50.0	2.00 100	4.00 200	10.0	20.0
2,2-Dichloropropane	FB	Ave	5249 282296	9229 518288	20975 997150	60256	103867	0.500 25.0	1.00 50.0	2.00 100	5.00	10.0
cis-1,2-Dichloroethene	FB	Ave	5803 314341	12256 622642	25730 1244526	60797	114044	0.500 25.0	1.00 50.0	2.00 100	5.00	10.0
2-Butanone (MEK)	FB	Ave	20799 989530	39368 2145680	68030 4090724	180021	365460	2.50 125	5.00 250	10.0 500	25.0	50.0
Chlorobromomethane	FB	Ave	3647 165566	6077 333437	13477 674300	32220	58863	0.500 25.0	1.00 50.0	2.00 100	5.00	10.0
Tetrahydrofuran	FB	Ave	7436 269625	14243 562251	20774 1077424	49625	98222	1.00 50.0	2.00 100	4.00 200	10.0	20.0
Chloroform	FB	Ave	12727	21006	39328	97556	185810	0.500	1.00	2.00	5.00	10.0

FORM VI
GC/MS VOA BY INTERNAL STANDARD - INITIAL CALIBRATION DATA
RESPONSE AND CONCENTRATION

Lab Name: Eurofins TestAmerica, Buffalo Job No.: 480-189890-1 Analy Batch No.: 596289

SDG No.:

Instrument ID: HP5973S GC Column: ZB-624 (20) ID: 0.18(mm) Heated Purge: (Y/N) N

Calibration Start Date: 09/14/2021 17:37 Calibration End Date: 09/14/2021 20:20 Calibration ID: 42382

ANALYTE	IS REF	CURVE TYPE	RESPONSE					CONCENTRATION (UG/L)				
			LVL 1 LVL 6	LVL 2 LVL 7	LVL 3 LVL 8	LVL 4	LVL 5	LVL 1 LVL 6	LVL 2 LVL 7	LVL 3 LVL 8	LVL 4	LVL 5
			498509	1000671	2027538			25.0	50.0	100		
1,1,1-Trichloroethane	FB	Ave	7753 448308	13154 867822	32745 1681346	84460	160626	0.500 25.0	1.00 50.0	2.00 100	5.00	10.0
Cyclohexane	FB	Ave	9087 607551	16584 1142222	40688 2164470	119961	217454	0.500 25.0	1.00 50.0	2.00 100	5.00	10.0
Carbon tetrachloride	FB	Ave	6824 394092	11649 770138	28345 1501127	73087	139237	0.500 25.0	1.00 50.0	2.00 100	5.00	10.0
1,1-Dichloropropene	FB	Ave	6431 398834	12118 769810	28245 1516803	73249	139492	0.500 25.0	1.00 50.0	2.00 100	5.00	10.0
Benzene	FB	Ave	22014 1168050	42070 2375373	81864 4728340	213146	423374	0.500 25.0	1.00 50.0	2.00 100	5.00	10.0
Isobutyl alcohol	FB	Ave	6411 349486	15080 814028	22972 1629465	54977	116779	12.5 625	25.0 1250	50.0 2500	125	250
1,2-Dichloroethane	FB	Ave	9225 414909	16704 865139	32363 1715219	78394	159197	0.500 25.0	1.00 50.0	2.00 100	5.00	10.0
n-Heptane	FB	Ave	11735 547861	15417 1031969	34920 1997450	98851	176210	0.500 25.0	1.00 50.0	2.00 100	5.00	10.0
Trichloroethene	FB	Ave	5048 284284	9604 573716	19554 1112396	54713	101938	0.500 25.0	1.00 50.0	2.00 100	5.00	10.0
Methylcyclohexane	FB	Ave	8661 539780	15744 1036429	37217 1979741	107217	191278	0.500 25.0	1.00 50.0	2.00 100	5.00	10.0
1,2-Dichloropropane	FB	Ave	5315 284335	11770 592452	22277 1184887	52674	105837	0.500 25.0	1.00 50.0	2.00 100	5.00	10.0
Dibromomethane	FB	Ave	3738 175999	7285 355851	13464 717339	32867	64293	0.500 25.0	1.00 50.0	2.00 100	5.00	10.0
1,4-Dioxane	CBNZ d5	Lin1	+++++ 75732	1555 156632	4694 315874	14044	31810	+++++ 500	20.0 1000	40.0 2000	100	200
Bromodichloromethane	FB	Ave	6040 344976	12398 736488	21981 1478131	62517	120829	0.500 25.0	1.00 50.0	2.00 100	5.00	10.0
2-Chloroethyl vinyl ether	FB	Ave	3689 210107	7622 453912	13348 865823	36937	70844	0.500 25.0	1.00 50.0	2.00 100	5.00	10.0
cis-1,3-Dichloropropene	FB	Ave	8192 445695	15038 969724	29536 1913051	75240	158866	0.500 25.0	1.00 50.0	2.00 100	5.00	10.0
4-Methyl-2-pentanone (MIBK)	CBNZ d5	Ave	49146	86343	160227	392677	784182	2.50	5.00	10.0	25.0	50.0

FORM VI
GC/MS VOA BY INTERNAL STANDARD - INITIAL CALIBRATION DATA
RESPONSE AND CONCENTRATION

Lab Name: Eurofins TestAmerica, Buffalo Job No.: 480-189890-1 Analy Batch No.: 596289

SDG No.:

Instrument ID: HP5973S GC Column: ZB-624 (20) ID: 0.18(mm) Heated Purge: (Y/N) N

Calibration Start Date: 09/14/2021 17:37 Calibration End Date: 09/14/2021 20:20 Calibration ID: 42382

ANALYTE	IS REF	CURVE TYPE	RESPONSE					CONCENTRATION (UG/L)				
			LVL 1 LVL 6	LVL 2 LVL 7	LVL 3 LVL 8	LVL 4	LVL 5	LVL 1 LVL 6	LVL 2 LVL 7	LVL 3 LVL 8	LVL 4	LVL 5
			2184476	4568920	9166410			125	250	500		
Toluene	CBNZ d5	Ave	13259 726967	27366 1520308	48519 2952411	138237	267037	0.500 25.0	1.00 50.0	2.00 100	5.00	10.0
trans-1,3-Dichloropropene	CBNZ d5	Ave	7975 424710	14862 907811	28197 1817582	73613	149057	0.500 25.0	1.00 50.0	2.00 100	5.00	10.0
Ethyl methacrylate	CBNZ d5	Ave	5873 384113	12020 849639	22331 1698310	63017	135917	0.500 25.0	1.00 50.0	2.00 100	5.00	10.0
1,1,2-Trichloroethane	CBNZ d5	Ave	5014 213935	8484 446421	16161 881711	38644	78779	0.500 25.0	1.00 50.0	2.00 100	5.00	10.0
Tetrachloroethene	CBNZ d5	Ave	6274 326944	10310 660022	21636 1259170	60463	116023	0.500 25.0	1.00 50.0	2.00 100	5.00	10.0
1,3-Dichloropropane	CBNZ d5	Ave	9132 447230	18490 945980	31865 1853192	82212	164116	0.500 25.0	1.00 50.0	2.00 100	5.00	10.0
2-Hexanone	CBNZ d5	Ave	26884 1532714	59331 3264514	112889 6272018	258350	536216	2.50 125	5.00 250	10.0 500	25.0	50.0
Dibromochloromethane	CBNZ d5	Ave	5036 264065	8552 582560	18302 1175712	47572	93867	0.500 25.0	1.00 50.0	2.00 100	5.00	10.0
1,2-Dibromoethane	CBNZ d5	Ave	5630 283000	9938 598830	18915 1167758	49831	100612	0.500 25.0	1.00 50.0	2.00 100	5.00	10.0
Chlorobenzene	CBNZ d5	Ave	16069 836365	28913 1731088	58062 3406548	154154	296656	0.500 25.0	1.00 50.0	2.00 100	5.00	10.0
Ethylbenzene	CBNZ d5	Ave	26149 1385126	46851 2872083	95877 5734845	250846	490331	0.500 25.0	1.00 50.0	2.00 100	5.00	10.0
1,1,1,2-Tetrachloroethane	CBNZ d5	Ave	5290	10897	20593	55697	109987	0.500	1.00	2.00	5.00	10.0

FORM VI
GC/MS VOA BY INTERNAL STANDARD - INITIAL CALIBRATION DATA
RESPONSE AND CONCENTRATION

Lab Name: Eurofins TestAmerica, Buffalo Job No.: 480-189890-1 Analy Batch No.: 596289

SDG No.:

Instrument ID: HP5973S GC Column: ZB-624 (20) ID: 0.18(mm) Heated Purge: (Y/N) N

Calibration Start Date: 09/14/2021 17:37 Calibration End Date: 09/14/2021 20:20 Calibration ID: 42382

ANALYTE	IS REF	CURVE TYPE	RESPONSE					CONCENTRATION (UG/L)				
			LVL 1 LVL 6	LVL 2 LVL 7	LVL 3 LVL 8	LVL 4	LVL 5	LVL 1 LVL 6	LVL 2 LVL 7	LVL 3 LVL 8	LVL 4	LVL 5
			303634	624901	1286013			25.0	50.0	100		
m,p-Xylene	CBNZ d5	Ave	10192 565439	19060 1175206	38959 2287241	102482	204486	0.500 25.0	1.00 50.0	2.00 100	5.00	10.0
o-Xylene	CBNZ d5	Ave	10442 556799	18572 1145692	39182 2274108	100124	199776	0.500 25.0	1.00 50.0	2.00 100	5.00	10.0
Styrene	CBNZ d5	Ave	16459 915742	33330 1969849	62233 3945013	154277	310407	0.500 25.0	1.00 50.0	2.00 100	5.00	10.0
Bromoform	CBNZ d5	Ave	3592 184592	5908 424148	11836 876060	31021	63568	0.500 25.0	1.00 50.0	2.00 100	5.00	10.0
Isopropylbenzene	DCBd 4	Ave	25261 1486094	46169 3031588	101642 6055313	272822	528724	0.500 25.0	1.00 50.0	2.00 100	5.00	10.0
Bromobenzene	DCBd 4	Ave	6817 374620	12894 778889	25071 1537890	64917	132103	0.500 25.0	1.00 50.0	2.00 100	5.00	10.0
1,1,2,2-Tetrachloroethane	DCBd 4	Ave	8085 381602	14660 813601	27694 1622995	68506	132179	0.500 25.0	1.00 50.0	2.00 100	5.00	10.0
N-Propylbenzene	DCBd 4	Ave	28820 1651455	54651 3469066	111861 6812030	294731	570699	0.500 25.0	1.00 50.0	2.00 100	5.00	10.0
1,2,3-Trichloropropane	DCBd 4	Ave	2912 132362	4615 277096	9985 548899	24585	46524	0.500 25.0	1.00 50.0	2.00 100	5.00	10.0
trans-1,4-Dichloro-2-butene	DCBd 4	Lin1	+++++ 123626	3414 287586	7569 559380	19214	39753	+++++ 25.0	1.00 50.0	2.00 100	5.00	10.0
2-Chlorotoluene	DCBd 4	Ave	7102 339987	13643 703914	24070 1374487	61531	124285	0.500 25.0	1.00 50.0	2.00 100	5.00	10.0
1,3,5-Trimethylbenzene	DCBd 4	Ave	21255	40441	85238	225805	448537	0.500	1.00	2.00	5.00	10.0

FORM VI
GC/MS VOA BY INTERNAL STANDARD - INITIAL CALIBRATION DATA
RESPONSE AND CONCENTRATION

Lab Name: Eurofins TestAmerica, Buffalo Job No.: 480-189890-1 Analy Batch No.: 596289

SDG No.:

Instrument ID: HP5973S GC Column: ZB-624 (20) ID: 0.18(mm) Heated Purge: (Y/N) N

Calibration Start Date: 09/14/2021 17:37 Calibration End Date: 09/14/2021 20:20 Calibration ID: 42382

ANALYTE	IS REF	CURVE TYPE	RESPONSE					CONCENTRATION (UG/L)				
			LVL 1 LVL 6	LVL 2 LVL 7	LVL 3 LVL 8	LVL 4	LVL 5	LVL 1 LVL 6	LVL 2 LVL 7	LVL 3 LVL 8	LVL 4	LVL 5
			1257252	2621814	5227235			25.0	50.0	100		
4-Chlorotoluene	DCBd 4	Ave	6346	11779	26029	63727	118673	0.500	1.00	2.00	5.00	10.0
			351499	726866	1430719			25.0	50.0	100		
tert-Butylbenzene	DCBd 4	Ave	5210	8822	18348	51562	96885	0.500	1.00	2.00	5.00	10.0
			281710	572822	1102985			25.0	50.0	100		
1,2,4-Trimethylbenzene	DCBd 4	Ave	23471	41879	88941	229672	455942	0.500	1.00	2.00	5.00	10.0
			1283383	2718988	5410645			25.0	50.0	100		
sec-Butylbenzene	DCBd 4	Ave	26752	48653	101465	283887	547646	0.500	1.00	2.00	5.00	10.0
			1582668	3290484	6519040			25.0	50.0	100		
1,3-Dichlorobenzene	DCBd 4	Ave	13928	24711	53328	130984	248081	0.500	1.00	2.00	5.00	10.0
			709121	1518128	3010720			25.0	50.0	100		
4-Isopropyltoluene	DCBd 4	Ave	23847	42227	92102	254825	483411	0.500	1.00	2.00	5.00	10.0
			1430481	2938775	5840893			25.0	50.0	100		
1,4-Dichlorobenzene	DCBd 4	Ave	14691	25939	55351	129990	248378	0.500	1.00	2.00	5.00	10.0
			716481	1545721	3078919			25.0	50.0	100		
n-Butylbenzene	DCBd 4	Ave	19322	35067	77322	212492	406187	0.500	1.00	2.00	5.00	10.0
			1191450	2458969	4814219			25.0	50.0	100		
1,2-Dichlorobenzene	DCBd 4	Ave	14529	26933	53571	131768	257907	0.500	1.00	2.00	5.00	10.0
			708452	1494519	3019504			25.0	50.0	100		
1,2-Dibromo-3-Chloropropane	DCBd 4	Ave	1329	2629	6106	15020	27741	0.500	1.00	2.00	5.00	10.0
			80891	170484	358556			25.0	50.0	100		
1,2,4-Trichlorobenzene	DCBd 4	Ave	11360	20781	39690	102033	192054	0.500	1.00	2.00	5.00	10.0
			540716	1129854	2167557			25.0	50.0	100		
Hexachlorobutadiene	DCBd 4	Ave	4312	8364	15764	45768	85207	0.500	1.00	2.00	5.00	10.0

FORM VI
GC/MS VOA BY INTERNAL STANDARD - INITIAL CALIBRATION DATA
RESPONSE AND CONCENTRATION

Lab Name: Eurofins TestAmerica, Buffalo Job No.: 480-189890-1 Analy Batch No.: 596289

SDG No.:

Instrument ID: HP5973S GC Column: ZB-624 (20) ID: 0.18(mm) Heated Purge: (Y/N) N

Calibration Start Date: 09/14/2021 17:37 Calibration End Date: 09/14/2021 20:20 Calibration ID: 42382

ANALYTE	IS REF	CURVE TYPE	RESPONSE					CONCENTRATION (UG/L)				
			LVL 1 LVL 6	LVL 2 LVL 7	LVL 3 LVL 8	LVL 4	LVL 5	LVL 1 LVL 6	LVL 2 LVL 7	LVL 3 LVL 8	LVL 4	LVL 5
			249426	510027	907763			25.0	50.0	100		
Naphthalene	DCBd 4	Ave	31073 1641849	60671 3518086	118471 7169814	295880	587795	0.500 25.0	1.00 50.0	2.00 100	5.00	10.0
1,2,3-Trichlorobenzene	DCBd 4	Ave	10002 534205	21204 1141429	39629 2164725	101978	197524	0.500 25.0	1.00 50.0	2.00 100	5.00	10.0
Dibromofluoromethane (Surr)	FB	Ave	223020 226925	212834 229790	217221 234818	216806	217599	25.0 25.0	25.0 25.0	25.0 25.0	25.0	25.0
1,2-Dichloroethane-d4 (Surr)	FB	Ave	145434 143504	142925 146635	139607 147869	140348	145339	25.0 25.0	25.0 25.0	25.0 25.0	25.0	25.0
Toluene-d8 (Surr)	CBNZ d5	Ave	871785 880966	847396 913307	784649 913223	845933	864773	25.0 25.0	25.0 25.0	25.0 25.0	25.0	25.0
4-Bromofluorobenzene (Surr)	CBNZ d5	Ave	290923 294459	282213 314475	270371 308499	273319	276856	25.0 25.0	25.0 25.0	25.0 25.0	25.0	25.0

Curve Type Legend
Ave = Average ISTD
Lin1 = Linear 1/conc ISTD

FORM VI
GC/MS VOA BY INTERNAL STANDARD - INITIAL CALIBRATION DATA
READBACK PERCENT ERROR

Lab Name: Eurofins TestAmerica, Buffalo Job No.: 480-189890-1 Analy Batch No.: 596289

SDG No.:

Instrument ID: HP5973S GC Column: ZB-624 (20) ID: 0.18(mm) Heated Purge: (Y/N) N

Calibration Start Date: 09/14/2021 17:37 Calibration End Date: 09/14/2021 20:20 Calibration ID: 42382

Calibration Files

LEVEL:	LAB SAMPLE ID:	LAB FILE ID:
Level 1	IC 480-596289/4	S3499.D
Level 2	IC 480-596289/5	S3500.D
Level 3	IC 480-596289/6	S3501.D
Level 4	IC 480-596289/7	S3502.D
Level 5	IC 480-596289/8	S3503.D
Level 6	ICIS 480-596289/9	S3504.D
Level 7	IC 480-596289/10	S3505.D
Level 8	IC 480-596289/11	S3506.D

ANALYTE	PERCENT ERROR						PERCENT ERROR LIMIT					
	LVL 1 # LVL 7 #	LVL 2 # LVL 8 #	LVL 3 #	LVL 4 #	LVL 5 #	LVL 6 #	LVL 1 LVL 7	LVL 2 LVL 8	LVL 3	LVL 4	LVL 5	LVL 6
Dichlorodifluoromethane	-17.4						30					
Chloromethane	1.9						30					
Vinyl chloride	+++++	15.0						30				
Butadiene	-3.6						30					
Bromomethane	11.2						30					
Chloroethane	10.8						30					
Dichlorofluoromethane	-10.3						30					
Trichlorofluoromethane	+++++	14.5						30				
Ethyl ether	10.9						30					
Acrolein	14.8						30					
1,1,2-Trichloro-1,2,2-trifluoroethane	-15.3						30					
1,1-Dichloroethene	24.0						30					
Acetone	-8.1						30					
Iodomethane	7.3						30					
Carbon disulfide	-10.9						30					

FORM VI
GC/MS VOA BY INTERNAL STANDARD - INITIAL CALIBRATION DATA
READBACK PERCENT ERROR

Lab Name: Eurofins TestAmerica, Buffalo Job No.: 480-189890-1 Analy Batch No.: 596289

SDG No.:

Instrument ID: HP5973S GC Column: ZB-624 (20) ID: 0.18(mm) Heated Purge: (Y/N) N

Calibration Start Date: 09/14/2021 17:37 Calibration End Date: 09/14/2021 20:20 Calibration ID: 42382

ANALYTE	PERCENT ERROR						PERCENT ERROR LIMIT					
	LVL 1 # LVL 7 #	LVL 2 # LVL 8 #	LVL 3 #	LVL 4 #	LVL 5 #	LVL 6 #	LVL 1 LVL 7	LVL 2 LVL 8	LVL 3	LVL 4	LVL 5	LVL 6
Allyl chloride	-4.3						30					
Methyl acetate	15.0						30					
Methylene Chloride	-6.7						30					
2-Methyl-2-propanol	-23.8						30					
Methyl tert-butyl ether	5.0						30					
trans-1,2-Dichloroethene	1.7						30					
Acrylonitrile	2.1						30					
Hexane	-2.4						30					
1,1-Dichloroethane	2.8						30					
Vinyl acetate	-3.3						30					
2,2-Dichloropropane	-1.4						30					
cis-1,2-Dichloroethene	-6.1						30					
2-Butanone (MEK)	6.1						30					
Chlorobromomethane	10.0						30					
Tetrahydrofuran	27.8						30					
Chloroform	22.5						30					
1,1,1-Trichloroethane	-5.5						30					
Cyclohexane	-15.0						30					
Carbon tetrachloride	-5.2						30					
1,1-Dichloropropene	-10.7						30					
Benzene	-1.2						30					

FORM VI
GC/MS VOA BY INTERNAL STANDARD - INITIAL CALIBRATION DATA
READBACK PERCENT ERROR

Lab Name: Eurofins TestAmerica, Buffalo Job No.: 480-189890-1 Analy Batch No.: 596289

SDG No.:

Instrument ID: HP5973S GC Column: ZB-624 (20) ID: 0.18(mm) Heated Purge: (Y/N) N

Calibration Start Date: 09/14/2021 17:37 Calibration End Date: 09/14/2021 20:20 Calibration ID: 42382

ANALYTE	PERCENT ERROR						PERCENT ERROR LIMIT					
	LVL 1 # LVL 7 #	LVL 2 # LVL 8 #	LVL 3 #	LVL 4 #	LVL 5 #	LVL 6 #	LVL 1 LVL 7	LVL 2 LVL 8	LVL 3	LVL 4	LVL 5	LVL 6
Isobutyl alcohol	-6.2						30					
1,2-Dichloroethane	9.1						30					
n-Heptane	19.2						30					
Trichloroethene	-5.3						30					
Methylcyclohexane	-11.0						30					
1,2-Dichloropropane	-6.2						30					
Dibromomethane	6.0						30					
1,4-Dioxane	+++++	-12.0						30				
Bromodichloromethane	-7.2						30					
2-Chloroethyl vinyl ether	-5.9						30					
cis-1,3-Dichloropropene	-2.5						30					
4-Methyl-2-pentanone (MIBK)	10.2						30					
Toluene	-7.2						30					
trans-1,3-Dichloropropene	-3.1						30					
Ethyl methacrylate	-17.3						30					
1,1,2-Trichloroethane	13.6						30					
Tetrachloroethene	1.1						30					
1,3-Dichloropropane	0.6						30					
2-Hexanone	-10.2						30					
Dibromochloromethane	-3.0						30					
1,2-Dibromoethane	2.1						30					

FORM VI
GC/MS VOA BY INTERNAL STANDARD - INITIAL CALIBRATION DATA
READBACK PERCENT ERROR

Lab Name: Eurofins TestAmerica, Buffalo Job No.: 480-189890-1 Analy Batch No.: 596289

SDG No.:

Instrument ID: HP5973S GC Column: ZB-624 (20) ID: 0.18(mm) Heated Purge: (Y/N) N

Calibration Start Date: 09/14/2021 17:37 Calibration End Date: 09/14/2021 20:20 Calibration ID: 42382

ANALYTE	PERCENT ERROR						PERCENT ERROR LIMIT					
	LVL 1 # LVL 7 #	LVL 2 # LVL 8 #	LVL 3 #	LVL 4 #	LVL 5 #	LVL 6 #	LVL 1 LVL 7	LVL 2 LVL 8	LVL 3	LVL 4	LVL 5	LVL 6
Chlorobenzene	-1.4						30					
Ethylbenzene	-2.6						30					
1,1,1,2-Tetrachloroethane	-10.2						30					
m,p-Xylene	-6.4						30					
o-Xylene	-3.0						30					
Styrene	-7.0						30					
Bromoform	-0.5						30					
Isopropylbenzene	-7.1						30					
Bromobenzene	-1.8						30					
1,1,2,2-Tetrachloroethane	8.5						30					
N-Propylbenzene	-5.3						30					
1,2,3-Trichloropropane	12.8						30					
trans-1,4-Dichloro-2-butene	+++++	22.0						30				
2-Chlorotoluene	7.1						30					
1,3,5-Trimethylbenzene	-8.1						30					
4-Chlorotoluene	-3.2						30					
tert-Butylbenzene	1.6						30					
1,2,4-Trimethylbenzene	-2.2						30					
sec-Butylbenzene	-6.5						30					
1,3-Dichlorobenzene	1.8						30					
4-Isopropyltoluene	-6.6						30					

FORM VI
GC/MS VOA BY INTERNAL STANDARD - INITIAL CALIBRATION DATA
READBACK PERCENT ERROR

Lab Name: Eurofins TestAmerica, Buffalo Job No.: 480-189890-1 Analy Batch No.: 596289

SDG No.:

Instrument ID: HP5973S GC Column: ZB-624 (20) ID: 0.18(mm) Heated Purge: (Y/N) N

Calibration Start Date: 09/14/2021 17:37 Calibration End Date: 09/14/2021 20:20 Calibration ID: 42382

ANALYTE	PERCENT ERROR						PERCENT ERROR LIMIT					
	LVL 1 # LVL 7 #	LVL 2 # LVL 8 #	LVL 3 #	LVL 4 #	LVL 5 #	LVL 6 #	LVL 1 LVL 7	LVL 2 LVL 8	LVL 3	LVL 4	LVL 5	LVL 6
1,4-Dichlorobenzene	4.9						30					
n-Butylbenzene	-9.0						30					
1,2-Dichlorobenzene	4.1						30					
1,2-Dibromo-3-Chloropropane	-12.5						30					
1,2,4-Trichlorobenzene	7.6						30					
Hexachlorobutadiene	-3.9						30					
Naphthalene	-2.0						30					
1,2,3-Trichlorobenzene	-4.2						30					
Dibromofluoromethane (Surr)	-0.7						30					
1,2-Dichloroethane-d4 (Surr)	0.0						30					
Toluene-d8 (Surr)	-2.4						30					
4-Bromofluorobenzene (Surr)	-2.4						30					

Eurofins TestAmerica, Buffalo
Target Compound Quantitation Report

Data File: \\chromfs\Buffalo\ChromData\HP5973S\20210914-100971.b\S3499.D
Lims ID: IC 0.5
Client ID:
Sample Type: IC Calib Level: 1
Inject. Date: 14-Sep-2021 17:37:30 ALS Bottle#: 4 Worklist Smp#: 4
Purge Vol: 5.000 mL Dil. Factor: 1.0000
Sample Info: IC 0.5
Misc. Info.: 480-0100971-004
Operator ID: wd Instrument ID: HP5973S
Sublist: chrom-S-8260*sub26

Method: \\chromfs\Buffalo\ChromData\HP5973S\20210914-100971.b\S-8260.m
Limit Group: MV - 8260C ICAL
Last Update: 15-Sep-2021 10:50:08 Calib Date: 15-Sep-2021 00:35:30
Integrator: RTE ID Type: RT Order ID
Quant Method: Internal Standard Quant By: Initial Calibration
Last ICal File: \\chromfs\Buffalo\ChromData\HP5973S\20210914-100971.b\S3517.D

Column 1 : ZB-624 (0.18 mm) Det: MS SCAN
Process Host: CTX1643

First Level Reviewer: HillL Date: 15-Sep-2021 10:05:00

Compound	Sig	RT (min.)	Adj RT (min.)	Dlt RT (min.)	Q	Response	Cal Amt ug/L	OnCol Amt ug/L	Flags
* 153 Fluorobenzene (IS)	70	4.999	4.999	0.000	98	166804	25.0	25.0	
* 2 Chlorobenzene-d5	82	7.968	7.962	0.006	86	352919	25.0	25.0	
* 3 1,4-Dichlorobenzene-d4	152	10.395	10.395	0.000	93	357993	25.0	25.0	
$ 154 Dibromofluoromethane (Surr)	113	4.433	4.434	-0.001	55	223020	25.0	24.8	
$ 4 1,2-Dichloroethane-d4 (Surr)	67	4.732	4.732	0.000	92	145434	25.0	25.0	
$ 5 Toluene-d8 (Surr)	98	6.496	6.496	0.000	91	871785	25.0	24.4	
$ 6 4-Bromofluorobenzene (Surr)	174	9.221	9.221	0.000	90	290923	25.0	24.4	
10 Dichlorodifluoromethane	85	1.081	1.088	-0.007	46	4900	0.5000	0.4128	M
12 Chloromethane	50	1.240	1.246	-0.006	43	7994	0.5000	0.5097	
13 Vinyl chloride	62	1.313	1.319	-0.006	18	4743	0.5000	0.3331	
151 Butadiene	54	1.319	1.325	-0.006	68	8113	0.5000	0.4820	
14 Bromomethane	94	1.592	1.586	0.006	68	5318	0.5000	0.5561	M
15 Chloroethane	64	1.647	1.647	0.000	46	5486	0.5000	0.5538	
16 Dichlorofluoromethane	67	1.842	1.848	-0.006	50	9204	0.5000	0.4484	M
17 Trichlorofluoromethane	101	1.854	1.860	-0.006	28	5707	0.5000	0.3265	
18 Ethyl ether	59	2.097	2.091	0.006	72	6648	0.5000	0.5546	a
20 Acrolein	56	2.280	2.274	0.006	13	2487	2.50	2.87	M
21 1,1,2-Trichloro-1,2,2-trifluoroe	101	2.298	2.292	0.006	19	4009	0.5000	0.4235	
22 1,1-Dichloroethene	96	2.310	2.304	0.006	54	6289	0.5000	0.6198	
23 Acetone	43	2.408	2.420	-0.012	75	11799	2.50	2.30	M
25 Iodomethane	142	2.468	2.462	0.006	74	9738	0.5000	0.5367	
26 Carbon disulfide	76	2.493	2.499	-0.006	69	14530	0.5000	0.4457	
28 3-Chloro-1-propene	41	2.651	2.651	0.000	58	9571	0.5000	0.4784	M
27 Methyl acetate	43	2.700	2.700	0.000	76	15546	1.00	1.15	
30 Methylene Chloride	84	2.809	2.803	0.006	80	13183	0.5000	0.4665	
31 2-Methyl-2-propanol	59	3.004	2.973	0.031	37	6092	5.00	3.81	M
32 Methyl tert-butyl ether	73	3.004	2.998	0.006	82	19202	0.5000	0.5248	
34 trans-1,2-Dichloroethene	96	3.010	3.010	0.000	66	5816	0.5000	0.5086	
33 Acrylonitrile	53	3.077	3.077	0.000	96	35733	5.00	5.10	M
35 Hexane	57	3.199	3.199	-0.001	72	8461	0.5000	0.4879	

Compound	Sig	RT (min.)	Adj RT (min.)	Dlt RT (min.)	Q	Response	Cal Amt ug/L	OnCol Amt ug/L	Flags
39 1,1-Dichloroethane	63	3.411	3.418	-0.007	53	10777	0.5000	0.5140	
37 Vinyl acetate	43	3.484	3.478	0.006	95	26787	1.00	0.9669	
44 2,2-Dichloropropane	77	3.929	3.923	0.006	52	5249	0.5000	0.4928	
45 cis-1,2-Dichloroethene	96	3.971	3.965	0.006	24	5803	0.5000	0.4695	a
43 2-Butanone (MEK)	43	4.014	4.008	0.006	94	20799	2.50	2.65	
48 Chlorobromomethane	128	4.196	4.196	0.000	68	3647	0.5000	0.5501	
49 Tetrahydrofuran	42	4.221	4.208	0.013	74	7436	1.00	1.28	
50 Chloroform	83	4.281	4.275	0.006	55	12727	0.5000	0.6126	
51 1,1,1-Trichloroethane	97	4.373	4.373	0.000	33	7753	0.5000	0.4724	
52 Cyclohexane	56	4.373	4.379	-0.006	59	9087	0.5000	0.4248	
55 Carbon tetrachloride	117	4.500	4.507	-0.007	47	6824	0.5000	0.4738	a
54 1,1-Dichloropropene	75	4.525	4.525	0.000	49	6431	0.5000	0.4464	
57 Benzene	78	4.725	4.726	-0.001	37	22014	0.5000	0.4938	
53 Isobutyl alcohol	43	4.792	4.780	0.012	18	6411	12.5	11.7	M
58 1,2-Dichloroethane	62	4.798	4.805	-0.007	54	9225	0.5000	0.5454	
59 n-Heptane	43	4.914	4.914	0.000	77	11735	0.5000	0.5961	
62 Trichloroethene	95	5.340	5.334	0.006	68	5048	0.5000	0.4733	
64 Methylcyclohexane	83	5.443	5.443	0.000	54	8661	0.5000	0.4448	
65 1,2-Dichloropropane	63	5.577	5.577	0.000	50	5315	0.5000	0.4690	
67 Dibromomethane	93	5.717	5.711	0.006	58	3738	0.5000	0.5302	
66 1,4-Dioxane	88	5.741	5.717	0.024	0	490	10.0	10.4	M
68 Dichlorobromomethane	83	5.863	5.869	-0.006	48	6040	0.5000	0.4641	
69 2-Chloroethyl vinyl ether	63	6.167	6.155	0.012	55	3689	0.5000	0.4704	
72 cis-1,3-Dichloropropene	75	6.283	6.283	0.000	54	8192	0.5000	0.4876	
73 4-Methyl-2-pentanone (MIBK)	43	6.441	6.435	0.006	85	49146	2.50	2.75	
74 Toluene	92	6.563	6.557	0.006	78	13259	0.5000	0.4642	
77 trans-1,3-Dichloropropene	75	6.861	6.855	0.006	51	7975	0.5000	0.4844	a
75 Ethyl methacrylate	69	6.916	6.903	0.013	59	5873	0.5000	0.4134	
79 1,1,2-Trichloroethane	83	7.043	7.037	0.006	49	5014	0.5000	0.5678	
81 Tetrachloroethene	166	7.086	7.080	0.006	58	6274	0.5000	0.5057	
82 1,3-Dichloropropane	76	7.195	7.195	0.000	82	9132	0.5000	0.5028	
80 2-Hexanone	43	7.281	7.275	0.006	88	26884	2.50	2.25	
83 Chlorodibromomethane	129	7.427	7.427	0.000	35	5036	0.5000	0.4849	
84 Ethylene Dibromide	107	7.524	7.518	0.006	44	5630	0.5000	0.5103	
87 Chlorobenzene	112	7.998	7.992	0.006	48	16069	0.5000	0.4932	
88 Ethylbenzene	91	8.090	8.090	0.000	87	26149	0.5000	0.4871	
89 1,1,1,2-Tetrachloroethane	131	8.102	8.096	0.006	10	5290	0.5000	0.4488	
90 m-Xylene & p-Xylene	106	8.211	8.211	0.000	89	10192	0.5000	0.4681	
91 o-Xylene	106	8.637	8.631	0.006	82	10442	0.5000	0.4850	
92 Styrene	104	8.674	8.668	0.006	60	16459	0.5000	0.4652	
95 Bromoform	173	8.917	8.911	0.006	17	3592	0.5000	0.4973	
94 Isopropylbenzene	105	9.020	9.021	-0.001	77	25261	0.5000	0.4645	
101 Bromobenzene	156	9.373	9.367	0.006	59	6817	0.5000	0.4912	
97 1,1,2,2-Tetrachloroethane	83	9.452	9.452	0.000	36	8085	0.5000	0.5424	
99 N-Propylbenzene	91	9.465	9.465	0.000	88	28820	0.5000	0.4735	
100 1,2,3-Trichloropropane	110	9.477	9.477	0.000	39	2912	0.5000	0.5639	
98 trans-1,4-Dichloro-2-butene	53	9.495	9.495	0.000	0	1440	0.5000	0.8132	M
103 2-Chlorotoluene	126	9.562	9.562	0.000	81	7102	0.5000	0.5357	
102 1,3,5-Trimethylbenzene	105	9.653	9.653	0.000	81	21255	0.5000	0.4596	
105 4-Chlorotoluene	126	9.684	9.684	0.000	70	6346	0.5000	0.4839	
106 tert-Butylbenzene	134	9.976	9.976	0.000	66	5210	0.5000	0.5078	
107 1,2,4-Trimethylbenzene	105	10.036	10.037	-0.001	67	23471	0.5000	0.4890	

Compound	Sig	RT (min.)	Adj RT (min.)	Dlt RT (min.)	Q	Response	Cal Amt ug/L	OnCol Amt ug/L	Flags
109 sec-Butylbenzene	105	10.195	10.195	0.000	63	26752	0.5000	0.4676	
111 1,3-Dichlorobenzene	146	10.328	10.329	-0.001	72	13928	0.5000	0.5091	
110 4-Isopropyltoluene	119	10.341	10.341	0.000	83	23847	0.5000	0.4668	
113 1,4-Dichlorobenzene	146	10.420	10.420	0.000	2	14691	0.5000	0.5247	
115 n-Butylbenzene	91	10.736	10.736	0.000	81	19322	0.5000	0.4550	
116 1,2-Dichlorobenzene	146	10.779	10.773	0.006	76	14529	0.5000	0.5204	
117 1,2-Dibromo-3-Chloropropane	75	11.515	11.521	-0.006	1	1329	0.5000	0.4373	
119 1,2,4-Trichlorobenzene	180	12.190	12.196	-0.006	57	11360	0.5000	0.5380	
120 Hexachlorobutadiene	225	12.312	12.312	0.000	36	4312	0.5000	0.4807	
121 Naphthalene	128	12.409	12.409	0.000	78	31073	0.5000	0.4902	
122 1,2,3-Trichlorobenzene	180	12.616	12.610	0.006	57	10002	0.5000	0.4788	
S 123 Total BTEX	1				0			2.40	
S 126 1,3-Dichloropropene, Total	1				0			0.9720	
S 125 1,2-Dichloroethene, Total	1				0			0.9781	
S 124 Xylenes, Total	1				0			0.9532	

QC Flag Legend

Processing Flags

Review Flags

M - Manually Integrated

a - User Assigned ID

Reagents:

GAS CORP mix_00472	Amount Added:	0.50	Units: uL	
8260 CORP mix_00214	Amount Added:	0.50	Units: uL	
S_8260_IS_00351	Amount Added:	1.00	Units: uL	Run Reagent
S_8260_Surr_00398	Amount Added:	1.00	Units: uL	Run Reagent

Report Date: 15-Sep-2021 10:50:09 Chrom Revision: 2.3 13-May-2021 07:57:40

Eurofins TestAmerica, Buffalo

Data File: \\chromfs\Buffalo\ChromData\HP5973S\20210914-100971.b\S3499.D

Injection Date: 14-Sep-2021 17:37:30 Instrument ID: HP5973S Operator ID: wd

Lims ID: IC 0.5 Worklist Smp#: 4

Client ID:

Purge Vol: 5.000 mL Dil. Factor: 1.0000 ALS Bottle#: 4

Method: S-8260 Limit Group: MV - 8260C ICAL

Column: ZB-624 (0.18 mm)

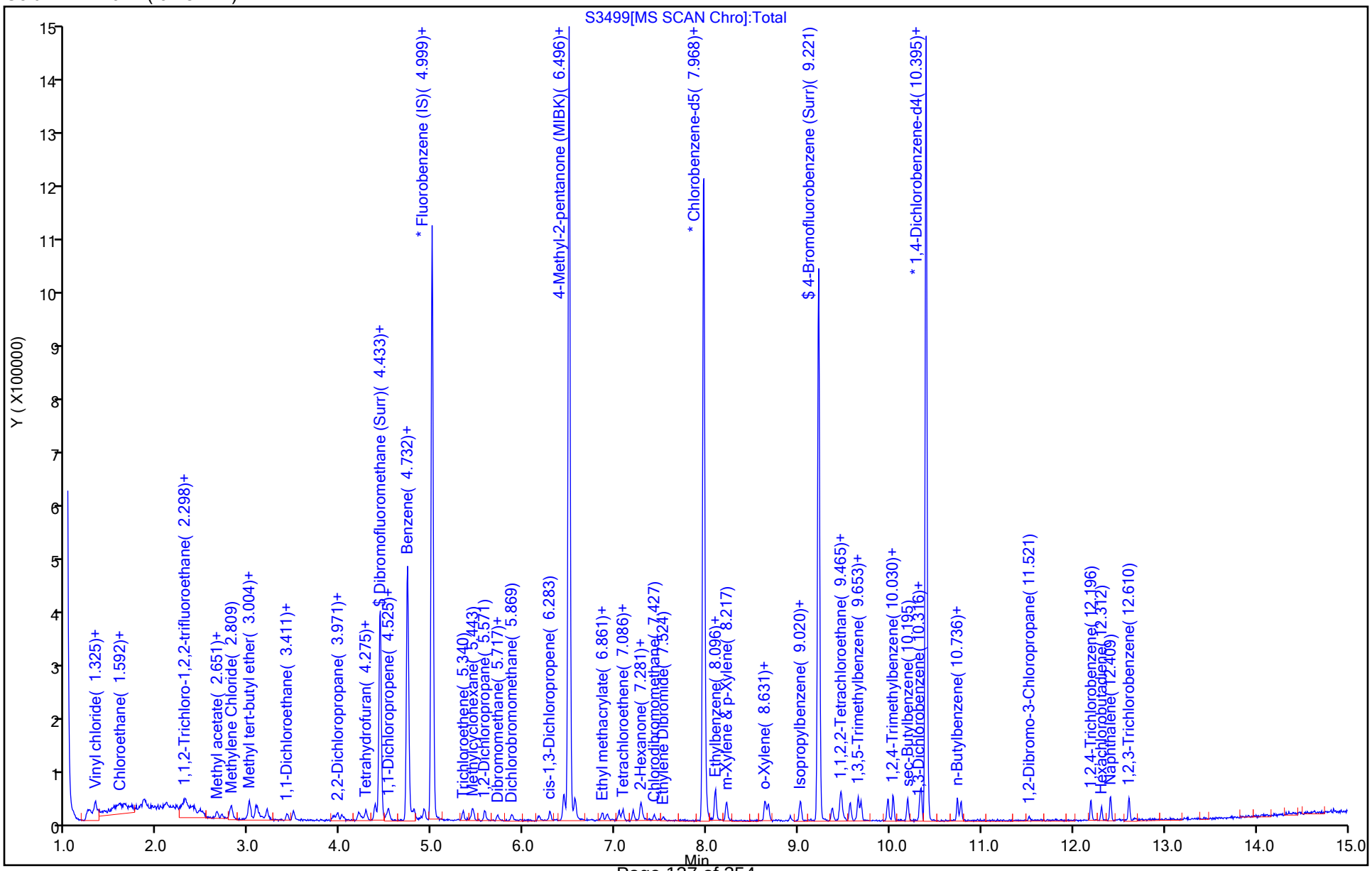

Manual Integration/User Assign Peak Report

Eurofins TestAmerica, Buffalo

Data File:	\\chromfs\Buffalo\ChromData\HP5973S\20210914-100971.b\S3499.D				
Injection Date:	14-Sep-2021 17:37:30	Instrument ID:	HP5973S		
Lims ID:	IC 0.5				
Client ID:					
Operator ID:	wd	ALS Bottle#:	4	Worklist Smp#:	4
Purge Vol:	5.000 mL	Dil. Factor:	1.0000		
Method:	S-8260	Limit Group:	MV - 8260C ICAL		
Column:	ZB-624 (0.18 mm)	Detector	MS SCAN		

10 Dichlorodifluoromethane, CAS: 75-71-8

Signal: 1

Processing Integration Results

RT: 1.08
Area: 2122
Amount: 0.352223
Amount Units: ug/L

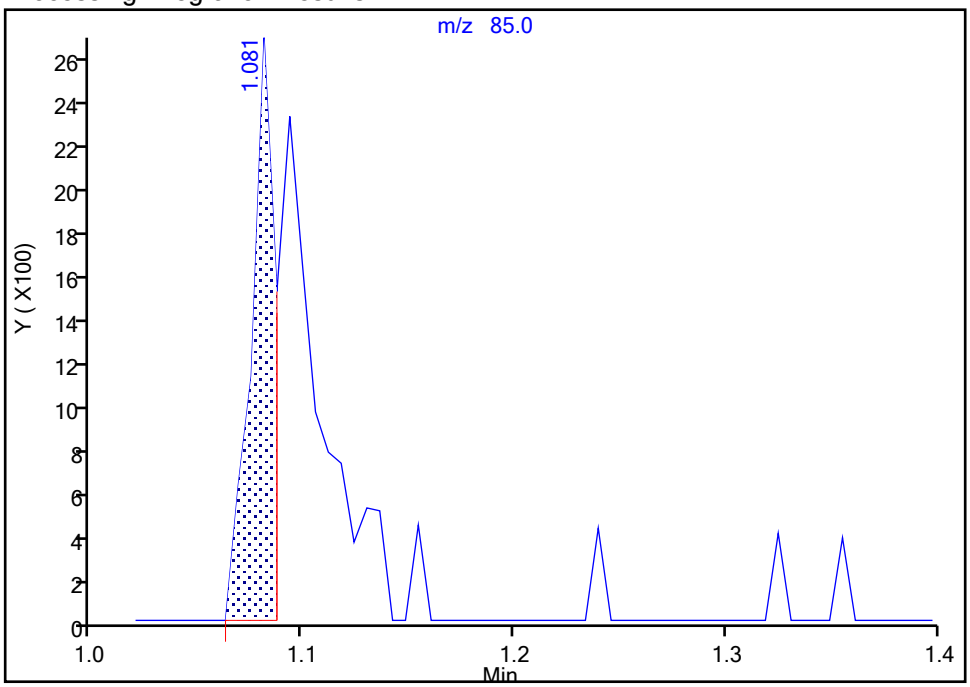

Manual Integration Results

RT: 1.08
Area: 4900
Amount: 0.412778
Amount Units: ug/L

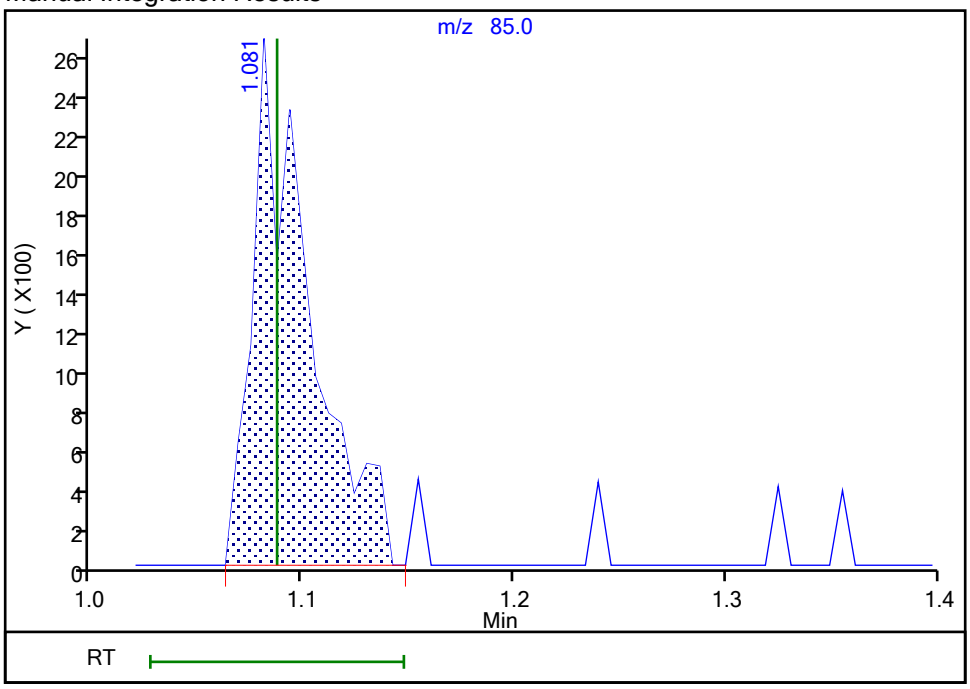

Reviewer: HillL, 15-Sep-2021 10:00:03

Audit Action: Manually Integrated Audit Reason: Poor chromatography

Manual Integration/User Assign Peak Report

Eurofins TestAmerica, Buffalo

Data File:	\\chromfs\Buffalo\ChromData\HP5973S\20210914-100971.b\S3499.D				
Injection Date:	14-Sep-2021 17:37:30	Instrument ID:	HP5973S		
Lims ID:	IC 0.5				
Client ID:					
Operator ID:	wd	ALS Bottle#:	4	Worklist Smp#:	4
Purge Vol:	5.000 mL	Dil. Factor:	1.0000		
Method:	S-8260	Limit Group:	MV - 8260C ICAL		
Column:	ZB-624 (0.18 mm)	Detector	MS SCAN		

14 Bromomethane, CAS: 74-83-9

Signal: 1

Processing Integration Results

RT: 1.59
Area: 5692
Amount: 0.589423
Amount Units: ug/L

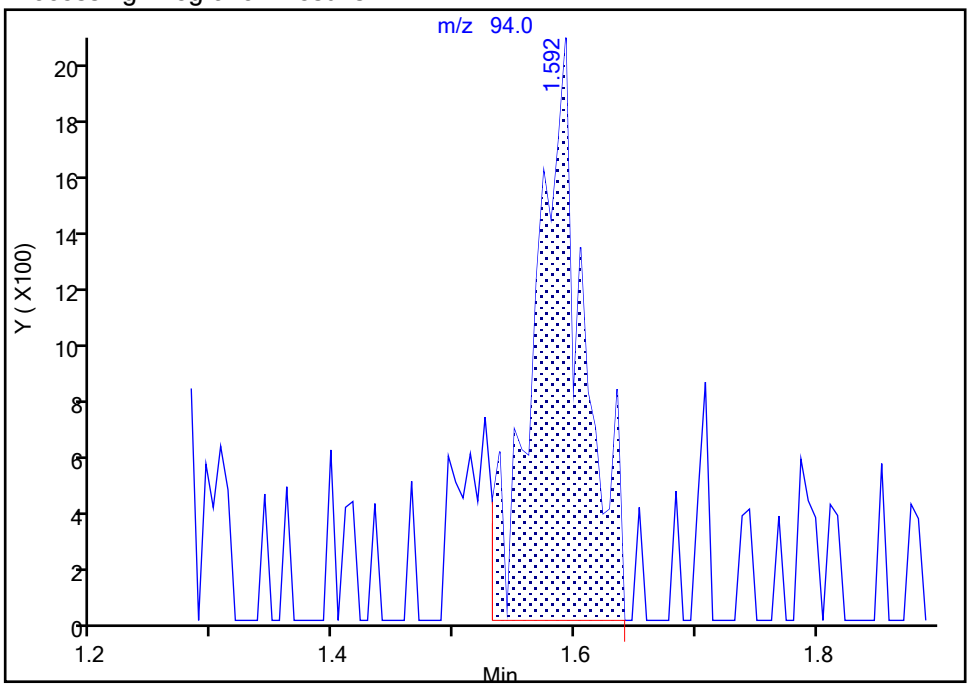

Manual Integration Results

RT: 1.59
Area: 5318
Amount: 0.556079
Amount Units: ug/L

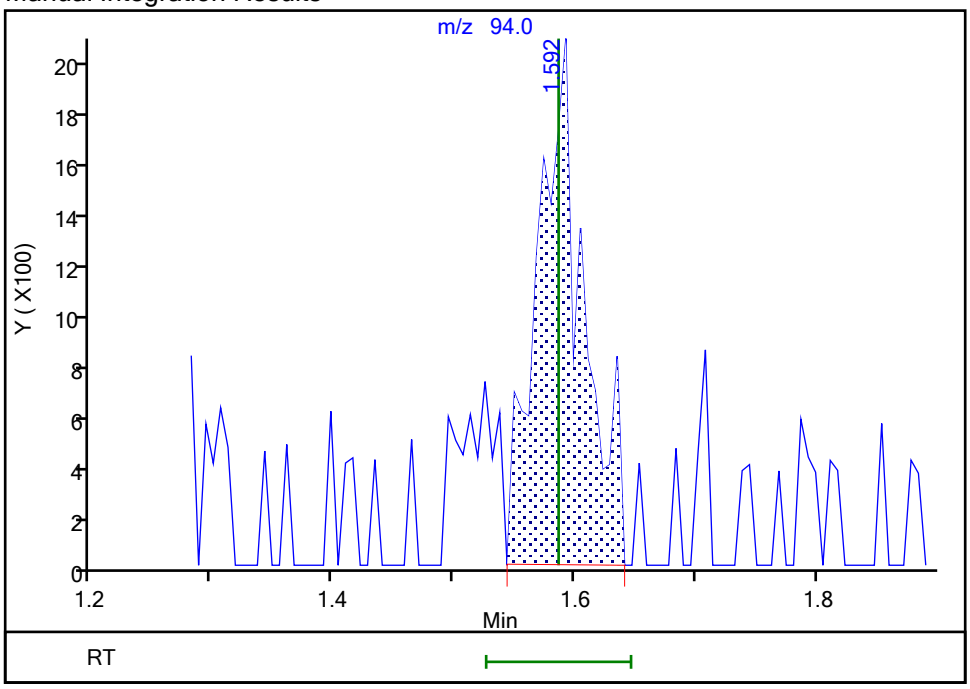

Reviewer: HillL, 15-Sep-2021 10:00:35

Audit Action: Manually Integrated Audit Reason: Poor chromatography

Eurofins TestAmerica, Buffalo

Data File:	\\chromfs\Buffalo\ChromData\HP5973S\20210914-100971.b\S3499.D				
Injection Date:	14-Sep-2021 17:37:30	Instrument ID:	HP5973S		
Lims ID:	IC 0.5				
Client ID:					
Operator ID:	wd	ALS Bottle#:	4	Worklist Smp#:	4
Purge Vol:	5.000 mL	Dil. Factor:	1.0000		
Method:	S-8260	Limit Group:	MV - 8260C ICAL		
Column:	ZB-624 (0.18 mm)	Detector	MS SCAN		

16 Dichlorofluoromethane, CAS: 75-43-4

Signal: 1

Processing Integration Results

RT: 1.84
Area: 13020
Amount: 0.606074
Amount Units: ug/L

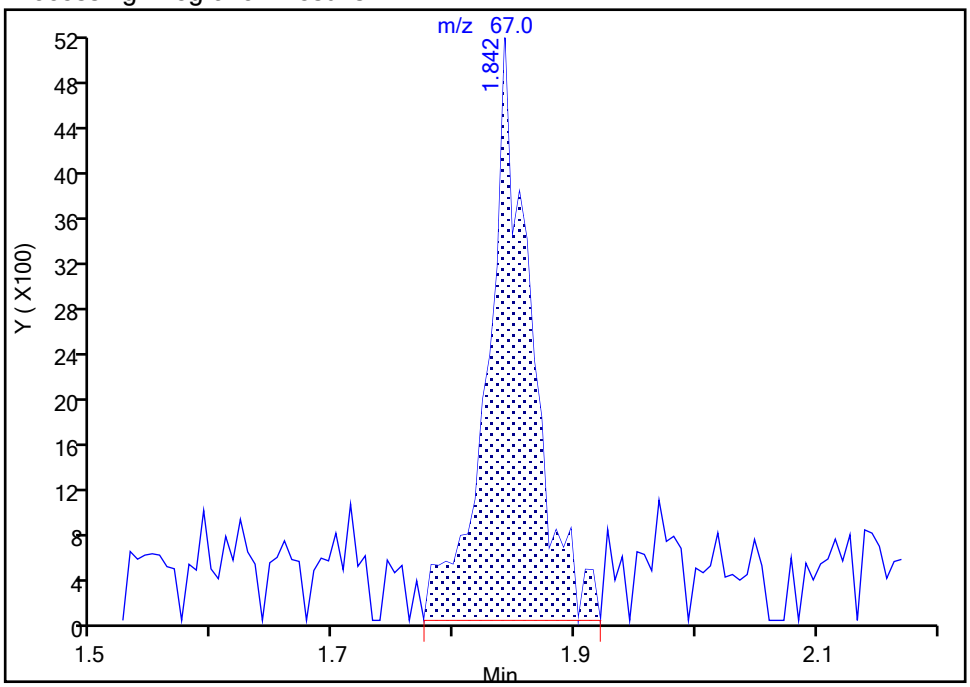

Manual Integration Results

RT: 1.84
Area: 9204
Amount: 0.448352
Amount Units: ug/L

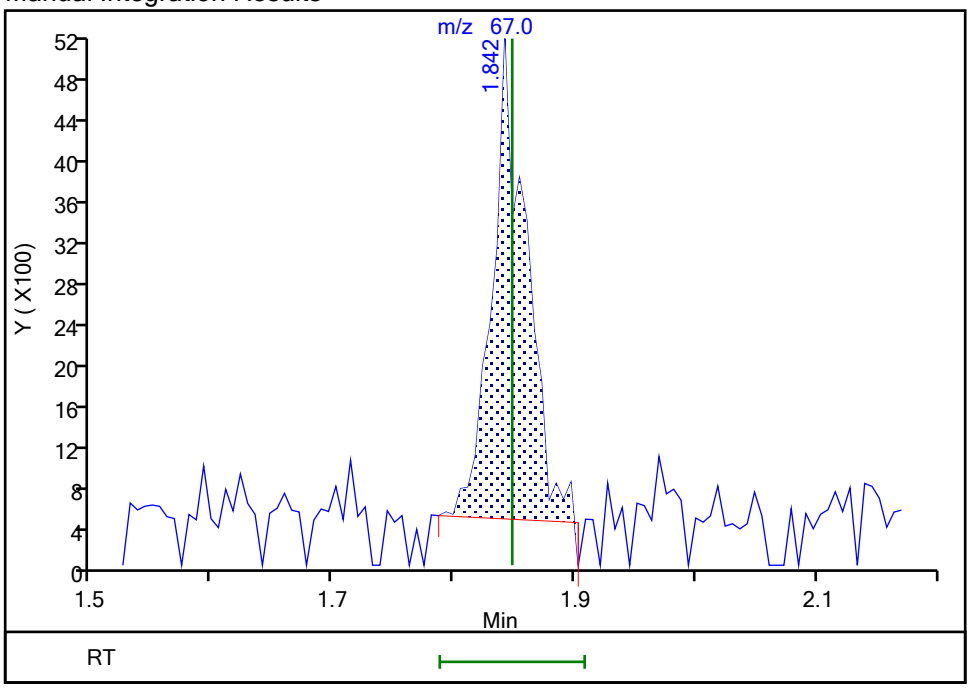

Reviewer: HillL, 15-Sep-2021 10:00:47
Audit Action: Manually Integrated Audit Reason: Poor chromatography

Manual Integration/User Assign Peak Report

Eurofins TestAmerica, Buffalo

Data File:	\\chromfs\Buffalo\ChromData\HP5973S\20210914-100971.b\S3499.D				
Injection Date:	14-Sep-2021 17:37:30	Instrument ID:	HP5973S		
Lims ID:	IC 0.5				
Client ID:					
Operator ID:	wd	ALS Bottle#:	4	Worklist Smp#:	4
Purge Vol:	5.000 mL	Dil. Factor:	1.0000		
Method:	S-8260	Limit Group:	MV - 8260C ICAL		
Column:	ZB-624 (0.18 mm)	Detector	MS SCAN		

18 Ethyl ether, CAS: 60-29-7

Signal: 1

Not Detected
Expected RT: 2.09

Processing Integration Results

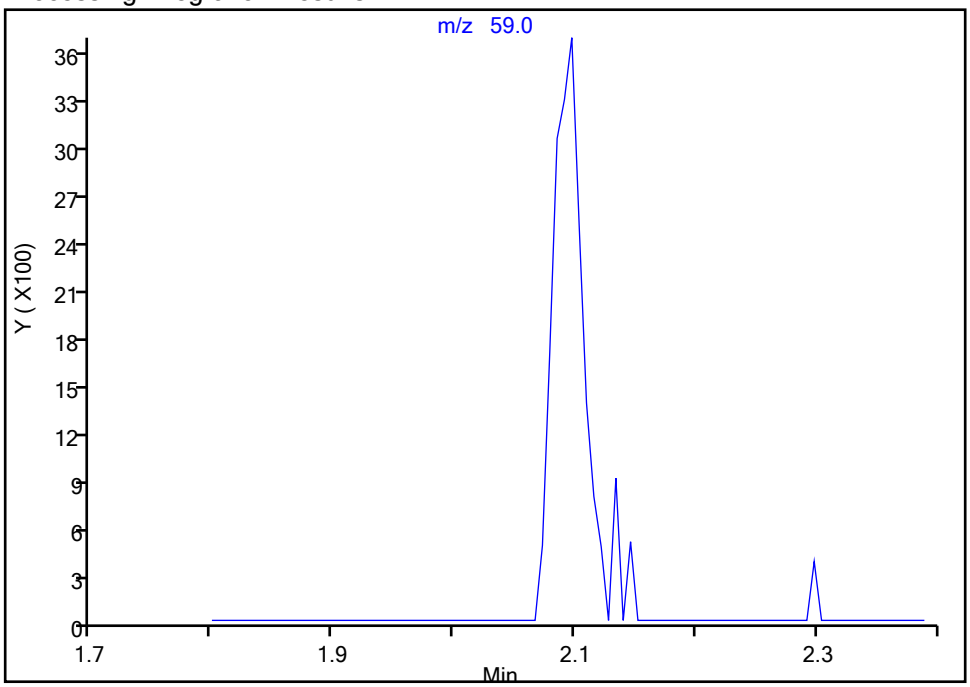

RT: 2.10
Area: 6648
Amount: 0.554630
Amount Units: ug/L

Manual Integration Results

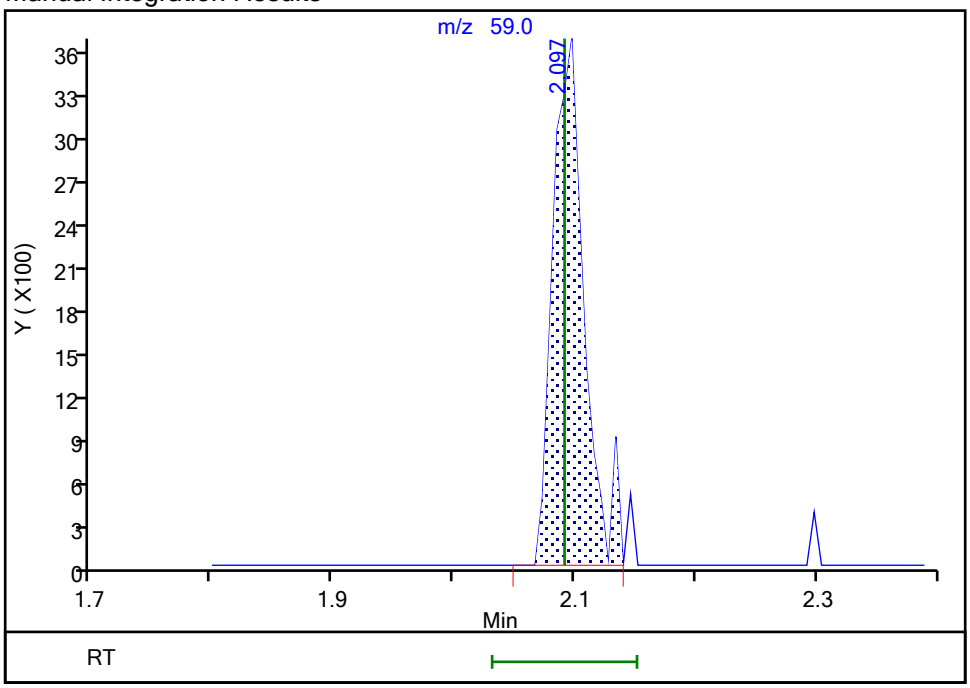

Reviewer: HillL, 15-Sep-2021 10:00:54
Audit Action: Assigned Compound ID Audit Reason: Poor chromatography

Manual Integration/User Assign Peak Report

Eurofins TestAmerica, Buffalo

Data File:	\\chromfs\Buffalo\ChromData\HP5973S\20210914-100971.b\S3499.D				
Injection Date:	14-Sep-2021 17:37:30	Instrument ID:	HP5973S		
Lims ID:	IC 0.5				
Client ID:					
Operator ID:	wd	ALS Bottle#:	4	Worklist Smp#:	4
Purge Vol:	5.000 mL	Dil. Factor:	1.0000		
Method:	S-8260	Limit Group:	MV - 8260C ICAL		
Column:	ZB-624 (0.18 mm)	Detector	MS SCAN		

20 Acrolein, CAS: 107-02-8

Signal: 1

Not Detected
Expected RT: 2.27

Processing Integration Results

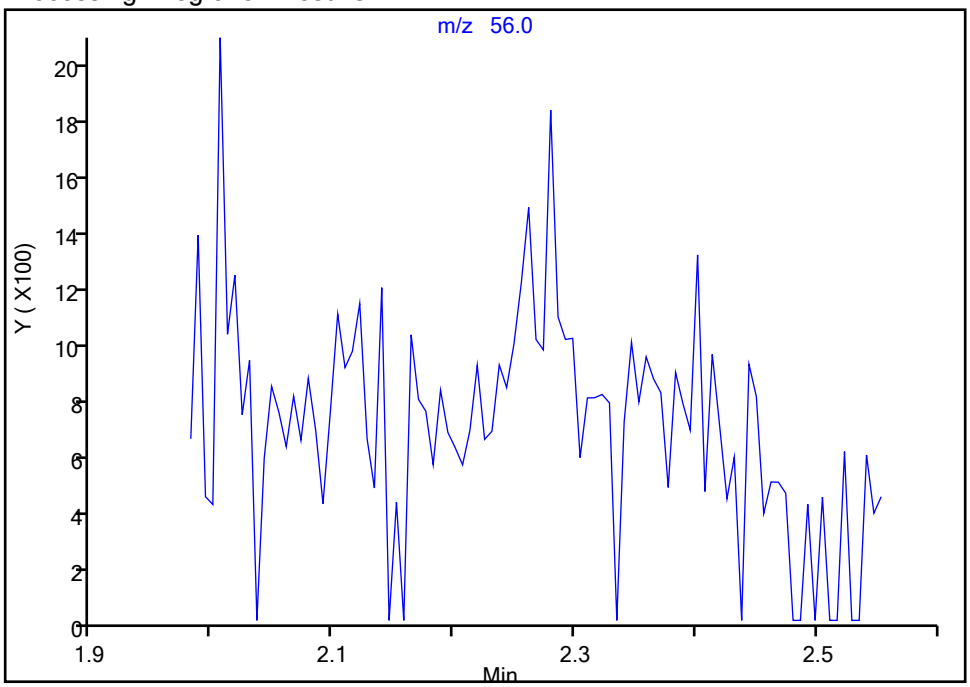

Manual Integration Results

RT: 2.28
Area: 2487
Amount: 2.868799
Amount Units: ug/L

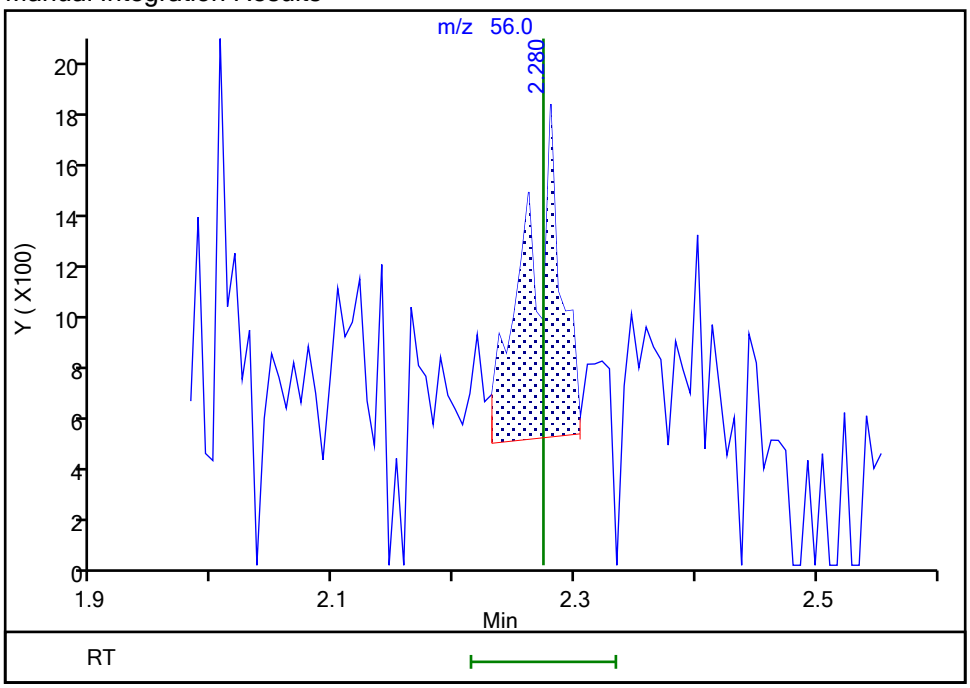

Reviewer: HillL, 15-Sep-2021 10:01:17
Audit Action: Manually Integrated Audit Reason: Poor chromatography

Manual Integration/User Assign Peak Report

Eurofins TestAmerica, Buffalo

Data File:	\\chromfs\Buffalo\ChromData\HP5973S\20210914-100971.b\S3499.D				
Injection Date:	14-Sep-2021 17:37:30	Instrument ID:	HP5973S		
Lims ID:	IC 0.5				
Client ID:					
Operator ID:	wd	ALS Bottle#:	4	Worklist Smp#:	4
Purge Vol:	5.000 mL	Dil. Factor:	1.0000		
Method:	S-8260	Limit Group:	MV - 8260C ICAL		
Column:	ZB-624 (0.18 mm)	Detector	MS SCAN		

23 Acetone, CAS: 67-64-1

Signal: 1

Processing Integration Results

RT: 2.41
Area: 27136
Amount: 4.247949
Amount Units: ug/L

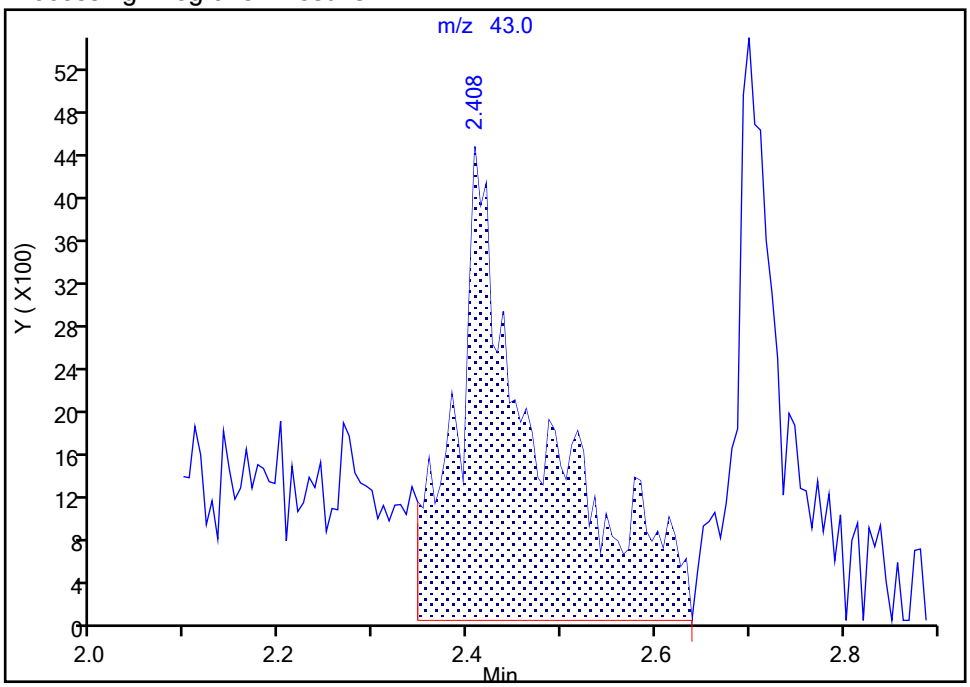

Manual Integration Results

RT: 2.41
Area: 11799
Amount: 2.298348
Amount Units: ug/L

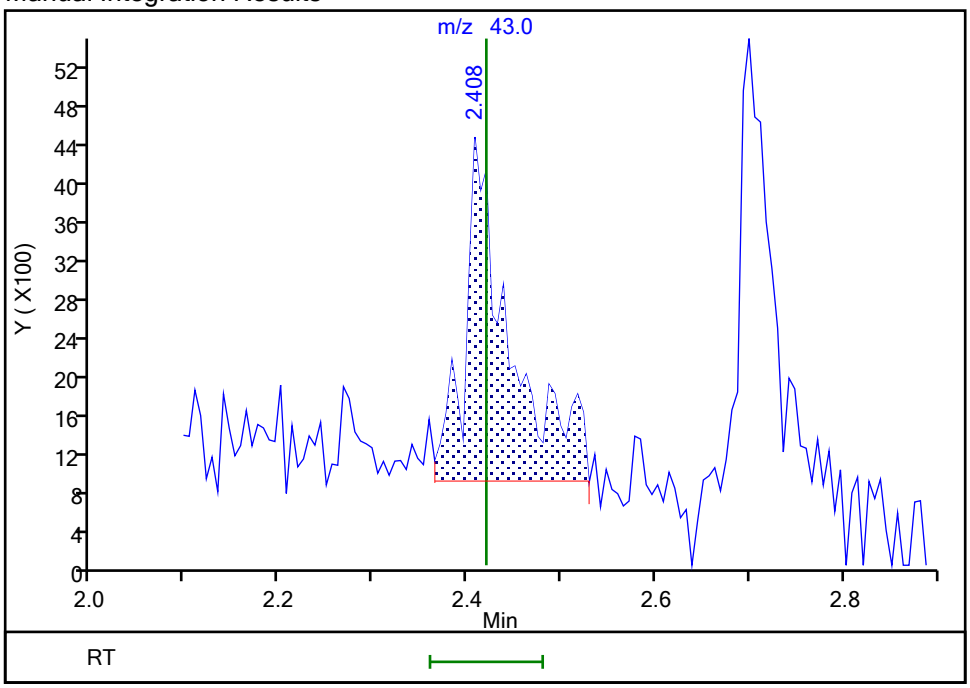

Reviewer: HillL, 15-Sep-2021 10:01:46

Audit Action: Manually Integrated Audit Reason: Poor chromatography

Manual Integration/User Assign Peak Report

Eurofins TestAmerica, Buffalo

Data File:	\\chromfs\Buffalo\ChromData\HP5973S\20210914-100971.b\S3499.D				
Injection Date:	14-Sep-2021 17:37:30	Instrument ID:	HP5973S		
Lims ID:	IC 0.5				
Client ID:					
Operator ID:	wd	ALS Bottle#:	4	Worklist Smp#:	4
Purge Vol:	5.000 mL	Dil. Factor:	1.0000		
Method:	S-8260	Limit Group:	MV - 8260C ICAL		
Column:	ZB-624 (0.18 mm)	Detector	MS SCAN		

28 3-Chloro-1-propene, CAS: 107-05-1

Signal: 1

Processing Integration Results

RT: 2.65
Area: 12912
Amount: 0.619542
Amount Units: ug/L

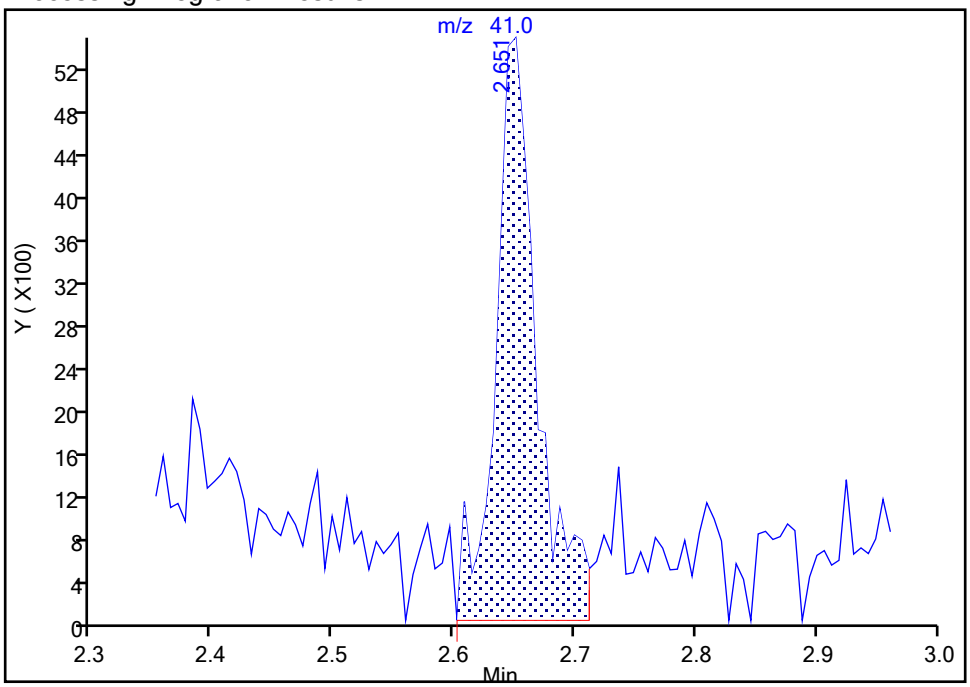

Manual Integration Results

RT: 2.65
Area: 9571
Amount: 0.478408
Amount Units: ug/L

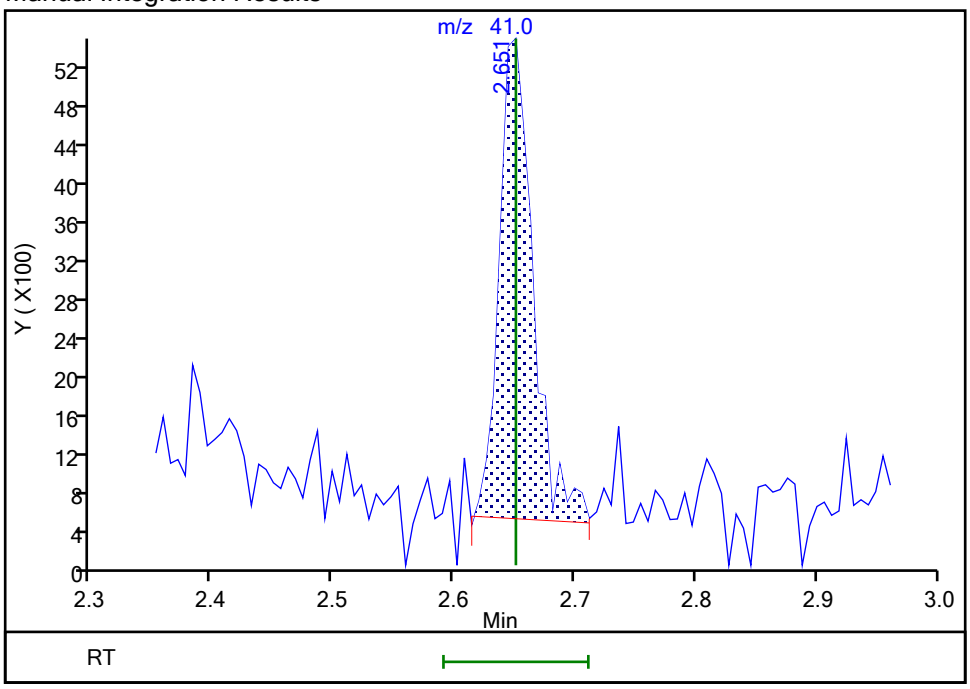

Reviewer: HillL, 15-Sep-2021 10:02:06

Audit Action: Manually Integrated Audit Reason: Poor chromatography

Manual Integration/User Assign Peak Report

Eurofins TestAmerica, Buffalo

Data File:	\\chromfs\Buffalo\ChromData\HP5973S\20210914-100971.b\S3499.D				
Injection Date:	14-Sep-2021 17:37:30	Instrument ID:	HP5973S		
Lims ID:	IC 0.5				
Client ID:					
Operator ID:	wd	ALS Bottle#:	4	Worklist Smp#:	4
Purge Vol:	5.000 mL	Dil. Factor:	1.0000		
Method:	S-8260	Limit Group:	MV - 8260C ICAL		
Column:	ZB-624 (0.18 mm)	Detector	MS SCAN		

31 2-Methyl-2-propanol, CAS: 75-65-0

Signal: 1

Processing Integration Results

RT: 3.00
Area: 4352
Amount: 2.974108
Amount Units: ug/L

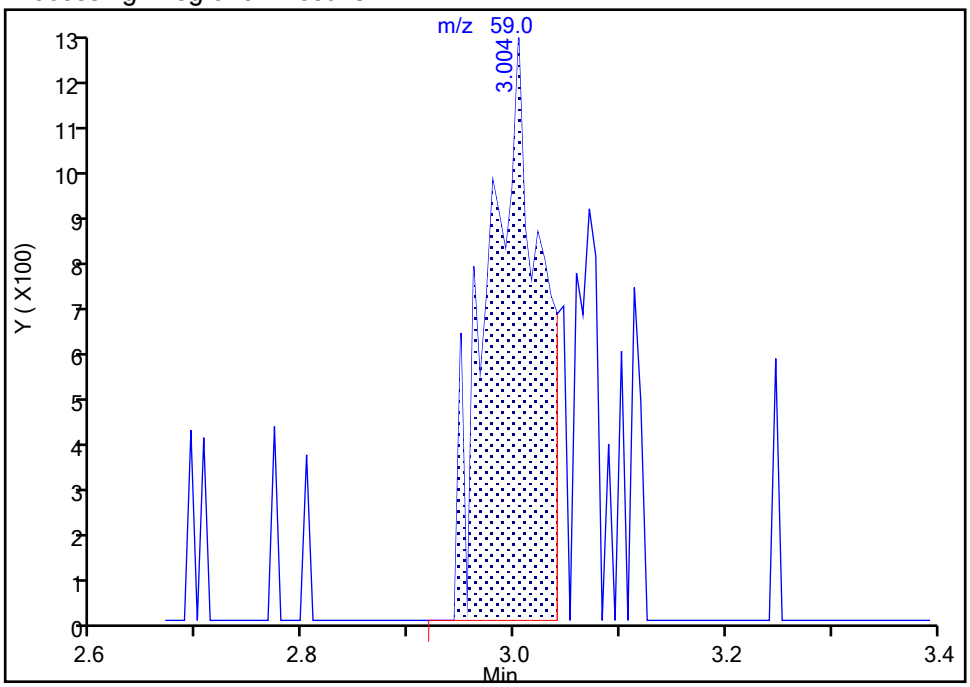

Manual Integration Results

RT: 3.00
Area: 6092
Amount: 3.811950
Amount Units: ug/L

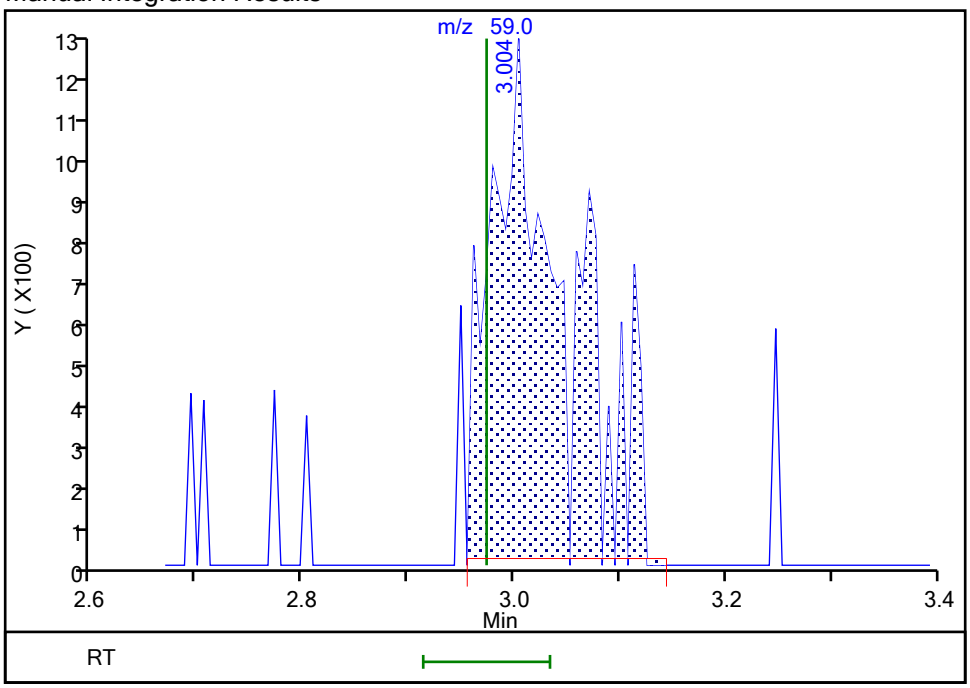

Reviewer: HillL, 15-Sep-2021 10:02:23
Audit Action: Manually Integrated Audit Reason: Poor chromatography

Manual Integration/User Assign Peak Report

Eurofins TestAmerica, Buffalo

Data File:	\\chromfs\Buffalo\ChromData\HP5973S\20210914-100971.b\S3499.D				
Injection Date:	14-Sep-2021 17:37:30	Instrument ID:	HP5973S		
Lims ID:	IC 0.5				
Client ID:					
Operator ID:	wd	ALS Bottle#:	4	Worklist Smp#:	4
Purge Vol:	5.000 mL	Dil. Factor:	1.0000		
Method:	S-8260	Limit Group:	MV - 8260C ICAL		
Column:	ZB-624 (0.18 mm)	Detector	MS SCAN		

33 Acrylonitrile, CAS: 107-13-1

Signal: 1

Processing Integration Results

RT: 3.08
Area: 28342
Amount: 4.244311
Amount Units: ug/L

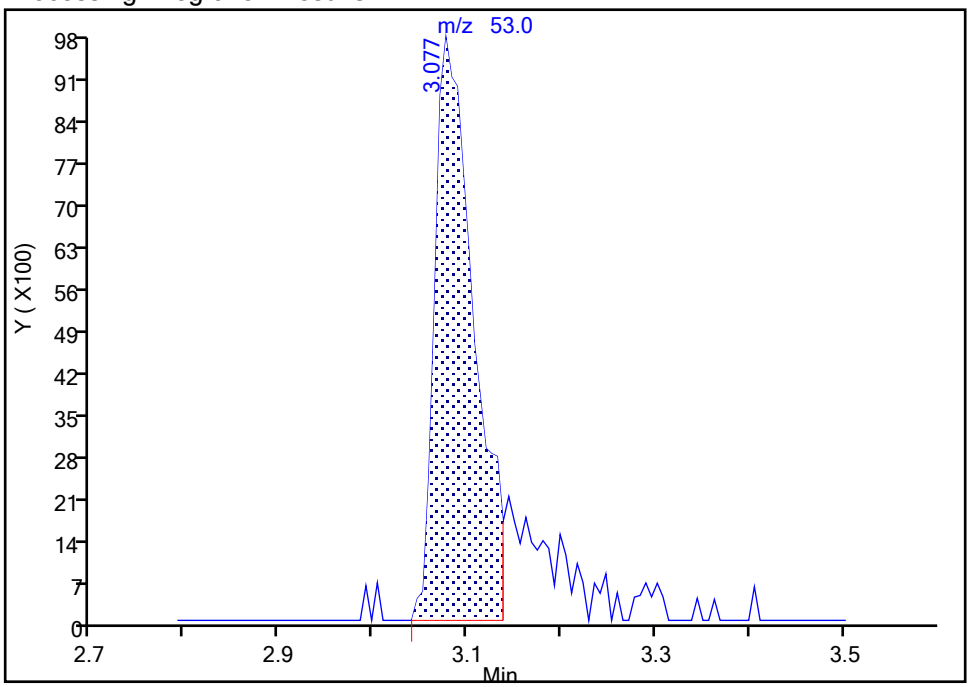

Manual Integration Results

RT: 3.08
Area: 35733
Amount: 5.104843
Amount Units: ug/L

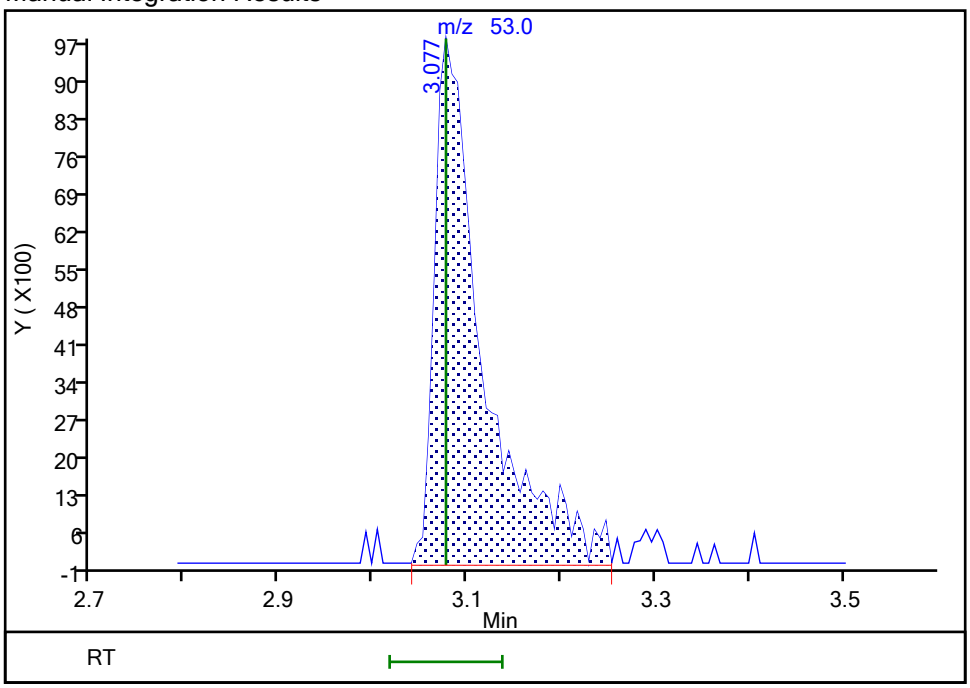

Reviewer: HillL, 15-Sep-2021 10:02:39

Audit Action: Manually Integrated Audit Reason: Poor chromatography

Manual Integration/User Assign Peak Report

Eurofins TestAmerica, Buffalo

Data File:	\\chromfs\Buffalo\ChromData\HP5973S\20210914-100971.b\S3499.D				
Injection Date:	14-Sep-2021 17:37:30	Instrument ID:	HP5973S		
Lims ID:	IC 0.5				
Client ID:					
Operator ID:	wd	ALS Bottle#:	4	Worklist Smp#:	4
Purge Vol:	5.000 mL	Dil. Factor:	1.0000		
Method:	S-8260	Limit Group:	MV - 8260C ICAL		
Column:	ZB-624 (0.18 mm)	Detector	MS SCAN		

45 cis-1,2-Dichloroethene, CAS: 156-59-2

Signal: 1

Not Detected
Expected RT: 3.97

Processing Integration Results

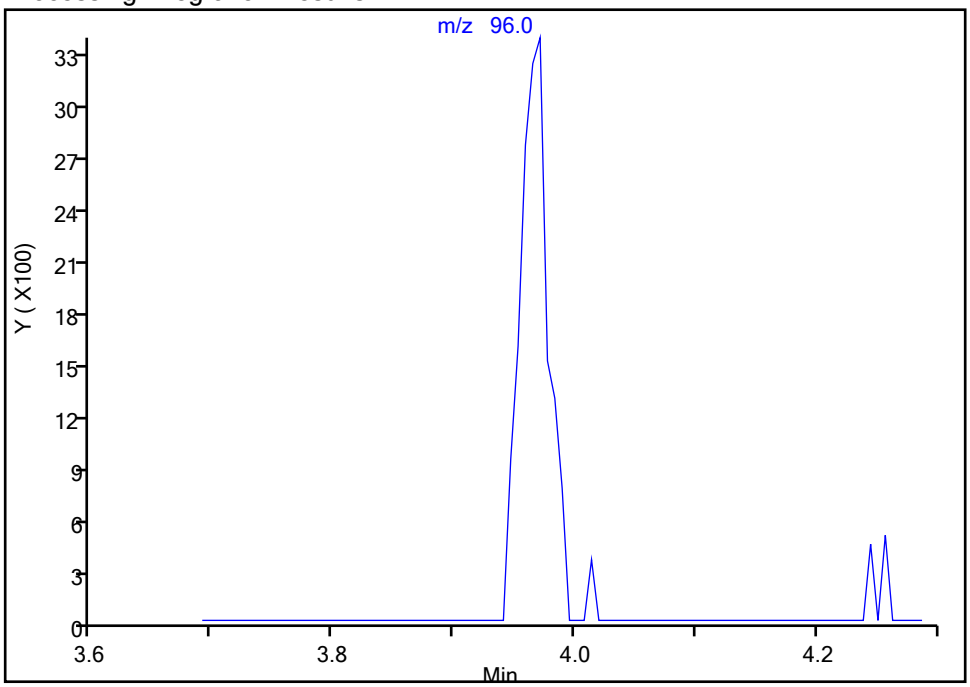

Manual Integration Results

RT: 3.97
Area: 5803
Amount: 0.469499
Amount Units: ug/L

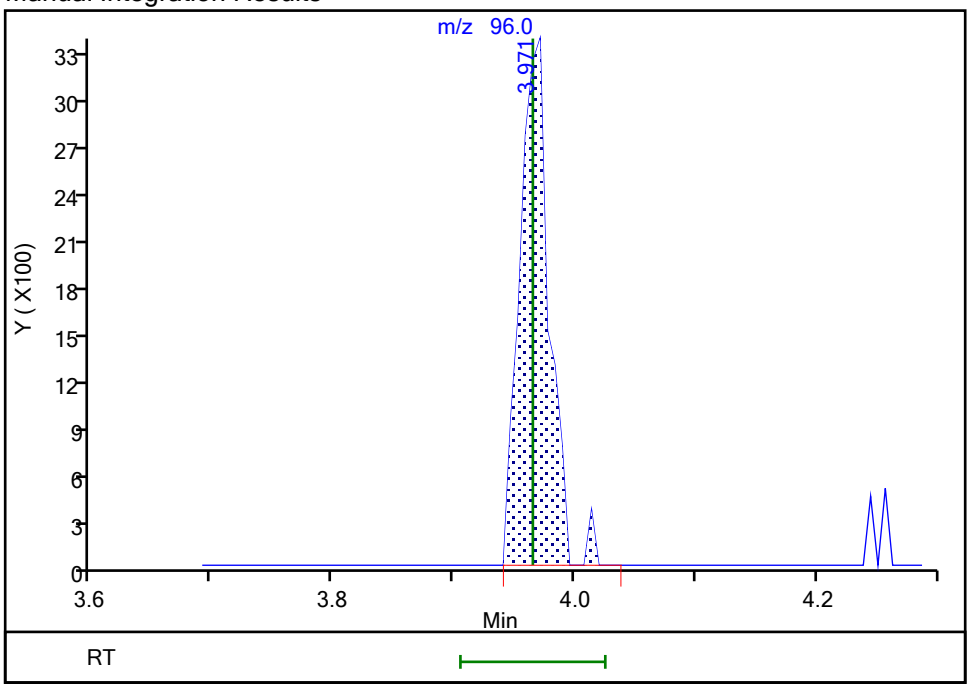

Reviewer: HillL, 15-Sep-2021 10:02:50
Audit Action: Assigned Compound ID Audit Reason: Poor chromatography

Manual Integration/User Assign Peak Report

Eurofins TestAmerica, Buffalo

Data File:	\\chromfs\Buffalo\ChromData\HP5973S\20210914-100971.b\S3499.D				
Injection Date:	14-Sep-2021 17:37:30	Instrument ID:	HP5973S		
Lims ID:	IC 0.5				
Client ID:					
Operator ID:	wd	ALS Bottle#:	4	Worklist Smp#:	4
Purge Vol:	5.000 mL	Dil. Factor:	1.0000		
Method:	S-8260	Limit Group:	MV - 8260C ICAL		
Column:	ZB-624 (0.18 mm)	Detector	MS SCAN		

55 Carbon tetrachloride, CAS: 56-23-5

Signal: 1

Not Detected
Expected RT: 4.51

Processing Integration Results

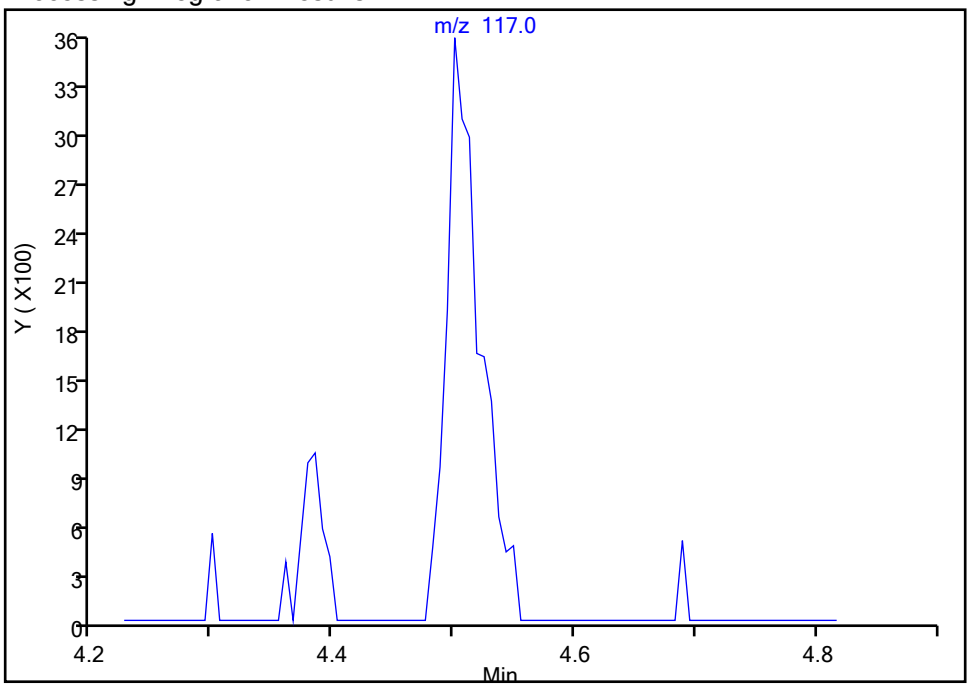

RT: 4.50
Area: 6824
Amount: 0.473807
Amount Units: ug/L

Manual Integration Results

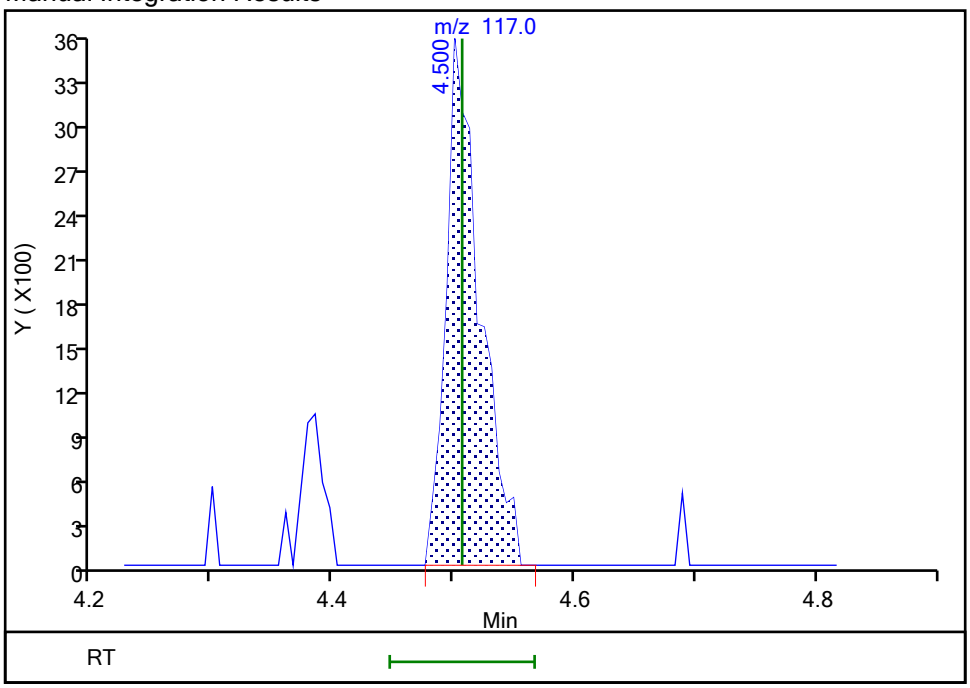

Reviewer: HillL, 15-Sep-2021 10:03:07
Audit Action: Assigned Compound ID Audit Reason: Poor chromatography

Manual Integration/User Assign Peak Report

Eurofins TestAmerica, Buffalo

Data File:	\\chromfs\Buffalo\ChromData\HP5973S\20210914-100971.b\S3499.D				
Injection Date:	14-Sep-2021 17:37:30	Instrument ID:	HP5973S		
Lims ID:	IC 0.5				
Client ID:					
Operator ID:	wd	ALS Bottle#:	4	Worklist Smp#:	4
Purge Vol:	5.000 mL	Dil. Factor:	1.0000		
Method:	S-8260	Limit Group:	MV - 8260C ICAL		
Column:	ZB-624 (0.18 mm)	Detector	MS SCAN		

53 Isobutyl alcohol, CAS: 78-83-1

Signal: 1

Processing Integration Results

RT: 4.79
Area: 5555
Amount: 10.459212
Amount Units: ug/L

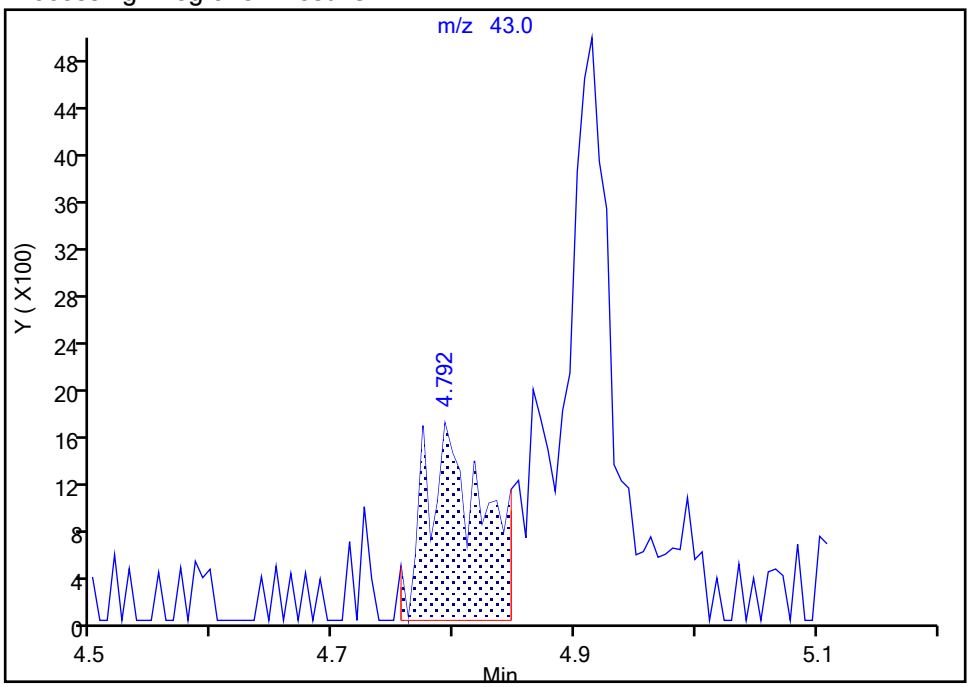

Manual Integration Results

RT: 4.79
Area: 6411
Amount: 11.723614
Amount Units: ug/L

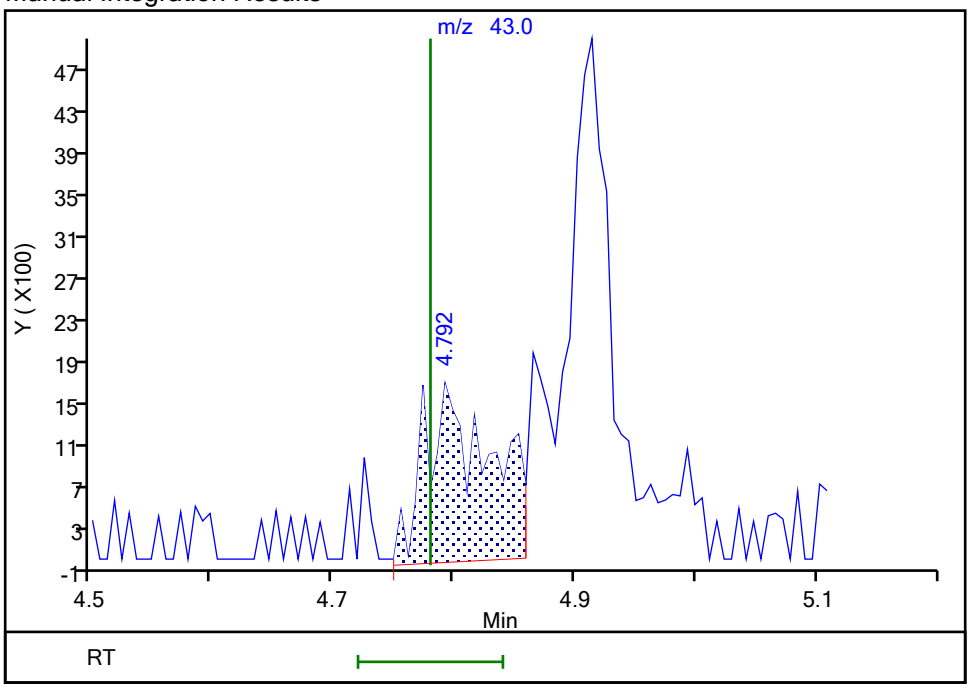

Reviewer: HillL, 15-Sep-2021 10:03:47
Audit Action: Manually Integrated Audit Reason: Poor chromatography

Manual Integration/User Assign Peak Report

Eurofins TestAmerica, Buffalo

Data File:	\\chromfs\Buffalo\ChromData\HP5973S\20210914-100971.b\S3499.D				
Injection Date:	14-Sep-2021 17:37:30	Instrument ID:	HP5973S		
Lims ID:	IC 0.5				
Client ID:					
Operator ID:	wd	ALS Bottle#:	4	Worklist Smp#:	4
Purge Vol:	5.000 mL	Dil. Factor:	1.0000		
Method:	S-8260	Limit Group:	MV - 8260C ICAL		
Column:	ZB-624 (0.18 mm)	Detector	MS SCAN		

66 1,4-Dioxane, CAS: 123-91-1

Signal: 1

Not Detected
Expected RT: 5.72

Processing Integration Results

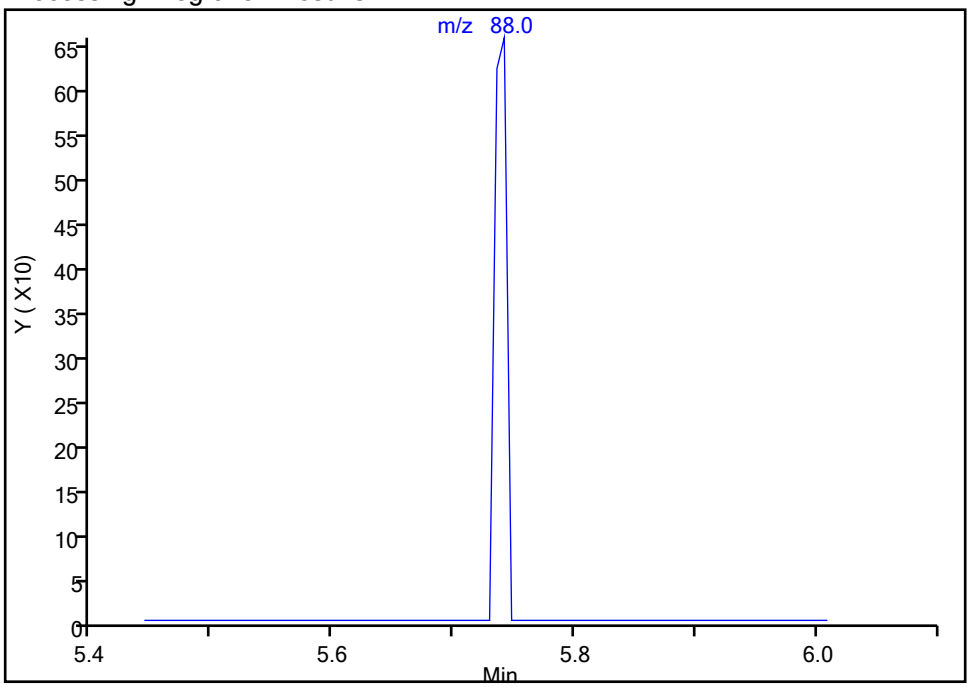

RT: 5.74
Area: 490
Amount: 10.425523
Amount Units: ug/L

Manual Integration Results

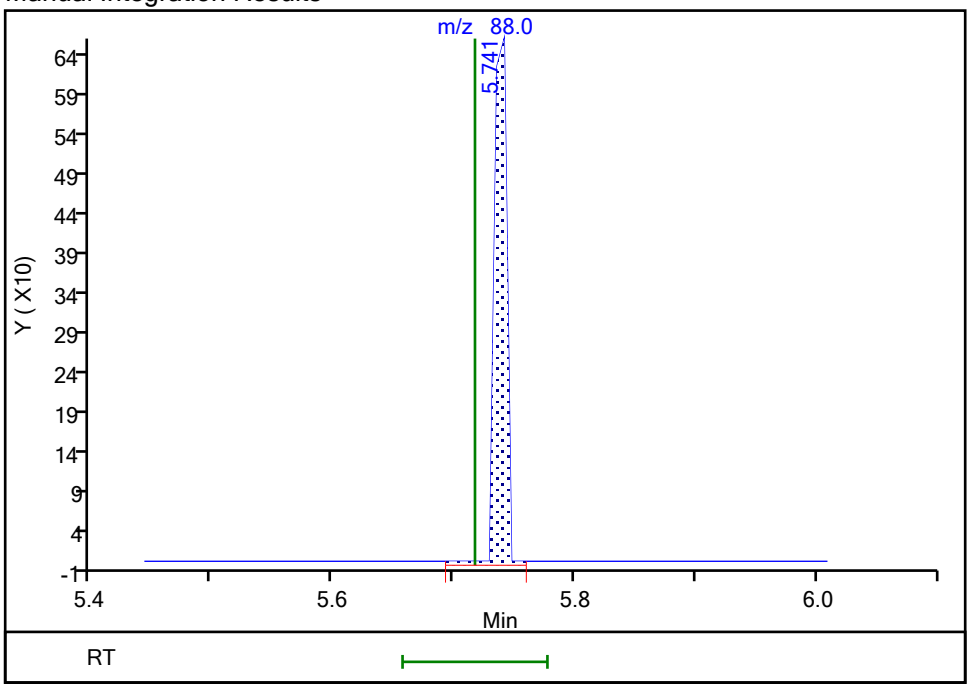

Reviewer: HillL, 15-Sep-2021 10:04:00
Audit Action: Manually Integrated Audit Reason: Poor chromatography

Manual Integration/User Assign Peak Report

Eurofins TestAmerica, Buffalo

Data File:	\\chromfs\Buffalo\ChromData\HP5973S\20210914-100971.b\S3499.D				
Injection Date:	14-Sep-2021 17:37:30	Instrument ID:	HP5973S		
Lims ID:	IC 0.5				
Client ID:					
Operator ID:	wd	ALS Bottle#:	4	Worklist Smp#:	4
Purge Vol:	5.000 mL	Dil. Factor:	1.0000		
Method:	S-8260	Limit Group:	MV - 8260C ICAL		
Column:	ZB-624 (0.18 mm)	Detector	MS SCAN		

77 trans-1,3-Dichloropropene, CAS: 10061-02-6

Signal: 1

Not Detected
Expected RT: 6.85

Processing Integration Results

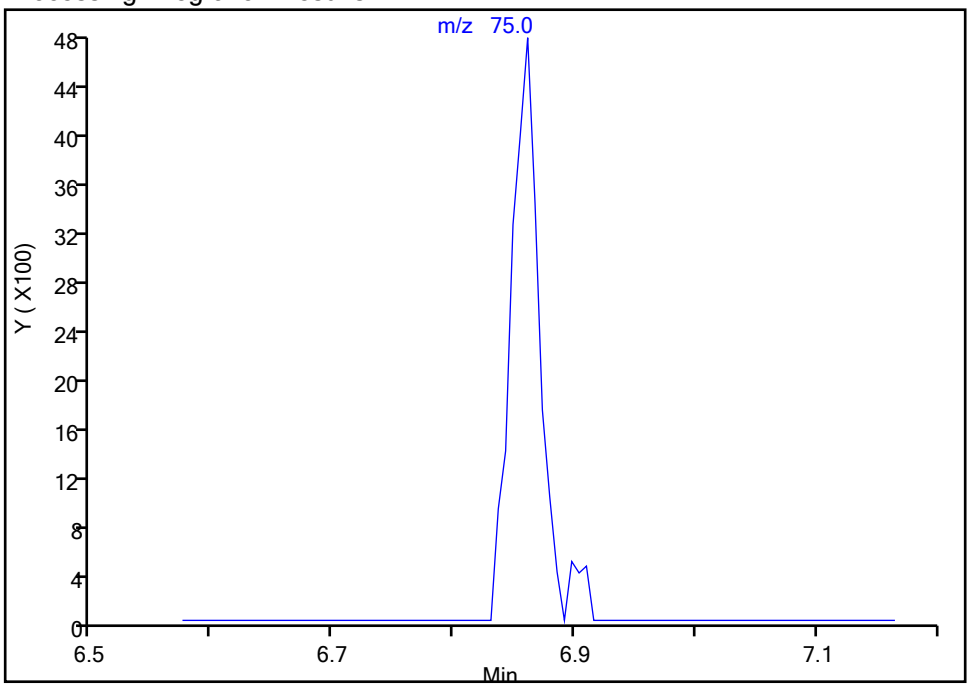

RT: 6.86
Area: 7975
Amount: 0.484383
Amount Units: ug/L

Manual Integration Results

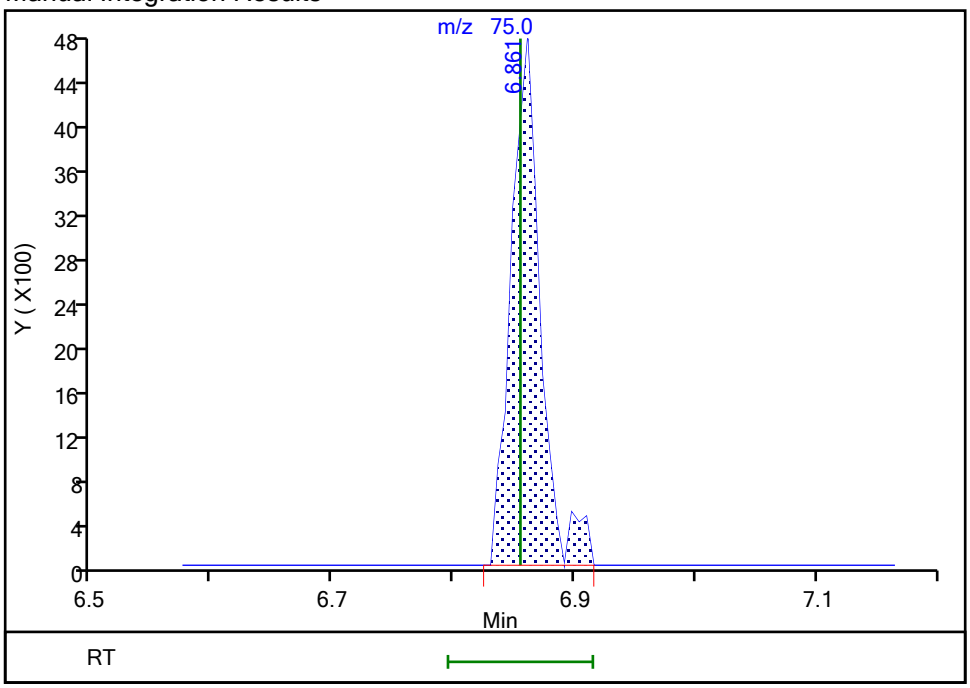

Reviewer: HillL, 15-Sep-2021 10:04:10
Audit Action: Assigned Compound ID Audit Reason: Poor chromatography

Manual Integration/User Assign Peak Report

Eurofins TestAmerica, Buffalo

Data File:	\\chromfs\Buffalo\ChromData\HP5973S\20210914-100971.b\S3499.D				
Injection Date:	14-Sep-2021 17:37:30	Instrument ID:	HP5973S		
Lims ID:	IC 0.5				
Client ID:					
Operator ID:	wd	ALS Bottle#:	4	Worklist Smp#:	4
Purge Vol:	5.000 mL	Dil. Factor:	1.0000		
Method:	S-8260	Limit Group:	MV - 8260C ICAL		
Column:	ZB-624 (0.18 mm)	Detector	MS SCAN		

98 trans-1,4-Dichloro-2-butene, CAS: 110-57-6

Signal: 1

Not Detected
Expected RT: 9.50

Processing Integration Results

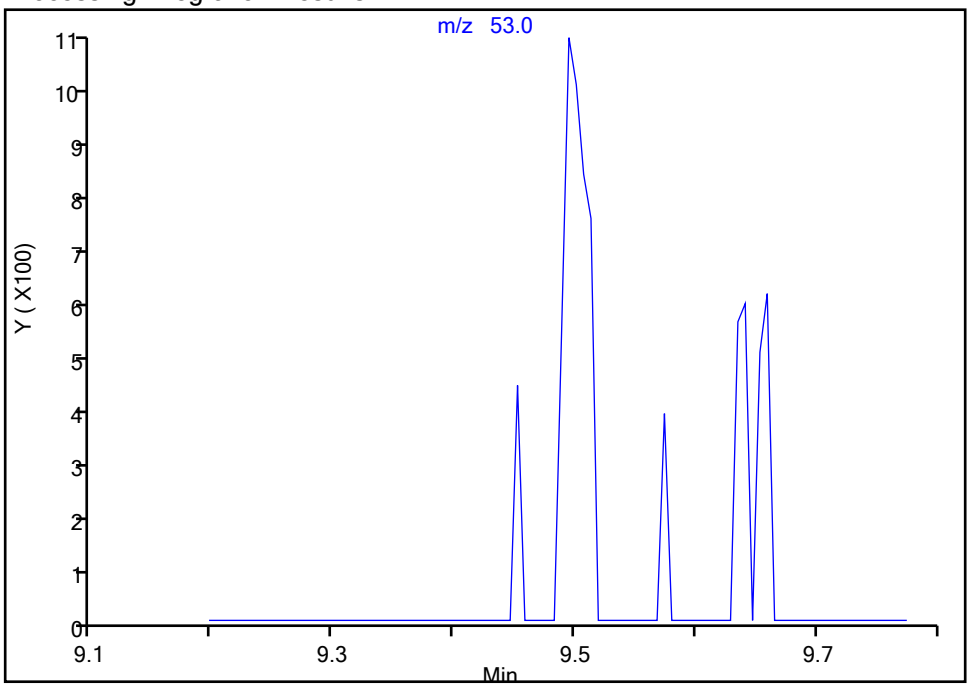

RT: 9.50
Area: 1440
Amount: 0.813156
Amount Units: ug/L

Manual Integration Results

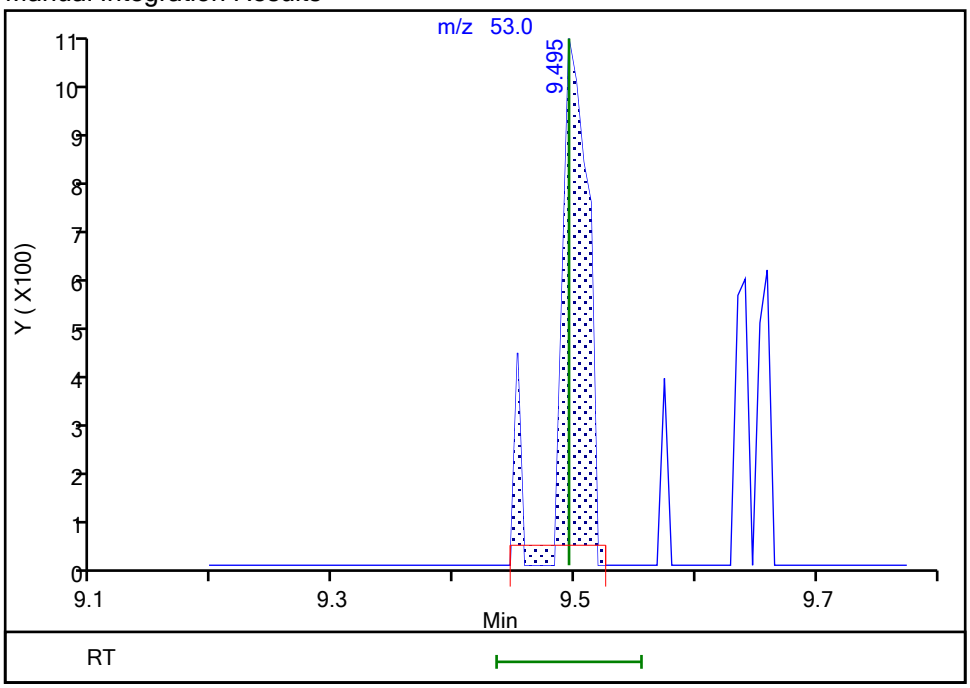

Reviewer: HillL, 15-Sep-2021 10:04:40
Audit Action: Manually Integrated Audit Reason: Poor chromatography

Eurofins TestAmerica, Buffalo
Target Compound Quantitation Report

Data File: \\chromfs\Buffalo\ChromData\HP5973S\20210914-100971.b\S3500.D
Lims ID: IC
Client ID:
Sample Type: IC Calib Level: 2
Inject. Date: 14-Sep-2021 18:00:30 ALS Bottle#: 5 Worklist Smp#: 5
Purge Vol: 5.000 mL Dil. Factor: 1.0000
Sample Info: IC
Misc. Info.: 480-0100971-005
Operator ID: wd Instrument ID: HP5973S
Sublist: chrom-S-8260*sub26

Method: \\chromfs\Buffalo\ChromData\HP5973S\20210914-100971.b\S-8260.m
Limit Group: MV - 8260C ICAL
Last Update: 15-Sep-2021 10:50:12 Calib Date: 15-Sep-2021 00:35:30
Integrator: RTE ID Type: RT Order ID
Quant Method: Internal Standard Quant By: Initial Calibration
Last ICal File: \\chromfs\Buffalo\ChromData\HP5973S\20210914-100971.b\S3517.D

Column 1 : ZB-624 (0.18 mm) Det: MS SCAN
Process Host: CTX1643

First Level Reviewer: HillL Date: 15-Sep-2021 10:08:17

Compound	Sig	RT (min.)	Adj RT (min.)	Dlt RT (min.)	Q	Response	Cal Amt ug/L	OnCol Amt ug/L	Flags
* 153 Fluorobenzene (IS)	70	4.999	4.999	0.000	98	159409	25.0	25.0	
* 2 Chlorobenzene-d5	82	7.968	7.962	0.006	86	339179	25.0	25.0	
* 3 1,4-Dichlorobenzene-d4	152	10.395	10.395	0.000	92	344522	25.0	25.0	
$ 154 Dibromofluoromethane (Surr)	113	4.433	4.434	-0.001	58	212834	25.0	24.8	
$ 4 1,2-Dichloroethane-d4 (Surr)	67	4.731	4.732	-0.001	99	142925	25.0	25.7	
$ 5 Toluene-d8 (Surr)	98	6.496	6.496	0.000	91	847396	25.0	24.7	
$ 6 4-Bromofluorobenzene (Surr)	174	9.221	9.221	0.000	91	282213	25.0	24.6	
10 Dichlorodifluoromethane	85	1.094	1.088	0.006	71	13763	1.00	1.21	M
12 Chloromethane	50	1.246	1.246	0.000	69	17453	1.00	1.16	M
13 Vinyl chloride	62	1.331	1.319	0.012	37	15649	1.00	1.15	
151 Butadiene	54	1.331	1.325	0.006	79	20046	1.00	1.25	M
14 Bromomethane	94	1.586	1.586	0.000	76	11587	1.00	1.27	
15 Chloroethane	64	1.653	1.647	0.006	69	12246	1.00	1.29	M
16 Dichlorofluoromethane	67	1.854	1.848	0.006	66	25450	1.00	1.30	
17 Trichlorofluoromethane	101	1.860	1.860	0.000	69	19118	1.00	1.14	
18 Ethyl ether	59	2.091	2.091	0.000	72	12966	1.00	1.13	
20 Acrolein	56	2.268	2.274	-0.006	0	3866	5.00	4.67	M
21 1,1,2-Trichloro-1,2,2-trifluoroe	101	2.292	2.292	0.000	45	6790	1.00	0.7505	
22 1,1-Dichloroethene	96	2.310	2.304	0.006	85	8901	1.00	0.9179	
23 Acetone	43	2.414	2.420	-0.006	91	26222	5.00	5.34	M
25 Iodomethane	142	2.468	2.462	0.006	85	16506	1.00	0.9519	
26 Carbon disulfide	76	2.499	2.499	0.000	57	29529	1.00	0.9477	
28 3-Chloro-1-propene	41	2.651	2.651	0.000	77	19534	1.00	1.02	
27 Methyl acetate	43	2.706	2.700	0.006	87	34824	2.00	2.70	
30 Methylene Chloride	84	2.809	2.803	0.006	75	18217	1.00	0.9763	M
31 2-Methyl-2-propanol	59	3.040	2.973	0.067	0	16766	10.0	11.0	M
32 Methyl tert-butyl ether	73	2.998	2.998	0.000	89	35346	1.00	1.01	
34 trans-1,2-Dichloroethene	96	3.010	3.010	0.000	79	11639	1.00	1.07	
33 Acrylonitrile	53	3.083	3.077	0.006	98	71916	10.0	10.8	M
35 Hexane	57	3.192	3.199	-0.007	75	14614	1.00	0.8819	

Compound	Sig	RT (min.)	Adj RT (min.)	Dlt RT (min.)	Q	Response	Cal Amt ug/L	OnCol Amt ug/L	Flags
39 1,1-Dichloroethane	63	3.417	3.418	-0.001	46	19021	1.00	0.9493	
37 Vinyl acetate	43	3.484	3.478	0.006	94	52625	2.00	1.99	
44 2,2-Dichloropropane	77	3.935	3.923	0.012	65	9229	1.00	0.9066	
45 cis-1,2-Dichloroethene	96	3.965	3.965	0.000	51	12256	1.00	1.04	
43 2-Butanone (MEK)	43	4.014	4.008	0.006	96	39368	5.00	5.26	
48 Chlorobromomethane	128	4.190	4.196	-0.006	77	6077	1.00	0.9592	
49 Tetrahydrofuran	42	4.214	4.208	0.006	86	14243	2.00	2.56	M
50 Chloroform	83	4.281	4.275	0.006	69	21006	1.00	1.06	
51 1,1,1-Trichloroethane	97	4.373	4.373	0.000	69	13154	1.00	0.8386	
52 Cyclohexane	56	4.385	4.379	0.006	73	16584	1.00	0.8112	
55 Carbon tetrachloride	117	4.512	4.507	0.005	64	11649	1.00	0.8463	a
54 1,1-Dichloropropene	75	4.531	4.525	0.006	63	12118	1.00	0.8801	
57 Benzene	78	4.731	4.726	0.005	45	42070	1.00	0.9875	
53 Isobutyl alcohol	43	4.792	4.780	0.012	31	15080	25.0	28.9	
58 1,2-Dichloroethane	62	4.804	4.805	-0.001	22	16704	1.00	1.03	
59 n-Heptane	43	4.920	4.914	0.006	80	15417	1.00	0.8195	
62 Trichloroethene	95	5.334	5.334	0.000	68	9604	1.00	0.9422	
64 Methylcyclohexane	83	5.449	5.443	0.006	79	15744	1.00	0.8460	
65 1,2-Dichloropropane	63	5.577	5.577	0.000	71	11770	1.00	1.09	
67 Dibromomethane	93	5.711	5.711	0.000	71	7285	1.00	1.08	
66 1,4-Dioxane	88	5.741	5.717	0.024	36	1555	20.0	17.6	
68 Dichlorobromomethane	83	5.875	5.869	0.006	69	12398	1.00	1.00	
69 2-Chloroethyl vinyl ether	63	6.161	6.155	0.006	62	7622	1.00	1.02	
72 cis-1,3-Dichloropropene	75	6.283	6.283	0.000	55	15038	1.00	0.9367	
73 4-Methyl-2-pentanone (MIBK)	43	6.435	6.435	0.000	97	86343	5.00	5.04	
74 Toluene	92	6.563	6.557	0.006	80	27366	1.00	1.00	
77 trans-1,3-Dichloropropene	75	6.855	6.855	0.000	76	14862	1.00	0.9393	
75 Ethyl methacrylate	69	6.909	6.903	0.006	44	12020	1.00	0.8804	
79 1,1,2-Trichloroethane	83	7.043	7.037	0.006	75	8484	1.00	1.00	
81 Tetrachloroethene	166	7.086	7.080	0.006	75	10310	1.00	0.8646	
82 1,3-Dichloropropane	76	7.195	7.195	0.000	81	18490	1.00	1.06	
80 2-Hexanone	43	7.274	7.275	-0.001	95	59331	5.00	5.16	
83 Chlorodibromomethane	129	7.420	7.427	-0.007	49	8552	1.00	0.8568	
84 Ethylene Dibromide	107	7.524	7.518	0.006	72	9938	1.00	0.9373	
87 Chlorobenzene	112	7.992	7.992	0.000	80	28913	1.00	0.9234	
88 Ethylbenzene	91	8.090	8.090	0.000	90	46851	1.00	0.9081	
89 1,1,1,2-Tetrachloroethane	131	8.096	8.096	0.000	31	10897	1.00	0.9620	
90 m-Xylene & p-Xylene	106	8.217	8.211	0.006	92	19060	1.00	0.9109	
91 o-Xylene	106	8.631	8.631	0.000	90	18572	1.00	0.8976	
92 Styrene	104	8.668	8.668	0.000	67	33330	1.00	0.9802	
95 Bromoform	173	8.911	8.911	0.000	75	5908	1.00	0.8510	
94 Isopropylbenzene	105	9.020	9.021	-0.001	88	46169	1.00	0.8821	
101 Bromobenzene	156	9.373	9.367	0.006	77	12894	1.00	0.9654	
97 1,1,2,2-Tetrachloroethane	83	9.452	9.452	0.000	47	14660	1.00	1.02	
99 N-Propylbenzene	91	9.464	9.465	-0.001	95	54651	1.00	0.9329	
100 1,2,3-Trichloropropane	110	9.477	9.477	0.000	44	4615	1.00	0.9286	
98 trans-1,4-Dichloro-2-butene	53	9.495	9.495	0.000	33	3414	1.00	1.22	
103 2-Chlorotoluene	126	9.562	9.562	0.000	85	13643	1.00	1.07	
102 1,3,5-Trimethylbenzene	105	9.653	9.653	0.000	87	40441	1.00	0.9086	
105 4-Chlorotoluene	126	9.684	9.684	0.000	77	11779	1.00	0.9332	
106 tert-Butylbenzene	134	9.982	9.976	0.006	78	8822	1.00	0.8935	
107 1,2,4-Trimethylbenzene	105	10.036	10.037	-0.001	86	41879	1.00	0.9066	

Compound	Sig	RT (min.)	Adj RT (min.)	Dlt RT (min.)	Q	Response	Cal Amt ug/L	OnCol Amt ug/L	Flags
109 sec-Butylbenzene	105	10.195	10.195	0.000	70	48653	1.00	0.8836	
111 1,3-Dichlorobenzene	146	10.328	10.329	-0.001	86	24711	1.00	0.9385	
110 4-Isopropyltoluene	119	10.347	10.341	0.006	86	42227	1.00	0.8588	
113 1,4-Dichlorobenzene	146	10.414	10.420	-0.006	53	25939	1.00	0.9626	
115 n-Butylbenzene	91	10.736	10.736	0.000	91	35067	1.00	0.8581	
116 1,2-Dichlorobenzene	146	10.772	10.773	-0.001	84	26933	1.00	1.00	
117 1,2-Dibromo-3-Chloropropane	75	11.521	11.521	0.000	23	2629	1.00	0.8988	
119 1,2,4-Trichlorobenzene	180	12.196	12.196	0.000	80	20781	1.00	1.02	
120 Hexachlorobutadiene	225	12.312	12.312	0.000	48	8364	1.00	0.9689	
121 Naphthalene	128	12.409	12.409	0.000	91	60671	1.00	0.99	
122 1,2,3-Trichlorobenzene	180	12.610	12.610	0.000	86	21204	1.00	1.05	
S 123 Total BTEX	1				0			4.70	
S 126 1,3-Dichloropropene, Total	1				0			1.88	
S 125 1,2-Dichloroethene, Total	1				0			2.10	
S 124 Xylenes, Total	1				0			1.81	

QC Flag Legend

Processing Flags

Review Flags

M - Manually Integrated

a - User Assigned ID

Reagents:

GAS CORP mix_00472	Amount Added:	1.00	Units: uL	
8260 CORP mix_00214	Amount Added:	1.00	Units: uL	
S_8260_IS_00351	Amount Added:	1.00	Units: uL	Run Reagent
S_8260_Surr_00398	Amount Added:	1.00	Units: uL	Run Reagent

Report Date: 15-Sep-2021 10:50:13 Chrom Revision: 2.3 13-May-2021 07:57:40

Eurofins TestAmerica, Buffalo

Data File:	\\chromfs\Buffalo\ChromData\HP5973S\20210914-100971.b\S3500.D				
Injection Date:	14-Sep-2021 18:00:30	Instrument ID:	HP5973S	Operator ID:	wd
Lims ID:	IC			Worklist Smp#:	5
Client ID:					
Purge Vol:	5.000 mL	Dil. Factor:	1.0000	ALS Bottle#:	5
Method:	S-8260	Limit Group:	MV - 8260C ICAL		

Column: ZB-624 (0.18 mm)

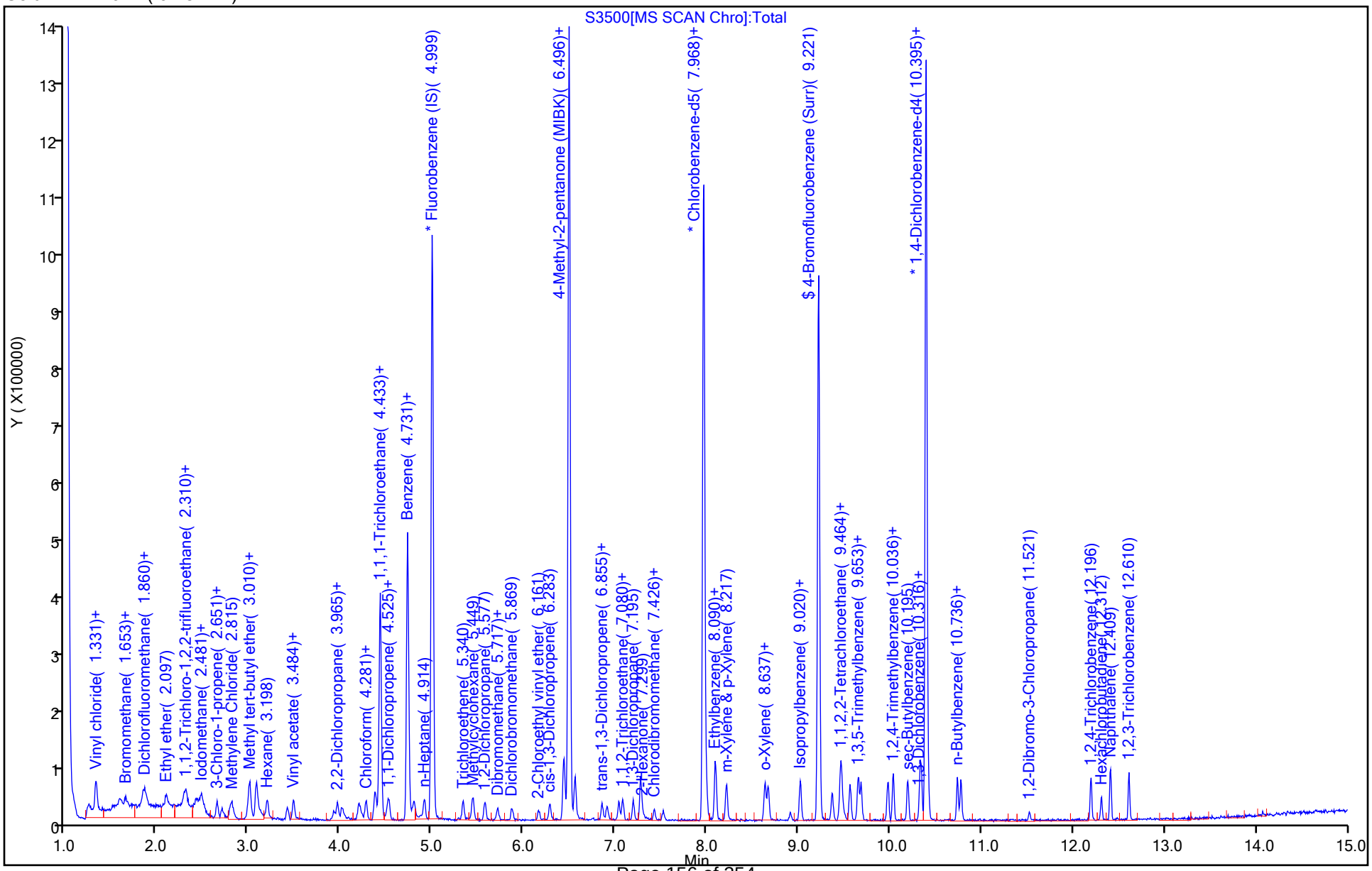

Manual Integration/User Assign Peak Report

Eurofins TestAmerica, Buffalo

Data File:	\\chromfs\Buffalo\ChromData\HP5973S\20210914-100971.b\S3500.D				
Injection Date:	14-Sep-2021 18:00:30	Instrument ID:	HP5973S		
Lims ID:	IC				
Client ID:					
Operator ID:	wd	ALS Bottle#:	5	Worklist Smp#:	5
Purge Vol:	5.000 mL	Dil. Factor:	1.0000		
Method:	S-8260	Limit Group:	MV - 8260C ICAL		
Column:	ZB-624 (0.18 mm)	Detector	MS SCAN		

10 Dichlorodifluoromethane, CAS: 75-71-8

Signal: 1

Processing Integration Results

RT: 1.09
Area: 11344
Amount: 1.072896
Amount Units: ug/L

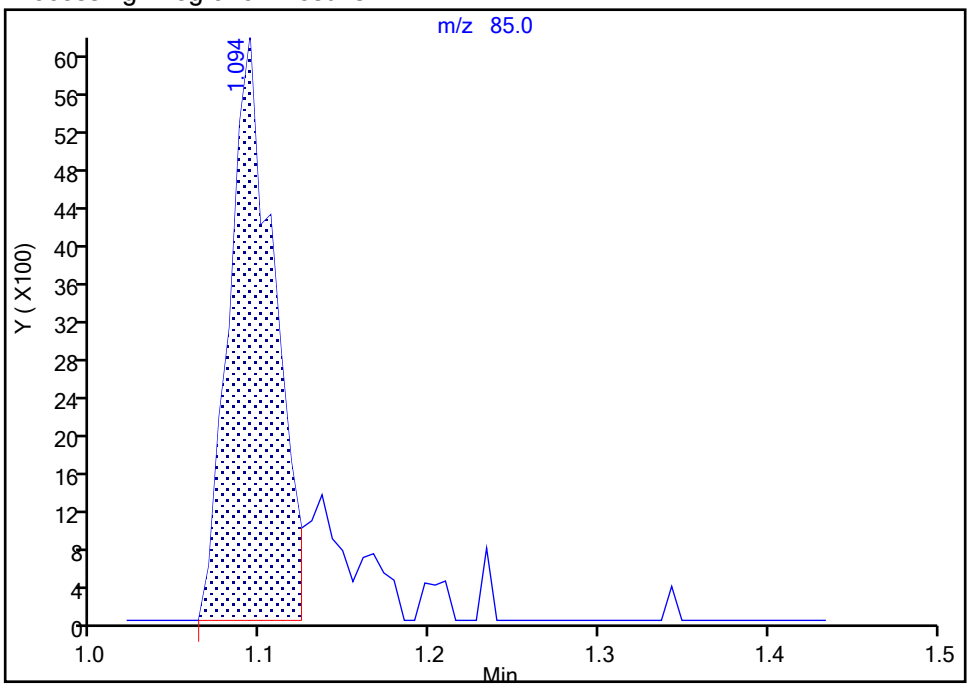

Manual Integration Results

RT: 1.09
Area: 13763
Amount: 1.213186
Amount Units: ug/L

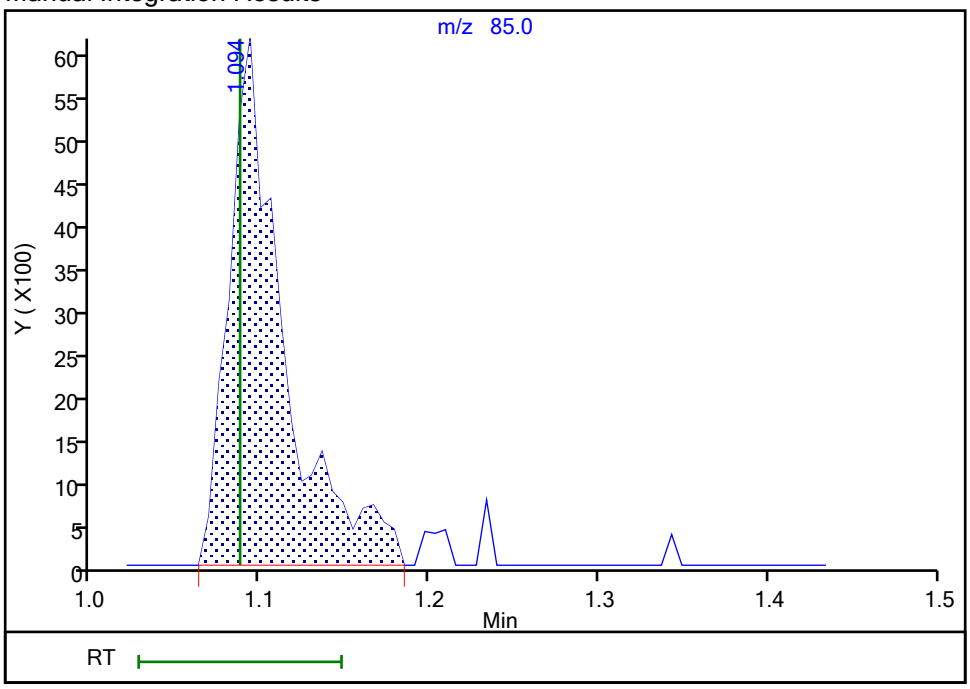

Reviewer: HillL, 15-Sep-2021 10:05:27

Audit Action: Manually Integrated Audit Reason: Poor chromatography

Manual Integration/User Assign Peak Report

Eurofins TestAmerica, Buffalo

Data File:	\\chromfs\Buffalo\ChromData\HP5973S\20210914-100971.b\S3500.D				
Injection Date:	14-Sep-2021 18:00:30	Instrument ID:	HP5973S		
Lims ID:	IC				
Client ID:					
Operator ID:	wd	ALS Bottle#:	5	Worklist Smp#:	5
Purge Vol:	5.000 mL	Dil. Factor:	1.0000		
Method:	S-8260	Limit Group:	MV - 8260C ICAL		
Column:	ZB-624 (0.18 mm)	Detector	MS SCAN		

12 Chloromethane, CAS: 74-87-3

Signal: 1

Processing Integration Results

RT: 1.25
Area: 19010
Amount: 1.257143
Amount Units: ug/L

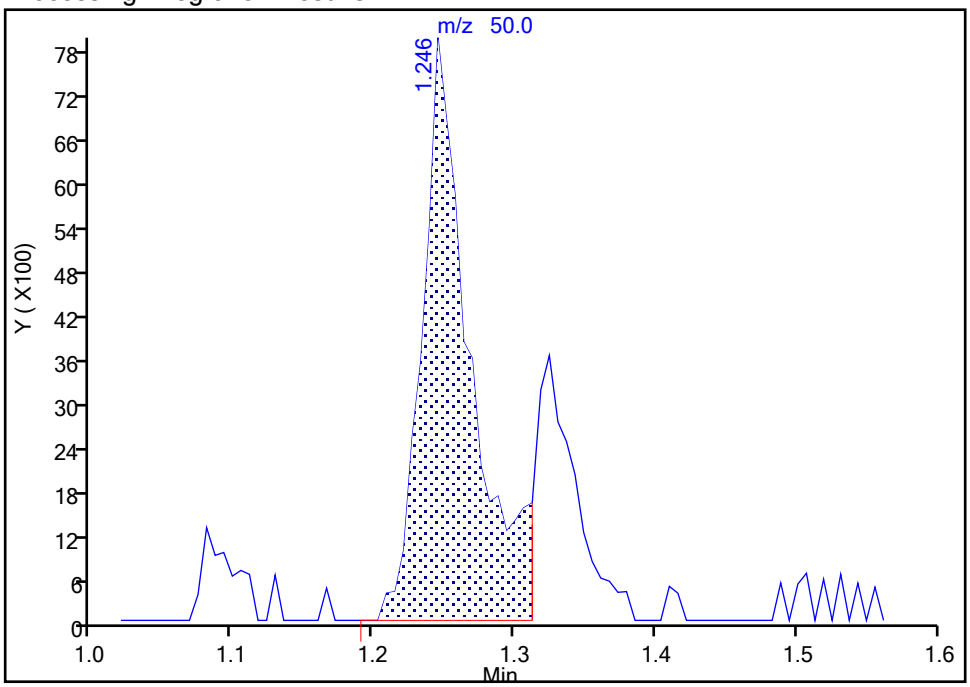

Manual Integration Results

RT: 1.25
Area: 17453
Amount: 1.164398
Amount Units: ug/L

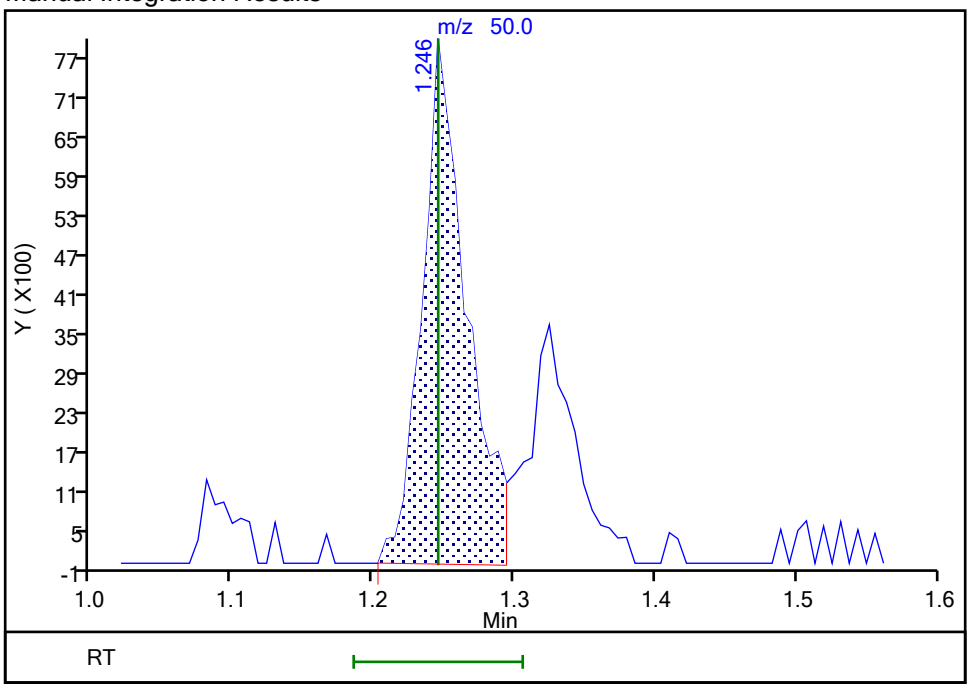

Reviewer: HillL, 15-Sep-2021 10:05:37

Audit Action: Manually Integrated Audit Reason: Poor chromatography

Manual Integration/User Assign Peak Report

Eurofins TestAmerica, Buffalo

Data File:	\\chromfs\Buffalo\ChromData\HP5973S\20210914-100971.b\S3500.D				
Injection Date:	14-Sep-2021 18:00:30	Instrument ID:	HP5973S		
Lims ID:	IC				
Client ID:					
Operator ID:	wd	ALS Bottle#:	5	Worklist Smp#:	5
Purge Vol:	5.000 mL	Dil. Factor:	1.0000		
Method:	S-8260	Limit Group:	MV - 8260C ICAL		
Column:	ZB-624 (0.18 mm)	Detector	MS SCAN		

151 Butadiene, CAS: 106-99-0

Signal: 1

Processing Integration Results

RT: 1.33
Area: 21864
Amount: 1.340360
Amount Units: ug/L

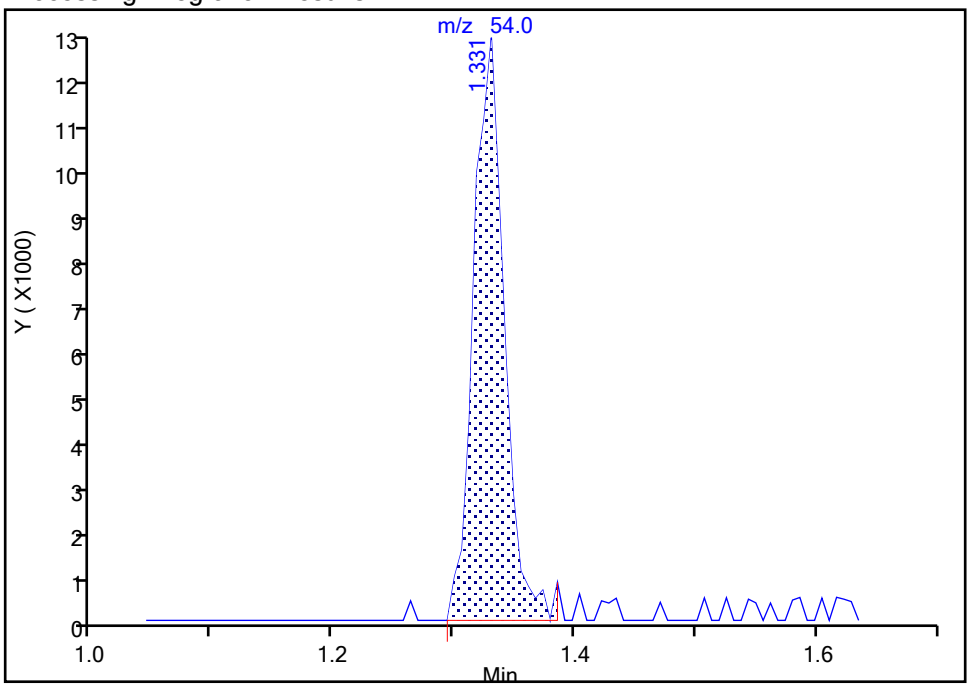

Manual Integration Results

RT: 1.33
Area: 20046
Amount: 1.246271
Amount Units: ug/L

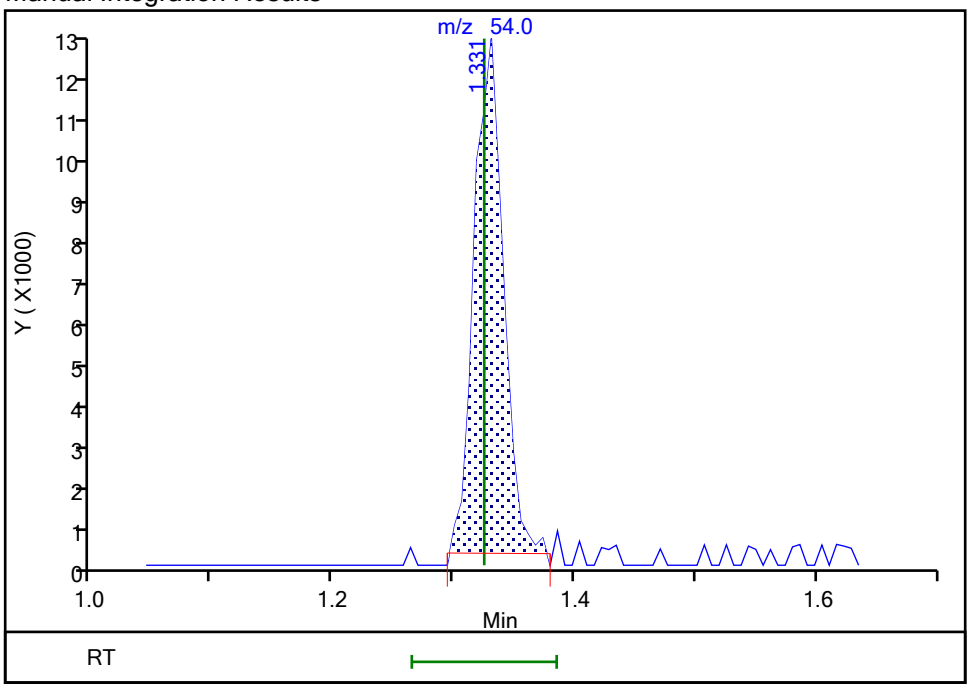

Reviewer: HillL, 15-Sep-2021 10:22:12

Audit Action: Manually Integrated Audit Reason: Poor chromatography

Manual Integration/User Assign Peak Report

Eurofins TestAmerica, Buffalo

Data File:	\\chromfs\Buffalo\ChromData\HP5973S\20210914-100971.b\S3500.D				
Injection Date:	14-Sep-2021 18:00:30	Instrument ID:	HP5973S		
Lims ID:	IC				
Client ID:					
Operator ID:	wd	ALS Bottle#:	5	Worklist Smp#:	5
Purge Vol:	5.000 mL	Dil. Factor:	1.0000		
Method:	S-8260	Limit Group:	MV - 8260C ICAL		
Column:	ZB-624 (0.18 mm)	Detector	MS SCAN		

15 Chloroethane, CAS: 75-00-3

Signal: 1

Processing Integration Results

RT: 1.65
Area: 14705
Amount: 1.504391
Amount Units: ug/L

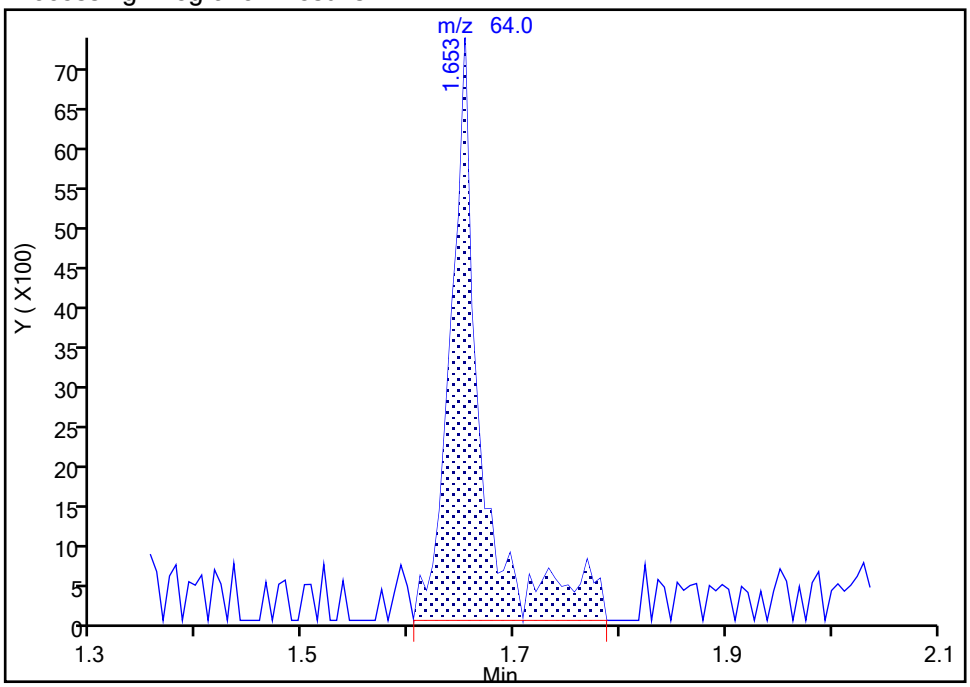

Manual Integration Results

RT: 1.65
Area: 12246
Amount: 1.293499
Amount Units: ug/L

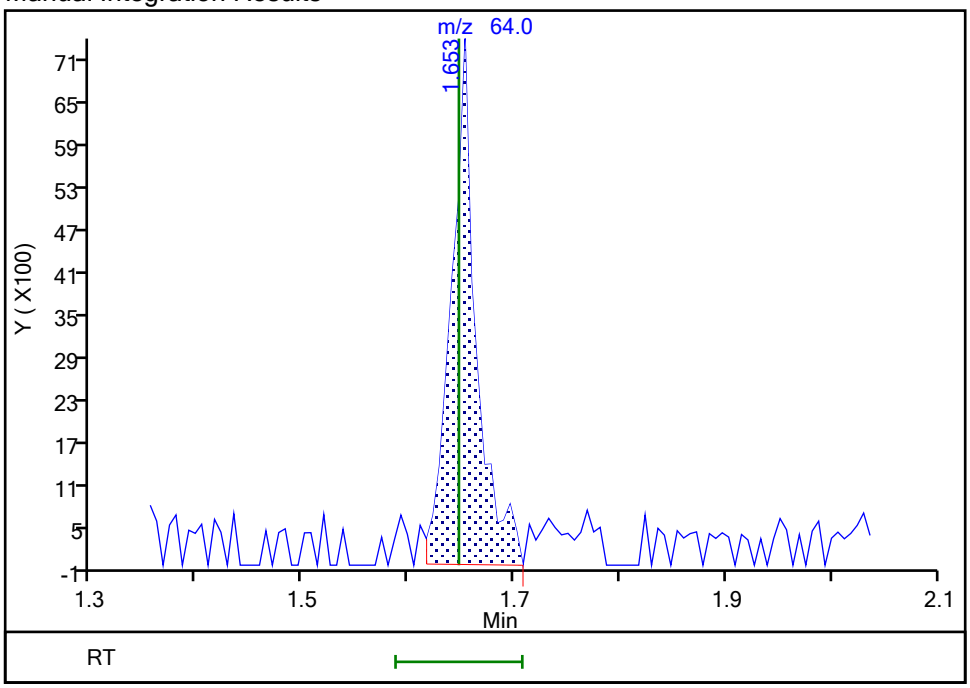

Reviewer: HillL, 15-Sep-2021 10:06:00

Audit Action: Manually Integrated Audit Reason: Poor chromatography

Manual Integration/User Assign Peak Report

Eurofins TestAmerica, Buffalo

Data File:	\\chromfs\Buffalo\ChromData\HP5973S\20210914-100971.b\S3500.D				
Injection Date:	14-Sep-2021 18:00:30	Instrument ID:	HP5973S		
Lims ID:	IC				
Client ID:					
Operator ID:	wd	ALS Bottle#:	5	Worklist Smp#:	5
Purge Vol:	5.000 mL	Dil. Factor:	1.0000		
Method:	S-8260	Limit Group:	MV - 8260C ICAL		
Column:	ZB-624 (0.18 mm)	Detector	MS SCAN		

20 Acrolein, CAS: 107-02-8

Signal: 1

Not Detected
Expected RT: 2.27

Processing Integration Results

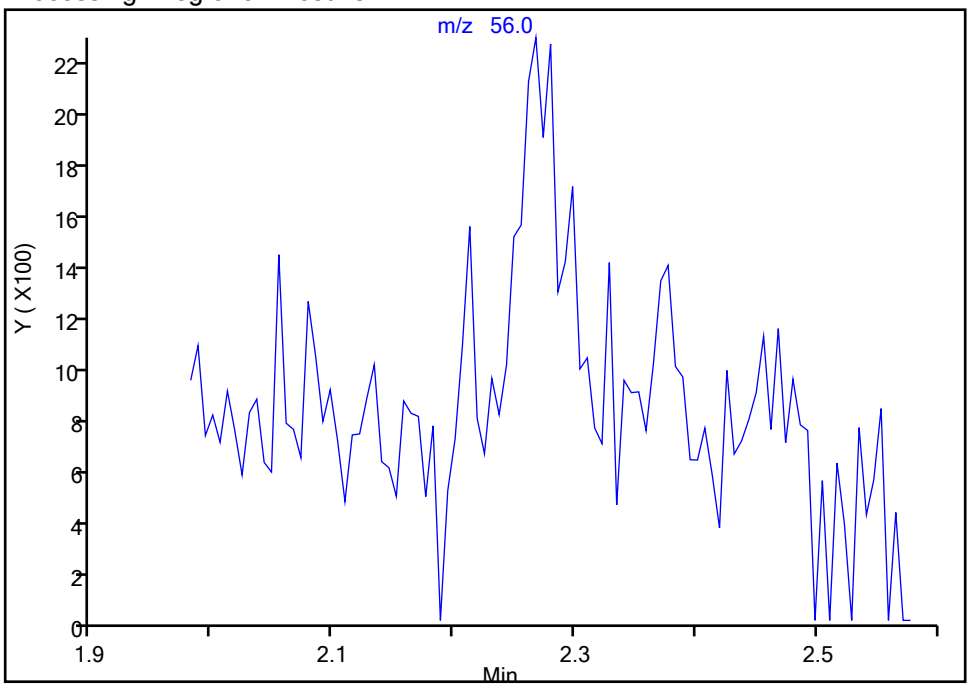

Manual Integration Results

RT: 2.27
Area: 3866
Amount: 4.666376
Amount Units: ug/L

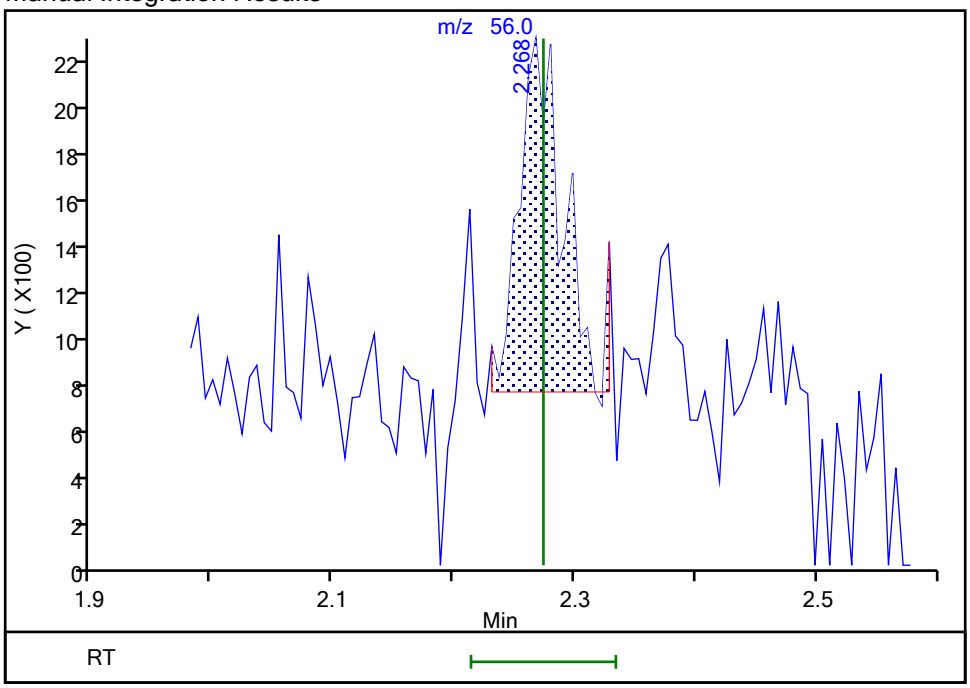

Reviewer: HillL, 15-Sep-2021 10:06:12
Audit Action: Manually Integrated Audit Reason: Poor chromatography

Manual Integration/User Assign Peak Report

Eurofins TestAmerica, Buffalo

Data File:	\\chromfs\Buffalo\ChromData\HP5973S\20210914-100971.b\S3500.D				
Injection Date:	14-Sep-2021 18:00:30	Instrument ID:	HP5973S		
Lims ID:	IC				
Client ID:					
Operator ID:	wd	ALS Bottle#:	5	Worklist Smp#:	5
Purge Vol:	5.000 mL	Dil. Factor:	1.0000		
Method:	S-8260	Limit Group:	MV - 8260C ICAL		
Column:	ZB-624 (0.18 mm)	Detector	MS SCAN		

23 Acetone, CAS: 67-64-1

Signal: 1

Processing Integration Results

RT: 2.41
Area: 35426
Amount: 6.725680
Amount Units: ug/L

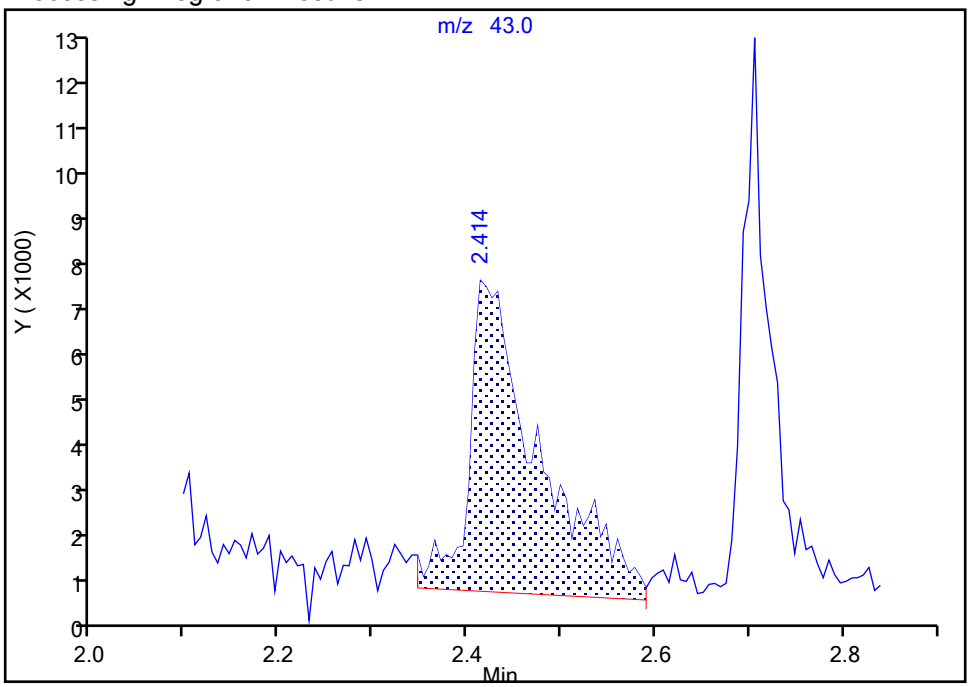

Manual Integration Results

RT: 2.41
Area: 26222
Amount: 5.344782
Amount Units: ug/L

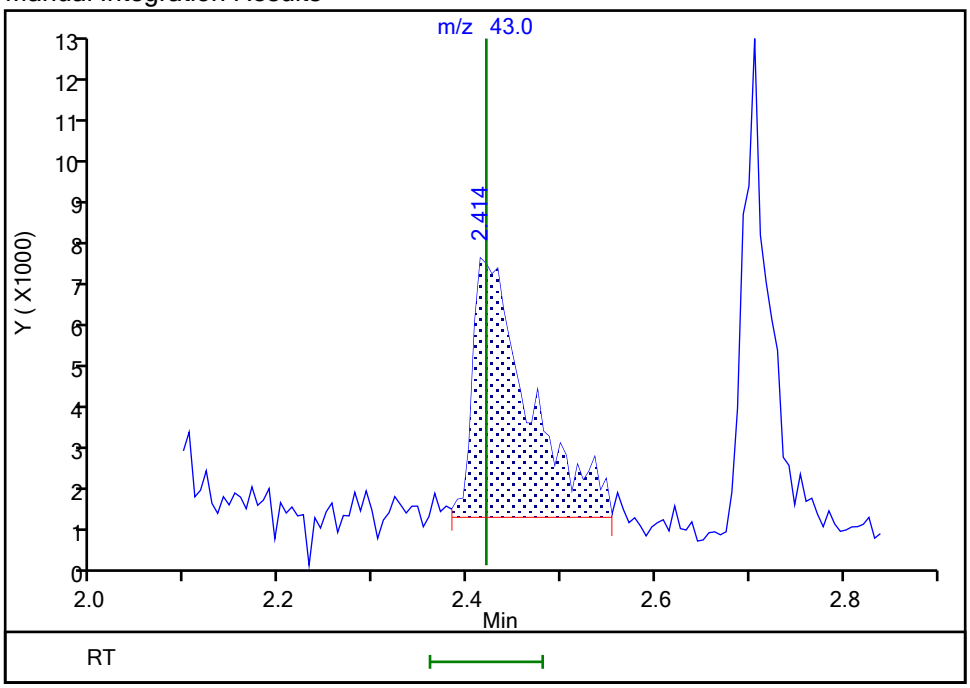

Reviewer: HillL, 15-Sep-2021 10:06:35

Audit Action: Manually Integrated Audit Reason: Poor chromatography

Manual Integration/User Assign Peak Report

Eurofins TestAmerica, Buffalo

Data File:	\\chromfs\Buffalo\ChromData\HP5973S\20210914-100971.b\S3500.D				
Injection Date:	14-Sep-2021 18:00:30	Instrument ID:	HP5973S		
Lims ID:	IC				
Client ID:					
Operator ID:	wd	ALS Bottle#:	5	Worklist Smp#:	5
Purge Vol:	5.000 mL	Dil. Factor:	1.0000		
Method:	S-8260	Limit Group:	MV - 8260C ICAL		
Column:	ZB-624 (0.18 mm)	Detector	MS SCAN		

30 Methylene Chloride, CAS: 75-09-2

Signal: 1

Processing Integration Results

RT: 2.81
Area: 14152
Amount: 0.717290
Amount Units: ug/L

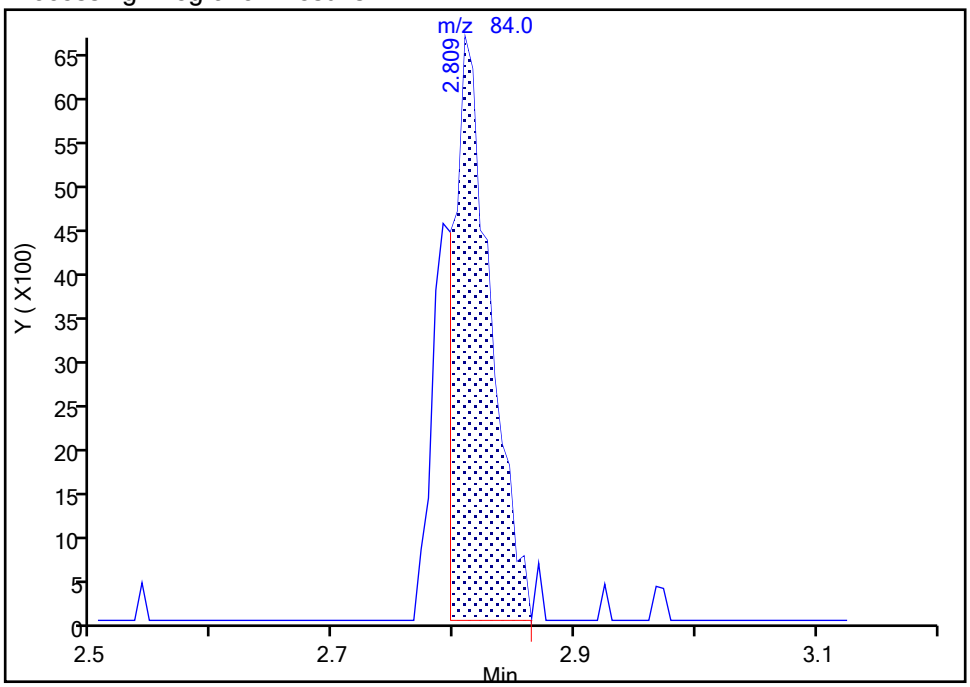

Manual Integration Results

RT: 2.81
Area: 18217
Amount: 0.976341
Amount Units: ug/L

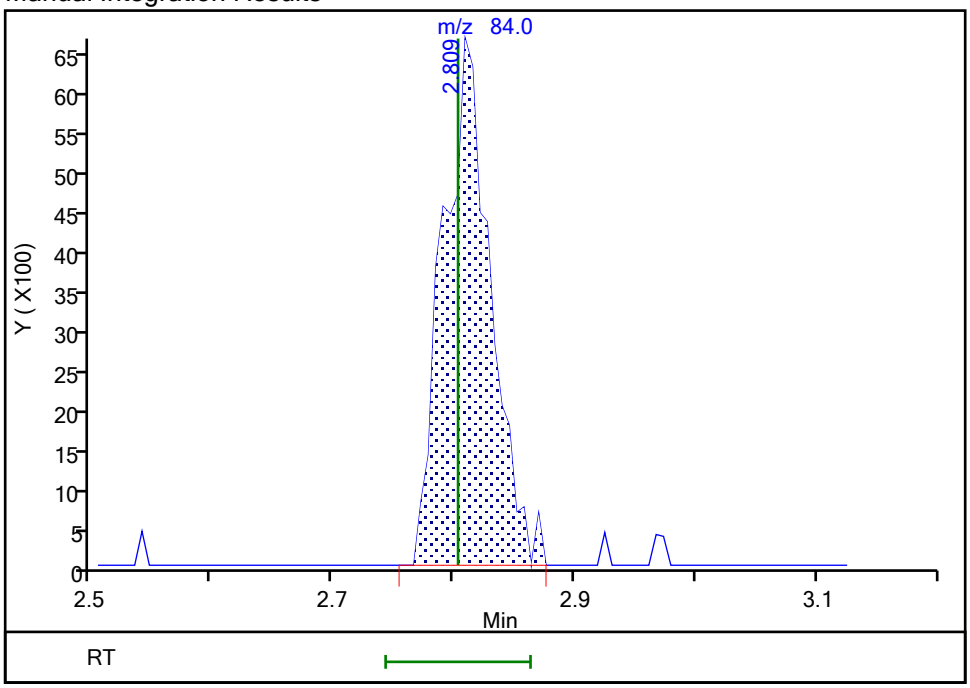

Reviewer: HillL, 15-Sep-2021 10:06:48
Audit Action: Manually Integrated Audit Reason: Poor chromatography

Manual Integration/User Assign Peak Report

Eurofins TestAmerica, Buffalo

Data File:	\\chromfs\Buffalo\ChromData\HP5973S\20210914-100971.b\S3500.D				
Injection Date:	14-Sep-2021 18:00:30	Instrument ID:	HP5973S		
Lims ID:	IC				
Client ID:					
Operator ID:	wd	ALS Bottle#:	5	Worklist Smp#:	5
Purge Vol:	5.000 mL	Dil. Factor:	1.0000		
Method:	S-8260	Limit Group:	MV - 8260C ICAL		
Column:	ZB-624 (0.18 mm)	Detector	MS SCAN		

31 2-Methyl-2-propanol, CAS: 75-65-0

Signal: 1

Not Detected
Expected RT: 2.97

Processing Integration Results

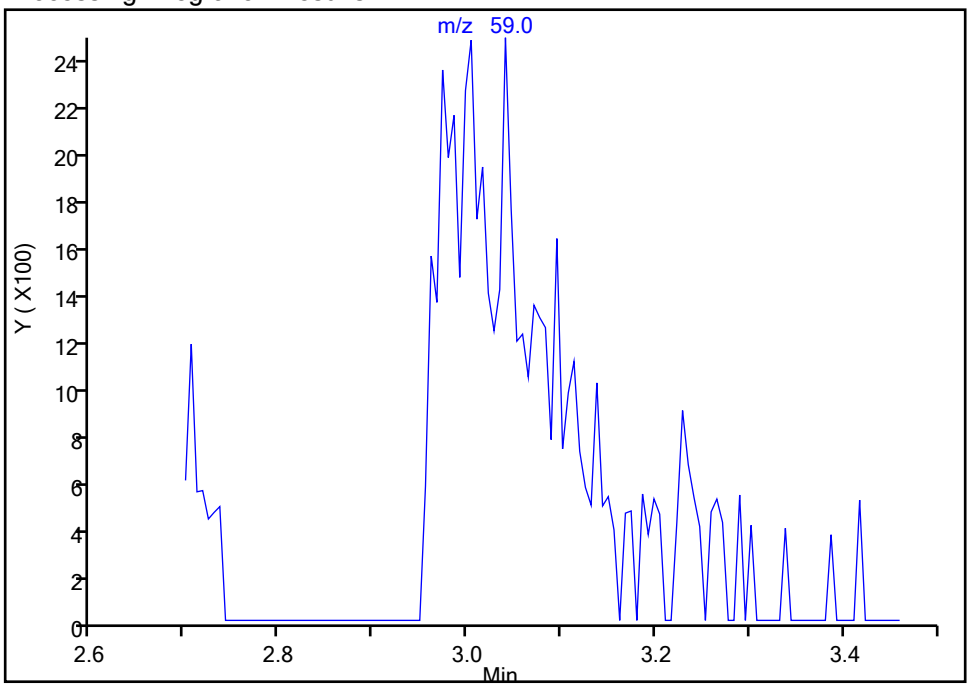

RT: 3.04
Area: 16766
Amount: 10.977676
Amount Units: ug/L

Manual Integration Results

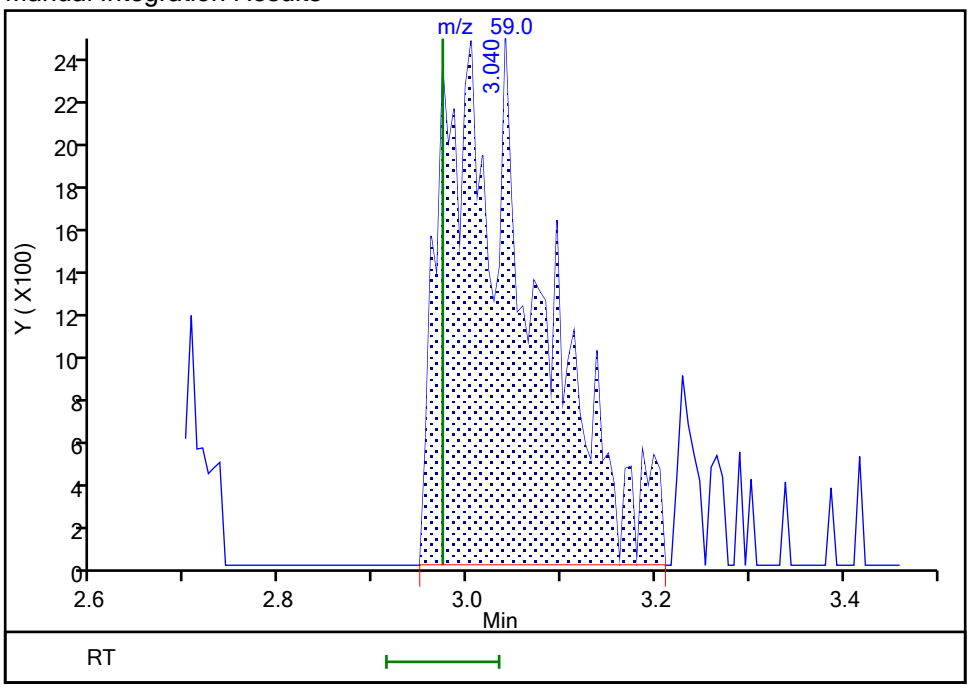

Reviewer: HillL, 15-Sep-2021 10:06:59
Audit Action: Manually Integrated Audit Reason: Poor chromatography

Manual Integration/User Assign Peak Report

Eurofins TestAmerica, Buffalo

Data File:	\\chromfs\Buffalo\ChromData\HP5973S\20210914-100971.b\S3500.D				
Injection Date:	14-Sep-2021 18:00:30	Instrument ID:	HP5973S		
Lims ID:	IC				
Client ID:					
Operator ID:	wd	ALS Bottle#:	5	Worklist Smp#:	5
Purge Vol:	5.000 mL	Dil. Factor:	1.0000		
Method:	S-8260	Limit Group:	MV - 8260C ICAL		
Column:	ZB-624 (0.18 mm)	Detector	MS SCAN		

33 Acrylonitrile, CAS: 107-13-1

Signal: 1

Processing Integration Results

RT: 3.08
Area: 61411
Amount: 9.364024
Amount Units: ug/L

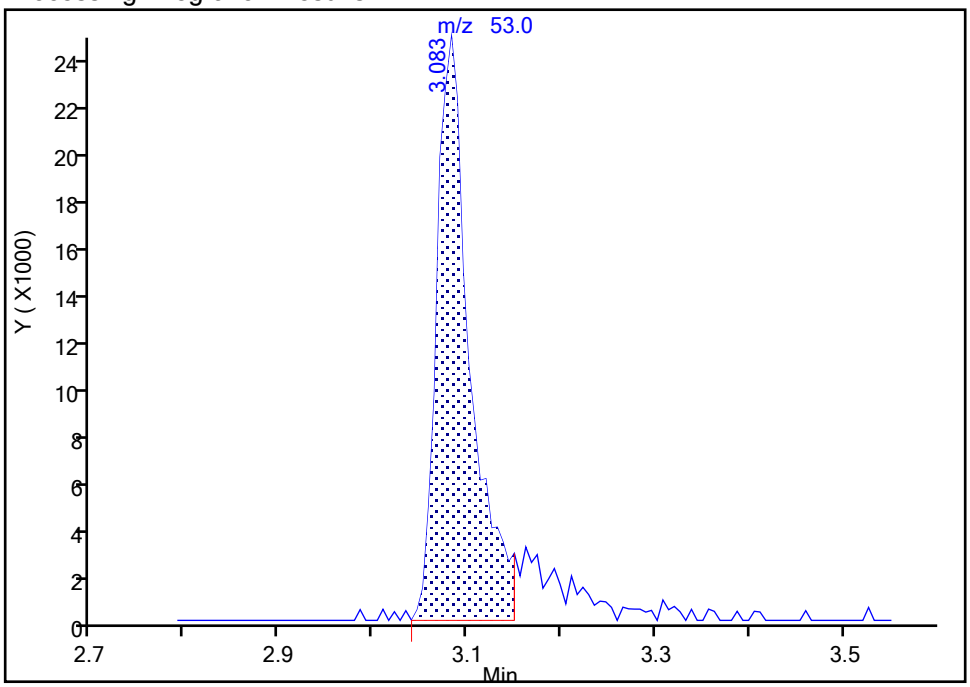

Manual Integration Results

RT: 3.08
Area: 71916
Amount: 10.750584
Amount Units: ug/L

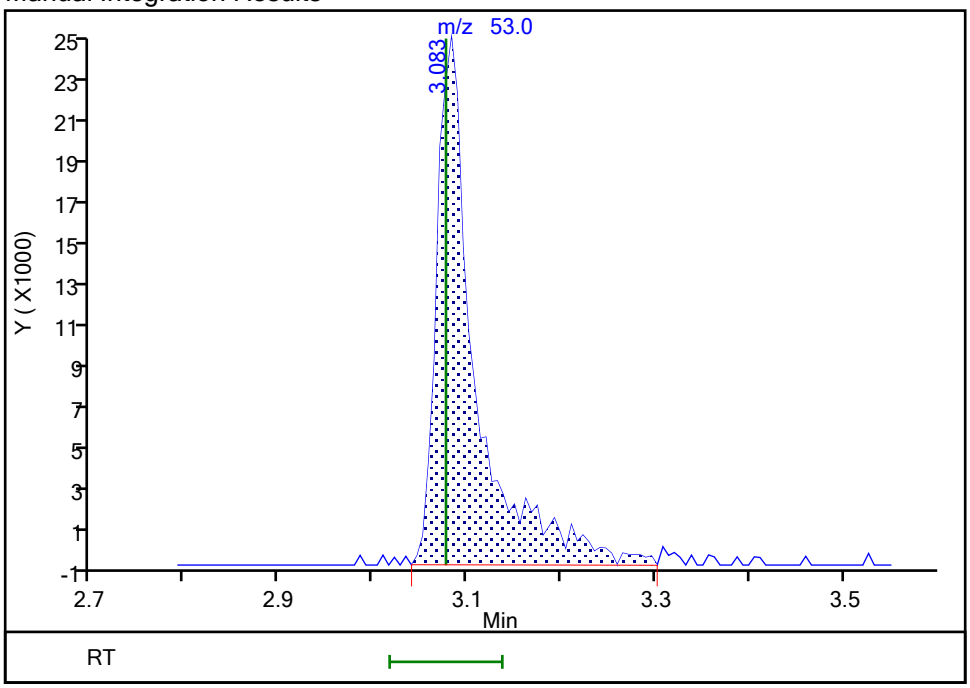

Reviewer: HillL, 15-Sep-2021 10:07:12

Audit Action: Manually Integrated Audit Reason: Poor chromatography

Manual Integration/User Assign Peak Report

Eurofins TestAmerica, Buffalo

Data File:	\\chromfs\Buffalo\ChromData\HP5973S\20210914-100971.b\S3500.D				
Injection Date:	14-Sep-2021 18:00:30	Instrument ID:	HP5973S		
Lims ID:	IC				
Client ID:					
Operator ID:	wd	ALS Bottle#:	5	Worklist Smp#:	5
Purge Vol:	5.000 mL	Dil. Factor:	1.0000		
Method:	S-8260	Limit Group:	MV - 8260C ICAL		
Column:	ZB-624 (0.18 mm)	Detector	MS SCAN		

49 Tetrahydrofuran, CAS: 109-99-9

Signal: 1

Processing Integration Results

RT: 4.21
Area: 10698
Amount: 1.935999
Amount Units: ug/L

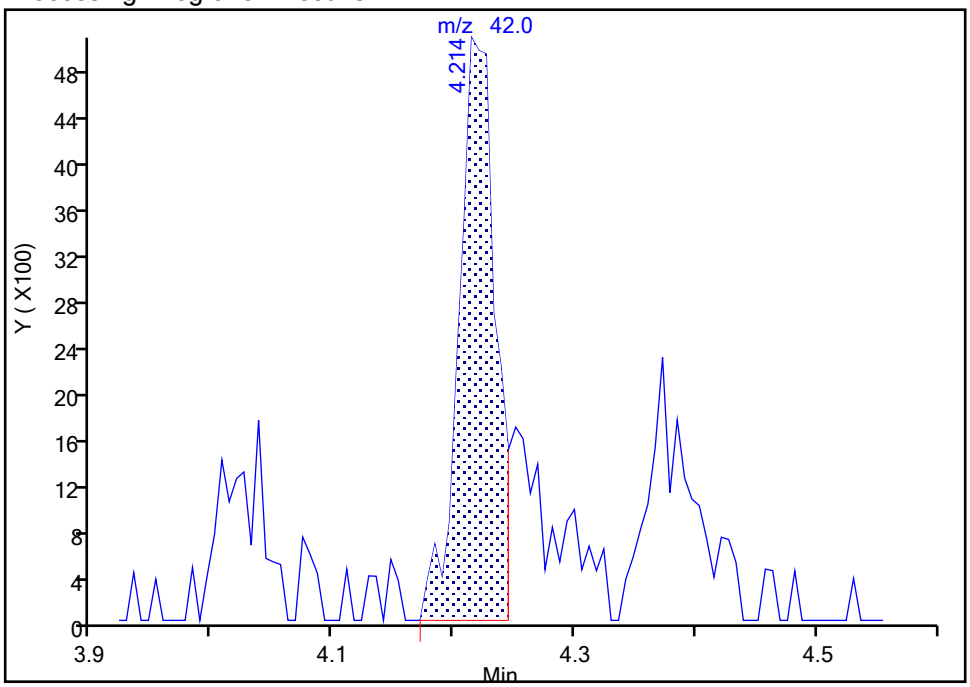

Manual Integration Results

RT: 4.21
Area: 14243
Amount: 2.562173
Amount Units: ug/L

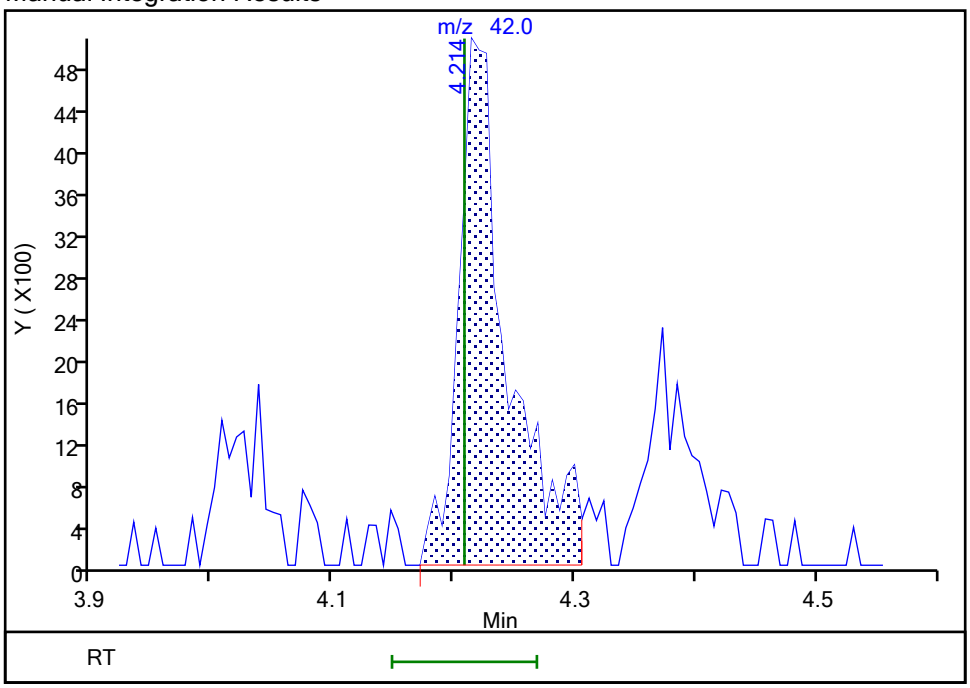

Reviewer: HillL, 15-Sep-2021 10:07:28

Audit Action: Manually Integrated Audit Reason: Poor chromatography

Manual Integration/User Assign Peak Report

Eurofins TestAmerica, Buffalo

Data File:	\\chromfs\Buffalo\ChromData\HP5973S\20210914-100971.b\S3500.D				
Injection Date:	14-Sep-2021 18:00:30	Instrument ID:	HP5973S		
Lims ID:	IC				
Client ID:					
Operator ID:	wd	ALS Bottle#:	5	Worklist Smp#:	5
Purge Vol:	5.000 mL	Dil. Factor:	1.0000		
Method:	S-8260	Limit Group:	MV - 8260C ICAL		
Column:	ZB-624 (0.18 mm)	Detector	MS SCAN		

55 Carbon tetrachloride, CAS: 56-23-5

Signal: 1

Not Detected
Expected RT: 4.51

Processing Integration Results

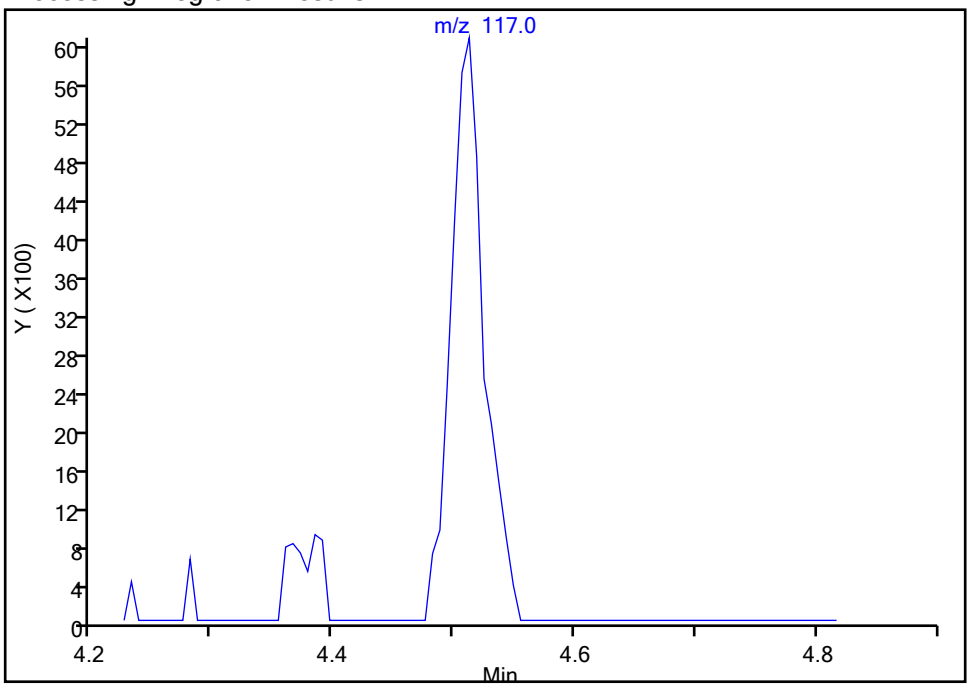

RT: 4.51
Area: 11649
Amount: 0.846340
Amount Units: ug/L

Manual Integration Results

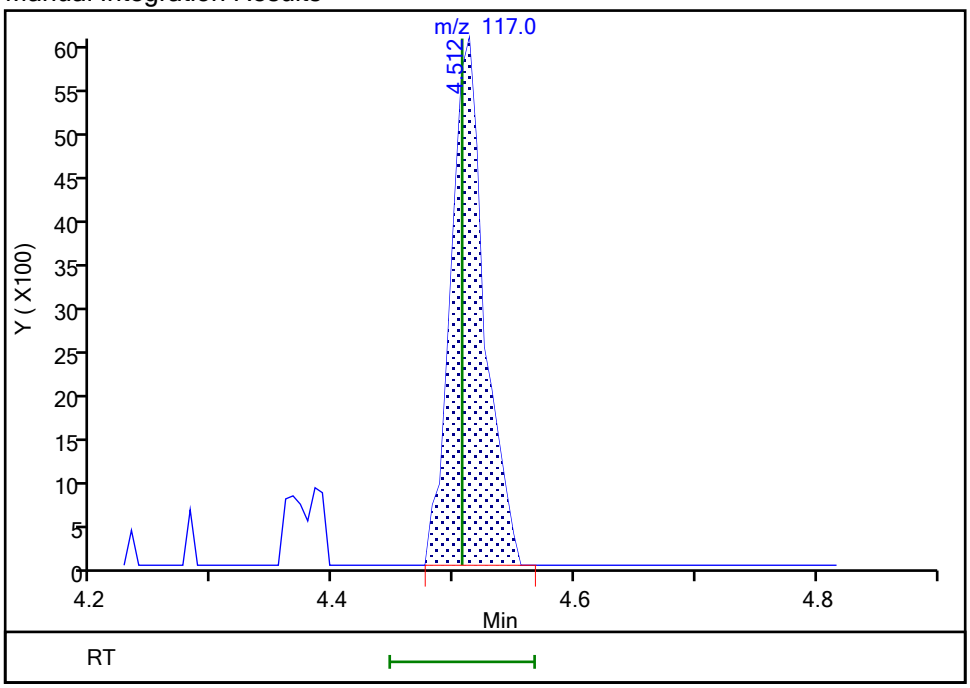

Reviewer: HillL, 15-Sep-2021 10:07:36
Audit Action: Assigned Compound ID Audit Reason: Poor chromatography

Eurofins TestAmerica, Buffalo
Target Compound Quantitation Report

Data File: \\chromfs\Buffalo\ChromData\HP5973S\20210914-100971.b\S3501.D
Lims ID: IC 2
Client ID:
Sample Type: IC Calib Level: 3
Inject. Date: 14-Sep-2021 18:24:30 ALS Bottle#: 6 Worklist Smp#: 6
Purge Vol: 5.000 mL Dil. Factor: 1.0000
Sample Info: IC 2
Misc. Info.: 480-0100971-006
Operator ID: wd Instrument ID: HP5973S
Sublist: chrom-S-8260*sub26

Method: \\chromfs\Buffalo\ChromData\HP5973S\20210914-100971.b\S-8260.m
Limit Group: MV - 8260C ICAL
Last Update: 15-Sep-2021 10:50:16 Calib Date: 15-Sep-2021 00:35:30
Integrator: RTE ID Type: RT Order ID
Quant Method: Internal Standard Quant By: Initial Calibration
Last ICal File: \\chromfs\Buffalo\ChromData\HP5973S\20210914-100971.b\S3517.D

Column 1 : ZB-624 (0.18 mm) Det: MS SCAN
Process Host: CTX1643

First Level Reviewer: HillL Date: 15-Sep-2021 10:15:34

Compound	Sig	RT (min.)	Adj RT (min.)	Dlt RT (min.)	Q	Response	Cal Amt ug/L	OnCol Amt ug/L	Flags
* 153 Fluorobenzene (IS)	70	4.999	4.999	0.000	98	151634	25.0	25.0	
* 2 Chlorobenzene-d5	82	7.962	7.962	0.000	84	318378	25.0	25.0	
* 3 1,4-Dichlorobenzene-d4	152	10.395	10.395	0.000	92	339540	25.0	25.0	
$ 154 Dibromofluoromethane (Surr)	113	4.433	4.434	-0.001	56	217221	25.0	26.6	
$ 4 1,2-Dichloroethane-d4 (Surr)	67	4.732	4.732	0.000	93	139607	25.0	26.4	
$ 5 Toluene-d8 (Surr)	98	6.496	6.496	0.000	83	784649	25.0	24.4	
$ 6 4-Bromofluorobenzene (Surr)	174	9.221	9.221	0.000	90	270371	25.0	25.1	
10 Dichlorodifluoromethane	85	1.087	1.088	-0.001	87	22907	2.00	2.12	M
12 Chloromethane	50	1.240	1.246	-0.006	78	29708	2.00	2.08	
13 Vinyl chloride	62	1.325	1.319	0.006	43	26366	2.00	2.04	
151 Butadiene	54	1.325	1.325	0.000	73	32946	2.00	2.15	
14 Bromomethane	94	1.586	1.586	0.000	75	19222	2.00	2.21	
15 Chloroethane	64	1.647	1.647	0.000	86	19176	2.00	2.13	
16 Dichlorofluoromethane	67	1.848	1.848	0.000	77	41910	2.00	2.25	
17 Trichlorofluoromethane	101	1.854	1.860	-0.006	65	32967	2.00	2.07	
18 Ethyl ether	59	2.091	2.091	0.000	94	22330	2.00	2.05	
20 Acrolein	56	2.262	2.274	-0.012	65	8758	10.0	11.1	M
21 1,1,2-Trichloro-1,2,2-trifluoroe	101	2.298	2.292	0.006	62	18476	2.00	2.15	
22 1,1-Dichloroethene	96	2.310	2.304	0.006	80	20158	2.00	2.19	
23 Acetone	43	2.414	2.420	-0.006	0	47804	10.0	10.2	M
25 Iodomethane	142	2.462	2.462	0.000	89	35311	2.00	2.14	
26 Carbon disulfide	76	2.493	2.499	-0.006	96	61224	2.00	2.07	
28 3-Chloro-1-propene	41	2.651	2.651	0.000	86	37253	2.00	2.05	
27 Methyl acetate	43	2.700	2.700	0.000	96	51163	4.00	4.16	
30 Methylene Chloride	84	2.791	2.803	-0.012	87	29543	2.00	2.14	M
31 2-Methyl-2-propanol	59	2.967	2.973	-0.006	70	25212	20.0	17.4	
32 Methyl tert-butyl ether	73	2.992	2.998	-0.006	88	71127	2.00	2.14	
34 trans-1,2-Dichloroethene	96	3.010	3.010	0.000	91	22571	2.00	2.17	
33 Acrylonitrile	53	3.077	3.077	0.000	99	138939	20.0	21.8	
35 Hexane	57	3.198	3.199	-0.001	85	30699	2.00	1.95	

Compound	Sig	RT (min.)	Adj RT (min.)	Dlt RT (min.)	Q	Response	Cal Amt ug/L	OnCol Amt ug/L	Flags
39 1,1-Dichloroethane	63	3.411	3.418	-0.007	82	41551	2.00	2.18	
37 Vinyl acetate	43	3.478	3.478	0.000	96	94331	4.00	3.75	
44 2,2-Dichloropropane	77	3.922	3.923	-0.001	76	20975	2.00	2.17	
45 cis-1,2-Dichloroethene	96	3.965	3.965	0.000	68	25730	2.00	2.29	
43 2-Butanone (MEK)	43	4.008	4.008	0.000	91	68030	10.0	9.55	
48 Chlorobromomethane	128	4.190	4.196	-0.006	81	13477	2.00	2.24	
49 Tetrahydrofuran	42	4.214	4.208	0.006	80	20774	4.00	3.93	
50 Chloroform	83	4.275	4.275	0.000	92	39328	2.00	2.08	
51 1,1,1-Trichloroethane	97	4.373	4.373	0.000	86	32745	2.00	2.19	
52 Cyclohexane	56	4.379	4.379	0.000	87	40688	2.00	2.09	
55 Carbon tetrachloride	117	4.513	4.507	0.006	66	28345	2.00	2.16	
54 1,1-Dichloropropene	75	4.531	4.525	0.006	82	28245	2.00	2.16	
57 Benzene	78	4.725	4.726	-0.001	56	81864	2.00	2.02	
53 Isobutyl alcohol	43	4.780	4.780	0.000	41	22972	50.0	46.2	
58 1,2-Dichloroethane	62	4.805	4.805	0.000	57	32363	2.00	2.10	
59 n-Heptane	43	4.908	4.914	-0.006	87	34920	2.00	1.95	
62 Trichloroethene	95	5.334	5.334	0.000	75	19554	2.00	2.02	
64 Methylcyclohexane	83	5.437	5.443	-0.006	87	37217	2.00	2.10	
65 1,2-Dichloropropane	63	5.577	5.577	0.000	86	22277	2.00	2.16	
67 Dibromomethane	93	5.711	5.711	0.000	82	13464	2.00	2.10	
66 1,4-Dioxane	88	5.735	5.717	0.018	42	4694	40.0	40.4	M
68 Dichlorobromomethane	83	5.869	5.869	0.000	83	21981	2.00	1.86	
69 2-Chloroethyl vinyl ether	63	6.161	6.155	0.006	80	13348	2.00	1.87	
72 cis-1,3-Dichloropropene	75	6.283	6.283	0.000	70	29536	2.00	1.93	
73 4-Methyl-2-pentanone (MIBK)	43	6.435	6.435	0.000	96	160227	10.0	9.96	
74 Toluene	92	6.563	6.557	0.006	92	48519	2.00	1.88	
77 trans-1,3-Dichloropropene	75	6.855	6.855	0.000	86	28197	2.00	1.90	
75 Ethyl methacrylate	69	6.903	6.903	0.000	78	22331	2.00	1.74	
79 1,1,2-Trichloroethane	83	7.037	7.037	0.000	79	16161	2.00	2.03	
81 Tetrachloroethene	166	7.086	7.080	0.006	69	21636	2.00	1.93	
82 1,3-Dichloropropane	76	7.195	7.195	0.000	88	31865	2.00	1.94	
80 2-Hexanone	43	7.274	7.275	-0.001	96	112889	10.0	10.5	
83 Chlorodibromomethane	129	7.427	7.427	0.000	65	18302	2.00	1.95	
84 Ethylene Dibromide	107	7.524	7.518	0.006	83	18915	2.00	1.90	
87 Chlorobenzene	112	7.992	7.992	0.000	90	58062	2.00	1.98	
88 Ethylbenzene	91	8.090	8.090	0.000	98	95877	2.00	1.98	
89 1,1,1,2-Tetrachloroethane	131	8.096	8.096	0.000	31	20593	2.00	1.94	
90 m-Xylene & p-Xylene	106	8.217	8.211	0.006	98	38959	2.00	1.98	
91 o-Xylene	106	8.631	8.631	0.000	91	39182	2.00	2.02	
92 Styrene	104	8.668	8.668	0.000	89	62233	2.00	1.95	
95 Bromoform	173	8.911	8.911	0.000	72	11836	2.00	1.82	
94 Isopropylbenzene	105	9.020	9.021	-0.001	93	101642	2.00	1.97	
101 Bromobenzene	156	9.367	9.367	0.000	91	25071	2.00	1.90	
97 1,1,2,2-Tetrachloroethane	83	9.452	9.452	0.000	57	27694	2.00	1.96	
99 N-Propylbenzene	91	9.465	9.465	0.000	97	111861	2.00	1.94	
100 1,2,3-Trichloropropane	110	9.477	9.477	0.000	49	9985	2.00	2.04	
98 trans-1,4-Dichloro-2-butene	53	9.501	9.495	0.006	56	7569	2.00	2.08	
103 2-Chlorotoluene	126	9.568	9.562	0.006	93	24070	2.00	1.91	
102 1,3,5-Trimethylbenzene	105	9.653	9.653	0.000	90	85238	2.00	1.94	
105 4-Chlorotoluene	126	9.684	9.684	0.000	77	26029	2.00	2.09	
106 tert-Butylbenzene	134	9.976	9.976	0.000	87	18348	2.00	1.89	
107 1,2,4-Trimethylbenzene	105	10.030	10.037	-0.007	40	88941	2.00	1.95	

Compound	Sig	RT (min.)	Adj RT (min.)	Dlt RT (min.)	Q	Response	Cal Amt ug/L	OnCol Amt ug/L	Flags
109 sec-Butylbenzene	105	10.195	10.195	0.000	84	101465	2.00	1.87	
111 1,3-Dichlorobenzene	146	10.328	10.329	-0.001	92	53328	2.00	2.06	
110 4-Isopropyltoluene	119	10.341	10.341	0.000	95	92102	2.00	1.90	
113 1,4-Dichlorobenzene	146	10.414	10.420	-0.006	74	55351	2.00	2.08	
115 n-Butylbenzene	91	10.736	10.736	0.000	91	77322	2.00	1.92	
116 1,2-Dichlorobenzene	146	10.773	10.773	0.000	87	53571	2.00	2.02	
117 1,2-Dibromo-3-Chloropropane	75	11.521	11.521	0.000	33	6106	2.00	2.12	
119 1,2,4-Trichlorobenzene	180	12.196	12.196	0.000	87	39690	2.00	1.98	
120 Hexachlorobutadiene	225	12.312	12.312	0.000	72	15764	2.00	1.85	
121 Naphthalene	128	12.409	12.409	0.000	96	118471	2.00	1.97	
122 1,2,3-Trichlorobenzene	180	12.610	12.610	0.000	91	39629	2.00	2.00	
S 123 Total BTEX	1				0			9.88	
S 126 1,3-Dichloropropene, Total	1				0			3.83	
S 125 1,2-Dichloroethene, Total	1				0			4.46	
S 124 Xylenes, Total	1				0			4.00	

QC Flag Legend

Processing Flags

Review Flags

M - Manually Integrated

Reagents:

GAS CORP mix_00472	Amount Added:	2.00	Units: uL	
8260 CORP mix_00214	Amount Added:	2.00	Units: uL	
S_8260_IS_00351	Amount Added:	1.00	Units: uL	Run Reagent
S_8260_Surr_00398	Amount Added:	1.00	Units: uL	Run Reagent

Report Date: 15-Sep-2021 10:50:16 Chrom Revision: 2.3 13-May-2021 07:57:40

Eurofins TestAmerica, Buffalo

Data File: \\chromfs\Buffalo\ChromData\HP5973S\20210914-100971.b\S3501.D

Injection Date: 14-Sep-2021 18:24:30 Instrument ID: HP5973S Operator ID: wd

Lims ID: IC 2 Worklist Smp#: 6

Client ID:

Purge Vol: 5.000 mL Dil. Factor: 1.0000 ALS Bottle#: 6

Method: S-8260 Limit Group: MV - 8260C ICAL

Column: ZB-624 (0.18 mm)

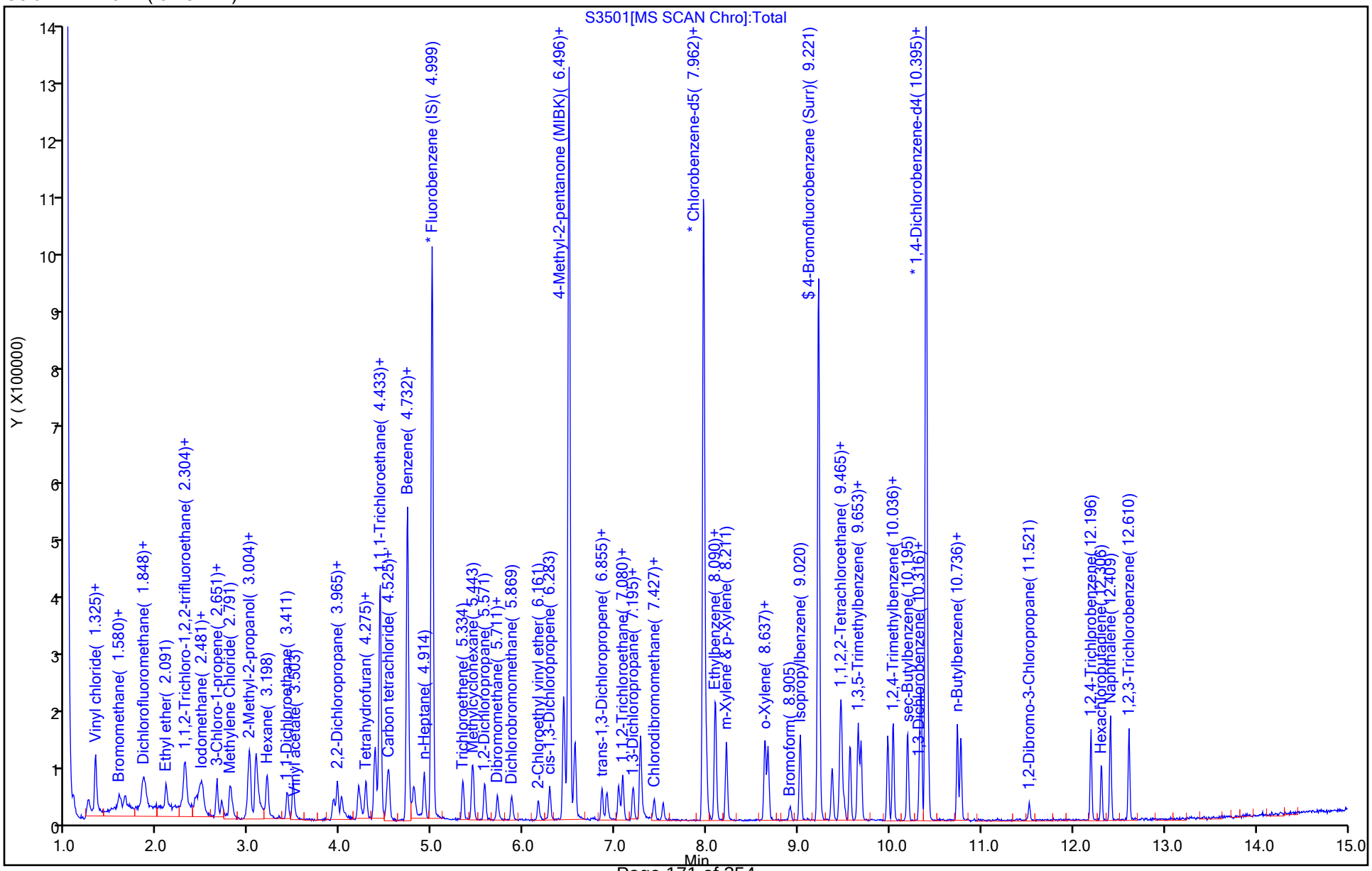

Manual Integration/User Assign Peak Report

Eurofins TestAmerica, Buffalo

Data File:	\\chromfs\Buffalo\ChromData\HP5973S\20210914-100971.b\S3501.D				
Injection Date:	14-Sep-2021 18:24:30	Instrument ID:	HP5973S		
Lims ID:	IC 2				
Client ID:					
Operator ID:	wd	ALS Bottle#:	6	Worklist Smp#:	6
Purge Vol:	5.000 mL	Dil. Factor:	1.0000		
Method:	S-8260	Limit Group:	MV - 8260C ICAL		
Column:	ZB-624 (0.18 mm)	Detector	MS SCAN		

10 Dichlorodifluoromethane, CAS: 75-71-8

Signal: 1

Processing Integration Results

RT: 1.09
Area: 18796
Amount: 1.816885
Amount Units: ug/L

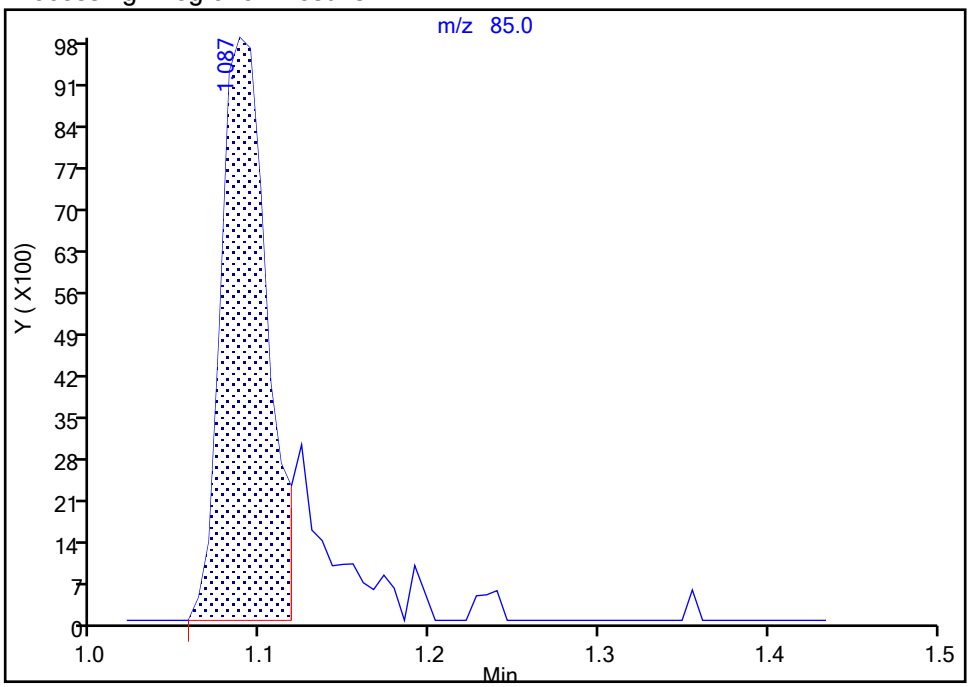

Manual Integration Results

RT: 1.09
Area: 22907
Amount: 2.122750
Amount Units: ug/L

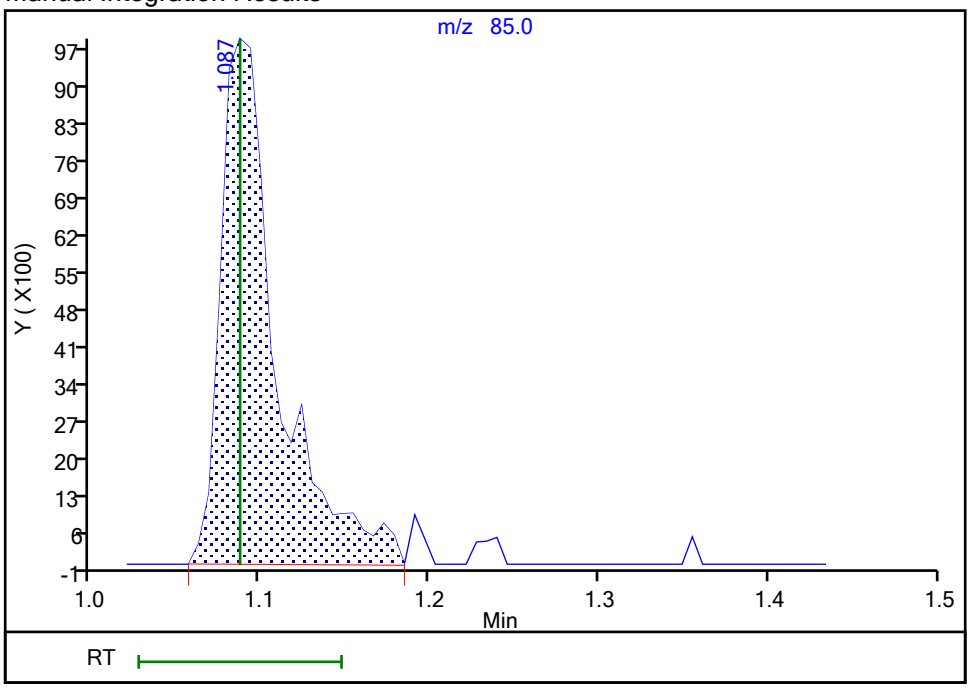

Reviewer: HillL, 15-Sep-2021 10:08:55

Audit Action: Manually Integrated Audit Reason: Poor chromatography

Manual Integration/User Assign Peak Report

Eurofins TestAmerica, Buffalo

Data File:	\\chromfs\Buffalo\ChromData\HP5973S\20210914-100971.b\S3501.D				
Injection Date:	14-Sep-2021 18:24:30	Instrument ID:	HP5973S		
Lims ID:	IC 2				
Client ID:					
Operator ID:	wd	ALS Bottle#:	6	Worklist Smp#:	6
Purge Vol:	5.000 mL	Dil. Factor:	1.0000		
Method:	S-8260	Limit Group:	MV - 8260C ICAL		
Column:	ZB-624 (0.18 mm)	Detector	MS SCAN		

20 Acrolein, CAS: 107-02-8

Signal: 1

Processing Integration Results

RT: 2.26
Area: 7174
Amount: 8.871341
Amount Units: ug/L

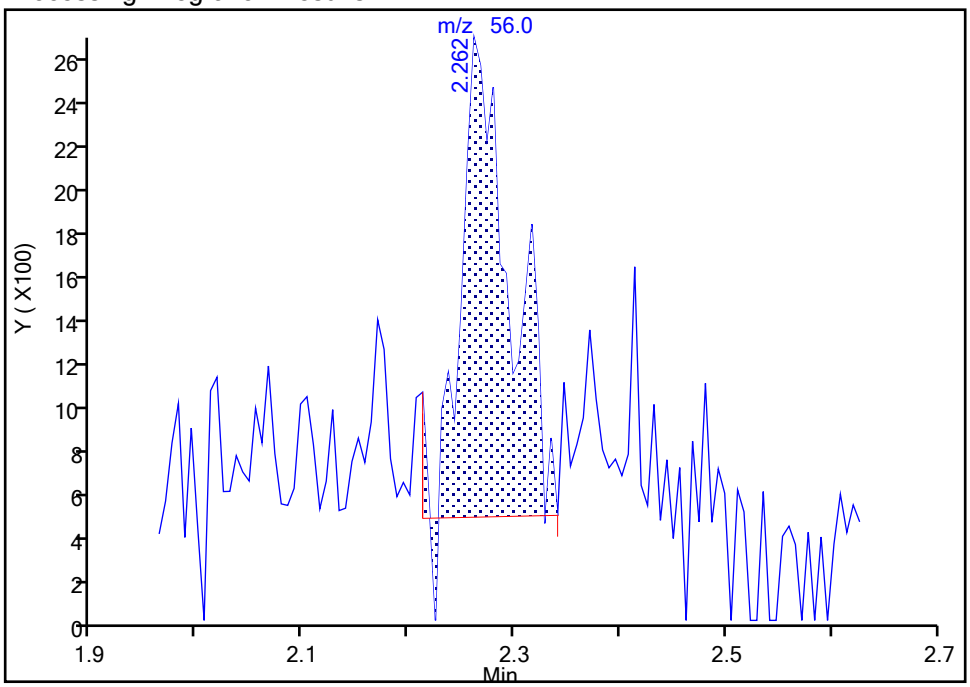

Manual Integration Results

RT: 2.26
Area: 8758
Amount: 11.113199
Amount Units: ug/L

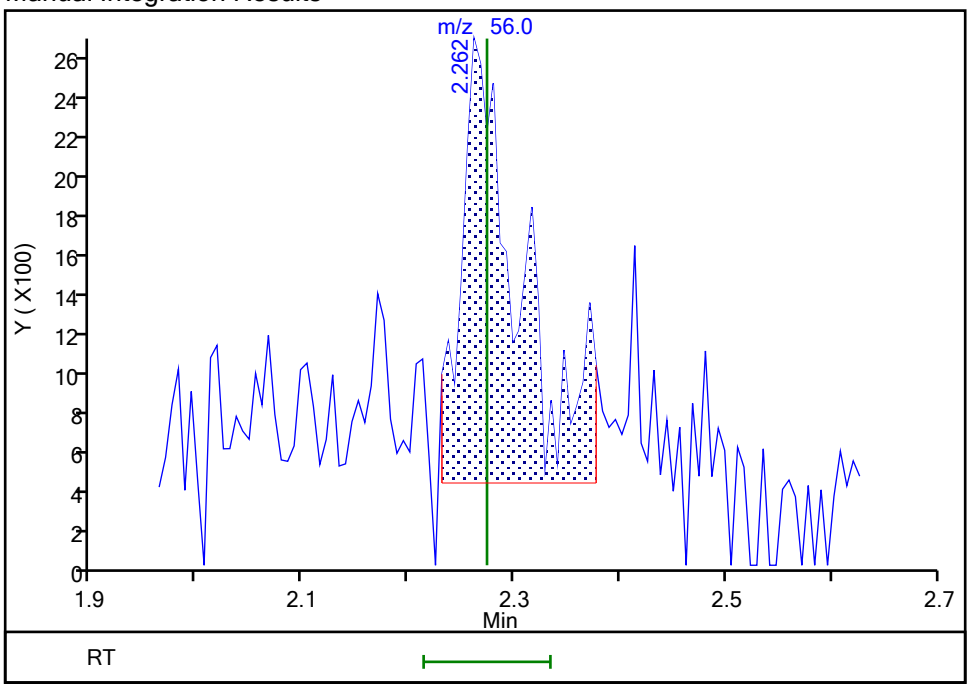

Reviewer: HillL, 15-Sep-2021 10:09:18

Audit Action: Manually Integrated Audit Reason: Poor chromatography

Manual Integration/User Assign Peak Report

Eurofins TestAmerica, Buffalo

Data File:	\\chromfs\Buffalo\ChromData\HP5973S\20210914-100971.b\S3501.D				
Injection Date:	14-Sep-2021 18:24:30	Instrument ID:	HP5973S		
Lims ID:	IC 2				
Client ID:					
Operator ID:	wd	ALS Bottle#:	6	Worklist Smp#:	6
Purge Vol:	5.000 mL	Dil. Factor:	1.0000		
Method:	S-8260	Limit Group:	MV - 8260C ICAL		
Column:	ZB-624 (0.18 mm)	Detector	MS SCAN		

23 Acetone, CAS: 67-64-1

Signal: 1

Not Detected
Expected RT: 2.42

Processing Integration Results

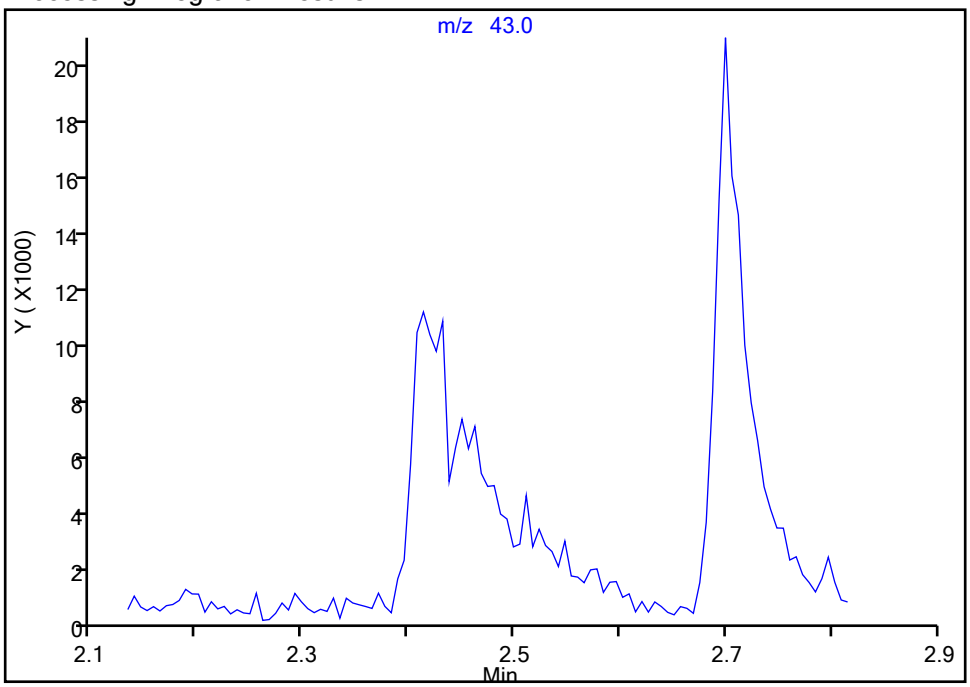

Manual Integration Results

RT: 2.41
Area: 47804
Amount: 10.243412
Amount Units: ug/L

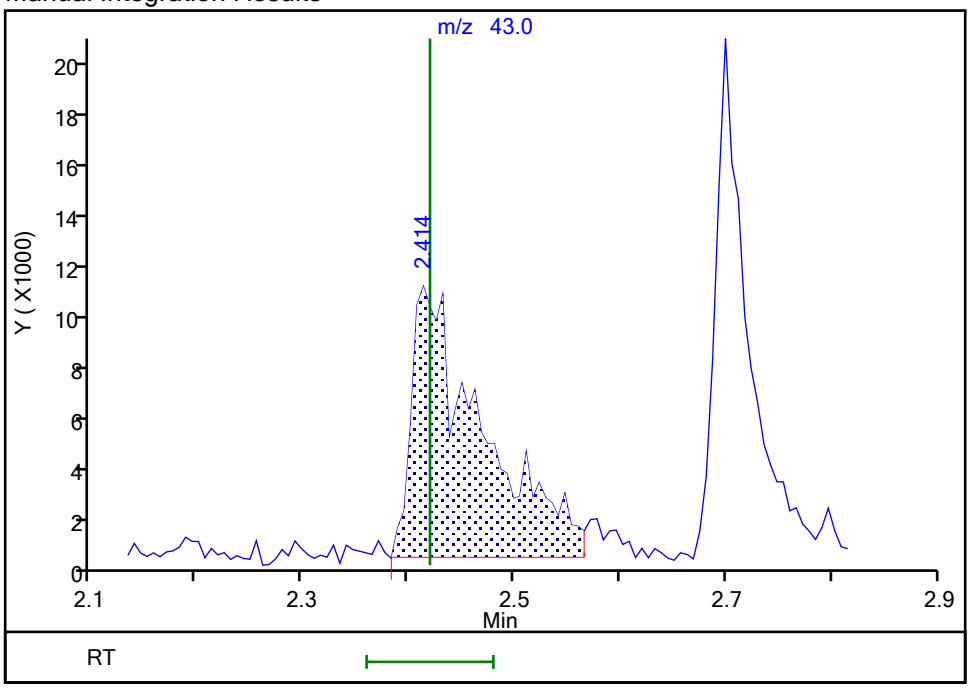

Reviewer: HillL, 15-Sep-2021 10:09:37
Audit Action: Manually Integrated Audit Reason: Poor chromatography

Manual Integration/User Assign Peak Report

Eurofins TestAmerica, Buffalo

Data File:	\\chromfs\Buffalo\ChromData\HP5973S\20210914-100971.b\S3501.D				
Injection Date:	14-Sep-2021 18:24:30	Instrument ID:	HP5973S		
Lims ID:	IC 2				
Client ID:					
Operator ID:	wd	ALS Bottle#:	6	Worklist Smp#:	6
Purge Vol:	5.000 mL	Dil. Factor:	1.0000		
Method:	S-8260	Limit Group:	MV - 8260C ICAL		
Column:	ZB-624 (0.18 mm)	Detector	MS SCAN		

30 Methylene Chloride, CAS: 75-09-2

Signal: 1

Processing Integration Results

RT: 2.79
Area: 28612
Amount: 2.064197
Amount Units: ug/L

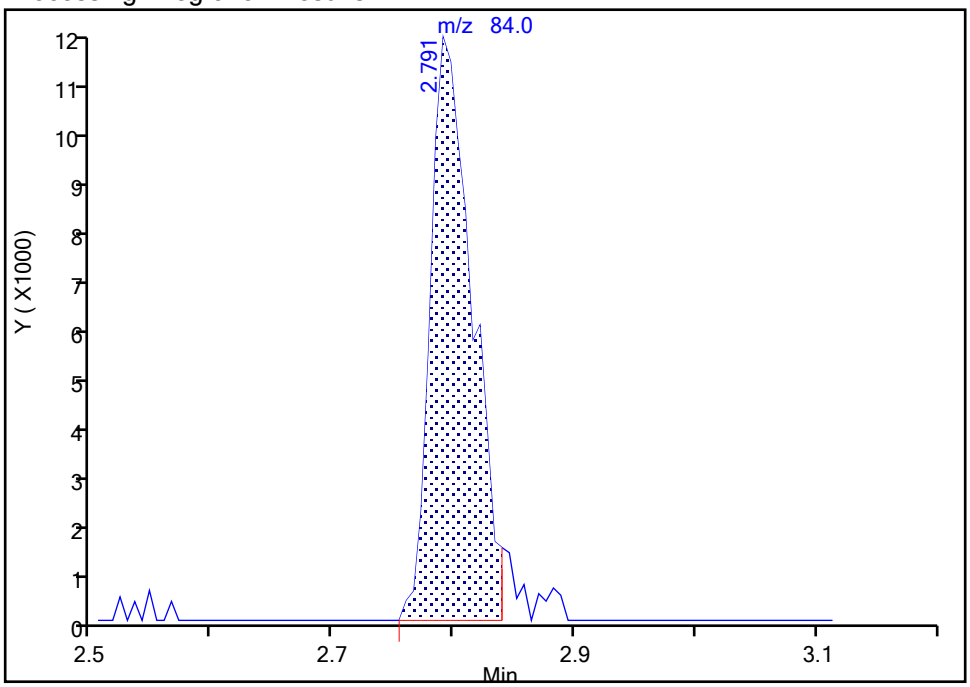

Manual Integration Results

RT: 2.79
Area: 29543
Amount: 2.141535
Amount Units: ug/L

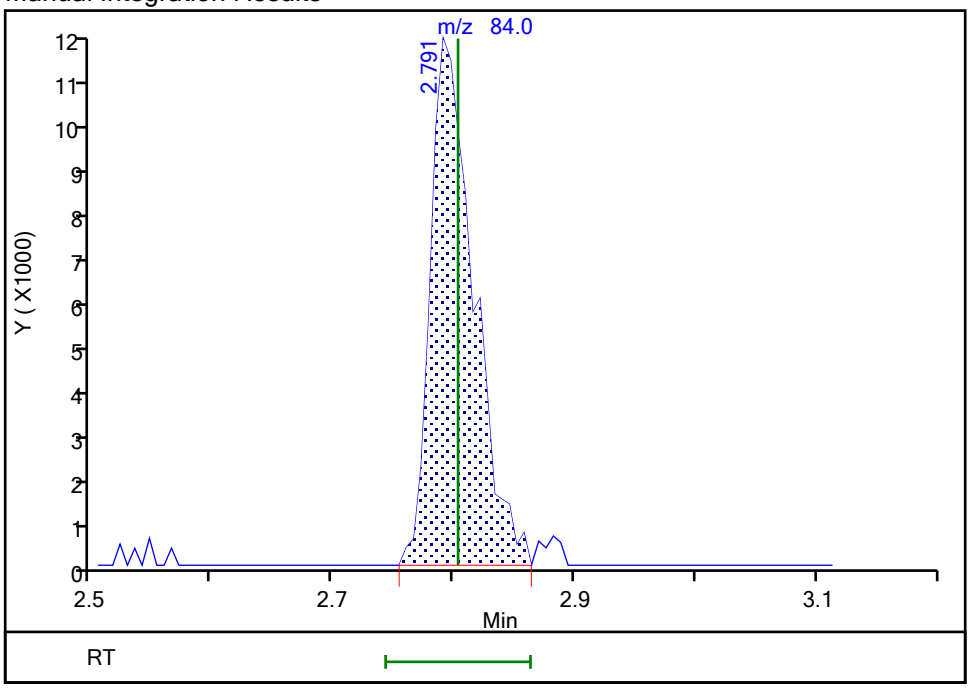

Reviewer: HillL, 15-Sep-2021 10:14:25

Audit Action: Manually Integrated Audit Reason: Poor chromatography

Manual Integration/User Assign Peak Report

Eurofins TestAmerica, Buffalo

Data File:	\\chromfs\Buffalo\ChromData\HP5973S\20210914-100971.b\S3501.D				
Injection Date:	14-Sep-2021 18:24:30	Instrument ID:	HP5973S		
Lims ID:	IC 2				
Client ID:					
Operator ID:	wd	ALS Bottle#:	6	Worklist Smp#:	6
Purge Vol:	5.000 mL	Dil. Factor:	1.0000		
Method:	S-8260	Limit Group:	MV - 8260C ICAL		
Column:	ZB-624 (0.18 mm)	Detector	MS SCAN		

66 1,4-Dioxane, CAS: 123-91-1

Signal: 1

Not Detected
Expected RT: 5.72

Processing Integration Results

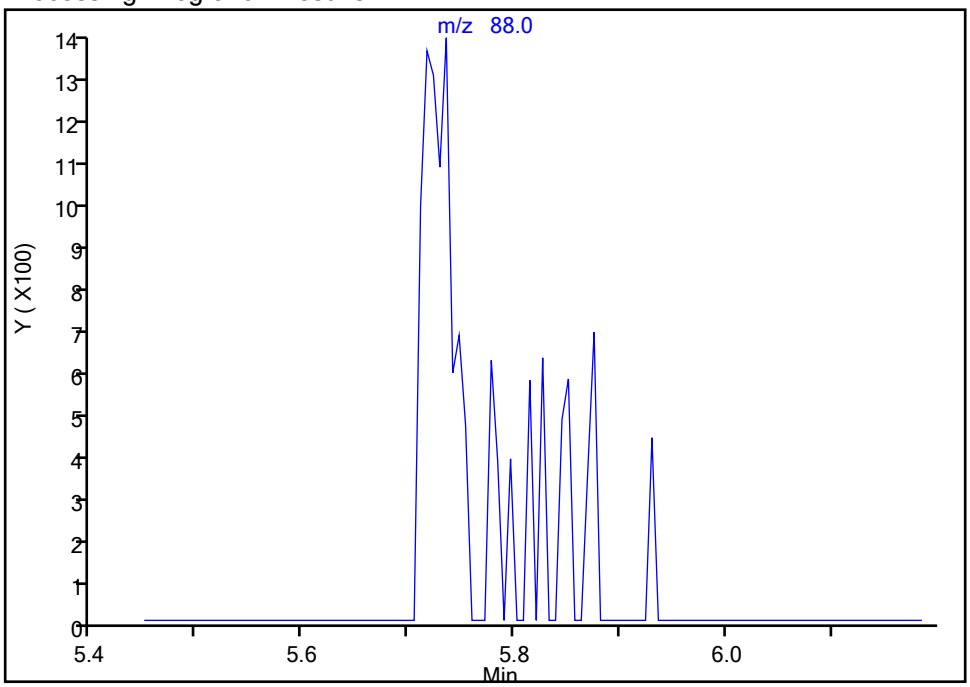

RT: 5.74
Area: 4694
Amount: 40.377181
Amount Units: ug/L

Manual Integration Results

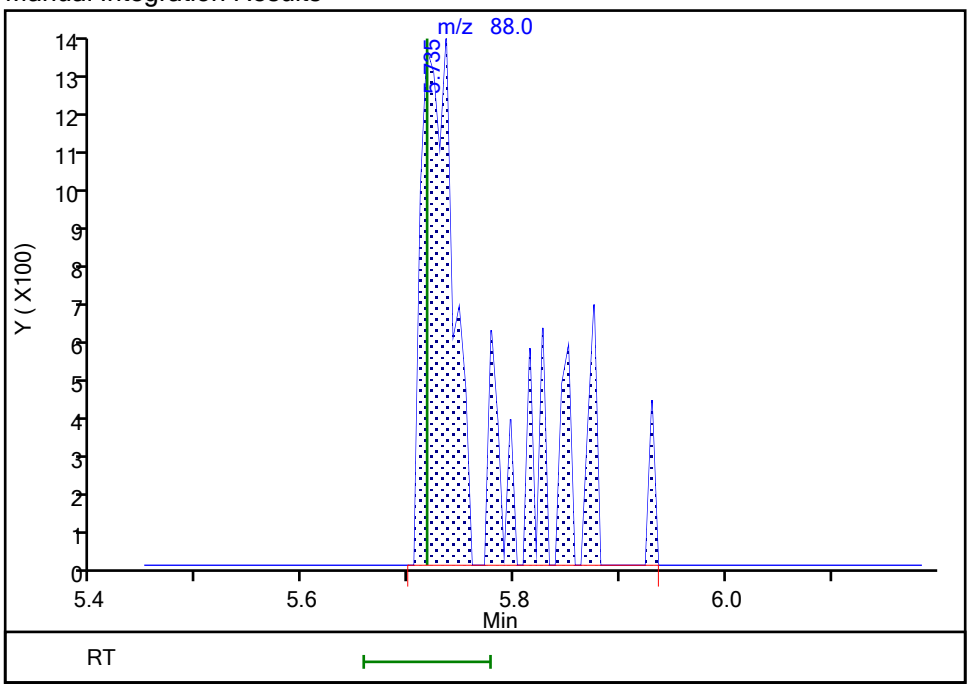

Reviewer: HillL, 15-Sep-2021 10:14:58
Audit Action: Manually Integrated Audit Reason: Poor chromatography

Eurofins TestAmerica, Buffalo
Target Compound Quantitation Report

Data File: \\chromfs\Buffalo\ChromData\HP5973S\20210914-100971.b\S3502.D
Lims ID: IC 3
Client ID:
Sample Type: IC Calib Level: 4
Inject. Date: 14-Sep-2021 18:47:30 ALS Bottle#: 7 Worklist Smp#: 7
Purge Vol: 5.000 mL Dil. Factor: 1.0000
Sample Info: IC 3
Misc. Info.: 480-0100971-007
Operator ID: wd Instrument ID: HP5973S
Sublist: chrom-S-8260*sub26

Method: \\chromfs\Buffalo\ChromData\HP5973S\20210914-100971.b\S-8260.m
Limit Group: MV - 8260C ICAL
Last Update: 15-Sep-2021 10:50:19 Calib Date: 15-Sep-2021 00:35:30
Integrator: RTE ID Type: RT Order ID
Quant Method: Internal Standard Quant By: Initial Calibration
Last ICal File: \\chromfs\Buffalo\ChromData\HP5973S\20210914-100971.b\S3517.D

Column 1 : ZB-624 (0.18 mm) Det: MS SCAN
Process Host: CTX1643

First Level Reviewer: HillL Date: 15-Sep-2021 10:18:15

Compound	Sig	RT (min.)	Adj RT (min.)	Dlt RT (min.)	Q	Response	Cal Amt ug/L	OnCol Amt ug/L	Flags
* 153 Fluorobenzene (IS)	70	4.999	4.999	0.000	99	159574	25.0	25.0	
* 2 Chlorobenzene-d5	82	7.962	7.962	0.000	84	323303	25.0	25.0	
* 3 1,4-Dichlorobenzene-d4	152	10.395	10.395	0.000	86	335010	25.0	25.0	
$ 154 Dibromofluoromethane (Surr)	113	4.434	4.434	0.000	58	216806	25.0	25.2	
$ 4 1,2-Dichloroethane-d4 (Surr)	67	4.732	4.732	0.000	91	140348	25.0	25.2	
$ 5 Toluene-d8 (Surr)	98	6.496	6.496	0.000	91	845933	25.0	25.9	
$ 6 4-Bromofluorobenzene (Surr)	174	9.221	9.221	0.000	92	273319	25.0	25.0	
10 Dichlorodifluoromethane	85	1.088	1.088	0.000	85	61075	5.00	5.38	M
12 Chloromethane	50	1.246	1.246	0.000	87	75944	5.00	5.06	
13 Vinyl chloride	62	1.319	1.319	0.000	60	67882	5.00	4.98	
151 Butadiene	54	1.325	1.325	0.000	64	81793	5.00	5.08	
14 Bromomethane	94	1.586	1.586	0.000	83	44334	5.00	4.85	
15 Chloroethane	64	1.647	1.647	0.000	91	46000	5.00	4.85	
16 Dichlorofluoromethane	67	1.848	1.848	0.000	80	93735	5.00	4.77	
17 Trichlorofluoromethane	101	1.860	1.860	0.000	81	83467	5.00	4.99	
18 Ethyl ether	59	2.097	2.091	0.006	93	55307	5.00	4.82	
20 Acrolein	56	2.274	2.274	0.000	90	20236	25.0	24.4	M
21 1,1,2-Trichloro-1,2,2-trifluoroe	101	2.298	2.292	0.006	64	54105	5.00	5.97	
22 1,1-Dichloroethene	96	2.310	2.304	0.006	87	51146	5.00	5.27	
23 Acetone	43	2.414	2.420	-0.006	89	116343	25.0	23.7	M
25 Iodomethane	142	2.463	2.462	0.000	96	91594	5.00	5.28	
26 Carbon disulfide	76	2.493	2.499	-0.006	98	171481	5.00	5.50	
28 3-Chloro-1-propene	41	2.651	2.651	0.000	86	101271	5.00	5.29	
27 Methyl acetate	43	2.706	2.700	0.006	97	112574	10.0	8.70	
30 Methylene Chloride	84	2.803	2.803	0.000	91	66332	5.00	5.34	
31 2-Methyl-2-propanol	59	2.974	2.973	0.001	62	73796	50.0	48.3	M
32 Methyl tert-butyl ether	73	2.998	2.998	0.000	91	176644	5.00	5.05	
34 trans-1,2-Dichloroethene	96	3.016	3.010	0.006	94	55589	5.00	5.08	
33 Acrylonitrile	53	3.077	3.077	0.000	98	331274	50.0	49.5	
35 Hexane	57	3.199	3.199	0.000	88	94442	5.00	5.69	

Compound	Sig	RT (min.)	Adj RT (min.)	Dlt RT (min.)	Q	Response	Cal Amt ug/L	OnCol Amt ug/L	Flags
39 1,1-Dichloroethane	63	3.424	3.418	0.006	86	102938	5.00	5.13	
37 Vinyl acetate	43	3.485	3.478	0.007	97	244886	10.0	9.24	
44 2,2-Dichloropropane	77	3.929	3.923	0.006	85	60256	5.00	5.91	
45 cis-1,2-Dichloroethene	96	3.965	3.965	0.000	66	60797	5.00	5.14	
43 2-Butanone (MEK)	43	4.008	4.008	0.000	97	180021	25.0	24.0	
48 Chlorobromomethane	128	4.196	4.196	0.000	89	32220	5.00	5.08	
49 Tetrahydrofuran	42	4.215	4.208	0.007	90	49625	10.0	8.92	M
50 Chloroform	83	4.281	4.275	0.006	92	97556	5.00	4.91	
51 1,1,1-Trichloroethane	97	4.379	4.373	0.006	80	84460	5.00	5.38	
52 Cyclohexane	56	4.379	4.379	0.000	91	119961	5.00	5.86	
55 Carbon tetrachloride	117	4.513	4.507	0.006	92	73087	5.00	5.30	
54 1,1-Dichloropropene	75	4.531	4.525	0.006	85	73249	5.00	5.31	
57 Benzene	78	4.732	4.726	0.006	79	213146	5.00	5.00	
53 Isobutyl alcohol	43	4.780	4.780	0.000	51	54977	125.0	105.1	
58 1,2-Dichloroethane	62	4.805	4.805	0.000	71	78394	5.00	4.84	
59 n-Heptane	43	4.914	4.914	0.000	94	98851	5.00	5.25	
62 Trichloroethene	95	5.334	5.334	0.000	88	54713	5.00	5.36	
64 Methylcyclohexane	83	5.443	5.443	0.000	90	107217	5.00	5.76	
65 1,2-Dichloropropane	63	5.577	5.577	0.000	86	52674	5.00	4.86	
67 Dibromomethane	93	5.711	5.711	0.000	87	32867	5.00	4.87	
66 1,4-Dioxane	88	5.729	5.717	0.012	25	14044	100.0	104.7	
68 Dichlorobromomethane	83	5.869	5.869	0.000	90	62517	5.00	5.02	
69 2-Chloroethyl vinyl ether	63	6.161	6.155	0.006	90	36937	5.00	4.92	
72 cis-1,3-Dichloropropene	75	6.283	6.283	0.000	83	75240	5.00	4.68	
73 4-Methyl-2-pentanone (MIBK)	43	6.435	6.435	0.000	98	392677	25.0	24.0	
74 Toluene	92	6.563	6.557	0.006	82	138237	5.00	5.28	
77 trans-1,3-Dichloropropene	75	6.855	6.855	0.000	89	73613	5.00	4.88	
75 Ethyl methacrylate	69	6.910	6.903	0.007	81	63017	5.00	4.84	
79 1,1,2-Trichloroethane	83	7.037	7.037	0.000	83	38644	5.00	4.78	
81 Tetrachloroethene	166	7.080	7.080	0.000	89	60463	5.00	5.32	
82 1,3-Dichloropropane	76	7.196	7.195	0.001	92	82212	5.00	4.94	
80 2-Hexanone	43	7.275	7.275	0.000	96	258350	25.0	23.6	
83 Chlorodibromomethane	129	7.421	7.427	-0.006	84	47572	5.00	5.00	
84 Ethylene Dibromide	107	7.524	7.518	0.006	92	49831	5.00	4.93	
87 Chlorobenzene	112	7.992	7.992	0.000	93	154154	5.00	5.16	
88 Ethylbenzene	91	8.090	8.090	0.000	98	250846	5.00	5.10	
89 1,1,1,2-Tetrachloroethane	131	8.096	8.096	0.000	39	55697	5.00	5.16	
90 m-Xylene & p-Xylene	106	8.211	8.211	0.000	98	102482	5.00	5.14	
91 o-Xylene	106	8.637	8.631	0.006	97	100124	5.00	5.08	
92 Styrene	104	8.668	8.668	0.000	92	154277	5.00	4.76	
95 Bromoform	173	8.911	8.911	0.000	91	31021	5.00	4.69	
94 Isopropylbenzene	105	9.021	9.021	0.000	95	272822	5.00	5.36	
101 Bromobenzene	156	9.373	9.367	0.006	88	64917	5.00	5.00	
97 1,1,2,2-Tetrachloroethane	83	9.453	9.452	0.001	60	68506	5.00	4.91	
99 N-Propylbenzene	91	9.465	9.465	0.000	97	294731	5.00	5.17	
100 1,2,3-Trichloropropane	110	9.477	9.477	0.000	66	24585	5.00	5.09	
98 trans-1,4-Dichloro-2-butene	53	9.495	9.495	0.000	65	19214	5.00	4.50	
103 2-Chlorotoluene	126	9.568	9.562	0.006	95	61531	5.00	4.96	
102 1,3,5-Trimethylbenzene	105	9.653	9.653	0.000	96	225805	5.00	5.22	
105 4-Chlorotoluene	126	9.684	9.684	0.000	97	63727	5.00	5.19	
106 tert-Butylbenzene	134	9.976	9.976	0.000	91	51562	5.00	5.37	
107 1,2,4-Trimethylbenzene	105	10.037	10.037	0.000	47	229672	5.00	5.11	

Compound	Sig	RT (min.)	Adj RT (min.)	Dlt RT (min.)	Q	Response	Cal Amt ug/L	OnCol Amt ug/L	Flags
109 sec-Butylbenzene	105	10.195	10.195	0.000	93	283887	5.00	5.30	
111 1,3-Dichlorobenzene	146	10.322	10.329	-0.007	97	130984	5.00	5.12	
110 4-Isopropyltoluene	119	10.341	10.341	0.000	96	254825	5.00	5.33	
113 1,4-Dichlorobenzene	146	10.420	10.420	0.000	94	129990	5.00	4.96	
115 n-Butylbenzene	91	10.736	10.736	0.000	96	212492	5.00	5.35	
116 1,2-Dichlorobenzene	146	10.773	10.773	0.000	92	131768	5.00	5.04	
117 1,2-Dibromo-3-Chloropropane	75	11.521	11.521	0.000	56	15020	5.00	5.28	
119 1,2,4-Trichlorobenzene	180	12.196	12.196	0.000	92	102033	5.00	5.16	
120 Hexachlorobutadiene	225	12.312	12.312	0.000	89	45768	5.00	5.45	
121 Naphthalene	128	12.409	12.409	0.000	97	295880	5.00	4.99	
122 1,2,3-Trichlorobenzene	180	12.610	12.610	0.000	94	101978	5.00	5.22	
S 123 Total BTEX	1				0			25.6	
S 126 1,3-Dichloropropene, Total	1				0			9.56	
S 125 1,2-Dichloroethene, Total	1				0			10.2	
S 124 Xylenes, Total	1				0			10.2	

QC Flag Legend

Processing Flags

Review Flags

M - Manually Integrated

Reagents:

GAS CORP mix_00472	Amount Added:	5.00	Units: uL	
8260 CORP mix_00214	Amount Added:	5.00	Units: uL	
S_8260_IS_00351	Amount Added:	1.00	Units: uL	Run Reagent
S_8260_Surr_00398	Amount Added:	1.00	Units: uL	Run Reagent

Report Date: 15-Sep-2021 10:50:20 Chrom Revision: 2.3 13-May-2021 07:57:40

Eurofins TestAmerica, Buffalo

Data File:	\\chromfs\Buffalo\ChromData\HP5973S\20210914-100971.b\S3502.D				
Injection Date:	14-Sep-2021 18:47:30	Instrument ID:	HP5973S	Operator ID:	wd
Lims ID:	IC 3			Worklist Smp#:	7
Client ID:					
Purge Vol:	5.000 mL	Dil. Factor:	1.0000	ALS Bottle#:	7
Method:	S-8260	Limit Group:	MV - 8260C ICAL		

Column: ZB-624 (0.18 mm)

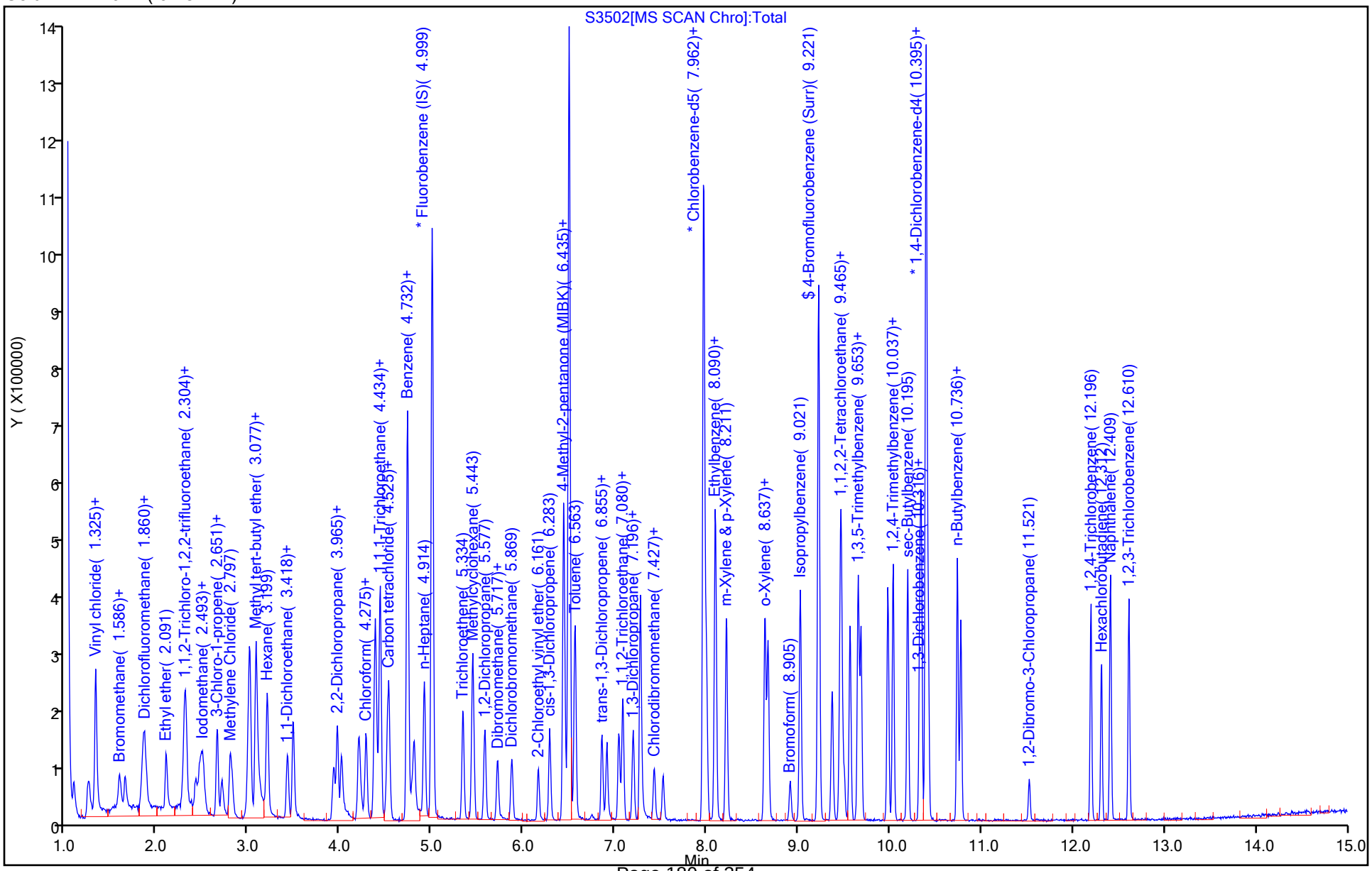

Manual Integration/User Assign Peak Report

Eurofins TestAmerica, Buffalo

Data File:	\\chromfs\Buffalo\ChromData\HP5973S\20210914-100971.b\S3502.D				
Injection Date:	14-Sep-2021 18:47:30	Instrument ID:	HP5973S		
Lims ID:	IC 3				
Client ID:					
Operator ID:	wd	ALS Bottle#:	7	Worklist Smp#:	7
Purge Vol:	5.000 mL	Dil. Factor:	1.0000		
Method:	S-8260	Limit Group:	MV - 8260C ICAL		
Column:	ZB-624 (0.18 mm)	Detector	MS SCAN		

10 Dichlorodifluoromethane, CAS: 75-71-8

Signal: 1

Processing Integration Results

RT: 1.09
Area: 55931
Amount: 5.012962
Amount Units: ug/L

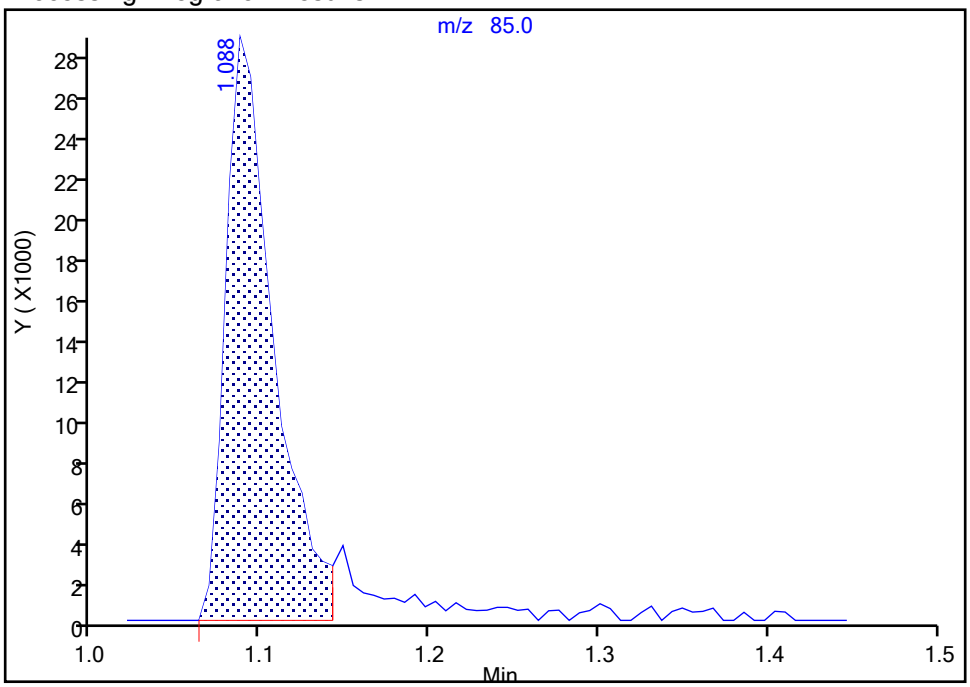

Manual Integration Results

RT: 1.09
Area: 61075
Amount: 5.378096
Amount Units: ug/L

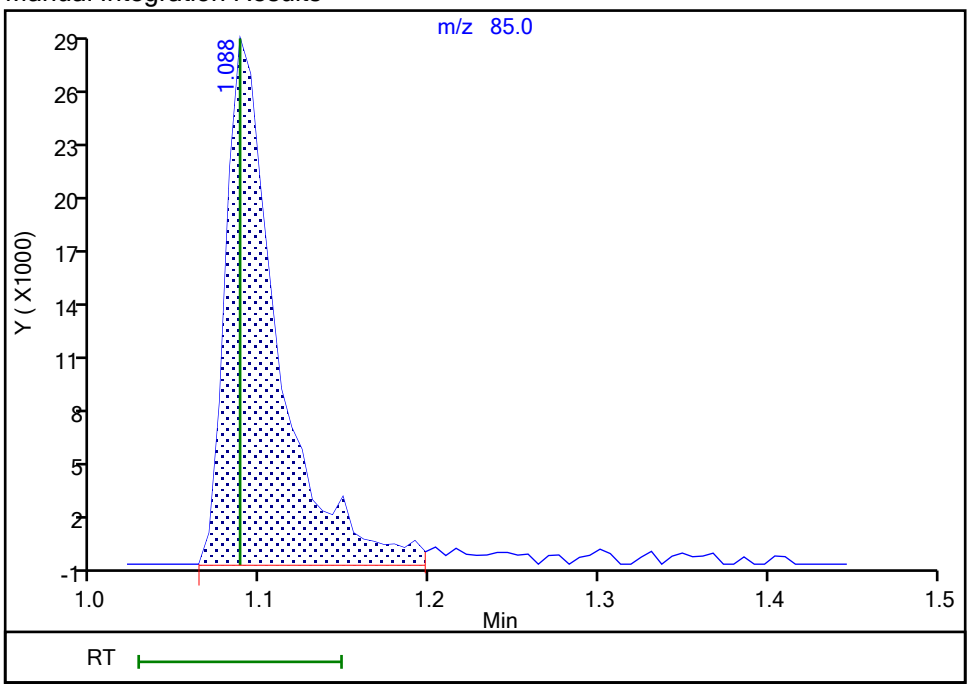

Reviewer: HillL, 15-Sep-2021 10:15:55

Audit Action: Manually Integrated Audit Reason: Poor chromatography

Manual Integration/User Assign Peak Report

Eurofins TestAmerica, Buffalo

Data File:	\\chromfs\Buffalo\ChromData\HP5973S\20210914-100971.b\S3502.D				
Injection Date:	14-Sep-2021 18:47:30	Instrument ID:	HP5973S		
Lims ID:	IC 3				
Client ID:					
Operator ID:	wd	ALS Bottle#:	7	Worklist Smp#:	7
Purge Vol:	5.000 mL	Dil. Factor:	1.0000		
Method:	S-8260	Limit Group:	MV - 8260C ICAL		
Column:	ZB-624 (0.18 mm)	Detector	MS SCAN		

20 Acrolein, CAS: 107-02-8

Signal: 1

Processing Integration Results

RT: 2.27
Area: 28739
Amount: 32.963139
Amount Units: ug/L

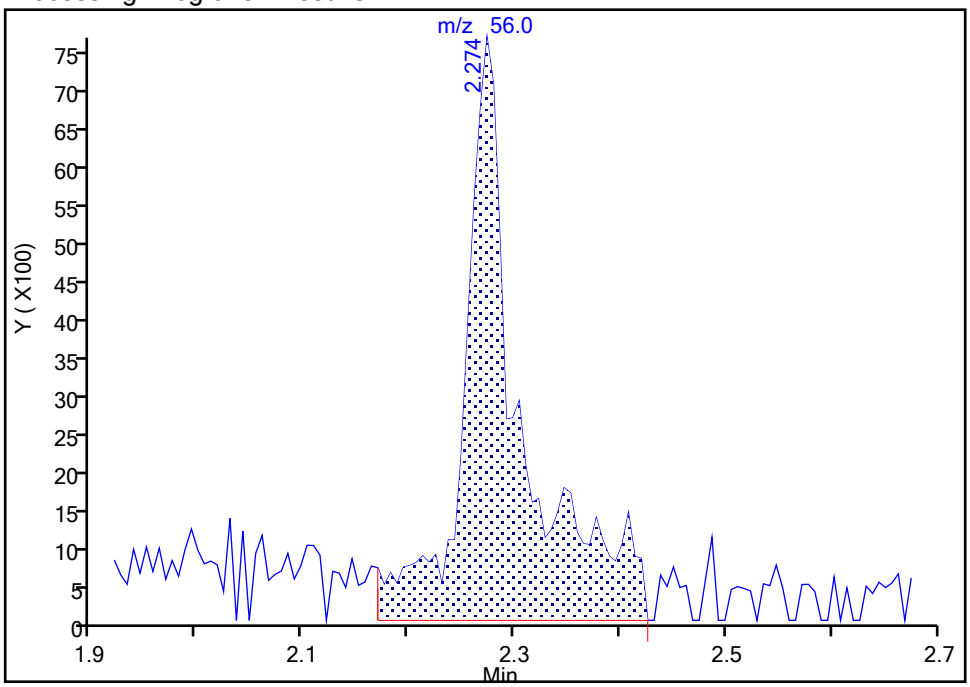

Manual Integration Results

RT: 2.27
Area: 20236
Amount: 24.400195
Amount Units: ug/L

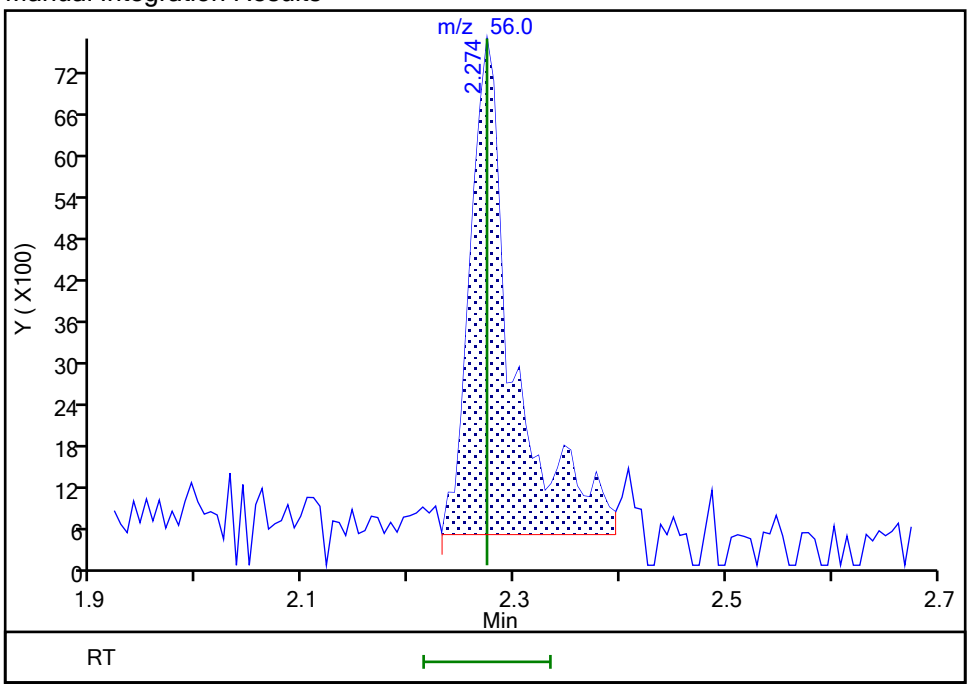

Reviewer: HillL, 15-Sep-2021 10:16:07

Audit Action: Manually Integrated Audit Reason: Poor chromatography

Manual Integration/User Assign Peak Report

Eurofins TestAmerica, Buffalo

Data File:	\\chromfs\Buffalo\ChromData\HP5973S\20210914-100971.b\S3502.D				
Injection Date:	14-Sep-2021 18:47:30	Instrument ID:	HP5973S		
Lims ID:	IC 3				
Client ID:					
Operator ID:	wd	ALS Bottle#:	7	Worklist Smp#:	7
Purge Vol:	5.000 mL	Dil. Factor:	1.0000		
Method:	S-8260	Limit Group:	MV - 8260C ICAL		
Column:	ZB-624 (0.18 mm)	Detector	MS SCAN		

23 Acetone, CAS: 67-64-1

Signal: 1

Processing Integration Results

RT: 2.41
Area: 136536
Amount: 27.241076
Amount Units: ug/L

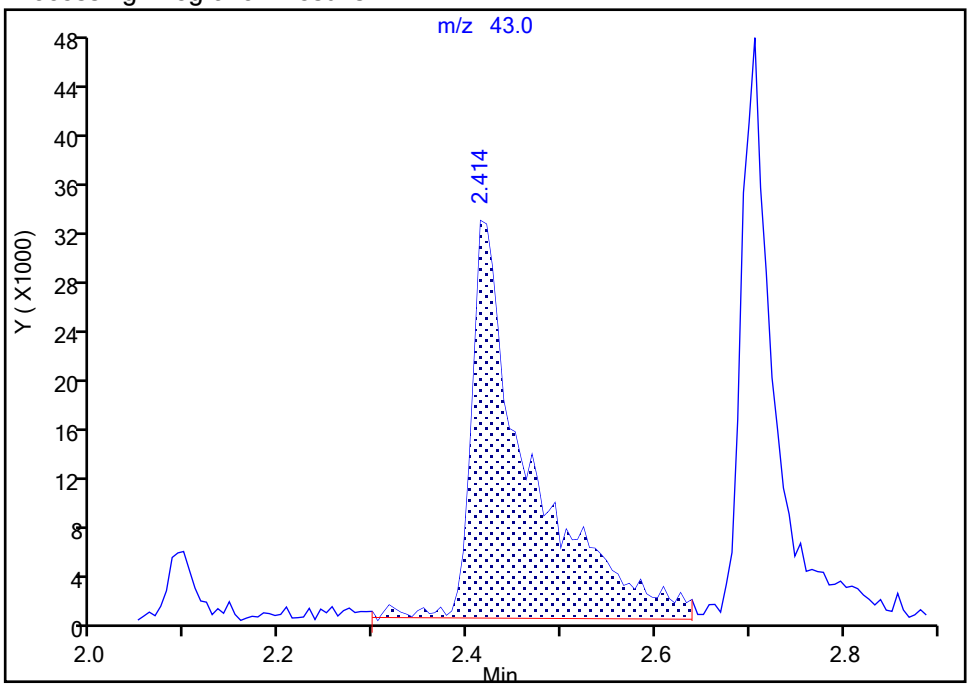

Manual Integration Results

RT: 2.41
Area: 116343
Amount: 23.689458
Amount Units: ug/L

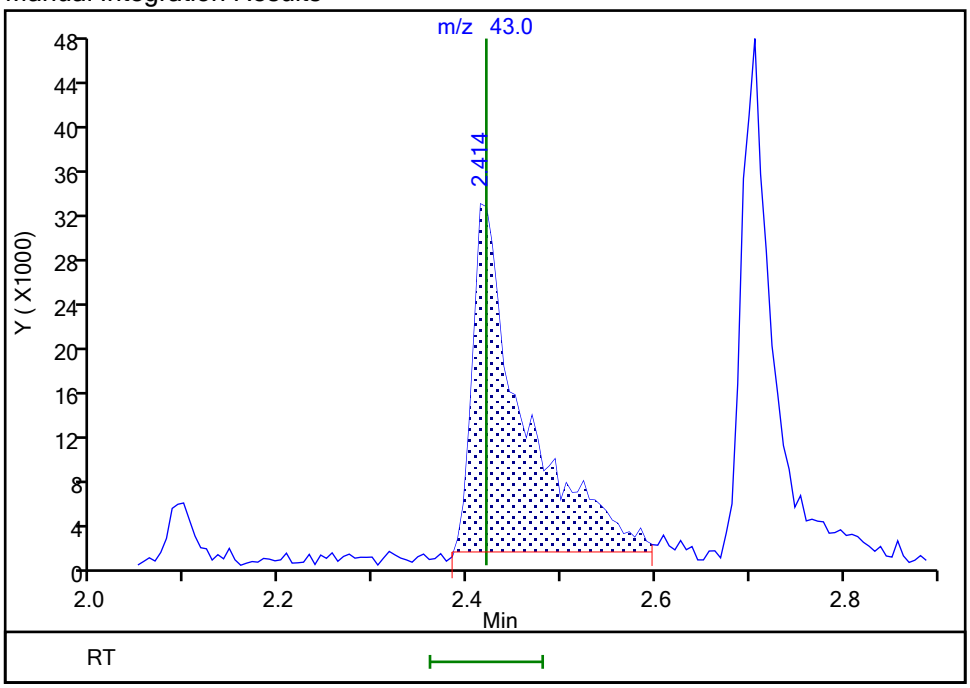

Reviewer: HillL, 15-Sep-2021 10:17:30

Audit Action: Manually Integrated Audit Reason: Poor chromatography

Manual Integration/User Assign Peak Report

Eurofins TestAmerica, Buffalo

Data File:	\\chromfs\Buffalo\ChromData\HP5973S\20210914-100971.b\S3502.D				
Injection Date:	14-Sep-2021 18:47:30	Instrument ID:	HP5973S		
Lims ID:	IC 3				
Client ID:					
Operator ID:	wd	ALS Bottle#:	7	Worklist Smp#:	7
Purge Vol:	5.000 mL	Dil. Factor:	1.0000		
Method:	S-8260	Limit Group:	MV - 8260C ICAL		
Column:	ZB-624 (0.18 mm)	Detector	MS SCAN		

31 2-Methyl-2-propanol, CAS: 75-65-0

Signal: 1

Processing Integration Results

RT: 2.97
Area: 62383
Amount: 42.256518
Amount Units: ug/L

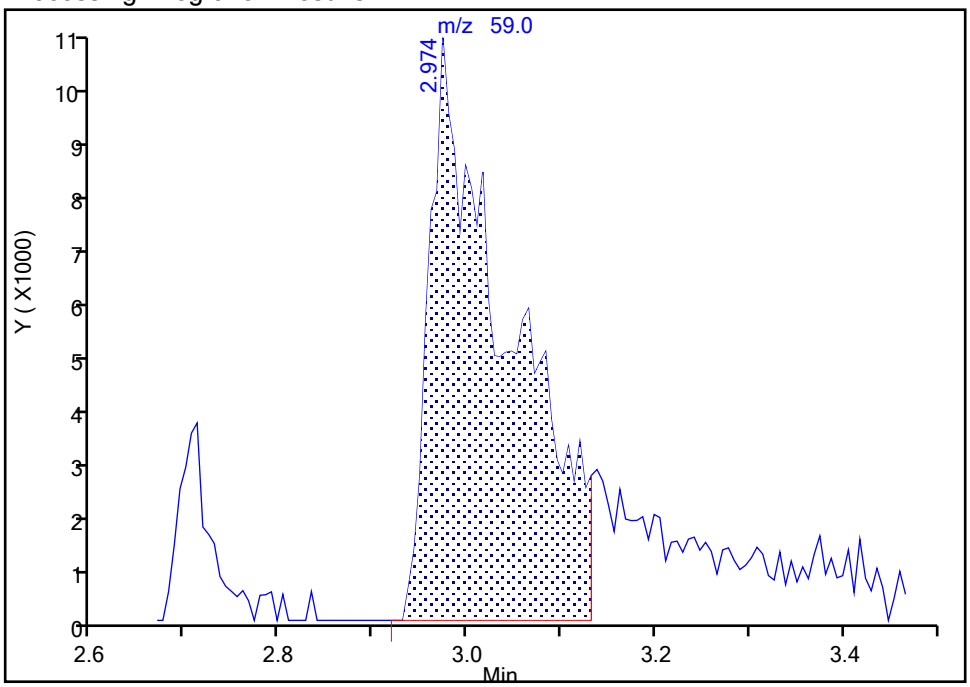

Manual Integration Results

RT: 2.97
Area: 73796
Amount: 48.268575
Amount Units: ug/L

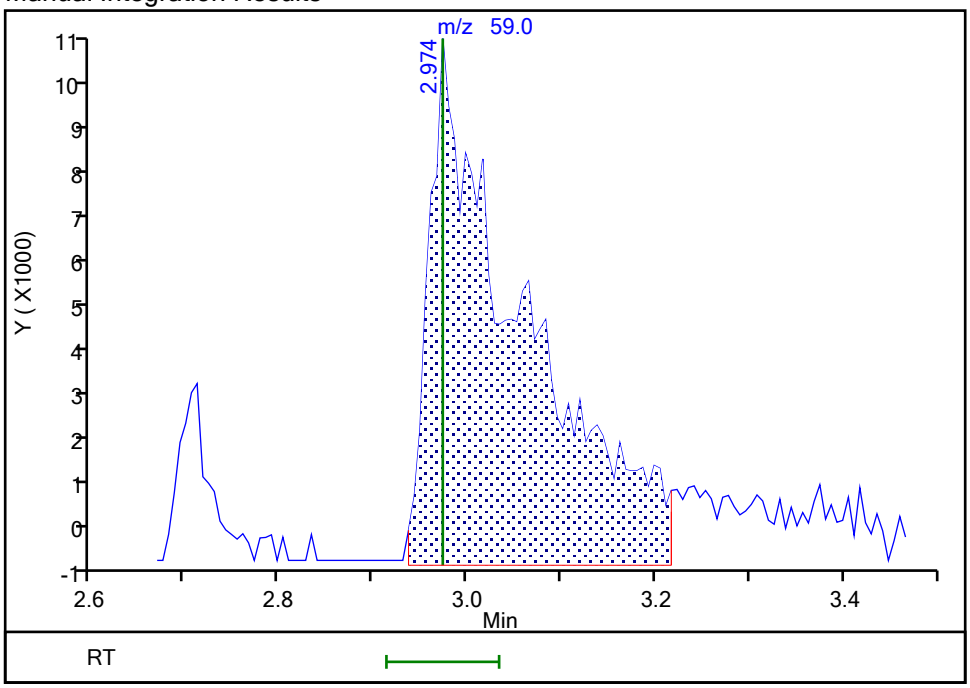

Reviewer: HillL, 15-Sep-2021 10:17:44

Audit Action: Manually Integrated Audit Reason: Poor chromatography

Manual Integration/User Assign Peak Report

Eurofins TestAmerica, Buffalo

Data File:	\\chromfs\Buffalo\ChromData\HP5973S\20210914-100971.b\S3502.D				
Injection Date:	14-Sep-2021 18:47:30	Instrument ID:	HP5973S		
Lims ID:	IC 3				
Client ID:					
Operator ID:	wd	ALS Bottle#:	7	Worklist Smp#:	7
Purge Vol:	5.000 mL	Dil. Factor:	1.0000		
Method:	S-8260	Limit Group:	MV - 8260C ICAL		
Column:	ZB-624 (0.18 mm)	Detector	MS SCAN		

49 Tetrahydrofuran, CAS: 109-99-9

Signal: 1

Processing Integration Results

RT: 4.21
Area: 42363
Amount: 7.739043
Amount Units: ug/L

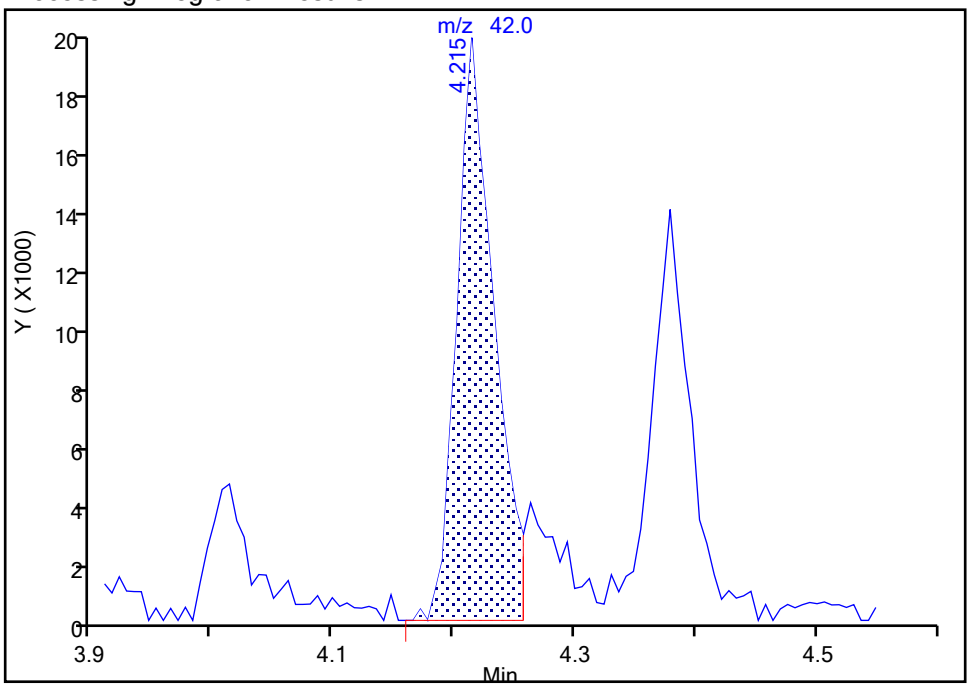

Manual Integration Results

RT: 4.21
Area: 49625
Amount: 8.917809
Amount Units: ug/L

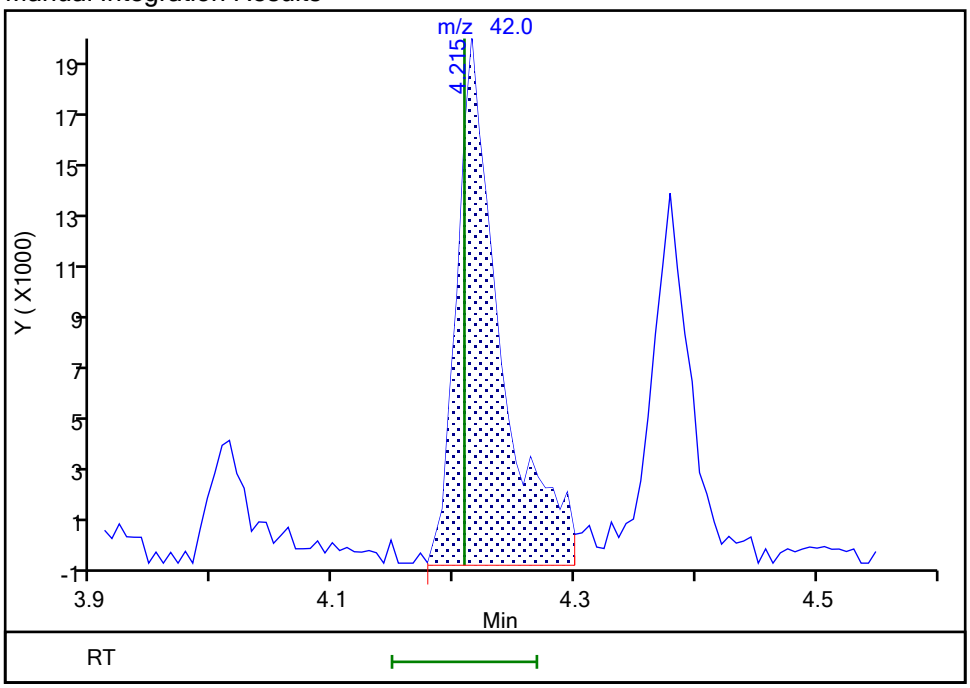

Reviewer: HillL, 15-Sep-2021 10:17:56

Audit Action: Manually Integrated Audit Reason: Poor chromatography

Eurofins TestAmerica, Buffalo
Target Compound Quantitation Report

Data File: \\chromfs\Buffalo\ChromData\HP5973S\20210914-100971.b\S3503.D
Lims ID: IC 4
Client ID:
Sample Type: IC Calib Level: 5
Inject. Date: 14-Sep-2021 19:10:30 ALS Bottle#: 8 Worklist Smp#: 8
Purge Vol: 5.000 mL Dil. Factor: 1.0000
Sample Info: IC 4
Misc. Info.: 480-0100971-008
Operator ID: wd Instrument ID: HP5973S
Sublist: chrom-S-8260*sub26

Method: \\chromfs\Buffalo\ChromData\HP5973S\20210914-100971.b\S-8260.m
Limit Group: MV - 8260C ICAL
Last Update: 15-Sep-2021 10:50:23 Calib Date: 15-Sep-2021 00:35:30
Integrator: RTE ID Type: RT Order ID
Quant Method: Internal Standard Quant By: Initial Calibration
Last ICal File: \\chromfs\Buffalo\ChromData\HP5973S\20210914-100971.b\S3517.D

Column 1 : ZB-624 (0.18 mm) Det: MS SCAN
Process Host: CTX1643

First Level Reviewer: HillL Date: 15-Sep-2021 10:19:55

Compound	Sig	RT (min.)	Adj RT (min.)	Dlt RT (min.)	Q	Response	Cal Amt ug/L	OnCol Amt ug/L	Flags
* 153 Fluorobenzene (IS)	70	4.999	4.999	0.000	98	168309	25.0	25.0	
* 2 Chlorobenzene-d5	82	7.962	7.962	0.000	86	338411	25.0	25.0	
* 3 1,4-Dichlorobenzene-d4	152	10.395	10.395	0.000	71	342681	25.0	25.0	
$ 154 Dibromofluoromethane (Surr)	113	4.433	4.434	-0.001	57	217599	25.0	24.0	
$ 4 1,2-Dichloroethane-d4 (Surr)	67	4.732	4.732	0.000	77	145339	25.0	24.8	
$ 5 Toluene-d8 (Surr)	98	6.496	6.496	0.000	90	864773	25.0	25.3	
$ 6 4-Bromofluorobenzene (Surr)	174	9.221	9.221	0.000	92	276856	25.0	24.2	
10 Dichlorodifluoromethane	85	1.088	1.088	0.000	86	112735	10.0	9.41	M
12 Chloromethane	50	1.246	1.246	0.000	99	153664	10.0	9.71	M
13 Vinyl chloride	62	1.319	1.319	0.000	68	132013	10.0	9.19	
151 Butadiene	54	1.325	1.325	0.000	63	151114	10.0	8.90	
14 Bromomethane	94	1.586	1.586	0.000	91	84172	10.0	8.72	
15 Chloroethane	64	1.647	1.647	0.000	99	91389	10.0	9.14	
16 Dichlorofluoromethane	67	1.848	1.848	0.000	81	191261	10.0	9.23	
17 Trichlorofluoromethane	101	1.860	1.860	0.000	88	159558	10.0	9.05	
18 Ethyl ether	59	2.097	2.091	0.006	94	110730	10.0	9.16	
20 Acrolein	56	2.274	2.274	0.000	89	41054	50.0	46.9	
21 1,1,2-Trichloro-1,2,2-trifluoroe	101	2.298	2.292	0.006	69	94386	10.0	9.88	
22 1,1-Dichloroethene	96	2.304	2.304	0.000	88	93599	10.0	9.14	
23 Acetone	43	2.420	2.420	0.000	99	259862	50.0	50.2	
25 Iodomethane	142	2.468	2.462	0.006	95	167155	10.0	9.13	
26 Carbon disulfide	76	2.499	2.499	0.000	97	317061	10.0	9.64	
28 3-Chloro-1-propene	41	2.651	2.651	0.000	88	192183	10.0	9.52	
27 Methyl acetate	43	2.706	2.700	0.006	95	251249	20.0	18.4	
30 Methylene Chloride	84	2.797	2.803	-0.006	92	119057	10.0	9.56	
31 2-Methyl-2-propanol	59	2.973	2.973	0.000	59	155057	100.0	96.2	M
32 Methyl tert-butyl ether	73	2.998	2.998	0.000	93	336989	10.0	9.13	
34 trans-1,2-Dichloroethene	96	3.010	3.010	0.000	88	106384	10.0	9.22	
33 Acrylonitrile	53	3.077	3.077	0.000	97	660172	100.0	93.5	
35 Hexane	57	3.199	3.199	-0.001	89	166527	10.0	9.52	

Compound	Sig	RT (min.)	Adj RT (min.)	Dlt RT (min.)	Q	Response	Cal Amt ug/L	OnCol Amt ug/L	Flags
39 1,1-Dichloroethane	63	3.424	3.418	0.006	96	196542	10.0	9.29	
37 Vinyl acetate	43	3.484	3.478	0.006	97	495828	20.0	17.7	
44 2,2-Dichloropropane	77	3.922	3.923	-0.001	89	103867	10.0	9.66	
45 cis-1,2-Dichloroethene	96	3.965	3.965	0.000	62	114044	10.0	9.14	
43 2-Butanone (MEK)	43	4.014	4.008	0.006	97	365460	50.0	46.2	
48 Chlorobromomethane	128	4.196	4.196	0.000	90	58863	10.0	8.80	
49 Tetrahydrofuran	42	4.208	4.208	0.000	86	98222	20.0	16.7	
50 Chloroform	83	4.275	4.275	0.000	81	185810	10.0	8.86	
51 1,1,1-Trichloroethane	97	4.379	4.373	0.006	75	160626	10.0	9.70	
52 Cyclohexane	56	4.379	4.379	0.000	91	217454	10.0	10.1	
55 Carbon tetrachloride	117	4.513	4.507	0.006	90	139237	10.0	9.58	
54 1,1-Dichloropropene	75	4.525	4.525	0.000	89	139492	10.0	9.60	
57 Benzene	78	4.725	4.726	-0.001	94	423374	10.0	9.41	
53 Isobutyl alcohol	43	4.780	4.780	0.000	61	116779	250.0	211.6	M
58 1,2-Dichloroethane	62	4.805	4.805	0.000	72	159197	10.0	9.33	
59 n-Heptane	43	4.914	4.914	0.000	93	176210	10.0	8.87	
62 Trichloroethene	95	5.334	5.334	0.000	90	101938	10.0	9.47	
64 Methylcyclohexane	83	5.443	5.443	0.000	92	191278	10.0	9.73	
65 1,2-Dichloropropane	63	5.571	5.577	-0.006	89	105837	10.0	9.26	
67 Dibromomethane	93	5.717	5.711	0.006	88	64293	10.0	9.04	
66 1,4-Dioxane	88	5.735	5.717	0.018	85	31810	200.0	218.1	M
68 Dichlorobromomethane	83	5.869	5.869	0.000	90	120829	10.0	9.20	
69 2-Chloroethyl vinyl ether	63	6.161	6.155	0.006	92	70844	10.0	8.95	
72 cis-1,3-Dichloropropene	75	6.283	6.283	0.000	85	158866	10.0	9.37	
73 4-Methyl-2-pentanone (MIBK)	43	6.435	6.435	0.000	97	784182	50.0	45.8	
74 Toluene	92	6.557	6.557	0.000	90	267037	10.0	9.75	
77 trans-1,3-Dichloropropene	75	6.855	6.855	0.000	96	149057	10.0	9.44	
75 Ethyl methacrylate	69	6.909	6.903	0.006	71	135917	10.0	9.98	
79 1,1,2-Trichloroethane	83	7.037	7.037	0.000	88	78779	10.0	9.30	
81 Tetrachloroethene	166	7.080	7.080	0.000	91	116023	10.0	9.75	
82 1,3-Dichloropropane	76	7.195	7.195	0.000	95	164116	10.0	9.42	
80 2-Hexanone	43	7.275	7.275	-0.001	97	536216	50.0	46.7	
83 Chlorodibromomethane	129	7.427	7.427	0.000	86	93867	10.0	9.43	
84 Ethylene Dibromide	107	7.524	7.518	0.006	98	100612	10.0	9.51	
87 Chlorobenzene	112	7.992	7.992	0.000	93	296656	10.0	9.50	
88 Ethylbenzene	91	8.090	8.090	0.000	98	490331	10.0	9.53	
89 1,1,1,2-Tetrachloroethane	131	8.096	8.096	0.000	42	109987	10.0	9.73	
90 m-Xylene & p-Xylene	106	8.211	8.211	0.000	98	204486	10.0	9.80	
91 o-Xylene	106	8.631	8.631	0.000	96	199776	10.0	9.68	
92 Styrene	104	8.668	8.668	0.000	93	310407	10.0	9.15	
95 Bromoform	173	8.911	8.911	0.000	95	63568	10.0	9.18	
94 Isopropylbenzene	105	9.020	9.021	-0.001	95	528724	10.0	10.2	
101 Bromobenzene	156	9.367	9.367	0.000	92	132103	10.0	9.94	
97 1,1,2,2-Tetrachloroethane	83	9.452	9.452	0.000	67	132179	10.0	9.26	
99 N-Propylbenzene	91	9.465	9.465	0.000	99	570699	10.0	9.79	
100 1,2,3-Trichloropropane	110	9.477	9.477	0.000	64	46524	10.0	9.41	
98 trans-1,4-Dichloro-2-butene	53	9.501	9.495	0.006	92	39753	10.0	8.56	
103 2-Chlorotoluene	126	9.562	9.562	0.000	96	124285	10.0	9.79	
102 1,3,5-Trimethylbenzene	105	9.653	9.653	0.000	94	448537	10.0	10.1	
105 4-Chlorotoluene	126	9.684	9.684	0.000	97	118673	10.0	9.45	
106 tert-Butylbenzene	134	9.976	9.976	0.000	91	96885	10.0	9.87	
107 1,2,4-Trimethylbenzene	105	10.036	10.037	-0.001	56	455942	10.0	9.92	

Compound	Sig	RT (min.)	Adj RT (min.)	Dlt RT (min.)	Q	Response	Cal Amt ug/L	OnCol Amt ug/L	Flags
109 sec-Butylbenzene	105	10.195	10.195	0.000	94	547646	10.0	10.0	
111 1,3-Dichlorobenzene	146	10.328	10.329	-0.001	98	248081	10.0	9.47	
110 4-Isopropyltoluene	119	10.341	10.341	0.000	97	483411	10.0	9.88	
113 1,4-Dichlorobenzene	146	10.420	10.420	0.000	95	248378	10.0	9.27	
115 n-Butylbenzene	91	10.736	10.736	0.000	94	406187	10.0	10.0	
116 1,2-Dichlorobenzene	146	10.773	10.773	0.000	95	257907	10.0	9.65	
117 1,2-Dibromo-3-Chloropropane	75	11.521	11.521	0.000	69	27741	10.0	9.54	
119 1,2,4-Trichlorobenzene	180	12.196	12.196	0.000	95	192054	10.0	9.50	
120 Hexachlorobutadiene	225	12.312	12.312	0.000	91	85207	10.0	9.92	
121 Naphthalene	128	12.409	12.409	0.000	97	587795	10.0	9.69	
122 1,2,3-Trichlorobenzene	180	12.610	12.610	0.000	95	197524	10.0	9.88	
S 123 Total BTEX	1				0			48.2	
S 126 1,3-Dichloropropene, Total	1				0			18.8	
S 125 1,2-Dichloroethene, Total	1				0			18.4	
S 124 Xylenes, Total	1				0			19.5	

QC Flag Legend

Processing Flags

Review Flags

M - Manually Integrated

Reagents:

GAS CORP mix_00472	Amount Added:	5.00	Units: uL	
8260 CORP mix_00214	Amount Added:	5.00	Units: uL	
S_8260_IS_00351	Amount Added:	1.00	Units: uL	Run Reagent
S_8260_Surr_00398	Amount Added:	1.00	Units: uL	Run Reagent

Report Date: 15-Sep-2021 10:50:24 Chrom Revision: 2.3 13-May-2021 07:57:40

Eurofins TestAmerica, Buffalo

Data File:	\\chromfs\Buffalo\ChromData\HP5973S\20210914-100971.b\S3503.D				
Injection Date:	14-Sep-2021 19:10:30	Instrument ID:	HP5973S	Operator ID:	wd
Lims ID:	IC 4			Worklist Smp#:	8
Client ID:					
Purge Vol:	5.000 mL	Dil. Factor:	1.0000	ALS Bottle#:	8
Method:	S-8260	Limit Group:	MV - 8260C ICAL		

Column: ZB-624 (0.18 mm)

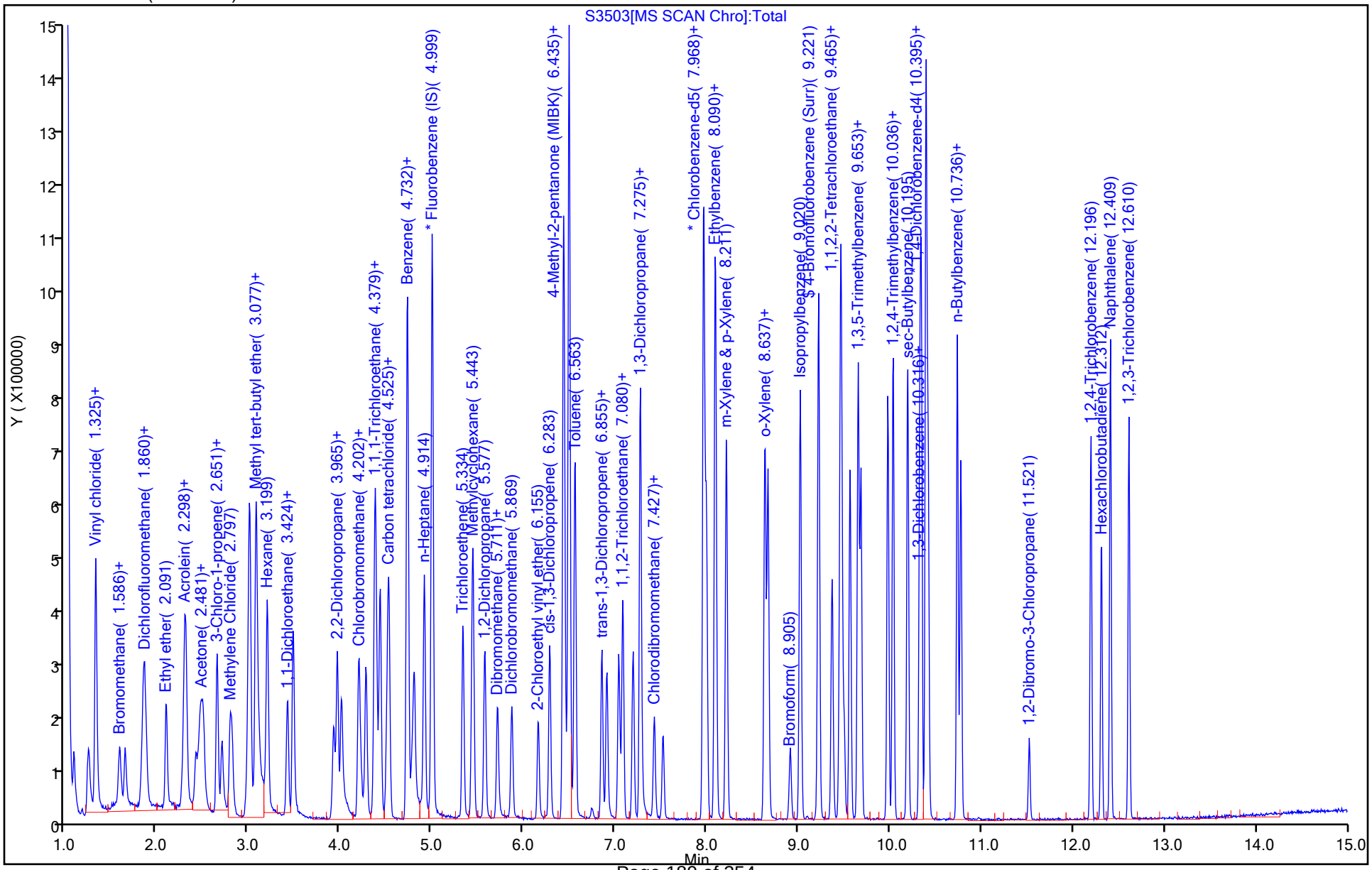

Manual Integration/User Assign Peak Report

Eurofins TestAmerica, Buffalo

Data File:	\\chromfs\Buffalo\ChromData\HP5973S\20210914-100971.b\S3503.D				
Injection Date:	14-Sep-2021 19:10:30	Instrument ID:	HP5973S		
Lims ID:	IC 4				
Client ID:					
Operator ID:	wd	ALS Bottle#:	8	Worklist Smp#:	8
Purge Vol:	5.000 mL	Dil. Factor:	1.0000		
Method:	S-8260	Limit Group:	MV - 8260C ICAL		
Column:	ZB-624 (0.18 mm)	Detector	MS SCAN		

10 Dichlorodifluoromethane, CAS: 75-71-8

Signal: 1

Processing Integration Results

RT: 1.09
Area: 106797
Amount: 8.971779
Amount Units: ug/L

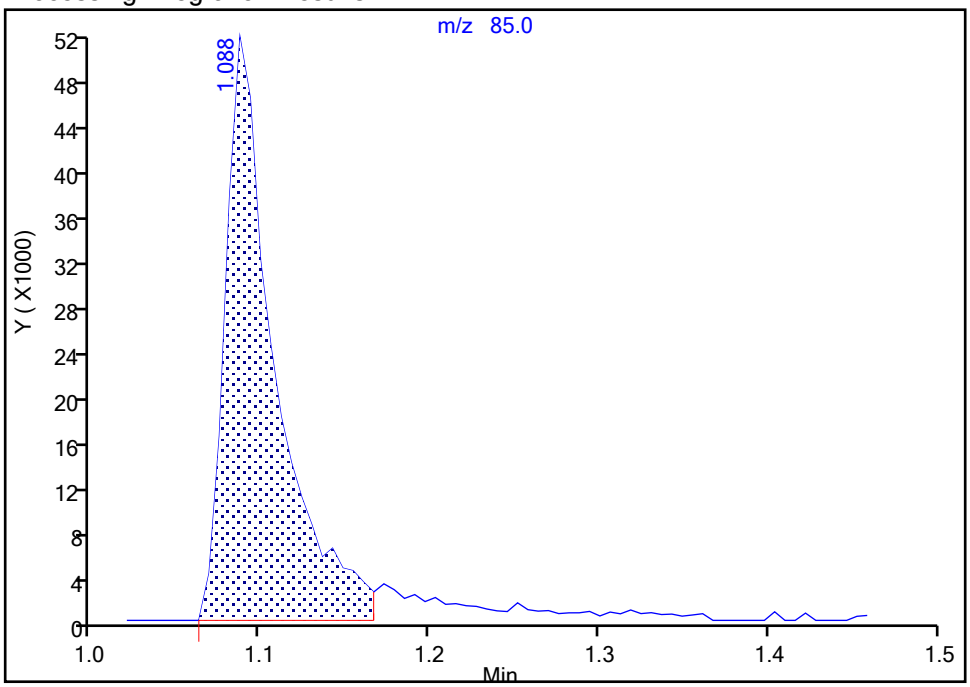

Manual Integration Results

RT: 1.09
Area: 112735
Amount: 9.411929
Amount Units: ug/L

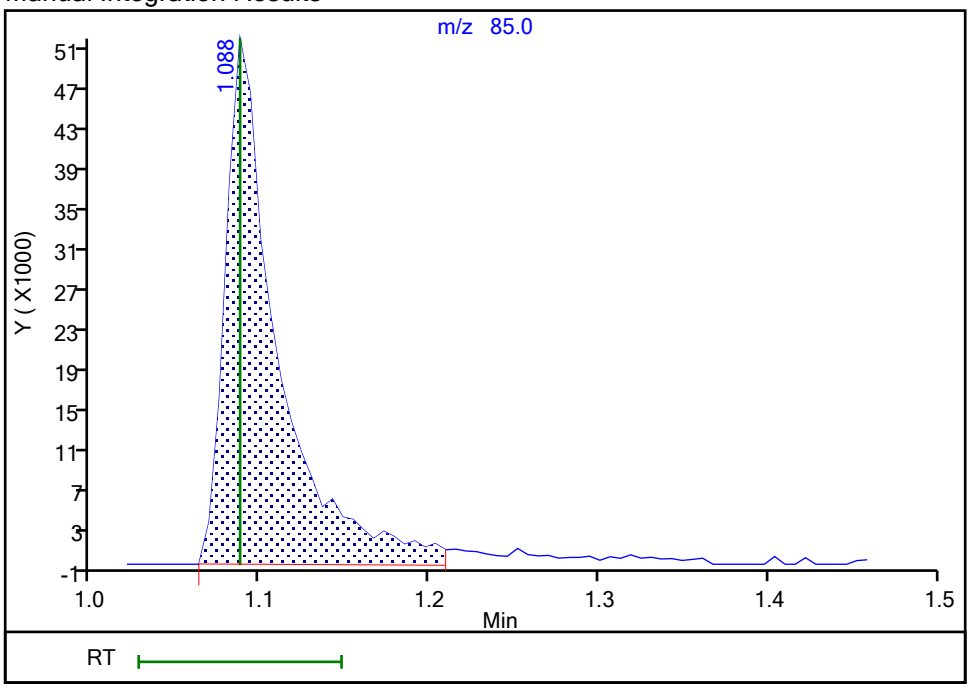

Reviewer: HillL, 15-Sep-2021 10:18:37

Audit Action: Manually Integrated Audit Reason: Poor chromatography

Manual Integration/User Assign Peak Report

Eurofins TestAmerica, Buffalo

Data File:	\\chromfs\Buffalo\ChromData\HP5973S\20210914-100971.b\S3503.D				
Injection Date:	14-Sep-2021 19:10:30	Instrument ID:	HP5973S		
Lims ID:	IC 4				
Client ID:					
Operator ID:	wd	ALS Bottle#:	8	Worklist Smp#:	8
Purge Vol:	5.000 mL	Dil. Factor:	1.0000		
Method:	S-8260	Limit Group:	MV - 8260C ICAL		
Column:	ZB-624 (0.18 mm)	Detector	MS SCAN		

12 Chloromethane, CAS: 74-87-3

Signal: 1

Processing Integration Results

RT: 1.25
Area: 148436
Amount: 9.418314
Amount Units: ug/L

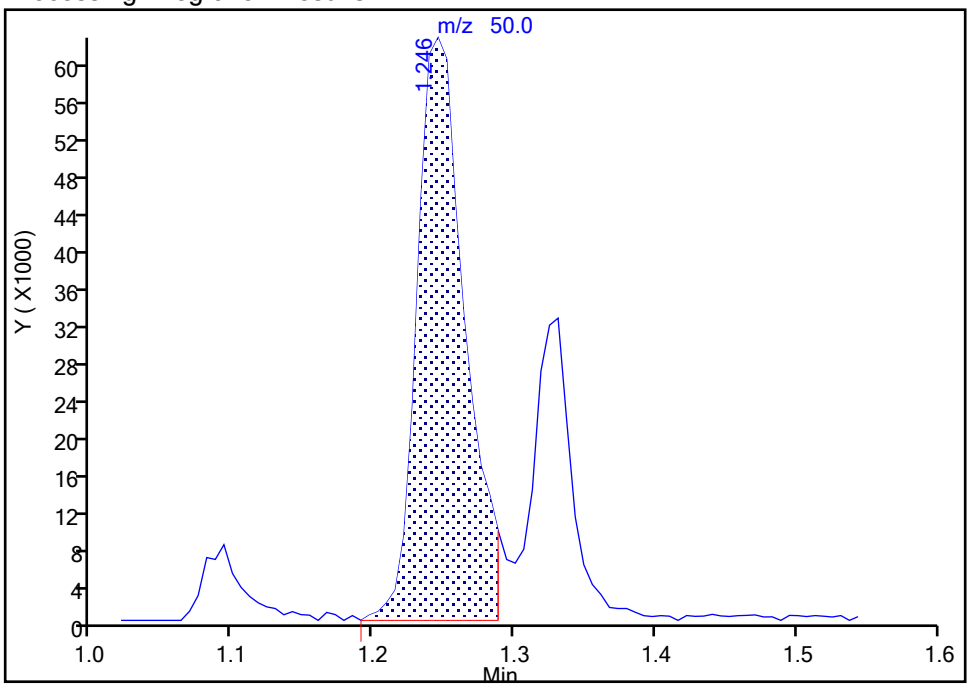

Manual Integration Results

RT: 1.25
Area: 153664
Amount: 9.709771
Amount Units: ug/L

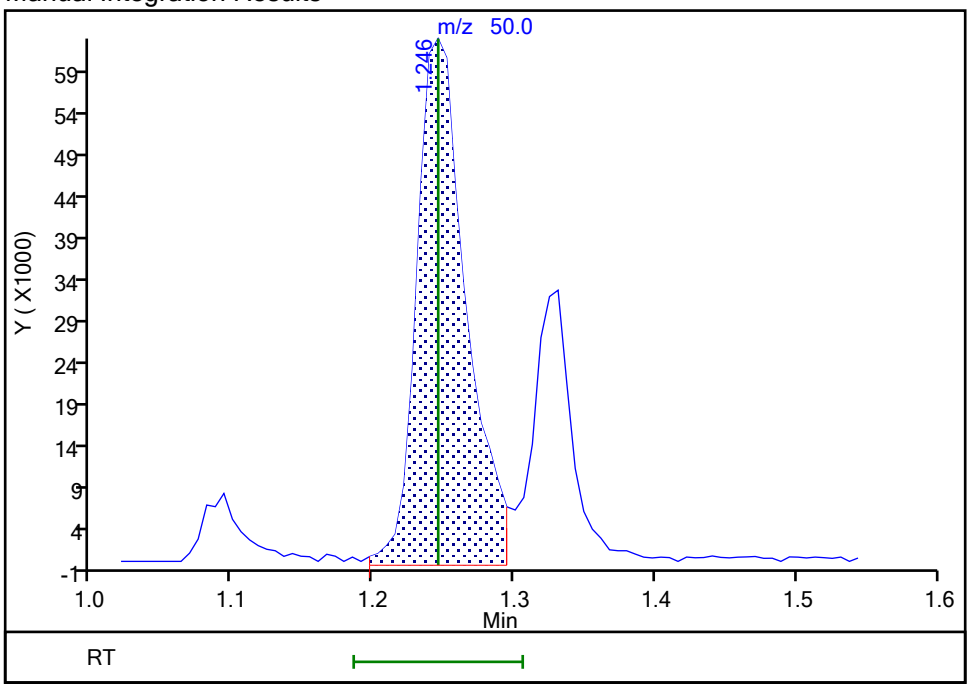

Reviewer: HillL, 15-Sep-2021 10:18:48

Audit Action: Manually Integrated Audit Reason: Poor chromatography

Manual Integration/User Assign Peak Report

Eurofins TestAmerica, Buffalo

Data File:	\\chromfs\Buffalo\ChromData\HP5973S\20210914-100971.b\S3503.D				
Injection Date:	14-Sep-2021 19:10:30	Instrument ID:	HP5973S		
Lims ID:	IC 4				
Client ID:					
Operator ID:	wd	ALS Bottle#:	8	Worklist Smp#:	8
Purge Vol:	5.000 mL	Dil. Factor:	1.0000		
Method:	S-8260	Limit Group:	MV - 8260C ICAL		
Column:	ZB-624 (0.18 mm)	Detector	MS SCAN		

31 2-Methyl-2-propanol, CAS: 75-65-0

Signal: 1

Processing Integration Results

RT: 2.97
Area: 134775
Amount: 84.913747
Amount Units: ug/L

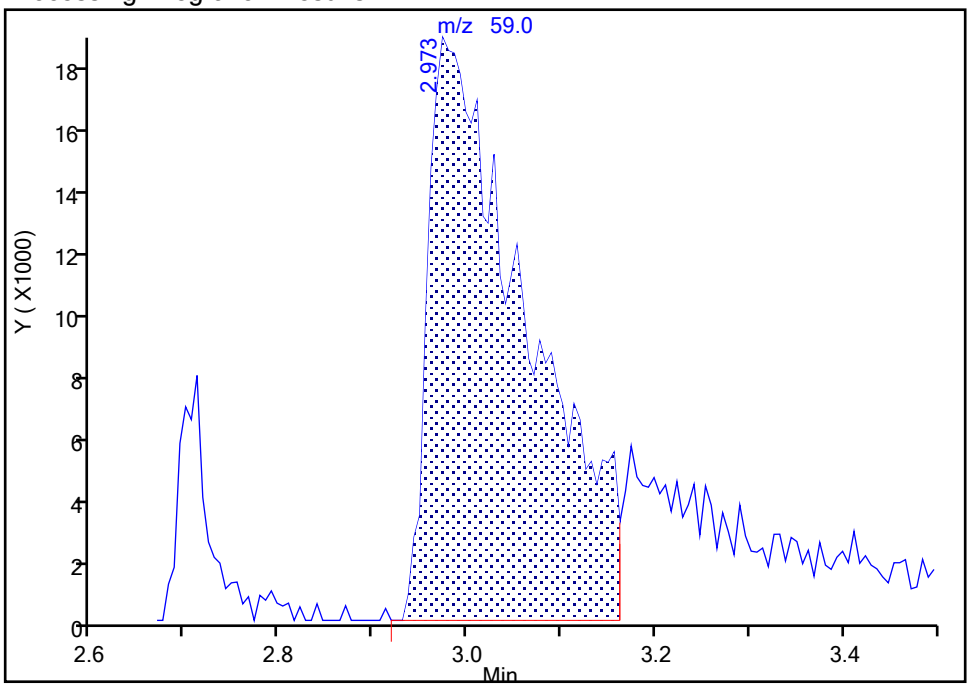

Manual Integration Results

RT: 2.97
Area: 155057
Amount: 96.156319
Amount Units: ug/L

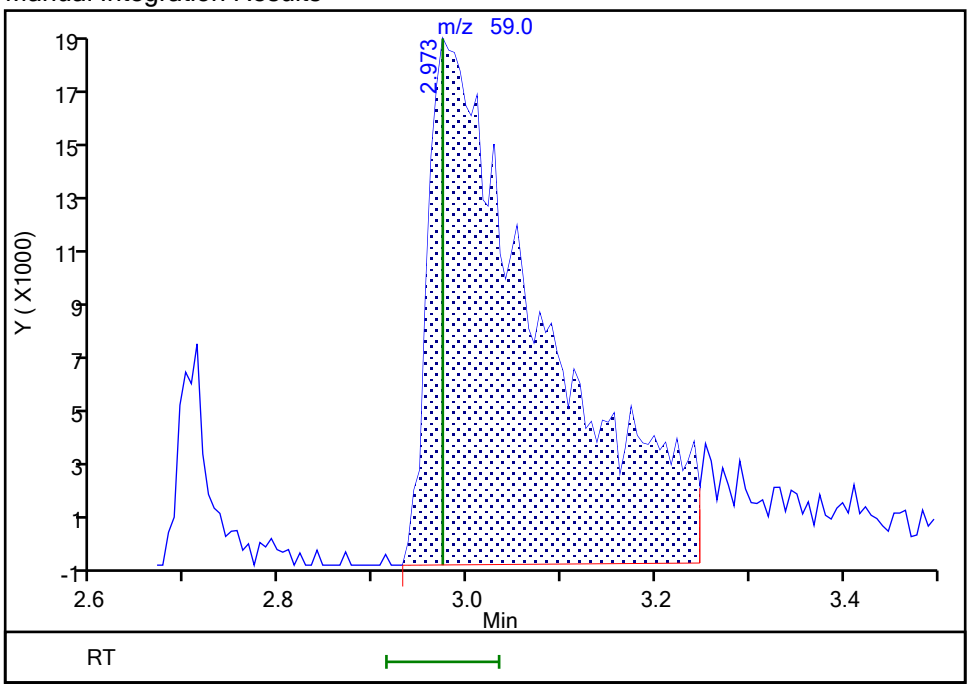

Reviewer: HillL, 15-Sep-2021 10:19:06

Audit Action: Manually Integrated Audit Reason: Poor chromatography

Manual Integration/User Assign Peak Report

Eurofins TestAmerica, Buffalo

Data File:	\\chromfs\Buffalo\ChromData\HP5973S\20210914-100971.b\S3503.D				
Injection Date:	14-Sep-2021 19:10:30	Instrument ID:	HP5973S		
Lims ID:	IC 4				
Client ID:					
Operator ID:	wd	ALS Bottle#:	8	Worklist Smp#:	8
Purge Vol:	5.000 mL	Dil. Factor:	1.0000		
Method:	S-8260	Limit Group:	MV - 8260C ICAL		
Column:	ZB-624 (0.18 mm)	Detector	MS SCAN		

53 Isobutyl alcohol, CAS: 78-83-1

Signal: 1

Processing Integration Results

RT: 4.78
Area: 102301
Amount: 187.8668
Amount Units: ug/L

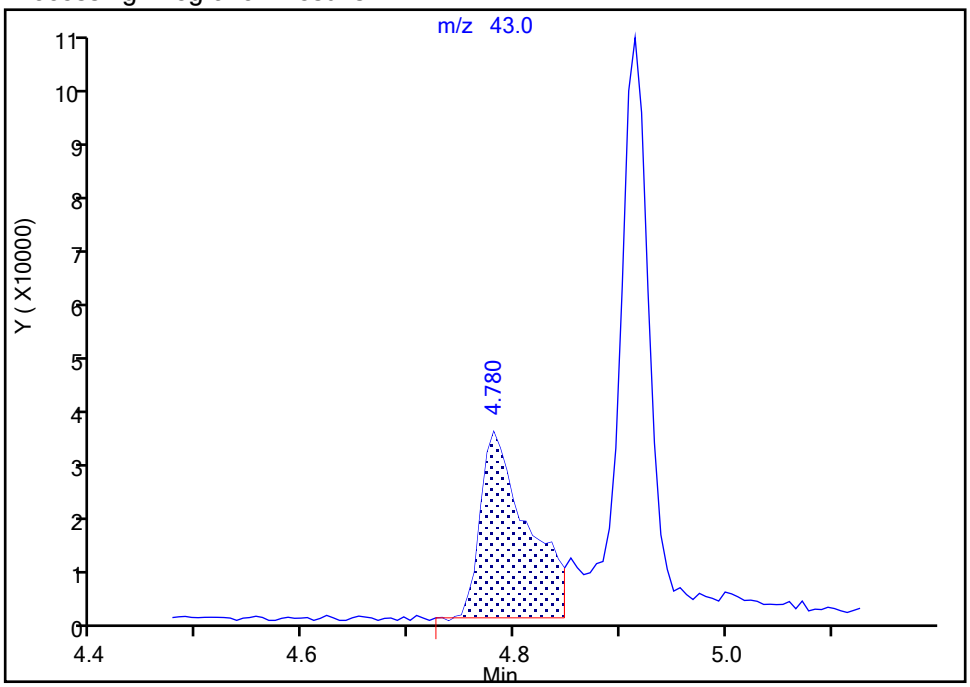

Manual Integration Results

RT: 4.78
Area: 116779
Amount: 211.6409
Amount Units: ug/L

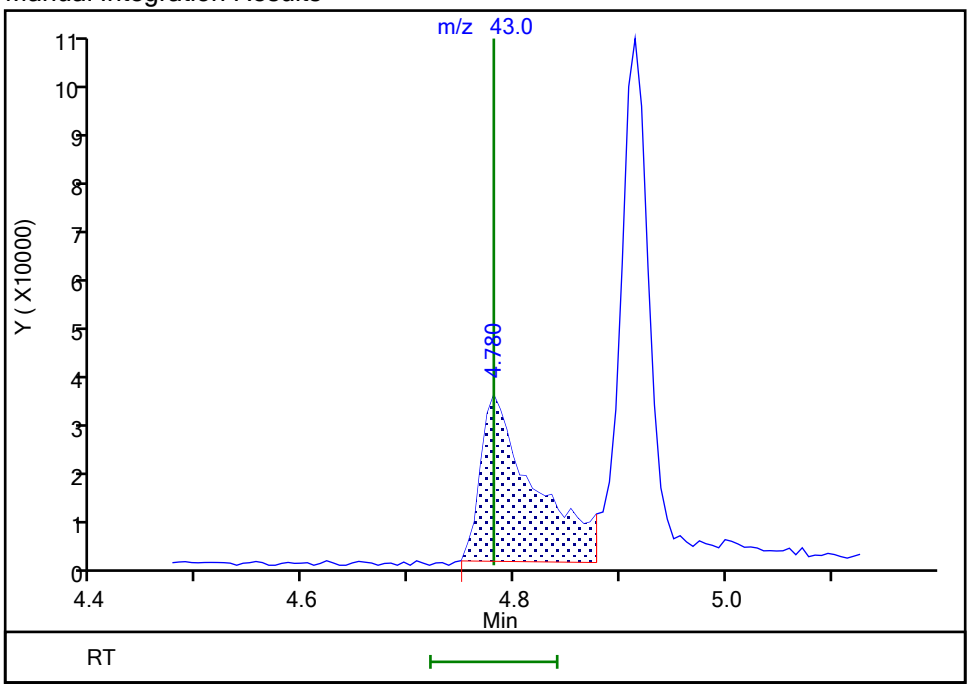

Reviewer: HillL, 15-Sep-2021 10:19:33

Audit Action: Manually Integrated Audit Reason: Poor chromatography

Manual Integration/User Assign Peak Report

Eurofins TestAmerica, Buffalo

Data File:	\\chromfs\Buffalo\ChromData\HP5973S\20210914-100971.b\S3503.D				
Injection Date:	14-Sep-2021 19:10:30	Instrument ID:	HP5973S		
Lims ID:	IC 4				
Client ID:					
Operator ID:	wd	ALS Bottle#:	8	Worklist Smp#:	8
Purge Vol:	5.000 mL	Dil. Factor:	1.0000		
Method:	S-8260	Limit Group:	MV - 8260C ICAL		
Column:	ZB-624 (0.18 mm)	Detector	MS SCAN		

66 1,4-Dioxane, CAS: 123-91-1

Signal: 1

Processing Integration Results

RT: 5.74
Area: 18301
Amount: 162.1287
Amount Units: ug/L

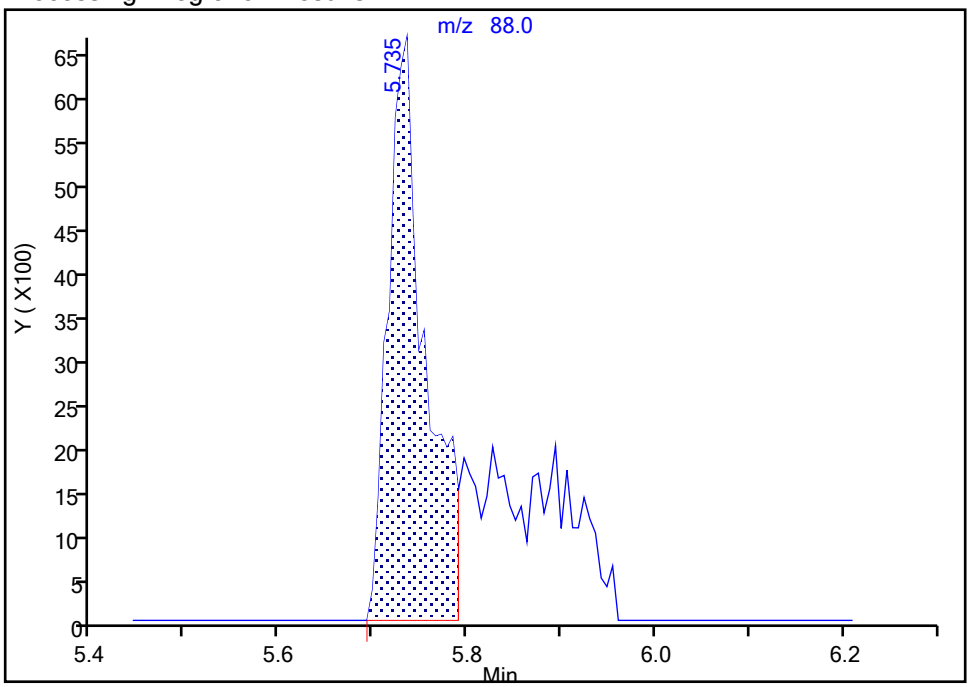

Manual Integration Results

RT: 5.74
Area: 31810
Amount: 218.1231
Amount Units: ug/L

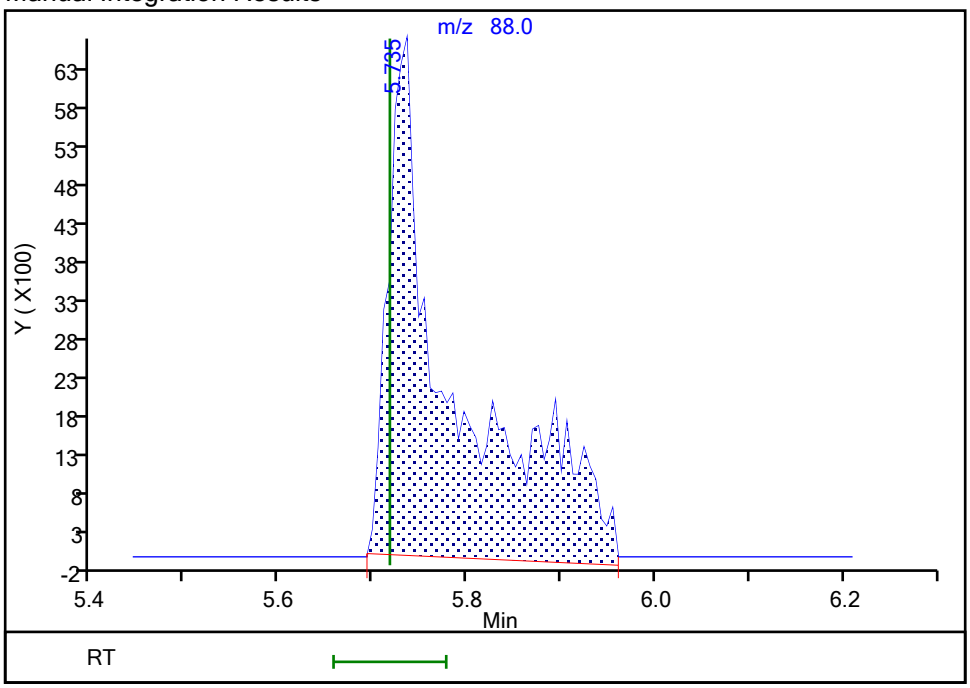

Reviewer: HillL, 15-Sep-2021 10:19:42
Audit Action: Manually Integrated Audit Reason: Poor chromatography

Eurofins TestAmerica, Buffalo
Target Compound Quantitation Report

Data File: \\chromfs\Buffalo\ChromData\HP5973S\20210914-100971.b\S3504.D
Lims ID: ICIS 5
Client ID:
Sample Type: ICIS Calib Level: 6
Inject. Date: 14-Sep-2021 19:33:30 ALS Bottle#: 9 Worklist Smp#: 9
Purge Vol: 5.000 mL Dil. Factor: 1.0000
Sample Info: ICIS 5
Misc. Info.: 480-0100971-009
Operator ID: wd Instrument ID: HP5973S
Sublist: chrom-S-8260*sub26

Method: \\chromfs\Buffalo\ChromData\HP5973S\20210914-100971.b\S-8260.m
Limit Group: MV - 8260C ICAL
Last Update: 15-Sep-2021 10:50:27 Calib Date: 15-Sep-2021 00:35:30
Integrator: RTE ID Type: RT Order ID
Quant Method: Internal Standard Quant By: Initial Calibration
Last ICal File: \\chromfs\Buffalo\ChromData\HP5973S\20210914-100971.b\S3517.D

Column 1 : ZB-624 (0.18 mm) Det: MS SCAN
Process Host: CTX1643

First Level Reviewer: dahnw Date: 15-Sep-2021 09:13:30

Compound	Sig	RT (min.)	Adj RT (min.)	Dlt RT (min.)	Q	Response	Cal Amt ug/L	OnCol Amt ug/L	Flags
* 153 Fluorobenzene (IS)	70	4.999	4.999	0.000	98	171221	25.0	25.0	
* 2 Chlorobenzene-d5	82	7.962	7.962	0.000	85	348761	25.0	25.0	
* 3 1,4-Dichlorobenzene-d4	152	10.395	10.395	0.000	50	371999	25.0	25.0	
$ 154 Dibromofluoromethane (Surr)	113	4.434	4.434	0.000	58	226925	25.0	24.6	
$ 4 1,2-Dichloroethane-d4 (Surr)	67	4.732	4.732	0.000	49	143504	25.0	24.0	
$ 5 Toluene-d8 (Surr)	98	6.496	6.496	0.000	63	880966	25.0	25.0	
$ 6 4-Bromofluorobenzene (Surr)	174	9.221	9.221	0.000	93	294459	25.0	25.0	
10 Dichlorodifluoromethane	85	1.088	1.088	0.000	87	302634	25.0	24.8	
12 Chloromethane	50	1.246	1.246	0.000	89	389233	25.0	24.2	
13 Vinyl chloride	62	1.319	1.319	0.000	60	358934	25.0	24.6	
151 Butadiene	54	1.325	1.325	0.000	72	424711	25.0	24.6	
14 Bromomethane	94	1.586	1.586	0.000	89	230469	25.0	23.5	
15 Chloroethane	64	1.647	1.647	0.000	95	233946	25.0	23.0	
16 Dichlorofluoromethane	67	1.848	1.848	0.000	81	502516	25.0	23.8	
17 Trichlorofluoromethane	101	1.860	1.860	0.000	79	452424	25.0	25.2	
18 Ethyl ether	59	2.091	2.091	0.000	93	291748	25.0	23.7	
20 Acrolein	56	2.274	2.274	0.000	82	109707	125.0	123.3	
21 1,1,2-Trichloro-1,2,2-trifluoroe	101	2.292	2.292	0.000	91	276794	25.0	28.5	
22 1,1-Dichloroethene	96	2.304	2.304	0.000	87	252143	25.0	24.2	
23 Acetone	43	2.420	2.420	0.000	99	683708	125.0	129.7	
25 Iodomethane	142	2.462	2.462	0.000	97	451114	25.0	24.2	
26 Carbon disulfide	76	2.499	2.499	0.000	99	881454	25.0	26.3	
28 3-Chloro-1-propene	41	2.651	2.651	0.000	88	517929	25.0	25.2	
27 Methyl acetate	43	2.700	2.700	0.000	96	634210	50.0	45.7	
30 Methylene Chloride	84	2.803	2.803	0.000	92	307567	25.0	25.3	
31 2-Methyl-2-propanol	59	2.973	2.973	0.000	56	436263	250.0	265.9	
32 Methyl tert-butyl ether	73	2.998	2.998	0.000	98	911344	25.0	24.3	
34 trans-1,2-Dichloroethene	96	3.010	3.010	0.000	93	286272	25.0	24.4	
33 Acrylonitrile	53	3.077	3.077	0.000	98	1748840	250.0	243.4	
35 Hexane	57	3.199	3.199	0.000	90	480468	25.0	27.0	

Compound	Sig	RT (min.)	Adj RT (min.)	Dlt RT (min.)	Q	Response	Cal Amt ug/L	OnCol Amt ug/L	Flags
39 1,1-Dichloroethane	63	3.418	3.418	0.000	86	540385	25.0	25.1	
37 Vinyl acetate	43	3.478	3.478	0.000	98	1454178	50.0	51.1	
44 2,2-Dichloropropane	77	3.923	3.923	0.000	92	282296	25.0	25.8	
45 cis-1,2-Dichloroethene	96	3.965	3.965	0.000	66	314341	25.0	24.8	
43 2-Butanone (MEK)	43	4.008	4.008	0.000	98	989530	125.0	123.0	
48 Chlorobromomethane	128	4.196	4.196	0.000	94	165566	25.0	24.3	
49 Tetrahydrofuran	42	4.208	4.208	0.000	89	269625	50.0	45.2	
50 Chloroform	83	4.275	4.275	0.000	80	498509	25.0	23.4	
51 1,1,1-Trichloroethane	97	4.373	4.373	0.000	78	448308	25.0	26.6	
52 Cyclohexane	56	4.379	4.379	0.000	91	607551	25.0	27.7	
55 Carbon tetrachloride	117	4.507	4.507	0.000	83	394092	25.0	26.7	
54 1,1-Dichloropropene	75	4.525	4.525	0.000	92	398834	25.0	27.0	
57 Benzene	78	4.726	4.726	0.000	97	1168050	25.0	25.5	
53 Isobutyl alcohol	43	4.780	4.780	0.000	61	349486	625.0	622.6	
58 1,2-Dichloroethane	62	4.805	4.805	0.000	75	414909	25.0	23.9	
59 n-Heptane	43	4.914	4.914	0.000	94	547861	25.0	27.1	
62 Trichloroethene	95	5.334	5.334	0.000	93	284284	25.0	26.0	
64 Methylcyclohexane	83	5.443	5.443	0.000	94	539780	25.0	27.0	
65 1,2-Dichloropropane	63	5.577	5.577	0.000	91	284335	25.0	24.4	
67 Dibromomethane	93	5.711	5.711	0.000	89	175999	25.0	24.3	
66 1,4-Dioxane	88	5.717	5.717	0.000	34	75732	500.0	494.3	
68 Dichlorobromomethane	83	5.869	5.869	0.000	92	344976	25.0	25.8	
69 2-Chloroethyl vinyl ether	63	6.155	6.155	0.000	92	210107	25.0	26.1	
72 cis-1,3-Dichloropropene	75	6.283	6.283	0.000	89	445695	25.0	25.8	
73 4-Methyl-2-pentanone (MIBK)	43	6.435	6.435	0.000	97	2184476	125.0	123.9	
74 Toluene	92	6.557	6.557	0.000	92	726967	25.0	25.8	
77 trans-1,3-Dichloropropene	75	6.855	6.855	0.000	95	424710	25.0	26.1	
75 Ethyl methacrylate	69	6.903	6.903	0.000	74	384113	25.0	27.4	
79 1,1,2-Trichloroethane	83	7.037	7.037	0.000	87	213935	25.0	24.5	
81 Tetrachloroethene	166	7.080	7.080	0.000	83	326944	25.0	26.7	
82 1,3-Dichloropropane	76	7.195	7.195	0.000	95	447230	25.0	24.9	
80 2-Hexanone	43	7.275	7.275	0.000	97	1532714	125.0	129.6	
83 Chlorodibromomethane	129	7.427	7.427	0.000	88	264065	25.0	25.7	
84 Ethylene Dibromide	107	7.518	7.518	0.000	99	283000	25.0	26.0	
87 Chlorobenzene	112	7.992	7.992	0.000	93	836365	25.0	26.0	
88 Ethylbenzene	91	8.090	8.090	0.000	98	1385126	25.0	26.1	
89 1,1,1,2-Tetrachloroethane	131	8.096	8.096	0.000	41	303634	25.0	26.1	
90 m-Xylene & p-Xylene	106	8.211	8.211	0.000	98	565439	25.0	26.3	
91 o-Xylene	106	8.631	8.631	0.000	97	556799	25.0	26.2	
92 Styrene	104	8.668	8.668	0.000	93	915742	25.0	26.2	
95 Bromoform	173	8.911	8.911	0.000	97	184592	25.0	25.9	
94 Isopropylbenzene	105	9.021	9.021	0.000	95	1486094	25.0	26.3	
101 Bromobenzene	156	9.367	9.367	0.000	92	374620	25.0	26.0	
97 1,1,2,2-Tetrachloroethane	83	9.452	9.452	0.000	59	381602	25.0	24.6	
99 N-Propylbenzene	91	9.465	9.465	0.000	98	1651455	25.0	26.1	
100 1,2,3-Trichloropropane	110	9.477	9.477	0.000	64	132362	25.0	24.7	
98 trans-1,4-Dichloro-2-butene	53	9.495	9.495	0.000	87	123626	25.0	23.5	
103 2-Chlorotoluene	126	9.562	9.562	0.000	96	339987	25.0	24.7	
102 1,3,5-Trimethylbenzene	105	9.653	9.653	0.000	93	1257252	25.0	26.2	
105 4-Chlorotoluene	126	9.684	9.684	0.000	97	351499	25.0	25.8	
106 tert-Butylbenzene	134	9.976	9.976	0.000	91	281710	25.0	26.4	
107 1,2,4-Trimethylbenzene	105	10.037	10.037	0.000	62	1283383	25.0	25.7	

Compound	Sig	RT (min.)	Adj RT (min.)	Dlt RT (min.)	Q	Response	Cal Amt ug/L	OnCol Amt ug/L	Flags
109 sec-Butylbenzene	105	10.195	10.195	0.000	93	1582668	25.0	26.6	
111 1,3-Dichlorobenzene	146	10.329	10.329	0.000	97	709121	25.0	24.9	
110 4-Isopropyltoluene	119	10.341	10.341	0.000	97	1430481	25.0	26.9	
113 1,4-Dichlorobenzene	146	10.420	10.420	0.000	95	716481	25.0	24.6	
115 n-Butylbenzene	91	10.736	10.736	0.000	95	1191450	25.0	27.0	
116 1,2-Dichlorobenzene	146	10.773	10.773	0.000	97	708452	25.0	24.4	
117 1,2-Dibromo-3-Chloropropane	75	11.521	11.521	0.000	83	80891	25.0	25.6	
119 1,2,4-Trichlorobenzene	180	12.196	12.196	0.000	95	540716	25.0	24.6	
120 Hexachlorobutadiene	225	12.312	12.312	0.000	95	249426	25.0	26.8	
121 Naphthalene	128	12.409	12.409	0.000	96	1641849	25.0	24.9	
122 1,2,3-Trichlorobenzene	180	12.610	12.610	0.000	94	534205	25.0	24.6	

QC Flag Legend

Processing Flags

Reagents:

GAS CORP mix_00472	Amount Added: 12.50	Units: uL	
8260 CORP mix_00214	Amount Added: 12.50	Units: uL	
S_8260_IS_00351	Amount Added: 1.00	Units: uL	Run Reagent
S_8260_Surr_00398	Amount Added: 1.00	Units: uL	Run Reagent

Report Date: 15-Sep-2021 10:50:28 Chrom Revision: 2.3 13-May-2021 07:57:40

Eurofins TestAmerica, Buffalo

Data File: \\chromfs\Buffalo\ChromData\HP5973S\20210914-100971.b\S3504.D

Injection Date: 14-Sep-2021 19:33:30 Instrument ID: HP5973S Operator ID: wd

Lims ID: ICIS 5 Worklist Smp#: 9

Client ID:

Purge Vol: 5.000 mL Dil. Factor: 1.0000 ALS Bottle#: 9

Method: S-8260 Limit Group: MV - 8260C ICAL

Column: ZB-624 (0.18 mm)

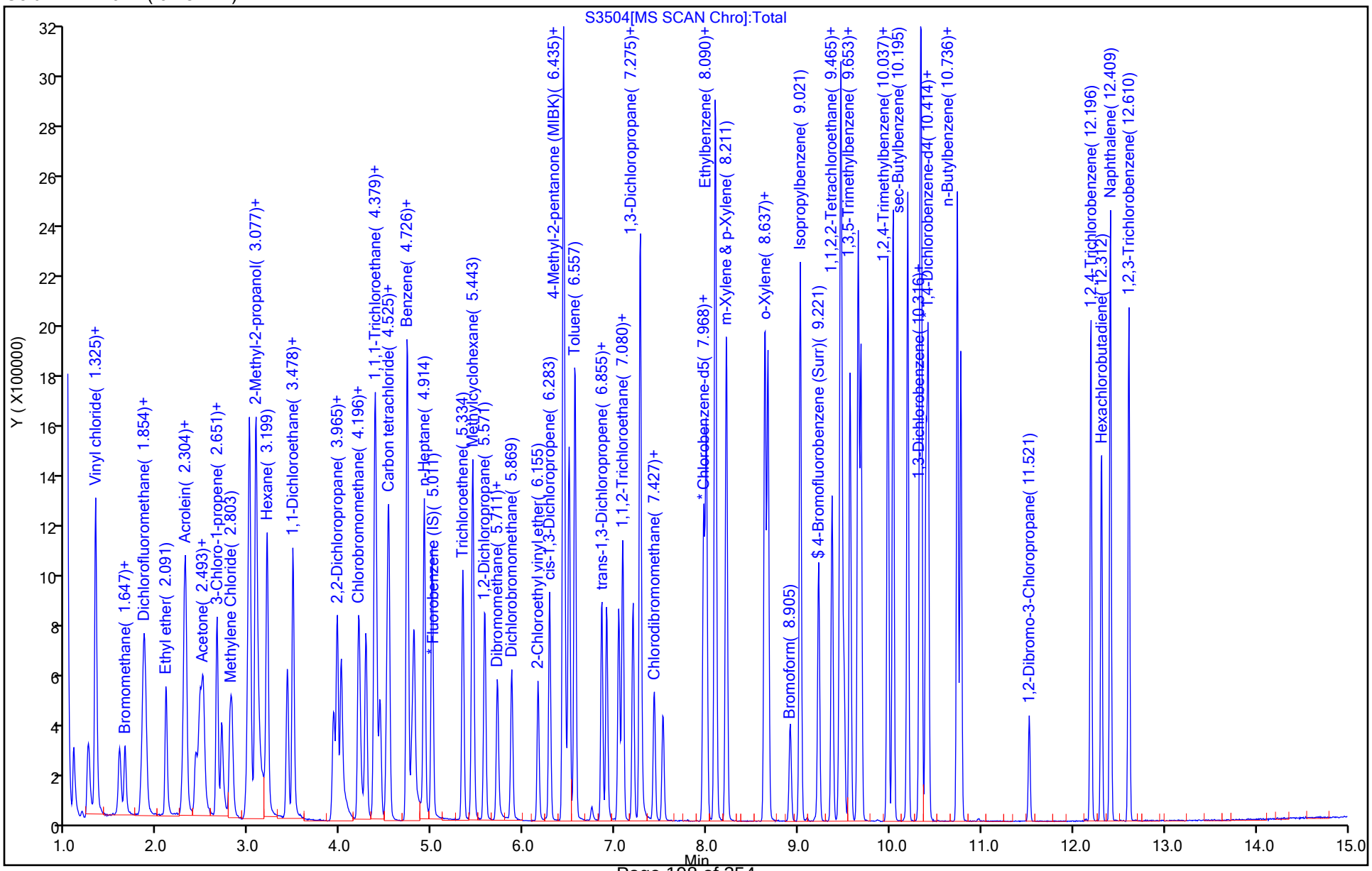

Eurofins TestAmerica, Buffalo
Target Compound Quantitation Report

Data File: \\chromfs\Buffalo\ChromData\HP5973S\20210914-100971.b\S3505.D
Lims ID: IC 6
Client ID:
Sample Type: IC Calib Level: 7
Inject. Date: 14-Sep-2021 19:57:30 ALS Bottle#: 10 Worklist Smp#: 10
Purge Vol: 5.000 mL Dil. Factor: 1.0000
Sample Info: IC 6
Misc. Info.: 480-0100971-010
Operator ID: wd Instrument ID: HP5973S
Sublist: chrom-S-8260*sub26

Method: \\chromfs\Buffalo\ChromData\HP5973S\20210914-100971.b\S-8260.m
Limit Group: MV - 8260C ICAL
Last Update: 15-Sep-2021 10:50:31 Calib Date: 15-Sep-2021 00:35:30
Integrator: RTE ID Type: RT Order ID
Quant Method: Internal Standard Quant By: Initial Calibration
Last ICal File: \\chromfs\Buffalo\ChromData\HP5973S\20210914-100971.b\S3517.D

Column 1 : ZB-624 (0.18 mm) Det: MS SCAN
Process Host: CTX1643

First Level Reviewer: HillL Date: 15-Sep-2021 10:20:47

Compound	Sig	RT (min.)	Adj RT (min.)	Dlt RT (min.)	Q	Response	Cal Amt ug/L	OnCol Amt ug/L	Flags
* 153 Fluorobenzene (IS)	70	4.999	4.999	0.000	98	174549	25.0	25.0	
* 2 Chlorobenzene-d5	82	7.968	7.962	0.006	86	359749	25.0	25.0	
* 3 1,4-Dichlorobenzene-d4	152	10.395	10.395	0.000	43	390555	25.0	25.0	
$ 154 Dibromofluoromethane (Surr)	113	4.433	4.434	-0.001	57	229790	25.0	24.4	
$ 4 1,2-Dichloroethane-d4 (Surr)	67	4.732	4.732	0.000	39	146635	25.0	24.1	
$ 5 Toluene-d8 (Surr)	98	6.496	6.496	0.000	44	913307	25.0	25.1	
$ 6 4-Bromofluorobenzene (Surr)	174	9.221	9.221	0.000	93	314475	25.0	25.9	
10 Dichlorodifluoromethane	85	1.087	1.088	-0.001	88	599154	50.0	48.2	
12 Chloromethane	50	1.240	1.246	-0.006	81	753935	50.0	45.9	
13 Vinyl chloride	62	1.319	1.319	0.000	62	728877	50.0	48.9	
151 Butadiene	54	1.325	1.325	0.000	62	815545	50.0	46.3	
14 Bromomethane	94	1.586	1.586	0.000	91	438731	50.0	43.8	
15 Chloroethane	64	1.647	1.647	0.000	100	452433	50.0	43.6	
16 Dichlorofluoromethane	67	1.848	1.848	0.000	81	1003222	50.0	46.7	
17 Trichlorofluoromethane	101	1.854	1.860	-0.006	68	885985	50.0	48.4	
18 Ethyl ether	59	2.091	2.091	0.000	95	595098	50.0	47.4	
20 Acrolein	56	2.268	2.274	-0.006	99	220756	250.0	243.3	
21 1,1,2-Trichloro-1,2,2-trifluoroe	101	2.298	2.292	0.006	66	505533	50.0	51.0	
22 1,1-Dichloroethene	96	2.304	2.304	0.000	97	485915	50.0	45.8	
23 Acetone	43	2.420	2.420	0.000	99	1369006	250.0	254.8	
25 Iodomethane	142	2.462	2.462	0.000	97	945860	50.0	49.8	
26 Carbon disulfide	76	2.499	2.499	0.000	99	1722586	50.0	50.5	
28 3-Chloro-1-propene	41	2.651	2.651	0.000	89	1027167	50.0	49.1	
27 Methyl acetate	43	2.700	2.700	0.000	95	1157392	100.0	81.8	
30 Methylene Chloride	84	2.809	2.803	0.006	92	596600	50.0	48.8	
31 2-Methyl-2-propanol	59	2.973	2.973	0.000	62	941701	500.0	563.1	
32 Methyl tert-butyl ether	73	2.998	2.998	0.000	93	1872237	50.0	48.9	
34 trans-1,2-Dichloroethene	96	3.010	3.010	0.000	91	573683	50.0	47.9	
33 Acrylonitrile	53	3.077	3.077	0.000	100	3598100	500.0	491.2	
35 Hexane	57	3.198	3.199	-0.001	89	916630	50.0	50.5	

Compound	Sig	RT (min.)	Adj RT (min.)	Dlt RT (min.)	Q	Response	Cal Amt ug/L	OnCol Amt ug/L	Flags
39 1,1-Dichloroethane	63	3.417	3.418	-0.001	85	1069071	50.0	48.7	
37 Vinyl acetate	43	3.478	3.478	0.000	97	3187592	100.0	110.0	
44 2,2-Dichloropropane	77	3.922	3.923	-0.001	92	518288	50.0	46.5	
45 cis-1,2-Dichloroethene	96	3.965	3.965	0.000	67	622642	50.0	48.1	
43 2-Butanone (MEK)	43	4.008	4.008	0.000	98	2145680	250.0	261.6	
48 Chlorobromomethane	128	4.196	4.196	0.000	96	333437	50.0	48.1	
49 Tetrahydrofuran	42	4.208	4.208	0.000	90	562251	100.0	92.4	
50 Chloroform	83	4.275	4.275	0.000	81	1000671	50.0	46.0	
51 1,1,1-Trichloroethane	97	4.379	4.373	0.006	76	867822	50.0	50.5	
52 Cyclohexane	56	4.379	4.379	0.000	92	1142222	50.0	51.0	
55 Carbon tetrachloride	117	4.506	4.507	-0.001	83	770138	50.0	51.1	
54 1,1-Dichloropropene	75	4.525	4.525	0.000	91	769810	50.0	51.1	
57 Benzene	78	4.725	4.726	-0.001	98	2375373	50.0	50.9	
53 Isobutyl alcohol	43	4.780	4.780	0.000	60	814028	1250.0	1422.5	
58 1,2-Dichloroethane	62	4.798	4.805	-0.007	82	865139	50.0	48.9	
59 n-Heptane	43	4.914	4.914	0.000	92	1031969	50.0	50.1	
62 Trichloroethene	95	5.334	5.334	0.000	92	573716	50.0	51.4	
64 Methylcyclohexane	83	5.443	5.443	0.000	92	1036429	50.0	50.9	
65 1,2-Dichloropropane	63	5.577	5.577	0.000	91	592452	50.0	50.0	
67 Dibromomethane	93	5.711	5.711	0.000	87	355851	50.0	48.2	
66 1,4-Dioxane	88	5.723	5.717	0.006	42	156632	1000.0	983.8	M
68 Dichlorobromomethane	83	5.869	5.869	0.000	93	736488	50.0	54.1	
69 2-Chloroethyl vinyl ether	63	6.155	6.155	0.000	93	453912	50.0	55.3	
72 cis-1,3-Dichloropropene	75	6.283	6.283	0.000	90	969724	50.0	55.2	
73 4-Methyl-2-pentanone (MIBK)	43	6.435	6.435	0.000	98	4568920	250.0	251.3	
74 Toluene	92	6.563	6.557	0.006	94	1520308	50.0	52.2	
77 trans-1,3-Dichloropropene	75	6.855	6.855	0.000	92	907811	50.0	54.1	
75 Ethyl methacrylate	69	6.903	6.903	0.000	73	849639	50.0	58.7	
79 1,1,2-Trichloroethane	83	7.037	7.037	0.000	93	446421	50.0	49.6	
81 Tetrachloroethene	166	7.080	7.080	0.000	80	660022	50.0	52.2	
82 1,3-Dichloropropane	76	7.195	7.195	0.000	95	945980	50.0	51.1	
80 2-Hexanone	43	7.268	7.275	-0.007	95	3264514	250.0	267.6	
83 Chlorodibromomethane	129	7.427	7.427	0.000	84	582560	50.0	55.0	
84 Ethylene Dibromide	107	7.518	7.518	0.000	97	598830	50.0	53.2	
87 Chlorobenzene	112	7.992	7.992	0.000	93	1731088	50.0	52.1	
88 Ethylbenzene	91	8.090	8.090	0.000	98	2872083	50.0	52.5	
89 1,1,1,2-Tetrachloroethane	131	8.096	8.096	0.000	42	624901	50.0	52.0	
90 m-Xylene & p-Xylene	106	8.211	8.211	0.000	98	1175206	50.0	53.0	
91 o-Xylene	106	8.631	8.631	0.000	97	1145692	50.0	52.2	
92 Styrene	104	8.668	8.668	0.000	76	1969849	50.0	54.6	
95 Bromoform	173	8.911	8.911	0.000	95	424148	50.0	57.6	
94 Isopropylbenzene	105	9.020	9.021	-0.001	95	3031588	50.0	51.1	
101 Bromobenzene	156	9.367	9.367	0.000	92	778889	50.0	51.4	
97 1,1,2,2-Tetrachloroethane	83	9.452	9.452	0.000	59	813601	50.0	50.0	
99 N-Propylbenzene	91	9.465	9.465	0.000	98	3469066	50.0	52.2	
100 1,2,3-Trichloropropane	110	9.477	9.477	0.000	63	277096	50.0	49.2	
98 trans-1,4-Dichloro-2-butene	53	9.501	9.495	0.006	93	287586	50.0	51.4	
103 2-Chlorotoluene	126	9.562	9.562	0.000	96	703914	50.0	48.7	
102 1,3,5-Trimethylbenzene	105	9.653	9.653	0.000	93	2621814	50.0	52.0	
105 4-Chlorotoluene	126	9.684	9.684	0.000	97	726866	50.0	50.8	
106 tert-Butylbenzene	134	9.976	9.976	0.000	91	572822	50.0	51.2	
107 1,2,4-Trimethylbenzene	105	10.036	10.037	-0.001	65	2718988	50.0	51.9	

Compound	Sig	RT (min.)	Adj RT (min.)	Dlt RT (min.)	Q	Response	Cal Amt ug/L	OnCol Amt ug/L	Flags
109 sec-Butylbenzene	105	10.195	10.195	0.000	94	3290484	50.0	52.7	
111 1,3-Dichlorobenzene	146	10.322	10.329	-0.007	98	1518128	50.0	50.9	
110 4-Isopropyltoluene	119	10.341	10.341	0.000	97	2938775	50.0	52.7	
113 1,4-Dichlorobenzene	146	10.420	10.420	0.000	96	1545721	50.0	50.6	
115 n-Butylbenzene	91	10.736	10.736	0.000	95	2458969	50.0	53.1	
116 1,2-Dichlorobenzene	146	10.772	10.773	-0.001	97	1494519	50.0	49.1	
117 1,2-Dibromo-3-Chloropropane	75	11.521	11.521	0.000	83	170484	50.0	51.4	
119 1,2,4-Trichlorobenzene	180	12.196	12.196	0.000	91	1129854	50.0	49.0	
120 Hexachlorobutadiene	225	12.312	12.312	0.000	94	510027	50.0	52.1	
121 Naphthalene	128	12.409	12.409	0.000	96	3518086	50.0	50.9	
122 1,2,3-Trichlorobenzene	180	12.610	12.610	0.000	95	1141429	50.0	50.1	
S 123 Total BTEX	1				0			260.8	
S 126 1,3-Dichloropropene, Total	1				0			109.3	
S 125 1,2-Dichloroethene, Total	1				0			96.1	
S 124 Xylenes, Total	1				0			105.2	

QC Flag Legend

Processing Flags

Review Flags

M - Manually Integrated

Reagents:

GAS CORP mix_00472	Amount Added: 25.00	Units: uL	
8260 CORP mix_00214	Amount Added: 25.00	Units: uL	
S_8260_IS_00351	Amount Added: 1.00	Units: uL	Run Reagent
S_8260_Surr_00398	Amount Added: 1.00	Units: uL	Run Reagent

Report Date: 15-Sep-2021 10:50:32 Chrom Revision: 2.3 13-May-2021 07:57:40

Eurofins TestAmerica, Buffalo

Data File: \\chromfs\Buffalo\ChromData\HP5973S\20210914-100971.b\S3505.D

Injection Date: 14-Sep-2021 19:57:30 Instrument ID: HP5973S Operator ID: wd

Lims ID: IC 6 Worklist Smp#: 10

Client ID:

Purge Vol: 5.000 mL Dil. Factor: 1.0000 ALS Bottle#: 10

Method: S-8260 Limit Group: MV - 8260C ICAL

Column: ZB-624 (0.18 mm)

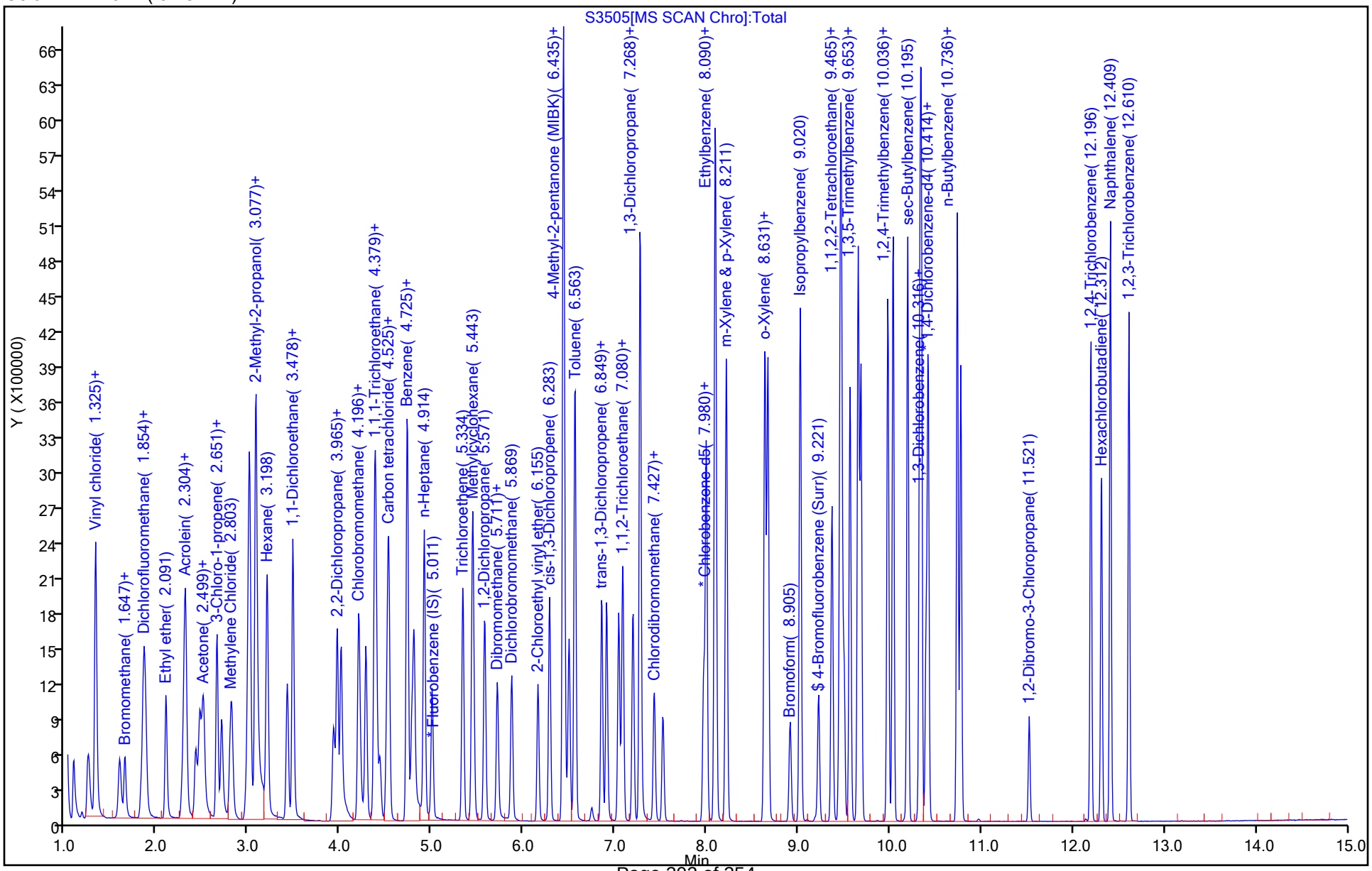

Manual Integration/User Assign Peak Report

Eurofins TestAmerica, Buffalo

Data File:	\\chromfs\Buffalo\ChromData\HP5973S\20210914-100971.b\S3505.D				
Injection Date:	14-Sep-2021 19:57:30	Instrument ID:	HP5973S		
Lims ID:	IC 6				
Client ID:					
Operator ID:	wd	ALS Bottle#:	10	Worklist Smp#:	10
Purge Vol:	5.000 mL	Dil. Factor:	1.0000		
Method:	S-8260	Limit Group:	MV - 8260C ICAL		
Column:	ZB-624 (0.18 mm)	Detector	MS SCAN		

66 1,4-Dioxane, CAS: 123-91-1

Signal: 1

Processing Integration Results

RT: 5.72
Area: 125272
Amount: 971.3086
Amount Units: ug/L

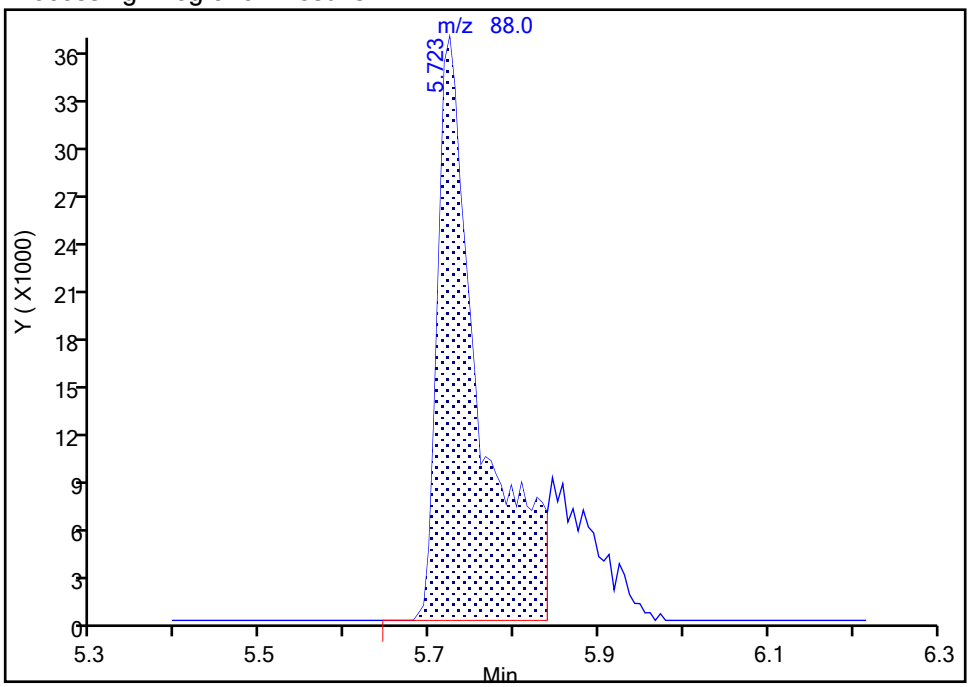

Manual Integration Results

RT: 5.72
Area: 156632
Amount: 983.7750
Amount Units: ug/L

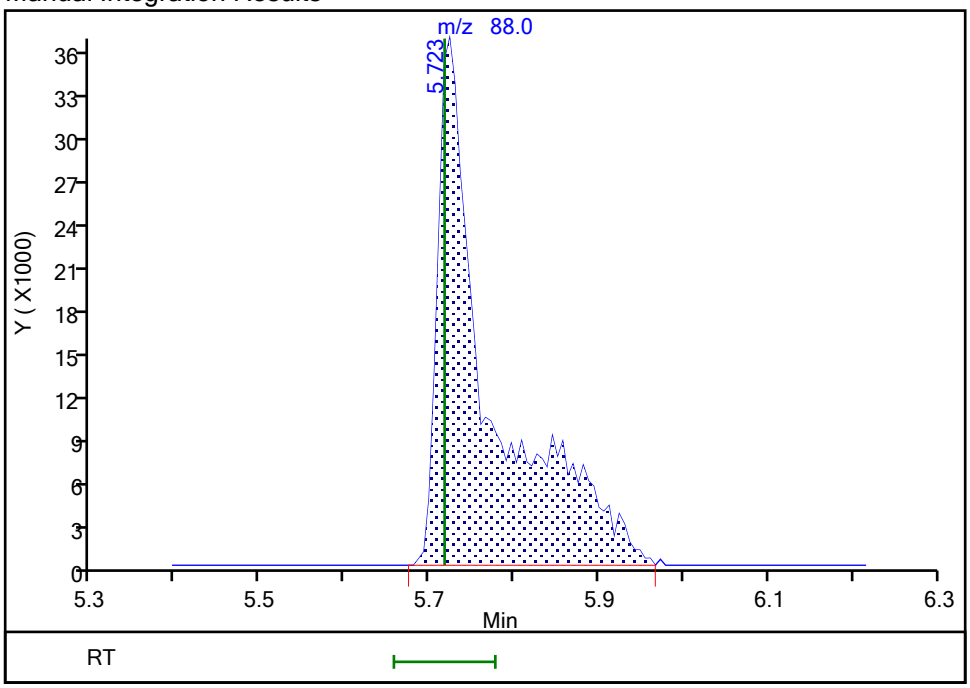

Reviewer: HillL, 15-Sep-2021 10:20:34

Audit Action: Manually Integrated Audit Reason: Poor chromatography

Eurofins TestAmerica, Buffalo
Target Compound Quantitation Report

Data File: \\chromfs\Buffalo\ChromData\HP5973S\20210914-100971.b\S3506.D
Lims ID: IC 7
Client ID:
Sample Type: IC Calib Level: 8
Inject. Date: 14-Sep-2021 20:20:30 ALS Bottle#: 11 Worklist Smp#: 11
Purge Vol: 5.000 mL Dil. Factor: 1.0000
Sample Info: IC 7
Misc. Info.: 480-0100971-011
Operator ID: wd Instrument ID: HP5973S
Sublist: chrom-S-8260*sub26

Method: \\chromfs\Buffalo\ChromData\HP5973S\20210914-100971.b\S-8260.m
Limit Group: MV - 8260C ICAL
Last Update: 15-Sep-2021 10:50:34 Calib Date: 15-Sep-2021 00:35:30
Integrator: RTE ID Type: RT Order ID
Quant Method: Internal Standard Quant By: Initial Calibration
Last ICal File: \\chromfs\Buffalo\ChromData\HP5973S\20210914-100971.b\S3517.D

Column 1 : ZB-624 (0.18 mm) Det: MS SCAN
Process Host: CTX1643

First Level Reviewer: HillL Date: 15-Sep-2021 10:21:21

Compound	Sig	RT (min.)	Adj RT (min.)	Dlt RT (min.)	Q	Response	Cal Amt ug/L	OnCol Amt ug/L	Flags
* 153 Fluorobenzene (IS)	70	4.999	4.999	0.000	97	171070	25.0	25.0	
* 2 Chlorobenzene-d5	82	7.968	7.962	0.006	87	355314	25.0	25.0	
* 3 1,4-Dichlorobenzene-d4	152	10.395	10.395	0.000	17	382285	25.0	25.0	
$ 154 Dibromofluoromethane (Surr)	113	4.433	4.434	-0.001	55	234818	25.0	25.5	
$ 4 1,2-Dichloroethane-d4 (Surr)	67	4.732	4.732	0.000	40	147869	25.0	24.8	
$ 5 Toluene-d8 (Surr)	98	6.496	6.496	0.000	27	913223	25.0	25.4	
$ 6 4-Bromofluorobenzene (Surr)	174	9.221	9.221	0.000	91	308499	25.0	25.7	
10 Dichlorodifluoromethane	85	1.087	1.088	-0.001	88	1126065	100.0	92.5	
12 Chloromethane	50	1.240	1.246	-0.006	88	1456275	100.0	90.5	
13 Vinyl chloride	62	1.319	1.319	0.000	69	1395409	100.0	95.6	
151 Butadiene	54	1.325	1.325	0.000	64	1549780	100.0	89.8	
14 Bromomethane	94	1.586	1.586	0.000	90	840709	100.0	85.7	
15 Chloroethane	64	1.641	1.647	-0.006	95	869828	100.0	85.6	
16 Dichlorofluoromethane	67	1.848	1.848	0.000	81	1931209	100.0	91.7	
17 Trichlorofluoromethane	101	1.854	1.860	-0.006	69	1680465	100.0	93.7	
18 Ethyl ether	59	2.091	2.091	0.000	93	1175952	100.0	95.7	
20 Acrolein	56	2.268	2.274	-0.006	97	415004	500.0	466.8	
21 1,1,2-Trichloro-1,2,2-trifluoroe	101	2.292	2.292	0.000	81	957894	100.0	98.7	
22 1,1-Dichloroethene	96	2.304	2.304	0.000	87	934840	100.0	89.8	
23 Acetone	43	2.414	2.420	-0.006	99	2577588	500.0	489.6	
25 Iodomethane	142	2.462	2.462	0.000	98	1805891	100.0	97.1	
26 Carbon disulfide	76	2.499	2.499	0.000	99	3348924	100.0	100.2	
28 3-Chloro-1-propene	41	2.651	2.651	0.000	89	2045263	100.0	99.7	
27 Methyl acetate	43	2.700	2.700	0.000	96	2600398	200.0	187.6	
30 Methylene Chloride	84	2.803	2.803	0.000	90	1201921	100.0	101.0	
31 2-Methyl-2-propanol	59	2.967	2.973	-0.006	80	1893417	1000.0	1155.2	
32 Methyl tert-butyl ether	73	2.998	2.998	0.000	98	3754097	100.0	100.0	
34 trans-1,2-Dichloroethene	96	3.010	3.010	0.000	96	1125281	100.0	96.0	
33 Acrylonitrile	53	3.077	3.077	0.000	99	6691541	1000.0	932.1	
35 Hexane	57	3.198	3.199	-0.001	88	1756968	100.0	98.8	

Compound	Sig	RT (min.)	Adj RT (min.)	Dlt RT (min.)	Q	Response	Cal Amt ug/L	OnCol Amt ug/L	Flags
39 1,1-Dichloroethane	63	3.418	3.418	0.000	84	2146357	100.0	99.8	
37 Vinyl acetate	43	3.478	3.478	0.000	97	6647562	200.0	234.0	
44 2,2-Dichloropropane	77	3.922	3.923	-0.001	92	997150	100.0	91.3	
45 cis-1,2-Dichloroethene	96	3.965	3.965	0.000	66	1244526	100.0	98.2	
43 2-Butanone (MEK)	43	4.002	4.008	-0.006	98	4090724	500.0	508.9	
48 Chlorobromomethane	128	4.196	4.196	0.000	96	674300	100.0	99.2	
49 Tetrahydrofuran	42	4.208	4.208	0.000	88	1077424	200.0	180.6	
50 Chloroform	83	4.275	4.275	0.000	81	2027538	100.0	95.2	
51 1,1,1-Trichloroethane	97	4.379	4.373	0.006	78	1681346	100.0	99.9	
52 Cyclohexane	56	4.379	4.379	0.000	91	2164470	100.0	98.7	
55 Carbon tetrachloride	117	4.513	4.507	0.006	82	1501127	100.0	101.6	
54 1,1-Dichloropropene	75	4.525	4.525	0.000	93	1516803	100.0	102.7	
57 Benzene	78	4.725	4.726	-0.001	97	4728340	100.0	103.4	
53 Isobutyl alcohol	43	4.780	4.780	0.000	60	1629465	2500.0	2905.4	
58 1,2-Dichloroethane	62	4.798	4.805	-0.007	84	1715219	100.0	98.9	
59 n-Heptane	43	4.914	4.914	0.000	93	1997450	100.0	98.9	
62 Trichloroethene	95	5.334	5.334	0.000	92	1112396	100.0	101.7	
64 Methylcyclohexane	83	5.443	5.443	0.000	93	1979741	100.0	99.1	
65 1,2-Dichloropropane	63	5.571	5.577	-0.006	92	1184887	100.0	102.0	
67 Dibromomethane	93	5.711	5.711	0.000	90	717339	100.0	99.2	
66 1,4-Dioxane	88	5.717	5.717	0.000	37	315874	2000.0	2001.1	
68 Dichlorobromomethane	83	5.869	5.869	0.000	93	1478131	100.0	110.7	
69 2-Chloroethyl vinyl ether	63	6.155	6.155	0.000	91	865823	100.0	107.6	
72 cis-1,3-Dichloropropene	75	6.283	6.283	0.000	91	1913051	100.0	111.0	
73 4-Methyl-2-pentanone (MIBK)	43	6.435	6.435	0.000	97	9166410	500.0	510.4	
74 Toluene	92	6.563	6.557	0.006	91	2952411	100.0	102.7	
77 trans-1,3-Dichloropropene	75	6.849	6.855	-0.006	92	1817582	100.0	109.7	
75 Ethyl methacrylate	69	6.903	6.903	0.000	73	1698310	100.0	118.7	
79 1,1,2-Trichloroethane	83	7.037	7.037	0.000	87	881711	100.0	99.2	
81 Tetrachloroethene	166	7.080	7.080	0.000	84	1259170	100.0	100.8	
82 1,3-Dichloropropane	76	7.195	7.195	0.000	94	1853192	100.0	101.3	
80 2-Hexanone	43	7.268	7.275	-0.007	95	6272018	500.0	520.5	
83 Chlorodibromomethane	129	7.427	7.427	0.000	88	1175712	100.0	112.4	
84 Ethylene Dibromide	107	7.518	7.518	0.000	98	1167758	100.0	105.1	
87 Chlorobenzene	112	7.992	7.992	0.000	94	3406548	100.0	103.9	
88 Ethylbenzene	91	8.090	8.090	0.000	98	5734845	100.0	106.1	
89 1,1,1,2-Tetrachloroethane	131	8.096	8.096	0.000	42	1286013	100.0	108.4	
90 m-Xylene & p-Xylene	106	8.211	8.211	0.000	99	2287241	100.0	104.3	
91 o-Xylene	106	8.637	8.631	0.006	97	2274108	100.0	104.9	
92 Styrene	104	8.668	8.668	0.000	84	3945013	100.0	110.8	
95 Bromoform	173	8.911	8.911	0.000	97	876060	100.0	120.5	
94 Isopropylbenzene	105	9.020	9.021	-0.001	95	6055313	100.0	104.3	
101 Bromobenzene	156	9.367	9.367	0.000	92	1537890	100.0	103.8	
97 1,1,2,2-Tetrachloroethane	83	9.452	9.452	0.000	62	1622995	100.0	102.0	
99 N-Propylbenzene	91	9.465	9.465	0.000	98	6812030	100.0	104.8	
100 1,2,3-Trichloropropane	110	9.477	9.477	0.000	63	548899	100.0	99.5	
98 trans-1,4-Dichloro-2-butene	53	9.501	9.495	0.006	94	559380	100.0	101.7	
103 2-Chlorotoluene	126	9.562	9.562	0.000	96	1374487	100.0	97.1	
102 1,3,5-Trimethylbenzene	105	9.653	9.653	0.000	93	5227235	100.0	105.8	
105 4-Chlorotoluene	126	9.684	9.684	0.000	98	1430719	100.0	102.2	
106 tert-Butylbenzene	134	9.976	9.976	0.000	90	1102985	100.0	100.7	
107 1,2,4-Trimethylbenzene	105	10.036	10.037	-0.001	63	5410645	100.0	105.6	

Compound	Sig	RT (min.)	Adj RT (min.)	Dlt RT (min.)	Q	Response	Cal Amt ug/L	OnCol Amt ug/L	Flags
109 sec-Butylbenzene	105	10.195	10.195	0.000	93	6519040	100.0	106.7	
111 1,3-Dichlorobenzene	146	10.328	10.329	-0.001	98	3010720	100.0	103.0	
110 4-Isopropyltoluene	119	10.341	10.341	0.000	95	5840893	100.0	107.1	
113 1,4-Dichlorobenzene	146	10.420	10.420	0.000	96	3078919	100.0	103.0	
115 n-Butylbenzene	91	10.736	10.736	0.000	94	4814219	100.0	106.2	
116 1,2-Dichlorobenzene	146	10.773	10.773	0.000	97	3019504	100.0	101.3	
117 1,2-Dibromo-3-Chloropropane	75	11.521	11.521	0.000	87	358556	100.0	110.5	
119 1,2,4-Trichlorobenzene	180	12.196	12.196	0.000	94	2167557	100.0	96.1	
120 Hexachlorobutadiene	225	12.312	12.312	0.000	94	907763	100.0	94.8	
121 Naphthalene	128	12.409	12.409	0.000	96	7169814	100.0	105.9	
122 1,2,3-Trichlorobenzene	180	12.610	12.610	0.000	95	2164725	100.0	97.0	
S 123 Total BTEX	1				0			521.5	
S 126 1,3-Dichloropropene, Total	1				0			220.7	
S 125 1,2-Dichloroethene, Total	1				0			194.1	
S 124 Xylenes, Total	1				0			209.3	

QC Flag Legend

Processing Flags

Reagents:

GAS CORP mix_00472	Amount Added: 50.00	Units: uL	
8260 CORP mix_00214	Amount Added: 50.00	Units: uL	
S_8260_IS_00351	Amount Added: 1.00	Units: uL	Run Reagent
S_8260_Surr_00398	Amount Added: 1.00	Units: uL	Run Reagent

Report Date: 15-Sep-2021 10:50:35 Chrom Revision: 2.3 13-May-2021 07:57:40

Eurofins TestAmerica, Buffalo

Data File: \\chromfs\Buffalo\ChromData\HP5973S\20210914-100971.b\S3506.D

Injection Date: 14-Sep-2021 20:20:30 Instrument ID: HP5973S Operator ID: wd

Lims ID: IC 7 Worklist Smp#: 11

Client ID:

Purge Vol: 5.000 mL Dil. Factor: 1.0000 ALS Bottle#: 11

Method: S-8260 Limit Group: MV - 8260C ICAL

Column: ZB-624 (0.18 mm)

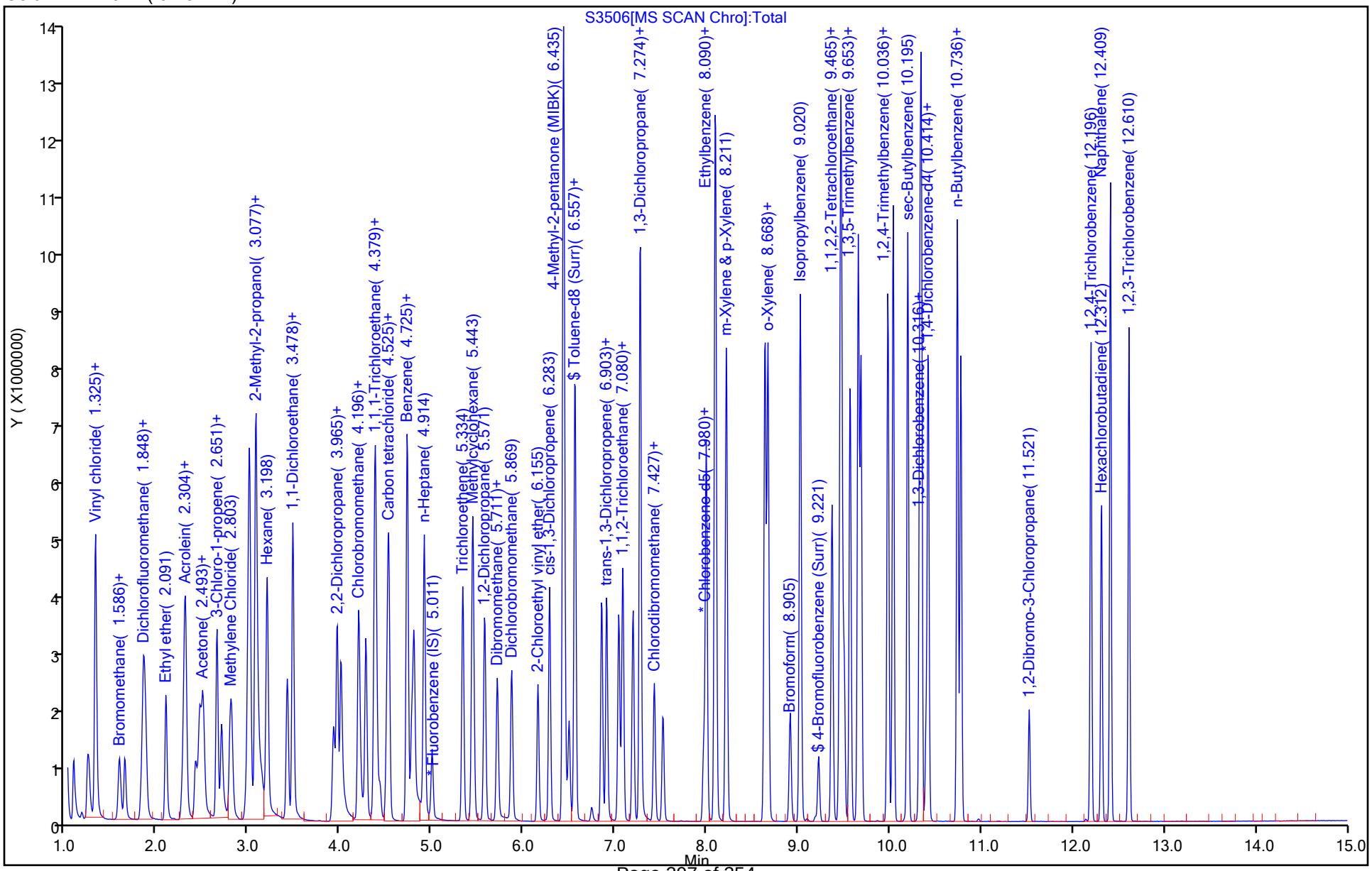

Calibration / Dichlorodifluoromethane

Curve Type:	Average
Weighting:	Conc_Sq
Origin:	Force
Dependency:	Response
Calib Mode:	ISTD
Response Base:	AREA
RF Rounding:	0

Curve Coefficients

Intercept:	0
Slope:	1.779

Error Coefficients

Standard Error:	498000
Relative Standard Error:	11.7
Correlation Coefficient:	0.999
Coefficient of Determination (Adjusted):	0.982

ID	Level	Concentration	Rel. Resp.	IS Amount	IS Response	RRF	Used
1	IC 480-596289/4	0.5	0.734395	25.0	166804.0	1.46879	Y
2	IC 480-596289/5	1.0	2.158441	25.0	159409.0	2.158441	Y
3	IC 480-596289/6	2.0	3.776693	25.0	151634.0	1.888346	Y
4	IC 480-596289/7	5.0	9.568445	25.0	159574.0	1.913689	Y
5	IC 480-596289/8	10.0	16.745242	25.0	168309.0	1.674524	Y
6	ICIS 480-596289/9	25.0	44.187629	25.0	171221.0	1.767505	Y
7	IC 480-596289/10	50.0	85.814585	25.0	174549.0	1.716292	Y
8	IC 480-596289/11	100.0	164.562021	25.0	171070.0	1.64562	Y

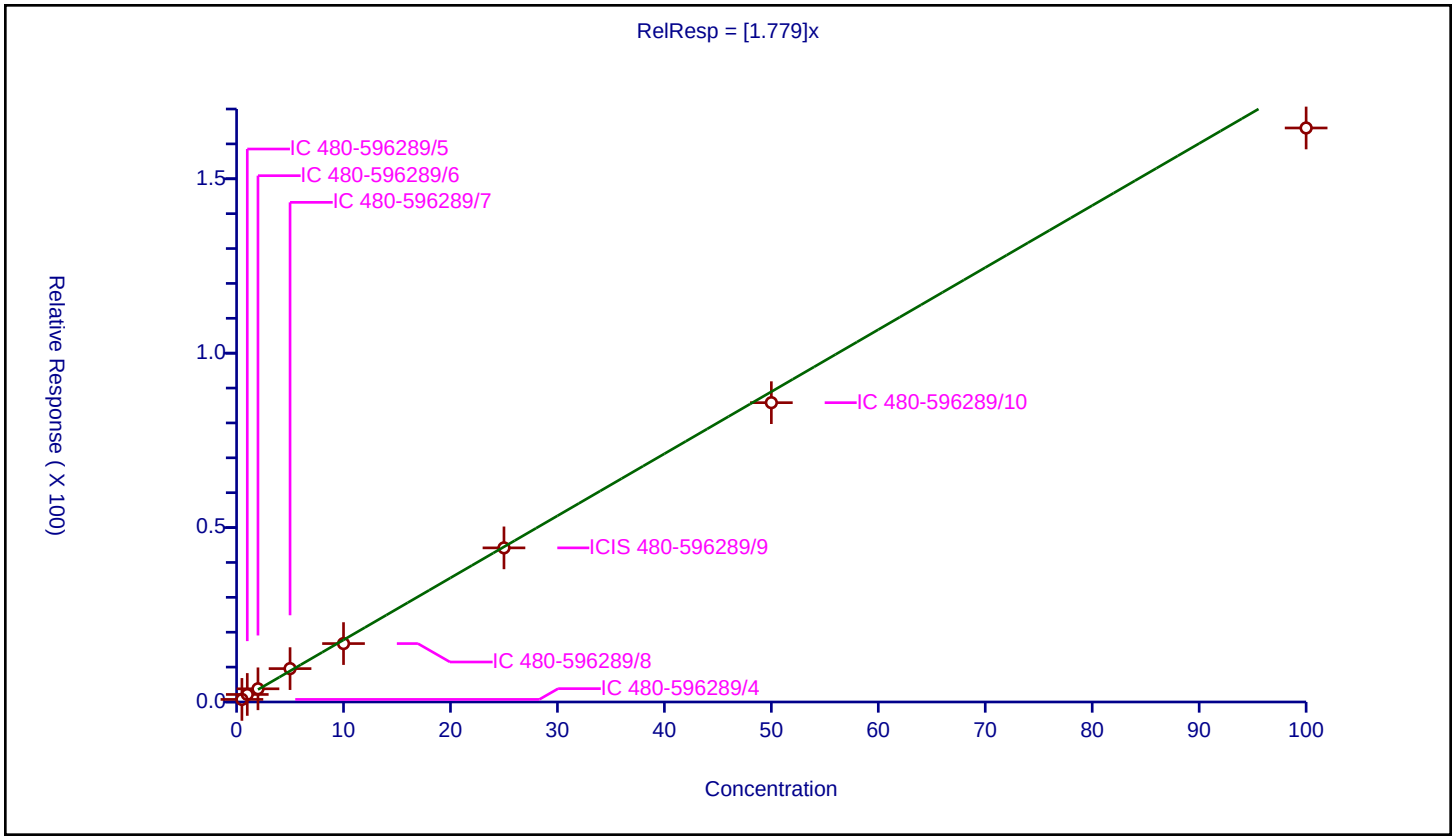

Calibration / Chloromethane

Curve Type:	Average
Weighting:	Conc_Sq
Origin:	Force
Dependency:	Response
Calib Mode:	ISTD
Response Base:	AREA
RF Rounding:	0

Curve Coefficients

Intercept:	0
Slope:	2.351

Error Coefficients

Standard Error:	640000
Relative Standard Error:	8.2
Correlation Coefficient:	1.000
Coefficient of Determination (Adjusted):	0.990

ID	Level	Concentration	Rel. Resp.	IS Amount	IS Response	RRF	Used
1	IC 480-596289/4	0.5	1.198113	25.0	166804.0	2.396226	Y
2	IC 480-596289/5	1.0	2.737142	25.0	159409.0	2.737142	Y
3	IC 480-596289/6	2.0	4.897978	25.0	151634.0	2.448989	Y
4	IC 480-596289/7	5.0	11.897928	25.0	159574.0	2.379586	Y
5	IC 480-596289/8	10.0	22.824686	25.0	168309.0	2.282469	Y
6	ICIS 480-596289/9	25.0	56.83196	25.0	171221.0	2.273278	Y
7	IC 480-596289/10	50.0	107.983288	25.0	174549.0	2.159666	Y
8	IC 480-596289/11	100.0	212.818583	25.0	171070.0	2.128186	Y

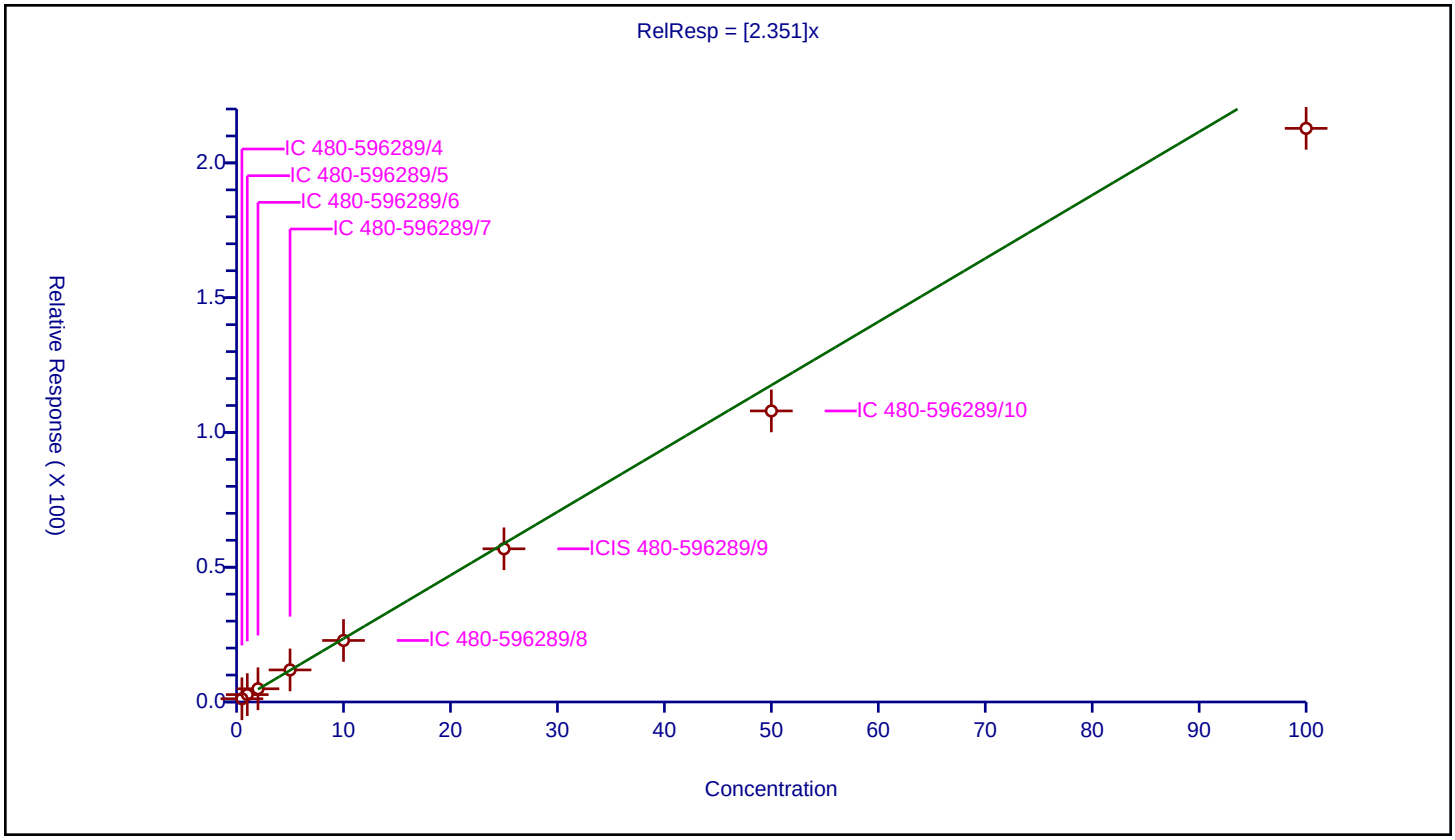

Calibration / Vinyl chloride

Curve Type:	Average
Weighting:	Conc_Sq
Origin:	Force
Dependency:	Response
Calib Mode:	ISTD
Response Base:	AREA
RF Rounding:	0

Curve Coefficients

Intercept:	0
Slope:	2.134

Error Coefficients

Standard Error:	662000
Relative Standard Error:	7.3
Correlation Coefficient:	0.999
Coefficient of Determination (Adjusted):	0.992

ID	Level	Concentration	Rel. Resp.	IS Amount	IS Response	RRF	Used
1	IC 480-596289/4	0.5	0.710864	25.0	166804.0	1.421728	N
2	IC 480-596289/5	1.0	2.454222	25.0	159409.0	2.454222	Y
3	IC 480-596289/6	2.0	4.34698	25.0	151634.0	2.17349	Y
4	IC 480-596289/7	5.0	10.634878	25.0	159574.0	2.126976	Y
5	IC 480-596289/8	10.0	19.608726	25.0	168309.0	1.960873	Y
6	ICIS 480-596289/9	25.0	52.407999	25.0	171221.0	2.09632	Y
7	IC 480-596289/10	50.0	104.394325	25.0	174549.0	2.087886	Y
8	IC 480-596289/11	100.0	203.923686	25.0	171070.0	2.039237	Y

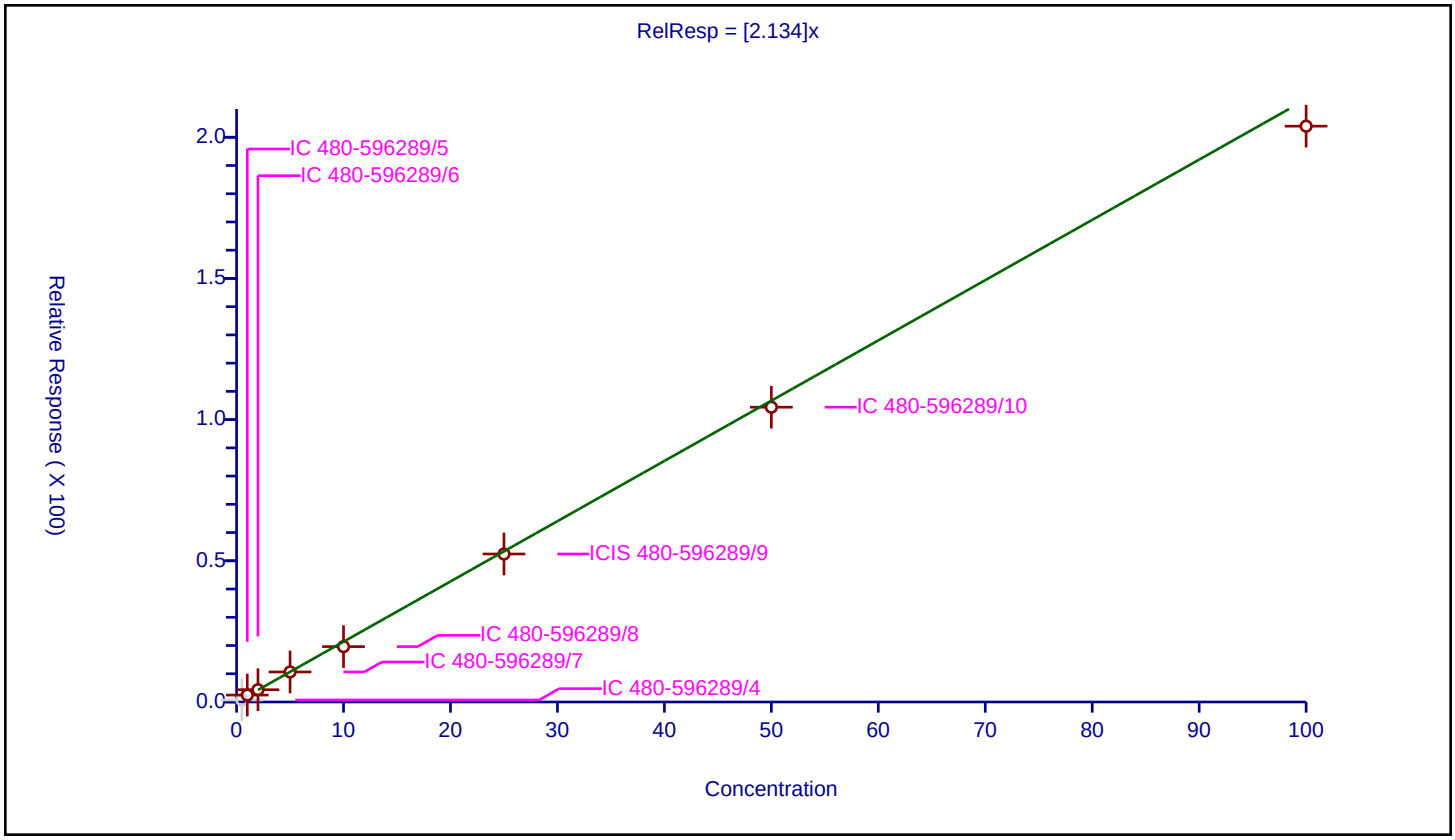

Calibration / Butadiene

Curve Type:	Average
Weighting:	Conc_Sq
Origin:	Force
Dependency:	Response
Calib Mode:	ISTD
Response Base:	AREA
RF Rounding:	0

Curve Coefficients

Intercept:	0
Slope:	2.523

Error Coefficients

Standard Error:	684000
Relative Standard Error:	11.7
Correlation Coefficient:	0.999
Coefficient of Determination (Adjusted):	0.981

ID	Level	Concentration	Rel. Resp.	IS Amount	IS Response	RRF	Used
1	IC 480-596289/4	0.5	1.215948	25.0	166804.0	2.431896	Y
2	IC 480-596289/5	1.0	3.1438	25.0	159409.0	3.1438	Y
3	IC 480-596289/6	2.0	5.431829	25.0	151634.0	2.715915	Y
4	IC 480-596289/7	5.0	12.814274	25.0	159574.0	2.562855	Y
5	IC 480-596289/8	10.0	22.445918	25.0	168309.0	2.244592	Y
6	ICIS 480-596289/9	25.0	62.012107	25.0	171221.0	2.480484	Y
7	IC 480-596289/10	50.0	116.807458	25.0	174549.0	2.336149	Y
8	IC 480-596289/11	100.0	226.483311	25.0	171070.0	2.264833	Y

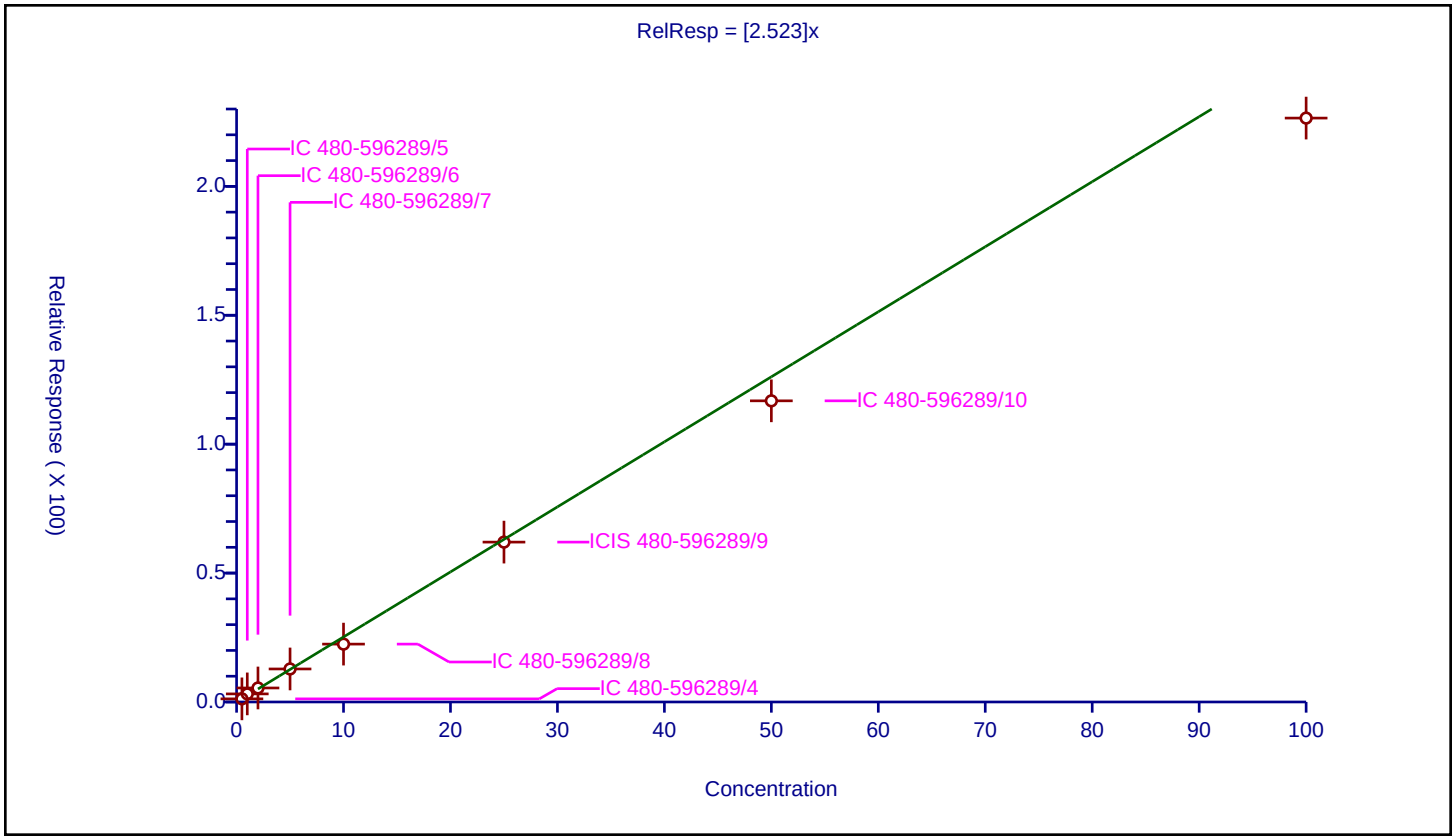

Calibration / Bromomethane

Curve Type:	Average
Weighting:	Conc_Sq
Origin:	Force
Dependency:	Response
Calib Mode:	ISTD
Response Base:	AREA
RF Rounding:	0

Curve Coefficients

Intercept:	0
Slope:	1.433

Error Coefficients

Standard Error:	371000
Relative Standard Error:	14.7
Correlation Coefficient:	0.999
Coefficient of Determination (Adjusted):	0.966

ID	Level	Concentration	Rel. Resp.	IS Amount	IS Response	RRF	Used
1	IC 480-596289/4	0.5	0.797043	25.0	166804.0	1.594086	Y
2	IC 480-596289/5	1.0	1.817181	25.0	159409.0	1.817181	Y
3	IC 480-596289/6	2.0	3.169144	25.0	151634.0	1.584572	Y
4	IC 480-596289/7	5.0	6.94568	25.0	159574.0	1.389136	Y
5	IC 480-596289/8	10.0	12.502599	25.0	168309.0	1.25026	Y
6	ICIS 480-596289/9	25.0	33.650808	25.0	171221.0	1.346032	Y
7	IC 480-596289/10	50.0	62.837799	25.0	174549.0	1.256756	Y
8	IC 480-596289/11	100.0	122.860379	25.0	171070.0	1.228604	Y

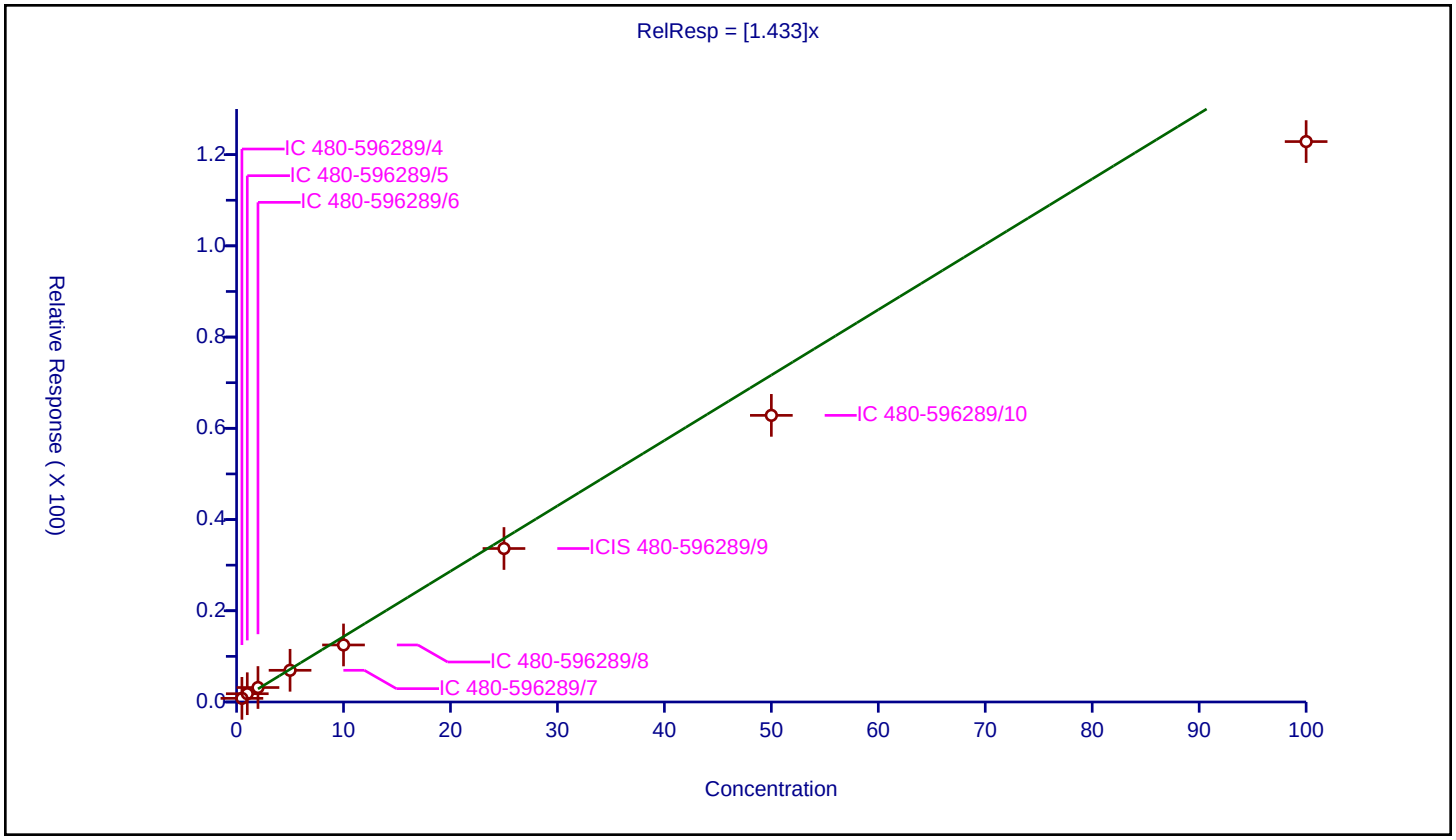

Calibration / Chloroethane

Curve Type:	Average
Weighting:	Conc_Sq
Origin:	Force
Dependency:	Response
Calib Mode:	ISTD
Response Base:	AREA
RF Rounding:	0

Curve Coefficients

Intercept:	0
Slope:	1.485

Error Coefficients

Standard Error:	383000
Relative Standard Error:	14.8
Correlation Coefficient:	0.999
Coefficient of Determination (Adjusted):	0.966

ID	Level	Concentration	Rel. Resp.	IS Amount	IS Response	RRF	Used
1	IC 480-596289/4	0.5	0.822222	25.0	166804.0	1.644445	Y
2	IC 480-596289/5	1.0	1.920531	25.0	159409.0	1.920531	Y
3	IC 480-596289/6	2.0	3.16156	25.0	151634.0	1.58078	Y
4	IC 480-596289/7	5.0	7.206688	25.0	159574.0	1.441338	Y
5	IC 480-596289/8	10.0	13.574586	25.0	168309.0	1.357459	Y
6	ICIS 480-596289/9	25.0	34.158485	25.0	171221.0	1.366339	Y
7	IC 480-596289/10	50.0	64.800285	25.0	174549.0	1.296006	Y
8	IC 480-596289/11	100.0	127.115801	25.0	171070.0	1.271158	Y

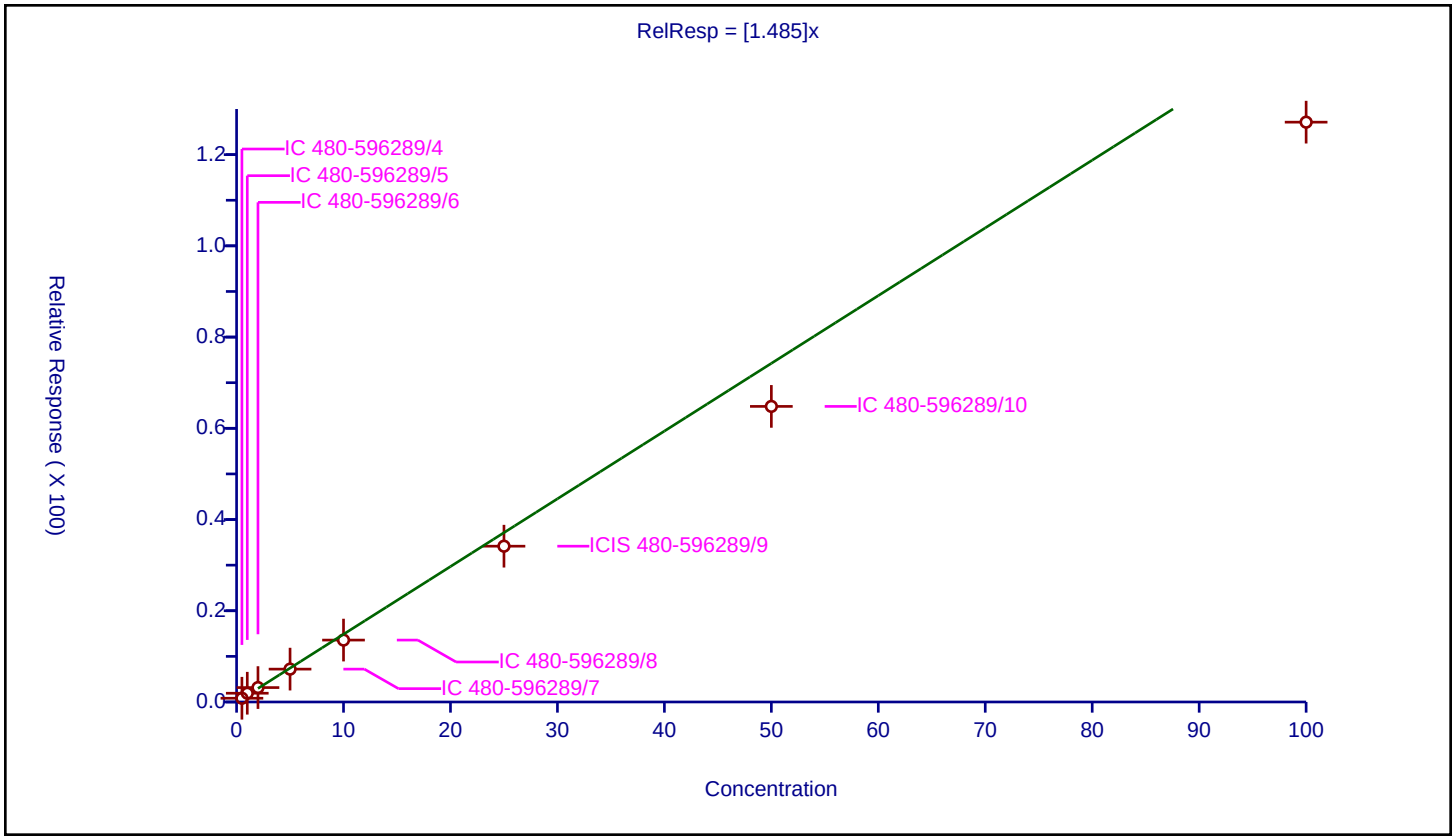

Calibration / Dichlorofluoromethane

Curve Type:	Average
Weighting:	Conc_Sq
Origin:	Force
Dependency:	Response
Calib Mode:	ISTD
Response Base:	AREA
RF Rounding:	0

Curve Coefficients

Intercept:	0
Slope:	3.077

Error Coefficients

Standard Error:	848000
Relative Standard Error:	13.9
Correlation Coefficient:	1.000
Coefficient of Determination (Adjusted):	0.974

ID	Level	Concentration	Rel. Resp.	IS Amount	IS Response	RRF	Used
1	IC 480-596289/4	0.5	1.379463	25.0	166804.0	2.758927	Y
2	IC 480-596289/5	1.0	3.991305	25.0	159409.0	3.991305	Y
3	IC 480-596289/6	2.0	6.90973	25.0	151634.0	3.454865	Y
4	IC 480-596289/7	5.0	14.685193	25.0	159574.0	2.937039	Y
5	IC 480-596289/8	10.0	28.409206	25.0	168309.0	2.840921	Y
6	ICIS 480-596289/9	25.0	73.372425	25.0	171221.0	2.934897	Y
7	IC 480-596289/10	50.0	143.687732	25.0	174549.0	2.873755	Y
8	IC 480-596289/11	100.0	282.224966	25.0	171070.0	2.82225	Y

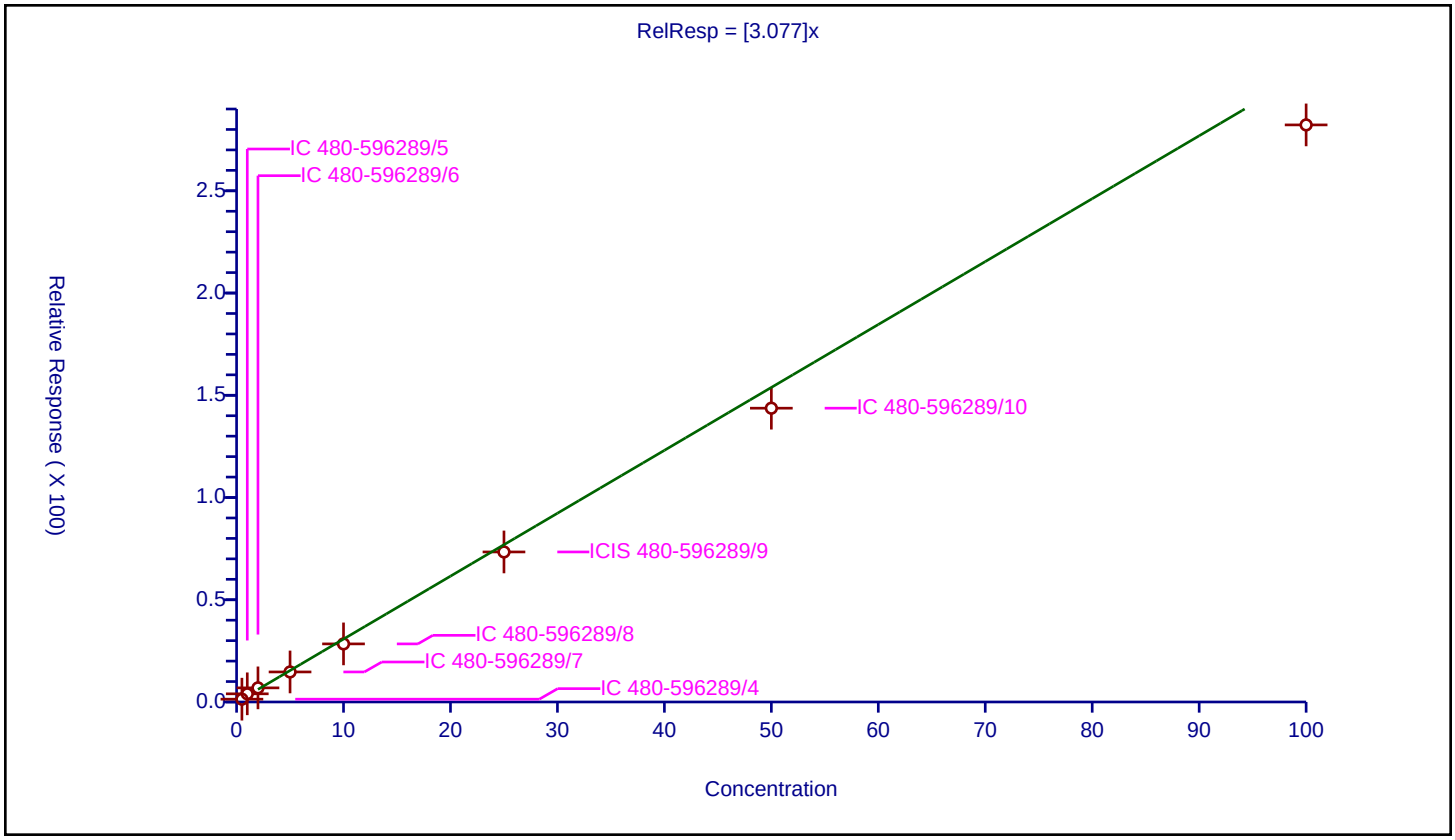

Calibration / Trichlorofluoromethane

Curve Type:	Average
Weighting:	Conc_Sq
Origin:	Force
Dependency:	Response
Calib Mode:	ISTD
Response Base:	AREA
RF Rounding:	0

Curve Coefficients

Intercept:	0
Slope:	2.62

Error Coefficients

Standard Error:	801000
Relative Standard Error:	7.8
Correlation Coefficient:	0.999
Coefficient of Determination (Adjusted):	0.991

ID	Level	Concentration	Rel. Resp.	IS Amount	IS Response	RRF	Used
1	IC 480-596289/4	0.5	0.855345	25.0	166804.0	1.71069	N
2	IC 480-596289/5	1.0	2.998262	25.0	159409.0	2.998262	Y
3	IC 480-596289/6	2.0	5.435292	25.0	151634.0	2.717646	Y
4	IC 480-596289/7	5.0	13.076535	25.0	159574.0	2.615307	Y
5	IC 480-596289/8	10.0	23.700159	25.0	168309.0	2.370016	Y
6	ICIS 480-596289/9	25.0	66.058486	25.0	171221.0	2.642339	Y
7	IC 480-596289/10	50.0	126.896316	25.0	174549.0	2.537926	Y
8	IC 480-596289/11	100.0	245.581487	25.0	171070.0	2.455815	Y

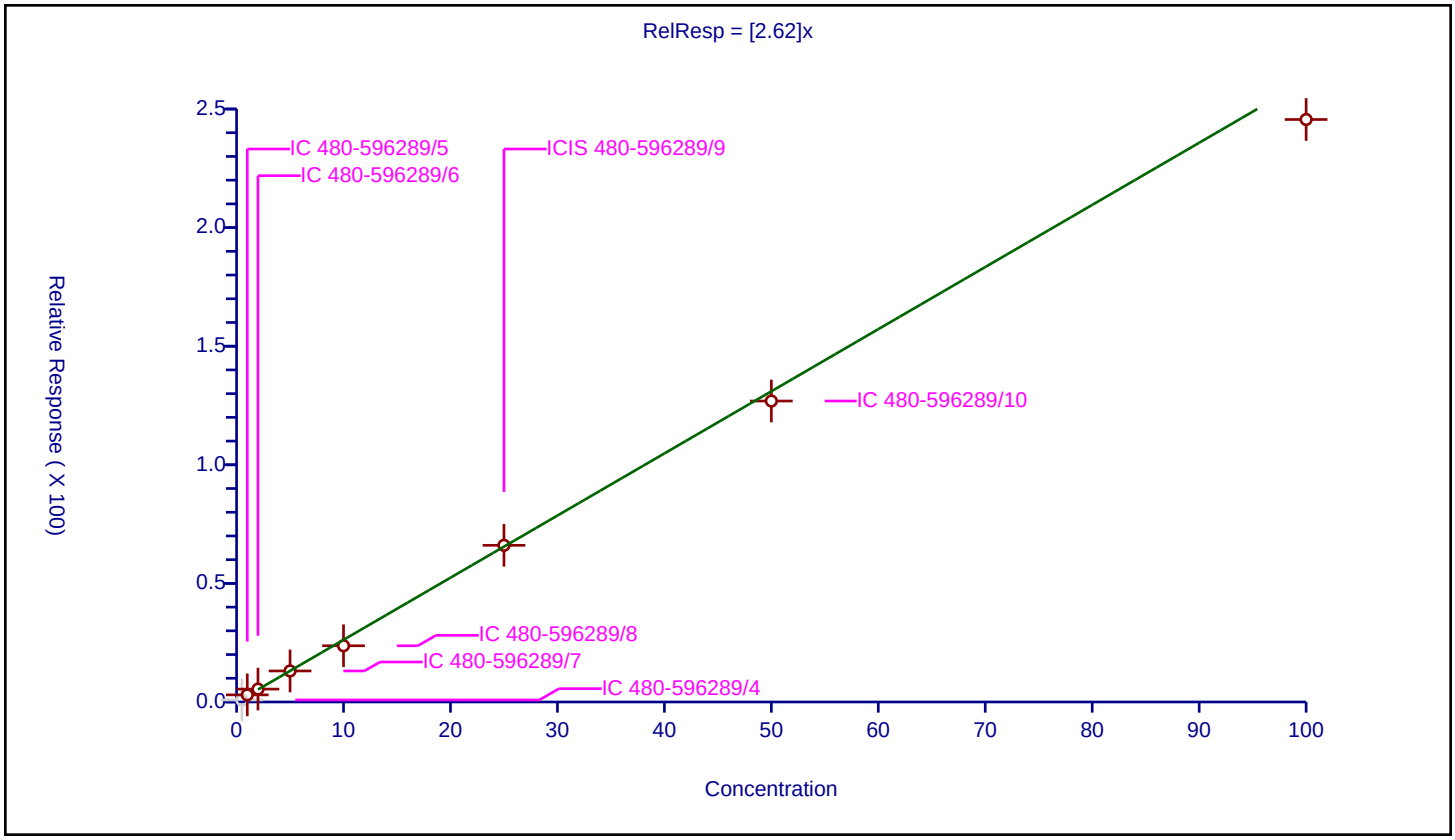

Calibration / Ethyl ether

Curve Type:	Average
Weighting:	Conc_Sq
Origin:	Force
Dependency:	Response
Calib Mode:	ISTD
Response Base:	AREA
RF Rounding:	0

Curve Coefficients

Intercept:	0
Slope:	1.796

Error Coefficients

Standard Error:	512000
Relative Standard Error:	8.1
Correlation Coefficient:	1.000
Coefficient of Determination (Adjusted):	0.990

ID	Level	Concentration	Rel. Resp.	IS Amount	IS Response	RRF	Used
1	IC 480-596289/4	0.5	0.996379	25.0	166804.0	1.992758	Y
2	IC 480-596289/5	1.0	2.033449	25.0	159409.0	2.033449	Y
3	IC 480-596289/6	2.0	3.681562	25.0	151634.0	1.840781	Y
4	IC 480-596289/7	5.0	8.664789	25.0	159574.0	1.732958	Y
5	IC 480-596289/8	10.0	16.447427	25.0	168309.0	1.644743	Y
6	ICIS 480-596289/9	25.0	42.598163	25.0	171221.0	1.703927	Y
7	IC 480-596289/10	50.0	85.233659	25.0	174549.0	1.704673	Y
8	IC 480-596289/11	100.0	171.852458	25.0	171070.0	1.718525	Y

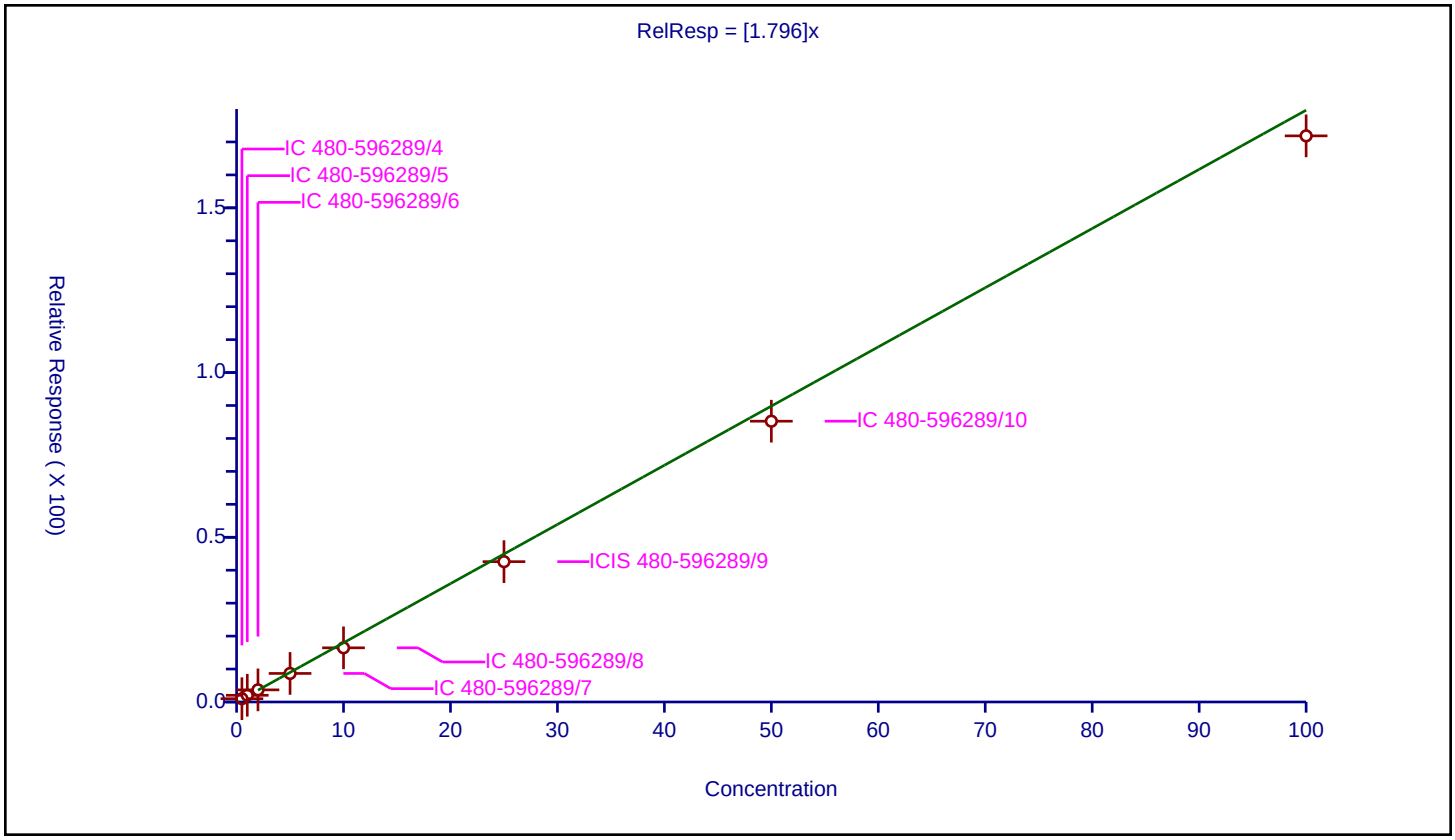

Calibration / Acrolein

Curve Type:	Average
Weighting:	Conc_Sq
Origin:	Force
Dependency:	Response
Calib Mode:	ISTD
Response Base:	AREA
RF Rounding:	0

Curve Coefficients

Intercept:	0
Slope:	0.1299

Error Coefficients

Standard Error:	183000
Relative Standard Error:	8.3
Correlation Coefficient:	0.999
Coefficient of Determination (Adjusted):	0.990

ID	Level	Concentration	Rel. Resp.	IS Amount	IS Response	RRF	Used
1	IC 480-596289/4	2.5	0.372743	25.0	166804.0	0.149097	Y
2	IC 480-596289/5	5.0	0.606302	25.0	159409.0	0.12126	Y
3	IC 480-596289/6	10.0	1.443937	25.0	151634.0	0.144394	Y
4	IC 480-596289/7	25.0	3.170316	25.0	159574.0	0.126813	Y
5	IC 480-596289/8	50.0	6.09801	25.0	168309.0	0.12196	Y
6	ICIS 480-596289/9	125.0	16.018333	25.0	171221.0	0.128147	Y
7	IC 480-596289/10	250.0	31.618056	25.0	174549.0	0.126472	Y
8	IC 480-596289/11	500.0	60.648273	25.0	171070.0	0.121297	Y

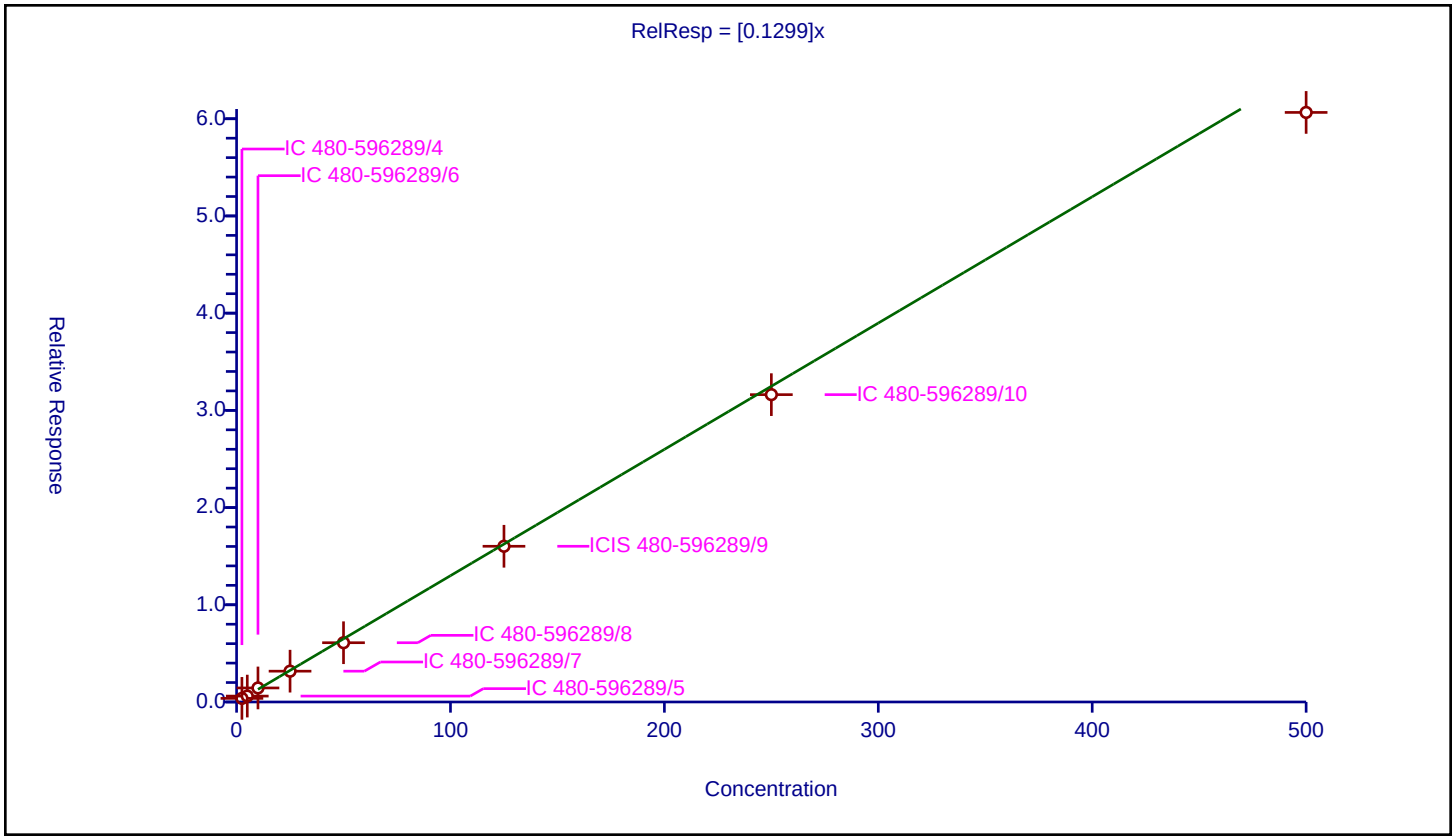

Calibration / 1,1,2-Trichloro-1,2,2-trifluoroethane

Curve Type:	Average
Weighting:	Conc_Sq
Origin:	Force
Dependency:	Response
Calib Mode:	ISTD
Response Base:	AREA
RF Rounding:	0

Curve Coefficients

Intercept:	0
Slope:	1.419

Error Coefficients

Standard Error:	425000
Relative Standard Error:	14.6
Correlation Coefficient:	0.998
Coefficient of Determination (Adjusted):	0.975

ID	Level	Concentration	Rel. Resp.	IS Amount	IS Response	RRF	Used
1	IC 480-596289/4	0.5	0.600855	25.0	166804.0	1.20171	Y
2	IC 480-596289/5	1.0	1.064871	25.0	159409.0	1.064871	Y
3	IC 480-596289/6	2.0	3.046151	25.0	151634.0	1.523075	Y
4	IC 480-596289/7	5.0	8.476475	25.0	159574.0	1.695295	Y
5	IC 480-596289/8	10.0	14.019749	25.0	168309.0	1.401975	Y
6	ICIS 480-596289/9	25.0	40.414727	25.0	171221.0	1.616589	Y
7	IC 480-596289/10	50.0	72.4056	25.0	174549.0	1.448112	Y
8	IC 480-596289/11	100.0	139.985678	25.0	171070.0	1.399857	Y

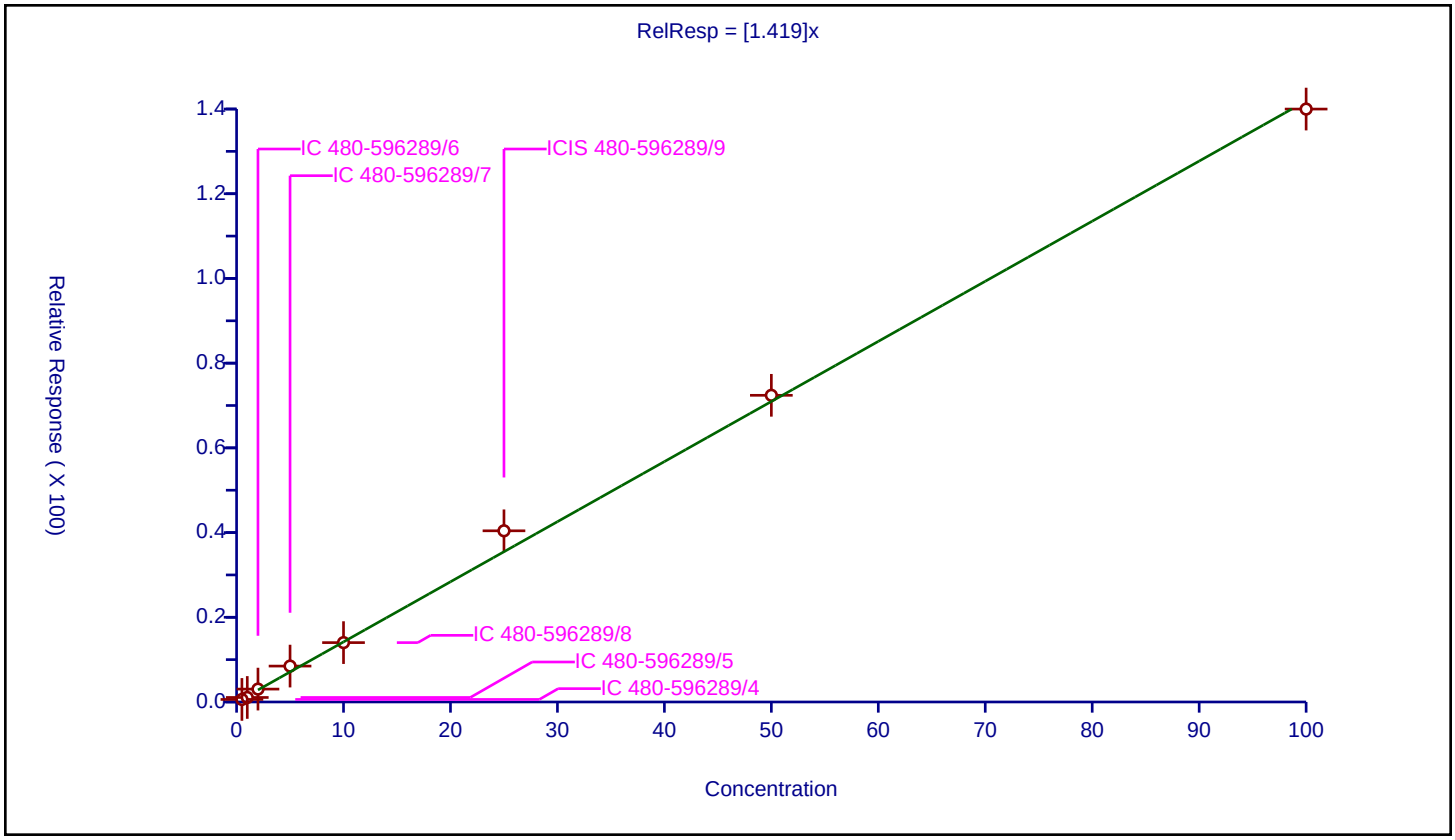

Calibration / 1,1-Dichloroethene

Curve Type:	Average
Weighting:	Conc_Sq
Origin:	Force
Dependency:	Response
Calib Mode:	ISTD
Response Base:	AREA
RF Rounding:	0

Curve Coefficients

Intercept:	0
Slope:	1.521

Error Coefficients

Standard Error:	411000
Relative Standard Error:	12.0
Correlation Coefficient:	0.999
Coefficient of Determination (Adjusted):	0.978

ID	Level	Concentration	Rel. Resp.	IS Amount	IS Response	RRF	Used
1	IC 480-596289/4	0.5	0.942573	25.0	166804.0	1.885147	Y
2	IC 480-596289/5	1.0	1.395937	25.0	159409.0	1.395937	Y
3	IC 480-596289/6	2.0	3.323463	25.0	151634.0	1.661732	Y
4	IC 480-596289/7	5.0	8.012897	25.0	159574.0	1.602579	Y
5	IC 480-596289/8	10.0	13.902851	25.0	168309.0	1.390285	Y
6	ICIS 480-596289/9	25.0	36.815432	25.0	171221.0	1.472617	Y
7	IC 480-596289/10	50.0	69.595787	25.0	174549.0	1.391916	Y
8	IC 480-596289/11	100.0	136.61659	25.0	171070.0	1.366166	Y

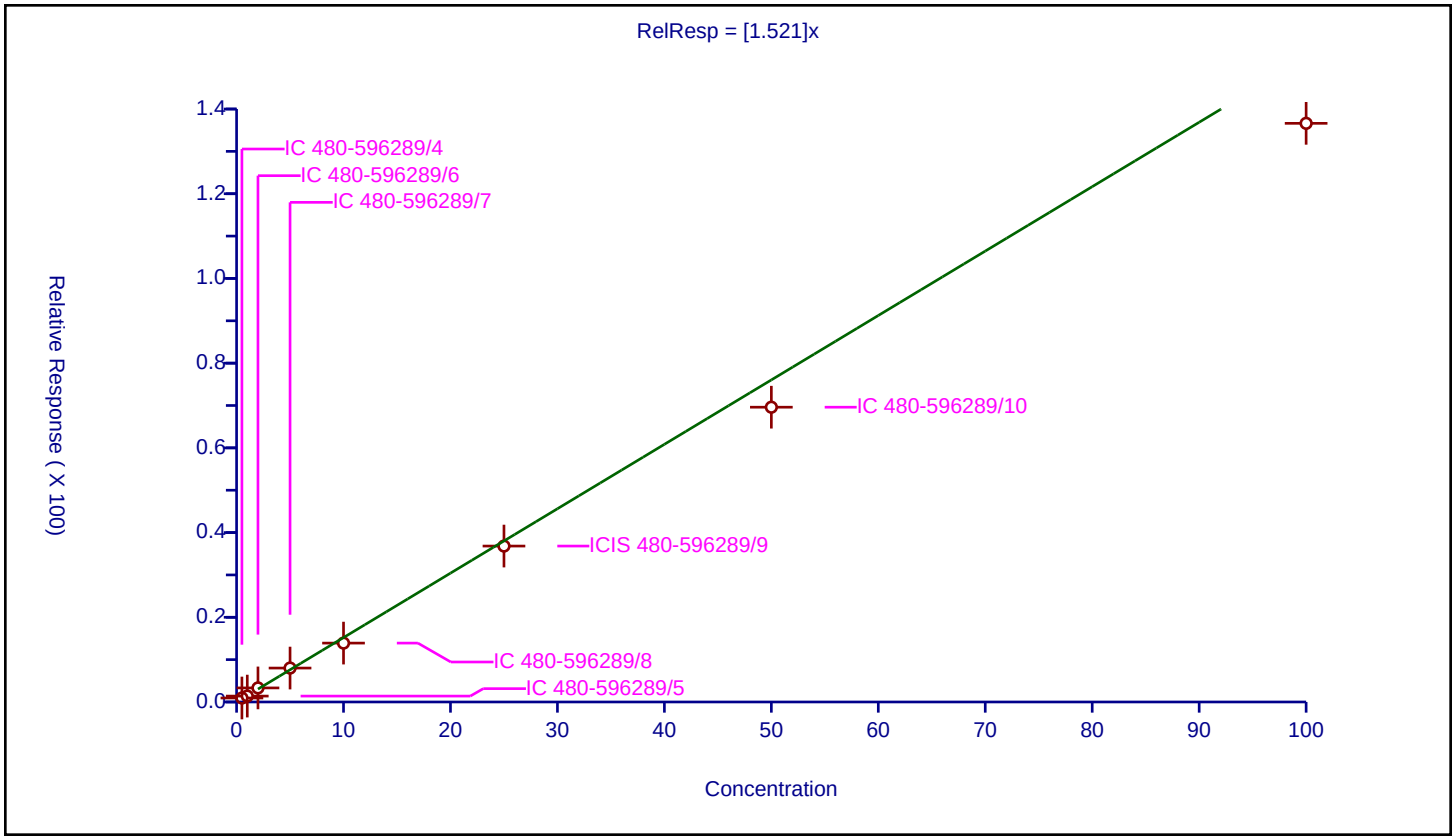

Calibration / Acetone

Curve Type:	Average
Weighting:	Conc_Sq
Origin:	Force
Dependency:	Response
Calib Mode:	ISTD
Response Base:	AREA
RF Rounding:	0

Curve Coefficients

Intercept:	0
Slope:	0.7694

Error Coefficients

Standard Error:	1140000
Relative Standard Error:	4.9
Correlation Coefficient:	0.999
Coefficient of Determination (Adjusted):	0.997

ID	Level	Concentration	Rel. Resp.	IS Amount	IS Response	RRF	Used
1	IC 480-596289/4	2.5	1.768393	25.0	166804.0	0.707357	Y
2	IC 480-596289/5	5.0	4.112378	25.0	159409.0	0.822476	Y
3	IC 480-596289/6	10.0	7.881478	25.0	151634.0	0.788148	Y
4	IC 480-596289/7	25.0	18.227123	25.0	159574.0	0.729085	Y
5	IC 480-596289/8	50.0	38.598946	25.0	168309.0	0.771979	Y
6	ICIS 480-596289/9	125.0	99.828292	25.0	171221.0	0.798626	Y
7	IC 480-596289/10	250.0	196.077606	25.0	174549.0	0.78431	Y
8	IC 480-596289/11	500.0	376.686152	25.0	171070.0	0.753372	Y

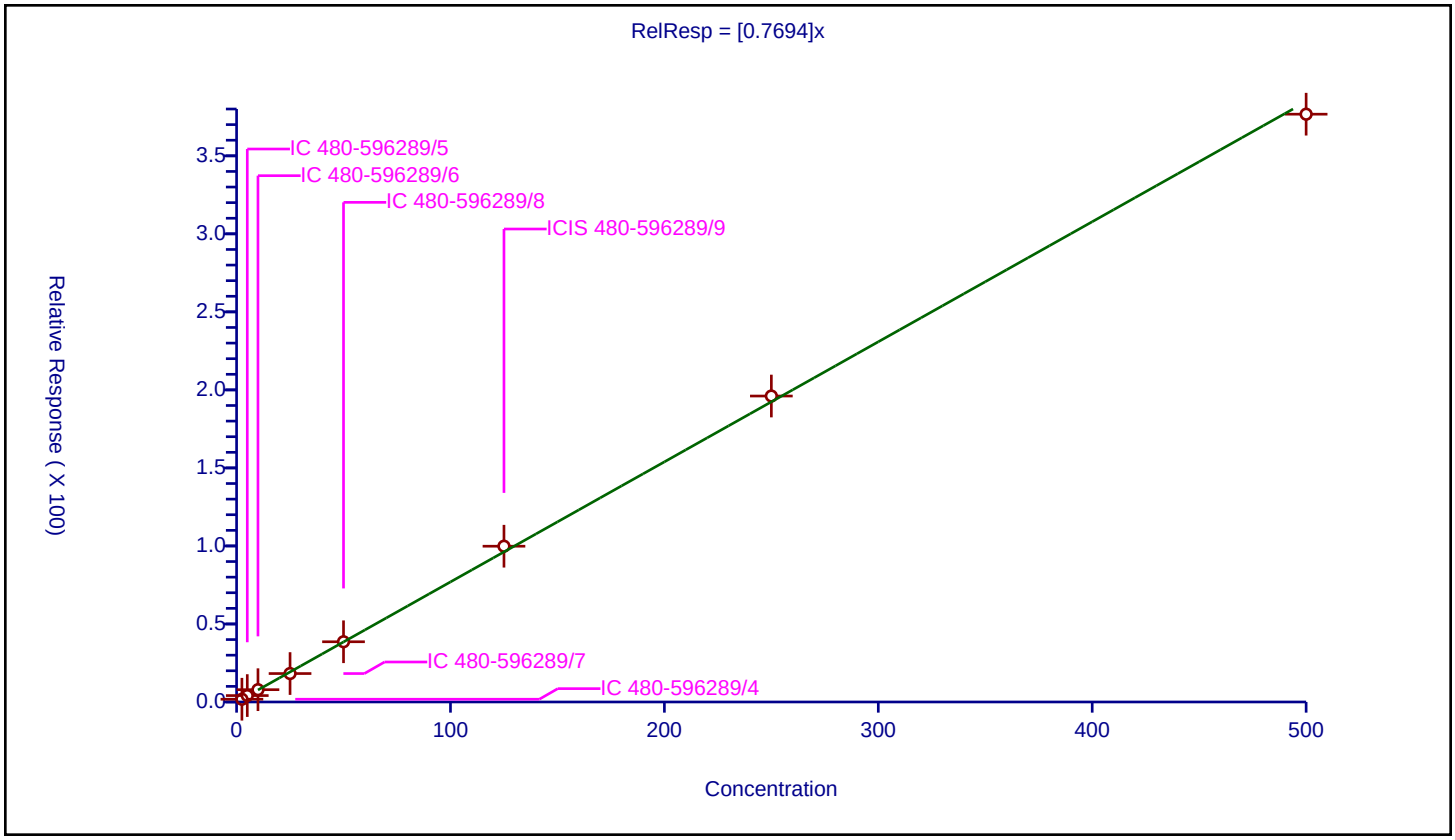

Calibration / Iodomethane

Curve Type:	Average
Weighting:	Conc_Sq
Origin:	Force
Dependency:	Response
Calib Mode:	ISTD
Response Base:	AREA
RF Rounding:	0

Curve Coefficients

Intercept:	0
Slope:	2.719

Error Coefficients

Standard Error:	792000
Relative Standard Error:	6.0
Correlation Coefficient:	0.999
Coefficient of Determination (Adjusted):	0.995

ID	Level	Concentration	Rel. Resp.	IS Amount	IS Response	RRF	Used
1	IC 480-596289/4	0.5	1.459497	25.0	166804.0	2.918995	Y
2	IC 480-596289/5	1.0	2.588624	25.0	159409.0	2.588624	Y
3	IC 480-596289/6	2.0	5.821748	25.0	151634.0	2.910874	Y
4	IC 480-596289/7	5.0	14.349769	25.0	159574.0	2.869954	Y
5	IC 480-596289/8	10.0	24.828589	25.0	168309.0	2.482859	Y
6	ICIS 480-596289/9	25.0	65.867213	25.0	171221.0	2.634689	Y
7	IC 480-596289/10	50.0	135.471988	25.0	174549.0	2.70944	Y
8	IC 480-596289/11	100.0	263.911118	25.0	171070.0	2.639111	Y

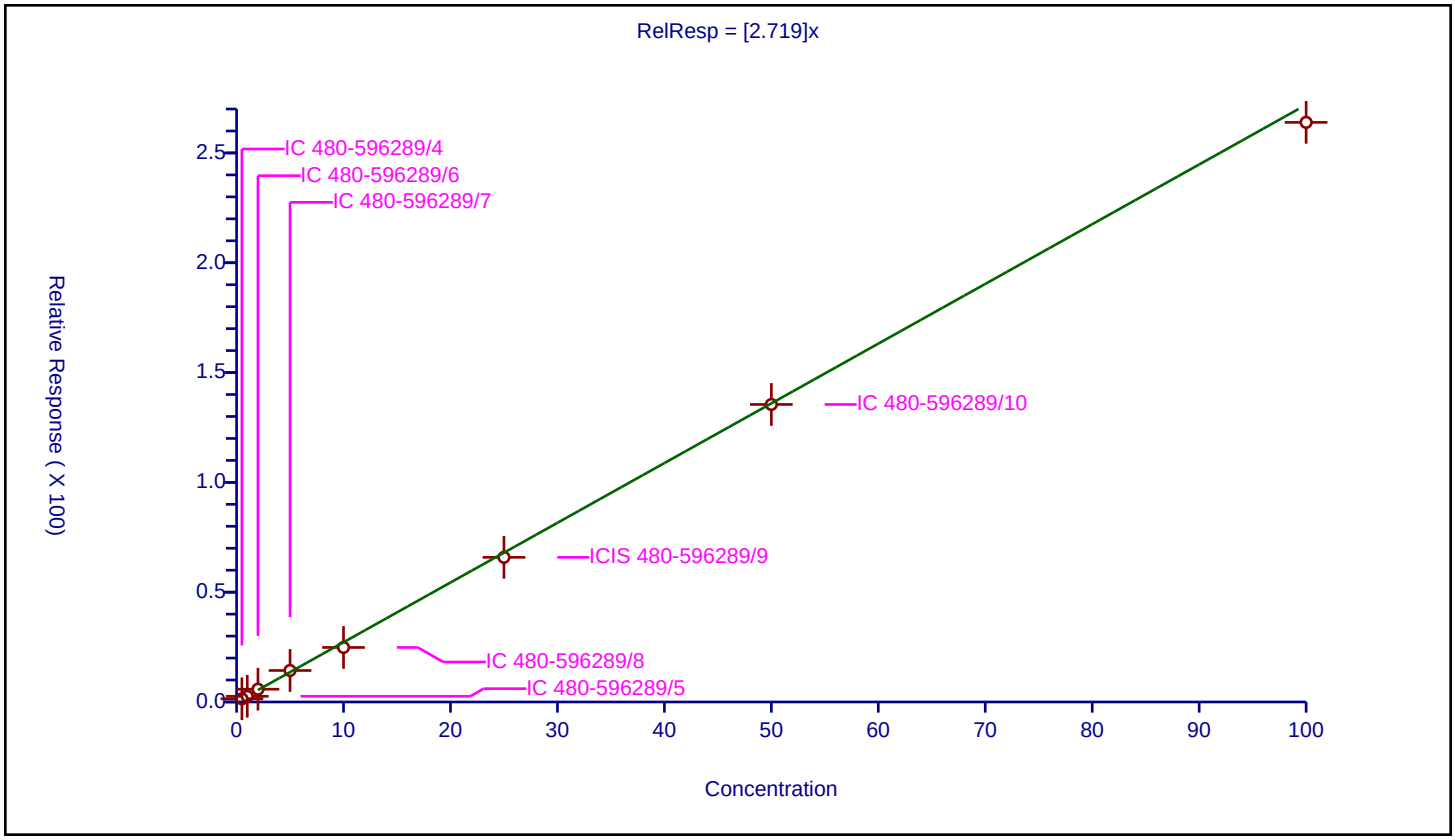

Calibration / Carbon disulfide

Curve Type:	Average
Weighting:	Conc_Sq
Origin:	Force
Dependency:	Response
Calib Mode:	ISTD
Response Base:	AREA
RF Rounding:	0

Curve Coefficients

Intercept:	0
Slope:	4.887

Error Coefficients

Standard Error:	1470000
Relative Standard Error:	6.5
Correlation Coefficient:	1.000
Coefficient of Determination (Adjusted):	0.995

ID	Level	Concentration	Rel. Resp.	IS Amount	IS Response	RRF	Used
1	IC 480-596289/4	0.5	2.177706	25.0	166804.0	4.355411	Y
2	IC 480-596289/5	1.0	4.631012	25.0	159409.0	4.631012	Y
3	IC 480-596289/6	2.0	10.094042	25.0	151634.0	5.047021	Y
4	IC 480-596289/7	5.0	26.865435	25.0	159574.0	5.373087	Y
5	IC 480-596289/8	10.0	47.095075	25.0	168309.0	4.709508	Y
6	ICIS 480-596289/9	25.0	128.701211	25.0	171221.0	5.148048	Y
7	IC 480-596289/10	50.0	246.719546	25.0	174549.0	4.934391	Y
8	IC 480-596289/11	100.0	489.408429	25.0	171070.0	4.894084	Y

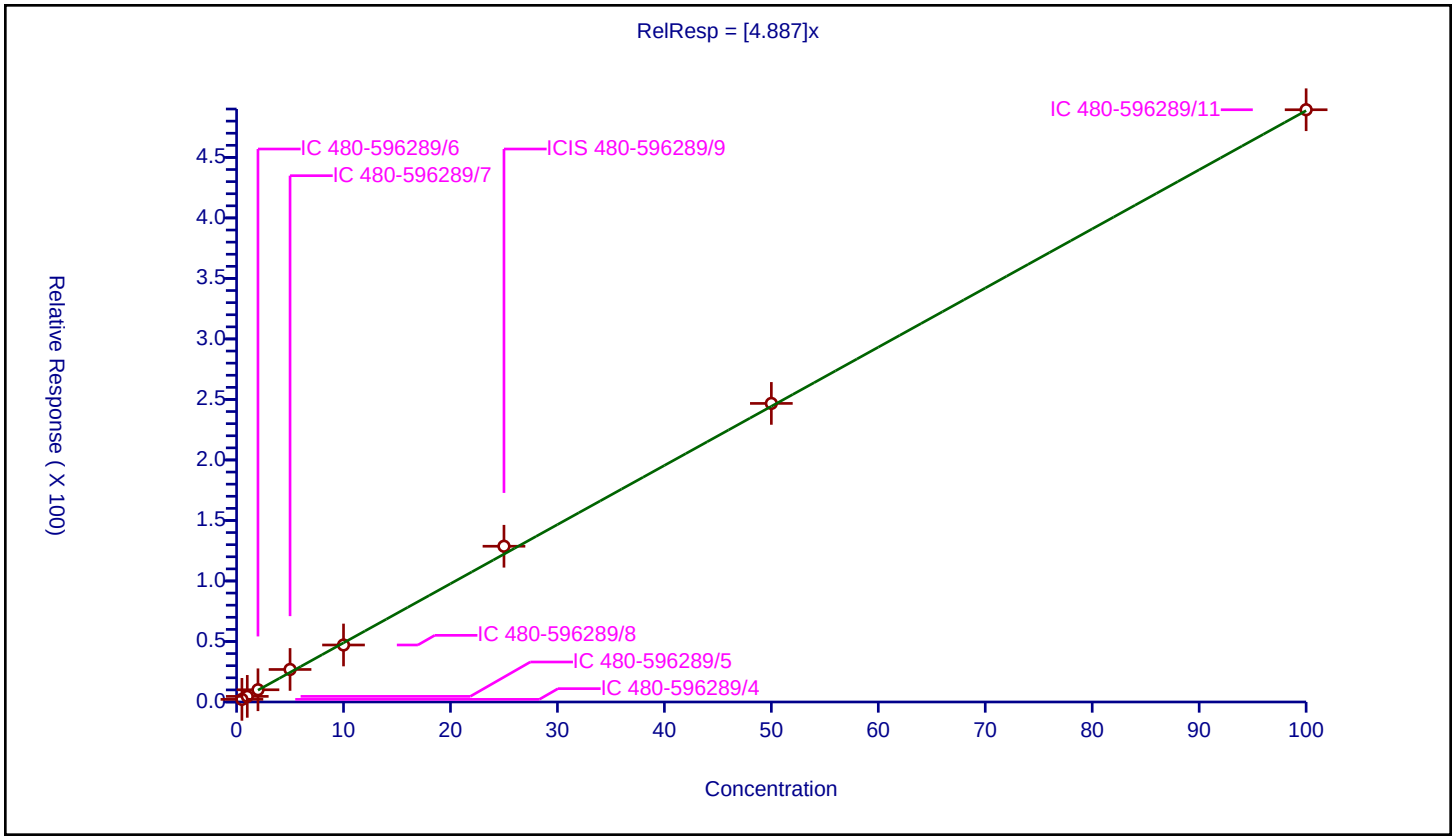

Calibration / 3-Chloro-1-propene

Curve Type:	Average
Weighting:	Conc_Sq
Origin:	Force
Dependency:	Response
Calib Mode:	ISTD
Response Base:	AREA
RF Rounding:	0

Curve Coefficients

Intercept:	0
Slope:	2.998

Error Coefficients

Standard Error:	891000
Relative Standard Error:	3.6
Correlation Coefficient:	1.000
Coefficient of Determination (Adjusted):	0.998

ID	Level	Concentration	Rel. Resp.	IS Amount	IS Response	RRF	Used
1	IC 480-596289/4	0.5	1.434468	25.0	166804.0	2.868936	Y
2	IC 480-596289/5	1.0	3.063503	25.0	159409.0	3.063503	Y
3	IC 480-596289/6	2.0	6.141927	25.0	151634.0	3.070964	Y
4	IC 480-596289/7	5.0	15.865837	25.0	159574.0	3.173167	Y
5	IC 480-596289/8	10.0	28.546156	25.0	168309.0	2.854616	Y
6	ICIS 480-596289/9	25.0	75.622879	25.0	171221.0	3.024915	Y
7	IC 480-596289/10	50.0	147.117285	25.0	174549.0	2.942346	Y
8	IC 480-596289/11	100.0	298.892705	25.0	171070.0	2.988927	Y

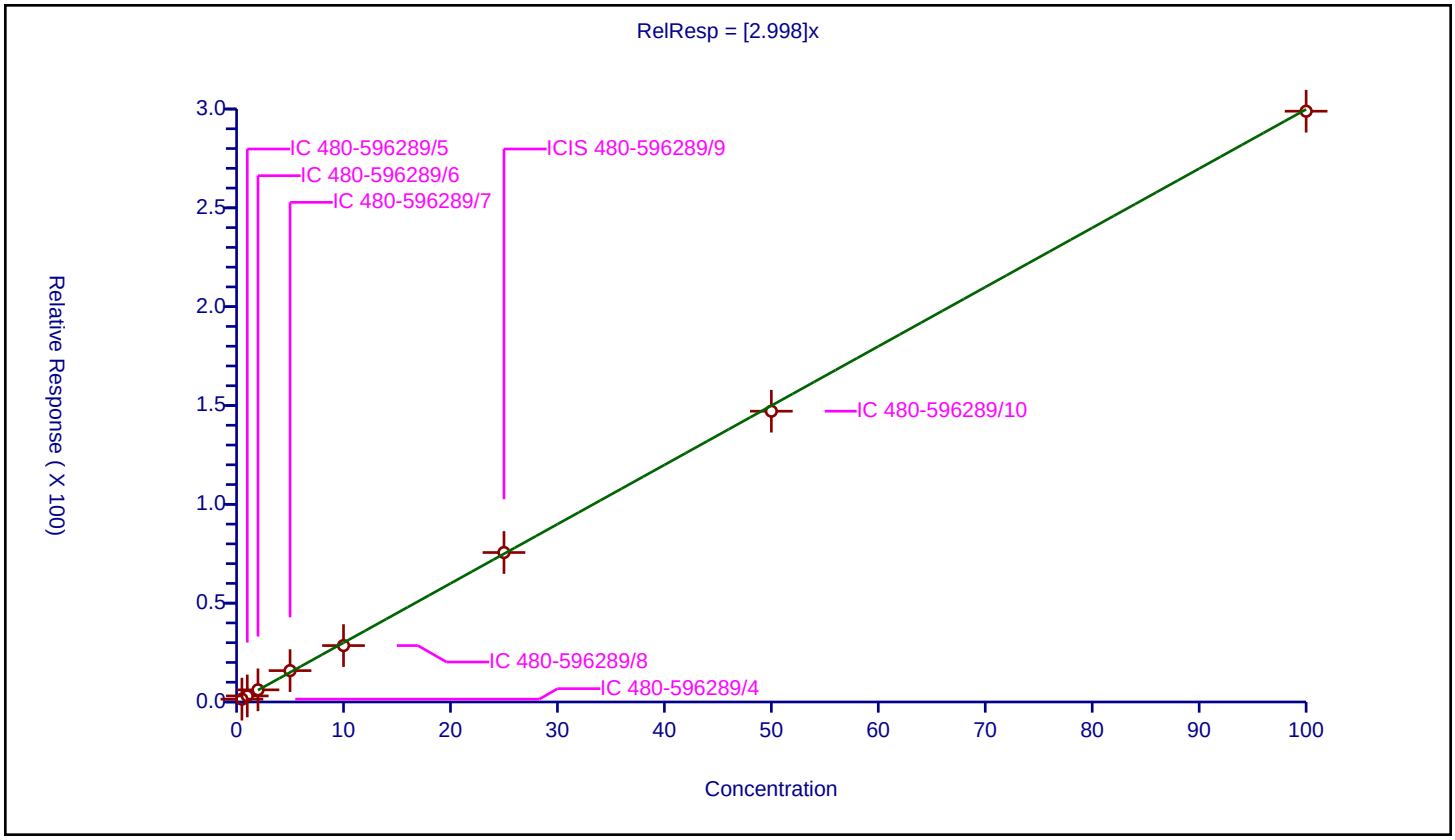

Calibration / Methyl acetate

Curve Type:	Average
Weighting:	Conc_Sq
Origin:	Force
Dependency:	Response
Calib Mode:	ISTD
Response Base:	AREA
RF Rounding:	0

Curve Coefficients

Intercept:	0
Slope:	2.026

Error Coefficients

Standard Error:	1110000
Relative Standard Error:	17.4
Correlation Coefficient:	0.997
Coefficient of Determination (Adjusted):	0.952

ID	Level	Concentration	Rel. Resp.	IS Amount	IS Response	RRF	Used
1	IC 480-596289/4	1.0	2.32998	25.0	166804.0	2.32998	Y
2	IC 480-596289/5	2.0	5.461423	25.0	159409.0	2.730712	Y
3	IC 480-596289/6	4.0	8.435278	25.0	151634.0	2.10882	Y
4	IC 480-596289/7	10.0	17.636645	25.0	159574.0	1.763665	Y
5	IC 480-596289/8	20.0	37.319603	25.0	168309.0	1.86598	Y
6	ICIS 480-596289/9	50.0	92.601083	25.0	171221.0	1.852022	Y
7	IC 480-596289/10	100.0	165.768924	25.0	174549.0	1.657689	Y
8	IC 480-596289/11	200.0	380.019583	25.0	171070.0	1.900098	Y

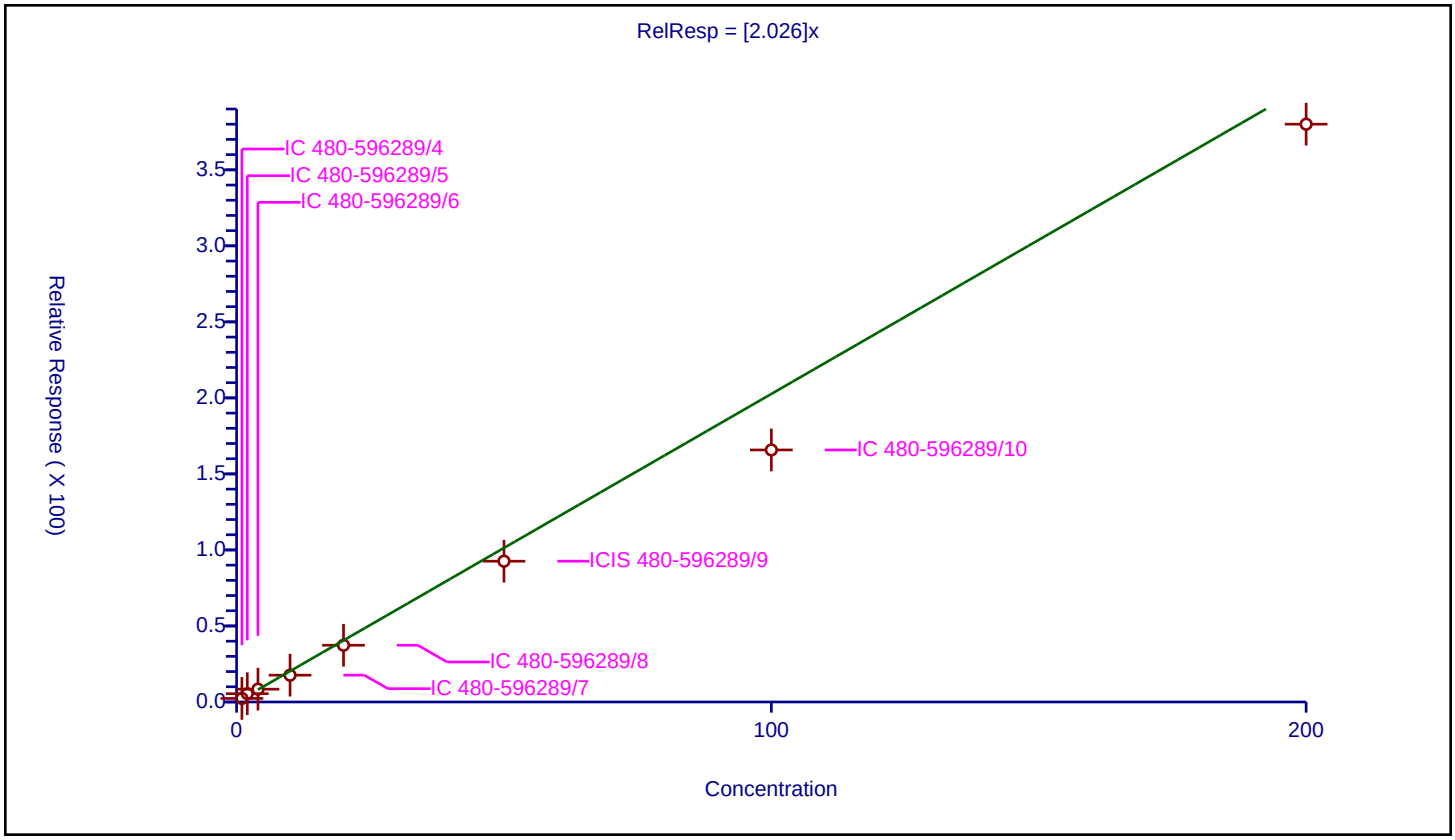

Calibration / Methylene Chloride

Curve Type:	Linear
Weighting:	Conc
Origin:	None
Dependency:	Response
Calib Mode:	ISTD
Response Base:	AREA
RF Rounding:	0

Curve Coefficients

Intercept:	1.17
Slope:	1.728

Error Coefficients

Standard Error:	565000
Relative Standard Error:	5.4
Correlation Coefficient:	1.000
Coefficient of Determination (Adjusted):	0.999

ID	Level	Concentration	Rel. Resp.	IS Amount	IS Response	RRF	Used
1	IC 480-596289/4	0.5	1.975822	25.0	166804.0	3.951644	Y
2	IC 480-596289/5	1.0	2.856959	25.0	159409.0	2.856959	Y
3	IC 480-596289/6	2.0	4.870774	25.0	151634.0	2.435387	Y
4	IC 480-596289/7	5.0	10.392044	25.0	159574.0	2.078409	Y
5	IC 480-596289/8	10.0	17.684289	25.0	168309.0	1.768429	Y
6	ICIS 480-596289/9	25.0	44.907897	25.0	171221.0	1.796316	Y
7	IC 480-596289/10	50.0	85.448785	25.0	174549.0	1.708976	Y
8	IC 480-596289/11	100.0	175.647542	25.0	171070.0	1.756475	Y

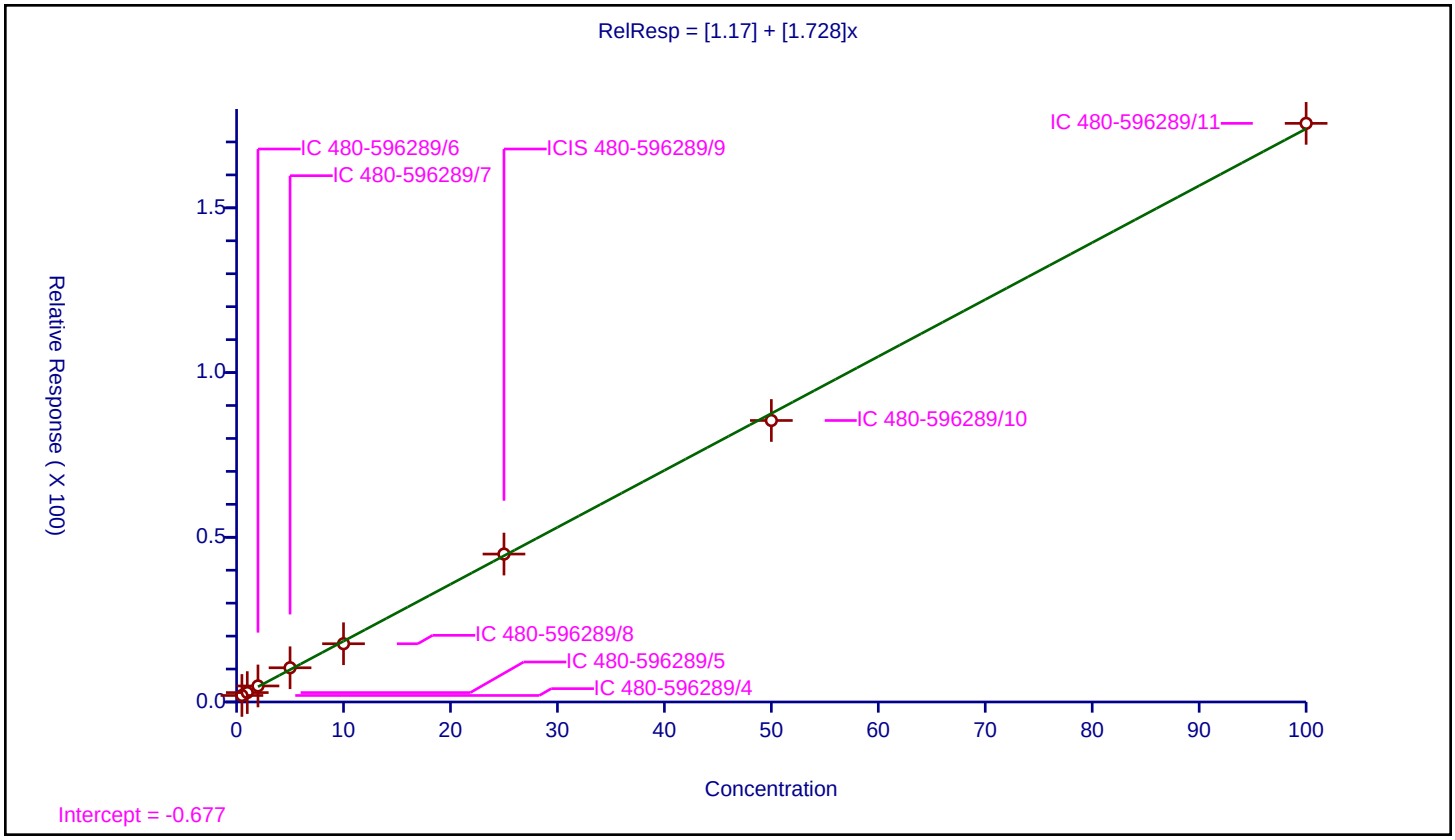

Calibration / 2-Methyl-2-propanol

Curve Type:	Average
Weighting:	Conc_Sq
Origin:	Force
Dependency:	Response
Calib Mode:	ISTD
Response Base:	AREA
RF Rounding:	0

Curve Coefficients

Intercept:	0
Slope:	0.2395

Error Coefficients

Standard Error:	819000
Relative Standard Error:	13.6
Correlation Coefficient:	1.000
Coefficient of Determination (Adjusted):	0.978

ID	Level	Concentration	Rel. Resp.	IS Amount	IS Response	RRF	Used
1	IC 480-596289/4	5.0	0.913048	25.0	166804.0	0.18261	Y
2	IC 480-596289/5	10.0	2.6294	25.0	159409.0	0.26294	Y
3	IC 480-596289/6	20.0	4.156719	25.0	151634.0	0.207836	Y
4	IC 480-596289/7	50.0	11.561407	25.0	159574.0	0.231228	Y
5	IC 480-596289/8	100.0	23.031597	25.0	168309.0	0.230316	Y
6	ICIS 480-596289/9	250.0	63.698816	25.0	171221.0	0.254795	Y
7	IC 480-596289/10	500.0	134.87631	25.0	174549.0	0.269753	Y
8	IC 480-596289/11	1000.0	276.702081	25.0	171070.0	0.276702	Y

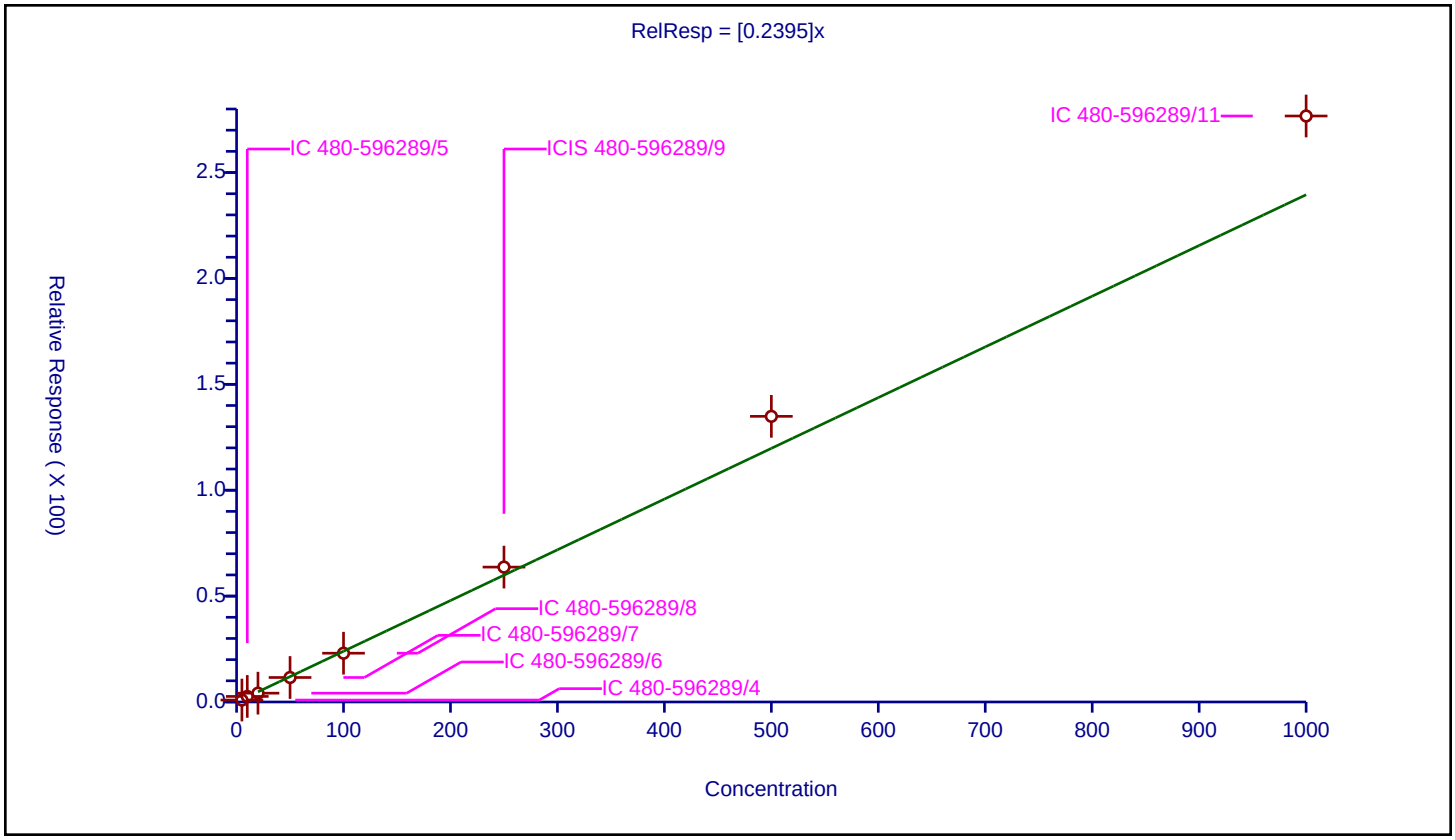

Calibration / Methyl tert-butyl ether

Curve Type:	Average
Weighting:	Conc_Sq
Origin:	Force
Dependency:	Response
Calib Mode:	ISTD
Response Base:	AREA
RF Rounding:	0

Curve Coefficients

Intercept:	0
Slope:	5.484

Error Coefficients

Standard Error:	1630000
Relative Standard Error:	4.8
Correlation Coefficient:	1.000
Coefficient of Determination (Adjusted):	0.997

ID	Level	Concentration	Rel. Resp.	IS Amount	IS Response	RRF	Used
1	IC 480-596289/4	0.5	2.877929	25.0	166804.0	5.755857	Y
2	IC 480-596289/5	1.0	5.543288	25.0	159409.0	5.543288	Y
3	IC 480-596289/6	2.0	11.726757	25.0	151634.0	5.863378	Y
4	IC 480-596289/7	5.0	27.674308	25.0	159574.0	5.534862	Y
5	IC 480-596289/8	10.0	50.055107	25.0	168309.0	5.005511	Y
6	ICIS 480-596289/9	25.0	133.065453	25.0	171221.0	5.322618	Y
7	IC 480-596289/10	50.0	268.153498	25.0	174549.0	5.36307	Y
8	IC 480-596289/11	100.0	548.620009	25.0	171070.0	5.4862	Y

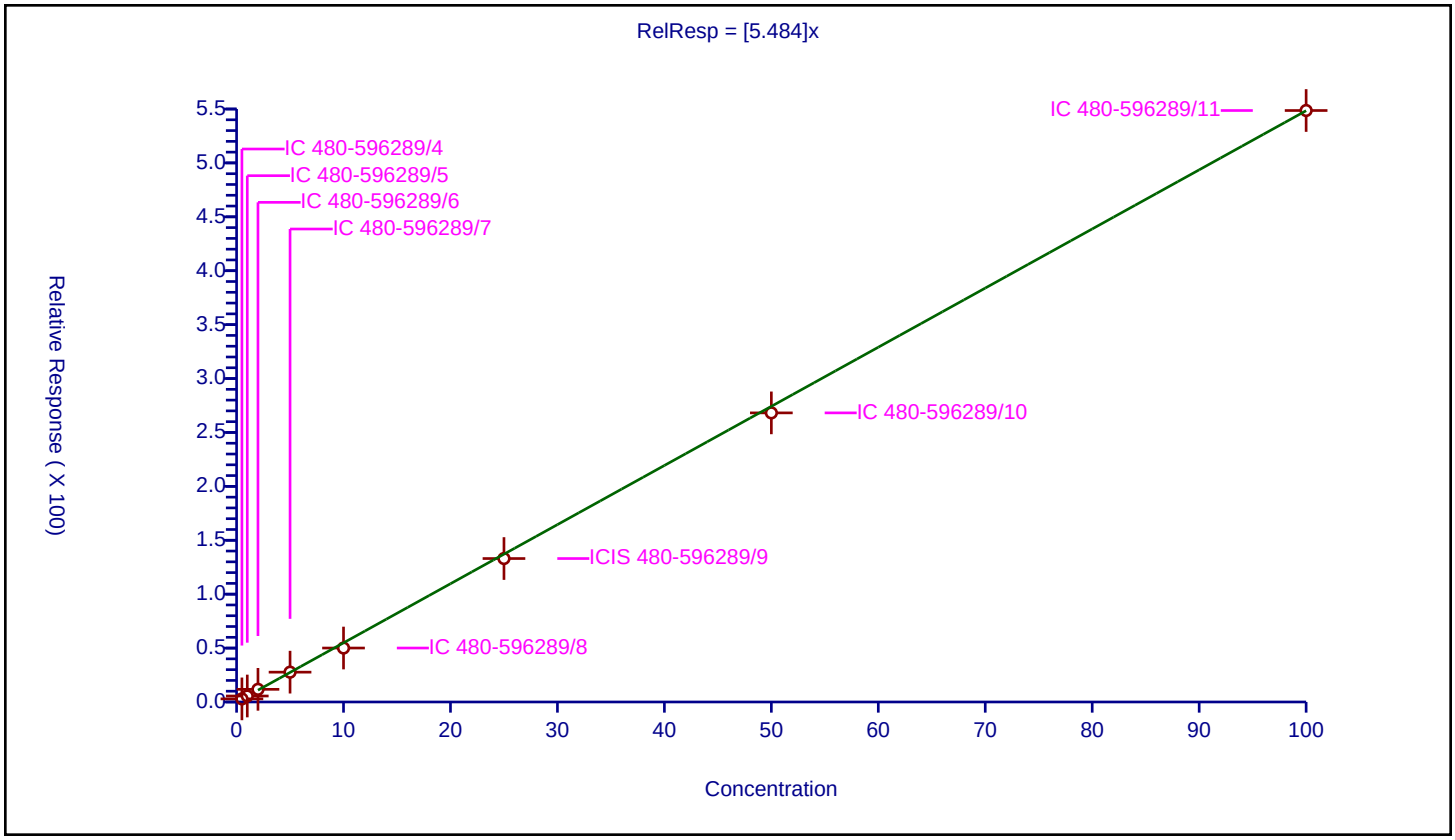

Calibration / trans-1,2-Dichloroethene

Curve Type:	Average
Weighting:	Conc_Sq
Origin:	Force
Dependency:	Response
Calib Mode:	ISTD
Response Base:	AREA
RF Rounding:	0

Curve Coefficients

Intercept:	0
Slope:	1.714

Error Coefficients

Standard Error:	492000
Relative Standard Error:	5.6
Correlation Coefficient:	1.000
Coefficient of Determination (Adjusted):	0.996

ID	Level	Concentration	Rel. Resp.	IS Amount	IS Response	RRF	Used
1	IC 480-596289/4	0.5	0.871682	25.0	166804.0	1.743363	Y
2	IC 480-596289/5	1.0	1.825336	25.0	159409.0	1.825336	Y
3	IC 480-596289/6	2.0	3.721296	25.0	151634.0	1.860648	Y
4	IC 480-596289/7	5.0	8.708969	25.0	159574.0	1.741794	Y
5	IC 480-596289/8	10.0	15.801888	25.0	168309.0	1.580189	Y
6	ICIS 480-596289/9	25.0	41.798611	25.0	171221.0	1.671944	Y
7	IC 480-596289/10	50.0	82.166469	25.0	174549.0	1.643329	Y
8	IC 480-596289/11	100.0	164.447448	25.0	171070.0	1.644474	Y

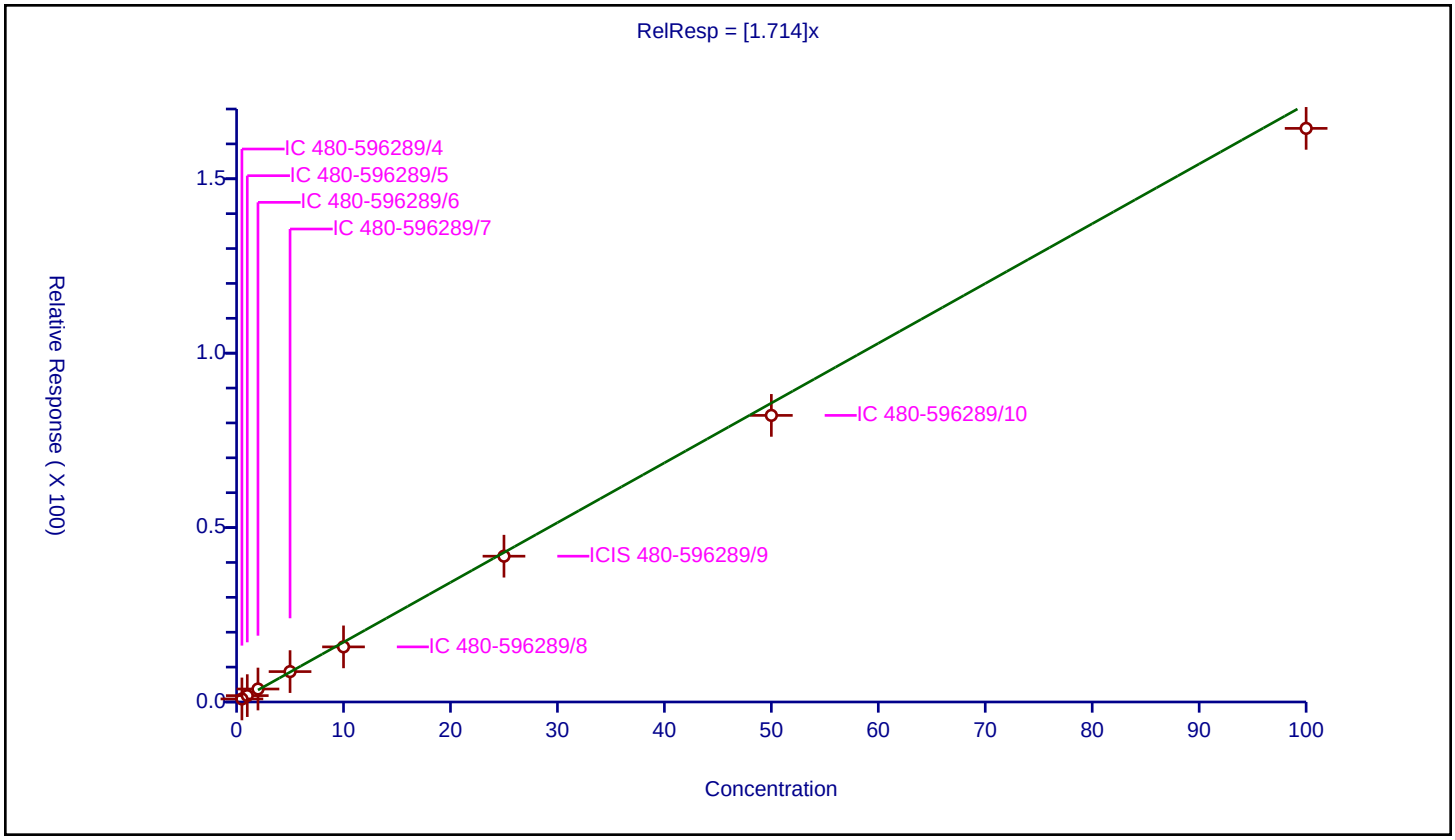

Calibration / Acrylonitrile

Curve Type:	Average
Weighting:	Conc_Sq
Origin:	Force
Dependency:	Response
Calib Mode:	ISTD
Response Base:	AREA
RF Rounding:	0

Curve Coefficients

Intercept:	0
Slope:	1.049

Error Coefficients

Standard Error:	2960000
Relative Standard Error:	5.9
Correlation Coefficient:	0.999
Coefficient of Determination (Adjusted):	0.995

ID	Level	Concentration	Rel. Resp.	IS Amount	IS Response	RRF	Used
1	IC 480-596289/4	5.0	5.355537	25.0	166804.0	1.071107	Y
2	IC 480-596289/5	10.0	11.278535	25.0	159409.0	1.127854	Y
3	IC 480-596289/6	20.0	22.906967	25.0	151634.0	1.145348	Y
4	IC 480-596289/7	50.0	51.899746	25.0	159574.0	1.037995	Y
5	IC 480-596289/8	100.0	98.059521	25.0	168309.0	0.980595	Y
6	ICIS 480-596289/9	250.0	255.348351	25.0	171221.0	1.021393	Y
7	IC 480-596289/10	500.0	515.342397	25.0	174549.0	1.030685	Y
8	IC 480-596289/11	1000.0	977.89516	25.0	171070.0	0.977895	Y

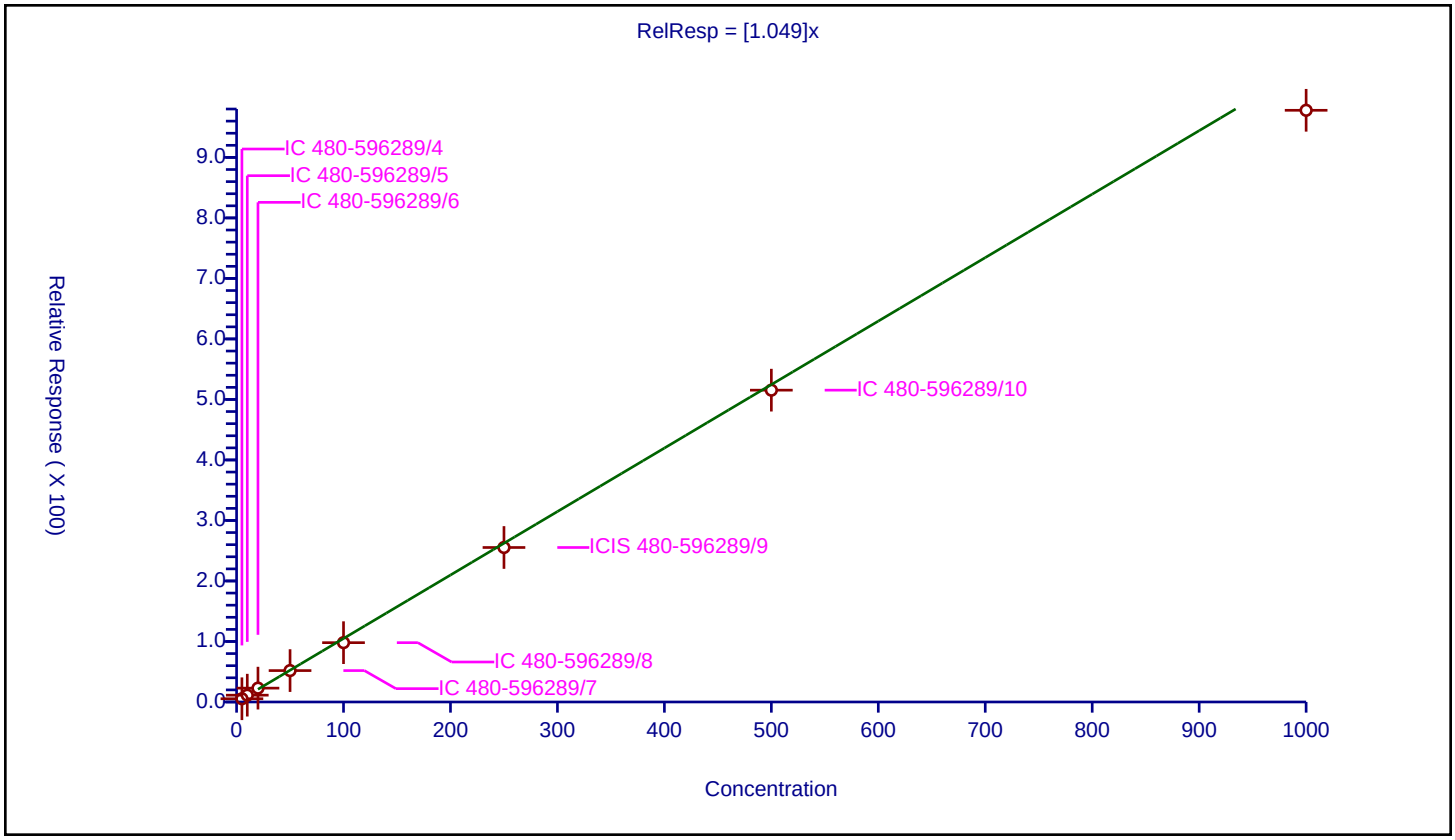

Calibration / Hexane

Curve Type:	Average
Weighting:	Conc_Sq
Origin:	Force
Dependency:	Response
Calib Mode:	ISTD
Response Base:	AREA
RF Rounding:	0

Curve Coefficients

Intercept:	0
Slope:	2.599

Error Coefficients

Standard Error:	774000
Relative Standard Error:	7.9
Correlation Coefficient:	0.999
Coefficient of Determination (Adjusted):	0.992

ID	Level	Concentration	Rel. Resp.	IS Amount	IS Response	RRF	Used
1	IC 480-596289/4	0.5	1.268105	25.0	166804.0	2.53621	Y
2	IC 480-596289/5	1.0	2.291903	25.0	159409.0	2.291903	Y
3	IC 480-596289/6	2.0	5.061365	25.0	151634.0	2.530682	Y
4	IC 480-596289/7	5.0	14.795957	25.0	159574.0	2.959191	Y
5	IC 480-596289/8	10.0	24.735308	25.0	168309.0	2.473531	Y
6	ICIS 480-596289/9	25.0	70.153194	25.0	171221.0	2.806128	Y
7	IC 480-596289/10	50.0	131.285484	25.0	174549.0	2.62571	Y
8	IC 480-596289/11	100.0	256.76156	25.0	171070.0	2.567616	Y

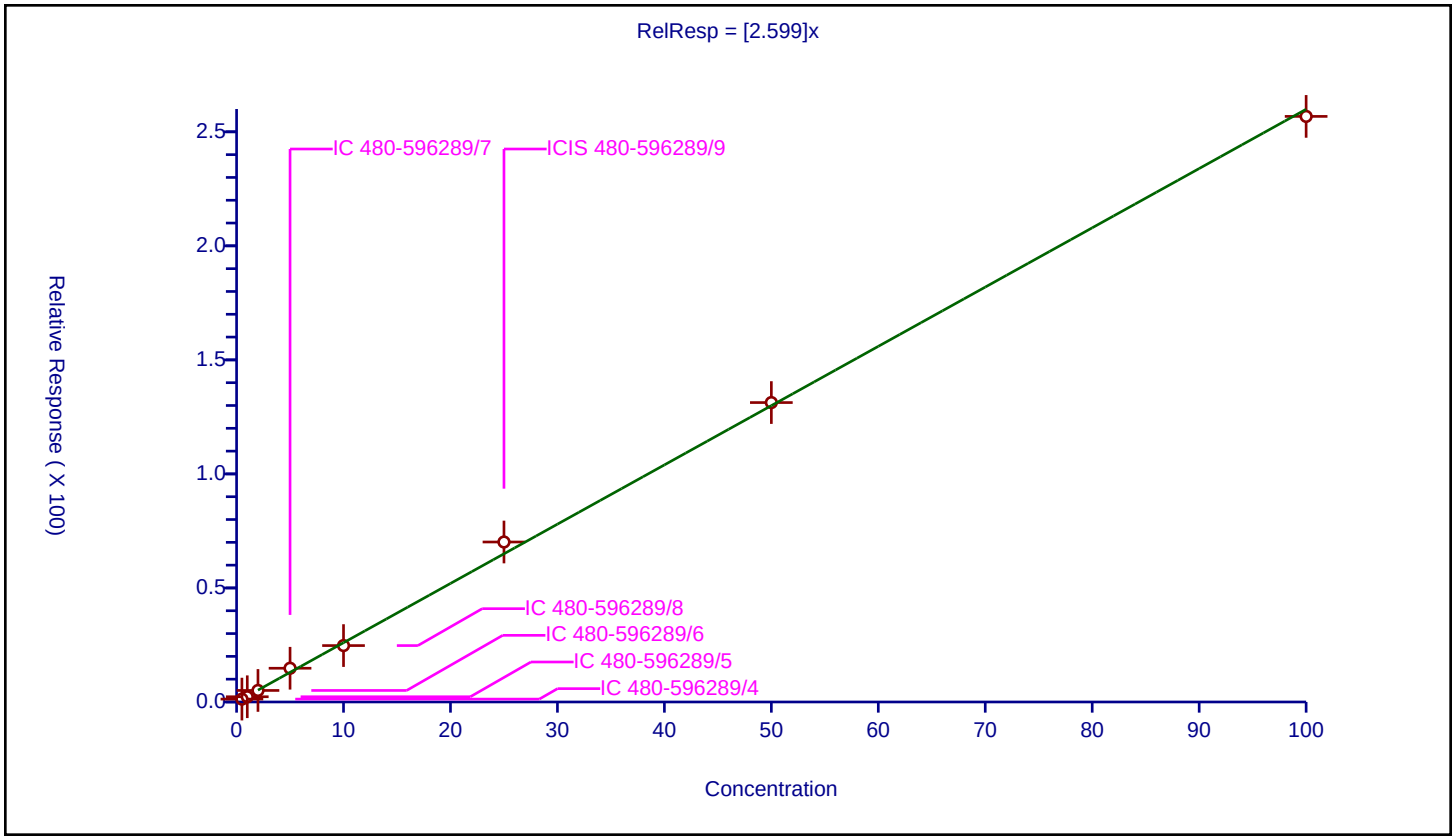

Calibration / 1,1-Dichloroethane

Curve Type:	Average
Weighting:	Conc_Sq
Origin:	Force
Dependency:	Response
Calib Mode:	ISTD
Response Base:	AREA
RF Rounding:	0

Curve Coefficients

Intercept:	0
Slope:	3.142

Error Coefficients

Standard Error:	933000
Relative Standard Error:	5.1
Correlation Coefficient:	1.000
Coefficient of Determination (Adjusted):	0.997

ID	Level	Concentration	Rel. Resp.	IS Amount	IS Response	RRF	Used
1	IC 480-596289/4	0.5	1.615219	25.0	166804.0	3.230438	Y
2	IC 480-596289/5	1.0	2.98305	25.0	159409.0	2.98305	Y
3	IC 480-596289/6	2.0	6.850541	25.0	151634.0	3.425271	Y
4	IC 480-596289/7	5.0	16.127001	25.0	159574.0	3.2254	Y
5	IC 480-596289/8	10.0	29.193626	25.0	168309.0	2.919363	Y
6	ICIS 480-596289/9	25.0	78.901683	25.0	171221.0	3.156067	Y
7	IC 480-596289/10	50.0	153.119038	25.0	174549.0	3.062381	Y
8	IC 480-596289/11	100.0	313.666482	25.0	171070.0	3.136665	Y

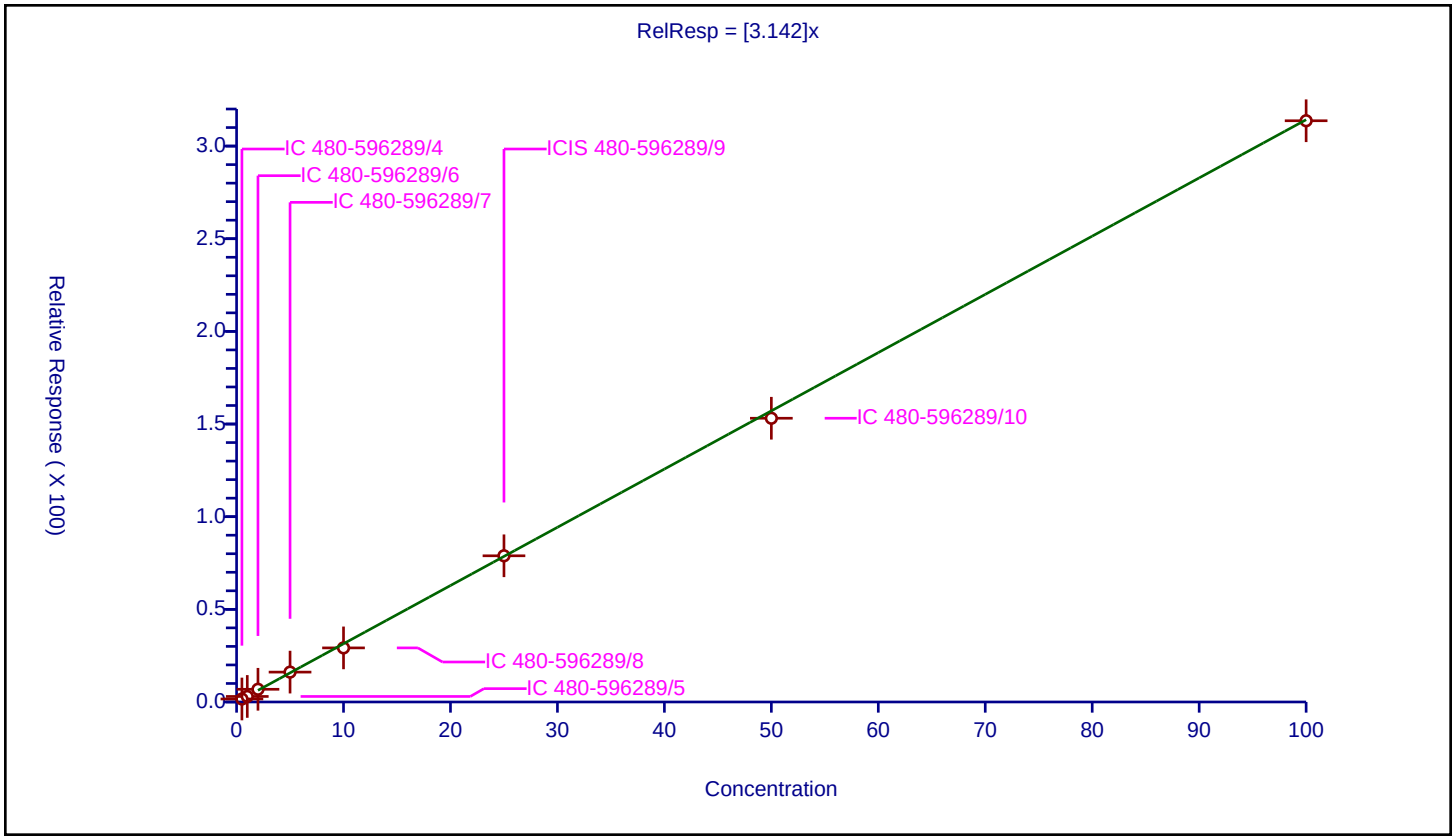

Calibration / Vinyl acetate

Curve Type:	Average
Weighting:	Conc_Sq
Origin:	Force
Dependency:	Response
Calib Mode:	ISTD
Response Base:	AREA
RF Rounding:	0

Curve Coefficients

Intercept:	0
Slope:	4.152

Error Coefficients

Standard Error:	2850000
Relative Standard Error:	9.5
Correlation Coefficient:	0.999
Coefficient of Determination (Adjusted):	0.988

ID	Level	Concentration	Rel. Resp.	IS Amount	IS Response	RRF	Used
1	IC 480-596289/4	1.0	4.014742	25.0	166804.0	4.014742	Y
2	IC 480-596289/5	2.0	8.253141	25.0	159409.0	4.126571	Y
3	IC 480-596289/6	4.0	15.552416	25.0	151634.0	3.888104	Y
4	IC 480-596289/7	10.0	38.365586	25.0	159574.0	3.836559	Y
5	IC 480-596289/8	20.0	73.648468	25.0	168309.0	3.682423	Y
6	ICIS 480-596289/9	50.0	212.324715	25.0	171221.0	4.246494	Y
7	IC 480-596289/10	100.0	456.546872	25.0	174549.0	4.565469	Y
8	IC 480-596289/11	200.0	971.468112	25.0	171070.0	4.857341	Y

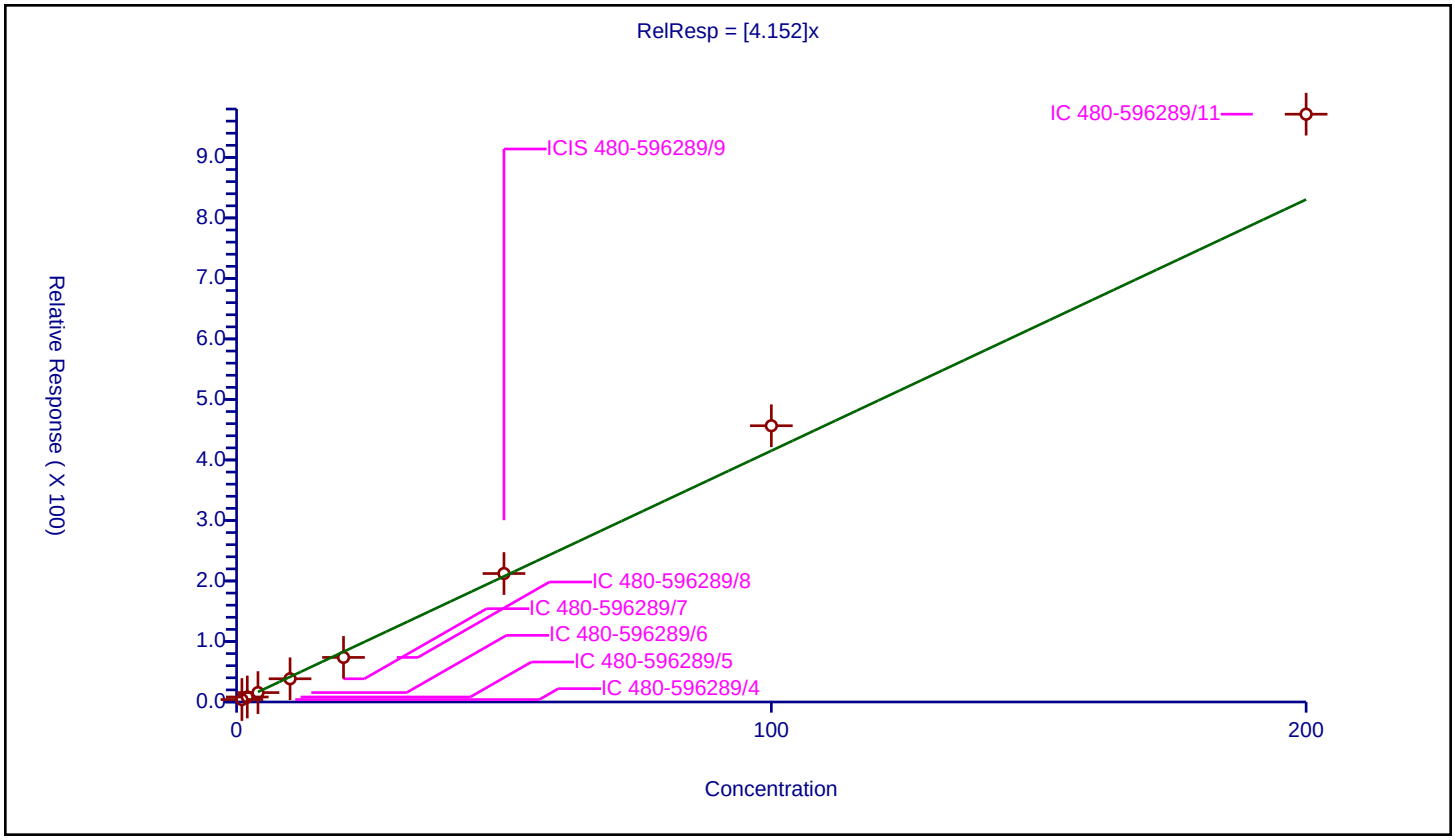

Calibration / 2,2-Dichloropropane

Curve Type:	Average
Weighting:	Conc_Sq
Origin:	Force
Dependency:	Response
Calib Mode:	ISTD
Response Base:	AREA
RF Rounding:	0

Curve Coefficients

Intercept:	0
Slope:	1.596

Error Coefficients

Standard Error:	440000
Relative Standard Error:	9.6
Correlation Coefficient:	0.999
Coefficient of Determination (Adjusted):	0.988

ID	Level	Concentration	Rel. Resp.	IS Amount	IS Response	RRF	Used
1	IC 480-596289/4	0.5	0.786702	25.0	166804.0	1.573404	Y
2	IC 480-596289/5	1.0	1.447378	25.0	159409.0	1.447378	Y
3	IC 480-596289/6	2.0	3.458162	25.0	151634.0	1.729081	Y
4	IC 480-596289/7	5.0	9.440134	25.0	159574.0	1.888027	Y
5	IC 480-596289/8	10.0	15.428022	25.0	168309.0	1.542802	Y
6	ICIS 480-596289/9	25.0	41.218075	25.0	171221.0	1.648723	Y
7	IC 480-596289/10	50.0	74.23245	25.0	174549.0	1.484649	Y
8	IC 480-596289/11	100.0	145.722511	25.0	171070.0	1.457225	Y

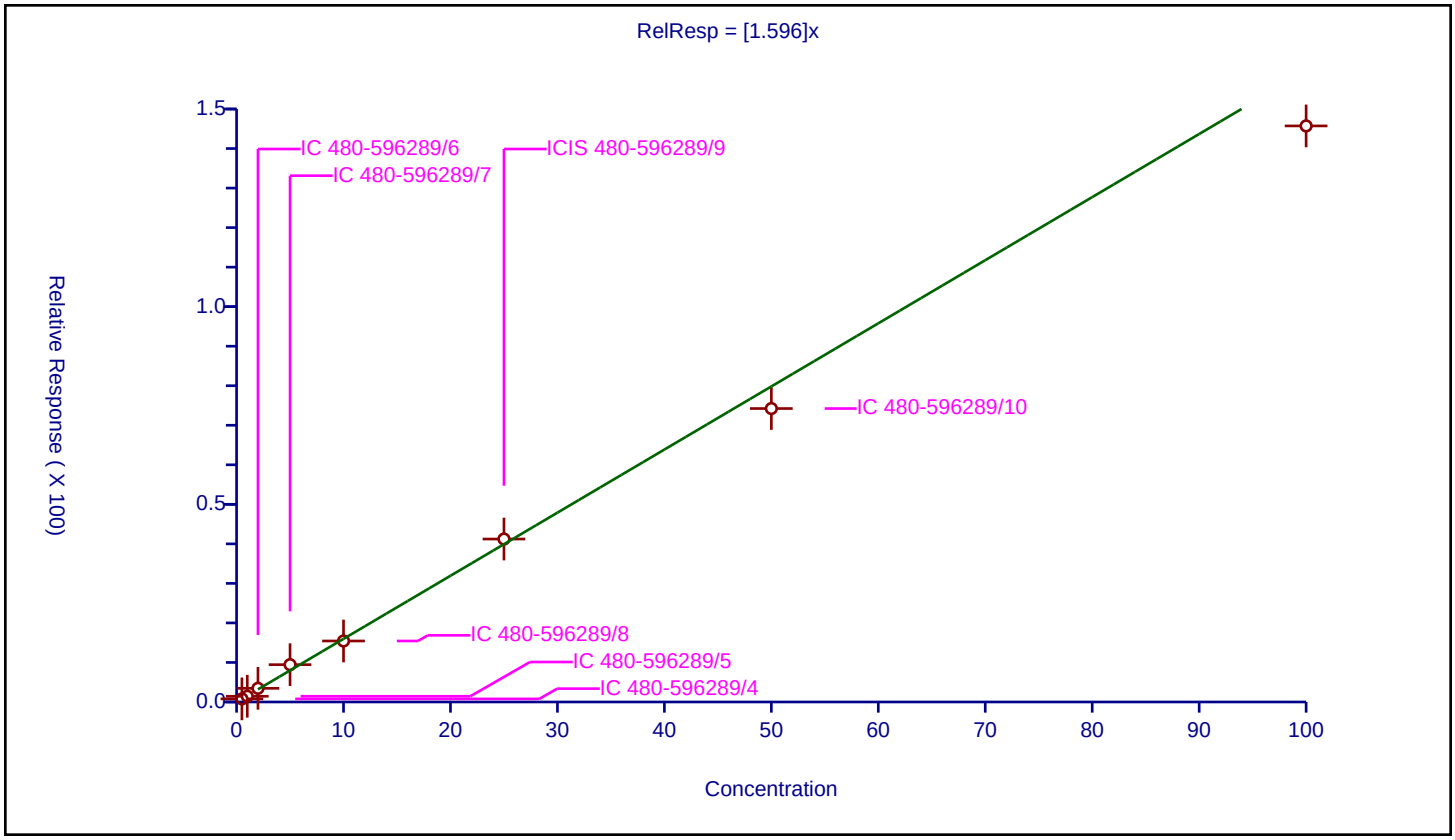

Calibration / cis-1,2-Dichloroethene

Curve Type:	Average
Weighting:	Conc_Sq
Origin:	Force
Dependency:	Response
Calib Mode:	ISTD
Response Base:	AREA
RF Rounding:	0

Curve Coefficients

Intercept:	0
Slope:	1.852

Error Coefficients

Standard Error:	541000
Relative Standard Error:	7.2
Correlation Coefficient:	1.000
Coefficient of Determination (Adjusted):	0.993

ID	Level	Concentration	Rel. Resp.	IS Amount	IS Response	RRF	Used
1	IC 480-596289/4	0.5	0.869733	25.0	166804.0	1.739467	Y
2	IC 480-596289/5	1.0	1.9221	25.0	159409.0	1.9221	Y
3	IC 480-596289/6	2.0	4.242122	25.0	151634.0	2.121061	Y
4	IC 480-596289/7	5.0	9.524891	25.0	159574.0	1.904978	Y
5	IC 480-596289/8	10.0	16.939676	25.0	168309.0	1.693968	Y
6	ICIS 480-596289/9	25.0	45.896969	25.0	171221.0	1.835879	Y
7	IC 480-596289/10	50.0	89.178683	25.0	174549.0	1.783574	Y
8	IC 480-596289/11	100.0	181.873794	25.0	171070.0	1.818738	Y

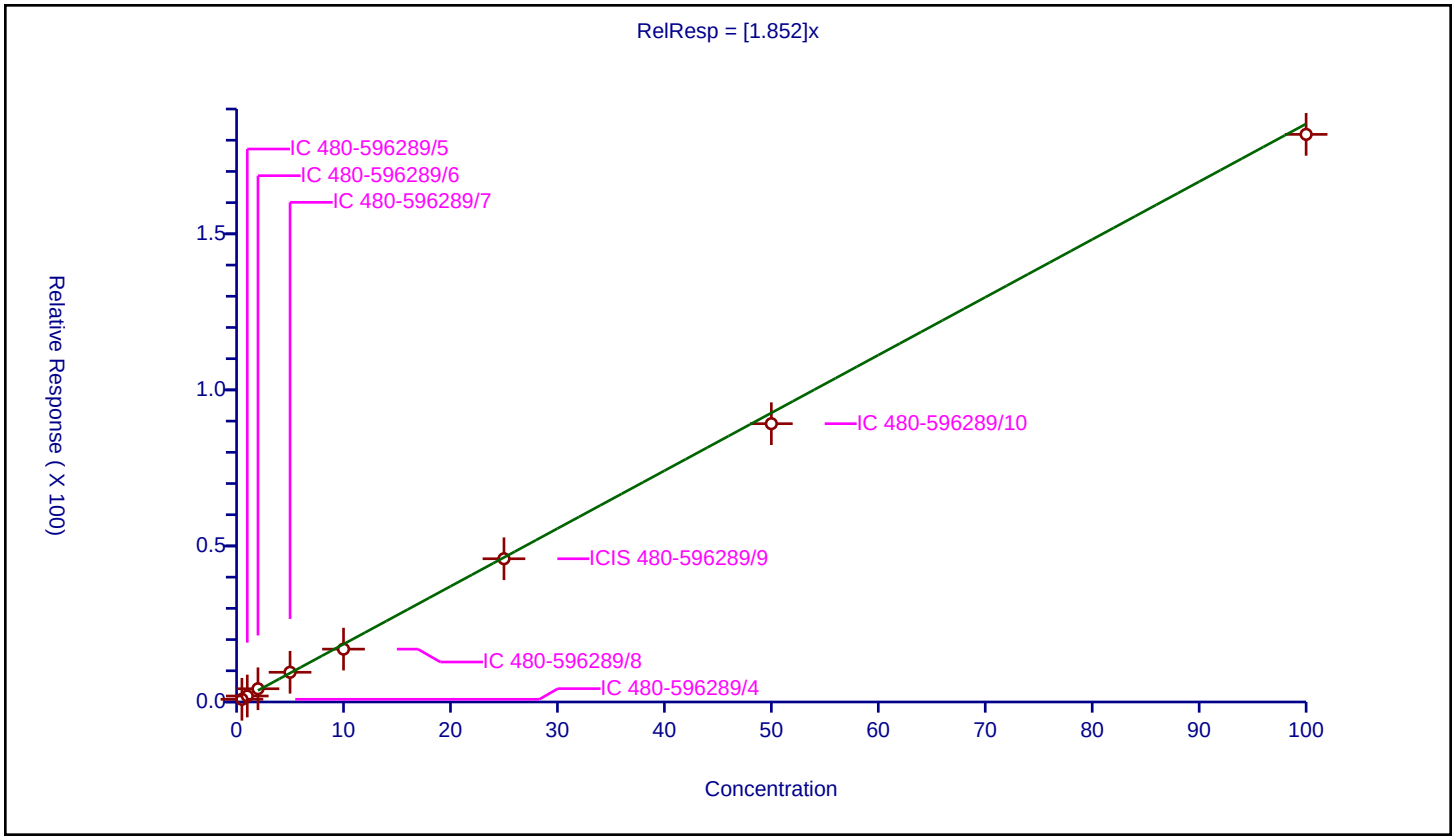

Calibration / 2-Butanone (MEK)

Curve Type:	Average
Weighting:	Conc_Sq
Origin:	Force
Dependency:	Response
Calib Mode:	ISTD
Response Base:	AREA
RF Rounding:	0

Curve Coefficients

Intercept:	0
Slope:	1.175

Error Coefficients

Standard Error:	1790000
Relative Standard Error:	5.1
Correlation Coefficient:	0.999
Coefficient of Determination (Adjusted):	0.996

ID	Level	Concentration	Rel. Resp.	IS Amount	IS Response	RRF	Used
1	IC 480-596289/4	2.5	3.117281	25.0	166804.0	1.246913	Y
2	IC 480-596289/5	5.0	6.174055	25.0	159409.0	1.234811	Y
3	IC 480-596289/6	10.0	11.216152	25.0	151634.0	1.121615	Y
4	IC 480-596289/7	25.0	28.203373	25.0	159574.0	1.128135	Y
5	IC 480-596289/8	50.0	54.284085	25.0	168309.0	1.085682	Y
6	ICIS 480-596289/9	125.0	144.481401	25.0	171221.0	1.155851	Y
7	IC 480-596289/10	250.0	307.317716	25.0	174549.0	1.229271	Y
8	IC 480-596289/11	500.0	597.814345	25.0	171070.0	1.195629	Y

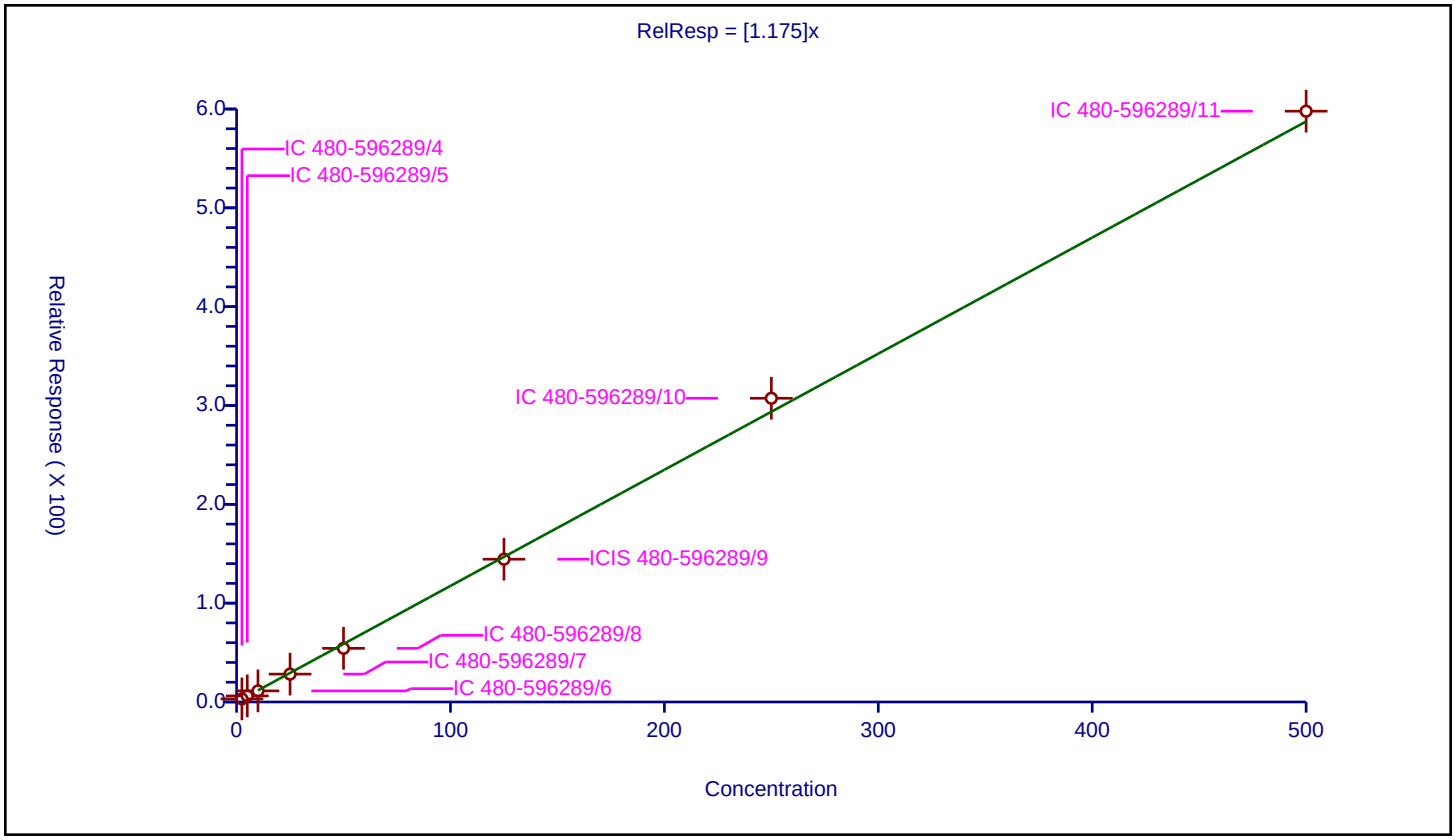

Calibration / Chlorobromomethane

Curve Type:	Average
Weighting:	Conc_Sq
Origin:	Force
Dependency:	Response
Calib Mode:	ISTD
Response Base:	AREA
RF Rounding:	0

Curve Coefficients

Intercept:	0
Slope:	0.9936

Error Coefficients

Standard Error:	292000
Relative Standard Error:	7.8
Correlation Coefficient:	1.000
Coefficient of Determination (Adjusted):	0.991

ID	Level	Concentration	Rel. Resp.	IS Amount	IS Response	RRF	Used
1	IC 480-596289/4	0.5	0.5466	25.0	166804.0	1.093199	Y
2	IC 480-596289/5	1.0	0.953052	25.0	159409.0	0.953052	Y
3	IC 480-596289/6	2.0	2.221962	25.0	151634.0	1.110981	Y
4	IC 480-596289/7	5.0	5.047815	25.0	159574.0	1.009563	Y
5	IC 480-596289/8	10.0	8.743294	25.0	168309.0	0.874329	Y
6	ICIS 480-596289/9	25.0	24.174313	25.0	171221.0	0.966973	Y
7	IC 480-596289/10	50.0	47.756934	25.0	174549.0	0.955139	Y
8	IC 480-596289/11	100.0	98.541533	25.0	171070.0	0.985415	Y

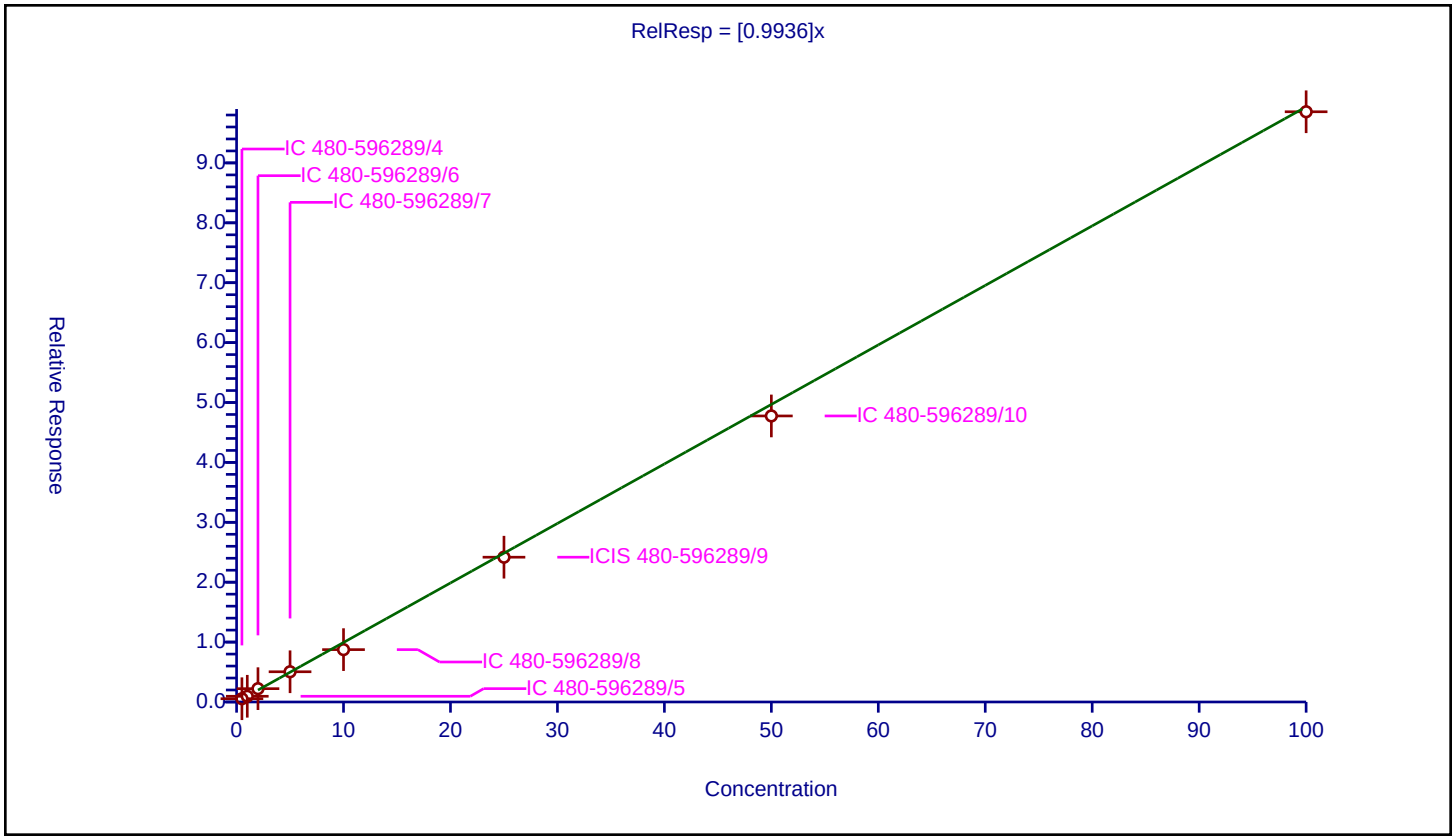

Calibration / Tetrahydrofuran

Curve Type:	Average
Weighting:	Conc_Sq
Origin:	Force
Dependency:	Response
Calib Mode:	ISTD
Response Base:	AREA
RF Rounding:	0

Curve Coefficients

Intercept:	0
Slope:	0.8718

Error Coefficients

Standard Error:	472000
Relative Standard Error:	17.7
Correlation Coefficient:	0.999
Coefficient of Determination (Adjusted):	0.947

ID	Level	Concentration	Rel. Resp.	IS Amount	IS Response	RRF	Used
1	IC 480-596289/4	1.0	1.114482	25.0	166804.0	1.114482	Y
2	IC 480-596289/5	2.0	2.23372	25.0	159409.0	1.11686	Y
3	IC 480-596289/6	4.0	3.425023	25.0	151634.0	0.856256	Y
4	IC 480-596289/7	10.0	7.774606	25.0	159574.0	0.777461	Y
5	IC 480-596289/8	20.0	14.589535	25.0	168309.0	0.729477	Y
6	ICIS 480-596289/9	50.0	39.367981	25.0	171221.0	0.78736	Y
7	IC 480-596289/10	100.0	80.529106	25.0	174549.0	0.805291	Y
8	IC 480-596289/11	200.0	157.453674	25.0	171070.0	0.787268	Y

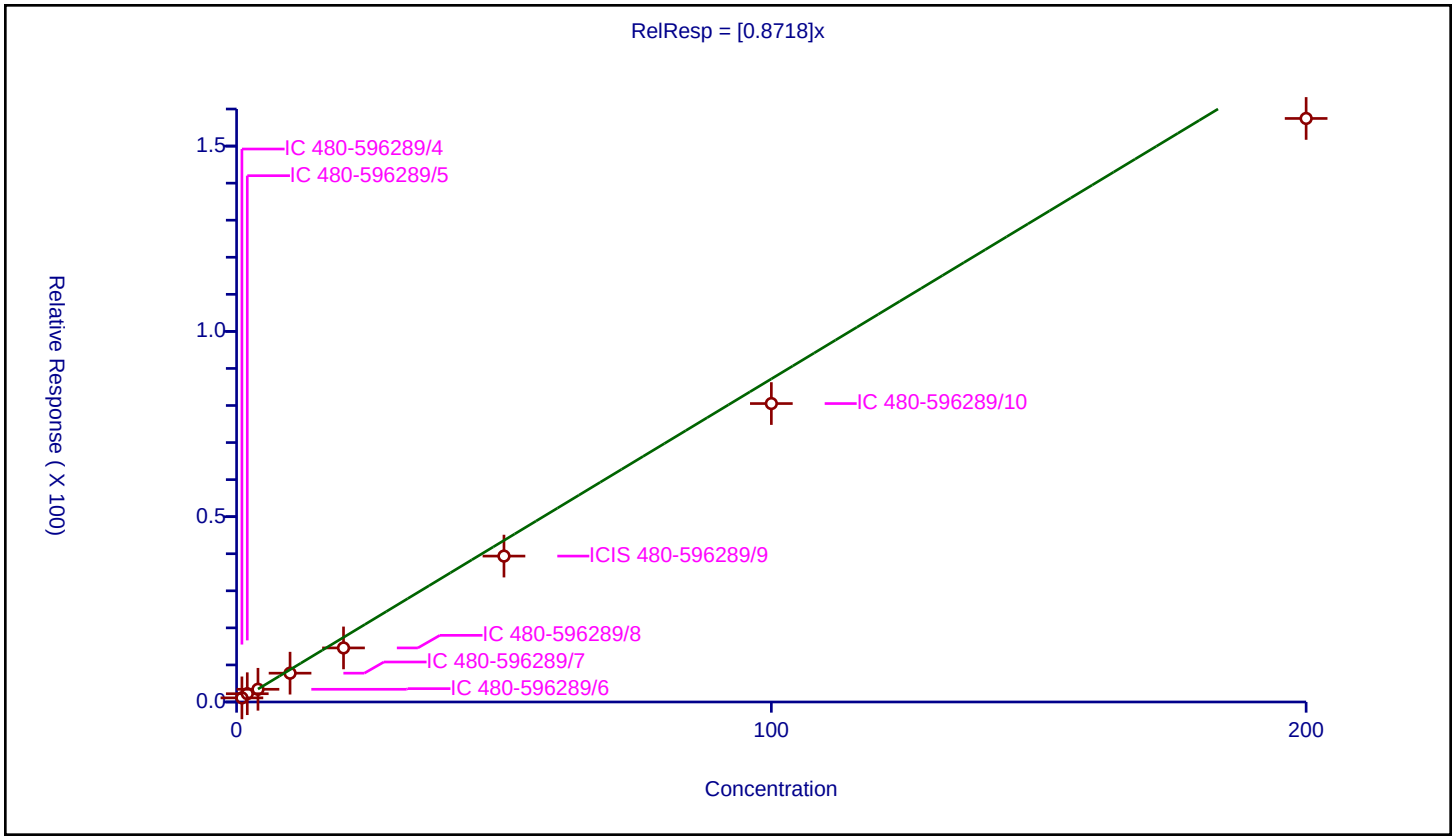

Calibration / Chloroform

Curve Type:	Average
Weighting:	Conc_Sq
Origin:	Force
Dependency:	Response
Calib Mode:	ISTD
Response Base:	AREA
RF Rounding:	0

Curve Coefficients

Intercept:	0
Slope:	3.114

Error Coefficients

Standard Error:	879000
Relative Standard Error:	10.8
Correlation Coefficient:	1.000
Coefficient of Determination (Adjusted):	0.982

ID	Level	Concentration	Rel. Resp.	IS Amount	IS Response	RRF	Used
1	IC 480-596289/4	0.5	1.907478	25.0	166804.0	3.814956	Y
2	IC 480-596289/5	1.0	3.294356	25.0	159409.0	3.294356	Y
3	IC 480-596289/6	2.0	6.484034	25.0	151634.0	3.242017	Y
4	IC 480-596289/7	5.0	15.283818	25.0	159574.0	3.056764	Y
5	IC 480-596289/8	10.0	27.599534	25.0	168309.0	2.759953	Y
6	ICIS 480-596289/9	25.0	72.787363	25.0	171221.0	2.911495	Y
7	IC 480-596289/10	50.0	143.322362	25.0	174549.0	2.866447	Y
8	IC 480-596289/11	100.0	296.302391	25.0	171070.0	2.963024	Y

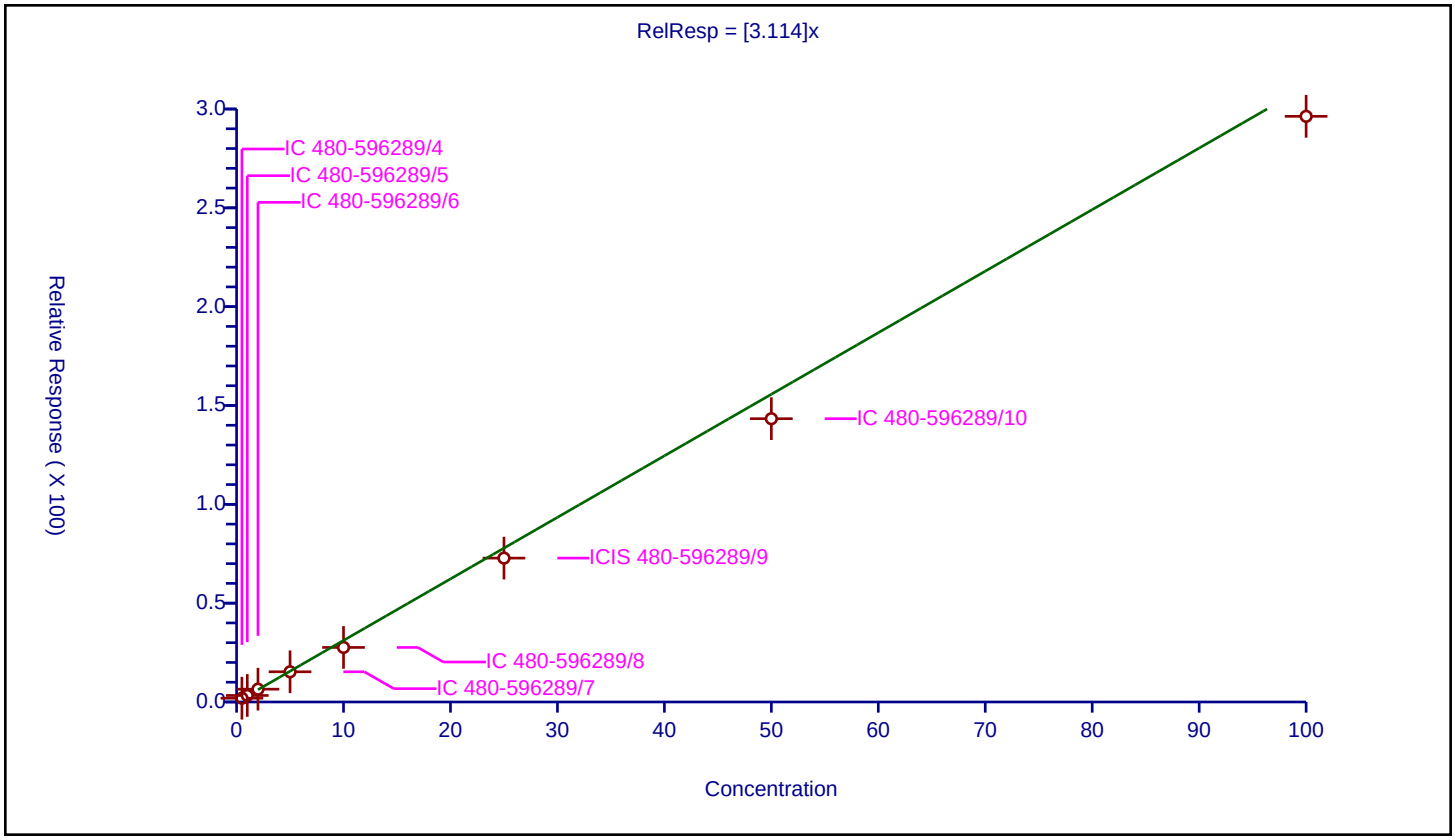

Calibration / 1,1,1-Trichloroethane

Curve Type:	Average
Weighting:	Conc_Sq
Origin:	Force
Dependency:	Response
Calib Mode:	ISTD
Response Base:	AREA
RF Rounding:	0

Curve Coefficients

Intercept:	0
Slope:	2.46

Error Coefficients

Standard Error:	738000
Relative Standard Error:	8.4
Correlation Coefficient:	0.999
Coefficient of Determination (Adjusted):	0.991

ID	Level	Concentration	Rel. Resp.	IS Amount	IS Response	RRF	Used
1	IC 480-596289/4	0.5	1.161993	25.0	166804.0	2.323985	Y
2	IC 480-596289/5	1.0	2.062932	25.0	159409.0	2.062932	Y
3	IC 480-596289/6	2.0	5.39869	25.0	151634.0	2.699345	Y
4	IC 480-596289/7	5.0	13.232105	25.0	159574.0	2.646421	Y
5	IC 480-596289/8	10.0	23.858795	25.0	168309.0	2.38588	Y
6	ICIS 480-596289/9	25.0	65.457508	25.0	171221.0	2.6183	Y
7	IC 480-596289/10	50.0	124.294897	25.0	174549.0	2.485898	Y
8	IC 480-596289/11	100.0	245.710236	25.0	171070.0	2.457102	Y

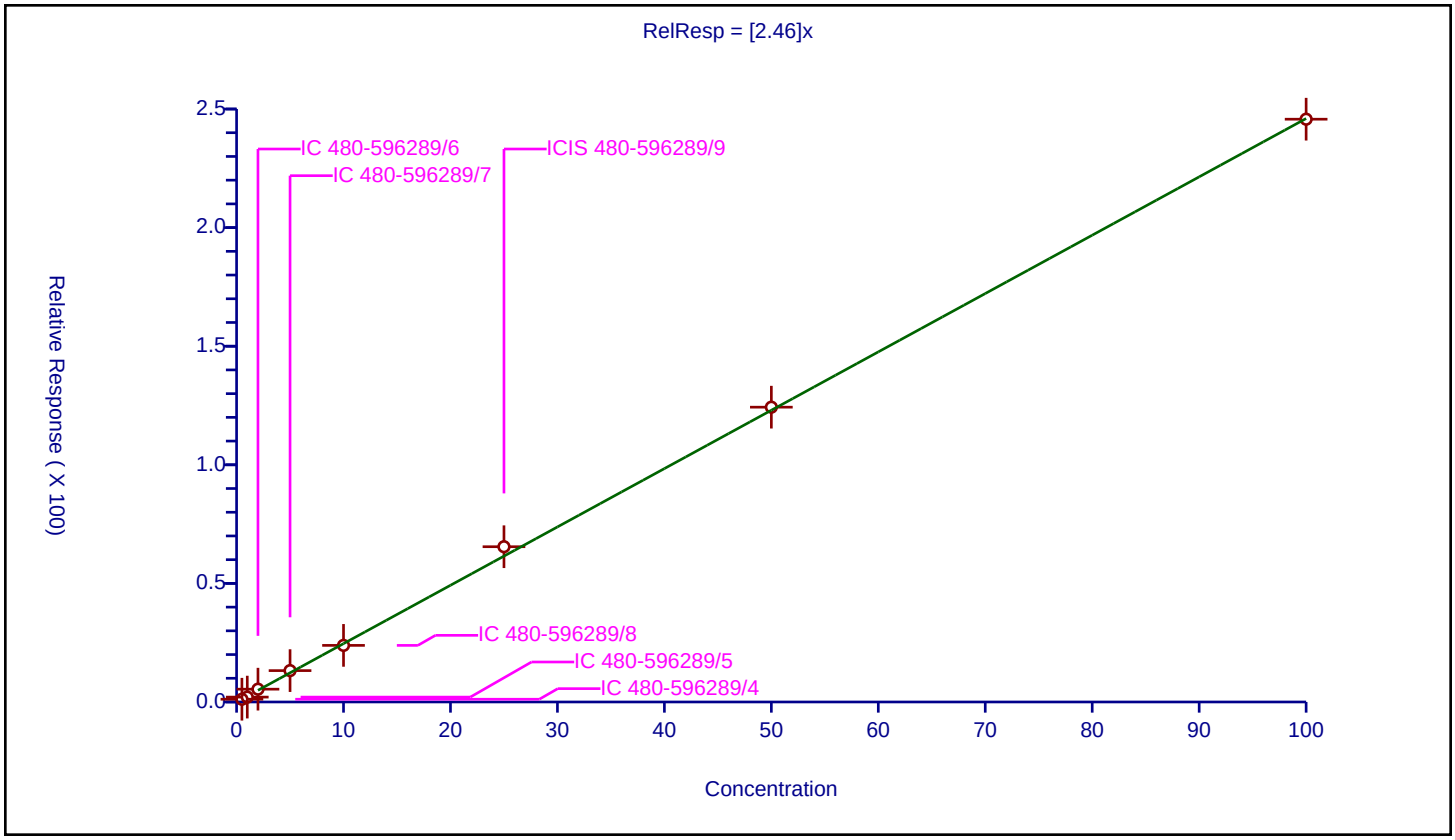

Calibration / Cyclohexane

Curve Type:	Average
Weighting:	Conc_Sq
Origin:	Force
Dependency:	Response
Calib Mode:	ISTD
Response Base:	AREA
RF Rounding:	0

Curve Coefficients

Intercept:	0
Slope:	3.206

Error Coefficients

Standard Error:	958000
Relative Standard Error:	12.1
Correlation Coefficient:	0.999
Coefficient of Determination (Adjusted):	0.983

ID	Level	Concentration	Rel. Resp.	IS Amount	IS Response	RRF	Used
1	IC 480-596289/4	0.5	1.361928	25.0	166804.0	2.723856	Y
2	IC 480-596289/5	1.0	2.600857	25.0	159409.0	2.600857	Y
3	IC 480-596289/6	2.0	6.708258	25.0	151634.0	3.354129	Y
4	IC 480-596289/7	5.0	18.793945	25.0	159574.0	3.758789	Y
5	IC 480-596289/8	10.0	32.299818	25.0	168309.0	3.229982	Y
6	ICIS 480-596289/9	25.0	88.708599	25.0	171221.0	3.548344	Y
7	IC 480-596289/10	50.0	163.596182	25.0	174549.0	3.271924	Y
8	IC 480-596289/11	100.0	316.313497	25.0	171070.0	3.163135	Y

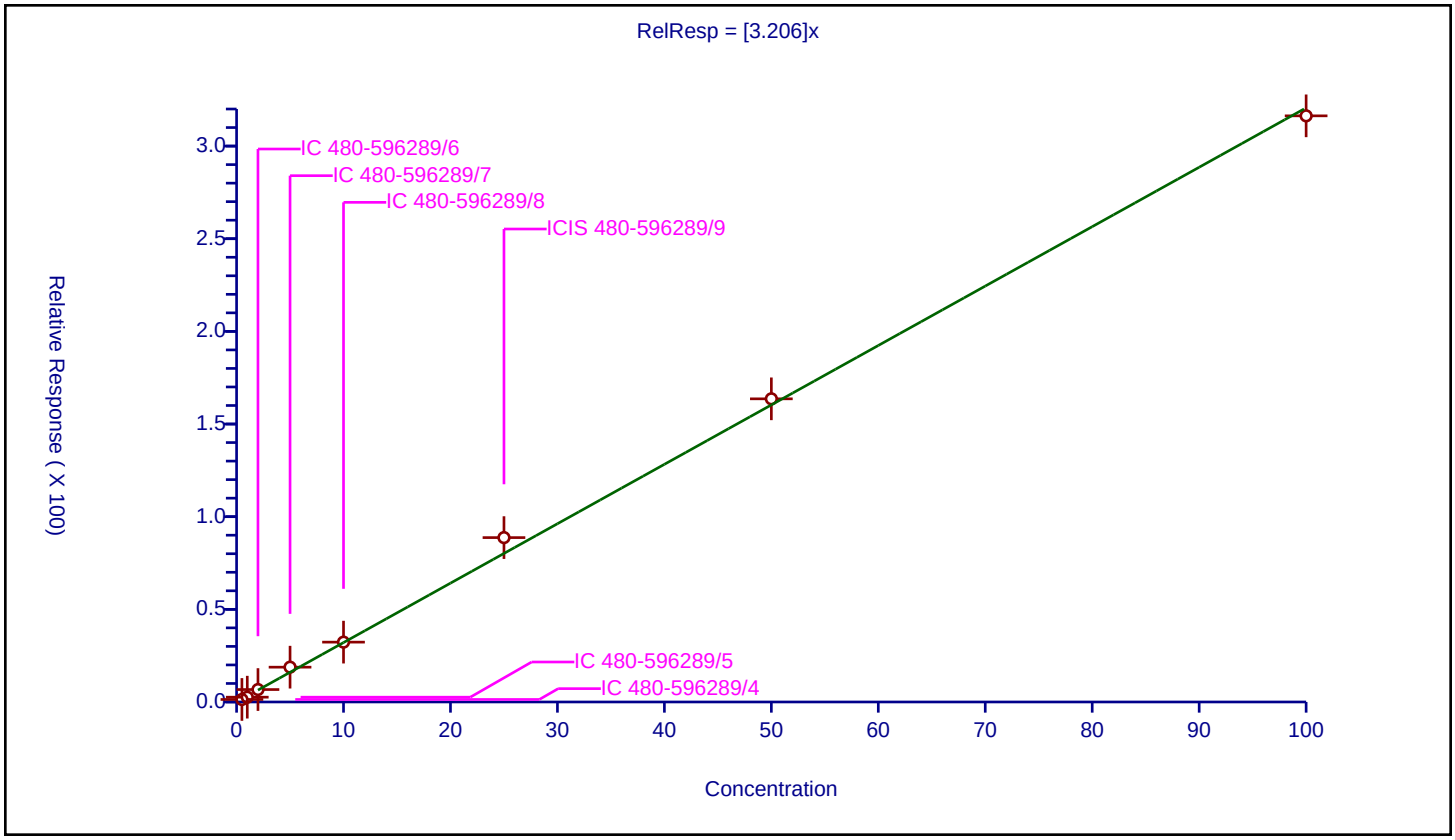

Calibration / Dibromofluoromethane (Surr)

Curve Type:	Average
Weighting:	Conc_Sq
Origin:	Force
Dependency:	Response
Calib Mode:	ISTD
Response Base:	AREA
RF Rounding:	0

Curve Coefficients

Intercept:	0
Slope:	1.346

Error Coefficients

Standard Error:	238000
Relative Standard Error:	3.2
Correlation Coefficient:	NA
Coefficient of Determination (Adjusted):	0

ID	Level	Concentration	Rel. Resp.	IS Amount	IS Response	RRF	Used
1	IC 480-596289/4	25.0	33.425457	25.0	166804.0	1.337018	Y
2	IC 480-596289/5	25.0	33.378605	25.0	159409.0	1.335144	Y
3	IC 480-596289/6	25.0	35.813373	25.0	151634.0	1.432535	Y
4	IC 480-596289/7	25.0	33.966373	25.0	159574.0	1.358655	Y
5	IC 480-596289/8	25.0	32.321355	25.0	168309.0	1.292854	Y
6	ICIS 480-596289/9	25.0	33.133348	25.0	171221.0	1.325334	Y
7	IC 480-596289/10	25.0	32.911962	25.0	174549.0	1.316478	Y
8	IC 480-596289/11	25.0	34.316069	25.0	171070.0	1.372643	Y

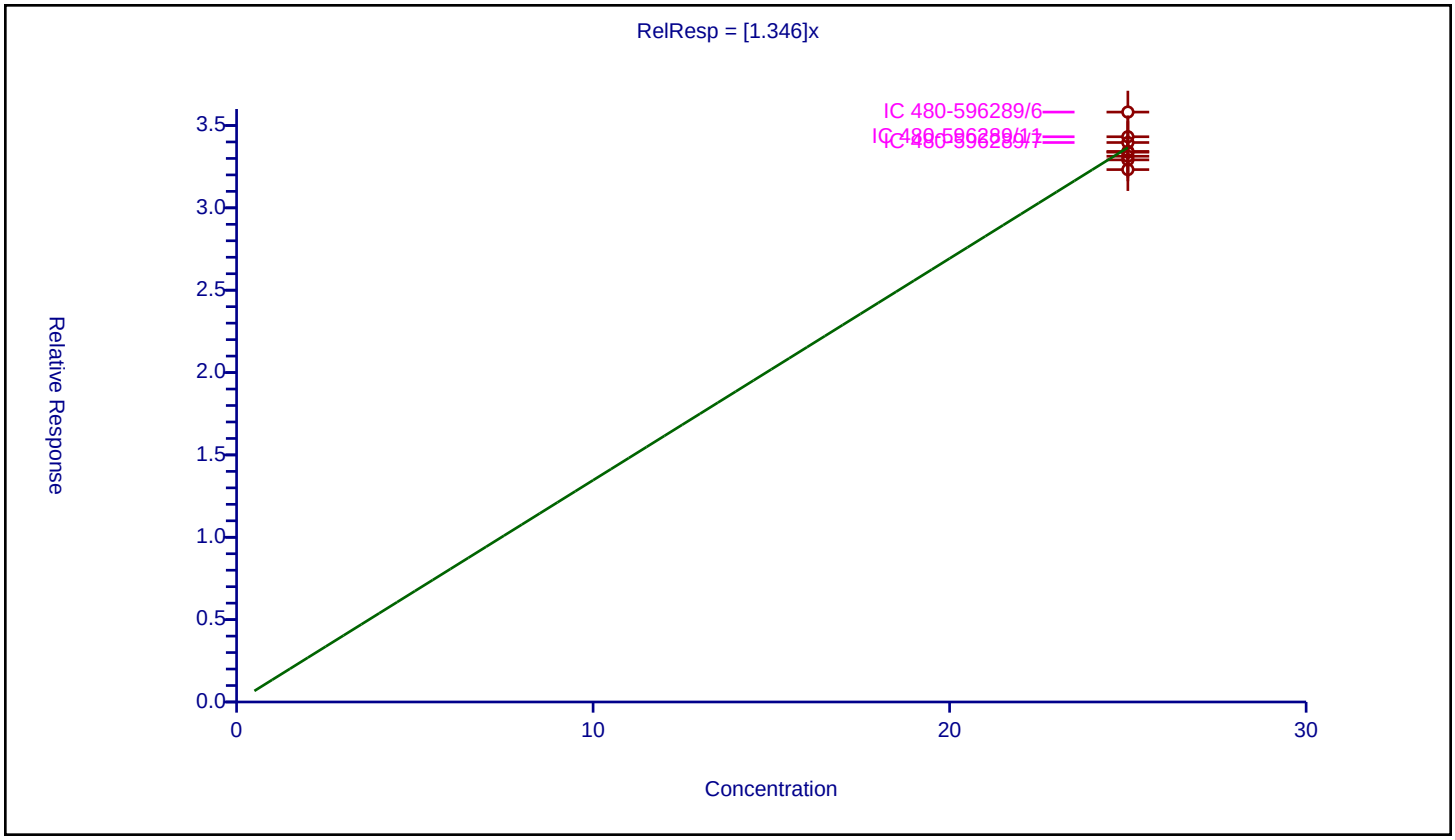

Calibration / Carbon tetrachloride

Curve Type:	Average
Weighting:	Conc_Sq
Origin:	Force
Dependency:	Response
Calib Mode:	ISTD
Response Base:	AREA
RF Rounding:	0

Curve Coefficients

Intercept:	0
Slope:	2.159

Error Coefficients

Standard Error:	658000
Relative Standard Error:	7.9
Correlation Coefficient:	1.000
Coefficient of Determination (Adjusted):	0.992

ID	Level	Concentration	Rel. Resp.	IS Amount	IS Response	RRF	Used
1	IC 480-596289/4	0.5	1.022757	25.0	166804.0	2.045514	Y
2	IC 480-596289/5	1.0	1.826904	25.0	159409.0	1.826904	Y
3	IC 480-596289/6	2.0	4.673259	25.0	151634.0	2.33663	Y
4	IC 480-596289/7	5.0	11.45033	25.0	159574.0	2.290066	Y
5	IC 480-596289/8	10.0	20.681752	25.0	168309.0	2.068175	Y
6	ICIS 480-596289/9	25.0	57.541423	25.0	171221.0	2.301657	Y
7	IC 480-596289/10	50.0	110.303983	25.0	174549.0	2.20608	Y
8	IC 480-596289/11	100.0	219.37321	25.0	171070.0	2.193732	Y

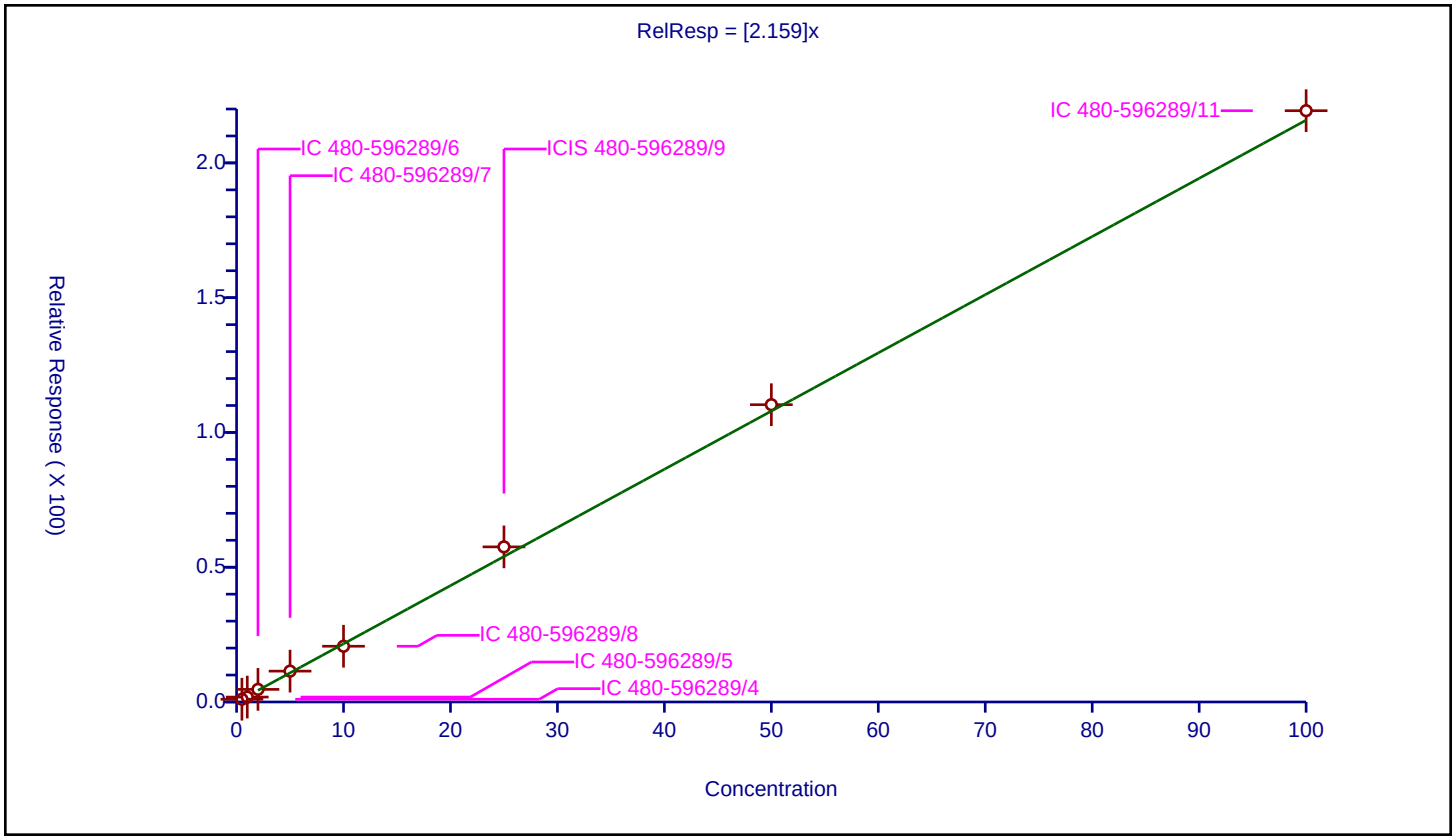

Calibration / 1,1-Dichloropropene

Curve Type:	Average
Weighting:	Conc_Sq
Origin:	Force
Dependency:	Response
Calib Mode:	ISTD
Response Base:	AREA
RF Rounding:	0

Curve Coefficients

Intercept:	0
Slope:	2.159

Error Coefficients

Standard Error:	663000
Relative Standard Error:	8.0
Correlation Coefficient:	1.000
Coefficient of Determination (Adjusted):	0.992

ID	Level	Concentration	Rel. Resp.	IS Amount	IS Response	RRF	Used
1	IC 480-596289/4	0.5	0.963856	25.0	166804.0	1.927712	Y
2	IC 480-596289/5	1.0	1.900457	25.0	159409.0	1.900457	Y
3	IC 480-596289/6	2.0	4.656772	25.0	151634.0	2.328386	Y
4	IC 480-596289/7	5.0	11.47571	25.0	159574.0	2.295142	Y
5	IC 480-596289/8	10.0	20.719629	25.0	168309.0	2.071963	Y
6	ICIS 480-596289/9	25.0	58.233803	25.0	171221.0	2.329352	Y
7	IC 480-596289/10	50.0	110.257005	25.0	174549.0	2.20514	Y
8	IC 480-596289/11	100.0	221.664085	25.0	171070.0	2.216641	Y

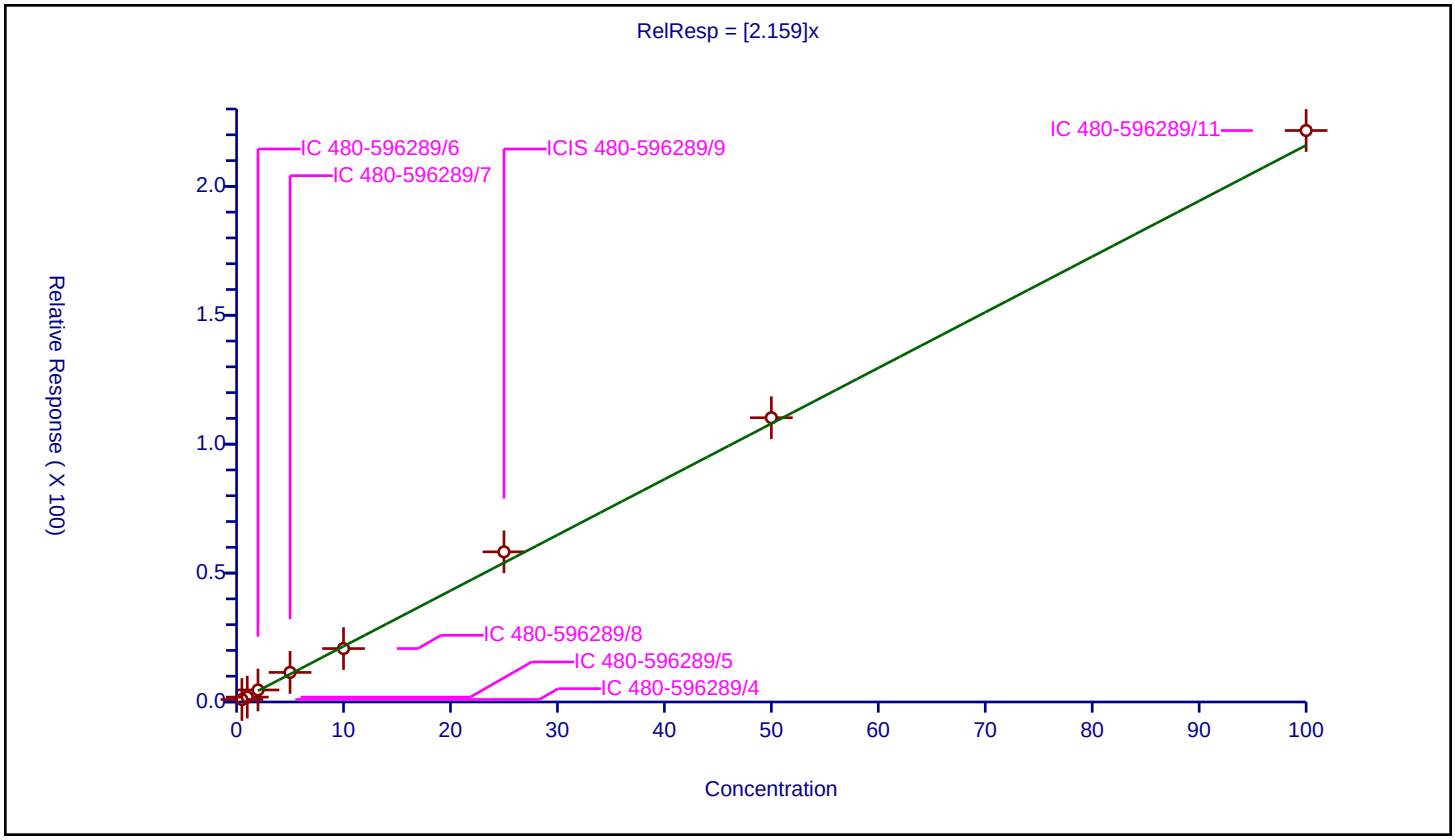

Calibration / Benzene

Curve Type:	Average
Weighting:	Conc_Sq
Origin:	Force
Dependency:	Response
Calib Mode:	ISTD
Response Base:	AREA
RF Rounding:	0

Curve Coefficients

Intercept:	0
Slope:	6.681

Error Coefficients

Standard Error:	2060000
Relative Standard Error:	2.9
Correlation Coefficient:	1.000
Coefficient of Determination (Adjusted):	0.999

ID	Level	Concentration	Rel. Resp.	IS Amount	IS Response	RRF	Used
1	IC 480-596289/4	0.5	3.299381	25.0	166804.0	6.598763	Y
2	IC 480-596289/5	1.0	6.597808	25.0	159409.0	6.597808	Y
3	IC 480-596289/6	2.0	13.496973	25.0	151634.0	6.748486	Y
4	IC 480-596289/7	5.0	33.392971	25.0	159574.0	6.678594	Y
5	IC 480-596289/8	10.0	62.886417	25.0	168309.0	6.288642	Y
6	ICIS 480-596289/9	25.0	170.547129	25.0	171221.0	6.821885	Y
7	IC 480-596289/10	50.0	340.215785	25.0	174549.0	6.804316	Y
8	IC 480-596289/11	100.0	690.994914	25.0	171070.0	6.909949	Y

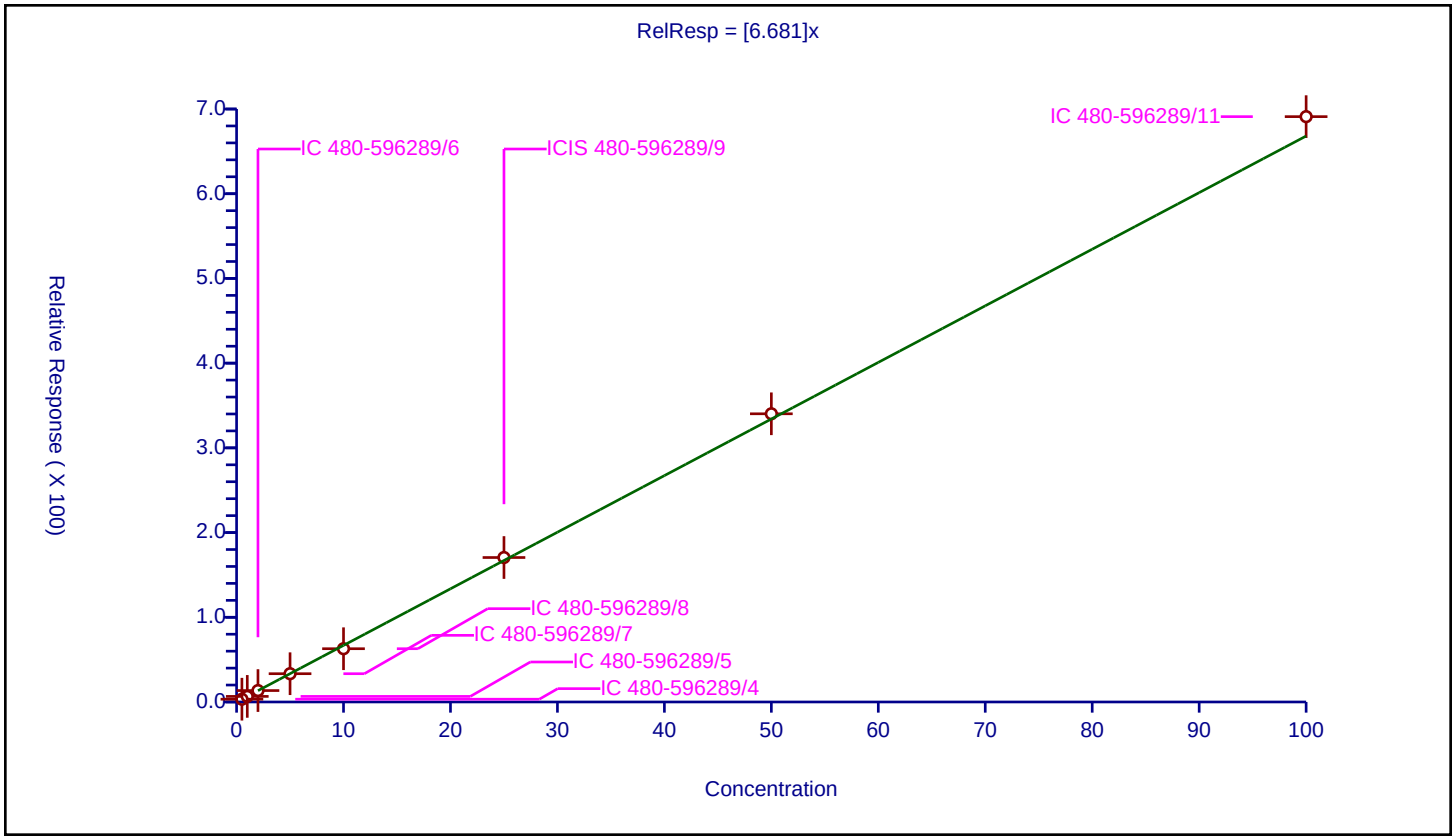

Calibration / 1,2-Dichloroethane-d4 (Surr)

Curve Type:	Average
Weighting:	Conc_Sq
Origin:	Force
Dependency:	Response
Calib Mode:	ISTD
Response Base:	AREA
RF Rounding:	0

Curve Coefficients

Intercept:	0
Slope:	0.8718

Error Coefficients

Standard Error:	154000
Relative Standard Error:	3.2
Correlation Coefficient:	NA
Coefficient of Determination (Adjusted):	0

ID	Level	Concentration	Rel. Resp.	IS Amount	IS Response	RRF	Used
1	IC 480-596289/4	25.0	21.797139	25.0	166804.0	0.871886	Y
2	IC 480-596289/5	25.0	22.414826	25.0	159409.0	0.896593	Y
3	IC 480-596289/6	25.0	23.0171	25.0	151634.0	0.920684	Y
4	IC 480-596289/7	25.0	21.987918	25.0	159574.0	0.879517	Y
5	IC 480-596289/8	25.0	21.588121	25.0	168309.0	0.863525	Y
6	ICIS 480-596289/9	25.0	20.953037	25.0	171221.0	0.838121	Y
7	IC 480-596289/10	25.0	21.001982	25.0	174549.0	0.840079	Y
8	IC 480-596289/11	25.0	21.609429	25.0	171070.0	0.864377	Y

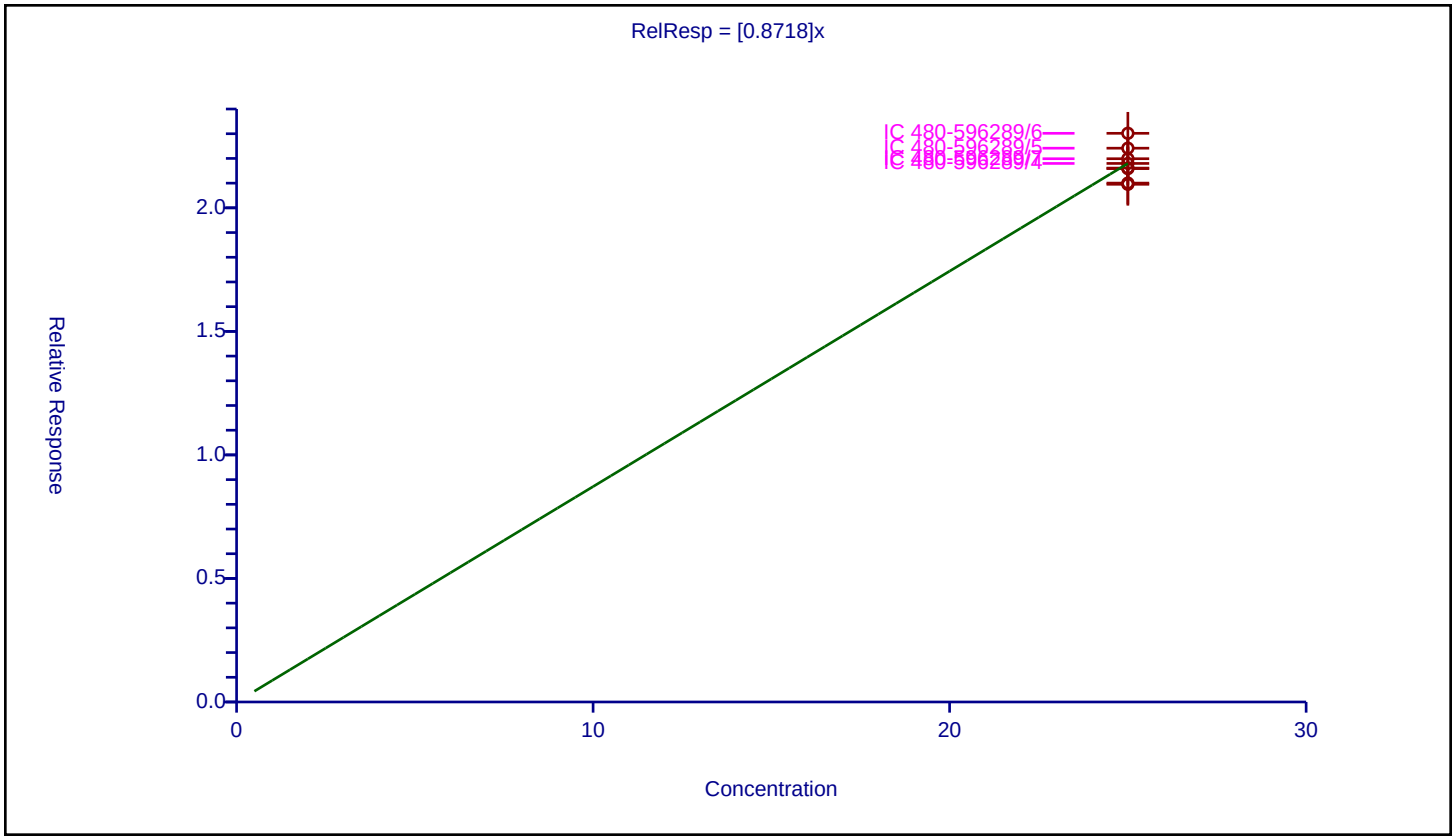

Calibration / Isobutyl alcohol

Curve Type:	Average
Weighting:	Conc_Sq
Origin:	Force
Dependency:	Response
Calib Mode:	ISTD
Response Base:	AREA
RF Rounding:	0

Curve Coefficients

Intercept:	0
Slope:	0.08196

Error Coefficients

Standard Error:	703000
Relative Standard Error:	13.5
Correlation Coefficient:	0.999
Coefficient of Determination (Adjusted):	0.976

ID	Level	Concentration	Rel. Resp.	IS Amount	IS Response	RRF	Used
1	IC 480-596289/4	12.5	0.960858	25.0	166804.0	0.076869	Y
2	IC 480-596289/5	25.0	2.364986	25.0	159409.0	0.094599	Y
3	IC 480-596289/6	50.0	3.787409	25.0	151634.0	0.075748	Y
4	IC 480-596289/7	125.0	8.613089	25.0	159574.0	0.068905	Y
5	IC 480-596289/8	250.0	17.345923	25.0	168309.0	0.069384	Y
6	ICIS 480-596289/9	625.0	51.028495	25.0	171221.0	0.081646	Y
7	IC 480-596289/10	1250.0	116.590184	25.0	174549.0	0.093272	Y
8	IC 480-596289/11	2500.0	238.128398	25.0	171070.0	0.095251	Y

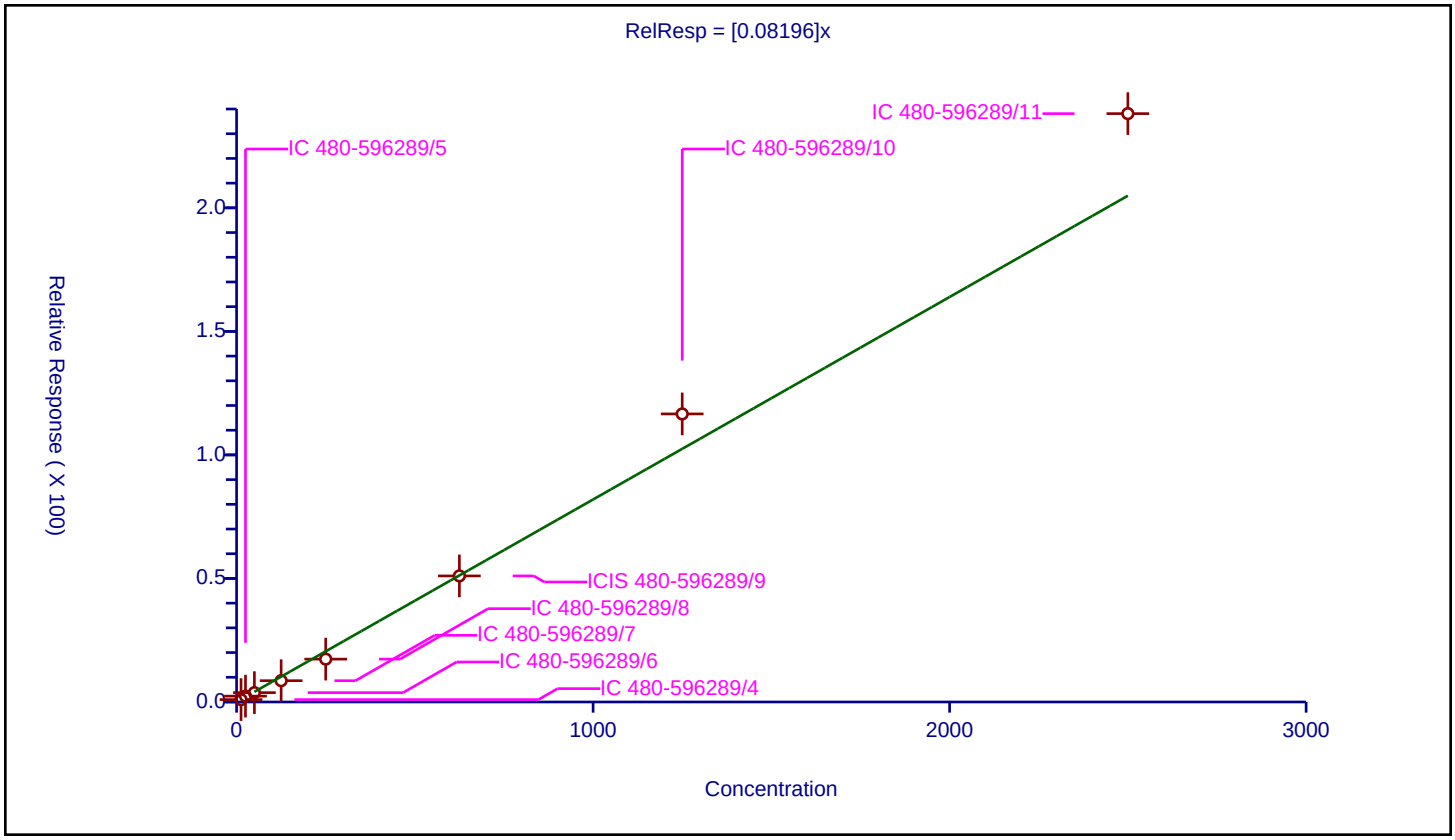

Calibration / 1,2-Dichloroethane

Curve Type:	Average
Weighting:	Conc_Sq
Origin:	Force
Dependency:	Response
Calib Mode:	ISTD
Response Base:	AREA
RF Rounding:	0

Curve Coefficients

Intercept:	0
Slope:	2.535

Error Coefficients

Standard Error:	746000
Relative Standard Error:	5.4
Correlation Coefficient:	1.000
Coefficient of Determination (Adjusted):	0.996

ID	Level	Concentration	Rel. Resp.	IS Amount	IS Response	RRF	Used
1	IC 480-596289/4	0.5	1.382611	25.0	166804.0	2.765221	Y
2	IC 480-596289/5	1.0	2.619676	25.0	159409.0	2.619676	Y
3	IC 480-596289/6	2.0	5.33571	25.0	151634.0	2.667855	Y
4	IC 480-596289/7	5.0	12.281763	25.0	159574.0	2.456353	Y
5	IC 480-596289/8	10.0	23.646537	25.0	168309.0	2.364654	Y
6	ICIS 480-596289/9	25.0	60.580916	25.0	171221.0	2.423237	Y
7	IC 480-596289/10	50.0	123.910621	25.0	174549.0	2.478212	Y
8	IC 480-596289/11	100.0	250.660402	25.0	171070.0	2.506604	Y

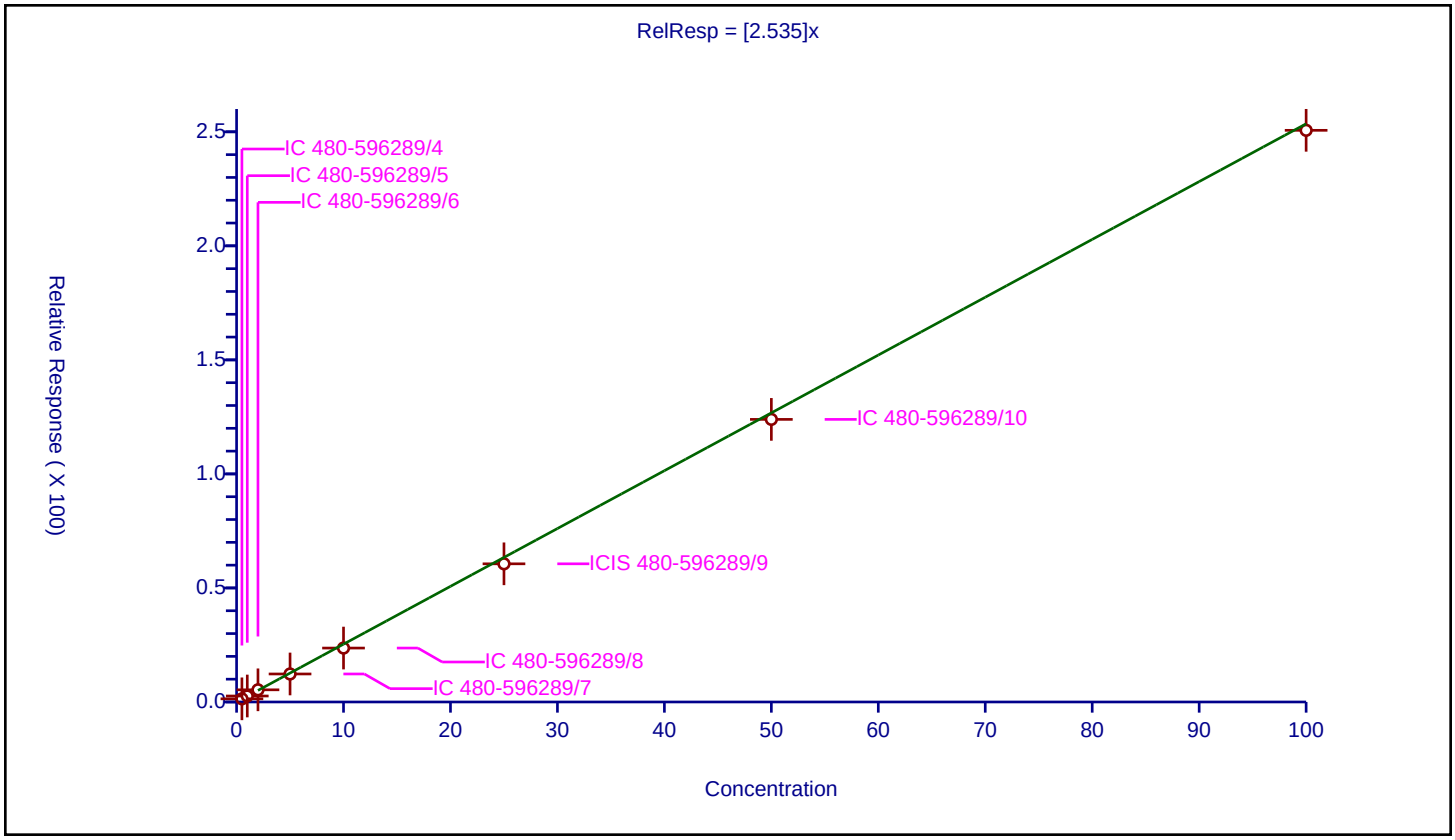

Calibration / n-Heptane

Curve Type:	Average
Weighting:	Conc_Sq
Origin:	Force
Dependency:	Response
Calib Mode:	ISTD
Response Base:	AREA
RF Rounding:	0

Curve Coefficients

Intercept:	0
Slope:	2.95

Error Coefficients

Standard Error:	878000
Relative Standard Error:	11.5
Correlation Coefficient:	0.999
Coefficient of Determination (Adjusted):	0.981

ID	Level	Concentration	Rel. Resp.	IS Amount	IS Response	RRF	Used
1	IC 480-596289/4	0.5	1.758801	25.0	166804.0	3.517601	Y
2	IC 480-596289/5	1.0	2.417837	25.0	159409.0	2.417837	Y
3	IC 480-596289/6	2.0	5.757284	25.0	151634.0	2.878642	Y
4	IC 480-596289/7	5.0	15.486702	25.0	159574.0	3.09734	Y
5	IC 480-596289/8	10.0	26.173585	25.0	168309.0	2.617359	Y
6	ICIS 480-596289/9	25.0	79.993254	25.0	171221.0	3.19973	Y
7	IC 480-596289/10	50.0	147.805058	25.0	174549.0	2.956101	Y
8	IC 480-596289/11	100.0	291.90536	25.0	171070.0	2.919054	Y

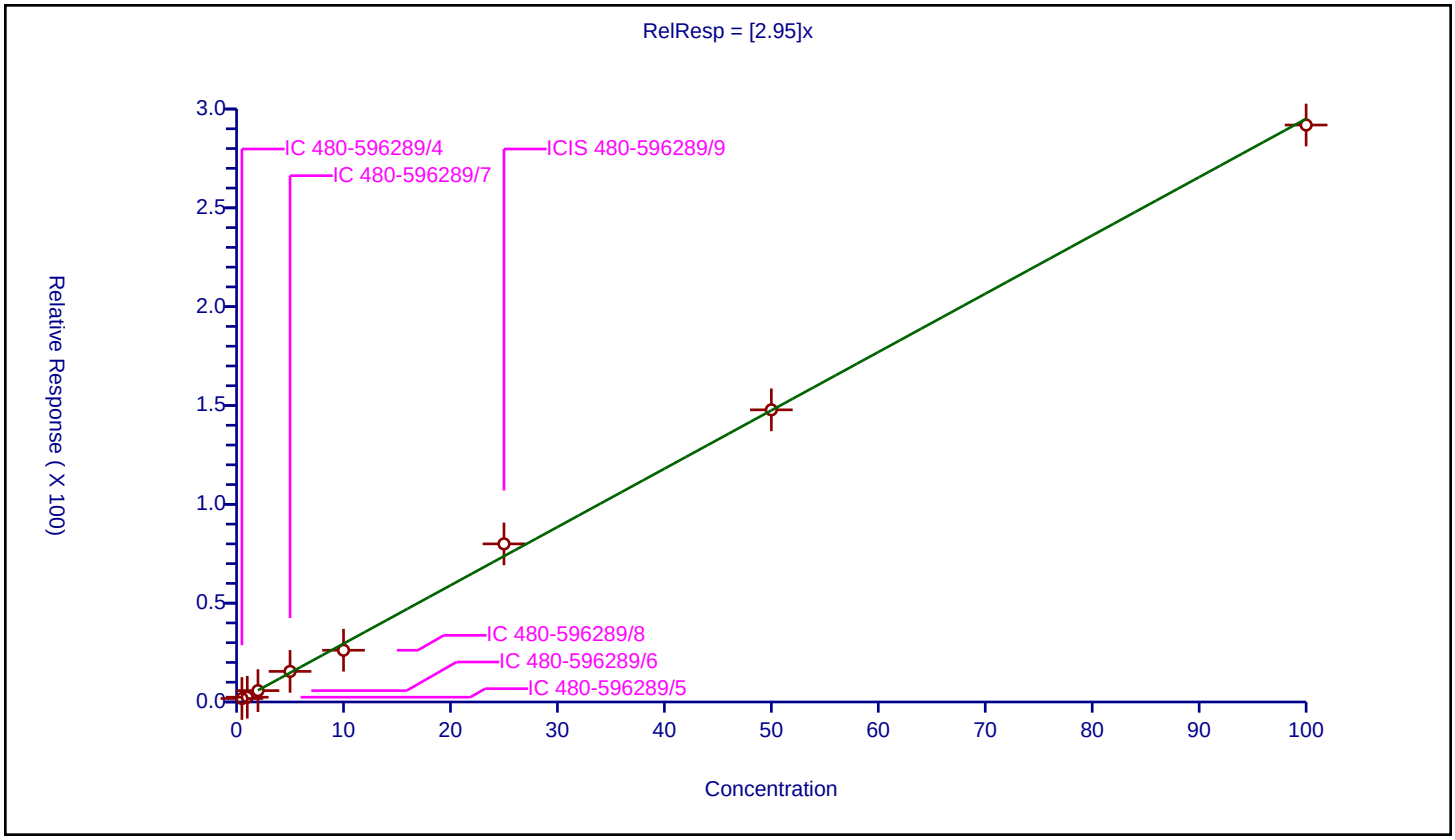

Calibration / Trichloroethene

Curve Type:	Average
Weighting:	Conc_Sq
Origin:	Force
Dependency:	Response
Calib Mode:	ISTD
Response Base:	AREA
RF Rounding:	0

Curve Coefficients

Intercept:	0
Slope:	1.599

Error Coefficients

Standard Error:	487000
Relative Standard Error:	4.9
Correlation Coefficient:	1.000
Coefficient of Determination (Adjusted):	0.997

ID	Level	Concentration	Rel. Resp.	IS Amount	IS Response	RRF	Used
1	IC 480-596289/4	0.5	0.756577	25.0	166804.0	1.513153	Y
2	IC 480-596289/5	1.0	1.506188	25.0	159409.0	1.506188	Y
3	IC 480-596289/6	2.0	3.223881	25.0	151634.0	1.611941	Y
4	IC 480-596289/7	5.0	8.571728	25.0	159574.0	1.714346	Y
5	IC 480-596289/8	10.0	15.141496	25.0	168309.0	1.51415	Y
6	ICIS 480-596289/9	25.0	41.508343	25.0	171221.0	1.660334	Y
7	IC 480-596289/10	50.0	82.171195	25.0	174549.0	1.643424	Y
8	IC 480-596289/11	100.0	162.564447	25.0	171070.0	1.625644	Y

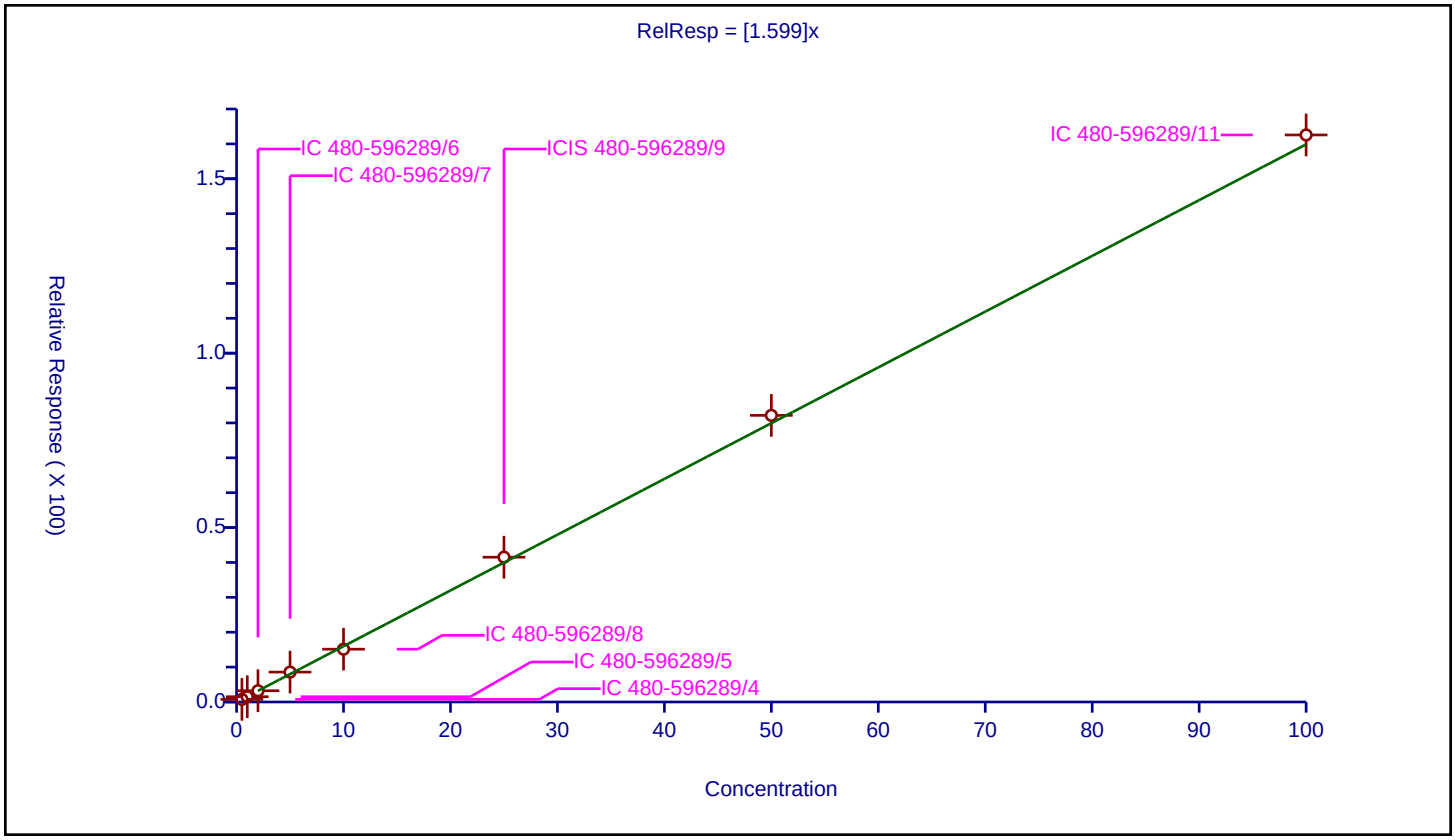

Calibration / Methylcyclohexane

Curve Type:	Average
Weighting:	Conc_Sq
Origin:	Force
Dependency:	Response
Calib Mode:	ISTD
Response Base:	AREA
RF Rounding:	0

Curve Coefficients

Intercept:	0
Slope:	2.919

Error Coefficients

Standard Error:	873000
Relative Standard Error:	9.9
Correlation Coefficient:	0.999
Coefficient of Determination (Adjusted):	0.988

ID	Level	Concentration	Rel. Resp.	IS Amount	IS Response	RRF	Used
1	IC 480-596289/4	0.5	1.29808	25.0	166804.0	2.596161	Y
2	IC 480-596289/5	1.0	2.46912	25.0	159409.0	2.46912	Y
3	IC 480-596289/6	2.0	6.135992	25.0	151634.0	3.067996	Y
4	IC 480-596289/7	5.0	16.797379	25.0	159574.0	3.359476	Y
5	IC 480-596289/8	10.0	28.411731	25.0	168309.0	2.841173	Y
6	ICIS 480-596289/9	25.0	78.813346	25.0	171221.0	3.152534	Y
7	IC 480-596289/10	50.0	148.443847	25.0	174549.0	2.968877	Y
8	IC 480-596289/11	100.0	289.317385	25.0	171070.0	2.893174	Y

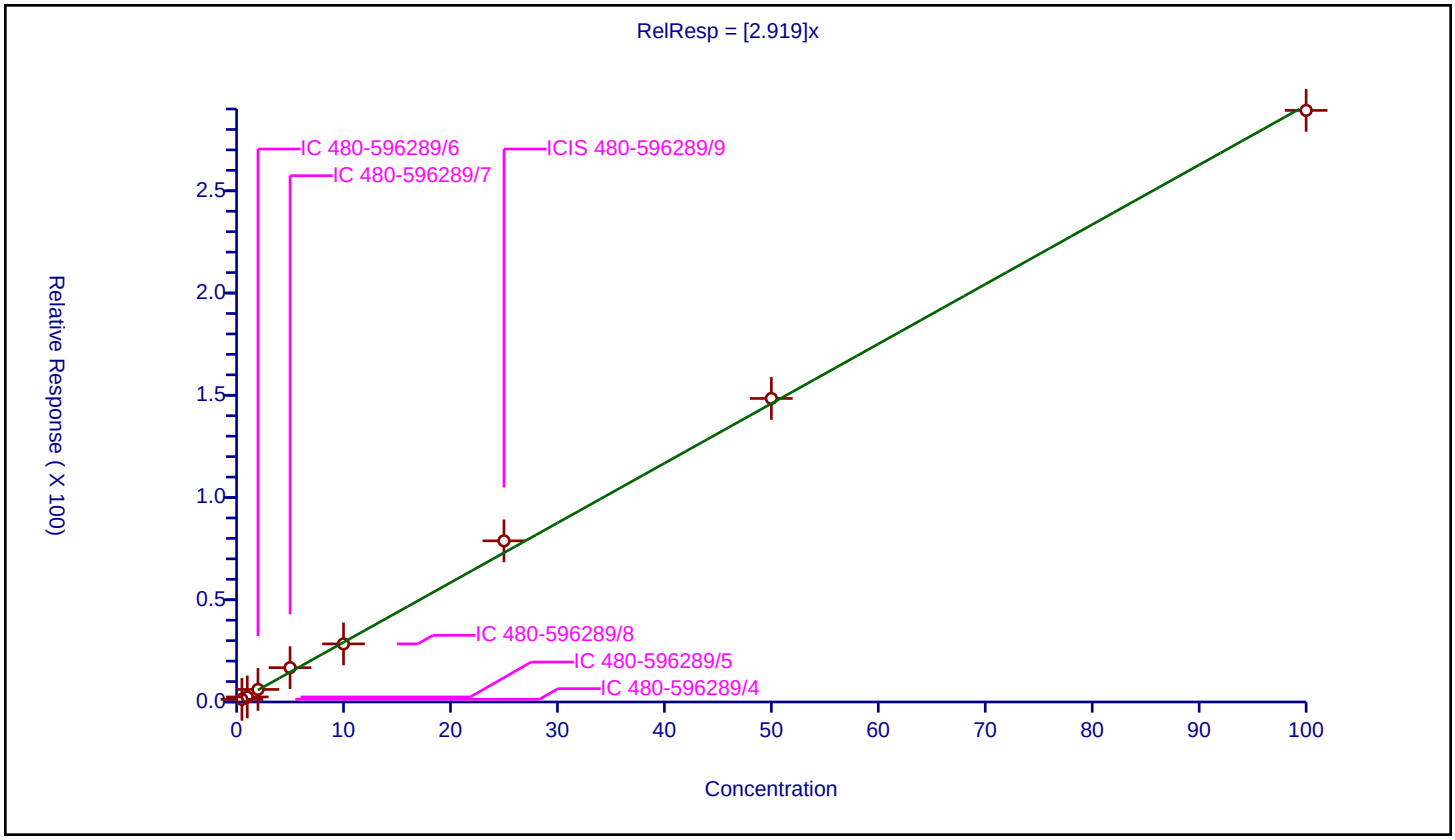

Calibration / 1,2-Dichloropropane

Curve Type:	Average
Weighting:	Conc_Sq
Origin:	Force
Dependency:	Response
Calib Mode:	ISTD
Response Base:	AREA
RF Rounding:	0

Curve Coefficients

Intercept:	0
Slope:	1.698

Error Coefficients

Standard Error:	514000
Relative Standard Error:	6.0
Correlation Coefficient:	1.000
Coefficient of Determination (Adjusted):	0.995

ID	Level	Concentration	Rel. Resp.	IS Amount	IS Response	RRF	Used
1	IC 480-596289/4	0.5	0.796594	25.0	166804.0	1.593187	Y
2	IC 480-596289/5	1.0	1.845881	25.0	159409.0	1.845881	Y
3	IC 480-596289/6	2.0	3.672824	25.0	151634.0	1.836412	Y
4	IC 480-596289/7	5.0	8.252284	25.0	159574.0	1.650457	Y
5	IC 480-596289/8	10.0	15.720639	25.0	168309.0	1.572064	Y
6	ICIS 480-596289/9	25.0	41.51579	25.0	171221.0	1.660632	Y
7	IC 480-596289/10	50.0	84.854683	25.0	174549.0	1.697094	Y
8	IC 480-596289/11	100.0	173.15821	25.0	171070.0	1.731582	Y

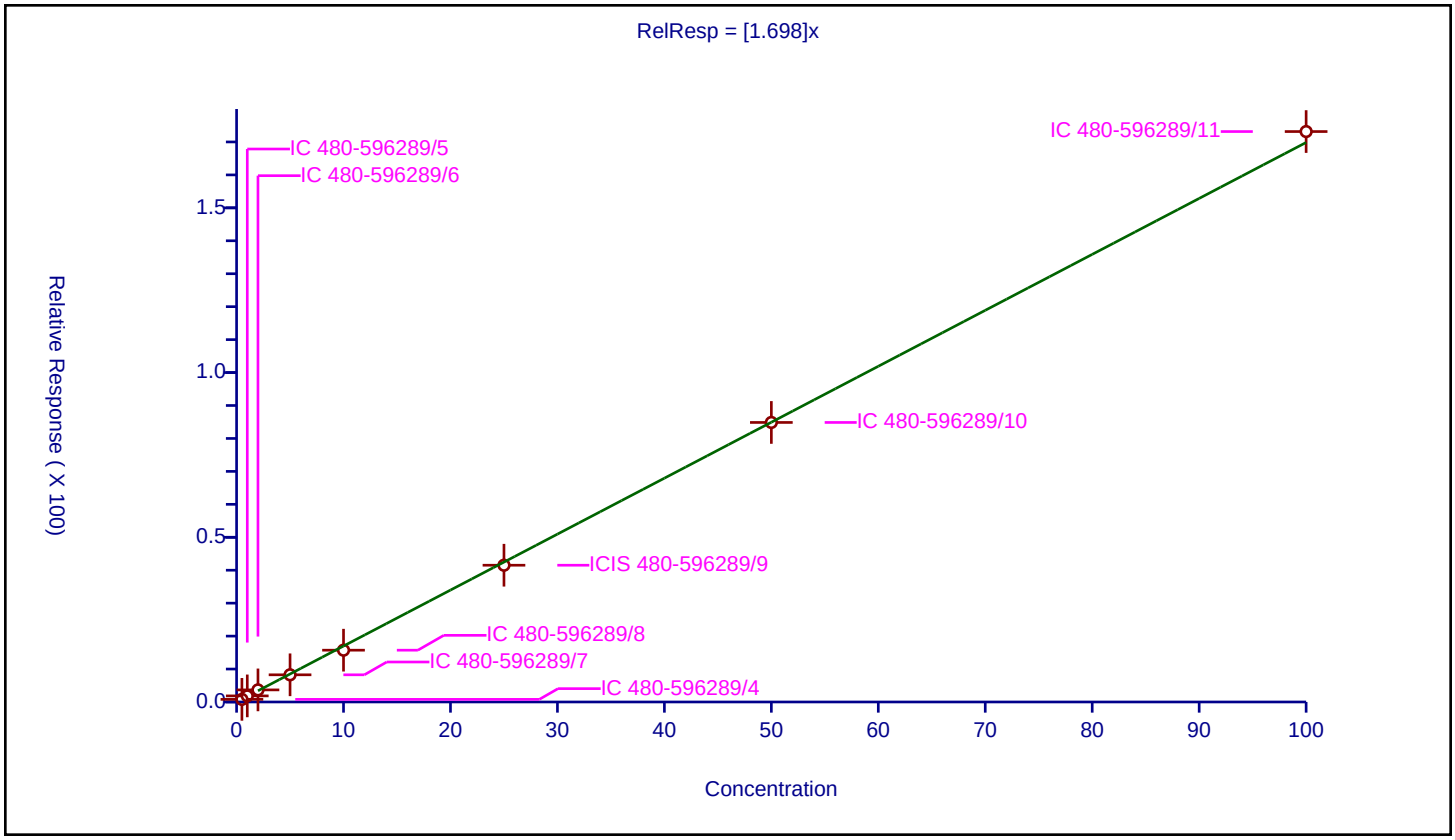

Calibration / Dibromomethane

Curve Type:	Average
Weighting:	Conc_Sq
Origin:	Force
Dependency:	Response
Calib Mode:	ISTD
Response Base:	AREA
RF Rounding:	0

Curve Coefficients

Intercept:	0
Slope:	1.057

Error Coefficients

Standard Error:	311000
Relative Standard Error:	5.9
Correlation Coefficient:	1.000
Coefficient of Determination (Adjusted):	0.995

ID	Level	Concentration	Rel. Resp.	IS Amount	IS Response	RRF	Used
1	IC 480-596289/4	0.5	0.560238	25.0	166804.0	1.120477	Y
2	IC 480-596289/5	1.0	1.142501	25.0	159409.0	1.142501	Y
3	IC 480-596289/6	2.0	2.219819	25.0	151634.0	1.109909	Y
4	IC 480-596289/7	5.0	5.149178	25.0	159574.0	1.029836	Y
5	IC 480-596289/8	10.0	9.549846	25.0	168309.0	0.954985	Y
6	ICIS 480-596289/9	25.0	25.697636	25.0	171221.0	1.027905	Y
7	IC 480-596289/10	50.0	50.967207	25.0	174549.0	1.019344	Y
8	IC 480-596289/11	100.0	104.831209	25.0	171070.0	1.048312	Y

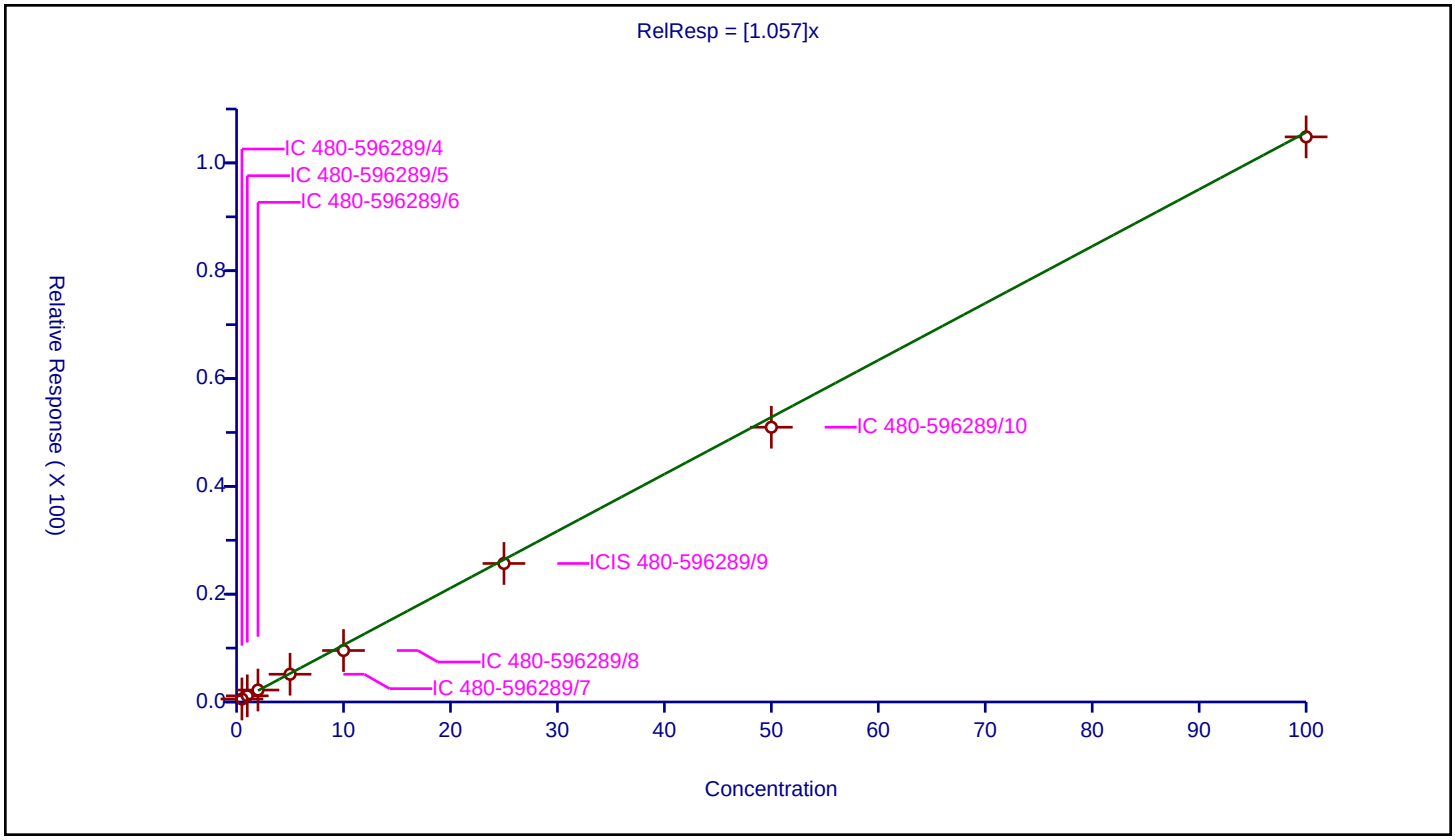

Calibration / 1,4-Dioxane

Curve Type:	Linear
Weighting:	Conc
Origin:	None
Dependency:	Response
Calib Mode:	ISTD
Response Base:	AREA
RF Rounding:	0

Curve Coefficients

Intercept:	-0.0815
Slope:	0.01115

Error Coefficients

Standard Error:	162000
Relative Standard Error:	7.1
Correlation Coefficient:	1.000
Coefficient of Determination (Adjusted):	0.999

ID	Level	Concentration	Rel. Resp.	IS Amount	IS Response	RRF	Used
1	IC 480-596289/4	10.0	0.034711	25.0	352919.0	0.003471	N
2	IC 480-596289/5	20.0	0.114615	25.0	339179.0	0.005731	Y
3	IC 480-596289/6	40.0	0.368587	25.0	318378.0	0.009215	Y
4	IC 480-596289/7	100.0	1.085978	25.0	323303.0	0.01086	Y
5	IC 480-596289/8	200.0	2.349953	25.0	338411.0	0.01175	Y
6	ICIS 480-596289/9	500.0	5.428646	25.0	348761.0	0.010857	Y
7	IC 480-596289/10	1000.0	10.884811	25.0	359749.0	0.010885	Y
8	IC 480-596289/11	2000.0	22.22499	25.0	355314.0	0.011112	Y

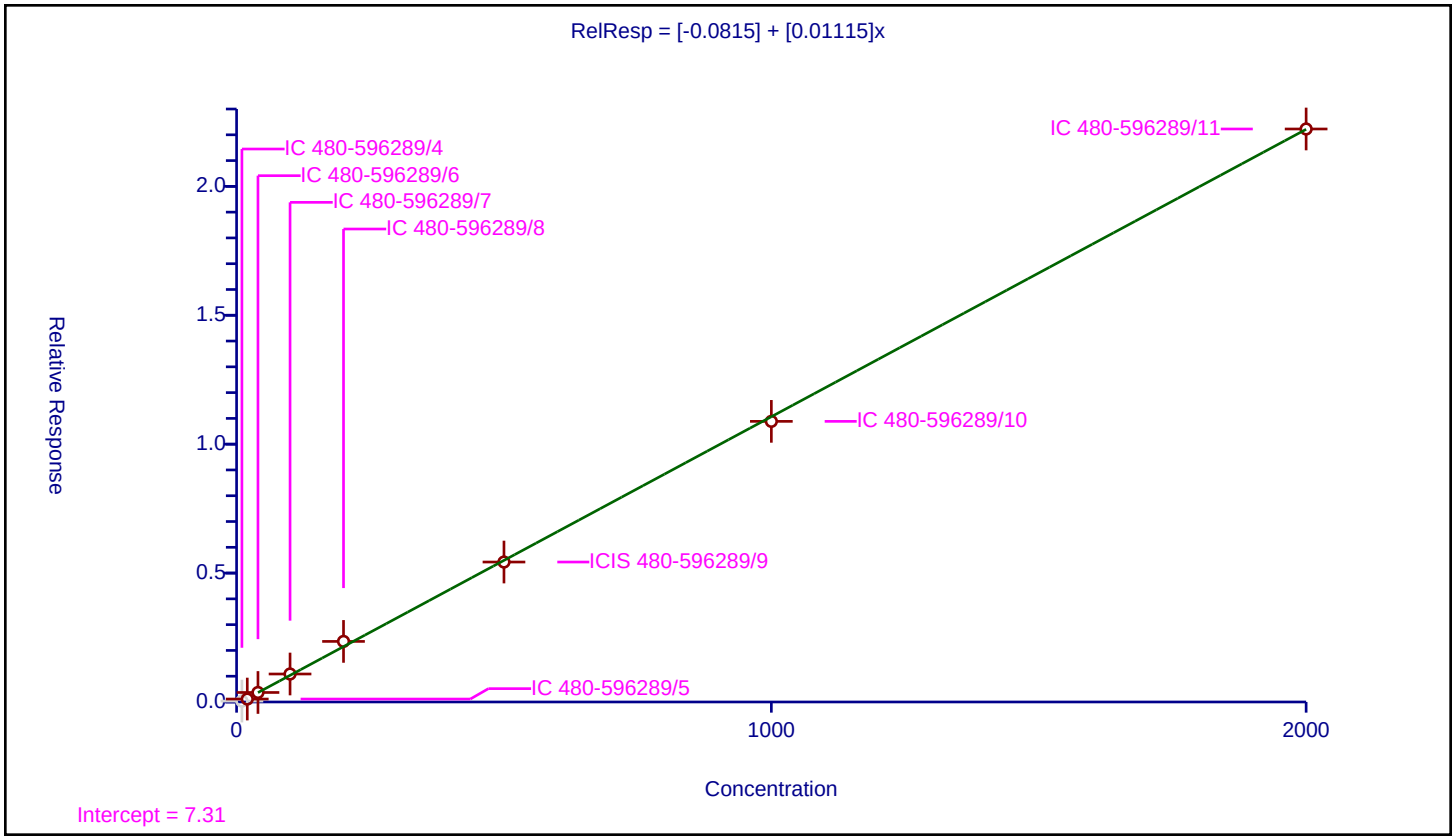

Calibration / Dichlorobromomethane

Curve Type:	Average
Weighting:	Conc_Sq
Origin:	Force
Dependency:	Response
Calib Mode:	ISTD
Response Base:	AREA
RF Rounding:	0

Curve Coefficients

Intercept:	0
Slope:	1.951

Error Coefficients

Standard Error:	640000
Relative Standard Error:	7.2
Correlation Coefficient:	1.000
Coefficient of Determination (Adjusted):	0.993

ID	Level	Concentration	Rel. Resp.	IS Amount	IS Response	RRF	Used
1	IC 480-596289/4	0.5	0.905254	25.0	166804.0	1.810508	Y
2	IC 480-596289/5	1.0	1.94437	25.0	159409.0	1.94437	Y
3	IC 480-596289/6	2.0	3.624022	25.0	151634.0	1.812011	Y
4	IC 480-596289/7	5.0	9.794359	25.0	159574.0	1.958872	Y
5	IC 480-596289/8	10.0	17.947495	25.0	168309.0	1.79475	Y
6	ICIS 480-596289/9	25.0	50.36999	25.0	171221.0	2.0148	Y
7	IC 480-596289/10	50.0	105.48442	25.0	174549.0	2.109688	Y
8	IC 480-596289/11	100.0	216.012597	25.0	171070.0	2.160126	Y

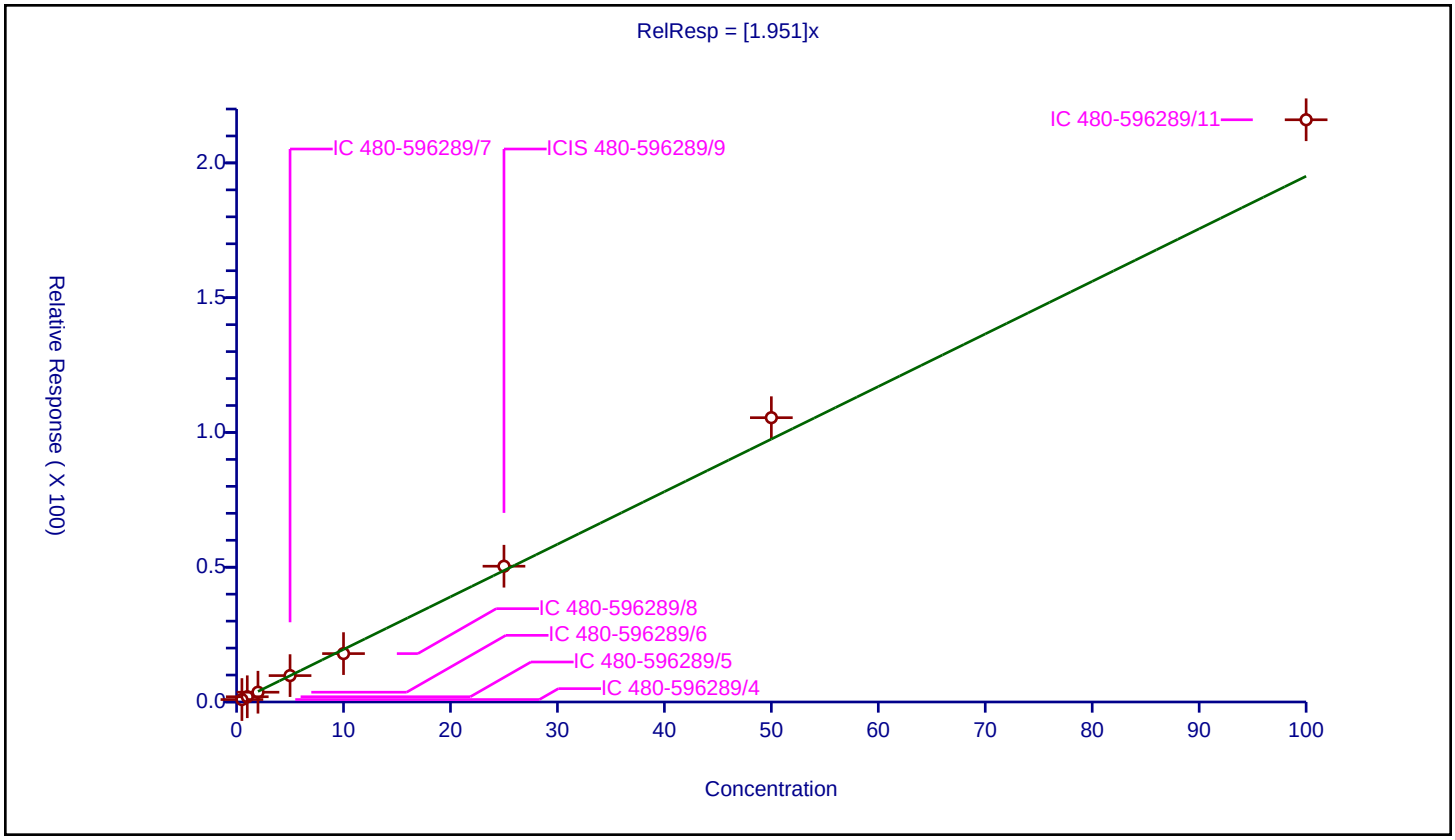

Calibration / 2-Chloroethyl vinyl ether

Curve Type:	Average
Weighting:	Conc_Sq
Origin:	Force
Dependency:	Response
Calib Mode:	ISTD
Response Base:	AREA
RF Rounding:	0

Curve Coefficients

Intercept:	0
Slope:	1.175

Error Coefficients

Standard Error:	379000
Relative Standard Error:	7.4
Correlation Coefficient:	0.999
Coefficient of Determination (Adjusted):	0.993

ID	Level	Concentration	Rel. Resp.	IS Amount	IS Response	RRF	Used
1	IC 480-596289/4	0.5	0.552894	25.0	166804.0	1.105789	Y
2	IC 480-596289/5	1.0	1.195353	25.0	159409.0	1.195353	Y
3	IC 480-596289/6	2.0	2.200694	25.0	151634.0	1.100347	Y
4	IC 480-596289/7	5.0	5.786814	25.0	159574.0	1.157363	Y
5	IC 480-596289/8	10.0	10.522907	25.0	168309.0	1.052291	Y
6	ICIS 480-596289/9	25.0	30.67775	25.0	171221.0	1.22711	Y
7	IC 480-596289/10	50.0	65.012117	25.0	174549.0	1.300242	Y
8	IC 480-596289/11	100.0	126.530514	25.0	171070.0	1.265305	Y

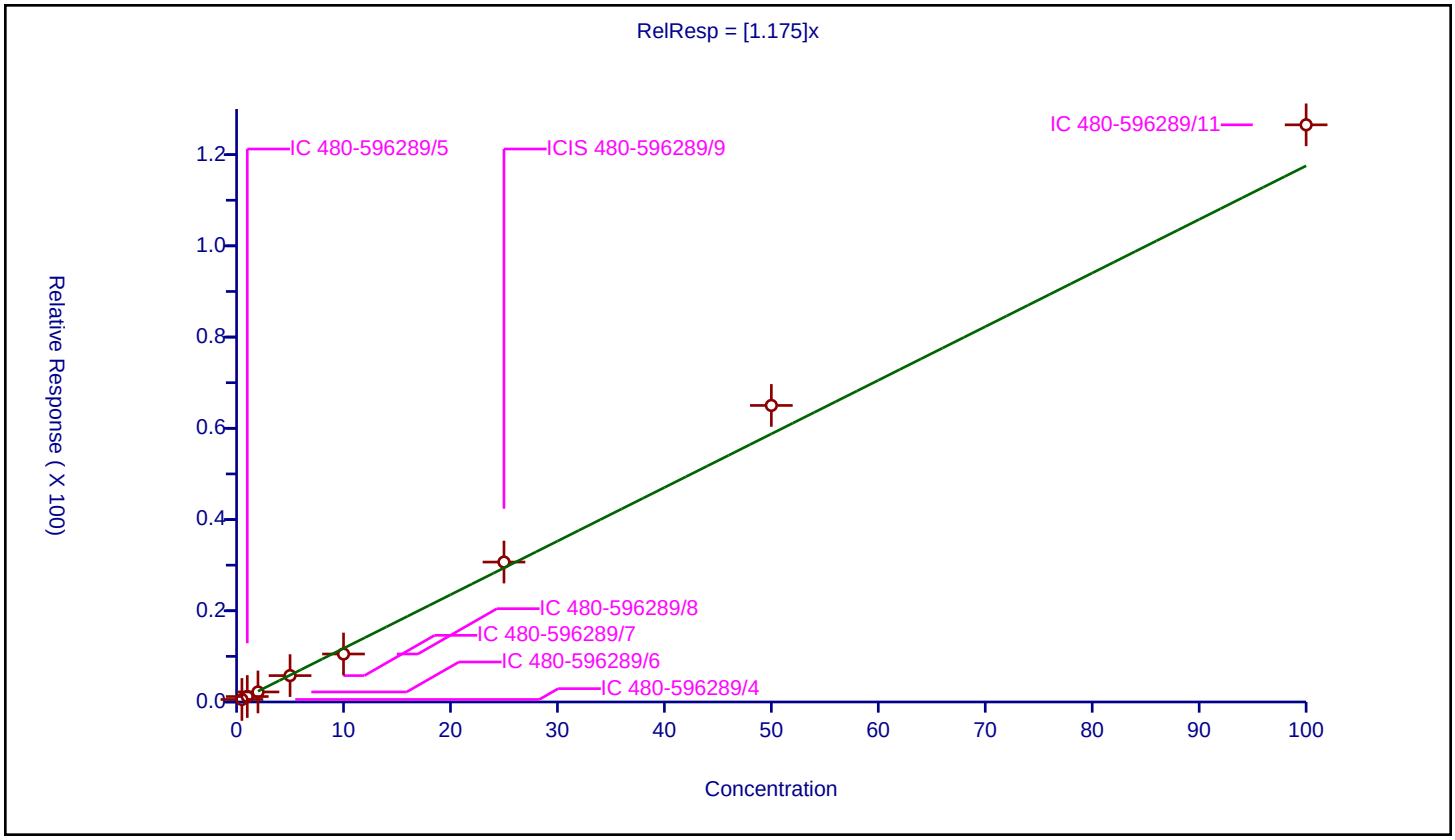

Calibration / cis-1,3-Dichloropropene

Curve Type:	Average
Weighting:	Conc_Sq
Origin:	Force
Dependency:	Response
Calib Mode:	ISTD
Response Base:	AREA
RF Rounding:	0

Curve Coefficients

Intercept:	0
Slope:	2.518

Error Coefficients

Standard Error:	831000
Relative Standard Error:	7.3
Correlation Coefficient:	0.999
Coefficient of Determination (Adjusted):	0.993

ID	Level	Concentration	Rel. Resp.	IS Amount	IS Response	RRF	Used
1	IC 480-596289/4	0.5	1.227788	25.0	166804.0	2.455577	Y
2	IC 480-596289/5	1.0	2.358399	25.0	159409.0	2.358399	Y
3	IC 480-596289/6	2.0	4.86962	25.0	151634.0	2.43481	Y
4	IC 480-596289/7	5.0	11.787635	25.0	159574.0	2.357527	Y
5	IC 480-596289/8	10.0	23.597372	25.0	168309.0	2.359737	Y
6	ICIS 480-596289/9	25.0	65.075984	25.0	171221.0	2.603039	Y
7	IC 480-596289/10	50.0	138.889939	25.0	174549.0	2.777799	Y
8	IC 480-596289/11	100.0	279.571374	25.0	171070.0	2.795714	Y

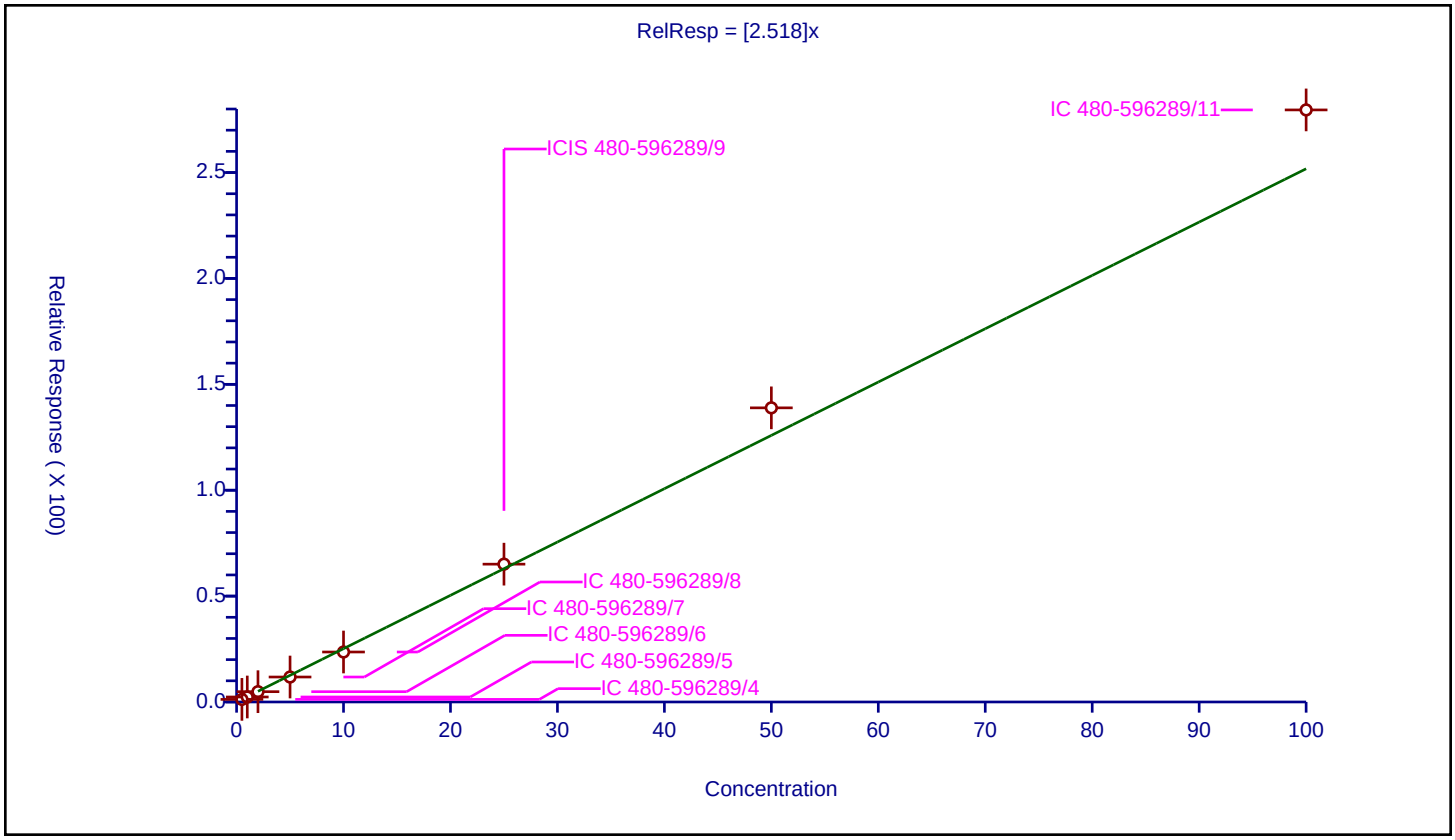

Calibration / 4-Methyl-2-pentanone (MIBK)

Curve Type:	Average
Weighting:	Conc_Sq
Origin:	Force
Dependency:	Response
Calib Mode:	ISTD
Response Base:	AREA
RF Rounding:	0

Curve Coefficients

Intercept:	0
Slope:	1.264

Error Coefficients

Standard Error:	3970000
Relative Standard Error:	5.3
Correlation Coefficient:	1.000
Coefficient of Determination (Adjusted):	0.996

ID	Level	Concentration	Rel. Resp.	IS Amount	IS Response	RRF	Used
1	IC 480-596289/4	2.5	3.481394	25.0	352919.0	1.392557	Y
2	IC 480-596289/5	5.0	6.364117	25.0	339179.0	1.272823	Y
3	IC 480-596289/6	10.0	12.581507	25.0	318378.0	1.258151	Y
4	IC 480-596289/7	25.0	30.364472	25.0	323303.0	1.214579	Y
5	IC 480-596289/8	50.0	57.931184	25.0	338411.0	1.158624	Y
6	ICIS 480-596289/9	125.0	156.588323	25.0	348761.0	1.252707	Y
7	IC 480-596289/10	250.0	317.507484	25.0	359749.0	1.27003	Y
8	IC 480-596289/11	500.0	644.951367	25.0	355314.0	1.289903	Y

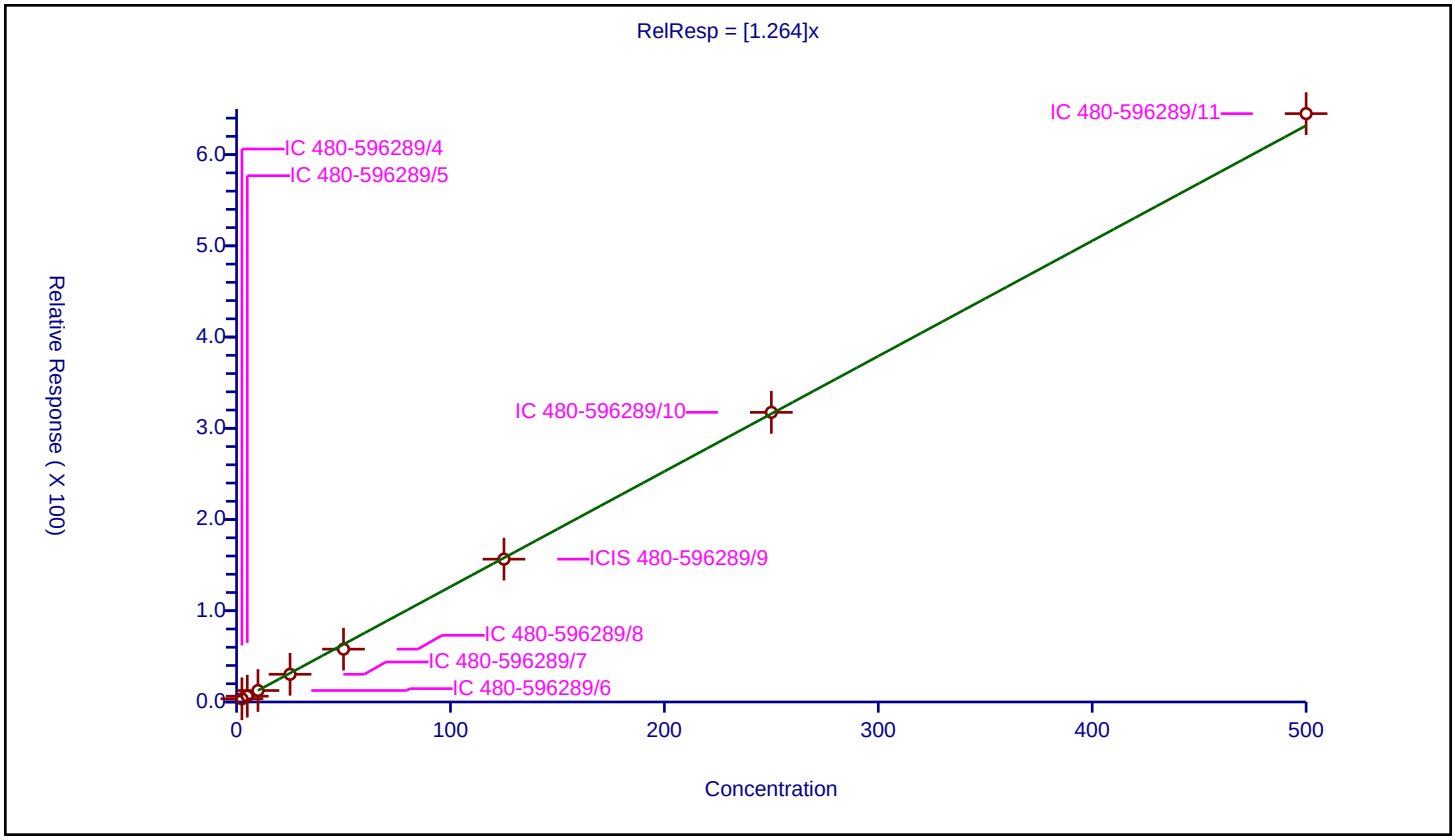

Calibration / Toluene-d8 (Surr)

Curve Type:	Average
Weighting:	Conc_Sq
Origin:	Force
Dependency:	Response
Calib Mode:	ISTD
Response Base:	AREA
RF Rounding:	0

Curve Coefficients

Intercept:	0
Slope:	2.53

Error Coefficients

Standard Error:	926000
Relative Standard Error:	2.0
Correlation Coefficient:	0
Coefficient of Determination (Adjusted):	0

ID	Level	Concentration	Rel. Resp.	IS Amount	IS Response	RRF	Used
1	IC 480-596289/4	25.0	61.755318	25.0	352919.0	2.470213	Y
2	IC 480-596289/5	25.0	62.45935	25.0	339179.0	2.498374	Y
3	IC 480-596289/6	25.0	61.613004	25.0	318378.0	2.46452	Y
4	IC 480-596289/7	25.0	65.413327	25.0	323303.0	2.616533	Y
5	IC 480-596289/8	25.0	63.884818	25.0	338411.0	2.555393	Y
6	ICIS 480-596289/9	25.0	63.149693	25.0	348761.0	2.525988	Y
7	IC 480-596289/10	25.0	63.468349	25.0	359749.0	2.538734	Y
8	IC 480-596289/11	25.0	64.254645	25.0	355314.0	2.570186	Y

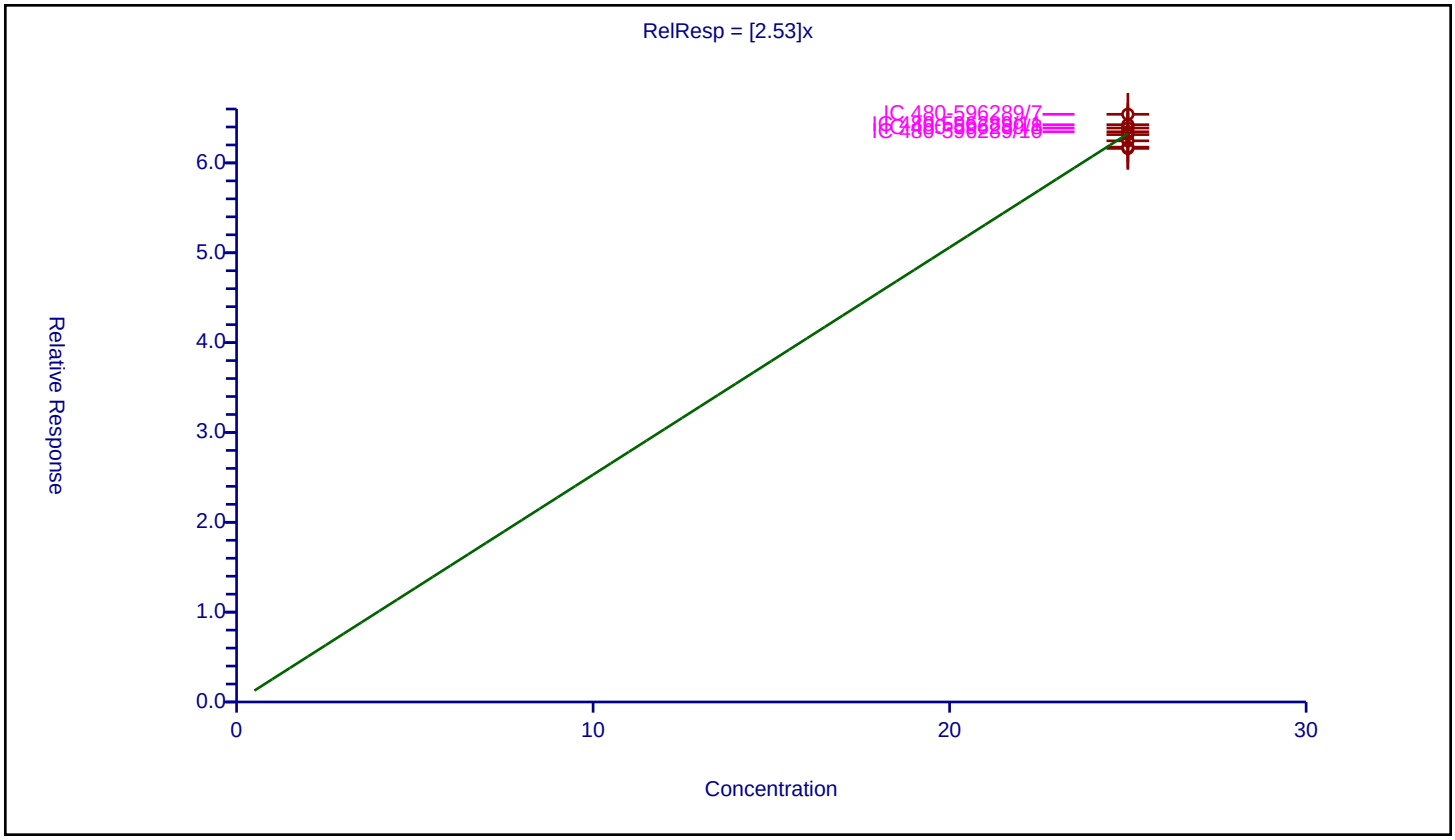

Calibration / Toluene

Curve Type:	Average
Weighting:	Conc_Sq
Origin:	Force
Dependency:	Response
Calib Mode:	ISTD
Response Base:	AREA
RF Rounding:	0

Curve Coefficients

Intercept:	0
Slope:	2.023

Error Coefficients

Standard Error:	1290000
Relative Standard Error:	4.8
Correlation Coefficient:	1.000
Coefficient of Determination (Adjusted):	0.997

ID	Level	Concentration	Rel. Resp.	IS Amount	IS Response	RRF	Used
1	IC 480-596289/4	0.5	0.939238	25.0	352919.0	1.878476	Y
2	IC 480-596289/5	1.0	2.017077	25.0	339179.0	2.017077	Y
3	IC 480-596289/6	2.0	3.809858	25.0	318378.0	1.904929	Y
4	IC 480-596289/7	5.0	10.689431	25.0	323303.0	2.137886	Y
5	IC 480-596289/8	10.0	19.72727	25.0	338411.0	1.972727	Y
6	ICIS 480-596289/9	25.0	52.110686	25.0	348761.0	2.084427	Y
7	IC 480-596289/10	50.0	105.650606	25.0	359749.0	2.113012	Y
8	IC 480-596289/11	100.0	207.732527	25.0	355314.0	2.077325	Y

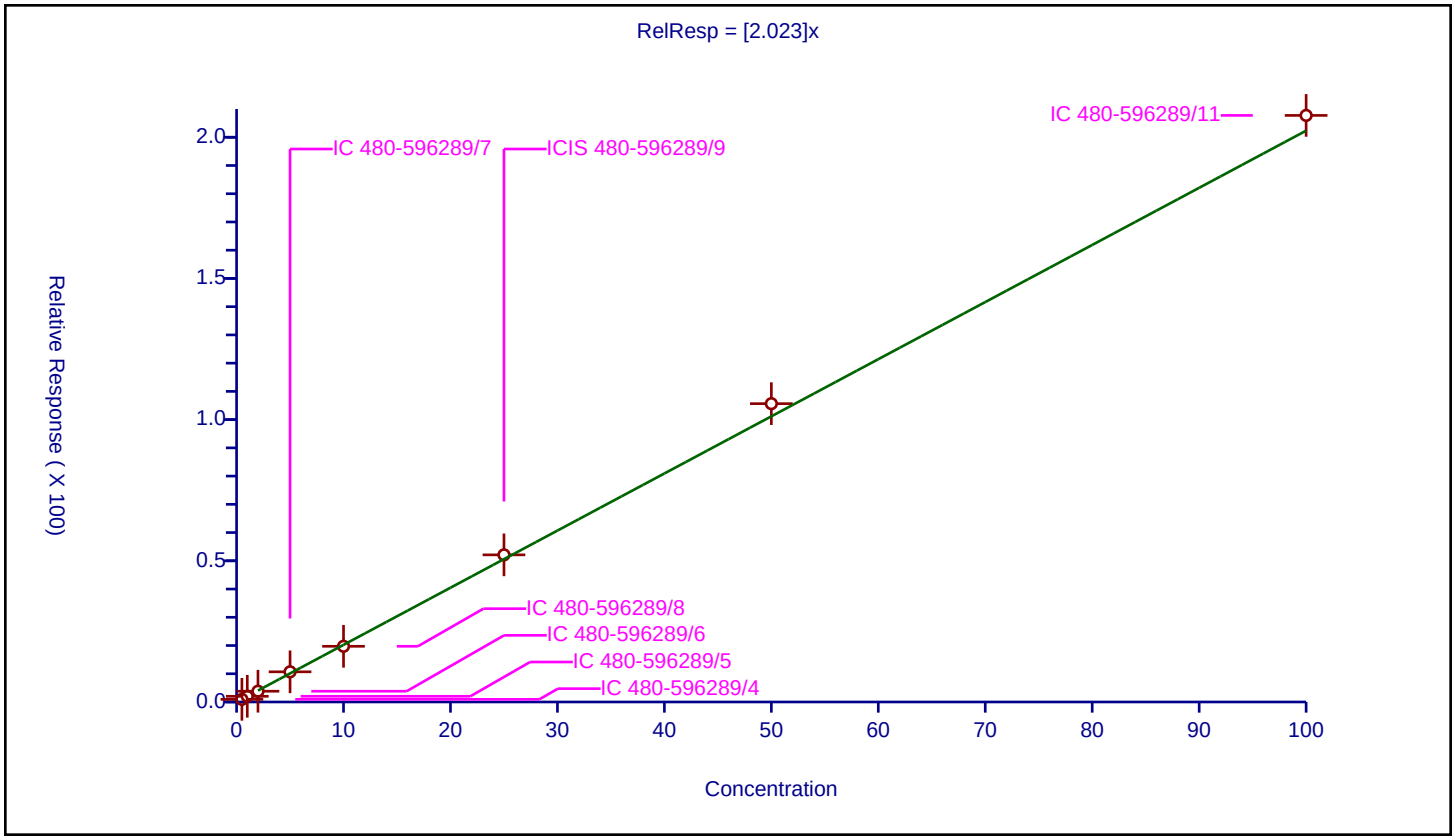

Calibration / trans-1,3-Dichloropropene

Curve Type:	Average
Weighting:	Conc_Sq
Origin:	Force
Dependency:	Response
Calib Mode:	ISTD
Response Base:	AREA
RF Rounding:	0

Curve Coefficients

Intercept:	0
Slope:	1.166

Error Coefficients

Standard Error:	787000
Relative Standard Error:	6.4
Correlation Coefficient:	1.000
Coefficient of Determination (Adjusted):	0.995

ID	Level	Concentration	Rel. Resp.	IS Amount	IS Response	RRF	Used
1	IC 480-596289/4	0.5	0.564931	25.0	352919.0	1.129863	Y
2	IC 480-596289/5	1.0	1.095439	25.0	339179.0	1.095439	Y
3	IC 480-596289/6	2.0	2.214113	25.0	318378.0	1.107057	Y
4	IC 480-596289/7	5.0	5.692261	25.0	323303.0	1.138452	Y
5	IC 480-596289/8	10.0	11.011536	25.0	338411.0	1.101154	Y
6	ICIS 480-596289/9	25.0	30.444201	25.0	348761.0	1.217768	Y
7	IC 480-596289/10	50.0	63.086416	25.0	359749.0	1.261728	Y
8	IC 480-596289/11	100.0	127.885617	25.0	355314.0	1.278856	Y

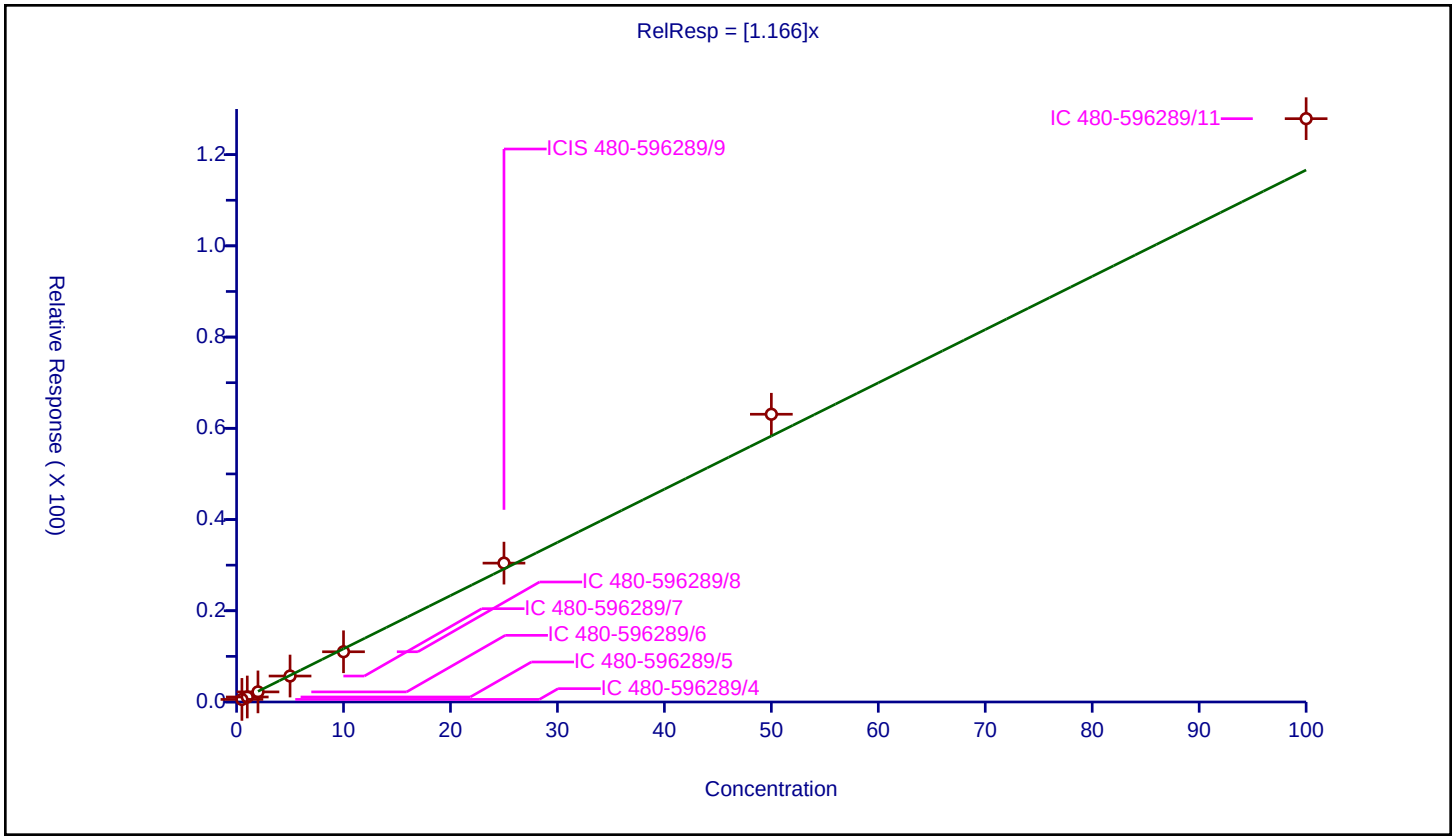

Calibration / Ethyl methacrylate

Curve Type:	Average
Weighting:	Conc_Sq
Origin:	Force
Dependency:	Response
Calib Mode:	ISTD
Response Base:	AREA
RF Rounding:	0

Curve Coefficients

Intercept:	0
Slope:	1.006

Error Coefficients

Standard Error:	734000
Relative Standard Error:	13.9
Correlation Coefficient:	0.999
Coefficient of Determination (Adjusted):	0.977

ID	Level	Concentration	Rel. Resp.	IS Amount	IS Response	RRF	Used
1	IC 480-596289/4	0.5	0.41603	25.0	352919.0	0.832061	Y
2	IC 480-596289/5	1.0	0.885963	25.0	339179.0	0.885963	Y
3	IC 480-596289/6	2.0	1.753497	25.0	318378.0	0.876749	Y
4	IC 480-596289/7	5.0	4.872906	25.0	323303.0	0.974581	Y
5	IC 480-596289/8	10.0	10.040823	25.0	338411.0	1.004082	Y
6	ICIS 480-596289/9	25.0	27.534114	25.0	348761.0	1.101365	Y
7	IC 480-596289/10	50.0	59.043875	25.0	359749.0	1.180878	Y
8	IC 480-596289/11	100.0	119.493603	25.0	355314.0	1.194936	Y

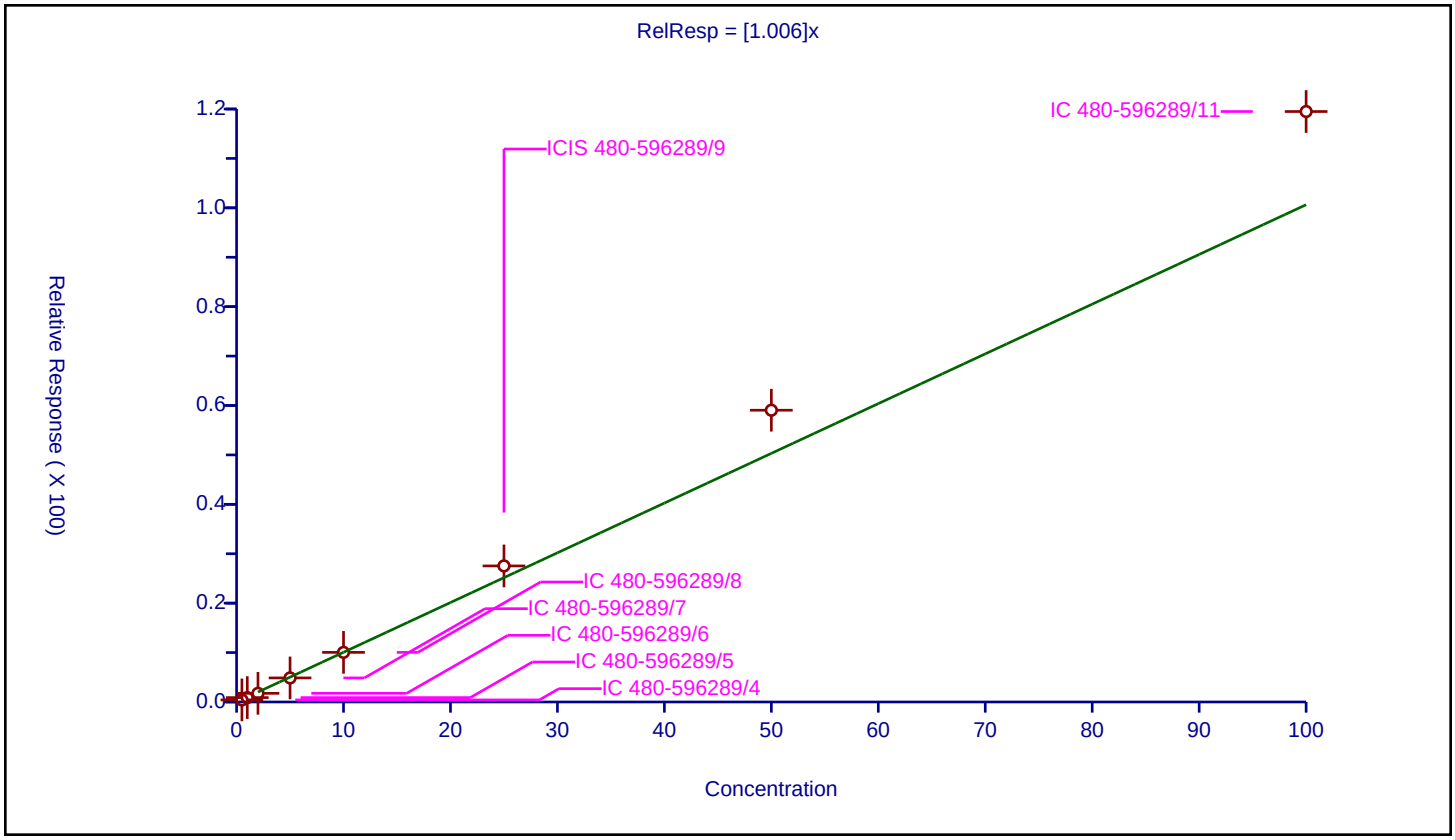

Calibration / 1,1,2-Trichloroethane

Curve Type:	Average
Weighting:	Conc_Sq
Origin:	Force
Dependency:	Response
Calib Mode:	ISTD
Response Base:	AREA
RF Rounding:	0

Curve Coefficients

Intercept:	0
Slope:	0.6255

Error Coefficients

Standard Error:	384000
Relative Standard Error:	6.1
Correlation Coefficient:	1.000
Coefficient of Determination (Adjusted):	0.995

ID	Level	Concentration	Rel. Resp.	IS Amount	IS Response	RRF	Used
1	IC 480-596289/4	0.5	0.355181	25.0	352919.0	0.710361	Y
2	IC 480-596289/5	1.0	0.625334	25.0	339179.0	0.625334	Y
3	IC 480-596289/6	2.0	1.26901	25.0	318378.0	0.634505	Y
4	IC 480-596289/7	5.0	2.988218	25.0	323303.0	0.597644	Y
5	IC 480-596289/8	10.0	5.819772	25.0	338411.0	0.581977	Y
6	ICIS 480-596289/9	25.0	15.335359	25.0	348761.0	0.613414	Y
7	IC 480-596289/10	50.0	31.023088	25.0	359749.0	0.620462	Y
8	IC 480-596289/11	100.0	62.037451	25.0	355314.0	0.620375	Y

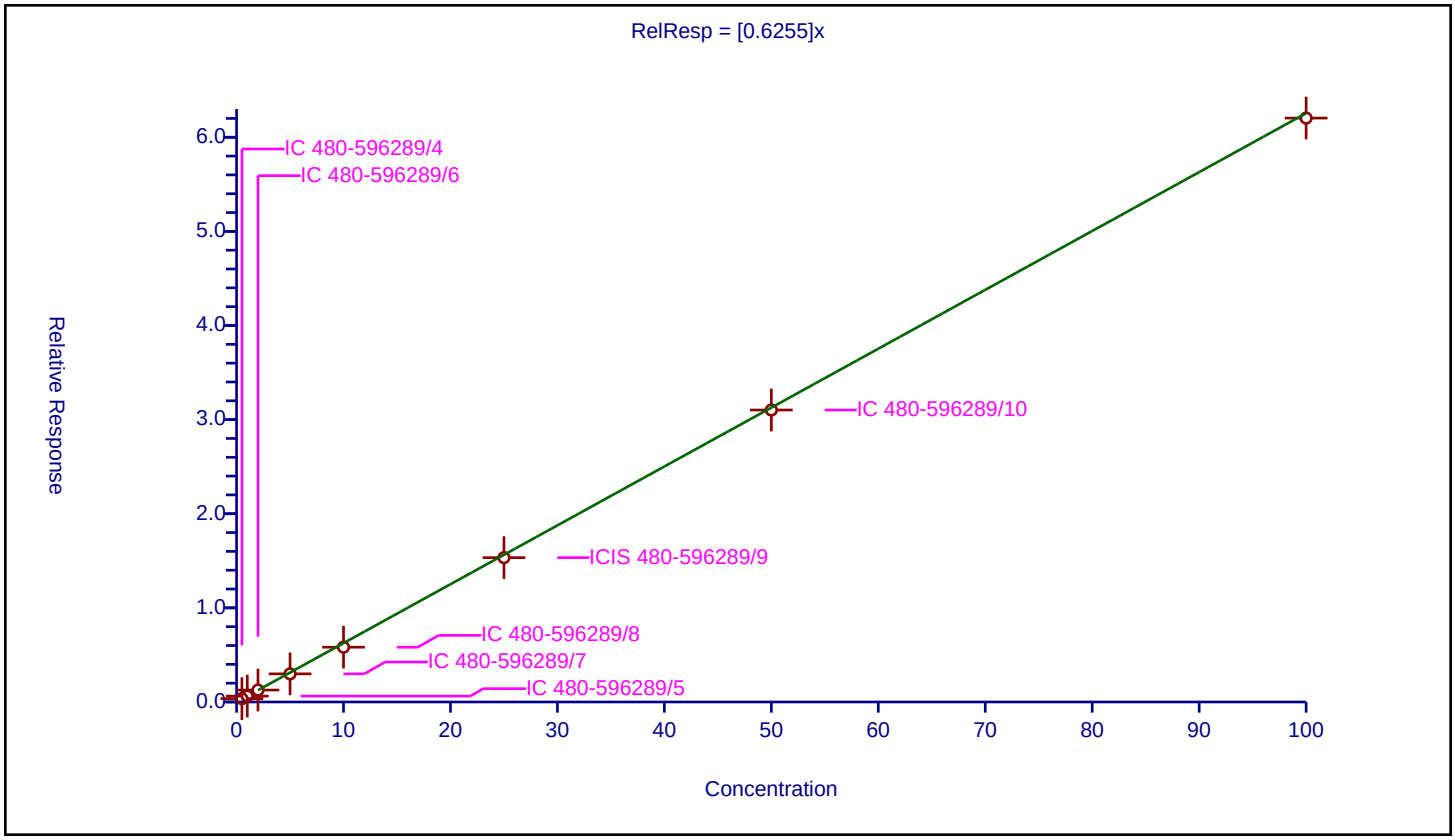

Calibration / Tetrachloroethene

Curve Type:	Average
Weighting:	Conc_Sq
Origin:	Force
Dependency:	Response
Calib Mode:	ISTD
Response Base:	AREA
RF Rounding:	0

Curve Coefficients

Intercept:	0
Slope:	0.8789

Error Coefficients

Standard Error:	554000
Relative Standard Error:	6.6
Correlation Coefficient:	0.999
Coefficient of Determination (Adjusted):	0.994

ID	Level	Concentration	Rel. Resp.	IS Amount	IS Response	RRF	Used
1	IC 480-596289/4	0.5	0.444436	25.0	352919.0	0.888873	Y
2	IC 480-596289/5	1.0	0.759923	25.0	339179.0	0.759923	Y
3	IC 480-596289/6	2.0	1.698924	25.0	318378.0	0.849462	Y
4	IC 480-596289/7	5.0	4.675413	25.0	323303.0	0.935083	Y
5	IC 480-596289/8	10.0	8.571161	25.0	338411.0	0.857116	Y
6	ICIS 480-596289/9	25.0	23.436107	25.0	348761.0	0.937444	Y
7	IC 480-596289/10	50.0	45.86684	25.0	359749.0	0.917337	Y
8	IC 480-596289/11	100.0	88.59558	25.0	355314.0	0.885956	Y

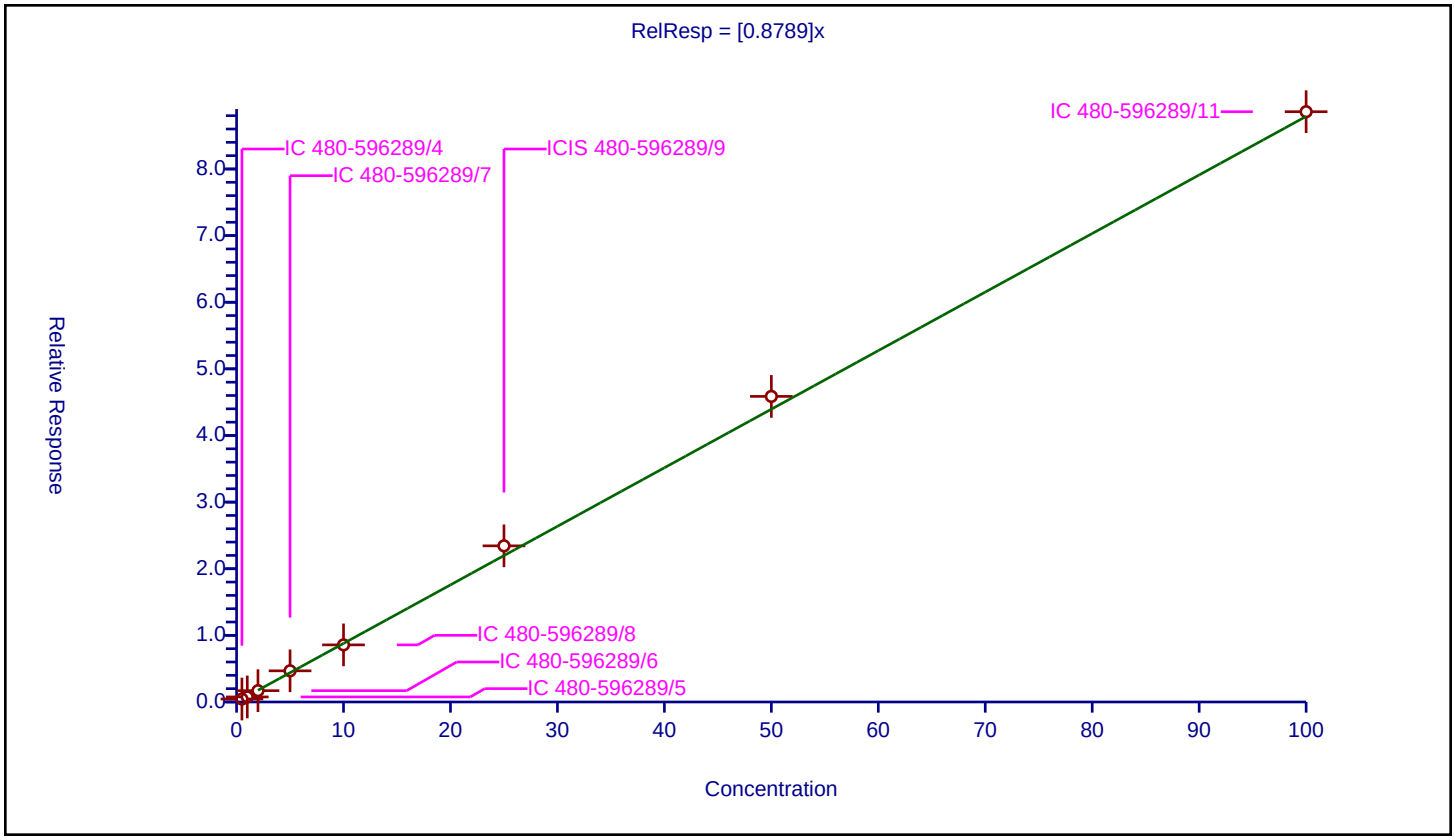

Calibration / 1,3-Dichloropropane

Curve Type:	Average
Weighting:	Conc_Sq
Origin:	Force
Dependency:	Response
Calib Mode:	ISTD
Response Base:	AREA
RF Rounding:	0

Curve Coefficients

Intercept:	0
Slope:	1.287

Error Coefficients

Standard Error:	807000
Relative Standard Error:	3.5
Correlation Coefficient:	1.000
Coefficient of Determination (Adjusted):	0.998

ID	Level	Concentration	Rel. Resp.	IS Amount	IS Response	RRF	Used
1	IC 480-596289/4	0.5	0.646891	25.0	352919.0	1.293781	Y
2	IC 480-596289/5	1.0	1.36285	25.0	339179.0	1.36285	Y
3	IC 480-596289/6	2.0	2.502136	25.0	318378.0	1.251068	Y
4	IC 480-596289/7	5.0	6.357194	25.0	323303.0	1.271439	Y
5	IC 480-596289/8	10.0	12.124015	25.0	338411.0	1.212401	Y
6	ICIS 480-596289/9	25.0	32.058487	25.0	348761.0	1.282339	Y
7	IC 480-596289/10	50.0	65.73889	25.0	359749.0	1.314778	Y
8	IC 480-596289/11	100.0	130.391147	25.0	355314.0	1.303911	Y

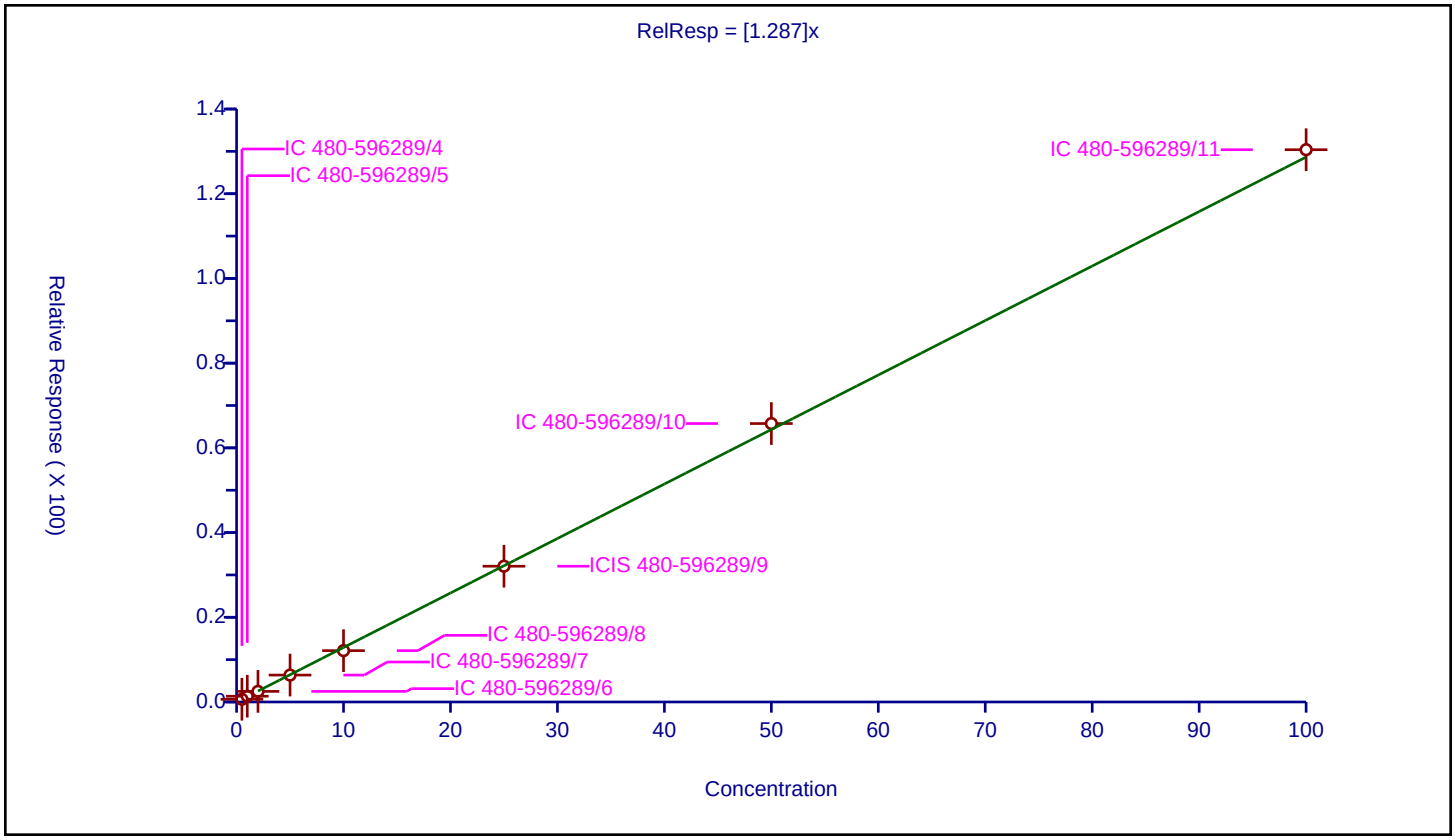

Calibration / 2-Hexanone

Curve Type:	Average
Weighting:	Conc_Sq
Origin:	Force
Dependency:	Response
Calib Mode:	ISTD
Response Base:	AREA
RF Rounding:	0

Curve Coefficients

Intercept:	0
Slope:	0.8479

Error Coefficients

Standard Error:	2740000
Relative Standard Error:	6.4
Correlation Coefficient:	0.999
Coefficient of Determination (Adjusted):	0.995

ID	Level	Concentration	Rel. Resp.	IS Amount	IS Response	RRF	Used
1	IC 480-596289/4	2.5	1.904403	25.0	352919.0	0.761761	Y
2	IC 480-596289/5	5.0	4.373133	25.0	339179.0	0.874627	Y
3	IC 480-596289/6	10.0	8.864384	25.0	318378.0	0.886438	Y
4	IC 480-596289/7	25.0	19.97739	25.0	323303.0	0.799096	Y
5	IC 480-596289/8	50.0	39.612779	25.0	338411.0	0.792256	Y
6	ICIS 480-596289/9	125.0	109.868506	25.0	348761.0	0.878948	Y
7	IC 480-596289/10	250.0	226.860533	25.0	359749.0	0.907442	Y
8	IC 480-596289/11	500.0	441.301075	25.0	355314.0	0.882602	Y

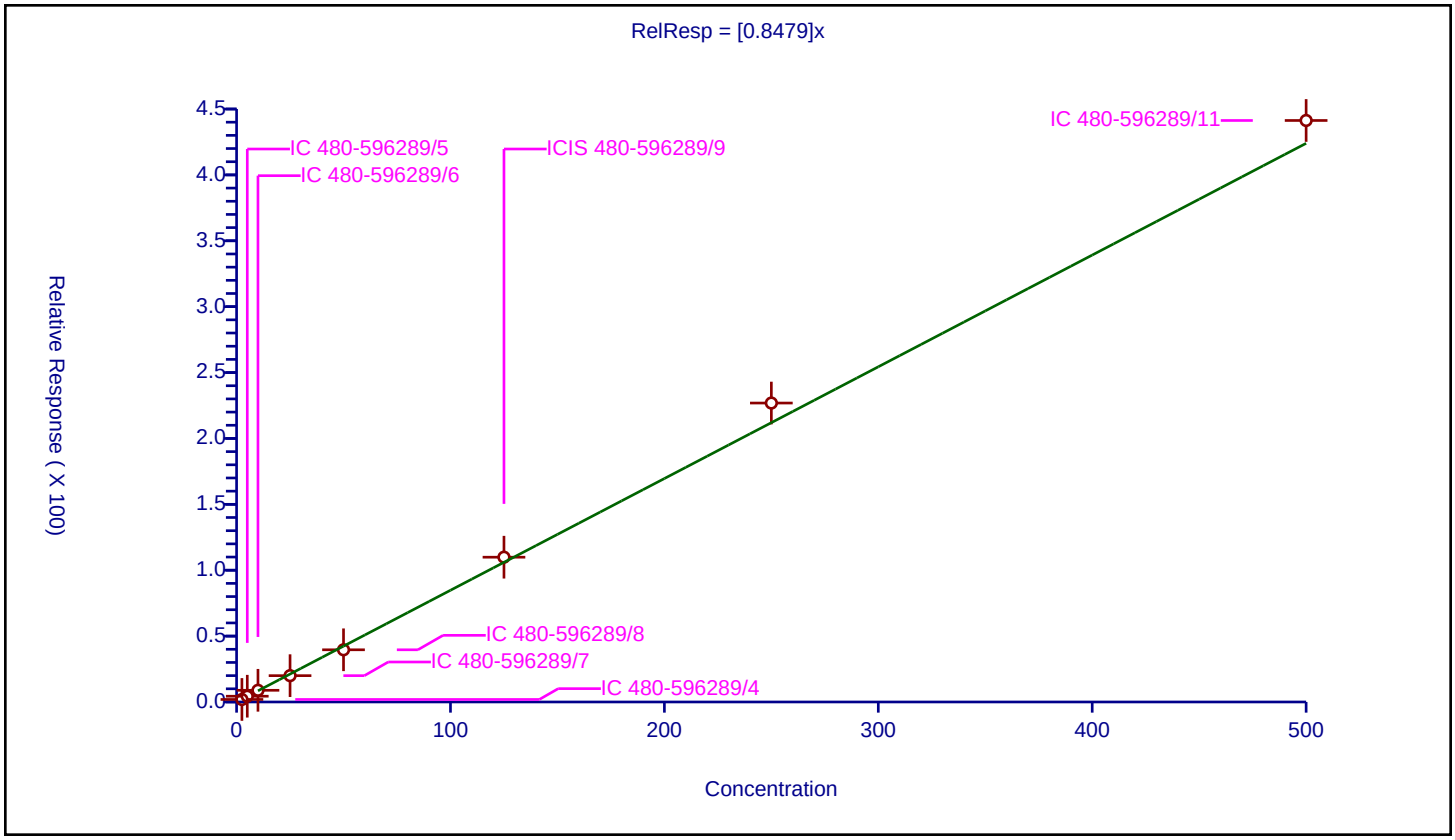

Calibration / Chlorodibromomethane

Curve Type:	Average
Weighting:	Conc_Sq
Origin:	Force
Dependency:	Response
Calib Mode:	ISTD
Response Base:	AREA
RF Rounding:	0

Curve Coefficients

Intercept:	0
Slope:	0.7357

Error Coefficients

Standard Error:	507000
Relative Standard Error:	8.6
Correlation Coefficient:	0.999
Coefficient of Determination (Adjusted):	0.991

ID	Level	Concentration	Rel. Resp.	IS Amount	IS Response	RRF	Used
1	IC 480-596289/4	0.5	0.356739	25.0	352919.0	0.713478	Y
2	IC 480-596289/5	1.0	0.630346	25.0	339179.0	0.630346	Y
3	IC 480-596289/6	2.0	1.437128	25.0	318378.0	0.718564	Y
4	IC 480-596289/7	5.0	3.678593	25.0	323303.0	0.735719	Y
5	IC 480-596289/8	10.0	6.934393	25.0	338411.0	0.693439	Y
6	ICIS 480-596289/9	25.0	18.928794	25.0	348761.0	0.757152	Y
7	IC 480-596289/10	50.0	40.483782	25.0	359749.0	0.809676	Y
8	IC 480-596289/11	100.0	82.72345	25.0	355314.0	0.827235	Y

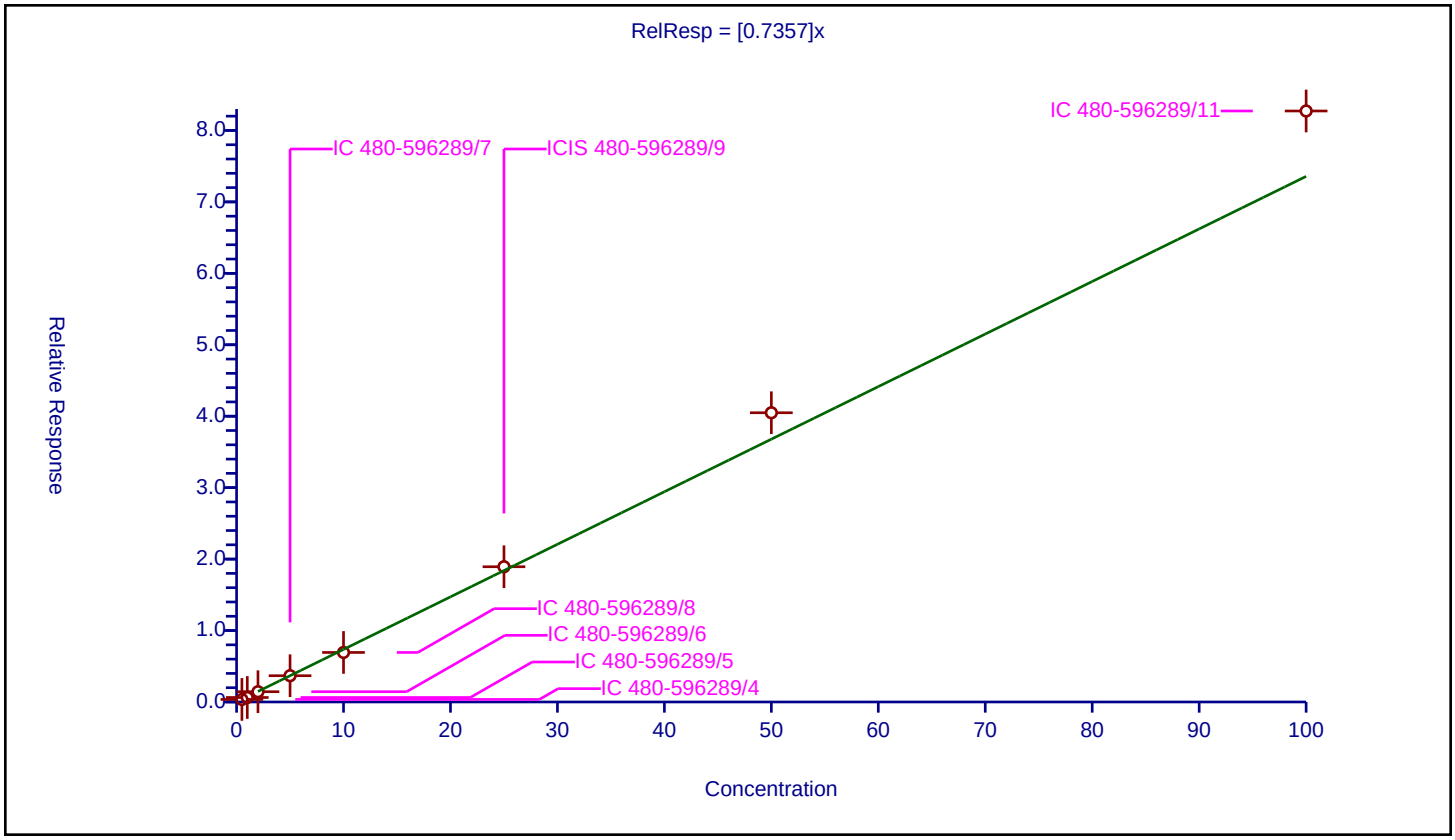

Calibration / Ethylene Dibromide

Curve Type:	Average
Weighting:	Conc_Sq
Origin:	Force
Dependency:	Response
Calib Mode:	ISTD
Response Base:	AREA
RF Rounding:	0

Curve Coefficients

Intercept:	0
Slope:	0.7815

Error Coefficients

Standard Error:	509000
Relative Standard Error:	5.0
Correlation Coefficient:	1.000
Coefficient of Determination (Adjusted):	0.997

ID	Level	Concentration	Rel. Resp.	IS Amount	IS Response	RRF	Used
1	IC 480-596289/4	0.5	0.398817	25.0	352919.0	0.797633	Y
2	IC 480-596289/5	1.0	0.732504	25.0	339179.0	0.732504	Y
3	IC 480-596289/6	2.0	1.485263	25.0	318378.0	0.742631	Y
4	IC 480-596289/7	5.0	3.853274	25.0	323303.0	0.770655	Y
5	IC 480-596289/8	10.0	7.432678	25.0	338411.0	0.743268	Y
6	ICIS 480-596289/9	25.0	20.286099	25.0	348761.0	0.811444	Y
7	IC 480-596289/10	50.0	41.614431	25.0	359749.0	0.832289	Y
8	IC 480-596289/11	100.0	82.163804	25.0	355314.0	0.821638	Y

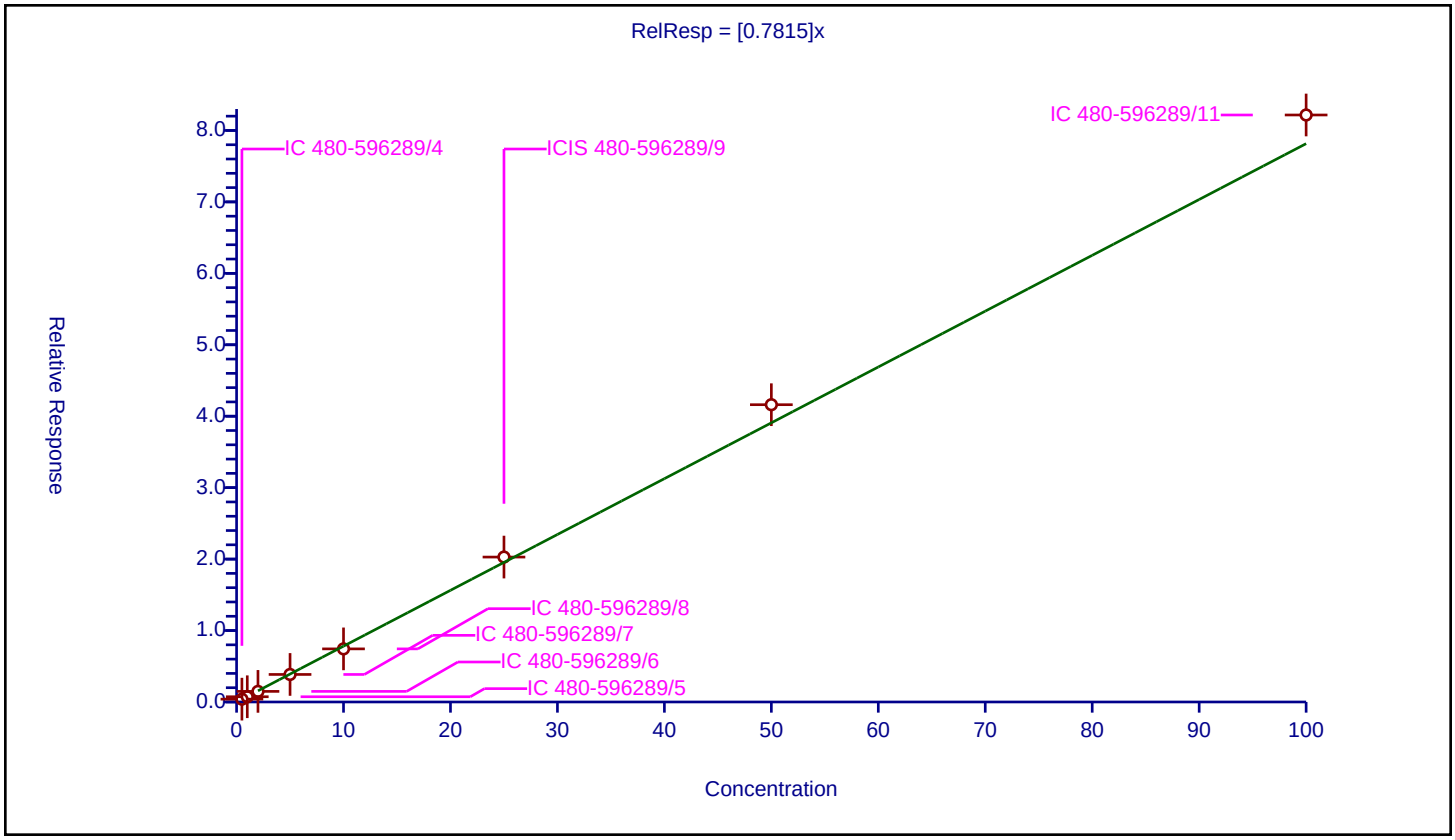

Calibration / Chlorobenzene

Curve Type:	Average
Weighting:	Conc_Sq
Origin:	Force
Dependency:	Response
Calib Mode:	ISTD
Response Base:	AREA
RF Rounding:	0

Curve Coefficients

Intercept:	0
Slope:	2.308

Error Coefficients

Standard Error:	1480000
Relative Standard Error:	4.6
Correlation Coefficient:	1.000
Coefficient of Determination (Adjusted):	0.997

ID	Level	Concentration	Rel. Resp.	IS Amount	IS Response	RRF	Used
1	IC 480-596289/4	0.5	1.138292	25.0	352919.0	2.276585	Y
2	IC 480-596289/5	1.0	2.131102	25.0	339179.0	2.131102	Y
3	IC 480-596289/6	2.0	4.559203	25.0	318378.0	2.279602	Y
4	IC 480-596289/7	5.0	11.920242	25.0	323303.0	2.384048	Y
5	IC 480-596289/8	10.0	21.915363	25.0	338411.0	2.191536	Y
6	ICIS 480-596289/9	25.0	59.952589	25.0	348761.0	2.398104	Y
7	IC 480-596289/10	50.0	120.298319	25.0	359749.0	2.405966	Y
8	IC 480-596289/11	100.0	239.685743	25.0	355314.0	2.396857	Y

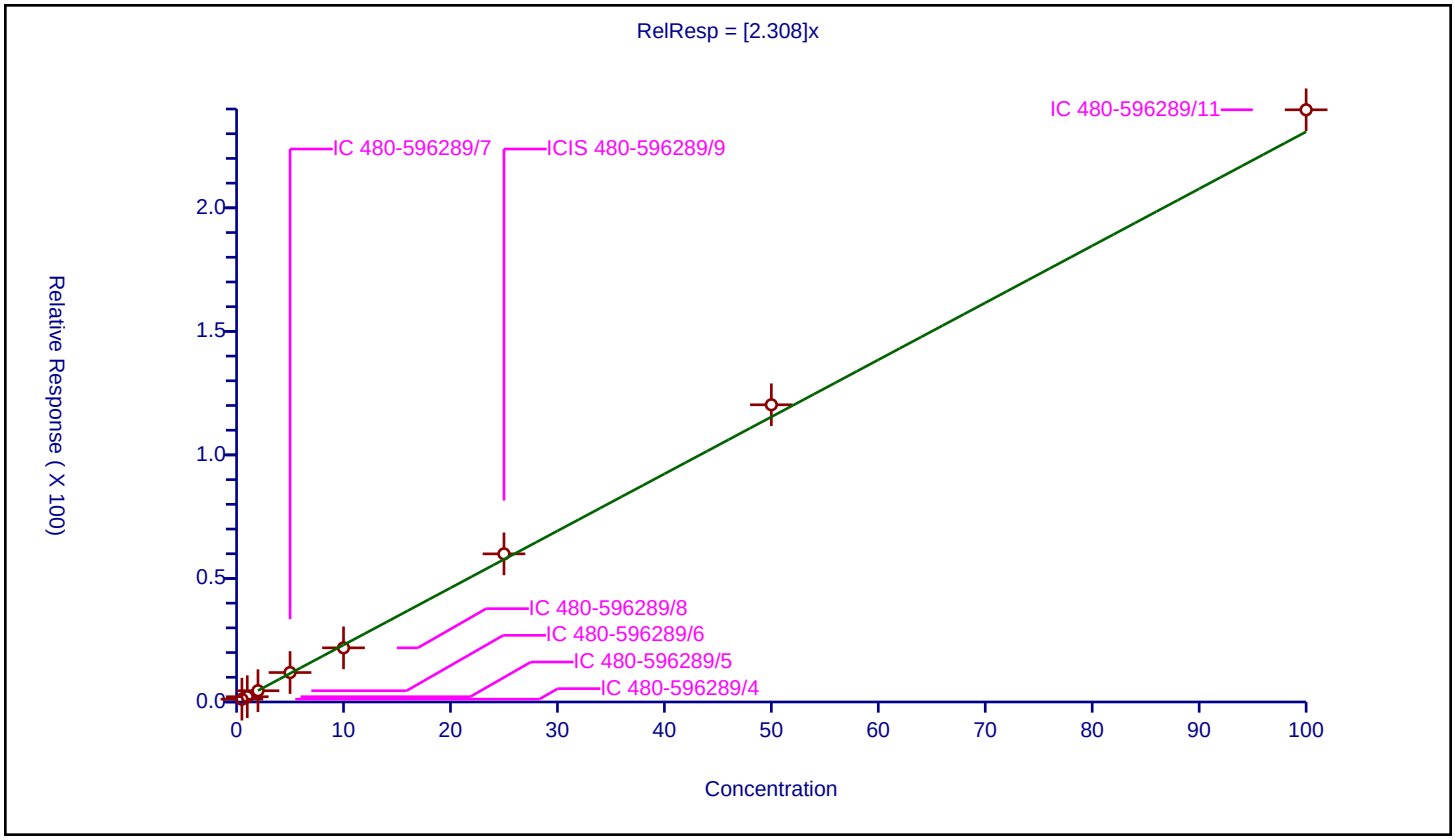

Calibration / Ethylbenzene

Curve Type:	Average
Weighting:	Conc_Sq
Origin:	Force
Dependency:	Response
Calib Mode:	ISTD
Response Base:	AREA
RF Rounding:	0

Curve Coefficients

Intercept:	0
Slope:	3.803

Error Coefficients

Standard Error:	2490000
Relative Standard Error:	5.4
Correlation Coefficient:	1.000
Coefficient of Determination (Adjusted):	0.996

ID	Level	Concentration	Rel. Resp.	IS Amount	IS Response	RRF	Used
1	IC 480-596289/4	0.5	1.852337	25.0	352919.0	3.704674	Y
2	IC 480-596289/5	1.0	3.453265	25.0	339179.0	3.453265	Y
3	IC 480-596289/6	2.0	7.528551	25.0	318378.0	3.764275	Y
4	IC 480-596289/7	5.0	19.397129	25.0	323303.0	3.879426	Y
5	IC 480-596289/8	10.0	36.223039	25.0	338411.0	3.622304	Y
6	ICIS 480-596289/9	25.0	99.289055	25.0	348761.0	3.971562	Y
7	IC 480-596289/10	50.0	199.589366	25.0	359749.0	3.991787	Y
8	IC 480-596289/11	100.0	403.505421	25.0	355314.0	4.035054	Y

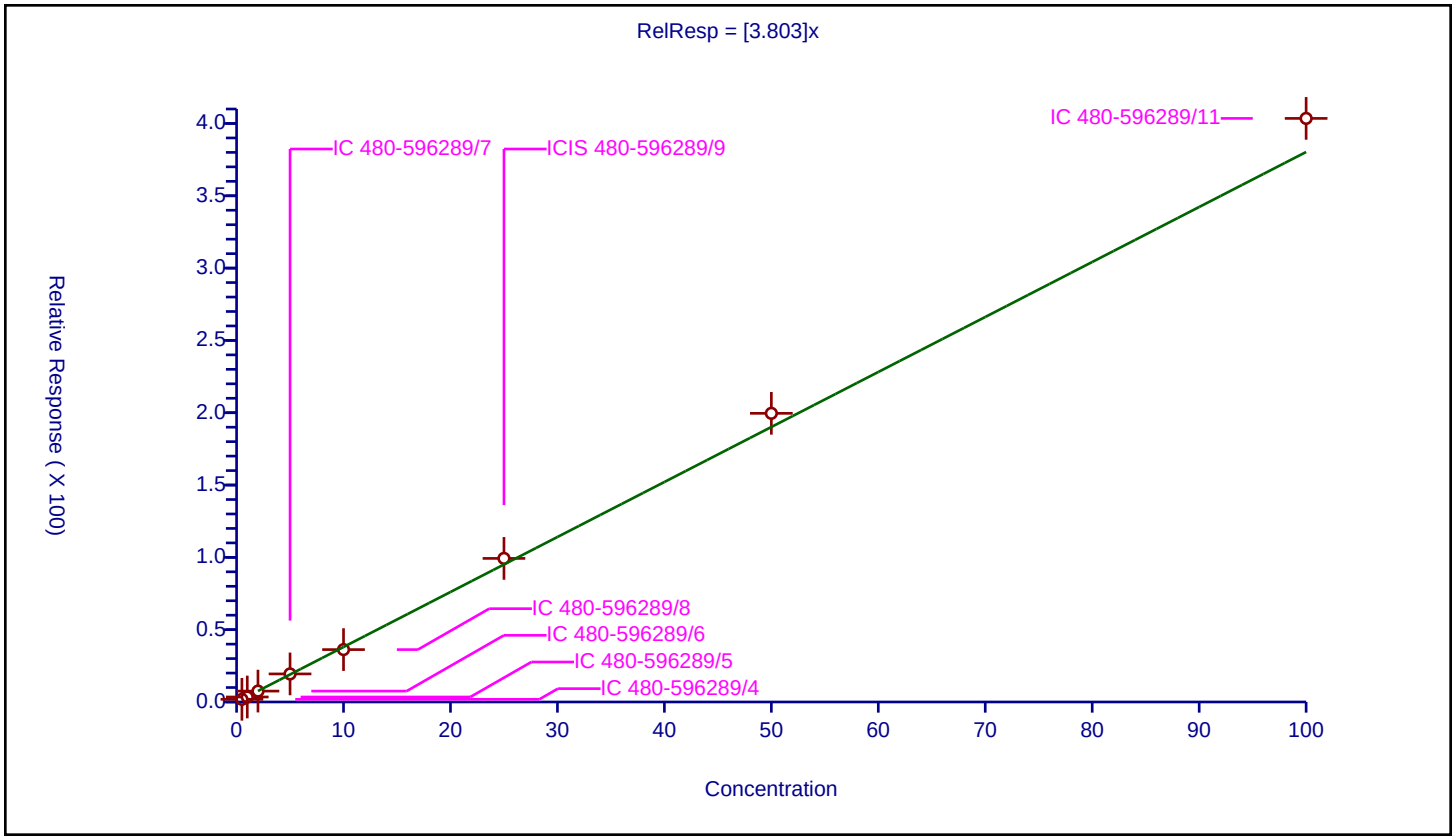

Calibration / 1,1,1,2-Tetrachloroethane

Curve Type:	Average
Weighting:	Conc_Sq
Origin:	Force
Dependency:	Response
Calib Mode:	ISTD
Response Base:	AREA
RF Rounding:	0

Curve Coefficients

Intercept:	0
Slope:	0.8349

Error Coefficients

Standard Error:	554000
Relative Standard Error:	6.0
Correlation Coefficient:	1.000
Coefficient of Determination (Adjusted):	0.995

ID	Level	Concentration	Rel. Resp.	IS Amount	IS Response	RRF	Used
1	IC 480-596289/4	0.5	0.374732	25.0	352919.0	0.749464	Y
2	IC 480-596289/5	1.0	0.803189	25.0	339179.0	0.803189	Y
3	IC 480-596289/6	2.0	1.617024	25.0	318378.0	0.808512	Y
4	IC 480-596289/7	5.0	4.306873	25.0	323303.0	0.861375	Y
5	IC 480-596289/8	10.0	8.125253	25.0	338411.0	0.812525	Y
6	ICIS 480-596289/9	25.0	21.765192	25.0	348761.0	0.870608	Y
7	IC 480-596289/10	50.0	43.42618	25.0	359749.0	0.868524	Y
8	IC 480-596289/11	100.0	90.484262	25.0	355314.0	0.904843	Y

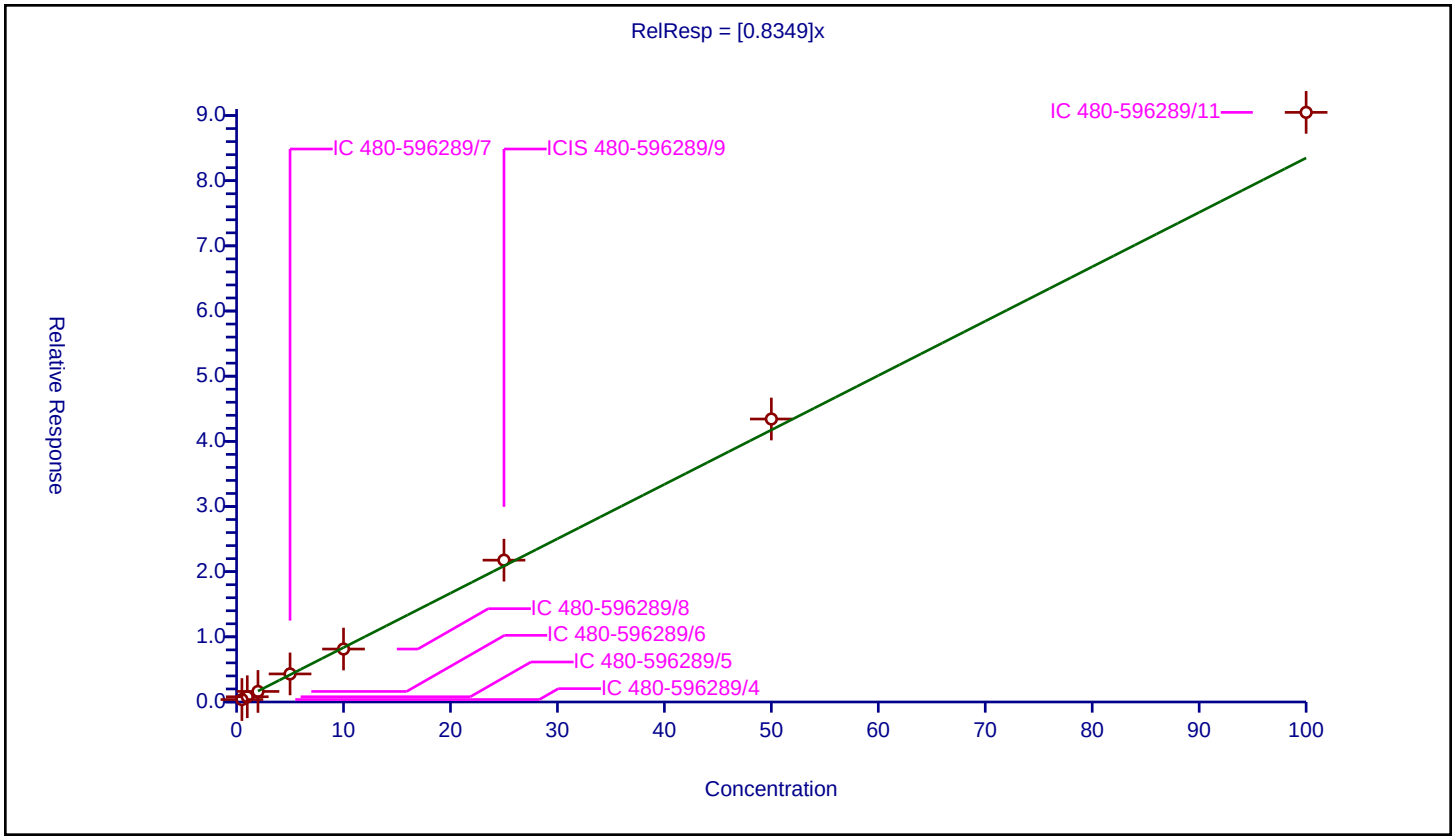

Calibration / m-Xylene & p-Xylene

Curve Type:	Average
Weighting:	Conc_Sq
Origin:	Force
Dependency:	Response
Calib Mode:	ISTD
Response Base:	AREA
RF Rounding:	0

Curve Coefficients

Intercept:	0
Slope:	1.542

Error Coefficients

Standard Error:	999000
Relative Standard Error:	5.5
Correlation Coefficient:	1.000
Coefficient of Determination (Adjusted):	0.996

ID	Level	Concentration	Rel. Resp.	IS Amount	IS Response	RRF	Used
1	IC 480-596289/4	0.5	0.721979	25.0	352919.0	1.443957	Y
2	IC 480-596289/5	1.0	1.404863	25.0	339179.0	1.404863	Y
3	IC 480-596289/6	2.0	3.059178	25.0	318378.0	1.529589	Y
4	IC 480-596289/7	5.0	7.924609	25.0	323303.0	1.584922	Y
5	IC 480-596289/8	10.0	15.106335	25.0	338411.0	1.510634	Y
6	ICIS 480-596289/9	25.0	40.531983	25.0	348761.0	1.621279	Y
7	IC 480-596289/10	50.0	81.668469	25.0	359749.0	1.633369	Y
8	IC 480-596289/11	100.0	160.930965	25.0	355314.0	1.60931	Y

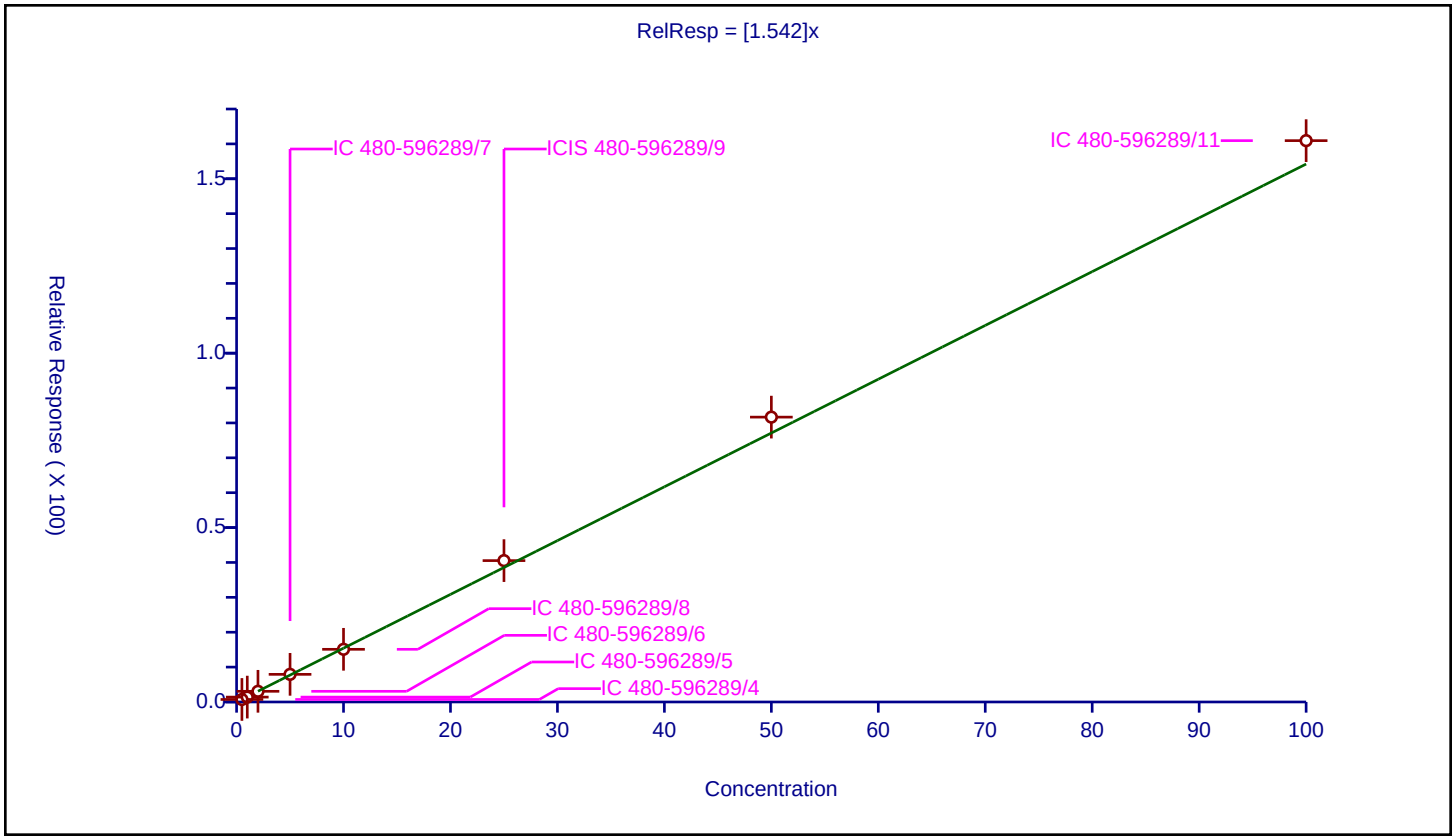

Calibration / o-Xylene

Curve Type:	Average
Weighting:	Conc_Sq
Origin:	Force
Dependency:	Response
Calib Mode:	ISTD
Response Base:	AREA
RF Rounding:	0

Curve Coefficients

Intercept:	0
Slope:	1.525

Error Coefficients

Standard Error:	989000
Relative Standard Error:	5.3
Correlation Coefficient:	1.000
Coefficient of Determination (Adjusted):	0.996

ID	Level	Concentration	Rel. Resp.	IS Amount	IS Response	RRF	Used
1	IC 480-596289/4	0.5	0.739688	25.0	352919.0	1.479376	Y
2	IC 480-596289/5	1.0	1.368894	25.0	339179.0	1.368894	Y
3	IC 480-596289/6	2.0	3.076689	25.0	318378.0	1.538344	Y
4	IC 480-596289/7	5.0	7.742273	25.0	323303.0	1.548455	Y
5	IC 480-596289/8	10.0	14.758386	25.0	338411.0	1.475839	Y
6	ICIS 480-596289/9	25.0	39.912648	25.0	348761.0	1.596506	Y
7	IC 480-596289/10	50.0	79.617456	25.0	359749.0	1.592349	Y
8	IC 480-596289/11	100.0	160.006923	25.0	355314.0	1.600069	Y

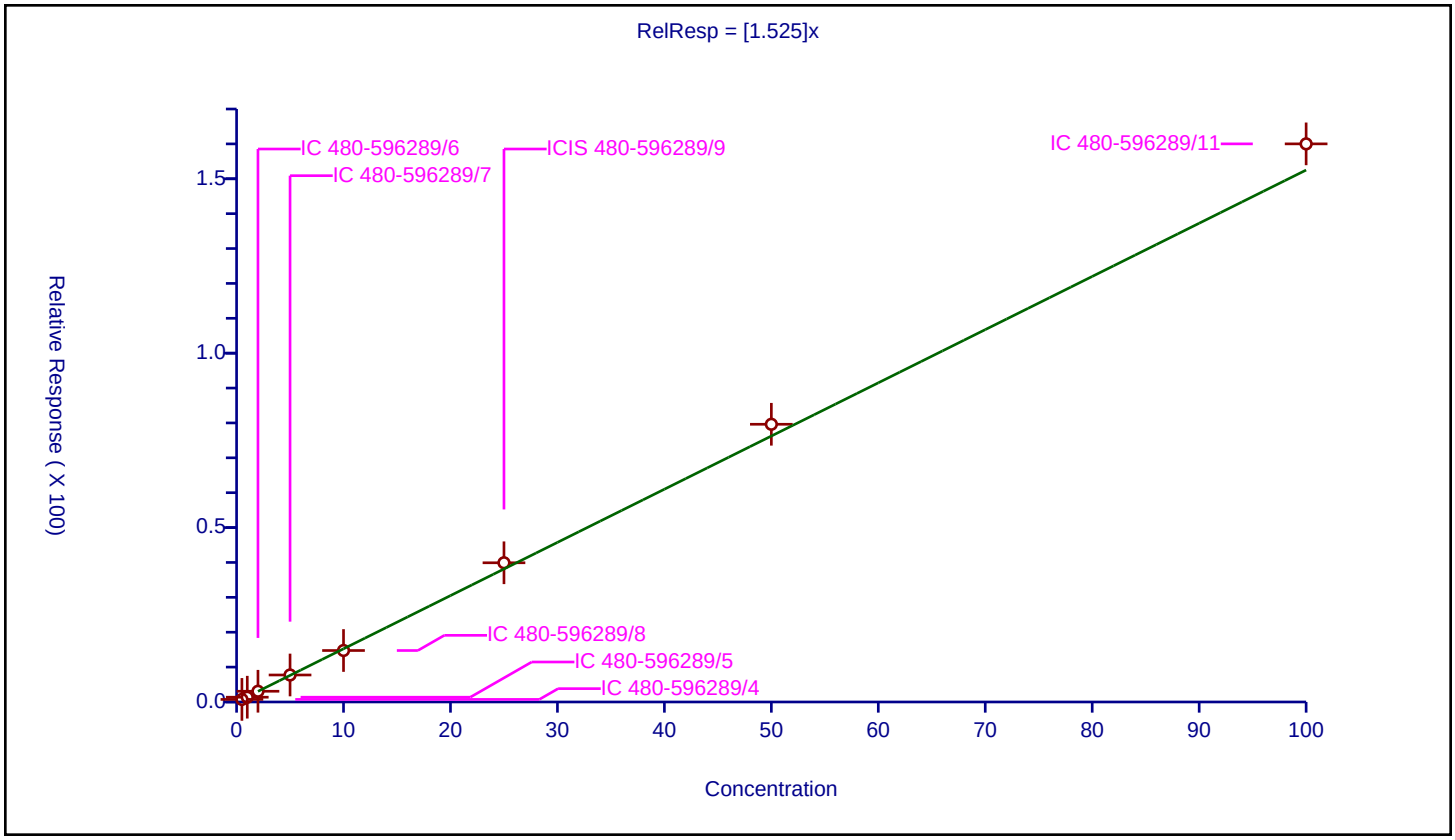

Calibration / Styrene

Curve Type:	Average
Weighting:	Conc_Sq
Origin:	Force
Dependency:	Response
Calib Mode:	ISTD
Response Base:	AREA
RF Rounding:	0

Curve Coefficients

Intercept:	0
Slope:	2.506

Error Coefficients

Standard Error:	1710000
Relative Standard Error:	7.3
Correlation Coefficient:	0.999
Coefficient of Determination (Adjusted):	0.993

ID	Level	Concentration	Rel. Resp.	IS Amount	IS Response	RRF	Used
1	IC 480-596289/4	0.5	1.165919	25.0	352919.0	2.331838	Y
2	IC 480-596289/5	1.0	2.456667	25.0	339179.0	2.456667	Y
3	IC 480-596289/6	2.0	4.886723	25.0	318378.0	2.443361	Y
4	IC 480-596289/7	5.0	11.929753	25.0	323303.0	2.385951	Y
5	IC 480-596289/8	10.0	22.931214	25.0	338411.0	2.293121	Y
6	ICIS 480-596289/9	25.0	65.642517	25.0	348761.0	2.625701	Y
7	IC 480-596289/10	50.0	136.890513	25.0	359749.0	2.73781	Y
8	IC 480-596289/11	100.0	277.572302	25.0	355314.0	2.775723	Y

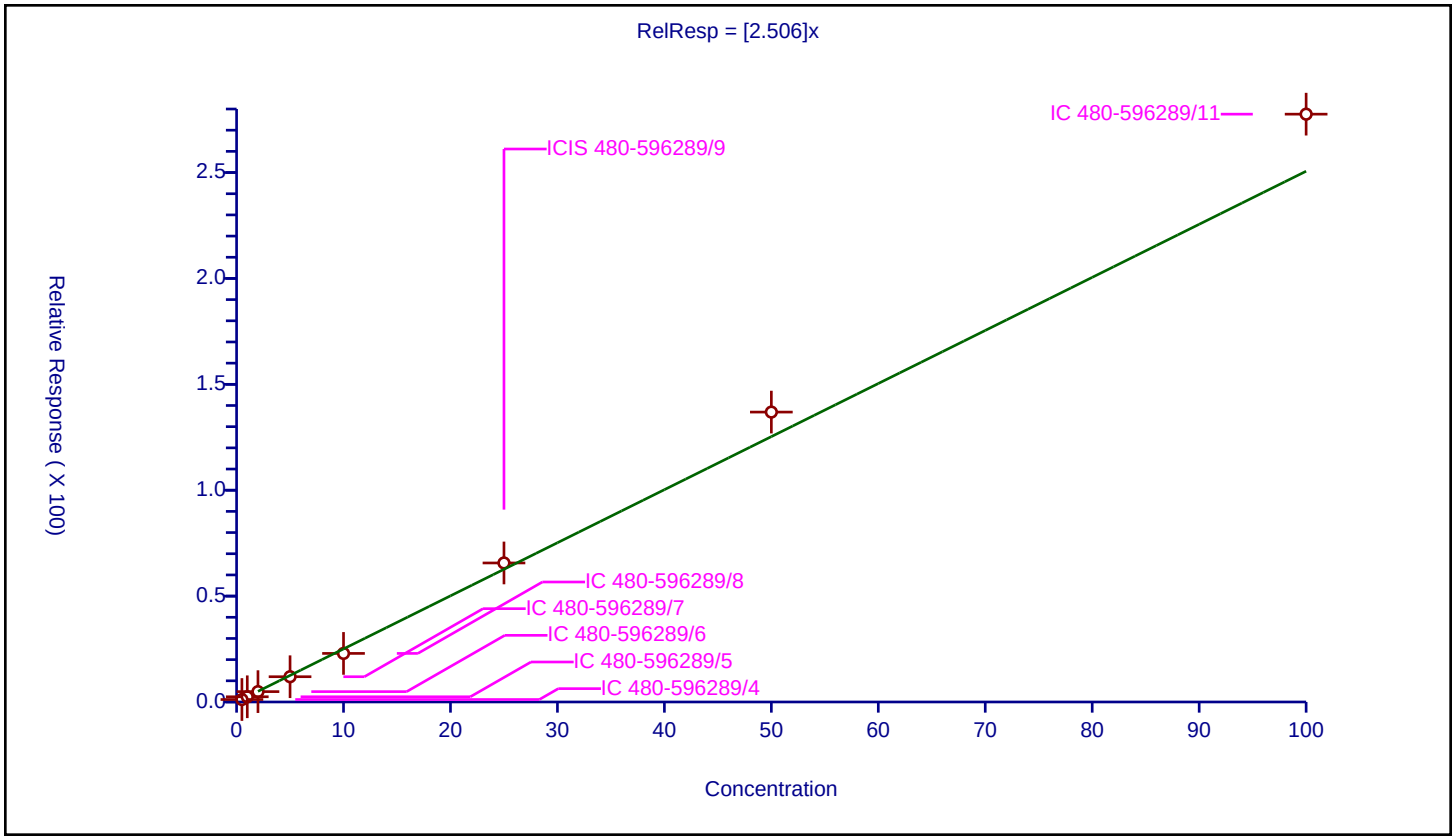

Calibration / Bromoform

Curve Type:	Average
Weighting:	Conc_Sq
Origin:	Force
Dependency:	Response
Calib Mode:	ISTD
Response Base:	AREA
RF Rounding:	0

Curve Coefficients

Intercept:	0
Slope:	0.5117

Error Coefficients

Standard Error:	375000
Relative Standard Error:	12.4
Correlation Coefficient:	0.998
Coefficient of Determination (Adjusted):	0.981

ID	Level	Concentration	Rel. Resp.	IS Amount	IS Response	RRF	Used
1	IC 480-596289/4	0.5	0.254449	25.0	352919.0	0.508899	Y
2	IC 480-596289/5	1.0	0.435463	25.0	339179.0	0.435463	Y
3	IC 480-596289/6	2.0	0.929398	25.0	318378.0	0.464699	Y
4	IC 480-596289/7	5.0	2.398756	25.0	323303.0	0.479751	Y
5	IC 480-596289/8	10.0	4.696065	25.0	338411.0	0.469606	Y
6	ICIS 480-596289/9	25.0	13.231984	25.0	348761.0	0.529279	Y
7	IC 480-596289/10	50.0	29.475273	25.0	359749.0	0.589505	Y
8	IC 480-596289/11	100.0	61.639845	25.0	355314.0	0.616398	Y

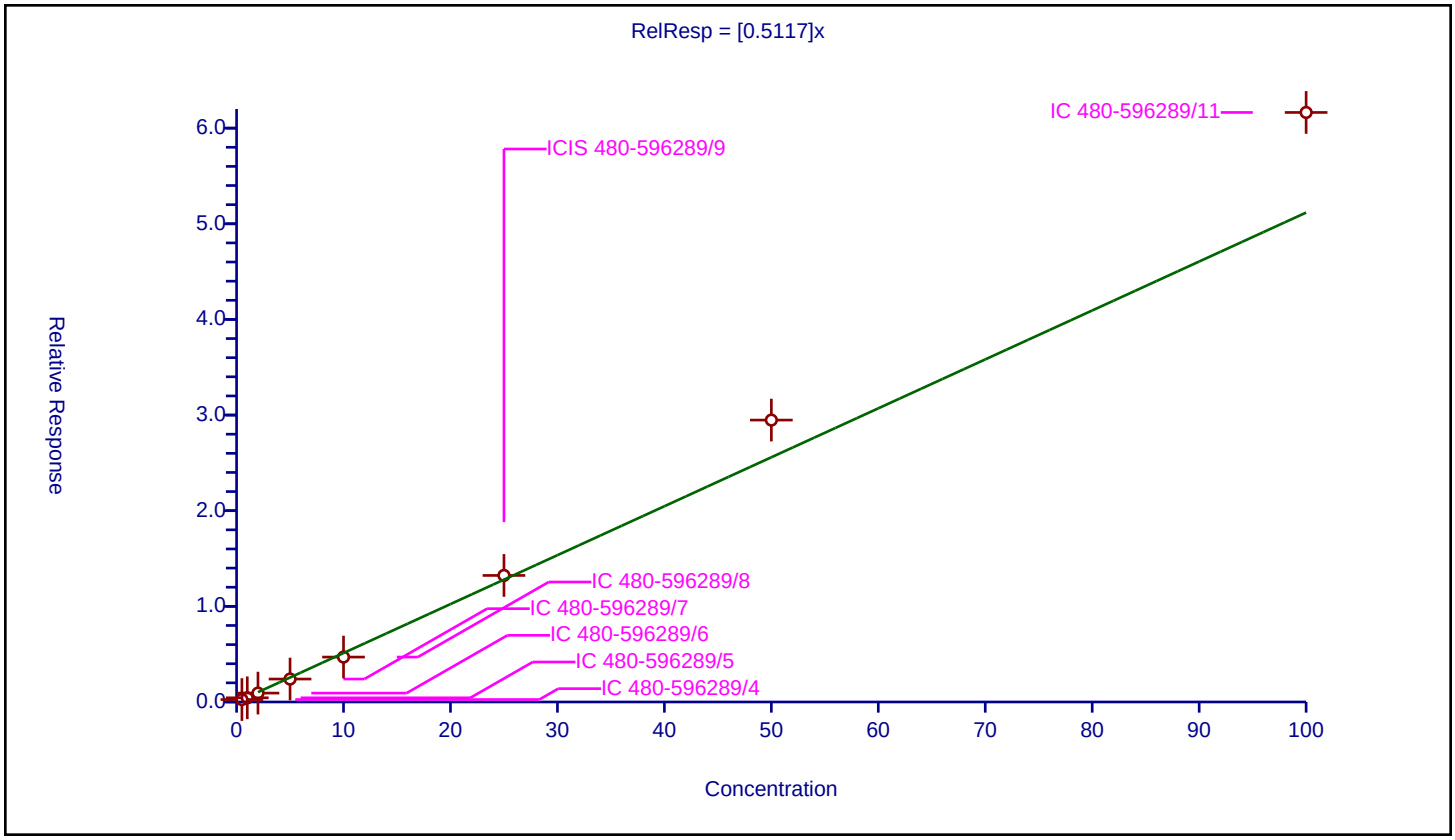

Calibration / Isopropylbenzene

Curve Type:	Average
Weighting:	Conc_Sq
Origin:	Force
Dependency:	Response
Calib Mode:	ISTD
Response Base:	AREA
RF Rounding:	0

Curve Coefficients

Intercept:	0
Slope:	3.798

Error Coefficients

Standard Error:	2630000
Relative Standard Error:	6.5
Correlation Coefficient:	1.000
Coefficient of Determination (Adjusted):	0.995

ID	Level	Concentration	Rel. Resp.	IS Amount	IS Response	RRF	Used
1	IC 480-596289/4	0.5	1.764071	25.0	357993.0	3.528142	Y
2	IC 480-596289/5	1.0	3.350221	25.0	344522.0	3.350221	Y
3	IC 480-596289/6	2.0	7.483802	25.0	339540.0	3.741901	Y
4	IC 480-596289/7	5.0	20.359243	25.0	335010.0	4.071849	Y
5	IC 480-596289/8	10.0	38.572608	25.0	342681.0	3.857261	Y
6	ICIS 480-596289/9	25.0	99.872177	25.0	371999.0	3.994887	Y
7	IC 480-596289/10	50.0	194.056407	25.0	390555.0	3.881128	Y
8	IC 480-596289/11	100.0	395.994677	25.0	382285.0	3.959947	Y

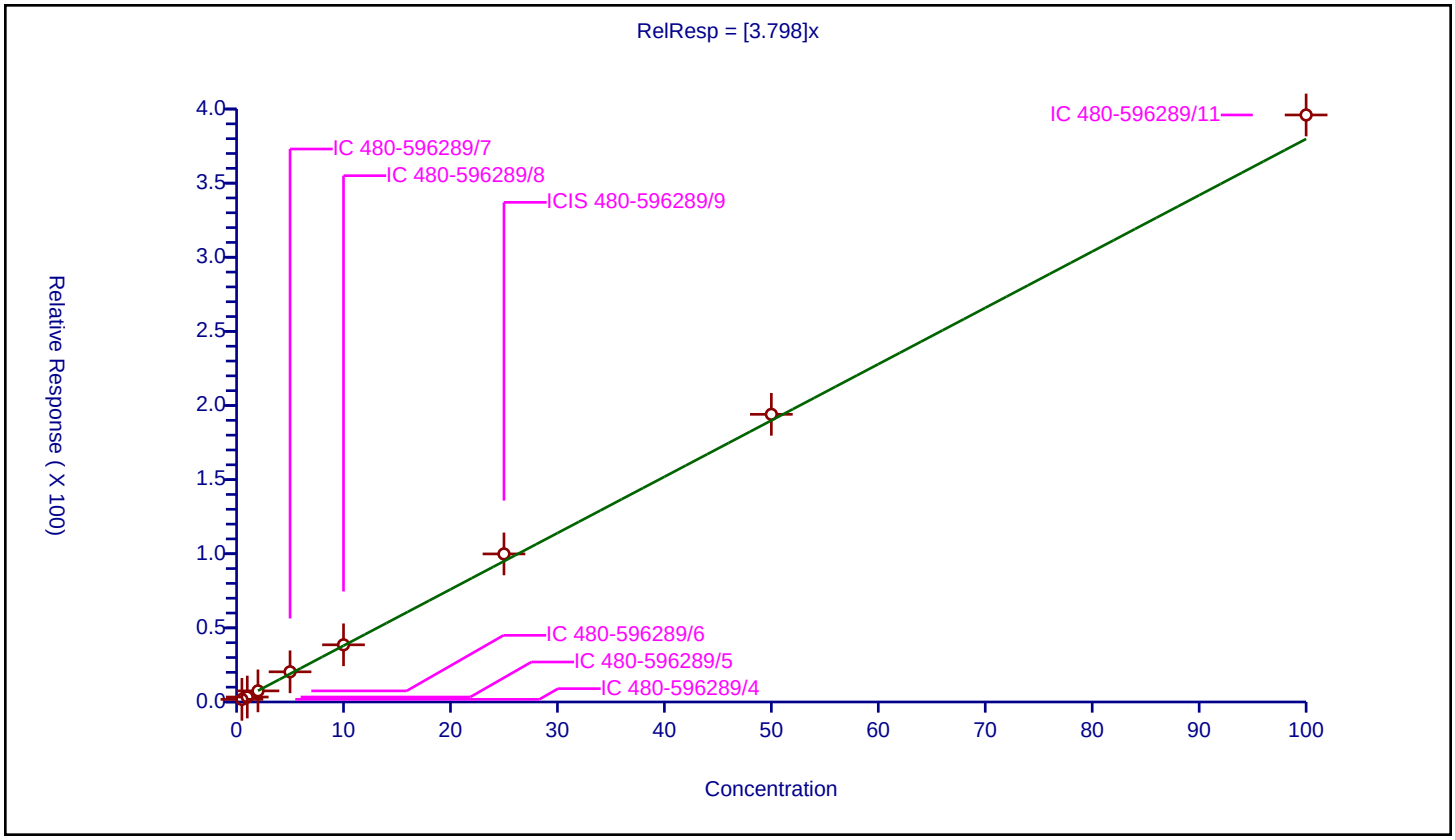

Calibration / 4-Bromofluorobenzene (Surr)

Curve Type:	Average
Weighting:	Conc_Sq
Origin:	Force
Dependency:	Response
Calib Mode:	ISTD
Response Base:	AREA
RF Rounding:	0

Curve Coefficients

Intercept:	0
Slope:	0.8445

Error Coefficients

Standard Error:	309000
Relative Standard Error:	2.3
Correlation Coefficient:	NA
Coefficient of Determination (Adjusted):	0

ID	Level	Concentration	Rel. Resp.	IS Amount	IS Response	RRF	Used
1	IC 480-596289/4	25.0	20.608341	25.0	352919.0	0.824334	Y
2	IC 480-596289/5	25.0	20.801185	25.0	339179.0	0.832047	Y
3	IC 480-596289/6	25.0	21.230346	25.0	318378.0	0.849214	Y
4	IC 480-596289/7	25.0	21.134895	25.0	323303.0	0.845396	Y
5	IC 480-596289/8	25.0	20.452645	25.0	338411.0	0.818106	Y
6	ICIS 480-596289/9	25.0	21.107506	25.0	348761.0	0.8443	Y
7	IC 480-596289/10	25.0	21.853779	25.0	359749.0	0.874151	Y
8	IC 480-596289/11	25.0	21.706083	25.0	355314.0	0.868243	Y

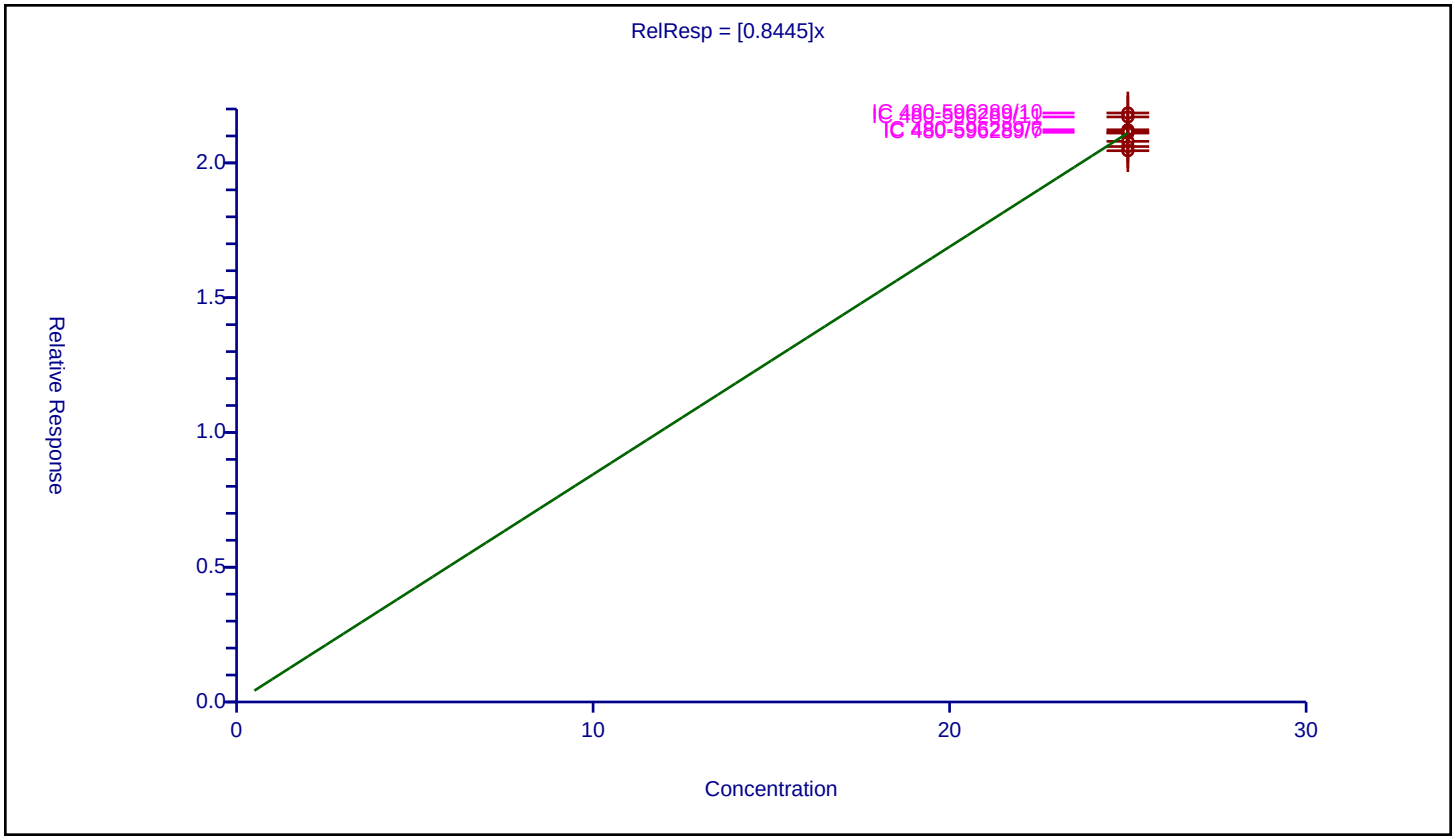

Calibration / Bromobenzene

Curve Type:	Average
Weighting:	Conc_Sq
Origin:	Force
Dependency:	Response
Calib Mode:	ISTD
Response Base:	AREA
RF Rounding:	0

Curve Coefficients

Intercept:	0
Slope:	0.9692

Error Coefficients

Standard Error:	669000
Relative Standard Error:	3.3
Correlation Coefficient:	1.000
Coefficient of Determination (Adjusted):	0.999

ID	Level	Concentration	Rel. Resp.	IS Amount	IS Response	RRF	Used
1	IC 480-596289/4	0.5	0.476057	25.0	357993.0	0.952114	Y
2	IC 480-596289/5	1.0	0.935644	25.0	344522.0	0.935644	Y
3	IC 480-596289/6	2.0	1.845953	25.0	339540.0	0.922977	Y
4	IC 480-596289/7	5.0	4.844408	25.0	335010.0	0.968882	Y
5	IC 480-596289/8	10.0	9.637462	25.0	342681.0	0.963746	Y
6	ICIS 480-596289/9	25.0	25.176143	25.0	371999.0	1.007046	Y
7	IC 480-596289/10	50.0	49.857831	25.0	390555.0	0.997157	Y
8	IC 480-596289/11	100.0	100.572217	25.0	382285.0	1.005722	Y

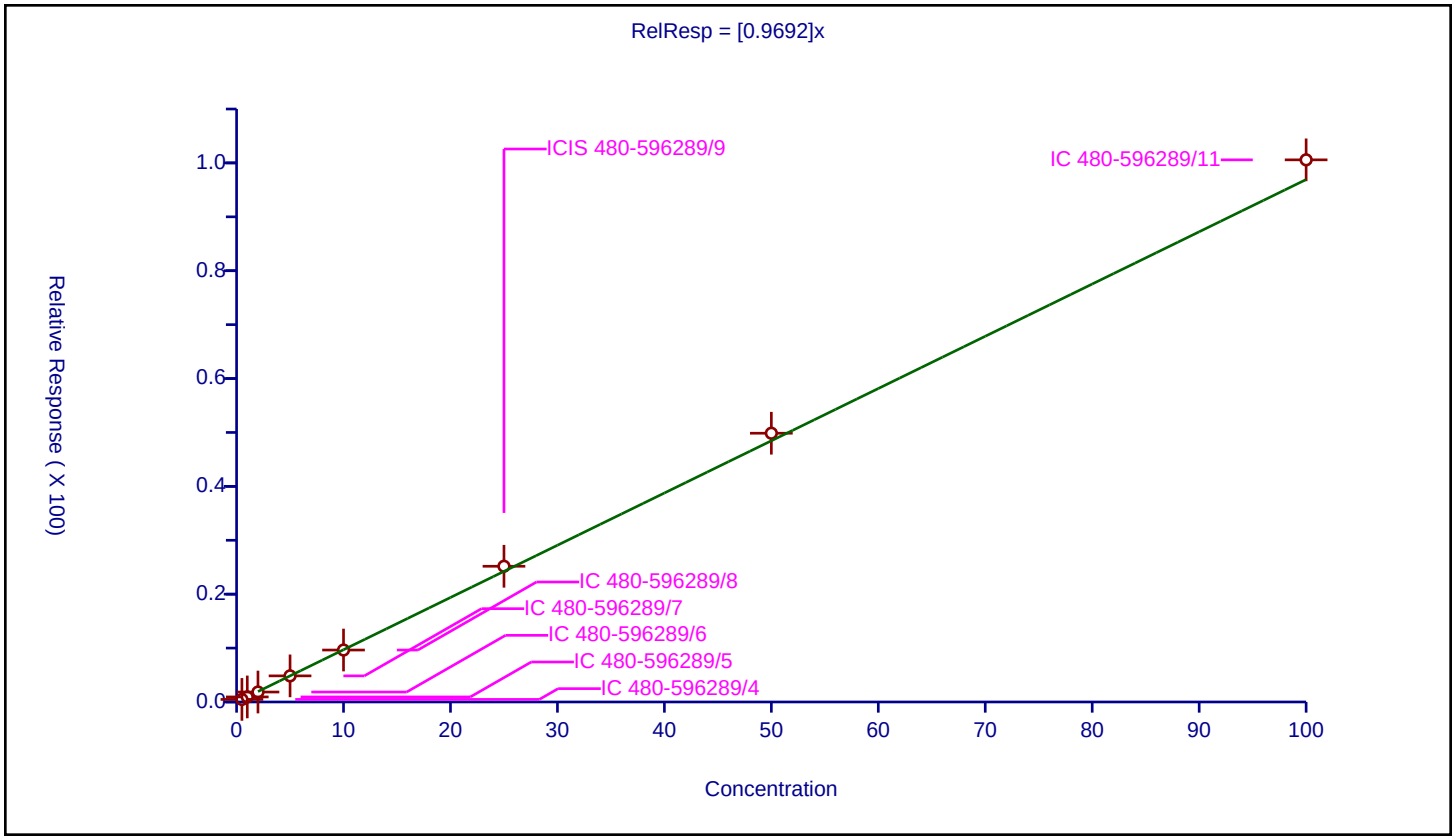

Calibration / 1,1,2,2-Tetrachloroethane

Curve Type:	Average
Weighting:	Conc_Sq
Origin:	Force
Dependency:	Response
Calib Mode:	ISTD
Response Base:	AREA
RF Rounding:	0

Curve Coefficients

Intercept:	0
Slope:	1.041

Error Coefficients

Standard Error:	704000
Relative Standard Error:	4.5
Correlation Coefficient:	1.000
Coefficient of Determination (Adjusted):	0.997

ID	Level	Concentration	Rel. Resp.	IS Amount	IS Response	RRF	Used
1	IC 480-596289/4	0.5	0.564606	25.0	357993.0	1.129212	Y
2	IC 480-596289/5	1.0	1.063793	25.0	344522.0	1.063793	Y
3	IC 480-596289/6	2.0	2.039082	25.0	339540.0	1.019541	Y
4	IC 480-596289/7	5.0	5.112235	25.0	335010.0	1.022447	Y
5	IC 480-596289/8	10.0	9.643006	25.0	342681.0	0.964301	Y
6	ICIS 480-596289/9	25.0	25.645365	25.0	371999.0	1.025815	Y
7	IC 480-596289/10	50.0	52.079797	25.0	390555.0	1.041596	Y
8	IC 480-596289/11	100.0	106.137764	25.0	382285.0	1.061378	Y

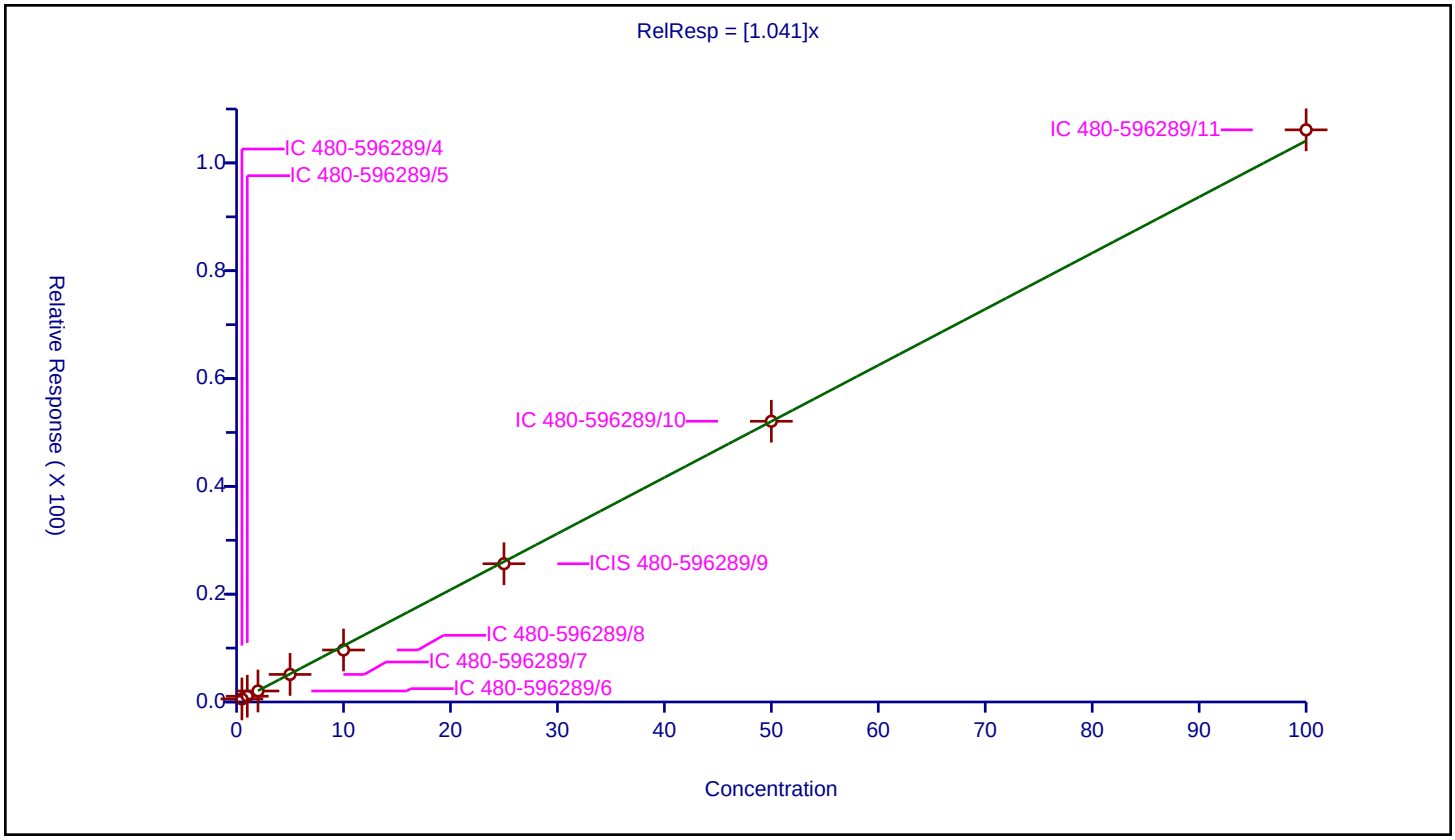

Calibration / N-Propylbenzene

Curve Type:	Average
Weighting:	Conc_Sq
Origin:	Force
Dependency:	Response
Calib Mode:	ISTD
Response Base:	AREA
RF Rounding:	0

Curve Coefficients

Intercept:	0
Slope:	4.251

Error Coefficients

Standard Error:	2970000
Relative Standard Error:	4.8
Correlation Coefficient:	1.000
Coefficient of Determination (Adjusted):	0.997

ID	Level	Concentration	Rel. Resp.	IS Amount	IS Response	RRF	Used
1	IC 480-596289/4	0.5	2.012609	25.0	357993.0	4.025218	Y
2	IC 480-596289/5	1.0	3.965712	25.0	344522.0	3.965712	Y
3	IC 480-596289/6	2.0	8.236217	25.0	339540.0	4.118108	Y
4	IC 480-596289/7	5.0	21.994194	25.0	335010.0	4.398839	Y
5	IC 480-596289/8	10.0	41.634859	25.0	342681.0	4.163486	Y
6	ICIS 480-596289/9	25.0	110.985177	25.0	371999.0	4.439407	Y
7	IC 480-596289/10	50.0	222.060017	25.0	390555.0	4.4412	Y
8	IC 480-596289/11	100.0	445.48112	25.0	382285.0	4.454811	Y

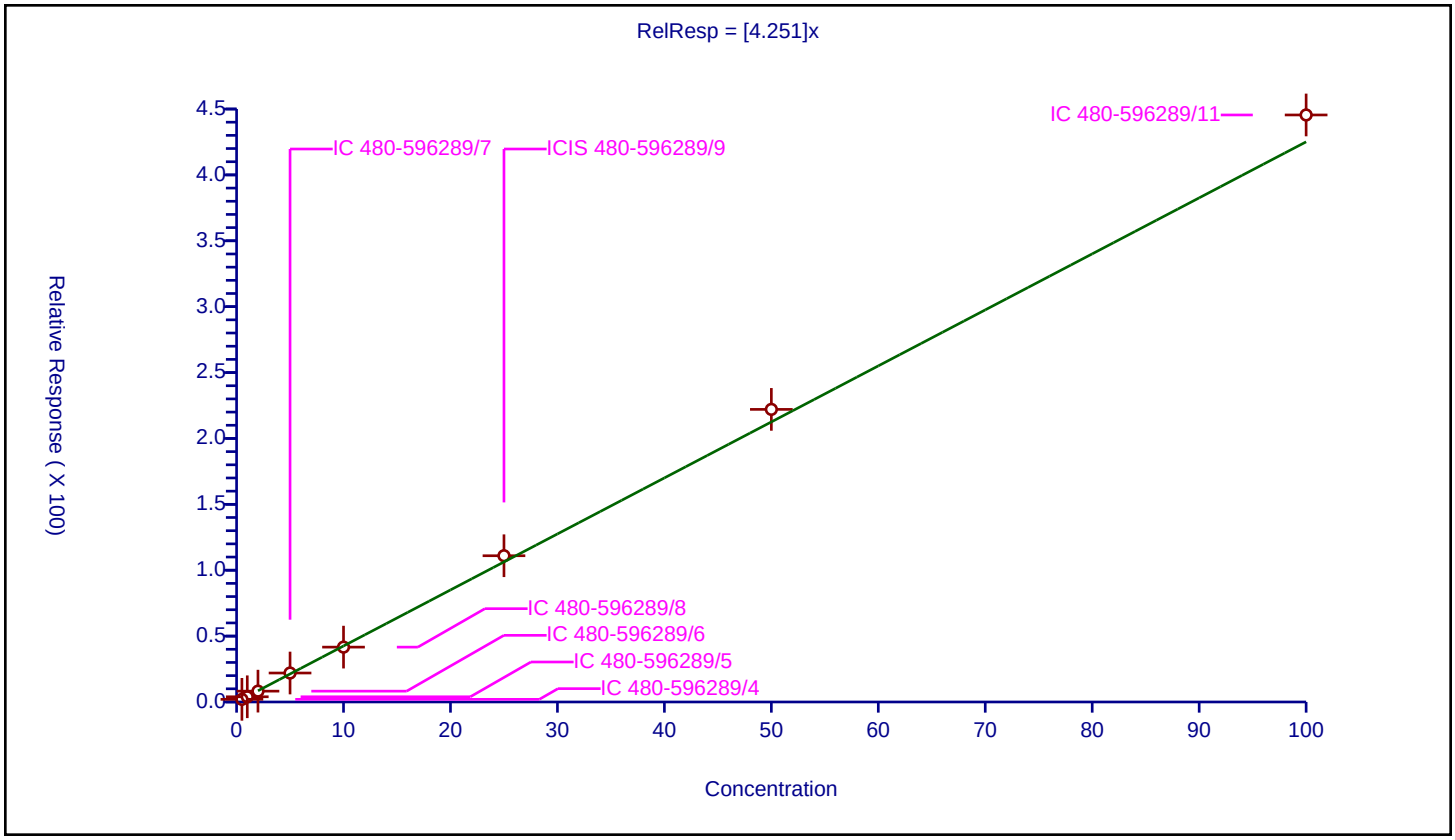

Calibration / 1,2,3-Trichloropropane

Curve Type:	Average
Weighting:	Conc_Sq
Origin:	Force
Dependency:	Response
Calib Mode:	ISTD
Response Base:	AREA
RF Rounding:	0

Curve Coefficients

Intercept:	0
Slope:	0.3606

Error Coefficients

Standard Error:	239000
Relative Standard Error:	6.1
Correlation Coefficient:	1.000
Coefficient of Determination (Adjusted):	0.995

ID	Level	Concentration	Rel. Resp.	IS Amount	IS Response	RRF	Used
1	IC 480-596289/4	0.5	0.203356	25.0	357993.0	0.406712	Y
2	IC 480-596289/5	1.0	0.334884	25.0	344522.0	0.334884	Y
3	IC 480-596289/6	2.0	0.735186	25.0	339540.0	0.367593	Y
4	IC 480-596289/7	5.0	1.834647	25.0	335010.0	0.366929	Y
5	IC 480-596289/8	10.0	3.394119	25.0	342681.0	0.339412	Y
6	ICIS 480-596289/9	25.0	8.89532	25.0	371999.0	0.355813	Y
7	IC 480-596289/10	50.0	17.737323	25.0	390555.0	0.354746	Y
8	IC 480-596289/11	100.0	35.895928	25.0	382285.0	0.358959	Y

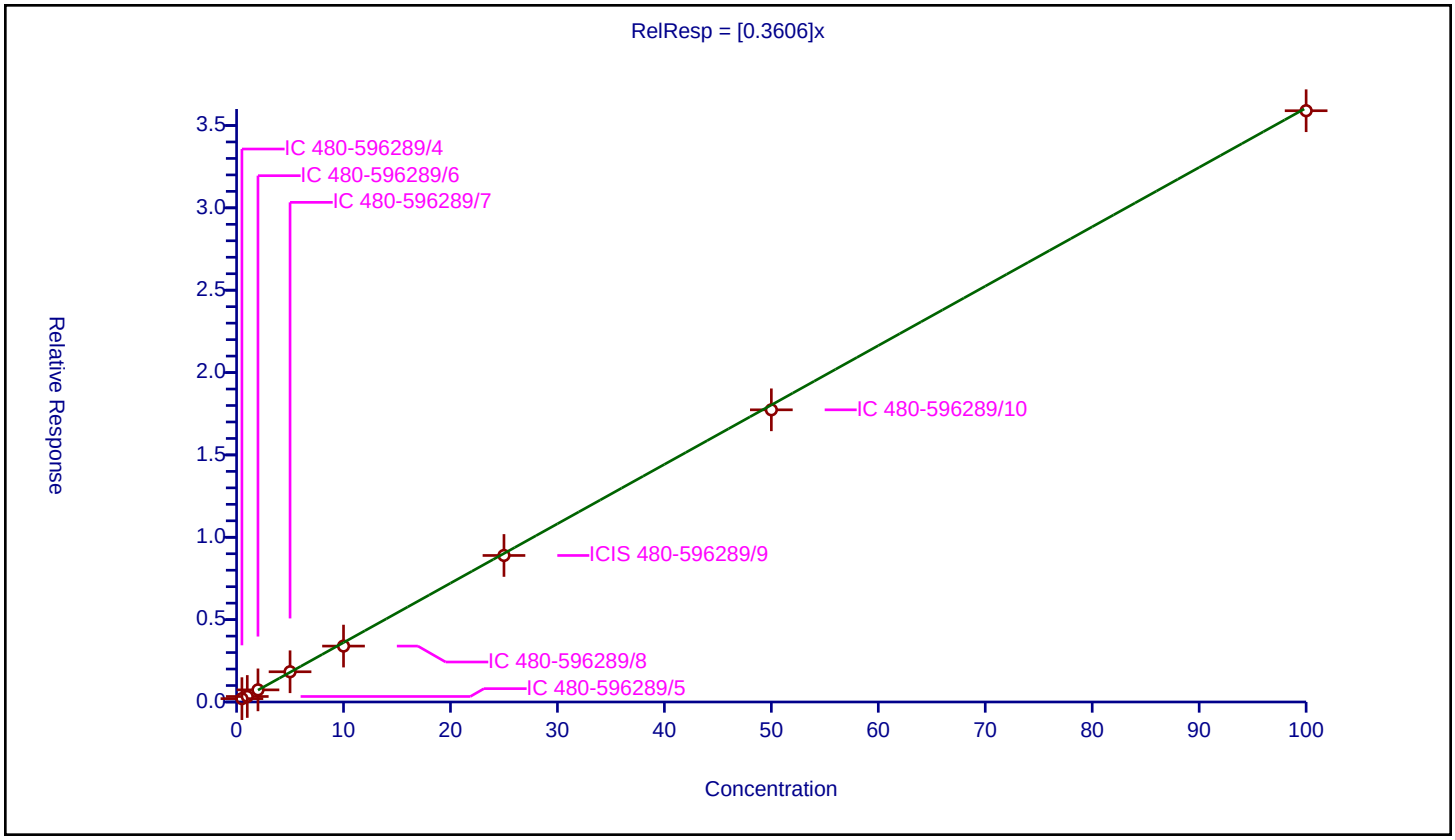

Calibration / trans-1,4-Dichloro-2-butene

Curve Type:	Linear
Weighting:	Conc
Origin:	None
Dependency:	Response
Calib Mode:	ISTD
Response Base:	AREA
RF Rounding:	0

Curve Coefficients

Intercept:	-0.1935
Slope:	0.3616

Error Coefficients

Standard Error:	287000
Relative Standard Error:	13.1
Correlation Coefficient:	0.999
Coefficient of Determination (Adjusted):	0.997

ID	Level	Concentration	Rel. Resp.	IS Amount	IS Response	RRF	Used
1	IC 480-596289/4	0.5	0.100561	25.0	357993.0	0.201121	N
2	IC 480-596289/5	1.0	0.247735	25.0	344522.0	0.247735	Y
3	IC 480-596289/6	2.0	0.557298	25.0	339540.0	0.278649	Y
4	IC 480-596289/7	5.0	1.433838	25.0	335010.0	0.286768	Y
5	IC 480-596289/8	10.0	2.900146	25.0	342681.0	0.290015	Y
6	ICIS 480-596289/9	25.0	8.308221	25.0	371999.0	0.332329	Y
7	IC 480-596289/10	50.0	18.408803	25.0	390555.0	0.368176	Y
8	IC 480-596289/11	100.0	36.581346	25.0	382285.0	0.365813	Y

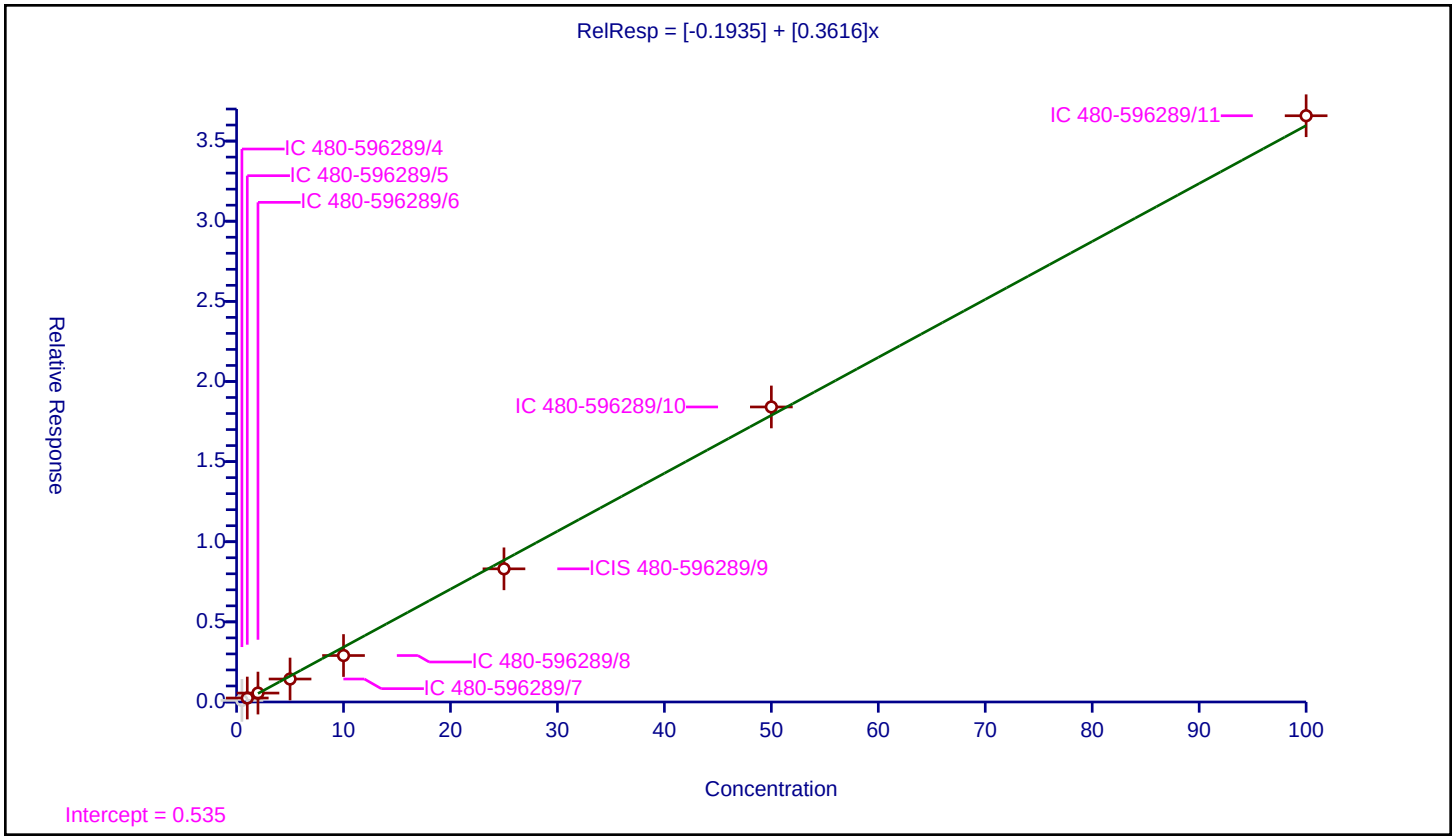

Calibration / 2-Chlorotoluene

Curve Type:	Average
Weighting:	Conc_Sq
Origin:	Force
Dependency:	Response
Calib Mode:	ISTD
Response Base:	AREA
RF Rounding:	0

Curve Coefficients

Intercept:	0
Slope:	0.9259

Error Coefficients

Standard Error:	600000
Relative Standard Error:	4.5
Correlation Coefficient:	1.000
Coefficient of Determination (Adjusted):	0.997

ID	Level	Concentration	Rel. Resp.	IS Amount	IS Response	RRF	Used
1	IC 480-596289/4	0.5	0.495959	25.0	357993.0	0.991919	Y
2	IC 480-596289/5	1.0	0.989995	25.0	344522.0	0.989995	Y
3	IC 480-596289/6	2.0	1.772251	25.0	339540.0	0.886125	Y
4	IC 480-596289/7	5.0	4.591729	25.0	335010.0	0.918346	Y
5	IC 480-596289/8	10.0	9.067106	25.0	342681.0	0.906711	Y
6	ICIS 480-596289/9	25.0	22.84865	25.0	371999.0	0.913946	Y
7	IC 480-596289/10	50.0	45.05857	25.0	390555.0	0.901171	Y
8	IC 480-596289/11	100.0	89.886276	25.0	382285.0	0.898863	Y

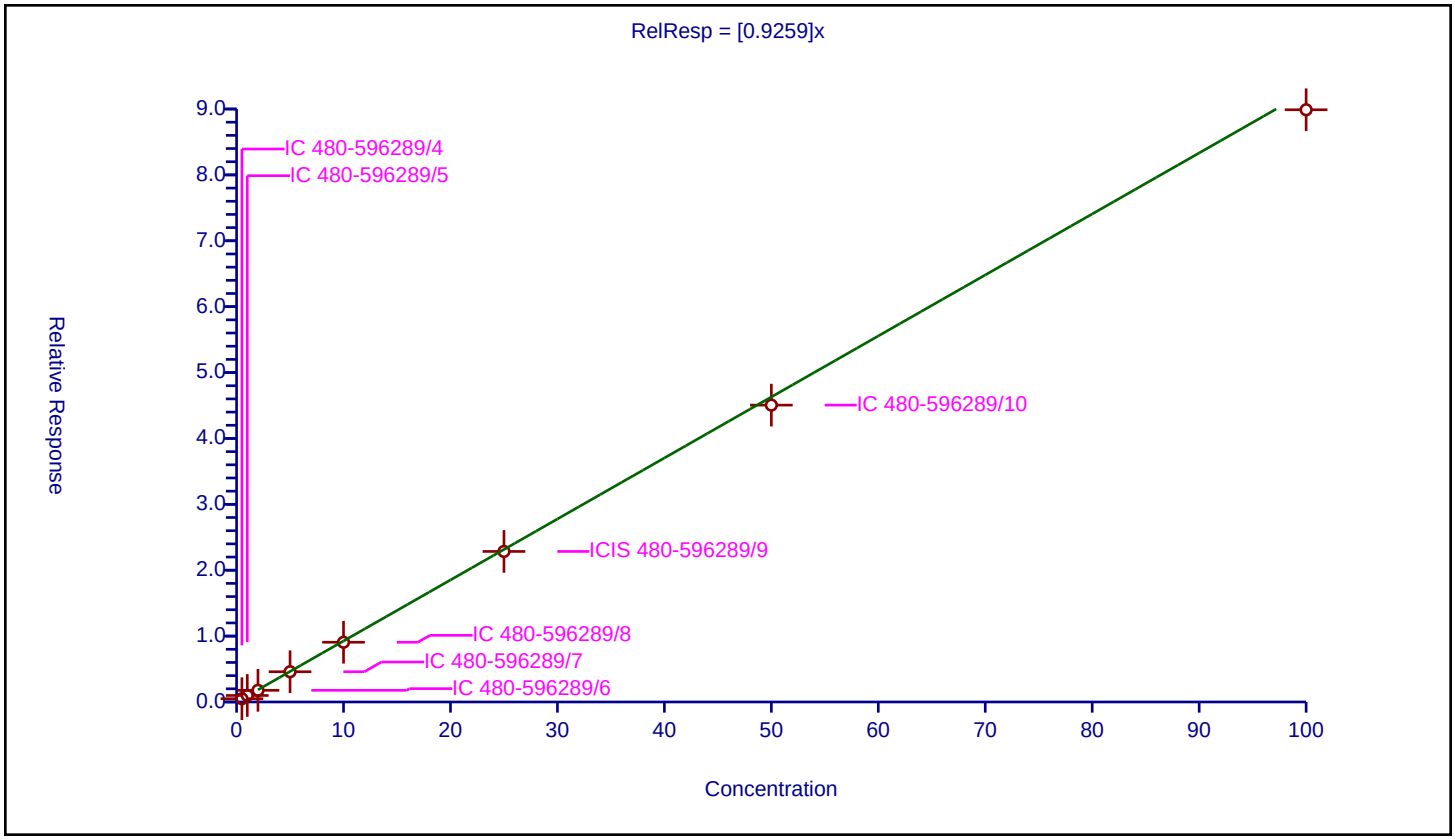

Calibration / 1,3,5-Trimethylbenzene

Curve Type:	Average
Weighting:	Conc_Sq
Origin:	Force
Dependency:	Response
Calib Mode:	ISTD
Response Base:	AREA
RF Rounding:	0

Curve Coefficients

Intercept:	0
Slope:	3.23

Error Coefficients

Standard Error:	2270000
Relative Standard Error:	6.0
Correlation Coefficient:	1.000
Coefficient of Determination (Adjusted):	0.996

ID	Level	Concentration	Rel. Resp.	IS Amount	IS Response	RRF	Used
1	IC 480-596289/4	0.5	1.484317	25.0	357993.0	2.968633	Y
2	IC 480-596289/5	1.0	2.934573	25.0	344522.0	2.934573	Y
3	IC 480-596289/6	2.0	6.275991	25.0	339540.0	3.137996	Y
4	IC 480-596289/7	5.0	16.850616	25.0	335010.0	3.370123	Y
5	IC 480-596289/8	10.0	32.722634	25.0	342681.0	3.272263	Y
6	ICIS 480-596289/9	25.0	84.492969	25.0	371999.0	3.379719	Y
7	IC 480-596289/10	50.0	167.82617	25.0	390555.0	3.356523	Y
8	IC 480-596289/11	100.0	341.841493	25.0	382285.0	3.418415	Y

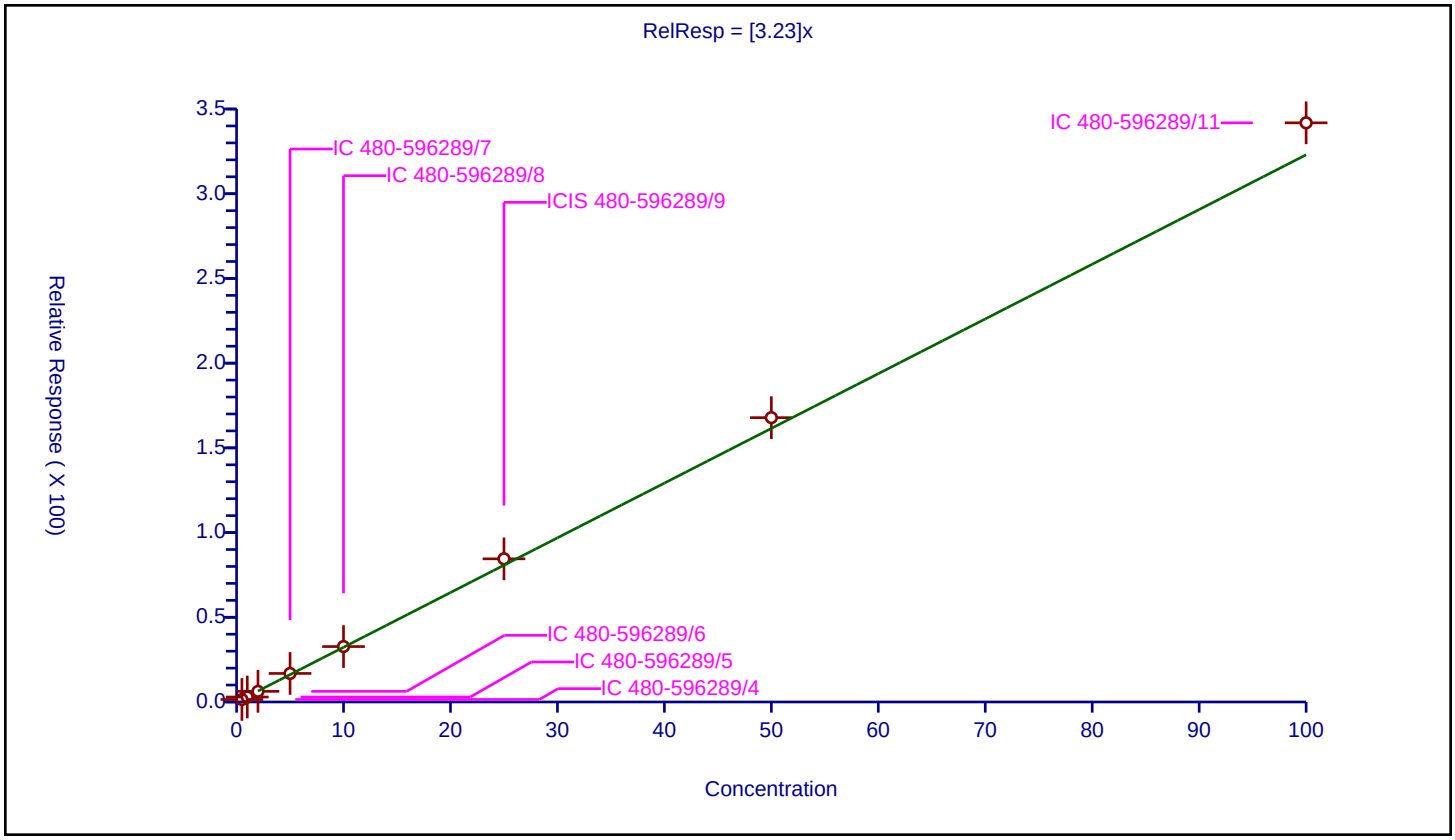

Calibration / 4-Chlorotoluene

Curve Type:	Average
Weighting:	Conc_Sq
Origin:	Force
Dependency:	Response
Calib Mode:	ISTD
Response Base:	AREA
RF Rounding:	0

Curve Coefficients

Intercept:	0
Slope:	0.9159

Error Coefficients

Standard Error:	623000
Relative Standard Error:	4.4
Correlation Coefficient:	1.000
Coefficient of Determination (Adjusted):	0.997

ID	Level	Concentration	Rel. Resp.	IS Amount	IS Response	RRF	Used
1	IC 480-596289/4	0.5	0.443165	25.0	357993.0	0.88633	Y
2	IC 480-596289/5	1.0	0.854735	25.0	344522.0	0.854735	Y
3	IC 480-596289/6	2.0	1.91649	25.0	339540.0	0.958245	Y
4	IC 480-596289/7	5.0	4.755604	25.0	335010.0	0.951121	Y
5	IC 480-596289/8	10.0	8.657687	25.0	342681.0	0.865769	Y
6	ICIS 480-596289/9	25.0	23.622308	25.0	371999.0	0.944892	Y
7	IC 480-596289/10	50.0	46.527762	25.0	390555.0	0.930555	Y
8	IC 480-596289/11	100.0	93.563637	25.0	382285.0	0.935636	Y

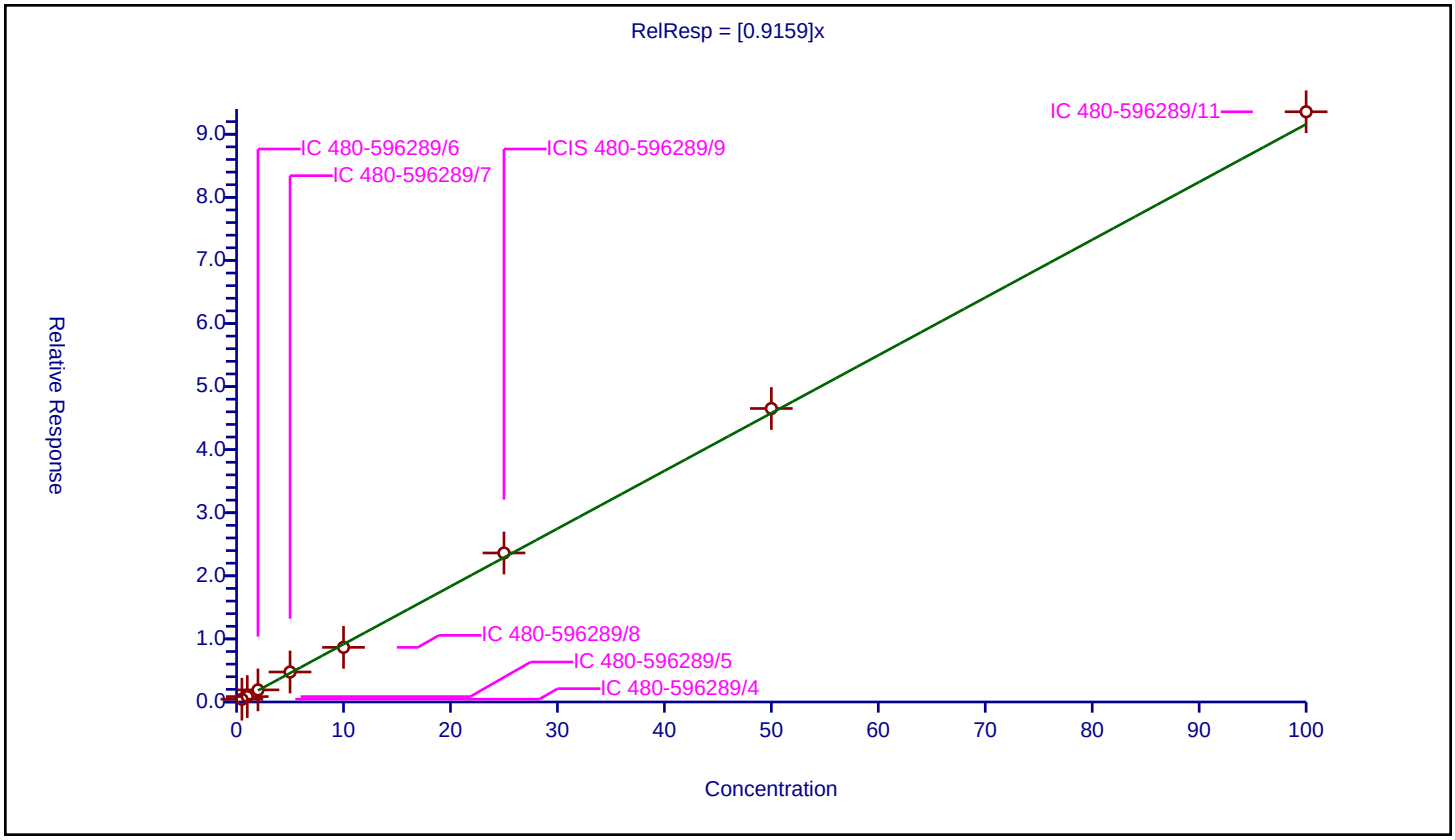

Calibration / tert-Butylbenzene

Curve Type:	Average
Weighting:	Conc_Sq
Origin:	Force
Dependency:	Response
Calib Mode:	ISTD
Response Base:	AREA
RF Rounding:	0

Curve Coefficients

Intercept:	0
Slope:	0.7165

Error Coefficients

Standard Error:	483000
Relative Standard Error:	5.9
Correlation Coefficient:	0.999
Coefficient of Determination (Adjusted):	0.995

ID	Level	Concentration	Rel. Resp.	IS Amount	IS Response	RRF	Used
1	IC 480-596289/4	0.5	0.363834	25.0	357993.0	0.727668	Y
2	IC 480-596289/5	1.0	0.640162	25.0	344522.0	0.640162	Y
3	IC 480-596289/6	2.0	1.350945	25.0	339540.0	0.675473	Y
4	IC 480-596289/7	5.0	3.847796	25.0	335010.0	0.769559	Y
5	IC 480-596289/8	10.0	7.068163	25.0	342681.0	0.706816	Y
6	ICIS 480-596289/9	25.0	18.932175	25.0	371999.0	0.757287	Y
7	IC 480-596289/10	50.0	36.667179	25.0	390555.0	0.733344	Y
8	IC 480-596289/11	100.0	72.131067	25.0	382285.0	0.721311	Y

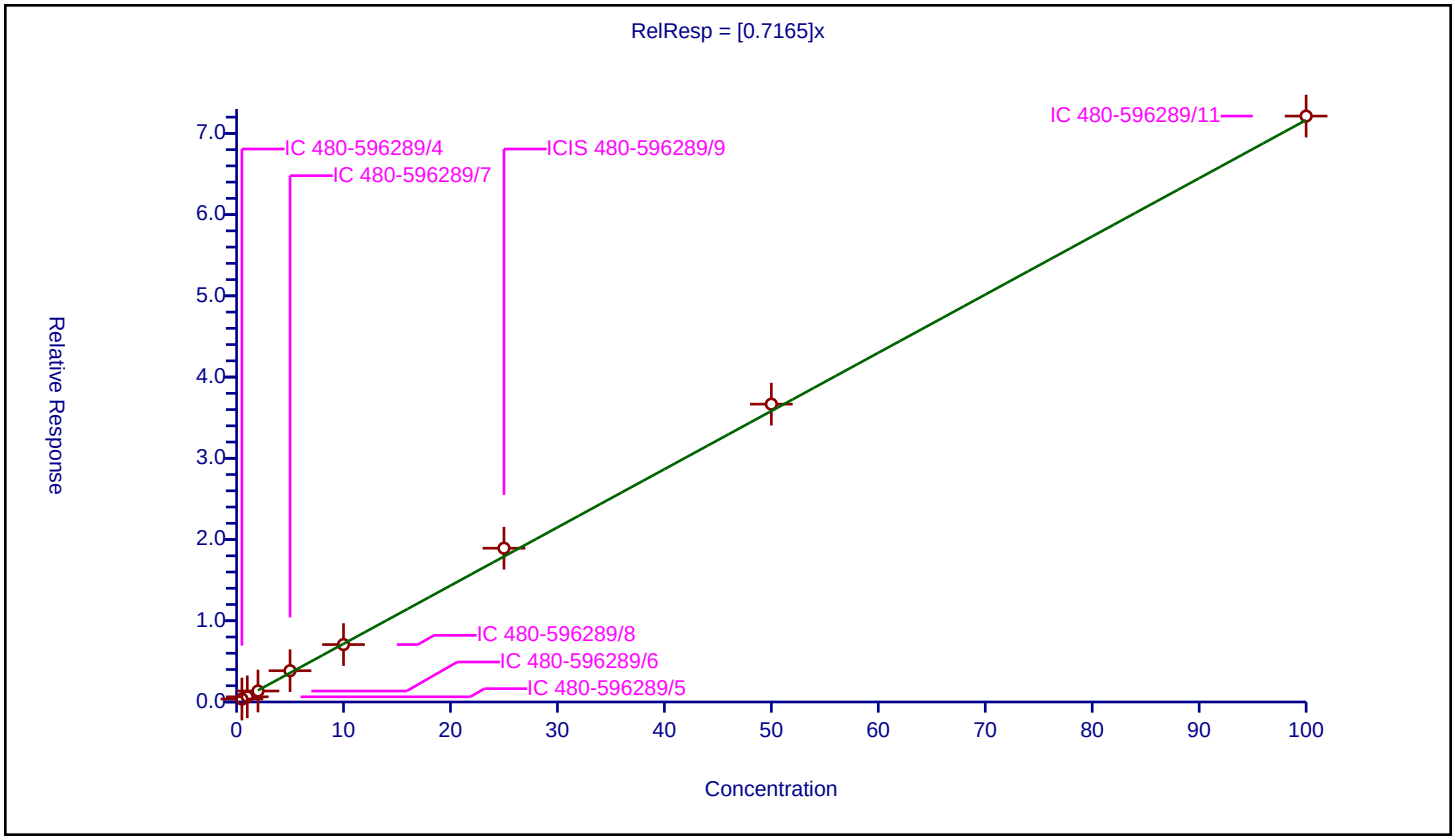

Calibration / 1,2,4-Trimethylbenzene

Curve Type:	Average
Weighting:	Conc_Sq
Origin:	Force
Dependency:	Response
Calib Mode:	ISTD
Response Base:	AREA
RF Rounding:	0

Curve Coefficients

Intercept:	0
Slope:	3.352

Error Coefficients

Standard Error:	2350000
Relative Standard Error:	4.7
Correlation Coefficient:	1.000
Coefficient of Determination (Adjusted):	0.997

ID	Level	Concentration	Rel. Resp.	IS Amount	IS Response	RRF	Used
1	IC 480-596289/4	0.5	1.639068	25.0	357993.0	3.278137	Y
2	IC 480-596289/5	1.0	3.038921	25.0	344522.0	3.038921	Y
3	IC 480-596289/6	2.0	6.548639	25.0	339540.0	3.27432	Y
4	IC 480-596289/7	5.0	17.13919	25.0	335010.0	3.427838	Y
5	IC 480-596289/8	10.0	33.26286	25.0	342681.0	3.326286	Y
6	ICIS 480-596289/9	25.0	86.249089	25.0	371999.0	3.449964	Y
7	IC 480-596289/10	50.0	174.046421	25.0	390555.0	3.480928	Y
8	IC 480-596289/11	100.0	353.835816	25.0	382285.0	3.538358	Y

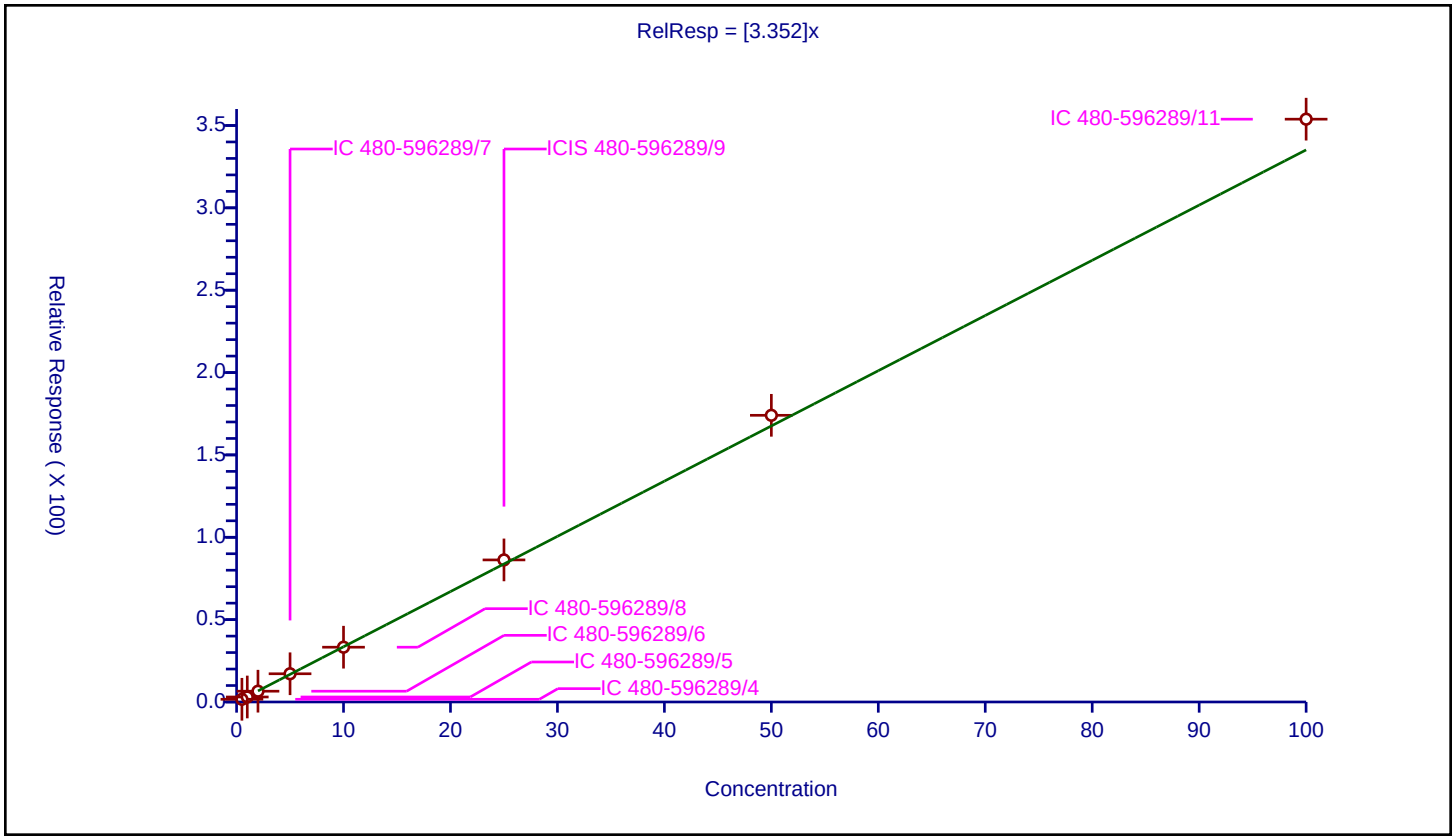

Calibration / sec-Butylbenzene

Curve Type:	Average
Weighting:	Conc_Sq
Origin:	Force
Dependency:	Response
Calib Mode:	ISTD
Response Base:	AREA
RF Rounding:	0

Curve Coefficients

Intercept:	0
Slope:	3.996

Error Coefficients

Standard Error:	2830000
Relative Standard Error:	7.3
Correlation Coefficient:	1.000
Coefficient of Determination (Adjusted):	0.993

ID	Level	Concentration	Rel. Resp.	IS Amount	IS Response	RRF	Used
1	IC 480-596289/4	0.5	1.868193	25.0	357993.0	3.736386	Y
2	IC 480-596289/5	1.0	3.530471	25.0	344522.0	3.530471	Y
3	IC 480-596289/6	2.0	7.470769	25.0	339540.0	3.735385	Y
4	IC 480-596289/7	5.0	21.184965	25.0	335010.0	4.236993	Y
5	IC 480-596289/8	10.0	39.953047	25.0	342681.0	3.995305	Y
6	ICIS 480-596289/9	25.0	106.362383	25.0	371999.0	4.254495	Y
7	IC 480-596289/10	50.0	210.628721	25.0	390555.0	4.212574	Y
8	IC 480-596289/11	100.0	426.320677	25.0	382285.0	4.263207	Y

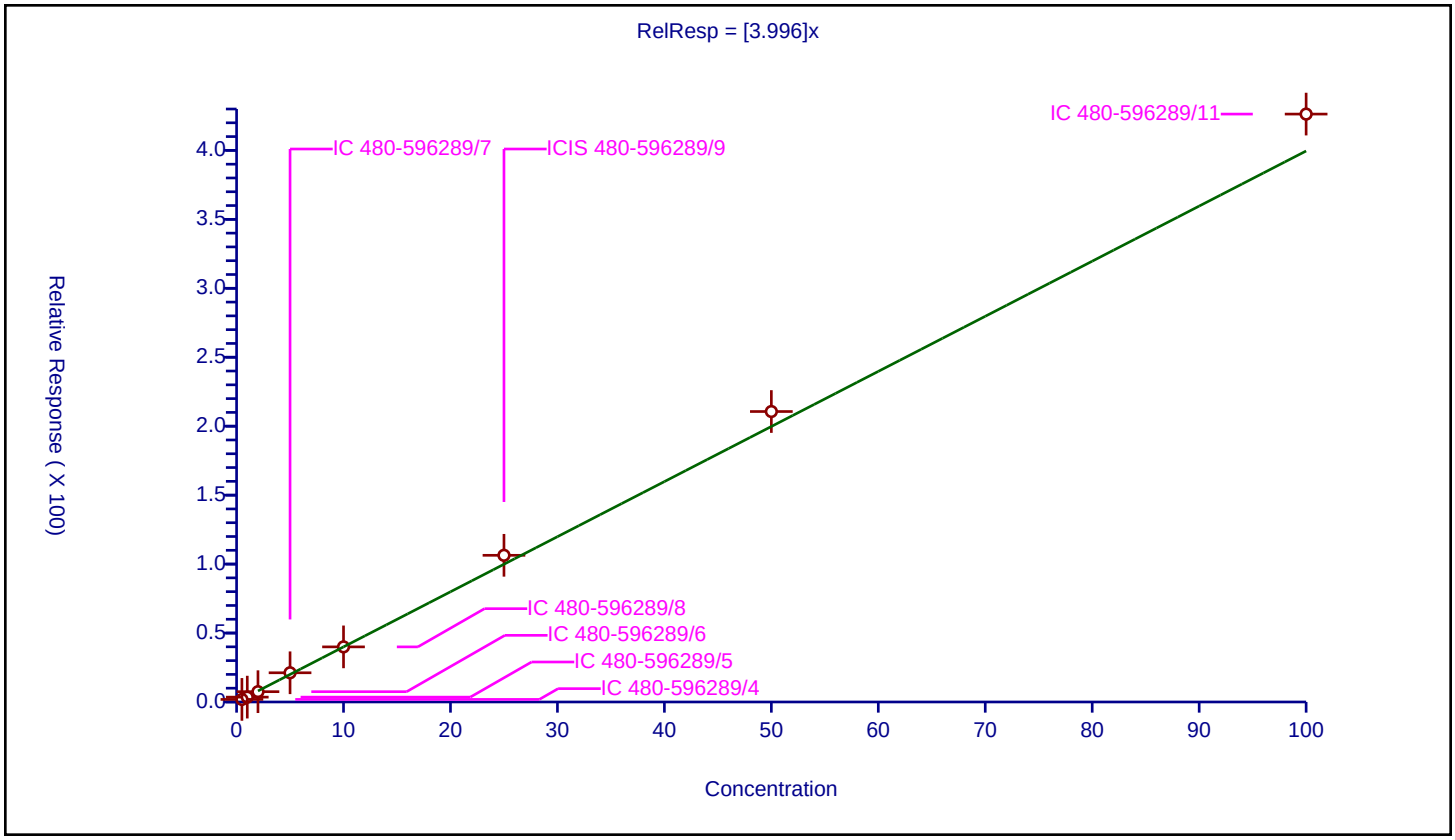

Calibration / 1,3-Dichlorobenzene

Curve Type:	Average
Weighting:	Conc_Sq
Origin:	Force
Dependency:	Response
Calib Mode:	ISTD
Response Base:	AREA
RF Rounding:	0

Curve Coefficients

Intercept:	0
Slope:	1.911

Error Coefficients

Standard Error:	1310000
Relative Standard Error:	3.7
Correlation Coefficient:	1.000
Coefficient of Determination (Adjusted):	0.998

ID	Level	Concentration	Rel. Resp.	IS Amount	IS Response	RRF	Used
1	IC 480-596289/4	0.5	0.972645	25.0	357993.0	1.945289	Y
2	IC 480-596289/5	1.0	1.793137	25.0	344522.0	1.793137	Y
3	IC 480-596289/6	2.0	3.926489	25.0	339540.0	1.963244	Y
4	IC 480-596289/7	5.0	9.774634	25.0	335010.0	1.954927	Y
5	IC 480-596289/8	10.0	18.098538	25.0	342681.0	1.809854	Y
6	ICIS 480-596289/9	25.0	47.656109	25.0	371999.0	1.906244	Y
7	IC 480-596289/10	50.0	97.177606	25.0	390555.0	1.943552	Y
8	IC 480-596289/11	100.0	196.889755	25.0	382285.0	1.968898	Y

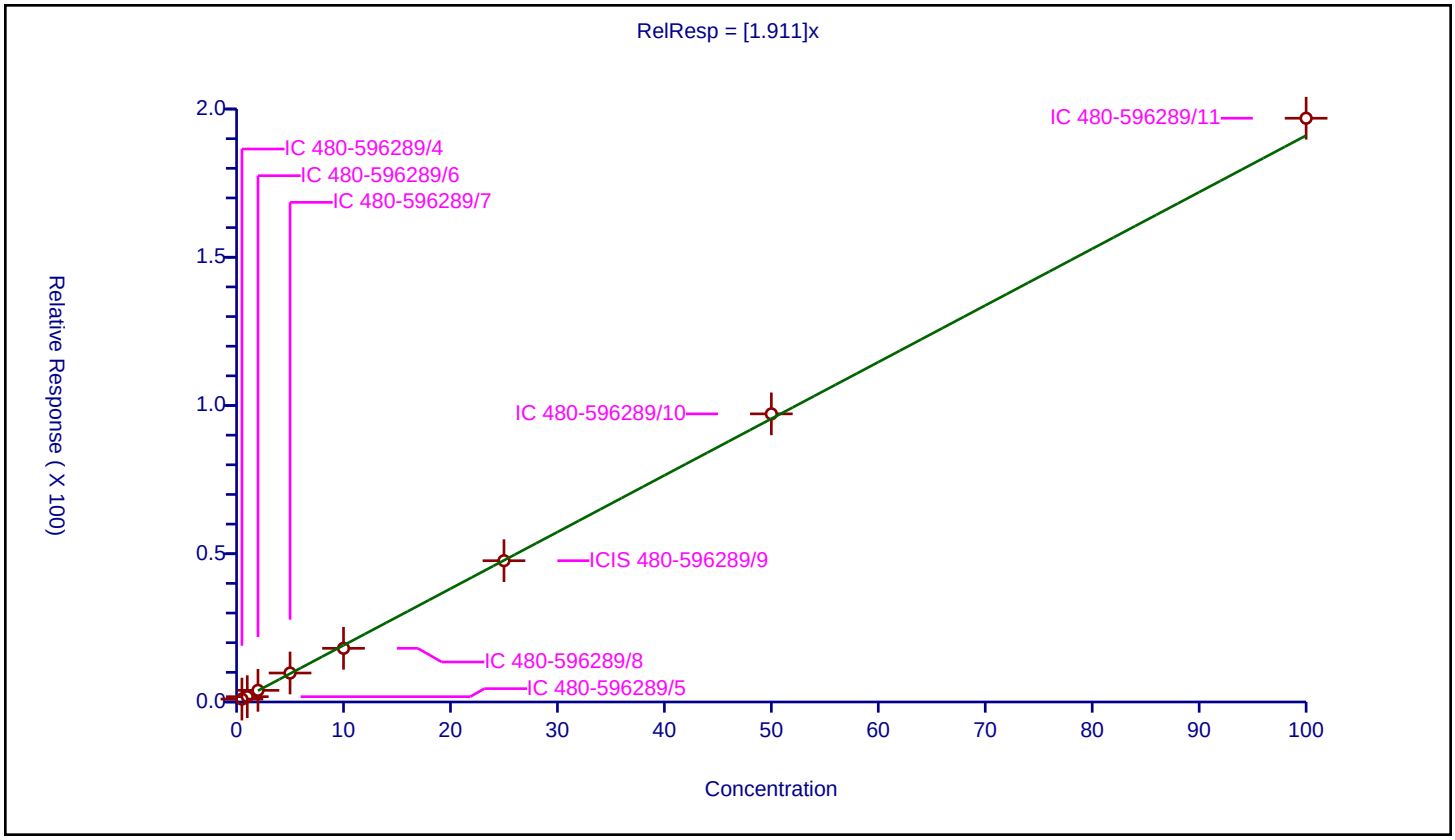

Calibration / 4-Isopropyltoluene

Curve Type:	Average
Weighting:	Conc_Sq
Origin:	Force
Dependency:	Response
Calib Mode:	ISTD
Response Base:	AREA
RF Rounding:	0

Curve Coefficients

Intercept:	0
Slope:	3.568

Error Coefficients

Standard Error:	2540000
Relative Standard Error:	8.0
Correlation Coefficient:	1.000
Coefficient of Determination (Adjusted):	0.992

ID	Level	Concentration	Rel. Resp.	IS Amount	IS Response	RRF	Used
1	IC 480-596289/4	0.5	1.665326	25.0	357993.0	3.330652	Y
2	IC 480-596289/5	1.0	3.064173	25.0	344522.0	3.064173	Y
3	IC 480-596289/6	2.0	6.781381	25.0	339540.0	3.39069	Y
4	IC 480-596289/7	5.0	19.016223	25.0	335010.0	3.803245	Y
5	IC 480-596289/8	10.0	35.266837	25.0	342681.0	3.526684	Y
6	ICIS 480-596289/9	25.0	96.134734	25.0	371999.0	3.845389	Y
7	IC 480-596289/10	50.0	188.11531	25.0	390555.0	3.762306	Y
8	IC 480-596289/11	100.0	381.972416	25.0	382285.0	3.819724	Y

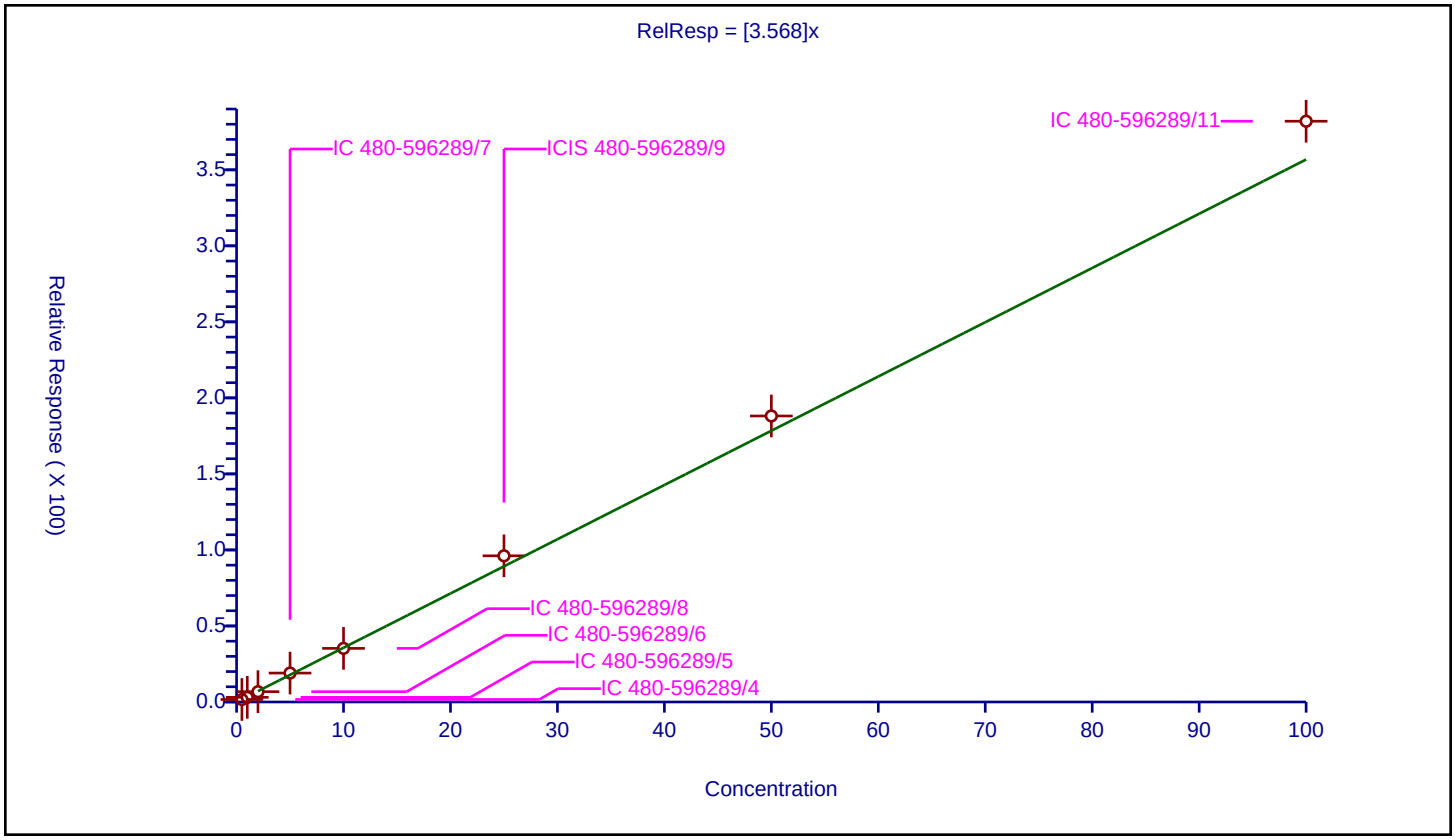

Calibration / 1,4-Dichlorobenzene

Curve Type:	Average
Weighting:	Conc_Sq
Origin:	Force
Dependency:	Response
Calib Mode:	ISTD
Response Base:	AREA
RF Rounding:	0

Curve Coefficients

Intercept:	0
Slope:	1.955

Error Coefficients

Standard Error:	1330000
Relative Standard Error:	4.2
Correlation Coefficient:	0.999
Coefficient of Determination (Adjusted):	0.998

ID	Level	Concentration	Rel. Resp.	IS Amount	IS Response	RRF	Used
1	IC 480-596289/4	0.5	1.025928	25.0	357993.0	2.051856	Y
2	IC 480-596289/5	1.0	1.882246	25.0	344522.0	1.882246	Y
3	IC 480-596289/6	2.0	4.07544	25.0	339540.0	2.03772	Y
4	IC 480-596289/7	5.0	9.700457	25.0	335010.0	1.940091	Y
5	IC 480-596289/8	10.0	18.120205	25.0	342681.0	1.812021	Y
6	ICIS 480-596289/9	25.0	48.150734	25.0	371999.0	1.926029	Y
7	IC 480-596289/10	50.0	98.943875	25.0	390555.0	1.978877	Y
8	IC 480-596289/11	100.0	201.349713	25.0	382285.0	2.013497	Y

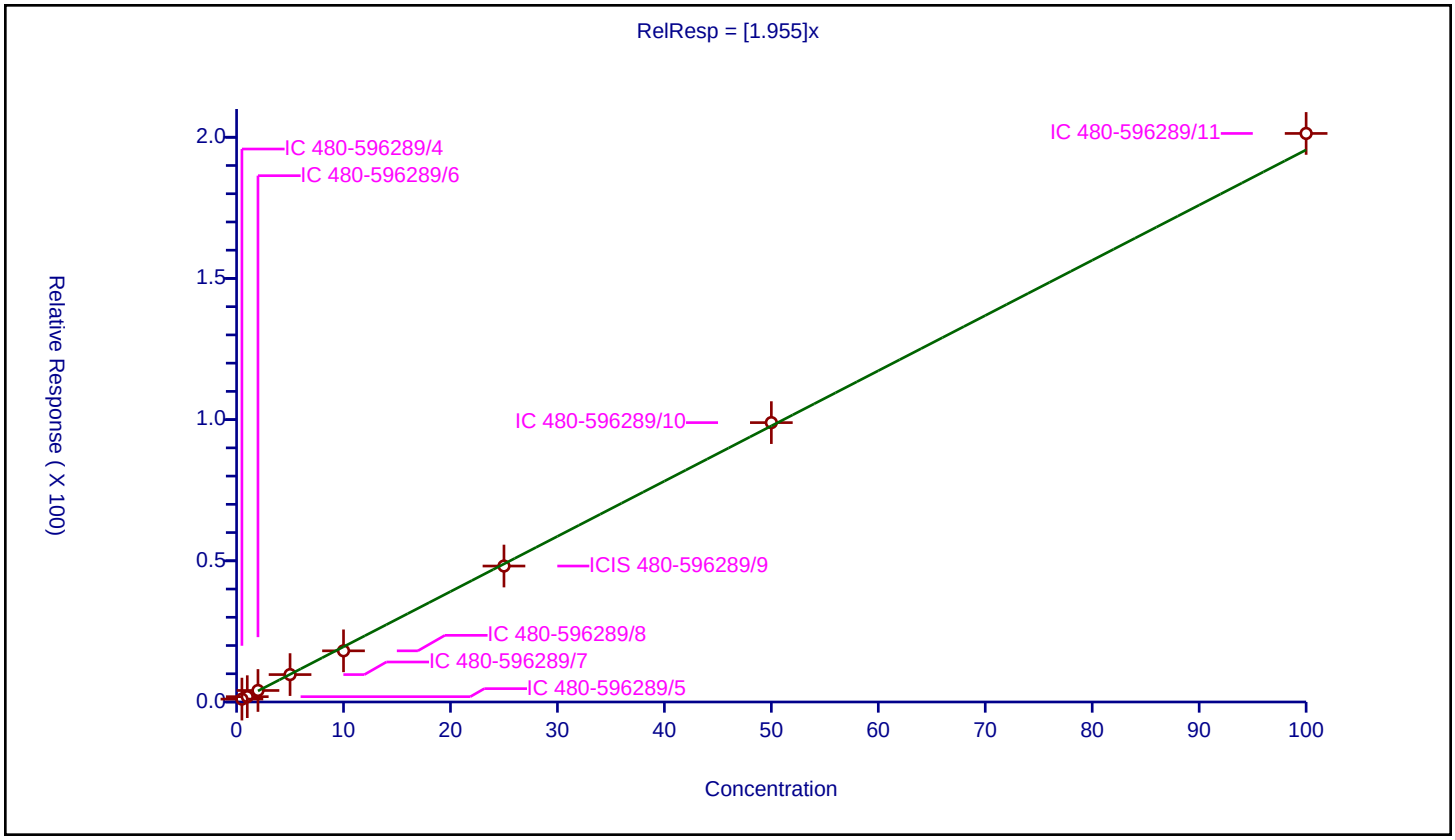

Calibration / n-Butylbenzene

Curve Type:	Average
Weighting:	Conc_Sq
Origin:	Force
Dependency:	Response
Calib Mode:	ISTD
Response Base:	AREA
RF Rounding:	0

Curve Coefficients

Intercept:	0
Slope:	2.965

Error Coefficients

Standard Error:	2100000
Relative Standard Error:	8.3
Correlation Coefficient:	1.000
Coefficient of Determination (Adjusted):	0.991

ID	Level	Concentration	Rel. Resp.	IS Amount	IS Response	RRF	Used
1	IC 480-596289/4	0.5	1.349328	25.0	357993.0	2.698656	Y
2	IC 480-596289/5	1.0	2.544613	25.0	344522.0	2.544613	Y
3	IC 480-596289/6	2.0	5.693144	25.0	339540.0	2.846572	Y
4	IC 480-596289/7	5.0	15.857139	25.0	335010.0	3.171428	Y
5	IC 480-596289/8	10.0	29.633026	25.0	342681.0	2.963303	Y
6	ICIS 480-596289/9	25.0	80.07078	25.0	371999.0	3.202831	Y
7	IC 480-596289/10	50.0	157.402222	25.0	390555.0	3.148044	Y
8	IC 480-596289/11	100.0	314.831801	25.0	382285.0	3.148318	Y

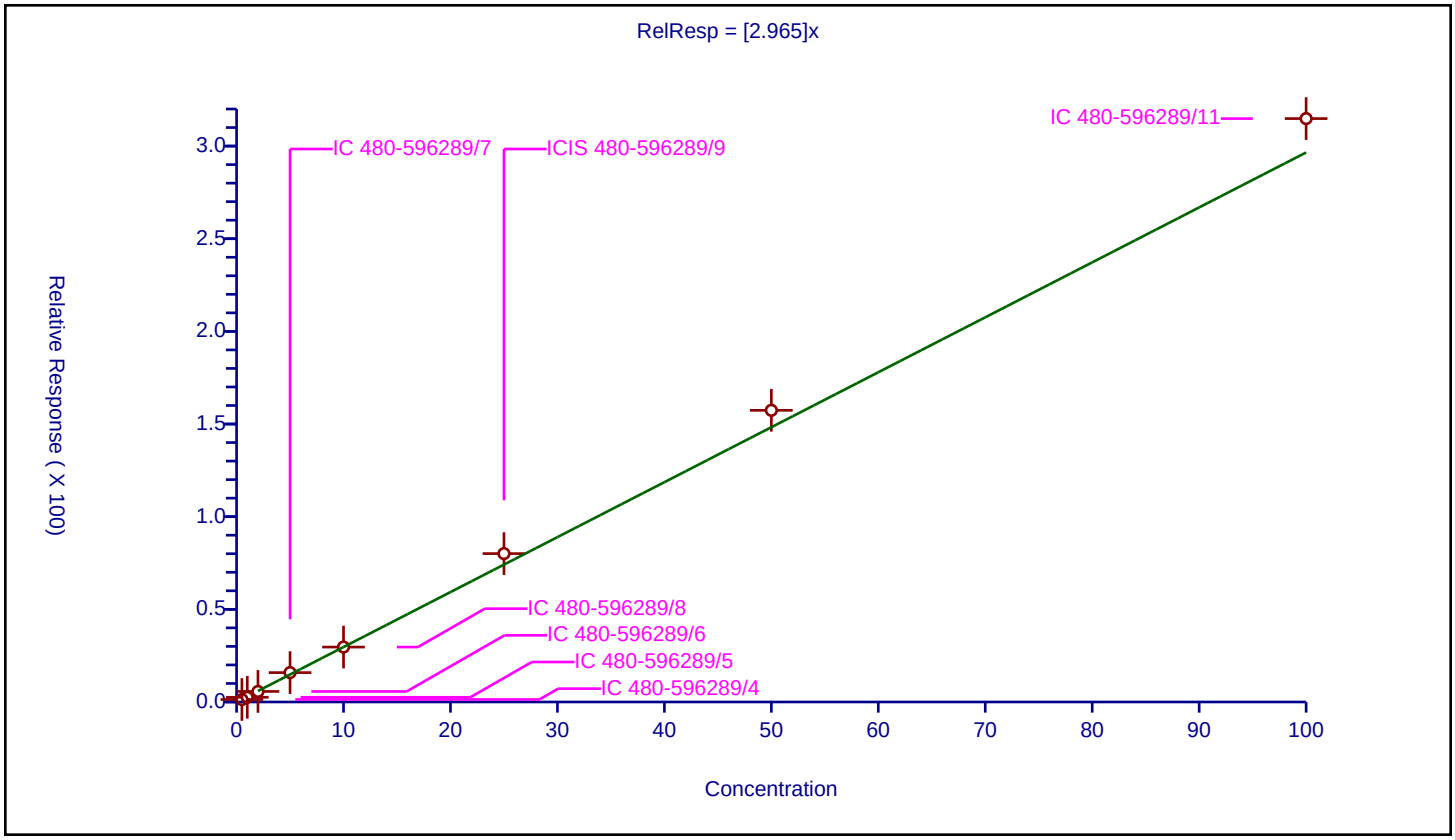

Calibration / 1,2-Dichlorobenzene

Curve Type:	Average
Weighting:	Conc_Sq
Origin:	Force
Dependency:	Response
Calib Mode:	ISTD
Response Base:	AREA
RF Rounding:	0

Curve Coefficients

Intercept:	0
Slope:	1.95

Error Coefficients

Standard Error:	1310000
Relative Standard Error:	2.4
Correlation Coefficient:	1.000
Coefficient of Determination (Adjusted):	0.999

ID	Level	Concentration	Rel. Resp.	IS Amount	IS Response	RRF	Used
1	IC 480-596289/4	0.5	1.014615	25.0	357993.0	2.02923	Y
2	IC 480-596289/5	1.0	1.954374	25.0	344522.0	1.954374	Y
3	IC 480-596289/6	2.0	3.944381	25.0	339540.0	1.97219	Y
4	IC 480-596289/7	5.0	9.833139	25.0	335010.0	1.966628	Y
5	IC 480-596289/8	10.0	18.815385	25.0	342681.0	1.881539	Y
6	ICIS 480-596289/9	25.0	47.611149	25.0	371999.0	1.904446	Y
7	IC 480-596289/10	50.0	95.666359	25.0	390555.0	1.913327	Y
8	IC 480-596289/11	100.0	197.464196	25.0	382285.0	1.974642	Y

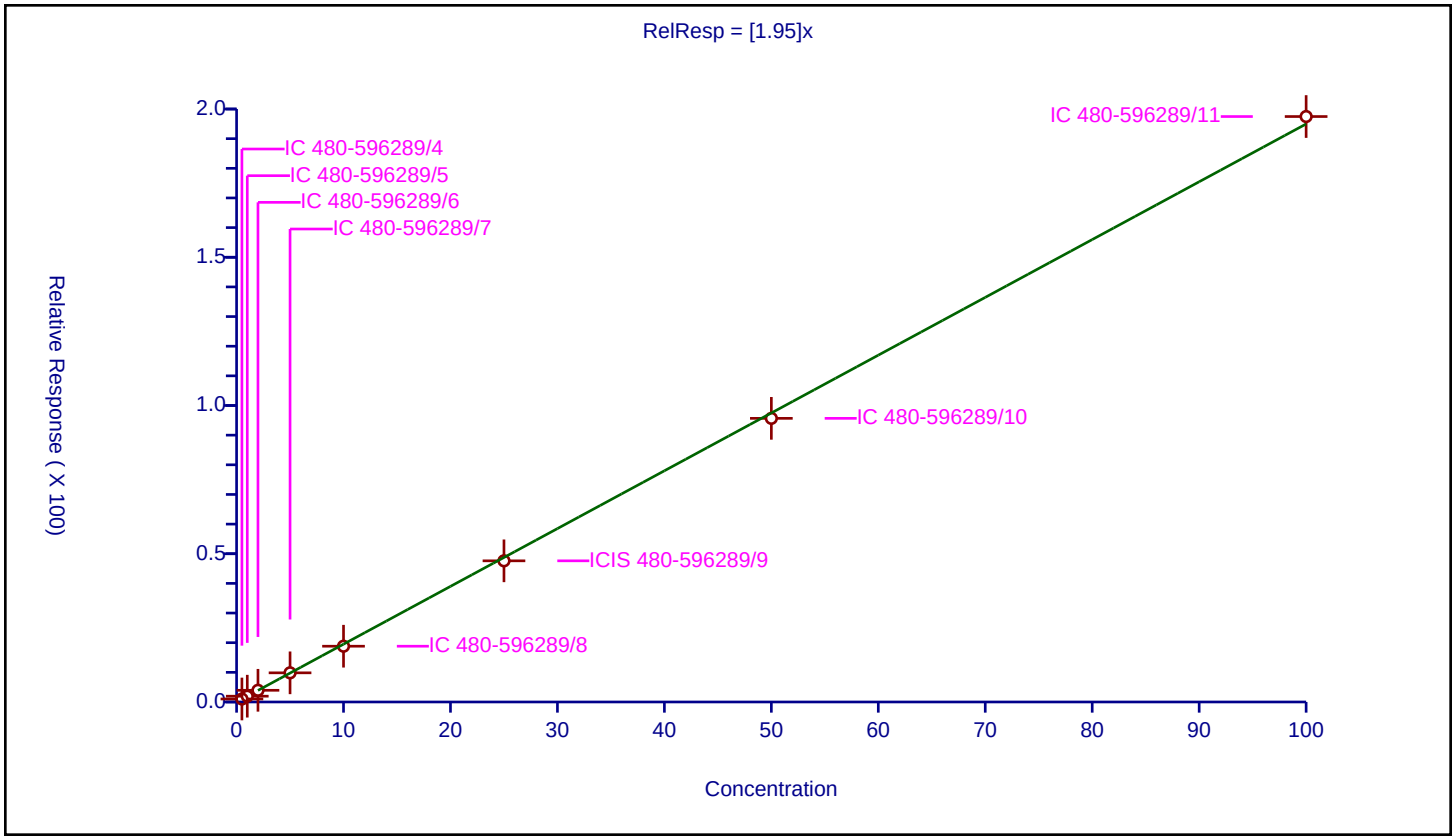

Calibration / 1,2-Dibromo-3-Chloropropane

Curve Type:	Average
Weighting:	Conc_Sq
Origin:	Force
Dependency:	Response
Calib Mode:	ISTD
Response Base:	AREA
RF Rounding:	0

Curve Coefficients

Intercept:	0
Slope:	0.2122

Error Coefficients

Standard Error:	154000
Relative Standard Error:	8.2
Correlation Coefficient:	0.999
Coefficient of Determination (Adjusted):	0.992

ID	Level	Concentration	Rel. Resp.	IS Amount	IS Response	RRF	Used
1	IC 480-596289/4	0.5	0.092809	25.0	357993.0	0.185618	Y
2	IC 480-596289/5	1.0	0.190772	25.0	344522.0	0.190772	Y
3	IC 480-596289/6	2.0	0.449579	25.0	339540.0	0.224789	Y
4	IC 480-596289/7	5.0	1.120862	25.0	335010.0	0.224172	Y
5	IC 480-596289/8	10.0	2.023821	25.0	342681.0	0.202382	Y
6	ICIS 480-596289/9	25.0	5.436238	25.0	371999.0	0.21745	Y
7	IC 480-596289/10	50.0	10.912932	25.0	390555.0	0.218259	Y
8	IC 480-596289/11	100.0	23.448213	25.0	382285.0	0.234482	Y

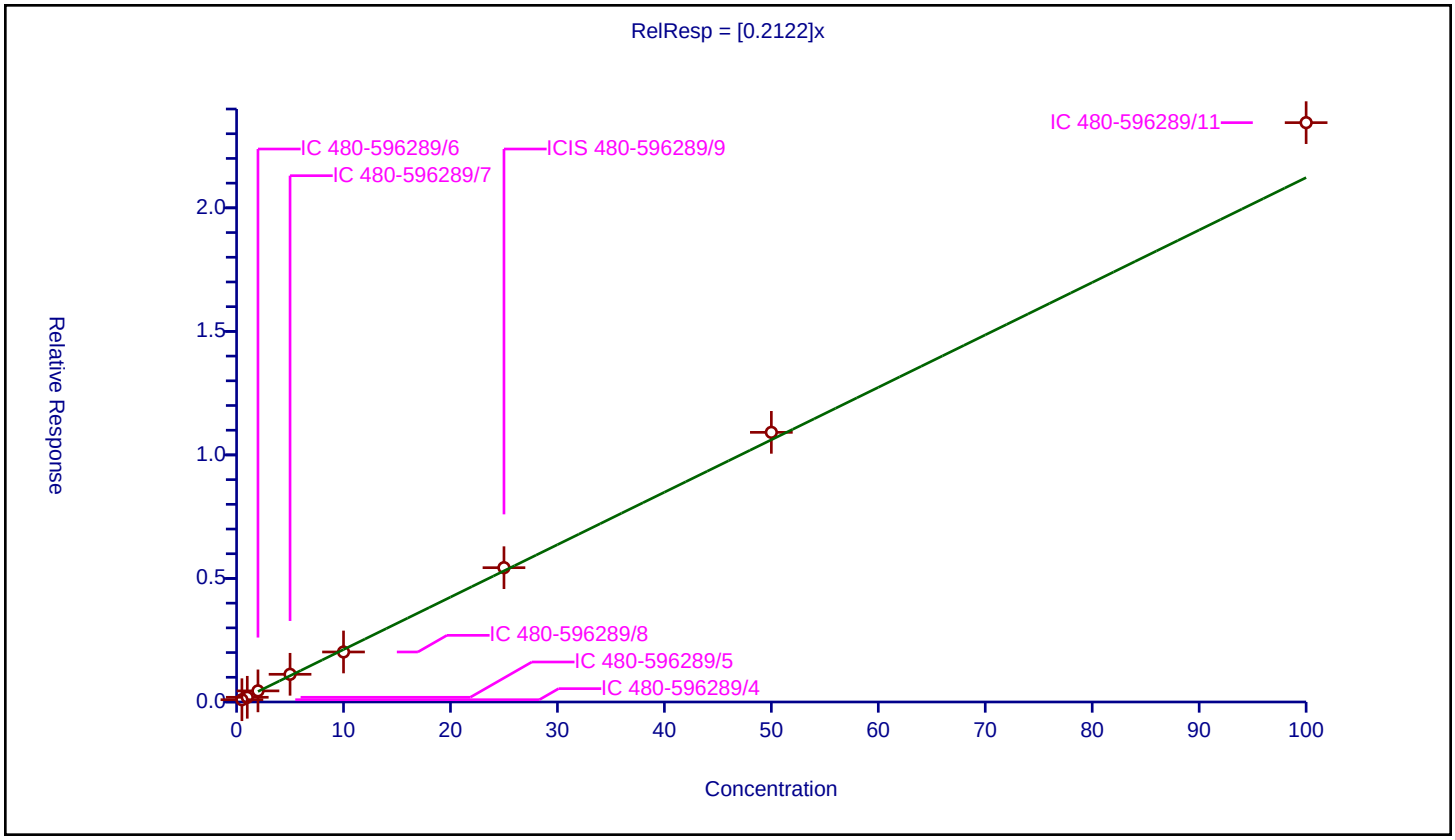

Calibration / 1,2,4-Trichlorobenzene

Curve Type:	Average
Weighting:	Conc_Sq
Origin:	Force
Dependency:	Response
Calib Mode:	ISTD
Response Base:	AREA
RF Rounding:	0

Curve Coefficients

Intercept:	0
Slope:	1.475

Error Coefficients

Standard Error:	950000
Relative Standard Error:	4.1
Correlation Coefficient:	0.999
Coefficient of Determination (Adjusted):	0.998

ID	Level	Concentration	Rel. Resp.	IS Amount	IS Response	RRF	Used
1	IC 480-596289/4	0.5	0.793312	25.0	357993.0	1.586623	Y
2	IC 480-596289/5	1.0	1.507959	25.0	344522.0	1.507959	Y
3	IC 480-596289/6	2.0	2.922336	25.0	339540.0	1.461168	Y
4	IC 480-596289/7	5.0	7.614176	25.0	335010.0	1.522835	Y
5	IC 480-596289/8	10.0	14.011136	25.0	342681.0	1.401114	Y
6	ICIS 480-596289/9	25.0	36.338539	25.0	371999.0	1.453542	Y
7	IC 480-596289/10	50.0	72.323616	25.0	390555.0	1.446472	Y
8	IC 480-596289/11	100.0	141.750069	25.0	382285.0	1.417501	Y

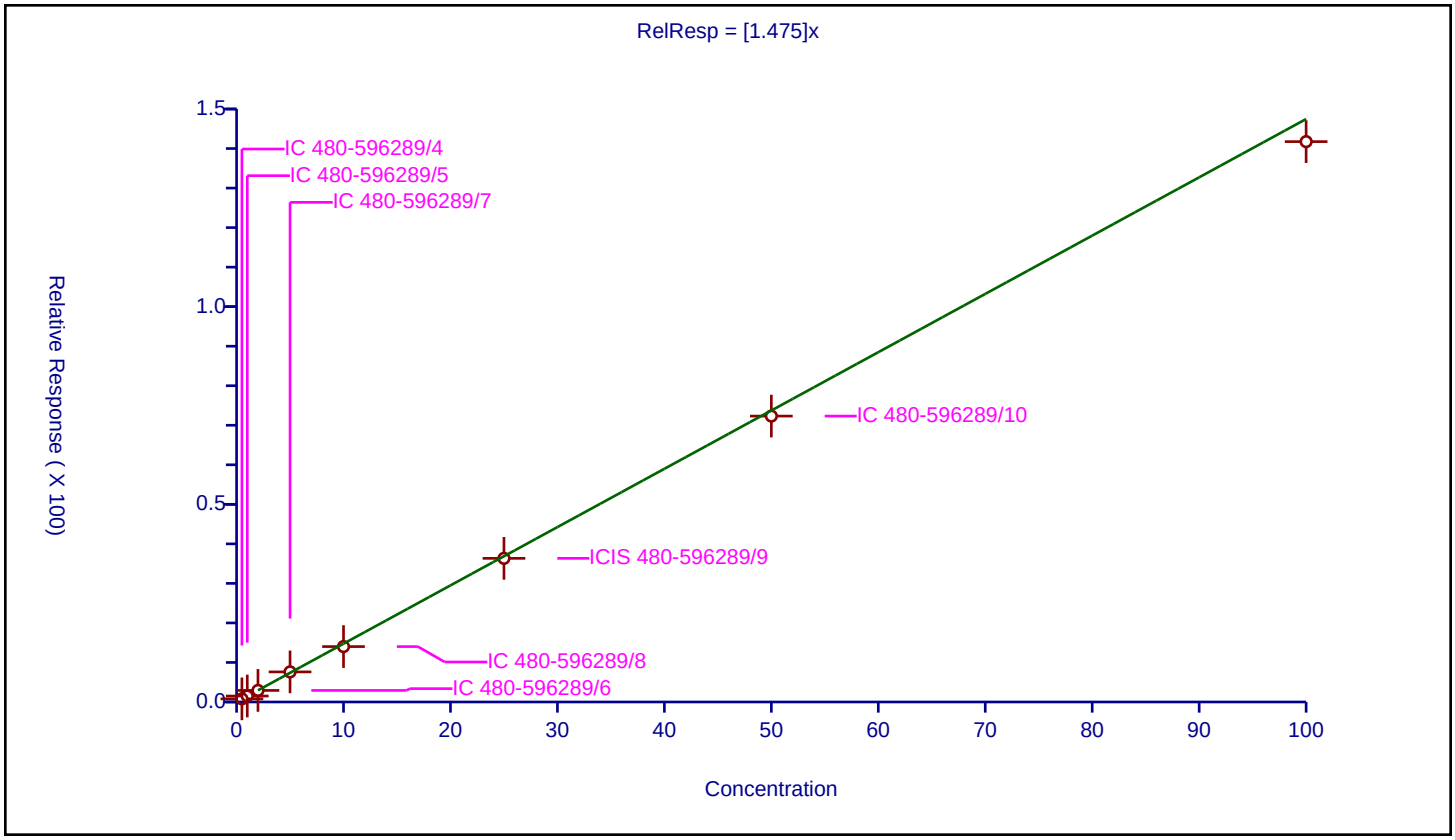

Calibration / Hexachlorobutadiene

Curve Type:	Average
Weighting:	Conc_Sq
Origin:	Force
Dependency:	Response
Calib Mode:	ISTD
Response Base:	AREA
RF Rounding:	0

Curve Coefficients

Intercept:	0
Slope:	0.6264

Error Coefficients

Standard Error:	406000
Relative Standard Error:	6.0
Correlation Coefficient:	0.996
Coefficient of Determination (Adjusted):	0.995

ID	Level	Concentration	Rel. Resp.	IS Amount	IS Response	RRF	Used
1	IC 480-596289/4	0.5	0.301123	25.0	357993.0	0.602246	Y
2	IC 480-596289/5	1.0	0.606928	25.0	344522.0	0.606928	Y
3	IC 480-596289/6	2.0	1.160688	25.0	339540.0	0.580344	Y
4	IC 480-596289/7	5.0	3.41542	25.0	335010.0	0.683084	Y
5	IC 480-596289/8	10.0	6.216204	25.0	342681.0	0.62162	Y
6	ICIS 480-596289/9	25.0	16.762545	25.0	371999.0	0.670502	Y
7	IC 480-596289/10	50.0	32.647578	25.0	390555.0	0.652952	Y
8	IC 480-596289/11	100.0	59.364283	25.0	382285.0	0.593643	Y

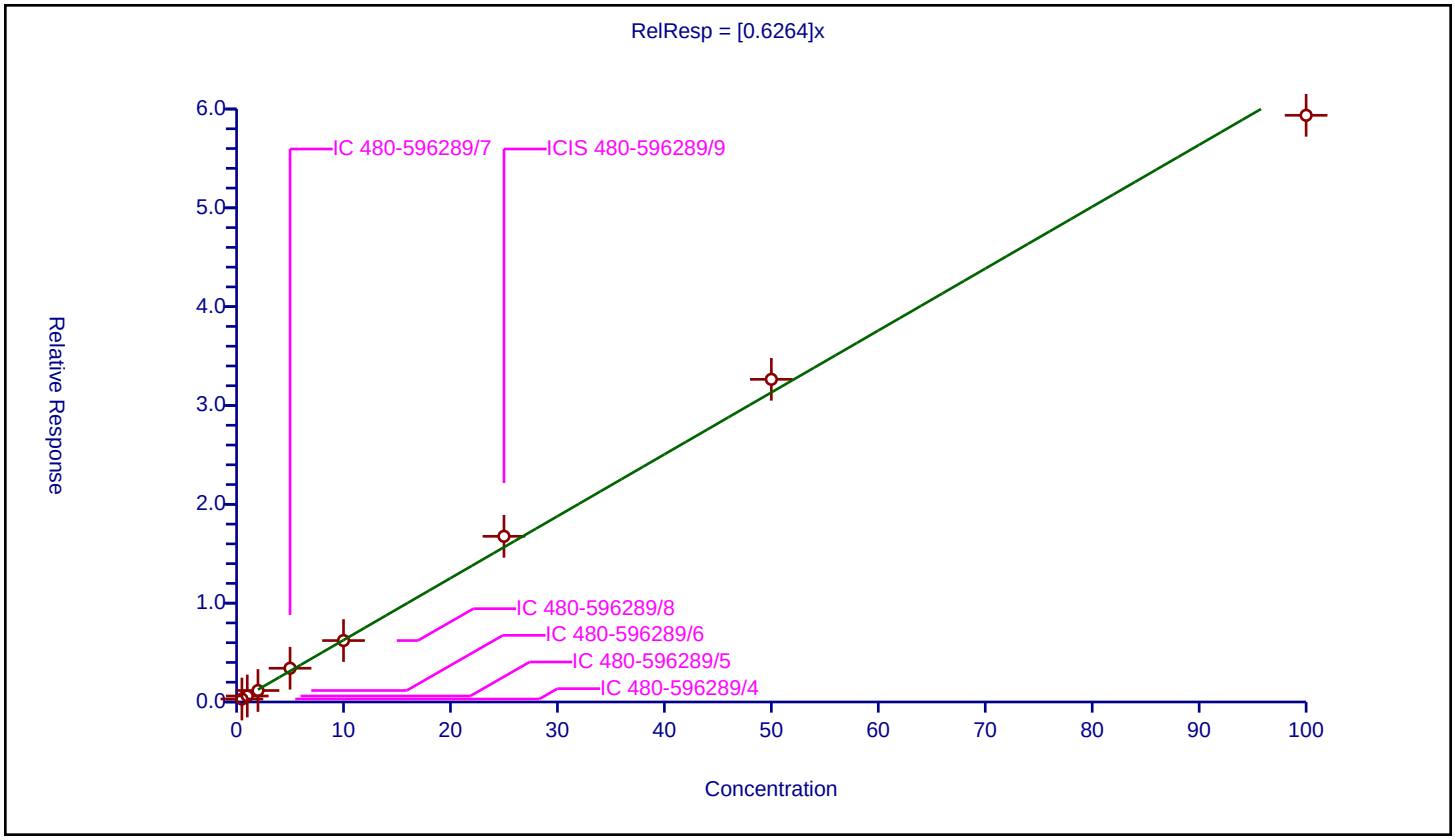

Calibration / Naphthalene

Curve Type:	Average
Weighting:	Conc_Sq
Origin:	Force
Dependency:	Response
Calib Mode:	ISTD
Response Base:	AREA
RF Rounding:	0

Curve Coefficients

Intercept:	0
Slope:	4.427

Error Coefficients

Standard Error:	3090000
Relative Standard Error:	2.8
Correlation Coefficient:	0.999
Coefficient of Determination (Adjusted):	0.999

ID	Level	Concentration	Rel. Resp.	IS Amount	IS Response	RRF	Used
1	IC 480-596289/4	0.5	2.169945	25.0	357993.0	4.339889	Y
2	IC 480-596289/5	1.0	4.402549	25.0	344522.0	4.402549	Y
3	IC 480-596289/6	2.0	8.722905	25.0	339540.0	4.361452	Y
4	IC 480-596289/7	5.0	22.079938	25.0	335010.0	4.415988	Y
5	IC 480-596289/8	10.0	42.882083	25.0	342681.0	4.288208	Y
6	ICIS 480-596289/9	25.0	110.339611	25.0	371999.0	4.413584	Y
7	IC 480-596289/10	50.0	225.197859	25.0	390555.0	4.503957	Y
8	IC 480-596289/11	100.0	468.878847	25.0	382285.0	4.688788	Y

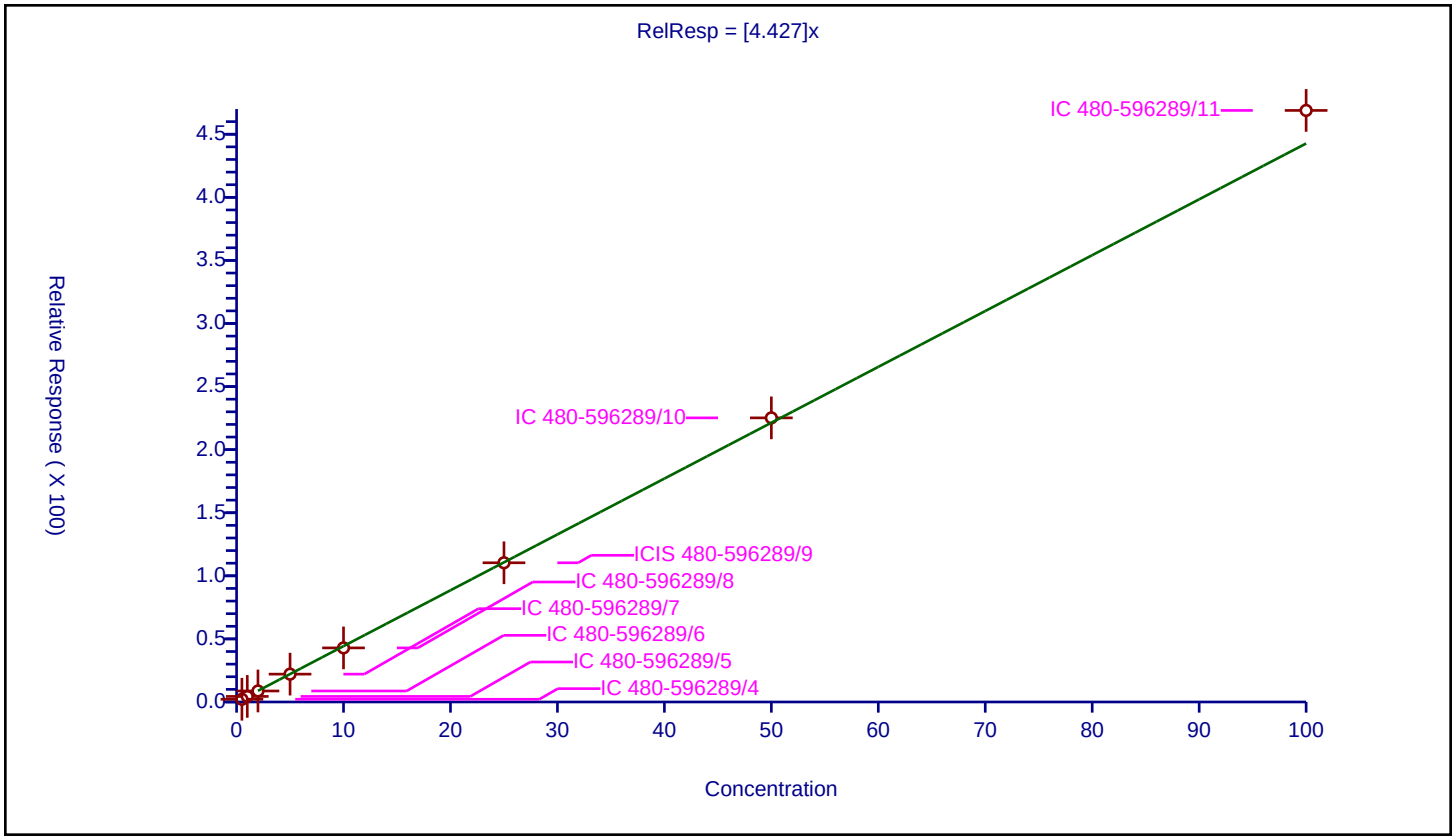

Calibration / 1,2,3-Trichlorobenzene

Curve Type:	Average
Weighting:	Conc_Sq
Origin:	Force
Dependency:	Response
Calib Mode:	ISTD
Response Base:	AREA
RF Rounding:	0

Curve Coefficients

Intercept:	0
Slope:	1.459

Error Coefficients

Standard Error:	951000
Relative Standard Error:	3.4
Correlation Coefficient:	0.999
Coefficient of Determination (Adjusted):	0.998

ID	Level	Concentration	Rel. Resp.	IS Amount	IS Response	RRF	Used
1	IC 480-596289/4	0.5	0.698477	25.0	357993.0	1.396955	Y
2	IC 480-596289/5	1.0	1.538654	25.0	344522.0	1.538654	Y
3	IC 480-596289/6	2.0	2.917845	25.0	339540.0	1.458922	Y
4	IC 480-596289/7	5.0	7.610071	25.0	335010.0	1.522014	Y
5	IC 480-596289/8	10.0	14.410195	25.0	342681.0	1.441019	Y
6	ICIS 480-596289/9	25.0	35.90097	25.0	371999.0	1.436039	Y
7	IC 480-596289/10	50.0	73.064549	25.0	390555.0	1.461291	Y
8	IC 480-596289/11	100.0	141.564867	25.0	382285.0	1.415649	Y

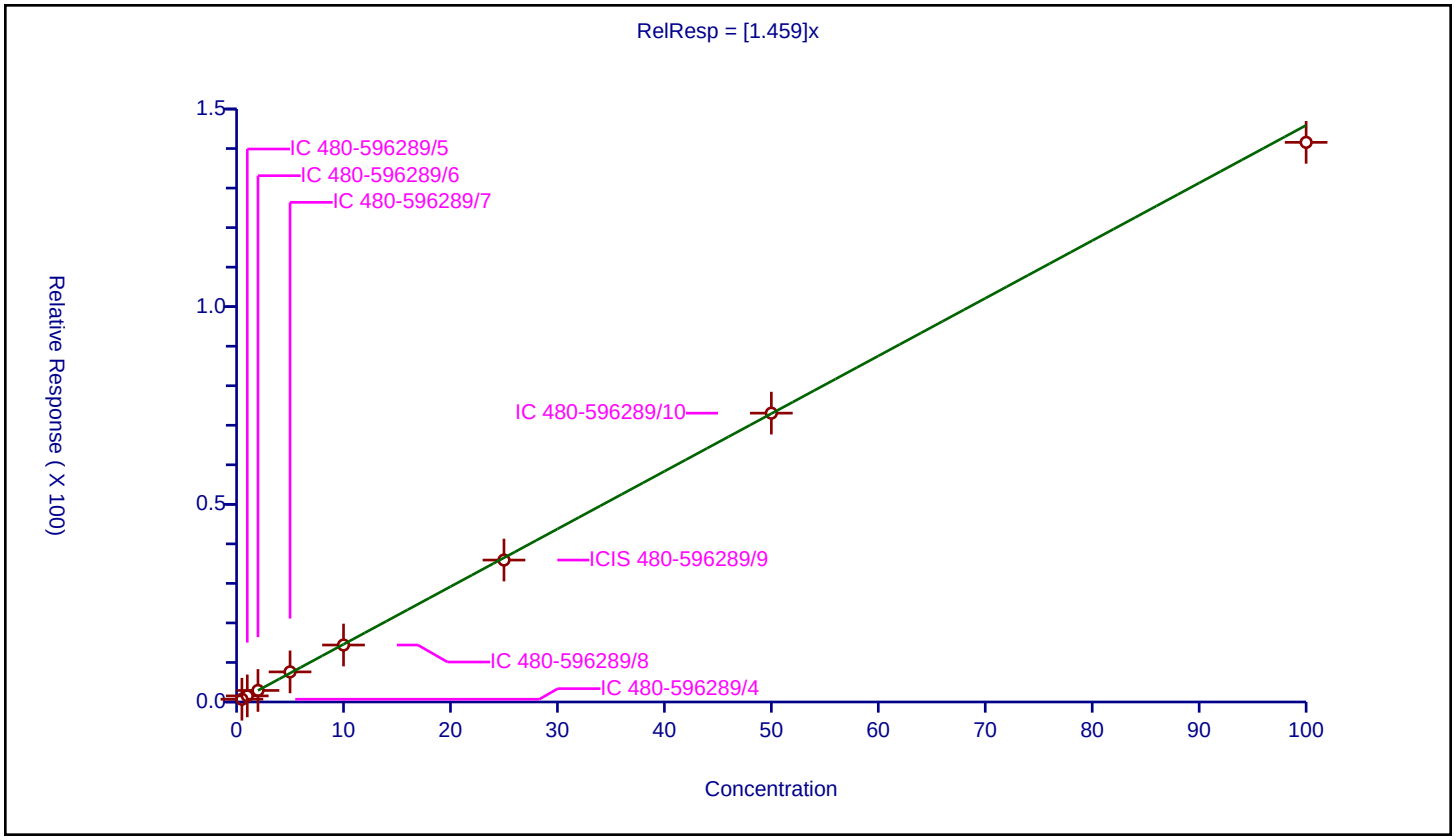

FORM VII
GC/MS VOA CONTINUING CALIBRATION DATA

Lab Name: Eurofins TestAmerica, Buffalo Job No.: 480-189890-1

SDG No.:

Lab Sample ID: ICV 480-596289/25 Calibration Date: 09/15/2021 01:44

Instrument ID: HP5973S Calib Start Date: 09/14/2021 17:37

GC Column: ZB-624 (20) ID: 0.18(mm) Calib End Date: 09/14/2021 20:20

Lab File ID: S3520.D Conc. Units: ug/L Heated Purge: (Y/N) N

ANALYTE	CURVE TYPE	AVE RRF	RRF	MIN RRF	CALC AMOUNT	SPIKE AMOUNT	%D	MAX %D
Dichlorodifluoromethane	Ave	1.779	1.383	0.1000	19.4	25.0	-22.3	50.0
Chloromethane	Ave	2.351	2.061	0.1000	21.9	25.0	-12.3	30.0
Butadiene	Ave	2.523	2.006		19.9	25.0	-20.5	30.0
Vinyl chloride	Ave	2.134	1.812	0.1000	21.2	25.0	-15.1	30.0
Bromomethane	Ave	1.433	1.234	0.1000	21.5	25.0	-13.9	50.0
Chloroethane	Ave	1.485	1.205	0.1000	20.3	25.0	-18.8	50.0
Dichlorofluoromethane	Ave	3.077	2.638		21.4	25.0	-14.3	30.0
Trichlorofluoromethane	Ave	2.620	2.146	0.1000	20.5	25.0	-18.1	30.0
Ethyl ether	Ave	1.796	1.596		22.2	25.0	-11.1	30.0
Acrolein	Ave	0.1299	0.0991		95.3	125	-23.7	50.0
1,1,2-Trichloro-1,2,2-trifluoroethane	Ave	1.419	1.379	0.1000	24.3	25.0	-2.8	30.0
1,1-Dichloroethene	Ave	1.521	1.333	0.1000	21.9	25.0	-12.3	30.0
Acetone	Ave	0.7694	0.7168	0.1000	116	125	-6.8	50.0
Iodomethane	Ave	2.719	2.408		22.1	25.0	-11.4	30.0
Carbon disulfide	Ave	4.887	4.592	0.1000	23.5	25.0	-6.0	30.0
Allyl chloride	Ave	2.998	2.726		22.7	25.0	-9.1	30.0
Methyl acetate	Ave	2.026	1.747	0.1000	43.1	50.0	-13.8	50.0
Methylene Chloride	Lin1		1.675	0.1000	23.6	25.0	-5.8	30.0
2-Methyl-2-propanol	Ave	0.2395	0.2115		221	250	-11.7	50.0
Methyl tert-butyl ether	Ave	5.484	5.035	0.1000	22.9	25.0	-8.2	30.0
trans-1,2-Dichloroethene	Ave	1.714	1.541	0.1000	22.5	25.0	-10.1	30.0
Acrylonitrile	Ave	1.049	0.9484		226	250	-9.6	30.0
Hexane	Ave	2.599	2.355		22.7	25.0	-9.4	30.0
1,1-Dichloroethane	Ave	3.142	2.877	0.2000	22.9	25.0	-8.4	30.0
Vinyl acetate	Ave	4.152	3.696		44.5	50.0	-11.0	30.0
2,2-Dichloropropane	Ave	1.596	1.413		22.1	25.0	-11.5	30.0
cis-1,2-Dichloroethene	Ave	1.852	1.694	0.1000	22.9	25.0	-8.6	30.0
2-Butanone (MEK)	Ave	1.175	1.053	0.1000	112	125	-10.4	30.0
Chlorobromomethane	Ave	0.9936	0.9408		23.7	25.0	-5.3	30.0
Tetrahydrofuran	Ave	0.8718	0.7143		41.0	50.0	-18.1	30.0
Chloroform	Ave	3.114	2.704	0.2000	21.7	25.0	-13.1	30.0
1,1,1-Trichloroethane	Ave	2.460	2.340	0.1000	23.8	25.0	-4.9	30.0
Cyclohexane	Ave	3.206	3.040	0.1000	23.7	25.0	-5.2	30.0
Carbon tetrachloride	Ave	2.159	2.060	0.1000	23.9	25.0	-4.6	30.0
1,1-Dichloropropene	Ave	2.159	2.054		23.8	25.0	-4.9	30.0
Benzene	Ave	6.681	6.200	0.5000	23.2	25.0	-7.2	30.0
Isobutyl alcohol	Ave	0.0820	0.0650		495	625	-20.7	50.0
1,2-Dichloroethane	Ave	2.535	2.288	0.1000	22.6	25.0	-9.7	30.0
n-Heptane	Ave	2.950	2.269		19.2	25.0	-23.1	30.0
Trichloroethene	Ave	1.599	1.522	0.2000	23.8	25.0	-4.8	30.0

FORM VII
GC/MS VOA CONTINUING CALIBRATION DATA

Lab Name: Eurofins TestAmerica, Buffalo Job No.: 480-189890-1

SDG No.:

Lab Sample ID: ICV 480-596289/25 Calibration Date: 09/15/2021 01:44

Instrument ID: HP5973S Calib Start Date: 09/14/2021 17:37

GC Column: ZB-624 (20) ID: 0.18(mm) Calib End Date: 09/14/2021 20:20

Lab File ID: S3520.D Conc. Units: ug/L Heated Purge: (Y/N) N

ANALYTE	CURVE TYPE	AVE RRF	RRF	MIN RRF	CALC AMOUNT	SPIKE AMOUNT	%D	MAX %D
Methylcyclohexane	Ave	2.919	2.716	0.1000	23.3	25.0	-6.9	30.0
1,2-Dichloropropane	Ave	1.698	1.558	0.1000	22.9	25.0	-8.3	30.0
Dibromomethane	Ave	1.057	0.9695	0.1000	22.9	25.0	-8.2	30.0
1,4-Dioxane	Lin1		0.0082		376	500	-24.8	50.0
Bromodichloromethane	Ave	1.951	1.859	0.2000	23.8	25.0	-4.7	30.0
2-Chloroethyl vinyl ether	Ave	1.175	1.088		23.1	25.0	-7.5	30.0
cis-1,3-Dichloropropene	Ave	2.518	2.336	0.2000	23.2	25.0	-7.2	30.0
4-Methyl-2-pentanone (MIBK)	Ave	1.264	1.137	0.1000	113	125	-10.0	30.0
Toluene	Ave	2.023	1.906	0.4000	23.5	25.0	-5.8	30.0
trans-1,3-Dichloropropene	Ave	1.166	1.073	0.1000	23.0	25.0	-8.0	30.0
Ethyl methacrylate	Ave	1.006	0.9811		24.4	25.0	-2.5	30.0
1,1,2-Trichloroethane	Ave	0.6255	0.5635	0.1000	22.5	25.0	-9.9	30.0
Tetrachloroethene	Ave	0.8789	0.8181	0.2000	23.3	25.0	-6.9	30.0
1,3-Dichloropropane	Ave	1.287	1.159		22.5	25.0	-9.9	30.0
2-Hexanone	Ave	0.8479	0.7633	0.1000	113	125	-10.0	30.0
Dibromochloromethane	Ave	0.7357	0.6882	0.1000	23.4	25.0	-6.5	30.0
1,2-Dibromoethane	Ave	0.7815	0.7197		23.0	25.0	-7.9	30.0
Chlorobenzene	Ave	2.308	2.148	0.5000	23.3	25.0	-6.9	30.0
Ethylbenzene	Ave	3.803	3.596	0.1000	23.6	25.0	-5.4	30.0
1,1,1,2-Tetrachloroethane	Ave	0.8349	0.7973		23.9	25.0	-4.5	30.0
m,p-Xylene	Ave	1.542	1.463	0.1000	23.7	25.0	-5.1	30.0
o-Xylene	Ave	1.525	1.448	0.3000	23.7	25.0	-5.0	30.0
Styrene	Ave	2.506	2.311	0.3000	23.0	25.0	-7.8	30.0
Bromoform	Ave	0.5117	0.4790	0.1000	23.4	25.0	-6.4	50.0
Isopropylbenzene	Ave	3.798	3.779	0.1000	24.9	25.0	-0.5	30.0
Bromobenzene	Ave	0.9692	0.9531		24.6	25.0	-1.7	30.0
1,1,2,2-Tetrachloroethane	Ave	1.041	0.998	0.3000	24.0	25.0	-4.2	30.0
N-Propylbenzene	Ave	4.251	4.194		24.7	25.0	-1.3	30.0
1,2,3-Trichloropropane	Ave	0.3606	0.3442		23.9	25.0	-4.5	30.0
trans-1,4-Dichloro-2-butene	Lin1		0.2847		20.2	25.0	-19.1	50.0
2-Chlorotoluene	Ave	0.9259	0.8818		23.8	25.0	-4.8	30.0
1,3,5-Trimethylbenzene	Ave	3.230	3.208		24.8	25.0	-0.7	30.0
4-Chlorotoluene	Ave	0.9159	0.9021		24.6	25.0	-1.5	30.0
tert-Butylbenzene	Ave	0.7165	0.7235		25.2	25.0	1.0	30.0
1,2,4-Trimethylbenzene	Ave	3.352	3.276		24.4	25.0	-2.3	30.0
sec-Butylbenzene	Ave	3.996	3.985		24.9	25.0	-0.3	30.0
1,3-Dichlorobenzene	Ave	1.911	1.797	0.6000	23.5	25.0	-5.9	30.0
4-Isopropyltoluene	Ave	3.568	3.518		24.7	25.0	-1.4	30.0
1,4-Dichlorobenzene	Ave	1.955	1.831	0.5000	23.4	25.0	-6.3	30.0
n-Butylbenzene	Ave	2.965	2.919		24.6	25.0	-1.6	30.0
1,2-Dichlorobenzene	Ave	1.950	1.853	0.4000	23.8	25.0	-5.0	30.0

FORM VII
GC/MS VOA CONTINUING CALIBRATION DATA

Lab Name: Eurofins TestAmerica, Buffalo Job No.: 480-189890-1

SDG No.:

Lab Sample ID: ICV 480-596289/25 Calibration Date: 09/15/2021 01:44

Instrument ID: HP5973S Calib Start Date: 09/14/2021 17:37

GC Column: ZB-624 (20) ID: 0.18(mm) Calib End Date: 09/14/2021 20:20

Lab File ID: S3520.D Conc. Units: ug/L Heated Purge: (Y/N) N

ANALYTE	CURVE TYPE	AVE RRF	RRF	MIN RRF	CALC AMOUNT	SPIKE AMOUNT	%D	MAX %D
1,2-Dibromo-3-Chloropropane	Ave	0.2122	0.2032	0.0500	23.9	25.0	-4.3	50.0
1,2,4-Trichlorobenzene	Ave	1.475	1.389	0.2000	23.6	25.0	-5.8	30.0
Hexachlorobutadiene	Ave	0.6264	0.5981		23.9	25.0	-4.5	30.0
Naphthalene	Ave	4.427	4.236		23.9	25.0	-4.3	30.0
1,2,3-Trichlorobenzene	Ave	1.459	1.416		24.3	25.0	-3.0	30.0
Dibromofluoromethane (Surr)	Ave	1.346	1.329		24.7	25.0	-1.3	30.0
1,2-Dichloroethane-d4 (Surr)	Ave	0.8718	0.8515		24.4	25.0	-2.3	30.0
Toluene-d8 (Surr)	Ave	2.530	2.514		24.8	25.0	-0.6	30.0
4-Bromofluorobenzene (Surr)	Ave	0.8445	0.8283		24.5	25.0	-1.9	30.0

Eurofins TestAmerica, Buffalo
Target Compound Quantitation Report

Data File: \\chromfs\Buffalo\ChromData\HP5973S\20210914-100971.b\S3520.D
Lims ID: ICV
Client ID:
Sample Type: ICV
Inject. Date: 15-Sep-2021 01:44:30 ALS Bottle#: 25 Worklist Smp#: 25
Purge Vol: 5.000 mL Dil. Factor: 1.0000
Sample Info: ICV
Misc. Info.: 480-0100971-025
Operator ID: wd Instrument ID: HP5973S
Sublist:

Method: \\chromfs\Buffalo\ChromData\HP5973S\20210914-100971.b\S-8260.m
Limit Group: MV - 8260C ICAL
Last Update: 15-Sep-2021 10:52:08 Calib Date: 15-Sep-2021 00:35:30
Integrator: RTE ID Type: RT Order ID
Quant Method: Internal Standard Quant By: Initial Calibration
Last ICal File: \\chromfs\Buffalo\ChromData\HP5973S\20210914-100971.b\S3517.D

Column 1 : ZB-624 (0.18 mm) Det: MS SCAN
Process Host: CTX1643

First Level Reviewer: HillL Date: 15-Sep-2021 10:47:46

Compound	Sig	RT (min.)	Adj RT (min.)	Dlt RT (min.)	Q	Response	Cal Amt ug/L	OnCol Amt ug/L	Flags
* 153 Fluorobenzene (IS)	70	4.999	4.999	0.000	98	166897	25.0	25.0	
* 2 Chlorobenzene-d5	82	7.962	7.962	0.000	86	340656	25.0	25.0	
* 3 1,4-Dichlorobenzene-d4	152	10.395	10.395	0.000	55	340955	25.0	25.0	
$ 154 Dibromofluoromethane (Surr)	113	4.434	4.434	0.000	58	221770	25.0	24.7	
$ 4 1,2-Dichloroethane-d4 (Surr)	67	4.732	4.732	0.000	50	142108	25.0	24.4	
$ 5 Toluene-d8 (Surr)	98	6.496	6.496	0.000	75	856425	25.0	24.8	
$ 6 4-Bromofluorobenzene (Surr)	174	9.221	9.221	0.000	92	282168	25.0	24.5	
10 Dichlorodifluoromethane	85	1.088	1.081	0.000	87	230866	25.0	19.4	
12 Chloromethane	50	1.246	1.246	0.000	99	344038	25.0	21.9	M
13 Vinyl chloride	62	1.325	1.319	0.006	53	302356	25.0	21.2	
151 Butadiene	54	1.325	1.325	0.000	63	334803	25.0	19.9	
14 Bromomethane	94	1.580	1.586	-0.006	89	205958	25.0	21.5	
15 Chloroethane	64	1.647	1.647	0.000	95	201164	25.0	20.3	
16 Dichlorofluoromethane	67	1.848	1.848	0.000	82	440306	25.0	21.4	
17 Trichlorofluoromethane	101	1.854	1.860	-0.006	62	358160	25.0	20.5	
18 Ethyl ether	59	2.097	2.091	0.006	91	266403	25.0	22.2	
20 Acrolein	56	2.274	2.280	0.000	88	82690	125.0	95.3	
21 1,1,2-Trichloro-1,2,2-trifluoroe	101	2.298	2.292	0.006	70	230075	25.0	24.3	
22 1,1-Dichloroethene	96	2.310	2.304	0.006	89	222551	25.0	21.9	
23 Acetone	43	2.420	2.420	0.000	99	598162	125.0	116.5	
25 Iodomethane	142	2.462	2.462	0.000	98	401889	25.0	22.1	
26 Carbon disulfide	76	2.499	2.499	0.000	99	766426	25.0	23.5	
28 3-Chloro-1-propene	41	2.651	2.651	0.000	88	455034	25.0	22.7	
27 Methyl acetate	43	2.706	2.700	0.006	96	582978	50.0	43.1	
30 Methylene Chloride	84	2.803	2.803	0.000	91	279631	25.0	23.6	
31 2-Methyl-2-propanol	59	2.973	2.973	0.000	57	353032	250.0	220.8	
32 Methyl tert-butyl ether	73	2.998	2.998	0.000	94	840256	25.0	22.9	
34 trans-1,2-Dichloroethene	96	3.010	3.010	0.000	88	257185	25.0	22.5	
33 Acrylonitrile	53	3.077	3.071	0.000	100	1582817	250.0	226.0	
35 Hexane	57	3.199	3.199	0.000	88	393101	25.0	22.7	

Compound	Sig	RT (min.)	Adj RT (min.)	Dlt RT (min.)	Q	Response	Cal Amt ug/L	OnCol Amt ug/L	Flags
39 1,1-Dichloroethane	63	3.418	3.418	0.000	85	480214	25.0	22.9	
37 Vinyl acetate	43	3.478	3.478	0.000	97	1233848	50.0	44.5	
44 2,2-Dichloropropane	77	3.929	3.923	0.006	92	235767	25.0	22.1	
45 cis-1,2-Dichloroethene	96	3.965	3.959	0.000	67	282692	25.0	22.9	
43 2-Butanone (MEK)	43	4.008	4.008	0.000	98	878706	125.0	112.0	
48 Chlorobromomethane	128	4.196	4.196	0.000	96	157019	25.0	23.7	
49 Tetrahydrofuran	42	4.215	4.208	0.007	90	238442	50.0	41.0	
50 Chloroform	83	4.275	4.275	0.000	81	451368	25.0	21.7	
51 1,1,1-Trichloroethane	97	4.379	4.373	0.006	79	390591	25.0	23.8	
52 Cyclohexane	56	4.379	4.379	0.000	91	507402	25.0	23.7	
55 Carbon tetrachloride	117	4.513	4.507	0.006	81	343780	25.0	23.9	
54 1,1-Dichloropropene	75	4.525	4.525	0.000	91	342884	25.0	23.8	
57 Benzene	78	4.732	4.726	0.006	96	1034842	25.0	23.2	
53 Isobutyl alcohol	43	4.780	4.792	0.000	62	271014	625.0	495.3	
58 1,2-Dichloroethane	62	4.805	4.805	0.000	74	381935	25.0	22.6	
59 n-Heptane	43	4.914	4.914	0.000	93	378708	25.0	19.2	
62 Trichloroethene	95	5.334	5.334	0.000	91	253967	25.0	23.8	
64 Methylcyclohexane	83	5.443	5.443	0.000	94	453352	25.0	23.3	
65 1,2-Dichloropropane	63	5.571	5.577	-0.006	93	259962	25.0	22.9	
67 Dibromomethane	93	5.711	5.711	0.000	88	161808	25.0	22.9	
66 1,4-Dioxane	88	5.717	5.748	0.000	18	55981	500.0	375.9	
68 Dichlorobromomethane	83	5.869	5.869	0.000	92	310311	25.0	23.8	
69 2-Chloroethyl vinyl ether	63	6.155	6.161	0.000	94	181566	25.0	23.1	
72 cis-1,3-Dichloropropene	75	6.283	6.283	0.000	88	389788	25.0	23.2	
73 4-Methyl-2-pentanone (MIBK)	43	6.435	6.435	0.000	97	1937318	125.0	112.5	
74 Toluene	92	6.557	6.557	0.000	87	649181	25.0	23.5	
77 trans-1,3-Dichloropropene	75	6.855	6.855	0.000	92	365632	25.0	23.0	
75 Ethyl methacrylate	69	6.903	6.903	0.000	72	334212	25.0	24.4	
79 1,1,2-Trichloroethane	83	7.037	7.037	0.000	89	191954	25.0	22.5	
81 Tetrachloroethene	166	7.080	7.080	0.000	91	278676	25.0	23.3	
82 1,3-Dichloropropane	76	7.195	7.195	0.000	94	394739	25.0	22.5	
80 2-Hexanone	43	7.275	7.275	0.000	97	1300070	125.0	112.5	
83 Chlorodibromomethane	129	7.427	7.427	0.000	90	234424	25.0	23.4	
84 Ethylene Dibromide	107	7.518	7.518	0.000	99	245183	25.0	23.0	
87 Chlorobenzene	112	7.992	7.992	0.000	94	731613	25.0	23.3	
88 Ethylbenzene	91	8.090	8.090	0.000	98	1225144	25.0	23.6	
89 1,1,1,2-Tetrachloroethane	131	8.096	8.096	0.000	41	271618	25.0	23.9	
90 m-Xylene & p-Xylene	106	8.211	8.211	0.000	98	498497	25.0	23.7	
91 o-Xylene	106	8.631	8.631	0.000	97	493370	25.0	23.7	
92 Styrene	104	8.668	8.668	0.000	92	787157	25.0	23.0	
95 Bromoform	173	8.911	8.911	0.000	97	163188	25.0	23.4	
94 Isopropylbenzene	105	9.021	9.021	0.000	96	1288630	25.0	24.9	
101 Bromobenzene	156	9.367	9.367	0.000	92	324960	25.0	24.6	
97 1,1,2,2-Tetrachloroethane	83	9.452	9.452	0.000	59	340181	25.0	24.0	
99 N-Propylbenzene	91	9.465	9.465	0.000	98	1429937	25.0	24.7	
100 1,2,3-Trichloropropane	110	9.477	9.477	0.000	64	117368	25.0	23.9	
98 trans-1,4-Dichloro-2-butene	53	9.501	9.495	0.006	94	97066	25.0	20.2	
103 2-Chlorotoluene	126	9.562	9.562	0.000	96	300666	25.0	23.8	
102 1,3,5-Trimethylbenzene	105	9.653	9.653	0.000	93	1093767	25.0	24.8	
105 4-Chlorotoluene	126	9.684	9.684	0.000	97	307562	25.0	24.6	
106 tert-Butylbenzene	134	9.976	9.976	0.000	90	246689	25.0	25.2	
107 1,2,4-Trimethylbenzene	105	10.037	10.037	-0.001	54	1116820	25.0	24.4	

Compound	Sig	RT (min.)	Adj RT (min.)	Dlt RT (min.)	Q	Response	Cal Amt ug/L	OnCol Amt ug/L	Flags
109 sec-Butylbenzene	105	10.195	10.195	0.000	94	1358826	25.0	24.9	
111 1,3-Dichlorobenzene	146	10.322	10.329	-0.007	98	612825	25.0	23.5	
110 4-Isopropyltoluene	119	10.341	10.341	0.000	97	1199648	25.0	24.7	
113 1,4-Dichlorobenzene	146	10.420	10.420	0.000	96	624372	25.0	23.4	
115 n-Butylbenzene	91	10.736	10.736	0.000	94	995386	25.0	24.6	
116 1,2-Dichlorobenzene	146	10.773	10.773	0.000	98	631704	25.0	23.8	
117 1,2-Dibromo-3-Chloropropane	75	11.521	11.521	0.000	81	69286	25.0	23.9	
119 1,2,4-Trichlorobenzene	180	12.196	12.196	0.000	95	473673	25.0	23.6	
120 Hexachlorobutadiene	225	12.312	12.312	0.000	93	203934	25.0	23.9	
121 Naphthalene	128	12.409	12.409	0.000	97	1444455	25.0	23.9	
122 1,2,3-Trichlorobenzene	180	12.610	12.610	0.000	95	482630	25.0	24.3	

QC Flag Legend

Processing Flags

Review Flags

M - Manually Integrated

Reagents:

SS GAS CORP_00421	Amount Added: 12.50	Units: uL	
SS 8260 CORP_00094	Amount Added: 12.50	Units: uL	
S_8260_IS_00351	Amount Added: 1.00	Units: uL	Run Reagent
S_8260_Surr_00398	Amount Added: 1.00	Units: uL	Run Reagent

Report Date: 15-Sep-2021 10:52:11 Chrom Revision: 2.3 13-May-2021 07:57:40

Eurofins TestAmerica, Buffalo

Data File:	\\chromfs\Buffalo\ChromData\HP5973S\20210914-100971.b\S3520.D				
Injection Date:	15-Sep-2021 01:44:30	Instrument ID:	HP5973S	Operator ID:	wd
Lims ID:	ICV			Worklist Smp#:	25
Client ID:					
Purge Vol:	5.000 mL	Dil. Factor:	1.0000	ALS Bottle#:	25
Method:	S-8260	Limit Group:	MV - 8260C ICAL		

Column: ZB-624 (0.18 mm)

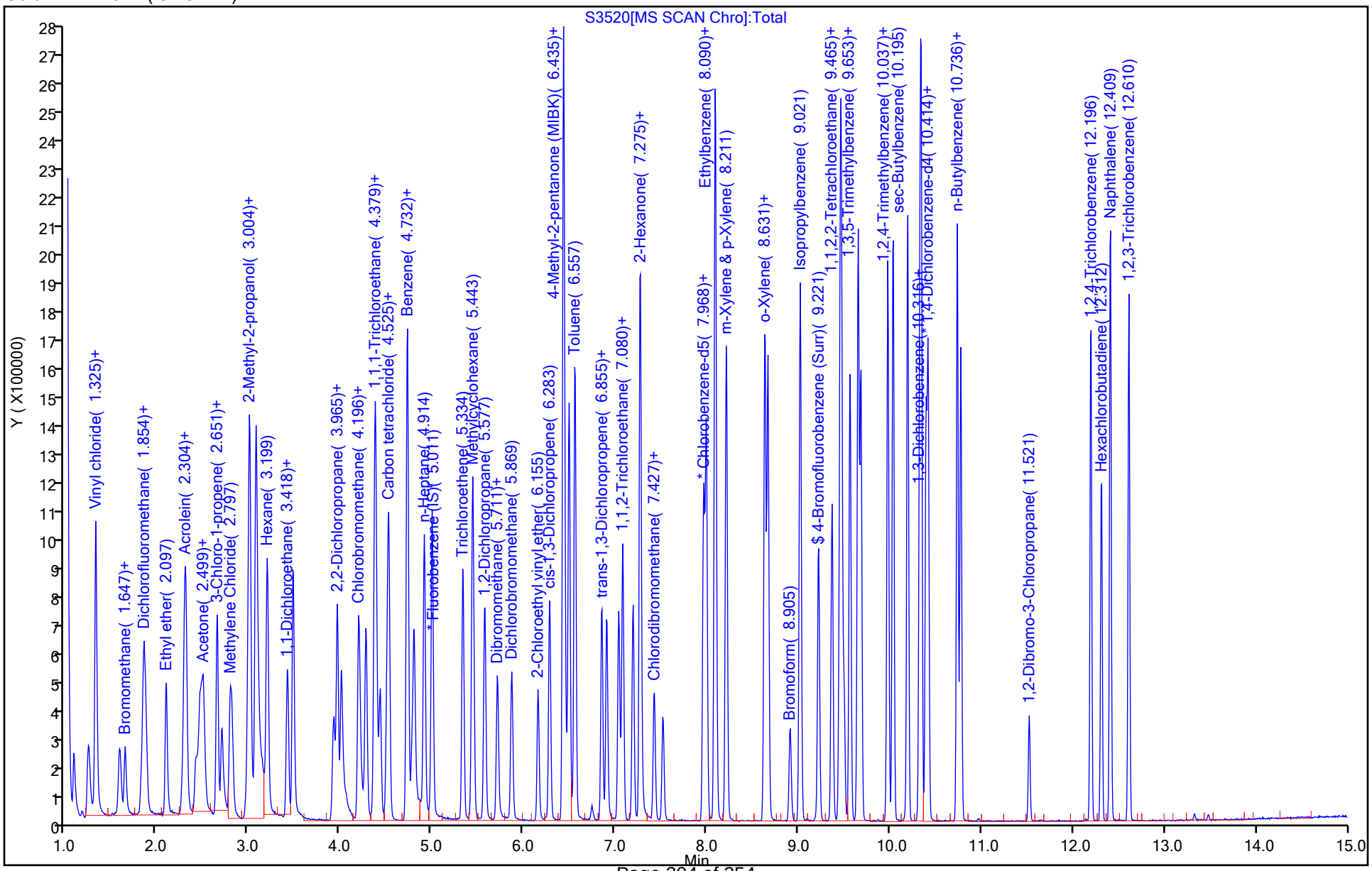

Manual Integration/User Assign Peak Report

Eurofins TestAmerica, Buffalo

Data File:	\\chromfs\Buffalo\ChromData\HP5973S\20210914-100971.b\S3520.D				
Injection Date:	15-Sep-2021 01:44:30	Instrument ID:	HP5973S		
Lims ID:	ICV				
Client ID:					
Operator ID:	wd	ALS Bottle#:	25	Worklist Smp#:	25
Purge Vol:	5.000 mL	Dil. Factor:	1.0000		
Method:	S-8260	Limit Group:	MV - 8260C ICAL		
Column:	ZB-624 (0.18 mm)	Detector	MS SCAN		

12 Chloromethane, CAS: 74-87-3

Signal: 1

Processing Integration Results

RT: 1.25
Area: 474009
Amount: 30.205236
Amount Units: ug/L

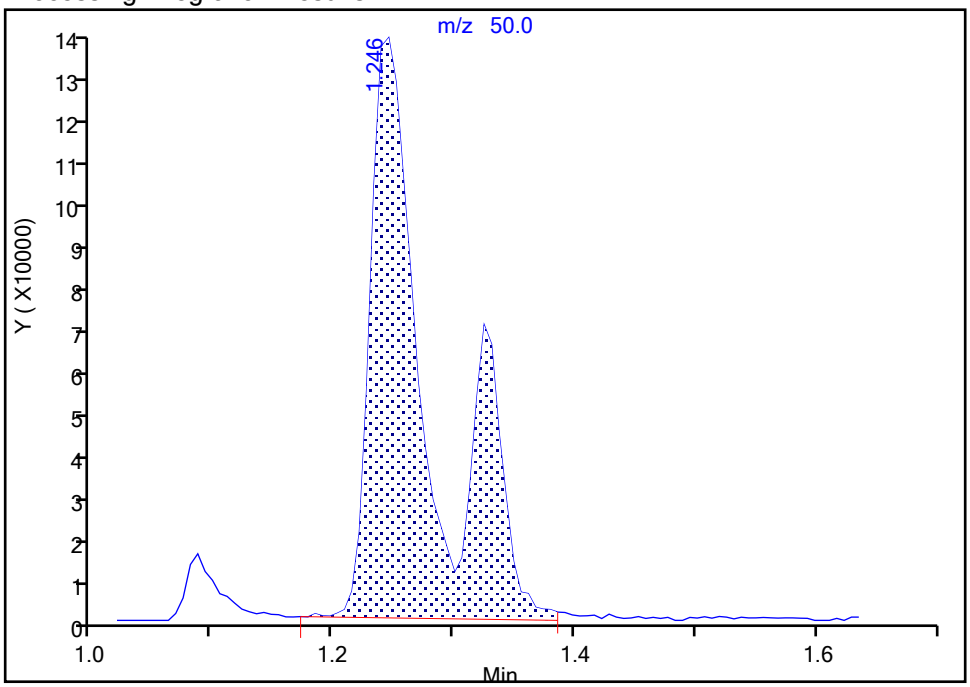

Manual Integration Results

RT: 1.25
Area: 344038
Amount: 21.923105
Amount Units: ug/L

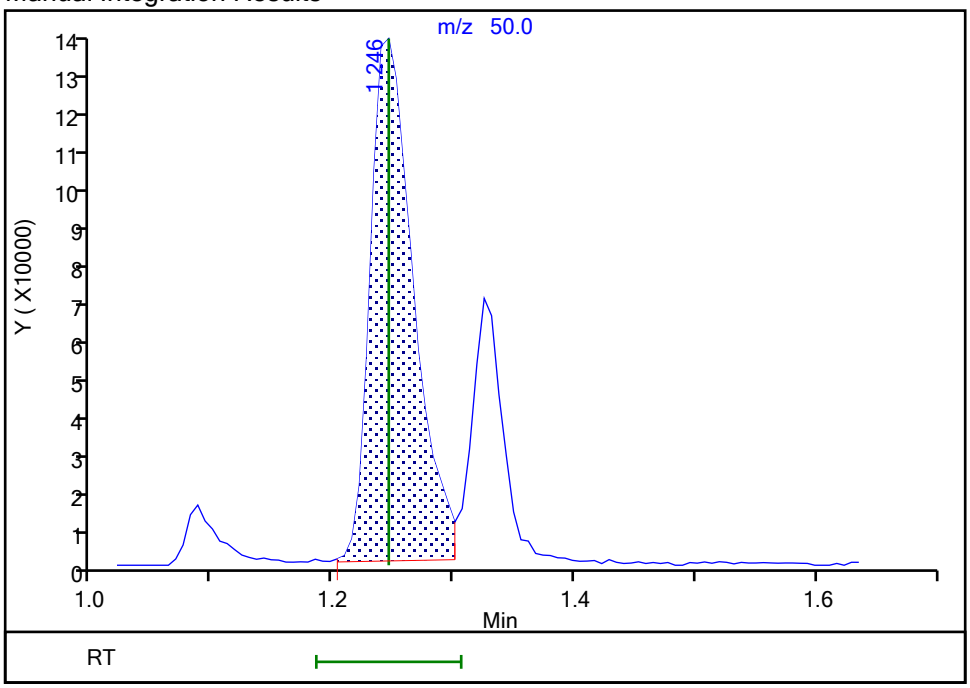

Reviewer: HillL, 15-Sep-2021 10:47:05

Audit Action: Manually Integrated Audit Reason: Poor chromatography

FORM VII
GC/MS VOA CONTINUING CALIBRATION DATA

Lab Name: Eurofins TestAmerica, Buffalo Job No.: 480-189890-1

SDG No.:

Lab Sample ID: CCVIS 480-597970/3 Calibration Date: 09/27/2021 09:36

Instrument ID: HP5973S Calib Start Date: 09/14/2021 17:37

GC Column: ZB-624 (20) ID: 0.18(mm) Calib End Date: 09/14/2021 20:20

Lab File ID: S4093.D Conc. Units: ug/L Heated Purge: (Y/N) N

ANALYTE	CURVE TYPE	AVE RRF	RRF	MIN RRF	CALC AMOUNT	SPIKE AMOUNT	%D	MAX %D
Dichlorodifluoromethane	Ave	1.779	1.297	0.1000	18.2	25.0	-27.1	50.0
Chloromethane	Ave	2.351	1.923	0.1000	20.4	25.0	-18.2	20.0
Vinyl chloride	Ave	2.134	1.767	0.1000	20.7	25.0	-17.2	20.0
Butadiene	Ave	2.523	2.003		19.9	25.0	-20.6*	20.0
Bromomethane	Ave	1.433	1.082	0.1000	18.9	25.0	-24.5	50.0
Chloroethane	Ave	1.485	1.150	0.1000	19.4	25.0	-22.5	50.0
Dichlorofluoromethane	Ave	3.077	2.497		20.3	25.0	-18.8	20.0
Trichlorofluoromethane	Ave	2.620	2.101	0.1000	20.0	25.0	-19.8	20.0
Ethyl ether	Ave	1.796	1.535		21.4	25.0	-14.6	20.0
Acrolein	Ave	0.1299	0.1060		102	125	-18.4	50.0
1,1,2-Trichloro-1,2,2-trifluoroethane	Ave	1.419	1.153	0.1000	20.3	25.0	-18.7	20.0
1,1-Dichloroethene	Ave	1.521	1.131	0.1000	18.6	25.0	-25.6*	20.0
Acetone	Ave	0.7694	0.7826	0.1000	127	125	1.7	50.0
Iodomethane	Ave	2.719	2.202		20.2	25.0	-19.0	20.0
Carbon disulfide	Ave	4.887	3.695	0.1000	18.9	25.0	-24.4*	20.0
Allyl chloride	Ave	2.998	2.466		20.6	25.0	-17.7	20.0
Methyl acetate	Ave	2.026	1.547	0.1000	38.2	50.0	-23.7	50.0
Methylene Chloride	Lin1		1.485	0.1000	20.8	25.0	-16.8	20.0
2-Methyl-2-propanol	Ave	0.2395	0.1482		155	250	-38.1	50.0
Methyl tert-butyl ether	Ave	5.484	4.369	0.1000	19.9	25.0	-20.3*	20.0
trans-1,2-Dichloroethene	Ave	1.714	1.381	0.1000	20.1	25.0	-19.5	20.0
Acrylonitrile	Ave	1.049	0.9005		215	250	-14.2	20.0
Hexane	Ave	2.599	2.141		20.6	25.0	-17.6	20.0
1,1-Dichloroethane	Ave	3.142	2.678	0.2000	21.3	25.0	-14.8	20.0
Vinyl acetate	Ave	4.152	3.030		36.5	50.0	-27.0*	20.0
2,2-Dichloropropane	Ave	1.596	1.291		20.2	25.0	-19.2	20.0
cis-1,2-Dichloroethene	Ave	1.852	1.501	0.1000	20.3	25.0	-19.0	20.0
2-Butanone (MEK)	Ave	1.175	1.147	0.1000	122	125	-2.4	20.0
Chlorobromomethane	Ave	0.9936	0.8420		21.2	25.0	-15.3	20.0
Tetrahydrofuran	Ave	0.8718	0.7140		40.9	50.0	-18.1	20.0
Chloroform	Ave	3.114	2.472	0.2000	19.8	25.0	-20.6*	20.0
1,1,1-Trichloroethane	Ave	2.460	2.023	0.1000	20.6	25.0	-17.7	20.0
Cyclohexane	Ave	3.206	2.666	0.1000	20.8	25.0	-16.9	20.0
Carbon tetrachloride	Ave	2.159	1.691	0.1000	19.6	25.0	-21.7*	20.0
1,1-Dichloropropene	Ave	2.159	1.861		21.5	25.0	-13.8	20.0
Benzene	Ave	6.681	5.921	0.5000	22.2	25.0	-11.4	20.0
Isobutyl alcohol	Ave	0.0820	0.0609		464	625	-25.7	50.0
1,2-Dichloroethane	Ave	2.535	2.179	0.1000	21.5	25.0	-14.0	20.0
n-Heptane	Ave	2.950	2.412		20.4	25.0	-18.2	20.0
Trichloroethene	Ave	1.599	1.427	0.2000	22.3	25.0	-10.7	20.0

FORM VII
GC/MS VOA CONTINUING CALIBRATION DATA

Lab Name: Eurofins TestAmerica, Buffalo Job No.: 480-189890-1

SDG No.:

Lab Sample ID: CCVIS 480-597970/3 Calibration Date: 09/27/2021 09:36

Instrument ID: HP5973S Calib Start Date: 09/14/2021 17:37

GC Column: ZB-624 (20) ID: 0.18(mm) Calib End Date: 09/14/2021 20:20

Lab File ID: S4093.D Conc. Units: ug/L Heated Purge: (Y/N) N

ANALYTE	CURVE TYPE	AVE RRF	RRF	MIN RRF	CALC AMOUNT	SPIKE AMOUNT	%D	MAX %D
Methylcyclohexane	Ave	2.919	2.341	0.1000	20.1	25.0	-19.8	20.0
1,2-Dichloropropane	Ave	1.698	1.502	0.1000	22.1	25.0	-11.5	20.0
Dibromomethane	Ave	1.057	0.8972	0.1000	21.2	25.0	-15.1	20.0
1,4-Dioxane	Lin1		0.0116		526	500	5.2	50.0
Bromodichloromethane	Ave	1.951	1.706	0.2000	21.9	25.0	-12.5	20.0
2-Chloroethyl vinyl ether	Ave	1.175	1.059		22.5	25.0	-9.9	20.0
cis-1,3-Dichloropropene	Ave	2.518	2.324	0.2000	23.1	25.0	-7.7	20.0
4-Methyl-2-pentanone (MIBK)	Ave	1.264	1.071	0.1000	106	125	-15.2	20.0
Toluene	Ave	2.023	1.840	0.4000	22.7	25.0	-9.1	20.0
trans-1,3-Dichloropropene	Ave	1.166	1.067	0.1000	22.9	25.0	-8.5	20.0
Ethyl methacrylate	Ave	1.006	0.8749		21.7	25.0	-13.1	20.0
1,1,2-Trichloroethane	Ave	0.6255	0.5483	0.1000	21.9	25.0	-12.4	20.0
Tetrachloroethene	Ave	0.8789	0.8007	0.2000	22.8	25.0	-8.9	20.0
1,3-Dichloropropane	Ave	1.287	1.164		22.6	25.0	-9.6	20.0
2-Hexanone	Ave	0.8479	0.7486	0.1000	110	125	-11.7	20.0
Dibromochloromethane	Ave	0.7357	0.6091	0.1000	20.7	25.0	-17.2	20.0
1,2-Dibromoethane	Ave	0.7815	0.7065		22.6	25.0	-9.6	20.0
Chlorobenzene	Ave	2.308	2.088	0.5000	22.6	25.0	-9.5	20.0
Ethylbenzene	Ave	3.803	3.374	0.1000	22.2	25.0	-11.3	20.0
1,1,1,2-Tetrachloroethane	Ave	0.8349	0.7227		21.6	25.0	-13.4	20.0
m,p-Xylene	Ave	1.542	1.365	0.1000	22.1	25.0	-11.5	20.0
o-Xylene	Ave	1.525	1.365	0.3000	22.4	25.0	-10.5	20.0
Styrene	Ave	2.506	2.270	0.3000	22.6	25.0	-9.4	20.0
Bromoform	Ave	0.5117	0.3943	0.1000	19.3	25.0	-23.0	50.0
Isopropylbenzene	Ave	3.798	3.270	0.1000	21.5	25.0	-13.9	20.0
Bromobenzene	Ave	0.9692	0.8497		21.9	25.0	-12.3	20.0
1,1,2,2-Tetrachloroethane	Ave	1.041	0.8955	0.3000	21.5	25.0	-14.0	20.0
N-Propylbenzene	Ave	4.251	3.699		21.8	25.0	-13.0	20.0
1,2,3-Trichloropropane	Ave	0.3606	0.3065		21.2	25.0	-15.0	20.0
trans-1,4-Dichloro-2-butene	Lin1		0.2823		20.1	25.0	-19.8	50.0
2-Chlorotoluene	Ave	0.9259	0.7769		21.0	25.0	-16.1	20.0
1,3,5-Trimethylbenzene	Ave	3.230	2.849		22.1	25.0	-11.8	20.0
4-Chlorotoluene	Ave	0.9159	0.8054		22.0	25.0	-12.1	20.0
tert-Butylbenzene	Ave	0.7165	0.6407		22.4	25.0	-10.6	20.0
1,2,4-Trimethylbenzene	Ave	3.352	2.942		21.9	25.0	-12.2	20.0
sec-Butylbenzene	Ave	3.996	3.546		22.2	25.0	-11.3	20.0
1,3-Dichlorobenzene	Ave	1.911	1.676	0.6000	21.9	25.0	-12.3	20.0
4-Isopropyltoluene	Ave	3.568	3.173		22.2	25.0	-11.1	20.0
1,4-Dichlorobenzene	Ave	1.955	1.724	0.5000	22.0	25.0	-11.8	20.0
n-Butylbenzene	Ave	2.965	2.651		22.3	25.0	-10.6	20.0
1,2-Dichlorobenzene	Ave	1.950	1.673	0.4000	21.5	25.0	-14.2	20.0

FORM VII
GC/MS VOA CONTINUING CALIBRATION DATA

Lab Name: Eurofins TestAmerica, Buffalo Job No.: 480-189890-1

SDG No.:

Lab Sample ID: CCVIS 480-597970/3 Calibration Date: 09/27/2021 09:36

Instrument ID: HP5973S Calib Start Date: 09/14/2021 17:37

GC Column: ZB-624 (20) ID: 0.18(mm) Calib End Date: 09/14/2021 20:20

Lab File ID: S4093.D Conc. Units: ug/L Heated Purge: (Y/N) N

ANALYTE	CURVE TYPE	AVE RRF	RRF	MIN RRF	CALC AMOUNT	SPIKE AMOUNT	%D	MAX %D
1,2-Dibromo-3-Chloropropane	Ave	0.2122	0.1566	0.0500	18.4	25.0	-26.2	50.0
1,2,4-Trichlorobenzene	Ave	1.475	1.279	0.2000	21.7	25.0	-13.2	20.0
Hexachlorobutadiene	Ave	0.6264	0.5277		21.1	25.0	-15.8	20.0
Naphthalene	Ave	4.427	3.784		21.4	25.0	-14.5	20.0
1,2,3-Trichlorobenzene	Ave	1.459	1.265		21.7	25.0	-13.3	20.0
Dibromofluoromethane (Surr)	Ave	1.346	1.313		24.4	25.0	-2.5	20.0
1,2-Dichloroethane-d4 (Surr)	Ave	0.8718	0.8782		25.2	25.0	0.7	20.0
Toluene-d8 (Surr)	Ave	2.530	2.630		26.0	25.0	3.9	20.0
4-Bromofluorobenzene (Surr)	Ave	0.8445	0.8358		24.7	25.0	-1.0	20.0

Eurofins TestAmerica, Buffalo
Target Compound Quantitation Report

Data File: \\chromfs\Buffalo\ChromData\HP5973S\20210927-101232.b\S4093.D
Lims ID: CCVIS
Client ID:
Sample Type: CCVIS
Inject. Date: 27-Sep-2021 09:36:30 ALS Bottle#: 2 Worklist Smp#: 3
Purge Vol: 5.000 mL Dil. Factor: 1.0000
Sample Info: CCVIS
Misc. Info.: 480-0101232-003
Operator ID: wd Instrument ID: HP5973S
Sublist: chrom-S-8260*sub26

Method: \\chromfs\Buffalo\ChromData\HP5973S\20210927-101232.b\S-8260.m
Limit Group: MV - 8260C ICAL
Last Update: 27-Sep-2021 10:02:24 Calib Date: 15-Sep-2021 00:35:30
Integrator: RTE ID Type: RT Order ID
Quant Method: Internal Standard Quant By: Initial Calibration
Last ICal File: \\chromfs\Buffalo\ChromData\HP5973S\20210914-100971.b\S3517.D

Column 1 : ZB-624 (0.18 mm) Det: MS SCAN
Process Host: CTX1659

First Level Reviewer: dahnw Date: 27-Sep-2021 10:02:24

Compound	Sig	RT (min.)	Adj RT (min.)	Dlt RT (min.)	Q	Response	Cal Amt ug/L	OnCol Amt ug/L	Flags
* 153 Fluorobenzene (IS)	70	4.999	4.999	0.000	99	163594	25.0	25.0	
* 2 Chlorobenzene-d5	82	7.962	7.962	0.000	87	331921	25.0	25.0	
* 3 1,4-Dichlorobenzene-d4	152	10.395	10.395	0.000	55	357231	25.0	25.0	
$ 154 Dibromofluoromethane (Surr)	113	4.433	4.433	0.000	56	214718	25.0	24.4	
$ 4 1,2-Dichloroethane-d4 (Surr)	67	4.732	4.732	0.000	52	143676	25.0	25.2	
$ 5 Toluene-d8 (Surr)	98	6.496	6.496	0.000	76	872908	25.0	26.0	
$ 6 4-Bromofluorobenzene (Surr)	174	9.221	9.221	0.000	92	277428	25.0	24.7	
10 Dichlorodifluoromethane	85	1.088	1.088	0.000	86	212229	25.0	18.2	
12 Chloromethane	50	1.246	1.246	0.000	87	314544	25.0	20.4	
13 Vinyl chloride	62	1.319	1.319	0.000	73	289061	25.0	20.7	
151 Butadiene	54	1.325	1.325	0.000	88	327671	25.0	19.9	M
14 Bromomethane	94	1.586	1.586	0.000	91	177078	25.0	18.9	
15 Chloroethane	64	1.647	1.647	0.000	95	188137	25.0	19.4	
16 Dichlorofluoromethane	67	1.848	1.848	0.000	97	408467	25.0	20.3	
17 Trichlorofluoromethane	101	1.854	1.854	0.000	67	343698	25.0	20.0	M
18 Ethyl ether	59	2.091	2.091	0.000	93	251040	25.0	21.4	
20 Acrolein	56	2.268	2.268	0.000	95	86711	125.0	102.0	
21 1,1,2-Trichloro-1,2,2-trifluoroe	101	2.298	2.298	0.000	74	188616	25.0	20.3	
22 1,1-Dichloroethene	96	2.304	2.304	0.000	87	184990	25.0	18.6	
23 Acetone	43	2.414	2.414	0.000	99	640142	125.0	127.1	
25 Iodomethane	142	2.462	2.462	0.000	99	360282	25.0	20.2	
26 Carbon disulfide	76	2.493	2.493	0.000	98	604478	25.0	18.9	
28 3-Chloro-1-propene	41	2.651	2.651	0.000	88	403503	25.0	20.6	
27 Methyl acetate	43	2.700	2.700	0.000	96	506043	50.0	38.2	
30 Methylene Chloride	84	2.803	2.803	0.000	93	243011	25.0	20.8	
31 2-Methyl-2-propanol	59	2.967	2.967	0.000	83	242477	250.0	154.7	
32 Methyl tert-butyl ether	73	2.998	2.998	0.000	93	714766	25.0	19.9	
34 trans-1,2-Dichloroethene	96	3.010	3.010	0.000	91	225843	25.0	20.1	
33 Acrylonitrile	53	3.071	3.071	0.000	99	1473136	250.0	214.6	
35 Hexane	57	3.199	3.199	0.000	90	350177	25.0	20.6	

Compound	Sig	RT (min.)	Adj RT (min.)	Dlt RT (min.)	Q	Response	Cal Amt ug/L	OnCol Amt ug/L	Flags
39 1,1-Dichloroethane	63	3.418	3.418	0.000	85	438124	25.0	21.3	
37 Vinyl acetate	43	3.478	3.478	0.000	97	991313	50.0	36.5	
44 2,2-Dichloropropane	77	3.922	3.922	0.000	91	211146	25.0	20.2	
45 cis-1,2-Dichloroethene	96	3.965	3.965	0.000	67	245503	25.0	20.3	
43 2-Butanone (MEK)	43	4.002	4.002	0.000	98	938103	125.0	122.0	
48 Chlorobromomethane	128	4.196	4.196	0.000	93	137739	25.0	21.2	
49 Tetrahydrofuran	42	4.208	4.208	0.000	87	233598	50.0	40.9	
50 Chloroform	83	4.275	4.275	0.000	81	404414	25.0	19.8	
52 Cyclohexane	56	4.379	4.379	0.000	92	436085	25.0	20.8	
51 1,1,1-Trichloroethane	97	4.379	4.379	0.000	77	331013	25.0	20.6	
55 Carbon tetrachloride	117	4.506	4.506	0.000	81	276595	25.0	19.6	
54 1,1-Dichloropropene	75	4.525	4.525	0.000	91	304452	25.0	21.5	
57 Benzene	78	4.725	4.725	0.000	96	968711	25.0	22.2	
53 Isobutyl alcohol	43	4.780	4.780	0.000	95	248896	625.0	464.1	
58 1,2-Dichloroethane	62	4.798	4.798	0.000	74	356485	25.0	21.5	
59 n-Heptane	43	4.914	4.914	0.000	94	394608	25.0	20.4	
62 Trichloroethene	95	5.334	5.334	0.000	92	233439	25.0	22.3	
64 Methylcyclohexane	83	5.443	5.443	0.000	94	382991	25.0	20.1	
65 1,2-Dichloropropane	63	5.571	5.571	0.000	90	245770	25.0	22.1	
67 Dibromomethane	93	5.711	5.711	0.000	86	146771	25.0	21.2	
66 1,4-Dioxane	88	5.723	5.723	0.000	52	76746	500.0	525.9	
68 Dichlorobromomethane	83	5.869	5.869	0.000	92	279134	25.0	21.9	
69 2-Chloroethyl vinyl ether	63	6.155	6.155	0.000	91	173281	25.0	22.5	
72 cis-1,3-Dichloropropene	75	6.283	6.283	0.000	87	380112	25.0	23.1	
73 4-Methyl-2-pentanone (MIBK)	43	6.435	6.435	0.000	97	1778161	125.0	106.0	
74 Toluene	92	6.557	6.557	0.000	94	610702	25.0	22.7	
77 trans-1,3-Dichloropropene	75	6.855	6.855	0.000	95	354025	25.0	22.9	
75 Ethyl methacrylate	69	6.903	6.903	0.000	73	290390	25.0	21.7	
79 1,1,2-Trichloroethane	83	7.037	7.037	0.000	87	181978	25.0	21.9	
81 Tetrachloroethene	166	7.080	7.080	0.000	84	265762	25.0	22.8	
82 1,3-Dichloropropane	76	7.195	7.195	0.000	93	386213	25.0	22.6	
80 2-Hexanone	43	7.268	7.268	0.000	98	1242373	125.0	110.4	
83 Chlorodibromomethane	129	7.427	7.427	0.000	91	202188	25.0	20.7	
84 Ethylene Dibromide	107	7.518	7.518	0.000	98	234502	25.0	22.6	
87 Chlorobenzene	112	7.992	7.992	0.000	93	693212	25.0	22.6	
88 Ethylbenzene	91	8.090	8.090	0.000	98	1119842	25.0	22.2	
89 1,1,1,2-Tetrachloroethane	131	8.096	8.096	0.000	41	239870	25.0	21.6	
90 m-Xylene & p-Xylene	106	8.211	8.211	0.000	98	453009	25.0	22.1	
91 o-Xylene	106	8.637	8.637	0.000	96	452958	25.0	22.4	
92 Styrene	104	8.668	8.668	0.000	93	753567	25.0	22.6	
95 Bromoform	173	8.911	8.911	0.000	96	130860	25.0	19.3	
94 Isopropylbenzene	105	9.020	9.020	0.000	95	1168239	25.0	21.5	
101 Bromobenzene	156	9.367	9.367	0.000	92	303529	25.0	21.9	
97 1,1,2,2-Tetrachloroethane	83	9.452	9.452	0.000	58	319896	25.0	21.5	
99 N-Propylbenzene	91	9.465	9.465	0.000	98	1321535	25.0	21.8	
100 1,2,3-Trichloropropane	110	9.477	9.477	0.000	64	109493	25.0	21.2	
98 trans-1,4-Dichloro-2-butene	53	9.495	9.495	0.000	85	100848	25.0	20.1	
103 2-Chlorotoluene	126	9.562	9.562	0.000	96	277548	25.0	21.0	
102 1,3,5-Trimethylbenzene	105	9.653	9.653	0.000	93	1017765	25.0	22.1	
105 4-Chlorotoluene	126	9.684	9.684	0.000	97	287717	25.0	22.0	
106 tert-Butylbenzene	134	9.976	9.976	0.000	91	228894	25.0	22.4	
107 1,2,4-Trimethylbenzene	105	10.036	10.036	0.000	65	1051064	25.0	21.9	

Compound	Sig	RT (min.)	Adj RT (min.)	Dlt RT (min.)	Q	Response	Cal Amt ug/L	OnCol Amt ug/L	Flags
109 sec-Butylbenzene	105	10.195	10.195	0.000	94	1266750	25.0	22.2	
111 1,3-Dichlorobenzene	146	10.322	10.322	0.000	99	598723	25.0	21.9	
110 4-Isopropyltoluene	119	10.341	10.341	0.000	97	1133661	25.0	22.2	
113 1,4-Dichlorobenzene	146	10.420	10.420	0.000	96	615859	25.0	22.0	
115 n-Butylbenzene	91	10.736	10.736	0.000	94	946860	25.0	22.3	
116 1,2-Dichlorobenzene	146	10.773	10.773	0.000	96	597575	25.0	21.5	
117 1,2-Dibromo-3-Chloropropane	75	11.521	11.521	0.000	81	55953	25.0	18.4	
119 1,2,4-Trichlorobenzene	180	12.196	12.196	0.000	94	457025	25.0	21.7	
120 Hexachlorobutadiene	225	12.312	12.312	0.000	94	188494	25.0	21.1	
121 Naphthalene	128	12.409	12.409	0.000	96	1351827	25.0	21.4	
122 1,2,3-Trichlorobenzene	180	12.610	12.610	0.000	94	451984	25.0	21.7	

QC Flag Legend

Processing Flags

Review Flags

M - Manually Integrated

Reagents:

8260 CORP mix_00214	Amount Added: 12.50	Units: uL	
GAS CORP mix_00473	Amount Added: 12.50	Units: uL	
S_8260_IS_00351	Amount Added: 1.00	Units: uL	Run Reagent
S_8260_Surr_00400	Amount Added: 1.00	Units: uL	Run Reagent

Report Date: 27-Sep-2021 10:02:24 Chrom Revision: 2.3 13-May-2021 07:57:40

Eurofins TestAmerica, Buffalo

Data File: \\chromfs\Buffalo\ChromData\HP5973S\20210927-101232.b\S4093.D

Injection Date: 27-Sep-2021 09:36:30 Instrument ID: HP5973S Operator ID: wd

Lims ID: CCVIS Worklist Smp#: 3

Client ID:

Purge Vol: 5.000 mL Dil. Factor: 1.0000 ALS Bottle#: 2

Method: S-8260 Limit Group: MV - 8260C ICAL

Column: ZB-624 (0.18 mm)

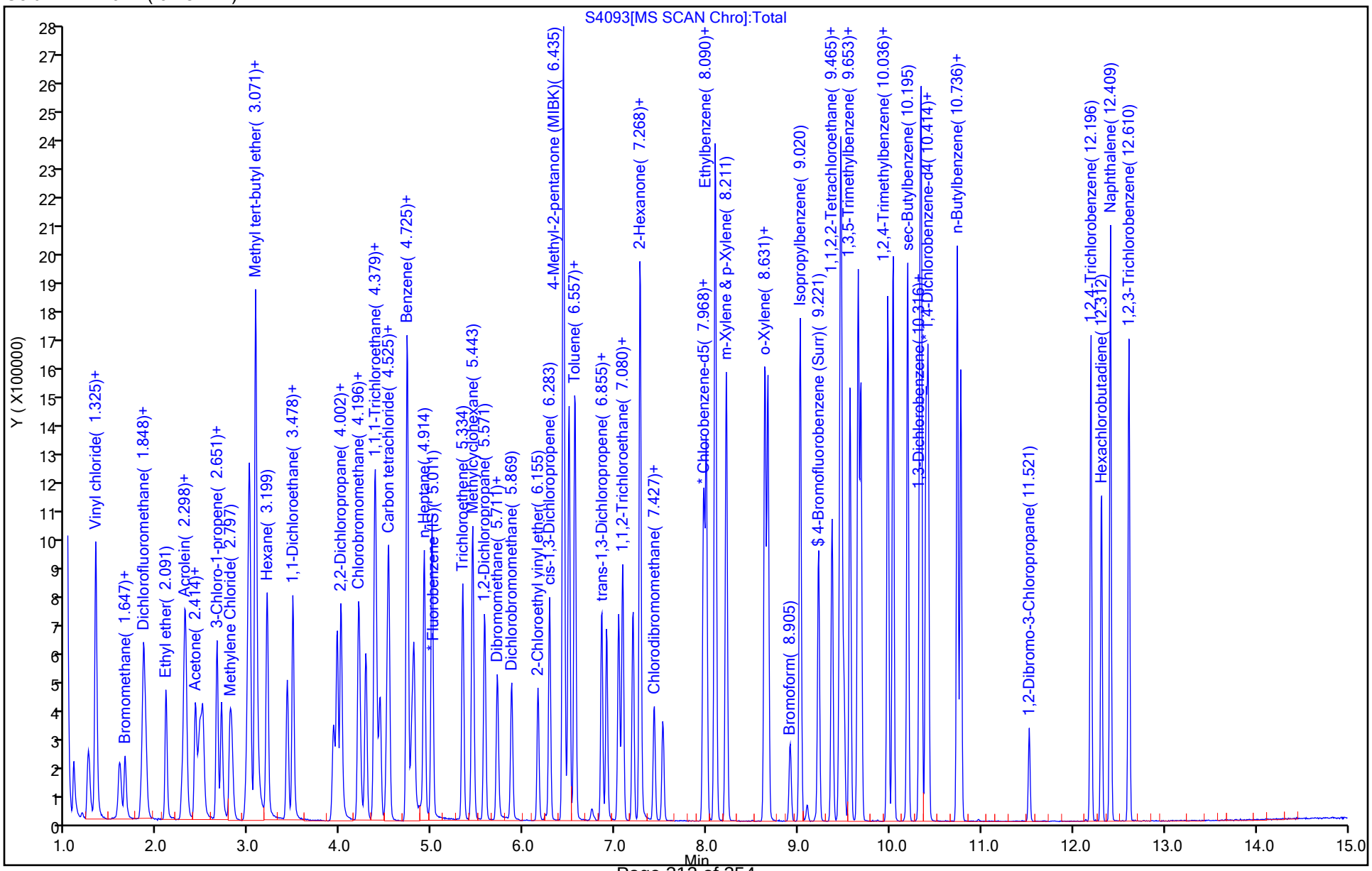

Eurofins TestAmerica, Buffalo

Data File:	\\chromfs\Buffalo\ChromData\HP5973S\20210927-101232.b\S4093.D				
Injection Date:	27-Sep-2021 09:36:30	Instrument ID:	HP5973S		
Lims ID:	CCVIS				
Client ID:					
Operator ID:	wd	ALS Bottle#:	2	Worklist Smp#:	3
Purge Vol:	5.000 mL	Dil. Factor:	1.0000		
Method:	S-8260	Limit Group:	MV - 8260C ICAL		
Column:	ZB-624 (0.18 mm)	Detector	MS SCAN		

151 Butadiene, CAS: 106-99-0

Signal: 1

Processing Integration Results

RT: 1.32
Area: 324263
Amount: 19.643894
Amount Units: ug/L

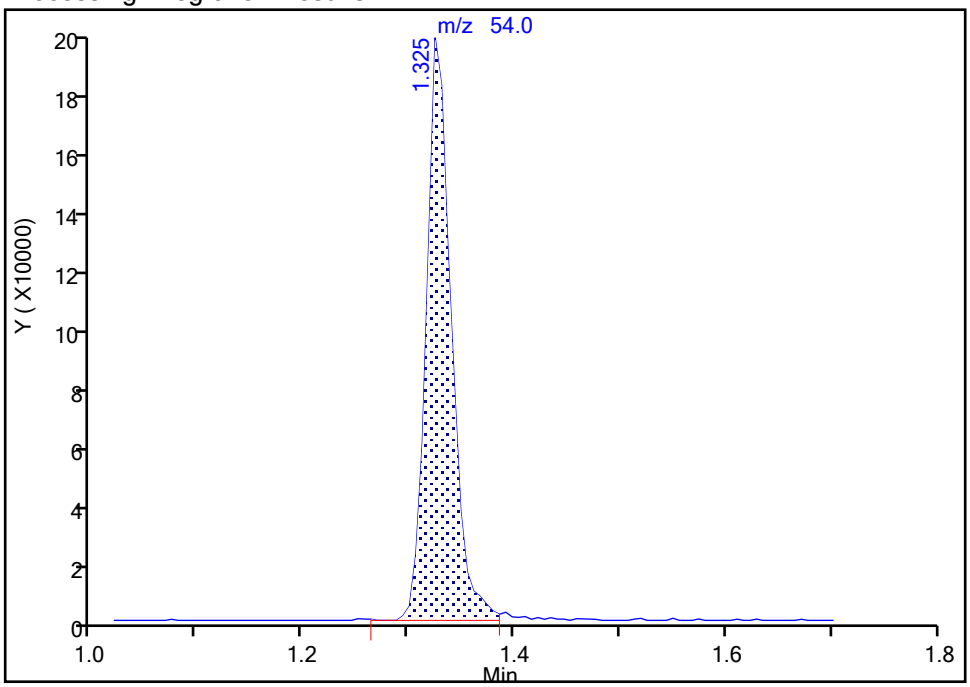

Manual Integration Results

RT: 1.32
Area: 327671
Amount: 19.850351
Amount Units: ug/L

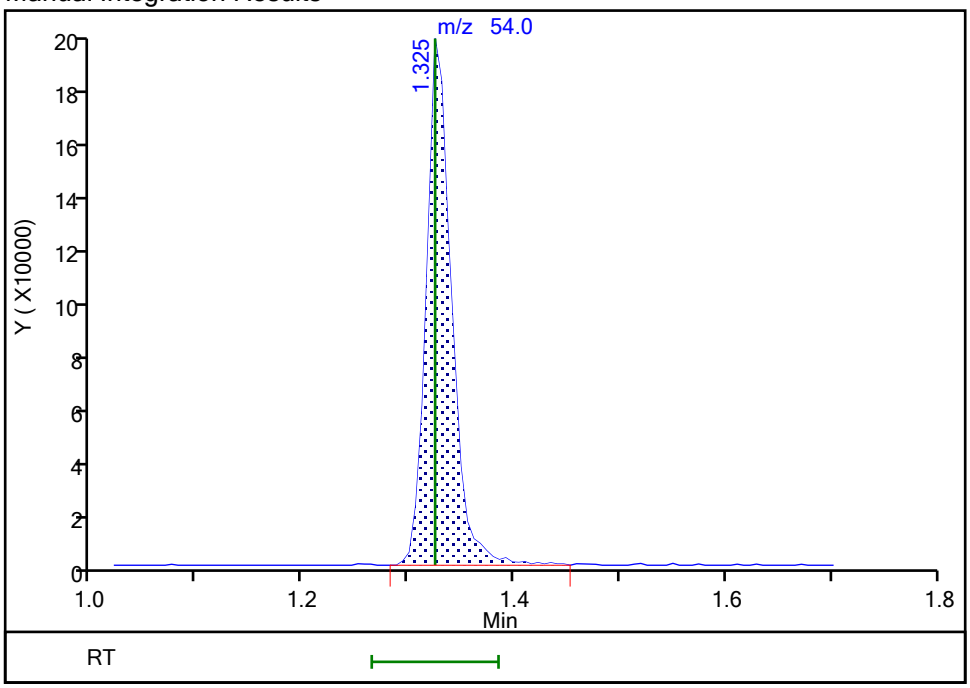

Reviewer: dahnw, 27-Sep-2021 09:57:44
Audit Action: Manually Integrated Audit Reason: Poor chromatography

Manual Integration/User Assign Peak Report

Eurofins TestAmerica, Buffalo

Data File:	\\chromfs\Buffalo\ChromData\HP5973S\20210927-101232.b\S4093.D				
Injection Date:	27-Sep-2021 09:36:30	Instrument ID:	HP5973S		
Lims ID:	CCVIS				
Client ID:					
Operator ID:	wd	ALS Bottle#:	2	Worklist Smp#:	3
Purge Vol:	5.000 mL	Dil. Factor:	1.0000		
Method:	S-8260	Limit Group:	MV - 8260C ICAL		
Column:	ZB-624 (0.18 mm)	Detector	MS SCAN		

17 Trichlorofluoromethane, CAS: 75-69-4

Signal: 1

Processing Integration Results

RT: 1.85
Area: 341702
Amount: 19.933453
Amount Units: ug/L

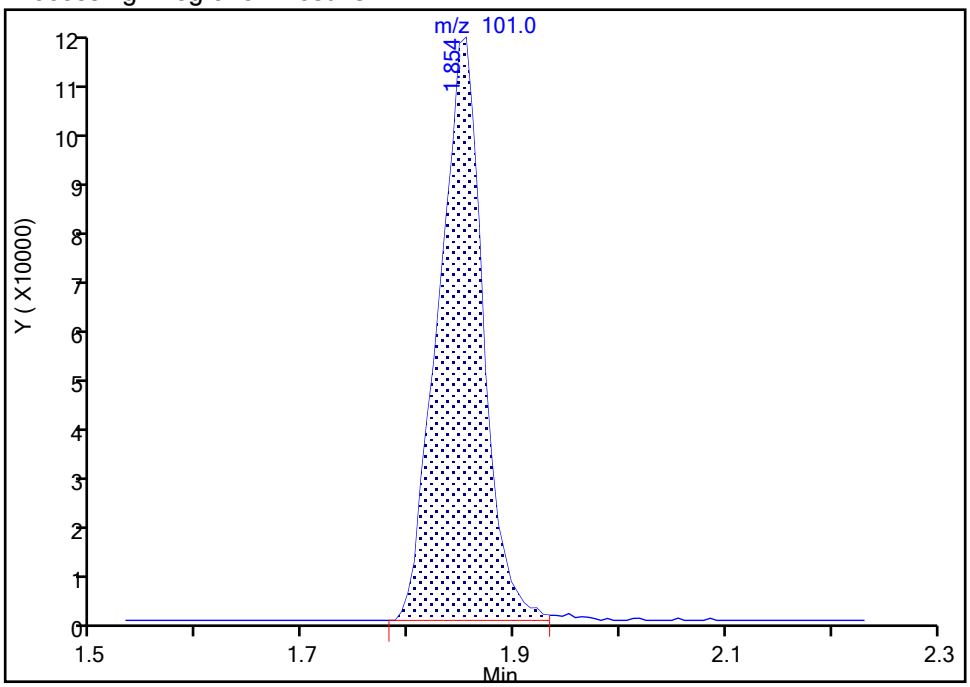

Manual Integration Results

RT: 1.85
Area: 343698
Amount: 20.049891
Amount Units: ug/L

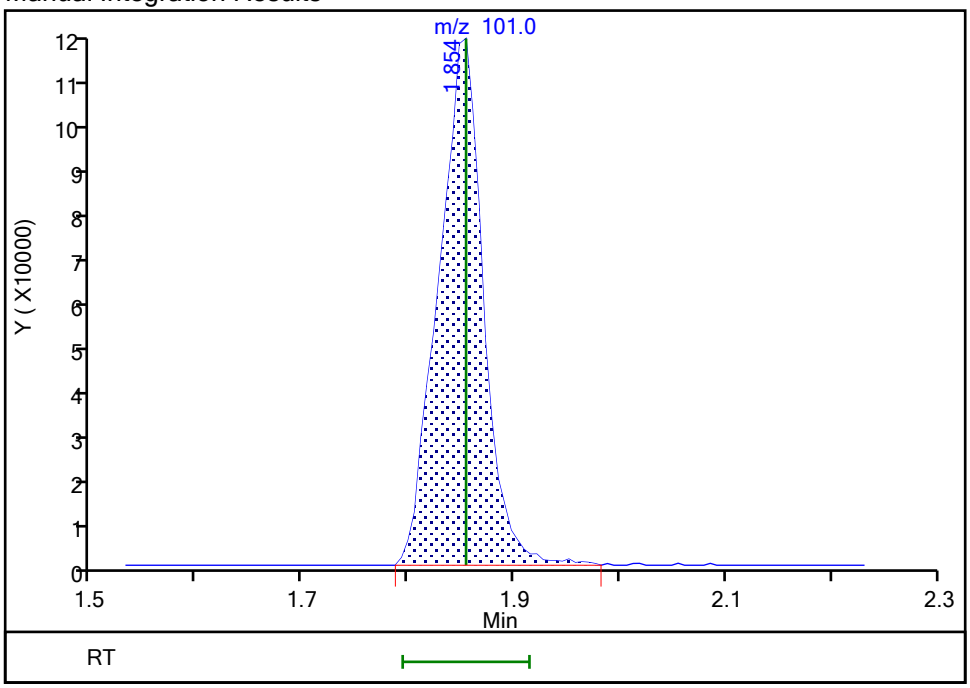

Reviewer: dahnw, 27-Sep-2021 09:57:54

Audit Action: Manually Integrated Audit Reason: Poor chromatography

Eurofins TestAmerica, Buffalo
Target Compound Quantitation Report

Data File:	\\chromfs\Buffalo\ChromData\HP5973S\20210914-100971.b\S3497.D				
Lims ID:	BFB				
Client ID:					
Sample Type:	BFB				
Inject. Date:	14-Sep-2021 16:49:30	ALS Bottle#:	2	Worklist Smp#:	2
Injection Vol:	1.0 uL	Dil. Factor:	1.0000		
Sample Info:	BFB				
Misc. Info.:	480-0100971-002				
Operator ID:	wd	Instrument ID:	HP5973S		
Method:	\\chromfs\Buffalo\ChromData\HP5973S\20210914-100971.b\S-8260.m				
Limit Group:	MV - 8260C ICAL				
Last Update:	15-Sep-2021 10:52:17	Calib Date:	15-Sep-2021 00:35:30		
Integrator:	RTE	ID Type:	RT Order ID		
Quant Method:	Internal Standard	Quant By:	Initial Calibration		
Last ICal File:	\\chromfs\Buffalo\ChromData\HP5973S\20210914-100971.b\S3517.D				
Column 1 :	ZB-624 (0.18 mm)		Det: MS SCAN		
Process Host:	CTX1643				
First Level Reviewer: dahnw		Date:	14-Sep-2021 16:58:04		

Compound	Sig	RT (min.)	Adj RT (min.)	Dlt RT (min.)	Q	Response	Cal Amt ug/L	OnCol Amt ug/L	Flags
$ 61 BFB	95	3.376	3.376	0.000	0	326841	NR	NR	

QC Flag Legend

Processing Flags

NR - Missing Quant Standard

Reagents:

BFB_WRK_00126 Amount Added: 1.00 Units: uL

MS Tune Report

Eurofins TestAmerica, Buffalo

Data File:	\\chromfs\Buffalo\ChromData\HP5973S\20210914-100971.b\S3497.D				
Injection Date:	14-Sep-2021 16:49:30	Instrument ID:	HP5973S		
Lims ID:	BFB				
Client ID:					
Operator ID:	wd	ALS Bottle#:	2	Worklist Smp#:	2
Injection Vol:	1.0 uL	Dil. Factor:	1.0000		
Method:	S-8260	Limit Group:	MV - 8260C ICAL		
Tune Method:	BFB Method 8260				

$ 61 BFB

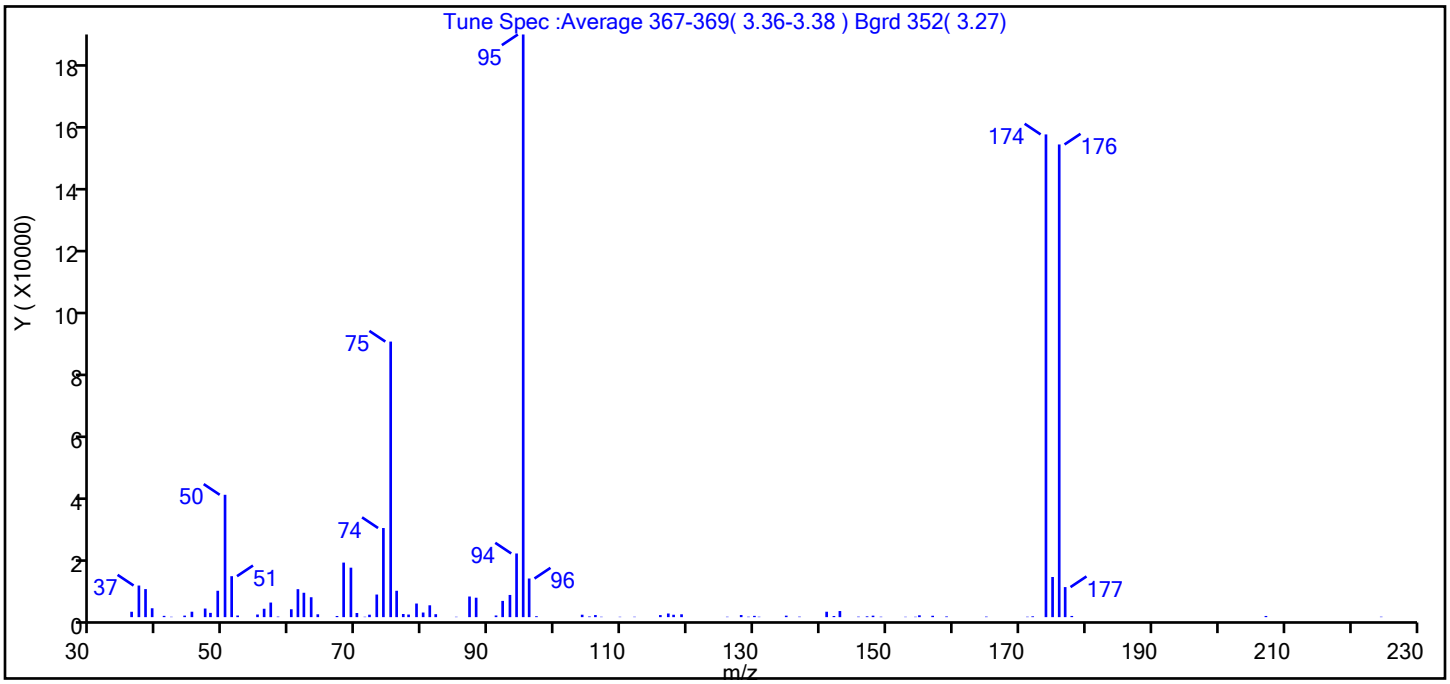

m/z	Ion Abundance Criteria	% Relative Abundance
95	Base peak, 100% relative abundance	100.0
50	15 to 40% of m/z 95	21.0
75	30 to 60% of m/z 95	47.3
96	5 to 9% of m/z 95	6.6
173	Less than 2% of m/z 174	0.0 (0.0)
174	50 to 120% of m/z 95	82.8
175	5 to 9% of m/z 174	6.9 (8.3)
176	Greater than 95% but less than 101% of m/z 174	81.1 (97.9)
177	5 to 9% of m/z 176	5.2 (6.4)

Report Date: 15-Sep-2021 10:52:17 Chrom Revision: 2.3 13-May-2021 07:57:40

Data File: \\chromfs\Buffalo\ChromData\HP5973S\20210914-100971.b\S3497.D\S-8260.rslt\spectra.d
Injection Date: 14-Sep-2021 16:49:30
Spectrum: Tune Spec :Average 367-369(3.36-3.38) Bgrd 352(3.27)
Base Peak: 95.10
Minimum % Base Peak: 0
Number of Points: 88

m/z	Y	m/z	Y	m/z	Y	m/z	Y
36.00	1748	64.00	923	93.00	7207	141.00	1760
37.00	10264	67.00	373	94.00	20672	142.00	369
38.00	9107	68.00	17712	95.00	189184	143.00	1981
39.00	2887	69.00	16063	96.00	12542	146.00	160
41.00	420	70.00	1345	97.00	307	147.00	266
42.00	118	71.00	128	104.00	791	148.00	479
44.00	497	72.00	794	105.00	211	149.00	137
45.00	1763	73.00	7339	106.00	677	153.00	117
47.00	2794	74.00	28936	107.00	123	154.00	127
48.00	1387	75.00	89472	110.00	118	155.00	598
49.00	8564	76.00	8564	112.00	125	157.00	448
50.00	39728	77.00	1019	116.00	674	159.00	229
51.00	13296	78.00	845	117.00	1183	165.00	176
52.00	527	79.00	4420	118.00	779	171.00	139
55.00	856	80.00	1499	119.00	927	172.00	265
56.00	2724	81.00	3847	126.00	130	174.00	156736
57.00	4738	82.00	953	128.00	684	175.00	13035
58.00	173	85.00	118	129.00	137	176.00	153472
60.00	2564	87.00	6702	130.00	418	177.00	9757
61.00	9082	88.00	6310	131.00	137	178.00	390
62.00	7919	91.00	541	135.00	482	207.00	382
63.00	6463	92.00	5275	137.00	161	225.00	138

Report Date: 15-Sep-2021 10:52:17 Chrom Revision: 2.3 13-May-2021 07:57:40

Eurofins TestAmerica, Buffalo

Data File:	\\chromfs\Buffalo\ChromData\HP5973S\20210914-100971.b\S3497.D				
Injection Date:	14-Sep-2021 16:49:30	Instrument ID:	HP5973S	Operator ID:	wd
Lims ID:	BFB			Worklist Smp#:	2
Client ID:					
Injection Vol:	1.0 uL	Dil. Factor:	1.0000	ALS Bottle#:	2
Method:	S-8260	Limit Group:	MV - 8260C ICAL		

Column: ZB-624 (0.18 mm)

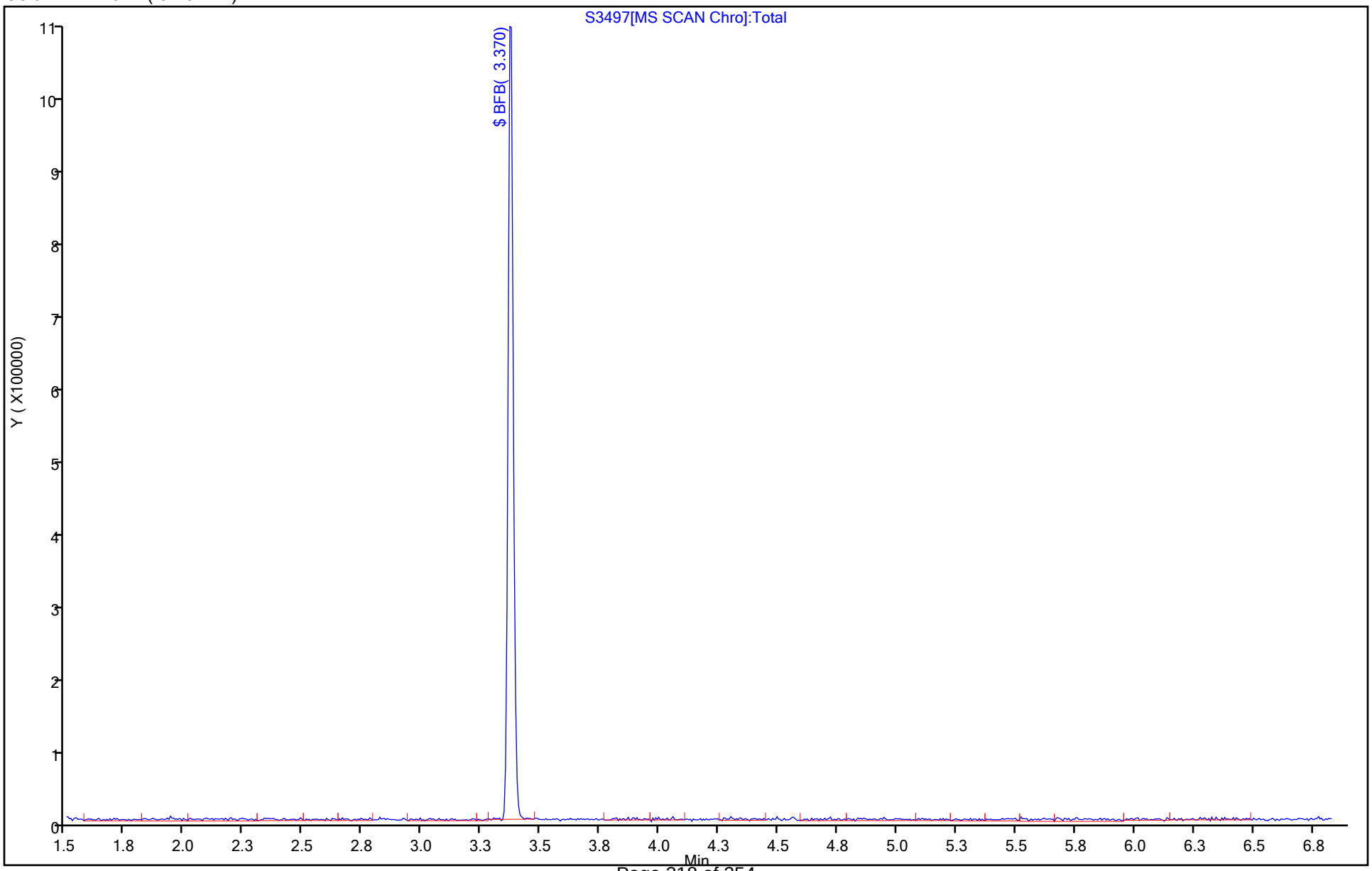

Eurofins TestAmerica, Buffalo
Target Compound Quantitation Report

Data File:	\\chromfs\Buffalo\ChromData\HP5973S\20210927-101232.b\S4092.D				
Lims ID:	BFB				
Client ID:					
Sample Type:	BFB				
Inject. Date:	27-Sep-2021 09:09:30	ALS Bottle#:	1	Worklist Smp#:	2
Injection Vol:	1.0 uL	Dil. Factor:	1.0000		
Sample Info:	BFB				
Misc. Info.:	480-0101232-002				
Operator ID:	wd	Instrument ID:	HP5973S		
Method:	\\chromfs\Buffalo\ChromData\HP5973S\20210927-101232.b\S-8260.m				
Limit Group:	MV - 8260C ICAL				
Last Update:	27-Sep-2021 09:20:08	Calib Date:	15-Sep-2021 00:35:30		
Integrator:	RTE	ID Type:	RT Order ID		
Quant Method:	Internal Standard	Quant By:	Initial Calibration		
Last ICal File:	\\chromfs\Buffalo\ChromData\HP5973S\20210914-100971.b\S3517.D				
Column 1 :	ZB-624 (0.18 mm)		Det: MS SCAN		
Process Host:	CTX1659				
First Level Reviewer: dahnw		Date:	27-Sep-2021 09:20:08		

Compound	Sig	RT (min.)	Adj RT (min.)	Dlt RT (min.)	Q	Response	Cal Amt ug/L	OnCol Amt ug/L	Flags
$ 61 BFB	95	3.370	3.370	0.000	0	233330	NR	NR	

QC Flag Legend

Processing Flags

NR - Missing Quant Standard

Reagents:

BFB_WRK_00126 Amount Added: 1.00 Units: uL

MS Tune Report

Eurofins TestAmerica, Buffalo

Data File:	\\chromfs\Buffalo\ChromData\HP5973S\20210927-101232.b\S4092.D				
Injection Date:	27-Sep-2021 09:09:30	Instrument ID:	HP5973S		
Lims ID:	BFB				
Client ID:					
Operator ID:	wd	ALS Bottle#:	1	Worklist Smp#:	2
Injection Vol:	1.0 uL	Dil. Factor:	1.0000		
Method:	S-8260	Limit Group:	MV - 8260C ICAL		
Tune Method:	BFB Method 8260				

$ 61 BFB

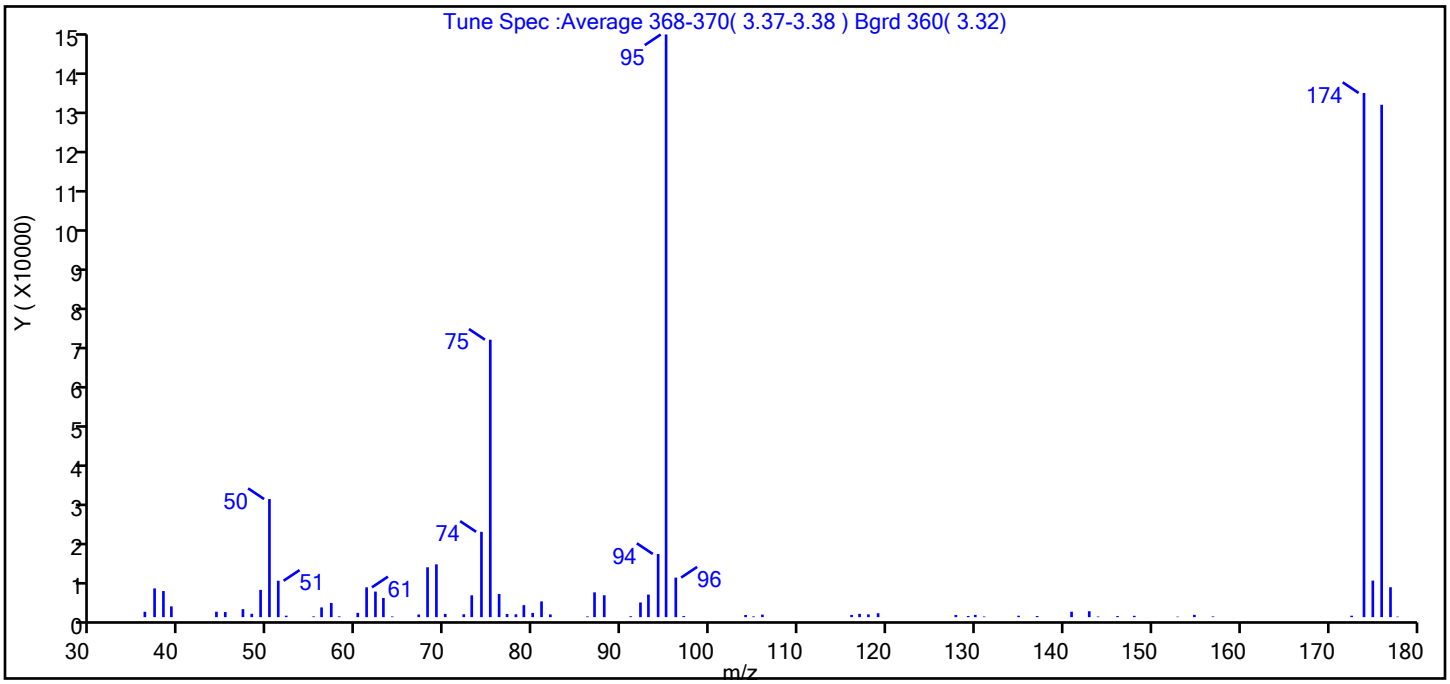

m/z	Ion Abundance Criteria	% Relative Abundance
95	Base peak, 100% relative abundance	100.0
50	15 to 40% of m/z 95	20.3
75	30 to 60% of m/z 95	47.6
96	5 to 9% of m/z 95	6.8
173	Less than 2% of m/z 174	0.2 (0.3)
174	50 to 120% of m/z 95	90.0
175	5 to 9% of m/z 174	6.3 (7.0)
176	Greater than 95% but less than 101% of m/z 174	87.9 (97.7)
177	5 to 9% of m/z 176	5.1 (5.8)

Report Date: 27-Sep-2021 09:20:08 Chrom Revision: 2.3 13-May-2021 07:57:40

Data File: \\chromfs\Buffalo\ChromData\HP5973S\20210927-101232.b\S4092.D\S-8260.rslt\spectra.d
Injection Date: 27-Sep-2021 09:09:30
Spectrum: Tune Spec :Average 368-370(3.37-3.38) Bgrd 360(3.32)
Base Peak: 95.00
Minimum % Base Peak: 0
Number of Points: 73

m/z	Y	m/z	Y	m/z	Y	m/z	Y
36.00	1311	63.00	4673	88.00	5335	135.00	342
37.00	7004	64.00	163	91.00	213	137.00	272
38.00	6364	67.00	639	92.00	3576	141.00	1332
39.00	2622	68.00	12151	93.00	5504	143.00	1435
44.00	1323	69.00	12868	94.00	15399	144.00	152
45.00	1237	70.00	790	95.00	142016	146.00	259
47.00	1948	72.00	699	96.00	9640	148.00	321
48.00	823	73.00	5320	97.00	257	153.00	120
49.00	6648	74.00	20800	104.00	523	155.00	562
50.00	28784	75.00	67624	105.00	181	157.00	173
51.00	8869	76.00	5656	106.00	616	173.00	352
52.00	358	77.00	760	116.00	542	174.00	127760
55.00	183	78.00	692	117.00	807	175.00	8910
56.00	2369	79.00	2926	118.00	681	176.00	124880
57.00	3454	80.00	1030	119.00	950	177.00	7289
58.00	180	81.00	3841	128.00	524	178.00	124
60.00	1052	82.00	662	129.00	286		
61.00	7268	86.00	176	130.00	547		
62.00	6239	87.00	6045	131.00	157		

Report Date: 27-Sep-2021 09:20:08 Chrom Revision: 2.3 13-May-2021 07:57:40

Eurofins TestAmerica, Buffalo

Data File: \\chromfs\Buffalo\ChromData\HP5973S\20210927-101232.b\S4092.D

Injection Date: 27-Sep-2021 09:09:30 Instrument ID: HP5973S Operator ID: wd

Lims ID: BFB Worklist Smp#: 2

Client ID:

Injection Vol: 1.0 uL Dil. Factor: 1.0000 ALS Bottle#: 1

Method: S-8260 Limit Group: MV - 8260C ICAL

Column: ZB-624 (0.18 mm)

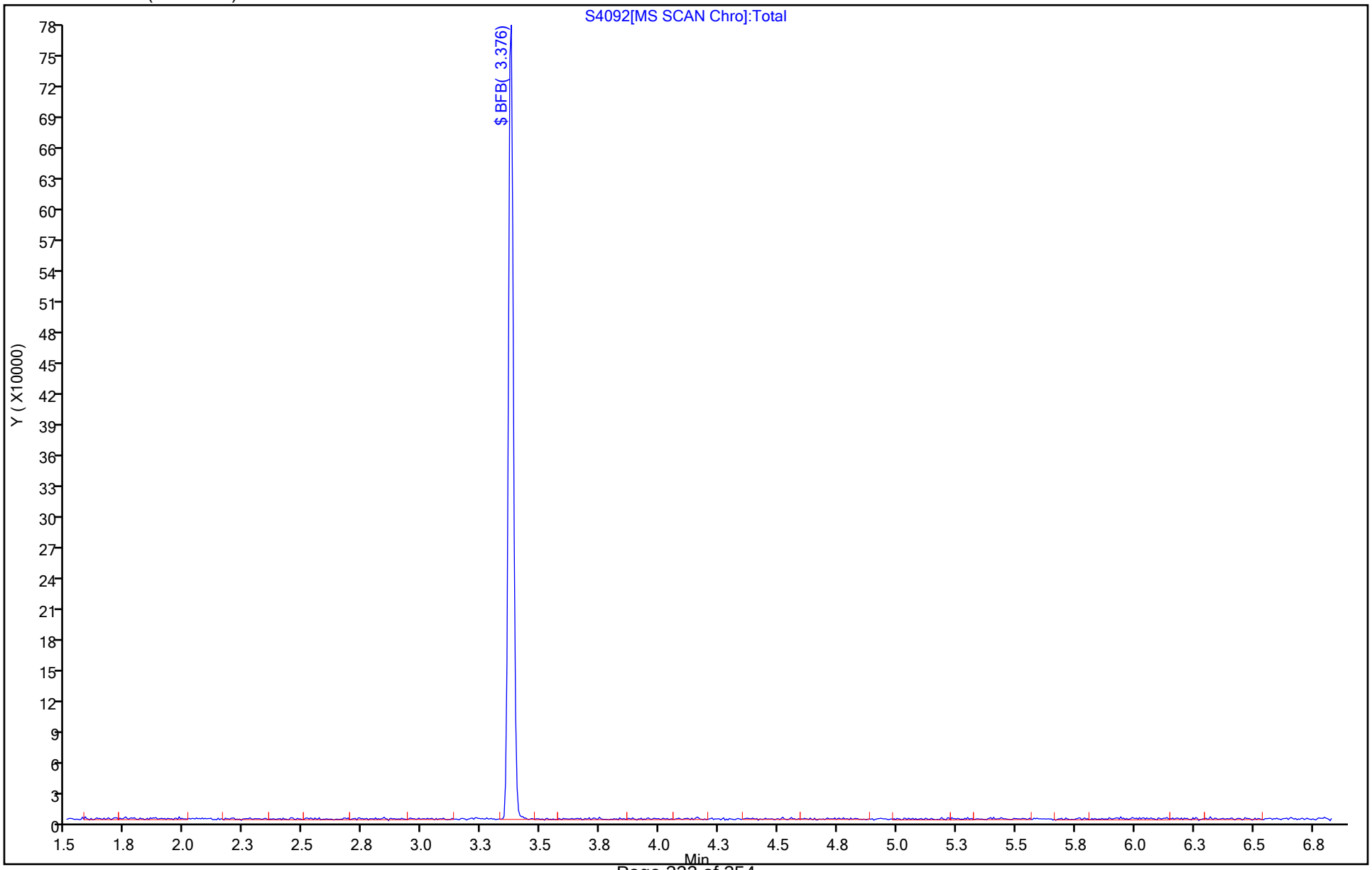

FORM I
GC/MS VOA ORGANICS ANALYSIS DATA SHEET

Lab Name: Eurofins TestAmerica, Buffalo Job No.: 480-189890-1

SDG No.:

Client Sample ID: Lab Sample ID: MB 480-597970/7

Matrix: Water Lab File ID: S4097.D

Analysis Method: 8260C Date Collected:

Sample wt/vol: 5(mL) Date Analyzed: 09/27/2021 11:09

Soil Aliquot Vol: Dilution Factor: 1

Soil Extract Vol.: GC Column: ZB-624 (20) ID: 0.18(mm)

% Moisture: Level: (low/med) Low

Analysis Batch No.: 597970 Units: ug/L

CAS NO.	COMPOUND NAME	RESULT	Q	RL	MDL
71-55-6	1,1,1-Trichloroethane	ND		1.0	0.82
79-34-5	1,1,2,2-Tetrachloroethane	ND		1.0	0.21
79-00-5	1,1,2-Trichloroethane	ND		1.0	0.23
76-13-1	1,1,2-Trichloro-1,2,2-trifluoroethane	ND		1.0	0.31
75-34-3	1,1-Dichloroethane	ND		1.0	0.38
75-35-4	1,1-Dichloroethene	ND		1.0	0.29
120-82-1	1,2,4-Trichlorobenzene	ND		1.0	0.41
96-12-8	1,2-Dibromo-3-Chloropropane	ND		1.0	0.39
95-50-1	1,2-Dichlorobenzene	ND		1.0	0.79
107-06-2	1,2-Dichloroethane	ND		1.0	0.21
78-87-5	1,2-Dichloropropane	ND		1.0	0.72
541-73-1	1,3-Dichlorobenzene	ND		1.0	0.78
106-46-7	1,4-Dichlorobenzene	ND		1.0	0.84
78-93-3	2-Butanone (MEK)	ND		10	1.3
591-78-6	2-Hexanone	ND		5.0	1.2
108-10-1	4-Methyl-2-pentanone (MIBK)	ND		5.0	2.1
67-64-1	Acetone	ND		10	3.0
71-43-2	Benzene	ND		1.0	0.41
75-27-4	Bromodichloromethane	ND		1.0	0.39
75-25-2	Bromoform	ND		1.0	0.26
74-83-9	Bromomethane	ND		1.0	0.69
75-15-0	Carbon disulfide	ND		1.0	0.19
56-23-5	Carbon tetrachloride	ND		1.0	0.27
108-90-7	Chlorobenzene	ND		1.0	0.75
124-48-1	Dibromochloromethane	ND		1.0	0.32
75-00-3	Chloroethane	ND		1.0	0.32
67-66-3	Chloroform	ND		1.0	0.34
74-87-3	Chloromethane	ND		1.0	0.35
156-59-2	cis-1,2-Dichloroethene	ND		1.0	0.81
10061-01-5	cis-1,3-Dichloropropene	ND		1.0	0.36
110-82-7	Cyclohexane	ND		1.0	0.18
75-71-8	Dichlorodifluoromethane	ND		1.0	0.68
100-41-4	Ethylbenzene	ND		1.0	0.74
106-93-4	1,2-Dibromoethane	ND		1.0	0.73
98-82-8	Isopropylbenzene	ND		1.0	0.79

FORM I
GC/MS VOA ORGANICS ANALYSIS DATA SHEET

Lab Name: Eurofins TestAmerica, Buffalo Job No.: 480-189890-1

SDG No.:

Client Sample ID: Lab Sample ID: MB 480-597970/7

Matrix: Water Lab File ID: S4097.D

Analysis Method: 8260C Date Collected:

Sample wt/vol: 5(mL) Date Analyzed: 09/27/2021 11:09

Soil Aliquot Vol: Dilution Factor: 1

Soil Extract Vol.: GC Column: ZB-624 (20) ID: 0.18(mm)

% Moisture: Level: (low/med) Low

Analysis Batch No.: 597970 Units: ug/L

CAS NO.	COMPOUND NAME	RESULT	Q	RL	MDL
79-20-9	Methyl acetate	ND		2.5	1.3
1634-04-4	Methyl tert-butyl ether	ND		1.0	0.16
108-87-2	Methylcyclohexane	ND		1.0	0.16
75-09-2	Methylene Chloride	ND		1.0	0.44
100-42-5	Styrene	ND		1.0	0.73
127-18-4	Tetrachloroethene	ND		1.0	0.36
108-88-3	Toluene	ND		1.0	0.51
156-60-5	trans-1,2-Dichloroethene	ND		1.0	0.90
10061-02-6	trans-1,3-Dichloropropene	ND		1.0	0.37
79-01-6	Trichloroethene	ND		1.0	0.46
75-69-4	Trichlorofluoromethane	ND		1.0	0.88
75-01-4	Vinyl chloride	ND		1.0	0.90
1330-20-7	Xylenes, Total	ND		2.0	0.66

CAS NO.	SURROGATE	%REC	Q	LIMITS
2037-26-5	Toluene-d8 (Surr)	102		80-120
17060-07-0	1,2-Dichloroethane-d4 (Surr)	100		77-120
460-00-4	4-Bromofluorobenzene (Surr)	96		73-120
1868-53-7	Dibromofluoromethane (Surr)	103		75-123

Eurofins TestAmerica, Buffalo
Target Compound Quantitation Report

Data File: \\chromfs\Buffalo\ChromData\HP5973S\20210927-101232.b\S4097.D
Lims ID: MB
Client ID:
Sample Type: MB
Inject. Date: 27-Sep-2021 11:09:30 ALS Bottle#: 6 Worklist Smp#: 7
Purge Vol: 5.000 mL Dil. Factor: 1.0000
Sample Info: MB
Misc. Info.: 480-0101232-007
Operator ID: wd Instrument ID: HP5973S

Method: \\chromfs\Buffalo\ChromData\HP5973S\20210927-101232.b\S-8260.m
Limit Group: MV - 8260C ICAL
Last Update: 27-Sep-2021 13:00:06 Calib Date: 15-Sep-2021 00:35:30
Integrator: RTE ID Type: RT Order ID
Quant Method: Internal Standard Quant By: Initial Calibration
Last ICal File: \\chromfs\Buffalo\ChromData\HP5973S\20210914-100971.b\S3517.D

Column 1 : ZB-624 (0.18 mm) Det: MS SCAN
Process Host: CTX1659

First Level Reviewer: dahnw Date: 27-Sep-2021 13:00:06

Compound	Sig	RT (min.)	Adj RT (min.)	Dlt RT (min.)	Q	Response	Cal Amt ug/L	OnCol Amt ug/L	Flags
* 153 Fluorobenzene (IS)	70	4.999	4.999	0.000	98	139633	25.0	25.0	
* 2 Chlorobenzene-d5	82	7.962	7.962	0.000	87	260366	25.0	25.0	
* 3 1,4-Dichlorobenzene-d4	152	10.395	10.395	0.000	93	285485	25.0	25.0	
$ 154 Dibromofluoromethane (Surr)	113	4.434	4.433	0.001	61	194551	25.0	25.9	
$ 4 1,2-Dichloroethane-d4 (Surr)	67	4.732	4.732	0.000	92	121432	25.0	24.9	
$ 5 Toluene-d8 (Surr)	98	6.496	6.496	0.000	93	671532	25.0	25.5	
$ 6 4-Bromofluorobenzene (Surr)	174	9.221	9.221	0.000	91	212030	25.0	24.1	
10 Dichlorodifluoromethane	85		1.088					ND	
11 Chlorodifluoromethane	51		1.106					ND	
12 Chloromethane	50		1.246					ND	
13 Vinyl chloride	62		1.319					ND	
151 Butadiene	54		1.325					ND	
14 Bromomethane	94		1.586					ND	
15 Chloroethane	64		1.647					ND	
16 Dichlorofluoromethane	67		1.848					ND	
17 Trichlorofluoromethane	101		1.854					ND	
18 Ethyl ether	59		2.091					ND	
148 Ethanol	45		2.170					ND	
19 Propene oxide	58		2.176					ND	
20 Acrolein	56		2.268					ND	
21 1,1,2-Trichloro-1,2,2-trifluoroe	101		2.298					ND	
22 1,1-Dichloroethene	96		2.304					ND	
23 Acetone	43		2.414					ND	
25 Iodomethane	142		2.462					ND	
26 Carbon disulfide	76		2.493					ND	7
24 Isopropyl alcohol	45		2.596					ND	
28 3-Chloro-1-propene	41		2.651					ND	
27 Methyl acetate	43		2.700					ND	
29 Acetonitrile	40		2.724					ND	
30 Methylene Chloride	84		2.803					ND	7
31 2-Methyl-2-propanol	59		2.967					ND	

Compound	Sig	RT (min.)	Adj RT (min.)	Dlt RT (min.)	Q	Response	Cal Amt ug/L	OnCol Amt ug/L	Flags
32 Methyl tert-butyl ether	73		2.998					ND	
34 trans-1,2-Dichloroethene	96		3.010					ND	
33 Acrylonitrile	53		3.071					ND	
35 Hexane	57		3.199					ND	
39 1,1-Dichloroethane	63		3.418					ND	
36 Isopropyl ether	45		3.436					ND	
40 2-Chloro-1,3-butadiene	53		3.472					ND	
37 Vinyl acetate	43		3.478					ND	
38 1,1-Dimethoxyethane	75		3.509					ND	
41 Tert-butyl ethyl ether	59		3.770					ND	
139 Halothane	117		3.822					ND	
44 2,2-Dichloropropane	77		3.922					ND	
45 cis-1,2-Dichloroethene	96		3.965					ND	
43 2-Butanone (MEK)	43		4.002					ND	
42 Ethyl acetate	43		4.038					ND	
46 Propionitrile	54		4.111					ND	
48 Chlorobromomethane	128		4.196					ND	
49 Tetrahydrofuran	42		4.208					ND	
47 Methacrylonitrile	41		4.214					ND	
50 Chloroform	83		4.275					ND	
51 1,1,1-Trichloroethane	97		4.379					ND	
52 Cyclohexane	56		4.379					ND	
55 Carbon tetrachloride	117		4.506					ND	
54 1,1-Dichloropropene	75		4.525					ND	
152 Isooctane	57		4.719					ND	
57 Benzene	78		4.725					ND	
53 Isobutyl alcohol	43		4.780					ND	
58 1,2-Dichloroethane	62		4.798					ND	
56 Tert-amyl methyl ether	73		4.811					ND	
147 t-Amyl alcohol	59		4.829					ND	
141 2,4,4-Trimethyl-1-pentene	55		4.877					ND	
59 n-Heptane	43		4.914					ND	
1 1,4-Difluorobenzene	114		5.115					ND	
140 2,4,4-Trimethyl-2-pentene	97		5.153					ND	
62 Trichloroethene	95		5.334					ND	
60 n-Butanol	56		5.401					ND	
64 Methylcyclohexane	83		5.443					ND	
142 Ethyl acrylate	55		5.474					ND	
65 1,2-Dichloropropane	63		5.571					ND	
63 Methyl methacrylate	41		5.687					ND	
67 Dibromomethane	93		5.711					ND	
66 1,4-Dioxane	88		5.723					ND	
68 Dichlorobromomethane	83		5.869					ND	
70 2-Nitropropane	43		6.125					ND	
69 2-Chloroethyl vinyl ether	63		6.155					ND	
71 Epichlorohydrin	57		6.246					ND	
72 cis-1,3-Dichloropropene	75		6.283					ND	
73 4-Methyl-2-pentanone (MIBK)	43		6.435					ND	
74 Toluene	92		6.557					ND	
76 2-Methylthiophene	97		6.696					ND	
77 trans-1,3-Dichloropropene	75		6.855					ND	
78 3-Methylthiophene	97		6.861					ND	

Compound	Sig	RT (min.)	Adj RT (min.)	Dlt RT (min.)	Q	Response	Cal Amt ug/L	OnCol Amt ug/L	Flags
75 Ethyl methacrylate	69		6.903					ND	
79 1,1,2-Trichloroethane	83		7.037					ND	
81 Tetrachloroethene	166		7.080					ND	
82 1,3-Dichloropropane	76		7.195					ND	
80 2-Hexanone	43		7.268					ND	
155 n-Butyl acetate	43		7.384					ND	
83 Chlorodibromomethane	129		7.427					ND	
84 Ethylene Dibromide	107		7.518					ND	
146 1-Chlorohexane	55		7.956					ND	U
85 3-Chlorobenzotrifluoride	180		7.980					ND	
87 Chlorobenzene	112		7.992					ND	
86 4-Chlorobenzotrifluoride	180		8.041					ND	
88 Ethylbenzene	91		8.090					ND	
89 1,1,1,2-Tetrachloroethane	131		8.096					ND	
90 m-Xylene & p-Xylene	106		8.211					ND	
91 o-Xylene	106		8.637					ND	
92 Styrene	104		8.668					ND	
95 Bromoform	173		8.911					ND	
93 2-Chlorobenzotrifluoride	180		8.953					ND	
94 Isopropylbenzene	105		9.020					ND	
96 Cyclohexanone	55		9.197					ND	
101 Bromobenzene	156		9.367					ND	
97 1,1,2,2-Tetrachloroethane	83		9.452					ND	
99 N-Propylbenzene	91		9.465					ND	
100 1,2,3-Trichloropropane	110		9.477					ND	
98 trans-1,4-Dichloro-2-butene	53		9.495					ND	
103 2-Chlorotoluene	126		9.562					ND	
104 3-Chlorotoluene	126		9.635					ND	
102 1,3,5-Trimethylbenzene	105		9.653					ND	
105 4-Chlorotoluene	126		9.684					ND	
106 tert-Butylbenzene	134		9.976					ND	
108 Pentachloroethane	167		10.036					ND	
107 1,2,4-Trimethylbenzene	105		10.036					ND	
109 sec-Butylbenzene	105		10.195					ND	
111 1,3-Dichlorobenzene	146		10.322					ND	
110 4-Isopropyltoluene	119		10.341					ND	
114 Dicyclopentadiene	66		10.389					ND	
113 1,4-Dichlorobenzene	146		10.420					ND	
112 1,2,3-Trimethylbenzene	105		10.450					ND	
150 Benzyl chloride	126		10.572					ND	
115 n-Butylbenzene	91		10.736					ND	
116 1,2-Dichlorobenzene	146		10.773					ND	
117 1,2-Dibromo-3-Chloropropane	75		11.521					ND	
118 1,3,5-Trichlorobenzene	180		11.648					ND	
119 1,2,4-Trichlorobenzene	180		12.196					ND	
120 Hexachlorobutadiene	225		12.312					ND	
121 Naphthalene	128		12.409					ND	7
122 1,2,3-Trichlorobenzene	180		12.610					ND	
149 2-Methylnaphthalene	142		13.321					ND	U
136 Nitrobenzene	77		0.000					ND	
137 Methyl acrylate	1		0.000					ND	
138 cis-1,4-Dichloro-2-butene	88		0.000					ND	

Compound	Sig	RT (min.)	Adj RT (min.)	Dlt RT (min.)	Q	Response	Cal Amt ug/L	OnCol Amt ug/L	Flags
135 Hexachloroethane	117		0.000					ND	
144 1-Bromopropane TIC	1		0.000					ND	
145 Ethylene oxide TIC	1		0.000					ND	
143 Propene oxide TIC	1		0.000					ND	
134 Pentachloroethane TIC	1		0.000					ND	
S 123 Total BTEX	1		30.000					ND	7
S 126 1,3-Dichloropropene, Total	1		30.000					ND	7
S 125 1,2-Dichloroethene, Total	1		30.000					ND	7
S 124 Xylenes, Total	1		30.000					ND	7
S 157 Trihalomethanes, Total	1		0.000					ND	

QC Flag Legend

Processing Flags

7 - Failed Limit of Detection

Review Flags

U - Marked Undetected

Reagents:

S_8260_IS_00351	Amount Added:	1.00	Units: uL	Run Reagent
S_8260_Surr_00400	Amount Added:	1.00	Units: uL	Run Reagent

Report Date: 27-Sep-2021 13:00:06 Chrom Revision: 2.3 13-May-2021 07:57:40

Eurofins TestAmerica, Buffalo

Data File: \\chromfs\Buffalo\ChromData\HP5973S\20210927-101232.b\S4097.D

Injection Date: 27-Sep-2021 11:09:30 Instrument ID: HP5973S Operator ID: wd

Lims ID: MB Worklist Smp#: 7

Client ID:

Purge Vol: 5.000 mL Dil. Factor: 1.0000 ALS Bottle#: 6

Method: S-8260 Limit Group: MV - 8260C ICAL

Column: ZB-624 (0.18 mm)

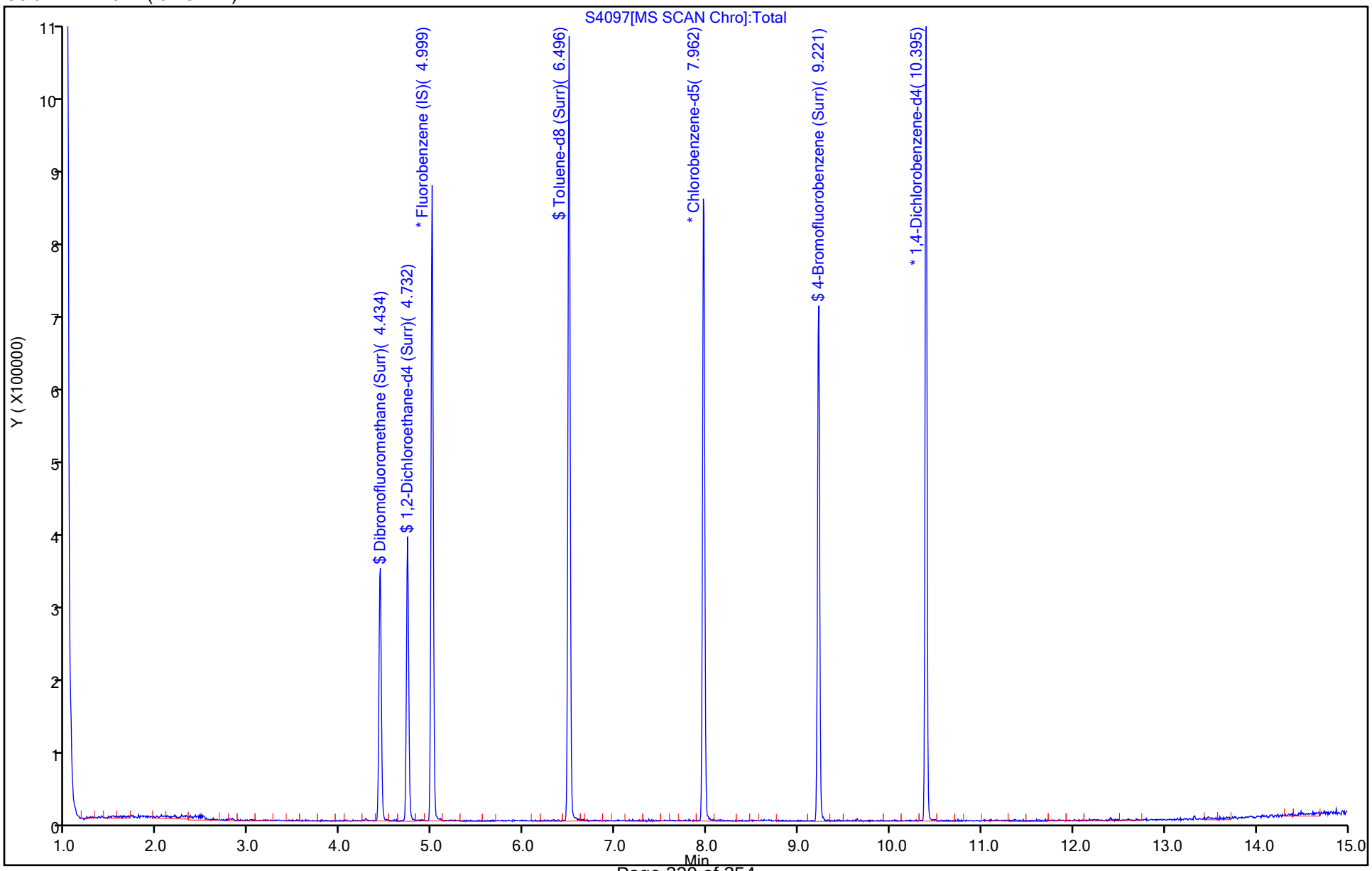

FORM I
GC/MS VOA ORGANICS ANALYSIS DATA SHEET

Lab Name: Eurofins TestAmerica, Buffalo Job No.: 480-189890-1

SDG No.:

Client Sample ID: Lab Sample ID: LCS 480-597970/5

Matrix: Water Lab File ID: S4095.D

Analysis Method: 8260C Date Collected:

Sample wt/vol: 5(mL) Date Analyzed: 09/27/2021 10:22

Soil Aliquot Vol: Dilution Factor: 1

Soil Extract Vol.: GC Column: ZB-624 (20) ID: 0.18(mm)

% Moisture: Level: (low/med) Low

Analysis Batch No.: 597970 Units: ug/L

CAS NO.	COMPOUND NAME	RESULT	Q	RL	MDL
71-55-6	1,1,1-Trichloroethane	19.8		1.0	0.82
79-34-5	1,1,2,2-Tetrachloroethane	20.8		1.0	0.21
79-00-5	1,1,2-Trichloroethane	22.2		1.0	0.23
76-13-1	1,1,2-Trichloro-1,2,2-trifluoroethane	19.2		1.0	0.31
75-34-3	1,1-Dichloroethane	20.7		1.0	0.38
75-35-4	1,1-Dichloroethene	18.1		1.0	0.29
120-82-1	1,2,4-Trichlorobenzene	21.1		1.0	0.41
96-12-8	1,2-Dibromo-3-Chloropropane	19.1		1.0	0.39
95-50-1	1,2-Dichlorobenzene	21.0		1.0	0.79
107-06-2	1,2-Dichloroethane	21.9		1.0	0.21
78-87-5	1,2-Dichloropropane	22.4		1.0	0.72
541-73-1	1,3-Dichlorobenzene	21.4		1.0	0.78
106-46-7	1,4-Dichlorobenzene	21.7		1.0	0.84
78-93-3	2-Butanone (MEK)	122		10	1.3
591-78-6	2-Hexanone	116		5.0	1.2
108-10-1	4-Methyl-2-pentanone (MIBK)	106		5.0	2.1
67-64-1	Acetone	138		10	3.0
71-43-2	Benzene	22.2		1.0	0.41
75-27-4	Bromodichloromethane	22.2		1.0	0.39
75-25-2	Bromoform	20.1		1.0	0.26
74-83-9	Bromomethane	18.0		1.0	0.69
75-15-0	Carbon disulfide	18.7		1.0	0.19
56-23-5	Carbon tetrachloride	18.4		1.0	0.27
108-90-7	Chlorobenzene	22.5		1.0	0.75
124-48-1	Dibromochloromethane	21.0		1.0	0.32
75-00-3	Chloroethane	18.2		1.0	0.32
67-66-3	Chloroform	19.4		1.0	0.34
74-87-3	Chloromethane	20.1		1.0	0.35
156-59-2	cis-1,2-Dichloroethene	20.3		1.0	0.81
10061-01-5	cis-1,3-Dichloropropene	23.2		1.0	0.36
110-82-7	Cyclohexane	19.2		1.0	0.18
75-71-8	Dichlorodifluoromethane	16.4		1.0	0.68
100-41-4	Ethylbenzene	21.7		1.0	0.74
106-93-4	1,2-Dibromoethane	22.7		1.0	0.73
98-82-8	Isopropylbenzene	20.6		1.0	0.79

FORM I
GC/MS VOA ORGANICS ANALYSIS DATA SHEET

Lab Name: Eurofins TestAmerica, Buffalo Job No.: 480-189890-1

SDG No.:

Client Sample ID: Lab Sample ID: LCS 480-597970/5

Matrix: Water Lab File ID: S4095.D

Analysis Method: 8260C Date Collected:

Sample wt/vol: 5(mL) Date Analyzed: 09/27/2021 10:22

Soil Aliquot Vol: Dilution Factor: 1

Soil Extract Vol.: GC Column: ZB-624 (20) ID: 0.18(mm)

% Moisture: Level: (low/med) Low

Analysis Batch No.: 597970 Units: ug/L

CAS NO.	COMPOUND NAME	RESULT	Q	RL	MDL
79-20-9	Methyl acetate	39.5		2.5	1.3
1634-04-4	Methyl tert-butyl ether	20.4		1.0	0.16
108-87-2	Methylcyclohexane	18.9		1.0	0.16
75-09-2	Methylene Chloride	20.4		1.0	0.44
100-42-5	Styrene	22.1		1.0	0.73
127-18-4	Tetrachloroethene	22.5		1.0	0.36
108-88-3	Toluene	22.4		1.0	0.51
156-60-5	trans-1,2-Dichloroethene	19.8		1.0	0.90
10061-02-6	trans-1,3-Dichloropropene	22.4		1.0	0.37
79-01-6	Trichloroethene	22.0		1.0	0.46
75-69-4	Trichlorofluoromethane	18.3		1.0	0.88
75-01-4	Vinyl chloride	19.7		1.0	0.90
1330-20-7	Xylenes, Total	43.8		2.0	0.66

CAS NO.	SURROGATE	%REC	Q	LIMITS
2037-26-5	Toluene-d8 (Surr)	102		80-120
17060-07-0	1,2-Dichloroethane-d4 (Surr)	98		77-120
460-00-4	4-Bromofluorobenzene (Surr)	99		73-120
1868-53-7	Dibromofluoromethane (Surr)	98		75-123

Eurofins TestAmerica, Buffalo
Target Compound Quantitation Report

Data File: \\chromfs\Buffalo\ChromData\HP5973S\20210927-101232.b\S4095.D
Lims ID: LCS
Client ID:
Sample Type: LCS
Inject. Date: 27-Sep-2021 10:22:30 ALS Bottle#: 4 Worklist Smp#: 5
Purge Vol: 5.000 mL Dil. Factor: 1.0000
Sample Info: LCS
Misc. Info.: 480-0101232-005
Operator ID: wd Instrument ID: HP5973S

Method: \\chromfs\Buffalo\ChromData\HP5973S\20210927-101232.b\S-8260.m
Limit Group: MV - 8260C ICAL
Last Update: 27-Sep-2021 11:11:32 Calib Date: 15-Sep-2021 00:35:30
Integrator: RTE ID Type: RT Order ID
Quant Method: Internal Standard Quant By: Initial Calibration
Last ICal File: \\chromfs\Buffalo\ChromData\HP5973S\20210914-100971.b\S3517.D

Column 1 : ZB-624 (0.18 mm) Det: MS SCAN
Process Host: CTX1659

First Level Reviewer: dahnw Date: 27-Sep-2021 11:11:32

Compound	Sig	RT (min.)	Adj RT (min.)	Dlt RT (min.)	Q	Response	Cal Amt ug/L	OnCol Amt ug/L	Flags
* 153 Fluorobenzene (IS)	70	4.999	4.999	0.000	99	160465	25.0	25.0	
* 2 Chlorobenzene-d5	82	7.962	7.962	0.000	85	333625	25.0	25.0	
* 3 1,4-Dichlorobenzene-d4	152	10.396	10.395	0.001	58	364734	25.0	25.0	
$ 154 Dibromofluoromethane (Surr)	113	4.428	4.434	-0.005	59	211802	25.0	24.5	
$ 4 1,2-Dichloroethane-d4 (Surr)	67	4.732	4.732	0.000	53	137182	25.0	24.5	
$ 5 Toluene-d8 (Surr)	98	6.496	6.496	0.000	76	863980	25.0	25.6	
$ 6 4-Bromofluorobenzene (Surr)	174	9.221	9.221	0.000	91	279286	25.0	24.8	
10 Dichlorodifluoromethane	85	1.082	1.088	-0.006	86	186965	25.0	16.4	
12 Chloromethane	50	1.240	1.246	-0.006	88	303183	25.0	20.1	
13 Vinyl chloride	62	1.313	1.319	-0.006	88	269324	25.0	19.7	
151 Butadiene	54	1.325	1.325	0.000	87	301941	25.0	18.6	M
14 Bromomethane	94	1.587	1.586	0.000	90	165745	25.0	18.0	
15 Chloroethane	64	1.641	1.647	-0.006	95	173851	25.0	18.2	
16 Dichlorofluoromethane	67	1.848	1.848	0.000	81	383779	25.0	19.4	
17 Trichlorofluoromethane	101	1.848	1.854	-0.006	63	308161	25.0	18.3	
18 Ethyl ether	59	2.091	2.091	0.000	95	246460	25.0	21.4	
20 Acrolein	56	2.262	2.268	-0.006	100	87787	125.0	105.3	
21 1,1,2-Trichloro-1,2,2-trifluoroe	101	2.292	2.298	-0.006	78	174707	25.0	19.2	
22 1,1-Dichloroethene	96	2.304	2.304	0.000	86	176672	25.0	18.1	
23 Acetone	43	2.414	2.414	0.000	99	679466	125.0	137.6	
25 Iodomethane	142	2.463	2.462	0.001	98	332529	25.0	19.1	
26 Carbon disulfide	76	2.493	2.493	0.000	98	586017	25.0	18.7	
28 3-Chloro-1-propene	41	2.651	2.651	0.000	88	374209	25.0	19.4	
27 Methyl acetate	43	2.700	2.700	0.000	96	513498	50.0	39.5	
30 Methylene Chloride	84	2.809	2.803	0.006	93	233957	25.0	20.4	
31 2-Methyl-2-propanol	59	2.974	2.967	0.007	79	366312	250.0	238.3	
32 Methyl tert-butyl ether	73	2.992	2.998	-0.006	94	717610	25.0	20.4	
34 trans-1,2-Dichloroethene	96	3.010	3.010	0.000	92	217634	25.0	19.8	
33 Acrylonitrile	53	3.071	3.071	0.000	100	1469310	250.0	218.2	
35 Hexane	57	3.199	3.199	0.001	91	319713	25.0	19.2	
39 1,1-Dichloroethane	63	3.418	3.418	0.000	85	417172	25.0	20.7	

Compound	Sig	RT (min.)	Adj RT (min.)	Dlt RT (min.)	Q	Response	Cal Amt ug/L	OnCol Amt ug/L	Flags
37 Vinyl acetate	43	3.479	3.478	0.000	97	1003541	50.0	37.7	
44 2,2-Dichloropropane	77	3.923	3.922	0.001	90	195918	25.0	19.1	
45 cis-1,2-Dichloroethene	96	3.959	3.965	-0.006	67	241335	25.0	20.3	
43 2-Butanone (MEK)	43	4.002	4.002	0.000	98	918424	125.0	121.8	
48 Chlorobromomethane	128	4.196	4.196	0.000	93	132126	25.0	20.7	
49 Tetrahydrofuran	42	4.209	4.208	0.001	91	236898	50.0	42.3	
50 Chloroform	83	4.275	4.275	0.000	81	388626	25.0	19.4	
51 1,1,1-Trichloroethane	97	4.373	4.379	-0.006	81	312696	25.0	19.8	
52 Cyclohexane	56	4.379	4.379	0.000	93	394396	25.0	19.2	
55 Carbon tetrachloride	117	4.507	4.506	0.001	84	255486	25.0	18.4	
54 1,1-Dichloropropene	75	4.525	4.525	0.000	93	294494	25.0	21.2	
57 Benzene	78	4.726	4.725	0.001	96	951060	25.0	22.2	
53 Isobutyl alcohol	43	4.774	4.780	-0.006	95	299986	625.0	570.2	
58 1,2-Dichloroethane	62	4.799	4.798	0.001	72	355982	25.0	21.9	
59 n-Heptane	43	4.914	4.914	0.000	93	354541	25.0	18.7	
62 Trichloroethene	95	5.334	5.334	0.000	92	225344	25.0	22.0	
64 Methylcyclohexane	83	5.443	5.443	0.000	93	354523	25.0	18.9	
65 1,2-Dichloropropane	63	5.571	5.571	0.000	90	244672	25.0	22.4	
67 Dibromomethane	93	5.711	5.711	0.000	88	146898	25.0	21.7	
66 1,4-Dioxane	88	5.723	5.723	0.000	61	73191	500.0	499.3	M
68 Dichlorobromomethane	83	5.869	5.869	0.000	90	277726	25.0	22.2	
69 2-Chloroethyl vinyl ether	63	6.155	6.155	0.000	91	177193	25.0	23.5	
72 cis-1,3-Dichloropropene	75	6.283	6.283	0.000	86	375168	25.0	23.2	
73 4-Methyl-2-pentanone (MIBK)	43	6.435	6.435	0.000	97	1793511	125.0	106.4	
74 Toluene	92	6.557	6.557	0.000	95	604607	25.0	22.4	
77 trans-1,3-Dichloropropene	75	6.855	6.855	0.000	92	348654	25.0	22.4	
75 Ethyl methacrylate	69	6.904	6.904	0.001	73	312125	25.0	23.2	
79 1,1,2-Trichloroethane	83	7.037	7.037	0.000	87	184918	25.0	22.2	
81 Tetrachloroethene	166	7.080	7.080	0.000	85	264276	25.0	22.5	
82 1,3-Dichloropropane	76	7.196	7.196	0.001	95	388237	25.0	22.6	
80 2-Hexanone	43	7.269	7.269	0.001	97	1310719	125.0	115.8	
83 Chlorodibromomethane	129	7.427	7.427	0.000	90	206574	25.0	21.0	
84 Ethylene Dibromide	107	7.518	7.518	0.000	98	236909	25.0	22.7	
87 Chlorobenzene	112	7.993	7.993	0.000	94	692221	25.0	22.5	
88 Ethylbenzene	91	8.090	8.090	0.000	98	1101597	25.0	21.7	
89 1,1,1,2-Tetrachloroethane	131	8.096	8.096	0.000	42	234014	25.0	21.0	
90 m-Xylene & p-Xylene	106	8.212	8.212	0.001	98	454980	25.0	22.1	
91 o-Xylene	106	8.631	8.637	-0.006	97	442329	25.0	21.7	
92 Styrene	104	8.668	8.668	0.000	91	739756	25.0	22.1	
95 Bromoform	173	8.911	8.911	0.000	97	137192	25.0	20.1	
94 Isopropylbenzene	105	9.021	9.021	0.001	95	1141427	25.0	20.6	
101 Bromobenzene	156	9.367	9.367	0.000	92	314037	25.0	22.2	
97 1,1,2,2-Tetrachloroethane	83	9.446	9.453	-0.006	82	316535	25.0	20.8	
99 N-Propylbenzene	91	9.465	9.465	0.000	98	1298853	25.0	20.9	
100 1,2,3-Trichloropropane	110	9.471	9.477	-0.006	55	112377	25.0	21.4	
98 trans-1,4-Dichloro-2-butene	53	9.501	9.495	0.006	89	98806	25.0	19.3	
103 2-Chlorotoluene	126	9.562	9.562	0.000	96	276269	25.0	20.5	
102 1,3,5-Trimethylbenzene	105	9.653	9.653	0.000	95	994529	25.0	21.1	
105 4-Chlorotoluene	126	9.684	9.684	0.000	97	289363	25.0	21.7	
106 tert-Butylbenzene	134	9.976	9.976	0.000	90	224109	25.0	21.4	
107 1,2,4-Trimethylbenzene	105	10.031	10.037	-0.006	66	1018051	25.0	20.8	
109 sec-Butylbenzene	105	10.195	10.195	0.000	92	1218670	25.0	20.9	

Compound	Sig	RT (min.)	Adj RT (min.)	Dlt RT (min.)	Q	Response	Cal Amt ug/L	OnCol Amt ug/L	Flags
111 1,3-Dichlorobenzene	146	10.323	10.323	0.001	99	597757	25.0	21.4	
110 4-Isopropyltoluene	119	10.341	10.341	0.000	97	1116615	25.0	21.5	
113 1,4-Dichlorobenzene	146	10.414	10.420	-0.006	95	619543	25.0	21.7	
115 n-Butylbenzene	91	10.736	10.736	0.000	94	925406	25.0	21.4	
116 1,2-Dichlorobenzene	146	10.773	10.773	0.000	96	597644	25.0	21.0	
117 1,2-Dibromo-3-Chloropropane	75	11.521	11.521	0.000	79	59264	25.0	19.1	
119 1,2,4-Trichlorobenzene	180	12.196	12.196	0.000	92	454590	25.0	21.1	
120 Hexachlorobutadiene	225	12.312	12.312	0.000	94	185441	25.0	20.3	
121 Naphthalene	128	12.409	12.409	0.000	96	1320649	25.0	20.4	
122 1,2,3-Trichlorobenzene	180	12.610	12.610	0.000	94	455131	25.0	21.4	

QC Flag Legend

Processing Flags

Review Flags

M - Manually Integrated

Reagents:

8260 CORP mix_00214	Amount Added: 12.50	Units: uL	
GAS CORP mix_00473	Amount Added: 12.50	Units: uL	
S_8260_IS_00351	Amount Added: 1.00	Units: uL	Run Reagent
S_8260_Surr_00400	Amount Added: 1.00	Units: uL	Run Reagent

Report Date: 27-Sep-2021 11:11:32 Chrom Revision: 2.3 13-May-2021 07:57:40

Eurofins TestAmerica, Buffalo

Data File:	\\chromfs\Buffalo\ChromData\HP5973S\20210927-101232.b\S4095.D				
Injection Date:	27-Sep-2021 10:22:30	Instrument ID:	HP5973S	Operator ID:	wd
Lims ID:	LCS			Worklist Smp#:	5
Client ID:					
Purge Vol:	5.000 mL	Dil. Factor:	1.0000	ALS Bottle#:	4
Method:	S-8260	Limit Group:	MV - 8260C ICAL		

Column: ZB-624 (0.18 mm)

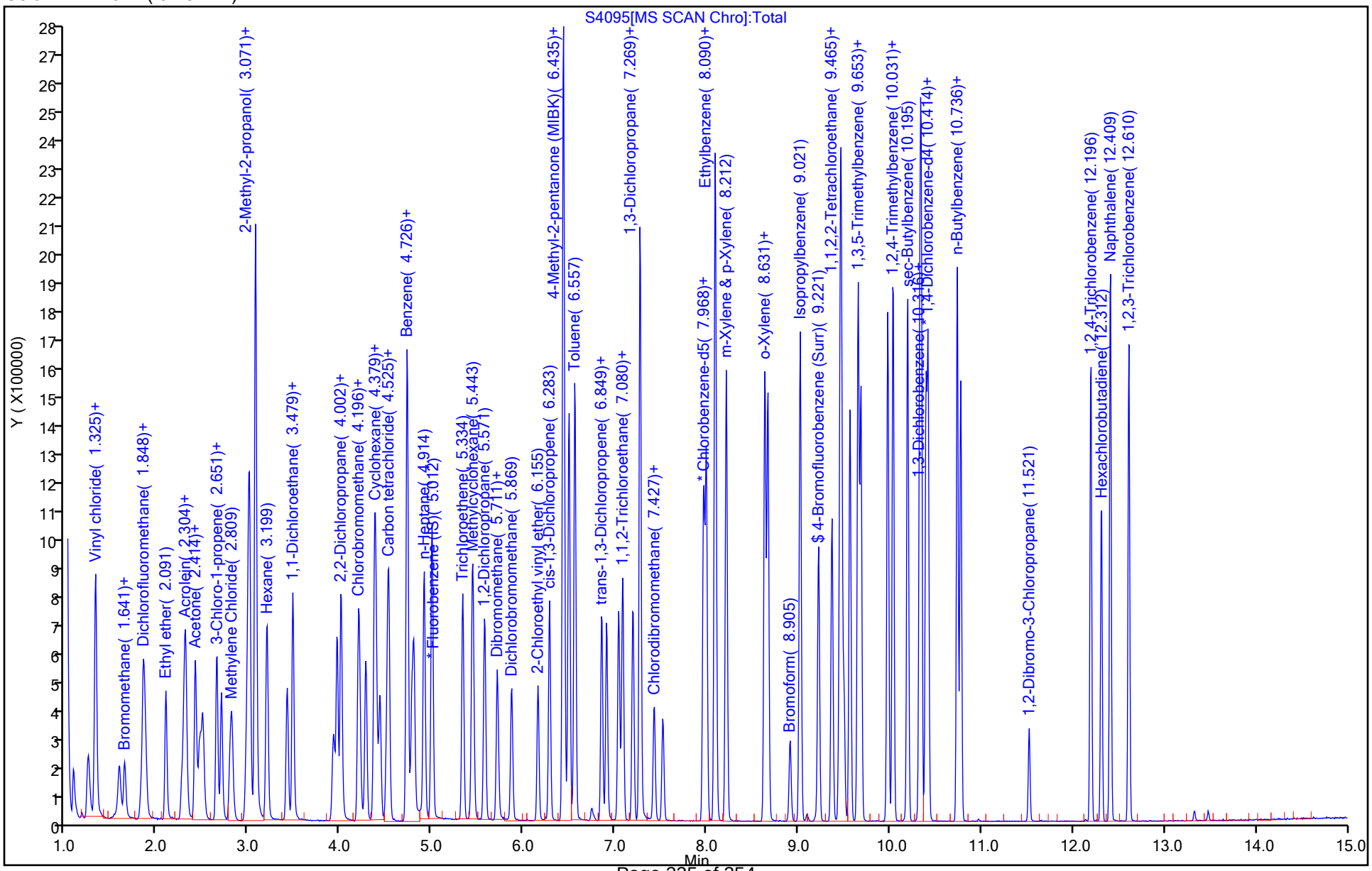

FORM I
GC/MS VOA ORGANICS ANALYSIS DATA SHEET

Lab Name: Eurofins TestAmerica, Buffalo Job No.: 480-189890-1

SDG No.:

Client Sample ID: MW-09-2021 MS Lab Sample ID: 480-189890-5 MS

Matrix: Water Lab File ID: S4120.D

Analysis Method: 8260C Date Collected: 09/21/2021 13:35

Sample wt/vol: 5(mL) Date Analyzed: 09/27/2021 20:21

Soil Aliquot Vol: Dilution Factor: 80

Soil Extract Vol.: GC Column: ZB-624 (20) ID: 0.18(mm)

% Moisture: Level: (low/med) Low

Analysis Batch No.: 597970 Units: ug/L

CAS NO.	COMPOUND NAME	RESULT	Q	RL	MDL
71-55-6	1,1,1-Trichloroethane	1910		80	66
79-34-5	1,1,2,2-Tetrachloroethane	1880		80	17
79-00-5	1,1,2-Trichloroethane	1950		80	18
76-13-1	1,1,2-Trichloro-1,2,2-trifluoroethane	2040		80	25
75-34-3	1,1-Dichloroethane	1930		80	30
75-35-4	1,1-Dichloroethene	1830		80	23
120-82-1	1,2,4-Trichlorobenzene	1890		80	33
96-12-8	1,2-Dibromo-3-Chloropropane	1640		80	31
95-50-1	1,2-Dichlorobenzene	1920		80	63
107-06-2	1,2-Dichloroethane	1940		80	17
78-87-5	1,2-Dichloropropane	2050		80	58
541-73-1	1,3-Dichlorobenzene	1930		80	62
106-46-7	1,4-Dichlorobenzene	1930		80	67
78-93-3	2-Butanone (MEK)	10100		800	110
591-78-6	2-Hexanone	9630		400	99
108-10-1	4-Methyl-2-pentanone (MIBK)	9360		400	170
67-64-1	Acetone	10800		800	240
71-43-2	Benzene	2000		80	33
75-27-4	Bromodichloromethane	1990		80	31
75-25-2	Bromoform	1700		80	21
74-83-9	Bromomethane	1660		80	55
75-15-0	Carbon disulfide	1970		80	15
56-23-5	Carbon tetrachloride	1800		80	22
108-90-7	Chlorobenzene	2050		80	60
124-48-1	Dibromochloromethane	1910		80	26
75-00-3	Chloroethane	1800		80	26
67-66-3	Chloroform	1790		80	27
74-87-3	Chloromethane	1900		80	28
156-59-2	cis-1,2-Dichloroethene	4010		80	65
10061-01-5	cis-1,3-Dichloropropene	1970		80	29
110-82-7	Cyclohexane	2080		80	14
75-71-8	Dichlorodifluoromethane	1610		80	54
100-41-4	Ethylbenzene	2030		80	59
106-93-4	1,2-Dibromoethane	2040		80	58
98-82-8	Isopropylbenzene	1980		80	63

FORM I
GC/MS VOA ORGANICS ANALYSIS DATA SHEET

Lab Name: Eurofins TestAmerica, Buffalo Job No.: 480-189890-1

SDG No.:

Client Sample ID: MW-09-2021 MS Lab Sample ID: 480-189890-5 MS

Matrix: Water Lab File ID: S4120.D

Analysis Method: 8260C Date Collected: 09/21/2021 13:35

Sample wt/vol: 5(mL) Date Analyzed: 09/27/2021 20:21

Soil Aliquot Vol: Dilution Factor: 80

Soil Extract Vol.: GC Column: ZB-624 (20) ID: 0.18(mm)

% Moisture: Level: (low/med) Low

Analysis Batch No.: 597970 Units: ug/L

CAS NO.	COMPOUND NAME	RESULT	Q	RL	MDL
79-20-9	Methyl acetate	3490		200	100
1634-04-4	Methyl tert-butyl ether	1810		80	13
108-87-2	Methylcyclohexane	1990		80	13
75-09-2	Methylene Chloride	1910		80	35
100-42-5	Styrene	2050		80	58
127-18-4	Tetrachloroethene	2970		80	29
108-88-3	Toluene	2050		80	41
156-60-5	trans-1,2-Dichloroethene	1870		80	72
10061-02-6	trans-1,3-Dichloropropene	1870		80	30
79-01-6	Trichloroethene	2490		80	37
75-69-4	Trichlorofluoromethane	1830		80	70
75-01-4	Vinyl chloride	2230		80	72
1330-20-7	Xylenes, Total	4050		160	53

CAS NO.	SURROGATE	%REC	Q	LIMITS
2037-26-5	Toluene-d8 (Surr)	102		80-120
17060-07-0	1,2-Dichloroethane-d4 (Surr)	100		77-120
460-00-4	4-Bromofluorobenzene (Surr)	100		73-120
1868-53-7	Dibromofluoromethane (Surr)	99		75-123

Eurofins TestAmerica, Buffalo
Target Compound Quantitation Report

Data File: \\chromfs\Buffalo\ChromData\HP5973S\20210927-101232.b\S4120.D
Lims ID: 480-189890-A-5 MS
Client ID: MW-09-2021
Sample Type: MS
Inject. Date: 27-Sep-2021 20:21:30 ALS Bottle#: 29 Worklist Smp#: 28
Purge Vol: 5.000 mL Dil. Factor: 80.0000
Sample Info: 480-189890-A-5 MS
Misc. Info.: 480-0101232-028
Operator ID: wd Instrument ID: HP5973S

Method: \\chromfs\Buffalo\ChromData\HP5973S\20210927-101232.b\S-8260.m
Limit Group: MV - 8260C ICAL
Last Update: 27-Sep-2021 22:53:11 Calib Date: 15-Sep-2021 00:35:30
Integrator: RTE ID Type: RT Order ID
Quant Method: Internal Standard Quant By: Initial Calibration
Last ICal File: \\chromfs\Buffalo\ChromData\HP5973S\20210914-100971.b\S3517.D

Column 1 : ZB-624 (0.18 mm) Det: MS SCAN
Process Host: CTX1655

First Level Reviewer: lapointec Date: 27-Sep-2021 22:53:51

Compound	Sig	RT (min.)	Adj RT (min.)	Dlt RT (min.)	Q	Response	Cal Amt ug/L	OnCol Amt ug/L	Flags
* 153 Fluorobenzene (IS)	70	4.999	4.999	0.000	99	157931	25.0	25.0	
* 2 Chlorobenzene-d5	82	7.962	7.962	0.000	86	321150	25.0	25.0	
* 3 1,4-Dichlorobenzene-d4	152	10.395	10.395	0.000	59	347703	25.0	25.0	
$ 154 Dibromofluoromethane (Surr)	113	4.427	4.434	-0.006	57	209575	25.0	24.6	
$ 4 1,2-Dichloroethane-d4 (Surr)	67	4.732	4.732	0.000	55	137153	25.0	24.9	
$ 5 Toluene-d8 (Surr)	98	6.496	6.496	0.000	75	826893	25.0	25.4	
$ 6 4-Bromofluorobenzene (Surr)	174	9.221	9.221	0.000	92	271414	25.0	25.0	
10 Dichlorodifluoromethane	85	1.088	1.088	0.000	86	225720	25.0	20.1	
12 Chloromethane	50	1.246	1.246	0.000	88	352855	25.0	23.8	
13 Vinyl chloride	62	1.319	1.319	0.000	85	376630	25.0	27.9	
14 Bromomethane	94	1.580	1.586	-0.006	91	187571	25.0	20.7	
15 Chloroethane	64	1.647	1.647	0.000	95	211492	25.0	22.5	
17 Trichlorofluoromethane	101	1.854	1.857	0.000	66	378817	25.0	22.9	
21 1,1,2-Trichloro-1,2,2-trifluoroe	101	2.292	2.298	-0.006	77	228881	25.0	25.5	
22 1,1-Dichloroethene	96	2.304	2.304	0.000	85	219796	25.0	22.9	
23 Acetone	43	2.414	2.414	0.000	99	654625	125.0	134.7	
26 Carbon disulfide	76	2.493	2.493	0.000	98	759175	25.0	24.6	
27 Methyl acetate	43	2.700	2.700	0.000	96	558227	50.0	43.6	
30 Methylene Chloride	84	2.803	2.803	0.000	92	268222	25.0	23.9	
32 Methyl tert-butyl ether	73	2.998	2.998	0.000	93	785081	25.0	22.7	
34 trans-1,2-Dichloroethene	96	3.010	3.010	0.000	90	253634	25.0	23.4	
39 1,1-Dichloroethane	63	3.418	3.418	0.000	85	478510	25.0	24.1	
45 cis-1,2-Dichloroethene	96	3.965	3.965	0.000	68	587071	25.0	50.2	
43 2-Butanone (MEK)	43	4.002	4.002	0.000	97	935395	125.0	126.0	
50 Chloroform	83	4.275	4.275	0.000	95	439091	25.0	22.3	
51 1,1,1-Trichloroethane	97	4.379	4.379	0.000	75	370583	25.0	23.8	
52 Cyclohexane	56	4.379	4.379	0.000	93	525828	25.0	26.0	
55 Carbon tetrachloride	117	4.507	4.506	0.001	86	306572	25.0	22.5	
57 Benzene	78	4.726	4.725	0.001	97	1053979	25.0	25.0	
58 1,2-Dichloroethane	62	4.805	4.798	0.007	74	388198	25.0	24.2	
62 Trichloroethene	95	5.334	5.334	0.000	94	314927	25.0	31.2	

Compound	Sig	RT (min.)	Adj RT (min.)	Dlt RT (min.)	Q	Response	Cal Amt ug/L	OnCol Amt ug/L	Flags
64 Methylcyclohexane	83	5.443	5.443	0.000	94	458179	25.0	24.9	
65 1,2-Dichloropropane	63	5.577	5.571	0.006	91	274315	25.0	25.6	
68 Dichlorobromomethane	83	5.869	5.869	0.000	98	307214	25.0	24.9	
72 cis-1,3-Dichloropropene	75	6.283	6.283	0.000	88	391913	25.0	24.6	
73 4-Methyl-2-pentanone (MIBK)	43	6.435	6.447	0.000	98	1899982	125.0	117.0	
74 Toluene	92	6.557	6.557	0.000	94	667080	25.0	25.7	
77 trans-1,3-Dichloropropene	75	6.855	6.855	0.000	96	349392	25.0	23.3	
79 1,1,2-Trichloroethane	83	7.037	7.037	0.000	88	195606	25.0	24.3	
81 Tetrachloroethene	166	7.080	7.080	0.000	86	419148	25.0	37.1	
80 2-Hexanone	43	7.268	7.268	0.000	98	1311357	125.0	120.4	
83 Chlorodibromomethane	129	7.427	7.427	0.000	88	226105	25.0	23.9	
84 Ethylene Dibromide	107	7.518	7.518	0.000	98	256007	25.0	25.5	
87 Chlorobenzene	112	7.992	7.992	0.000	94	760447	25.0	25.6	
88 Ethylbenzene	91	8.090	8.090	0.000	98	1237885	25.0	25.3	
90 m-Xylene & p-Xylene	106	8.211	8.211	0.000	97	501643		25.3	
91 o-Xylene	106	8.631	8.637	-0.006	97	493632		25.2	
92 Styrene	104	8.668	8.668	0.000	93	825586	25.0	25.6	
95 Bromoform	173	8.911	8.911	0.000	97	139844	25.0	21.3	
94 Isopropylbenzene	105	9.021	9.021	0.001	96	1307467	25.0	24.8	
97 1,1,2,2-Tetrachloroethane	83	9.452	9.453	0.000	64	340270	25.0	23.5	
111 1,3-Dichlorobenzene	146	10.322	10.322	0.000	98	639545	25.0	24.1	
113 1,4-Dichlorobenzene	146	10.414	10.420	-0.006	94	654746	25.0	24.1	
116 1,2-Dichlorobenzene	146	10.773	10.773	0.000	96	649654	25.0	24.0	
117 1,2-Dibromo-3-Chloropropane	75	11.521	11.521	0.000	81	60528	25.0	20.5	
119 1,2,4-Trichlorobenzene	180	12.196	12.196	0.000	93	485032	25.0	23.6	
S 124 Xylenes, Total	1				0			50.5	

QC Flag Legend

Processing Flags

Reagents:

8260 CORP mix_00214	Amount Added: 12.50	Units: uL	
GAS CORP mix_00473	Amount Added: 12.50	Units: uL	
S_8260_IS_00351	Amount Added: 1.00	Units: uL	Run Reagent
S_8260_Surr_00400	Amount Added: 1.00	Units: uL	Run Reagent

Report Date: 27-Sep-2021 22:53:51 Chrom Revision: 2.3 13-May-2021 07:57:40

Eurofins TestAmerica, Buffalo

Data File:	\\chromfs\Buffalo\ChromData\HP5973S\20210927-101232.b\S4120.D				
Injection Date:	27-Sep-2021 20:21:30	Instrument ID:	HP5973S	Operator ID:	wd
Lims ID:	480-189890-A-5 MS			Worklist Smp#:	28
Client ID:	MW-09-2021				
Purge Vol:	5.000 mL	Dil. Factor:	80.0000	ALS Bottle#:	29
Method:	S-8260	Limit Group:	MV - 8260C ICAL		

Column: ZB-624 (0.18 mm)

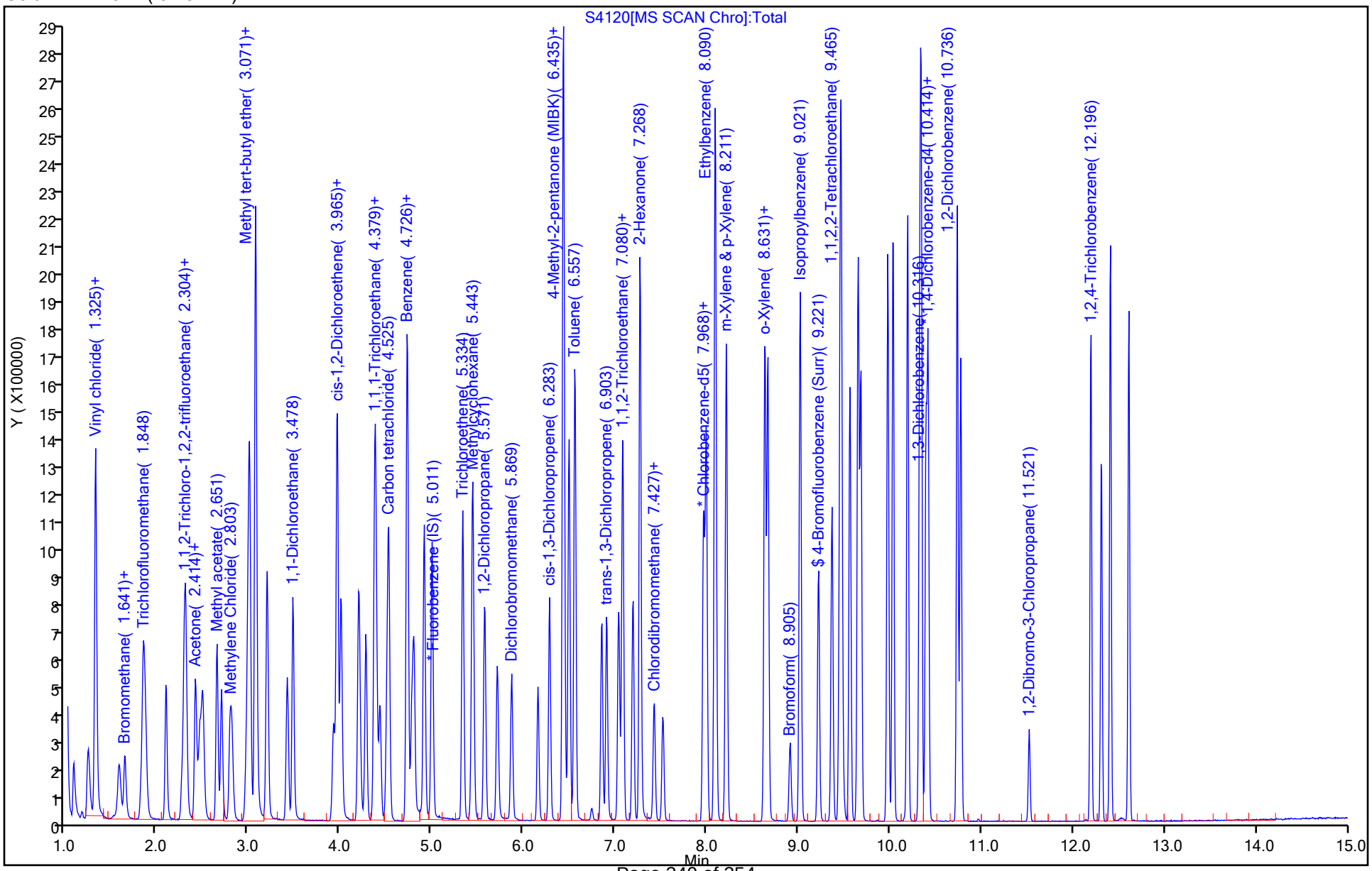

FORM I
GC/MS VOA ORGANICS ANALYSIS DATA SHEET

Lab Name: Eurofins TestAmerica, Buffalo Job No.: 480-189890-1

SDG No.:

Client Sample ID: MW-09-2021 MSD Lab Sample ID: 480-189890-5 MSD

Matrix: Water Lab File ID: S4121.D

Analysis Method: 8260C Date Collected: 09/21/2021 13:35

Sample wt/vol: 5(mL) Date Analyzed: 09/27/2021 20:44

Soil Aliquot Vol: Dilution Factor: 80

Soil Extract Vol.: GC Column: ZB-624 (20) ID: 0.18(mm)

% Moisture: Level: (low/med) Low

Analysis Batch No.: 597970 Units: ug/L

CAS NO.	COMPOUND NAME	RESULT	Q	RL	MDL
71-55-6	1,1,1-Trichloroethane	1820		80	66
79-34-5	1,1,2,2-Tetrachloroethane	1840		80	17
79-00-5	1,1,2-Trichloroethane	1860		80	18
76-13-1	1,1,2-Trichloro-1,2,2-trifluoroethane	1910		80	25
75-34-3	1,1-Dichloroethane	1880		80	30
75-35-4	1,1-Dichloroethene	1730		80	23
120-82-1	1,2,4-Trichlorobenzene	1860		80	33
96-12-8	1,2-Dibromo-3-Chloropropane	1710		80	31
95-50-1	1,2-Dichlorobenzene	1850		80	63
107-06-2	1,2-Dichloroethane	1880		80	17
78-87-5	1,2-Dichloropropane	1920		80	58
541-73-1	1,3-Dichlorobenzene	1860		80	62
106-46-7	1,4-Dichlorobenzene	1880		80	67
78-93-3	2-Butanone (MEK)	10000		800	110
591-78-6	2-Hexanone	9120		400	99
108-10-1	4-Methyl-2-pentanone (MIBK)	8990		400	170
67-64-1	Acetone	10800		800	240
71-43-2	Benzene	1900		80	33
75-27-4	Bromodichloromethane	1890		80	31
75-25-2	Bromoform	1640		80	21
74-83-9	Bromomethane	1620		80	55
75-15-0	Carbon disulfide	1810		80	15
56-23-5	Carbon tetrachloride	1720		80	22
108-90-7	Chlorobenzene	1910		80	60
124-48-1	Dibromochloromethane	1810		80	26
75-00-3	Chloroethane	1660		80	26
67-66-3	Chloroform	1750		80	27
74-87-3	Chloromethane	1810		80	28
156-59-2	cis-1,2-Dichloroethene	3960		80	65
10061-01-5	cis-1,3-Dichloropropene	1870		80	29
110-82-7	Cyclohexane	1930		80	14
75-71-8	Dichlorodifluoromethane	1510		80	54
100-41-4	Ethylbenzene	1870		80	59
106-93-4	1,2-Dibromoethane	1960		80	58
98-82-8	Isopropylbenzene	1850		80	63

FORM I
GC/MS VOA ORGANICS ANALYSIS DATA SHEET

Lab Name: Eurofins TestAmerica, Buffalo Job No.: 480-189890-1

SDG No.:

Client Sample ID: MW-09-2021 MSD Lab Sample ID: 480-189890-5 MSD

Matrix: Water Lab File ID: S4121.D

Analysis Method: 8260C Date Collected: 09/21/2021 13:35

Sample wt/vol: 5(mL) Date Analyzed: 09/27/2021 20:44

Soil Aliquot Vol: Dilution Factor: 80

Soil Extract Vol.: GC Column: ZB-624 (20) ID: 0.18(mm)

% Moisture: Level: (low/med) Low

Analysis Batch No.: 597970 Units: ug/L

CAS NO.	COMPOUND NAME	RESULT	Q	RL	MDL
79-20-9	Methyl acetate	3520		200	100
1634-04-4	Methyl tert-butyl ether	1830		80	13
108-87-2	Methylcyclohexane	1850		80	13
75-09-2	Methylene Chloride	1860		80	35
100-42-5	Styrene	1880		80	58
127-18-4	Tetrachloroethene	2680		80	29
108-88-3	Toluene	1910		80	41
156-60-5	trans-1,2-Dichloroethene	1790		80	72
10061-02-6	trans-1,3-Dichloropropene	1780		80	30
79-01-6	Trichloroethene	2350		80	37
75-69-4	Trichlorofluoromethane	1730		80	70
75-01-4	Vinyl chloride	2140		80	72
1330-20-7	Xylenes, Total	3770		160	53

CAS NO.	SURROGATE	%REC	Q	LIMITS
2037-26-5	Toluene-d8 (Surr)	101		80-120
17060-07-0	1,2-Dichloroethane-d4 (Surr)	99		77-120
460-00-4	4-Bromofluorobenzene (Surr)	97		73-120
1868-53-7	Dibromofluoromethane (Surr)	99		75-123

Eurofins TestAmerica, Buffalo
Target Compound Quantitation Report

Data File: \\chromfs\Buffalo\ChromData\HP5973S\20210927-101232.b\S4121.D
Lims ID: 480-189890-A-5 MSD
Client ID: MW-09-2021
Sample Type: MSD
Inject. Date: 27-Sep-2021 20:44:30 ALS Bottle#: 30 Worklist Smp#: 29
Purge Vol: 5.000 mL Dil. Factor: 80.0000
Sample Info: 480-189890-A-5 MSD
Misc. Info.: 480-0101232-029
Operator ID: wd Instrument ID: HP5973S

Method: \\chromfs\Buffalo\ChromData\HP5973S\20210927-101232.b\S-8260.m
Limit Group: MV - 8260C ICAL
Last Update: 27-Sep-2021 22:53:11 Calib Date: 15-Sep-2021 00:35:30
Integrator: RTE ID Type: RT Order ID
Quant Method: Internal Standard Quant By: Initial Calibration
Last ICal File: \\chromfs\Buffalo\ChromData\HP5973S\20210914-100971.b\S3517.D

Column 1 : ZB-624 (0.18 mm) Det: MS SCAN
Process Host: CTX1655

First Level Reviewer: lapointec Date: 27-Sep-2021 22:54:17

Compound	Sig	RT (min.)	Adj RT (min.)	Dlt RT (min.)	Q	Response	Cal Amt ug/L	OnCol Amt ug/L	Flags
* 153 Fluorobenzene (IS)	70	4.999	4.999	0.000	99	155157	25.0	25.0	
* 2 Chlorobenzene-d5	82	7.962	7.962	0.000	85	316560	25.0	25.0	
* 3 1,4-Dichlorobenzene-d4	152	10.395	10.395	0.000	59	339039	25.0	25.0	
$ 154 Dibromofluoromethane (Surr)	113	4.427	4.434	-0.006	58	207704	25.0	24.9	
$ 4 1,2-Dichloroethane-d4 (Surr)	67	4.732	4.732	0.000	51	133993	25.0	24.8	
$ 5 Toluene-d8 (Surr)	98	6.496	6.496	0.000	58	808312	25.0	25.2	
$ 6 4-Bromofluorobenzene (Surr)	174	9.221	9.221	0.000	94	258994	25.0	24.2	
10 Dichlorodifluoromethane	85	1.082	1.088	-0.006	86	208280	25.0	18.9	
12 Chloromethane	50	1.240	1.246	-0.006	93	330628	25.0	22.7	
13 Vinyl chloride	62	1.313	1.319	-0.006	73	354702	25.0	26.8	
14 Bromomethane	94	1.586	1.586	0.000	89	180133	25.0	20.2	
15 Chloroethane	64	1.641	1.647	-0.006	93	191726	25.0	20.8	
17 Trichlorofluoromethane	101	1.848	1.857	-0.006	73	351533	25.0	21.6	
21 1,1,2-Trichloro-1,2,2-trifluoroe	101	2.292	2.298	-0.006	73	209934	25.0	23.8	
22 1,1-Dichloroethene	96	2.304	2.304	0.000	86	203891	25.0	21.6	
23 Acetone	43	2.414	2.414	0.000	99	642777	125.0	134.6	
26 Carbon disulfide	76	2.493	2.493	0.000	97	687810	25.0	22.7	
27 Methyl acetate	43	2.700	2.700	0.000	96	552767	50.0	44.0	
30 Methylene Chloride	84	2.803	2.803	0.000	92	256872	25.0	23.3	
32 Methyl tert-butyl ether	73	2.992	2.998	-0.006	93	778280	25.0	22.9	
34 trans-1,2-Dichloroethene	96	3.004	3.010	-0.006	79	238363	25.0	22.4	
39 1,1-Dichloroethane	63	3.418	3.418	0.000	97	459200	25.0	23.5	
45 cis-1,2-Dichloroethene	96	3.965	3.965	0.000	70	568666	25.0	49.5	
43 2-Butanone (MEK)	43	4.002	4.002	0.000	97	912717	125.0	125.2	
50 Chloroform	83	4.275	4.275	0.000	81	422952	25.0	21.9	
51 1,1,1-Trichloroethane	97	4.373	4.379	-0.006	77	347188	25.0	22.7	
52 Cyclohexane	56	4.379	4.379	0.000	93	478878	25.0	24.1	
55 Carbon tetrachloride	117	4.507	4.506	0.001	80	288309	25.0	21.5	
57 Benzene	78	4.726	4.725	0.001	96	985049	25.0	23.8	
58 1,2-Dichloroethane	62	4.799	4.798	0.001	79	369141	25.0	23.5	
62 Trichloroethene	95	5.334	5.334	0.000	92	290961	25.0	29.3	

Compound	Sig	RT (min.)	Adj RT (min.)	Dlt RT (min.)	Q	Response	Cal Amt ug/L	OnCol Amt ug/L	Flags
64 Methylcyclohexane	83	5.443	5.443	0.000	93	419911	25.0	23.2	
65 1,2-Dichloropropane	63	5.571	5.571	0.000	91	252558	25.0	24.0	
68 Dichlorobromomethane	83	5.869	5.869	0.000	93	285869	25.0	23.6	
72 cis-1,3-Dichloropropene	75	6.283	6.283	0.000	91	365385	25.0	23.4	
73 4-Methyl-2-pentanone (MIBK)	43	6.435	6.447	0.000	98	1797780	125.0	112.4	
74 Toluene	92	6.557	6.557	0.000	92	610337	25.0	23.8	
77 trans-1,3-Dichloropropene	75	6.849	6.855	-0.006	97	327744	25.0	22.2	
79 1,1,2-Trichloroethane	83	7.037	7.037	0.000	94	184551	25.0	23.3	
81 Tetrachloroethene	166	7.080	7.080	0.000	84	372778	25.0	33.5	
80 2-Hexanone	43	7.269	7.268	0.000	98	1224481	125.0	114.0	
83 Chlorodibromomethane	129	7.421	7.427	-0.006	89	210423	25.0	22.6	
84 Ethylene Dibromide	107	7.518	7.518	0.000	97	242792	25.0	24.5	
87 Chlorobenzene	112	7.992	7.992	0.000	94	698177	25.0	23.9	
88 Ethylbenzene	91	8.090	8.090	0.000	98	1128124	25.0	23.4	
90 m-Xylene & p-Xylene	106	8.211	8.211	0.000	98	456240		23.4	
91 o-Xylene	106	8.631	8.637	-0.006	97	458794		23.8	
92 Styrene	104	8.668	8.668	0.000	90	744225	25.0	23.5	
95 Bromoform	173	8.911	8.911	0.000	97	133025	25.0	20.5	
94 Isopropylbenzene	105	9.021	9.021	0.001	95	1192552	25.0	23.2	
97 1,1,2,2-Tetrachloroethane	83	9.446	9.453	-0.006	77	325208	25.0	23.0	
111 1,3-Dichlorobenzene	146	10.322	10.322	0.000	98	600889	25.0	23.2	
113 1,4-Dichlorobenzene	146	10.414	10.420	-0.006	94	622769	25.0	23.5	
116 1,2-Dichlorobenzene	146	10.773	10.773	0.000	97	612991	25.0	23.2	
117 1,2-Dibromo-3-Chloropropane	75	11.521	11.521	0.000	80	61363	25.0	21.3	
119 1,2,4-Trichlorobenzene	180	12.196	12.196	0.000	93	465910	25.0	23.3	
S 124 Xylenes, Total	1				0			47.1	

QC Flag Legend

Processing Flags

Reagents:

8260 CORP mix_00214	Amount Added: 12.50	Units: uL	
GAS CORP mix_00473	Amount Added: 12.50	Units: uL	
S_8260_IS_00351	Amount Added: 1.00	Units: uL	Run Reagent
S_8260_Surr_00400	Amount Added: 1.00	Units: uL	Run Reagent

Report Date: 27-Sep-2021 22:54:17 Chrom Revision: 2.3 13-May-2021 07:57:40

Eurofins TestAmerica, Buffalo

Data File:	\\chromfs\Buffalo\ChromData\HP5973S\20210927-101232.b\S4121.D				
Injection Date:	27-Sep-2021 20:44:30	Instrument ID:	HP5973S	Operator ID:	wd
Lims ID:	480-189890-A-5 MSD			Worklist Smp#:	29
Client ID:	MW-09-2021				
Purge Vol:	5.000 mL	Dil. Factor:	80.0000	ALS Bottle#:	30
Method:	S-8260	Limit Group:	MV - 8260C ICAL		

Column: ZB-624 (0.18 mm)

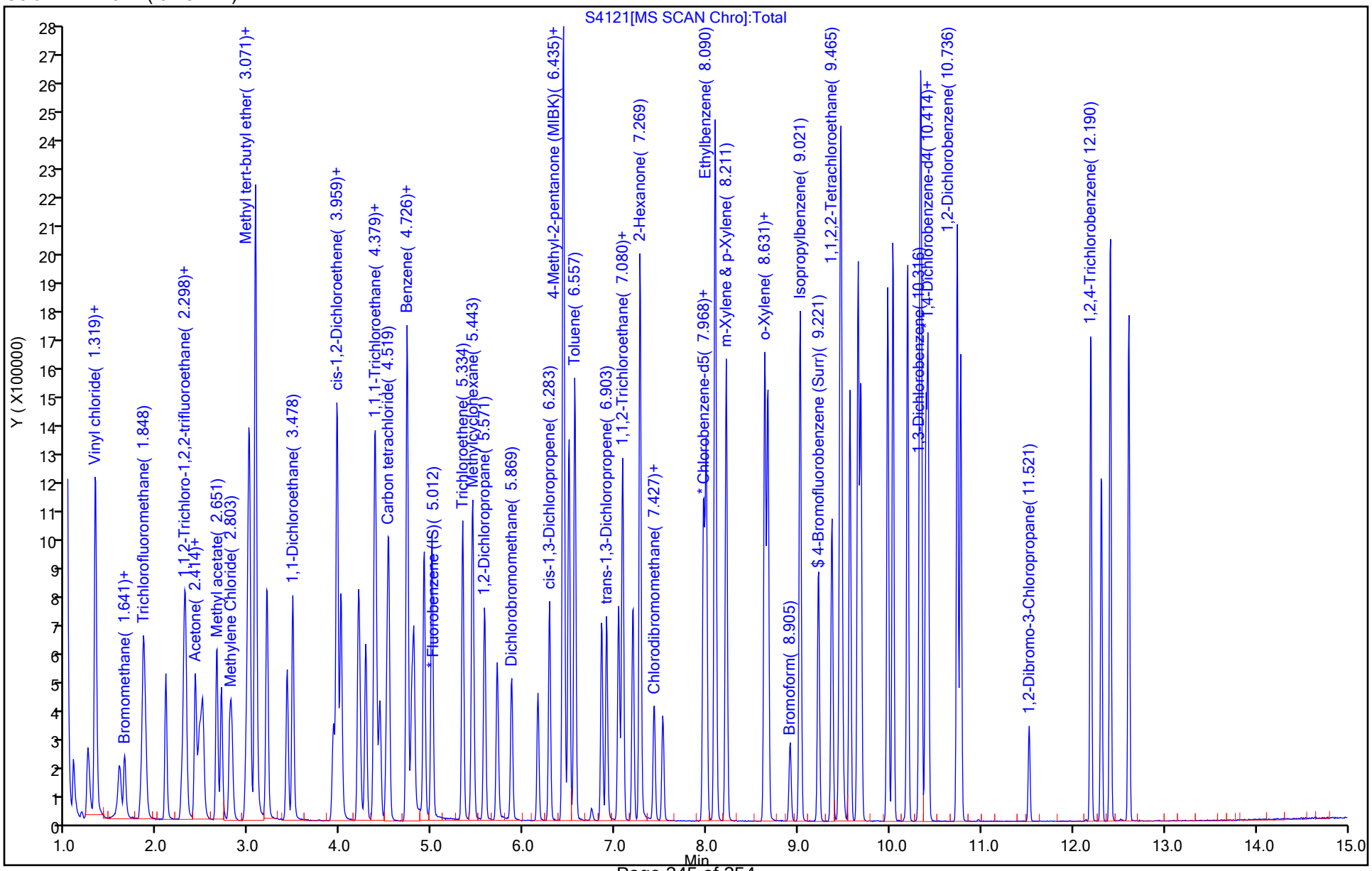

GC/MS VOA ANALYSIS RUN LOG

Lab Name: Eurofins TestAmerica, Buffalo Job No.: 480-189890-1

SDG No.:

Instrument ID: HP5973S Start Date: 09/14/2021 16:49

Analysis Batch Number: 596289 End Date: 09/15/2021 02:07

LAB SAMPLE ID	CLIENT SAMPLE ID	DATE ANALYZED	DILUTION FACTOR	LAB FILE ID	COLUMN ID
BFB 480-596289/2		09/14/2021 16:49	1	S3497.D	ZB-624 (20) 0.18(mm)
IC 480-596289/4		09/14/2021 17:37	1	S3499.D	ZB-624 (20) 0.18(mm)
IC 480-596289/5		09/14/2021 18:00	1	S3500.D	ZB-624 (20) 0.18(mm)
IC 480-596289/6		09/14/2021 18:24	1	S3501.D	ZB-624 (20) 0.18(mm)
IC 480-596289/7		09/14/2021 18:47	1	S3502.D	ZB-624 (20) 0.18(mm)
IC 480-596289/8		09/14/2021 19:10	1	S3503.D	ZB-624 (20) 0.18(mm)
ICIS 480-596289/9		09/14/2021 19:33	1	S3504.D	ZB-624 (20) 0.18(mm)
IC 480-596289/10		09/14/2021 19:57	1	S3505.D	ZB-624 (20) 0.18(mm)
IC 480-596289/11		09/14/2021 20:20	1	S3506.D	ZB-624 (20) 0.18(mm)
IC 480-596289/16		09/14/2021 22:16	1		ZB-624 (20) 0.18(mm)
IC 480-596289/17		09/14/2021 22:40	1		ZB-624 (20) 0.18(mm)
IC 480-596289/18		09/14/2021 23:03	1		ZB-624 (20) 0.18(mm)
IC 480-596289/19		09/14/2021 23:26	1		ZB-624 (20) 0.18(mm)
IC 480-596289/20		09/14/2021 23:49	1		ZB-624 (20) 0.18(mm)
IC 480-596289/21		09/15/2021 00:12	1		ZB-624 (20) 0.18(mm)
IC 480-596289/22		09/15/2021 00:35	1		ZB-624 (20) 0.18(mm)
ICV 480-596289/25		09/15/2021 01:44	1	S3520.D	ZB-624 (20) 0.18(mm)
ICV 480-596289/26		09/15/2021 02:07	1		ZB-624 (20) 0.18(mm)

8260C

GC/MS VOA ANALYSIS RUN LOG

Lab Name: Eurofins TestAmerica, Buffalo Job No.: 480-189890-1

SDG No.:

Instrument ID: HP5973S Start Date: 09/27/2021 09:09

Analysis Batch Number: 597970 End Date: 09/27/2021 20:44

LAB SAMPLE ID	CLIENT SAMPLE ID	DATE ANALYZED	DILUTION FACTOR	LAB FILE ID	COLUMN ID
BFB 480-597970/2		09/27/2021 09:09	1	S4092.D	ZB-624 (20) 0.18(mm)
CCVIS 480-597970/3		09/27/2021 09:36	1	S4093.D	ZB-624 (20) 0.18(mm)
CCV 480-597970/4		09/27/2021 09:59	1		ZB-624 (20) 0.18(mm)
LCS 480-597970/5		09/27/2021 10:22	1	S4095.D	ZB-624 (20) 0.18(mm)
RL 480-597970/6		09/27/2021 10:46	1		ZB-624 (20) 0.18(mm)
MB 480-597970/7		09/27/2021 11:09	1	S4097.D	ZB-624 (20) 0.18(mm)
ZZZZZ		09/27/2021 11:49	10		ZB-624 (20) 0.18(mm)
ZZZZZ		09/27/2021 12:12	80		ZB-624 (20) 0.18(mm)
480-189890-1	TB-20210921	09/27/2021 12:36	1	S4100.D	ZB-624 (20) 0.18(mm)
480-189890-2	RB-20210920	09/27/2021 12:59	1	S4101.D	ZB-624 (20) 0.18(mm)
480-189890-3	MW-01-2021	09/27/2021 13:22	2	S4102.D	ZB-624 (20) 0.18(mm)
480-189890-4	MW-01-2021Q	09/27/2021 13:45	2	S4103.D	ZB-624 (20) 0.18(mm)
480-189890-5	MW-09-2021	09/27/2021 14:08	80	S4104.D	ZB-624 (20) 0.18(mm)
480-189890-6	RB-092121	09/27/2021 14:32	1	S4105.D	ZB-624 (20) 0.18(mm)
480-189890-7	MW-07-2021	09/27/2021 14:55	400	S4106.D	ZB-624 (20) 0.18(mm)
480-189890-8	MW-05-2021	09/27/2021 15:18	1000	S4107.D	ZB-624 (20) 0.18(mm)
ZZZZZ		09/27/2021 15:42	1		ZB-624 (20) 0.18(mm)
ZZZZZ		09/27/2021 16:05	1		ZB-624 (20) 0.18(mm)
ZZZZZ		09/27/2021 16:29	1		ZB-624 (20) 0.18(mm)
ZZZZZ		09/27/2021 16:52	1		ZB-624 (20) 0.18(mm)
ZZZZZ		09/27/2021 17:15	1		ZB-624 (20) 0.18(mm)
ZZZZZ		09/27/2021 17:38	1		ZB-624 (20) 0.18(mm)
ZZZZZ		09/27/2021 18:02	200		ZB-624 (20) 0.18(mm)
ZZZZZ		09/27/2021 18:25	4		ZB-624 (20) 0.18(mm)
ZZZZZ		09/27/2021 18:48	1		ZB-624 (20) 0.18(mm)
ZZZZZ		09/27/2021 19:11	1		ZB-624 (20) 0.18(mm)
ZZZZZ		09/27/2021 19:34	80		ZB-624 (20) 0.18(mm)
ZZZZZ		09/27/2021 19:58	1		ZB-624 (20) 0.18(mm)
480-189890-5 MS	MW-09-2021 MS	09/27/2021 20:21	80	S4120.D	ZB-624 (20) 0.18(mm)
480-189890-5 MSD	MW-09-2021 MSD	09/27/2021 20:44	80	S4121.D	ZB-624 (20) 0.18(mm)

8260C

GC/MS VOA BATCH WORKSHEET

Lab Name: Eurofins TestAmerica, Buffalo Job No.: 480-189890-1

SDG No.:

Batch Number: 596289 Batch Start Date: 09/14/21 16:49 Batch Analyst: Hill, Leah C

Batch Method: 8260C Batch End Date:

Lab Sample ID	Client Sample ID	Method Chain	Basis	InitialAmount	FinalAmount	8260 CORP mix 00214	BFB_WRK 00126	GAS CORP mix 00472	S_8260_IS 00351
BFB 480-596289/2		8260C		1 uL	1 uL		1 uL		
IC 480-596289/4		8260C		5 mL	5 mL	0.5 uL		0.5 uL	1 uL
IC 480-596289/5		8260C		5 mL	5 mL	1 uL		1 uL	1 uL
IC 480-596289/6		8260C		5 mL	5 mL	2 uL		2 uL	1 uL
IC 480-596289/7		8260C		5 mL	5 mL	5 uL		5 uL	1 uL
IC 480-596289/8		8260C		5 mL	5 mL	5 uL		5 uL	1 uL
ICIS 480-596289/9		8260C		5 mL	5 mL	12.5 uL		12.5 uL	1 uL
IC 480-596289/10		8260C		5 mL	5 mL	25 uL		25 uL	1 uL
IC 480-596289/11		8260C		5 mL	5 mL	50 uL		50 uL	1 uL
ICV 480-596289/25		8260C		5 mL	5 mL				1 uL

Lab Sample ID	Client Sample ID	Method Chain	Basis	S_8260_Surr 00398	SS 8260 CORP 00094	SS GAS CORP 00421			
BFB 480-596289/2		8260C							
IC 480-596289/4		8260C		1 uL					
IC 480-596289/5		8260C		1 uL					
IC 480-596289/6		8260C		1 uL					
IC 480-596289/7		8260C		1 uL					
IC 480-596289/8		8260C		1 uL					
ICIS 480-596289/9		8260C		1 uL					
IC 480-596289/10		8260C		1 uL					
IC 480-596289/11		8260C		1 uL					
ICV 480-596289/25		8260C		1 uL	12.5 uL	12.5 uL			

Batch Notes	

The pound sign (#) in the amount added field denotes that the reagent was used undiluted. All calculations are performed using the stated concentration for this reagent.

GC/MS VOA BATCH WORKSHEET

Lab Name: Eurofins TestAmerica, Buffalo Job No.: 480-189890-1

SDG No.:

Batch Number: 596289 Batch Start Date: 09/14/21 16:49 Batch Analyst: Hill, Leah C

Batch Method: 8260C Batch End Date:

Basis	Basis Description

The pound sign (#) in the amount added field denotes that the reagent was used undiluted. All calculations are performed using the stated concentration for this reagent.

GC/MS VOA BATCH WORKSHEET

Lab Name: Eurofins TestAmerica, Buffalo Job No.: 480-189890-1

SDG No.:

Batch Number: 597970 Batch Start Date: 09/27/21 09:09 Batch Analyst: Dahn, William J

Batch Method: 8260C Batch End Date:

Lab Sample ID	Client Sample ID	Method Chain	Basis	InitialAmount	FinalAmount	Initial pH	8260 CORP mix 00214	BFB_WRK 00126	GAS CORP mix 00473
BFB 480-597970/2		8260C		1 uL	1 uL			1 uL	
CCVIS 480-597970/3		8260C		5 mL	5 mL		12.5 uL		12.5 uL
LCS 480-597970/5		8260C		5 mL	5 mL		12.5 uL		12.5 uL
MB 480-597970/7		8260C		5 mL	5 mL				
480-189890-A-1	TB-20210921	8260C	T	5 mL	5 mL	<2 SU			
480-189890-A-2	RB-20210920	8260C	T	5 mL	5 mL	<2 SU			
480-189890-A-3	MW-01-2021	8260C	T	5 mL	5 mL	<2 SU			
480-189890-A-4	MW-01-2021Q	8260C	T	5 mL	5 mL	<2 SU			
480-189890-A-5	MW-09-2021	8260C	T	5 mL	5 mL	<2 SU			
480-189890-A-6	RB-092121	8260C	T	5 mL	5 mL	<2 SU			
480-189890-A-7	MW-07-2021	8260C	T	5 mL	5 mL	<2 SU			
480-189890-A-8	MW-05-2021	8260C	T	5 mL	5 mL	<2 SU			
480-189890-A-5 MS	MW-09-2021	8260C	T	5 mL	5 mL	<2 SU	12.5 uL		12.5 uL
480-189890-A-5 MSD	MW-09-2021	8260C	T	5 mL	5 mL	<2 SU	12.5 uL		12.5 uL

Lab Sample ID	Client Sample ID	Method Chain	Basis	S_8260_IS 00351	S_8260_Surr 00400	AnalysisComment			
BFB 480-597970/2		8260C							
CCVIS 480-597970/3		8260C		1 uL	1 uL				
LCS 480-597970/5		8260C		1 uL	1 uL				
MB 480-597970/7		8260C		1 uL	1 uL				
480-189890-A-1	TB-20210921	8260C	T	1 uL	1 uL				
480-189890-A-2	RB-20210920	8260C	T	1 uL	1 uL				
480-189890-A-3	MW-01-2021	8260C	T	1 uL	1 uL	FOAM			
480-189890-A-4	MW-01-2021Q	8260C	T	1 uL	1 uL	FOAM			
480-189890-A-5	MW-09-2021	8260C	T	1 uL	1 uL	TARGETS			
480-189890-A-6	RB-092121	8260C	T	1 uL	1 uL				

The pound sign (#) in the amount added field denotes that the reagent was used undiluted. All calculations are performed using the stated concentration for this reagent.

GC/MS VOA BATCH WORKSHEET

Lab Name: Eurofins TestAmerica, Buffalo Job No.: 480-189890-1

SDG No.:

Batch Number: 597970 Batch Start Date: 09/27/21 09:09 Batch Analyst: Dahn, William J

Batch Method: 8260C Batch End Date:

Lab Sample ID	Client Sample ID	Method Chain	Basis	S_8260_IS 00351	S_8260_Surr 00400	AnalysisComment			
480-189890-A-7	MW-07-2021	8260C	T	1 uL	1 uL	TARGETS			
480-189890-A-8	MW-05-2021	8260C	T	1 uL	1 uL	TARGETS			
480-189890-A-5 MS	MW-09-2021	8260C	T	1 uL	1 uL	CLIENT QC			
480-189890-A-5 MSD	MW-09-2021	8260C	T	1 uL	1 uL	CLIENT QC			

Batch Notes	

Basis	Basis Description
T	Total/NA

The pound sign (#) in the amount added field denotes that the reagent was used undiluted. All calculations are performed using the stated concentration for this reagent.

Shipping and Receiving Documents

TestAmerica Buffalo
10 Hazelwood Drive
Amherst, NY 14228
phone 716.691.2600 fax 716.691.7991

Chain of Custody Record

TestAmerica
THE LEADER IN ENVIRONMENTAL TESTING

Regulatory Program: ☐ DW ☐ NPDES ☐ RCRA ☐ Other:

Client Contact	Project Manager:	Site Contact: Chuck Porreca	Date: 9-21-2021	COC No:
Chuck Porreca; Eridania Marte / Ecology and Environment, Inc.	Tel/Fax:	Lab Contact: Orlette Johnson	Carrier: pick-up	____ of ____ COCs
50 Lakefront Blvd Suite 111	Analysis Turnaround Time			Sampler:
Buffalo, NY 14202	☐ CALENDAR DAYS ☑ WORKING DAYS			For Lab Use Only:
716-684-8060	TAT if different from Below ____			Walk-in Client:
Chuck.Porreca@wsp.com Eridania.Marte@wsp.com	☑ 2 weeks			
Project Name: Staubs Textile #828160	☐ 1 week			
	☐ 3 days			
Callout ID: 136785	☐ 1 day			

480-189890 Chain of Custody

Sample Identification	Sample Date	Sample Time	Sample Type (C=Comp, G=Grab)	Matrix	# of Cont.	Perform MS / MSD (Y / N)	8260C- TCL List	6010C, 7470A	9040C- pH	Sample Specific Notes:
TB-20210921	9-21-21	–	WQ	Water	1		X			
RB-20210920		915	WQ		3		X			
MW-01-2021		1230	WG		3		X			
MW-01-2021Q		1230	WG		3		X			
MW-09-2021		1335	WG		9	Y	X			
RB-092121		1400	WQ		3		X			
MW-07-2021		1533	WG		3		X			
MW-05-2021		1550	WG		3		X			
Preservation Used: 1= Ice, 2= HCl; 3= H2SO4; 4=HNO3; 5=NaOH; 6= Other ____							2	4		

Possible Hazard Identification:
Are any samples from a listed EPA Hazardous Waste? Please List any EPA Waste Codes for the sample in the Comments Section if the lab is to dispose of the sample.

☑ Non-Hazard ☐ Flammable ☐ Skin Irritant ☐ Poison B ☐ Unknown

Sample Disposal (A fee may be assessed if samples are retained longer than 1 month)

☐ Return to Client ☑ Disposal by Lab ☐ Archive for ____ Months

Special Instructions/QC Requirements & Comments:

4.2 #1

Custody Seals Intact: ☐ Yes ☐ No | Custody Seal No.: | Cooler Temp. (°C): Obs'd:____ Corr'd:____ | Therm ID No.:____

Relinquished by:	Company:	Date/Time:	Received by:	Company:	Date/Time:
	E&E / WSP	9-21-21 / 1800			
Relinquished by:	Company:	Date/Time:	Received by:	Company:	Date/Time:
Relinquished by:	Company:	Date/Time:	Received in Laboratory by:	Company: TAB	Date/Time: 9/21/21 1800

Form No. CA-C-WI-002, Rev. 4.3, dated 04/05/2017

Login Sample Receipt Checklist

Client: New York State D.E.C.

Job Number: 480-189890-1

Login Number: 189890
List Number: 1
Creator: Stopa, Erik S

List Source: Eurofins TestAmerica, Buffalo

Question	Answer	Comment
Radioactivity either was not measured or, if measured, is at or below background	True	
The cooler's custody seal, if present, is intact.	True	
The cooler or samples do not appear to have been compromised or tampered with.	True	
Samples were received on ice.	True	
Cooler Temperature is acceptable.	True	
Cooler Temperature is recorded.	True	
COC is present.	True	
COC is filled out in ink and legible.	True	
COC is filled out with all pertinent information.	True	
Is the Field Sampler's name present on COC?	True	
There are no discrepancies between the sample IDs on the containers and the COC.	True	
Samples are received within Holding Time (Excluding tests with immediate HTs)..	True	
Sample containers have legible labels.	True	
Containers are not broken or leaking.	True	
Sample collection date/times are provided.	True	
Appropriate sample containers are used.	True	
Sample bottles are completely filled.	True	
Sample Preservation Verified	True	
There is sufficient vol. for all requested analyses, incl. any requested MS/MSDs	True	
VOA sample vials do not have headspace or bubble is <6mm (1/4") in diameter.	True	
If necessary, staff have been informed of any short hold time or quick TAT needs	True	
Multiphasic samples are not present.	True	
Samples do not require splitting or compositing.	True	
Sampling Company provided.	True	E+E
Samples received within 48 hours of sampling.	True	
Samples requiring field filtration have been filtered in the field.	N/A	
Chlorine Residual checked.	N/A	

Environment Testing America

ANALYTICAL REPORT

Job Number: 480-189927-1

Job Description: Staubs Textile #828160

Contract Number: C100700

For:
New York State D.E.C.
625 Broadway
12th Floor
Albany, NY 12233-7017

Attention: Robert Strang

Approved for release.
Wyatt B Watson
Project Management Assistant I
9/30/2021 4:43 PM

Designee for
Orlette S Johnson, Senior Project Manager
10 Hazelwood Drive, Amherst, NY, 14228-2298
(484)685-0864
Orlette.Johnson@Eurofinset.com
09/30/2021

Table of Contents

Table of Contents

Job Narrative
480-189927-1

Comments
No additional comments.

Receipt
The samples were received on 9/22/2021 5:20 PM. Unless otherwise noted below, the samples arrived in good condition, and where required, properly preserved and on ice. The temperature of the cooler at receipt was 3.0º C.

GC/MS VOA
Method 8260C: The following sample was diluted to bring the concentration of target analytes within the calibration range: MW-06-2021 (480-189927-3). Elevated reporting limits (RLs) are provided.

Method 8260C: The continuing calibration verification (CCVIS) associated with batch 480-597970 recovered outside acceptance criteria, low biased, for Carbon disulfide, Carbon tetrachloride, 1,1-Dichloroethene and Methyl tert-butyl ether. A reporting limit (RL) standard was analyzed, and the target analytes were detected. Since the associated samples were non-detect for this analyte, the data have been reported. The associated samples are: TB-20210922 (480-189927-1), MW-09D-2021 (480-189927-2) and MW-06-2021 (480-189927-3).

Method 8260C: The continuing calibration verification (CCVIS) associated with batch 480-597970 recovered outside acceptance criteria, low biased, for Chloroform. A reporting limit (RL) standard was analyzed, and the target analyte was detected. Since the associated samples were non-detect for this analyte, the data have been reported. The associated samples are: TB-20210922 (480-189927-1), MW-09D-2021 (480-189927-2) and MW-06-2021 (480-189927-3).

Method 8260C: The following sample was diluted to bring the concentration of target analytes within the calibration range: MW-06-2021 (480-189927-3). Elevated reporting limits (RLs) are provided.

Method 8260C: The following volatiles sample was diluted due to foaming at the time of purging during the original sample analysis: MW-10D-2021 (480-189927-4). Elevated reporting limits (RLs) are provided.

No additional analytical or quality issues were noted, other than those described above or in the Definitions/Glossary page.

Sample Summary

Client: New York State D.E.C.
Project/Site: Staubs Textile #828160

Job ID: 480-189927-1

Lab Sample ID	Client Sample ID	Matrix	Collected	Received
480-189927-1	TB-20210922	Water	09/22/21 00:00	09/22/21 17:20
480-189927-2	MW-09D-2021	Water	09/22/21 09:10	09/22/21 17:20
480-189927-3	MW-06-2021	Water	09/22/21 10:20	09/22/21 17:20
480-189927-4	MW-10D-2021	Water	09/22/21 14:20	09/22/21 17:20

Detection Summary

Client: New York State D.E.C.
Project/Site: Staubs Textile #828160

Job ID: 480-189927-1

Client Sample ID: TB-20210922 — Lab Sample ID: 480-189927-1

No Detections.

Client Sample ID: MW-09D-2021 — Lab Sample ID: 480-189927-2

Analyte	Result	Qualifier	RL	MDL	Unit	Dil Fac	D	Method	Prep Type
Cyclohexane	0.60	J	1.0	0.18	ug/L	1		8260C	Total/NA
Methyl tert-butyl ether	0.85	J	1.0	0.16	ug/L	1		8260C	Total/NA
Methylcyclohexane	0.97	J	1.0	0.16	ug/L	1		8260C	Total/NA

Client Sample ID: MW-06-2021 — Lab Sample ID: 480-189927-3

Analyte	Result	Qualifier	RL	MDL	Unit	Dil Fac	D	Method	Prep Type
cis-1,2-Dichloroethene	12000		200	160	ug/L	200		8260C	Total/NA
Cyclohexane	54	J	200	36	ug/L	200		8260C	Total/NA
Methylcyclohexane	39	J	200	32	ug/L	200		8260C	Total/NA
Tetrachloroethene	65000	E	200	72	ug/L	200		8260C	Total/NA
Trichloroethene	3600		200	92	ug/L	200		8260C	Total/NA
Vinyl chloride	450		200	180	ug/L	200		8260C	Total/NA
cis-1,2-Dichloroethene - DL	11000		1000	810	ug/L	1000		8260C	Total/NA
Tetrachloroethene - DL	58000		1000	360	ug/L	1000		8260C	Total/NA
Trichloroethene - DL	3200		1000	460	ug/L	1000		8260C	Total/NA

Client Sample ID: MW-10D-2021 — Lab Sample ID: 480-189927-4

Analyte	Result	Qualifier	RL	MDL	Unit	Dil Fac	D	Method	Prep Type
Methyl tert-butyl ether	2.2		2.0	0.32	ug/L	2		8260C	Total/NA
Tetrachloroethene	6.2		2.0	0.72	ug/L	2		8260C	Total/NA

This Detection Summary does not include radiochemical test results.

Method Summary

Client: New York State D.E.C.
Project/Site: Staubs Textile #828160

Job ID: 480-189927-1

Method	Method Description	Protocol	Laboratory
8260C	Volatile Organic Compounds by GC/MS	SW846	TAL BUF
5030C	Purge and Trap	SW846	TAL BUF

Protocol References:

SW846 = "Test Methods For Evaluating Solid Waste, Physical/Chemical Methods", Third Edition, November 1986 And Its Updates.

Laboratory References:

TAL BUF = Eurofins TestAmerica, Buffalo, 10 Hazelwood Drive, Amherst, NY 14228-2298, TEL (716)691-2600

Client Sample Results

Client: New York State D.E.C.
Project/Site: Staubs Textile #828160

Job ID: 480-189927-1

Client Sample ID: TB-20210922

Date Collected: 09/22/21 00:00
Date Received: 09/22/21 17:20

Lab Sample ID: 480-189927-1

Matrix: Water

Method: 8260C - Volatile Organic Compounds by GC/MS

Analyte	Result	Qualifier	RL	MDL	Unit	D	Prepared	Analyzed	Dil Fac
1,1,1-Trichloroethane	ND		1.0	0.82	ug/L			09/27/21 17:15	1
1,1,2,2-Tetrachloroethane	ND		1.0	0.21	ug/L			09/27/21 17:15	1
1,1,2-Trichloroethane	ND		1.0	0.23	ug/L			09/27/21 17:15	1
1,1,2-Trichloro-1,2,2-trifluoroethane	ND		1.0	0.31	ug/L			09/27/21 17:15	1
1,1-Dichloroethane	ND		1.0	0.38	ug/L			09/27/21 17:15	1
1,1-Dichloroethene	ND		1.0	0.29	ug/L			09/27/21 17:15	1
1,2,4-Trichlorobenzene	ND		1.0	0.41	ug/L			09/27/21 17:15	1
1,2-Dibromo-3-Chloropropane	ND		1.0	0.39	ug/L			09/27/21 17:15	1
1,2-Dichlorobenzene	ND		1.0	0.79	ug/L			09/27/21 17:15	1
1,2-Dichloroethane	ND		1.0	0.21	ug/L			09/27/21 17:15	1
1,2-Dichloropropane	ND		1.0	0.72	ug/L			09/27/21 17:15	1
1,3-Dichlorobenzene	ND		1.0	0.78	ug/L			09/27/21 17:15	1
1,4-Dichlorobenzene	ND		1.0	0.84	ug/L			09/27/21 17:15	1
2-Butanone (MEK)	ND		10	1.3	ug/L			09/27/21 17:15	1
2-Hexanone	ND		5.0	1.2	ug/L			09/27/21 17:15	1
4-Methyl-2-pentanone (MIBK)	ND		5.0	2.1	ug/L			09/27/21 17:15	1
Acetone	ND		10	3.0	ug/L			09/27/21 17:15	1
Benzene	ND		1.0	0.41	ug/L			09/27/21 17:15	1
Bromodichloromethane	ND		1.0	0.39	ug/L			09/27/21 17:15	1
Bromoform	ND		1.0	0.26	ug/L			09/27/21 17:15	1
Bromomethane	ND		1.0	0.69	ug/L			09/27/21 17:15	1
Carbon disulfide	ND		1.0	0.19	ug/L			09/27/21 17:15	1
Carbon tetrachloride	ND		1.0	0.27	ug/L			09/27/21 17:15	1
Chlorobenzene	ND		1.0	0.75	ug/L			09/27/21 17:15	1
Dibromochloromethane	ND		1.0	0.32	ug/L			09/27/21 17:15	1
Chloroethane	ND		1.0	0.32	ug/L			09/27/21 17:15	1
Chloroform	ND		1.0	0.34	ug/L			09/27/21 17:15	1
Chloromethane	ND		1.0	0.35	ug/L			09/27/21 17:15	1
cis-1,2-Dichloroethene	ND		1.0	0.81	ug/L			09/27/21 17:15	1
cis-1,3-Dichloropropene	ND		1.0	0.36	ug/L			09/27/21 17:15	1
Cyclohexane	ND		1.0	0.18	ug/L			09/27/21 17:15	1
Dichlorodifluoromethane	ND		1.0	0.68	ug/L			09/27/21 17:15	1
Ethylbenzene	ND		1.0	0.74	ug/L			09/27/21 17:15	1
1,2-Dibromoethane	ND		1.0	0.73	ug/L			09/27/21 17:15	1
Isopropylbenzene	ND		1.0	0.79	ug/L			09/27/21 17:15	1
Methyl acetate	ND		2.5	1.3	ug/L			09/27/21 17:15	1
Methyl tert-butyl ether	ND		1.0	0.16	ug/L			09/27/21 17:15	1
Methylcyclohexane	ND		1.0	0.16	ug/L			09/27/21 17:15	1
Methylene Chloride	ND		1.0	0.44	ug/L			09/27/21 17:15	1
Styrene	ND		1.0	0.73	ug/L			09/27/21 17:15	1
Tetrachloroethene	ND		1.0	0.36	ug/L			09/27/21 17:15	1
Toluene	ND		1.0	0.51	ug/L			09/27/21 17:15	1
trans-1,2-Dichloroethene	ND		1.0	0.90	ug/L			09/27/21 17:15	1
trans-1,3-Dichloropropene	ND		1.0	0.37	ug/L			09/27/21 17:15	1
Trichloroethene	ND		1.0	0.46	ug/L			09/27/21 17:15	1
Trichlorofluoromethane	ND		1.0	0.88	ug/L			09/27/21 17:15	1
Vinyl chloride	ND		1.0	0.90	ug/L			09/27/21 17:15	1
Xylenes, Total	ND		2.0	0.66	ug/L			09/27/21 17:15	1

Client Sample ID: TB-20210922

Lab Sample ID: 480-189927-1

Date Collected: 09/22/21 00:00
Matrix: Water
Date Received: 09/22/21 17:20

Surrogate	*%Recovery*	*Qualifier*	*Limits*	*Prepared*	*Analyzed*	*Dil Fac*
Toluene-d8 (Surr)	*98*		*80 - 120*		*09/27/21 17:15*	*1*
1,2-Dichloroethane-d4 (Surr)	*97*		*77 - 120*		*09/27/21 17:15*	*1*
4-Bromofluorobenzene (Surr)	*96*		*73 - 120*		*09/27/21 17:15*	*1*
Dibromofluoromethane (Surr)	*97*		*75 - 123*		*09/27/21 17:15*	*1*

Client Sample ID: MW-09D-2021

Lab Sample ID: 480-189927-2

Date Collected: 09/22/21 09:10
Matrix: Water
Date Received: 09/22/21 17:20

Method: 8260C - Volatile Organic Compounds by GC/MS

Analyte	Result	Qualifier	RL	MDL	Unit	D	Prepared	Analyzed	Dil Fac
1,1,1-Trichloroethane	ND		1.0	0.82	ug/L			09/27/21 17:38	1
1,1,2,2-Tetrachloroethane	ND		1.0	0.21	ug/L			09/27/21 17:38	1
1,1,2-Trichloroethane	ND		1.0	0.23	ug/L			09/27/21 17:38	1
1,1,2-Trichloro-1,2,2-trifluoroethane	ND		1.0	0.31	ug/L			09/27/21 17:38	1
1,1-Dichloroethane	ND		1.0	0.38	ug/L			09/27/21 17:38	1
1,1-Dichloroethene	ND		1.0	0.29	ug/L			09/27/21 17:38	1
1,2,4-Trichlorobenzene	ND		1.0	0.41	ug/L			09/27/21 17:38	1
1,2-Dibromo-3-Chloropropane	ND		1.0	0.39	ug/L			09/27/21 17:38	1
1,2-Dichlorobenzene	ND		1.0	0.79	ug/L			09/27/21 17:38	1
1,2-Dichloroethane	ND		1.0	0.21	ug/L			09/27/21 17:38	1
1,2-Dichloropropane	ND		1.0	0.72	ug/L			09/27/21 17:38	1
1,3-Dichlorobenzene	ND		1.0	0.78	ug/L			09/27/21 17:38	1
1,4-Dichlorobenzene	ND		1.0	0.84	ug/L			09/27/21 17:38	1
2-Butanone (MEK)	ND		10	1.3	ug/L			09/27/21 17:38	1
2-Hexanone	ND		5.0	1.2	ug/L			09/27/21 17:38	1
4-Methyl-2-pentanone (MIBK)	ND		5.0	2.1	ug/L			09/27/21 17:38	1
Acetone	ND		10	3.0	ug/L			09/27/21 17:38	1
Benzene	ND		1.0	0.41	ug/L			09/27/21 17:38	1
Bromodichloromethane	ND		1.0	0.39	ug/L			09/27/21 17:38	1
Bromoform	ND		1.0	0.26	ug/L			09/27/21 17:38	1
Bromomethane	ND		1.0	0.69	ug/L			09/27/21 17:38	1
Carbon disulfide	ND		1.0	0.19	ug/L			09/27/21 17:38	1
Carbon tetrachloride	ND		1.0	0.27	ug/L			09/27/21 17:38	1
Chlorobenzene	ND		1.0	0.75	ug/L			09/27/21 17:38	1
Dibromochloromethane	ND		1.0	0.32	ug/L			09/27/21 17:38	1
Chloroethane	ND		1.0	0.32	ug/L			09/27/21 17:38	1
Chloroform	ND		1.0	0.34	ug/L			09/27/21 17:38	1
Chloromethane	ND		1.0	0.35	ug/L			09/27/21 17:38	1
cis-1,2-Dichloroethene	ND		1.0	0.81	ug/L			09/27/21 17:38	1
cis-1,3-Dichloropropene	ND		1.0	0.36	ug/L			09/27/21 17:38	1
Cyclohexane	**0.60**	**J**	1.0	0.18	ug/L			09/27/21 17:38	1
Dichlorodifluoromethane	ND		1.0	0.68	ug/L			09/27/21 17:38	1
Ethylbenzene	ND		1.0	0.74	ug/L			09/27/21 17:38	1
1,2-Dibromoethane	ND		1.0	0.73	ug/L			09/27/21 17:38	1
Isopropylbenzene	ND		1.0	0.79	ug/L			09/27/21 17:38	1
Methyl acetate	ND		2.5	1.3	ug/L			09/27/21 17:38	1
Methyl tert-butyl ether	**0.85**	**J**	1.0	0.16	ug/L			09/27/21 17:38	1
Methylcyclohexane	**0.97**	**J**	1.0	0.16	ug/L			09/27/21 17:38	1
Methylene Chloride	ND		1.0	0.44	ug/L			09/27/21 17:38	1

Client Sample ID: MW-09D-2021

Lab Sample ID: 480-189927-2

Date Collected: 09/22/21 09:10
Matrix: Water
Date Received: 09/22/21 17:20

Method: 8260C - Volatile Organic Compounds by GC/MS (Continued)

Analyte	Result	Qualifier	RL	MDL	Unit	D	Prepared	Analyzed	Dil Fac
Styrene	ND		1.0	0.73	ug/L			09/27/21 17:38	1
Tetrachloroethene	ND		1.0	0.36	ug/L			09/27/21 17:38	1
Toluene	ND		1.0	0.51	ug/L			09/27/21 17:38	1
trans-1,2-Dichloroethene	ND		1.0	0.90	ug/L			09/27/21 17:38	1
trans-1,3-Dichloropropene	ND		1.0	0.37	ug/L			09/27/21 17:38	1
Trichloroethene	ND		1.0	0.46	ug/L			09/27/21 17:38	1
Trichlorofluoromethane	ND		1.0	0.88	ug/L			09/27/21 17:38	1
Vinyl chloride	ND		1.0	0.90	ug/L			09/27/21 17:38	1
Xylenes, Total	ND		2.0	0.66	ug/L			09/27/21 17:38	1

Surrogate	*%Recovery*	*Qualifier*	*Limits*	*Prepared*	*Analyzed*	*Dil Fac*
Toluene-d8 (Surr)	*100*		*80 - 120*		*09/27/21 17:38*	*1*
1,2-Dichloroethane-d4 (Surr)	*106*		*77 - 120*		*09/27/21 17:38*	*1*
4-Bromofluorobenzene (Surr)	*94*		*73 - 120*		*09/27/21 17:38*	*1*
Dibromofluoromethane (Surr)	*106*		*75 - 123*		*09/27/21 17:38*	*1*

Client Sample ID: MW-06-2021

Lab Sample ID: 480-189927-3

Date Collected: 09/22/21 10:20
Matrix: Water
Date Received: 09/22/21 17:20

Method: 8260C - Volatile Organic Compounds by GC/MS

Analyte	Result	Qualifier	RL	MDL	Unit	D	Prepared	Analyzed	Dil Fac
1,1,1-Trichloroethane	ND		200	160	ug/L			09/27/21 18:02	200
1,1,2,2-Tetrachloroethane	ND		200	42	ug/L			09/27/21 18:02	200
1,1,2-Trichloroethane	ND		200	46	ug/L			09/27/21 18:02	200
1,1,2-Trichloro-1,2,2-trifluoroethane	ND		200	62	ug/L			09/27/21 18:02	200
1,1-Dichloroethane	ND		200	76	ug/L			09/27/21 18:02	200
1,1-Dichloroethene	ND		200	58	ug/L			09/27/21 18:02	200
1,2,4-Trichlorobenzene	ND		200	82	ug/L			09/27/21 18:02	200
1,2-Dibromo-3-Chloropropane	ND		200	78	ug/L			09/27/21 18:02	200
1,2-Dichlorobenzene	ND		200	160	ug/L			09/27/21 18:02	200
1,2-Dichloroethane	ND		200	42	ug/L			09/27/21 18:02	200
1,2-Dichloropropane	ND		200	140	ug/L			09/27/21 18:02	200
1,3-Dichlorobenzene	ND		200	160	ug/L			09/27/21 18:02	200
1,4-Dichlorobenzene	ND		200	170	ug/L			09/27/21 18:02	200
2-Butanone (MEK)	ND		2000	260	ug/L			09/27/21 18:02	200
2-Hexanone	ND		1000	250	ug/L			09/27/21 18:02	200
4-Methyl-2-pentanone (MIBK)	ND		1000	420	ug/L			09/27/21 18:02	200
Acetone	ND		2000	600	ug/L			09/27/21 18:02	200
Benzene	ND		200	82	ug/L			09/27/21 18:02	200
Bromodichloromethane	ND		200	78	ug/L			09/27/21 18:02	200
Bromoform	ND		200	52	ug/L			09/27/21 18:02	200
Bromomethane	ND		200	140	ug/L			09/27/21 18:02	200
Carbon disulfide	ND		200	38	ug/L			09/27/21 18:02	200
Carbon tetrachloride	ND		200	54	ug/L			09/27/21 18:02	200
Chlorobenzene	ND		200	150	ug/L			09/27/21 18:02	200
Dibromochloromethane	ND		200	64	ug/L			09/27/21 18:02	200
Chloroethane	ND		200	64	ug/L			09/27/21 18:02	200
Chloroform	ND		200	68	ug/L			09/27/21 18:02	200
Chloromethane	ND		200	70	ug/L			09/27/21 18:02	200

Client Sample ID: MW-06-2021

Date Collected: 09/22/21 10:20
Date Received: 09/22/21 17:20

Lab Sample ID: 480-189927-3

Matrix: Water

Method: 8260C - Volatile Organic Compounds by GC/MS (Continued)

Analyte	Result	Qualifier	RL	MDL	Unit	D	Prepared	Analyzed	Dil Fac
cis-1,2-Dichloroethene	**12000**		200	160	ug/L			09/27/21 18:02	200
cis-1,3-Dichloropropene	ND		200	72	ug/L			09/27/21 18:02	200
Cyclohexane	**54**	**J**	200	36	ug/L			09/27/21 18:02	200
Dichlorodifluoromethane	ND		200	140	ug/L			09/27/21 18:02	200
Ethylbenzene	ND		200	150	ug/L			09/27/21 18:02	200
1,2-Dibromoethane	ND		200	150	ug/L			09/27/21 18:02	200
Isopropylbenzene	ND		200	160	ug/L			09/27/21 18:02	200
Methyl acetate	ND		500	260	ug/L			09/27/21 18:02	200
Methyl tert-butyl ether	ND		200	32	ug/L			09/27/21 18:02	200
Methylcyclohexane	**39**	**J**	200	32	ug/L			09/27/21 18:02	200
Methylene Chloride	ND		200	88	ug/L			09/27/21 18:02	200
Styrene	ND		200	150	ug/L			09/27/21 18:02	200
Tetrachloroethene	**65000**	**E**	200	72	ug/L			09/27/21 18:02	200
Toluene	ND		200	100	ug/L			09/27/21 18:02	200
trans-1,2-Dichloroethene	ND		200	180	ug/L			09/27/21 18:02	200
trans-1,3-Dichloropropene	ND		200	74	ug/L			09/27/21 18:02	200
Trichloroethene	**3600**		200	92	ug/L			09/27/21 18:02	200
Trichlorofluoromethane	ND		200	180	ug/L			09/27/21 18:02	200
Vinyl chloride	**450**		200	180	ug/L			09/27/21 18:02	200
Xylenes, Total	ND		400	130	ug/L			09/27/21 18:02	200

Surrogate	*%Recovery*	*Qualifier*	*Limits*	*Prepared*	*Analyzed*	*Dil Fac*
Toluene-d8 (Surr)	*99*		*80 - 120*		*09/27/21 18:02*	*200*
1,2-Dichloroethane-d4 (Surr)	*103*		*77 - 120*		*09/27/21 18:02*	*200*
4-Bromofluorobenzene (Surr)	*94*		*73 - 120*		*09/27/21 18:02*	*200*
Dibromofluoromethane (Surr)	*98*		*75 - 123*		*09/27/21 18:02*	*200*

Method: 8260C - Volatile Organic Compounds by GC/MS - DL

Analyte	Result	Qualifier	RL	MDL	Unit	D	Prepared	Analyzed	Dil Fac
1,1,1-Trichloroethane	ND		1000	820	ug/L			09/28/21 13:53	1000
1,1,2,2-Tetrachloroethane	ND		1000	210	ug/L			09/28/21 13:53	1000
1,1,2-Trichloroethane	ND		1000	230	ug/L			09/28/21 13:53	1000
1,1,2-Trichloro-1,2,2-trifluoroethane	ND		1000	310	ug/L			09/28/21 13:53	1000
1,1-Dichloroethane	ND		1000	380	ug/L			09/28/21 13:53	1000
1,1-Dichloroethene	ND		1000	290	ug/L			09/28/21 13:53	1000
1,2,4-Trichlorobenzene	ND		1000	410	ug/L			09/28/21 13:53	1000
1,2-Dibromo-3-Chloropropane	ND		1000	390	ug/L			09/28/21 13:53	1000
1,2-Dichlorobenzene	ND		1000	790	ug/L			09/28/21 13:53	1000
1,2-Dichloroethane	ND		1000	210	ug/L			09/28/21 13:53	1000
1,2-Dichloropropane	ND		1000	720	ug/L			09/28/21 13:53	1000
1,3-Dichlorobenzene	ND		1000	780	ug/L			09/28/21 13:53	1000
1,4-Dichlorobenzene	ND		1000	840	ug/L			09/28/21 13:53	1000
2-Butanone (MEK)	ND		10000	1300	ug/L			09/28/21 13:53	1000
2-Hexanone	ND		5000	1200	ug/L			09/28/21 13:53	1000
4-Methyl-2-pentanone (MIBK)	ND		5000	2100	ug/L			09/28/21 13:53	1000
Acetone	ND		10000	3000	ug/L			09/28/21 13:53	1000
Benzene	ND		1000	410	ug/L			09/28/21 13:53	1000
Bromodichloromethane	ND		1000	390	ug/L			09/28/21 13:53	1000
Bromoform	ND		1000	260	ug/L			09/28/21 13:53	1000
Bromomethane	ND		1000	690	ug/L			09/28/21 13:53	1000

Client Sample ID: MW-06-2021

Lab Sample ID: 480-189927-3

Date Collected: 09/22/21 10:20
Matrix: Water
Date Received: 09/22/21 17:20

Method: 8260C - Volatile Organic Compounds by GC/MS - DL (Continued)

Analyte	Result	Qualifier	RL	MDL	Unit	D	Prepared	Analyzed	Dil Fac
Carbon disulfide	ND		1000	190	ug/L			09/28/21 13:53	1000
Carbon tetrachloride	ND		1000	270	ug/L			09/28/21 13:53	1000
Chlorobenzene	ND		1000	750	ug/L			09/28/21 13:53	1000
Dibromochloromethane	ND		1000	320	ug/L			09/28/21 13:53	1000
Chloroethane	ND		1000	320	ug/L			09/28/21 13:53	1000
Chloroform	ND		1000	340	ug/L			09/28/21 13:53	1000
Chloromethane	ND		1000	350	ug/L			09/28/21 13:53	1000
cis-1,2-Dichloroethene	**11000**		1000	810	ug/L			09/28/21 13:53	1000
cis-1,3-Dichloropropene	ND		1000	360	ug/L			09/28/21 13:53	1000
Cyclohexane	ND		1000	180	ug/L			09/28/21 13:53	1000
Dichlorodifluoromethane	ND		1000	680	ug/L			09/28/21 13:53	1000
Ethylbenzene	ND		1000	740	ug/L			09/28/21 13:53	1000
1,2-Dibromoethane	ND		1000	730	ug/L			09/28/21 13:53	1000
Isopropylbenzene	ND		1000	790	ug/L			09/28/21 13:53	1000
Methyl acetate	ND		2500	1300	ug/L			09/28/21 13:53	1000
Methyl tert-butyl ether	ND		1000	160	ug/L			09/28/21 13:53	1000
Methylcyclohexane	ND		1000	160	ug/L			09/28/21 13:53	1000
Methylene Chloride	ND		1000	440	ug/L			09/28/21 13:53	1000
Styrene	ND		1000	730	ug/L			09/28/21 13:53	1000
Tetrachloroethene	**58000**		1000	360	ug/L			09/28/21 13:53	1000
Toluene	ND		1000	510	ug/L			09/28/21 13:53	1000
trans-1,2-Dichloroethene	ND		1000	900	ug/L			09/28/21 13:53	1000
trans-1,3-Dichloropropene	ND		1000	370	ug/L			09/28/21 13:53	1000
Trichloroethene	**3200**		1000	460	ug/L			09/28/21 13:53	1000
Trichlorofluoromethane	ND		1000	880	ug/L			09/28/21 13:53	1000
Vinyl chloride	ND		1000	900	ug/L			09/28/21 13:53	1000
Xylenes, Total	ND		2000	660	ug/L			09/28/21 13:53	1000

Surrogate	*%Recovery*	*Qualifier*	*Limits*	*Prepared*	*Analyzed*	*Dil Fac*
Toluene-d8 (Surr)	*96*		*80 - 120*		*09/28/21 13:53*	*1000*
1,2-Dichloroethane-d4 (Surr)	*100*		*77 - 120*		*09/28/21 13:53*	*1000*
4-Bromofluorobenzene (Surr)	*98*		*73 - 120*		*09/28/21 13:53*	*1000*
Dibromofluoromethane (Surr)	*95*		*75 - 123*		*09/28/21 13:53*	*1000*

Client Sample ID: MW-10D-2021

Lab Sample ID: 480-189927-4

Date Collected: 09/22/21 14:20
Matrix: Water
Date Received: 09/22/21 17:20

Method: 8260C - Volatile Organic Compounds by GC/MS

Analyte	Result	Qualifier	RL	MDL	Unit	D	Prepared	Analyzed	Dil Fac
1,1,1-Trichloroethane	ND		2.0	1.6	ug/L			09/28/21 14:17	2
1,1,2,2-Tetrachloroethane	ND		2.0	0.42	ug/L			09/28/21 14:17	2
1,1,2-Trichloroethane	ND		2.0	0.46	ug/L			09/28/21 14:17	2
1,1,2-Trichloro-1,2,2-trifluoroethane	ND		2.0	0.62	ug/L			09/28/21 14:17	2
1,1-Dichloroethane	ND		2.0	0.76	ug/L			09/28/21 14:17	2
1,1-Dichloroethene	ND		2.0	0.58	ug/L			09/28/21 14:17	2
1,2,4-Trichlorobenzene	ND		2.0	0.82	ug/L			09/28/21 14:17	2
1,2-Dibromo-3-Chloropropane	ND		2.0	0.78	ug/L			09/28/21 14:17	2
1,2-Dichlorobenzene	ND		2.0	1.6	ug/L			09/28/21 14:17	2
1,2-Dichloroethane	ND		2.0	0.42	ug/L			09/28/21 14:17	2

Client Sample ID: MW-10D-2021

Date Collected: 09/22/21 14:20
Date Received: 09/22/21 17:20

Lab Sample ID: 480-189927-4

Matrix: Water

Method: 8260C - Volatile Organic Compounds by GC/MS (Continued)

Analyte	Result	Qualifier	RL	MDL	Unit	D	Prepared	Analyzed	Dil Fac
1,2-Dichloropropane	ND		2.0	1.4	ug/L			09/28/21 14:17	2
1,3-Dichlorobenzene	ND		2.0	1.6	ug/L			09/28/21 14:17	2
1,4-Dichlorobenzene	ND		2.0	1.7	ug/L			09/28/21 14:17	2
2-Butanone (MEK)	ND		20	2.6	ug/L			09/28/21 14:17	2
2-Hexanone	ND		10	2.5	ug/L			09/28/21 14:17	2
4-Methyl-2-pentanone (MIBK)	ND		10	4.2	ug/L			09/28/21 14:17	2
Acetone	ND		20	6.0	ug/L			09/28/21 14:17	2
Benzene	ND		2.0	0.82	ug/L			09/28/21 14:17	2
Bromodichloromethane	ND		2.0	0.78	ug/L			09/28/21 14:17	2
Bromoform	ND		2.0	0.52	ug/L			09/28/21 14:17	2
Bromomethane	ND		2.0	1.4	ug/L			09/28/21 14:17	2
Carbon disulfide	ND		2.0	0.38	ug/L			09/28/21 14:17	2
Carbon tetrachloride	ND		2.0	0.54	ug/L			09/28/21 14:17	2
Chlorobenzene	ND		2.0	1.5	ug/L			09/28/21 14:17	2
Dibromochloromethane	ND		2.0	0.64	ug/L			09/28/21 14:17	2
Chloroethane	ND		2.0	0.64	ug/L			09/28/21 14:17	2
Chloroform	ND		2.0	0.68	ug/L			09/28/21 14:17	2
Chloromethane	ND		2.0	0.70	ug/L			09/28/21 14:17	2
cis-1,2-Dichloroethene	ND		2.0	1.6	ug/L			09/28/21 14:17	2
cis-1,3-Dichloropropene	ND		2.0	0.72	ug/L			09/28/21 14:17	2
Cyclohexane	ND		2.0	0.36	ug/L			09/28/21 14:17	2
Dichlorodifluoromethane	ND		2.0	1.4	ug/L			09/28/21 14:17	2
Ethylbenzene	ND		2.0	1.5	ug/L			09/28/21 14:17	2
1,2-Dibromoethane	ND		2.0	1.5	ug/L			09/28/21 14:17	2
Isopropylbenzene	ND		2.0	1.6	ug/L			09/28/21 14:17	2
Methyl acetate	ND		5.0	2.6	ug/L			09/28/21 14:17	2
Methyl tert-butyl ether	**2.2**		2.0	0.32	ug/L			09/28/21 14:17	2
Methylcyclohexane	ND		2.0	0.32	ug/L			09/28/21 14:17	2
Methylene Chloride	ND		2.0	0.88	ug/L			09/28/21 14:17	2
Styrene	ND		2.0	1.5	ug/L			09/28/21 14:17	2
Tetrachloroethene	**6.2**		2.0	0.72	ug/L			09/28/21 14:17	2
Toluene	ND		2.0	1.0	ug/L			09/28/21 14:17	2
trans-1,2-Dichloroethene	ND		2.0	1.8	ug/L			09/28/21 14:17	2
trans-1,3-Dichloropropene	ND		2.0	0.74	ug/L			09/28/21 14:17	2
Trichloroethene	ND		2.0	0.92	ug/L			09/28/21 14:17	2
Trichlorofluoromethane	ND		2.0	1.8	ug/L			09/28/21 14:17	2
Vinyl chloride	ND		2.0	1.8	ug/L			09/28/21 14:17	2
Xylenes, Total	ND		4.0	1.3	ug/L			09/28/21 14:17	2

Surrogate	*%Recovery*	*Qualifier*	*Limits*	*Prepared*	*Analyzed*	*Dil Fac*
Toluene-d8 (Surr)	*104*		*80 - 120*		*09/28/21 14:17*	*2*
1,2-Dichloroethane-d4 (Surr)	*104*		*77 - 120*		*09/28/21 14:17*	*2*
4-Bromofluorobenzene (Surr)	*96*		*73 - 120*		*09/28/21 14:17*	*2*
Dibromofluoromethane (Surr)	*109*		*75 - 123*		*09/28/21 14:17*	*2*

Surrogate Summary

Client: New York State D.E.C.
Project/Site: Staubs Textile #828160

Job ID: 480-189927-1

Method: 8260C - Volatile Organic Compounds by GC/MS

Matrix: Water **Prep Type: Total/NA**

		Percent Surrogate Recovery (Acceptance Limits)			
		TOL	DCA	BFB	DBFM
Lab Sample ID	**Client Sample ID**	**(80-120)**	**(77-120)**	**(73-120)**	**(75-123)**
480-189927-1	TB-20210922	98	97	96	97
480-189927-2	MW-09D-2021	100	106	94	106
480-189927-3	MW-06-2021	99	103	94	98
480-189927-3 - DL	MW-06-2021	96	100	98	95
480-189927-4	MW-10D-2021	104	104	96	109
LCS 480-597970/5	Lab Control Sample	102	98	99	98
LCS 480-598121/4	Lab Control Sample	98	95	94	94
MB 480-597970/7	Method Blank	102	100	96	103
MB 480-598121/7	Method Blank	98	101	94	102

Surrogate Legend

TOL = Toluene-d8 (Surr)
DCA = 1,2-Dichloroethane-d4 (Surr)
BFB = 4-Bromofluorobenzene (Surr)
DBFM = Dibromofluoromethane (Surr)

Method: 8260C - Volatile Organic Compounds by GC/MS

Lab Sample ID: MB 480-597970/7
Matrix: Water
Analysis Batch: 597970

Client Sample ID: Method Blank
Prep Type: Total/NA

Analyte	MB Result	MB Qualifier	RL	MDL	Unit	D	Prepared	Analyzed	Dil Fac
1,1,1-Trichloroethane	ND		1.0	0.82	ug/L			09/27/21 11:09	1
1,1,2,2-Tetrachloroethane	ND		1.0	0.21	ug/L			09/27/21 11:09	1
1,1,2-Trichloroethane	ND		1.0	0.23	ug/L			09/27/21 11:09	1
1,1,2-Trichloro-1,2,2-trifluoroethane	ND		1.0	0.31	ug/L			09/27/21 11:09	1
1,1-Dichloroethane	ND		1.0	0.38	ug/L			09/27/21 11:09	1
1,1-Dichloroethene	ND		1.0	0.29	ug/L			09/27/21 11:09	1
1,2,4-Trichlorobenzene	ND		1.0	0.41	ug/L			09/27/21 11:09	1
1,2-Dibromo-3-Chloropropane	ND		1.0	0.39	ug/L			09/27/21 11:09	1
1,2-Dichlorobenzene	ND		1.0	0.79	ug/L			09/27/21 11:09	1
1,2-Dichloroethane	ND		1.0	0.21	ug/L			09/27/21 11:09	1
1,2-Dichloropropane	ND		1.0	0.72	ug/L			09/27/21 11:09	1
1,3-Dichlorobenzene	ND		1.0	0.78	ug/L			09/27/21 11:09	1
1,4-Dichlorobenzene	ND		1.0	0.84	ug/L			09/27/21 11:09	1
2-Butanone (MEK)	ND		10	1.3	ug/L			09/27/21 11:09	1
2-Hexanone	ND		5.0	1.2	ug/L			09/27/21 11:09	1
4-Methyl-2-pentanone (MIBK)	ND		5.0	2.1	ug/L			09/27/21 11:09	1
Acetone	ND		10	3.0	ug/L			09/27/21 11:09	1
Benzene	ND		1.0	0.41	ug/L			09/27/21 11:09	1
Bromodichloromethane	ND		1.0	0.39	ug/L			09/27/21 11:09	1
Bromoform	ND		1.0	0.26	ug/L			09/27/21 11:09	1
Bromomethane	ND		1.0	0.69	ug/L			09/27/21 11:09	1
Carbon disulfide	ND		1.0	0.19	ug/L			09/27/21 11:09	1
Carbon tetrachloride	ND		1.0	0.27	ug/L			09/27/21 11:09	1
Chlorobenzene	ND		1.0	0.75	ug/L			09/27/21 11:09	1
Dibromochloromethane	ND		1.0	0.32	ug/L			09/27/21 11:09	1
Chloroethane	ND		1.0	0.32	ug/L			09/27/21 11:09	1
Chloroform	ND		1.0	0.34	ug/L			09/27/21 11:09	1
Chloromethane	ND		1.0	0.35	ug/L			09/27/21 11:09	1
cis-1,2-Dichloroethene	ND		1.0	0.81	ug/L			09/27/21 11:09	1
cis-1,3-Dichloropropene	ND		1.0	0.36	ug/L			09/27/21 11:09	1
Cyclohexane	ND		1.0	0.18	ug/L			09/27/21 11:09	1
Dichlorodifluoromethane	ND		1.0	0.68	ug/L			09/27/21 11:09	1
Ethylbenzene	ND		1.0	0.74	ug/L			09/27/21 11:09	1
1,2-Dibromoethane	ND		1.0	0.73	ug/L			09/27/21 11:09	1
Isopropylbenzene	ND		1.0	0.79	ug/L			09/27/21 11:09	1
Methyl acetate	ND		2.5	1.3	ug/L			09/27/21 11:09	1
Methyl tert-butyl ether	ND		1.0	0.16	ug/L			09/27/21 11:09	1
Methylcyclohexane	ND		1.0	0.16	ug/L			09/27/21 11:09	1
Methylene Chloride	ND		1.0	0.44	ug/L			09/27/21 11:09	1
Styrene	ND		1.0	0.73	ug/L			09/27/21 11:09	1
Tetrachloroethene	ND		1.0	0.36	ug/L			09/27/21 11:09	1
Toluene	ND		1.0	0.51	ug/L			09/27/21 11:09	1
trans-1,2-Dichloroethene	ND		1.0	0.90	ug/L			09/27/21 11:09	1
trans-1,3-Dichloropropene	ND		1.0	0.37	ug/L			09/27/21 11:09	1
Trichloroethene	ND		1.0	0.46	ug/L			09/27/21 11:09	1
Trichlorofluoromethane	ND		1.0	0.88	ug/L			09/27/21 11:09	1
Vinyl chloride	ND		1.0	0.90	ug/L			09/27/21 11:09	1
Xylenes, Total	ND		2.0	0.66	ug/L			09/27/21 11:09	1

Method: 8260C - Volatile Organic Compounds by GC/MS (Continued)

Lab Sample ID: MB 480-597970/7
Matrix: Water
Analysis Batch: 597970

Client Sample ID: Method Blank
Prep Type: Total/NA

Surrogate	MB %Recovery	MB Qualifier	Limits	Prepared	Analyzed	Dil Fac
Toluene-d8 (Surr)	102		80 - 120		09/27/21 11:09	1
1,2-Dichloroethane-d4 (Surr)	100		77 - 120		09/27/21 11:09	1
4-Bromofluorobenzene (Surr)	96		73 - 120		09/27/21 11:09	1
Dibromofluoromethane (Surr)	103		75 - 123		09/27/21 11:09	1

Lab Sample ID: LCS 480-597970/5
Matrix: Water
Analysis Batch: 597970

Client Sample ID: Lab Control Sample
Prep Type: Total/NA

Analyte	Spike Added	LCS Result	LCS Qualifier	Unit	D	%Rec	%Rec. Limits
1,1,1-Trichloroethane	25.0	19.8		ug/L		79	73 - 126
1,1,2,2-Tetrachloroethane	25.0	20.8		ug/L		83	76 - 120
1,1,2-Trichloroethane	25.0	22.2		ug/L		89	76 - 122
1,1,2-Trichloro-1,2,2-trifluoroethane	25.0	19.2		ug/L		77	61 - 148
1,1-Dichloroethane	25.0	20.7		ug/L		83	77 - 120
1,1-Dichloroethene	25.0	18.1		ug/L		72	66 - 127
1,2,4-Trichlorobenzene	25.0	21.1		ug/L		85	79 - 122
1,2-Dibromo-3-Chloropropane	25.0	19.1		ug/L		77	56 - 134
1,2-Dichlorobenzene	25.0	21.0		ug/L		84	80 - 124
1,2-Dichloroethane	25.0	21.9		ug/L		88	75 - 120
1,2-Dichloropropane	25.0	22.4		ug/L		90	76 - 120
1,3-Dichlorobenzene	25.0	21.4		ug/L		86	77 - 120
1,4-Dichlorobenzene	25.0	21.7		ug/L		87	80 - 120
2-Butanone (MEK)	125	122		ug/L		97	57 - 140
2-Hexanone	125	116		ug/L		93	65 - 127
4-Methyl-2-pentanone (MIBK)	125	106		ug/L		85	71 - 125
Acetone	125	138		ug/L		110	56 - 142
Benzene	25.0	22.2		ug/L		89	71 - 124
Bromodichloromethane	25.0	22.2		ug/L		89	80 - 122
Bromoform	25.0	20.1		ug/L		80	61 - 132
Bromomethane	25.0	18.0		ug/L		72	55 - 144
Carbon disulfide	25.0	18.7		ug/L		75	59 - 134
Carbon tetrachloride	25.0	18.4		ug/L		74	72 - 134
Chlorobenzene	25.0	22.5		ug/L		90	80 - 120
Dibromochloromethane	25.0	21.0		ug/L		84	75 - 125
Chloroethane	25.0	18.2		ug/L		73	69 - 136
Chloroform	25.0	19.4		ug/L		78	73 - 127
Chloromethane	25.0	20.1		ug/L		80	68 - 124
cis-1,2-Dichloroethene	25.0	20.3		ug/L		81	74 - 124
cis-1,3-Dichloropropene	25.0	23.2		ug/L		93	74 - 124
Cyclohexane	25.0	19.2		ug/L		77	59 - 135
Dichlorodifluoromethane	25.0	16.4		ug/L		65	59 - 135
Ethylbenzene	25.0	21.7		ug/L		87	77 - 123
1,2-Dibromoethane	25.0	22.7		ug/L		91	77 - 120
Isopropylbenzene	25.0	20.6		ug/L		82	77 - 122
Methyl acetate	50.0	39.5		ug/L		79	74 - 133
Methyl tert-butyl ether	25.0	20.4		ug/L		82	77 - 120
Methylcyclohexane	25.0	18.9		ug/L		76	68 - 134

Method: 8260C - Volatile Organic Compounds by GC/MS (Continued)

Lab Sample ID: LCS 480-597970/5
Matrix: Water
Analysis Batch: 597970

Client Sample ID: Lab Control Sample
Prep Type: Total/NA

Analyte	Spike Added	LCS Result	LCS Qualifier	Unit	D	%Rec	%Rec. Limits
Methylene Chloride	25.0	20.4		ug/L		82	75 - 124
Styrene	25.0	22.1		ug/L		88	80 - 120
Tetrachloroethene	25.0	22.5		ug/L		90	74 - 122
Toluene	25.0	22.4		ug/L		90	80 - 122
trans-1,2-Dichloroethene	25.0	19.8		ug/L		79	73 - 127
trans-1,3-Dichloropropene	25.0	22.4		ug/L		90	80 - 120
Trichloroethene	25.0	22.0		ug/L		88	74 - 123
Trichlorofluoromethane	25.0	18.3		ug/L		73	62 - 150
Vinyl chloride	25.0	19.7		ug/L		79	65 - 133

Surrogate	*LCS %Recovery*	*LCS Qualifier*	*Limits*
Toluene-d8 (Surr)	*102*		*80 - 120*
1,2-Dichloroethane-d4 (Surr)	*98*		*77 - 120*
4-Bromofluorobenzene (Surr)	*99*		*73 - 120*
Dibromofluoromethane (Surr)	*98*		*75 - 123*

Lab Sample ID: MB 480-598121/7
Matrix: Water
Analysis Batch: 598121

Client Sample ID: Method Blank
Prep Type: Total/NA

Analyte	MB Result	MB Qualifier	RL	MDL	Unit	D	Prepared	Analyzed	Dil Fac
1,1,1-Trichloroethane	ND		1.0	0.82	ug/L			09/28/21 11:01	1
1,1,2,2-Tetrachloroethane	ND		1.0	0.21	ug/L			09/28/21 11:01	1
1,1,2-Trichloroethane	ND		1.0	0.23	ug/L			09/28/21 11:01	1
1,1,2-Trichloro-1,2,2-trifluoroethane	ND		1.0	0.31	ug/L			09/28/21 11:01	1
1,1-Dichloroethane	ND		1.0	0.38	ug/L			09/28/21 11:01	1
1,1-Dichloroethene	ND		1.0	0.29	ug/L			09/28/21 11:01	1
1,2,4-Trichlorobenzene	ND		1.0	0.41	ug/L			09/28/21 11:01	1
1,2-Dibromo-3-Chloropropane	ND		1.0	0.39	ug/L			09/28/21 11:01	1
1,2-Dichlorobenzene	ND		1.0	0.79	ug/L			09/28/21 11:01	1
1,2-Dichloroethane	ND		1.0	0.21	ug/L			09/28/21 11:01	1
1,2-Dichloropropane	ND		1.0	0.72	ug/L			09/28/21 11:01	1
1,3-Dichlorobenzene	ND		1.0	0.78	ug/L			09/28/21 11:01	1
1,4-Dichlorobenzene	ND		1.0	0.84	ug/L			09/28/21 11:01	1
2-Butanone (MEK)	ND		10	1.3	ug/L			09/28/21 11:01	1
2-Hexanone	ND		5.0	1.2	ug/L			09/28/21 11:01	1
4-Methyl-2-pentanone (MIBK)	ND		5.0	2.1	ug/L			09/28/21 11:01	1
Acetone	ND		10	3.0	ug/L			09/28/21 11:01	1
Benzene	ND		1.0	0.41	ug/L			09/28/21 11:01	1
Bromodichloromethane	ND		1.0	0.39	ug/L			09/28/21 11:01	1
Bromoform	ND		1.0	0.26	ug/L			09/28/21 11:01	1
Bromomethane	ND		1.0	0.69	ug/L			09/28/21 11:01	1
Carbon disulfide	ND		1.0	0.19	ug/L			09/28/21 11:01	1
Carbon tetrachloride	ND		1.0	0.27	ug/L			09/28/21 11:01	1
Chlorobenzene	ND		1.0	0.75	ug/L			09/28/21 11:01	1
Dibromochloromethane	ND		1.0	0.32	ug/L			09/28/21 11:01	1
Chloroethane	ND		1.0	0.32	ug/L			09/28/21 11:01	1
Chloroform	ND		1.0	0.34	ug/L			09/28/21 11:01	1

Method: 8260C - Volatile Organic Compounds by GC/MS (Continued)

Lab Sample ID: MB 480-598121/7
Matrix: Water
Analysis Batch: 598121

Client Sample ID: Method Blank
Prep Type: Total/NA

Analyte	MB Result	MB Qualifier	RL	MDL	Unit	D	Prepared	Analyzed	Dil Fac
Chloromethane	ND		1.0	0.35	ug/L			09/28/21 11:01	1
cis-1,2-Dichloroethene	ND		1.0	0.81	ug/L			09/28/21 11:01	1
cis-1,3-Dichloropropene	ND		1.0	0.36	ug/L			09/28/21 11:01	1
Cyclohexane	ND		1.0	0.18	ug/L			09/28/21 11:01	1
Dichlorodifluoromethane	ND		1.0	0.68	ug/L			09/28/21 11:01	1
Ethylbenzene	ND		1.0	0.74	ug/L			09/28/21 11:01	1
1,2-Dibromoethane	ND		1.0	0.73	ug/L			09/28/21 11:01	1
Isopropylbenzene	ND		1.0	0.79	ug/L			09/28/21 11:01	1
Methyl acetate	ND		2.5	1.3	ug/L			09/28/21 11:01	1
Methyl tert-butyl ether	ND		1.0	0.16	ug/L			09/28/21 11:01	1
Methylcyclohexane	ND		1.0	0.16	ug/L			09/28/21 11:01	1
Methylene Chloride	ND		1.0	0.44	ug/L			09/28/21 11:01	1
Styrene	ND		1.0	0.73	ug/L			09/28/21 11:01	1
Tetrachloroethene	ND		1.0	0.36	ug/L			09/28/21 11:01	1
Toluene	ND		1.0	0.51	ug/L			09/28/21 11:01	1
trans-1,2-Dichloroethene	ND		1.0	0.90	ug/L			09/28/21 11:01	1
trans-1,3-Dichloropropene	ND		1.0	0.37	ug/L			09/28/21 11:01	1
Trichloroethene	ND		1.0	0.46	ug/L			09/28/21 11:01	1
Trichlorofluoromethane	ND		1.0	0.88	ug/L			09/28/21 11:01	1
Vinyl chloride	ND		1.0	0.90	ug/L			09/28/21 11:01	1
Xylenes, Total	ND		2.0	0.66	ug/L			09/28/21 11:01	1

Surrogate	*MB %Recovery*	*MB Qualifier*	*Limits*	*Prepared*	*Analyzed*	*Dil Fac*
Toluene-d8 (Surr)	*98*		*80 - 120*		*09/28/21 11:01*	*1*
1,2-Dichloroethane-d4 (Surr)	*101*		*77 - 120*		*09/28/21 11:01*	*1*
4-Bromofluorobenzene (Surr)	*94*		*73 - 120*		*09/28/21 11:01*	*1*
Dibromofluoromethane (Surr)	*102*		*75 - 123*		*09/28/21 11:01*	*1*

Lab Sample ID: LCS 480-598121/4
Matrix: Water
Analysis Batch: 598121

Client Sample ID: Lab Control Sample
Prep Type: Total/NA

Analyte	Spike Added	LCS Result	LCS Qualifier	Unit	D	%Rec	%Rec. Limits
1,1,1-Trichloroethane	25.0	21.2		ug/L		85	73 - 126
1,1,2,2-Tetrachloroethane	25.0	23.1		ug/L		92	76 - 120
1,1,2-Trichloroethane	25.0	23.2		ug/L		93	76 - 122
1,1,2-Trichloro-1,2,2-trifluoroethane	25.0	23.0		ug/L		92	61 - 148
1,1-Dichloroethane	25.0	22.7		ug/L		91	77 - 120
1,1-Dichloroethene	25.0	21.0		ug/L		84	66 - 127
1,2,4-Trichlorobenzene	25.0	23.3		ug/L		93	79 - 122
1,2-Dibromo-3-Chloropropane	25.0	20.3		ug/L		81	56 - 134
1,2-Dichlorobenzene	25.0	23.0		ug/L		92	80 - 124
1,2-Dichloroethane	25.0	22.5		ug/L		90	75 - 120
1,2-Dichloropropane	25.0	24.0		ug/L		96	76 - 120
1,3-Dichlorobenzene	25.0	23.8		ug/L		95	77 - 120
1,4-Dichlorobenzene	25.0	23.6		ug/L		94	80 - 120
2-Butanone (MEK)	125	137		ug/L		109	57 - 140
2-Hexanone	125	124		ug/L		100	65 - 127

Method: 8260C - Volatile Organic Compounds by GC/MS (Continued)

Lab Sample ID: LCS 480-598121/4
Matrix: Water
Analysis Batch: 598121

Client Sample ID: Lab Control Sample
Prep Type: Total/NA

Analyte	Spike Added	LCS Result	LCS Qualifier	Unit	D	%Rec	%Rec. Limits
4-Methyl-2-pentanone (MIBK)	125	117		ug/L		94	71 - 125
Acetone	125	150		ug/L		120	56 - 142
Benzene	25.0	23.6		ug/L		94	71 - 124
Bromodichloromethane	25.0	22.8		ug/L		91	80 - 122
Bromoform	25.0	21.3		ug/L		85	61 - 132
Bromomethane	25.0	17.4		ug/L		69	55 - 144
Carbon disulfide	25.0	21.5		ug/L		86	59 - 134
Carbon tetrachloride	25.0	20.7		ug/L		83	72 - 134
Chlorobenzene	25.0	24.4		ug/L		97	80 - 120
Dibromochloromethane	25.0	22.7		ug/L		91	75 - 125
Chloroethane	25.0	18.5		ug/L		74	69 - 136
Chloroform	25.0	21.2		ug/L		85	73 - 127
Chloromethane	25.0	19.8		ug/L		79	68 - 124
cis-1,2-Dichloroethene	25.0	21.6		ug/L		86	74 - 124
cis-1,3-Dichloropropene	25.0	24.4		ug/L		98	74 - 124
Cyclohexane	25.0	23.2		ug/L		93	59 - 135
Dichlorodifluoromethane	25.0	17.9		ug/L		72	59 - 135
Ethylbenzene	25.0	23.5		ug/L		94	77 - 123
1,2-Dibromoethane	25.0	24.7		ug/L		99	77 - 120
Isopropylbenzene	25.0	23.2		ug/L		93	77 - 122
Methyl acetate	50.0	43.6		ug/L		87	74 - 133
Methyl tert-butyl ether	25.0	21.8		ug/L		87	77 - 120
Methylcyclohexane	25.0	22.2		ug/L		89	68 - 134
Methylene Chloride	25.0	22.1		ug/L		89	75 - 124
Styrene	25.0	23.9		ug/L		96	80 - 120
Tetrachloroethene	25.0	24.5		ug/L		98	74 - 122
Toluene	25.0	23.9		ug/L		96	80 - 122
trans-1,2-Dichloroethene	25.0	21.7		ug/L		87	73 - 127
trans-1,3-Dichloropropene	25.0	24.3		ug/L		97	80 - 120
Trichloroethene	25.0	23.3		ug/L		93	74 - 123
Trichlorofluoromethane	25.0	18.1		ug/L		72	62 - 150
Vinyl chloride	25.0	19.8		ug/L		79	65 - 133

Surrogate	*LCS %Recovery*	*LCS Qualifier*	*Limits*
Toluene-d8 (Surr)	*98*		*80 - 120*
1,2-Dichloroethane-d4 (Surr)	*95*		*77 - 120*
4-Bromofluorobenzene (Surr)	*94*		*73 - 120*
Dibromofluoromethane (Surr)	*94*		*75 - 123*

Qualifiers

GC/MS VOA

Qualifier	Qualifier Description
E	Result exceeded calibration range.
J	Result is less than the RL but greater than or equal to the MDL and the concentration is an approximate value.

Glossary

Abbreviation	These commonly used abbreviations may or may not be present in this report.
¤	Listed under the "D" column to designate that the result is reported on a dry weight basis
%R	Percent Recovery
CFL	Contains Free Liquid
CFU	Colony Forming Unit
CNF	Contains No Free Liquid
DER	Duplicate Error Ratio (normalized absolute difference)
Dil Fac	Dilution Factor
DL	Detection Limit (DoD/DOE)
DL, RA, RE, IN	Indicates a Dilution, Re-analysis, Re-extraction, or additional Initial metals/anion analysis of the sample
DLC	Decision Level Concentration (Radiochemistry)
EDL	Estimated Detection Limit (Dioxin)
LOD	Limit of Detection (DoD/DOE)
LOQ	Limit of Quantitation (DoD/DOE)
MCL	EPA recommended "Maximum Contaminant Level"
MDA	Minimum Detectable Activity (Radiochemistry)
MDC	Minimum Detectable Concentration (Radiochemistry)
MDL	Method Detection Limit
ML	Minimum Level (Dioxin)
MPN	Most Probable Number
MQL	Method Quantitation Limit
NC	Not Calculated
ND	Not Detected at the reporting limit (or MDL or EDL if shown)
NEG	Negative / Absent
POS	Positive / Present
PQL	Practical Quantitation Limit
PRES	Presumptive
QC	Quality Control
RER	Relative Error Ratio (Radiochemistry)
RL	Reporting Limit or Requested Limit (Radiochemistry)
RPD	Relative Percent Difference, a measure of the relative difference between two points
TEF	Toxicity Equivalent Factor (Dioxin)
TEQ	Toxicity Equivalent Quotient (Dioxin)
TNTC	Too Numerous To Count

QC Association Summary

Client: New York State D.E.C.
Project/Site: Staubs Textile #828160

Job ID: 480-189927-1

GC/MS VOA

Analysis Batch: 597970

Lab Sample ID	Client Sample ID	Prep Type	Matrix	Method	Prep Batch
480-189927-1	TB-20210922	Total/NA	Water	8260C	
480-189927-2	MW-09D-2021	Total/NA	Water	8260C	
480-189927-3	MW-06-2021	Total/NA	Water	8260C	
MB 480-597970/7	Method Blank	Total/NA	Water	8260C	
LCS 480-597970/5	Lab Control Sample	Total/NA	Water	8260C	

Analysis Batch: 598121

Lab Sample ID	Client Sample ID	Prep Type	Matrix	Method	Prep Batch
480-189927-3 - DL	MW-06-2021	Total/NA	Water	8260C	
480-189927-4	MW-10D-2021	Total/NA	Water	8260C	
MB 480-598121/7	Method Blank	Total/NA	Water	8260C	
LCS 480-598121/4	Lab Control Sample	Total/NA	Water	8260C	

Lab Chronicle

Client: New York State D.E.C.
Project/Site: Staubs Textile #828160

Job ID: 480-189927-1

Client Sample ID: TB-20210922 — Lab Sample ID: 480-189927-1

Date Collected: 09/22/21 00:00 — **Matrix: Water**
Date Received: 09/22/21 17:20

Prep Type	Batch Type	Batch Method	Run	Dilution Factor	Batch Number	Prepared or Analyzed	Analyst	Lab
Total/NA	Analysis	8260C		1	597970	09/27/21 17:15	WJD	TAL BUF

Client Sample ID: MW-09D-2021 — Lab Sample ID: 480-189927-2

Date Collected: 09/22/21 09:10 — **Matrix: Water**
Date Received: 09/22/21 17:20

Prep Type	Batch Type	Batch Method	Run	Dilution Factor	Batch Number	Prepared or Analyzed	Analyst	Lab
Total/NA	Analysis	8260C		1	597970	09/27/21 17:38	WJD	TAL BUF

Client Sample ID: MW-06-2021 — Lab Sample ID: 480-189927-3

Date Collected: 09/22/21 10:20 — **Matrix: Water**
Date Received: 09/22/21 17:20

Prep Type	Batch Type	Batch Method	Run	Dilution Factor	Batch Number	Prepared or Analyzed	Analyst	Lab
Total/NA	Analysis	8260C		200	597970	09/27/21 18:02	WJD	TAL BUF
Total/NA	Analysis	8260C	DL	1000	598121	09/28/21 13:53	WJD	TAL BUF

Client Sample ID: MW-10D-2021 — Lab Sample ID: 480-189927-4

Date Collected: 09/22/21 14:20 — **Matrix: Water**
Date Received: 09/22/21 17:20

Prep Type	Batch Type	Batch Method	Run	Dilution Factor	Batch Number	Prepared or Analyzed	Analyst	Lab
Total/NA	Analysis	8260C		2	598121	09/28/21 14:17	WJD	TAL BUF

Laboratory References:

TAL BUF = Eurofins TestAmerica, Buffalo, 10 Hazelwood Drive, Amherst, NY 14228-2298, TEL (716)691-2600

Accreditation/Certification Summary

Client: New York State D.E.C.
Project/Site: Staubs Textile #828160

Job ID: 480-189927-1

Laboratory: Eurofins TestAmerica, Buffalo

The accreditations/certifications listed below are applicable to this report.

Authority	Program	Identification Number	Expiration Date
New York	NELAP	10026	04-01-22

Method 8260C

Volatile Organic Compounds (GC/MS) by Method 8260C

FORM II
GC/MS VOA SURROGATE RECOVERY

Lab Name: Eurofins TestAmerica, Buffalo Job No.: 480-189927-1

SDG No.:

Matrix: Water Level: Low

GC Column (1): ZB-624 (20) ID: 0.18(mm)

Client Sample ID	Lab Sample ID	DBFM #	DCA #	TOL #	BFB #
TB-20210922	480-189927-1	97	97	98	96
MW-09D-2021	480-189927-2	106	106	100	94
MW-06-2021	480-189927-3	98	103	99	94
MW-06-2021 DL	480-189927-3 DL	95	100	96	98
MW-10D-2021	480-189927-4	109	104	104	96
	MB 480-597970/7	103	100	102	96
	MB 480-598121/7	102	101	98	94
	LCS 480-597970/5	98	98	102	99
	LCS 480-598121/4	94	95	98	94

	QC LIMITS
DBFM = Dibromofluoromethane (Surr)	75-123
DCA = 1,2-Dichloroethane-d4 (Surr)	77-120
TOL = Toluene-d8 (Surr)	80-120
BFB = 4-Bromofluorobenzene (Surr)	73-120

Column to be used to flag recovery values

FORM II 8260C

FORM III
GC/MS VOA LAB CONTROL SAMPLE RECOVERY

Lab Name: Eurofins TestAmerica, Buffalo Job No.: 480-189927-1

SDG No.:

Matrix: Water Level: Low Lab File ID: S4095.D

Lab ID: LCS 480-597970/5 Client ID:

COMPOUND	SPIKE ADDED (ug/L)	LCS CONCENTRATION (ug/L)	LCS % REC	QC LIMITS REC	#
1,1,1-Trichloroethane	25.0	19.8	79	73-126	
1,1,2,2-Tetrachloroethane	25.0	20.8	83	76-120	
1,1,2-Trichloroethane	25.0	22.2	89	76-122	
1,1,2-Trichloro-1,2,2-trifluoroethane	25.0	19.2	77	61-148	
1,1-Dichloroethane	25.0	20.7	83	77-120	
1,1-Dichloroethene	25.0	18.1	72	66-127	
1,2,4-Trichlorobenzene	25.0	21.1	85	79-122	
1,2-Dibromo-3-Chloropropane	25.0	19.1	77	56-134	
1,2-Dichlorobenzene	25.0	21.0	84	80-124	
1,2-Dichloroethane	25.0	21.9	88	75-120	
1,2-Dichloropropane	25.0	22.4	90	76-120	
1,3-Dichlorobenzene	25.0	21.4	86	77-120	
1,4-Dichlorobenzene	25.0	21.7	87	80-120	
2-Butanone (MEK)	125	122	97	57-140	
2-Hexanone	125	116	93	65-127	
4-Methyl-2-pentanone (MIBK)	125	106	85	71-125	
Acetone	125	138	110	56-142	
Benzene	25.0	22.2	89	71-124	
Bromodichloromethane	25.0	22.2	89	80-122	
Bromoform	25.0	20.1	80	61-132	
Bromomethane	25.0	18.0	72	55-144	
Carbon disulfide	25.0	18.7	75	59-134	
Carbon tetrachloride	25.0	18.4	74	72-134	
Chlorobenzene	25.0	22.5	90	80-120	
Dibromochloromethane	25.0	21.0	84	75-125	
Chloroethane	25.0	18.2	73	69-136	
Chloroform	25.0	19.4	78	73-127	
Chloromethane	25.0	20.1	80	68-124	
cis-1,2-Dichloroethene	25.0	20.3	81	74-124	
cis-1,3-Dichloropropene	25.0	23.2	93	74-124	
Cyclohexane	25.0	19.2	77	59-135	
Dichlorodifluoromethane	25.0	16.4	65	59-135	
Ethylbenzene	25.0	21.7	87	77-123	
1,2-Dibromoethane	25.0	22.7	91	77-120	
Isopropylbenzene	25.0	20.6	82	77-122	
Methyl acetate	50.0	39.5	79	74-133	
Methyl tert-butyl ether	25.0	20.4	82	77-120	
Methylcyclohexane	25.0	18.9	76	68-134	
Methylene Chloride	25.0	20.4	82	75-124	
Styrene	25.0	22.1	88	80-120	
Tetrachloroethene	25.0	22.5	90	74-122	

Column to be used to flag recovery and RPD values

FORM III 8260C

FORM III
GC/MS VOA LAB CONTROL SAMPLE RECOVERY

Lab Name: Eurofins TestAmerica, Buffalo Job No.: 480-189927-1

SDG No.:

Matrix: Water Level: Low Lab File ID: S4095.D

Lab ID: LCS 480-597970/5 Client ID:

COMPOUND	SPIKE ADDED (ug/L)	LCS CONCENTRATION (ug/L)	LCS % REC	QC LIMITS REC	#
Toluene	25.0	22.4	90	80-122	
trans-1,2-Dichloroethene	25.0	19.8	79	73-127	
trans-1,3-Dichloropropene	25.0	22.4	90	80-120	
Trichloroethene	25.0	22.0	88	74-123	
Trichlorofluoromethane	25.0	18.3	73	62-150	
Vinyl chloride	25.0	19.7	79	65-133	

Column to be used to flag recovery and RPD values

FORM III 8260C

FORM III
GC/MS VOA LAB CONTROL SAMPLE RECOVERY

Lab Name: Eurofins TestAmerica, Buffalo Job No.: 480-189927-1

SDG No.:

Matrix: Water Level: Low Lab File ID: S4157.D

Lab ID: LCS 480-598121/4 Client ID:

COMPOUND	SPIKE ADDED (ug/L)	LCS CONCENTRATION (ug/L)	LCS % REC	QC LIMITS REC	#
1,1,1-Trichloroethane	25.0	21.2	85	73-126	
1,1,2,2-Tetrachloroethane	25.0	23.1	92	76-120	
1,1,2-Trichloroethane	25.0	23.2	93	76-122	
1,1,2-Trichloro-1,2,2-trifluoroethane	25.0	23.0	92	61-148	
1,1-Dichloroethane	25.0	22.7	91	77-120	
1,1-Dichloroethene	25.0	21.0	84	66-127	
1,2,4-Trichlorobenzene	25.0	23.3	93	79-122	
1,2-Dibromo-3-Chloropropane	25.0	20.3	81	56-134	
1,2-Dichlorobenzene	25.0	23.0	92	80-124	
1,2-Dichloroethane	25.0	22.5	90	75-120	
1,2-Dichloropropane	25.0	24.0	96	76-120	
1,3-Dichlorobenzene	25.0	23.8	95	77-120	
1,4-Dichlorobenzene	25.0	23.6	94	80-120	
2-Butanone (MEK)	125	137	109	57-140	
2-Hexanone	125	124	100	65-127	
4-Methyl-2-pentanone (MIBK)	125	117	94	71-125	
Acetone	125	150	120	56-142	
Benzene	25.0	23.6	94	71-124	
Bromodichloromethane	25.0	22.8	91	80-122	
Bromoform	25.0	21.3	85	61-132	
Bromomethane	25.0	17.4	69	55-144	
Carbon disulfide	25.0	21.5	86	59-134	
Carbon tetrachloride	25.0	20.7	83	72-134	
Chlorobenzene	25.0	24.4	97	80-120	
Dibromochloromethane	25.0	22.7	91	75-125	
Chloroethane	25.0	18.5	74	69-136	
Chloroform	25.0	21.2	85	73-127	
Chloromethane	25.0	19.8	79	68-124	
cis-1,2-Dichloroethene	25.0	21.6	86	74-124	
cis-1,3-Dichloropropene	25.0	24.4	98	74-124	
Cyclohexane	25.0	23.2	93	59-135	
Dichlorodifluoromethane	25.0	17.9	72	59-135	
Ethylbenzene	25.0	23.5	94	77-123	
1,2-Dibromoethane	25.0	24.7	99	77-120	
Isopropylbenzene	25.0	23.2	93	77-122	
Methyl acetate	50.0	43.6	87	74-133	
Methyl tert-butyl ether	25.0	21.8	87	77-120	
Methylcyclohexane	25.0	22.2	89	68-134	
Methylene Chloride	25.0	22.1	89	75-124	
Styrene	25.0	23.9	96	80-120	
Tetrachloroethene	25.0	24.5	98	74-122	

Column to be used to flag recovery and RPD values

FORM III 8260C

FORM III
GC/MS VOA LAB CONTROL SAMPLE RECOVERY

Lab Name: Eurofins TestAmerica, Buffalo Job No.: 480-189927-1

SDG No.:

Matrix: Water Level: Low Lab File ID: S4157.D

Lab ID: LCS 480-598121/4 Client ID:

COMPOUND	SPIKE ADDED (ug/L)	LCS CONCENTRATION (ug/L)	LCS % REC	QC LIMITS REC	#
Toluene	25.0	23.9	96	80-122	
trans-1,2-Dichloroethene	25.0	21.7	87	73-127	
trans-1,3-Dichloropropene	25.0	24.3	97	80-120	
Trichloroethene	25.0	23.3	93	74-123	
Trichlorofluoromethane	25.0	18.1	72	62-150	
Vinyl chloride	25.0	19.8	79	65-133	

Column to be used to flag recovery and RPD values

FORM III 8260C

FORM IV
GC/MS VOA METHOD BLANK SUMMARY

Lab Name: Eurofins TestAmerica, Buffalo Job No.: 480-189927-1

SDG No.:

Lab File ID: S4097.D Lab Sample ID: MB 480-597970/7

Matrix: Water Heated Purge:(Y/N) N

Instrument ID: HP5973S Date Analyzed: 09/27/2021 11:09

GC Column: ZB-624 (20) ID: 0.18(mm)

THIS METHOD BLANK APPLIES TO THE FOLLOWING SAMPLES:

CLIENT SAMPLE ID	LAB SAMPLE ID	LAB FILE ID	DATE ANALYZED
	LCS 480-597970/5	S4095.D	09/27/2021 10:22
TB-20210922	480-189927-1	S4112.D	09/27/2021 17:15
MW-09D-2021	480-189927-2	S4113.D	09/27/2021 17:38
MW-06-2021	480-189927-3	S4114.D	09/27/2021 18:02

FORM IV
GC/MS VOA METHOD BLANK SUMMARY

Lab Name: Eurofins TestAmerica, Buffalo Job No.: 480-189927-1

SDG No.:

Lab File ID: S4160.D Lab Sample ID: MB 480-598121/7

Matrix: Water Heated Purge:(Y/N) N

Instrument ID: HP5973S Date Analyzed: 09/28/2021 11:01

GC Column: ZB-624 (20) ID: 0.18(mm)

THIS METHOD BLANK APPLIES TO THE FOLLOWING SAMPLES:

CLIENT SAMPLE ID	LAB SAMPLE ID	LAB FILE ID	DATE ANALYZED
	LCS 480-598121/4	S4157.D	09/28/2021 09:51
MW-06-2021 DL	480-189927-3 DL	S4167.D	09/28/2021 13:53
MW-10D-2021	480-189927-4	S4168.D	09/28/2021 14:17

FORM V
GC/MS VOA INSTRUMENT PERFORMANCE CHECK
BROMOFLUOROBENZENE (BFB)

Lab Name: Eurofins TestAmerica, Buffalo Job No.: 480-189927-1

SDG No.:

Lab File ID: S3497.D BFB Injection Date: 09/14/2021

Instrument ID: HP5973S BFB Injection Time: 16:49

Analysis Batch No.: 596289

M/E	ION ABUNDANCE CRITERIA	% RELATIVE ABUNDANCE	
50	15.0 - 40.0 % of mass 95	21.0	
75	30.0 - 60.0 % of mass 95	47.3	
95	Base Peak, 100% relative abundance	100.0	
96	5.0 - 9.0 % of mass 95	6.6	
173	Less than 2.0 % of mass 174	0.0	(0.0) 1
174	Greater than 50% of mass 95	82.8	
175	5.0 - 9.0 % of mass 174	6.9	(8.3) 1
176	95.0 - 101.0 % of mass 174	81.1	(97.9) 1
177	5.0 - 9.0 % of mass 176	5.2	(6.4) 2

1-Value is % mass 174 2-Value is % mass 176

THIS CHECK APPLIES TO THE FOLLOWING SAMPLES, MS, MSD, BLANKS AND STANDARDS:

CLIENT SAMPLE ID	LAB SAMPLE ID	LAB FILE ID	DATE ANALYZED	TIME ANALYZED
	IC 480-596289/4	S3499.D	09/14/2021	17:37
	IC 480-596289/5	S3500.D	09/14/2021	18:00
	IC 480-596289/6	S3501.D	09/14/2021	18:24
	IC 480-596289/7	S3502.D	09/14/2021	18:47
	IC 480-596289/8	S3503.D	09/14/2021	19:10
	ICIS 480-596289/9	S3504.D	09/14/2021	19:33
	IC 480-596289/10	S3505.D	09/14/2021	19:57
	IC 480-596289/11	S3506.D	09/14/2021	20:20
	ICV 480-596289/25	S3520.D	09/15/2021	1:44

FORM V
GC/MS VOA INSTRUMENT PERFORMANCE CHECK
BROMOFLUOROBENZENE (BFB)

Lab Name: Eurofins TestAmerica, Buffalo Job No.: 480-189927-1

SDG No.:

Lab File ID: S4092.D BFB Injection Date: 09/27/2021

Instrument ID: HP5973S BFB Injection Time: 09:09

Analysis Batch No.: 597970

M/E	ION ABUNDANCE CRITERIA	% RELATIVE ABUNDANCE	
50	15.0 - 40.0 % of mass 95	20.3	
75	30.0 - 60.0 % of mass 95	47.6	
95	Base Peak, 100% relative abundance	100.0	
96	5.0 - 9.0 % of mass 95	6.8	
173	Less than 2.0 % of mass 174	0.2	(0.3) 1
174	Greater than 50% of mass 95	90.0	
175	5.0 - 9.0 % of mass 174	6.3	(7.0) 1
176	95.0 - 101.0 % of mass 174	87.9	(97.7) 1
177	5.0 - 9.0 % of mass 176	5.1	(5.8) 2

1-Value is % mass 174 2-Value is % mass 176

THIS CHECK APPLIES TO THE FOLLOWING SAMPLES, MS, MSD, BLANKS AND STANDARDS:

CLIENT SAMPLE ID	LAB SAMPLE ID	LAB FILE ID	DATE ANALYZED	TIME ANALYZED
	CCVIS 480-597970/3	S4093.D	09/27/2021	9:36
	LCS 480-597970/5	S4095.D	09/27/2021	10:22
	MB 480-597970/7	S4097.D	09/27/2021	11:09
TB-20210922	480-189927-1	S4112.D	09/27/2021	17:15
MW-09D-2021	480-189927-2	S4113.D	09/27/2021	17:38
MW-06-2021	480-189927-3	S4114.D	09/27/2021	18:02

FORM V
GC/MS VOA INSTRUMENT PERFORMANCE CHECK
BROMOFLUOROBENZENE (BFB)

Lab Name: Eurofins TestAmerica, Buffalo Job No.: 480-189927-1

SDG No.:

Lab File ID: S4154.D BFB Injection Date: 09/28/2021

Instrument ID: HP5973S BFB Injection Time: 08:40

Analysis Batch No.: 598121

M/E	ION ABUNDANCE CRITERIA	% RELATIVE ABUNDANCE	
50	15.0 - 40.0 % of mass 95	21.9	
75	30.0 - 60.0 % of mass 95	46.5	
95	Base Peak, 100% relative abundance	100.0	
96	5.0 - 9.0 % of mass 95	6.3	
173	Less than 2.0 % of mass 174	0.0	(0.0) 1
174	Greater than 50% of mass 95	84.1	
175	5.0 - 9.0 % of mass 174	6.5	(7.7) 1
176	95.0 - 101.0 % of mass 174	81.1	(96.4) 1
177	5.0 - 9.0 % of mass 176	5.7	(7.0) 2

1-Value is % mass 174 2-Value is % mass 176

THIS CHECK APPLIES TO THE FOLLOWING SAMPLES, MS, MSD, BLANKS AND STANDARDS:

CLIENT SAMPLE ID	LAB SAMPLE ID	LAB FILE ID	DATE ANALYZED	TIME ANALYZED
	CCVIS 480-598121/2	S4155.D	09/28/2021	9:05
	CCV 480-598121/3	S4156.D	09/28/2021	9:28
	LCS 480-598121/4	S4157.D	09/28/2021	9:51
	MB 480-598121/7	S4160.D	09/28/2021	11:01
MW-06-2021 DL	480-189927-3 DL	S4167.D	09/28/2021	13:53
MW-10D-2021	480-189927-4	S4168.D	09/28/2021	14:17

FORM VIII
GC/MS VOA INTERNAL STANDARD AREA AND RETENTION TIME SUMMARY

Lab Name: Eurofins TestAmerica, Buffalo Job No.: 480-189927-1

SDG No.:

Sample No.: ICIS 480-596289/9 Date Analyzed: 09/14/2021 19:33

Instrument ID: HP5973S GC Column: ZB-624 (20) ID: 0.18(mm)

Lab File ID (Standard): S3504.D Heated Purge: (Y/N) N

Calibration ID: 42382

		FB		CBNZd5		DCBd4	
		AREA #	RT #	AREA #	RT #	AREA #	RT #
INITIAL CALIBRATION MID-POINT		171221	5.00	348761	7.96	371999	10.40
UPPER LIMIT		342442	5.50	697522	8.46	743998	10.90
LOWER LIMIT		85611	4.50	174381	7.46	186000	9.90
LAB SAMPLE ID	CLIENT SAMPLE ID						
ICV 480-596289/25		166897	5.00	340656	7.96	340955	10.40
CCVIS 480-597970/3		163594	5.00	331921	7.96	357231	10.40
CCVIS 480-598121/2		155240	5.00	333090	7.96	357330	10.40

FB = Fluorobenzene (IS)
CBNZd5 = Chlorobenzene-d5
DCBd4 = 1,4-Dichlorobenzene-d4

Area Limit = 50%-200% of internal standard area
RT Limit = ± 0.5 minutes of internal standard RT

Column used to flag values outside QC limits

FORM VIII 8260C

FORM VIII
GC/MS VOA INTERNAL STANDARD AREA AND RETENTION TIME SUMMARY

Lab Name: Eurofins TestAmerica, Buffalo Job No.: 480-189927-1

SDG No.:

Sample No.: CCVIS 480-597970/3 Date Analyzed: 09/27/2021 09:36

Instrument ID: HP5973S GC Column: ZB-624 (20) ID: 0.18(mm)

Lab File ID (Standard): S4093.D Heated Purge: (Y/N) N

Calibration ID: 42385

		FB		CBNZd5		DCBd4	
		AREA #	RT #	AREA #	RT #	AREA #	RT #
12/24 HOUR STD		163594	5.00	331921	7.96	357231	10.40
UPPER LIMIT		327188	5.50	663842	8.46	714462	10.90
LOWER LIMIT		81797	4.50	165961	7.46	178616	9.90
LAB SAMPLE ID	CLIENT SAMPLE ID						
LCS 480-597970/5		160465	5.00	333625	7.96	364734	10.40
MB 480-597970/7		139633	5.00	260366	7.96	285485	10.40
480-189927-1	TB-20210922	151583	5.00	297897	7.96	310816	10.40
480-189927-2	MW-09D-2021	138421	5.00	279220	7.96	294147	10.40
480-189927-3	MW-06-2021	152502	5.00	315433	7.96	331407	10.40

FB = Fluorobenzene (IS)
CBNZd5 = Chlorobenzene-d5
DCBd4 = 1,4-Dichlorobenzene-d4

Area Limit = 50%-200% of internal standard area
RT Limit = ± 0.5 minutes of internal standard RT

Column used to flag values outside QC limits

FORM VIII 8260C

FORM VIII
GC/MS VOA INTERNAL STANDARD AREA AND RETENTION TIME SUMMARY

Lab Name: Eurofins TestAmerica, Buffalo Job No.: 480-189927-1

SDG No.:

Sample No.: CCVIS 480-598121/2 Date Analyzed: 09/28/2021 09:05

Instrument ID: HP5973S GC Column: ZB-624 (20) ID: 0.18(mm)

Lab File ID (Standard): S4155.D Heated Purge: (Y/N) N

Calibration ID: 42385

		FB		CBNZd5		DCBd4	
		AREA #	RT #	AREA #	RT #	AREA #	RT #
12/24 HOUR STD		155240	5.00	333090	7.96	357330	10.40
UPPER LIMIT		310480	5.50	666180	8.46	714660	10.90
LOWER LIMIT		77620	4.50	166545	7.46	178665	9.90
LAB SAMPLE ID	CLIENT SAMPLE ID						
CCV 480-598121/3		155384	5.00	316689	7.96	324949	10.40
LCS 480-598121/4		162961	5.00	331930	7.96	351199	10.40
MB 480-598121/7		142331	5.00	276463	7.96	295821	10.40
480-189927-3 DL	MW-06-2021 DL	159341	5.00	340959	7.96	370346	10.40
480-189927-4	MW-10D-2021	138792	5.00	261942	7.96	292872	10.40

FB = Fluorobenzene (IS)
CBNZd5 = Chlorobenzene-d5
DCBd4 = 1,4-Dichlorobenzene-d4

Area Limit = 50%-200% of internal standard area
RT Limit = ± 0.5 minutes of internal standard RT

Column used to flag values outside QC limits

FORM VIII 8260C

FORM I
GC/MS VOA ORGANICS ANALYSIS DATA SHEET

Lab Name: Eurofins TestAmerica, Buffalo Job No.: 480-189927-1

SDG No.:

Client Sample ID: TB-20210922 Lab Sample ID: 480-189927-1

Matrix: Water Lab File ID: S4112.D

Analysis Method: 8260C Date Collected: 09/22/2021 00:00

Sample wt/vol: 5(mL) Date Analyzed: 09/27/2021 17:15

Soil Aliquot Vol: Dilution Factor: 1

Soil Extract Vol.: GC Column: ZB-624 (20) ID: 0.18(mm)

% Moisture: Level: (low/med) Low

Analysis Batch No.: 597970 Units: ug/L

CAS NO.	COMPOUND NAME	RESULT	Q	RL	MDL
71-55-6	1,1,1-Trichloroethane	ND		1.0	0.82
79-34-5	1,1,2,2-Tetrachloroethane	ND		1.0	0.21
79-00-5	1,1,2-Trichloroethane	ND		1.0	0.23
76-13-1	1,1,2-Trichloro-1,2,2-trifluoroethane	ND		1.0	0.31
75-34-3	1,1-Dichloroethane	ND		1.0	0.38
75-35-4	1,1-Dichloroethene	ND		1.0	0.29
120-82-1	1,2,4-Trichlorobenzene	ND		1.0	0.41
96-12-8	1,2-Dibromo-3-Chloropropane	ND		1.0	0.39
95-50-1	1,2-Dichlorobenzene	ND		1.0	0.79
107-06-2	1,2-Dichloroethane	ND		1.0	0.21
78-87-5	1,2-Dichloropropane	ND		1.0	0.72
541-73-1	1,3-Dichlorobenzene	ND		1.0	0.78
106-46-7	1,4-Dichlorobenzene	ND		1.0	0.84
78-93-3	2-Butanone (MEK)	ND		10	1.3
591-78-6	2-Hexanone	ND		5.0	1.2
108-10-1	4-Methyl-2-pentanone (MIBK)	ND		5.0	2.1
67-64-1	Acetone	ND		10	3.0
71-43-2	Benzene	ND		1.0	0.41
75-27-4	Bromodichloromethane	ND		1.0	0.39
75-25-2	Bromoform	ND		1.0	0.26
74-83-9	Bromomethane	ND		1.0	0.69
75-15-0	Carbon disulfide	ND		1.0	0.19
56-23-5	Carbon tetrachloride	ND		1.0	0.27
108-90-7	Chlorobenzene	ND		1.0	0.75
124-48-1	Dibromochloromethane	ND		1.0	0.32
75-00-3	Chloroethane	ND		1.0	0.32
67-66-3	Chloroform	ND		1.0	0.34
74-87-3	Chloromethane	ND		1.0	0.35
156-59-2	cis-1,2-Dichloroethene	ND		1.0	0.81
10061-01-5	cis-1,3-Dichloropropene	ND		1.0	0.36
110-82-7	Cyclohexane	ND		1.0	0.18
75-71-8	Dichlorodifluoromethane	ND		1.0	0.68
100-41-4	Ethylbenzene	ND		1.0	0.74
106-93-4	1,2-Dibromoethane	ND		1.0	0.73
98-82-8	Isopropylbenzene	ND		1.0	0.79

FORM I
GC/MS VOA ORGANICS ANALYSIS DATA SHEET

Lab Name: Eurofins TestAmerica, Buffalo Job No.: 480-189927-1

SDG No.:

Client Sample ID: TB-20210922 Lab Sample ID: 480-189927-1

Matrix: Water Lab File ID: S4112.D

Analysis Method: 8260C Date Collected: 09/22/2021 00:00

Sample wt/vol: 5(mL) Date Analyzed: 09/27/2021 17:15

Soil Aliquot Vol: Dilution Factor: 1

Soil Extract Vol.: GC Column: ZB-624 (20) ID: 0.18(mm)

% Moisture: Level: (low/med) Low

Analysis Batch No.: 597970 Units: ug/L

CAS NO.	COMPOUND NAME	RESULT	Q	RL	MDL
79-20-9	Methyl acetate	ND		2.5	1.3
1634-04-4	Methyl tert-butyl ether	ND		1.0	0.16
108-87-2	Methylcyclohexane	ND		1.0	0.16
75-09-2	Methylene Chloride	ND		1.0	0.44
100-42-5	Styrene	ND		1.0	0.73
127-18-4	Tetrachloroethene	ND		1.0	0.36
108-88-3	Toluene	ND		1.0	0.51
156-60-5	trans-1,2-Dichloroethene	ND		1.0	0.90
10061-02-6	trans-1,3-Dichloropropene	ND		1.0	0.37
79-01-6	Trichloroethene	ND		1.0	0.46
75-69-4	Trichlorofluoromethane	ND		1.0	0.88
75-01-4	Vinyl chloride	ND		1.0	0.90
1330-20-7	Xylenes, Total	ND		2.0	0.66

CAS NO.	SURROGATE	%REC	Q	LIMITS
2037-26-5	Toluene-d8 (Surr)	98		80-120
17060-07-0	1,2-Dichloroethane-d4 (Surr)	97		77-120
460-00-4	4-Bromofluorobenzene (Surr)	96		73-120
1868-53-7	Dibromofluoromethane (Surr)	97		75-123

Eurofins TestAmerica, Buffalo
Target Compound Quantitation Report

Data File: \\chromfs\Buffalo\ChromData\HP5973S\20210927-101232.b\S4112.D
Lims ID: 480-189927-A-1
Client ID: TB-20210922
Sample Type: Client
Inject. Date: 27-Sep-2021 17:15:30 ALS Bottle#: 21 Worklist Smp#: 22
Purge Vol: 5.000 mL Dil. Factor: 1.0000
Sample Info: 480-189927-A-1
Misc. Info.: 480-0101232-022
Operator ID: wd Instrument ID: HP5973S

Method: \\chromfs\Buffalo\ChromData\HP5973S\20210927-101232.b\S-8260.m
Limit Group: MV - 8260C ICAL
Last Update: 27-Sep-2021 19:01:35 Calib Date: 15-Sep-2021 00:35:30
Integrator: RTE ID Type: RT Order ID
Quant Method: Internal Standard Quant By: Initial Calibration
Last ICal File: \\chromfs\Buffalo\ChromData\HP5973S\20210914-100971.b\S3517.D

Column 1 : ZB-624 (0.18 mm) Det: MS SCAN
Process Host: CTX1655

First Level Reviewer: lapointec Date: 27-Sep-2021 22:42:14

Compound	Sig	RT (min.)	Adj RT (min.)	Dlt RT (min.)	Q	Response	OnCol Amt ug/L	Flags
* 153 Fluorobenzene (IS)	70	4.999	4.999	0.000	99	151583	25.0	
* 2 Chlorobenzene-d5	82	7.962	7.962	0.000	83	297897	25.0	
* 3 1,4-Dichlorobenzene-d4	152	10.395	10.395	0.000	94	310816	25.0	
$ 154 Dibromofluoromethane (Surr)	113	4.427	4.434	-0.006	72	197101	24.1	
$ 4 1,2-Dichloroethane-d4 (Surr)	67	4.725	4.732	-0.007	93	127857	24.2	
$ 5 Toluene-d8 (Surr)	98	6.496	6.496	0.000	93	737374	24.5	
$ 6 4-Bromofluorobenzene (Surr)	174	9.221	9.221	0.000	93	240555	23.9	
10 Dichlorodifluoromethane	85		1.088				ND	
12 Chloromethane	50		1.246				ND	
13 Vinyl chloride	62		1.319				ND	
14 Bromomethane	94		1.586				ND	
15 Chloroethane	64		1.647				ND	
17 Trichlorofluoromethane	101		1.854				ND	
21 1,1,2-Trichloro-1,2,2-trifluoroe	101		2.298				ND	
22 1,1-Dichloroethene	96		2.304				ND	
23 Acetone	43		2.414				ND	
26 Carbon disulfide	76		2.493				ND	
27 Methyl acetate	43		2.700				ND	
30 Methylene Chloride	84		2.803				ND	
32 Methyl tert-butyl ether	73		2.998				ND	
34 trans-1,2-Dichloroethene	96		3.010				ND	
39 1,1-Dichloroethane	63		3.418				ND	
45 cis-1,2-Dichloroethene	96		3.965				ND	
43 2-Butanone (MEK)	43		4.002				ND	
50 Chloroform	83		4.275				ND	
51 1,1,1-Trichloroethane	97		4.379				ND	
52 Cyclohexane	56		4.379				ND	
55 Carbon tetrachloride	117		4.506				ND	
57 Benzene	78		4.725				ND	
58 1,2-Dichloroethane	62		4.798				ND	
62 Trichloroethene	95		5.334				ND	

Compound	Sig	RT (min.)	Adj RT (min.)	Dlt RT (min.)	Q	Response	OnCol Amt ug/L	Flags
64 Methylcyclohexane	83		5.443				ND	
65 1,2-Dichloropropane	63		5.571				ND	
68 Dichlorobromomethane	83		5.869				ND	
72 cis-1,3-Dichloropropene	75		6.283				ND	
73 4-Methyl-2-pentanone (MIBK)	43		6.435				ND	
74 Toluene	92		6.557				ND	
77 trans-1,3-Dichloropropene	75		6.855				ND	
79 1,1,2-Trichloroethane	83		7.037				ND	
81 Tetrachloroethene	166		7.080				ND	
80 2-Hexanone	43		7.268				ND	
83 Chlorodibromomethane	129		7.427				ND	
84 Ethylene Dibromide	107		7.518				ND	
87 Chlorobenzene	112		7.992				ND	
88 Ethylbenzene	91		8.090				ND	
90 m-Xylene & p-Xylene	106		8.211				ND	
91 o-Xylene	106		8.637				ND	
92 Styrene	104		8.668				ND	
95 Bromoform	173		8.911				ND	
94 Isopropylbenzene	105		9.020				ND	
97 1,1,2,2-Tetrachloroethane	83		9.452				ND	
111 1,3-Dichlorobenzene	146		10.322				ND	
113 1,4-Dichlorobenzene	146		10.420				ND	
116 1,2-Dichlorobenzene	146		10.773				ND	
117 1,2-Dibromo-3-Chloropropane	75		11.521				ND	
119 1,2,4-Trichlorobenzene	180		12.196				ND	
S 124 Xylenes, Total	1		30.000				ND	7

QC Flag Legend

Processing Flags

7 - Failed Limit of Detection

Reagents:

S_8260_IS_00351	Amount Added:	1.00	Units: uL	Run Reagent
S_8260_Surr_00400	Amount Added:	1.00	Units: uL	Run Reagent

Report Date: 27-Sep-2021 22:42:14 Chrom Revision: 2.3 13-May-2021 07:57:40

Eurofins TestAmerica, Buffalo

Data File:	\\chromfs\Buffalo\ChromData\HP5973S\20210927-101232.b\S4112.D				
Injection Date:	27-Sep-2021 17:15:30	Instrument ID:	HP5973S	Operator ID:	wd
Lims ID:	480-189927-A-1	Lab Sample ID:	480-189927-1	Worklist Smp#:	22
Client ID:	TB-20210922				
Purge Vol:	5.000 mL	Dil. Factor:	1.0000	ALS Bottle#:	21
Method:	S-8260	Limit Group:	MV - 8260C ICAL		

Column: ZB-624 (0.18 mm)

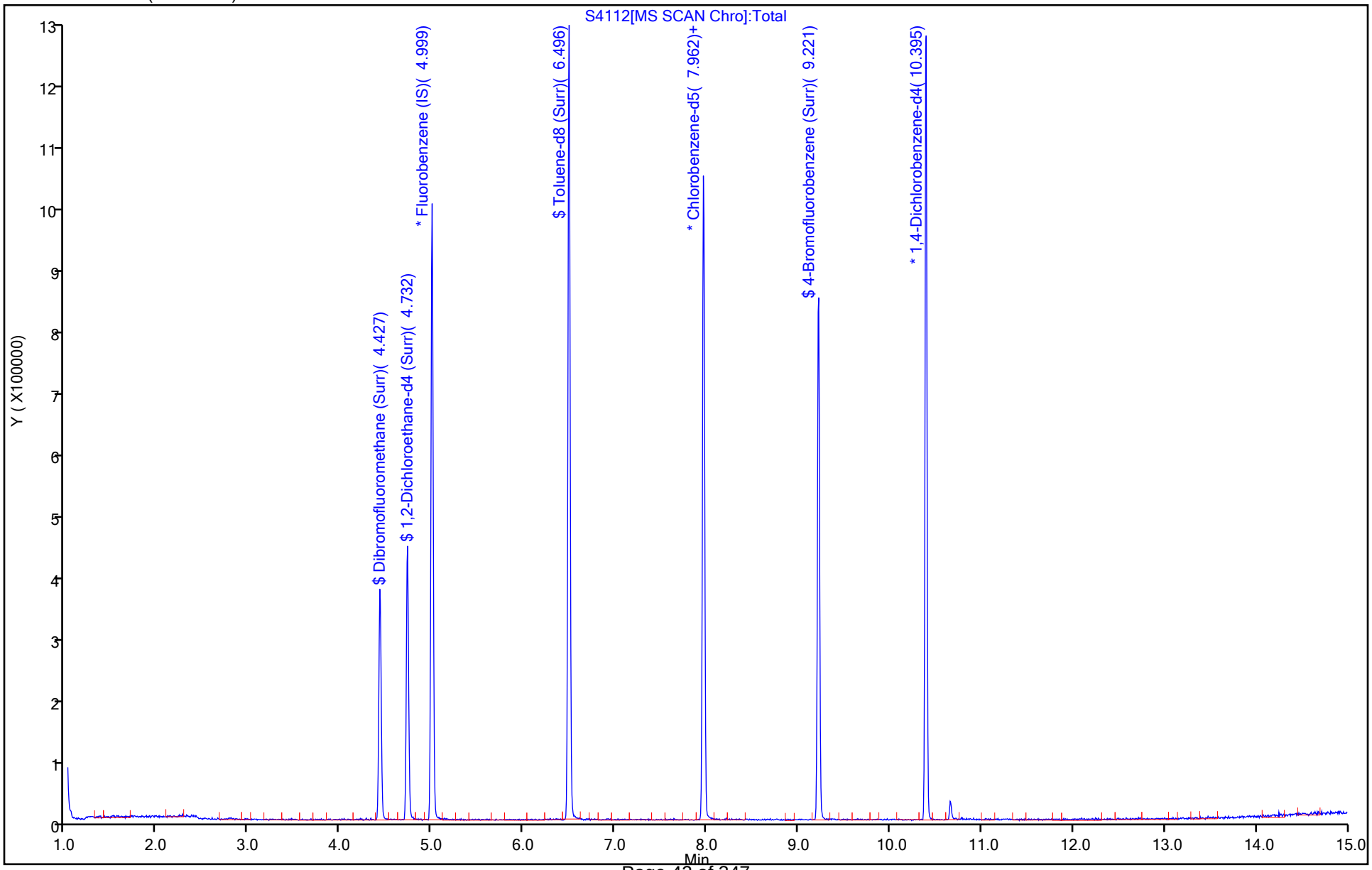

FORM I
GC/MS VOA ORGANICS ANALYSIS DATA SHEET

Lab Name: Eurofins TestAmerica, Buffalo Job No.: 480-189927-1

SDG No.:

Client Sample ID: MW-09D-2021 Lab Sample ID: 480-189927-2

Matrix: Water Lab File ID: S4113.D

Analysis Method: 8260C Date Collected: 09/22/2021 09:10

Sample wt/vol: 5(mL) Date Analyzed: 09/27/2021 17:38

Soil Aliquot Vol: Dilution Factor: 1

Soil Extract Vol.: GC Column: ZB-624 (20) ID: 0.18(mm)

% Moisture: Level: (low/med) Low

Analysis Batch No.: 597970 Units: ug/L

CAS NO.	COMPOUND NAME	RESULT	Q	RL	MDL
71-55-6	1,1,1-Trichloroethane	ND		1.0	0.82
79-34-5	1,1,2,2-Tetrachloroethane	ND		1.0	0.21
79-00-5	1,1,2-Trichloroethane	ND		1.0	0.23
76-13-1	1,1,2-Trichloro-1,2,2-trifluoroethane	ND		1.0	0.31
75-34-3	1,1-Dichloroethane	ND		1.0	0.38
75-35-4	1,1-Dichloroethene	ND		1.0	0.29
120-82-1	1,2,4-Trichlorobenzene	ND		1.0	0.41
96-12-8	1,2-Dibromo-3-Chloropropane	ND		1.0	0.39
95-50-1	1,2-Dichlorobenzene	ND		1.0	0.79
107-06-2	1,2-Dichloroethane	ND		1.0	0.21
78-87-5	1,2-Dichloropropane	ND		1.0	0.72
541-73-1	1,3-Dichlorobenzene	ND		1.0	0.78
106-46-7	1,4-Dichlorobenzene	ND		1.0	0.84
78-93-3	2-Butanone (MEK)	ND		10	1.3
591-78-6	2-Hexanone	ND		5.0	1.2
108-10-1	4-Methyl-2-pentanone (MIBK)	ND		5.0	2.1
67-64-1	Acetone	ND		10	3.0
71-43-2	Benzene	ND		1.0	0.41
75-27-4	Bromodichloromethane	ND		1.0	0.39
75-25-2	Bromoform	ND		1.0	0.26
74-83-9	Bromomethane	ND		1.0	0.69
75-15-0	Carbon disulfide	ND		1.0	0.19
56-23-5	Carbon tetrachloride	ND		1.0	0.27
108-90-7	Chlorobenzene	ND		1.0	0.75
124-48-1	Dibromochloromethane	ND		1.0	0.32
75-00-3	Chloroethane	ND		1.0	0.32
67-66-3	Chloroform	ND		1.0	0.34
74-87-3	Chloromethane	ND		1.0	0.35
156-59-2	cis-1,2-Dichloroethene	ND		1.0	0.81
10061-01-5	cis-1,3-Dichloropropene	ND		1.0	0.36
110-82-7	Cyclohexane	0.60	J	1.0	0.18
75-71-8	Dichlorodifluoromethane	ND		1.0	0.68
100-41-4	Ethylbenzene	ND		1.0	0.74
106-93-4	1,2-Dibromoethane	ND		1.0	0.73
98-82-8	Isopropylbenzene	ND		1.0	0.79

FORM I
GC/MS VOA ORGANICS ANALYSIS DATA SHEET

Lab Name: Eurofins TestAmerica, Buffalo Job No.: 480-189927-1

SDG No.:

Client Sample ID: MW-09D-2021 Lab Sample ID: 480-189927-2

Matrix: Water Lab File ID: S4113.D

Analysis Method: 8260C Date Collected: 09/22/2021 09:10

Sample wt/vol: 5(mL) Date Analyzed: 09/27/2021 17:38

Soil Aliquot Vol: Dilution Factor: 1

Soil Extract Vol.: GC Column: ZB-624 (20) ID: 0.18(mm)

% Moisture: Level: (low/med) Low

Analysis Batch No.: 597970 Units: ug/L

CAS NO.	COMPOUND NAME	RESULT	Q	RL	MDL
79-20-9	Methyl acetate	ND		2.5	1.3
1634-04-4	Methyl tert-butyl ether	0.85	J	1.0	0.16
108-87-2	Methylcyclohexane	0.97	J	1.0	0.16
75-09-2	Methylene Chloride	ND		1.0	0.44
100-42-5	Styrene	ND		1.0	0.73
127-18-4	Tetrachloroethene	ND		1.0	0.36
108-88-3	Toluene	ND		1.0	0.51
156-60-5	trans-1,2-Dichloroethene	ND		1.0	0.90
10061-02-6	trans-1,3-Dichloropropene	ND		1.0	0.37
79-01-6	Trichloroethene	ND		1.0	0.46
75-69-4	Trichlorofluoromethane	ND		1.0	0.88
75-01-4	Vinyl chloride	ND		1.0	0.90
1330-20-7	Xylenes, Total	ND		2.0	0.66

CAS NO.	SURROGATE	%REC	Q	LIMITS
2037-26-5	Toluene-d8 (Surr)	100		80-120
17060-07-0	1,2-Dichloroethane-d4 (Surr)	106		77-120
460-00-4	4-Bromofluorobenzene (Surr)	94		73-120
1868-53-7	Dibromofluoromethane (Surr)	106		75-123

Eurofins TestAmerica, Buffalo
Target Compound Quantitation Report

Data File: \\chromfs\Buffalo\ChromData\HP5973S\20210927-101232.b\S4113.D
Lims ID: 480-189927-A-2
Client ID: MW-09D-2021
Sample Type: Client
Inject. Date: 27-Sep-2021 17:38:30 ALS Bottle#: 22 Worklist Smp#: 23
Purge Vol: 5.000 mL Dil. Factor: 1.0000
Sample Info: 480-189927-A-2
Misc. Info.: 480-0101232-023
Operator ID: wd Instrument ID: HP5973S

Method: \\chromfs\Buffalo\ChromData\HP5973S\20210927-101232.b\S-8260.m
Limit Group: MV - 8260C ICAL
Last Update: 27-Sep-2021 22:44:04 Calib Date: 15-Sep-2021 00:35:30
Integrator: RTE ID Type: RT Order ID
Quant Method: Internal Standard Quant By: Initial Calibration
Last ICal File: \\chromfs\Buffalo\ChromData\HP5973S\20210914-100971.b\S3517.D

Column 1 : ZB-624 (0.18 mm) Det: MS SCAN
Process Host: CTX1655

First Level Reviewer: lapointec Date: 27-Sep-2021 22:44:04

Compound	Sig	RT (min.)	Adj RT (min.)	Dlt RT (min.)	Q	Response	OnCol Amt ug/L	Flags
* 153 Fluorobenzene (IS)	70	4.999	4.999	0.000	99	138421	25.0	
* 2 Chlorobenzene-d5	82	7.962	7.962	0.000	84	279220	25.0	
* 3 1,4-Dichlorobenzene-d4	152	10.395	10.395	0.000	94	294147	25.0	
$ 154 Dibromofluoromethane (Surr)	113	4.427	4.434	-0.006	57	198156	26.6	
$ 4 1,2-Dichloroethane-d4 (Surr)	67	4.732	4.732	0.000	93	127430	26.4	
$ 5 Toluene-d8 (Surr)	98	6.496	6.496	0.000	93	706047	25.0	
$ 6 4-Bromofluorobenzene (Surr)	174	9.221	9.221	0.000	94	222526	23.6	
10 Dichlorodifluoromethane	85		1.088				ND	
12 Chloromethane	50		1.246				ND	U
13 Vinyl chloride	62		1.319				ND	U
14 Bromomethane	94		1.586				ND	
15 Chloroethane	64		1.647				ND	
17 Trichlorofluoromethane	101		1.854				ND	
21 1,1,2-Trichloro-1,2,2-trifluoroe	101		2.298				ND	
22 1,1-Dichloroethene	96		2.304				ND	
23 Acetone	43		2.414				ND	
26 Carbon disulfide	76	2.493	2.493	0.000	75	4330	0.1600	
27 Methyl acetate	43		2.700				ND	
30 Methylene Chloride	84		2.803				ND	
32 Methyl tert-butyl ether	73	2.998	2.998	0.000	73	25771	0.8487	
34 trans-1,2-Dichloroethene	96		3.010				ND	
39 1,1-Dichloroethane	63		3.418				ND	
45 cis-1,2-Dichloroethene	96		3.965				ND	
43 2-Butanone (MEK)	43		4.002				ND	
50 Chloroform	83		4.275				ND	
51 1,1,1-Trichloroethane	97		4.379				ND	
52 Cyclohexane	56	4.379	4.379	0.000	45	10623	0.5984	
55 Carbon tetrachloride	117		4.506				ND	
57 Benzene	78		4.725				ND	
58 1,2-Dichloroethane	62		4.798				ND	
62 Trichloroethene	95		5.334				ND	

Compound	Sig	RT (min.)	Adj RT (min.)	Dlt RT (min.)	Q	Response	OnCol Amt ug/L	Flags
64 Methylcyclohexane	83	5.449	5.443	0.006	76	15596	0.9651	
65 1,2-Dichloropropane	63		5.571				ND	
68 Dichlorobromomethane	83		5.869				ND	
72 cis-1,3-Dichloropropene	75		6.283				ND	
73 4-Methyl-2-pentanone (MIBK)	43		6.435				ND	
74 Toluene	92	6.563	6.557	0.006	65	5875	0.2600	
77 trans-1,3-Dichloropropene	75		6.855				ND	
79 1,1,2-Trichloroethane	83		7.037				ND	
81 Tetrachloroethene	166		7.080				ND	
80 2-Hexanone	43		7.268				ND	
83 Chlorodibromomethane	129		7.427				ND	
84 Ethylene Dibromide	107		7.518				ND	
87 Chlorobenzene	112		7.992				ND	
88 Ethylbenzene	91		8.090				ND	
90 m-Xylene & p-Xylene	106	8.211	8.211	0.000	72	6243	0.3624	
91 o-Xylene	106	8.637	8.637	0.000	15	2762	0.1622	
92 Styrene	104		8.668				ND	
95 Bromoform	173		8.911				ND	
94 Isopropylbenzene	105		9.020				ND	
97 1,1,2,2-Tetrachloroethane	83		9.452				ND	
111 1,3-Dichlorobenzene	146		10.322				ND	
113 1,4-Dichlorobenzene	146		10.420				ND	
116 1,2-Dichlorobenzene	146		10.773				ND	
117 1,2-Dibromo-3-Chloropropane	75		11.521				ND	
119 1,2,4-Trichlorobenzene	180		12.196				ND	
S 124 Xylenes, Total	1				0		0.5246	

QC Flag Legend

Processing Flags

Review Flags

U - Marked Undetected

Reagents:

S_8260_IS_00351	Amount Added:	1.00	Units: uL	Run Reagent
S_8260_Surr_00400	Amount Added:	1.00	Units: uL	Run Reagent

Report Date: 27-Sep-2021 22:44:04 Chrom Revision: 2.3 13-May-2021 07:57:40

Eurofins TestAmerica, Buffalo

Data File:	\\chromfs\Buffalo\ChromData\HP5973S\20210927-101232.b\S4113.D				
Injection Date:	27-Sep-2021 17:38:30	Instrument ID:	HP5973S	Operator ID:	wd
Lims ID:	480-189927-A-2	Lab Sample ID:	480-189927-2	Worklist Smp#:	23
Client ID:	MW-09D-2021				
Purge Vol:	5.000 mL	Dil. Factor:	1.0000	ALS Bottle#:	22
Method:	S-8260	Limit Group:	MV - 8260C ICAL		

Column: ZB-624 (0.18 mm)

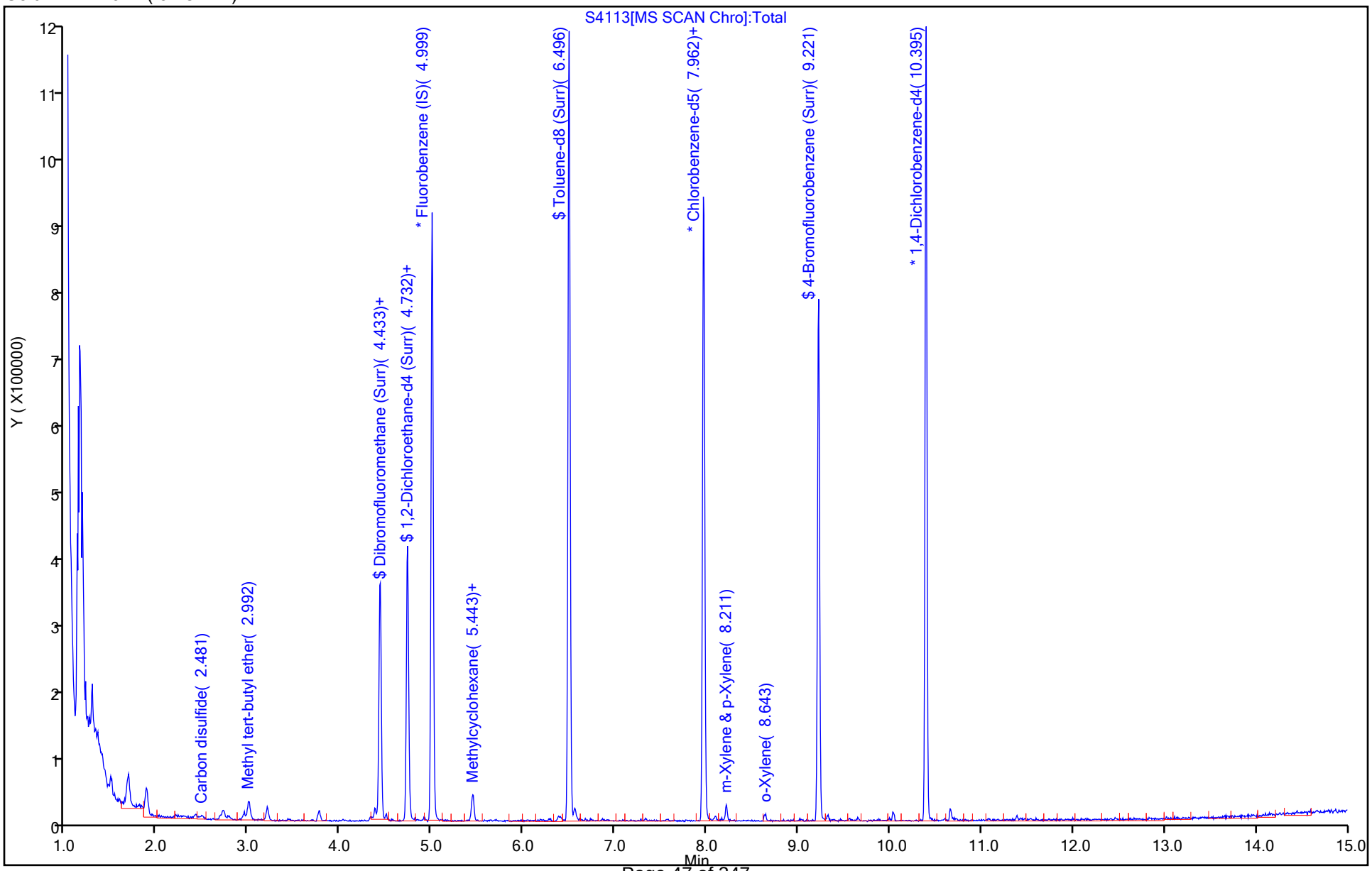

Report Date: 27-Sep-2021 22:44:04 Chrom Revision: 2.3 13-May-2021 07:57:40

Eurofins TestAmerica, Buffalo

Data File:	\\chromfs\Buffalo\ChromData\HP5973S\20210927-101232.b\S4113.D				
Injection Date:	27-Sep-2021 17:38:30	Instrument ID:	HP5973S		
Lims ID:	480-189927-A-2	Lab Sample ID:	480-189927-2		
Client ID:	MW-09D-2021				
Operator ID:	wd	ALS Bottle#:	22	Worklist Smp#:	23
Purge Vol:	5.000 mL	Dil. Factor:	1.0000		
Method:	S-8260	Limit Group:	MV - 8260C ICAL		
Column:	ZB-624 (0.18 mm)	Detector	MS SCAN		

52 Cyclohexane, CAS: 110-82-7

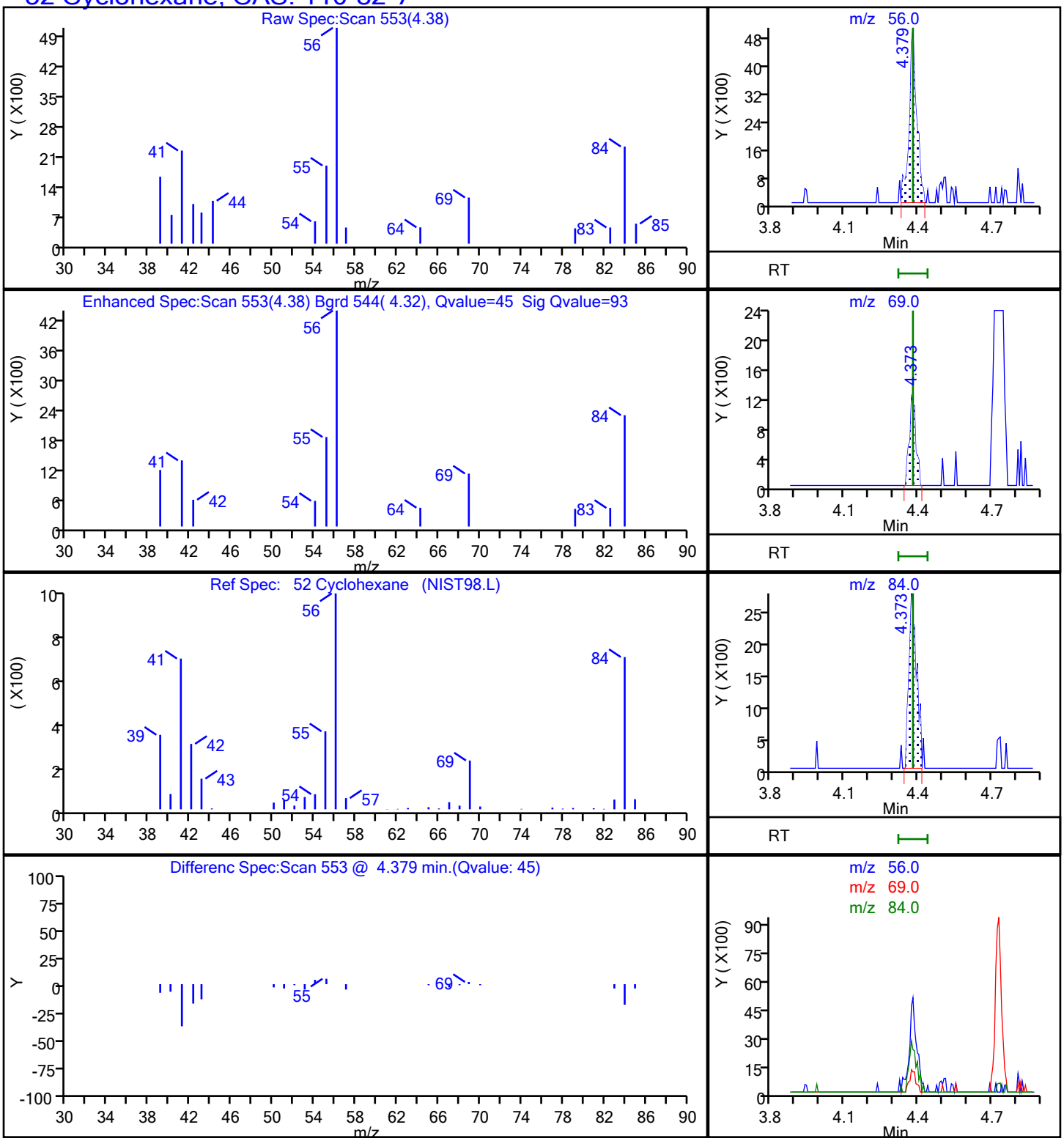

Report Date: 27-Sep-2021 22:44:04 Chrom Revision: 2.3 13-May-2021 07:57:40

Eurofins TestAmerica, Buffalo

Data File:	\\chromfs\Buffalo\ChromData\HP5973S\20210927-101232.b\S4113.D				
Injection Date:	27-Sep-2021 17:38:30	Instrument ID:	HP5973S		
Lims ID:	480-189927-A-2	Lab Sample ID:	480-189927-2		
Client ID:	MW-09D-2021				
Operator ID:	wd	ALS Bottle#:	22	Worklist Smp#:	23
Purge Vol:	5.000 mL	Dil. Factor:	1.0000		
Method:	S-8260	Limit Group:	MV - 8260C ICAL		
Column:	ZB-624 (0.18 mm)	Detector	MS SCAN		

32 Methyl tert-butyl ether, CAS: 1634-04-4

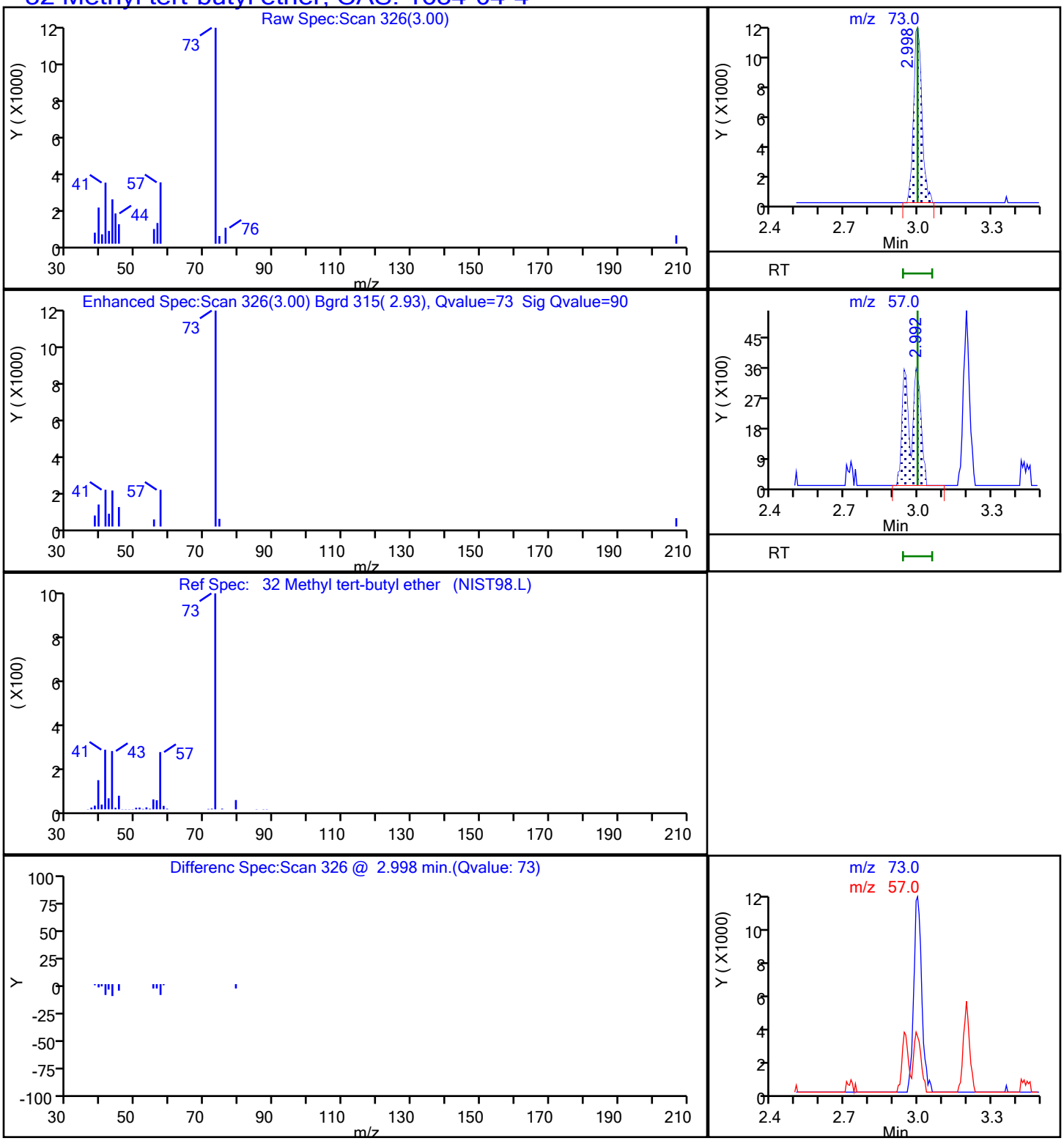

Report Date: 27-Sep-2021 22:44:04 Chrom Revision: 2.3 13-May-2021 07:57:40

Eurofins TestAmerica, Buffalo

Data File:	\\chromfs\Buffalo\ChromData\HP5973S\20210927-101232.b\S4113.D				
Injection Date:	27-Sep-2021 17:38:30	Instrument ID:	HP5973S		
Lims ID:	480-189927-A-2	Lab Sample ID:	480-189927-2		
Client ID:	MW-09D-2021				
Operator ID:	wd	ALS Bottle#:	22	Worklist Smp#:	23
Purge Vol:	5.000 mL	Dil. Factor:	1.0000		
Method:	S-8260	Limit Group:	MV - 8260C ICAL		
Column:	ZB-624 (0.18 mm)	Detector	MS SCAN		

64 Methylcyclohexane, CAS: 108-87-2

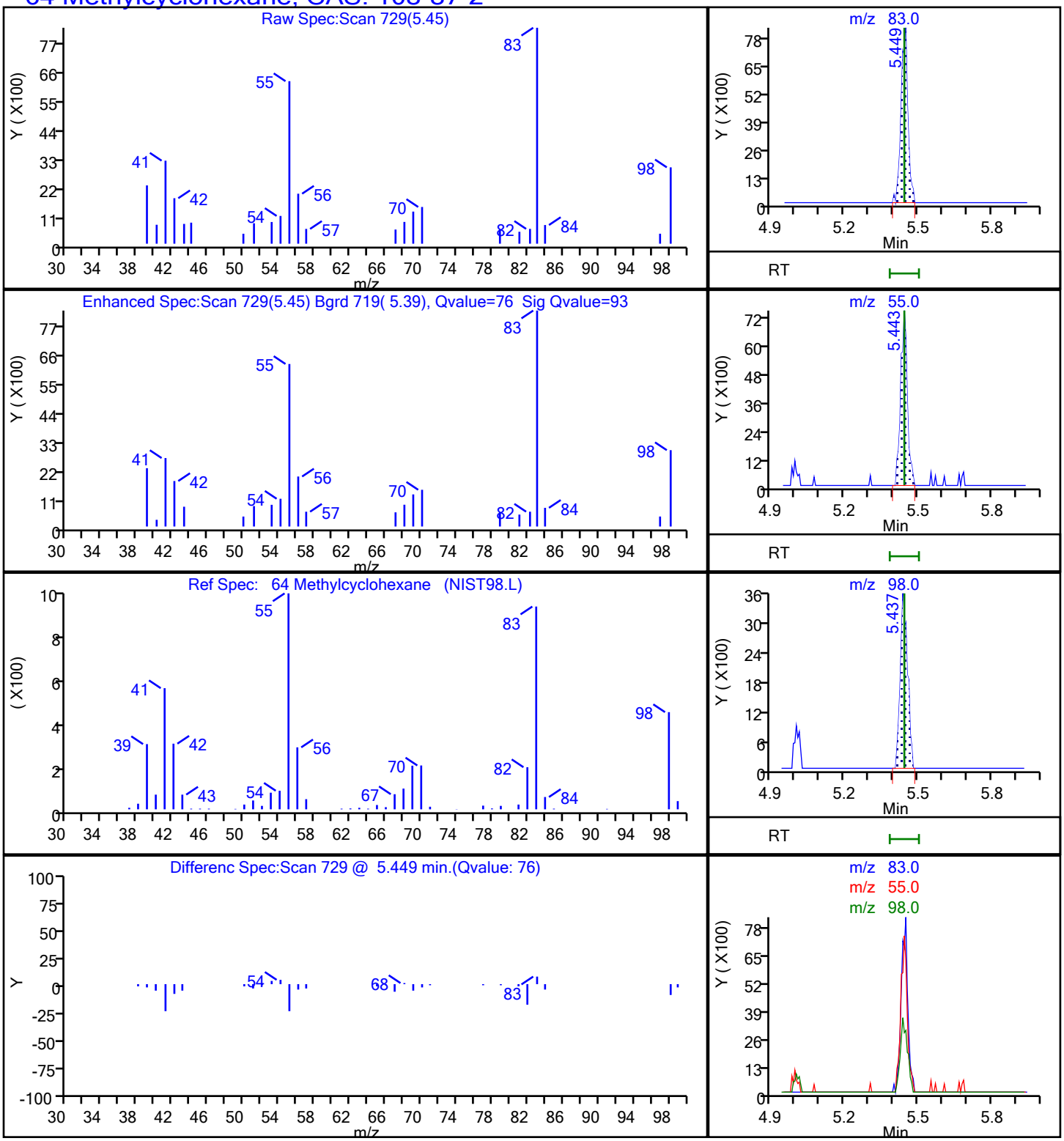

User Disabled Compound Report

Eurofins TestAmerica, Buffalo

Data File:	\\chromfs\Buffalo\ChromData\HP5973S\20210927-101232.b\S4113.D				
Injection Date:	27-Sep-2021 17:38:30	Instrument ID:	HP5973S		
Lims ID:	480-189927-A-2	Lab Sample ID:	480-189927-2		
Client ID:	MW-09D-2021				
Operator ID:	wd	ALS Bottle#:	22	Worklist Smp#:	23
Purge Vol:	5.000 mL	Dil. Factor:	1.0000		
Method:	S-8260	Limit Group:	MV - 8260C ICAL		
Column:	ZB-624 (0.18 mm)	Detector	MS SCAN		

12 Chloromethane, CAS: 74-87-3

Processing Results

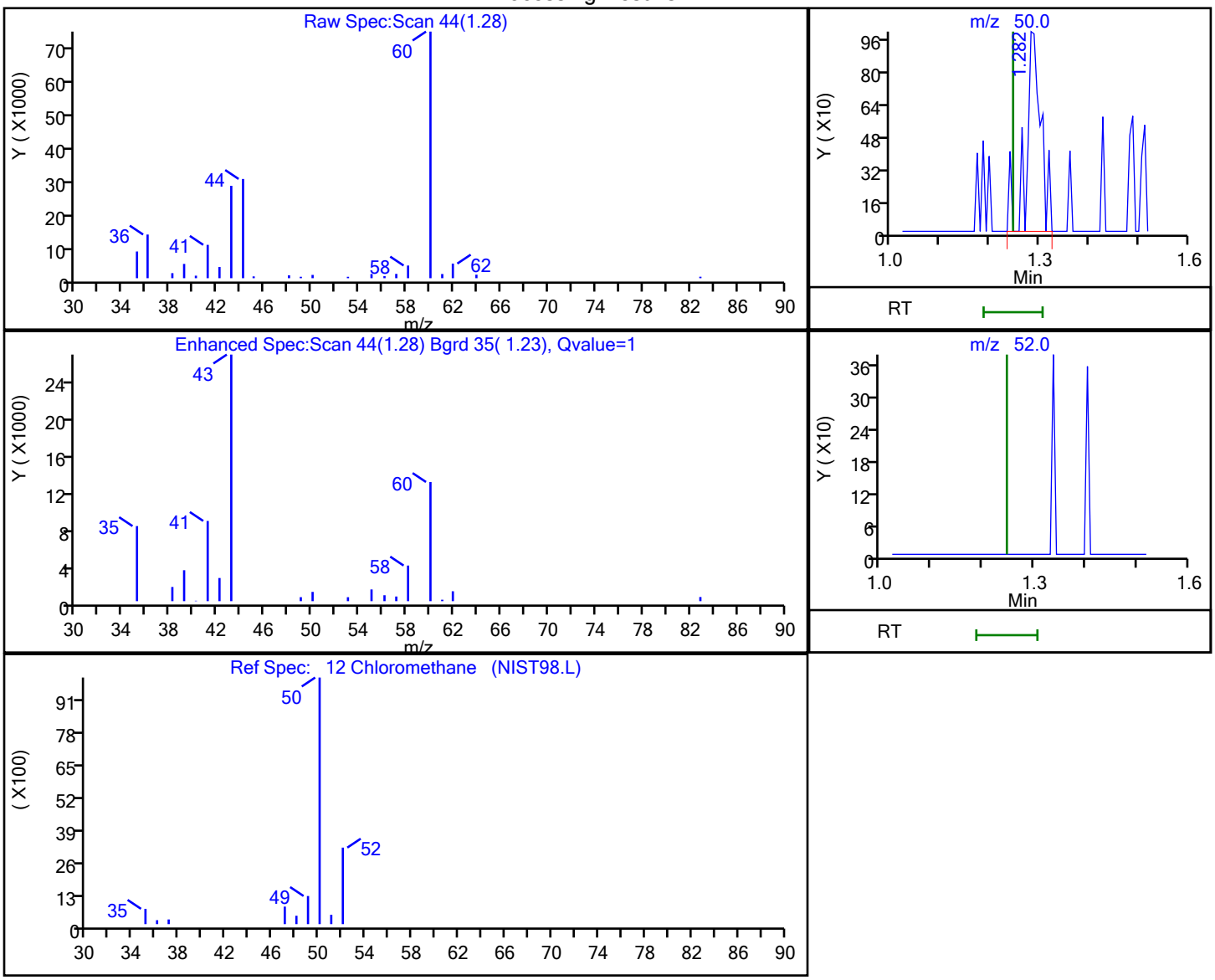

RT	Mass	Response	Amount
1.28	50.00	2015	0.154817
1.25	52.00	0	

Reviewer: lapointec, 27-Sep-2021 22:42:36

Audit Action: Marked Compound Undetected Audit Reason: Invalid Compound ID

User Disabled Compound Report

Eurofins TestAmerica, Buffalo

Data File:	\\chromfs\Buffalo\ChromData\HP5973S\20210927-101232.b\S4113.D				
Injection Date:	27-Sep-2021 17:38:30	Instrument ID:	HP5973S		
Lims ID:	480-189927-A-2	Lab Sample ID:	480-189927-2		
Client ID:	MW-09D-2021				
Operator ID:	wd	ALS Bottle#:	22	Worklist Smp#:	23
Purge Vol:	5.000 mL	Dil. Factor:	1.0000		
Method:	S-8260	Limit Group:	MV - 8260C ICAL		
Column:	ZB-624 (0.18 mm)	Detector	MS SCAN		

13 Vinyl chloride, CAS: 75-01-4

Processing Results

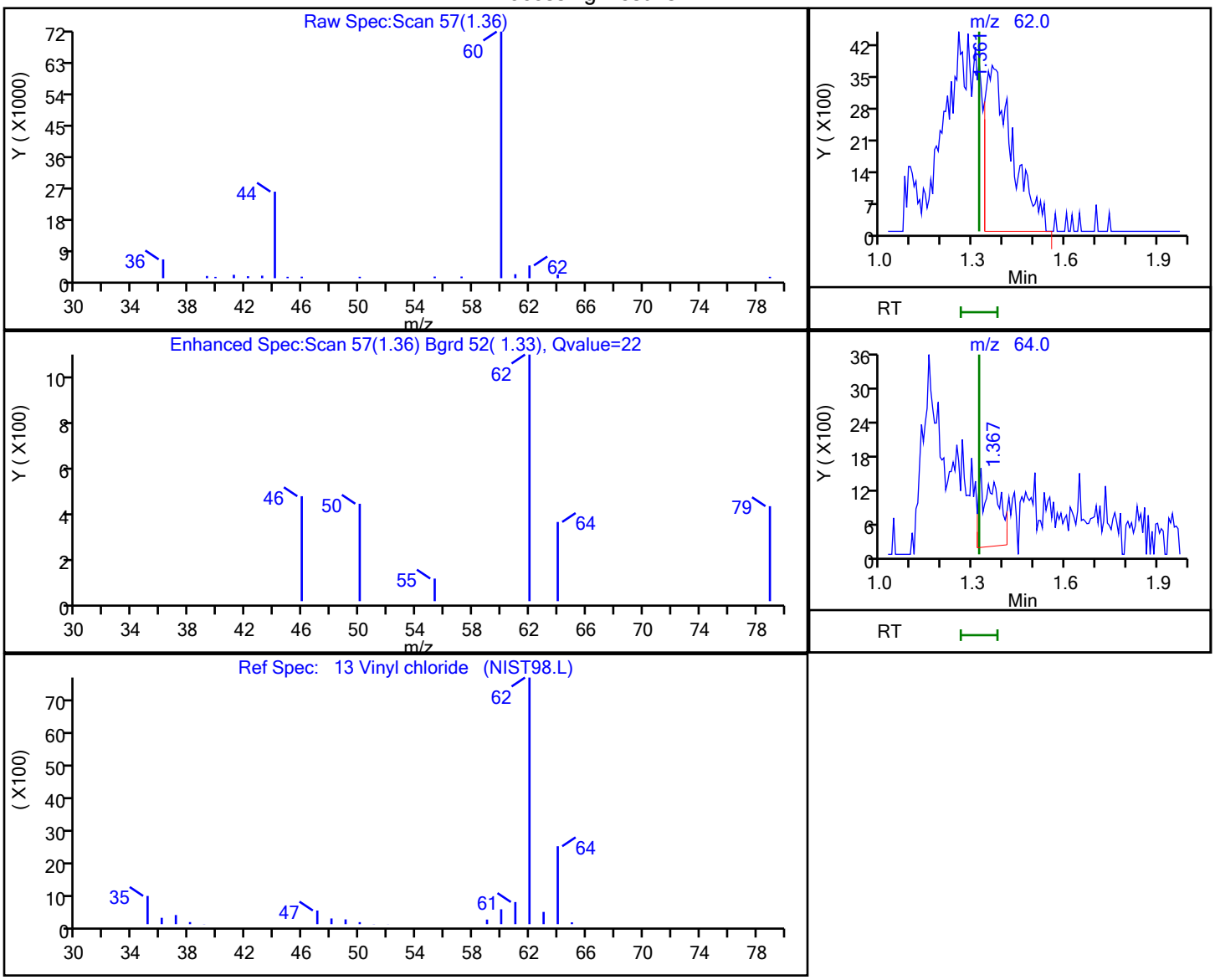

RT	Mass	Response	Amount
1.36	62.00	22633	1.915387
1.37	64.00	5323	

Reviewer: lapointec, 27-Sep-2021 22:43:25

Audit Action: Marked Compound Undetected Audit Reason: Invalid Compound ID

FORM I
GC/MS VOA ORGANICS ANALYSIS DATA SHEET

Lab Name: Eurofins TestAmerica, Buffalo Job No.: 480-189927-1

SDG No.:

Client Sample ID: MW-06-2021 Lab Sample ID: 480-189927-3

Matrix: Water Lab File ID: S4114.D

Analysis Method: 8260C Date Collected: 09/22/2021 10:20

Sample wt/vol: 5(mL) Date Analyzed: 09/27/2021 18:02

Soil Aliquot Vol: Dilution Factor: 200

Soil Extract Vol.: GC Column: ZB-624 (20) ID: 0.18(mm)

% Moisture: Level: (low/med) Low

Analysis Batch No.: 597970 Units: ug/L

CAS NO.	COMPOUND NAME	RESULT	Q	RL	MDL
71-55-6	1,1,1-Trichloroethane	ND		200	160
79-34-5	1,1,2,2-Tetrachloroethane	ND		200	42
79-00-5	1,1,2-Trichloroethane	ND		200	46
76-13-1	1,1,2-Trichloro-1,2,2-trifluoroethane	ND		200	62
75-34-3	1,1-Dichloroethane	ND		200	76
75-35-4	1,1-Dichloroethene	ND		200	58
120-82-1	1,2,4-Trichlorobenzene	ND		200	82
96-12-8	1,2-Dibromo-3-Chloropropane	ND		200	78
95-50-1	1,2-Dichlorobenzene	ND		200	160
107-06-2	1,2-Dichloroethane	ND		200	42
78-87-5	1,2-Dichloropropane	ND		200	140
541-73-1	1,3-Dichlorobenzene	ND		200	160
106-46-7	1,4-Dichlorobenzene	ND		200	170
78-93-3	2-Butanone (MEK)	ND		2000	260
591-78-6	2-Hexanone	ND		1000	250
108-10-1	4-Methyl-2-pentanone (MIBK)	ND		1000	420
67-64-1	Acetone	ND		2000	600
71-43-2	Benzene	ND		200	82
75-27-4	Bromodichloromethane	ND		200	78
75-25-2	Bromoform	ND		200	52
74-83-9	Bromomethane	ND		200	140
75-15-0	Carbon disulfide	ND		200	38
56-23-5	Carbon tetrachloride	ND		200	54
108-90-7	Chlorobenzene	ND		200	150
124-48-1	Dibromochloromethane	ND		200	64
75-00-3	Chloroethane	ND		200	64
67-66-3	Chloroform	ND		200	68
74-87-3	Chloromethane	ND		200	70
156-59-2	cis-1,2-Dichloroethene	12000		200	160
10061-01-5	cis-1,3-Dichloropropene	ND		200	72
110-82-7	Cyclohexane	54	J	200	36
75-71-8	Dichlorodifluoromethane	ND		200	140
100-41-4	Ethylbenzene	ND		200	150
106-93-4	1,2-Dibromoethane	ND		200	150
98-82-8	Isopropylbenzene	ND		200	160

FORM I
GC/MS VOA ORGANICS ANALYSIS DATA SHEET

Lab Name: Eurofins TestAmerica, Buffalo Job No.: 480-189927-1

SDG No.:

Client Sample ID: MW-06-2021 Lab Sample ID: 480-189927-3

Matrix: Water Lab File ID: S4114.D

Analysis Method: 8260C Date Collected: 09/22/2021 10:20

Sample wt/vol: 5(mL) Date Analyzed: 09/27/2021 18:02

Soil Aliquot Vol: Dilution Factor: 200

Soil Extract Vol.: GC Column: ZB-624 (20) ID: 0.18(mm)

% Moisture: Level: (low/med) Low

Analysis Batch No.: 597970 Units: ug/L

CAS NO.	COMPOUND NAME	RESULT	Q	RL	MDL
79-20-9	Methyl acetate	ND		500	260
1634-04-4	Methyl tert-butyl ether	ND		200	32
108-87-2	Methylcyclohexane	39	J	200	32
75-09-2	Methylene Chloride	ND		200	88
100-42-5	Styrene	ND		200	150
127-18-4	*Tetrachloroethene*	*65000*	*E*	*200*	*72*
108-88-3	Toluene	ND		200	100
156-60-5	trans-1,2-Dichloroethene	ND		200	180
10061-02-6	trans-1,3-Dichloropropene	ND		200	74
79-01-6	Trichloroethene	3600		200	92
75-69-4	Trichlorofluoromethane	ND		200	180
75-01-4	Vinyl chloride	450		200	180
1330-20-7	Xylenes, Total	ND		400	130

CAS NO.	SURROGATE	%REC	Q	LIMITS
2037-26-5	Toluene-d8 (Surr)	99		80-120
17060-07-0	1,2-Dichloroethane-d4 (Surr)	103		77-120
460-00-4	4-Bromofluorobenzene (Surr)	94		73-120
1868-53-7	Dibromofluoromethane (Surr)	98		75-123

Eurofins TestAmerica, Buffalo
Target Compound Quantitation Report

Data File: \\chromfs\Buffalo\ChromData\HP5973S\20210927-101232.b\S4114.D
Lims ID: 480-189927-A-3
Client ID: MW-06-2021
Sample Type: Client
Inject. Date: 27-Sep-2021 18:02:30 ALS Bottle#: 23 Worklist Smp#: 24
Purge Vol: 5.000 mL Dil. Factor: 200.0000
Sample Info: 480-189927-A-3
Misc. Info.: 480-0101232-024
Operator ID: wd Instrument ID: HP5973S

Method: \\chromfs\Buffalo\ChromData\HP5973S\20210927-101232.b\S-8260.m
Limit Group: MV - 8260C ICAL
Last Update: 27-Sep-2021 22:47:08 Calib Date: 15-Sep-2021 00:35:30
Integrator: RTE ID Type: RT Order ID
Quant Method: Internal Standard Quant By: Initial Calibration
Last ICal File: \\chromfs\Buffalo\ChromData\HP5973S\20210914-100971.b\S3517.D

Column 1 : ZB-624 (0.18 mm) Det: MS SCAN
Process Host: CTX1655

First Level Reviewer: lapointec Date: 27-Sep-2021 22:47:19

Compound	Sig	RT (min.)	Adj RT (min.)	Dlt RT (min.)	Q	Response	OnCol Amt ug/L	Flags
* 153 Fluorobenzene (IS)	70	4.999	4.999	0.000	99	152502	25.0	
* 2 Chlorobenzene-d5	82	7.962	7.962	0.000	86	315433	25.0	
* 3 1,4-Dichlorobenzene-d4	152	10.395	10.395	0.000	93	331407	25.0	
$ 154 Dibromofluoromethane (Surr)	113	4.427	4.434	-0.006	58	201185	24.5	
$ 4 1,2-Dichloroethane-d4 (Surr)	67	4.732	4.732	0.000	98	137014	25.8	
$ 5 Toluene-d8 (Surr)	98	6.496	6.496	0.000	93	791080	24.8	
$ 6 4-Bromofluorobenzene (Surr)	174	9.221	9.221	0.000	92	251654	23.6	
10 Dichlorodifluoromethane	85		1.088				ND	
12 Chloromethane	50		1.246				ND	
13 Vinyl chloride	62	1.325	1.319	0.006	84	29587	2.27	
14 Bromomethane	94		1.586				ND	
15 Chloroethane	64		1.647				ND	
17 Trichlorofluoromethane	101		1.854				ND	
21 1,1,2-Trichloro-1,2,2-trifluoroe	101		2.298				ND	
22 1,1-Dichloroethene	96		2.304				ND	
23 Acetone	43		2.414				ND	
26 Carbon disulfide	76		2.493				ND	U
27 Methyl acetate	43		2.700				ND	
30 Methylene Chloride	84		2.803				ND	7
32 Methyl tert-butyl ether	73		2.998				ND	
34 trans-1,2-Dichloroethene	96	3.010	3.010	0.000	51	2586	0.2473	
39 1,1-Dichloroethane	63		3.418				ND	
45 cis-1,2-Dichloroethene	96	3.965	3.965	0.000	70	685182	60.6	
43 2-Butanone (MEK)	43		4.002				ND	
50 Chloroform	83		4.275				ND	
51 1,1,1-Trichloroethane	97		4.379				ND	
52 Cyclohexane	56	4.379	4.379	0.000	48	5257	0.2688	
55 Carbon tetrachloride	117		4.506				ND	
57 Benzene	78		4.725				ND	
58 1,2-Dichloroethane	62		4.798				ND	
62 Trichloroethene	95	5.334	5.334	0.000	90	175204	18.0	

Compound	Sig	RT (min.)	Adj RT (min.)	Dlt RT (min.)	Q	Response	OnCol Amt ug/L	Flags
64 Methylcyclohexane	83	5.443	5.443	0.000	56	3449	0.1937	
65 1,2-Dichloropropane	63		5.571				ND	
68 Dichlorobromomethane	83		5.869				ND	
72 cis-1,3-Dichloropropene	75		6.283				ND	
73 4-Methyl-2-pentanone (MIBK)	43		6.435				ND	
74 Toluene	92		6.557				ND	U
77 trans-1,3-Dichloropropene	75		6.855				ND	
79 1,1,2-Trichloroethane	83		7.037				ND	U
81 Tetrachloroethene	166	7.080	7.080	0.000	92	3622771	326.7	E
80 2-Hexanone	43		7.268				ND	
83 Chlorodibromomethane	129		7.427				ND	
84 Ethylene Dibromide	107		7.518				ND	
87 Chlorobenzene	112		7.992				ND	
88 Ethylbenzene	91		8.090				ND	
90 m-Xylene & p-Xylene	106	8.211	8.211	0.000	87	8448	0.4341	
91 o-Xylene	106	8.631	8.637	-0.006	16	2923	0.1519	
92 Styrene	104		8.668				ND	
95 Bromoform	173		8.911				ND	
94 Isopropylbenzene	105		9.020				ND	
97 1,1,2,2-Tetrachloroethane	83		9.452				ND	
111 1,3-Dichlorobenzene	146		10.322				ND	
113 1,4-Dichlorobenzene	146		10.420				ND	
116 1,2-Dichlorobenzene	146		10.773				ND	
117 1,2-Dibromo-3-Chloropropane	75		11.521				ND	
119 1,2,4-Trichlorobenzene	180		12.196				ND	
S 124 Xylenes, Total	1				0		0.5861	

QC Flag Legend

Processing Flags

E - Exceeded Maximum Amount

7 - Failed Limit of Detection

Review Flags

U - Marked Undetected

Reagents:

S_8260_IS_00351	Amount Added:	1.00	Units: uL	Run Reagent
S_8260_Surr_00400	Amount Added:	1.00	Units: uL	Run Reagent

Report Date: 27-Sep-2021 22:47:19 Chrom Revision: 2.3 13-May-2021 07:57:40

Eurofins TestAmerica, Buffalo

Data File:	\\chromfs\Buffalo\ChromData\HP5973S\20210927-101232.b\S4114.D				
Injection Date:	27-Sep-2021 18:02:30	Instrument ID:	HP5973S	Operator ID:	wd
Lims ID:	480-189927-A-3	Lab Sample ID:	480-189927-3	Worklist Smp#:	24
Client ID:	MW-06-2021				
Purge Vol:	5.000 mL	Dil. Factor:	200.0000	ALS Bottle#:	23
Method:	S-8260	Limit Group:	MV - 8260C ICAL		

Column: ZB-624 (0.18 mm)

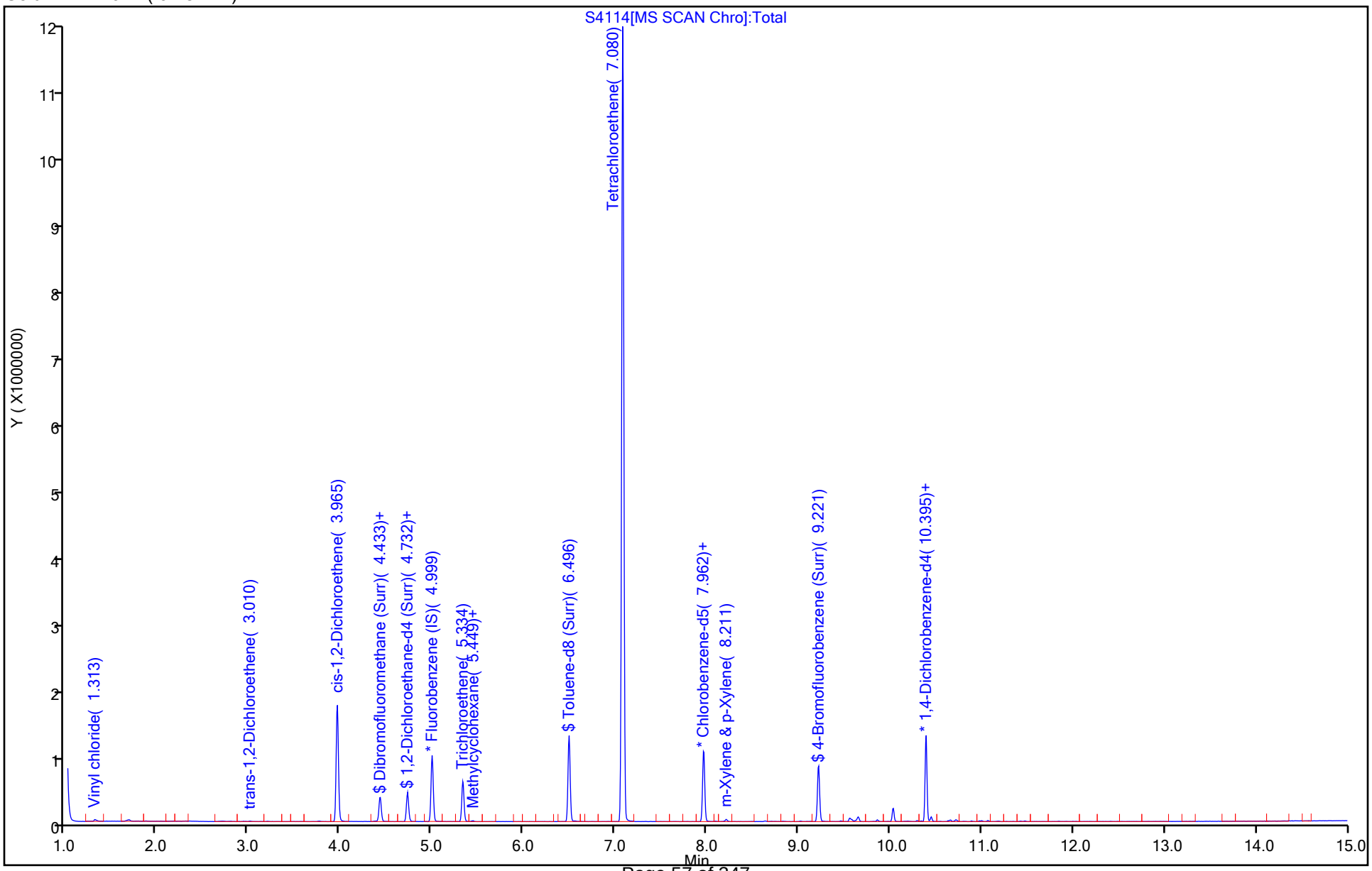

Report Date: 27-Sep-2021 22:47:19 Chrom Revision: 2.3 13-May-2021 07:57:40

Eurofins TestAmerica, Buffalo

Data File:	\\chromfs\Buffalo\ChromData\HP5973S\20210927-101232.b\S4114.D				
Injection Date:	27-Sep-2021 18:02:30	Instrument ID:	HP5973S		
Lims ID:	480-189927-A-3	Lab Sample ID:	480-189927-3		
Client ID:	MW-06-2021				
Operator ID:	wd	ALS Bottle#:	23	Worklist Smp#:	24
Purge Vol:	5.000 mL	Dil. Factor:	200.0000		
Method:	S-8260	Limit Group:	MV - 8260C ICAL		
Column:	ZB-624 (0.18 mm)	Detector	MS SCAN		

45 cis-1,2-Dichloroethene, CAS: 156-59-2

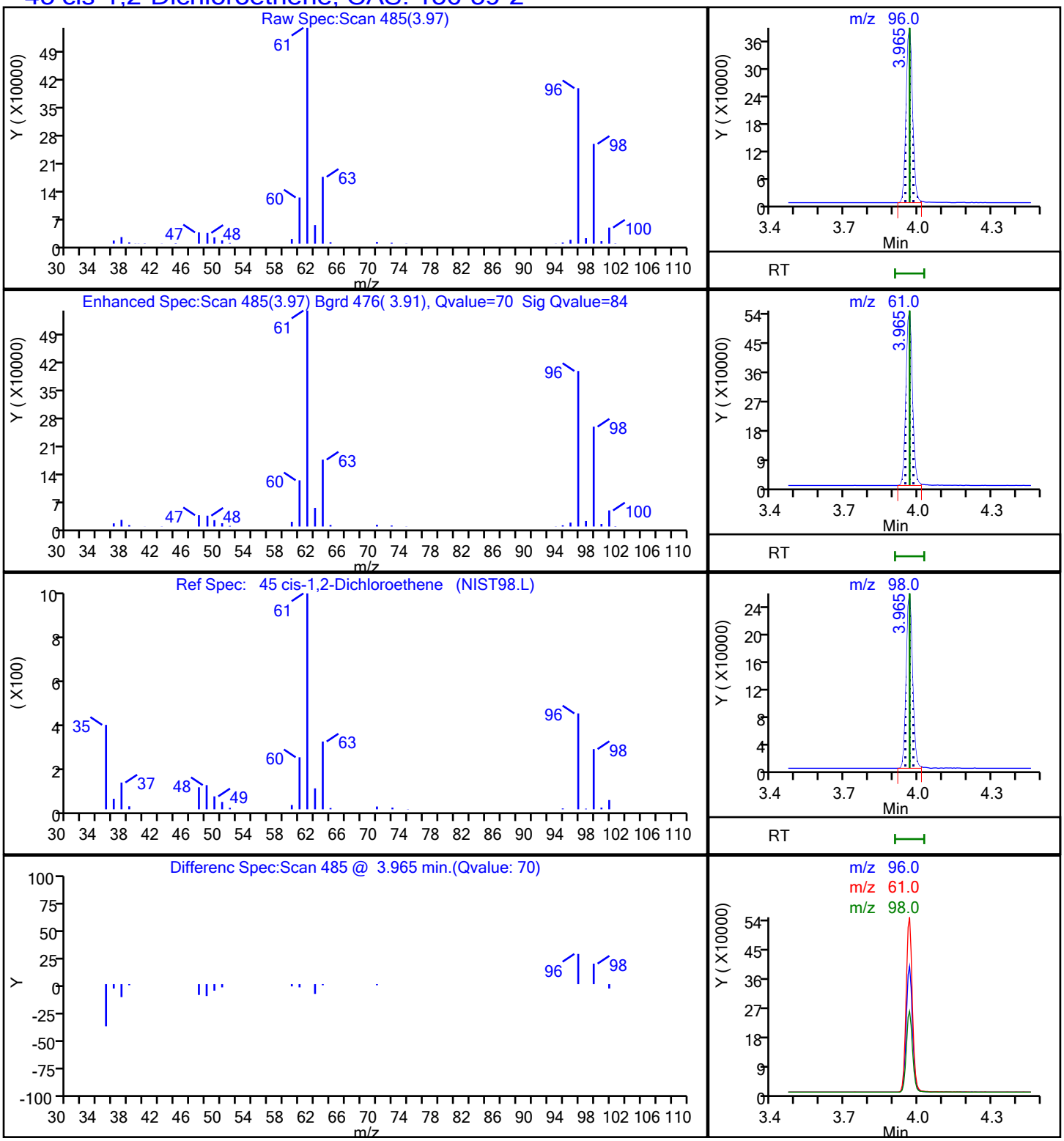

Report Date: 27-Sep-2021 22:47:19 Chrom Revision: 2.3 13-May-2021 07:57:40

Eurofins TestAmerica, Buffalo

Data File:	\\chromfs\Buffalo\ChromData\HP5973S\20210927-101232.b\S4114.D				
Injection Date:	27-Sep-2021 18:02:30	Instrument ID:	HP5973S		
Lims ID:	480-189927-A-3	Lab Sample ID:	480-189927-3		
Client ID:	MW-06-2021				
Operator ID:	wd	ALS Bottle#:	23	Worklist Smp#:	24
Purge Vol:	5.000 mL	Dil. Factor:	200.0000		
Method:	S-8260	Limit Group:	MV - 8260C ICAL		
Column:	ZB-624 (0.18 mm)	Detector	MS SCAN		

52 Cyclohexane, CAS: 110-82-7

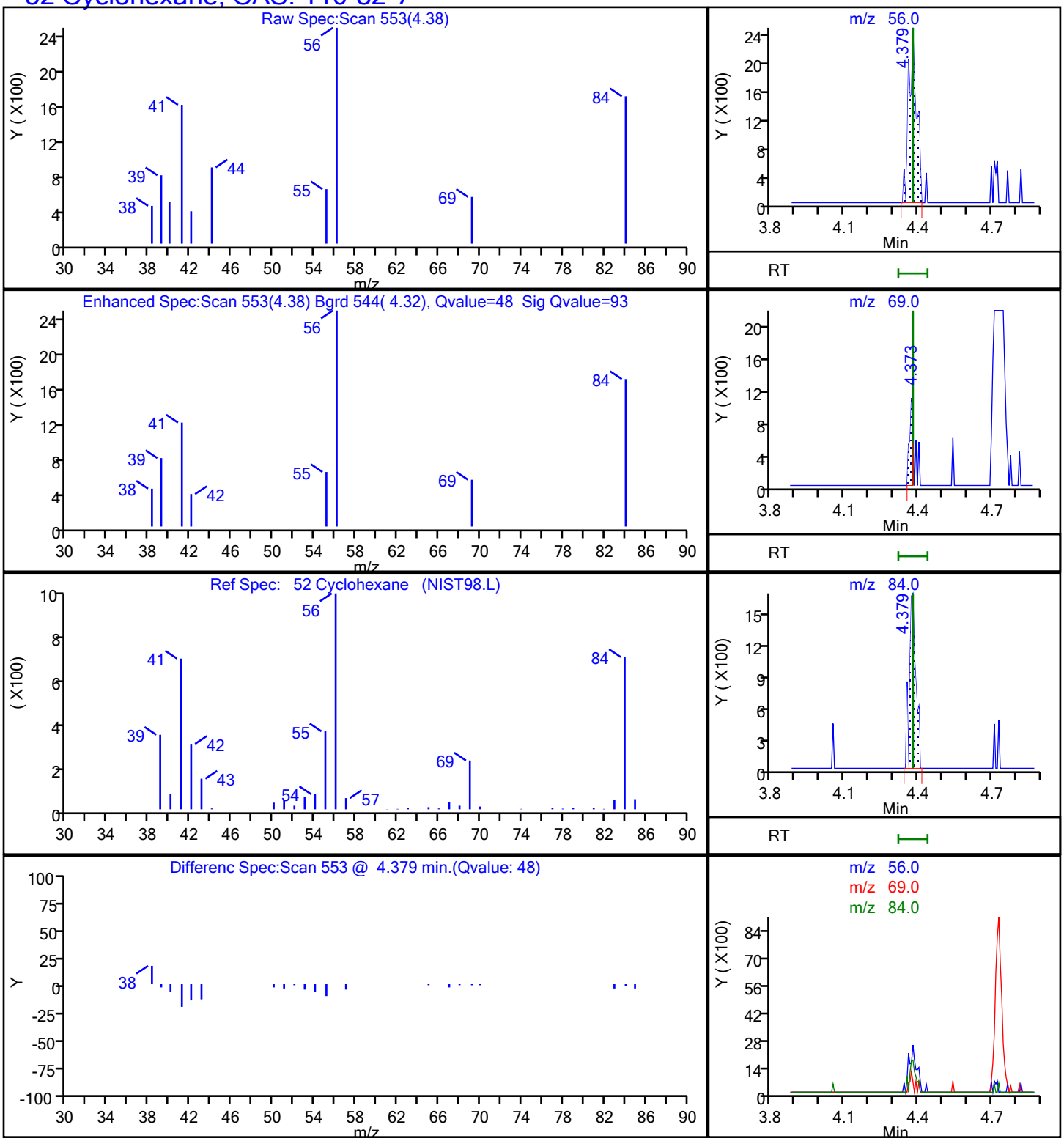

Report Date: 27-Sep-2021 22:47:19 Chrom Revision: 2.3 13-May-2021 07:57:40

Eurofins TestAmerica, Buffalo

Data File:	\\chromfs\Buffalo\ChromData\HP5973S\20210927-101232.b\S4114.D				
Injection Date:	27-Sep-2021 18:02:30	Instrument ID:	HP5973S		
Lims ID:	480-189927-A-3	Lab Sample ID:	480-189927-3		
Client ID:	MW-06-2021				
Operator ID:	wd	ALS Bottle#:	23	Worklist Smp#:	24
Purge Vol:	5.000 mL	Dil. Factor:	200.0000		
Method:	S-8260	Limit Group:	MV - 8260C ICAL		
Column:	ZB-624 (0.18 mm)	Detector	MS SCAN		

64 Methylcyclohexane, CAS: 108-87-2

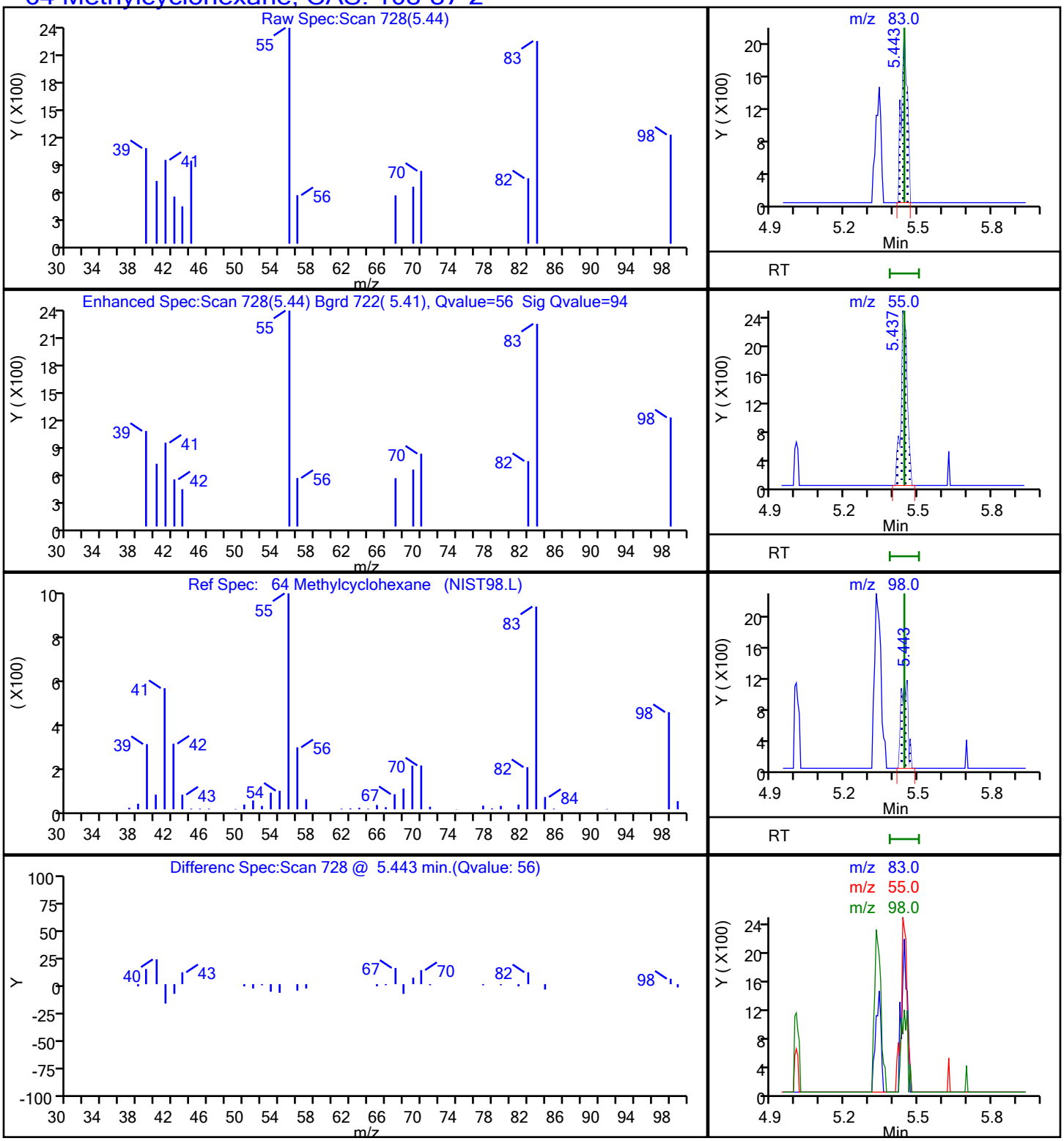

Report Date: 27-Sep-2021 22:47:19 Chrom Revision: 2.3 13-May-2021 07:57:40

Eurofins TestAmerica, Buffalo

Data File:	\\chromfs\Buffalo\ChromData\HP5973S\20210927-101232.b\S4114.D				
Injection Date:	27-Sep-2021 18:02:30	Instrument ID:	HP5973S		
Lims ID:	480-189927-A-3	Lab Sample ID:	480-189927-3		
Client ID:	MW-06-2021				
Operator ID:	wd	ALS Bottle#:	23	Worklist Smp#:	24
Purge Vol:	5.000 mL	Dil. Factor:	200.0000		
Method:	S-8260	Limit Group:	MV - 8260C ICAL		
Column:	ZB-624 (0.18 mm)	Detector	MS SCAN		

81 Tetrachloroethene, CAS: 127-18-4

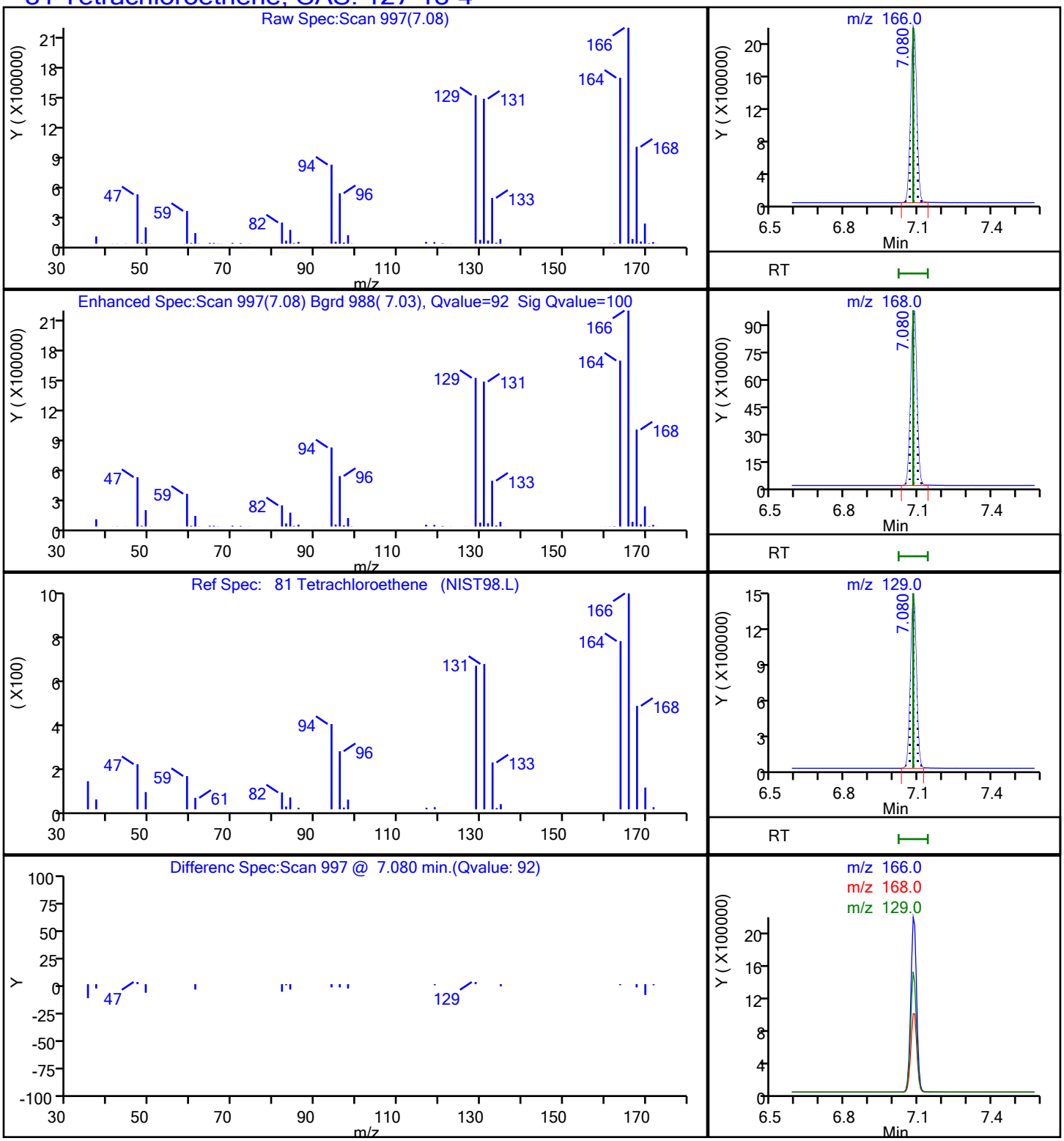

Report Date: 27-Sep-2021 22:47:19 Chrom Revision: 2.3 13-May-2021 07:57:40

Eurofins TestAmerica, Buffalo

Data File:	\\chromfs\Buffalo\ChromData\HP5973S\20210927-101232.b\S4114.D				
Injection Date:	27-Sep-2021 18:02:30	Instrument ID:	HP5973S		
Lims ID:	480-189927-A-3	Lab Sample ID:	480-189927-3		
Client ID:	MW-06-2021				
Operator ID:	wd	ALS Bottle#:	23	Worklist Smp#:	24
Purge Vol:	5.000 mL	Dil. Factor:	200.0000		
Method:	S-8260	Limit Group:	MV - 8260C ICAL		
Column:	ZB-624 (0.18 mm)	Detector	MS SCAN		

62 Trichloroethene, CAS: 79-01-6

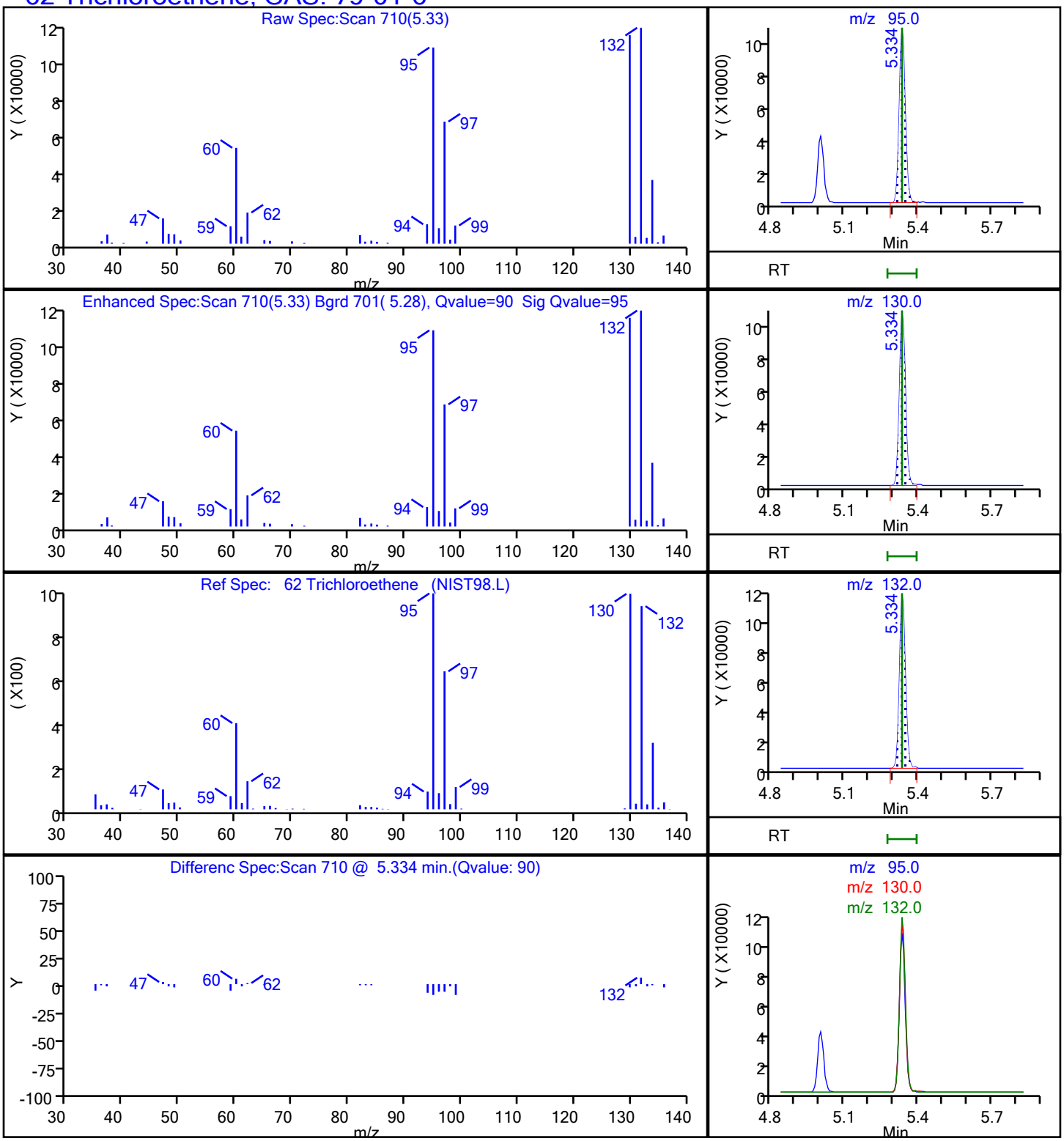

Report Date: 27-Sep-2021 22:47:19 Chrom Revision: 2.3 13-May-2021 07:57:40

Eurofins TestAmerica, Buffalo

Data File:	\\chromfs\Buffalo\ChromData\HP5973S\20210927-101232.b\S4114.D				
Injection Date:	27-Sep-2021 18:02:30	Instrument ID:	HP5973S		
Lims ID:	480-189927-A-3	Lab Sample ID:	480-189927-3		
Client ID:	MW-06-2021				
Operator ID:	wd	ALS Bottle#:	23	Worklist Smp#:	24
Purge Vol:	5.000 mL	Dil. Factor:	200.0000		
Method:	S-8260	Limit Group:	MV - 8260C ICAL		
Column:	ZB-624 (0.18 mm)	Detector	MS SCAN		

13 Vinyl chloride, CAS: 75-01-4

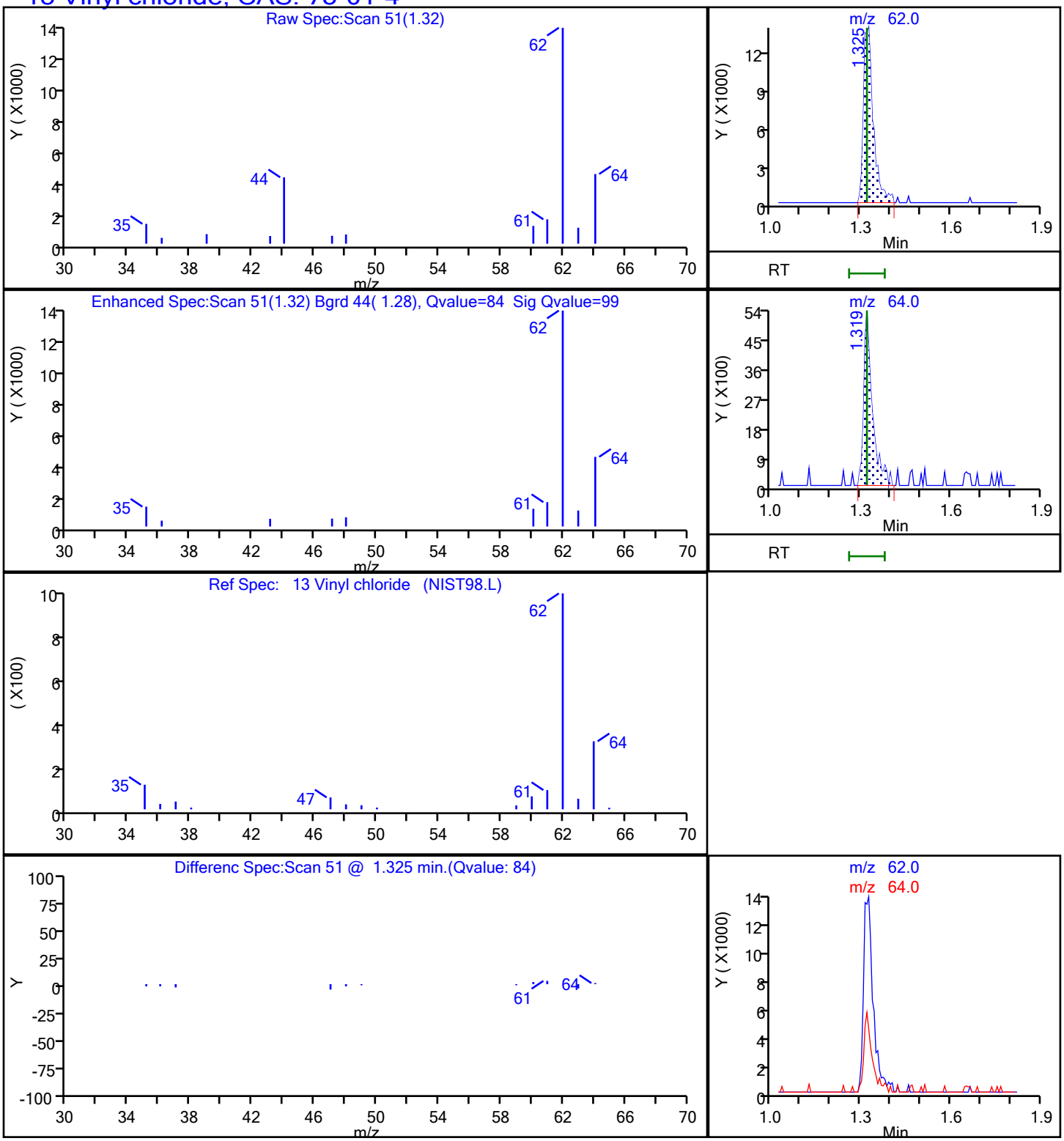

User Disabled Compound Report

Eurofins TestAmerica, Buffalo

Data File:	\\chromfs\Buffalo\ChromData\HP5973S\20210927-101232.b\S4114.D				
Injection Date:	27-Sep-2021 18:02:30	Instrument ID:	HP5973S		
Lims ID:	480-189927-A-3	Lab Sample ID:	480-189927-3		
Client ID:	MW-06-2021				
Operator ID:	wd	ALS Bottle#:	23	Worklist Smp#:	24
Purge Vol:	5.000 mL	Dil. Factor:	200.0000		
Method:	S-8260	Limit Group:	MV - 8260C ICAL		
Column:	ZB-624 (0.18 mm)	Detector	MS SCAN		

79 1,1,2-Trichloroethane, CAS: 79-00-5

Processing Results

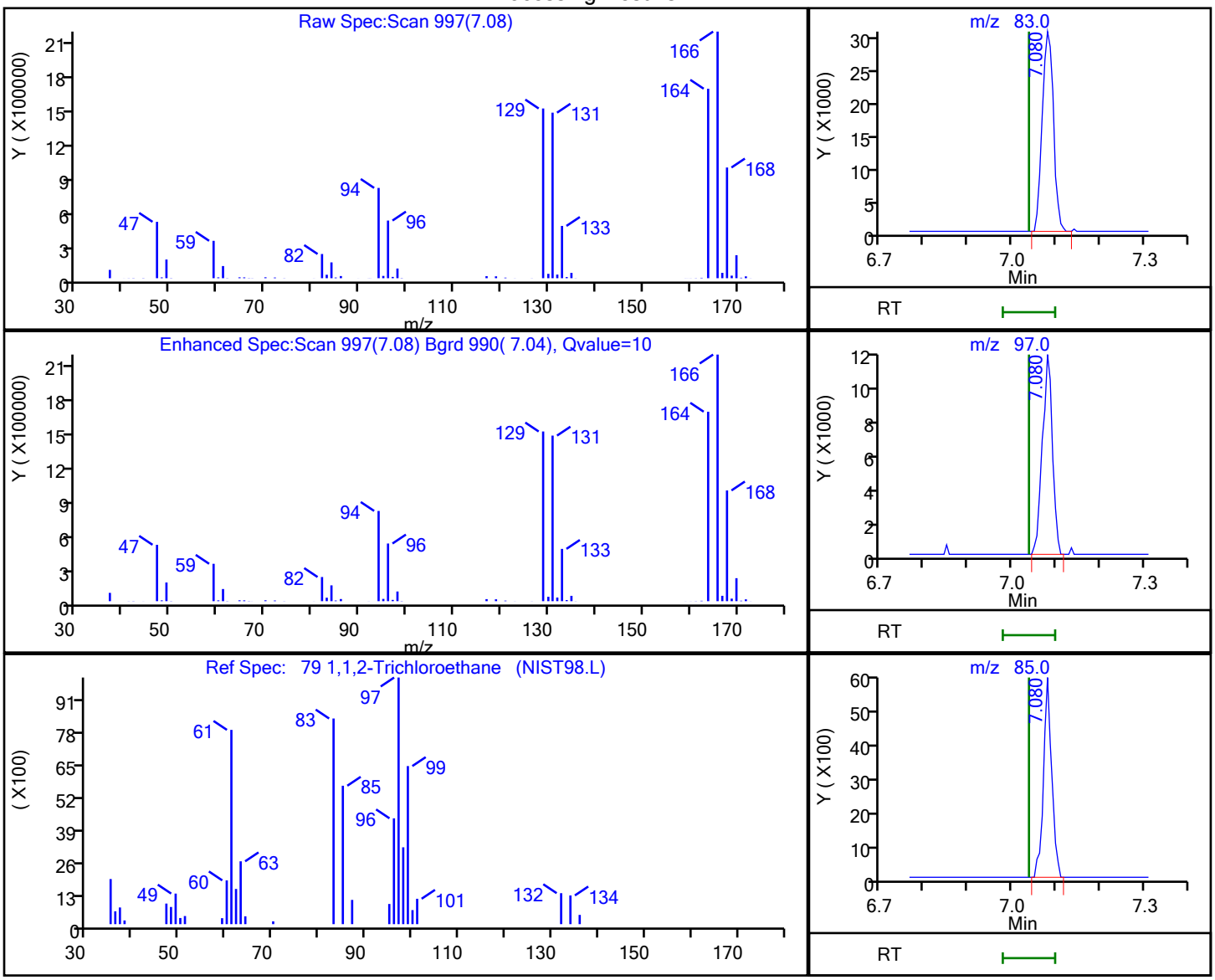

RT	Mass	Response	Amount
7.08	83.00	54550	6.911847
7.08	97.00	18079	
7.08	85.00	7811	

Reviewer: lapointec, 27-Sep-2021 22:46:53

Audit Action: Marked Compound Undetected Audit Reason: Invalid Compound ID

User Disabled Compound Report

Eurofins TestAmerica, Buffalo

Data File:	\\chromfs\Buffalo\ChromData\HP5973S\20210927-101232.b\S4114.D				
Injection Date:	27-Sep-2021 18:02:30	Instrument ID:	HP5973S		
Lims ID:	480-189927-A-3	Lab Sample ID:	480-189927-3		
Client ID:	MW-06-2021				
Operator ID:	wd	ALS Bottle#:	23	Worklist Smp#:	24
Purge Vol:	5.000 mL	Dil. Factor:	200.0000		
Method:	S-8260	Limit Group:	MV - 8260C ICAL		
Column:	ZB-624 (0.18 mm)	Detector	MS SCAN		

26 Carbon disulfide, CAS: 75-15-0

Processing Results

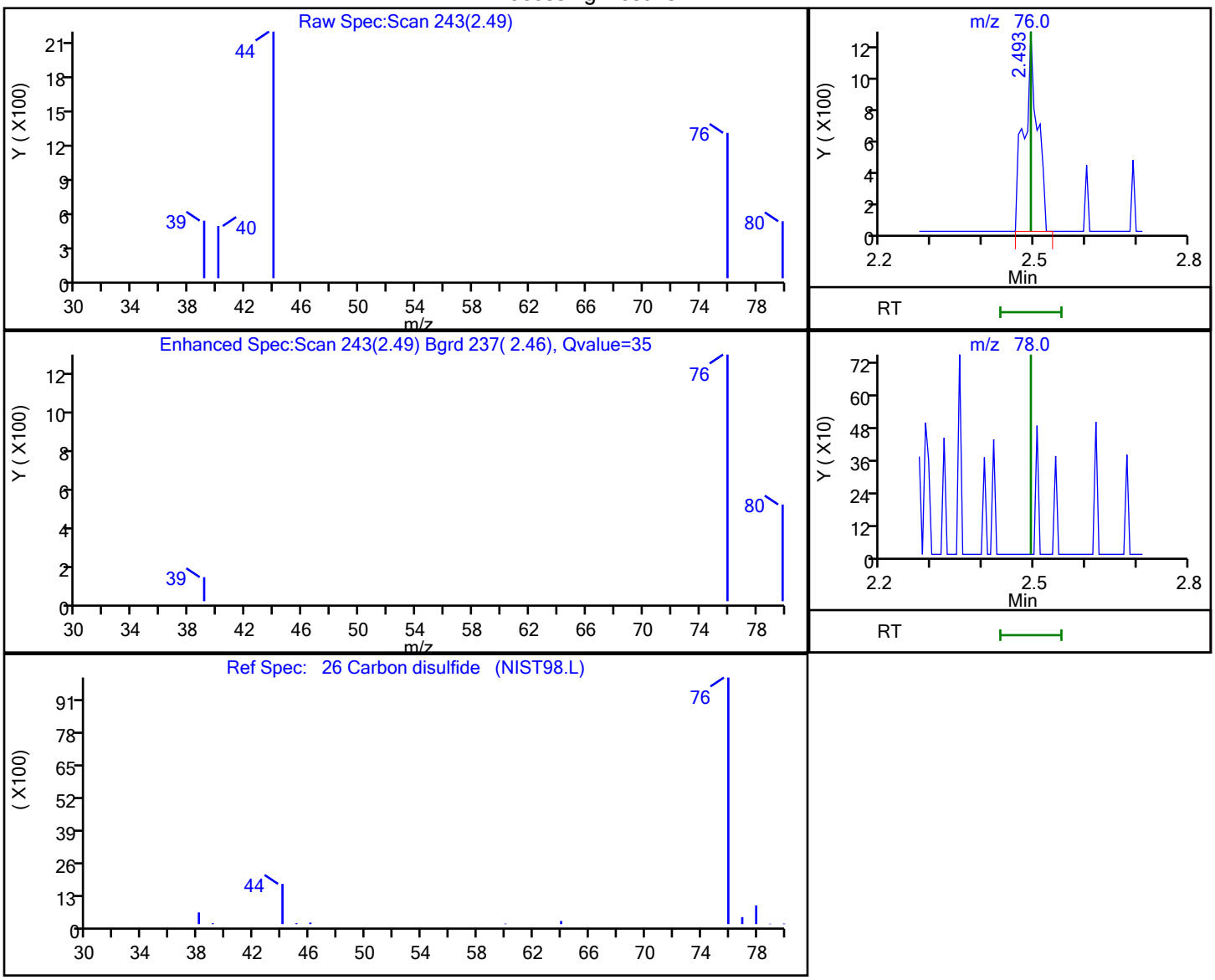

RT	Mass	Response	Amount
2.49	76.00	2252	0.075549
2.49	78.00	0	

Reviewer: lapointec, 27-Sep-2021 22:46:29

Audit Action: Marked Compound Undetected Audit Reason: Invalid Compound ID

FORM I
GC/MS VOA ORGANICS ANALYSIS DATA SHEET

Lab Name: Eurofins TestAmerica, Buffalo Job No.: 480-189927-1

SDG No.:

Client Sample ID: MW-06-2021 DL Lab Sample ID: 480-189927-3 DL

Matrix: Water Lab File ID: S4167.D

Analysis Method: 8260C Date Collected: 09/22/2021 10:20

Sample wt/vol: 5(mL) Date Analyzed: 09/28/2021 13:53

Soil Aliquot Vol: Dilution Factor: 1000

Soil Extract Vol.: GC Column: ZB-624 (20) ID: 0.18(mm)

% Moisture: Level: (low/med) Low

Analysis Batch No.: 598121 Units: ug/L

CAS NO.	COMPOUND NAME	RESULT	Q	RL	MDL
71-55-6	1,1,1-Trichloroethane	ND		1000	820
79-34-5	1,1,2,2-Tetrachloroethane	ND		1000	210
79-00-5	1,1,2-Trichloroethane	ND		1000	230
76-13-1	1,1,2-Trichloro-1,2,2-trifluoroethane	ND		1000	310
75-34-3	1,1-Dichloroethane	ND		1000	380
75-35-4	1,1-Dichloroethene	ND		1000	290
120-82-1	1,2,4-Trichlorobenzene	ND		1000	410
96-12-8	1,2-Dibromo-3-Chloropropane	ND		1000	390
95-50-1	1,2-Dichlorobenzene	ND		1000	790
107-06-2	1,2-Dichloroethane	ND		1000	210
78-87-5	1,2-Dichloropropane	ND		1000	720
541-73-1	1,3-Dichlorobenzene	ND		1000	780
106-46-7	1,4-Dichlorobenzene	ND		1000	840
78-93-3	2-Butanone (MEK)	ND		10000	1300
591-78-6	2-Hexanone	ND		5000	1200
108-10-1	4-Methyl-2-pentanone (MIBK)	ND		5000	2100
67-64-1	Acetone	ND		10000	3000
71-43-2	Benzene	ND		1000	410
75-27-4	Bromodichloromethane	ND		1000	390
75-25-2	Bromoform	ND		1000	260
74-83-9	Bromomethane	ND		1000	690
75-15-0	Carbon disulfide	ND		1000	190
56-23-5	Carbon tetrachloride	ND		1000	270
108-90-7	Chlorobenzene	ND		1000	750
124-48-1	Dibromochloromethane	ND		1000	320
75-00-3	Chloroethane	ND		1000	320
67-66-3	Chloroform	ND		1000	340
74-87-3	Chloromethane	ND		1000	350
156-59-2	cis-1,2-Dichloroethene	11000		1000	810
10061-01-5	cis-1,3-Dichloropropene	ND		1000	360
110-82-7	Cyclohexane	ND		1000	180
75-71-8	Dichlorodifluoromethane	ND		1000	680
100-41-4	Ethylbenzene	ND		1000	740
106-93-4	1,2-Dibromoethane	ND		1000	730
98-82-8	Isopropylbenzene	ND		1000	790

FORM I
GC/MS VOA ORGANICS ANALYSIS DATA SHEET

Lab Name: Eurofins TestAmerica, Buffalo Job No.: 480-189927-1

SDG No.:

Client Sample ID: MW-06-2021 DL Lab Sample ID: 480-189927-3 DL

Matrix: Water Lab File ID: S4167.D

Analysis Method: 8260C Date Collected: 09/22/2021 10:20

Sample wt/vol: 5(mL) Date Analyzed: 09/28/2021 13:53

Soil Aliquot Vol: Dilution Factor: 1000

Soil Extract Vol.: GC Column: ZB-624 (20) ID: 0.18(mm)

% Moisture: Level: (low/med) Low

Analysis Batch No.: 598121 Units: ug/L

CAS NO.	COMPOUND NAME	RESULT	Q	RL	MDL
79-20-9	Methyl acetate	ND		2500	1300
1634-04-4	Methyl tert-butyl ether	ND		1000	160
108-87-2	Methylcyclohexane	ND		1000	160
75-09-2	Methylene Chloride	ND		1000	440
100-42-5	Styrene	ND		1000	730
127-18-4	Tetrachloroethene	58000		1000	360
108-88-3	Toluene	ND		1000	510
156-60-5	trans-1,2-Dichloroethene	ND		1000	900
10061-02-6	trans-1,3-Dichloropropene	ND		1000	370
79-01-6	Trichloroethene	3200		1000	460
75-69-4	Trichlorofluoromethane	ND		1000	880
75-01-4	Vinyl chloride	ND		1000	900
1330-20-7	Xylenes, Total	ND		2000	660

CAS NO.	SURROGATE	%REC	Q	LIMITS
2037-26-5	Toluene-d8 (Surr)	96		80-120
17060-07-0	1,2-Dichloroethane-d4 (Surr)	100		77-120
460-00-4	4-Bromofluorobenzene (Surr)	98		73-120
1868-53-7	Dibromofluoromethane (Surr)	95		75-123

Eurofins TestAmerica, Buffalo
Target Compound Quantitation Report

Data File: \\chromfs\Buffalo\ChromData\HP5973S\20210928-101261.b\S4167.D
Lims ID: 480-189927-B-3
Client ID: MW-06-2021
Sample Type: Client
Inject. Date: 28-Sep-2021 13:53:30 ALS Bottle#: 14 Worklist Smp#: 14
Purge Vol: 5.000 mL Dil. Factor: 1000.0000
Sample Info: 480-189927-B-3
Misc. Info.: 480-0101261-014
Operator ID: wd Instrument ID: HP5973S

Method: \\chromfs\Buffalo\ChromData\HP5973S\20210928-101261.b\S-8260.m
Limit Group: MV - 8260C ICAL
Last Update: 28-Sep-2021 14:45:41 Calib Date: 15-Sep-2021 00:35:30
Integrator: RTE ID Type: RT Order ID
Quant Method: Internal Standard Quant By: Initial Calibration
Last ICal File: \\chromfs\Buffalo\ChromData\HP5973S\20210914-100971.b\S3517.D

Column 1 : ZB-624 (0.18 mm) Det: MS SCAN
Process Host: CTX1604

First Level Reviewer: dahnw Date: 28-Sep-2021 14:45:41

Compound	Sig	RT (min.)	Adj RT (min.)	Dlt RT (min.)	Q	Response	OnCol Amt ug/L	Flags
* 153 Fluorobenzene (IS)	70	4.999	4.999	0.000	98	159341	25.0	
* 2 Chlorobenzene-d5	82	7.962	7.962	0.000	86	340959	25.0	
* 3 1,4-Dichlorobenzene-d4	152	10.395	10.395	0.000	94	370346	25.0	
$ 154 Dibromofluoromethane (Surr)	113	4.427	4.433	-0.007	58	202883	23.6	
$ 4 1,2-Dichloroethane-d4 (Surr)	67	4.732	4.732	0.000	92	138262	24.9	
$ 5 Toluene-d8 (Surr)	98	6.496	6.496	0.000	93	826643	24.0	
$ 6 4-Bromofluorobenzene (Surr)	174	9.221	9.221	0.000	93	283272	24.6	
10 Dichlorodifluoromethane	85		1.088				ND	
12 Chloromethane	50		1.246				ND	
13 Vinyl chloride	62		1.319				ND	U
14 Bromomethane	94		1.593				ND	
15 Chloroethane	64		1.653				ND	
17 Trichlorofluoromethane	101		1.860				ND	
21 1,1,2-Trichloro-1,2,2-trifluoroe	101		2.304				ND	
22 1,1-Dichloroethene	96		2.310				ND	
23 Acetone	43		2.414				ND	
26 Carbon disulfide	76		2.499				ND	7
27 Methyl acetate	43		2.700				ND	
30 Methylene Chloride	84		2.821				ND	
32 Methyl tert-butyl ether	73		2.998				ND	
34 trans-1,2-Dichloroethene	96		3.010				ND	
39 1,1-Dichloroethane	63		3.418				ND	
45 cis-1,2-Dichloroethene	96	3.965	3.965	0.000	70	131888	11.2	
43 2-Butanone (MEK)	43		4.008				ND	
50 Chloroform	83		4.275				ND	
52 Cyclohexane	56		4.379				ND	
51 1,1,1-Trichloroethane	97		4.379				ND	
55 Carbon tetrachloride	117		4.507				ND	
57 Benzene	78		4.726				ND	
58 1,2-Dichloroethane	62		4.799				ND	
62 Trichloroethene	95	5.334	5.334	0.000	88	32659	3.21	

Compound	Sig	RT (min.)	Adj RT (min.)	Dlt RT (min.)	Q	Response	OnCol Amt ug/L	Flags
64 Methylcyclohexane	83		5.443				ND	
65 1,2-Dichloropropane	63		5.571				ND	
68 Dichlorobromomethane	83		5.869				ND	
72 cis-1,3-Dichloropropene	75		6.283				ND	
73 4-Methyl-2-pentanone (MIBK)	43		6.435				ND	
74 Toluene	92		6.557				ND	
77 trans-1,3-Dichloropropene	75		6.849				ND	
79 1,1,2-Trichloroethane	83		7.037				ND	
81 Tetrachloroethene	166	7.080	7.080	0.000	93	691424	57.7	
80 2-Hexanone	43		7.268				ND	
83 Chlorodibromomethane	129		7.427				ND	
84 Ethylene Dibromide	107		7.518				ND	
87 Chlorobenzene	112		7.992				ND	
88 Ethylbenzene	91		8.090				ND	
90 m-Xylene & p-Xylene	106		8.211				ND	
91 o-Xylene	106		8.631				ND	
92 Styrene	104		8.668				ND	
95 Bromoform	173		8.911				ND	
94 Isopropylbenzene	105		9.021				ND	
97 1,1,2,2-Tetrachloroethane	83		9.446				ND	
111 1,3-Dichlorobenzene	146		10.322				ND	
113 1,4-Dichlorobenzene	146		10.414				ND	
116 1,2-Dichlorobenzene	146		10.773				ND	
117 1,2-Dibromo-3-Chloropropane	75		11.521				ND	
119 1,2,4-Trichlorobenzene	180		12.196				ND	
S 124 Xylenes, Total	1		30.000				ND	7

QC Flag Legend

Processing Flags

7 - Failed Limit of Detection

Review Flags

U - Marked Undetected

Reagents:

S_8260_IS_00351	Amount Added:	1.00	Units: uL	Run Reagent
S_8260_Surr_00400	Amount Added:	1.00	Units: uL	Run Reagent

Report Date: 28-Sep-2021 14:45:41 Chrom Revision: 2.3 13-May-2021 07:57:40

Eurofins TestAmerica, Buffalo

Data File:	\\chromfs\Buffalo\ChromData\HP5973S\20210928-101261.b\S4167.D				
Injection Date:	28-Sep-2021 13:53:30	Instrument ID:	HP5973S	Operator ID:	wd
Lims ID:	480-189927-B-3	Lab Sample ID:	480-189927-3	Worklist Smp#:	14
Client ID:	MW-06-2021				
Purge Vol:	5.000 mL	Dil. Factor:	1000.0000	ALS Bottle#:	14
Method:	S-8260	Limit Group:	MV - 8260C ICAL		

Column: ZB-624 (0.18 mm)

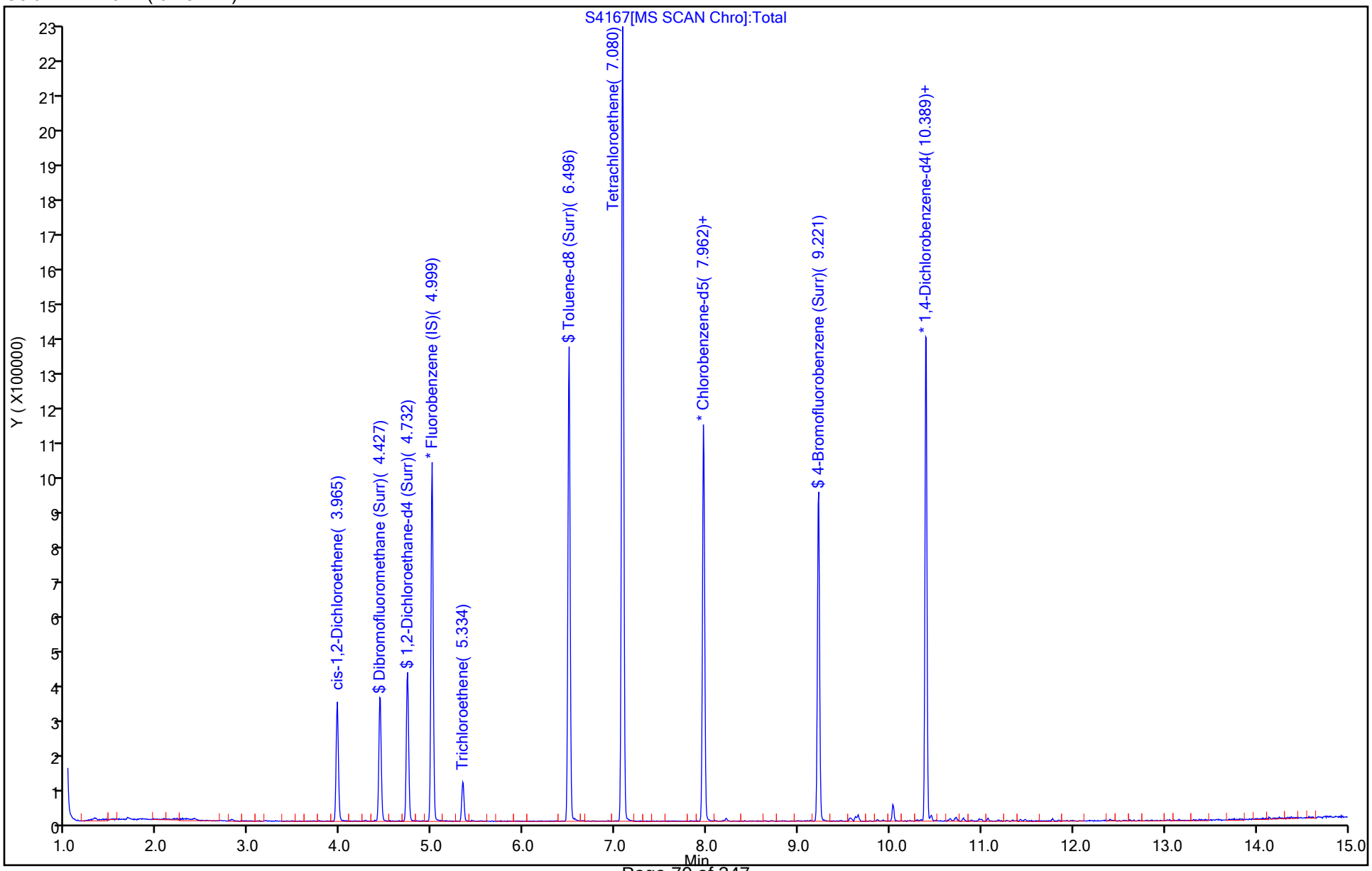

Report Date: 28-Sep-2021 14:45:41 Chrom Revision: 2.3 13-May-2021 07:57:40

Eurofins TestAmerica, Buffalo

Data File:	\\chromfs\Buffalo\ChromData\HP5973S\20210928-101261.b\S4167.D				
Injection Date:	28-Sep-2021 13:53:30	Instrument ID:	HP5973S		
Lims ID:	480-189927-B-3	Lab Sample ID:	480-189927-3		
Client ID:	MW-06-2021				
Operator ID:	wd	ALS Bottle#:	14	Worklist Smp#:	14
Purge Vol:	5.000 mL	Dil. Factor:	1000.0000		
Method:	S-8260	Limit Group:	MV - 8260C ICAL		
Column:	ZB-624 (0.18 mm)	Detector	MS SCAN		

45 cis-1,2-Dichloroethene, CAS: 156-59-2

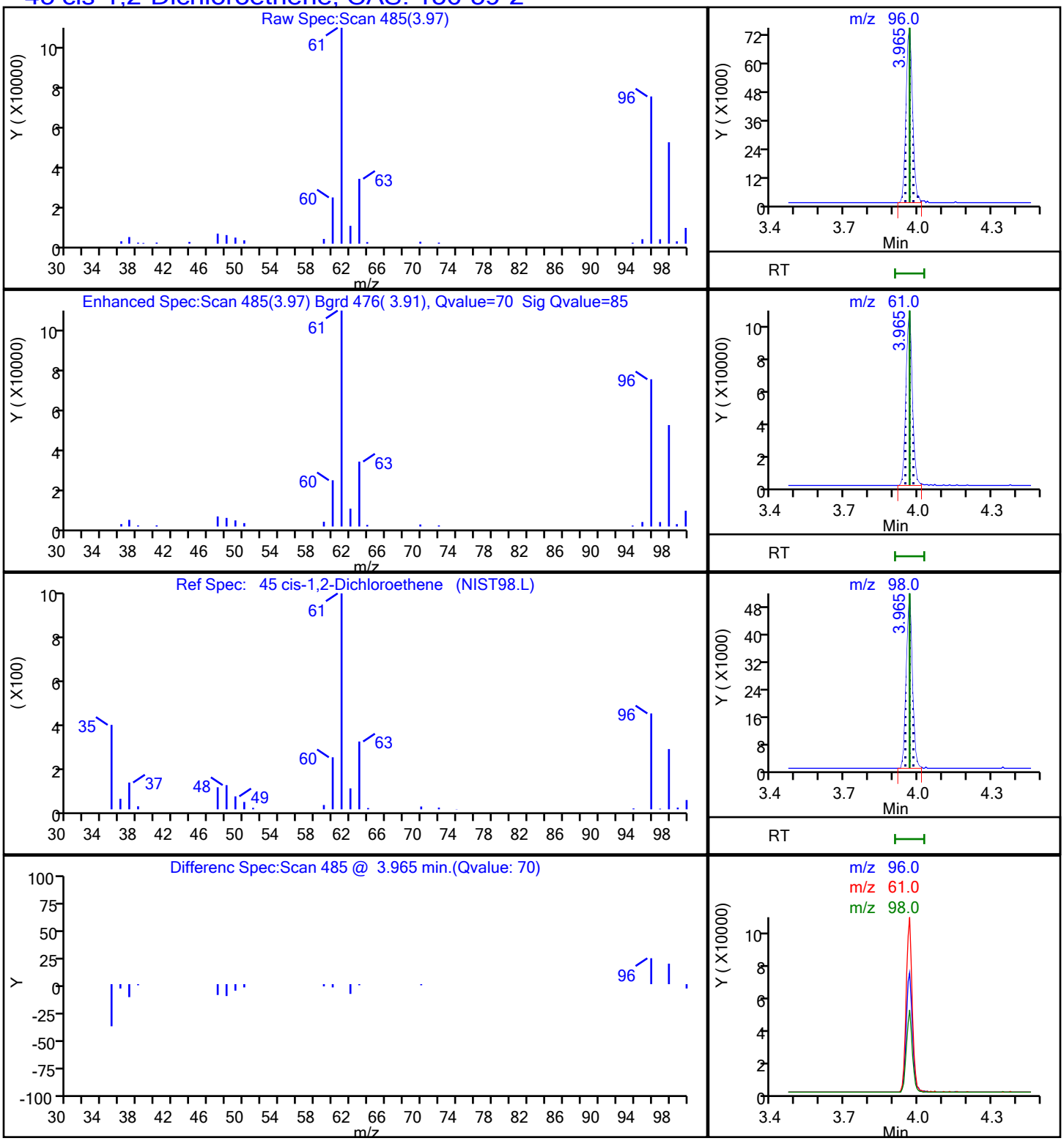

Report Date: 28-Sep-2021 14:45:41 Chrom Revision: 2.3 13-May-2021 07:57:40

Eurofins TestAmerica, Buffalo

Data File:	\\chromfs\Buffalo\ChromData\HP5973S\20210928-101261.b\S4167.D				
Injection Date:	28-Sep-2021 13:53:30	Instrument ID:	HP5973S		
Lims ID:	480-189927-B-3	Lab Sample ID:	480-189927-3		
Client ID:	MW-06-2021				
Operator ID:	wd	ALS Bottle#:	14	Worklist Smp#:	14
Purge Vol:	5.000 mL	Dil. Factor:	1000.0000		
Method:	S-8260	Limit Group:	MV - 8260C ICAL		
Column:	ZB-624 (0.18 mm)	Detector	MS SCAN		

81 Tetrachloroethene, CAS: 127-18-4

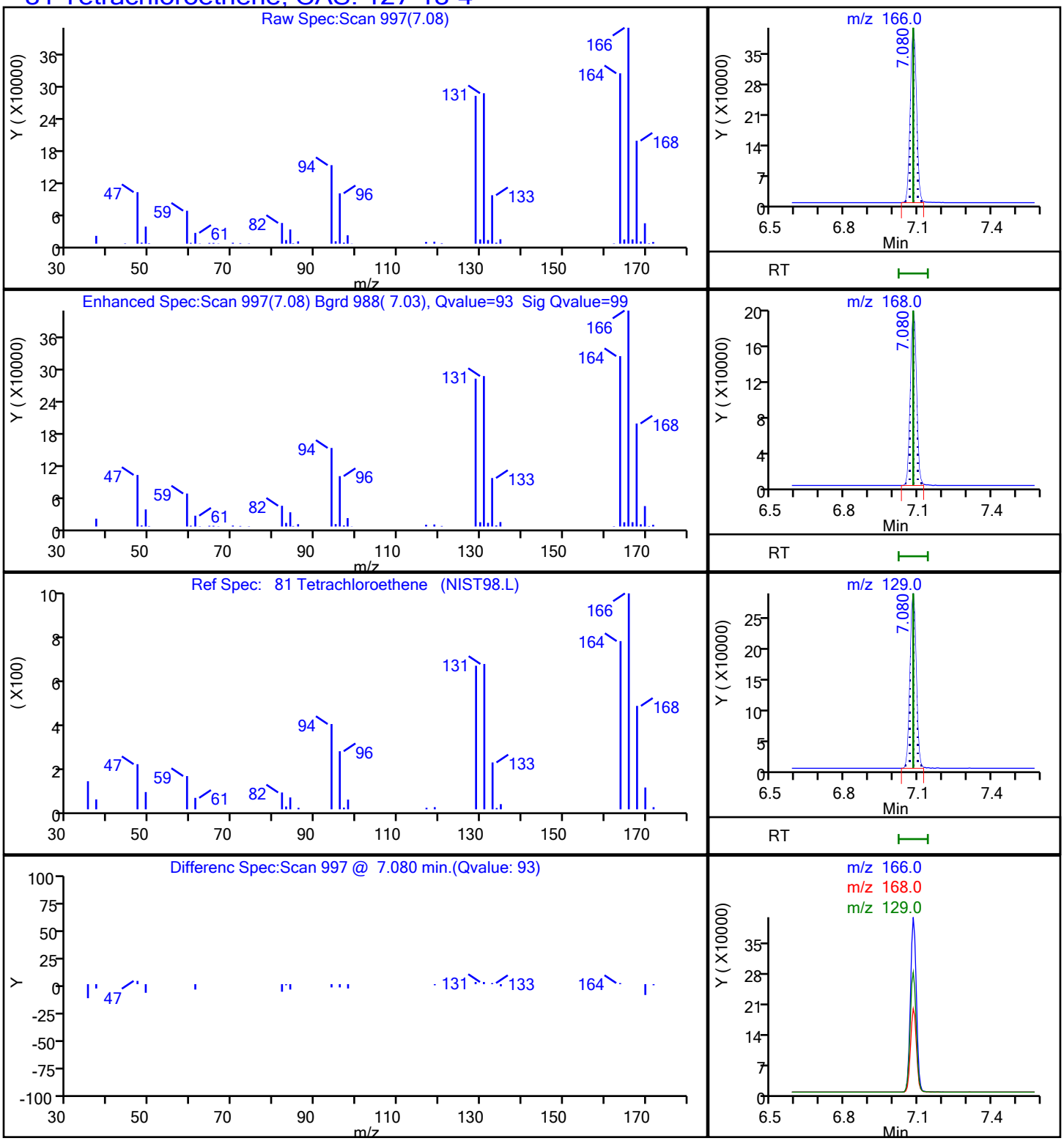

Report Date: 28-Sep-2021 14:45:41 Chrom Revision: 2.3 13-May-2021 07:57:40

Eurofins TestAmerica, Buffalo

Data File:	\\chromfs\Buffalo\ChromData\HP5973S\20210928-101261.b\S4167.D				
Injection Date:	28-Sep-2021 13:53:30	Instrument ID:	HP5973S		
Lims ID:	480-189927-B-3	Lab Sample ID:	480-189927-3		
Client ID:	MW-06-2021				
Operator ID:	wd	ALS Bottle#:	14	Worklist Smp#:	14
Purge Vol:	5.000 mL	Dil. Factor:	1000.0000		
Method:	S-8260	Limit Group:	MV - 8260C ICAL		
Column:	ZB-624 (0.18 mm)	Detector	MS SCAN		

62 Trichloroethene, CAS: 79-01-6

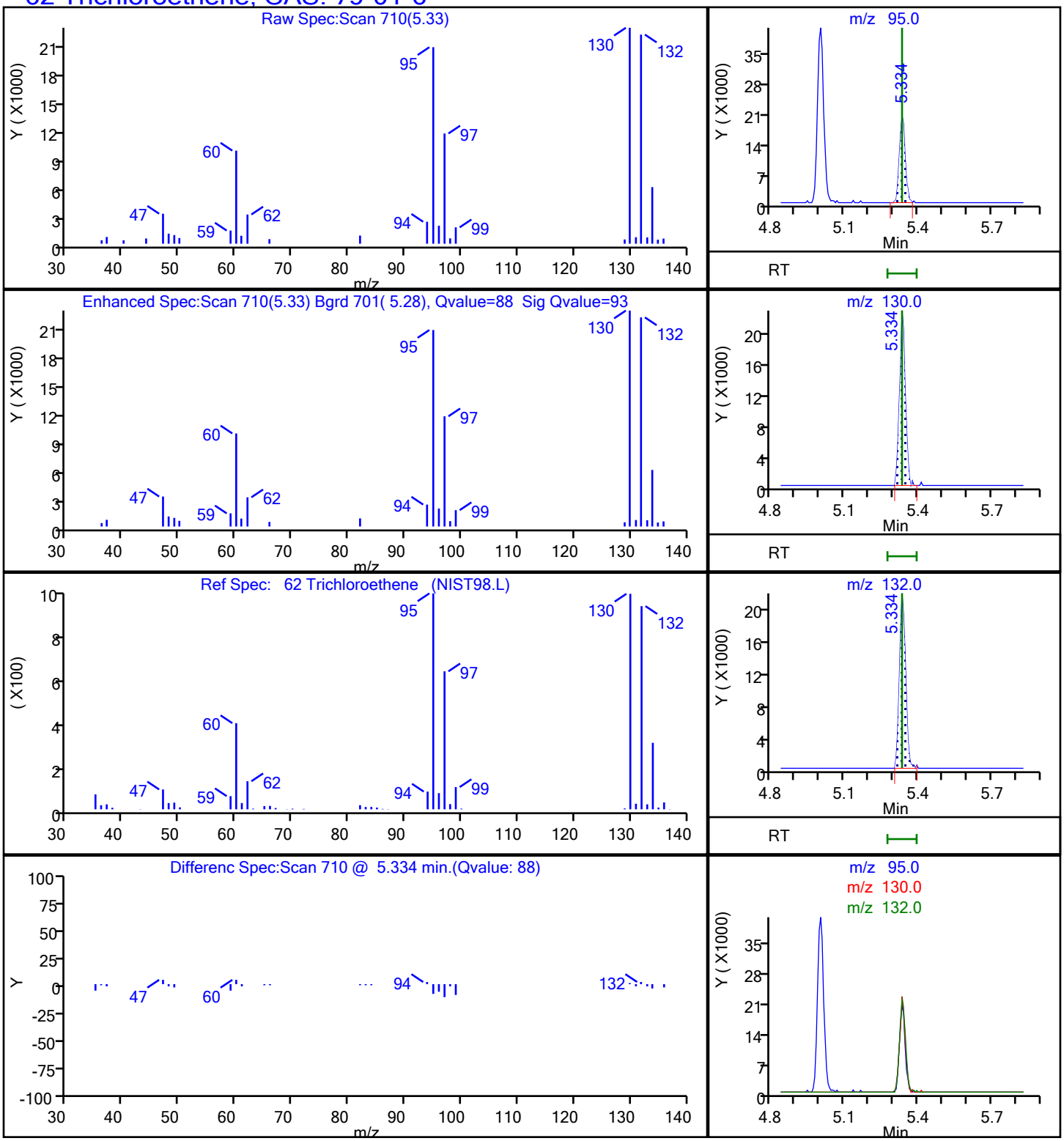

User Disabled Compound Report

Eurofins TestAmerica, Buffalo

Data File:	\\chromfs\Buffalo\ChromData\HP5973S\20210928-101261.b\S4167.D				
Injection Date:	28-Sep-2021 13:53:30	Instrument ID:	HP5973S		
Lims ID:	480-189927-B-3	Lab Sample ID:	480-189927-3		
Client ID:	MW-06-2021				
Operator ID:	wd	ALS Bottle#:	14	Worklist Smp#:	14
Purge Vol:	5.000 mL	Dil. Factor:	1000.0000		
Method:	S-8260	Limit Group:	MV - 8260C ICAL		
Column:	ZB-624 (0.18 mm)	Detector	MS SCAN		

13 Vinyl chloride, CAS: 75-01-4

Processing Results

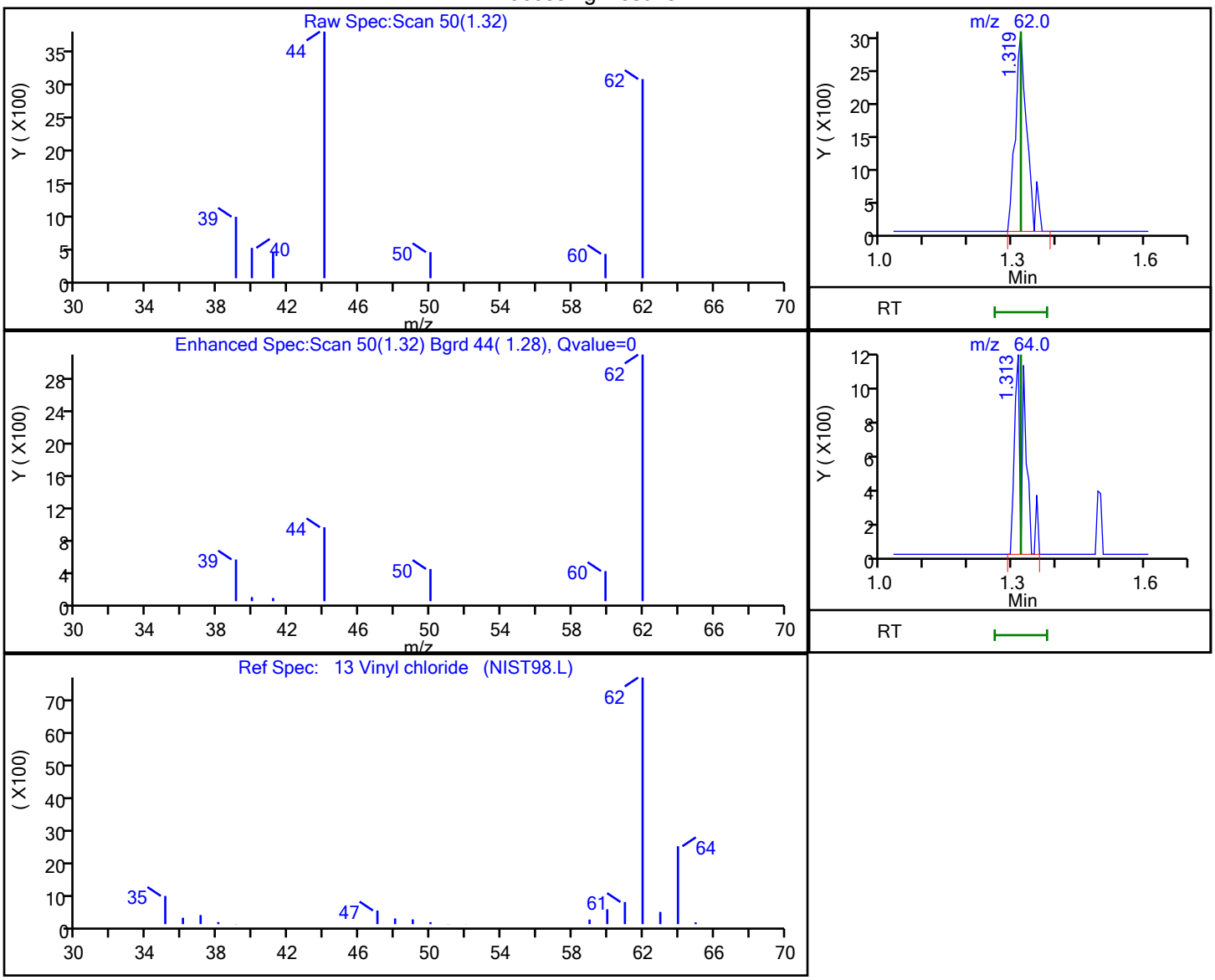

RT	Mass	Response	Amount
1.32	62.00	5651	0.415446
1.31	64.00	1797	

Reviewer: dahnw, 28-Sep-2021 14:45:27

Audit Action: Marked Compound Undetected Audit Reason: Invalid Compound ID

FORM I
GC/MS VOA ORGANICS ANALYSIS DATA SHEET

Lab Name: Eurofins TestAmerica, Buffalo Job No.: 480-189927-1

SDG No.:

Client Sample ID: MW-10D-2021 Lab Sample ID: 480-189927-4

Matrix: Water Lab File ID: S4168.D

Analysis Method: 8260C Date Collected: 09/22/2021 14:20

Sample wt/vol: 5(mL) Date Analyzed: 09/28/2021 14:17

Soil Aliquot Vol: Dilution Factor: 2

Soil Extract Vol.: GC Column: ZB-624 (20) ID: 0.18(mm)

% Moisture: Level: (low/med) Low

Analysis Batch No.: 598121 Units: ug/L

CAS NO.	COMPOUND NAME	RESULT	Q	RL	MDL
71-55-6	1,1,1-Trichloroethane	ND		2.0	1.6
79-34-5	1,1,2,2-Tetrachloroethane	ND		2.0	0.42
79-00-5	1,1,2-Trichloroethane	ND		2.0	0.46
76-13-1	1,1,2-Trichloro-1,2,2-trifluoroethane	ND		2.0	0.62
75-34-3	1,1-Dichloroethane	ND		2.0	0.76
75-35-4	1,1-Dichloroethene	ND		2.0	0.58
120-82-1	1,2,4-Trichlorobenzene	ND		2.0	0.82
96-12-8	1,2-Dibromo-3-Chloropropane	ND		2.0	0.78
95-50-1	1,2-Dichlorobenzene	ND		2.0	1.6
107-06-2	1,2-Dichloroethane	ND		2.0	0.42
78-87-5	1,2-Dichloropropane	ND		2.0	1.4
541-73-1	1,3-Dichlorobenzene	ND		2.0	1.6
106-46-7	1,4-Dichlorobenzene	ND		2.0	1.7
78-93-3	2-Butanone (MEK)	ND		20	2.6
591-78-6	2-Hexanone	ND		10	2.5
108-10-1	4-Methyl-2-pentanone (MIBK)	ND		10	4.2
67-64-1	Acetone	ND		20	6.0
71-43-2	Benzene	ND		2.0	0.82
75-27-4	Bromodichloromethane	ND		2.0	0.78
75-25-2	Bromoform	ND		2.0	0.52
74-83-9	Bromomethane	ND		2.0	1.4
75-15-0	Carbon disulfide	ND		2.0	0.38
56-23-5	Carbon tetrachloride	ND		2.0	0.54
108-90-7	Chlorobenzene	ND		2.0	1.5
124-48-1	Dibromochloromethane	ND		2.0	0.64
75-00-3	Chloroethane	ND		2.0	0.64
67-66-3	Chloroform	ND		2.0	0.68
74-87-3	Chloromethane	ND		2.0	0.70
156-59-2	cis-1,2-Dichloroethene	ND		2.0	1.6
10061-01-5	cis-1,3-Dichloropropene	ND		2.0	0.72
110-82-7	Cyclohexane	ND		2.0	0.36
75-71-8	Dichlorodifluoromethane	ND		2.0	1.4
100-41-4	Ethylbenzene	ND		2.0	1.5
106-93-4	1,2-Dibromoethane	ND		2.0	1.5
98-82-8	Isopropylbenzene	ND		2.0	1.6

FORM I
GC/MS VOA ORGANICS ANALYSIS DATA SHEET

Lab Name: Eurofins TestAmerica, Buffalo Job No.: 480-189927-1

SDG No.:

Client Sample ID: MW-10D-2021 Lab Sample ID: 480-189927-4

Matrix: Water Lab File ID: S4168.D

Analysis Method: 8260C Date Collected: 09/22/2021 14:20

Sample wt/vol: 5(mL) Date Analyzed: 09/28/2021 14:17

Soil Aliquot Vol: Dilution Factor: 2

Soil Extract Vol.: GC Column: ZB-624 (20) ID: 0.18(mm)

% Moisture: Level: (low/med) Low

Analysis Batch No.: 598121 Units: ug/L

CAS NO.	COMPOUND NAME	RESULT	Q	RL	MDL
79-20-9	Methyl acetate	ND		5.0	2.6
1634-04-4	Methyl tert-butyl ether	2.2		2.0	0.32
108-87-2	Methylcyclohexane	ND		2.0	0.32
75-09-2	Methylene Chloride	ND		2.0	0.88
100-42-5	Styrene	ND		2.0	1.5
127-18-4	Tetrachloroethene	6.2		2.0	0.72
108-88-3	Toluene	ND		2.0	1.0
156-60-5	trans-1,2-Dichloroethene	ND		2.0	1.8
10061-02-6	trans-1,3-Dichloropropene	ND		2.0	0.74
79-01-6	Trichloroethene	ND		2.0	0.92
75-69-4	Trichlorofluoromethane	ND		2.0	1.8
75-01-4	Vinyl chloride	ND		2.0	1.8
1330-20-7	Xylenes, Total	ND		4.0	1.3

CAS NO.	SURROGATE	%REC	Q	LIMITS
2037-26-5	Toluene-d8 (Surr)	104		80-120
17060-07-0	1,2-Dichloroethane-d4 (Surr)	104		77-120
460-00-4	4-Bromofluorobenzene (Surr)	96		73-120
1868-53-7	Dibromofluoromethane (Surr)	109		75-123

Eurofins TestAmerica, Buffalo
Target Compound Quantitation Report

Data File: \\chromfs\Buffalo\ChromData\HP5973S\20210928-101261.b\S4168.D
Lims ID: 480-189927-B-4
Client ID: MW-10D-2021
Sample Type: Client
Inject. Date: 28-Sep-2021 14:17:30 ALS Bottle#: 15 Worklist Smp#: 15
Purge Vol: 5.000 mL Dil. Factor: 2.0000
Sample Info: 480-189927-B-4
Misc. Info.: 480-0101261-015
Operator ID: wd Instrument ID: HP5973S

Method: \\chromfs\Buffalo\ChromData\HP5973S\20210928-101261.b\S-8260.m
Limit Group: MV - 8260C ICAL
Last Update: 28-Sep-2021 14:46:12 Calib Date: 15-Sep-2021 00:35:30
Integrator: RTE ID Type: RT Order ID
Quant Method: Internal Standard Quant By: Initial Calibration
Last ICal File: \\chromfs\Buffalo\ChromData\HP5973S\20210914-100971.b\S3517.D

Column 1 : ZB-624 (0.18 mm) Det: MS SCAN
Process Host: CTX1604

First Level Reviewer: dahnw Date: 28-Sep-2021 14:46:12

Compound	Sig	RT (min.)	Adj RT (min.)	Dlt RT (min.)	Q	Response	OnCol Amt ug/L	Flags
* 153 Fluorobenzene (IS)	70	4.999	4.999	0.000	99	138792	25.0	
* 2 Chlorobenzene-d5	82	7.962	7.962	0.000	85	261942	25.0	
* 3 1,4-Dichlorobenzene-d4	152	10.395	10.395	0.000	94	292872	25.0	
$ 154 Dibromofluoromethane (Surr)	113	4.427	4.433	-0.007	62	203298	27.2	
$ 4 1,2-Dichloroethane-d4 (Surr)	67	4.732	4.732	0.000	92	125905	26.0	
$ 5 Toluene-d8 (Surr)	98	6.496	6.496	0.000	93	688148	26.0	
$ 6 4-Bromofluorobenzene (Surr)	174	9.221	9.221	0.000	94	212762	24.0	
10 Dichlorodifluoromethane	85		1.088				ND	
12 Chloromethane	50		1.246				ND	U
13 Vinyl chloride	62		1.319				ND	
14 Bromomethane	94		1.593				ND	
15 Chloroethane	64		1.653				ND	
17 Trichlorofluoromethane	101		1.860				ND	
21 1,1,2-Trichloro-1,2,2-trifluoroe	101		2.304				ND	
22 1,1-Dichloroethene	96		2.310				ND	
23 Acetone	43		2.414				ND	
26 Carbon disulfide	76		2.499				ND	U
27 Methyl acetate	43		2.700				ND	
30 Methylene Chloride	84		2.821				ND	7
32 Methyl tert-butyl ether	73	2.998	2.998	0.000	84	33985	1.12	
34 trans-1,2-Dichloroethene	96		3.010				ND	
39 1,1-Dichloroethane	63		3.418				ND	
45 cis-1,2-Dichloroethene	96		3.965				ND	
43 2-Butanone (MEK)	43		4.008				ND	
50 Chloroform	83		4.275				ND	
52 Cyclohexane	56		4.379				ND	
51 1,1,1-Trichloroethane	97		4.379				ND	
55 Carbon tetrachloride	117		4.507				ND	
57 Benzene	78		4.726				ND	
58 1,2-Dichloroethane	62		4.799				ND	
62 Trichloroethene	95		5.334				ND	

Compound	Sig	RT (min.)	Adj RT (min.)	Dlt RT (min.)	Q	Response	OnCol Amt ug/L	Flags
64 Methylcyclohexane	83		5.443				ND	
65 1,2-Dichloropropane	63		5.571				ND	
68 Dichlorobromomethane	83		5.869				ND	
72 cis-1,3-Dichloropropene	75		6.283				ND	
73 4-Methyl-2-pentanone (MIBK)	43		6.435				ND	
74 Toluene	92		6.557				ND	
77 trans-1,3-Dichloropropene	75		6.849				ND	
79 1,1,2-Trichloroethane	83		7.037				ND	
81 Tetrachloroethene	166	7.086	7.080	0.006	90	28773	3.12	
80 2-Hexanone	43		7.268				ND	
83 Chlorodibromomethane	129		7.427				ND	
84 Ethylene Dibromide	107		7.518				ND	
87 Chlorobenzene	112		7.992				ND	
88 Ethylbenzene	91		8.090				ND	
90 m-Xylene & p-Xylene	106		8.211				ND	
91 o-Xylene	106		8.631				ND	
92 Styrene	104		8.668				ND	
95 Bromoform	173		8.911				ND	
94 Isopropylbenzene	105		9.021				ND	
97 1,1,2,2-Tetrachloroethane	83		9.446				ND	
111 1,3-Dichlorobenzene	146		10.322				ND	
113 1,4-Dichlorobenzene	146		10.414				ND	
116 1,2-Dichlorobenzene	146		10.773				ND	
117 1,2-Dibromo-3-Chloropropane	75		11.521				ND	
119 1,2,4-Trichlorobenzene	180		12.196				ND	
S 124 Xylenes, Total	1		30.000				ND	7

QC Flag Legend

Processing Flags

7 - Failed Limit of Detection

Review Flags

U - Marked Undetected

Reagents:

S_8260_IS_00351	Amount Added:	1.00	Units: uL	Run Reagent
S_8260_Surr_00400	Amount Added:	1.00	Units: uL	Run Reagent

Report Date: 28-Sep-2021 14:46:12 Chrom Revision: 2.3 13-May-2021 07:57:40

Eurofins TestAmerica, Buffalo

Data File:	\\chromfs\Buffalo\ChromData\HP5973S\20210928-101261.b\S4168.D				
Injection Date:	28-Sep-2021 14:17:30	Instrument ID:	HP5973S	Operator ID:	wd
Lims ID:	480-189927-B-4	Lab Sample ID:	480-189927-4	Worklist Smp#:	15
Client ID:	MW-10D-2021				
Purge Vol:	5.000 mL	Dil. Factor:	2.0000	ALS Bottle#:	15
Method:	S-8260	Limit Group:	MV - 8260C ICAL		

Column: ZB-624 (0.18 mm)

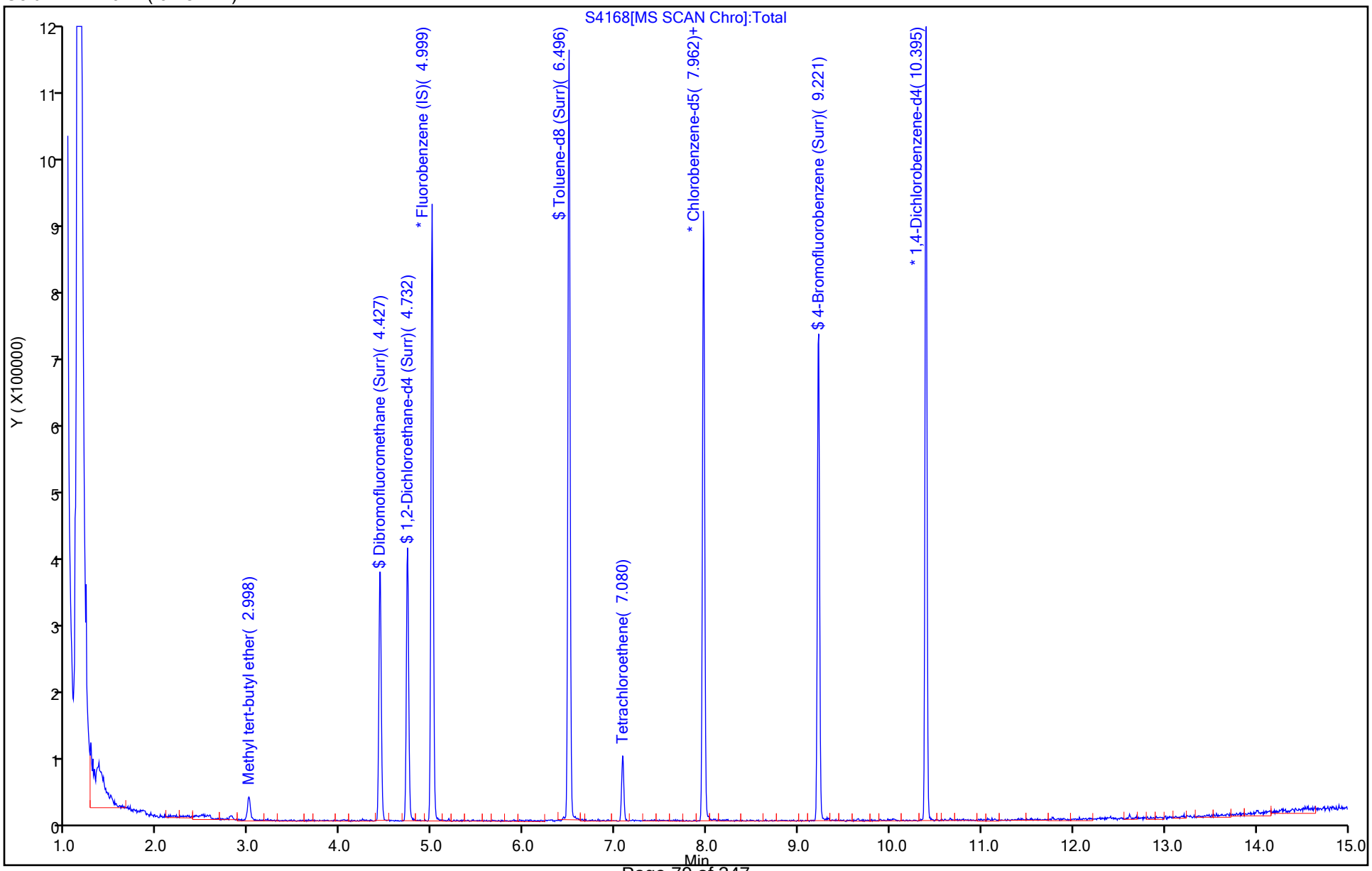

Report Date: 28-Sep-2021 14:46:12 Chrom Revision: 2.3 13-May-2021 07:57:40

Eurofins TestAmerica, Buffalo

Data File:	\\chromfs\Buffalo\ChromData\HP5973S\20210928-101261.b\S4168.D				
Injection Date:	28-Sep-2021 14:17:30	Instrument ID:	HP5973S		
Lims ID:	480-189927-B-4	Lab Sample ID:	480-189927-4		
Client ID:	MW-10D-2021				
Operator ID:	wd	ALS Bottle#:	15	Worklist Smp#:	15
Purge Vol:	5.000 mL	Dil. Factor:	2.0000		
Method:	S-8260	Limit Group:	MV - 8260C ICAL		
Column:	ZB-624 (0.18 mm)	Detector	MS SCAN		

32 Methyl tert-butyl ether, CAS: 1634-04-4

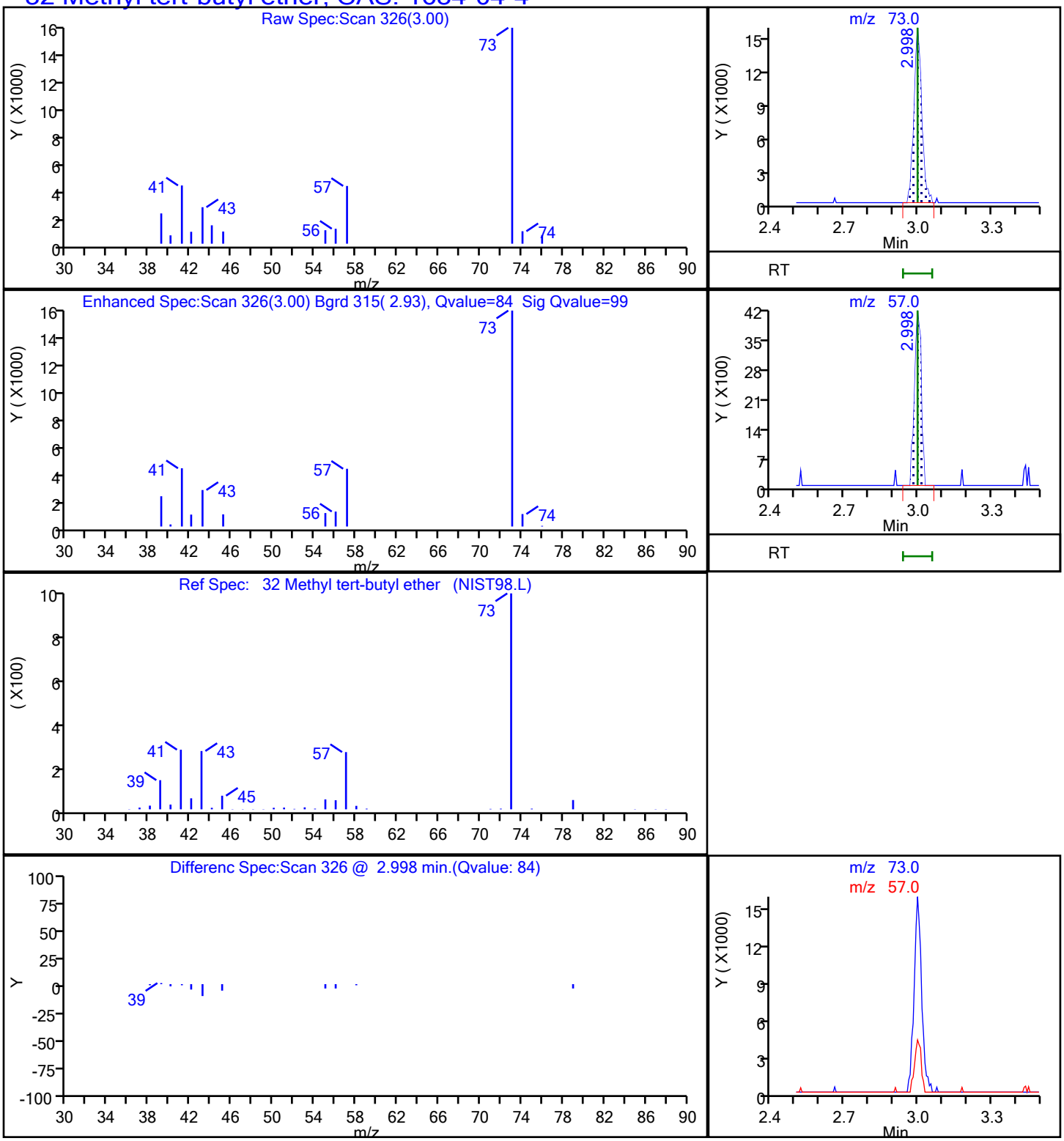

Report Date: 28-Sep-2021 14:46:12 Chrom Revision: 2.3 13-May-2021 07:57:40

Eurofins TestAmerica, Buffalo

Data File:	\\chromfs\Buffalo\ChromData\HP5973S\20210928-101261.b\S4168.D				
Injection Date:	28-Sep-2021 14:17:30	Instrument ID:	HP5973S		
Lims ID:	480-189927-B-4	Lab Sample ID:	480-189927-4		
Client ID:	MW-10D-2021				
Operator ID:	wd	ALS Bottle#:	15	Worklist Smp#:	15
Purge Vol:	5.000 mL	Dil. Factor:	2.0000		
Method:	S-8260	Limit Group:	MV - 8260C ICAL		
Column:	ZB-624 (0.18 mm)	Detector	MS SCAN		

81 Tetrachloroethene, CAS: 127-18-4

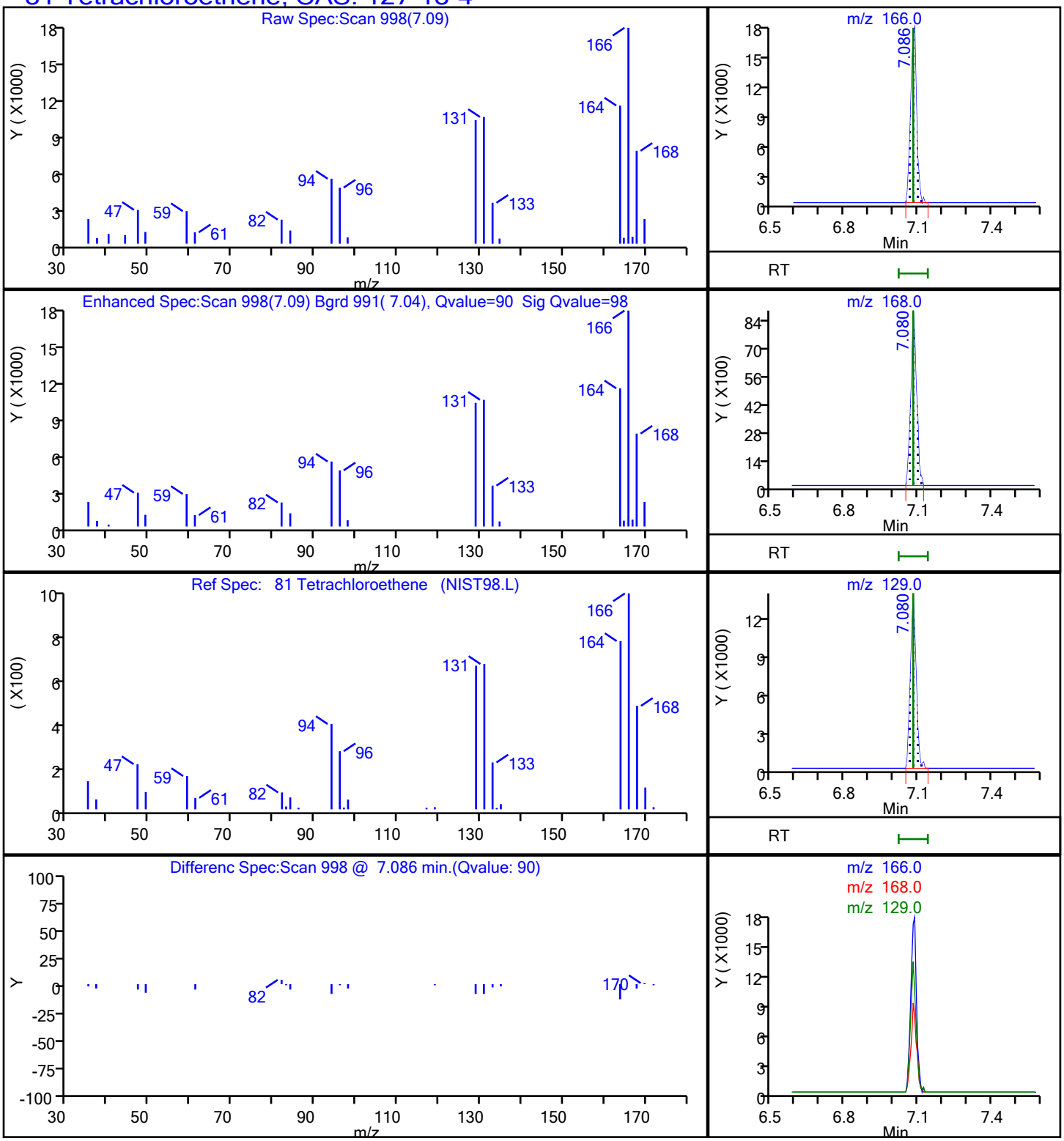

User Disabled Compound Report

Eurofins TestAmerica, Buffalo

Data File:	\\chromfs\Buffalo\ChromData\HP5973S\20210928-101261.b\S4168.D				
Injection Date:	28-Sep-2021 14:17:30	Instrument ID:	HP5973S		
Lims ID:	480-189927-B-4	Lab Sample ID:	480-189927-4		
Client ID:	MW-10D-2021				
Operator ID:	wd	ALS Bottle#:	15	Worklist Smp#:	15
Purge Vol:	5.000 mL	Dil. Factor:	2.0000		
Method:	S-8260	Limit Group:	MV - 8260C ICAL		
Column:	ZB-624 (0.18 mm)	Detector	MS SCAN		

26 Carbon disulfide, CAS: 75-15-0

Processing Results

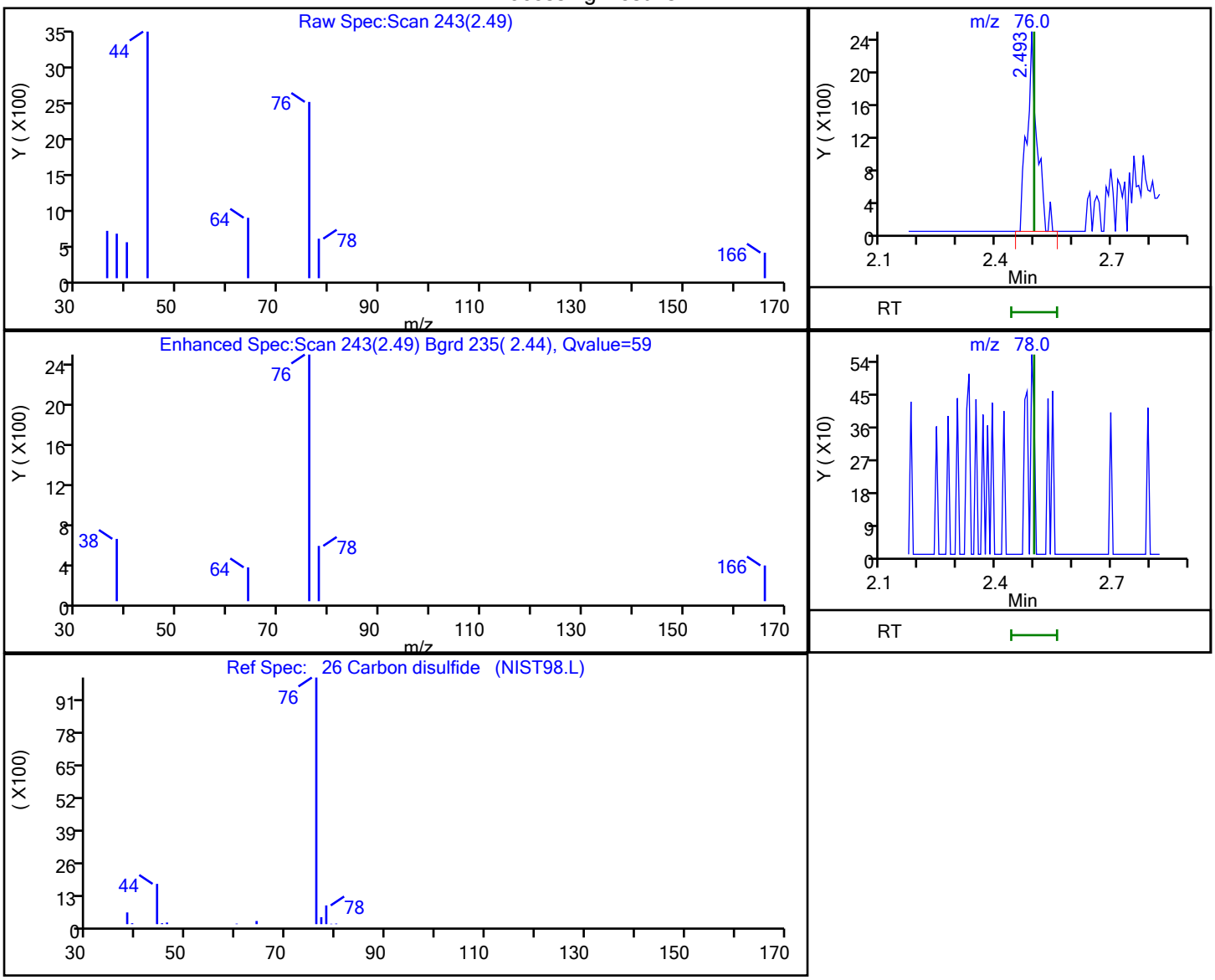

RT	Mass	Response	Amount
2.49	76.00	4481	0.165176
2.50	78.00	0	

Reviewer: dahnw, 28-Sep-2021 14:45:54

Audit Action: Marked Compound Undetected Audit Reason: Invalid Compound ID

User Disabled Compound Report

Eurofins TestAmerica, Buffalo

Data File:	\\chromfs\Buffalo\ChromData\HP5973S\20210928-101261.b\S4168.D				
Injection Date:	28-Sep-2021 14:17:30	Instrument ID:	HP5973S		
Lims ID:	480-189927-B-4	Lab Sample ID:	480-189927-4		
Client ID:	MW-10D-2021				
Operator ID:	wd	ALS Bottle#:	15	Worklist Smp#:	15
Purge Vol:	5.000 mL	Dil. Factor:	2.0000		
Method:	S-8260	Limit Group:	MV - 8260C ICAL		
Column:	ZB-624 (0.18 mm)	Detector	MS SCAN		

12 Chloromethane, CAS: 74-87-3

Processing Results

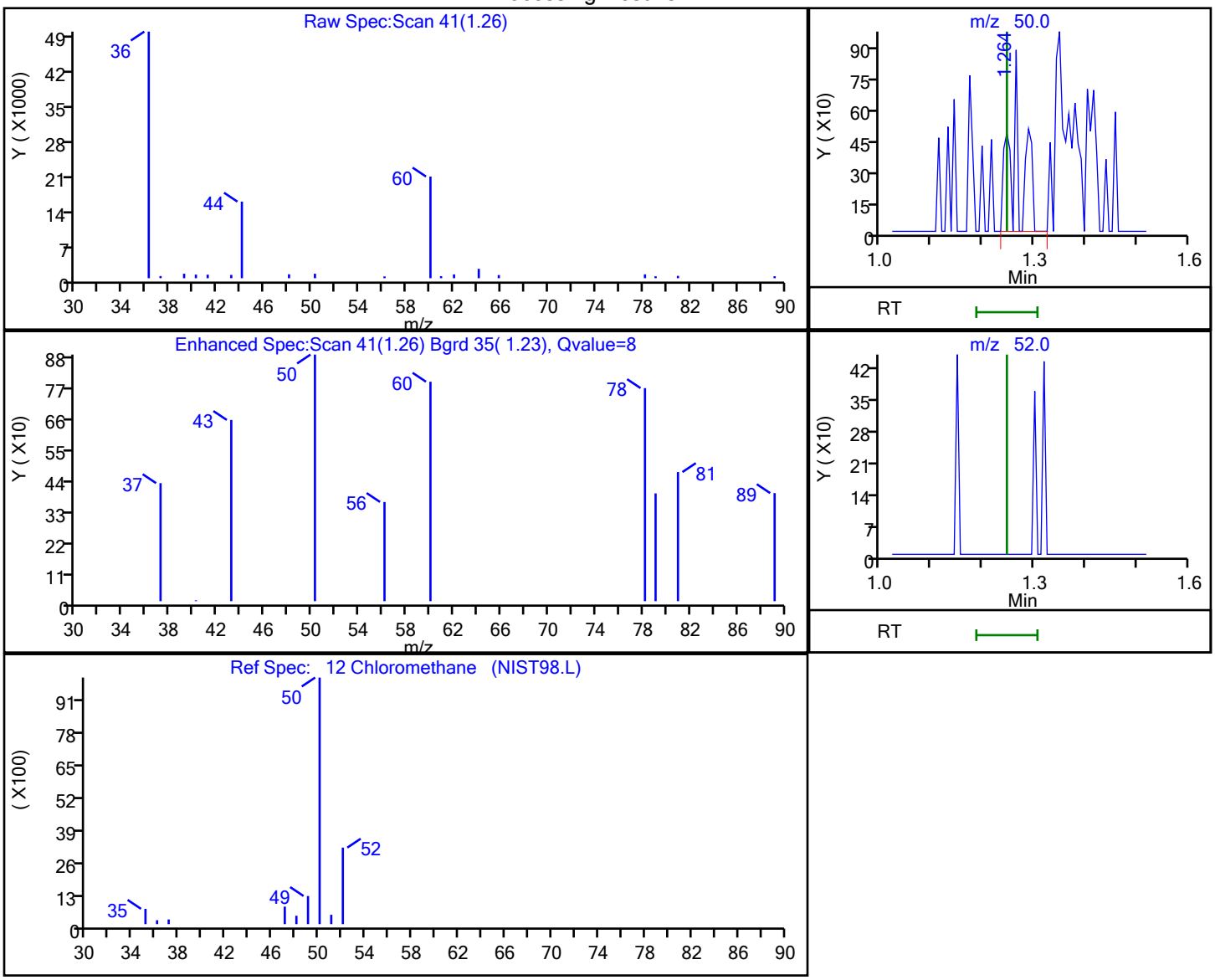

RT	Mass	Response	Amount
1.26	50.00	1266	0.097009
1.25	52.00	0	

Reviewer: dahnw, 28-Sep-2021 14:45:50

Audit Action: Marked Compound Undetected Audit Reason: Invalid Compound ID

FORM VI
GC/MS VOA BY INTERNAL STANDARD - INITIAL CALIBRATION DATA
CURVE EVALUATION

Lab Name: Eurofins TestAmerica, Buffalo Job No.: 480-189927-1 Analy Batch No.: 596289

SDG No.:

Instrument ID: HP5973S GC Column: ZB-624 (20) ID: 0.18(mm) Heated Purge: (Y/N) N

Calibration Start Date: 09/14/2021 17:37 Calibration End Date: 09/14/2021 20:20 Calibration ID: 42382

Calibration Files

LEVEL:	LAB SAMPLE ID:	LAB FILE ID:
Level 1	IC 480-596289/4	S3499.D
Level 2	IC 480-596289/5	S3500.D
Level 3	IC 480-596289/6	S3501.D
Level 4	IC 480-596289/7	S3502.D
Level 5	IC 480-596289/8	S3503.D
Level 6	ICIS 480-596289/9	S3504.D
Level 7	IC 480-596289/10	S3505.D
Level 8	IC 480-596289/11	S3506.D

ANALYTE	RRF					CURVE TYPE	COEFFICIENT			#	MIN RRF	%RSD	#	MAX %RSD	R^2 OR COD	#	MIN R^2 OR COD
	LVL 1 LVL 6	LVL 2 LVL 7	LVL 3 LVL 8	LVL 4	LVL 5		B	M1	M2								
Dichlorodifluoromethane	1.4688 1.7675	2.1584 1.7163	1.8883 1.6456	1.9137	1.6745	Ave		1.7792			0.1000	11.7		20.0			
Chloromethane	2.3962 2.2733	2.7371 2.1597	2.4490 2.1282	2.3796	2.2825	Ave		2.3507			0.1000	8.2		20.0			
Vinyl chloride	+++++ 2.0963	2.4542 2.0879	2.1735 2.0392	2.1270	1.9609	Ave		2.1341			0.1000	7.3		20.0			
Butadiene	2.4319 2.4805	3.1438 2.3361	2.7159 2.2648	2.5629	2.2446	Ave		2.5226				11.7		20.0			
Bromomethane	1.5941 1.3460	1.8172 1.2568	1.5846 1.2286	1.3891	1.2503	Ave		1.4333			0.1000	14.7		20.0			
Chloroethane	1.6444 1.3663	1.9205 1.2960	1.5808 1.2712	1.4413	1.3575	Ave		1.4848			0.1000	14.8		20.0			
Dichlorofluoromethane	2.7589 2.9349	3.9913 2.8738	3.4549 2.8222	2.9370	2.8409	Ave		3.0767				13.9		20.0			
Trichlorofluoromethane	+++++ 2.6423	2.9983 2.5379	2.7176 2.4558	2.6153	2.3700	Ave		2.6196			0.1000	7.8		20.0			
Ethyl ether	1.9928 1.7039	2.0334 1.7047	1.8408 1.7185	1.7330	1.6447	Ave		1.7965				8.1		20.0			
Acrolein	0.1491 0.1281	0.1213 0.1265	0.1444 0.1213	0.1268	0.1220	Ave		0.1299				8.3		20.0			
1,1,2-Trichloro-1,2,2-trifluoroethane	1.2017 1.6166	1.0649 1.4481	1.5231 1.3999	1.6953	1.4020	Ave		1.4189			0.1000	14.6		20.0			
1,1-Dichloroethene	1.8851 1.4726	1.3959 1.3919	1.6617 1.3662	1.6026	1.3903	Ave		1.5208			0.1000	12.0		20.0			
Acetone	0.7074 0.7986	0.8225 0.7843	0.7881 0.7534	0.7291	0.7720	Ave		0.7694			0.1000	4.9		20.0			

Note: The M1 coefficient is the same as Ave RRF for an Ave curve type.

FORM VI
GC/MS VOA BY INTERNAL STANDARD - INITIAL CALIBRATION DATA
CURVE EVALUATION

Lab Name: Eurofins TestAmerica, Buffalo Job No.: 480-189927-1 Analy Batch No.: 596289

SDG No.:

Instrument ID: HP5973S GC Column: ZB-624 (20) ID: 0.18(mm) Heated Purge: (Y/N) N

Calibration Start Date: 09/14/2021 17:37 Calibration End Date: 09/14/2021 20:20 Calibration ID: 42382

ANALYTE	RRF					CURVE TYPE	COEFFICIENT			#	MIN RRF	%RSD	#	MAX %RSD	R^2 OR COD	#	MIN R^2 OR COD
	LVL 1 LVL 6	LVL 2 LVL 7	LVL 3 LVL 8	LVL 4	LVL 5		B	M1	M2								
Iodomethane	2.9190 2.6347	2.5886 2.7094	2.9109 2.6391	2.8700	2.4829	Ave		2.7193				6.0		20.0			
Carbon disulfide	4.3554 5.1480	4.6310 4.9344	5.0470 4.8941	5.3731	4.7095	Ave		4.8866			0.1000	6.5		20.0			
Allyl chloride	2.8689 3.0249	3.0635 2.9423	3.0710 2.9889	3.1732	2.8546	Ave		2.9984				3.6		20.0			
Methyl acetate	2.3300 1.8520	2.7307 1.6577	2.1088 1.9001	1.7637	1.8660	Ave		2.0261			0.1000	17.4		20.0			
Methylene Chloride	3.9516 1.7963	2.8570 1.7090	2.4354 1.7565	2.0784	1.7684	Lin1	1.1695	1.7283			0.1000				0.9990		0.9900
2-Methyl-2-propanol	0.1826 0.2548	0.2629 0.2698	0.2078 0.2767	0.2312	0.2303	Ave		0.2395				13.6		20.0			
Methyl tert-butyl ether	5.7559 5.3226	5.5433 5.3631	5.8634 5.4862	5.5349	5.0055	Ave		5.4843			0.1000	4.8		20.0			
trans-1,2-Dichloroethene	1.7434 1.6719	1.8253 1.6433	1.8606 1.6445	1.7418	1.5802	Ave		1.7139			0.1000	5.6		20.0			
Acrylonitrile	1.0711 1.0214	1.1279 1.0307	1.1453 0.9779	1.0380	0.9806	Ave		1.0491				5.9		20.0			
Hexane	2.5362 2.8061	2.2919 2.6257	2.5307 2.5676	2.9592	2.4735	Ave		2.5989				7.9		20.0			
1,1-Dichloroethane	3.2304 3.1561	2.9830 3.0624	3.4253 3.1367	3.2254	2.9194	Ave		3.1423			0.2000	5.1		20.0			
Vinyl acetate	4.0147 4.2465	4.1266 4.5655	3.8881 4.8573	3.8366	3.6824	Ave		4.1522				9.5		20.0			
2,2-Dichloropropane	1.5734 1.6487	1.4474 1.4846	1.7291 1.4572	1.8880	1.5428	Ave		1.5964				9.6		20.0			
cis-1,2-Dichloroethene	1.7395 1.8359	1.9221 1.7836	2.1211 1.8187	1.9050	1.6940	Ave		1.8525			0.1000	7.2		20.0			
2-Butanone (MEK)	1.2469 1.1559	1.2348 1.2293	1.1216 1.1956	1.1281	1.0857	Ave		1.1747			0.1000	5.1		20.0			
Chlorobromomethane	1.0932 0.9670	0.9531 0.9551	1.1110 0.9854	1.0096	0.8743	Ave		0.9936				7.8		20.0			
Tetrahydrofuran	1.1145 0.7874	1.1169 0.8053	0.8563 0.7873	0.7775	0.7295	Ave		0.8718				17.7		20.0			
Chloroform	3.8150 2.9115	3.2944 2.8664	3.2420 2.9630	3.0568	2.7600	Ave		3.1136			0.2000	10.8		20.0			

Note: The M1 coefficient is the same as Ave RRF for an Ave curve type.

FORM VI
GC/MS VOA BY INTERNAL STANDARD - INITIAL CALIBRATION DATA
CURVE EVALUATION

Lab Name: Eurofins TestAmerica, Buffalo Job No.: 480-189927-1 Analy Batch No.: 596289

SDG No.:

Instrument ID: HP5973S GC Column: ZB-624 (20) ID: 0.18(mm) Heated Purge: (Y/N) N

Calibration Start Date: 09/14/2021 17:37 Calibration End Date: 09/14/2021 20:20 Calibration ID: 42382

ANALYTE	RRF					CURVE TYPE	COEFFICIENT			#	MIN RRF	%RSD	#	MAX %RSD	R^2 OR COD	#	MIN R^2 OR COD
	LVL 1 LVL 6	LVL 2 LVL 7	LVL 3 LVL 8	LVL 4	LVL 5		B	M1	M2								
1,1,1-Trichloroethane	2.3240 2.6183	2.0629 2.4859	2.6993 2.4571	2.6464	2.3859	Ave		2.4600			0.1000	8.4		20.0			
Cyclohexane	2.7239 3.5483	2.6009 3.2719	3.3541 3.1631	3.7588	3.2300	Ave		3.2064			0.1000	12.1		20.0			
Carbon tetrachloride	2.0455 2.3017	1.8269 2.2061	2.3366 2.1937	2.2901	2.0682	Ave		2.1586			0.1000	7.9		20.0			
1,1-Dichloropropene	1.9277 2.3294	1.9005 2.2051	2.3284 2.2166	2.2951	2.0720	Ave		2.1593				8.0		20.0			
Benzene	6.5988 6.8219	6.5978 6.8043	6.7485 6.9099	6.6786	6.2886	Ave		6.6811			0.5000	2.9		20.0			
Isobutyl alcohol	0.0769 0.0816	0.0946 0.0933	0.0757 0.0953	0.0689	0.0694	Ave		0.0820				13.5		20.0			
1,2-Dichloroethane	2.7652 2.4232	2.6197 2.4782	2.6679 2.5066	2.4564	2.3647	Ave		2.5352			0.1000	5.4		20.0			
n-Heptane	3.5176 3.1997	2.4178 2.9561	2.8786 2.9191	3.0973	2.6174	Ave		2.9505				11.5		20.0			
Trichloroethene	1.5132 1.6603	1.5062 1.6434	1.6119 1.6256	1.7143	1.5141	Ave		1.5986			0.2000	4.9		20.0			
Methylcyclohexane	2.5962 3.1525	2.4691 2.9689	3.0680 2.8932	3.3595	2.8412	Ave		2.9186			0.1000	9.9		20.0			
1,2-Dichloropropane	1.5932 1.6606	1.8459 1.6971	1.8364 1.7316	1.6505	1.5721	Ave		1.6984			0.1000	6.0		20.0			
Dibromomethane	1.1205 1.0279	1.1425 1.0193	1.1099 1.0483	1.0298	0.9550	Ave		1.0567			0.1000	5.9		20.0			
1,4-Dioxane	+++++ 0.0109	0.0057 0.0109	0.0092 0.0111	0.0109	0.0117	Lin1	-0.082	0.0111							0.9990		0.9900
Bromodichloromethane	1.8105 2.0148	1.9444 2.1097	1.8120 2.1601	1.9589	1.7947	Ave		1.9506			0.2000	7.2		20.0			
2-Chloroethyl vinyl ether	1.1058 1.2271	1.1954 1.3002	1.1003 1.2653	1.1574	1.0523	Ave		1.1755				7.4		20.0			
cis-1,3-Dichloropropene	2.4556 2.6030	2.3584 2.7778	2.4348 2.7957	2.3575	2.3597	Ave		2.5178			0.2000	7.3		20.0			
4-Methyl-2-pentanone (MIBK)	1.3926 1.2527	1.2728 1.2700	1.2582 1.2899	1.2146	1.1586	Ave		1.2637			0.1000	5.3		20.0			
Toluene	1.8785 2.0844	2.0171 2.1130	1.9049 2.0773	2.1379	1.9727	Ave		2.0232			0.4000	4.8		20.0			

Note: The M1 coefficient is the same as Ave RRF for an Ave curve type.

FORM VI
GC/MS VOA BY INTERNAL STANDARD - INITIAL CALIBRATION DATA
CURVE EVALUATION

Lab Name: Eurofins TestAmerica, Buffalo Job No.: 480-189927-1 Analy Batch No.: 596289

SDG No.:

Instrument ID: HP5973S GC Column: ZB-624 (20) ID: 0.18(mm) Heated Purge: (Y/N) N

Calibration Start Date: 09/14/2021 17:37 Calibration End Date: 09/14/2021 20:20 Calibration ID: 42382

ANALYTE	RRF					CURVE TYPE	COEFFICIENT			#	MIN RRF	%RSD	#	MAX %RSD	R^2 OR COD	#	MIN R^2 OR COD
	LVL 1 LVL 6	LVL 2 LVL 7	LVL 3 LVL 8	LVL 4	LVL 5		B	M1	M2								
trans-1,3-Dichloropropene	1.1299 1.2178	1.0954 1.2617	1.1071 1.2789	1.1385	1.1012	Ave		1.1663			0.1000	6.4		20.0			
Ethyl methacrylate	0.8321 1.1014	0.8860 1.1809	0.8767 1.1949	0.9746	1.0041	Ave		1.0063				13.9		20.0			
1,1,2-Trichloroethane	0.7104 0.6134	0.6253 0.6205	0.6345 0.6204	0.5976	0.5820	Ave		0.6255			0.1000	6.1		20.0			
Tetrachloroethene	0.8889 0.9374	0.7599 0.9173	0.8495 0.8860	0.9351	0.8571	Ave		0.8789			0.2000	6.6		20.0			
1,3-Dichloropropane	1.2938 1.2823	1.3628 1.3148	1.2511 1.3039	1.2714	1.2124	Ave		1.2866				3.5		20.0			
2-Hexanone	0.7618 0.8789	0.8746 0.9074	0.8864 0.8826	0.7991	0.7923	Ave		0.8479			0.1000	6.4		20.0			
Dibromochloromethane	0.7135 0.7572	0.6303 0.8097	0.7186 0.8272	0.7357	0.6934	Ave		0.7357			0.1000	8.6		20.0			
1,2-Dibromoethane	0.7976 0.8114	0.7325 0.8323	0.7426 0.8216	0.7707	0.7433	Ave		0.7815				5.0		20.0			
Chlorobenzene	2.2766 2.3981	2.1311 2.4060	2.2796 2.3969	2.3840	2.1915	Ave		2.3080			0.5000	4.6		20.0			
Ethylbenzene	3.7047 3.9716	3.4533 3.9918	3.7643 4.0351	3.8794	3.6223	Ave		3.8028			0.1000	5.4		20.0			
1,1,1,2-Tetrachloroethane	0.7495 0.8706	0.8032 0.8685	0.8085 0.9048	0.8614	0.8125	Ave		0.8349				6.0		20.0			
m,p-Xylene	1.4440 1.6213	1.4049 1.6334	1.5296 1.6093	1.5849	1.5106	Ave		1.5422			0.1000	5.5		20.0			
o-Xylene	1.4794 1.5965	1.3689 1.5923	1.5383 1.6001	1.5485	1.4758	Ave		1.5250			0.3000	5.3		20.0			
Styrene	2.3318 2.6257	2.4567 2.7378	2.4434 2.7757	2.3860	2.2931	Ave		2.5063			0.3000	7.3		20.0			
Bromoform	0.5089 0.5293	0.4355 0.5895	0.4647 0.6164	0.4798	0.4696	Ave		0.5117			0.1000	12.4		20.0			
Isopropylbenzene	3.5281 3.9949	3.3502 3.8811	3.7419 3.9599	4.0718	3.8573	Ave		3.7982			0.1000	6.5		20.0			
Bromobenzene	0.9521 1.0070	0.9356 0.9972	0.9230 1.0057	0.9689	0.9637	Ave		0.9692				3.3		20.0			
1,1,2,2-Tetrachloroethane	1.1292 1.0258	1.0638 1.0416	1.0195 1.0614	1.0224	0.9643	Ave		1.0410			0.3000	4.5		20.0			

Note: The M1 coefficient is the same as Ave RRF for an Ave curve type.

FORM VI
GC/MS VOA BY INTERNAL STANDARD - INITIAL CALIBRATION DATA
CURVE EVALUATION

Lab Name: Eurofins TestAmerica, Buffalo Job No.: 480-189927-1 Analy Batch No.: 596289

SDG No.:

Instrument ID: HP5973S GC Column: ZB-624 (20) ID: 0.18(mm) Heated Purge: (Y/N) N

Calibration Start Date: 09/14/2021 17:37 Calibration End Date: 09/14/2021 20:20 Calibration ID: 42382

ANALYTE	RRF					CURVE TYPE	COEFFICIENT			#	MIN RRF	%RSD	#	MAX %RSD	R^2 OR COD	#	MIN R^2 OR COD
	LVL 1 LVL 6	LVL 2 LVL 7	LVL 3 LVL 8	LVL 4	LVL 5		B	M1	M2								
N-Propylbenzene	4.0252 4.4394	3.9657 4.4412	4.1181 4.4548	4.3988	4.1635	Ave		4.2508				4.8		20.0			
1,2,3-Trichloropropane	0.4067 0.3558	0.3349 0.3547	0.3676 0.3590	0.3669	0.3394	Ave		0.3606				6.1		20.0			
trans-1,4-Dichloro-2-butene	+++++ 0.3323	0.2477 0.3682	0.2786 0.3658	0.2868	0.2900	Lin1	-0.193	0.3616							0.9970		0.9900
2-Chlorotoluene	0.9919 0.9139	0.9900 0.9012	0.8861 0.8989	0.9183	0.9067	Ave		0.9259				4.5		20.0			
1,3,5-Trimethylbenzene	2.9686 3.3797	2.9346 3.3565	3.1380 3.4184	3.3701	3.2723	Ave		3.2298				6.0		20.0			
4-Chlorotoluene	0.8863 0.9449	0.8547 0.9306	0.9582 0.9356	0.9511	0.8658	Ave		0.9159				4.4		20.0			
tert-Butylbenzene	0.7277 0.7573	0.6402 0.7333	0.6755 0.7213	0.7696	0.7068	Ave		0.7165				5.9		20.0			
1,2,4-Trimethylbenzene	3.2781 3.4500	3.0389 3.4809	3.2743 3.5384	3.4278	3.3263	Ave		3.3518				4.7		20.0			
sec-Butylbenzene	3.7364 4.2545	3.5305 4.2126	3.7354 4.2632	4.2370	3.9953	Ave		3.9956				7.3		20.0			
1,3-Dichlorobenzene	1.9453 1.9062	1.7931 1.9436	1.9632 1.9689	1.9549	1.8099	Ave		1.9106			0.6000	3.7		20.0			
4-Isopropyltoluene	3.3307 3.8454	3.0642 3.7623	3.3907 3.8197	3.8032	3.5267	Ave		3.5679				8.0		20.0			
1,4-Dichlorobenzene	2.0519 1.9260	1.8822 1.9789	2.0377 2.0135	1.9401	1.8120	Ave		1.9553			0.5000	4.2		20.0			
n-Butylbenzene	2.6987 3.2028	2.5446 3.1480	2.8466 3.1483	3.1714	2.9633	Ave		2.9655				8.3		20.0			
1,2-Dichlorobenzene	2.0292 1.9044	1.9544 1.9133	1.9722 1.9746	1.9666	1.8815	Ave		1.9495			0.4000	2.4		20.0			
1,2-Dibromo-3-Chloropropane	0.1856 0.2174	0.1908 0.2183	0.2248 0.2345	0.2242	0.2024	Ave		0.2122			0.0500	8.2		20.0			
1,2,4-Trichlorobenzene	1.5866 1.4535	1.5080 1.4465	1.4612 1.4175	1.5228	1.4011	Ave		1.4747			0.2000	4.1		20.0			
Hexachlorobutadiene	0.6022 0.6705	0.6069 0.6530	0.5803 0.5936	0.6831	0.6216	Ave		0.6264				6.0		20.0			
Naphthalene	4.3399 4.4136	4.4025 4.5040	4.3615 4.6888	4.4160	4.2882	Ave		4.4268				2.8		20.0			

Note: The M1 coefficient is the same as Ave RRF for an Ave curve type.

FORM VI
GC/MS VOA BY INTERNAL STANDARD - INITIAL CALIBRATION DATA
CURVE EVALUATION

Lab Name: Eurofins TestAmerica, Buffalo Job No.: 480-189927-1 Analy Batch No.: 596289

SDG No.:

Instrument ID: HP5973S GC Column: ZB-624 (20) ID: 0.18(mm) Heated Purge: (Y/N) N

Calibration Start Date: 09/14/2021 17:37 Calibration End Date: 09/14/2021 20:20 Calibration ID: 42382

ANALYTE	RRF					CURVE TYPE	COEFFICIENT			#	MIN RRF	%RSD	#	MAX %RSD	R^2 OR COD	#	MIN R^2 OR COD
	LVL 1 LVL 6	LVL 2 LVL 7	LVL 3 LVL 8	LVL 4	LVL 5		B	M1	M2								
1,2,3-Trichlorobenzene	1.3970 1.4360	1.5387 1.4613	1.4589 1.4156	1.5220	1.4410	Ave		1.4588				3.4		20.0			
Dibromofluoromethane (Surr)	1.3370 1.3253	1.3351 1.3165	1.4325 1.3726	1.3587	1.2929	Ave		1.3463				3.2		20.0			
1,2-Dichloroethane-d4 (Surr)	0.8719 0.8381	0.8966 0.8401	0.9207 0.8644	0.8795	0.8635	Ave		0.8718				3.2		20.0			
Toluene-d8 (Surr)	2.4702 2.5260	2.4984 2.5387	2.4645 2.5702	2.6165	2.5554	Ave		2.5300				2.0		20.0			
4-Bromofluorobenzene (Surr)	0.8243 0.8443	0.8320 0.8742	0.8492 0.8682	0.8454	0.8181	Ave		0.8445				2.3		20.0			

Note: The M1 coefficient is the same as Ave RRF for an Ave curve type.

FORM VI
GC/MS VOA BY INTERNAL STANDARD - INITIAL CALIBRATION DATA
RESPONSE AND CONCENTRATION

Lab Name: Eurofins TestAmerica, Buffalo Job No.: 480-189927-1 Analy Batch No.: 596289

SDG No.:

Instrument ID: HP5973S GC Column: ZB-624 (20) ID: 0.18(mm) Heated Purge: (Y/N) N

Calibration Start Date: 09/14/2021 17:37 Calibration End Date: 09/14/2021 20:20 Calibration ID: 42382

Calibration Files

LEVEL:	LAB SAMPLE ID:	LAB FILE ID:
Level 1	IC 480-596289/4	S3499.D
Level 2	IC 480-596289/5	S3500.D
Level 3	IC 480-596289/6	S3501.D
Level 4	IC 480-596289/7	S3502.D
Level 5	IC 480-596289/8	S3503.D
Level 6	ICIS 480-596289/9	S3504.D
Level 7	IC 480-596289/10	S3505.D
Level 8	IC 480-596289/11	S3506.D

ANALYTE	IS REF	CURVE TYPE	RESPONSE					CONCENTRATION (UG/L)				
			LVL 1 LVL 6	LVL 2 LVL 7	LVL 3 LVL 8	LVL 4	LVL 5	LVL 1 LVL 6	LVL 2 LVL 7	LVL 3 LVL 8	LVL 4	LVL 5
Dichlorodifluoromethane	FB	Ave	4900 302634	13763 599154	22907 1126065	61075	112735	0.500 25.0	1.00 50.0	2.00 100	5.00	10.0
Chloromethane	FB	Ave	7994 389233	17453 753935	29708 1456275	75944	153664	0.500 25.0	1.00 50.0	2.00 100	5.00	10.0
Vinyl chloride	FB	Ave	+++++ 358934	15649 728877	26366 1395409	67882	132013	+++++ 25.0	1.00 50.0	2.00 100	5.00	10.0
Butadiene	FB	Ave	8113 424711	20046 815545	32946 1549780	81793	151114	0.500 25.0	1.00 50.0	2.00 100	5.00	10.0
Bromomethane	FB	Ave	5318 230469	11587 438731	19222 840709	44334	84172	0.500 25.0	1.00 50.0	2.00 100	5.00	10.0
Chloroethane	FB	Ave	5486 233946	12246 452433	19176 869828	46000	91389	0.500 25.0	1.00 50.0	2.00 100	5.00	10.0
Dichlorofluoromethane	FB	Ave	9204 502516	25450 1003222	41910 1931209	93735	191261	0.500 25.0	1.00 50.0	2.00 100	5.00	10.0
Trichlorofluoromethane	FB	Ave	+++++ 452424	19118 885985	32967 1680465	83467	159558	+++++ 25.0	1.00 50.0	2.00 100	5.00	10.0
Ethyl ether	FB	Ave	6648 291748	12966 595098	22330 1175952	55307	110730	0.500 25.0	1.00 50.0	2.00 100	5.00	10.0
Acrolein	FB	Ave	2487 109707	3866 220756	8758 415004	20236	41054	2.50 125	5.00 250	10.0 500	25.0	50.0
1,1,2-Trichloro-1,2,2-trifluoroethane	FB	Ave	4009 276794	6790 505533	18476 957894	54105	94386	0.500 25.0	1.00 50.0	2.00 100	5.00	10.0
1,1-Dichloroethene	FB	Ave	6289 252143	8901 485915	20158 934840	51146	93599	0.500 25.0	1.00 50.0	2.00 100	5.00	10.0
Acetone	FB	Ave	11799	26222	47804	116343	259862	2.50	5.00	10.0	25.0	50.0

FORM VI
GC/MS VOA BY INTERNAL STANDARD - INITIAL CALIBRATION DATA
RESPONSE AND CONCENTRATION

Lab Name: Eurofins TestAmerica, Buffalo Job No.: 480-189927-1 Analy Batch No.: 596289

SDG No.:

Instrument ID: HP5973S GC Column: ZB-624 (20) ID: 0.18(mm) Heated Purge: (Y/N) N

Calibration Start Date: 09/14/2021 17:37 Calibration End Date: 09/14/2021 20:20 Calibration ID: 42382

ANALYTE	IS REF	CURVE TYPE	RESPONSE					CONCENTRATION (UG/L)				
			LVL 1 LVL 6	LVL 2 LVL 7	LVL 3 LVL 8	LVL 4	LVL 5	LVL 1 LVL 6	LVL 2 LVL 7	LVL 3 LVL 8	LVL 4	LVL 5
			683708	1369006	2577588			125	250	500		
Iodomethane	FB	Ave	9738 451114	16506 945860	35311 1805891	91594	167155	0.500 25.0	1.00 50.0	2.00 100	5.00	10.0
Carbon disulfide	FB	Ave	14530 881454	29529 1722586	61224 3348924	171481	317061	0.500 25.0	1.00 50.0	2.00 100	5.00	10.0
Allyl chloride	FB	Ave	9571 517929	19534 1027167	37253 2045263	101271	192183	0.500 25.0	1.00 50.0	2.00 100	5.00	10.0
Methyl acetate	FB	Ave	15546 634210	34824 1157392	51163 2600398	112574	251249	1.00 50.0	2.00 100	4.00 200	10.0	20.0
Methylene Chloride	FB	Lin1	13183 307567	18217 596600	29543 1201921	66332	119057	0.500 25.0	1.00 50.0	2.00 100	5.00	10.0
2-Methyl-2-propanol	FB	Ave	6092 436263	16766 941701	25212 1893417	73796	155057	5.00 250	10.0 500	20.0 1000	50.0	100
Methyl tert-butyl ether	FB	Ave	19202 911344	35346 1872237	71127 3754097	176644	336989	0.500 25.0	1.00 50.0	2.00 100	5.00	10.0
trans-1,2-Dichloroethene	FB	Ave	5816 286272	11639 573683	22571 1125281	55589	106384	0.500 25.0	1.00 50.0	2.00 100	5.00	10.0
Acrylonitrile	FB	Ave	35733 1748840	71916 3598100	138939 6691541	331274	660172	5.00 250	10.0 500	20.0 1000	50.0	100
Hexane	FB	Ave	8461 480468	14614 916630	30699 1756968	94442	166527	0.500 25.0	1.00 50.0	2.00 100	5.00	10.0
1,1-Dichloroethane	FB	Ave	10777 540385	19021 1069071	41551 2146357	102938	196542	0.500 25.0	1.00 50.0	2.00 100	5.00	10.0
Vinyl acetate	FB	Ave	26787 1454178	52625 3187592	94331 6647562	244886	495828	1.00 50.0	2.00 100	4.00 200	10.0	20.0
2,2-Dichloropropane	FB	Ave	5249 282296	9229 518288	20975 997150	60256	103867	0.500 25.0	1.00 50.0	2.00 100	5.00	10.0
cis-1,2-Dichloroethene	FB	Ave	5803 314341	12256 622642	25730 1244526	60797	114044	0.500 25.0	1.00 50.0	2.00 100	5.00	10.0
2-Butanone (MEK)	FB	Ave	20799 989530	39368 2145680	68030 4090724	180021	365460	2.50 125	5.00 250	10.0 500	25.0	50.0
Chlorobromomethane	FB	Ave	3647 165566	6077 333437	13477 674300	32220	58863	0.500 25.0	1.00 50.0	2.00 100	5.00	10.0
Tetrahydrofuran	FB	Ave	7436 269625	14243 562251	20774 1077424	49625	98222	1.00 50.0	2.00 100	4.00 200	10.0	20.0
Chloroform	FB	Ave	12727	21006	39328	97556	185810	0.500	1.00	2.00	5.00	10.0

FORM VI
GC/MS VOA BY INTERNAL STANDARD - INITIAL CALIBRATION DATA
RESPONSE AND CONCENTRATION

Lab Name: Eurofins TestAmerica, Buffalo Job No.: 480-189927-1 Analy Batch No.: 596289

SDG No.:

Instrument ID: HP5973S GC Column: ZB-624 (20) ID: 0.18(mm) Heated Purge: (Y/N) N

Calibration Start Date: 09/14/2021 17:37 Calibration End Date: 09/14/2021 20:20 Calibration ID: 42382

ANALYTE	IS REF	CURVE TYPE	RESPONSE					CONCENTRATION (UG/L)				
			LVL 1 LVL 6	LVL 2 LVL 7	LVL 3 LVL 8	LVL 4	LVL 5	LVL 1 LVL 6	LVL 2 LVL 7	LVL 3 LVL 8	LVL 4	LVL 5
			498509	1000671	2027538			25.0	50.0	100		
1,1,1-Trichloroethane	FB	Ave	7753 448308	13154 867822	32745 1681346	84460	160626	0.500 25.0	1.00 50.0	2.00 100	5.00	10.0
Cyclohexane	FB	Ave	9087 607551	16584 1142222	40688 2164470	119961	217454	0.500 25.0	1.00 50.0	2.00 100	5.00	10.0
Carbon tetrachloride	FB	Ave	6824 394092	11649 770138	28345 1501127	73087	139237	0.500 25.0	1.00 50.0	2.00 100	5.00	10.0
1,1-Dichloropropene	FB	Ave	6431 398834	12118 769810	28245 1516803	73249	139492	0.500 25.0	1.00 50.0	2.00 100	5.00	10.0
Benzene	FB	Ave	22014 1168050	42070 2375373	81864 4728340	213146	423374	0.500 25.0	1.00 50.0	2.00 100	5.00	10.0
Isobutyl alcohol	FB	Ave	6411 349486	15080 814028	22972 1629465	54977	116779	12.5 625	25.0 1250	50.0 2500	125	250
1,2-Dichloroethane	FB	Ave	9225 414909	16704 865139	32363 1715219	78394	159197	0.500 25.0	1.00 50.0	2.00 100	5.00	10.0
n-Heptane	FB	Ave	11735 547861	15417 1031969	34920 1997450	98851	176210	0.500 25.0	1.00 50.0	2.00 100	5.00	10.0
Trichloroethene	FB	Ave	5048 284284	9604 573716	19554 1112396	54713	101938	0.500 25.0	1.00 50.0	2.00 100	5.00	10.0
Methylcyclohexane	FB	Ave	8661 539780	15744 1036429	37217 1979741	107217	191278	0.500 25.0	1.00 50.0	2.00 100	5.00	10.0
1,2-Dichloropropane	FB	Ave	5315 284335	11770 592452	22277 1184887	52674	105837	0.500 25.0	1.00 50.0	2.00 100	5.00	10.0
Dibromomethane	FB	Ave	3738 175999	7285 355851	13464 717339	32867	64293	0.500 25.0	1.00 50.0	2.00 100	5.00	10.0
1,4-Dioxane	CBNZ d5	Lin1	+++++ 75732	1555 156632	4694 315874	14044	31810	+++++ 500	20.0 1000	40.0 2000	100	200
Bromodichloromethane	FB	Ave	6040 344976	12398 736488	21981 1478131	62517	120829	0.500 25.0	1.00 50.0	2.00 100	5.00	10.0
2-Chloroethyl vinyl ether	FB	Ave	3689 210107	7622 453912	13348 865823	36937	70844	0.500 25.0	1.00 50.0	2.00 100	5.00	10.0
cis-1,3-Dichloropropene	FB	Ave	8192 445695	15038 969724	29536 1913051	75240	158866	0.500 25.0	1.00 50.0	2.00 100	5.00	10.0
4-Methyl-2-pentanone (MIBK)	CBNZ d5	Ave	49146	86343	160227	392677	784182	2.50	5.00	10.0	25.0	50.0

FORM VI
GC/MS VOA BY INTERNAL STANDARD - INITIAL CALIBRATION DATA
RESPONSE AND CONCENTRATION

Lab Name: Eurofins TestAmerica, Buffalo Job No.: 480-189927-1 Analy Batch No.: 596289

SDG No.:

Instrument ID: HP5973S GC Column: ZB-624 (20) ID: 0.18(mm) Heated Purge: (Y/N) N

Calibration Start Date: 09/14/2021 17:37 Calibration End Date: 09/14/2021 20:20 Calibration ID: 42382

ANALYTE	IS REF	CURVE TYPE	RESPONSE					CONCENTRATION (UG/L)				
			LVL 1 LVL 6	LVL 2 LVL 7	LVL 3 LVL 8	LVL 4	LVL 5	LVL 1 LVL 6	LVL 2 LVL 7	LVL 3 LVL 8	LVL 4	LVL 5
			2184476	4568920	9166410			125	250	500		
Toluene	CBNZ d5	Ave	13259 726967	27366 1520308	48519 2952411	138237	267037	0.500 25.0	1.00 50.0	2.00 100	5.00	10.0
trans-1,3-Dichloropropene	CBNZ d5	Ave	7975 424710	14862 907811	28197 1817582	73613	149057	0.500 25.0	1.00 50.0	2.00 100	5.00	10.0
Ethyl methacrylate	CBNZ d5	Ave	5873 384113	12020 849639	22331 1698310	63017	135917	0.500 25.0	1.00 50.0	2.00 100	5.00	10.0
1,1,2-Trichloroethane	CBNZ d5	Ave	5014 213935	8484 446421	16161 881711	38644	78779	0.500 25.0	1.00 50.0	2.00 100	5.00	10.0
Tetrachloroethene	CBNZ d5	Ave	6274 326944	10310 660022	21636 1259170	60463	116023	0.500 25.0	1.00 50.0	2.00 100	5.00	10.0
1,3-Dichloropropane	CBNZ d5	Ave	9132 447230	18490 945980	31865 1853192	82212	164116	0.500 25.0	1.00 50.0	2.00 100	5.00	10.0
2-Hexanone	CBNZ d5	Ave	26884 1532714	59331 3264514	112889 6272018	258350	536216	2.50 125	5.00 250	10.0 500	25.0	50.0
Dibromochloromethane	CBNZ d5	Ave	5036 264065	8552 582560	18302 1175712	47572	93867	0.500 25.0	1.00 50.0	2.00 100	5.00	10.0
1,2-Dibromoethane	CBNZ d5	Ave	5630 283000	9938 598830	18915 1167758	49831	100612	0.500 25.0	1.00 50.0	2.00 100	5.00	10.0
Chlorobenzene	CBNZ d5	Ave	16069 836365	28913 1731088	58062 3406548	154154	296656	0.500 25.0	1.00 50.0	2.00 100	5.00	10.0
Ethylbenzene	CBNZ d5	Ave	26149 1385126	46851 2872083	95877 5734845	250846	490331	0.500 25.0	1.00 50.0	2.00 100	5.00	10.0
1,1,1,2-Tetrachloroethane	CBNZ d5	Ave	5290	10897	20593	55697	109987	0.500	1.00	2.00	5.00	10.0

FORM VI
GC/MS VOA BY INTERNAL STANDARD - INITIAL CALIBRATION DATA
RESPONSE AND CONCENTRATION

Lab Name: Eurofins TestAmerica, Buffalo Job No.: 480-189927-1 Analy Batch No.: 596289

SDG No.:

Instrument ID: HP5973S GC Column: ZB-624 (20) ID: 0.18(mm) Heated Purge: (Y/N) N

Calibration Start Date: 09/14/2021 17:37 Calibration End Date: 09/14/2021 20:20 Calibration ID: 42382

ANALYTE	IS REF	CURVE TYPE	RESPONSE					CONCENTRATION (UG/L)				
			LVL 1 LVL 6	LVL 2 LVL 7	LVL 3 LVL 8	LVL 4	LVL 5	LVL 1 LVL 6	LVL 2 LVL 7	LVL 3 LVL 8	LVL 4	LVL 5
			303634	624901	1286013			25.0	50.0	100		
m,p-Xylene	CBNZ d5	Ave	10192 565439	19060 1175206	38959 2287241	102482	204486	0.500 25.0	1.00 50.0	2.00 100	5.00	10.0
o-Xylene	CBNZ d5	Ave	10442 556799	18572 1145692	39182 2274108	100124	199776	0.500 25.0	1.00 50.0	2.00 100	5.00	10.0
Styrene	CBNZ d5	Ave	16459 915742	33330 1969849	62233 3945013	154277	310407	0.500 25.0	1.00 50.0	2.00 100	5.00	10.0
Bromoform	CBNZ d5	Ave	3592 184592	5908 424148	11836 876060	31021	63568	0.500 25.0	1.00 50.0	2.00 100	5.00	10.0
Isopropylbenzene	DCBd 4	Ave	25261 1486094	46169 3031588	101642 6055313	272822	528724	0.500 25.0	1.00 50.0	2.00 100	5.00	10.0
Bromobenzene	DCBd 4	Ave	6817 374620	12894 778889	25071 1537890	64917	132103	0.500 25.0	1.00 50.0	2.00 100	5.00	10.0
1,1,2,2-Tetrachloroethane	DCBd 4	Ave	8085 381602	14660 813601	27694 1622995	68506	132179	0.500 25.0	1.00 50.0	2.00 100	5.00	10.0
N-Propylbenzene	DCBd 4	Ave	28820 1651455	54651 3469066	111861 6812030	294731	570699	0.500 25.0	1.00 50.0	2.00 100	5.00	10.0
1,2,3-Trichloropropane	DCBd 4	Ave	2912 132362	4615 277096	9985 548899	24585	46524	0.500 25.0	1.00 50.0	2.00 100	5.00	10.0
trans-1,4-Dichloro-2-butene	DCBd 4	Lin1	+++++ 123626	3414 287586	7569 559380	19214	39753	+++++ 25.0	1.00 50.0	2.00 100	5.00	10.0
2-Chlorotoluene	DCBd 4	Ave	7102 339987	13643 703914	24070 1374487	61531	124285	0.500 25.0	1.00 50.0	2.00 100	5.00	10.0
1,3,5-Trimethylbenzene	DCBd 4	Ave	21255	40441	85238	225805	448537	0.500	1.00	2.00	5.00	10.0

FORM VI
GC/MS VOA BY INTERNAL STANDARD - INITIAL CALIBRATION DATA
RESPONSE AND CONCENTRATION

Lab Name: Eurofins TestAmerica, Buffalo Job No.: 480-189927-1 Analy Batch No.: 596289

SDG No.:

Instrument ID: HP5973S GC Column: ZB-624 (20) ID: 0.18(mm) Heated Purge: (Y/N) N

Calibration Start Date: 09/14/2021 17:37 Calibration End Date: 09/14/2021 20:20 Calibration ID: 42382

ANALYTE	IS REF	CURVE TYPE	RESPONSE					CONCENTRATION (UG/L)				
			LVL 1 LVL 6	LVL 2 LVL 7	LVL 3 LVL 8	LVL 4	LVL 5	LVL 1 LVL 6	LVL 2 LVL 7	LVL 3 LVL 8	LVL 4	LVL 5
			1257252	2621814	5227235			25.0	50.0	100		
4-Chlorotoluene	DCBd 4	Ave	6346	11779	26029	63727	118673	0.500	1.00	2.00	5.00	10.0
			351499	726866	1430719			25.0	50.0	100		
tert-Butylbenzene	DCBd 4	Ave	5210	8822	18348	51562	96885	0.500	1.00	2.00	5.00	10.0
			281710	572822	1102985			25.0	50.0	100		
1,2,4-Trimethylbenzene	DCBd 4	Ave	23471	41879	88941	229672	455942	0.500	1.00	2.00	5.00	10.0
			1283383	2718988	5410645			25.0	50.0	100		
sec-Butylbenzene	DCBd 4	Ave	26752	48653	101465	283887	547646	0.500	1.00	2.00	5.00	10.0
			1582668	3290484	6519040			25.0	50.0	100		
1,3-Dichlorobenzene	DCBd 4	Ave	13928	24711	53328	130984	248081	0.500	1.00	2.00	5.00	10.0
			709121	1518128	3010720			25.0	50.0	100		
4-Isopropyltoluene	DCBd 4	Ave	23847	42227	92102	254825	483411	0.500	1.00	2.00	5.00	10.0
			1430481	2938775	5840893			25.0	50.0	100		
1,4-Dichlorobenzene	DCBd 4	Ave	14691	25939	55351	129990	248378	0.500	1.00	2.00	5.00	10.0
			716481	1545721	3078919			25.0	50.0	100		
n-Butylbenzene	DCBd 4	Ave	19322	35067	77322	212492	406187	0.500	1.00	2.00	5.00	10.0
			1191450	2458969	4814219			25.0	50.0	100		
1,2-Dichlorobenzene	DCBd 4	Ave	14529	26933	53571	131768	257907	0.500	1.00	2.00	5.00	10.0
			708452	1494519	3019504			25.0	50.0	100		
1,2-Dibromo-3-Chloropropane	DCBd 4	Ave	1329	2629	6106	15020	27741	0.500	1.00	2.00	5.00	10.0
			80891	170484	358556			25.0	50.0	100		
1,2,4-Trichlorobenzene	DCBd 4	Ave	11360	20781	39690	102033	192054	0.500	1.00	2.00	5.00	10.0
			540716	1129854	2167557			25.0	50.0	100		
Hexachlorobutadiene	DCBd 4	Ave	4312	8364	15764	45768	85207	0.500	1.00	2.00	5.00	10.0

FORM VI
GC/MS VOA BY INTERNAL STANDARD - INITIAL CALIBRATION DATA
RESPONSE AND CONCENTRATION

Lab Name: Eurofins TestAmerica, Buffalo Job No.: 480-189927-1 Analy Batch No.: 596289

SDG No.:

Instrument ID: HP5973S GC Column: ZB-624 (20) ID: 0.18(mm) Heated Purge: (Y/N) N

Calibration Start Date: 09/14/2021 17:37 Calibration End Date: 09/14/2021 20:20 Calibration ID: 42382

ANALYTE	IS REF	CURVE TYPE	RESPONSE					CONCENTRATION (UG/L)				
			LVL 1 LVL 6	LVL 2 LVL 7	LVL 3 LVL 8	LVL 4	LVL 5	LVL 1 LVL 6	LVL 2 LVL 7	LVL 3 LVL 8	LVL 4	LVL 5
			249426	510027	907763			25.0	50.0	100		
Naphthalene	DCBd 4	Ave	31073 1641849	60671 3518086	118471 7169814	295880	587795	0.500 25.0	1.00 50.0	2.00 100	5.00	10.0
1,2,3-Trichlorobenzene	DCBd 4	Ave	10002 534205	21204 1141429	39629 2164725	101978	197524	0.500 25.0	1.00 50.0	2.00 100	5.00	10.0
Dibromofluoromethane (Surr)	FB	Ave	223020 226925	212834 229790	217221 234818	216806	217599	25.0 25.0	25.0 25.0	25.0 25.0	25.0	25.0
1,2-Dichloroethane-d4 (Surr)	FB	Ave	145434 143504	142925 146635	139607 147869	140348	145339	25.0 25.0	25.0 25.0	25.0 25.0	25.0	25.0
Toluene-d8 (Surr)	CBNZ d5	Ave	871785 880966	847396 913307	784649 913223	845933	864773	25.0 25.0	25.0 25.0	25.0 25.0	25.0	25.0
4-Bromofluorobenzene (Surr)	CBNZ d5	Ave	290923 294459	282213 314475	270371 308499	273319	276856	25.0 25.0	25.0 25.0	25.0 25.0	25.0	25.0

Curve Type Legend
Ave = Average ISTD
Lin1 = Linear 1/conc ISTD

FORM VI
GC/MS VOA BY INTERNAL STANDARD - INITIAL CALIBRATION DATA
READBACK PERCENT ERROR

Lab Name: Eurofins TestAmerica, Buffalo Job No.: 480-189927-1 Analy Batch No.: 596289

SDG No.:

Instrument ID: HP5973S GC Column: ZB-624 (20) ID: 0.18(mm) Heated Purge: (Y/N) N

Calibration Start Date: 09/14/2021 17:37 Calibration End Date: 09/14/2021 20:20 Calibration ID: 42382

Calibration Files

LEVEL:	LAB SAMPLE ID:	LAB FILE ID:
Level 1	IC 480-596289/4	S3499.D
Level 2	IC 480-596289/5	S3500.D
Level 3	IC 480-596289/6	S3501.D
Level 4	IC 480-596289/7	S3502.D
Level 5	IC 480-596289/8	S3503.D
Level 6	ICIS 480-596289/9	S3504.D
Level 7	IC 480-596289/10	S3505.D
Level 8	IC 480-596289/11	S3506.D

ANALYTE	PERCENT ERROR						PERCENT ERROR LIMIT					
	LVL 1 # LVL 7 #	LVL 2 # LVL 8 #	LVL 3 #	LVL 4 #	LVL 5 #	LVL 6 #	LVL 1 LVL 7	LVL 2 LVL 8	LVL 3	LVL 4	LVL 5	LVL 6
Dichlorodifluoromethane	-17.4						30					
Chloromethane	1.9						30					
Vinyl chloride	+++++	15.0						30				
Butadiene	-3.6						30					
Bromomethane	11.2						30					
Chloroethane	10.8						30					
Dichlorofluoromethane	-10.3						30					
Trichlorofluoromethane	+++++	14.5						30				
Ethyl ether	10.9						30					
Acrolein	14.8						30					
1,1,2-Trichloro-1,2,2-trifluoroethane	-15.3						30					
1,1-Dichloroethene	24.0						30					
Acetone	-8.1						30					
Iodomethane	7.3						30					
Carbon disulfide	-10.9						30					

FORM VI
GC/MS VOA BY INTERNAL STANDARD - INITIAL CALIBRATION DATA
READBACK PERCENT ERROR

Lab Name: Eurofins TestAmerica, Buffalo Job No.: 480-189927-1 Analy Batch No.: 596289

SDG No.:

Instrument ID: HP5973S GC Column: ZB-624 (20) ID: 0.18(mm) Heated Purge: (Y/N) N

Calibration Start Date: 09/14/2021 17:37 Calibration End Date: 09/14/2021 20:20 Calibration ID: 42382

ANALYTE	PERCENT ERROR						PERCENT ERROR LIMIT					
	LVL 1 # LVL 7 #	LVL 2 # LVL 8 #	LVL 3 #	LVL 4 #	LVL 5 #	LVL 6 #	LVL 1 LVL 7	LVL 2 LVL 8	LVL 3	LVL 4	LVL 5	LVL 6
Allyl chloride	-4.3						30					
Methyl acetate	15.0						30					
Methylene Chloride	-6.7						30					
2-Methyl-2-propanol	-23.8						30					
Methyl tert-butyl ether	5.0						30					
trans-1,2-Dichloroethene	1.7						30					
Acrylonitrile	2.1						30					
Hexane	-2.4						30					
1,1-Dichloroethane	2.8						30					
Vinyl acetate	-3.3						30					
2,2-Dichloropropane	-1.4						30					
cis-1,2-Dichloroethene	-6.1						30					
2-Butanone (MEK)	6.1						30					
Chlorobromomethane	10.0						30					
Tetrahydrofuran	27.8						30					
Chloroform	22.5						30					
1,1,1-Trichloroethane	-5.5						30					
Cyclohexane	-15.0						30					
Carbon tetrachloride	-5.2						30					
1,1-Dichloropropene	-10.7						30					
Benzene	-1.2						30					

FORM VI
GC/MS VOA BY INTERNAL STANDARD - INITIAL CALIBRATION DATA
READBACK PERCENT ERROR

Lab Name: Eurofins TestAmerica, Buffalo Job No.: 480-189927-1 Analy Batch No.: 596289

SDG No.:

Instrument ID: HP5973S GC Column: ZB-624 (20) ID: 0.18(mm) Heated Purge: (Y/N) N

Calibration Start Date: 09/14/2021 17:37 Calibration End Date: 09/14/2021 20:20 Calibration ID: 42382

ANALYTE	PERCENT ERROR						PERCENT ERROR LIMIT					
	LVL 1 # LVL 7 #	LVL 2 # LVL 8 #	LVL 3 #	LVL 4 #	LVL 5 #	LVL 6 #	LVL 1 LVL 7	LVL 2 LVL 8	LVL 3	LVL 4	LVL 5	LVL 6
Isobutyl alcohol	-6.2						30					
1,2-Dichloroethane	9.1						30					
n-Heptane	19.2						30					
Trichloroethene	-5.3						30					
Methylcyclohexane	-11.0						30					
1,2-Dichloropropane	-6.2						30					
Dibromomethane	6.0						30					
1,4-Dioxane	+++++	-12.0						30				
Bromodichloromethane	-7.2						30					
2-Chloroethyl vinyl ether	-5.9						30					
cis-1,3-Dichloropropene	-2.5						30					
4-Methyl-2-pentanone (MIBK)	10.2						30					
Toluene	-7.2						30					
trans-1,3-Dichloropropene	-3.1						30					
Ethyl methacrylate	-17.3						30					
1,1,2-Trichloroethane	13.6						30					
Tetrachloroethene	1.1						30					
1,3-Dichloropropane	0.6						30					
2-Hexanone	-10.2						30					
Dibromochloromethane	-3.0						30					
1,2-Dibromoethane	2.1						30					

FORM VI
GC/MS VOA BY INTERNAL STANDARD - INITIAL CALIBRATION DATA
READBACK PERCENT ERROR

Lab Name: Eurofins TestAmerica, Buffalo Job No.: 480-189927-1 Analy Batch No.: 596289

SDG No.:

Instrument ID: HP5973S GC Column: ZB-624 (20) ID: 0.18(mm) Heated Purge: (Y/N) N

Calibration Start Date: 09/14/2021 17:37 Calibration End Date: 09/14/2021 20:20 Calibration ID: 42382

ANALYTE	PERCENT ERROR						PERCENT ERROR LIMIT					
	LVL 1 # LVL 7 #	LVL 2 # LVL 8 #	LVL 3 #	LVL 4 #	LVL 5 #	LVL 6 #	LVL 1 LVL 7	LVL 2 LVL 8	LVL 3	LVL 4	LVL 5	LVL 6
Chlorobenzene	-1.4						30					
Ethylbenzene	-2.6						30					
1,1,1,2-Tetrachloroethane	-10.2						30					
m,p-Xylene	-6.4						30					
o-Xylene	-3.0						30					
Styrene	-7.0						30					
Bromoform	-0.5						30					
Isopropylbenzene	-7.1						30					
Bromobenzene	-1.8						30					
1,1,2,2-Tetrachloroethane	8.5						30					
N-Propylbenzene	-5.3						30					
1,2,3-Trichloropropane	12.8						30					
trans-1,4-Dichloro-2-butene	+++++	22.0						30				
2-Chlorotoluene	7.1						30					
1,3,5-Trimethylbenzene	-8.1						30					
4-Chlorotoluene	-3.2						30					
tert-Butylbenzene	1.6						30					
1,2,4-Trimethylbenzene	-2.2						30					
sec-Butylbenzene	-6.5						30					
1,3-Dichlorobenzene	1.8						30					
4-Isopropyltoluene	-6.6						30					

FORM VI
GC/MS VOA BY INTERNAL STANDARD - INITIAL CALIBRATION DATA
READBACK PERCENT ERROR

Lab Name: Eurofins TestAmerica, Buffalo Job No.: 480-189927-1 Analy Batch No.: 596289

SDG No.:

Instrument ID: HP5973S GC Column: ZB-624 (20) ID: 0.18(mm) Heated Purge: (Y/N) N

Calibration Start Date: 09/14/2021 17:37 Calibration End Date: 09/14/2021 20:20 Calibration ID: 42382

ANALYTE	PERCENT ERROR						PERCENT ERROR LIMIT					
	LVL 1 # LVL 7 #	LVL 2 # LVL 8 #	LVL 3 #	LVL 4 #	LVL 5 #	LVL 6 #	LVL 1 LVL 7	LVL 2 LVL 8	LVL 3	LVL 4	LVL 5	LVL 6
1,4-Dichlorobenzene	4.9						30					
n-Butylbenzene	-9.0						30					
1,2-Dichlorobenzene	4.1						30					
1,2-Dibromo-3-Chloropropane	-12.5						30					
1,2,4-Trichlorobenzene	7.6						30					
Hexachlorobutadiene	-3.9						30					
Naphthalene	-2.0						30					
1,2,3-Trichlorobenzene	-4.2						30					
Dibromofluoromethane (Surr)	-0.7						30					
1,2-Dichloroethane-d4 (Surr)	0.0						30					
Toluene-d8 (Surr)	-2.4						30					
4-Bromofluorobenzene (Surr)	-2.4						30					

Eurofins TestAmerica, Buffalo
Target Compound Quantitation Report

Data File: \\chromfs\Buffalo\ChromData\HP5973S\20210914-100971.b\S3499.D
Lims ID: IC 0.5
Client ID:
Sample Type: IC Calib Level: 1
Inject. Date: 14-Sep-2021 17:37:30 ALS Bottle#: 4 Worklist Smp#: 4
Purge Vol: 5.000 mL Dil. Factor: 1.0000
Sample Info: IC 0.5
Misc. Info.: 480-0100971-004
Operator ID: wd Instrument ID: HP5973S
Sublist: chrom-S-8260*sub26

Method: \\chromfs\Buffalo\ChromData\HP5973S\20210914-100971.b\S-8260.m
Limit Group: MV - 8260C ICAL
Last Update: 15-Sep-2021 10:50:08 Calib Date: 15-Sep-2021 00:35:30
Integrator: RTE ID Type: RT Order ID
Quant Method: Internal Standard Quant By: Initial Calibration
Last ICal File: \\chromfs\Buffalo\ChromData\HP5973S\20210914-100971.b\S3517.D

Column 1 : ZB-624 (0.18 mm) Det: MS SCAN
Process Host: CTX1643

First Level Reviewer: HillL Date: 15-Sep-2021 10:05:00

Compound	Sig	RT (min.)	Adj RT (min.)	Dlt RT (min.)	Q	Response	Cal Amt ug/L	OnCol Amt ug/L	Flags
* 153 Fluorobenzene (IS)	70	4.999	4.999	0.000	98	166804	25.0	25.0	
* 2 Chlorobenzene-d5	82	7.968	7.962	0.006	86	352919	25.0	25.0	
* 3 1,4-Dichlorobenzene-d4	152	10.395	10.395	0.000	93	357993	25.0	25.0	
$ 154 Dibromofluoromethane (Surr)	113	4.433	4.434	-0.001	55	223020	25.0	24.8	
$ 4 1,2-Dichloroethane-d4 (Surr)	67	4.732	4.732	0.000	92	145434	25.0	25.0	
$ 5 Toluene-d8 (Surr)	98	6.496	6.496	0.000	91	871785	25.0	24.4	
$ 6 4-Bromofluorobenzene (Surr)	174	9.221	9.221	0.000	90	290923	25.0	24.4	
10 Dichlorodifluoromethane	85	1.081	1.088	-0.007	46	4900	0.5000	0.4128	M
12 Chloromethane	50	1.240	1.246	-0.006	43	7994	0.5000	0.5097	
13 Vinyl chloride	62	1.313	1.319	-0.006	18	4743	0.5000	0.3331	
151 Butadiene	54	1.319	1.325	-0.006	68	8113	0.5000	0.4820	
14 Bromomethane	94	1.592	1.586	0.006	68	5318	0.5000	0.5561	M
15 Chloroethane	64	1.647	1.647	0.000	46	5486	0.5000	0.5538	
16 Dichlorofluoromethane	67	1.842	1.848	-0.006	50	9204	0.5000	0.4484	M
17 Trichlorofluoromethane	101	1.854	1.860	-0.006	28	5707	0.5000	0.3265	
18 Ethyl ether	59	2.097	2.091	0.006	72	6648	0.5000	0.5546	a
20 Acrolein	56	2.280	2.274	0.006	13	2487	2.50	2.87	M
21 1,1,2-Trichloro-1,2,2-trifluoroe	101	2.298	2.292	0.006	19	4009	0.5000	0.4235	
22 1,1-Dichloroethene	96	2.310	2.304	0.006	54	6289	0.5000	0.6198	
23 Acetone	43	2.408	2.420	-0.012	75	11799	2.50	2.30	M
25 Iodomethane	142	2.468	2.462	0.006	74	9738	0.5000	0.5367	
26 Carbon disulfide	76	2.493	2.499	-0.006	69	14530	0.5000	0.4457	
28 3-Chloro-1-propene	41	2.651	2.651	0.000	58	9571	0.5000	0.4784	M
27 Methyl acetate	43	2.700	2.700	0.000	76	15546	1.00	1.15	
30 Methylene Chloride	84	2.809	2.803	0.006	80	13183	0.5000	0.4665	
31 2-Methyl-2-propanol	59	3.004	2.973	0.031	37	6092	5.00	3.81	M
32 Methyl tert-butyl ether	73	3.004	2.998	0.006	82	19202	0.5000	0.5248	
34 trans-1,2-Dichloroethene	96	3.010	3.010	0.000	66	5816	0.5000	0.5086	
33 Acrylonitrile	53	3.077	3.077	0.000	96	35733	5.00	5.10	M
35 Hexane	57	3.199	3.199	-0.001	72	8461	0.5000	0.4879	

Compound	Sig	RT (min.)	Adj RT (min.)	Dlt RT (min.)	Q	Response	Cal Amt ug/L	OnCol Amt ug/L	Flags
39 1,1-Dichloroethane	63	3.411	3.418	-0.007	53	10777	0.5000	0.5140	
37 Vinyl acetate	43	3.484	3.478	0.006	95	26787	1.00	0.9669	
44 2,2-Dichloropropane	77	3.929	3.923	0.006	52	5249	0.5000	0.4928	
45 cis-1,2-Dichloroethene	96	3.971	3.965	0.006	24	5803	0.5000	0.4695	a
43 2-Butanone (MEK)	43	4.014	4.008	0.006	94	20799	2.50	2.65	
48 Chlorobromomethane	128	4.196	4.196	0.000	68	3647	0.5000	0.5501	
49 Tetrahydrofuran	42	4.221	4.208	0.013	74	7436	1.00	1.28	
50 Chloroform	83	4.281	4.275	0.006	55	12727	0.5000	0.6126	
51 1,1,1-Trichloroethane	97	4.373	4.373	0.000	33	7753	0.5000	0.4724	
52 Cyclohexane	56	4.373	4.379	-0.006	59	9087	0.5000	0.4248	
55 Carbon tetrachloride	117	4.500	4.507	-0.007	47	6824	0.5000	0.4738	a
54 1,1-Dichloropropene	75	4.525	4.525	0.000	49	6431	0.5000	0.4464	
57 Benzene	78	4.725	4.726	-0.001	37	22014	0.5000	0.4938	
53 Isobutyl alcohol	43	4.792	4.780	0.012	18	6411	12.5	11.7	M
58 1,2-Dichloroethane	62	4.798	4.805	-0.007	54	9225	0.5000	0.5454	
59 n-Heptane	43	4.914	4.914	0.000	77	11735	0.5000	0.5961	
62 Trichloroethene	95	5.340	5.334	0.006	68	5048	0.5000	0.4733	
64 Methylcyclohexane	83	5.443	5.443	0.000	54	8661	0.5000	0.4448	
65 1,2-Dichloropropane	63	5.577	5.577	0.000	50	5315	0.5000	0.4690	
67 Dibromomethane	93	5.717	5.711	0.006	58	3738	0.5000	0.5302	
66 1,4-Dioxane	88	5.741	5.717	0.024	0	490	10.0	10.4	M
68 Dichlorobromomethane	83	5.863	5.869	-0.006	48	6040	0.5000	0.4641	
69 2-Chloroethyl vinyl ether	63	6.167	6.155	0.012	55	3689	0.5000	0.4704	
72 cis-1,3-Dichloropropene	75	6.283	6.283	0.000	54	8192	0.5000	0.4876	
73 4-Methyl-2-pentanone (MIBK)	43	6.441	6.435	0.006	85	49146	2.50	2.75	
74 Toluene	92	6.563	6.557	0.006	78	13259	0.5000	0.4642	
77 trans-1,3-Dichloropropene	75	6.861	6.855	0.006	51	7975	0.5000	0.4844	a
75 Ethyl methacrylate	69	6.916	6.903	0.013	59	5873	0.5000	0.4134	
79 1,1,2-Trichloroethane	83	7.043	7.037	0.006	49	5014	0.5000	0.5678	
81 Tetrachloroethene	166	7.086	7.080	0.006	58	6274	0.5000	0.5057	
82 1,3-Dichloropropane	76	7.195	7.195	0.000	82	9132	0.5000	0.5028	
80 2-Hexanone	43	7.281	7.275	0.006	88	26884	2.50	2.25	
83 Chlorodibromomethane	129	7.427	7.427	0.000	35	5036	0.5000	0.4849	
84 Ethylene Dibromide	107	7.524	7.518	0.006	44	5630	0.5000	0.5103	
87 Chlorobenzene	112	7.998	7.992	0.006	48	16069	0.5000	0.4932	
88 Ethylbenzene	91	8.090	8.090	0.000	87	26149	0.5000	0.4871	
89 1,1,1,2-Tetrachloroethane	131	8.102	8.096	0.006	10	5290	0.5000	0.4488	
90 m-Xylene & p-Xylene	106	8.211	8.211	0.000	89	10192	0.5000	0.4681	
91 o-Xylene	106	8.637	8.631	0.006	82	10442	0.5000	0.4850	
92 Styrene	104	8.674	8.668	0.006	60	16459	0.5000	0.4652	
95 Bromoform	173	8.917	8.911	0.006	17	3592	0.5000	0.4973	
94 Isopropylbenzene	105	9.020	9.021	-0.001	77	25261	0.5000	0.4645	
101 Bromobenzene	156	9.373	9.367	0.006	59	6817	0.5000	0.4912	
97 1,1,2,2-Tetrachloroethane	83	9.452	9.452	0.000	36	8085	0.5000	0.5424	
99 N-Propylbenzene	91	9.465	9.465	0.000	88	28820	0.5000	0.4735	
100 1,2,3-Trichloropropane	110	9.477	9.477	0.000	39	2912	0.5000	0.5639	
98 trans-1,4-Dichloro-2-butene	53	9.495	9.495	0.000	0	1440	0.5000	0.8132	M
103 2-Chlorotoluene	126	9.562	9.562	0.000	81	7102	0.5000	0.5357	
102 1,3,5-Trimethylbenzene	105	9.653	9.653	0.000	81	21255	0.5000	0.4596	
105 4-Chlorotoluene	126	9.684	9.684	0.000	70	6346	0.5000	0.4839	
106 tert-Butylbenzene	134	9.976	9.976	0.000	66	5210	0.5000	0.5078	
107 1,2,4-Trimethylbenzene	105	10.036	10.037	-0.001	67	23471	0.5000	0.4890	

Compound	Sig	RT (min.)	Adj RT (min.)	Dlt RT (min.)	Q	Response	Cal Amt ug/L	OnCol Amt ug/L	Flags
109 sec-Butylbenzene	105	10.195	10.195	0.000	63	26752	0.5000	0.4676	
111 1,3-Dichlorobenzene	146	10.328	10.329	-0.001	72	13928	0.5000	0.5091	
110 4-Isopropyltoluene	119	10.341	10.341	0.000	83	23847	0.5000	0.4668	
113 1,4-Dichlorobenzene	146	10.420	10.420	0.000	2	14691	0.5000	0.5247	
115 n-Butylbenzene	91	10.736	10.736	0.000	81	19322	0.5000	0.4550	
116 1,2-Dichlorobenzene	146	10.779	10.773	0.006	76	14529	0.5000	0.5204	
117 1,2-Dibromo-3-Chloropropane	75	11.515	11.521	-0.006	1	1329	0.5000	0.4373	
119 1,2,4-Trichlorobenzene	180	12.190	12.196	-0.006	57	11360	0.5000	0.5380	
120 Hexachlorobutadiene	225	12.312	12.312	0.000	36	4312	0.5000	0.4807	
121 Naphthalene	128	12.409	12.409	0.000	78	31073	0.5000	0.4902	
122 1,2,3-Trichlorobenzene	180	12.616	12.610	0.006	57	10002	0.5000	0.4788	
S 123 Total BTEX	1				0			2.40	
S 126 1,3-Dichloropropene, Total	1				0			0.9720	
S 125 1,2-Dichloroethene, Total	1				0			0.9781	
S 124 Xylenes, Total	1				0			0.9532	

QC Flag Legend

Processing Flags

Review Flags

M - Manually Integrated

a - User Assigned ID

Reagents:

GAS CORP mix_00472	Amount Added:	0.50	Units: uL	
8260 CORP mix_00214	Amount Added:	0.50	Units: uL	
S_8260_IS_00351	Amount Added:	1.00	Units: uL	Run Reagent
S_8260_Surr_00398	Amount Added:	1.00	Units: uL	Run Reagent

Report Date: 15-Sep-2021 10:50:09 Chrom Revision: 2.3 13-May-2021 07:57:40

Eurofins TestAmerica, Buffalo

Data File: \\chromfs\Buffalo\ChromData\HP5973S\20210914-100971.b\S3499.D

Injection Date: 14-Sep-2021 17:37:30 Instrument ID: HP5973S Operator ID: wd

Lims ID: IC 0.5 Worklist Smp#: 4

Client ID:

Purge Vol: 5.000 mL Dil. Factor: 1.0000 ALS Bottle#: 4

Method: S-8260 Limit Group: MV - 8260C ICAL

Column: ZB-624 (0.18 mm)

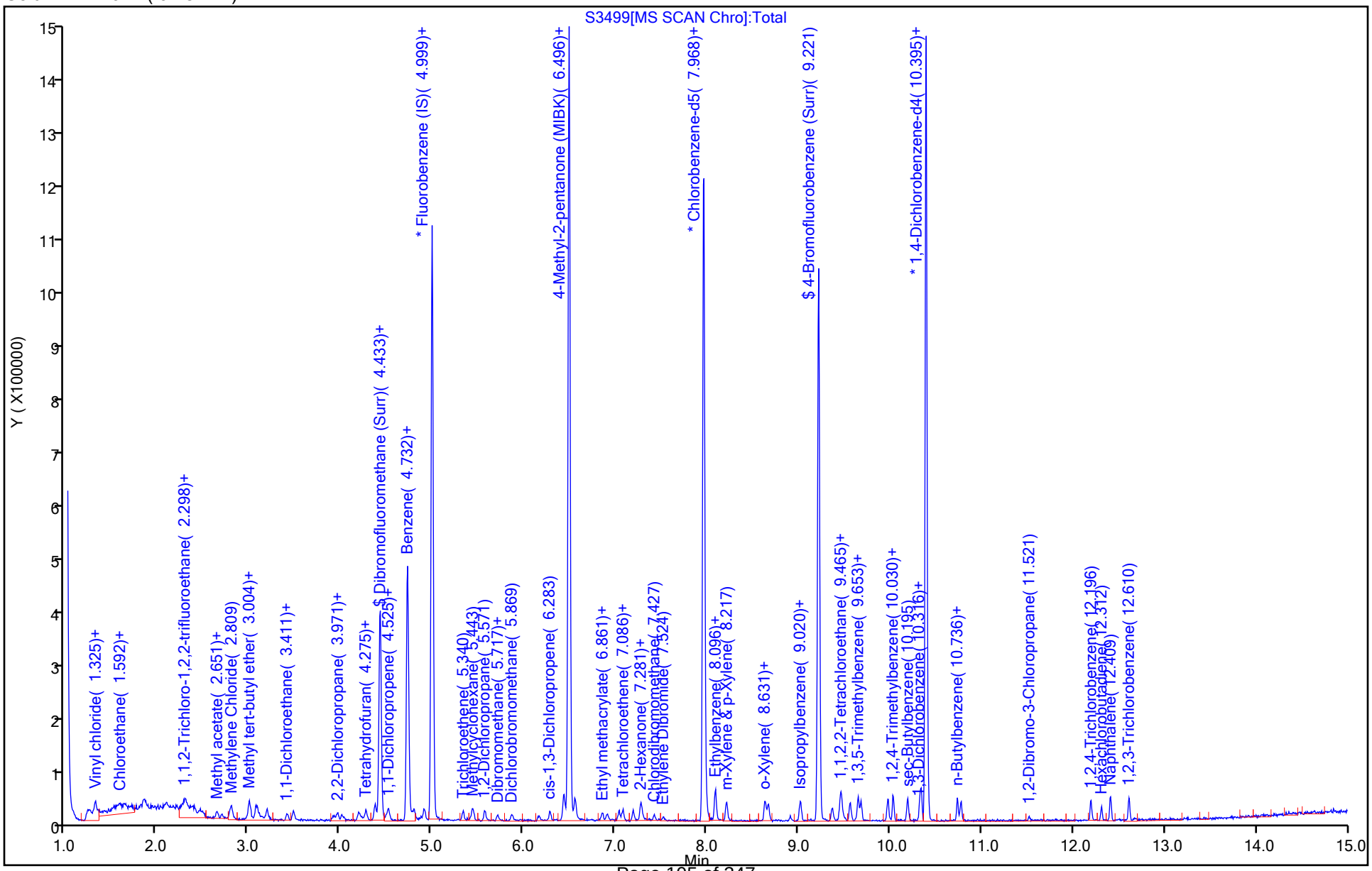

Manual Integration/User Assign Peak Report

Eurofins TestAmerica, Buffalo

Data File:	\\chromfs\Buffalo\ChromData\HP5973S\20210914-100971.b\S3499.D				
Injection Date:	14-Sep-2021 17:37:30	Instrument ID:	HP5973S		
Lims ID:	IC 0.5				
Client ID:					
Operator ID:	wd	ALS Bottle#:	4	Worklist Smp#:	4
Purge Vol:	5.000 mL	Dil. Factor:	1.0000		
Method:	S-8260	Limit Group:	MV - 8260C ICAL		
Column:	ZB-624 (0.18 mm)	Detector	MS SCAN		

10 Dichlorodifluoromethane, CAS: 75-71-8

Signal: 1

Processing Integration Results

RT: 1.08
Area: 2122
Amount: 0.352223
Amount Units: ug/L

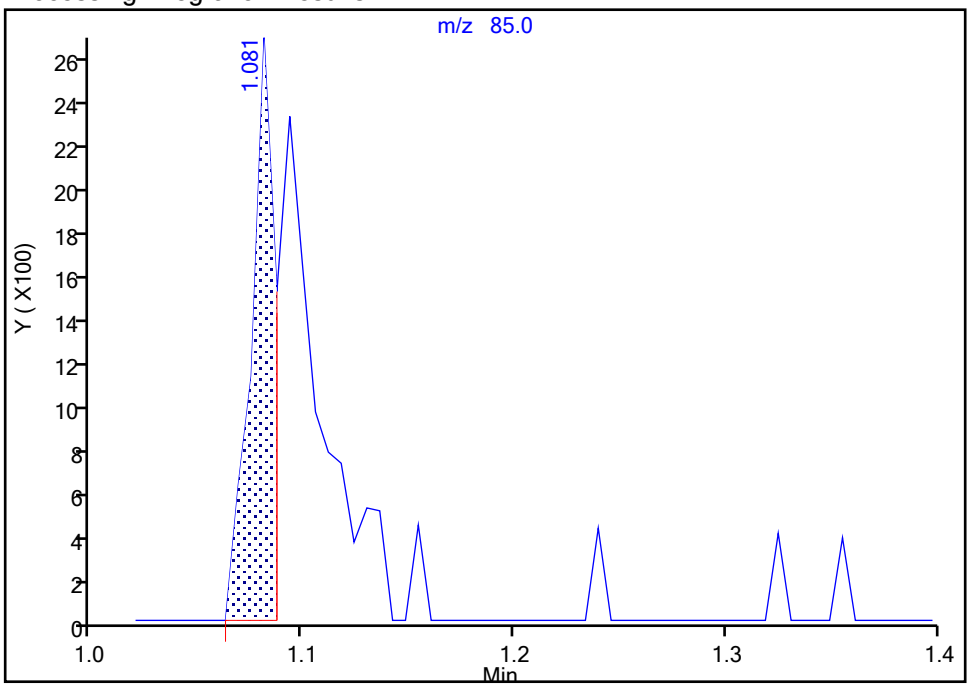

Manual Integration Results

RT: 1.08
Area: 4900
Amount: 0.412778
Amount Units: ug/L

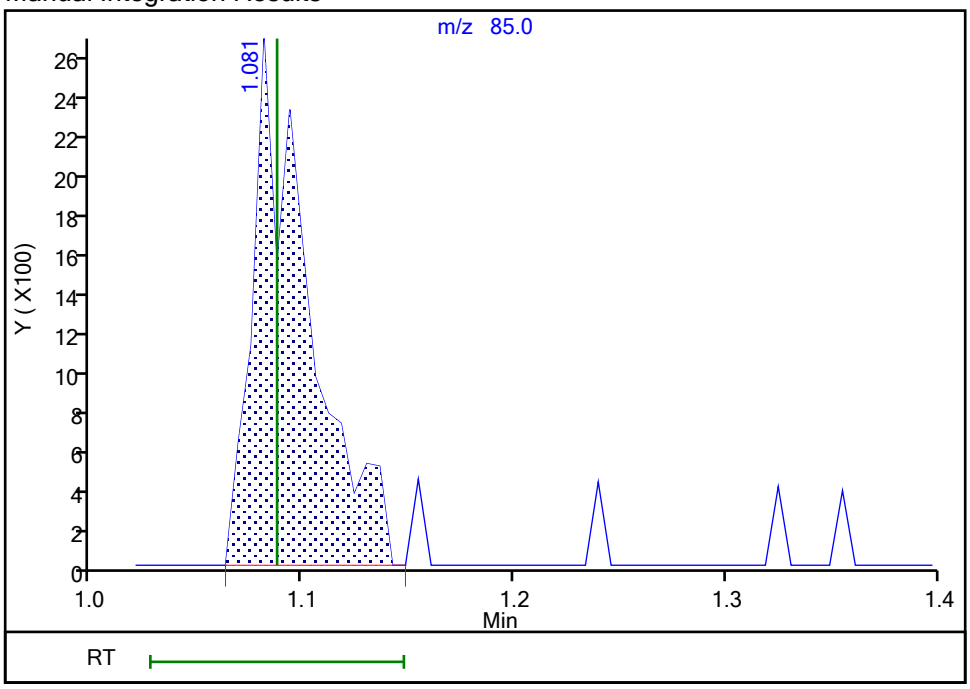

Reviewer: HillL, 15-Sep-2021 10:00:03

Audit Action: Manually Integrated Audit Reason: Poor chromatography

Manual Integration/User Assign Peak Report

Eurofins TestAmerica, Buffalo

Data File:	\\chromfs\Buffalo\ChromData\HP5973S\20210914-100971.b\S3499.D				
Injection Date:	14-Sep-2021 17:37:30	Instrument ID:	HP5973S		
Lims ID:	IC 0.5				
Client ID:					
Operator ID:	wd	ALS Bottle#:	4	Worklist Smp#:	4
Purge Vol:	5.000 mL	Dil. Factor:	1.0000		
Method:	S-8260	Limit Group:	MV - 8260C ICAL		
Column:	ZB-624 (0.18 mm)	Detector	MS SCAN		

14 Bromomethane, CAS: 74-83-9

Signal: 1

Processing Integration Results

RT: 1.59
Area: 5692
Amount: 0.589423
Amount Units: ug/L

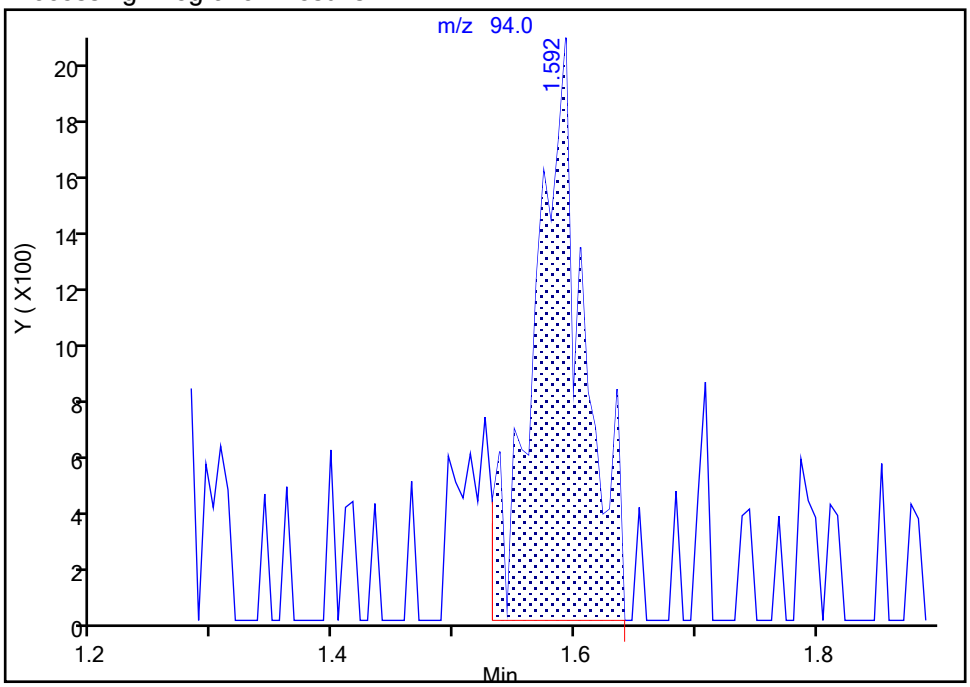

Manual Integration Results

RT: 1.59
Area: 5318
Amount: 0.556079
Amount Units: ug/L

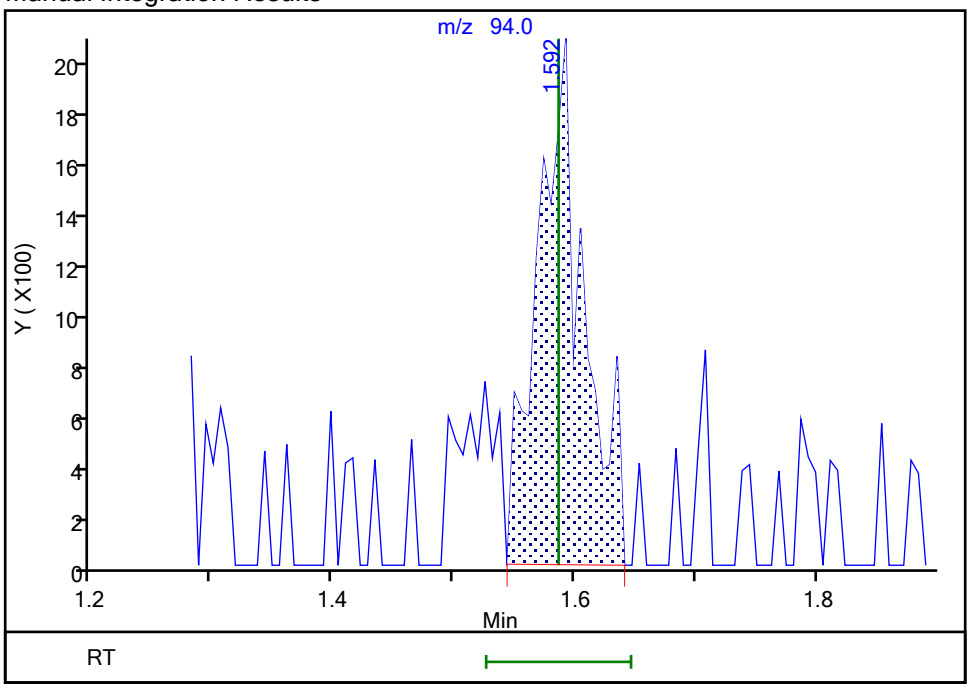

Reviewer: HillL, 15-Sep-2021 10:00:35

Audit Action: Manually Integrated Audit Reason: Poor chromatography

Eurofins TestAmerica, Buffalo

Data File:	\\chromfs\Buffalo\ChromData\HP5973S\20210914-100971.b\S3499.D				
Injection Date:	14-Sep-2021 17:37:30	Instrument ID:	HP5973S		
Lims ID:	IC 0.5				
Client ID:					
Operator ID:	wd	ALS Bottle#:	4	Worklist Smp#:	4
Purge Vol:	5.000 mL	Dil. Factor:	1.0000		
Method:	S-8260	Limit Group:	MV - 8260C ICAL		
Column:	ZB-624 (0.18 mm)	Detector	MS SCAN		

16 Dichlorofluoromethane, CAS: 75-43-4

Signal: 1

Processing Integration Results

RT: 1.84
Area: 13020
Amount: 0.606074
Amount Units: ug/L

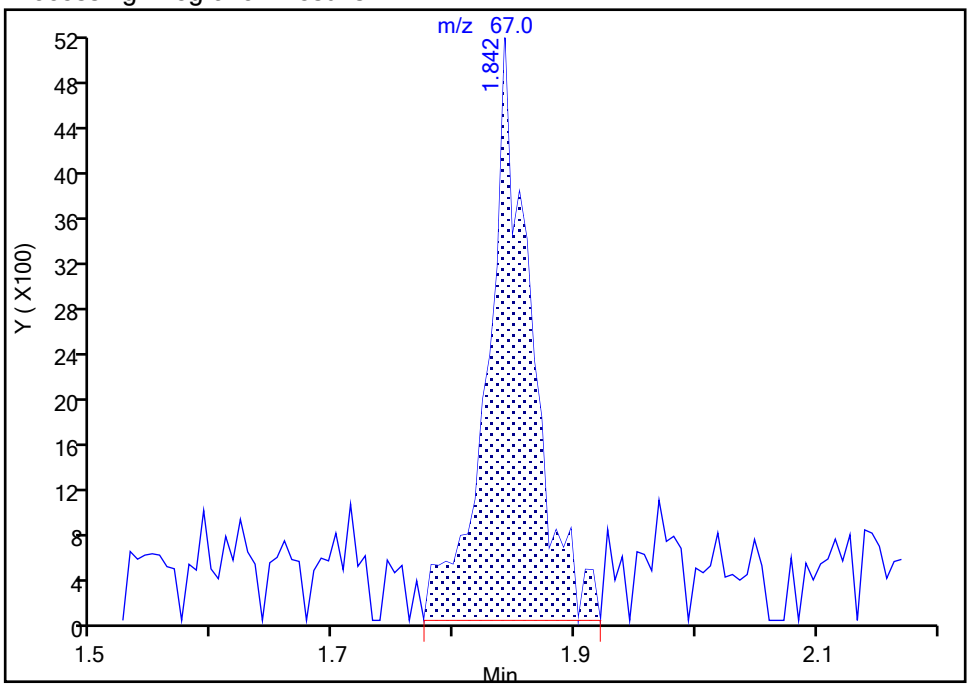

Manual Integration Results

RT: 1.84
Area: 9204
Amount: 0.448352
Amount Units: ug/L

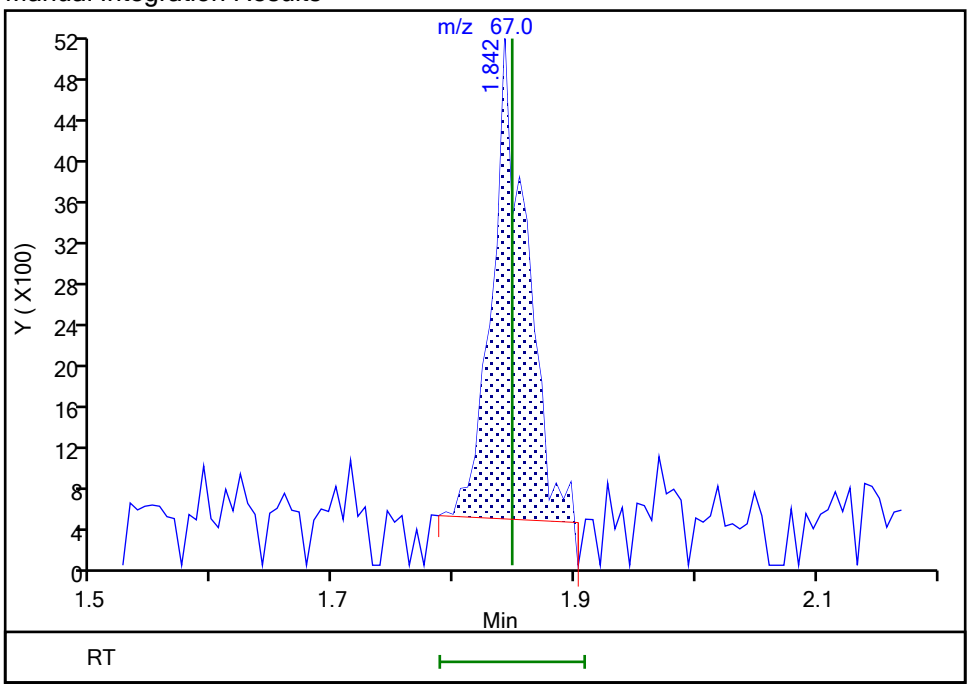

Reviewer: HillL, 15-Sep-2021 10:00:47
Audit Action: Manually Integrated Audit Reason: Poor chromatography

Manual Integration/User Assign Peak Report

Eurofins TestAmerica, Buffalo

Data File:	\\chromfs\Buffalo\ChromData\HP5973S\20210914-100971.b\S3499.D				
Injection Date:	14-Sep-2021 17:37:30	Instrument ID:	HP5973S		
Lims ID:	IC 0.5				
Client ID:					
Operator ID:	wd	ALS Bottle#:	4	Worklist Smp#:	4
Purge Vol:	5.000 mL	Dil. Factor:	1.0000		
Method:	S-8260	Limit Group:	MV - 8260C ICAL		
Column:	ZB-624 (0.18 mm)	Detector	MS SCAN		

18 Ethyl ether, CAS: 60-29-7

Signal: 1

Not Detected
Expected RT: 2.09

Processing Integration Results

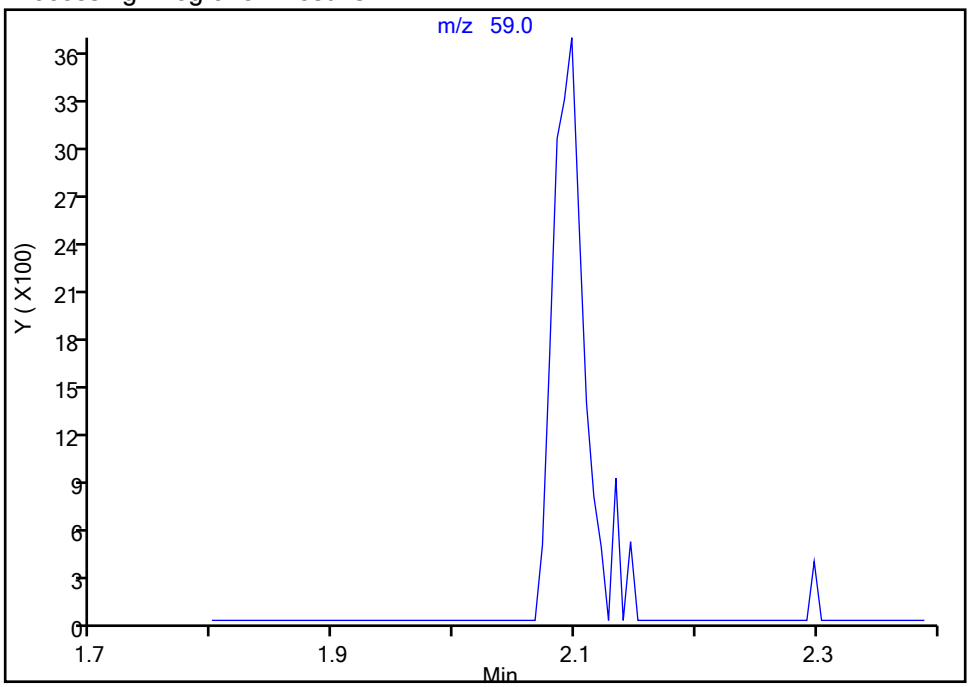

RT: 2.10
Area: 6648
Amount: 0.554630
Amount Units: ug/L

Manual Integration Results

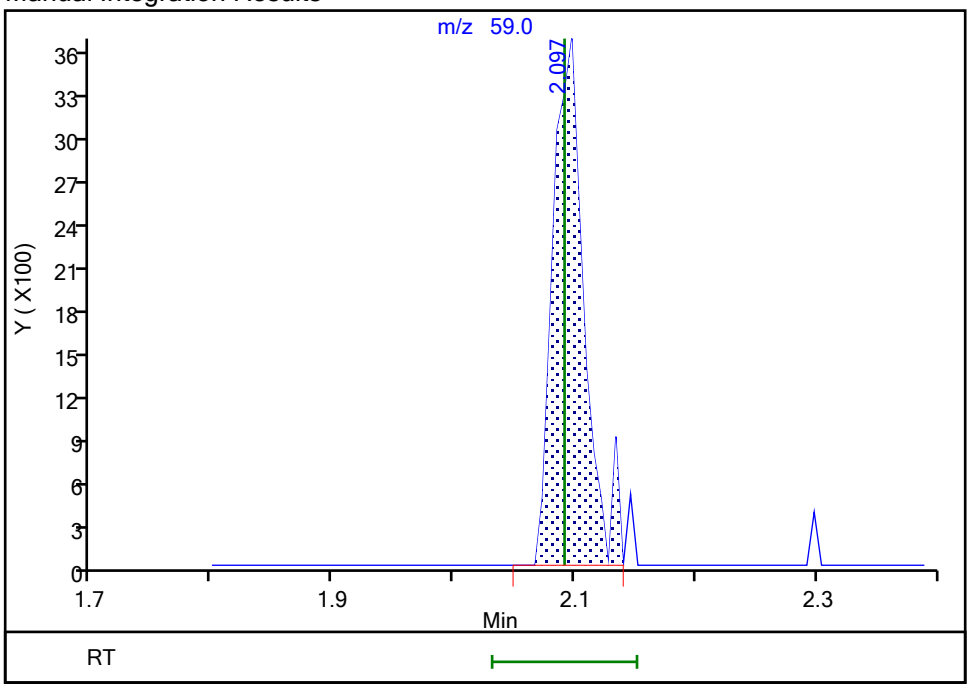

Reviewer: HillL, 15-Sep-2021 10:00:54
Audit Action: Assigned Compound ID Audit Reason: Poor chromatography

Manual Integration/User Assign Peak Report

Eurofins TestAmerica, Buffalo

Data File:	\\chromfs\Buffalo\ChromData\HP5973S\20210914-100971.b\S3499.D				
Injection Date:	14-Sep-2021 17:37:30	Instrument ID:	HP5973S		
Lims ID:	IC 0.5				
Client ID:					
Operator ID:	wd	ALS Bottle#:	4	Worklist Smp#:	4
Purge Vol:	5.000 mL	Dil. Factor:	1.0000		
Method:	S-8260	Limit Group:	MV - 8260C ICAL		
Column:	ZB-624 (0.18 mm)	Detector	MS SCAN		

20 Acrolein, CAS: 107-02-8

Signal: 1

Not Detected
Expected RT: 2.27

Processing Integration Results

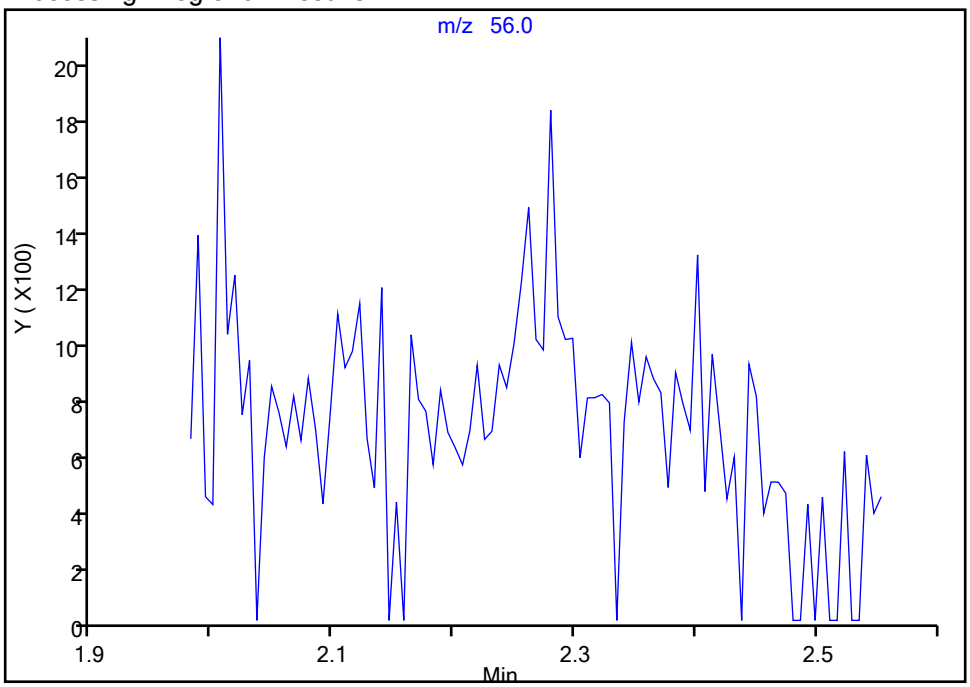

RT: 2.28
Area: 2487
Amount: 2.868799
Amount Units: ug/L

Manual Integration Results

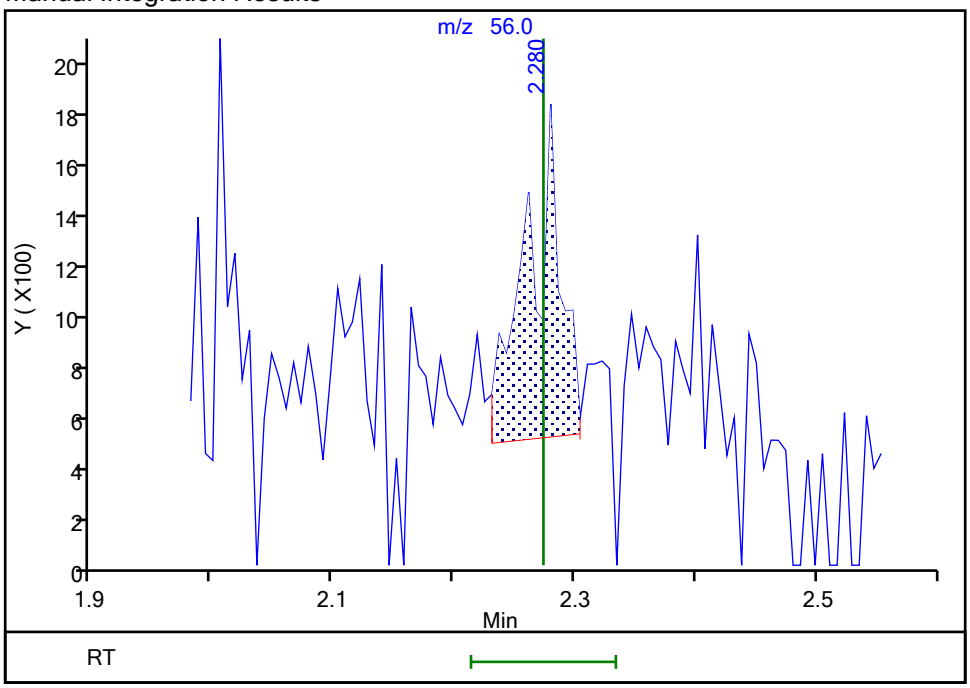

Reviewer: HillL, 15-Sep-2021 10:01:17
Audit Action: Manually Integrated Audit Reason: Poor chromatography

Manual Integration/User Assign Peak Report

Eurofins TestAmerica, Buffalo

Data File:	\\chromfs\Buffalo\ChromData\HP5973S\20210914-100971.b\S3499.D				
Injection Date:	14-Sep-2021 17:37:30	Instrument ID:	HP5973S		
Lims ID:	IC 0.5				
Client ID:					
Operator ID:	wd	ALS Bottle#:	4	Worklist Smp#:	4
Purge Vol:	5.000 mL	Dil. Factor:	1.0000		
Method:	S-8260	Limit Group:	MV - 8260C ICAL		
Column:	ZB-624 (0.18 mm)	Detector	MS SCAN		

23 Acetone, CAS: 67-64-1

Signal: 1

Processing Integration Results

RT: 2.41
Area: 27136
Amount: 4.247949
Amount Units: ug/L

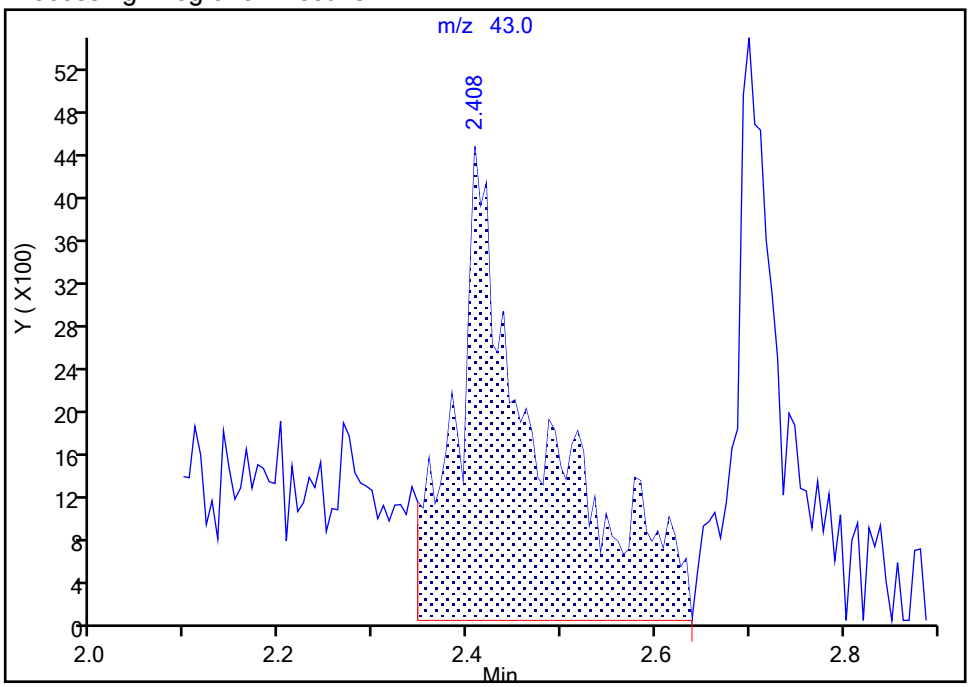

Manual Integration Results

RT: 2.41
Area: 11799
Amount: 2.298348
Amount Units: ug/L

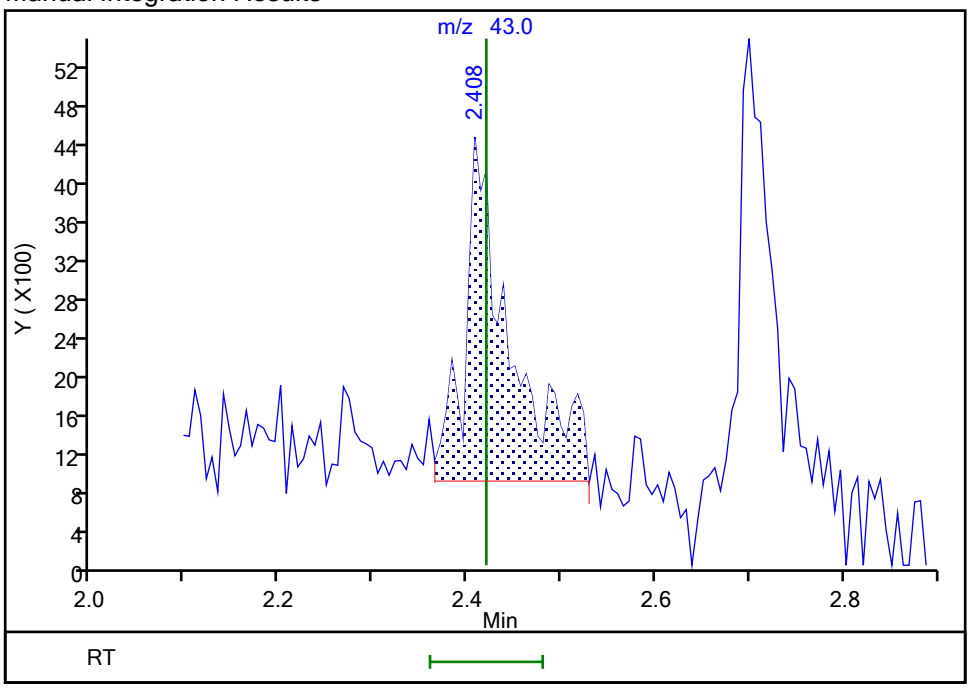

Reviewer: HillL, 15-Sep-2021 10:01:46

Audit Action: Manually Integrated Audit Reason: Poor chromatography

Eurofins TestAmerica, Buffalo

Data File:	\\chromfs\Buffalo\ChromData\HP5973S\20210914-100971.b\S3499.D				
Injection Date:	14-Sep-2021 17:37:30	Instrument ID:	HP5973S		
Lims ID:	IC 0.5				
Client ID:					
Operator ID:	wd	ALS Bottle#:	4	Worklist Smp#:	4
Purge Vol:	5.000 mL	Dil. Factor:	1.0000		
Method:	S-8260	Limit Group:	MV - 8260C ICAL		
Column:	ZB-624 (0.18 mm)	Detector	MS SCAN		

28 3-Chloro-1-propene, CAS: 107-05-1

Signal: 1

Processing Integration Results

RT: 2.65
Area: 12912
Amount: 0.619542
Amount Units: ug/L

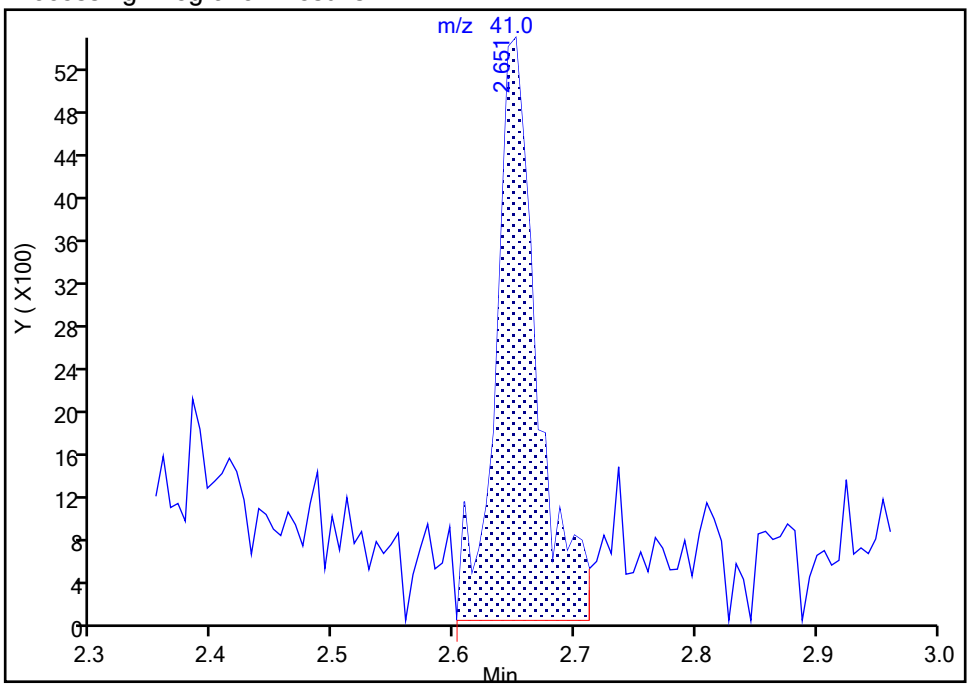

Manual Integration Results

RT: 2.65
Area: 9571
Amount: 0.478408
Amount Units: ug/L

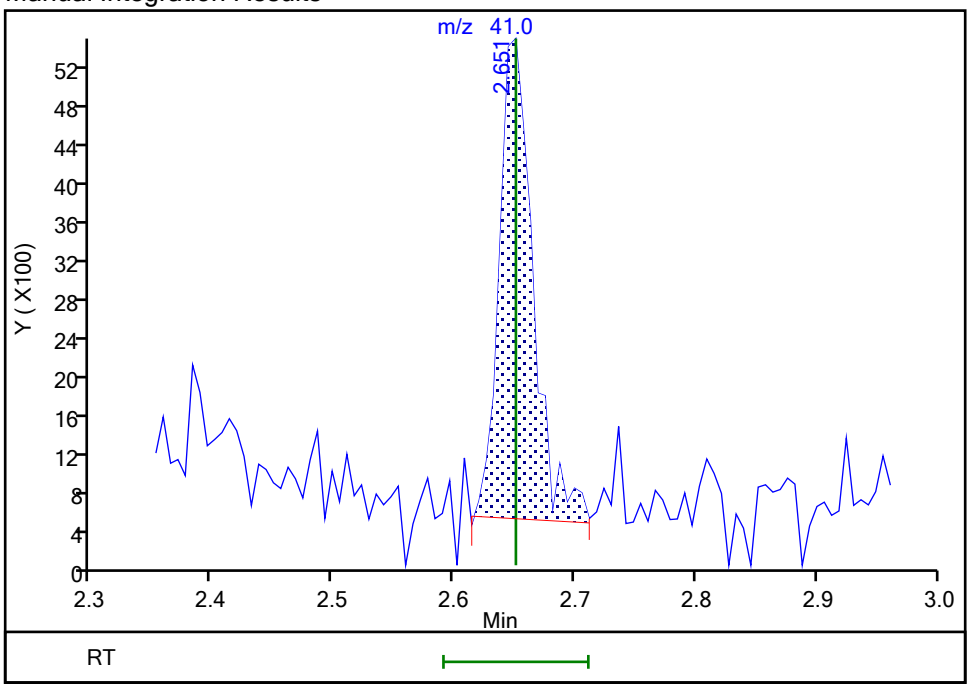

Reviewer: HillL, 15-Sep-2021 10:02:06
Audit Action: Manually Integrated Audit Reason: Poor chromatography

Manual Integration/User Assign Peak Report

Eurofins TestAmerica, Buffalo

Data File:	\\chromfs\Buffalo\ChromData\HP5973S\20210914-100971.b\S3499.D				
Injection Date:	14-Sep-2021 17:37:30	Instrument ID:	HP5973S		
Lims ID:	IC 0.5				
Client ID:					
Operator ID:	wd	ALS Bottle#:	4	Worklist Smp#:	4
Purge Vol:	5.000 mL	Dil. Factor:	1.0000		
Method:	S-8260	Limit Group:	MV - 8260C ICAL		
Column:	ZB-624 (0.18 mm)	Detector	MS SCAN		

31 2-Methyl-2-propanol, CAS: 75-65-0

Signal: 1

Processing Integration Results

RT: 3.00
Area: 4352
Amount: 2.974108
Amount Units: ug/L

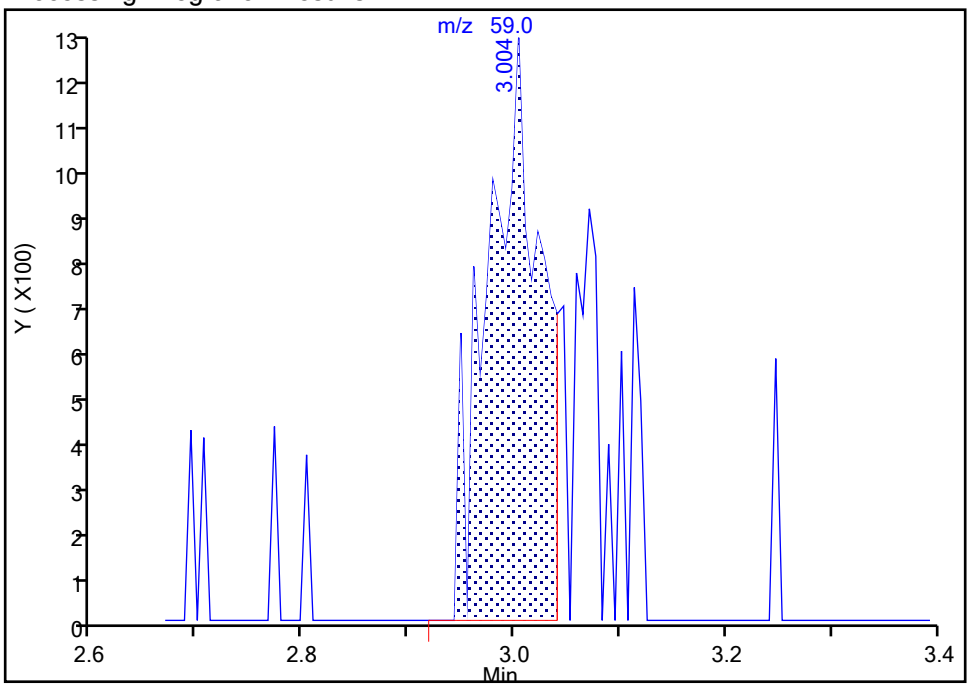

Manual Integration Results

RT: 3.00
Area: 6092
Amount: 3.811950
Amount Units: ug/L

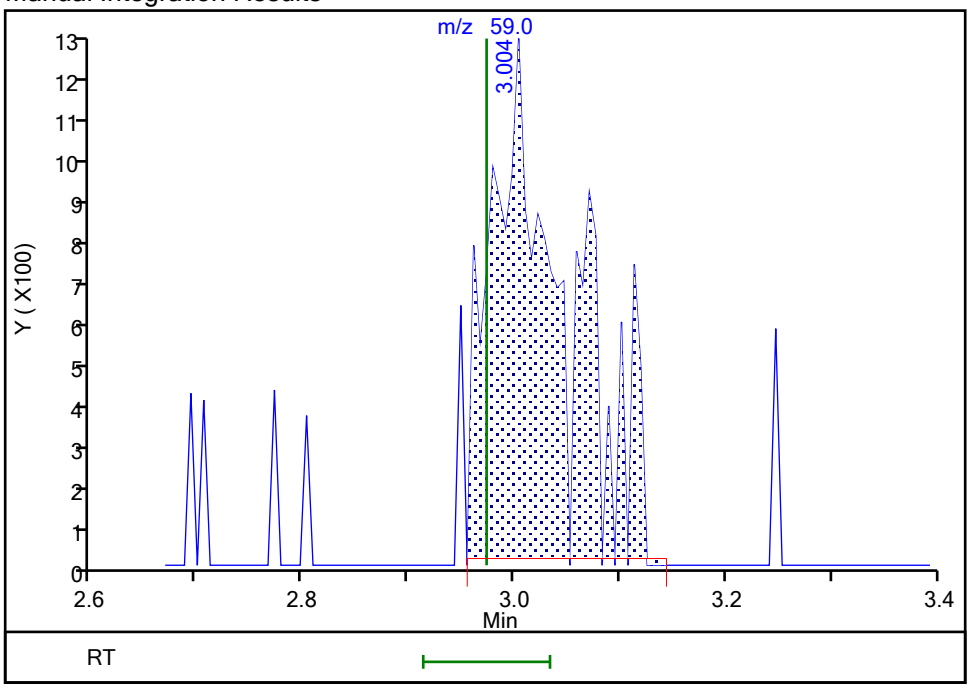

Reviewer: HillL, 15-Sep-2021 10:02:23
Audit Action: Manually Integrated Audit Reason: Poor chromatography

Manual Integration/User Assign Peak Report

Eurofins TestAmerica, Buffalo

Data File:	\\chromfs\Buffalo\ChromData\HP5973S\20210914-100971.b\S3499.D				
Injection Date:	14-Sep-2021 17:37:30	Instrument ID:	HP5973S		
Lims ID:	IC 0.5				
Client ID:					
Operator ID:	wd	ALS Bottle#:	4	Worklist Smp#:	4
Purge Vol:	5.000 mL	Dil. Factor:	1.0000		
Method:	S-8260	Limit Group:	MV - 8260C ICAL		
Column:	ZB-624 (0.18 mm)	Detector	MS SCAN		

33 Acrylonitrile, CAS: 107-13-1

Signal: 1

Processing Integration Results

RT: 3.08
Area: 28342
Amount: 4.244311
Amount Units: ug/L

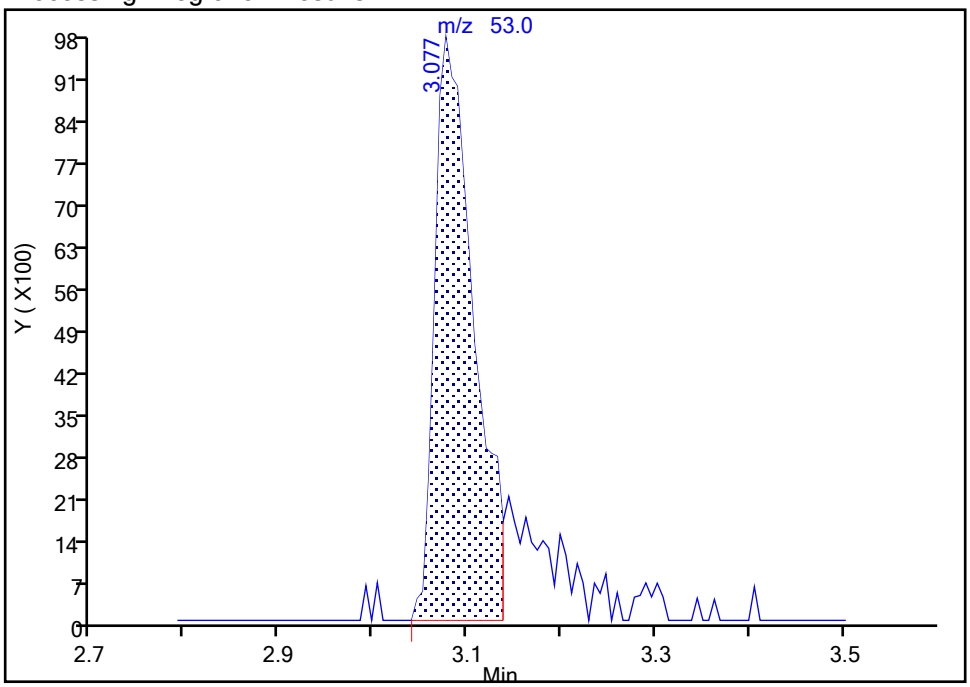

Manual Integration Results

RT: 3.08
Area: 35733
Amount: 5.104843
Amount Units: ug/L

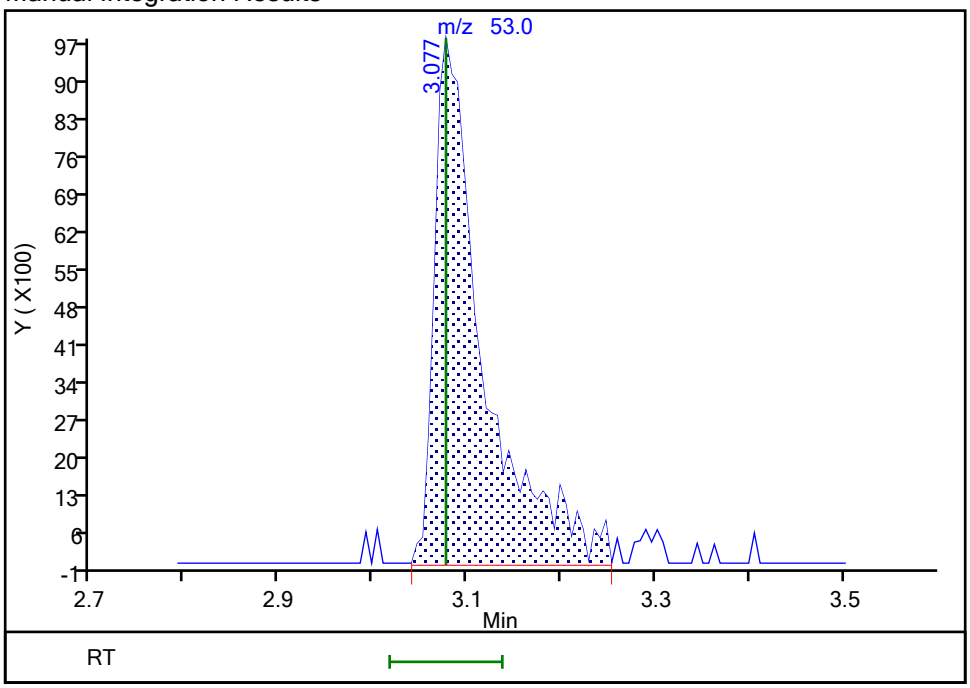

Reviewer: HillL, 15-Sep-2021 10:02:39
Audit Action: Manually Integrated Audit Reason: Poor chromatography

Manual Integration/User Assign Peak Report

Eurofins TestAmerica, Buffalo

Data File:	\\chromfs\Buffalo\ChromData\HP5973S\20210914-100971.b\S3499.D				
Injection Date:	14-Sep-2021 17:37:30	Instrument ID:	HP5973S		
Lims ID:	IC 0.5				
Client ID:					
Operator ID:	wd	ALS Bottle#:	4	Worklist Smp#:	4
Purge Vol:	5.000 mL	Dil. Factor:	1.0000		
Method:	S-8260	Limit Group:	MV - 8260C ICAL		
Column:	ZB-624 (0.18 mm)	Detector	MS SCAN		

45 cis-1,2-Dichloroethene, CAS: 156-59-2

Signal: 1

Not Detected
Expected RT: 3.97

Processing Integration Results

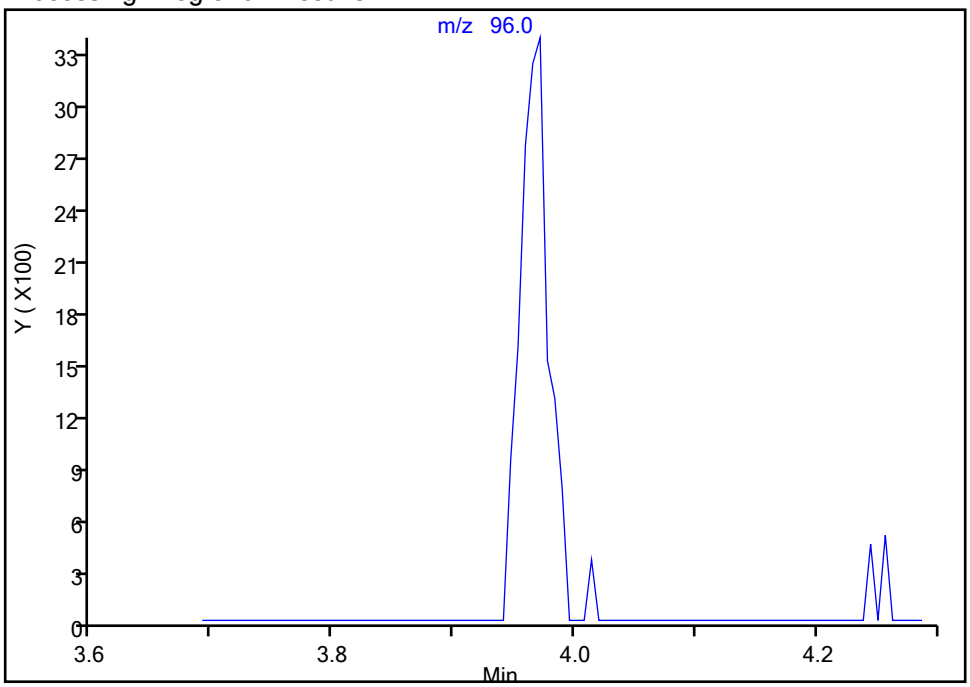

Manual Integration Results

RT: 3.97
Area: 5803
Amount: 0.469499
Amount Units: ug/L

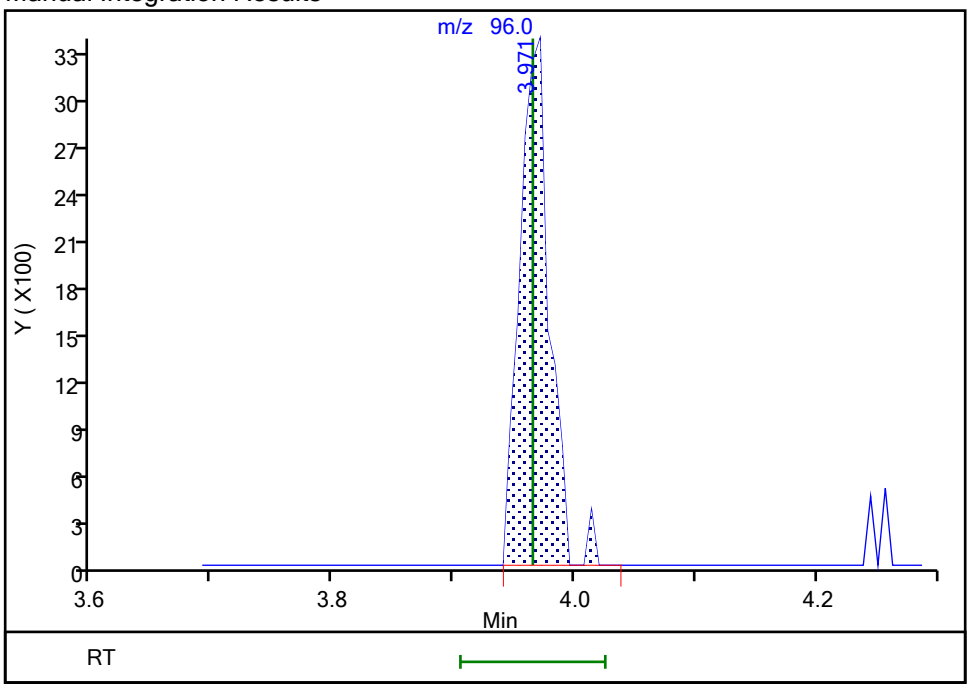

Reviewer: HillL, 15-Sep-2021 10:02:50
Audit Action: Assigned Compound ID Audit Reason: Poor chromatography

Manual Integration/User Assign Peak Report

Eurofins TestAmerica, Buffalo

Data File:	\\chromfs\Buffalo\ChromData\HP5973S\20210914-100971.b\S3499.D				
Injection Date:	14-Sep-2021 17:37:30	Instrument ID:	HP5973S		
Lims ID:	IC 0.5				
Client ID:					
Operator ID:	wd	ALS Bottle#:	4	Worklist Smp#:	4
Purge Vol:	5.000 mL	Dil. Factor:	1.0000		
Method:	S-8260	Limit Group:	MV - 8260C ICAL		
Column:	ZB-624 (0.18 mm)	Detector	MS SCAN		

55 Carbon tetrachloride, CAS: 56-23-5

Signal: 1

Not Detected
Expected RT: 4.51

Processing Integration Results

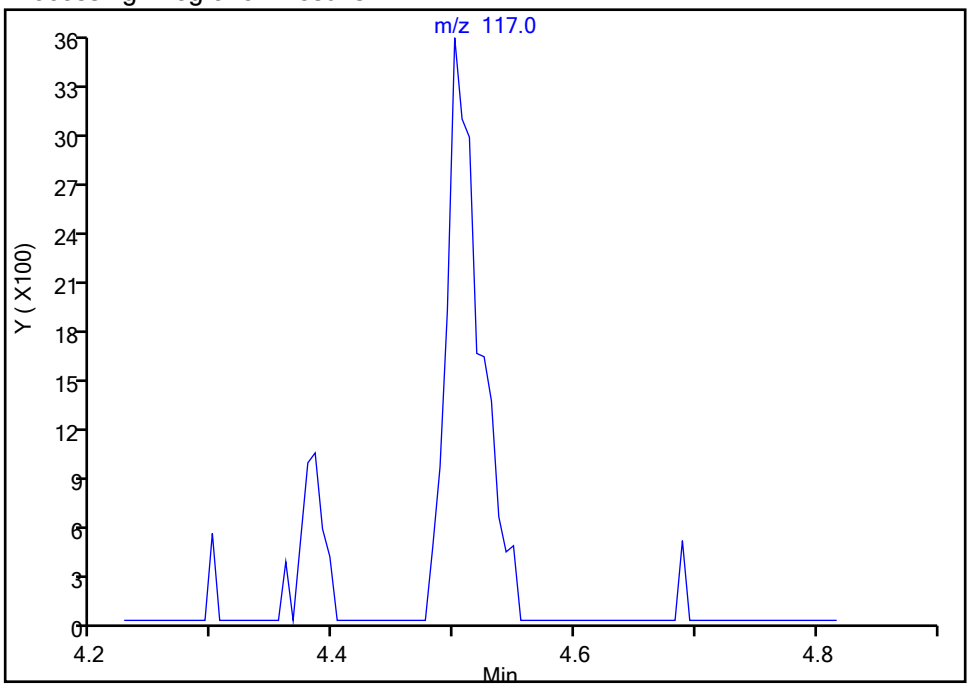

RT: 4.50
Area: 6824
Amount: 0.473807
Amount Units: ug/L

Manual Integration Results

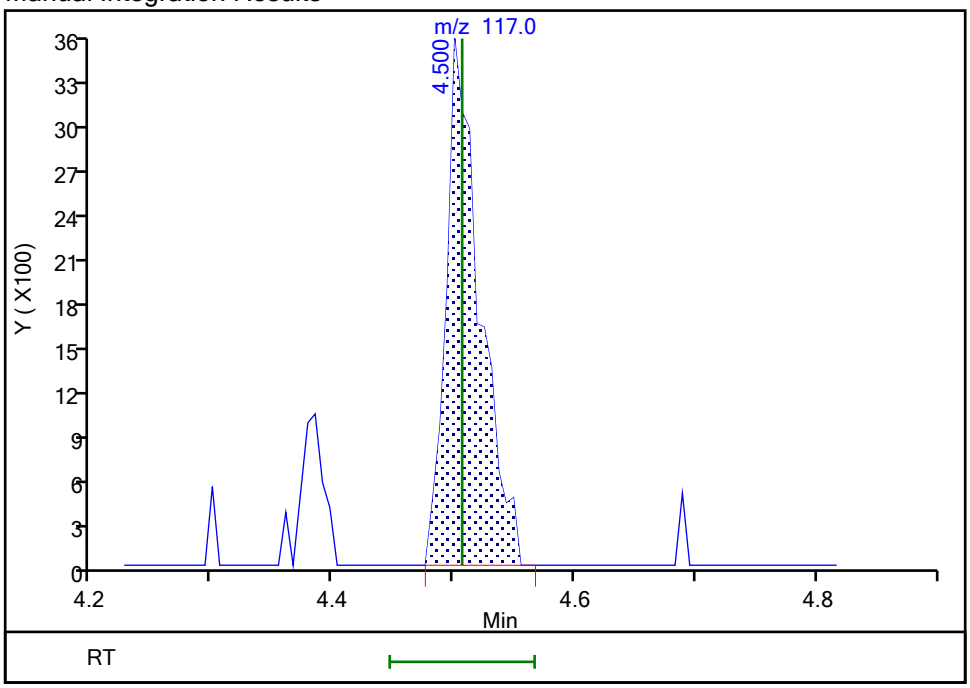

Reviewer: HillL, 15-Sep-2021 10:03:07
Audit Action: Assigned Compound ID Audit Reason: Poor chromatography

Manual Integration/User Assign Peak Report

Eurofins TestAmerica, Buffalo

Data File:	\\chromfs\Buffalo\ChromData\HP5973S\20210914-100971.b\S3499.D				
Injection Date:	14-Sep-2021 17:37:30	Instrument ID:	HP5973S		
Lims ID:	IC 0.5				
Client ID:					
Operator ID:	wd	ALS Bottle#:	4	Worklist Smp#:	4
Purge Vol:	5.000 mL	Dil. Factor:	1.0000		
Method:	S-8260	Limit Group:	MV - 8260C ICAL		
Column:	ZB-624 (0.18 mm)	Detector	MS SCAN		

53 Isobutyl alcohol, CAS: 78-83-1

Signal: 1

Processing Integration Results

RT: 4.79
Area: 5555
Amount: 10.459212
Amount Units: ug/L

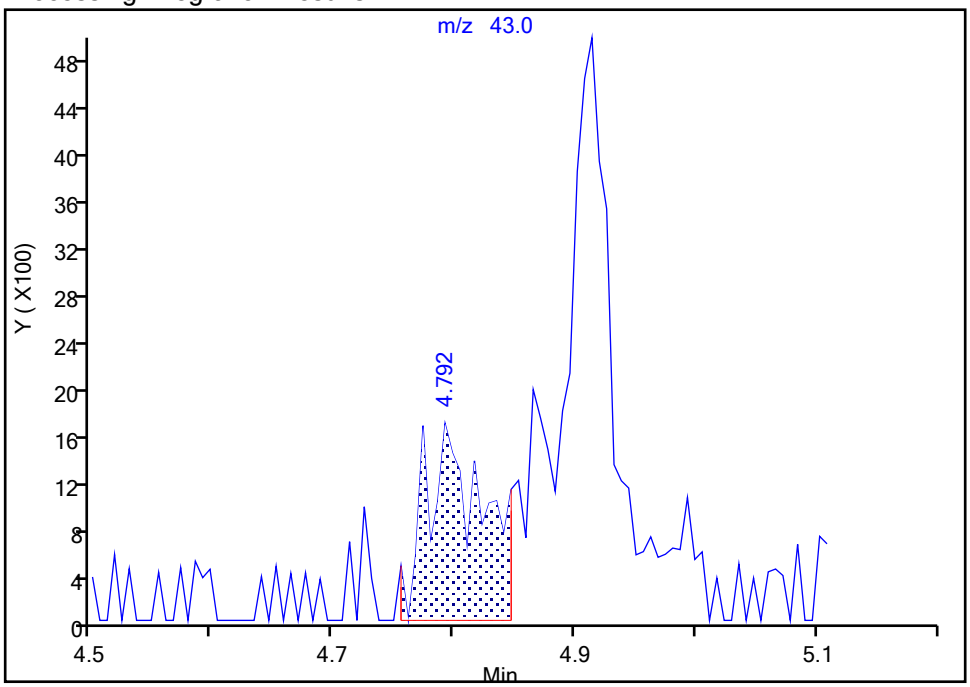

Manual Integration Results

RT: 4.79
Area: 6411
Amount: 11.723614
Amount Units: ug/L

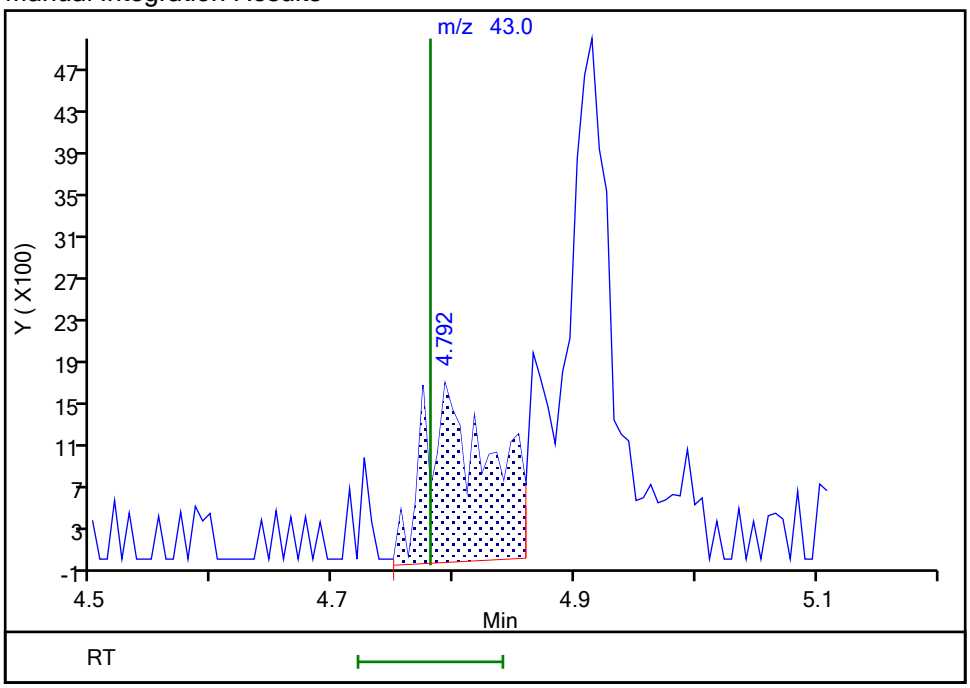

Reviewer: HillL, 15-Sep-2021 10:03:47
Audit Action: Manually Integrated Audit Reason: Poor chromatography

Manual Integration/User Assign Peak Report

Eurofins TestAmerica, Buffalo

Data File:	\\chromfs\Buffalo\ChromData\HP5973S\20210914-100971.b\S3499.D				
Injection Date:	14-Sep-2021 17:37:30	Instrument ID:	HP5973S		
Lims ID:	IC 0.5				
Client ID:					
Operator ID:	wd	ALS Bottle#:	4	Worklist Smp#:	4
Purge Vol:	5.000 mL	Dil. Factor:	1.0000		
Method:	S-8260	Limit Group:	MV - 8260C ICAL		
Column:	ZB-624 (0.18 mm)	Detector	MS SCAN		

66 1,4-Dioxane, CAS: 123-91-1

Signal: 1

Not Detected
Expected RT: 5.72

Processing Integration Results

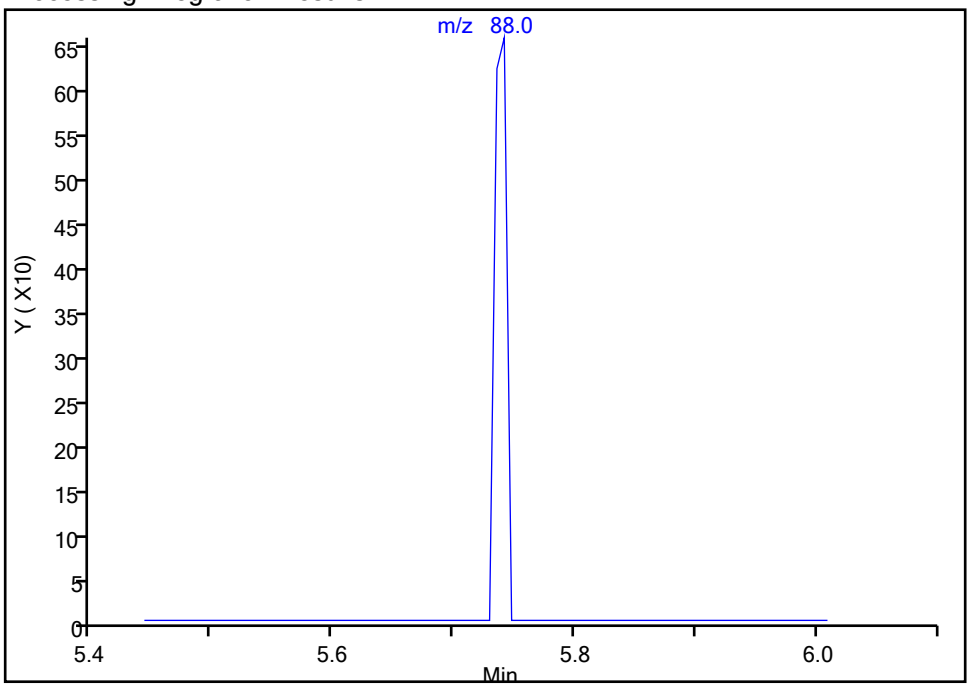

RT: 5.74
Area: 490
Amount: 10.425523
Amount Units: ug/L

Manual Integration Results

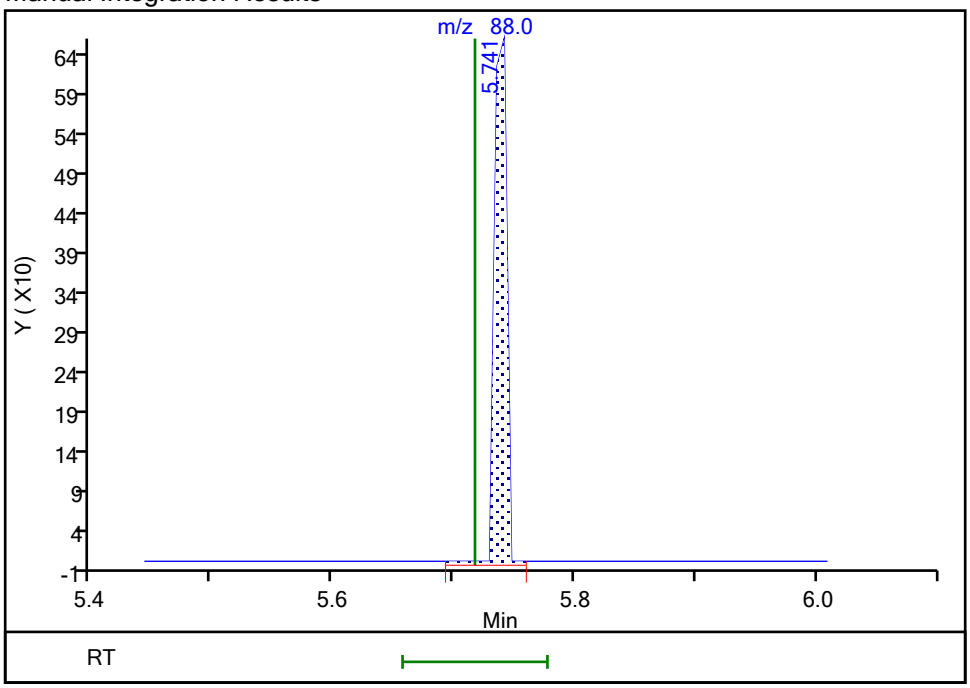

Reviewer: HillL, 15-Sep-2021 10:04:00
Audit Action: Manually Integrated Audit Reason: Poor chromatography

Manual Integration/User Assign Peak Report

Eurofins TestAmerica, Buffalo

Data File:	\\chromfs\Buffalo\ChromData\HP5973S\20210914-100971.b\S3499.D				
Injection Date:	14-Sep-2021 17:37:30	Instrument ID:	HP5973S		
Lims ID:	IC 0.5				
Client ID:					
Operator ID:	wd	ALS Bottle#:	4	Worklist Smp#:	4
Purge Vol:	5.000 mL	Dil. Factor:	1.0000		
Method:	S-8260	Limit Group:	MV - 8260C ICAL		
Column:	ZB-624 (0.18 mm)	Detector	MS SCAN		

77 trans-1,3-Dichloropropene, CAS: 10061-02-6

Signal: 1

Not Detected
Expected RT: 6.85

Processing Integration Results

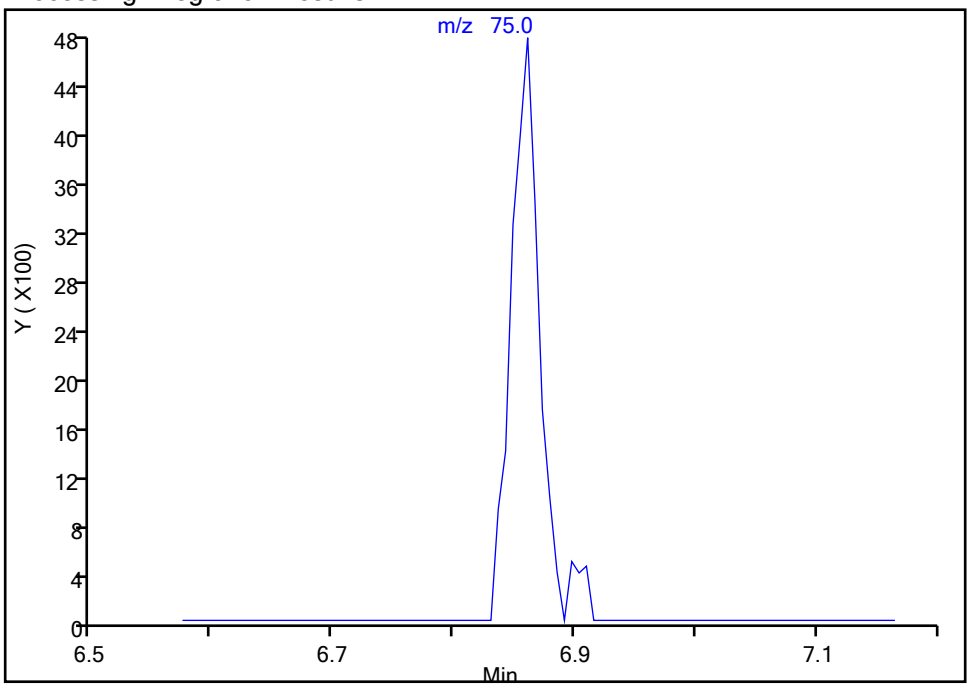

RT: 6.86
Area: 7975
Amount: 0.484383
Amount Units: ug/L

Manual Integration Results

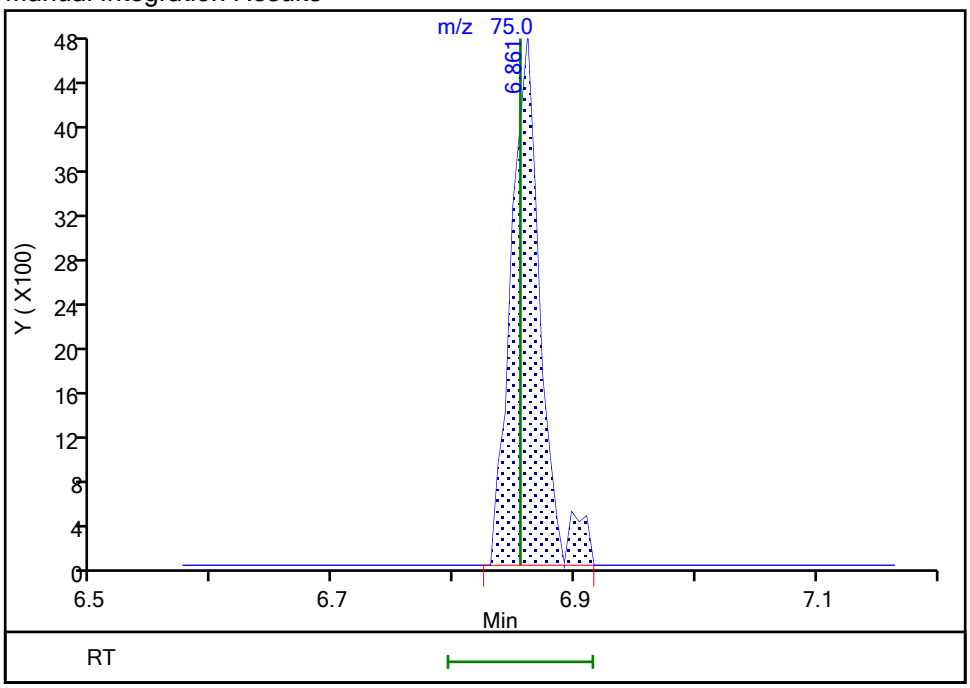

Reviewer: HillL, 15-Sep-2021 10:04:10
Audit Action: Assigned Compound ID Audit Reason: Poor chromatography

Manual Integration/User Assign Peak Report

Eurofins TestAmerica, Buffalo

Data File:	\\chromfs\Buffalo\ChromData\HP5973S\20210914-100971.b\S3499.D				
Injection Date:	14-Sep-2021 17:37:30	Instrument ID:	HP5973S		
Lims ID:	IC 0.5				
Client ID:					
Operator ID:	wd	ALS Bottle#:	4	Worklist Smp#:	4
Purge Vol:	5.000 mL	Dil. Factor:	1.0000		
Method:	S-8260	Limit Group:	MV - 8260C ICAL		
Column:	ZB-624 (0.18 mm)	Detector	MS SCAN		

98 trans-1,4-Dichloro-2-butene, CAS: 110-57-6

Signal: 1

Not Detected
Expected RT: 9.50

Processing Integration Results

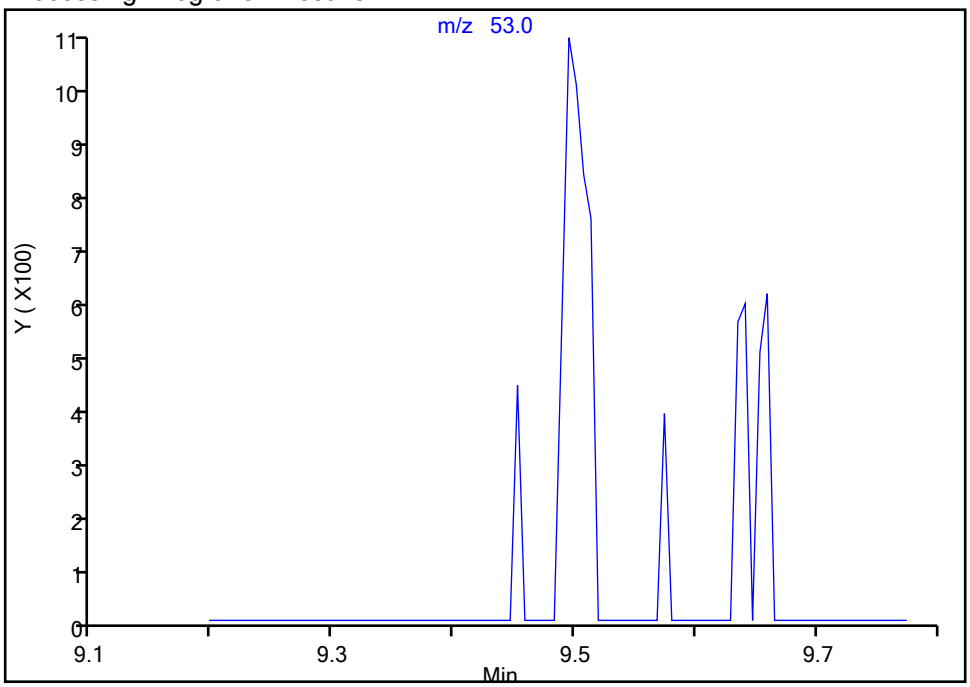

Manual Integration Results

RT: 9.50
Area: 1440
Amount: 0.813156
Amount Units: ug/L

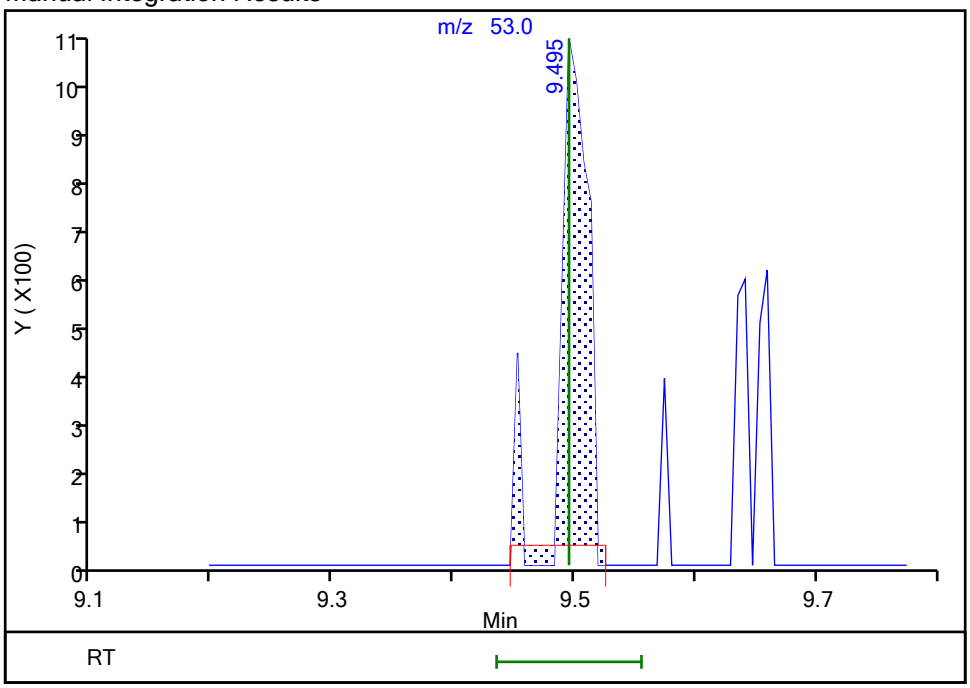

Reviewer: HillL, 15-Sep-2021 10:04:40
Audit Action: Manually Integrated Audit Reason: Poor chromatography

Eurofins TestAmerica, Buffalo
Target Compound Quantitation Report

Data File: \\chromfs\Buffalo\ChromData\HP5973S\20210914-100971.b\S3500.D
Lims ID: IC
Client ID:
Sample Type: IC Calib Level: 2
Inject. Date: 14-Sep-2021 18:00:30 ALS Bottle#: 5 Worklist Smp#: 5
Purge Vol: 5.000 mL Dil. Factor: 1.0000
Sample Info: IC
Misc. Info.: 480-0100971-005
Operator ID: wd Instrument ID: HP5973S
Sublist: chrom-S-8260*sub26

Method: \\chromfs\Buffalo\ChromData\HP5973S\20210914-100971.b\S-8260.m
Limit Group: MV - 8260C ICAL
Last Update: 15-Sep-2021 10:50:12 Calib Date: 15-Sep-2021 00:35:30
Integrator: RTE ID Type: RT Order ID
Quant Method: Internal Standard Quant By: Initial Calibration
Last ICal File: \\chromfs\Buffalo\ChromData\HP5973S\20210914-100971.b\S3517.D

Column 1 : ZB-624 (0.18 mm) Det: MS SCAN
Process Host: CTX1643

First Level Reviewer: HillL Date: 15-Sep-2021 10:08:17

Compound	Sig	RT (min.)	Adj RT (min.)	Dlt RT (min.)	Q	Response	Cal Amt ug/L	OnCol Amt ug/L	Flags
* 153 Fluorobenzene (IS)	70	4.999	4.999	0.000	98	159409	25.0	25.0	
* 2 Chlorobenzene-d5	82	7.968	7.962	0.006	86	339179	25.0	25.0	
* 3 1,4-Dichlorobenzene-d4	152	10.395	10.395	0.000	92	344522	25.0	25.0	
$ 154 Dibromofluoromethane (Surr)	113	4.433	4.434	-0.001	58	212834	25.0	24.8	
$ 4 1,2-Dichloroethane-d4 (Surr)	67	4.731	4.732	-0.001	99	142925	25.0	25.7	
$ 5 Toluene-d8 (Surr)	98	6.496	6.496	0.000	91	847396	25.0	24.7	
$ 6 4-Bromofluorobenzene (Surr)	174	9.221	9.221	0.000	91	282213	25.0	24.6	
10 Dichlorodifluoromethane	85	1.094	1.088	0.006	71	13763	1.00	1.21	M
12 Chloromethane	50	1.246	1.246	0.000	69	17453	1.00	1.16	M
13 Vinyl chloride	62	1.331	1.319	0.012	37	15649	1.00	1.15	
151 Butadiene	54	1.331	1.325	0.006	79	20046	1.00	1.25	M
14 Bromomethane	94	1.586	1.586	0.000	76	11587	1.00	1.27	
15 Chloroethane	64	1.653	1.647	0.006	69	12246	1.00	1.29	M
16 Dichlorofluoromethane	67	1.854	1.848	0.006	66	25450	1.00	1.30	
17 Trichlorofluoromethane	101	1.860	1.860	0.000	69	19118	1.00	1.14	
18 Ethyl ether	59	2.091	2.091	0.000	72	12966	1.00	1.13	
20 Acrolein	56	2.268	2.274	-0.006	0	3866	5.00	4.67	M
21 1,1,2-Trichloro-1,2,2-trifluoroe	101	2.292	2.292	0.000	45	6790	1.00	0.7505	
22 1,1-Dichloroethene	96	2.310	2.304	0.006	85	8901	1.00	0.9179	
23 Acetone	43	2.414	2.420	-0.006	91	26222	5.00	5.34	M
25 Iodomethane	142	2.468	2.462	0.006	85	16506	1.00	0.9519	
26 Carbon disulfide	76	2.499	2.499	0.000	57	29529	1.00	0.9477	
28 3-Chloro-1-propene	41	2.651	2.651	0.000	77	19534	1.00	1.02	
27 Methyl acetate	43	2.706	2.700	0.006	87	34824	2.00	2.70	
30 Methylene Chloride	84	2.809	2.803	0.006	75	18217	1.00	0.9763	M
31 2-Methyl-2-propanol	59	3.040	2.973	0.067	0	16766	10.0	11.0	M
32 Methyl tert-butyl ether	73	2.998	2.998	0.000	89	35346	1.00	1.01	
34 trans-1,2-Dichloroethene	96	3.010	3.010	0.000	79	11639	1.00	1.07	
33 Acrylonitrile	53	3.083	3.077	0.006	98	71916	10.0	10.8	M
35 Hexane	57	3.192	3.199	-0.007	75	14614	1.00	0.8819	

Compound	Sig	RT (min.)	Adj RT (min.)	Dlt RT (min.)	Q	Response	Cal Amt ug/L	OnCol Amt ug/L	Flags
39 1,1-Dichloroethane	63	3.417	3.418	-0.001	46	19021	1.00	0.9493	
37 Vinyl acetate	43	3.484	3.478	0.006	94	52625	2.00	1.99	
44 2,2-Dichloropropane	77	3.935	3.923	0.012	65	9229	1.00	0.9066	
45 cis-1,2-Dichloroethene	96	3.965	3.965	0.000	51	12256	1.00	1.04	
43 2-Butanone (MEK)	43	4.014	4.008	0.006	96	39368	5.00	5.26	
48 Chlorobromomethane	128	4.190	4.196	-0.006	77	6077	1.00	0.9592	
49 Tetrahydrofuran	42	4.214	4.208	0.006	86	14243	2.00	2.56	M
50 Chloroform	83	4.281	4.275	0.006	69	21006	1.00	1.06	
51 1,1,1-Trichloroethane	97	4.373	4.373	0.000	69	13154	1.00	0.8386	
52 Cyclohexane	56	4.385	4.379	0.006	73	16584	1.00	0.8112	
55 Carbon tetrachloride	117	4.512	4.507	0.005	64	11649	1.00	0.8463	a
54 1,1-Dichloropropene	75	4.531	4.525	0.006	63	12118	1.00	0.8801	
57 Benzene	78	4.731	4.726	0.005	45	42070	1.00	0.9875	
53 Isobutyl alcohol	43	4.792	4.780	0.012	31	15080	25.0	28.9	
58 1,2-Dichloroethane	62	4.804	4.805	-0.001	22	16704	1.00	1.03	
59 n-Heptane	43	4.920	4.914	0.006	80	15417	1.00	0.8195	
62 Trichloroethene	95	5.334	5.334	0.000	68	9604	1.00	0.9422	
64 Methylcyclohexane	83	5.449	5.443	0.006	79	15744	1.00	0.8460	
65 1,2-Dichloropropane	63	5.577	5.577	0.000	71	11770	1.00	1.09	
67 Dibromomethane	93	5.711	5.711	0.000	71	7285	1.00	1.08	
66 1,4-Dioxane	88	5.741	5.717	0.024	36	1555	20.0	17.6	
68 Dichlorobromomethane	83	5.875	5.869	0.006	69	12398	1.00	1.00	
69 2-Chloroethyl vinyl ether	63	6.161	6.155	0.006	62	7622	1.00	1.02	
72 cis-1,3-Dichloropropene	75	6.283	6.283	0.000	55	15038	1.00	0.9367	
73 4-Methyl-2-pentanone (MIBK)	43	6.435	6.435	0.000	97	86343	5.00	5.04	
74 Toluene	92	6.563	6.557	0.006	80	27366	1.00	1.00	
77 trans-1,3-Dichloropropene	75	6.855	6.855	0.000	76	14862	1.00	0.9393	
75 Ethyl methacrylate	69	6.909	6.903	0.006	44	12020	1.00	0.8804	
79 1,1,2-Trichloroethane	83	7.043	7.037	0.006	75	8484	1.00	1.00	
81 Tetrachloroethene	166	7.086	7.080	0.006	75	10310	1.00	0.8646	
82 1,3-Dichloropropane	76	7.195	7.195	0.000	81	18490	1.00	1.06	
80 2-Hexanone	43	7.274	7.275	-0.001	95	59331	5.00	5.16	
83 Chlorodibromomethane	129	7.420	7.427	-0.007	49	8552	1.00	0.8568	
84 Ethylene Dibromide	107	7.524	7.518	0.006	72	9938	1.00	0.9373	
87 Chlorobenzene	112	7.992	7.992	0.000	80	28913	1.00	0.9234	
88 Ethylbenzene	91	8.090	8.090	0.000	90	46851	1.00	0.9081	
89 1,1,1,2-Tetrachloroethane	131	8.096	8.096	0.000	31	10897	1.00	0.9620	
90 m-Xylene & p-Xylene	106	8.217	8.211	0.006	92	19060	1.00	0.9109	
91 o-Xylene	106	8.631	8.631	0.000	90	18572	1.00	0.8976	
92 Styrene	104	8.668	8.668	0.000	67	33330	1.00	0.9802	
95 Bromoform	173	8.911	8.911	0.000	75	5908	1.00	0.8510	
94 Isopropylbenzene	105	9.020	9.021	-0.001	88	46169	1.00	0.8821	
101 Bromobenzene	156	9.373	9.367	0.006	77	12894	1.00	0.9654	
97 1,1,2,2-Tetrachloroethane	83	9.452	9.452	0.000	47	14660	1.00	1.02	
99 N-Propylbenzene	91	9.464	9.465	-0.001	95	54651	1.00	0.9329	
100 1,2,3-Trichloropropane	110	9.477	9.477	0.000	44	4615	1.00	0.9286	
98 trans-1,4-Dichloro-2-butene	53	9.495	9.495	0.000	33	3414	1.00	1.22	
103 2-Chlorotoluene	126	9.562	9.562	0.000	85	13643	1.00	1.07	
102 1,3,5-Trimethylbenzene	105	9.653	9.653	0.000	87	40441	1.00	0.9086	
105 4-Chlorotoluene	126	9.684	9.684	0.000	77	11779	1.00	0.9332	
106 tert-Butylbenzene	134	9.982	9.976	0.006	78	8822	1.00	0.8935	
107 1,2,4-Trimethylbenzene	105	10.036	10.037	-0.001	86	41879	1.00	0.9066	

Compound	Sig	RT (min.)	Adj RT (min.)	Dlt RT (min.)	Q	Response	Cal Amt ug/L	OnCol Amt ug/L	Flags
109 sec-Butylbenzene	105	10.195	10.195	0.000	70	48653	1.00	0.8836	
111 1,3-Dichlorobenzene	146	10.328	10.329	-0.001	86	24711	1.00	0.9385	
110 4-Isopropyltoluene	119	10.347	10.341	0.006	86	42227	1.00	0.8588	
113 1,4-Dichlorobenzene	146	10.414	10.420	-0.006	53	25939	1.00	0.9626	
115 n-Butylbenzene	91	10.736	10.736	0.000	91	35067	1.00	0.8581	
116 1,2-Dichlorobenzene	146	10.772	10.773	-0.001	84	26933	1.00	1.00	
117 1,2-Dibromo-3-Chloropropane	75	11.521	11.521	0.000	23	2629	1.00	0.8988	
119 1,2,4-Trichlorobenzene	180	12.196	12.196	0.000	80	20781	1.00	1.02	
120 Hexachlorobutadiene	225	12.312	12.312	0.000	48	8364	1.00	0.9689	
121 Naphthalene	128	12.409	12.409	0.000	91	60671	1.00	0.99	
122 1,2,3-Trichlorobenzene	180	12.610	12.610	0.000	86	21204	1.00	1.05	
S 123 Total BTEX	1				0			4.70	
S 126 1,3-Dichloropropene, Total	1				0			1.88	
S 125 1,2-Dichloroethene, Total	1				0			2.10	
S 124 Xylenes, Total	1				0			1.81	

QC Flag Legend

Processing Flags

Review Flags

M - Manually Integrated

a - User Assigned ID

Reagents:

GAS CORP mix_00472	Amount Added:	1.00	Units: uL	
8260 CORP mix_00214	Amount Added:	1.00	Units: uL	
S_8260_IS_00351	Amount Added:	1.00	Units: uL	Run Reagent
S_8260_Surr_00398	Amount Added:	1.00	Units: uL	Run Reagent

Report Date: 15-Sep-2021 10:50:13 Chrom Revision: 2.3 13-May-2021 07:57:40

Eurofins TestAmerica, Buffalo

Data File:	\\chromfs\Buffalo\ChromData\HP5973S\20210914-100971.b\S3500.D				
Injection Date:	14-Sep-2021 18:00:30	Instrument ID:	HP5973S	Operator ID:	wd
Lims ID:	IC			Worklist Smp#:	5
Client ID:					
Purge Vol:	5.000 mL	Dil. Factor:	1.0000	ALS Bottle#:	5
Method:	S-8260	Limit Group:	MV - 8260C ICAL		

Column: ZB-624 (0.18 mm)

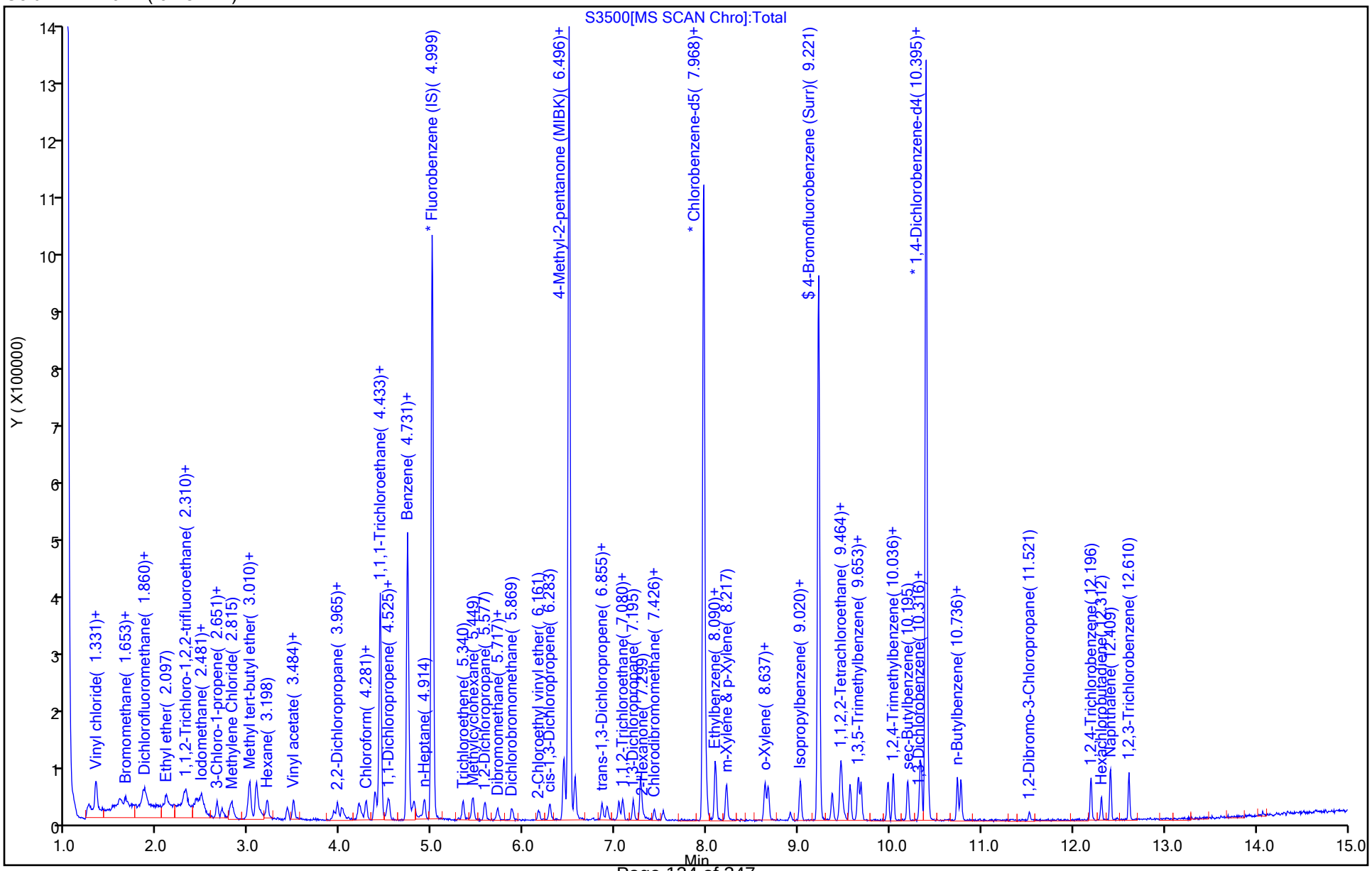

Manual Integration/User Assign Peak Report

Eurofins TestAmerica, Buffalo

Data File:	\\chromfs\Buffalo\ChromData\HP5973S\20210914-100971.b\S3500.D				
Injection Date:	14-Sep-2021 18:00:30	Instrument ID:	HP5973S		
Lims ID:	IC				
Client ID:					
Operator ID:	wd	ALS Bottle#:	5	Worklist Smp#:	5
Purge Vol:	5.000 mL	Dil. Factor:	1.0000		
Method:	S-8260	Limit Group:	MV - 8260C ICAL		
Column:	ZB-624 (0.18 mm)	Detector	MS SCAN		

10 Dichlorodifluoromethane, CAS: 75-71-8

Signal: 1

Processing Integration Results

RT: 1.09
Area: 11344
Amount: 1.072896
Amount Units: ug/L

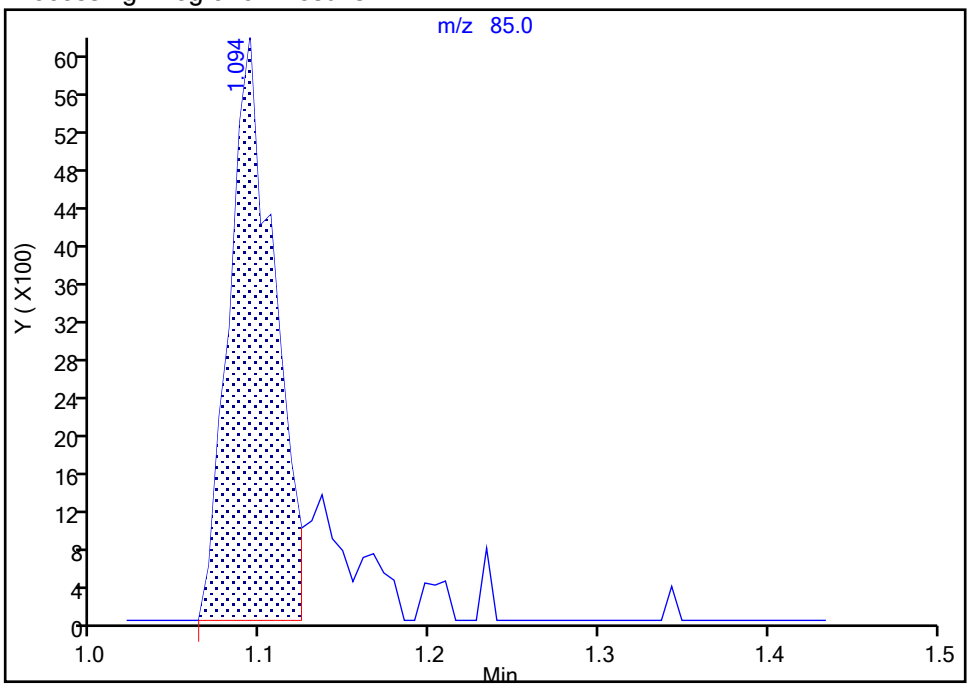

Manual Integration Results

RT: 1.09
Area: 13763
Amount: 1.213186
Amount Units: ug/L

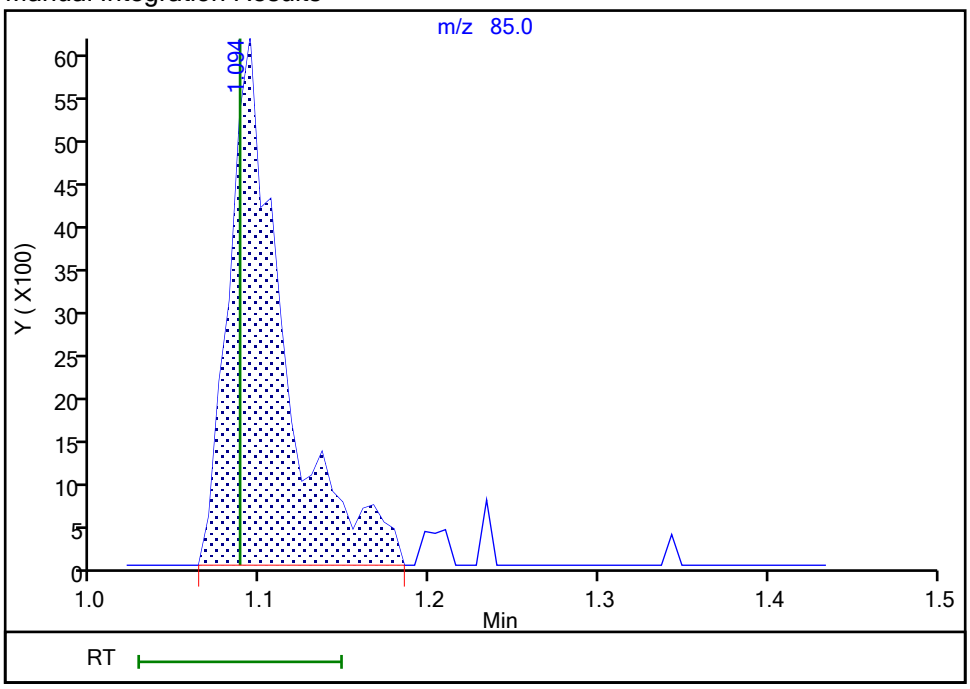

Reviewer: HillL, 15-Sep-2021 10:05:27

Audit Action: Manually Integrated Audit Reason: Poor chromatography

Manual Integration/User Assign Peak Report

Eurofins TestAmerica, Buffalo

Data File:	\\chromfs\Buffalo\ChromData\HP5973S\20210914-100971.b\S3500.D				
Injection Date:	14-Sep-2021 18:00:30	Instrument ID:	HP5973S		
Lims ID:	IC				
Client ID:					
Operator ID:	wd	ALS Bottle#:	5	Worklist Smp#:	5
Purge Vol:	5.000 mL	Dil. Factor:	1.0000		
Method:	S-8260	Limit Group:	MV - 8260C ICAL		
Column:	ZB-624 (0.18 mm)	Detector	MS SCAN		

12 Chloromethane, CAS: 74-87-3

Signal: 1

Processing Integration Results

RT: 1.25
Area: 19010
Amount: 1.257143
Amount Units: ug/L

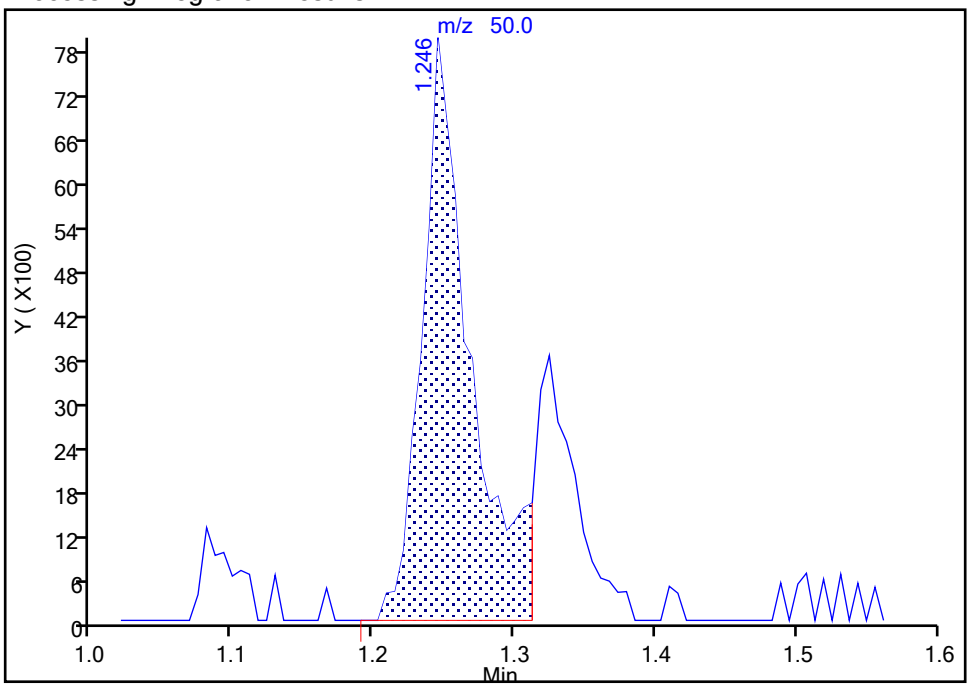

Manual Integration Results

RT: 1.25
Area: 17453
Amount: 1.164398
Amount Units: ug/L

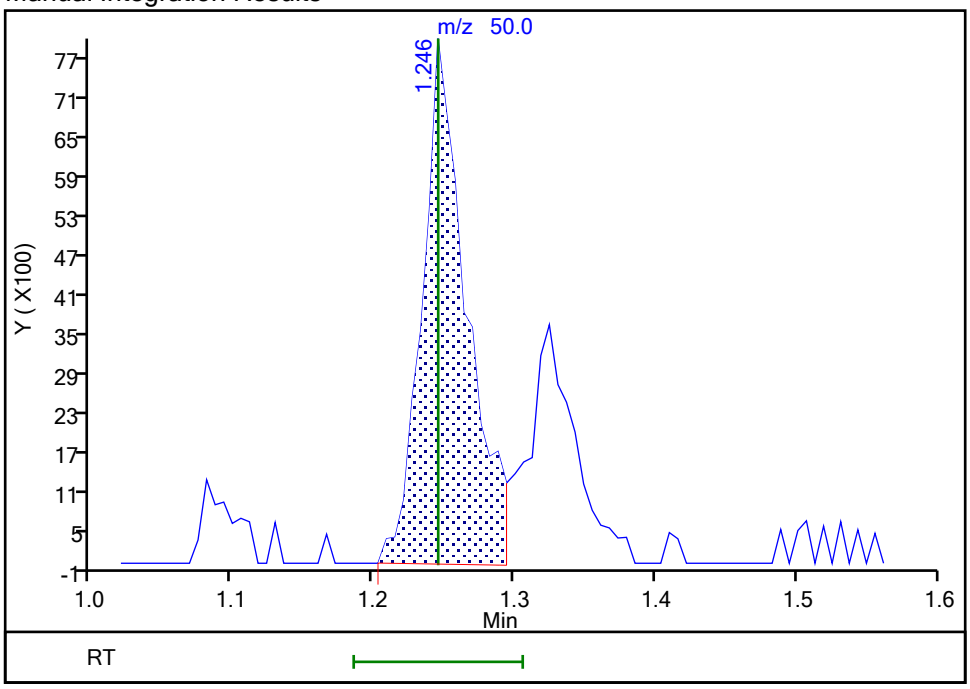

Reviewer: HillL, 15-Sep-2021 10:05:37

Audit Action: Manually Integrated Audit Reason: Poor chromatography

Manual Integration/User Assign Peak Report

Eurofins TestAmerica, Buffalo

Data File:	\\chromfs\Buffalo\ChromData\HP5973S\20210914-100971.b\S3500.D				
Injection Date:	14-Sep-2021 18:00:30	Instrument ID:	HP5973S		
Lims ID:	IC				
Client ID:					
Operator ID:	wd	ALS Bottle#:	5	Worklist Smp#:	5
Purge Vol:	5.000 mL	Dil. Factor:	1.0000		
Method:	S-8260	Limit Group:	MV - 8260C ICAL		
Column:	ZB-624 (0.18 mm)	Detector	MS SCAN		

151 Butadiene, CAS: 106-99-0

Signal: 1

Processing Integration Results

RT: 1.33
Area: 21864
Amount: 1.340360
Amount Units: ug/L

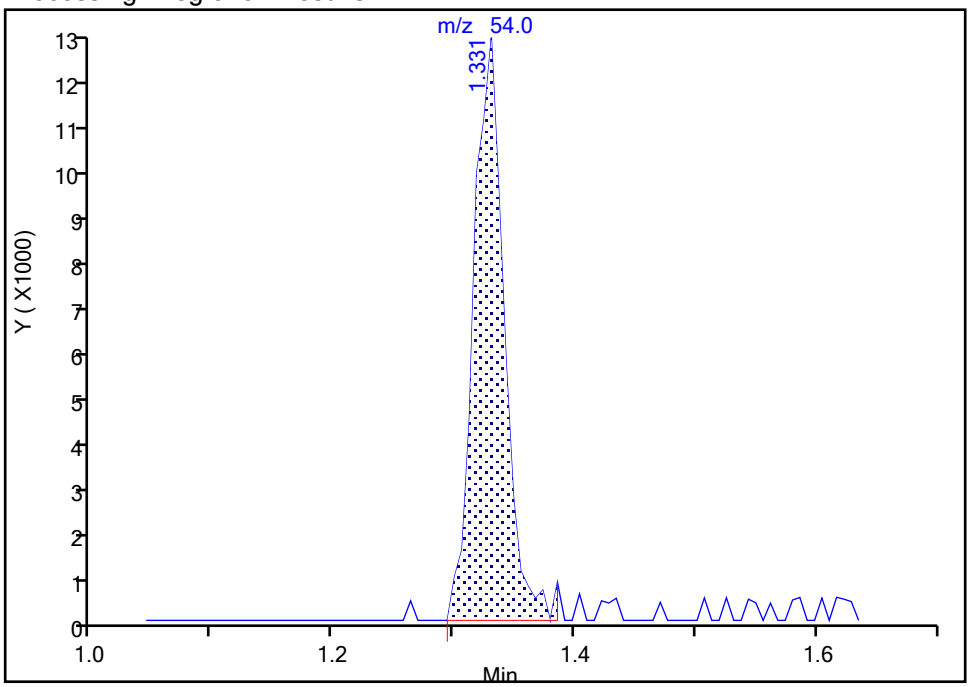

Manual Integration Results

RT: 1.33
Area: 20046
Amount: 1.246271
Amount Units: ug/L

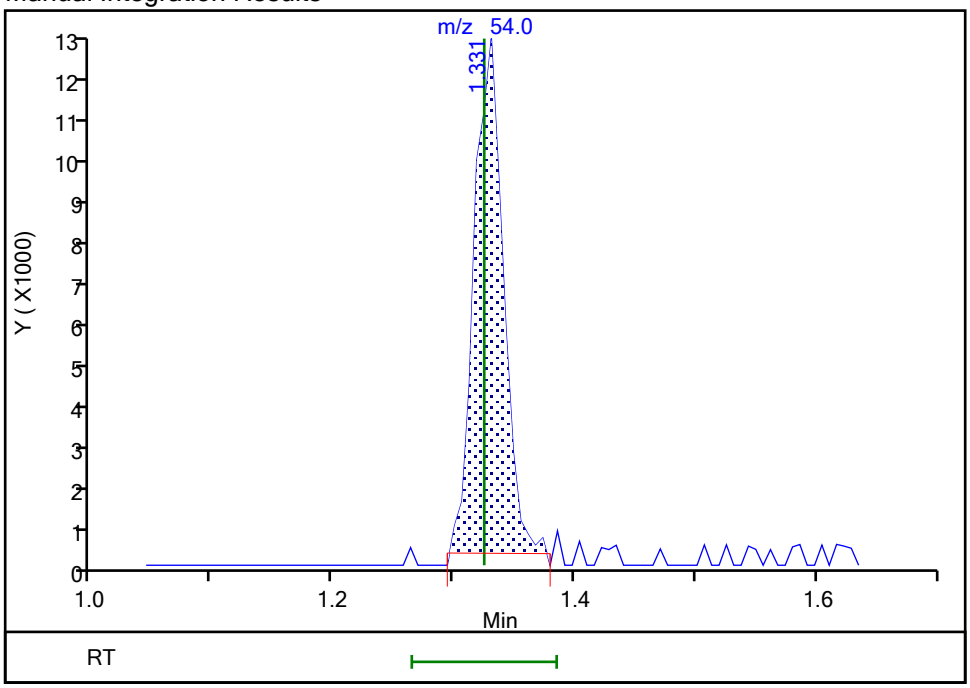

Reviewer: HillL, 15-Sep-2021 10:22:12

Audit Action: Manually Integrated Audit Reason: Poor chromatography

Manual Integration/User Assign Peak Report

Eurofins TestAmerica, Buffalo

Data File:	\\chromfs\Buffalo\ChromData\HP5973S\20210914-100971.b\S3500.D				
Injection Date:	14-Sep-2021 18:00:30	Instrument ID:	HP5973S		
Lims ID:	IC				
Client ID:					
Operator ID:	wd	ALS Bottle#:	5	Worklist Smp#:	5
Purge Vol:	5.000 mL	Dil. Factor:	1.0000		
Method:	S-8260	Limit Group:	MV - 8260C ICAL		
Column:	ZB-624 (0.18 mm)	Detector	MS SCAN		

15 Chloroethane, CAS: 75-00-3

Signal: 1

Processing Integration Results

RT: 1.65
Area: 14705
Amount: 1.504391
Amount Units: ug/L

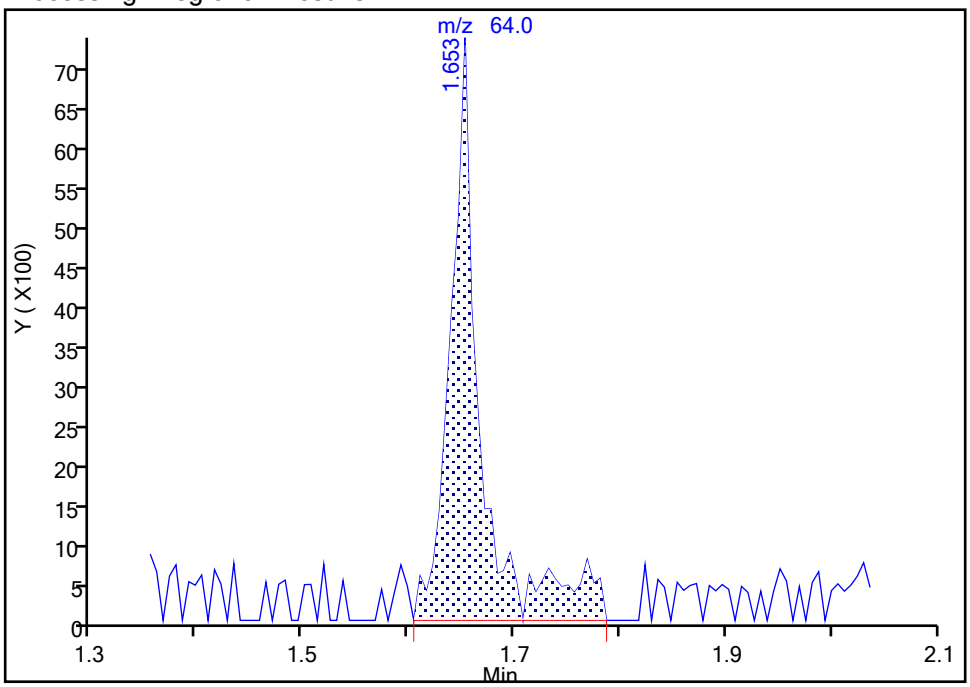

Manual Integration Results

RT: 1.65
Area: 12246
Amount: 1.293499
Amount Units: ug/L

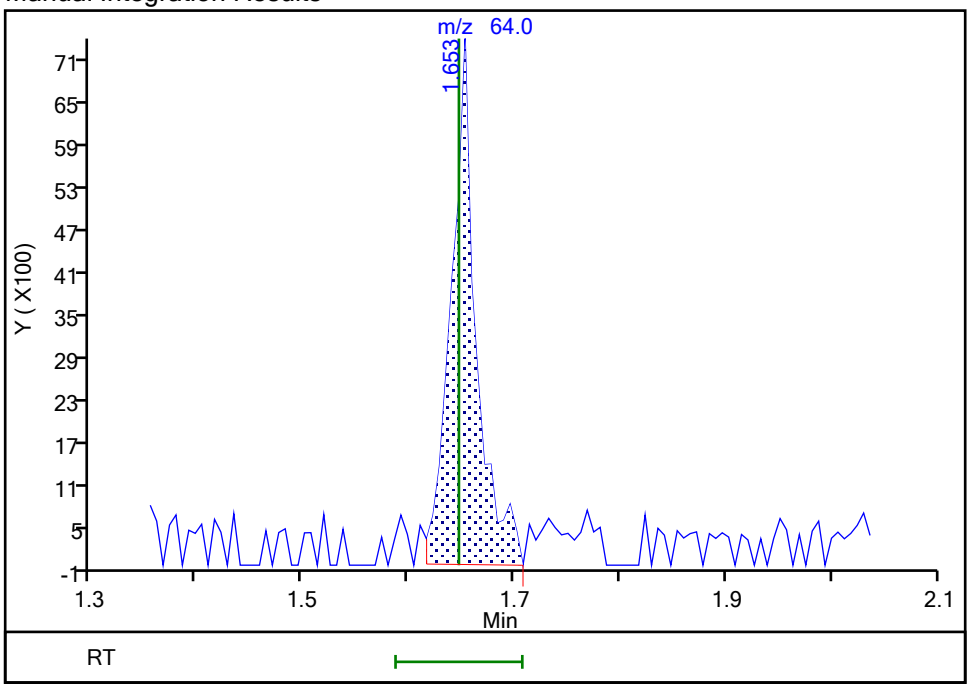

Reviewer: HillL, 15-Sep-2021 10:06:00

Audit Action: Manually Integrated Audit Reason: Poor chromatography

Manual Integration/User Assign Peak Report

Eurofins TestAmerica, Buffalo

Data File:	\\chromfs\Buffalo\ChromData\HP5973S\20210914-100971.b\S3500.D				
Injection Date:	14-Sep-2021 18:00:30	Instrument ID:	HP5973S		
Lims ID:	IC				
Client ID:					
Operator ID:	wd	ALS Bottle#:	5	Worklist Smp#:	5
Purge Vol:	5.000 mL	Dil. Factor:	1.0000		
Method:	S-8260	Limit Group:	MV - 8260C ICAL		
Column:	ZB-624 (0.18 mm)	Detector	MS SCAN		

20 Acrolein, CAS: 107-02-8

Signal: 1

Not Detected
Expected RT: 2.27

Processing Integration Results

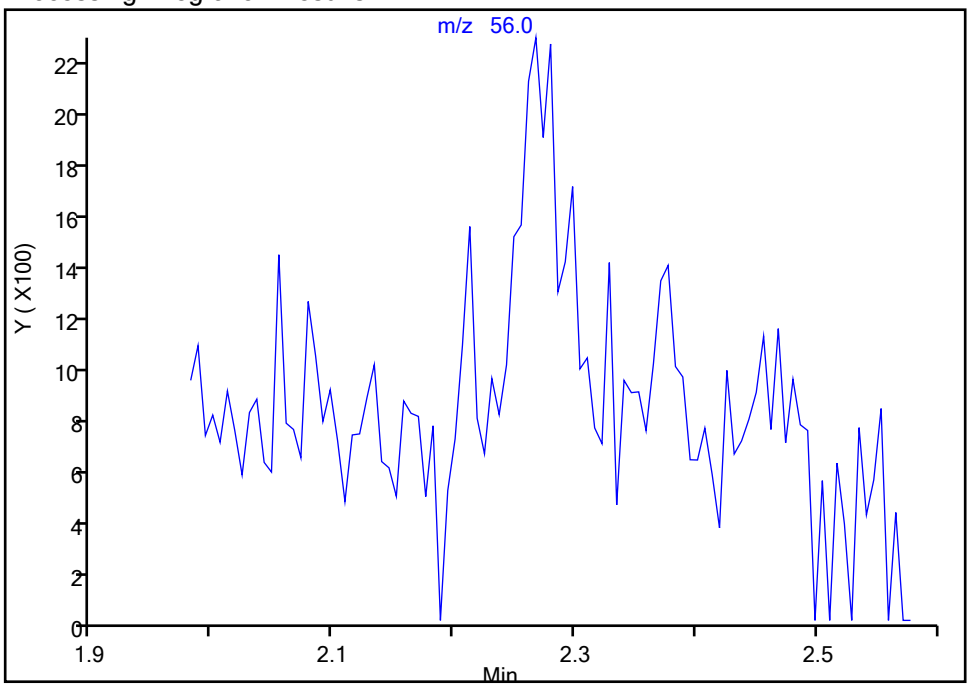

RT: 2.27
Area: 3866
Amount: 4.666376
Amount Units: ug/L

Manual Integration Results

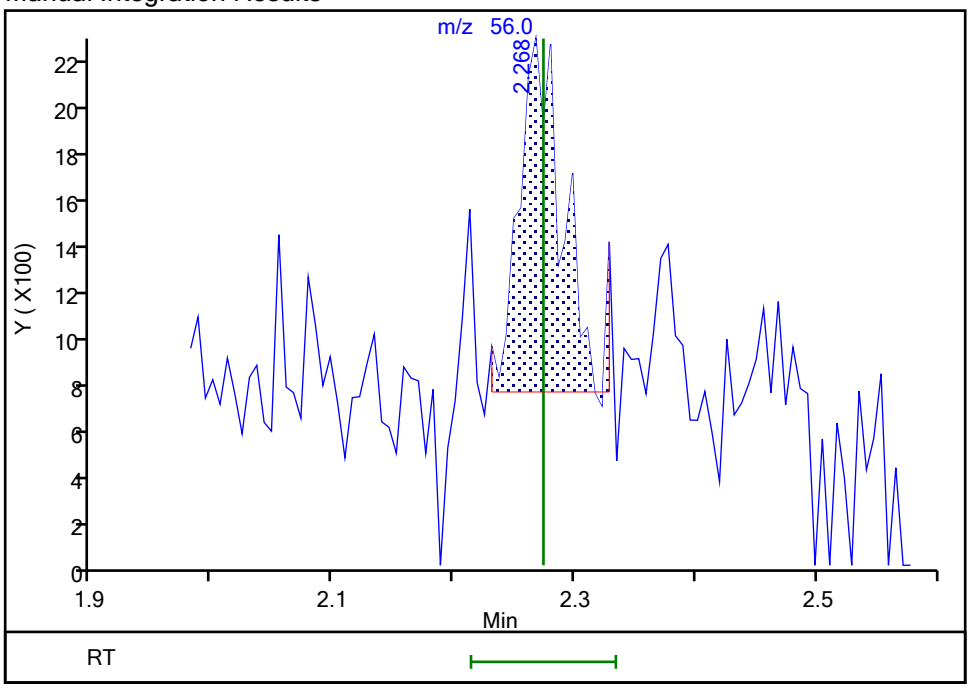

Reviewer: HillL, 15-Sep-2021 10:06:12
Audit Action: Manually Integrated Audit Reason: Poor chromatography

Manual Integration/User Assign Peak Report

Eurofins TestAmerica, Buffalo

Data File:	\\chromfs\Buffalo\ChromData\HP5973S\20210914-100971.b\S3500.D				
Injection Date:	14-Sep-2021 18:00:30	Instrument ID:	HP5973S		
Lims ID:	IC				
Client ID:					
Operator ID:	wd	ALS Bottle#:	5	Worklist Smp#:	5
Purge Vol:	5.000 mL	Dil. Factor:	1.0000		
Method:	S-8260	Limit Group:	MV - 8260C ICAL		
Column:	ZB-624 (0.18 mm)	Detector	MS SCAN		

23 Acetone, CAS: 67-64-1

Signal: 1

Processing Integration Results

RT: 2.41
Area: 35426
Amount: 6.725680
Amount Units: ug/L

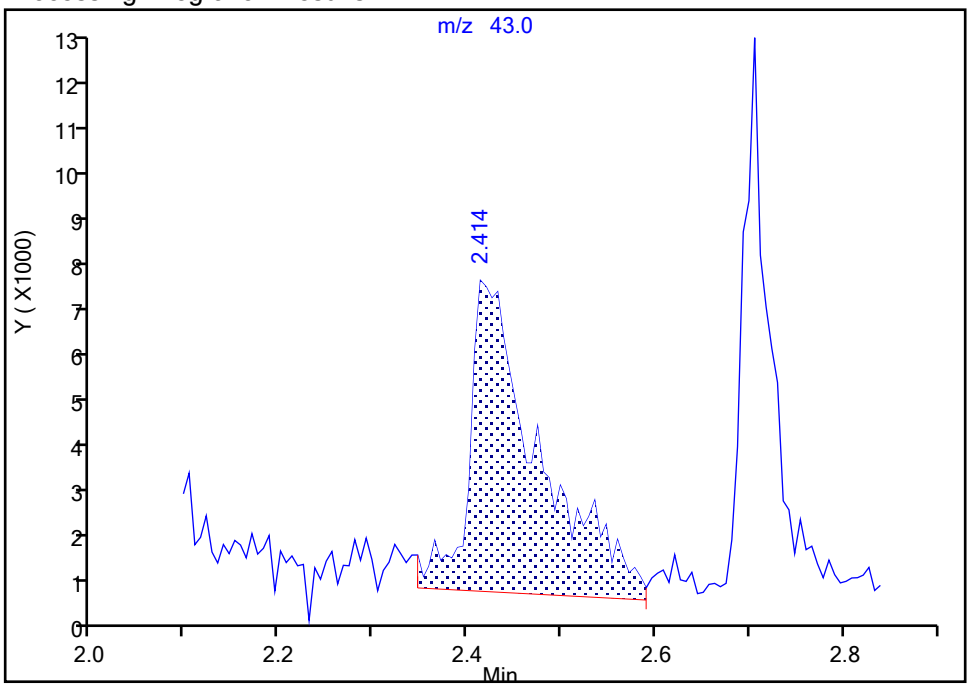

Manual Integration Results

RT: 2.41
Area: 26222
Amount: 5.344782
Amount Units: ug/L

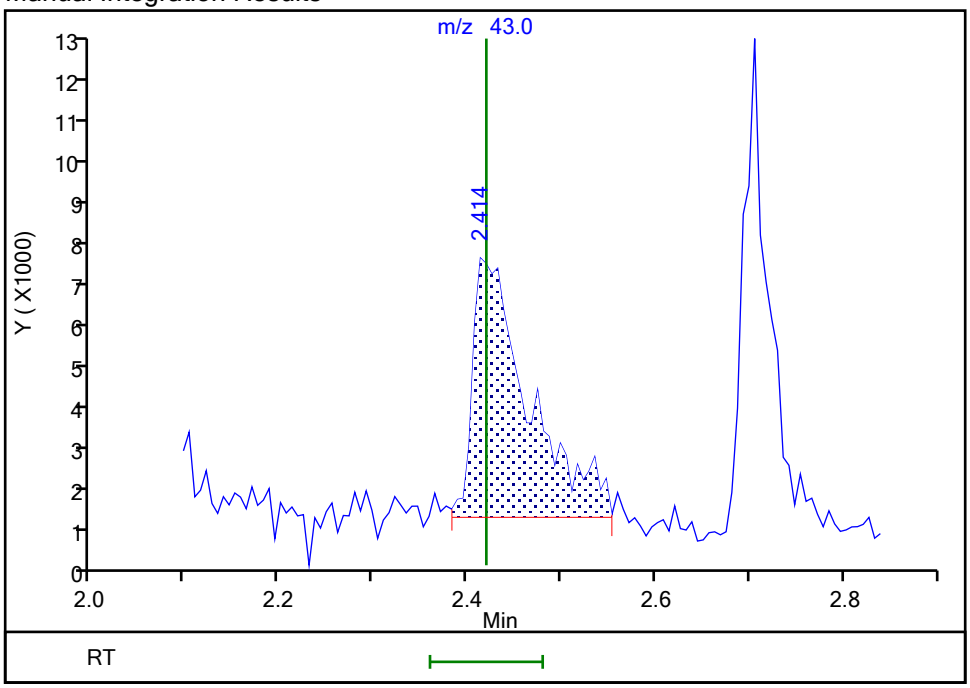

Reviewer: HillL, 15-Sep-2021 10:06:35

Audit Action: Manually Integrated Audit Reason: Poor chromatography

Manual Integration/User Assign Peak Report

Eurofins TestAmerica, Buffalo

Data File:	\\chromfs\Buffalo\ChromData\HP5973S\20210914-100971.b\S3500.D				
Injection Date:	14-Sep-2021 18:00:30	Instrument ID:	HP5973S		
Lims ID:	IC				
Client ID:					
Operator ID:	wd	ALS Bottle#:	5	Worklist Smp#:	5
Purge Vol:	5.000 mL	Dil. Factor:	1.0000		
Method:	S-8260	Limit Group:	MV - 8260C ICAL		
Column:	ZB-624 (0.18 mm)	Detector	MS SCAN		

30 Methylene Chloride, CAS: 75-09-2

Signal: 1

Processing Integration Results

RT: 2.81
Area: 14152
Amount: 0.717290
Amount Units: ug/L

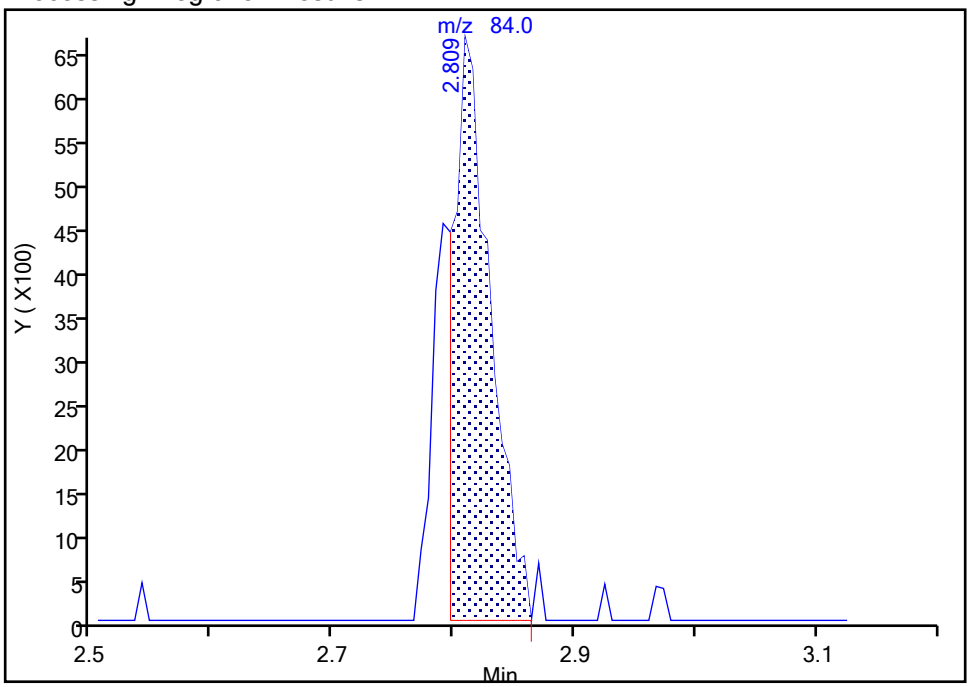

Manual Integration Results

RT: 2.81
Area: 18217
Amount: 0.976341
Amount Units: ug/L

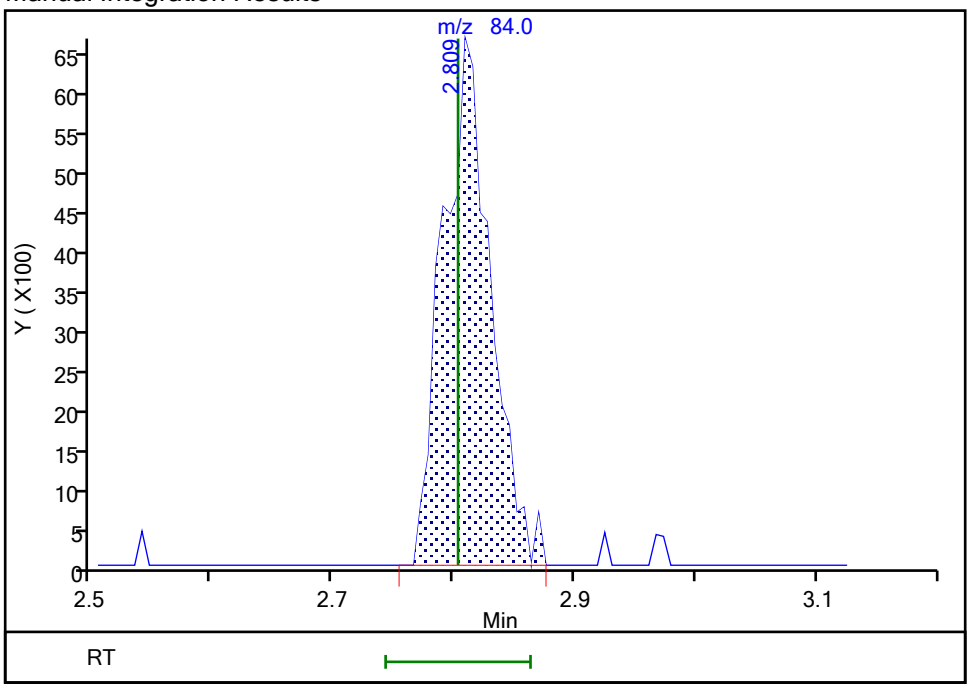

Reviewer: HillL, 15-Sep-2021 10:06:48
Audit Action: Manually Integrated Audit Reason: Poor chromatography

Manual Integration/User Assign Peak Report

Eurofins TestAmerica, Buffalo

Data File:	\\chromfs\Buffalo\ChromData\HP5973S\20210914-100971.b\S3500.D				
Injection Date:	14-Sep-2021 18:00:30	Instrument ID:	HP5973S		
Lims ID:	IC				
Client ID:					
Operator ID:	wd	ALS Bottle#:	5	Worklist Smp#:	5
Purge Vol:	5.000 mL	Dil. Factor:	1.0000		
Method:	S-8260	Limit Group:	MV - 8260C ICAL		
Column:	ZB-624 (0.18 mm)	Detector	MS SCAN		

31 2-Methyl-2-propanol, CAS: 75-65-0

Signal: 1

Not Detected
Expected RT: 2.97

Processing Integration Results

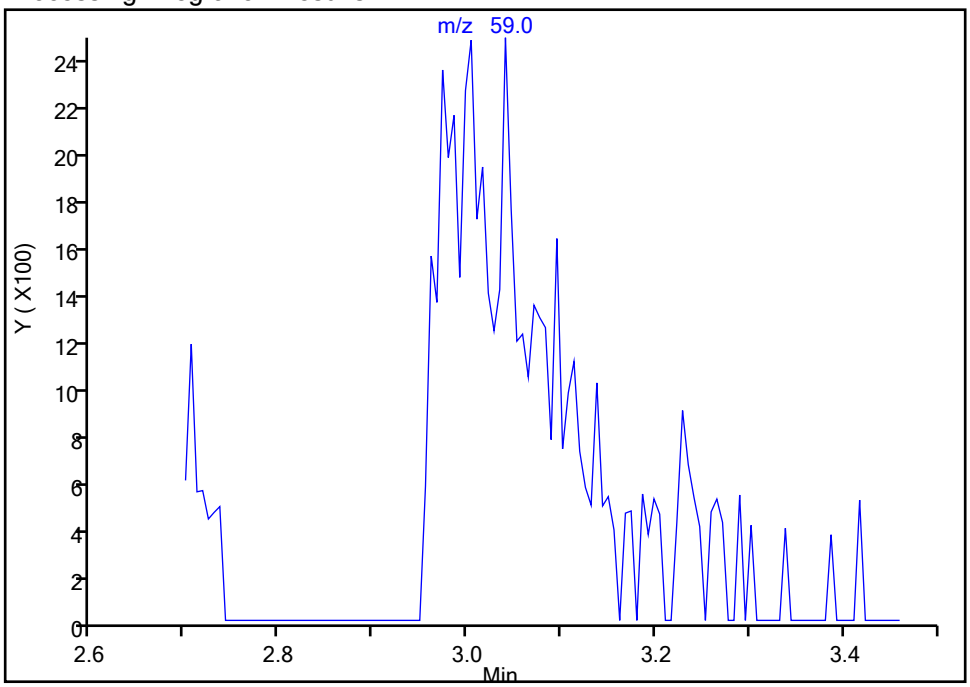

Manual Integration Results

RT: 3.04
Area: 16766
Amount: 10.977676
Amount Units: ug/L

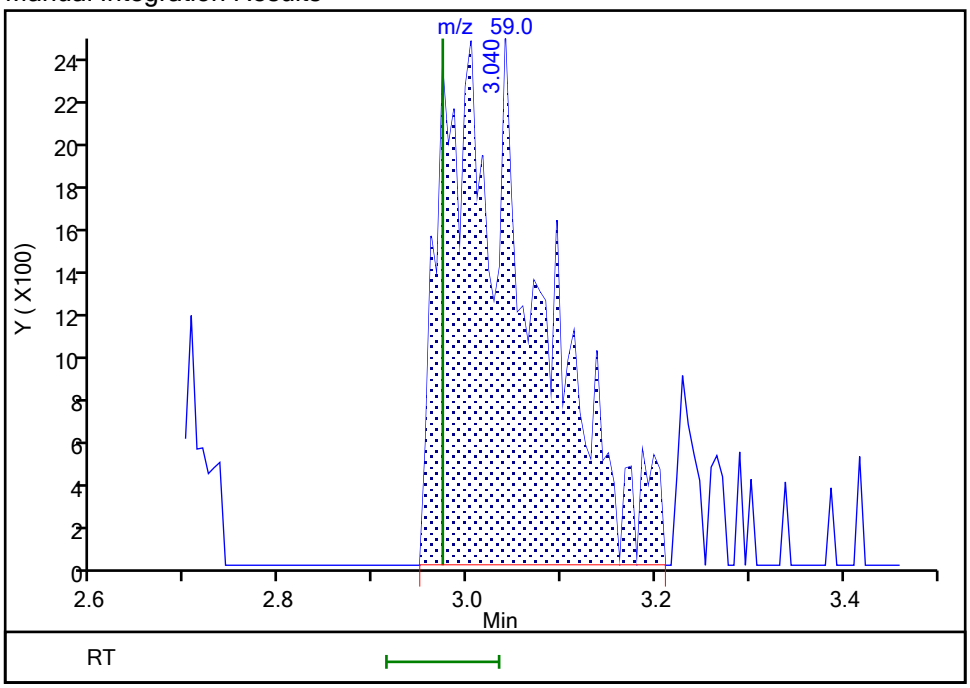

Reviewer: HillL, 15-Sep-2021 10:06:59
Audit Action: Manually Integrated Audit Reason: Poor chromatography

Manual Integration/User Assign Peak Report

Eurofins TestAmerica, Buffalo

Data File:	\\chromfs\Buffalo\ChromData\HP5973S\20210914-100971.b\S3500.D				
Injection Date:	14-Sep-2021 18:00:30	Instrument ID:	HP5973S		
Lims ID:	IC				
Client ID:					
Operator ID:	wd	ALS Bottle#:	5	Worklist Smp#:	5
Purge Vol:	5.000 mL	Dil. Factor:	1.0000		
Method:	S-8260	Limit Group:	MV - 8260C ICAL		
Column:	ZB-624 (0.18 mm)	Detector	MS SCAN		

33 Acrylonitrile, CAS: 107-13-1

Signal: 1

Processing Integration Results

RT: 3.08
Area: 61411
Amount: 9.364024
Amount Units: ug/L

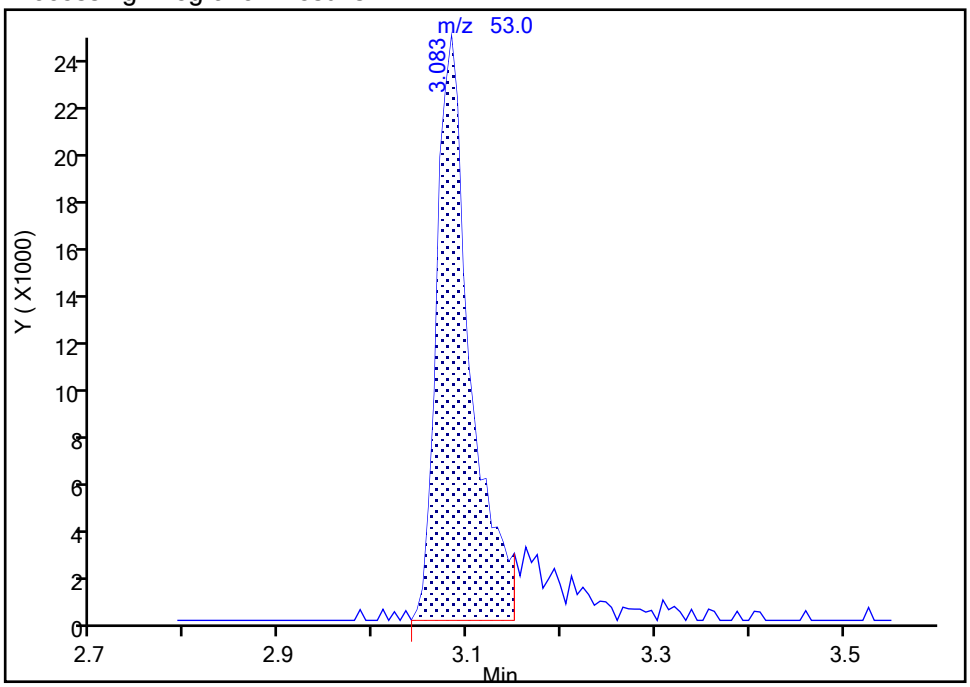

Manual Integration Results

RT: 3.08
Area: 71916
Amount: 10.750584
Amount Units: ug/L

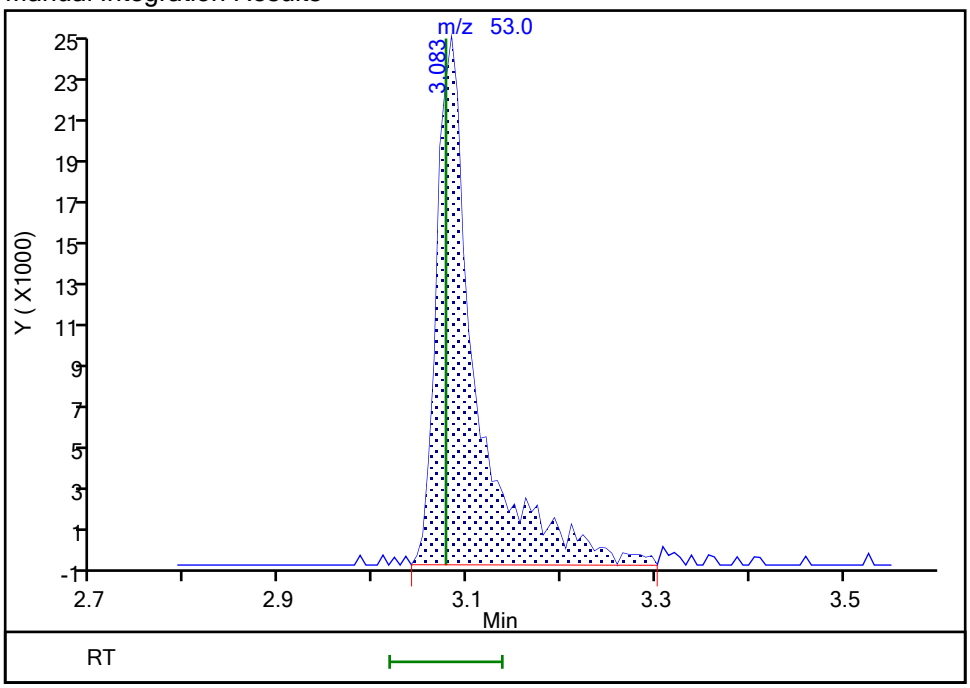

Reviewer: HillL, 15-Sep-2021 10:07:12

Audit Action: Manually Integrated Audit Reason: Poor chromatography

Manual Integration/User Assign Peak Report

Eurofins TestAmerica, Buffalo

Data File:	\\chromfs\Buffalo\ChromData\HP5973S\20210914-100971.b\S3500.D				
Injection Date:	14-Sep-2021 18:00:30	Instrument ID:	HP5973S		
Lims ID:	IC				
Client ID:					
Operator ID:	wd	ALS Bottle#:	5	Worklist Smp#:	5
Purge Vol:	5.000 mL	Dil. Factor:	1.0000		
Method:	S-8260	Limit Group:	MV - 8260C ICAL		
Column:	ZB-624 (0.18 mm)	Detector	MS SCAN		

49 Tetrahydrofuran, CAS: 109-99-9

Signal: 1

Processing Integration Results

RT: 4.21
Area: 10698
Amount: 1.935999
Amount Units: ug/L

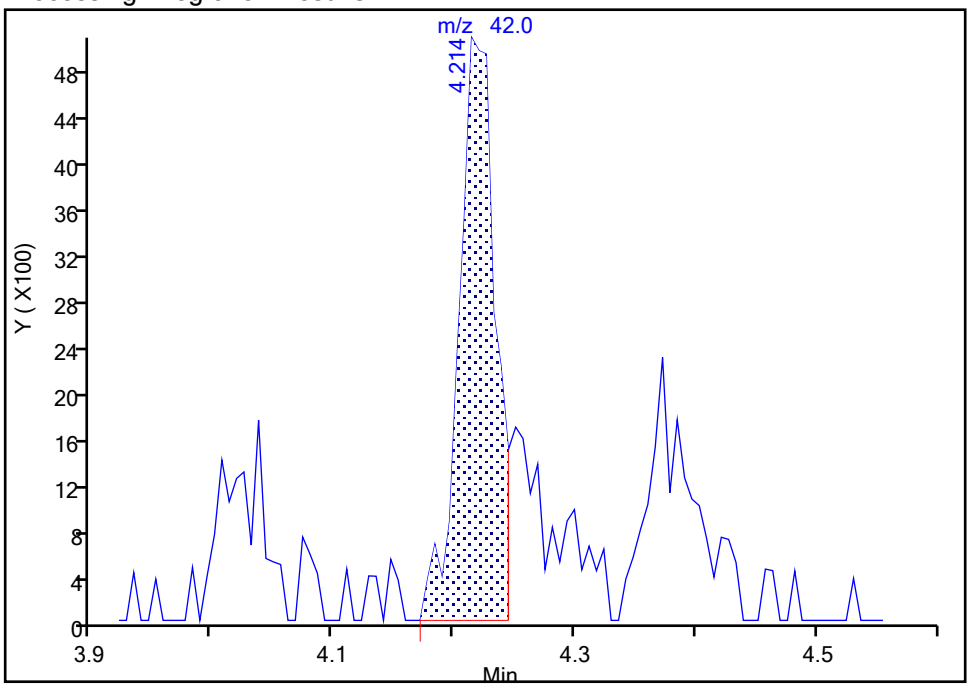

Manual Integration Results

RT: 4.21
Area: 14243
Amount: 2.562173
Amount Units: ug/L

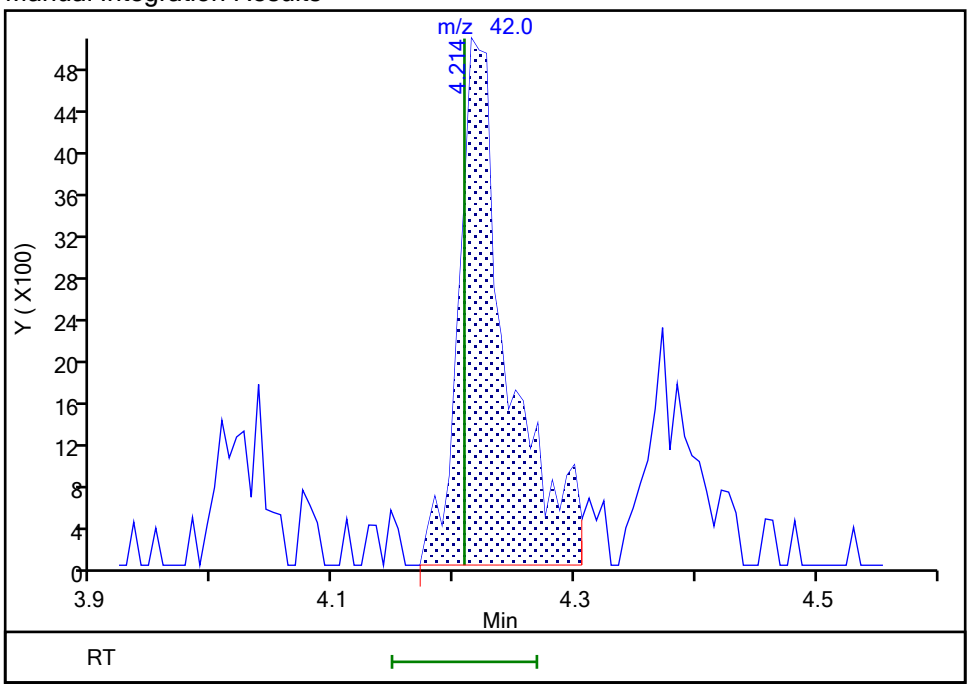

Reviewer: HillL, 15-Sep-2021 10:07:28

Audit Action: Manually Integrated Audit Reason: Poor chromatography

Manual Integration/User Assign Peak Report

Eurofins TestAmerica, Buffalo

Data File:	\\chromfs\Buffalo\ChromData\HP5973S\20210914-100971.b\S3500.D				
Injection Date:	14-Sep-2021 18:00:30	Instrument ID:	HP5973S		
Lims ID:	IC				
Client ID:					
Operator ID:	wd	ALS Bottle#:	5	Worklist Smp#:	5
Purge Vol:	5.000 mL	Dil. Factor:	1.0000		
Method:	S-8260	Limit Group:	MV - 8260C ICAL		
Column:	ZB-624 (0.18 mm)	Detector	MS SCAN		

55 Carbon tetrachloride, CAS: 56-23-5

Signal: 1

Not Detected
Expected RT: 4.51

Processing Integration Results

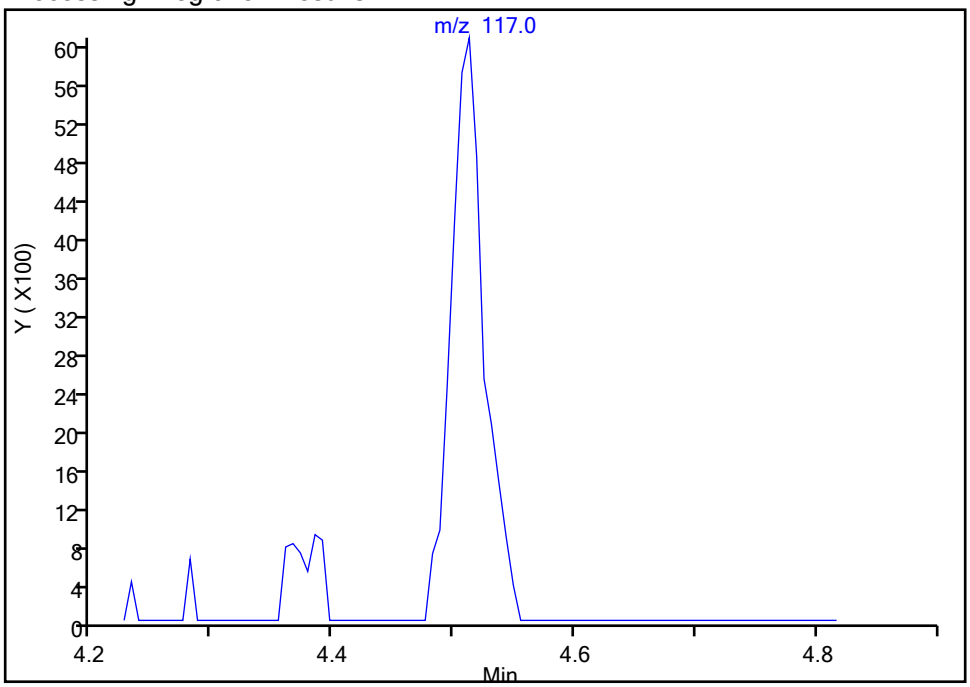

Manual Integration Results

RT: 4.51
Area: 11649
Amount: 0.846340
Amount Units: ug/L

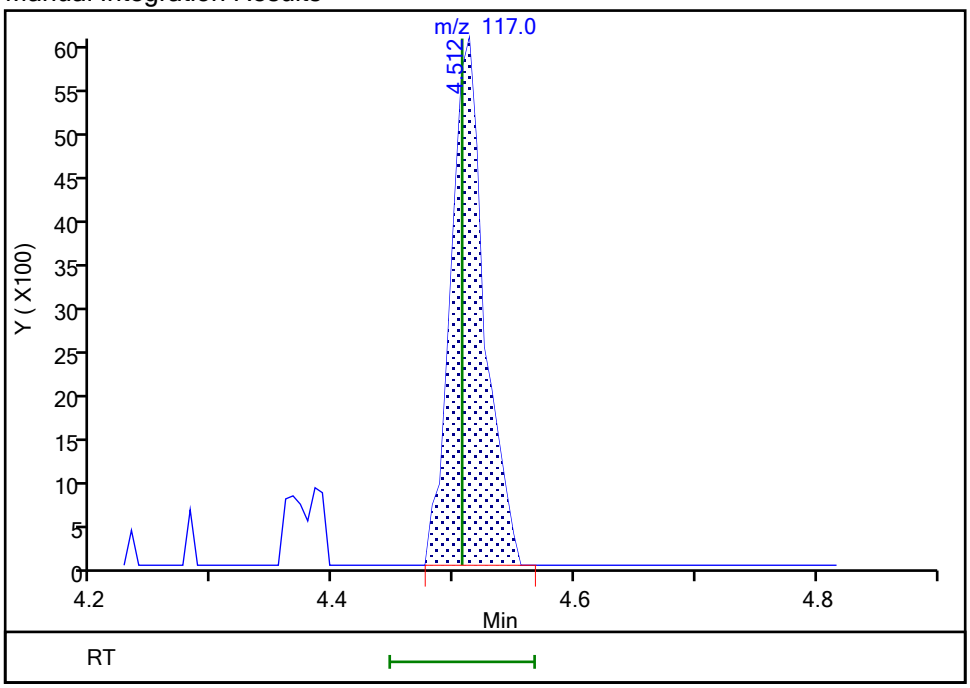

Reviewer: HillL, 15-Sep-2021 10:07:36
Audit Action: Assigned Compound ID Audit Reason: Poor chromatography

Eurofins TestAmerica, Buffalo
Target Compound Quantitation Report

Data File: \\chromfs\Buffalo\ChromData\HP5973S\20210914-100971.b\S3501.D
Lims ID: IC 2
Client ID:
Sample Type: IC Calib Level: 3
Inject. Date: 14-Sep-2021 18:24:30 ALS Bottle#: 6 Worklist Smp#: 6
Purge Vol: 5.000 mL Dil. Factor: 1.0000
Sample Info: IC 2
Misc. Info.: 480-0100971-006
Operator ID: wd Instrument ID: HP5973S
Sublist: chrom-S-8260*sub26

Method: \\chromfs\Buffalo\ChromData\HP5973S\20210914-100971.b\S-8260.m
Limit Group: MV - 8260C ICAL
Last Update: 15-Sep-2021 10:50:16 Calib Date: 15-Sep-2021 00:35:30
Integrator: RTE ID Type: RT Order ID
Quant Method: Internal Standard Quant By: Initial Calibration
Last ICal File: \\chromfs\Buffalo\ChromData\HP5973S\20210914-100971.b\S3517.D

Column 1 : ZB-624 (0.18 mm) Det: MS SCAN
Process Host: CTX1643

First Level Reviewer: HillL Date: 15-Sep-2021 10:15:34

Compound	Sig	RT (min.)	Adj RT (min.)	Dlt RT (min.)	Q	Response	Cal Amt ug/L	OnCol Amt ug/L	Flags
* 153 Fluorobenzene (IS)	70	4.999	4.999	0.000	98	151634	25.0	25.0	
* 2 Chlorobenzene-d5	82	7.962	7.962	0.000	84	318378	25.0	25.0	
* 3 1,4-Dichlorobenzene-d4	152	10.395	10.395	0.000	92	339540	25.0	25.0	
$ 154 Dibromofluoromethane (Surr)	113	4.433	4.434	-0.001	56	217221	25.0	26.6	
$ 4 1,2-Dichloroethane-d4 (Surr)	67	4.732	4.732	0.000	93	139607	25.0	26.4	
$ 5 Toluene-d8 (Surr)	98	6.496	6.496	0.000	83	784649	25.0	24.4	
$ 6 4-Bromofluorobenzene (Surr)	174	9.221	9.221	0.000	90	270371	25.0	25.1	
10 Dichlorodifluoromethane	85	1.087	1.088	-0.001	87	22907	2.00	2.12	M
12 Chloromethane	50	1.240	1.246	-0.006	78	29708	2.00	2.08	
13 Vinyl chloride	62	1.325	1.319	0.006	43	26366	2.00	2.04	
151 Butadiene	54	1.325	1.325	0.000	73	32946	2.00	2.15	
14 Bromomethane	94	1.586	1.586	0.000	75	19222	2.00	2.21	
15 Chloroethane	64	1.647	1.647	0.000	86	19176	2.00	2.13	
16 Dichlorofluoromethane	67	1.848	1.848	0.000	77	41910	2.00	2.25	
17 Trichlorofluoromethane	101	1.854	1.860	-0.006	65	32967	2.00	2.07	
18 Ethyl ether	59	2.091	2.091	0.000	94	22330	2.00	2.05	
20 Acrolein	56	2.262	2.274	-0.012	65	8758	10.0	11.1	M
21 1,1,2-Trichloro-1,2,2-trifluoroe	101	2.298	2.292	0.006	62	18476	2.00	2.15	
22 1,1-Dichloroethene	96	2.310	2.304	0.006	80	20158	2.00	2.19	
23 Acetone	43	2.414	2.420	-0.006	0	47804	10.0	10.2	M
25 Iodomethane	142	2.462	2.462	0.000	89	35311	2.00	2.14	
26 Carbon disulfide	76	2.493	2.499	-0.006	96	61224	2.00	2.07	
28 3-Chloro-1-propene	41	2.651	2.651	0.000	86	37253	2.00	2.05	
27 Methyl acetate	43	2.700	2.700	0.000	96	51163	4.00	4.16	
30 Methylene Chloride	84	2.791	2.803	-0.012	87	29543	2.00	2.14	M
31 2-Methyl-2-propanol	59	2.967	2.973	-0.006	70	25212	20.0	17.4	
32 Methyl tert-butyl ether	73	2.992	2.998	-0.006	88	71127	2.00	2.14	
34 trans-1,2-Dichloroethene	96	3.010	3.010	0.000	91	22571	2.00	2.17	
33 Acrylonitrile	53	3.077	3.077	0.000	99	138939	20.0	21.8	
35 Hexane	57	3.198	3.199	-0.001	85	30699	2.00	1.95	

Compound	Sig	RT (min.)	Adj RT (min.)	Dlt RT (min.)	Q	Response	Cal Amt ug/L	OnCol Amt ug/L	Flags
39 1,1-Dichloroethane	63	3.411	3.418	-0.007	82	41551	2.00	2.18	
37 Vinyl acetate	43	3.478	3.478	0.000	96	94331	4.00	3.75	
44 2,2-Dichloropropane	77	3.922	3.923	-0.001	76	20975	2.00	2.17	
45 cis-1,2-Dichloroethene	96	3.965	3.965	0.000	68	25730	2.00	2.29	
43 2-Butanone (MEK)	43	4.008	4.008	0.000	91	68030	10.0	9.55	
48 Chlorobromomethane	128	4.190	4.196	-0.006	81	13477	2.00	2.24	
49 Tetrahydrofuran	42	4.214	4.208	0.006	80	20774	4.00	3.93	
50 Chloroform	83	4.275	4.275	0.000	92	39328	2.00	2.08	
51 1,1,1-Trichloroethane	97	4.373	4.373	0.000	86	32745	2.00	2.19	
52 Cyclohexane	56	4.379	4.379	0.000	87	40688	2.00	2.09	
55 Carbon tetrachloride	117	4.513	4.507	0.006	66	28345	2.00	2.16	
54 1,1-Dichloropropene	75	4.531	4.525	0.006	82	28245	2.00	2.16	
57 Benzene	78	4.725	4.726	-0.001	56	81864	2.00	2.02	
53 Isobutyl alcohol	43	4.780	4.780	0.000	41	22972	50.0	46.2	
58 1,2-Dichloroethane	62	4.805	4.805	0.000	57	32363	2.00	2.10	
59 n-Heptane	43	4.908	4.914	-0.006	87	34920	2.00	1.95	
62 Trichloroethene	95	5.334	5.334	0.000	75	19554	2.00	2.02	
64 Methylcyclohexane	83	5.437	5.443	-0.006	87	37217	2.00	2.10	
65 1,2-Dichloropropane	63	5.577	5.577	0.000	86	22277	2.00	2.16	
67 Dibromomethane	93	5.711	5.711	0.000	82	13464	2.00	2.10	
66 1,4-Dioxane	88	5.735	5.717	0.018	42	4694	40.0	40.4	M
68 Dichlorobromomethane	83	5.869	5.869	0.000	83	21981	2.00	1.86	
69 2-Chloroethyl vinyl ether	63	6.161	6.155	0.006	80	13348	2.00	1.87	
72 cis-1,3-Dichloropropene	75	6.283	6.283	0.000	70	29536	2.00	1.93	
73 4-Methyl-2-pentanone (MIBK)	43	6.435	6.435	0.000	96	160227	10.0	9.96	
74 Toluene	92	6.563	6.557	0.006	92	48519	2.00	1.88	
77 trans-1,3-Dichloropropene	75	6.855	6.855	0.000	86	28197	2.00	1.90	
75 Ethyl methacrylate	69	6.903	6.903	0.000	78	22331	2.00	1.74	
79 1,1,2-Trichloroethane	83	7.037	7.037	0.000	79	16161	2.00	2.03	
81 Tetrachloroethene	166	7.086	7.080	0.006	69	21636	2.00	1.93	
82 1,3-Dichloropropane	76	7.195	7.195	0.000	88	31865	2.00	1.94	
80 2-Hexanone	43	7.274	7.275	-0.001	96	112889	10.0	10.5	
83 Chlorodibromomethane	129	7.427	7.427	0.000	65	18302	2.00	1.95	
84 Ethylene Dibromide	107	7.524	7.518	0.006	83	18915	2.00	1.90	
87 Chlorobenzene	112	7.992	7.992	0.000	90	58062	2.00	1.98	
88 Ethylbenzene	91	8.090	8.090	0.000	98	95877	2.00	1.98	
89 1,1,1,2-Tetrachloroethane	131	8.096	8.096	0.000	31	20593	2.00	1.94	
90 m-Xylene & p-Xylene	106	8.217	8.211	0.006	98	38959	2.00	1.98	
91 o-Xylene	106	8.631	8.631	0.000	91	39182	2.00	2.02	
92 Styrene	104	8.668	8.668	0.000	89	62233	2.00	1.95	
95 Bromoform	173	8.911	8.911	0.000	72	11836	2.00	1.82	
94 Isopropylbenzene	105	9.020	9.021	-0.001	93	101642	2.00	1.97	
101 Bromobenzene	156	9.367	9.367	0.000	91	25071	2.00	1.90	
97 1,1,2,2-Tetrachloroethane	83	9.452	9.452	0.000	57	27694	2.00	1.96	
99 N-Propylbenzene	91	9.465	9.465	0.000	97	111861	2.00	1.94	
100 1,2,3-Trichloropropane	110	9.477	9.477	0.000	49	9985	2.00	2.04	
98 trans-1,4-Dichloro-2-butene	53	9.501	9.495	0.006	56	7569	2.00	2.08	
103 2-Chlorotoluene	126	9.568	9.562	0.006	93	24070	2.00	1.91	
102 1,3,5-Trimethylbenzene	105	9.653	9.653	0.000	90	85238	2.00	1.94	
105 4-Chlorotoluene	126	9.684	9.684	0.000	77	26029	2.00	2.09	
106 tert-Butylbenzene	134	9.976	9.976	0.000	87	18348	2.00	1.89	
107 1,2,4-Trimethylbenzene	105	10.030	10.037	-0.007	40	88941	2.00	1.95	

Compound	Sig	RT (min.)	Adj RT (min.)	Dlt RT (min.)	Q	Response	Cal Amt ug/L	OnCol Amt ug/L	Flags
109 sec-Butylbenzene	105	10.195	10.195	0.000	84	101465	2.00	1.87	
111 1,3-Dichlorobenzene	146	10.328	10.329	-0.001	92	53328	2.00	2.06	
110 4-Isopropyltoluene	119	10.341	10.341	0.000	95	92102	2.00	1.90	
113 1,4-Dichlorobenzene	146	10.414	10.420	-0.006	74	55351	2.00	2.08	
115 n-Butylbenzene	91	10.736	10.736	0.000	91	77322	2.00	1.92	
116 1,2-Dichlorobenzene	146	10.773	10.773	0.000	87	53571	2.00	2.02	
117 1,2-Dibromo-3-Chloropropane	75	11.521	11.521	0.000	33	6106	2.00	2.12	
119 1,2,4-Trichlorobenzene	180	12.196	12.196	0.000	87	39690	2.00	1.98	
120 Hexachlorobutadiene	225	12.312	12.312	0.000	72	15764	2.00	1.85	
121 Naphthalene	128	12.409	12.409	0.000	96	118471	2.00	1.97	
122 1,2,3-Trichlorobenzene	180	12.610	12.610	0.000	91	39629	2.00	2.00	
S 123 Total BTEX	1				0			9.88	
S 126 1,3-Dichloropropene, Total	1				0			3.83	
S 125 1,2-Dichloroethene, Total	1				0			4.46	
S 124 Xylenes, Total	1				0			4.00	

QC Flag Legend

Processing Flags

Review Flags

M - Manually Integrated

Reagents:

GAS CORP mix_00472	Amount Added:	2.00	Units: uL	
8260 CORP mix_00214	Amount Added:	2.00	Units: uL	
S_8260_IS_00351	Amount Added:	1.00	Units: uL	Run Reagent
S_8260_Surr_00398	Amount Added:	1.00	Units: uL	Run Reagent

Report Date: 15-Sep-2021 10:50:16 Chrom Revision: 2.3 13-May-2021 07:57:40

Eurofins TestAmerica, Buffalo

Data File: \\chromfs\Buffalo\ChromData\HP5973S\20210914-100971.b\S3501.D

Injection Date: 14-Sep-2021 18:24:30 Instrument ID: HP5973S Operator ID: wd

Lims ID: IC 2 Worklist Smp#: 6

Client ID:

Purge Vol: 5.000 mL Dil. Factor: 1.0000 ALS Bottle#: 6

Method: S-8260 Limit Group: MV - 8260C ICAL

Column: ZB-624 (0.18 mm)

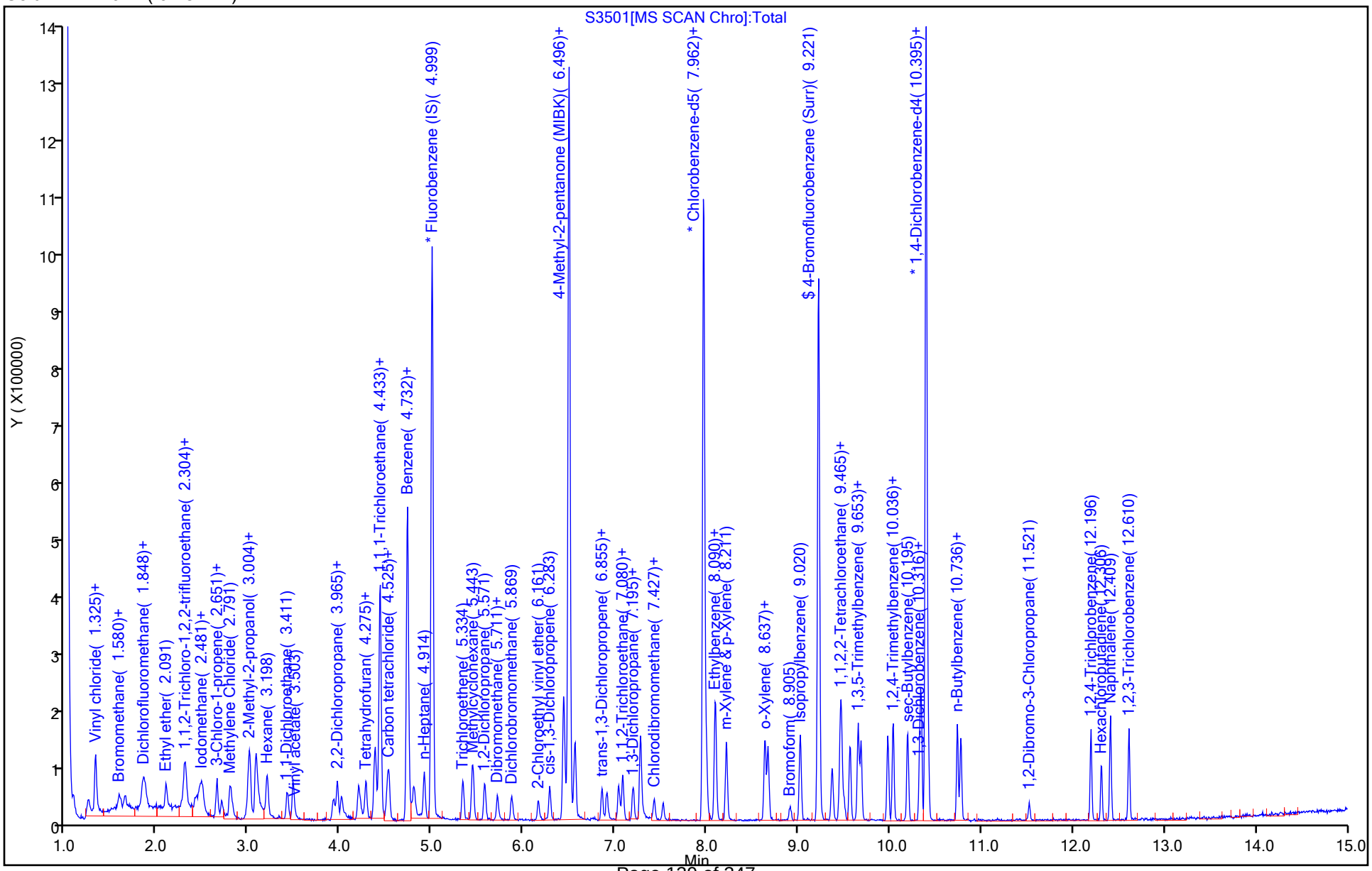

Manual Integration/User Assign Peak Report

Eurofins TestAmerica, Buffalo

Data File:	\\chromfs\Buffalo\ChromData\HP5973S\20210914-100971.b\S3501.D				
Injection Date:	14-Sep-2021 18:24:30	Instrument ID:	HP5973S		
Lims ID:	IC 2				
Client ID:					
Operator ID:	wd	ALS Bottle#:	6	Worklist Smp#:	6
Purge Vol:	5.000 mL	Dil. Factor:	1.0000		
Method:	S-8260	Limit Group:	MV - 8260C ICAL		
Column:	ZB-624 (0.18 mm)	Detector	MS SCAN		

10 Dichlorodifluoromethane, CAS: 75-71-8

Signal: 1

Processing Integration Results

RT: 1.09
Area: 18796
Amount: 1.816885
Amount Units: ug/L

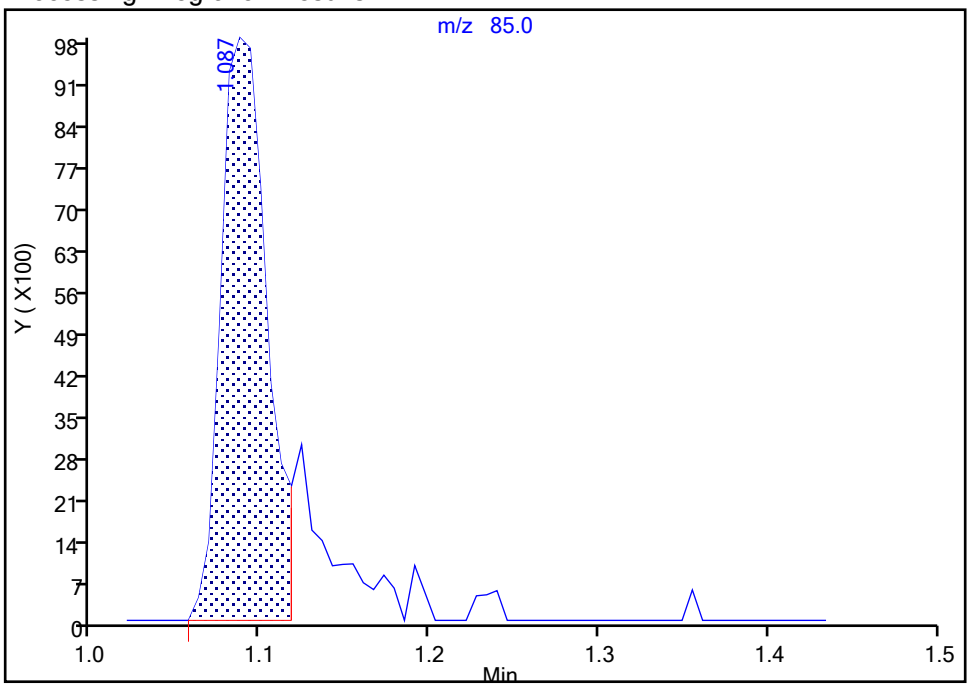

Manual Integration Results

RT: 1.09
Area: 22907
Amount: 2.122750
Amount Units: ug/L

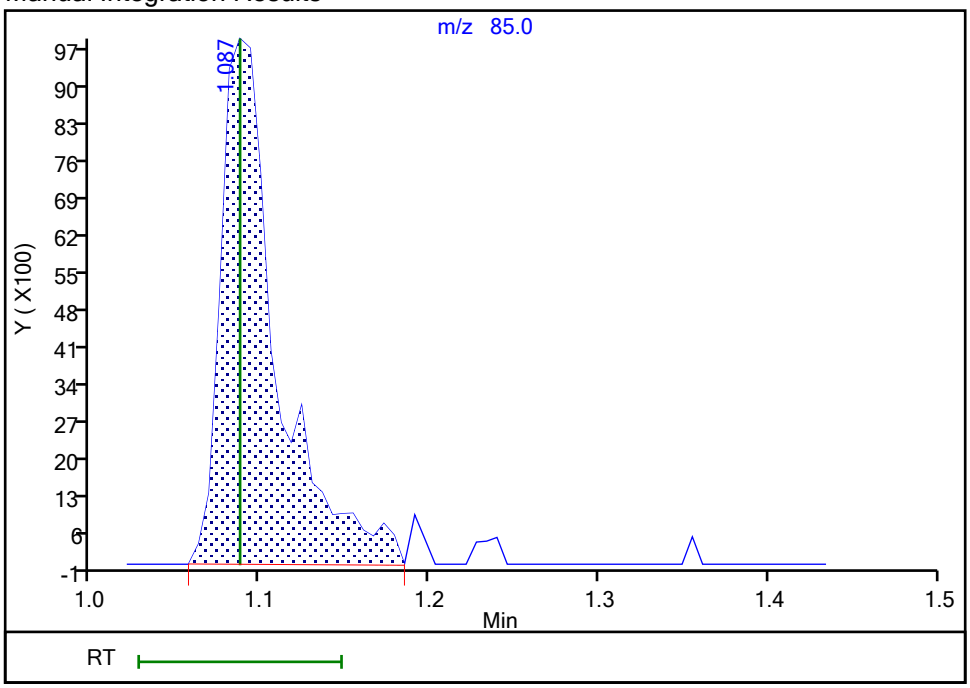

Reviewer: HillL, 15-Sep-2021 10:08:55

Audit Action: Manually Integrated Audit Reason: Poor chromatography

Manual Integration/User Assign Peak Report

Eurofins TestAmerica, Buffalo

Data File:	\\chromfs\Buffalo\ChromData\HP5973S\20210914-100971.b\S3501.D				
Injection Date:	14-Sep-2021 18:24:30	Instrument ID:	HP5973S		
Lims ID:	IC 2				
Client ID:					
Operator ID:	wd	ALS Bottle#:	6	Worklist Smp#:	6
Purge Vol:	5.000 mL	Dil. Factor:	1.0000		
Method:	S-8260	Limit Group:	MV - 8260C ICAL		
Column:	ZB-624 (0.18 mm)	Detector	MS SCAN		

20 Acrolein, CAS: 107-02-8

Signal: 1

Processing Integration Results

RT: 2.26
Area: 7174
Amount: 8.871341
Amount Units: ug/L

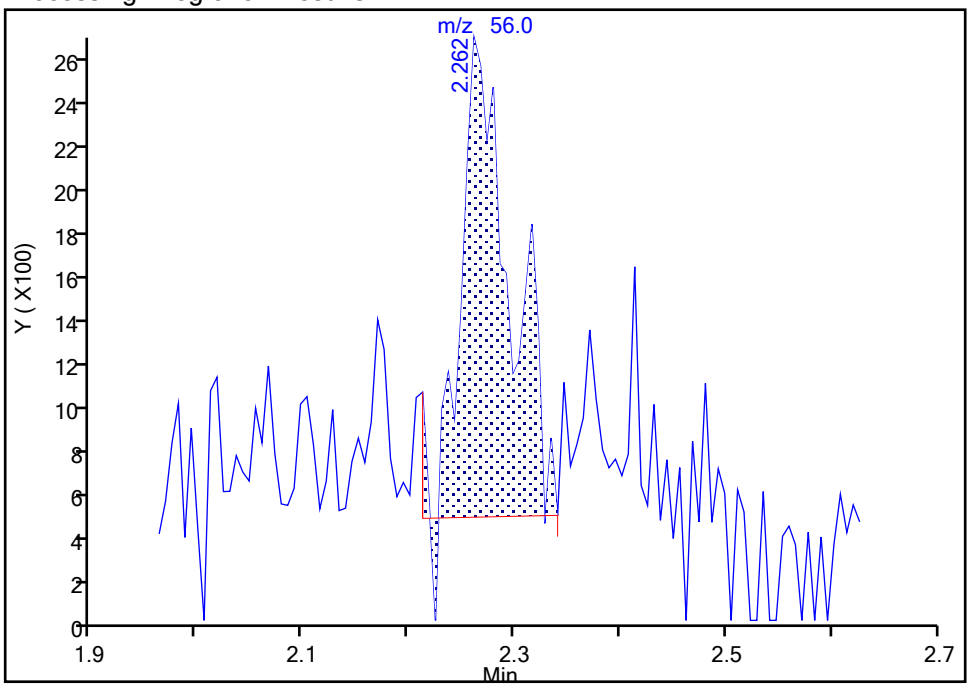

Manual Integration Results

RT: 2.26
Area: 8758
Amount: 11.113199
Amount Units: ug/L

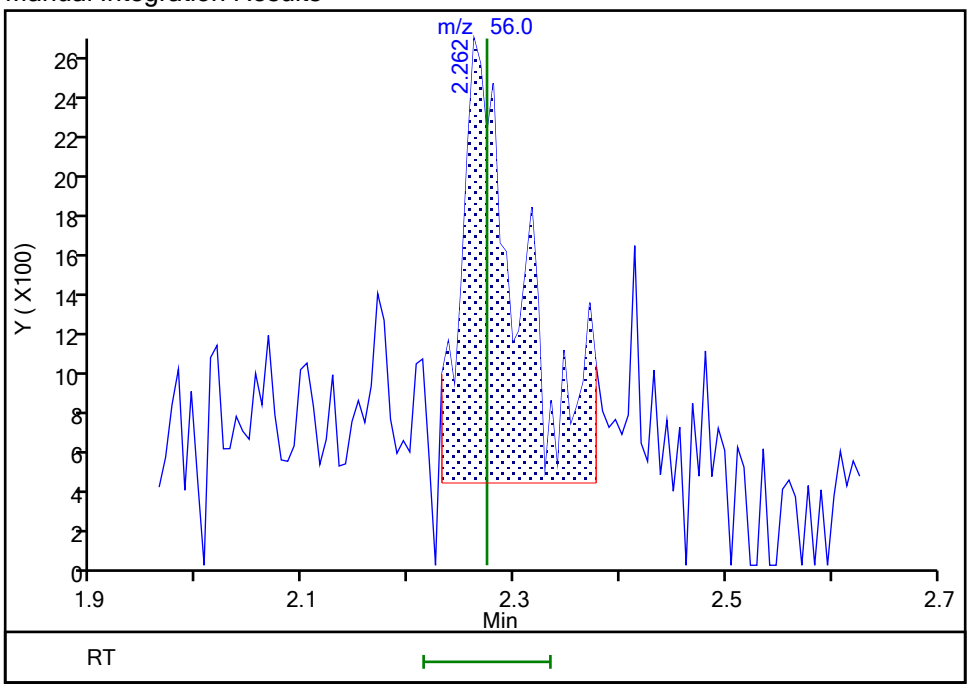

Reviewer: HillL, 15-Sep-2021 10:09:18

Audit Action: Manually Integrated Audit Reason: Poor chromatography

Manual Integration/User Assign Peak Report

Eurofins TestAmerica, Buffalo

Data File:	\\chromfs\Buffalo\ChromData\HP5973S\20210914-100971.b\S3501.D				
Injection Date:	14-Sep-2021 18:24:30	Instrument ID:	HP5973S		
Lims ID:	IC 2				
Client ID:					
Operator ID:	wd	ALS Bottle#:	6	Worklist Smp#:	6
Purge Vol:	5.000 mL	Dil. Factor:	1.0000		
Method:	S-8260	Limit Group:	MV - 8260C ICAL		
Column:	ZB-624 (0.18 mm)	Detector	MS SCAN		

23 Acetone, CAS: 67-64-1

Signal: 1

Not Detected
Expected RT: 2.42

Processing Integration Results

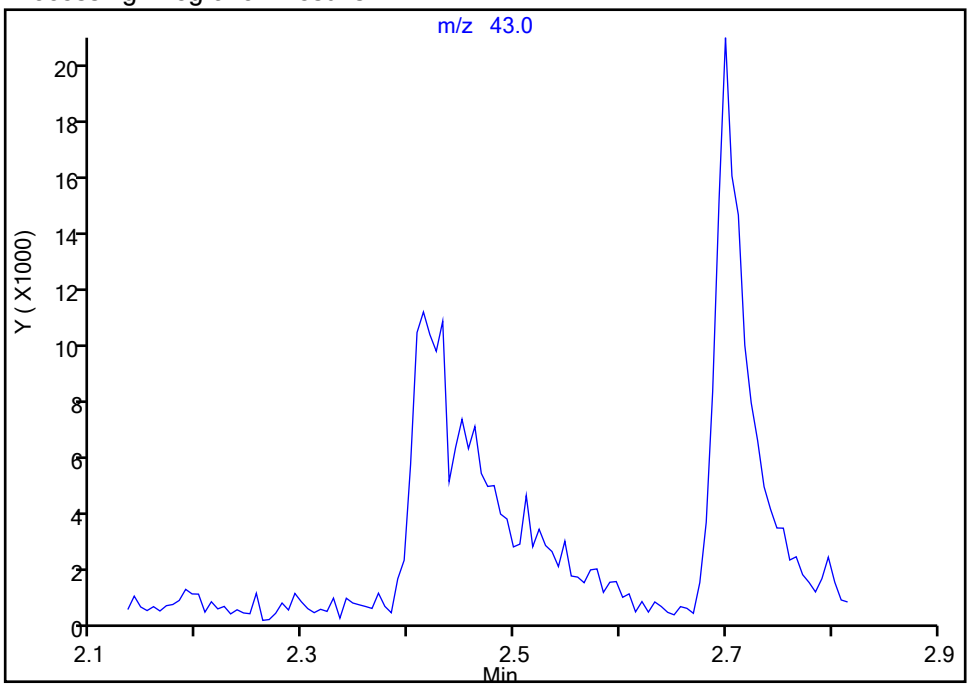

Manual Integration Results

RT: 2.41
Area: 47804
Amount: 10.243412
Amount Units: ug/L

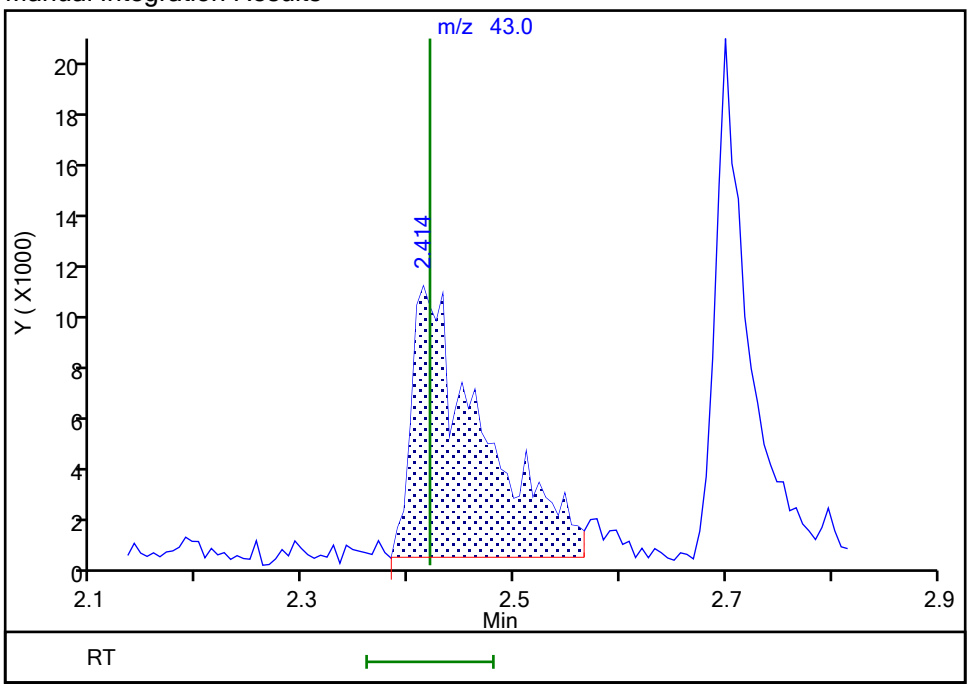

Reviewer: HillL, 15-Sep-2021 10:09:37
Audit Action: Manually Integrated Audit Reason: Poor chromatography

Manual Integration/User Assign Peak Report

Eurofins TestAmerica, Buffalo

Data File:	\\chromfs\Buffalo\ChromData\HP5973S\20210914-100971.b\S3501.D				
Injection Date:	14-Sep-2021 18:24:30	Instrument ID:	HP5973S		
Lims ID:	IC 2				
Client ID:					
Operator ID:	wd	ALS Bottle#:	6	Worklist Smp#:	6
Purge Vol:	5.000 mL	Dil. Factor:	1.0000		
Method:	S-8260	Limit Group:	MV - 8260C ICAL		
Column:	ZB-624 (0.18 mm)	Detector	MS SCAN		

30 Methylene Chloride, CAS: 75-09-2

Signal: 1

Processing Integration Results

RT: 2.79
Area: 28612
Amount: 2.064197
Amount Units: ug/L

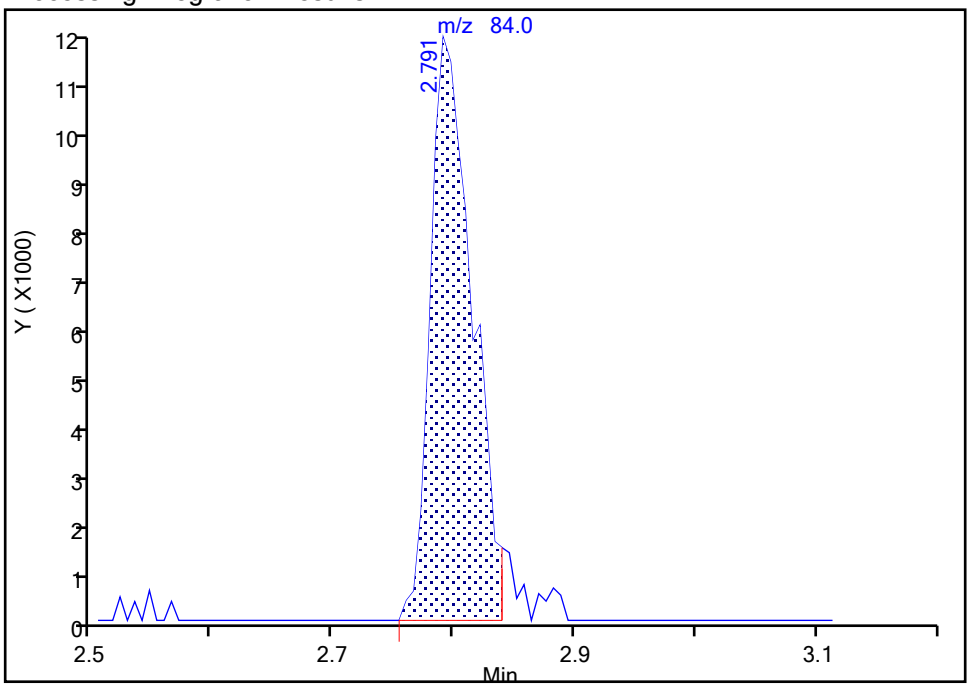

Manual Integration Results

RT: 2.79
Area: 29543
Amount: 2.141535
Amount Units: ug/L

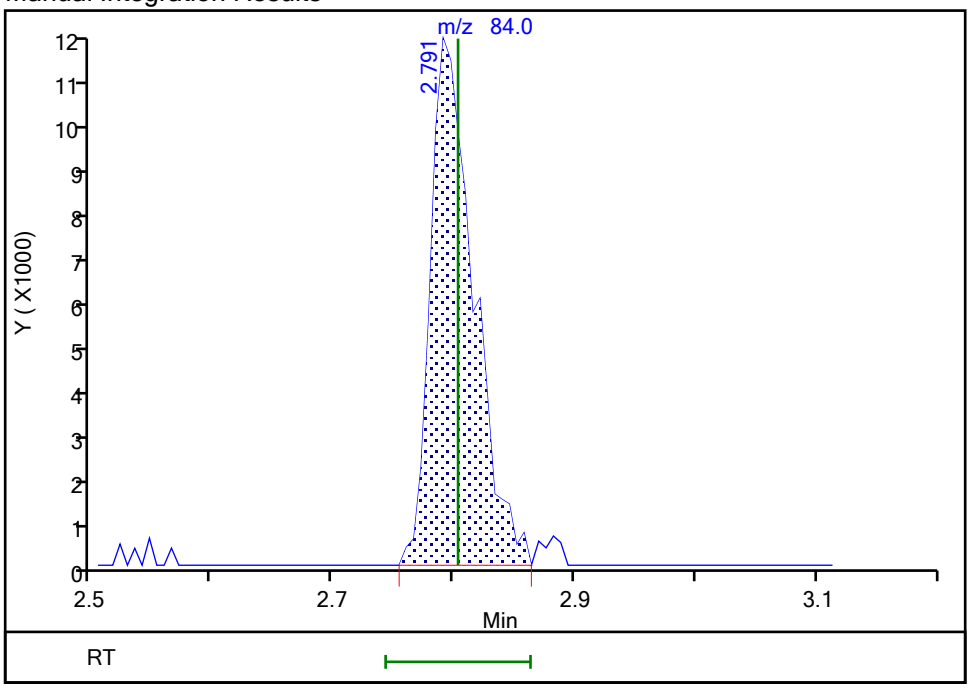

Reviewer: HillL, 15-Sep-2021 10:14:25

Audit Action: Manually Integrated Audit Reason: Poor chromatography

Manual Integration/User Assign Peak Report

Eurofins TestAmerica, Buffalo

Data File:	\\chromfs\Buffalo\ChromData\HP5973S\20210914-100971.b\S3501.D				
Injection Date:	14-Sep-2021 18:24:30	Instrument ID:	HP5973S		
Lims ID:	IC 2				
Client ID:					
Operator ID:	wd	ALS Bottle#:	6	Worklist Smp#:	6
Purge Vol:	5.000 mL	Dil. Factor:	1.0000		
Method:	S-8260	Limit Group:	MV - 8260C ICAL		
Column:	ZB-624 (0.18 mm)	Detector	MS SCAN		

66 1,4-Dioxane, CAS: 123-91-1

Signal: 1

Not Detected
Expected RT: 5.72

Processing Integration Results

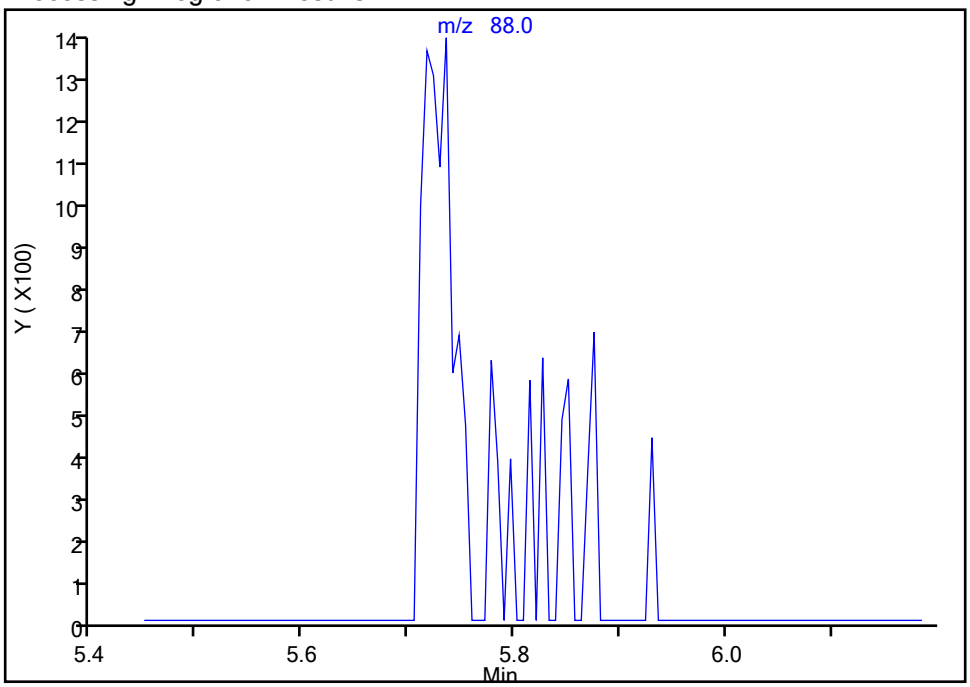

RT: 5.74
Area: 4694
Amount: 40.377181
Amount Units: ug/L

Manual Integration Results

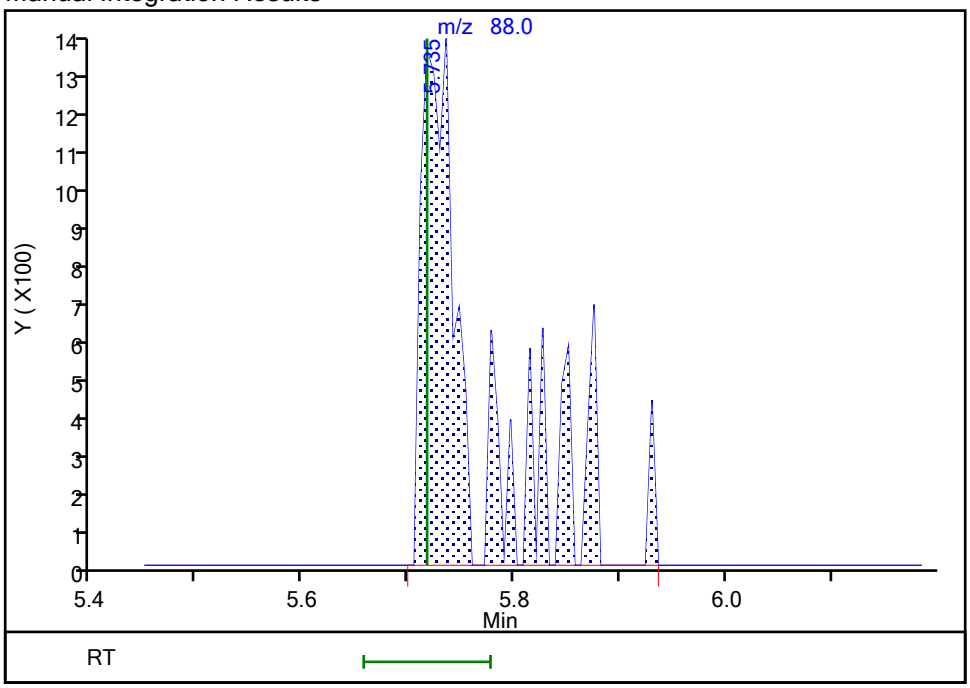

Reviewer: HillL, 15-Sep-2021 10:14:58
Audit Action: Manually Integrated Audit Reason: Poor chromatography

Eurofins TestAmerica, Buffalo
Target Compound Quantitation Report

Data File: \\chromfs\Buffalo\ChromData\HP5973S\20210914-100971.b\S3502.D
Lims ID: IC 3
Client ID:
Sample Type: IC Calib Level: 4
Inject. Date: 14-Sep-2021 18:47:30 ALS Bottle#: 7 Worklist Smp#: 7
Purge Vol: 5.000 mL Dil. Factor: 1.0000
Sample Info: IC 3
Misc. Info.: 480-0100971-007
Operator ID: wd Instrument ID: HP5973S
Sublist: chrom-S-8260*sub26

Method: \\chromfs\Buffalo\ChromData\HP5973S\20210914-100971.b\S-8260.m
Limit Group: MV - 8260C ICAL
Last Update: 15-Sep-2021 10:50:19 Calib Date: 15-Sep-2021 00:35:30
Integrator: RTE ID Type: RT Order ID
Quant Method: Internal Standard Quant By: Initial Calibration
Last ICal File: \\chromfs\Buffalo\ChromData\HP5973S\20210914-100971.b\S3517.D

Column 1 : ZB-624 (0.18 mm) Det: MS SCAN
Process Host: CTX1643

First Level Reviewer: HillL Date: 15-Sep-2021 10:18:15

Compound	Sig	RT (min.)	Adj RT (min.)	Dlt RT (min.)	Q	Response	Cal Amt ug/L	OnCol Amt ug/L	Flags
* 153 Fluorobenzene (IS)	70	4.999	4.999	0.000	99	159574	25.0	25.0	
* 2 Chlorobenzene-d5	82	7.962	7.962	0.000	84	323303	25.0	25.0	
* 3 1,4-Dichlorobenzene-d4	152	10.395	10.395	0.000	86	335010	25.0	25.0	
$ 154 Dibromofluoromethane (Surr)	113	4.434	4.434	0.000	58	216806	25.0	25.2	
$ 4 1,2-Dichloroethane-d4 (Surr)	67	4.732	4.732	0.000	91	140348	25.0	25.2	
$ 5 Toluene-d8 (Surr)	98	6.496	6.496	0.000	91	845933	25.0	25.9	
$ 6 4-Bromofluorobenzene (Surr)	174	9.221	9.221	0.000	92	273319	25.0	25.0	
10 Dichlorodifluoromethane	85	1.088	1.088	0.000	85	61075	5.00	5.38	M
12 Chloromethane	50	1.246	1.246	0.000	87	75944	5.00	5.06	
13 Vinyl chloride	62	1.319	1.319	0.000	60	67882	5.00	4.98	
151 Butadiene	54	1.325	1.325	0.000	64	81793	5.00	5.08	
14 Bromomethane	94	1.586	1.586	0.000	83	44334	5.00	4.85	
15 Chloroethane	64	1.647	1.647	0.000	91	46000	5.00	4.85	
16 Dichlorofluoromethane	67	1.848	1.848	0.000	80	93735	5.00	4.77	
17 Trichlorofluoromethane	101	1.860	1.860	0.000	81	83467	5.00	4.99	
18 Ethyl ether	59	2.097	2.091	0.006	93	55307	5.00	4.82	
20 Acrolein	56	2.274	2.274	0.000	90	20236	25.0	24.4	M
21 1,1,2-Trichloro-1,2,2-trifluoroe	101	2.298	2.292	0.006	64	54105	5.00	5.97	
22 1,1-Dichloroethene	96	2.310	2.304	0.006	87	51146	5.00	5.27	
23 Acetone	43	2.414	2.420	-0.006	89	116343	25.0	23.7	M
25 Iodomethane	142	2.463	2.462	0.000	96	91594	5.00	5.28	
26 Carbon disulfide	76	2.493	2.499	-0.006	98	171481	5.00	5.50	
28 3-Chloro-1-propene	41	2.651	2.651	0.000	86	101271	5.00	5.29	
27 Methyl acetate	43	2.706	2.700	0.006	97	112574	10.0	8.70	
30 Methylene Chloride	84	2.803	2.803	0.000	91	66332	5.00	5.34	
31 2-Methyl-2-propanol	59	2.974	2.973	0.001	62	73796	50.0	48.3	M
32 Methyl tert-butyl ether	73	2.998	2.998	0.000	91	176644	5.00	5.05	
34 trans-1,2-Dichloroethene	96	3.016	3.010	0.006	94	55589	5.00	5.08	
33 Acrylonitrile	53	3.077	3.077	0.000	98	331274	50.0	49.5	
35 Hexane	57	3.199	3.199	0.000	88	94442	5.00	5.69	

Compound	Sig	RT (min.)	Adj RT (min.)	Dlt RT (min.)	Q	Response	Cal Amt ug/L	OnCol Amt ug/L	Flags
39 1,1-Dichloroethane	63	3.424	3.418	0.006	86	102938	5.00	5.13	
37 Vinyl acetate	43	3.485	3.478	0.007	97	244886	10.0	9.24	
44 2,2-Dichloropropane	77	3.929	3.923	0.006	85	60256	5.00	5.91	
45 cis-1,2-Dichloroethene	96	3.965	3.965	0.000	66	60797	5.00	5.14	
43 2-Butanone (MEK)	43	4.008	4.008	0.000	97	180021	25.0	24.0	
48 Chlorobromomethane	128	4.196	4.196	0.000	89	32220	5.00	5.08	
49 Tetrahydrofuran	42	4.215	4.208	0.007	90	49625	10.0	8.92	M
50 Chloroform	83	4.281	4.275	0.006	92	97556	5.00	4.91	
51 1,1,1-Trichloroethane	97	4.379	4.373	0.006	80	84460	5.00	5.38	
52 Cyclohexane	56	4.379	4.379	0.000	91	119961	5.00	5.86	
55 Carbon tetrachloride	117	4.513	4.507	0.006	92	73087	5.00	5.30	
54 1,1-Dichloropropene	75	4.531	4.525	0.006	85	73249	5.00	5.31	
57 Benzene	78	4.732	4.726	0.006	79	213146	5.00	5.00	
53 Isobutyl alcohol	43	4.780	4.780	0.000	51	54977	125.0	105.1	
58 1,2-Dichloroethane	62	4.805	4.805	0.000	71	78394	5.00	4.84	
59 n-Heptane	43	4.914	4.914	0.000	94	98851	5.00	5.25	
62 Trichloroethene	95	5.334	5.334	0.000	88	54713	5.00	5.36	
64 Methylcyclohexane	83	5.443	5.443	0.000	90	107217	5.00	5.76	
65 1,2-Dichloropropane	63	5.577	5.577	0.000	86	52674	5.00	4.86	
67 Dibromomethane	93	5.711	5.711	0.000	87	32867	5.00	4.87	
66 1,4-Dioxane	88	5.729	5.717	0.012	25	14044	100.0	104.7	
68 Dichlorobromomethane	83	5.869	5.869	0.000	90	62517	5.00	5.02	
69 2-Chloroethyl vinyl ether	63	6.161	6.155	0.006	90	36937	5.00	4.92	
72 cis-1,3-Dichloropropene	75	6.283	6.283	0.000	83	75240	5.00	4.68	
73 4-Methyl-2-pentanone (MIBK)	43	6.435	6.435	0.000	98	392677	25.0	24.0	
74 Toluene	92	6.563	6.557	0.006	82	138237	5.00	5.28	
77 trans-1,3-Dichloropropene	75	6.855	6.855	0.000	89	73613	5.00	4.88	
75 Ethyl methacrylate	69	6.910	6.903	0.007	81	63017	5.00	4.84	
79 1,1,2-Trichloroethane	83	7.037	7.037	0.000	83	38644	5.00	4.78	
81 Tetrachloroethene	166	7.080	7.080	0.000	89	60463	5.00	5.32	
82 1,3-Dichloropropane	76	7.196	7.195	0.001	92	82212	5.00	4.94	
80 2-Hexanone	43	7.275	7.275	0.000	96	258350	25.0	23.6	
83 Chlorodibromomethane	129	7.421	7.427	-0.006	84	47572	5.00	5.00	
84 Ethylene Dibromide	107	7.524	7.518	0.006	92	49831	5.00	4.93	
87 Chlorobenzene	112	7.992	7.992	0.000	93	154154	5.00	5.16	
88 Ethylbenzene	91	8.090	8.090	0.000	98	250846	5.00	5.10	
89 1,1,1,2-Tetrachloroethane	131	8.096	8.096	0.000	39	55697	5.00	5.16	
90 m-Xylene & p-Xylene	106	8.211	8.211	0.000	98	102482	5.00	5.14	
91 o-Xylene	106	8.637	8.631	0.006	97	100124	5.00	5.08	
92 Styrene	104	8.668	8.668	0.000	92	154277	5.00	4.76	
95 Bromoform	173	8.911	8.911	0.000	91	31021	5.00	4.69	
94 Isopropylbenzene	105	9.021	9.021	0.000	95	272822	5.00	5.36	
101 Bromobenzene	156	9.373	9.367	0.006	88	64917	5.00	5.00	
97 1,1,2,2-Tetrachloroethane	83	9.453	9.452	0.001	60	68506	5.00	4.91	
99 N-Propylbenzene	91	9.465	9.465	0.000	97	294731	5.00	5.17	
100 1,2,3-Trichloropropane	110	9.477	9.477	0.000	66	24585	5.00	5.09	
98 trans-1,4-Dichloro-2-butene	53	9.495	9.495	0.000	65	19214	5.00	4.50	
103 2-Chlorotoluene	126	9.568	9.562	0.006	95	61531	5.00	4.96	
102 1,3,5-Trimethylbenzene	105	9.653	9.653	0.000	96	225805	5.00	5.22	
105 4-Chlorotoluene	126	9.684	9.684	0.000	97	63727	5.00	5.19	
106 tert-Butylbenzene	134	9.976	9.976	0.000	91	51562	5.00	5.37	
107 1,2,4-Trimethylbenzene	105	10.037	10.037	0.000	47	229672	5.00	5.11	

Compound	Sig	RT (min.)	Adj RT (min.)	Dlt RT (min.)	Q	Response	Cal Amt ug/L	OnCol Amt ug/L	Flags
109 sec-Butylbenzene	105	10.195	10.195	0.000	93	283887	5.00	5.30	
111 1,3-Dichlorobenzene	146	10.322	10.329	-0.007	97	130984	5.00	5.12	
110 4-Isopropyltoluene	119	10.341	10.341	0.000	96	254825	5.00	5.33	
113 1,4-Dichlorobenzene	146	10.420	10.420	0.000	94	129990	5.00	4.96	
115 n-Butylbenzene	91	10.736	10.736	0.000	96	212492	5.00	5.35	
116 1,2-Dichlorobenzene	146	10.773	10.773	0.000	92	131768	5.00	5.04	
117 1,2-Dibromo-3-Chloropropane	75	11.521	11.521	0.000	56	15020	5.00	5.28	
119 1,2,4-Trichlorobenzene	180	12.196	12.196	0.000	92	102033	5.00	5.16	
120 Hexachlorobutadiene	225	12.312	12.312	0.000	89	45768	5.00	5.45	
121 Naphthalene	128	12.409	12.409	0.000	97	295880	5.00	4.99	
122 1,2,3-Trichlorobenzene	180	12.610	12.610	0.000	94	101978	5.00	5.22	
S 123 Total BTEX	1				0			25.6	
S 126 1,3-Dichloropropene, Total	1				0			9.56	
S 125 1,2-Dichloroethene, Total	1				0			10.2	
S 124 Xylenes, Total	1				0			10.2	

QC Flag Legend

Processing Flags

Review Flags

M - Manually Integrated

Reagents:

GAS CORP mix_00472	Amount Added:	5.00	Units: uL	
8260 CORP mix_00214	Amount Added:	5.00	Units: uL	
S_8260_IS_00351	Amount Added:	1.00	Units: uL	Run Reagent
S_8260_Surr_00398	Amount Added:	1.00	Units: uL	Run Reagent

Report Date: 15-Sep-2021 10:50:20 Chrom Revision: 2.3 13-May-2021 07:57:40

Eurofins TestAmerica, Buffalo

Data File:	\\chromfs\Buffalo\ChromData\HP5973S\20210914-100971.b\S3502.D				
Injection Date:	14-Sep-2021 18:47:30	Instrument ID:	HP5973S	Operator ID:	wd
Lims ID:	IC 3			Worklist Smp#:	7
Client ID:					
Purge Vol:	5.000 mL	Dil. Factor:	1.0000	ALS Bottle#:	7
Method:	S-8260	Limit Group:	MV - 8260C ICAL		

Column: ZB-624 (0.18 mm)

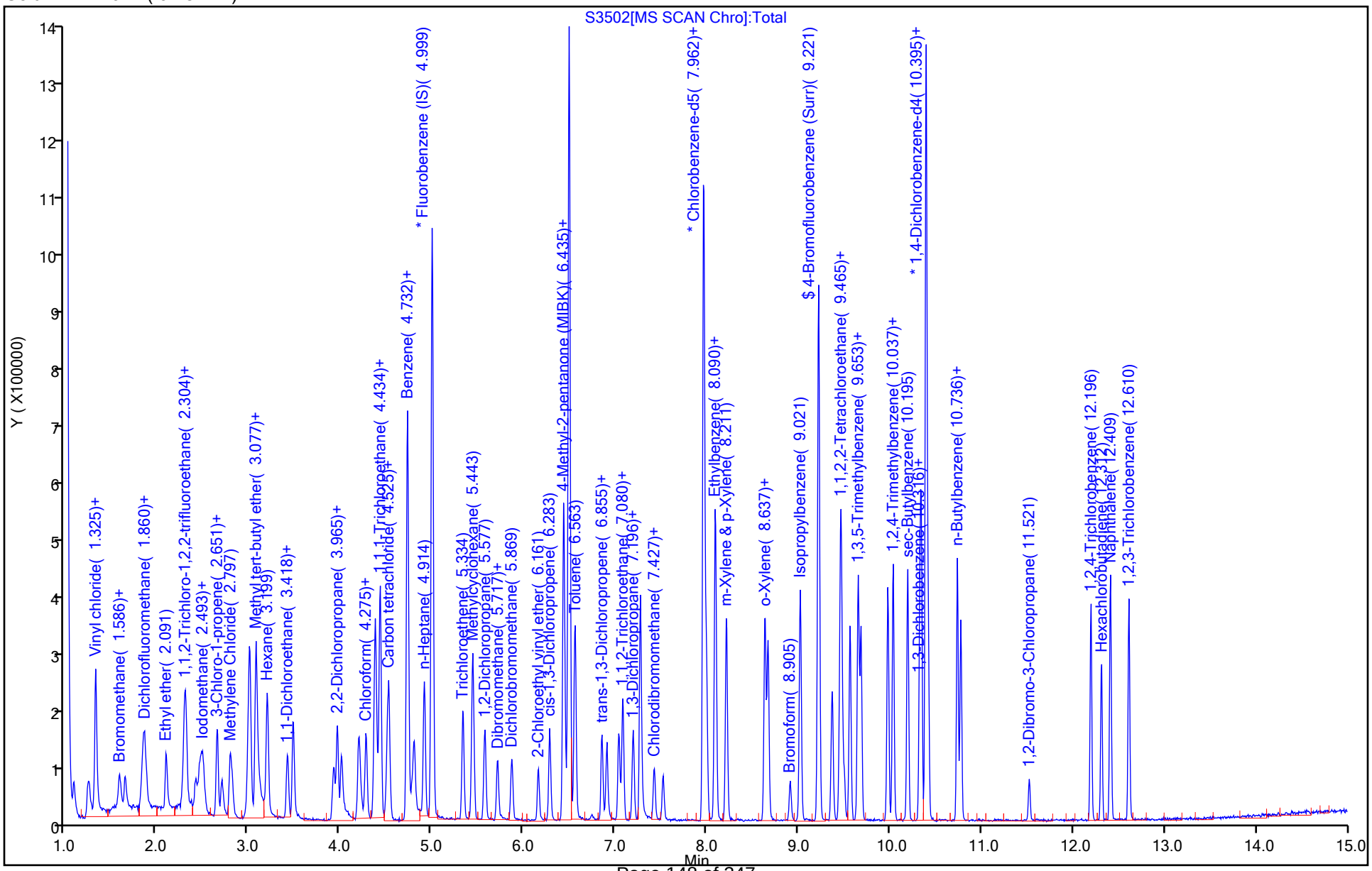

Manual Integration/User Assign Peak Report

Eurofins TestAmerica, Buffalo

Data File:	\\chromfs\Buffalo\ChromData\HP5973S\20210914-100971.b\S3502.D				
Injection Date:	14-Sep-2021 18:47:30	Instrument ID:	HP5973S		
Lims ID:	IC 3				
Client ID:					
Operator ID:	wd	ALS Bottle#:	7	Worklist Smp#:	7
Purge Vol:	5.000 mL	Dil. Factor:	1.0000		
Method:	S-8260	Limit Group:	MV - 8260C ICAL		
Column:	ZB-624 (0.18 mm)	Detector	MS SCAN		

10 Dichlorodifluoromethane, CAS: 75-71-8

Signal: 1

Processing Integration Results

RT: 1.09
Area: 55931
Amount: 5.012962
Amount Units: ug/L

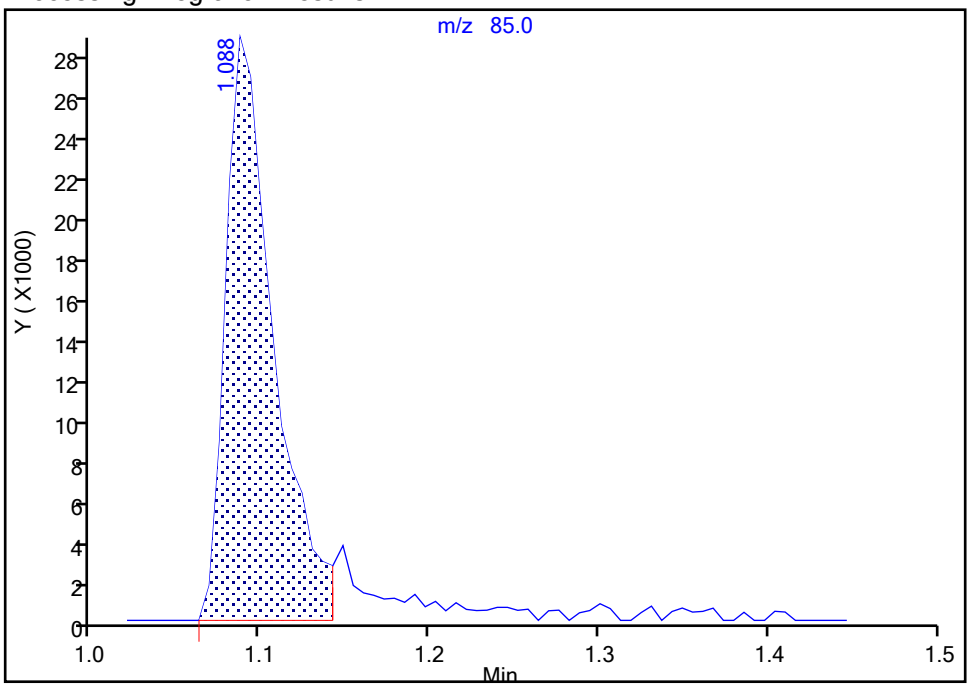

Manual Integration Results

RT: 1.09
Area: 61075
Amount: 5.378096
Amount Units: ug/L

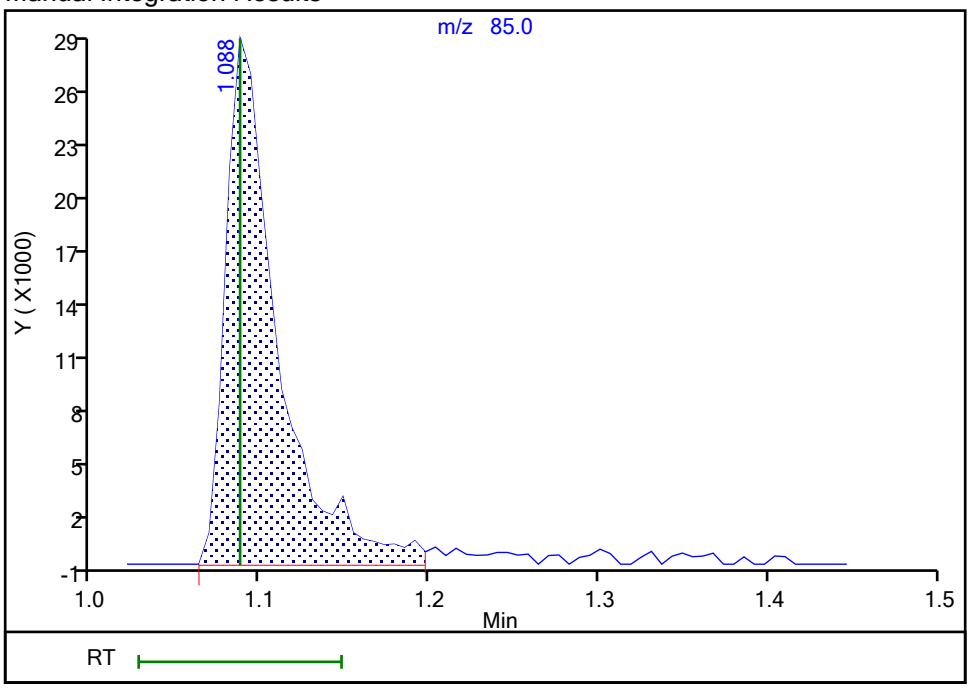

Reviewer: HillL, 15-Sep-2021 10:15:55

Audit Action: Manually Integrated Audit Reason: Poor chromatography

Manual Integration/User Assign Peak Report

Eurofins TestAmerica, Buffalo

Data File:	\\chromfs\Buffalo\ChromData\HP5973S\20210914-100971.b\S3502.D				
Injection Date:	14-Sep-2021 18:47:30	Instrument ID:	HP5973S		
Lims ID:	IC 3				
Client ID:					
Operator ID:	wd	ALS Bottle#:	7	Worklist Smp#:	7
Purge Vol:	5.000 mL	Dil. Factor:	1.0000		
Method:	S-8260	Limit Group:	MV - 8260C ICAL		
Column:	ZB-624 (0.18 mm)	Detector	MS SCAN		

20 Acrolein, CAS: 107-02-8

Signal: 1

Processing Integration Results

RT: 2.27
Area: 28739
Amount: 32.963139
Amount Units: ug/L

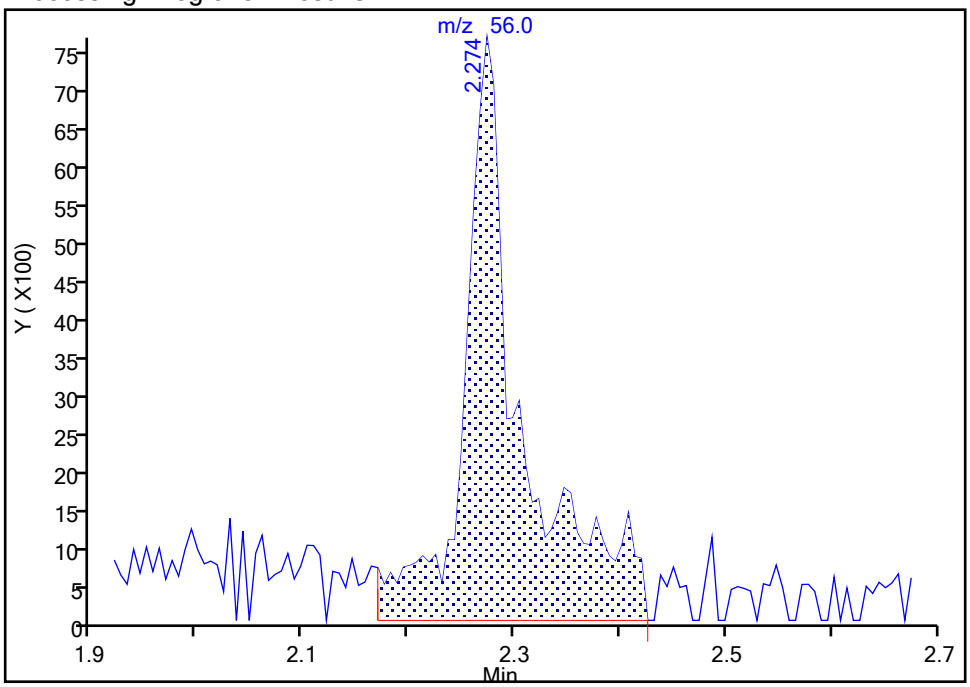

Manual Integration Results

RT: 2.27
Area: 20236
Amount: 24.400195
Amount Units: ug/L

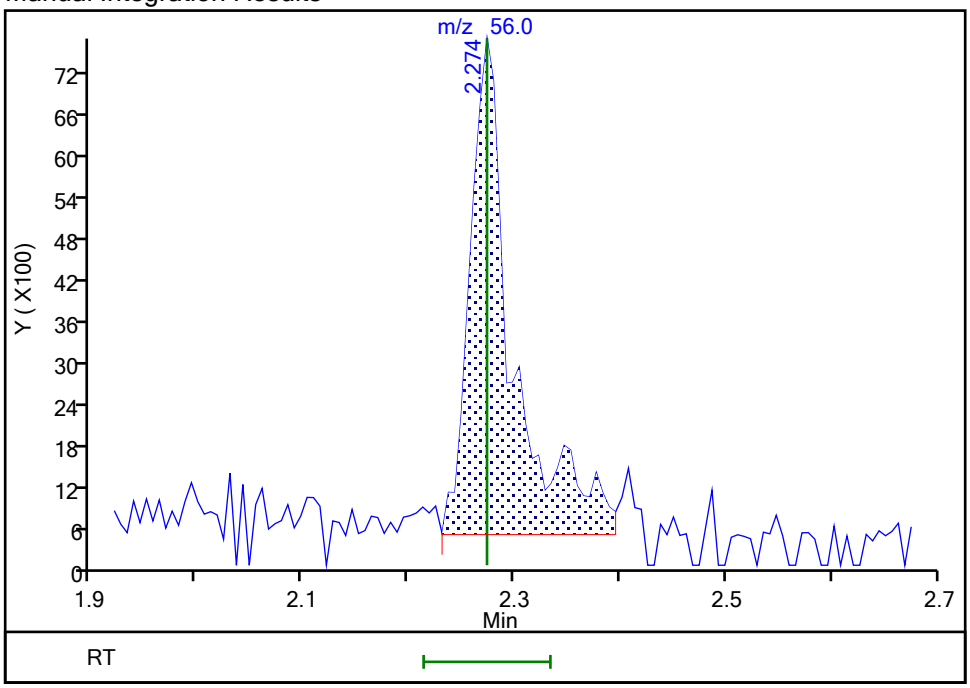

Reviewer: HillL, 15-Sep-2021 10:16:07

Audit Action: Manually Integrated Audit Reason: Poor chromatography

Manual Integration/User Assign Peak Report

Eurofins TestAmerica, Buffalo

Data File:	\\chromfs\Buffalo\ChromData\HP5973S\20210914-100971.b\S3502.D				
Injection Date:	14-Sep-2021 18:47:30	Instrument ID:	HP5973S		
Lims ID:	IC 3				
Client ID:					
Operator ID:	wd	ALS Bottle#:	7	Worklist Smp#:	7
Purge Vol:	5.000 mL	Dil. Factor:	1.0000		
Method:	S-8260	Limit Group:	MV - 8260C ICAL		
Column:	ZB-624 (0.18 mm)	Detector	MS SCAN		

23 Acetone, CAS: 67-64-1

Signal: 1

Processing Integration Results

RT: 2.41
Area: 136536
Amount: 27.241076
Amount Units: ug/L

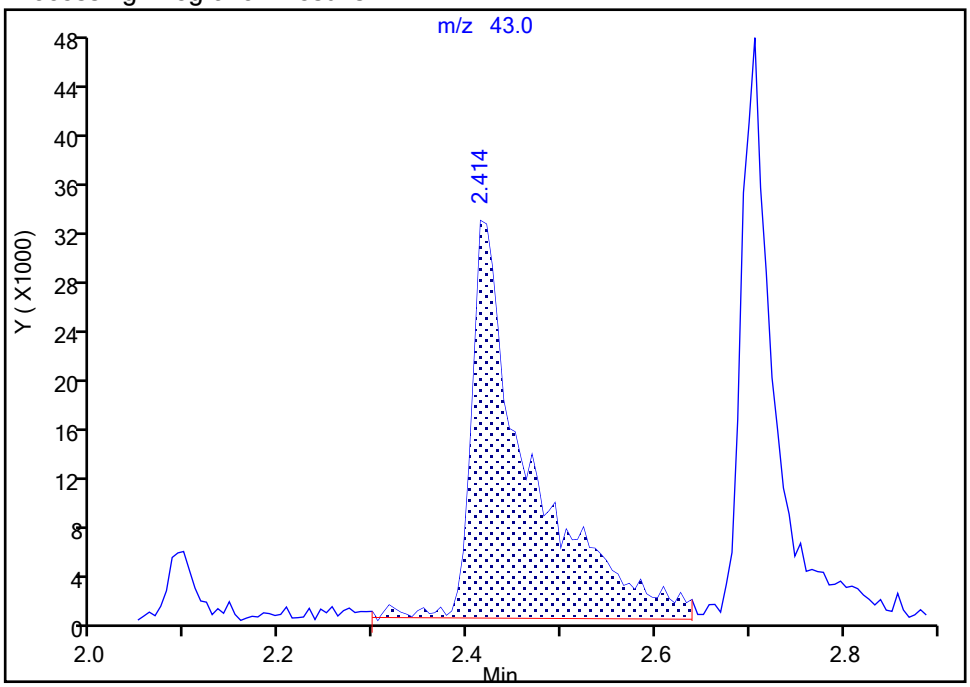

Manual Integration Results

RT: 2.41
Area: 116343
Amount: 23.689458
Amount Units: ug/L

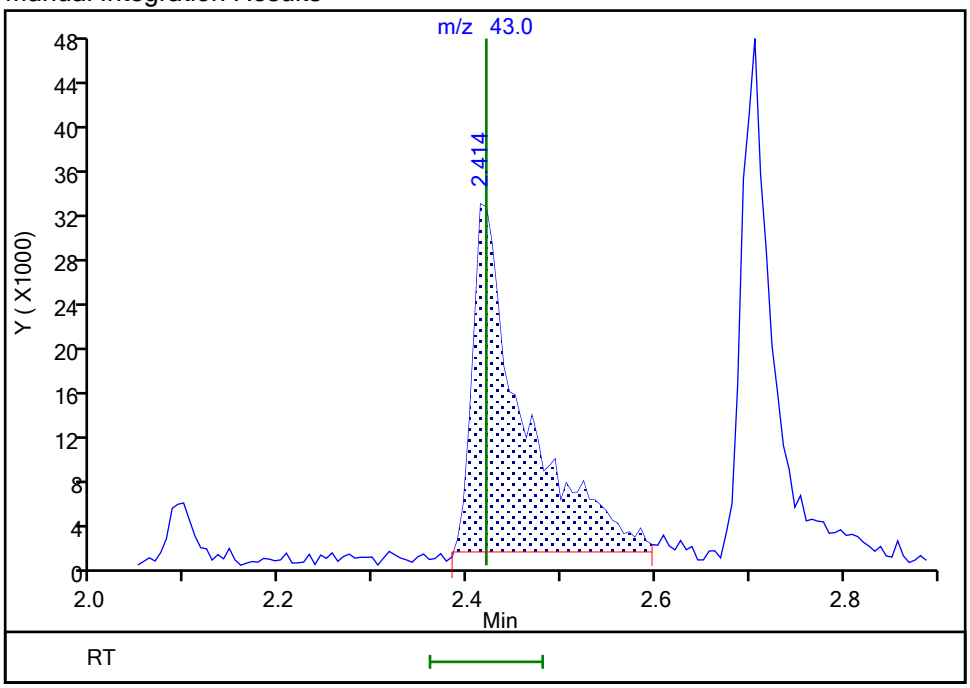

Reviewer: HillL, 15-Sep-2021 10:17:30

Audit Action: Manually Integrated Audit Reason: Poor chromatography

Manual Integration/User Assign Peak Report

Eurofins TestAmerica, Buffalo

Data File:	\\chromfs\Buffalo\ChromData\HP5973S\20210914-100971.b\S3502.D				
Injection Date:	14-Sep-2021 18:47:30	Instrument ID:	HP5973S		
Lims ID:	IC 3				
Client ID:					
Operator ID:	wd	ALS Bottle#:	7	Worklist Smp#:	7
Purge Vol:	5.000 mL	Dil. Factor:	1.0000		
Method:	S-8260	Limit Group:	MV - 8260C ICAL		
Column:	ZB-624 (0.18 mm)	Detector	MS SCAN		

31 2-Methyl-2-propanol, CAS: 75-65-0

Signal: 1

Processing Integration Results

RT: 2.97
Area: 62383
Amount: 42.256518
Amount Units: ug/L

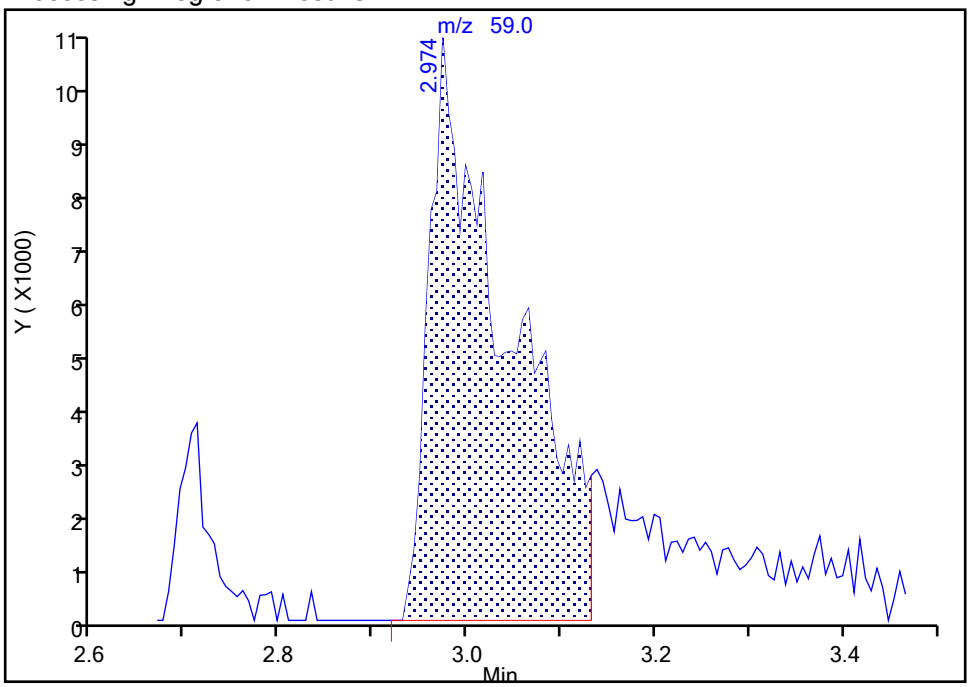

Manual Integration Results

RT: 2.97
Area: 73796
Amount: 48.268575
Amount Units: ug/L

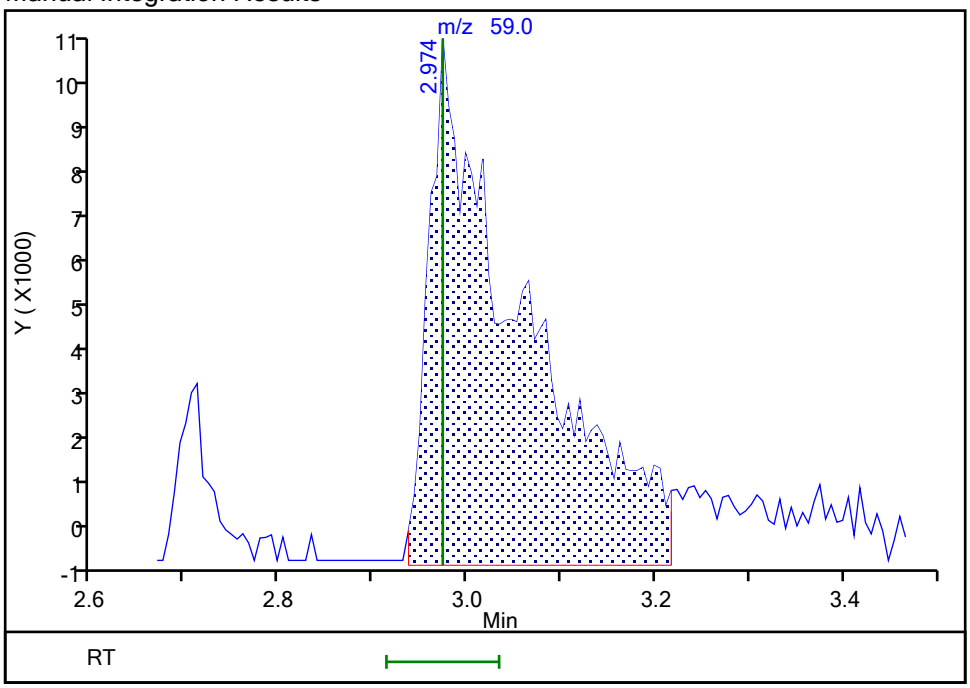

Reviewer: HillL, 15-Sep-2021 10:17:44

Audit Action: Manually Integrated Audit Reason: Poor chromatography

Manual Integration/User Assign Peak Report

Eurofins TestAmerica, Buffalo

Data File:	\\chromfs\Buffalo\ChromData\HP5973S\20210914-100971.b\S3502.D				
Injection Date:	14-Sep-2021 18:47:30	Instrument ID:	HP5973S		
Lims ID:	IC 3				
Client ID:					
Operator ID:	wd	ALS Bottle#:	7	Worklist Smp#:	7
Purge Vol:	5.000 mL	Dil. Factor:	1.0000		
Method:	S-8260	Limit Group:	MV - 8260C ICAL		
Column:	ZB-624 (0.18 mm)	Detector	MS SCAN		

49 Tetrahydrofuran, CAS: 109-99-9

Signal: 1

Processing Integration Results

RT: 4.21
Area: 42363
Amount: 7.739043
Amount Units: ug/L

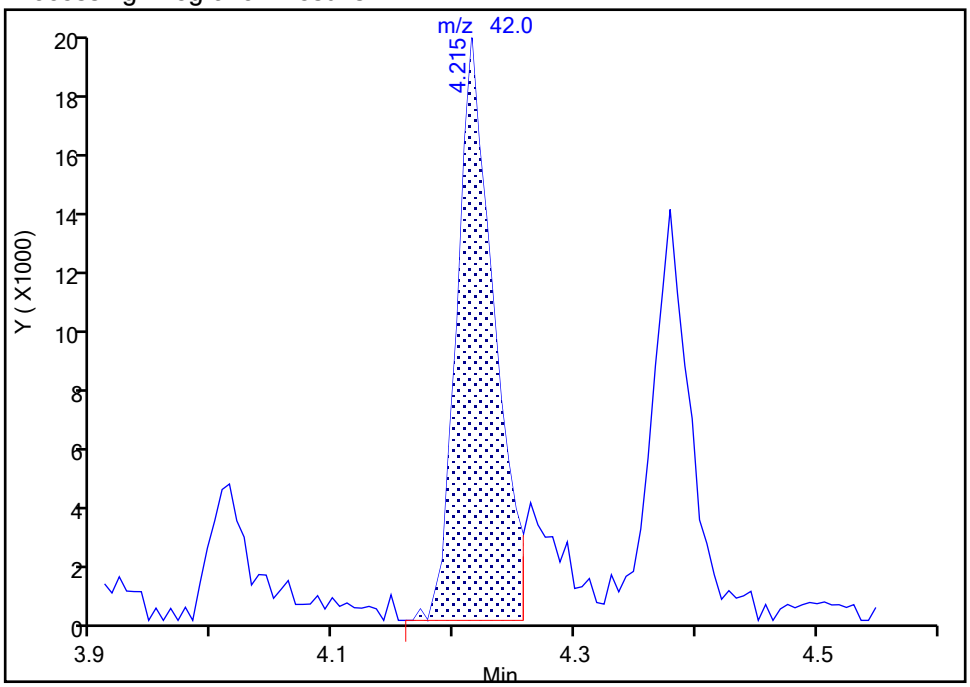

Manual Integration Results

RT: 4.21
Area: 49625
Amount: 8.917809
Amount Units: ug/L

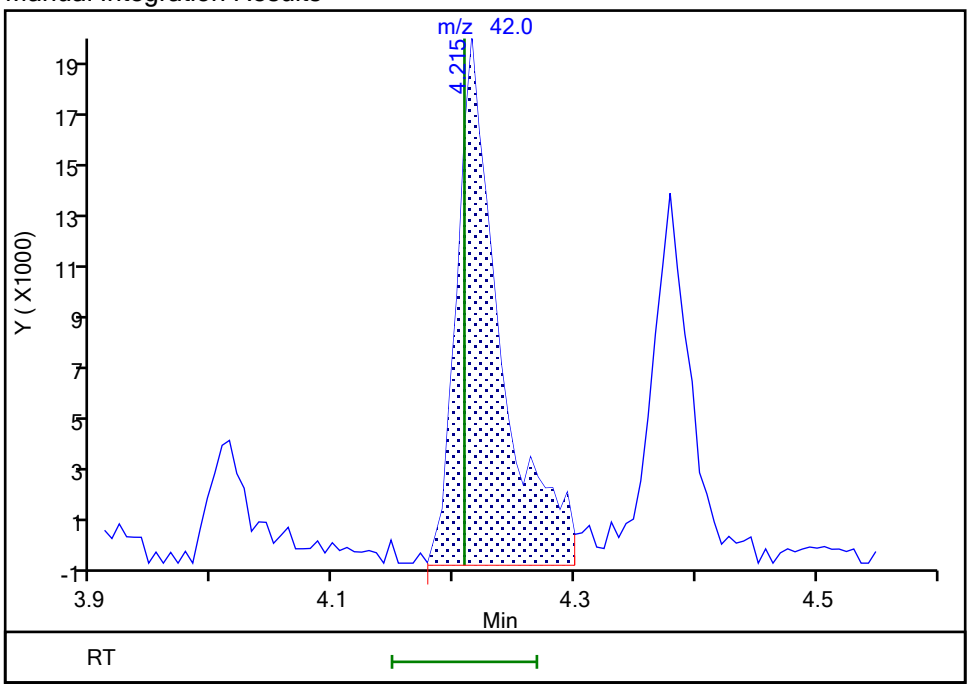

Reviewer: HillL, 15-Sep-2021 10:17:56

Audit Action: Manually Integrated Audit Reason: Poor chromatography

Eurofins TestAmerica, Buffalo
Target Compound Quantitation Report

Data File: \\chromfs\Buffalo\ChromData\HP5973S\20210914-100971.b\S3503.D
Lims ID: IC 4
Client ID:
Sample Type: IC Calib Level: 5
Inject. Date: 14-Sep-2021 19:10:30 ALS Bottle#: 8 Worklist Smp#: 8
Purge Vol: 5.000 mL Dil. Factor: 1.0000
Sample Info: IC 4
Misc. Info.: 480-0100971-008
Operator ID: wd Instrument ID: HP5973S
Sublist: chrom-S-8260*sub26

Method: \\chromfs\Buffalo\ChromData\HP5973S\20210914-100971.b\S-8260.m
Limit Group: MV - 8260C ICAL
Last Update: 15-Sep-2021 10:50:23 Calib Date: 15-Sep-2021 00:35:30
Integrator: RTE ID Type: RT Order ID
Quant Method: Internal Standard Quant By: Initial Calibration
Last ICal File: \\chromfs\Buffalo\ChromData\HP5973S\20210914-100971.b\S3517.D

Column 1 : ZB-624 (0.18 mm) Det: MS SCAN
Process Host: CTX1643

First Level Reviewer: HillL Date: 15-Sep-2021 10:19:55

Compound	Sig	RT (min.)	Adj RT (min.)	Dlt RT (min.)	Q	Response	Cal Amt ug/L	OnCol Amt ug/L	Flags
* 153 Fluorobenzene (IS)	70	4.999	4.999	0.000	98	168309	25.0	25.0	
* 2 Chlorobenzene-d5	82	7.962	7.962	0.000	86	338411	25.0	25.0	
* 3 1,4-Dichlorobenzene-d4	152	10.395	10.395	0.000	71	342681	25.0	25.0	
$ 154 Dibromofluoromethane (Surr)	113	4.433	4.434	-0.001	57	217599	25.0	24.0	
$ 4 1,2-Dichloroethane-d4 (Surr)	67	4.732	4.732	0.000	77	145339	25.0	24.8	
$ 5 Toluene-d8 (Surr)	98	6.496	6.496	0.000	90	864773	25.0	25.3	
$ 6 4-Bromofluorobenzene (Surr)	174	9.221	9.221	0.000	92	276856	25.0	24.2	
10 Dichlorodifluoromethane	85	1.088	1.088	0.000	86	112735	10.0	9.41	M
12 Chloromethane	50	1.246	1.246	0.000	99	153664	10.0	9.71	M
13 Vinyl chloride	62	1.319	1.319	0.000	68	132013	10.0	9.19	
151 Butadiene	54	1.325	1.325	0.000	63	151114	10.0	8.90	
14 Bromomethane	94	1.586	1.586	0.000	91	84172	10.0	8.72	
15 Chloroethane	64	1.647	1.647	0.000	99	91389	10.0	9.14	
16 Dichlorofluoromethane	67	1.848	1.848	0.000	81	191261	10.0	9.23	
17 Trichlorofluoromethane	101	1.860	1.860	0.000	88	159558	10.0	9.05	
18 Ethyl ether	59	2.097	2.091	0.006	94	110730	10.0	9.16	
20 Acrolein	56	2.274	2.274	0.000	89	41054	50.0	46.9	
21 1,1,2-Trichloro-1,2,2-trifluoroe	101	2.298	2.292	0.006	69	94386	10.0	9.88	
22 1,1-Dichloroethene	96	2.304	2.304	0.000	88	93599	10.0	9.14	
23 Acetone	43	2.420	2.420	0.000	99	259862	50.0	50.2	
25 Iodomethane	142	2.468	2.462	0.006	95	167155	10.0	9.13	
26 Carbon disulfide	76	2.499	2.499	0.000	97	317061	10.0	9.64	
28 3-Chloro-1-propene	41	2.651	2.651	0.000	88	192183	10.0	9.52	
27 Methyl acetate	43	2.706	2.700	0.006	95	251249	20.0	18.4	
30 Methylene Chloride	84	2.797	2.803	-0.006	92	119057	10.0	9.56	
31 2-Methyl-2-propanol	59	2.973	2.973	0.000	59	155057	100.0	96.2	M
32 Methyl tert-butyl ether	73	2.998	2.998	0.000	93	336989	10.0	9.13	
34 trans-1,2-Dichloroethene	96	3.010	3.010	0.000	88	106384	10.0	9.22	
33 Acrylonitrile	53	3.077	3.077	0.000	97	660172	100.0	93.5	
35 Hexane	57	3.199	3.199	-0.001	89	166527	10.0	9.52	

Compound	Sig	RT (min.)	Adj RT (min.)	Dlt RT (min.)	Q	Response	Cal Amt ug/L	OnCol Amt ug/L	Flags
39 1,1-Dichloroethane	63	3.424	3.418	0.006	96	196542	10.0	9.29	
37 Vinyl acetate	43	3.484	3.478	0.006	97	495828	20.0	17.7	
44 2,2-Dichloropropane	77	3.922	3.923	-0.001	89	103867	10.0	9.66	
45 cis-1,2-Dichloroethene	96	3.965	3.965	0.000	62	114044	10.0	9.14	
43 2-Butanone (MEK)	43	4.014	4.008	0.006	97	365460	50.0	46.2	
48 Chlorobromomethane	128	4.196	4.196	0.000	90	58863	10.0	8.80	
49 Tetrahydrofuran	42	4.208	4.208	0.000	86	98222	20.0	16.7	
50 Chloroform	83	4.275	4.275	0.000	81	185810	10.0	8.86	
51 1,1,1-Trichloroethane	97	4.379	4.373	0.006	75	160626	10.0	9.70	
52 Cyclohexane	56	4.379	4.379	0.000	91	217454	10.0	10.1	
55 Carbon tetrachloride	117	4.513	4.507	0.006	90	139237	10.0	9.58	
54 1,1-Dichloropropene	75	4.525	4.525	0.000	89	139492	10.0	9.60	
57 Benzene	78	4.725	4.726	-0.001	94	423374	10.0	9.41	
53 Isobutyl alcohol	43	4.780	4.780	0.000	61	116779	250.0	211.6	M
58 1,2-Dichloroethane	62	4.805	4.805	0.000	72	159197	10.0	9.33	
59 n-Heptane	43	4.914	4.914	0.000	93	176210	10.0	8.87	
62 Trichloroethene	95	5.334	5.334	0.000	90	101938	10.0	9.47	
64 Methylcyclohexane	83	5.443	5.443	0.000	92	191278	10.0	9.73	
65 1,2-Dichloropropane	63	5.571	5.577	-0.006	89	105837	10.0	9.26	
67 Dibromomethane	93	5.717	5.711	0.006	88	64293	10.0	9.04	
66 1,4-Dioxane	88	5.735	5.717	0.018	85	31810	200.0	218.1	M
68 Dichlorobromomethane	83	5.869	5.869	0.000	90	120829	10.0	9.20	
69 2-Chloroethyl vinyl ether	63	6.161	6.155	0.006	92	70844	10.0	8.95	
72 cis-1,3-Dichloropropene	75	6.283	6.283	0.000	85	158866	10.0	9.37	
73 4-Methyl-2-pentanone (MIBK)	43	6.435	6.435	0.000	97	784182	50.0	45.8	
74 Toluene	92	6.557	6.557	0.000	90	267037	10.0	9.75	
77 trans-1,3-Dichloropropene	75	6.855	6.855	0.000	96	149057	10.0	9.44	
75 Ethyl methacrylate	69	6.909	6.903	0.006	71	135917	10.0	9.98	
79 1,1,2-Trichloroethane	83	7.037	7.037	0.000	88	78779	10.0	9.30	
81 Tetrachloroethene	166	7.080	7.080	0.000	91	116023	10.0	9.75	
82 1,3-Dichloropropane	76	7.195	7.195	0.000	95	164116	10.0	9.42	
80 2-Hexanone	43	7.275	7.275	-0.001	97	536216	50.0	46.7	
83 Chlorodibromomethane	129	7.427	7.427	0.000	86	93867	10.0	9.43	
84 Ethylene Dibromide	107	7.524	7.518	0.006	98	100612	10.0	9.51	
87 Chlorobenzene	112	7.992	7.992	0.000	93	296656	10.0	9.50	
88 Ethylbenzene	91	8.090	8.090	0.000	98	490331	10.0	9.53	
89 1,1,1,2-Tetrachloroethane	131	8.096	8.096	0.000	42	109987	10.0	9.73	
90 m-Xylene & p-Xylene	106	8.211	8.211	0.000	98	204486	10.0	9.80	
91 o-Xylene	106	8.631	8.631	0.000	96	199776	10.0	9.68	
92 Styrene	104	8.668	8.668	0.000	93	310407	10.0	9.15	
95 Bromoform	173	8.911	8.911	0.000	95	63568	10.0	9.18	
94 Isopropylbenzene	105	9.020	9.021	-0.001	95	528724	10.0	10.2	
101 Bromobenzene	156	9.367	9.367	0.000	92	132103	10.0	9.94	
97 1,1,2,2-Tetrachloroethane	83	9.452	9.452	0.000	67	132179	10.0	9.26	
99 N-Propylbenzene	91	9.465	9.465	0.000	99	570699	10.0	9.79	
100 1,2,3-Trichloropropane	110	9.477	9.477	0.000	64	46524	10.0	9.41	
98 trans-1,4-Dichloro-2-butene	53	9.501	9.495	0.006	92	39753	10.0	8.56	
103 2-Chlorotoluene	126	9.562	9.562	0.000	96	124285	10.0	9.79	
102 1,3,5-Trimethylbenzene	105	9.653	9.653	0.000	94	448537	10.0	10.1	
105 4-Chlorotoluene	126	9.684	9.684	0.000	97	118673	10.0	9.45	
106 tert-Butylbenzene	134	9.976	9.976	0.000	91	96885	10.0	9.87	
107 1,2,4-Trimethylbenzene	105	10.036	10.037	-0.001	56	455942	10.0	9.92	

Compound	Sig	RT (min.)	Adj RT (min.)	Dlt RT (min.)	Q	Response	Cal Amt ug/L	OnCol Amt ug/L	Flags
109 sec-Butylbenzene	105	10.195	10.195	0.000	94	547646	10.0	10.0	
111 1,3-Dichlorobenzene	146	10.328	10.329	-0.001	98	248081	10.0	9.47	
110 4-Isopropyltoluene	119	10.341	10.341	0.000	97	483411	10.0	9.88	
113 1,4-Dichlorobenzene	146	10.420	10.420	0.000	95	248378	10.0	9.27	
115 n-Butylbenzene	91	10.736	10.736	0.000	94	406187	10.0	10.0	
116 1,2-Dichlorobenzene	146	10.773	10.773	0.000	95	257907	10.0	9.65	
117 1,2-Dibromo-3-Chloropropane	75	11.521	11.521	0.000	69	27741	10.0	9.54	
119 1,2,4-Trichlorobenzene	180	12.196	12.196	0.000	95	192054	10.0	9.50	
120 Hexachlorobutadiene	225	12.312	12.312	0.000	91	85207	10.0	9.92	
121 Naphthalene	128	12.409	12.409	0.000	97	587795	10.0	9.69	
122 1,2,3-Trichlorobenzene	180	12.610	12.610	0.000	95	197524	10.0	9.88	
S 123 Total BTEX	1				0			48.2	
S 126 1,3-Dichloropropene, Total	1				0			18.8	
S 125 1,2-Dichloroethene, Total	1				0			18.4	
S 124 Xylenes, Total	1				0			19.5	

QC Flag Legend

Processing Flags

Review Flags

M - Manually Integrated

Reagents:

GAS CORP mix_00472	Amount Added:	5.00	Units: uL	
8260 CORP mix_00214	Amount Added:	5.00	Units: uL	
S_8260_IS_00351	Amount Added:	1.00	Units: uL	Run Reagent
S_8260_Surr_00398	Amount Added:	1.00	Units: uL	Run Reagent

Report Date: 15-Sep-2021 10:50:24 Chrom Revision: 2.3 13-May-2021 07:57:40

Eurofins TestAmerica, Buffalo

Data File:	\\chromfs\Buffalo\ChromData\HP5973S\20210914-100971.b\S3503.D				
Injection Date:	14-Sep-2021 19:10:30	Instrument ID:	HP5973S	Operator ID:	wd
Lims ID:	IC 4			Worklist Smp#:	8
Client ID:					
Purge Vol:	5.000 mL	Dil. Factor:	1.0000	ALS Bottle#:	8
Method:	S-8260	Limit Group:	MV - 8260C ICAL		

Column: ZB-624 (0.18 mm)

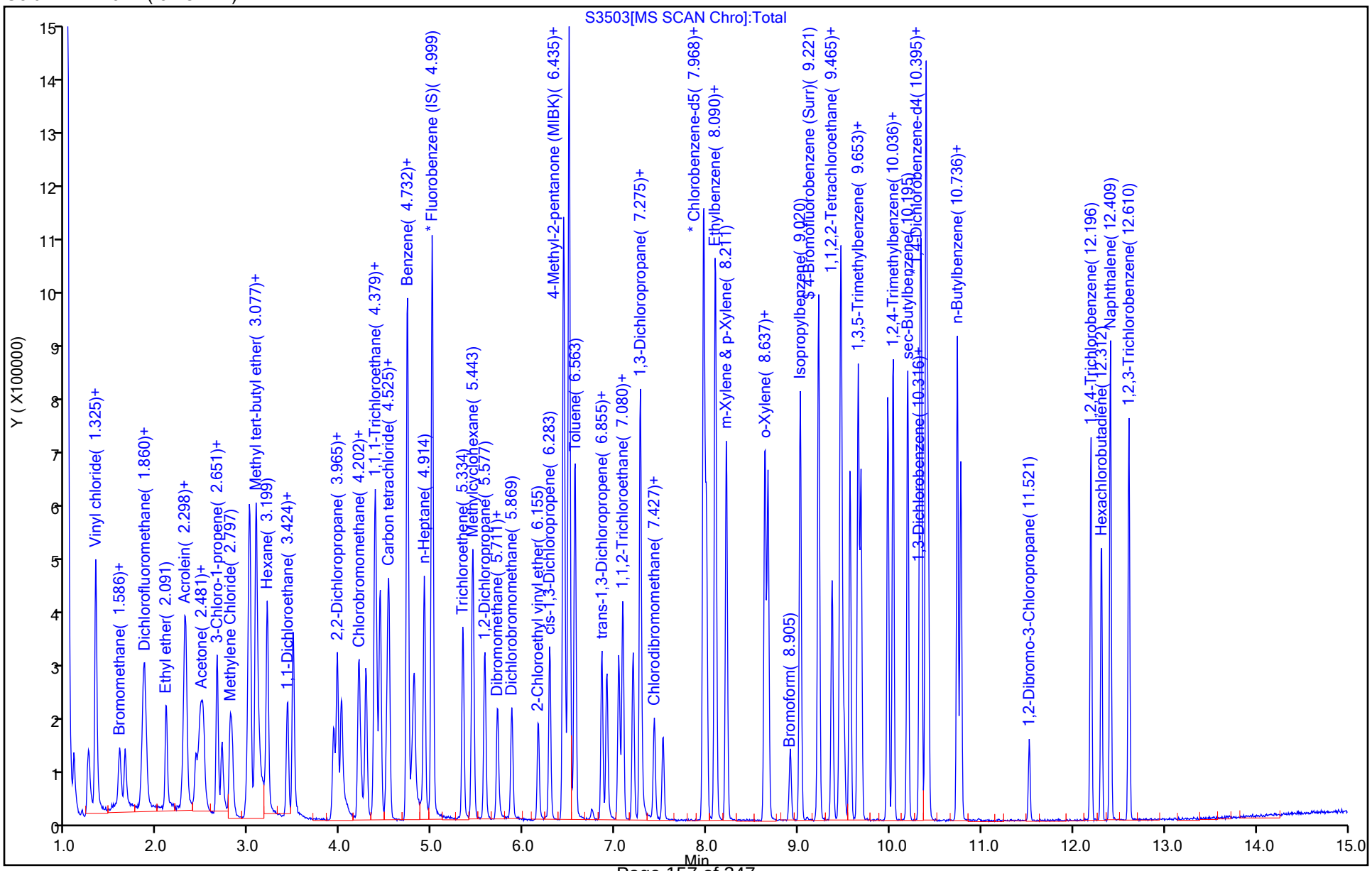

Manual Integration/User Assign Peak Report

Eurofins TestAmerica, Buffalo

Data File:	\\chromfs\Buffalo\ChromData\HP5973S\20210914-100971.b\S3503.D				
Injection Date:	14-Sep-2021 19:10:30	Instrument ID:	HP5973S		
Lims ID:	IC 4				
Client ID:					
Operator ID:	wd	ALS Bottle#:	8	Worklist Smp#:	8
Purge Vol:	5.000 mL	Dil. Factor:	1.0000		
Method:	S-8260	Limit Group:	MV - 8260C ICAL		
Column:	ZB-624 (0.18 mm)	Detector	MS SCAN		

10 Dichlorodifluoromethane, CAS: 75-71-8

Signal: 1

Processing Integration Results

RT: 1.09
Area: 106797
Amount: 8.971779
Amount Units: ug/L

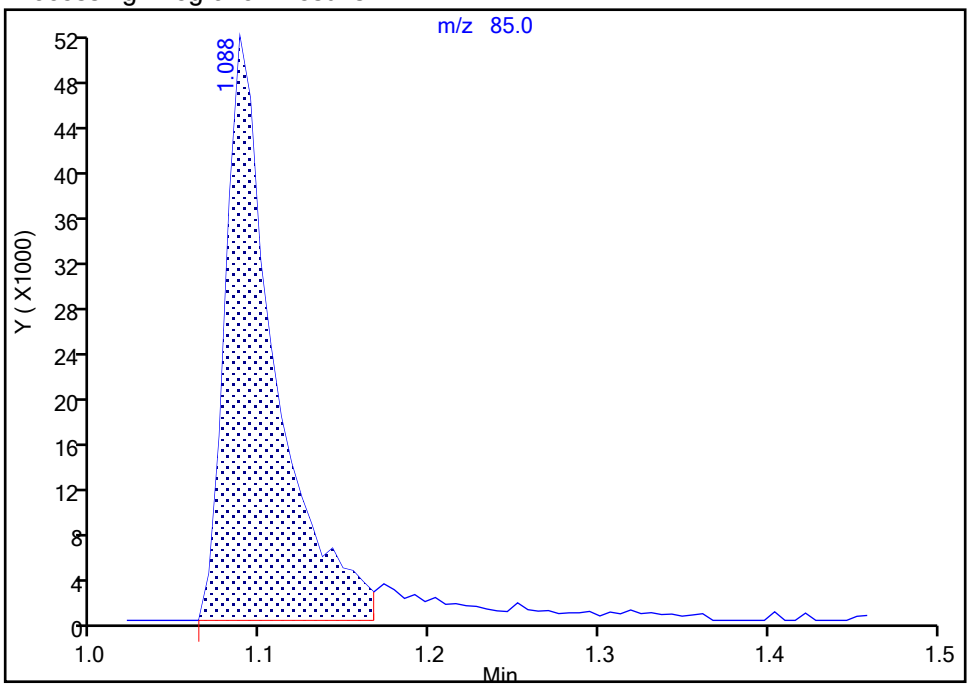

Manual Integration Results

RT: 1.09
Area: 112735
Amount: 9.411929
Amount Units: ug/L

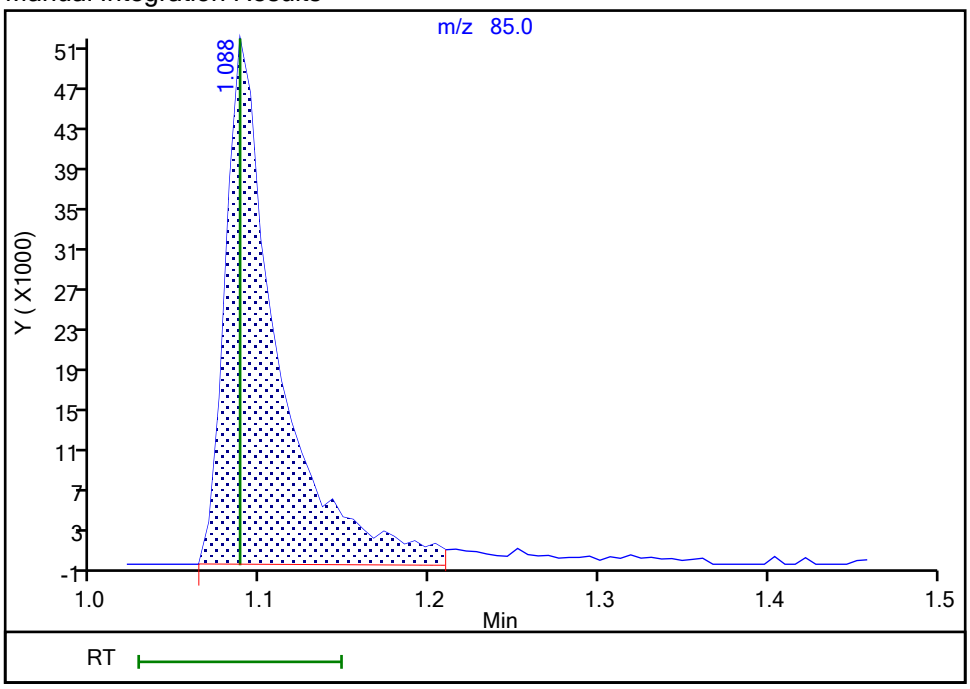

Reviewer: HillL, 15-Sep-2021 10:18:37
Audit Action: Manually Integrated Audit Reason: Poor chromatography

Manual Integration/User Assign Peak Report

Eurofins TestAmerica, Buffalo

Data File:	\\chromfs\Buffalo\ChromData\HP5973S\20210914-100971.b\S3503.D				
Injection Date:	14-Sep-2021 19:10:30	Instrument ID:	HP5973S		
Lims ID:	IC 4				
Client ID:					
Operator ID:	wd	ALS Bottle#:	8	Worklist Smp#:	8
Purge Vol:	5.000 mL	Dil. Factor:	1.0000		
Method:	S-8260	Limit Group:	MV - 8260C ICAL		
Column:	ZB-624 (0.18 mm)	Detector	MS SCAN		

12 Chloromethane, CAS: 74-87-3

Signal: 1

Processing Integration Results

RT: 1.25
Area: 148436
Amount: 9.418314
Amount Units: ug/L

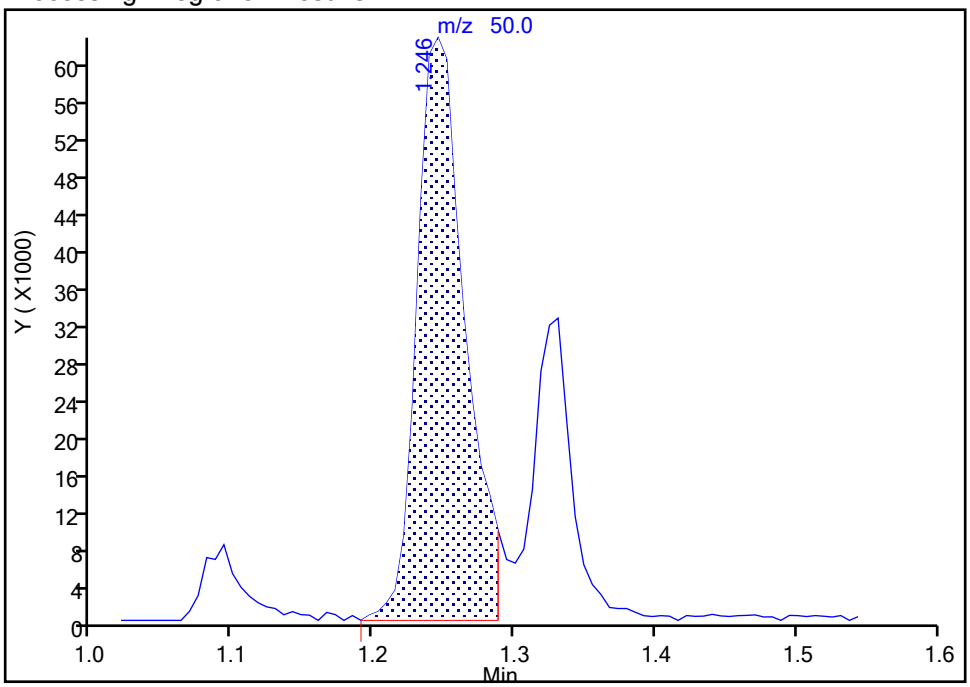

Manual Integration Results

RT: 1.25
Area: 153664
Amount: 9.709771
Amount Units: ug/L

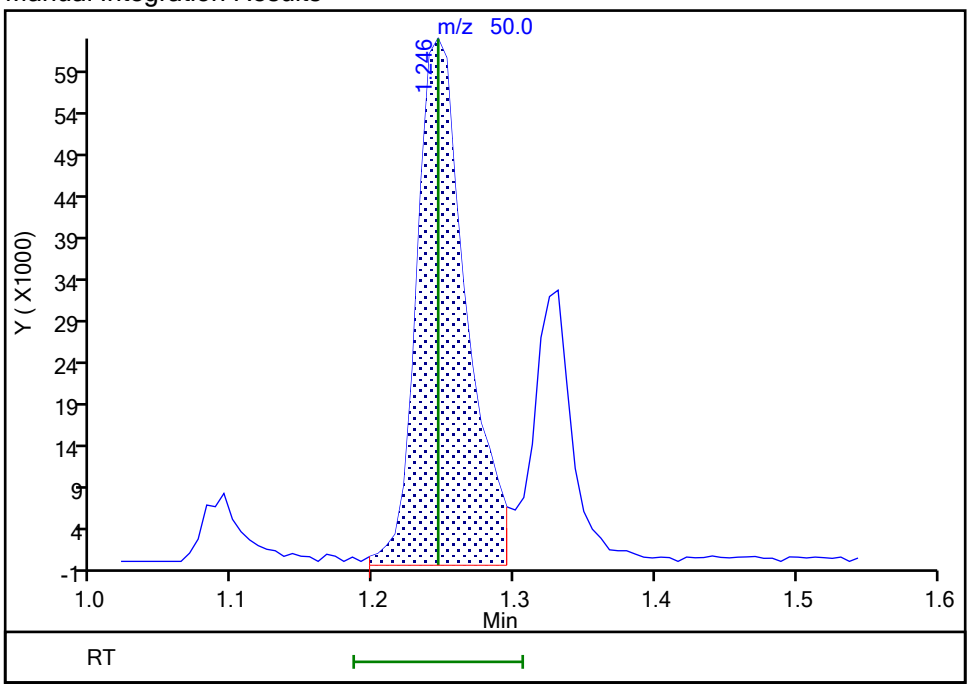

Reviewer: HillL, 15-Sep-2021 10:18:48

Audit Action: Manually Integrated Audit Reason: Poor chromatography

Manual Integration/User Assign Peak Report

Eurofins TestAmerica, Buffalo

Data File:	\\chromfs\Buffalo\ChromData\HP5973S\20210914-100971.b\S3503.D				
Injection Date:	14-Sep-2021 19:10:30	Instrument ID:	HP5973S		
Lims ID:	IC 4				
Client ID:					
Operator ID:	wd	ALS Bottle#:	8	Worklist Smp#:	8
Purge Vol:	5.000 mL	Dil. Factor:	1.0000		
Method:	S-8260	Limit Group:	MV - 8260C ICAL		
Column:	ZB-624 (0.18 mm)	Detector	MS SCAN		

31 2-Methyl-2-propanol, CAS: 75-65-0

Signal: 1

Processing Integration Results

RT: 2.97
Area: 134775
Amount: 84.913747
Amount Units: ug/L

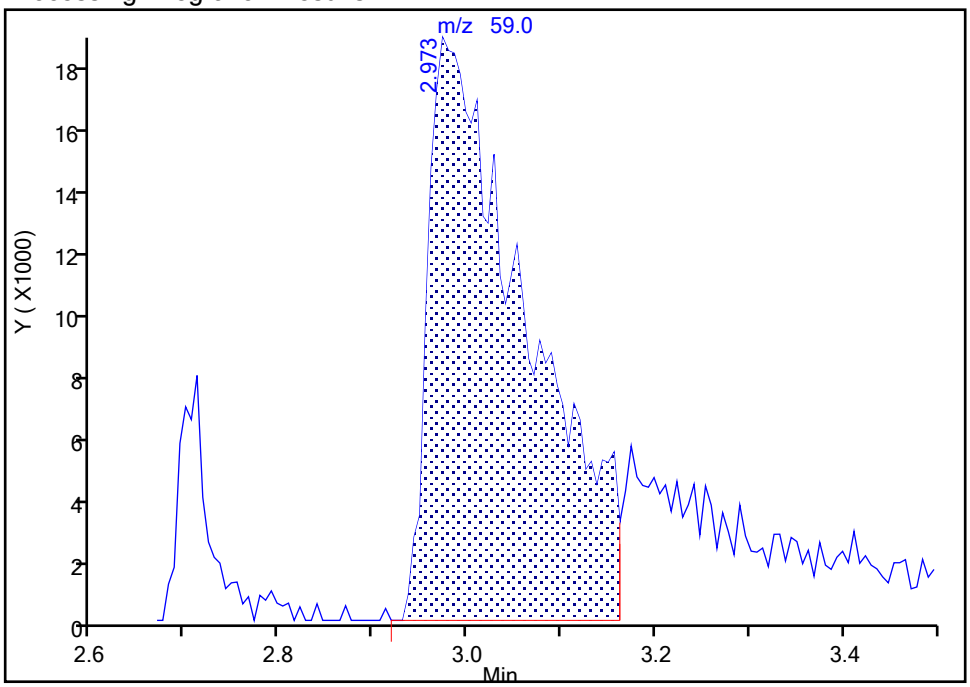

Manual Integration Results

RT: 2.97
Area: 155057
Amount: 96.156319
Amount Units: ug/L

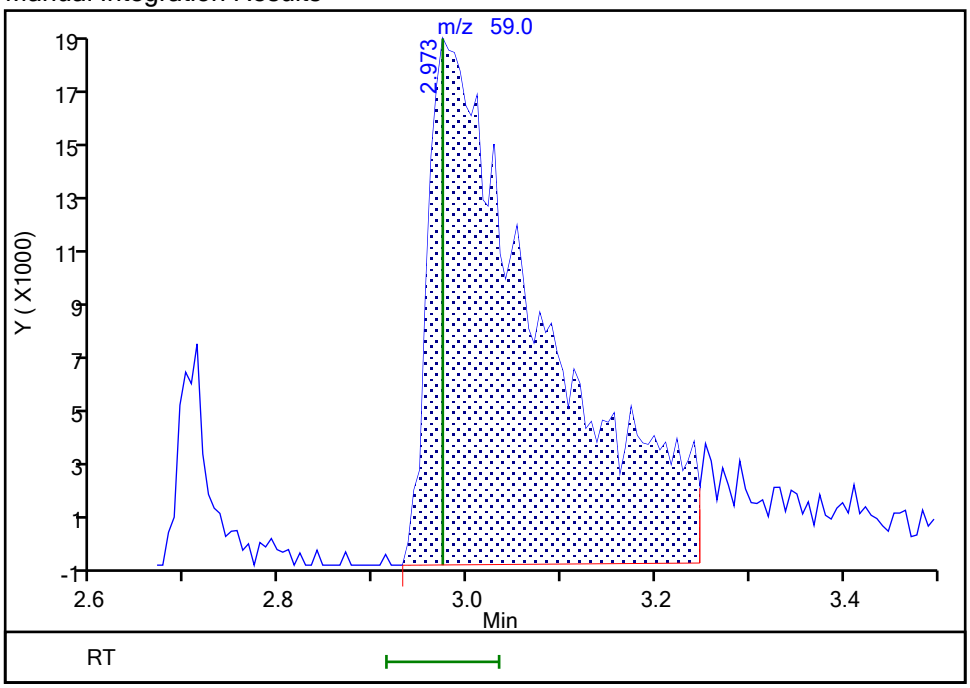

Reviewer: HillL, 15-Sep-2021 10:19:06

Audit Action: Manually Integrated Audit Reason: Poor chromatography

Manual Integration/User Assign Peak Report

Eurofins TestAmerica, Buffalo

Data File:	\\chromfs\Buffalo\ChromData\HP5973S\20210914-100971.b\S3503.D				
Injection Date:	14-Sep-2021 19:10:30	Instrument ID:	HP5973S		
Lims ID:	IC 4				
Client ID:					
Operator ID:	wd	ALS Bottle#:	8	Worklist Smp#:	8
Purge Vol:	5.000 mL	Dil. Factor:	1.0000		
Method:	S-8260	Limit Group:	MV - 8260C ICAL		
Column:	ZB-624 (0.18 mm)	Detector	MS SCAN		

53 Isobutyl alcohol, CAS: 78-83-1

Signal: 1

Processing Integration Results

RT: 4.78
Area: 102301
Amount: 187.8668
Amount Units: ug/L

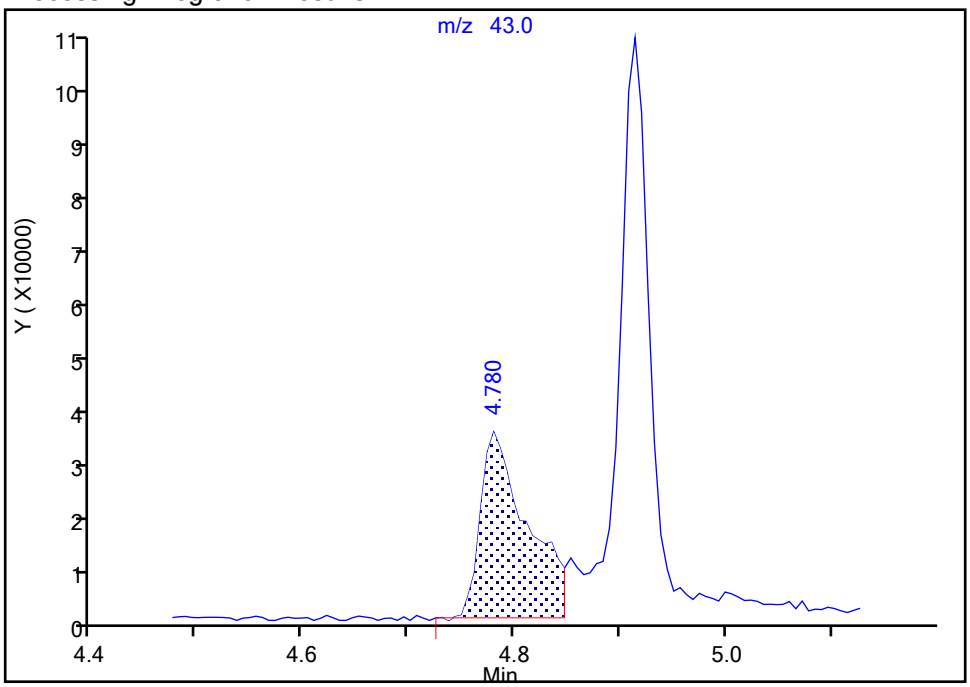

Manual Integration Results

RT: 4.78
Area: 116779
Amount: 211.6409
Amount Units: ug/L

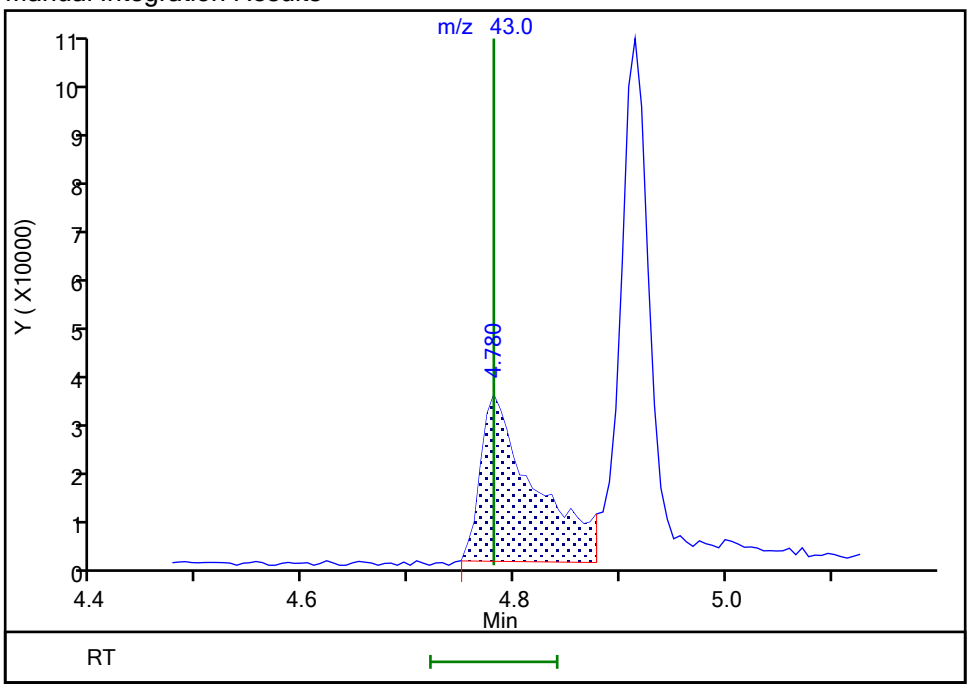

Reviewer: HillL, 15-Sep-2021 10:19:33

Audit Action: Manually Integrated Audit Reason: Poor chromatography

Manual Integration/User Assign Peak Report

Eurofins TestAmerica, Buffalo

Data File:	\\chromfs\Buffalo\ChromData\HP5973S\20210914-100971.b\S3503.D				
Injection Date:	14-Sep-2021 19:10:30	Instrument ID:	HP5973S		
Lims ID:	IC 4				
Client ID:					
Operator ID:	wd	ALS Bottle#:	8	Worklist Smp#:	8
Purge Vol:	5.000 mL	Dil. Factor:	1.0000		
Method:	S-8260	Limit Group:	MV - 8260C ICAL		
Column:	ZB-624 (0.18 mm)	Detector	MS SCAN		

66 1,4-Dioxane, CAS: 123-91-1

Signal: 1

Processing Integration Results

RT: 5.74
Area: 18301
Amount: 162.1287
Amount Units: ug/L

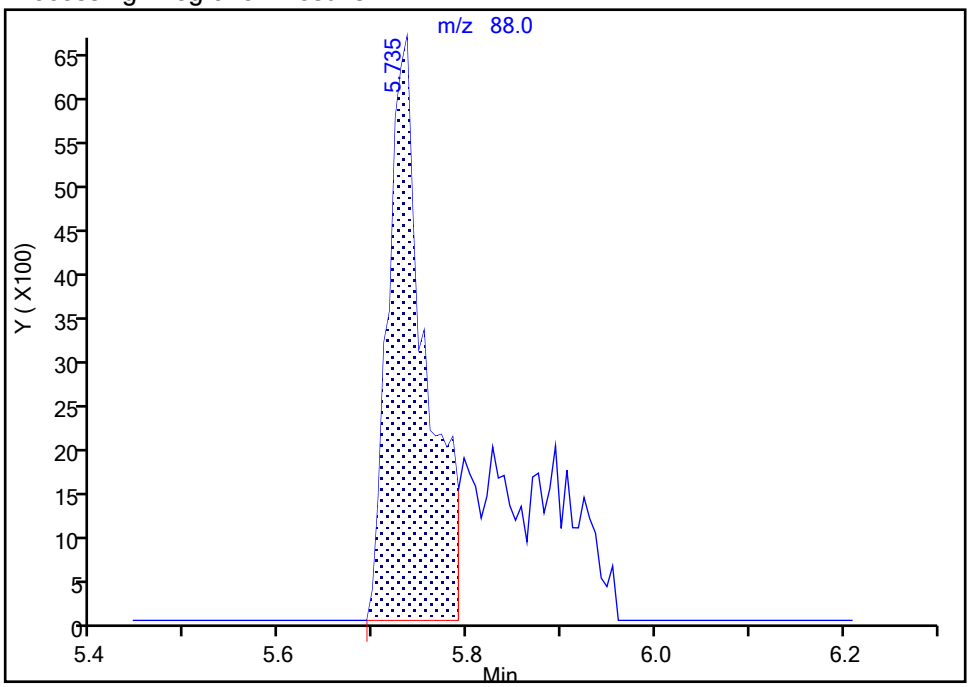

Manual Integration Results

RT: 5.74
Area: 31810
Amount: 218.1231
Amount Units: ug/L

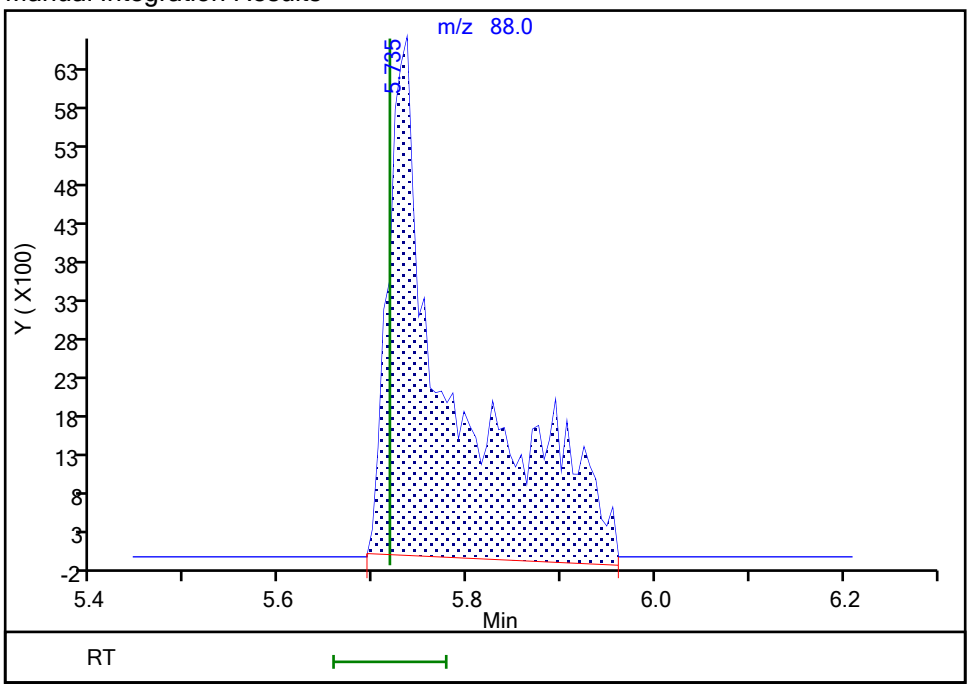

Reviewer: HillL, 15-Sep-2021 10:19:42

Audit Action: Manually Integrated Audit Reason: Poor chromatography

Eurofins TestAmerica, Buffalo
Target Compound Quantitation Report

Data File: \\chromfs\Buffalo\ChromData\HP5973S\20210914-100971.b\S3504.D
Lims ID: ICIS 5
Client ID:
Sample Type: ICIS Calib Level: 6
Inject. Date: 14-Sep-2021 19:33:30 ALS Bottle#: 9 Worklist Smp#: 9
Purge Vol: 5.000 mL Dil. Factor: 1.0000
Sample Info: ICIS 5
Misc. Info.: 480-0100971-009
Operator ID: wd Instrument ID: HP5973S
Sublist: chrom-S-8260*sub26

Method: \\chromfs\Buffalo\ChromData\HP5973S\20210914-100971.b\S-8260.m
Limit Group: MV - 8260C ICAL
Last Update: 15-Sep-2021 10:50:27 Calib Date: 15-Sep-2021 00:35:30
Integrator: RTE ID Type: RT Order ID
Quant Method: Internal Standard Quant By: Initial Calibration
Last ICal File: \\chromfs\Buffalo\ChromData\HP5973S\20210914-100971.b\S3517.D

Column 1 : ZB-624 (0.18 mm) Det: MS SCAN
Process Host: CTX1643

First Level Reviewer: dahnw Date: 15-Sep-2021 09:13:30

Compound	Sig	RT (min.)	Adj RT (min.)	Dlt RT (min.)	Q	Response	Cal Amt ug/L	OnCol Amt ug/L	Flags
* 153 Fluorobenzene (IS)	70	4.999	4.999	0.000	98	171221	25.0	25.0	
* 2 Chlorobenzene-d5	82	7.962	7.962	0.000	85	348761	25.0	25.0	
* 3 1,4-Dichlorobenzene-d4	152	10.395	10.395	0.000	50	371999	25.0	25.0	
$ 154 Dibromofluoromethane (Surr)	113	4.434	4.434	0.000	58	226925	25.0	24.6	
$ 4 1,2-Dichloroethane-d4 (Surr)	67	4.732	4.732	0.000	49	143504	25.0	24.0	
$ 5 Toluene-d8 (Surr)	98	6.496	6.496	0.000	63	880966	25.0	25.0	
$ 6 4-Bromofluorobenzene (Surr)	174	9.221	9.221	0.000	93	294459	25.0	25.0	
10 Dichlorodifluoromethane	85	1.088	1.088	0.000	87	302634	25.0	24.8	
12 Chloromethane	50	1.246	1.246	0.000	89	389233	25.0	24.2	
13 Vinyl chloride	62	1.319	1.319	0.000	60	358934	25.0	24.6	
151 Butadiene	54	1.325	1.325	0.000	72	424711	25.0	24.6	
14 Bromomethane	94	1.586	1.586	0.000	89	230469	25.0	23.5	
15 Chloroethane	64	1.647	1.647	0.000	95	233946	25.0	23.0	
16 Dichlorofluoromethane	67	1.848	1.848	0.000	81	502516	25.0	23.8	
17 Trichlorofluoromethane	101	1.860	1.860	0.000	79	452424	25.0	25.2	
18 Ethyl ether	59	2.091	2.091	0.000	93	291748	25.0	23.7	
20 Acrolein	56	2.274	2.274	0.000	82	109707	125.0	123.3	
21 1,1,2-Trichloro-1,2,2-trifluoroe	101	2.292	2.292	0.000	91	276794	25.0	28.5	
22 1,1-Dichloroethene	96	2.304	2.304	0.000	87	252143	25.0	24.2	
23 Acetone	43	2.420	2.420	0.000	99	683708	125.0	129.7	
25 Iodomethane	142	2.462	2.462	0.000	97	451114	25.0	24.2	
26 Carbon disulfide	76	2.499	2.499	0.000	99	881454	25.0	26.3	
28 3-Chloro-1-propene	41	2.651	2.651	0.000	88	517929	25.0	25.2	
27 Methyl acetate	43	2.700	2.700	0.000	96	634210	50.0	45.7	
30 Methylene Chloride	84	2.803	2.803	0.000	92	307567	25.0	25.3	
31 2-Methyl-2-propanol	59	2.973	2.973	0.000	56	436263	250.0	265.9	
32 Methyl tert-butyl ether	73	2.998	2.998	0.000	98	911344	25.0	24.3	
34 trans-1,2-Dichloroethene	96	3.010	3.010	0.000	93	286272	25.0	24.4	
33 Acrylonitrile	53	3.077	3.077	0.000	98	1748840	250.0	243.4	
35 Hexane	57	3.199	3.199	0.000	90	480468	25.0	27.0	

Compound	Sig	RT (min.)	Adj RT (min.)	Dlt RT (min.)	Q	Response	Cal Amt ug/L	OnCol Amt ug/L	Flags
39 1,1-Dichloroethane	63	3.418	3.418	0.000	86	540385	25.0	25.1	
37 Vinyl acetate	43	3.478	3.478	0.000	98	1454178	50.0	51.1	
44 2,2-Dichloropropane	77	3.923	3.923	0.000	92	282296	25.0	25.8	
45 cis-1,2-Dichloroethene	96	3.965	3.965	0.000	66	314341	25.0	24.8	
43 2-Butanone (MEK)	43	4.008	4.008	0.000	98	989530	125.0	123.0	
48 Chlorobromomethane	128	4.196	4.196	0.000	94	165566	25.0	24.3	
49 Tetrahydrofuran	42	4.208	4.208	0.000	89	269625	50.0	45.2	
50 Chloroform	83	4.275	4.275	0.000	80	498509	25.0	23.4	
51 1,1,1-Trichloroethane	97	4.373	4.373	0.000	78	448308	25.0	26.6	
52 Cyclohexane	56	4.379	4.379	0.000	91	607551	25.0	27.7	
55 Carbon tetrachloride	117	4.507	4.507	0.000	83	394092	25.0	26.7	
54 1,1-Dichloropropene	75	4.525	4.525	0.000	92	398834	25.0	27.0	
57 Benzene	78	4.726	4.726	0.000	97	1168050	25.0	25.5	
53 Isobutyl alcohol	43	4.780	4.780	0.000	61	349486	625.0	622.6	
58 1,2-Dichloroethane	62	4.805	4.805	0.000	75	414909	25.0	23.9	
59 n-Heptane	43	4.914	4.914	0.000	94	547861	25.0	27.1	
62 Trichloroethene	95	5.334	5.334	0.000	93	284284	25.0	26.0	
64 Methylcyclohexane	83	5.443	5.443	0.000	94	539780	25.0	27.0	
65 1,2-Dichloropropane	63	5.577	5.577	0.000	91	284335	25.0	24.4	
67 Dibromomethane	93	5.711	5.711	0.000	89	175999	25.0	24.3	
66 1,4-Dioxane	88	5.717	5.717	0.000	34	75732	500.0	494.3	
68 Dichlorobromomethane	83	5.869	5.869	0.000	92	344976	25.0	25.8	
69 2-Chloroethyl vinyl ether	63	6.155	6.155	0.000	92	210107	25.0	26.1	
72 cis-1,3-Dichloropropene	75	6.283	6.283	0.000	89	445695	25.0	25.8	
73 4-Methyl-2-pentanone (MIBK)	43	6.435	6.435	0.000	97	2184476	125.0	123.9	
74 Toluene	92	6.557	6.557	0.000	92	726967	25.0	25.8	
77 trans-1,3-Dichloropropene	75	6.855	6.855	0.000	95	424710	25.0	26.1	
75 Ethyl methacrylate	69	6.903	6.903	0.000	74	384113	25.0	27.4	
79 1,1,2-Trichloroethane	83	7.037	7.037	0.000	87	213935	25.0	24.5	
81 Tetrachloroethene	166	7.080	7.080	0.000	83	326944	25.0	26.7	
82 1,3-Dichloropropane	76	7.195	7.195	0.000	95	447230	25.0	24.9	
80 2-Hexanone	43	7.275	7.275	0.000	97	1532714	125.0	129.6	
83 Chlorodibromomethane	129	7.427	7.427	0.000	88	264065	25.0	25.7	
84 Ethylene Dibromide	107	7.518	7.518	0.000	99	283000	25.0	26.0	
87 Chlorobenzene	112	7.992	7.992	0.000	93	836365	25.0	26.0	
88 Ethylbenzene	91	8.090	8.090	0.000	98	1385126	25.0	26.1	
89 1,1,1,2-Tetrachloroethane	131	8.096	8.096	0.000	41	303634	25.0	26.1	
90 m-Xylene & p-Xylene	106	8.211	8.211	0.000	98	565439	25.0	26.3	
91 o-Xylene	106	8.631	8.631	0.000	97	556799	25.0	26.2	
92 Styrene	104	8.668	8.668	0.000	93	915742	25.0	26.2	
95 Bromoform	173	8.911	8.911	0.000	97	184592	25.0	25.9	
94 Isopropylbenzene	105	9.021	9.021	0.000	95	1486094	25.0	26.3	
101 Bromobenzene	156	9.367	9.367	0.000	92	374620	25.0	26.0	
97 1,1,2,2-Tetrachloroethane	83	9.452	9.452	0.000	59	381602	25.0	24.6	
99 N-Propylbenzene	91	9.465	9.465	0.000	98	1651455	25.0	26.1	
100 1,2,3-Trichloropropane	110	9.477	9.477	0.000	64	132362	25.0	24.7	
98 trans-1,4-Dichloro-2-butene	53	9.495	9.495	0.000	87	123626	25.0	23.5	
103 2-Chlorotoluene	126	9.562	9.562	0.000	96	339987	25.0	24.7	
102 1,3,5-Trimethylbenzene	105	9.653	9.653	0.000	93	1257252	25.0	26.2	
105 4-Chlorotoluene	126	9.684	9.684	0.000	97	351499	25.0	25.8	
106 tert-Butylbenzene	134	9.976	9.976	0.000	91	281710	25.0	26.4	
107 1,2,4-Trimethylbenzene	105	10.037	10.037	0.000	62	1283383	25.0	25.7	

Compound	Sig	RT (min.)	Adj RT (min.)	Dlt RT (min.)	Q	Response	Cal Amt ug/L	OnCol Amt ug/L	Flags
109 sec-Butylbenzene	105	10.195	10.195	0.000	93	1582668	25.0	26.6	
111 1,3-Dichlorobenzene	146	10.329	10.329	0.000	97	709121	25.0	24.9	
110 4-Isopropyltoluene	119	10.341	10.341	0.000	97	1430481	25.0	26.9	
113 1,4-Dichlorobenzene	146	10.420	10.420	0.000	95	716481	25.0	24.6	
115 n-Butylbenzene	91	10.736	10.736	0.000	95	1191450	25.0	27.0	
116 1,2-Dichlorobenzene	146	10.773	10.773	0.000	97	708452	25.0	24.4	
117 1,2-Dibromo-3-Chloropropane	75	11.521	11.521	0.000	83	80891	25.0	25.6	
119 1,2,4-Trichlorobenzene	180	12.196	12.196	0.000	95	540716	25.0	24.6	
120 Hexachlorobutadiene	225	12.312	12.312	0.000	95	249426	25.0	26.8	
121 Naphthalene	128	12.409	12.409	0.000	96	1641849	25.0	24.9	
122 1,2,3-Trichlorobenzene	180	12.610	12.610	0.000	94	534205	25.0	24.6	

QC Flag Legend

Processing Flags

Reagents:

GAS CORP mix_00472	Amount Added: 12.50	Units: uL	
8260 CORP mix_00214	Amount Added: 12.50	Units: uL	
S_8260_IS_00351	Amount Added: 1.00	Units: uL	Run Reagent
S_8260_Surr_00398	Amount Added: 1.00	Units: uL	Run Reagent

Report Date: 15-Sep-2021 10:50:28 Chrom Revision: 2.3 13-May-2021 07:57:40

Eurofins TestAmerica, Buffalo

Data File:	\\chromfs\Buffalo\ChromData\HP5973S\20210914-100971.b\S3504.D				
Injection Date:	14-Sep-2021 19:33:30	Instrument ID:	HP5973S	Operator ID:	wd
Lims ID:	ICIS 5			Worklist Smp#:	9
Client ID:					
Purge Vol:	5.000 mL	Dil. Factor:	1.0000	ALS Bottle#:	9
Method:	S-8260	Limit Group:	MV - 8260C ICAL		

Column: ZB-624 (0.18 mm)

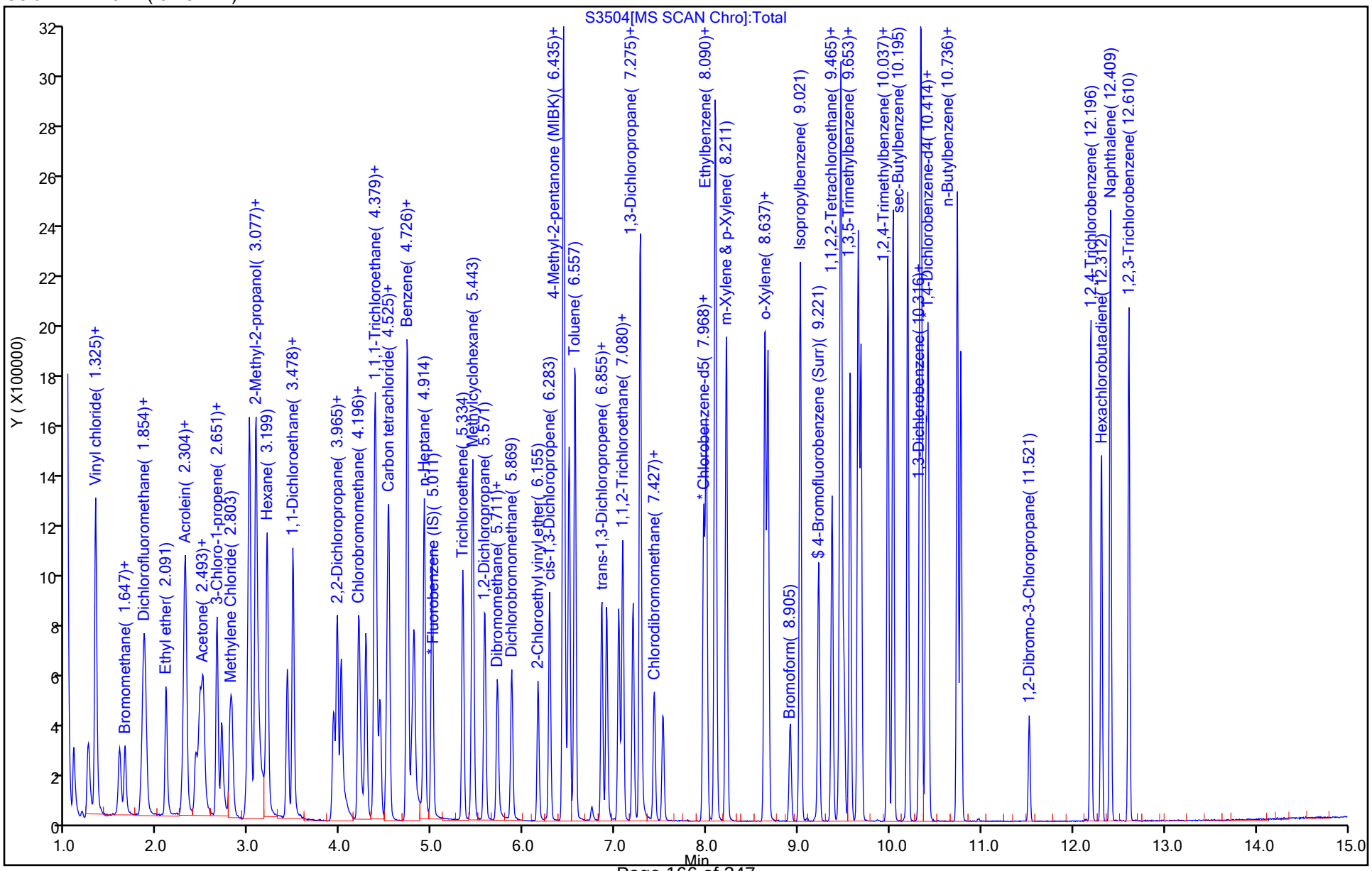

Eurofins TestAmerica, Buffalo
Target Compound Quantitation Report

Data File: \\chromfs\Buffalo\ChromData\HP5973S\20210914-100971.b\S3505.D
Lims ID: IC 6
Client ID:
Sample Type: IC Calib Level: 7
Inject. Date: 14-Sep-2021 19:57:30 ALS Bottle#: 10 Worklist Smp#: 10
Purge Vol: 5.000 mL Dil. Factor: 1.0000
Sample Info: IC 6
Misc. Info.: 480-0100971-010
Operator ID: wd Instrument ID: HP5973S
Sublist: chrom-S-8260*sub26

Method: \\chromfs\Buffalo\ChromData\HP5973S\20210914-100971.b\S-8260.m
Limit Group: MV - 8260C ICAL
Last Update: 15-Sep-2021 10:50:31 Calib Date: 15-Sep-2021 00:35:30
Integrator: RTE ID Type: RT Order ID
Quant Method: Internal Standard Quant By: Initial Calibration
Last ICal File: \\chromfs\Buffalo\ChromData\HP5973S\20210914-100971.b\S3517.D

Column 1 : ZB-624 (0.18 mm) Det: MS SCAN
Process Host: CTX1643

First Level Reviewer: HillL Date: 15-Sep-2021 10:20:47

Compound	Sig	RT (min.)	Adj RT (min.)	Dlt RT (min.)	Q	Response	Cal Amt ug/L	OnCol Amt ug/L	Flags
* 153 Fluorobenzene (IS)	70	4.999	4.999	0.000	98	174549	25.0	25.0	
* 2 Chlorobenzene-d5	82	7.968	7.962	0.006	86	359749	25.0	25.0	
* 3 1,4-Dichlorobenzene-d4	152	10.395	10.395	0.000	43	390555	25.0	25.0	
$ 154 Dibromofluoromethane (Surr)	113	4.433	4.434	-0.001	57	229790	25.0	24.4	
$ 4 1,2-Dichloroethane-d4 (Surr)	67	4.732	4.732	0.000	39	146635	25.0	24.1	
$ 5 Toluene-d8 (Surr)	98	6.496	6.496	0.000	44	913307	25.0	25.1	
$ 6 4-Bromofluorobenzene (Surr)	174	9.221	9.221	0.000	93	314475	25.0	25.9	
10 Dichlorodifluoromethane	85	1.087	1.088	-0.001	88	599154	50.0	48.2	
12 Chloromethane	50	1.240	1.246	-0.006	81	753935	50.0	45.9	
13 Vinyl chloride	62	1.319	1.319	0.000	62	728877	50.0	48.9	
151 Butadiene	54	1.325	1.325	0.000	62	815545	50.0	46.3	
14 Bromomethane	94	1.586	1.586	0.000	91	438731	50.0	43.8	
15 Chloroethane	64	1.647	1.647	0.000	100	452433	50.0	43.6	
16 Dichlorofluoromethane	67	1.848	1.848	0.000	81	1003222	50.0	46.7	
17 Trichlorofluoromethane	101	1.854	1.860	-0.006	68	885985	50.0	48.4	
18 Ethyl ether	59	2.091	2.091	0.000	95	595098	50.0	47.4	
20 Acrolein	56	2.268	2.274	-0.006	99	220756	250.0	243.3	
21 1,1,2-Trichloro-1,2,2-trifluoroe	101	2.298	2.292	0.006	66	505533	50.0	51.0	
22 1,1-Dichloroethene	96	2.304	2.304	0.000	97	485915	50.0	45.8	
23 Acetone	43	2.420	2.420	0.000	99	1369006	250.0	254.8	
25 Iodomethane	142	2.462	2.462	0.000	97	945860	50.0	49.8	
26 Carbon disulfide	76	2.499	2.499	0.000	99	1722586	50.0	50.5	
28 3-Chloro-1-propene	41	2.651	2.651	0.000	89	1027167	50.0	49.1	
27 Methyl acetate	43	2.700	2.700	0.000	95	1157392	100.0	81.8	
30 Methylene Chloride	84	2.809	2.803	0.006	92	596600	50.0	48.8	
31 2-Methyl-2-propanol	59	2.973	2.973	0.000	62	941701	500.0	563.1	
32 Methyl tert-butyl ether	73	2.998	2.998	0.000	93	1872237	50.0	48.9	
34 trans-1,2-Dichloroethene	96	3.010	3.010	0.000	91	573683	50.0	47.9	
33 Acrylonitrile	53	3.077	3.077	0.000	100	3598100	500.0	491.2	
35 Hexane	57	3.198	3.199	-0.001	89	916630	50.0	50.5	

Compound	Sig	RT (min.)	Adj RT (min.)	Dlt RT (min.)	Q	Response	Cal Amt ug/L	OnCol Amt ug/L	Flags
39 1,1-Dichloroethane	63	3.417	3.418	-0.001	85	1069071	50.0	48.7	
37 Vinyl acetate	43	3.478	3.478	0.000	97	3187592	100.0	110.0	
44 2,2-Dichloropropane	77	3.922	3.923	-0.001	92	518288	50.0	46.5	
45 cis-1,2-Dichloroethene	96	3.965	3.965	0.000	67	622642	50.0	48.1	
43 2-Butanone (MEK)	43	4.008	4.008	0.000	98	2145680	250.0	261.6	
48 Chlorobromomethane	128	4.196	4.196	0.000	96	333437	50.0	48.1	
49 Tetrahydrofuran	42	4.208	4.208	0.000	90	562251	100.0	92.4	
50 Chloroform	83	4.275	4.275	0.000	81	1000671	50.0	46.0	
51 1,1,1-Trichloroethane	97	4.379	4.373	0.006	76	867822	50.0	50.5	
52 Cyclohexane	56	4.379	4.379	0.000	92	1142222	50.0	51.0	
55 Carbon tetrachloride	117	4.506	4.507	-0.001	83	770138	50.0	51.1	
54 1,1-Dichloropropene	75	4.525	4.525	0.000	91	769810	50.0	51.1	
57 Benzene	78	4.725	4.726	-0.001	98	2375373	50.0	50.9	
53 Isobutyl alcohol	43	4.780	4.780	0.000	60	814028	1250.0	1422.5	
58 1,2-Dichloroethane	62	4.798	4.805	-0.007	82	865139	50.0	48.9	
59 n-Heptane	43	4.914	4.914	0.000	92	1031969	50.0	50.1	
62 Trichloroethene	95	5.334	5.334	0.000	92	573716	50.0	51.4	
64 Methylcyclohexane	83	5.443	5.443	0.000	92	1036429	50.0	50.9	
65 1,2-Dichloropropane	63	5.577	5.577	0.000	91	592452	50.0	50.0	
67 Dibromomethane	93	5.711	5.711	0.000	87	355851	50.0	48.2	
66 1,4-Dioxane	88	5.723	5.717	0.006	42	156632	1000.0	983.8	M
68 Dichlorobromomethane	83	5.869	5.869	0.000	93	736488	50.0	54.1	
69 2-Chloroethyl vinyl ether	63	6.155	6.155	0.000	93	453912	50.0	55.3	
72 cis-1,3-Dichloropropene	75	6.283	6.283	0.000	90	969724	50.0	55.2	
73 4-Methyl-2-pentanone (MIBK)	43	6.435	6.435	0.000	98	4568920	250.0	251.3	
74 Toluene	92	6.563	6.557	0.006	94	1520308	50.0	52.2	
77 trans-1,3-Dichloropropene	75	6.855	6.855	0.000	92	907811	50.0	54.1	
75 Ethyl methacrylate	69	6.903	6.903	0.000	73	849639	50.0	58.7	
79 1,1,2-Trichloroethane	83	7.037	7.037	0.000	93	446421	50.0	49.6	
81 Tetrachloroethene	166	7.080	7.080	0.000	80	660022	50.0	52.2	
82 1,3-Dichloropropane	76	7.195	7.195	0.000	95	945980	50.0	51.1	
80 2-Hexanone	43	7.268	7.275	-0.007	95	3264514	250.0	267.6	
83 Chlorodibromomethane	129	7.427	7.427	0.000	84	582560	50.0	55.0	
84 Ethylene Dibromide	107	7.518	7.518	0.000	97	598830	50.0	53.2	
87 Chlorobenzene	112	7.992	7.992	0.000	93	1731088	50.0	52.1	
88 Ethylbenzene	91	8.090	8.090	0.000	98	2872083	50.0	52.5	
89 1,1,1,2-Tetrachloroethane	131	8.096	8.096	0.000	42	624901	50.0	52.0	
90 m-Xylene & p-Xylene	106	8.211	8.211	0.000	98	1175206	50.0	53.0	
91 o-Xylene	106	8.631	8.631	0.000	97	1145692	50.0	52.2	
92 Styrene	104	8.668	8.668	0.000	76	1969849	50.0	54.6	
95 Bromoform	173	8.911	8.911	0.000	95	424148	50.0	57.6	
94 Isopropylbenzene	105	9.020	9.021	-0.001	95	3031588	50.0	51.1	
101 Bromobenzene	156	9.367	9.367	0.000	92	778889	50.0	51.4	
97 1,1,2,2-Tetrachloroethane	83	9.452	9.452	0.000	59	813601	50.0	50.0	
99 N-Propylbenzene	91	9.465	9.465	0.000	98	3469066	50.0	52.2	
100 1,2,3-Trichloropropane	110	9.477	9.477	0.000	63	277096	50.0	49.2	
98 trans-1,4-Dichloro-2-butene	53	9.501	9.495	0.006	93	287586	50.0	51.4	
103 2-Chlorotoluene	126	9.562	9.562	0.000	96	703914	50.0	48.7	
102 1,3,5-Trimethylbenzene	105	9.653	9.653	0.000	93	2621814	50.0	52.0	
105 4-Chlorotoluene	126	9.684	9.684	0.000	97	726866	50.0	50.8	
106 tert-Butylbenzene	134	9.976	9.976	0.000	91	572822	50.0	51.2	
107 1,2,4-Trimethylbenzene	105	10.036	10.037	-0.001	65	2718988	50.0	51.9	

Compound	Sig	RT (min.)	Adj RT (min.)	Dlt RT (min.)	Q	Response	Cal Amt ug/L	OnCol Amt ug/L	Flags
109 sec-Butylbenzene	105	10.195	10.195	0.000	94	3290484	50.0	52.7	
111 1,3-Dichlorobenzene	146	10.322	10.329	-0.007	98	1518128	50.0	50.9	
110 4-Isopropyltoluene	119	10.341	10.341	0.000	97	2938775	50.0	52.7	
113 1,4-Dichlorobenzene	146	10.420	10.420	0.000	96	1545721	50.0	50.6	
115 n-Butylbenzene	91	10.736	10.736	0.000	95	2458969	50.0	53.1	
116 1,2-Dichlorobenzene	146	10.772	10.773	-0.001	97	1494519	50.0	49.1	
117 1,2-Dibromo-3-Chloropropane	75	11.521	11.521	0.000	83	170484	50.0	51.4	
119 1,2,4-Trichlorobenzene	180	12.196	12.196	0.000	91	1129854	50.0	49.0	
120 Hexachlorobutadiene	225	12.312	12.312	0.000	94	510027	50.0	52.1	
121 Naphthalene	128	12.409	12.409	0.000	96	3518086	50.0	50.9	
122 1,2,3-Trichlorobenzene	180	12.610	12.610	0.000	95	1141429	50.0	50.1	
S 123 Total BTEX	1				0			260.8	
S 126 1,3-Dichloropropene, Total	1				0			109.3	
S 125 1,2-Dichloroethene, Total	1				0			96.1	
S 124 Xylenes, Total	1				0			105.2	

QC Flag Legend

Processing Flags

Review Flags

M - Manually Integrated

Reagents:

GAS CORP mix_00472	Amount Added: 25.00	Units: uL	
8260 CORP mix_00214	Amount Added: 25.00	Units: uL	
S_8260_IS_00351	Amount Added: 1.00	Units: uL	Run Reagent
S_8260_Surr_00398	Amount Added: 1.00	Units: uL	Run Reagent

Report Date: 15-Sep-2021 10:50:32 Chrom Revision: 2.3 13-May-2021 07:57:40

Eurofins TestAmerica, Buffalo

Data File: \\chromfs\Buffalo\ChromData\HP5973S\20210914-100971.b\S3505.D

Injection Date: 14-Sep-2021 19:57:30 Instrument ID: HP5973S Operator ID: wd

Lims ID: IC 6 Worklist Smp#: 10

Client ID:

Purge Vol: 5.000 mL Dil. Factor: 1.0000 ALS Bottle#: 10

Method: S-8260 Limit Group: MV - 8260C ICAL

Column: ZB-624 (0.18 mm)

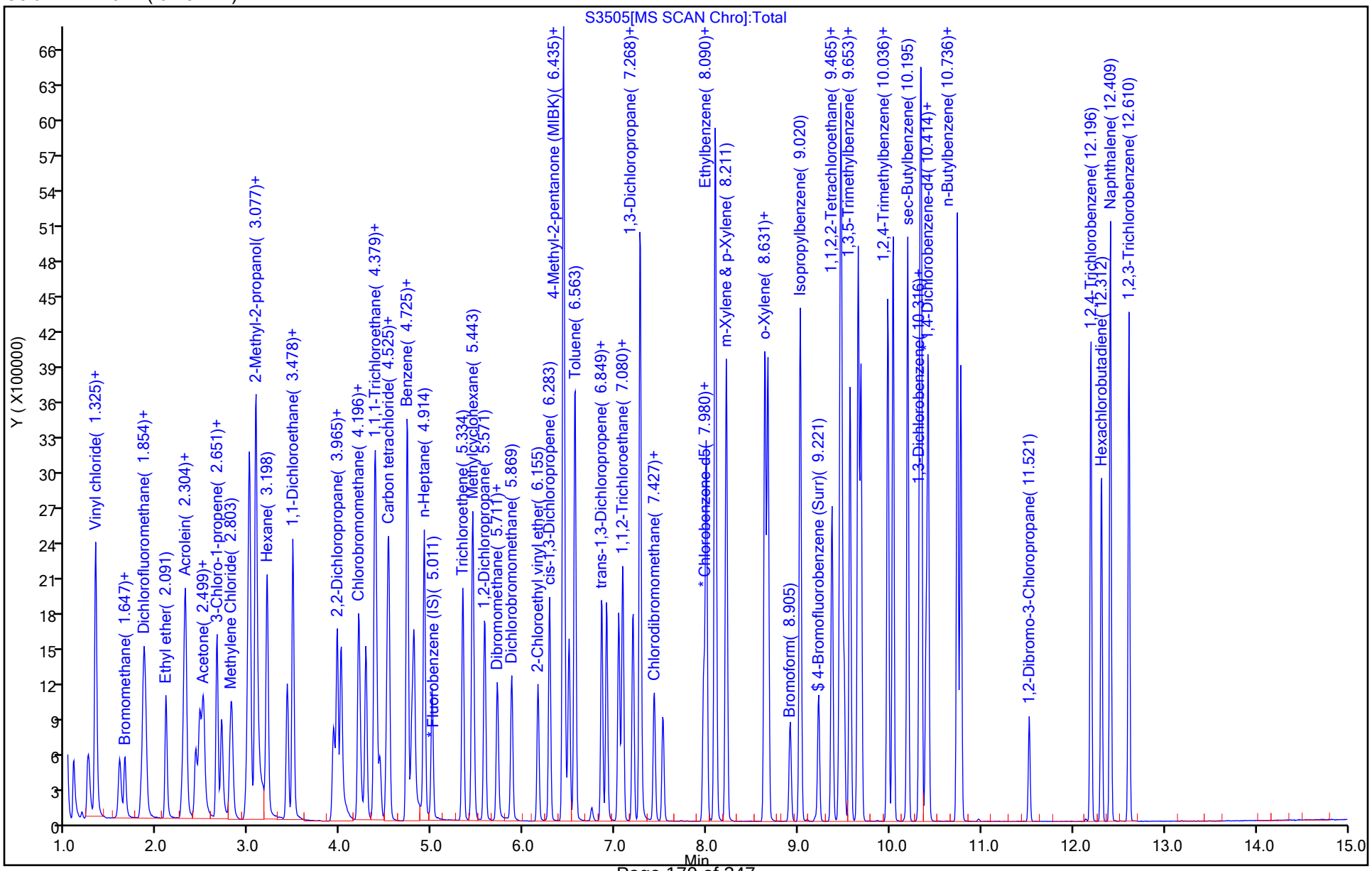

Manual Integration/User Assign Peak Report

Eurofins TestAmerica, Buffalo

Data File:	\\chromfs\Buffalo\ChromData\HP5973S\20210914-100971.b\S3505.D				
Injection Date:	14-Sep-2021 19:57:30	Instrument ID:	HP5973S		
Lims ID:	IC 6				
Client ID:					
Operator ID:	wd	ALS Bottle#:	10	Worklist Smp#:	10
Purge Vol:	5.000 mL	Dil. Factor:	1.0000		
Method:	S-8260	Limit Group:	MV - 8260C ICAL		
Column:	ZB-624 (0.18 mm)	Detector	MS SCAN		

66 1,4-Dioxane, CAS: 123-91-1

Signal: 1

Processing Integration Results

RT: 5.72
Area: 125272
Amount: 971.3086
Amount Units: ug/L

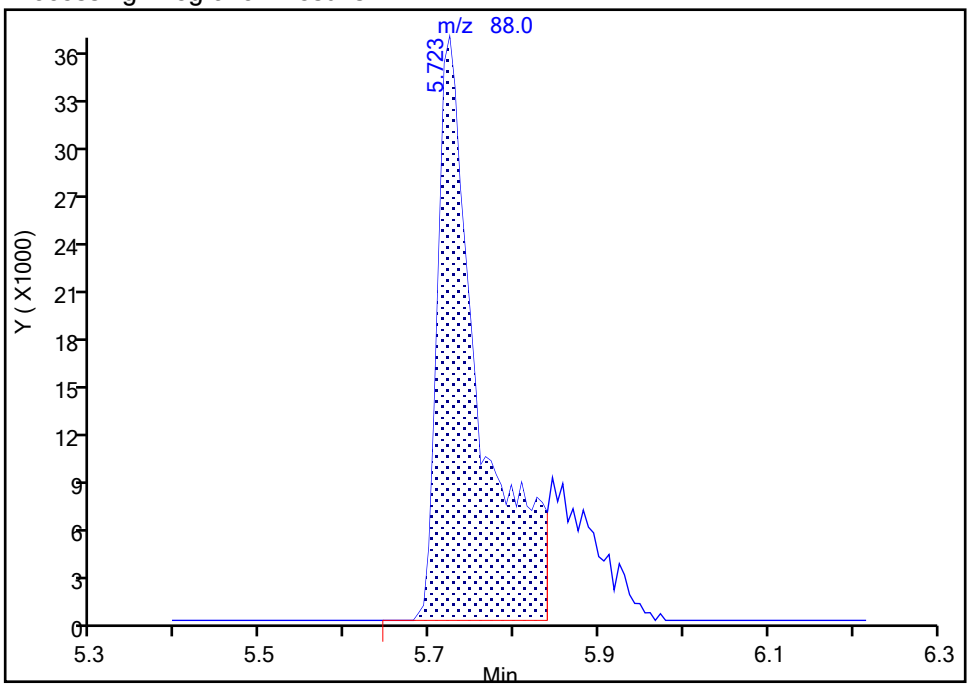

Manual Integration Results

RT: 5.72
Area: 156632
Amount: 983.7750
Amount Units: ug/L

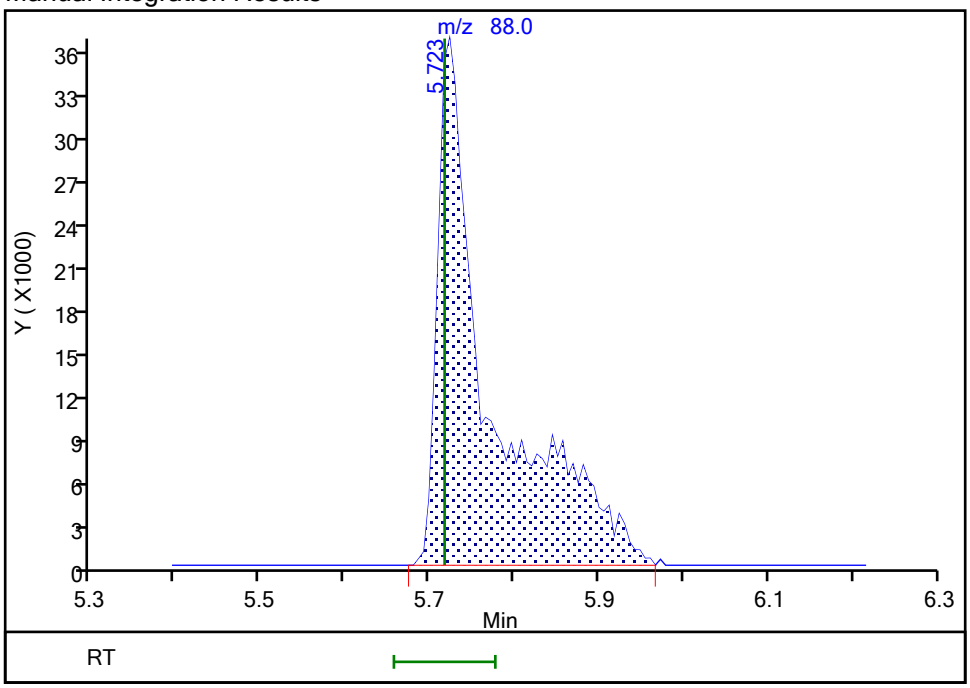

Reviewer: HillL, 15-Sep-2021 10:20:34

Audit Action: Manually Integrated Audit Reason: Poor chromatography

Eurofins TestAmerica, Buffalo
Target Compound Quantitation Report

Data File: \\chromfs\Buffalo\ChromData\HP5973S\20210914-100971.b\S3506.D
Lims ID: IC 7
Client ID:
Sample Type: IC Calib Level: 8
Inject. Date: 14-Sep-2021 20:20:30 ALS Bottle#: 11 Worklist Smp#: 11
Purge Vol: 5.000 mL Dil. Factor: 1.0000
Sample Info: IC 7
Misc. Info.: 480-0100971-011
Operator ID: wd Instrument ID: HP5973S
Sublist: chrom-S-8260*sub26

Method: \\chromfs\Buffalo\ChromData\HP5973S\20210914-100971.b\S-8260.m
Limit Group: MV - 8260C ICAL
Last Update: 15-Sep-2021 10:50:34 Calib Date: 15-Sep-2021 00:35:30
Integrator: RTE ID Type: RT Order ID
Quant Method: Internal Standard Quant By: Initial Calibration
Last ICal File: \\chromfs\Buffalo\ChromData\HP5973S\20210914-100971.b\S3517.D

Column 1 : ZB-624 (0.18 mm) Det: MS SCAN
Process Host: CTX1643

First Level Reviewer: HillL Date: 15-Sep-2021 10:21:21

Compound	Sig	RT (min.)	Adj RT (min.)	Dlt RT (min.)	Q	Response	Cal Amt ug/L	OnCol Amt ug/L	Flags
* 153 Fluorobenzene (IS)	70	4.999	4.999	0.000	97	171070	25.0	25.0	
* 2 Chlorobenzene-d5	82	7.968	7.962	0.006	87	355314	25.0	25.0	
* 3 1,4-Dichlorobenzene-d4	152	10.395	10.395	0.000	17	382285	25.0	25.0	
$ 154 Dibromofluoromethane (Surr)	113	4.433	4.434	-0.001	55	234818	25.0	25.5	
$ 4 1,2-Dichloroethane-d4 (Surr)	67	4.732	4.732	0.000	40	147869	25.0	24.8	
$ 5 Toluene-d8 (Surr)	98	6.496	6.496	0.000	27	913223	25.0	25.4	
$ 6 4-Bromofluorobenzene (Surr)	174	9.221	9.221	0.000	91	308499	25.0	25.7	
10 Dichlorodifluoromethane	85	1.087	1.088	-0.001	88	1126065	100.0	92.5	
12 Chloromethane	50	1.240	1.246	-0.006	88	1456275	100.0	90.5	
13 Vinyl chloride	62	1.319	1.319	0.000	69	1395409	100.0	95.6	
151 Butadiene	54	1.325	1.325	0.000	64	1549780	100.0	89.8	
14 Bromomethane	94	1.586	1.586	0.000	90	840709	100.0	85.7	
15 Chloroethane	64	1.641	1.647	-0.006	95	869828	100.0	85.6	
16 Dichlorofluoromethane	67	1.848	1.848	0.000	81	1931209	100.0	91.7	
17 Trichlorofluoromethane	101	1.854	1.860	-0.006	69	1680465	100.0	93.7	
18 Ethyl ether	59	2.091	2.091	0.000	93	1175952	100.0	95.7	
20 Acrolein	56	2.268	2.274	-0.006	97	415004	500.0	466.8	
21 1,1,2-Trichloro-1,2,2-trifluoroe	101	2.292	2.292	0.000	81	957894	100.0	98.7	
22 1,1-Dichloroethene	96	2.304	2.304	0.000	87	934840	100.0	89.8	
23 Acetone	43	2.414	2.420	-0.006	99	2577588	500.0	489.6	
25 Iodomethane	142	2.462	2.462	0.000	98	1805891	100.0	97.1	
26 Carbon disulfide	76	2.499	2.499	0.000	99	3348924	100.0	100.2	
28 3-Chloro-1-propene	41	2.651	2.651	0.000	89	2045263	100.0	99.7	
27 Methyl acetate	43	2.700	2.700	0.000	96	2600398	200.0	187.6	
30 Methylene Chloride	84	2.803	2.803	0.000	90	1201921	100.0	101.0	
31 2-Methyl-2-propanol	59	2.967	2.973	-0.006	80	1893417	1000.0	1155.2	
32 Methyl tert-butyl ether	73	2.998	2.998	0.000	98	3754097	100.0	100.0	
34 trans-1,2-Dichloroethene	96	3.010	3.010	0.000	96	1125281	100.0	96.0	
33 Acrylonitrile	53	3.077	3.077	0.000	99	6691541	1000.0	932.1	
35 Hexane	57	3.198	3.199	-0.001	88	1756968	100.0	98.8	

Compound	Sig	RT (min.)	Adj RT (min.)	Dlt RT (min.)	Q	Response	Cal Amt ug/L	OnCol Amt ug/L	Flags
39 1,1-Dichloroethane	63	3.418	3.418	0.000	84	2146357	100.0	99.8	
37 Vinyl acetate	43	3.478	3.478	0.000	97	6647562	200.0	234.0	
44 2,2-Dichloropropane	77	3.922	3.923	-0.001	92	997150	100.0	91.3	
45 cis-1,2-Dichloroethene	96	3.965	3.965	0.000	66	1244526	100.0	98.2	
43 2-Butanone (MEK)	43	4.002	4.008	-0.006	98	4090724	500.0	508.9	
48 Chlorobromomethane	128	4.196	4.196	0.000	96	674300	100.0	99.2	
49 Tetrahydrofuran	42	4.208	4.208	0.000	88	1077424	200.0	180.6	
50 Chloroform	83	4.275	4.275	0.000	81	2027538	100.0	95.2	
51 1,1,1-Trichloroethane	97	4.379	4.373	0.006	78	1681346	100.0	99.9	
52 Cyclohexane	56	4.379	4.379	0.000	91	2164470	100.0	98.7	
55 Carbon tetrachloride	117	4.513	4.507	0.006	82	1501127	100.0	101.6	
54 1,1-Dichloropropene	75	4.525	4.525	0.000	93	1516803	100.0	102.7	
57 Benzene	78	4.725	4.726	-0.001	97	4728340	100.0	103.4	
53 Isobutyl alcohol	43	4.780	4.780	0.000	60	1629465	2500.0	2905.4	
58 1,2-Dichloroethane	62	4.798	4.805	-0.007	84	1715219	100.0	98.9	
59 n-Heptane	43	4.914	4.914	0.000	93	1997450	100.0	98.9	
62 Trichloroethene	95	5.334	5.334	0.000	92	1112396	100.0	101.7	
64 Methylcyclohexane	83	5.443	5.443	0.000	93	1979741	100.0	99.1	
65 1,2-Dichloropropane	63	5.571	5.577	-0.006	92	1184887	100.0	102.0	
67 Dibromomethane	93	5.711	5.711	0.000	90	717339	100.0	99.2	
66 1,4-Dioxane	88	5.717	5.717	0.000	37	315874	2000.0	2001.1	
68 Dichlorobromomethane	83	5.869	5.869	0.000	93	1478131	100.0	110.7	
69 2-Chloroethyl vinyl ether	63	6.155	6.155	0.000	91	865823	100.0	107.6	
72 cis-1,3-Dichloropropene	75	6.283	6.283	0.000	91	1913051	100.0	111.0	
73 4-Methyl-2-pentanone (MIBK)	43	6.435	6.435	0.000	97	9166410	500.0	510.4	
74 Toluene	92	6.563	6.557	0.006	91	2952411	100.0	102.7	
77 trans-1,3-Dichloropropene	75	6.849	6.855	-0.006	92	1817582	100.0	109.7	
75 Ethyl methacrylate	69	6.903	6.903	0.000	73	1698310	100.0	118.7	
79 1,1,2-Trichloroethane	83	7.037	7.037	0.000	87	881711	100.0	99.2	
81 Tetrachloroethene	166	7.080	7.080	0.000	84	1259170	100.0	100.8	
82 1,3-Dichloropropane	76	7.195	7.195	0.000	94	1853192	100.0	101.3	
80 2-Hexanone	43	7.268	7.275	-0.007	95	6272018	500.0	520.5	
83 Chlorodibromomethane	129	7.427	7.427	0.000	88	1175712	100.0	112.4	
84 Ethylene Dibromide	107	7.518	7.518	0.000	98	1167758	100.0	105.1	
87 Chlorobenzene	112	7.992	7.992	0.000	94	3406548	100.0	103.9	
88 Ethylbenzene	91	8.090	8.090	0.000	98	5734845	100.0	106.1	
89 1,1,1,2-Tetrachloroethane	131	8.096	8.096	0.000	42	1286013	100.0	108.4	
90 m-Xylene & p-Xylene	106	8.211	8.211	0.000	99	2287241	100.0	104.3	
91 o-Xylene	106	8.637	8.631	0.006	97	2274108	100.0	104.9	
92 Styrene	104	8.668	8.668	0.000	84	3945013	100.0	110.8	
95 Bromoform	173	8.911	8.911	0.000	97	876060	100.0	120.5	
94 Isopropylbenzene	105	9.020	9.021	-0.001	95	6055313	100.0	104.3	
101 Bromobenzene	156	9.367	9.367	0.000	92	1537890	100.0	103.8	
97 1,1,2,2-Tetrachloroethane	83	9.452	9.452	0.000	62	1622995	100.0	102.0	
99 N-Propylbenzene	91	9.465	9.465	0.000	98	6812030	100.0	104.8	
100 1,2,3-Trichloropropane	110	9.477	9.477	0.000	63	548899	100.0	99.5	
98 trans-1,4-Dichloro-2-butene	53	9.501	9.495	0.006	94	559380	100.0	101.7	
103 2-Chlorotoluene	126	9.562	9.562	0.000	96	1374487	100.0	97.1	
102 1,3,5-Trimethylbenzene	105	9.653	9.653	0.000	93	5227235	100.0	105.8	
105 4-Chlorotoluene	126	9.684	9.684	0.000	98	1430719	100.0	102.2	
106 tert-Butylbenzene	134	9.976	9.976	0.000	90	1102985	100.0	100.7	
107 1,2,4-Trimethylbenzene	105	10.036	10.037	-0.001	63	5410645	100.0	105.6	

Compound	Sig	RT (min.)	Adj RT (min.)	Dlt RT (min.)	Q	Response	Cal Amt ug/L	OnCol Amt ug/L	Flags
109 sec-Butylbenzene	105	10.195	10.195	0.000	93	6519040	100.0	106.7	
111 1,3-Dichlorobenzene	146	10.328	10.329	-0.001	98	3010720	100.0	103.0	
110 4-Isopropyltoluene	119	10.341	10.341	0.000	95	5840893	100.0	107.1	
113 1,4-Dichlorobenzene	146	10.420	10.420	0.000	96	3078919	100.0	103.0	
115 n-Butylbenzene	91	10.736	10.736	0.000	94	4814219	100.0	106.2	
116 1,2-Dichlorobenzene	146	10.773	10.773	0.000	97	3019504	100.0	101.3	
117 1,2-Dibromo-3-Chloropropane	75	11.521	11.521	0.000	87	358556	100.0	110.5	
119 1,2,4-Trichlorobenzene	180	12.196	12.196	0.000	94	2167557	100.0	96.1	
120 Hexachlorobutadiene	225	12.312	12.312	0.000	94	907763	100.0	94.8	
121 Naphthalene	128	12.409	12.409	0.000	96	7169814	100.0	105.9	
122 1,2,3-Trichlorobenzene	180	12.610	12.610	0.000	95	2164725	100.0	97.0	
S 123 Total BTEX	1				0			521.5	
S 126 1,3-Dichloropropene, Total	1				0			220.7	
S 125 1,2-Dichloroethene, Total	1				0			194.1	
S 124 Xylenes, Total	1				0			209.3	

QC Flag Legend

Processing Flags

Reagents:

GAS CORP mix_00472	Amount Added: 50.00	Units: uL	
8260 CORP mix_00214	Amount Added: 50.00	Units: uL	
S_8260_IS_00351	Amount Added: 1.00	Units: uL	Run Reagent
S_8260_Surr_00398	Amount Added: 1.00	Units: uL	Run Reagent

Report Date: 15-Sep-2021 10:50:35 Chrom Revision: 2.3 13-May-2021 07:57:40

Eurofins TestAmerica, Buffalo

Data File: \\chromfs\Buffalo\ChromData\HP5973S\20210914-100971.b\S3506.D

Injection Date: 14-Sep-2021 20:20:30 Instrument ID: HP5973S Operator ID: wd

Lims ID: IC 7 Worklist Smp#: 11

Client ID:

Purge Vol: 5.000 mL Dil. Factor: 1.0000 ALS Bottle#: 11

Method: S-8260 Limit Group: MV - 8260C ICAL

Column: ZB-624 (0.18 mm)

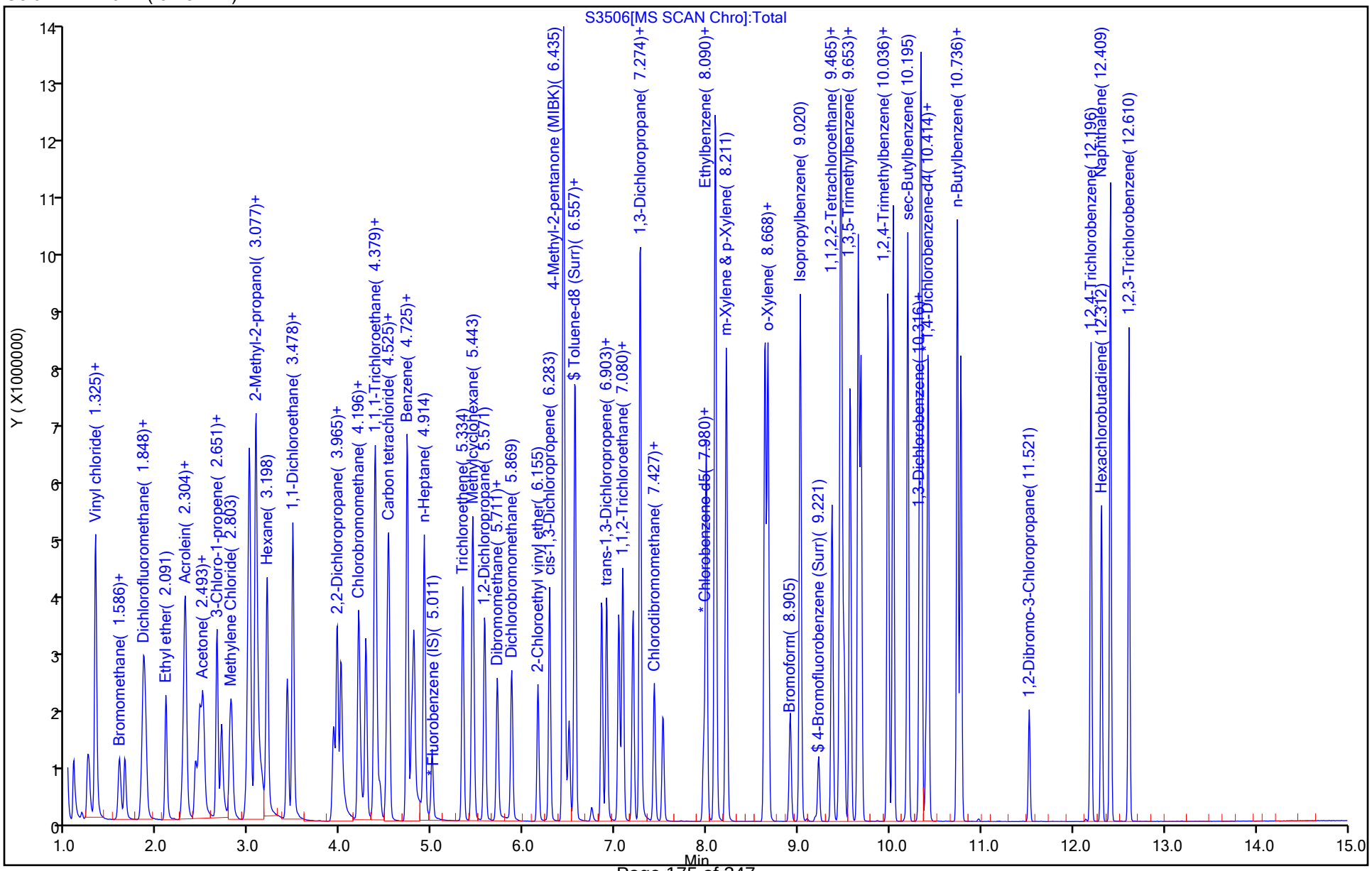

Calibration / Dichlorodifluoromethane

Curve Type:	Average
Weighting:	Conc_Sq
Origin:	Force
Dependency:	Response
Calib Mode:	ISTD
Response Base:	AREA
RF Rounding:	0

Curve Coefficients

Intercept:	0
Slope:	1.779

Error Coefficients

Standard Error:	498000
Relative Standard Error:	11.7
Correlation Coefficient:	0.999
Coefficient of Determination (Adjusted):	0.982

ID	Level	Concentration	Rel. Resp.	IS Amount	IS Response	RRF	Used
1	IC 480-596289/4	0.5	0.734395	25.0	166804.0	1.46879	Y
2	IC 480-596289/5	1.0	2.158441	25.0	159409.0	2.158441	Y
3	IC 480-596289/6	2.0	3.776693	25.0	151634.0	1.888346	Y
4	IC 480-596289/7	5.0	9.568445	25.0	159574.0	1.913689	Y
5	IC 480-596289/8	10.0	16.745242	25.0	168309.0	1.674524	Y
6	ICIS 480-596289/9	25.0	44.187629	25.0	171221.0	1.767505	Y
7	IC 480-596289/10	50.0	85.814585	25.0	174549.0	1.716292	Y
8	IC 480-596289/11	100.0	164.562021	25.0	171070.0	1.64562	Y

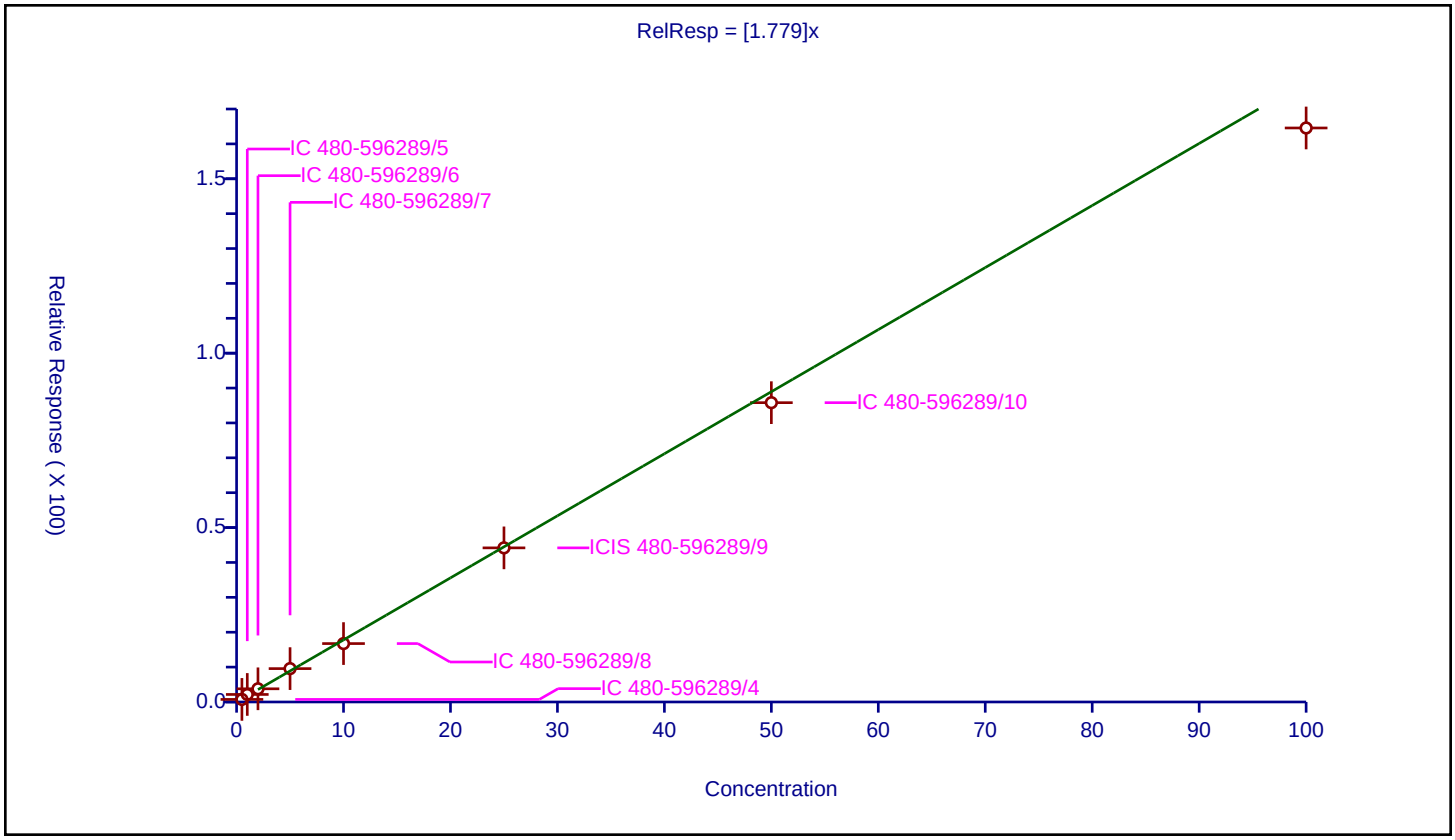

Calibration / Chloromethane

Curve Type:	Average
Weighting:	Conc_Sq
Origin:	Force
Dependency:	Response
Calib Mode:	ISTD
Response Base:	AREA
RF Rounding:	0

Curve Coefficients

Intercept:	0
Slope:	2.351

Error Coefficients

Standard Error:	640000
Relative Standard Error:	8.2
Correlation Coefficient:	1.000
Coefficient of Determination (Adjusted):	0.990

ID	Level	Concentration	Rel. Resp.	IS Amount	IS Response	RRF	Used
1	IC 480-596289/4	0.5	1.198113	25.0	166804.0	2.396226	Y
2	IC 480-596289/5	1.0	2.737142	25.0	159409.0	2.737142	Y
3	IC 480-596289/6	2.0	4.897978	25.0	151634.0	2.448989	Y
4	IC 480-596289/7	5.0	11.897928	25.0	159574.0	2.379586	Y
5	IC 480-596289/8	10.0	22.824686	25.0	168309.0	2.282469	Y
6	ICIS 480-596289/9	25.0	56.83196	25.0	171221.0	2.273278	Y
7	IC 480-596289/10	50.0	107.983288	25.0	174549.0	2.159666	Y
8	IC 480-596289/11	100.0	212.818583	25.0	171070.0	2.128186	Y

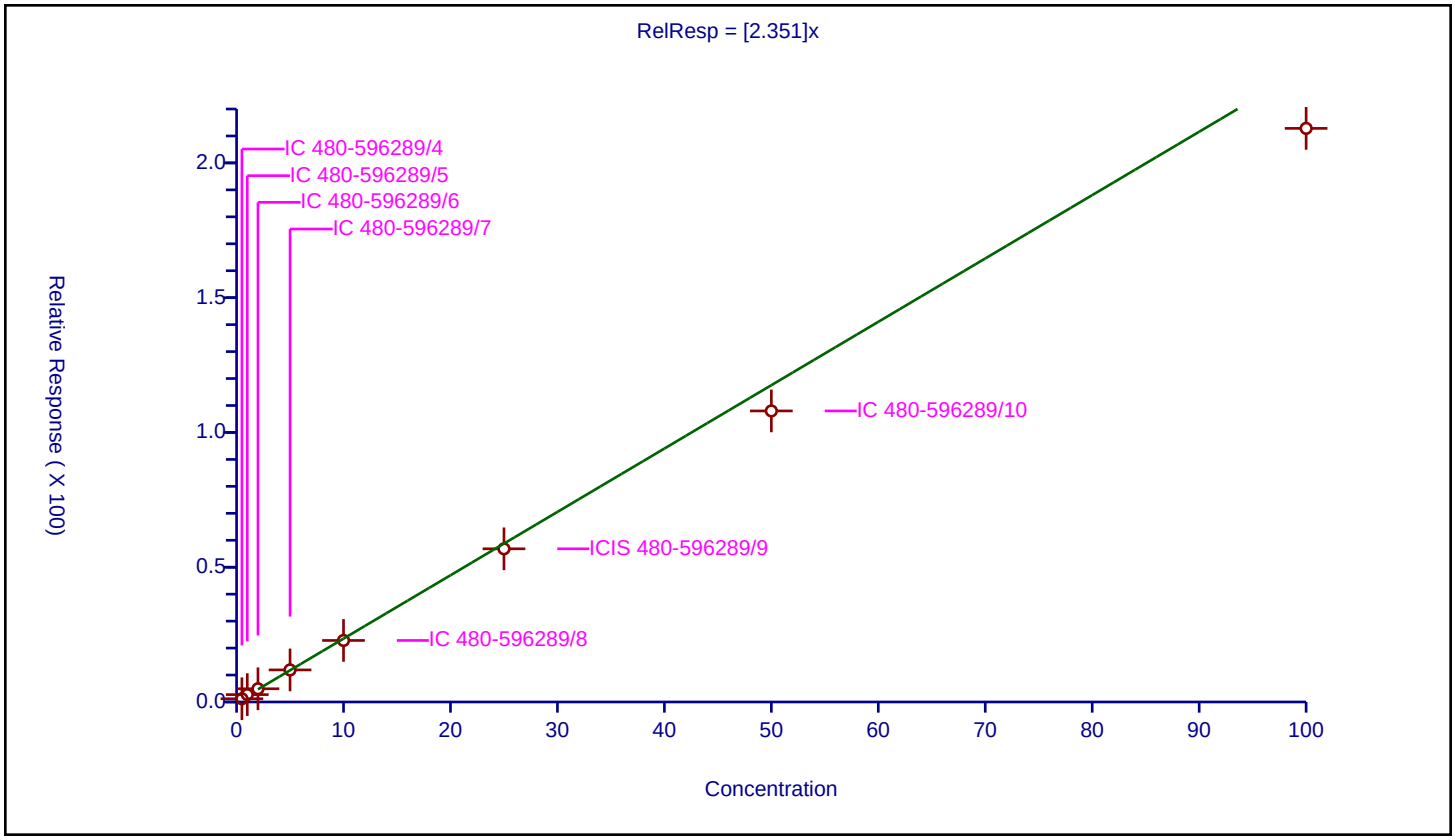

Calibration / Vinyl chloride

Curve Type:	Average
Weighting:	Conc_Sq
Origin:	Force
Dependency:	Response
Calib Mode:	ISTD
Response Base:	AREA
RF Rounding:	0

Curve Coefficients

Intercept:	0
Slope:	2.134

Error Coefficients

Standard Error:	662000
Relative Standard Error:	7.3
Correlation Coefficient:	0.999
Coefficient of Determination (Adjusted):	0.992

ID	Level	Concentration	Rel. Resp.	IS Amount	IS Response	RRF	Used
1	IC 480-596289/4	0.5	0.710864	25.0	166804.0	1.421728	N
2	IC 480-596289/5	1.0	2.454222	25.0	159409.0	2.454222	Y
3	IC 480-596289/6	2.0	4.34698	25.0	151634.0	2.17349	Y
4	IC 480-596289/7	5.0	10.634878	25.0	159574.0	2.126976	Y
5	IC 480-596289/8	10.0	19.608726	25.0	168309.0	1.960873	Y
6	ICIS 480-596289/9	25.0	52.407999	25.0	171221.0	2.09632	Y
7	IC 480-596289/10	50.0	104.394325	25.0	174549.0	2.087886	Y
8	IC 480-596289/11	100.0	203.923686	25.0	171070.0	2.039237	Y

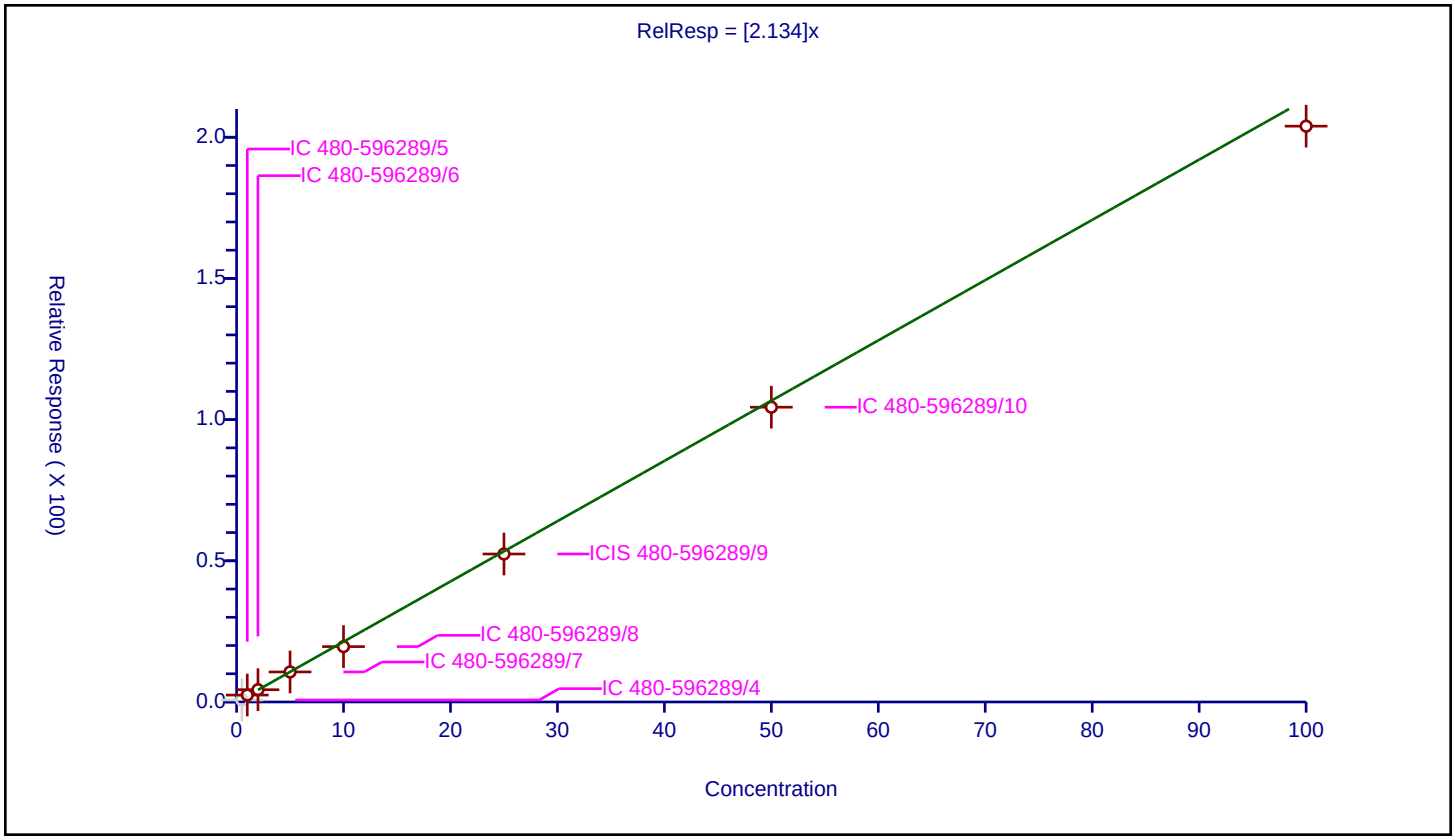

Calibration / Butadiene

Curve Type:	Average
Weighting:	Conc_Sq
Origin:	Force
Dependency:	Response
Calib Mode:	ISTD
Response Base:	AREA
RF Rounding:	0

Curve Coefficients

Intercept:	0
Slope:	2.523

Error Coefficients

Standard Error:	684000
Relative Standard Error:	11.7
Correlation Coefficient:	0.999
Coefficient of Determination (Adjusted):	0.981

ID	Level	Concentration	Rel. Resp.	IS Amount	IS Response	RRF	Used
1	IC 480-596289/4	0.5	1.215948	25.0	166804.0	2.431896	Y
2	IC 480-596289/5	1.0	3.1438	25.0	159409.0	3.1438	Y
3	IC 480-596289/6	2.0	5.431829	25.0	151634.0	2.715915	Y
4	IC 480-596289/7	5.0	12.814274	25.0	159574.0	2.562855	Y
5	IC 480-596289/8	10.0	22.445918	25.0	168309.0	2.244592	Y
6	ICIS 480-596289/9	25.0	62.012107	25.0	171221.0	2.480484	Y
7	IC 480-596289/10	50.0	116.807458	25.0	174549.0	2.336149	Y
8	IC 480-596289/11	100.0	226.483311	25.0	171070.0	2.264833	Y

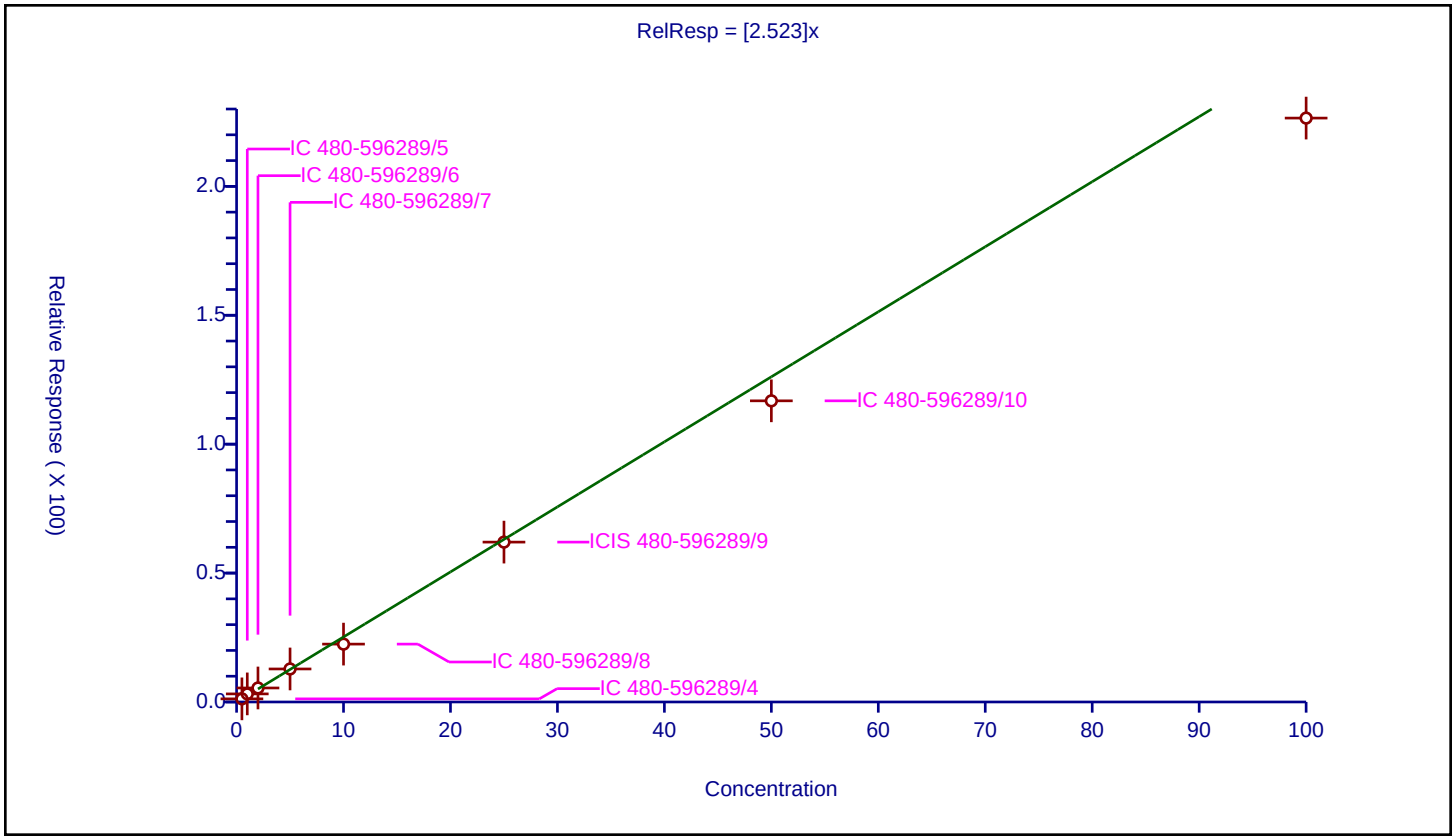

Calibration / Bromomethane

Curve Type:	Average
Weighting:	Conc_Sq
Origin:	Force
Dependency:	Response
Calib Mode:	ISTD
Response Base:	AREA
RF Rounding:	0

Curve Coefficients

Intercept:	0
Slope:	1.433

Error Coefficients

Standard Error:	371000
Relative Standard Error:	14.7
Correlation Coefficient:	0.999
Coefficient of Determination (Adjusted):	0.966

ID	Level	Concentration	Rel. Resp.	IS Amount	IS Response	RRF	Used
1	IC 480-596289/4	0.5	0.797043	25.0	166804.0	1.594086	Y
2	IC 480-596289/5	1.0	1.817181	25.0	159409.0	1.817181	Y
3	IC 480-596289/6	2.0	3.169144	25.0	151634.0	1.584572	Y
4	IC 480-596289/7	5.0	6.94568	25.0	159574.0	1.389136	Y
5	IC 480-596289/8	10.0	12.502599	25.0	168309.0	1.25026	Y
6	ICIS 480-596289/9	25.0	33.650808	25.0	171221.0	1.346032	Y
7	IC 480-596289/10	50.0	62.837799	25.0	174549.0	1.256756	Y
8	IC 480-596289/11	100.0	122.860379	25.0	171070.0	1.228604	Y

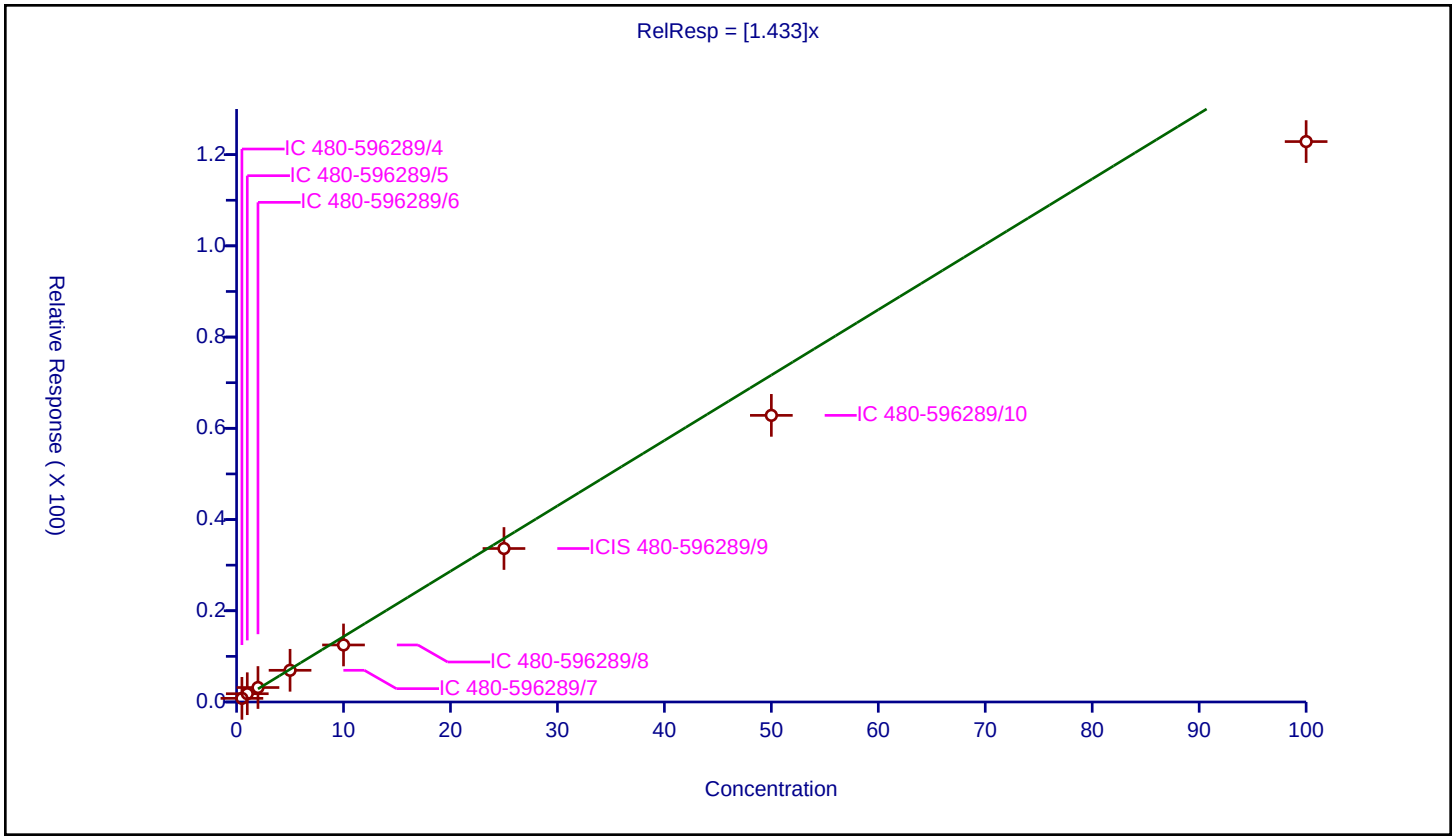

Calibration / Chloroethane

Curve Type:	Average
Weighting:	Conc_Sq
Origin:	Force
Dependency:	Response
Calib Mode:	ISTD
Response Base:	AREA
RF Rounding:	0

Curve Coefficients

Intercept:	0
Slope:	1.485

Error Coefficients

Standard Error:	383000
Relative Standard Error:	14.8
Correlation Coefficient:	0.999
Coefficient of Determination (Adjusted):	0.966

ID	Level	Concentration	Rel. Resp.	IS Amount	IS Response	RRF	Used
1	IC 480-596289/4	0.5	0.822222	25.0	166804.0	1.644445	Y
2	IC 480-596289/5	1.0	1.920531	25.0	159409.0	1.920531	Y
3	IC 480-596289/6	2.0	3.16156	25.0	151634.0	1.58078	Y
4	IC 480-596289/7	5.0	7.206688	25.0	159574.0	1.441338	Y
5	IC 480-596289/8	10.0	13.574586	25.0	168309.0	1.357459	Y
6	ICIS 480-596289/9	25.0	34.158485	25.0	171221.0	1.366339	Y
7	IC 480-596289/10	50.0	64.800285	25.0	174549.0	1.296006	Y
8	IC 480-596289/11	100.0	127.115801	25.0	171070.0	1.271158	Y

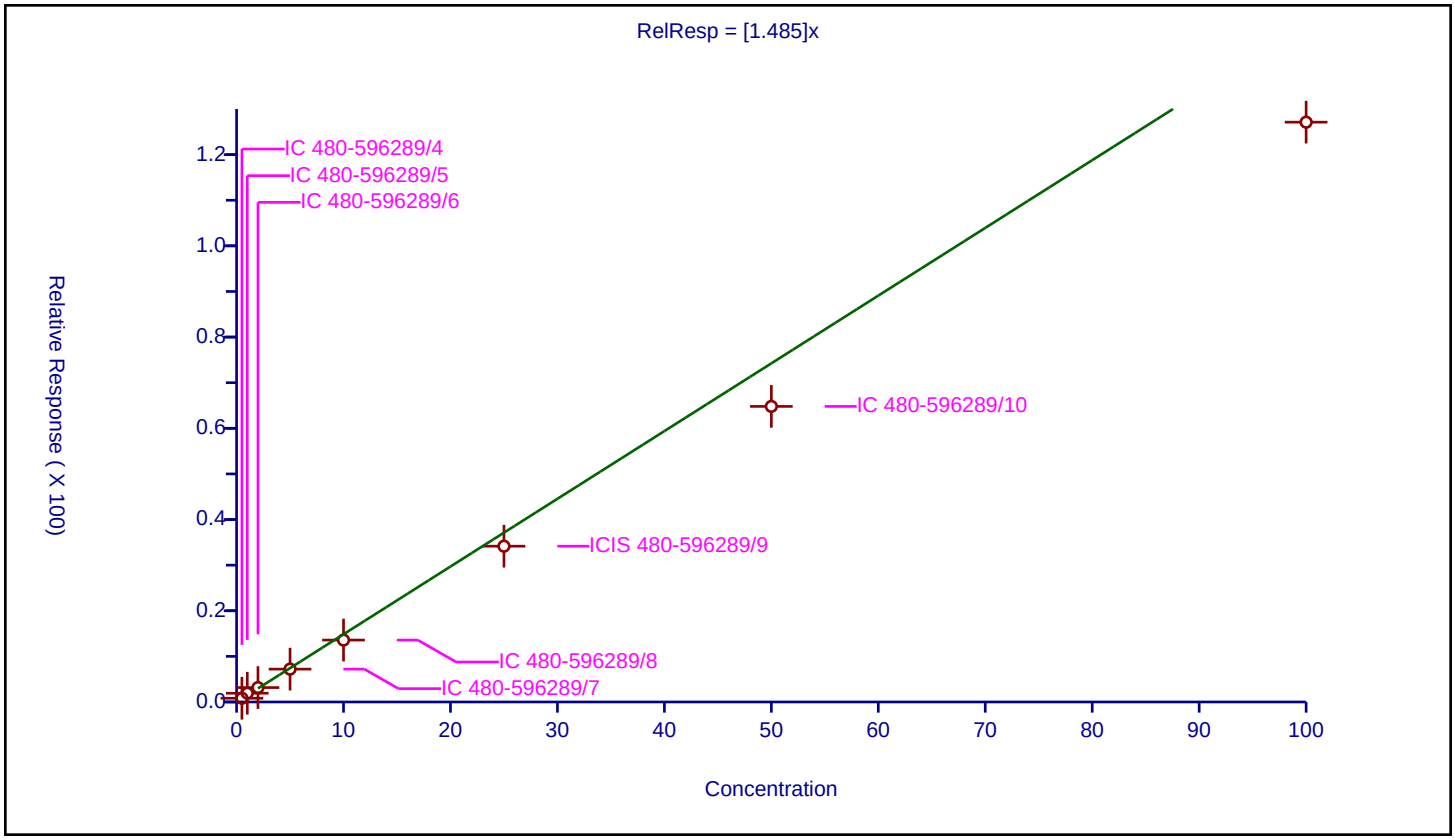

Calibration / Dichlorofluoromethane

Curve Type:	Average
Weighting:	Conc_Sq
Origin:	Force
Dependency:	Response
Calib Mode:	ISTD
Response Base:	AREA
RF Rounding:	0

Curve Coefficients

Intercept:	0
Slope:	3.077

Error Coefficients

Standard Error:	848000
Relative Standard Error:	13.9
Correlation Coefficient:	1.000
Coefficient of Determination (Adjusted):	0.974

ID	Level	Concentration	Rel. Resp.	IS Amount	IS Response	RRF	Used
1	IC 480-596289/4	0.5	1.379463	25.0	166804.0	2.758927	Y
2	IC 480-596289/5	1.0	3.991305	25.0	159409.0	3.991305	Y
3	IC 480-596289/6	2.0	6.90973	25.0	151634.0	3.454865	Y
4	IC 480-596289/7	5.0	14.685193	25.0	159574.0	2.937039	Y
5	IC 480-596289/8	10.0	28.409206	25.0	168309.0	2.840921	Y
6	ICIS 480-596289/9	25.0	73.372425	25.0	171221.0	2.934897	Y
7	IC 480-596289/10	50.0	143.687732	25.0	174549.0	2.873755	Y
8	IC 480-596289/11	100.0	282.224966	25.0	171070.0	2.82225	Y

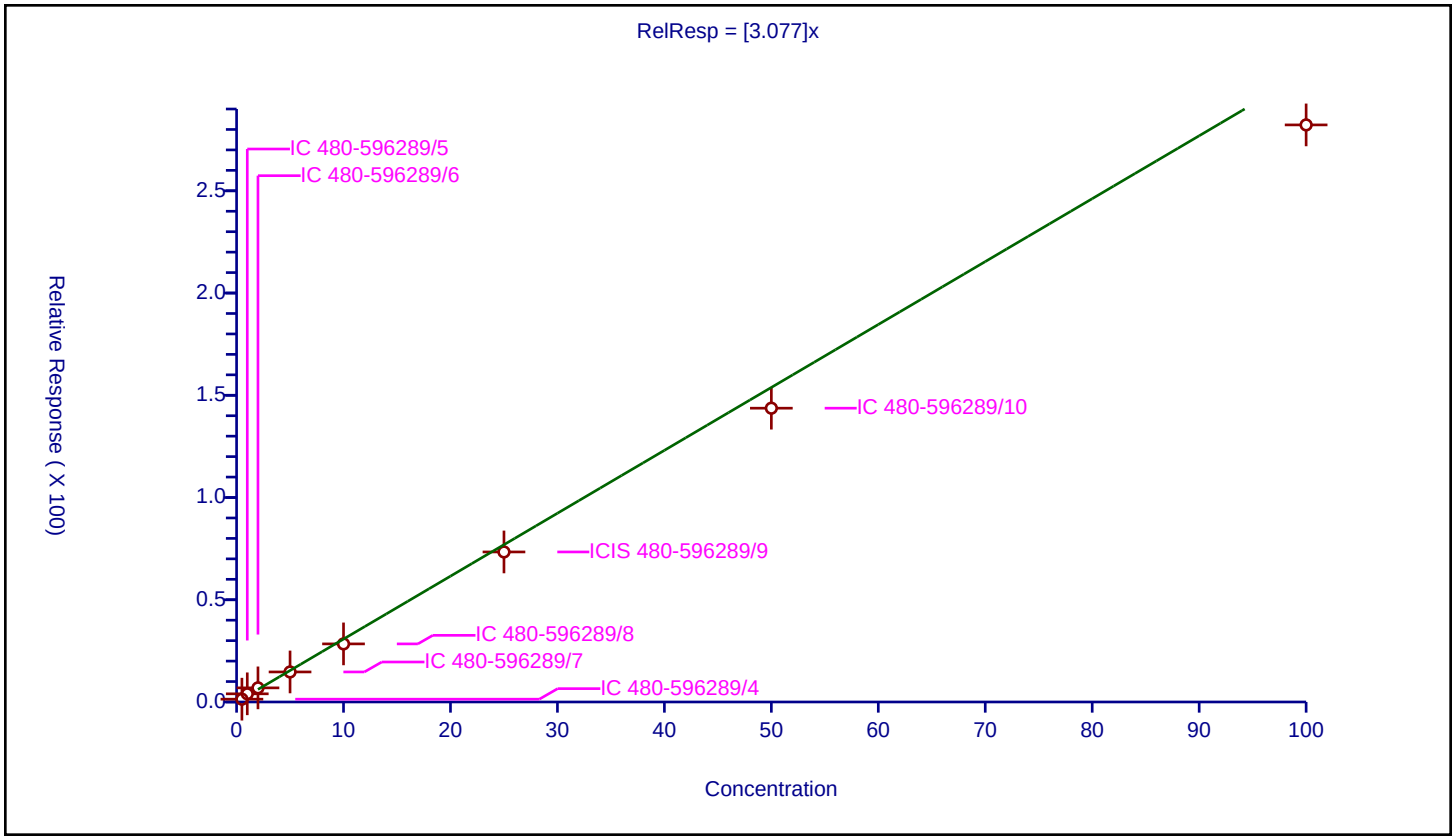

Calibration / Trichlorofluoromethane

Curve Type:	Average
Weighting:	Conc_Sq
Origin:	Force
Dependency:	Response
Calib Mode:	ISTD
Response Base:	AREA
RF Rounding:	0

Curve Coefficients

Intercept:	0
Slope:	2.62

Error Coefficients

Standard Error:	801000
Relative Standard Error:	7.8
Correlation Coefficient:	0.999
Coefficient of Determination (Adjusted):	0.991

ID	Level	Concentration	Rel. Resp.	IS Amount	IS Response	RRF	Used
1	IC 480-596289/4	0.5	0.855345	25.0	166804.0	1.71069	N
2	IC 480-596289/5	1.0	2.998262	25.0	159409.0	2.998262	Y
3	IC 480-596289/6	2.0	5.435292	25.0	151634.0	2.717646	Y
4	IC 480-596289/7	5.0	13.076535	25.0	159574.0	2.615307	Y
5	IC 480-596289/8	10.0	23.700159	25.0	168309.0	2.370016	Y
6	ICIS 480-596289/9	25.0	66.058486	25.0	171221.0	2.642339	Y
7	IC 480-596289/10	50.0	126.896316	25.0	174549.0	2.537926	Y
8	IC 480-596289/11	100.0	245.581487	25.0	171070.0	2.455815	Y

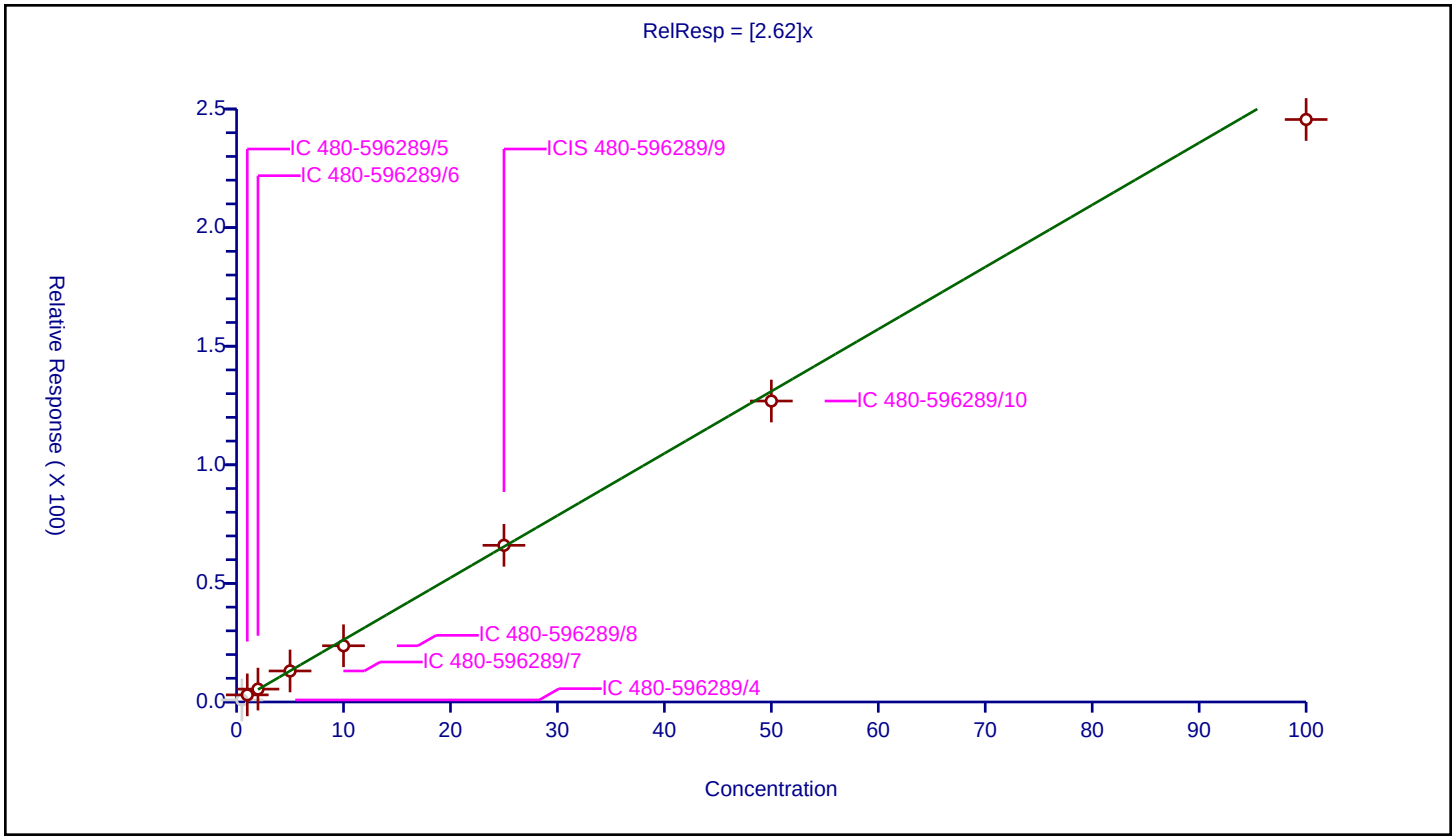

Calibration / Ethyl ether

Curve Type:	Average
Weighting:	Conc_Sq
Origin:	Force
Dependency:	Response
Calib Mode:	ISTD
Response Base:	AREA
RF Rounding:	0

Curve Coefficients

Intercept:	0
Slope:	1.796

Error Coefficients

Standard Error:	512000
Relative Standard Error:	8.1
Correlation Coefficient:	1.000
Coefficient of Determination (Adjusted):	0.990

ID	Level	Concentration	Rel. Resp.	IS Amount	IS Response	RRF	Used
1	IC 480-596289/4	0.5	0.996379	25.0	166804.0	1.992758	Y
2	IC 480-596289/5	1.0	2.033449	25.0	159409.0	2.033449	Y
3	IC 480-596289/6	2.0	3.681562	25.0	151634.0	1.840781	Y
4	IC 480-596289/7	5.0	8.664789	25.0	159574.0	1.732958	Y
5	IC 480-596289/8	10.0	16.447427	25.0	168309.0	1.644743	Y
6	ICIS 480-596289/9	25.0	42.598163	25.0	171221.0	1.703927	Y
7	IC 480-596289/10	50.0	85.233659	25.0	174549.0	1.704673	Y
8	IC 480-596289/11	100.0	171.852458	25.0	171070.0	1.718525	Y

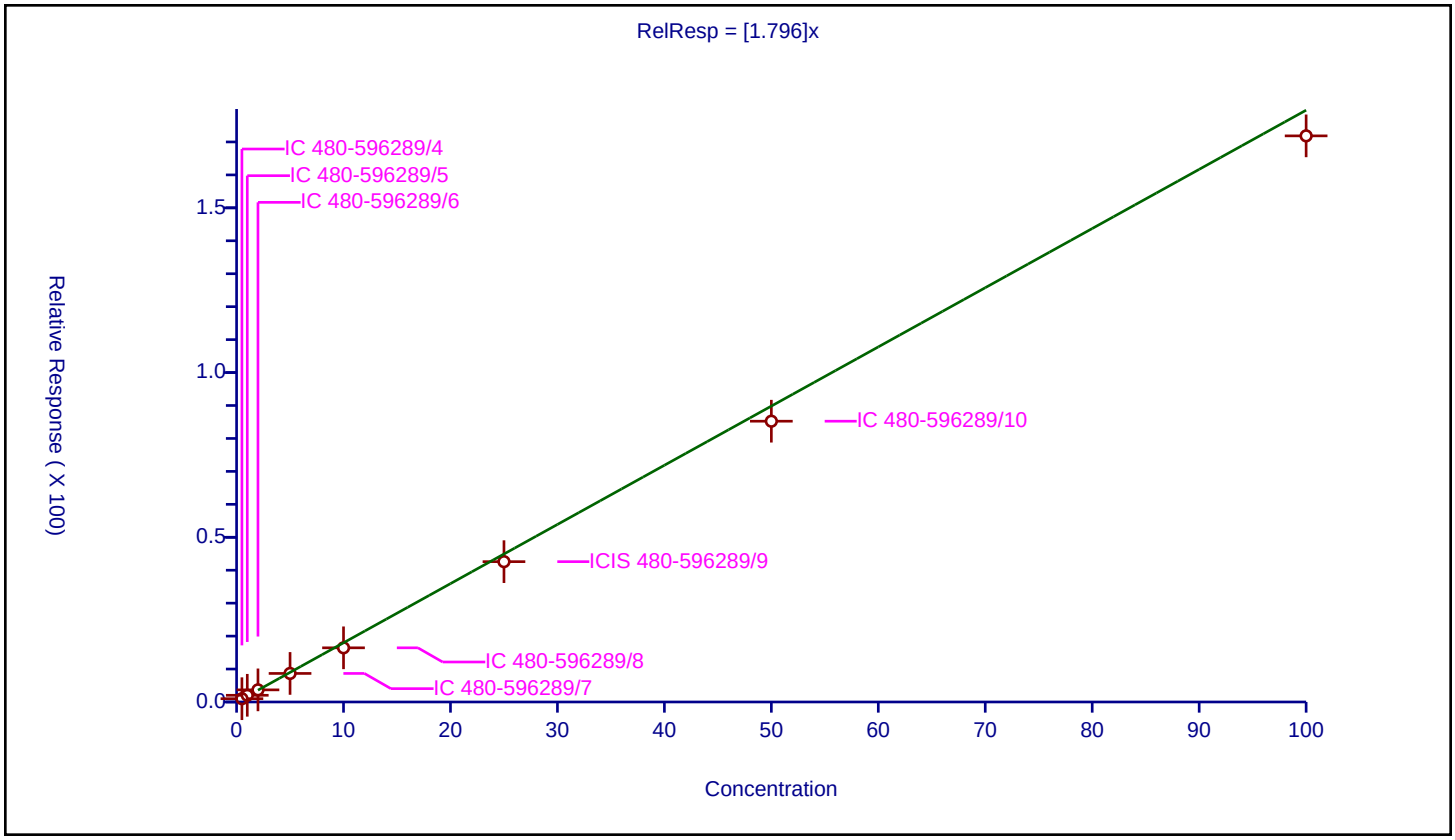

Calibration / Acrolein

Curve Type:	Average
Weighting:	Conc_Sq
Origin:	Force
Dependency:	Response
Calib Mode:	ISTD
Response Base:	AREA
RF Rounding:	0

Curve Coefficients

Intercept:	0
Slope:	0.1299

Error Coefficients

Standard Error:	183000
Relative Standard Error:	8.3
Correlation Coefficient:	0.999
Coefficient of Determination (Adjusted):	0.990

ID	Level	Concentration	Rel. Resp.	IS Amount	IS Response	RRF	Used
1	IC 480-596289/4	2.5	0.372743	25.0	166804.0	0.149097	Y
2	IC 480-596289/5	5.0	0.606302	25.0	159409.0	0.12126	Y
3	IC 480-596289/6	10.0	1.443937	25.0	151634.0	0.144394	Y
4	IC 480-596289/7	25.0	3.170316	25.0	159574.0	0.126813	Y
5	IC 480-596289/8	50.0	6.09801	25.0	168309.0	0.12196	Y
6	ICIS 480-596289/9	125.0	16.018333	25.0	171221.0	0.128147	Y
7	IC 480-596289/10	250.0	31.618056	25.0	174549.0	0.126472	Y
8	IC 480-596289/11	500.0	60.648273	25.0	171070.0	0.121297	Y

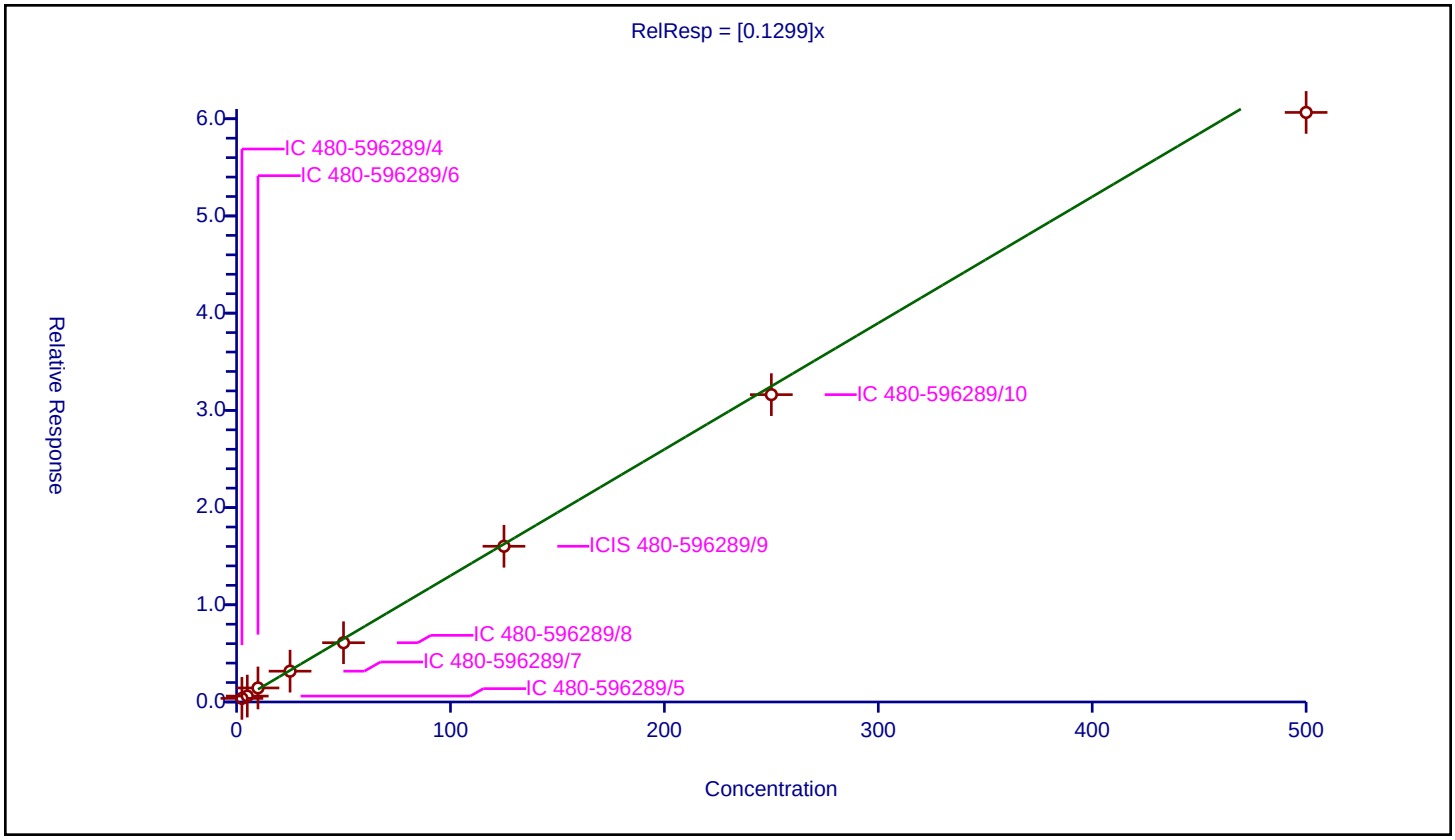

Calibration / 1,1,2-Trichloro-1,2,2-trifluoroethane

Curve Type:	Average
Weighting:	Conc_Sq
Origin:	Force
Dependency:	Response
Calib Mode:	ISTD
Response Base:	AREA
RF Rounding:	0

Curve Coefficients

Intercept:	0
Slope:	1.419

Error Coefficients

Standard Error:	425000
Relative Standard Error:	14.6
Correlation Coefficient:	0.998
Coefficient of Determination (Adjusted):	0.975

ID	Level	Concentration	Rel. Resp.	IS Amount	IS Response	RRF	Used
1	IC 480-596289/4	0.5	0.600855	25.0	166804.0	1.20171	Y
2	IC 480-596289/5	1.0	1.064871	25.0	159409.0	1.064871	Y
3	IC 480-596289/6	2.0	3.046151	25.0	151634.0	1.523075	Y
4	IC 480-596289/7	5.0	8.476475	25.0	159574.0	1.695295	Y
5	IC 480-596289/8	10.0	14.019749	25.0	168309.0	1.401975	Y
6	ICIS 480-596289/9	25.0	40.414727	25.0	171221.0	1.616589	Y
7	IC 480-596289/10	50.0	72.4056	25.0	174549.0	1.448112	Y
8	IC 480-596289/11	100.0	139.985678	25.0	171070.0	1.399857	Y

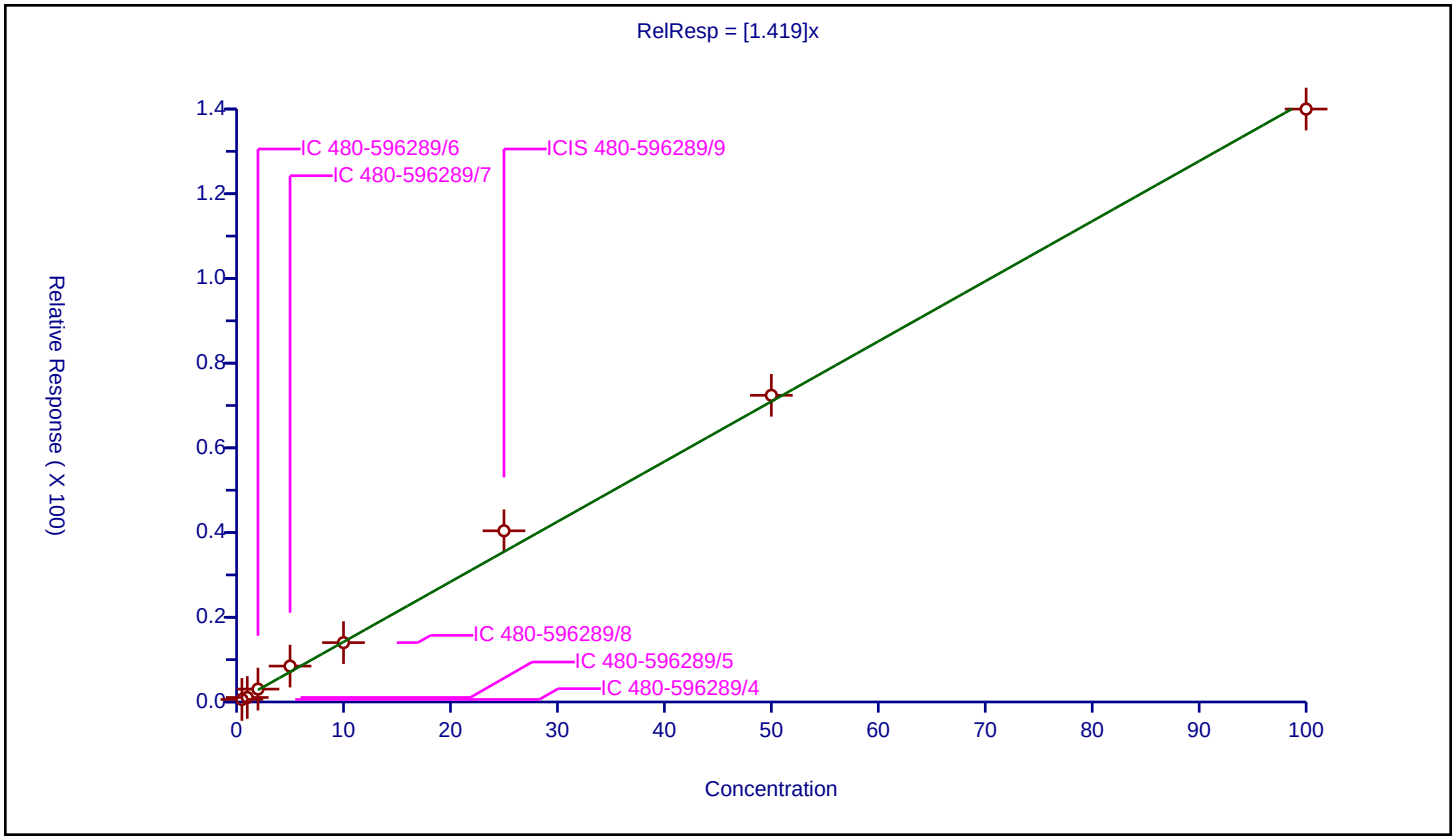

Calibration / 1,1-Dichloroethene

Curve Type:	Average
Weighting:	Conc_Sq
Origin:	Force
Dependency:	Response
Calib Mode:	ISTD
Response Base:	AREA
RF Rounding:	0

Curve Coefficients

Intercept:	0
Slope:	1.521

Error Coefficients

Standard Error:	411000
Relative Standard Error:	12.0
Correlation Coefficient:	0.999
Coefficient of Determination (Adjusted):	0.978

ID	Level	Concentration	Rel. Resp.	IS Amount	IS Response	RRF	Used
1	IC 480-596289/4	0.5	0.942573	25.0	166804.0	1.885147	Y
2	IC 480-596289/5	1.0	1.395937	25.0	159409.0	1.395937	Y
3	IC 480-596289/6	2.0	3.323463	25.0	151634.0	1.661732	Y
4	IC 480-596289/7	5.0	8.012897	25.0	159574.0	1.602579	Y
5	IC 480-596289/8	10.0	13.902851	25.0	168309.0	1.390285	Y
6	ICIS 480-596289/9	25.0	36.815432	25.0	171221.0	1.472617	Y
7	IC 480-596289/10	50.0	69.595787	25.0	174549.0	1.391916	Y
8	IC 480-596289/11	100.0	136.61659	25.0	171070.0	1.366166	Y

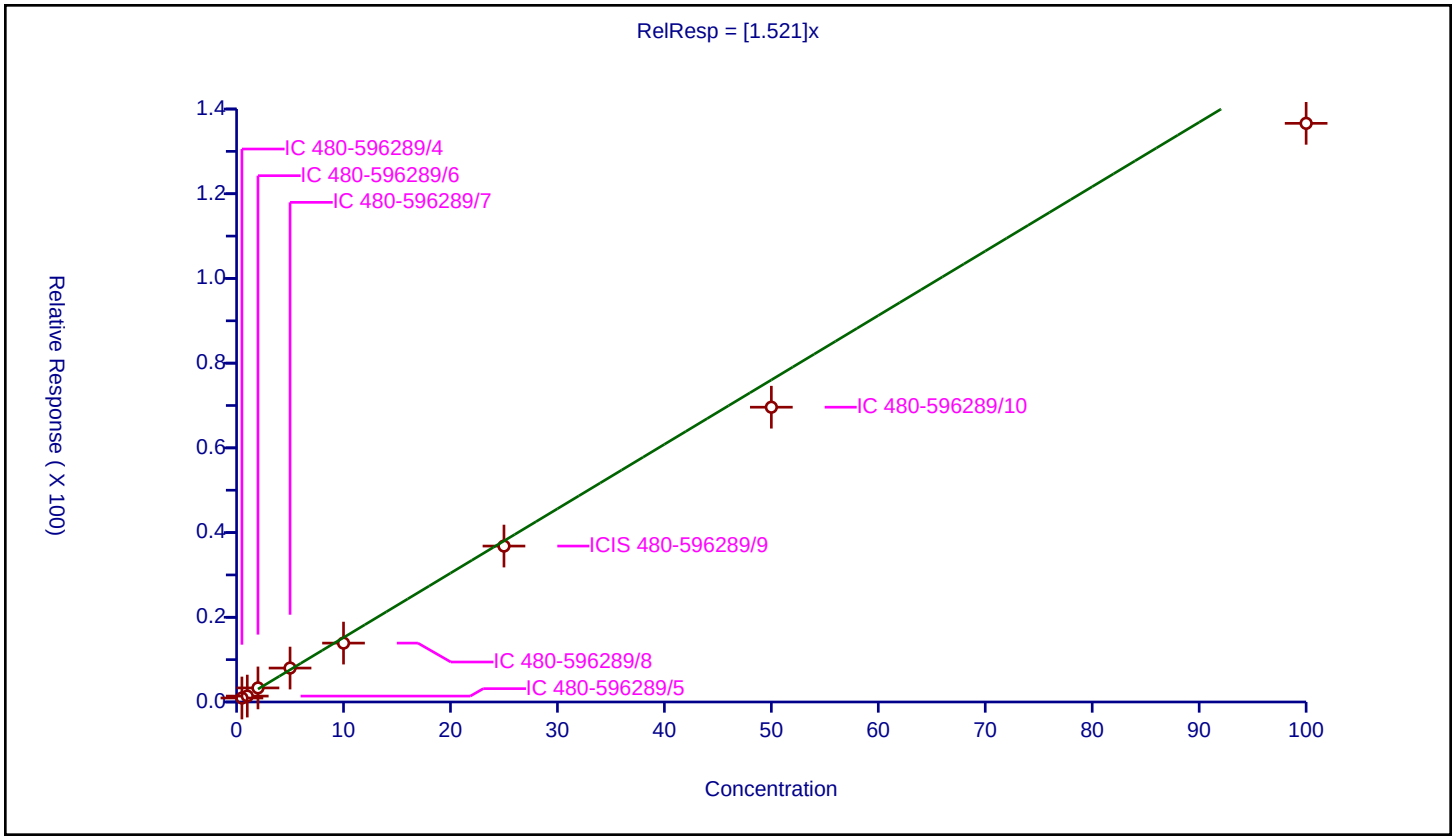

Calibration / Acetone

Curve Type:	Average
Weighting:	Conc_Sq
Origin:	Force
Dependency:	Response
Calib Mode:	ISTD
Response Base:	AREA
RF Rounding:	0

Curve Coefficients

Intercept:	0
Slope:	0.7694

Error Coefficients

Standard Error:	1140000
Relative Standard Error:	4.9
Correlation Coefficient:	0.999
Coefficient of Determination (Adjusted):	0.997

ID	Level	Concentration	Rel. Resp.	IS Amount	IS Response	RRF	Used
1	IC 480-596289/4	2.5	1.768393	25.0	166804.0	0.707357	Y
2	IC 480-596289/5	5.0	4.112378	25.0	159409.0	0.822476	Y
3	IC 480-596289/6	10.0	7.881478	25.0	151634.0	0.788148	Y
4	IC 480-596289/7	25.0	18.227123	25.0	159574.0	0.729085	Y
5	IC 480-596289/8	50.0	38.598946	25.0	168309.0	0.771979	Y
6	ICIS 480-596289/9	125.0	99.828292	25.0	171221.0	0.798626	Y
7	IC 480-596289/10	250.0	196.077606	25.0	174549.0	0.78431	Y
8	IC 480-596289/11	500.0	376.686152	25.0	171070.0	0.753372	Y

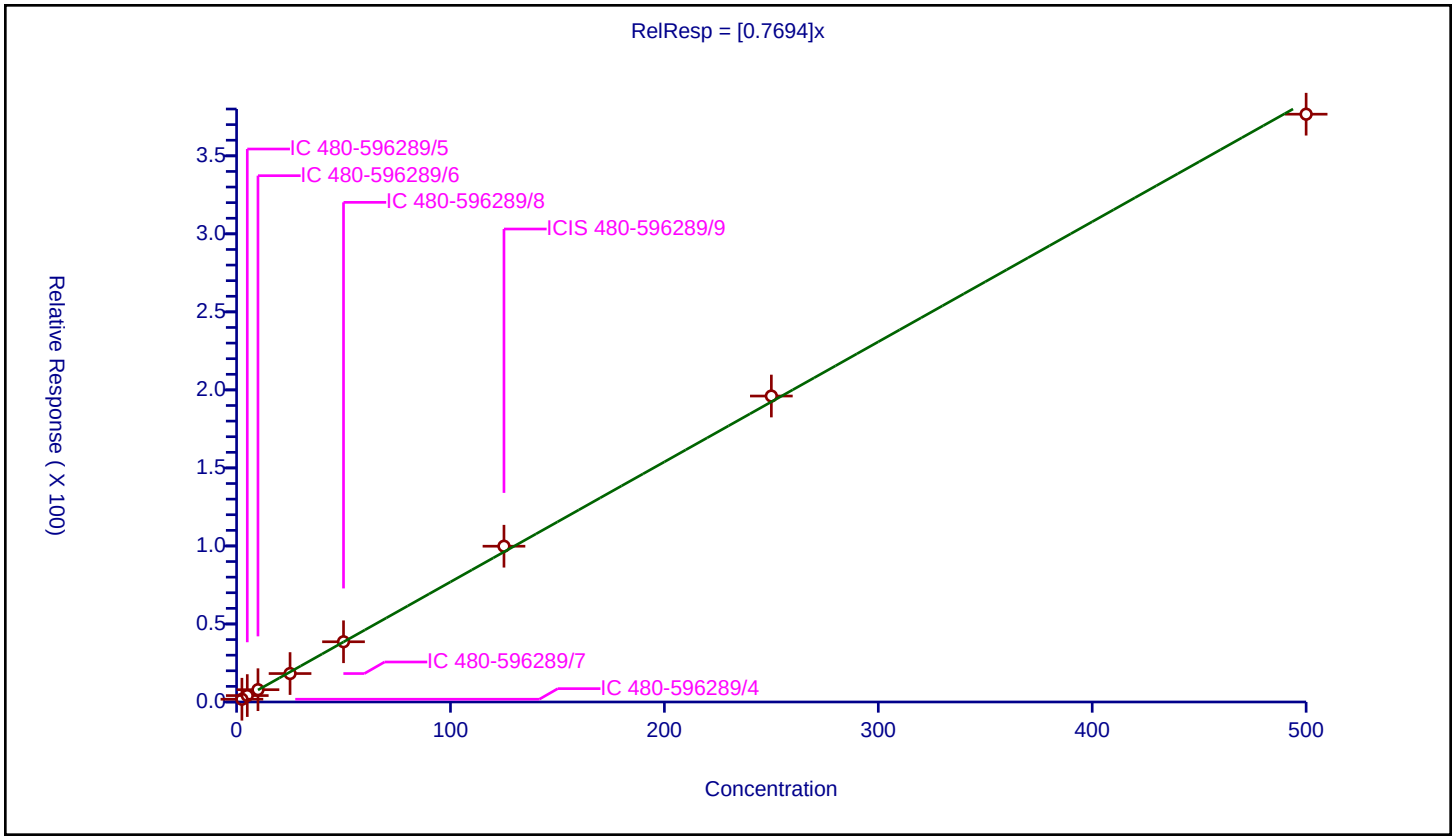

Calibration / Iodomethane

Curve Type:	Average
Weighting:	Conc_Sq
Origin:	Force
Dependency:	Response
Calib Mode:	ISTD
Response Base:	AREA
RF Rounding:	0

Curve Coefficients

Intercept:	0
Slope:	2.719

Error Coefficients

Standard Error:	792000
Relative Standard Error:	6.0
Correlation Coefficient:	0.999
Coefficient of Determination (Adjusted):	0.995

ID	Level	Concentration	Rel. Resp.	IS Amount	IS Response	RRF	Used
1	IC 480-596289/4	0.5	1.459497	25.0	166804.0	2.918995	Y
2	IC 480-596289/5	1.0	2.588624	25.0	159409.0	2.588624	Y
3	IC 480-596289/6	2.0	5.821748	25.0	151634.0	2.910874	Y
4	IC 480-596289/7	5.0	14.349769	25.0	159574.0	2.869954	Y
5	IC 480-596289/8	10.0	24.828589	25.0	168309.0	2.482859	Y
6	ICIS 480-596289/9	25.0	65.867213	25.0	171221.0	2.634689	Y
7	IC 480-596289/10	50.0	135.471988	25.0	174549.0	2.70944	Y
8	IC 480-596289/11	100.0	263.911118	25.0	171070.0	2.639111	Y

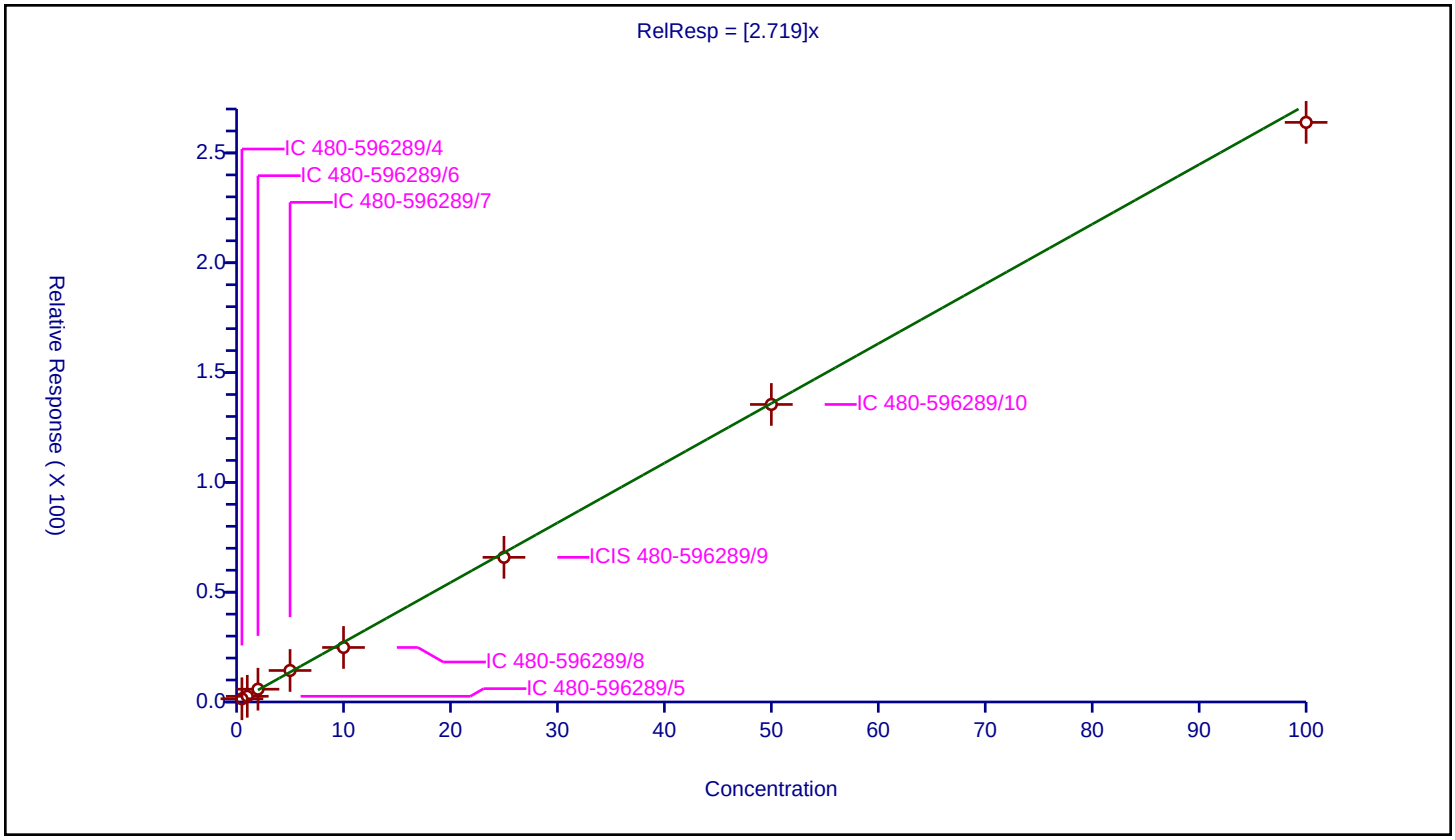

Calibration / Carbon disulfide

Curve Type:	Average
Weighting:	Conc_Sq
Origin:	Force
Dependency:	Response
Calib Mode:	ISTD
Response Base:	AREA
RF Rounding:	0

Curve Coefficients

Intercept:	0
Slope:	4.887

Error Coefficients

Standard Error:	1470000
Relative Standard Error:	6.5
Correlation Coefficient:	1.000
Coefficient of Determination (Adjusted):	0.995

ID	Level	Concentration	Rel. Resp.	IS Amount	IS Response	RRF	Used
1	IC 480-596289/4	0.5	2.177706	25.0	166804.0	4.355411	Y
2	IC 480-596289/5	1.0	4.631012	25.0	159409.0	4.631012	Y
3	IC 480-596289/6	2.0	10.094042	25.0	151634.0	5.047021	Y
4	IC 480-596289/7	5.0	26.865435	25.0	159574.0	5.373087	Y
5	IC 480-596289/8	10.0	47.095075	25.0	168309.0	4.709508	Y
6	ICIS 480-596289/9	25.0	128.701211	25.0	171221.0	5.148048	Y
7	IC 480-596289/10	50.0	246.719546	25.0	174549.0	4.934391	Y
8	IC 480-596289/11	100.0	489.408429	25.0	171070.0	4.894084	Y

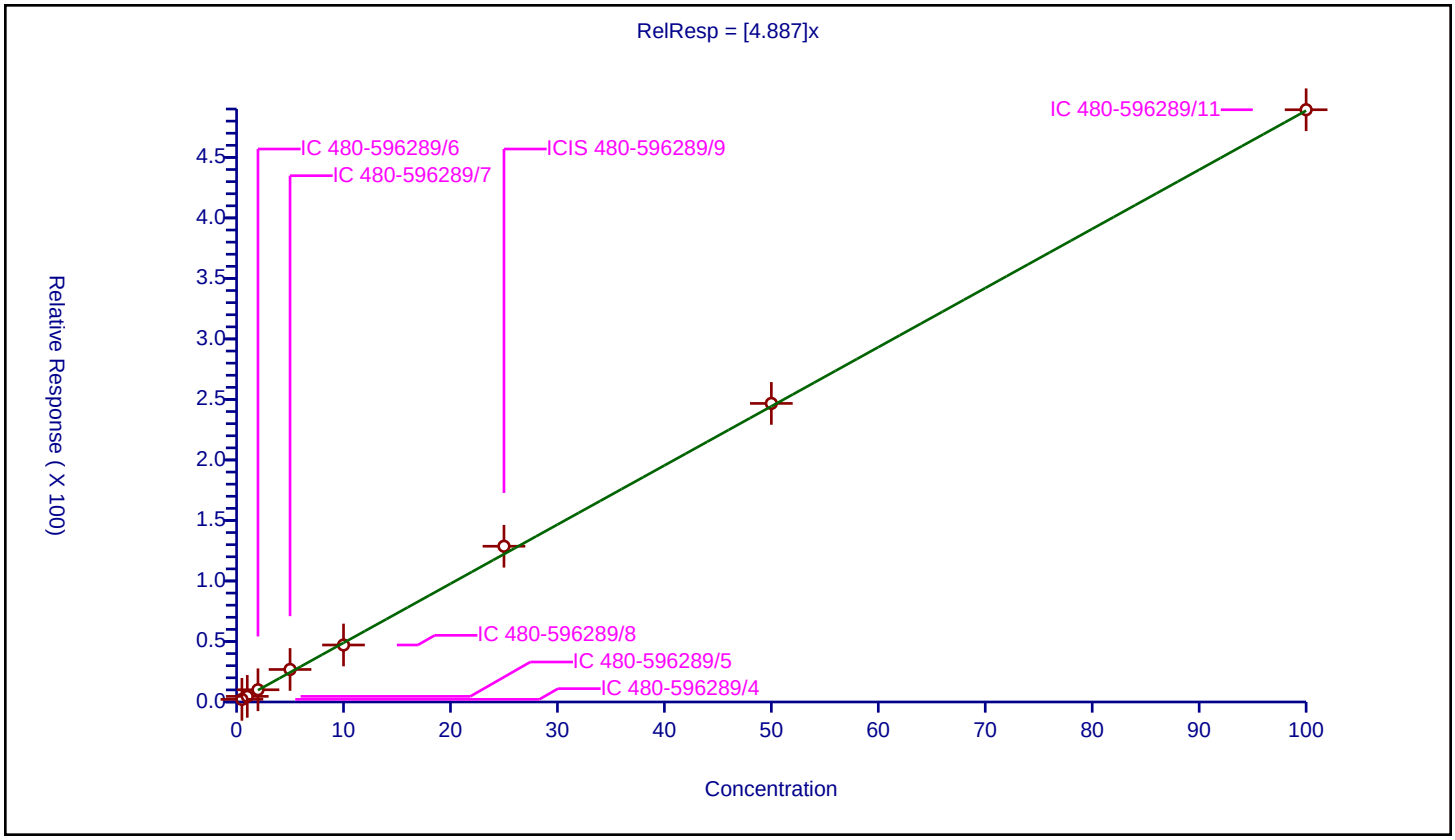

Calibration / 3-Chloro-1-propene

Curve Type:	Average
Weighting:	Conc_Sq
Origin:	Force
Dependency:	Response
Calib Mode:	ISTD
Response Base:	AREA
RF Rounding:	0

Curve Coefficients

Intercept:	0
Slope:	2.998

Error Coefficients

Standard Error:	891000
Relative Standard Error:	3.6
Correlation Coefficient:	1.000
Coefficient of Determination (Adjusted):	0.998

ID	Level	Concentration	Rel. Resp.	IS Amount	IS Response	RRF	Used
1	IC 480-596289/4	0.5	1.434468	25.0	166804.0	2.868936	Y
2	IC 480-596289/5	1.0	3.063503	25.0	159409.0	3.063503	Y
3	IC 480-596289/6	2.0	6.141927	25.0	151634.0	3.070964	Y
4	IC 480-596289/7	5.0	15.865837	25.0	159574.0	3.173167	Y
5	IC 480-596289/8	10.0	28.546156	25.0	168309.0	2.854616	Y
6	ICIS 480-596289/9	25.0	75.622879	25.0	171221.0	3.024915	Y
7	IC 480-596289/10	50.0	147.117285	25.0	174549.0	2.942346	Y
8	IC 480-596289/11	100.0	298.892705	25.0	171070.0	2.988927	Y

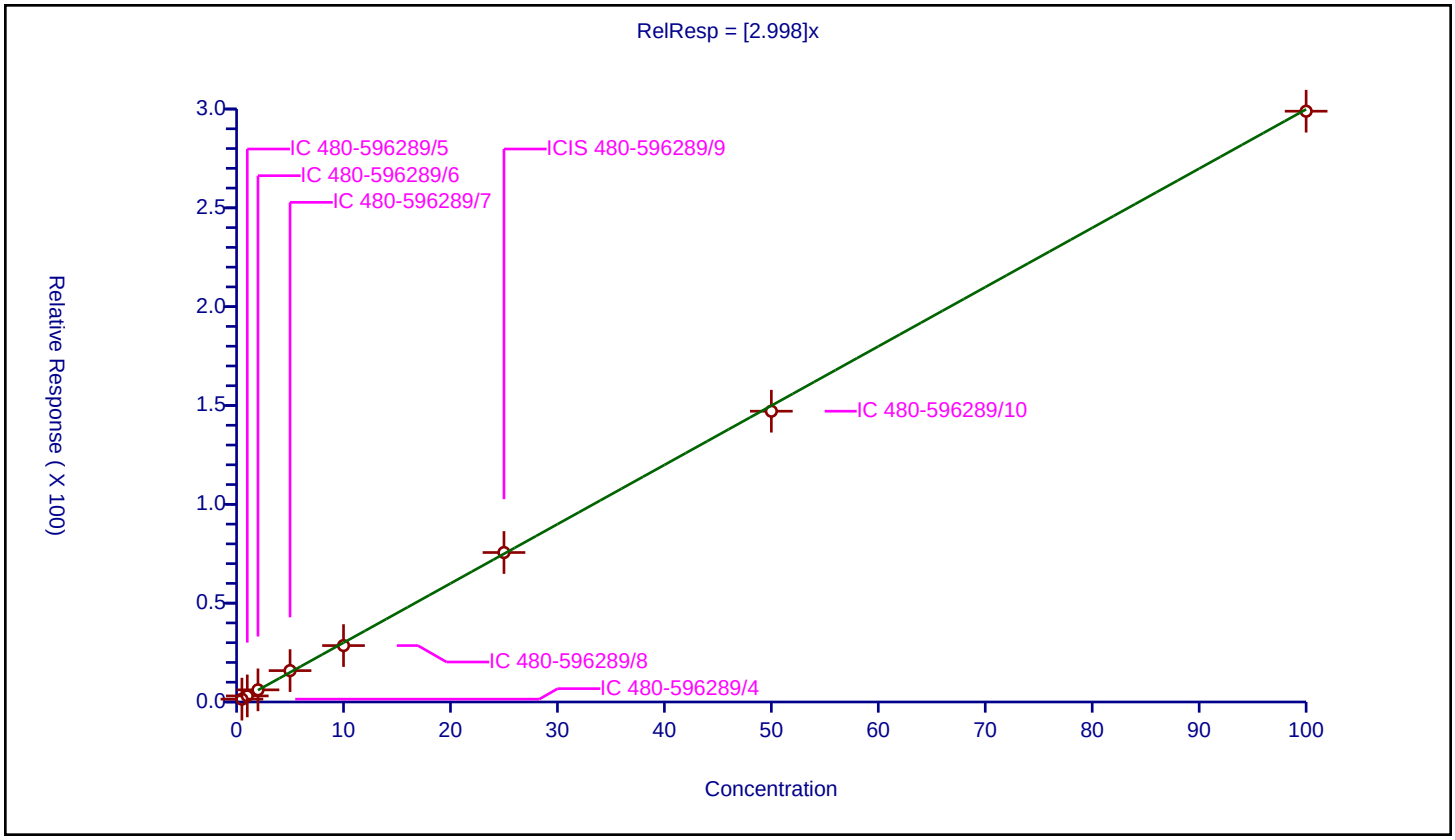

Calibration / Methyl acetate

Curve Type:	Average
Weighting:	Conc_Sq
Origin:	Force
Dependency:	Response
Calib Mode:	ISTD
Response Base:	AREA
RF Rounding:	0

Curve Coefficients

Intercept:	0
Slope:	2.026

Error Coefficients

Standard Error:	1110000
Relative Standard Error:	17.4
Correlation Coefficient:	0.997
Coefficient of Determination (Adjusted):	0.952

ID	Level	Concentration	Rel. Resp.	IS Amount	IS Response	RRF	Used
1	IC 480-596289/4	1.0	2.32998	25.0	166804.0	2.32998	Y
2	IC 480-596289/5	2.0	5.461423	25.0	159409.0	2.730712	Y
3	IC 480-596289/6	4.0	8.435278	25.0	151634.0	2.10882	Y
4	IC 480-596289/7	10.0	17.636645	25.0	159574.0	1.763665	Y
5	IC 480-596289/8	20.0	37.319603	25.0	168309.0	1.86598	Y
6	ICIS 480-596289/9	50.0	92.601083	25.0	171221.0	1.852022	Y
7	IC 480-596289/10	100.0	165.768924	25.0	174549.0	1.657689	Y
8	IC 480-596289/11	200.0	380.019583	25.0	171070.0	1.900098	Y

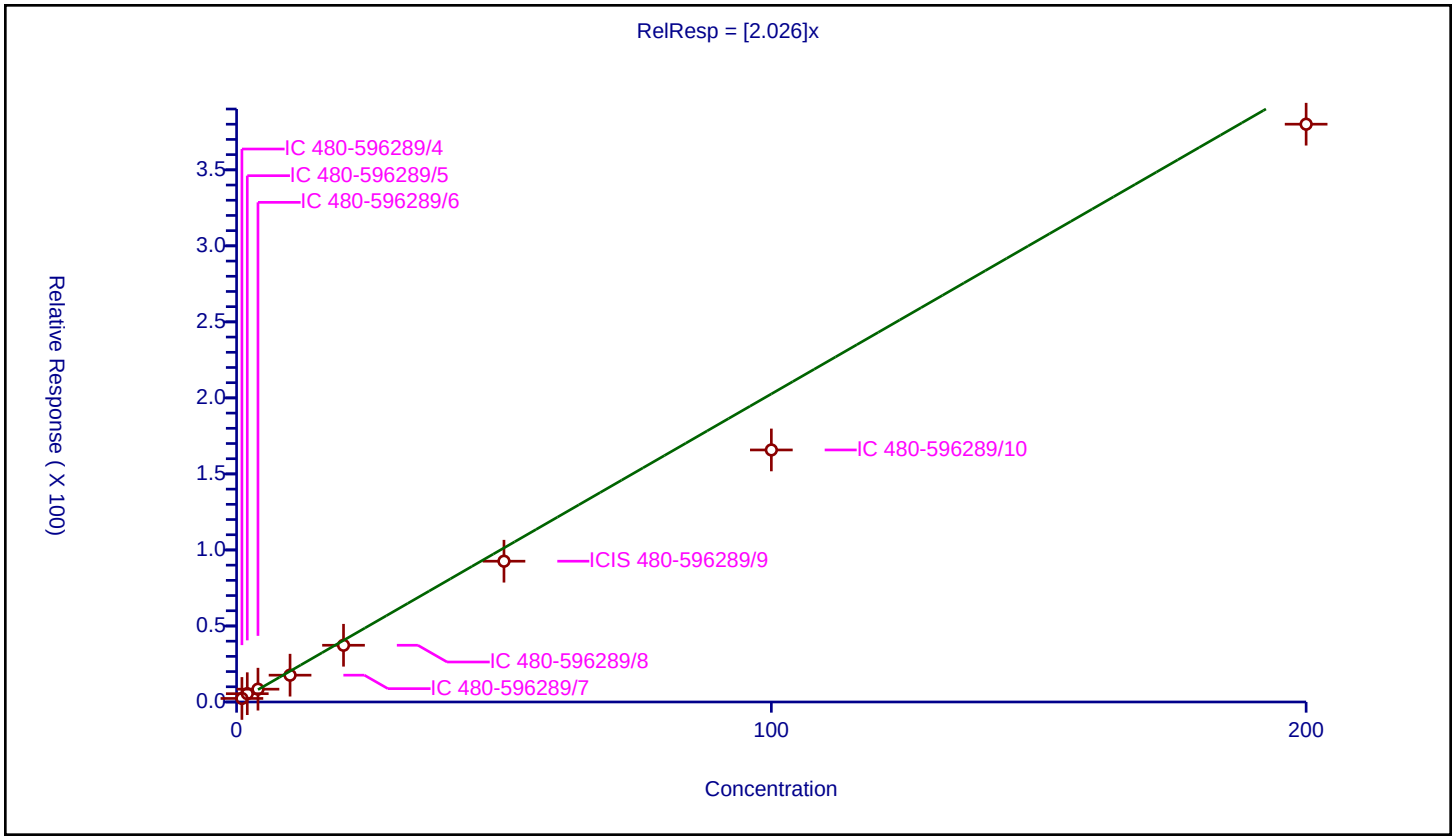

Calibration / Methylene Chloride

Curve Type:	Linear
Weighting:	Conc
Origin:	None
Dependency:	Response
Calib Mode:	ISTD
Response Base:	AREA
RF Rounding:	0

Curve Coefficients

Intercept:	1.17
Slope:	1.728

Error Coefficients

Standard Error:	565000
Relative Standard Error:	5.4
Correlation Coefficient:	1.000
Coefficient of Determination (Adjusted):	0.999

ID	Level	Concentration	Rel. Resp.	IS Amount	IS Response	RRF	Used
1	IC 480-596289/4	0.5	1.975822	25.0	166804.0	3.951644	Y
2	IC 480-596289/5	1.0	2.856959	25.0	159409.0	2.856959	Y
3	IC 480-596289/6	2.0	4.870774	25.0	151634.0	2.435387	Y
4	IC 480-596289/7	5.0	10.392044	25.0	159574.0	2.078409	Y
5	IC 480-596289/8	10.0	17.684289	25.0	168309.0	1.768429	Y
6	ICIS 480-596289/9	25.0	44.907897	25.0	171221.0	1.796316	Y
7	IC 480-596289/10	50.0	85.448785	25.0	174549.0	1.708976	Y
8	IC 480-596289/11	100.0	175.647542	25.0	171070.0	1.756475	Y

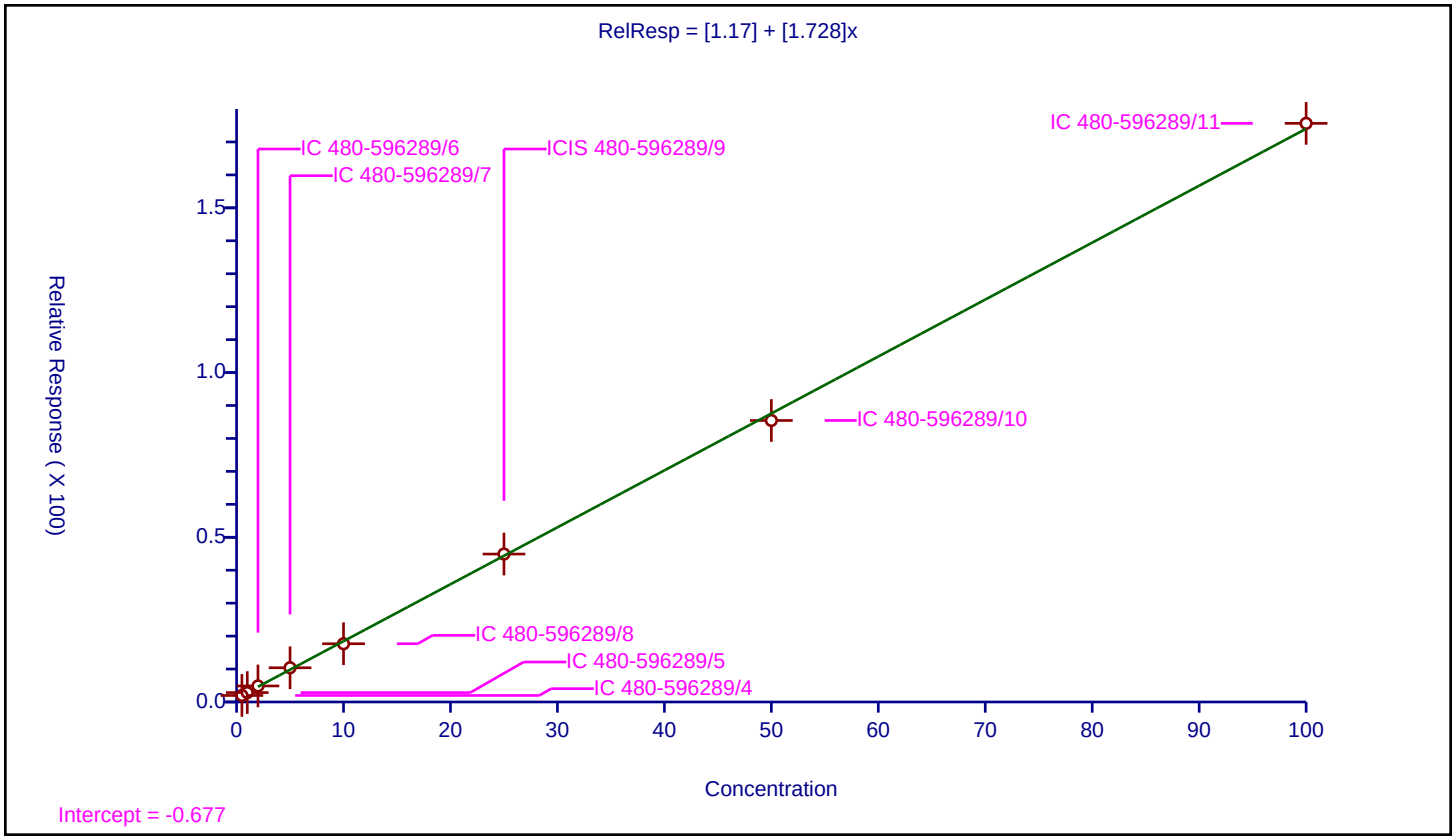

Calibration / 2-Methyl-2-propanol

Curve Type:	Average
Weighting:	Conc_Sq
Origin:	Force
Dependency:	Response
Calib Mode:	ISTD
Response Base:	AREA
RF Rounding:	0

Curve Coefficients

Intercept:	0
Slope:	0.2395

Error Coefficients

Standard Error:	819000
Relative Standard Error:	13.6
Correlation Coefficient:	1.000
Coefficient of Determination (Adjusted):	0.978

ID	Level	Concentration	Rel. Resp.	IS Amount	IS Response	RRF	Used
1	IC 480-596289/4	5.0	0.913048	25.0	166804.0	0.18261	Y
2	IC 480-596289/5	10.0	2.6294	25.0	159409.0	0.26294	Y
3	IC 480-596289/6	20.0	4.156719	25.0	151634.0	0.207836	Y
4	IC 480-596289/7	50.0	11.561407	25.0	159574.0	0.231228	Y
5	IC 480-596289/8	100.0	23.031597	25.0	168309.0	0.230316	Y
6	ICIS 480-596289/9	250.0	63.698816	25.0	171221.0	0.254795	Y
7	IC 480-596289/10	500.0	134.87631	25.0	174549.0	0.269753	Y
8	IC 480-596289/11	1000.0	276.702081	25.0	171070.0	0.276702	Y

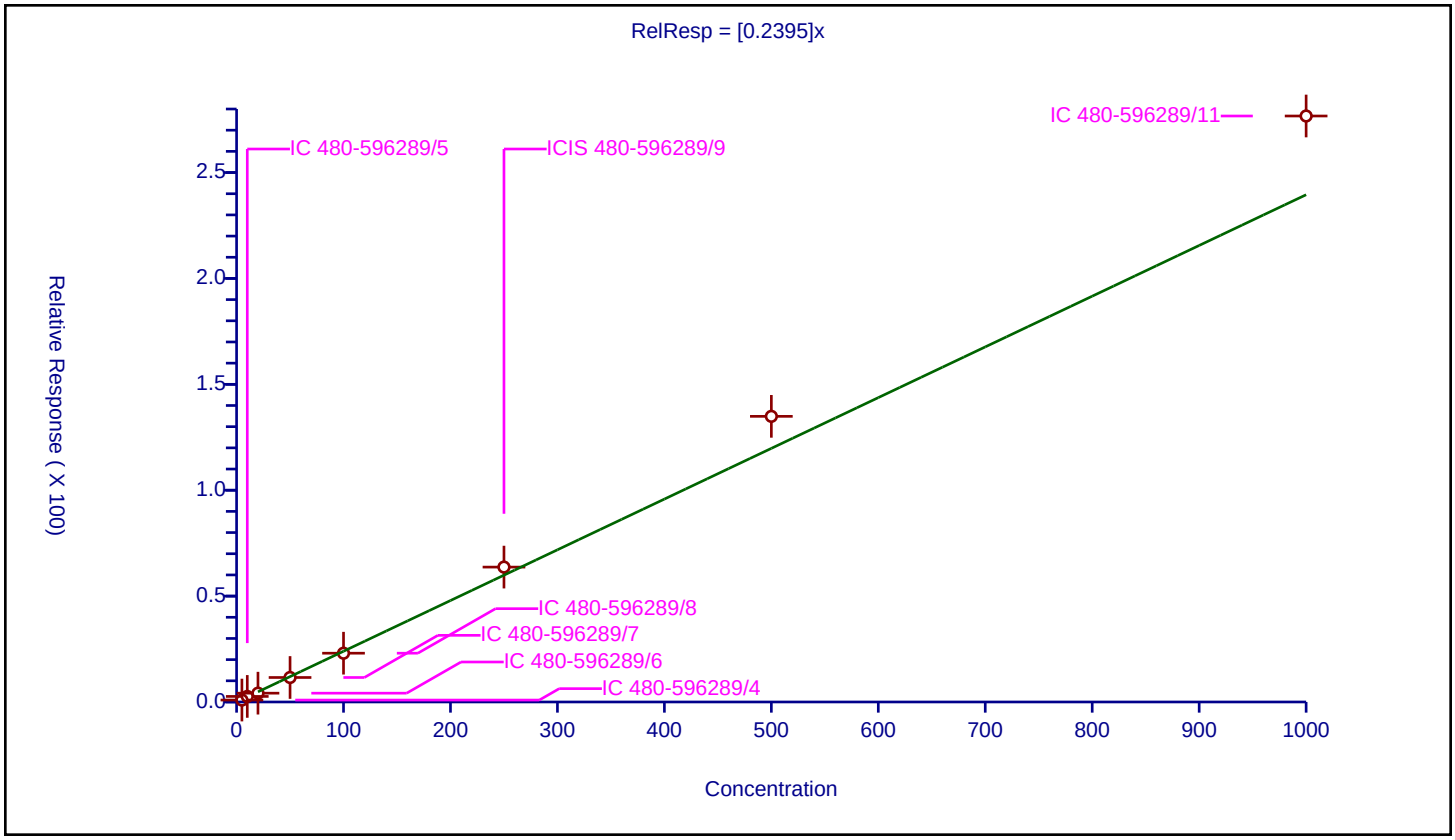

Calibration / Methyl tert-butyl ether

Curve Type:	Average
Weighting:	Conc_Sq
Origin:	Force
Dependency:	Response
Calib Mode:	ISTD
Response Base:	AREA
RF Rounding:	0

Curve Coefficients

Intercept:	0
Slope:	5.484

Error Coefficients

Standard Error:	1630000
Relative Standard Error:	4.8
Correlation Coefficient:	1.000
Coefficient of Determination (Adjusted):	0.997

ID	Level	Concentration	Rel. Resp.	IS Amount	IS Response	RRF	Used
1	IC 480-596289/4	0.5	2.877929	25.0	166804.0	5.755857	Y
2	IC 480-596289/5	1.0	5.543288	25.0	159409.0	5.543288	Y
3	IC 480-596289/6	2.0	11.726757	25.0	151634.0	5.863378	Y
4	IC 480-596289/7	5.0	27.674308	25.0	159574.0	5.534862	Y
5	IC 480-596289/8	10.0	50.055107	25.0	168309.0	5.005511	Y
6	ICIS 480-596289/9	25.0	133.065453	25.0	171221.0	5.322618	Y
7	IC 480-596289/10	50.0	268.153498	25.0	174549.0	5.36307	Y
8	IC 480-596289/11	100.0	548.620009	25.0	171070.0	5.4862	Y

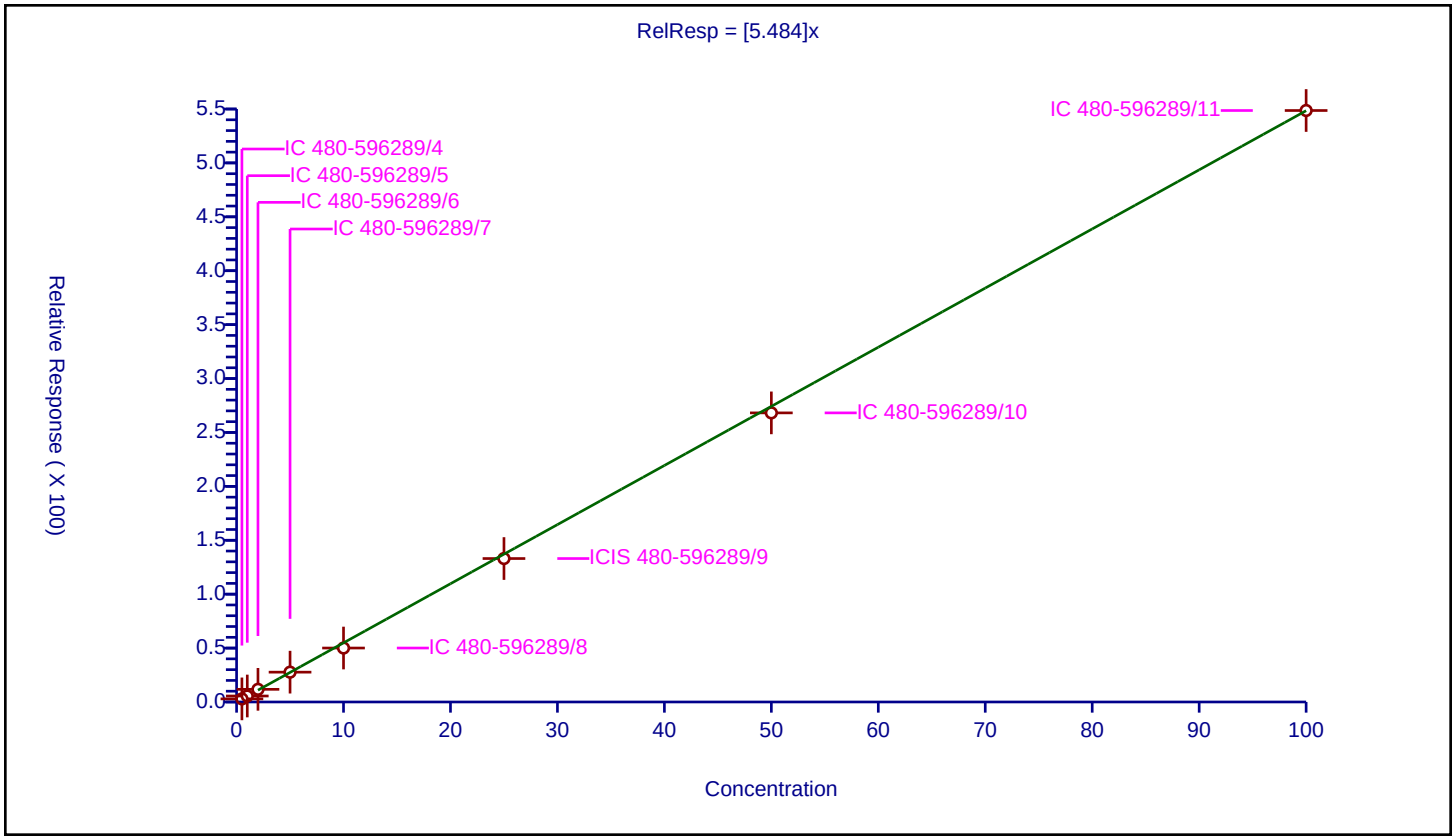

Calibration / trans-1,2-Dichloroethene

Curve Type:	Average
Weighting:	Conc_Sq
Origin:	Force
Dependency:	Response
Calib Mode:	ISTD
Response Base:	AREA
RF Rounding:	0

Curve Coefficients

Intercept:	0
Slope:	1.714

Error Coefficients

Standard Error:	492000
Relative Standard Error:	5.6
Correlation Coefficient:	1.000
Coefficient of Determination (Adjusted):	0.996

ID	Level	Concentration	Rel. Resp.	IS Amount	IS Response	RRF	Used
1	IC 480-596289/4	0.5	0.871682	25.0	166804.0	1.743363	Y
2	IC 480-596289/5	1.0	1.825336	25.0	159409.0	1.825336	Y
3	IC 480-596289/6	2.0	3.721296	25.0	151634.0	1.860648	Y
4	IC 480-596289/7	5.0	8.708969	25.0	159574.0	1.741794	Y
5	IC 480-596289/8	10.0	15.801888	25.0	168309.0	1.580189	Y
6	ICIS 480-596289/9	25.0	41.798611	25.0	171221.0	1.671944	Y
7	IC 480-596289/10	50.0	82.166469	25.0	174549.0	1.643329	Y
8	IC 480-596289/11	100.0	164.447448	25.0	171070.0	1.644474	Y

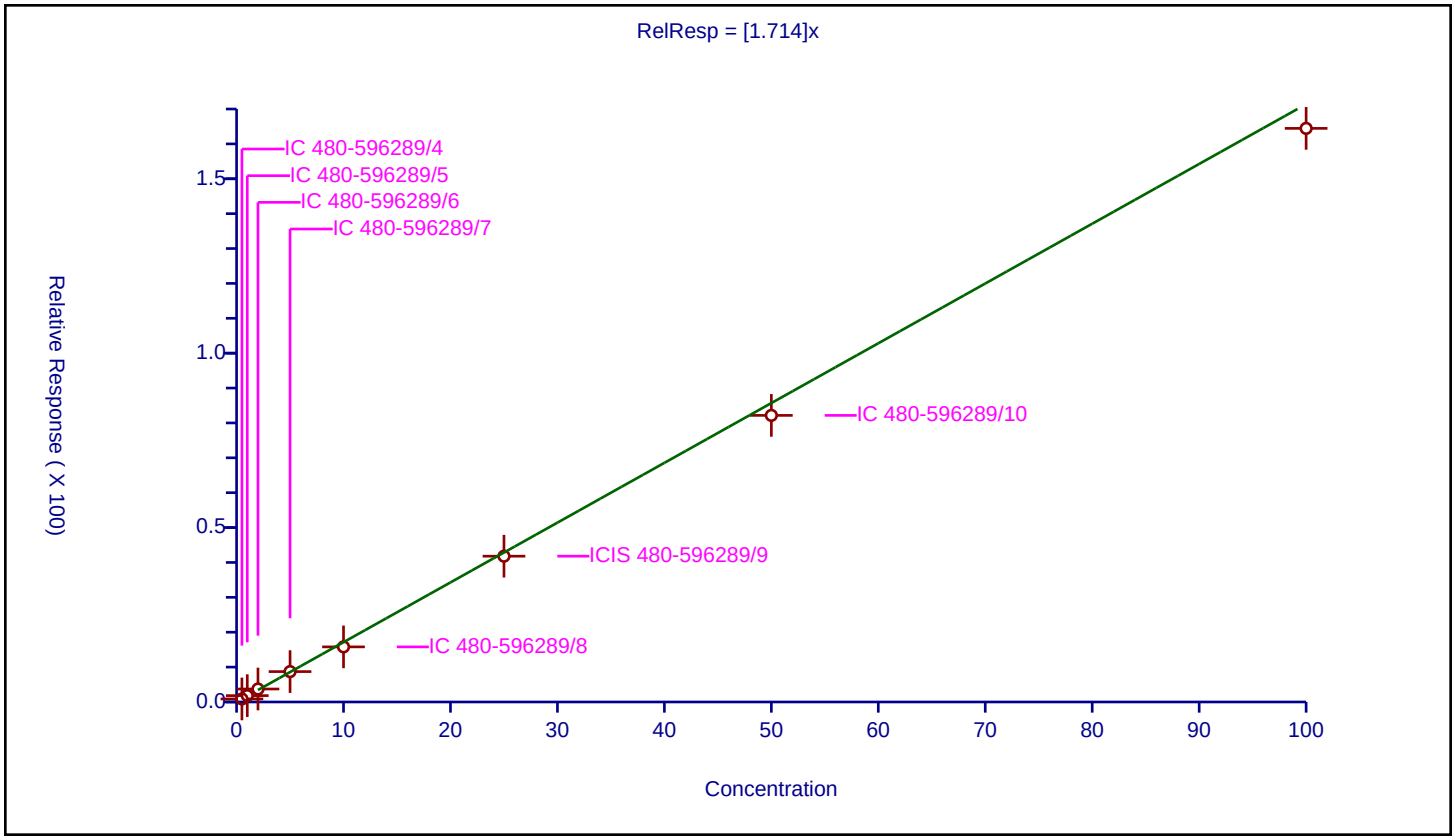

Calibration / Acrylonitrile

Curve Type:	Average
Weighting:	Conc_Sq
Origin:	Force
Dependency:	Response
Calib Mode:	ISTD
Response Base:	AREA
RF Rounding:	0

Curve Coefficients

Intercept:	0
Slope:	1.049

Error Coefficients

Standard Error:	2960000
Relative Standard Error:	5.9
Correlation Coefficient:	0.999
Coefficient of Determination (Adjusted):	0.995

ID	Level	Concentration	Rel. Resp.	IS Amount	IS Response	RRF	Used
1	IC 480-596289/4	5.0	5.355537	25.0	166804.0	1.071107	Y
2	IC 480-596289/5	10.0	11.278535	25.0	159409.0	1.127854	Y
3	IC 480-596289/6	20.0	22.906967	25.0	151634.0	1.145348	Y
4	IC 480-596289/7	50.0	51.899746	25.0	159574.0	1.037995	Y
5	IC 480-596289/8	100.0	98.059521	25.0	168309.0	0.980595	Y
6	ICIS 480-596289/9	250.0	255.348351	25.0	171221.0	1.021393	Y
7	IC 480-596289/10	500.0	515.342397	25.0	174549.0	1.030685	Y
8	IC 480-596289/11	1000.0	977.89516	25.0	171070.0	0.977895	Y

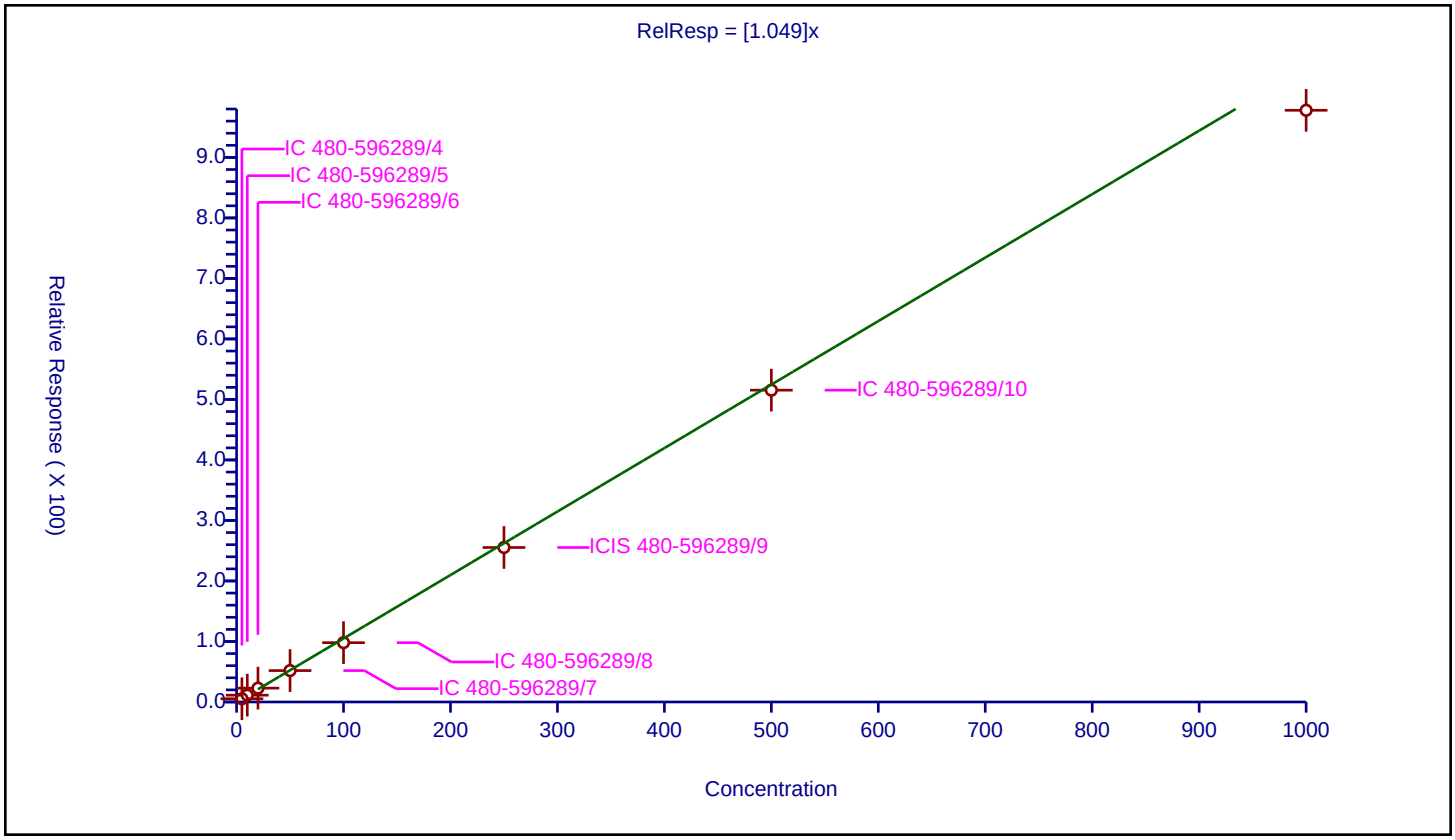

Calibration / Hexane

Curve Type:	Average
Weighting:	Conc_Sq
Origin:	Force
Dependency:	Response
Calib Mode:	ISTD
Response Base:	AREA
RF Rounding:	0

Curve Coefficients

Intercept:	0
Slope:	2.599

Error Coefficients

Standard Error:	774000
Relative Standard Error:	7.9
Correlation Coefficient:	0.999
Coefficient of Determination (Adjusted):	0.992

ID	Level	Concentration	Rel. Resp.	IS Amount	IS Response	RRF	Used
1	IC 480-596289/4	0.5	1.268105	25.0	166804.0	2.53621	Y
2	IC 480-596289/5	1.0	2.291903	25.0	159409.0	2.291903	Y
3	IC 480-596289/6	2.0	5.061365	25.0	151634.0	2.530682	Y
4	IC 480-596289/7	5.0	14.795957	25.0	159574.0	2.959191	Y
5	IC 480-596289/8	10.0	24.735308	25.0	168309.0	2.473531	Y
6	ICIS 480-596289/9	25.0	70.153194	25.0	171221.0	2.806128	Y
7	IC 480-596289/10	50.0	131.285484	25.0	174549.0	2.62571	Y
8	IC 480-596289/11	100.0	256.76156	25.0	171070.0	2.567616	Y

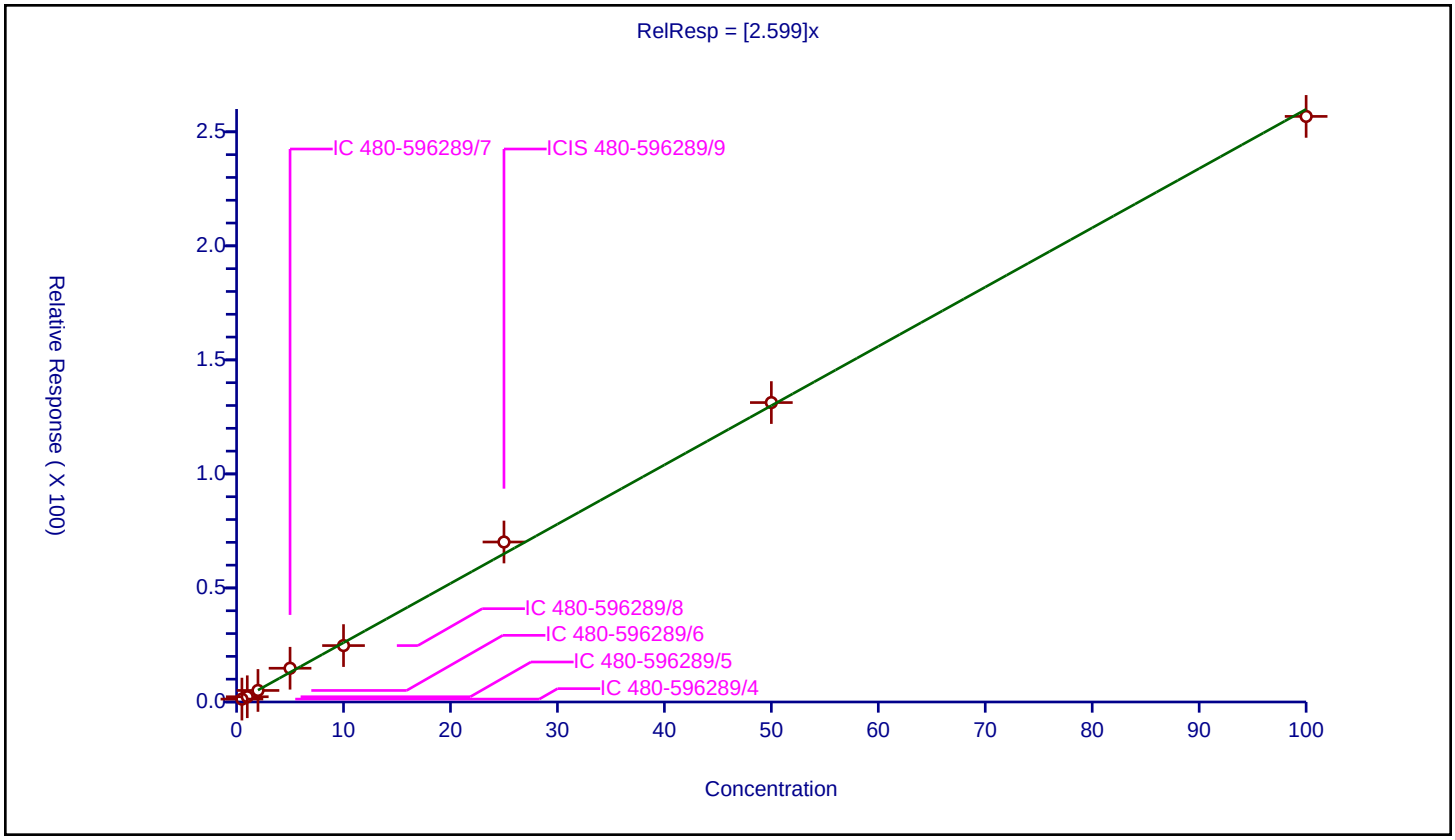

Calibration / 1,1-Dichloroethane

Curve Type:	Average
Weighting:	Conc_Sq
Origin:	Force
Dependency:	Response
Calib Mode:	ISTD
Response Base:	AREA
RF Rounding:	0

Curve Coefficients

Intercept:	0
Slope:	3.142

Error Coefficients

Standard Error:	933000
Relative Standard Error:	5.1
Correlation Coefficient:	1.000
Coefficient of Determination (Adjusted):	0.997

ID	Level	Concentration	Rel. Resp.	IS Amount	IS Response	RRF	Used
1	IC 480-596289/4	0.5	1.615219	25.0	166804.0	3.230438	Y
2	IC 480-596289/5	1.0	2.98305	25.0	159409.0	2.98305	Y
3	IC 480-596289/6	2.0	6.850541	25.0	151634.0	3.425271	Y
4	IC 480-596289/7	5.0	16.127001	25.0	159574.0	3.2254	Y
5	IC 480-596289/8	10.0	29.193626	25.0	168309.0	2.919363	Y
6	ICIS 480-596289/9	25.0	78.901683	25.0	171221.0	3.156067	Y
7	IC 480-596289/10	50.0	153.119038	25.0	174549.0	3.062381	Y
8	IC 480-596289/11	100.0	313.666482	25.0	171070.0	3.136665	Y

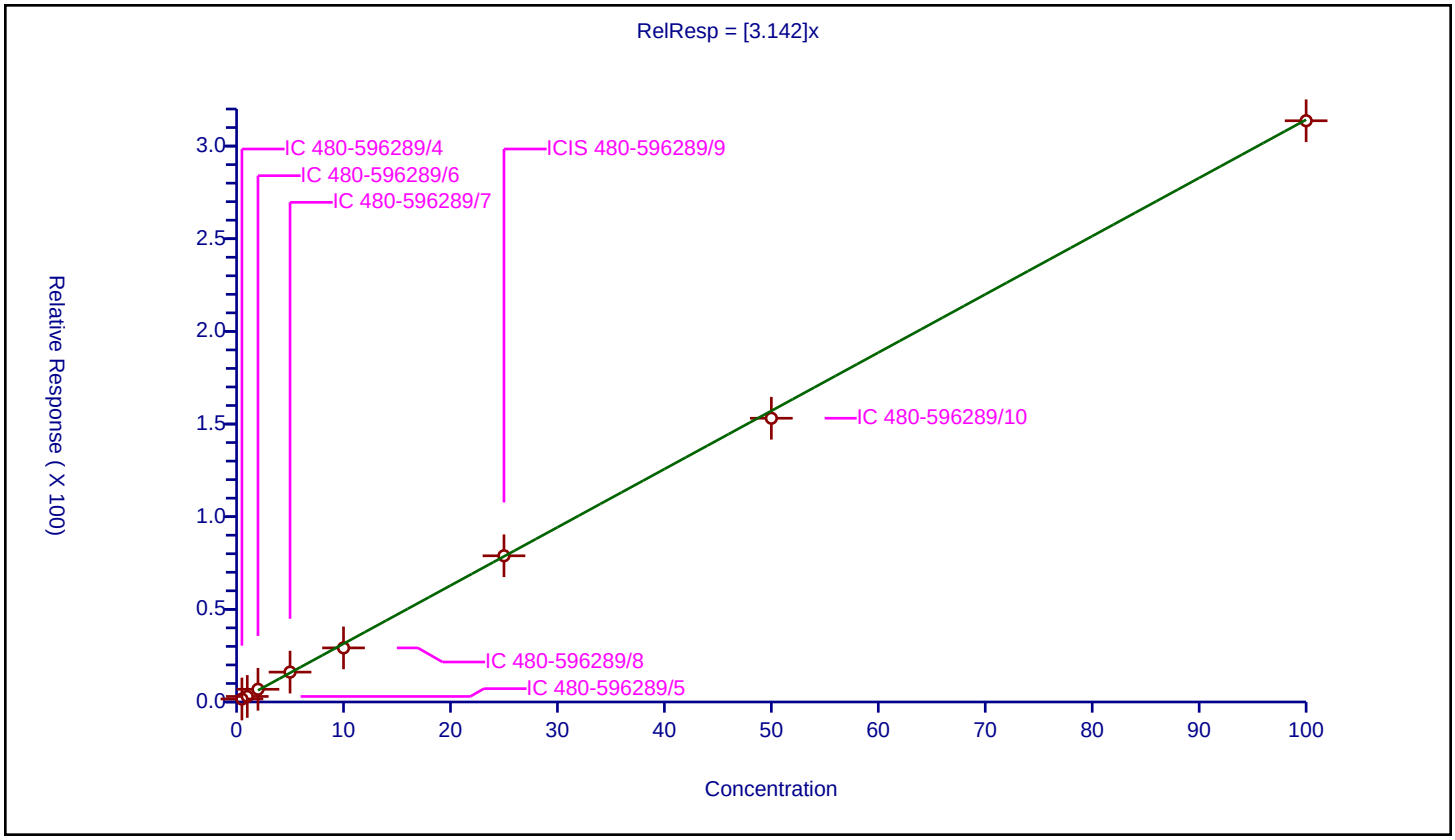

Calibration / Vinyl acetate

Curve Type:	Average
Weighting:	Conc_Sq
Origin:	Force
Dependency:	Response
Calib Mode:	ISTD
Response Base:	AREA
RF Rounding:	0

Curve Coefficients

Intercept:	0
Slope:	4.152

Error Coefficients

Standard Error:	2850000
Relative Standard Error:	9.5
Correlation Coefficient:	0.999
Coefficient of Determination (Adjusted):	0.988

ID	Level	Concentration	Rel. Resp.	IS Amount	IS Response	RRF	Used
1	IC 480-596289/4	1.0	4.014742	25.0	166804.0	4.014742	Y
2	IC 480-596289/5	2.0	8.253141	25.0	159409.0	4.126571	Y
3	IC 480-596289/6	4.0	15.552416	25.0	151634.0	3.888104	Y
4	IC 480-596289/7	10.0	38.365586	25.0	159574.0	3.836559	Y
5	IC 480-596289/8	20.0	73.648468	25.0	168309.0	3.682423	Y
6	ICIS 480-596289/9	50.0	212.324715	25.0	171221.0	4.246494	Y
7	IC 480-596289/10	100.0	456.546872	25.0	174549.0	4.565469	Y
8	IC 480-596289/11	200.0	971.468112	25.0	171070.0	4.857341	Y

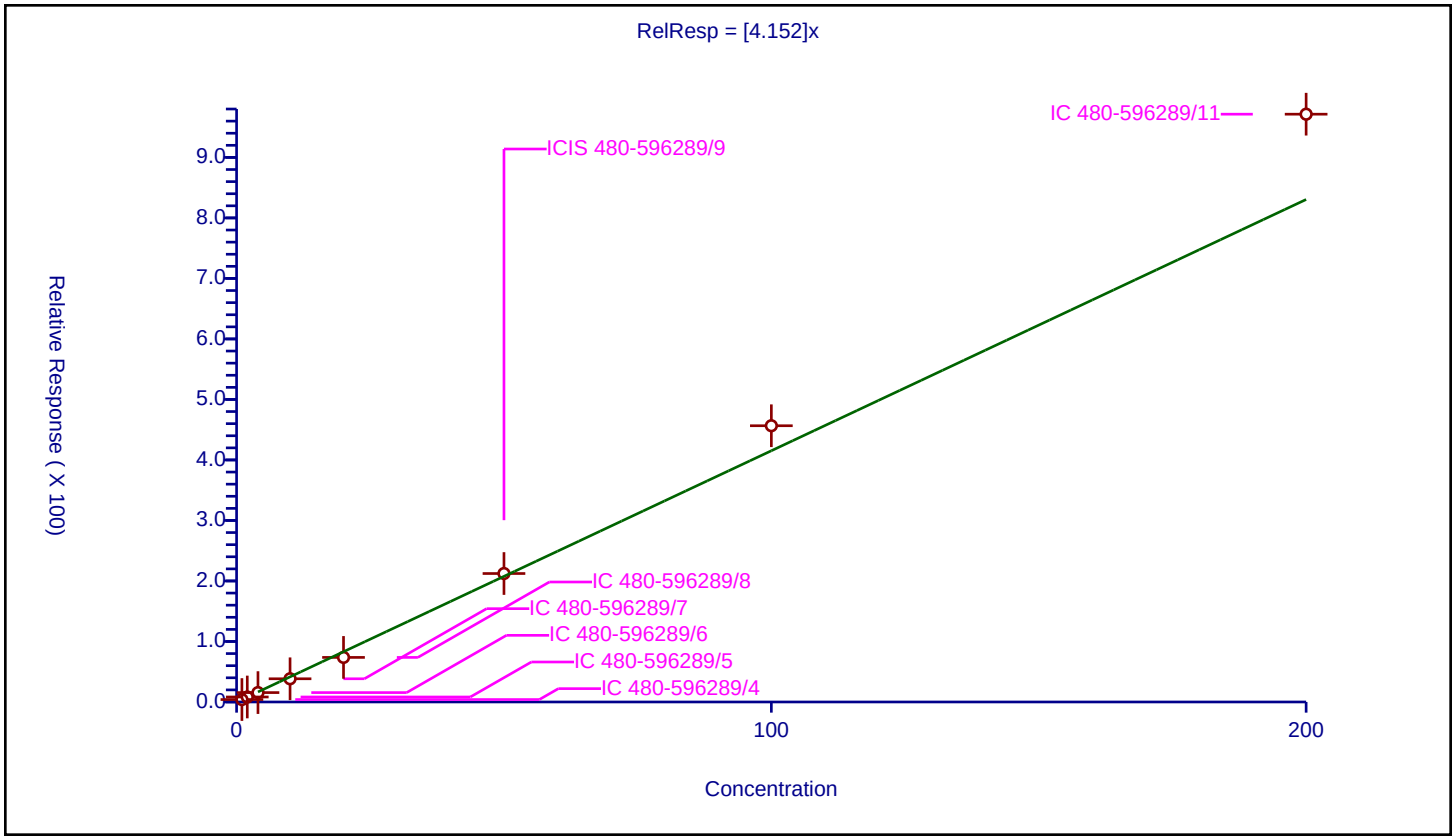

Calibration / 2,2-Dichloropropane

Curve Type:	Average
Weighting:	Conc_Sq
Origin:	Force
Dependency:	Response
Calib Mode:	ISTD
Response Base:	AREA
RF Rounding:	0

Curve Coefficients

Intercept:	0
Slope:	1.596

Error Coefficients

Standard Error:	440000
Relative Standard Error:	9.6
Correlation Coefficient:	0.999
Coefficient of Determination (Adjusted):	0.988

ID	Level	Concentration	Rel. Resp.	IS Amount	IS Response	RRF	Used
1	IC 480-596289/4	0.5	0.786702	25.0	166804.0	1.573404	Y
2	IC 480-596289/5	1.0	1.447378	25.0	159409.0	1.447378	Y
3	IC 480-596289/6	2.0	3.458162	25.0	151634.0	1.729081	Y
4	IC 480-596289/7	5.0	9.440134	25.0	159574.0	1.888027	Y
5	IC 480-596289/8	10.0	15.428022	25.0	168309.0	1.542802	Y
6	ICIS 480-596289/9	25.0	41.218075	25.0	171221.0	1.648723	Y
7	IC 480-596289/10	50.0	74.23245	25.0	174549.0	1.484649	Y
8	IC 480-596289/11	100.0	145.722511	25.0	171070.0	1.457225	Y

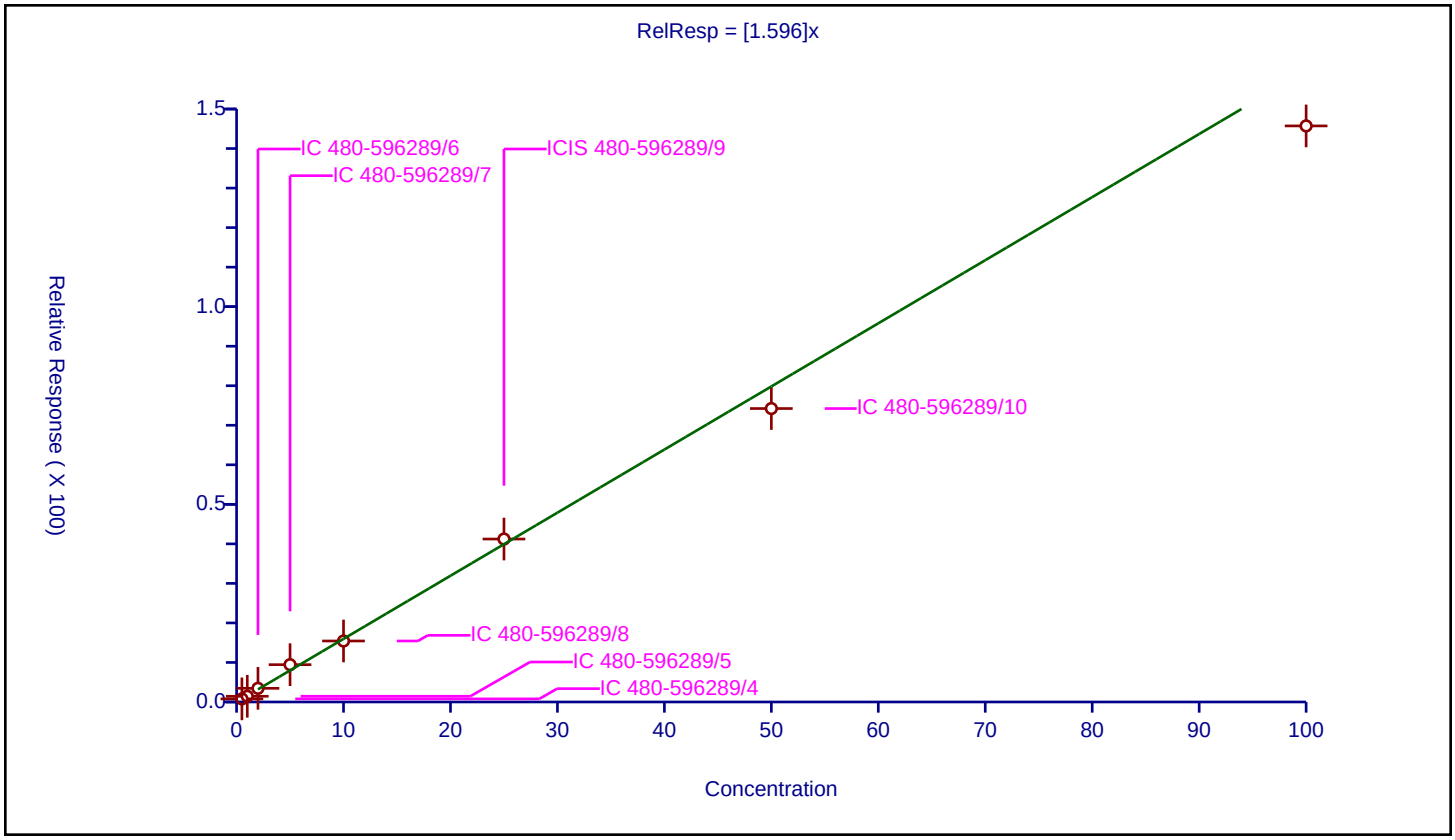

Calibration / cis-1,2-Dichloroethene

Curve Type:	Average
Weighting:	Conc_Sq
Origin:	Force
Dependency:	Response
Calib Mode:	ISTD
Response Base:	AREA
RF Rounding:	0

Curve Coefficients

Intercept:	0
Slope:	1.852

Error Coefficients

Standard Error:	541000
Relative Standard Error:	7.2
Correlation Coefficient:	1.000
Coefficient of Determination (Adjusted):	0.993

ID	Level	Concentration	Rel. Resp.	IS Amount	IS Response	RRF	Used
1	IC 480-596289/4	0.5	0.869733	25.0	166804.0	1.739467	Y
2	IC 480-596289/5	1.0	1.9221	25.0	159409.0	1.9221	Y
3	IC 480-596289/6	2.0	4.242122	25.0	151634.0	2.121061	Y
4	IC 480-596289/7	5.0	9.524891	25.0	159574.0	1.904978	Y
5	IC 480-596289/8	10.0	16.939676	25.0	168309.0	1.693968	Y
6	ICIS 480-596289/9	25.0	45.896969	25.0	171221.0	1.835879	Y
7	IC 480-596289/10	50.0	89.178683	25.0	174549.0	1.783574	Y
8	IC 480-596289/11	100.0	181.873794	25.0	171070.0	1.818738	Y

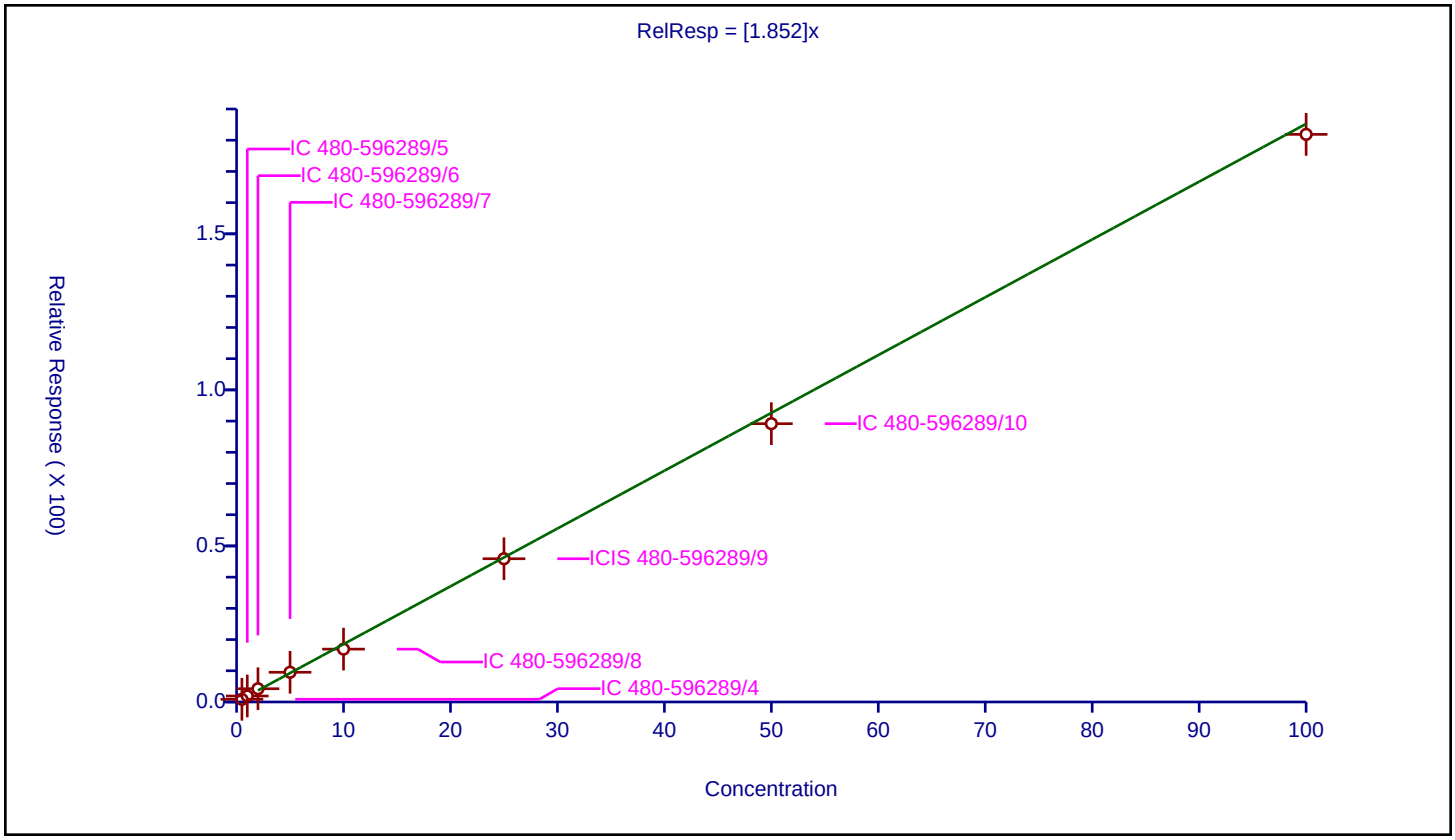

Calibration / 2-Butanone (MEK)

Curve Type:	Average
Weighting:	Conc_Sq
Origin:	Force
Dependency:	Response
Calib Mode:	ISTD
Response Base:	AREA
RF Rounding:	0

Curve Coefficients

Intercept:	0
Slope:	1.175

Error Coefficients

Standard Error:	1790000
Relative Standard Error:	5.1
Correlation Coefficient:	0.999
Coefficient of Determination (Adjusted):	0.996

ID	Level	Concentration	Rel. Resp.	IS Amount	IS Response	RRF	Used
1	IC 480-596289/4	2.5	3.117281	25.0	166804.0	1.246913	Y
2	IC 480-596289/5	5.0	6.174055	25.0	159409.0	1.234811	Y
3	IC 480-596289/6	10.0	11.216152	25.0	151634.0	1.121615	Y
4	IC 480-596289/7	25.0	28.203373	25.0	159574.0	1.128135	Y
5	IC 480-596289/8	50.0	54.284085	25.0	168309.0	1.085682	Y
6	ICIS 480-596289/9	125.0	144.481401	25.0	171221.0	1.155851	Y
7	IC 480-596289/10	250.0	307.317716	25.0	174549.0	1.229271	Y
8	IC 480-596289/11	500.0	597.814345	25.0	171070.0	1.195629	Y

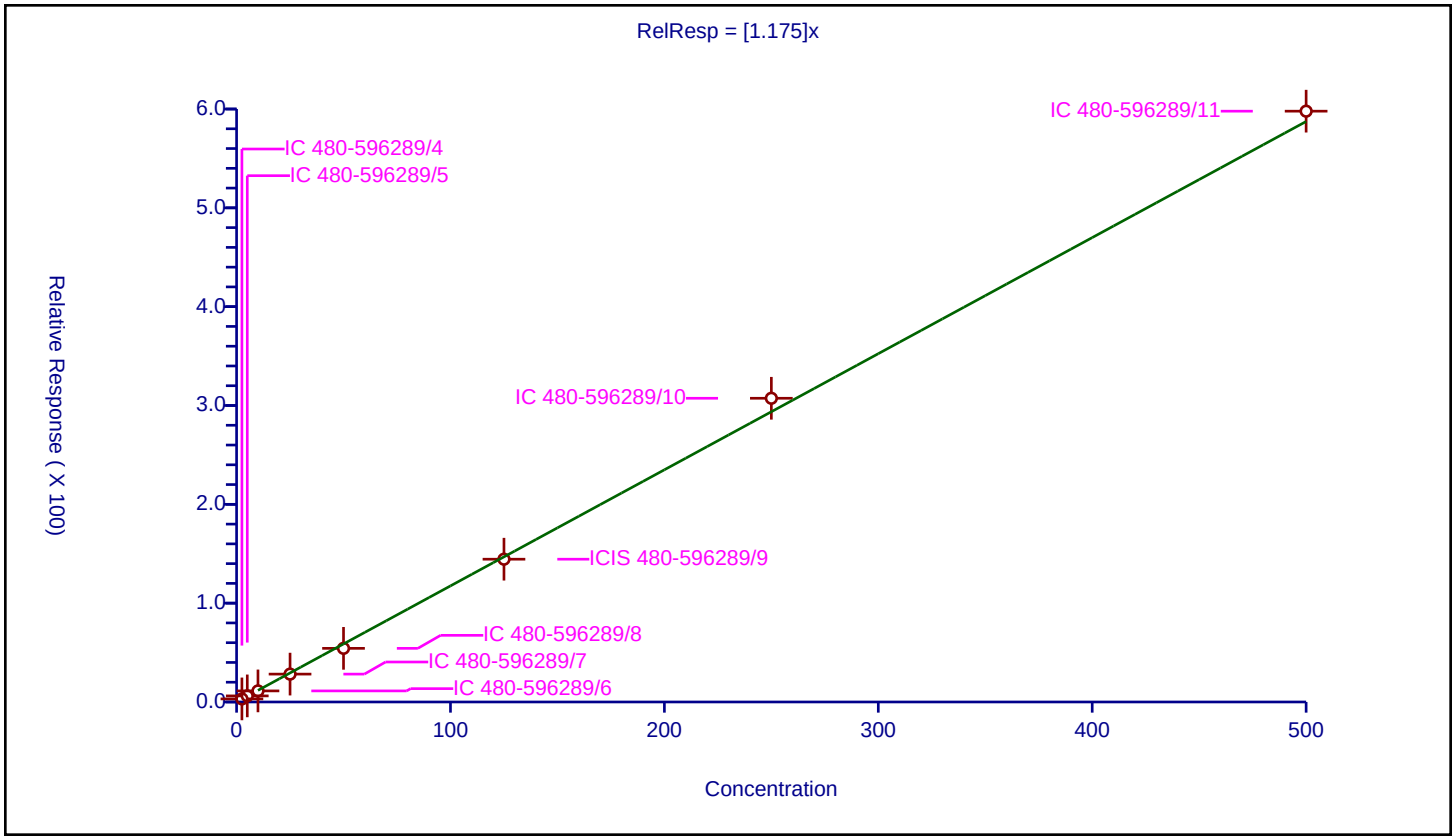

Calibration / Chlorobromomethane

Curve Type:	Average
Weighting:	Conc_Sq
Origin:	Force
Dependency:	Response
Calib Mode:	ISTD
Response Base:	AREA
RF Rounding:	0

Curve Coefficients

Intercept:	0
Slope:	0.9936

Error Coefficients

Standard Error:	292000
Relative Standard Error:	7.8
Correlation Coefficient:	1.000
Coefficient of Determination (Adjusted):	0.991

ID	Level	Concentration	Rel. Resp.	IS Amount	IS Response	RRF	Used
1	IC 480-596289/4	0.5	0.5466	25.0	166804.0	1.093199	Y
2	IC 480-596289/5	1.0	0.953052	25.0	159409.0	0.953052	Y
3	IC 480-596289/6	2.0	2.221962	25.0	151634.0	1.110981	Y
4	IC 480-596289/7	5.0	5.047815	25.0	159574.0	1.009563	Y
5	IC 480-596289/8	10.0	8.743294	25.0	168309.0	0.874329	Y
6	ICIS 480-596289/9	25.0	24.174313	25.0	171221.0	0.966973	Y
7	IC 480-596289/10	50.0	47.756934	25.0	174549.0	0.955139	Y
8	IC 480-596289/11	100.0	98.541533	25.0	171070.0	0.985415	Y

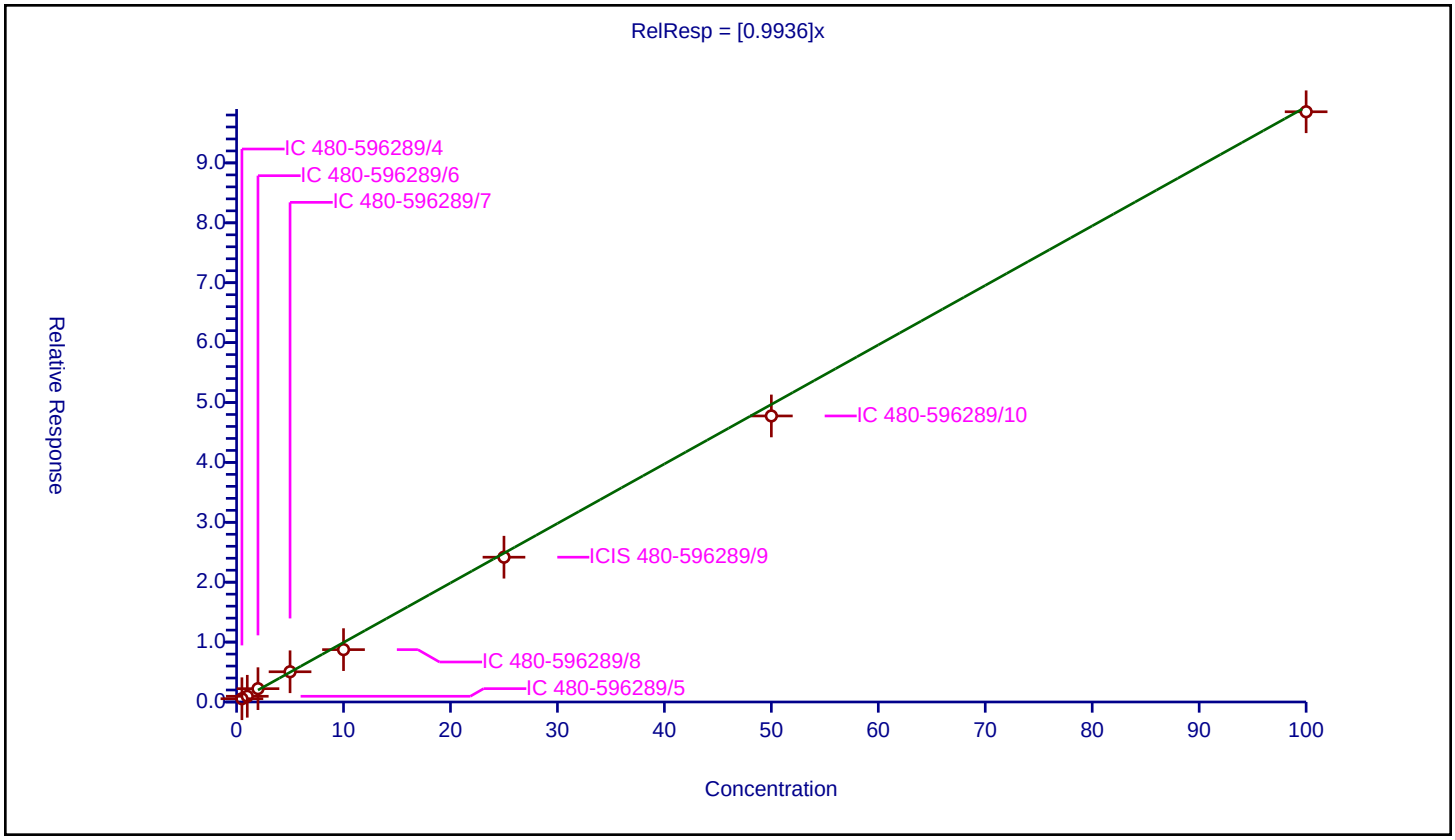

Calibration / Tetrahydrofuran

Curve Type:	Average
Weighting:	Conc_Sq
Origin:	Force
Dependency:	Response
Calib Mode:	ISTD
Response Base:	AREA
RF Rounding:	0

Curve Coefficients

Intercept:	0
Slope:	0.8718

Error Coefficients

Standard Error:	472000
Relative Standard Error:	17.7
Correlation Coefficient:	0.999
Coefficient of Determination (Adjusted):	0.947

ID	Level	Concentration	Rel. Resp.	IS Amount	IS Response	RRF	Used
1	IC 480-596289/4	1.0	1.114482	25.0	166804.0	1.114482	Y
2	IC 480-596289/5	2.0	2.23372	25.0	159409.0	1.11686	Y
3	IC 480-596289/6	4.0	3.425023	25.0	151634.0	0.856256	Y
4	IC 480-596289/7	10.0	7.774606	25.0	159574.0	0.777461	Y
5	IC 480-596289/8	20.0	14.589535	25.0	168309.0	0.729477	Y
6	ICIS 480-596289/9	50.0	39.367981	25.0	171221.0	0.78736	Y
7	IC 480-596289/10	100.0	80.529106	25.0	174549.0	0.805291	Y
8	IC 480-596289/11	200.0	157.453674	25.0	171070.0	0.787268	Y

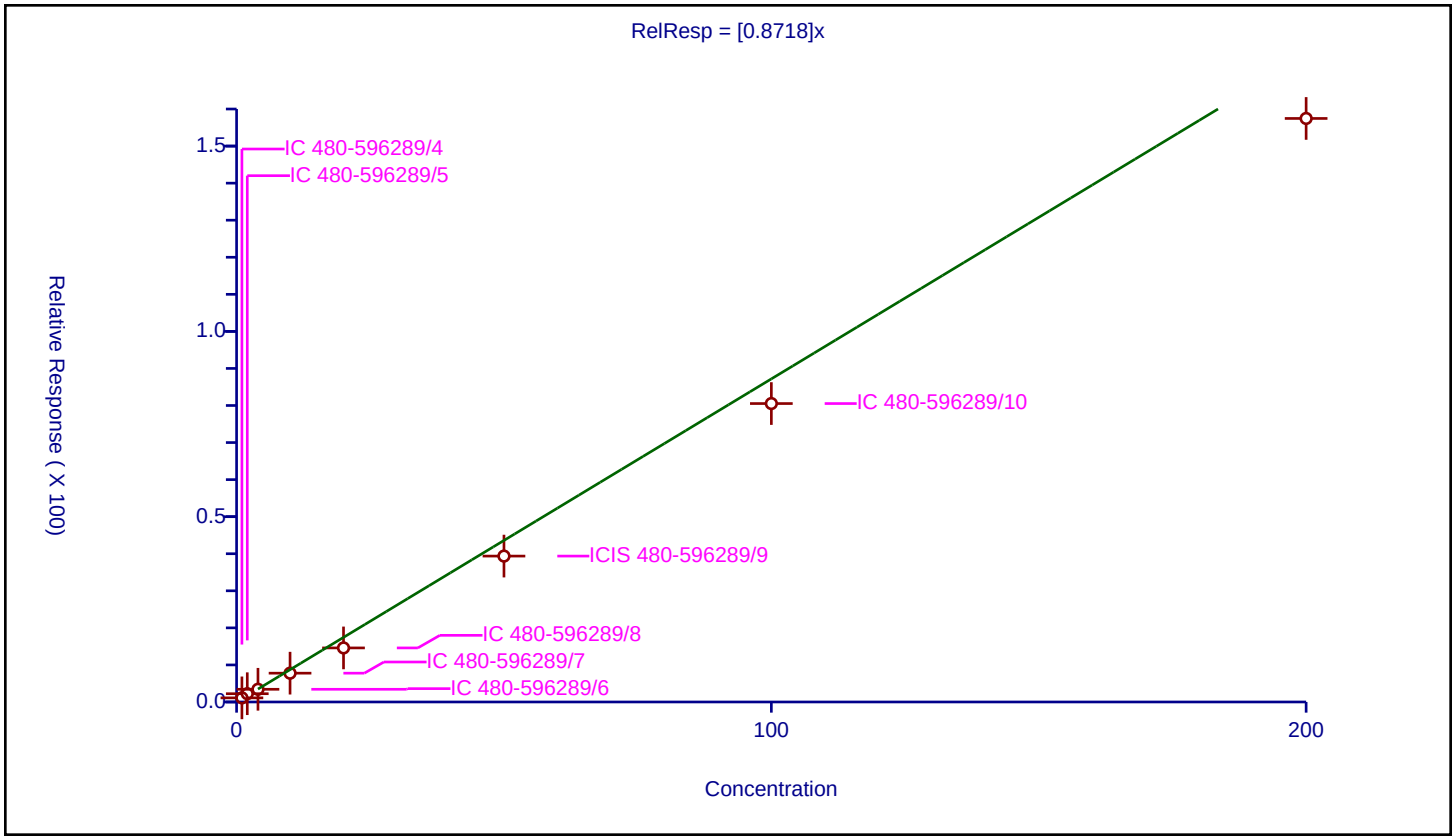

Calibration / Chloroform

Curve Type:	Average
Weighting:	Conc_Sq
Origin:	Force
Dependency:	Response
Calib Mode:	ISTD
Response Base:	AREA
RF Rounding:	0

Curve Coefficients

Intercept:	0
Slope:	3.114

Error Coefficients

Standard Error:	879000
Relative Standard Error:	10.8
Correlation Coefficient:	1.000
Coefficient of Determination (Adjusted):	0.982

ID	Level	Concentration	Rel. Resp.	IS Amount	IS Response	RRF	Used
1	IC 480-596289/4	0.5	1.907478	25.0	166804.0	3.814956	Y
2	IC 480-596289/5	1.0	3.294356	25.0	159409.0	3.294356	Y
3	IC 480-596289/6	2.0	6.484034	25.0	151634.0	3.242017	Y
4	IC 480-596289/7	5.0	15.283818	25.0	159574.0	3.056764	Y
5	IC 480-596289/8	10.0	27.599534	25.0	168309.0	2.759953	Y
6	ICIS 480-596289/9	25.0	72.787363	25.0	171221.0	2.911495	Y
7	IC 480-596289/10	50.0	143.322362	25.0	174549.0	2.866447	Y
8	IC 480-596289/11	100.0	296.302391	25.0	171070.0	2.963024	Y

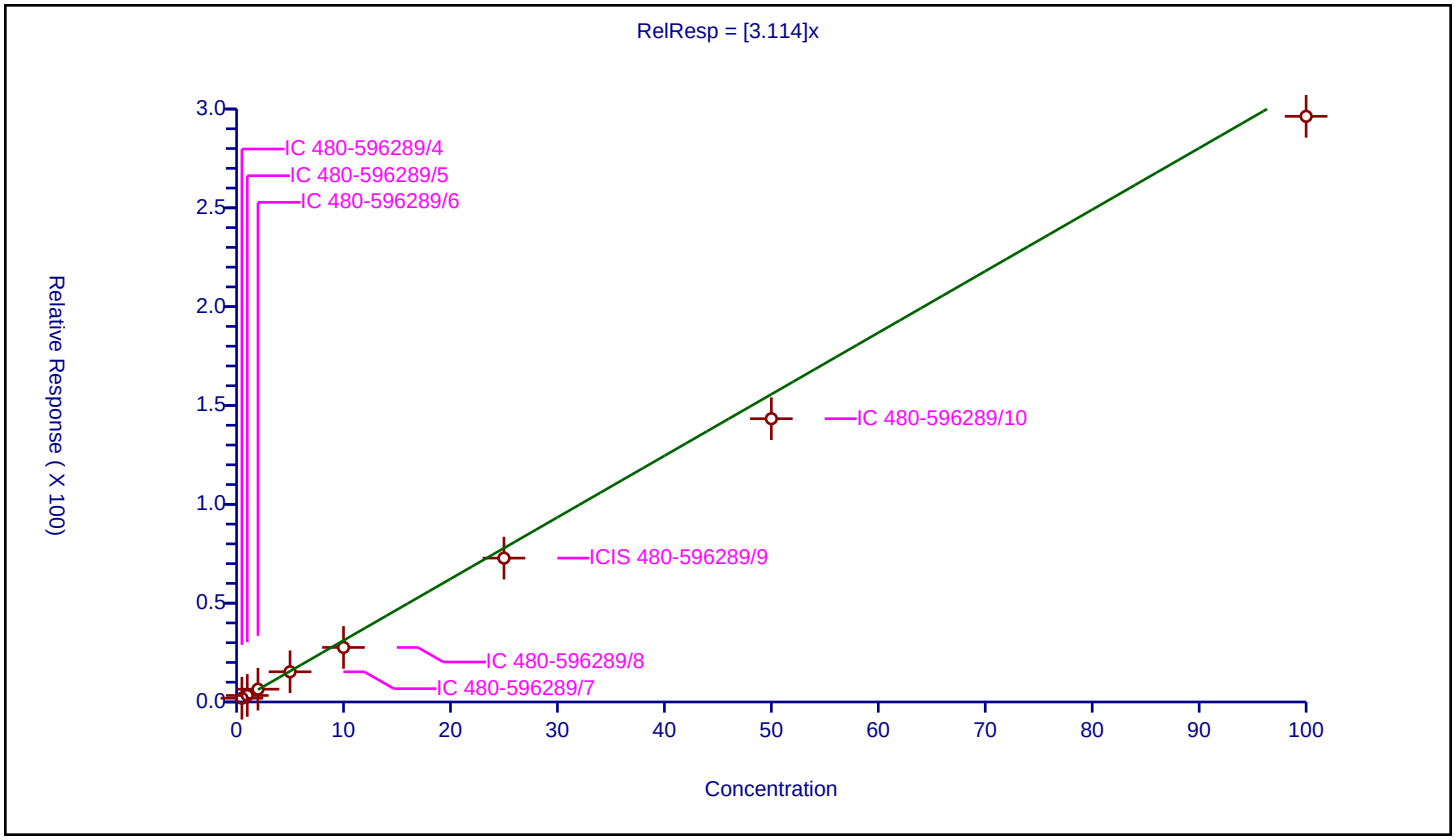

Calibration / 1,1,1-Trichloroethane

Curve Type:	Average
Weighting:	Conc_Sq
Origin:	Force
Dependency:	Response
Calib Mode:	ISTD
Response Base:	AREA
RF Rounding:	0

Curve Coefficients

Intercept:	0
Slope:	2.46

Error Coefficients

Standard Error:	738000
Relative Standard Error:	8.4
Correlation Coefficient:	0.999
Coefficient of Determination (Adjusted):	0.991

ID	Level	Concentration	Rel. Resp.	IS Amount	IS Response	RRF	Used
1	IC 480-596289/4	0.5	1.161993	25.0	166804.0	2.323985	Y
2	IC 480-596289/5	1.0	2.062932	25.0	159409.0	2.062932	Y
3	IC 480-596289/6	2.0	5.39869	25.0	151634.0	2.699345	Y
4	IC 480-596289/7	5.0	13.232105	25.0	159574.0	2.646421	Y
5	IC 480-596289/8	10.0	23.858795	25.0	168309.0	2.38588	Y
6	ICIS 480-596289/9	25.0	65.457508	25.0	171221.0	2.6183	Y
7	IC 480-596289/10	50.0	124.294897	25.0	174549.0	2.485898	Y
8	IC 480-596289/11	100.0	245.710236	25.0	171070.0	2.457102	Y

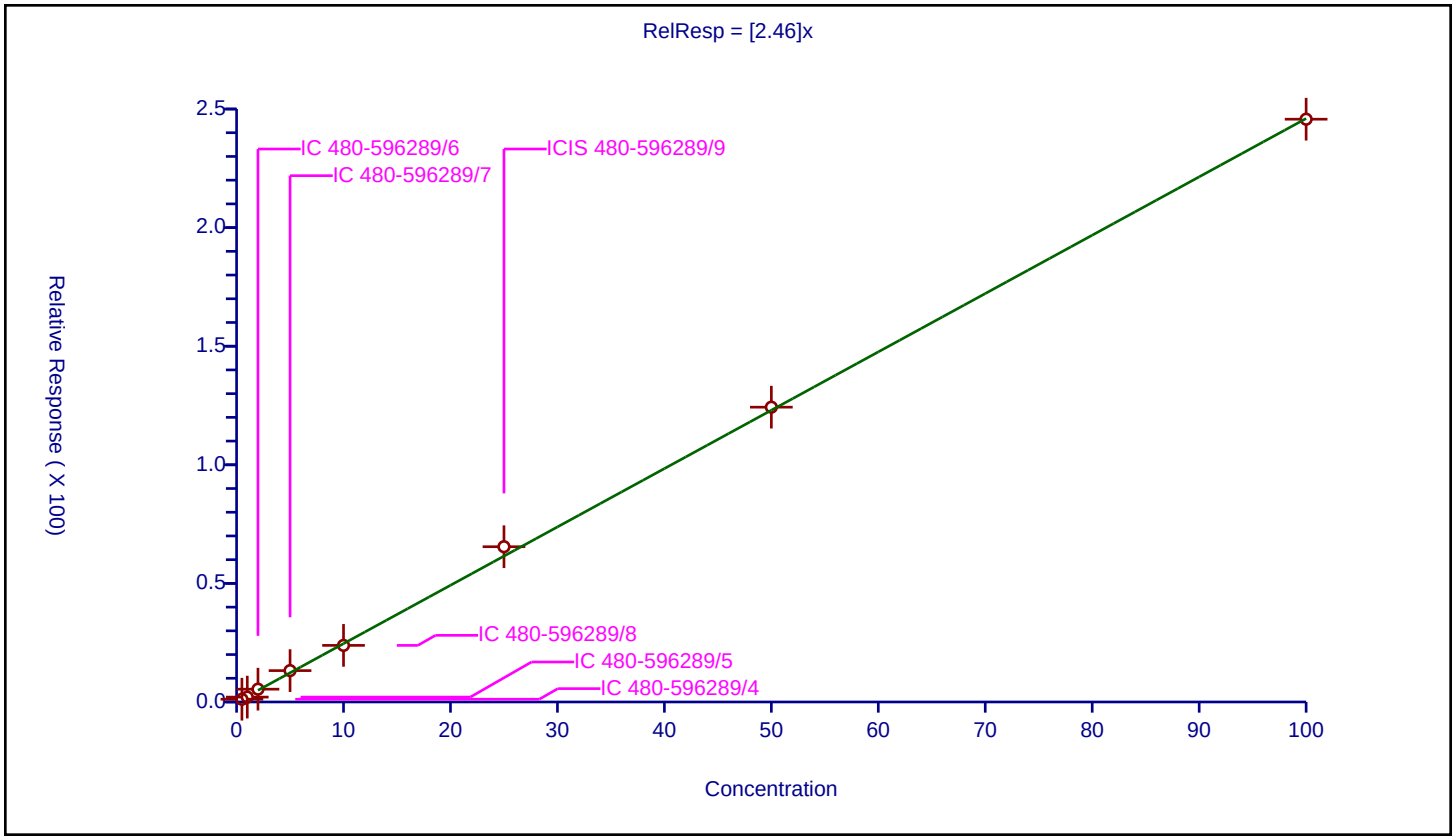

Calibration / Cyclohexane

Curve Type:	Average
Weighting:	Conc_Sq
Origin:	Force
Dependency:	Response
Calib Mode:	ISTD
Response Base:	AREA
RF Rounding:	0

Curve Coefficients

Intercept:	0
Slope:	3.206

Error Coefficients

Standard Error:	958000
Relative Standard Error:	12.1
Correlation Coefficient:	0.999
Coefficient of Determination (Adjusted):	0.983

ID	Level	Concentration	Rel. Resp.	IS Amount	IS Response	RRF	Used
1	IC 480-596289/4	0.5	1.361928	25.0	166804.0	2.723856	Y
2	IC 480-596289/5	1.0	2.600857	25.0	159409.0	2.600857	Y
3	IC 480-596289/6	2.0	6.708258	25.0	151634.0	3.354129	Y
4	IC 480-596289/7	5.0	18.793945	25.0	159574.0	3.758789	Y
5	IC 480-596289/8	10.0	32.299818	25.0	168309.0	3.229982	Y
6	ICIS 480-596289/9	25.0	88.708599	25.0	171221.0	3.548344	Y
7	IC 480-596289/10	50.0	163.596182	25.0	174549.0	3.271924	Y
8	IC 480-596289/11	100.0	316.313497	25.0	171070.0	3.163135	Y

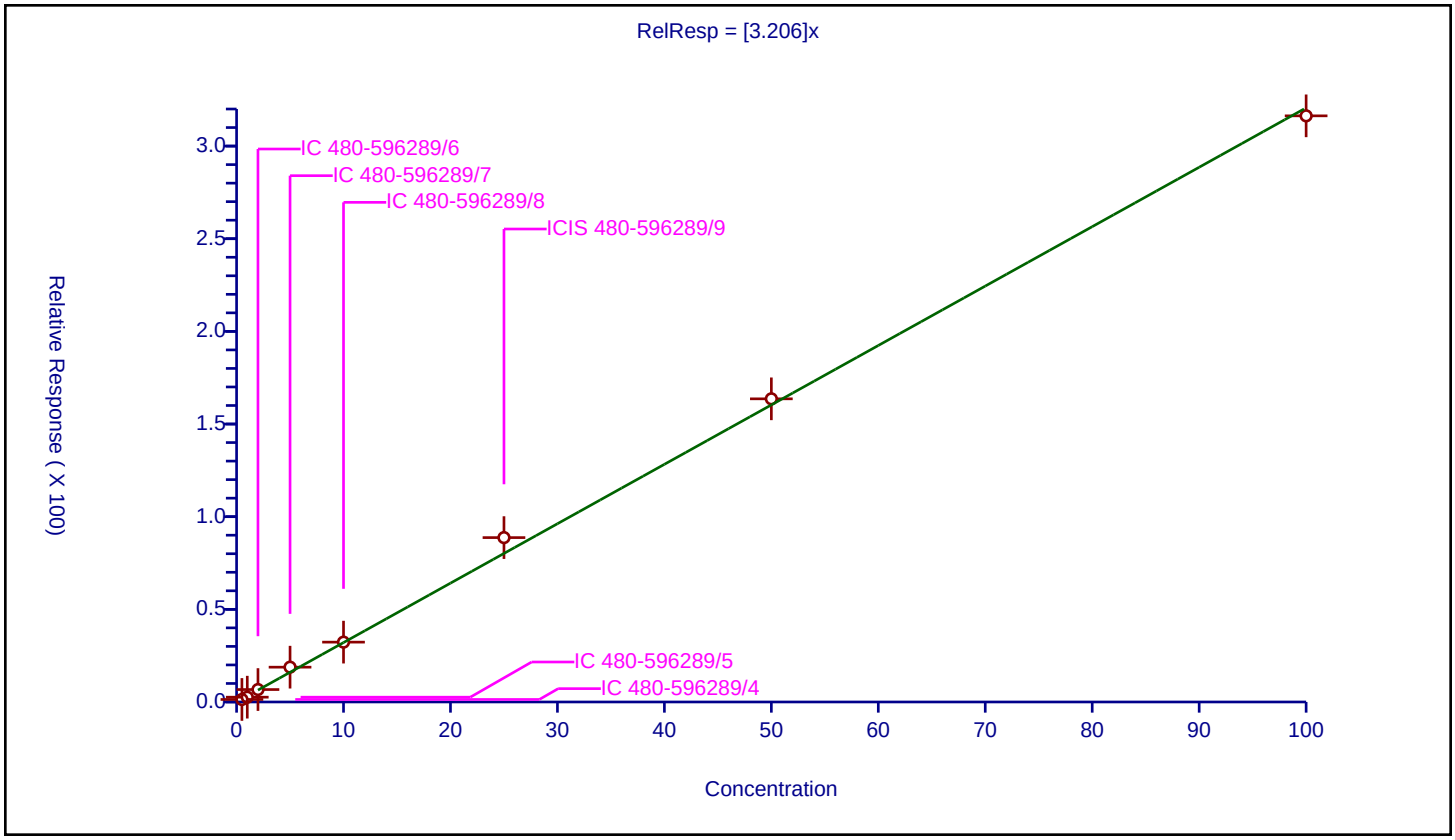

Calibration / Dibromofluoromethane (Surr)

Curve Type:	Average
Weighting:	Conc_Sq
Origin:	Force
Dependency:	Response
Calib Mode:	ISTD
Response Base:	AREA
RF Rounding:	0

Curve Coefficients

Intercept:	0
Slope:	1.346

Error Coefficients

Standard Error:	238000
Relative Standard Error:	3.2
Correlation Coefficient:	NA
Coefficient of Determination (Adjusted):	0

ID	Level	Concentration	Rel. Resp.	IS Amount	IS Response	RRF	Used
1	IC 480-596289/4	25.0	33.425457	25.0	166804.0	1.337018	Y
2	IC 480-596289/5	25.0	33.378605	25.0	159409.0	1.335144	Y
3	IC 480-596289/6	25.0	35.813373	25.0	151634.0	1.432535	Y
4	IC 480-596289/7	25.0	33.966373	25.0	159574.0	1.358655	Y
5	IC 480-596289/8	25.0	32.321355	25.0	168309.0	1.292854	Y
6	ICIS 480-596289/9	25.0	33.133348	25.0	171221.0	1.325334	Y
7	IC 480-596289/10	25.0	32.911962	25.0	174549.0	1.316478	Y
8	IC 480-596289/11	25.0	34.316069	25.0	171070.0	1.372643	Y

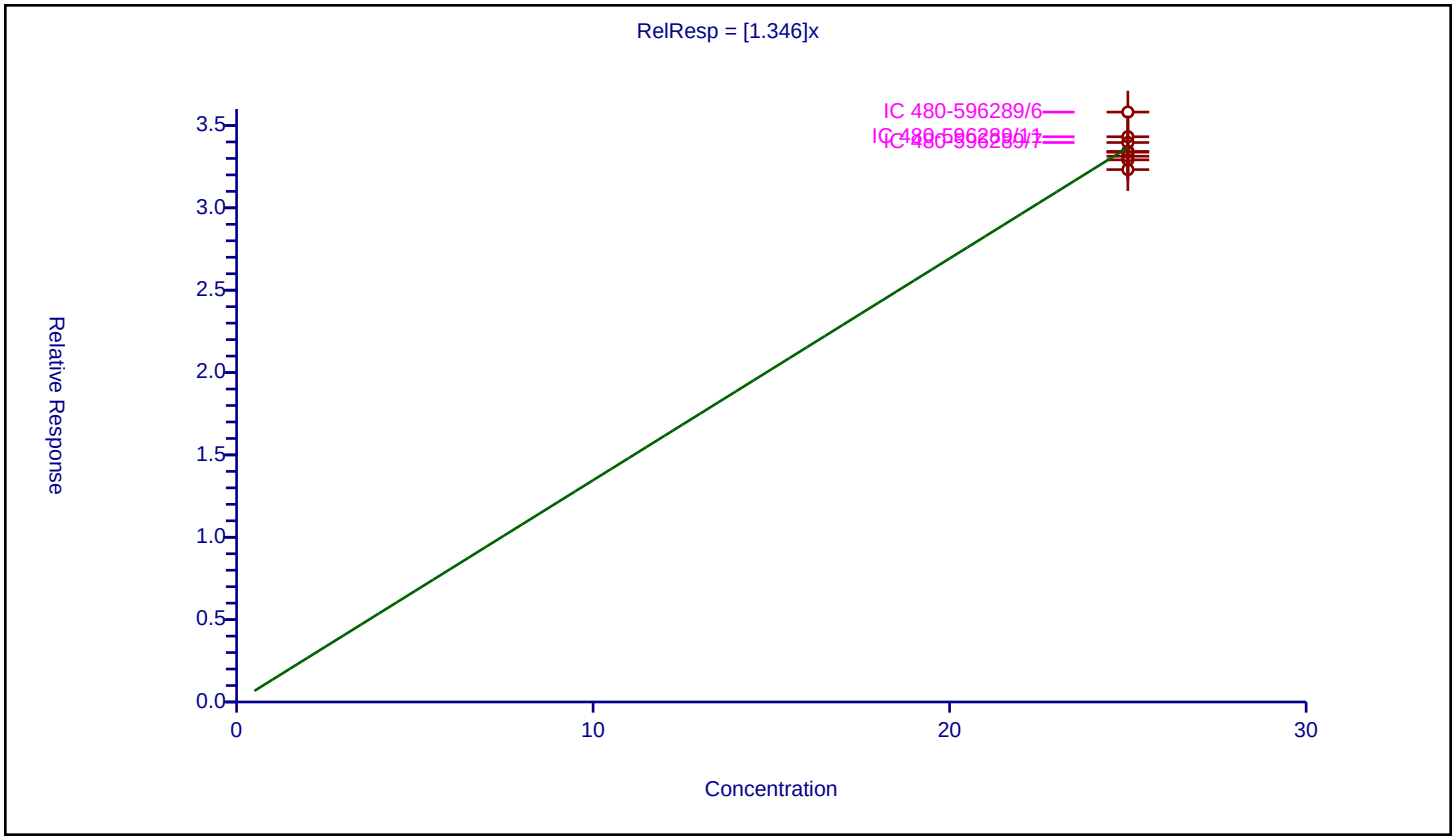

Calibration / Carbon tetrachloride

Curve Type:	Average
Weighting:	Conc_Sq
Origin:	Force
Dependency:	Response
Calib Mode:	ISTD
Response Base:	AREA
RF Rounding:	0

Curve Coefficients

Intercept:	0
Slope:	2.159

Error Coefficients

Standard Error:	658000
Relative Standard Error:	7.9
Correlation Coefficient:	1.000
Coefficient of Determination (Adjusted):	0.992

ID	Level	Concentration	Rel. Resp.	IS Amount	IS Response	RRF	Used
1	IC 480-596289/4	0.5	1.022757	25.0	166804.0	2.045514	Y
2	IC 480-596289/5	1.0	1.826904	25.0	159409.0	1.826904	Y
3	IC 480-596289/6	2.0	4.673259	25.0	151634.0	2.33663	Y
4	IC 480-596289/7	5.0	11.45033	25.0	159574.0	2.290066	Y
5	IC 480-596289/8	10.0	20.681752	25.0	168309.0	2.068175	Y
6	ICIS 480-596289/9	25.0	57.541423	25.0	171221.0	2.301657	Y
7	IC 480-596289/10	50.0	110.303983	25.0	174549.0	2.20608	Y
8	IC 480-596289/11	100.0	219.37321	25.0	171070.0	2.193732	Y

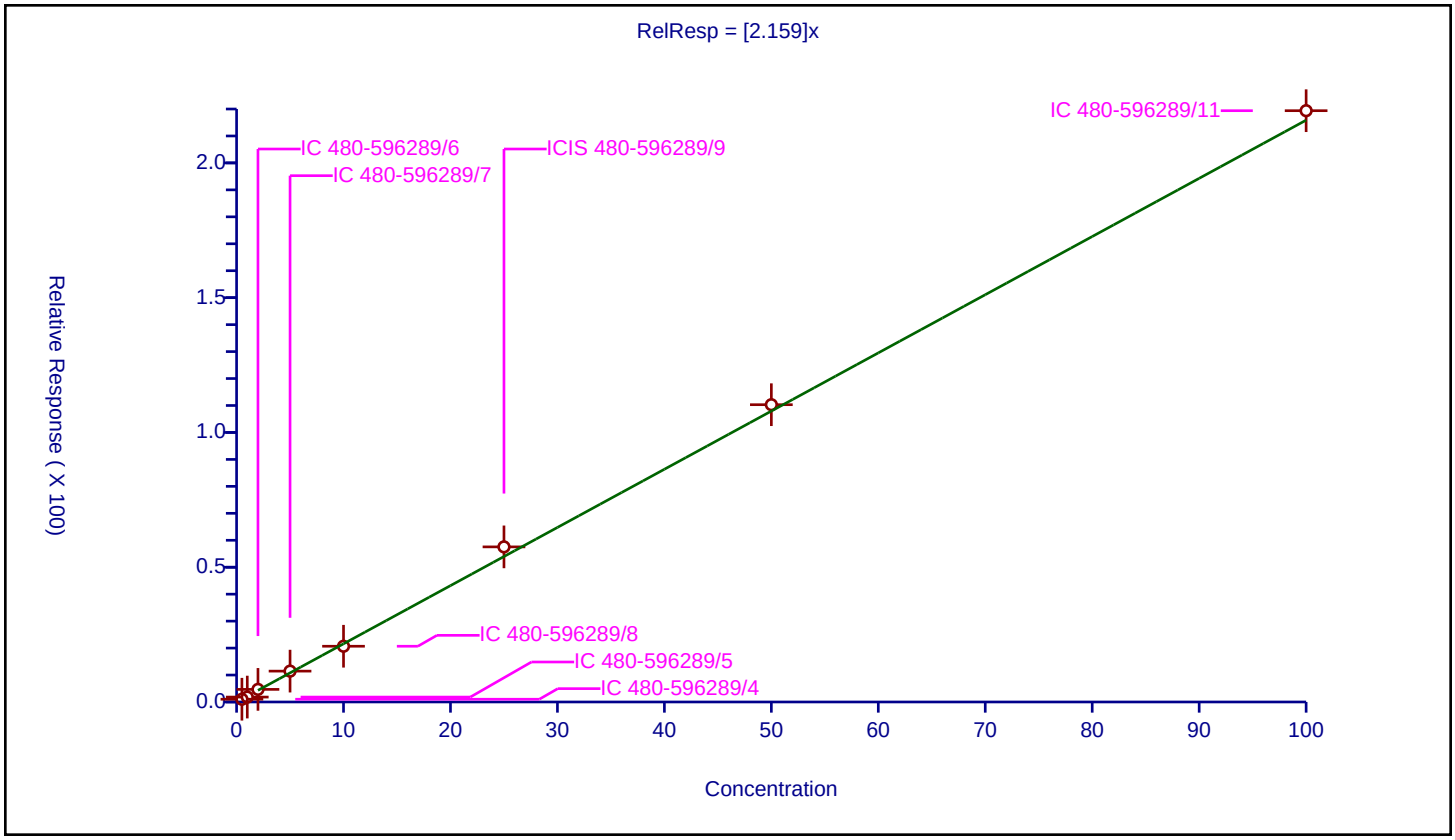

Calibration / 1,1-Dichloropropene

Curve Type:	Average
Weighting:	Conc_Sq
Origin:	Force
Dependency:	Response
Calib Mode:	ISTD
Response Base:	AREA
RF Rounding:	0

Curve Coefficients

Intercept:	0
Slope:	2.159

Error Coefficients

Standard Error:	663000
Relative Standard Error:	8.0
Correlation Coefficient:	1.000
Coefficient of Determination (Adjusted):	0.992

ID	Level	Concentration	Rel. Resp.	IS Amount	IS Response	RRF	Used
1	IC 480-596289/4	0.5	0.963856	25.0	166804.0	1.927712	Y
2	IC 480-596289/5	1.0	1.900457	25.0	159409.0	1.900457	Y
3	IC 480-596289/6	2.0	4.656772	25.0	151634.0	2.328386	Y
4	IC 480-596289/7	5.0	11.47571	25.0	159574.0	2.295142	Y
5	IC 480-596289/8	10.0	20.719629	25.0	168309.0	2.071963	Y
6	ICIS 480-596289/9	25.0	58.233803	25.0	171221.0	2.329352	Y
7	IC 480-596289/10	50.0	110.257005	25.0	174549.0	2.20514	Y
8	IC 480-596289/11	100.0	221.664085	25.0	171070.0	2.216641	Y

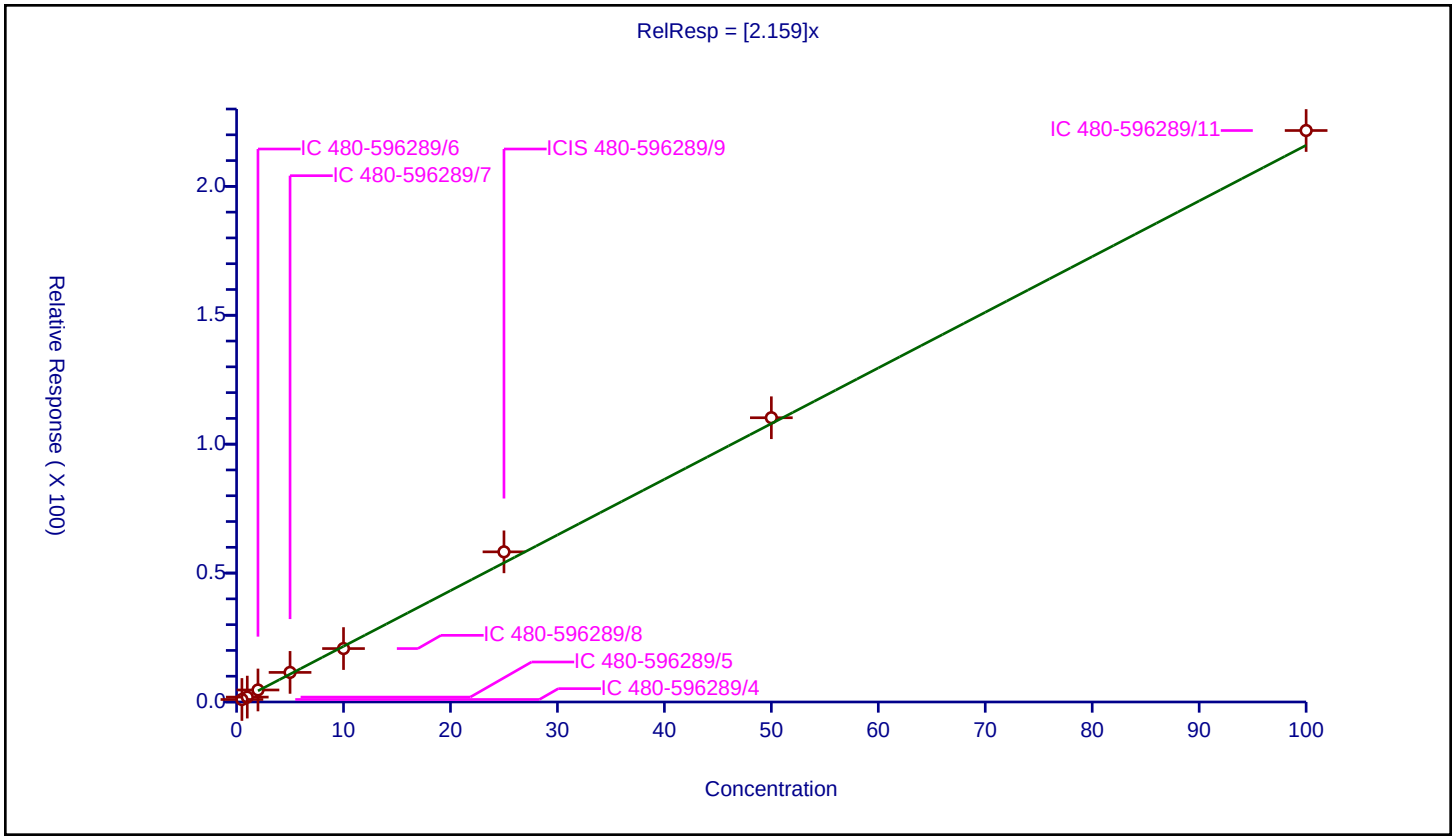

Calibration / Benzene

Curve Type:	Average
Weighting:	Conc_Sq
Origin:	Force
Dependency:	Response
Calib Mode:	ISTD
Response Base:	AREA
RF Rounding:	0

Curve Coefficients

Intercept:	0
Slope:	6.681

Error Coefficients

Standard Error:	2060000
Relative Standard Error:	2.9
Correlation Coefficient:	1.000
Coefficient of Determination (Adjusted):	0.999

ID	Level	Concentration	Rel. Resp.	IS Amount	IS Response	RRF	Used
1	IC 480-596289/4	0.5	3.299381	25.0	166804.0	6.598763	Y
2	IC 480-596289/5	1.0	6.597808	25.0	159409.0	6.597808	Y
3	IC 480-596289/6	2.0	13.496973	25.0	151634.0	6.748486	Y
4	IC 480-596289/7	5.0	33.392971	25.0	159574.0	6.678594	Y
5	IC 480-596289/8	10.0	62.886417	25.0	168309.0	6.288642	Y
6	ICIS 480-596289/9	25.0	170.547129	25.0	171221.0	6.821885	Y
7	IC 480-596289/10	50.0	340.215785	25.0	174549.0	6.804316	Y
8	IC 480-596289/11	100.0	690.994914	25.0	171070.0	6.909949	Y

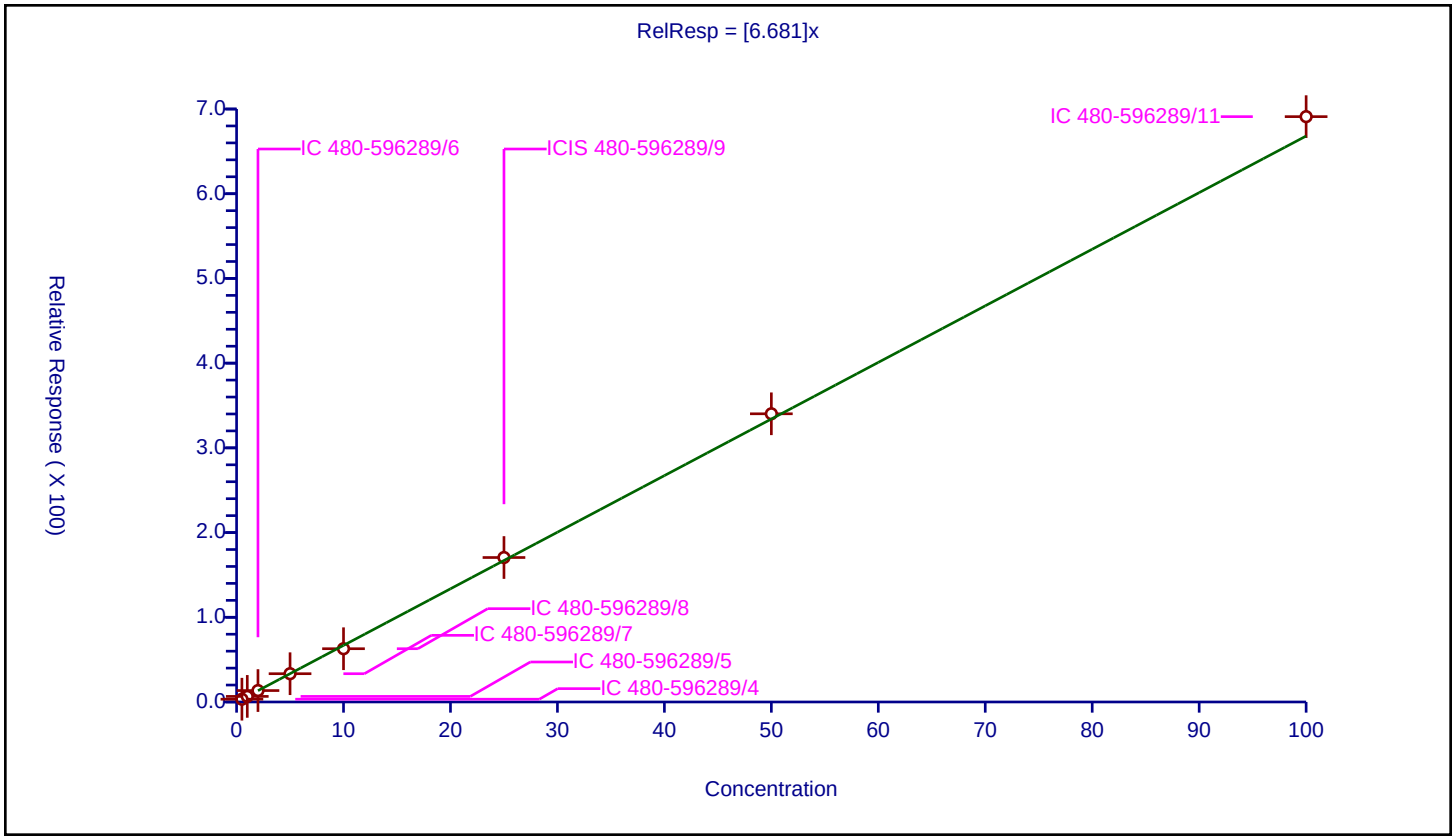

Calibration / 1,2-Dichloroethane-d4 (Surr)

Curve Type:	Average
Weighting:	Conc_Sq
Origin:	Force
Dependency:	Response
Calib Mode:	ISTD
Response Base:	AREA
RF Rounding:	0

Curve Coefficients

Intercept:	0
Slope:	0.8718

Error Coefficients

Standard Error:	154000
Relative Standard Error:	3.2
Correlation Coefficient:	NA
Coefficient of Determination (Adjusted):	0

ID	Level	Concentration	Rel. Resp.	IS Amount	IS Response	RRF	Used
1	IC 480-596289/4	25.0	21.797139	25.0	166804.0	0.871886	Y
2	IC 480-596289/5	25.0	22.414826	25.0	159409.0	0.896593	Y
3	IC 480-596289/6	25.0	23.0171	25.0	151634.0	0.920684	Y
4	IC 480-596289/7	25.0	21.987918	25.0	159574.0	0.879517	Y
5	IC 480-596289/8	25.0	21.588121	25.0	168309.0	0.863525	Y
6	ICIS 480-596289/9	25.0	20.953037	25.0	171221.0	0.838121	Y
7	IC 480-596289/10	25.0	21.001982	25.0	174549.0	0.840079	Y
8	IC 480-596289/11	25.0	21.609429	25.0	171070.0	0.864377	Y

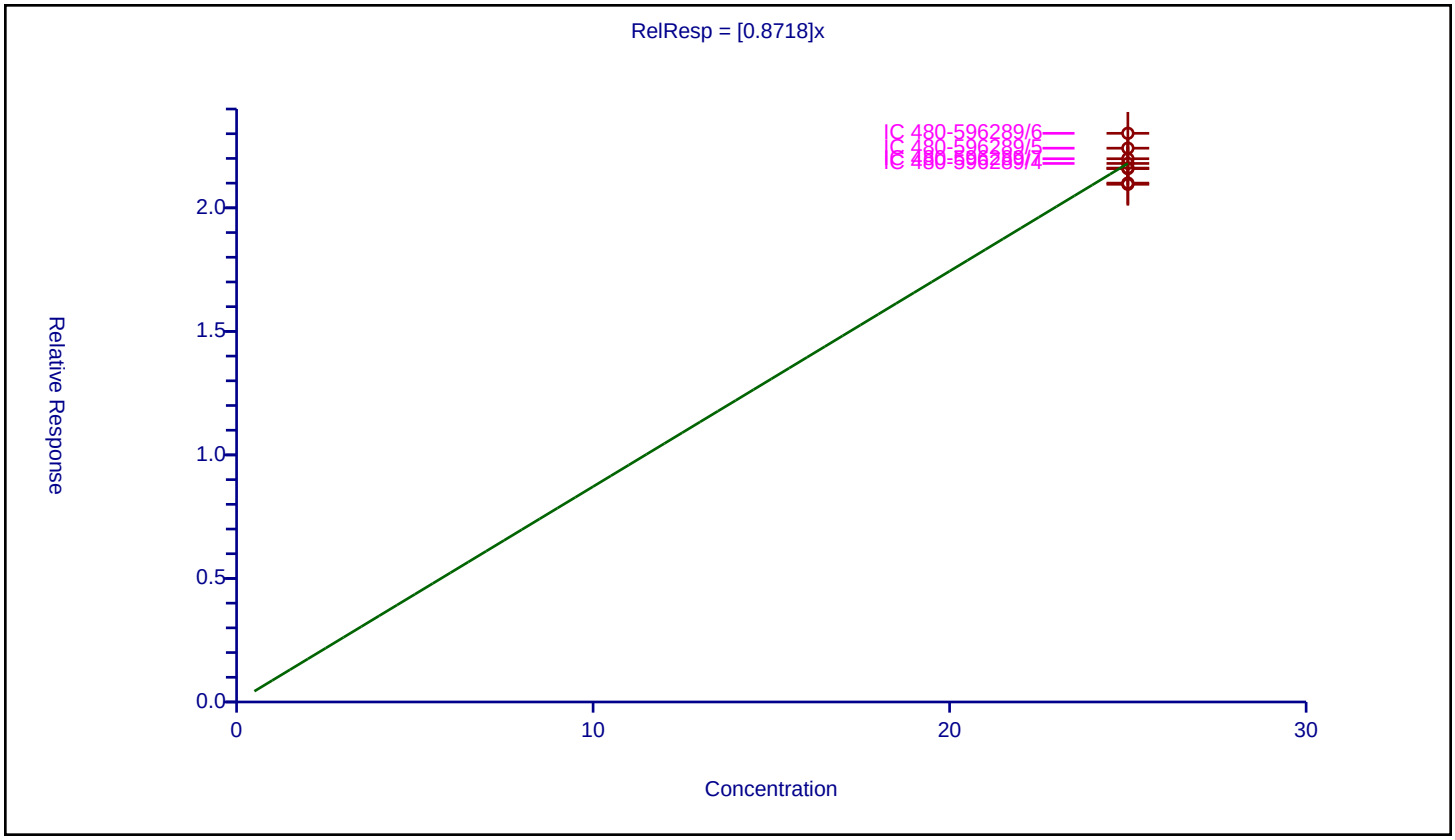

Calibration / Isobutyl alcohol

Curve Type:	Average
Weighting:	Conc_Sq
Origin:	Force
Dependency:	Response
Calib Mode:	ISTD
Response Base:	AREA
RF Rounding:	0

Curve Coefficients

Intercept:	0
Slope:	0.08196

Error Coefficients

Standard Error:	703000
Relative Standard Error:	13.5
Correlation Coefficient:	0.999
Coefficient of Determination (Adjusted):	0.976

ID	Level	Concentration	Rel. Resp.	IS Amount	IS Response	RRF	Used
1	IC 480-596289/4	12.5	0.960858	25.0	166804.0	0.076869	Y
2	IC 480-596289/5	25.0	2.364986	25.0	159409.0	0.094599	Y
3	IC 480-596289/6	50.0	3.787409	25.0	151634.0	0.075748	Y
4	IC 480-596289/7	125.0	8.613089	25.0	159574.0	0.068905	Y
5	IC 480-596289/8	250.0	17.345923	25.0	168309.0	0.069384	Y
6	ICIS 480-596289/9	625.0	51.028495	25.0	171221.0	0.081646	Y
7	IC 480-596289/10	1250.0	116.590184	25.0	174549.0	0.093272	Y
8	IC 480-596289/11	2500.0	238.128398	25.0	171070.0	0.095251	Y

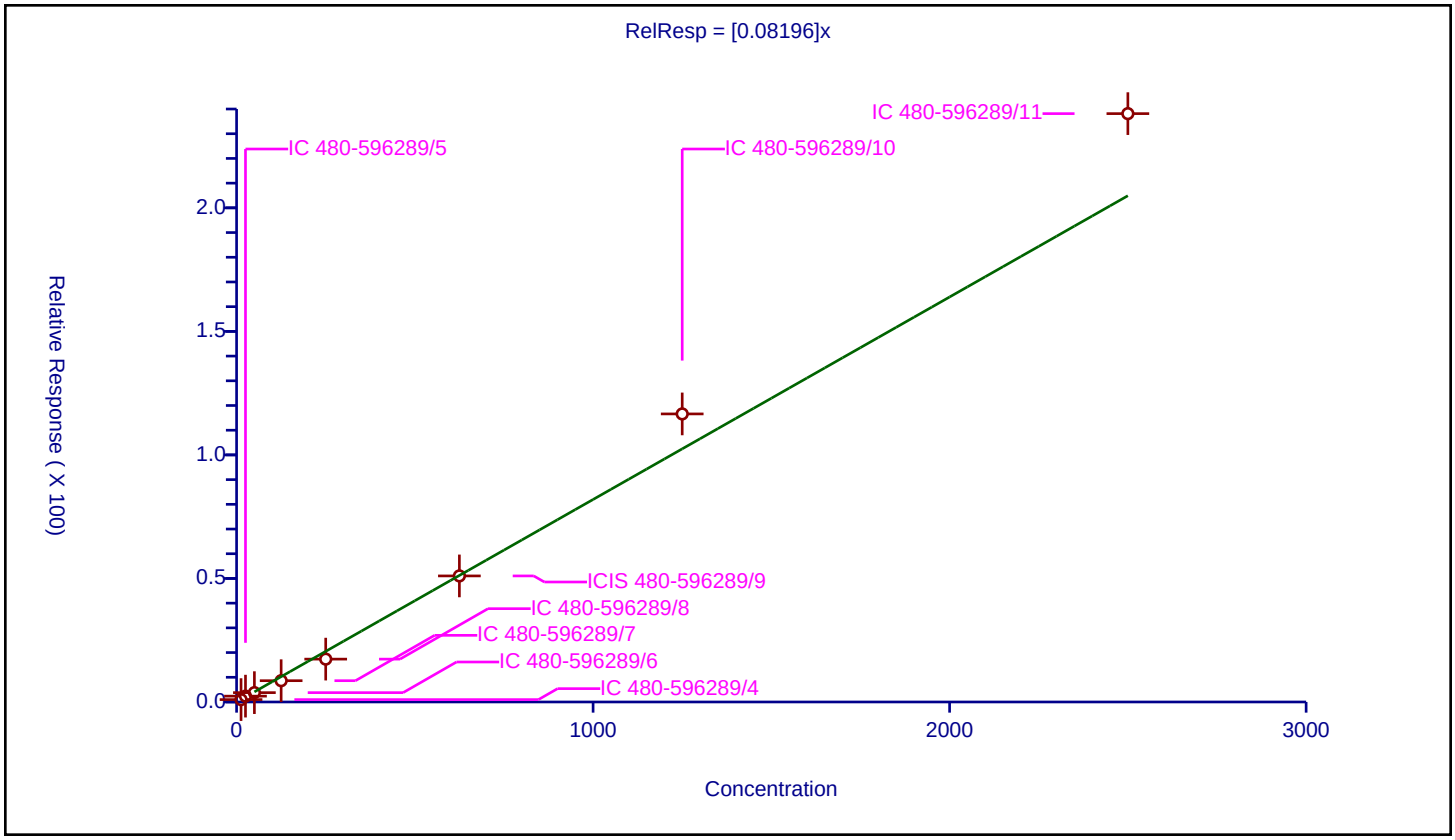

Calibration / 1,2-Dichloroethane

Curve Type:	Average
Weighting:	Conc_Sq
Origin:	Force
Dependency:	Response
Calib Mode:	ISTD
Response Base:	AREA
RF Rounding:	0

Curve Coefficients

Intercept:	0
Slope:	2.535

Error Coefficients

Standard Error:	746000
Relative Standard Error:	5.4
Correlation Coefficient:	1.000
Coefficient of Determination (Adjusted):	0.996

ID	Level	Concentration	Rel. Resp.	IS Amount	IS Response	RRF	Used
1	IC 480-596289/4	0.5	1.382611	25.0	166804.0	2.765221	Y
2	IC 480-596289/5	1.0	2.619676	25.0	159409.0	2.619676	Y
3	IC 480-596289/6	2.0	5.33571	25.0	151634.0	2.667855	Y
4	IC 480-596289/7	5.0	12.281763	25.0	159574.0	2.456353	Y
5	IC 480-596289/8	10.0	23.646537	25.0	168309.0	2.364654	Y
6	ICIS 480-596289/9	25.0	60.580916	25.0	171221.0	2.423237	Y
7	IC 480-596289/10	50.0	123.910621	25.0	174549.0	2.478212	Y
8	IC 480-596289/11	100.0	250.660402	25.0	171070.0	2.506604	Y

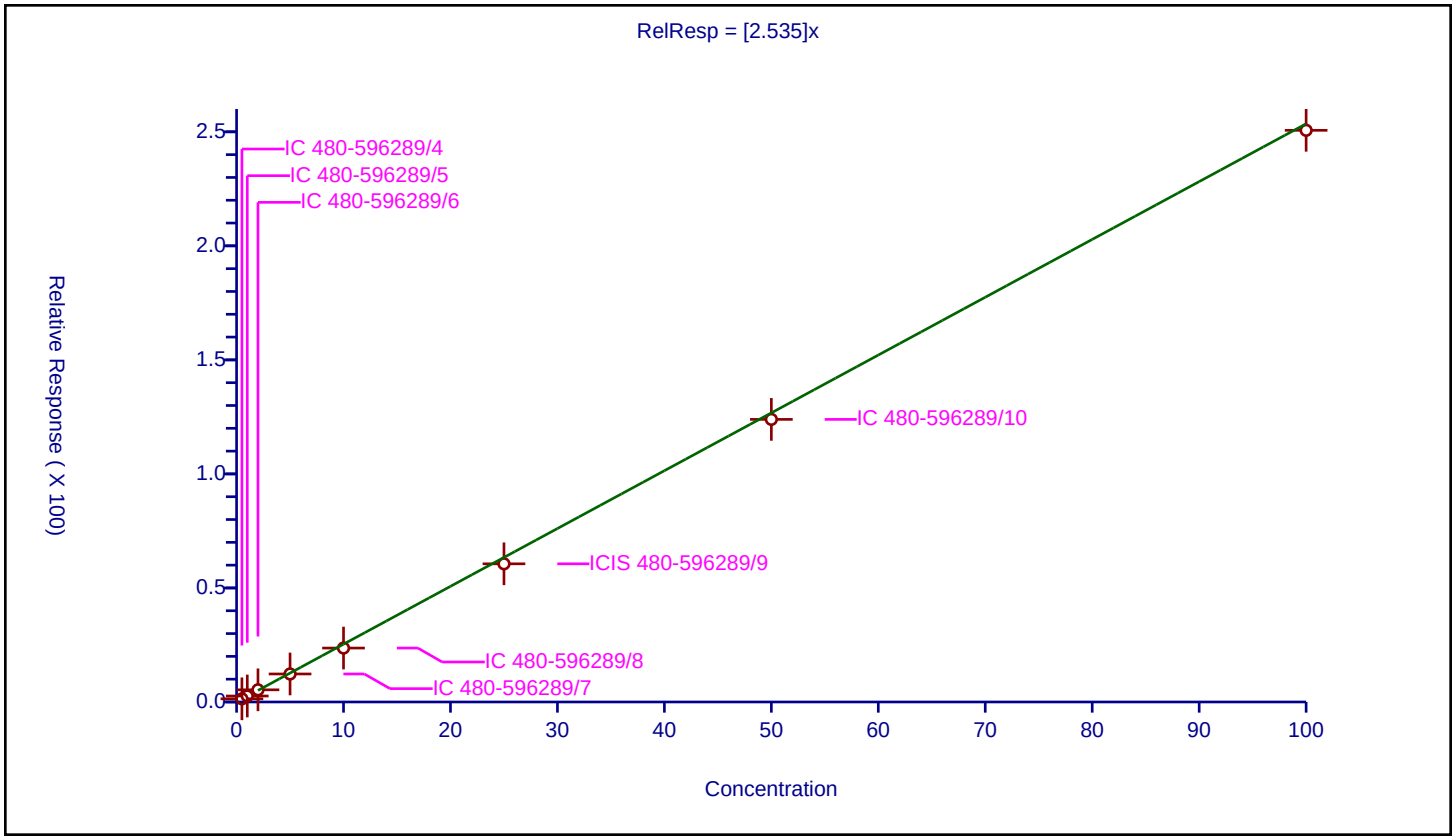

Calibration / n-Heptane

Curve Type:	Average
Weighting:	Conc_Sq
Origin:	Force
Dependency:	Response
Calib Mode:	ISTD
Response Base:	AREA
RF Rounding:	0

Curve Coefficients

Intercept:	0
Slope:	2.95

Error Coefficients

Standard Error:	878000
Relative Standard Error:	11.5
Correlation Coefficient:	0.999
Coefficient of Determination (Adjusted):	0.981

ID	Level	Concentration	Rel. Resp.	IS Amount	IS Response	RRF	Used
1	IC 480-596289/4	0.5	1.758801	25.0	166804.0	3.517601	Y
2	IC 480-596289/5	1.0	2.417837	25.0	159409.0	2.417837	Y
3	IC 480-596289/6	2.0	5.757284	25.0	151634.0	2.878642	Y
4	IC 480-596289/7	5.0	15.486702	25.0	159574.0	3.09734	Y
5	IC 480-596289/8	10.0	26.173585	25.0	168309.0	2.617359	Y
6	ICIS 480-596289/9	25.0	79.993254	25.0	171221.0	3.19973	Y
7	IC 480-596289/10	50.0	147.805058	25.0	174549.0	2.956101	Y
8	IC 480-596289/11	100.0	291.90536	25.0	171070.0	2.919054	Y

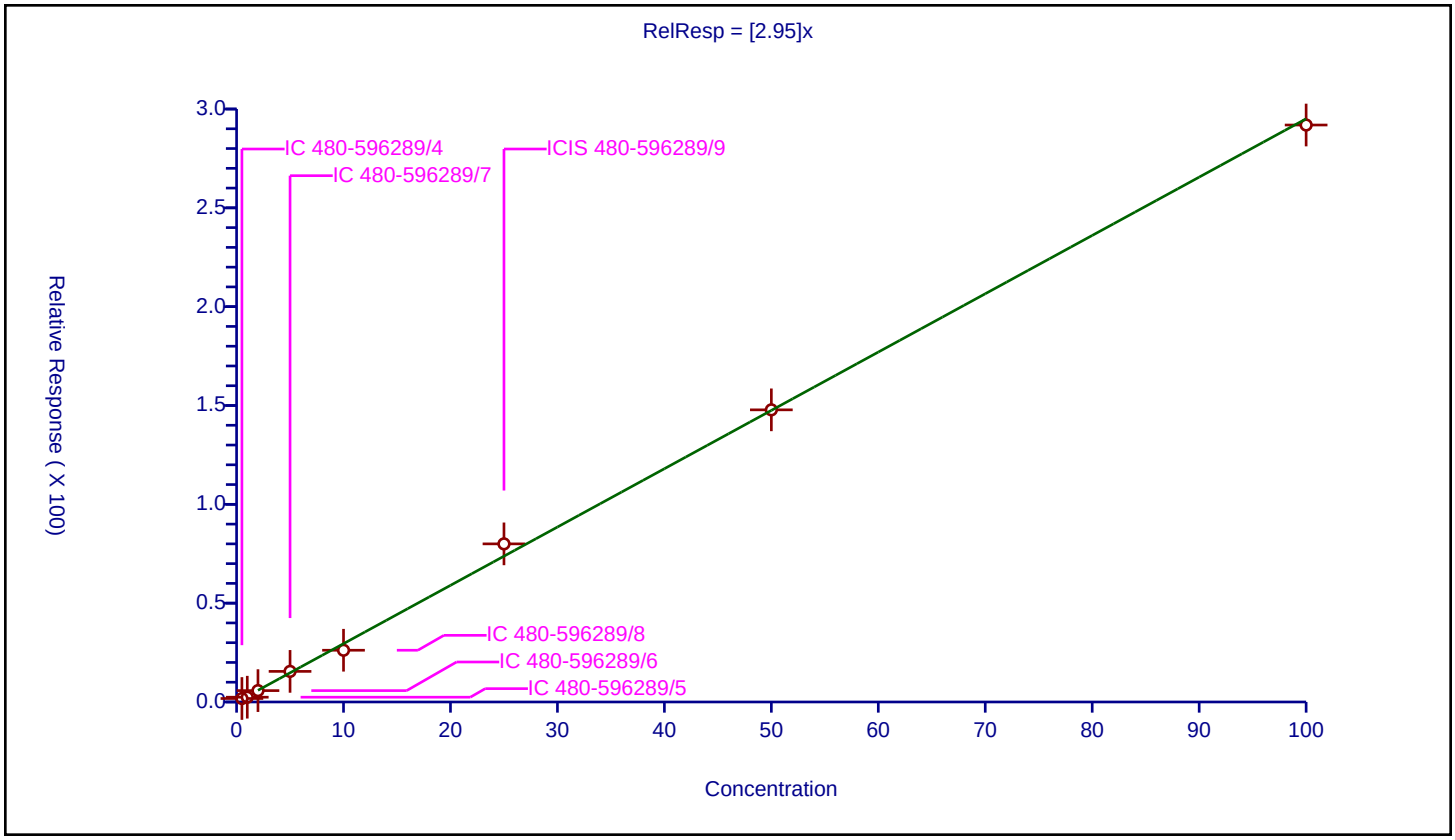

Calibration / Trichloroethene

Curve Type:	Average
Weighting:	Conc_Sq
Origin:	Force
Dependency:	Response
Calib Mode:	ISTD
Response Base:	AREA
RF Rounding:	0

Curve Coefficients

Intercept:	0
Slope:	1.599

Error Coefficients

Standard Error:	487000
Relative Standard Error:	4.9
Correlation Coefficient:	1.000
Coefficient of Determination (Adjusted):	0.997

ID	Level	Concentration	Rel. Resp.	IS Amount	IS Response	RRF	Used
1	IC 480-596289/4	0.5	0.756577	25.0	166804.0	1.513153	Y
2	IC 480-596289/5	1.0	1.506188	25.0	159409.0	1.506188	Y
3	IC 480-596289/6	2.0	3.223881	25.0	151634.0	1.611941	Y
4	IC 480-596289/7	5.0	8.571728	25.0	159574.0	1.714346	Y
5	IC 480-596289/8	10.0	15.141496	25.0	168309.0	1.51415	Y
6	ICIS 480-596289/9	25.0	41.508343	25.0	171221.0	1.660334	Y
7	IC 480-596289/10	50.0	82.171195	25.0	174549.0	1.643424	Y
8	IC 480-596289/11	100.0	162.564447	25.0	171070.0	1.625644	Y

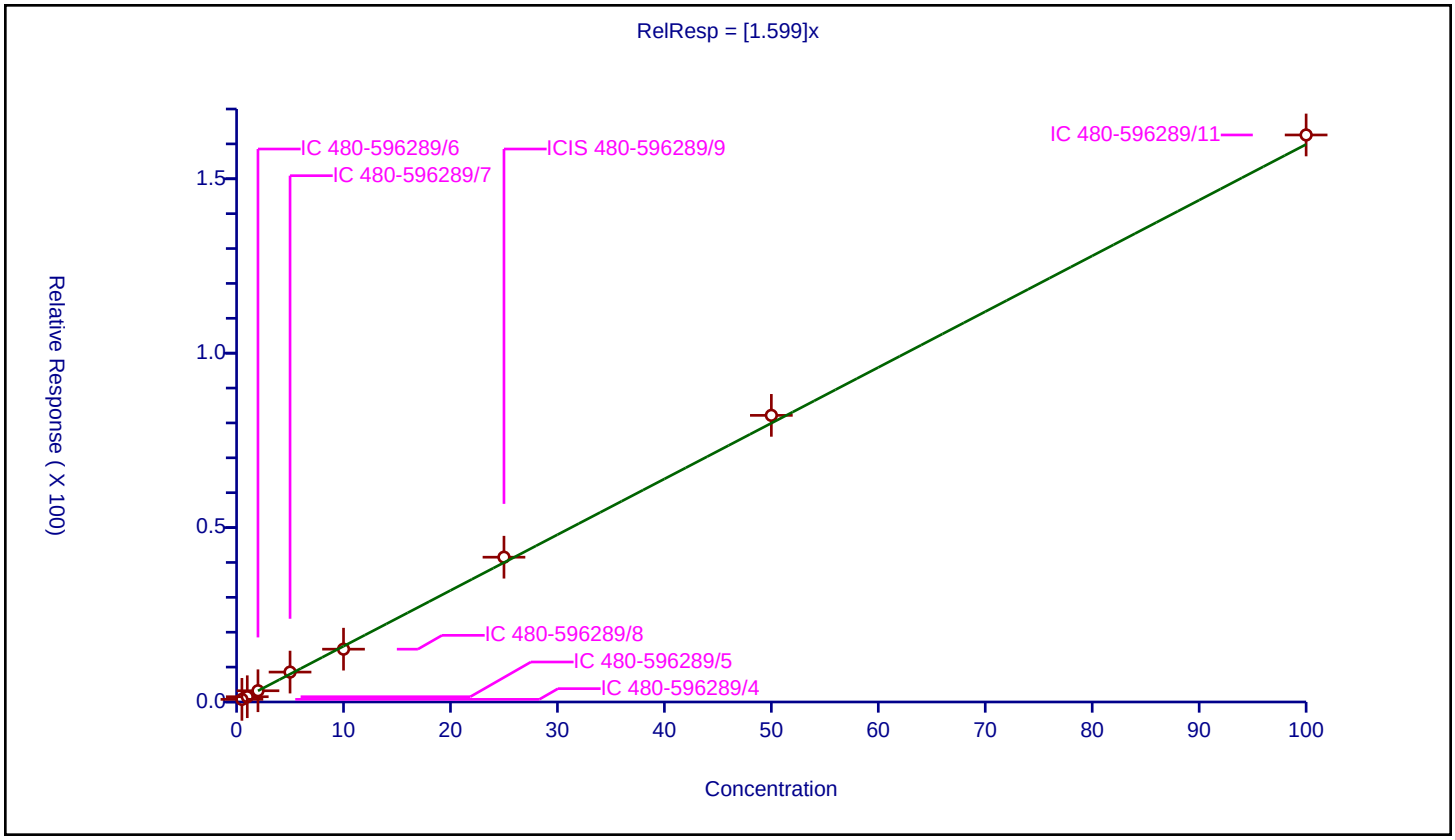

Calibration / Methylcyclohexane

Curve Type:	Average
Weighting:	Conc_Sq
Origin:	Force
Dependency:	Response
Calib Mode:	ISTD
Response Base:	AREA
RF Rounding:	0

Curve Coefficients

Intercept:	0
Slope:	2.919

Error Coefficients

Standard Error:	873000
Relative Standard Error:	9.9
Correlation Coefficient:	0.999
Coefficient of Determination (Adjusted):	0.988

ID	Level	Concentration	Rel. Resp.	IS Amount	IS Response	RRF	Used
1	IC 480-596289/4	0.5	1.29808	25.0	166804.0	2.596161	Y
2	IC 480-596289/5	1.0	2.46912	25.0	159409.0	2.46912	Y
3	IC 480-596289/6	2.0	6.135992	25.0	151634.0	3.067996	Y
4	IC 480-596289/7	5.0	16.797379	25.0	159574.0	3.359476	Y
5	IC 480-596289/8	10.0	28.411731	25.0	168309.0	2.841173	Y
6	ICIS 480-596289/9	25.0	78.813346	25.0	171221.0	3.152534	Y
7	IC 480-596289/10	50.0	148.443847	25.0	174549.0	2.968877	Y
8	IC 480-596289/11	100.0	289.317385	25.0	171070.0	2.893174	Y

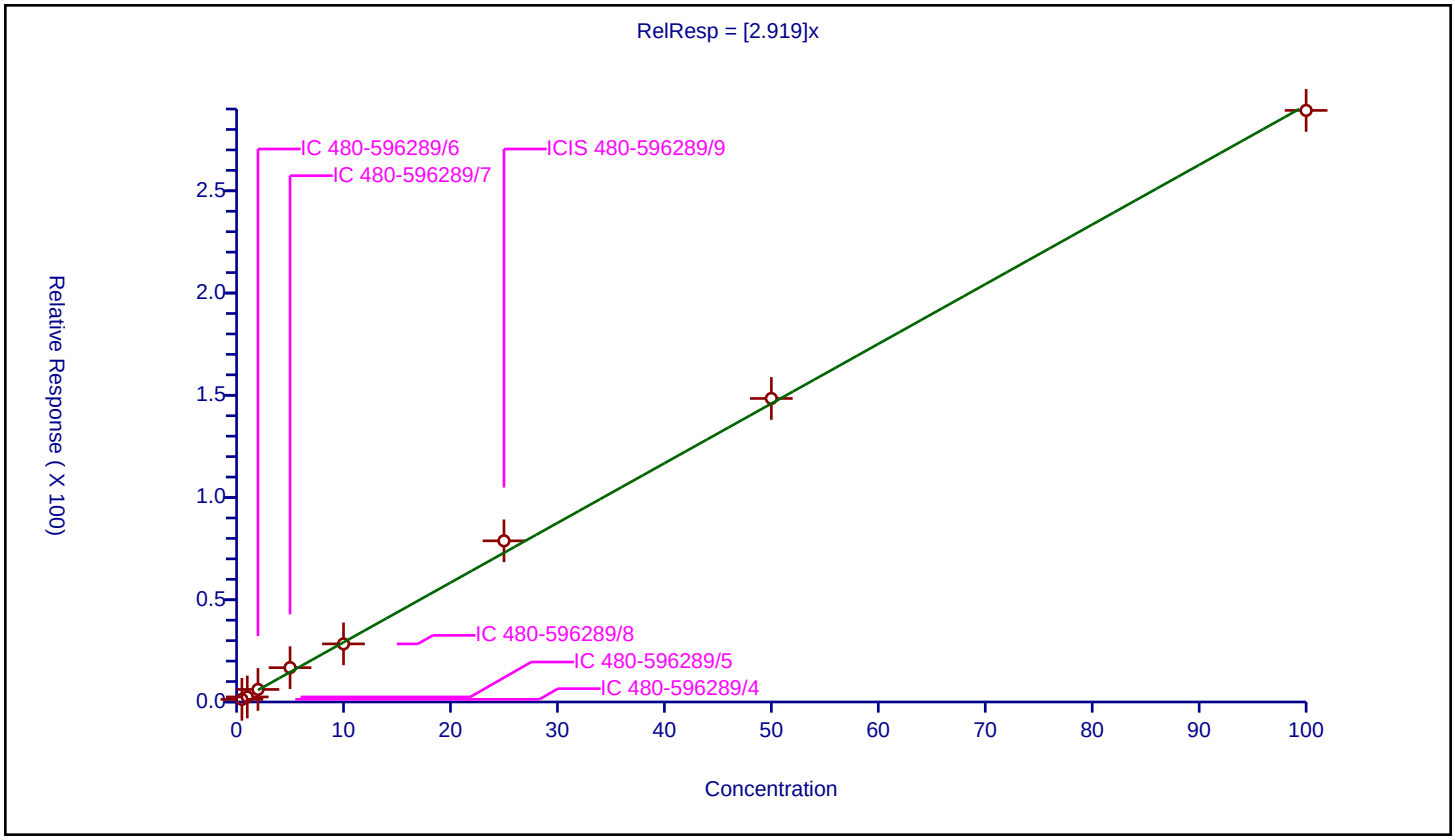

Calibration / 1,2-Dichloropropane

Curve Type:	Average
Weighting:	Conc_Sq
Origin:	Force
Dependency:	Response
Calib Mode:	ISTD
Response Base:	AREA
RF Rounding:	0

Curve Coefficients

Intercept:	0
Slope:	1.698

Error Coefficients

Standard Error:	514000
Relative Standard Error:	6.0
Correlation Coefficient:	1.000
Coefficient of Determination (Adjusted):	0.995

ID	Level	Concentration	Rel. Resp.	IS Amount	IS Response	RRF	Used
1	IC 480-596289/4	0.5	0.796594	25.0	166804.0	1.593187	Y
2	IC 480-596289/5	1.0	1.845881	25.0	159409.0	1.845881	Y
3	IC 480-596289/6	2.0	3.672824	25.0	151634.0	1.836412	Y
4	IC 480-596289/7	5.0	8.252284	25.0	159574.0	1.650457	Y
5	IC 480-596289/8	10.0	15.720639	25.0	168309.0	1.572064	Y
6	ICIS 480-596289/9	25.0	41.51579	25.0	171221.0	1.660632	Y
7	IC 480-596289/10	50.0	84.854683	25.0	174549.0	1.697094	Y
8	IC 480-596289/11	100.0	173.15821	25.0	171070.0	1.731582	Y

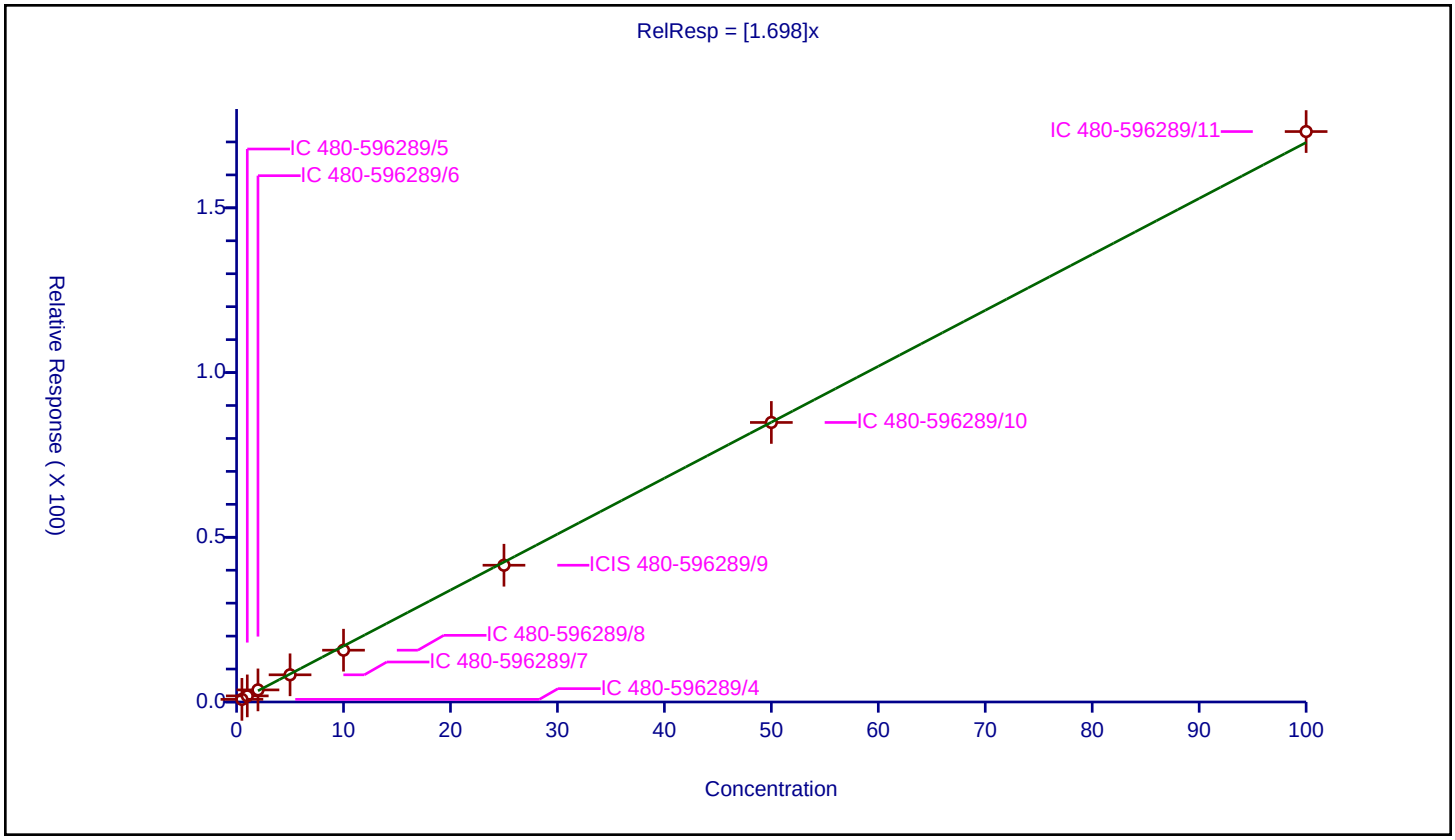

Calibration / Dibromomethane

Curve Type:	Average
Weighting:	Conc_Sq
Origin:	Force
Dependency:	Response
Calib Mode:	ISTD
Response Base:	AREA
RF Rounding:	0

Curve Coefficients

Intercept:	0
Slope:	1.057

Error Coefficients

Standard Error:	311000
Relative Standard Error:	5.9
Correlation Coefficient:	1.000
Coefficient of Determination (Adjusted):	0.995

ID	Level	Concentration	Rel. Resp.	IS Amount	IS Response	RRF	Used
1	IC 480-596289/4	0.5	0.560238	25.0	166804.0	1.120477	Y
2	IC 480-596289/5	1.0	1.142501	25.0	159409.0	1.142501	Y
3	IC 480-596289/6	2.0	2.219819	25.0	151634.0	1.109909	Y
4	IC 480-596289/7	5.0	5.149178	25.0	159574.0	1.029836	Y
5	IC 480-596289/8	10.0	9.549846	25.0	168309.0	0.954985	Y
6	ICIS 480-596289/9	25.0	25.697636	25.0	171221.0	1.027905	Y
7	IC 480-596289/10	50.0	50.967207	25.0	174549.0	1.019344	Y
8	IC 480-596289/11	100.0	104.831209	25.0	171070.0	1.048312	Y

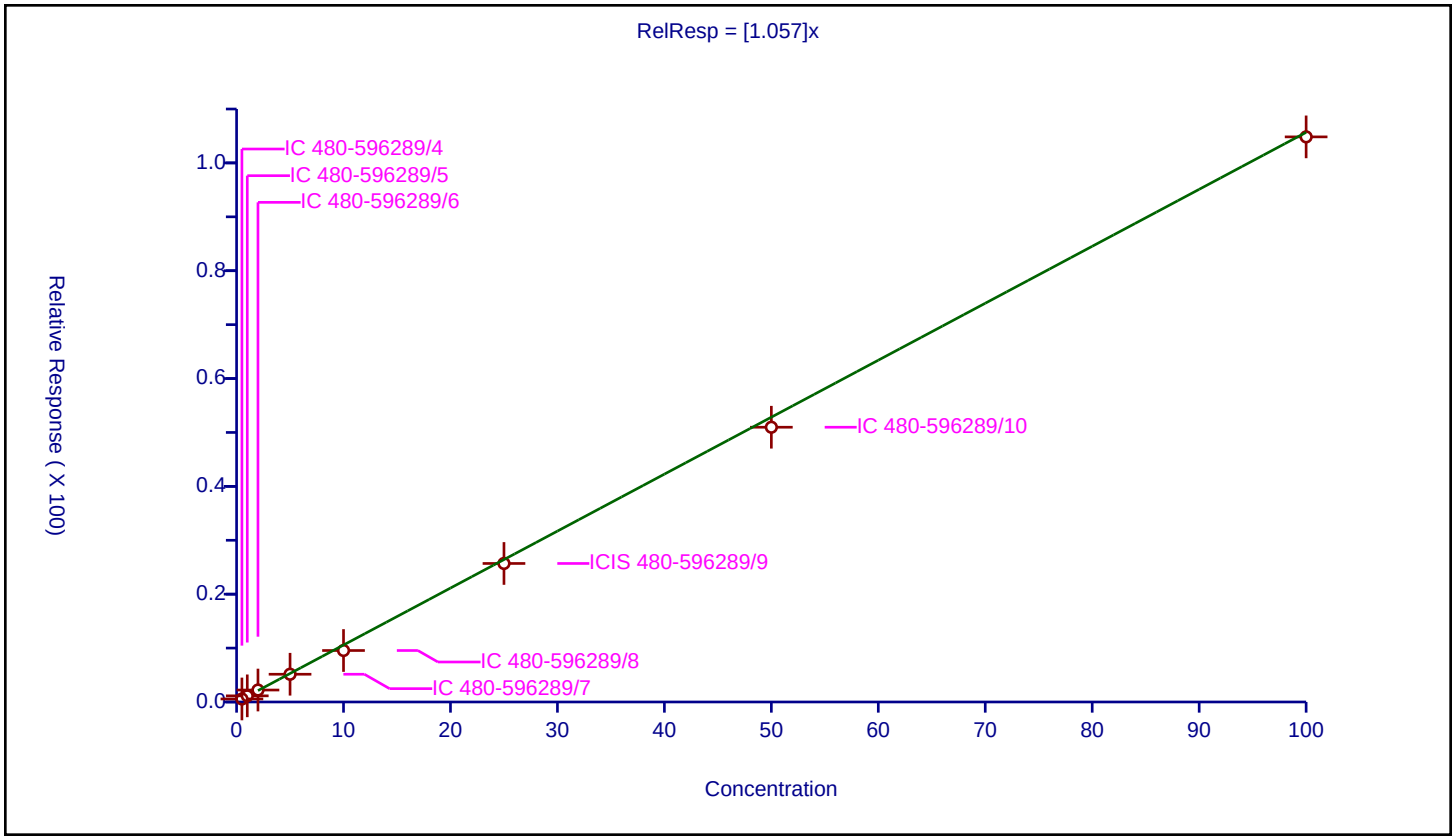

Calibration / 1,4-Dioxane

Curve Type:	Linear
Weighting:	Conc
Origin:	None
Dependency:	Response
Calib Mode:	ISTD
Response Base:	AREA
RF Rounding:	0

Curve Coefficients

Intercept:	-0.0815
Slope:	0.01115

Error Coefficients

Standard Error:	162000
Relative Standard Error:	7.1
Correlation Coefficient:	1.000
Coefficient of Determination (Adjusted):	0.999

ID	Level	Concentration	Rel. Resp.	IS Amount	IS Response	RRF	Used
1	IC 480-596289/4	10.0	0.034711	25.0	352919.0	0.003471	N
2	IC 480-596289/5	20.0	0.114615	25.0	339179.0	0.005731	Y
3	IC 480-596289/6	40.0	0.368587	25.0	318378.0	0.009215	Y
4	IC 480-596289/7	100.0	1.085978	25.0	323303.0	0.01086	Y
5	IC 480-596289/8	200.0	2.349953	25.0	338411.0	0.01175	Y
6	ICIS 480-596289/9	500.0	5.428646	25.0	348761.0	0.010857	Y
7	IC 480-596289/10	1000.0	10.884811	25.0	359749.0	0.010885	Y
8	IC 480-596289/11	2000.0	22.22499	25.0	355314.0	0.011112	Y

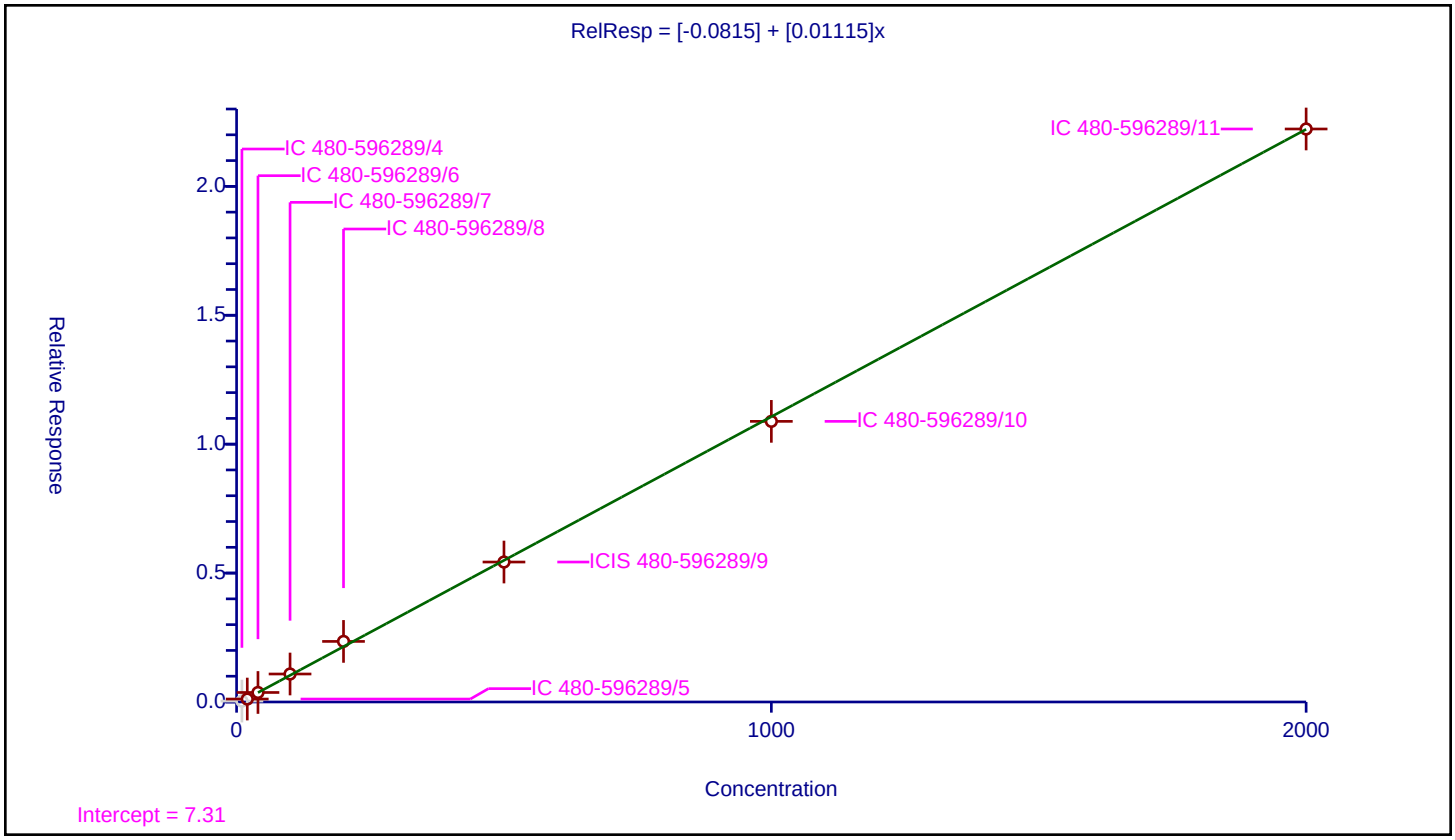

Calibration / Dichlorobromomethane

Curve Type:	Average
Weighting:	Conc_Sq
Origin:	Force
Dependency:	Response
Calib Mode:	ISTD
Response Base:	AREA
RF Rounding:	0

Curve Coefficients

Intercept:	0
Slope:	1.951

Error Coefficients

Standard Error:	640000
Relative Standard Error:	7.2
Correlation Coefficient:	1.000
Coefficient of Determination (Adjusted):	0.993

ID	Level	Concentration	Rel. Resp.	IS Amount	IS Response	RRF	Used
1	IC 480-596289/4	0.5	0.905254	25.0	166804.0	1.810508	Y
2	IC 480-596289/5	1.0	1.94437	25.0	159409.0	1.94437	Y
3	IC 480-596289/6	2.0	3.624022	25.0	151634.0	1.812011	Y
4	IC 480-596289/7	5.0	9.794359	25.0	159574.0	1.958872	Y
5	IC 480-596289/8	10.0	17.947495	25.0	168309.0	1.79475	Y
6	ICIS 480-596289/9	25.0	50.36999	25.0	171221.0	2.0148	Y
7	IC 480-596289/10	50.0	105.48442	25.0	174549.0	2.109688	Y
8	IC 480-596289/11	100.0	216.012597	25.0	171070.0	2.160126	Y

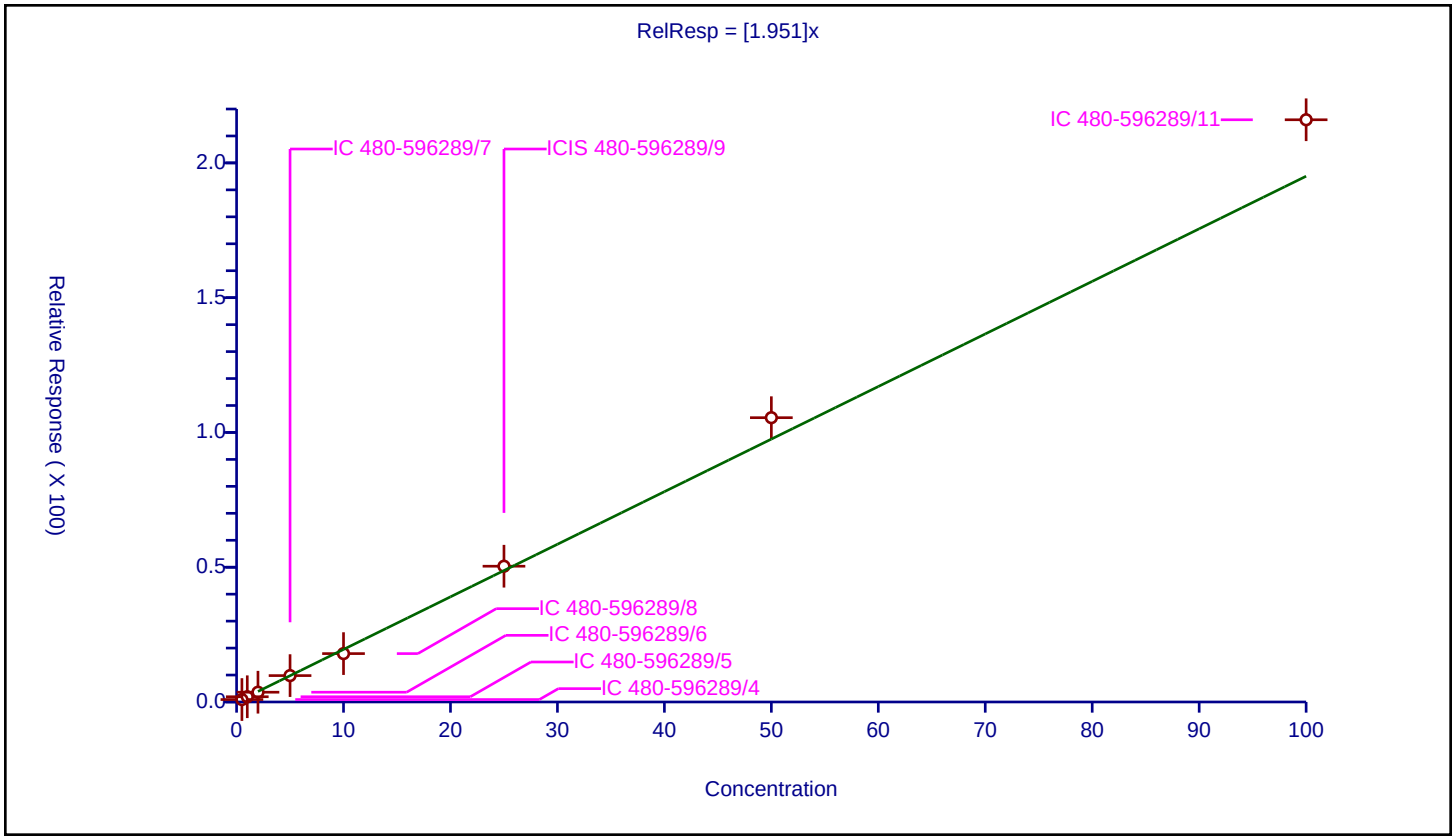

Calibration / 2-Chloroethyl vinyl ether

Curve Type:	Average
Weighting:	Conc_Sq
Origin:	Force
Dependency:	Response
Calib Mode:	ISTD
Response Base:	AREA
RF Rounding:	0

Curve Coefficients

Intercept:	0
Slope:	1.175

Error Coefficients

Standard Error:	379000
Relative Standard Error:	7.4
Correlation Coefficient:	0.999
Coefficient of Determination (Adjusted):	0.993

ID	Level	Concentration	Rel. Resp.	IS Amount	IS Response	RRF	Used
1	IC 480-596289/4	0.5	0.552894	25.0	166804.0	1.105789	Y
2	IC 480-596289/5	1.0	1.195353	25.0	159409.0	1.195353	Y
3	IC 480-596289/6	2.0	2.200694	25.0	151634.0	1.100347	Y
4	IC 480-596289/7	5.0	5.786814	25.0	159574.0	1.157363	Y
5	IC 480-596289/8	10.0	10.522907	25.0	168309.0	1.052291	Y
6	ICIS 480-596289/9	25.0	30.67775	25.0	171221.0	1.22711	Y
7	IC 480-596289/10	50.0	65.012117	25.0	174549.0	1.300242	Y
8	IC 480-596289/11	100.0	126.530514	25.0	171070.0	1.265305	Y

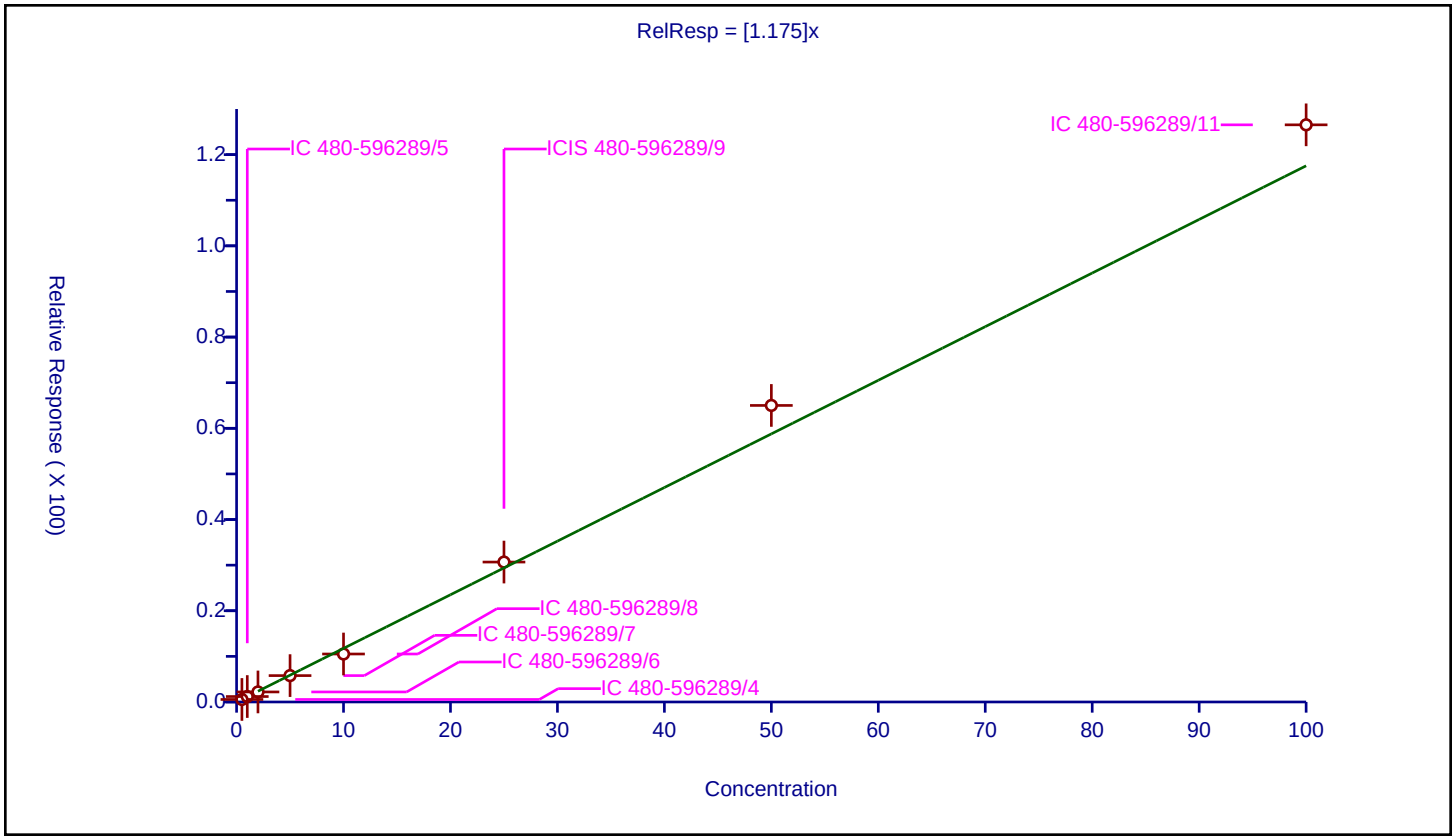

Calibration / cis-1,3-Dichloropropene

Curve Type:	Average
Weighting:	Conc_Sq
Origin:	Force
Dependency:	Response
Calib Mode:	ISTD
Response Base:	AREA
RF Rounding:	0

Curve Coefficients

Intercept:	0
Slope:	2.518

Error Coefficients

Standard Error:	831000
Relative Standard Error:	7.3
Correlation Coefficient:	0.999
Coefficient of Determination (Adjusted):	0.993

ID	Level	Concentration	Rel. Resp.	IS Amount	IS Response	RRF	Used
1	IC 480-596289/4	0.5	1.227788	25.0	166804.0	2.455577	Y
2	IC 480-596289/5	1.0	2.358399	25.0	159409.0	2.358399	Y
3	IC 480-596289/6	2.0	4.86962	25.0	151634.0	2.43481	Y
4	IC 480-596289/7	5.0	11.787635	25.0	159574.0	2.357527	Y
5	IC 480-596289/8	10.0	23.597372	25.0	168309.0	2.359737	Y
6	ICIS 480-596289/9	25.0	65.075984	25.0	171221.0	2.603039	Y
7	IC 480-596289/10	50.0	138.889939	25.0	174549.0	2.777799	Y
8	IC 480-596289/11	100.0	279.571374	25.0	171070.0	2.795714	Y

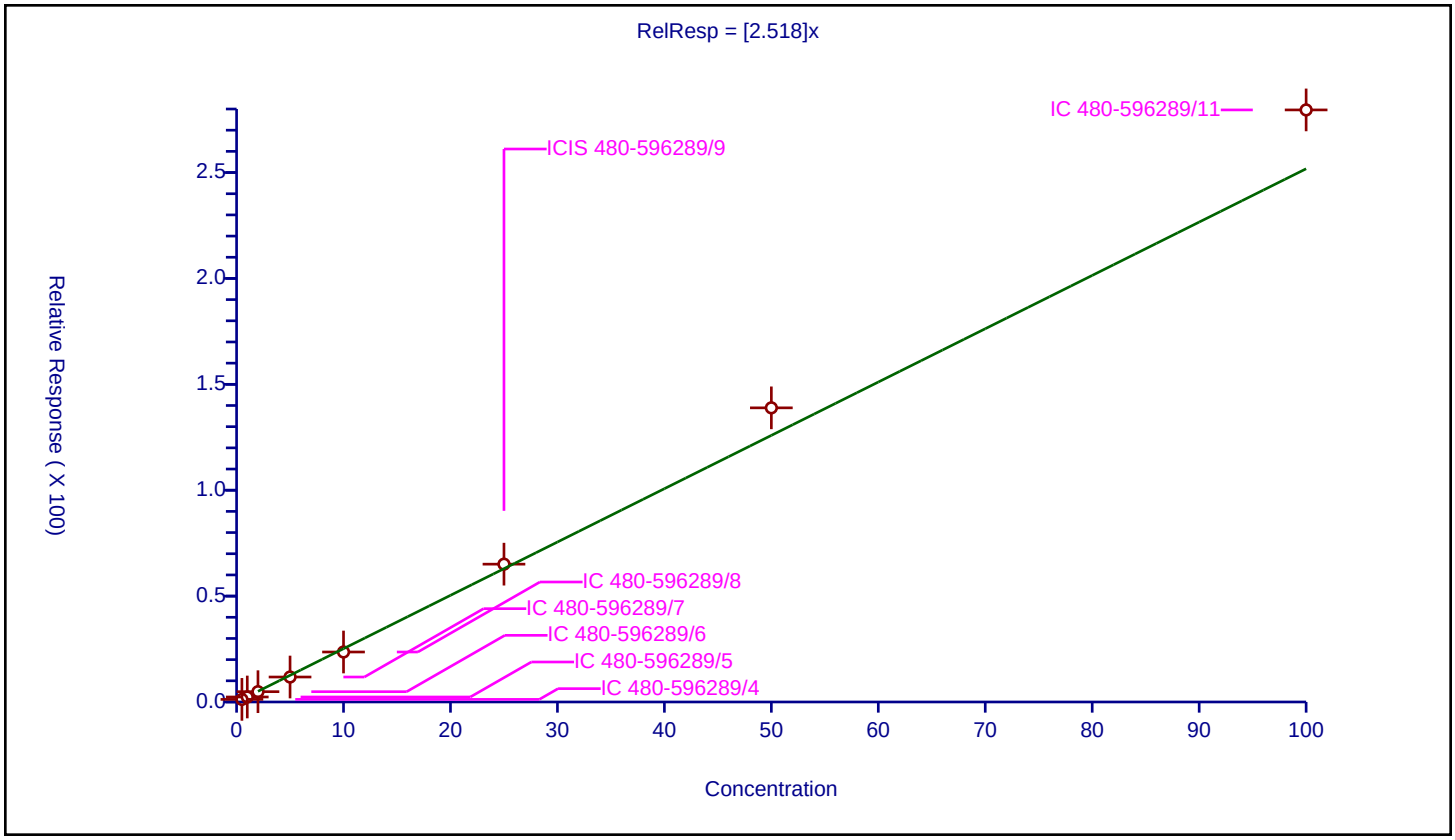

Calibration / 4-Methyl-2-pentanone (MIBK)

Curve Type:	Average
Weighting:	Conc_Sq
Origin:	Force
Dependency:	Response
Calib Mode:	ISTD
Response Base:	AREA
RF Rounding:	0

Curve Coefficients

Intercept:	0
Slope:	1.264

Error Coefficients

Standard Error:	3970000
Relative Standard Error:	5.3
Correlation Coefficient:	1.000
Coefficient of Determination (Adjusted):	0.996

ID	Level	Concentration	Rel. Resp.	IS Amount	IS Response	RRF	Used
1	IC 480-596289/4	2.5	3.481394	25.0	352919.0	1.392557	Y
2	IC 480-596289/5	5.0	6.364117	25.0	339179.0	1.272823	Y
3	IC 480-596289/6	10.0	12.581507	25.0	318378.0	1.258151	Y
4	IC 480-596289/7	25.0	30.364472	25.0	323303.0	1.214579	Y
5	IC 480-596289/8	50.0	57.931184	25.0	338411.0	1.158624	Y
6	ICIS 480-596289/9	125.0	156.588323	25.0	348761.0	1.252707	Y
7	IC 480-596289/10	250.0	317.507484	25.0	359749.0	1.27003	Y
8	IC 480-596289/11	500.0	644.951367	25.0	355314.0	1.289903	Y

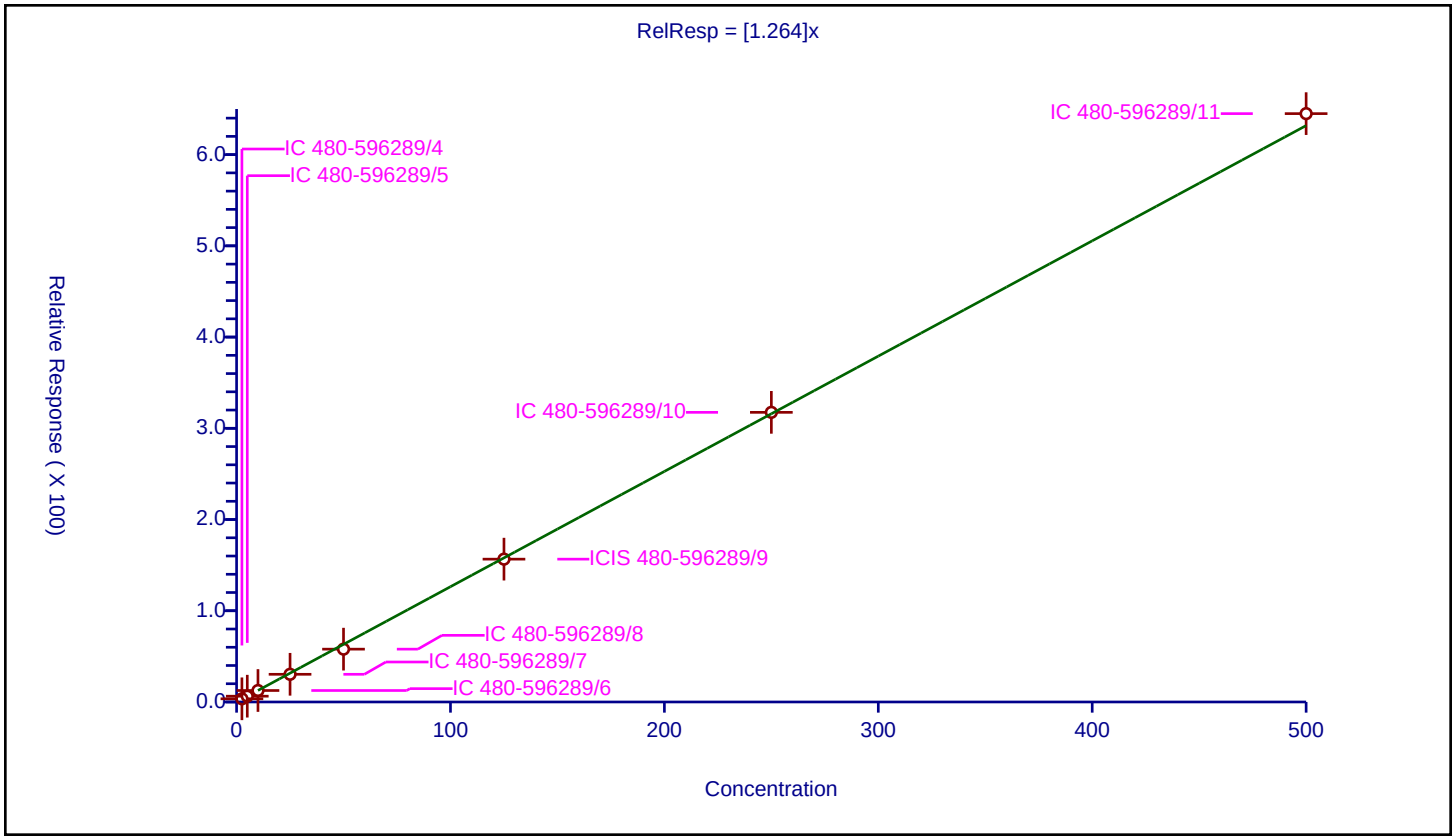

Calibration / Toluene-d8 (Surr)

Curve Type:	Average
Weighting:	Conc_Sq
Origin:	Force
Dependency:	Response
Calib Mode:	ISTD
Response Base:	AREA
RF Rounding:	0

Curve Coefficients

Intercept:	0
Slope:	2.53

Error Coefficients

Standard Error:	926000
Relative Standard Error:	2.0
Correlation Coefficient:	0
Coefficient of Determination (Adjusted):	0

ID	Level	Concentration	Rel. Resp.	IS Amount	IS Response	RRF	Used
1	IC 480-596289/4	25.0	61.755318	25.0	352919.0	2.470213	Y
2	IC 480-596289/5	25.0	62.45935	25.0	339179.0	2.498374	Y
3	IC 480-596289/6	25.0	61.613004	25.0	318378.0	2.46452	Y
4	IC 480-596289/7	25.0	65.413327	25.0	323303.0	2.616533	Y
5	IC 480-596289/8	25.0	63.884818	25.0	338411.0	2.555393	Y
6	ICIS 480-596289/9	25.0	63.149693	25.0	348761.0	2.525988	Y
7	IC 480-596289/10	25.0	63.468349	25.0	359749.0	2.538734	Y
8	IC 480-596289/11	25.0	64.254645	25.0	355314.0	2.570186	Y

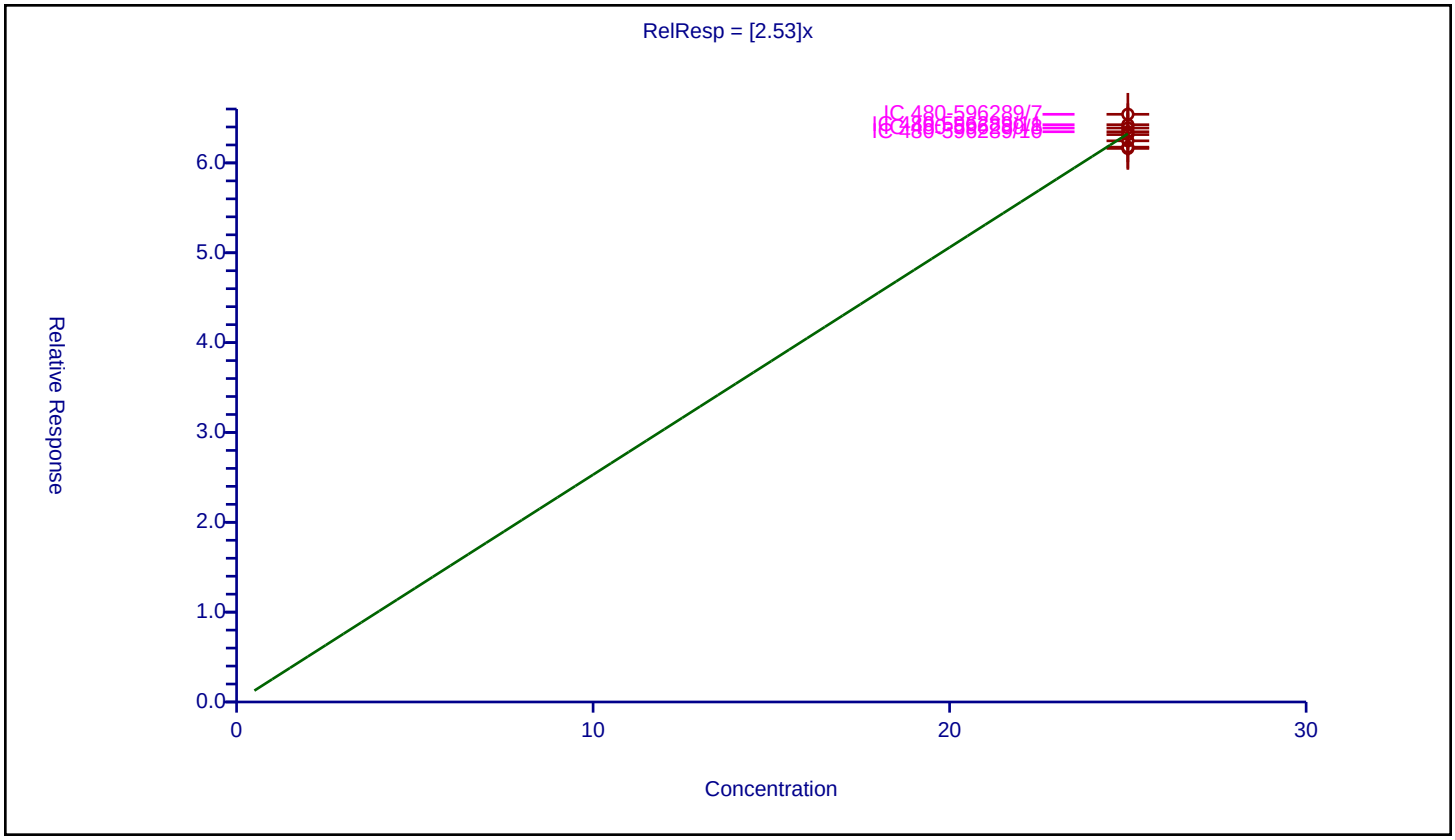

Calibration / Toluene

Curve Type:	Average
Weighting:	Conc_Sq
Origin:	Force
Dependency:	Response
Calib Mode:	ISTD
Response Base:	AREA
RF Rounding:	0

Curve Coefficients

Intercept:	0
Slope:	2.023

Error Coefficients

Standard Error:	1290000
Relative Standard Error:	4.8
Correlation Coefficient:	1.000
Coefficient of Determination (Adjusted):	0.997

ID	Level	Concentration	Rel. Resp.	IS Amount	IS Response	RRF	Used
1	IC 480-596289/4	0.5	0.939238	25.0	352919.0	1.878476	Y
2	IC 480-596289/5	1.0	2.017077	25.0	339179.0	2.017077	Y
3	IC 480-596289/6	2.0	3.809858	25.0	318378.0	1.904929	Y
4	IC 480-596289/7	5.0	10.689431	25.0	323303.0	2.137886	Y
5	IC 480-596289/8	10.0	19.72727	25.0	338411.0	1.972727	Y
6	ICIS 480-596289/9	25.0	52.110686	25.0	348761.0	2.084427	Y
7	IC 480-596289/10	50.0	105.650606	25.0	359749.0	2.113012	Y
8	IC 480-596289/11	100.0	207.732527	25.0	355314.0	2.077325	Y

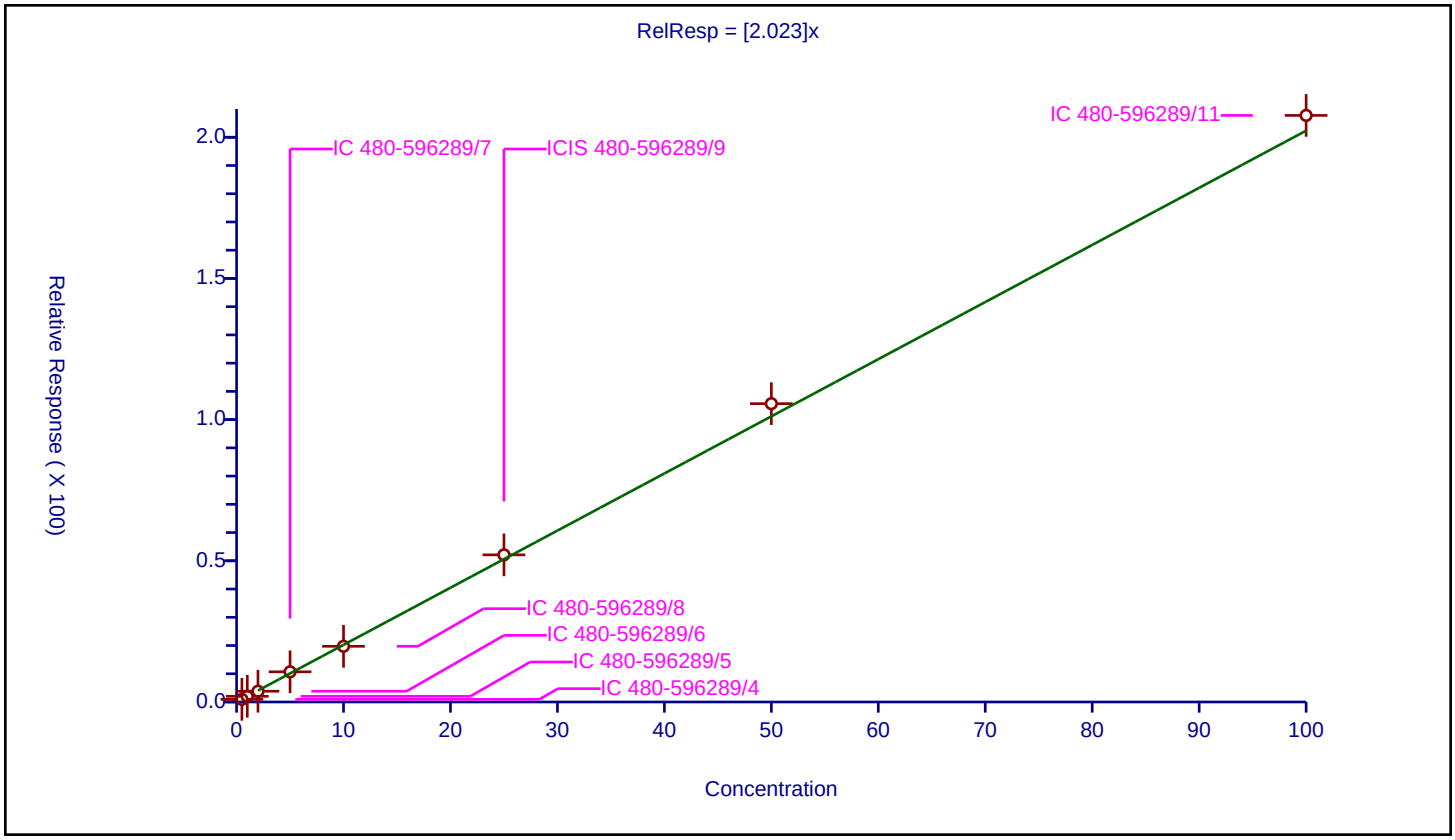

Calibration / trans-1,3-Dichloropropene

Curve Type:	Average
Weighting:	Conc_Sq
Origin:	Force
Dependency:	Response
Calib Mode:	ISTD
Response Base:	AREA
RF Rounding:	0

Curve Coefficients

Intercept:	0
Slope:	1.166

Error Coefficients

Standard Error:	787000
Relative Standard Error:	6.4
Correlation Coefficient:	1.000
Coefficient of Determination (Adjusted):	0.995

ID	Level	Concentration	Rel. Resp.	IS Amount	IS Response	RRF	Used
1	IC 480-596289/4	0.5	0.564931	25.0	352919.0	1.129863	Y
2	IC 480-596289/5	1.0	1.095439	25.0	339179.0	1.095439	Y
3	IC 480-596289/6	2.0	2.214113	25.0	318378.0	1.107057	Y
4	IC 480-596289/7	5.0	5.692261	25.0	323303.0	1.138452	Y
5	IC 480-596289/8	10.0	11.011536	25.0	338411.0	1.101154	Y
6	ICIS 480-596289/9	25.0	30.444201	25.0	348761.0	1.217768	Y
7	IC 480-596289/10	50.0	63.086416	25.0	359749.0	1.261728	Y
8	IC 480-596289/11	100.0	127.885617	25.0	355314.0	1.278856	Y

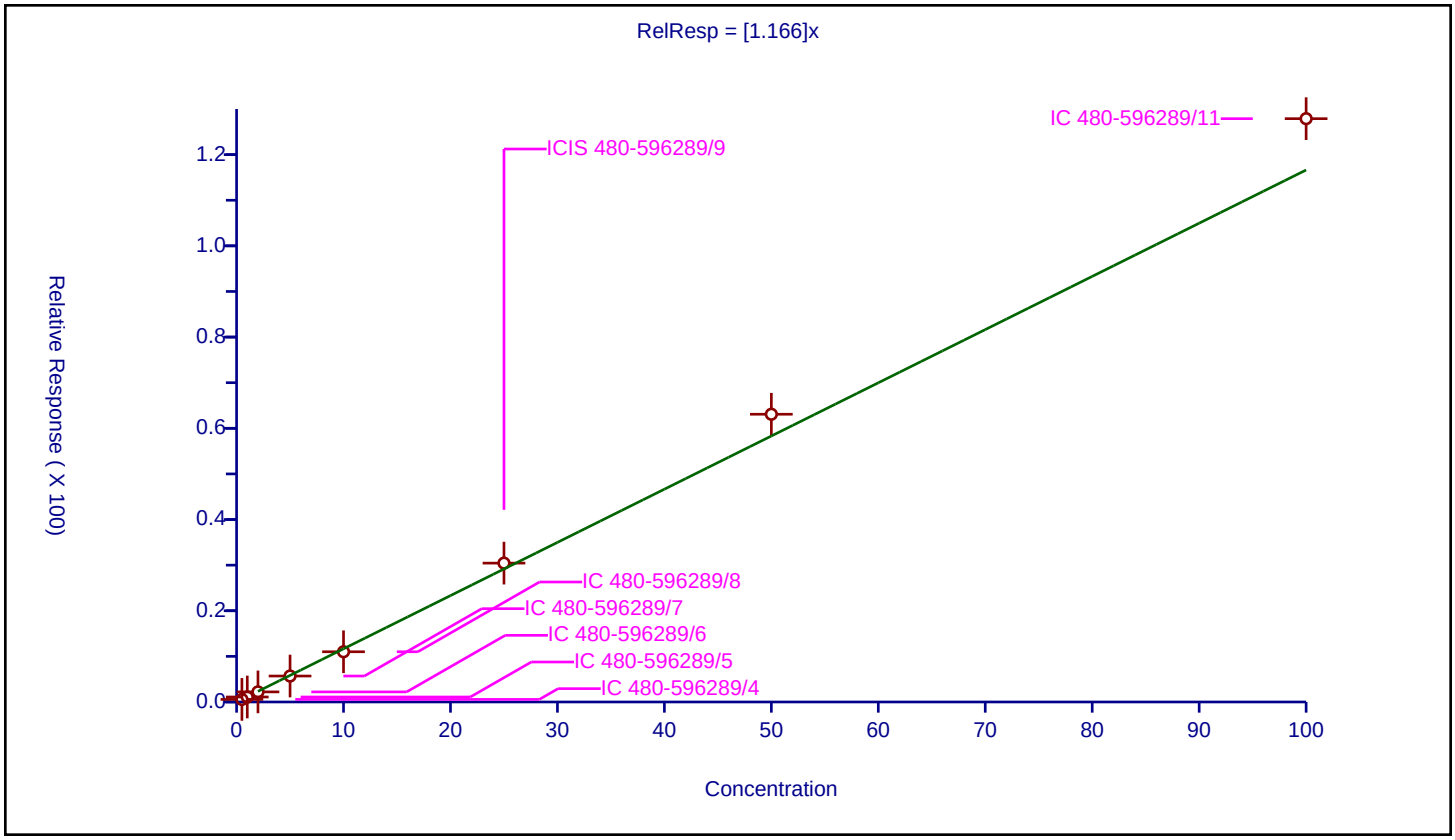

Calibration / Ethyl methacrylate

Curve Type:	Average
Weighting:	Conc_Sq
Origin:	Force
Dependency:	Response
Calib Mode:	ISTD
Response Base:	AREA
RF Rounding:	0

Curve Coefficients

Intercept:	0
Slope:	1.006

Error Coefficients

Standard Error:	734000
Relative Standard Error:	13.9
Correlation Coefficient:	0.999
Coefficient of Determination (Adjusted):	0.977

ID	Level	Concentration	Rel. Resp.	IS Amount	IS Response	RRF	Used
1	IC 480-596289/4	0.5	0.41603	25.0	352919.0	0.832061	Y
2	IC 480-596289/5	1.0	0.885963	25.0	339179.0	0.885963	Y
3	IC 480-596289/6	2.0	1.753497	25.0	318378.0	0.876749	Y
4	IC 480-596289/7	5.0	4.872906	25.0	323303.0	0.974581	Y
5	IC 480-596289/8	10.0	10.040823	25.0	338411.0	1.004082	Y
6	ICIS 480-596289/9	25.0	27.534114	25.0	348761.0	1.101365	Y
7	IC 480-596289/10	50.0	59.043875	25.0	359749.0	1.180878	Y
8	IC 480-596289/11	100.0	119.493603	25.0	355314.0	1.194936	Y

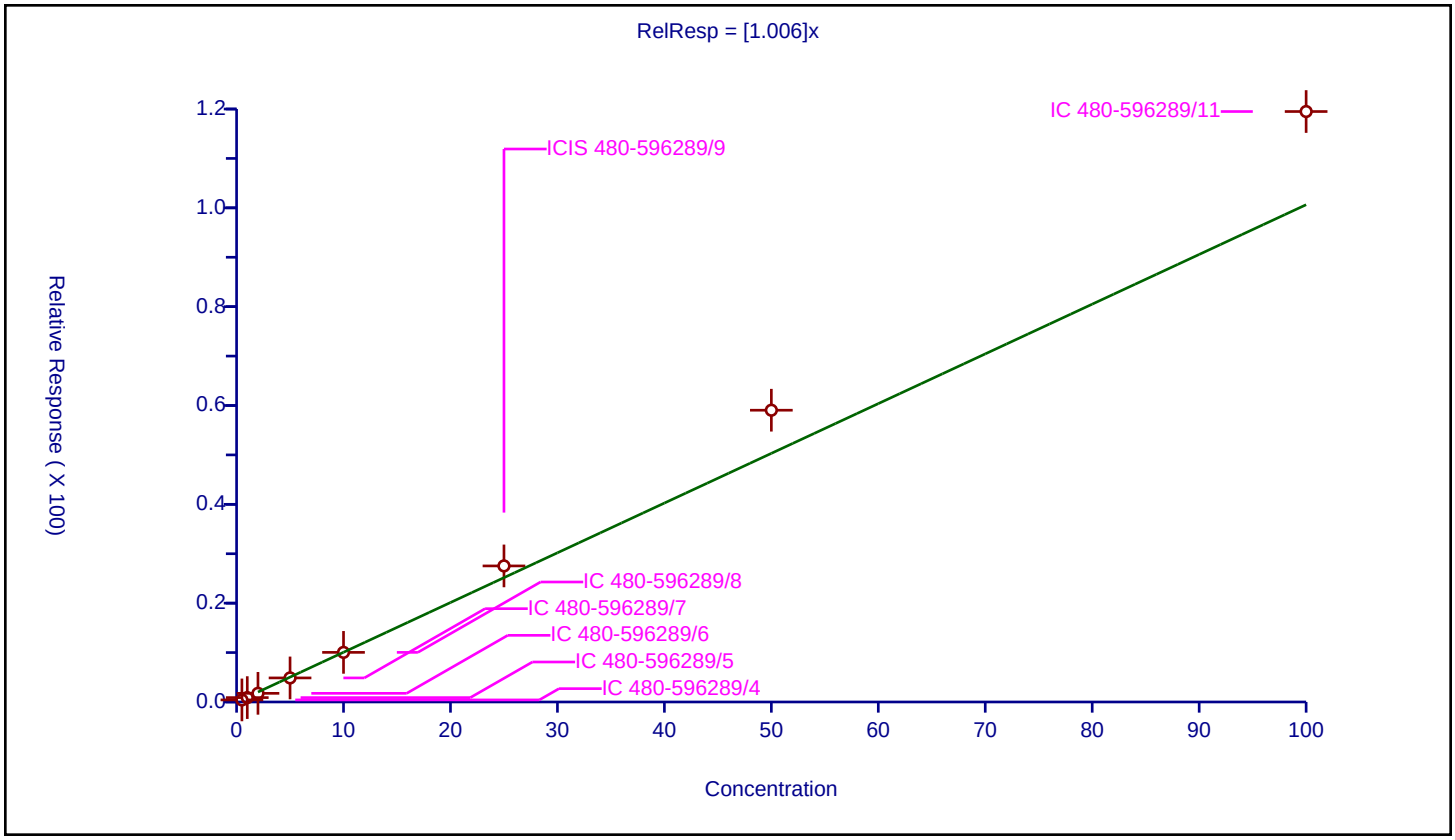

Calibration / 1,1,2-Trichloroethane

Curve Type:	Average
Weighting:	Conc_Sq
Origin:	Force
Dependency:	Response
Calib Mode:	ISTD
Response Base:	AREA
RF Rounding:	0

Curve Coefficients

Intercept:	0
Slope:	0.6255

Error Coefficients

Standard Error:	384000
Relative Standard Error:	6.1
Correlation Coefficient:	1.000
Coefficient of Determination (Adjusted):	0.995

ID	Level	Concentration	Rel. Resp.	IS Amount	IS Response	RRF	Used
1	IC 480-596289/4	0.5	0.355181	25.0	352919.0	0.710361	Y
2	IC 480-596289/5	1.0	0.625334	25.0	339179.0	0.625334	Y
3	IC 480-596289/6	2.0	1.26901	25.0	318378.0	0.634505	Y
4	IC 480-596289/7	5.0	2.988218	25.0	323303.0	0.597644	Y
5	IC 480-596289/8	10.0	5.819772	25.0	338411.0	0.581977	Y
6	ICIS 480-596289/9	25.0	15.335359	25.0	348761.0	0.613414	Y
7	IC 480-596289/10	50.0	31.023088	25.0	359749.0	0.620462	Y
8	IC 480-596289/11	100.0	62.037451	25.0	355314.0	0.620375	Y

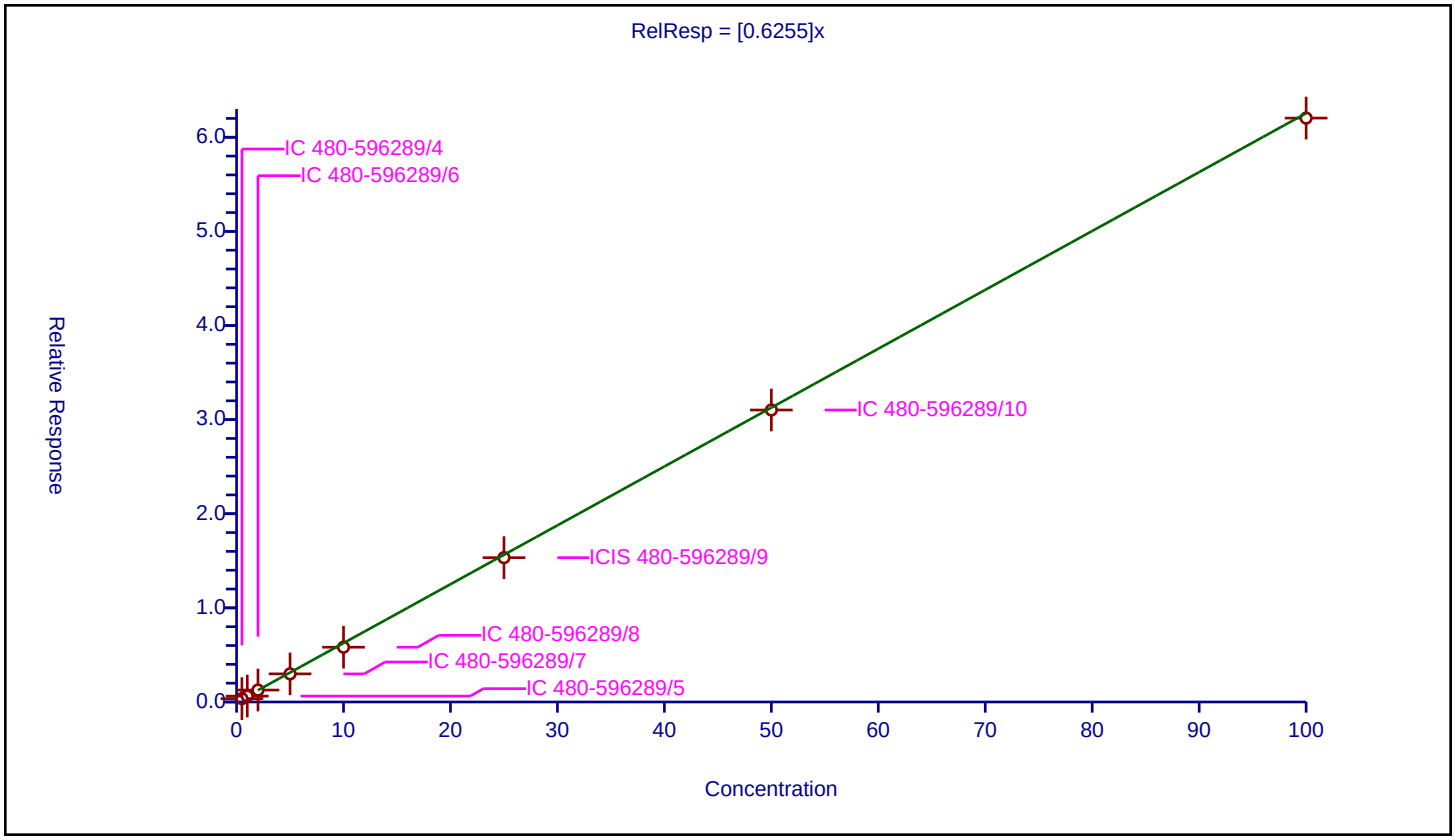

Calibration / Tetrachloroethene

Curve Type:	Average
Weighting:	Conc_Sq
Origin:	Force
Dependency:	Response
Calib Mode:	ISTD
Response Base:	AREA
RF Rounding:	0

Curve Coefficients

Intercept:	0
Slope:	0.8789

Error Coefficients

Standard Error:	554000
Relative Standard Error:	6.6
Correlation Coefficient:	0.999
Coefficient of Determination (Adjusted):	0.994

ID	Level	Concentration	Rel. Resp.	IS Amount	IS Response	RRF	Used
1	IC 480-596289/4	0.5	0.444436	25.0	352919.0	0.888873	Y
2	IC 480-596289/5	1.0	0.759923	25.0	339179.0	0.759923	Y
3	IC 480-596289/6	2.0	1.698924	25.0	318378.0	0.849462	Y
4	IC 480-596289/7	5.0	4.675413	25.0	323303.0	0.935083	Y
5	IC 480-596289/8	10.0	8.571161	25.0	338411.0	0.857116	Y
6	ICIS 480-596289/9	25.0	23.436107	25.0	348761.0	0.937444	Y
7	IC 480-596289/10	50.0	45.86684	25.0	359749.0	0.917337	Y
8	IC 480-596289/11	100.0	88.59558	25.0	355314.0	0.885956	Y

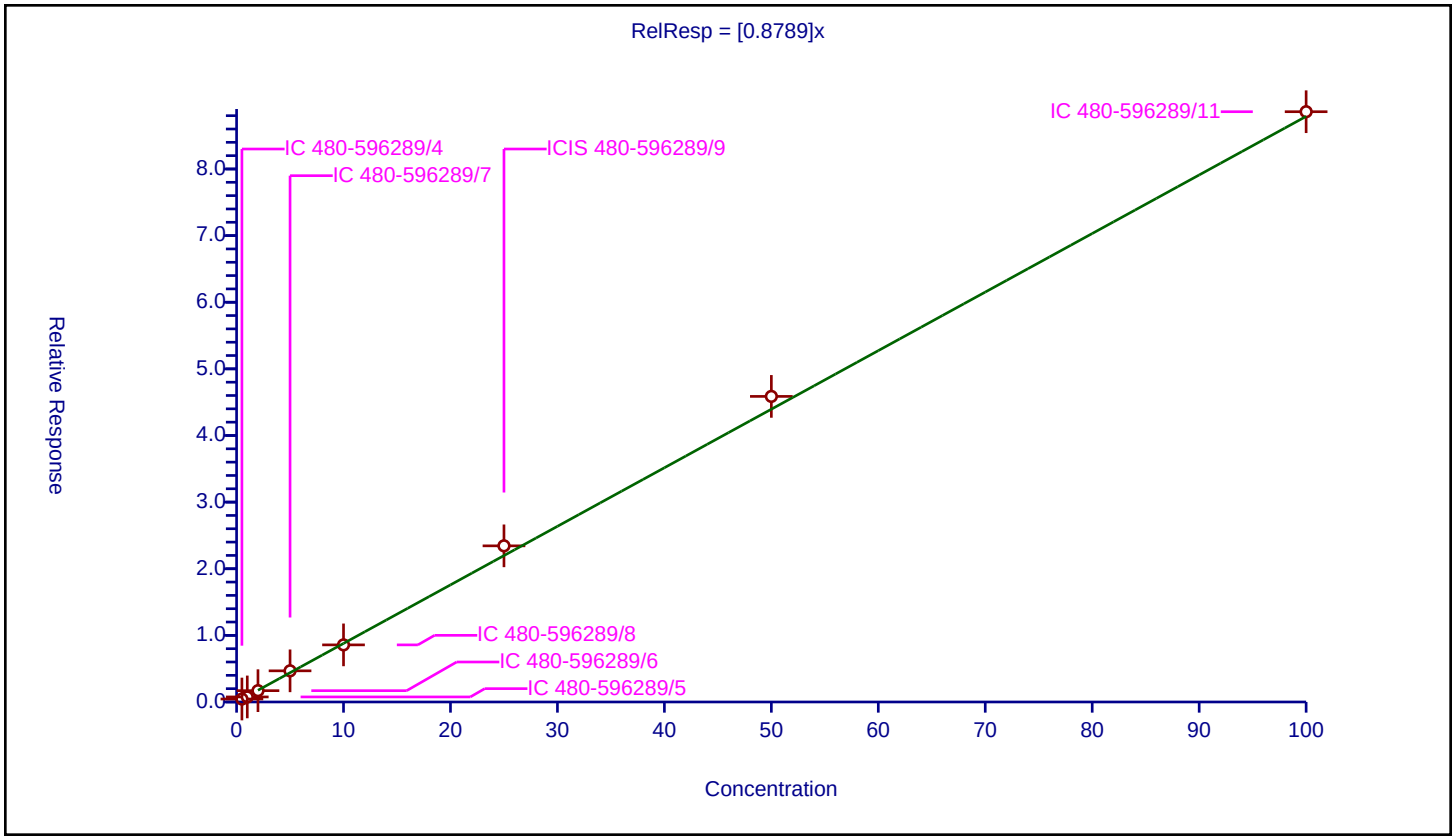

Calibration / 1,3-Dichloropropane

Curve Type:	Average
Weighting:	Conc_Sq
Origin:	Force
Dependency:	Response
Calib Mode:	ISTD
Response Base:	AREA
RF Rounding:	0

Curve Coefficients

Intercept:	0
Slope:	1.287

Error Coefficients

Standard Error:	807000
Relative Standard Error:	3.5
Correlation Coefficient:	1.000
Coefficient of Determination (Adjusted):	0.998

ID	Level	Concentration	Rel. Resp.	IS Amount	IS Response	RRF	Used
1	IC 480-596289/4	0.5	0.646891	25.0	352919.0	1.293781	Y
2	IC 480-596289/5	1.0	1.36285	25.0	339179.0	1.36285	Y
3	IC 480-596289/6	2.0	2.502136	25.0	318378.0	1.251068	Y
4	IC 480-596289/7	5.0	6.357194	25.0	323303.0	1.271439	Y
5	IC 480-596289/8	10.0	12.124015	25.0	338411.0	1.212401	Y
6	ICIS 480-596289/9	25.0	32.058487	25.0	348761.0	1.282339	Y
7	IC 480-596289/10	50.0	65.73889	25.0	359749.0	1.314778	Y
8	IC 480-596289/11	100.0	130.391147	25.0	355314.0	1.303911	Y

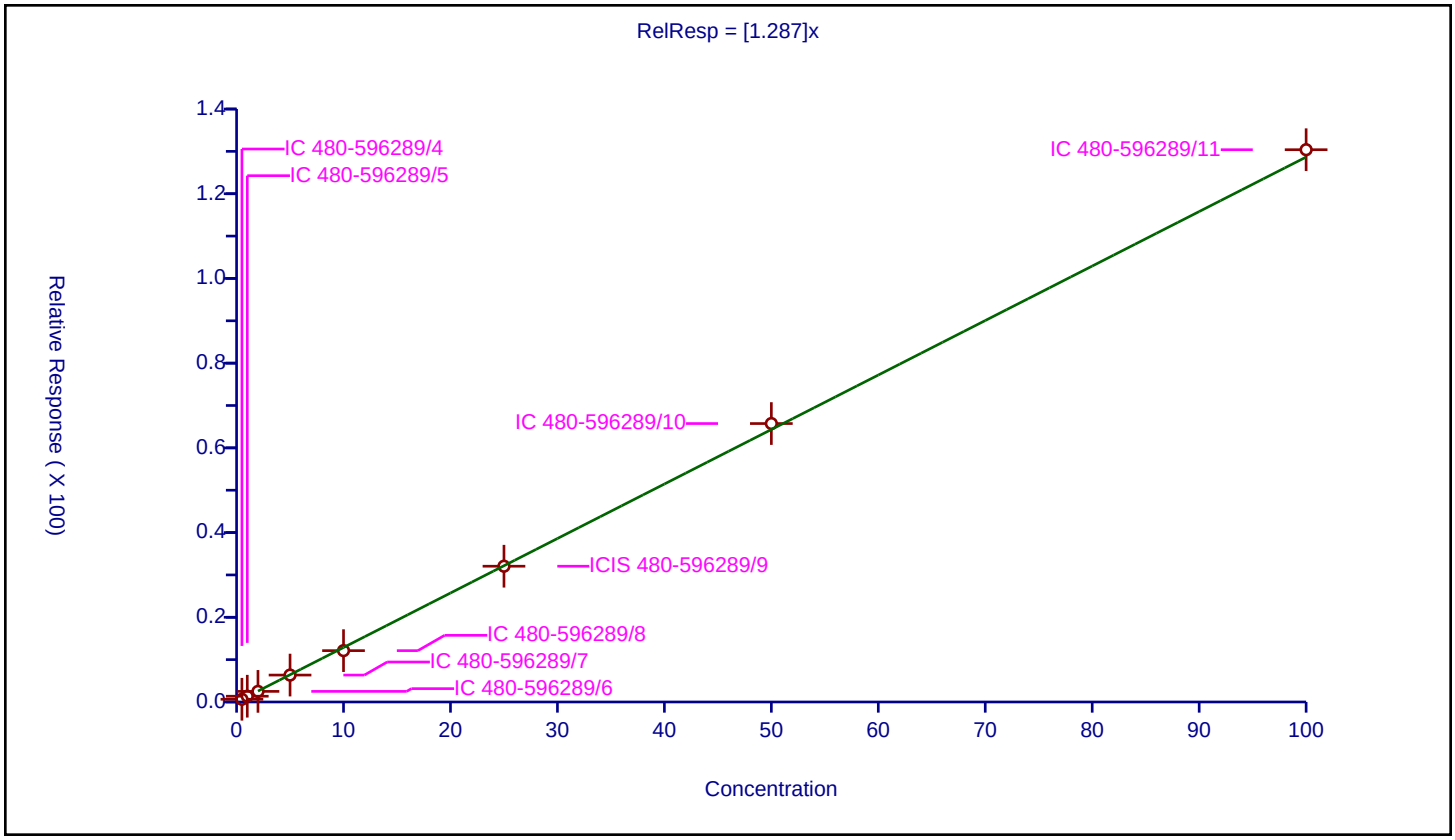

Calibration / 2-Hexanone

Curve Type:	Average
Weighting:	Conc_Sq
Origin:	Force
Dependency:	Response
Calib Mode:	ISTD
Response Base:	AREA
RF Rounding:	0

Curve Coefficients

Intercept:	0
Slope:	0.8479

Error Coefficients

Standard Error:	2740000
Relative Standard Error:	6.4
Correlation Coefficient:	0.999
Coefficient of Determination (Adjusted):	0.995

ID	Level	Concentration	Rel. Resp.	IS Amount	IS Response	RRF	Used
1	IC 480-596289/4	2.5	1.904403	25.0	352919.0	0.761761	Y
2	IC 480-596289/5	5.0	4.373133	25.0	339179.0	0.874627	Y
3	IC 480-596289/6	10.0	8.864384	25.0	318378.0	0.886438	Y
4	IC 480-596289/7	25.0	19.97739	25.0	323303.0	0.799096	Y
5	IC 480-596289/8	50.0	39.612779	25.0	338411.0	0.792256	Y
6	ICIS 480-596289/9	125.0	109.868506	25.0	348761.0	0.878948	Y
7	IC 480-596289/10	250.0	226.860533	25.0	359749.0	0.907442	Y
8	IC 480-596289/11	500.0	441.301075	25.0	355314.0	0.882602	Y

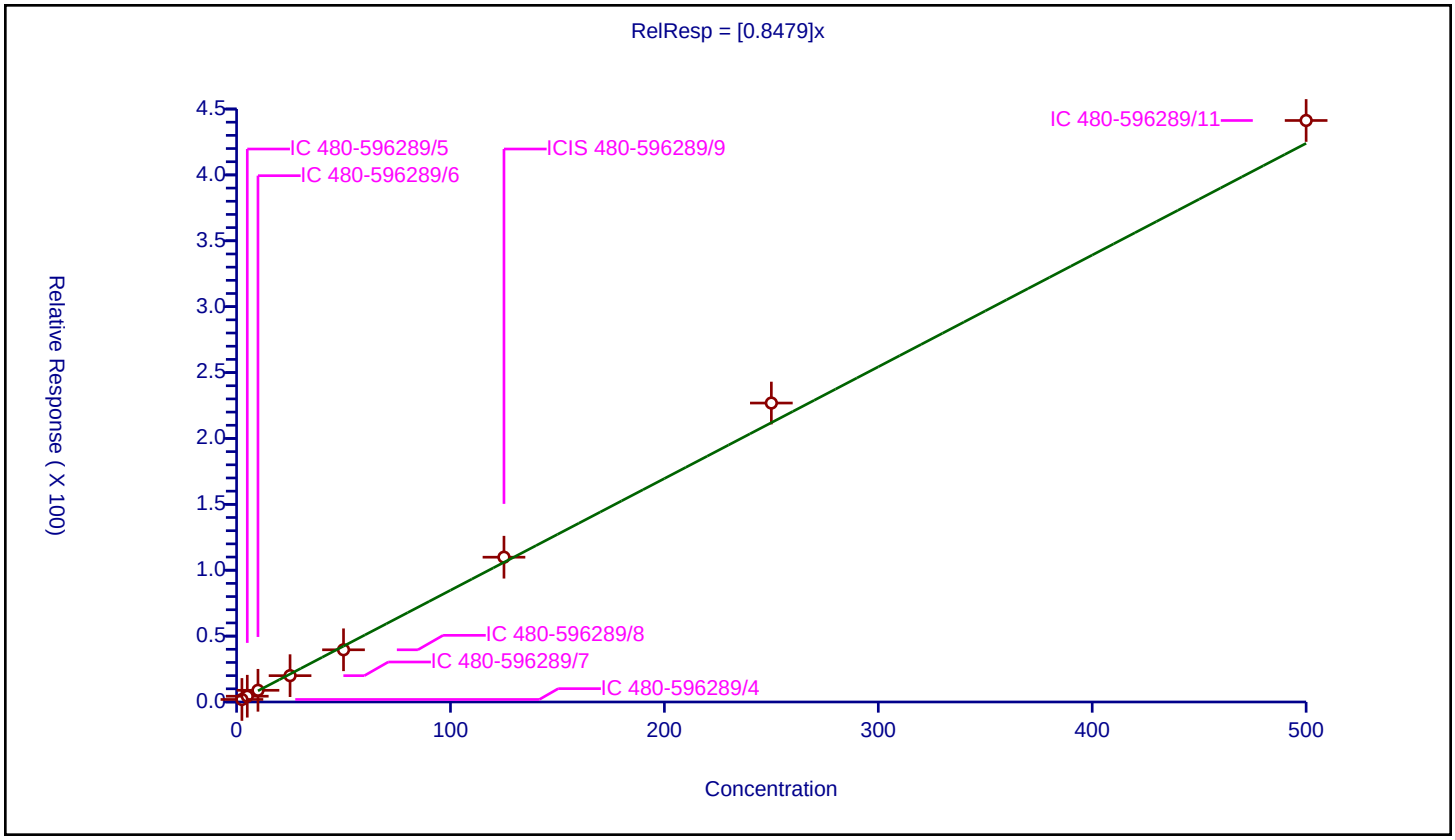

Calibration / Chlorodibromomethane

Curve Type:	Average
Weighting:	Conc_Sq
Origin:	Force
Dependency:	Response
Calib Mode:	ISTD
Response Base:	AREA
RF Rounding:	0

Curve Coefficients

Intercept:	0
Slope:	0.7357

Error Coefficients

Standard Error:	507000
Relative Standard Error:	8.6
Correlation Coefficient:	0.999
Coefficient of Determination (Adjusted):	0.991

ID	Level	Concentration	Rel. Resp.	IS Amount	IS Response	RRF	Used
1	IC 480-596289/4	0.5	0.356739	25.0	352919.0	0.713478	Y
2	IC 480-596289/5	1.0	0.630346	25.0	339179.0	0.630346	Y
3	IC 480-596289/6	2.0	1.437128	25.0	318378.0	0.718564	Y
4	IC 480-596289/7	5.0	3.678593	25.0	323303.0	0.735719	Y
5	IC 480-596289/8	10.0	6.934393	25.0	338411.0	0.693439	Y
6	ICIS 480-596289/9	25.0	18.928794	25.0	348761.0	0.757152	Y
7	IC 480-596289/10	50.0	40.483782	25.0	359749.0	0.809676	Y
8	IC 480-596289/11	100.0	82.72345	25.0	355314.0	0.827235	Y

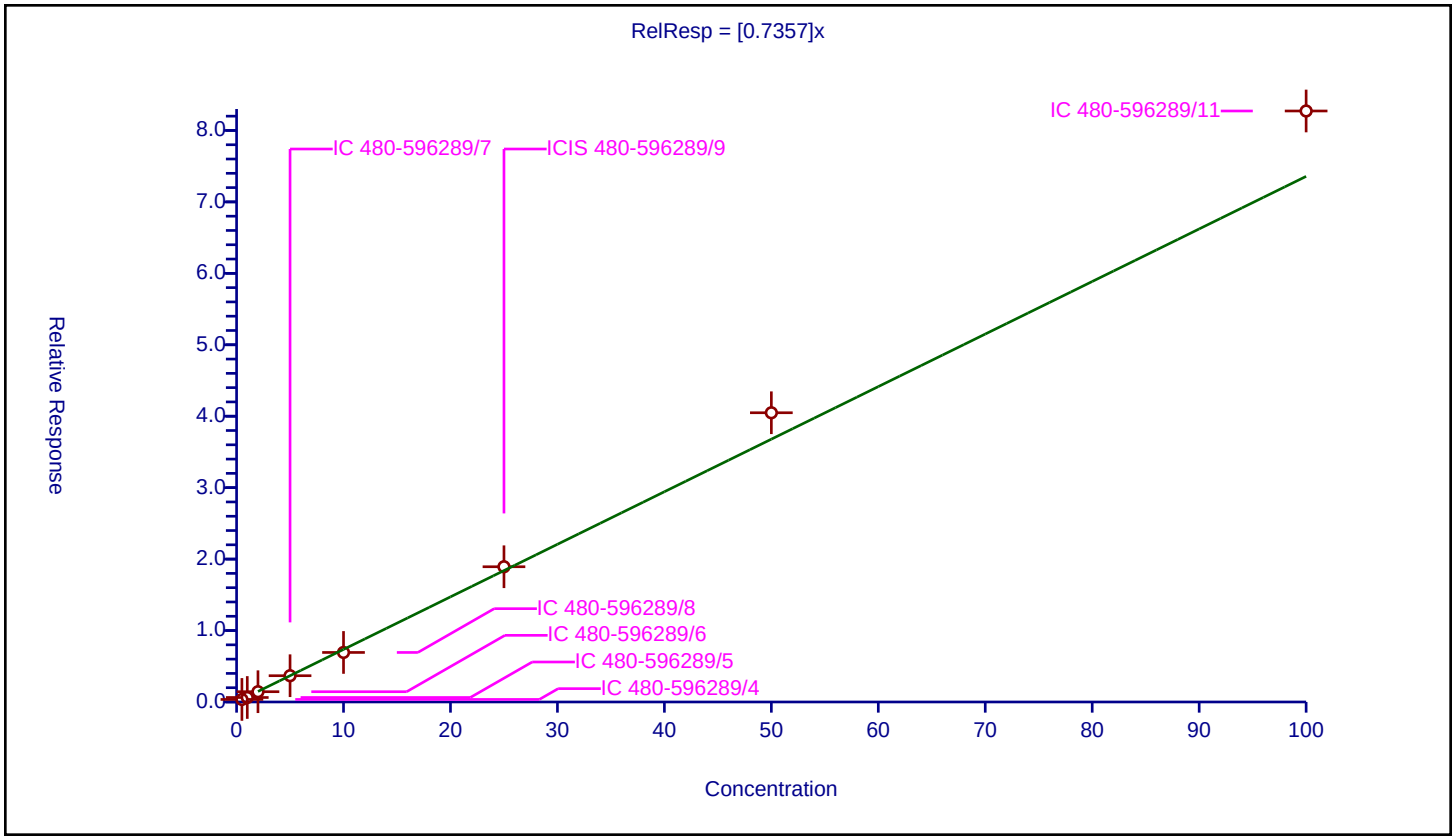

Calibration / Ethylene Dibromide

Curve Type:	Average
Weighting:	Conc_Sq
Origin:	Force
Dependency:	Response
Calib Mode:	ISTD
Response Base:	AREA
RF Rounding:	0

Curve Coefficients

Intercept:	0
Slope:	0.7815

Error Coefficients

Standard Error:	509000
Relative Standard Error:	5.0
Correlation Coefficient:	1.000
Coefficient of Determination (Adjusted):	0.997

ID	Level	Concentration	Rel. Resp.	IS Amount	IS Response	RRF	Used
1	IC 480-596289/4	0.5	0.398817	25.0	352919.0	0.797633	Y
2	IC 480-596289/5	1.0	0.732504	25.0	339179.0	0.732504	Y
3	IC 480-596289/6	2.0	1.485263	25.0	318378.0	0.742631	Y
4	IC 480-596289/7	5.0	3.853274	25.0	323303.0	0.770655	Y
5	IC 480-596289/8	10.0	7.432678	25.0	338411.0	0.743268	Y
6	ICIS 480-596289/9	25.0	20.286099	25.0	348761.0	0.811444	Y
7	IC 480-596289/10	50.0	41.614431	25.0	359749.0	0.832289	Y
8	IC 480-596289/11	100.0	82.163804	25.0	355314.0	0.821638	Y

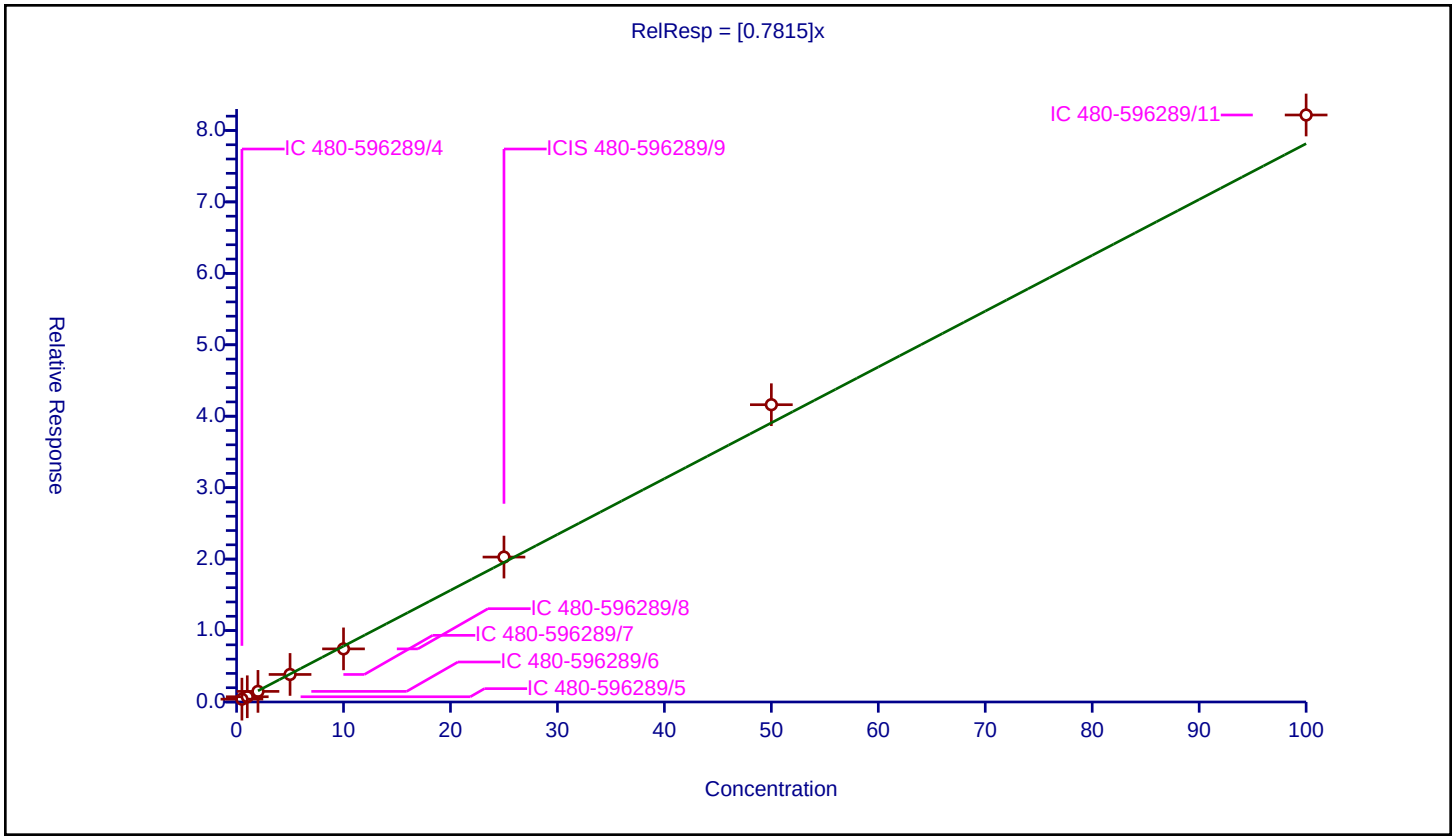

Calibration / Chlorobenzene

Curve Type:	Average
Weighting:	Conc_Sq
Origin:	Force
Dependency:	Response
Calib Mode:	ISTD
Response Base:	AREA
RF Rounding:	0

Curve Coefficients

Intercept:	0
Slope:	2.308

Error Coefficients

Standard Error:	1480000
Relative Standard Error:	4.6
Correlation Coefficient:	1.000
Coefficient of Determination (Adjusted):	0.997

ID	Level	Concentration	Rel. Resp.	IS Amount	IS Response	RRF	Used
1	IC 480-596289/4	0.5	1.138292	25.0	352919.0	2.276585	Y
2	IC 480-596289/5	1.0	2.131102	25.0	339179.0	2.131102	Y
3	IC 480-596289/6	2.0	4.559203	25.0	318378.0	2.279602	Y
4	IC 480-596289/7	5.0	11.920242	25.0	323303.0	2.384048	Y
5	IC 480-596289/8	10.0	21.915363	25.0	338411.0	2.191536	Y
6	ICIS 480-596289/9	25.0	59.952589	25.0	348761.0	2.398104	Y
7	IC 480-596289/10	50.0	120.298319	25.0	359749.0	2.405966	Y
8	IC 480-596289/11	100.0	239.685743	25.0	355314.0	2.396857	Y

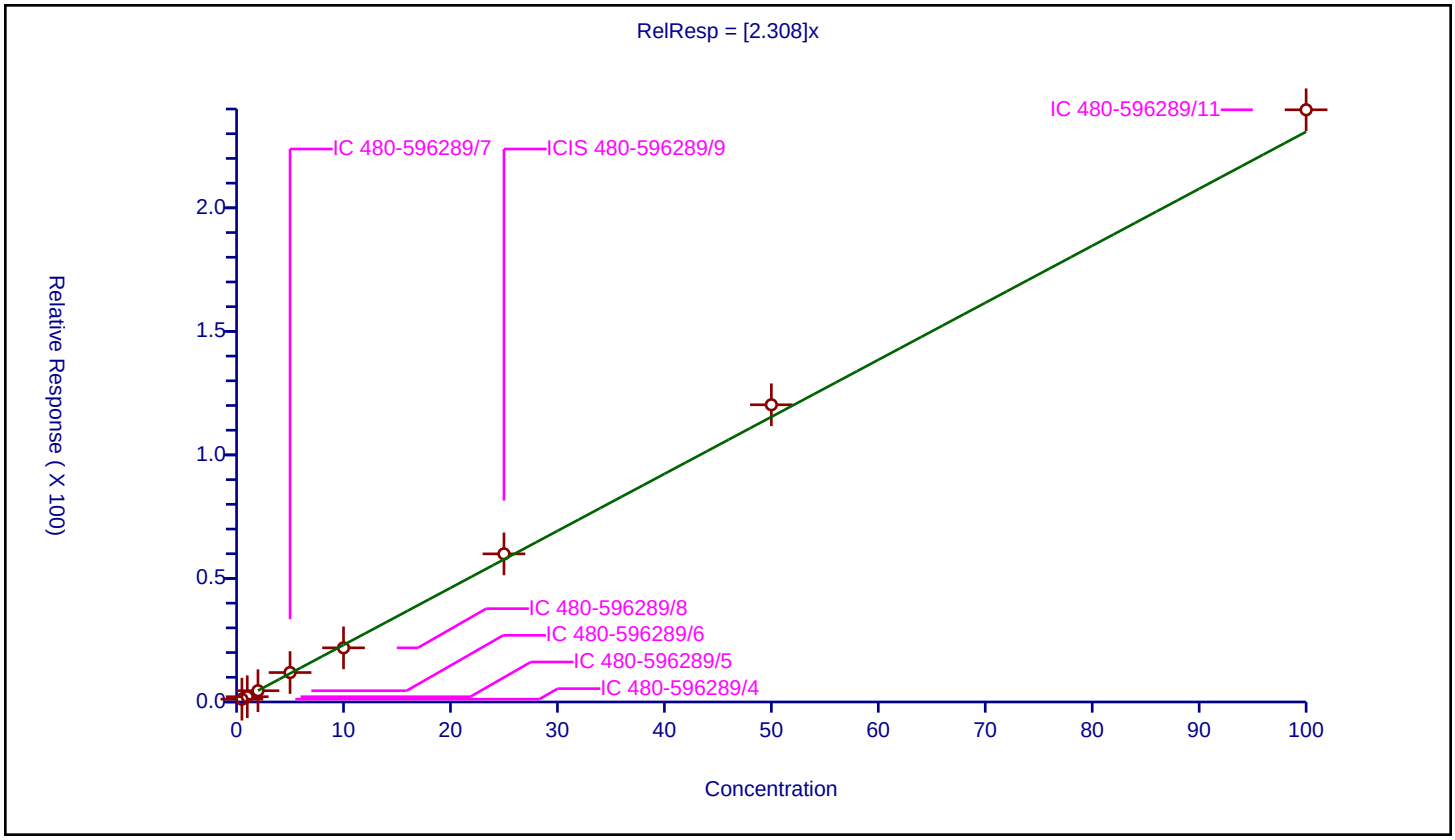

Calibration / Ethylbenzene

Curve Type:	Average
Weighting:	Conc_Sq
Origin:	Force
Dependency:	Response
Calib Mode:	ISTD
Response Base:	AREA
RF Rounding:	0

Curve Coefficients

Intercept:	0
Slope:	3.803

Error Coefficients

Standard Error:	2490000
Relative Standard Error:	5.4
Correlation Coefficient:	1.000
Coefficient of Determination (Adjusted):	0.996

ID	Level	Concentration	Rel. Resp.	IS Amount	IS Response	RRF	Used
1	IC 480-596289/4	0.5	1.852337	25.0	352919.0	3.704674	Y
2	IC 480-596289/5	1.0	3.453265	25.0	339179.0	3.453265	Y
3	IC 480-596289/6	2.0	7.528551	25.0	318378.0	3.764275	Y
4	IC 480-596289/7	5.0	19.397129	25.0	323303.0	3.879426	Y
5	IC 480-596289/8	10.0	36.223039	25.0	338411.0	3.622304	Y
6	ICIS 480-596289/9	25.0	99.289055	25.0	348761.0	3.971562	Y
7	IC 480-596289/10	50.0	199.589366	25.0	359749.0	3.991787	Y
8	IC 480-596289/11	100.0	403.505421	25.0	355314.0	4.035054	Y

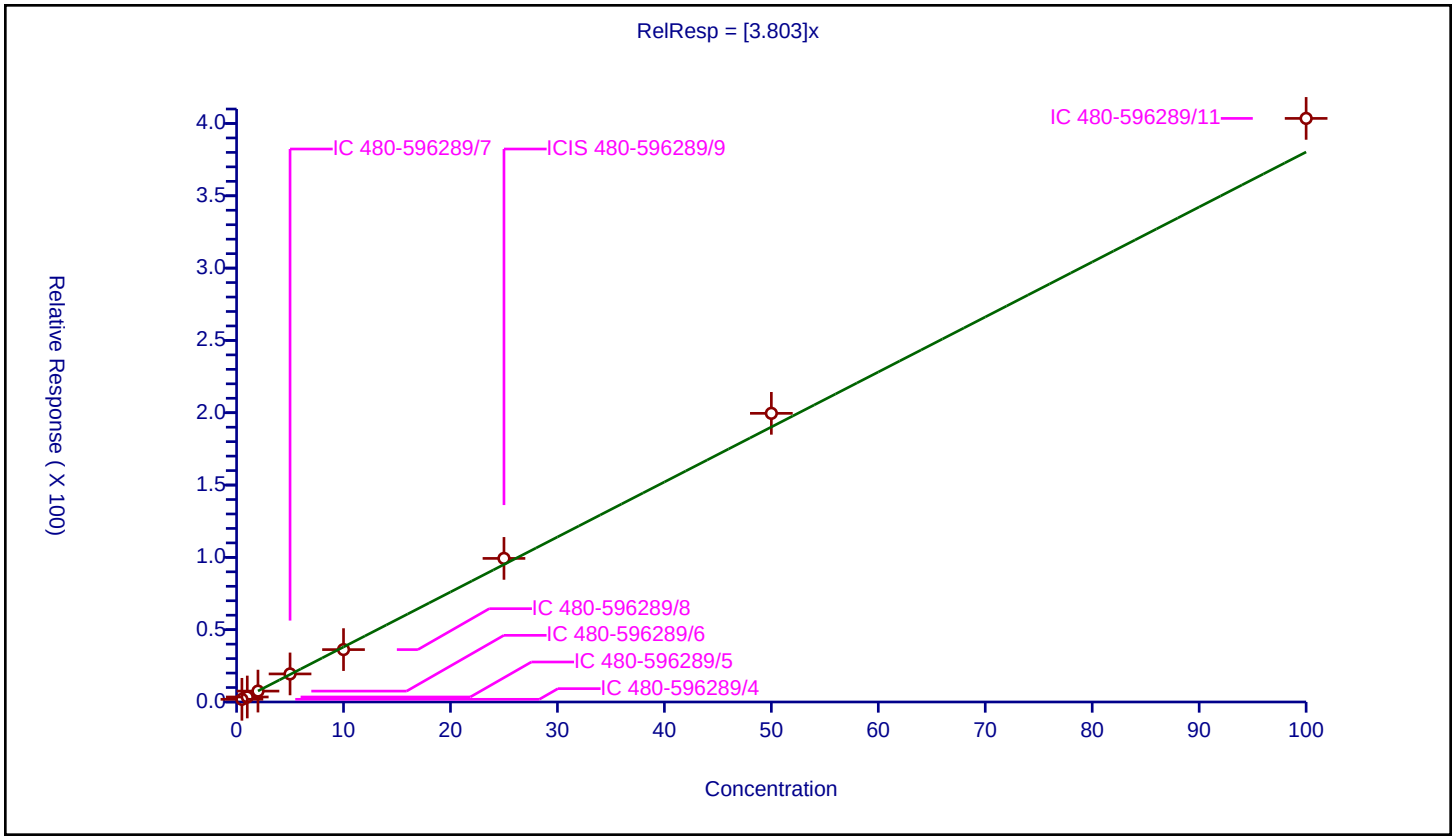

Calibration / 1,1,1,2-Tetrachloroethane

Curve Type:	Average
Weighting:	Conc_Sq
Origin:	Force
Dependency:	Response
Calib Mode:	ISTD
Response Base:	AREA
RF Rounding:	0

Curve Coefficients

Intercept:	0
Slope:	0.8349

Error Coefficients

Standard Error:	554000
Relative Standard Error:	6.0
Correlation Coefficient:	1.000
Coefficient of Determination (Adjusted):	0.995

ID	Level	Concentration	Rel. Resp.	IS Amount	IS Response	RRF	Used
1	IC 480-596289/4	0.5	0.374732	25.0	352919.0	0.749464	Y
2	IC 480-596289/5	1.0	0.803189	25.0	339179.0	0.803189	Y
3	IC 480-596289/6	2.0	1.617024	25.0	318378.0	0.808512	Y
4	IC 480-596289/7	5.0	4.306873	25.0	323303.0	0.861375	Y
5	IC 480-596289/8	10.0	8.125253	25.0	338411.0	0.812525	Y
6	ICIS 480-596289/9	25.0	21.765192	25.0	348761.0	0.870608	Y
7	IC 480-596289/10	50.0	43.42618	25.0	359749.0	0.868524	Y
8	IC 480-596289/11	100.0	90.484262	25.0	355314.0	0.904843	Y

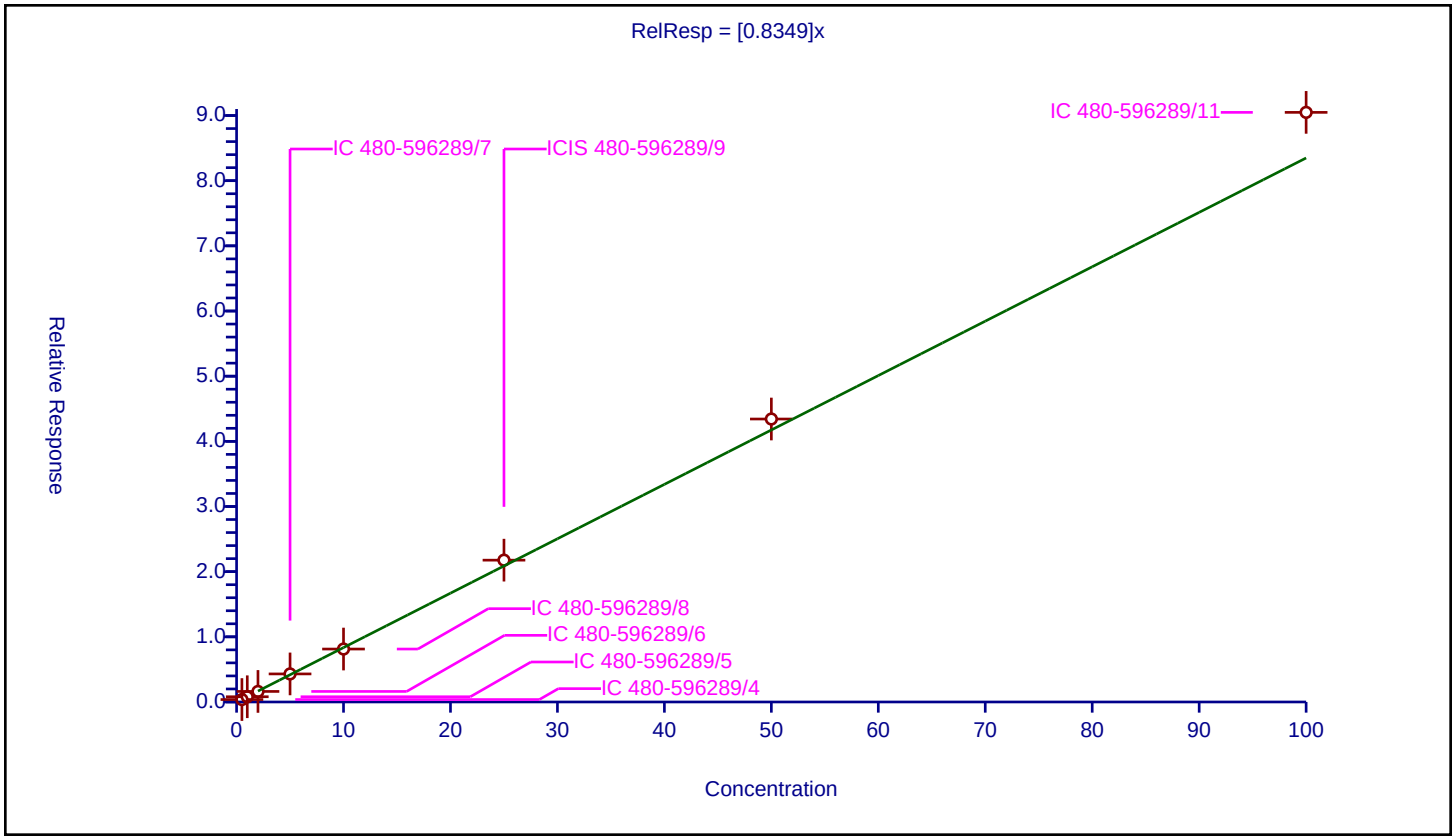

Calibration / m-Xylene & p-Xylene

Curve Type:	Average
Weighting:	Conc_Sq
Origin:	Force
Dependency:	Response
Calib Mode:	ISTD
Response Base:	AREA
RF Rounding:	0

Curve Coefficients

Intercept:	0
Slope:	1.542

Error Coefficients

Standard Error:	999000
Relative Standard Error:	5.5
Correlation Coefficient:	1.000
Coefficient of Determination (Adjusted):	0.996

ID	Level	Concentration	Rel. Resp.	IS Amount	IS Response	RRF	Used
1	IC 480-596289/4	0.5	0.721979	25.0	352919.0	1.443957	Y
2	IC 480-596289/5	1.0	1.404863	25.0	339179.0	1.404863	Y
3	IC 480-596289/6	2.0	3.059178	25.0	318378.0	1.529589	Y
4	IC 480-596289/7	5.0	7.924609	25.0	323303.0	1.584922	Y
5	IC 480-596289/8	10.0	15.106335	25.0	338411.0	1.510634	Y
6	ICIS 480-596289/9	25.0	40.531983	25.0	348761.0	1.621279	Y
7	IC 480-596289/10	50.0	81.668469	25.0	359749.0	1.633369	Y
8	IC 480-596289/11	100.0	160.930965	25.0	355314.0	1.60931	Y

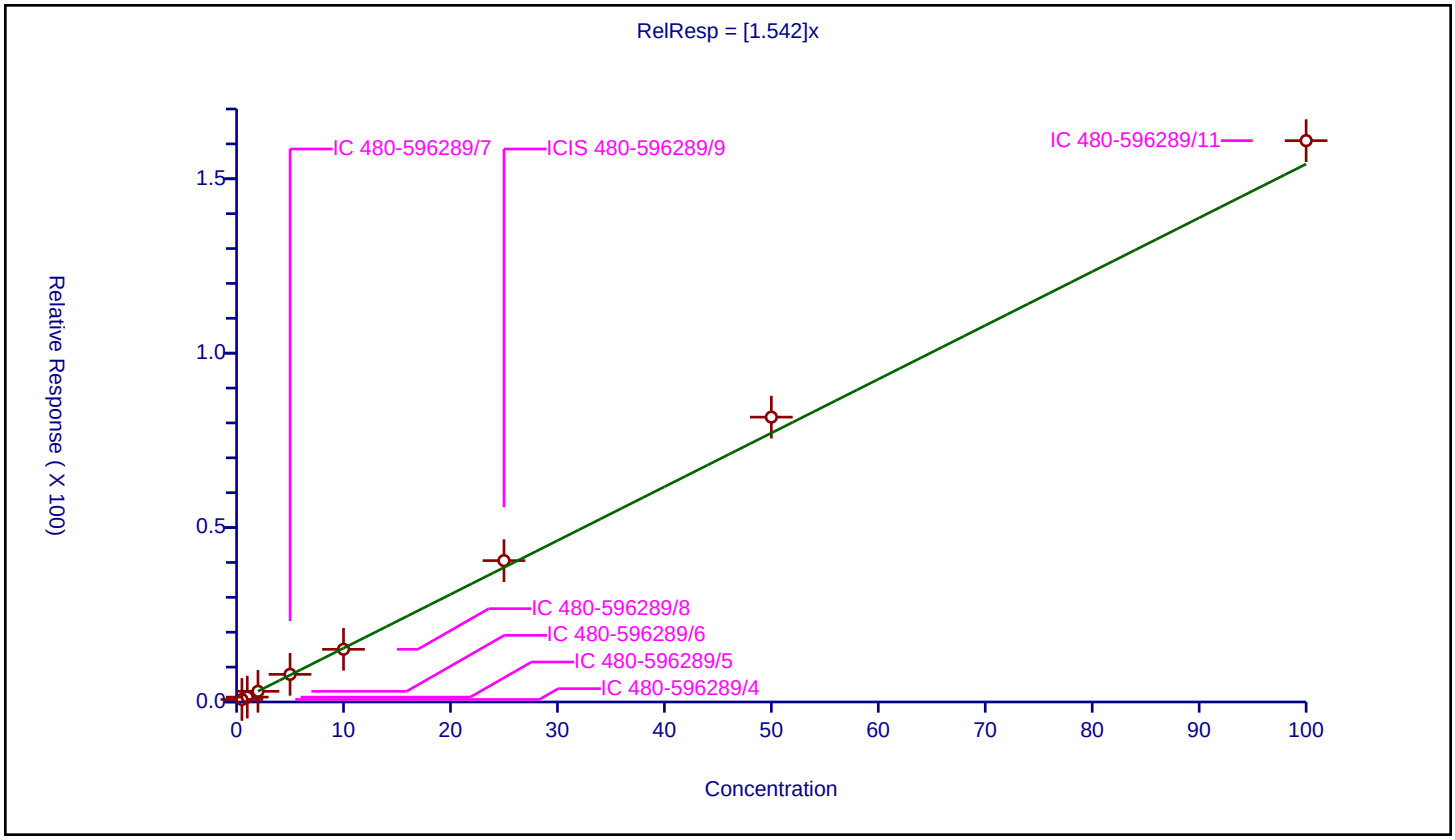

Calibration / o-Xylene

Curve Type:	Average
Weighting:	Conc_Sq
Origin:	Force
Dependency:	Response
Calib Mode:	ISTD
Response Base:	AREA
RF Rounding:	0

Curve Coefficients

Intercept:	0
Slope:	1.525

Error Coefficients

Standard Error:	989000
Relative Standard Error:	5.3
Correlation Coefficient:	1.000
Coefficient of Determination (Adjusted):	0.996

ID	Level	Concentration	Rel. Resp.	IS Amount	IS Response	RRF	Used
1	IC 480-596289/4	0.5	0.739688	25.0	352919.0	1.479376	Y
2	IC 480-596289/5	1.0	1.368894	25.0	339179.0	1.368894	Y
3	IC 480-596289/6	2.0	3.076689	25.0	318378.0	1.538344	Y
4	IC 480-596289/7	5.0	7.742273	25.0	323303.0	1.548455	Y
5	IC 480-596289/8	10.0	14.758386	25.0	338411.0	1.475839	Y
6	ICIS 480-596289/9	25.0	39.912648	25.0	348761.0	1.596506	Y
7	IC 480-596289/10	50.0	79.617456	25.0	359749.0	1.592349	Y
8	IC 480-596289/11	100.0	160.006923	25.0	355314.0	1.600069	Y

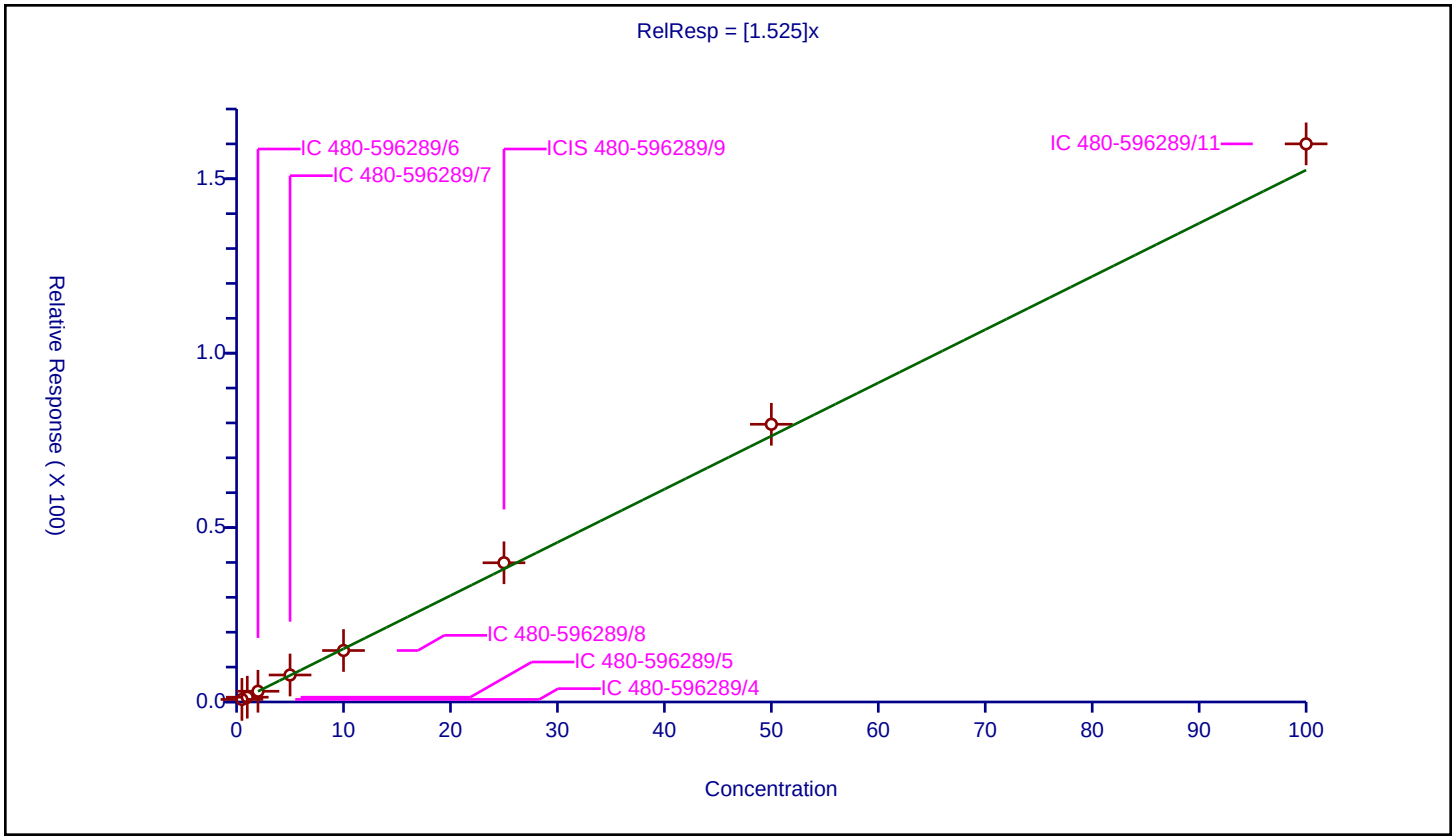

Calibration / Styrene

Curve Type:	Average
Weighting:	Conc_Sq
Origin:	Force
Dependency:	Response
Calib Mode:	ISTD
Response Base:	AREA
RF Rounding:	0

Curve Coefficients

Intercept:	0
Slope:	2.506

Error Coefficients

Standard Error:	1710000
Relative Standard Error:	7.3
Correlation Coefficient:	0.999
Coefficient of Determination (Adjusted):	0.993

ID	Level	Concentration	Rel. Resp.	IS Amount	IS Response	RRF	Used
1	IC 480-596289/4	0.5	1.165919	25.0	352919.0	2.331838	Y
2	IC 480-596289/5	1.0	2.456667	25.0	339179.0	2.456667	Y
3	IC 480-596289/6	2.0	4.886723	25.0	318378.0	2.443361	Y
4	IC 480-596289/7	5.0	11.929753	25.0	323303.0	2.385951	Y
5	IC 480-596289/8	10.0	22.931214	25.0	338411.0	2.293121	Y
6	ICIS 480-596289/9	25.0	65.642517	25.0	348761.0	2.625701	Y
7	IC 480-596289/10	50.0	136.890513	25.0	359749.0	2.73781	Y
8	IC 480-596289/11	100.0	277.572302	25.0	355314.0	2.775723	Y

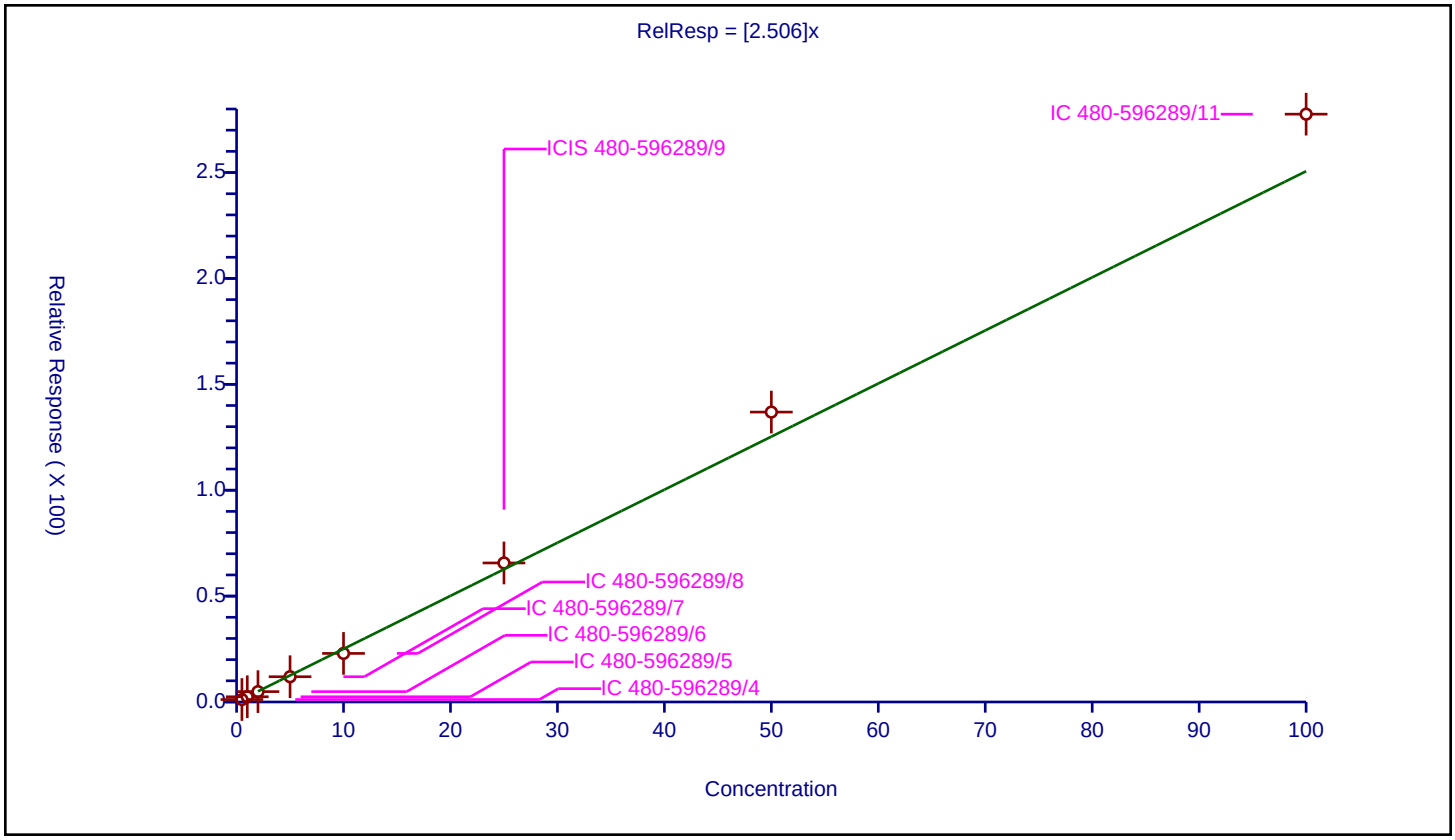

Calibration / Bromoform

Curve Type:	Average
Weighting:	Conc_Sq
Origin:	Force
Dependency:	Response
Calib Mode:	ISTD
Response Base:	AREA
RF Rounding:	0

Curve Coefficients

Intercept:	0
Slope:	0.5117

Error Coefficients

Standard Error:	375000
Relative Standard Error:	12.4
Correlation Coefficient:	0.998
Coefficient of Determination (Adjusted):	0.981

ID	Level	Concentration	Rel. Resp.	IS Amount	IS Response	RRF	Used
1	IC 480-596289/4	0.5	0.254449	25.0	352919.0	0.508899	Y
2	IC 480-596289/5	1.0	0.435463	25.0	339179.0	0.435463	Y
3	IC 480-596289/6	2.0	0.929398	25.0	318378.0	0.464699	Y
4	IC 480-596289/7	5.0	2.398756	25.0	323303.0	0.479751	Y
5	IC 480-596289/8	10.0	4.696065	25.0	338411.0	0.469606	Y
6	ICIS 480-596289/9	25.0	13.231984	25.0	348761.0	0.529279	Y
7	IC 480-596289/10	50.0	29.475273	25.0	359749.0	0.589505	Y
8	IC 480-596289/11	100.0	61.639845	25.0	355314.0	0.616398	Y

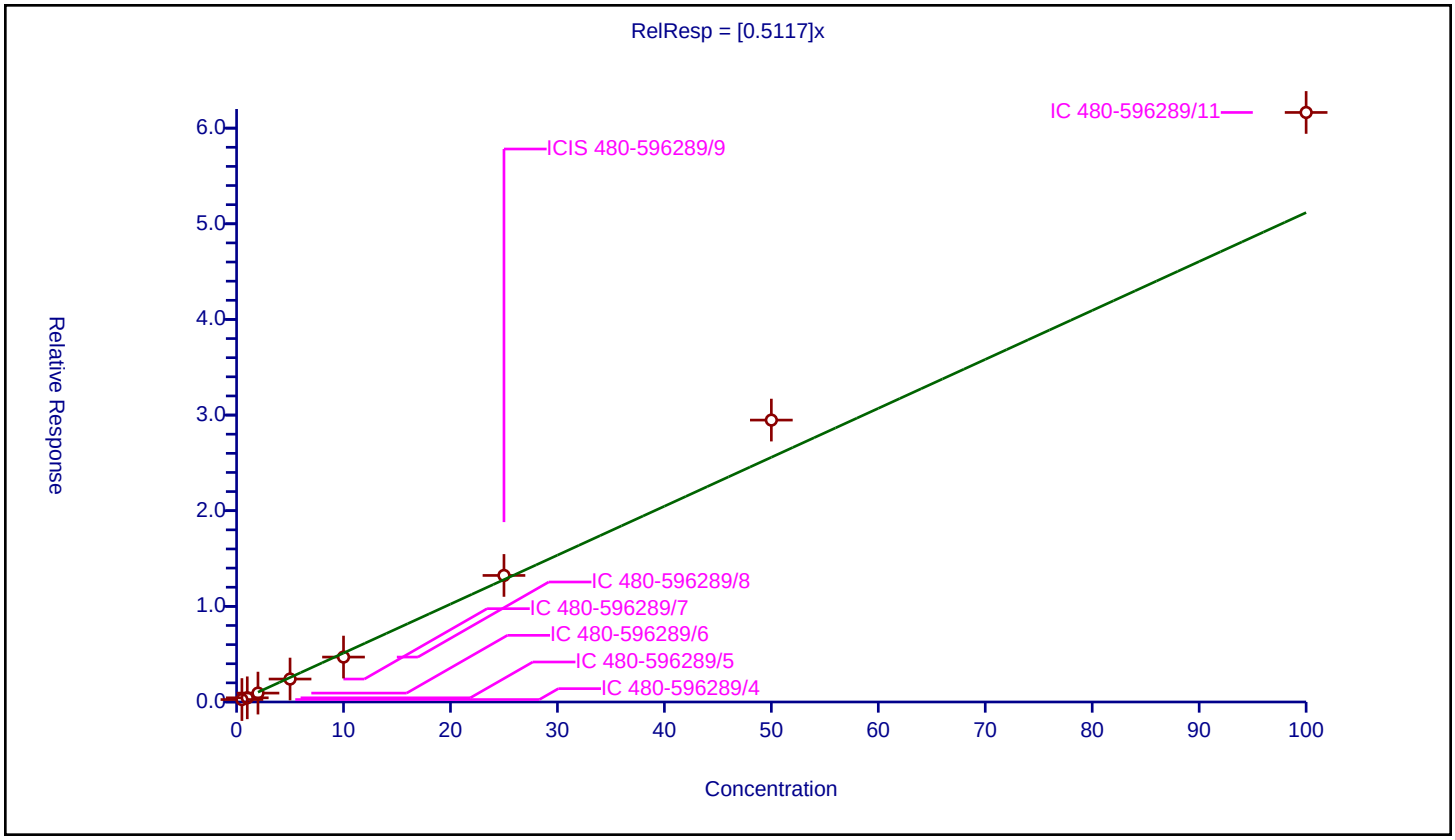

Calibration / Isopropylbenzene

Curve Type:	Average
Weighting:	Conc_Sq
Origin:	Force
Dependency:	Response
Calib Mode:	ISTD
Response Base:	AREA
RF Rounding:	0

Curve Coefficients

Intercept:	0
Slope:	3.798

Error Coefficients

Standard Error:	2630000
Relative Standard Error:	6.5
Correlation Coefficient:	1.000
Coefficient of Determination (Adjusted):	0.995

ID	Level	Concentration	Rel. Resp.	IS Amount	IS Response	RRF	Used
1	IC 480-596289/4	0.5	1.764071	25.0	357993.0	3.528142	Y
2	IC 480-596289/5	1.0	3.350221	25.0	344522.0	3.350221	Y
3	IC 480-596289/6	2.0	7.483802	25.0	339540.0	3.741901	Y
4	IC 480-596289/7	5.0	20.359243	25.0	335010.0	4.071849	Y
5	IC 480-596289/8	10.0	38.572608	25.0	342681.0	3.857261	Y
6	ICIS 480-596289/9	25.0	99.872177	25.0	371999.0	3.994887	Y
7	IC 480-596289/10	50.0	194.056407	25.0	390555.0	3.881128	Y
8	IC 480-596289/11	100.0	395.994677	25.0	382285.0	3.959947	Y

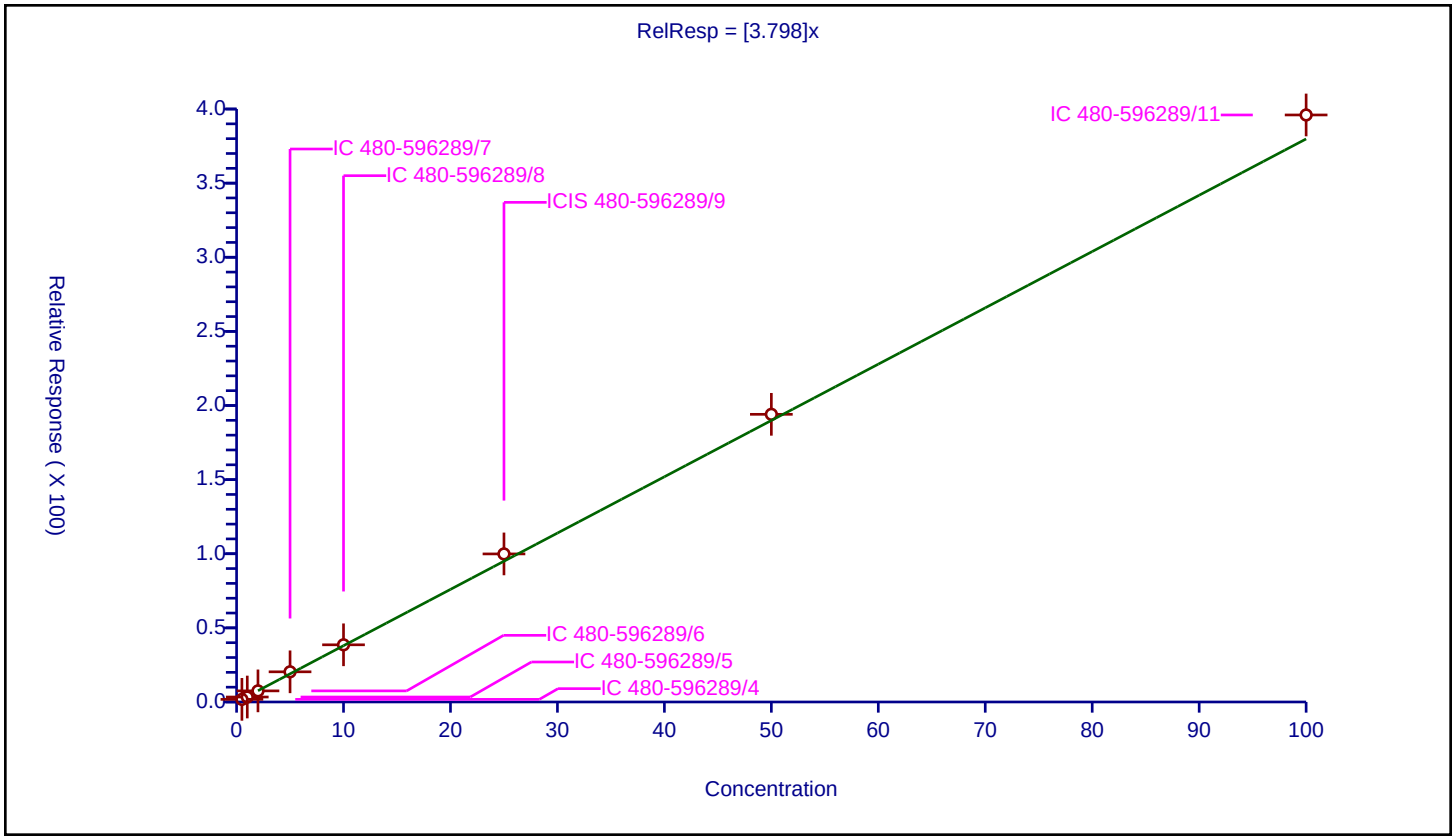

Calibration / 4-Bromofluorobenzene (Surr)

Curve Type:	Average
Weighting:	Conc_Sq
Origin:	Force
Dependency:	Response
Calib Mode:	ISTD
Response Base:	AREA
RF Rounding:	0

Curve Coefficients

Intercept:	0
Slope:	0.8445

Error Coefficients

Standard Error:	309000
Relative Standard Error:	2.3
Correlation Coefficient:	NA
Coefficient of Determination (Adjusted):	0

ID	Level	Concentration	Rel. Resp.	IS Amount	IS Response	RRF	Used
1	IC 480-596289/4	25.0	20.608341	25.0	352919.0	0.824334	Y
2	IC 480-596289/5	25.0	20.801185	25.0	339179.0	0.832047	Y
3	IC 480-596289/6	25.0	21.230346	25.0	318378.0	0.849214	Y
4	IC 480-596289/7	25.0	21.134895	25.0	323303.0	0.845396	Y
5	IC 480-596289/8	25.0	20.452645	25.0	338411.0	0.818106	Y
6	ICIS 480-596289/9	25.0	21.107506	25.0	348761.0	0.8443	Y
7	IC 480-596289/10	25.0	21.853779	25.0	359749.0	0.874151	Y
8	IC 480-596289/11	25.0	21.706083	25.0	355314.0	0.868243	Y

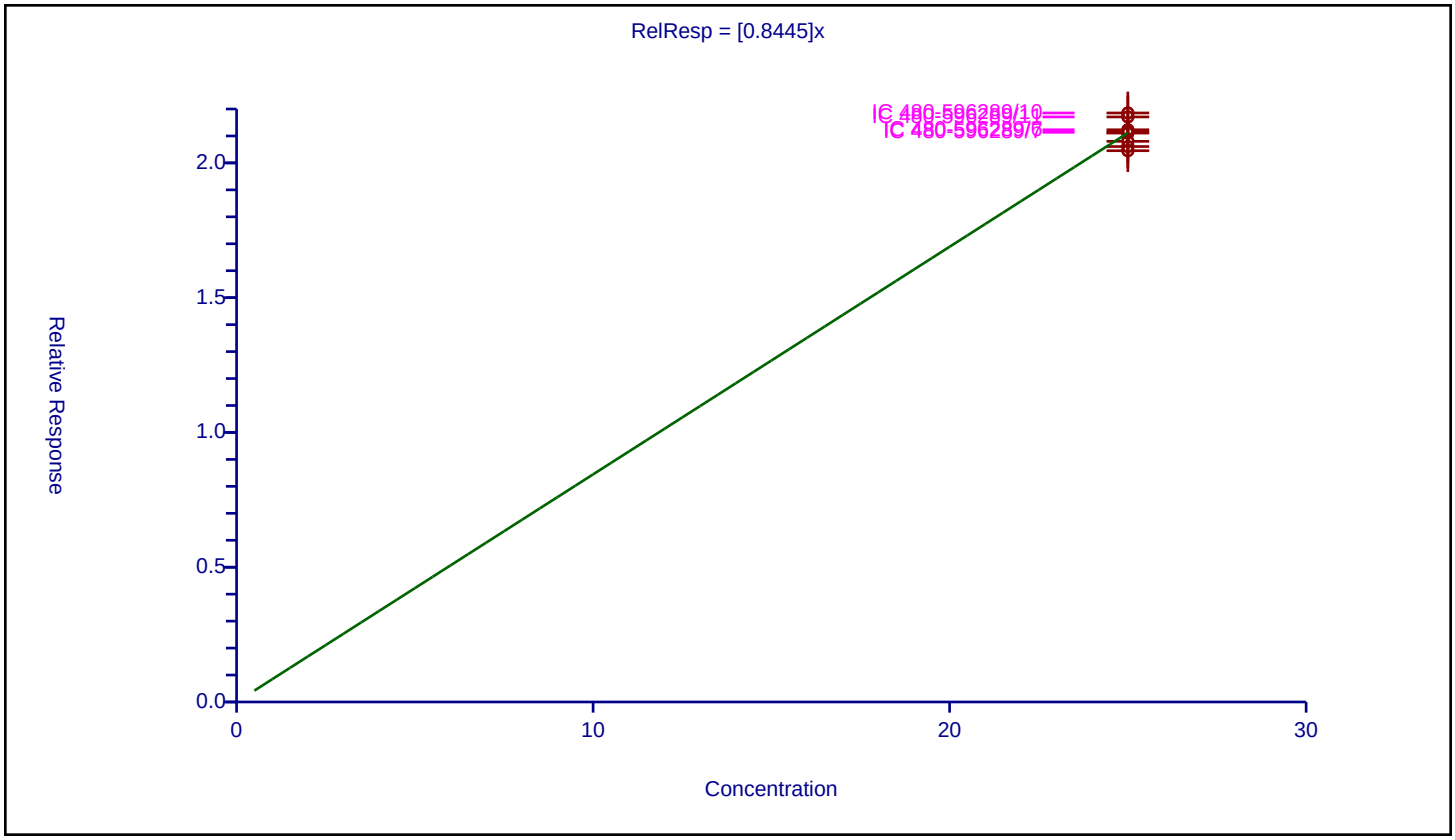

Calibration / Bromobenzene

Curve Type:	Average
Weighting:	Conc_Sq
Origin:	Force
Dependency:	Response
Calib Mode:	ISTD
Response Base:	AREA
RF Rounding:	0

Curve Coefficients

Intercept:	0
Slope:	0.9692

Error Coefficients

Standard Error:	669000
Relative Standard Error:	3.3
Correlation Coefficient:	1.000
Coefficient of Determination (Adjusted):	0.999

ID	Level	Concentration	Rel. Resp.	IS Amount	IS Response	RRF	Used
1	IC 480-596289/4	0.5	0.476057	25.0	357993.0	0.952114	Y
2	IC 480-596289/5	1.0	0.935644	25.0	344522.0	0.935644	Y
3	IC 480-596289/6	2.0	1.845953	25.0	339540.0	0.922977	Y
4	IC 480-596289/7	5.0	4.844408	25.0	335010.0	0.968882	Y
5	IC 480-596289/8	10.0	9.637462	25.0	342681.0	0.963746	Y
6	ICIS 480-596289/9	25.0	25.176143	25.0	371999.0	1.007046	Y
7	IC 480-596289/10	50.0	49.857831	25.0	390555.0	0.997157	Y
8	IC 480-596289/11	100.0	100.572217	25.0	382285.0	1.005722	Y

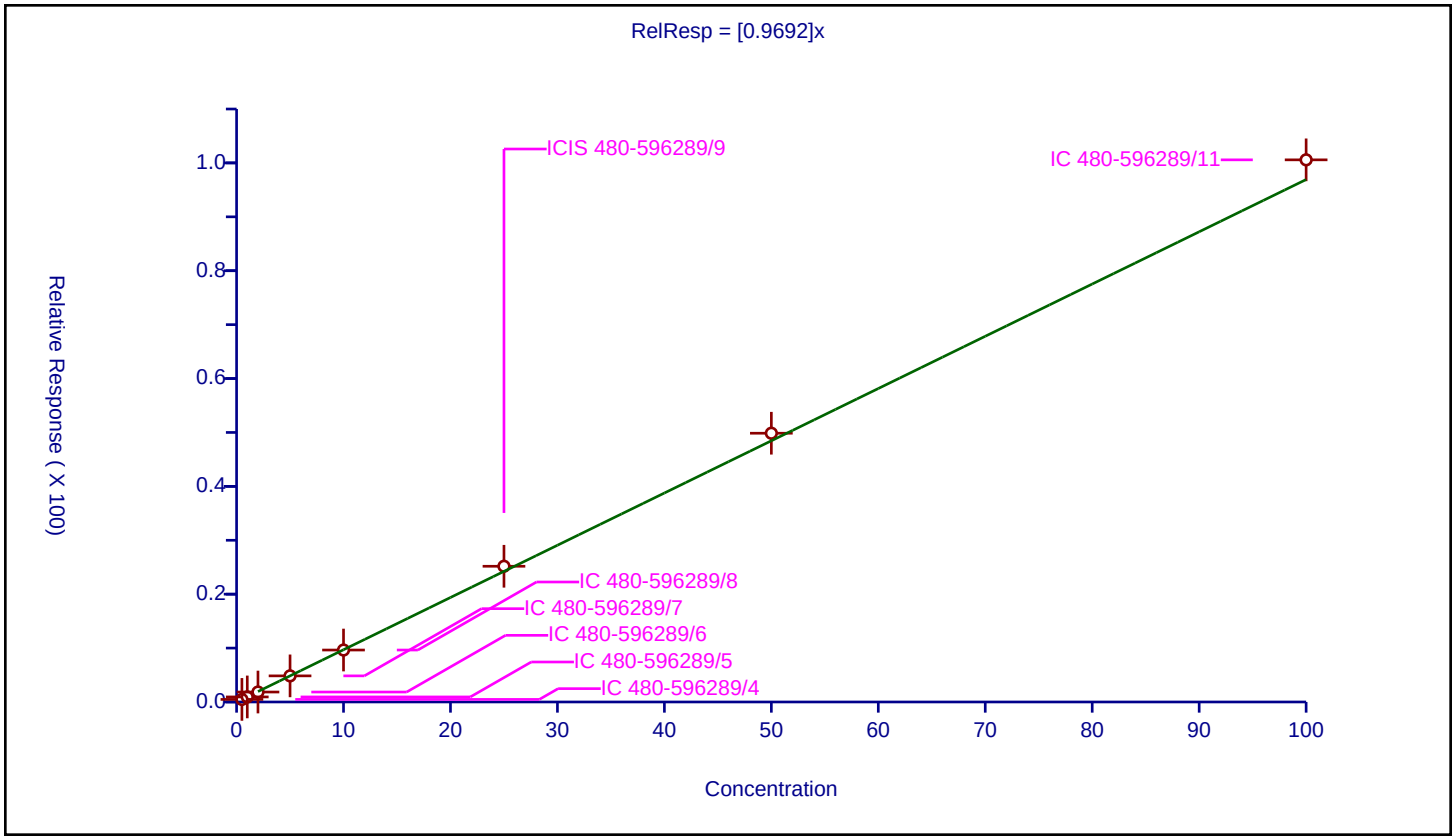

Calibration / 1,1,2,2-Tetrachloroethane

Curve Type:	Average
Weighting:	Conc_Sq
Origin:	Force
Dependency:	Response
Calib Mode:	ISTD
Response Base:	AREA
RF Rounding:	0

Curve Coefficients

Intercept:	0
Slope:	1.041

Error Coefficients

Standard Error:	704000
Relative Standard Error:	4.5
Correlation Coefficient:	1.000
Coefficient of Determination (Adjusted):	0.997

ID	Level	Concentration	Rel. Resp.	IS Amount	IS Response	RRF	Used
1	IC 480-596289/4	0.5	0.564606	25.0	357993.0	1.129212	Y
2	IC 480-596289/5	1.0	1.063793	25.0	344522.0	1.063793	Y
3	IC 480-596289/6	2.0	2.039082	25.0	339540.0	1.019541	Y
4	IC 480-596289/7	5.0	5.112235	25.0	335010.0	1.022447	Y
5	IC 480-596289/8	10.0	9.643006	25.0	342681.0	0.964301	Y
6	ICIS 480-596289/9	25.0	25.645365	25.0	371999.0	1.025815	Y
7	IC 480-596289/10	50.0	52.079797	25.0	390555.0	1.041596	Y
8	IC 480-596289/11	100.0	106.137764	25.0	382285.0	1.061378	Y

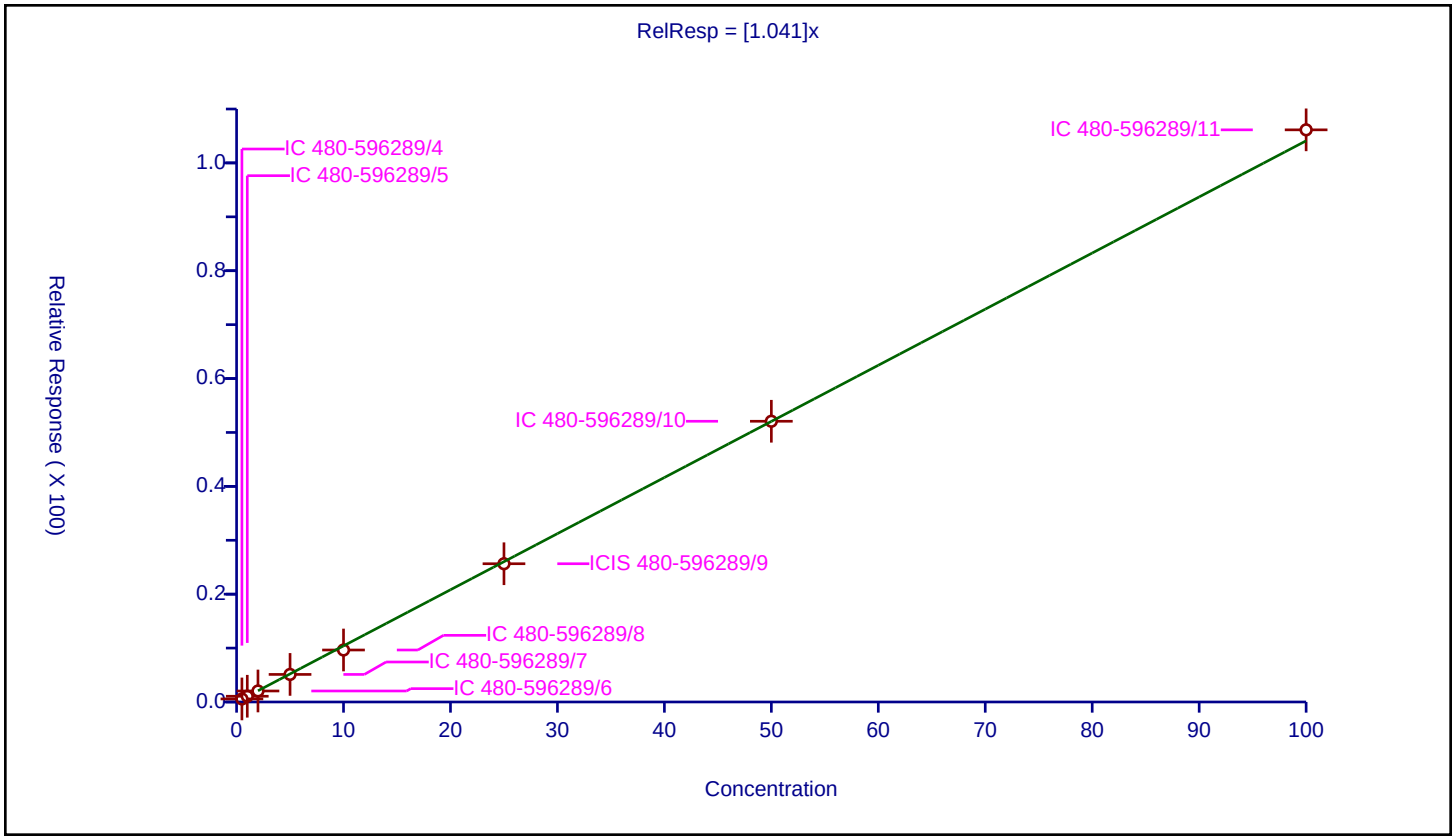

Calibration / N-Propylbenzene

Curve Type:	Average
Weighting:	Conc_Sq
Origin:	Force
Dependency:	Response
Calib Mode:	ISTD
Response Base:	AREA
RF Rounding:	0

Curve Coefficients

Intercept:	0
Slope:	4.251

Error Coefficients

Standard Error:	2970000
Relative Standard Error:	4.8
Correlation Coefficient:	1.000
Coefficient of Determination (Adjusted):	0.997

ID	Level	Concentration	Rel. Resp.	IS Amount	IS Response	RRF	Used
1	IC 480-596289/4	0.5	2.012609	25.0	357993.0	4.025218	Y
2	IC 480-596289/5	1.0	3.965712	25.0	344522.0	3.965712	Y
3	IC 480-596289/6	2.0	8.236217	25.0	339540.0	4.118108	Y
4	IC 480-596289/7	5.0	21.994194	25.0	335010.0	4.398839	Y
5	IC 480-596289/8	10.0	41.634859	25.0	342681.0	4.163486	Y
6	ICIS 480-596289/9	25.0	110.985177	25.0	371999.0	4.439407	Y
7	IC 480-596289/10	50.0	222.060017	25.0	390555.0	4.4412	Y
8	IC 480-596289/11	100.0	445.48112	25.0	382285.0	4.454811	Y

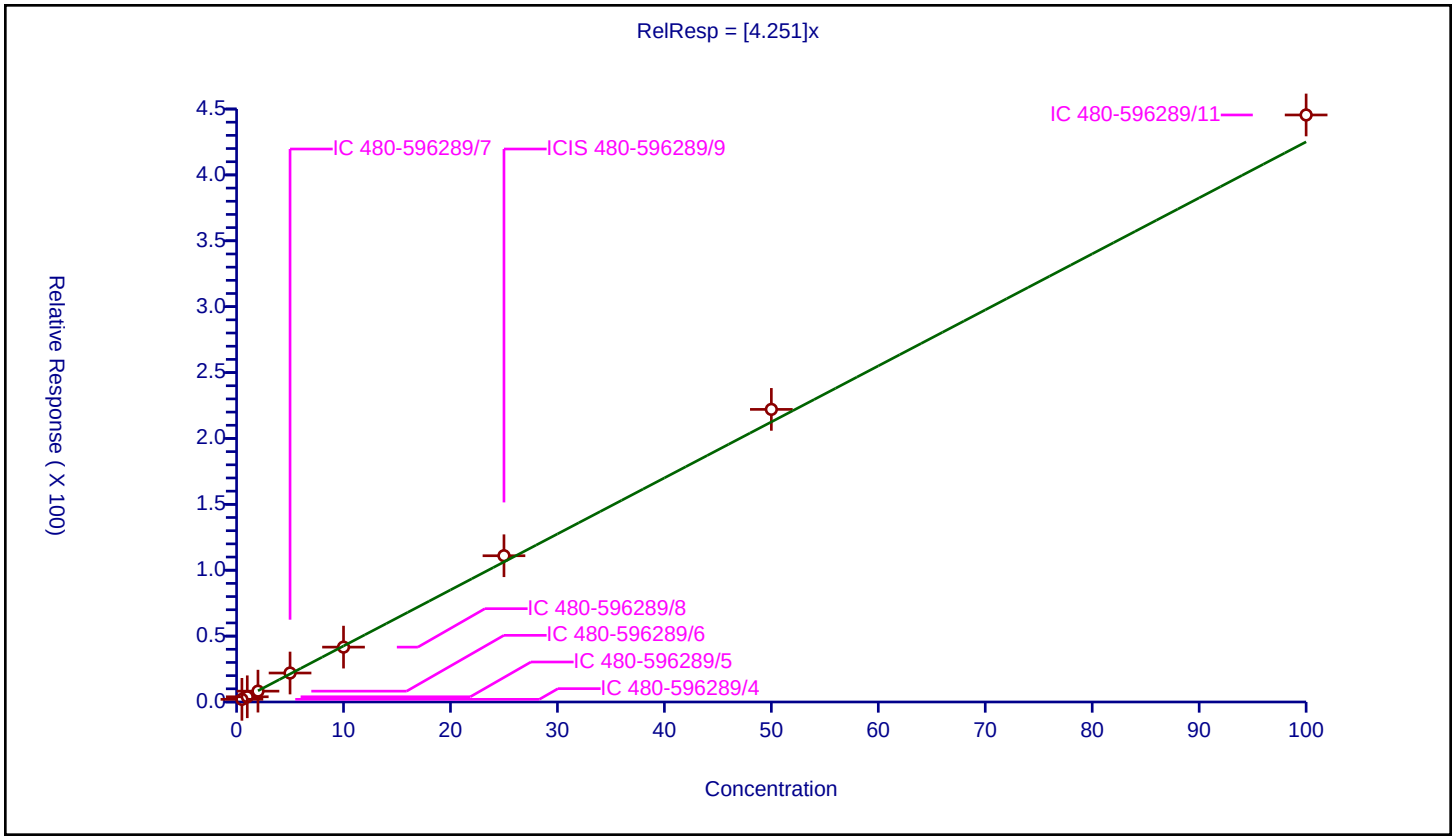

Calibration / 1,2,3-Trichloropropane

Curve Type:	Average
Weighting:	Conc_Sq
Origin:	Force
Dependency:	Response
Calib Mode:	ISTD
Response Base:	AREA
RF Rounding:	0

Curve Coefficients

Intercept:	0
Slope:	0.3606

Error Coefficients

Standard Error:	239000
Relative Standard Error:	6.1
Correlation Coefficient:	1.000
Coefficient of Determination (Adjusted):	0.995

ID	Level	Concentration	Rel. Resp.	IS Amount	IS Response	RRF	Used
1	IC 480-596289/4	0.5	0.203356	25.0	357993.0	0.406712	Y
2	IC 480-596289/5	1.0	0.334884	25.0	344522.0	0.334884	Y
3	IC 480-596289/6	2.0	0.735186	25.0	339540.0	0.367593	Y
4	IC 480-596289/7	5.0	1.834647	25.0	335010.0	0.366929	Y
5	IC 480-596289/8	10.0	3.394119	25.0	342681.0	0.339412	Y
6	ICIS 480-596289/9	25.0	8.89532	25.0	371999.0	0.355813	Y
7	IC 480-596289/10	50.0	17.737323	25.0	390555.0	0.354746	Y
8	IC 480-596289/11	100.0	35.895928	25.0	382285.0	0.358959	Y

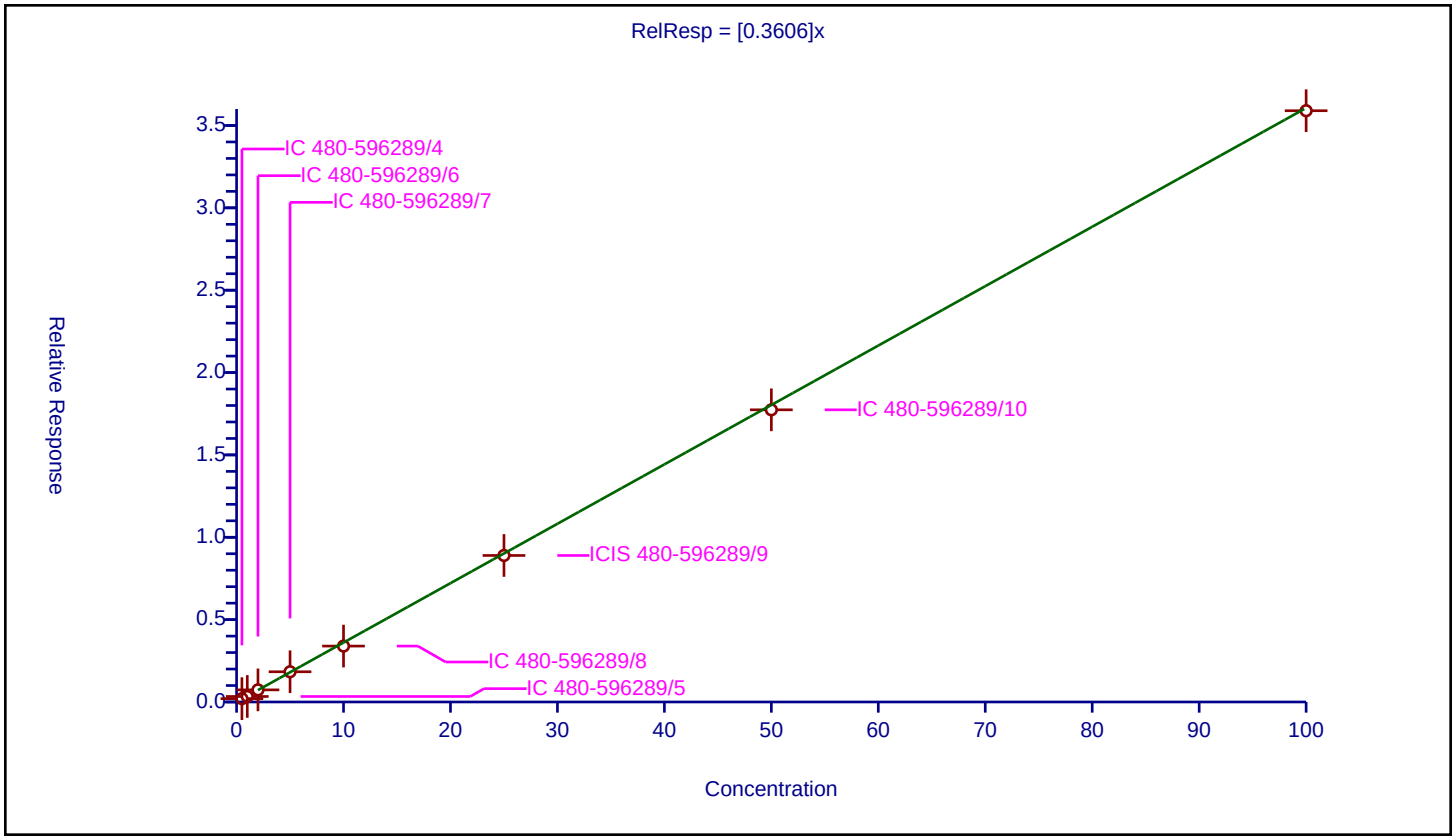

Calibration / trans-1,4-Dichloro-2-butene

Curve Type:	Linear
Weighting:	Conc
Origin:	None
Dependency:	Response
Calib Mode:	ISTD
Response Base:	AREA
RF Rounding:	0

Curve Coefficients

Intercept:	-0.1935
Slope:	0.3616

Error Coefficients

Standard Error:	287000
Relative Standard Error:	13.1
Correlation Coefficient:	0.999
Coefficient of Determination (Adjusted):	0.997

ID	Level	Concentration	Rel. Resp.	IS Amount	IS Response	RRF	Used
1	IC 480-596289/4	0.5	0.100561	25.0	357993.0	0.201121	N
2	IC 480-596289/5	1.0	0.247735	25.0	344522.0	0.247735	Y
3	IC 480-596289/6	2.0	0.557298	25.0	339540.0	0.278649	Y
4	IC 480-596289/7	5.0	1.433838	25.0	335010.0	0.286768	Y
5	IC 480-596289/8	10.0	2.900146	25.0	342681.0	0.290015	Y
6	ICIS 480-596289/9	25.0	8.308221	25.0	371999.0	0.332329	Y
7	IC 480-596289/10	50.0	18.408803	25.0	390555.0	0.368176	Y
8	IC 480-596289/11	100.0	36.581346	25.0	382285.0	0.365813	Y

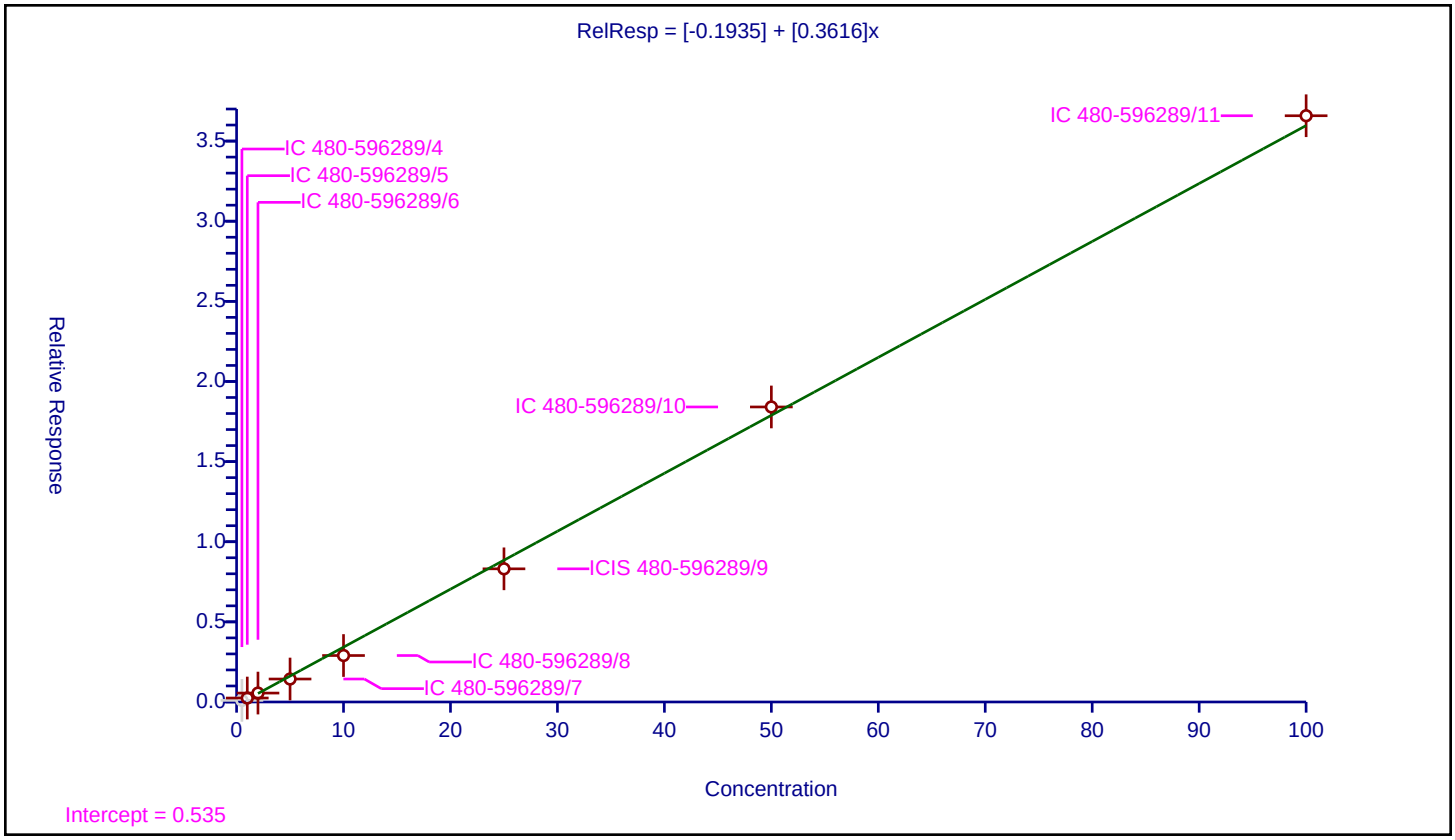

Calibration / 2-Chlorotoluene

Curve Type:	Average
Weighting:	Conc_Sq
Origin:	Force
Dependency:	Response
Calib Mode:	ISTD
Response Base:	AREA
RF Rounding:	0

Curve Coefficients

Intercept:	0
Slope:	0.9259

Error Coefficients

Standard Error:	600000
Relative Standard Error:	4.5
Correlation Coefficient:	1.000
Coefficient of Determination (Adjusted):	0.997

ID	Level	Concentration	Rel. Resp.	IS Amount	IS Response	RRF	Used
1	IC 480-596289/4	0.5	0.495959	25.0	357993.0	0.991919	Y
2	IC 480-596289/5	1.0	0.989995	25.0	344522.0	0.989995	Y
3	IC 480-596289/6	2.0	1.772251	25.0	339540.0	0.886125	Y
4	IC 480-596289/7	5.0	4.591729	25.0	335010.0	0.918346	Y
5	IC 480-596289/8	10.0	9.067106	25.0	342681.0	0.906711	Y
6	ICIS 480-596289/9	25.0	22.84865	25.0	371999.0	0.913946	Y
7	IC 480-596289/10	50.0	45.05857	25.0	390555.0	0.901171	Y
8	IC 480-596289/11	100.0	89.886276	25.0	382285.0	0.898863	Y

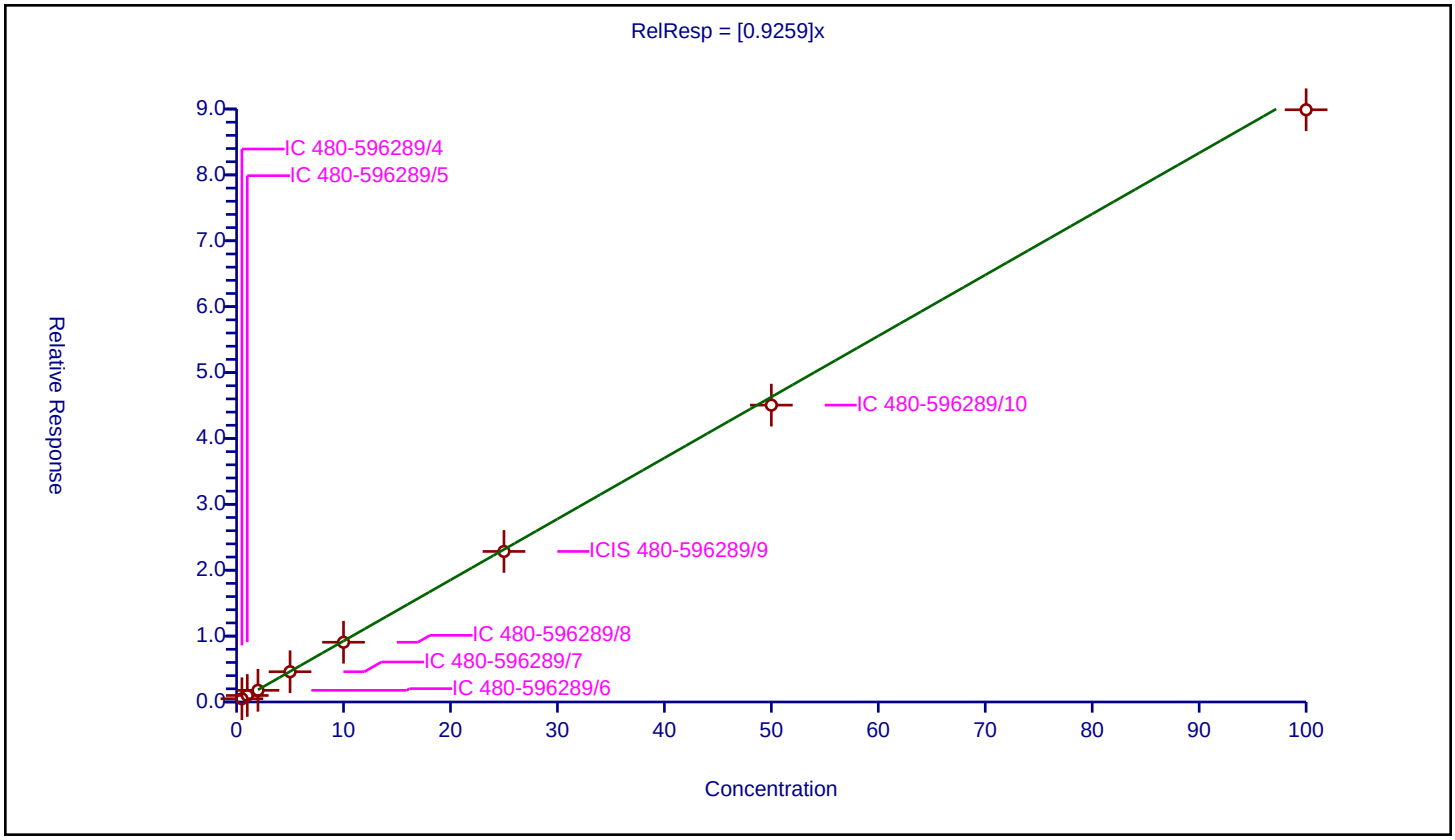

Calibration / 1,3,5-Trimethylbenzene

Curve Type:	Average
Weighting:	Conc_Sq
Origin:	Force
Dependency:	Response
Calib Mode:	ISTD
Response Base:	AREA
RF Rounding:	0

Curve Coefficients

Intercept:	0
Slope:	3.23

Error Coefficients

Standard Error:	2270000
Relative Standard Error:	6.0
Correlation Coefficient:	1.000
Coefficient of Determination (Adjusted):	0.996

ID	Level	Concentration	Rel. Resp.	IS Amount	IS Response	RRF	Used
1	IC 480-596289/4	0.5	1.484317	25.0	357993.0	2.968633	Y
2	IC 480-596289/5	1.0	2.934573	25.0	344522.0	2.934573	Y
3	IC 480-596289/6	2.0	6.275991	25.0	339540.0	3.137996	Y
4	IC 480-596289/7	5.0	16.850616	25.0	335010.0	3.370123	Y
5	IC 480-596289/8	10.0	32.722634	25.0	342681.0	3.272263	Y
6	ICIS 480-596289/9	25.0	84.492969	25.0	371999.0	3.379719	Y
7	IC 480-596289/10	50.0	167.82617	25.0	390555.0	3.356523	Y
8	IC 480-596289/11	100.0	341.841493	25.0	382285.0	3.418415	Y

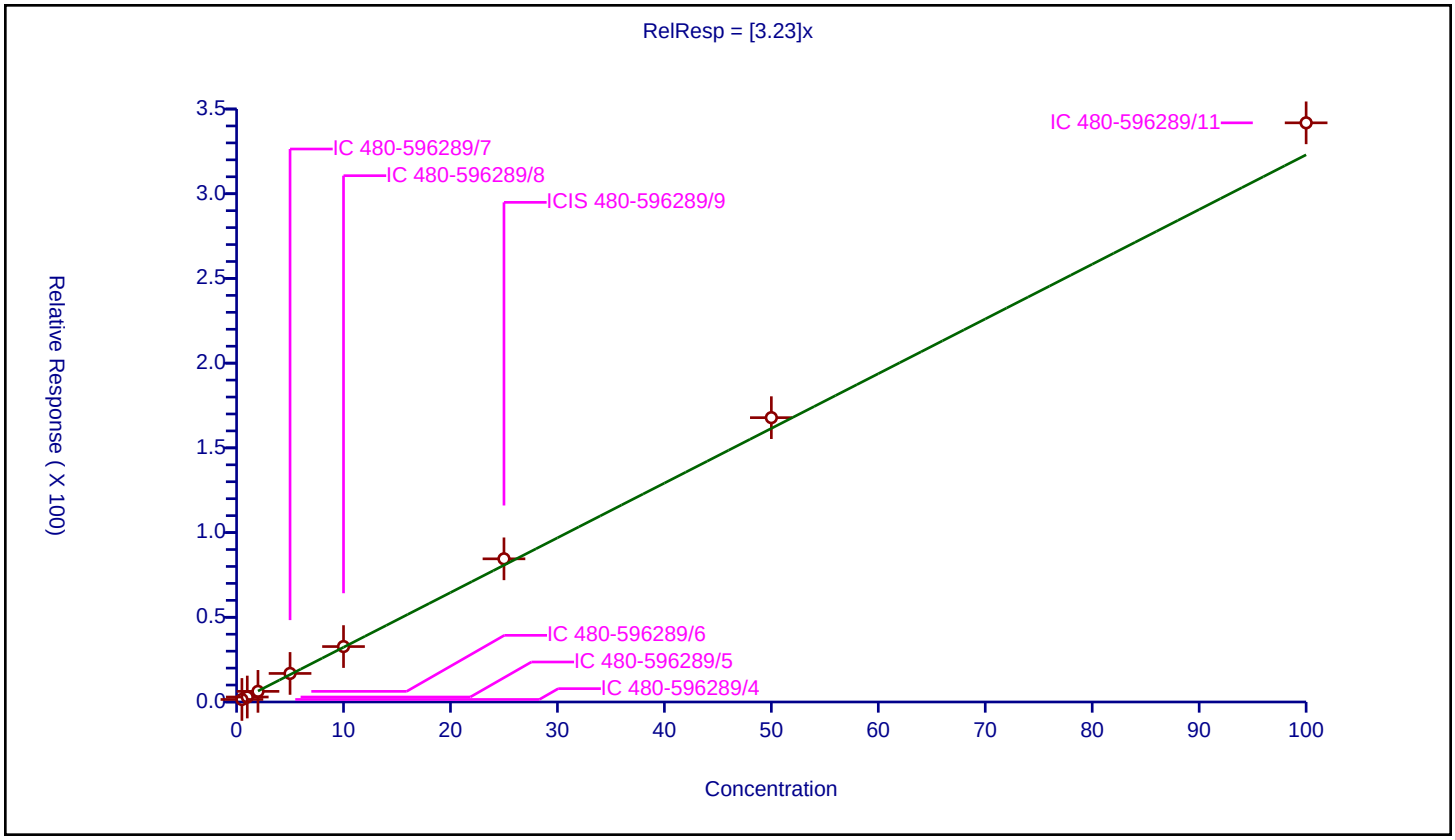

Calibration / 4-Chlorotoluene

Curve Type:	Average
Weighting:	Conc_Sq
Origin:	Force
Dependency:	Response
Calib Mode:	ISTD
Response Base:	AREA
RF Rounding:	0

Curve Coefficients

Intercept:	0
Slope:	0.9159

Error Coefficients

Standard Error:	623000
Relative Standard Error:	4.4
Correlation Coefficient:	1.000
Coefficient of Determination (Adjusted):	0.997

ID	Level	Concentration	Rel. Resp.	IS Amount	IS Response	RRF	Used
1	IC 480-596289/4	0.5	0.443165	25.0	357993.0	0.88633	Y
2	IC 480-596289/5	1.0	0.854735	25.0	344522.0	0.854735	Y
3	IC 480-596289/6	2.0	1.91649	25.0	339540.0	0.958245	Y
4	IC 480-596289/7	5.0	4.755604	25.0	335010.0	0.951121	Y
5	IC 480-596289/8	10.0	8.657687	25.0	342681.0	0.865769	Y
6	ICIS 480-596289/9	25.0	23.622308	25.0	371999.0	0.944892	Y
7	IC 480-596289/10	50.0	46.527762	25.0	390555.0	0.930555	Y
8	IC 480-596289/11	100.0	93.563637	25.0	382285.0	0.935636	Y

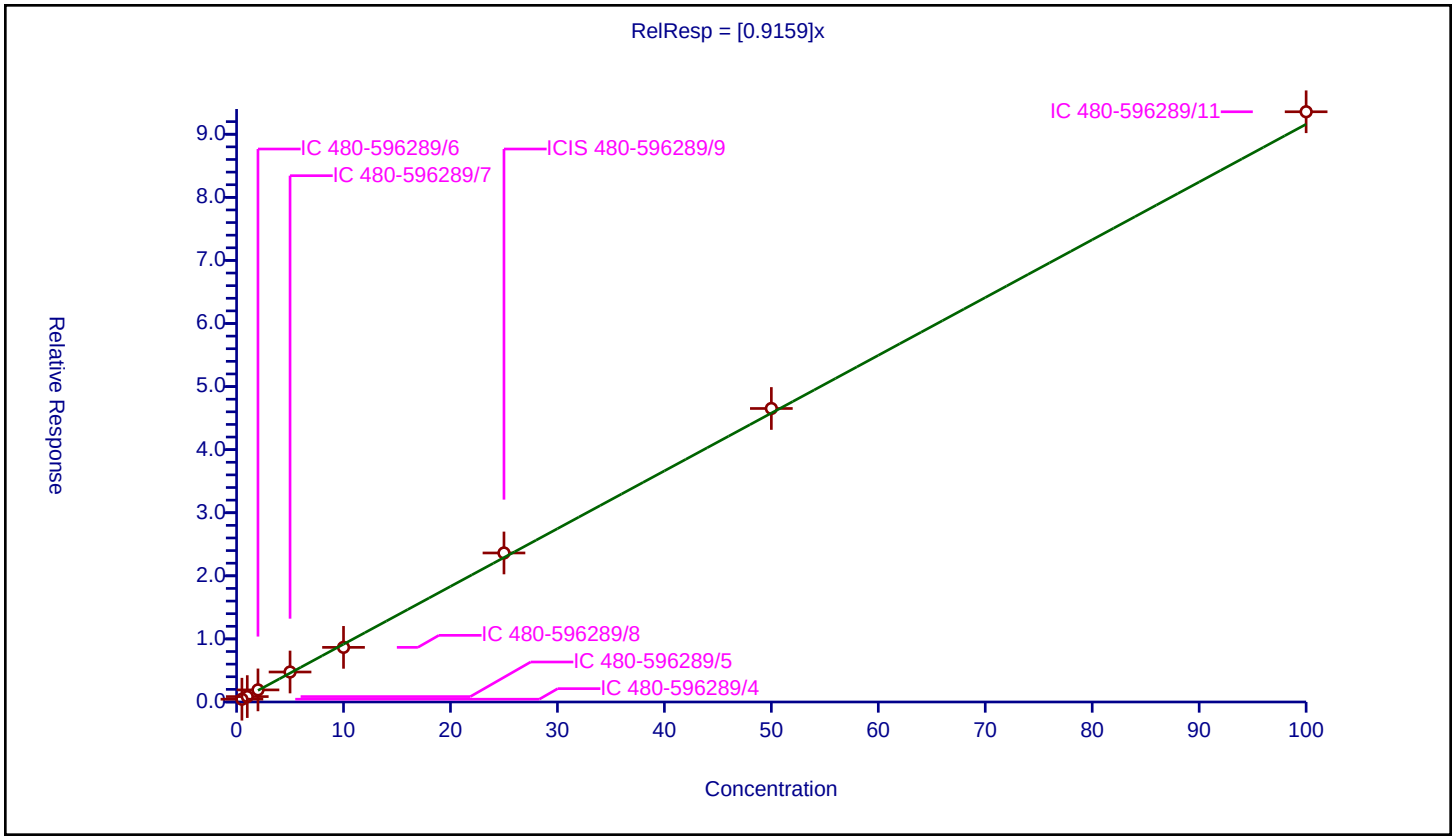

Calibration / tert-Butylbenzene

Curve Type:	Average
Weighting:	Conc_Sq
Origin:	Force
Dependency:	Response
Calib Mode:	ISTD
Response Base:	AREA
RF Rounding:	0

Curve Coefficients

Intercept:	0
Slope:	0.7165

Error Coefficients

Standard Error:	483000
Relative Standard Error:	5.9
Correlation Coefficient:	0.999
Coefficient of Determination (Adjusted):	0.995

ID	Level	Concentration	Rel. Resp.	IS Amount	IS Response	RRF	Used
1	IC 480-596289/4	0.5	0.363834	25.0	357993.0	0.727668	Y
2	IC 480-596289/5	1.0	0.640162	25.0	344522.0	0.640162	Y
3	IC 480-596289/6	2.0	1.350945	25.0	339540.0	0.675473	Y
4	IC 480-596289/7	5.0	3.847796	25.0	335010.0	0.769559	Y
5	IC 480-596289/8	10.0	7.068163	25.0	342681.0	0.706816	Y
6	ICIS 480-596289/9	25.0	18.932175	25.0	371999.0	0.757287	Y
7	IC 480-596289/10	50.0	36.667179	25.0	390555.0	0.733344	Y
8	IC 480-596289/11	100.0	72.131067	25.0	382285.0	0.721311	Y

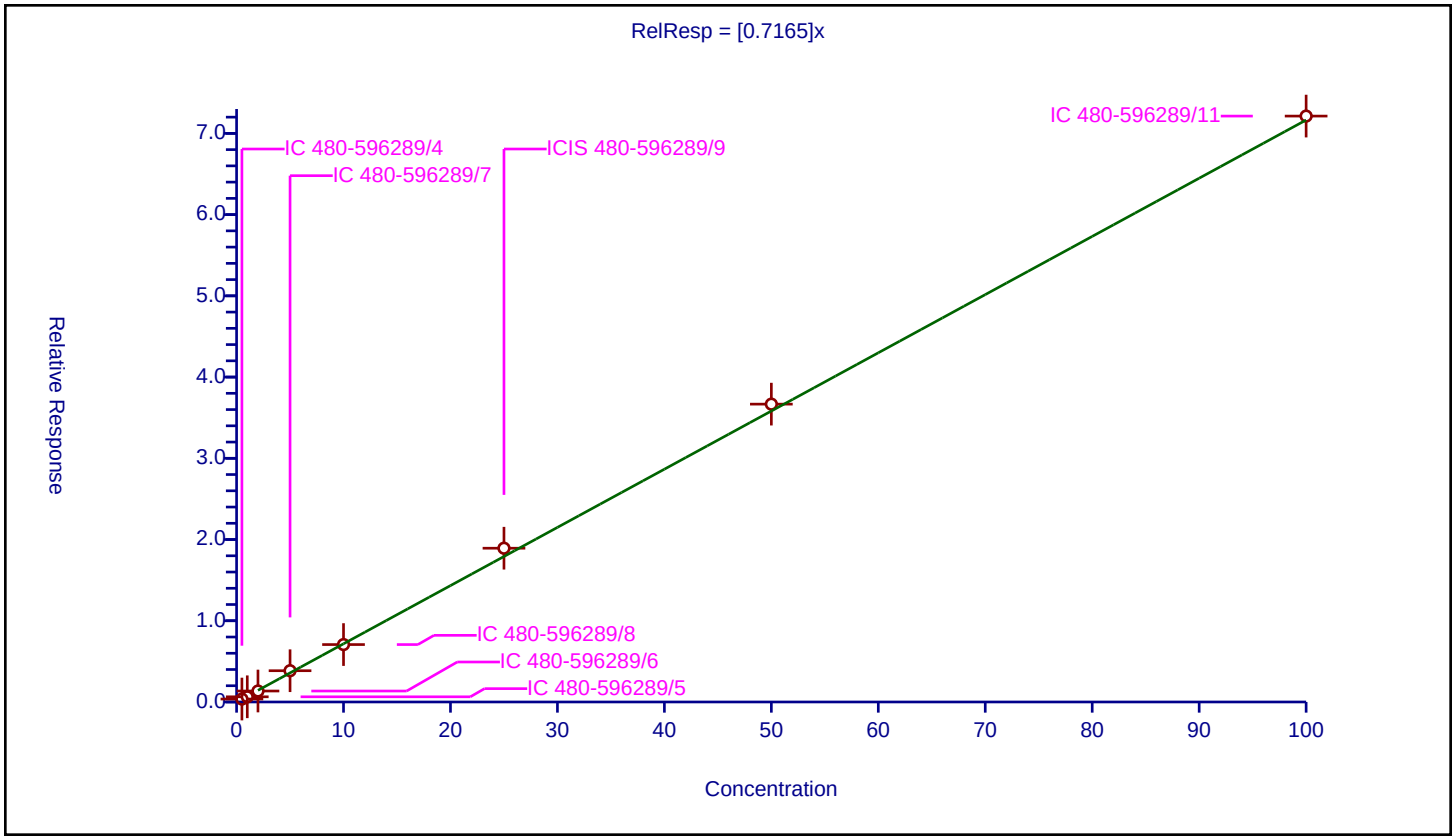

Calibration / 1,2,4-Trimethylbenzene

Curve Type:	Average
Weighting:	Conc_Sq
Origin:	Force
Dependency:	Response
Calib Mode:	ISTD
Response Base:	AREA
RF Rounding:	0

Curve Coefficients

Intercept:	0
Slope:	3.352

Error Coefficients

Standard Error:	2350000
Relative Standard Error:	4.7
Correlation Coefficient:	1.000
Coefficient of Determination (Adjusted):	0.997

ID	Level	Concentration	Rel. Resp.	IS Amount	IS Response	RRF	Used
1	IC 480-596289/4	0.5	1.639068	25.0	357993.0	3.278137	Y
2	IC 480-596289/5	1.0	3.038921	25.0	344522.0	3.038921	Y
3	IC 480-596289/6	2.0	6.548639	25.0	339540.0	3.27432	Y
4	IC 480-596289/7	5.0	17.13919	25.0	335010.0	3.427838	Y
5	IC 480-596289/8	10.0	33.26286	25.0	342681.0	3.326286	Y
6	ICIS 480-596289/9	25.0	86.249089	25.0	371999.0	3.449964	Y
7	IC 480-596289/10	50.0	174.046421	25.0	390555.0	3.480928	Y
8	IC 480-596289/11	100.0	353.835816	25.0	382285.0	3.538358	Y

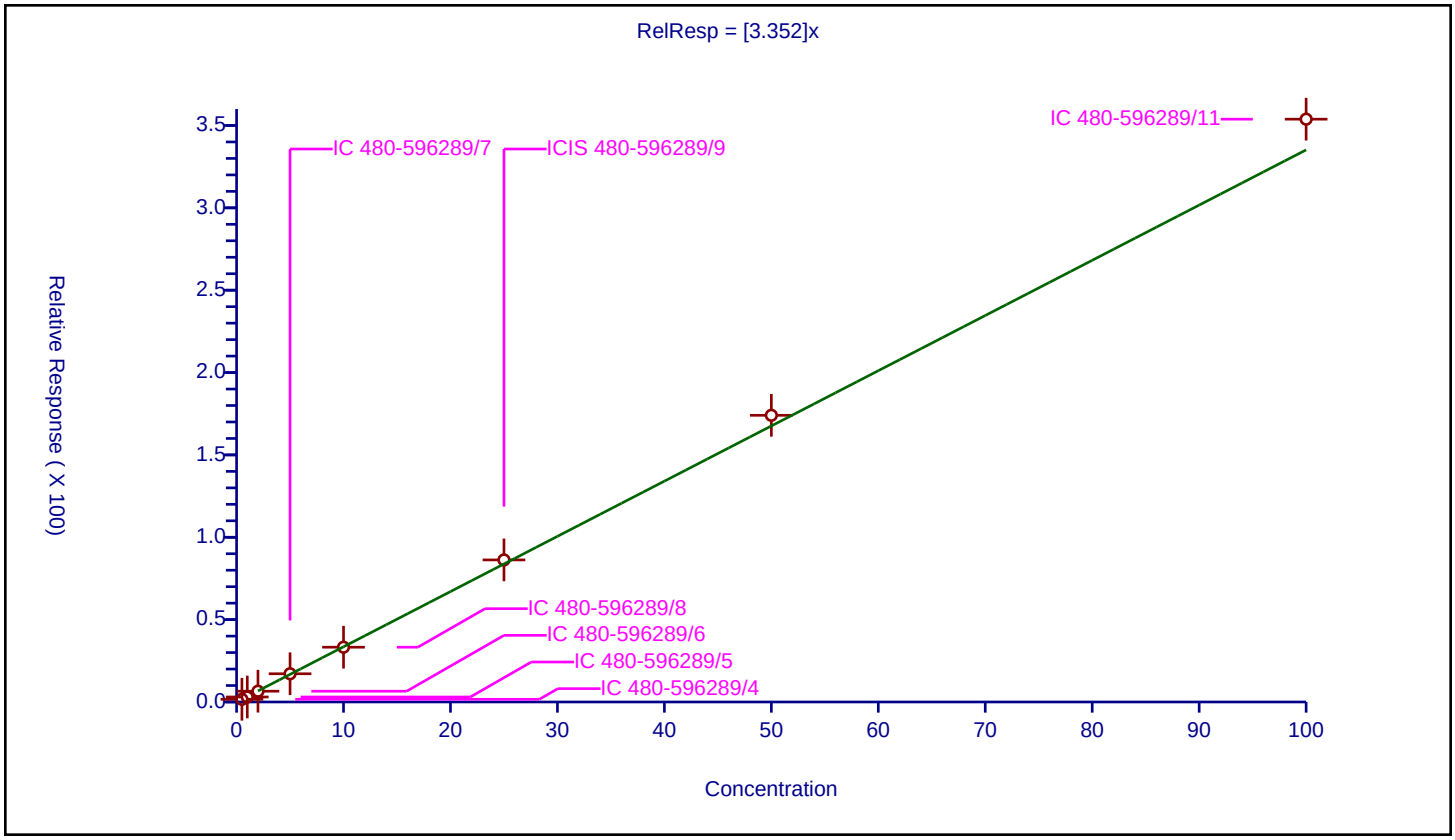

Calibration / sec-Butylbenzene

Curve Type:	Average
Weighting:	Conc_Sq
Origin:	Force
Dependency:	Response
Calib Mode:	ISTD
Response Base:	AREA
RF Rounding:	0

Curve Coefficients

Intercept:	0
Slope:	3.996

Error Coefficients

Standard Error:	2830000
Relative Standard Error:	7.3
Correlation Coefficient:	1.000
Coefficient of Determination (Adjusted):	0.993

ID	Level	Concentration	Rel. Resp.	IS Amount	IS Response	RRF	Used
1	IC 480-596289/4	0.5	1.868193	25.0	357993.0	3.736386	Y
2	IC 480-596289/5	1.0	3.530471	25.0	344522.0	3.530471	Y
3	IC 480-596289/6	2.0	7.470769	25.0	339540.0	3.735385	Y
4	IC 480-596289/7	5.0	21.184965	25.0	335010.0	4.236993	Y
5	IC 480-596289/8	10.0	39.953047	25.0	342681.0	3.995305	Y
6	ICIS 480-596289/9	25.0	106.362383	25.0	371999.0	4.254495	Y
7	IC 480-596289/10	50.0	210.628721	25.0	390555.0	4.212574	Y
8	IC 480-596289/11	100.0	426.320677	25.0	382285.0	4.263207	Y

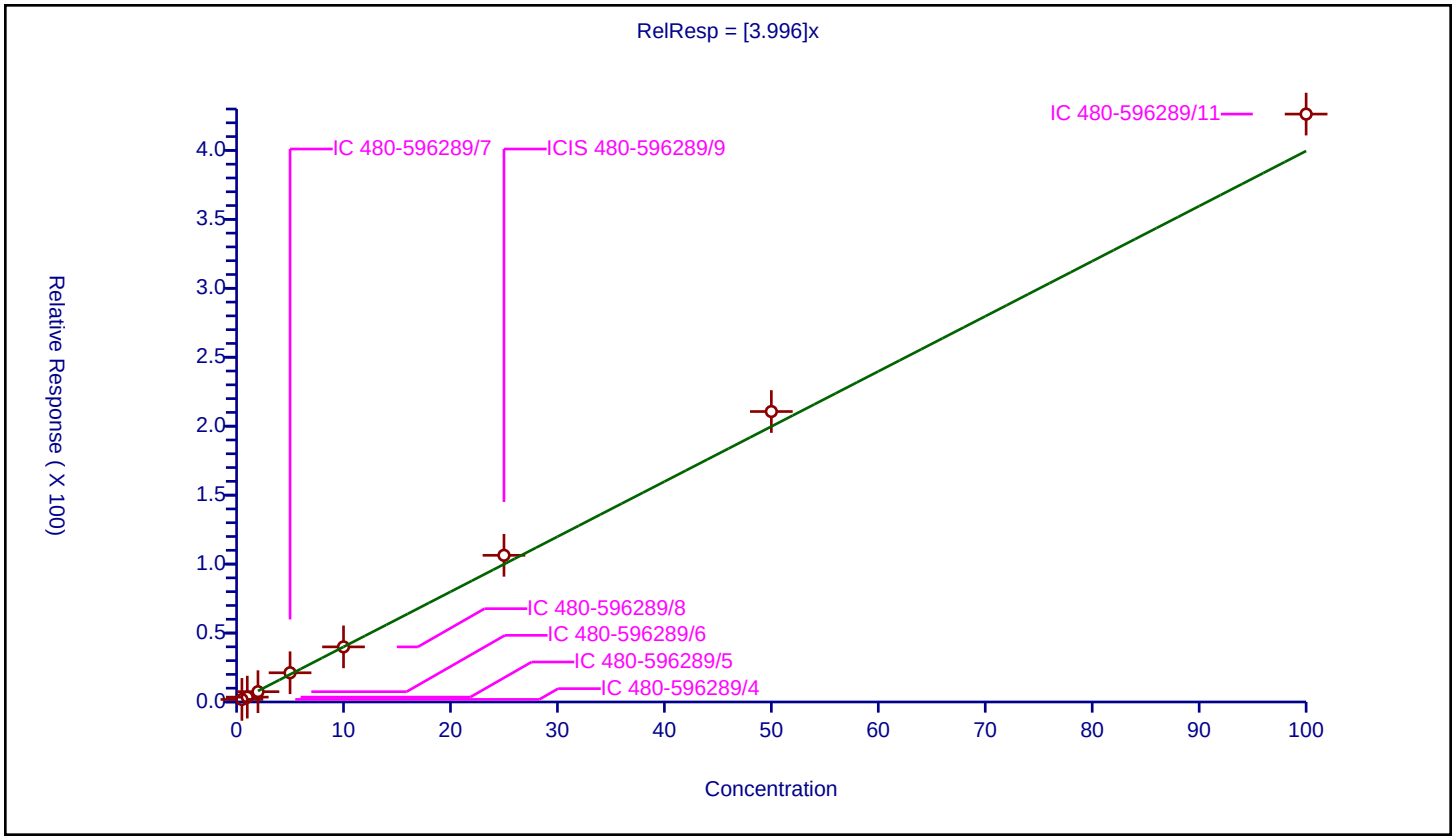

Calibration / 1,3-Dichlorobenzene

Curve Type:	Average
Weighting:	Conc_Sq
Origin:	Force
Dependency:	Response
Calib Mode:	ISTD
Response Base:	AREA
RF Rounding:	0

Curve Coefficients

Intercept:	0
Slope:	1.911

Error Coefficients

Standard Error:	1310000
Relative Standard Error:	3.7
Correlation Coefficient:	1.000
Coefficient of Determination (Adjusted):	0.998

ID	Level	Concentration	Rel. Resp.	IS Amount	IS Response	RRF	Used
1	IC 480-596289/4	0.5	0.972645	25.0	357993.0	1.945289	Y
2	IC 480-596289/5	1.0	1.793137	25.0	344522.0	1.793137	Y
3	IC 480-596289/6	2.0	3.926489	25.0	339540.0	1.963244	Y
4	IC 480-596289/7	5.0	9.774634	25.0	335010.0	1.954927	Y
5	IC 480-596289/8	10.0	18.098538	25.0	342681.0	1.809854	Y
6	ICIS 480-596289/9	25.0	47.656109	25.0	371999.0	1.906244	Y
7	IC 480-596289/10	50.0	97.177606	25.0	390555.0	1.943552	Y
8	IC 480-596289/11	100.0	196.889755	25.0	382285.0	1.968898	Y

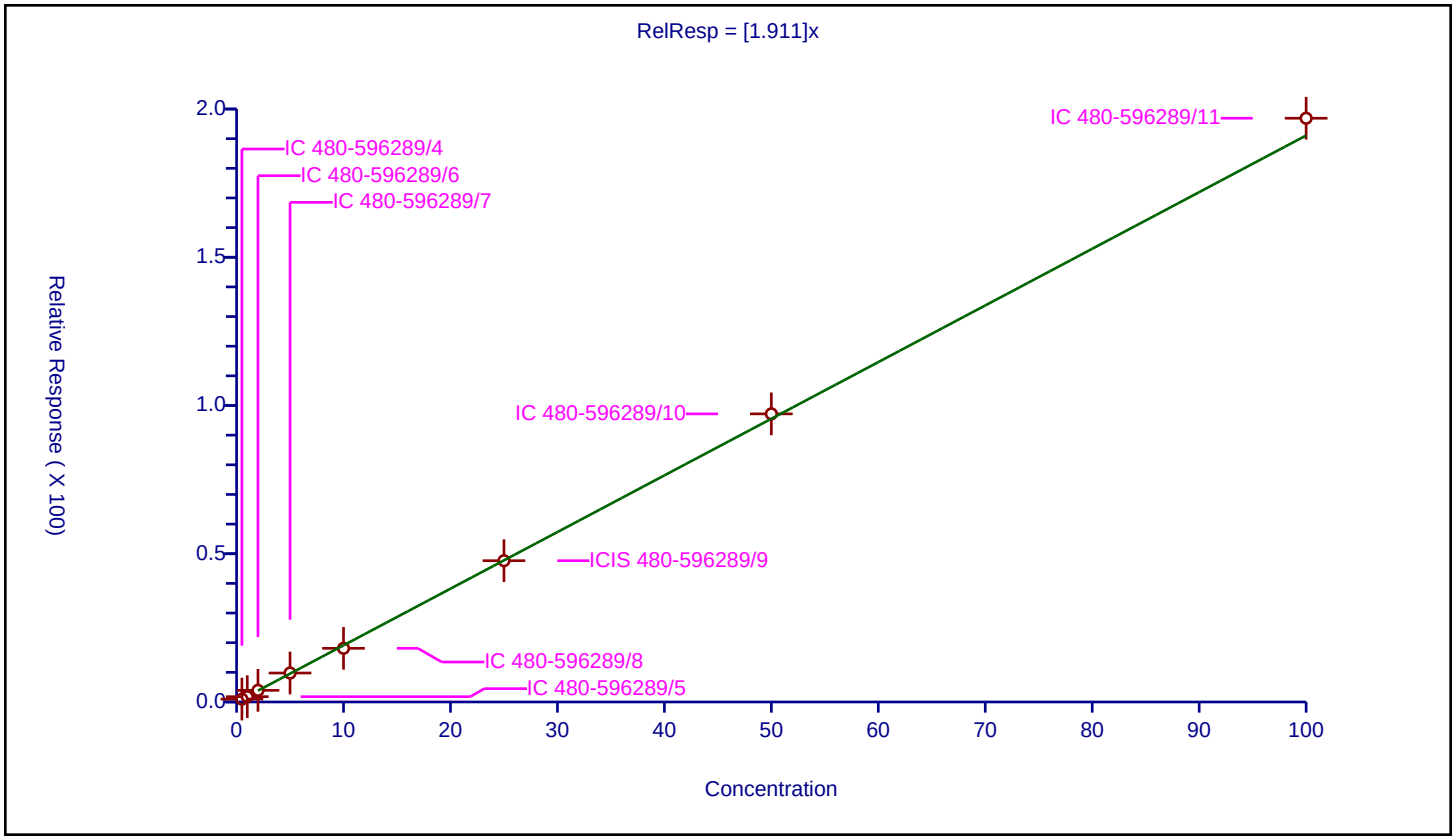

Calibration / 4-Isopropyltoluene

Curve Type:	Average
Weighting:	Conc_Sq
Origin:	Force
Dependency:	Response
Calib Mode:	ISTD
Response Base:	AREA
RF Rounding:	0

Curve Coefficients

Intercept:	0
Slope:	3.568

Error Coefficients

Standard Error:	2540000
Relative Standard Error:	8.0
Correlation Coefficient:	1.000
Coefficient of Determination (Adjusted):	0.992

ID	Level	Concentration	Rel. Resp.	IS Amount	IS Response	RRF	Used
1	IC 480-596289/4	0.5	1.665326	25.0	357993.0	3.330652	Y
2	IC 480-596289/5	1.0	3.064173	25.0	344522.0	3.064173	Y
3	IC 480-596289/6	2.0	6.781381	25.0	339540.0	3.39069	Y
4	IC 480-596289/7	5.0	19.016223	25.0	335010.0	3.803245	Y
5	IC 480-596289/8	10.0	35.266837	25.0	342681.0	3.526684	Y
6	ICIS 480-596289/9	25.0	96.134734	25.0	371999.0	3.845389	Y
7	IC 480-596289/10	50.0	188.11531	25.0	390555.0	3.762306	Y
8	IC 480-596289/11	100.0	381.972416	25.0	382285.0	3.819724	Y

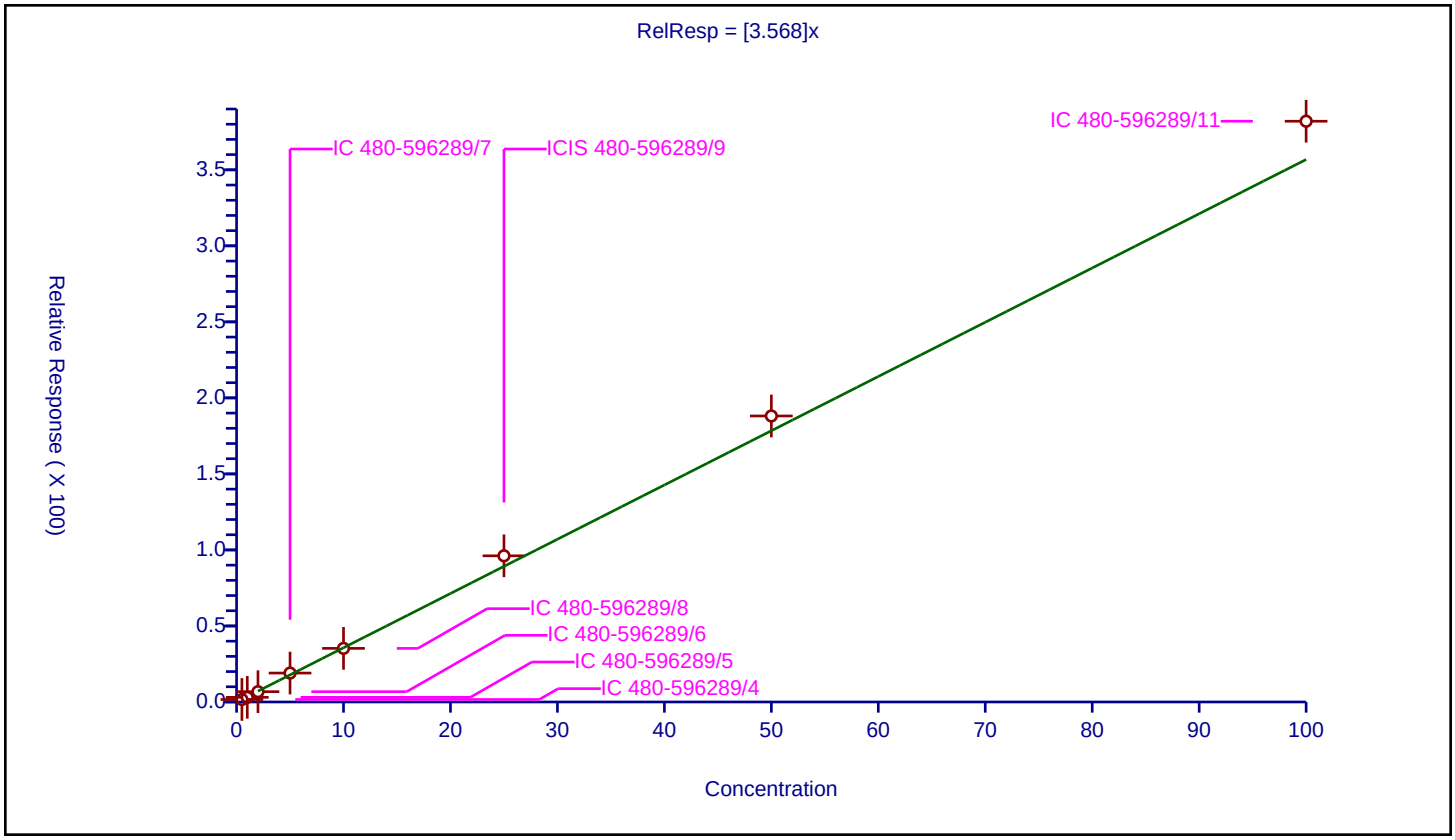

Calibration / 1,4-Dichlorobenzene

Curve Type:	Average
Weighting:	Conc_Sq
Origin:	Force
Dependency:	Response
Calib Mode:	ISTD
Response Base:	AREA
RF Rounding:	0

Curve Coefficients

Intercept:	0
Slope:	1.955

Error Coefficients

Standard Error:	1330000
Relative Standard Error:	4.2
Correlation Coefficient:	0.999
Coefficient of Determination (Adjusted):	0.998

ID	Level	Concentration	Rel. Resp.	IS Amount	IS Response	RRF	Used
1	IC 480-596289/4	0.5	1.025928	25.0	357993.0	2.051856	Y
2	IC 480-596289/5	1.0	1.882246	25.0	344522.0	1.882246	Y
3	IC 480-596289/6	2.0	4.07544	25.0	339540.0	2.03772	Y
4	IC 480-596289/7	5.0	9.700457	25.0	335010.0	1.940091	Y
5	IC 480-596289/8	10.0	18.120205	25.0	342681.0	1.812021	Y
6	ICIS 480-596289/9	25.0	48.150734	25.0	371999.0	1.926029	Y
7	IC 480-596289/10	50.0	98.943875	25.0	390555.0	1.978877	Y
8	IC 480-596289/11	100.0	201.349713	25.0	382285.0	2.013497	Y

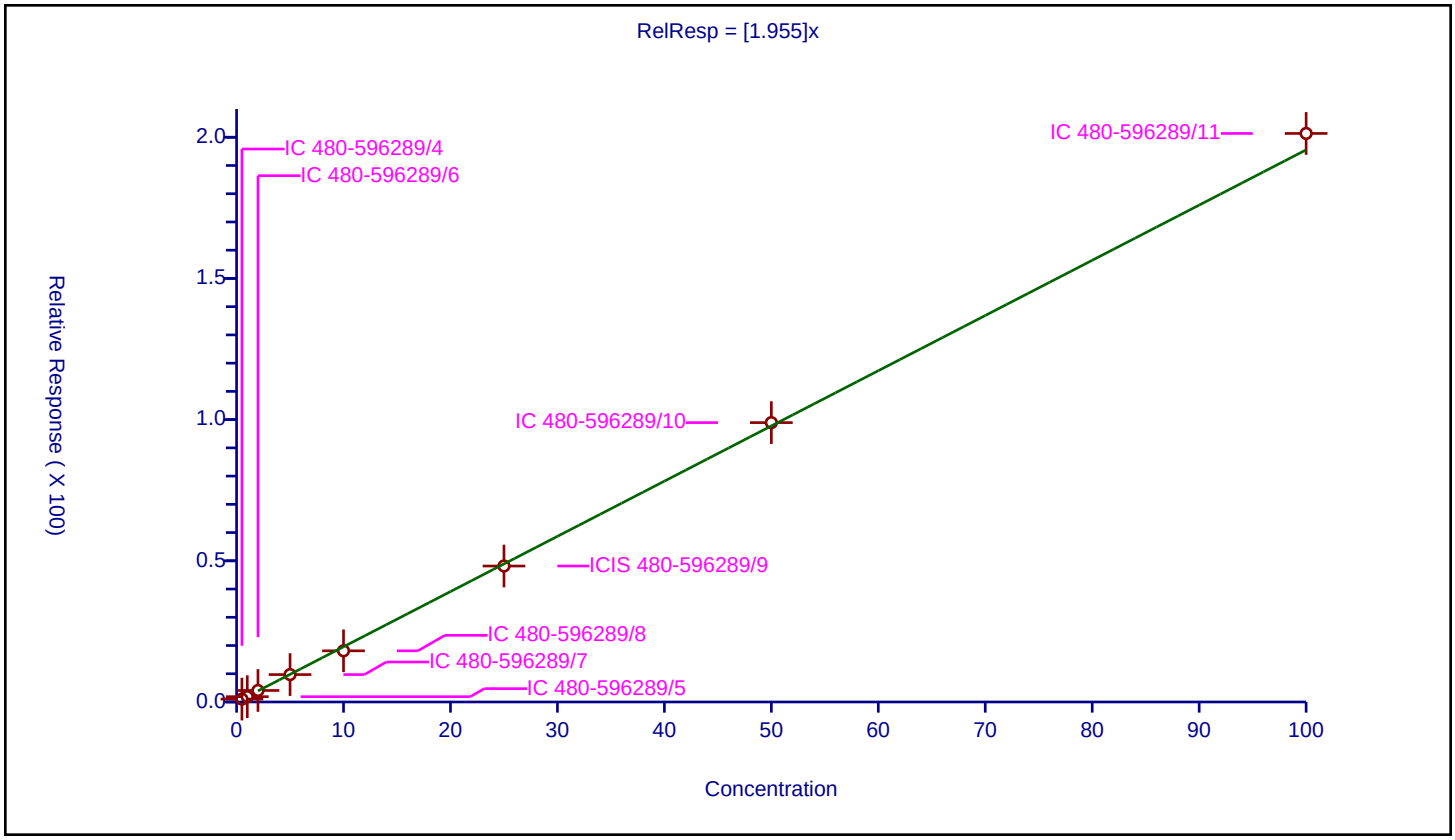

Calibration / n-Butylbenzene

Curve Type:	Average
Weighting:	Conc_Sq
Origin:	Force
Dependency:	Response
Calib Mode:	ISTD
Response Base:	AREA
RF Rounding:	0

Curve Coefficients

Intercept:	0
Slope:	2.965

Error Coefficients

Standard Error:	2100000
Relative Standard Error:	8.3
Correlation Coefficient:	1.000
Coefficient of Determination (Adjusted):	0.991

ID	Level	Concentration	Rel. Resp.	IS Amount	IS Response	RRF	Used
1	IC 480-596289/4	0.5	1.349328	25.0	357993.0	2.698656	Y
2	IC 480-596289/5	1.0	2.544613	25.0	344522.0	2.544613	Y
3	IC 480-596289/6	2.0	5.693144	25.0	339540.0	2.846572	Y
4	IC 480-596289/7	5.0	15.857139	25.0	335010.0	3.171428	Y
5	IC 480-596289/8	10.0	29.633026	25.0	342681.0	2.963303	Y
6	ICIS 480-596289/9	25.0	80.07078	25.0	371999.0	3.202831	Y
7	IC 480-596289/10	50.0	157.402222	25.0	390555.0	3.148044	Y
8	IC 480-596289/11	100.0	314.831801	25.0	382285.0	3.148318	Y

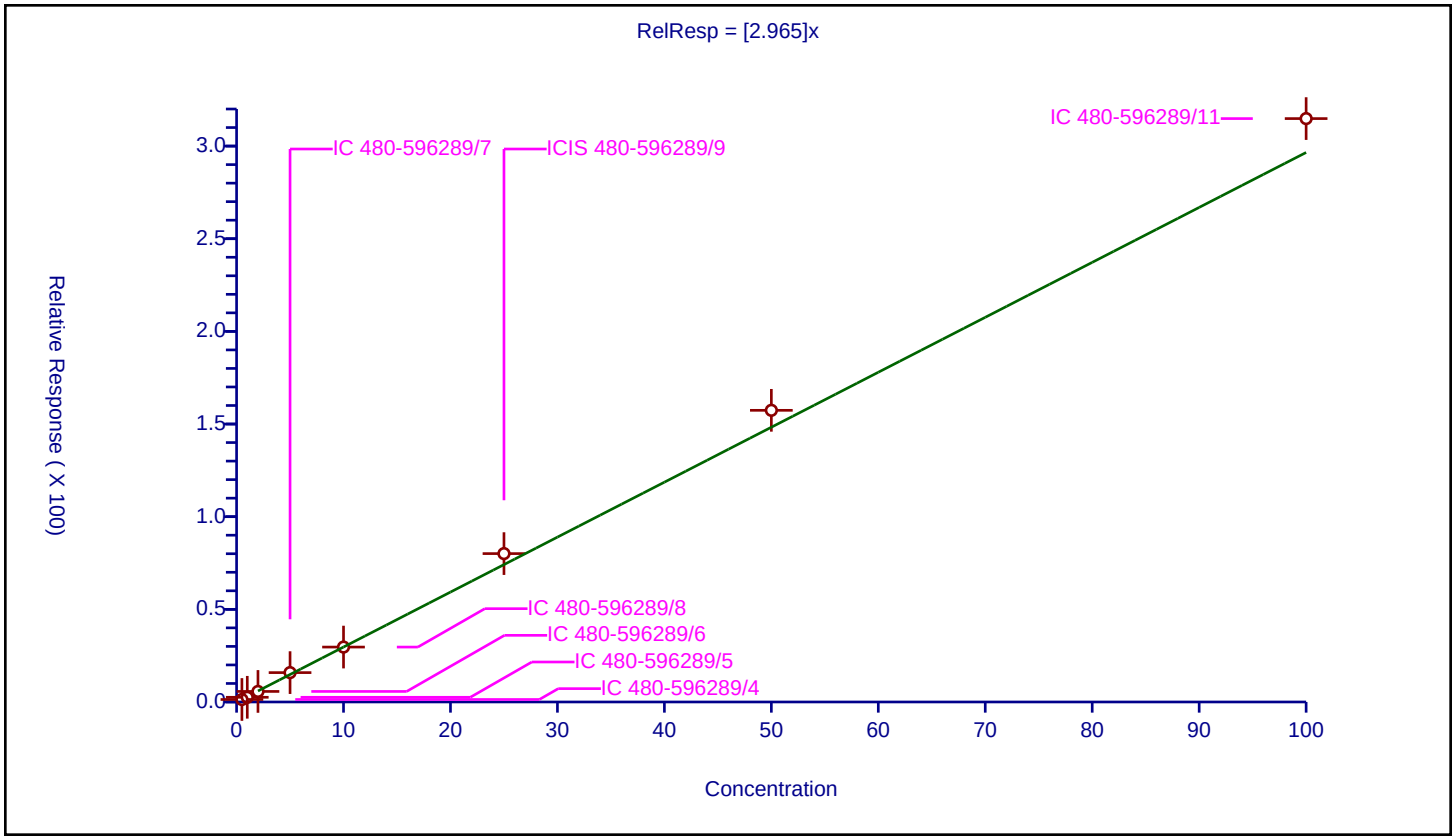

Calibration / 1,2-Dichlorobenzene

Curve Type:	Average
Weighting:	Conc_Sq
Origin:	Force
Dependency:	Response
Calib Mode:	ISTD
Response Base:	AREA
RF Rounding:	0

Curve Coefficients

Intercept:	0
Slope:	1.95

Error Coefficients

Standard Error:	1310000
Relative Standard Error:	2.4
Correlation Coefficient:	1.000
Coefficient of Determination (Adjusted):	0.999

ID	Level	Concentration	Rel. Resp.	IS Amount	IS Response	RRF	Used
1	IC 480-596289/4	0.5	1.014615	25.0	357993.0	2.02923	Y
2	IC 480-596289/5	1.0	1.954374	25.0	344522.0	1.954374	Y
3	IC 480-596289/6	2.0	3.944381	25.0	339540.0	1.97219	Y
4	IC 480-596289/7	5.0	9.833139	25.0	335010.0	1.966628	Y
5	IC 480-596289/8	10.0	18.815385	25.0	342681.0	1.881539	Y
6	ICIS 480-596289/9	25.0	47.611149	25.0	371999.0	1.904446	Y
7	IC 480-596289/10	50.0	95.666359	25.0	390555.0	1.913327	Y
8	IC 480-596289/11	100.0	197.464196	25.0	382285.0	1.974642	Y

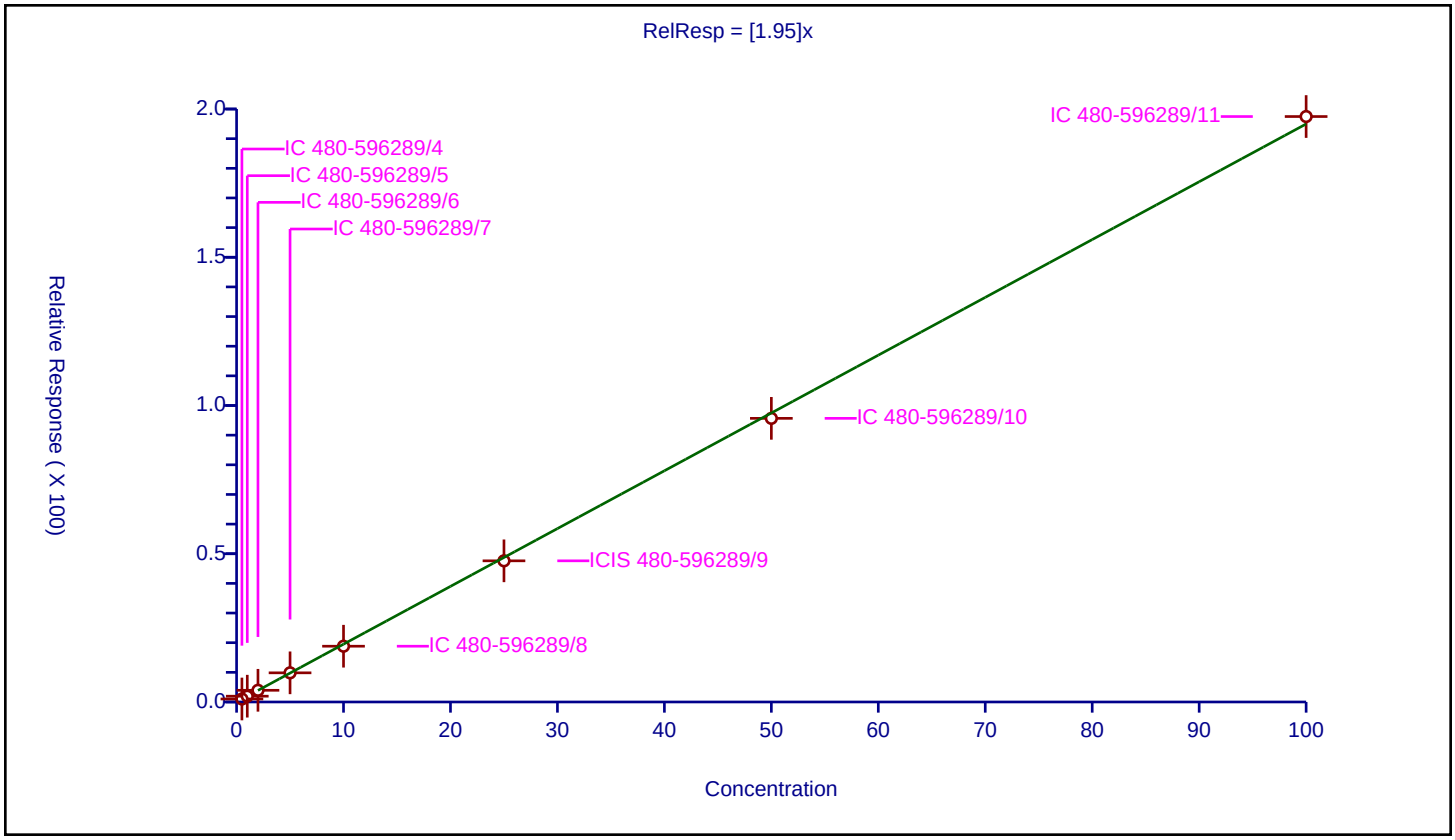

Calibration / 1,2-Dibromo-3-Chloropropane

Curve Type:	Average
Weighting:	Conc_Sq
Origin:	Force
Dependency:	Response
Calib Mode:	ISTD
Response Base:	AREA
RF Rounding:	0

Curve Coefficients

Intercept:	0
Slope:	0.2122

Error Coefficients

Standard Error:	154000
Relative Standard Error:	8.2
Correlation Coefficient:	0.999
Coefficient of Determination (Adjusted):	0.992

ID	Level	Concentration	Rel. Resp.	IS Amount	IS Response	RRF	Used
1	IC 480-596289/4	0.5	0.092809	25.0	357993.0	0.185618	Y
2	IC 480-596289/5	1.0	0.190772	25.0	344522.0	0.190772	Y
3	IC 480-596289/6	2.0	0.449579	25.0	339540.0	0.224789	Y
4	IC 480-596289/7	5.0	1.120862	25.0	335010.0	0.224172	Y
5	IC 480-596289/8	10.0	2.023821	25.0	342681.0	0.202382	Y
6	ICIS 480-596289/9	25.0	5.436238	25.0	371999.0	0.21745	Y
7	IC 480-596289/10	50.0	10.912932	25.0	390555.0	0.218259	Y
8	IC 480-596289/11	100.0	23.448213	25.0	382285.0	0.234482	Y

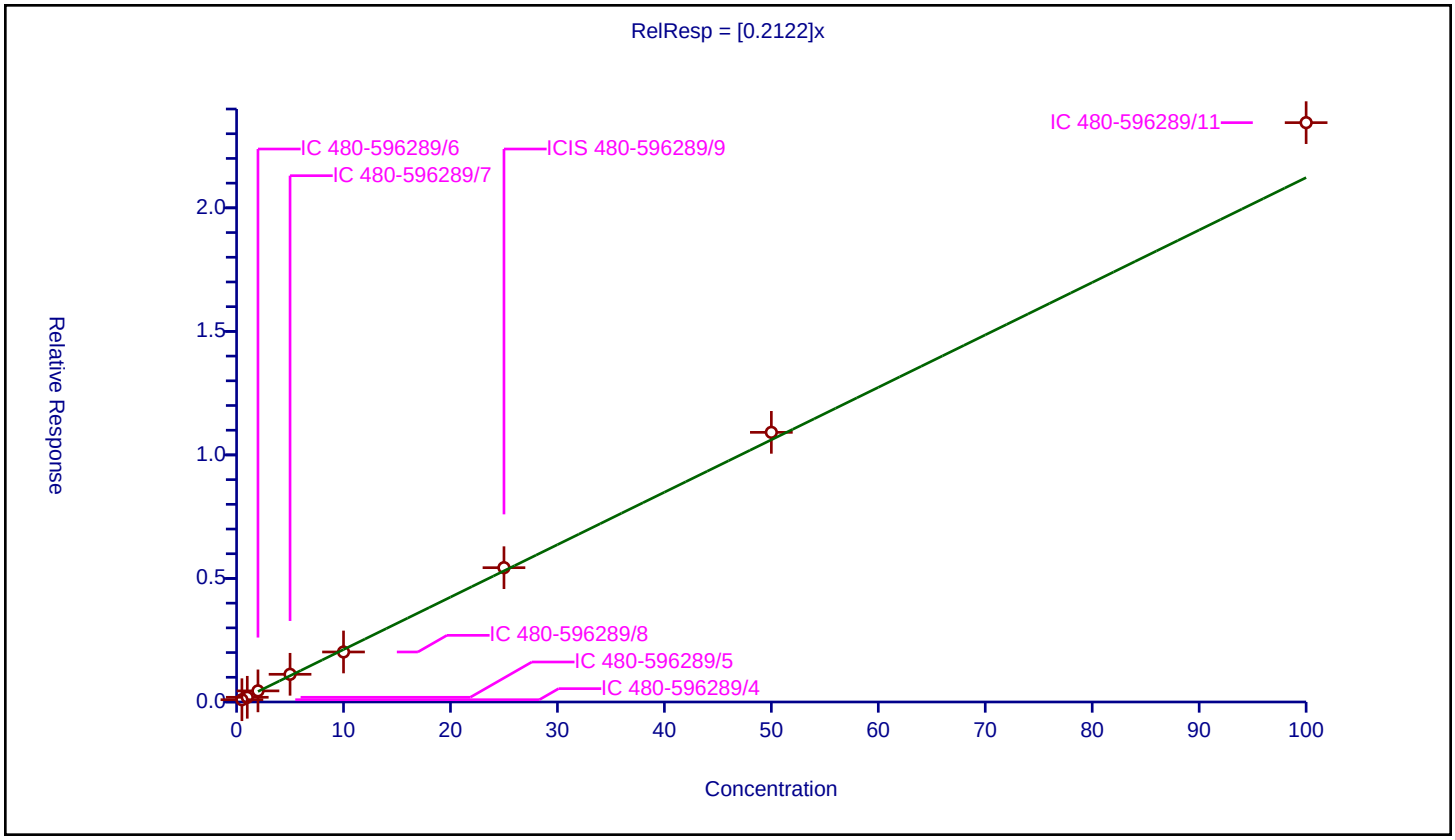

Calibration / 1,2,4-Trichlorobenzene

Curve Type:	Average
Weighting:	Conc_Sq
Origin:	Force
Dependency:	Response
Calib Mode:	ISTD
Response Base:	AREA
RF Rounding:	0

Curve Coefficients

Intercept:	0
Slope:	1.475

Error Coefficients

Standard Error:	950000
Relative Standard Error:	4.1
Correlation Coefficient:	0.999
Coefficient of Determination (Adjusted):	0.998

ID	Level	Concentration	Rel. Resp.	IS Amount	IS Response	RRF	Used
1	IC 480-596289/4	0.5	0.793312	25.0	357993.0	1.586623	Y
2	IC 480-596289/5	1.0	1.507959	25.0	344522.0	1.507959	Y
3	IC 480-596289/6	2.0	2.922336	25.0	339540.0	1.461168	Y
4	IC 480-596289/7	5.0	7.614176	25.0	335010.0	1.522835	Y
5	IC 480-596289/8	10.0	14.011136	25.0	342681.0	1.401114	Y
6	ICIS 480-596289/9	25.0	36.338539	25.0	371999.0	1.453542	Y
7	IC 480-596289/10	50.0	72.323616	25.0	390555.0	1.446472	Y
8	IC 480-596289/11	100.0	141.750069	25.0	382285.0	1.417501	Y

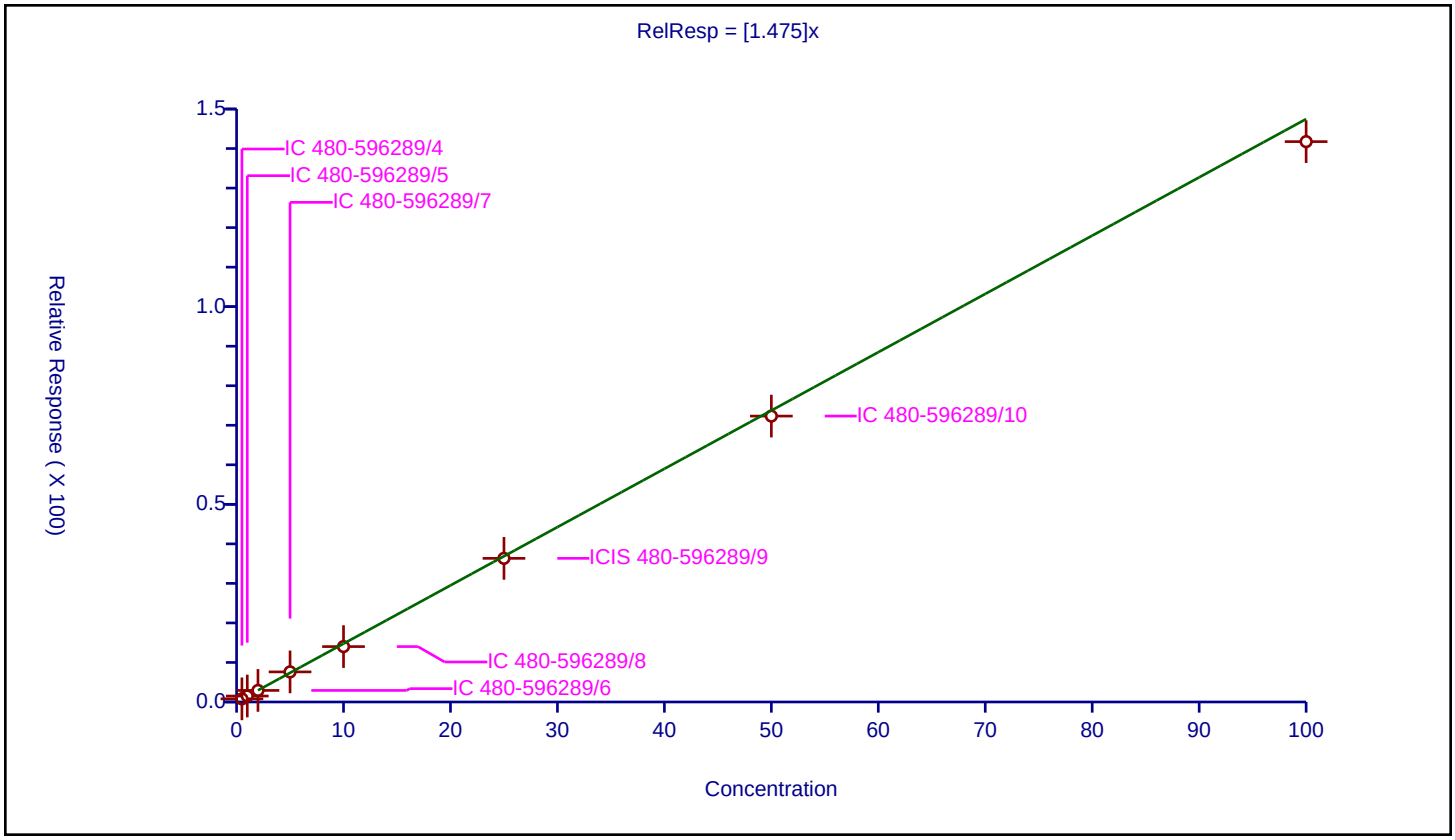

Calibration / Hexachlorobutadiene

Curve Type:	Average
Weighting:	Conc_Sq
Origin:	Force
Dependency:	Response
Calib Mode:	ISTD
Response Base:	AREA
RF Rounding:	0

Curve Coefficients

Intercept:	0
Slope:	0.6264

Error Coefficients

Standard Error:	406000
Relative Standard Error:	6.0
Correlation Coefficient:	0.996
Coefficient of Determination (Adjusted):	0.995

ID	Level	Concentration	Rel. Resp.	IS Amount	IS Response	RRF	Used
1	IC 480-596289/4	0.5	0.301123	25.0	357993.0	0.602246	Y
2	IC 480-596289/5	1.0	0.606928	25.0	344522.0	0.606928	Y
3	IC 480-596289/6	2.0	1.160688	25.0	339540.0	0.580344	Y
4	IC 480-596289/7	5.0	3.41542	25.0	335010.0	0.683084	Y
5	IC 480-596289/8	10.0	6.216204	25.0	342681.0	0.62162	Y
6	ICIS 480-596289/9	25.0	16.762545	25.0	371999.0	0.670502	Y
7	IC 480-596289/10	50.0	32.647578	25.0	390555.0	0.652952	Y
8	IC 480-596289/11	100.0	59.364283	25.0	382285.0	0.593643	Y

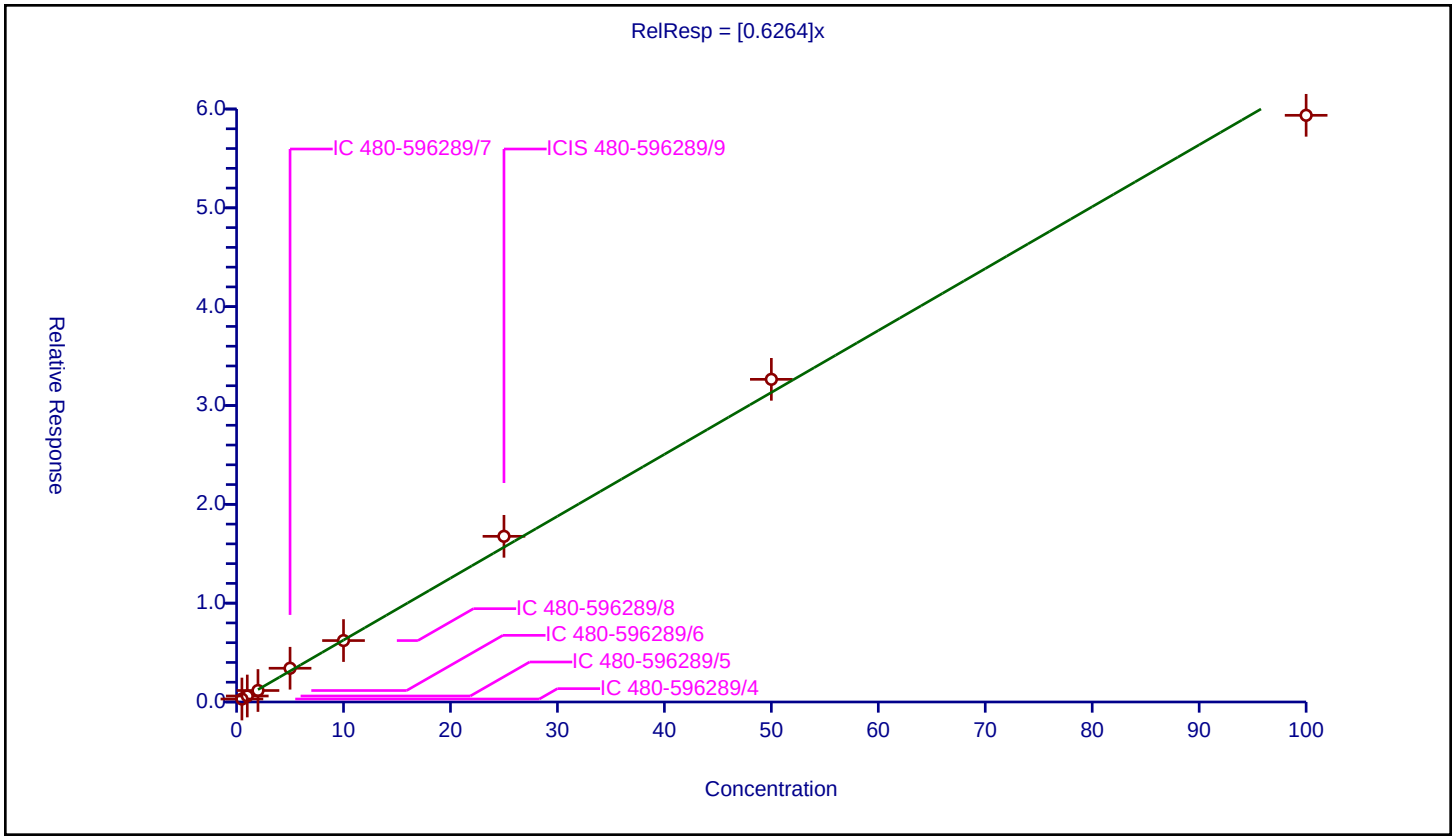

Calibration / Naphthalene

Curve Type:	Average
Weighting:	Conc_Sq
Origin:	Force
Dependency:	Response
Calib Mode:	ISTD
Response Base:	AREA
RF Rounding:	0

Curve Coefficients

Intercept:	0
Slope:	4.427

Error Coefficients

Standard Error:	3090000
Relative Standard Error:	2.8
Correlation Coefficient:	0.999
Coefficient of Determination (Adjusted):	0.999

ID	Level	Concentration	Rel. Resp.	IS Amount	IS Response	RRF	Used
1	IC 480-596289/4	0.5	2.169945	25.0	357993.0	4.339889	Y
2	IC 480-596289/5	1.0	4.402549	25.0	344522.0	4.402549	Y
3	IC 480-596289/6	2.0	8.722905	25.0	339540.0	4.361452	Y
4	IC 480-596289/7	5.0	22.079938	25.0	335010.0	4.415988	Y
5	IC 480-596289/8	10.0	42.882083	25.0	342681.0	4.288208	Y
6	ICIS 480-596289/9	25.0	110.339611	25.0	371999.0	4.413584	Y
7	IC 480-596289/10	50.0	225.197859	25.0	390555.0	4.503957	Y
8	IC 480-596289/11	100.0	468.878847	25.0	382285.0	4.688788	Y

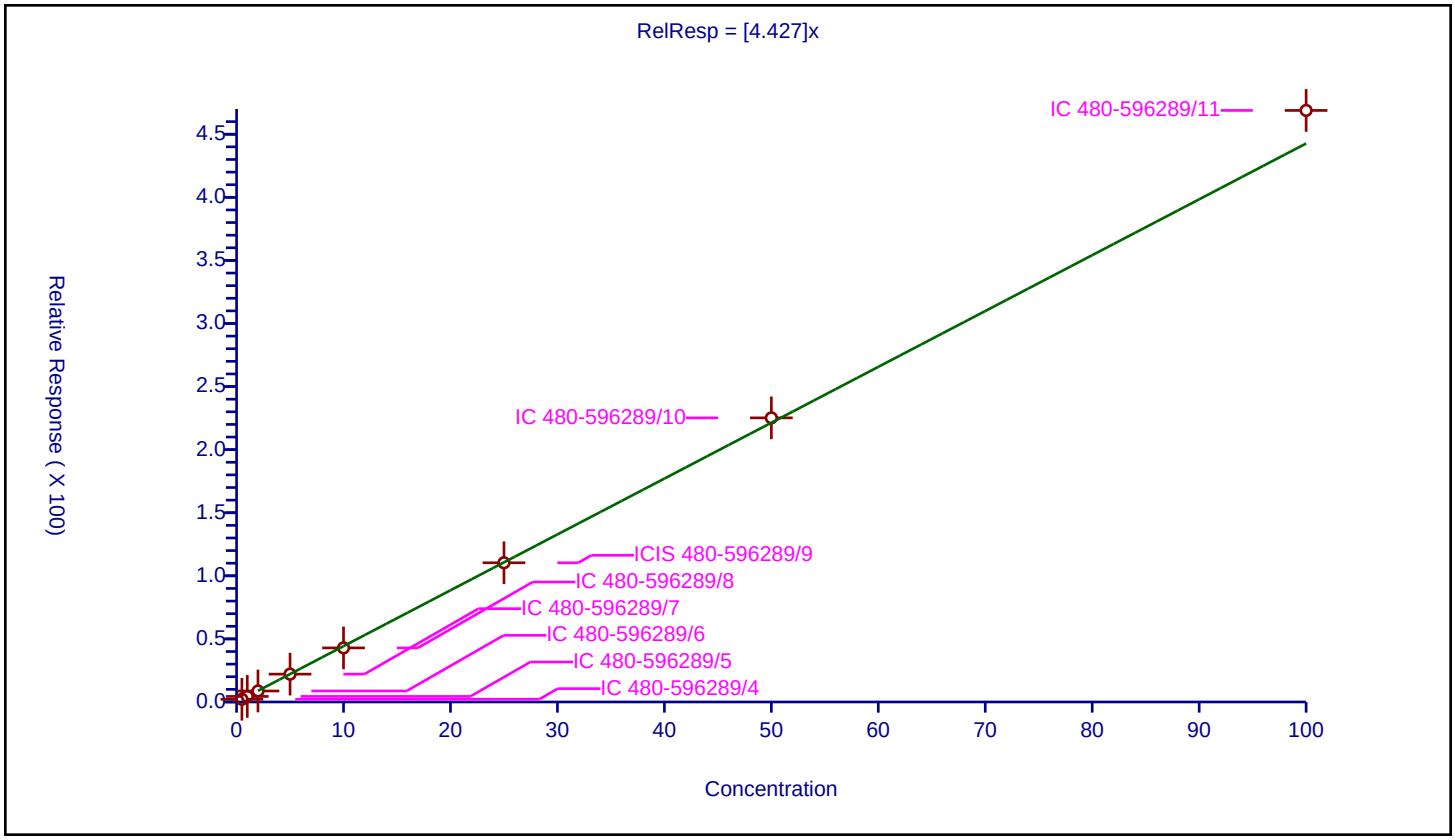

Calibration / 1,2,3-Trichlorobenzene

Curve Type:	Average
Weighting:	Conc_Sq
Origin:	Force
Dependency:	Response
Calib Mode:	ISTD
Response Base:	AREA
RF Rounding:	0

Curve Coefficients

Intercept:	0
Slope:	1.459

Error Coefficients

Standard Error:	951000
Relative Standard Error:	3.4
Correlation Coefficient:	0.999
Coefficient of Determination (Adjusted):	0.998

ID	Level	Concentration	Rel. Resp.	IS Amount	IS Response	RRF	Used
1	IC 480-596289/4	0.5	0.698477	25.0	357993.0	1.396955	Y
2	IC 480-596289/5	1.0	1.538654	25.0	344522.0	1.538654	Y
3	IC 480-596289/6	2.0	2.917845	25.0	339540.0	1.458922	Y
4	IC 480-596289/7	5.0	7.610071	25.0	335010.0	1.522014	Y
5	IC 480-596289/8	10.0	14.410195	25.0	342681.0	1.441019	Y
6	ICIS 480-596289/9	25.0	35.90097	25.0	371999.0	1.436039	Y
7	IC 480-596289/10	50.0	73.064549	25.0	390555.0	1.461291	Y
8	IC 480-596289/11	100.0	141.564867	25.0	382285.0	1.415649	Y

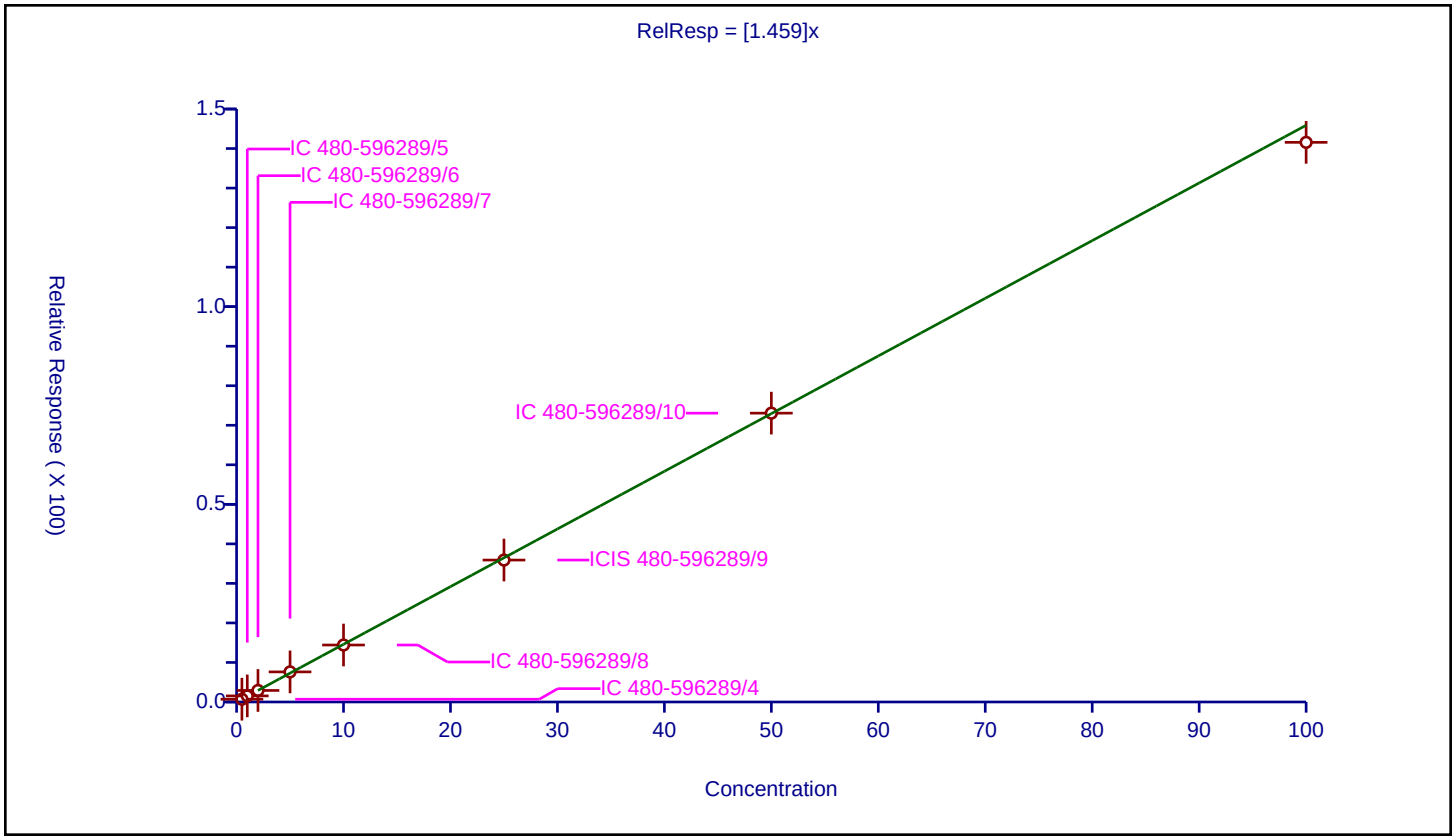

FORM VII
GC/MS VOA CONTINUING CALIBRATION DATA

Lab Name: Eurofins TestAmerica, Buffalo Job No.: 480-189927-1

SDG No.:

Lab Sample ID: ICV 480-596289/25 Calibration Date: 09/15/2021 01:44

Instrument ID: HP5973S Calib Start Date: 09/14/2021 17:37

GC Column: ZB-624 (20) ID: 0.18(mm) Calib End Date: 09/14/2021 20:20

Lab File ID: S3520.D Conc. Units: ug/L Heated Purge: (Y/N) N

ANALYTE	CURVE TYPE	AVE RRF	RRF	MIN RRF	CALC AMOUNT	SPIKE AMOUNT	%D	MAX %D
Dichlorodifluoromethane	Ave	1.779	1.383	0.1000	19.4	25.0	-22.3	50.0
Chloromethane	Ave	2.351	2.061	0.1000	21.9	25.0	-12.3	30.0
Butadiene	Ave	2.523	2.006		19.9	25.0	-20.5	30.0
Vinyl chloride	Ave	2.134	1.812	0.1000	21.2	25.0	-15.1	30.0
Bromomethane	Ave	1.433	1.234	0.1000	21.5	25.0	-13.9	50.0
Chloroethane	Ave	1.485	1.205	0.1000	20.3	25.0	-18.8	50.0
Dichlorofluoromethane	Ave	3.077	2.638		21.4	25.0	-14.3	30.0
Trichlorofluoromethane	Ave	2.620	2.146	0.1000	20.5	25.0	-18.1	30.0
Ethyl ether	Ave	1.796	1.596		22.2	25.0	-11.1	30.0
Acrolein	Ave	0.1299	0.0991		95.3	125	-23.7	50.0
1,1,2-Trichloro-1,2,2-trifluoroethane	Ave	1.419	1.379	0.1000	24.3	25.0	-2.8	30.0
1,1-Dichloroethene	Ave	1.521	1.333	0.1000	21.9	25.0	-12.3	30.0
Acetone	Ave	0.7694	0.7168	0.1000	116	125	-6.8	50.0
Iodomethane	Ave	2.719	2.408		22.1	25.0	-11.4	30.0
Carbon disulfide	Ave	4.887	4.592	0.1000	23.5	25.0	-6.0	30.0
Allyl chloride	Ave	2.998	2.726		22.7	25.0	-9.1	30.0
Methyl acetate	Ave	2.026	1.747	0.1000	43.1	50.0	-13.8	50.0
Methylene Chloride	Lin1		1.675	0.1000	23.6	25.0	-5.8	30.0
2-Methyl-2-propanol	Ave	0.2395	0.2115		221	250	-11.7	50.0
Methyl tert-butyl ether	Ave	5.484	5.035	0.1000	22.9	25.0	-8.2	30.0
trans-1,2-Dichloroethene	Ave	1.714	1.541	0.1000	22.5	25.0	-10.1	30.0
Acrylonitrile	Ave	1.049	0.9484		226	250	-9.6	30.0
Hexane	Ave	2.599	2.355		22.7	25.0	-9.4	30.0
1,1-Dichloroethane	Ave	3.142	2.877	0.2000	22.9	25.0	-8.4	30.0
Vinyl acetate	Ave	4.152	3.696		44.5	50.0	-11.0	30.0
2,2-Dichloropropane	Ave	1.596	1.413		22.1	25.0	-11.5	30.0
cis-1,2-Dichloroethene	Ave	1.852	1.694	0.1000	22.9	25.0	-8.6	30.0
2-Butanone (MEK)	Ave	1.175	1.053	0.1000	112	125	-10.4	30.0
Chlorobromomethane	Ave	0.9936	0.9408		23.7	25.0	-5.3	30.0
Tetrahydrofuran	Ave	0.8718	0.7143		41.0	50.0	-18.1	30.0
Chloroform	Ave	3.114	2.704	0.2000	21.7	25.0	-13.1	30.0
1,1,1-Trichloroethane	Ave	2.460	2.340	0.1000	23.8	25.0	-4.9	30.0
Cyclohexane	Ave	3.206	3.040	0.1000	23.7	25.0	-5.2	30.0
Carbon tetrachloride	Ave	2.159	2.060	0.1000	23.9	25.0	-4.6	30.0
1,1-Dichloropropene	Ave	2.159	2.054		23.8	25.0	-4.9	30.0
Benzene	Ave	6.681	6.200	0.5000	23.2	25.0	-7.2	30.0
Isobutyl alcohol	Ave	0.0820	0.0650		495	625	-20.7	50.0
1,2-Dichloroethane	Ave	2.535	2.288	0.1000	22.6	25.0	-9.7	30.0
n-Heptane	Ave	2.950	2.269		19.2	25.0	-23.1	30.0
Trichloroethene	Ave	1.599	1.522	0.2000	23.8	25.0	-4.8	30.0

FORM VII
GC/MS VOA CONTINUING CALIBRATION DATA

Lab Name: Eurofins TestAmerica, Buffalo Job No.: 480-189927-1

SDG No.:

Lab Sample ID: ICV 480-596289/25 Calibration Date: 09/15/2021 01:44

Instrument ID: HP5973S Calib Start Date: 09/14/2021 17:37

GC Column: ZB-624 (20) ID: 0.18(mm) Calib End Date: 09/14/2021 20:20

Lab File ID: S3520.D Conc. Units: ug/L Heated Purge: (Y/N) N

ANALYTE	CURVE TYPE	AVE RRF	RRF	MIN RRF	CALC AMOUNT	SPIKE AMOUNT	%D	MAX %D
Methylcyclohexane	Ave	2.919	2.716	0.1000	23.3	25.0	-6.9	30.0
1,2-Dichloropropane	Ave	1.698	1.558	0.1000	22.9	25.0	-8.3	30.0
Dibromomethane	Ave	1.057	0.9695	0.1000	22.9	25.0	-8.2	30.0
1,4-Dioxane	Lin1		0.0082		376	500	-24.8	50.0
Bromodichloromethane	Ave	1.951	1.859	0.2000	23.8	25.0	-4.7	30.0
2-Chloroethyl vinyl ether	Ave	1.175	1.088		23.1	25.0	-7.5	30.0
cis-1,3-Dichloropropene	Ave	2.518	2.336	0.2000	23.2	25.0	-7.2	30.0
4-Methyl-2-pentanone (MIBK)	Ave	1.264	1.137	0.1000	113	125	-10.0	30.0
Toluene	Ave	2.023	1.906	0.4000	23.5	25.0	-5.8	30.0
trans-1,3-Dichloropropene	Ave	1.166	1.073	0.1000	23.0	25.0	-8.0	30.0
Ethyl methacrylate	Ave	1.006	0.9811		24.4	25.0	-2.5	30.0
1,1,2-Trichloroethane	Ave	0.6255	0.5635	0.1000	22.5	25.0	-9.9	30.0
Tetrachloroethene	Ave	0.8789	0.8181	0.2000	23.3	25.0	-6.9	30.0
1,3-Dichloropropane	Ave	1.287	1.159		22.5	25.0	-9.9	30.0
2-Hexanone	Ave	0.8479	0.7633	0.1000	113	125	-10.0	30.0
Dibromochloromethane	Ave	0.7357	0.6882	0.1000	23.4	25.0	-6.5	30.0
1,2-Dibromoethane	Ave	0.7815	0.7197		23.0	25.0	-7.9	30.0
Chlorobenzene	Ave	2.308	2.148	0.5000	23.3	25.0	-6.9	30.0
Ethylbenzene	Ave	3.803	3.596	0.1000	23.6	25.0	-5.4	30.0
1,1,1,2-Tetrachloroethane	Ave	0.8349	0.7973		23.9	25.0	-4.5	30.0
m,p-Xylene	Ave	1.542	1.463	0.1000	23.7	25.0	-5.1	30.0
o-Xylene	Ave	1.525	1.448	0.3000	23.7	25.0	-5.0	30.0
Styrene	Ave	2.506	2.311	0.3000	23.0	25.0	-7.8	30.0
Bromoform	Ave	0.5117	0.4790	0.1000	23.4	25.0	-6.4	50.0
Isopropylbenzene	Ave	3.798	3.779	0.1000	24.9	25.0	-0.5	30.0
Bromobenzene	Ave	0.9692	0.9531		24.6	25.0	-1.7	30.0
1,1,2,2-Tetrachloroethane	Ave	1.041	0.998	0.3000	24.0	25.0	-4.2	30.0
N-Propylbenzene	Ave	4.251	4.194		24.7	25.0	-1.3	30.0
1,2,3-Trichloropropane	Ave	0.3606	0.3442		23.9	25.0	-4.5	30.0
trans-1,4-Dichloro-2-butene	Lin1		0.2847		20.2	25.0	-19.1	50.0
2-Chlorotoluene	Ave	0.9259	0.8818		23.8	25.0	-4.8	30.0
1,3,5-Trimethylbenzene	Ave	3.230	3.208		24.8	25.0	-0.7	30.0
4-Chlorotoluene	Ave	0.9159	0.9021		24.6	25.0	-1.5	30.0
tert-Butylbenzene	Ave	0.7165	0.7235		25.2	25.0	1.0	30.0
1,2,4-Trimethylbenzene	Ave	3.352	3.276		24.4	25.0	-2.3	30.0
sec-Butylbenzene	Ave	3.996	3.985		24.9	25.0	-0.3	30.0
1,3-Dichlorobenzene	Ave	1.911	1.797	0.6000	23.5	25.0	-5.9	30.0
4-Isopropyltoluene	Ave	3.568	3.518		24.7	25.0	-1.4	30.0
1,4-Dichlorobenzene	Ave	1.955	1.831	0.5000	23.4	25.0	-6.3	30.0
n-Butylbenzene	Ave	2.965	2.919		24.6	25.0	-1.6	30.0
1,2-Dichlorobenzene	Ave	1.950	1.853	0.4000	23.8	25.0	-5.0	30.0

FORM VII
GC/MS VOA CONTINUING CALIBRATION DATA

Lab Name: Eurofins TestAmerica, Buffalo Job No.: 480-189927-1

SDG No.:

Lab Sample ID: ICV 480-596289/25 Calibration Date: 09/15/2021 01:44

Instrument ID: HP5973S Calib Start Date: 09/14/2021 17:37

GC Column: ZB-624 (20) ID: 0.18(mm) Calib End Date: 09/14/2021 20:20

Lab File ID: S3520.D Conc. Units: ug/L Heated Purge: (Y/N) N

ANALYTE	CURVE TYPE	AVE RRF	RRF	MIN RRF	CALC AMOUNT	SPIKE AMOUNT	%D	MAX %D
1,2-Dibromo-3-Chloropropane	Ave	0.2122	0.2032	0.0500	23.9	25.0	-4.3	50.0
1,2,4-Trichlorobenzene	Ave	1.475	1.389	0.2000	23.6	25.0	-5.8	30.0
Hexachlorobutadiene	Ave	0.6264	0.5981		23.9	25.0	-4.5	30.0
Naphthalene	Ave	4.427	4.236		23.9	25.0	-4.3	30.0
1,2,3-Trichlorobenzene	Ave	1.459	1.416		24.3	25.0	-3.0	30.0
Dibromofluoromethane (Surr)	Ave	1.346	1.329		24.7	25.0	-1.3	30.0
1,2-Dichloroethane-d4 (Surr)	Ave	0.8718	0.8515		24.4	25.0	-2.3	30.0
Toluene-d8 (Surr)	Ave	2.530	2.514		24.8	25.0	-0.6	30.0
4-Bromofluorobenzene (Surr)	Ave	0.8445	0.8283		24.5	25.0	-1.9	30.0

Eurofins TestAmerica, Buffalo
Target Compound Quantitation Report

Data File: \\chromfs\Buffalo\ChromData\HP5973S\20210914-100971.b\S3520.D
Lims ID: ICV
Client ID:
Sample Type: ICV
Inject. Date: 15-Sep-2021 01:44:30 ALS Bottle#: 25 Worklist Smp#: 25
Purge Vol: 5.000 mL Dil. Factor: 1.0000
Sample Info: ICV
Misc. Info.: 480-0100971-025
Operator ID: wd Instrument ID: HP5973S
Sublist:

Method: \\chromfs\Buffalo\ChromData\HP5973S\20210914-100971.b\S-8260.m
Limit Group: MV - 8260C ICAL
Last Update: 15-Sep-2021 10:52:08 Calib Date: 15-Sep-2021 00:35:30
Integrator: RTE ID Type: RT Order ID
Quant Method: Internal Standard Quant By: Initial Calibration
Last ICal File: \\chromfs\Buffalo\ChromData\HP5973S\20210914-100971.b\S3517.D

Column 1 : ZB-624 (0.18 mm) Det: MS SCAN
Process Host: CTX1643

First Level Reviewer: HillL Date: 15-Sep-2021 10:47:46

Compound	Sig	RT (min.)	Adj RT (min.)	Dlt RT (min.)	Q	Response	Cal Amt ug/L	OnCol Amt ug/L	Flags
* 153 Fluorobenzene (IS)	70	4.999	4.999	0.000	98	166897	25.0	25.0	
* 2 Chlorobenzene-d5	82	7.962	7.962	0.000	86	340656	25.0	25.0	
* 3 1,4-Dichlorobenzene-d4	152	10.395	10.395	0.000	55	340955	25.0	25.0	
$ 154 Dibromofluoromethane (Surr)	113	4.434	4.434	0.000	58	221770	25.0	24.7	
$ 4 1,2-Dichloroethane-d4 (Surr)	67	4.732	4.732	0.000	50	142108	25.0	24.4	
$ 5 Toluene-d8 (Surr)	98	6.496	6.496	0.000	75	856425	25.0	24.8	
$ 6 4-Bromofluorobenzene (Surr)	174	9.221	9.221	0.000	92	282168	25.0	24.5	
10 Dichlorodifluoromethane	85	1.088	1.081	0.000	87	230866	25.0	19.4	
12 Chloromethane	50	1.246	1.246	0.000	99	344038	25.0	21.9	M
13 Vinyl chloride	62	1.325	1.319	0.006	53	302356	25.0	21.2	
151 Butadiene	54	1.325	1.325	0.000	63	334803	25.0	19.9	
14 Bromomethane	94	1.580	1.586	-0.006	89	205958	25.0	21.5	
15 Chloroethane	64	1.647	1.647	0.000	95	201164	25.0	20.3	
16 Dichlorofluoromethane	67	1.848	1.848	0.000	82	440306	25.0	21.4	
17 Trichlorofluoromethane	101	1.854	1.860	-0.006	62	358160	25.0	20.5	
18 Ethyl ether	59	2.097	2.091	0.006	91	266403	25.0	22.2	
20 Acrolein	56	2.274	2.280	0.000	88	82690	125.0	95.3	
21 1,1,2-Trichloro-1,2,2-trifluoroe	101	2.298	2.292	0.006	70	230075	25.0	24.3	
22 1,1-Dichloroethene	96	2.310	2.304	0.006	89	222551	25.0	21.9	
23 Acetone	43	2.420	2.420	0.000	99	598162	125.0	116.5	
25 Iodomethane	142	2.462	2.462	0.000	98	401889	25.0	22.1	
26 Carbon disulfide	76	2.499	2.499	0.000	99	766426	25.0	23.5	
28 3-Chloro-1-propene	41	2.651	2.651	0.000	88	455034	25.0	22.7	
27 Methyl acetate	43	2.706	2.700	0.006	96	582978	50.0	43.1	
30 Methylene Chloride	84	2.803	2.803	0.000	91	279631	25.0	23.6	
31 2-Methyl-2-propanol	59	2.973	2.973	0.000	57	353032	250.0	220.8	
32 Methyl tert-butyl ether	73	2.998	2.998	0.000	94	840256	25.0	22.9	
34 trans-1,2-Dichloroethene	96	3.010	3.010	0.000	88	257185	25.0	22.5	
33 Acrylonitrile	53	3.077	3.071	0.000	100	1582817	250.0	226.0	
35 Hexane	57	3.199	3.199	0.000	88	393101	25.0	22.7	

Compound	Sig	RT (min.)	Adj RT (min.)	Dlt RT (min.)	Q	Response	Cal Amt ug/L	OnCol Amt ug/L	Flags
39 1,1-Dichloroethane	63	3.418	3.418	0.000	85	480214	25.0	22.9	
37 Vinyl acetate	43	3.478	3.478	0.000	97	1233848	50.0	44.5	
44 2,2-Dichloropropane	77	3.929	3.923	0.006	92	235767	25.0	22.1	
45 cis-1,2-Dichloroethene	96	3.965	3.959	0.000	67	282692	25.0	22.9	
43 2-Butanone (MEK)	43	4.008	4.008	0.000	98	878706	125.0	112.0	
48 Chlorobromomethane	128	4.196	4.196	0.000	96	157019	25.0	23.7	
49 Tetrahydrofuran	42	4.215	4.208	0.007	90	238442	50.0	41.0	
50 Chloroform	83	4.275	4.275	0.000	81	451368	25.0	21.7	
51 1,1,1-Trichloroethane	97	4.379	4.373	0.006	79	390591	25.0	23.8	
52 Cyclohexane	56	4.379	4.379	0.000	91	507402	25.0	23.7	
55 Carbon tetrachloride	117	4.513	4.507	0.006	81	343780	25.0	23.9	
54 1,1-Dichloropropene	75	4.525	4.525	0.000	91	342884	25.0	23.8	
57 Benzene	78	4.732	4.726	0.006	96	1034842	25.0	23.2	
53 Isobutyl alcohol	43	4.780	4.792	0.000	62	271014	625.0	495.3	
58 1,2-Dichloroethane	62	4.805	4.805	0.000	74	381935	25.0	22.6	
59 n-Heptane	43	4.914	4.914	0.000	93	378708	25.0	19.2	
62 Trichloroethene	95	5.334	5.334	0.000	91	253967	25.0	23.8	
64 Methylcyclohexane	83	5.443	5.443	0.000	94	453352	25.0	23.3	
65 1,2-Dichloropropane	63	5.571	5.577	-0.006	93	259962	25.0	22.9	
67 Dibromomethane	93	5.711	5.711	0.000	88	161808	25.0	22.9	
66 1,4-Dioxane	88	5.717	5.748	0.000	18	55981	500.0	375.9	
68 Dichlorobromomethane	83	5.869	5.869	0.000	92	310311	25.0	23.8	
69 2-Chloroethyl vinyl ether	63	6.155	6.161	0.000	94	181566	25.0	23.1	
72 cis-1,3-Dichloropropene	75	6.283	6.283	0.000	88	389788	25.0	23.2	
73 4-Methyl-2-pentanone (MIBK)	43	6.435	6.435	0.000	97	1937318	125.0	112.5	
74 Toluene	92	6.557	6.557	0.000	87	649181	25.0	23.5	
77 trans-1,3-Dichloropropene	75	6.855	6.855	0.000	92	365632	25.0	23.0	
75 Ethyl methacrylate	69	6.903	6.903	0.000	72	334212	25.0	24.4	
79 1,1,2-Trichloroethane	83	7.037	7.037	0.000	89	191954	25.0	22.5	
81 Tetrachloroethene	166	7.080	7.080	0.000	91	278676	25.0	23.3	
82 1,3-Dichloropropane	76	7.195	7.195	0.000	94	394739	25.0	22.5	
80 2-Hexanone	43	7.275	7.275	0.000	97	1300070	125.0	112.5	
83 Chlorodibromomethane	129	7.427	7.427	0.000	90	234424	25.0	23.4	
84 Ethylene Dibromide	107	7.518	7.518	0.000	99	245183	25.0	23.0	
87 Chlorobenzene	112	7.992	7.992	0.000	94	731613	25.0	23.3	
88 Ethylbenzene	91	8.090	8.090	0.000	98	1225144	25.0	23.6	
89 1,1,1,2-Tetrachloroethane	131	8.096	8.096	0.000	41	271618	25.0	23.9	
90 m-Xylene & p-Xylene	106	8.211	8.211	0.000	98	498497	25.0	23.7	
91 o-Xylene	106	8.631	8.631	0.000	97	493370	25.0	23.7	
92 Styrene	104	8.668	8.668	0.000	92	787157	25.0	23.0	
95 Bromoform	173	8.911	8.911	0.000	97	163188	25.0	23.4	
94 Isopropylbenzene	105	9.021	9.021	0.000	96	1288630	25.0	24.9	
101 Bromobenzene	156	9.367	9.367	0.000	92	324960	25.0	24.6	
97 1,1,2,2-Tetrachloroethane	83	9.452	9.452	0.000	59	340181	25.0	24.0	
99 N-Propylbenzene	91	9.465	9.465	0.000	98	1429937	25.0	24.7	
100 1,2,3-Trichloropropane	110	9.477	9.477	0.000	64	117368	25.0	23.9	
98 trans-1,4-Dichloro-2-butene	53	9.501	9.495	0.006	94	97066	25.0	20.2	
103 2-Chlorotoluene	126	9.562	9.562	0.000	96	300666	25.0	23.8	
102 1,3,5-Trimethylbenzene	105	9.653	9.653	0.000	93	1093767	25.0	24.8	
105 4-Chlorotoluene	126	9.684	9.684	0.000	97	307562	25.0	24.6	
106 tert-Butylbenzene	134	9.976	9.976	0.000	90	246689	25.0	25.2	
107 1,2,4-Trimethylbenzene	105	10.037	10.037	-0.001	54	1116820	25.0	24.4	

Compound	Sig	RT (min.)	Adj RT (min.)	Dlt RT (min.)	Q	Response	Cal Amt ug/L	OnCol Amt ug/L	Flags
109 sec-Butylbenzene	105	10.195	10.195	0.000	94	1358826	25.0	24.9	
111 1,3-Dichlorobenzene	146	10.322	10.329	-0.007	98	612825	25.0	23.5	
110 4-Isopropyltoluene	119	10.341	10.341	0.000	97	1199648	25.0	24.7	
113 1,4-Dichlorobenzene	146	10.420	10.420	0.000	96	624372	25.0	23.4	
115 n-Butylbenzene	91	10.736	10.736	0.000	94	995386	25.0	24.6	
116 1,2-Dichlorobenzene	146	10.773	10.773	0.000	98	631704	25.0	23.8	
117 1,2-Dibromo-3-Chloropropane	75	11.521	11.521	0.000	81	69286	25.0	23.9	
119 1,2,4-Trichlorobenzene	180	12.196	12.196	0.000	95	473673	25.0	23.6	
120 Hexachlorobutadiene	225	12.312	12.312	0.000	93	203934	25.0	23.9	
121 Naphthalene	128	12.409	12.409	0.000	97	1444455	25.0	23.9	
122 1,2,3-Trichlorobenzene	180	12.610	12.610	0.000	95	482630	25.0	24.3	

QC Flag Legend

Processing Flags

Review Flags

M - Manually Integrated

Reagents:

SS GAS CORP_00421	Amount Added: 12.50	Units: uL	
SS 8260 CORP_00094	Amount Added: 12.50	Units: uL	
S_8260_IS_00351	Amount Added: 1.00	Units: uL	Run Reagent
S_8260_Surr_00398	Amount Added: 1.00	Units: uL	Run Reagent

Report Date: 15-Sep-2021 10:52:11 Chrom Revision: 2.3 13-May-2021 07:57:40

Eurofins TestAmerica, Buffalo

Data File:	\\chromfs\Buffalo\ChromData\HP5973S\20210914-100971.b\S3520.D				
Injection Date:	15-Sep-2021 01:44:30	Instrument ID:	HP5973S	Operator ID:	wd
Lims ID:	ICV			Worklist Smp#:	25
Client ID:					
Purge Vol:	5.000 mL	Dil. Factor:	1.0000	ALS Bottle#:	25
Method:	S-8260	Limit Group:	MV - 8260C ICAL		

Column: ZB-624 (0.18 mm)

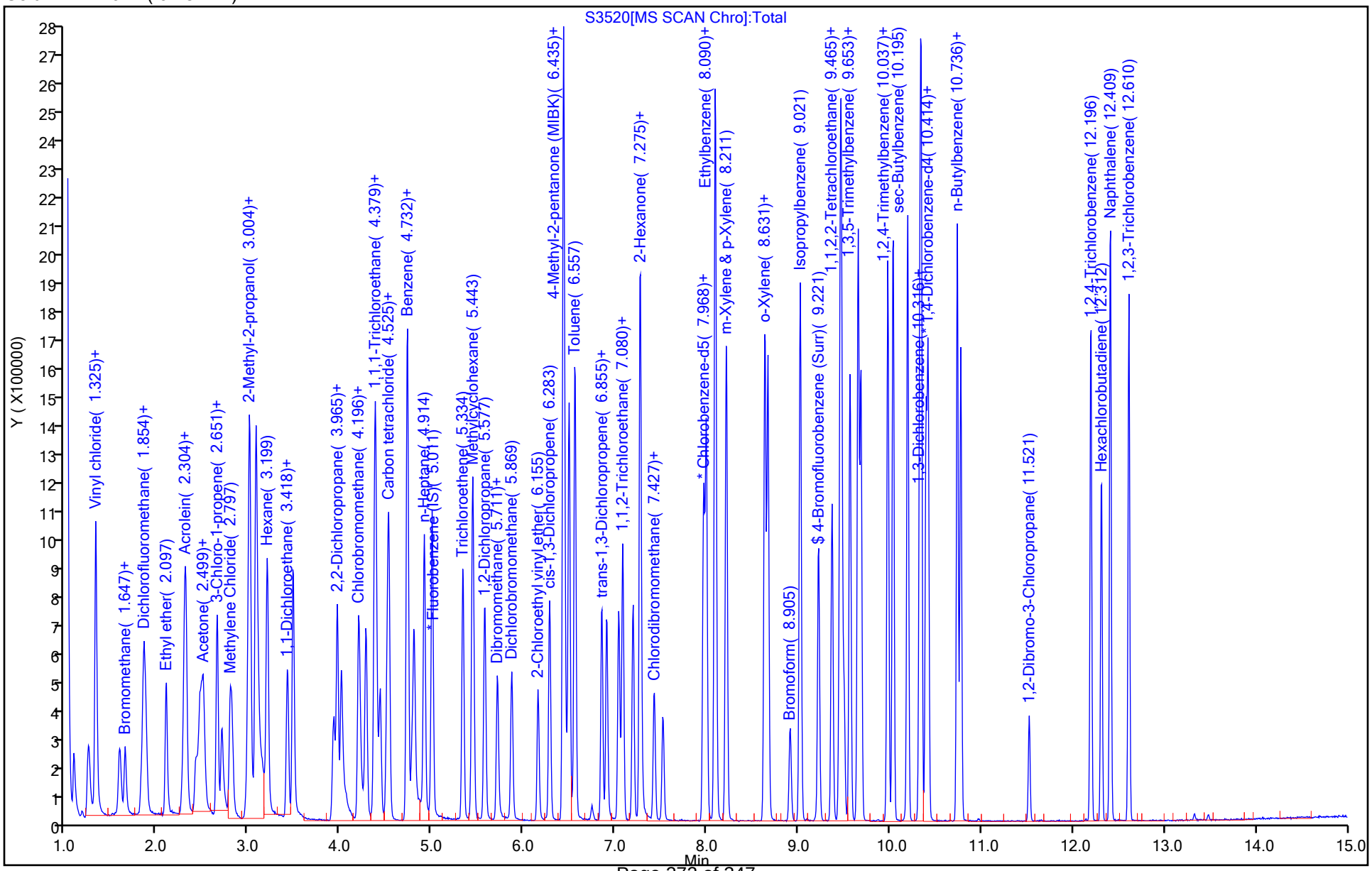

Manual Integration/User Assign Peak Report

Eurofins TestAmerica, Buffalo

Data File:	\\chromfs\Buffalo\ChromData\HP5973S\20210914-100971.b\S3520.D				
Injection Date:	15-Sep-2021 01:44:30	Instrument ID:	HP5973S		
Lims ID:	ICV				
Client ID:					
Operator ID:	wd	ALS Bottle#:	25	Worklist Smp#:	25
Purge Vol:	5.000 mL	Dil. Factor:	1.0000		
Method:	S-8260	Limit Group:	MV - 8260C ICAL		
Column:	ZB-624 (0.18 mm)	Detector	MS SCAN		

12 Chloromethane, CAS: 74-87-3

Signal: 1

Processing Integration Results

RT: 1.25
Area: 474009
Amount: 30.205236
Amount Units: ug/L

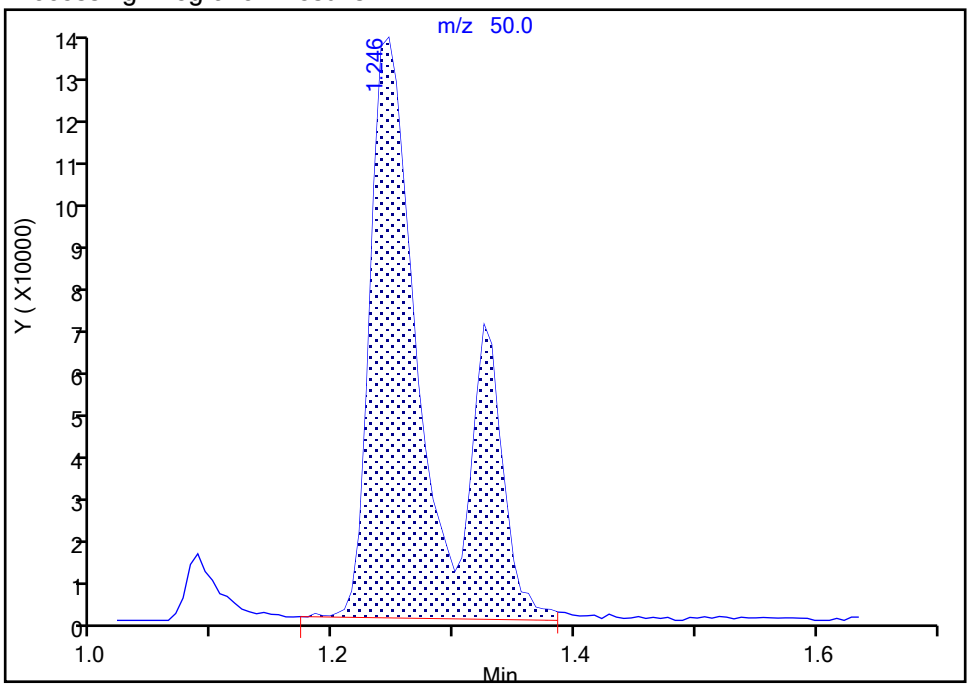

Manual Integration Results

RT: 1.25
Area: 344038
Amount: 21.923105
Amount Units: ug/L

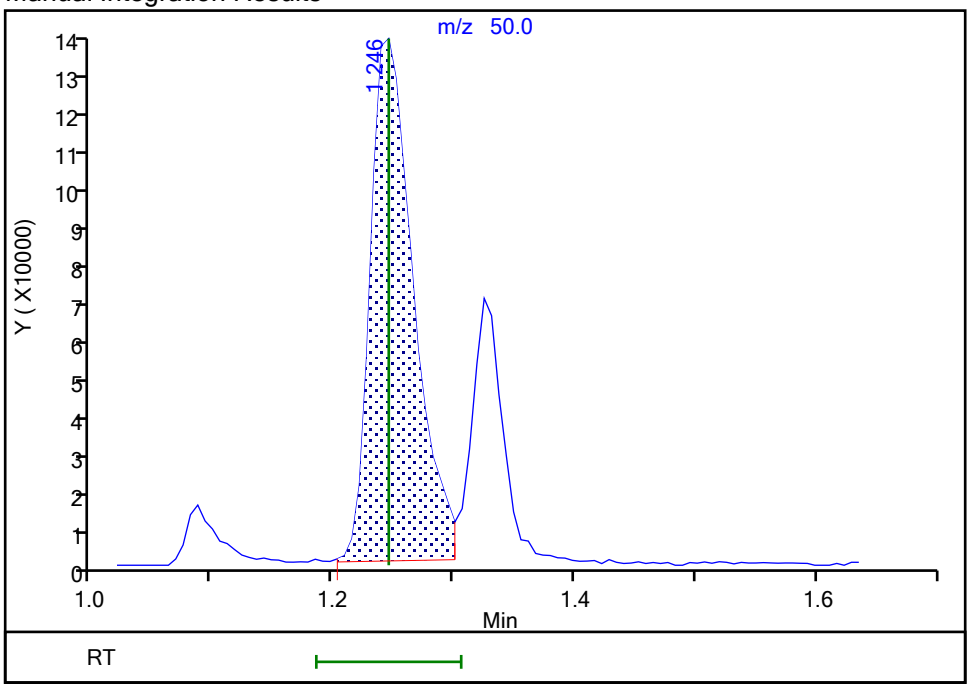

Reviewer: HillL, 15-Sep-2021 10:47:05

Audit Action: Manually Integrated Audit Reason: Poor chromatography

FORM VII
GC/MS VOA CONTINUING CALIBRATION DATA

Lab Name: Eurofins TestAmerica, Buffalo Job No.: 480-189927-1

SDG No.:

Lab Sample ID: CCVIS 480-597970/3 Calibration Date: 09/27/2021 09:36

Instrument ID: HP5973S Calib Start Date: 09/14/2021 17:37

GC Column: ZB-624 (20) ID: 0.18(mm) Calib End Date: 09/14/2021 20:20

Lab File ID: S4093.D Conc. Units: ug/L Heated Purge: (Y/N) N

ANALYTE	CURVE TYPE	AVE RRF	RRF	MIN RRF	CALC AMOUNT	SPIKE AMOUNT	%D	MAX %D
Dichlorodifluoromethane	Ave	1.779	1.297	0.1000	18.2	25.0	-27.1	50.0
Chloromethane	Ave	2.351	1.923	0.1000	20.4	25.0	-18.2	20.0
Vinyl chloride	Ave	2.134	1.767	0.1000	20.7	25.0	-17.2	20.0
Butadiene	Ave	2.523	2.003		19.9	25.0	-20.6*	20.0
Bromomethane	Ave	1.433	1.082	0.1000	18.9	25.0	-24.5	50.0
Chloroethane	Ave	1.485	1.150	0.1000	19.4	25.0	-22.5	50.0
Dichlorofluoromethane	Ave	3.077	2.497		20.3	25.0	-18.8	20.0
Trichlorofluoromethane	Ave	2.620	2.101	0.1000	20.0	25.0	-19.8	20.0
Ethyl ether	Ave	1.796	1.535		21.4	25.0	-14.6	20.0
Acrolein	Ave	0.1299	0.1060		102	125	-18.4	50.0
1,1,2-Trichloro-1,2,2-trifluoroethane	Ave	1.419	1.153	0.1000	20.3	25.0	-18.7	20.0
1,1-Dichloroethene	Ave	1.521	1.131	0.1000	18.6	25.0	-25.6*	20.0
Acetone	Ave	0.7694	0.7826	0.1000	127	125	1.7	50.0
Iodomethane	Ave	2.719	2.202		20.2	25.0	-19.0	20.0
Carbon disulfide	Ave	4.887	3.695	0.1000	18.9	25.0	-24.4*	20.0
Allyl chloride	Ave	2.998	2.466		20.6	25.0	-17.7	20.0
Methyl acetate	Ave	2.026	1.547	0.1000	38.2	50.0	-23.7	50.0
Methylene Chloride	Lin1		1.485	0.1000	20.8	25.0	-16.8	20.0
2-Methyl-2-propanol	Ave	0.2395	0.1482		155	250	-38.1	50.0
Methyl tert-butyl ether	Ave	5.484	4.369	0.1000	19.9	25.0	-20.3*	20.0
trans-1,2-Dichloroethene	Ave	1.714	1.381	0.1000	20.1	25.0	-19.5	20.0
Acrylonitrile	Ave	1.049	0.9005		215	250	-14.2	20.0
Hexane	Ave	2.599	2.141		20.6	25.0	-17.6	20.0
1,1-Dichloroethane	Ave	3.142	2.678	0.2000	21.3	25.0	-14.8	20.0
Vinyl acetate	Ave	4.152	3.030		36.5	50.0	-27.0*	20.0
2,2-Dichloropropane	Ave	1.596	1.291		20.2	25.0	-19.2	20.0
cis-1,2-Dichloroethene	Ave	1.852	1.501	0.1000	20.3	25.0	-19.0	20.0
2-Butanone (MEK)	Ave	1.175	1.147	0.1000	122	125	-2.4	20.0
Chlorobromomethane	Ave	0.9936	0.8420		21.2	25.0	-15.3	20.0
Tetrahydrofuran	Ave	0.8718	0.7140		40.9	50.0	-18.1	20.0
Chloroform	Ave	3.114	2.472	0.2000	19.8	25.0	-20.6*	20.0
1,1,1-Trichloroethane	Ave	2.460	2.023	0.1000	20.6	25.0	-17.7	20.0
Cyclohexane	Ave	3.206	2.666	0.1000	20.8	25.0	-16.9	20.0
Carbon tetrachloride	Ave	2.159	1.691	0.1000	19.6	25.0	-21.7*	20.0
1,1-Dichloropropene	Ave	2.159	1.861		21.5	25.0	-13.8	20.0
Benzene	Ave	6.681	5.921	0.5000	22.2	25.0	-11.4	20.0
Isobutyl alcohol	Ave	0.0820	0.0609		464	625	-25.7	50.0
1,2-Dichloroethane	Ave	2.535	2.179	0.1000	21.5	25.0	-14.0	20.0
n-Heptane	Ave	2.950	2.412		20.4	25.0	-18.2	20.0
Trichloroethene	Ave	1.599	1.427	0.2000	22.3	25.0	-10.7	20.0

FORM VII
GC/MS VOA CONTINUING CALIBRATION DATA

Lab Name: Eurofins TestAmerica, Buffalo Job No.: 480-189927-1

SDG No.:

Lab Sample ID: CCVIS 480-597970/3 Calibration Date: 09/27/2021 09:36

Instrument ID: HP5973S Calib Start Date: 09/14/2021 17:37

GC Column: ZB-624 (20) ID: 0.18(mm) Calib End Date: 09/14/2021 20:20

Lab File ID: S4093.D Conc. Units: ug/L Heated Purge: (Y/N) N

ANALYTE	CURVE TYPE	AVE RRF	RRF	MIN RRF	CALC AMOUNT	SPIKE AMOUNT	%D	MAX %D
Methylcyclohexane	Ave	2.919	2.341	0.1000	20.1	25.0	-19.8	20.0
1,2-Dichloropropane	Ave	1.698	1.502	0.1000	22.1	25.0	-11.5	20.0
Dibromomethane	Ave	1.057	0.8972	0.1000	21.2	25.0	-15.1	20.0
1,4-Dioxane	Lin1		0.0116		526	500	5.2	50.0
Bromodichloromethane	Ave	1.951	1.706	0.2000	21.9	25.0	-12.5	20.0
2-Chloroethyl vinyl ether	Ave	1.175	1.059		22.5	25.0	-9.9	20.0
cis-1,3-Dichloropropene	Ave	2.518	2.324	0.2000	23.1	25.0	-7.7	20.0
4-Methyl-2-pentanone (MIBK)	Ave	1.264	1.071	0.1000	106	125	-15.2	20.0
Toluene	Ave	2.023	1.840	0.4000	22.7	25.0	-9.1	20.0
trans-1,3-Dichloropropene	Ave	1.166	1.067	0.1000	22.9	25.0	-8.5	20.0
Ethyl methacrylate	Ave	1.006	0.8749		21.7	25.0	-13.1	20.0
1,1,2-Trichloroethane	Ave	0.6255	0.5483	0.1000	21.9	25.0	-12.4	20.0
Tetrachloroethene	Ave	0.8789	0.8007	0.2000	22.8	25.0	-8.9	20.0
1,3-Dichloropropane	Ave	1.287	1.164		22.6	25.0	-9.6	20.0
2-Hexanone	Ave	0.8479	0.7486	0.1000	110	125	-11.7	20.0
Dibromochloromethane	Ave	0.7357	0.6091	0.1000	20.7	25.0	-17.2	20.0
1,2-Dibromoethane	Ave	0.7815	0.7065		22.6	25.0	-9.6	20.0
Chlorobenzene	Ave	2.308	2.088	0.5000	22.6	25.0	-9.5	20.0
Ethylbenzene	Ave	3.803	3.374	0.1000	22.2	25.0	-11.3	20.0
1,1,1,2-Tetrachloroethane	Ave	0.8349	0.7227		21.6	25.0	-13.4	20.0
m,p-Xylene	Ave	1.542	1.365	0.1000	22.1	25.0	-11.5	20.0
o-Xylene	Ave	1.525	1.365	0.3000	22.4	25.0	-10.5	20.0
Styrene	Ave	2.506	2.270	0.3000	22.6	25.0	-9.4	20.0
Bromoform	Ave	0.5117	0.3943	0.1000	19.3	25.0	-23.0	50.0
Isopropylbenzene	Ave	3.798	3.270	0.1000	21.5	25.0	-13.9	20.0
Bromobenzene	Ave	0.9692	0.8497		21.9	25.0	-12.3	20.0
1,1,2,2-Tetrachloroethane	Ave	1.041	0.8955	0.3000	21.5	25.0	-14.0	20.0
N-Propylbenzene	Ave	4.251	3.699		21.8	25.0	-13.0	20.0
1,2,3-Trichloropropane	Ave	0.3606	0.3065		21.2	25.0	-15.0	20.0
trans-1,4-Dichloro-2-butene	Lin1		0.2823		20.1	25.0	-19.8	50.0
2-Chlorotoluene	Ave	0.9259	0.7769		21.0	25.0	-16.1	20.0
1,3,5-Trimethylbenzene	Ave	3.230	2.849		22.1	25.0	-11.8	20.0
4-Chlorotoluene	Ave	0.9159	0.8054		22.0	25.0	-12.1	20.0
tert-Butylbenzene	Ave	0.7165	0.6407		22.4	25.0	-10.6	20.0
1,2,4-Trimethylbenzene	Ave	3.352	2.942		21.9	25.0	-12.2	20.0
sec-Butylbenzene	Ave	3.996	3.546		22.2	25.0	-11.3	20.0
1,3-Dichlorobenzene	Ave	1.911	1.676	0.6000	21.9	25.0	-12.3	20.0
4-Isopropyltoluene	Ave	3.568	3.173		22.2	25.0	-11.1	20.0
1,4-Dichlorobenzene	Ave	1.955	1.724	0.5000	22.0	25.0	-11.8	20.0
n-Butylbenzene	Ave	2.965	2.651		22.3	25.0	-10.6	20.0
1,2-Dichlorobenzene	Ave	1.950	1.673	0.4000	21.5	25.0	-14.2	20.0

FORM VII
GC/MS VOA CONTINUING CALIBRATION DATA

Lab Name: Eurofins TestAmerica, Buffalo Job No.: 480-189927-1

SDG No.:

Lab Sample ID: CCVIS 480-597970/3 Calibration Date: 09/27/2021 09:36

Instrument ID: HP5973S Calib Start Date: 09/14/2021 17:37

GC Column: ZB-624 (20) ID: 0.18(mm) Calib End Date: 09/14/2021 20:20

Lab File ID: S4093.D Conc. Units: ug/L Heated Purge: (Y/N) N

ANALYTE	CURVE TYPE	AVE RRF	RRF	MIN RRF	CALC AMOUNT	SPIKE AMOUNT	%D	MAX %D
1,2-Dibromo-3-Chloropropane	Ave	0.2122	0.1566	0.0500	18.4	25.0	-26.2	50.0
1,2,4-Trichlorobenzene	Ave	1.475	1.279	0.2000	21.7	25.0	-13.2	20.0
Hexachlorobutadiene	Ave	0.6264	0.5277		21.1	25.0	-15.8	20.0
Naphthalene	Ave	4.427	3.784		21.4	25.0	-14.5	20.0
1,2,3-Trichlorobenzene	Ave	1.459	1.265		21.7	25.0	-13.3	20.0
Dibromofluoromethane (Surr)	Ave	1.346	1.313		24.4	25.0	-2.5	20.0
1,2-Dichloroethane-d4 (Surr)	Ave	0.8718	0.8782		25.2	25.0	0.7	20.0
Toluene-d8 (Surr)	Ave	2.530	2.630		26.0	25.0	3.9	20.0
4-Bromofluorobenzene (Surr)	Ave	0.8445	0.8358		24.7	25.0	-1.0	20.0

Eurofins TestAmerica, Buffalo
Target Compound Quantitation Report

Data File: \\chromfs\Buffalo\ChromData\HP5973S\20210927-101232.b\S4093.D
Lims ID: CCVIS
Client ID:
Sample Type: CCVIS
Inject. Date: 27-Sep-2021 09:36:30 ALS Bottle#: 2 Worklist Smp#: 3
Purge Vol: 5.000 mL Dil. Factor: 1.0000
Sample Info: CCVIS
Misc. Info.: 480-0101232-003
Operator ID: wd Instrument ID: HP5973S
Sublist: chrom-S-8260*sub26

Method: \\chromfs\Buffalo\ChromData\HP5973S\20210927-101232.b\S-8260.m
Limit Group: MV - 8260C ICAL
Last Update: 27-Sep-2021 10:02:24 Calib Date: 15-Sep-2021 00:35:30
Integrator: RTE ID Type: RT Order ID
Quant Method: Internal Standard Quant By: Initial Calibration
Last ICal File: \\chromfs\Buffalo\ChromData\HP5973S\20210914-100971.b\S3517.D

Column 1 : ZB-624 (0.18 mm) Det: MS SCAN
Process Host: CTX1659

First Level Reviewer: dahnw Date: 27-Sep-2021 10:02:24

Compound	Sig	RT (min.)	Adj RT (min.)	Dlt RT (min.)	Q	Response	Cal Amt ug/L	OnCol Amt ug/L	Flags
* 153 Fluorobenzene (IS)	70	4.999	4.999	0.000	99	163594	25.0	25.0	
* 2 Chlorobenzene-d5	82	7.962	7.962	0.000	87	331921	25.0	25.0	
* 3 1,4-Dichlorobenzene-d4	152	10.395	10.395	0.000	55	357231	25.0	25.0	
$ 154 Dibromofluoromethane (Surr)	113	4.433	4.433	0.000	56	214718	25.0	24.4	
$ 4 1,2-Dichloroethane-d4 (Surr)	67	4.732	4.732	0.000	52	143676	25.0	25.2	
$ 5 Toluene-d8 (Surr)	98	6.496	6.496	0.000	76	872908	25.0	26.0	
$ 6 4-Bromofluorobenzene (Surr)	174	9.221	9.221	0.000	92	277428	25.0	24.7	
10 Dichlorodifluoromethane	85	1.088	1.088	0.000	86	212229	25.0	18.2	
12 Chloromethane	50	1.246	1.246	0.000	87	314544	25.0	20.4	
13 Vinyl chloride	62	1.319	1.319	0.000	73	289061	25.0	20.7	
151 Butadiene	54	1.325	1.325	0.000	88	327671	25.0	19.9	M
14 Bromomethane	94	1.586	1.586	0.000	91	177078	25.0	18.9	
15 Chloroethane	64	1.647	1.647	0.000	95	188137	25.0	19.4	
16 Dichlorofluoromethane	67	1.848	1.848	0.000	97	408467	25.0	20.3	
17 Trichlorofluoromethane	101	1.854	1.854	0.000	67	343698	25.0	20.0	M
18 Ethyl ether	59	2.091	2.091	0.000	93	251040	25.0	21.4	
20 Acrolein	56	2.268	2.268	0.000	95	86711	125.0	102.0	
21 1,1,2-Trichloro-1,2,2-trifluoroe	101	2.298	2.298	0.000	74	188616	25.0	20.3	
22 1,1-Dichloroethene	96	2.304	2.304	0.000	87	184990	25.0	18.6	
23 Acetone	43	2.414	2.414	0.000	99	640142	125.0	127.1	
25 Iodomethane	142	2.462	2.462	0.000	99	360282	25.0	20.2	
26 Carbon disulfide	76	2.493	2.493	0.000	98	604478	25.0	18.9	
28 3-Chloro-1-propene	41	2.651	2.651	0.000	88	403503	25.0	20.6	
27 Methyl acetate	43	2.700	2.700	0.000	96	506043	50.0	38.2	
30 Methylene Chloride	84	2.803	2.803	0.000	93	243011	25.0	20.8	
31 2-Methyl-2-propanol	59	2.967	2.967	0.000	83	242477	250.0	154.7	
32 Methyl tert-butyl ether	73	2.998	2.998	0.000	93	714766	25.0	19.9	
34 trans-1,2-Dichloroethene	96	3.010	3.010	0.000	91	225843	25.0	20.1	
33 Acrylonitrile	53	3.071	3.071	0.000	99	1473136	250.0	214.6	
35 Hexane	57	3.199	3.199	0.000	90	350177	25.0	20.6	

Compound	Sig	RT (min.)	Adj RT (min.)	Dlt RT (min.)	Q	Response	Cal Amt ug/L	OnCol Amt ug/L	Flags
39 1,1-Dichloroethane	63	3.418	3.418	0.000	85	438124	25.0	21.3	
37 Vinyl acetate	43	3.478	3.478	0.000	97	991313	50.0	36.5	
44 2,2-Dichloropropane	77	3.922	3.922	0.000	91	211146	25.0	20.2	
45 cis-1,2-Dichloroethene	96	3.965	3.965	0.000	67	245503	25.0	20.3	
43 2-Butanone (MEK)	43	4.002	4.002	0.000	98	938103	125.0	122.0	
48 Chlorobromomethane	128	4.196	4.196	0.000	93	137739	25.0	21.2	
49 Tetrahydrofuran	42	4.208	4.208	0.000	87	233598	50.0	40.9	
50 Chloroform	83	4.275	4.275	0.000	81	404414	25.0	19.8	
52 Cyclohexane	56	4.379	4.379	0.000	92	436085	25.0	20.8	
51 1,1,1-Trichloroethane	97	4.379	4.379	0.000	77	331013	25.0	20.6	
55 Carbon tetrachloride	117	4.506	4.506	0.000	81	276595	25.0	19.6	
54 1,1-Dichloropropene	75	4.525	4.525	0.000	91	304452	25.0	21.5	
57 Benzene	78	4.725	4.725	0.000	96	968711	25.0	22.2	
53 Isobutyl alcohol	43	4.780	4.780	0.000	95	248896	625.0	464.1	
58 1,2-Dichloroethane	62	4.798	4.798	0.000	74	356485	25.0	21.5	
59 n-Heptane	43	4.914	4.914	0.000	94	394608	25.0	20.4	
62 Trichloroethene	95	5.334	5.334	0.000	92	233439	25.0	22.3	
64 Methylcyclohexane	83	5.443	5.443	0.000	94	382991	25.0	20.1	
65 1,2-Dichloropropane	63	5.571	5.571	0.000	90	245770	25.0	22.1	
67 Dibromomethane	93	5.711	5.711	0.000	86	146771	25.0	21.2	
66 1,4-Dioxane	88	5.723	5.723	0.000	52	76746	500.0	525.9	
68 Dichlorobromomethane	83	5.869	5.869	0.000	92	279134	25.0	21.9	
69 2-Chloroethyl vinyl ether	63	6.155	6.155	0.000	91	173281	25.0	22.5	
72 cis-1,3-Dichloropropene	75	6.283	6.283	0.000	87	380112	25.0	23.1	
73 4-Methyl-2-pentanone (MIBK)	43	6.435	6.435	0.000	97	1778161	125.0	106.0	
74 Toluene	92	6.557	6.557	0.000	94	610702	25.0	22.7	
77 trans-1,3-Dichloropropene	75	6.855	6.855	0.000	95	354025	25.0	22.9	
75 Ethyl methacrylate	69	6.903	6.903	0.000	73	290390	25.0	21.7	
79 1,1,2-Trichloroethane	83	7.037	7.037	0.000	87	181978	25.0	21.9	
81 Tetrachloroethene	166	7.080	7.080	0.000	84	265762	25.0	22.8	
82 1,3-Dichloropropane	76	7.195	7.195	0.000	93	386213	25.0	22.6	
80 2-Hexanone	43	7.268	7.268	0.000	98	1242373	125.0	110.4	
83 Chlorodibromomethane	129	7.427	7.427	0.000	91	202188	25.0	20.7	
84 Ethylene Dibromide	107	7.518	7.518	0.000	98	234502	25.0	22.6	
87 Chlorobenzene	112	7.992	7.992	0.000	93	693212	25.0	22.6	
88 Ethylbenzene	91	8.090	8.090	0.000	98	1119842	25.0	22.2	
89 1,1,1,2-Tetrachloroethane	131	8.096	8.096	0.000	41	239870	25.0	21.6	
90 m-Xylene & p-Xylene	106	8.211	8.211	0.000	98	453009	25.0	22.1	
91 o-Xylene	106	8.637	8.637	0.000	96	452958	25.0	22.4	
92 Styrene	104	8.668	8.668	0.000	93	753567	25.0	22.6	
95 Bromoform	173	8.911	8.911	0.000	96	130860	25.0	19.3	
94 Isopropylbenzene	105	9.020	9.020	0.000	95	1168239	25.0	21.5	
101 Bromobenzene	156	9.367	9.367	0.000	92	303529	25.0	21.9	
97 1,1,2,2-Tetrachloroethane	83	9.452	9.452	0.000	58	319896	25.0	21.5	
99 N-Propylbenzene	91	9.465	9.465	0.000	98	1321535	25.0	21.8	
100 1,2,3-Trichloropropane	110	9.477	9.477	0.000	64	109493	25.0	21.2	
98 trans-1,4-Dichloro-2-butene	53	9.495	9.495	0.000	85	100848	25.0	20.1	
103 2-Chlorotoluene	126	9.562	9.562	0.000	96	277548	25.0	21.0	
102 1,3,5-Trimethylbenzene	105	9.653	9.653	0.000	93	1017765	25.0	22.1	
105 4-Chlorotoluene	126	9.684	9.684	0.000	97	287717	25.0	22.0	
106 tert-Butylbenzene	134	9.976	9.976	0.000	91	228894	25.0	22.4	
107 1,2,4-Trimethylbenzene	105	10.036	10.036	0.000	65	1051064	25.0	21.9	

Compound	Sig	RT (min.)	Adj RT (min.)	Dlt RT (min.)	Q	Response	Cal Amt ug/L	OnCol Amt ug/L	Flags
109 sec-Butylbenzene	105	10.195	10.195	0.000	94	1266750	25.0	22.2	
111 1,3-Dichlorobenzene	146	10.322	10.322	0.000	99	598723	25.0	21.9	
110 4-Isopropyltoluene	119	10.341	10.341	0.000	97	1133661	25.0	22.2	
113 1,4-Dichlorobenzene	146	10.420	10.420	0.000	96	615859	25.0	22.0	
115 n-Butylbenzene	91	10.736	10.736	0.000	94	946860	25.0	22.3	
116 1,2-Dichlorobenzene	146	10.773	10.773	0.000	96	597575	25.0	21.5	
117 1,2-Dibromo-3-Chloropropane	75	11.521	11.521	0.000	81	55953	25.0	18.4	
119 1,2,4-Trichlorobenzene	180	12.196	12.196	0.000	94	457025	25.0	21.7	
120 Hexachlorobutadiene	225	12.312	12.312	0.000	94	188494	25.0	21.1	
121 Naphthalene	128	12.409	12.409	0.000	96	1351827	25.0	21.4	
122 1,2,3-Trichlorobenzene	180	12.610	12.610	0.000	94	451984	25.0	21.7	

QC Flag Legend

Processing Flags

Review Flags

M - Manually Integrated

Reagents:

8260 CORP mix_00214	Amount Added: 12.50	Units: uL	
GAS CORP mix_00473	Amount Added: 12.50	Units: uL	
S_8260_IS_00351	Amount Added: 1.00	Units: uL	Run Reagent
S_8260_Surr_00400	Amount Added: 1.00	Units: uL	Run Reagent

Report Date: 27-Sep-2021 10:02:24 Chrom Revision: 2.3 13-May-2021 07:57:40

Eurofins TestAmerica, Buffalo

Data File: \\chromfs\Buffalo\ChromData\HP5973S\20210927-101232.b\S4093.D

Injection Date: 27-Sep-2021 09:36:30 Instrument ID: HP5973S Operator ID: wd

Lims ID: CCVIS Worklist Smp#: 3

Client ID:

Purge Vol: 5.000 mL Dil. Factor: 1.0000 ALS Bottle#: 2

Method: S-8260 Limit Group: MV - 8260C ICAL

Column: ZB-624 (0.18 mm)

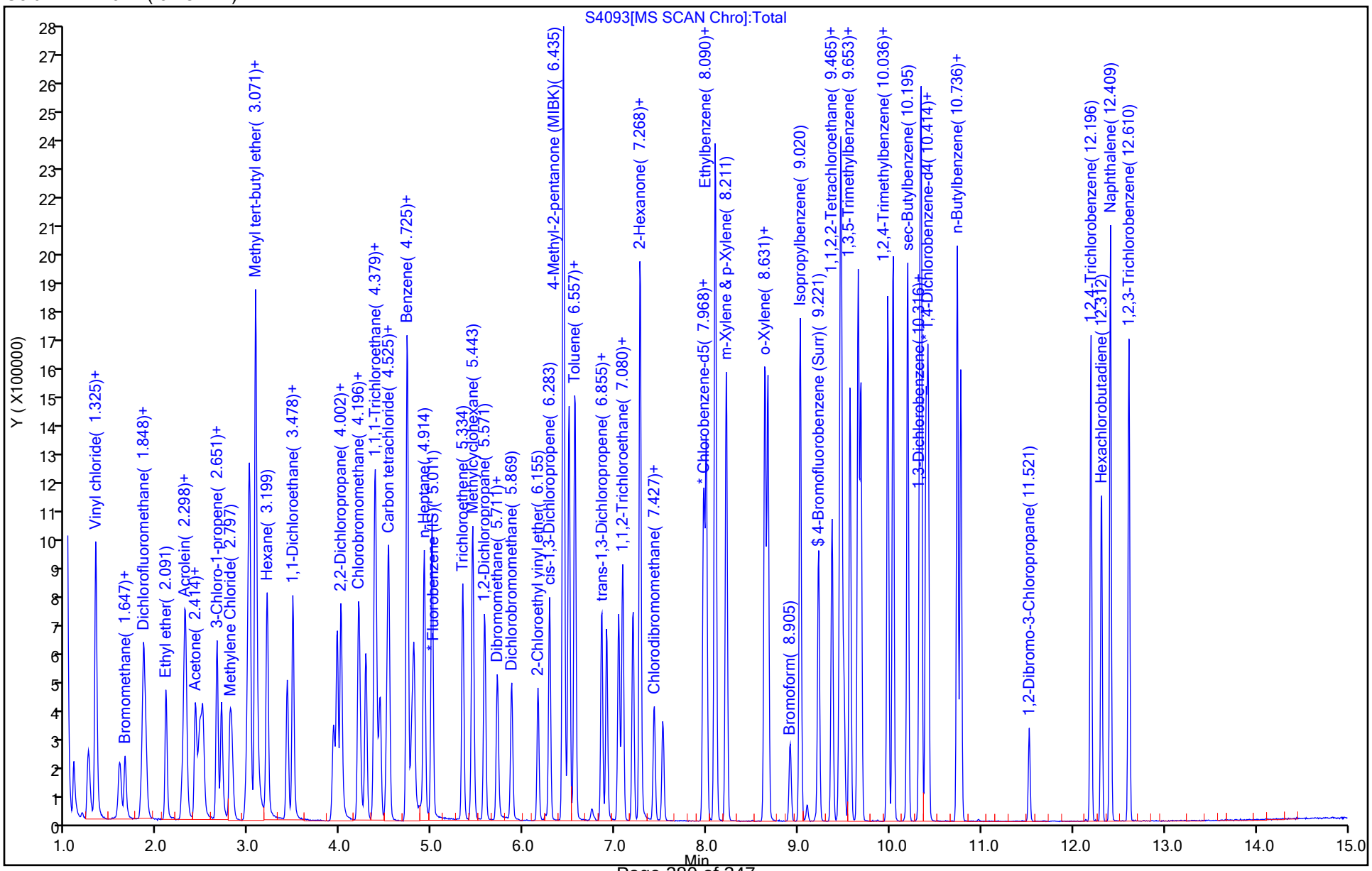

Manual Integration/User Assign Peak Report

Eurofins TestAmerica, Buffalo

Data File:	\\chromfs\Buffalo\ChromData\HP5973S\20210927-101232.b\S4093.D				
Injection Date:	27-Sep-2021 09:36:30	Instrument ID:	HP5973S		
Lims ID:	CCVIS				
Client ID:					
Operator ID:	wd	ALS Bottle#:	2	Worklist Smp#:	3
Purge Vol:	5.000 mL	Dil. Factor:	1.0000		
Method:	S-8260	Limit Group:	MV - 8260C ICAL		
Column:	ZB-624 (0.18 mm)	Detector	MS SCAN		

151 Butadiene, CAS: 106-99-0

Signal: 1

Processing Integration Results

RT: 1.32
Area: 324263
Amount: 19.643894
Amount Units: ug/L

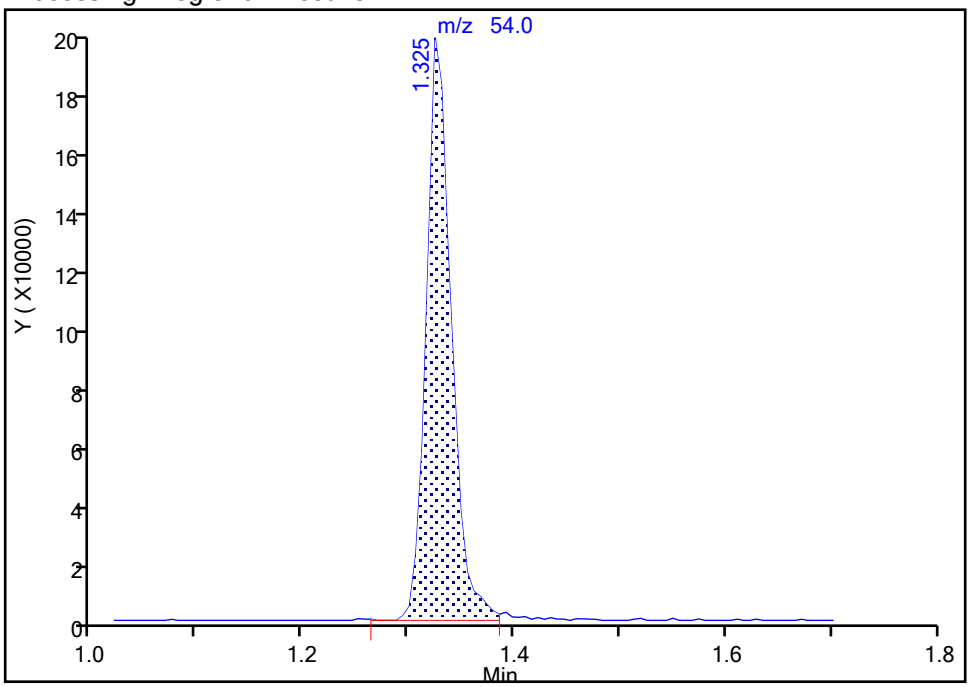

Manual Integration Results

RT: 1.32
Area: 327671
Amount: 19.850351
Amount Units: ug/L

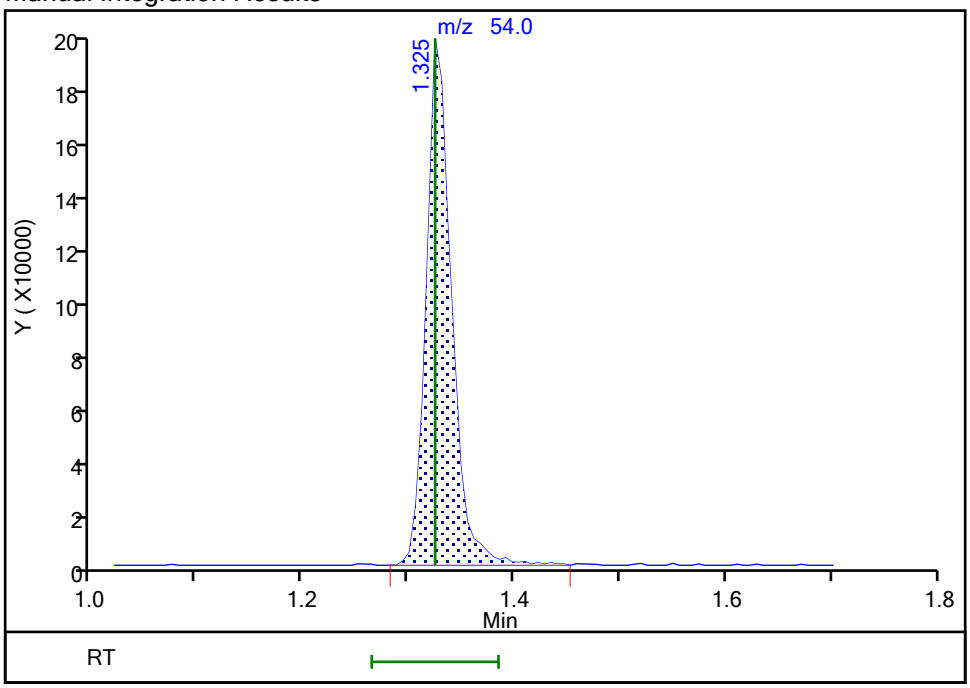

Reviewer: dahnw, 27-Sep-2021 09:57:44

Audit Action: Manually Integrated Audit Reason: Poor chromatography

Manual Integration/User Assign Peak Report

Eurofins TestAmerica, Buffalo

Data File:	\\chromfs\Buffalo\ChromData\HP5973S\20210927-101232.b\S4093.D				
Injection Date:	27-Sep-2021 09:36:30	Instrument ID:	HP5973S		
Lims ID:	CCVIS				
Client ID:					
Operator ID:	wd	ALS Bottle#:	2	Worklist Smp#:	3
Purge Vol:	5.000 mL	Dil. Factor:	1.0000		
Method:	S-8260	Limit Group:	MV - 8260C ICAL		
Column:	ZB-624 (0.18 mm)	Detector	MS SCAN		

17 Trichlorofluoromethane, CAS: 75-69-4

Signal: 1

Processing Integration Results

RT: 1.85
Area: 341702
Amount: 19.933453
Amount Units: ug/L

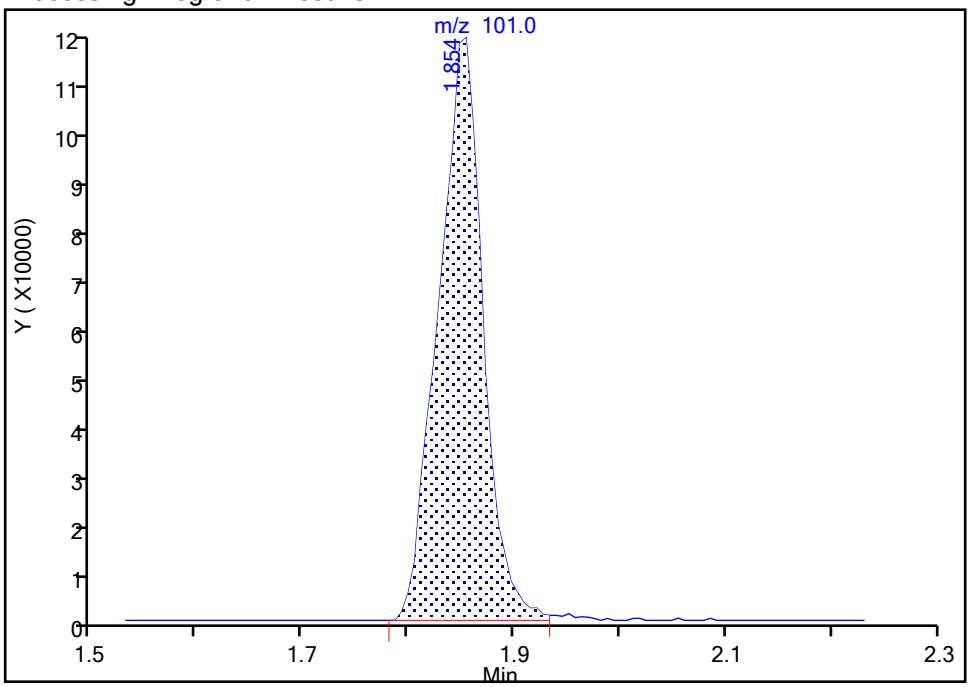

Manual Integration Results

RT: 1.85
Area: 343698
Amount: 20.049891
Amount Units: ug/L

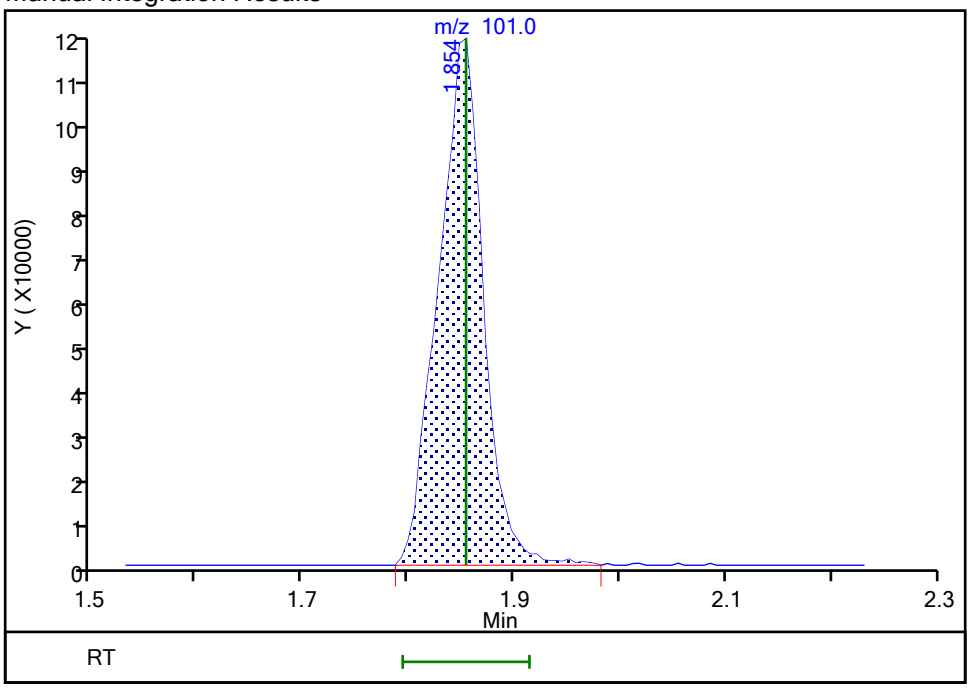

Reviewer: dahnw, 27-Sep-2021 09:57:54

Audit Action: Manually Integrated Audit Reason: Poor chromatography

FORM VII
GC/MS VOA CONTINUING CALIBRATION DATA

Lab Name: Eurofins TestAmerica, Buffalo Job No.: 480-189927-1

SDG No.:

Lab Sample ID: CCVIS 480-598121/2 Calibration Date: 09/28/2021 09:05

Instrument ID: HP5973S Calib Start Date: 09/14/2021 17:37

GC Column: ZB-624 (20) ID: 0.18(mm) Calib End Date: 09/14/2021 20:20

Lab File ID: S4155.D Conc. Units: ug/L Heated Purge: (Y/N) N

ANALYTE	CURVE TYPE	AVE RRF	RRF	MIN RRF	CALC AMOUNT	SPIKE AMOUNT	%D	MAX %D
Dichlorodifluoromethane	Ave	1.779	1.441	0.1000	20.2	25.0	-19.0	50.0
Chloromethane	Ave	2.351	2.058	0.1000	21.9	25.0	-12.4	20.0
Vinyl chloride	Ave	2.134	1.898	0.1000	22.2	25.0	-11.1	20.0
Butadiene	Ave	2.523	2.164		21.4	25.0	-14.2	20.0
Bromomethane	Ave	1.433	1.056	0.1000	18.4	25.0	-26.3	50.0
Chloroethane	Ave	1.485	1.209	0.1000	20.4	25.0	-18.6	50.0
Dichlorofluoromethane	Ave	3.077	2.697		21.9	25.0	-12.4	20.0
Trichlorofluoromethane	Ave	2.620	2.138	0.1000	20.4	25.0	-18.4	20.0
Ethyl ether	Ave	1.796	1.765		24.6	25.0	-1.8	20.0
Acrolein	Ave	0.1299	0.1296		125	125	-0.3	50.0
1,1,2-Trichloro-1,2,2-trifluoroethane	Ave	1.419	1.509	0.1000	26.6	25.0	6.4	20.0
1,1-Dichloroethene	Ave	1.521	1.403	0.1000	23.1	25.0	-7.7	20.0
Acetone	Ave	0.7694	1.011	0.1000	164	125	31.3	50.0
Iodomethane	Ave	2.719	2.649		24.4	25.0	-2.6	20.0
Carbon disulfide	Ave	4.887	4.734	0.1000	24.2	25.0	-3.1	20.0
Allyl chloride	Ave	2.998	2.810		23.4	25.0	-6.3	20.0
Methyl acetate	Ave	2.026	1.894	0.1000	46.7	50.0	-6.5	50.0
Methylene Chloride	Lin1		1.717	0.1000	24.2	25.0	-3.3	20.0
2-Methyl-2-propanol	Ave	0.2395	0.2662		278	250	11.1	50.0
Methyl tert-butyl ether	Ave	5.484	5.072	0.1000	23.1	25.0	-7.5	20.0
trans-1,2-Dichloroethene	Ave	1.714	1.631	0.1000	23.8	25.0	-4.9	20.0
Acrylonitrile	Ave	1.049	1.063		253	250	1.3	20.0
Hexane	Ave	2.599	2.863		27.5	25.0	10.2	20.0
1,1-Dichloroethane	Ave	3.142	3.127	0.2000	24.9	25.0	-0.5	20.0
Vinyl acetate	Ave	4.152	3.533		42.5	50.0	-14.9	20.0
2,2-Dichloropropane	Ave	1.596	1.262		19.8	25.0	-20.9*	20.0
cis-1,2-Dichloroethene	Ave	1.852	1.753	0.1000	23.7	25.0	-5.4	20.0
2-Butanone (MEK)	Ave	1.175	1.391	0.1000	148	125	18.4	20.0
Chlorobromomethane	Ave	0.9936	0.9539		24.0	25.0	-4.0	20.0
Tetrahydrofuran	Ave	0.8718	0.8882		50.9	50.0	1.9	20.0
Chloroform	Ave	3.114	2.855	0.2000	22.9	25.0	-8.3	20.0
1,1,1-Trichloroethane	Ave	2.460	2.315	0.1000	23.5	25.0	-5.9	20.0
Cyclohexane	Ave	3.206	3.405	0.1000	26.5	25.0	6.2	20.0
Carbon tetrachloride	Ave	2.159	1.992	0.1000	23.1	25.0	-7.7	20.0
1,1-Dichloropropene	Ave	2.159	2.304		26.7	25.0	6.7	20.0
Benzene	Ave	6.681	6.974	0.5000	26.1	25.0	4.4	20.0
Isobutyl alcohol	Ave	0.0820	0.0770		587	625	-6.1	50.0
1,2-Dichloroethane	Ave	2.535	2.536	0.1000	25.0	25.0	0.0	20.0
n-Heptane	Ave	2.950	3.254		27.6	25.0	10.3	20.0
Trichloroethene	Ave	1.599	1.700	0.2000	26.6	25.0	6.3	20.0

FORM VII
GC/MS VOA CONTINUING CALIBRATION DATA

Lab Name: Eurofins TestAmerica, Buffalo Job No.: 480-189927-1

SDG No.:

Lab Sample ID: CCVIS 480-598121/2 Calibration Date: 09/28/2021 09:05

Instrument ID: HP5973S Calib Start Date: 09/14/2021 17:37

GC Column: ZB-624 (20) ID: 0.18(mm) Calib End Date: 09/14/2021 20:20

Lab File ID: S4155.D Conc. Units: ug/L Heated Purge: (Y/N) N

ANALYTE	CURVE TYPE	AVE RRF	RRF	MIN RRF	CALC AMOUNT	SPIKE AMOUNT	%D	MAX %D
Methylcyclohexane	Ave	2.919	2.941	0.1000	25.2	25.0	0.8	20.0
1,2-Dichloropropane	Ave	1.698	1.797	0.1000	26.4	25.0	5.8	20.0
Dibromomethane	Ave	1.057	1.034	0.1000	24.5	25.0	-2.1	20.0
1,4-Dioxane	Lin1		0.0119		543	500	8.6	50.0
Bromodichloromethane	Ave	1.951	1.962	0.2000	25.1	25.0	0.6	20.0
2-Chloroethyl vinyl ether	Ave	1.175	1.228		26.1	25.0	4.4	20.0
cis-1,3-Dichloropropene	Ave	2.518	2.662	0.2000	26.4	25.0	5.7	20.0
4-Methyl-2-pentanone (MIBK)	Ave	1.264	1.246	0.1000	123	125	-1.4	20.0
Toluene	Ave	2.023	2.052	0.4000	25.4	25.0	1.4	20.0
trans-1,3-Dichloropropene	Ave	1.166	1.151	0.1000	24.7	25.0	-1.3	20.0
Ethyl methacrylate	Ave	1.006	1.059		26.3	25.0	5.2	20.0
1,1,2-Trichloroethane	Ave	0.6255	0.6207	0.1000	24.8	25.0	-0.8	20.0
Tetrachloroethene	Ave	0.8789	0.9163	0.2000	26.1	25.0	4.3	20.0
1,3-Dichloropropane	Ave	1.287	1.304		25.3	25.0	1.4	20.0
2-Hexanone	Ave	0.8479	0.9239	0.1000	136	125	9.0	20.0
Dibromochloromethane	Ave	0.7357	0.6711	0.1000	22.8	25.0	-8.8	20.0
1,2-Dibromoethane	Ave	0.7815	0.7841		25.1	25.0	0.3	20.0
Chlorobenzene	Ave	2.308	2.364	0.5000	25.6	25.0	2.4	20.0
Ethylbenzene	Ave	3.803	3.813	0.1000	25.1	25.0	0.3	20.0
1,1,1,2-Tetrachloroethane	Ave	0.8349	0.7795		23.3	25.0	-6.6	20.0
m,p-Xylene	Ave	1.542	1.539	0.1000	24.9	25.0	-0.2	20.0
o-Xylene	Ave	1.525	1.510	0.3000	24.7	25.0	-1.0	20.0
Styrene	Ave	2.506	2.596	0.3000	25.9	25.0	3.6	20.0
Bromoform	Ave	0.5117	0.4420	0.1000	21.6	25.0	-13.6	50.0
Isopropylbenzene	Ave	3.798	3.716	0.1000	24.5	25.0	-2.2	20.0
Bromobenzene	Ave	0.9692	0.9290		24.0	25.0	-4.1	20.0
1,1,2,2-Tetrachloroethane	Ave	1.041	0.9929	0.3000	23.8	25.0	-4.6	20.0
N-Propylbenzene	Ave	4.251	4.249		25.0	25.0	-0.0	20.0
1,2,3-Trichloropropane	Ave	0.3606	0.3412		23.7	25.0	-5.4	20.0
trans-1,4-Dichloro-2-butene	Lin1		0.2731		19.4	25.0	-22.3	50.0
2-Chlorotoluene	Ave	0.9259	0.8763		23.7	25.0	-5.4	20.0
1,3,5-Trimethylbenzene	Ave	3.230	3.171		24.5	25.0	-1.8	20.0
4-Chlorotoluene	Ave	0.9159	0.9362		25.6	25.0	2.2	20.0
tert-Butylbenzene	Ave	0.7165	0.7198		25.1	25.0	0.5	20.0
1,2,4-Trimethylbenzene	Ave	3.352	3.262		24.3	25.0	-2.7	20.0
sec-Butylbenzene	Ave	3.996	4.076		25.5	25.0	2.0	20.0
1,3-Dichlorobenzene	Ave	1.911	1.904	0.6000	24.9	25.0	-0.4	20.0
4-Isopropyltoluene	Ave	3.568	3.607		25.3	25.0	1.1	20.0
1,4-Dichlorobenzene	Ave	1.955	1.940	0.5000	24.8	25.0	-0.8	20.0
n-Butylbenzene	Ave	2.965	3.103		26.2	25.0	4.6	20.0
1,2-Dichlorobenzene	Ave	1.950	1.880	0.4000	24.1	25.0	-3.6	20.0

FORM VII
GC/MS VOA CONTINUING CALIBRATION DATA

Lab Name: Eurofins TestAmerica, Buffalo Job No.: 480-189927-1

SDG No.:

Lab Sample ID: CCVIS 480-598121/2 Calibration Date: 09/28/2021 09:05

Instrument ID: HP5973S Calib Start Date: 09/14/2021 17:37

GC Column: ZB-624 (20) ID: 0.18(mm) Calib End Date: 09/14/2021 20:20

Lab File ID: S4155.D Conc. Units: ug/L Heated Purge: (Y/N) N

ANALYTE	CURVE TYPE	AVE RRF	RRF	MIN RRF	CALC AMOUNT	SPIKE AMOUNT	%D	MAX %D
1,2-Dibromo-3-Chloropropane	Ave	0.2122	0.1812	0.0500	21.3	25.0	-14.6	50.0
1,2,4-Trichlorobenzene	Ave	1.475	1.424	0.2000	24.1	25.0	-3.4	20.0
Hexachlorobutadiene	Ave	0.6264	0.6329		25.3	25.0	1.0	20.0
Naphthalene	Ave	4.427	4.063		22.9	25.0	-8.2	20.0
1,2,3-Trichlorobenzene	Ave	1.459	1.387		23.8	25.0	-4.9	20.0
Dibromofluoromethane (Surr)	Ave	1.346	1.324		24.6	25.0	-1.7	20.0
1,2-Dichloroethane-d4 (Surr)	Ave	0.8718	0.8683		24.9	25.0	-0.4	20.0
Toluene-d8 (Surr)	Ave	2.530	2.532		25.0	25.0	0.0	20.0
4-Bromofluorobenzene (Surr)	Ave	0.8445	0.8278		24.5	25.0	-2.0	20.0

Eurofins TestAmerica, Buffalo
Target Compound Quantitation Report

Data File: \\chromfs\Buffalo\ChromData\HP5973S\20210928-101261.b\S4155.D
Lims ID: CCVIS
Client ID:
Sample Type: CCVIS
Inject. Date: 28-Sep-2021 09:05:30 ALS Bottle#: 2 Worklist Smp#: 2
Purge Vol: 5.000 mL Dil. Factor: 1.0000
Sample Info: CCVIS
Misc. Info.: 480-0101261-002
Operator ID: wd Instrument ID: HP5973S
Sublist: chrom-S-8260*sub26

Method: \\chromfs\Buffalo\ChromData\HP5973S\20210928-101261.b\S-8260.m
Limit Group: MV - 8260C ICAL
Last Update: 28-Sep-2021 09:26:20 Calib Date: 15-Sep-2021 00:35:30
Integrator: RTE ID Type: RT Order ID
Quant Method: Internal Standard Quant By: Initial Calibration
Last ICal File: \\chromfs\Buffalo\ChromData\HP5973S\20210914-100971.b\S3517.D

Column 1 : ZB-624 (0.18 mm) Det: MS SCAN
Process Host: CTX1604

First Level Reviewer: dahnw Date: 28-Sep-2021 09:26:20

Compound	Sig	RT (min.)	Adj RT (min.)	Dlt RT (min.)	Q	Response	Cal Amt ug/L	OnCol Amt ug/L	Flags
* 153 Fluorobenzene (IS)	70	4.999	4.999	0.000	99	155240	25.0	25.0	
* 2 Chlorobenzene-d5	82	7.962	7.962	0.000	87	333090	25.0	25.0	
* 3 1,4-Dichlorobenzene-d4	152	10.395	10.395	0.000	55	357330	25.0	25.0	
$ 154 Dibromofluoromethane (Surr)	113	4.434	4.434	0.000	57	205463	25.0	24.6	
$ 4 1,2-Dichloroethane-d4 (Surr)	67	4.732	4.732	0.000	49	134797	25.0	24.9	
$ 5 Toluene-d8 (Surr)	98	6.496	6.496	0.000	65	843512	25.0	25.0	
$ 6 4-Bromofluorobenzene (Surr)	174	9.221	9.221	0.000	92	275733	25.0	24.5	
10 Dichlorodifluoromethane	85	1.088	1.088	0.000	87	223710	25.0	20.2	
12 Chloromethane	50	1.246	1.246	0.000	88	319549	25.0	21.9	
13 Vinyl chloride	62	1.319	1.319	0.000	70	294694	25.0	22.2	
151 Butadiene	54	1.331	1.331	0.000	64	335883	25.0	21.4	
14 Bromomethane	94	1.593	1.593	0.000	89	163988	25.0	18.4	
15 Chloroethane	64	1.653	1.653	0.000	94	187699	25.0	20.4	
16 Dichlorofluoromethane	67	1.854	1.854	0.000	81	418621	25.0	21.9	
17 Trichlorofluoromethane	101	1.860	1.860	0.000	64	331837	25.0	20.4	
18 Ethyl ether	59	2.091	2.091	0.000	96	273980	25.0	24.6	
20 Acrolein	56	2.268	2.268	0.000	95	100573	125.0	124.7	
21 1,1,2-Trichloro-1,2,2-trifluoroe	101	2.304	2.304	0.000	69	234295	25.0	26.6	
22 1,1-Dichloroethene	96	2.310	2.310	0.000	85	217835	25.0	23.1	
23 Acetone	43	2.414	2.414	0.000	100	784389	125.0	164.2	
25 Iodomethane	142	2.469	2.469	0.000	98	411220	25.0	24.4	
26 Carbon disulfide	76	2.499	2.499	0.000	98	734933	25.0	24.2	
28 3-Chloro-1-propene	41	2.651	2.651	0.000	89	436212	25.0	23.4	
27 Methyl acetate	43	2.700	2.700	0.000	96	588073	50.0	46.7	
30 Methylene Chloride	84	2.821	2.821	0.000	94	266592	25.0	24.2	
31 2-Methyl-2-propanol	59	2.973	2.973	0.000	83	413190	250.0	277.8	
32 Methyl tert-butyl ether	73	2.998	2.998	0.000	93	787450	25.0	23.1	
34 trans-1,2-Dichloroethene	96	3.010	3.010	0.000	90	253138	25.0	23.8	
33 Acrylonitrile	53	3.071	3.071	0.000	99	1650235	250.0	253.3	
35 Hexane	57	3.199	3.199	0.000	93	444510	25.0	27.5	

Compound	Sig	RT (min.)	Adj RT (min.)	Dlt RT (min.)	Q	Response	Cal Amt ug/L	OnCol Amt ug/L	Flags
39 1,1-Dichloroethane	63	3.418	3.418	0.000	85	485400	25.0	24.9	
37 Vinyl acetate	43	3.478	3.478	0.000	97	1097044	50.0	42.5	
44 2,2-Dichloropropane	77	3.923	3.923	0.000	92	195978	25.0	19.8	
45 cis-1,2-Dichloroethene	96	3.965	3.965	0.000	68	272121	25.0	23.7	
43 2-Butanone (MEK)	43	4.008	4.008	0.000	99	1079808	125.0	148.0	
48 Chlorobromomethane	128	4.196	4.196	0.000	93	148079	25.0	24.0	
49 Tetrahydrofuran	42	4.208	4.208	0.000	91	275767	50.0	50.9	
50 Chloroform	83	4.275	4.275	0.000	95	443261	25.0	22.9	
51 1,1,1-Trichloroethane	97	4.379	4.379	0.000	71	359307	25.0	23.5	
52 Cyclohexane	56	4.379	4.379	0.000	92	528583	25.0	26.5	
55 Carbon tetrachloride	117	4.507	4.507	0.000	81	309200	25.0	23.1	
54 1,1-Dichloropropene	75	4.525	4.525	0.000	93	357677	25.0	26.7	
57 Benzene	78	4.726	4.726	0.000	97	1082642	25.0	26.1	
53 Isobutyl alcohol	43	4.780	4.780	0.000	92	298766	625.0	587.0	
58 1,2-Dichloroethane	62	4.799	4.799	0.000	73	393704	25.0	25.0	
59 n-Heptane	43	4.914	4.914	0.000	95	505209	25.0	27.6	
62 Trichloroethene	95	5.334	5.334	0.000	91	263913	25.0	26.6	
64 Methylcyclohexane	83	5.443	5.443	0.000	94	456631	25.0	25.2	
65 1,2-Dichloropropane	63	5.571	5.571	0.000	90	278930	25.0	26.4	
67 Dibromomethane	93	5.711	5.711	0.000	88	160533	25.0	24.5	
66 1,4-Dioxane	88	5.717	5.717	0.000	49	79546	500.0	542.9	M
68 Dichlorobromomethane	83	5.869	5.869	0.000	92	304613	25.0	25.1	
69 2-Chloroethyl vinyl ether	63	6.155	6.155	0.000	93	190558	25.0	26.1	
72 cis-1,3-Dichloropropene	75	6.283	6.283	0.000	89	413240	25.0	26.4	
73 4-Methyl-2-pentanone (MIBK)	43	6.435	6.435	0.000	98	2075430	125.0	123.3	
74 Toluene	92	6.557	6.557	0.000	94	683360	25.0	25.4	
77 trans-1,3-Dichloropropene	75	6.849	6.849	0.000	97	383497	25.0	24.7	
75 Ethyl methacrylate	69	6.910	6.910	0.000	73	352683	25.0	26.3	
79 1,1,2-Trichloroethane	83	7.037	7.037	0.000	88	206752	25.0	24.8	
81 Tetrachloroethene	166	7.080	7.080	0.000	85	305201	25.0	26.1	
82 1,3-Dichloropropane	76	7.189	7.189	0.000	95	434514	25.0	25.3	
80 2-Hexanone	43	7.268	7.268	0.000	98	1538652	125.0	136.2	
83 Chlorodibromomethane	129	7.427	7.427	0.000	89	223545	25.0	22.8	
84 Ethylene Dibromide	107	7.518	7.518	0.000	97	261176	25.0	25.1	
87 Chlorobenzene	112	7.992	7.992	0.000	93	787537	25.0	25.6	
88 Ethylbenzene	91	8.090	8.090	0.000	98	1270004	25.0	25.1	
89 1,1,1,2-Tetrachloroethane	131	8.096	8.096	0.000	42	259638	25.0	23.3	
90 m-Xylene & p-Xylene	106	8.211	8.211	0.000	98	512582	25.0	24.9	
91 o-Xylene	106	8.631	8.631	0.000	97	502857	25.0	24.7	
92 Styrene	104	8.668	8.668	0.000	92	864670	25.0	25.9	
95 Bromoform	173	8.911	8.911	0.000	97	147220	25.0	21.6	
94 Isopropylbenzene	105	9.021	9.021	0.000	96	1327737	25.0	24.5	
101 Bromobenzene	156	9.367	9.367	0.000	93	331966	25.0	24.0	
97 1,1,2,2-Tetrachloroethane	83	9.446	9.446	0.000	79	354792	25.0	23.8	
99 N-Propylbenzene	91	9.465	9.465	0.000	98	1518238	25.0	25.0	
100 1,2,3-Trichloropropane	110	9.477	9.477	0.000	66	121932	25.0	23.7	
98 trans-1,4-Dichloro-2-butene	53	9.495	9.495	0.000	85	97593	25.0	19.4	
103 2-Chlorotoluene	126	9.562	9.562	0.000	96	313119	25.0	23.7	
102 1,3,5-Trimethylbenzene	105	9.653	9.653	0.000	93	1133042	25.0	24.5	
105 4-Chlorotoluene	126	9.684	9.684	0.000	97	334532	25.0	25.6	
106 tert-Butylbenzene	134	9.976	9.976	0.000	91	257216	25.0	25.1	
107 1,2,4-Trimethylbenzene	105	10.030	10.030	0.000	77	1165707	25.0	24.3	

Compound	Sig	RT (min.)	Adj RT (min.)	Dlt RT (min.)	Q	Response	Cal Amt ug/L	OnCol Amt ug/L	Flags
109 sec-Butylbenzene	105	10.195	10.195	0.000	94	1456639	25.0	25.5	
111 1,3-Dichlorobenzene	146	10.322	10.322	0.000	98	680229	25.0	24.9	
110 4-Isopropyltoluene	119	10.341	10.341	0.000	97	1288828	25.0	25.3	
113 1,4-Dichlorobenzene	146	10.414	10.414	0.000	94	693185	25.0	24.8	
115 n-Butylbenzene	91	10.736	10.736	0.000	95	1108747	25.0	26.2	
116 1,2-Dichlorobenzene	146	10.773	10.773	0.000	96	671808	25.0	24.1	
117 1,2-Dibromo-3-Chloropropane	75	11.521	11.521	0.000	82	64732	25.0	21.3	
119 1,2,4-Trichlorobenzene	180	12.196	12.196	0.000	93	508924	25.0	24.1	
120 Hexachlorobutadiene	225	12.312	12.312	0.000	95	226154	25.0	25.3	
121 Naphthalene	128	12.409	12.409	0.000	97	1451816	25.0	22.9	
122 1,2,3-Trichlorobenzene	180	12.610	12.610	0.000	94	495761	25.0	23.8	

QC Flag Legend

Processing Flags

Review Flags

M - Manually Integrated

Reagents:

8260 CORP mix_00214	Amount Added: 12.50	Units: uL	
GAS CORP mix_00474	Amount Added: 12.50	Units: uL	
S_8260_IS_00351	Amount Added: 1.00	Units: uL	Run Reagent
S_8260_Surr_00400	Amount Added: 1.00	Units: uL	Run Reagent

Report Date: 28-Sep-2021 09:26:21 Chrom Revision: 2.3 13-May-2021 07:57:40

Eurofins TestAmerica, Buffalo

Data File: \\chromfs\Buffalo\ChromData\HP5973S\20210928-101261.b\S4155.D

Injection Date: 28-Sep-2021 09:05:30 Instrument ID: HP5973S Operator ID: wd

Lims ID: CCVIS Worklist Smp#: 2

Client ID:

Purge Vol: 5.000 mL Dil. Factor: 1.0000 ALS Bottle#: 2

Method: S-8260 Limit Group: MV - 8260C ICAL

Column: ZB-624 (0.18 mm)

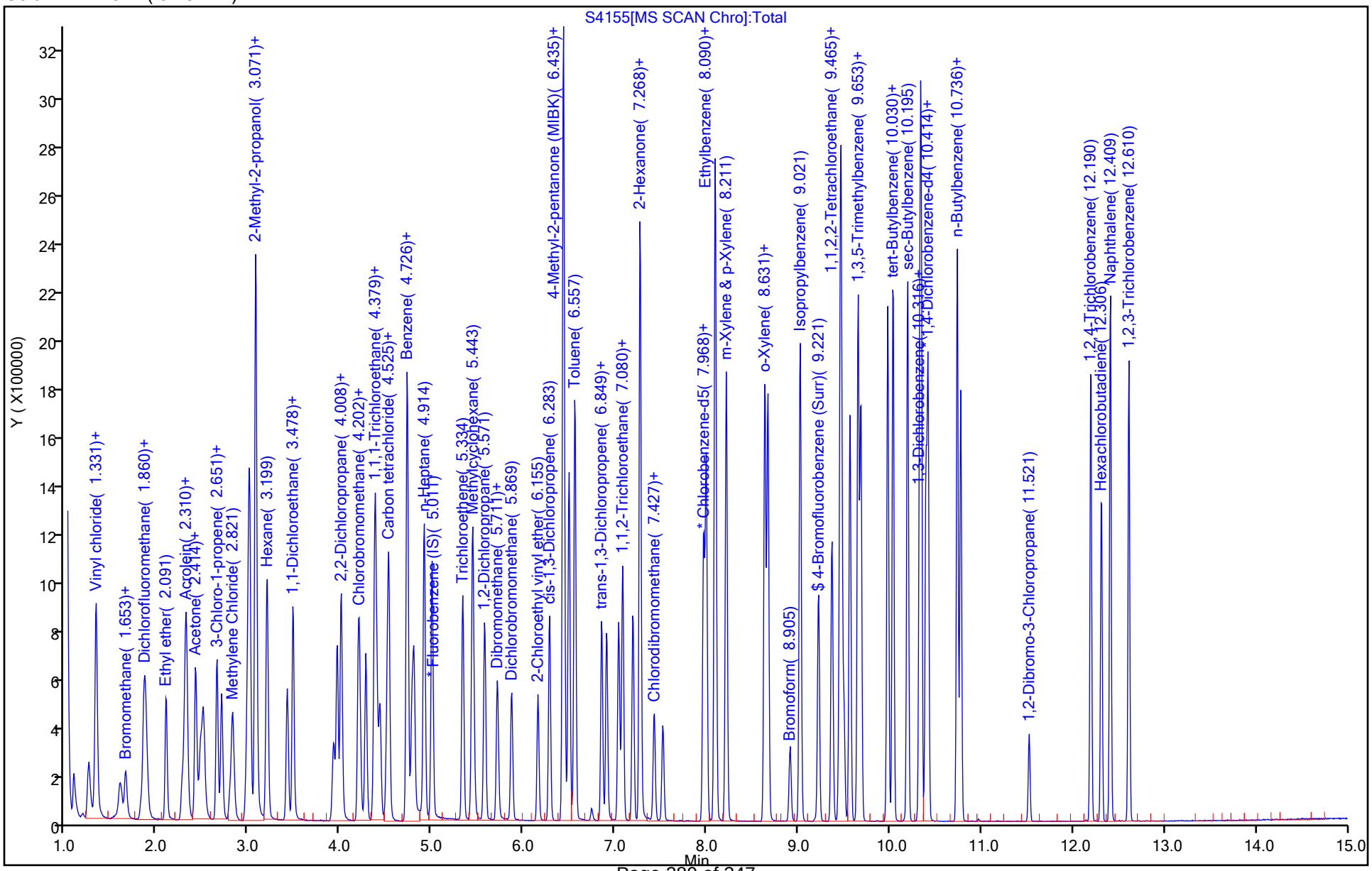

Manual Integration/User Assign Peak Report

Eurofins TestAmerica, Buffalo

Data File:	\\chromfs\Buffalo\ChromData\HP5973S\20210928-101261.b\S4155.D				
Injection Date:	28-Sep-2021 09:05:30	Instrument ID:	HP5973S		
Lims ID:	CCVIS				
Client ID:					
Operator ID:	wd	ALS Bottle#:	2	Worklist Smp#:	2
Purge Vol:	5.000 mL	Dil. Factor:	1.0000		
Method:	S-8260	Limit Group:	MV - 8260C ICAL		
Column:	ZB-624 (0.18 mm)	Detector	MS SCAN		

66 1,4-Dioxane, CAS: 123-91-1

Signal: 1

Processing Integration Results

RT: 5.72
Area: 65642
Amount: 449.2842
Amount Units: ug/L

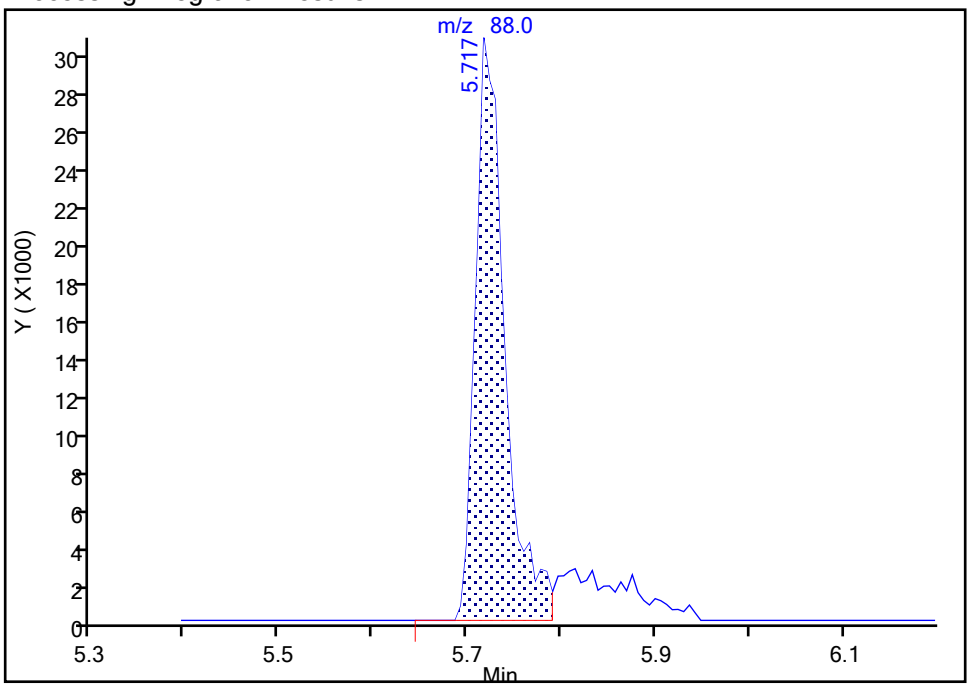

Manual Integration Results

RT: 5.72
Area: 79546
Amount: 542.9008
Amount Units: ug/L

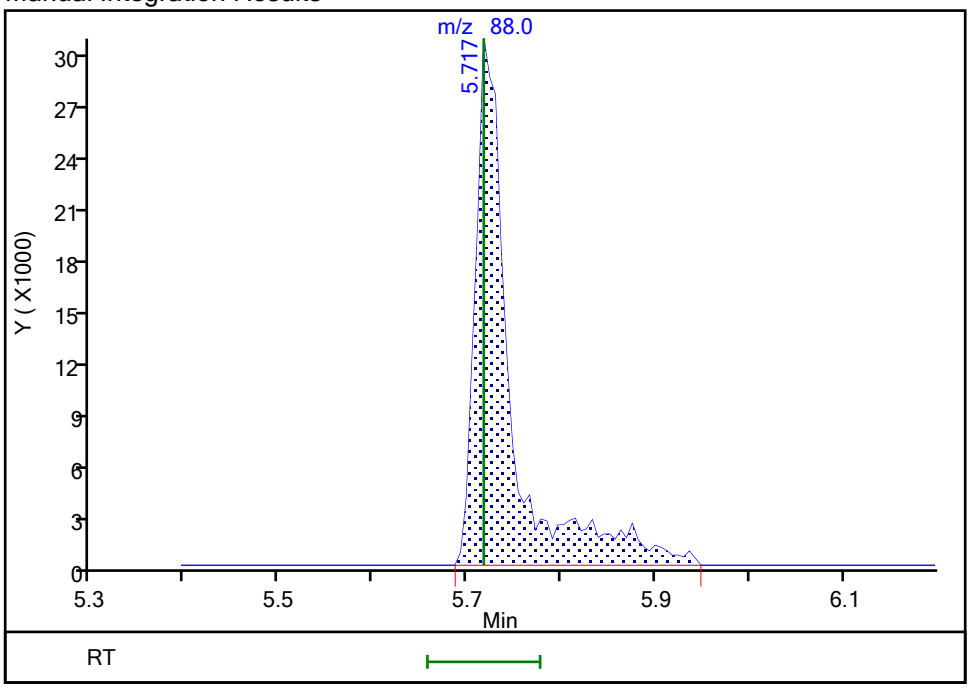

Reviewer: dahnw, 28-Sep-2021 09:26:06

Audit Action: Manually Integrated Audit Reason: Poor chromatography

FORM VII
GC/MS VOA CONTINUING CALIBRATION DATA

Lab Name: Eurofins TestAmerica, Buffalo Job No.: 480-189927-1

SDG No.:

Lab Sample ID: CCV 480-598121/3 Calibration Date: 09/28/2021 09:28

Instrument ID: HP5973S Calib Start Date: 09/14/2021 17:37

GC Column: ZB-624 (20) ID: 0.18(mm) Calib End Date: 09/14/2021 20:20

Lab File ID: S4156.D Conc. Units: ug/L Heated Purge: (Y/N) N

ANALYTE	CURVE TYPE	AVE RRF	RRF	MIN RRF	CALC AMOUNT	SPIKE AMOUNT	%D	MAX %D
Dibromofluoromethane (Surr)	Ave	1.346	1.305		24.2	25.0	-3.0	20.0
1,2-Dichloroethane-d4 (Surr)	Ave	0.8718	0.9167		26.3	25.0	5.1	20.0
Toluene-d8 (Surr)	Ave	2.530	2.476		24.5	25.0	-2.2	20.0
4-Bromofluorobenzene (Surr)	Ave	0.8445	0.7753		23.0	25.0	-8.2	20.0

Eurofins TestAmerica, Buffalo
Target Compound Quantitation Report

Data File: \\chromfs\Buffalo\ChromData\HP5973S\20210928-101261.b\S4156.D
Lims ID: CCV
Client ID:
Sample Type: CCV
Inject. Date: 28-Sep-2021 09:28:30 ALS Bottle#: 3 Worklist Smp#: 3
Purge Vol: 5.000 mL Dil. Factor: 1.0000
Sample Info: CCV
Misc. Info.: 480-0101261-003
Operator ID: wd Instrument ID: HP5973S
Sublist: chrom-S-8260*sub61

Method: \\chromfs\Buffalo\ChromData\HP5973S\20210928-101261.b\S-8260.m
Limit Group: MV - 8260C ICAL
Last Update: 28-Sep-2021 10:11:26 Calib Date: 15-Sep-2021 00:35:30
Integrator: RTE ID Type: RT Order ID
Quant Method: Internal Standard Quant By: Initial Calibration
Last ICal File: \\chromfs\Buffalo\ChromData\HP5973S\20210914-100971.b\S3517.D

Column 1 : ZB-624 (0.18 mm) Det: MS SCAN
Process Host: CTX1604

First Level Reviewer: dahnw Date: 28-Sep-2021 10:11:26

Compound	Sig	RT (min.)	Adj RT (min.)	Dlt RT (min.)	Q	Response	Cal Amt ug/L	OnCol Amt ug/L	Flags
* 153 Fluorobenzene (IS)	70	4.999	4.999	0.000	99	155384	25.0	25.0	
* 2 Chlorobenzene-d5	82	7.962	7.962	0.000	84	316689	25.0	25.0	
* 3 1,4-Dichlorobenzene-d4	152	10.395	10.395	0.000	81	324949	25.0	25.0	
$ 154 Dibromofluoromethane (Surr)	113	4.427	4.433	-0.007	64	202830	25.0	24.2	
$ 4 1,2-Dichloroethane-d4 (Surr)	67	4.732	4.732	0.000	56	142441	25.0	26.3	
$ 5 Toluene-d8 (Surr)	98	6.496	6.496	0.000	92	783988	25.0	24.5	
$ 6 4-Bromofluorobenzene (Surr)	174	9.221	9.221	0.000	93	245535	25.0	23.0	
11 Chlorodifluoromethane	51	1.106	1.106	0.000	80	306597	25.0	22.2	
148 Ethanol	45	2.116	2.116	-0.054	95	121597	1000.0	920.2	M
19 Propene oxide	58	2.176	2.176	0.000	96	458531	NC	NC	
24 Isopropyl alcohol	45	2.602	2.596	0.006	97	235654	250.0	367.5	
29 Acetonitrile	40	2.718	2.724	-0.006	100	204500	250.0	214.4	
36 Isopropyl ether	45	3.436	3.436	0.000	95	908564	25.0	23.2	
40 2-Chloro-1,3-butadiene	53	3.472	3.472	0.000	84	412401	25.0	23.8	
38 1,1-Dimethoxyethane	75	3.509	3.509	0.000	63	239267	125.0	142.3	
41 Tert-butyl ethyl ether	59	3.764	3.770	-0.006	98	784924	25.0	23.3	
42 Ethyl acetate	43	4.038	4.038	0.000	99	631803	50.0	51.2	
46 Propionitrile	54	4.111	4.111	0.000	99	560125	250.0	285.4	
47 Methacrylonitrile	41	4.214	4.214	0.000	95	2413533	250.0	279.3	
152 Isooctane	57	4.726	4.719	0.007	96	933345	25.0	25.5	
56 Tert-amyl methyl ether	73	4.811	4.811	0.000	90	816416	25.0	23.5	
147 t-Amyl alcohol	59	4.829	4.829	0.000	61	276931	250.0	236.9	
1 1,4-Difluorobenzene	114	5.115	5.115	0.000	94	739947	25.0	24.6	
60 n-Butanol	56	5.395	5.401	-0.006	92	115857	625.0	590.3	
142 Ethyl acrylate	55	5.474	5.474	0.000	98	349026	25.0	24.0	
63 Methyl methacrylate	41	5.687	5.687	0.000	92	539194	50.0	49.6	
70 2-Nitropropane	43	6.119	6.125	-0.006	99	84202	50.0	25.3	
71 Epichlorohydrin	57	6.246	6.246	0.000	99	400737	250.0	287.2	
76 2-Methylthiophene	97	6.697	6.696	0.001	97	830609	25.0	24.2	
78 3-Methylthiophene	97	6.855	6.861	-0.006	100	866891	25.0	24.6	

Compound	Sig	RT (min.)	Adj RT (min.)	Dlt RT (min.)	Q	Response	Cal Amt ug/L	OnCol Amt ug/L	Flags
155 n-Butyl acetate	43	7.384	7.384	0.000	99	418469	25.0	22.1	
146 1-Chlorohexane	55	7.956	7.956	0.000	84	235990	25.0	23.8	
85 3-Chlorobenzotrifluoride	180	7.980	7.980	0.000	93	380260	25.0	24.1	
86 4-Chlorobenzotrifluoride	180	8.041	8.041	0.000	96	354139	25.0	24.7	
93 2-Chlorobenzotrifluoride	180	8.954	8.953	0.001	98	389640	25.0	23.4	
96 Cyclohexanone	55	9.197	9.197	0.000	94	129940	250.0	233.0	
104 3-Chlorotoluene	126	9.635	9.635	0.000	96	281927	25.0	23.0	
108 Pentachloroethane	167	10.036	10.036	0.000	82	139564	25.0	23.1	
114 Dicyclopentadiene	66	10.389	10.389	0.000	95	1161104	25.0	23.1	
112 1,2,3-Trimethylbenzene	105	10.450	10.450	0.000	52	1078940	25.0	23.2	
150 Benzyl chloride	126	10.572	10.572	0.000	99	99630	25.0	22.4	
118 1,3,5-Trichlorobenzene	180	11.649	11.648	0.001	98	466201	25.0	23.4	
149 2-Methylnaphthalene	142	13.322	13.321	0.001	89	879013	25.0	21.5	

QC Flag Legend

Processing Flags

NC - Not Calibrated

Review Flags

M - Manually Integrated

Reagents:

ADD CORP mix_00116	Amount Added: 12.50	Units: uL	
2 MTP 2019_00036	Amount Added: 12.50	Units: uL	
3 MTP 2019_00036	Amount Added: 12.50	Units: uL	
S_8260_IS_00351	Amount Added: 1.00	Units: uL	Run Reagent
S_8260_Surr_00400	Amount Added: 1.00	Units: uL	Run Reagent

Report Date: 28-Sep-2021 10:11:27 Chrom Revision: 2.3 13-May-2021 07:57:40

Eurofins TestAmerica, Buffalo

Data File: \\chromfs\Buffalo\ChromData\HP5973S\20210928-101261.b\S4156.D

Injection Date: 28-Sep-2021 09:28:30 Instrument ID: HP5973S Operator ID: wd

Lims ID: CCV Worklist Smp#: 3

Client ID:

Purge Vol: 5.000 mL Dil. Factor: 1.0000 ALS Bottle#: 3

Method: S-8260 Limit Group: MV - 8260C ICAL

Column: ZB-624 (0.18 mm)

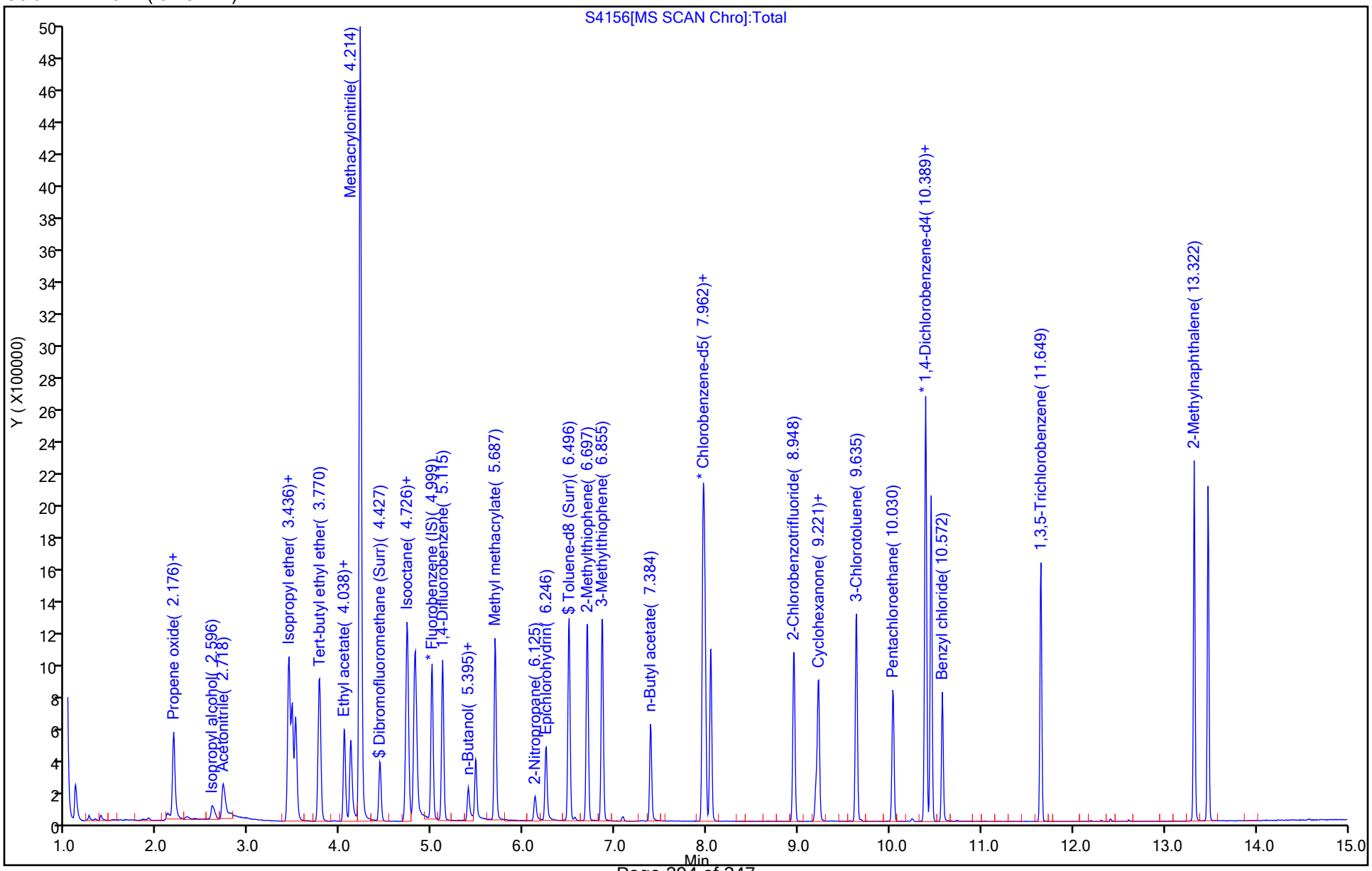

FORM VII
GC/MS VOA CONTINUING CALIBRATION DATA

Lab Name: Eurofins TestAmerica, Buffalo Job No.: 480-189927-1

SDG No.:

Lab Sample ID: CCV 480-598121/3 Calibration Date: 09/28/2021 09:28

Instrument ID: HP5973S Calib Start Date: 09/14/2021 22:16

GC Column: ZB-624 (20) ID: 0.18(mm) Calib End Date: 09/15/2021 00:35

Lab File ID: S4156.D Conc. Units: ug/L Heated Purge: (Y/N) N

ANALYTE	CURVE TYPE	AVE RRF	RRF	MIN RRF	CALC AMOUNT	SPIKE AMOUNT	%D	MAX %D
Chlorodifluoromethane	Ave	2.221	1.973		22.2	25.0	-11.2	20.0
Ethanol	Ave	0.0213	0.0196		920	1000	-8.0	20.0
Isopropyl alcohol	Ave	0.1032	0.1517		367	250	47.0*	20.0
Acetonitrile	Ave	0.1534	0.1316		214	250	-14.2	20.0
Isopropyl ether	Ave	6.288	5.847		23.2	25.0	-7.0	20.0
Chloroprene	Ave	2.787	2.654		23.8	25.0	-4.8	20.0
1,1-Dimethoxyethane	Ave	0.2705	0.3080		142	125	13.9	20.0
Tert-butyl ethyl ether	Ave	5.423	5.052		23.3	25.0	-6.9	20.0
Ethyl acetate	Ave	1.985	2.033		51.2	50.0	2.4	20.0
Propionitrile	Ave	0.3157	0.3605		285	250	14.2	20.0
Methacrylonitrile	Ave	1.390	1.553		279	250	11.7	20.0
Isooctane	Ave	5.895	6.007		25.5	25.0	1.9	20.0
Tert-amyl methyl ether	Ave	5.597	5.254		23.5	25.0	-6.1	20.0
t-Amyl alcohol	Ave	0.1881	0.1782		237	250	-5.2	20.0
1,4-Difluorobenzene	Ave	4.833	4.762		24.6	25.0	-1.5	20.0
n-Butanol	Ave	0.0316	0.0298		590	625	-5.6	20.0
Ethyl acrylate	Ave	2.335	2.246		24.0	25.0	-3.8	20.0
Methyl methacrylate	Ave	1.750	1.735		49.6	50.0	-0.8	20.0
2-Nitropropane	Ave	0.2559	0.1296		25.3	50.0	-49.4*	20.0
Epichlorohydrin	Ave	0.2245	0.2579		287	250	14.9	20.0
2-Methylthiophene	Ave	2.642	2.556		24.2	25.0	-3.2	20.0
3-Methylthiophene	Ave	2.710	2.668		24.6	25.0	-1.5	20.0
n-Butyl acetate	Ave	3.043	2.693	0.1000	22.1	25.0	-11.5	20.0
1-Chlorohexane	Lin1		0.7452		23.8	25.0	-4.7	20.0
3-Chlorobenzotrifluoride	Ave	1.214	1.170		24.1	25.0	-3.6	20.0
4-Chlorobenzotrifluoride	Ave	1.102	1.090		24.7	25.0	-1.1	20.0
2-Chlorobenzotrifluoride	Ave	1.282	1.199		23.4	25.0	-6.5	20.0
Cyclohexanone	Ave	0.0429	0.0400		233	250	-6.8	20.0
3-Chlorotoluene	Ave	0.9417	0.8676		23.0	25.0	-7.9	20.0
Pentachloroethane	Ave	0.4658	0.4295		23.1	25.0	-7.8	20.0
Dicyclopentadiene	Ave	3.868	3.573		23.1	25.0	-7.6	20.0
1,2,3-Trimethylbenzene	Ave	3.571	3.320		23.2	25.0	-7.0	20.0
Benzyl chloride	Ave	0.3519	0.3146		22.4	25.0	-10.6	20.0
1,3,5-Trichlorobenzene	Ave	1.532	1.435		23.4	25.0	-6.4	20.0
2-Methylnaphthalene	Ave	3.150	2.705		21.5	25.0	-14.1	20.0

Eurofins TestAmerica, Buffalo
Target Compound Quantitation Report

Data File: \\chromfs\Buffalo\ChromData\HP5973S\20210928-101261.b\S4156.D
Lims ID: CCV
Client ID:
Sample Type: CCV
Inject. Date: 28-Sep-2021 09:28:30 ALS Bottle#: 3 Worklist Smp#: 3
Purge Vol: 5.000 mL Dil. Factor: 1.0000
Sample Info: CCV
Misc. Info.: 480-0101261-003
Operator ID: wd Instrument ID: HP5973S
Sublist: chrom-S-8260*sub61

Method: \\chromfs\Buffalo\ChromData\HP5973S\20210928-101261.b\S-8260.m
Limit Group: MV - 8260C ICAL
Last Update: 28-Sep-2021 10:11:26 Calib Date: 15-Sep-2021 00:35:30
Integrator: RTE ID Type: RT Order ID
Quant Method: Internal Standard Quant By: Initial Calibration
Last ICal File: \\chromfs\Buffalo\ChromData\HP5973S\20210914-100971.b\S3517.D

Column 1 : ZB-624 (0.18 mm) Det: MS SCAN
Process Host: CTX1604

First Level Reviewer: dahnw Date: 28-Sep-2021 10:11:26

Compound	Sig	RT (min.)	Adj RT (min.)	Dlt RT (min.)	Q	Response	Cal Amt ug/L	OnCol Amt ug/L	Flags
* 153 Fluorobenzene (IS)	70	4.999	4.999	0.000	99	155384	25.0	25.0	
* 2 Chlorobenzene-d5	82	7.962	7.962	0.000	84	316689	25.0	25.0	
* 3 1,4-Dichlorobenzene-d4	152	10.395	10.395	0.000	81	324949	25.0	25.0	
$ 154 Dibromofluoromethane (Surr)	113	4.427	4.433	-0.007	64	202830	25.0	24.2	
$ 4 1,2-Dichloroethane-d4 (Surr)	67	4.732	4.732	0.000	56	142441	25.0	26.3	
$ 5 Toluene-d8 (Surr)	98	6.496	6.496	0.000	92	783988	25.0	24.5	
$ 6 4-Bromofluorobenzene (Surr)	174	9.221	9.221	0.000	93	245535	25.0	23.0	
11 Chlorodifluoromethane	51	1.106	1.106	0.000	80	306597	25.0	22.2	
148 Ethanol	45	2.116	2.116	-0.054	95	121597	1000.0	920.2	M
19 Propene oxide	58	2.176	2.176	0.000	96	458531	NC	NC	
24 Isopropyl alcohol	45	2.602	2.596	0.006	97	235654	250.0	367.5	
29 Acetonitrile	40	2.718	2.724	-0.006	100	204500	250.0	214.4	
36 Isopropyl ether	45	3.436	3.436	0.000	95	908564	25.0	23.2	
40 2-Chloro-1,3-butadiene	53	3.472	3.472	0.000	84	412401	25.0	23.8	
38 1,1-Dimethoxyethane	75	3.509	3.509	0.000	63	239267	125.0	142.3	
41 Tert-butyl ethyl ether	59	3.764	3.770	-0.006	98	784924	25.0	23.3	
42 Ethyl acetate	43	4.038	4.038	0.000	99	631803	50.0	51.2	
46 Propionitrile	54	4.111	4.111	0.000	99	560125	250.0	285.4	
47 Methacrylonitrile	41	4.214	4.214	0.000	95	2413533	250.0	279.3	
152 Isooctane	57	4.726	4.719	0.007	96	933345	25.0	25.5	
56 Tert-amyl methyl ether	73	4.811	4.811	0.000	90	816416	25.0	23.5	
147 t-Amyl alcohol	59	4.829	4.829	0.000	61	276931	250.0	236.9	
1 1,4-Difluorobenzene	114	5.115	5.115	0.000	94	739947	25.0	24.6	
60 n-Butanol	56	5.395	5.401	-0.006	92	115857	625.0	590.3	
142 Ethyl acrylate	55	5.474	5.474	0.000	98	349026	25.0	24.0	
63 Methyl methacrylate	41	5.687	5.687	0.000	92	539194	50.0	49.6	
70 2-Nitropropane	43	6.119	6.125	-0.006	99	84202	50.0	25.3	
71 Epichlorohydrin	57	6.246	6.246	0.000	99	400737	250.0	287.2	
76 2-Methylthiophene	97	6.697	6.696	0.001	97	830609	25.0	24.2	
78 3-Methylthiophene	97	6.855	6.861	-0.006	100	866891	25.0	24.6	

Compound	Sig	RT (min.)	Adj RT (min.)	Dlt RT (min.)	Q	Response	Cal Amt ug/L	OnCol Amt ug/L	Flags
155 n-Butyl acetate	43	7.384	7.384	0.000	99	418469	25.0	22.1	
146 1-Chlorohexane	55	7.956	7.956	0.000	84	235990	25.0	23.8	
85 3-Chlorobenzotrifluoride	180	7.980	7.980	0.000	93	380260	25.0	24.1	
86 4-Chlorobenzotrifluoride	180	8.041	8.041	0.000	96	354139	25.0	24.7	
93 2-Chlorobenzotrifluoride	180	8.954	8.953	0.001	98	389640	25.0	23.4	
96 Cyclohexanone	55	9.197	9.197	0.000	94	129940	250.0	233.0	
104 3-Chlorotoluene	126	9.635	9.635	0.000	96	281927	25.0	23.0	
108 Pentachloroethane	167	10.036	10.036	0.000	82	139564	25.0	23.1	
114 Dicyclopentadiene	66	10.389	10.389	0.000	95	1161104	25.0	23.1	
112 1,2,3-Trimethylbenzene	105	10.450	10.450	0.000	52	1078940	25.0	23.2	
150 Benzyl chloride	126	10.572	10.572	0.000	99	99630	25.0	22.4	
118 1,3,5-Trichlorobenzene	180	11.649	11.648	0.001	98	466201	25.0	23.4	
149 2-Methylnaphthalene	142	13.322	13.321	0.001	89	879013	25.0	21.5	

QC Flag Legend

Processing Flags

NC - Not Calibrated

Review Flags

M - Manually Integrated

Reagents:

ADD CORP mix_00116	Amount Added: 12.50	Units: uL	
2 MTP 2019_00036	Amount Added: 12.50	Units: uL	
3 MTP 2019_00036	Amount Added: 12.50	Units: uL	
S_8260_IS_00351	Amount Added: 1.00	Units: uL	Run Reagent
S_8260_Surr_00400	Amount Added: 1.00	Units: uL	Run Reagent

Report Date: 28-Sep-2021 10:11:27 Chrom Revision: 2.3 13-May-2021 07:57:40

Eurofins TestAmerica, Buffalo

Data File:	\\chromfs\Buffalo\ChromData\HP5973S\20210928-101261.b\S4156.D				
Injection Date:	28-Sep-2021 09:28:30	Instrument ID:	HP5973S	Operator ID:	wd
Lims ID:	CCV			Worklist Smp#:	3
Client ID:					
Purge Vol:	5.000 mL	Dil. Factor:	1.0000	ALS Bottle#:	3
Method:	S-8260	Limit Group:	MV - 8260C ICAL		
Column: ZB-624 (0.18 mm)					

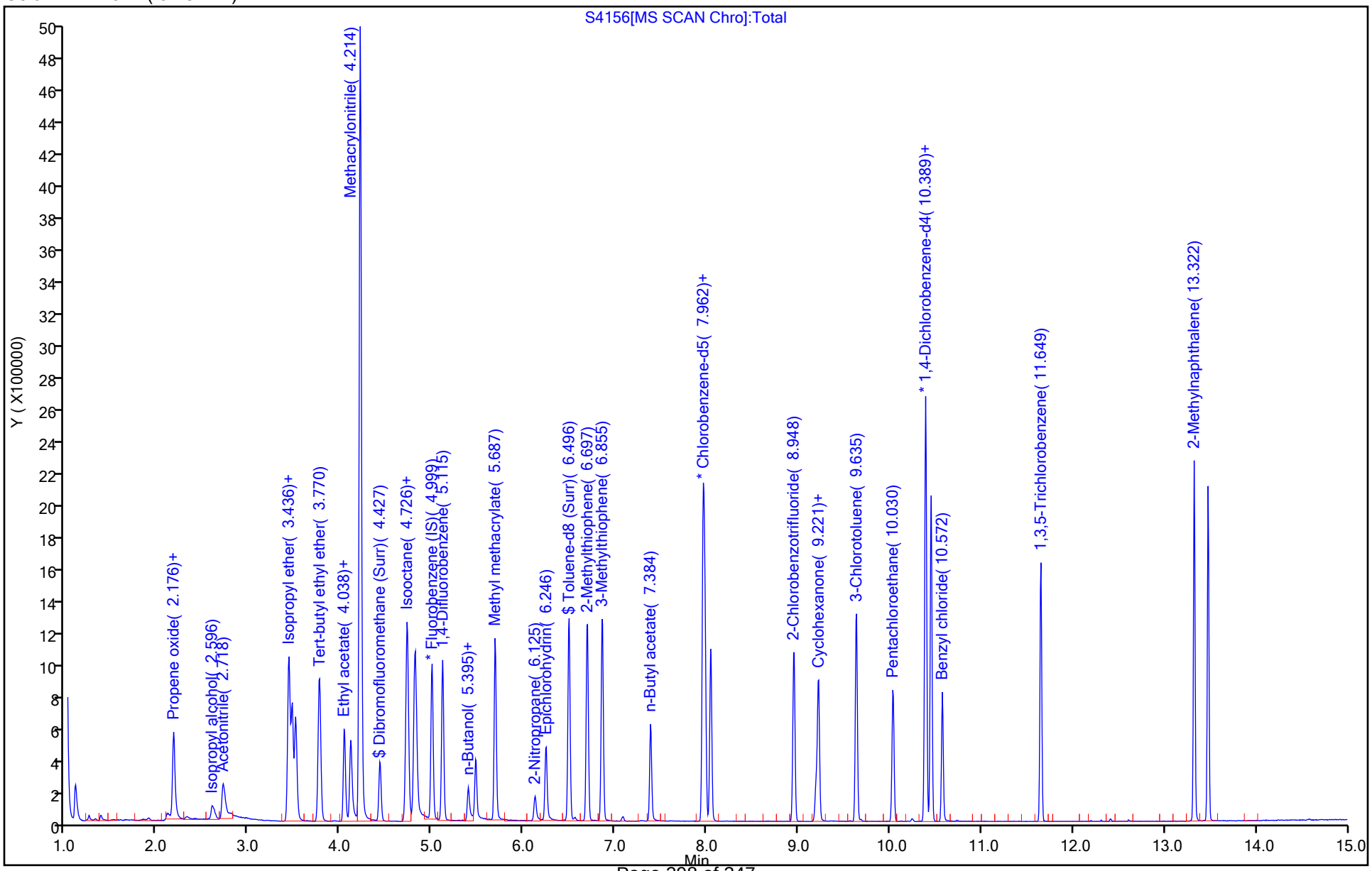

Manual Integration/User Assign Peak Report

Eurofins TestAmerica, Buffalo

Data File:	\\chromfs\Buffalo\ChromData\HP5973S\20210928-101261.b\S4156.D				
Injection Date:	28-Sep-2021 09:28:30	Instrument ID:	HP5973S		
Lims ID:	CCV				
Client ID:					
Operator ID:	wd	ALS Bottle#:	3	Worklist Smp#:	3
Purge Vol:	5.000 mL	Dil. Factor:	1.0000		
Method:	S-8260	Limit Group:	MV - 8260C ICAL		
Column:	ZB-624 (0.18 mm)	Detector	MS SCAN		

148 Ethanol, CAS: 64-17-5

Signal: 1

Processing Integration Results

RT: 2.12
Area: 99719
Amount: 754.6703
Amount Units: ug/L

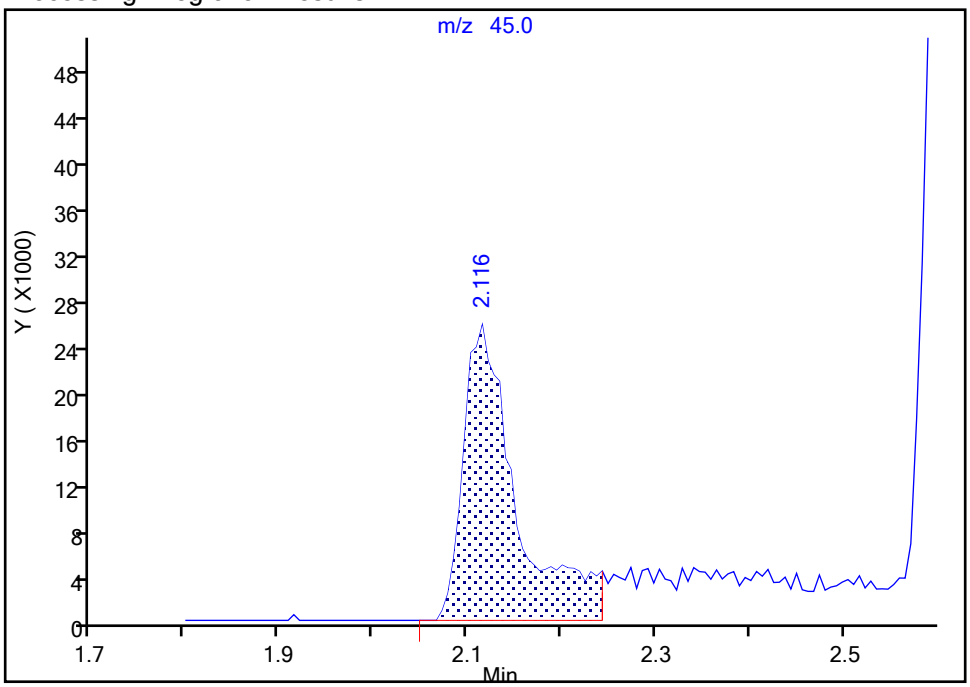

Manual Integration Results

RT: 2.12
Area: 121597
Amount: 920.2423
Amount Units: ug/L

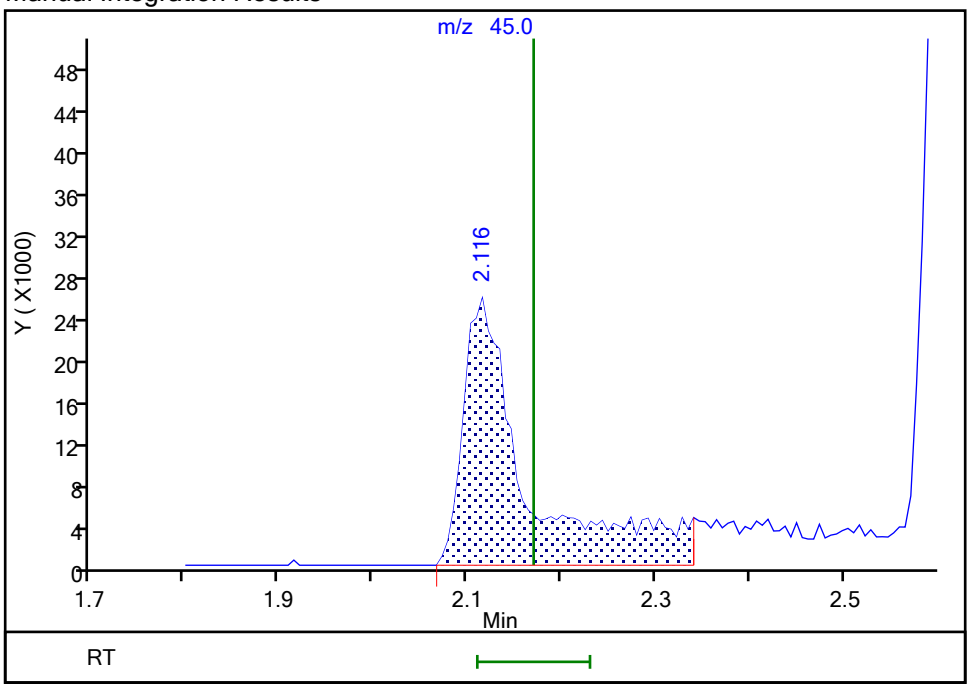

Reviewer: dahnw, 28-Sep-2021 10:10:47

Audit Action: Manually Integrated Audit Reason: Poor chromatography

Eurofins TestAmerica, Buffalo
Target Compound Quantitation Report

Data File:	\\chromfs\Buffalo\ChromData\HP5973S\20210914-100971.b\S3497.D				
Lims ID:	BFB				
Client ID:					
Sample Type:	BFB				
Inject. Date:	14-Sep-2021 16:49:30	ALS Bottle#:	2	Worklist Smp#:	2
Injection Vol:	1.0 uL	Dil. Factor:	1.0000		
Sample Info:	BFB				
Misc. Info.:	480-0100971-002				
Operator ID:	wd	Instrument ID:	HP5973S		
Method:	\\chromfs\Buffalo\ChromData\HP5973S\20210914-100971.b\S-8260.m				
Limit Group:	MV - 8260C ICAL				
Last Update:	15-Sep-2021 10:52:17	Calib Date:	15-Sep-2021 00:35:30		
Integrator:	RTE	ID Type:	RT Order ID		
Quant Method:	Internal Standard	Quant By:	Initial Calibration		
Last ICal File:	\\chromfs\Buffalo\ChromData\HP5973S\20210914-100971.b\S3517.D				
Column 1 :	ZB-624 (0.18 mm)		Det: MS SCAN		
Process Host:	CTX1643				

First Level Reviewer: dahnw Date: 14-Sep-2021 16:58:04

Compound	Sig	RT (min.)	Adj RT (min.)	Dlt RT (min.)	Q	Response	Cal Amt ug/L	OnCol Amt ug/L	Flags
$ 61 BFB	95	3.376	3.376	0.000	0	326841	NR	NR	

QC Flag Legend

Processing Flags

NR - Missing Quant Standard

Reagents:

BFB_WRK_00126 Amount Added: 1.00 Units: uL

Report Date: 15-Sep-2021 10:52:17 Chrom Revision: 2.3 13-May-2021 07:57:40

MS Tune Report

Eurofins TestAmerica, Buffalo

Data File:	\\chromfs\Buffalo\ChromData\HP5973S\20210914-100971.b\S3497.D				
Injection Date:	14-Sep-2021 16:49:30	Instrument ID:	HP5973S		
Lims ID:	BFB				
Client ID:					
Operator ID:	wd	ALS Bottle#:	2	Worklist Smp#:	2
Injection Vol:	1.0 uL	Dil. Factor:	1.0000		
Method:	S-8260	Limit Group:	MV - 8260C ICAL		
Tune Method:	BFB Method 8260				

$ 61 BFB

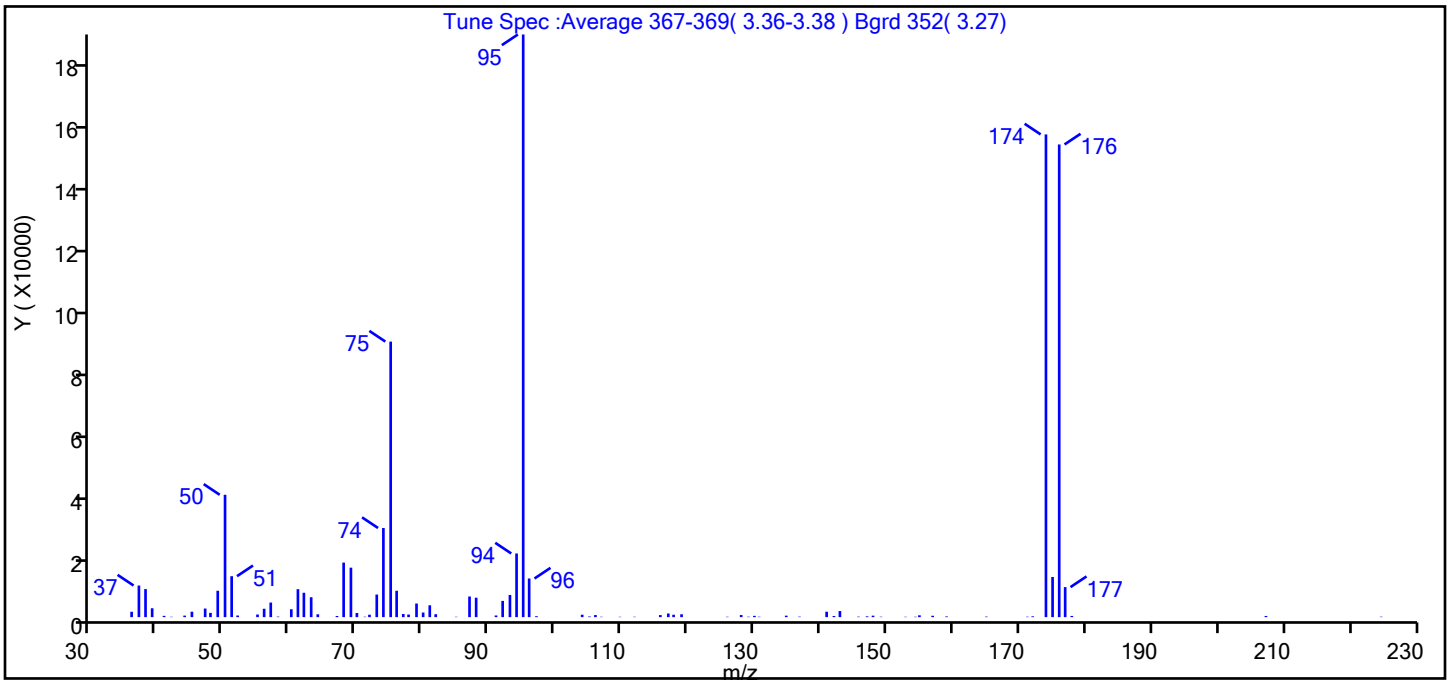

m/z	Ion Abundance Criteria	% Relative Abundance
95	Base peak, 100% relative abundance	100.0
50	15 to 40% of m/z 95	21.0
75	30 to 60% of m/z 95	47.3
96	5 to 9% of m/z 95	6.6
173	Less than 2% of m/z 174	0.0 (0.0)
174	50 to 120% of m/z 95	82.8
175	5 to 9% of m/z 174	6.9 (8.3)
176	Greater than 95% but less than 101% of m/z 174	81.1 (97.9)
177	5 to 9% of m/z 176	5.2 (6.4)

Report Date: 15-Sep-2021 10:52:17 Chrom Revision: 2.3 13-May-2021 07:57:40

Data File: \\chromfs\Buffalo\ChromData\HP5973S\20210914-100971.b\S3497.D\S-8260.rslt\spectra.d
Injection Date: 14-Sep-2021 16:49:30
Spectrum: Tune Spec :Average 367-369(3.36-3.38) Bgrd 352(3.27)
Base Peak: 95.10
Minimum % Base Peak: 0
Number of Points: 88

m/z	Y	m/z	Y	m/z	Y	m/z	Y
36.00	1748	64.00	923	93.00	7207	141.00	1760
37.00	10264	67.00	373	94.00	20672	142.00	369
38.00	9107	68.00	17712	95.00	189184	143.00	1981
39.00	2887	69.00	16063	96.00	12542	146.00	160
41.00	420	70.00	1345	97.00	307	147.00	266
42.00	118	71.00	128	104.00	791	148.00	479
44.00	497	72.00	794	105.00	211	149.00	137
45.00	1763	73.00	7339	106.00	677	153.00	117
47.00	2794	74.00	28936	107.00	123	154.00	127
48.00	1387	75.00	89472	110.00	118	155.00	598
49.00	8564	76.00	8564	112.00	125	157.00	448
50.00	39728	77.00	1019	116.00	674	159.00	229
51.00	13296	78.00	845	117.00	1183	165.00	176
52.00	527	79.00	4420	118.00	779	171.00	139
55.00	856	80.00	1499	119.00	927	172.00	265
56.00	2724	81.00	3847	126.00	130	174.00	156736
57.00	4738	82.00	953	128.00	684	175.00	13035
58.00	173	85.00	118	129.00	137	176.00	153472
60.00	2564	87.00	6702	130.00	418	177.00	9757
61.00	9082	88.00	6310	131.00	137	178.00	390
62.00	7919	91.00	541	135.00	482	207.00	382
63.00	6463	92.00	5275	137.00	161	225.00	138

Report Date: 15-Sep-2021 10:52:17 Chrom Revision: 2.3 13-May-2021 07:57:40

Eurofins TestAmerica, Buffalo

Data File:	\\chromfs\Buffalo\ChromData\HP5973S\20210914-100971.b\S3497.D				
Injection Date:	14-Sep-2021 16:49:30	Instrument ID:	HP5973S	Operator ID:	wd
Lims ID:	BFB			Worklist Smp#:	2
Client ID:					
Injection Vol:	1.0 uL	Dil. Factor:	1.0000	ALS Bottle#:	2
Method:	S-8260	Limit Group:	MV - 8260C ICAL		

Column: ZB-624 (0.18 mm)

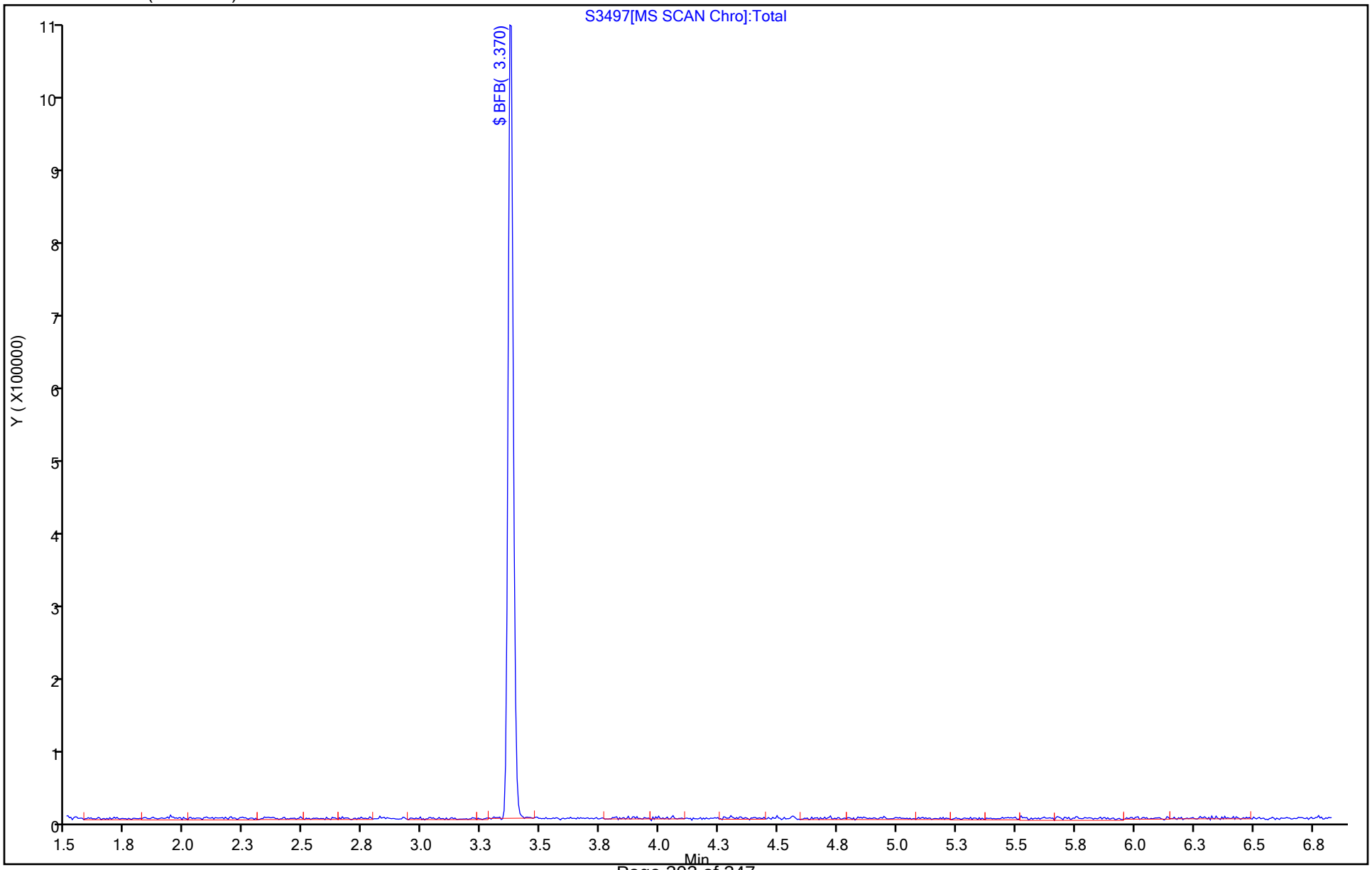

Eurofins TestAmerica, Buffalo
Target Compound Quantitation Report

Data File:	\\chromfs\Buffalo\ChromData\HP5973S\20210927-101232.b\S4092.D				
Lims ID:	BFB				
Client ID:					
Sample Type:	BFB				
Inject. Date:	27-Sep-2021 09:09:30	ALS Bottle#:	1	Worklist Smp#:	2
Injection Vol:	1.0 uL	Dil. Factor:	1.0000		
Sample Info:	BFB				
Misc. Info.:	480-0101232-002				
Operator ID:	wd	Instrument ID:	HP5973S		
Method:	\\chromfs\Buffalo\ChromData\HP5973S\20210927-101232.b\S-8260.m				
Limit Group:	MV - 8260C ICAL				
Last Update:	27-Sep-2021 09:20:08	Calib Date:	15-Sep-2021 00:35:30		
Integrator:	RTE	ID Type:	RT Order ID		
Quant Method:	Internal Standard	Quant By:	Initial Calibration		
Last ICal File:	\\chromfs\Buffalo\ChromData\HP5973S\20210914-100971.b\S3517.D				
Column 1 :	ZB-624 (0.18 mm)		Det: MS SCAN		
Process Host:	CTX1659				
First Level Reviewer: dahnw		Date:	27-Sep-2021 09:20:08		

Compound	Sig	RT (min.)	Adj RT (min.)	Dlt RT (min.)	Q	Response	Cal Amt ug/L	OnCol Amt ug/L	Flags
$ 61 BFB	95	3.370	3.370	0.000	0	233330	NR	NR	

QC Flag Legend

Processing Flags

NR - Missing Quant Standard

Reagents:

BFB_WRK_00126 Amount Added: 1.00 Units: uL

MS Tune Report

Eurofins TestAmerica, Buffalo

Data File:	\\chromfs\Buffalo\ChromData\HP5973S\20210927-101232.b\S4092.D				
Injection Date:	27-Sep-2021 09:09:30	Instrument ID:	HP5973S		
Lims ID:	BFB				
Client ID:					
Operator ID:	wd	ALS Bottle#:	1	Worklist Smp#:	2
Injection Vol:	1.0 uL	Dil. Factor:	1.0000		
Method:	S-8260	Limit Group:	MV - 8260C ICAL		
Tune Method:	BFB Method 8260				

$ 61 BFB

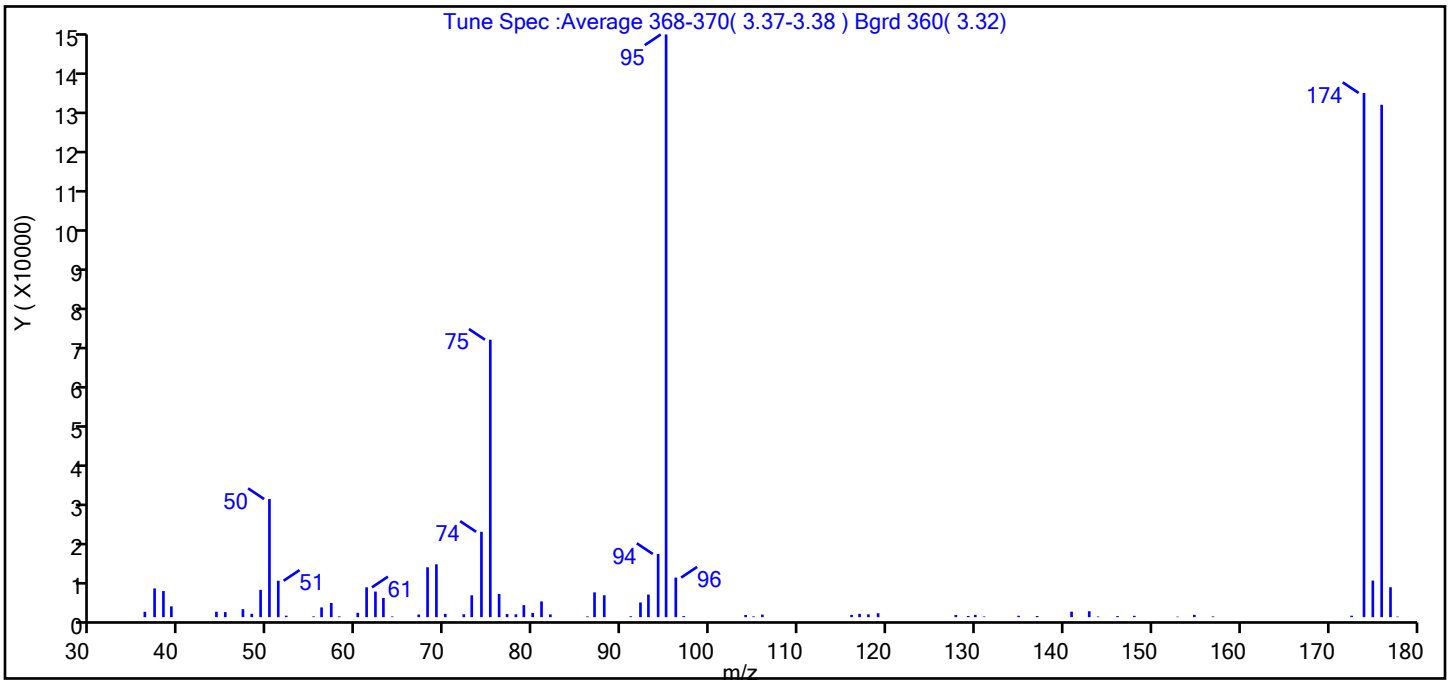

m/z	Ion Abundance Criteria	% Relative Abundance
95	Base peak, 100% relative abundance	100.0
50	15 to 40% of m/z 95	20.3
75	30 to 60% of m/z 95	47.6
96	5 to 9% of m/z 95	6.8
173	Less than 2% of m/z 174	0.2 (0.3)
174	50 to 120% of m/z 95	90.0
175	5 to 9% of m/z 174	6.3 (7.0)
176	Greater than 95% but less than 101% of m/z 174	87.9 (97.7)
177	5 to 9% of m/z 176	5.1 (5.8)

Report Date: 27-Sep-2021 09:20:08 Chrom Revision: 2.3 13-May-2021 07:57:40

Data File: \\chromfs\Buffalo\ChromData\HP5973S\20210927-101232.b\S4092.D\S-8260.rslt\spectra.d
Injection Date: 27-Sep-2021 09:09:30
Spectrum: Tune Spec :Average 368-370(3.37-3.38) Bgrd 360(3.32)
Base Peak: 95.00
Minimum % Base Peak: 0
Number of Points: 73

m/z	Y	m/z	Y	m/z	Y	m/z	Y
36.00	1311	63.00	4673	88.00	5335	135.00	342
37.00	7004	64.00	163	91.00	213	137.00	272
38.00	6364	67.00	639	92.00	3576	141.00	1332
39.00	2622	68.00	12151	93.00	5504	143.00	1435
44.00	1323	69.00	12868	94.00	15399	144.00	152
45.00	1237	70.00	790	95.00	142016	146.00	259
47.00	1948	72.00	699	96.00	9640	148.00	321
48.00	823	73.00	5320	97.00	257	153.00	120
49.00	6648	74.00	20800	104.00	523	155.00	562
50.00	28784	75.00	67624	105.00	181	157.00	173
51.00	8869	76.00	5656	106.00	616	173.00	352
52.00	358	77.00	760	116.00	542	174.00	127760
55.00	183	78.00	692	117.00	807	175.00	8910
56.00	2369	79.00	2926	118.00	681	176.00	124880
57.00	3454	80.00	1030	119.00	950	177.00	7289
58.00	180	81.00	3841	128.00	524	178.00	124
60.00	1052	82.00	662	129.00	286		
61.00	7268	86.00	176	130.00	547		
62.00	6239	87.00	6045	131.00	157		

Report Date: 27-Sep-2021 09:20:08 Chrom Revision: 2.3 13-May-2021 07:57:40

Eurofins TestAmerica, Buffalo

Data File: \\chromfs\Buffalo\ChromData\HP5973S\20210927-101232.b\S4092.D

Injection Date: 27-Sep-2021 09:09:30 Instrument ID: HP5973S Operator ID: wd

Lims ID: BFB Worklist Smp#: 2

Client ID:

Injection Vol: 1.0 uL Dil. Factor: 1.0000 ALS Bottle#: 1

Method: S-8260 Limit Group: MV - 8260C ICAL

Column: ZB-624 (0.18 mm)

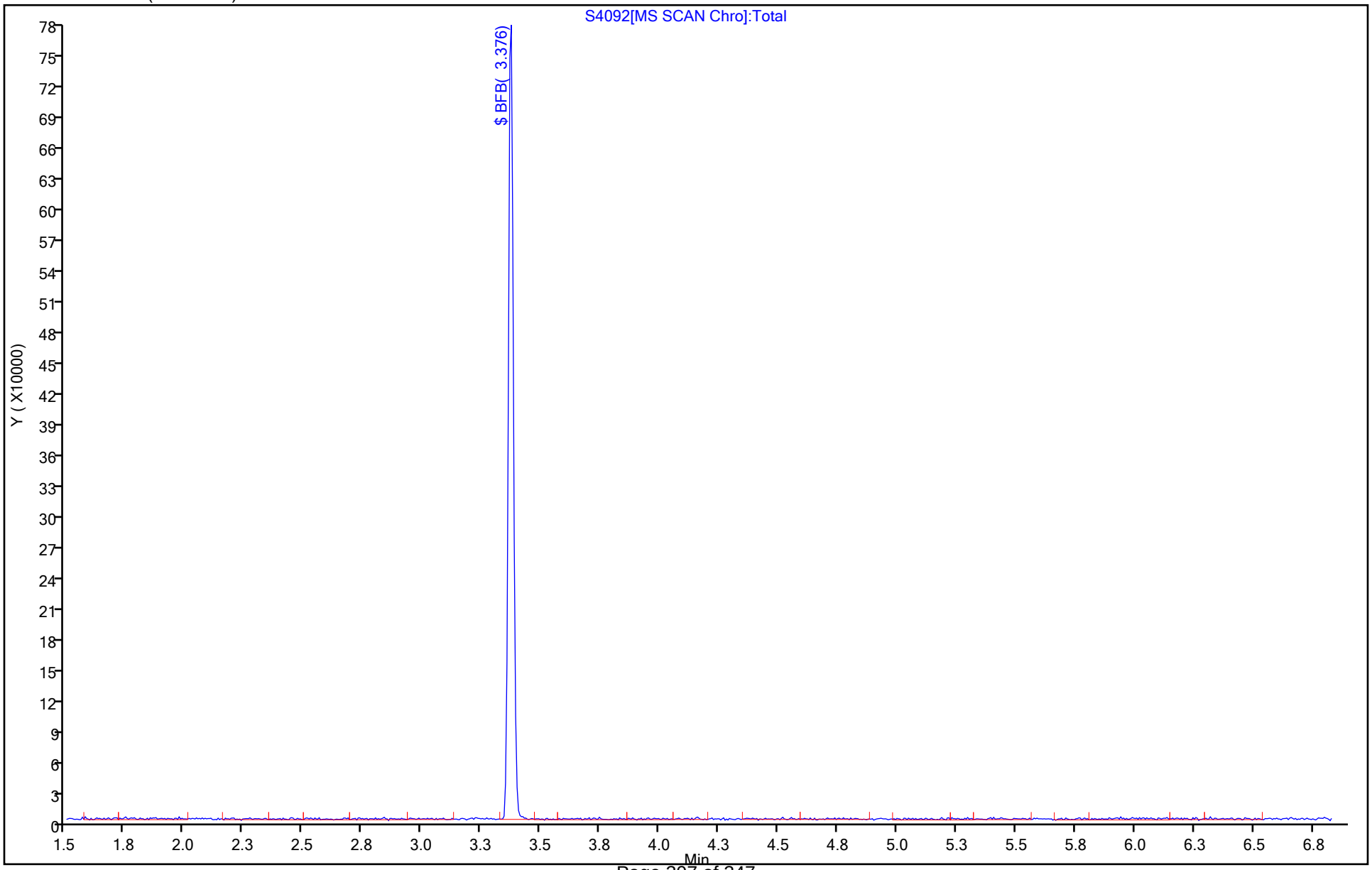

Eurofins TestAmerica, Buffalo
Target Compound Quantitation Report

Data File:	\\chromfs\Buffalo\ChromData\HP5973S\20210928-101261.b\S4154.D				
Lims ID:	BFB				
Client ID:					
Sample Type:	BFB				
Inject. Date:	28-Sep-2021 08:40:30	ALS Bottle#:	1	Worklist Smp#:	1
Injection Vol:	1.0 uL	Dil. Factor:	1.0000		
Sample Info:	BFB				
Misc. Info.:	480-0101261-001				
Operator ID:	wd	Instrument ID:	HP5973S		
Method:	\\chromfs\Buffalo\ChromData\HP5973S\20210928-101261.b\S-8260.m				
Limit Group:	MV - 8260C ICAL				
Last Update:	28-Sep-2021 08:50:09	Calib Date:	15-Sep-2021 00:35:30		
Integrator:	RTE	ID Type:	RT Order ID		
Quant Method:	Internal Standard	Quant By:	Initial Calibration		
Last ICal File:	\\chromfs\Buffalo\ChromData\HP5973S\20210914-100971.b\S3517.D				
Column 1 :	ZB-624 (0.18 mm)		Det: MS SCAN		
Process Host:	CTX1604				
First Level Reviewer: dahnw		Date:	28-Sep-2021 08:50:09		

Compound	Sig	RT (min.)	Adj RT (min.)	Dlt RT (min.)	Q	Response	Cal Amt ug/L	OnCol Amt ug/L	Flags
$ 61 BFB	95	3.370	3.370	0.000	0	225815	NR	NR	

QC Flag Legend

Processing Flags

NR - Missing Quant Standard

Reagents:

BFB_WRK_00126 Amount Added: 1.00 Units: uL

MS Tune Report

Eurofins TestAmerica, Buffalo

Data File: \\chromfs\Buffalo\ChromData\HP5973S\20210928-101261.b\S4154.D
Injection Date: 28-Sep-2021 08:40:30 Instrument ID: HP5973S
Lims ID: BFB
Client ID:
Operator ID: wd ALS Bottle#: 1 Worklist Smp#: 1
Injection Vol: 1.0 uL Dil. Factor: 1.0000
Method: S-8260 Limit Group: MV - 8260C ICAL
Tune Method: BFB Method 8260

$ 61 BFB

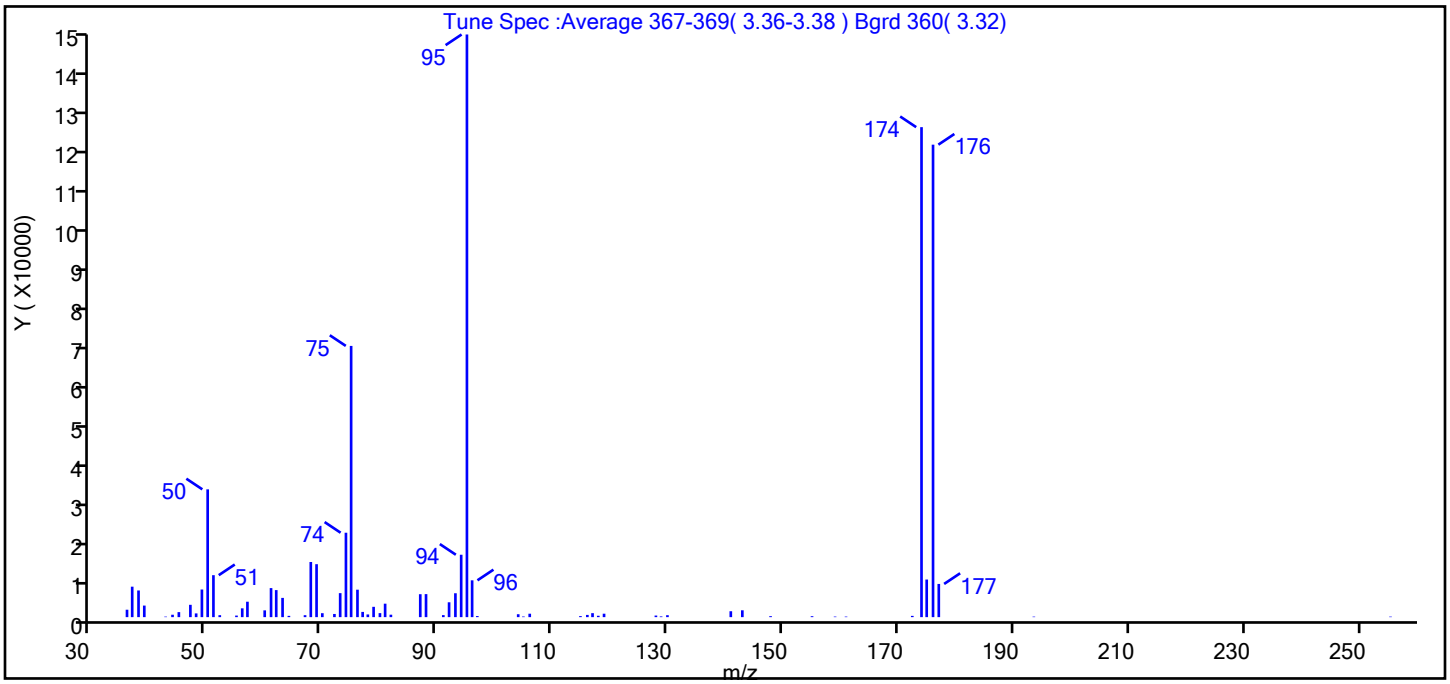

m/z	Ion Abundance Criteria	% Relative Abundance
95	Base peak, 100% relative abundance	100.0
50	15 to 40% of m/z 95	21.9
75	30 to 60% of m/z 95	46.5
96	5 to 9% of m/z 95	6.3
173	Less than 2% of m/z 174	0.0 (0.0)
174	50 to 120% of m/z 95	84.1
175	5 to 9% of m/z 174	6.5 (7.7)
176	Greater than 95% but less than 101% of m/z 174	81.1 (96.4)
177	5 to 9% of m/z 176	5.7 (7.0)

Report Date: 28-Sep-2021 08:50:09 Chrom Revision: 2.3 13-May-2021 07:57:40

Data File: \\chromfs\Buffalo\ChromData\HP5973S\20210928-101261.b\S4154.D\S-8260.rslt\spectra.d
Injection Date: 28-Sep-2021 08:40:30
Spectrum: Tune Spec :Average 367-369(3.36-3.38) Bgrd 360(3.32)
Base Peak: 95.10
Minimum % Base Peak: 0
Number of Points: 69

m/z	Y	m/z	Y	m/z	Y	m/z	Y
36.00	1783	62.00	6499	87.00	5513	129.00	171
37.00	7321	63.00	4627	88.00	5535	130.00	467
38.00	6410	64.00	309	91.00	486	141.00	1420
39.00	2779	67.00	470	92.00	3570	143.00	1646
43.00	128	68.00	13251	93.00	5742	148.00	233
44.00	579	69.00	12728	94.00	14998	155.00	223
45.00	1204	70.00	950	95.00	140032	159.00	136
47.00	2964	72.00	763	96.00	8848	161.00	134
48.00	898	73.00	5768	97.00	259	172.00	306
49.00	6643	74.00	20288	104.00	701	174.00	117760
50.00	30712	75.00	65184	105.00	149	175.00	9039
51.00	10085	76.00	6599	106.00	825	176.00	113552
52.00	473	77.00	1258	115.00	246	177.00	7980
55.00	379	78.00	648	116.00	535	194.00	124
56.00	2118	79.00	2481	117.00	958	255.00	125
57.00	3707	80.00	965	118.00	333		
60.00	1631	81.00	3236	119.00	827		
61.00	6981	82.00	589	128.00	383		

Report Date: 28-Sep-2021 08:50:09 Chrom Revision: 2.3 13-May-2021 07:57:40

Eurofins TestAmerica, Buffalo

Data File:	\\chromfs\Buffalo\ChromData\HP5973S\20210928-101261.b\S4154.D				
Injection Date:	28-Sep-2021 08:40:30	Instrument ID:	HP5973S	Operator ID:	wd
Lims ID:	BFB			Worklist Smp#:	1
Client ID:					
Injection Vol:	1.0 uL	Dil. Factor:	1.0000	ALS Bottle#:	1
Method:	S-8260	Limit Group:	MV - 8260C ICAL		

Column: ZB-624 (0.18 mm)

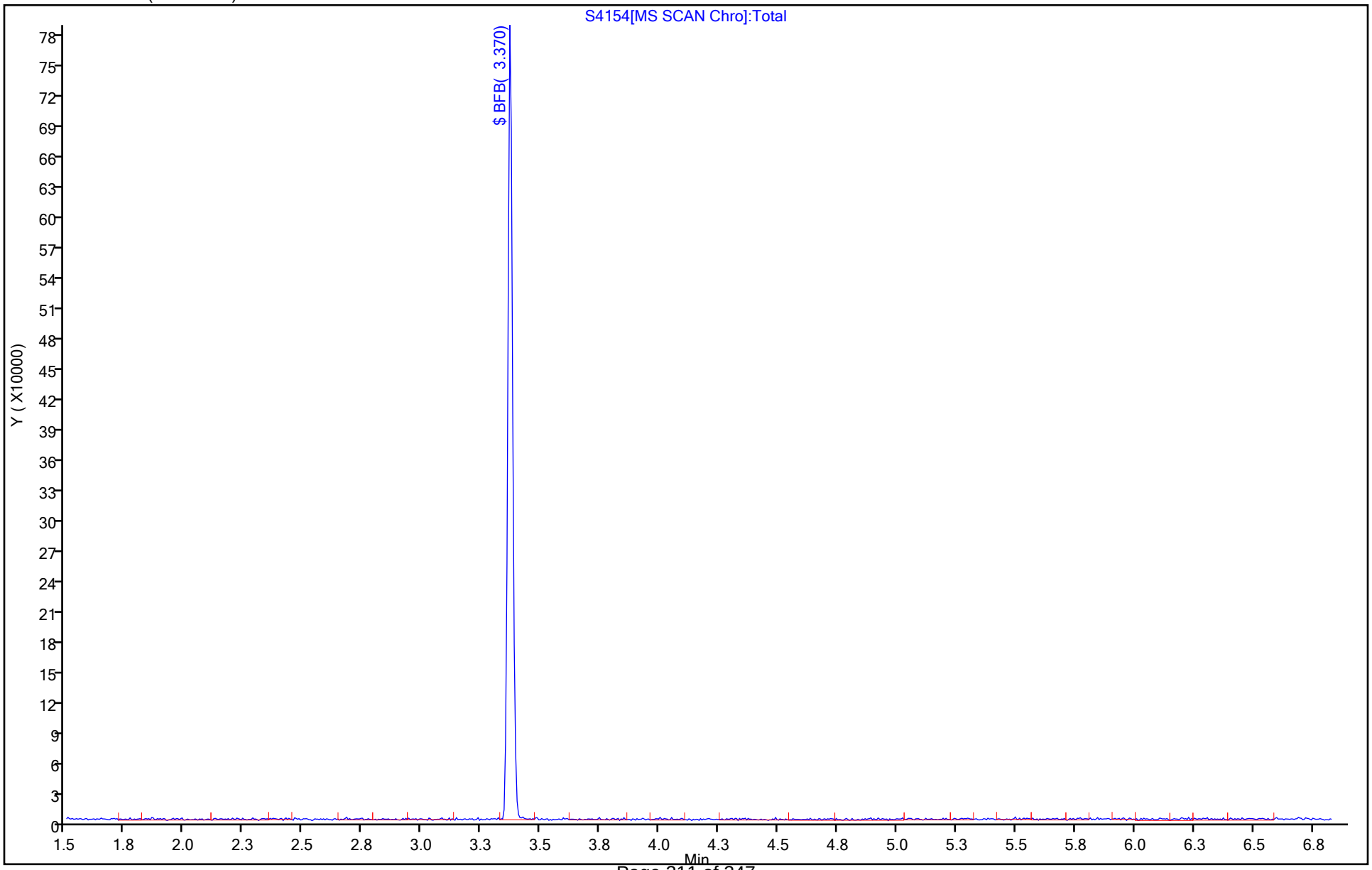

FORM I
GC/MS VOA ORGANICS ANALYSIS DATA SHEET

Lab Name: Eurofins TestAmerica, Buffalo Job No.: 480-189927-1

SDG No.:

Client Sample ID: Lab Sample ID: MB 480-597970/7

Matrix: Water Lab File ID: S4097.D

Analysis Method: 8260C Date Collected:

Sample wt/vol: 5(mL) Date Analyzed: 09/27/2021 11:09

Soil Aliquot Vol: Dilution Factor: 1

Soil Extract Vol.: GC Column: ZB-624 (20) ID: 0.18(mm)

% Moisture: Level: (low/med) Low

Analysis Batch No.: 597970 Units: ug/L

CAS NO.	COMPOUND NAME	RESULT	Q	RL	MDL
71-55-6	1,1,1-Trichloroethane	ND		1.0	0.82
79-34-5	1,1,2,2-Tetrachloroethane	ND		1.0	0.21
79-00-5	1,1,2-Trichloroethane	ND		1.0	0.23
76-13-1	1,1,2-Trichloro-1,2,2-trifluoroethane	ND		1.0	0.31
75-34-3	1,1-Dichloroethane	ND		1.0	0.38
75-35-4	1,1-Dichloroethene	ND		1.0	0.29
120-82-1	1,2,4-Trichlorobenzene	ND		1.0	0.41
96-12-8	1,2-Dibromo-3-Chloropropane	ND		1.0	0.39
95-50-1	1,2-Dichlorobenzene	ND		1.0	0.79
107-06-2	1,2-Dichloroethane	ND		1.0	0.21
78-87-5	1,2-Dichloropropane	ND		1.0	0.72
541-73-1	1,3-Dichlorobenzene	ND		1.0	0.78
106-46-7	1,4-Dichlorobenzene	ND		1.0	0.84
78-93-3	2-Butanone (MEK)	ND		10	1.3
591-78-6	2-Hexanone	ND		5.0	1.2
108-10-1	4-Methyl-2-pentanone (MIBK)	ND		5.0	2.1
67-64-1	Acetone	ND		10	3.0
71-43-2	Benzene	ND		1.0	0.41
75-27-4	Bromodichloromethane	ND		1.0	0.39
75-25-2	Bromoform	ND		1.0	0.26
74-83-9	Bromomethane	ND		1.0	0.69
75-15-0	Carbon disulfide	ND		1.0	0.19
56-23-5	Carbon tetrachloride	ND		1.0	0.27
108-90-7	Chlorobenzene	ND		1.0	0.75
124-48-1	Dibromochloromethane	ND		1.0	0.32
75-00-3	Chloroethane	ND		1.0	0.32
67-66-3	Chloroform	ND		1.0	0.34
74-87-3	Chloromethane	ND		1.0	0.35
156-59-2	cis-1,2-Dichloroethene	ND		1.0	0.81
10061-01-5	cis-1,3-Dichloropropene	ND		1.0	0.36
110-82-7	Cyclohexane	ND		1.0	0.18
75-71-8	Dichlorodifluoromethane	ND		1.0	0.68
100-41-4	Ethylbenzene	ND		1.0	0.74
106-93-4	1,2-Dibromoethane	ND		1.0	0.73
98-82-8	Isopropylbenzene	ND		1.0	0.79

FORM I
GC/MS VOA ORGANICS ANALYSIS DATA SHEET

Lab Name: Eurofins TestAmerica, Buffalo Job No.: 480-189927-1

SDG No.:

Client Sample ID: Lab Sample ID: MB 480-597970/7

Matrix: Water Lab File ID: S4097.D

Analysis Method: 8260C Date Collected:

Sample wt/vol: 5(mL) Date Analyzed: 09/27/2021 11:09

Soil Aliquot Vol: Dilution Factor: 1

Soil Extract Vol.: GC Column: ZB-624 (20) ID: 0.18(mm)

% Moisture: Level: (low/med) Low

Analysis Batch No.: 597970 Units: ug/L

CAS NO.	COMPOUND NAME	RESULT	Q	RL	MDL
79-20-9	Methyl acetate	ND		2.5	1.3
1634-04-4	Methyl tert-butyl ether	ND		1.0	0.16
108-87-2	Methylcyclohexane	ND		1.0	0.16
75-09-2	Methylene Chloride	ND		1.0	0.44
100-42-5	Styrene	ND		1.0	0.73
127-18-4	Tetrachloroethene	ND		1.0	0.36
108-88-3	Toluene	ND		1.0	0.51
156-60-5	trans-1,2-Dichloroethene	ND		1.0	0.90
10061-02-6	trans-1,3-Dichloropropene	ND		1.0	0.37
79-01-6	Trichloroethene	ND		1.0	0.46
75-69-4	Trichlorofluoromethane	ND		1.0	0.88
75-01-4	Vinyl chloride	ND		1.0	0.90
1330-20-7	Xylenes, Total	ND		2.0	0.66

CAS NO.	SURROGATE	%REC	Q	LIMITS
2037-26-5	Toluene-d8 (Surr)	102		80-120
17060-07-0	1,2-Dichloroethane-d4 (Surr)	100		77-120
460-00-4	4-Bromofluorobenzene (Surr)	96		73-120
1868-53-7	Dibromofluoromethane (Surr)	103		75-123

Eurofins TestAmerica, Buffalo
Target Compound Quantitation Report

Data File: \\chromfs\Buffalo\ChromData\HP5973S\20210927-101232.b\S4097.D
Lims ID: MB
Client ID:
Sample Type: MB
Inject. Date: 27-Sep-2021 11:09:30 ALS Bottle#: 6 Worklist Smp#: 7
Purge Vol: 5.000 mL Dil. Factor: 1.0000
Sample Info: MB
Misc. Info.: 480-0101232-007
Operator ID: wd Instrument ID: HP5973S

Method: \\chromfs\Buffalo\ChromData\HP5973S\20210927-101232.b\S-8260.m
Limit Group: MV - 8260C ICAL
Last Update: 27-Sep-2021 13:00:06 Calib Date: 15-Sep-2021 00:35:30
Integrator: RTE ID Type: RT Order ID
Quant Method: Internal Standard Quant By: Initial Calibration
Last ICal File: \\chromfs\Buffalo\ChromData\HP5973S\20210914-100971.b\S3517.D

Column 1 : ZB-624 (0.18 mm) Det: MS SCAN
Process Host: CTX1659

First Level Reviewer: dahnw Date: 27-Sep-2021 13:00:06

Compound	Sig	RT (min.)	Adj RT (min.)	Dlt RT (min.)	Q	Response	Cal Amt ug/L	OnCol Amt ug/L	Flags
* 153 Fluorobenzene (IS)	70	4.999	4.999	0.000	98	139633	25.0	25.0	
* 2 Chlorobenzene-d5	82	7.962	7.962	0.000	87	260366	25.0	25.0	
* 3 1,4-Dichlorobenzene-d4	152	10.395	10.395	0.000	93	285485	25.0	25.0	
$ 154 Dibromofluoromethane (Surr)	113	4.434	4.433	0.001	61	194551	25.0	25.9	
$ 4 1,2-Dichloroethane-d4 (Surr)	67	4.732	4.732	0.000	92	121432	25.0	24.9	
$ 5 Toluene-d8 (Surr)	98	6.496	6.496	0.000	93	671532	25.0	25.5	
$ 6 4-Bromofluorobenzene (Surr)	174	9.221	9.221	0.000	91	212030	25.0	24.1	
10 Dichlorodifluoromethane	85		1.088					ND	
11 Chlorodifluoromethane	51		1.106					ND	
12 Chloromethane	50		1.246					ND	
13 Vinyl chloride	62		1.319					ND	
151 Butadiene	54		1.325					ND	
14 Bromomethane	94		1.586					ND	
15 Chloroethane	64		1.647					ND	
16 Dichlorofluoromethane	67		1.848					ND	
17 Trichlorofluoromethane	101		1.854					ND	
18 Ethyl ether	59		2.091					ND	
148 Ethanol	45		2.170					ND	
19 Propene oxide	58		2.176					ND	
20 Acrolein	56		2.268					ND	
21 1,1,2-Trichloro-1,2,2-trifluoroe	101		2.298					ND	
22 1,1-Dichloroethene	96		2.304					ND	
23 Acetone	43		2.414					ND	
25 Iodomethane	142		2.462					ND	
26 Carbon disulfide	76		2.493					ND	7
24 Isopropyl alcohol	45		2.596					ND	
28 3-Chloro-1-propene	41		2.651					ND	
27 Methyl acetate	43		2.700					ND	
29 Acetonitrile	40		2.724					ND	
30 Methylene Chloride	84		2.803					ND	7
31 2-Methyl-2-propanol	59		2.967					ND	

Compound	Sig	RT (min.)	Adj RT (min.)	Dlt RT (min.)	Q	Response	Cal Amt ug/L	OnCol Amt ug/L	Flags
32 Methyl tert-butyl ether	73		2.998					ND	
34 trans-1,2-Dichloroethene	96		3.010					ND	
33 Acrylonitrile	53		3.071					ND	
35 Hexane	57		3.199					ND	
39 1,1-Dichloroethane	63		3.418					ND	
36 Isopropyl ether	45		3.436					ND	
40 2-Chloro-1,3-butadiene	53		3.472					ND	
37 Vinyl acetate	43		3.478					ND	
38 1,1-Dimethoxyethane	75		3.509					ND	
41 Tert-butyl ethyl ether	59		3.770					ND	
139 Halothane	117		3.822					ND	
44 2,2-Dichloropropane	77		3.922					ND	
45 cis-1,2-Dichloroethene	96		3.965					ND	
43 2-Butanone (MEK)	43		4.002					ND	
42 Ethyl acetate	43		4.038					ND	
46 Propionitrile	54		4.111					ND	
48 Chlorobromomethane	128		4.196					ND	
49 Tetrahydrofuran	42		4.208					ND	
47 Methacrylonitrile	41		4.214					ND	
50 Chloroform	83		4.275					ND	
51 1,1,1-Trichloroethane	97		4.379					ND	
52 Cyclohexane	56		4.379					ND	
55 Carbon tetrachloride	117		4.506					ND	
54 1,1-Dichloropropene	75		4.525					ND	
152 Isooctane	57		4.719					ND	
57 Benzene	78		4.725					ND	
53 Isobutyl alcohol	43		4.780					ND	
58 1,2-Dichloroethane	62		4.798					ND	
56 Tert-amyl methyl ether	73		4.811					ND	
147 t-Amyl alcohol	59		4.829					ND	
141 2,4,4-Trimethyl-1-pentene	55		4.877					ND	
59 n-Heptane	43		4.914					ND	
1 1,4-Difluorobenzene	114		5.115					ND	
140 2,4,4-Trimethyl-2-pentene	97		5.153					ND	
62 Trichloroethene	95		5.334					ND	
60 n-Butanol	56		5.401					ND	
64 Methylcyclohexane	83		5.443					ND	
142 Ethyl acrylate	55		5.474					ND	
65 1,2-Dichloropropane	63		5.571					ND	
63 Methyl methacrylate	41		5.687					ND	
67 Dibromomethane	93		5.711					ND	
66 1,4-Dioxane	88		5.723					ND	
68 Dichlorobromomethane	83		5.869					ND	
70 2-Nitropropane	43		6.125					ND	
69 2-Chloroethyl vinyl ether	63		6.155					ND	
71 Epichlorohydrin	57		6.246					ND	
72 cis-1,3-Dichloropropene	75		6.283					ND	
73 4-Methyl-2-pentanone (MIBK)	43		6.435					ND	
74 Toluene	92		6.557					ND	
76 2-Methylthiophene	97		6.696					ND	
77 trans-1,3-Dichloropropene	75		6.855					ND	
78 3-Methylthiophene	97		6.861					ND	

Compound	Sig	RT (min.)	Adj RT (min.)	Dlt RT (min.)	Q	Response	Cal Amt ug/L	OnCol Amt ug/L	Flags
75 Ethyl methacrylate	69		6.903					ND	
79 1,1,2-Trichloroethane	83		7.037					ND	
81 Tetrachloroethene	166		7.080					ND	
82 1,3-Dichloropropane	76		7.195					ND	
80 2-Hexanone	43		7.268					ND	
155 n-Butyl acetate	43		7.384					ND	
83 Chlorodibromomethane	129		7.427					ND	
84 Ethylene Dibromide	107		7.518					ND	
146 1-Chlorohexane	55		7.956					ND	U
85 3-Chlorobenzotrifluoride	180		7.980					ND	
87 Chlorobenzene	112		7.992					ND	
86 4-Chlorobenzotrifluoride	180		8.041					ND	
88 Ethylbenzene	91		8.090					ND	
89 1,1,1,2-Tetrachloroethane	131		8.096					ND	
90 m-Xylene & p-Xylene	106		8.211					ND	
91 o-Xylene	106		8.637					ND	
92 Styrene	104		8.668					ND	
95 Bromoform	173		8.911					ND	
93 2-Chlorobenzotrifluoride	180		8.953					ND	
94 Isopropylbenzene	105		9.020					ND	
96 Cyclohexanone	55		9.197					ND	
101 Bromobenzene	156		9.367					ND	
97 1,1,2,2-Tetrachloroethane	83		9.452					ND	
99 N-Propylbenzene	91		9.465					ND	
100 1,2,3-Trichloropropane	110		9.477					ND	
98 trans-1,4-Dichloro-2-butene	53		9.495					ND	
103 2-Chlorotoluene	126		9.562					ND	
104 3-Chlorotoluene	126		9.635					ND	
102 1,3,5-Trimethylbenzene	105		9.653					ND	
105 4-Chlorotoluene	126		9.684					ND	
106 tert-Butylbenzene	134		9.976					ND	
108 Pentachloroethane	167		10.036					ND	
107 1,2,4-Trimethylbenzene	105		10.036					ND	
109 sec-Butylbenzene	105		10.195					ND	
111 1,3-Dichlorobenzene	146		10.322					ND	
110 4-Isopropyltoluene	119		10.341					ND	
114 Dicyclopentadiene	66		10.389					ND	
113 1,4-Dichlorobenzene	146		10.420					ND	
112 1,2,3-Trimethylbenzene	105		10.450					ND	
150 Benzyl chloride	126		10.572					ND	
115 n-Butylbenzene	91		10.736					ND	
116 1,2-Dichlorobenzene	146		10.773					ND	
117 1,2-Dibromo-3-Chloropropane	75		11.521					ND	
118 1,3,5-Trichlorobenzene	180		11.648					ND	
119 1,2,4-Trichlorobenzene	180		12.196					ND	
120 Hexachlorobutadiene	225		12.312					ND	
121 Naphthalene	128		12.409					ND	7
122 1,2,3-Trichlorobenzene	180		12.610					ND	
149 2-Methylnaphthalene	142		13.321					ND	U
136 Nitrobenzene	77		0.000					ND	
137 Methyl acrylate	1		0.000					ND	
138 cis-1,4-Dichloro-2-butene	88		0.000					ND	

Compound	Sig	RT (min.)	Adj RT (min.)	Dlt RT (min.)	Q	Response	Cal Amt ug/L	OnCol Amt ug/L	Flags
135 Hexachloroethane	117		0.000					ND	
144 1-Bromopropane TIC	1		0.000					ND	
145 Ethylene oxide TIC	1		0.000					ND	
143 Propene oxide TIC	1		0.000					ND	
134 Pentachloroethane TIC	1		0.000					ND	
S 123 Total BTEX	1		30.000					ND	7
S 126 1,3-Dichloropropene, Total	1		30.000					ND	7
S 125 1,2-Dichloroethene, Total	1		30.000					ND	7
S 124 Xylenes, Total	1		30.000					ND	7
S 157 Trihalomethanes, Total	1		0.000					ND	

QC Flag Legend

Processing Flags

7 - Failed Limit of Detection

Review Flags

U - Marked Undetected

Reagents:

S_8260_IS_00351	Amount Added:	1.00	Units: uL	Run Reagent
S_8260_Surr_00400	Amount Added:	1.00	Units: uL	Run Reagent

Report Date: 27-Sep-2021 13:00:06 Chrom Revision: 2.3 13-May-2021 07:57:40

Eurofins TestAmerica, Buffalo

Data File: \\chromfs\Buffalo\ChromData\HP5973S\20210927-101232.b\S4097.D

Injection Date: 27-Sep-2021 11:09:30 Instrument ID: HP5973S Operator ID: wd

Lims ID: MB Worklist Smp#: 7

Client ID:

Purge Vol: 5.000 mL Dil. Factor: 1.0000 ALS Bottle#: 6

Method: S-8260 Limit Group: MV - 8260C ICAL

Column: ZB-624 (0.18 mm)

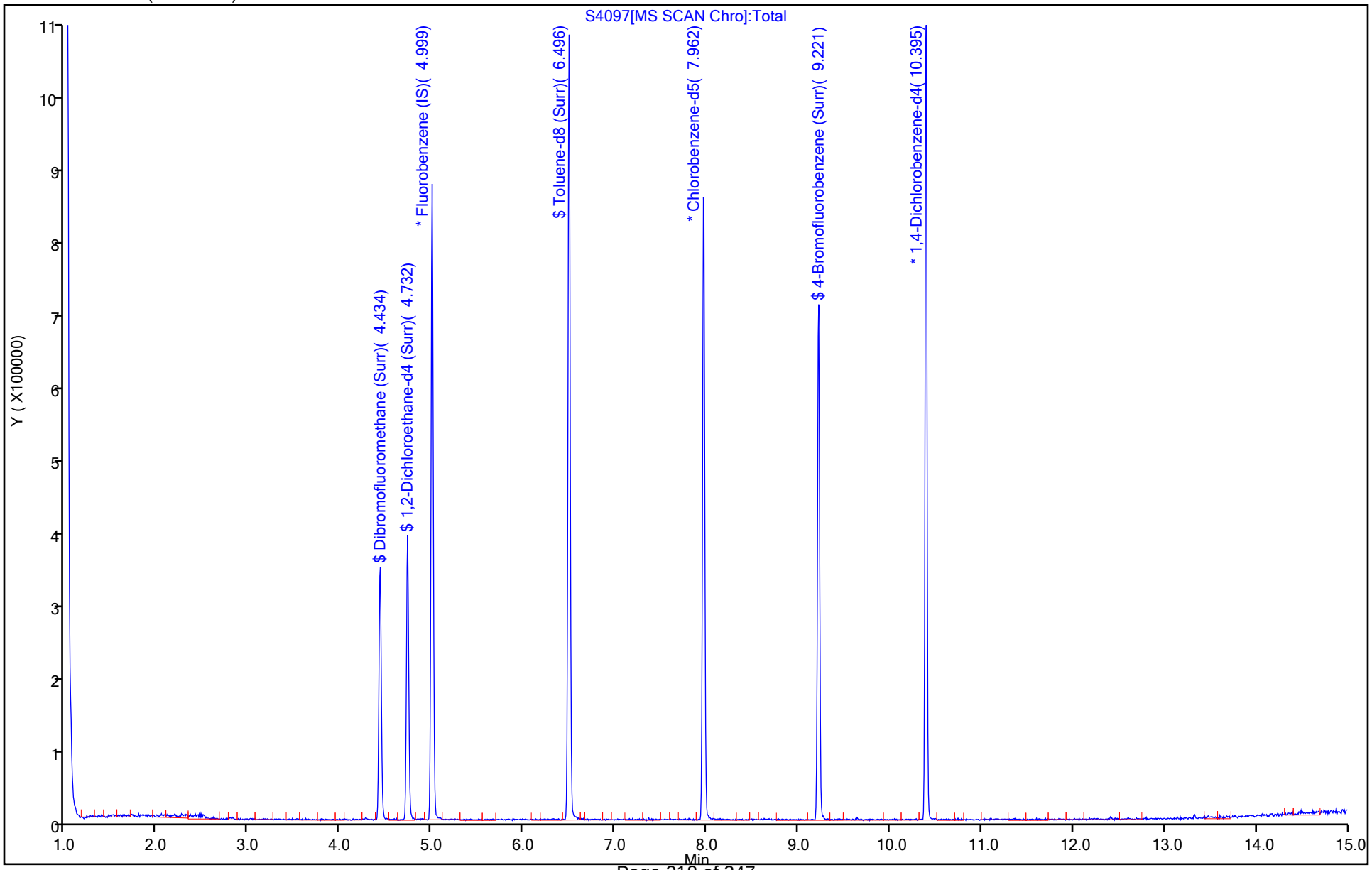

FORM I
GC/MS VOA ORGANICS ANALYSIS DATA SHEET

Lab Name: Eurofins TestAmerica, Buffalo Job No.: 480-189927-1

SDG No.:

Client Sample ID: Lab Sample ID: MB 480-598121/7

Matrix: Water Lab File ID: S4160.D

Analysis Method: 8260C Date Collected:

Sample wt/vol: 5(mL) Date Analyzed: 09/28/2021 11:01

Soil Aliquot Vol: Dilution Factor: 1

Soil Extract Vol.: GC Column: ZB-624 (20) ID: 0.18(mm)

% Moisture: Level: (low/med) Low

Analysis Batch No.: 598121 Units: ug/L

CAS NO.	COMPOUND NAME	RESULT	Q	RL	MDL
71-55-6	1,1,1-Trichloroethane	ND		1.0	0.82
79-34-5	1,1,2,2-Tetrachloroethane	ND		1.0	0.21
79-00-5	1,1,2-Trichloroethane	ND		1.0	0.23
76-13-1	1,1,2-Trichloro-1,2,2-trifluoroethane	ND		1.0	0.31
75-34-3	1,1-Dichloroethane	ND		1.0	0.38
75-35-4	1,1-Dichloroethene	ND		1.0	0.29
120-82-1	1,2,4-Trichlorobenzene	ND		1.0	0.41
96-12-8	1,2-Dibromo-3-Chloropropane	ND		1.0	0.39
95-50-1	1,2-Dichlorobenzene	ND		1.0	0.79
107-06-2	1,2-Dichloroethane	ND		1.0	0.21
78-87-5	1,2-Dichloropropane	ND		1.0	0.72
541-73-1	1,3-Dichlorobenzene	ND		1.0	0.78
106-46-7	1,4-Dichlorobenzene	ND		1.0	0.84
78-93-3	2-Butanone (MEK)	ND		10	1.3
591-78-6	2-Hexanone	ND		5.0	1.2
108-10-1	4-Methyl-2-pentanone (MIBK)	ND		5.0	2.1
67-64-1	Acetone	ND		10	3.0
71-43-2	Benzene	ND		1.0	0.41
75-27-4	Bromodichloromethane	ND		1.0	0.39
75-25-2	Bromoform	ND		1.0	0.26
74-83-9	Bromomethane	ND		1.0	0.69
75-15-0	Carbon disulfide	ND		1.0	0.19
56-23-5	Carbon tetrachloride	ND		1.0	0.27
108-90-7	Chlorobenzene	ND		1.0	0.75
124-48-1	Dibromochloromethane	ND		1.0	0.32
75-00-3	Chloroethane	ND		1.0	0.32
67-66-3	Chloroform	ND		1.0	0.34
74-87-3	Chloromethane	ND		1.0	0.35
156-59-2	cis-1,2-Dichloroethene	ND		1.0	0.81
10061-01-5	cis-1,3-Dichloropropene	ND		1.0	0.36
110-82-7	Cyclohexane	ND		1.0	0.18
75-71-8	Dichlorodifluoromethane	ND		1.0	0.68
100-41-4	Ethylbenzene	ND		1.0	0.74
106-93-4	1,2-Dibromoethane	ND		1.0	0.73
98-82-8	Isopropylbenzene	ND		1.0	0.79

FORM I
GC/MS VOA ORGANICS ANALYSIS DATA SHEET

Lab Name: Eurofins TestAmerica, Buffalo Job No.: 480-189927-1

SDG No.:

Client Sample ID: Lab Sample ID: MB 480-598121/7

Matrix: Water Lab File ID: S4160.D

Analysis Method: 8260C Date Collected:

Sample wt/vol: 5(mL) Date Analyzed: 09/28/2021 11:01

Soil Aliquot Vol: Dilution Factor: 1

Soil Extract Vol.: GC Column: ZB-624 (20) ID: 0.18(mm)

% Moisture: Level: (low/med) Low

Analysis Batch No.: 598121 Units: ug/L

CAS NO.	COMPOUND NAME	RESULT	Q	RL	MDL
79-20-9	Methyl acetate	ND		2.5	1.3
1634-04-4	Methyl tert-butyl ether	ND		1.0	0.16
108-87-2	Methylcyclohexane	ND		1.0	0.16
75-09-2	Methylene Chloride	ND		1.0	0.44
100-42-5	Styrene	ND		1.0	0.73
127-18-4	Tetrachloroethene	ND		1.0	0.36
108-88-3	Toluene	ND		1.0	0.51
156-60-5	trans-1,2-Dichloroethene	ND		1.0	0.90
10061-02-6	trans-1,3-Dichloropropene	ND		1.0	0.37
79-01-6	Trichloroethene	ND		1.0	0.46
75-69-4	Trichlorofluoromethane	ND		1.0	0.88
75-01-4	Vinyl chloride	ND		1.0	0.90
1330-20-7	Xylenes, Total	ND		2.0	0.66

CAS NO.	SURROGATE	%REC	Q	LIMITS
2037-26-5	Toluene-d8 (Surr)	98		80-120
17060-07-0	1,2-Dichloroethane-d4 (Surr)	101		77-120
460-00-4	4-Bromofluorobenzene (Surr)	94		73-120
1868-53-7	Dibromofluoromethane (Surr)	102		75-123

Eurofins TestAmerica, Buffalo
Target Compound Quantitation Report

Data File: \\chromfs\Buffalo\ChromData\HP5973S\20210928-101261.b\S4160.D
Lims ID: MB
Client ID:
Sample Type: MB
Inject. Date: 28-Sep-2021 11:01:30 ALS Bottle#: 7 Worklist Smp#: 7
Purge Vol: 5.000 mL Dil. Factor: 1.0000
Sample Info: MB
Misc. Info.: 480-0101261-007
Operator ID: wd Instrument ID: HP5973S

Method: \\chromfs\Buffalo\ChromData\HP5973S\20210928-101261.b\S-8260.m
Limit Group: MV - 8260C ICAL
Last Update: 28-Sep-2021 11:42:16 Calib Date: 15-Sep-2021 00:35:30
Integrator: RTE ID Type: RT Order ID
Quant Method: Internal Standard Quant By: Initial Calibration
Last ICal File: \\chromfs\Buffalo\ChromData\HP5973S\20210914-100971.b\S3517.D

Column 1 : ZB-624 (0.18 mm) Det: MS SCAN
Process Host: CTX1604

First Level Reviewer: dahnw Date: 28-Sep-2021 11:42:16

Compound	Sig	RT (min.)	Adj RT (min.)	Dlt RT (min.)	Q	Response	Cal Amt ug/L	OnCol Amt ug/L	Flags
* 153 Fluorobenzene (IS)	70	4.999	4.999	0.000	98	142331	25.0	25.0	
* 2 Chlorobenzene-d5	82	7.962	7.962	0.000	85	276463	25.0	25.0	
* 3 1,4-Dichlorobenzene-d4	152	10.395	10.395	0.000	93	295821	25.0	25.0	
$ 154 Dibromofluoromethane (Surr)	113	4.427	4.434	-0.007	63	195213	25.0	25.5	
$ 4 1,2-Dichloroethane-d4 (Surr)	67	4.732	4.732	0.000	92	125874	25.0	25.4	
$ 5 Toluene-d8 (Surr)	98	6.496	6.496	0.000	93	688775	25.0	24.6	
$ 6 4-Bromofluorobenzene (Surr)	174	9.221	9.221	0.000	92	220344	25.0	23.6	
10 Dichlorodifluoromethane	85		1.088					ND	
11 Chlorodifluoromethane	51		1.106					ND	
12 Chloromethane	50		1.246					ND	
13 Vinyl chloride	62		1.319					ND	
151 Butadiene	54		1.331					ND	
14 Bromomethane	94		1.593					ND	
15 Chloroethane	64		1.653					ND	
16 Dichlorofluoromethane	67		1.854					ND	
17 Trichlorofluoromethane	101		1.860					ND	
18 Ethyl ether	59		2.091					ND	
148 Ethanol	45		2.170					ND	
19 Propene oxide	58		2.176					ND	
20 Acrolein	56		2.268					ND	
21 1,1,2-Trichloro-1,2,2-trifluoroe	101		2.304					ND	
22 1,1-Dichloroethene	96		2.310					ND	
23 Acetone	43		2.414					ND	
25 Iodomethane	142		2.469					ND	
26 Carbon disulfide	76		2.499					ND	7
24 Isopropyl alcohol	45		2.596					ND	
28 3-Chloro-1-propene	41		2.651					ND	
27 Methyl acetate	43		2.700					ND	
29 Acetonitrile	40		2.724					ND	U
30 Methylene Chloride	84		2.821					ND	7
31 2-Methyl-2-propanol	59		2.973					ND	

Compound	Sig	RT (min.)	Adj RT (min.)	Dlt RT (min.)	Q	Response	Cal Amt ug/L	OnCol Amt ug/L	Flags
32 Methyl tert-butyl ether	73		2.998					ND	
34 trans-1,2-Dichloroethene	96		3.010					ND	
33 Acrylonitrile	53		3.071					ND	
35 Hexane	57		3.199					ND	
39 1,1-Dichloroethane	63		3.418					ND	
36 Isopropyl ether	45		3.436					ND	
40 2-Chloro-1,3-butadiene	53		3.472					ND	
37 Vinyl acetate	43		3.478					ND	
38 1,1-Dimethoxyethane	75		3.509					ND	
41 Tert-butyl ethyl ether	59		3.770					ND	
139 Halothane	117		3.822					ND	
44 2,2-Dichloropropane	77		3.923					ND	
45 cis-1,2-Dichloroethene	96		3.965					ND	
43 2-Butanone (MEK)	43		4.008					ND	
42 Ethyl acetate	43		4.038					ND	
46 Propionitrile	54		4.111					ND	
48 Chlorobromomethane	128		4.196					ND	
49 Tetrahydrofuran	42		4.208					ND	
47 Methacrylonitrile	41		4.214					ND	
50 Chloroform	83		4.275					ND	7
52 Cyclohexane	56		4.379					ND	
51 1,1,1-Trichloroethane	97		4.379					ND	
55 Carbon tetrachloride	117		4.507					ND	
54 1,1-Dichloropropene	75		4.525					ND	
152 Isooctane	57		4.719					ND	
57 Benzene	78		4.726					ND	
53 Isobutyl alcohol	43		4.780					ND	
58 1,2-Dichloroethane	62		4.799					ND	
56 Tert-amyl methyl ether	73		4.811					ND	
147 t-Amyl alcohol	59		4.829					ND	
141 2,4,4-Trimethyl-1-pentene	55		4.877					ND	
59 n-Heptane	43		4.914					ND	
1 1,4-Difluorobenzene	114		5.115					ND	
140 2,4,4-Trimethyl-2-pentene	97		5.153					ND	
62 Trichloroethene	95		5.334					ND	
60 n-Butanol	56		5.401					ND	
64 Methylcyclohexane	83		5.443					ND	
142 Ethyl acrylate	55		5.474					ND	
65 1,2-Dichloropropane	63		5.571					ND	
63 Methyl methacrylate	41		5.687					ND	
67 Dibromomethane	93		5.711					ND	
66 1,4-Dioxane	88		5.717					ND	
68 Dichlorobromomethane	83		5.869					ND	
70 2-Nitropropane	43		6.125					ND	
69 2-Chloroethyl vinyl ether	63		6.155					ND	
71 Epichlorohydrin	57		6.246					ND	
72 cis-1,3-Dichloropropene	75		6.283					ND	
73 4-Methyl-2-pentanone (MIBK)	43		6.435					ND	
74 Toluene	92		6.557					ND	
76 2-Methylthiophene	97		6.696					ND	
77 trans-1,3-Dichloropropene	75		6.849					ND	
78 3-Methylthiophene	97		6.861					ND	

Compound	Sig	RT (min.)	Adj RT (min.)	Dlt RT (min.)	Q	Response	Cal Amt ug/L	OnCol Amt ug/L	Flags
75 Ethyl methacrylate	69		6.910					ND	
79 1,1,2-Trichloroethane	83		7.037					ND	
81 Tetrachloroethene	166		7.080					ND	
82 1,3-Dichloropropane	76		7.189					ND	
80 2-Hexanone	43		7.268					ND	
155 n-Butyl acetate	43		7.384					ND	
83 Chlorodibromomethane	129		7.427					ND	
84 Ethylene Dibromide	107		7.518					ND	
146 1-Chlorohexane	55		7.956					ND	U
85 3-Chlorobenzotrifluoride	180		7.980					ND	
87 Chlorobenzene	112		7.992					ND	
86 4-Chlorobenzotrifluoride	180		8.041					ND	
88 Ethylbenzene	91		8.090					ND	
89 1,1,1,2-Tetrachloroethane	131		8.096					ND	
90 m-Xylene & p-Xylene	106		8.211					ND	
91 o-Xylene	106		8.631					ND	
92 Styrene	104		8.668					ND	
95 Bromoform	173		8.911					ND	
93 2-Chlorobenzotrifluoride	180		8.953					ND	
94 Isopropylbenzene	105		9.021					ND	
96 Cyclohexanone	55		9.197					ND	
101 Bromobenzene	156		9.367					ND	
97 1,1,2,2-Tetrachloroethane	83		9.446					ND	
99 N-Propylbenzene	91		9.465					ND	
100 1,2,3-Trichloropropane	110		9.477					ND	
98 trans-1,4-Dichloro-2-butene	53		9.495					ND	
103 2-Chlorotoluene	126		9.562					ND	
104 3-Chlorotoluene	126		9.635					ND	
102 1,3,5-Trimethylbenzene	105		9.653					ND	
105 4-Chlorotoluene	126		9.684					ND	
106 tert-Butylbenzene	134		9.976					ND	
107 1,2,4-Trimethylbenzene	105		10.030					ND	
108 Pentachloroethane	167		10.036					ND	
109 sec-Butylbenzene	105		10.195					ND	7
111 1,3-Dichlorobenzene	146		10.322					ND	
110 4-Isopropyltoluene	119		10.341					ND	
114 Dicyclopentadiene	66		10.389					ND	
113 1,4-Dichlorobenzene	146		10.414					ND	
112 1,2,3-Trimethylbenzene	105		10.450					ND	
150 Benzyl chloride	126		10.572					ND	
115 n-Butylbenzene	91		10.736					ND	
116 1,2-Dichlorobenzene	146		10.773					ND	
117 1,2-Dibromo-3-Chloropropane	75		11.521					ND	
118 1,3,5-Trichlorobenzene	180		11.648					ND	
119 1,2,4-Trichlorobenzene	180		12.196					ND	
120 Hexachlorobutadiene	225		12.312					ND	
121 Naphthalene	128		12.409					ND	
122 1,2,3-Trichlorobenzene	180		12.610					ND	
149 2-Methylnaphthalene	142		13.321					ND	
134 Pentachloroethane TIC	1		0.000					ND	
143 Propene oxide TIC	1		0.000					ND	
145 Ethylene oxide TIC	1		0.000					ND	

Compound	Sig	RT (min.)	Adj RT (min.)	Dlt RT (min.)	Q	Response	Cal Amt ug/L	OnCol Amt ug/L	Flags
144 1-Bromopropane TIC	1		0.000					ND	
135 Hexachloroethane	117		0.000					ND	
138 cis-1,4-Dichloro-2-butene	88		0.000					ND	
137 Methyl acrylate	1		0.000					ND	
136 Nitrobenzene	77		0.000					ND	
S 123 Total BTEX	1		30.000					ND	7
S 126 1,3-Dichloropropene, Total	1		30.000					ND	7
S 125 1,2-Dichloroethene, Total	1		30.000					ND	7
S 124 Xylenes, Total	1		30.000					ND	7
S 157 Trihalomethanes, Total	1		0.000					ND	

QC Flag Legend

Processing Flags

7 - Failed Limit of Detection

Review Flags

U - Marked Undetected

Reagents:

S_8260_IS_00351	Amount Added:	1.00	Units: uL	Run Reagent
S_8260_Surr_00400	Amount Added:	1.00	Units: uL	Run Reagent

Report Date: 28-Sep-2021 11:42:16 Chrom Revision: 2.3 13-May-2021 07:57:40

Eurofins TestAmerica, Buffalo

Data File: \\chromfs\Buffalo\ChromData\HP5973S\20210928-101261.b\S4160.D

Injection Date: 28-Sep-2021 11:01:30 Instrument ID: HP5973S Operator ID: wd

Lims ID: MB Worklist Smp#: 7

Client ID:

Purge Vol: 5.000 mL Dil. Factor: 1.0000 ALS Bottle#: 7

Method: S-8260 Limit Group: MV - 8260C ICAL

Column: ZB-624 (0.18 mm)

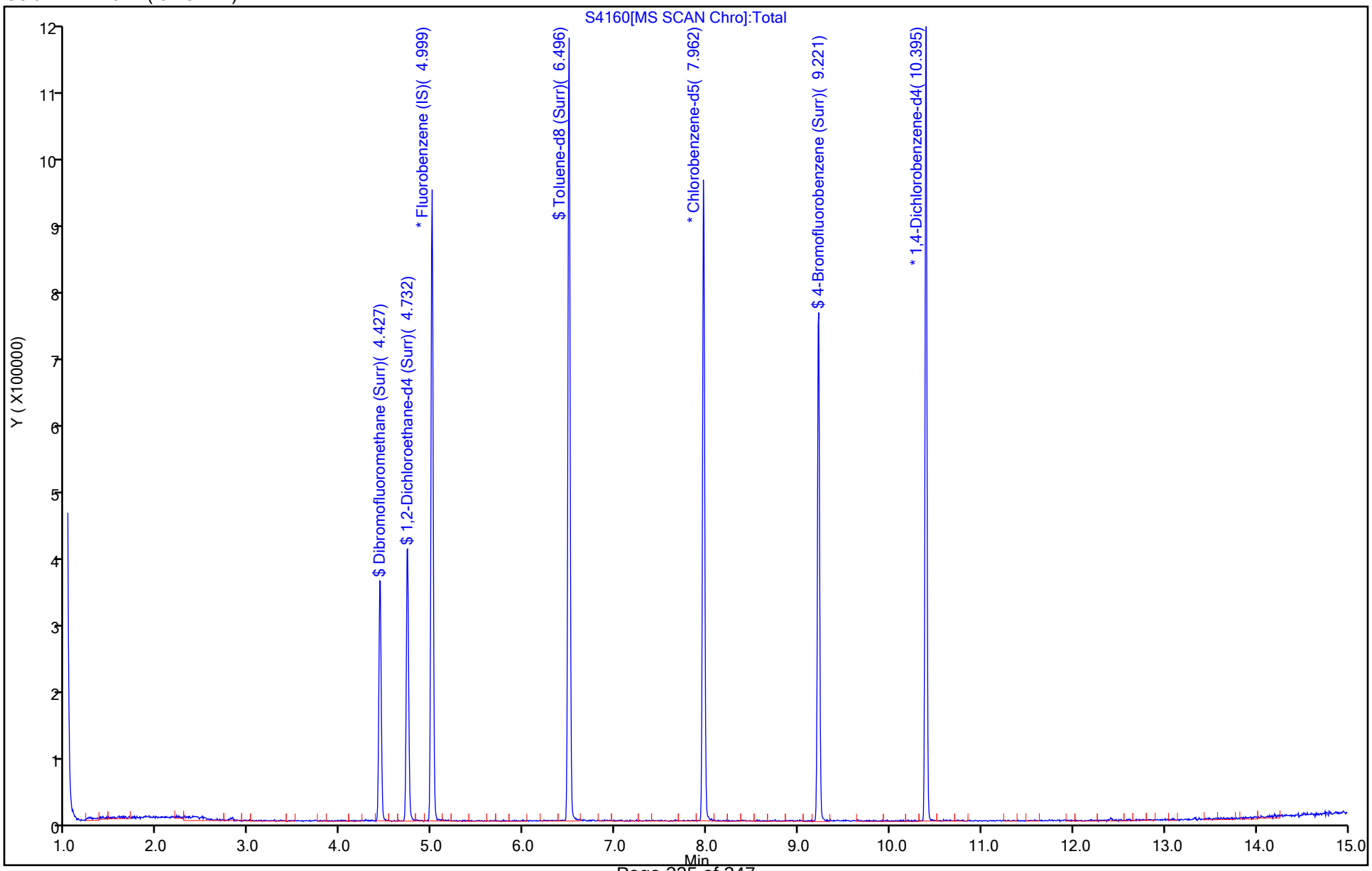

FORM I
GC/MS VOA ORGANICS ANALYSIS DATA SHEET

Lab Name: Eurofins TestAmerica, Buffalo Job No.: 480-189927-1

SDG No.:

Client Sample ID: Lab Sample ID: LCS 480-597970/5

Matrix: Water Lab File ID: S4095.D

Analysis Method: 8260C Date Collected:

Sample wt/vol: 5(mL) Date Analyzed: 09/27/2021 10:22

Soil Aliquot Vol: Dilution Factor: 1

Soil Extract Vol.: GC Column: ZB-624 (20) ID: 0.18(mm)

% Moisture: Level: (low/med) Low

Analysis Batch No.: 597970 Units: ug/L

CAS NO.	COMPOUND NAME	RESULT	Q	RL	MDL
71-55-6	1,1,1-Trichloroethane	19.8		1.0	0.82
79-34-5	1,1,2,2-Tetrachloroethane	20.8		1.0	0.21
79-00-5	1,1,2-Trichloroethane	22.2		1.0	0.23
76-13-1	1,1,2-Trichloro-1,2,2-trifluoroethane	19.2		1.0	0.31
75-34-3	1,1-Dichloroethane	20.7		1.0	0.38
75-35-4	1,1-Dichloroethene	18.1		1.0	0.29
120-82-1	1,2,4-Trichlorobenzene	21.1		1.0	0.41
96-12-8	1,2-Dibromo-3-Chloropropane	19.1		1.0	0.39
95-50-1	1,2-Dichlorobenzene	21.0		1.0	0.79
107-06-2	1,2-Dichloroethane	21.9		1.0	0.21
78-87-5	1,2-Dichloropropane	22.4		1.0	0.72
541-73-1	1,3-Dichlorobenzene	21.4		1.0	0.78
106-46-7	1,4-Dichlorobenzene	21.7		1.0	0.84
78-93-3	2-Butanone (MEK)	122		10	1.3
591-78-6	2-Hexanone	116		5.0	1.2
108-10-1	4-Methyl-2-pentanone (MIBK)	106		5.0	2.1
67-64-1	Acetone	138		10	3.0
71-43-2	Benzene	22.2		1.0	0.41
75-27-4	Bromodichloromethane	22.2		1.0	0.39
75-25-2	Bromoform	20.1		1.0	0.26
74-83-9	Bromomethane	18.0		1.0	0.69
75-15-0	Carbon disulfide	18.7		1.0	0.19
56-23-5	Carbon tetrachloride	18.4		1.0	0.27
108-90-7	Chlorobenzene	22.5		1.0	0.75
124-48-1	Dibromochloromethane	21.0		1.0	0.32
75-00-3	Chloroethane	18.2		1.0	0.32
67-66-3	Chloroform	19.4		1.0	0.34
74-87-3	Chloromethane	20.1		1.0	0.35
156-59-2	cis-1,2-Dichloroethene	20.3		1.0	0.81
10061-01-5	cis-1,3-Dichloropropene	23.2		1.0	0.36
110-82-7	Cyclohexane	19.2		1.0	0.18
75-71-8	Dichlorodifluoromethane	16.4		1.0	0.68
100-41-4	Ethylbenzene	21.7		1.0	0.74
106-93-4	1,2-Dibromoethane	22.7		1.0	0.73
98-82-8	Isopropylbenzene	20.6		1.0	0.79

FORM I
GC/MS VOA ORGANICS ANALYSIS DATA SHEET

Lab Name: Eurofins TestAmerica, Buffalo
Job No.: 480-189927-1
SDG No.:
Client Sample ID:
Lab Sample ID: LCS 480-597970/5
Matrix: Water
Lab File ID: S4095.D
Analysis Method: 8260C
Date Collected:
Sample wt/vol: 5(mL)
Date Analyzed: 09/27/2021 10:22
Soil Aliquot Vol:
Dilution Factor: 1
Soil Extract Vol.:
GC Column: ZB-624 (20) ID: 0.18(mm)
% Moisture:
Level: (low/med) Low
Analysis Batch No.: 597970
Units: ug/L

CAS NO.	COMPOUND NAME	RESULT	Q	RL	MDL
79-20-9	Methyl acetate	39.5		2.5	1.3
1634-04-4	Methyl tert-butyl ether	20.4		1.0	0.16
108-87-2	Methylcyclohexane	18.9		1.0	0.16
75-09-2	Methylene Chloride	20.4		1.0	0.44
100-42-5	Styrene	22.1		1.0	0.73
127-18-4	Tetrachloroethene	22.5		1.0	0.36
108-88-3	Toluene	22.4		1.0	0.51
156-60-5	trans-1,2-Dichloroethene	19.8		1.0	0.90
10061-02-6	trans-1,3-Dichloropropene	22.4		1.0	0.37
79-01-6	Trichloroethene	22.0		1.0	0.46
75-69-4	Trichlorofluoromethane	18.3		1.0	0.88
75-01-4	Vinyl chloride	19.7		1.0	0.90
1330-20-7	Xylenes, Total	43.8		2.0	0.66

CAS NO.	SURROGATE	%REC	Q	LIMITS
2037-26-5	Toluene-d8 (Surr)	102		80-120
17060-07-0	1,2-Dichloroethane-d4 (Surr)	98		77-120
460-00-4	4-Bromofluorobenzene (Surr)	99		73-120
1868-53-7	Dibromofluoromethane (Surr)	98		75-123

Eurofins TestAmerica, Buffalo
Target Compound Quantitation Report

Data File: \\chromfs\Buffalo\ChromData\HP5973S\20210927-101232.b\S4095.D
Lims ID: LCS
Client ID:
Sample Type: LCS
Inject. Date: 27-Sep-2021 10:22:30 ALS Bottle#: 4 Worklist Smp#: 5
Purge Vol: 5.000 mL Dil. Factor: 1.0000
Sample Info: LCS
Misc. Info.: 480-0101232-005
Operator ID: wd Instrument ID: HP5973S

Method: \\chromfs\Buffalo\ChromData\HP5973S\20210927-101232.b\S-8260.m
Limit Group: MV - 8260C ICAL
Last Update: 27-Sep-2021 11:11:32 Calib Date: 15-Sep-2021 00:35:30
Integrator: RTE ID Type: RT Order ID
Quant Method: Internal Standard Quant By: Initial Calibration
Last ICal File: \\chromfs\Buffalo\ChromData\HP5973S\20210914-100971.b\S3517.D

Column 1 : ZB-624 (0.18 mm) Det: MS SCAN
Process Host: CTX1659

First Level Reviewer: dahnw Date: 27-Sep-2021 11:11:32

Compound	Sig	RT (min.)	Adj RT (min.)	Dlt RT (min.)	Q	Response	Cal Amt ug/L	OnCol Amt ug/L	Flags
* 153 Fluorobenzene (IS)	70	4.999	4.999	0.000	99	160465	25.0	25.0	
* 2 Chlorobenzene-d5	82	7.962	7.962	0.000	85	333625	25.0	25.0	
* 3 1,4-Dichlorobenzene-d4	152	10.396	10.395	0.001	58	364734	25.0	25.0	
$ 154 Dibromofluoromethane (Surr)	113	4.428	4.434	-0.005	59	211802	25.0	24.5	
$ 4 1,2-Dichloroethane-d4 (Surr)	67	4.732	4.732	0.000	53	137182	25.0	24.5	
$ 5 Toluene-d8 (Surr)	98	6.496	6.496	0.000	76	863980	25.0	25.6	
$ 6 4-Bromofluorobenzene (Surr)	174	9.221	9.221	0.000	91	279286	25.0	24.8	
10 Dichlorodifluoromethane	85	1.082	1.088	-0.006	86	186965	25.0	16.4	
12 Chloromethane	50	1.240	1.246	-0.006	88	303183	25.0	20.1	
13 Vinyl chloride	62	1.313	1.319	-0.006	88	269324	25.0	19.7	
151 Butadiene	54	1.325	1.325	0.000	87	301941	25.0	18.6	M
14 Bromomethane	94	1.587	1.586	0.000	90	165745	25.0	18.0	
15 Chloroethane	64	1.641	1.647	-0.006	95	173851	25.0	18.2	
16 Dichlorofluoromethane	67	1.848	1.848	0.000	81	383779	25.0	19.4	
17 Trichlorofluoromethane	101	1.848	1.854	-0.006	63	308161	25.0	18.3	
18 Ethyl ether	59	2.091	2.091	0.000	95	246460	25.0	21.4	
20 Acrolein	56	2.262	2.268	-0.006	100	87787	125.0	105.3	
21 1,1,2-Trichloro-1,2,2-trifluoroe	101	2.292	2.298	-0.006	78	174707	25.0	19.2	
22 1,1-Dichloroethene	96	2.304	2.304	0.000	86	176672	25.0	18.1	
23 Acetone	43	2.414	2.414	0.000	99	679466	125.0	137.6	
25 Iodomethane	142	2.463	2.462	0.001	98	332529	25.0	19.1	
26 Carbon disulfide	76	2.493	2.493	0.000	98	586017	25.0	18.7	
28 3-Chloro-1-propene	41	2.651	2.651	0.000	88	374209	25.0	19.4	
27 Methyl acetate	43	2.700	2.700	0.000	96	513498	50.0	39.5	
30 Methylene Chloride	84	2.809	2.803	0.006	93	233957	25.0	20.4	
31 2-Methyl-2-propanol	59	2.974	2.967	0.007	79	366312	250.0	238.3	
32 Methyl tert-butyl ether	73	2.992	2.998	-0.006	94	717610	25.0	20.4	
34 trans-1,2-Dichloroethene	96	3.010	3.010	0.000	92	217634	25.0	19.8	
33 Acrylonitrile	53	3.071	3.071	0.000	100	1469310	250.0	218.2	
35 Hexane	57	3.199	3.199	0.001	91	319713	25.0	19.2	
39 1,1-Dichloroethane	63	3.418	3.418	0.000	85	417172	25.0	20.7	

Compound	Sig	RT (min.)	Adj RT (min.)	Dlt RT (min.)	Q	Response	Cal Amt ug/L	OnCol Amt ug/L	Flags
37 Vinyl acetate	43	3.479	3.478	0.000	97	1003541	50.0	37.7	
44 2,2-Dichloropropane	77	3.923	3.922	0.001	90	195918	25.0	19.1	
45 cis-1,2-Dichloroethene	96	3.959	3.965	-0.006	67	241335	25.0	20.3	
43 2-Butanone (MEK)	43	4.002	4.002	0.000	98	918424	125.0	121.8	
48 Chlorobromomethane	128	4.196	4.196	0.000	93	132126	25.0	20.7	
49 Tetrahydrofuran	42	4.209	4.208	0.001	91	236898	50.0	42.3	
50 Chloroform	83	4.275	4.275	0.000	81	388626	25.0	19.4	
51 1,1,1-Trichloroethane	97	4.373	4.379	-0.006	81	312696	25.0	19.8	
52 Cyclohexane	56	4.379	4.379	0.000	93	394396	25.0	19.2	
55 Carbon tetrachloride	117	4.507	4.506	0.001	84	255486	25.0	18.4	
54 1,1-Dichloropropene	75	4.525	4.525	0.000	93	294494	25.0	21.2	
57 Benzene	78	4.726	4.725	0.001	96	951060	25.0	22.2	
53 Isobutyl alcohol	43	4.774	4.780	-0.006	95	299986	625.0	570.2	
58 1,2-Dichloroethane	62	4.799	4.798	0.001	72	355982	25.0	21.9	
59 n-Heptane	43	4.914	4.914	0.000	93	354541	25.0	18.7	
62 Trichloroethene	95	5.334	5.334	0.000	92	225344	25.0	22.0	
64 Methylcyclohexane	83	5.443	5.443	0.000	93	354523	25.0	18.9	
65 1,2-Dichloropropane	63	5.571	5.571	0.000	90	244672	25.0	22.4	
67 Dibromomethane	93	5.711	5.711	0.000	88	146898	25.0	21.7	
66 1,4-Dioxane	88	5.723	5.723	0.000	61	73191	500.0	499.3	M
68 Dichlorobromomethane	83	5.869	5.869	0.000	90	277726	25.0	22.2	
69 2-Chloroethyl vinyl ether	63	6.155	6.155	0.000	91	177193	25.0	23.5	
72 cis-1,3-Dichloropropene	75	6.283	6.283	0.000	86	375168	25.0	23.2	
73 4-Methyl-2-pentanone (MIBK)	43	6.435	6.435	0.000	97	1793511	125.0	106.4	
74 Toluene	92	6.557	6.557	0.000	95	604607	25.0	22.4	
77 trans-1,3-Dichloropropene	75	6.855	6.855	0.000	92	348654	25.0	22.4	
75 Ethyl methacrylate	69	6.904	6.904	0.001	73	312125	25.0	23.2	
79 1,1,2-Trichloroethane	83	7.037	7.037	0.000	87	184918	25.0	22.2	
81 Tetrachloroethene	166	7.080	7.080	0.000	85	264276	25.0	22.5	
82 1,3-Dichloropropane	76	7.196	7.196	0.001	95	388237	25.0	22.6	
80 2-Hexanone	43	7.269	7.269	0.001	97	1310719	125.0	115.8	
83 Chlorodibromomethane	129	7.427	7.427	0.000	90	206574	25.0	21.0	
84 Ethylene Dibromide	107	7.518	7.518	0.000	98	236909	25.0	22.7	
87 Chlorobenzene	112	7.993	7.993	0.000	94	692221	25.0	22.5	
88 Ethylbenzene	91	8.090	8.090	0.000	98	1101597	25.0	21.7	
89 1,1,1,2-Tetrachloroethane	131	8.096	8.096	0.000	42	234014	25.0	21.0	
90 m-Xylene & p-Xylene	106	8.212	8.212	0.001	98	454980	25.0	22.1	
91 o-Xylene	106	8.631	8.637	-0.006	97	442329	25.0	21.7	
92 Styrene	104	8.668	8.668	0.000	91	739756	25.0	22.1	
95 Bromoform	173	8.911	8.911	0.000	97	137192	25.0	20.1	
94 Isopropylbenzene	105	9.021	9.021	0.001	95	1141427	25.0	20.6	
101 Bromobenzene	156	9.367	9.367	0.000	92	314037	25.0	22.2	
97 1,1,2,2-Tetrachloroethane	83	9.446	9.453	-0.006	82	316535	25.0	20.8	
99 N-Propylbenzene	91	9.465	9.465	0.000	98	1298853	25.0	20.9	
100 1,2,3-Trichloropropane	110	9.471	9.477	-0.006	55	112377	25.0	21.4	
98 trans-1,4-Dichloro-2-butene	53	9.501	9.495	0.006	89	98806	25.0	19.3	
103 2-Chlorotoluene	126	9.562	9.562	0.000	96	276269	25.0	20.5	
102 1,3,5-Trimethylbenzene	105	9.653	9.653	0.000	95	994529	25.0	21.1	
105 4-Chlorotoluene	126	9.684	9.684	0.000	97	289363	25.0	21.7	
106 tert-Butylbenzene	134	9.976	9.976	0.000	90	224109	25.0	21.4	
107 1,2,4-Trimethylbenzene	105	10.031	10.037	-0.006	66	1018051	25.0	20.8	
109 sec-Butylbenzene	105	10.195	10.195	0.000	92	1218670	25.0	20.9	

Compound	Sig	RT (min.)	Adj RT (min.)	Dlt RT (min.)	Q	Response	Cal Amt ug/L	OnCol Amt ug/L	Flags
111 1,3-Dichlorobenzene	146	10.323	10.323	0.001	99	597757	25.0	21.4	
110 4-Isopropyltoluene	119	10.341	10.341	0.000	97	1116615	25.0	21.5	
113 1,4-Dichlorobenzene	146	10.414	10.420	-0.006	95	619543	25.0	21.7	
115 n-Butylbenzene	91	10.736	10.736	0.000	94	925406	25.0	21.4	
116 1,2-Dichlorobenzene	146	10.773	10.773	0.000	96	597644	25.0	21.0	
117 1,2-Dibromo-3-Chloropropane	75	11.521	11.521	0.000	79	59264	25.0	19.1	
119 1,2,4-Trichlorobenzene	180	12.196	12.196	0.000	92	454590	25.0	21.1	
120 Hexachlorobutadiene	225	12.312	12.312	0.000	94	185441	25.0	20.3	
121 Naphthalene	128	12.409	12.409	0.000	96	1320649	25.0	20.4	
122 1,2,3-Trichlorobenzene	180	12.610	12.610	0.000	94	455131	25.0	21.4	

QC Flag Legend

Processing Flags

Review Flags

M - Manually Integrated

Reagents:

8260 CORP mix_00214	Amount Added: 12.50	Units: uL	
GAS CORP mix_00473	Amount Added: 12.50	Units: uL	
S_8260_IS_00351	Amount Added: 1.00	Units: uL	Run Reagent
S_8260_Surr_00400	Amount Added: 1.00	Units: uL	Run Reagent

Report Date: 27-Sep-2021 11:11:32 Chrom Revision: 2.3 13-May-2021 07:57:40

Eurofins TestAmerica, Buffalo

Data File: \\chromfs\Buffalo\ChromData\HP5973S\20210927-101232.b\S4095.D

Injection Date: 27-Sep-2021 10:22:30 Instrument ID: HP5973S Operator ID: wd

Lims ID: LCS Worklist Smp#: 5

Client ID:

Purge Vol: 5.000 mL Dil. Factor: 1.0000 ALS Bottle#: 4

Method: S-8260 Limit Group: MV - 8260C ICAL

Column: ZB-624 (0.18 mm)

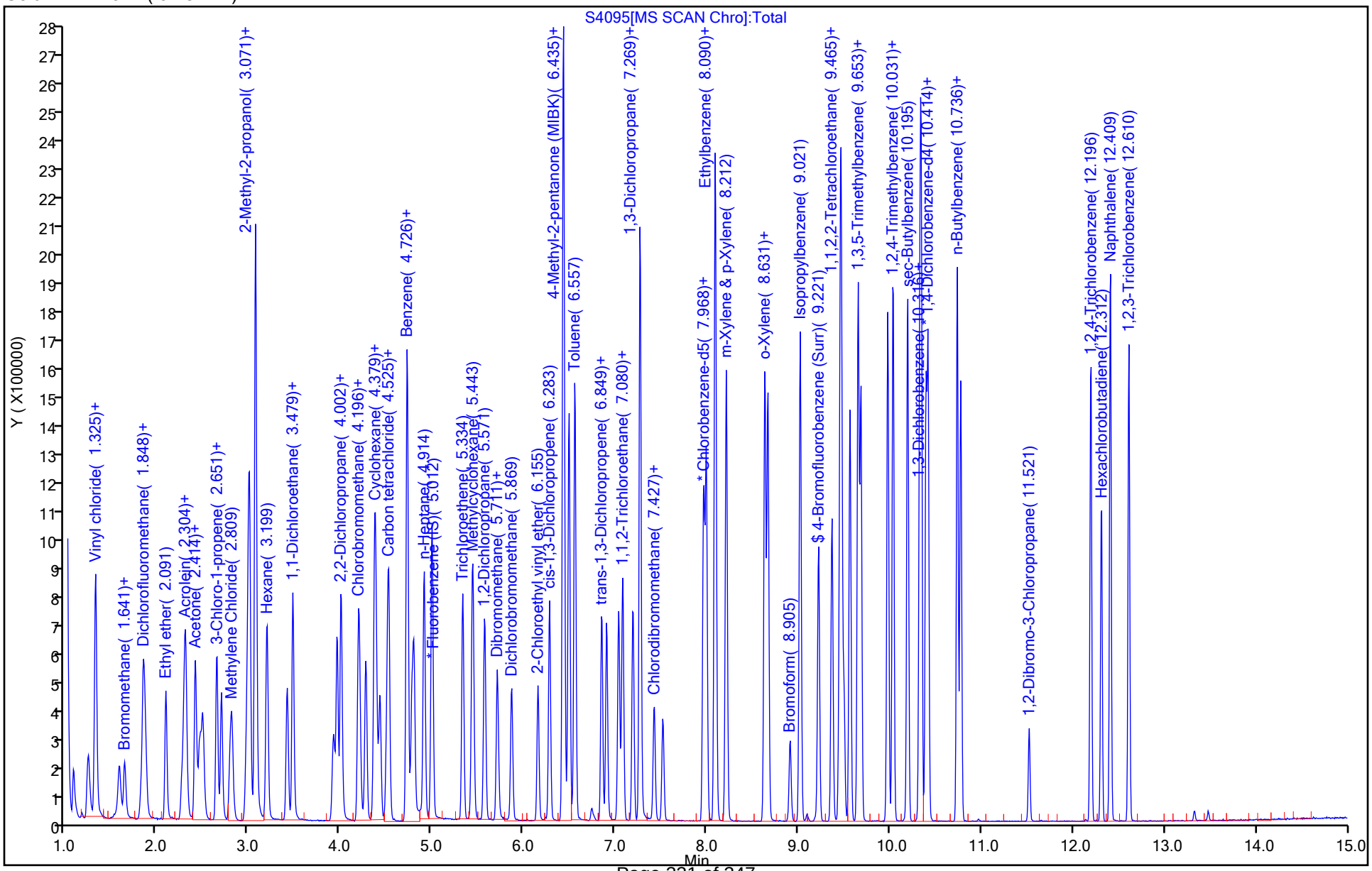

FORM I
GC/MS VOA ORGANICS ANALYSIS DATA SHEET

Lab Name: Eurofins TestAmerica, Buffalo Job No.: 480-189927-1

SDG No.:

Client Sample ID: Lab Sample ID: LCS 480-598121/4

Matrix: Water Lab File ID: S4157.D

Analysis Method: 8260C Date Collected:

Sample wt/vol: 5(mL) Date Analyzed: 09/28/2021 09:51

Soil Aliquot Vol: Dilution Factor: 1

Soil Extract Vol.: GC Column: ZB-624 (20) ID: 0.18(mm)

% Moisture: Level: (low/med) Low

Analysis Batch No.: 598121 Units: ug/L

CAS NO.	COMPOUND NAME	RESULT	Q	RL	MDL
71-55-6	1,1,1-Trichloroethane	21.2		1.0	0.82
79-34-5	1,1,2,2-Tetrachloroethane	23.1		1.0	0.21
79-00-5	1,1,2-Trichloroethane	23.2		1.0	0.23
76-13-1	1,1,2-Trichloro-1,2,2-trifluoroethane	23.0		1.0	0.31
75-34-3	1,1-Dichloroethane	22.7		1.0	0.38
75-35-4	1,1-Dichloroethene	21.0		1.0	0.29
120-82-1	1,2,4-Trichlorobenzene	23.3		1.0	0.41
96-12-8	1,2-Dibromo-3-Chloropropane	20.3		1.0	0.39
95-50-1	1,2-Dichlorobenzene	23.0		1.0	0.79
107-06-2	1,2-Dichloroethane	22.5		1.0	0.21
78-87-5	1,2-Dichloropropane	24.0		1.0	0.72
541-73-1	1,3-Dichlorobenzene	23.8		1.0	0.78
106-46-7	1,4-Dichlorobenzene	23.6		1.0	0.84
78-93-3	2-Butanone (MEK)	137		10	1.3
591-78-6	2-Hexanone	124		5.0	1.2
108-10-1	4-Methyl-2-pentanone (MIBK)	117		5.0	2.1
67-64-1	Acetone	150		10	3.0
71-43-2	Benzene	23.6		1.0	0.41
75-27-4	Bromodichloromethane	22.8		1.0	0.39
75-25-2	Bromoform	21.3		1.0	0.26
74-83-9	Bromomethane	17.4		1.0	0.69
75-15-0	Carbon disulfide	21.5		1.0	0.19
56-23-5	Carbon tetrachloride	20.7		1.0	0.27
108-90-7	Chlorobenzene	24.4		1.0	0.75
124-48-1	Dibromochloromethane	22.7		1.0	0.32
75-00-3	Chloroethane	18.5		1.0	0.32
67-66-3	Chloroform	21.2		1.0	0.34
74-87-3	Chloromethane	19.8		1.0	0.35
156-59-2	cis-1,2-Dichloroethene	21.6		1.0	0.81
10061-01-5	cis-1,3-Dichloropropene	24.4		1.0	0.36
110-82-7	Cyclohexane	23.2		1.0	0.18
75-71-8	Dichlorodifluoromethane	17.9		1.0	0.68
100-41-4	Ethylbenzene	23.5		1.0	0.74
106-93-4	1,2-Dibromoethane	24.7		1.0	0.73
98-82-8	Isopropylbenzene	23.2		1.0	0.79

FORM I
GC/MS VOA ORGANICS ANALYSIS DATA SHEET

Lab Name: Eurofins TestAmerica, Buffalo Job No.: 480-189927-1

SDG No.:

Client Sample ID: Lab Sample ID: LCS 480-598121/4

Matrix: Water Lab File ID: S4157.D

Analysis Method: 8260C Date Collected:

Sample wt/vol: 5(mL) Date Analyzed: 09/28/2021 09:51

Soil Aliquot Vol: Dilution Factor: 1

Soil Extract Vol.: GC Column: ZB-624 (20) ID: 0.18(mm)

% Moisture: Level: (low/med) Low

Analysis Batch No.: 598121 Units: ug/L

CAS NO.	COMPOUND NAME	RESULT	Q	RL	MDL
79-20-9	Methyl acetate	43.6		2.5	1.3
1634-04-4	Methyl tert-butyl ether	21.8		1.0	0.16
108-87-2	Methylcyclohexane	22.2		1.0	0.16
75-09-2	Methylene Chloride	22.1		1.0	0.44
100-42-5	Styrene	23.9		1.0	0.73
127-18-4	Tetrachloroethene	24.5		1.0	0.36
108-88-3	Toluene	23.9		1.0	0.51
156-60-5	trans-1,2-Dichloroethene	21.7		1.0	0.90
10061-02-6	trans-1,3-Dichloropropene	24.3		1.0	0.37
79-01-6	Trichloroethene	23.3		1.0	0.46
75-69-4	Trichlorofluoromethane	18.1		1.0	0.88
75-01-4	Vinyl chloride	19.8		1.0	0.90
1330-20-7	Xylenes, Total	46.9		2.0	0.66

CAS NO.	SURROGATE	%REC	Q	LIMITS
2037-26-5	Toluene-d8 (Surr)	98		80-120
17060-07-0	1,2-Dichloroethane-d4 (Surr)	95		77-120
460-00-4	4-Bromofluorobenzene (Surr)	94		73-120
1868-53-7	Dibromofluoromethane (Surr)	94		75-123

Eurofins TestAmerica, Buffalo
Target Compound Quantitation Report

Data File: \\chromfs\Buffalo\ChromData\HP5973S\20210928-101261.b\S4157.D
Lims ID: LCS
Client ID:
Sample Type: LCS
Inject. Date: 28-Sep-2021 09:51:30 ALS Bottle#: 4 Worklist Smp#: 4
Purge Vol: 5.000 mL Dil. Factor: 1.0000
Sample Info: LCS
Misc. Info.: 480-0101261-004
Operator ID: wd Instrument ID: HP5973S

Method: \\chromfs\Buffalo\ChromData\HP5973S\20210928-101261.b\S-8260.m
Limit Group: MV - 8260C ICAL
Last Update: 28-Sep-2021 10:14:59 Calib Date: 15-Sep-2021 00:35:30
Integrator: RTE ID Type: RT Order ID
Quant Method: Internal Standard Quant By: Initial Calibration
Last ICal File: \\chromfs\Buffalo\ChromData\HP5973S\20210914-100971.b\S3517.D

Column 1 : ZB-624 (0.18 mm) Det: MS SCAN
Process Host: CTX1604

First Level Reviewer: dahnw Date: 28-Sep-2021 10:14:59

Compound	Sig	RT (min.)	Adj RT (min.)	Dlt RT (min.)	Q	Response	Cal Amt ug/L	OnCol Amt ug/L	Flags
* 153 Fluorobenzene (IS)	70	4.999	4.999	0.000	98	162961	25.0	25.0	
* 2 Chlorobenzene-d5	82	7.962	7.962	0.000	85	331930	25.0	25.0	
* 3 1,4-Dichlorobenzene-d4	152	10.395	10.395	0.000	58	351199	25.0	25.0	
$ 154 Dibromofluoromethane (Surr)	113	4.427	4.433	-0.007	57	205889	25.0	23.5	
$ 4 1,2-Dichloroethane-d4 (Surr)	67	4.732	4.732	0.000	50	135288	25.0	23.8	
$ 5 Toluene-d8 (Surr)	98	6.496	6.496	0.000	65	824538	25.0	24.5	
$ 6 4-Bromofluorobenzene (Surr)	174	9.221	9.221	0.000	93	262870	25.0	23.4	
10 Dichlorodifluoromethane	85	1.087	1.088	-0.001	86	207743	25.0	17.9	
12 Chloromethane	50	1.246	1.246	0.000	89	302649	25.0	19.8	
13 Vinyl chloride	62	1.319	1.319	0.000	73	275067	25.0	19.8	
151 Butadiene	54	1.331	1.331	0.000	62	355526	25.0	21.6	
14 Bromomethane	94	1.592	1.593	0.000	90	162172	25.0	17.4	
15 Chloroethane	64	1.647	1.653	-0.006	93	179331	25.0	18.5	
16 Dichlorofluoromethane	67	1.854	1.854	0.000	80	395872	25.0	19.7	
17 Trichlorofluoromethane	101	1.854	1.860	-0.006	61	309105	25.0	18.1	
18 Ethyl ether	59	2.097	2.091	0.006	93	270686	25.0	23.1	
20 Acrolein	56	2.268	2.268	0.000	94	91700	125.0	108.3	
21 1,1,2-Trichloro-1,2,2-trifluoroe	101	2.304	2.304	0.000	68	212969	25.0	23.0	
22 1,1-Dichloroethene	96	2.310	2.310	0.000	87	208479	25.0	21.0	
23 Acetone	43	2.420	2.414	0.006	99	751799	125.0	149.9	
25 Iodomethane	142	2.468	2.469	-0.001	98	370250	25.0	20.9	
26 Carbon disulfide	76	2.499	2.499	0.000	98	685902	25.0	21.5	
28 3-Chloro-1-propene	41	2.651	2.651	0.000	87	429108	25.0	22.0	
27 Methyl acetate	43	2.700	2.700	0.000	96	575648	50.0	43.6	
30 Methylene Chloride	84	2.815	2.821	-0.006	94	256906	25.0	22.1	
31 2-Methyl-2-propanol	59	2.979	2.973	0.006	58	390186	250.0	249.9	
32 Methyl tert-butyl ether	73	2.998	2.998	0.000	93	777595	25.0	21.8	
34 trans-1,2-Dichloroethene	96	3.010	3.010	0.000	89	242335	25.0	21.7	
33 Acrylonitrile	53	3.077	3.071	0.006	99	1643027	250.0	240.3	
35 Hexane	57	3.198	3.199	-0.001	93	406274	25.0	24.0	
39 1,1-Dichloroethane	63	3.417	3.418	-0.001	98	464668	25.0	22.7	

Compound	Sig	RT (min.)	Adj RT (min.)	Dlt RT (min.)	Q	Response	Cal Amt ug/L	OnCol Amt ug/L	Flags
37 Vinyl acetate	43	3.478	3.478	0.000	97	1084477	50.0	40.1	
44 2,2-Dichloropropane	77	3.922	3.923	0.000	91	195238	25.0	18.8	
45 cis-1,2-Dichloroethene	96	3.965	3.965	0.000	80	260350	25.0	21.6	
43 2-Butanone (MEK)	43	4.008	4.008	0.000	99	1046875	125.0	136.7	
48 Chlorobromomethane	128	4.190	4.196	-0.006	91	146744	25.0	22.7	
49 Tetrahydrofuran	42	4.208	4.208	0.000	89	266703	50.0	46.9	
50 Chloroform	83	4.275	4.275	0.000	81	431128	25.0	21.2	
51 1,1,1-Trichloroethane	97	4.379	4.379	0.000	74	339986	25.0	21.2	
52 Cyclohexane	56	4.379	4.379	0.000	93	485044	25.0	23.2	
55 Carbon tetrachloride	117	4.506	4.507	-0.001	83	290985	25.0	20.7	
54 1,1-Dichloropropene	75	4.525	4.525	0.000	91	329564	25.0	23.4	
57 Benzene	78	4.725	4.726	-0.001	97	1028421	25.0	23.6	
53 Isobutyl alcohol	43	4.780	4.780	0.000	60	318642	625.0	596.4	
58 1,2-Dichloroethane	62	4.805	4.799	0.005	73	371787	25.0	22.5	
59 n-Heptane	43	4.914	4.914	0.000	94	455905	25.0	23.7	
62 Trichloroethene	95	5.334	5.334	0.000	92	242593	25.0	23.3	
64 Methylcyclohexane	83	5.443	5.443	0.000	94	422103	25.0	22.2	
65 1,2-Dichloropropane	63	5.571	5.571	0.000	90	265350	25.0	24.0	
67 Dibromomethane	93	5.711	5.711	0.000	88	157796	25.0	22.9	
66 1,4-Dioxane	88	5.723	5.717	0.006	51	74635	500.0	511.6	
68 Dichlorobromomethane	83	5.869	5.869	0.000	91	289993	25.0	22.8	
69 2-Chloroethyl vinyl ether	63	6.155	6.155	0.000	92	187654	25.0	24.5	
72 cis-1,3-Dichloropropene	75	6.283	6.283	0.000	89	400836	25.0	24.4	
73 4-Methyl-2-pentanone (MIBK)	43	6.435	6.435	0.000	97	1963042	125.0	117.0	
74 Toluene	92	6.557	6.557	0.000	94	641463	25.0	23.9	
77 trans-1,3-Dichloropropene	75	6.849	6.849	0.000	93	376441	25.0	24.3	
75 Ethyl methacrylate	69	6.903	6.909	-0.007	73	336022	25.0	25.1	
79 1,1,2-Trichloroethane	83	7.037	7.037	0.000	89	192521	25.0	23.2	
81 Tetrachloroethene	166	7.080	7.080	0.000	85	285583	25.0	24.5	
82 1,3-Dichloropropane	76	7.195	7.189	0.006	94	424376	25.0	24.8	
80 2-Hexanone	43	7.268	7.268	0.000	98	1401234	125.0	124.5	
83 Chlorodibromomethane	129	7.427	7.427	0.000	87	222173	25.0	22.7	
84 Ethylene Dibromide	107	7.518	7.518	0.000	96	255995	25.0	24.7	
87 Chlorobenzene	112	7.992	7.992	0.000	94	746257	25.0	24.4	
88 Ethylbenzene	91	8.090	8.090	0.000	98	1184936	25.0	23.5	
89 1,1,1,2-Tetrachloroethane	131	8.096	8.096	0.000	42	247833	25.0	22.4	
90 m-Xylene & p-Xylene	106	8.211	8.211	0.000	98	477525	25.0	23.3	
91 o-Xylene	106	8.631	8.631	0.000	97	477650	25.0	23.6	
92 Styrene	104	8.668	8.668	0.000	93	794555	25.0	23.9	
95 Bromoform	173	8.911	8.911	0.000	97	145033	25.0	21.3	
94 Isopropylbenzene	105	9.020	9.020	-0.001	95	1238200	25.0	23.2	
101 Bromobenzene	156	9.367	9.367	0.000	92	324594	25.0	23.8	
97 1,1,2,2-Tetrachloroethane	83	9.452	9.446	0.006	58	338003	25.0	23.1	
99 N-Propylbenzene	91	9.465	9.465	0.000	98	1400718	25.0	23.5	
100 1,2,3-Trichloropropane	110	9.477	9.477	0.000	68	116629	25.0	23.0	
98 trans-1,4-Dichloro-2-butene	53	9.501	9.495	0.006	87	54522	25.0	11.3	
103 2-Chlorotoluene	126	9.562	9.562	0.000	94	297582	25.0	22.9	
102 1,3,5-Trimethylbenzene	105	9.653	9.653	0.000	94	1061515	25.0	23.4	
105 4-Chlorotoluene	126	9.684	9.684	0.000	97	308162	25.0	24.0	
106 tert-Butylbenzene	134	9.976	9.976	0.000	90	245415	25.0	24.4	
107 1,2,4-Trimethylbenzene	105	10.030	10.030	0.000	77	1092566	25.0	23.2	
109 sec-Butylbenzene	105	10.195	10.195	0.000	92	1330017	25.0	23.7	

Compound	Sig	RT (min.)	Adj RT (min.)	Dlt RT (min.)	Q	Response	Cal Amt ug/L	OnCol Amt ug/L	Flags
111 1,3-Dichlorobenzene	146	10.322	10.322	0.000	98	638031	25.0	23.8	
110 4-Isopropyltoluene	119	10.341	10.341	0.000	95	1182332	25.0	23.6	
113 1,4-Dichlorobenzene	146	10.414	10.414	0.000	94	648862	25.0	23.6	
115 n-Butylbenzene	91	10.736	10.736	0.000	95	1012876	25.0	24.3	
116 1,2-Dichlorobenzene	146	10.773	10.772	-0.001	97	628751	25.0	23.0	
117 1,2-Dibromo-3-Chloropropane	75	11.521	11.521	0.000	83	60379	25.0	20.3	
119 1,2,4-Trichlorobenzene	180	12.190	12.196	-0.006	90	482603	25.0	23.3	
120 Hexachlorobutadiene	225	12.312	12.312	0.000	95	209353	25.0	23.8	
121 Naphthalene	128	12.409	12.409	0.000	96	1414164	25.0	22.7	
122 1,2,3-Trichlorobenzene	180	12.610	12.610	0.000	95	480093	25.0	23.4	

QC Flag Legend

Processing Flags

Reagents:

8260 CORP mix_00214	Amount Added: 12.50	Units: uL	
GAS CORP mix_00474	Amount Added: 12.50	Units: uL	
S_8260_IS_00351	Amount Added: 1.00	Units: uL	Run Reagent
S_8260_Surr_00400	Amount Added: 1.00	Units: uL	Run Reagent

Report Date: 28-Sep-2021 10:14:59 Chrom Revision: 2.3 13-May-2021 07:57:40

Eurofins TestAmerica, Buffalo

Data File:	\\chromfs\Buffalo\ChromData\HP5973S\20210928-101261.b\S4157.D				
Injection Date:	28-Sep-2021 09:51:30	Instrument ID:	HP5973S	Operator ID:	wd
Lims ID:	LCS			Worklist Smp#:	4
Client ID:					
Purge Vol:	5.000 mL	Dil. Factor:	1.0000	ALS Bottle#:	4
Method:	S-8260	Limit Group:	MV - 8260C ICAL		

Column: ZB-624 (0.18 mm)

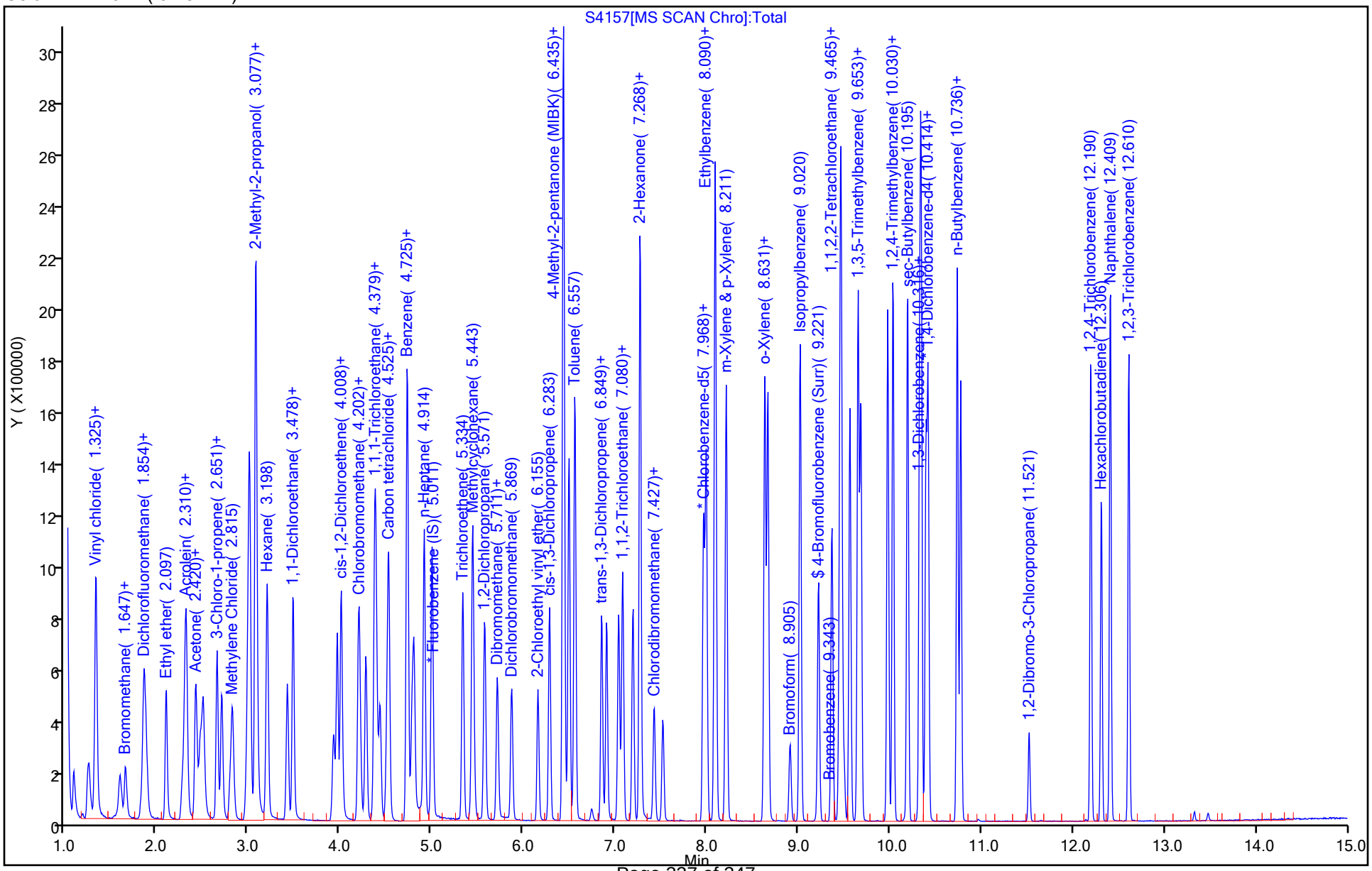

GC/MS VOA ANALYSIS RUN LOG

Lab Name: Eurofins TestAmerica, Buffalo Job No.: 480-189927-1

SDG No.:

Instrument ID: HP5973S Start Date: 09/14/2021 16:49

Analysis Batch Number: 596289 End Date: 09/15/2021 02:07

LAB SAMPLE ID	CLIENT SAMPLE ID	DATE ANALYZED	DILUTION FACTOR	LAB FILE ID	COLUMN ID
BFB 480-596289/2		09/14/2021 16:49	1	S3497.D	ZB-624 (20) 0.18(mm)
IC 480-596289/4		09/14/2021 17:37	1	S3499.D	ZB-624 (20) 0.18(mm)
IC 480-596289/5		09/14/2021 18:00	1	S3500.D	ZB-624 (20) 0.18(mm)
IC 480-596289/6		09/14/2021 18:24	1	S3501.D	ZB-624 (20) 0.18(mm)
IC 480-596289/7		09/14/2021 18:47	1	S3502.D	ZB-624 (20) 0.18(mm)
IC 480-596289/8		09/14/2021 19:10	1	S3503.D	ZB-624 (20) 0.18(mm)
ICIS 480-596289/9		09/14/2021 19:33	1	S3504.D	ZB-624 (20) 0.18(mm)
IC 480-596289/10		09/14/2021 19:57	1	S3505.D	ZB-624 (20) 0.18(mm)
IC 480-596289/11		09/14/2021 20:20	1	S3506.D	ZB-624 (20) 0.18(mm)
IC 480-596289/16		09/14/2021 22:16	1		ZB-624 (20) 0.18(mm)
IC 480-596289/17		09/14/2021 22:40	1		ZB-624 (20) 0.18(mm)
IC 480-596289/18		09/14/2021 23:03	1		ZB-624 (20) 0.18(mm)
IC 480-596289/19		09/14/2021 23:26	1		ZB-624 (20) 0.18(mm)
IC 480-596289/20		09/14/2021 23:49	1		ZB-624 (20) 0.18(mm)
IC 480-596289/21		09/15/2021 00:12	1		ZB-624 (20) 0.18(mm)
IC 480-596289/22		09/15/2021 00:35	1		ZB-624 (20) 0.18(mm)
ICV 480-596289/25		09/15/2021 01:44	1	S3520.D	ZB-624 (20) 0.18(mm)
ICV 480-596289/26		09/15/2021 02:07	1		ZB-624 (20) 0.18(mm)

8260C

GC/MS VOA ANALYSIS RUN LOG

Lab Name: Eurofins TestAmerica, Buffalo Job No.: 480-189927-1

SDG No.:

Instrument ID: HP5973S Start Date: 09/27/2021 09:09

Analysis Batch Number: 597970 End Date: 09/27/2021 20:44

LAB SAMPLE ID	CLIENT SAMPLE ID	DATE ANALYZED	DILUTION FACTOR	LAB FILE ID	COLUMN ID
BFB 480-597970/2		09/27/2021 09:09	1	S4092.D	ZB-624 (20) 0.18(mm)
CCVIS 480-597970/3		09/27/2021 09:36	1	S4093.D	ZB-624 (20) 0.18(mm)
CCV 480-597970/4		09/27/2021 09:59	1		ZB-624 (20) 0.18(mm)
LCS 480-597970/5		09/27/2021 10:22	1	S4095.D	ZB-624 (20) 0.18(mm)
RL 480-597970/6		09/27/2021 10:46	1		ZB-624 (20) 0.18(mm)
MB 480-597970/7		09/27/2021 11:09	1	S4097.D	ZB-624 (20) 0.18(mm)
ZZZZZ		09/27/2021 11:49	10		ZB-624 (20) 0.18(mm)
ZZZZZ		09/27/2021 12:12	80		ZB-624 (20) 0.18(mm)
ZZZZZ		09/27/2021 12:36	1		ZB-624 (20) 0.18(mm)
ZZZZZ		09/27/2021 12:59	1		ZB-624 (20) 0.18(mm)
ZZZZZ		09/27/2021 13:22	2		ZB-624 (20) 0.18(mm)
ZZZZZ		09/27/2021 13:45	2		ZB-624 (20) 0.18(mm)
ZZZZZ		09/27/2021 14:08	80		ZB-624 (20) 0.18(mm)
ZZZZZ		09/27/2021 14:32	1		ZB-624 (20) 0.18(mm)
ZZZZZ		09/27/2021 14:55	400		ZB-624 (20) 0.18(mm)
ZZZZZ		09/27/2021 15:18	1000		ZB-624 (20) 0.18(mm)
ZZZZZ		09/27/2021 15:42	1		ZB-624 (20) 0.18(mm)
ZZZZZ		09/27/2021 16:05	1		ZB-624 (20) 0.18(mm)
ZZZZZ		09/27/2021 16:29	1		ZB-624 (20) 0.18(mm)
ZZZZZ		09/27/2021 16:52	1		ZB-624 (20) 0.18(mm)
480-189927-1	TB-20210922	09/27/2021 17:15	1	S4112.D	ZB-624 (20) 0.18(mm)
480-189927-2	MW-09D-2021	09/27/2021 17:38	1	S4113.D	ZB-624 (20) 0.18(mm)
480-189927-3	MW-06-2021	09/27/2021 18:02	200	S4114.D	ZB-624 (20) 0.18(mm)
ZZZZZ		09/27/2021 18:25	4		ZB-624 (20) 0.18(mm)
ZZZZZ		09/27/2021 18:48	1		ZB-624 (20) 0.18(mm)
ZZZZZ		09/27/2021 19:11	1		ZB-624 (20) 0.18(mm)
ZZZZZ		09/27/2021 19:34	80		ZB-624 (20) 0.18(mm)
ZZZZZ		09/27/2021 19:58	1		ZB-624 (20) 0.18(mm)
ZZZZZ		09/27/2021 20:21	80		ZB-624 (20) 0.18(mm)
ZZZZZ		09/27/2021 20:44	80		ZB-624 (20) 0.18(mm)

8260C

GC/MS VOA ANALYSIS RUN LOG

Lab Name: Eurofins TestAmerica, Buffalo Job No.: 480-189927-1

SDG No.:

Instrument ID: HP5973S Start Date: 09/28/2021 08:40

Analysis Batch Number: 598121 End Date: 09/28/2021 19:18

LAB SAMPLE ID	CLIENT SAMPLE ID	DATE ANALYZED	DILUTION FACTOR	LAB FILE ID	COLUMN ID
BFB 480-598121/1		09/28/2021 08:40	1	S4154.D	ZB-624 (20) 0.18(mm)
CCVIS 480-598121/2		09/28/2021 09:05	1	S4155.D	ZB-624 (20) 0.18(mm)
CCV 480-598121/3		09/28/2021 09:28	1	S4156.D	ZB-624 (20) 0.18(mm)
LCS 480-598121/4		09/28/2021 09:51	1	S4157.D	ZB-624 (20) 0.18(mm)
ZZZZZ		09/28/2021 10:14	1		ZB-624 (20) 0.18(mm)
RL 480-598121/6		09/28/2021 10:37	1		ZB-624 (20) 0.18(mm)
MB 480-598121/7		09/28/2021 11:01	1	S4160.D	ZB-624 (20) 0.18(mm)
ZZZZZ		09/28/2021 11:24	1		ZB-624 (20) 0.18(mm)
ZZZZZ		09/28/2021 11:57	2		ZB-624 (20) 0.18(mm)
ZZZZZ		09/28/2021 12:21	2		ZB-624 (20) 0.18(mm)
ZZZZZ		09/28/2021 12:44	2		ZB-624 (20) 0.18(mm)
ZZZZZ		09/28/2021 13:07	2		ZB-624 (20) 0.18(mm)
480-189927-3 DL	MW-06-2021 DL	09/28/2021 13:53	1000	S4167.D	ZB-624 (20) 0.18(mm)
480-189927-4	MW-10D-2021	09/28/2021 14:17	2	S4168.D	ZB-624 (20) 0.18(mm)
ZZZZZ		09/28/2021 14:40	20		ZB-624 (20) 0.18(mm)
ZZZZZ		09/28/2021 15:03	10		ZB-624 (20) 0.18(mm)
ZZZZZ		09/28/2021 15:26	4		ZB-624 (20) 0.18(mm)
ZZZZZ		09/28/2021 15:49	4		ZB-624 (20) 0.18(mm)
ZZZZZ		09/28/2021 16:12	1		ZB-624 (20) 0.18(mm)
ZZZZZ		09/28/2021 16:35	1		ZB-624 (20) 0.18(mm)
ZZZZZ		09/28/2021 16:59	2		ZB-624 (20) 0.18(mm)
ZZZZZ		09/28/2021 17:22	1		ZB-624 (20) 0.18(mm)
ZZZZZ		09/28/2021 17:45	1		ZB-624 (20) 0.18(mm)
ZZZZZ		09/28/2021 18:08	1		ZB-624 (20) 0.18(mm)
ZZZZZ		09/28/2021 18:31	1		ZB-624 (20) 0.18(mm)
ZZZZZ		09/28/2021 18:54	2		ZB-624 (20) 0.18(mm)
ZZZZZ		09/28/2021 19:18	2		ZB-624 (20) 0.18(mm)

8260C

GC/MS VOA BATCH WORKSHEET

Lab Name: Eurofins TestAmerica, Buffalo Job No.: 480-189927-1

SDG No.:

Batch Number: 596289 Batch Start Date: 09/14/21 16:49 Batch Analyst: Hill, Leah C

Batch Method: 8260C Batch End Date:

Lab Sample ID	Client Sample ID	Method Chain	Basis	InitialAmount	FinalAmount	8260 CORP mix 00214	BFB_WRK 00126	GAS CORP mix 00472	S_8260_IS 00351
BFB 480-596289/2		8260C		1 uL	1 uL		1 uL		
IC 480-596289/4		8260C		5 mL	5 mL	0.5 uL		0.5 uL	1 uL
IC 480-596289/5		8260C		5 mL	5 mL	1 uL		1 uL	1 uL
IC 480-596289/6		8260C		5 mL	5 mL	2 uL		2 uL	1 uL
IC 480-596289/7		8260C		5 mL	5 mL	5 uL		5 uL	1 uL
IC 480-596289/8		8260C		5 mL	5 mL	5 uL		5 uL	1 uL
ICIS 480-596289/9		8260C		5 mL	5 mL	12.5 uL		12.5 uL	1 uL
IC 480-596289/10		8260C		5 mL	5 mL	25 uL		25 uL	1 uL
IC 480-596289/11		8260C		5 mL	5 mL	50 uL		50 uL	1 uL
ICV 480-596289/25		8260C		5 mL	5 mL				1 uL

Lab Sample ID	Client Sample ID	Method Chain	Basis	S_8260_Surr 00398	SS 8260 CORP 00094	SS GAS CORP 00421			
BFB 480-596289/2		8260C							
IC 480-596289/4		8260C		1 uL					
IC 480-596289/5		8260C		1 uL					
IC 480-596289/6		8260C		1 uL					
IC 480-596289/7		8260C		1 uL					
IC 480-596289/8		8260C		1 uL					
ICIS 480-596289/9		8260C		1 uL					
IC 480-596289/10		8260C		1 uL					
IC 480-596289/11		8260C		1 uL					
ICV 480-596289/25		8260C		1 uL	12.5 uL	12.5 uL			

Batch Notes	

The pound sign (#) in the amount added field denotes that the reagent was used undiluted. All calculations are performed using the stated concentration for this reagent.

GC/MS VOA BATCH WORKSHEET

Lab Name: Eurofins TestAmerica, Buffalo Job No.: 480-189927-1

SDG No.:

Batch Number: 596289 Batch Start Date: 09/14/21 16:49 Batch Analyst: Hill, Leah C

Batch Method: 8260C Batch End Date:

Basis	Basis Description

The pound sign (#) in the amount added field denotes that the reagent was used undiluted. All calculations are performed using the stated concentration for this reagent.

GC/MS VOA BATCH WORKSHEET

Lab Name: Eurofins TestAmerica, Buffalo Job No.: 480-189927-1

SDG No.:

Batch Number: 597970 Batch Start Date: 09/27/21 09:09 Batch Analyst: Dahn, William J

Batch Method: 8260C Batch End Date:

Lab Sample ID	Client Sample ID	Method Chain	Basis	InitialAmount	FinalAmount	Initial pH	8260 CORP mix 00214	BFB_WRK 00126	GAS CORP mix 00473
BFB 480-597970/2		8260C		1 uL	1 uL			1 uL	
CCVIS 480-597970/3		8260C		5 mL	5 mL		12.5 uL		12.5 uL
LCS 480-597970/5		8260C		5 mL	5 mL		12.5 uL		12.5 uL
MB 480-597970/7		8260C		5 mL	5 mL				
480-189927-A-1	TB-20210922	8260C	T	5 mL	5 mL	<2 SU			
480-189927-A-2	MW-09D-2021	8260C	T	5 mL	5 mL	<2 SU			
480-189927-A-3	MW-06-2021	8260C	T	5 mL	5 mL	<2 SU			

Lab Sample ID	Client Sample ID	Method Chain	Basis	S_8260_IS 00351	S_8260_Surr 00400	AnalysisComment			
BFB 480-597970/2		8260C							
CCVIS 480-597970/3		8260C		1 uL	1 uL				
LCS 480-597970/5		8260C		1 uL	1 uL				
MB 480-597970/7		8260C		1 uL	1 uL				
480-189927-A-1	TB-20210922	8260C	T	1 uL	1 uL				
480-189927-A-2	MW-09D-2021	8260C	T	1 uL	1 uL				
480-189927-A-3	MW-06-2021	8260C	T	1 uL	1 uL	RA @ 1,000x			

Batch Notes	

Basis	Basis Description
T	Total/NA

The pound sign (#) in the amount added field denotes that the reagent was used undiluted. All calculations are performed using the stated concentration for this reagent.

GC/MS VOA BATCH WORKSHEET

Lab Name: Eurofins TestAmerica, Buffalo Job No.: 480-189927-1

SDG No.:

Batch Number: 598121 Batch Start Date: 09/28/21 08:40 Batch Analyst: Dahn, William J

Batch Method: 8260C Batch End Date:

Lab Sample ID	Client Sample ID	Method Chain	Basis	InitialAmount	FinalAmount	Initial pH	2 MTP 2019 00036	3 MTP 2019 00036	8260 CORP mix 00214
BFB 480-598121/1		8260C		1 uL	1 uL				
CCVIS 480-598121/2		8260C		5 mL	5 mL				12.5 uL
CCV 480-598121/3		8260C		5 mL	5 mL		12.5 uL	12.5 uL	
LCS 480-598121/4		8260C		5 mL	5 mL				12.5 uL
MB 480-598121/7		8260C		5 mL	5 mL				
480-189927-B-3	MW-06-2021	8260C	T	5 mL	5 mL	<2 SU			
480-189927-B-4	MW-10D-2021	8260C	T	5 mL	5 mL	<2 SU			

Lab Sample ID	Client Sample ID	Method Chain	Basis	ADD CORP mix 00116	BFB_WRK 00126	GAS CORP mix 00474	S_8260_IS 00351	S_8260_Surr 00400	AnalysisComment
BFB 480-598121/1		8260C			1 uL				
CCVIS 480-598121/2		8260C				12.5 uL	1 uL	1 uL	
CCV 480-598121/3		8260C		12.5 uL			1 uL	1 uL	
LCS 480-598121/4		8260C				12.5 uL	1 uL	1 uL	
MB 480-598121/7		8260C					1 uL	1 uL	
480-189927-B-3	MW-06-2021	8260C	T				1 uL	1 uL	TARGETS
480-189927-B-4	MW-10D-2021	8260C	T				1 uL	1 uL	FOAM

Batch Notes	

Basis	Basis Description
T	Total/NA

The pound sign (#) in the amount added field denotes that the reagent was used undiluted. All calculations are performed using the stated concentration for this reagent.

Shipping and Receiving Documents

TestAmerica Buffalo
10 Hazelwood Drive
Amherst, NY 14228
phone 716.691.2600 fax 716.691.7991

Chain of Custody Record

TestAmerica
THE LEADER IN ENVIRONMENTAL TESTING

Regulatory Program: ☐ DW ☐ NPDES ☐ RCRA ☐ Other:

Client Contact	Project Manager:	Site Contact: Chuck Porreca	Date: 9-22-21	COC No:
Chuck Porreca; Eridania Marte / Ecology and Environment, Inc.	Tel/Fax:	Lab Contact: Orlette Johnson	Carrier: pick-up	____ of ____ COCs
50 Lakefront Blvd Suite 111	Analysis Turnaround Time			Sampler:
Buffalo, NY 14202	☐ CALENDAR DAYS ☑ WORKING DAYS			For Lab Use Only:
716-684-8060	TAT if different from Below ____			Walk-in Client:
Chuck.Porreca@wsp.com Eridania.Marte@wsp.com	☑ 2 weeks			Lab Sampling:
Project Name: Staubs Textile #828160	☐ 1 week			
	☐ 3 days			Job / SDG No.:
Callout ID: 136785	☐ 1 day			

Sample Identification	Sample Date	Sample Time	Sample Type (C=Comp, G=Grab)	Matrix	# of Cont.	Perform MS / MSD (Y / N)	8260C- TCL List	6010C, 7470A	9040C- pH	Sample Specific Notes:
TB-20210922	9-22-21	–	WQ	Water	1		X			
MW-09D-2021	↓	910	WG	↓	3		X			
MW-06-2021	↓	1020	WG	↓	3		X			
MW-10D-2021	↓	1420	WG	↓	3		X			
							2	4		

480-189927 Chain of Custody

Preservation Used: 1= Ice, 2= HCl; 3= H2SO4; 4=HNO3; 5=NaOH; 6= Other _____

Possible Hazard Identification:
Are any samples from a listed EPA Hazardous Waste? Please List any EPA Waste Codes for the sample in the Comments Section if the lab is to dispose of the sample.

☑ Non-Hazard ☐ Flammable ☐ Skin Irritant ☐ Poison B ☐ Unknown

Sample Disposal (A fee may be assessed if samples are retained longer than 1 month)

☐ Return to Client ☑ Disposal by Lab ☐ Archive for _____ Months

Special Instructions/QC Requirements & Comments:

Custody Seals Intact: ☐ Yes ☐ No | Custody Seal No.: | Cooler Temp. (°C): Obs'd: 3.6 Corr'd: _____ | Therm ID No.: 171

Relinquished by:	Company: E&E/WSP	Date/Time: 9-22-21/1720	Received by:	Company:	Date/Time:
Relinquished by:	Company:	Date/Time:	Received by:	Company:	Date/Time:
Relinquished by:	Company:	Date/Time:	Received by in Laboratory by:	Company: TA	Date/Time: 9/22/21 1720

Form No. CA-C-WI-002, Rev. 4.3, dated 04/05/2017

Login Sample Receipt Checklist

Client: New York State D.E.C.

Job Number: 480-189927-1

Login Number: 189927
List Number: 1
Creator: Kolb, Chris M

List Source: Eurofins TestAmerica, Buffalo

Question	Answer	Comment
Radioactivity either was not measured or, if measured, is at or below background	True	
The cooler's custody seal, if present, is intact.	True	
The cooler or samples do not appear to have been compromised or tampered with.	True	
Samples were received on ice.	True	
Cooler Temperature is acceptable.	True	
Cooler Temperature is recorded.	True	
COC is present.	True	
COC is filled out in ink and legible.	True	
COC is filled out with all pertinent information.	True	
Is the Field Sampler's name present on COC?	True	
There are no discrepancies between the sample IDs on the containers and the COC.	True	
Samples are received within Holding Time (Excluding tests with immediate HTs)..	True	
Sample containers have legible labels.	True	
Containers are not broken or leaking.	True	
Sample collection date/times are provided.	True	
Appropriate sample containers are used.	True	
Sample bottles are completely filled.	True	
Sample Preservation Verified	True	
There is sufficient vol. for all requested analyses, incl. any requested MS/MSDs	True	
VOA sample vials do not have headspace or bubble is <6mm (1/4") in diameter.	True	
If necessary, staff have been informed of any short hold time or quick TAT needs	True	
Multiphasic samples are not present.	True	
Samples do not require splitting or compositing.	True	
Sampling Company provided.	True	WSP
Samples received within 48 hours of sampling.	True	
Samples requiring field filtration have been filtered in the field.	True	
Chlorine Residual checked.	N/A	

eurofins | Environment Testing America

ANALYTICAL REPORT

Job Number: 480-190000-1

Job Description: Staubs Textile #828160

Contract Number: C100700

For:
New York State D.E.C.
625 Broadway
12th Floor
Albany, NY 12233-7017

Attention: Robert Strang

Approved for release.
Wyatt B Watson
Project Management Assistant I
10/6/2021 3:39 PM

Designee for
Orlette S Johnson, Senior Project Manager
10 Hazelwood Drive, Amherst, NY, 14228-2298
(484)685-0864
Orlette.Johnson@Eurofinset.com
10/06/2021

Table of Contents

Table of Contents

Table of Contents

Job Narrative
480-190000-1

Comments
No additional comments.

Receipt
The samples were received on 9/23/2021 3:50 PM. Unless otherwise noted below, the samples arrived in good condition, and where required, properly preserved and on ice. The temperature of the cooler at receipt was 3.3º C.

GC/MS VOA
Method 8260C: The following samples were diluted due to the nature of the sample matrix: MW-01-OFF-2021 (480-190000-3), OU2-PZ-04-2021 (480-190000-5) and OU2-PZ-02-2021 (480-190000-7). Elevated reporting limits (RLs) are provided.

Method 8260C: The following sample was diluted to bring the concentration of target analytes within the calibration range: IDW-2021023 (480-190000-8). Elevated reporting limits (RLs) are provided.

Method 8260C: The method requirement for no headspace was not met. The following volatile samples were analyzed with headspace in the sample container because the other volumes froze and broke: TB-20210923 (480-190000-1) and OU2-PZ-04-2021 (480-190000-5).

Method 8260C: The following sample was collected in a properly preserved vial; however, the pH was outside the required criteria when verified by the laboratory. The sample was analyzed outside the 7-day holding time specified for unpreserved samples but within the 14-day holding time specified for preserved samples: OU2-PZ-04-2021 (480-190000-5).

No additional analytical or quality issues were noted, other than those described above or in the Definitions/Glossary page.

Metals
No analytical or quality issues were noted, other than those described in the Definitions/Glossary page.

General Chemistry
Methods 9040C: This analysis is normally performed in the field and has a method-defined holding time of 15 minutes. The following sample has been qualified with the "HF" flag to indicate analysis was performed in the laboratory outside the 15 minute timeframe: IDW-2021023 (480-190000-8).

No additional analytical or quality issues were noted, other than those described above or in the Definitions/Glossary page.

Sample Summary

Client: New York State D.E.C.
Project/Site: Staubs Textile #828160

Job ID: 480-190000-1

Lab Sample ID	Client Sample ID	Matrix	Collected	Received
480-190000-1	TB-20210923	Water	09/23/21 00:00	09/23/21 15:50
480-190000-2	RB-20210922	Water	09/23/21 08:50	09/23/21 15:50
480-190000-3	MW-01-OFF-2021	Water	09/23/21 09:10	09/23/21 15:50
480-190000-4	MW-4A-2021	Water	09/23/21 09:25	09/23/21 15:50
480-190000-5	OU2-PZ-04-2021	Water	09/23/21 10:20	09/23/21 15:50
480-190000-6	PZ-06-2021	Water	09/23/21 11:10	09/23/21 15:50
480-190000-7	OU2-PZ-02-2021	Water	09/23/21 12:45	09/23/21 15:50
480-190000-8	IDW-2021023	Water	09/23/21 13:20	09/23/21 15:50

Detection Summary

Client: New York State D.E.C.
Project/Site: Staubs Textile #828160

Job ID: 480-190000-1

Client Sample ID: TB-20210923 — Lab Sample ID: 480-190000-1

No Detections.

Client Sample ID: RB-20210922 — Lab Sample ID: 480-190000-2

Analyte	Result	Qualifier	RL	MDL	Unit	Dil Fac	D	Method	Prep Type
Acetone	9.2	J	10	3.0	ug/L	1		8260C	Total/NA
Carbon disulfide	2.4		1.0	0.19	ug/L	1		8260C	Total/NA
cis-1,2-Dichloroethene	2.0		1.0	0.81	ug/L	1		8260C	Total/NA
Tetrachloroethene	70		1.0	0.36	ug/L	1		8260C	Total/NA
Trichloroethene	1.0		1.0	0.46	ug/L	1		8260C	Total/NA

Client Sample ID: MW-01-OFF-2021 — Lab Sample ID: 480-190000-3

Analyte	Result	Qualifier	RL	MDL	Unit	Dil Fac	D	Method	Prep Type
Tetrachloroethene	1.7	J	4.0	1.4	ug/L	4		8260C	Total/NA

Client Sample ID: MW-4A-2021 — Lab Sample ID: 480-190000-4

Analyte	Result	Qualifier	RL	MDL	Unit	Dil Fac	D	Method	Prep Type
Tetrachloroethene	0.56	J	1.0	0.36	ug/L	1		8260C	Total/NA

Client Sample ID: OU2-PZ-04-2021 — Lab Sample ID: 480-190000-5

Analyte	Result	Qualifier	RL	MDL	Unit	Dil Fac	D	Method	Prep Type
Cyclohexane	330		40	7.2	ug/L	40		8260C	Total/NA
Methylcyclohexane	350		40	6.4	ug/L	40		8260C	Total/NA
Xylenes, Total	28	J	80	26	ug/L	40		8260C	Total/NA

Client Sample ID: PZ-06-2021 — Lab Sample ID: 480-190000-6

Analyte	Result	Qualifier	RL	MDL	Unit	Dil Fac	D	Method	Prep Type
Chloroform	2.8		1.0	0.34	ug/L	1		8260C	Total/NA
cis-1,2-Dichloroethene	8.7		1.0	0.81	ug/L	1		8260C	Total/NA
Tetrachloroethene	19		1.0	0.36	ug/L	1		8260C	Total/NA
Trichloroethene	0.74	J	1.0	0.46	ug/L	1		8260C	Total/NA

Client Sample ID: OU2-PZ-02-2021 — Lab Sample ID: 480-190000-7

Analyte	Result	Qualifier	RL	MDL	Unit	Dil Fac	D	Method	Prep Type
Cyclohexane	79		5.0	0.90	ug/L	5		8260C	Total/NA
Ethylbenzene	16		5.0	3.7	ug/L	5		8260C	Total/NA
Isopropylbenzene	33		5.0	4.0	ug/L	5		8260C	Total/NA
Methylcyclohexane	31		5.0	0.80	ug/L	5		8260C	Total/NA

Client Sample ID: IDW-2021023 — Lab Sample ID: 480-190000-8

Analyte	Result	Qualifier	RL	MDL	Unit	Dil Fac	D	Method	Prep Type
cis-1,2-Dichloroethene	10000		1000	810	ug/L	1000		8260C	Total/NA
Tetrachloroethene	46000		1000	360	ug/L	1000		8260C	Total/NA
Trichloroethene	3500		1000	460	ug/L	1000		8260C	Total/NA
Aluminum	3.9	B	0.20	0.060	mg/L	1		6010C	Total/NA
Antimony	0.014	J	0.020	0.0068	mg/L	1		6010C	Total/NA
Barium	0.16		0.0020	0.00070	mg/L	1		6010C	Total/NA
Cadmium	0.00091	J	0.0020	0.00050	mg/L	1		6010C	Total/NA
Calcium	166		0.50	0.10	mg/L	1		6010C	Total/NA
Chromium	0.035		0.0040	0.0010	mg/L	1		6010C	Total/NA

This Detection Summary does not include radiochemical test results.

Detection Summary

Client: New York State D.E.C.
Project/Site: Staubs Textile #828160

Job ID: 480-190000-1

Client Sample ID: IDW-2021023 (Continued)

Lab Sample ID: 480-190000-8

Analyte	Result	Qualifier	RL	MDL	Unit	Dil Fac	D	Method	Prep Type
Cobalt	0.0029	J	0.0040	0.00063	mg/L	1		6010C	Total/NA
Copper	0.061		0.010	0.0016	mg/L	1		6010C	Total/NA
Iron	50.7		0.050	0.019	mg/L	1		6010C	Total/NA
Lead	0.014		0.010	0.0030	mg/L	1		6010C	Total/NA
Magnesium	72.3		0.20	0.043	mg/L	1		6010C	Total/NA
Manganese	0.34	B	0.0030	0.00040	mg/L	1		6010C	Total/NA
Nickel	0.024		0.010	0.0013	mg/L	1		6010C	Total/NA
Potassium	7.8		0.50	0.10	mg/L	1		6010C	Total/NA
Sodium	327		1.0	0.32	mg/L	1		6010C	Total/NA
Vanadium	0.0060		0.0050	0.0015	mg/L	1		6010C	Total/NA
Zinc	0.065	B	0.010	0.0015	mg/L	1		6010C	Total/NA
pH	7.47	HF	0.100	0.100	SU	1		9040C	Total/NA
Temperature	18.9	HF	0.00100	0.00100	Degrees C	1		9040C	Total/NA

This Detection Summary does not include radiochemical test results.

Method Summary

Client: New York State D.E.C.
Project/Site: Staubs Textile #828160

Job ID: 480-190000-1

Method	Method Description	Protocol	Laboratory
8260C	Volatile Organic Compounds by GC/MS	SW846	TAL BUF
6010C	Metals (ICP)	SW846	TAL BUF
7470A	Mercury (CVAA)	SW846	TAL BUF
9040C	pH	SW846	TAL BUF
3005A	Preparation, Total Metals	SW846	TAL BUF
5030C	Purge and Trap	SW846	TAL BUF
7470A	Preparation, Mercury	SW846	TAL BUF

Protocol References:

SW846 = "Test Methods For Evaluating Solid Waste, Physical/Chemical Methods", Third Edition, November 1986 And Its Updates.

Laboratory References:

TAL BUF = Eurofins TestAmerica, Buffalo, 10 Hazelwood Drive, Amherst, NY 14228-2298, TEL (716)691-2600

Client Sample Results

Client: New York State D.E.C.
Project/Site: Staubs Textile #828160

Job ID: 480-190000-1

Client Sample ID: TB-20210923

Date Collected: 09/23/21 00:00
Date Received: 09/23/21 15:50

Lab Sample ID: 480-190000-1

Matrix: Water

Method: 8260C - Volatile Organic Compounds by GC/MS

Analyte	Result	Qualifier	RL	MDL	Unit	D	Prepared	Analyzed	Dil Fac
1,1,1-Trichloroethane	ND		1.0	0.82	ug/L			10/05/21 01:13	1
1,1,2,2-Tetrachloroethane	ND		1.0	0.21	ug/L			10/05/21 01:13	1
1,1,2-Trichloroethane	ND		1.0	0.23	ug/L			10/05/21 01:13	1
1,1,2-Trichloro-1,2,2-trifluoroethane	ND		1.0	0.31	ug/L			10/05/21 01:13	1
1,1-Dichloroethane	ND		1.0	0.38	ug/L			10/05/21 01:13	1
1,1-Dichloroethene	ND		1.0	0.29	ug/L			10/05/21 01:13	1
1,2,4-Trichlorobenzene	ND		1.0	0.41	ug/L			10/05/21 01:13	1
1,2-Dibromo-3-Chloropropane	ND		1.0	0.39	ug/L			10/05/21 01:13	1
1,2-Dichlorobenzene	ND		1.0	0.79	ug/L			10/05/21 01:13	1
1,2-Dichloroethane	ND		1.0	0.21	ug/L			10/05/21 01:13	1
1,2-Dichloropropane	ND		1.0	0.72	ug/L			10/05/21 01:13	1
1,3-Dichlorobenzene	ND		1.0	0.78	ug/L			10/05/21 01:13	1
1,4-Dichlorobenzene	ND		1.0	0.84	ug/L			10/05/21 01:13	1
2-Butanone (MEK)	ND		10	1.3	ug/L			10/05/21 01:13	1
2-Hexanone	ND		5.0	1.2	ug/L			10/05/21 01:13	1
4-Methyl-2-pentanone (MIBK)	ND		5.0	2.1	ug/L			10/05/21 01:13	1
Acetone	ND		10	3.0	ug/L			10/05/21 01:13	1
Benzene	ND		1.0	0.41	ug/L			10/05/21 01:13	1
Bromodichloromethane	ND		1.0	0.39	ug/L			10/05/21 01:13	1
Bromoform	ND		1.0	0.26	ug/L			10/05/21 01:13	1
Bromomethane	ND		1.0	0.69	ug/L			10/05/21 01:13	1
Carbon disulfide	ND		1.0	0.19	ug/L			10/05/21 01:13	1
Carbon tetrachloride	ND		1.0	0.27	ug/L			10/05/21 01:13	1
Chlorobenzene	ND		1.0	0.75	ug/L			10/05/21 01:13	1
Dibromochloromethane	ND		1.0	0.32	ug/L			10/05/21 01:13	1
Chloroethane	ND		1.0	0.32	ug/L			10/05/21 01:13	1
Chloroform	ND		1.0	0.34	ug/L			10/05/21 01:13	1
Chloromethane	ND		1.0	0.35	ug/L			10/05/21 01:13	1
cis-1,2-Dichloroethene	ND		1.0	0.81	ug/L			10/05/21 01:13	1
cis-1,3-Dichloropropene	ND		1.0	0.36	ug/L			10/05/21 01:13	1
Cyclohexane	ND		1.0	0.18	ug/L			10/05/21 01:13	1
Dichlorodifluoromethane	ND		1.0	0.68	ug/L			10/05/21 01:13	1
Ethylbenzene	ND		1.0	0.74	ug/L			10/05/21 01:13	1
1,2-Dibromoethane	ND		1.0	0.73	ug/L			10/05/21 01:13	1
Isopropylbenzene	ND		1.0	0.79	ug/L			10/05/21 01:13	1
Methyl acetate	ND		2.5	1.3	ug/L			10/05/21 01:13	1
Methyl tert-butyl ether	ND		1.0	0.16	ug/L			10/05/21 01:13	1
Methylcyclohexane	ND		1.0	0.16	ug/L			10/05/21 01:13	1
Methylene Chloride	ND		1.0	0.44	ug/L			10/05/21 01:13	1
Styrene	ND		1.0	0.73	ug/L			10/05/21 01:13	1
Tetrachloroethene	ND		1.0	0.36	ug/L			10/05/21 01:13	1
Toluene	ND		1.0	0.51	ug/L			10/05/21 01:13	1
trans-1,2-Dichloroethene	ND		1.0	0.90	ug/L			10/05/21 01:13	1
trans-1,3-Dichloropropene	ND		1.0	0.37	ug/L			10/05/21 01:13	1
Trichloroethene	ND		1.0	0.46	ug/L			10/05/21 01:13	1
Trichlorofluoromethane	ND		1.0	0.88	ug/L			10/05/21 01:13	1
Vinyl chloride	ND		1.0	0.90	ug/L			10/05/21 01:13	1
Xylenes, Total	ND		2.0	0.66	ug/L			10/05/21 01:13	1

Client Sample Results

Client: New York State D.E.C.
Project/Site: Staubs Textile #828160

Job ID: 480-190000-1

Client Sample ID: TB-20210923

Lab Sample ID: 480-190000-1

Date Collected: 09/23/21 00:00
Date Received: 09/23/21 15:50

Matrix: Water

Surrogate	*%Recovery*	*Qualifier*	*Limits*	*Prepared*	*Analyzed*	*Dil Fac*
Toluene-d8 (Surr)	*101*		*80 - 120*		*10/05/21 01:13*	*1*
1,2-Dichloroethane-d4 (Surr)	*103*		*77 - 120*		*10/05/21 01:13*	*1*
4-Bromofluorobenzene (Surr)	*99*		*73 - 120*		*10/05/21 01:13*	*1*
Dibromofluoromethane (Surr)	*110*		*75 - 123*		*10/05/21 01:13*	*1*

Client Sample ID: RB-20210922

Lab Sample ID: 480-190000-2

Date Collected: 09/23/21 08:50
Date Received: 09/23/21 15:50

Matrix: Water

Method: 8260C - Volatile Organic Compounds by GC/MS

Analyte	Result	Qualifier	RL	MDL	Unit	D	Prepared	Analyzed	Dil Fac
1,1,1-Trichloroethane	ND		1.0	0.82	ug/L			10/05/21 01:36	1
1,1,2,2-Tetrachloroethane	ND		1.0	0.21	ug/L			10/05/21 01:36	1
1,1,2-Trichloroethane	ND		1.0	0.23	ug/L			10/05/21 01:36	1
1,1,2-Trichloro-1,2,2-trifluoroethane	ND		1.0	0.31	ug/L			10/05/21 01:36	1
1,1-Dichloroethane	ND		1.0	0.38	ug/L			10/05/21 01:36	1
1,1-Dichloroethene	ND		1.0	0.29	ug/L			10/05/21 01:36	1
1,2,4-Trichlorobenzene	ND		1.0	0.41	ug/L			10/05/21 01:36	1
1,2-Dibromo-3-Chloropropane	ND		1.0	0.39	ug/L			10/05/21 01:36	1
1,2-Dichlorobenzene	ND		1.0	0.79	ug/L			10/05/21 01:36	1
1,2-Dichloroethane	ND		1.0	0.21	ug/L			10/05/21 01:36	1
1,2-Dichloropropane	ND		1.0	0.72	ug/L			10/05/21 01:36	1
1,3-Dichlorobenzene	ND		1.0	0.78	ug/L			10/05/21 01:36	1
1,4-Dichlorobenzene	ND		1.0	0.84	ug/L			10/05/21 01:36	1
2-Butanone (MEK)	ND		10	1.3	ug/L			10/05/21 01:36	1
2-Hexanone	ND		5.0	1.2	ug/L			10/05/21 01:36	1
4-Methyl-2-pentanone (MIBK)	ND		5.0	2.1	ug/L			10/05/21 01:36	1
Acetone	**9.2**	**J**	10	3.0	ug/L			10/05/21 01:36	1
Benzene	ND		1.0	0.41	ug/L			10/05/21 01:36	1
Bromodichloromethane	ND		1.0	0.39	ug/L			10/05/21 01:36	1
Bromoform	ND		1.0	0.26	ug/L			10/05/21 01:36	1
Bromomethane	ND		1.0	0.69	ug/L			10/05/21 01:36	1
Carbon disulfide	**2.4**		1.0	0.19	ug/L			10/05/21 01:36	1
Carbon tetrachloride	ND		1.0	0.27	ug/L			10/05/21 01:36	1
Chlorobenzene	ND		1.0	0.75	ug/L			10/05/21 01:36	1
Dibromochloromethane	ND		1.0	0.32	ug/L			10/05/21 01:36	1
Chloroethane	ND		1.0	0.32	ug/L			10/05/21 01:36	1
Chloroform	ND		1.0	0.34	ug/L			10/05/21 01:36	1
Chloromethane	ND		1.0	0.35	ug/L			10/05/21 01:36	1
cis-1,2-Dichloroethene	**2.0**		1.0	0.81	ug/L			10/05/21 01:36	1
cis-1,3-Dichloropropene	ND		1.0	0.36	ug/L			10/05/21 01:36	1
Cyclohexane	ND		1.0	0.18	ug/L			10/05/21 01:36	1
Dichlorodifluoromethane	ND		1.0	0.68	ug/L			10/05/21 01:36	1
Ethylbenzene	ND		1.0	0.74	ug/L			10/05/21 01:36	1
1,2-Dibromoethane	ND		1.0	0.73	ug/L			10/05/21 01:36	1
Isopropylbenzene	ND		1.0	0.79	ug/L			10/05/21 01:36	1
Methyl acetate	ND		2.5	1.3	ug/L			10/05/21 01:36	1
Methyl tert-butyl ether	ND		1.0	0.16	ug/L			10/05/21 01:36	1
Methylcyclohexane	ND		1.0	0.16	ug/L			10/05/21 01:36	1
Methylene Chloride	ND		1.0	0.44	ug/L			10/05/21 01:36	1

Client Sample ID: RB-20210922

Lab Sample ID: 480-190000-2

Date Collected: 09/23/21 08:50
Date Received: 09/23/21 15:50

Matrix: Water

Method: 8260C - Volatile Organic Compounds by GC/MS (Continued)

Analyte	Result	Qualifier	RL	MDL	Unit	D	Prepared	Analyzed	Dil Fac
Styrene	ND		1.0	0.73	ug/L			10/05/21 01:36	1
Tetrachloroethene	**70**		1.0	0.36	ug/L			10/05/21 01:36	1
Toluene	ND		1.0	0.51	ug/L			10/05/21 01:36	1
trans-1,2-Dichloroethene	ND		1.0	0.90	ug/L			10/05/21 01:36	1
trans-1,3-Dichloropropene	ND		1.0	0.37	ug/L			10/05/21 01:36	1
Trichloroethene	**1.0**		1.0	0.46	ug/L			10/05/21 01:36	1
Trichlorofluoromethane	ND		1.0	0.88	ug/L			10/05/21 01:36	1
Vinyl chloride	ND		1.0	0.90	ug/L			10/05/21 01:36	1
Xylenes, Total	ND		2.0	0.66	ug/L			10/05/21 01:36	1

Surrogate	*%Recovery*	*Qualifier*	*Limits*	*Prepared*	*Analyzed*	*Dil Fac*
Toluene-d8 (Surr)	*97*		*80 - 120*		*10/05/21 01:36*	*1*
1,2-Dichloroethane-d4 (Surr)	*105*		*77 - 120*		*10/05/21 01:36*	*1*
4-Bromofluorobenzene (Surr)	*105*		*73 - 120*		*10/05/21 01:36*	*1*
Dibromofluoromethane (Surr)	*102*		*75 - 123*		*10/05/21 01:36*	*1*

Client Sample ID: MW-01-OFF-2021

Lab Sample ID: 480-190000-3

Date Collected: 09/23/21 09:10
Date Received: 09/23/21 15:50

Matrix: Water

Method: 8260C - Volatile Organic Compounds by GC/MS

Analyte	Result	Qualifier	RL	MDL	Unit	D	Prepared	Analyzed	Dil Fac
1,1,1-Trichloroethane	ND		4.0	3.3	ug/L			10/05/21 01:59	4
1,1,2,2-Tetrachloroethane	ND		4.0	0.84	ug/L			10/05/21 01:59	4
1,1,2-Trichloroethane	ND		4.0	0.92	ug/L			10/05/21 01:59	4
1,1,2-Trichloro-1,2,2-trifluoroethane	ND		4.0	1.2	ug/L			10/05/21 01:59	4
1,1-Dichloroethane	ND		4.0	1.5	ug/L			10/05/21 01:59	4
1,1-Dichloroethene	ND		4.0	1.2	ug/L			10/05/21 01:59	4
1,2,4-Trichlorobenzene	ND		4.0	1.6	ug/L			10/05/21 01:59	4
1,2-Dibromo-3-Chloropropane	ND		4.0	1.6	ug/L			10/05/21 01:59	4
1,2-Dichlorobenzene	ND		4.0	3.2	ug/L			10/05/21 01:59	4
1,2-Dichloroethane	ND		4.0	0.84	ug/L			10/05/21 01:59	4
1,2-Dichloropropane	ND		4.0	2.9	ug/L			10/05/21 01:59	4
1,3-Dichlorobenzene	ND		4.0	3.1	ug/L			10/05/21 01:59	4
1,4-Dichlorobenzene	ND		4.0	3.4	ug/L			10/05/21 01:59	4
2-Butanone (MEK)	ND		40	5.3	ug/L			10/05/21 01:59	4
2-Hexanone	ND		20	5.0	ug/L			10/05/21 01:59	4
4-Methyl-2-pentanone (MIBK)	ND		20	8.4	ug/L			10/05/21 01:59	4
Acetone	ND		40	12	ug/L			10/05/21 01:59	4
Benzene	ND		4.0	1.6	ug/L			10/05/21 01:59	4
Bromodichloromethane	ND		4.0	1.6	ug/L			10/05/21 01:59	4
Bromoform	ND		4.0	1.0	ug/L			10/05/21 01:59	4
Bromomethane	ND		4.0	2.8	ug/L			10/05/21 01:59	4
Carbon disulfide	ND		4.0	0.76	ug/L			10/05/21 01:59	4
Carbon tetrachloride	ND		4.0	1.1	ug/L			10/05/21 01:59	4
Chlorobenzene	ND		4.0	3.0	ug/L			10/05/21 01:59	4
Dibromochloromethane	ND		4.0	1.3	ug/L			10/05/21 01:59	4
Chloroethane	ND		4.0	1.3	ug/L			10/05/21 01:59	4
Chloroform	ND		4.0	1.4	ug/L			10/05/21 01:59	4
Chloromethane	ND		4.0	1.4	ug/L			10/05/21 01:59	4

Client Sample ID: MW-01-OFF-2021

Lab Sample ID: 480-190000-3

Date Collected: 09/23/21 09:10
Date Received: 09/23/21 15:50

Matrix: Water

Method: 8260C - Volatile Organic Compounds by GC/MS (Continued)

Analyte	Result	Qualifier	RL	MDL	Unit	D	Prepared	Analyzed	Dil Fac
cis-1,2-Dichloroethene	ND		4.0	3.2	ug/L			10/05/21 01:59	4
cis-1,3-Dichloropropene	ND		4.0	1.4	ug/L			10/05/21 01:59	4
Cyclohexane	ND		4.0	0.72	ug/L			10/05/21 01:59	4
Dichlorodifluoromethane	ND		4.0	2.7	ug/L			10/05/21 01:59	4
Ethylbenzene	ND		4.0	3.0	ug/L			10/05/21 01:59	4
1,2-Dibromoethane	ND		4.0	2.9	ug/L			10/05/21 01:59	4
Isopropylbenzene	ND		4.0	3.2	ug/L			10/05/21 01:59	4
Methyl acetate	ND		10	5.2	ug/L			10/05/21 01:59	4
Methyl tert-butyl ether	ND		4.0	0.64	ug/L			10/05/21 01:59	4
Methylcyclohexane	ND		4.0	0.64	ug/L			10/05/21 01:59	4
Methylene Chloride	ND		4.0	1.8	ug/L			10/05/21 01:59	4
Styrene	ND		4.0	2.9	ug/L			10/05/21 01:59	4
Tetrachloroethene	**1.7**	**J**	4.0	1.4	ug/L			10/05/21 01:59	4
Toluene	ND		4.0	2.0	ug/L			10/05/21 01:59	4
trans-1,2-Dichloroethene	ND		4.0	3.6	ug/L			10/05/21 01:59	4
trans-1,3-Dichloropropene	ND		4.0	1.5	ug/L			10/05/21 01:59	4
Trichloroethene	ND		4.0	1.8	ug/L			10/05/21 01:59	4
Trichlorofluoromethane	ND		4.0	3.5	ug/L			10/05/21 01:59	4
Vinyl chloride	ND		4.0	3.6	ug/L			10/05/21 01:59	4
Xylenes, Total	ND		8.0	2.6	ug/L			10/05/21 01:59	4

Surrogate	*%Recovery*	*Qualifier*	*Limits*	*Prepared*	*Analyzed*	*Dil Fac*
Toluene-d8 (Surr)	*98*		*80 - 120*		*10/05/21 01:59*	*4*
1,2-Dichloroethane-d4 (Surr)	*101*		*77 - 120*		*10/05/21 01:59*	*4*
4-Bromofluorobenzene (Surr)	*102*		*73 - 120*		*10/05/21 01:59*	*4*
Dibromofluoromethane (Surr)	*103*		*75 - 123*		*10/05/21 01:59*	*4*

Client Sample ID: MW-4A-2021

Lab Sample ID: 480-190000-4

Date Collected: 09/23/21 09:25
Date Received: 09/23/21 15:50

Matrix: Water

Method: 8260C - Volatile Organic Compounds by GC/MS

Analyte	Result	Qualifier	RL	MDL	Unit	D	Prepared	Analyzed	Dil Fac
1,1,1-Trichloroethane	ND		1.0	0.82	ug/L			10/05/21 02:22	1
1,1,2,2-Tetrachloroethane	ND		1.0	0.21	ug/L			10/05/21 02:22	1
1,1,2-Trichloroethane	ND		1.0	0.23	ug/L			10/05/21 02:22	1
1,1,2-Trichloro-1,2,2-trifluoroethane	ND		1.0	0.31	ug/L			10/05/21 02:22	1
1,1-Dichloroethane	ND		1.0	0.38	ug/L			10/05/21 02:22	1
1,1-Dichloroethene	ND		1.0	0.29	ug/L			10/05/21 02:22	1
1,2,4-Trichlorobenzene	ND		1.0	0.41	ug/L			10/05/21 02:22	1
1,2-Dibromo-3-Chloropropane	ND		1.0	0.39	ug/L			10/05/21 02:22	1
1,2-Dichlorobenzene	ND		1.0	0.79	ug/L			10/05/21 02:22	1
1,2-Dichloroethane	ND		1.0	0.21	ug/L			10/05/21 02:22	1
1,2-Dichloropropane	ND		1.0	0.72	ug/L			10/05/21 02:22	1
1,3-Dichlorobenzene	ND		1.0	0.78	ug/L			10/05/21 02:22	1
1,4-Dichlorobenzene	ND		1.0	0.84	ug/L			10/05/21 02:22	1
2-Butanone (MEK)	ND		10	1.3	ug/L			10/05/21 02:22	1
2-Hexanone	ND		5.0	1.2	ug/L			10/05/21 02:22	1
4-Methyl-2-pentanone (MIBK)	ND		5.0	2.1	ug/L			10/05/21 02:22	1
Acetone	ND		10	3.0	ug/L			10/05/21 02:22	1

Client Sample ID: MW-4A-2021

Lab Sample ID: 480-190000-4

Date Collected: 09/23/21 09:25
Date Received: 09/23/21 15:50

Matrix: Water

Method: 8260C - Volatile Organic Compounds by GC/MS (Continued)

Analyte	Result	Qualifier	RL	MDL	Unit	D	Prepared	Analyzed	Dil Fac
Benzene	ND		1.0	0.41	ug/L			10/05/21 02:22	1
Bromodichloromethane	ND		1.0	0.39	ug/L			10/05/21 02:22	1
Bromoform	ND		1.0	0.26	ug/L			10/05/21 02:22	1
Bromomethane	ND		1.0	0.69	ug/L			10/05/21 02:22	1
Carbon disulfide	ND		1.0	0.19	ug/L			10/05/21 02:22	1
Carbon tetrachloride	ND		1.0	0.27	ug/L			10/05/21 02:22	1
Chlorobenzene	ND		1.0	0.75	ug/L			10/05/21 02:22	1
Dibromochloromethane	ND		1.0	0.32	ug/L			10/05/21 02:22	1
Chloroethane	ND		1.0	0.32	ug/L			10/05/21 02:22	1
Chloroform	ND		1.0	0.34	ug/L			10/05/21 02:22	1
Chloromethane	ND		1.0	0.35	ug/L			10/05/21 02:22	1
cis-1,2-Dichloroethene	ND		1.0	0.81	ug/L			10/05/21 02:22	1
cis-1,3-Dichloropropene	ND		1.0	0.36	ug/L			10/05/21 02:22	1
Cyclohexane	ND		1.0	0.18	ug/L			10/05/21 02:22	1
Dichlorodifluoromethane	ND		1.0	0.68	ug/L			10/05/21 02:22	1
Ethylbenzene	ND		1.0	0.74	ug/L			10/05/21 02:22	1
1,2-Dibromoethane	ND		1.0	0.73	ug/L			10/05/21 02:22	1
Isopropylbenzene	ND		1.0	0.79	ug/L			10/05/21 02:22	1
Methyl acetate	ND		2.5	1.3	ug/L			10/05/21 02:22	1
Methyl tert-butyl ether	ND		1.0	0.16	ug/L			10/05/21 02:22	1
Methylcyclohexane	ND		1.0	0.16	ug/L			10/05/21 02:22	1
Methylene Chloride	ND		1.0	0.44	ug/L			10/05/21 02:22	1
Styrene	ND		1.0	0.73	ug/L			10/05/21 02:22	1
Tetrachloroethene	**0.56**	**J**	1.0	0.36	ug/L			10/05/21 02:22	1
Toluene	ND		1.0	0.51	ug/L			10/05/21 02:22	1
trans-1,2-Dichloroethene	ND		1.0	0.90	ug/L			10/05/21 02:22	1
trans-1,3-Dichloropropene	ND		1.0	0.37	ug/L			10/05/21 02:22	1
Trichloroethene	ND		1.0	0.46	ug/L			10/05/21 02:22	1
Trichlorofluoromethane	ND		1.0	0.88	ug/L			10/05/21 02:22	1
Vinyl chloride	ND		1.0	0.90	ug/L			10/05/21 02:22	1
Xylenes, Total	ND		2.0	0.66	ug/L			10/05/21 02:22	1

Surrogate	*%Recovery*	*Qualifier*	*Limits*	*Prepared*	*Analyzed*	*Dil Fac*
Toluene-d8 (Surr)	*96*		*80 - 120*		*10/05/21 02:22*	*1*
1,2-Dichloroethane-d4 (Surr)	*105*		*77 - 120*		*10/05/21 02:22*	*1*
4-Bromofluorobenzene (Surr)	*94*		*73 - 120*		*10/05/21 02:22*	*1*
Dibromofluoromethane (Surr)	*102*		*75 - 123*		*10/05/21 02:22*	*1*

Client Sample ID: OU2-PZ-04-2021

Lab Sample ID: 480-190000-5

Date Collected: 09/23/21 10:20
Date Received: 09/23/21 15:50

Matrix: Water

Method: 8260C - Volatile Organic Compounds by GC/MS

Analyte	Result	Qualifier	RL	MDL	Unit	D	Prepared	Analyzed	Dil Fac
1,1,1-Trichloroethane	ND		40	33	ug/L			10/05/21 02:46	40
1,1,2,2-Tetrachloroethane	ND		40	8.4	ug/L			10/05/21 02:46	40
1,1,2-Trichloroethane	ND		40	9.2	ug/L			10/05/21 02:46	40
1,1,2-Trichloro-1,2,2-trifluoroethane	ND		40	12	ug/L			10/05/21 02:46	40
1,1-Dichloroethane	ND		40	15	ug/L			10/05/21 02:46	40
1,1-Dichloroethene	ND		40	12	ug/L			10/05/21 02:46	40

Client Sample ID: OU2-PZ-04-2021

Date Collected: 09/23/21 10:20
Date Received: 09/23/21 15:50

Lab Sample ID: 480-190000-5

Matrix: Water

Method: 8260C - Volatile Organic Compounds by GC/MS (Continued)

Analyte	Result	Qualifier	RL	MDL	Unit	D	Prepared	Analyzed	Dil Fac
1,2,4-Trichlorobenzene	ND		40	16	ug/L			10/05/21 02:46	40
1,2-Dibromo-3-Chloropropane	ND		40	16	ug/L			10/05/21 02:46	40
1,2-Dichlorobenzene	ND		40	32	ug/L			10/05/21 02:46	40
1,2-Dichloroethane	ND		40	8.4	ug/L			10/05/21 02:46	40
1,2-Dichloropropane	ND		40	29	ug/L			10/05/21 02:46	40
1,3-Dichlorobenzene	ND		40	31	ug/L			10/05/21 02:46	40
1,4-Dichlorobenzene	ND		40	34	ug/L			10/05/21 02:46	40
2-Butanone (MEK)	ND		400	53	ug/L			10/05/21 02:46	40
2-Hexanone	ND		200	50	ug/L			10/05/21 02:46	40
4-Methyl-2-pentanone (MIBK)	ND		200	84	ug/L			10/05/21 02:46	40
Acetone	ND		400	120	ug/L			10/05/21 02:46	40
Benzene	ND		40	16	ug/L			10/05/21 02:46	40
Bromodichloromethane	ND		40	16	ug/L			10/05/21 02:46	40
Bromoform	ND		40	10	ug/L			10/05/21 02:46	40
Bromomethane	ND		40	28	ug/L			10/05/21 02:46	40
Carbon disulfide	ND		40	7.6	ug/L			10/05/21 02:46	40
Carbon tetrachloride	ND		40	11	ug/L			10/05/21 02:46	40
Chlorobenzene	ND		40	30	ug/L			10/05/21 02:46	40
Dibromochloromethane	ND		40	13	ug/L			10/05/21 02:46	40
Chloroethane	ND		40	13	ug/L			10/05/21 02:46	40
Chloroform	ND		40	14	ug/L			10/05/21 02:46	40
Chloromethane	ND		40	14	ug/L			10/05/21 02:46	40
cis-1,2-Dichloroethene	ND		40	32	ug/L			10/05/21 02:46	40
cis-1,3-Dichloropropene	ND		40	14	ug/L			10/05/21 02:46	40
Cyclohexane	**330**		40	7.2	ug/L			10/05/21 02:46	40
Dichlorodifluoromethane	ND		40	27	ug/L			10/05/21 02:46	40
Ethylbenzene	ND		40	30	ug/L			10/05/21 02:46	40
1,2-Dibromoethane	ND		40	29	ug/L			10/05/21 02:46	40
Isopropylbenzene	ND		40	32	ug/L			10/05/21 02:46	40
Methyl acetate	ND		100	52	ug/L			10/05/21 02:46	40
Methyl tert-butyl ether	ND		40	6.4	ug/L			10/05/21 02:46	40
Methylcyclohexane	**350**		40	6.4	ug/L			10/05/21 02:46	40
Methylene Chloride	ND		40	18	ug/L			10/05/21 02:46	40
Styrene	ND		40	29	ug/L			10/05/21 02:46	40
Tetrachloroethene	ND		40	14	ug/L			10/05/21 02:46	40
Toluene	ND		40	20	ug/L			10/05/21 02:46	40
trans-1,2-Dichloroethene	ND		40	36	ug/L			10/05/21 02:46	40
trans-1,3-Dichloropropene	ND		40	15	ug/L			10/05/21 02:46	40
Trichloroethene	ND		40	18	ug/L			10/05/21 02:46	40
Trichlorofluoromethane	ND		40	35	ug/L			10/05/21 02:46	40
Vinyl chloride	ND		40	36	ug/L			10/05/21 02:46	40
Xylenes, Total	**28**	**J**	80	26	ug/L			10/05/21 02:46	40

Surrogate	*%Recovery*	*Qualifier*	*Limits*	*Prepared*	*Analyzed*	*Dil Fac*
Toluene-d8 (Surr)	*100*		*80 - 120*		*10/05/21 02:46*	*40*
1,2-Dichloroethane-d4 (Surr)	*106*		*77 - 120*		*10/05/21 02:46*	*40*
4-Bromofluorobenzene (Surr)	*96*		*73 - 120*		*10/05/21 02:46*	*40*
Dibromofluoromethane (Surr)	*104*		*75 - 123*		*10/05/21 02:46*	*40*

Client Sample Results

Client: New York State D.E.C.
Project/Site: Staubs Textile #828160

Job ID: 480-190000-1

Client Sample ID: PZ-06-2021

Date Collected: 09/23/21 11:10
Date Received: 09/23/21 15:50

Lab Sample ID: 480-190000-6

Matrix: Water

Method: 8260C - Volatile Organic Compounds by GC/MS

Analyte	Result	Qualifier	RL	MDL	Unit	D	Prepared	Analyzed	Dil Fac
1,1,1-Trichloroethane	ND		1.0	0.82	ug/L			10/05/21 03:09	1
1,1,2,2-Tetrachloroethane	ND		1.0	0.21	ug/L			10/05/21 03:09	1
1,1,2-Trichloroethane	ND		1.0	0.23	ug/L			10/05/21 03:09	1
1,1,2-Trichloro-1,2,2-trifluoroethane	ND		1.0	0.31	ug/L			10/05/21 03:09	1
1,1-Dichloroethane	ND		1.0	0.38	ug/L			10/05/21 03:09	1
1,1-Dichloroethene	ND		1.0	0.29	ug/L			10/05/21 03:09	1
1,2,4-Trichlorobenzene	ND		1.0	0.41	ug/L			10/05/21 03:09	1
1,2-Dibromo-3-Chloropropane	ND		1.0	0.39	ug/L			10/05/21 03:09	1
1,2-Dichlorobenzene	ND		1.0	0.79	ug/L			10/05/21 03:09	1
1,2-Dichloroethane	ND		1.0	0.21	ug/L			10/05/21 03:09	1
1,2-Dichloropropane	ND		1.0	0.72	ug/L			10/05/21 03:09	1
1,3-Dichlorobenzene	ND		1.0	0.78	ug/L			10/05/21 03:09	1
1,4-Dichlorobenzene	ND		1.0	0.84	ug/L			10/05/21 03:09	1
2-Butanone (MEK)	ND		10	1.3	ug/L			10/05/21 03:09	1
2-Hexanone	ND		5.0	1.2	ug/L			10/05/21 03:09	1
4-Methyl-2-pentanone (MIBK)	ND		5.0	2.1	ug/L			10/05/21 03:09	1
Acetone	ND		10	3.0	ug/L			10/05/21 03:09	1
Benzene	ND		1.0	0.41	ug/L			10/05/21 03:09	1
Bromodichloromethane	ND		1.0	0.39	ug/L			10/05/21 03:09	1
Bromoform	ND		1.0	0.26	ug/L			10/05/21 03:09	1
Bromomethane	ND		1.0	0.69	ug/L			10/05/21 03:09	1
Carbon disulfide	ND		1.0	0.19	ug/L			10/05/21 03:09	1
Carbon tetrachloride	ND		1.0	0.27	ug/L			10/05/21 03:09	1
Chlorobenzene	ND		1.0	0.75	ug/L			10/05/21 03:09	1
Dibromochloromethane	ND		1.0	0.32	ug/L			10/05/21 03:09	1
Chloroethane	ND		1.0	0.32	ug/L			10/05/21 03:09	1
Chloroform	**2.8**		1.0	0.34	ug/L			10/05/21 03:09	1
Chloromethane	ND		1.0	0.35	ug/L			10/05/21 03:09	1
cis-1,2-Dichloroethene	**8.7**		1.0	0.81	ug/L			10/05/21 03:09	1
cis-1,3-Dichloropropene	ND		1.0	0.36	ug/L			10/05/21 03:09	1
Cyclohexane	ND		1.0	0.18	ug/L			10/05/21 03:09	1
Dichlorodifluoromethane	ND		1.0	0.68	ug/L			10/05/21 03:09	1
Ethylbenzene	ND		1.0	0.74	ug/L			10/05/21 03:09	1
1,2-Dibromoethane	ND		1.0	0.73	ug/L			10/05/21 03:09	1
Isopropylbenzene	ND		1.0	0.79	ug/L			10/05/21 03:09	1
Methyl acetate	ND		2.5	1.3	ug/L			10/05/21 03:09	1
Methyl tert-butyl ether	ND		1.0	0.16	ug/L			10/05/21 03:09	1
Methylcyclohexane	ND		1.0	0.16	ug/L			10/05/21 03:09	1
Methylene Chloride	ND		1.0	0.44	ug/L			10/05/21 03:09	1
Styrene	ND		1.0	0.73	ug/L			10/05/21 03:09	1
Tetrachloroethene	**19**		1.0	0.36	ug/L			10/05/21 03:09	1
Toluene	ND		1.0	0.51	ug/L			10/05/21 03:09	1
trans-1,2-Dichloroethene	ND		1.0	0.90	ug/L			10/05/21 03:09	1
trans-1,3-Dichloropropene	ND		1.0	0.37	ug/L			10/05/21 03:09	1
Trichloroethene	**0.74**	**J**	1.0	0.46	ug/L			10/05/21 03:09	1
Trichlorofluoromethane	ND		1.0	0.88	ug/L			10/05/21 03:09	1
Vinyl chloride	ND		1.0	0.90	ug/L			10/05/21 03:09	1
Xylenes, Total	ND		2.0	0.66	ug/L			10/05/21 03:09	1

Client Sample ID: PZ-06-2021

Lab Sample ID: 480-190000-6

Date Collected: 09/23/21 11:10
Matrix: Water
Date Received: 09/23/21 15:50

Surrogate	*%Recovery*	*Qualifier*	*Limits*	*Prepared*	*Analyzed*	*Dil Fac*
Toluene-d8 (Surr)	*96*		*80 - 120*		*10/05/21 03:09*	*1*
1,2-Dichloroethane-d4 (Surr)	*106*		*77 - 120*		*10/05/21 03:09*	*1*
4-Bromofluorobenzene (Surr)	*95*		*73 - 120*		*10/05/21 03:09*	*1*
Dibromofluoromethane (Surr)	*106*		*75 - 123*		*10/05/21 03:09*	*1*

Client Sample ID: OU2-PZ-02-2021

Lab Sample ID: 480-190000-7

Date Collected: 09/23/21 12:45
Matrix: Water
Date Received: 09/23/21 15:50

Method: 8260C - Volatile Organic Compounds by GC/MS

Analyte	Result	Qualifier	RL	MDL	Unit	D	Prepared	Analyzed	Dil Fac
1,1,1-Trichloroethane	ND		5.0	4.1	ug/L			10/05/21 03:32	5
1,1,2,2-Tetrachloroethane	ND		5.0	1.1	ug/L			10/05/21 03:32	5
1,1,2-Trichloroethane	ND		5.0	1.2	ug/L			10/05/21 03:32	5
1,1,2-Trichloro-1,2,2-trifluoroethane	ND		5.0	1.6	ug/L			10/05/21 03:32	5
1,1-Dichloroethane	ND		5.0	1.9	ug/L			10/05/21 03:32	5
1,1-Dichloroethene	ND		5.0	1.5	ug/L			10/05/21 03:32	5
1,2,4-Trichlorobenzene	ND		5.0	2.1	ug/L			10/05/21 03:32	5
1,2-Dibromo-3-Chloropropane	ND		5.0	2.0	ug/L			10/05/21 03:32	5
1,2-Dichlorobenzene	ND		5.0	4.0	ug/L			10/05/21 03:32	5
1,2-Dichloroethane	ND		5.0	1.1	ug/L			10/05/21 03:32	5
1,2-Dichloropropane	ND		5.0	3.6	ug/L			10/05/21 03:32	5
1,3-Dichlorobenzene	ND		5.0	3.9	ug/L			10/05/21 03:32	5
1,4-Dichlorobenzene	ND		5.0	4.2	ug/L			10/05/21 03:32	5
2-Butanone (MEK)	ND		50	6.6	ug/L			10/05/21 03:32	5
2-Hexanone	ND		25	6.2	ug/L			10/05/21 03:32	5
4-Methyl-2-pentanone (MIBK)	ND		25	11	ug/L			10/05/21 03:32	5
Acetone	ND		50	15	ug/L			10/05/21 03:32	5
Benzene	ND		5.0	2.1	ug/L			10/05/21 03:32	5
Bromodichloromethane	ND		5.0	2.0	ug/L			10/05/21 03:32	5
Bromoform	ND		5.0	1.3	ug/L			10/05/21 03:32	5
Bromomethane	ND		5.0	3.5	ug/L			10/05/21 03:32	5
Carbon disulfide	ND		5.0	0.95	ug/L			10/05/21 03:32	5
Carbon tetrachloride	ND		5.0	1.4	ug/L			10/05/21 03:32	5
Chlorobenzene	ND		5.0	3.8	ug/L			10/05/21 03:32	5
Dibromochloromethane	ND		5.0	1.6	ug/L			10/05/21 03:32	5
Chloroethane	ND		5.0	1.6	ug/L			10/05/21 03:32	5
Chloroform	ND		5.0	1.7	ug/L			10/05/21 03:32	5
Chloromethane	ND		5.0	1.8	ug/L			10/05/21 03:32	5
cis-1,2-Dichloroethene	ND		5.0	4.1	ug/L			10/05/21 03:32	5
cis-1,3-Dichloropropene	ND		5.0	1.8	ug/L			10/05/21 03:32	5
Cyclohexane	**79**		5.0	0.90	ug/L			10/05/21 03:32	5
Dichlorodifluoromethane	ND		5.0	3.4	ug/L			10/05/21 03:32	5
Ethylbenzene	**16**		5.0	3.7	ug/L			10/05/21 03:32	5
1,2-Dibromoethane	ND		5.0	3.7	ug/L			10/05/21 03:32	5
Isopropylbenzene	**33**		5.0	4.0	ug/L			10/05/21 03:32	5
Methyl acetate	ND		13	6.5	ug/L			10/05/21 03:32	5
Methyl tert-butyl ether	ND		5.0	0.80	ug/L			10/05/21 03:32	5
Methylcyclohexane	**31**		5.0	0.80	ug/L			10/05/21 03:32	5
Methylene Chloride	ND		5.0	2.2	ug/L			10/05/21 03:32	5

Client Sample ID: OU2-PZ-02-2021

Lab Sample ID: 480-190000-7

Date Collected: 09/23/21 12:45
Matrix: Water
Date Received: 09/23/21 15:50

Method: 8260C - Volatile Organic Compounds by GC/MS (Continued)

Analyte	Result	Qualifier	RL	MDL	Unit	D	Prepared	Analyzed	Dil Fac
Styrene	ND		5.0	3.7	ug/L			10/05/21 03:32	5
Tetrachloroethene	ND		5.0	1.8	ug/L			10/05/21 03:32	5
Toluene	ND		5.0	2.6	ug/L			10/05/21 03:32	5
trans-1,2-Dichloroethene	ND		5.0	4.5	ug/L			10/05/21 03:32	5
trans-1,3-Dichloropropene	ND		5.0	1.9	ug/L			10/05/21 03:32	5
Trichloroethene	ND		5.0	2.3	ug/L			10/05/21 03:32	5
Trichlorofluoromethane	ND		5.0	4.4	ug/L			10/05/21 03:32	5
Vinyl chloride	ND		5.0	4.5	ug/L			10/05/21 03:32	5
Xylenes, Total	ND		10	3.3	ug/L			10/05/21 03:32	5

Surrogate	*%Recovery*	*Qualifier*	*Limits*	*Prepared*	*Analyzed*	*Dil Fac*
Toluene-d8 (Surr)	*100*		*80 - 120*		*10/05/21 03:32*	*5*
1,2-Dichloroethane-d4 (Surr)	*102*		*77 - 120*		*10/05/21 03:32*	*5*
4-Bromofluorobenzene (Surr)	*97*		*73 - 120*		*10/05/21 03:32*	*5*
Dibromofluoromethane (Surr)	*102*		*75 - 123*		*10/05/21 03:32*	*5*

Client Sample ID: IDW-2021023

Lab Sample ID: 480-190000-8

Date Collected: 09/23/21 13:20
Matrix: Water
Date Received: 09/23/21 15:50

Method: 8260C - Volatile Organic Compounds by GC/MS

Analyte	Result	Qualifier	RL	MDL	Unit	D	Prepared	Analyzed	Dil Fac
1,1,1-Trichloroethane	ND		1000	820	ug/L			10/05/21 03:55	1000
1,1,2,2-Tetrachloroethane	ND		1000	210	ug/L			10/05/21 03:55	1000
1,1,2-Trichloroethane	ND		1000	230	ug/L			10/05/21 03:55	1000
1,1,2-Trichloro-1,2,2-trifluoroethane	ND		1000	310	ug/L			10/05/21 03:55	1000
1,1-Dichloroethane	ND		1000	380	ug/L			10/05/21 03:55	1000
1,1-Dichloroethene	ND		1000	290	ug/L			10/05/21 03:55	1000
1,2,4-Trichlorobenzene	ND		1000	410	ug/L			10/05/21 03:55	1000
1,2-Dibromo-3-Chloropropane	ND		1000	390	ug/L			10/05/21 03:55	1000
1,2-Dichlorobenzene	ND		1000	790	ug/L			10/05/21 03:55	1000
1,2-Dichloroethane	ND		1000	210	ug/L			10/05/21 03:55	1000
1,2-Dichloropropane	ND		1000	720	ug/L			10/05/21 03:55	1000
1,3-Dichlorobenzene	ND		1000	780	ug/L			10/05/21 03:55	1000
1,4-Dichlorobenzene	ND		1000	840	ug/L			10/05/21 03:55	1000
2-Butanone (MEK)	ND		10000	1300	ug/L			10/05/21 03:55	1000
2-Hexanone	ND		5000	1200	ug/L			10/05/21 03:55	1000
4-Methyl-2-pentanone (MIBK)	ND		5000	2100	ug/L			10/05/21 03:55	1000
Acetone	ND		10000	3000	ug/L			10/05/21 03:55	1000
Benzene	ND		1000	410	ug/L			10/05/21 03:55	1000
Bromodichloromethane	ND		1000	390	ug/L			10/05/21 03:55	1000
Bromoform	ND		1000	260	ug/L			10/05/21 03:55	1000
Bromomethane	ND		1000	690	ug/L			10/05/21 03:55	1000
Carbon disulfide	ND		1000	190	ug/L			10/05/21 03:55	1000
Carbon tetrachloride	ND		1000	270	ug/L			10/05/21 03:55	1000
Chlorobenzene	ND		1000	750	ug/L			10/05/21 03:55	1000
Dibromochloromethane	ND		1000	320	ug/L			10/05/21 03:55	1000
Chloroethane	ND		1000	320	ug/L			10/05/21 03:55	1000
Chloroform	ND		1000	340	ug/L			10/05/21 03:55	1000
Chloromethane	ND		1000	350	ug/L			10/05/21 03:55	1000

Client Sample ID: IDW-2021023

Date Collected: 09/23/21 13:20
Date Received: 09/23/21 15:50

Lab Sample ID: 480-190000-8

Matrix: Water

Method: 8260C - Volatile Organic Compounds by GC/MS (Continued)

Analyte	Result	Qualifier	RL	MDL	Unit	D	Prepared	Analyzed	Dil Fac
cis-1,2-Dichloroethene	**10000**		1000	810	ug/L			10/05/21 03:55	1000
cis-1,3-Dichloropropene	ND		1000	360	ug/L			10/05/21 03:55	1000
Cyclohexane	ND		1000	180	ug/L			10/05/21 03:55	1000
Dichlorodifluoromethane	ND		1000	680	ug/L			10/05/21 03:55	1000
Ethylbenzene	ND		1000	740	ug/L			10/05/21 03:55	1000
1,2-Dibromoethane	ND		1000	730	ug/L			10/05/21 03:55	1000
Isopropylbenzene	ND		1000	790	ug/L			10/05/21 03:55	1000
Methyl acetate	ND		2500	1300	ug/L			10/05/21 03:55	1000
Methyl tert-butyl ether	ND		1000	160	ug/L			10/05/21 03:55	1000
Methylcyclohexane	ND		1000	160	ug/L			10/05/21 03:55	1000
Methylene Chloride	ND		1000	440	ug/L			10/05/21 03:55	1000
Styrene	ND		1000	730	ug/L			10/05/21 03:55	1000
Tetrachloroethene	**46000**		1000	360	ug/L			10/05/21 03:55	1000
Toluene	ND		1000	510	ug/L			10/05/21 03:55	1000
trans-1,2-Dichloroethene	ND		1000	900	ug/L			10/05/21 03:55	1000
trans-1,3-Dichloropropene	ND		1000	370	ug/L			10/05/21 03:55	1000
Trichloroethene	**3500**		1000	460	ug/L			10/05/21 03:55	1000
Trichlorofluoromethane	ND		1000	880	ug/L			10/05/21 03:55	1000
Vinyl chloride	ND		1000	900	ug/L			10/05/21 03:55	1000
Xylenes, Total	ND		2000	660	ug/L			10/05/21 03:55	1000

Surrogate	*%Recovery*	*Qualifier*	*Limits*	*Prepared*	*Analyzed*	*Dil Fac*
Toluene-d8 (Surr)	*98*		*80 - 120*		*10/05/21 03:55*	*1000*
1,2-Dichloroethane-d4 (Surr)	*98*		*77 - 120*		*10/05/21 03:55*	*1000*
4-Bromofluorobenzene (Surr)	*94*		*73 - 120*		*10/05/21 03:55*	*1000*
Dibromofluoromethane (Surr)	*98*		*75 - 123*		*10/05/21 03:55*	*1000*

Method: 6010C - Metals (ICP)

Analyte	Result	Qualifier	RL	MDL	Unit	D	Prepared	Analyzed	Dil Fac
Aluminum	**3.9**	**B**	0.20	0.060	mg/L		09/27/21 09:54	09/27/21 22:57	1
Antimony	**0.014**	**J**	0.020	0.0068	mg/L		09/27/21 09:54	09/27/21 22:57	1
Arsenic	ND		0.015	0.0056	mg/L		09/27/21 09:54	09/27/21 22:57	1
Barium	**0.16**		0.0020	0.00070	mg/L		09/27/21 09:54	09/27/21 22:57	1
Beryllium	ND		0.0020	0.00030	mg/L		09/27/21 09:54	09/27/21 22:57	1
Cadmium	**0.00091**	**J**	0.0020	0.00050	mg/L		09/27/21 09:54	09/27/21 22:57	1
Calcium	**166**		0.50	0.10	mg/L		09/27/21 09:54	09/27/21 22:57	1
Chromium	**0.035**		0.0040	0.0010	mg/L		09/27/21 09:54	09/27/21 22:57	1
Cobalt	**0.0029**	**J**	0.0040	0.00063	mg/L		09/27/21 09:54	09/27/21 22:57	1
Copper	**0.061**		0.010	0.0016	mg/L		09/27/21 09:54	09/27/21 22:57	1
Iron	**50.7**		0.050	0.019	mg/L		09/27/21 09:54	09/27/21 22:57	1
Lead	**0.014**		0.010	0.0030	mg/L		09/27/21 09:54	09/27/21 22:57	1
Magnesium	**72.3**		0.20	0.043	mg/L		09/27/21 09:54	09/27/21 22:57	1
Manganese	**0.34**	**B**	0.0030	0.00040	mg/L		09/27/21 09:54	09/27/21 22:57	1
Nickel	**0.024**		0.010	0.0013	mg/L		09/27/21 09:54	09/27/21 22:57	1
Potassium	**7.8**		0.50	0.10	mg/L		09/27/21 09:54	09/27/21 22:57	1
Selenium	ND		0.025	0.0087	mg/L		09/27/21 09:54	09/27/21 22:57	1
Silver	ND		0.0060	0.0017	mg/L		09/27/21 09:54	09/27/21 22:57	1
Sodium	**327**		1.0	0.32	mg/L		09/27/21 09:54	09/27/21 22:57	1
Thallium	ND		0.020	0.010	mg/L		09/27/21 09:54	09/27/21 22:57	1
Vanadium	**0.0060**		0.0050	0.0015	mg/L		09/27/21 09:54	09/27/21 22:57	1

Client Sample Results

Client: New York State D.E.C.
Project/Site: Staubs Textile #828160

Job ID: 480-190000-1

Client Sample ID: IDW-2021023

Date Collected: 09/23/21 13:20
Date Received: 09/23/21 15:50

Lab Sample ID: 480-190000-8

Matrix: Water

Method: 6010C - Metals (ICP) (Continued)

Analyte	Result	Qualifier	RL	MDL	Unit	D	Prepared	Analyzed	Dil Fac
Zinc	0.065	B	0.010	0.0015	mg/L		09/27/21 09:54	09/27/21 22:57	1

Method: 7470A - Mercury (CVAA)

Analyte	Result	Qualifier	RL	MDL	Unit	D	Prepared	Analyzed	Dil Fac
Mercury	ND		0.00020	0.000043	mg/L		09/27/21 13:25	09/27/21 16:57	1

General Chemistry

Analyte	Result	Qualifier	RL	RL	Unit	D	Prepared	Analyzed	Dil Fac
pH	7.47	HF	0.100	0.100	SU			09/28/21 15:17	1
Temperature	18.9	HF	0.00100	0.00100	Degrees C			09/28/21 15:17	1

Surrogate Summary

Client: New York State D.E.C.
Project/Site: Staubs Textile #828160

Job ID: 480-190000-1

Method: 8260C - Volatile Organic Compounds by GC/MS

Matrix: Water **Prep Type: Total/NA**

		Percent Surrogate Recovery (Acceptance Limits)			
		TOL	DCA	BFB	DBFM
Lab Sample ID	Client Sample ID	(80-120)	(77-120)	(73-120)	(75-123)
480-190000-1	TB-20210923	101	103	99	110
480-190000-2	RB-20210922	97	105	105	102
480-190000-3	MW-01-OFF-2021	98	101	102	103
480-190000-4	MW-4A-2021	96	105	94	102
480-190000-5	OU2-PZ-04-2021	100	106	96	104
480-190000-6	PZ-06-2021	96	106	95	106
480-190000-7	OU2-PZ-02-2021	100	102	97	102
480-190000-8	IDW-2021023	98	98	94	98
LCS 480-598947/6	Lab Control Sample	101	96	102	99
MB 480-598947/8	Method Blank	100	103	99	102

Surrogate Legend

TOL = Toluene-d8 (Surr)
DCA = 1,2-Dichloroethane-d4 (Surr)
BFB = 4-Bromofluorobenzene (Surr)
DBFM = Dibromofluoromethane (Surr)

Method: 8260C - Volatile Organic Compounds by GC/MS

Lab Sample ID: MB 480-598947/8
Matrix: Water
Analysis Batch: 598947

Client Sample ID: Method Blank
Prep Type: Total/NA

Analyte	MB Result	MB Qualifier	RL	MDL	Unit	D	Prepared	Analyzed	Dil Fac
1,1,1-Trichloroethane	ND		1.0	0.82	ug/L			10/05/21 00:26	1
1,1,2,2-Tetrachloroethane	ND		1.0	0.21	ug/L			10/05/21 00:26	1
1,1,2-Trichloroethane	ND		1.0	0.23	ug/L			10/05/21 00:26	1
1,1,2-Trichloro-1,2,2-trifluoroethane	ND		1.0	0.31	ug/L			10/05/21 00:26	1
1,1-Dichloroethane	ND		1.0	0.38	ug/L			10/05/21 00:26	1
1,1-Dichloroethene	ND		1.0	0.29	ug/L			10/05/21 00:26	1
1,2,4-Trichlorobenzene	ND		1.0	0.41	ug/L			10/05/21 00:26	1
1,2-Dibromo-3-Chloropropane	ND		1.0	0.39	ug/L			10/05/21 00:26	1
1,2-Dichlorobenzene	ND		1.0	0.79	ug/L			10/05/21 00:26	1
1,2-Dichloroethane	ND		1.0	0.21	ug/L			10/05/21 00:26	1
1,2-Dichloropropane	ND		1.0	0.72	ug/L			10/05/21 00:26	1
1,3-Dichlorobenzene	ND		1.0	0.78	ug/L			10/05/21 00:26	1
1,4-Dichlorobenzene	ND		1.0	0.84	ug/L			10/05/21 00:26	1
2-Butanone (MEK)	ND		10	1.3	ug/L			10/05/21 00:26	1
2-Hexanone	ND		5.0	1.2	ug/L			10/05/21 00:26	1
4-Methyl-2-pentanone (MIBK)	ND		5.0	2.1	ug/L			10/05/21 00:26	1
Acetone	ND		10	3.0	ug/L			10/05/21 00:26	1
Benzene	ND		1.0	0.41	ug/L			10/05/21 00:26	1
Bromodichloromethane	ND		1.0	0.39	ug/L			10/05/21 00:26	1
Bromoform	ND		1.0	0.26	ug/L			10/05/21 00:26	1
Bromomethane	ND		1.0	0.69	ug/L			10/05/21 00:26	1
Carbon disulfide	ND		1.0	0.19	ug/L			10/05/21 00:26	1
Carbon tetrachloride	ND		1.0	0.27	ug/L			10/05/21 00:26	1
Chlorobenzene	ND		1.0	0.75	ug/L			10/05/21 00:26	1
Dibromochloromethane	ND		1.0	0.32	ug/L			10/05/21 00:26	1
Chloroethane	ND		1.0	0.32	ug/L			10/05/21 00:26	1
Chloroform	ND		1.0	0.34	ug/L			10/05/21 00:26	1
Chloromethane	ND		1.0	0.35	ug/L			10/05/21 00:26	1
cis-1,2-Dichloroethene	ND		1.0	0.81	ug/L			10/05/21 00:26	1
cis-1,3-Dichloropropene	ND		1.0	0.36	ug/L			10/05/21 00:26	1
Cyclohexane	ND		1.0	0.18	ug/L			10/05/21 00:26	1
Dichlorodifluoromethane	ND		1.0	0.68	ug/L			10/05/21 00:26	1
Ethylbenzene	ND		1.0	0.74	ug/L			10/05/21 00:26	1
1,2-Dibromoethane	ND		1.0	0.73	ug/L			10/05/21 00:26	1
Isopropylbenzene	ND		1.0	0.79	ug/L			10/05/21 00:26	1
Methyl acetate	ND		2.5	1.3	ug/L			10/05/21 00:26	1
Methyl tert-butyl ether	ND		1.0	0.16	ug/L			10/05/21 00:26	1
Methylcyclohexane	ND		1.0	0.16	ug/L			10/05/21 00:26	1
Methylene Chloride	ND		1.0	0.44	ug/L			10/05/21 00:26	1
Styrene	ND		1.0	0.73	ug/L			10/05/21 00:26	1
Tetrachloroethene	ND		1.0	0.36	ug/L			10/05/21 00:26	1
Toluene	ND		1.0	0.51	ug/L			10/05/21 00:26	1
trans-1,2-Dichloroethene	ND		1.0	0.90	ug/L			10/05/21 00:26	1
trans-1,3-Dichloropropene	ND		1.0	0.37	ug/L			10/05/21 00:26	1
Trichloroethene	ND		1.0	0.46	ug/L			10/05/21 00:26	1
Trichlorofluoromethane	ND		1.0	0.88	ug/L			10/05/21 00:26	1
Vinyl chloride	ND		1.0	0.90	ug/L			10/05/21 00:26	1
Xylenes, Total	ND		2.0	0.66	ug/L			10/05/21 00:26	1

Method: 8260C - Volatile Organic Compounds by GC/MS (Continued)

Lab Sample ID: MB 480-598947/8
Matrix: Water
Analysis Batch: 598947

Client Sample ID: Method Blank
Prep Type: Total/NA

Surrogate	MB %Recovery	MB Qualifier	Limits	Prepared	Analyzed	Dil Fac
Toluene-d8 (Surr)	100		80 - 120		10/05/21 00:26	1
1,2-Dichloroethane-d4 (Surr)	103		77 - 120		10/05/21 00:26	1
4-Bromofluorobenzene (Surr)	99		73 - 120		10/05/21 00:26	1
Dibromofluoromethane (Surr)	102		75 - 123		10/05/21 00:26	1

Lab Sample ID: LCS 480-598947/6
Matrix: Water
Analysis Batch: 598947

Client Sample ID: Lab Control Sample
Prep Type: Total/NA

Analyte	Spike Added	LCS Result	LCS Qualifier	Unit	D	%Rec	%Rec. Limits
1,1,1-Trichloroethane	25.0	24.5		ug/L		98	73 - 126
1,1,2,2-Tetrachloroethane	25.0	23.6		ug/L		95	76 - 120
1,1,2-Trichloroethane	25.0	23.4		ug/L		94	76 - 122
1,1,2-Trichloro-1,2,2-trifluoroethane	25.0	20.5		ug/L		82	61 - 148
1,1-Dichloroethane	25.0	22.6		ug/L		91	77 - 120
1,1-Dichloroethene	25.0	21.6		ug/L		86	66 - 127
1,2,4-Trichlorobenzene	25.0	24.7		ug/L		99	79 - 122
1,2-Dibromo-3-Chloropropane	25.0	26.1		ug/L		105	56 - 134
1,2-Dichlorobenzene	25.0	24.4		ug/L		98	80 - 124
1,2-Dichloroethane	25.0	22.2		ug/L		89	75 - 120
1,2-Dichloropropane	25.0	22.2		ug/L		89	76 - 120
1,3-Dichlorobenzene	25.0	24.5		ug/L		98	77 - 120
1,4-Dichlorobenzene	25.0	24.5		ug/L		98	80 - 120
2-Butanone (MEK)	125	110		ug/L		88	57 - 140
2-Hexanone	125	116		ug/L		93	65 - 127
4-Methyl-2-pentanone (MIBK)	125	115		ug/L		92	71 - 125
Acetone	125	112		ug/L		89	56 - 142
Benzene	25.0	22.0		ug/L		88	71 - 124
Bromodichloromethane	25.0	24.3		ug/L		97	80 - 122
Bromoform	25.0	28.9		ug/L		116	61 - 132
Bromomethane	25.0	20.2		ug/L		81	55 - 144
Carbon disulfide	25.0	22.3		ug/L		89	59 - 134
Carbon tetrachloride	25.0	28.3		ug/L		113	72 - 134
Chlorobenzene	25.0	22.8		ug/L		91	80 - 120
Dibromochloromethane	25.0	28.9		ug/L		116	75 - 125
Chloroethane	25.0	21.1		ug/L		84	69 - 136
Chloroform	25.0	21.5		ug/L		86	73 - 127
Chloromethane	25.0	20.4		ug/L		82	68 - 124
cis-1,2-Dichloroethene	25.0	22.9		ug/L		92	74 - 124
cis-1,3-Dichloropropene	25.0	24.4		ug/L		97	74 - 124
Cyclohexane	25.0	21.5		ug/L		86	59 - 135
Dichlorodifluoromethane	25.0	22.6		ug/L		90	59 - 135
Ethylbenzene	25.0	22.7		ug/L		91	77 - 123
1,2-Dibromoethane	25.0	23.1		ug/L		93	77 - 120
Isopropylbenzene	25.0	24.1		ug/L		97	77 - 122
Methyl acetate	50.0	43.5		ug/L		87	74 - 133
Methyl tert-butyl ether	25.0	22.7		ug/L		91	77 - 120
Methylcyclohexane	25.0	21.6		ug/L		86	68 - 134

Method: 8260C - Volatile Organic Compounds by GC/MS (Continued)

Lab Sample ID: LCS 480-598947/6
Matrix: Water
Analysis Batch: 598947

Client Sample ID: Lab Control Sample
Prep Type: Total/NA

Analyte	Spike Added	LCS Result	LCS Qualifier	Unit	D	%Rec	%Rec. Limits
Methylene Chloride	25.0	23.7		ug/L		95	75 - 124
Styrene	25.0	24.2		ug/L		97	80 - 120
Tetrachloroethene	25.0	22.8		ug/L		91	74 - 122
Toluene	25.0	22.9		ug/L		92	80 - 122
trans-1,2-Dichloroethene	25.0	23.0		ug/L		92	73 - 127
trans-1,3-Dichloropropene	25.0	24.9		ug/L		100	80 - 120
Trichloroethene	25.0	22.7		ug/L		91	74 - 123
Trichlorofluoromethane	25.0	19.7		ug/L		79	62 - 150
Vinyl chloride	25.0	20.2		ug/L		81	65 - 133

Surrogate	*LCS %Recovery*	*LCS Qualifier*	*Limits*
Toluene-d8 (Surr)	*101*		*80 - 120*
1,2-Dichloroethane-d4 (Surr)	*96*		*77 - 120*
4-Bromofluorobenzene (Surr)	*102*		*73 - 120*
Dibromofluoromethane (Surr)	*99*		*75 - 123*

Method: 6010C - Metals (ICP)

Lab Sample ID: MB 480-597955/1-A
Matrix: Water
Analysis Batch: 598157

Client Sample ID: Method Blank
Prep Type: Total/NA
Prep Batch: 597955

Analyte	MB Result	MB Qualifier	RL	MDL	Unit	D	Prepared	Analyzed	Dil Fac
Aluminum	ND		0.20	0.060	mg/L		09/27/21 09:54	09/27/21 20:55	1
Antimony	ND		0.020	0.0068	mg/L		09/27/21 09:54	09/27/21 20:55	1
Barium	ND		0.0020	0.00070	mg/L		09/27/21 09:54	09/27/21 20:55	1
Beryllium	ND		0.0020	0.00030	mg/L		09/27/21 09:54	09/27/21 20:55	1
Cadmium	ND		0.0020	0.00050	mg/L		09/27/21 09:54	09/27/21 20:55	1
Calcium	ND		0.50	0.10	mg/L		09/27/21 09:54	09/27/21 20:55	1
Chromium	ND		0.0040	0.0010	mg/L		09/27/21 09:54	09/27/21 20:55	1
Cobalt	ND		0.0040	0.00063	mg/L		09/27/21 09:54	09/27/21 20:55	1
Copper	ND		0.010	0.0016	mg/L		09/27/21 09:54	09/27/21 20:55	1
Iron	ND		0.050	0.019	mg/L		09/27/21 09:54	09/27/21 20:55	1
Lead	ND		0.010	0.0030	mg/L		09/27/21 09:54	09/27/21 20:55	1
Magnesium	0.0593	J	0.20	0.043	mg/L		09/27/21 09:54	09/27/21 20:55	1
Manganese	0.000750	J	0.0030	0.00040	mg/L		09/27/21 09:54	09/27/21 20:55	1
Nickel	ND		0.010	0.0013	mg/L		09/27/21 09:54	09/27/21 20:55	1
Potassium	0.122	J	0.50	0.10	mg/L		09/27/21 09:54	09/27/21 20:55	1
Selenium	ND		0.025	0.0087	mg/L		09/27/21 09:54	09/27/21 20:55	1
Silver	ND		0.0060	0.0017	mg/L		09/27/21 09:54	09/27/21 20:55	1
Sodium	ND		1.0	0.32	mg/L		09/27/21 09:54	09/27/21 20:55	1
Thallium	ND		0.020	0.010	mg/L		09/27/21 09:54	09/27/21 20:55	1
Vanadium	ND		0.0050	0.0015	mg/L		09/27/21 09:54	09/27/21 20:55	1
Zinc	ND		0.010	0.0015	mg/L		09/27/21 09:54	09/27/21 20:55	1

Method: 6010C - Metals (ICP) (Continued)

Lab Sample ID: MB 480-597955/1-A
Matrix: Water
Analysis Batch: 598220

Client Sample ID: Method Blank
Prep Type: Total/NA
Prep Batch: 597955

Analyte	MB Result	MB Qualifier	RL	MDL	Unit	D	Prepared	Analyzed	Dil Fac
Arsenic	ND		0.015	0.0056	mg/L		09/27/21 09:54	09/28/21 12:47	1

Lab Sample ID: LCS 480-597955/2-A
Matrix: Water
Analysis Batch: 598157

Client Sample ID: Lab Control Sample
Prep Type: Total/NA
Prep Batch: 597955

Analyte	Spike Added	LCS Result	LCS Qualifier	Unit	D	%Rec	%Rec. Limits
Aluminum	10.0	10.25		mg/L		102	80 - 120
Antimony	0.200	0.222		mg/L		111	80 - 120
Barium	0.200	0.220		mg/L		110	80 - 120
Beryllium	0.200	0.209		mg/L		104	80 - 120
Cadmium	0.200	0.207		mg/L		104	80 - 120
Calcium	10.0	10.28		mg/L		103	80 - 120
Chromium	0.200	0.199		mg/L		100	80 - 120
Cobalt	0.200	0.199		mg/L		100	80 - 120
Copper	0.200	0.207		mg/L		104	80 - 120
Iron	10.0	10.36		mg/L		104	80 - 120
Lead	0.200	0.202		mg/L		101	80 - 120
Magnesium	10.0	10.44		mg/L		104	80 - 120
Manganese	0.200	0.209		mg/L		104	80 - 120
Nickel	0.200	0.196		mg/L		98	80 - 120
Potassium	10.0	10.38		mg/L		104	80 - 120
Selenium	0.200	0.200		mg/L		100	80 - 120
Silver	0.0500	0.0505		mg/L		101	80 - 120
Sodium	10.0	10.31		mg/L		103	80 - 120
Thallium	0.200	0.206		mg/L		103	80 - 120
Vanadium	0.200	0.203		mg/L		101	80 - 120
Zinc	0.200	0.205		mg/L		103	80 - 120

Lab Sample ID: LCS 480-597955/2-A
Matrix: Water
Analysis Batch: 598220

Client Sample ID: Lab Control Sample
Prep Type: Total/NA
Prep Batch: 597955

Analyte	Spike Added	LCS Result	LCS Qualifier	Unit	D	%Rec	%Rec. Limits
Arsenic	0.200	0.206		mg/L		103	80 - 120

Method: 7470A - Mercury (CVAA)

Lab Sample ID: MB 480-598021/1-A
Matrix: Water
Analysis Batch: 598092

Client Sample ID: Method Blank
Prep Type: Total/NA
Prep Batch: 598021

Analyte	MB Result	MB Qualifier	RL	MDL	Unit	D	Prepared	Analyzed	Dil Fac
Mercury	ND		0.00020	0.000043	mg/L		09/27/21 13:25	09/27/21 16:55	1

Method: 7470A - Mercury (CVAA) (Continued)

Lab Sample ID: LCS 480-598021/2-A
Matrix: Water
Analysis Batch: 598092

Client Sample ID: Lab Control Sample
Prep Type: Total/NA
Prep Batch: 598021

Analyte			Spike Added	LCS Result	LCS Qualifier	Unit	D	%Rec	%Rec. Limits		
Mercury			0.00667	0.00702		mg/L		105	80 - 120		

Lab Sample ID: LCSD 480-598021/24-A
Matrix: Water
Analysis Batch: 598092

Client Sample ID: Lab Control Sample Dup
Prep Type: Total/NA
Prep Batch: 598021

Analyte			Spike Added	LCSD Result	LCSD Qualifier	Unit	D	%Rec	%Rec. Limits	RPD	RPD Limit
Mercury			0.00667	0.00675		mg/L		101	80 - 120	4	20

Method: 9040C - pH

Lab Sample ID: LCS 480-598253/1
Matrix: Water
Analysis Batch: 598253

Client Sample ID: Lab Control Sample
Prep Type: Total/NA

Analyte			Spike Added	LCS Result	LCS Qualifier	Unit	D	%Rec	%Rec. Limits		
pH			7.00	7.028		SU		100	99 - 101		

Qualifiers

GC/MS VOA

Qualifier	Qualifier Description
J	Result is less than the RL but greater than or equal to the MDL and the concentration is an approximate value.

Metals

Qualifier	Qualifier Description
B	Compound was found in the blank and sample.
J	Result is less than the RL but greater than or equal to the MDL and the concentration is an approximate value.

General Chemistry

Qualifier	Qualifier Description
HF	Field parameter with a holding time of 15 minutes. Test performed by laboratory at client's request.

Glossary

Abbreviation	These commonly used abbreviations may or may not be present in this report.
¤	Listed under the "D" column to designate that the result is reported on a dry weight basis
%R	Percent Recovery
CFL	Contains Free Liquid
CFU	Colony Forming Unit
CNF	Contains No Free Liquid
DER	Duplicate Error Ratio (normalized absolute difference)
Dil Fac	Dilution Factor
DL	Detection Limit (DoD/DOE)
DL, RA, RE, IN	Indicates a Dilution, Re-analysis, Re-extraction, or additional Initial metals/anion analysis of the sample
DLC	Decision Level Concentration (Radiochemistry)
EDL	Estimated Detection Limit (Dioxin)
LOD	Limit of Detection (DoD/DOE)
LOQ	Limit of Quantitation (DoD/DOE)
MCL	EPA recommended "Maximum Contaminant Level"
MDA	Minimum Detectable Activity (Radiochemistry)
MDC	Minimum Detectable Concentration (Radiochemistry)
MDL	Method Detection Limit
ML	Minimum Level (Dioxin)
MPN	Most Probable Number
MQL	Method Quantitation Limit
NC	Not Calculated
ND	Not Detected at the reporting limit (or MDL or EDL if shown)
NEG	Negative / Absent
POS	Positive / Present
PQL	Practical Quantitation Limit
PRES	Presumptive
QC	Quality Control
RER	Relative Error Ratio (Radiochemistry)
RL	Reporting Limit or Requested Limit (Radiochemistry)
RPD	Relative Percent Difference, a measure of the relative difference between two points
TEF	Toxicity Equivalent Factor (Dioxin)
TEQ	Toxicity Equivalent Quotient (Dioxin)
TNTC	Too Numerous To Count

QC Association Summary

Client: New York State D.E.C.
Project/Site: Staubs Textile #828160

Job ID: 480-190000-1

GC/MS VOA

Analysis Batch: 598947

Lab Sample ID	Client Sample ID	Prep Type	Matrix	Method	Prep Batch
480-190000-1	TB-20210923	Total/NA	Water	8260C	
480-190000-2	RB-20210922	Total/NA	Water	8260C	
480-190000-3	MW-01-OFF-2021	Total/NA	Water	8260C	
480-190000-4	MW-4A-2021	Total/NA	Water	8260C	
480-190000-5	OU2-PZ-04-2021	Total/NA	Water	8260C	
480-190000-6	PZ-06-2021	Total/NA	Water	8260C	
480-190000-7	OU2-PZ-02-2021	Total/NA	Water	8260C	
480-190000-8	IDW-2021023	Total/NA	Water	8260C	
MB 480-598947/8	Method Blank	Total/NA	Water	8260C	
LCS 480-598947/6	Lab Control Sample	Total/NA	Water	8260C	

Metals

Prep Batch: 597955

Lab Sample ID	Client Sample ID	Prep Type	Matrix	Method	Prep Batch
480-190000-8	IDW-2021023	Total/NA	Water	3005A	
MB 480-597955/1-A	Method Blank	Total/NA	Water	3005A	
LCS 480-597955/2-A	Lab Control Sample	Total/NA	Water	3005A	

Prep Batch: 598021

Lab Sample ID	Client Sample ID	Prep Type	Matrix	Method	Prep Batch
480-190000-8	IDW-2021023	Total/NA	Water	7470A	
MB 480-598021/1-A	Method Blank	Total/NA	Water	7470A	
LCS 480-598021/2-A	Lab Control Sample	Total/NA	Water	7470A	
LCSD 480-598021/24-A	Lab Control Sample Dup	Total/NA	Water	7470A	

Analysis Batch: 598092

Lab Sample ID	Client Sample ID	Prep Type	Matrix	Method	Prep Batch
480-190000-8	IDW-2021023	Total/NA	Water	7470A	598021
MB 480-598021/1-A	Method Blank	Total/NA	Water	7470A	598021
LCS 480-598021/2-A	Lab Control Sample	Total/NA	Water	7470A	598021
LCSD 480-598021/24-A	Lab Control Sample Dup	Total/NA	Water	7470A	598021

Analysis Batch: 598157

Lab Sample ID	Client Sample ID	Prep Type	Matrix	Method	Prep Batch
480-190000-8	IDW-2021023	Total/NA	Water	6010C	597955
MB 480-597955/1-A	Method Blank	Total/NA	Water	6010C	597955
LCS 480-597955/2-A	Lab Control Sample	Total/NA	Water	6010C	597955

Analysis Batch: 598220

Lab Sample ID	Client Sample ID	Prep Type	Matrix	Method	Prep Batch
MB 480-597955/1-A	Method Blank	Total/NA	Water	6010C	597955
LCS 480-597955/2-A	Lab Control Sample	Total/NA	Water	6010C	597955

General Chemistry

Analysis Batch: 598253

Lab Sample ID	Client Sample ID	Prep Type	Matrix	Method	Prep Batch
480-190000-8	IDW-2021023	Total/NA	Water	9040C	
LCS 480-598253/1	Lab Control Sample	Total/NA	Water	9040C	

Lab Chronicle

Client: New York State D.E.C.
Project/Site: Staubs Textile #828160

Job ID: 480-190000-1

Client Sample ID: TB-20210923 — Lab Sample ID: 480-190000-1

Date Collected: 09/23/21 00:00 — **Matrix: Water**
Date Received: 09/23/21 15:50

Prep Type	Batch Type	Batch Method	Run	Dilution Factor	Batch Number	Prepared or Analyzed	Analyst	Lab
Total/NA	Analysis	8260C		1	598947	10/05/21 01:13	WJD	TAL BUF

Client Sample ID: RB-20210922 — Lab Sample ID: 480-190000-2

Date Collected: 09/23/21 08:50 — **Matrix: Water**
Date Received: 09/23/21 15:50

Prep Type	Batch Type	Batch Method	Run	Dilution Factor	Batch Number	Prepared or Analyzed	Analyst	Lab
Total/NA	Analysis	8260C		1	598947	10/05/21 01:36	WJD	TAL BUF

Client Sample ID: MW-01-OFF-2021 — Lab Sample ID: 480-190000-3

Date Collected: 09/23/21 09:10 — **Matrix: Water**
Date Received: 09/23/21 15:50

Prep Type	Batch Type	Batch Method	Run	Dilution Factor	Batch Number	Prepared or Analyzed	Analyst	Lab
Total/NA	Analysis	8260C		4	598947	10/05/21 01:59	WJD	TAL BUF

Client Sample ID: MW-4A-2021 — Lab Sample ID: 480-190000-4

Date Collected: 09/23/21 09:25 — **Matrix: Water**
Date Received: 09/23/21 15:50

Prep Type	Batch Type	Batch Method	Run	Dilution Factor	Batch Number	Prepared or Analyzed	Analyst	Lab
Total/NA	Analysis	8260C		1	598947	10/05/21 02:22	WJD	TAL BUF

Client Sample ID: OU2-PZ-04-2021 — Lab Sample ID: 480-190000-5

Date Collected: 09/23/21 10:20 — **Matrix: Water**
Date Received: 09/23/21 15:50

Prep Type	Batch Type	Batch Method	Run	Dilution Factor	Batch Number	Prepared or Analyzed	Analyst	Lab
Total/NA	Analysis	8260C		40	598947	10/05/21 02:46	WJD	TAL BUF

Client Sample ID: PZ-06-2021 — Lab Sample ID: 480-190000-6

Date Collected: 09/23/21 11:10 — **Matrix: Water**
Date Received: 09/23/21 15:50

Prep Type	Batch Type	Batch Method	Run	Dilution Factor	Batch Number	Prepared or Analyzed	Analyst	Lab
Total/NA	Analysis	8260C		1	598947	10/05/21 03:09	WJD	TAL BUF

Client Sample ID: OU2-PZ-02-2021 — Lab Sample ID: 480-190000-7

Date Collected: 09/23/21 12:45 — **Matrix: Water**
Date Received: 09/23/21 15:50

Prep Type	Batch Type	Batch Method	Run	Dilution Factor	Batch Number	Prepared or Analyzed	Analyst	Lab
Total/NA	Analysis	8260C		5	598947	10/05/21 03:32	WJD	TAL BUF

Lab Chronicle

Client: New York State D.E.C.
Project/Site: Staubs Textile #828160

Job ID: 480-190000-1

Client Sample ID: IDW-2021023

Date Collected: 09/23/21 13:20
Date Received: 09/23/21 15:50

Lab Sample ID: 480-190000-8

Matrix: Water

Prep Type	Batch Type	Batch Method	Run	Dilution Factor	Batch Number	Prepared or Analyzed	Analyst	Lab
Total/NA	Analysis	8260C		1000	598947	10/05/21 03:55	WJD	TAL BUF
Total/NA	Prep	3005A			597955	09/27/21 09:54	KMP	TAL BUF
Total/NA	Analysis	6010C		1	598157	09/27/21 22:57	LMH	TAL BUF
Total/NA	Prep	7470A			598021	09/27/21 13:25	BMB	TAL BUF
Total/NA	Analysis	7470A		1	598092	09/27/21 16:57	BMB	TAL BUF
Total/NA	Analysis	9040C		1	598253	09/28/21 15:17	JPS	TAL BUF

Laboratory References:

TAL BUF = Eurofins TestAmerica, Buffalo, 10 Hazelwood Drive, Amherst, NY 14228-2298, TEL (716)691-2600

Accreditation/Certification Summary

Client: New York State D.E.C.
Project/Site: Staubs Textile #828160

Job ID: 480-190000-1

Laboratory: Eurofins TestAmerica, Buffalo

Unless otherwise noted, all analytes for this laboratory were covered under each accreditation/certification below.

Authority	Program	Identification Number	Expiration Date
New York	NELAP	10026	04-01-22

The following analytes are included in this report, but the laboratory is not certified by the governing authority. This list may include analytes for which the agency does not offer certification.

Analysis Method	Prep Method	Matrix	Analyte
9040C		Water	pH
9040C		Water	Temperature

Method 8260C

Volatile Organic Compounds (GC/MS) by Method 8260C

FORM II
GC/MS VOA SURROGATE RECOVERY

Lab Name: Eurofins TestAmerica, Buffalo Job No.: 480-190000-1

SDG No.:

Matrix: Water Level: Low

GC Column (1): ZB-624 (20) ID: 0.18(mm)

Client Sample ID	Lab Sample ID	DBFM #	DCA #	TOL #	BFB #
TB-20210923	480-190000-1	110	103	101	99
RB-20210922	480-190000-2	102	105	97	105
MW-01-OFF-2021	480-190000-3	103	101	98	102
MW-4A-2021	480-190000-4	102	105	96	94
OU2-PZ-04-2021	480-190000-5	104	106	100	96
PZ-06-2021	480-190000-6	106	106	96	95
OU2-PZ-02-2021	480-190000-7	102	102	100	97
IDW-2021023	480-190000-8	98	98	98	94
	MB 480-598947/8	102	103	100	99
	LCS 480-598947/6	99	96	101	102

	QC LIMITS
DBFM = Dibromofluoromethane (Surr)	75-123
DCA = 1,2-Dichloroethane-d4 (Surr)	77-120
TOL = Toluene-d8 (Surr)	80-120
BFB = 4-Bromofluorobenzene (Surr)	73-120

Column to be used to flag recovery values

FORM II 8260C

FORM III
GC/MS VOA LAB CONTROL SAMPLE RECOVERY

Lab Name: Eurofins TestAmerica, Buffalo Job No.: 480-190000-1

SDG No.:

Matrix: Water Level: Low Lab File ID: N7243.D

Lab ID: LCS 480-598947/6 Client ID:

COMPOUND	SPIKE ADDED (ug/L)	LCS CONCENTRATION (ug/L)	LCS % REC	QC LIMITS REC	#
1,1,1-Trichloroethane	25.0	24.5	98	73-126	
1,1,2,2-Tetrachloroethane	25.0	23.6	95	76-120	
1,1,2-Trichloroethane	25.0	23.4	94	76-122	
1,1,2-Trichloro-1,2,2-trifluoroethane	25.0	20.5	82	61-148	
1,1-Dichloroethane	25.0	22.6	91	77-120	
1,1-Dichloroethene	25.0	21.6	86	66-127	
1,2,4-Trichlorobenzene	25.0	24.7	99	79-122	
1,2-Dibromo-3-Chloropropane	25.0	26.1	105	56-134	
1,2-Dichlorobenzene	25.0	24.4	98	80-124	
1,2-Dichloroethane	25.0	22.2	89	75-120	
1,2-Dichloropropane	25.0	22.2	89	76-120	
1,3-Dichlorobenzene	25.0	24.5	98	77-120	
1,4-Dichlorobenzene	25.0	24.5	98	80-120	
2-Butanone (MEK)	125	110	88	57-140	
2-Hexanone	125	116	93	65-127	
4-Methyl-2-pentanone (MIBK)	125	115	92	71-125	
Acetone	125	112	89	56-142	
Benzene	25.0	22.0	88	71-124	
Bromodichloromethane	25.0	24.3	97	80-122	
Bromoform	25.0	28.9	116	61-132	
Bromomethane	25.0	20.2	81	55-144	
Carbon disulfide	25.0	22.3	89	59-134	
Carbon tetrachloride	25.0	28.3	113	72-134	
Chlorobenzene	25.0	22.8	91	80-120	
Dibromochloromethane	25.0	28.9	116	75-125	
Chloroethane	25.0	21.1	84	69-136	
Chloroform	25.0	21.5	86	73-127	
Chloromethane	25.0	20.4	82	68-124	
cis-1,2-Dichloroethene	25.0	22.9	92	74-124	
cis-1,3-Dichloropropene	25.0	24.4	97	74-124	
Cyclohexane	25.0	21.5	86	59-135	
Dichlorodifluoromethane	25.0	22.6	90	59-135	
Ethylbenzene	25.0	22.7	91	77-123	
1,2-Dibromoethane	25.0	23.1	93	77-120	
Isopropylbenzene	25.0	24.1	97	77-122	
Methyl acetate	50.0	43.5	87	74-133	
Methyl tert-butyl ether	25.0	22.7	91	77-120	
Methylcyclohexane	25.0	21.6	86	68-134	
Methylene Chloride	25.0	23.7	95	75-124	
Styrene	25.0	24.2	97	80-120	
Tetrachloroethene	25.0	22.8	91	74-122	

Column to be used to flag recovery and RPD values

FORM III 8260C

FORM III
GC/MS VOA LAB CONTROL SAMPLE RECOVERY

Lab Name: Eurofins TestAmerica, Buffalo Job No.: 480-190000-1

SDG No.:

Matrix: Water Level: Low Lab File ID: N7243.D

Lab ID: LCS 480-598947/6 Client ID:

COMPOUND	SPIKE ADDED (ug/L)	LCS CONCENTRATION (ug/L)	LCS % REC	QC LIMITS REC	#
Toluene	25.0	22.9	92	80-122	
trans-1,2-Dichloroethene	25.0	23.0	92	73-127	
trans-1,3-Dichloropropene	25.0	24.9	100	80-120	
Trichloroethene	25.0	22.7	91	74-123	
Trichlorofluoromethane	25.0	19.7	79	62-150	
Vinyl chloride	25.0	20.2	81	65-133	

Column to be used to flag recovery and RPD values

FORM III 8260C

FORM IV
GC/MS VOA METHOD BLANK SUMMARY

Lab Name: Eurofins TestAmerica, Buffalo Job No.: 480-190000-1

SDG No.:

Lab File ID: N7245.D Lab Sample ID: MB 480-598947/8

Matrix: Water Heated Purge:(Y/N) N

Instrument ID: HP5973N Date Analyzed: 10/05/2021 00:26

GC Column: ZB-624 (20) ID: 0.18(mm)

THIS METHOD BLANK APPLIES TO THE FOLLOWING SAMPLES:

CLIENT SAMPLE ID	LAB SAMPLE ID	LAB FILE ID	DATE ANALYZED
	LCS 480-598947/6	N7243.D	10/04/2021 23:40
TB-20210923	480-190000-1	N7247.D	10/05/2021 01:13
RB-20210922	480-190000-2	N7248.D	10/05/2021 01:36
MW-01-OFF-2021	480-190000-3	N7249.D	10/05/2021 01:59
MW-4A-2021	480-190000-4	N7250.D	10/05/2021 02:22
OU2-PZ-04-2021	480-190000-5	N7251.D	10/05/2021 02:46
PZ-06-2021	480-190000-6	N7252.D	10/05/2021 03:09
OU2-PZ-02-2021	480-190000-7	N7253.D	10/05/2021 03:32
IDW-2021023	480-190000-8	N7254.D	10/05/2021 03:55

FORM V
GC/MS VOA INSTRUMENT PERFORMANCE CHECK
BROMOFLUOROBENZENE (BFB)

Lab Name: Eurofins TestAmerica, Buffalo Job No.: 480-190000-1

SDG No.:

Lab File ID: N6454.D BFB Injection Date: 09/21/2021

Instrument ID: HP5973N BFB Injection Time: 12:16

Analysis Batch No.: 597177

M/E	ION ABUNDANCE CRITERIA	% RELATIVE ABUNDANCE	
50	15.0 - 40.0 % of mass 95	36.0	
75	30.0 - 60.0 % of mass 95	47.0	
95	Base Peak, 100% relative abundance	100.0	
96	5.0 - 9.0 % of mass 95	6.9	
173	Less than 2.0 % of mass 174	0.5	(0.6) 1
174	Greater than 50% of mass 95	85.6	
175	5.0 - 9.0 % of mass 174	7.7	(9.0) 1
176	95.0 - 101.0 % of mass 174	82.9	(96.8) 1
177	5.0 - 9.0 % of mass 176	4.7	(5.7) 2

1-Value is % mass 174 2-Value is % mass 176

THIS CHECK APPLIES TO THE FOLLOWING SAMPLES, MS, MSD, BLANKS AND STANDARDS:

CLIENT SAMPLE ID	LAB SAMPLE ID	LAB FILE ID	DATE ANALYZED	TIME ANALYZED
	IC 480-597177/7	N6456.D	09/21/2021	13:06
	IC 480-597177/8	N6457.D	09/21/2021	13:29
	IC 480-597177/9	N6458.D	09/21/2021	13:53
	IC 480-597177/10	N6459.D	09/21/2021	14:16
	IC 480-597177/11	N6460.D	09/21/2021	14:40
	ICIS 480-597177/12	N6461.D	09/21/2021	15:03
	IC 480-597177/13	N6462.D	09/21/2021	15:26
	IC 480-597177/14	N6463.D	09/21/2021	15:49
	ICV 480-597177/28	N6477.D	09/21/2021	21:15

FORM V
GC/MS VOA INSTRUMENT PERFORMANCE CHECK
BROMOFLUOROBENZENE (BFB)

Lab Name: Eurofins TestAmerica, Buffalo Job No.: 480-190000-1

SDG No.:

Lab File ID: N7240.D BFB Injection Date: 10/04/2021

Instrument ID: HP5973N BFB Injection Time: 22:31

Analysis Batch No.: 598947

M/E	ION ABUNDANCE CRITERIA	% RELATIVE ABUNDANCE	
50	15.0 - 40.0 % of mass 95	32.6	
75	30.0 - 60.0 % of mass 95	48.5	
95	Base Peak, 100% relative abundance	100.0	
96	5.0 - 9.0 % of mass 95	6.7	
173	Less than 2.0 % of mass 174	0.8	(0.9) 1
174	Greater than 50% of mass 95	88.3	
175	5.0 - 9.0 % of mass 174	6.6	(7.4) 1
176	95.0 - 101.0 % of mass 174	87.4	(99.0) 1
177	5.0 - 9.0 % of mass 176	5.1	(5.9) 2

1-Value is % mass 174 2-Value is % mass 176

THIS CHECK APPLIES TO THE FOLLOWING SAMPLES, MS, MSD, BLANKS AND STANDARDS:

CLIENT SAMPLE ID	LAB SAMPLE ID	LAB FILE ID	DATE ANALYZED	TIME ANALYZED
	CCVIS 480-598947/4	N7241.D	10/04/2021	22:54
	LCS 480-598947/6	N7243.D	10/04/2021	23:40
	MB 480-598947/8	N7245.D	10/05/2021	0:26
TB-20210923	480-190000-1	N7247.D	10/05/2021	1:13
RB-20210922	480-190000-2	N7248.D	10/05/2021	1:36
MW-01-OFF-2021	480-190000-3	N7249.D	10/05/2021	1:59
MW-4A-2021	480-190000-4	N7250.D	10/05/2021	2:22
OU2-PZ-04-2021	480-190000-5	N7251.D	10/05/2021	2:46
PZ-06-2021	480-190000-6	N7252.D	10/05/2021	3:09
OU2-PZ-02-2021	480-190000-7	N7253.D	10/05/2021	3:32
IDW-2021023	480-190000-8	N7254.D	10/05/2021	3:55

FORM VIII
GC/MS VOA INTERNAL STANDARD AREA AND RETENTION TIME SUMMARY

Lab Name: Eurofins TestAmerica, Buffalo Job No.: 480-190000-1

SDG No.:

Sample No.: ICIS 480-597177/12 Date Analyzed: 09/21/2021 15:03

Instrument ID: HP5973N GC Column: ZB-624 (20) ID: 0.18(mm)

Lab File ID (Standard): N6461.D Heated Purge: (Y/N) N

Calibration ID: 42415

		FB		CBNZd5		DCBd4	
		AREA #	RT #	AREA #	RT #	AREA #	RT #
INITIAL CALIBRATION MID-POINT		183562	5.41	717748	8.40	393534	10.80
UPPER LIMIT		367124	5.91	1435496	8.90	787068	11.30
LOWER LIMIT		91781	4.91	358874	7.90	196767	10.30
LAB SAMPLE ID	CLIENT SAMPLE ID						
ICV 480-597177/28		193688	5.41	751793	8.41	409439	10.80
CCVIS 480-598947/4		153835	5.41	595810	8.40	314515	10.80

FB = Fluorobenzene (IS)
CBNZd5 = Chlorobenzene-d5
DCBd4 = 1,4-Dichlorobenzene-d4

Area Limit = 50%-200% of internal standard area
RT Limit = ± 0.5 minutes of internal standard RT

Column used to flag values outside QC limits

FORM VIII 8260C

FORM VIII
GC/MS VOA INTERNAL STANDARD AREA AND RETENTION TIME SUMMARY

Lab Name: Eurofins TestAmerica, Buffalo Job No.: 480-190000-1

SDG No.:

Sample No.: CCVIS 480-598947/4 Date Analyzed: 10/04/2021 22:54

Instrument ID: HP5973N GC Column: ZB-624 (20) ID: 0.18(mm)

Lab File ID (Standard): N7241.D Heated Purge: (Y/N) N

Calibration ID: 42417

		FB		CBNZd5		DCBd4	
		AREA #	RT #	AREA #	RT #	AREA #	RT #
12/24 HOUR STD		153835	5.41	595810	8.40	314515	10.80
UPPER LIMIT		307670	5.91	1191620	8.90	629030	11.30
LOWER LIMIT		76918	4.91	297905	7.90	157258	10.30
LAB SAMPLE ID	CLIENT SAMPLE ID						
LCS 480-598947/6		161826	5.41	615666	8.41	320624	10.80
MB 480-598947/8		151265	5.41	569845	8.41	289930	10.80
480-190000-1	TB-20210923	143285	5.41	555568	8.40	314557	10.80
480-190000-2	RB-20210922	148182	5.41	591661	8.40	323585	10.80
480-190000-3	MW-01-OFF-2021	151307	5.41	579201	8.41	314658	10.80
480-190000-4	MW-4A-2021	149078	5.41	586078	8.40	311928	10.80
480-190000-5	OU2-PZ-04-2021	142111	5.41	571374	8.40	303661	10.80
480-190000-6	PZ-06-2021	144612	5.41	581756	8.41	302000	10.80
480-190000-7	OU2-PZ-02-2021	156901	5.41	586316	8.41	297993	10.80
480-190000-8	IDW-2021023	152267	5.41	577677	8.40	311246	10.80

FB = Fluorobenzene (IS)
CBNZd5 = Chlorobenzene-d5
DCBd4 = 1,4-Dichlorobenzene-d4

Area Limit = 50%-200% of internal standard area
RT Limit = ± 0.5 minutes of internal standard RT

Column used to flag values outside QC limits

FORM VIII 8260C

FORM I
GC/MS VOA ORGANICS ANALYSIS DATA SHEET

Lab Name: Eurofins TestAmerica, Buffalo Job No.: 480-190000-1

SDG No.:

Client Sample ID: TB-20210923 Lab Sample ID: 480-190000-1

Matrix: Water Lab File ID: N7247.D

Analysis Method: 8260C Date Collected: 09/23/2021 00:00

Sample wt/vol: 5(mL) Date Analyzed: 10/05/2021 01:13

Soil Aliquot Vol: Dilution Factor: 1

Soil Extract Vol.: GC Column: ZB-624 (20) ID: 0.18(mm)

% Moisture: Level: (low/med) Low

Analysis Batch No.: 598947 Units: ug/L

CAS NO.	COMPOUND NAME	RESULT	Q	RL	MDL
71-55-6	1,1,1-Trichloroethane	ND		1.0	0.82
79-34-5	1,1,2,2-Tetrachloroethane	ND		1.0	0.21
79-00-5	1,1,2-Trichloroethane	ND		1.0	0.23
76-13-1	1,1,2-Trichloro-1,2,2-trifluoroethane	ND		1.0	0.31
75-34-3	1,1-Dichloroethane	ND		1.0	0.38
75-35-4	1,1-Dichloroethene	ND		1.0	0.29
120-82-1	1,2,4-Trichlorobenzene	ND		1.0	0.41
96-12-8	1,2-Dibromo-3-Chloropropane	ND		1.0	0.39
95-50-1	1,2-Dichlorobenzene	ND		1.0	0.79
107-06-2	1,2-Dichloroethane	ND		1.0	0.21
78-87-5	1,2-Dichloropropane	ND		1.0	0.72
541-73-1	1,3-Dichlorobenzene	ND		1.0	0.78
106-46-7	1,4-Dichlorobenzene	ND		1.0	0.84
78-93-3	2-Butanone (MEK)	ND		10	1.3
591-78-6	2-Hexanone	ND		5.0	1.2
108-10-1	4-Methyl-2-pentanone (MIBK)	ND		5.0	2.1
67-64-1	Acetone	ND		10	3.0
71-43-2	Benzene	ND		1.0	0.41
75-27-4	Bromodichloromethane	ND		1.0	0.39
75-25-2	Bromoform	ND		1.0	0.26
74-83-9	Bromomethane	ND		1.0	0.69
75-15-0	Carbon disulfide	ND		1.0	0.19
56-23-5	Carbon tetrachloride	ND		1.0	0.27
108-90-7	Chlorobenzene	ND		1.0	0.75
124-48-1	Dibromochloromethane	ND		1.0	0.32
75-00-3	Chloroethane	ND		1.0	0.32
67-66-3	Chloroform	ND		1.0	0.34
74-87-3	Chloromethane	ND		1.0	0.35
156-59-2	cis-1,2-Dichloroethene	ND		1.0	0.81
10061-01-5	cis-1,3-Dichloropropene	ND		1.0	0.36
110-82-7	Cyclohexane	ND		1.0	0.18
75-71-8	Dichlorodifluoromethane	ND		1.0	0.68
100-41-4	Ethylbenzene	ND		1.0	0.74
106-93-4	1,2-Dibromoethane	ND		1.0	0.73
98-82-8	Isopropylbenzene	ND		1.0	0.79

FORM I
GC/MS VOA ORGANICS ANALYSIS DATA SHEET

Lab Name: Eurofins TestAmerica, Buffalo Job No.: 480-190000-1

SDG No.:

Client Sample ID: TB-20210923 Lab Sample ID: 480-190000-1

Matrix: Water Lab File ID: N7247.D

Analysis Method: 8260C Date Collected: 09/23/2021 00:00

Sample wt/vol: 5(mL) Date Analyzed: 10/05/2021 01:13

Soil Aliquot Vol: Dilution Factor: 1

Soil Extract Vol.: GC Column: ZB-624 (20) ID: 0.18(mm)

% Moisture: Level: (low/med) Low

Analysis Batch No.: 598947 Units: ug/L

CAS NO.	COMPOUND NAME	RESULT	Q	RL	MDL
79-20-9	Methyl acetate	ND		2.5	1.3
1634-04-4	Methyl tert-butyl ether	ND		1.0	0.16
108-87-2	Methylcyclohexane	ND		1.0	0.16
75-09-2	Methylene Chloride	ND		1.0	0.44
100-42-5	Styrene	ND		1.0	0.73
127-18-4	Tetrachloroethene	ND		1.0	0.36
108-88-3	Toluene	ND		1.0	0.51
156-60-5	trans-1,2-Dichloroethene	ND		1.0	0.90
10061-02-6	trans-1,3-Dichloropropene	ND		1.0	0.37
79-01-6	Trichloroethene	ND		1.0	0.46
75-69-4	Trichlorofluoromethane	ND		1.0	0.88
75-01-4	Vinyl chloride	ND		1.0	0.90
1330-20-7	Xylenes, Total	ND		2.0	0.66

CAS NO.	SURROGATE	%REC	Q	LIMITS
2037-26-5	Toluene-d8 (Surr)	101		80-120
17060-07-0	1,2-Dichloroethane-d4 (Surr)	103		77-120
460-00-4	4-Bromofluorobenzene (Surr)	99		73-120
1868-53-7	Dibromofluoromethane (Surr)	110		75-123

Eurofins TestAmerica, Buffalo
Target Compound Quantitation Report

Data File: \\chromfs\Buffalo\ChromData\HP5973N\20211004-101397.b\N7247.D
Lims ID: 480-190000-A-1
Client ID: TB-20210923
Sample Type: Client
Inject. Date: 05-Oct-2021 01:13:30 ALS Bottle#: 10 Worklist Smp#: 10
Purge Vol: 5.000 mL Dil. Factor: 1.0000
Sample Info: 480-190000-A-1
Misc. Info.: 480-0101397-010
Operator ID: wd Instrument ID: HP5973N

Method: \\chromfs\Buffalo\ChromData\HP5973N\20211004-101397.b\N-8260.m
Limit Group: MV - 8260C ICAL
Last Update: 05-Oct-2021 09:03:05 Calib Date: 21-Sep-2021 20:05:30
Integrator: RTE ID Type: Deconvolution ID
Quant Method: Internal Standard Quant By: Initial Calibration
Last ICal File: \\chromfs\Buffalo\ChromData\HP5973N\20210921-101109.b\N6474.D

Column 1 : ZB-624 (0.18 mm) Det: MS SCAN
Process Host: CTX1677

First Level Reviewer: dahnw Date: 05-Oct-2021 09:03:05

Compound	Sig	RT (min.)	Adj RT (min.)	Dlt RT (min.)	Q	Response	OnCol Amt ug/L	Flags
* 147 Fluorobenzene (IS)	70	5.412	5.412	0.000	97	143285	25.0	
* 2 Chlorobenzene-d5	117	8.399	8.399	0.000	90	555568	25.0	
* 3 1,4-Dichlorobenzene-d4	152	10.796	10.796	0.000	95	314557	25.0	
$ 148 Dibromofluoromethane (Surr)	113	4.834	4.834	0.000	92	214310	27.4	
$ 5 1,2-Dichloroethane-d4 (Surr)	65	5.138	5.138	0.000	95	260302	25.7	
$ 6 Toluene-d8 (Surr)	98	6.921	6.921	0.000	95	697147	25.3	
$ 7 4-Bromofluorobenzene (Surr)	174	9.659	9.659	0.000	93	207381	24.7	
11 Dichlorodifluoromethane	85		1.275				ND	
13 Chloromethane	50		1.458				ND	
14 Vinyl chloride	62		1.543				ND	
15 Bromomethane	94		1.859				ND	
16 Chloroethane	64		1.945				ND	
18 Trichlorofluoromethane	101		2.176				ND	
21 112TCTFE	101		2.656				ND	
22 1,1-Dichloroethene	96		2.669				ND	
23 Acetone	43		2.778				ND	
25 Carbon disulfide	76		2.875				ND	
28 Methyl acetate	43		3.070				ND	
30 Methylene Chloride	84		3.192				ND	7
32 Methyl tert-butyl ether	73		3.380				ND	
33 trans-1,2-Dichloroethene	96		3.392				ND	
36 1,1-Dichloroethane	63		3.812				ND	
43 cis-1,2-Dichloroethene	96		4.366				ND	
44 2-Butanone (MEK)	43		4.402				ND	
50 Chloroform	83		4.676				ND	
51 1,1,1-Trichloroethane	97		4.792				ND	
52 Cyclohexane	56		4.798				ND	
53 Carbon tetrachloride	117		4.926				ND	
55 Benzene	78		5.145				ND	
57 1,2-Dichloroethane	62		5.211				ND	
60 Trichloroethene	95		5.753				ND	

Compound	Sig	RT (min.)	Adj RT (min.)	Dlt RT (min.)	Q	Response	OnCol Amt ug/L	Flags
62 Methylcyclohexane	83		5.868				ND	
63 1,2-Dichloropropane	63		5.996				ND	
67 Dichlorobromomethane	83		6.282				ND	
71 cis-1,3-Dichloropropene	75		6.696				ND	
72 4-Methyl-2-pentanone (MIBK)	58		6.848				ND	U
73 Toluene	92		6.988				ND	
75 trans-1,3-Dichloropropene	75		7.268				ND	
78 1,1,2-Trichloroethane	83		7.456				ND	
79 Tetrachloroethene	166		7.511				ND	
82 2-Hexanone	43		7.687				ND	
83 Chlorodibromomethane	129		7.858				ND	
84 Ethylene Dibromide	107		7.955				ND	
85 Chlorobenzene	112		8.430				ND	
88 Ethylbenzene	91		8.527				ND	
90 m-Xylene & p-Xylene	106		8.649				ND	
91 o-Xylene	106		9.075				ND	
92 Styrene	104		9.105				ND	
93 Bromoform	173		9.354				ND	
95 Isopropylbenzene	105		9.458				ND	
98 1,1,2,2-Tetrachloroethane	83		9.865				ND	
110 1,3-Dichlorobenzene	146		10.729				ND	
113 1,4-Dichlorobenzene	146		10.821				ND	
116 1,2-Dichlorobenzene	146		11.173				ND	
117 1,2-Dibromo-3-Chloropropane	75		11.903				ND	
119 1,2,4-Trichlorobenzene	180		12.579				ND	
S 126 Xylenes, Total	1		30.000				ND	7

QC Flag Legend

Processing Flags

7 - Failed Limit of Detection

Review Flags

U - Marked Undetected

Reagents:

N 8260 IS_00222	Amount Added:	1.00	Units: uL	Run Reagent
N_8260_Surr_00425	Amount Added:	1.00	Units: uL	Run Reagent

Report Date: 05-Oct-2021 09:03:05 Chrom Revision: 2.3 13-May-2021 07:57:40

Eurofins TestAmerica, Buffalo

Data File:	\\chromfs\Buffalo\ChromData\HP5973N\20211004-101397.b\N7247.D				
Injection Date:	05-Oct-2021 01:13:30	Instrument ID:	HP5973N	Operator ID:	wd
Lims ID:	480-190000-A-1	Lab Sample ID:	480-190000-1	Worklist Smp#:	10
Client ID:	TB-20210923				
Purge Vol:	5.000 mL	Dil. Factor:	1.0000	ALS Bottle#:	10
Method:	N-8260	Limit Group:	MV - 8260C ICAL		

Column: ZB-624 (0.18 mm)

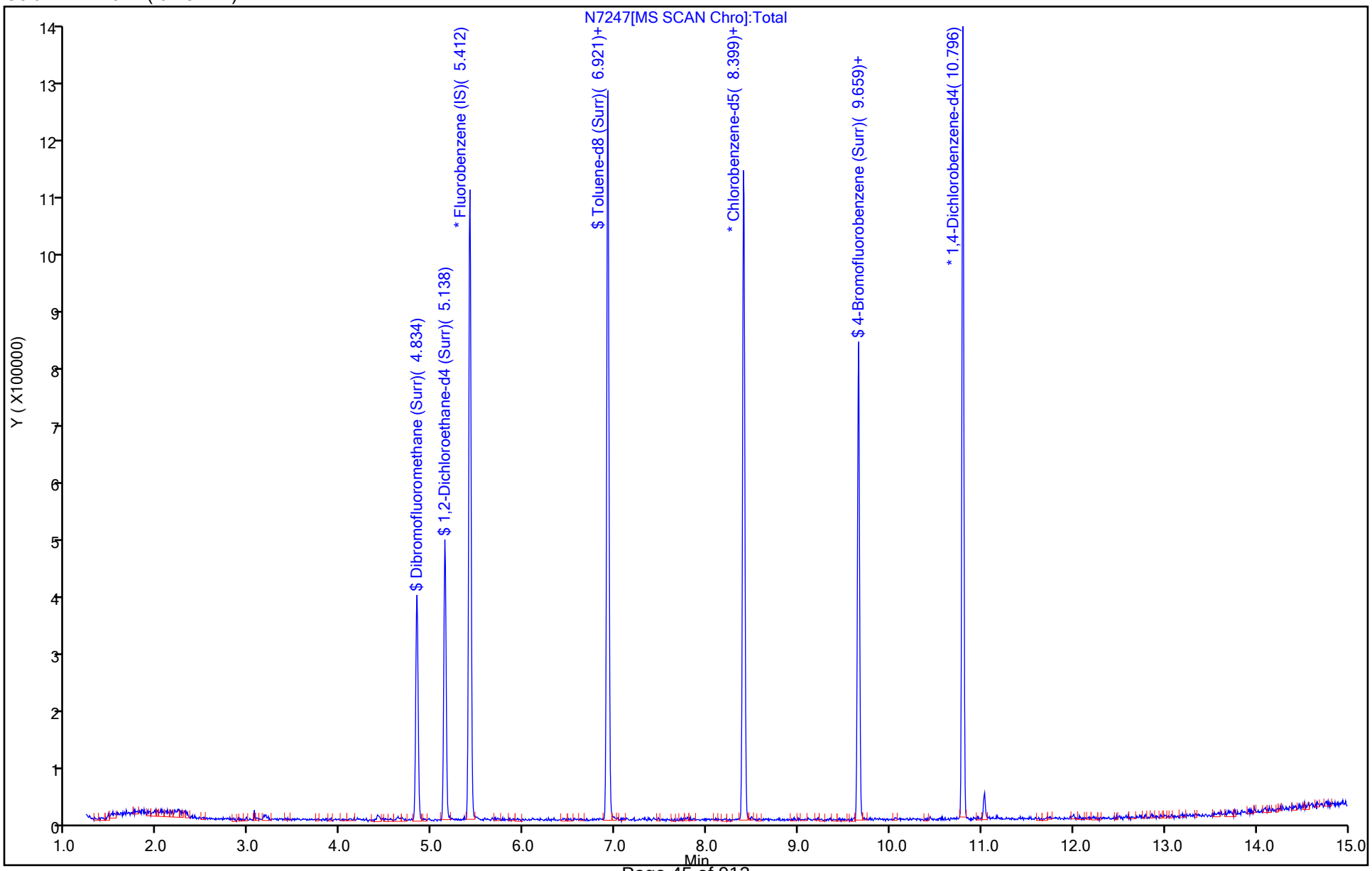

User Disabled Compound Report

Eurofins TestAmerica, Buffalo

Data File:	\\chromfs\Buffalo\ChromData\HP5973N\20211004-101397.b\N7247.D				
Injection Date:	05-Oct-2021 01:13:30	Instrument ID:	HP5973N		
Lims ID:	480-190000-A-1	Lab Sample ID:	480-190000-1		
Client ID:	TB-20210923				
Operator ID:	wd	ALS Bottle#:	10	Worklist Smp#:	10
Purge Vol:	5.000 mL	Dil. Factor:	1.0000		
Method:	N-8260	Limit Group:	MV - 8260C ICAL		
Column:	ZB-624 (0.18 mm)	Detector	MS SCAN		

72 4-Methyl-2-pentanone (MIBK), CAS: 108-10-1

Processing Results

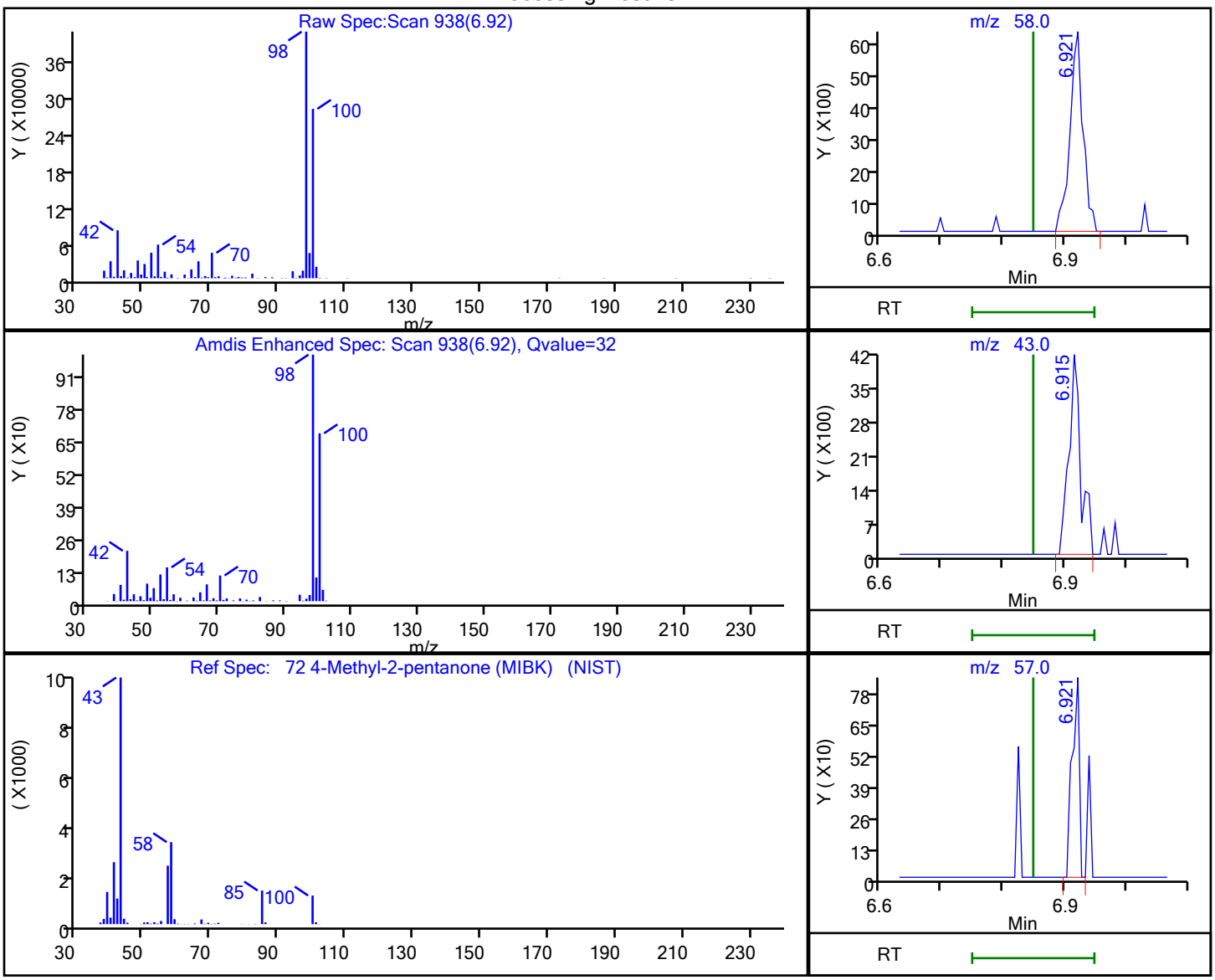

RT	Mass	Response	Amount
6.92	58.00	9453	1.665046
6.91	43.00	5657	
6.92	57.00	685	

Reviewer: dahnw, 05-Oct-2021 09:02:57

Audit Action: Marked Compound Undetected Audit Reason: Invalid Compound ID

FORM I
GC/MS VOA ORGANICS ANALYSIS DATA SHEET

Lab Name: Eurofins TestAmerica, Buffalo Job No.: 480-190000-1

SDG No.:

Client Sample ID: RB-20210922 Lab Sample ID: 480-190000-2

Matrix: Water Lab File ID: N7248.D

Analysis Method: 8260C Date Collected: 09/23/2021 08:50

Sample wt/vol: 5(mL) Date Analyzed: 10/05/2021 01:36

Soil Aliquot Vol: Dilution Factor: 1

Soil Extract Vol.: GC Column: ZB-624 (20) ID: 0.18(mm)

% Moisture: Level: (low/med) Low

Analysis Batch No.: 598947 Units: ug/L

CAS NO.	COMPOUND NAME	RESULT	Q	RL	MDL
71-55-6	1,1,1-Trichloroethane	ND		1.0	0.82
79-34-5	1,1,2,2-Tetrachloroethane	ND		1.0	0.21
79-00-5	1,1,2-Trichloroethane	ND		1.0	0.23
76-13-1	1,1,2-Trichloro-1,2,2-trifluoroethane	ND		1.0	0.31
75-34-3	1,1-Dichloroethane	ND		1.0	0.38
75-35-4	1,1-Dichloroethene	ND		1.0	0.29
120-82-1	1,2,4-Trichlorobenzene	ND		1.0	0.41
96-12-8	1,2-Dibromo-3-Chloropropane	ND		1.0	0.39
95-50-1	1,2-Dichlorobenzene	ND		1.0	0.79
107-06-2	1,2-Dichloroethane	ND		1.0	0.21
78-87-5	1,2-Dichloropropane	ND		1.0	0.72
541-73-1	1,3-Dichlorobenzene	ND		1.0	0.78
106-46-7	1,4-Dichlorobenzene	ND		1.0	0.84
78-93-3	2-Butanone (MEK)	ND		10	1.3
591-78-6	2-Hexanone	ND		5.0	1.2
108-10-1	4-Methyl-2-pentanone (MIBK)	ND		5.0	2.1
67-64-1	Acetone	9.2	J	10	3.0
71-43-2	Benzene	ND		1.0	0.41
75-27-4	Bromodichloromethane	ND		1.0	0.39
75-25-2	Bromoform	ND		1.0	0.26
74-83-9	Bromomethane	ND		1.0	0.69
75-15-0	Carbon disulfide	2.4		1.0	0.19
56-23-5	Carbon tetrachloride	ND		1.0	0.27
108-90-7	Chlorobenzene	ND		1.0	0.75
124-48-1	Dibromochloromethane	ND		1.0	0.32
75-00-3	Chloroethane	ND		1.0	0.32
67-66-3	Chloroform	ND		1.0	0.34
74-87-3	Chloromethane	ND		1.0	0.35
156-59-2	cis-1,2-Dichloroethene	2.0		1.0	0.81
10061-01-5	cis-1,3-Dichloropropene	ND		1.0	0.36
110-82-7	Cyclohexane	ND		1.0	0.18
75-71-8	Dichlorodifluoromethane	ND		1.0	0.68
100-41-4	Ethylbenzene	ND		1.0	0.74
106-93-4	1,2-Dibromoethane	ND		1.0	0.73
98-82-8	Isopropylbenzene	ND		1.0	0.79

FORM I
GC/MS VOA ORGANICS ANALYSIS DATA SHEET

Lab Name: Eurofins TestAmerica, Buffalo
Job No.: 480-190000-1
SDG No.:
Client Sample ID: RB-20210922
Lab Sample ID: 480-190000-2
Matrix: Water
Lab File ID: N7248.D
Analysis Method: 8260C
Date Collected: 09/23/2021 08:50
Sample wt/vol: 5(mL)
Date Analyzed: 10/05/2021 01:36
Soil Aliquot Vol:
Dilution Factor: 1
Soil Extract Vol.:
GC Column: ZB-624 (20) ID: 0.18(mm)
% Moisture:
Level: (low/med) Low
Analysis Batch No.: 598947
Units: ug/L

CAS NO.	COMPOUND NAME	RESULT	Q	RL	MDL
79-20-9	Methyl acetate	ND		2.5	1.3
1634-04-4	Methyl tert-butyl ether	ND		1.0	0.16
108-87-2	Methylcyclohexane	ND		1.0	0.16
75-09-2	Methylene Chloride	ND		1.0	0.44
100-42-5	Styrene	ND		1.0	0.73
127-18-4	Tetrachloroethene	70		1.0	0.36
108-88-3	Toluene	ND		1.0	0.51
156-60-5	trans-1,2-Dichloroethene	ND		1.0	0.90
10061-02-6	trans-1,3-Dichloropropene	ND		1.0	0.37
79-01-6	Trichloroethene	1.0		1.0	0.46
75-69-4	Trichlorofluoromethane	ND		1.0	0.88
75-01-4	Vinyl chloride	ND		1.0	0.90
1330-20-7	Xylenes, Total	ND		2.0	0.66

CAS NO.	SURROGATE	%REC	Q	LIMITS
2037-26-5	Toluene-d8 (Surr)	97		80-120
17060-07-0	1,2-Dichloroethane-d4 (Surr)	105		77-120
460-00-4	4-Bromofluorobenzene (Surr)	105		73-120
1868-53-7	Dibromofluoromethane (Surr)	102		75-123

Eurofins TestAmerica, Buffalo
Target Compound Quantitation Report

Data File: \\chromfs\Buffalo\ChromData\HP5973N\20211004-101397.b\N7248.D
Lims ID: 480-190000-B-2
Client ID: RB-20210922
Sample Type: Client
Inject. Date: 05-Oct-2021 01:36:30 ALS Bottle#: 11 Worklist Smp#: 11
Purge Vol: 5.000 mL Dil. Factor: 1.0000
Sample Info: 480-190000-B-2
Misc. Info.: 480-0101397-011
Operator ID: wd Instrument ID: HP5973N

Method: \\chromfs\Buffalo\ChromData\HP5973N\20211004-101397.b\N-8260.m
Limit Group: MV - 8260C ICAL
Last Update: 05-Oct-2021 09:03:35 Calib Date: 21-Sep-2021 20:05:30
Integrator: RTE ID Type: Deconvolution ID
Quant Method: Internal Standard Quant By: Initial Calibration
Last ICal File: \\chromfs\Buffalo\ChromData\HP5973N\20210921-101109.b\N6474.D

Column 1 : ZB-624 (0.18 mm) Det: MS SCAN
Process Host: CTX1677

First Level Reviewer: dahnw Date: 05-Oct-2021 09:03:35

Compound	Sig	RT (min.)	Adj RT (min.)	Dlt RT (min.)	Q	Response	OnCol Amt ug/L	Flags
* 147 Fluorobenzene (IS)	70	5.412	5.412	0.000	98	148182	25.0	
* 2 Chlorobenzene-d5	117	8.399	8.399	0.000	89	591661	25.0	
* 3 1,4-Dichlorobenzene-d4	152	10.796	10.796	0.000	95	323585	25.0	
$ 148 Dibromofluoromethane (Surr)	113	4.834	4.834	0.000	92	205958	25.5	
$ 5 1,2-Dichloroethane-d4 (Surr)	65	5.138	5.138	0.000	95	275388	26.3	
$ 6 Toluene-d8 (Surr)	98	6.915	6.921	-0.006	96	708689	24.1	
$ 7 4-Bromofluorobenzene (Surr)	174	9.659	9.659	0.000	93	234876	26.3	
11 Dichlorodifluoromethane	85		1.275				ND	
13 Chloromethane	50		1.458				ND	
14 Vinyl chloride	62		1.543				ND	
15 Bromomethane	94		1.859				ND	
16 Chloroethane	64		1.945				ND	
18 Trichlorofluoromethane	101		2.176				ND	
21 112TCTFE	101		2.656				ND	
22 1,1-Dichloroethene	96		2.669				ND	
23 Acetone	43	2.778	2.778	0.000	96	63200	9.20	
25 Carbon disulfide	76	2.851	2.875	-0.024	98	55614	2.44	
28 Methyl acetate	43		3.070				ND	
30 Methylene Chloride	84		3.192				ND	
32 Methyl tert-butyl ether	73		3.380				ND	
33 trans-1,2-Dichloroethene	96		3.392				ND	
36 1,1-Dichloroethane	63		3.812				ND	
43 cis-1,2-Dichloroethene	96	4.366	4.366	0.000	86	18077	2.02	
44 2-Butanone (MEK)	43		4.402				ND	U
50 Chloroform	83		4.676				ND	
51 1,1,1-Trichloroethane	97		4.792				ND	
52 Cyclohexane	56		4.798				ND	
53 Carbon tetrachloride	117		4.926				ND	
55 Benzene	78		5.145				ND	
57 1,2-Dichloroethane	62		5.211				ND	
60 Trichloroethene	95	5.753	5.753	0.000	90	8291	1.00	

Compound	Sig	RT (min.)	Adj RT (min.)	Dlt RT (min.)	Q	Response	OnCol Amt ug/L	Flags
62 Methylcyclohexane	83		5.868				ND	U
63 1,2-Dichloropropane	63		5.996				ND	
67 Dichlorobromomethane	83		6.282				ND	
71 cis-1,3-Dichloropropene	75		6.696				ND	
72 4-Methyl-2-pentanone (MIBK)	58		6.848				ND	U
73 Toluene	92		6.988				ND	
75 trans-1,3-Dichloropropene	75		7.268				ND	
78 1,1,2-Trichloroethane	83		7.456				ND	U
79 Tetrachloroethene	166	7.511	7.511	0.000	96	655848	70.1	
82 2-Hexanone	43		7.687				ND	
83 Chlorodibromomethane	129		7.858				ND	
84 Ethylene Dibromide	107		7.955				ND	
85 Chlorobenzene	112		8.430				ND	
88 Ethylbenzene	91		8.527				ND	
90 m-Xylene & p-Xylene	106		8.649				ND	
91 o-Xylene	106		9.075				ND	
92 Styrene	104		9.105				ND	
93 Bromoform	173		9.354				ND	
95 Isopropylbenzene	105		9.458				ND	7
98 1,1,2,2-Tetrachloroethane	83		9.865				ND	7
110 1,3-Dichlorobenzene	146		10.729				ND	
113 1,4-Dichlorobenzene	146		10.821				ND	
116 1,2-Dichlorobenzene	146		11.173				ND	
117 1,2-Dibromo-3-Chloropropane	75		11.903				ND	
119 1,2,4-Trichlorobenzene	180		12.579				ND	
S 126 Xylenes, Total	1		30.000				ND	7

QC Flag Legend

Processing Flags

7 - Failed Limit of Detection

Review Flags

U - Marked Undetected

Reagents:

N 8260 IS_00222	Amount Added:	1.00	Units: uL	Run Reagent
N_8260_Surr_00425	Amount Added:	1.00	Units: uL	Run Reagent

Report Date: 05-Oct-2021 09:03:35 Chrom Revision: 2.3 13-May-2021 07:57:40

Eurofins TestAmerica, Buffalo

Data File:	\\chromfs\Buffalo\ChromData\HP5973N\20211004-101397.b\N7248.D				
Injection Date:	05-Oct-2021 01:36:30	Instrument ID:	HP5973N	Operator ID:	wd
Lims ID:	480-190000-B-2	Lab Sample ID:	480-190000-2	Worklist Smp#:	11
Client ID:	RB-20210922				
Purge Vol:	5.000 mL	Dil. Factor:	1.0000	ALS Bottle#:	11
Method:	N-8260	Limit Group:	MV - 8260C ICAL		

Column: ZB-624 (0.18 mm)

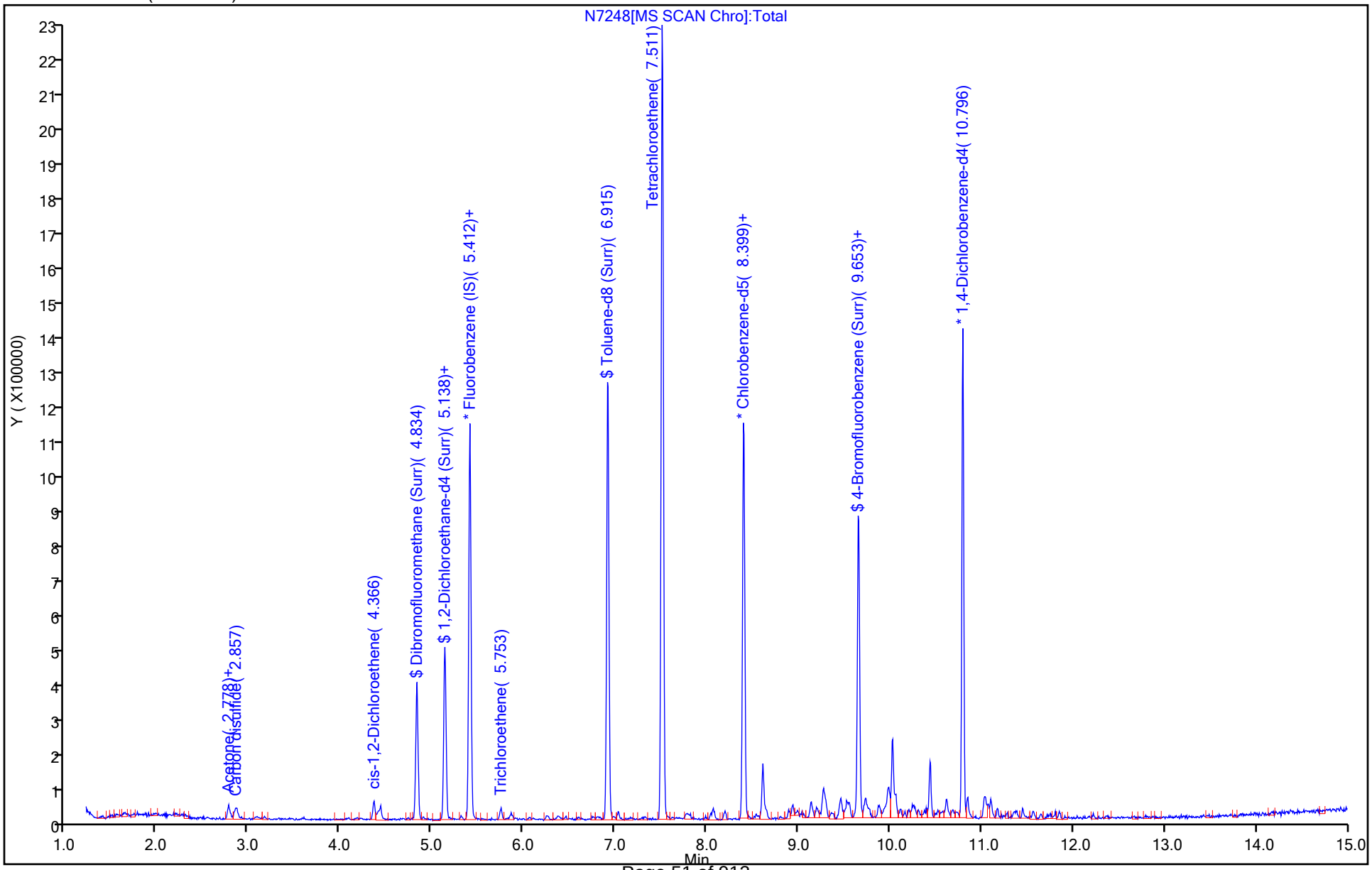

Report Date: 05-Oct-2021 09:03:35 Chrom Revision: 2.3 13-May-2021 07:57:40

Eurofins TestAmerica, Buffalo

Data File:	\\chromfs\Buffalo\ChromData\HP5973N\20211004-101397.b\N7248.D				
Injection Date:	05-Oct-2021 01:36:30	Instrument ID:	HP5973N		
Lims ID:	480-190000-B-2	Lab Sample ID:	480-190000-2		
Client ID:	RB-20210922				
Operator ID:	wd	ALS Bottle#:	11	Worklist Smp#:	11
Purge Vol:	5.000 mL	Dil. Factor:	1.0000		
Method:	N-8260	Limit Group:	MV - 8260C ICAL		
Column:	ZB-624 (0.18 mm)	Detector	MS SCAN		

23 Acetone, CAS: 67-64-1

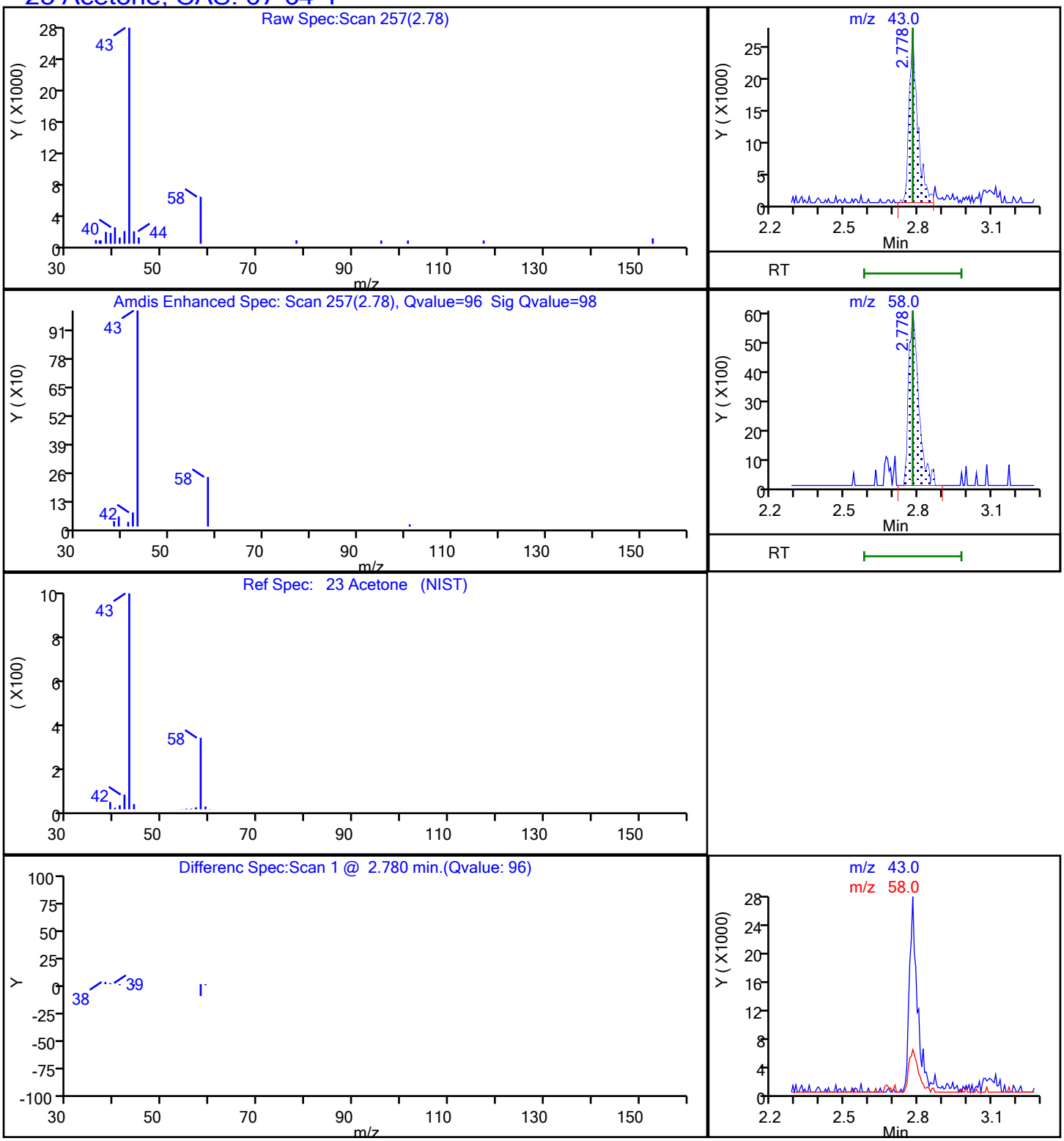

Report Date: 05-Oct-2021 09:03:35 Chrom Revision: 2.3 13-May-2021 07:57:40

Eurofins TestAmerica, Buffalo

Data File:	\\chromfs\Buffalo\ChromData\HP5973N\20211004-101397.b\N7248.D				
Injection Date:	05-Oct-2021 01:36:30	Instrument ID:	HP5973N		
Lims ID:	480-190000-B-2	Lab Sample ID:	480-190000-2		
Client ID:	RB-20210922				
Operator ID:	wd	ALS Bottle#:	11	Worklist Smp#:	11
Purge Vol:	5.000 mL	Dil. Factor:	1.0000		
Method:	N-8260	Limit Group:	MV - 8260C ICAL		
Column:	ZB-624 (0.18 mm)	Detector	MS SCAN		

25 Carbon disulfide, CAS: 75-15-0

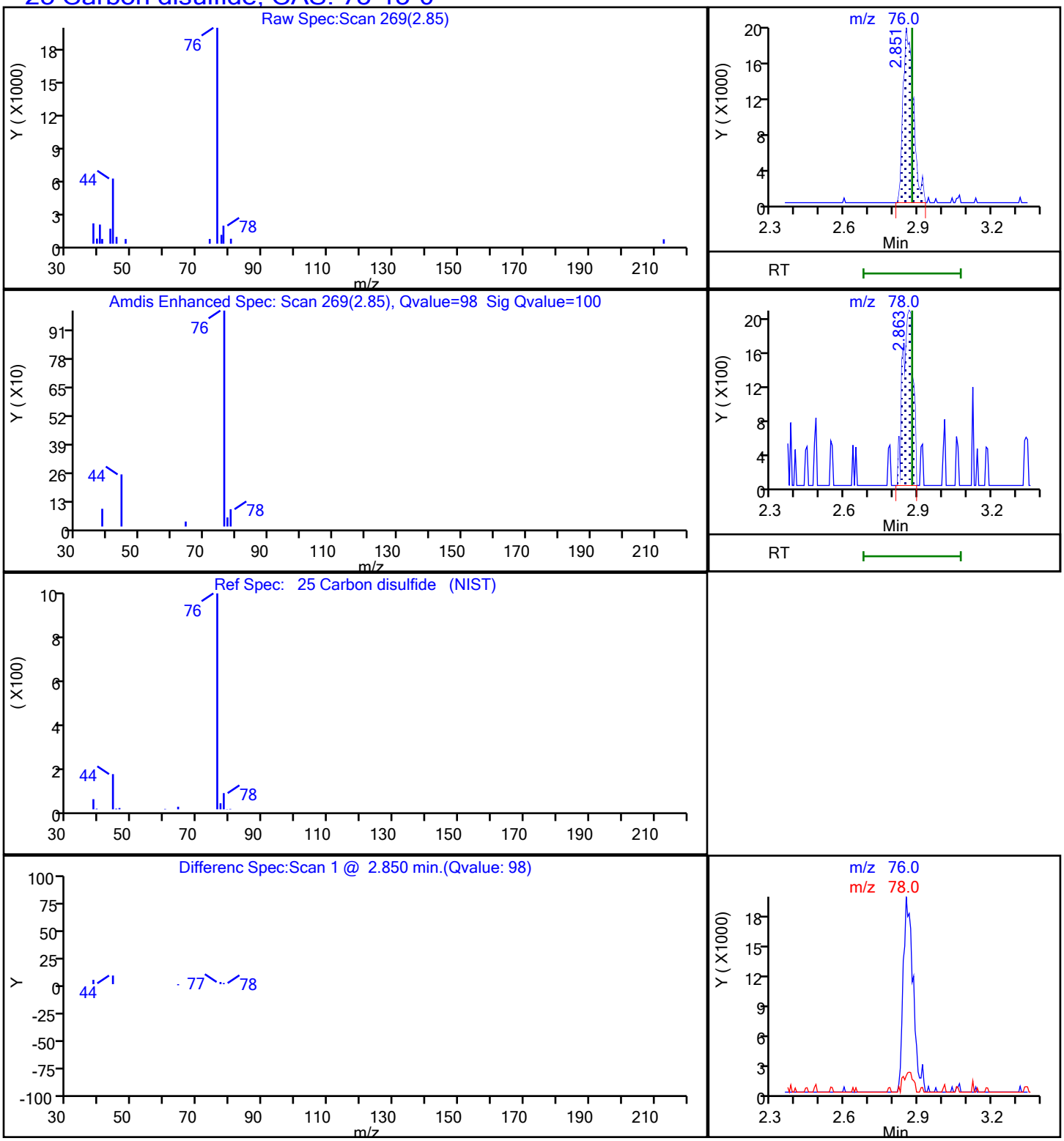

Report Date: 05-Oct-2021 09:03:35 Chrom Revision: 2.3 13-May-2021 07:57:40

Eurofins TestAmerica, Buffalo

Data File:	\\chromfs\Buffalo\ChromData\HP5973N\20211004-101397.b\N7248.D				
Injection Date:	05-Oct-2021 01:36:30	Instrument ID:	HP5973N		
Lims ID:	480-190000-B-2	Lab Sample ID:	480-190000-2		
Client ID:	RB-20210922				
Operator ID:	wd	ALS Bottle#:	11	Worklist Smp#:	11
Purge Vol:	5.000 mL	Dil. Factor:	1.0000		
Method:	N-8260	Limit Group:	MV - 8260C ICAL		
Column:	ZB-624 (0.18 mm)	Detector	MS SCAN		

43 cis-1,2-Dichloroethene, CAS: 156-59-2

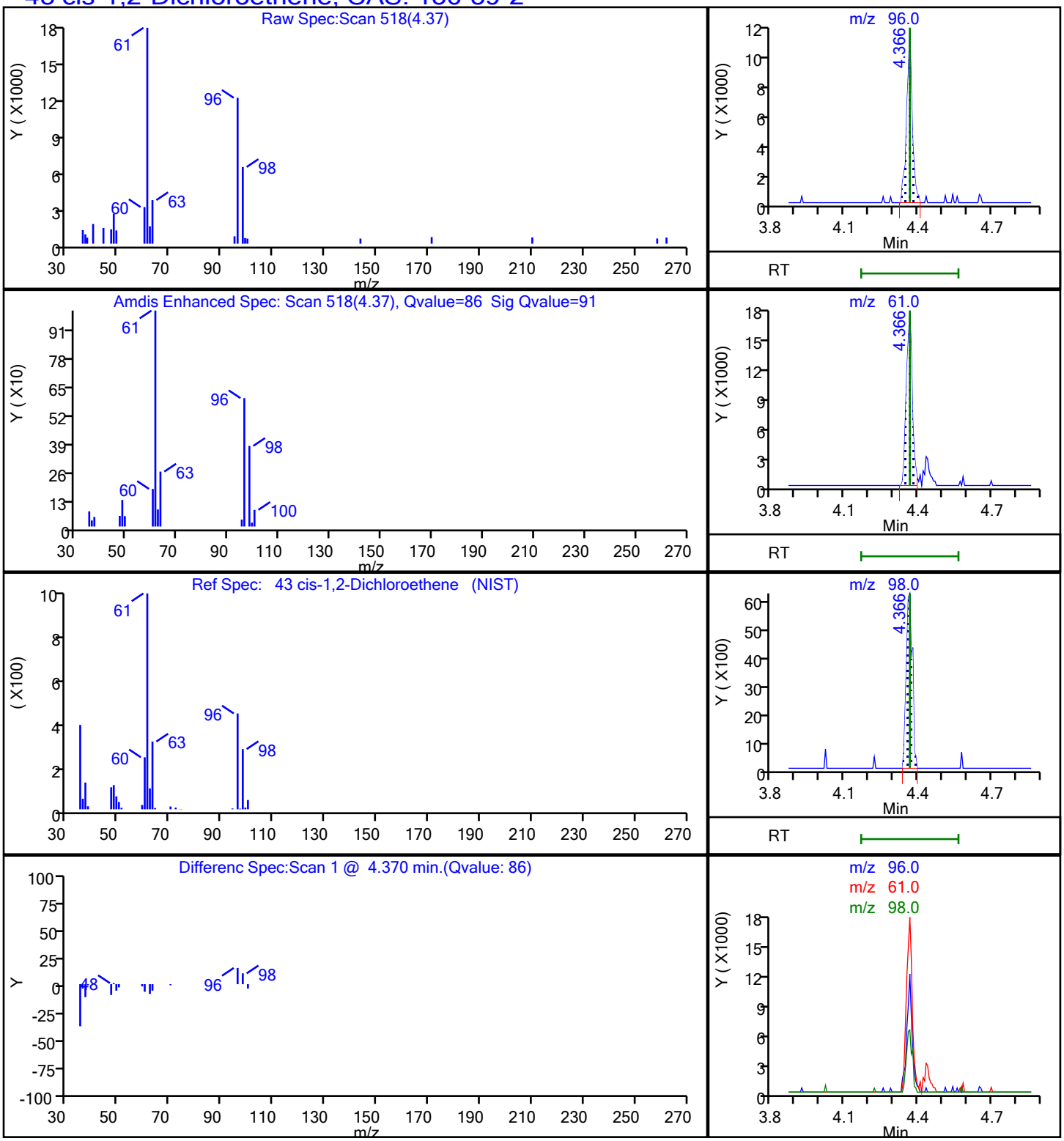

Report Date: 05-Oct-2021 09:03:35 Chrom Revision: 2.3 13-May-2021 07:57:40

Eurofins TestAmerica, Buffalo

Data File:	\\chromfs\Buffalo\ChromData\HP5973N\20211004-101397.b\N7248.D				
Injection Date:	05-Oct-2021 01:36:30	Instrument ID:	HP5973N		
Lims ID:	480-190000-B-2	Lab Sample ID:	480-190000-2		
Client ID:	RB-20210922				
Operator ID:	wd	ALS Bottle#:	11	Worklist Smp#:	11
Purge Vol:	5.000 mL	Dil. Factor:	1.0000		
Method:	N-8260	Limit Group:	MV - 8260C ICAL		
Column:	ZB-624 (0.18 mm)	Detector	MS SCAN		

79 Tetrachloroethene, CAS: 127-18-4

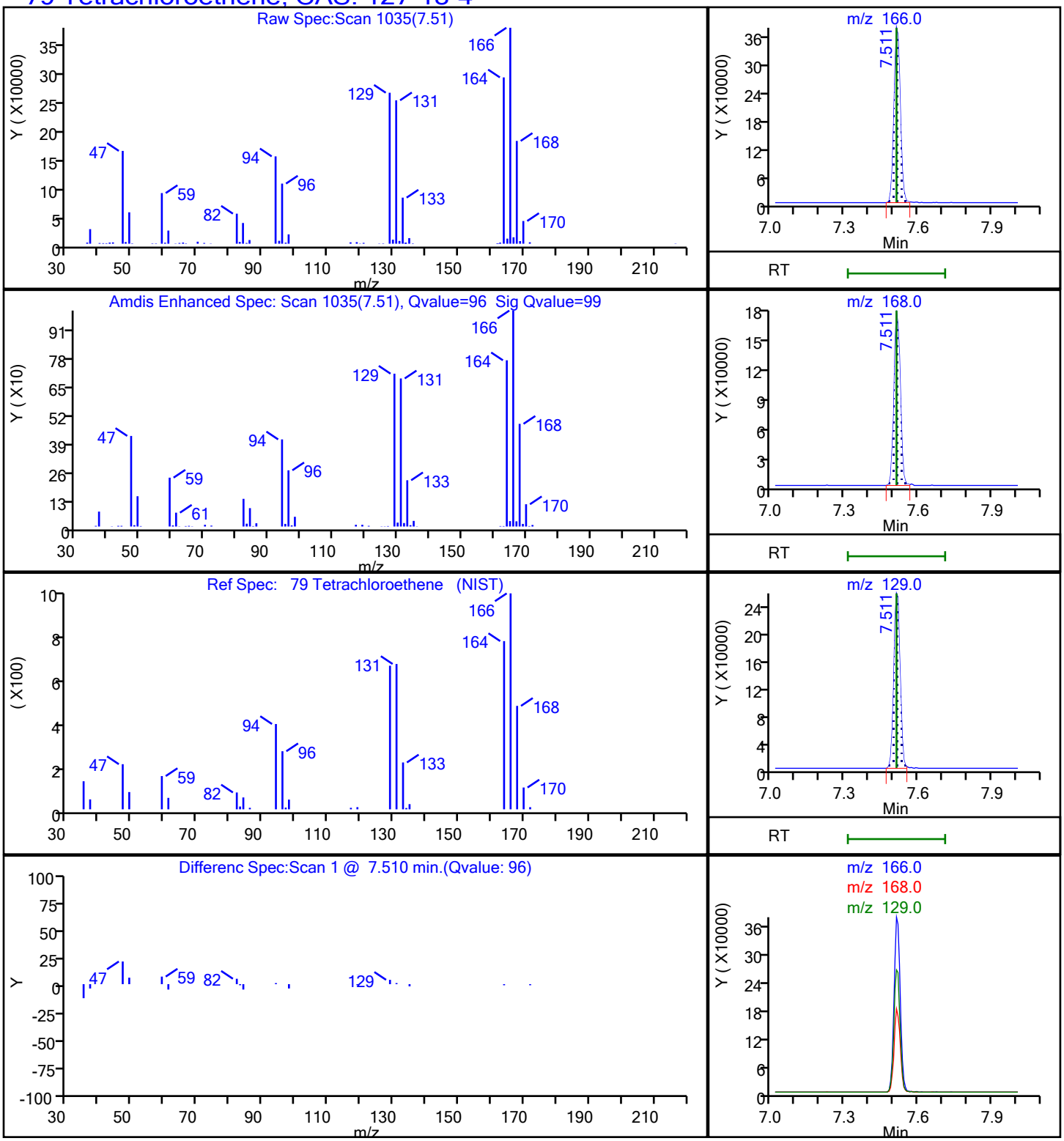

Report Date: 05-Oct-2021 09:03:35 Chrom Revision: 2.3 13-May-2021 07:57:40

Eurofins TestAmerica, Buffalo

Data File:	\\chromfs\Buffalo\ChromData\HP5973N\20211004-101397.b\N7248.D				
Injection Date:	05-Oct-2021 01:36:30	Instrument ID:	HP5973N		
Lims ID:	480-190000-B-2	Lab Sample ID:	480-190000-2		
Client ID:	RB-20210922				
Operator ID:	wd	ALS Bottle#:	11	Worklist Smp#:	11
Purge Vol:	5.000 mL	Dil. Factor:	1.0000		
Method:	N-8260	Limit Group:	MV - 8260C ICAL		
Column:	ZB-624 (0.18 mm)	Detector	MS SCAN		

60 Trichloroethene, CAS: 79-01-6

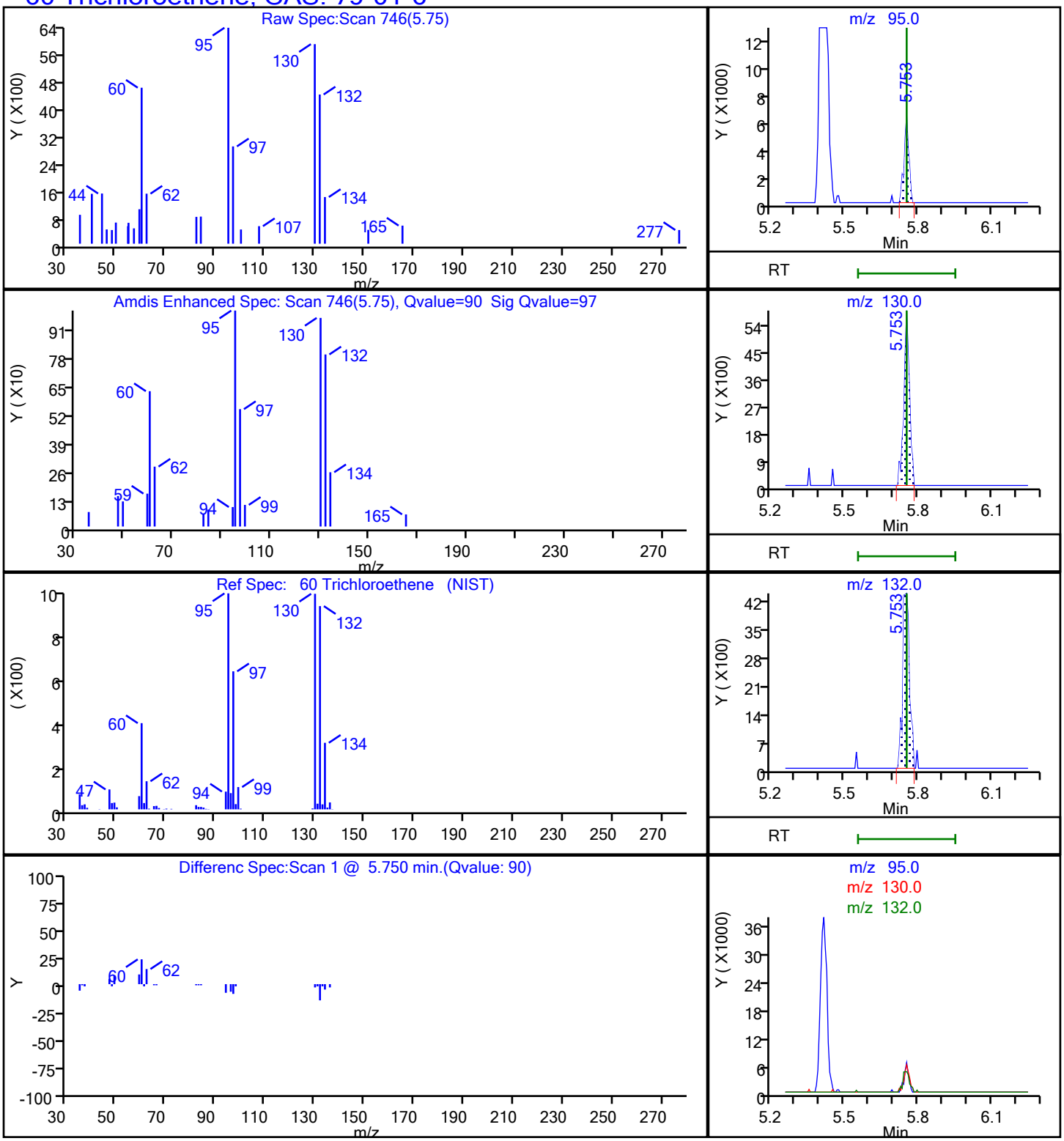

User Disabled Compound Report

Eurofins TestAmerica, Buffalo

Data File:	\\chromfs\Buffalo\ChromData\HP5973N\20211004-101397.b\N7248.D				
Injection Date:	05-Oct-2021 01:36:30	Instrument ID:	HP5973N		
Lims ID:	480-190000-B-2	Lab Sample ID:	480-190000-2		
Client ID:	RB-20210922				
Operator ID:	wd	ALS Bottle#:	11	Worklist Smp#:	11
Purge Vol:	5.000 mL	Dil. Factor:	1.0000		
Method:	N-8260	Limit Group:	MV - 8260C ICAL		
Column:	ZB-624 (0.18 mm)	Detector	MS SCAN		

78 1,1,2-Trichloroethane, CAS: 79-00-5

Processing Results

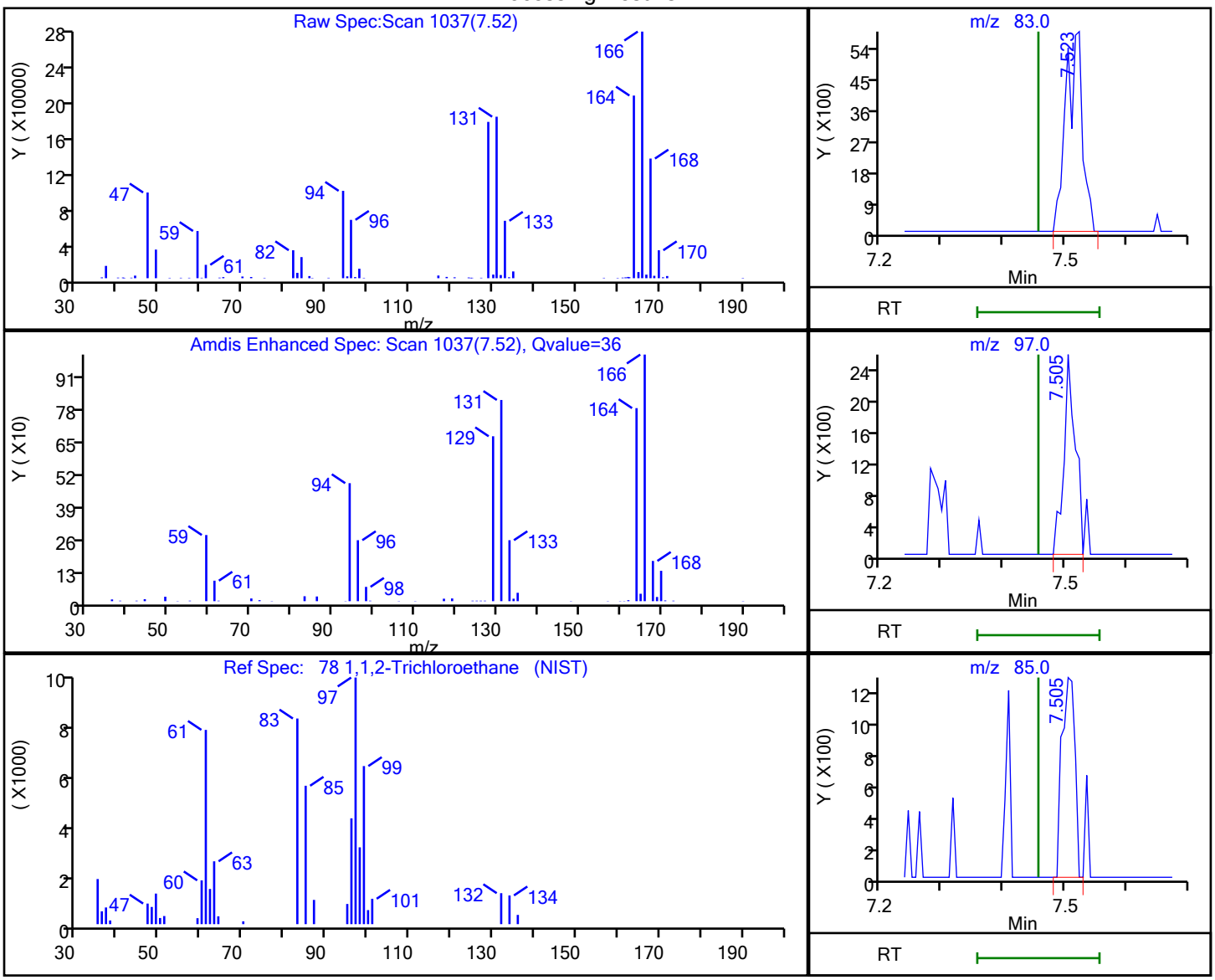

RT	Mass	Response	Amount
7.52	83.00	11031	1.744112
7.51	97.00	3345	
7.51	85.00	1903	

Reviewer: dahnw, 05-Oct-2021 09:03:27

Audit Action: Marked Compound Undetected Audit Reason: Invalid Compound ID

User Disabled Compound Report

Eurofins TestAmerica, Buffalo

Data File:	\\chromfs\Buffalo\ChromData\HP5973N\20211004-101397.b\N7248.D				
Injection Date:	05-Oct-2021 01:36:30	Instrument ID:	HP5973N		
Lims ID:	480-190000-B-2	Lab Sample ID:	480-190000-2		
Client ID:	RB-20210922				
Operator ID:	wd	ALS Bottle#:	11	Worklist Smp#:	11
Purge Vol:	5.000 mL	Dil. Factor:	1.0000		
Method:	N-8260	Limit Group:	MV - 8260C ICAL		
Column:	ZB-624 (0.18 mm)	Detector	MS SCAN		

44 2-Butanone (MEK), CAS: 78-93-3

Processing Results

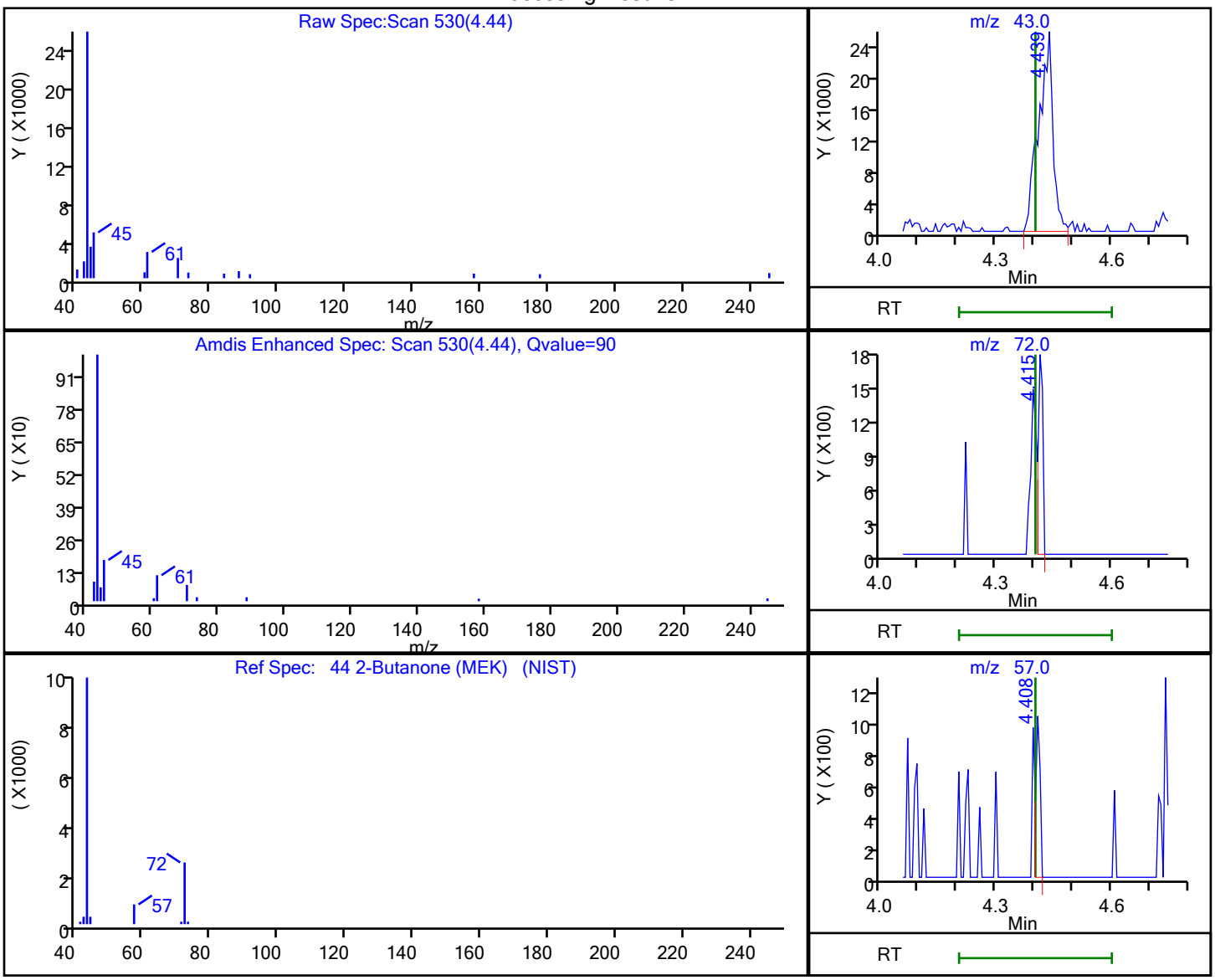

RT	Mass	Response	Amount
4.44	43.00	65013	6.062253
4.41	72.00	1481	
4.41	57.00	792	

Reviewer: dahnw, 05-Oct-2021 09:03:15

Audit Action: Marked Compound Undetected Audit Reason: Invalid Compound ID

User Disabled Compound Report

Eurofins TestAmerica, Buffalo

Data File:	\\chromfs\Buffalo\ChromData\HP5973N\20211004-101397.b\N7248.D				
Injection Date:	05-Oct-2021 01:36:30	Instrument ID:	HP5973N		
Lims ID:	480-190000-B-2	Lab Sample ID:	480-190000-2		
Client ID:	RB-20210922				
Operator ID:	wd	ALS Bottle#:	11	Worklist Smp#:	11
Purge Vol:	5.000 mL	Dil. Factor:	1.0000		
Method:	N-8260	Limit Group:	MV - 8260C ICAL		
Column:	ZB-624 (0.18 mm)	Detector	MS SCAN		

72 4-Methyl-2-pentanone (MIBK), CAS: 108-10-1

Processing Results

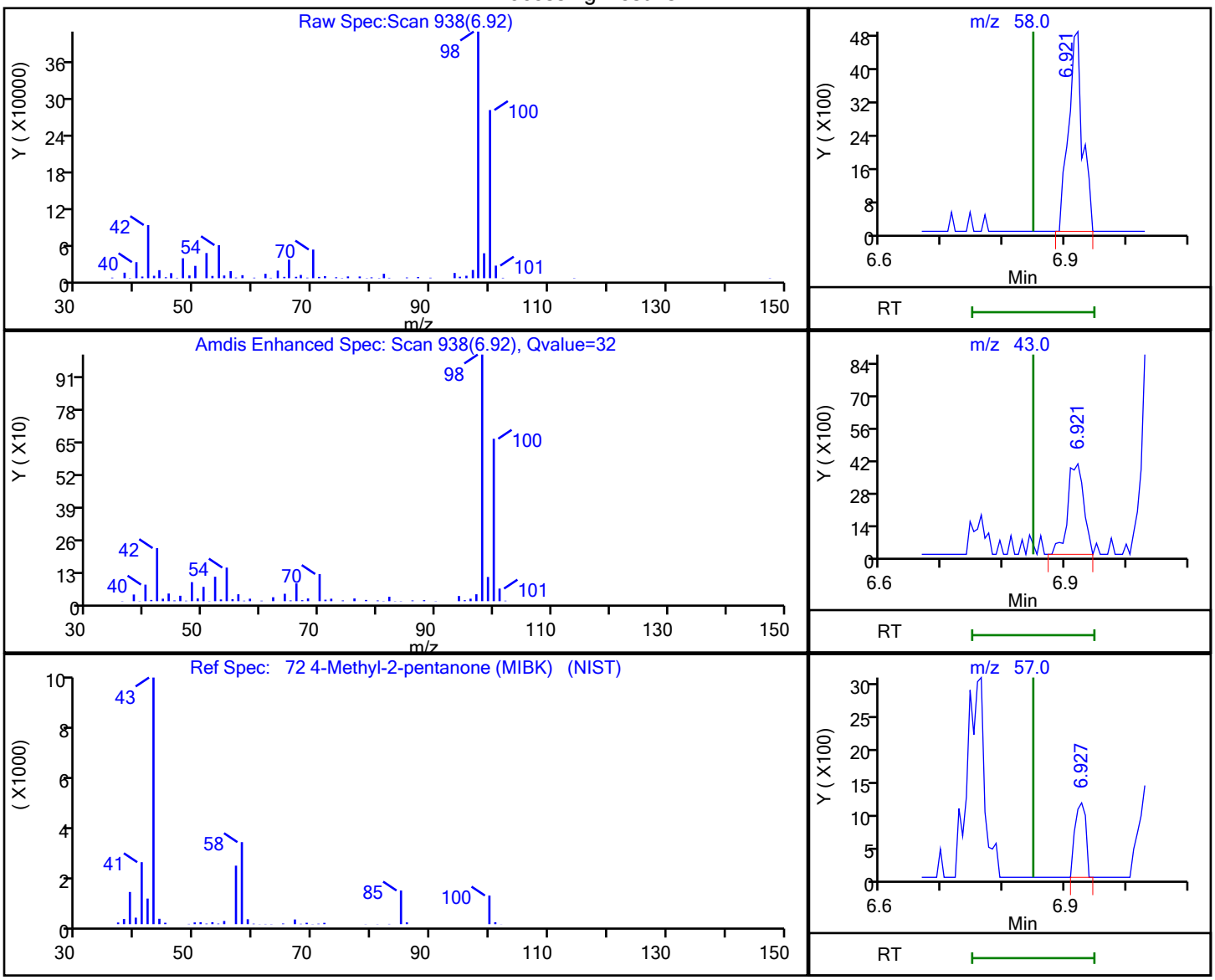

RT	Mass	Response	Amount
6.92	58.00	7798	1.289746
6.92	43.00	7256	
6.93	57.00	1389	

Reviewer: dahnw, 05-Oct-2021 09:03:24

Audit Action: Marked Compound Undetected Audit Reason: Invalid Compound ID

User Disabled Compound Report

Eurofins TestAmerica, Buffalo

Data File:	\\chromfs\Buffalo\ChromData\HP5973N\20211004-101397.b\N7248.D				
Injection Date:	05-Oct-2021 01:36:30	Instrument ID:	HP5973N		
Lims ID:	480-190000-B-2	Lab Sample ID:	480-190000-2		
Client ID:	RB-20210922				
Operator ID:	wd	ALS Bottle#:	11	Worklist Smp#:	11
Purge Vol:	5.000 mL	Dil. Factor:	1.0000		
Method:	N-8260	Limit Group:	MV - 8260C ICAL		
Column:	ZB-624 (0.18 mm)	Detector	MS SCAN		

62 Methylcyclohexane, CAS: 108-87-2

Processing Results

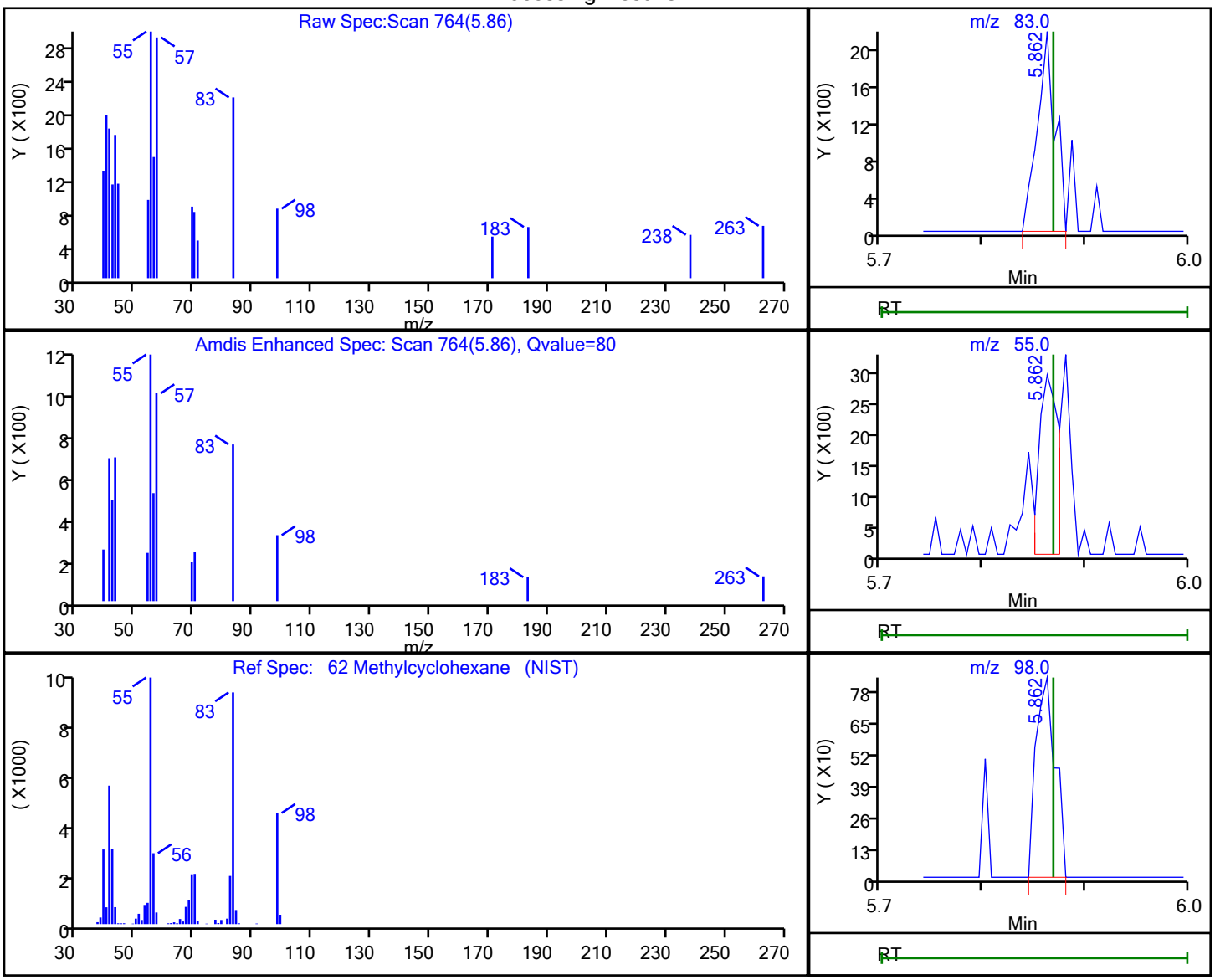

RT	Mass	Response	Amount
5.86	83.00	2615	0.203051
5.86	55.00	3848	
5.86	98.00	1100	

Reviewer: dahnw, 05-Oct-2021 09:03:21

Audit Action: Marked Compound Undetected Audit Reason: Invalid Compound ID

FORM I
GC/MS VOA ORGANICS ANALYSIS DATA SHEET

Lab Name: Eurofins TestAmerica, Buffalo Job No.: 480-190000-1

SDG No.:

Client Sample ID: MW-01-OFF-2021 Lab Sample ID: 480-190000-3

Matrix: Water Lab File ID: N7249.D

Analysis Method: 8260C Date Collected: 09/23/2021 09:10

Sample wt/vol: 5(mL) Date Analyzed: 10/05/2021 01:59

Soil Aliquot Vol: Dilution Factor: 4

Soil Extract Vol.: GC Column: ZB-624 (20) ID: 0.18(mm)

% Moisture: Level: (low/med) Low

Analysis Batch No.: 598947 Units: ug/L

CAS NO.	COMPOUND NAME	RESULT	Q	RL	MDL
71-55-6	1,1,1-Trichloroethane	ND		4.0	3.3
79-34-5	1,1,2,2-Tetrachloroethane	ND		4.0	0.84
79-00-5	1,1,2-Trichloroethane	ND		4.0	0.92
76-13-1	1,1,2-Trichloro-1,2,2-trifluoroethane	ND		4.0	1.2
75-34-3	1,1-Dichloroethane	ND		4.0	1.5
75-35-4	1,1-Dichloroethene	ND		4.0	1.2
120-82-1	1,2,4-Trichlorobenzene	ND		4.0	1.6
96-12-8	1,2-Dibromo-3-Chloropropane	ND		4.0	1.6
95-50-1	1,2-Dichlorobenzene	ND		4.0	3.2
107-06-2	1,2-Dichloroethane	ND		4.0	0.84
78-87-5	1,2-Dichloropropane	ND		4.0	2.9
541-73-1	1,3-Dichlorobenzene	ND		4.0	3.1
106-46-7	1,4-Dichlorobenzene	ND		4.0	3.4
78-93-3	2-Butanone (MEK)	ND		40	5.3
591-78-6	2-Hexanone	ND		20	5.0
108-10-1	4-Methyl-2-pentanone (MIBK)	ND		20	8.4
67-64-1	Acetone	ND		40	12
71-43-2	Benzene	ND		4.0	1.6
75-27-4	Bromodichloromethane	ND		4.0	1.6
75-25-2	Bromoform	ND		4.0	1.0
74-83-9	Bromomethane	ND		4.0	2.8
75-15-0	Carbon disulfide	ND		4.0	0.76
56-23-5	Carbon tetrachloride	ND		4.0	1.1
108-90-7	Chlorobenzene	ND		4.0	3.0
124-48-1	Dibromochloromethane	ND		4.0	1.3
75-00-3	Chloroethane	ND		4.0	1.3
67-66-3	Chloroform	ND		4.0	1.4
74-87-3	Chloromethane	ND		4.0	1.4
156-59-2	cis-1,2-Dichloroethene	ND		4.0	3.2
10061-01-5	cis-1,3-Dichloropropene	ND		4.0	1.4
110-82-7	Cyclohexane	ND		4.0	0.72
75-71-8	Dichlorodifluoromethane	ND		4.0	2.7
100-41-4	Ethylbenzene	ND		4.0	3.0
106-93-4	1,2-Dibromoethane	ND		4.0	2.9
98-82-8	Isopropylbenzene	ND		4.0	3.2

FORM I
GC/MS VOA ORGANICS ANALYSIS DATA SHEET

Lab Name: Eurofins TestAmerica, Buffalo Job No.: 480-190000-1

SDG No.:

Client Sample ID: MW-01-OFF-2021 Lab Sample ID: 480-190000-3

Matrix: Water Lab File ID: N7249.D

Analysis Method: 8260C Date Collected: 09/23/2021 09:10

Sample wt/vol: 5(mL) Date Analyzed: 10/05/2021 01:59

Soil Aliquot Vol: Dilution Factor: 4

Soil Extract Vol.: GC Column: ZB-624 (20) ID: 0.18(mm)

% Moisture: Level: (low/med) Low

Analysis Batch No.: 598947 Units: ug/L

CAS NO.	COMPOUND NAME	RESULT	Q	RL	MDL
79-20-9	Methyl acetate	ND		10	5.2
1634-04-4	Methyl tert-butyl ether	ND		4.0	0.64
108-87-2	Methylcyclohexane	ND		4.0	0.64
75-09-2	Methylene Chloride	ND		4.0	1.8
100-42-5	Styrene	ND		4.0	2.9
127-18-4	Tetrachloroethene	1.7	J	4.0	1.4
108-88-3	Toluene	ND		4.0	2.0
156-60-5	trans-1,2-Dichloroethene	ND		4.0	3.6
10061-02-6	trans-1,3-Dichloropropene	ND		4.0	1.5
79-01-6	Trichloroethene	ND		4.0	1.8
75-69-4	Trichlorofluoromethane	ND		4.0	3.5
75-01-4	Vinyl chloride	ND		4.0	3.6
1330-20-7	Xylenes, Total	ND		8.0	2.6

CAS NO.	SURROGATE	%REC	Q	LIMITS
2037-26-5	Toluene-d8 (Surr)	98		80-120
17060-07-0	1,2-Dichloroethane-d4 (Surr)	101		77-120
460-00-4	4-Bromofluorobenzene (Surr)	102		73-120
1868-53-7	Dibromofluoromethane (Surr)	103		75-123

Eurofins TestAmerica, Buffalo
Target Compound Quantitation Report

Data File: \\chromfs\Buffalo\ChromData\HP5973N\20211004-101397.b\N7249.D
Lims ID: 480-190000-B-3
Client ID: MW-01-OFF-2021
Sample Type: Client
Inject. Date: 05-Oct-2021 01:59:30 ALS Bottle#: 12 Worklist Smp#: 12
Purge Vol: 5.000 mL Dil. Factor: 4.0000
Sample Info: 480-190000-B-3
Misc. Info.: 480-0101397-012
Operator ID: wd Instrument ID: HP5973N

Method: \\chromfs\Buffalo\ChromData\HP5973N\20211004-101397.b\N-8260.m
Limit Group: MV - 8260C ICAL
Last Update: 05-Oct-2021 09:04:09 Calib Date: 21-Sep-2021 20:05:30
Integrator: RTE ID Type: Deconvolution ID
Quant Method: Internal Standard Quant By: Initial Calibration
Last ICal File: \\chromfs\Buffalo\ChromData\HP5973N\20210921-101109.b\N6474.D

Column 1 : ZB-624 (0.18 mm) Det: MS SCAN
Process Host: CTX1677

First Level Reviewer: dahnw Date: 05-Oct-2021 09:04:09

Compound	Sig	RT (min.)	Adj RT (min.)	Dlt RT (min.)	Q	Response	OnCol Amt ug/L	Flags
* 147 Fluorobenzene (IS)	70	5.412	5.412	0.000	97	151307	25.0	
* 2 Chlorobenzene-d5	117	8.406	8.399	0.007	89	579201	25.0	
* 3 1,4-Dichlorobenzene-d4	152	10.796	10.796	0.000	95	314658	25.0	
$ 148 Dibromofluoromethane (Surr)	113	4.834	4.834	0.000	91	211609	25.6	
$ 5 1,2-Dichloroethane-d4 (Surr)	65	5.139	5.138	0.001	95	269677	25.3	
$ 6 Toluene-d8 (Surr)	98	6.915	6.921	-0.006	96	706242	24.6	
$ 7 4-Bromofluorobenzene (Surr)	174	9.659	9.659	0.000	91	222161	25.4	
11 Dichlorodifluoromethane	85		1.275				ND	
13 Chloromethane	50		1.458				ND	
14 Vinyl chloride	62		1.543				ND	
15 Bromomethane	94		1.859				ND	
16 Chloroethane	64		1.945				ND	
18 Trichlorofluoromethane	101		2.176				ND	
21 112TCTFE	101		2.656				ND	
22 1,1-Dichloroethene	96		2.669				ND	
23 Acetone	43		2.778				ND	
25 Carbon disulfide	76		2.875				ND	
28 Methyl acetate	43		3.070				ND	U
30 Methylene Chloride	84		3.192				ND	
32 Methyl tert-butyl ether	73		3.380				ND	
33 trans-1,2-Dichloroethene	96		3.392				ND	
36 1,1-Dichloroethane	63		3.812				ND	
43 cis-1,2-Dichloroethene	96		4.366				ND	
44 2-Butanone (MEK)	43		4.402				ND	7
50 Chloroform	83		4.676				ND	
51 1,1,1-Trichloroethane	97		4.792				ND	
52 Cyclohexane	56		4.798				ND	U
53 Carbon tetrachloride	117		4.926				ND	
55 Benzene	78		5.145				ND	
57 1,2-Dichloroethane	62		5.211				ND	
60 Trichloroethene	95		5.753				ND	

Compound	Sig	RT (min.)	Adj RT (min.)	Dlt RT (min.)	Q	Response	OnCol Amt ug/L	Flags
62 Methylcyclohexane	83		5.868				ND	7
63 1,2-Dichloropropane	63		5.996				ND	
67 Dichlorobromomethane	83		6.282				ND	7
71 cis-1,3-Dichloropropene	75		6.696				ND	
72 4-Methyl-2-pentanone (MIBK)	58		6.848				ND	U
73 Toluene	92		6.988				ND	
75 trans-1,3-Dichloropropene	75		7.268				ND	
78 1,1,2-Trichloroethane	83		7.456				ND	7
79 Tetrachloroethene	166	7.505	7.511	-0.006	77	3901	0.4257	
82 2-Hexanone	43		7.687				ND	
83 Chlorodibromomethane	129		7.858				ND	
84 Ethylene Dibromide	107		7.955				ND	7
85 Chlorobenzene	112		8.430				ND	
88 Ethylbenzene	91		8.527				ND	
90 m-Xylene & p-Xylene	106		8.649				ND	
91 o-Xylene	106		9.075				ND	
92 Styrene	104		9.105				ND	
93 Bromoform	173		9.354				ND	7
95 Isopropylbenzene	105		9.458				ND	
98 1,1,2,2-Tetrachloroethane	83		9.865				ND	7
110 1,3-Dichlorobenzene	146		10.729				ND	
113 1,4-Dichlorobenzene	146		10.821				ND	
116 1,2-Dichlorobenzene	146		11.173				ND	
117 1,2-Dibromo-3-Chloropropane	75		11.903				ND	
119 1,2,4-Trichlorobenzene	180		12.579				ND	
S 126 Xylenes, Total	1		30.000				ND	7

QC Flag Legend

Processing Flags

7 - Failed Limit of Detection

Review Flags

U - Marked Undetected

Reagents:

N 8260 IS_00222	Amount Added:	1.00	Units: uL	Run Reagent
N_8260_Surr_00425	Amount Added:	1.00	Units: uL	Run Reagent

Report Date: 05-Oct-2021 09:04:09 Chrom Revision: 2.3 13-May-2021 07:57:40

Eurofins TestAmerica, Buffalo

Data File:	\\chromfs\Buffalo\ChromData\HP5973N\20211004-101397.b\N7249.D				
Injection Date:	05-Oct-2021 01:59:30	Instrument ID:	HP5973N	Operator ID:	wd
Lims ID:	480-190000-B-3	Lab Sample ID:	480-190000-3	Worklist Smp#:	12
Client ID:	MW-01-OFF-2021				
Purge Vol:	5.000 mL	Dil. Factor:	4.0000	ALS Bottle#:	12
Method:	N-8260	Limit Group:	MV - 8260C ICAL		
Column: ZB-624 (0.18 mm)					

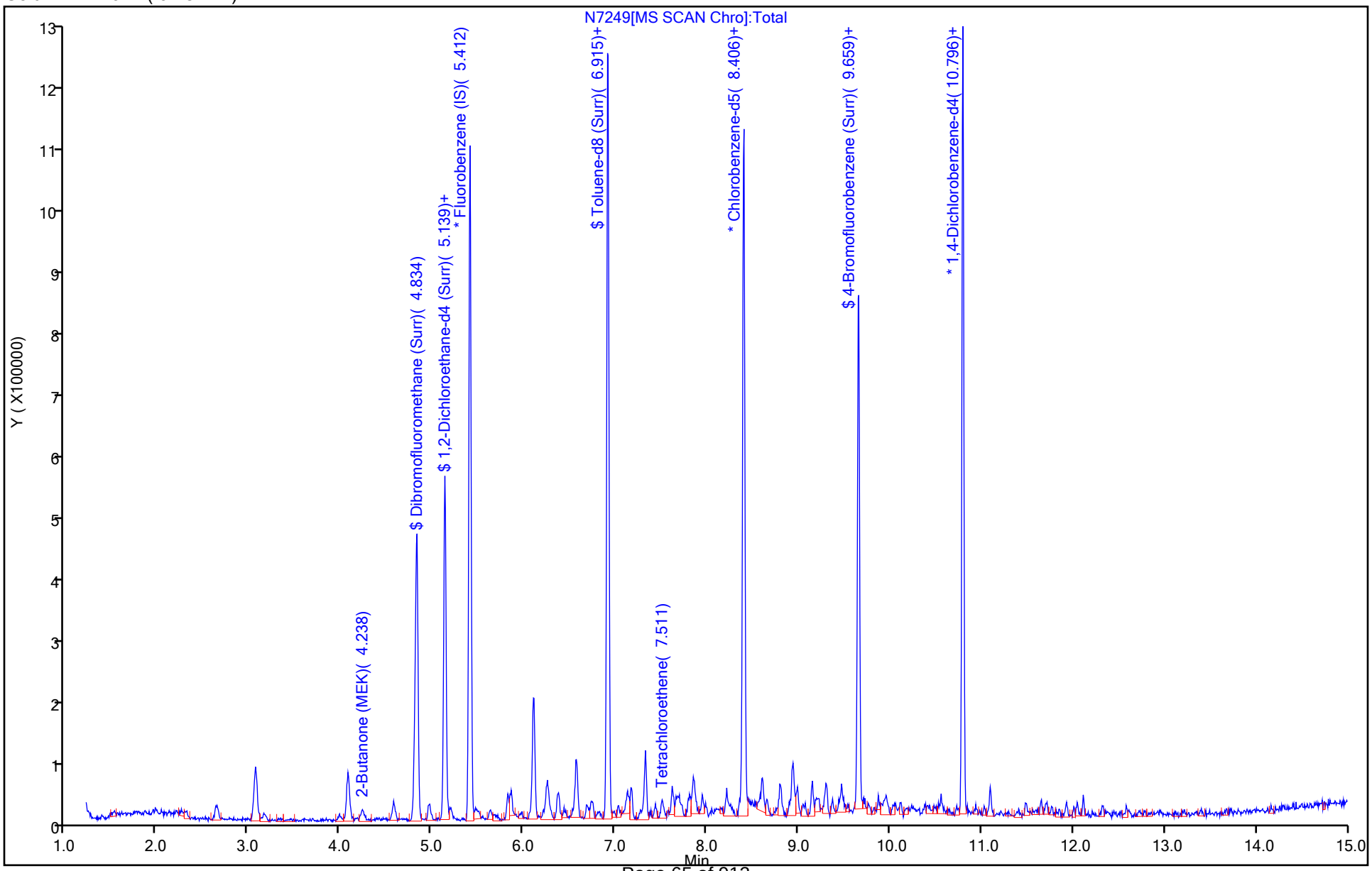

Report Date: 05-Oct-2021 09:04:09 Chrom Revision: 2.3 13-May-2021 07:57:40

Eurofins TestAmerica, Buffalo

Data File:	\\chromfs\Buffalo\ChromData\HP5973N\20211004-101397.b\N7249.D				
Injection Date:	05-Oct-2021 01:59:30	Instrument ID:	HP5973N		
Lims ID:	480-190000-B-3	Lab Sample ID:	480-190000-3		
Client ID:	MW-01-OFF-2021				
Operator ID:	wd	ALS Bottle#:	12	Worklist Smp#:	12
Purge Vol:	5.000 mL	Dil. Factor:	4.0000		
Method:	N-8260	Limit Group:	MV - 8260C ICAL		
Column:	ZB-624 (0.18 mm)	Detector	MS SCAN		

79 Tetrachloroethene, CAS: 127-18-4

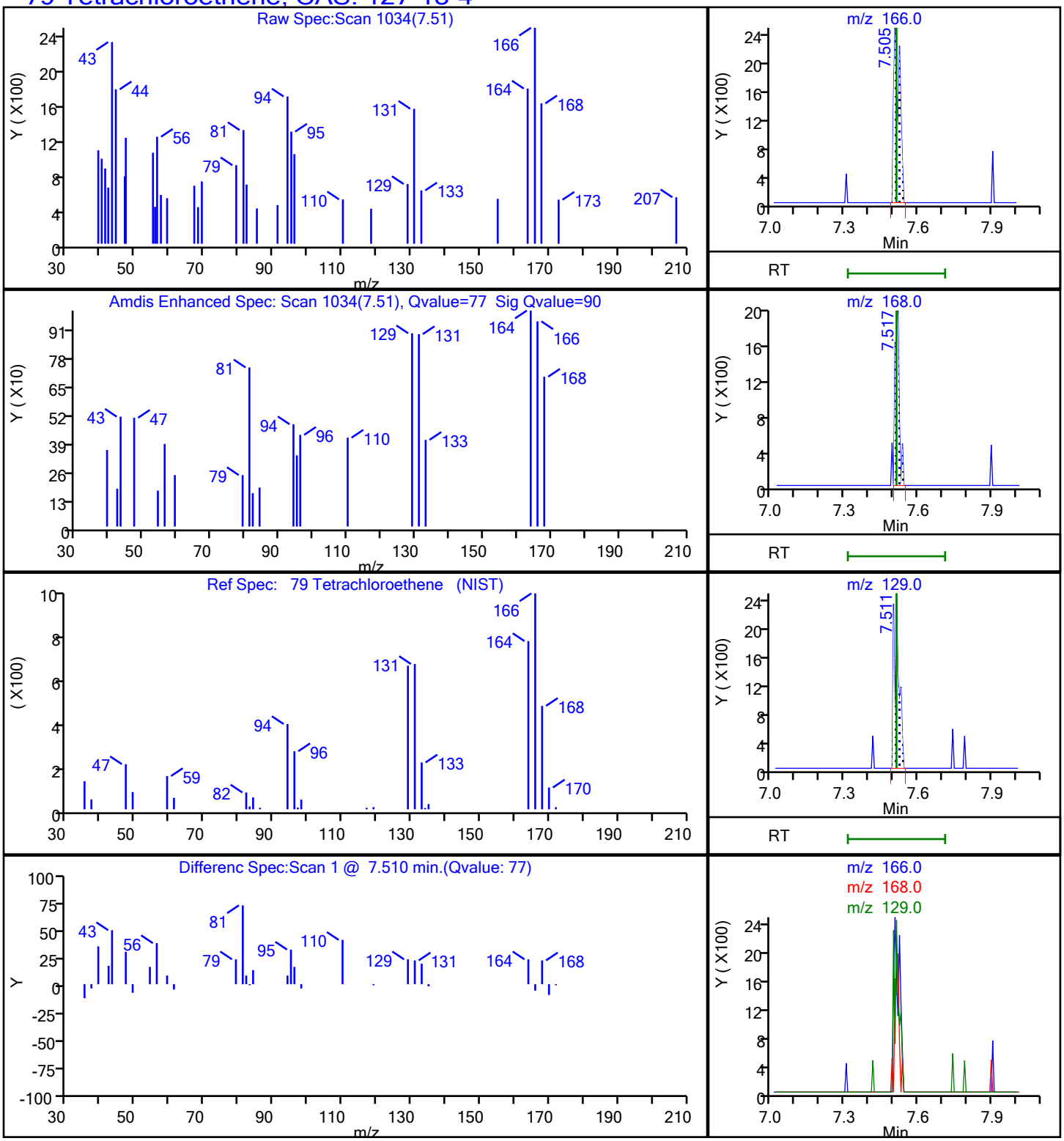

User Disabled Compound Report

Eurofins TestAmerica, Buffalo

Data File:	\\chromfs\Buffalo\ChromData\HP5973N\20211004-101397.b\N7249.D				
Injection Date:	05-Oct-2021 01:59:30	Instrument ID:	HP5973N		
Lims ID:	480-190000-B-3	Lab Sample ID:	480-190000-3		
Client ID:	MW-01-OFF-2021				
Operator ID:	wd	ALS Bottle#:	12	Worklist Smp#:	12
Purge Vol:	5.000 mL	Dil. Factor:	4.0000		
Method:	N-8260	Limit Group:	MV - 8260C ICAL		
Column:	ZB-624 (0.18 mm)	Detector	MS SCAN		

72 4-Methyl-2-pentanone (MIBK), CAS: 108-10-1

Processing Results

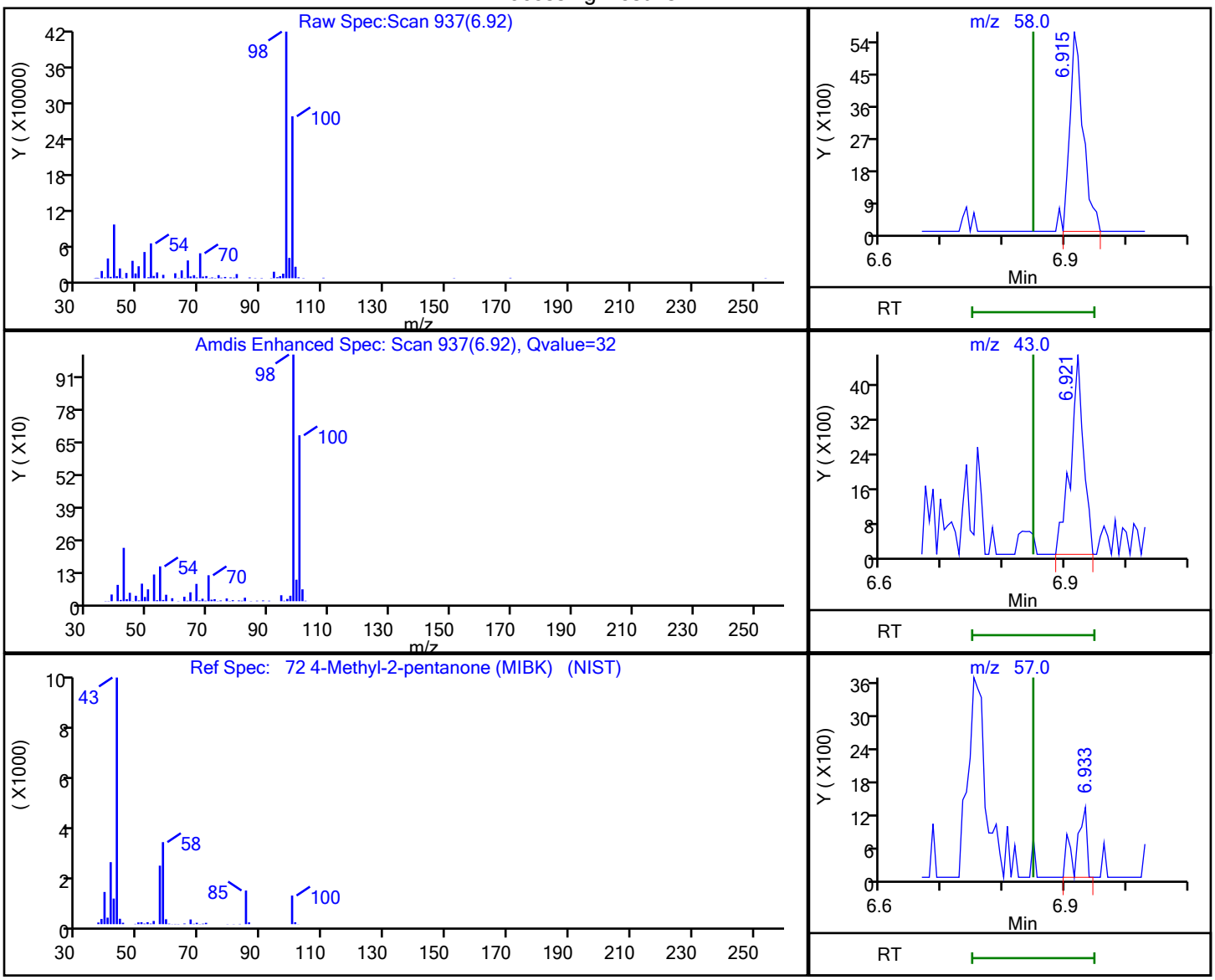

RT	Mass	Response	Amount
6.92	58.00	8499	1.435927
6.92	43.00	6751	
6.93	57.00	1561	

Reviewer: dahnw, 05-Oct-2021 09:03:46

Audit Action: Marked Compound Undetected Audit Reason: Invalid Compound ID

User Disabled Compound Report

Eurofins TestAmerica, Buffalo

Data File:	\\chromfs\Buffalo\ChromData\HP5973N\20211004-101397.b\N7249.D				
Injection Date:	05-Oct-2021 01:59:30	Instrument ID:	HP5973N		
Lims ID:	480-190000-B-3	Lab Sample ID:	480-190000-3		
Client ID:	MW-01-OFF-2021				
Operator ID:	wd	ALS Bottle#:	12	Worklist Smp#:	12
Purge Vol:	5.000 mL	Dil. Factor:	4.0000		
Method:	N-8260	Limit Group:	MV - 8260C ICAL		
Column:	ZB-624 (0.18 mm)	Detector	MS SCAN		

52 Cyclohexane, CAS: 110-82-7

Processing Results

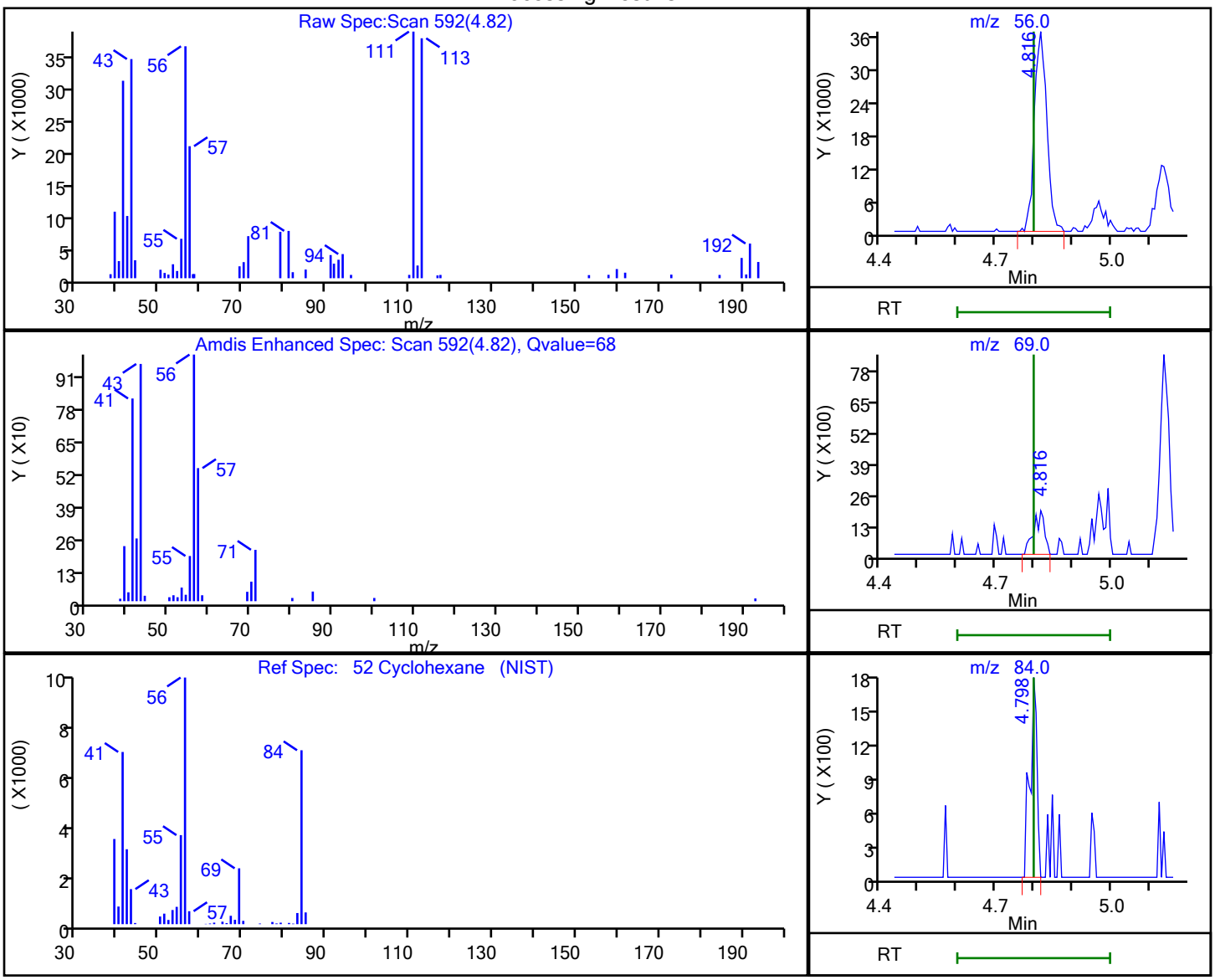

RT	Mass	Response	Amount
4.82	56.00	82151	3.827585
4.82	69.00	3612	
4.80	84.00	2254	

Reviewer: dahnw, 05-Oct-2021 09:03:50

Audit Action: Marked Compound Undetected Audit Reason: Invalid Compound ID

User Disabled Compound Report

Eurofins TestAmerica, Buffalo

Data File:	\\chromfs\Buffalo\ChromData\HP5973N\20211004-101397.b\N7249.D				
Injection Date:	05-Oct-2021 01:59:30	Instrument ID:	HP5973N		
Lims ID:	480-190000-B-3	Lab Sample ID:	480-190000-3		
Client ID:	MW-01-OFF-2021				
Operator ID:	wd	ALS Bottle#:	12	Worklist Smp#:	12
Purge Vol:	5.000 mL	Dil. Factor:	4.0000		
Method:	N-8260	Limit Group:	MV - 8260C ICAL		
Column:	ZB-624 (0.18 mm)	Detector	MS SCAN		

28 Methyl acetate, CAS: 79-20-9

Processing Results

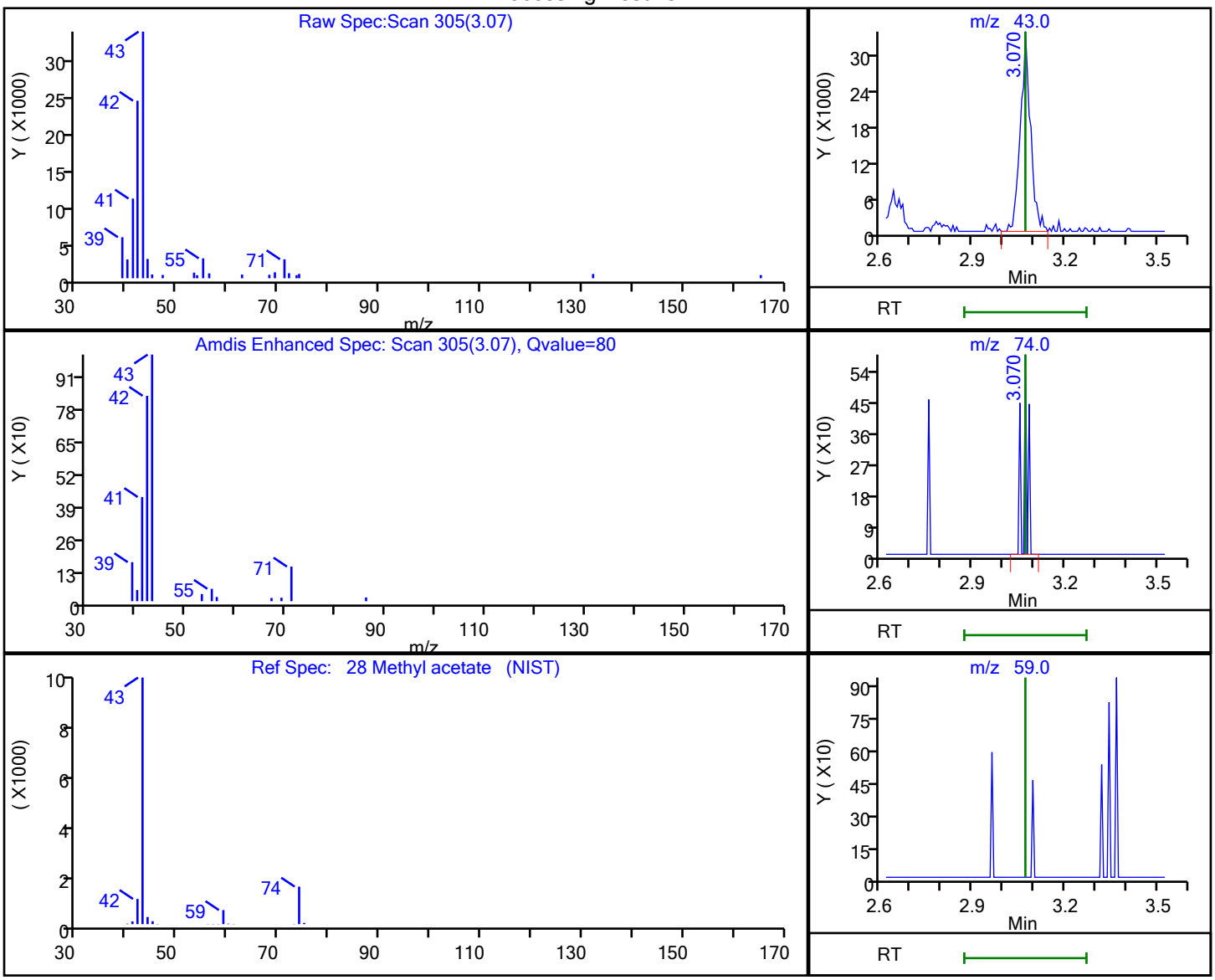

RT	Mass	Response	Amount
3.07	43.00	77719	4.636228
3.07	74.00	537	
3.07	59.00	0	

Reviewer: dahnw, 05-Oct-2021 09:03:55

Audit Action: Marked Compound Undetected Audit Reason: Invalid Compound ID

FORM I
GC/MS VOA ORGANICS ANALYSIS DATA SHEET

Lab Name: Eurofins TestAmerica, Buffalo Job No.: 480-190000-1

SDG No.:

Client Sample ID: MW-4A-2021 Lab Sample ID: 480-190000-4

Matrix: Water Lab File ID: N7250.D

Analysis Method: 8260C Date Collected: 09/23/2021 09:25

Sample wt/vol: 5(mL) Date Analyzed: 10/05/2021 02:22

Soil Aliquot Vol: Dilution Factor: 1

Soil Extract Vol.: GC Column: ZB-624 (20) ID: 0.18(mm)

% Moisture: Level: (low/med) Low

Analysis Batch No.: 598947 Units: ug/L

CAS NO.	COMPOUND NAME	RESULT	Q	RL	MDL
71-55-6	1,1,1-Trichloroethane	ND		1.0	0.82
79-34-5	1,1,2,2-Tetrachloroethane	ND		1.0	0.21
79-00-5	1,1,2-Trichloroethane	ND		1.0	0.23
76-13-1	1,1,2-Trichloro-1,2,2-trifluoroethane	ND		1.0	0.31
75-34-3	1,1-Dichloroethane	ND		1.0	0.38
75-35-4	1,1-Dichloroethene	ND		1.0	0.29
120-82-1	1,2,4-Trichlorobenzene	ND		1.0	0.41
96-12-8	1,2-Dibromo-3-Chloropropane	ND		1.0	0.39
95-50-1	1,2-Dichlorobenzene	ND		1.0	0.79
107-06-2	1,2-Dichloroethane	ND		1.0	0.21
78-87-5	1,2-Dichloropropane	ND		1.0	0.72
541-73-1	1,3-Dichlorobenzene	ND		1.0	0.78
106-46-7	1,4-Dichlorobenzene	ND		1.0	0.84
78-93-3	2-Butanone (MEK)	ND		10	1.3
591-78-6	2-Hexanone	ND		5.0	1.2
108-10-1	4-Methyl-2-pentanone (MIBK)	ND		5.0	2.1
67-64-1	Acetone	ND		10	3.0
71-43-2	Benzene	ND		1.0	0.41
75-27-4	Bromodichloromethane	ND		1.0	0.39
75-25-2	Bromoform	ND		1.0	0.26
74-83-9	Bromomethane	ND		1.0	0.69
75-15-0	Carbon disulfide	ND		1.0	0.19
56-23-5	Carbon tetrachloride	ND		1.0	0.27
108-90-7	Chlorobenzene	ND		1.0	0.75
124-48-1	Dibromochloromethane	ND		1.0	0.32
75-00-3	Chloroethane	ND		1.0	0.32
67-66-3	Chloroform	ND		1.0	0.34
74-87-3	Chloromethane	ND		1.0	0.35
156-59-2	cis-1,2-Dichloroethene	ND		1.0	0.81
10061-01-5	cis-1,3-Dichloropropene	ND		1.0	0.36
110-82-7	Cyclohexane	ND		1.0	0.18
75-71-8	Dichlorodifluoromethane	ND		1.0	0.68
100-41-4	Ethylbenzene	ND		1.0	0.74
106-93-4	1,2-Dibromoethane	ND		1.0	0.73
98-82-8	Isopropylbenzene	ND		1.0	0.79

FORM I
GC/MS VOA ORGANICS ANALYSIS DATA SHEET

Lab Name: Eurofins TestAmerica, Buffalo Job No.: 480-190000-1

SDG No.:

Client Sample ID: MW-4A-2021 Lab Sample ID: 480-190000-4

Matrix: Water Lab File ID: N7250.D

Analysis Method: 8260C Date Collected: 09/23/2021 09:25

Sample wt/vol: 5(mL) Date Analyzed: 10/05/2021 02:22

Soil Aliquot Vol: Dilution Factor: 1

Soil Extract Vol.: GC Column: ZB-624 (20) ID: 0.18(mm)

% Moisture: Level: (low/med) Low

Analysis Batch No.: 598947 Units: ug/L

CAS NO.	COMPOUND NAME	RESULT	Q	RL	MDL
79-20-9	Methyl acetate	ND		2.5	1.3
1634-04-4	Methyl tert-butyl ether	ND		1.0	0.16
108-87-2	Methylcyclohexane	ND		1.0	0.16
75-09-2	Methylene Chloride	ND		1.0	0.44
100-42-5	Styrene	ND		1.0	0.73
127-18-4	Tetrachloroethene	0.56	J	1.0	0.36
108-88-3	Toluene	ND		1.0	0.51
156-60-5	trans-1,2-Dichloroethene	ND		1.0	0.90
10061-02-6	trans-1,3-Dichloropropene	ND		1.0	0.37
79-01-6	Trichloroethene	ND		1.0	0.46
75-69-4	Trichlorofluoromethane	ND		1.0	0.88
75-01-4	Vinyl chloride	ND		1.0	0.90
1330-20-7	Xylenes, Total	ND		2.0	0.66

CAS NO.	SURROGATE	%REC	Q	LIMITS
2037-26-5	Toluene-d8 (Surr)	96		80-120
17060-07-0	1,2-Dichloroethane-d4 (Surr)	105		77-120
460-00-4	4-Bromofluorobenzene (Surr)	94		73-120
1868-53-7	Dibromofluoromethane (Surr)	102		75-123

Eurofins TestAmerica, Buffalo
Target Compound Quantitation Report

Data File: \\chromfs\Buffalo\ChromData\HP5973N\20211004-101397.b\N7250.D
Lims ID: 480-190000-B-4
Client ID: MW-4A-2021
Sample Type: Client
Inject. Date: 05-Oct-2021 02:22:30 ALS Bottle#: 13 Worklist Smp#: 13
Purge Vol: 5.000 mL Dil. Factor: 1.0000
Sample Info: 480-190000-B-4
Misc. Info.: 480-0101397-013
Operator ID: wd Instrument ID: HP5973N

Method: \\chromfs\Buffalo\ChromData\HP5973N\20211004-101397.b\N-8260.m
Limit Group: MV - 8260C ICAL
Last Update: 05-Oct-2021 09:04:31 Calib Date: 21-Sep-2021 20:05:30
Integrator: RTE ID Type: Deconvolution ID
Quant Method: Internal Standard Quant By: Initial Calibration
Last ICal File: \\chromfs\Buffalo\ChromData\HP5973N\20210921-101109.b\N6474.D

Column 1 : ZB-624 (0.18 mm) Det: MS SCAN
Process Host: CTX1677

First Level Reviewer: dahnw Date: 05-Oct-2021 09:04:31

Compound	Sig	RT (min.)	Adj RT (min.)	Dlt RT (min.)	Q	Response	OnCol Amt ug/L	Flags
* 147 Fluorobenzene (IS)	70	5.412	5.412	0.000	97	149078	25.0	
* 2 Chlorobenzene-d5	117	8.399	8.399	0.000	89	586078	25.0	
* 3 1,4-Dichlorobenzene-d4	152	10.796	10.796	0.000	95	311928	25.0	
$ 148 Dibromofluoromethane (Surr)	113	4.834	4.834	0.000	93	206943	25.4	
$ 5 1,2-Dichloroethane-d4 (Surr)	65	5.139	5.138	0.001	96	276098	26.2	
$ 6 Toluene-d8 (Surr)	98	6.921	6.921	0.000	95	696801	24.0	
$ 7 4-Bromofluorobenzene (Surr)	174	9.659	9.659	0.000	88	207863	23.5	
11 Dichlorodifluoromethane	85		1.275				ND	
13 Chloromethane	50		1.458				ND	
14 Vinyl chloride	62		1.543				ND	
15 Bromomethane	94		1.859				ND	
16 Chloroethane	64		1.945				ND	
18 Trichlorofluoromethane	101		2.176				ND	
21 112TCTFE	101		2.656				ND	
22 1,1-Dichloroethene	96		2.669				ND	
23 Acetone	43		2.778				ND	
25 Carbon disulfide	76		2.875				ND	7
28 Methyl acetate	43		3.070				ND	
30 Methylene Chloride	84		3.192				ND	
32 Methyl tert-butyl ether	73		3.380				ND	
33 trans-1,2-Dichloroethene	96		3.392				ND	
36 1,1-Dichloroethane	63		3.812				ND	
43 cis-1,2-Dichloroethene	96		4.366				ND	
44 2-Butanone (MEK)	43		4.402				ND	7
50 Chloroform	83		4.676				ND	
51 1,1,1-Trichloroethane	97		4.792				ND	
52 Cyclohexane	56		4.798				ND	U
53 Carbon tetrachloride	117		4.926				ND	
55 Benzene	78		5.145				ND	
57 1,2-Dichloroethane	62		5.211				ND	
60 Trichloroethene	95		5.753				ND	

Compound	Sig	RT (min.)	Adj RT (min.)	Dlt RT (min.)	Q	Response	OnCol Amt ug/L	Flags
62 Methylcyclohexane	83		5.868				ND	
63 1,2-Dichloropropane	63		5.996				ND	
67 Dichlorobromomethane	83		6.282				ND	7
71 cis-1,3-Dichloropropene	75		6.696				ND	
72 4-Methyl-2-pentanone (MIBK)	58		6.848				ND	U
73 Toluene	92		6.988				ND	
75 trans-1,3-Dichloropropene	75		7.268				ND	
78 1,1,2-Trichloroethane	83		7.456				ND	7
79 Tetrachloroethene	166	7.517	7.511	0.006	88	5209	0.5618	
82 2-Hexanone	43		7.687				ND	
83 Chlorodibromomethane	129		7.858				ND	
84 Ethylene Dibromide	107		7.955				ND	7
85 Chlorobenzene	112		8.430				ND	
88 Ethylbenzene	91		8.527				ND	
90 m-Xylene & p-Xylene	106		8.649				ND	
91 o-Xylene	106		9.075				ND	
92 Styrene	104		9.105				ND	
93 Bromoform	173		9.354				ND	
95 Isopropylbenzene	105		9.458				ND	
98 1,1,2,2-Tetrachloroethane	83		9.865				ND	7
110 1,3-Dichlorobenzene	146		10.729				ND	
113 1,4-Dichlorobenzene	146		10.821				ND	
116 1,2-Dichlorobenzene	146		11.173				ND	
117 1,2-Dibromo-3-Chloropropane	75		11.903				ND	
119 1,2,4-Trichlorobenzene	180		12.579				ND	
S 126 Xylenes, Total	1		30.000				ND	7

QC Flag Legend

Processing Flags

7 - Failed Limit of Detection

Review Flags

U - Marked Undetected

Reagents:

N 8260 IS_00222	Amount Added:	1.00	Units: uL	Run Reagent
N_8260_Surr_00425	Amount Added:	1.00	Units: uL	Run Reagent

Report Date: 05-Oct-2021 09:04:32 Chrom Revision: 2.3 13-May-2021 07:57:40

Eurofins TestAmerica, Buffalo

Data File:	\\chromfs\Buffalo\ChromData\HP5973N\20211004-101397.b\N7250.D				
Injection Date:	05-Oct-2021 02:22:30	Instrument ID:	HP5973N	Operator ID:	wd
Lims ID:	480-190000-B-4	Lab Sample ID:	480-190000-4	Worklist Smp#:	13
Client ID:	MW-4A-2021				
Purge Vol:	5.000 mL	Dil. Factor:	1.0000	ALS Bottle#:	13
Method:	N-8260	Limit Group:	MV - 8260C ICAL		
Column: ZB-624 (0.18 mm)					

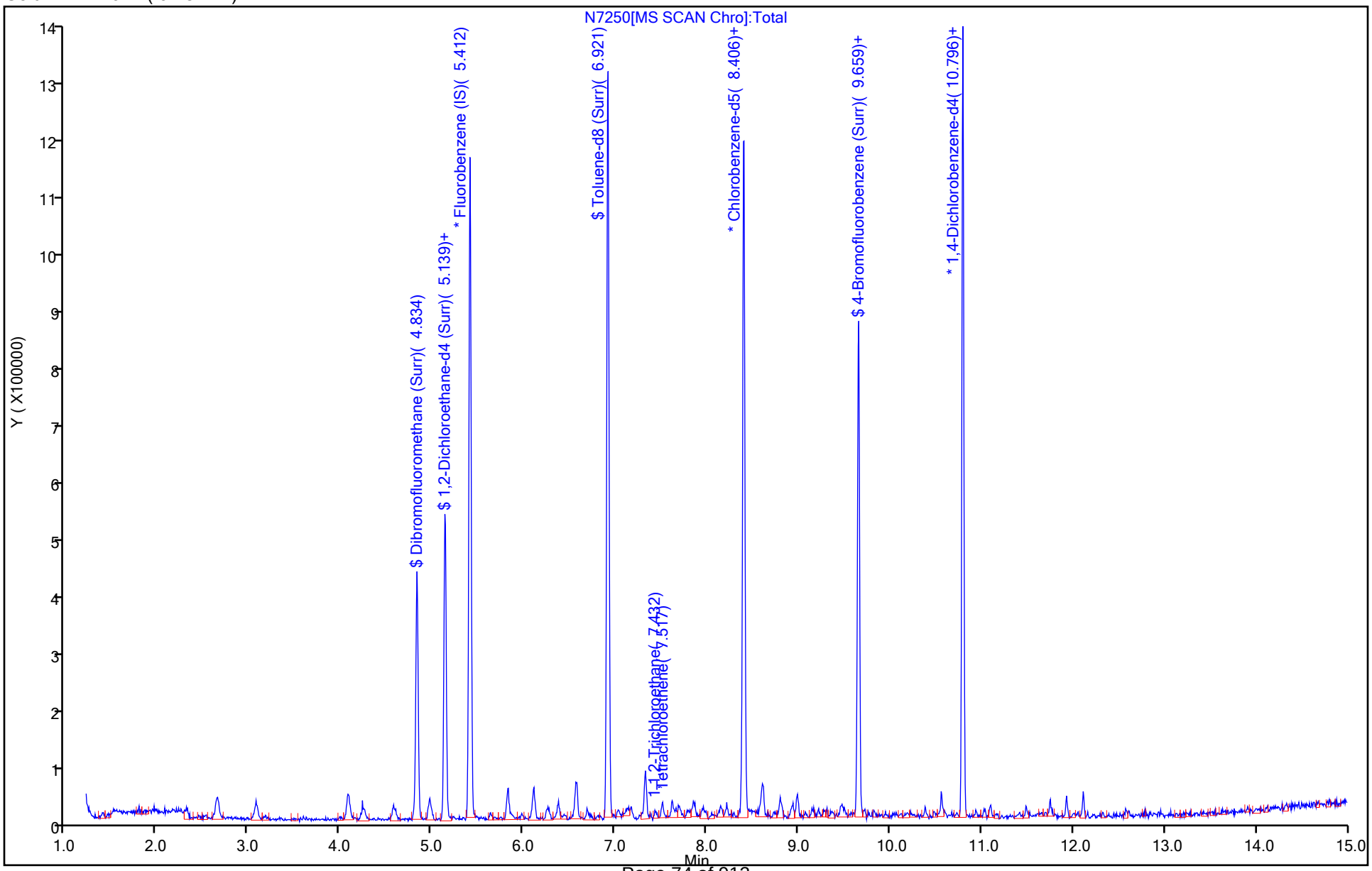

Report Date: 05-Oct-2021 09:04:32 Chrom Revision: 2.3 13-May-2021 07:57:40

Eurofins TestAmerica, Buffalo

Data File:	\\chromfs\Buffalo\ChromData\HP5973N\20211004-101397.b\N7250.D				
Injection Date:	05-Oct-2021 02:22:30	Instrument ID:	HP5973N		
Lims ID:	480-190000-B-4	Lab Sample ID:	480-190000-4		
Client ID:	MW-4A-2021				
Operator ID:	wd	ALS Bottle#:	13	Worklist Smp#:	13
Purge Vol:	5.000 mL	Dil. Factor:	1.0000		
Method:	N-8260	Limit Group:	MV - 8260C ICAL		
Column:	ZB-624 (0.18 mm)	Detector	MS SCAN		

79 Tetrachloroethene, CAS: 127-18-4

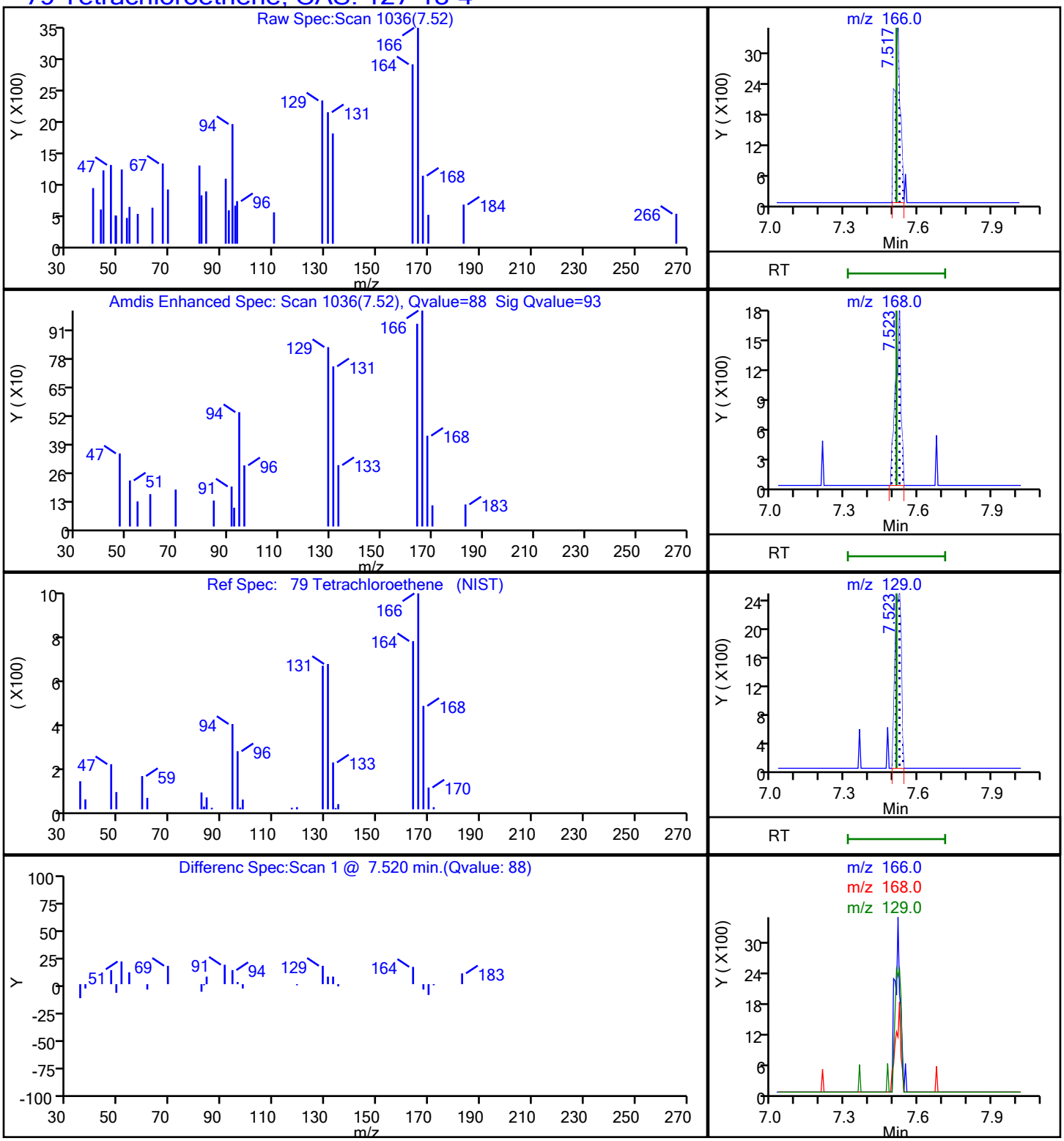

User Disabled Compound Report

Eurofins TestAmerica, Buffalo

Data File:	\\chromfs\Buffalo\ChromData\HP5973N\20211004-101397.b\N7250.D				
Injection Date:	05-Oct-2021 02:22:30	Instrument ID:	HP5973N		
Lims ID:	480-190000-B-4	Lab Sample ID:	480-190000-4		
Client ID:	MW-4A-2021				
Operator ID:	wd	ALS Bottle#:	13	Worklist Smp#:	13
Purge Vol:	5.000 mL	Dil. Factor:	1.0000		
Method:	N-8260	Limit Group:	MV - 8260C ICAL		
Column:	ZB-624 (0.18 mm)	Detector	MS SCAN		

72 4-Methyl-2-pentanone (MIBK), CAS: 108-10-1

Processing Results

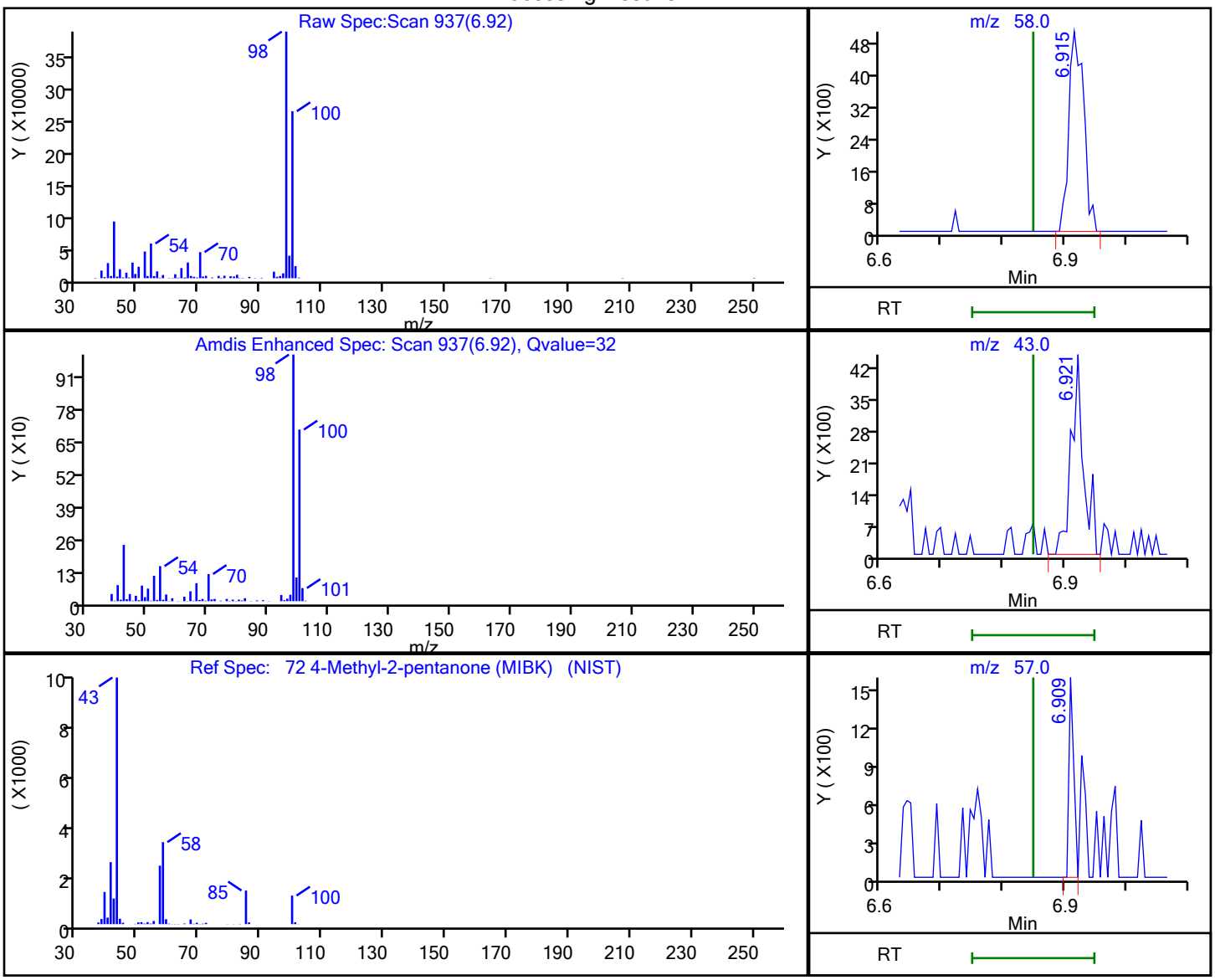

RT	Mass	Response	Amount
6.92	58.00	8518	1.422250
6.92	43.00	6259	
6.91	57.00	828	

Reviewer: dahnw, 05-Oct-2021 09:04:22

Audit Action: Marked Compound Undetected Audit Reason: Invalid Compound ID

User Disabled Compound Report

Eurofins TestAmerica, Buffalo

Data File:	\\chromfs\Buffalo\ChromData\HP5973N\20211004-101397.b\N7250.D				
Injection Date:	05-Oct-2021 02:22:30	Instrument ID:	HP5973N		
Lims ID:	480-190000-B-4	Lab Sample ID:	480-190000-4		
Client ID:	MW-4A-2021				
Operator ID:	wd	ALS Bottle#:	13	Worklist Smp#:	13
Purge Vol:	5.000 mL	Dil. Factor:	1.0000		
Method:	N-8260	Limit Group:	MV - 8260C ICAL		
Column:	ZB-624 (0.18 mm)	Detector	MS SCAN		

52 Cyclohexane, CAS: 110-82-7

Processing Results

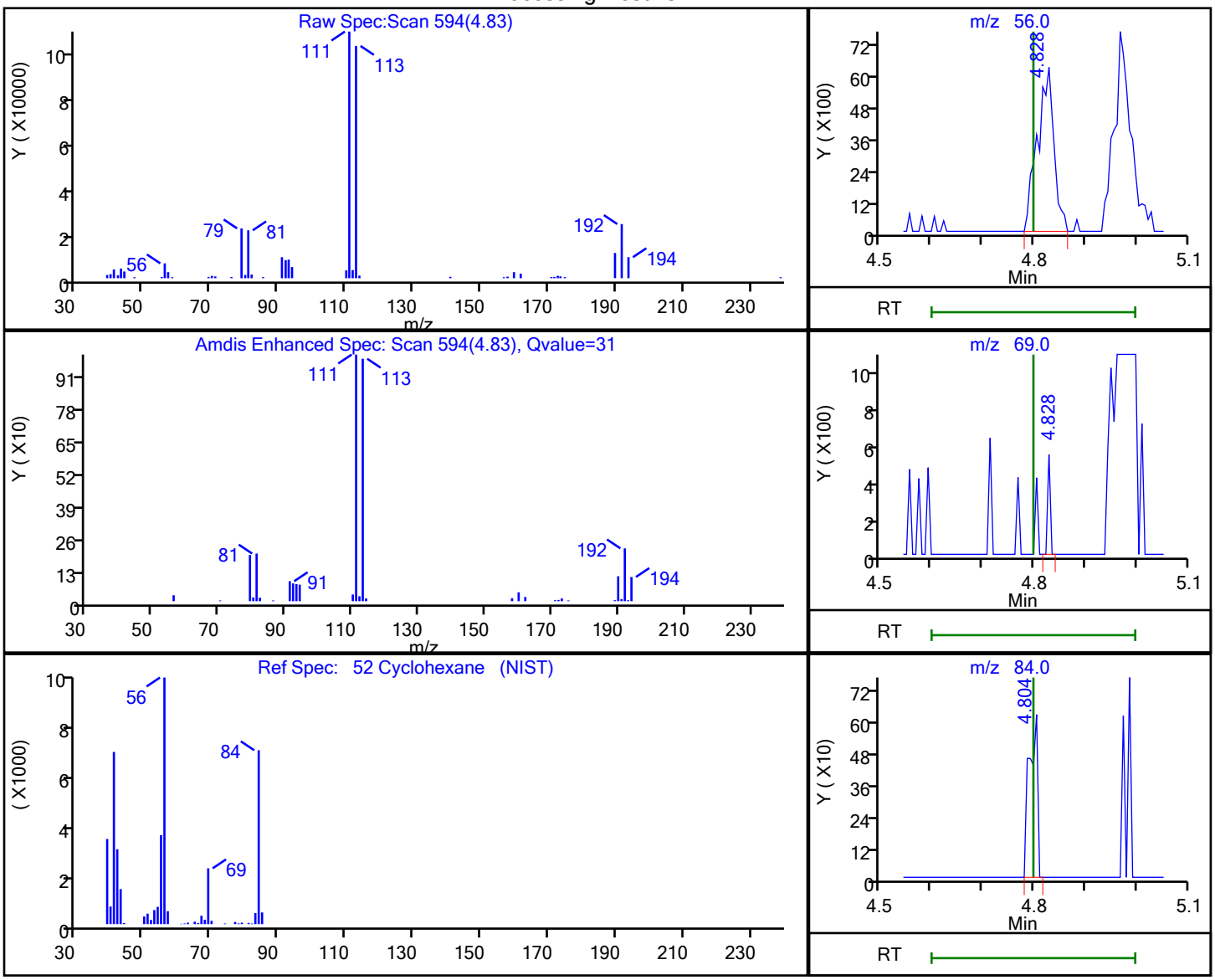

RT	Mass	Response	Amount
4.83	56.00	14143	0.668804
4.83	69.00	194	
4.80	84.00	718	

Reviewer: dahnw, 05-Oct-2021 09:04:18

Audit Action: Marked Compound Undetected Audit Reason: Invalid Compound ID

FORM I
GC/MS VOA ORGANICS ANALYSIS DATA SHEET

Lab Name: Eurofins TestAmerica, Buffalo Job No.: 480-190000-1

SDG No.:

Client Sample ID: OU2-PZ-04-2021 Lab Sample ID: 480-190000-5

Matrix: Water Lab File ID: N7251.D

Analysis Method: 8260C Date Collected: 09/23/2021 10:20

Sample wt/vol: 5(mL) Date Analyzed: 10/05/2021 02:46

Soil Aliquot Vol: Dilution Factor: 40

Soil Extract Vol.: GC Column: ZB-624 (20) ID: 0.18(mm)

% Moisture: Level: (low/med) Low

Analysis Batch No.: 598947 Units: ug/L

CAS NO.	COMPOUND NAME	RESULT	Q	RL	MDL
71-55-6	1,1,1-Trichloroethane	ND		40	33
79-34-5	1,1,2,2-Tetrachloroethane	ND		40	8.4
79-00-5	1,1,2-Trichloroethane	ND		40	9.2
76-13-1	1,1,2-Trichloro-1,2,2-trifluoroethane	ND		40	12
75-34-3	1,1-Dichloroethane	ND		40	15
75-35-4	1,1-Dichloroethene	ND		40	12
120-82-1	1,2,4-Trichlorobenzene	ND		40	16
96-12-8	1,2-Dibromo-3-Chloropropane	ND		40	16
95-50-1	1,2-Dichlorobenzene	ND		40	32
107-06-2	1,2-Dichloroethane	ND		40	8.4
78-87-5	1,2-Dichloropropane	ND		40	29
541-73-1	1,3-Dichlorobenzene	ND		40	31
106-46-7	1,4-Dichlorobenzene	ND		40	34
78-93-3	2-Butanone (MEK)	ND		400	53
591-78-6	2-Hexanone	ND		200	50
108-10-1	4-Methyl-2-pentanone (MIBK)	ND		200	84
67-64-1	Acetone	ND		400	120
71-43-2	Benzene	ND		40	16
75-27-4	Bromodichloromethane	ND		40	16
75-25-2	Bromoform	ND		40	10
74-83-9	Bromomethane	ND		40	28
75-15-0	Carbon disulfide	ND		40	7.6
56-23-5	Carbon tetrachloride	ND		40	11
108-90-7	Chlorobenzene	ND		40	30
124-48-1	Dibromochloromethane	ND		40	13
75-00-3	Chloroethane	ND		40	13
67-66-3	Chloroform	ND		40	14
74-87-3	Chloromethane	ND		40	14
156-59-2	cis-1,2-Dichloroethene	ND		40	32
10061-01-5	cis-1,3-Dichloropropene	ND		40	14
110-82-7	Cyclohexane	330		40	7.2
75-71-8	Dichlorodifluoromethane	ND		40	27
100-41-4	Ethylbenzene	ND		40	30
106-93-4	1,2-Dibromoethane	ND		40	29
98-82-8	Isopropylbenzene	ND		40	32

FORM I
GC/MS VOA ORGANICS ANALYSIS DATA SHEET

Lab Name: Eurofins TestAmerica, Buffalo
Job No.: 480-190000-1
SDG No.:
Client Sample ID: OU2-PZ-04-2021
Lab Sample ID: 480-190000-5
Matrix: Water
Lab File ID: N7251.D
Analysis Method: 8260C
Date Collected: 09/23/2021 10:20
Sample wt/vol: 5(mL)
Date Analyzed: 10/05/2021 02:46
Soil Aliquot Vol:
Dilution Factor: 40
Soil Extract Vol.:
GC Column: ZB-624 (20) ID: 0.18(mm)
% Moisture:
Level: (low/med) Low
Analysis Batch No.: 598947
Units: ug/L

CAS NO.	COMPOUND NAME	RESULT	Q	RL	MDL
79-20-9	Methyl acetate	ND		100	52
1634-04-4	Methyl tert-butyl ether	ND		40	6.4
108-87-2	Methylcyclohexane	350		40	6.4
75-09-2	Methylene Chloride	ND		40	18
100-42-5	Styrene	ND		40	29
127-18-4	Tetrachloroethene	ND		40	14
108-88-3	Toluene	ND		40	20
156-60-5	trans-1,2-Dichloroethene	ND		40	36
10061-02-6	trans-1,3-Dichloropropene	ND		40	15
79-01-6	Trichloroethene	ND		40	18
75-69-4	Trichlorofluoromethane	ND		40	35
75-01-4	Vinyl chloride	ND		40	36
1330-20-7	Xylenes, Total	28	J	80	26

CAS NO.	SURROGATE	%REC	Q	LIMITS
2037-26-5	Toluene-d8 (Surr)	100		80-120
17060-07-0	1,2-Dichloroethane-d4 (Surr)	106		77-120
460-00-4	4-Bromofluorobenzene (Surr)	96		73-120
1868-53-7	Dibromofluoromethane (Surr)	104		75-123

Eurofins TestAmerica, Buffalo
Target Compound Quantitation Report

Data File: \\chromfs\Buffalo\ChromData\HP5973N\20211004-101397.b\N7251.D
Lims ID: 480-190000-A-5
Client ID: OU2-PZ-04-2021
Sample Type: Client
Inject. Date: 05-Oct-2021 02:46:30 ALS Bottle#: 14 Worklist Smp#: 14
Purge Vol: 5.000 mL Dil. Factor: 40.0000
Sample Info: 480-190000-A-5
Misc. Info.: 480-0101397-014
Operator ID: wd Instrument ID: HP5973N

Method: \\chromfs\Buffalo\ChromData\HP5973N\20211004-101397.b\N-8260.m
Limit Group: MV - 8260C ICAL
Last Update: 05-Oct-2021 09:10:20 Calib Date: 21-Sep-2021 20:05:30
Integrator: RTE ID Type: Deconvolution ID
Quant Method: Internal Standard Quant By: Initial Calibration
Last ICal File: \\chromfs\Buffalo\ChromData\HP5973N\20210921-101109.b\N6474.D

Column 1 : ZB-624 (0.18 mm) Det: MS SCAN
Process Host: CTX1677

First Level Reviewer: dahnw Date: 05-Oct-2021 09:10:20

Compound	Sig	RT (min.)	Adj RT (min.)	Dlt RT (min.)	Q	Response	OnCol Amt ug/L	Flags
* 147 Fluorobenzene (IS)	70	5.406	5.412	-0.006	98	142111	25.0	
* 2 Chlorobenzene-d5	117	8.399	8.399	0.000	90	571374	25.0	
* 3 1,4-Dichlorobenzene-d4	152	10.796	10.796	0.000	95	303661	25.0	
$ 148 Dibromofluoromethane (Surr)	113	4.834	4.834	0.000	92	201623	26.0	
$ 5 1,2-Dichloroethane-d4 (Surr)	65	5.139	5.138	0.000	97	265982	26.5	
$ 6 Toluene-d8 (Surr)	98	6.921	6.921	0.000	95	711102	25.1	
$ 7 4-Bromofluorobenzene (Surr)	174	9.659	9.659	0.000	92	206986	24.0	
11 Dichlorodifluoromethane	85		1.275				ND	
13 Chloromethane	50		1.458				ND	
14 Vinyl chloride	62		1.543				ND	
15 Bromomethane	94		1.859				ND	
16 Chloroethane	64		1.945				ND	
18 Trichlorofluoromethane	101		2.176				ND	
21 112TCTFE	101		2.656				ND	
22 1,1-Dichloroethene	96		2.669				ND	
23 Acetone	43		2.778				ND	
25 Carbon disulfide	76		2.875				ND	
28 Methyl acetate	43		3.070				ND	
30 Methylene Chloride	84		3.192				ND	
32 Methyl tert-butyl ether	73		3.380				ND	
33 trans-1,2-Dichloroethene	96		3.392				ND	
36 1,1-Dichloroethane	63		3.812				ND	
43 cis-1,2-Dichloroethene	96		4.366				ND	
44 2-Butanone (MEK)	43		4.402				ND	7
50 Chloroform	83		4.676				ND	U
51 1,1,1-Trichloroethane	97		4.792				ND	
52 Cyclohexane	56	4.798	4.798	0.000	95	168537	8.36	
53 Carbon tetrachloride	117		4.926				ND	
55 Benzene	78		5.145				ND	
57 1,2-Dichloroethane	62		5.211				ND	
60 Trichloroethene	95		5.753				ND	

Compound	Sig	RT (min.)	Adj RT (min.)	Dlt RT (min.)	Q	Response	OnCol Amt ug/L	Flags
62 Methylcyclohexane	83	5.869	5.868	0.001	90	106786	8.65	
63 1,2-Dichloropropane	63		5.996				ND	
67 Dichlorobromomethane	83		6.282				ND	7
71 cis-1,3-Dichloropropene	75		6.696				ND	
72 4-Methyl-2-pentanone (MIBK)	58		6.848				ND	U
73 Toluene	92		6.988				ND	
75 trans-1,3-Dichloropropene	75		7.268				ND	
78 1,1,2-Trichloroethane	83		7.456				ND	
79 Tetrachloroethene	166		7.511				ND	
82 2-Hexanone	43		7.687				ND	
83 Chlorodibromomethane	129		7.858				ND	
84 Ethylene Dibromide	107		7.955				ND	
85 Chlorobenzene	112		8.430				ND	
88 Ethylbenzene	91	8.527	8.527	0.000	37	5706	0.1550	
90 m-Xylene & p-Xylene	106	8.637	8.649	-0.012	95	9614	0.6950	
91 o-Xylene	106		9.075				ND	7
92 Styrene	104		9.105				ND	
93 Bromoform	173		9.354				ND	
95 Isopropylbenzene	105		9.458				ND	
98 1,1,2,2-Tetrachloroethane	83		9.865				ND	7
110 1,3-Dichlorobenzene	146		10.729				ND	
113 1,4-Dichlorobenzene	146		10.821				ND	
116 1,2-Dichlorobenzene	146		11.173				ND	
117 1,2-Dibromo-3-Chloropropane	75		11.903				ND	7
119 1,2,4-Trichlorobenzene	180		12.579				ND	
S 126 Xylenes, Total	1				0		0.6950	

QC Flag Legend

Processing Flags

7 - Failed Limit of Detection

Review Flags

U - Marked Undetected

Reagents:

N 8260 IS_00222	Amount Added:	1.00	Units: uL	Run Reagent
N_8260_Surr_00425	Amount Added:	1.00	Units: uL	Run Reagent

Report Date: 05-Oct-2021 09:10:21 Chrom Revision: 2.3 13-May-2021 07:57:40

Eurofins TestAmerica, Buffalo

Data File:	\\chromfs\Buffalo\ChromData\HP5973N\20211004-101397.b\N7251.D				
Injection Date:	05-Oct-2021 02:46:30	Instrument ID:	HP5973N	Operator ID:	wd
Lims ID:	480-190000-A-5	Lab Sample ID:	480-190000-5	Worklist Smp#:	14
Client ID:	OU2-PZ-04-2021				
Purge Vol:	5.000 mL	Dil. Factor:	40.0000	ALS Bottle#:	14
Method:	N-8260	Limit Group:	MV - 8260C ICAL		
Column: ZB-624 (0.18 mm)					

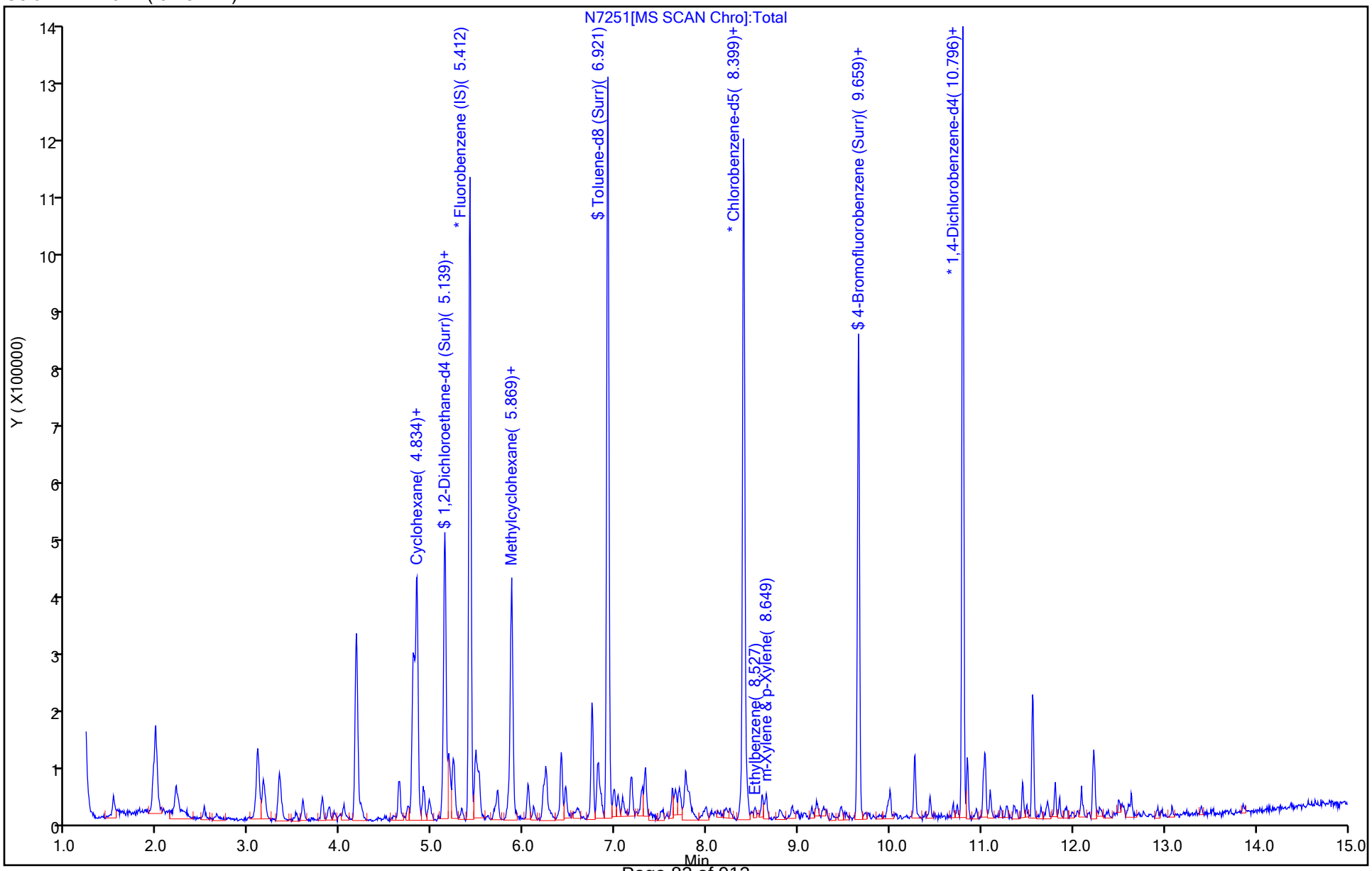

Report Date: 05-Oct-2021 09:10:21 Chrom Revision: 2.3 13-May-2021 07:57:40

Eurofins TestAmerica, Buffalo

Data File:	\\chromfs\Buffalo\ChromData\HP5973N\20211004-101397.b\N7251.D				
Injection Date:	05-Oct-2021 02:46:30	Instrument ID:	HP5973N		
Lims ID:	480-190000-A-5	Lab Sample ID:	480-190000-5		
Client ID:	OU2-PZ-04-2021				
Operator ID:	wd	ALS Bottle#:	14	Worklist Smp#:	14
Purge Vol:	5.000 mL	Dil. Factor:	40.0000		
Method:	N-8260	Limit Group:	MV - 8260C ICAL		
Column:	ZB-624 (0.18 mm)	Detector	MS SCAN		

52 Cyclohexane, CAS: 110-82-7

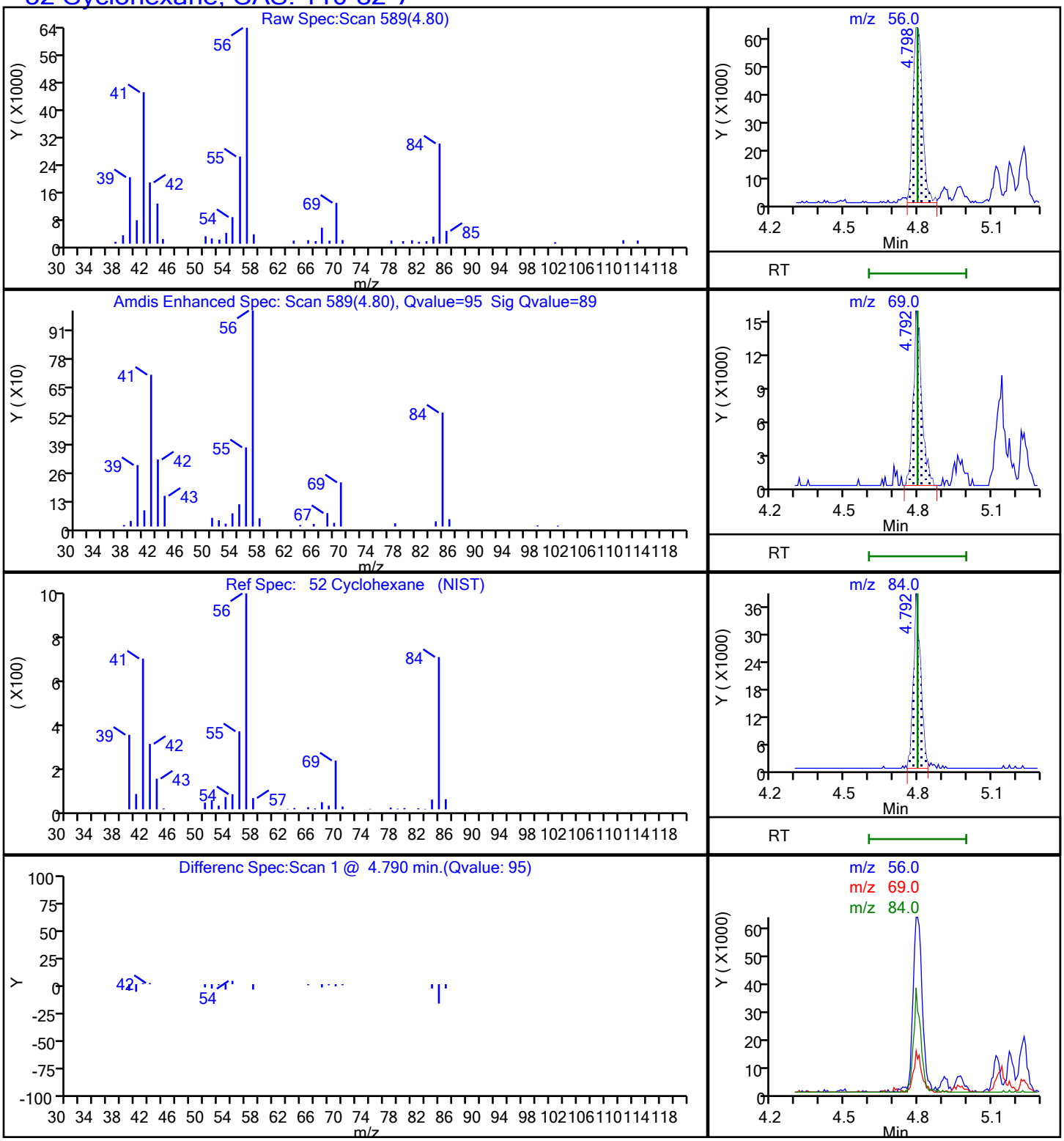

Report Date: 05-Oct-2021 09:10:21 Chrom Revision: 2.3 13-May-2021 07:57:40

Eurofins TestAmerica, Buffalo

Data File:	\\chromfs\Buffalo\ChromData\HP5973N\20211004-101397.b\N7251.D				
Injection Date:	05-Oct-2021 02:46:30	Instrument ID:	HP5973N		
Lims ID:	480-190000-A-5	Lab Sample ID:	480-190000-5		
Client ID:	OU2-PZ-04-2021				
Operator ID:	wd	ALS Bottle#:	14	Worklist Smp#:	14
Purge Vol:	5.000 mL	Dil. Factor:	40.0000		
Method:	N-8260	Limit Group:	MV - 8260C ICAL		
Column:	ZB-624 (0.18 mm)	Detector	MS SCAN		

62 Methylcyclohexane, CAS: 108-87-2

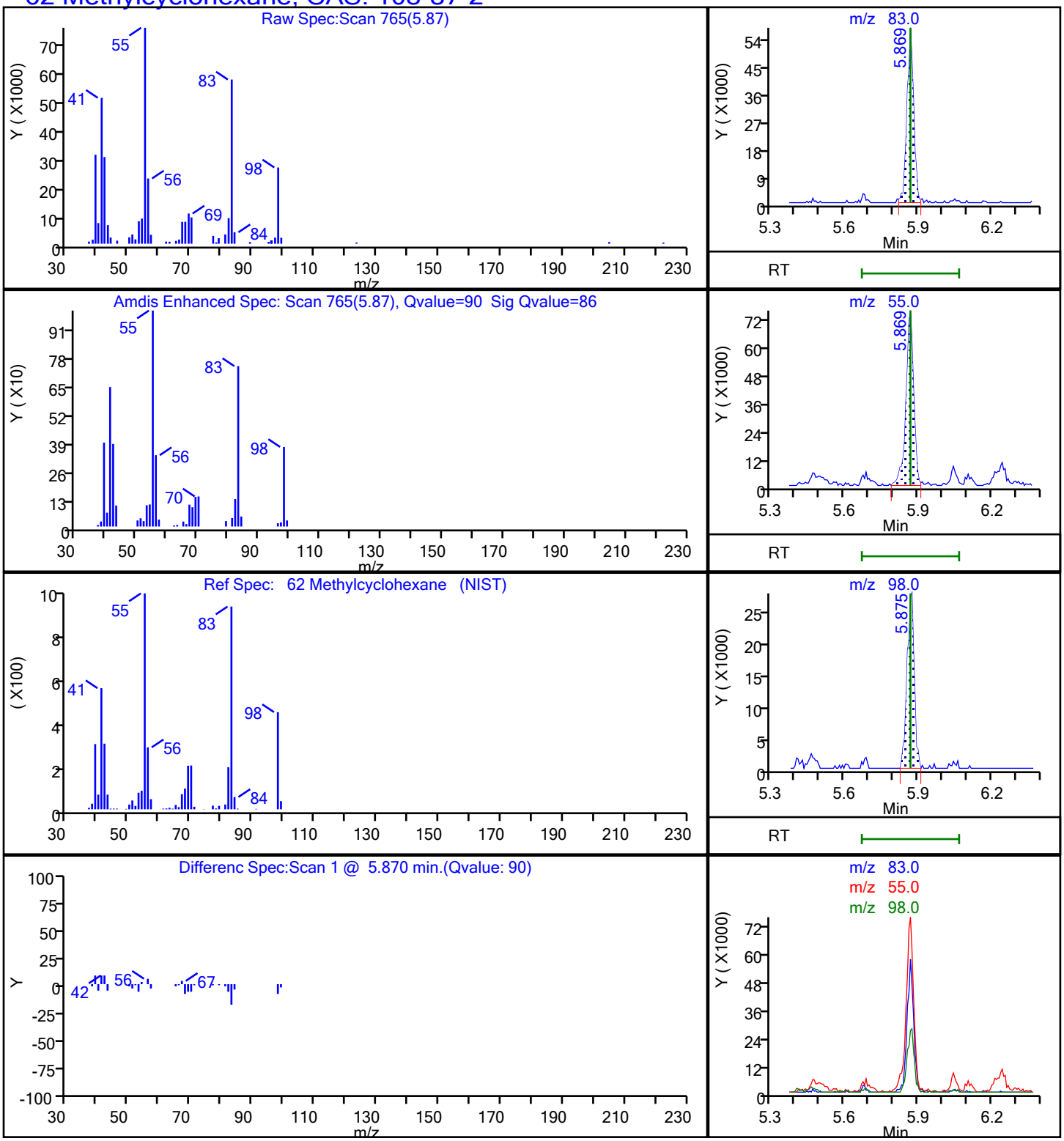

Report Date: 05-Oct-2021 09:10:21 Chrom Revision: 2.3 13-May-2021 07:57:40

Eurofins TestAmerica, Buffalo

Data File:	\\chromfs\Buffalo\ChromData\HP5973N\20211004-101397.b\N7251.D				
Injection Date:	05-Oct-2021 02:46:30	Instrument ID:	HP5973N		
Lims ID:	480-190000-A-5	Lab Sample ID:	480-190000-5		
Client ID:	OU2-PZ-04-2021				
Operator ID:	wd	ALS Bottle#:	14	Worklist Smp#:	14
Purge Vol:	5.000 mL	Dil. Factor:	40.0000		
Method:	N-8260	Limit Group:	MV - 8260C ICAL		
Column:	ZB-624 (0.18 mm)	Detector	MS SCAN		

90 m-Xylene & p-Xylene, CAS: 179601-23-1

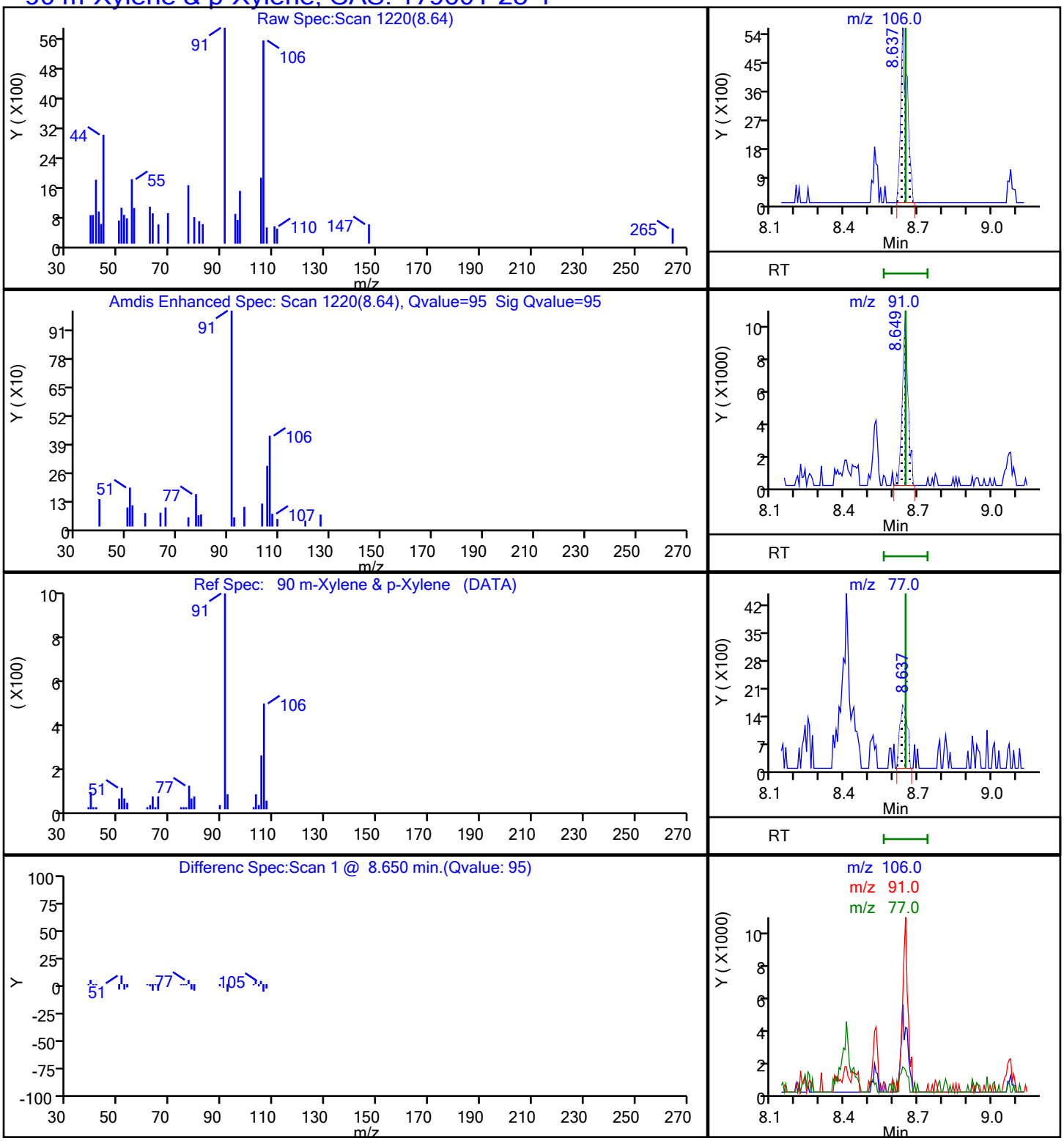

User Disabled Compound Report

Eurofins TestAmerica, Buffalo

Data File:	\\chromfs\Buffalo\ChromData\HP5973N\20211004-101397.b\N7251.D				
Injection Date:	05-Oct-2021 02:46:30	Instrument ID:	HP5973N		
Lims ID:	480-190000-A-5	Lab Sample ID:	480-190000-5		
Client ID:	OU2-PZ-04-2021				
Operator ID:	wd	ALS Bottle#:	14	Worklist Smp#:	14
Purge Vol:	5.000 mL	Dil. Factor:	40.0000		
Method:	N-8260	Limit Group:	MV - 8260C ICAL		
Column:	ZB-624 (0.18 mm)	Detector	MS SCAN		

72 4-Methyl-2-pentanone (MIBK), CAS: 108-10-1

Processing Results

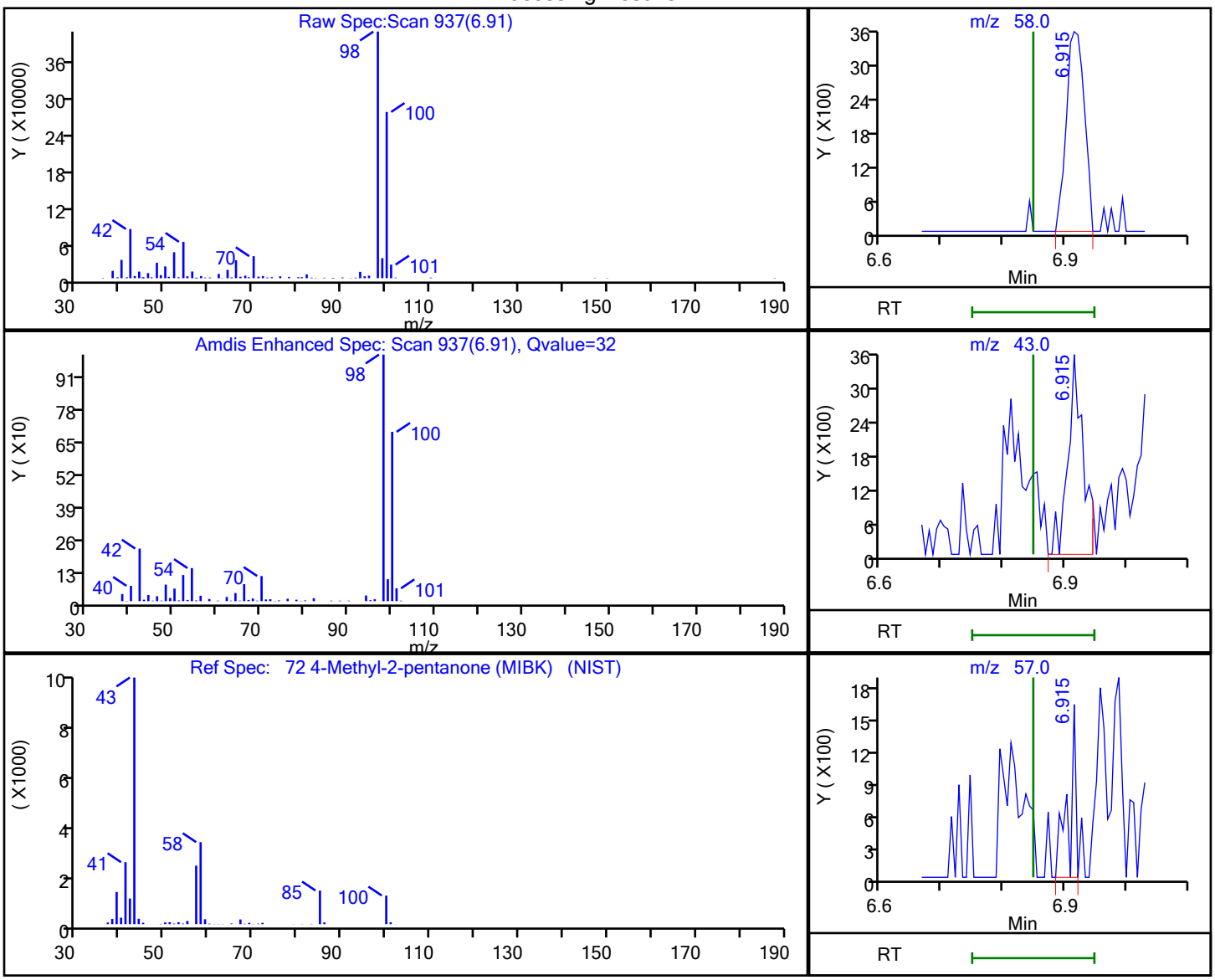

RT	Mass	Response	Amount
6.91	58.00	7259	1.243226
6.91	43.00	6169	
6.91	57.00	1218	

Reviewer: dahnw, 05-Oct-2021 09:10:11

Audit Action: Marked Compound Undetected Audit Reason: Invalid Compound ID

User Disabled Compound Report

Eurofins TestAmerica, Buffalo

Data File:	\\chromfs\Buffalo\ChromData\HP5973N\20211004-101397.b\N7251.D				
Injection Date:	05-Oct-2021 02:46:30	Instrument ID:	HP5973N		
Lims ID:	480-190000-A-5	Lab Sample ID:	480-190000-5		
Client ID:	OU2-PZ-04-2021				
Operator ID:	wd	ALS Bottle#:	14	Worklist Smp#:	14
Purge Vol:	5.000 mL	Dil. Factor:	40.0000		
Method:	N-8260	Limit Group:	MV - 8260C ICAL		
Column:	ZB-624 (0.18 mm)	Detector	MS SCAN		

50 Chloroform, CAS: 67-66-3

Processing Results

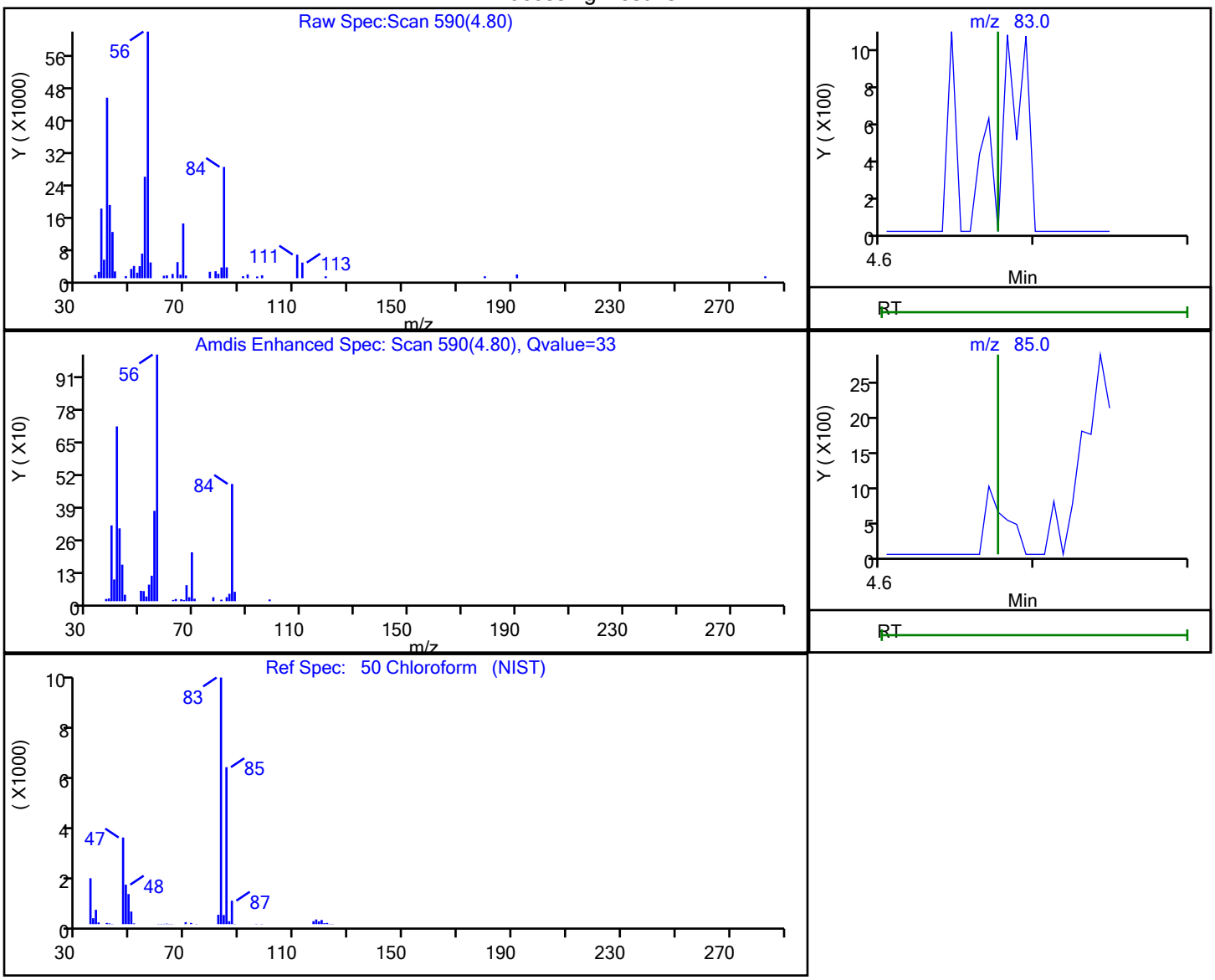

RT	Mass	Response	Amount
4.80	83.00	2562	0.177237
4.80	85.00	6415	

Reviewer: dahnw, 05-Oct-2021 09:10:04

Audit Action: Marked Compound Undetected Audit Reason: Invalid Compound ID

FORM I
GC/MS VOA ORGANICS ANALYSIS DATA SHEET

Lab Name: Eurofins TestAmerica, Buffalo Job No.: 480-190000-1

SDG No.:

Client Sample ID: PZ-06-2021 Lab Sample ID: 480-190000-6

Matrix: Water Lab File ID: N7252.D

Analysis Method: 8260C Date Collected: 09/23/2021 11:10

Sample wt/vol: 5(mL) Date Analyzed: 10/05/2021 03:09

Soil Aliquot Vol: Dilution Factor: 1

Soil Extract Vol.: GC Column: ZB-624 (20) ID: 0.18(mm)

% Moisture: Level: (low/med) Low

Analysis Batch No.: 598947 Units: ug/L

CAS NO.	COMPOUND NAME	RESULT	Q	RL	MDL
71-55-6	1,1,1-Trichloroethane	ND		1.0	0.82
79-34-5	1,1,2,2-Tetrachloroethane	ND		1.0	0.21
79-00-5	1,1,2-Trichloroethane	ND		1.0	0.23
76-13-1	1,1,2-Trichloro-1,2,2-trifluoroethane	ND		1.0	0.31
75-34-3	1,1-Dichloroethane	ND		1.0	0.38
75-35-4	1,1-Dichloroethene	ND		1.0	0.29
120-82-1	1,2,4-Trichlorobenzene	ND		1.0	0.41
96-12-8	1,2-Dibromo-3-Chloropropane	ND		1.0	0.39
95-50-1	1,2-Dichlorobenzene	ND		1.0	0.79
107-06-2	1,2-Dichloroethane	ND		1.0	0.21
78-87-5	1,2-Dichloropropane	ND		1.0	0.72
541-73-1	1,3-Dichlorobenzene	ND		1.0	0.78
106-46-7	1,4-Dichlorobenzene	ND		1.0	0.84
78-93-3	2-Butanone (MEK)	ND		10	1.3
591-78-6	2-Hexanone	ND		5.0	1.2
108-10-1	4-Methyl-2-pentanone (MIBK)	ND		5.0	2.1
67-64-1	Acetone	ND		10	3.0
71-43-2	Benzene	ND		1.0	0.41
75-27-4	Bromodichloromethane	ND		1.0	0.39
75-25-2	Bromoform	ND		1.0	0.26
74-83-9	Bromomethane	ND		1.0	0.69
75-15-0	Carbon disulfide	ND		1.0	0.19
56-23-5	Carbon tetrachloride	ND		1.0	0.27
108-90-7	Chlorobenzene	ND		1.0	0.75
124-48-1	Dibromochloromethane	ND		1.0	0.32
75-00-3	Chloroethane	ND		1.0	0.32
67-66-3	Chloroform	2.8		1.0	0.34
74-87-3	Chloromethane	ND		1.0	0.35
156-59-2	cis-1,2-Dichloroethene	8.7		1.0	0.81
10061-01-5	cis-1,3-Dichloropropene	ND		1.0	0.36
110-82-7	Cyclohexane	ND		1.0	0.18
75-71-8	Dichlorodifluoromethane	ND		1.0	0.68
100-41-4	Ethylbenzene	ND		1.0	0.74
106-93-4	1,2-Dibromoethane	ND		1.0	0.73
98-82-8	Isopropylbenzene	ND		1.0	0.79

FORM I
GC/MS VOA ORGANICS ANALYSIS DATA SHEET

Lab Name: Eurofins TestAmerica, Buffalo Job No.: 480-190000-1

SDG No.:

Client Sample ID: PZ-06-2021 Lab Sample ID: 480-190000-6

Matrix: Water Lab File ID: N7252.D

Analysis Method: 8260C Date Collected: 09/23/2021 11:10

Sample wt/vol: 5(mL) Date Analyzed: 10/05/2021 03:09

Soil Aliquot Vol: Dilution Factor: 1

Soil Extract Vol.: GC Column: ZB-624 (20) ID: 0.18(mm)

% Moisture: Level: (low/med) Low

Analysis Batch No.: 598947 Units: ug/L

CAS NO.	COMPOUND NAME	RESULT	Q	RL	MDL
79-20-9	Methyl acetate	ND		2.5	1.3
1634-04-4	Methyl tert-butyl ether	ND		1.0	0.16
108-87-2	Methylcyclohexane	ND		1.0	0.16
75-09-2	Methylene Chloride	ND		1.0	0.44
100-42-5	Styrene	ND		1.0	0.73
127-18-4	Tetrachloroethene	19		1.0	0.36
108-88-3	Toluene	ND		1.0	0.51
156-60-5	trans-1,2-Dichloroethene	ND		1.0	0.90
10061-02-6	trans-1,3-Dichloropropene	ND		1.0	0.37
79-01-6	Trichloroethene	0.74	J	1.0	0.46
75-69-4	Trichlorofluoromethane	ND		1.0	0.88
75-01-4	Vinyl chloride	ND		1.0	0.90
1330-20-7	Xylenes, Total	ND		2.0	0.66

CAS NO.	SURROGATE	%REC	Q	LIMITS
2037-26-5	Toluene-d8 (Surr)	96		80-120
17060-07-0	1,2-Dichloroethane-d4 (Surr)	106		77-120
460-00-4	4-Bromofluorobenzene (Surr)	95		73-120
1868-53-7	Dibromofluoromethane (Surr)	106		75-123

Eurofins TestAmerica, Buffalo
Target Compound Quantitation Report

Data File: \\chromfs\Buffalo\ChromData\HP5973N\20211004-101397.b\N7252.D
Lims ID: 480-190000-C-6
Client ID: PZ-06-2021
Sample Type: Client
Inject. Date: 05-Oct-2021 03:09:30 ALS Bottle#: 15 Worklist Smp#: 15
Purge Vol: 5.000 mL Dil. Factor: 1.0000
Sample Info: 480-190000-C-6
Misc. Info.: 480-0101397-015
Operator ID: wd Instrument ID: HP5973N

Method: \\chromfs\Buffalo\ChromData\HP5973N\20211004-101397.b\N-8260.m
Limit Group: MV - 8260C ICAL
Last Update: 05-Oct-2021 09:10:43 Calib Date: 21-Sep-2021 20:05:30
Integrator: RTE ID Type: Deconvolution ID
Quant Method: Internal Standard Quant By: Initial Calibration
Last ICal File: \\chromfs\Buffalo\ChromData\HP5973N\20210921-101109.b\N6474.D

Column 1 : ZB-624 (0.18 mm) Det: MS SCAN
Process Host: CTX1677

First Level Reviewer: dahnw Date: 05-Oct-2021 09:10:43

Compound	Sig	RT (min.)	Adj RT (min.)	Dlt RT (min.)	Q	Response	OnCol Amt ug/L	Flags
* 147 Fluorobenzene (IS)	70	5.412	5.412	0.000	97	144612	25.0	
* 2 Chlorobenzene-d5	117	8.405	8.399	0.006	89	581756	25.0	
* 3 1,4-Dichlorobenzene-d4	152	10.796	10.796	0.000	95	302000	25.0	
$ 148 Dibromofluoromethane (Surr)	113	4.834	4.834	0.000	93	209648	26.6	
$ 5 1,2-Dichloroethane-d4 (Surr)	65	5.139	5.138	0.001	95	269800	26.4	
$ 6 Toluene-d8 (Surr)	98	6.921	6.921	0.000	95	694168	24.0	
$ 7 4-Bromofluorobenzene (Surr)	174	9.659	9.659	0.000	89	208781	23.8	
11 Dichlorodifluoromethane	85		1.275				ND	
13 Chloromethane	50		1.458				ND	
14 Vinyl chloride	62		1.543				ND	
15 Bromomethane	94		1.859				ND	
16 Chloroethane	64		1.945				ND	
18 Trichlorofluoromethane	101		2.176				ND	
21 112TCTFE	101		2.656				ND	
22 1,1-Dichloroethene	96		2.669				ND	
23 Acetone	43		2.778				ND	
25 Carbon disulfide	76		2.875				ND	7
28 Methyl acetate	43		3.070				ND	
30 Methylene Chloride	84		3.192				ND	
32 Methyl tert-butyl ether	73		3.380				ND	
33 trans-1,2-Dichloroethene	96		3.392				ND	7
36 1,1-Dichloroethane	63		3.812				ND	
43 cis-1,2-Dichloroethene	96	4.372	4.366	0.006	86	75763	8.69	
44 2-Butanone (MEK)	43		4.402				ND	
50 Chloroform	83	4.682	4.676	0.006	90	40811	2.77	
51 1,1,1-Trichloroethane	97		4.792				ND	
52 Cyclohexane	56		4.798				ND	
53 Carbon tetrachloride	117		4.926				ND	
55 Benzene	78		5.145				ND	
57 1,2-Dichloroethane	62		5.211				ND	
60 Trichloroethene	95	5.753	5.753	0.000	87	6012	0.7439	

Compound	Sig	RT (min.)	Adj RT (min.)	Dlt RT (min.)	Q	Response	OnCol Amt ug/L	Flags
62 Methylcyclohexane	83		5.868				ND	
63 1,2-Dichloropropane	63		5.996				ND	
67 Dichlorobromomethane	83		6.282				ND	7
71 cis-1,3-Dichloropropene	75		6.696				ND	
72 4-Methyl-2-pentanone (MIBK)	58		6.848				ND	
73 Toluene	92		6.988				ND	
75 trans-1,3-Dichloropropene	75		7.268				ND	
78 1,1,2-Trichloroethane	83		7.456				ND	U
79 Tetrachloroethene	166	7.517	7.511	0.006	93	170274	18.5	
82 2-Hexanone	43		7.687				ND	
83 Chlorodibromomethane	129		7.858				ND	
84 Ethylene Dibromide	107		7.955				ND	
85 Chlorobenzene	112		8.430				ND	
88 Ethylbenzene	91		8.527				ND	
90 m-Xylene & p-Xylene	106		8.649				ND	
91 o-Xylene	106		9.075				ND	
92 Styrene	104		9.105				ND	
93 Bromoform	173		9.354				ND	
95 Isopropylbenzene	105		9.458				ND	
98 1,1,2,2-Tetrachloroethane	83		9.865				ND	
110 1,3-Dichlorobenzene	146		10.729				ND	
113 1,4-Dichlorobenzene	146		10.821				ND	
116 1,2-Dichlorobenzene	146		11.173				ND	
117 1,2-Dibromo-3-Chloropropane	75		11.903				ND	
119 1,2,4-Trichlorobenzene	180		12.579				ND	
S 126 Xylenes, Total	1		30.000				ND	7

QC Flag Legend

Processing Flags

7 - Failed Limit of Detection

Review Flags

U - Marked Undetected

Reagents:

N 8260 IS_00222	Amount Added:	1.00	Units: uL	Run Reagent
N_8260_Surr_00425	Amount Added:	1.00	Units: uL	Run Reagent

Report Date: 05-Oct-2021 09:10:44 Chrom Revision: 2.3 13-May-2021 07:57:40

Eurofins TestAmerica, Buffalo

Data File:	\\chromfs\Buffalo\ChromData\HP5973N\20211004-101397.b\N7252.D				
Injection Date:	05-Oct-2021 03:09:30	Instrument ID:	HP5973N	Operator ID:	wd
Lims ID:	480-190000-C-6	Lab Sample ID:	480-190000-6	Worklist Smp#:	15
Client ID:	PZ-06-2021				
Purge Vol:	5.000 mL	Dil. Factor:	1.0000	ALS Bottle#:	15
Method:	N-8260	Limit Group:	MV - 8260C ICAL		

Column: ZB-624 (0.18 mm)

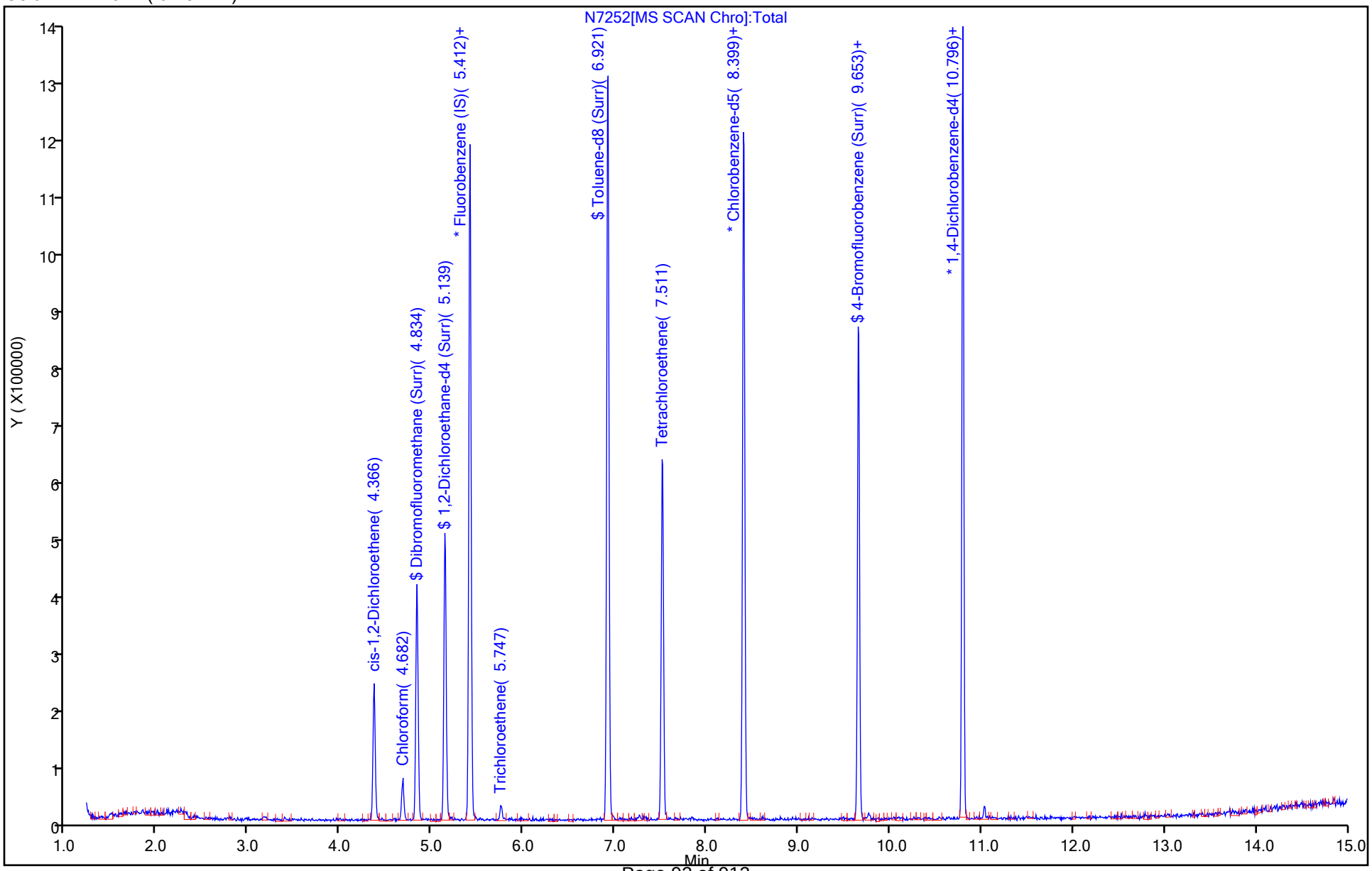

Report Date: 05-Oct-2021 09:10:44 Chrom Revision: 2.3 13-May-2021 07:57:40

Eurofins TestAmerica, Buffalo

Data File:	\\chromfs\Buffalo\ChromData\HP5973N\20211004-101397.b\N7252.D				
Injection Date:	05-Oct-2021 03:09:30	Instrument ID:	HP5973N		
Lims ID:	480-190000-C-6	Lab Sample ID:	480-190000-6		
Client ID:	PZ-06-2021				
Operator ID:	wd	ALS Bottle#:	15	Worklist Smp#:	15
Purge Vol:	5.000 mL	Dil. Factor:	1.0000		
Method:	N-8260	Limit Group:	MV - 8260C ICAL		
Column:	ZB-624 (0.18 mm)	Detector	MS SCAN		

50 Chloroform, CAS: 67-66-3

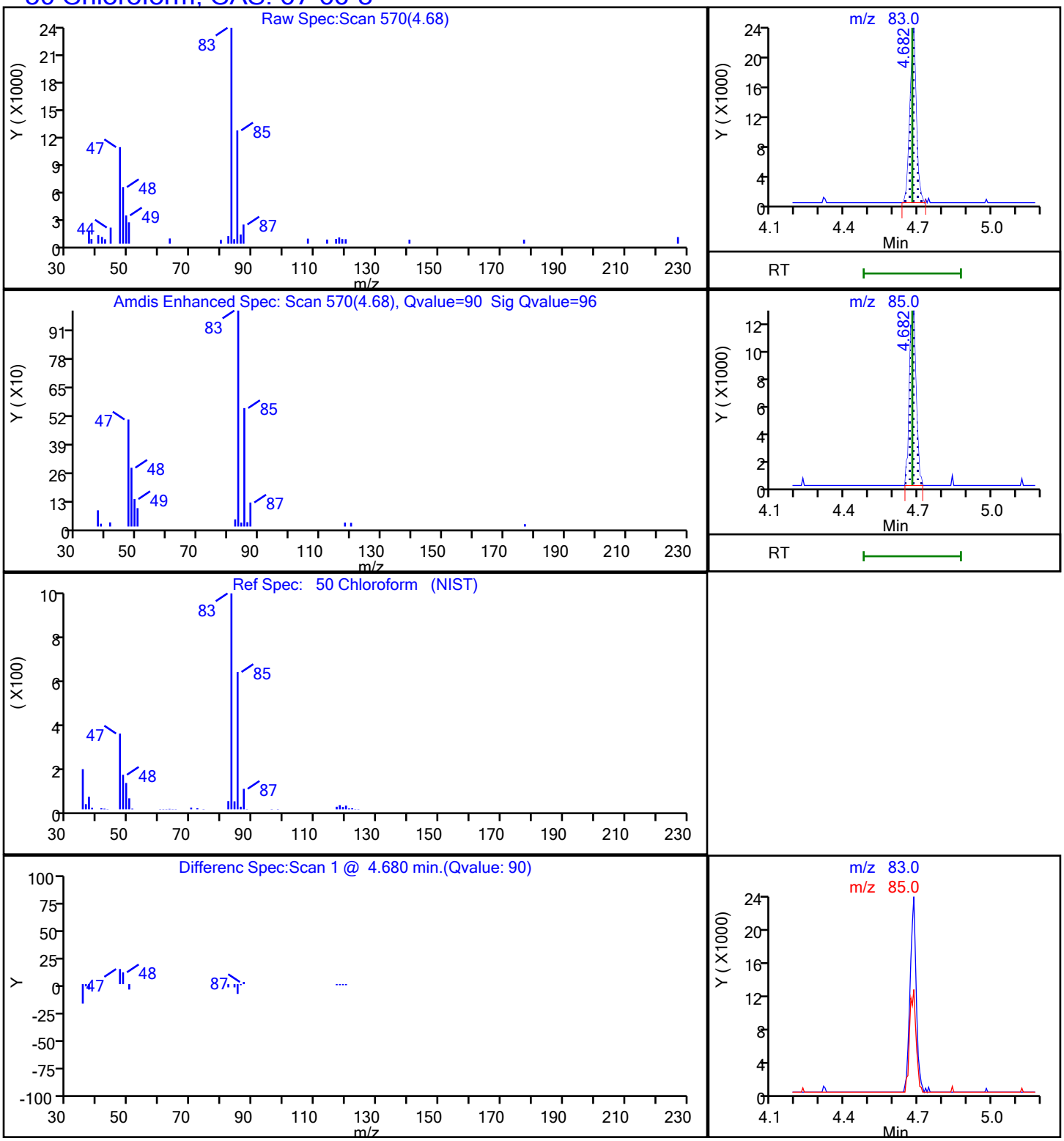

Report Date: 05-Oct-2021 09:10:44 Chrom Revision: 2.3 13-May-2021 07:57:40

Eurofins TestAmerica, Buffalo

Data File:	\\chromfs\Buffalo\ChromData\HP5973N\20211004-101397.b\N7252.D				
Injection Date:	05-Oct-2021 03:09:30	Instrument ID:	HP5973N		
Lims ID:	480-190000-C-6	Lab Sample ID:	480-190000-6		
Client ID:	PZ-06-2021				
Operator ID:	wd	ALS Bottle#:	15	Worklist Smp#:	15
Purge Vol:	5.000 mL	Dil. Factor:	1.0000		
Method:	N-8260	Limit Group:	MV - 8260C ICAL		
Column:	ZB-624 (0.18 mm)	Detector	MS SCAN		

43 cis-1,2-Dichloroethene, CAS: 156-59-2

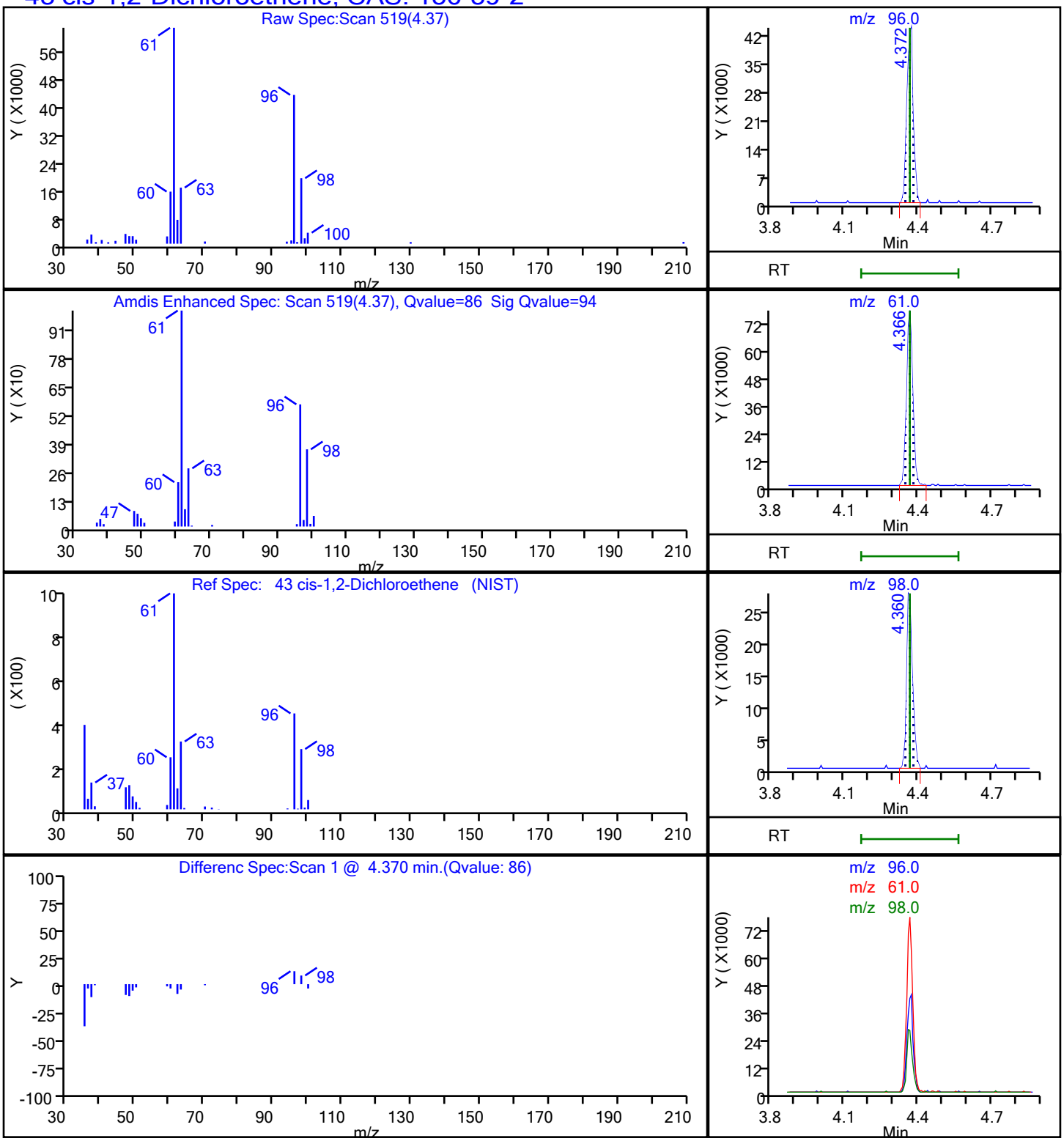

Report Date: 05-Oct-2021 09:10:44 Chrom Revision: 2.3 13-May-2021 07:57:40

Eurofins TestAmerica, Buffalo

Data File:	\\chromfs\Buffalo\ChromData\HP5973N\20211004-101397.b\N7252.D				
Injection Date:	05-Oct-2021 03:09:30	Instrument ID:	HP5973N		
Lims ID:	480-190000-C-6	Lab Sample ID:	480-190000-6		
Client ID:	PZ-06-2021				
Operator ID:	wd	ALS Bottle#:	15	Worklist Smp#:	15
Purge Vol:	5.000 mL	Dil. Factor:	1.0000		
Method:	N-8260	Limit Group:	MV - 8260C ICAL		
Column:	ZB-624 (0.18 mm)	Detector	MS SCAN		

79 Tetrachloroethene, CAS: 127-18-4

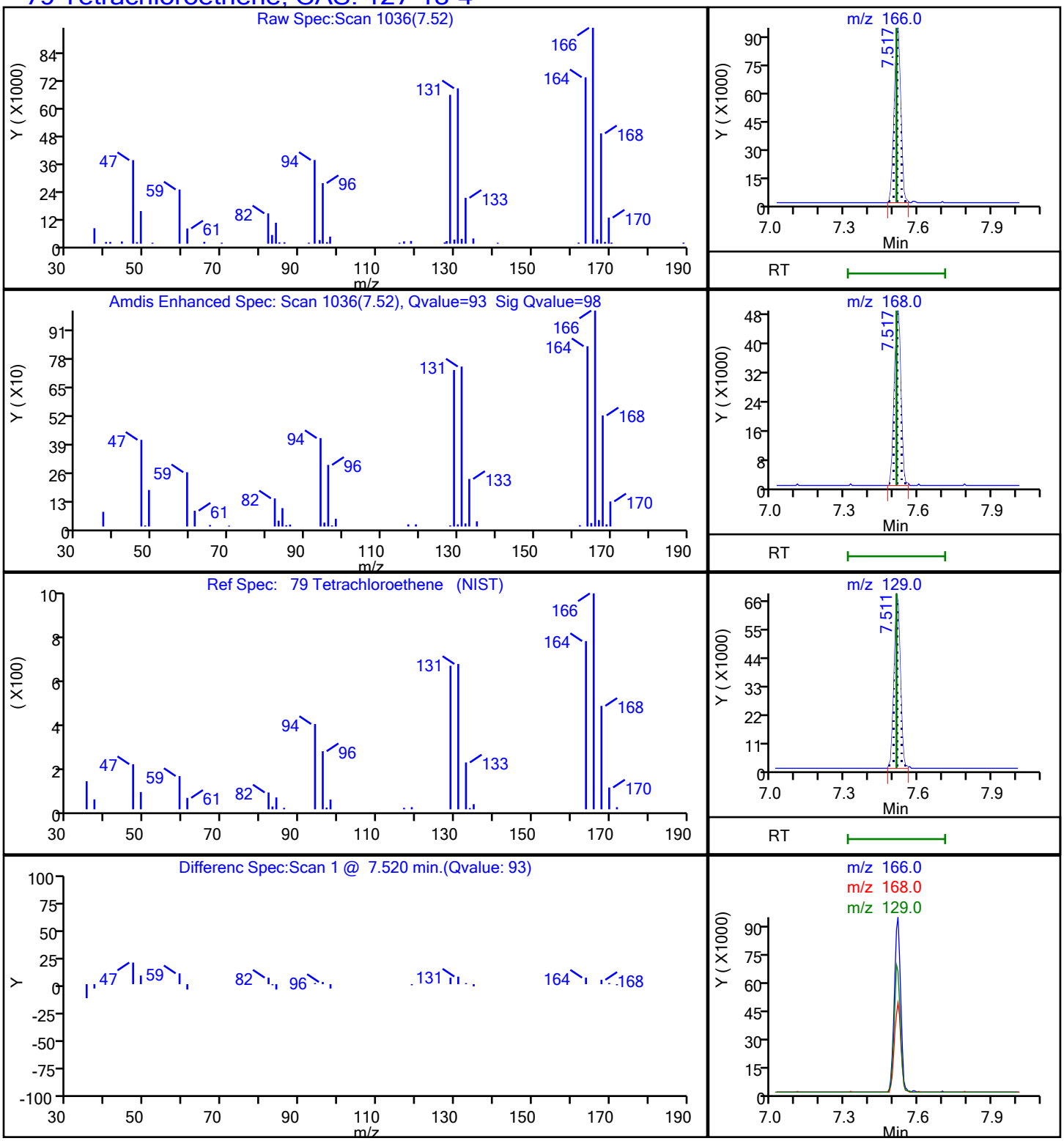

Report Date: 05-Oct-2021 09:10:44 Chrom Revision: 2.3 13-May-2021 07:57:40

Eurofins TestAmerica, Buffalo

Data File:	\\chromfs\Buffalo\ChromData\HP5973N\20211004-101397.b\N7252.D				
Injection Date:	05-Oct-2021 03:09:30	Instrument ID:	HP5973N		
Lims ID:	480-190000-C-6	Lab Sample ID:	480-190000-6		
Client ID:	PZ-06-2021				
Operator ID:	wd	ALS Bottle#:	15	Worklist Smp#:	15
Purge Vol:	5.000 mL	Dil. Factor:	1.0000		
Method:	N-8260	Limit Group:	MV - 8260C ICAL		
Column:	ZB-624 (0.18 mm)	Detector	MS SCAN		

60 Trichloroethene, CAS: 79-01-6

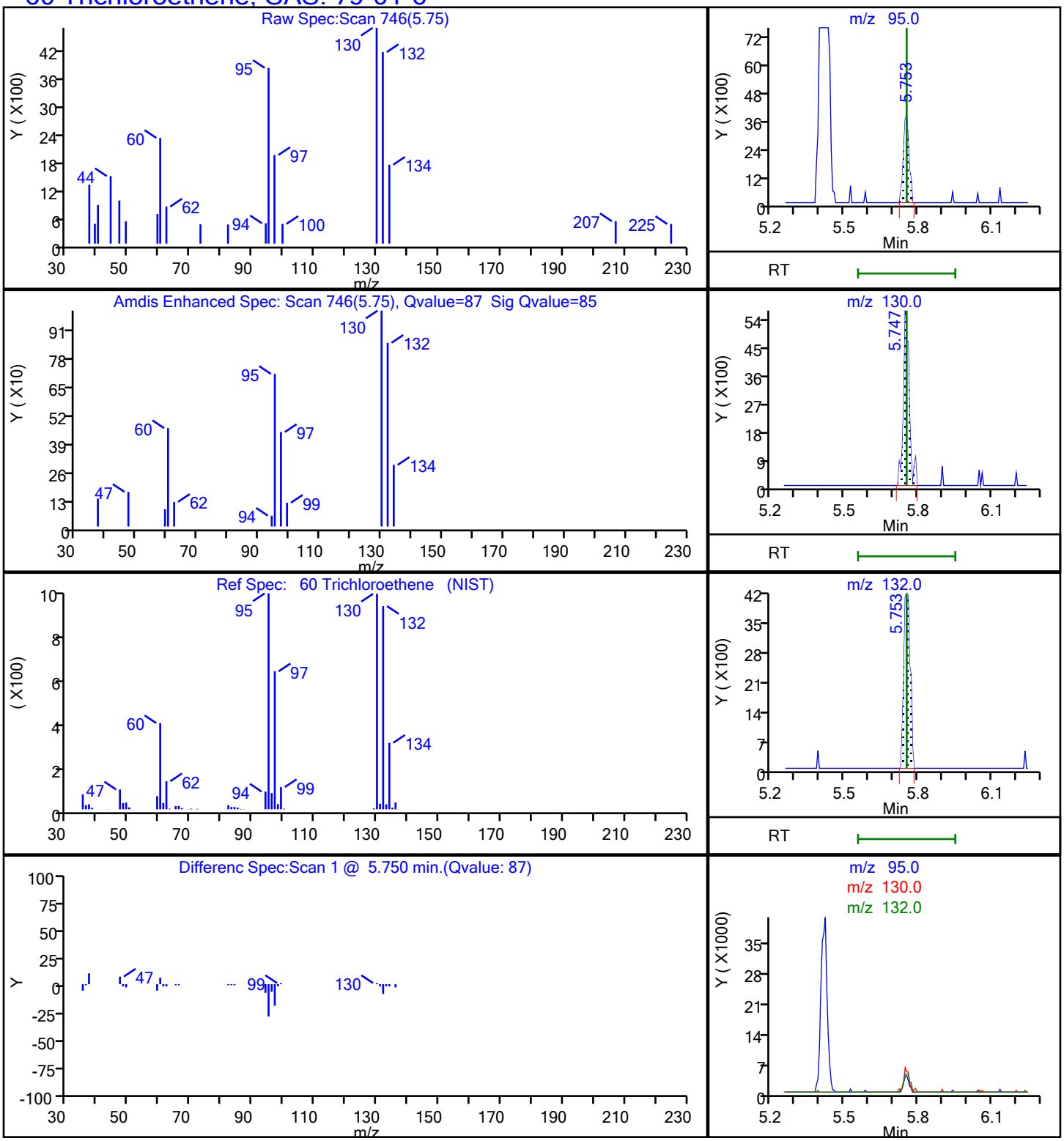

User Disabled Compound Report

Eurofins TestAmerica, Buffalo

Data File:	\\chromfs\Buffalo\ChromData\HP5973N\20211004-101397.b\N7252.D				
Injection Date:	05-Oct-2021 03:09:30	Instrument ID:	HP5973N		
Lims ID:	480-190000-C-6	Lab Sample ID:	480-190000-6		
Client ID:	PZ-06-2021				
Operator ID:	wd	ALS Bottle#:	15	Worklist Smp#:	15
Purge Vol:	5.000 mL	Dil. Factor:	1.0000		
Method:	N-8260	Limit Group:	MV - 8260C ICAL		
Column:	ZB-624 (0.18 mm)	Detector	MS SCAN		

78 1,1,2-Trichloroethane, CAS: 79-00-5

Processing Results

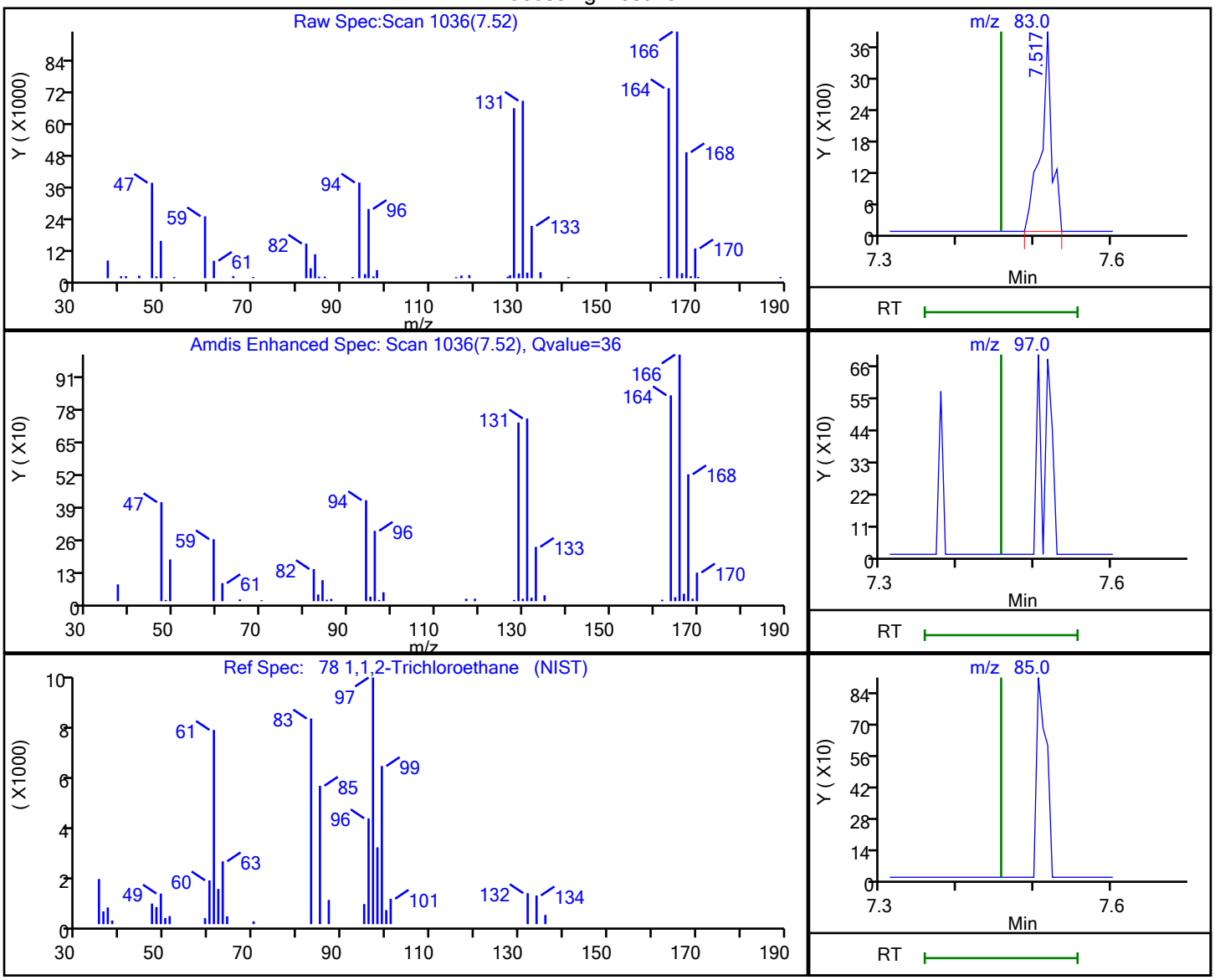

RT	Mass	Response	Amount
7.52	83.00	3785	0.608636
7.46	97.00	0	
7.46	85.00	0	

Reviewer: dahnw, 05-Oct-2021 09:10:36

Audit Action: Marked Compound Undetected Audit Reason: Invalid Compound ID

FORM I
GC/MS VOA ORGANICS ANALYSIS DATA SHEET

Lab Name: Eurofins TestAmerica, Buffalo Job No.: 480-190000-1

SDG No.:

Client Sample ID: OU2-PZ-02-2021 Lab Sample ID: 480-190000-7

Matrix: Water Lab File ID: N7253.D

Analysis Method: 8260C Date Collected: 09/23/2021 12:45

Sample wt/vol: 5(mL) Date Analyzed: 10/05/2021 03:32

Soil Aliquot Vol: Dilution Factor: 5

Soil Extract Vol.: GC Column: ZB-624 (20) ID: 0.18(mm)

% Moisture: Level: (low/med) Low

Analysis Batch No.: 598947 Units: ug/L

CAS NO.	COMPOUND NAME	RESULT	Q	RL	MDL
71-55-6	1,1,1-Trichloroethane	ND		5.0	4.1
79-34-5	1,1,2,2-Tetrachloroethane	ND		5.0	1.1
79-00-5	1,1,2-Trichloroethane	ND		5.0	1.2
76-13-1	1,1,2-Trichloro-1,2,2-trifluoroethane	ND		5.0	1.6
75-34-3	1,1-Dichloroethane	ND		5.0	1.9
75-35-4	1,1-Dichloroethene	ND		5.0	1.5
120-82-1	1,2,4-Trichlorobenzene	ND		5.0	2.1
96-12-8	1,2-Dibromo-3-Chloropropane	ND		5.0	2.0
95-50-1	1,2-Dichlorobenzene	ND		5.0	4.0
107-06-2	1,2-Dichloroethane	ND		5.0	1.1
78-87-5	1,2-Dichloropropane	ND		5.0	3.6
541-73-1	1,3-Dichlorobenzene	ND		5.0	3.9
106-46-7	1,4-Dichlorobenzene	ND		5.0	4.2
78-93-3	2-Butanone (MEK)	ND		50	6.6
591-78-6	2-Hexanone	ND		25	6.2
108-10-1	4-Methyl-2-pentanone (MIBK)	ND		25	11
67-64-1	Acetone	ND		50	15
71-43-2	Benzene	ND		5.0	2.1
75-27-4	Bromodichloromethane	ND		5.0	2.0
75-25-2	Bromoform	ND		5.0	1.3
74-83-9	Bromomethane	ND		5.0	3.5
75-15-0	Carbon disulfide	ND		5.0	0.95
56-23-5	Carbon tetrachloride	ND		5.0	1.4
108-90-7	Chlorobenzene	ND		5.0	3.8
124-48-1	Dibromochloromethane	ND		5.0	1.6
75-00-3	Chloroethane	ND		5.0	1.6
67-66-3	Chloroform	ND		5.0	1.7
74-87-3	Chloromethane	ND		5.0	1.8
156-59-2	cis-1,2-Dichloroethene	ND		5.0	4.1
10061-01-5	cis-1,3-Dichloropropene	ND		5.0	1.8
110-82-7	Cyclohexane	79		5.0	0.90
75-71-8	Dichlorodifluoromethane	ND		5.0	3.4
100-41-4	Ethylbenzene	16		5.0	3.7
106-93-4	1,2-Dibromoethane	ND		5.0	3.7
98-82-8	Isopropylbenzene	33		5.0	4.0

FORM I
GC/MS VOA ORGANICS ANALYSIS DATA SHEET

Lab Name: Eurofins TestAmerica, Buffalo Job No.: 480-190000-1

SDG No.:

Client Sample ID: OU2-PZ-02-2021 Lab Sample ID: 480-190000-7

Matrix: Water Lab File ID: N7253.D

Analysis Method: 8260C Date Collected: 09/23/2021 12:45

Sample wt/vol: 5(mL) Date Analyzed: 10/05/2021 03:32

Soil Aliquot Vol: Dilution Factor: 5

Soil Extract Vol.: GC Column: ZB-624 (20) ID: 0.18(mm)

% Moisture: Level: (low/med) Low

Analysis Batch No.: 598947 Units: ug/L

CAS NO.	COMPOUND NAME	RESULT	Q	RL	MDL
79-20-9	Methyl acetate	ND		13	6.5
1634-04-4	Methyl tert-butyl ether	ND		5.0	0.80
108-87-2	Methylcyclohexane	31		5.0	0.80
75-09-2	Methylene Chloride	ND		5.0	2.2
100-42-5	Styrene	ND		5.0	3.7
127-18-4	Tetrachloroethene	ND		5.0	1.8
108-88-3	Toluene	ND		5.0	2.6
156-60-5	trans-1,2-Dichloroethene	ND		5.0	4.5
10061-02-6	trans-1,3-Dichloropropene	ND		5.0	1.9
79-01-6	Trichloroethene	ND		5.0	2.3
75-69-4	Trichlorofluoromethane	ND		5.0	4.4
75-01-4	Vinyl chloride	ND		5.0	4.5
1330-20-7	Xylenes, Total	ND		10	3.3

CAS NO.	SURROGATE	%REC	Q	LIMITS
2037-26-5	Toluene-d8 (Surr)	100		80-120
17060-07-0	1,2-Dichloroethane-d4 (Surr)	102		77-120
460-00-4	4-Bromofluorobenzene (Surr)	97		73-120
1868-53-7	Dibromofluoromethane (Surr)	102		75-123

Eurofins TestAmerica, Buffalo
Target Compound Quantitation Report

Data File: \\chromfs\Buffalo\ChromData\HP5973N\20211004-101397.b\N7253.D
Lims ID: 480-190000-B-7
Client ID: OU2-PZ-04-2021
Sample Type: Client
Inject. Date: 05-Oct-2021 03:32:30 ALS Bottle#: 16 Worklist Smp#: 16
Purge Vol: 5.000 mL Dil. Factor: 5.0000
Sample Info: 480-190000-B-7
Misc. Info.: 480-0101397-016
Operator ID: wd Instrument ID: HP5973N

Method: \\chromfs\Buffalo\ChromData\HP5973N\20211004-101397.b\N-8260.m
Limit Group: MV - 8260C ICAL
Last Update: 05-Oct-2021 09:11:33 Calib Date: 21-Sep-2021 20:05:30
Integrator: RTE ID Type: Deconvolution ID
Quant Method: Internal Standard Quant By: Initial Calibration
Last ICal File: \\chromfs\Buffalo\ChromData\HP5973N\20210921-101109.b\N6474.D

Column 1 : ZB-624 (0.18 mm) Det: MS SCAN
Process Host: CTX1677

First Level Reviewer: dahnw Date: 05-Oct-2021 09:11:33

Compound	Sig	RT (min.)	Adj RT (min.)	Dlt RT (min.)	Q	Response	OnCol Amt ug/L	Flags
* 147 Fluorobenzene (IS)	70	5.412	5.412	0.000	97	156901	25.0	
* 2 Chlorobenzene-d5	117	8.405	8.399	0.006	89	586316	25.0	
* 3 1,4-Dichlorobenzene-d4	152	10.796	10.796	0.000	95	297993	25.0	
$ 148 Dibromofluoromethane (Surr)	113	4.834	4.834	0.000	93	217533	25.4	
$ 5 1,2-Dichloroethane-d4 (Surr)	65	5.139	5.138	0.001	94	283336	25.6	
$ 6 Toluene-d8 (Surr)	98	6.921	6.921	0.000	96	730420	25.1	
$ 7 4-Bromofluorobenzene (Surr)	174	9.659	9.659	0.000	89	215696	24.4	
11 Dichlorodifluoromethane	85		1.275				ND	
13 Chloromethane	50		1.458				ND	
14 Vinyl chloride	62		1.543				ND	
15 Bromomethane	94		1.859				ND	
16 Chloroethane	64		1.945				ND	
18 Trichlorofluoromethane	101		2.176				ND	
21 112TCTFE	101		2.656				ND	
22 1,1-Dichloroethene	96		2.669				ND	
23 Acetone	43		2.778				ND	
25 Carbon disulfide	76		2.875				ND	7
28 Methyl acetate	43		3.070				ND	
30 Methylene Chloride	84	3.168	3.192	-0.024	45	8707	0.2268	
32 Methyl tert-butyl ether	73		3.380				ND	
33 trans-1,2-Dichloroethene	96		3.392				ND	
36 1,1-Dichloroethane	63		3.812				ND	
43 cis-1,2-Dichloroethene	96		4.366				ND	
44 2-Butanone (MEK)	43		4.402				ND	U
50 Chloroform	83		4.676				ND	
51 1,1,1-Trichloroethane	97		4.792				ND	
52 Cyclohexane	56	4.798	4.798	0.000	90	350756	15.8	
53 Carbon tetrachloride	117		4.926				ND	
55 Benzene	78		5.145				ND	U
57 1,2-Dichloroethane	62		5.211				ND	
60 Trichloroethene	95		5.753				ND	

Compound	Sig	RT (min.)	Adj RT (min.)	Dlt RT (min.)	Q	Response	OnCol Amt ug/L	Flags
62 Methylcyclohexane	83	5.869	5.868	0.001	87	84427	6.19	
63 1,2-Dichloropropane	63		5.996				ND	
67 Dichlorobromomethane	83		6.282				ND	7
71 cis-1,3-Dichloropropene	75		6.696				ND	
72 4-Methyl-2-pentanone (MIBK)	58		6.848				ND	U
73 Toluene	92		6.988				ND	
75 trans-1,3-Dichloropropene	75		7.268				ND	
78 1,1,2-Trichloroethane	83		7.456				ND	
79 Tetrachloroethene	166		7.511				ND	
82 2-Hexanone	43		7.687				ND	
83 Chlorodibromomethane	129		7.858				ND	
84 Ethylene Dibromide	107		7.955				ND	
85 Chlorobenzene	112		8.430				ND	
88 Ethylbenzene	91	8.521	8.527	-0.006	97	118551	3.14	
90 m-Xylene & p-Xylene	106		8.649				ND	
91 o-Xylene	106		9.075				ND	
92 Styrene	104		9.105				ND	
93 Bromoform	173		9.354				ND	
95 Isopropylbenzene	105	9.458	9.458	0.000	95	230934	6.62	
98 1,1,2,2-Tetrachloroethane	83		9.865				ND	
110 1,3-Dichlorobenzene	146		10.729				ND	
113 1,4-Dichlorobenzene	146		10.821				ND	
116 1,2-Dichlorobenzene	146		11.173				ND	
117 1,2-Dibromo-3-Chloropropane	75		11.903				ND	U
119 1,2,4-Trichlorobenzene	180		12.579				ND	
S 126 Xylenes, Total	1		30.000				ND	7

QC Flag Legend

Processing Flags

7 - Failed Limit of Detection

Review Flags

U - Marked Undetected

Reagents:

N 8260 IS_00222	Amount Added:	1.00	Units: uL	Run Reagent
N_8260_Surr_00425	Amount Added:	1.00	Units: uL	Run Reagent

Report Date: 05-Oct-2021 09:11:33 Chrom Revision: 2.3 13-May-2021 07:57:40

Eurofins TestAmerica, Buffalo

Data File:	\\chromfs\Buffalo\ChromData\HP5973N\20211004-101397.b\N7253.D				
Injection Date:	05-Oct-2021 03:32:30	Instrument ID:	HP5973N	Operator ID:	wd
Lims ID:	480-190000-B-7	Lab Sample ID:	480-190000-7	Worklist Smp#:	16
Client ID:	OU2-PZ-04-2021				
Purge Vol:	5.000 mL	Dil. Factor:	5.0000	ALS Bottle#:	16
Method:	N-8260	Limit Group:	MV - 8260C ICAL		

Column: ZB-624 (0.18 mm)

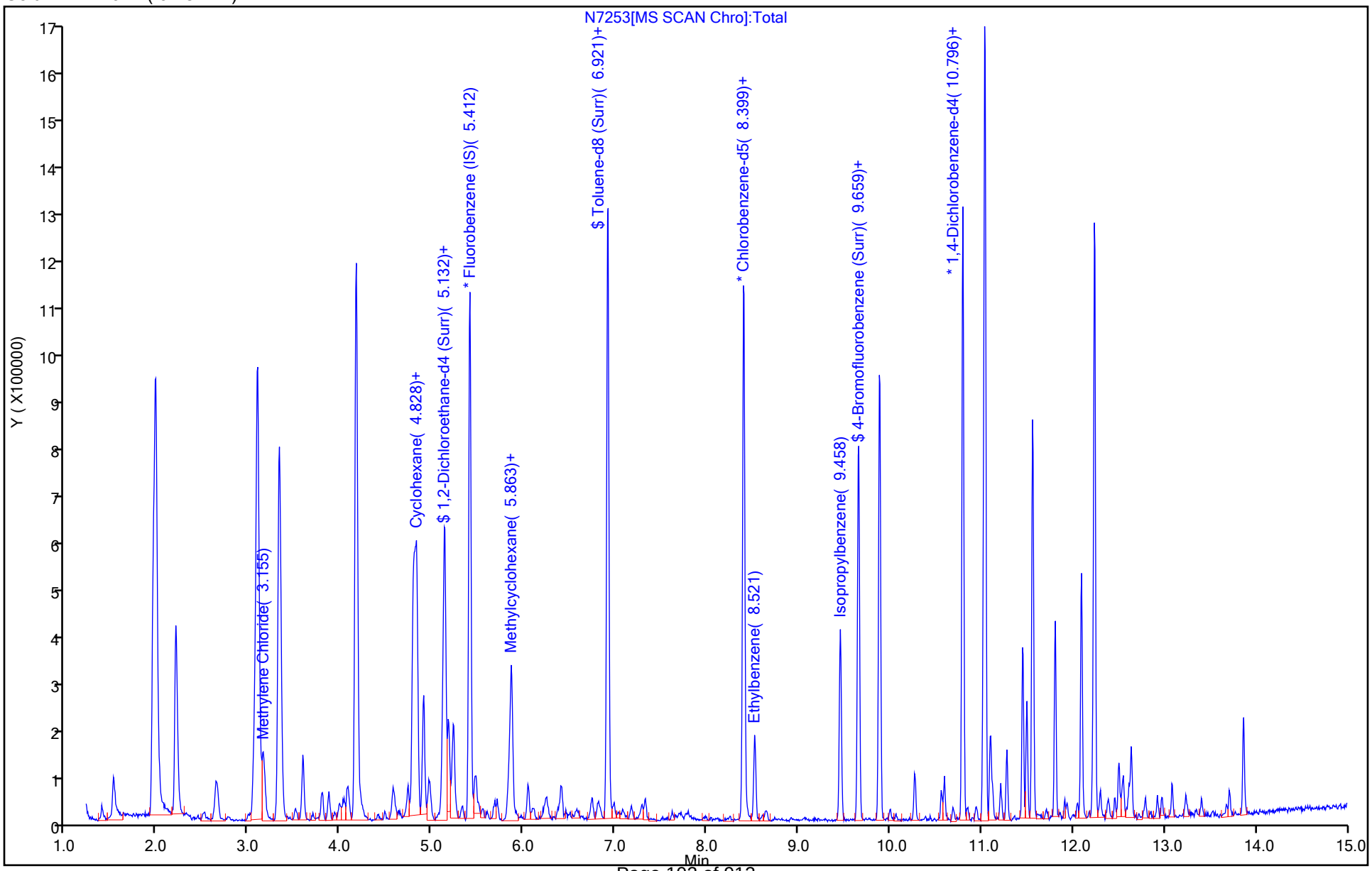

Report Date: 05-Oct-2021 09:11:33 Chrom Revision: 2.3 13-May-2021 07:57:40

Eurofins TestAmerica, Buffalo

Data File:	\\chromfs\Buffalo\ChromData\HP5973N\20211004-101397.b\N7253.D				
Injection Date:	05-Oct-2021 03:32:30	Instrument ID:	HP5973N		
Lims ID:	480-190000-B-7	Lab Sample ID:	480-190000-7		
Client ID:	OU2-PZ-04-2021				
Operator ID:	wd	ALS Bottle#:	16	Worklist Smp#:	16
Purge Vol:	5.000 mL	Dil. Factor:	5.0000		
Method:	N-8260	Limit Group:	MV - 8260C ICAL		
Column:	ZB-624 (0.18 mm)	Detector	MS SCAN		

52 Cyclohexane, CAS: 110-82-7

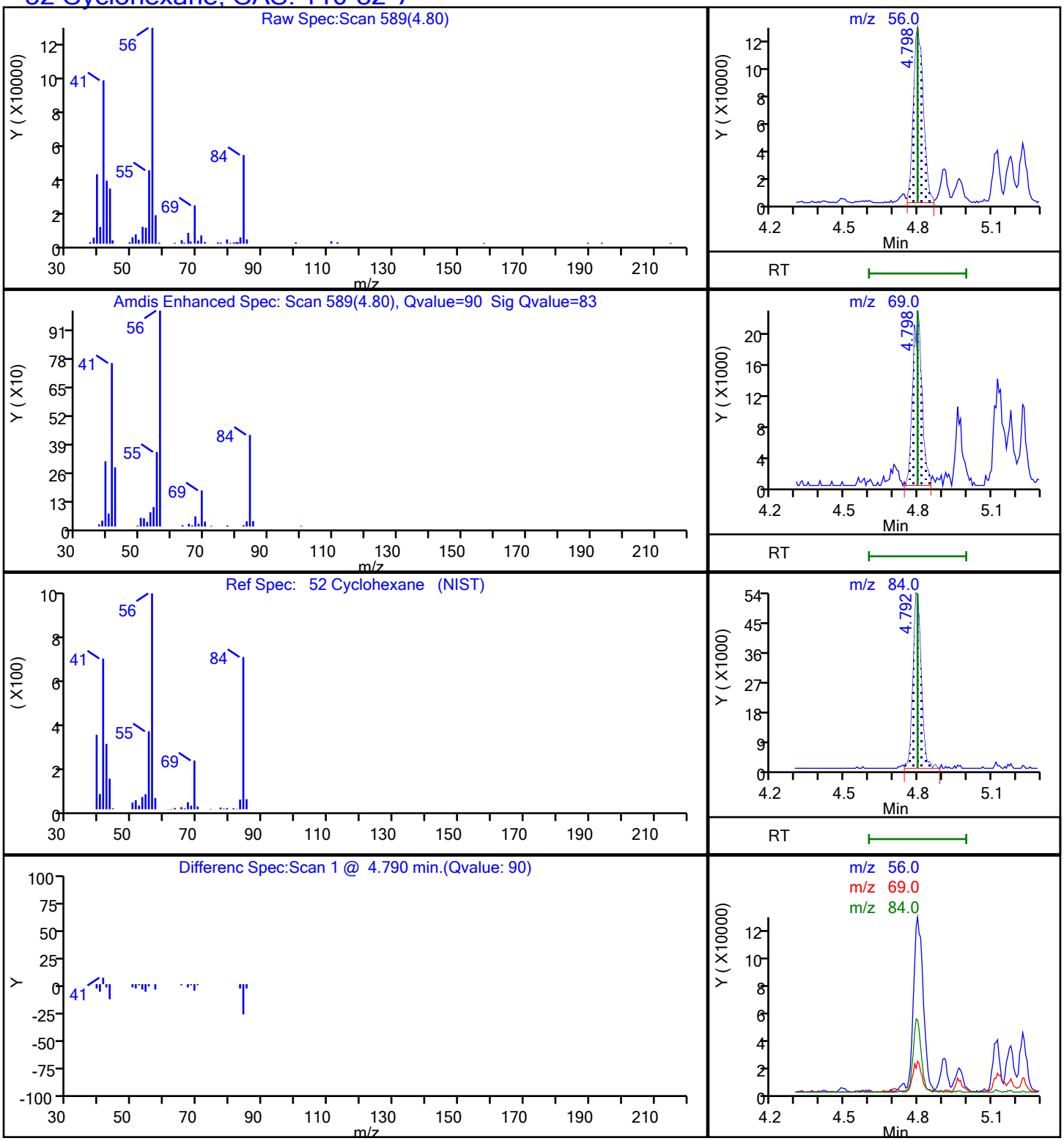

Report Date: 05-Oct-2021 09:11:33 Chrom Revision: 2.3 13-May-2021 07:57:40

Eurofins TestAmerica, Buffalo

Data File:	\\chromfs\Buffalo\ChromData\HP5973N\20211004-101397.b\N7253.D				
Injection Date:	05-Oct-2021 03:32:30	Instrument ID:	HP5973N		
Lims ID:	480-190000-B-7	Lab Sample ID:	480-190000-7		
Client ID:	OU2-PZ-04-2021				
Operator ID:	wd	ALS Bottle#:	16	Worklist Smp#:	16
Purge Vol:	5.000 mL	Dil. Factor:	5.0000		
Method:	N-8260	Limit Group:	MV - 8260C ICAL		
Column:	ZB-624 (0.18 mm)	Detector	MS SCAN		

88 Ethylbenzene, CAS: 100-41-4

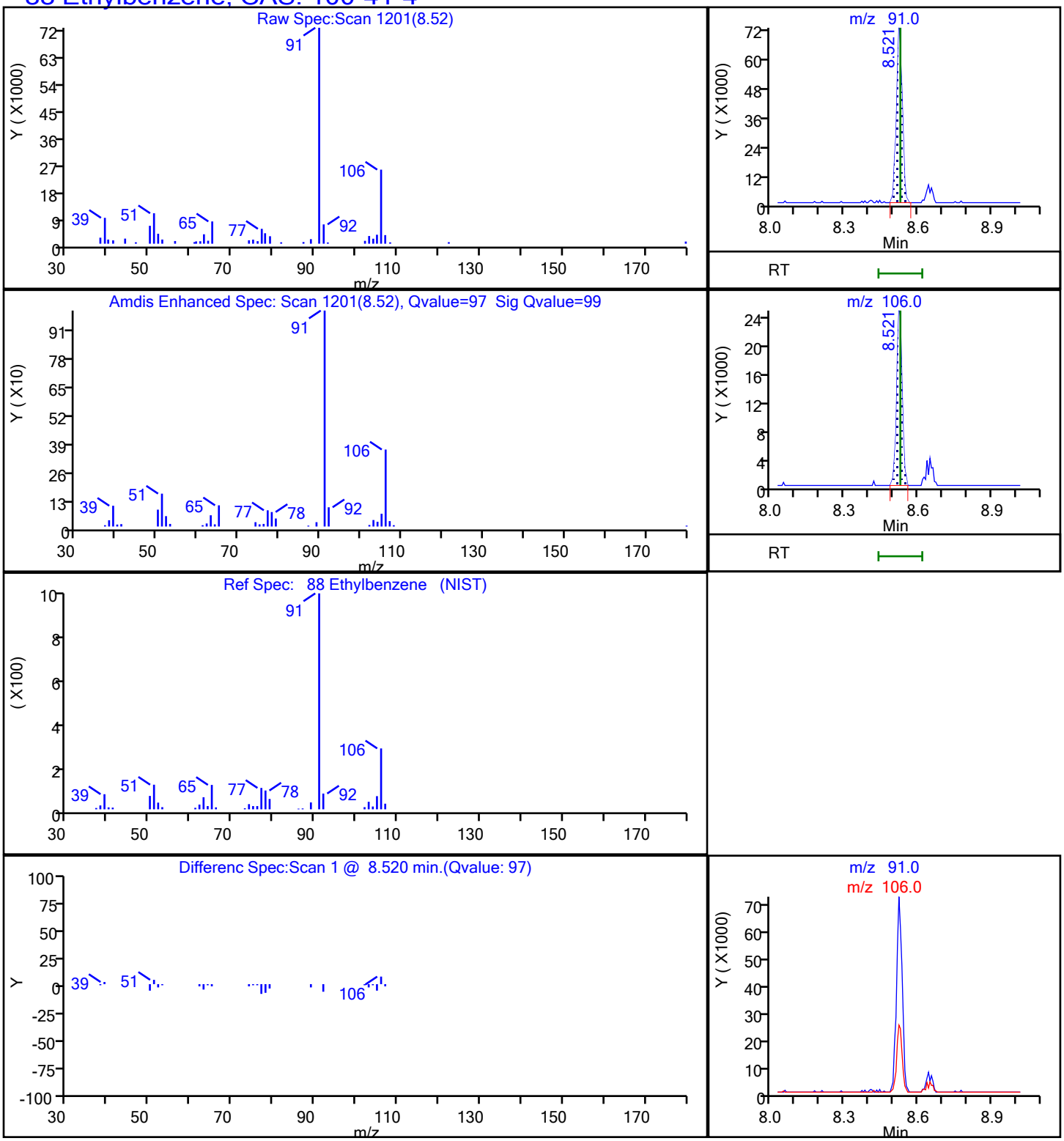

Report Date: 05-Oct-2021 09:11:33 Chrom Revision: 2.3 13-May-2021 07:57:40

Eurofins TestAmerica, Buffalo

Data File:	\\chromfs\Buffalo\ChromData\HP5973N\20211004-101397.b\N7253.D				
Injection Date:	05-Oct-2021 03:32:30	Instrument ID:	HP5973N		
Lims ID:	480-190000-B-7	Lab Sample ID:	480-190000-7		
Client ID:	OU2-PZ-04-2021				
Operator ID:	wd	ALS Bottle#:	16	Worklist Smp#:	16
Purge Vol:	5.000 mL	Dil. Factor:	5.0000		
Method:	N-8260	Limit Group:	MV - 8260C ICAL		
Column:	ZB-624 (0.18 mm)	Detector	MS SCAN		

95 Isopropylbenzene, CAS: 98-82-8

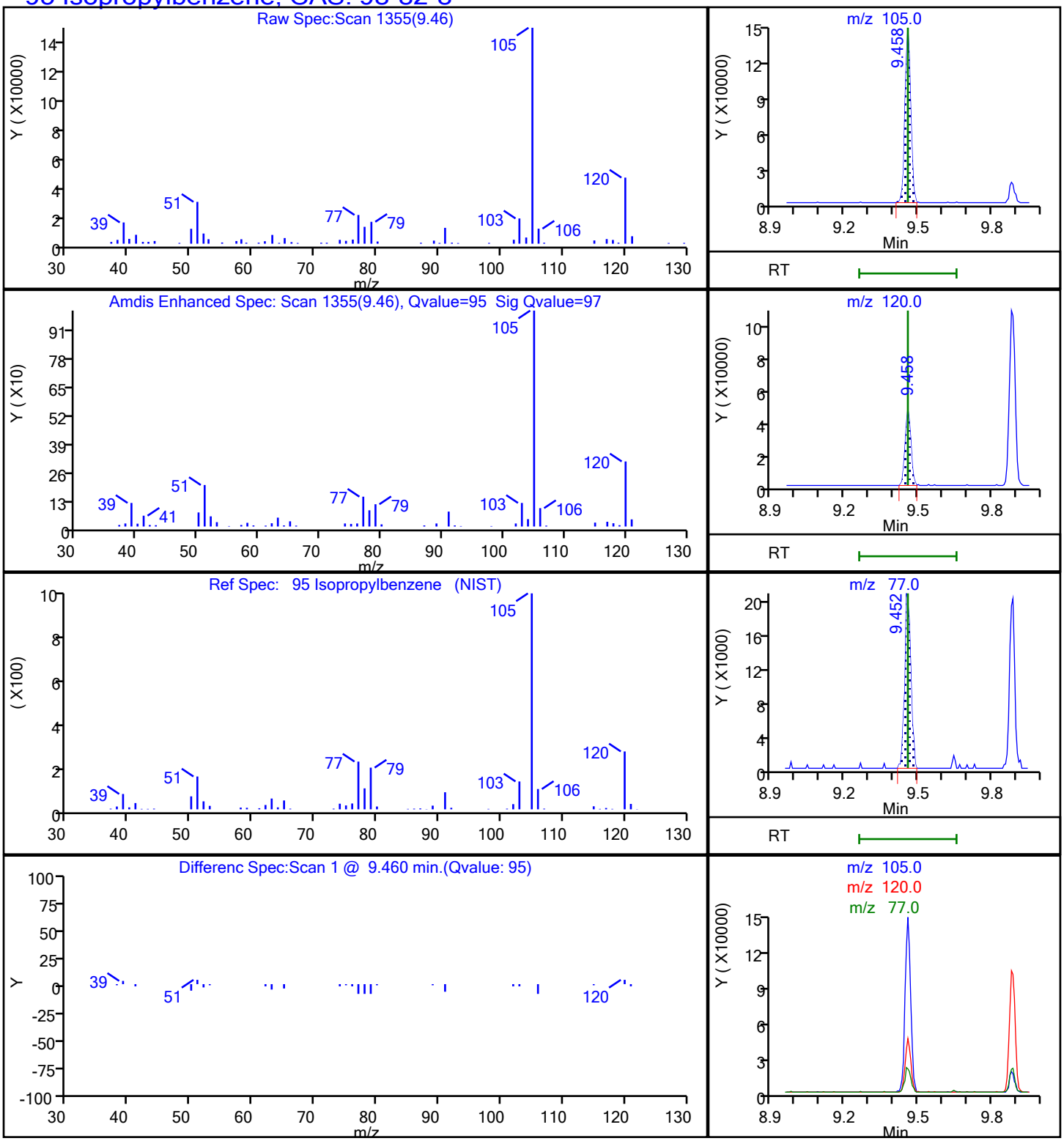

Report Date: 05-Oct-2021 09:11:33 Chrom Revision: 2.3 13-May-2021 07:57:40

Eurofins TestAmerica, Buffalo

Data File:	\\chromfs\Buffalo\ChromData\HP5973N\20211004-101397.b\N7253.D				
Injection Date:	05-Oct-2021 03:32:30	Instrument ID:	HP5973N		
Lims ID:	480-190000-B-7	Lab Sample ID:	480-190000-7		
Client ID:	OU2-PZ-04-2021				
Operator ID:	wd	ALS Bottle#:	16	Worklist Smp#:	16
Purge Vol:	5.000 mL	Dil. Factor:	5.0000		
Method:	N-8260	Limit Group:	MV - 8260C ICAL		
Column:	ZB-624 (0.18 mm)	Detector	MS SCAN		

62 Methylcyclohexane, CAS: 108-87-2

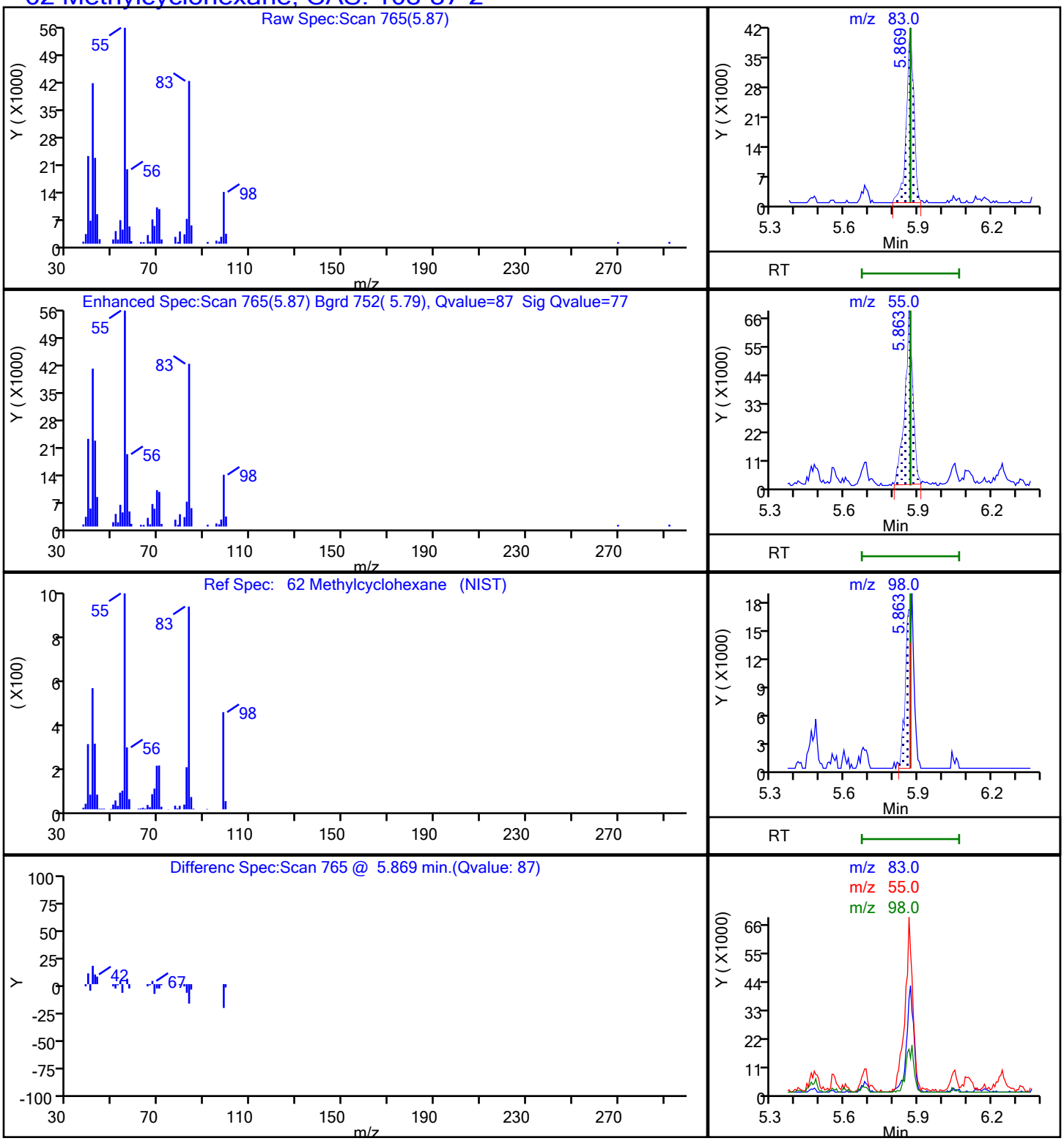

Report Date: 05-Oct-2021 09:11:33 Chrom Revision: 2.3 13-May-2021 07:57:40

User Disabled Compound Report

Eurofins TestAmerica, Buffalo

Data File:	\\chromfs\Buffalo\ChromData\HP5973N\20211004-101397.b\N7253.D				
Injection Date:	05-Oct-2021 03:32:30	Instrument ID:	HP5973N		
Lims ID:	480-190000-B-7	Lab Sample ID:	480-190000-7		
Client ID:	OU2-PZ-04-2021				
Operator ID:	wd	ALS Bottle#:	16	Worklist Smp#:	16
Purge Vol:	5.000 mL	Dil. Factor:	5.0000		
Method:	N-8260	Limit Group:	MV - 8260C ICAL		
Column:	ZB-624 (0.18 mm)	Detector	MS SCAN		

117 1,2-Dibromo-3-Chloropropane, CAS: 96-12-8

Processing Results

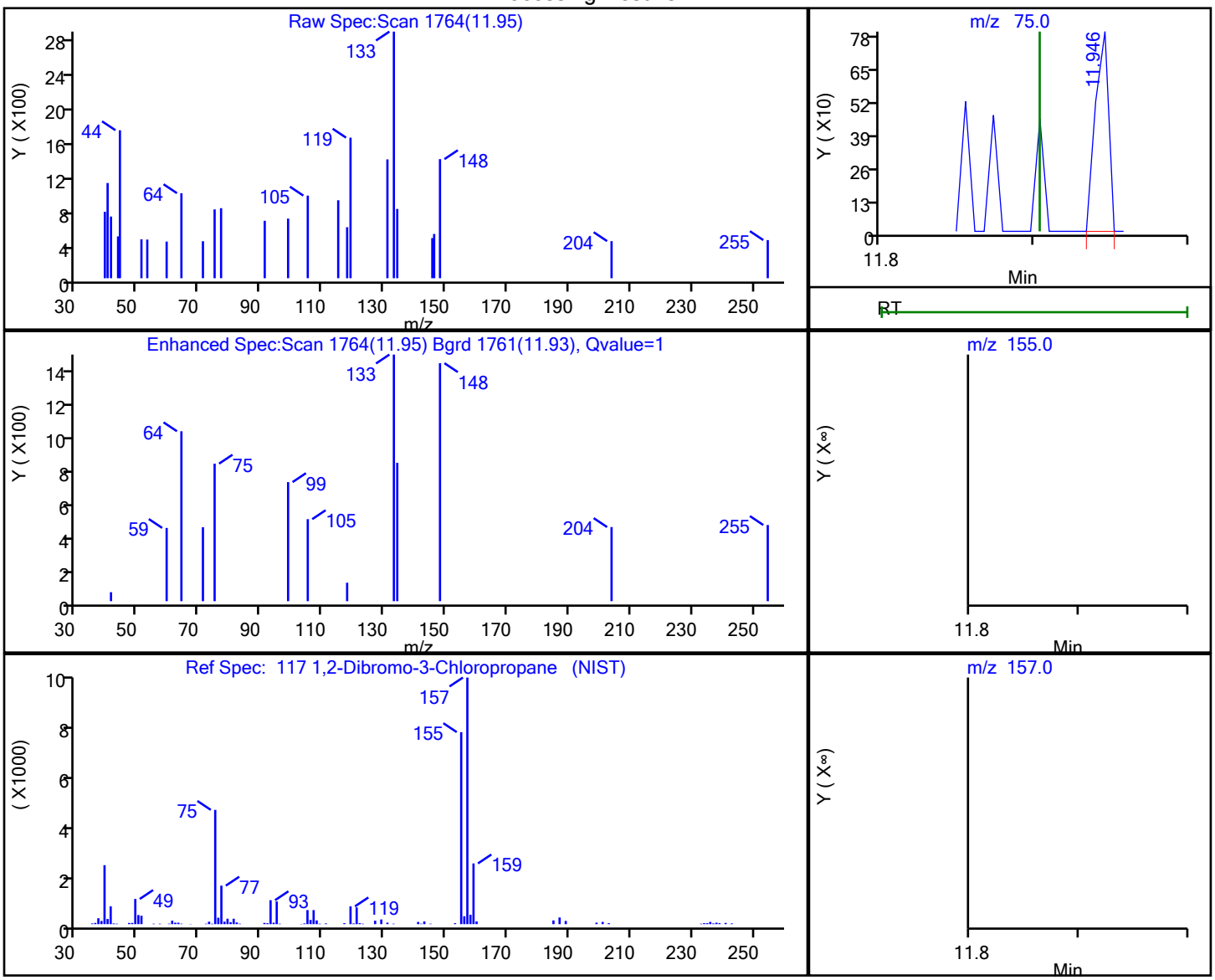

RT	Mass	Response	Amount
11.95	75.00	481	0.279922
11.90	155.00	0	
11.90	157.00	0	

Reviewer: dahnw, 05-Oct-2021 09:10:48

Audit Action: Marked Compound Undetected Audit Reason: Invalid Compound ID

User Disabled Compound Report

Eurofins TestAmerica, Buffalo

Data File:	\\chromfs\Buffalo\ChromData\HP5973N\20211004-101397.b\N7253.D				
Injection Date:	05-Oct-2021 03:32:30	Instrument ID:	HP5973N		
Lims ID:	480-190000-B-7	Lab Sample ID:	480-190000-7		
Client ID:	OU2-PZ-04-2021				
Operator ID:	wd	ALS Bottle#:	16	Worklist Smp#:	16
Purge Vol:	5.000 mL	Dil. Factor:	5.0000		
Method:	N-8260	Limit Group:	MV - 8260C ICAL		
Column:	ZB-624 (0.18 mm)	Detector	MS SCAN		

44 2-Butanone (MEK), CAS: 78-93-3

Processing Results

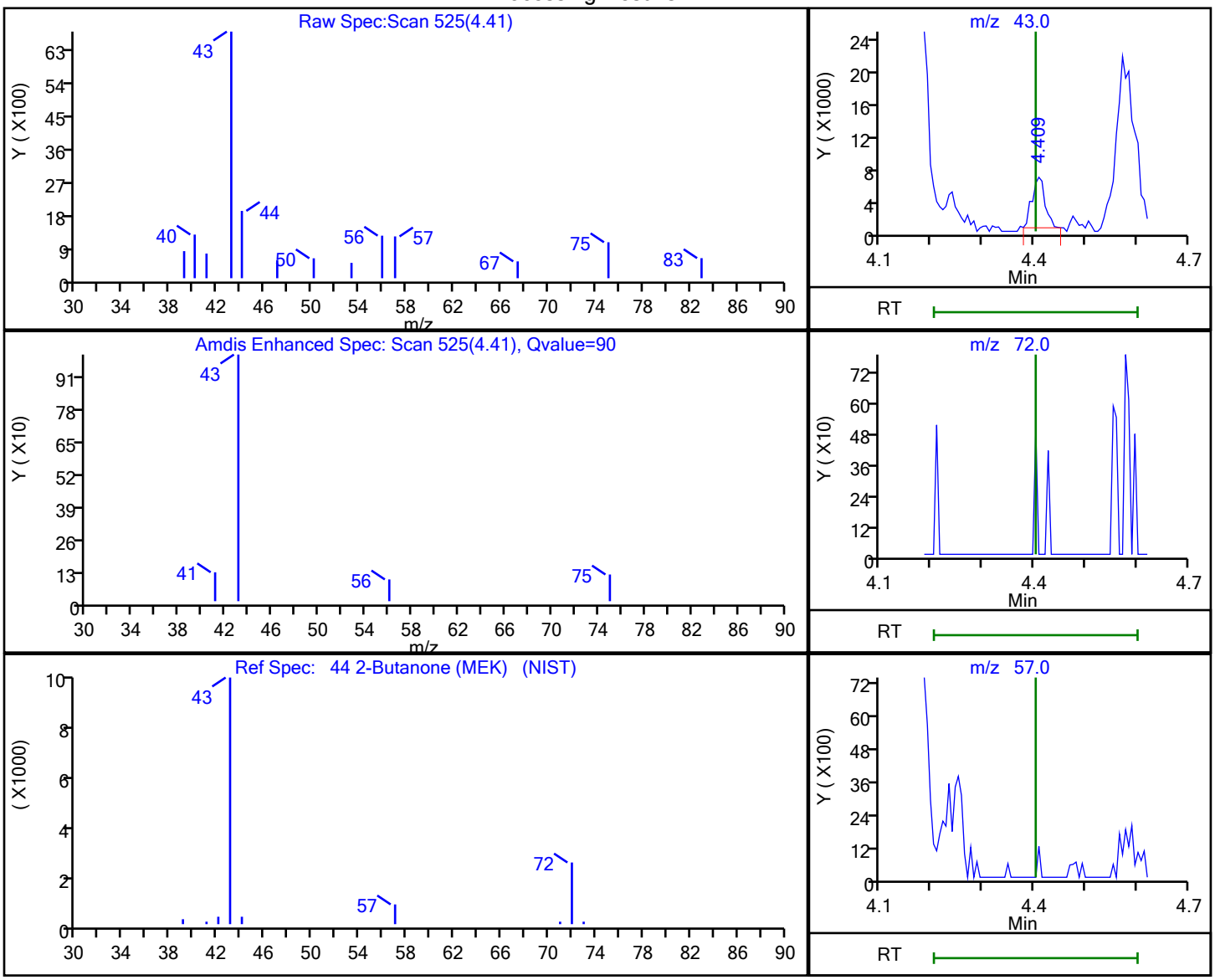

RT	Mass	Response	Amount
4.41	43.00	11116	0.978931
4.40	72.00	0	
4.40	57.00	0	

Reviewer: dahnw, 05-Oct-2021 09:11:09

Audit Action: Marked Compound Undetected Audit Reason: Invalid Compound ID

User Disabled Compound Report

Eurofins TestAmerica, Buffalo

Data File:	\\chromfs\Buffalo\ChromData\HP5973N\20211004-101397.b\N7253.D				
Injection Date:	05-Oct-2021 03:32:30	Instrument ID:	HP5973N		
Lims ID:	480-190000-B-7	Lab Sample ID:	480-190000-7		
Client ID:	OU2-PZ-04-2021				
Operator ID:	wd	ALS Bottle#:	16	Worklist Smp#:	16
Purge Vol:	5.000 mL	Dil. Factor:	5.0000		
Method:	N-8260	Limit Group:	MV - 8260C ICAL		
Column:	ZB-624 (0.18 mm)	Detector	MS SCAN		

72 4-Methyl-2-pentanone (MIBK), CAS: 108-10-1

Processing Results

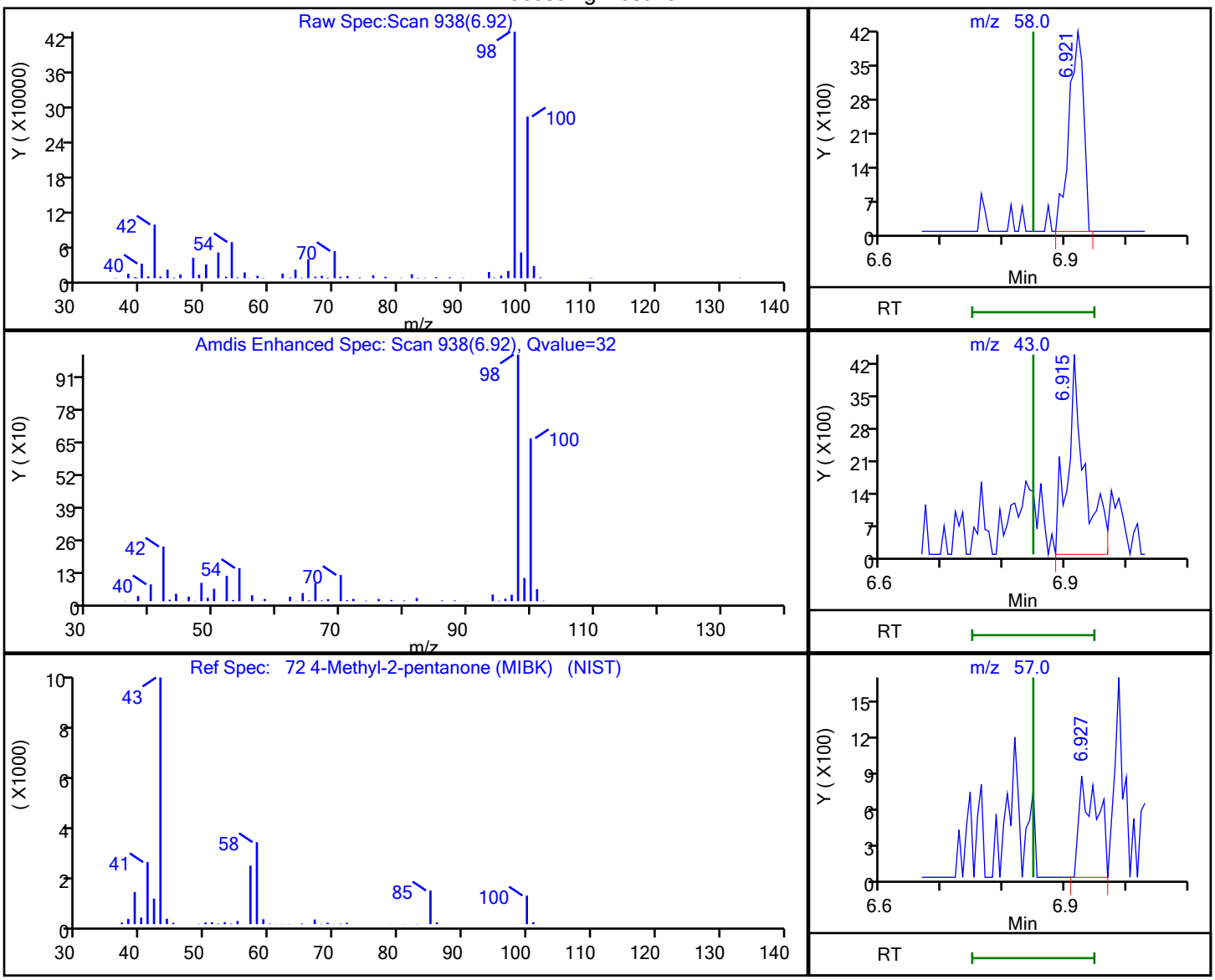

RT	Mass	Response	Amount
6.92	58.00	6810	1.136604
6.91	43.00	8349	
6.93	57.00	1757	

Reviewer: dahnw, 05-Oct-2021 09:10:55

Audit Action: Marked Compound Undetected Audit Reason: Invalid Compound ID

User Disabled Compound Report

Eurofins TestAmerica, Buffalo

Data File:	\\chromfs\Buffalo\ChromData\HP5973N\20211004-101397.b\N7253.D				
Injection Date:	05-Oct-2021 03:32:30	Instrument ID:	HP5973N		
Lims ID:	480-190000-B-7	Lab Sample ID:	480-190000-7		
Client ID:	OU2-PZ-04-2021				
Operator ID:	wd	ALS Bottle#:	16	Worklist Smp#:	16
Purge Vol:	5.000 mL	Dil. Factor:	5.0000		
Method:	N-8260	Limit Group:	MV - 8260C ICAL		
Column:	ZB-624 (0.18 mm)	Detector	MS SCAN		

55 Benzene, CAS: 71-43-2

Processing Results

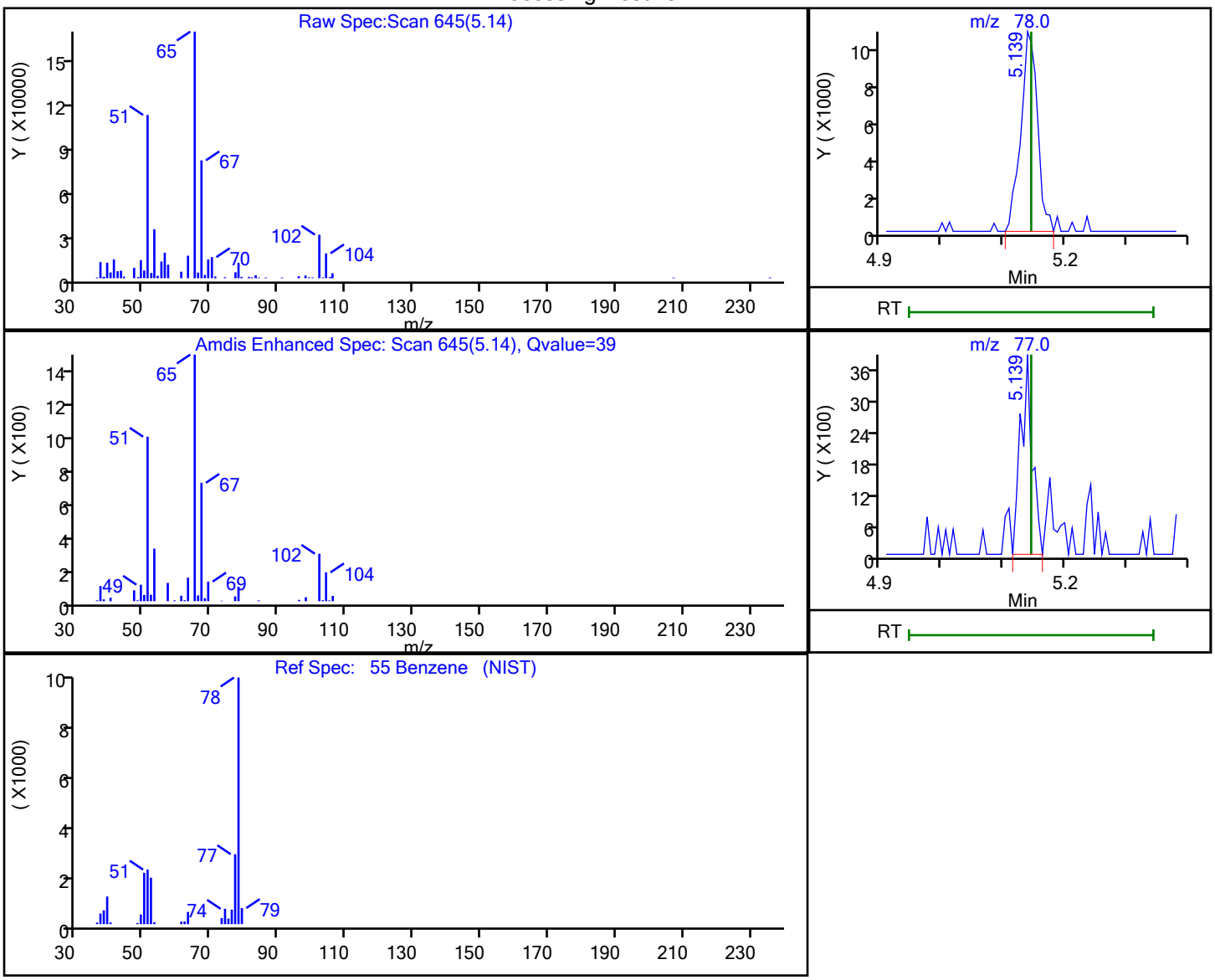

RT	Mass	Response	Amount
5.14	78.00	18992	0.536097
5.14	77.00	4979	

Reviewer: dahnw, 05-Oct-2021 09:11:01

Audit Action: Marked Compound Undetected Audit Reason: Invalid Compound ID

FORM I
GC/MS VOA ORGANICS ANALYSIS DATA SHEET

Lab Name: Eurofins TestAmerica, Buffalo Job No.: 480-190000-1

SDG No.:

Client Sample ID: IDW-2021023 Lab Sample ID: 480-190000-8

Matrix: Water Lab File ID: N7254.D

Analysis Method: 8260C Date Collected: 09/23/2021 13:20

Sample wt/vol: 5(mL) Date Analyzed: 10/05/2021 03:55

Soil Aliquot Vol: Dilution Factor: 1000

Soil Extract Vol.: GC Column: ZB-624 (20) ID: 0.18(mm)

% Moisture: Level: (low/med) Low

Analysis Batch No.: 598947 Units: ug/L

CAS NO.	COMPOUND NAME	RESULT	Q	RL	MDL
71-55-6	1,1,1-Trichloroethane	ND		1000	820
79-34-5	1,1,2,2-Tetrachloroethane	ND		1000	210
79-00-5	1,1,2-Trichloroethane	ND		1000	230
76-13-1	1,1,2-Trichloro-1,2,2-trifluoroethane	ND		1000	310
75-34-3	1,1-Dichloroethane	ND		1000	380
75-35-4	1,1-Dichloroethene	ND		1000	290
120-82-1	1,2,4-Trichlorobenzene	ND		1000	410
96-12-8	1,2-Dibromo-3-Chloropropane	ND		1000	390
95-50-1	1,2-Dichlorobenzene	ND		1000	790
107-06-2	1,2-Dichloroethane	ND		1000	210
78-87-5	1,2-Dichloropropane	ND		1000	720
541-73-1	1,3-Dichlorobenzene	ND		1000	780
106-46-7	1,4-Dichlorobenzene	ND		1000	840
78-93-3	2-Butanone (MEK)	ND		10000	1300
591-78-6	2-Hexanone	ND		5000	1200
108-10-1	4-Methyl-2-pentanone (MIBK)	ND		5000	2100
67-64-1	Acetone	ND		10000	3000
71-43-2	Benzene	ND		1000	410
75-27-4	Bromodichloromethane	ND		1000	390
75-25-2	Bromoform	ND		1000	260
74-83-9	Bromomethane	ND		1000	690
75-15-0	Carbon disulfide	ND		1000	190
56-23-5	Carbon tetrachloride	ND		1000	270
108-90-7	Chlorobenzene	ND		1000	750
124-48-1	Dibromochloromethane	ND		1000	320
75-00-3	Chloroethane	ND		1000	320
67-66-3	Chloroform	ND		1000	340
74-87-3	Chloromethane	ND		1000	350
156-59-2	cis-1,2-Dichloroethene	10000		1000	810
10061-01-5	cis-1,3-Dichloropropene	ND		1000	360
110-82-7	Cyclohexane	ND		1000	180
75-71-8	Dichlorodifluoromethane	ND		1000	680
100-41-4	Ethylbenzene	ND		1000	740
106-93-4	1,2-Dibromoethane	ND		1000	730
98-82-8	Isopropylbenzene	ND		1000	790

FORM I
GC/MS VOA ORGANICS ANALYSIS DATA SHEET

Lab Name: Eurofins TestAmerica, Buffalo Job No.: 480-190000-1

SDG No.:

Client Sample ID: IDW-2021023 Lab Sample ID: 480-190000-8

Matrix: Water Lab File ID: N7254.D

Analysis Method: 8260C Date Collected: 09/23/2021 13:20

Sample wt/vol: 5(mL) Date Analyzed: 10/05/2021 03:55

Soil Aliquot Vol: Dilution Factor: 1000

Soil Extract Vol.: GC Column: ZB-624 (20) ID: 0.18(mm)

% Moisture: Level: (low/med) Low

Analysis Batch No.: 598947 Units: ug/L

CAS NO.	COMPOUND NAME	RESULT	Q	RL	MDL
79-20-9	Methyl acetate	ND		2500	1300
1634-04-4	Methyl tert-butyl ether	ND		1000	160
108-87-2	Methylcyclohexane	ND		1000	160
75-09-2	Methylene Chloride	ND		1000	440
100-42-5	Styrene	ND		1000	730
127-18-4	Tetrachloroethene	46000		1000	360
108-88-3	Toluene	ND		1000	510
156-60-5	trans-1,2-Dichloroethene	ND		1000	900
10061-02-6	trans-1,3-Dichloropropene	ND		1000	370
79-01-6	Trichloroethene	3500		1000	460
75-69-4	Trichlorofluoromethane	ND		1000	880
75-01-4	Vinyl chloride	ND		1000	900
1330-20-7	Xylenes, Total	ND		2000	660

CAS NO.	SURROGATE	%REC	Q	LIMITS
2037-26-5	Toluene-d8 (Surr)	98		80-120
17060-07-0	1,2-Dichloroethane-d4 (Surr)	98		77-120
460-00-4	4-Bromofluorobenzene (Surr)	94		73-120
1868-53-7	Dibromofluoromethane (Surr)	98		75-123

Eurofins TestAmerica, Buffalo
Target Compound Quantitation Report

Data File: \\chromfs\Buffalo\ChromData\HP5973N\20211004-101397.b\N7254.D
Lims ID: 480-190000-E-8
Client ID: IDW-2021023
Sample Type: Client
Inject. Date: 05-Oct-2021 03:55:30 ALS Bottle#: 17 Worklist Smp#: 17
Purge Vol: 5.000 mL Dil. Factor: 1000.0000
Sample Info: 480-190000-E-8
Misc. Info.: 480-0101397-017
Operator ID: wd Instrument ID: HP5973N

Method: \\chromfs\Buffalo\ChromData\HP5973N\20211004-101397.b\N-8260.m
Limit Group: MV - 8260C ICAL
Last Update: 05-Oct-2021 09:11:54 Calib Date: 21-Sep-2021 20:05:30
Integrator: RTE ID Type: Deconvolution ID
Quant Method: Internal Standard Quant By: Initial Calibration
Last ICal File: \\chromfs\Buffalo\ChromData\HP5973N\20210921-101109.b\N6474.D

Column 1 : ZB-624 (0.18 mm) Det: MS SCAN
Process Host: CTX1677

First Level Reviewer: dahnw Date: 05-Oct-2021 09:11:54

Compound	Sig	RT (min.)	Adj RT (min.)	Dlt RT (min.)	Q	Response	OnCol Amt ug/L	Flags
* 147 Fluorobenzene (IS)	70	5.412	5.412	0.000	97	152267	25.0	
* 2 Chlorobenzene-d5	117	8.399	8.399	0.000	89	577677	25.0	
* 3 1,4-Dichlorobenzene-d4	152	10.796	10.796	0.000	95	311246	25.0	
$ 148 Dibromofluoromethane (Surr)	113	4.834	4.834	0.000	93	204167	24.6	
$ 5 1,2-Dichloroethane-d4 (Surr)	65	5.139	5.138	0.001	95	263506	24.5	
$ 6 Toluene-d8 (Surr)	98	6.921	6.921	0.000	96	700409	24.4	
$ 7 4-Bromofluorobenzene (Surr)	174	9.659	9.659	0.000	90	205378	23.6	
11 Dichlorodifluoromethane	85		1.275				ND	
13 Chloromethane	50		1.458				ND	
14 Vinyl chloride	62		1.543				ND	
15 Bromomethane	94		1.859				ND	
16 Chloroethane	64		1.945				ND	
18 Trichlorofluoromethane	101		2.176				ND	
21 112TCTFE	101		2.656				ND	
22 1,1-Dichloroethene	96		2.669				ND	
23 Acetone	43		2.778				ND	
25 Carbon disulfide	76		2.875				ND	
28 Methyl acetate	43		3.070				ND	
30 Methylene Chloride	84		3.192				ND	
32 Methyl tert-butyl ether	73		3.380				ND	
33 trans-1,2-Dichloroethene	96		3.392				ND	
36 1,1-Dichloroethane	63		3.812				ND	
43 cis-1,2-Dichloroethene	96	4.366	4.366	0.000	86	93606	10.2	
44 2-Butanone (MEK)	43		4.402				ND	
50 Chloroform	83		4.676				ND	
51 1,1,1-Trichloroethane	97		4.792				ND	
52 Cyclohexane	56		4.798				ND	
53 Carbon tetrachloride	117		4.926				ND	
55 Benzene	78		5.145				ND	
57 1,2-Dichloroethane	62		5.211				ND	
60 Trichloroethene	95	5.753	5.753	0.000	92	29380	3.45	

Compound	Sig	RT (min.)	Adj RT (min.)	Dlt RT (min.)	Q	Response	OnCol Amt ug/L	Flags
62 Methylcyclohexane	83		5.868				ND	
63 1,2-Dichloropropane	63		5.996				ND	
67 Dichlorobromomethane	83		6.282				ND	
71 cis-1,3-Dichloropropene	75		6.696				ND	
72 4-Methyl-2-pentanone (MIBK)	58		6.848				ND	U
73 Toluene	92		6.988				ND	
75 trans-1,3-Dichloropropene	75		7.268				ND	
78 1,1,2-Trichloroethane	83		7.456				ND	U
79 Tetrachloroethene	166	7.517	7.511	0.006	94	422727	46.3	
82 2-Hexanone	43		7.687				ND	
83 Chlorodibromomethane	129		7.858				ND	
84 Ethylene Dibromide	107		7.955				ND	
85 Chlorobenzene	112		8.430				ND	
88 Ethylbenzene	91		8.527				ND	
90 m-Xylene & p-Xylene	106		8.649				ND	
91 o-Xylene	106		9.075				ND	
92 Styrene	104		9.105				ND	
93 Bromoform	173		9.354				ND	
95 Isopropylbenzene	105		9.458				ND	
98 1,1,2,2-Tetrachloroethane	83		9.865				ND	7
110 1,3-Dichlorobenzene	146		10.729				ND	
113 1,4-Dichlorobenzene	146		10.821				ND	7
116 1,2-Dichlorobenzene	146		11.173				ND	
117 1,2-Dibromo-3-Chloropropane	75		11.903				ND	
119 1,2,4-Trichlorobenzene	180		12.579				ND	
S 126 Xylenes, Total	1		30.000				ND	7

QC Flag Legend

Processing Flags

7 - Failed Limit of Detection

Review Flags

U - Marked Undetected

Reagents:

N 8260 IS_00222	Amount Added:	1.00	Units: uL	Run Reagent
N_8260_Surr_00425	Amount Added:	1.00	Units: uL	Run Reagent

Report Date: 05-Oct-2021 09:11:54 Chrom Revision: 2.3 13-May-2021 07:57:40

Eurofins TestAmerica, Buffalo

Data File:	\\chromfs\Buffalo\ChromData\HP5973N\20211004-101397.b\N7254.D				
Injection Date:	05-Oct-2021 03:55:30	Instrument ID:	HP5973N	Operator ID:	wd
Lims ID:	480-190000-E-8	Lab Sample ID:	480-190000-8	Worklist Smp#:	17
Client ID:	IDW-2021023				
Purge Vol:	5.000 mL	Dil. Factor:	1000.0000	ALS Bottle#:	17
Method:	N-8260	Limit Group:	MV - 8260C ICAL		

Column: ZB-624 (0.18 mm)

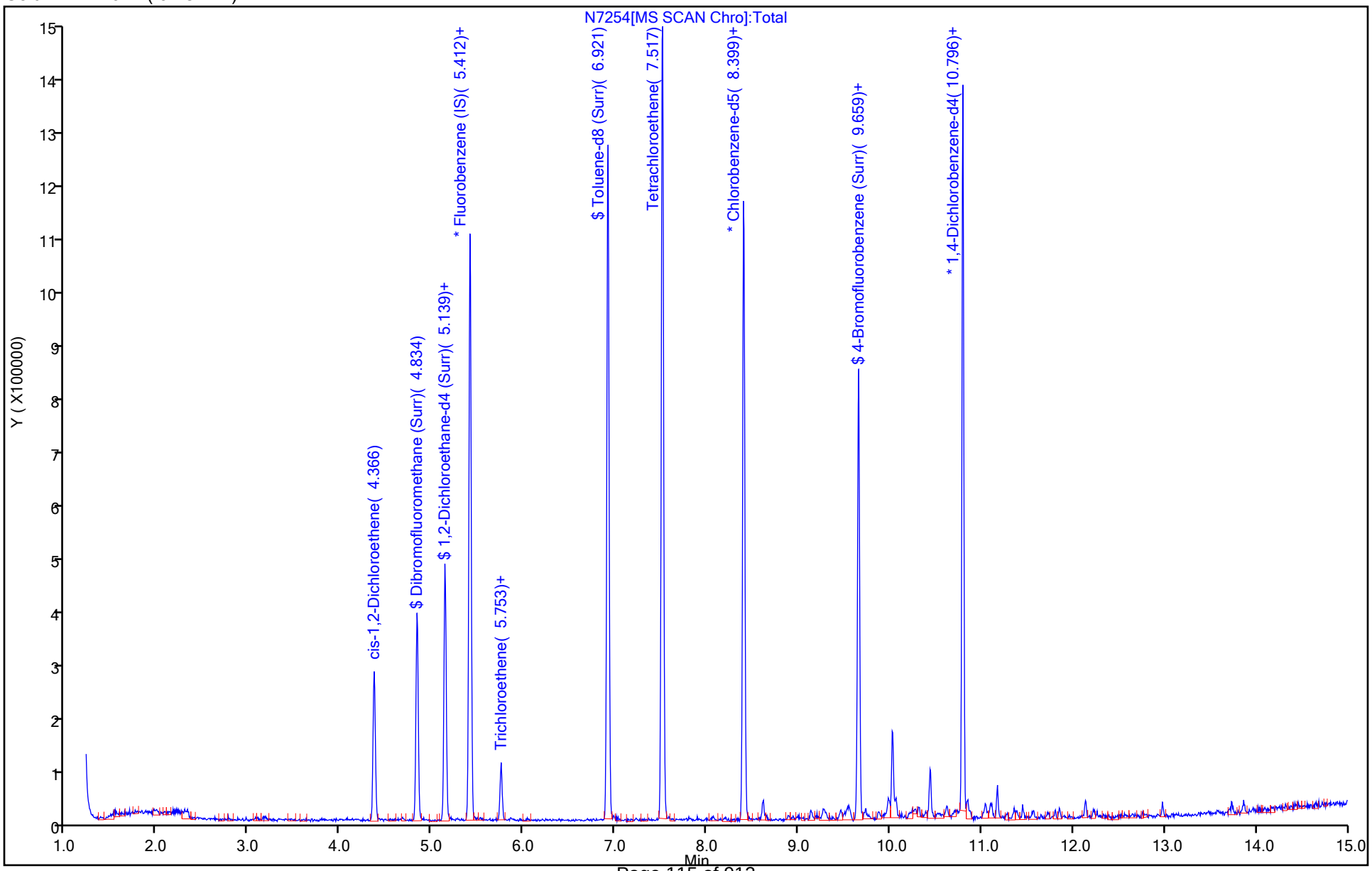

Report Date: 05-Oct-2021 09:11:54 Chrom Revision: 2.3 13-May-2021 07:57:40

Eurofins TestAmerica, Buffalo

Data File:	\\chromfs\Buffalo\ChromData\HP5973N\20211004-101397.b\N7254.D				
Injection Date:	05-Oct-2021 03:55:30	Instrument ID:	HP5973N		
Lims ID:	480-190000-E-8	Lab Sample ID:	480-190000-8		
Client ID:	IDW-2021023				
Operator ID:	wd	ALS Bottle#:	17	Worklist Smp#:	17
Purge Vol:	5.000 mL	Dil. Factor:	1000.0000		
Method:	N-8260	Limit Group:	MV - 8260C ICAL		
Column:	ZB-624 (0.18 mm)	Detector	MS SCAN		

43 cis-1,2-Dichloroethene, CAS: 156-59-2

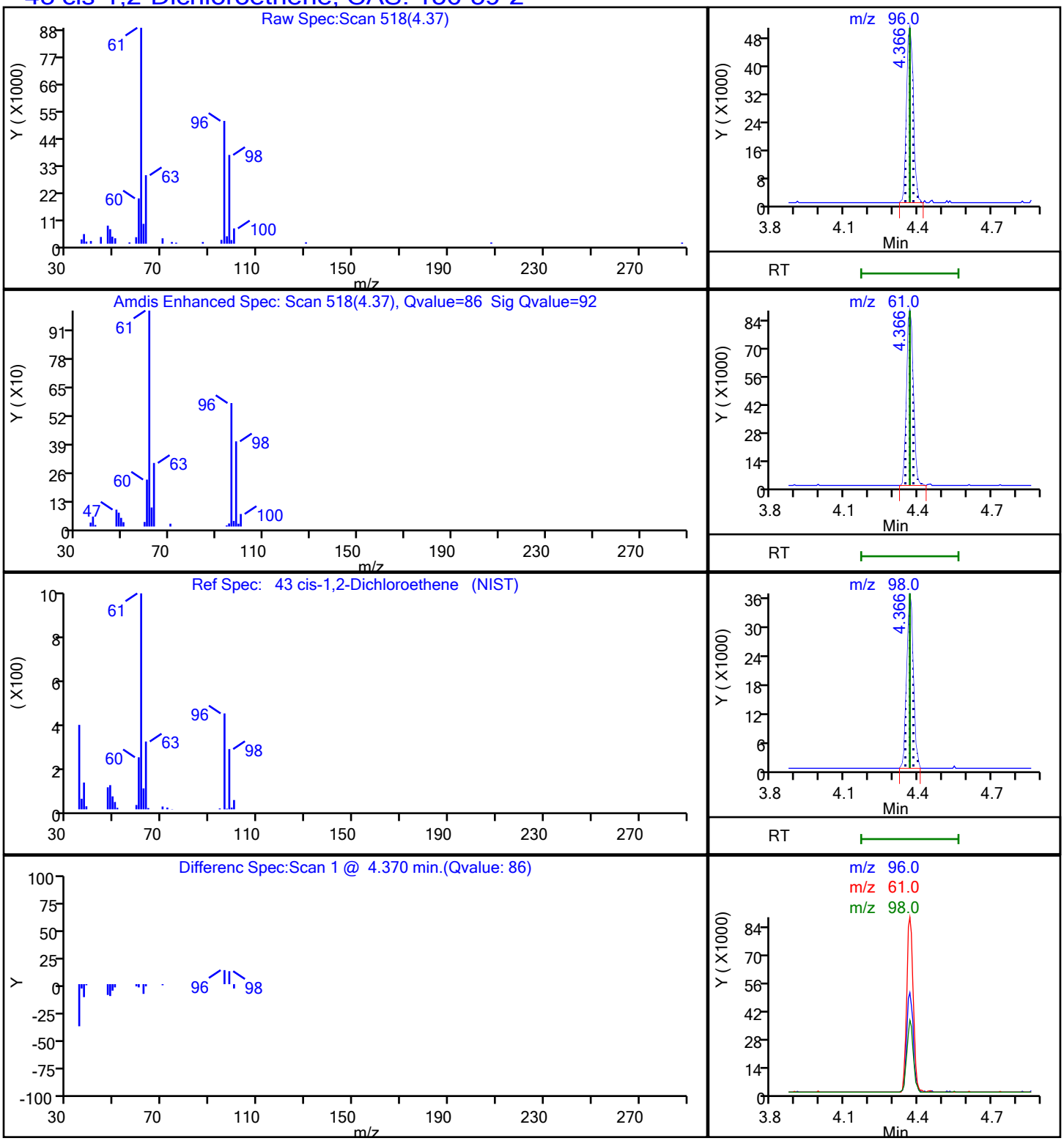

Report Date: 05-Oct-2021 09:11:54 Chrom Revision: 2.3 13-May-2021 07:57:40

Eurofins TestAmerica, Buffalo

Data File:	\\chromfs\Buffalo\ChromData\HP5973N\20211004-101397.b\N7254.D				
Injection Date:	05-Oct-2021 03:55:30	Instrument ID:	HP5973N		
Lims ID:	480-190000-E-8	Lab Sample ID:	480-190000-8		
Client ID:	IDW-2021023				
Operator ID:	wd	ALS Bottle#:	17	Worklist Smp#:	17
Purge Vol:	5.000 mL	Dil. Factor:	1000.0000		
Method:	N-8260	Limit Group:	MV - 8260C ICAL		
Column:	ZB-624 (0.18 mm)	Detector	MS SCAN		

79 Tetrachloroethene, CAS: 127-18-4

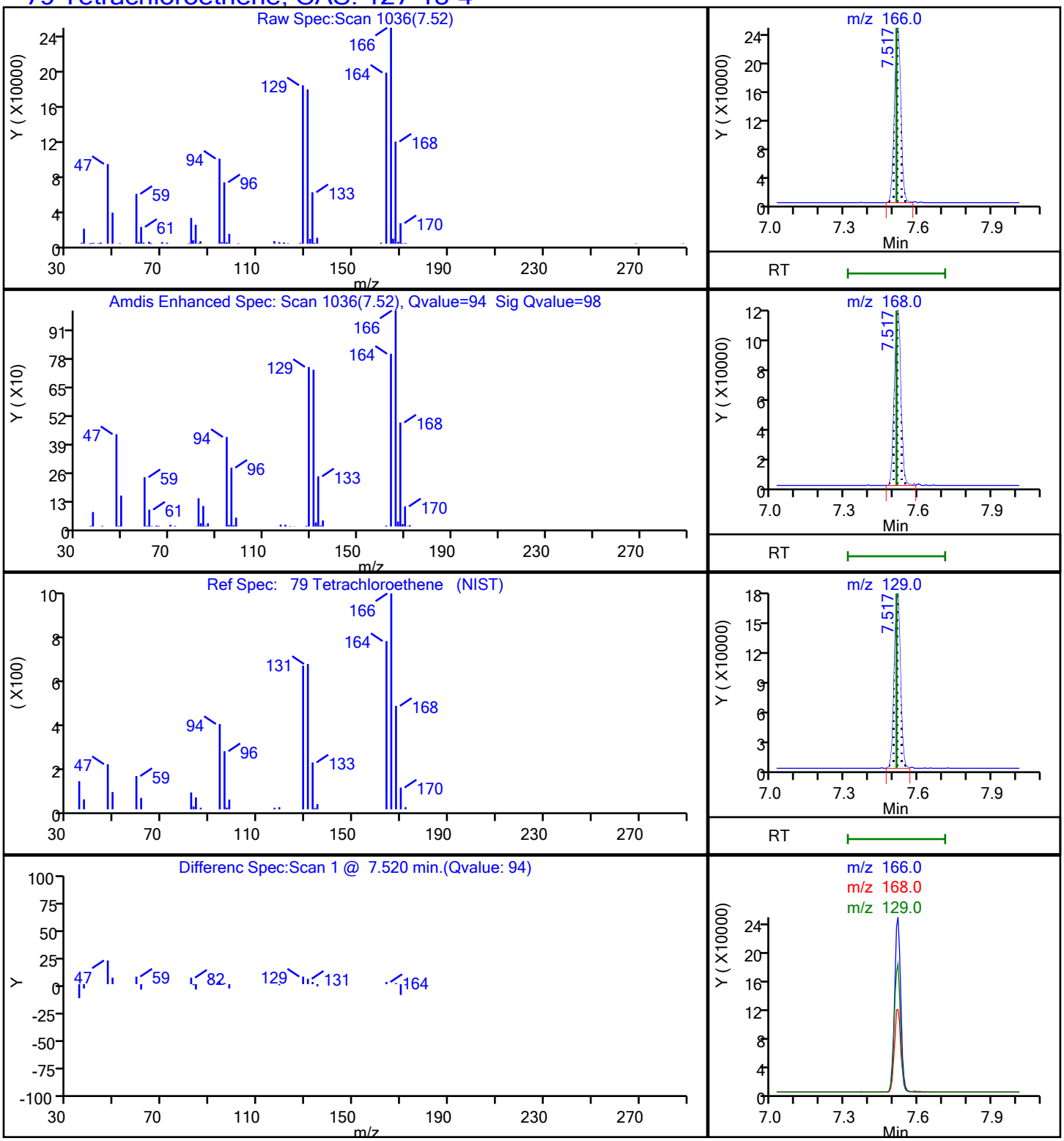

Report Date: 05-Oct-2021 09:11:54 Chrom Revision: 2.3 13-May-2021 07:57:40

Eurofins TestAmerica, Buffalo

Data File:	\\chromfs\Buffalo\ChromData\HP5973N\20211004-101397.b\N7254.D				
Injection Date:	05-Oct-2021 03:55:30	Instrument ID:	HP5973N		
Lims ID:	480-190000-E-8	Lab Sample ID:	480-190000-8		
Client ID:	IDW-2021023				
Operator ID:	wd	ALS Bottle#:	17	Worklist Smp#:	17
Purge Vol:	5.000 mL	Dil. Factor:	1000.0000		
Method:	N-8260	Limit Group:	MV - 8260C ICAL		
Column:	ZB-624 (0.18 mm)	Detector	MS SCAN		

60 Trichloroethene, CAS: 79-01-6

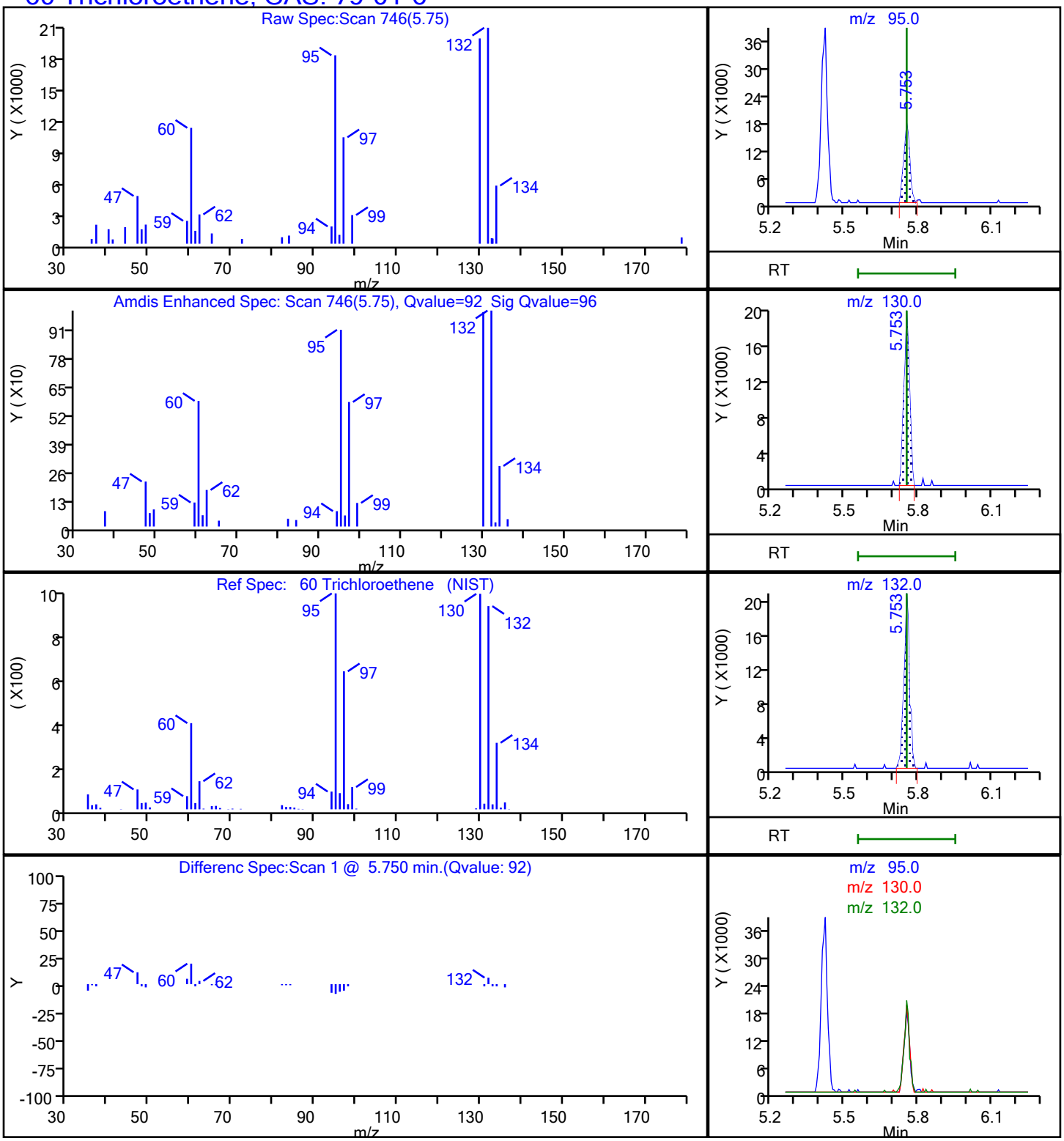

User Disabled Compound Report

Eurofins TestAmerica, Buffalo

Data File:	\\chromfs\Buffalo\ChromData\HP5973N\20211004-101397.b\N7254.D				
Injection Date:	05-Oct-2021 03:55:30	Instrument ID:	HP5973N		
Lims ID:	480-190000-E-8	Lab Sample ID:	480-190000-8		
Client ID:	IDW-2021023				
Operator ID:	wd	ALS Bottle#:	17	Worklist Smp#:	17
Purge Vol:	5.000 mL	Dil. Factor:	1000.0000		
Method:	N-8260	Limit Group:	MV - 8260C ICAL		
Column:	ZB-624 (0.18 mm)	Detector	MS SCAN		

78 1,1,2-Trichloroethane, CAS: 79-00-5

Processing Results

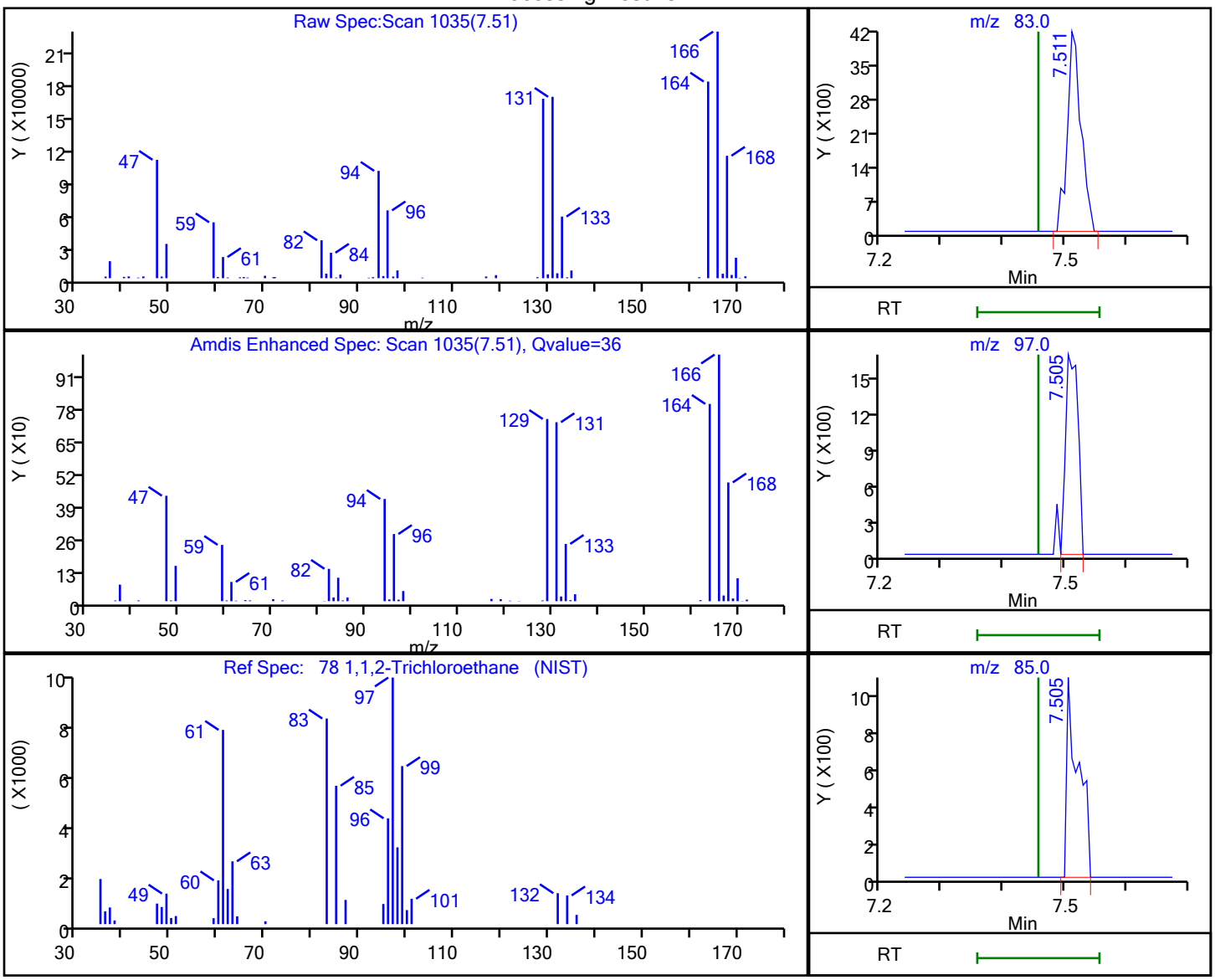

RT	Mass	Response	Amount
7.51	83.00	6503	1.053079
7.51	97.00	2253	
7.51	85.00	1427	

Reviewer: dahnw, 05-Oct-2021 09:11:47

Audit Action: Marked Compound Undetected Audit Reason: Invalid Compound ID

User Disabled Compound Report

Eurofins TestAmerica, Buffalo

Data File:	\\chromfs\Buffalo\ChromData\HP5973N\20211004-101397.b\N7254.D				
Injection Date:	05-Oct-2021 03:55:30	Instrument ID:	HP5973N		
Lims ID:	480-190000-E-8	Lab Sample ID:	480-190000-8		
Client ID:	IDW-2021023				
Operator ID:	wd	ALS Bottle#:	17	Worklist Smp#:	17
Purge Vol:	5.000 mL	Dil. Factor:	1000.0000		
Method:	N-8260	Limit Group:	MV - 8260C ICAL		
Column:	ZB-624 (0.18 mm)	Detector	MS SCAN		

72 4-Methyl-2-pentanone (MIBK), CAS: 108-10-1

Processing Results

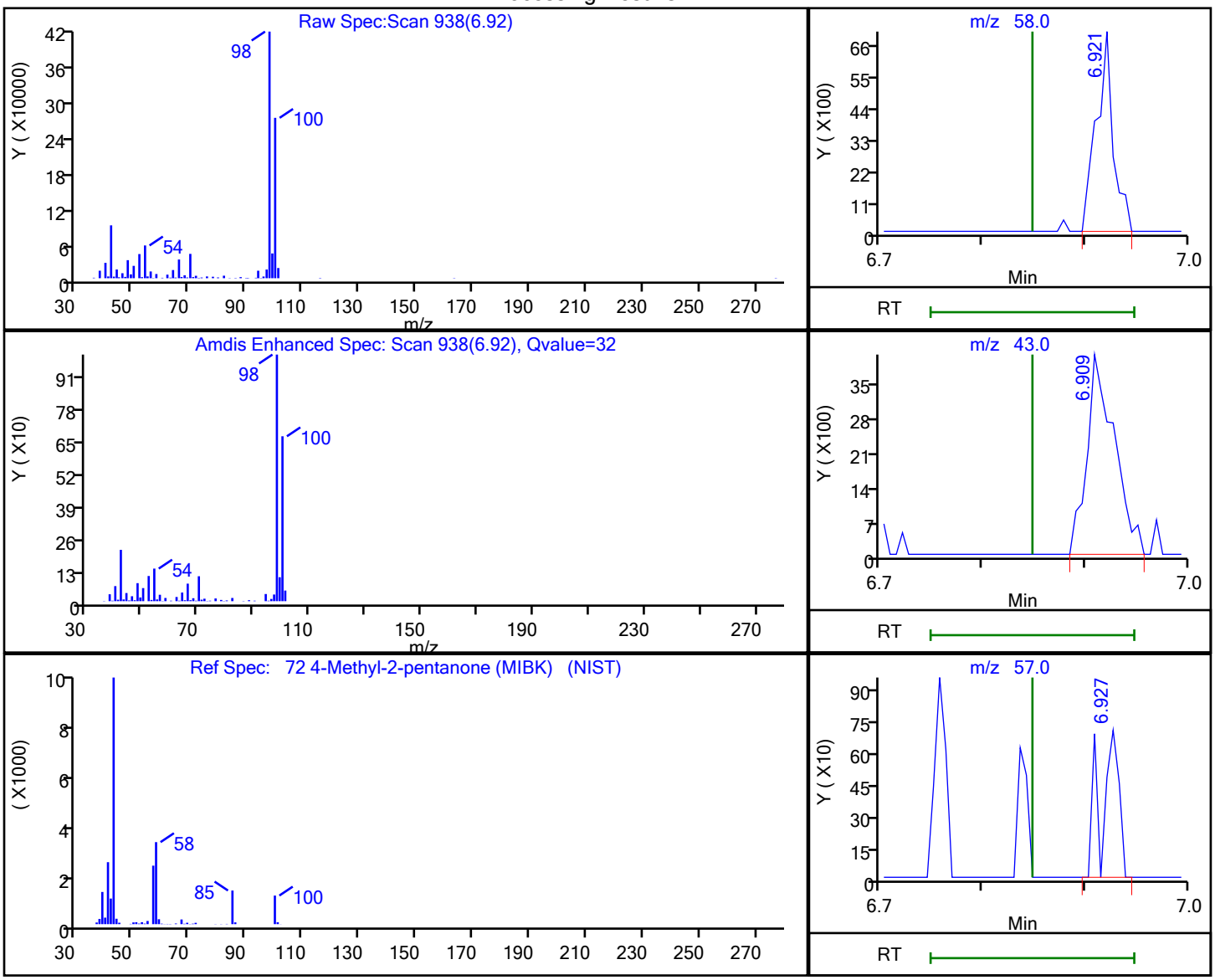

RT	Mass	Response	Amount
6.92	58.00	8164	1.382967
6.91	43.00	7533	
6.93	57.00	845	

Reviewer: dahnw, 05-Oct-2021 09:11:44

Audit Action: Marked Compound Undetected Audit Reason: Invalid Compound ID

FORM VI
GC/MS VOA BY INTERNAL STANDARD - INITIAL CALIBRATION DATA
CURVE EVALUATION

Lab Name: Eurofins TestAmerica, Buffalo Job No.: 480-190000-1 Analy Batch No.: 597177

SDG No.:

Instrument ID: HP5973N GC Column: ZB-624 (20) ID: 0.18(mm) Heated Purge: (Y/N) N

Calibration Start Date: 09/21/2021 13:06 Calibration End Date: 09/21/2021 15:49 Calibration ID: 42415

Calibration Files

LEVEL:	LAB SAMPLE ID:	LAB FILE ID:
Level 1	IC 480-597177/7	N6456.D
Level 2	IC 480-597177/8	N6457.D
Level 3	IC 480-597177/9	N6458.D
Level 4	IC 480-597177/10	N6459.D
Level 5	IC 480-597177/11	N6460.D
Level 6	ICIS 480-597177/12	N6461.D
Level 7	IC 480-597177/13	N6462.D
Level 8	IC 480-597177/14	N6463.D

ANALYTE	RRF					CURVE TYPE	COEFFICIENT			#	MIN RRF	%RSD	#	MAX %RSD	R^2 OR COD	#	MIN R^2 OR COD
	LVL 1 LVL 6	LVL 2 LVL 7	LVL 3 LVL 8	LVL 4	LVL 5		B	M1	M2								
Dichlorodifluoromethane	0.9945 1.2854	0.9601 1.2446	1.2301 1.2273	1.3434	1.1870	Ave		1.1840			0.1000	11.5		20.0			
Chloromethane	3.4025 3.5672	3.3305 3.3846	3.6535 3.2743	3.8243	3.5234	Ave		3.4950			0.1000	5.3		20.0			
Vinyl chloride	+++++ 2.1643	1.6897 2.0447	1.6321 2.0550	2.2277	2.0087	Ave		1.9746			0.1000	11.5		20.0			
Butadiene	2.3998 3.1019	2.8059 2.8334	2.6288 2.9362	3.1767	2.7872	Ave		2.8338				8.8		20.0			
Bromomethane	1.0628 1.0220	1.1829 0.9728	1.1545 0.9767	1.1332	1.1008	Ave		1.0757			0.1000	7.5		20.0			
Chloroethane	0.9458 1.2068	1.0799 1.0907	1.0359 1.0710	1.2351	1.1547	Ave		1.1025			0.1000	8.5		20.0			
Dichlorofluoromethane	2.5236 2.5031	2.3765 2.3178	2.2703 2.3397	2.6471	2.4877	Ave		2.4332				5.2		20.0			
Trichlorofluoromethane	+++++ 2.1901	1.8686 2.0761	1.8435 2.0537	2.2902	2.0769	Ave		2.0570			0.1000	7.8		20.0			
Ethyl ether	1.9274 1.9354	1.8004 1.8776	2.0202 1.8608	1.9442	1.9674	Ave		1.9167				3.6		20.0			
Acrolein	+++++ 0.1537	0.1713 0.1486	0.1634 0.1469	0.1712	0.1577	Ave		0.1590				6.3		20.0			
1,1,2-Trichloro-1,2,2-trifluoroethane	+++++ 1.3014	1.2080 1.1972	0.9950 1.2146	1.2519	1.1969	Ave		1.1950			0.1000	8.0		20.0			
1,1-Dichloroethene	+++++ 1.2404	1.1086 1.1954	0.9633 1.1803	1.2607	1.1873	Ave		1.1623			0.1000	8.6		20.0			
Acetone	+++++ 1.1302	1.2104 1.1073	1.1818 1.1337	1.2247	1.1278	Ave		1.1594			0.1000	4.0		20.0			

Note: The M1 coefficient is the same as Ave RRF for an Ave curve type.

FORM VI
GC/MS VOA BY INTERNAL STANDARD - INITIAL CALIBRATION DATA
CURVE EVALUATION

Lab Name: Eurofins TestAmerica, Buffalo Job No.: 480-190000-1 Analy Batch No.: 597177

SDG No.:

Instrument ID: HP5973N GC Column: ZB-624 (20) ID: 0.18(mm) Heated Purge: (Y/N) N

Calibration Start Date: 09/21/2021 13:06 Calibration End Date: 09/21/2021 15:49 Calibration ID: 42415

ANALYTE	RRF					CURVE TYPE	COEFFICIENT			#	MIN RRF	%RSD	#	MAX %RSD	R^2 OR COD	#	MIN R^2 OR COD
	LVL 1 LVL 6	LVL 2 LVL 7	LVL 3 LVL 8	LVL 4	LVL 5		B	M1	M2								
Iodomethane	+++++ 2.1970	2.1912 2.1487	1.8569 2.1436	2.1773	2.1483	Ave		2.1233				5.6		20.0			
Carbon disulfide	+++++ 4.1092	3.7699 3.8680	3.2163 3.9752	4.1045	3.8848	Ave		3.8468			0.1000	7.9		20.0			
Allyl chloride	+++++ 4.4342	3.5552 4.2860	3.3651 4.3410	4.1584	4.2178	Ave		4.0511				10.3		20.0			
Methyl acetate	2.8522 2.6037	2.9505 2.7022	2.7439 2.7751	2.8614	2.6693	Ave		2.7698			0.1000	4.1		20.0			
Methylene Chloride	3.4170 1.4103	2.4092 1.3112	1.7051 1.2965	1.6561	1.4351	Lin1	1.0921	1.3017			0.1000	6.9			0.9990		0.9900
2-Methyl-2-propanol	0.2079 0.2584	0.1959 0.2746	0.2267 0.2900	0.2188	0.2634	Ave		0.2420				14.1		20.0			
Methyl tert-butyl ether	4.2051 4.3090	3.7280 4.3090	3.8339 4.3999	4.5018	4.2141	Ave		4.1876			0.1000	6.4		20.0			
trans-1,2-Dichloroethene	1.2558 1.4182	1.3320 1.4222	1.2645 1.4001	1.4134	1.3919	Ave		1.3623			0.1000	5.1		20.0			
Acrylonitrile	1.3494 1.3375	1.3510 1.3247	1.2527 1.3641	1.3964	1.3196	Ave		1.3369				3.1		20.0			
Hexane	+++++ 3.2993	2.8548 3.4179	2.2897 3.3556	3.1797	2.9834	Ave		3.0543				12.9		20.0			
1,1-Dichloroethane	+++++ 3.2635	2.9411 3.1812	2.5744 3.1621	3.1750	3.1182	Ave		3.0594			0.2000	7.7		20.0			
Vinyl acetate	+++++ 6.3092	4.7567 6.9066	4.6197 7.4901	5.4524	5.4254	Ave		5.8515				18.5		20.0			
2,2-Dichloropropane	1.1317 1.2087	1.0398 1.0572	0.9353 1.1031	1.2039	1.1295	Ave		1.1012				8.2		20.0			
cis-1,2-Dichloroethene	1.4158 1.5513	1.4659 1.5470	1.4158 1.5371	1.6230	1.5018	Ave		1.5072			0.1000	4.8		20.0			
2-Butanone (MEK)	1.7453 1.8272	1.8003 1.8320	1.7286 1.9041	1.8473	1.7895	Ave		1.8093			0.1000	3.1		20.0			
Chlorobromomethane	0.7886 0.8188	0.8022 0.8005	0.7772 0.8096	0.8708	0.8515	Ave		0.8149				3.9		20.0			
Tetrahydrofuran	1.2752 1.1529	1.3749 1.1714	1.1594 1.2249	1.2790	1.1609	Ave		1.2248				6.5		20.0			
Chloroform	2.6238 2.4328	2.8781 2.4067	2.3926 2.4245	2.6958	2.4893	Ave		2.5429			0.2000	6.9		20.0			

Note: The M1 coefficient is the same as Ave RRF for an Ave curve type.

FORM VI
GC/MS VOA BY INTERNAL STANDARD - INITIAL CALIBRATION DATA
CURVE EVALUATION

Lab Name: Eurofins TestAmerica, Buffalo Job No.: 480-190000-1 Analy Batch No.: 597177

SDG No.:

Instrument ID: HP5973N GC Column: ZB-624 (20) ID: 0.18(mm) Heated Purge: (Y/N) N

Calibration Start Date: 09/21/2021 13:06 Calibration End Date: 09/21/2021 15:49 Calibration ID: 42415

ANALYTE	RRF					CURVE TYPE	COEFFICIENT			#	MIN RRF	%RSD	#	MAX %RSD	R^2 OR COD	#	MIN R^2 OR COD
	LVL 1 LVL 6	LVL 2 LVL 7	LVL 3 LVL 8	LVL 4	LVL 5		B	M1	M2								
1,1,1-Trichloroethane	+++++ 1.9456	1.5484 2.0042	1.5423 2.0495	1.8902	1.8882	Ave		1.8384			0.1000	11.3		20.0			
Cyclohexane	+++++ 3.9515	3.2586 3.9085	2.6040 4.0313	3.6551	3.4148	Ave		3.5462			0.1000	14.2		20.0			
Carbon tetrachloride	+++++ 1.6574	1.3679 1.7069	1.1425 1.8373	1.4102	1.3281	Ave		1.4929			0.1000	16.5		20.0			
1,1-Dichloropropene	+++++ 2.0112	1.5781 1.9848	1.5978 1.9675	1.7424	1.7928	Ave		1.8107				10.1		20.0			
Benzene	+++++ 5.7040	5.6815 5.8621	4.9872 5.8447	5.9119	5.5215	Ave		5.6447			0.5000	5.7		20.0			
Isobutyl alcohol	0.1045 0.1453	0.1094 0.1647	0.1115 +++++	0.1259	0.1278	Ave		0.1270				17.0		20.0			
1,2-Dichloroethane	2.5336 2.6410	2.7714 2.6112	2.5158 2.6029	2.8567	2.6074	Ave		2.6425			0.1000	4.4		20.0			
n-Heptane	3.6354 4.5275	3.4354 4.5551	3.5186 4.4120	4.0356	4.0204	Ave		4.0175				11.3		20.0			
Trichloroethene	1.1986 1.4762	1.2496 1.4813	1.3623 1.4806	1.5098	1.4187	Ave		1.3971			0.2000	8.4		20.0			
Methylcyclohexane	+++++ 2.3744	2.1251 2.3672	1.7315 2.3678	2.1037	2.1396	Ave		2.1728			0.1000	10.6		20.0			
1,2-Dichloropropane	+++++ 1.8313	1.7742 1.8206	1.6216 1.8522	1.8631	1.7425	Ave		1.7865			0.1000	4.7		20.0			
Dibromomethane	0.8293 0.9777	1.0023 0.9607	0.8924 0.9601	1.0092	0.9711	Ave		0.9504			0.1000	6.4		20.0			
1,4-Dioxane	+++++ 0.0036	0.0040 0.0037	0.0036 0.0037	0.0034	0.0035	Ave		0.0036				5.1		20.0			
Bromodichloromethane	1.3862 1.7463	1.6744 1.7837	1.3103 1.8073	1.8505	1.6162	Ave		1.6469			0.2000	12.1		20.0			
2-Chloroethyl vinyl ether	1.0637 1.1056	0.9543 1.2296	0.9127 1.3137	1.0873	0.9950	Ave		1.0827				12.5		20.0			
cis-1,3-Dichloropropene	1.6533 2.1877	1.7745 2.2931	1.5857 2.4226	2.1364	2.0060	Ave		2.0074			0.2000	15.3		20.0			
4-Methyl-2-pentanone (MIBK)	0.2388 0.2566	0.2487 0.2661	0.2386 0.2799	0.2562	0.2590	Ave		0.2555			0.1000	5.4		20.0			
Toluene	0.7576 0.9479	0.9073 0.9479	0.8526 0.9815	0.9283	0.9304	Ave		0.9067			0.4000	7.8		20.0			

Note: The M1 coefficient is the same as Ave RRF for an Ave curve type.

FORM VI
GC/MS VOA BY INTERNAL STANDARD - INITIAL CALIBRATION DATA
CURVE EVALUATION

Lab Name: Eurofins TestAmerica, Buffalo Job No.: 480-190000-1 Analy Batch No.: 597177

SDG No.:

Instrument ID: HP5973N GC Column: ZB-624 (20) ID: 0.18(mm) Heated Purge: (Y/N) N

Calibration Start Date: 09/21/2021 13:06 Calibration End Date: 09/21/2021 15:49 Calibration ID: 42415

ANALYTE	RRF					CURVE TYPE	COEFFICIENT			#	MIN RRF	%RSD	#	MAX %RSD	R^2 OR COD	#	MIN R^2 OR COD
	LVL 1 LVL 6	LVL 2 LVL 7	LVL 3 LVL 8	LVL 4	LVL 5		B	M1	M2								
trans-1,3-Dichloropropene	+++++ 0.5125	0.4503 0.5364	0.3839 0.5666	0.4687	0.4940	Ave		0.4875			0.1000	12.4		20.0			
Ethyl methacrylate	+++++ 0.4075	0.2911 0.4549	0.2875 +++++	0.3338	0.3471	Ave		0.3537				18.7		20.0			
1,1,2-Trichloroethane	0.2818 0.2583	0.2427 0.2703	0.2761 0.2661	0.2765	0.2661	Ave		0.2672			0.1000	4.6		20.0			
Tetrachloroethene	+++++ 0.4059	0.3686 0.4169	0.3689 0.4180	0.3973	0.3927	Ave		0.3955			0.2000	5.2		20.0			
1,3-Dichloropropane	0.4995 0.5589	0.5974 0.5660	0.4957 0.5773	0.5888	0.5337	Ave		0.5522				7.0		20.0			
2-Hexanone	0.5534 0.5752	0.6300 0.6225	0.5707 0.6512	0.5930	0.5824	Ave		0.5973			0.1000	5.7		20.0			
Dibromochloromethane	+++++ 0.3238	0.2759 0.3465	0.2525 0.3685	0.3112	0.2930	Ave		0.3102			0.1000	13.0		20.0			
1,2-Dibromoethane	+++++ 0.3419	0.2898 0.3405	0.3129 0.3493	0.3266	0.3199	Ave		0.3258				6.3		20.0			
Chlorobenzene	1.0279 1.0732	1.0346 1.1037	0.9678 1.0972	1.0125	1.0475	Ave		1.0455			0.5000	4.3		20.0			
Ethylbenzene	+++++ 1.6847	1.4689 1.7448	1.3888 1.8022	1.5680	1.6150	Ave		1.6103			0.1000	9.2		20.0			
1,1,1,2-Tetrachloroethane	+++++ 0.3447	0.2664 0.3674	0.2902 0.3774	0.3241	0.3194	Ave		0.3271				12.2		20.0			
m,p-Xylene	+++++ 0.6505	0.5019 0.6687	0.5097 0.6861	0.5923	0.6279	Ave		0.6053			0.1000	12.3		20.0			
o-Xylene	+++++ 0.6219	0.5632 0.6422	0.5273 0.6596	0.5853	0.6068	Ave		0.6009			0.3000	7.7		20.0			
Styrene	+++++ 1.0788	0.9039 1.1133	0.8173 1.1649	0.9229	1.0434	Ave		1.0063			0.3000	12.6		20.0			
Bromoform	0.1743 0.1979	0.1581 0.2257	0.1718 0.2458	0.1752	0.1762	Ave		0.1906			0.1000	15.9		20.0			
Isopropylbenzene	+++++ 3.0573	2.6652 3.3445	2.3799 3.3185	2.8194	2.8980	Ave		2.9261			0.1000	11.9		20.0			
Bromobenzene	0.6322 0.8333	0.8146 0.8690	0.7340 0.8467	0.8465	0.8714	Ave		0.8059				10.2		20.0			
1,1,2,2-Tetrachloroethane	0.8102 0.7948	0.9036 0.8614	0.8362 0.8469	0.8520	0.8514	Ave		0.8446			0.3000	3.9		20.0			

Note: The M1 coefficient is the same as Ave RRF for an Ave curve type.

FORM VI
GC/MS VOA BY INTERNAL STANDARD - INITIAL CALIBRATION DATA
CURVE EVALUATION

Lab Name: Eurofins TestAmerica, Buffalo Job No.: 480-190000-1 Analy Batch No.: 597177

SDG No.:

Instrument ID: HP5973N GC Column: ZB-624 (20) ID: 0.18(mm) Heated Purge: (Y/N) N

Calibration Start Date: 09/21/2021 13:06 Calibration End Date: 09/21/2021 15:49 Calibration ID: 42415

ANALYTE	RRF					CURVE TYPE	COEFFICIENT			#	MIN RRF	%RSD	#	MAX %RSD	R^2 OR COD	#	MIN R^2 OR COD
	LVL 1 LVL 6	LVL 2 LVL 7	LVL 3 LVL 8	LVL 4	LVL 5		B	M1	M2								
N-Propylbenzene	+++++ 3.6157	3.3477 3.9602	2.7898 3.9743	3.3944	3.4943	Ave		3.5109				11.6		20.0			
1,2,3-Trichloropropane	0.2982 0.2515	0.2898 0.2688	0.2422 0.2553	0.2779	0.2736	Ave		0.2697				7.1		20.0			
trans-1,4-Dichloro-2-butene	0.2979 0.3790	0.3998 0.4463	0.2776 0.4619	0.3695	0.3634	Ave		0.3744				17.1		20.0			
2-Chlorotoluene	+++++ 0.7614	0.7187 0.8083	0.6758 0.7962	0.7778	0.7544	Ave		0.7561				6.1		20.0			
1,3,5-Trimethylbenzene	+++++ 2.5909	2.0686 2.7718	1.9391 2.7235	2.2506	2.4506	Ave		2.3993				13.5		20.0			
4-Chlorotoluene	1.6450 2.2586	2.1994 2.4734	1.9032 2.3915	2.1758	2.2282	Ave		2.1594				12.4		20.0			
tert-Butylbenzene	+++++ 0.5803	0.4233 0.6570	0.4470 0.6243	0.5524	0.5497	Ave		0.5477				15.7		20.0			
1,2,4-Trimethylbenzene	+++++ 2.6208	2.4364 2.7995	2.0405 2.8091	2.4122	2.5702	Ave		2.5270				10.5		20.0			
sec-Butylbenzene	+++++ 3.3841	2.7968 3.5664	2.4214 3.5295	2.9726	3.0773	Ave		3.1069				13.5		20.0			
1,3-Dichlorobenzene	+++++ 1.5721	1.4857 1.6621	1.2823 1.6259	1.5662	1.6193	Ave		1.5448			0.6000	8.3		20.0			
4-Isopropyltoluene	+++++ 3.0075	2.3129 3.2178	2.2288 3.2359	2.5777	2.8340	Ave		2.7735				14.8		20.0			
1,4-Dichlorobenzene	1.3576 1.6132	1.5269 1.6806	1.4142 1.6447	1.6497	1.6089	Ave		1.5620			0.5000	7.6		20.0			
n-Butylbenzene	+++++ 2.5137	2.1738 2.7429	2.0513 2.7130	2.3190	2.3688	Ave		2.4118				10.8		20.0			
1,2-Dichlorobenzene	1.3697 1.5560	1.6143 1.6415	1.4215 1.5714	1.5746	1.6066	Ave		1.5445			0.4000	6.3		20.0			
1,2-Dibromo-3-Chloropropane	+++++ 0.1386	0.1508 0.1549	0.1265 0.1668	0.1315	0.1401	Ave		0.1442			0.0500	9.8		20.0			
1,2,4-Trichlorobenzene	0.8609 1.0415	1.0164 1.0966	0.8777 1.0769	1.0317	1.0678	Ave		1.0087			0.2000	8.9		20.0			
Hexachlorobutadiene	+++++ 0.4585	0.4348 0.4670	0.4488 0.4607	0.4694	0.4922	Ave		0.4616				3.9		20.0			
Naphthalene	2.3305 2.8989	2.2485 3.0907	2.3360 3.2241	2.6223	2.7693	Ave		2.6900				13.7		20.0			

Note: The M1 coefficient is the same as Ave RRF for an Ave curve type.

FORM VI
GC/MS VOA BY INTERNAL STANDARD - INITIAL CALIBRATION DATA
CURVE EVALUATION

Lab Name: Eurofins TestAmerica, Buffalo Job No.: 480-190000-1 Analy Batch No.: 597177

SDG No.:

Instrument ID: HP5973N GC Column: ZB-624 (20) ID: 0.18(mm) Heated Purge: (Y/N) N

Calibration Start Date: 09/21/2021 13:06 Calibration End Date: 09/21/2021 15:49 Calibration ID: 42415

ANALYTE	RRF					CURVE TYPE	COEFFICIENT			#	MIN RRF	%RSD	#	MAX %RSD	R^2 OR COD	#	MIN R^2 OR COD
	LVL 1 LVL 6	LVL 2 LVL 7	LVL 3 LVL 8	LVL 4	LVL 5		B	M1	M2								
1,2,3-Trichlorobenzene	0.8653 1.0411	0.9288 1.0786	0.8237 1.0458	0.9840	1.0464	Ave		0.9767				9.7		20.0			
Dibromofluoromethane (Surr)	1.3479 1.3775	1.3773 1.3259	1.3433 1.3651	1.4098	1.3669	Ave		1.3642				1.9		20.0			
1,2-Dichloroethane-d4 (Surr)	1.8089 1.7435	1.7631 1.7712	1.7306 1.7498	1.7772	1.7724	Ave		1.7646				1.4		20.0			
Toluene-d8 (Surr)	1.2336 1.2387	1.2115 1.2322	1.2234 1.2467	1.2596	1.2782	Ave		1.2405				1.7		20.0			
4-Bromofluorobenzene (Surr)	0.3678 0.3823	0.3663 0.3873	0.3698 0.3895	0.3798	0.3760	Ave		0.3773				2.4		20.0			

Note: The M1 coefficient is the same as Ave RRF for an Ave curve type.

FORM VI
GC/MS VOA BY INTERNAL STANDARD - INITIAL CALIBRATION DATA
RESPONSE AND CONCENTRATION

Lab Name: Eurofins TestAmerica, Buffalo Job No.: 480-190000-1 Analy Batch No.: 597177

SDG No.:

Instrument ID: HP5973N GC Column: ZB-624 (20) ID: 0.18(mm) Heated Purge: (Y/N) N

Calibration Start Date: 09/21/2021 13:06 Calibration End Date: 09/21/2021 15:49 Calibration ID: 42415

Calibration Files

LEVEL:	LAB SAMPLE ID:	LAB FILE ID:
Level 1	IC 480-597177/7	N6456.D
Level 2	IC 480-597177/8	N6457.D
Level 3	IC 480-597177/9	N6458.D
Level 4	IC 480-597177/10	N6459.D
Level 5	IC 480-597177/11	N6460.D
Level 6	ICIS 480-597177/12	N6461.D
Level 7	IC 480-597177/13	N6462.D
Level 8	IC 480-597177/14	N6463.D

ANALYTE	IS REF	CURVE TYPE	RESPONSE					CONCENTRATION (UG/L)				
			LVL 1 LVL 6	LVL 2 LVL 7	LVL 3 LVL 8	LVL 4	LVL 5	LVL 1 LVL 6	LVL 2 LVL 7	LVL 3 LVL 8	LVL 4	LVL 5
Dichlorodifluoromethane	FB	Ave	3493 235945	6783 496398	18536 1000238	46348	85702	0.500 25.0	1.00 50.0	2.00 100	5.00	10.0
Chloromethane	FB	Ave	11951 654805	23529 1349907	55054 2668531	131939	254393	0.500 25.0	1.00 50.0	2.00 100	5.00	10.0
Vinyl chloride	FB	Ave	+++++ 397279	11937 815499	24593 1674853	76857	145034	+++++ 25.0	1.00 50.0	2.00 100	5.00	10.0
Butadiene	FB	Ave	8429 569399	19823 1130062	39613 2393029	109598	201239	0.500 25.0	1.00 50.0	2.00 100	5.00	10.0
Bromomethane	FB	Ave	3733 187597	8357 387974	17397 796028	39094	79479	0.500 25.0	1.00 50.0	2.00 100	5.00	10.0
Chloroethane	FB	Ave	3322 221531	7629 435035	15609 872842	42612	83369	0.500 25.0	1.00 50.0	2.00 100	5.00	10.0
Dichlorofluoromethane	FB	Ave	8864 459483	16789 924427	34210 1906833	91326	179618	0.500 25.0	1.00 50.0	2.00 100	5.00	10.0
Trichlorofluoromethane	FB	Ave	+++++ 402027	13201 828034	27779 1673765	79012	149952	+++++ 25.0	1.00 50.0	2.00 100	5.00	10.0
Ethyl ether	FB	Ave	6770 355267	12719 748848	30441 1516547	67075	142046	0.500 25.0	1.00 50.0	2.00 100	5.00	10.0
Acrolein	FB	Ave	+++++ 141029	6051 296245	12309 598813	29533	56924	+++++ 125	5.00 250	10.0 500	25.0	50.0
1,1,2-Trichloro-1,2,2-trifluoroethane	FB	Ave	+++++ 238888	8534 477480	14994 989904	43191	86415	+++++ 25.0	1.00 50.0	2.00 100	5.00	10.0
1,1-Dichloroethene	FB	Ave	+++++ 227690	7832 476758	14515 961978	43493	85723	+++++ 25.0	1.00 50.0	2.00 100	5.00	10.0
Acetone	FB	Ave	+++++	42755	89038	211269	407128	+++++	5.00	10.0	25.0	50.0

FORM VI
GC/MS VOA BY INTERNAL STANDARD - INITIAL CALIBRATION DATA
RESPONSE AND CONCENTRATION

Lab Name: Eurofins TestAmerica, Buffalo Job No.: 480-190000-1 Analy Batch No.: 597177

SDG No.:

Instrument ID: HP5973N GC Column: ZB-624 (20) ID: 0.18(mm) Heated Purge: (Y/N) N

Calibration Start Date: 09/21/2021 13:06 Calibration End Date: 09/21/2021 15:49 Calibration ID: 42415

ANALYTE	IS REF	CURVE TYPE	RESPONSE					CONCENTRATION (UG/L)				
			LVL 1 LVL 6	LVL 2 LVL 7	LVL 3 LVL 8	LVL 4	LVL 5	LVL 1 LVL 6	LVL 2 LVL 7	LVL 3 LVL 8	LVL 4	LVL 5
			1037284	2208273	4619802			125	250	500		
Iodomethane	FB	Ave	+++++ 403279	15480 856987	27981 1747004	75118	155113	+++++ 25.0	1.00 50.0	2.00 100	5.00	10.0
Carbon disulfide	FB	Ave	+++++ 754294	26633 1542737	48466 3239759	141605	280484	+++++ 25.0	1.00 50.0	2.00 100	5.00	10.0
Allyl chloride	FB	Ave	+++++ 813955	25116 1709424	50707 3537941	143466	304529	+++++ 25.0	1.00 50.0	2.00 100	5.00	10.0
Methyl acetate	FB	Ave	20036 955864	41688 2155477	82695 4523416	197437	385449	1.00 50.0	2.00 100	4.00 200	10.0	20.0
Methylene Chloride	FB	Lin1	12002 258876	17020 522954	25693 1056632	57137	103617	0.500 25.0	1.00 50.0	2.00 100	5.00	10.0
2-Methyl-2-propanol	FB	Ave	7304 474407	13837 1095339	34154 2363745	75489	190169	5.00 250	10.0 500	20.0 1000	50.0	100
Methyl tert-butyl ether	FB	Ave	14770 790960	26337 1718624	57772 3585895	155313	304260	0.500 25.0	1.00 50.0	2.00 100	5.00	10.0
trans-1,2-Dichloroethene	FB	Ave	4411 260326	9410 567230	19055 1141057	48763	100500	0.500 25.0	1.00 50.0	2.00 100	5.00	10.0
Acrylonitrile	FB	Ave	47395 2455132	95446 5283542	188764 11117008	481745	952736	5.00 250	10.0 500	20.0 1000	50.0	100
Hexane	FB	Ave	+++++ 605618	20168 1363187	34503 2734832	109701	215407	+++++ 25.0	1.00 50.0	2.00 100	5.00	10.0
1,1-Dichloroethane	FB	Ave	+++++ 599056	20778 1268801	38793 2577110	109538	225136	+++++ 25.0	1.00 50.0	2.00 100	5.00	10.0
Vinyl acetate	FB	Ave	+++++ 2316267	67209 5509283	139226 12208865	376219	783441	+++++ 50.0	2.00 100	4.00 200	10.0	20.0
2,2-Dichloropropane	FB	Ave	3975 221869	7346 421668	14093 899049	41535	81551	0.500 25.0	1.00 50.0	2.00 100	5.00	10.0
cis-1,2-Dichloroethene	FB	Ave	4973 284766	10356 617020	21334 1252703	55995	108429	0.500 25.0	1.00 50.0	2.00 100	5.00	10.0
2-Butanone (MEK)	FB	Ave	30651 1676978	63594 3653331	130242 7759354	318666	646035	2.50 125	5.00 250	10.0 500	25.0	50.0
Chlorobromomethane	FB	Ave	2770 150309	5667 319271	11711 659819	30042	61481	0.500 25.0	1.00 50.0	2.00 100	5.00	10.0
Tetrahydrofuran	FB	Ave	8958 423263	19426 934393	34941 1996584	88254	167636	1.00 50.0	2.00 100	4.00 200	10.0	20.0
Chloroform	FB	Ave	9216	20333	36053	93004	179730	0.500	1.00	2.00	5.00	10.0

FORM VI
GC/MS VOA BY INTERNAL STANDARD - INITIAL CALIBRATION DATA
RESPONSE AND CONCENTRATION

Lab Name: Eurofins TestAmerica, Buffalo Job No.: 480-190000-1 Analy Batch No.: 597177

SDG No.:

Instrument ID: HP5973N GC Column: ZB-624 (20) ID: 0.18(mm) Heated Purge: (Y/N) N

Calibration Start Date: 09/21/2021 13:06 Calibration End Date: 09/21/2021 15:49 Calibration ID: 42415

ANALYTE	IS REF	CURVE TYPE	RESPONSE					CONCENTRATION (UG/L)				
			LVL 1 LVL 6	LVL 2 LVL 7	LVL 3 LVL 8	LVL 4	LVL 5	LVL 1 LVL 6	LVL 2 LVL 7	LVL 3 LVL 8	LVL 4	LVL 5
			446568	959889	1975944			25.0	50.0	100		
1,1,1-Trichloroethane	FB	Ave	+++++ 357144	10939 799359	23240 1670367	65213	136332	+++++ 25.0	1.00 50.0	2.00 100	5.00	10.0
Cyclohexane	FB	Ave	+++++ 725351	23021 1558893	39238 3285494	126100	246550	+++++ 25.0	1.00 50.0	2.00 100	5.00	10.0
Carbon tetrachloride	FB	Ave	+++++ 304238	9664 680796	17216 1497420	48652	95894	+++++ 25.0	1.00 50.0	2.00 100	5.00	10.0
1,1-Dichloropropene	FB	Ave	+++++ 369173	11149 791611	24077 1603523	60114	129442	+++++ 25.0	1.00 50.0	2.00 100	5.00	10.0
Benzene	FB	Ave	+++++ 1047039	40138 2338051	75151 4763401	203962	398661	+++++ 25.0	1.00 50.0	2.00 100	5.00	10.0
Isobutyl alcohol	FB	Ave	9180 666706	19315 1642495	42019 +++++	108580	230698	12.5 625	25.0 1250	50.0 +++++	125	250
1,2-Dichloroethane	FB	Ave	8899 484790	19579 1041476	37909 2121333	98555	188260	0.500 25.0	1.00 50.0	2.00 100	5.00	10.0
n-Heptane	FB	Ave	12769 831086	24270 1816763	53021 3595814	139229	290276	0.500 25.0	1.00 50.0	2.00 100	5.00	10.0
Trichloroethene	FB	Ave	4210 270974	8828 590816	20528 1206674	52088	102435	0.500 25.0	1.00 50.0	2.00 100	5.00	10.0
Methylcyclohexane	FB	Ave	+++++ 435853	15013 944137	26092 1929768	72577	154480	+++++ 25.0	1.00 50.0	2.00 100	5.00	10.0
1,2-Dichloropropane	FB	Ave	+++++ 336153	12534 726143	24435 1509540	64277	125809	+++++ 25.0	1.00 50.0	2.00 100	5.00	10.0
Dibromomethane	FB	Ave	2913 179467	7081 383165	13447 782512	34817	70118	0.500 25.0	1.00 50.0	2.00 100	5.00	10.0
1,4-Dioxane	CBNZ d5	Ave	+++++ 52079	2152 117446	4154 235758	9213	19257	+++++ 500	20.0 1000	40.0 2000	100	200
Bromodichloromethane	FB	Ave	4869 320562	11829 711408	19744 1472973	63844	116689	0.500 25.0	1.00 50.0	2.00 100	5.00	10.0
2-Chloroethyl vinyl ether	FB	Ave	3736 202949	6742 490414	13753 1070629	37513	71837	0.500 25.0	1.00 50.0	2.00 100	5.00	10.0
cis-1,3-Dichloropropene	FB	Ave	5807 401579	12536 914583	23895 1974400	73705	144839	0.500 25.0	1.00 50.0	2.00 100	5.00	10.0
4-Methyl-2-pentanone (MIBK)	CBNZ d5	Ave	15813	33701	68413	174839	355732	2.50	5.00	10.0	25.0	50.0

FORM VI
GC/MS VOA BY INTERNAL STANDARD - INITIAL CALIBRATION DATA
RESPONSE AND CONCENTRATION

Lab Name: Eurofins TestAmerica, Buffalo Job No.: 480-190000-1 Analy Batch No.: 597177

SDG No.:

Instrument ID: HP5973N GC Column: ZB-624 (20) ID: 0.18(mm) Heated Purge: (Y/N) N

Calibration Start Date: 09/21/2021 13:06 Calibration End Date: 09/21/2021 15:49 Calibration ID: 42415

ANALYTE	IS REF	CURVE TYPE	RESPONSE					CONCENTRATION (UG/L)				
			LVL 1 LVL 6	LVL 2 LVL 7	LVL 3 LVL 8	LVL 4	LVL 5	LVL 1 LVL 6	LVL 2 LVL 7	LVL 3 LVL 8	LVL 4	LVL 5
			920861	2092134	4510304			125	250	500		
Toluene	CBNZ d5	Ave	10035 680331	24591 1490594	48891 3163214	126697	255609	0.500 25.0	1.00 50.0	2.00 100	5.00	10.0
trans-1,3-Dichloropropene	CBNZ d5	Ave	+++++ 367875	12204 843599	22016 1825940	63976	135732	+++++ 25.0	1.00 50.0	2.00 100	5.00	10.0
Ethyl methacrylate	CBNZ d5	Ave	+++++ 292507	7889 715416	16484 +++++	45562	95369	+++++ 25.0	1.00 50.0	2.00 +++++	5.00	10.0
1,1,2-Trichloroethane	CBNZ d5	Ave	3733 185368	6579 425064	15834 857479	37742	73110	0.500 25.0	1.00 50.0	2.00 100	5.00	10.0
Tetrachloroethene	CBNZ d5	Ave	+++++ 291307	9991 655683	21156 1347245	54233	107887	+++++ 25.0	1.00 50.0	2.00 100	5.00	10.0
1,3-Dichloropropane	CBNZ d5	Ave	6616 401159	16193 890052	28427 1860578	80360	146637	0.500 25.0	1.00 50.0	2.00 100	5.00	10.0
2-Hexanone	CBNZ d5	Ave	36648 2064291	85383 4894662	163635 10493172	404699	799966	2.50 125	5.00 250	10.0 500	25.0	50.0
Dibromochloromethane	CBNZ d5	Ave	+++++ 232391	7478 544869	14481 1187581	42474	80510	+++++ 25.0	1.00 50.0	2.00 100	5.00	10.0
1,2-Dibromoethane	CBNZ d5	Ave	+++++ 245421	7856 535500	17941 1125661	44571	87893	+++++ 25.0	1.00 50.0	2.00 100	5.00	10.0
Chlorobenzene	CBNZ d5	Ave	13615 770304	28042 1735601	55493 3536034	138194	287779	0.500 25.0	1.00 50.0	2.00 100	5.00	10.0
Ethylbenzene	CBNZ d5	Ave	+++++ 1209171	39813 2743814	79634 5808140	214009	443708	+++++ 25.0	1.00 50.0	2.00 100	5.00	10.0
1,1,1,2-Tetrachloroethane	CBNZ d5	Ave	+++++	7221	16641	44235	87737	+++++	1.00	2.00	5.00	10.0

FORM VI
GC/MS VOA BY INTERNAL STANDARD - INITIAL CALIBRATION DATA
RESPONSE AND CONCENTRATION

Lab Name: Eurofins TestAmerica, Buffalo Job No.: 480-190000-1 Analy Batch No.: 597177

SDG No.:

Instrument ID: HP5973N GC Column: ZB-624 (20) ID: 0.18(mm) Heated Purge: (Y/N) N

Calibration Start Date: 09/21/2021 13:06 Calibration End Date: 09/21/2021 15:49 Calibration ID: 42415

ANALYTE	IS REF	CURVE TYPE	RESPONSE					CONCENTRATION (UG/L)				
			LVL 1 LVL 6	LVL 2 LVL 7	LVL 3 LVL 8	LVL 4	LVL 5	LVL 1 LVL 6	LVL 2 LVL 7	LVL 3 LVL 8	LVL 4	LVL 5
			247434	577844	1216397			25.0	50.0	100		
m,p-Xylene	CBNZ d5	Ave	+++++	13604	29230	80843	172508	+++++	1.00	2.00	5.00	10.0
			466864	1051593	2211036			25.0	50.0	100		
o-Xylene	CBNZ d5	Ave	+++++	15264	30234	79881	166700	+++++	1.00	2.00	5.00	10.0
			446355	1009865	2125698			25.0	50.0	100		
Styrene	CBNZ d5	Ave	+++++	24498	46863	125962	286660	+++++	1.00	2.00	5.00	10.0
			774291	1750836	3754146			25.0	50.0	100		
Bromoform	CBNZ d5	Ave	2309	4285	9849	23918	48422	0.500	1.00	2.00	5.00	10.0
			142068	354956	792050			25.0	50.0	100		
Isopropylbenzene	DCBd 4	Ave	+++++	37006	73371	210517	426726	+++++	1.00	2.00	5.00	10.0
			1203155	2737258	5762929			25.0	50.0	100		
Bromobenzene	DCBd 4	Ave	4450	11310	22629	63204	128306	0.500	1.00	2.00	5.00	10.0
			327926	711203	1470436			25.0	50.0	100		
1,1,2,2-Tetrachloroethane	DCBd 4	Ave	5703	12546	25781	63620	125373	0.500	1.00	2.00	5.00	10.0
			312781	704996	1470771			25.0	50.0	100		
N-Propylbenzene	DCBd 4	Ave	+++++	46482	86010	253454	514528	+++++	1.00	2.00	5.00	10.0
			1422913	3241162	6901836			25.0	50.0	100		
1,2,3-Trichloropropane	DCBd 4	Ave	2099	4024	7467	20748	40282	0.500	1.00	2.00	5.00	10.0
			98975	220021	443368			25.0	50.0	100		
trans-1,4-Dichloro-2-butene	DCBd 4	Ave	2097	5551	8557	27592	53516	0.500	1.00	2.00	5.00	10.0
			149154	365258	802148			25.0	50.0	100		
2-Chlorotoluene	DCBd 4	Ave	+++++	9979	20834	58077	111083	+++++	1.00	2.00	5.00	10.0
			299650	661564	1382733			25.0	50.0	100		
1,3,5-Trimethylbenzene	DCBd 4	Ave	+++++	28723	59783	168051	360843	+++++	1.00	2.00	5.00	10.0

FORM VI
GC/MS VOA BY INTERNAL STANDARD - INITIAL CALIBRATION DATA
RESPONSE AND CONCENTRATION

Lab Name: Eurofins TestAmerica, Buffalo Job No.: 480-190000-1 Analy Batch No.: 597177

SDG No.:

Instrument ID: HP5973N GC Column: ZB-624 (20) ID: 0.18(mm) Heated Purge: (Y/N) N

Calibration Start Date: 09/21/2021 13:06 Calibration End Date: 09/21/2021 15:49 Calibration ID: 42415

ANALYTE	IS REF	CURVE TYPE	RESPONSE					CONCENTRATION (UG/L)				
			LVL 1 LVL 6	LVL 2 LVL 7	LVL 3 LVL 8	LVL 4	LVL 5	LVL 1 LVL 6	LVL 2 LVL 7	LVL 3 LVL 8	LVL 4	LVL 5
			1019593	2268549	4729716			25.0	50.0	100		
4-Chlorotoluene	DCBd 4	Ave	11579	30538	58674	162465	328100	0.500	1.00	2.00	5.00	10.0
			888855	2024295	4153163			25.0	50.0	100		
tert-Butylbenzene	DCBd 4	Ave	+++++	5878	13782	41246	80941	+++++	1.00	2.00	5.00	10.0
			228376	537690	1084231			25.0	50.0	100		
1,2,4-Trimethylbenzene	DCBd 4	Ave	+++++	33830	62909	180117	378454	+++++	1.00	2.00	5.00	10.0
			1031366	2291233	4878327			25.0	50.0	100		
sec-Butylbenzene	DCBd 4	Ave	+++++	38834	74653	221956	453124	+++++	1.00	2.00	5.00	10.0
			1331739	2918850	6129301			25.0	50.0	100		
1,3-Dichlorobenzene	DCBd 4	Ave	+++++	20629	39534	116947	238431	+++++	1.00	2.00	5.00	10.0
			618688	1360282	2823598			25.0	50.0	100		
4-Isopropyltoluene	DCBd 4	Ave	+++++	32114	68715	192470	417302	+++++	1.00	2.00	5.00	10.0
			1183548	2633523	5619498			25.0	50.0	100		
1,4-Dichlorobenzene	DCBd 4	Ave	9556	21201	43600	123181	236902	0.500	1.00	2.00	5.00	10.0
			634867	1375432	2856270			25.0	50.0	100		
n-Butylbenzene	DCBd 4	Ave	+++++	30183	63241	173158	348805	+++++	1.00	2.00	5.00	10.0
			989211	2244877	4711382			25.0	50.0	100		
1,2-Dichlorobenzene	DCBd 4	Ave	9641	22415	43826	117576	236573	0.500	1.00	2.00	5.00	10.0
			612358	1343485	2728877			25.0	50.0	100		
1,2-Dibromo-3-Chloropropane	DCBd 4	Ave	+++++	2094	3900	9820	20631	+++++	1.00	2.00	5.00	10.0
			54528	126743	289585			25.0	50.0	100		
1,2,4-Trichlorobenzene	DCBd 4	Ave	6060	14113	27060	77035	157237	0.500	1.00	2.00	5.00	10.0
			409871	897461	1870161			25.0	50.0	100		
Hexachlorobutadiene	DCBd 4	Ave	+++++	6037	13838	35052	72472	+++++	1.00	2.00	5.00	10.0

FORM VI
GC/MS VOA BY INTERNAL STANDARD - INITIAL CALIBRATION DATA
RESPONSE AND CONCENTRATION

Lab Name: Eurofins TestAmerica, Buffalo Job No.: 480-190000-1 Analy Batch No.: 597177

SDG No.:

Instrument ID: HP5973N GC Column: ZB-624 (20) ID: 0.18(mm) Heated Purge: (Y/N) N

Calibration Start Date: 09/21/2021 13:06 Calibration End Date: 09/21/2021 15:49 Calibration ID: 42415

ANALYTE	IS REF	CURVE TYPE	RESPONSE					CONCENTRATION (UG/L)				
			LVL 1 LVL 6	LVL 2 LVL 7	LVL 3 LVL 8	LVL 4	LVL 5	LVL 1 LVL 6	LVL 2 LVL 7	LVL 3 LVL 8	LVL 4	LVL 5
			180418	382181	799998			25.0	50.0	100		
Naphthalene	DCBd 4	Ave	16404	31221	72018	195800	407770	0.500	1.00	2.00	5.00	10.0
			1140802	2529542	5598946			25.0	50.0	100		
1,2,3-Trichlorobenzene	DCBd 4	Ave	6091	12896	25396	73470	154077	0.500	1.00	2.00	5.00	10.0
			409718	882797	1816098			25.0	50.0	100		
Dibromofluoromethane (Surr)	FB	Ave	236726	243262	253030	243194	246724	25.0	25.0	25.0	25.0	25.0
			252860	264407	278129			25.0	25.0	25.0		
1,2-Dichloroethane-d4 (Surr)	FB	Ave	317689	311399	325977	306570	319932	25.0	25.0	25.0	25.0	25.0
			320047	353210	356522			25.0	25.0	25.0		
Toluene-d8 (Surr)	CBNZ d5	Ave	816985	820917	876884	859638	877917	25.0	25.0	25.0	25.0	25.0
			889110	968902	1004479			25.0	25.0	25.0		
4-Bromofluorobenzene (Surr)	CBNZ d5	Ave	243553	248205	265033	259203	258254	25.0	25.0	25.0	25.0	25.0
			274390	304534	313827			25.0	25.0	25.0		

Curve Type Legend
Ave = Average ISTD
Lin1 = Linear 1/conc ISTD

FORM VI
GC/MS VOA BY INTERNAL STANDARD - INITIAL CALIBRATION DATA
READBACK PERCENT ERROR

Lab Name: Eurofins TestAmerica, Buffalo Job No.: 480-190000-1 Analy Batch No.: 597177

SDG No.:

Instrument ID: HP5973N GC Column: ZB-624 (20) ID: 0.18(mm) Heated Purge: (Y/N) N

Calibration Start Date: 09/21/2021 13:06 Calibration End Date: 09/21/2021 15:49 Calibration ID: 42415

Calibration Files

LEVEL:	LAB SAMPLE ID:	LAB FILE ID:
Level 1	IC 480-597177/7	N6456.D
Level 2	IC 480-597177/8	N6457.D
Level 3	IC 480-597177/9	N6458.D
Level 4	IC 480-597177/10	N6459.D
Level 5	IC 480-597177/11	N6460.D
Level 6	ICIS 480-597177/12	N6461.D
Level 7	IC 480-597177/13	N6462.D
Level 8	IC 480-597177/14	N6463.D

ANALYTE	PERCENT ERROR						PERCENT ERROR LIMIT					
	LVL 1 # LVL 7 #	LVL 2 # LVL 8 #	LVL 3 #	LVL 4 #	LVL 5 #	LVL 6 #	LVL 1 LVL 7	LVL 2 LVL 8	LVL 3	LVL 4	LVL 5	LVL 6
Dichlorodifluoromethane	-16.0						30					
Chloromethane	-2.6						30					
Vinyl chloride	+++++	-14.4						30				
Butadiene	-15.3						30					
Bromomethane	-1.2						30					
Chloroethane	-14.2						30					
Dichlorofluoromethane	3.7						30					
Trichlorofluoromethane	+++++	-9.2						30				
Ethyl ether	0.6						30					
Acrolein	+++++	7.8						30				
1,1,2-Trichloro-1,2,2-trifluoroethane	+++++	1.1						30				
1,1-Dichloroethene	+++++	-4.6						30				
Acetone	+++++	4.4						30				
Iodomethane	+++++	3.2						30				
Carbon disulfide	+++++	-2.0						30				

FORM VI
GC/MS VOA BY INTERNAL STANDARD - INITIAL CALIBRATION DATA
READBACK PERCENT ERROR

Lab Name: Eurofins TestAmerica, Buffalo Job No.: 480-190000-1 Analy Batch No.: 597177

SDG No.:

Instrument ID: HP5973N GC Column: ZB-624 (20) ID: 0.18(mm) Heated Purge: (Y/N) N

Calibration Start Date: 09/21/2021 13:06 Calibration End Date: 09/21/2021 15:49 Calibration ID: 42415

ANALYTE	PERCENT ERROR						PERCENT ERROR LIMIT					
	LVL 1 # LVL 7 #	LVL 2 # LVL 8 #	LVL 3 #	LVL 4 #	LVL 5 #	LVL 6 #	LVL 1 LVL 7	LVL 2 LVL 8	LVL 3	LVL 4	LVL 5	LVL 6
Allyl chloride	+++++	-12.2						30				
Methyl acetate	3.0						30					
Methylene Chloride	-5.3						30					
2-Methyl-2-propanol	-14.1						30					
Methyl tert-butyl ether	0.4						30					
trans-1,2-Dichloroethene	-7.8						30					
Acrylonitrile	0.9						30					
Hexane	+++++	-6.5						30				
1,1-Dichloroethane	+++++	-3.9						30				
Vinyl acetate	+++++	-18.7						30				
2,2-Dichloropropane	2.8						30					
cis-1,2-Dichloroethene	-6.1						30					
2-Butanone (MEK)	-3.5						30					
Chlorobromomethane	-3.2						30					
Tetrahydrofuran	4.1						30					
Chloroform	3.2						30					
1,1,1-Trichloroethane	+++++	-15.8						30				
Cyclohexane	+++++	-8.1						30				
Carbon tetrachloride	+++++	-8.4						30				
1,1-Dichloropropene	+++++	-12.8						30				
Benzene	+++++	0.7						30				

FORM VI
GC/MS VOA BY INTERNAL STANDARD - INITIAL CALIBRATION DATA
READBACK PERCENT ERROR

Lab Name: Eurofins TestAmerica, Buffalo Job No.: 480-190000-1 Analy Batch No.: 597177

SDG No.:

Instrument ID: HP5973N GC Column: ZB-624 (20) ID: 0.18(mm) Heated Purge: (Y/N) N

Calibration Start Date: 09/21/2021 13:06 Calibration End Date: 09/21/2021 15:49 Calibration ID: 42415

ANALYTE	PERCENT ERROR						PERCENT ERROR LIMIT					
	LVL 1 # LVL 7 #	LVL 2 # LVL 8 #	LVL 3 #	LVL 4 #	LVL 5 #	LVL 6 #	LVL 1 LVL 7	LVL 2 LVL 8	LVL 3	LVL 4	LVL 5	LVL 6
Isobutyl alcohol	-17.7	+++++					30					
1,2-Dichloroethane	-4.1						30					
n-Heptane	-9.5						30					
Trichloroethene	-14.2						30					
Methylcyclohexane	+++++	-2.2						30				
1,2-Dichloropropane	+++++	-0.7						30				
Dibromomethane	-12.7						30					
1,4-Dioxane	+++++	9.0						30				
Bromodichloromethane	-15.8						30					
2-Chloroethyl vinyl ether	-1.8						30					
cis-1,3-Dichloropropene	-17.6						30					
4-Methyl-2-pentanone (MIBK)	-6.5						30					
Toluene	-16.4						30					
trans-1,3-Dichloropropene	+++++	-7.6						30				
Ethyl methacrylate	+++++	-17.7 +++++						30				
1,1,2-Trichloroethane	5.5						30					
Tetrachloroethene	+++++	-6.8						30				
1,3-Dichloropropane	-9.5						30					
2-Hexanone	-7.4						30					
Dibromochloromethane	+++++	-11.1						30				
1,2-Dibromoethane	+++++	-11.0						30				

FORM VI
GC/MS VOA BY INTERNAL STANDARD - INITIAL CALIBRATION DATA
READBACK PERCENT ERROR

Lab Name: Eurofins TestAmerica, Buffalo Job No.: 480-190000-1 Analy Batch No.: 597177

SDG No.:

Instrument ID: HP5973N GC Column: ZB-624 (20) ID: 0.18(mm) Heated Purge: (Y/N) N

Calibration Start Date: 09/21/2021 13:06 Calibration End Date: 09/21/2021 15:49 Calibration ID: 42415

ANALYTE	PERCENT ERROR						PERCENT ERROR LIMIT					
	LVL 1 # LVL 7 #	LVL 2 # LVL 8 #	LVL 3 #	LVL 4 #	LVL 5 #	LVL 6 #	LVL 1 LVL 7	LVL 2 LVL 8	LVL 3	LVL 4	LVL 5	LVL 6
Chlorobenzene	-1.7						30					
Ethylbenzene	+++++	-8.8						30				
1,1,1,2-Tetrachloroethane	+++++	-18.6						30				
m,p-Xylene	+++++	-17.1						30				
o-Xylene	+++++	-6.3						30				
Styrene	+++++	-10.2						30				
Bromoform	-8.6						30					
Isopropylbenzene	+++++	-8.9						30				
Bromobenzene	-21.6						30					
1,1,2,2-Tetrachloroethane	-4.1						30					
N-Propylbenzene	+++++	-4.7						30				
1,2,3-Trichloropropane	10.6						30					
trans-1,4-Dichloro-2-butene	-20.4						30					
2-Chlorotoluene	+++++	-4.9						30				
1,3,5-Trimethylbenzene	+++++	-13.8						30				
4-Chlorotoluene	-23.8						30					
tert-Butylbenzene	+++++	-22.7						30				
1,2,4-Trimethylbenzene	+++++	-3.6						30				
sec-Butylbenzene	+++++	-10.0						30				
1,3-Dichlorobenzene	+++++	-3.8						30				
4-Isopropyltoluene	+++++	-16.6						30				

FORM VI
GC/MS VOA BY INTERNAL STANDARD - INITIAL CALIBRATION DATA
READBACK PERCENT ERROR

Lab Name: Eurofins TestAmerica, Buffalo Job No.: 480-190000-1 Analy Batch No.: 597177

SDG No.:

Instrument ID: HP5973N GC Column: ZB-624 (20) ID: 0.18(mm) Heated Purge: (Y/N) N

Calibration Start Date: 09/21/2021 13:06 Calibration End Date: 09/21/2021 15:49 Calibration ID: 42415

ANALYTE	PERCENT ERROR						PERCENT ERROR LIMIT					
	LVL 1 # LVL 7 #	LVL 2 # LVL 8 #	LVL 3 #	LVL 4 #	LVL 5 #	LVL 6 #	LVL 1 LVL 7	LVL 2 LVL 8	LVL 3	LVL 4	LVL 5	LVL 6
1,4-Dichlorobenzene	-13.1						30					
n-Butylbenzene	+++++	-9.9						30				
1,2-Dichlorobenzene	-11.3						30					
1,2-Dibromo-3-Chloropropane	+++++	4.6						30				
1,2,4-Trichlorobenzene	-14.6						30					
Hexachlorobutadiene	+++++	-5.8						30				
Naphthalene	-13.4						30					
1,2,3-Trichlorobenzene	-11.4						30					
Dibromofluoromethane (Surr)	-1.2						30					
1,2-Dichloroethane-d4 (Surr)	2.5						30					
Toluene-d8 (Surr)	-0.6						30					
4-Bromofluorobenzene (Surr)	-2.5						30					

Eurofins TestAmerica, Buffalo
Target Compound Quantitation Report

Data File: \\chromfs\Buffalo\ChromData\HP5973N\20210921-101109.b\N6456.D
Lims ID: IC 0.5
Client ID:
Sample Type: IC Calib Level: 1
Inject. Date: 21-Sep-2021 13:06:30 ALS Bottle#: 7 Worklist Smp#: 7
Purge Vol: 5.000 mL Dil. Factor: 1.0000
Sample Info: IC 0.5
Misc. Info.: 480-0101109-007
Operator ID: LH Instrument ID: HP5973N
Sublist: chrom-N-8260*sub38

Method: \\chromfs\Buffalo\ChromData\HP5973N\20210921-101109.b\N-8260.m
Limit Group: MV - 8260C ICAL
Last Update: 21-Sep-2021 20:41:56 Calib Date: 21-Sep-2021 20:05:30
Integrator: RTE ID Type: Deconvolution ID
Quant Method: Internal Standard Quant By: Initial Calibration
Last ICal File: \\chromfs\Buffalo\ChromData\HP5973N\20210921-101109.b\N6474.D

Column 1 : ZB-624 (0.18 mm) Det: MS SCAN
Process Host: CTX1610

First Level Reviewer: HillL Date: 21-Sep-2021 13:59:20

Compound	Sig	RT (min.)	Adj RT (min.)	Dlt RT (min.)	Q	Response	Cal Amt ug/L	OnCol Amt ug/L	Flags
* 147 Fluorobenzene (IS)	70	5.412	5.412	0.000	97	175621	25.0	25.0	
* 2 Chlorobenzene-d5	117	8.405	8.405	0.000	90	662276	25.0	25.0	
* 3 1,4-Dichlorobenzene-d4	152	10.796	10.796	0.000	95	351943	25.0	25.0	
$ 148 Dibromofluoromethane (Surr)	113	4.834	4.834	0.000	92	236726	25.0	24.7	
$ 5 1,2-Dichloroethane-d4 (Surr)	65	5.138	5.138	0.000	93	317689	25.0	25.6	
$ 6 Toluene-d8 (Surr)	98	6.921	6.921	0.000	96	816985	25.0	24.9	
$ 7 4-Bromofluorobenzene (Surr)	174	9.659	9.653	0.007	93	243553	25.0	24.4	
11 Dichlorodifluoromethane	85	1.275	1.275	0.000	26	3493	0.5000	0.4199	
13 Chloromethane	50	1.446	1.452	-0.006	41	11951	0.5000	0.4868	
14 Vinyl chloride	62	1.543	1.549	-0.006	44	4837	0.5000	0.3487	
144 Butadiene	54	1.549	1.561	-0.012	95	8429	0.5000	0.4234	
15 Bromomethane	94	1.823	1.853	-0.030	1	3733	0.5000	0.4940	M
16 Chloroethane	64	1.938	1.939	-0.001	38	3322	0.5000	0.4289	M
17 Dichlorofluoromethane	67	2.158	2.164	-0.006	25	8864	0.5000	0.5186	a
18 Trichlorofluoromethane	101	2.176	2.170	0.006	1	4920	0.5000	0.3405	
19 Ethyl ether	59	2.431	2.437	-0.006	78	6770	0.5000	0.5028	
20 Acrolein	56	2.608	2.620	-0.012	45	3889	2.50	3.48	
21 112TCTFE	101	2.662	2.656	0.006	1	2760	0.5000	0.3288	
22 1,1-Dichloroethene	96	2.656	2.669	-0.013	6	2639	0.5000	0.3232	a
23 Acetone	43	2.772	2.778	-0.006	95	24495	2.50	3.01	a
24 Iodomethane	142	2.845	2.839	0.006	30	4956	0.5000	0.3323	
25 Carbon disulfide	76	2.869	2.863	0.006	72	9978	0.5000	0.3692	
27 3-Chloro-1-propene	41	3.027	3.021	0.006	40	11351	0.5000	0.3989	
28 Methyl acetate	43	3.070	3.070	0.000	98	20036	1.00	1.03	a
30 Methylene Chloride	84	3.173	3.167	0.006	88	12002	0.5000	0.4735	
31 2-Methyl-2-propanol	59	3.344	3.350	-0.006	73	7304	5.00	4.30	
32 Methyl tert-butyl ether	73	3.374	3.380	-0.006	91	14770	0.5000	0.5021	
33 trans-1,2-Dichloroethene	96	3.386	3.399	-0.013	50	4411	0.5000	0.4609	
34 Acrylonitrile	53	3.447	3.453	-0.006	97	47395	5.00	5.05	a
35 Hexane	57	3.581	3.587	-0.006	87	6745	0.5000	0.3144	

Compound	Sig	RT (min.)	Adj RT (min.)	Dlt RT (min.)	Q	Response	Cal Amt ug/L	OnCol Amt ug/L	Flags
36 1,1-Dichloroethane	63	3.818	3.812	0.006	35	8570	0.5000	0.3988	
39 Vinyl acetate	43	3.867	3.867	0.000	95	32535	1.00	0.7915	
42 2,2-Dichloropropane	77	4.329	4.329	0.000	1	3975	0.5000	0.5139	a
43 cis-1,2-Dichloroethene	96	4.360	4.366	-0.006	4	4973	0.5000	0.4697	a
44 2-Butanone (MEK)	43	4.402	4.402	0.000	97	30651	2.50	2.41	
47 Chlorobromomethane	128	4.609	4.603	0.006	38	2770	0.5000	0.4839	M
49 Tetrahydrofuran	42	4.615	4.621	-0.006	77	8958	1.00	1.04	
50 Chloroform	83	4.682	4.682	0.000	89	9216	0.5000	0.5159	
51 1,1,1-Trichloroethane	97	4.786	4.786	0.000	34	4607	0.5000	0.3567	
52 Cyclohexane	56	4.786	4.798	-0.012	45	8875	0.5000	0.3563	
53 Carbon tetrachloride	117	4.932	4.926	0.006	65	3469	0.5000	0.3308	
54 1,1-Dichloropropene	75	4.938	4.938	0.000	71	4068	0.5000	0.3198	
55 Benzene	78	5.138	5.145	-0.007	38	15491	0.5000	0.3907	
56 Isobutyl alcohol	43	5.169	5.175	-0.006	56	9180	12.5	10.3	
57 1,2-Dichloroethane	62	5.218	5.211	0.007	89	8899	0.5000	0.4794	
59 n-Heptane	43	5.333	5.321	0.012	84	12769	0.5000	0.4524	a
60 Trichloroethene	95	5.753	5.753	0.000	84	4210	0.5000	0.4289	
62 Methylcyclohexane	83	5.862	5.869	-0.007	85	4131	0.5000	0.2706	M
63 1,2-Dichloropropane	63	5.984	5.990	-0.006	75	4438	0.5000	0.3536	
64 Dibromomethane	93	6.130	6.130	0.000	40	2913	0.5000	0.4363	
66 1,4-Dioxane	88	6.148	6.136	0.012	1	520	10.0	5.39	
67 Dichlorobromomethane	83	6.282	6.282	0.000	37	4869	0.5000	0.4209	
69 2-Chloroethyl vinyl ether	63	6.574	6.562	0.012	1	3736	0.5000	0.4912	M
71 cis-1,3-Dichloropropene	75	6.684	6.702	-0.018	77	5807	0.5000	0.4118	
72 4-Methyl-2-pentanone (MIBK)	58	6.842	6.848	-0.006	96	15813	2.50	2.34	
73 Toluene	92	6.982	6.982	0.000	95	10035	0.5000	0.4178	
75 trans-1,3-Dichloropropene	75	7.268	7.268	0.000	50	4996	0.5000	0.3869	
77 Ethyl methacrylate	69	7.316	7.316	0.000	22	4025	0.5000	0.4296	
78 1,1,2-Trichloroethane	83	7.462	7.456	0.006	15	3733	0.5000	0.5273	
79 Tetrachloroethene	166	7.517	7.517	0.000	40	2696	0.5000	0.2573	M
80 1,3-Dichloropropane	76	7.621	7.615	0.007	78	6616	0.5000	0.4523	M
82 2-Hexanone	43	7.687	7.688	-0.001	96	36648	2.50	2.32	
83 Chlorodibromomethane	129	7.858	7.852	0.006	17	2519	0.5000	0.3065	
84 Ethylene Dibromide	107	7.955	7.961	-0.006	16	2937	0.5000	0.3402	
85 Chlorobenzene	112	8.430	8.430	0.000	88	13615	0.5000	0.4916	a
88 Ethylbenzene	91	8.527	8.527	0.000	96	17239	0.5000	0.4041	
89 1,1,1,2-Tetrachloroethane	131	8.527	8.527	0.000	44	2930	0.5000	0.3381	
90 m-Xylene & p-Xylene	106	8.649	8.649	0.000	95	5586	0.5000	0.3484	
91 o-Xylene	106	9.075	9.075	0.000	93	5439	0.5000	0.3417	
92 Styrene	104	9.111	9.105	0.006	85	9229	0.5000	0.3462	
93 Bromoform	173	9.360	9.354	0.006	1	2309	0.5000	0.4572	
95 Isopropylbenzene	105	9.458	9.458	0.000	92	13431	0.5000	0.3261	M
97 Bromobenzene	156	9.798	9.805	-0.007	90	4450	0.5000	0.3922	
98 1,1,2,2-Tetrachloroethane	83	9.859	9.865	-0.006	48	5703	0.5000	0.4797	M
100 N-Propylbenzene	91	9.890	9.890	0.000	98	16339	0.5000	0.3306	
99 1,2,3-Trichloropropane	110	9.890	9.902	-0.012	61	2099	0.5000	0.5529	
101 trans-1,4-Dichloro-2-butene	53	9.902	9.908	-0.006	44	2097	0.5000	0.3978	M
102 2-Chlorotoluene	126	9.987	9.993	-0.006	95	4067	0.5000	0.3821	
104 1,3,5-Trimethylbenzene	105	10.066	10.066	0.000	92	9721	0.5000	0.2878	
105 4-Chlorotoluene	91	10.109	10.103	0.006	93	11579	0.5000	0.3809	
106 tert-Butylbenzene	134	10.389	10.389	0.000	86	2614	0.5000	0.3390	M
108 1,2,4-Trimethylbenzene	105	10.443	10.437	0.006	90	10654	0.5000	0.2995	

Compound	Sig	RT (min.)	Adj RT (min.)	Dlt RT (min.)	Q	Response	Cal Amt ug/L	OnCol Amt ug/L	Flags
109 sec-Butylbenzene	105	10.595	10.595	0.000	94	12019	0.5000	0.2748	M
110 1,3-Dichlorobenzene	146	10.735	10.729	0.006	82	8000	0.5000	0.3679	M
111 4-Isopropyltoluene	119	10.735	10.735	0.000	94	11788	0.5000	0.3019	
113 1,4-Dichlorobenzene	146	10.821	10.821	0.000	85	9556	0.5000	0.4346	
115 n-Butylbenzene	91	11.119	11.119	0.000	95	12456	0.5000	0.3669	
116 1,2-Dichlorobenzene	146	11.173	11.173	0.000	93	9641	0.5000	0.4434	
117 1,2-Dibromo-3-Chloropropane	75	11.903	11.903	0.000	1	803	0.5000	0.3957	M
119 1,2,4-Trichlorobenzene	180	12.579	12.579	0.000	86	6060	0.5000	0.4268	
120 Hexachlorobutadiene	225	12.688	12.688	0.000	80	2240	0.5000	0.3447	
121 Naphthalene	128	12.798	12.792	0.006	94	16404	0.5000	0.4332	
122 1,2,3-Trichlorobenzene	180	12.992	12.992	0.000	87	6091	0.5000	0.4430	
S 126 Xylenes, Total	1				0			0.6901	
S 123 1,3-Dichloropropene, Total	1				0			0.7986	
S 125 Total BTEX	1				0			1.90	
S 124 1,2-Dichloroethene, Total	1				0			0.9306	

QC Flag Legend

Processing Flags

Review Flags

M - Manually Integrated

a - User Assigned ID

Reagents:

8260 CORP mix_00214	Amount Added:	0.50	Units: uL	
GAS CORP mix_00473	Amount Added:	0.50	Units: uL	
N_8260_Surr_00425	Amount Added:	1.00	Units: uL	Run Reagent
N 8260 IS_00222	Amount Added:	1.00	Units: uL	Run Reagent

Report Date: 21-Sep-2021 20:41:57 Chrom Revision: 2.3 13-May-2021 07:57:40

Eurofins TestAmerica, Buffalo

Data File: \\chromfs\Buffalo\ChromData\HP5973N\20210921-101109.b\N6456.D

Injection Date: 21-Sep-2021 13:06:30 Instrument ID: HP5973N Operator ID: LH

Lims ID: IC 0.5 Worklist Smp#: 7

Client ID:

Purge Vol: 5.000 mL Dil. Factor: 1.0000 ALS Bottle#: 7

Method: N-8260 Limit Group: MV - 8260C ICAL

Column: ZB-624 (0.18 mm)

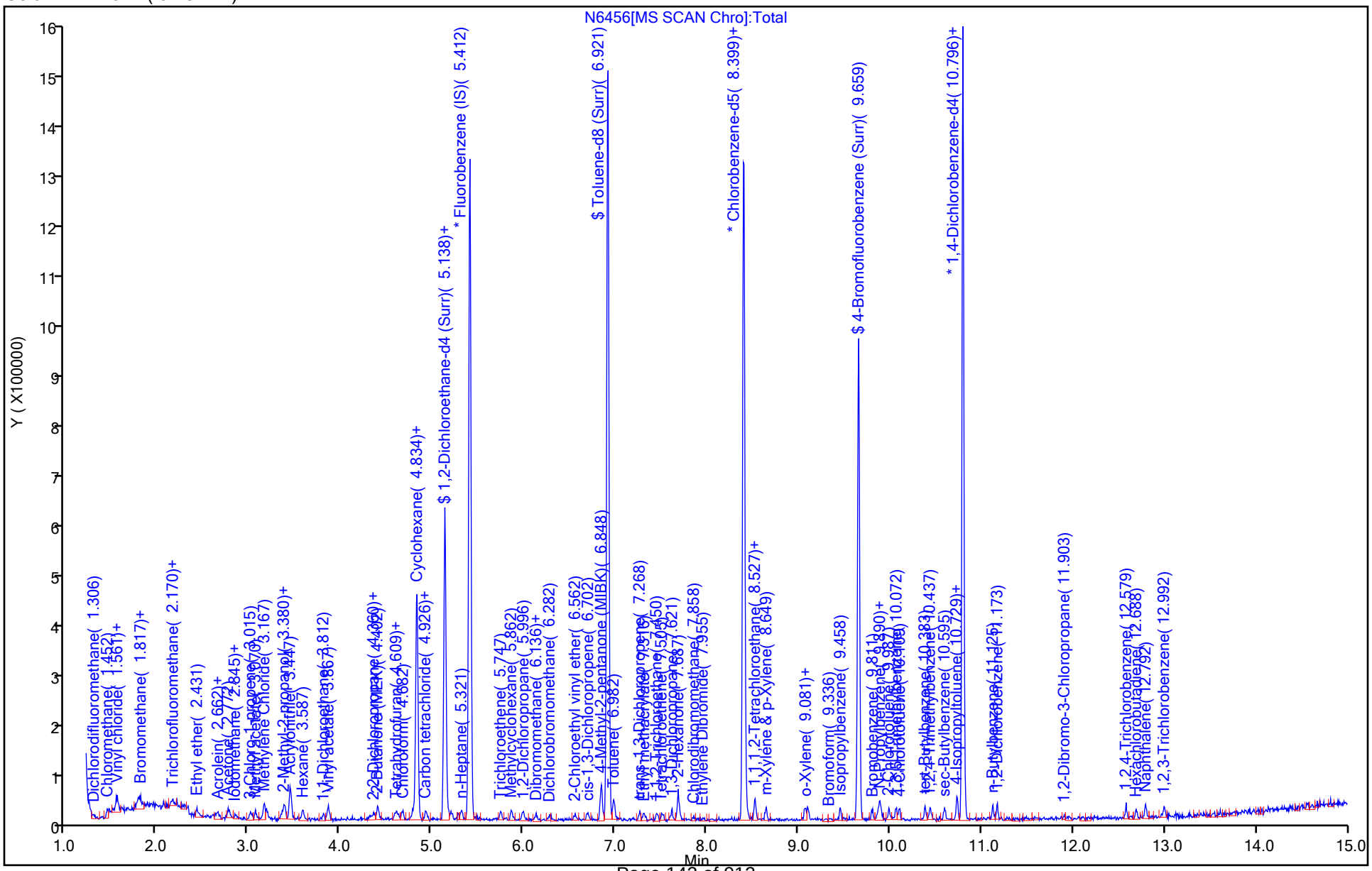

Manual Integration/User Assign Peak Report

Eurofins TestAmerica, Buffalo

Data File:	\\chromfs\Buffalo\ChromData\HP5973N\20210921-101109.b\N6456.D				
Injection Date:	21-Sep-2021 13:06:30	Instrument ID:	HP5973N		
Lims ID:	IC 0.5				
Client ID:					
Operator ID:	LH	ALS Bottle#:	7	Worklist Smp#:	7
Purge Vol:	5.000 mL	Dil. Factor:	1.0000		
Method:	N-8260	Limit Group:	MV - 8260C ICAL		
Column:	ZB-624 (0.18 mm)	Detector	MS SCAN		

15 Bromomethane, CAS: 74-83-9

Signal: 1

Processing Integration Results

Not Detected
Expected RT: 1.85

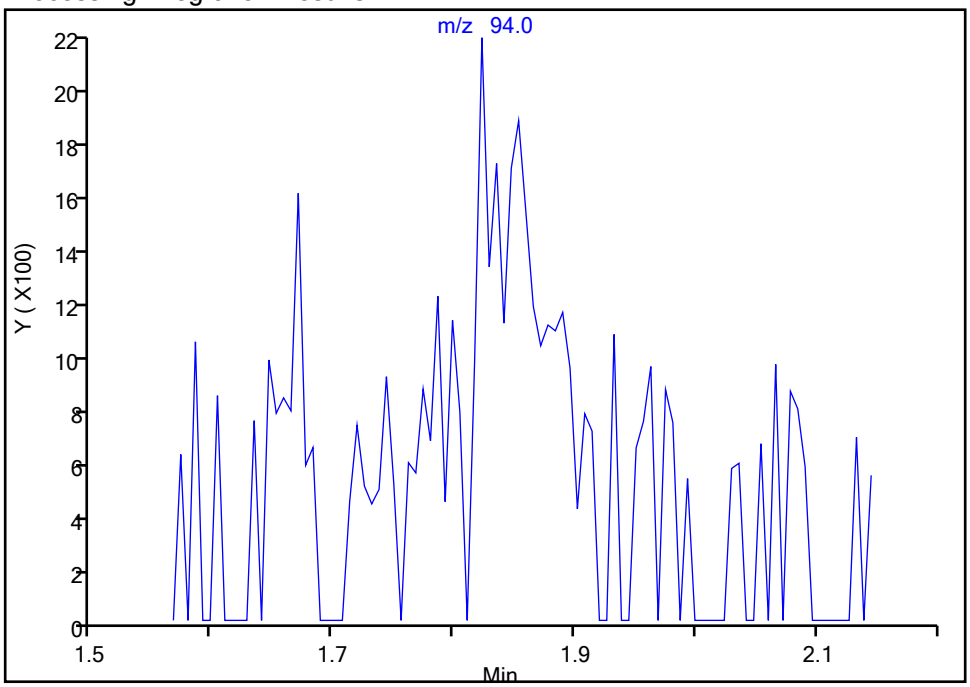

Manual Integration Results

RT: 1.82
Area: 3733
Amount: 0.494001
Amount Units: ug/L

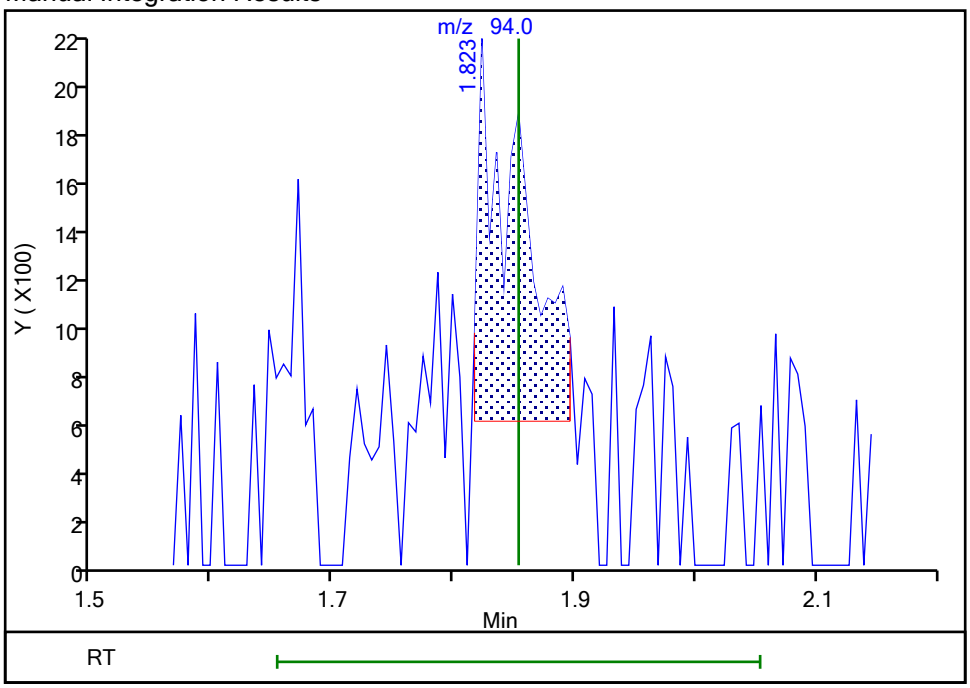

Reviewer: HillL, 21-Sep-2021 14:00:31
Audit Action: Manually Integrated Audit Reason: Poor chromatography

Manual Integration/User Assign Peak Report

Eurofins TestAmerica, Buffalo

Data File:	\\chromfs\Buffalo\ChromData\HP5973N\20210921-101109.b\N6456.D				
Injection Date:	21-Sep-2021 13:06:30	Instrument ID:	HP5973N		
Lims ID:	IC 0.5				
Client ID:					
Operator ID:	LH	ALS Bottle#:	7	Worklist Smp#:	7
Purge Vol:	5.000 mL	Dil. Factor:	1.0000		
Method:	N-8260	Limit Group:	MV - 8260C ICAL		
Column:	ZB-624 (0.18 mm)	Detector	MS SCAN		

16 Chloroethane, CAS: 75-00-3

Signal: 1

Processing Integration Results

RT: 1.85
Area: 1668
Amount: 0.305439
Amount Units: ug/L

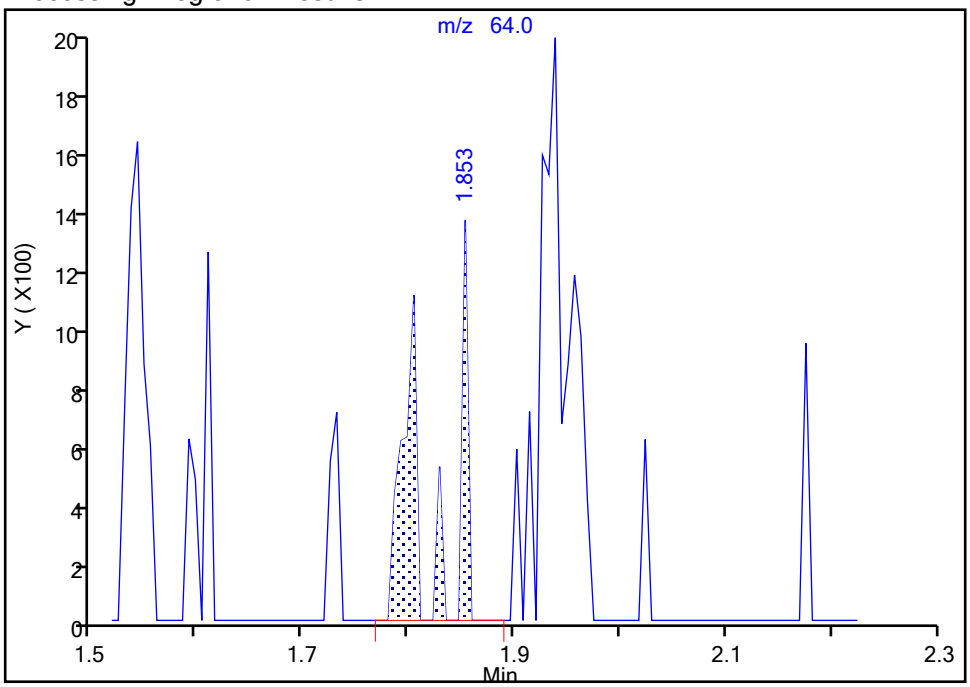

Manual Integration Results

RT: 1.94
Area: 3322
Amount: 0.428934
Amount Units: ug/L

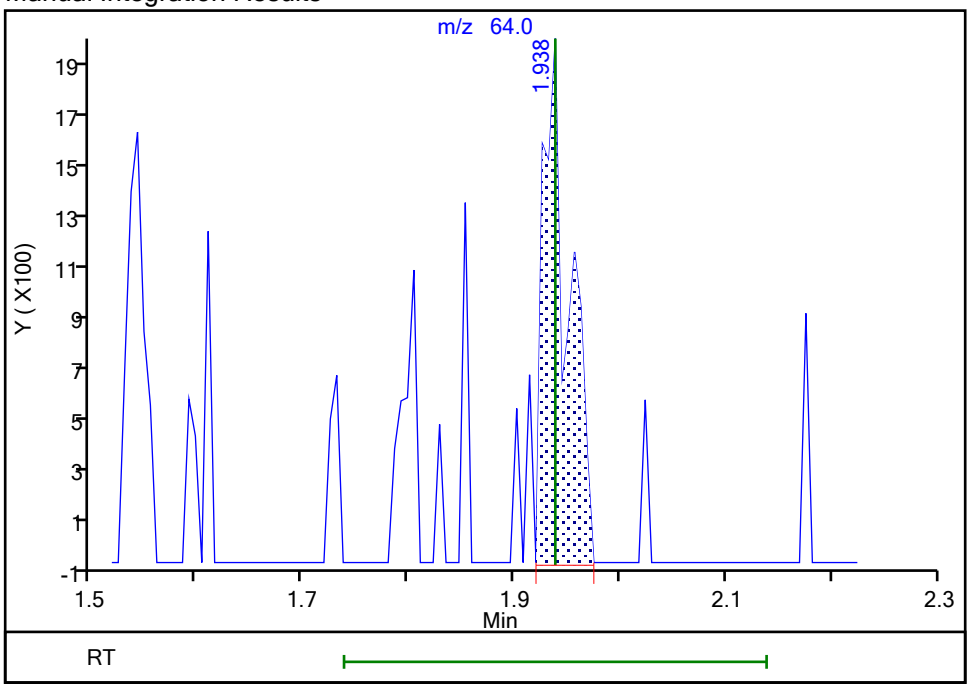

Reviewer: HillL, 21-Sep-2021 13:55:51
Audit Action: Manually Integrated Audit Reason: Poor chromatography

Manual Integration/User Assign Peak Report

Eurofins TestAmerica, Buffalo

Data File:	\\chromfs\Buffalo\ChromData\HP5973N\20210921-101109.b\N6456.D				
Injection Date:	21-Sep-2021 13:06:30	Instrument ID:	HP5973N		
Lims ID:	IC 0.5				
Client ID:					
Operator ID:	LH	ALS Bottle#:	7	Worklist Smp#:	7
Purge Vol:	5.000 mL	Dil. Factor:	1.0000		
Method:	N-8260	Limit Group:	MV - 8260C ICAL		
Column:	ZB-624 (0.18 mm)	Detector	MS SCAN		

17 Dichlorofluoromethane, CAS: 75-43-4

Signal: 1

Not Detected
Expected RT: 2.16

Processing Integration Results

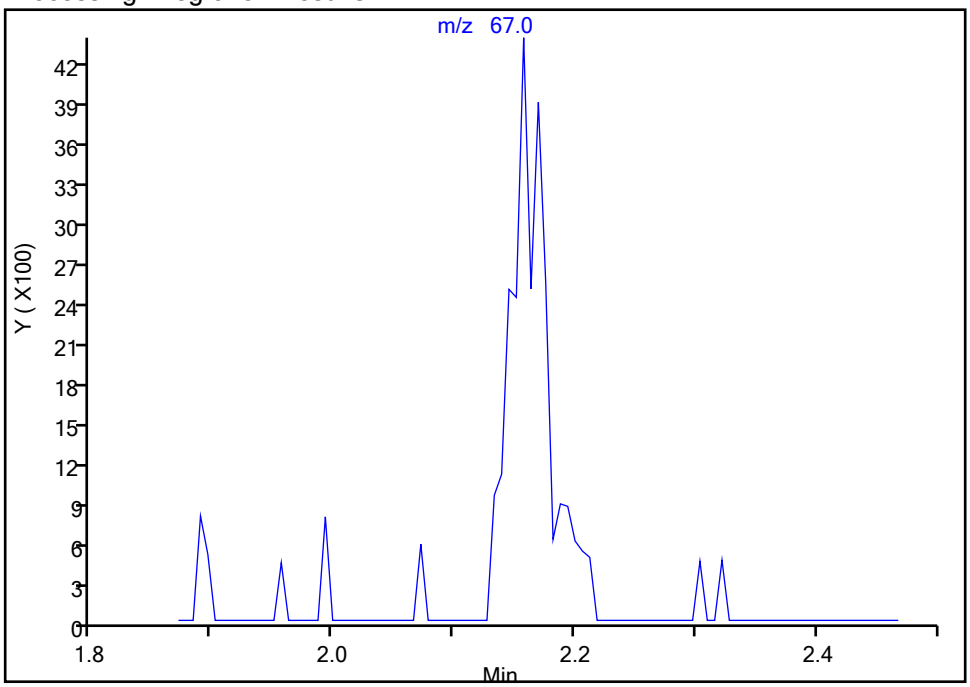

Manual Integration Results

RT: 2.16
Area: 8864
Amount: 0.518574
Amount Units: ug/L

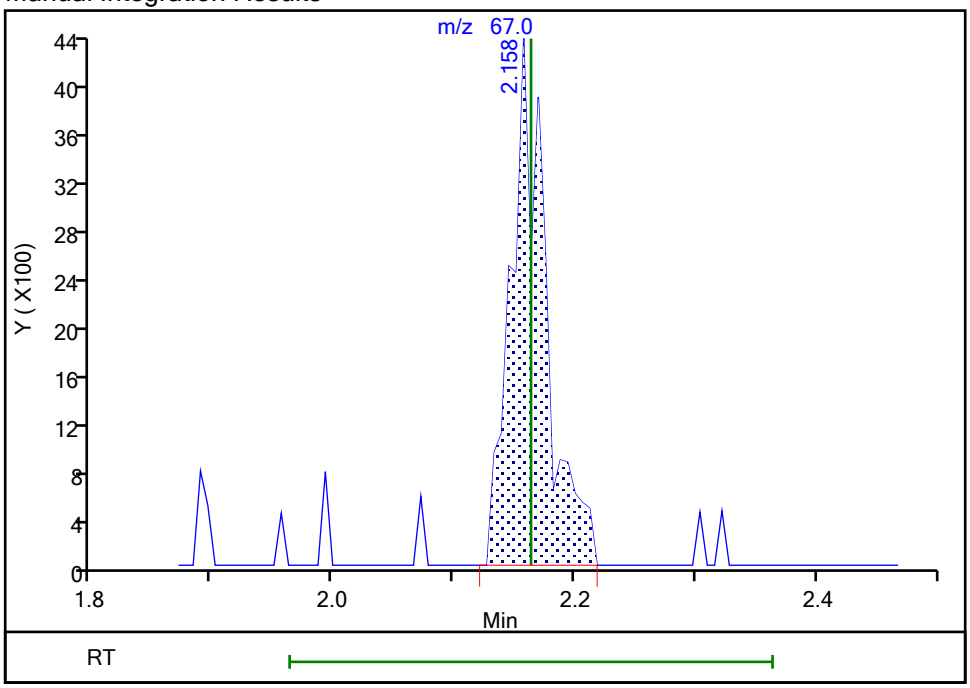

Reviewer: HillL, 21-Sep-2021 13:55:58
Audit Action: Assigned Compound ID Audit Reason: Poor chromatography

Manual Integration/User Assign Peak Report

Eurofins TestAmerica, Buffalo

Data File:	\\chromfs\Buffalo\ChromData\HP5973N\20210921-101109.b\N6456.D				
Injection Date:	21-Sep-2021 13:06:30	Instrument ID:	HP5973N		
Lims ID:	IC 0.5				
Client ID:					
Operator ID:	LH	ALS Bottle#:	7	Worklist Smp#:	7
Purge Vol:	5.000 mL	Dil. Factor:	1.0000		
Method:	N-8260	Limit Group:	MV - 8260C ICAL		
Column:	ZB-624 (0.18 mm)	Detector	MS SCAN		

22 1,1-Dichloroethene, CAS: 75-35-4

Signal: 1

Not Detected
Expected RT: 2.67

Processing Integration Results

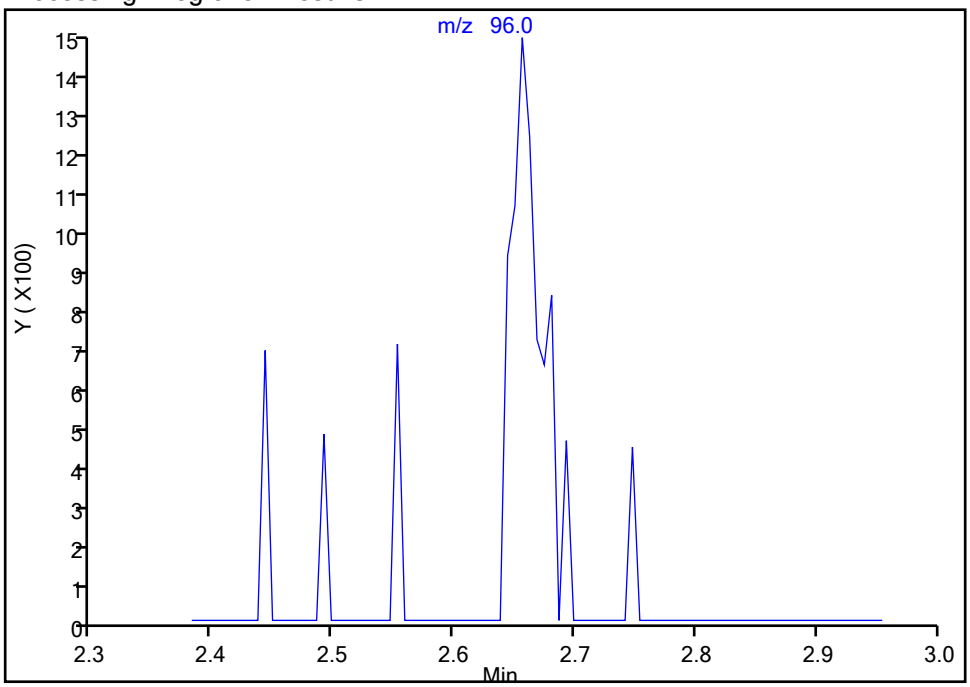

RT: 2.66
Area: 2639
Amount: 0.323218
Amount Units: ug/L

Manual Integration Results

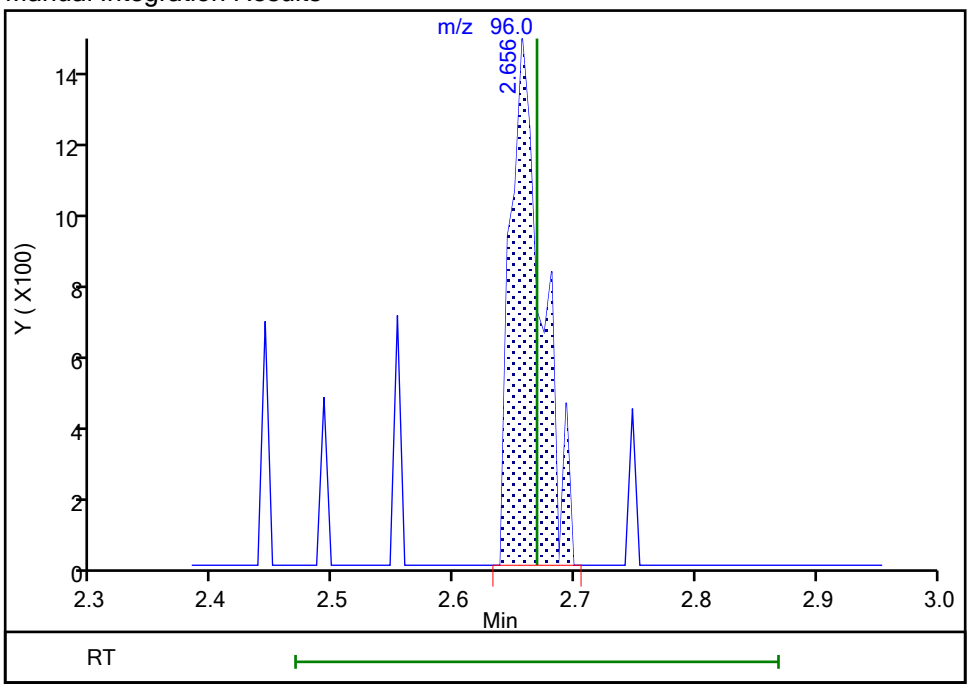

Reviewer: HillL, 21-Sep-2021 13:56:05
Audit Action: Assigned Compound ID Audit Reason: Poor chromatography

Manual Integration/User Assign Peak Report

Eurofins TestAmerica, Buffalo

Data File:	\\chromfs\Buffalo\ChromData\HP5973N\20210921-101109.b\N6456.D				
Injection Date:	21-Sep-2021 13:06:30	Instrument ID:	HP5973N		
Lims ID:	IC 0.5				
Client ID:					
Operator ID:	LH	ALS Bottle#:	7	Worklist Smp#:	7
Purge Vol:	5.000 mL	Dil. Factor:	1.0000		
Method:	N-8260	Limit Group:	MV - 8260C ICAL		
Column:	ZB-624 (0.18 mm)	Detector	MS SCAN		

23 Acetone, CAS: 67-64-1

Signal: 1

Not Detected
Expected RT: 2.78

Processing Integration Results

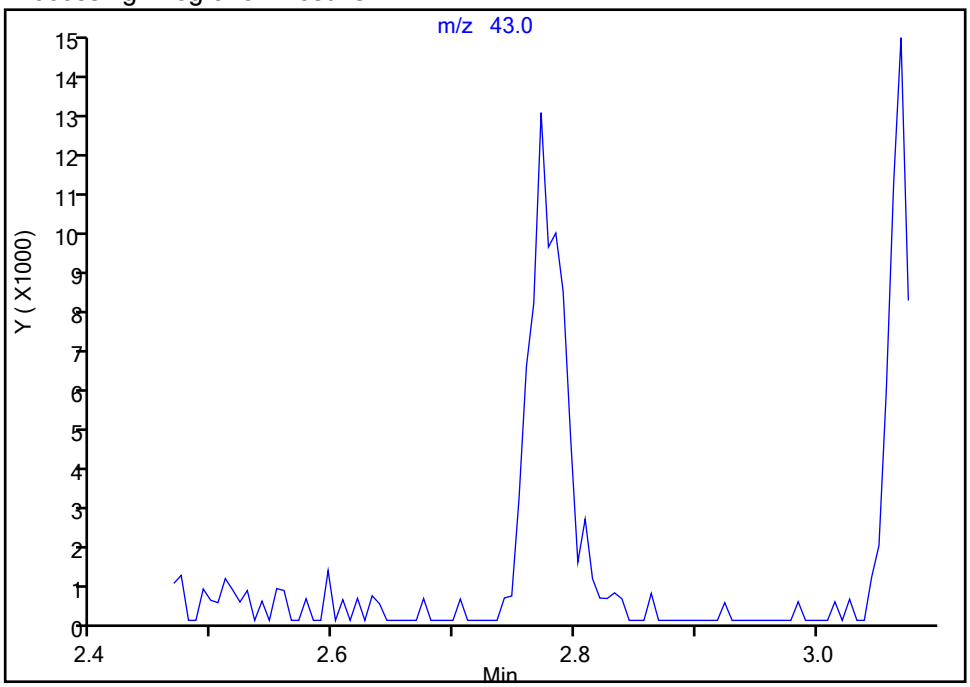

Manual Integration Results

RT: 2.77
Area: 24495
Amount: 3.007491
Amount Units: ug/L

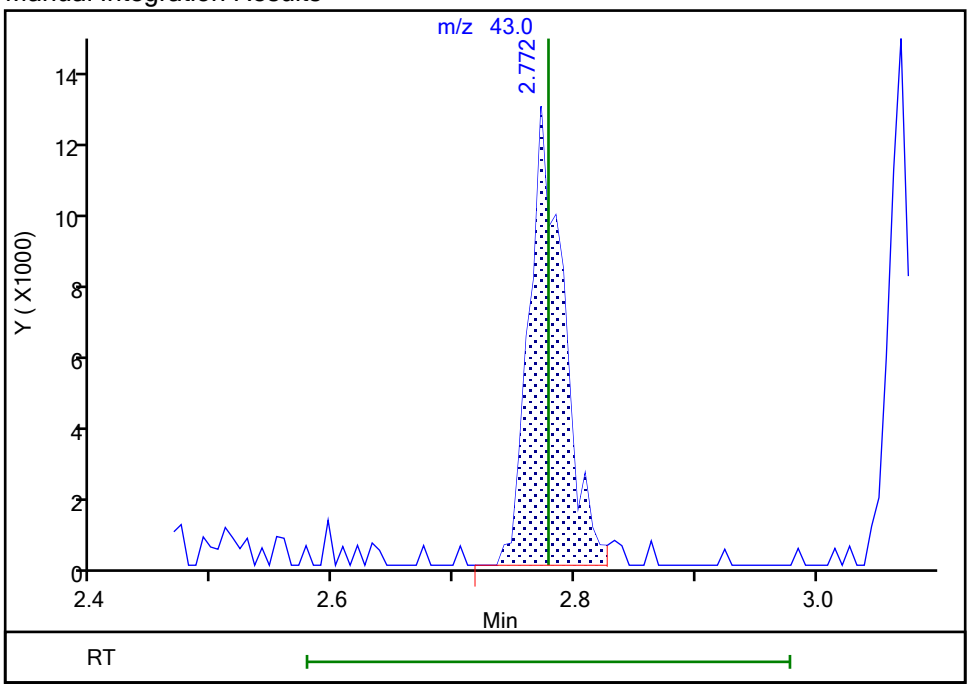

Reviewer: HillL, 21-Sep-2021 13:56:08
Audit Action: Assigned Compound ID Audit Reason: Poor chromatography

Manual Integration/User Assign Peak Report

Eurofins TestAmerica, Buffalo

Data File:	\\chromfs\Buffalo\ChromData\HP5973N\20210921-101109.b\N6456.D				
Injection Date:	21-Sep-2021 13:06:30	Instrument ID:	HP5973N		
Lims ID:	IC 0.5				
Client ID:					
Operator ID:	LH	ALS Bottle#:	7	Worklist Smp#:	7
Purge Vol:	5.000 mL	Dil. Factor:	1.0000		
Method:	N-8260	Limit Group:	MV - 8260C ICAL		
Column:	ZB-624 (0.18 mm)	Detector	MS SCAN		

28 Methyl acetate, CAS: 79-20-9

Signal: 1

Not Detected
Expected RT: 3.07

Processing Integration Results

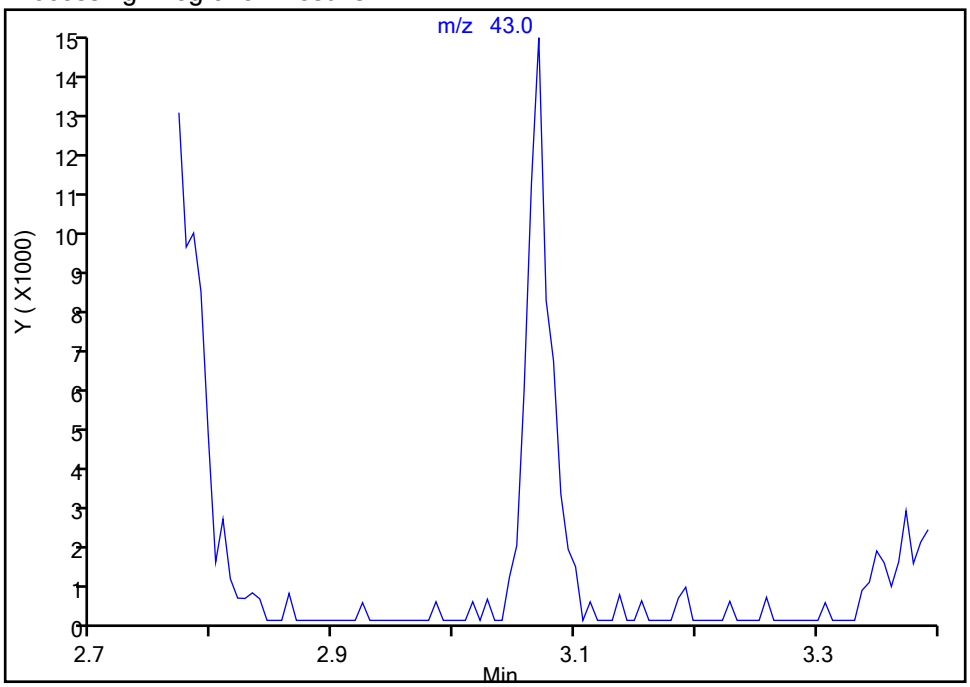

RT: 3.07
Area: 20036
Amount: 1.029749
Amount Units: ug/L

Manual Integration Results

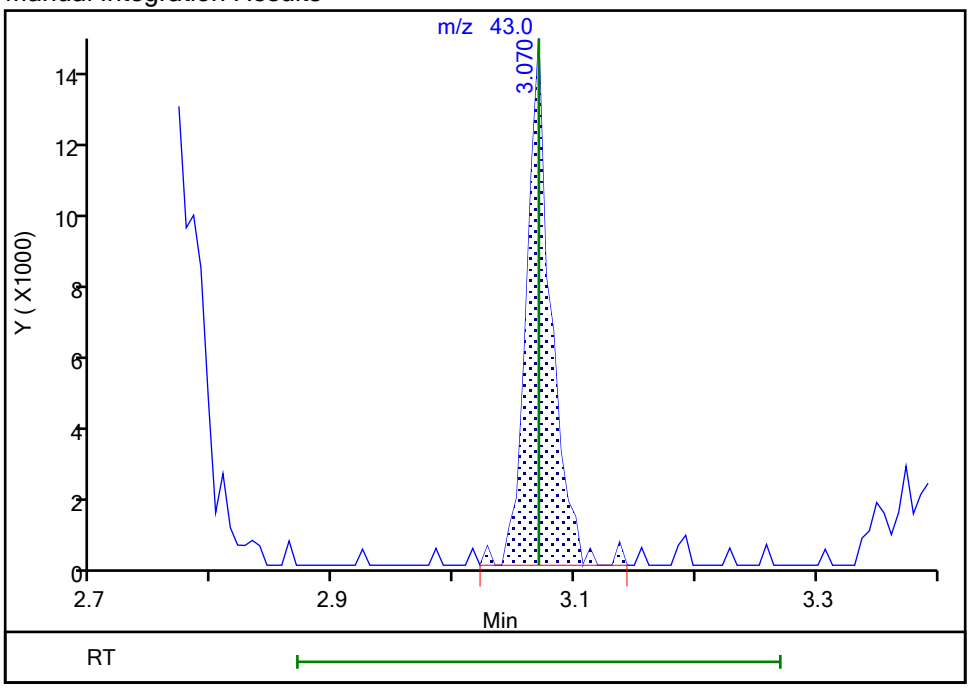

Reviewer: HillL, 21-Sep-2021 13:56:13
Audit Action: Assigned Compound ID Audit Reason: Poor chromatography

Manual Integration/User Assign Peak Report

Eurofins TestAmerica, Buffalo

Data File:	\\chromfs\Buffalo\ChromData\HP5973N\20210921-101109.b\N6456.D				
Injection Date:	21-Sep-2021 13:06:30	Instrument ID:	HP5973N		
Lims ID:	IC 0.5				
Client ID:					
Operator ID:	LH	ALS Bottle#:	7	Worklist Smp#:	7
Purge Vol:	5.000 mL	Dil. Factor:	1.0000		
Method:	N-8260	Limit Group:	MV - 8260C ICAL		
Column:	ZB-624 (0.18 mm)	Detector	MS SCAN		

34 Acrylonitrile, CAS: 107-13-1

Signal: 1

Not Detected
Expected RT: 3.45

Processing Integration Results

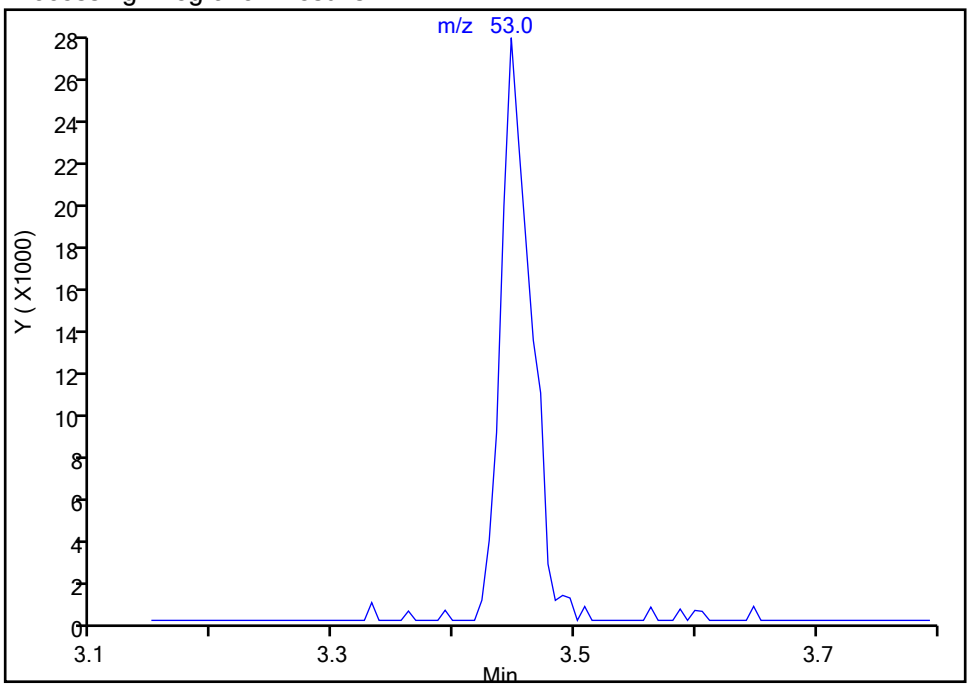

Manual Integration Results

RT: 3.45
Area: 47395
Amount: 5.046554
Amount Units: ug/L

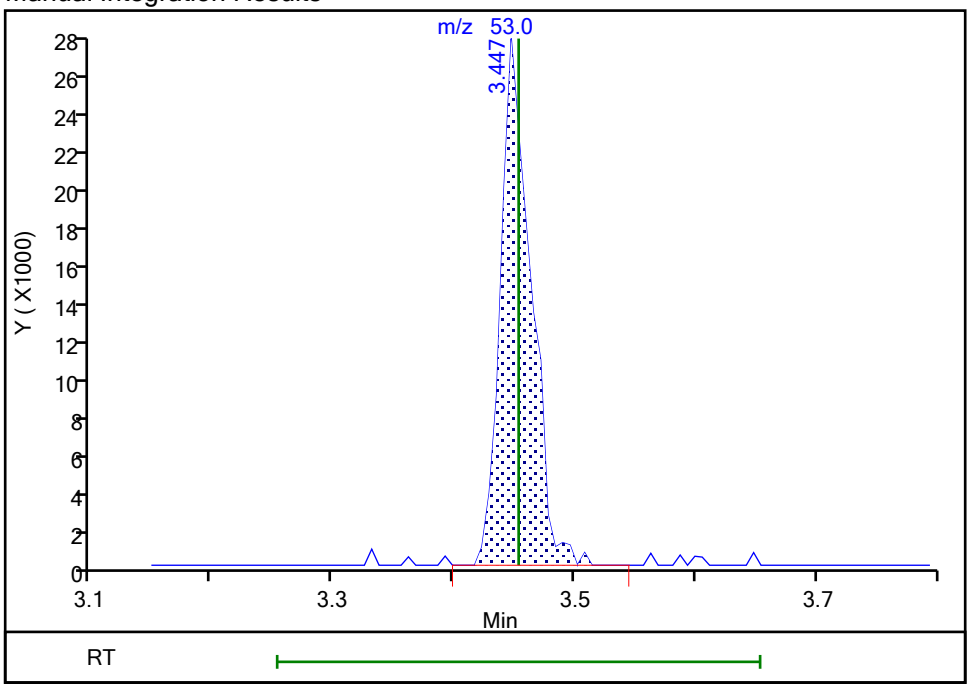

Reviewer: HillL, 21-Sep-2021 13:56:20
Audit Action: Assigned Compound ID Audit Reason: Poor chromatography

Manual Integration/User Assign Peak Report

Eurofins TestAmerica, Buffalo

Data File:	\\chromfs\Buffalo\ChromData\HP5973N\20210921-101109.b\N6456.D				
Injection Date:	21-Sep-2021 13:06:30	Instrument ID:	HP5973N		
Lims ID:	IC 0.5				
Client ID:					
Operator ID:	LH	ALS Bottle#:	7	Worklist Smp#:	7
Purge Vol:	5.000 mL	Dil. Factor:	1.0000		
Method:	N-8260	Limit Group:	MV - 8260C ICAL		
Column:	ZB-624 (0.18 mm)	Detector	MS SCAN		

42 2,2-Dichloropropane, CAS: 594-20-7

Signal: 1

Not Detected
Expected RT: 4.33

Processing Integration Results

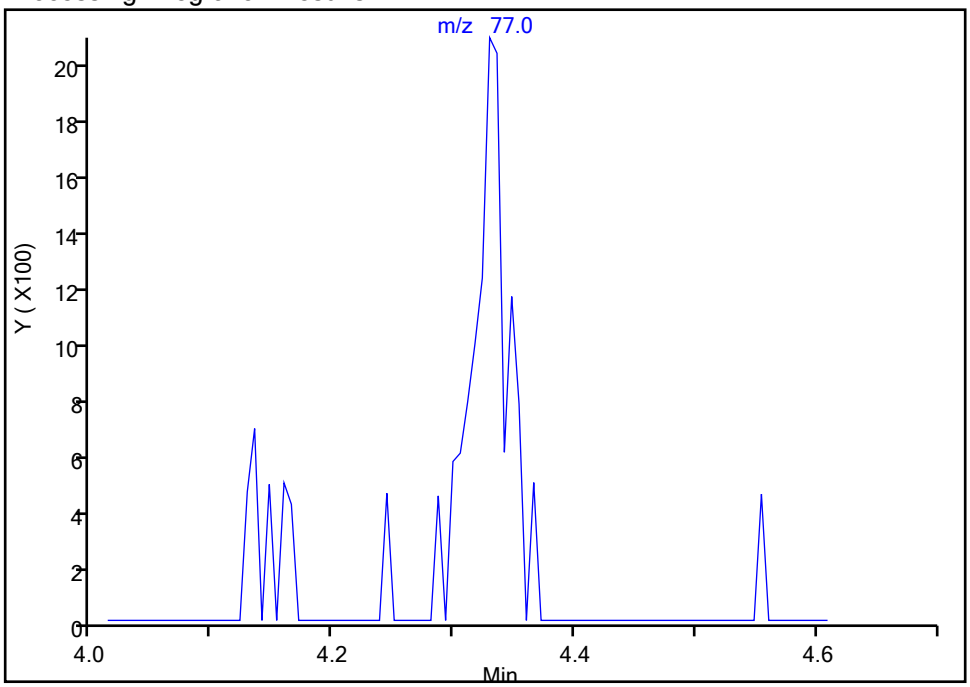

Manual Integration Results

RT: 4.33
Area: 3975
Amount: 0.513870
Amount Units: ug/L

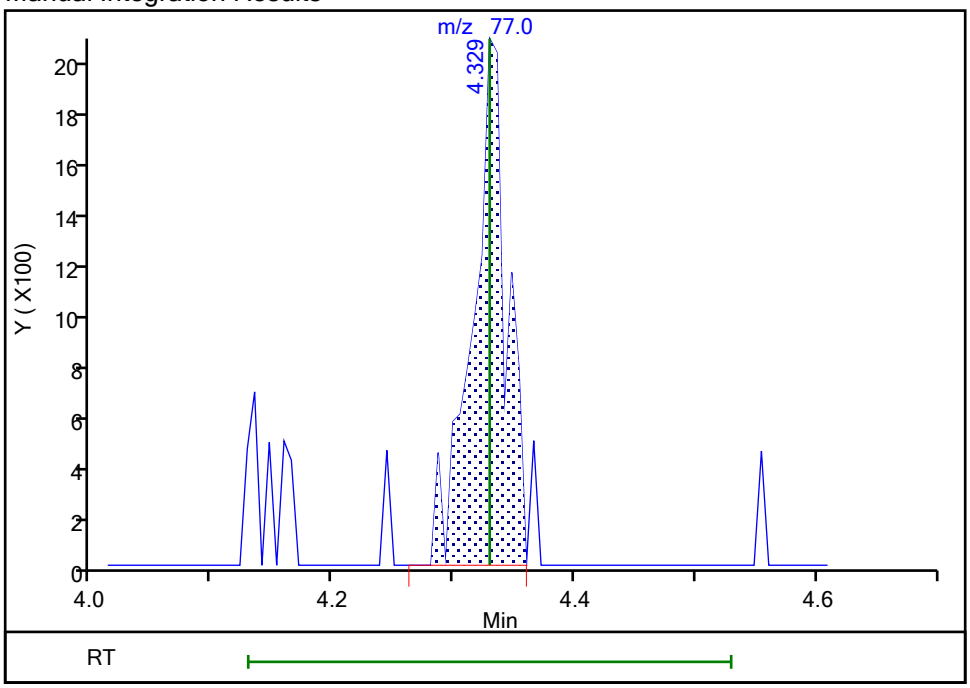

Reviewer: HillL, 21-Sep-2021 13:56:25
Audit Action: Assigned Compound ID Audit Reason: Poor chromatography

Manual Integration/User Assign Peak Report

Eurofins TestAmerica, Buffalo

Data File:	\\chromfs\Buffalo\ChromData\HP5973N\20210921-101109.b\N6456.D				
Injection Date:	21-Sep-2021 13:06:30	Instrument ID:	HP5973N		
Lims ID:	IC 0.5				
Client ID:					
Operator ID:	LH	ALS Bottle#:	7	Worklist Smp#:	7
Purge Vol:	5.000 mL	Dil. Factor:	1.0000		
Method:	N-8260	Limit Group:	MV - 8260C ICAL		
Column:	ZB-624 (0.18 mm)	Detector	MS SCAN		

43 cis-1,2-Dichloroethene, CAS: 156-59-2

Signal: 1

Not Detected
Expected RT: 4.37

Processing Integration Results

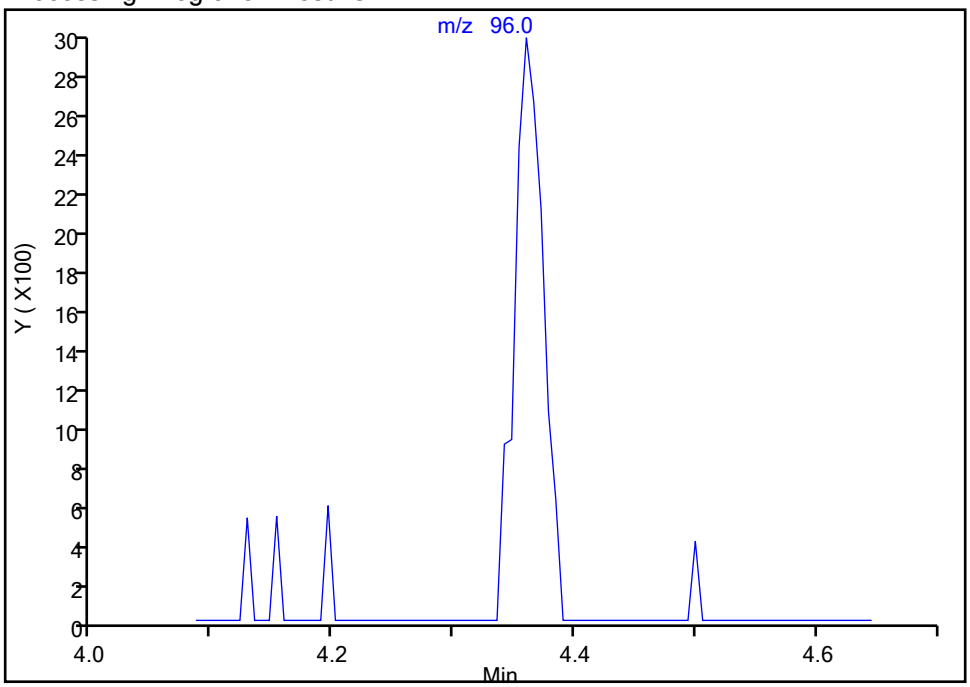

RT: 4.36
Area: 4973
Amount: 0.469685
Amount Units: ug/L

Manual Integration Results

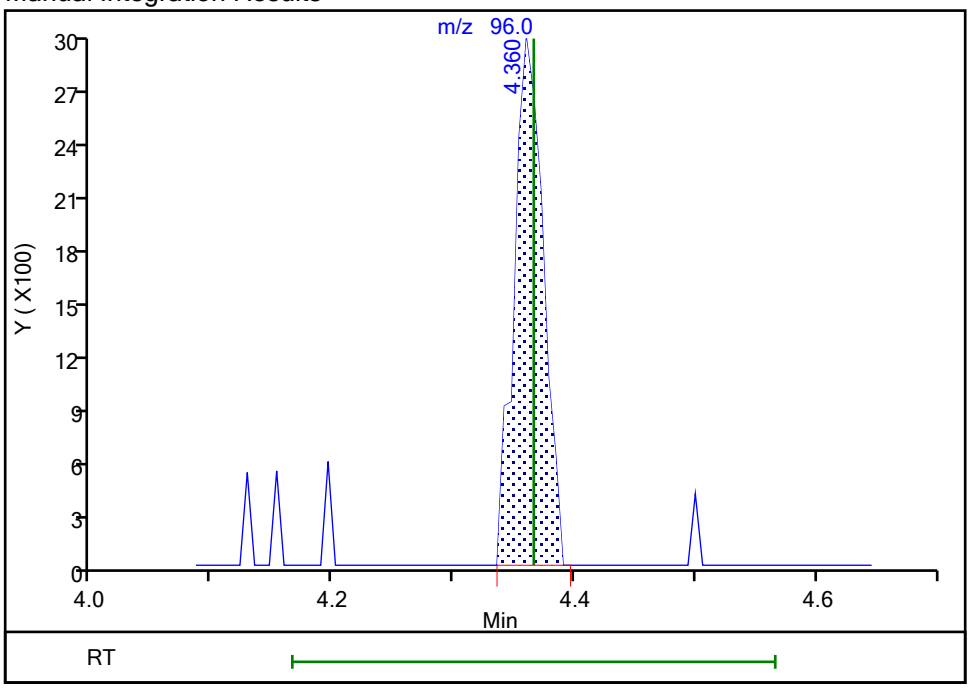

Reviewer: HillL, 21-Sep-2021 13:56:28
Audit Action: Assigned Compound ID Audit Reason: Poor chromatography

Eurofins TestAmerica, Buffalo

Data File:	\\chromfs\Buffalo\ChromData\HP5973N\20210921-101109.b\N6456.D				
Injection Date:	21-Sep-2021 13:06:30	Instrument ID:	HP5973N		
Lims ID:	IC 0.5				
Client ID:					
Operator ID:	LH	ALS Bottle#:	7	Worklist Smp#:	7
Purge Vol:	5.000 mL	Dil. Factor:	1.0000		
Method:	N-8260	Limit Group:	MV - 8260C ICAL		
Column:	ZB-624 (0.18 mm)	Detector	MS SCAN		

47 Chlorobromomethane, CAS: 74-97-5

Signal: 1

Processing Integration Results

RT: 4.61
Area: 1926
Amount: 0.406028
Amount Units: ug/L

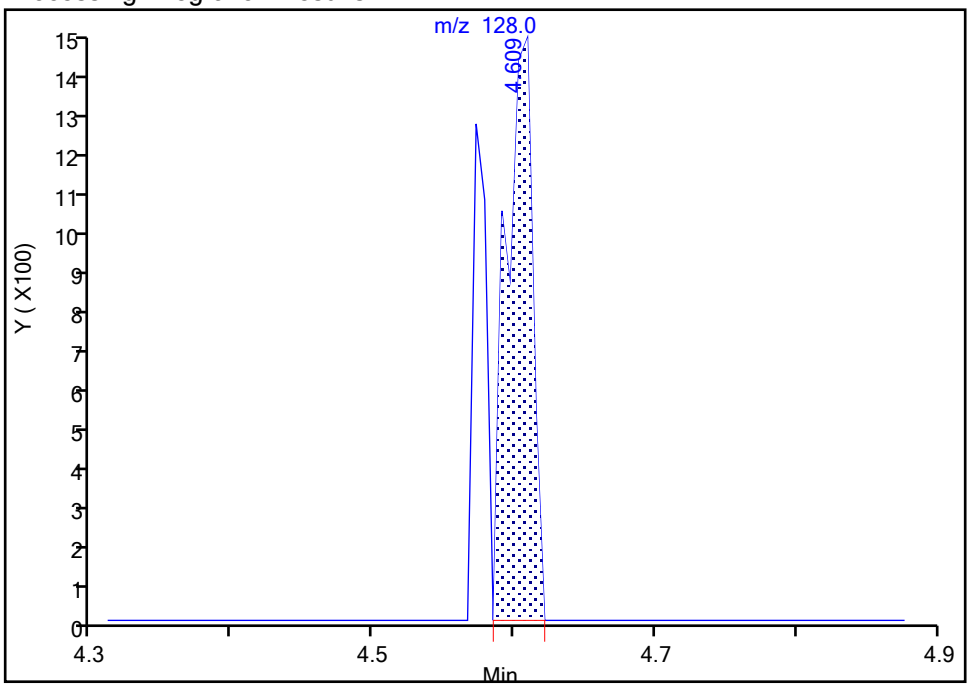

Manual Integration Results

RT: 4.61
Area: 2770
Amount: 0.483881
Amount Units: ug/L

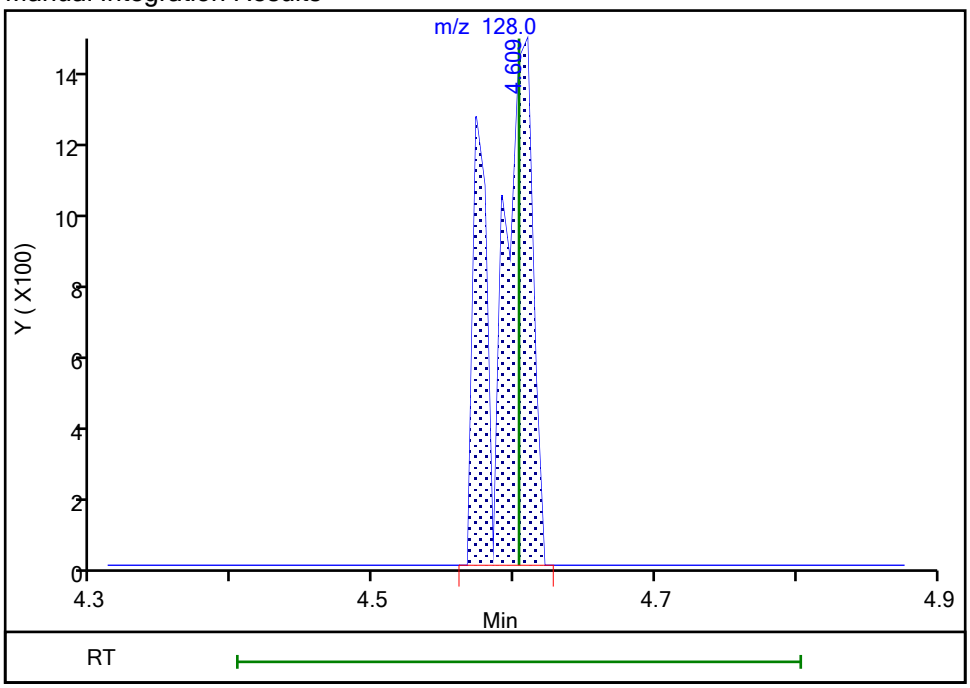

Reviewer: HillL, 21-Sep-2021 13:56:37
Audit Action: Manually Integrated Audit Reason: Poor chromatography

Manual Integration/User Assign Peak Report

Eurofins TestAmerica, Buffalo

Data File:	\\chromfs\Buffalo\ChromData\HP5973N\20210921-101109.b\N6456.D				
Injection Date:	21-Sep-2021 13:06:30	Instrument ID:	HP5973N		
Lims ID:	IC 0.5				
Client ID:					
Operator ID:	LH	ALS Bottle#:	7	Worklist Smp#:	7
Purge Vol:	5.000 mL	Dil. Factor:	1.0000		
Method:	N-8260	Limit Group:	MV - 8260C ICAL		
Column:	ZB-624 (0.18 mm)	Detector	MS SCAN		

59 n-Heptane, CAS: 142-82-5

Signal: 1

Not Detected
Expected RT: 5.32

Processing Integration Results

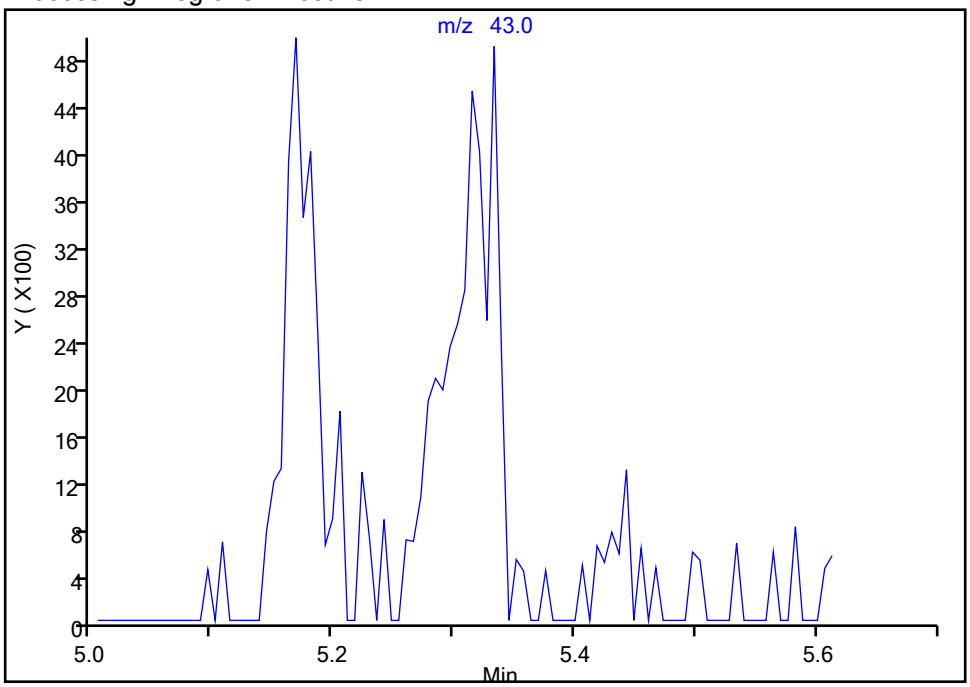

RT: 5.33
Area: 12769
Amount: 0.452443
Amount Units: ug/L

Manual Integration Results

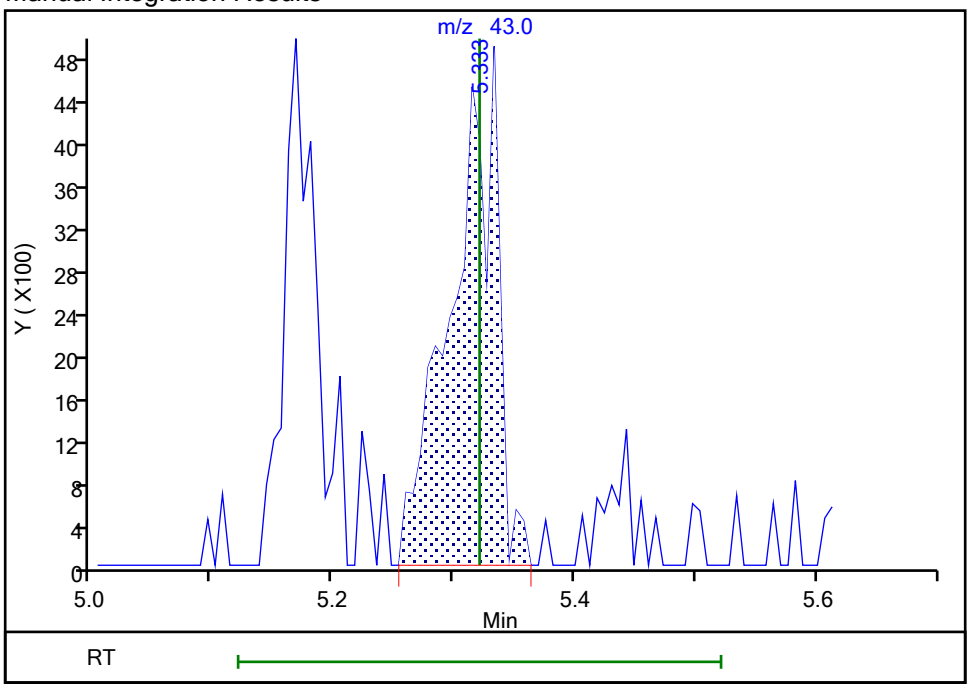

Reviewer: HillL, 21-Sep-2021 13:57:05
Audit Action: Assigned Compound ID Audit Reason: Poor chromatography

Manual Integration/User Assign Peak Report

Eurofins TestAmerica, Buffalo

Data File:	\\chromfs\Buffalo\ChromData\HP5973N\20210921-101109.b\N6456.D				
Injection Date:	21-Sep-2021 13:06:30	Instrument ID:	HP5973N		
Lims ID:	IC 0.5				
Client ID:					
Operator ID:	LH	ALS Bottle#:	7	Worklist Smp#:	7
Purge Vol:	5.000 mL	Dil. Factor:	1.0000		
Method:	N-8260	Limit Group:	MV - 8260C ICAL		
Column:	ZB-624 (0.18 mm)	Detector	MS SCAN		

62 Methylcyclohexane, CAS: 108-87-2

Signal: 1

Processing Integration Results

RT: 5.86
Area: 2430
Amount: 0.382781
Amount Units: ug/L

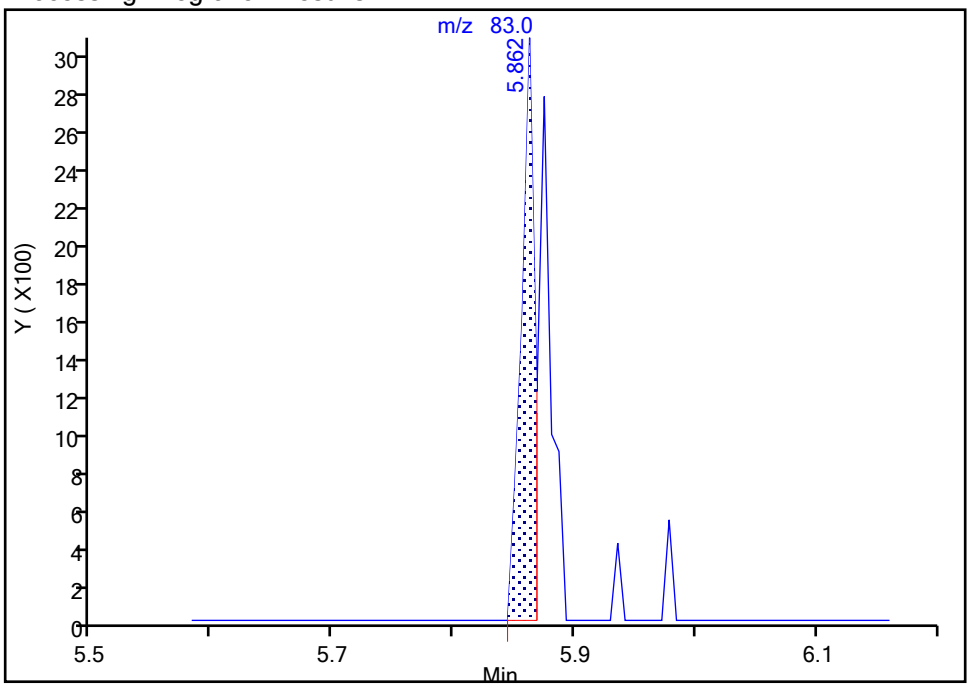

Manual Integration Results

RT: 5.86
Area: 4131
Amount: 0.270650
Amount Units: ug/L

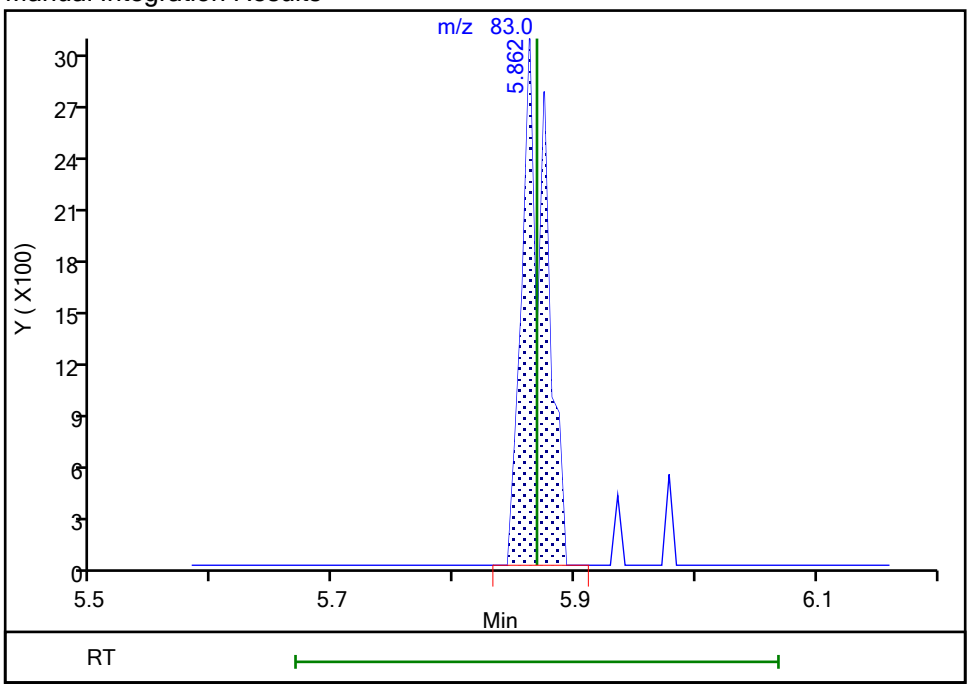

Reviewer: HillL, 21-Sep-2021 13:57:14

Audit Action: Manually Integrated Audit Reason: Poor chromatography

Manual Integration/User Assign Peak Report

Eurofins TestAmerica, Buffalo

Data File:	\\chromfs\Buffalo\ChromData\HP5973N\20210921-101109.b\N6456.D				
Injection Date:	21-Sep-2021 13:06:30	Instrument ID:	HP5973N		
Lims ID:	IC 0.5				
Client ID:					
Operator ID:	LH	ALS Bottle#:	7	Worklist Smp#:	7
Purge Vol:	5.000 mL	Dil. Factor:	1.0000		
Method:	N-8260	Limit Group:	MV - 8260C ICAL		
Column:	ZB-624 (0.18 mm)	Detector	MS SCAN		

69 2-Chloroethyl vinyl ether, CAS: 110-75-8

Signal: 1

Processing Integration Results

RT: 6.70
Area: 155
Amount: 0.044197
Amount Units: ug/L

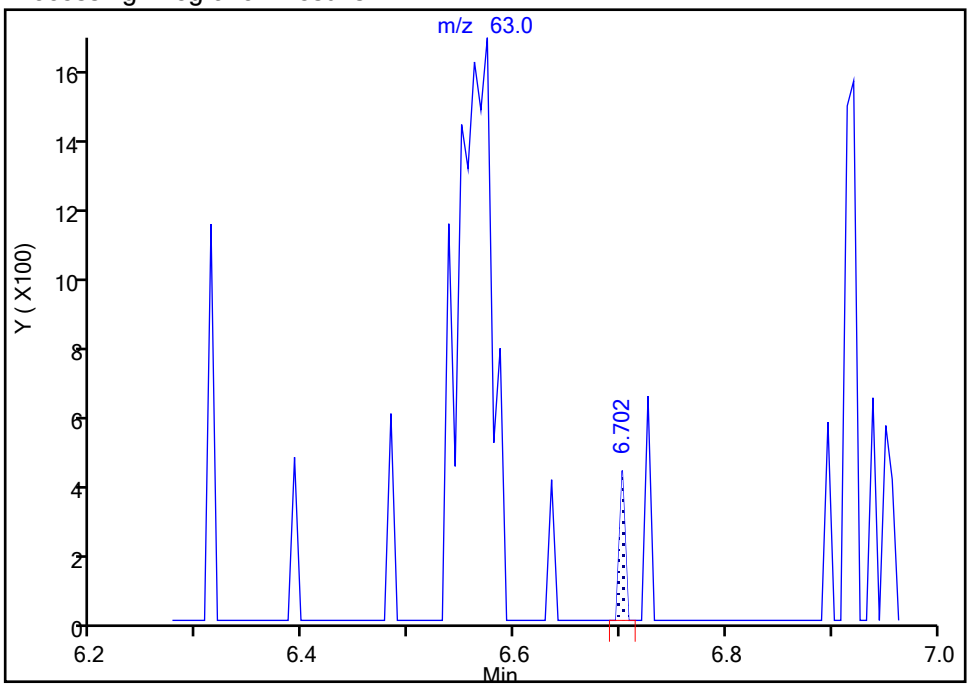

Manual Integration Results

RT: 6.57
Area: 3736
Amount: 0.491192
Amount Units: ug/L

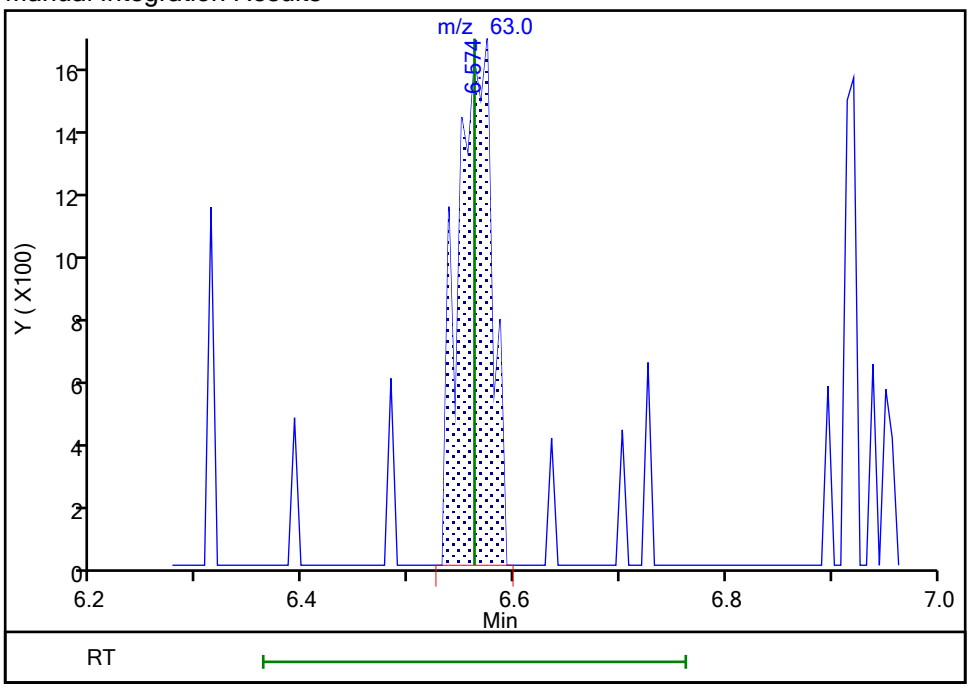

Reviewer: HillL, 21-Sep-2021 13:57:25

Audit Action: Manually Integrated Audit Reason: Poor chromatography

Manual Integration/User Assign Peak Report

Eurofins TestAmerica, Buffalo

Data File:	\\chromfs\Buffalo\ChromData\HP5973N\20210921-101109.b\N6456.D				
Injection Date:	21-Sep-2021 13:06:30	Instrument ID:	HP5973N		
Lims ID:	IC 0.5				
Client ID:					
Operator ID:	LH	ALS Bottle#:	7	Worklist Smp#:	7
Purge Vol:	5.000 mL	Dil. Factor:	1.0000		
Method:	N-8260	Limit Group:	MV - 8260C ICAL		
Column:	ZB-624 (0.18 mm)	Detector	MS SCAN		

79 Tetrachloroethene, CAS: 127-18-4

Signal: 1

Processing Integration Results

RT: 7.52
Area: 2696
Amount: 0.355742
Amount Units: ug/L

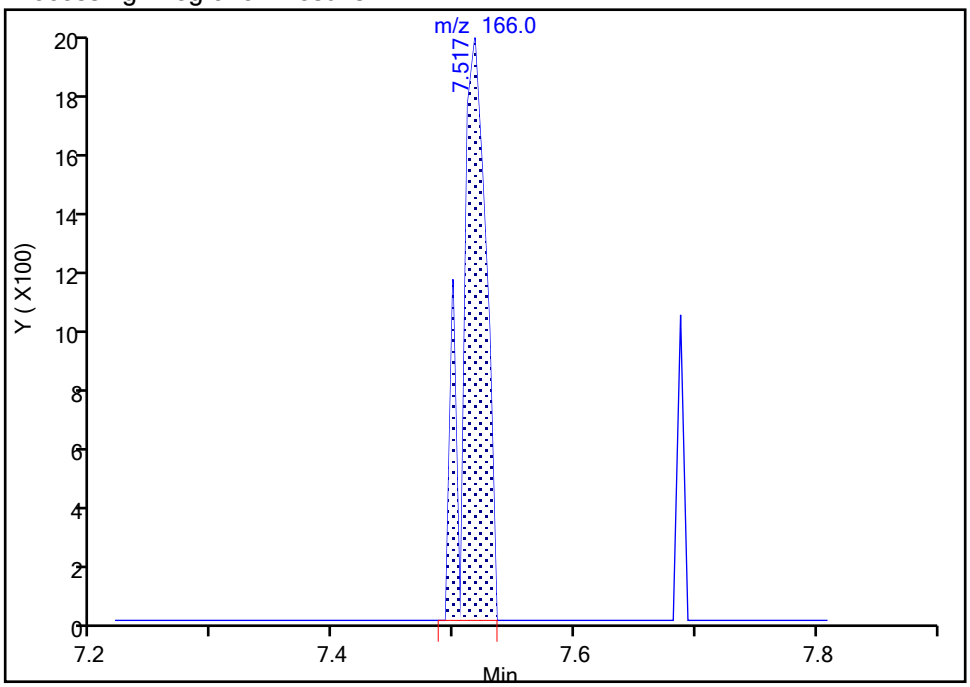

Manual Integration Results

RT: 7.52
Area: 2696
Amount: 0.257326
Amount Units: ug/L

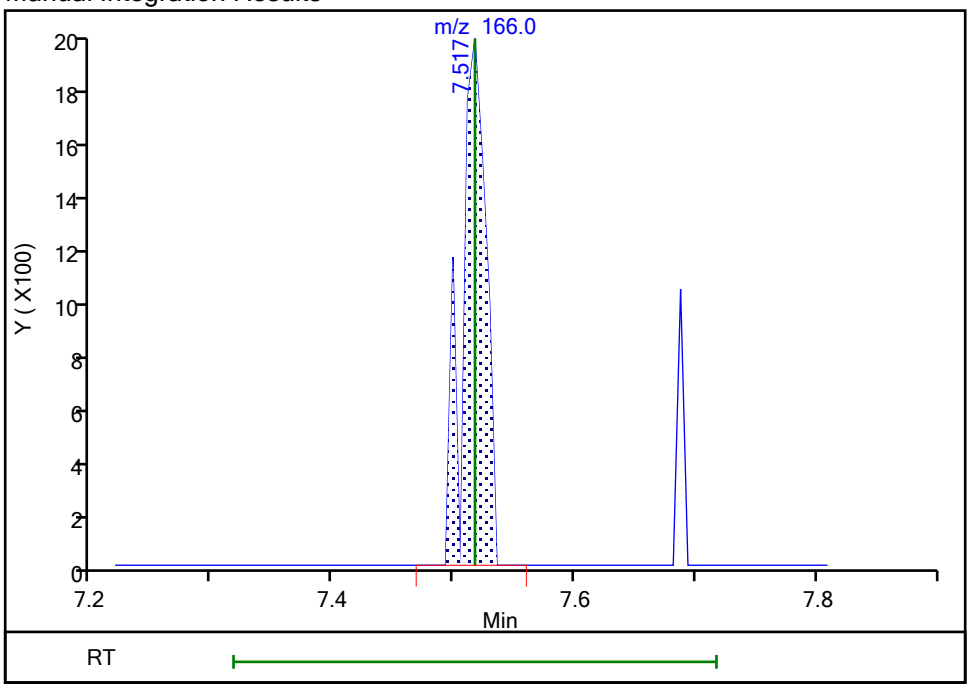

Reviewer: HillL, 21-Sep-2021 13:57:46

Audit Action: Manually Integrated Audit Reason: Poor chromatography

Manual Integration/User Assign Peak Report

Eurofins TestAmerica, Buffalo

Data File:	\\chromfs\Buffalo\ChromData\HP5973N\20210921-101109.b\N6456.D				
Injection Date:	21-Sep-2021 13:06:30	Instrument ID:	HP5973N		
Lims ID:	IC 0.5				
Client ID:					
Operator ID:	LH	ALS Bottle#:	7	Worklist Smp#:	7
Purge Vol:	5.000 mL	Dil. Factor:	1.0000		
Method:	N-8260	Limit Group:	MV - 8260C ICAL		
Column:	ZB-624 (0.18 mm)	Detector	MS SCAN		

80 1,3-Dichloropropane, CAS: 142-28-9

Signal: 1

Processing Integration Results

RT: 7.62
Area: 5895
Amount: 0.426914
Amount Units: ug/L

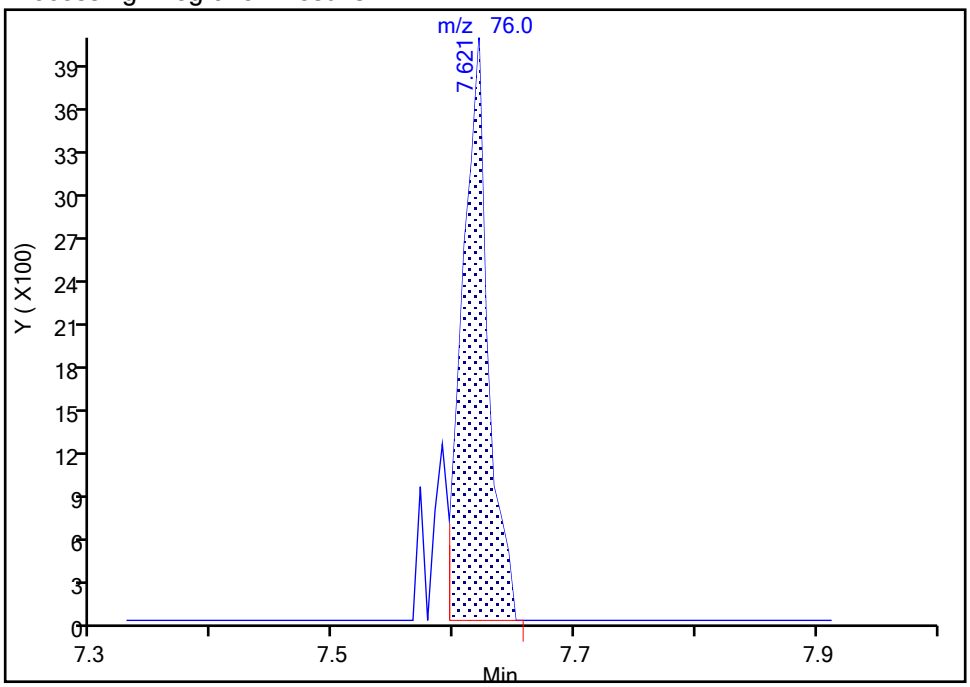

Manual Integration Results

RT: 7.62
Area: 6616
Amount: 0.452294
Amount Units: ug/L

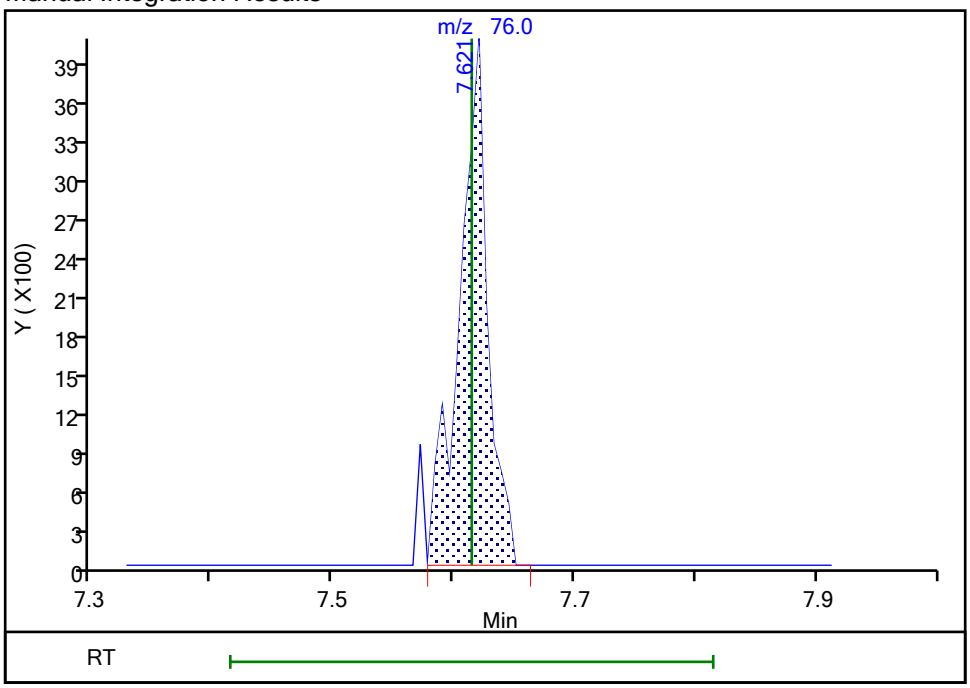

Reviewer: HillL, 21-Sep-2021 13:57:40
Audit Action: Manually Integrated Audit Reason: Poor chromatography

Manual Integration/User Assign Peak Report

Eurofins TestAmerica, Buffalo

Data File:	\\chromfs\Buffalo\ChromData\HP5973N\20210921-101109.b\N6456.D				
Injection Date:	21-Sep-2021 13:06:30	Instrument ID:	HP5973N		
Lims ID:	IC 0.5				
Client ID:					
Operator ID:	LH	ALS Bottle#:	7	Worklist Smp#:	7
Purge Vol:	5.000 mL	Dil. Factor:	1.0000		
Method:	N-8260	Limit Group:	MV - 8260C ICAL		
Column:	ZB-624 (0.18 mm)	Detector	MS SCAN		

85 Chlorobenzene, CAS: 108-90-7

Signal: 1

Not Detected
Expected RT: 8.43

Processing Integration Results

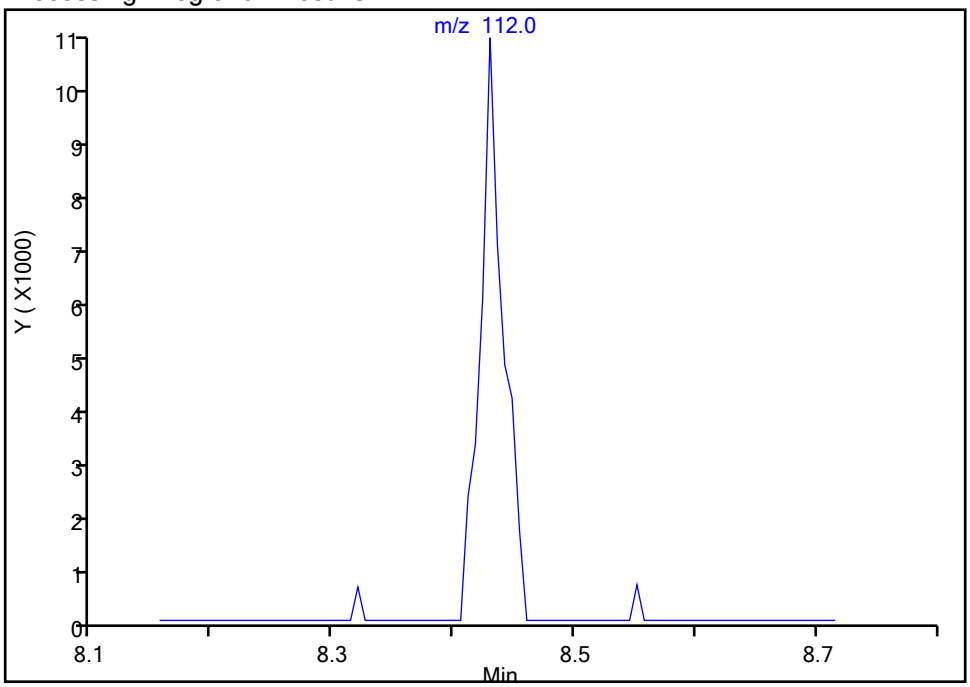

RT: 8.43
Area: 13615
Amount: 0.491563
Amount Units: ug/L

Manual Integration Results

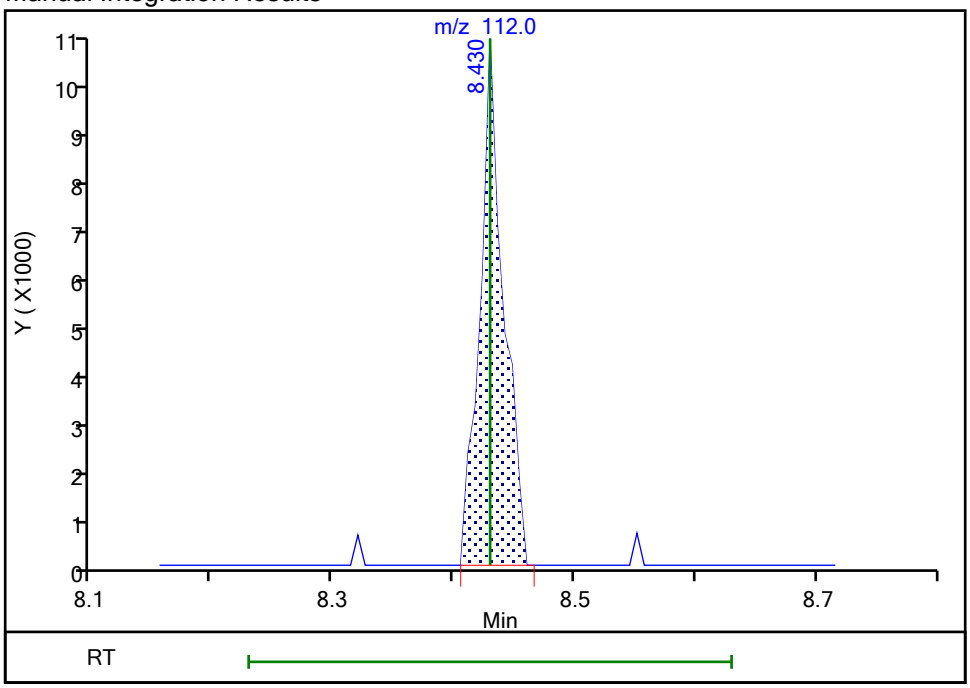

Reviewer: HillL, 21-Sep-2021 13:57:54
Audit Action: Assigned Compound ID Audit Reason: Poor chromatography

Manual Integration/User Assign Peak Report

Eurofins TestAmerica, Buffalo

Data File:	\\chromfs\Buffalo\ChromData\HP5973N\20210921-101109.b\N6456.D				
Injection Date:	21-Sep-2021 13:06:30	Instrument ID:	HP5973N		
Lims ID:	IC 0.5				
Client ID:					
Operator ID:	LH	ALS Bottle#:	7	Worklist Smp#:	7
Purge Vol:	5.000 mL	Dil. Factor:	1.0000		
Method:	N-8260	Limit Group:	MV - 8260C ICAL		
Column:	ZB-624 (0.18 mm)	Detector	MS SCAN		

95 Isopropylbenzene, CAS: 98-82-8

Signal: 1

Processing Integration Results

RT: 9.46
Area: 11498
Amount: 0.380000
Amount Units: ug/L

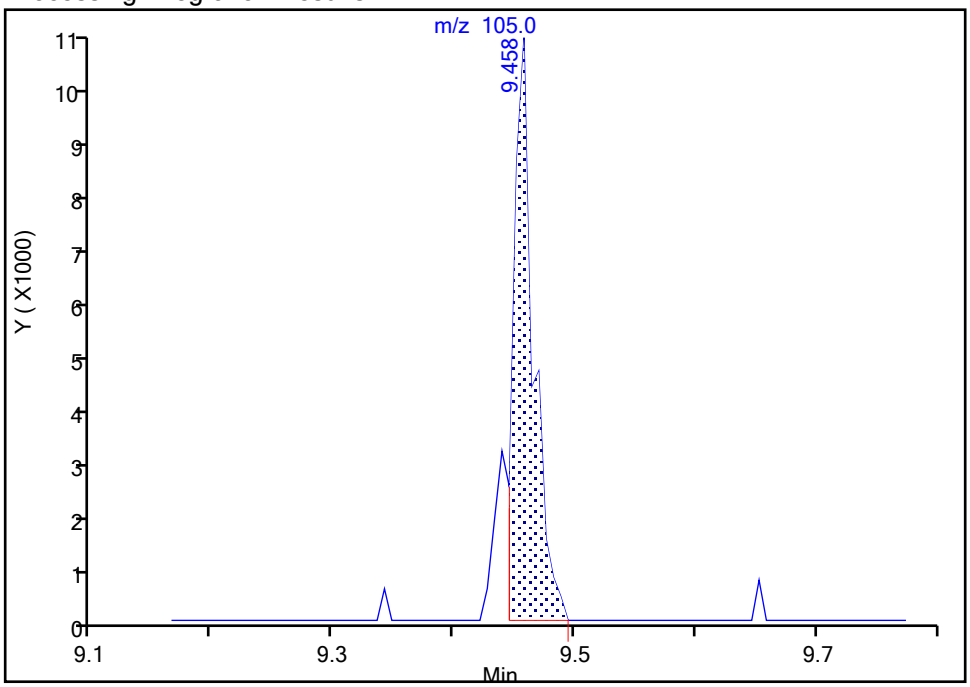

Manual Integration Results

RT: 9.46
Area: 13431
Amount: 0.326051
Amount Units: ug/L

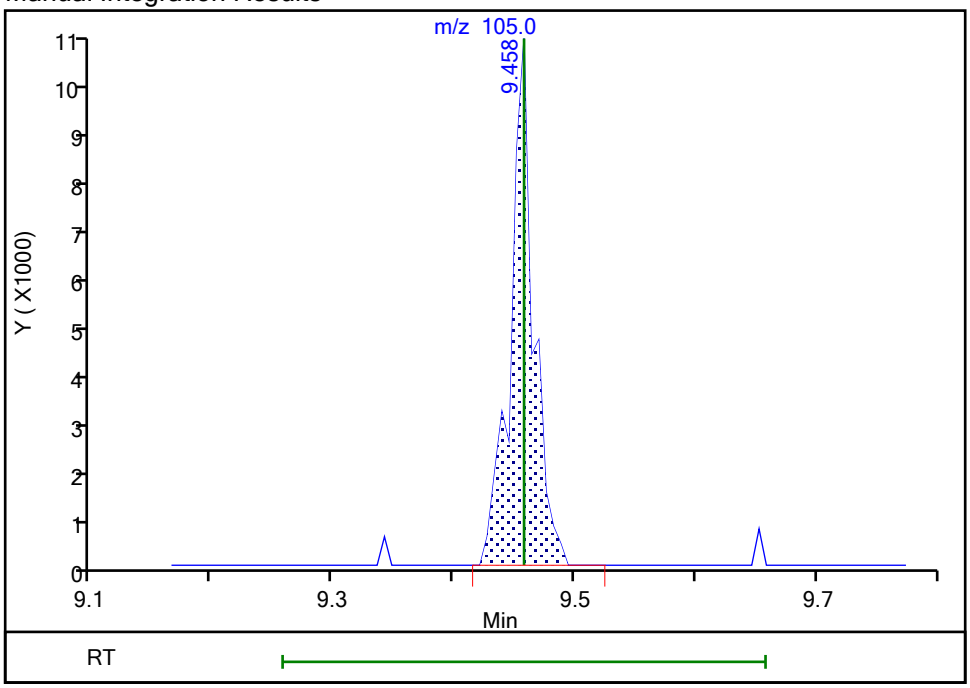

Reviewer: HillL, 21-Sep-2021 13:58:17

Audit Action: Manually Integrated Audit Reason: Poor chromatography

Manual Integration/User Assign Peak Report

Eurofins TestAmerica, Buffalo

Data File:	\\chromfs\Buffalo\ChromData\HP5973N\20210921-101109.b\N6456.D				
Injection Date:	21-Sep-2021 13:06:30	Instrument ID:	HP5973N		
Lims ID:	IC 0.5				
Client ID:					
Operator ID:	LH	ALS Bottle#:	7	Worklist Smp#:	7
Purge Vol:	5.000 mL	Dil. Factor:	1.0000		
Method:	N-8260	Limit Group:	MV - 8260C ICAL		
Column:	ZB-624 (0.18 mm)	Detector	MS SCAN		

98 1,1,2,2-Tetrachloroethane, CAS: 79-34-5

Signal: 1

Processing Integration Results

RT: 9.86
Area: 3395
Amount: 0.348024
Amount Units: ug/L

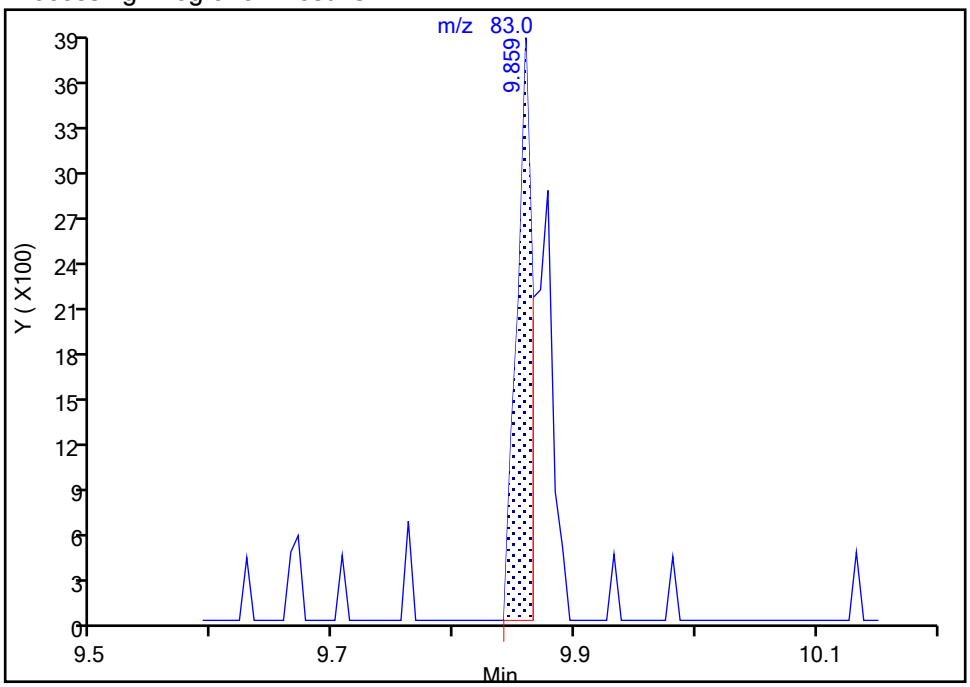

Manual Integration Results

RT: 9.86
Area: 5703
Amount: 0.479658
Amount Units: ug/L

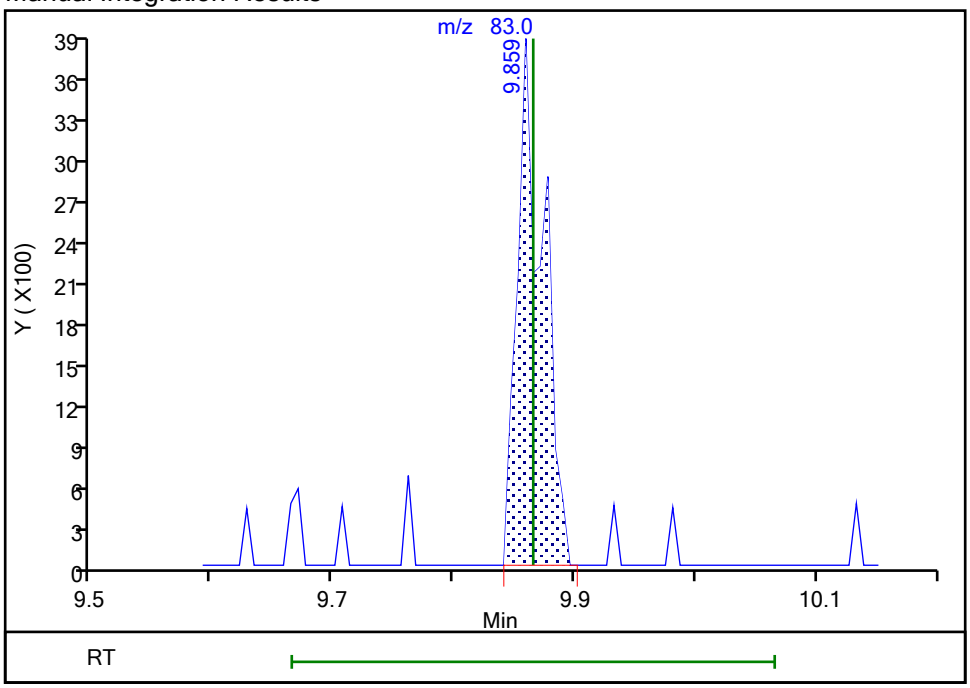

Reviewer: HillL, 21-Sep-2021 13:58:24
Audit Action: Manually Integrated Audit Reason: Poor chromatography

Manual Integration/User Assign Peak Report

Eurofins TestAmerica, Buffalo

Data File:	\\chromfs\Buffalo\ChromData\HP5973N\20210921-101109.b\N6456.D				
Injection Date:	21-Sep-2021 13:06:30	Instrument ID:	HP5973N		
Lims ID:	IC 0.5				
Client ID:					
Operator ID:	LH	ALS Bottle#:	7	Worklist Smp#:	7
Purge Vol:	5.000 mL	Dil. Factor:	1.0000		
Method:	N-8260	Limit Group:	MV - 8260C ICAL		
Column:	ZB-624 (0.18 mm)	Detector	MS SCAN		

101 trans-1,4-Dichloro-2-butene, CAS: 110-57-6

Signal: 1

Processing Integration Results

RT: 9.91
Area: 1354
Amount: 0.324854
Amount Units: ug/L

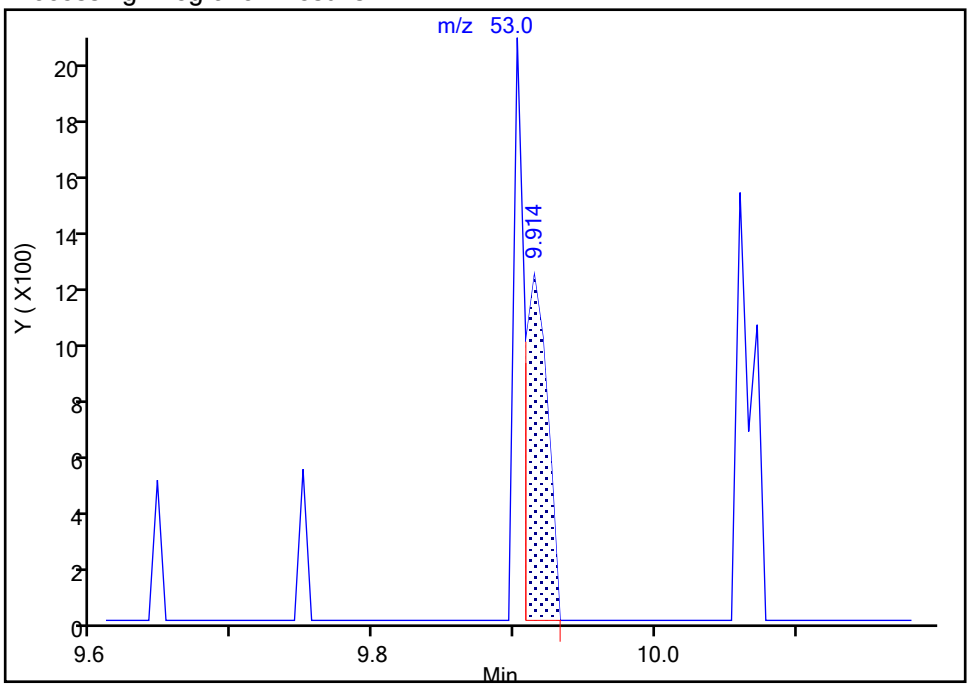

Manual Integration Results

RT: 9.90
Area: 2097
Amount: 0.397829
Amount Units: ug/L

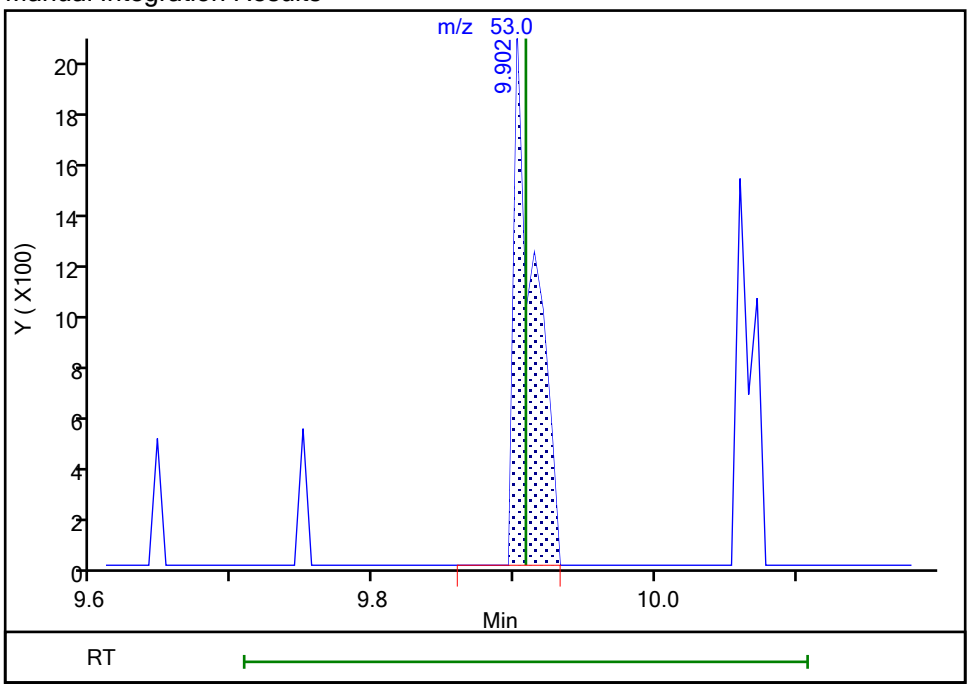

Reviewer: HillL, 21-Sep-2021 13:58:36
Audit Action: Manually Integrated Audit Reason: Poor chromatography

Manual Integration/User Assign Peak Report

Eurofins TestAmerica, Buffalo

Data File:	\\chromfs\Buffalo\ChromData\HP5973N\20210921-101109.b\N6456.D				
Injection Date:	21-Sep-2021 13:06:30	Instrument ID:	HP5973N		
Lims ID:	IC 0.5				
Client ID:					
Operator ID:	LH	ALS Bottle#:	7	Worklist Smp#:	7
Purge Vol:	5.000 mL	Dil. Factor:	1.0000		
Method:	N-8260	Limit Group:	MV - 8260C ICAL		
Column:	ZB-624 (0.18 mm)	Detector	MS SCAN		

106 tert-Butylbenzene, CAS: 98-06-6

Signal: 1

Processing Integration Results

RT: 10.39
Area: 1959
Amount: 0.396655
Amount Units: ug/L

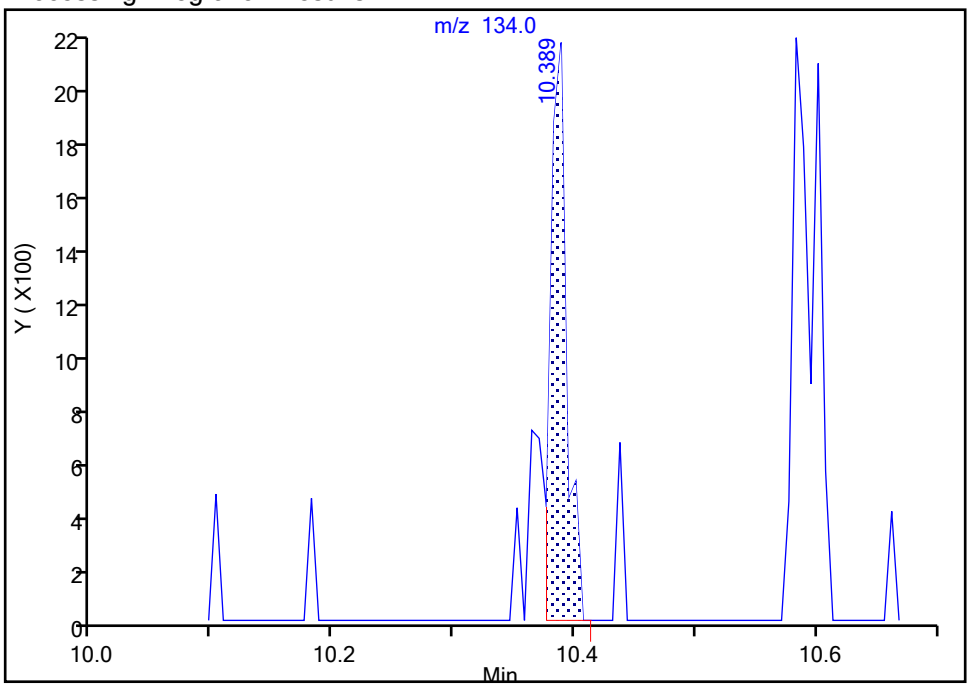

Manual Integration Results

RT: 10.39
Area: 2614
Amount: 0.339007
Amount Units: ug/L

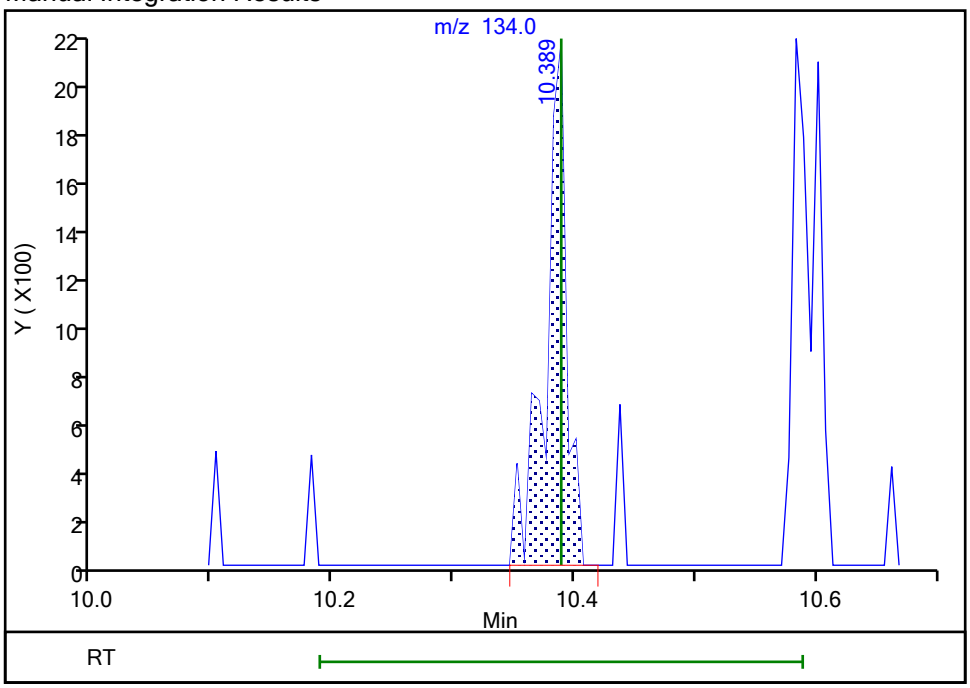

Reviewer: HillL, 21-Sep-2021 13:58:46

Audit Action: Manually Integrated Audit Reason: Poor chromatography

Manual Integration/User Assign Peak Report

Eurofins TestAmerica, Buffalo

Data File:	\\chromfs\Buffalo\ChromData\HP5973N\20210921-101109.b\N6456.D				
Injection Date:	21-Sep-2021 13:06:30	Instrument ID:	HP5973N		
Lims ID:	IC 0.5				
Client ID:					
Operator ID:	LH	ALS Bottle#:	7	Worklist Smp#:	7
Purge Vol:	5.000 mL	Dil. Factor:	1.0000		
Method:	N-8260	Limit Group:	MV - 8260C ICAL		
Column:	ZB-624 (0.18 mm)	Detector	MS SCAN		

109 sec-Butylbenzene, CAS: 135-98-8

Signal: 1

Processing Integration Results

RT: 10.60
Area: 11706
Amount: 0.372891
Amount Units: ug/L

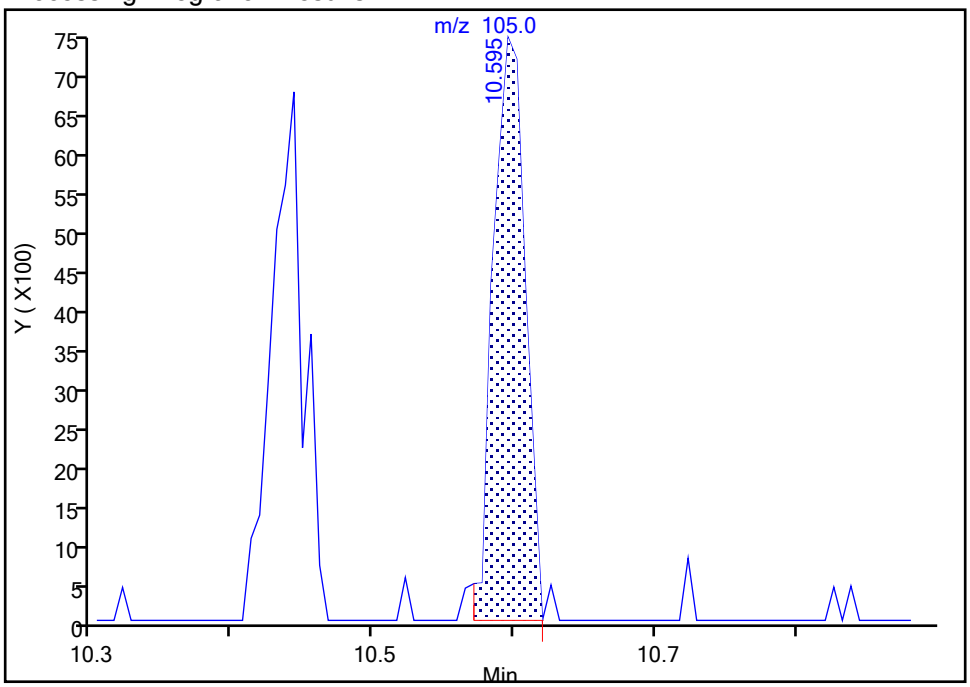

Manual Integration Results

RT: 10.60
Area: 12019
Amount: 0.274798
Amount Units: ug/L

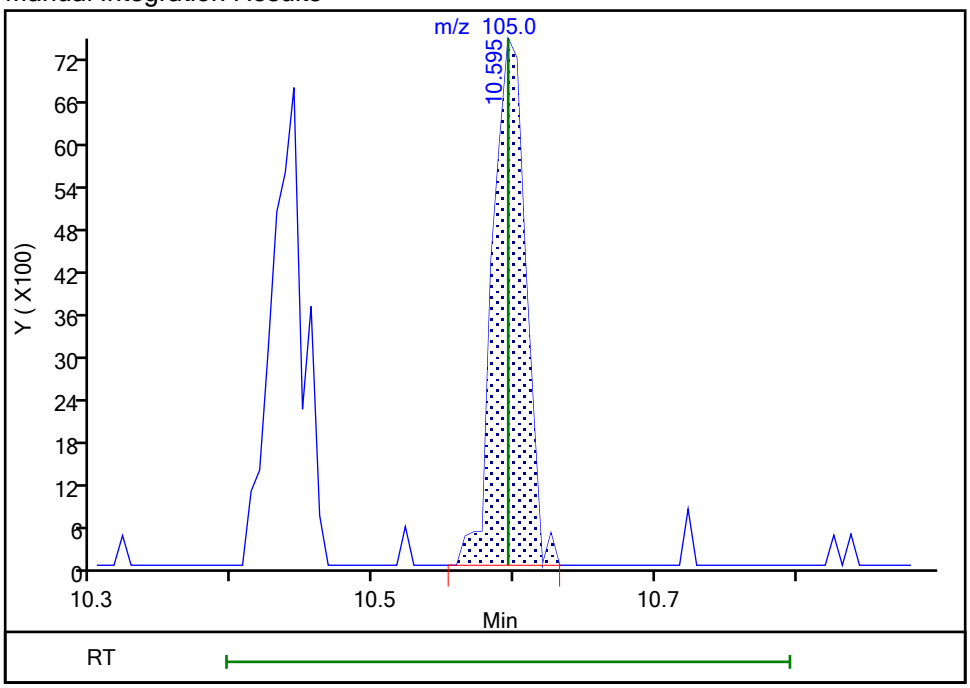

Reviewer: HillL, 21-Sep-2021 13:59:00

Audit Action: Manually Integrated Audit Reason: Poor chromatography

Manual Integration/User Assign Peak Report

Eurofins TestAmerica, Buffalo

Data File:	\\chromfs\Buffalo\ChromData\HP5973N\20210921-101109.b\N6456.D				
Injection Date:	21-Sep-2021 13:06:30	Instrument ID:	HP5973N		
Lims ID:	IC 0.5				
Client ID:					
Operator ID:	LH	ALS Bottle#:	7	Worklist Smp#:	7
Purge Vol:	5.000 mL	Dil. Factor:	1.0000		
Method:	N-8260	Limit Group:	MV - 8260C ICAL		
Column:	ZB-624 (0.18 mm)	Detector	MS SCAN		

110 1,3-Dichlorobenzene, CAS: 541-73-1

Signal: 1

Processing Integration Results

RT: 10.74
Area: 7820
Amount: 0.427844
Amount Units: ug/L

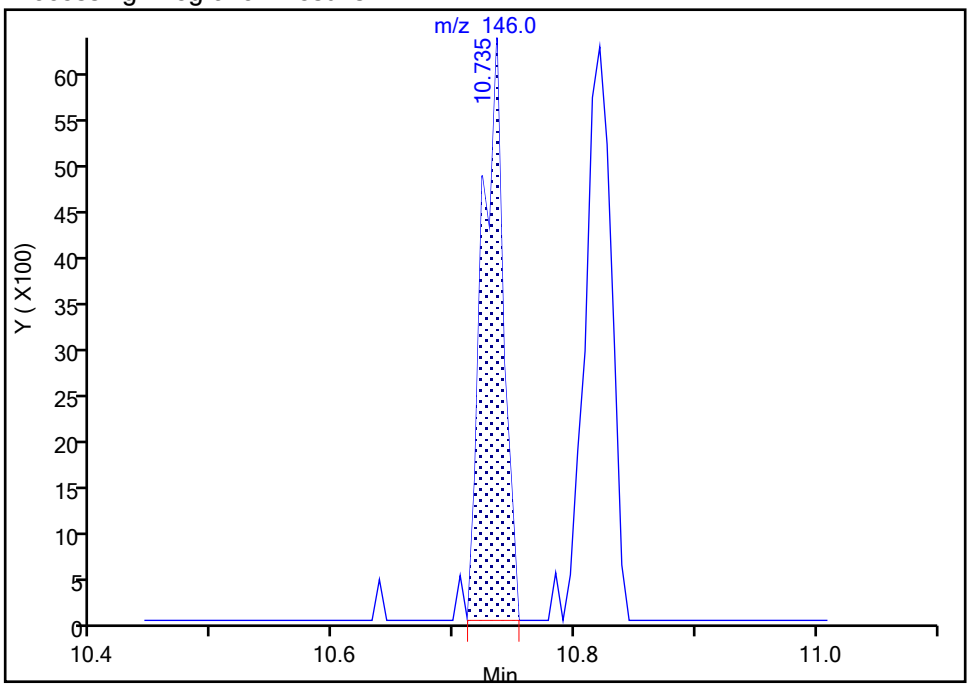

Manual Integration Results

RT: 10.74
Area: 8000
Amount: 0.367861
Amount Units: ug/L

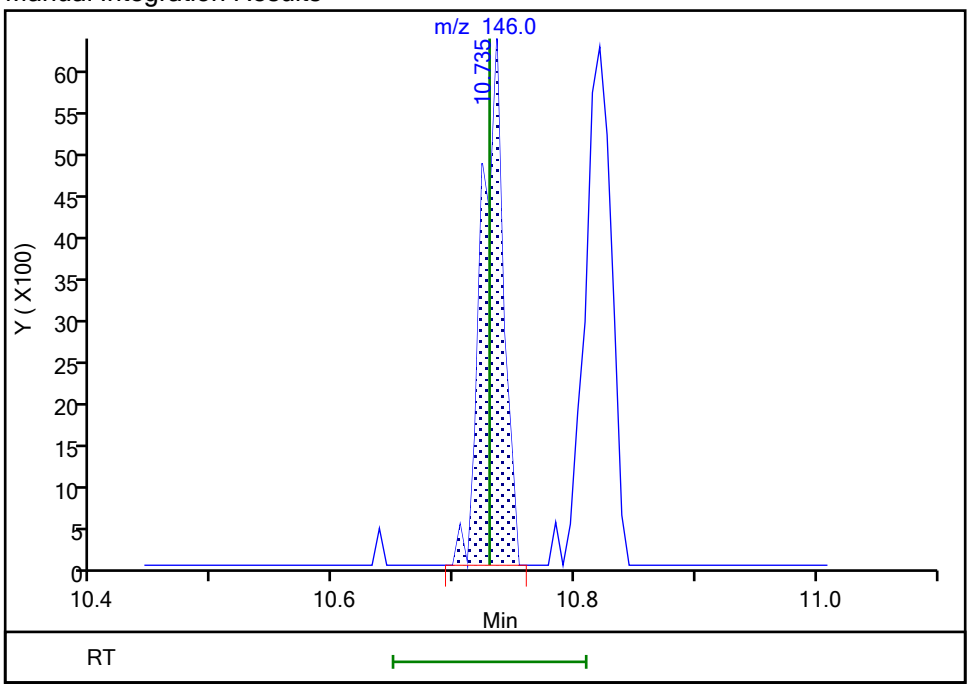

Reviewer: HillL, 21-Sep-2021 13:58:55

Audit Action: Manually Integrated Audit Reason: Poor chromatography

Manual Integration/User Assign Peak Report

Eurofins TestAmerica, Buffalo

Data File:	\\chromfs\Buffalo\ChromData\HP5973N\20210921-101109.b\N6456.D				
Injection Date:	21-Sep-2021 13:06:30	Instrument ID:	HP5973N		
Lims ID:	IC 0.5				
Client ID:					
Operator ID:	LH	ALS Bottle#:	7	Worklist Smp#:	7
Purge Vol:	5.000 mL	Dil. Factor:	1.0000		
Method:	N-8260	Limit Group:	MV - 8260C ICAL		
Column:	ZB-624 (0.18 mm)	Detector	MS SCAN		

117 1,2-Dibromo-3-Chloropropane, CAS: 96-12-8

Signal: 1

Processing Integration Results

RT: 11.90
Area: 401
Amount: 0.274181
Amount Units: ug/L

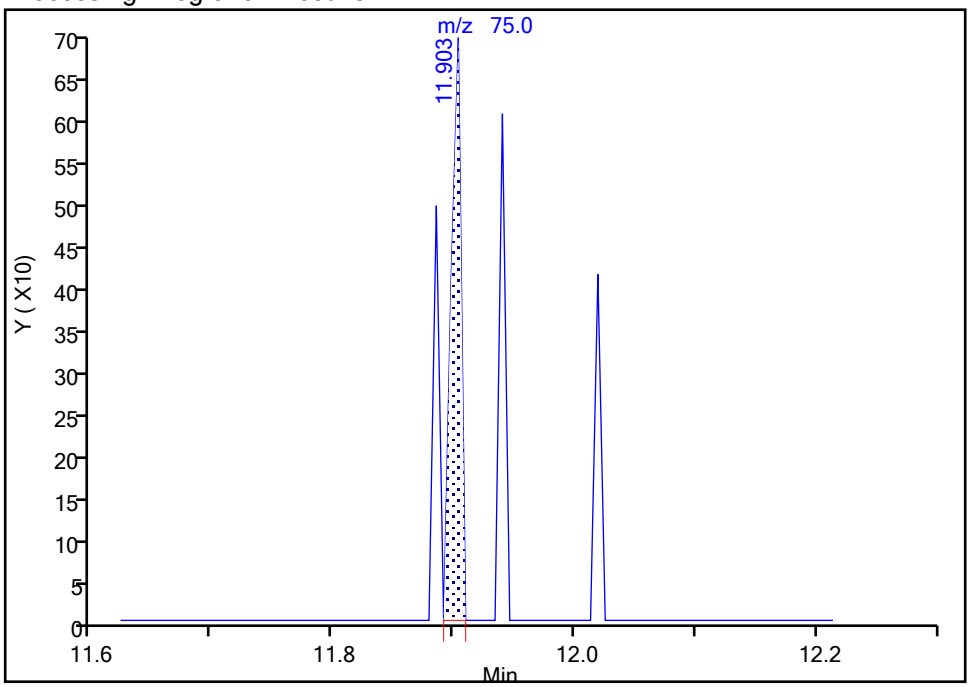

Manual Integration Results

RT: 11.90
Area: 803
Amount: 0.395678
Amount Units: ug/L

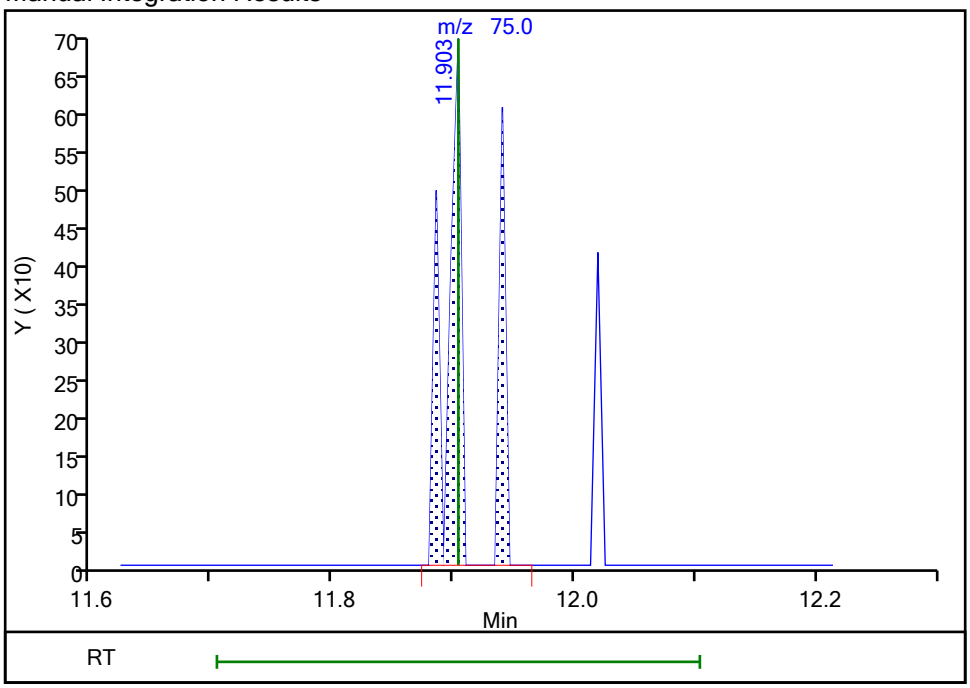

Reviewer: HillL, 21-Sep-2021 13:59:09

Audit Action: Manually Integrated Audit Reason: Poor chromatography

Eurofins TestAmerica, Buffalo
Target Compound Quantitation Report

Data File: \\chromfs\Buffalo\ChromData\HP5973N\20210921-101109.b\N6457.D
Lims ID: IC
Client ID:
Sample Type: IC Calib Level: 2
Inject. Date: 21-Sep-2021 13:29:30 ALS Bottle#: 8 Worklist Smp#: 8
Purge Vol: 5.000 mL Dil. Factor: 1.0000
Sample Info: IC
Misc. Info.: 480-0101109-008
Operator ID: LH Instrument ID: HP5973N
Sublist: chrom-N-8260*sub38

Method: \\chromfs\Buffalo\ChromData\HP5973N\20210921-101109.b\N-8260.m
Limit Group: MV - 8260C ICAL
Last Update: 21-Sep-2021 20:41:59 Calib Date: 21-Sep-2021 20:05:30
Integrator: RTE ID Type: Deconvolution ID
Quant Method: Internal Standard Quant By: Initial Calibration
Last ICal File: \\chromfs\Buffalo\ChromData\HP5973N\20210921-101109.b\N6474.D

Column 1 : ZB-624 (0.18 mm) Det: MS SCAN
Process Host: CTX1610

First Level Reviewer: HillL Date: 21-Sep-2021 14:00:06

Compound	Sig	RT (min.)	Adj RT (min.)	Dlt RT (min.)	Q	Response	Cal Amt ug/L	OnCol Amt ug/L	Flags
* 147 Fluorobenzene (IS)	70	5.412	5.412	0.000	97	176617	25.0	25.0	
* 2 Chlorobenzene-d5	117	8.405	8.405	0.000	89	677599	25.0	25.0	
* 3 1,4-Dichlorobenzene-d4	152	10.796	10.796	0.000	96	347124	25.0	25.0	
$ 148 Dibromofluoromethane (Surr)	113	4.834	4.834	0.000	93	243262	25.0	25.2	
$ 5 1,2-Dichloroethane-d4 (Surr)	65	5.139	5.138	0.001	94	311399	25.0	25.0	
$ 6 Toluene-d8 (Surr)	98	6.921	6.921	0.000	95	820917	25.0	24.4	
$ 7 4-Bromofluorobenzene (Surr)	174	9.659	9.653	0.007	93	248205	25.0	24.3	
11 Dichlorodifluoromethane	85	1.275	1.275	0.000	61	6783	1.00	0.8109	
13 Chloromethane	50	1.458	1.452	0.006	94	23529	1.00	0.9529	
14 Vinyl chloride	62	1.561	1.549	0.012	31	11937	1.00	0.8557	
144 Butadiene	54	1.561	1.561	0.000	98	19823	1.00	0.99	
15 Bromomethane	94	1.860	1.853	0.007	33	8357	1.00	1.10	M
16 Chloroethane	64	1.957	1.939	0.018	62	7629	1.00	0.9795	
17 Dichlorofluoromethane	67	2.170	2.164	0.006	61	16789	1.00	0.9767	
18 Trichlorofluoromethane	101	2.182	2.170	0.012	25	13201	1.00	0.9084	
19 Ethyl ether	59	2.444	2.437	0.007	80	12719	1.00	0.9393	
20 Acrolein	56	2.614	2.620	-0.006	47	6051	5.00	5.39	
21 112TCTFE	101	2.669	2.656	0.013	53	8534	1.00	1.01	
22 1,1-Dichloroethene	96	2.681	2.669	0.012	89	7832	1.00	0.9538	
23 Acetone	43	2.778	2.778	0.000	97	42755	5.00	5.22	
24 Iodomethane	142	2.839	2.839	0.000	91	15480	1.00	1.03	
25 Carbon disulfide	76	2.875	2.863	0.012	95	26633	1.00	0.9800	
27 3-Chloro-1-propene	41	3.028	3.021	0.007	87	25116	1.00	0.8776	
28 Methyl acetate	43	3.076	3.070	0.006	98	41688	2.00	2.13	
30 Methylene Chloride	84	3.198	3.167	0.031	89	17020	1.00	1.01	
31 2-Methyl-2-propanol	59	3.338	3.350	-0.012	59	13837	10.0	8.09	
32 Methyl tert-butyl ether	73	3.380	3.380	0.000	89	26337	1.00	0.8902	
33 trans-1,2-Dichloroethene	96	3.399	3.399	0.000	89	9410	1.00	0.9778	
34 Acrylonitrile	53	3.453	3.453	0.000	100	95446	10.0	10.1	
35 Hexane	57	3.587	3.587	0.000	93	20168	1.00	0.9347	

Compound	Sig	RT (min.)	Adj RT (min.)	Dlt RT (min.)	Q	Response	Cal Amt ug/L	OnCol Amt ug/L	Flags
36 1,1-Dichloroethane	63	3.818	3.812	0.006	94	20778	1.00	0.9613	
39 Vinyl acetate	43	3.867	3.867	0.000	97	67209	2.00	1.63	
42 2,2-Dichloropropane	77	4.342	4.329	0.013	40	7346	1.00	0.9443	
43 cis-1,2-Dichloroethene	96	4.366	4.366	0.000	84	10356	1.00	0.9726	
44 2-Butanone (MEK)	43	4.409	4.402	0.007	95	63594	5.00	4.98	
47 Chlorobromomethane	128	4.603	4.603	0.000	83	5667	1.00	0.9844	
49 Tetrahydrofuran	42	4.628	4.621	0.007	87	19426	2.00	2.25	
50 Chloroform	83	4.682	4.682	0.000	94	20333	1.00	1.13	
51 1,1,1-Trichloroethane	97	4.786	4.786	0.000	73	10939	1.00	0.8423	
52 Cyclohexane	56	4.798	4.798	0.000	76	23021	1.00	0.9189	
53 Carbon tetrachloride	117	4.926	4.926	0.000	72	9664	1.00	0.9163	
54 1,1-Dichloropropene	75	4.944	4.938	0.006	85	11149	1.00	0.8716	
55 Benzene	78	5.145	5.145	0.000	42	40138	1.00	1.01	
56 Isobutyl alcohol	43	5.175	5.175	0.000	94	19315	25.0	21.5	
57 1,2-Dichloroethane	62	5.212	5.211	0.001	92	19579	1.00	1.05	
59 n-Heptane	43	5.315	5.321	-0.006	93	24270	1.00	0.8551	
60 Trichloroethene	95	5.747	5.753	-0.006	90	8828	1.00	0.8944	
62 Methylcyclohexane	83	5.869	5.869	0.000	91	15013	1.00	0.9781	M
63 1,2-Dichloropropane	63	5.990	5.990	0.000	81	12534	1.00	0.99	
64 Dibromomethane	93	6.130	6.130	0.000	87	7081	1.00	1.05	
66 1,4-Dioxane	88	6.148	6.136	0.012	42	2152	20.0	21.8	
67 Dichlorobromomethane	83	6.282	6.282	0.000	93	11829	1.00	1.02	
69 2-Chloroethyl vinyl ether	63	6.568	6.562	0.006	79	6742	1.00	0.8814	
71 cis-1,3-Dichloropropene	75	6.696	6.702	-0.006	77	12536	1.00	0.8840	
72 4-Methyl-2-pentanone (MIBK)	58	6.854	6.848	0.006	94	33701	5.00	4.87	
73 Toluene	92	6.988	6.982	0.006	96	24591	1.00	1.00	
75 trans-1,3-Dichloropropene	75	7.262	7.268	-0.006	95	12204	1.00	0.9236	
77 Ethyl methacrylate	69	7.316	7.316	0.000	82	7889	1.00	0.8230	
78 1,1,2-Trichloroethane	83	7.462	7.456	0.006	53	6579	1.00	0.9083	
79 Tetrachloroethene	166	7.511	7.517	-0.006	89	9991	1.00	0.9321	
80 1,3-Dichloropropane	76	7.615	7.615	0.001	87	16193	1.00	1.08	
82 2-Hexanone	43	7.681	7.688	-0.007	95	85383	5.00	5.27	
83 Chlorodibromomethane	129	7.852	7.852	0.000	85	7478	1.00	0.8894	
84 Ethylene Dibromide	107	7.967	7.961	0.006	82	7856	1.00	0.8895	
85 Chlorobenzene	112	8.430	8.430	0.000	92	28042	1.00	0.9895	
88 Ethylbenzene	91	8.527	8.527	0.000	95	39813	1.00	0.9122	
89 1,1,1,2-Tetrachloroethane	131	8.527	8.527	0.000	41	7221	1.00	0.8145	
90 m-Xylene & p-Xylene	106	8.649	8.649	0.000	94	13604	1.00	0.8292	
91 o-Xylene	106	9.069	9.075	-0.006	92	15264	1.00	0.9373	
92 Styrene	104	9.105	9.105	0.000	92	24498	1.00	0.8982	
93 Bromoform	173	9.361	9.354	0.007	42	4285	1.00	0.8293	
95 Isopropylbenzene	105	9.458	9.458	0.000	95	37006	1.00	0.9108	
97 Bromobenzene	156	9.805	9.805	0.000	88	11310	1.00	1.01	
98 1,1,2,2-Tetrachloroethane	83	9.865	9.865	0.000	91	12546	1.00	1.07	
100 N-Propylbenzene	91	9.884	9.890	-0.006	98	46482	1.00	0.9535	
99 1,2,3-Trichloropropane	110	9.902	9.902	0.000	55	4024	1.00	1.07	
101 trans-1,4-Dichloro-2-butene	53	9.914	9.908	0.006	41	5551	1.00	1.07	
102 2-Chlorotoluene	126	9.993	9.993	0.000	95	9979	1.00	0.9505	M
104 1,3,5-Trimethylbenzene	105	10.066	10.066	0.000	94	28723	1.00	0.8622	
105 4-Chlorotoluene	91	10.097	10.103	-0.006	97	30538	1.00	1.02	
106 tert-Butylbenzene	134	10.383	10.389	-0.006	95	5878	1.00	0.7729	
108 1,2,4-Trimethylbenzene	105	10.437	10.437	0.000	96	33830	1.00	0.9642	

Compound	Sig	RT (min.)	Adj RT (min.)	Dlt RT (min.)	Q	Response	Cal Amt ug/L	OnCol Amt ug/L	Flags
109 sec-Butylbenzene	105	10.596	10.595	0.001	93	38834	1.00	0.9002	
110 1,3-Dichlorobenzene	146	10.723	10.729	-0.006	77	20629	1.00	0.9617	
111 4-Isopropyltoluene	119	10.735	10.735	0.000	96	32114	1.00	0.8339	
113 1,4-Dichlorobenzene	146	10.821	10.821	0.000	86	21201	1.00	0.9775	
115 n-Butylbenzene	91	11.119	11.119	0.000	96	30183	1.00	0.9013	
116 1,2-Dichlorobenzene	146	11.173	11.173	0.000	93	22415	1.00	1.05	
117 1,2-Dibromo-3-Chloropropane	75	11.910	11.903	0.007	10	2094	1.00	1.05	
119 1,2,4-Trichlorobenzene	180	12.579	12.579	0.000	91	14113	1.00	1.01	
120 Hexachlorobutadiene	225	12.688	12.688	0.000	90	6037	1.00	0.9419	
121 Naphthalene	128	12.792	12.792	0.000	95	31221	1.00	0.8359	
122 1,2,3-Trichlorobenzene	180	12.999	12.992	0.007	91	12896	1.00	0.9509	
S 126 Xylenes, Total	1				0			1.77	
S 123 1,3-Dichloropropene, Total	1				0			1.81	
S 125 Total BTEX	1				0			4.69	
S 124 1,2-Dichloroethene, Total	1				0			1.95	

QC Flag Legend

Processing Flags

Review Flags

M - Manually Integrated

Reagents:

8260 CORP mix_00214	Amount Added:	1.00	Units: uL	
GAS CORP mix_00473	Amount Added:	1.00	Units: uL	
N_8260_Surr_00425	Amount Added:	1.00	Units: uL	Run Reagent
N 8260 IS_00222	Amount Added:	1.00	Units: uL	Run Reagent

Report Date: 21-Sep-2021 20:42:00 Chrom Revision: 2.3 13-May-2021 07:57:40

Eurofins TestAmerica, Buffalo

Data File: \\chromfs\Buffalo\ChromData\HP5973N\20210921-101109.b\N6457.D

Injection Date: 21-Sep-2021 13:29:30 Instrument ID: HP5973N Operator ID: LH

Lims ID: IC Worklist Smp#: 8

Client ID:

Purge Vol: 5.000 mL Dil. Factor: 1.0000 ALS Bottle#: 8

Method: N-8260 Limit Group: MV - 8260C ICAL

Column: ZB-624 (0.18 mm)

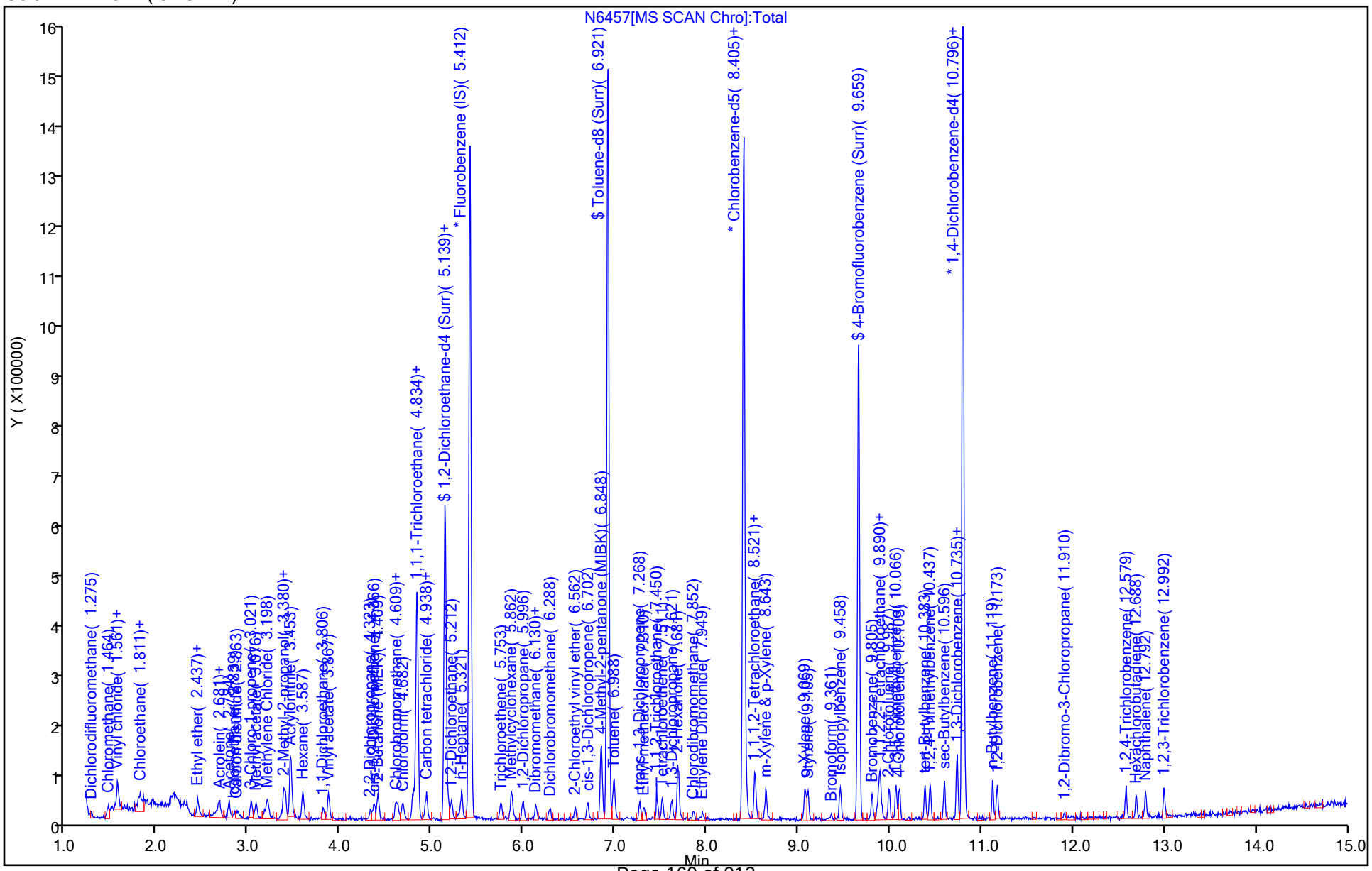

Manual Integration/User Assign Peak Report

Eurofins TestAmerica, Buffalo

Data File:	\\chromfs\Buffalo\ChromData\HP5973N\20210921-101109.b\N6457.D				
Injection Date:	21-Sep-2021 13:29:30	Instrument ID:	HP5973N		
Lims ID:	IC				
Client ID:					
Operator ID:	LH	ALS Bottle#:	8	Worklist Smp#:	8
Purge Vol:	5.000 mL	Dil. Factor:	1.0000		
Method:	N-8260	Limit Group:	MV - 8260C ICAL		
Column:	ZB-624 (0.18 mm)	Detector	MS SCAN		

15 Bromomethane, CAS: 74-83-9

Signal: 1

Processing Integration Results

RT: 1.86
Area: 14698
Amount: 1.196532
Amount Units: ug/L

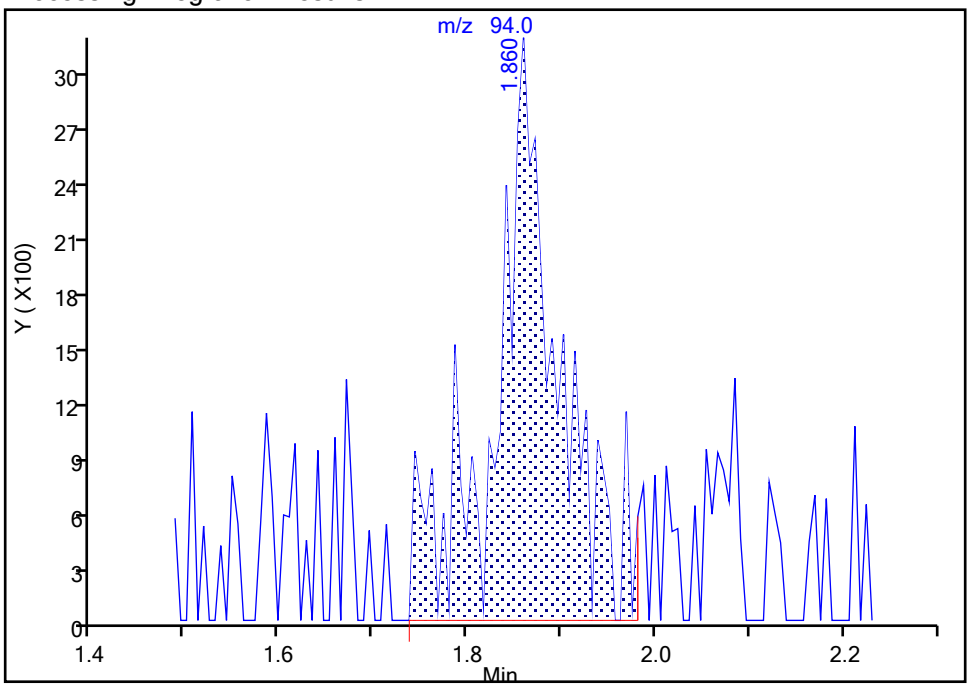

Manual Integration Results

RT: 1.86
Area: 8357
Amount: 1.099675
Amount Units: ug/L

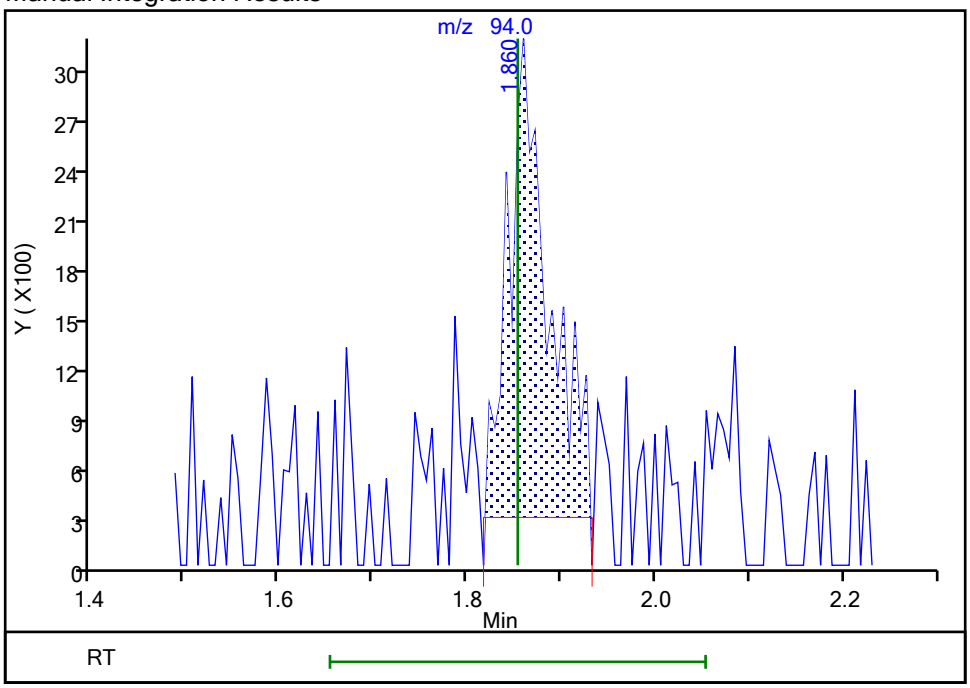

Reviewer: HillL, 21-Sep-2021 14:00:02

Audit Action: Manually Integrated Audit Reason: Poor chromatography

Manual Integration/User Assign Peak Report

Eurofins TestAmerica, Buffalo

Data File:	\\chromfs\Buffalo\ChromData\HP5973N\20210921-101109.b\N6457.D				
Injection Date:	21-Sep-2021 13:29:30	Instrument ID:	HP5973N		
Lims ID:	IC				
Client ID:					
Operator ID:	LH	ALS Bottle#:	8	Worklist Smp#:	8
Purge Vol:	5.000 mL	Dil. Factor:	1.0000		
Method:	N-8260	Limit Group:	MV - 8260C ICAL		
Column:	ZB-624 (0.18 mm)	Detector	MS SCAN		

62 Methylcyclohexane, CAS: 108-87-2

Signal: 1

Processing Integration Results

RT: 5.87
Area: 7881
Amount: 0.973573
Amount Units: ug/L

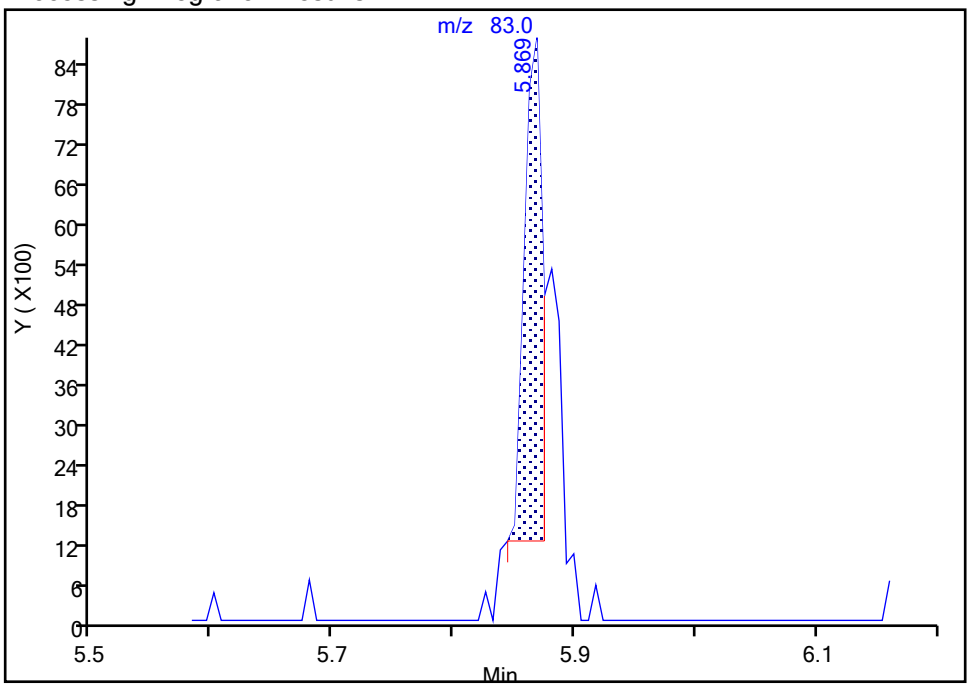

Manual Integration Results

RT: 5.87
Area: 15013
Amount: 0.978057
Amount Units: ug/L

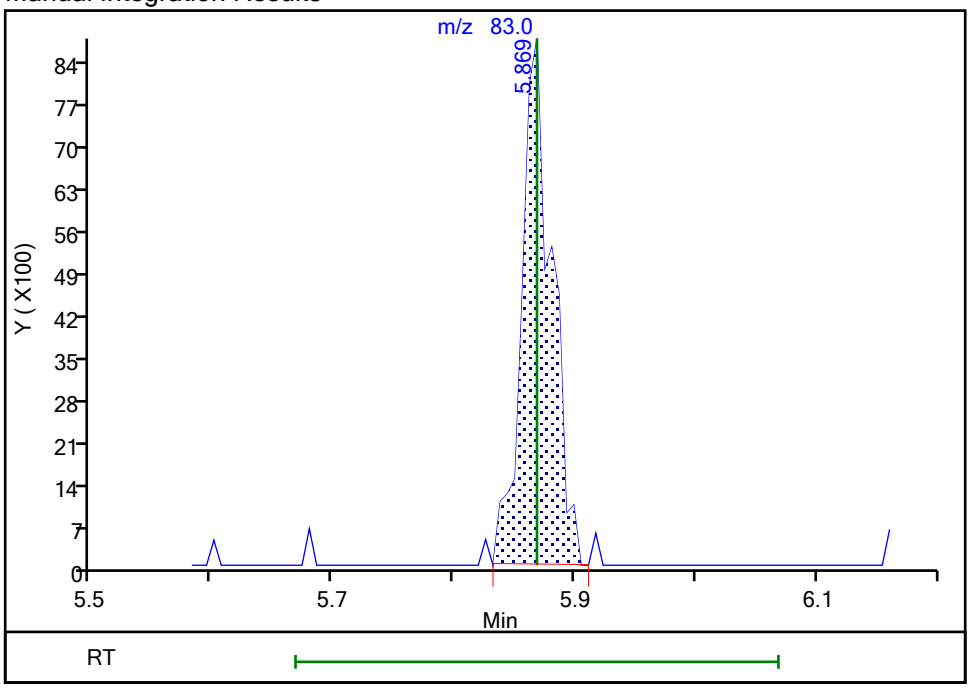

Reviewer: HillL, 21-Sep-2021 14:01:27
Audit Action: Manually Integrated Audit Reason: Poor chromatography

Manual Integration/User Assign Peak Report

Eurofins TestAmerica, Buffalo

Data File:	\\chromfs\Buffalo\ChromData\HP5973N\20210921-101109.b\N6457.D				
Injection Date:	21-Sep-2021 13:29:30	Instrument ID:	HP5973N		
Lims ID:	IC				
Client ID:					
Operator ID:	LH	ALS Bottle#:	8	Worklist Smp#:	8
Purge Vol:	5.000 mL	Dil. Factor:	1.0000		
Method:	N-8260	Limit Group:	MV - 8260C ICAL		
Column:	ZB-624 (0.18 mm)	Detector	MS SCAN		

102 2-Chlorotoluene, CAS: 95-49-8

Signal: 1

Processing Integration Results

RT: 9.98
Area: 4519
Amount: 0.720640
Amount Units: ug/L

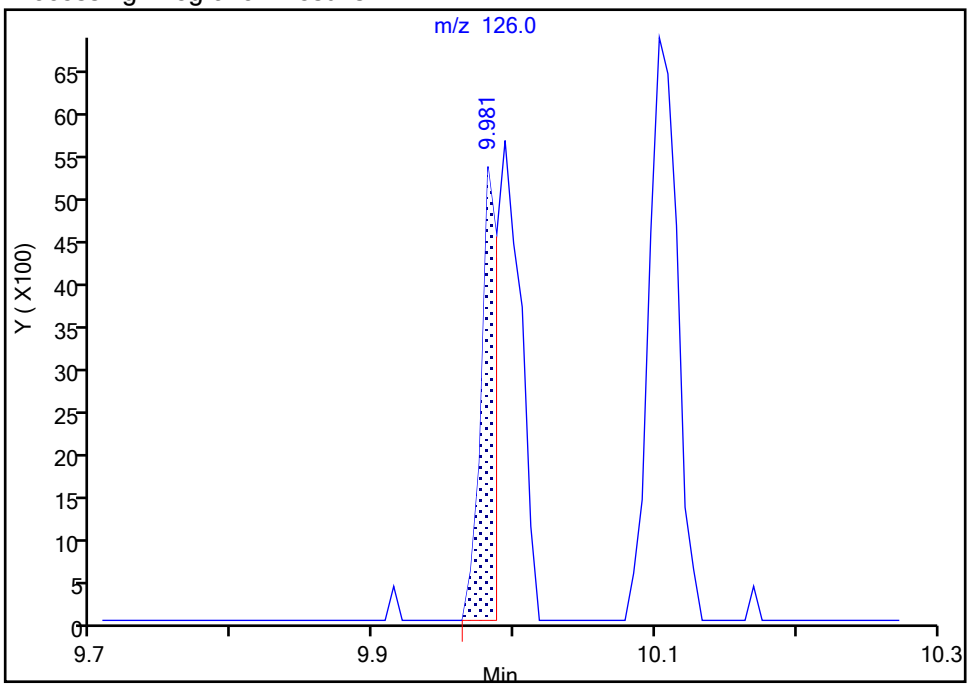

Manual Integration Results

RT: 9.99
Area: 9979
Amount: 0.950532
Amount Units: ug/L

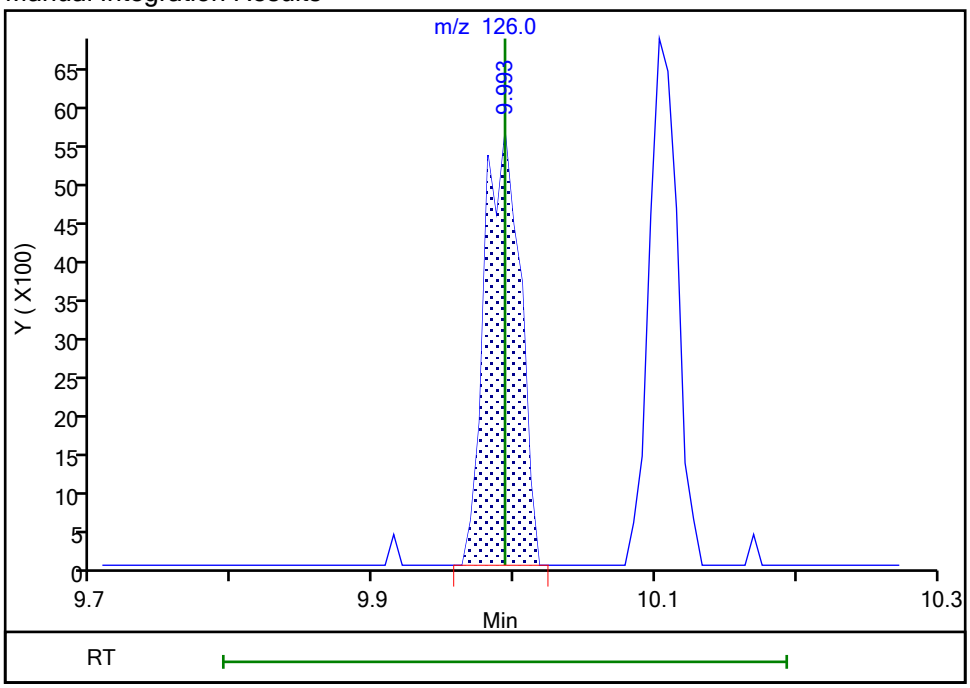

Reviewer: HillL, 21-Sep-2021 14:01:56

Audit Action: Manually Integrated Audit Reason: Poor chromatography

Eurofins TestAmerica, Buffalo
Target Compound Quantitation Report

Data File: \\chromfs\Buffalo\ChromData\HP5973N\20210921-101109.b\N6458.D
Lims ID: IC 2
Client ID:
Sample Type: IC Calib Level: 3
Inject. Date: 21-Sep-2021 13:53:30 ALS Bottle#: 9 Worklist Smp#: 9
Purge Vol: 5.000 mL Dil. Factor: 1.0000
Sample Info: IC 2
Misc. Info.: 480-0101109-009
Operator ID: LH Instrument ID: HP5973N
Sublist: chrom-N-8260*sub38

Method: \\chromfs\Buffalo\ChromData\HP5973N\20210921-101109.b\N-8260.m
Limit Group: MV - 8260C ICAL
Last Update: 21-Sep-2021 20:42:02 Calib Date: 21-Sep-2021 20:05:30
Integrator: RTE ID Type: Deconvolution ID
Quant Method: Internal Standard Quant By: Initial Calibration
Last ICal File: \\chromfs\Buffalo\ChromData\HP5973N\20210921-101109.b\N6474.D

Column 1 : ZB-624 (0.18 mm) Det: MS SCAN
Process Host: CTX1610

First Level Reviewer: HillL Date: 21-Sep-2021 15:57:56

Compound	Sig	RT (min.)	Adj RT (min.)	Dlt RT (min.)	Q	Response	Cal Amt ug/L	OnCol Amt ug/L	Flags
* 147 Fluorobenzene (IS)	70	5.412	5.412	0.000	98	188358	25.0	25.0	
* 2 Chlorobenzene-d5	117	8.405	8.405	0.000	90	716775	25.0	25.0	
* 3 1,4-Dichlorobenzene-d4	152	10.796	10.796	0.000	95	385374	25.0	25.0	
$ 148 Dibromofluoromethane (Surr)	113	4.828	4.834	-0.006	92	253030	25.0	24.6	
$ 5 1,2-Dichloroethane-d4 (Surr)	65	5.138	5.138	0.000	92	325977	25.0	24.5	
$ 6 Toluene-d8 (Surr)	98	6.915	6.921	-0.006	95	876884	25.0	24.7	
$ 7 4-Bromofluorobenzene (Surr)	174	9.658	9.653	0.006	92	265033	25.0	24.5	
11 Dichlorodifluoromethane	85	1.275	1.275	0.000	96	18536	2.00	2.08	M
13 Chloromethane	50	1.446	1.452	-0.006	98	55054	2.00	2.09	
14 Vinyl chloride	62	1.537	1.549	-0.012	94	24593	2.00	1.65	
144 Butadiene	54	1.561	1.561	0.000	96	39613	2.00	1.86	
15 Bromomethane	94	1.859	1.853	0.006	52	17397	2.00	2.15	M
16 Chloroethane	64	1.932	1.939	-0.007	62	15609	2.00	1.88	
17 Dichlorofluoromethane	67	2.151	2.164	-0.013	93	34210	2.00	1.87	a
18 Trichlorofluoromethane	101	2.151	2.170	-0.019	65	27779	2.00	1.79	
19 Ethyl ether	59	2.431	2.437	-0.006	92	30441	2.00	2.11	
20 Acrolein	56	2.620	2.620	0.000	75	12309	10.0	10.3	
21 112TCTFE	101	2.662	2.656	0.006	75	14994	2.00	1.67	
22 1,1-Dichloroethene	96	2.674	2.669	0.005	87	14515	2.00	1.66	
23 Acetone	43	2.772	2.778	-0.006	96	89038	10.0	10.2	
24 Iodomethane	142	2.845	2.839	0.006	84	27981	2.00	1.75	
25 Carbon disulfide	76	2.863	2.863	0.000	95	48466	2.00	1.67	
27 3-Chloro-1-propene	41	3.015	3.021	-0.006	88	50707	2.00	1.66	
28 Methyl acetate	43	3.070	3.070	0.000	99	82695	4.00	3.96	
30 Methylene Chloride	84	3.167	3.167	0.000	85	25693	2.00	1.78	M
31 2-Methyl-2-propanol	59	3.344	3.350	-0.006	91	34154	20.0	18.7	
32 Methyl tert-butyl ether	73	3.380	3.380	0.000	89	57772	2.00	1.83	
33 trans-1,2-Dichloroethene	96	3.386	3.399	-0.013	90	19055	2.00	1.86	
34 Acrylonitrile	53	3.453	3.453	0.000	98	188764	20.0	18.7	
35 Hexane	57	3.587	3.587	0.000	87	34503	2.00	1.50	

Compound	Sig	RT (min.)	Adj RT (min.)	Dlt RT (min.)	Q	Response	Cal Amt ug/L	OnCol Amt ug/L	Flags
36 1,1-Dichloroethane	63	3.806	3.812	-0.006	96	38793	2.00	1.68	
39 Vinyl acetate	43	3.867	3.867	0.000	96	139226	4.00	3.16	
42 2,2-Dichloropropane	77	4.329	4.329	0.000	71	14093	2.00	1.70	
43 cis-1,2-Dichloroethene	96	4.360	4.366	-0.006	86	21334	2.00	1.88	
44 2-Butanone (MEK)	43	4.402	4.402	0.000	95	130242	10.0	9.55	
47 Chlorobromomethane	128	4.597	4.603	-0.006	83	11711	2.00	1.91	
49 Tetrahydrofuran	42	4.627	4.621	0.006	90	34941	4.00	3.79	M
50 Chloroform	83	4.670	4.682	-0.012	93	36053	2.00	1.88	
51 1,1,1-Trichloroethane	97	4.785	4.786	-0.001	93	23240	2.00	1.68	
52 Cyclohexane	56	4.792	4.798	-0.006	93	39238	2.00	1.47	
53 Carbon tetrachloride	117	4.925	4.926	-0.001	57	17216	2.00	1.53	
54 1,1-Dichloropropene	75	4.931	4.938	-0.007	80	24077	2.00	1.76	
55 Benzene	78	5.144	5.145	-0.001	47	75151	2.00	1.77	
56 Isobutyl alcohol	43	5.181	5.175	0.006	91	42019	50.0	43.9	
57 1,2-Dichloroethane	62	5.211	5.211	0.000	92	37909	2.00	1.90	
59 n-Heptane	43	5.315	5.321	-0.006	95	53021	2.00	1.75	
60 Trichloroethene	95	5.747	5.753	-0.006	88	20528	2.00	1.95	
62 Methylcyclohexane	83	5.868	5.869	-0.001	91	26092	2.00	1.59	
63 1,2-Dichloropropane	63	5.990	5.990	0.000	82	24435	2.00	1.82	
64 Dibromomethane	93	6.130	6.130	0.000	86	13447	2.00	1.88	
66 1,4-Dioxane	88	6.136	6.136	0.000	42	4154	40.0	39.8	
67 Dichlorobromomethane	83	6.282	6.282	0.000	92	19744	2.00	1.59	
69 2-Chloroethyl vinyl ether	63	6.562	6.562	0.000	76	13753	2.00	1.69	
71 cis-1,3-Dichloropropene	75	6.696	6.702	-0.006	78	23895	2.00	1.58	
72 4-Methyl-2-pentanone (MIBK)	58	6.842	6.848	-0.006	96	68413	10.0	9.34	
73 Toluene	92	6.982	6.982	0.000	98	48891	2.00	1.88	
75 trans-1,3-Dichloropropene	75	7.274	7.268	0.006	83	22016	2.00	1.58	
77 Ethyl methacrylate	69	7.316	7.316	0.000	87	16484	2.00	1.63	
78 1,1,2-Trichloroethane	83	7.456	7.456	0.000	90	15834	2.00	2.07	
79 Tetrachloroethene	166	7.517	7.517	0.000	87	21156	2.00	1.87	
80 1,3-Dichloropropane	76	7.614	7.615	0.000	83	28427	2.00	1.80	
82 2-Hexanone	43	7.687	7.688	-0.001	97	163635	10.0	9.56	
83 Chlorodibromomethane	129	7.852	7.852	0.000	93	14481	2.00	1.63	
84 Ethylene Dibromide	107	7.955	7.961	-0.006	95	17941	2.00	1.92	
85 Chlorobenzene	112	8.430	8.430	0.000	95	55493	2.00	1.85	
88 Ethylbenzene	91	8.521	8.527	-0.006	97	79634	2.00	1.72	
89 1,1,1,2-Tetrachloroethane	131	8.533	8.527	0.006	43	16641	2.00	1.77	
90 m-Xylene & p-Xylene	106	8.649	8.649	0.000	98	29230	2.00	1.68	
91 o-Xylene	106	9.074	9.075	-0.001	96	30234	2.00	1.75	
92 Styrene	104	9.105	9.105	0.000	87	46863	2.00	1.62	
93 Bromoform	173	9.348	9.354	-0.006	91	9849	2.00	1.80	
95 Isopropylbenzene	105	9.452	9.458	-0.006	96	73371	2.00	1.63	
97 Bromobenzene	156	9.811	9.805	0.005	87	22629	2.00	1.82	
98 1,1,2,2-Tetrachloroethane	83	9.865	9.865	0.000	92	25781	2.00	1.98	
100 N-Propylbenzene	91	9.884	9.890	-0.006	98	86010	2.00	1.59	
99 1,2,3-Trichloropropane	110	9.896	9.902	-0.006	58	7467	2.00	1.80	
101 trans-1,4-Dichloro-2-butene	53	9.914	9.908	0.006	52	8557	2.00	1.48	
102 2-Chlorotoluene	126	9.987	9.993	-0.006	95	20834	2.00	1.79	
104 1,3,5-Trimethylbenzene	105	10.066	10.066	0.000	94	59783	2.00	1.62	
105 4-Chlorotoluene	91	10.103	10.103	0.000	97	58674	2.00	1.76	
106 tert-Butylbenzene	134	10.382	10.389	-0.007	96	13782	2.00	1.63	
108 1,2,4-Trimethylbenzene	105	10.437	10.437	0.000	97	62909	2.00	1.61	

Compound	Sig	RT (min.)	Adj RT (min.)	Dlt RT (min.)	Q	Response	Cal Amt ug/L	OnCol Amt ug/L	Flags
109 sec-Butylbenzene	105	10.595	10.595	0.000	95	74653	2.00	1.56	
110 1,3-Dichlorobenzene	146	10.729	10.729	0.000	87	39534	2.00	1.66	
111 4-Isopropyltoluene	119	10.735	10.735	0.000	97	68715	2.00	1.61	
113 1,4-Dichlorobenzene	146	10.820	10.821	-0.001	93	43600	2.00	1.81	
115 n-Butylbenzene	91	11.118	11.119	-0.001	96	63241	2.00	1.70	
116 1,2-Dichlorobenzene	146	11.173	11.173	0.000	95	43826	2.00	1.84	
117 1,2-Dibromo-3-Chloropropane	75	11.903	11.903	0.000	64	3900	2.00	1.76	
119 1,2,4-Trichlorobenzene	180	12.579	12.579	0.000	91	27060	2.00	1.74	
120 Hexachlorobutadiene	225	12.682	12.688	-0.006	93	13838	2.00	1.94	
121 Naphthalene	128	12.791	12.792	-0.001	97	72018	2.00	1.74	
122 1,2,3-Trichlorobenzene	180	12.998	12.992	0.006	95	25396	2.00	1.69	
S 126 Xylenes, Total	1				0			3.44	
S 123 1,3-Dichloropropene, Total	1				0			3.16	
S 125 Total BTEX	1				0			8.81	
S 124 1,2-Dichloroethene, Total	1				0			3.74	

QC Flag Legend

Processing Flags

Review Flags

M - Manually Integrated

a - User Assigned ID

Reagents:

8260 CORP mix_00214	Amount Added:	2.00	Units: uL	
GAS CORP mix_00473	Amount Added:	2.00	Units: uL	
N_8260_Surr_00425	Amount Added:	1.00	Units: uL	Run Reagent
N 8260 IS_00222	Amount Added:	1.00	Units: uL	Run Reagent

Report Date: 21-Sep-2021 20:42:03 Chrom Revision: 2.3 13-May-2021 07:57:40

Eurofins TestAmerica, Buffalo

Data File: \\chromfs\Buffalo\ChromData\HP5973N\20210921-101109.b\N6458.D

Injection Date: 21-Sep-2021 13:53:30 Instrument ID: HP5973N Operator ID: LH

Lims ID: IC 2 Worklist Smp#: 9

Client ID:

Purge Vol: 5.000 mL Dil. Factor: 1.0000 ALS Bottle#: 9

Method: N-8260 Limit Group: MV - 8260C ICAL

Column: ZB-624 (0.18 mm)

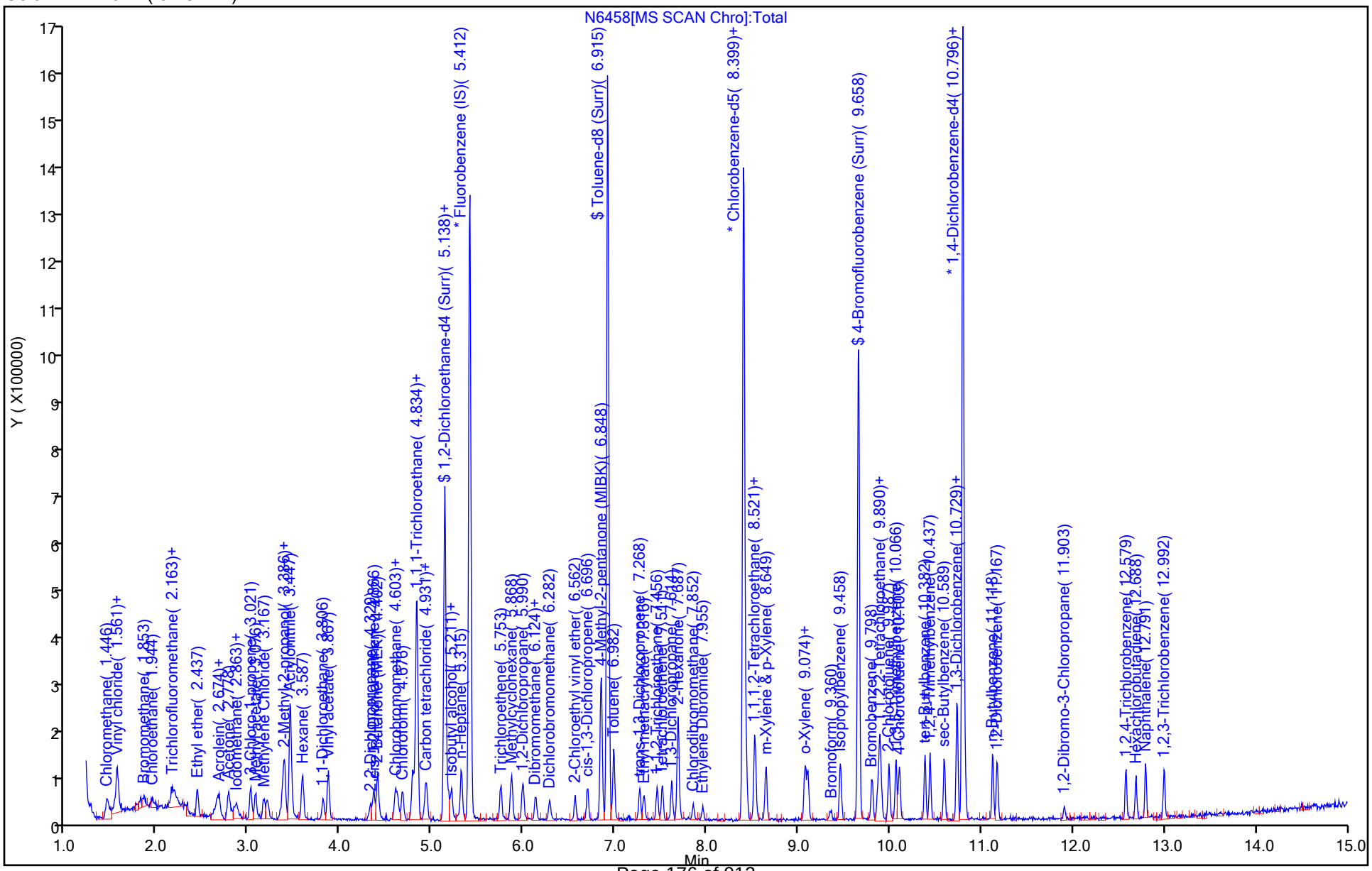

Manual Integration/User Assign Peak Report

Eurofins TestAmerica, Buffalo

Data File:	\\chromfs\Buffalo\ChromData\HP5973N\20210921-101109.b\N6458.D				
Injection Date:	21-Sep-2021 13:53:30	Instrument ID:	HP5973N		
Lims ID:	IC 2				
Client ID:					
Operator ID:	LH	ALS Bottle#:	9	Worklist Smp#:	9
Purge Vol:	5.000 mL	Dil. Factor:	1.0000		
Method:	N-8260	Limit Group:	MV - 8260C ICAL		
Column:	ZB-624 (0.18 mm)	Detector	MS SCAN		

11 Dichlorodifluoromethane, CAS: 75-71-8

Signal: 1

Processing Integration Results

RT: 1.28
Area: 15774
Amount: 2.092637
Amount Units: ug/L

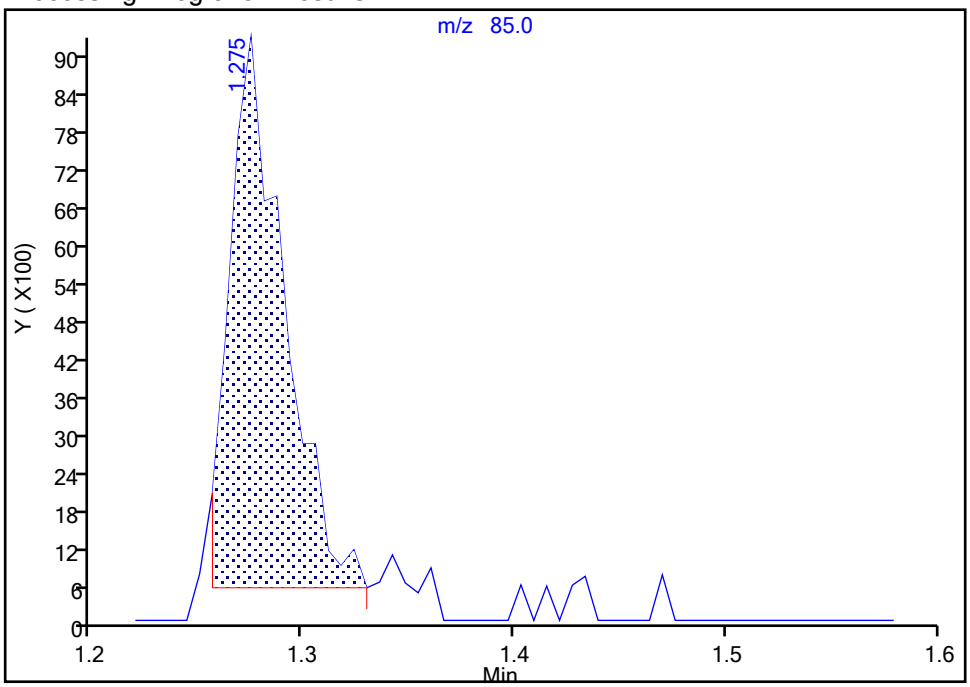

Manual Integration Results

RT: 1.28
Area: 18536
Amount: 2.077800
Amount Units: ug/L

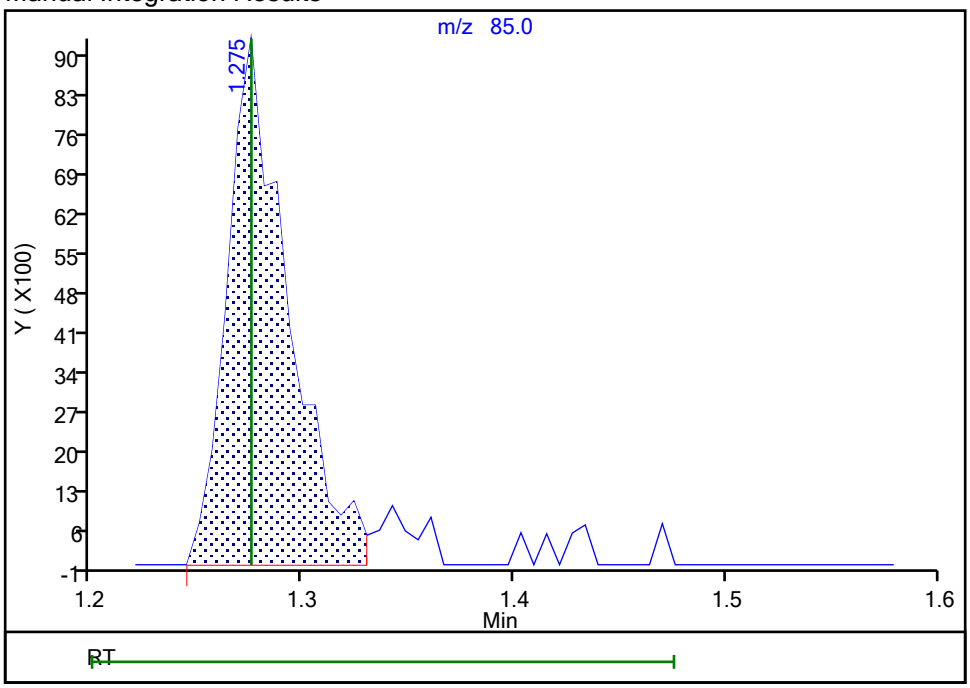

Reviewer: HillL, 21-Sep-2021 14:18:57

Audit Action: Manually Integrated Audit Reason: Poor chromatography

Manual Integration/User Assign Peak Report

Eurofins TestAmerica, Buffalo

Data File:	\\chromfs\Buffalo\ChromData\HP5973N\20210921-101109.b\N6458.D				
Injection Date:	21-Sep-2021 13:53:30	Instrument ID:	HP5973N		
Lims ID:	IC 2				
Client ID:					
Operator ID:	LH	ALS Bottle#:	9	Worklist Smp#:	9
Purge Vol:	5.000 mL	Dil. Factor:	1.0000		
Method:	N-8260	Limit Group:	MV - 8260C ICAL		
Column:	ZB-624 (0.18 mm)	Detector	MS SCAN		

15 Bromomethane, CAS: 74-83-9

Signal: 1

Processing Integration Results

RT: 1.86
Area: 19744
Amount: 2.210807
Amount Units: ug/L

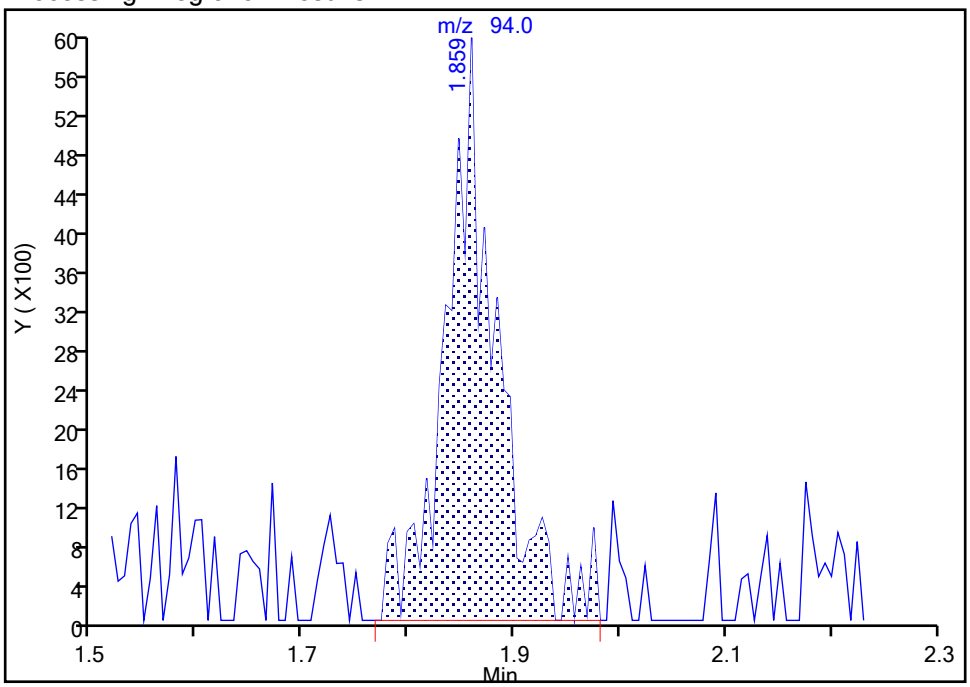

Manual Integration Results

RT: 1.86
Area: 17397
Amount: 2.146528
Amount Units: ug/L

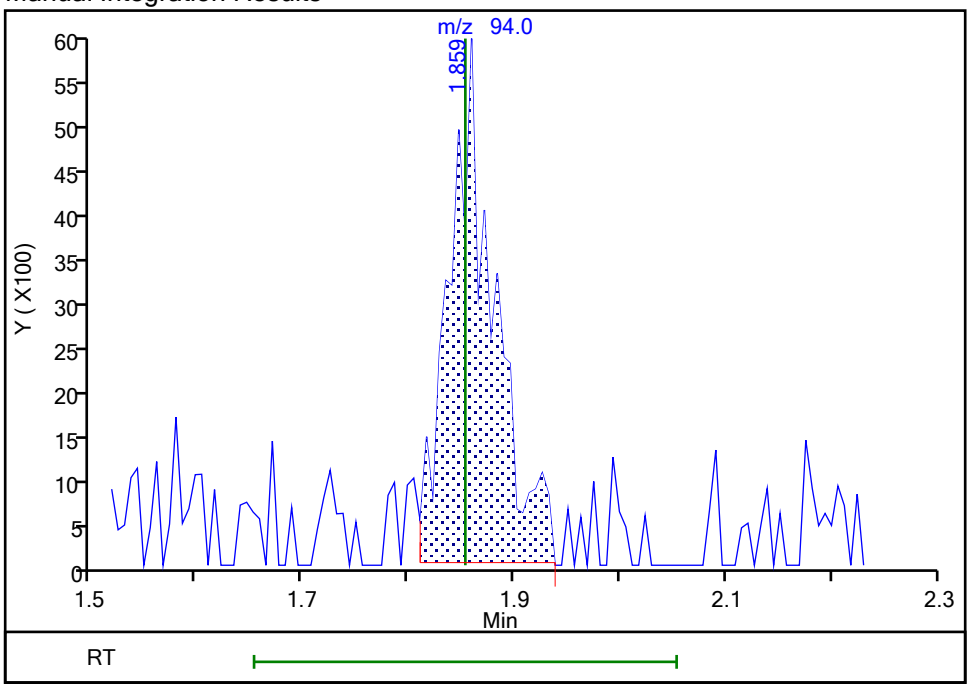

Reviewer: HillL, 21-Sep-2021 14:19:44

Audit Action: Manually Integrated Audit Reason: Poor chromatography

Manual Integration/User Assign Peak Report

Eurofins TestAmerica, Buffalo

Data File:	\\chromfs\Buffalo\ChromData\HP5973N\20210921-101109.b\N6458.D				
Injection Date:	21-Sep-2021 13:53:30	Instrument ID:	HP5973N		
Lims ID:	IC 2				
Client ID:					
Operator ID:	LH	ALS Bottle#:	9	Worklist Smp#:	9
Purge Vol:	5.000 mL	Dil. Factor:	1.0000		
Method:	N-8260	Limit Group:	MV - 8260C ICAL		
Column:	ZB-624 (0.18 mm)	Detector	MS SCAN		

17 Dichlorofluoromethane, CAS: 75-43-4

Signal: 1

Not Detected
Expected RT: 2.16

Processing Integration Results

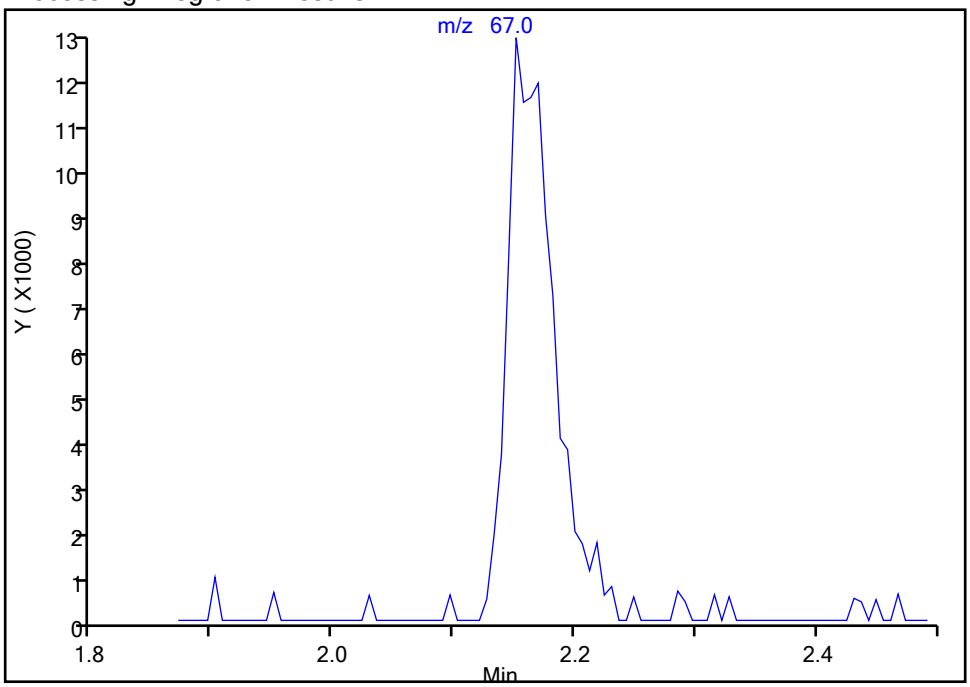

Manual Integration Results

RT: 2.15
Area: 34210
Amount: 1.866063
Amount Units: ug/L

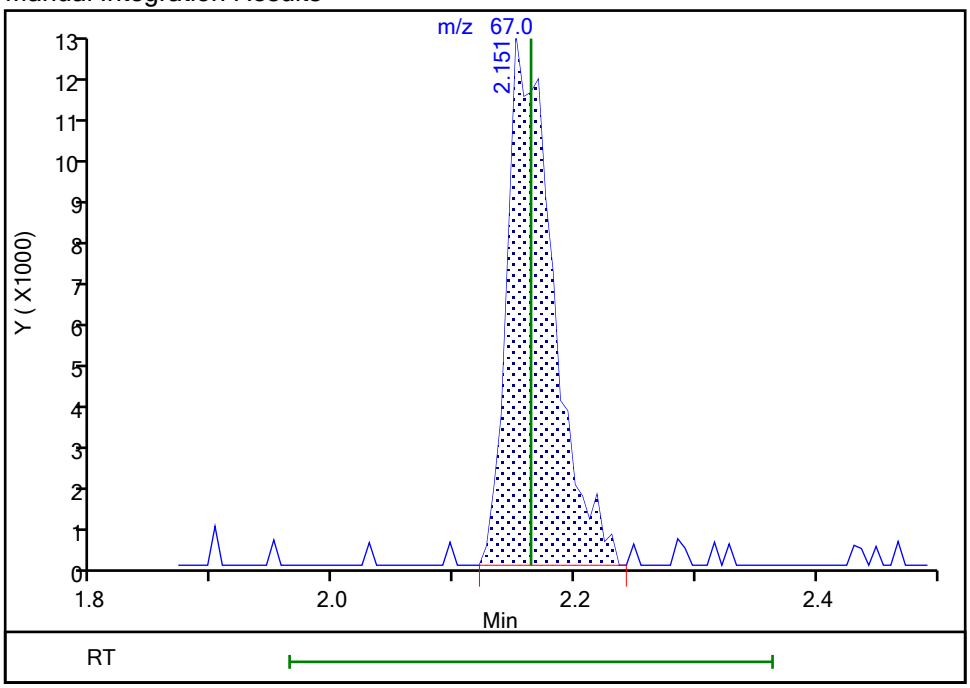

Reviewer: HillL, 21-Sep-2021 14:19:54
Audit Action: Assigned Compound ID Audit Reason: Poor chromatography

Manual Integration/User Assign Peak Report

Eurofins TestAmerica, Buffalo

Data File:	\\chromfs\Buffalo\ChromData\HP5973N\20210921-101109.b\N6458.D				
Injection Date:	21-Sep-2021 13:53:30	Instrument ID:	HP5973N		
Lims ID:	IC 2				
Client ID:					
Operator ID:	LH	ALS Bottle#:	9	Worklist Smp#:	9
Purge Vol:	5.000 mL	Dil. Factor:	1.0000		
Method:	N-8260	Limit Group:	MV - 8260C ICAL		
Column:	ZB-624 (0.18 mm)	Detector	MS SCAN		

30 Methylene Chloride, CAS: 75-09-2

Signal: 1

Processing Integration Results

RT: 3.17
Area: 25084
Amount: 1.333349
Amount Units: ug/L

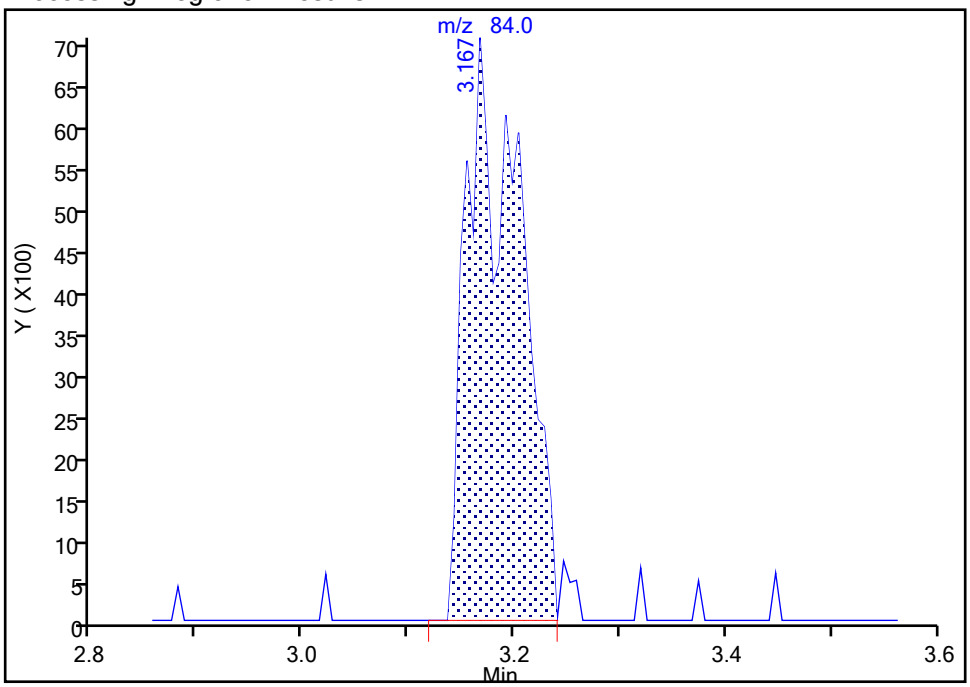

Manual Integration Results

RT: 3.17
Area: 25693
Amount: 1.780695
Amount Units: ug/L

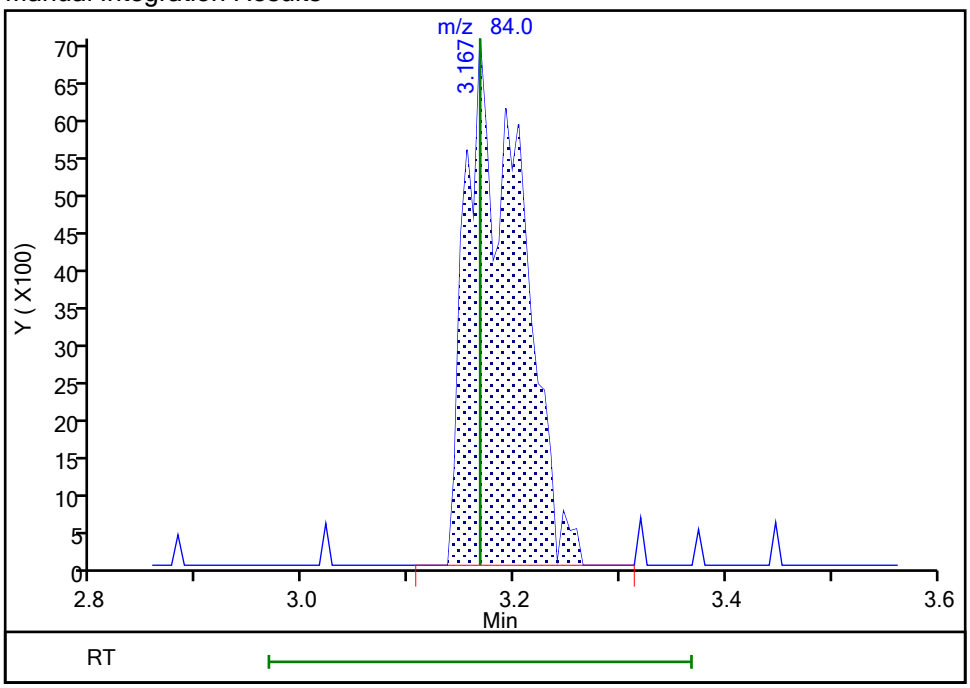

Reviewer: HillL, 21-Sep-2021 14:20:17

Audit Action: Manually Integrated Audit Reason: Poor chromatography

Manual Integration/User Assign Peak Report

Eurofins TestAmerica, Buffalo

Data File:	\\chromfs\Buffalo\ChromData\HP5973N\20210921-101109.b\N6458.D				
Injection Date:	21-Sep-2021 13:53:30	Instrument ID:	HP5973N		
Lims ID:	IC 2				
Client ID:					
Operator ID:	LH	ALS Bottle#:	9	Worklist Smp#:	9
Purge Vol:	5.000 mL	Dil. Factor:	1.0000		
Method:	N-8260	Limit Group:	MV - 8260C ICAL		
Column:	ZB-624 (0.18 mm)	Detector	MS SCAN		

49 Tetrahydrofuran, CAS: 109-99-9

Signal: 1

Processing Integration Results

RT: 4.63
Area: 32266
Amount: 3.453017
Amount Units: ug/L

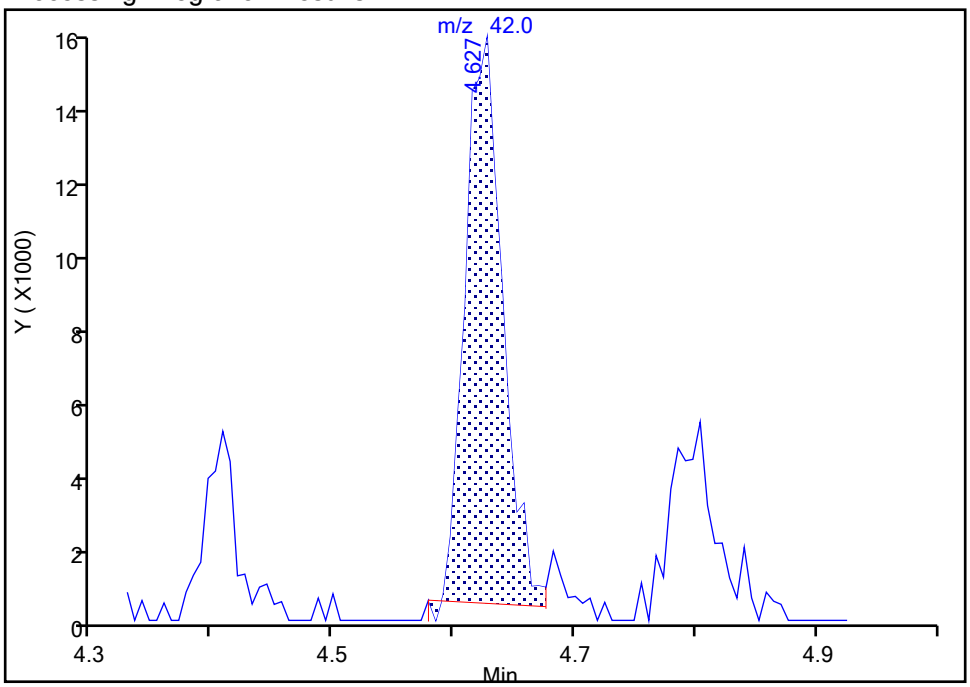

Manual Integration Results

RT: 4.63
Area: 34941
Amount: 3.786328
Amount Units: ug/L

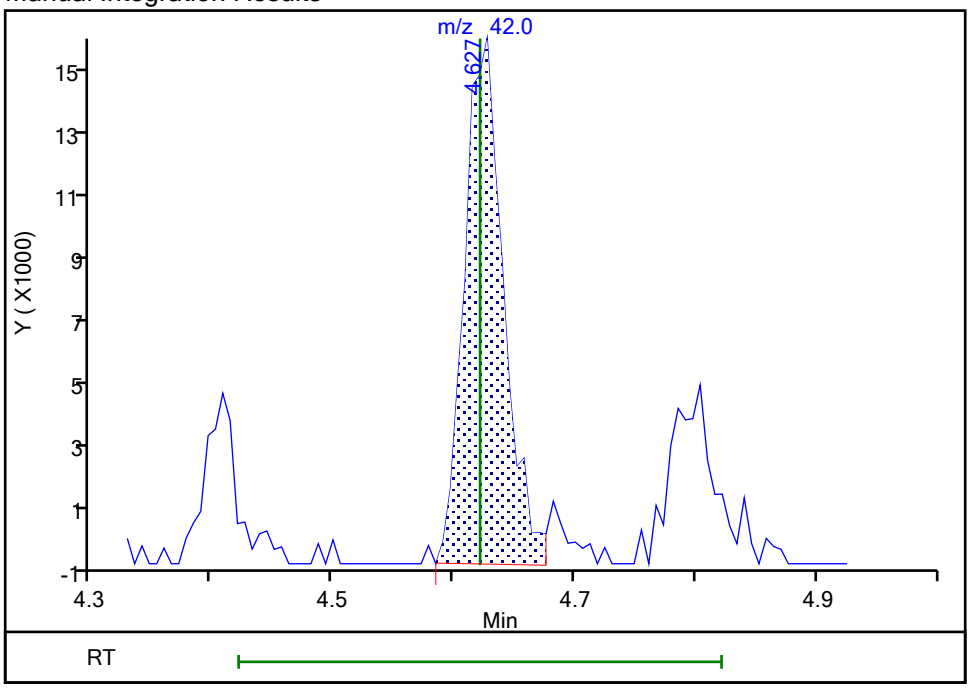

Reviewer: HillL, 21-Sep-2021 14:20:44
Audit Action: Manually Integrated Audit Reason: Poor chromatography

Eurofins TestAmerica, Buffalo
Target Compound Quantitation Report

Data File: \\chromfs\Buffalo\ChromData\HP5973N\20210921-101109.b\N6459.D
Lims ID: IC 3
Client ID:
Sample Type: IC Calib Level: 4
Inject. Date: 21-Sep-2021 14:16:30 ALS Bottle#: 10 Worklist Smp#: 10
Purge Vol: 5.000 mL Dil. Factor: 1.0000
Sample Info: IC 3
Misc. Info.: 480-0101109-010
Operator ID: LH Instrument ID: HP5973N
Sublist: chrom-N-8260*sub38

Method: \\chromfs\Buffalo\ChromData\HP5973N\20210921-101109.b\N-8260.m
Limit Group: MV - 8260C ICAL
Last Update: 21-Sep-2021 20:42:06 Calib Date: 21-Sep-2021 20:05:30
Integrator: RTE ID Type: Deconvolution ID
Quant Method: Internal Standard Quant By: Initial Calibration
Last ICal File: \\chromfs\Buffalo\ChromData\HP5973N\20210921-101109.b\N6474.D

Column 1 : ZB-624 (0.18 mm) Det: MS SCAN
Process Host: CTX1610

First Level Reviewer: HillL Date: 21-Sep-2021 15:58:46

Compound	Sig	RT (min.)	Adj RT (min.)	Dlt RT (min.)	Q	Response	Cal Amt ug/L	OnCol Amt ug/L	Flags
* 147 Fluorobenzene (IS)	70	5.412	5.412	0.000	98	172501	25.0	25.0	
* 2 Chlorobenzene-d5	117	8.405	8.405	0.000	90	682446	25.0	25.0	
* 3 1,4-Dichlorobenzene-d4	152	10.796	10.796	0.000	95	373341	25.0	25.0	
$ 148 Dibromofluoromethane (Surr)	113	4.834	4.834	0.000	92	243194	25.0	25.8	
$ 5 1,2-Dichloroethane-d4 (Surr)	65	5.139	5.139	0.000	91	306570	25.0	25.2	
$ 6 Toluene-d8 (Surr)	98	6.921	6.921	0.000	96	859638	25.0	25.4	
$ 7 4-Bromofluorobenzene (Surr)	174	9.659	9.659	0.000	93	259203	25.0	25.2	
11 Dichlorodifluoromethane	85	1.275	1.275	0.000	96	46348	5.00	5.67	
13 Chloromethane	50	1.452	1.452	0.000	98	131939	5.00	5.47	
14 Vinyl chloride	62	1.543	1.543	0.000	97	76857	5.00	5.64	
144 Butadiene	54	1.561	1.561	0.000	97	109598	5.00	5.61	
15 Bromomethane	94	1.853	1.853	0.000	94	39094	5.00	5.27	
16 Chloroethane	64	1.945	1.945	0.000	90	42612	5.00	5.60	
17 Dichlorofluoromethane	67	2.164	2.164	0.000	93	91326	5.00	5.44	
18 Trichlorofluoromethane	101	2.164	2.164	0.000	70	79012	5.00	5.57	
19 Ethyl ether	59	2.437	2.437	0.000	90	67075	5.00	5.07	
20 Acrolein	56	2.614	2.614	0.000	96	29533	25.0	26.9	Ma
21 112TCTFE	101	2.650	2.650	0.000	67	43191	5.00	5.24	
22 1,1-Dichloroethene	96	2.663	2.663	0.000	91	43493	5.00	5.42	
23 Acetone	43	2.772	2.772	0.000	98	211269	25.0	26.4	
24 Iodomethane	142	2.839	2.839	0.000	99	75118	5.00	5.13	
25 Carbon disulfide	76	2.863	2.863	0.000	98	141605	5.00	5.33	
27 3-Chloro-1-propene	41	3.021	3.021	0.000	87	143466	5.00	5.13	
28 Methyl acetate	43	3.070	3.070	0.000	99	197437	10.0	10.3	
30 Methylene Chloride	84	3.167	3.167	0.000	87	57137	5.00	5.52	
31 2-Methyl-2-propanol	59	3.344	3.344	0.000	97	75489	50.0	45.2	
32 Methyl tert-butyl ether	73	3.380	3.380	0.000	90	155313	5.00	5.38	
33 trans-1,2-Dichloroethene	96	3.393	3.393	0.000	90	48763	5.00	5.19	
34 Acrylonitrile	53	3.447	3.447	0.000	97	481745	50.0	52.2	
35 Hexane	57	3.587	3.587	0.000	92	109701	5.00	5.21	

Compound	Sig	RT (min.)	Adj RT (min.)	Dlt RT (min.)	Q	Response	Cal Amt ug/L	OnCol Amt ug/L	Flags
36 1,1-Dichloroethane	63	3.812	3.812	0.000	97	109538	5.00	5.19	
39 Vinyl acetate	43	3.867	3.867	0.000	96	376219	10.0	9.32	
42 2,2-Dichloropropane	77	4.329	4.329	0.000	77	41535	5.00	5.47	
43 cis-1,2-Dichloroethene	96	4.366	4.366	0.000	84	55995	5.00	5.38	
44 2-Butanone (MEK)	43	4.402	4.402	0.000	95	318666	25.0	25.5	
47 Chlorobromomethane	128	4.603	4.603	0.000	82	30042	5.00	5.34	
49 Tetrahydrofuran	42	4.615	4.615	0.000	91	88254	10.0	10.4	
50 Chloroform	83	4.676	4.676	0.000	94	93004	5.00	5.30	
51 1,1,1-Trichloroethane	97	4.786	4.786	0.000	82	65213	5.00	5.14	
52 Cyclohexane	56	4.792	4.792	0.000	95	126100	5.00	5.15	
53 Carbon tetrachloride	117	4.920	4.920	0.000	93	48652	5.00	4.72	
54 1,1-Dichloropropene	75	4.944	4.944	0.000	80	60114	5.00	4.81	
55 Benzene	78	5.145	5.145	0.000	71	203962	5.00	5.24	
56 Isobutyl alcohol	43	5.175	5.175	0.000	95	108580	125.0	123.9	
57 1,2-Dichloroethane	62	5.212	5.212	0.000	93	98555	5.00	5.41	
59 n-Heptane	43	5.321	5.321	0.000	94	139229	5.00	5.02	
60 Trichloroethene	95	5.747	5.747	0.000	94	52088	5.00	5.40	
62 Methylcyclohexane	83	5.862	5.862	0.000	90	72577	5.00	4.84	
63 1,2-Dichloropropane	63	5.990	5.990	0.000	85	64277	5.00	5.21	
64 Dibromomethane	93	6.124	6.124	0.000	95	34817	5.00	5.31	
66 1,4-Dioxane	88	6.142	6.142	0.000	48	9213	100.0	92.7	
67 Dichlorobromomethane	83	6.282	6.282	0.000	94	63844	5.00	5.62	
69 2-Chloroethyl vinyl ether	63	6.562	6.562	0.000	80	37513	5.00	5.02	
71 cis-1,3-Dichloropropene	75	6.702	6.702	0.000	82	73705	5.00	5.32	
72 4-Methyl-2-pentanone (MIBK)	58	6.848	6.848	0.000	97	174839	25.0	25.1	
73 Toluene	92	6.982	6.982	0.000	97	126697	5.00	5.12	
75 trans-1,3-Dichloropropene	75	7.268	7.268	0.000	86	63976	5.00	4.81	
77 Ethyl methacrylate	69	7.316	7.316	0.000	84	45562	5.00	4.72	
78 1,1,2-Trichloroethane	83	7.456	7.456	0.000	92	37742	5.00	5.17	
79 Tetrachloroethene	166	7.511	7.511	0.000	92	54233	5.00	5.02	
80 1,3-Dichloropropane	76	7.621	7.621	0.000	87	80360	5.00	5.33	
82 2-Hexanone	43	7.688	7.688	0.000	97	404699	25.0	24.8	
83 Chlorodibromomethane	129	7.846	7.846	0.000	87	42474	5.00	5.02	
84 Ethylene Dibromide	107	7.961	7.961	0.000	100	44571	5.00	5.01	
85 Chlorobenzene	112	8.430	8.430	0.000	92	138194	5.00	4.84	
88 Ethylbenzene	91	8.521	8.521	0.000	97	214009	5.00	4.87	
89 1,1,1,2-Tetrachloroethane	131	8.527	8.527	0.000	44	44235	5.00	4.95	
90 m-Xylene & p-Xylene	106	8.649	8.649	0.000	97	80843	5.00	4.89	
91 o-Xylene	106	9.075	9.075	0.000	96	79881	5.00	4.87	
92 Styrene	104	9.105	9.105	0.000	91	125962	5.00	4.59	
93 Bromoform	173	9.354	9.354	0.000	91	23918	5.00	4.60	
95 Isopropylbenzene	105	9.458	9.458	0.000	96	210517	5.00	4.82	
97 Bromobenzene	156	9.805	9.805	0.000	86	63204	5.00	5.25	
98 1,1,2,2-Tetrachloroethane	83	9.865	9.865	0.000	94	63620	5.00	5.04	
100 N-Propylbenzene	91	9.884	9.884	0.000	99	253454	5.00	4.83	
99 1,2,3-Trichloropropane	110	9.896	9.896	0.000	89	20748	5.00	5.15	
101 trans-1,4-Dichloro-2-butene	53	9.902	9.902	0.000	76	27592	5.00	4.93	
102 2-Chlorotoluene	126	9.993	9.993	0.000	96	58077	5.00	5.14	
104 1,3,5-Trimethylbenzene	105	10.066	10.066	0.000	95	168051	5.00	4.69	
105 4-Chlorotoluene	91	10.103	10.103	0.000	96	162465	5.00	5.04	
106 tert-Butylbenzene	134	10.389	10.389	0.000	95	41246	5.00	5.04	
108 1,2,4-Trimethylbenzene	105	10.437	10.437	0.000	98	180117	5.00	4.77	

Compound	Sig	RT (min.)	Adj RT (min.)	Dlt RT (min.)	Q	Response	Cal Amt ug/L	OnCol Amt ug/L	Flags
109 sec-Butylbenzene	105	10.596	10.596	0.000	95	221956	5.00	4.78	
110 1,3-Dichlorobenzene	146	10.729	10.729	0.000	93	116947	5.00	5.07	
111 4-Isopropyltoluene	119	10.735	10.735	0.000	98	192470	5.00	4.65	
113 1,4-Dichlorobenzene	146	10.821	10.821	0.000	95	123181	5.00	5.28	
115 n-Butylbenzene	91	11.119	11.119	0.000	98	173158	5.00	4.81	
116 1,2-Dichlorobenzene	146	11.173	11.173	0.000	96	117576	5.00	5.10	
117 1,2-Dibromo-3-Chloropropane	75	11.903	11.903	0.000	67	9820	5.00	4.56	
119 1,2,4-Trichlorobenzene	180	12.579	12.579	0.000	93	77035	5.00	5.11	
120 Hexachlorobutadiene	225	12.688	12.688	0.000	95	35052	5.00	5.08	
121 Naphthalene	128	12.792	12.792	0.000	97	195800	5.00	4.87	
122 1,2,3-Trichlorobenzene	180	12.999	12.999	0.000	94	73470	5.00	5.04	
S 126 Xylenes, Total	1				0			9.76	
S 123 1,3-Dichloropropene, Total	1				0			10.1	
S 125 Total BTEX	1				0			25.0	
S 124 1,2-Dichloroethene, Total	1				0			10.6	

QC Flag Legend

Processing Flags

Review Flags

M - Manually Integrated

a - User Assigned ID

Reagents:

8260 CORP mix_00214	Amount Added:	5.00	Units: uL	
GAS CORP mix_00473	Amount Added:	5.00	Units: uL	
N_8260_Surr_00425	Amount Added:	1.00	Units: uL	Run Reagent
N 8260 IS_00222	Amount Added:	1.00	Units: uL	Run Reagent

Report Date: 21-Sep-2021 20:42:07 Chrom Revision: 2.3 13-May-2021 07:57:40

Eurofins TestAmerica, Buffalo

Data File:	\\chromfs\Buffalo\ChromData\HP5973N\20210921-101109.b\N6459.D				
Injection Date:	21-Sep-2021 14:16:30	Instrument ID:	HP5973N	Operator ID:	LH
Lims ID:	IC 3			Worklist Smp#:	10
Client ID:					
Purge Vol:	5.000 mL	Dil. Factor:	1.0000	ALS Bottle#:	10
Method:	N-8260	Limit Group:	MV - 8260C ICAL		

Column: ZB-624 (0.18 mm)

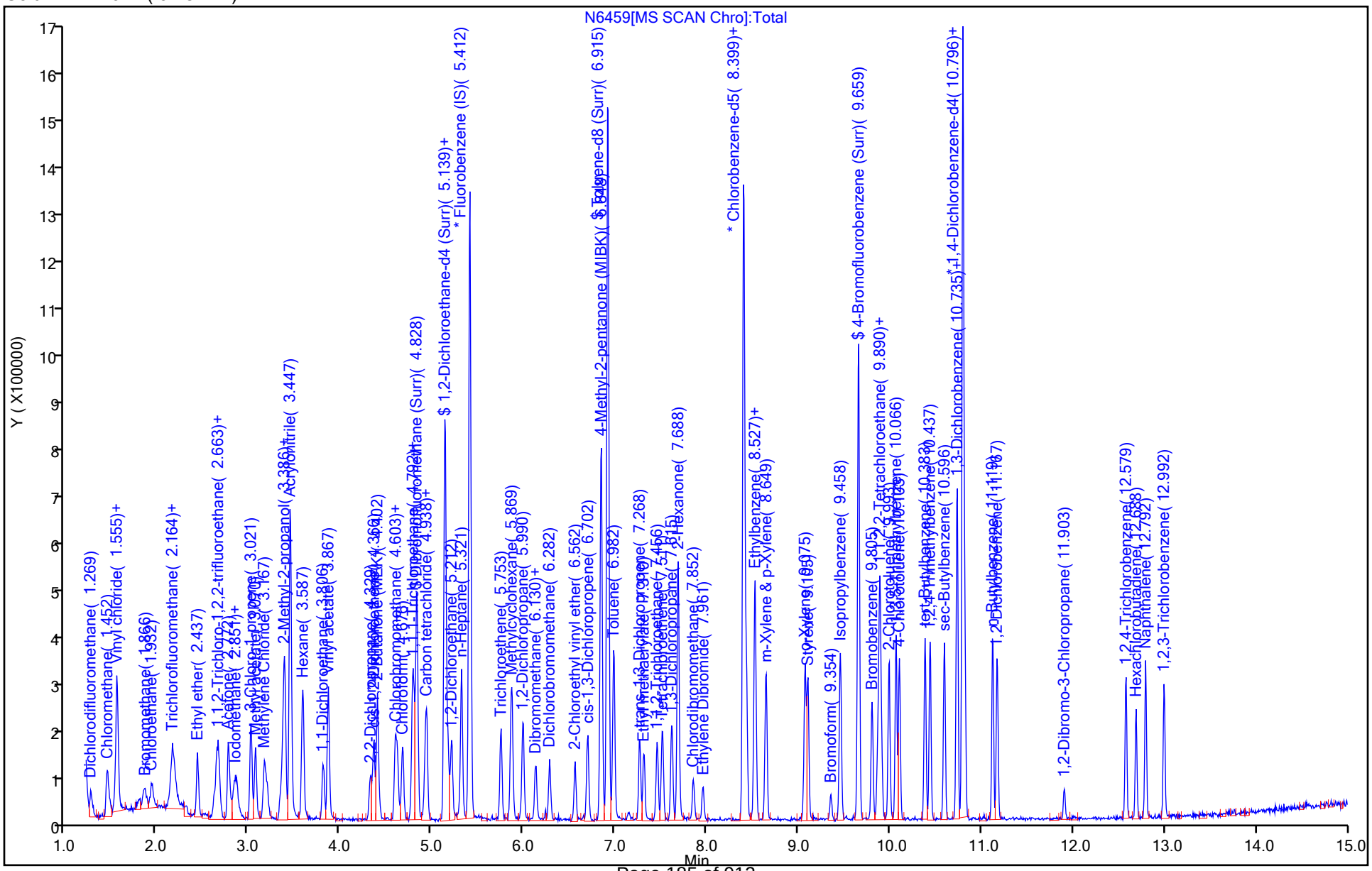

Manual Integration/User Assign Peak Report

Eurofins TestAmerica, Buffalo

Data File:	\\chromfs\Buffalo\ChromData\HP5973N\20210921-101109.b\N6459.D				
Injection Date:	21-Sep-2021 14:16:30	Instrument ID:	HP5973N		
Lims ID:	IC 3				
Client ID:					
Operator ID:	LH	ALS Bottle#:	10	Worklist Smp#:	10
Purge Vol:	5.000 mL	Dil. Factor:	1.0000		
Method:	N-8260	Limit Group:	MV - 8260C ICAL		
Column:	ZB-624 (0.18 mm)	Detector	MS SCAN		

20 Acrolein, CAS: 107-02-8

Signal: 1

Not Detected
Expected RT: 2.61

Processing Integration Results

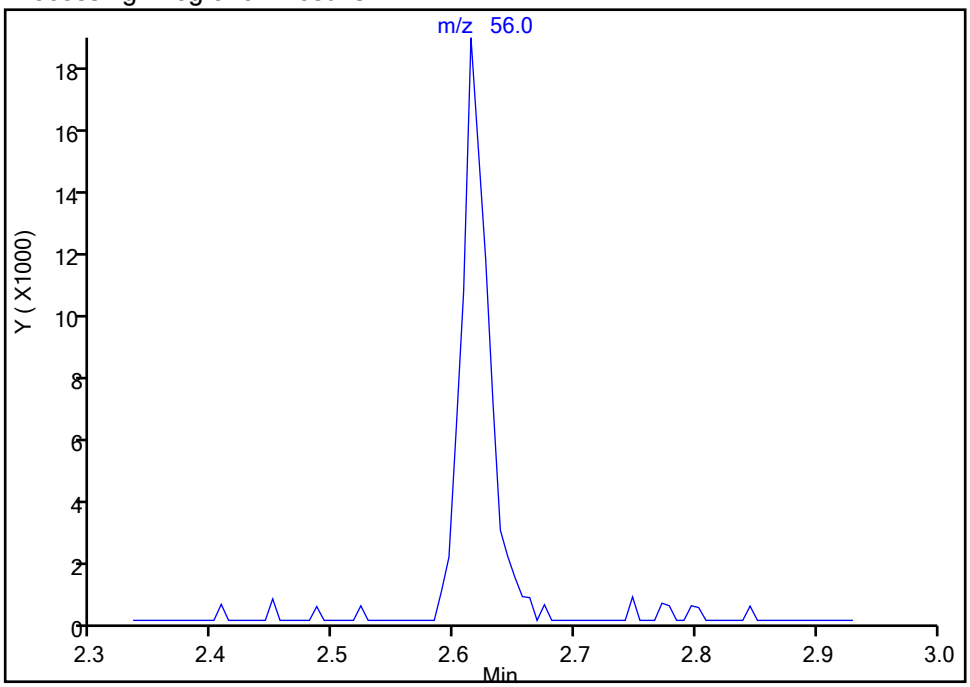

Manual Integration Results

RT: 2.61
Area: 29533
Amount: 26.925759
Amount Units: ug/L

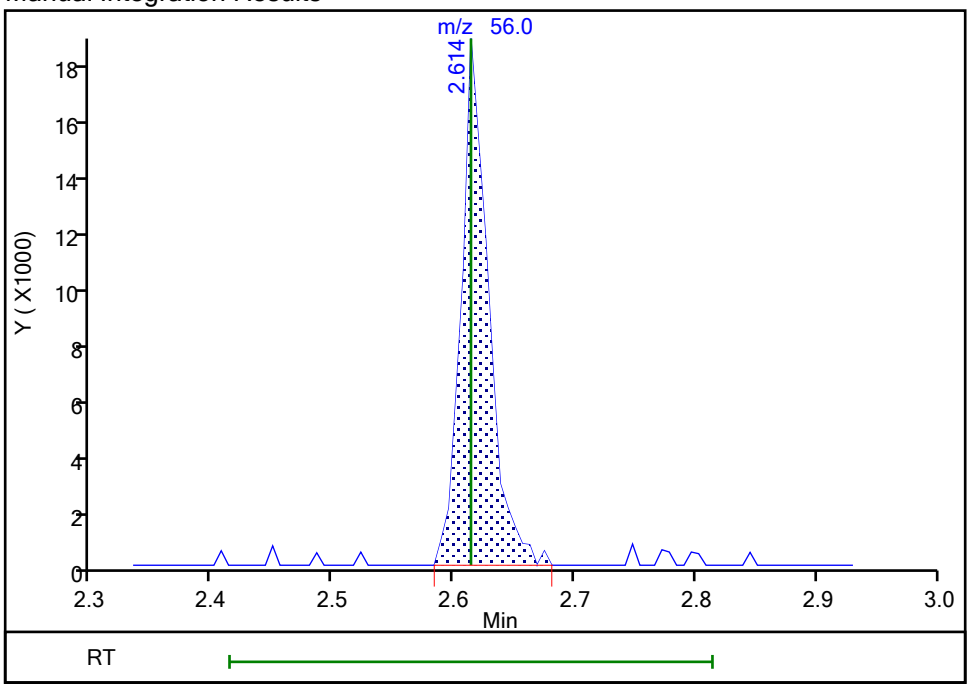

Reviewer: HillL, 21-Sep-2021 15:58:19
Audit Action: Manually Integrated Audit Reason: Poor chromatography

Eurofins TestAmerica, Buffalo
Target Compound Quantitation Report

Data File: \\chromfs\Buffalo\ChromData\HP5973N\20210921-101109.b\N6460.D
Lims ID: IC 4
Client ID:
Sample Type: IC Calib Level: 5
Inject. Date: 21-Sep-2021 14:40:30 ALS Bottle#: 11 Worklist Smp#: 11
Purge Vol: 5.000 mL Dil. Factor: 1.0000
Sample Info: IC 4
Misc. Info.: 480-0101109-011
Operator ID: LH Instrument ID: HP5973N
Sublist: chrom-N-8260*sub38

Method: \\chromfs\Buffalo\ChromData\HP5973N\20210921-101109.b\N-8260.m
Limit Group: MV - 8260C ICAL
Last Update: 21-Sep-2021 20:42:09 Calib Date: 21-Sep-2021 20:05:30
Integrator: RTE ID Type: Deconvolution ID
Quant Method: Internal Standard Quant By: Initial Calibration
Last ICal File: \\chromfs\Buffalo\ChromData\HP5973N\20210921-101109.b\N6474.D

Column 1 : ZB-624 (0.18 mm) Det: MS SCAN
Process Host: CTX1610

First Level Reviewer: HillL Date: 21-Sep-2021 15:59:19

Compound	Sig	RT (min.)	Adj RT (min.)	Dlt RT (min.)	Q	Response	Cal Amt ug/L	OnCol Amt ug/L	Flags
* 147 Fluorobenzene (IS)	70	5.412	5.412	0.000	97	180503	25.0	25.0	
* 2 Chlorobenzene-d5	117	8.405	8.405	0.000	90	686839	25.0	25.0	
* 3 1,4-Dichlorobenzene-d4	152	10.796	10.796	0.000	95	368117	25.0	25.0	
$ 148 Dibromofluoromethane (Surr)	113	4.834	4.834	0.000	92	246724	25.0	25.0	
$ 5 1,2-Dichloroethane-d4 (Surr)	65	5.138	5.139	-0.001	81	319932	25.0	25.1	
$ 6 Toluene-d8 (Surr)	98	6.921	6.921	0.000	96	877917	25.0	25.8	
$ 7 4-Bromofluorobenzene (Surr)	174	9.659	9.659	0.000	91	258254	25.0	24.9	
11 Dichlorodifluoromethane	85	1.275	1.275	0.000	97	85702	10.0	10.0	
13 Chloromethane	50	1.452	1.452	0.000	99	254393	10.0	10.1	
14 Vinyl chloride	62	1.543	1.543	0.000	98	145034	10.0	10.2	
144 Butadiene	54	1.561	1.561	0.000	95	201239	10.0	9.84	
15 Bromomethane	94	1.853	1.853	0.000	92	79479	10.0	10.2	
16 Chloroethane	64	1.939	1.945	-0.006	91	83369	10.0	10.5	
18 Trichlorofluoromethane	101	2.170	2.164	0.006	63	149952	10.0	10.1	
17 Dichlorofluoromethane	67	2.158	2.164	-0.006	93	179618	10.0	10.2	
19 Ethyl ether	59	2.437	2.437	0.000	93	142046	10.0	10.3	
20 Acrolein	56	2.614	2.614	0.000	98	56924	50.0	49.6	
21 112TCTFE	101	2.656	2.650	0.006	92	86415	10.0	10.0	
22 1,1-Dichloroethene	96	2.656	2.663	-0.007	93	85723	10.0	10.2	
23 Acetone	43	2.778	2.772	0.006	97	407128	50.0	48.6	
24 Iodomethane	142	2.839	2.839	0.000	98	155113	10.0	10.1	
25 Carbon disulfide	76	2.863	2.863	0.000	98	280484	10.0	10.1	
27 3-Chloro-1-propene	41	3.021	3.021	0.000	87	304529	10.0	10.4	
28 Methyl acetate	43	3.070	3.070	0.000	99	385449	20.0	19.3	
30 Methylene Chloride	84	3.173	3.167	0.006	87	103617	10.0	10.2	
31 2-Methyl-2-propanol	59	3.350	3.344	0.006	97	190169	100.0	108.9	
32 Methyl tert-butyl ether	73	3.374	3.380	-0.006	89	304260	10.0	10.1	
33 trans-1,2-Dichloroethene	96	3.392	3.393	-0.001	91	100500	10.0	10.2	
34 Acrylonitrile	53	3.453	3.447	0.006	98	952736	100.0	98.7	
35 Hexane	57	3.587	3.587	0.000	91	215407	10.0	9.77	

Compound	Sig	RT (min.)	Adj RT (min.)	Dlt RT (min.)	Q	Response	Cal Amt ug/L	OnCol Amt ug/L	Flags
36 1,1-Dichloroethane	63	3.812	3.812	0.000	97	225136	10.0	10.2	
39 Vinyl acetate	43	3.867	3.867	0.000	97	783441	20.0	18.5	
42 2,2-Dichloropropane	77	4.329	4.329	0.000	77	81551	10.0	10.3	
43 cis-1,2-Dichloroethene	96	4.366	4.366	0.000	86	108429	10.0	9.96	
44 2-Butanone (MEK)	43	4.402	4.402	0.000	96	646035	50.0	49.5	
47 Chlorobromomethane	128	4.597	4.603	-0.006	82	61481	10.0	10.4	
49 Tetrahydrofuran	42	4.621	4.615	0.006	92	167636	20.0	19.0	
50 Chloroform	83	4.676	4.676	0.000	93	179730	10.0	9.79	
51 1,1,1-Trichloroethane	97	4.786	4.786	0.000	84	136332	10.0	10.3	
52 Cyclohexane	56	4.792	4.792	0.000	94	246550	10.0	9.63	
53 Carbon tetrachloride	117	4.926	4.920	0.006	92	95894	10.0	8.90	
54 1,1-Dichloropropene	75	4.938	4.944	-0.006	81	129442	10.0	9.90	
55 Benzene	78	5.138	5.145	-0.007	83	398661	10.0	9.78	
56 Isobutyl alcohol	43	5.175	5.175	0.000	94	230698	250.0	251.5	
57 1,2-Dichloroethane	62	5.211	5.212	-0.001	92	188260	10.0	9.87	
59 n-Heptane	43	5.321	5.321	0.000	95	290276	10.0	10.0	
60 Trichloroethene	95	5.753	5.747	0.006	92	102435	10.0	10.2	
62 Methylcyclohexane	83	5.869	5.862	0.006	92	154480	10.0	9.85	
63 1,2-Dichloropropane	63	5.990	5.990	0.000	88	125809	10.0	9.75	
64 Dibromomethane	93	6.130	6.124	0.006	93	70118	10.0	10.2	
66 1,4-Dioxane	88	6.136	6.142	-0.006	44	19257	200.0	192.5	
67 Dichlorobromomethane	83	6.282	6.282	0.000	93	116689	10.0	9.81	
69 2-Chloroethyl vinyl ether	63	6.562	6.562	0.000	80	71837	10.0	9.19	
71 cis-1,3-Dichloropropene	75	6.696	6.702	-0.006	82	144839	10.0	10.0	
72 4-Methyl-2-pentanone (MIBK)	58	6.842	6.848	-0.006	98	355732	50.0	50.7	
73 Toluene	92	6.982	6.982	0.000	96	255609	10.0	10.3	
75 trans-1,3-Dichloropropene	75	7.268	7.268	0.000	91	135732	10.0	10.1	
77 Ethyl methacrylate	69	7.310	7.316	-0.006	86	95369	10.0	9.82	
78 1,1,2-Trichloroethane	83	7.456	7.456	0.000	95	73110	10.0	9.96	
79 Tetrachloroethene	166	7.517	7.511	0.006	92	107887	10.0	9.93	
80 1,3-Dichloropropane	76	7.621	7.621	0.000	84	146637	10.0	9.67	
82 2-Hexanone	43	7.688	7.688	0.000	97	799966	50.0	48.7	
83 Chlorodibromomethane	129	7.858	7.846	0.012	91	80510	10.0	9.45	
84 Ethylene Dibromide	107	7.955	7.961	-0.006	100	87893	10.0	9.82	
85 Chlorobenzene	112	8.430	8.430	0.000	94	287779	10.0	10.0	
88 Ethylbenzene	91	8.527	8.521	0.006	98	443708	10.0	10.0	
89 1,1,1,2-Tetrachloroethane	131	8.533	8.527	0.006	44	87737	10.0	9.76	
90 m-Xylene & p-Xylene	106	8.649	8.649	0.000	95	172508	10.0	10.4	
91 o-Xylene	106	9.075	9.075	0.000	96	166700	10.0	10.1	
92 Styrene	104	9.105	9.105	0.000	91	286660	10.0	10.4	
93 Bromoform	173	9.354	9.354	0.000	94	48422	10.0	9.25	
95 Isopropylbenzene	105	9.458	9.458	0.000	96	426726	10.0	9.90	
97 Bromobenzene	156	9.805	9.805	0.000	85	128306	10.0	10.8	
98 1,1,2,2-Tetrachloroethane	83	9.865	9.865	0.000	92	125373	10.0	10.1	
100 N-Propylbenzene	91	9.890	9.884	0.006	99	514528	10.0	9.95	
99 1,2,3-Trichloropropane	110	9.896	9.896	0.000	95	40282	10.0	10.1	
101 trans-1,4-Dichloro-2-butene	53	9.914	9.902	0.012	78	53516	10.0	9.71	
102 2-Chlorotoluene	126	9.993	9.993	0.000	95	111083	10.0	9.98	
104 1,3,5-Trimethylbenzene	105	10.066	10.066	0.000	97	360843	10.0	10.2	
105 4-Chlorotoluene	91	10.103	10.103	0.000	98	328100	10.0	10.3	
106 tert-Butylbenzene	134	10.383	10.389	-0.006	96	80941	10.0	10.0	
108 1,2,4-Trimethylbenzene	105	10.437	10.437	0.000	98	378454	10.0	10.2	

Compound	Sig	RT (min.)	Adj RT (min.)	Dlt RT (min.)	Q	Response	Cal Amt ug/L	OnCol Amt ug/L	Flags
109 sec-Butylbenzene	105	10.595	10.596	-0.001	95	453124	10.0	9.90	
110 1,3-Dichlorobenzene	146	10.729	10.729	0.000	96	238431	10.0	10.5	
111 4-Isopropyltoluene	119	10.735	10.735	0.000	98	417302	10.0	10.2	
113 1,4-Dichlorobenzene	146	10.821	10.821	0.000	94	236902	10.0	10.3	
115 n-Butylbenzene	91	11.125	11.119	0.006	97	348805	10.0	9.82	
116 1,2-Dichlorobenzene	146	11.167	11.173	-0.006	97	236573	10.0	10.4	
117 1,2-Dibromo-3-Chloropropane	75	11.903	11.903	0.000	69	20631	10.0	9.72	
119 1,2,4-Trichlorobenzene	180	12.579	12.579	0.000	94	157237	10.0	10.6	
120 Hexachlorobutadiene	225	12.688	12.688	0.000	94	72472	10.0	10.7	
121 Naphthalene	128	12.792	12.792	0.000	97	407770	10.0	10.3	
122 1,2,3-Trichlorobenzene	180	12.992	12.999	-0.007	95	154077	10.0	10.7	
S 126 Xylenes, Total	1				0			20.5	
S 123 1,3-Dichloropropene, Total	1				0			20.1	
S 125 Total BTEX	1				0			50.5	
S 124 1,2-Dichloroethene, Total	1				0			20.2	

QC Flag Legend

Processing Flags

Reagents:

8260 CORP mix_00214	Amount Added:	5.00	Units: uL	
GAS CORP mix_00473	Amount Added:	5.00	Units: uL	
N_8260_Surr_00425	Amount Added:	1.00	Units: uL	Run Reagent
N 8260 IS_00222	Amount Added:	1.00	Units: uL	Run Reagent

Report Date: 21-Sep-2021 20:42:10 Chrom Revision: 2.3 13-May-2021 07:57:40

Eurofins TestAmerica, Buffalo

Data File: \\chromfs\Buffalo\ChromData\HP5973N\20210921-101109.b\N6460.D

Injection Date: 21-Sep-2021 14:40:30 Instrument ID: HP5973N Operator ID: LH

Lims ID: IC 4 Worklist Smp#: 11

Client ID:

Purge Vol: 5.000 mL Dil. Factor: 1.0000 ALS Bottle#: 11

Method: N-8260 Limit Group: MV - 8260C ICAL

Column: ZB-624 (0.18 mm)

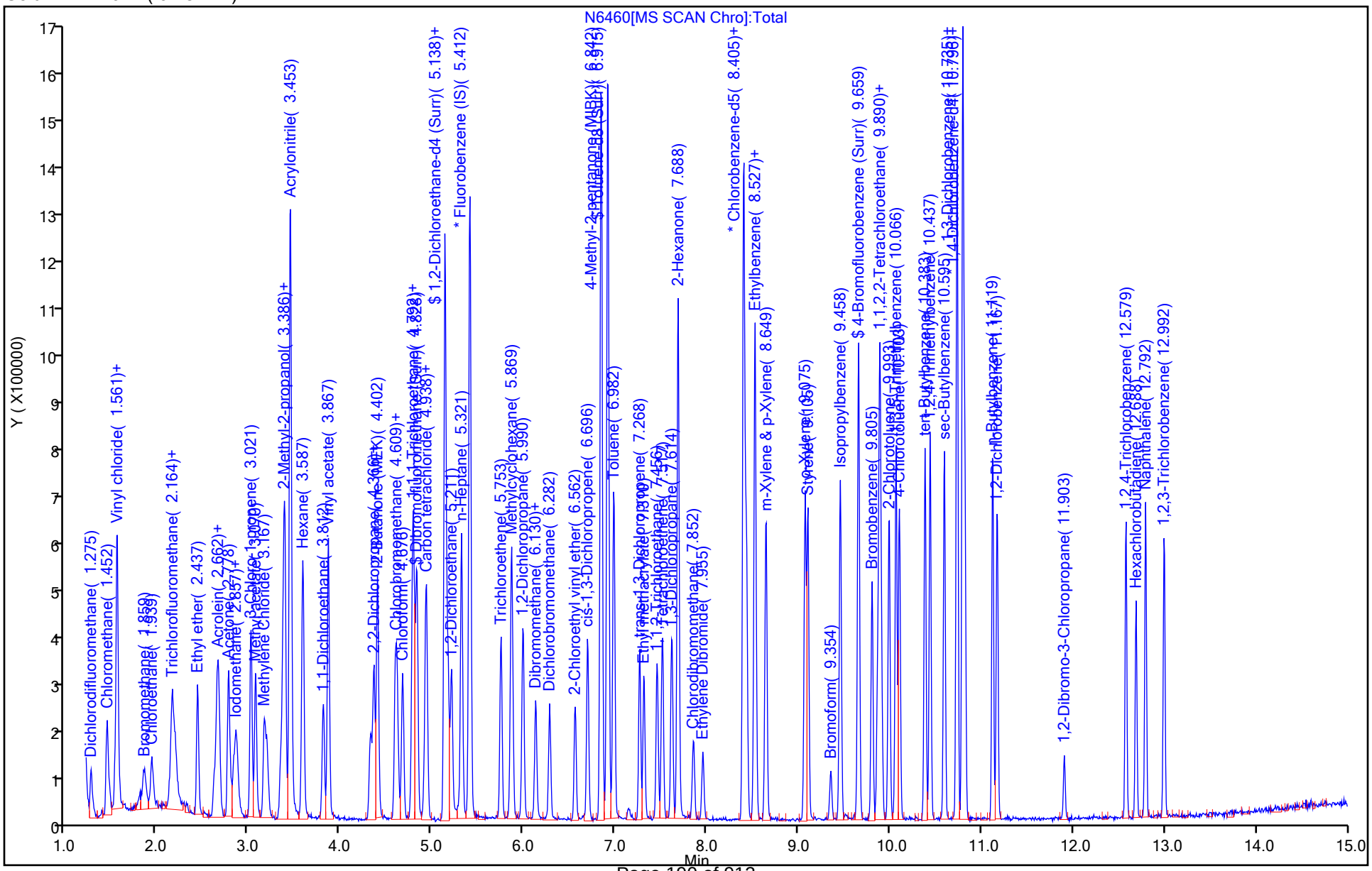

Eurofins TestAmerica, Buffalo
Target Compound Quantitation Report

Data File: \\chromfs\Buffalo\ChromData\HP5973N\20210921-101109.b\N6461.D
Lims ID: ICIS 5
Client ID:
Sample Type: ICIS Calib Level: 6
Inject. Date: 21-Sep-2021 15:03:30 ALS Bottle#: 12 Worklist Smp#: 12
Purge Vol: 5.000 mL Dil. Factor: 1.0000
Sample Info: ICIS 5
Misc. Info.: 480-0101109-012
Operator ID: LH Instrument ID: HP5973N
Sublist: chrom-N-8260*sub38

Method: \\chromfs\Buffalo\ChromData\HP5973N\20210921-101109.b\N-8260.m
Limit Group: MV - 8260C ICAL
Last Update: 21-Sep-2021 20:42:14 Calib Date: 21-Sep-2021 20:05:30
Integrator: RTE ID Type: Deconvolution ID
Quant Method: Internal Standard Quant By: Initial Calibration
Last ICal File: \\chromfs\Buffalo\ChromData\HP5973N\20210921-101109.b\N6474.D

Column 1 : ZB-624 (0.18 mm) Det: MS SCAN
Process Host: CTX1610

First Level Reviewer: HillL Date: 21-Sep-2021 15:59:50

Compound	Sig	RT (min.)	Adj RT (min.)	Dlt RT (min.)	Q	Response	Cal Amt ug/L	OnCol Amt ug/L	Flags
* 147 Fluorobenzene (IS)	70	5.412	5.412	0.000	98	183562	25.0	25.0	
* 2 Chlorobenzene-d5	117	8.399	8.399	0.000	88	717748	25.0	25.0	
* 3 1,4-Dichlorobenzene-d4	152	10.796	10.796	0.000	94	393534	25.0	25.0	
$ 148 Dibromofluoromethane (Surr)	113	4.834	4.834	0.000	92	252860	25.0	25.2	
$ 5 1,2-Dichloroethane-d4 (Surr)	65	5.138	5.138	0.000	63	320047	25.0	24.7	
$ 6 Toluene-d8 (Surr)	98	6.921	6.921	0.000	95	889110	25.0	25.0	
$ 7 4-Bromofluorobenzene (Surr)	174	9.653	9.653	0.000	90	274390	25.0	25.3	
11 Dichlorodifluoromethane	85	1.275	1.275	0.000	97	235945	25.0	27.1	
13 Chloromethane	50	1.452	1.452	0.000	99	654805	25.0	25.5	
14 Vinyl chloride	62	1.549	1.549	0.000	97	397279	25.0	27.4	
144 Butadiene	54	1.561	1.561	0.000	99	569399	25.0	27.4	
15 Bromomethane	94	1.853	1.853	0.000	92	187597	25.0	23.8	
16 Chloroethane	64	1.939	1.939	0.000	95	221531	25.0	27.4	
18 Trichlorofluoromethane	101	2.170	2.170	0.000	67	402027	25.0	26.6	
17 Dichlorofluoromethane	67	2.164	2.164	0.000	94	459483	25.0	25.7	
19 Ethyl ether	59	2.437	2.437	0.000	90	355267	25.0	25.2	
20 Acrolein	56	2.620	2.620	0.000	99	141029	125.0	120.8	
21 112TCTFE	101	2.656	2.656	0.000	93	238888	25.0	27.2	
22 1,1-Dichloroethene	96	2.669	2.669	0.000	91	227690	25.0	26.7	
23 Acetone	43	2.778	2.778	0.000	97	1037284	125.0	121.8	
24 Iodomethane	142	2.839	2.839	0.000	98	403279	25.0	25.9	
25 Carbon disulfide	76	2.863	2.863	0.000	98	754294	25.0	26.7	
27 3-Chloro-1-propene	41	3.021	3.021	0.000	87	813955	25.0	27.4	
28 Methyl acetate	43	3.070	3.070	0.000	99	955864	50.0	47.0	
30 Methylene Chloride	84	3.167	3.167	0.000	86	258876	25.0	26.2	
31 2-Methyl-2-propanol	59	3.350	3.350	0.000	98	474407	250.0	267.0	
32 Methyl tert-butyl ether	73	3.380	3.380	0.000	90	790960	25.0	25.7	
33 trans-1,2-Dichloroethene	96	3.399	3.399	0.000	89	260326	25.0	26.0	
34 Acrylonitrile	53	3.453	3.453	0.000	97	2455132	250.0	250.1	
35 Hexane	57	3.587	3.587	0.000	95	605618	25.0	27.0	

Compound	Sig	RT (min.)	Adj RT (min.)	Dlt RT (min.)	Q	Response	Cal Amt ug/L	OnCol Amt ug/L	Flags
36 1,1-Dichloroethane	63	3.812	3.812	0.000	97	599056	25.0	26.7	
39 Vinyl acetate	43	3.867	3.867	0.000	96	2316267	50.0	53.9	
42 2,2-Dichloropropane	77	4.329	4.329	0.000	78	221869	25.0	27.4	
43 cis-1,2-Dichloroethene	96	4.366	4.366	0.000	85	284766	25.0	25.7	
44 2-Butanone (MEK)	43	4.402	4.402	0.000	95	1676978	125.0	126.2	
47 Chlorobromomethane	128	4.603	4.603	0.000	82	150309	25.0	25.1	
49 Tetrahydrofuran	42	4.621	4.621	0.000	91	423263	50.0	47.1	
50 Chloroform	83	4.682	4.682	0.000	93	446568	25.0	23.9	
51 1,1,1-Trichloroethane	97	4.786	4.786	0.000	91	357144	25.0	26.5	
52 Cyclohexane	56	4.798	4.798	0.000	94	725351	25.0	27.9	
53 Carbon tetrachloride	117	4.926	4.926	0.000	93	304238	25.0	27.8	
54 1,1-Dichloropropene	75	4.938	4.938	0.000	82	369173	25.0	27.8	
55 Benzene	78	5.145	5.145	0.000	89	1047039	25.0	25.3	
56 Isobutyl alcohol	43	5.175	5.175	0.000	96	666706	625.0	714.8	
57 1,2-Dichloroethane	62	5.211	5.211	0.000	93	484790	25.0	25.0	
59 n-Heptane	43	5.321	5.321	0.000	95	831086	25.0	28.2	
60 Trichloroethene	95	5.753	5.753	0.000	90	270974	25.0	26.4	
62 Methylcyclohexane	83	5.869	5.869	0.000	92	435853	25.0	27.3	
63 1,2-Dichloropropane	63	5.990	5.990	0.000	87	336153	25.0	25.6	
64 Dibromomethane	93	6.130	6.130	0.000	95	179467	25.0	25.7	
66 1,4-Dioxane	88	6.136	6.136	0.000	44	52079	500.0	498.1	
67 Dichlorobromomethane	83	6.282	6.282	0.000	95	320562	25.0	26.5	
69 2-Chloroethyl vinyl ether	63	6.562	6.562	0.000	82	202949	25.0	25.5	
71 cis-1,3-Dichloropropene	75	6.702	6.702	0.000	83	401579	25.0	27.2	
72 4-Methyl-2-pentanone (MIBK)	58	6.848	6.848	0.000	96	920861	125.0	125.5	
73 Toluene	92	6.982	6.982	0.000	97	680331	25.0	26.1	
75 trans-1,3-Dichloropropene	75	7.268	7.268	0.000	91	367875	25.0	26.3	
77 Ethyl methacrylate	69	7.316	7.316	0.000	85	292507	25.0	28.8	
78 1,1,2-Trichloroethane	83	7.456	7.456	0.000	93	185368	25.0	24.2	
79 Tetrachloroethene	166	7.517	7.517	0.000	94	291307	25.0	25.7	
80 1,3-Dichloropropane	76	7.615	7.615	0.000	86	401159	25.0	25.3	
82 2-Hexanone	43	7.688	7.688	0.000	97	2064291	125.0	120.4	
83 Chlorodibromomethane	129	7.852	7.852	0.000	88	232391	25.0	26.1	
84 Ethylene Dibromide	107	7.961	7.961	0.000	96	245421	25.0	26.2	
85 Chlorobenzene	112	8.430	8.430	0.000	94	770304	25.0	25.7	
88 Ethylbenzene	91	8.527	8.527	0.000	98	1209171	25.0	26.2	
89 1,1,1,2-Tetrachloroethane	131	8.527	8.527	0.000	89	247434	25.0	26.3	
90 m-Xylene & p-Xylene	106	8.649	8.649	0.000	97	466864	25.0	26.9	
91 o-Xylene	106	9.075	9.075	0.000	97	446355	25.0	25.9	
92 Styrene	104	9.105	9.105	0.000	92	774291	25.0	26.8	
93 Bromoform	173	9.354	9.354	0.000	94	142068	25.0	26.0	
95 Isopropylbenzene	105	9.458	9.458	0.000	96	1203155	25.0	26.1	
97 Bromobenzene	156	9.805	9.805	0.000	86	327926	25.0	25.8	
98 1,1,2,2-Tetrachloroethane	83	9.865	9.865	0.000	95	312781	25.0	23.5	
100 N-Propylbenzene	91	9.890	9.890	0.000	99	1422913	25.0	25.7	
99 1,2,3-Trichloropropane	110	9.902	9.902	0.000	91	98975	25.0	23.3	
101 trans-1,4-Dichloro-2-butene	53	9.908	9.908	0.000	78	149154	25.0	25.3	
102 2-Chlorotoluene	126	9.993	9.993	0.000	96	299650	25.0	25.2	
104 1,3,5-Trimethylbenzene	105	10.066	10.066	0.000	95	1019593	25.0	27.0	
105 4-Chlorotoluene	91	10.103	10.103	0.000	98	888855	25.0	26.1	
106 tert-Butylbenzene	134	10.389	10.389	0.000	96	228376	25.0	26.5	
108 1,2,4-Trimethylbenzene	105	10.437	10.437	0.000	97	1031366	25.0	25.9	

Compound	Sig	RT (min.)	Adj RT (min.)	Dlt RT (min.)	Q	Response	Cal Amt ug/L	OnCol Amt ug/L	Flags
109 sec-Butylbenzene	105	10.595	10.595	0.000	95	1331739	25.0	27.2	
110 1,3-Dichlorobenzene	146	10.729	10.729	0.000	97	618688	25.0	25.4	
111 4-Isopropyltoluene	119	10.735	10.735	0.000	98	1183548	25.0	27.1	
113 1,4-Dichlorobenzene	146	10.821	10.821	0.000	94	634867	25.0	25.8	
115 n-Butylbenzene	91	11.119	11.119	0.000	98	989211	25.0	26.1	
116 1,2-Dichlorobenzene	146	11.173	11.173	0.000	97	612358	25.0	25.2	
117 1,2-Dibromo-3-Chloropropane	75	11.903	11.903	0.000	76	54528	25.0	24.0	
119 1,2,4-Trichlorobenzene	180	12.579	12.579	0.000	95	409871	25.0	25.8	
120 Hexachlorobutadiene	225	12.688	12.688	0.000	96	180418	25.0	24.8	
121 Naphthalene	128	12.792	12.792	0.000	97	1140802	25.0	26.9	
122 1,2,3-Trichlorobenzene	180	12.992	12.992	0.000	96	409718	25.0	26.6	

QC Flag Legend

Processing Flags

Reagents:

8260 CORP mix_00214	Amount Added: 12.50	Units: uL	
GAS CORP mix_00473	Amount Added: 12.50	Units: uL	
N_8260_Surr_00425	Amount Added: 1.00	Units: uL	Run Reagent
N 8260 IS_00222	Amount Added: 1.00	Units: uL	Run Reagent

Report Date: 21-Sep-2021 20:42:14 Chrom Revision: 2.3 13-May-2021 07:57:40

Eurofins TestAmerica, Buffalo

Data File: \\chromfs\Buffalo\ChromData\HP5973N\20210921-101109.b\N6461.D

Injection Date: 21-Sep-2021 15:03:30 Instrument ID: HP5973N Operator ID: LH

Lims ID: ICIS 5 Worklist Smp#: 12

Client ID:

Purge Vol: 5.000 mL Dil. Factor: 1.0000 ALS Bottle#: 12

Method: N-8260 Limit Group: MV - 8260C ICAL

Column: ZB-624 (0.18 mm)

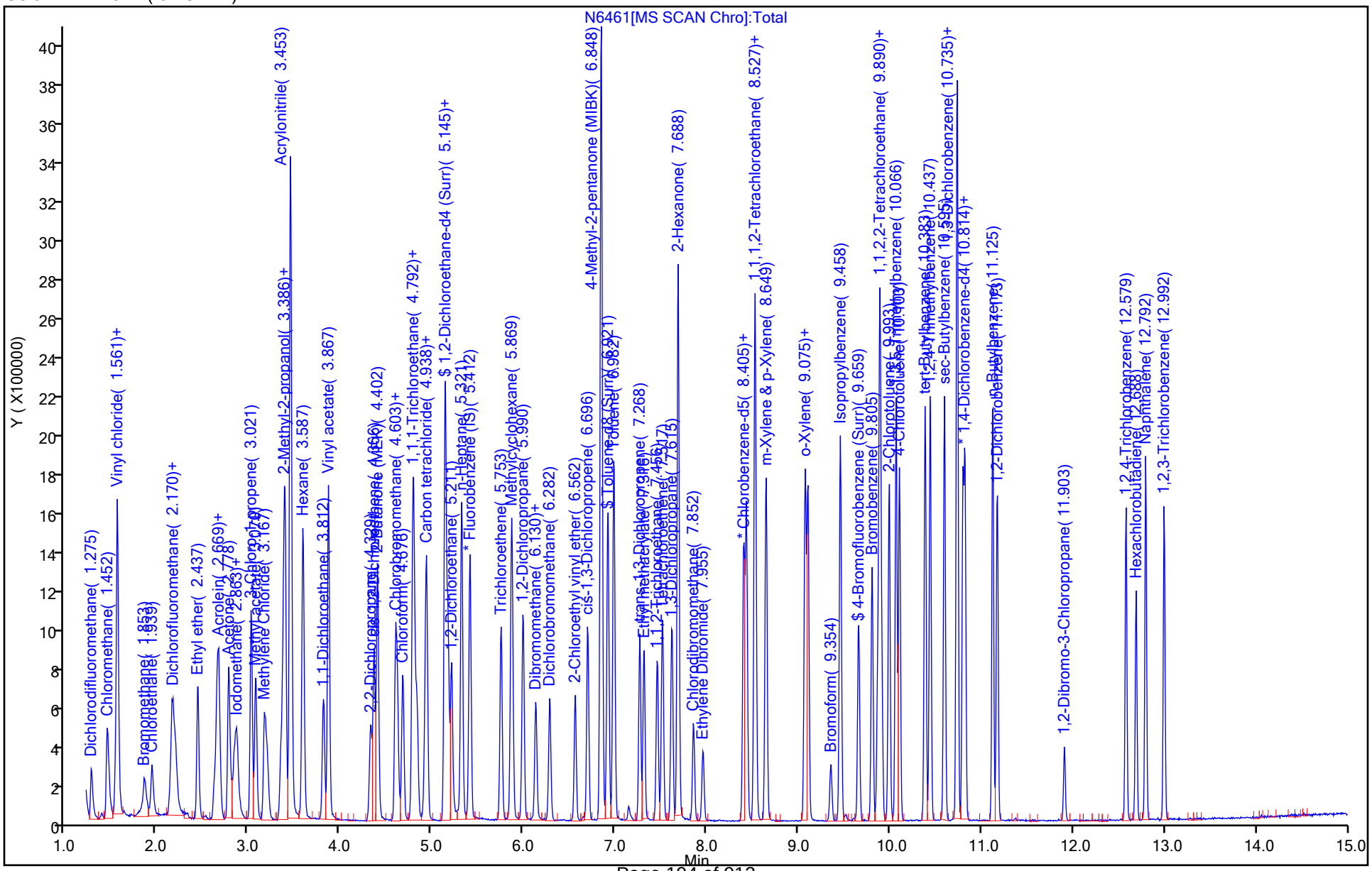

Eurofins TestAmerica, Buffalo
Target Compound Quantitation Report

Data File: \\chromfs\Buffalo\ChromData\HP5973N\20210921-101109.b\N6462.D
Lims ID: IC 6
Client ID:
Sample Type: IC Calib Level: 7
Inject. Date: 21-Sep-2021 15:26:30 ALS Bottle#: 13 Worklist Smp#: 13
Purge Vol: 5.000 mL Dil. Factor: 1.0000
Sample Info: IC 6
Misc. Info.: 480-0101109-013
Operator ID: LH Instrument ID: HP5973N
Sublist: chrom-N-8260*sub38

Method: \\chromfs\Buffalo\ChromData\HP5973N\20210921-101109.b\N-8260.m
Limit Group: MV - 8260C ICAL
Last Update: 21-Sep-2021 20:42:17 Calib Date: 21-Sep-2021 20:05:30
Integrator: RTE ID Type: Deconvolution ID
Quant Method: Internal Standard Quant By: Initial Calibration
Last ICal File: \\chromfs\Buffalo\ChromData\HP5973N\20210921-101109.b\N6474.D

Column 1 : ZB-624 (0.18 mm) Det: MS SCAN
Process Host: CTX1610

First Level Reviewer: HillL Date: 21-Sep-2021 16:00:39

Compound	Sig	RT (min.)	Adj RT (min.)	Dlt RT (min.)	Q	Response	Cal Amt ug/L	OnCol Amt ug/L	Flags
* 147 Fluorobenzene (IS)	70	5.412	5.412	0.000	97	199421	25.0	25.0	
* 2 Chlorobenzene-d5	117	8.399	8.399	0.000	88	786298	25.0	25.0	
* 3 1,4-Dichlorobenzene-d4	152	10.796	10.796	0.000	94	409215	25.0	25.0	
$ 148 Dibromofluoromethane (Surr)	113	4.834	4.834	0.000	93	264407	25.0	24.3	
$ 5 1,2-Dichloroethane-d4 (Surr)	65	5.138	5.138	0.000	92	353210	25.0	25.1	
$ 6 Toluene-d8 (Surr)	98	6.921	6.921	0.000	96	968902	25.0	24.8	
$ 7 4-Bromofluorobenzene (Surr)	174	9.659	9.653	0.007	91	304534	25.0	25.7	
11 Dichlorodifluoromethane	85	1.275	1.275	0.000	97	496398	50.0	52.6	
13 Chloromethane	50	1.458	1.452	0.006	99	1349907	50.0	48.4	
14 Vinyl chloride	62	1.543	1.549	-0.006	97	815499	50.0	51.8	
144 Butadiene	54	1.567	1.561	0.006	98	1130062	50.0	50.0	
15 Bromomethane	94	1.866	1.853	0.013	92	387974	50.0	45.2	
16 Chloroethane	64	1.945	1.939	0.006	93	435035	50.0	49.5	
17 Dichlorofluoromethane	67	2.170	2.164	0.006	93	924427	50.0	47.6	
18 Trichlorofluoromethane	101	2.170	2.170	0.000	69	828034	50.0	50.5	
19 Ethyl ether	59	2.437	2.437	0.000	90	748848	50.0	49.0	
20 Acrolein	56	2.620	2.620	0.000	100	296245	250.0	233.6	
21 112TCTFE	101	2.662	2.656	0.006	90	477480	50.0	50.1	
22 1,1-Dichloroethene	96	2.675	2.669	0.006	90	476758	50.0	51.4	
23 Acetone	43	2.778	2.778	0.000	97	2208273	250.0	238.8	
24 Iodomethane	142	2.845	2.839	0.006	98	856987	50.0	50.6	
25 Carbon disulfide	76	2.875	2.863	0.012	98	1542737	50.0	50.3	
27 3-Chloro-1-propene	41	3.021	3.021	0.000	87	1709424	50.0	52.9	
28 Methyl acetate	43	3.070	3.070	0.000	99	2155477	100.0	97.6	
30 Methylene Chloride	84	3.198	3.167	0.031	86	522954	50.0	49.5	
31 2-Methyl-2-propanol	59	3.350	3.350	0.000	97	1095339	500.0	567.5	
32 Methyl tert-butyl ether	73	3.380	3.380	0.000	92	1718624	50.0	51.5	
33 trans-1,2-Dichloroethene	96	3.392	3.399	-0.007	90	567230	50.0	52.2	
34 Acrylonitrile	53	3.453	3.453	0.000	98	5283542	500.0	495.4	
35 Hexane	57	3.587	3.587	0.000	95	1363187	50.0	56.0	

Compound	Sig	RT (min.)	Adj RT (min.)	Dlt RT (min.)	Q	Response	Cal Amt ug/L	OnCol Amt ug/L	Flags
36 1,1-Dichloroethane	63	3.812	3.812	0.000	97	1268801	50.0	52.0	
39 Vinyl acetate	43	3.867	3.867	0.000	96	5509283	100.0	118.0	
42 2,2-Dichloropropane	77	4.329	4.329	0.000	82	421668	50.0	48.0	
43 cis-1,2-Dichloroethene	96	4.366	4.366	0.000	86	617020	50.0	51.3	
44 2-Butanone (MEK)	43	4.402	4.402	0.000	95	3653331	250.0	253.1	
47 Chlorobromomethane	128	4.603	4.603	0.000	83	319271	50.0	49.1	
49 Tetrahydrofuran	42	4.621	4.621	0.000	93	934393	100.0	95.6	
50 Chloroform	83	4.682	4.682	0.000	93	959889	50.0	47.3	
51 1,1,1-Trichloroethane	97	4.786	4.786	0.000	95	799359	50.0	54.5	
52 Cyclohexane	56	4.798	4.798	0.000	95	1558893	50.0	55.1	
53 Carbon tetrachloride	117	4.926	4.926	0.000	93	680796	50.0	57.2	
54 1,1-Dichloropropene	75	4.938	4.938	0.000	82	791611	50.0	54.8	
55 Benzene	78	5.145	5.145	0.000	93	2338051	50.0	51.9	
56 Isobutyl alcohol	43	5.175	5.175	0.000	94	1642495	1250.0	1621.0	
57 1,2-Dichloroethane	62	5.211	5.211	0.000	93	1041476	50.0	49.4	
59 n-Heptane	43	5.321	5.321	0.000	94	1816763	50.0	56.7	
60 Trichloroethene	95	5.753	5.753	0.000	93	590816	50.0	53.0	
62 Methylcyclohexane	83	5.868	5.869	-0.001	91	944137	50.0	54.5	
63 1,2-Dichloropropane	63	5.996	5.990	0.006	85	726143	50.0	51.0	
64 Dibromomethane	93	6.130	6.130	0.000	95	383165	50.0	50.5	
66 1,4-Dioxane	88	6.142	6.136	0.006	56	117446	1000.0	1025.4	
67 Dichlorobromomethane	83	6.282	6.282	0.000	94	711408	50.0	54.2	
69 2-Chloroethyl vinyl ether	63	6.562	6.562	0.000	83	490414	50.0	56.8	
71 cis-1,3-Dichloropropene	75	6.696	6.702	-0.006	82	914583	50.0	57.1	
72 4-Methyl-2-pentanone (MIBK)	58	6.848	6.848	0.000	96	2092134	250.0	260.4	
73 Toluene	92	6.982	6.982	0.000	97	1490594	50.0	52.3	
75 trans-1,3-Dichloropropene	75	7.268	7.268	0.000	90	843599	50.0	55.0	
77 Ethyl methacrylate	69	7.316	7.316	0.000	86	715416	50.0	64.3	
78 1,1,2-Trichloroethane	83	7.456	7.456	0.000	93	425064	50.0	50.6	
79 Tetrachloroethene	166	7.517	7.517	0.000	95	655683	50.0	52.7	
80 1,3-Dichloropropane	76	7.614	7.615	0.000	87	890052	50.0	51.2	
82 2-Hexanone	43	7.687	7.688	-0.001	97	4894662	250.0	260.5	
83 Chlorodibromomethane	129	7.852	7.852	0.000	89	544869	50.0	55.8	
84 Ethylene Dibromide	107	7.955	7.961	-0.006	99	535500	50.0	52.3	
85 Chlorobenzene	112	8.430	8.430	0.000	93	1735601	50.0	52.8	
88 Ethylbenzene	91	8.527	8.527	0.000	98	2743814	50.0	54.2	
89 1,1,1,2-Tetrachloroethane	131	8.533	8.527	0.006	92	577844	50.0	56.2	
90 m-Xylene & p-Xylene	106	8.649	8.649	0.000	97	1051593	50.0	55.2	
91 o-Xylene	106	9.075	9.075	0.000	97	1009865	50.0	53.4	
92 Styrene	104	9.105	9.105	0.000	92	1750836	50.0	55.3	
93 Bromoform	173	9.354	9.354	0.000	96	354956	50.0	59.2	
95 Isopropylbenzene	105	9.458	9.458	0.000	96	2737258	50.0	57.1	
97 Bromobenzene	156	9.805	9.805	0.000	87	711203	50.0	53.9	
98 1,1,2,2-Tetrachloroethane	83	9.865	9.865	0.000	95	704996	50.0	51.0	
100 N-Propylbenzene	91	9.890	9.890	0.000	99	3241162	50.0	56.4	
99 1,2,3-Trichloropropane	110	9.896	9.902	-0.006	92	220021	50.0	49.8	
101 trans-1,4-Dichloro-2-butene	53	9.908	9.908	0.000	74	365258	50.0	59.6	
102 2-Chlorotoluene	126	9.993	9.993	0.000	96	661564	50.0	53.5	
104 1,3,5-Trimethylbenzene	105	10.066	10.066	0.000	95	2268549	50.0	57.8	
105 4-Chlorotoluene	91	10.103	10.103	0.000	97	2024295	50.0	57.3	
106 tert-Butylbenzene	134	10.383	10.389	-0.007	96	537690	50.0	60.0	
108 1,2,4-Trimethylbenzene	105	10.437	10.437	0.000	97	2291233	50.0	55.4	

Compound	Sig	RT (min.)	Adj RT (min.)	Dlt RT (min.)	Q	Response	Cal Amt ug/L	OnCol Amt ug/L	Flags
109 sec-Butylbenzene	105	10.595	10.595	0.000	95	2918850	50.0	57.4	
110 1,3-Dichlorobenzene	146	10.729	10.729	0.000	97	1360282	50.0	53.8	
111 4-Isopropyltoluene	119	10.735	10.735	0.000	98	2633523	50.0	58.0	
113 1,4-Dichlorobenzene	146	10.821	10.821	0.000	94	1375432	50.0	53.8	
115 n-Butylbenzene	91	11.125	11.119	0.006	98	2244877	50.0	56.9	
116 1,2-Dichlorobenzene	146	11.173	11.173	0.000	97	1343485	50.0	53.1	
117 1,2-Dibromo-3-Chloropropane	75	11.903	11.903	0.000	84	126743	50.0	53.7	
119 1,2,4-Trichlorobenzene	180	12.579	12.579	0.000	94	897461	50.0	54.4	
120 Hexachlorobutadiene	225	12.688	12.688	0.000	96	382181	50.0	50.6	
121 Naphthalene	128	12.792	12.792	0.000	97	2529542	50.0	57.4	
122 1,2,3-Trichlorobenzene	180	12.992	12.992	0.000	96	882797	50.0	55.2	
S 126 Xylenes, Total	1				0			108.7	
S 123 1,3-Dichloropropene, Total	1				0			112.1	
S 125 Total BTEX	1				0			267.0	
S 124 1,2-Dichloroethene, Total	1				0			103.5	

QC Flag Legend

Processing Flags

Reagents:

8260 CORP mix_00214	Amount Added: 25.00	Units: uL	
GAS CORP mix_00473	Amount Added: 25.00	Units: uL	
N_8260_Surr_00425	Amount Added: 1.00	Units: uL	Run Reagent
N 8260 IS_00222	Amount Added: 1.00	Units: uL	Run Reagent

Report Date: 21-Sep-2021 20:42:18 Chrom Revision: 2.3 13-May-2021 07:57:40

Eurofins TestAmerica, Buffalo

Data File: \\chromfs\Buffalo\ChromData\HP5973N\20210921-101109.b\N6462.D

Injection Date: 21-Sep-2021 15:26:30 Instrument ID: HP5973N Operator ID: LH

Lims ID: IC 6 Worklist Smp#: 13

Client ID:

Purge Vol: 5.000 mL Dil. Factor: 1.0000 ALS Bottle#: 13

Method: N-8260 Limit Group: MV - 8260C ICAL

Column: ZB-624 (0.18 mm)

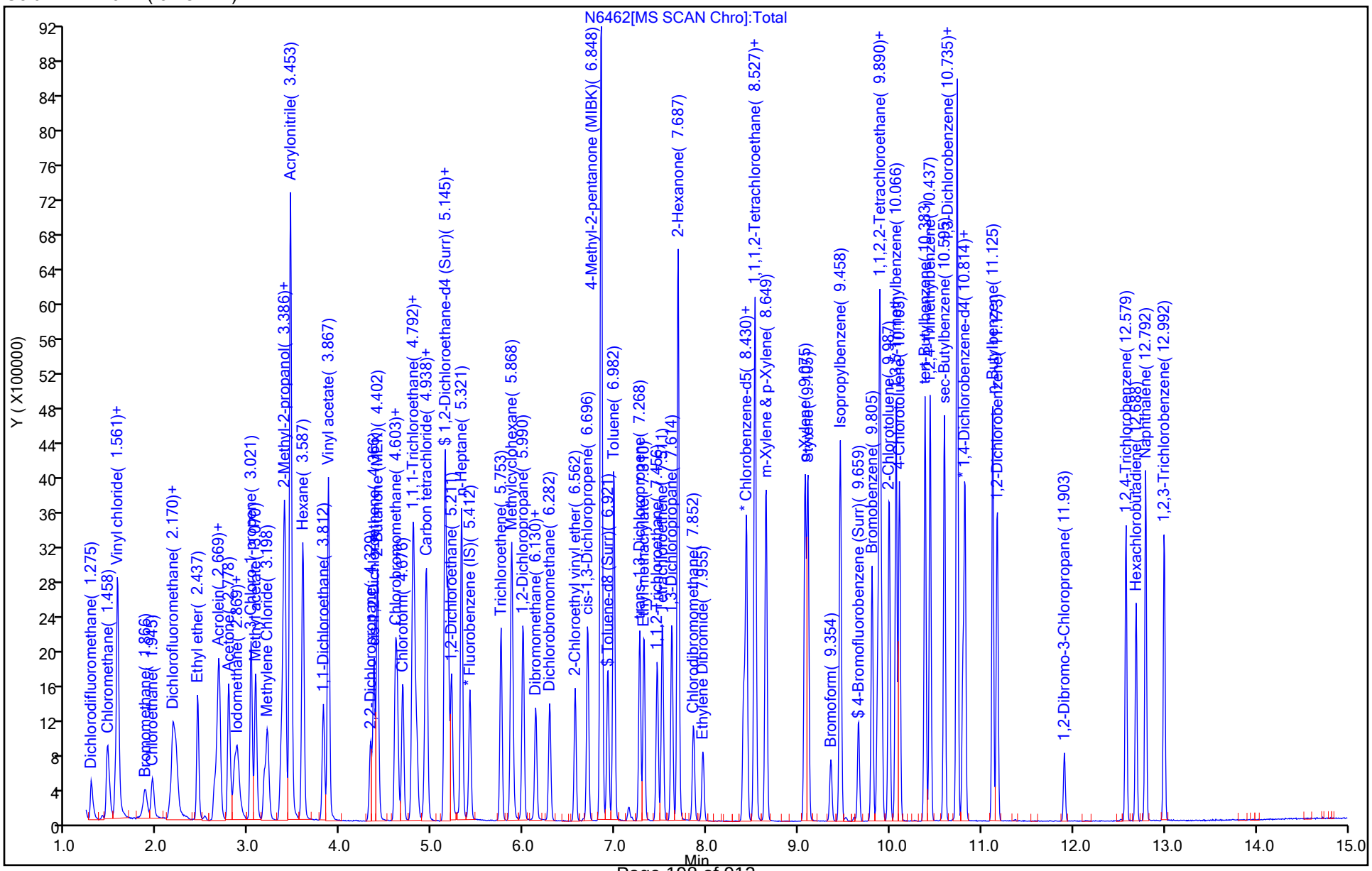

Eurofins TestAmerica, Buffalo
Target Compound Quantitation Report

Data File: \\chromfs\Buffalo\ChromData\HP5973N\20210921-101109.b\N6463.D
Lims ID: IC 7
Client ID:
Sample Type: IC Calib Level: 8
Inject. Date: 21-Sep-2021 15:49:30 ALS Bottle#: 14 Worklist Smp#: 14
Purge Vol: 5.000 mL Dil. Factor: 1.0000
Sample Info: IC 7
Misc. Info.: 480-0101109-014
Operator ID: LH Instrument ID: HP5973N
Sublist: chrom-N-8260*sub38

Method: \\chromfs\Buffalo\ChromData\HP5973N\20210921-101109.b\N-8260.m
Limit Group: MV - 8260C ICAL
Last Update: 21-Sep-2021 20:42:20 Calib Date: 21-Sep-2021 20:05:30
Integrator: RTE ID Type: Deconvolution ID
Quant Method: Internal Standard Quant By: Initial Calibration
Last ICal File: \\chromfs\Buffalo\ChromData\HP5973N\20210921-101109.b\N6474.D

Column 1 : ZB-624 (0.18 mm) Det: MS SCAN
Process Host: CTX1610

First Level Reviewer: HillL Date: 21-Sep-2021 16:29:59

Compound	Sig	RT (min.)	Adj RT (min.)	Dlt RT (min.)	Q	Response	Cal Amt ug/L	OnCol Amt ug/L	Flags
* 147 Fluorobenzene (IS)	70	5.412	5.412	0.000	98	203750	25.0	25.0	
* 2 Chlorobenzene-d5	117	8.399	8.399	0.000	89	805701	25.0	25.0	
* 3 1,4-Dichlorobenzene-d4	152	10.796	10.796	0.000	95	434153	25.0	25.0	
$ 148 Dibromofluoromethane (Surr)	113	4.834	4.834	0.000	92	278129	25.0	25.0	
$ 5 1,2-Dichloroethane-d4 (Surr)	65	5.138	5.138	0.000	46	356522	25.0	24.8	
$ 6 Toluene-d8 (Surr)	98	6.921	6.921	0.000	95	1004479	25.0	25.1	
$ 7 4-Bromofluorobenzene (Surr)	174	9.659	9.653	0.007	91	313827	25.0	25.8	
11 Dichlorodifluoromethane	85	1.275	1.275	0.000	97	1000238	100.0	103.7	
13 Chloromethane	50	1.452	1.452	0.000	99	2668531	100.0	93.7	
14 Vinyl chloride	62	1.543	1.549	-0.006	97	1674853	100.0	104.1	
144 Butadiene	54	1.561	1.561	0.000	97	2393029	100.0	103.6	
15 Bromomethane	94	1.859	1.853	0.006	92	796028	100.0	90.8	
16 Chloroethane	64	1.939	1.939	-0.001	93	872842	100.0	97.1	
17 Dichlorofluoromethane	67	2.164	2.164	0.000	95	1906833	100.0	96.2	
18 Trichlorofluoromethane	101	2.170	2.170	0.000	65	1673765	100.0	99.8	
19 Ethyl ether	59	2.437	2.437	0.000	90	1516547	100.0	97.1	
20 Acrolein	56	2.620	2.620	0.000	99	598813	500.0	462.2	
21 112TCTFE	101	2.656	2.656	0.000	91	989904	100.0	101.6	
22 1,1-Dichloroethene	96	2.669	2.669	0.000	90	961978	100.0	101.6	
23 Acetone	43	2.772	2.778	-0.006	97	4619802	500.0	488.9	
24 Iodomethane	142	2.839	2.839	0.000	98	1747004	100.0	101.0	
25 Carbon disulfide	76	2.863	2.863	0.000	98	3239759	100.0	103.3	
27 3-Chloro-1-propene	41	3.021	3.021	0.000	87	3537941	100.0	107.2	
28 Methyl acetate	43	3.070	3.070	0.000	99	4523416	200.0	200.4	
30 Methylene Chloride	84	3.198	3.167	0.031	86	1056632	100.0	98.8	a
31 2-Methyl-2-propanol	59	3.350	3.350	0.000	98	2363745	1000.0	1198.6	
32 Methyl tert-butyl ether	73	3.380	3.380	0.000	93	3585895	100.0	105.1	
33 trans-1,2-Dichloroethene	96	3.392	3.399	-0.007	89	1141057	100.0	102.8	
34 Acrylonitrile	53	3.453	3.453	0.000	97	11117008	1000.0	1020.3	
35 Hexane	57	3.587	3.587	0.000	94	2734832	100.0	109.9	

Compound	Sig	RT (min.)	Adj RT (min.)	Dlt RT (min.)	Q	Response	Cal Amt ug/L	OnCol Amt ug/L	Flags
36 1,1-Dichloroethane	63	3.812	3.812	0.000	96	2577110	100.0	103.4	
39 Vinyl acetate	43	3.867	3.867	0.000	96	12208865	200.0	256.0	
42 2,2-Dichloropropane	77	4.329	4.329	0.000	83	899049	100.0	100.2	
43 cis-1,2-Dichloroethene	96	4.366	4.366	0.000	86	1252703	100.0	102.0	
44 2-Butanone (MEK)	43	4.402	4.402	0.000	95	7759354	500.0	526.2	
47 Chlorobromomethane	128	4.597	4.603	-0.006	82	659819	100.0	99.3	
49 Tetrahydrofuran	42	4.615	4.621	-0.006	92	1996584	200.0	200.0	
50 Chloroform	83	4.676	4.682	-0.006	94	1975944	100.0	95.3	
51 1,1,1-Trichloroethane	97	4.792	4.786	0.006	96	1670367	100.0	111.5	
52 Cyclohexane	56	4.798	4.798	0.000	94	3285494	100.0	113.7	
53 Carbon tetrachloride	117	4.926	4.926	0.000	93	1497420	100.0	123.1	
54 1,1-Dichloropropene	75	4.938	4.938	0.000	82	1603523	100.0	108.7	
55 Benzene	78	5.145	5.145	0.000	93	4763401	100.0	103.5	
56 Isobutyl alcohol	43	5.169	5.175	-0.006	96	3902066	2500.0	3769.3	
57 1,2-Dichloroethane	62	5.211	5.211	0.000	93	2121333	100.0	98.5	
59 n-Heptane	43	5.321	5.321	0.000	94	3595814	100.0	109.8	
60 Trichloroethene	95	5.753	5.753	0.000	92	1206674	100.0	106.0	
62 Methylcyclohexane	83	5.869	5.869	-0.001	91	1929768	100.0	109.0	
63 1,2-Dichloropropane	63	5.990	5.990	0.000	88	1509540	100.0	103.7	
64 Dibromomethane	93	6.130	6.130	0.000	95	782512	100.0	101.0	
66 1,4-Dioxane	88	6.136	6.136	0.000	89	235758	2000.0	2008.8	
67 Dichlorobromomethane	83	6.282	6.282	0.000	94	1472973	100.0	109.7	
69 2-Chloroethyl vinyl ether	63	6.562	6.562	0.000	84	1070629	100.0	121.3	
71 cis-1,3-Dichloropropene	75	6.696	6.702	-0.006	83	1974400	100.0	120.7	
72 4-Methyl-2-pentanone (MIBK)	58	6.848	6.848	0.000	97	4510304	500.0	547.8	
73 Toluene	92	6.982	6.982	0.000	97	3163214	100.0	108.3	
75 trans-1,3-Dichloropropene	75	7.268	7.268	0.000	91	1825940	100.0	116.2	
77 Ethyl methacrylate	69	7.316	7.316	0.000	86	1559696	100.0	136.8	
78 1,1,2-Trichloroethane	83	7.456	7.456	0.000	94	857479	100.0	99.6	
79 Tetrachloroethene	166	7.517	7.517	0.000	96	1347245	100.0	105.7	
80 1,3-Dichloropropane	76	7.614	7.615	0.000	86	1860578	100.0	104.6	
82 2-Hexanone	43	7.687	7.688	-0.001	96	10493172	500.0	545.1	
83 Chlorodibromomethane	129	7.858	7.852	0.006	89	1187581	100.0	118.8	
84 Ethylene Dibromide	107	7.955	7.961	-0.006	99	1125661	100.0	107.2	
85 Chlorobenzene	112	8.430	8.430	0.000	93	3536034	100.0	104.9	
88 Ethylbenzene	91	8.527	8.527	0.000	98	5808140	100.0	111.9	
89 1,1,1,2-Tetrachloroethane	131	8.533	8.527	0.006	93	1216397	100.0	115.4	
90 m-Xylene & p-Xylene	106	8.649	8.649	0.000	98	2211036	100.0	113.3	
91 o-Xylene	106	9.075	9.075	0.000	97	2125698	100.0	109.8	
92 Styrene	104	9.105	9.105	0.000	93	3754146	100.0	115.8	
93 Bromoform	173	9.354	9.354	0.000	95	792050	100.0	128.9	
95 Isopropylbenzene	105	9.458	9.458	0.000	96	5762929	100.0	113.4	
97 Bromobenzene	156	9.805	9.805	0.000	88	1470436	100.0	105.1	
98 1,1,2,2-Tetrachloroethane	83	9.865	9.865	0.000	94	1470771	100.0	100.3	
100 N-Propylbenzene	91	9.890	9.890	0.000	99	6901836	100.0	113.2	
99 1,2,3-Trichloropropane	110	9.896	9.902	-0.006	93	443368	100.0	94.7	
101 trans-1,4-Dichloro-2-butene	53	9.914	9.908	0.006	81	802148	100.0	123.4	
102 2-Chlorotoluene	126	9.993	9.993	0.000	96	1382733	100.0	105.3	
104 1,3,5-Trimethylbenzene	105	10.066	10.066	0.000	96	4729716	100.0	113.5	
105 4-Chlorotoluene	91	10.103	10.103	0.000	98	4153163	100.0	110.8	
106 tert-Butylbenzene	134	10.383	10.389	-0.006	96	1084231	100.0	114.0	
108 1,2,4-Trimethylbenzene	105	10.437	10.437	0.000	98	4878327	100.0	111.2	

Compound	Sig	RT (min.)	Adj RT (min.)	Dlt RT (min.)	Q	Response	Cal Amt ug/L	OnCol Amt ug/L	Flags
109 sec-Butylbenzene	105	10.595	10.595	0.000	94	6129301	100.0	113.6	
110 1,3-Dichlorobenzene	146	10.729	10.729	0.000	97	2823598	100.0	105.3	
111 4-Isopropyltoluene	119	10.735	10.735	0.000	98	5619498	100.0	116.7	
113 1,4-Dichlorobenzene	146	10.821	10.821	0.000	94	2856270	100.0	105.3	
115 n-Butylbenzene	91	11.125	11.119	0.006	98	4711382	100.0	112.5	
116 1,2-Dichlorobenzene	146	11.173	11.173	0.000	97	2728877	100.0	101.7	
117 1,2-Dibromo-3-Chloropropane	75	11.903	11.903	0.000	80	289585	100.0	115.7	
119 1,2,4-Trichlorobenzene	180	12.579	12.579	0.000	95	1870161	100.0	106.8	
120 Hexachlorobutadiene	225	12.688	12.688	0.000	97	799998	100.0	99.8	
121 Naphthalene	128	12.792	12.792	0.000	97	5598946	100.0	119.9	
122 1,2,3-Trichlorobenzene	180	12.998	12.992	0.006	96	1816098	100.0	107.1	
S 126 Xylenes, Total	1				0			223.1	
S 123 1,3-Dichloropropene, Total	1				0			236.9	
S 125 Total BTEX	1				0			546.8	
S 124 1,2-Dichloroethene, Total	1				0			204.8	

QC Flag Legend

Processing Flags

Review Flags

a - User Assigned ID

Reagents:

8260 CORP mix_00214	Amount Added: 50.00	Units: uL	
GAS CORP mix_00473	Amount Added: 50.00	Units: uL	
N_8260_Surr_00425	Amount Added: 1.00	Units: uL	Run Reagent
N 8260 IS_00222	Amount Added: 1.00	Units: uL	Run Reagent

Report Date: 21-Sep-2021 20:42:21 Chrom Revision: 2.3 13-May-2021 07:57:40

Eurofins TestAmerica, Buffalo

Data File: \\chromfs\Buffalo\ChromData\HP5973N\20210921-101109.b\N6463.D

Injection Date: 21-Sep-2021 15:49:30 Instrument ID: HP5973N Operator ID: LH

Lims ID: IC 7 Worklist Smp#: 14

Client ID:

Purge Vol: 5.000 mL Dil. Factor: 1.0000 ALS Bottle#: 14

Method: N-8260 Limit Group: MV - 8260C ICAL

Column: ZB-624 (0.18 mm)

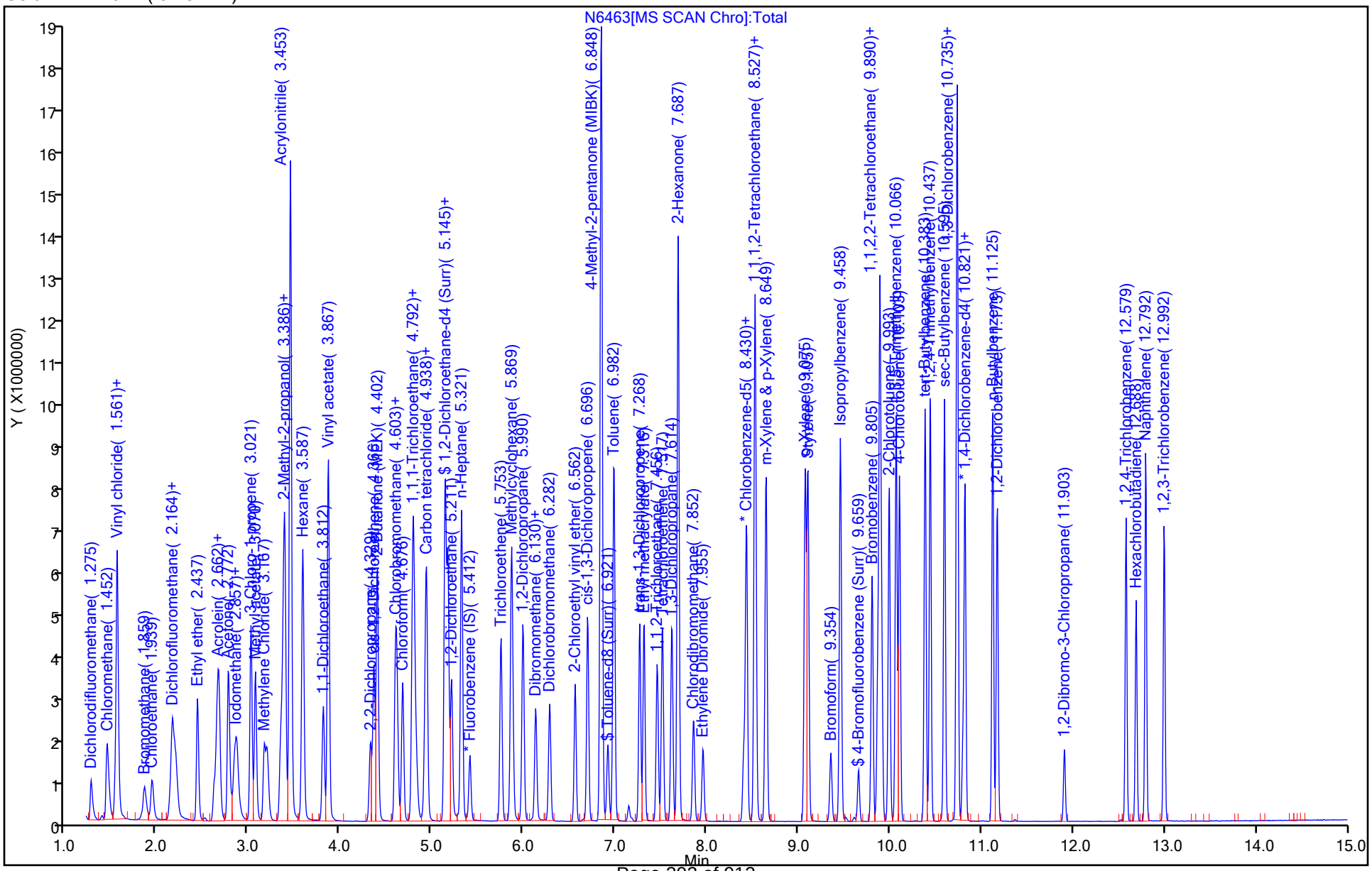

Manual Integration/User Assign Peak Report

Eurofins TestAmerica, Buffalo

Data File:	\\chromfs\Buffalo\ChromData\HP5973N\20210921-101109.b\N6463.D				
Injection Date:	21-Sep-2021 15:49:30	Instrument ID:	HP5973N		
Lims ID:	IC 7				
Client ID:					
Operator ID:	LH	ALS Bottle#:	14	Worklist Smp#:	14
Purge Vol:	5.000 mL	Dil. Factor:	1.0000		
Method:	N-8260	Limit Group:	MV - 8260C ICAL		
Column:	ZB-624 (0.18 mm)	Detector	MS SCAN		

30 Methylene Chloride, CAS: 75-09-2

Signal: 1

Processing Integration Results

Not Detected
Expected RT: 3.17

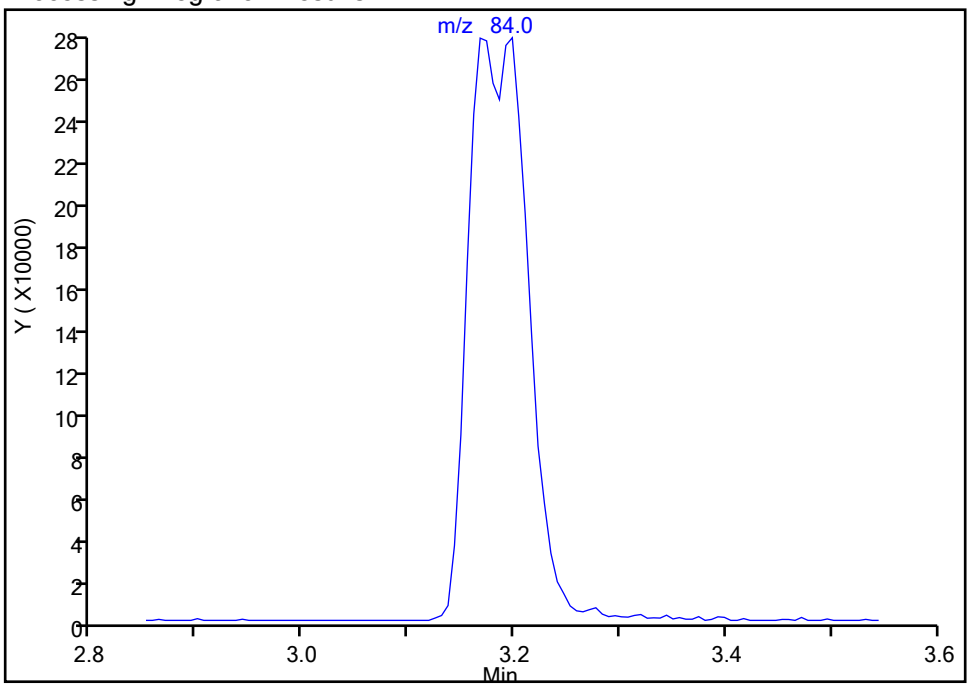

Manual Integration Results

RT: 3.20
Area: 1056632
Amount: 98.756876
Amount Units: ug/L

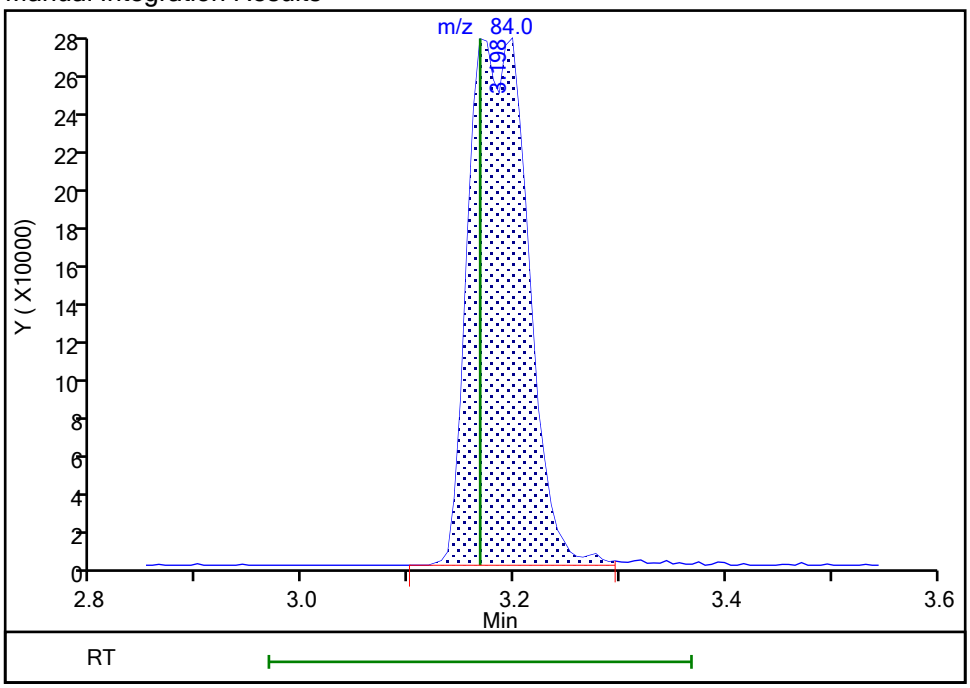

Reviewer: HillL, 21-Sep-2021 16:28:53
Audit Action: Assigned Compound ID Audit Reason: Peak assignment corrected

Calibration / Dichlorodifluoromethane

Curve Type:	Average
Weighting:	Conc_Sq
Origin:	Force
Dependency:	Response
Calib Mode:	ISTD
Response Base:	AREA
RF Rounding:	0

Curve Coefficients

Intercept:	0
Slope:	1.184

Error Coefficients

Standard Error:	433000
Relative Standard Error:	11.5
Correlation Coefficient:	1.000
Coefficient of Determination (Adjusted):	0.984

ID	Level	Concentration	Rel. Resp.	IS Amount	IS Response	RRF	Used
1	IC 480-597177/7	0.5	0.497236	25.0	175621.0	0.994471	Y
2	IC 480-597177/8	1.0	0.960128	25.0	176617.0	0.960128	Y
3	IC 480-597177/9	2.0	2.460209	25.0	188358.0	1.230104	Y
4	IC 480-597177/10	5.0	6.717063	25.0	172501.0	1.343413	Y
5	IC 480-597177/11	10.0	11.869886	25.0	180503.0	1.186989	Y
6	ICIS 480-597177/12	25.0	32.134238	25.0	183562.0	1.28537	Y
7	IC 480-597177/13	50.0	62.229906	25.0	199421.0	1.244598	Y
8	IC 480-597177/14	100.0	122.728589	25.0	203750.0	1.227286	Y

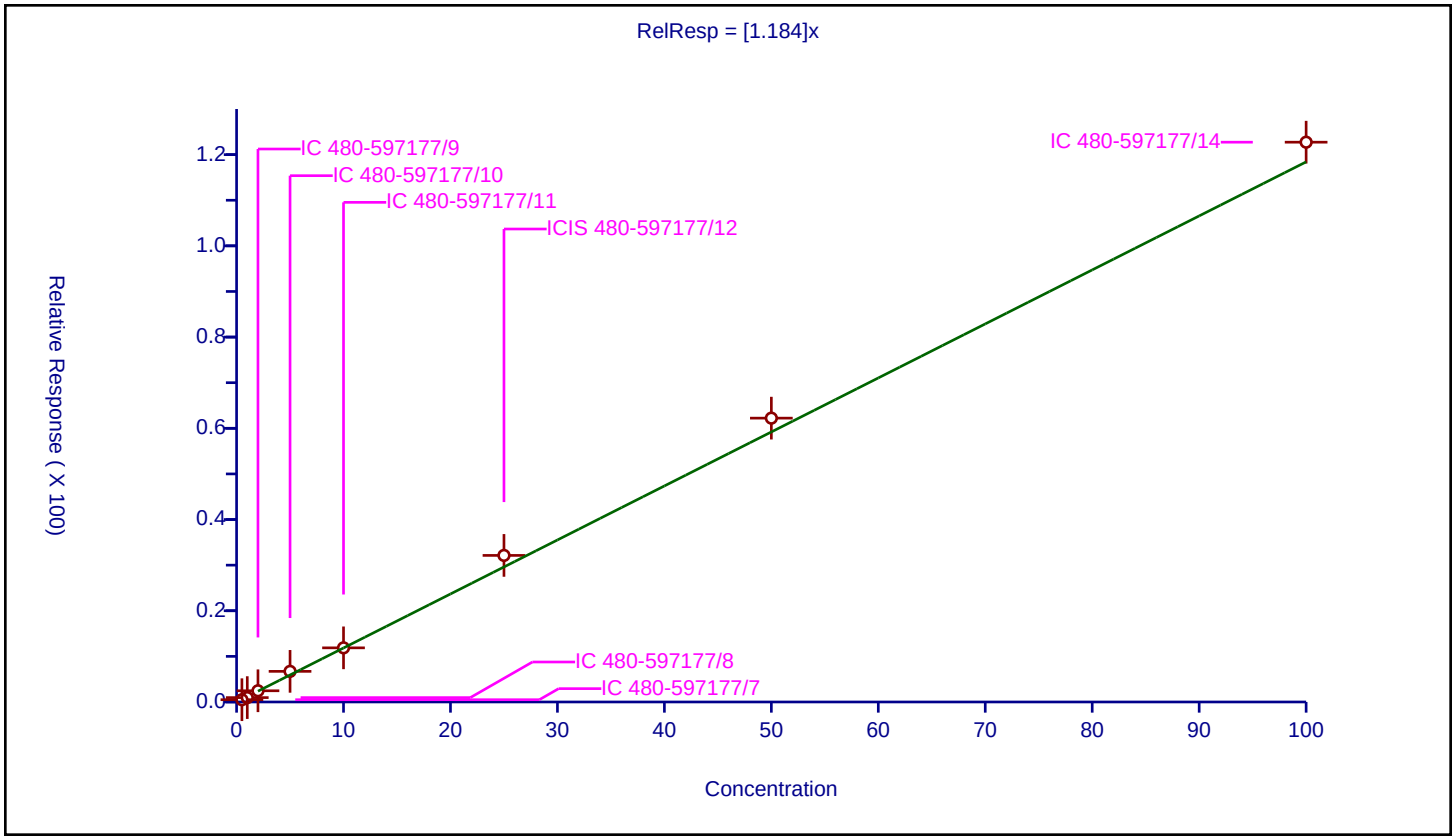

Calibration / Chloromethane

Curve Type:	Average
Weighting:	Conc_Sq
Origin:	Force
Dependency:	Response
Calib Mode:	ISTD
Response Base:	AREA
RF Rounding:	0

Curve Coefficients

Intercept:	0
Slope:	3.495

Error Coefficients

Standard Error:	1160000
Relative Standard Error:	5.3
Correlation Coefficient:	1.000
Coefficient of Determination (Adjusted):	0.996

ID	Level	Concentration	Rel. Resp.	IS Amount	IS Response	RRF	Used
1	IC 480-597177/7	0.5	1.701249	25.0	175621.0	3.402497	Y
2	IC 480-597177/8	1.0	3.330512	25.0	176617.0	3.330512	Y
3	IC 480-597177/9	2.0	7.307096	25.0	188358.0	3.653548	Y
4	IC 480-597177/10	5.0	19.121483	25.0	172501.0	3.824297	Y
5	IC 480-597177/11	10.0	35.233902	25.0	180503.0	3.52339	Y
6	ICIS 480-597177/12	25.0	89.180359	25.0	183562.0	3.567214	Y
7	IC 480-597177/13	50.0	169.228291	25.0	199421.0	3.384566	Y
8	IC 480-597177/14	100.0	327.427117	25.0	203750.0	3.274271	Y

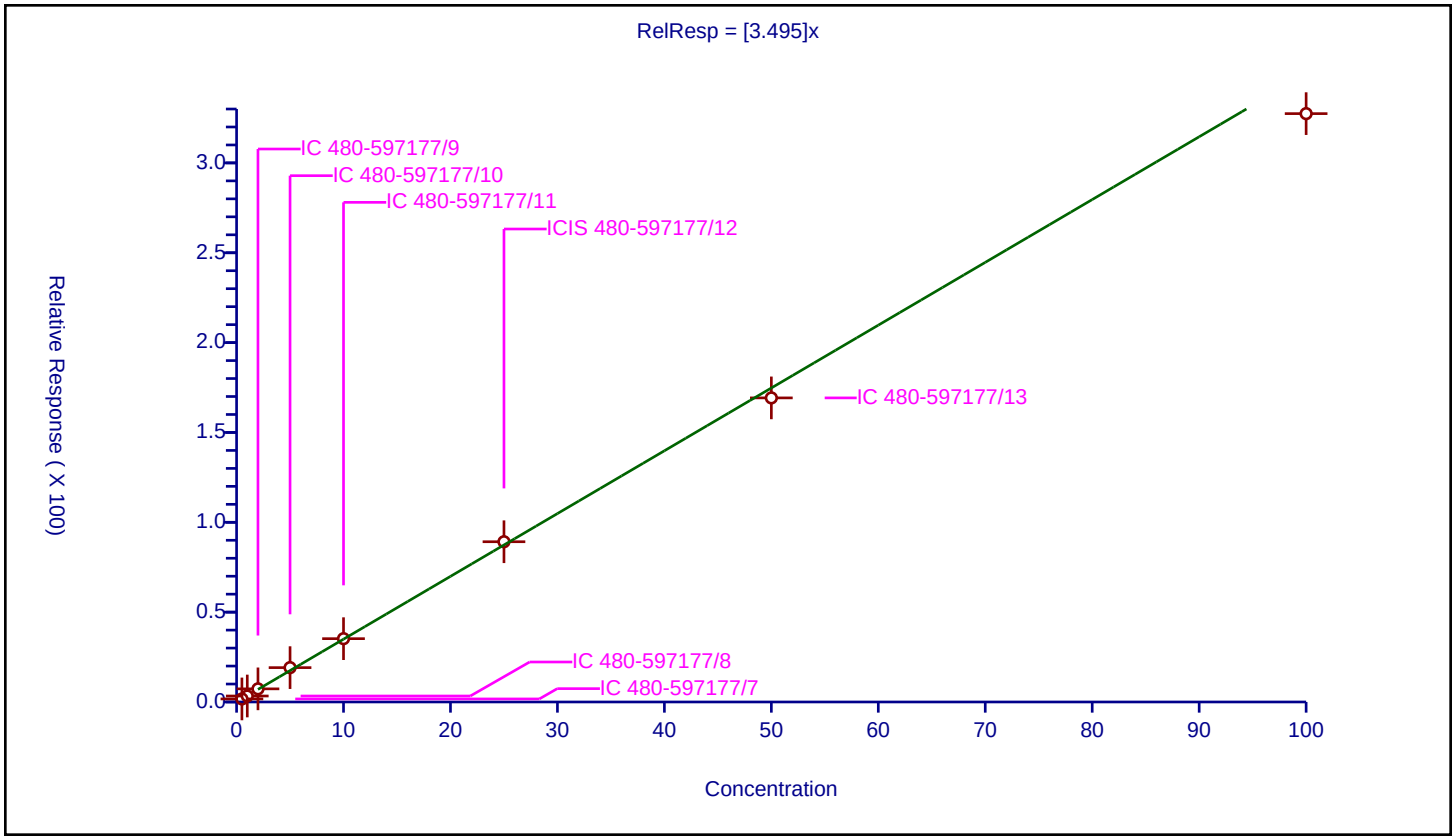

Calibration / Vinyl chloride

Curve Type:	Average
Weighting:	Conc_Sq
Origin:	Force
Dependency:	Response
Calib Mode:	ISTD
Response Base:	AREA
RF Rounding:	0

Curve Coefficients

Intercept:	0
Slope:	1.975

Error Coefficients

Standard Error:	780000
Relative Standard Error:	11.5
Correlation Coefficient:	1.000
Coefficient of Determination (Adjusted):	0.984

ID	Level	Concentration	Rel. Resp.	IS Amount	IS Response	RRF	Used
1	IC 480-597177/7	0.5	0.688557	25.0	175621.0	1.377113	N
2	IC 480-597177/8	1.0	1.689673	25.0	176617.0	1.689673	Y
3	IC 480-597177/9	2.0	3.26413	25.0	188358.0	1.632065	Y
4	IC 480-597177/10	5.0	11.138631	25.0	172501.0	2.227726	Y
5	IC 480-597177/11	10.0	20.087478	25.0	180503.0	2.008748	Y
6	ICIS 480-597177/12	25.0	54.106923	25.0	183562.0	2.164277	Y
7	IC 480-597177/13	50.0	102.233341	25.0	199421.0	2.044667	Y
8	IC 480-597177/14	100.0	205.503436	25.0	203750.0	2.055034	Y

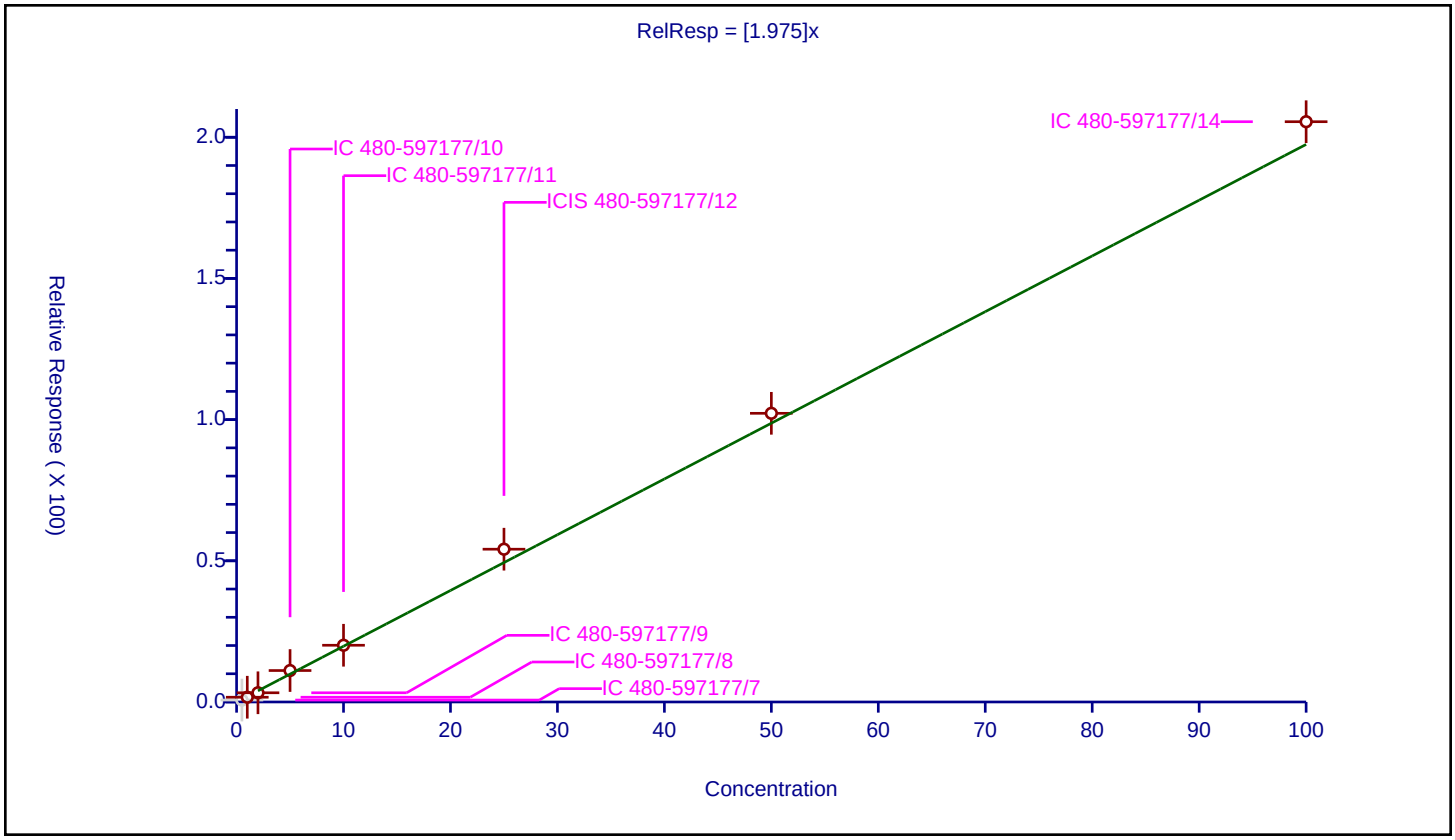

Calibration / Butadiene

Curve Type:	Average
Weighting:	Conc_Sq
Origin:	Force
Dependency:	Response
Calib Mode:	ISTD
Response Base:	AREA
RF Rounding:	0

Curve Coefficients

Intercept:	0
Slope:	2.834

Error Coefficients

Standard Error:	1030000
Relative Standard Error:	8.8
Correlation Coefficient:	0.999
Coefficient of Determination (Adjusted):	0.991

ID	Level	Concentration	Rel. Resp.	IS Amount	IS Response	RRF	Used
1	IC 480-597177/7	0.5	1.199885	25.0	175621.0	2.39977	Y
2	IC 480-597177/8	1.0	2.80593	25.0	176617.0	2.80593	Y
3	IC 480-597177/9	2.0	5.257674	25.0	188358.0	2.628837	Y
4	IC 480-597177/10	5.0	15.883676	25.0	172501.0	3.176735	Y
5	IC 480-597177/11	10.0	27.871974	25.0	180503.0	2.787197	Y
6	ICIS 480-597177/12	25.0	77.548594	25.0	183562.0	3.101944	Y
7	IC 480-597177/13	50.0	141.667879	25.0	199421.0	2.833358	Y
8	IC 480-597177/14	100.0	293.62319	25.0	203750.0	2.936232	Y

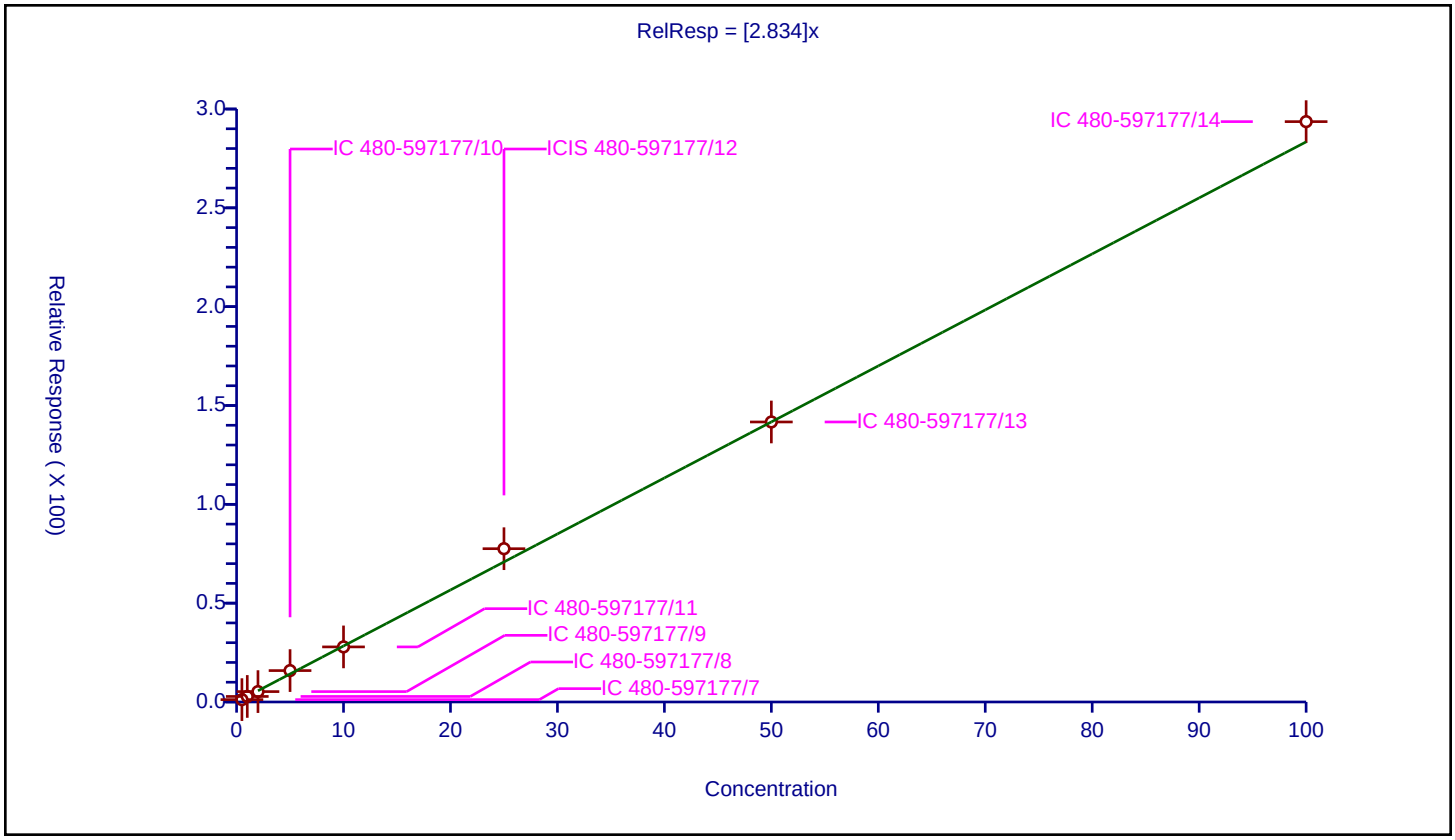

Calibration / Bromomethane

Curve Type:	Average
Weighting:	Conc_Sq
Origin:	Force
Dependency:	Response
Calib Mode:	ISTD
Response Base:	AREA
RF Rounding:	0

Curve Coefficients

Intercept:	0
Slope:	1.076

Error Coefficients

Standard Error:	344000
Relative Standard Error:	7.5
Correlation Coefficient:	1.000
Coefficient of Determination (Adjusted):	0.992

ID	Level	Concentration	Rel. Resp.	IS Amount	IS Response	RRF	Used
1	IC 480-597177/7	0.5	0.5314	25.0	175621.0	1.0628	Y
2	IC 480-597177/8	1.0	1.182927	25.0	176617.0	1.182927	Y
3	IC 480-597177/9	2.0	2.309034	25.0	188358.0	1.154517	Y
4	IC 480-597177/10	5.0	5.665764	25.0	172501.0	1.133153	Y
5	IC 480-597177/11	10.0	11.007989	25.0	180503.0	1.100799	Y
6	ICIS 480-597177/12	25.0	25.549542	25.0	183562.0	1.021982	Y
7	IC 480-597177/13	50.0	48.637556	25.0	199421.0	0.972751	Y
8	IC 480-597177/14	100.0	97.672147	25.0	203750.0	0.976721	Y

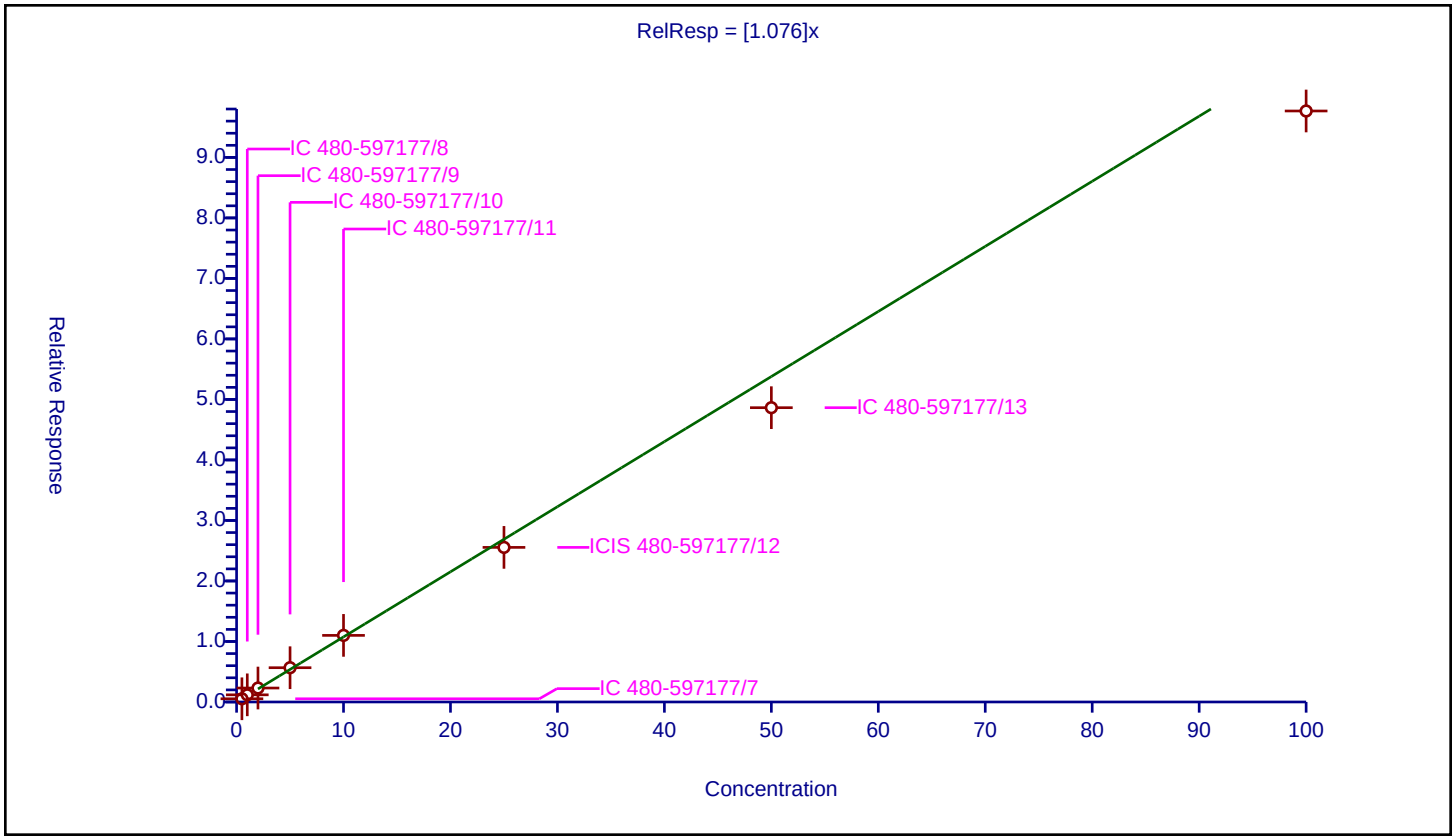

Calibration / Chloroethane

Curve Type:	Average
Weighting:	Conc_Sq
Origin:	Force
Dependency:	Response
Calib Mode:	ISTD
Response Base:	AREA
RF Rounding:	0

Curve Coefficients

Intercept:	0
Slope:	1.102

Error Coefficients

Standard Error:	380000
Relative Standard Error:	8.5
Correlation Coefficient:	1.000
Coefficient of Determination (Adjusted):	0.991

ID	Level	Concentration	Rel. Resp.	IS Amount	IS Response	RRF	Used
1	IC 480-597177/7	0.5	0.472893	25.0	175621.0	0.945787	Y
2	IC 480-597177/8	1.0	1.079879	25.0	176617.0	1.079879	Y
3	IC 480-597177/9	2.0	2.07172	25.0	188358.0	1.03586	Y
4	IC 480-597177/10	5.0	6.175616	25.0	172501.0	1.235123	Y
5	IC 480-597177/11	10.0	11.546761	25.0	180503.0	1.154676	Y
6	ICIS 480-597177/12	25.0	30.171141	25.0	183562.0	1.206846	Y
7	IC 480-597177/13	50.0	54.53726	25.0	199421.0	1.090745	Y
8	IC 480-597177/14	100.0	107.097178	25.0	203750.0	1.070972	Y

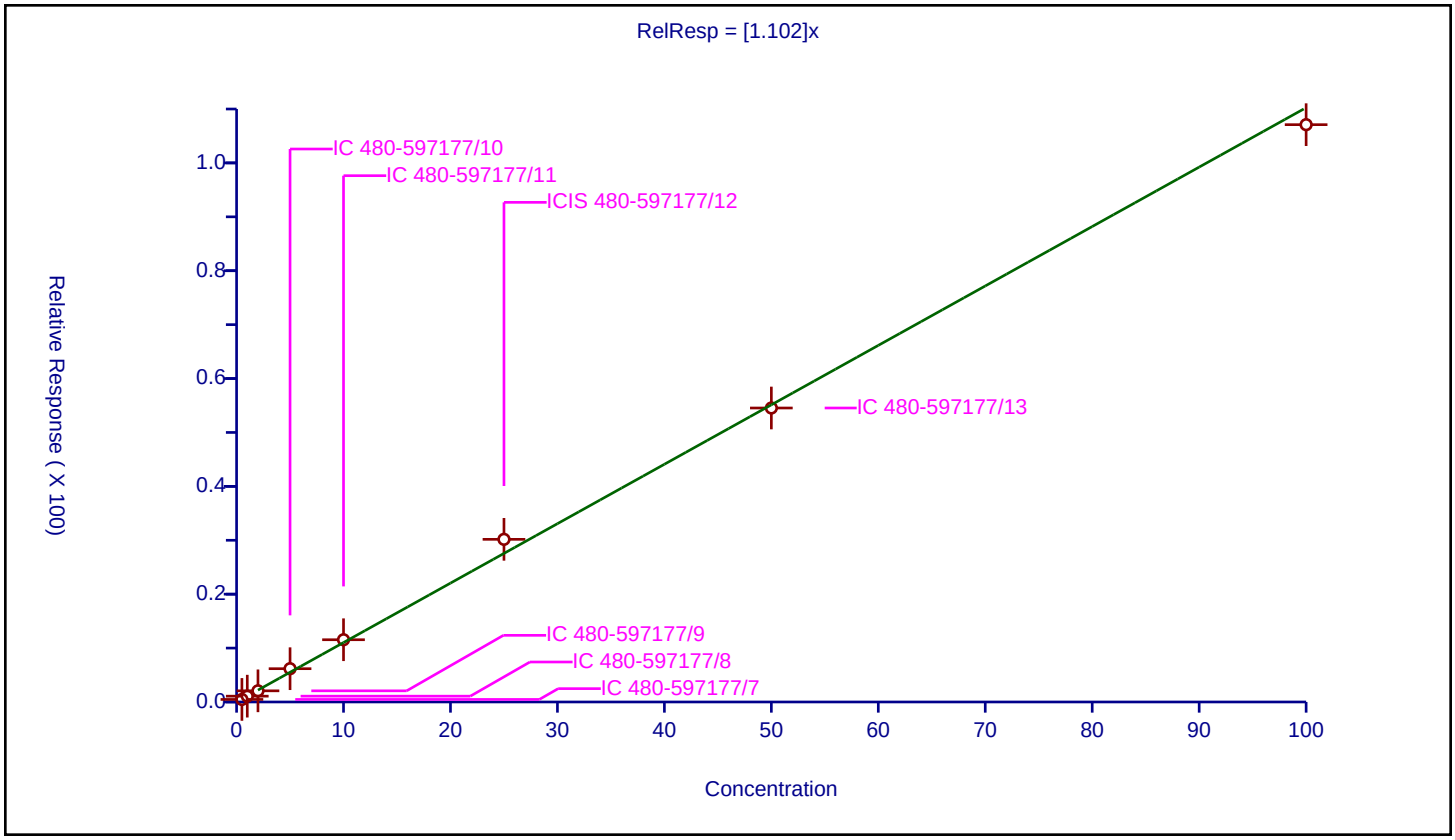

Calibration / Dichlorofluoromethane

Curve Type:	Average
Weighting:	Conc_Sq
Origin:	Force
Dependency:	Response
Calib Mode:	ISTD
Response Base:	AREA
RF Rounding:	0

Curve Coefficients

Intercept:	0
Slope:	2.433

Error Coefficients

Standard Error:	823000
Relative Standard Error:	5.2
Correlation Coefficient:	1.000
Coefficient of Determination (Adjusted):	0.996

ID	Level	Concentration	Rel. Resp.	IS Amount	IS Response	RRF	Used
1	IC 480-597177/7	0.5	1.261808	25.0	175621.0	2.523616	Y
2	IC 480-597177/8	1.0	2.37647	25.0	176617.0	2.37647	Y
3	IC 480-597177/9	2.0	4.540556	25.0	188358.0	2.270278	Y
4	IC 480-597177/10	5.0	13.235575	25.0	172501.0	2.647115	Y
5	IC 480-597177/11	10.0	24.877426	25.0	180503.0	2.487743	Y
6	ICIS 480-597177/12	25.0	62.57872	25.0	183562.0	2.503149	Y
7	IC 480-597177/13	50.0	115.888873	25.0	199421.0	2.317777	Y
8	IC 480-597177/14	100.0	233.967239	25.0	203750.0	2.339672	Y

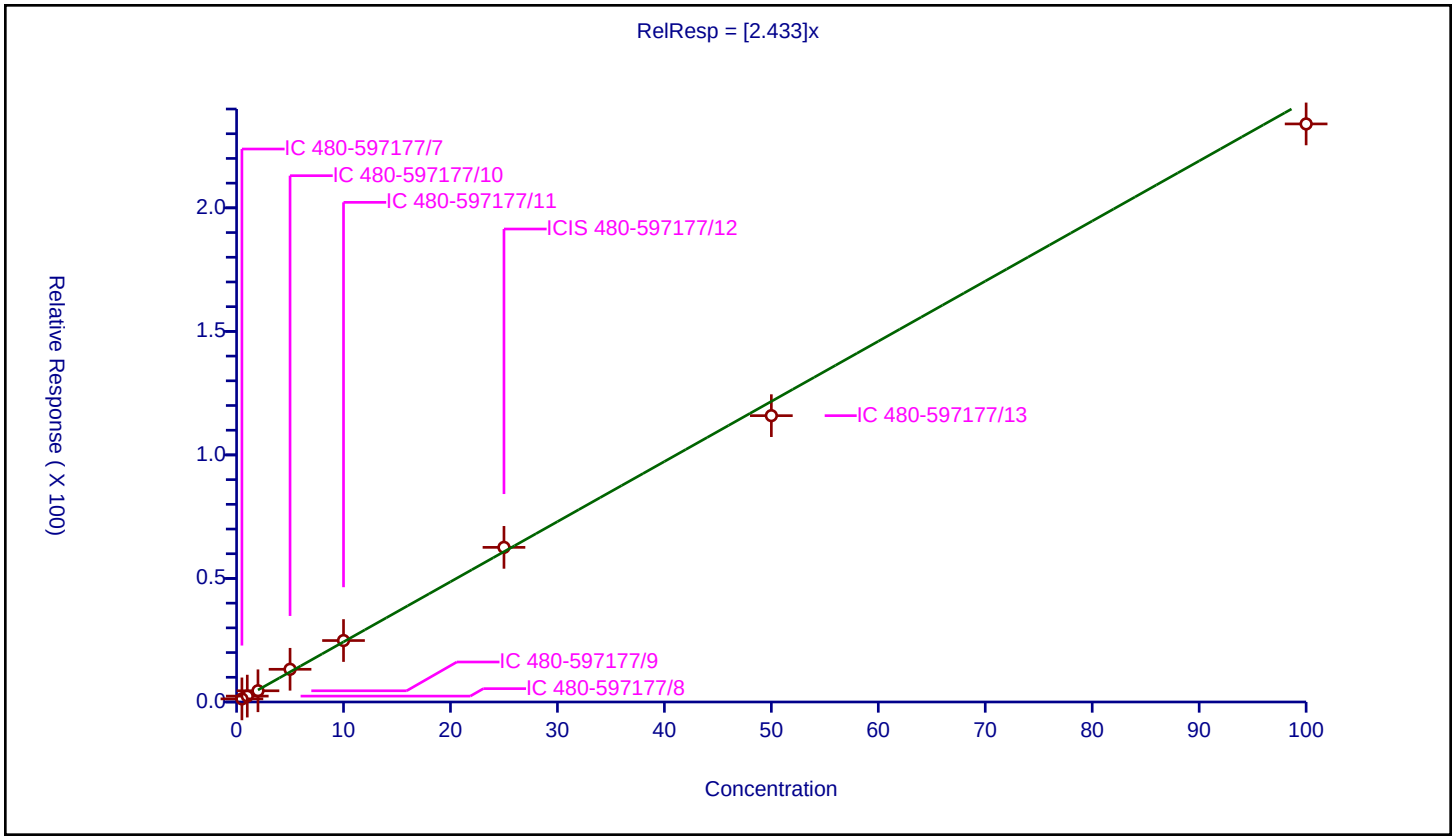

Calibration / Trichlorofluoromethane

Curve Type:	Average
Weighting:	Conc_Sq
Origin:	Force
Dependency:	Response
Calib Mode:	ISTD
Response Base:	AREA
RF Rounding:	0

Curve Coefficients

Intercept:	0
Slope:	2.057

Error Coefficients

Standard Error:	783000
Relative Standard Error:	7.8
Correlation Coefficient:	1.000
Coefficient of Determination (Adjusted):	0.992

ID	Level	Concentration	Rel. Resp.	IS Amount	IS Response	RRF	Used
1	IC 480-597177/7	0.5	0.700372	25.0	175621.0	1.400744	N
2	IC 480-597177/8	1.0	1.868591	25.0	176617.0	1.868591	Y
3	IC 480-597177/9	2.0	3.686995	25.0	188358.0	1.843497	Y
4	IC 480-597177/10	5.0	11.450948	25.0	172501.0	2.29019	Y
5	IC 480-597177/11	10.0	20.76863	25.0	180503.0	2.076863	Y
6	ICIS 480-597177/12	25.0	54.753571	25.0	183562.0	2.190143	Y
7	IC 480-597177/13	50.0	103.804765	25.0	199421.0	2.076095	Y
8	IC 480-597177/14	100.0	205.369939	25.0	203750.0	2.053699	Y

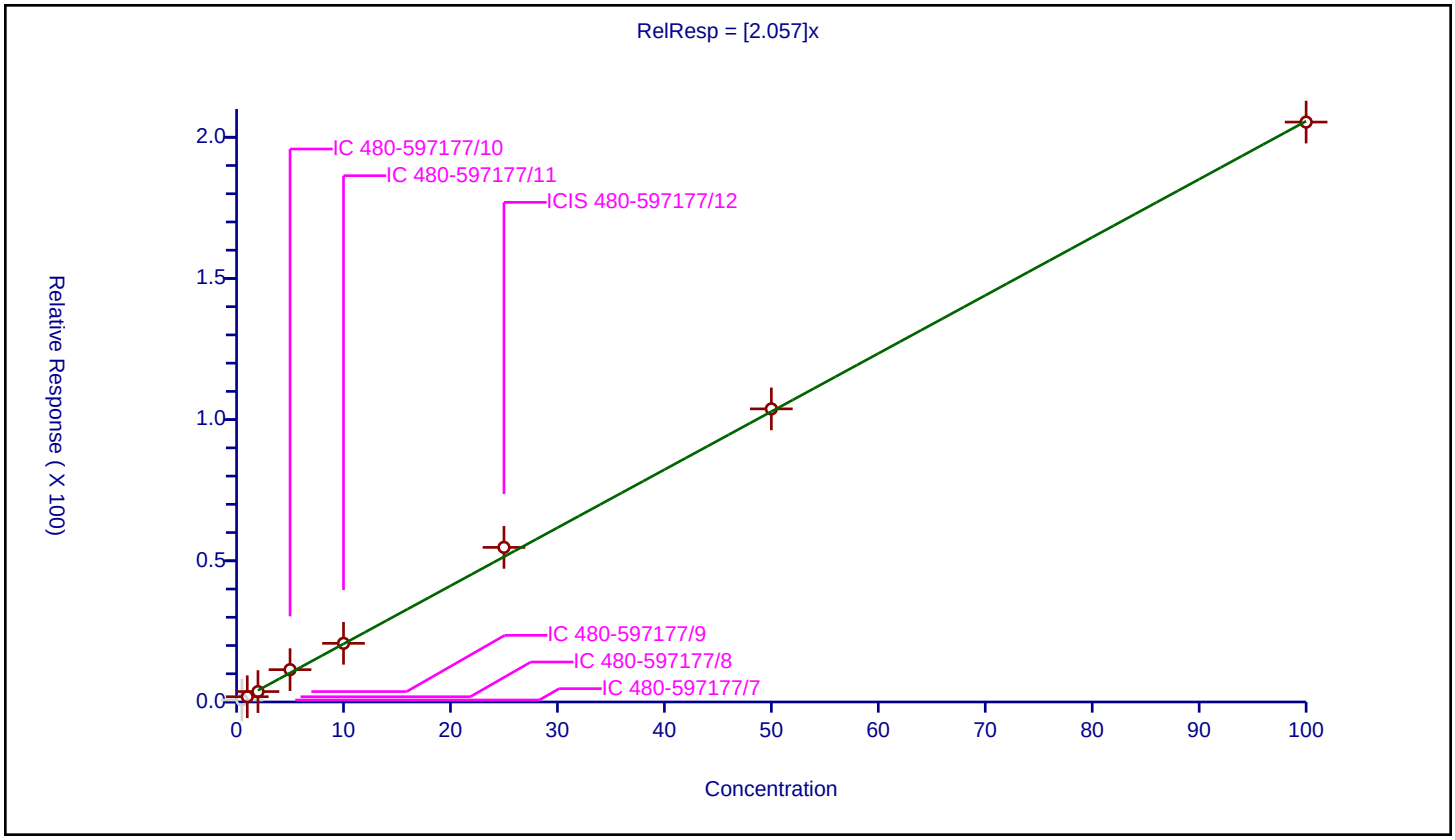

Calibration / Ethyl ether

Curve Type:	Average
Weighting:	Conc_Sq
Origin:	Force
Dependency:	Response
Calib Mode:	ISTD
Response Base:	AREA
RF Rounding:	0

Curve Coefficients

Intercept:	0
Slope:	1.917

Error Coefficients

Standard Error:	656000
Relative Standard Error:	3.6
Correlation Coefficient:	1.000
Coefficient of Determination (Adjusted):	0.998

ID	Level	Concentration	Rel. Resp.	IS Amount	IS Response	RRF	Used
1	IC 480-597177/7	0.5	0.963723	25.0	175621.0	1.927446	Y
2	IC 480-597177/8	1.0	1.800365	25.0	176617.0	1.800365	Y
3	IC 480-597177/9	2.0	4.040312	25.0	188358.0	2.020156	Y
4	IC 480-597177/10	5.0	9.720958	25.0	172501.0	1.944192	Y
5	IC 480-597177/11	10.0	19.673634	25.0	180503.0	1.967363	Y
6	ICIS 480-597177/12	25.0	48.385151	25.0	183562.0	1.935406	Y
7	IC 480-597177/13	50.0	93.877776	25.0	199421.0	1.877556	Y
8	IC 480-597177/14	100.0	186.079387	25.0	203750.0	1.860794	Y

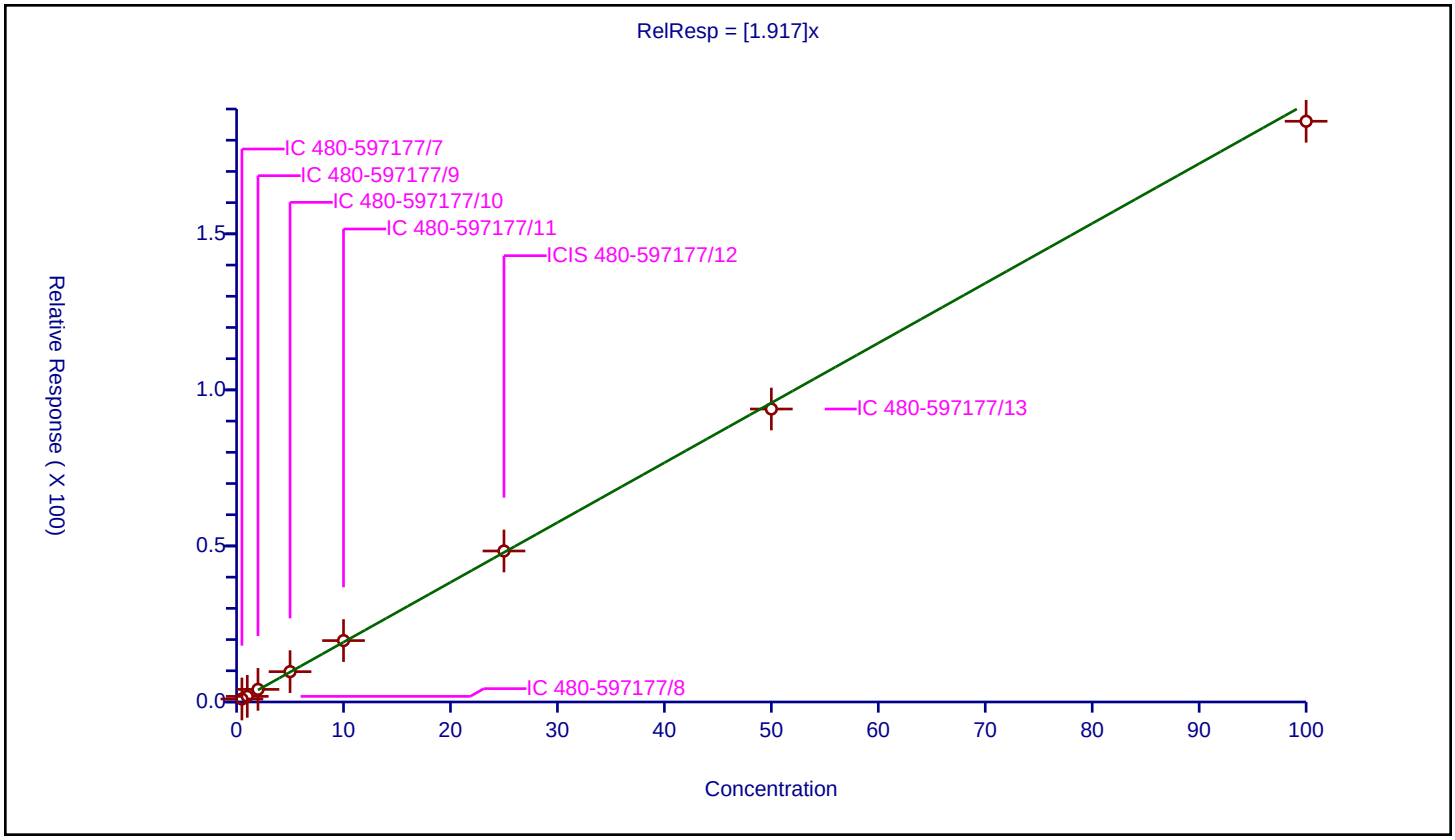

Calibration / Acrolein

Curve Type:	Average
Weighting:	Conc_Sq
Origin:	Force
Dependency:	Response
Calib Mode:	ISTD
Response Base:	AREA
RF Rounding:	0

Curve Coefficients

Intercept:	0
Slope:	0.159

Error Coefficients

Standard Error:	280000
Relative Standard Error:	6.3
Correlation Coefficient:	1.000
Coefficient of Determination (Adjusted):	0.994

ID	Level	Concentration	Rel. Resp.	IS Amount	IS Response	RRF	Used
1	IC 480-597177/7	2.5	0.553607	25.0	175621.0	0.221443	N
2	IC 480-597177/8	5.0	0.856514	25.0	176617.0	0.171303	Y
3	IC 480-597177/9	10.0	1.633724	25.0	188358.0	0.163372	Y
4	IC 480-597177/10	25.0	4.28012	25.0	172501.0	0.171205	Y
5	IC 480-597177/11	50.0	7.884079	25.0	180503.0	0.157682	Y
6	ICIS 480-597177/12	125.0	19.207271	25.0	183562.0	0.153658	Y
7	IC 480-597177/13	250.0	37.13814	25.0	199421.0	0.148553	Y
8	IC 480-597177/14	500.0	73.473988	25.0	203750.0	0.146948	Y

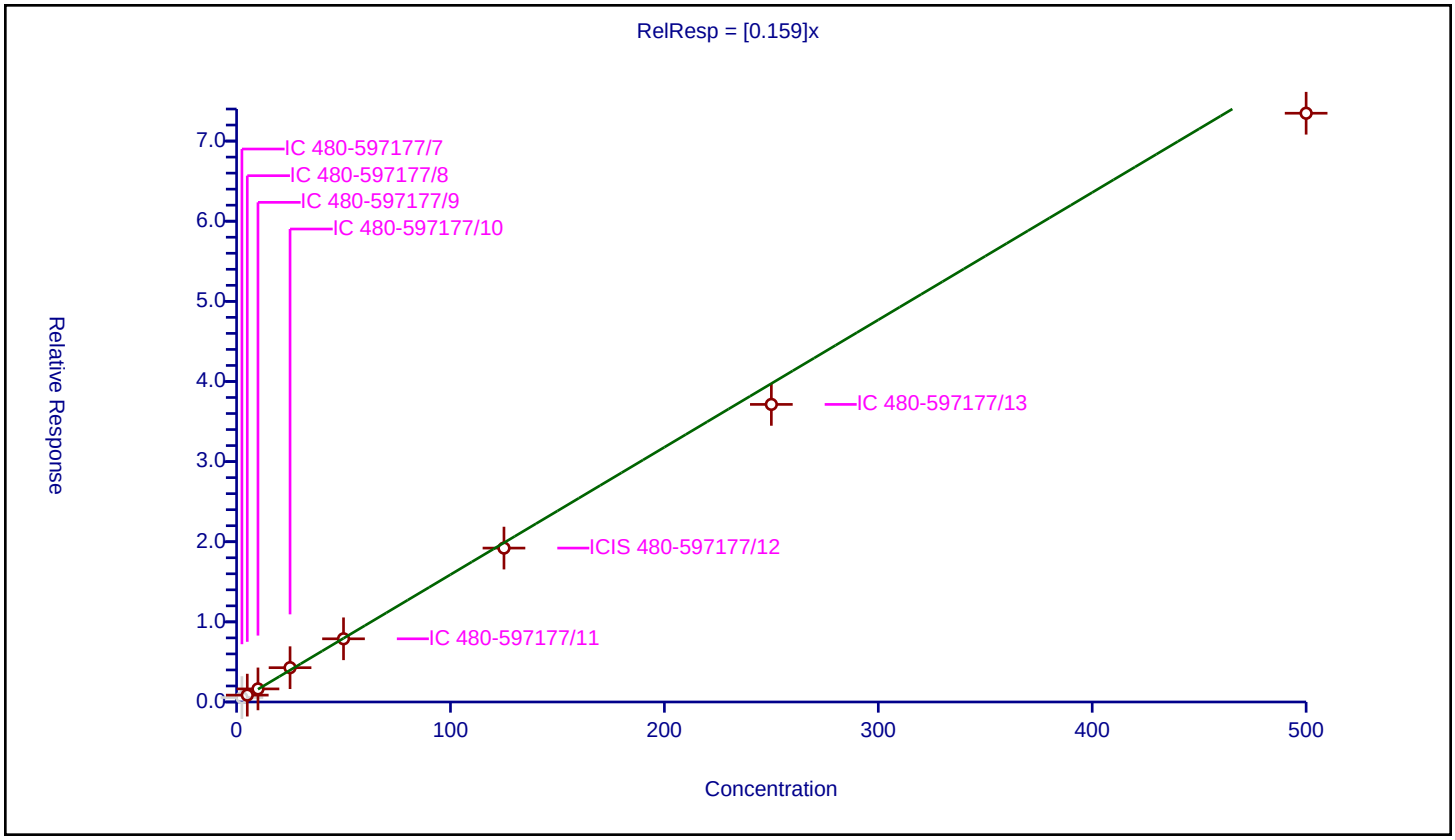

Calibration / 1,1,2-Trichloro-1,2,2-trifluoroethane

Curve Type:	Average
Weighting:	Conc_Sq
Origin:	Force
Dependency:	Response
Calib Mode:	ISTD
Response Base:	AREA
RF Rounding:	0

Curve Coefficients

Intercept:	0
Slope:	1.195

Error Coefficients

Standard Error:	461000
Relative Standard Error:	8.0
Correlation Coefficient:	1.000
Coefficient of Determination (Adjusted):	0.991

ID	Level	Concentration	Rel. Resp.	IS Amount	IS Response	RRF	Used
1	IC 480-597177/7	0.5	0.392892	25.0	175621.0	0.785783	N
2	IC 480-597177/8	1.0	1.207981	25.0	176617.0	1.207981	Y
3	IC 480-597177/9	2.0	1.990093	25.0	188358.0	0.995047	Y
4	IC 480-597177/10	5.0	6.259529	25.0	172501.0	1.251906	Y
5	IC 480-597177/11	10.0	11.968638	25.0	180503.0	1.196864	Y
6	ICIS 480-597177/12	25.0	32.535056	25.0	183562.0	1.301402	Y
7	IC 480-597177/13	50.0	59.85829	25.0	199421.0	1.197166	Y
8	IC 480-597177/14	100.0	121.460613	25.0	203750.0	1.214606	Y

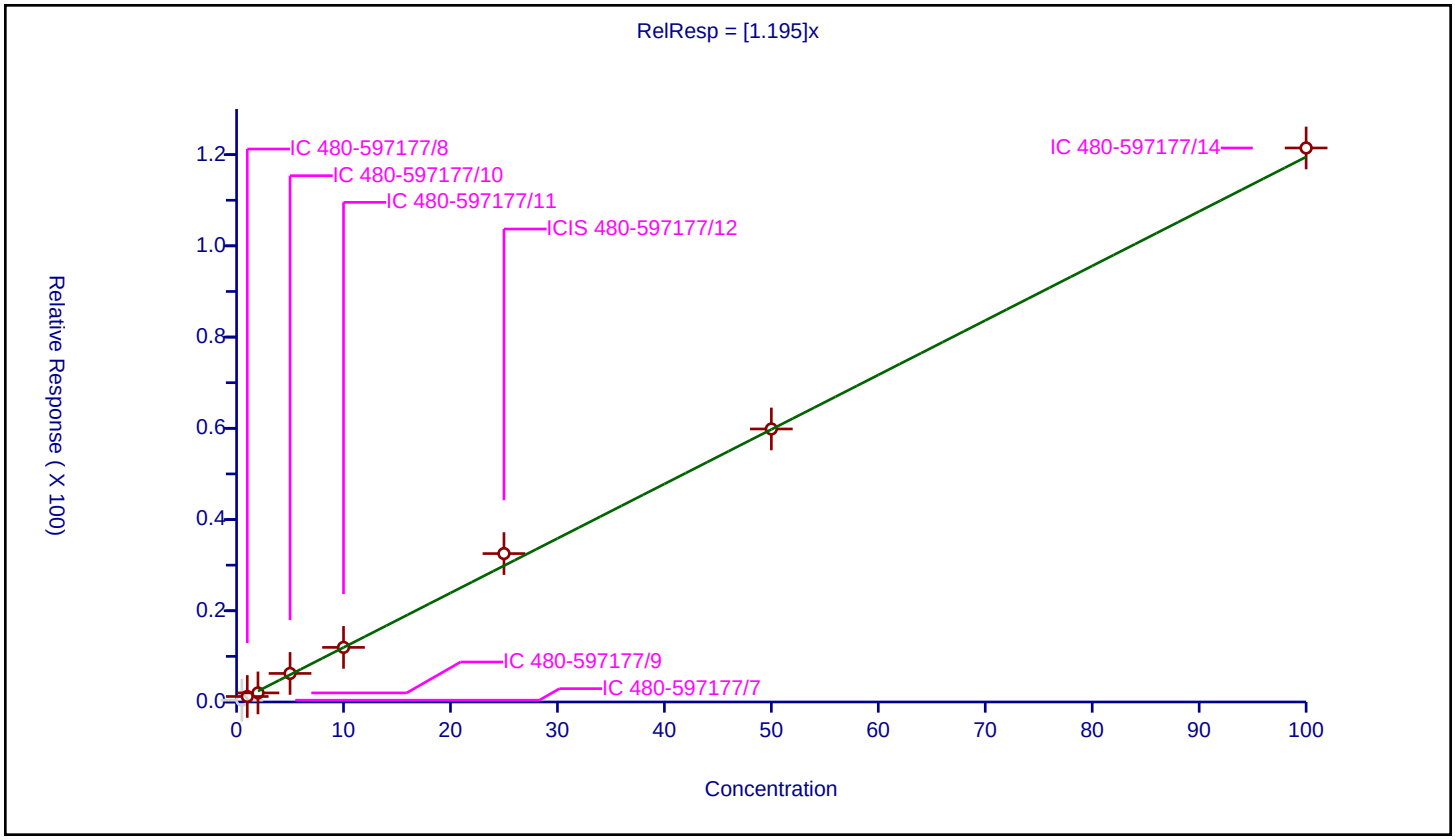

Calibration / 1,1-Dichloroethene

Curve Type:	Average
Weighting:	Conc_Sq
Origin:	Force
Dependency:	Response
Calib Mode:	ISTD
Response Base:	AREA
RF Rounding:	0

Curve Coefficients

Intercept:	0
Slope:	1.162

Error Coefficients

Standard Error:	450000
Relative Standard Error:	8.6
Correlation Coefficient:	1.000
Coefficient of Determination (Adjusted):	0.990

ID	Level	Concentration	Rel. Resp.	IS Amount	IS Response	RRF	Used
1	IC 480-597177/7	0.5	0.375667	25.0	175621.0	0.751334	N
2	IC 480-597177/8	1.0	1.108614	25.0	176617.0	1.108614	Y
3	IC 480-597177/9	2.0	1.926518	25.0	188358.0	0.963259	Y
4	IC 480-597177/10	5.0	6.303297	25.0	172501.0	1.260659	Y
5	IC 480-597177/11	10.0	11.872794	25.0	180503.0	1.187279	Y
6	ICIS 480-597177/12	25.0	31.009958	25.0	183562.0	1.240398	Y
7	IC 480-597177/13	50.0	59.767778	25.0	199421.0	1.195356	Y
8	IC 480-597177/14	100.0	118.03411	25.0	203750.0	1.180341	Y

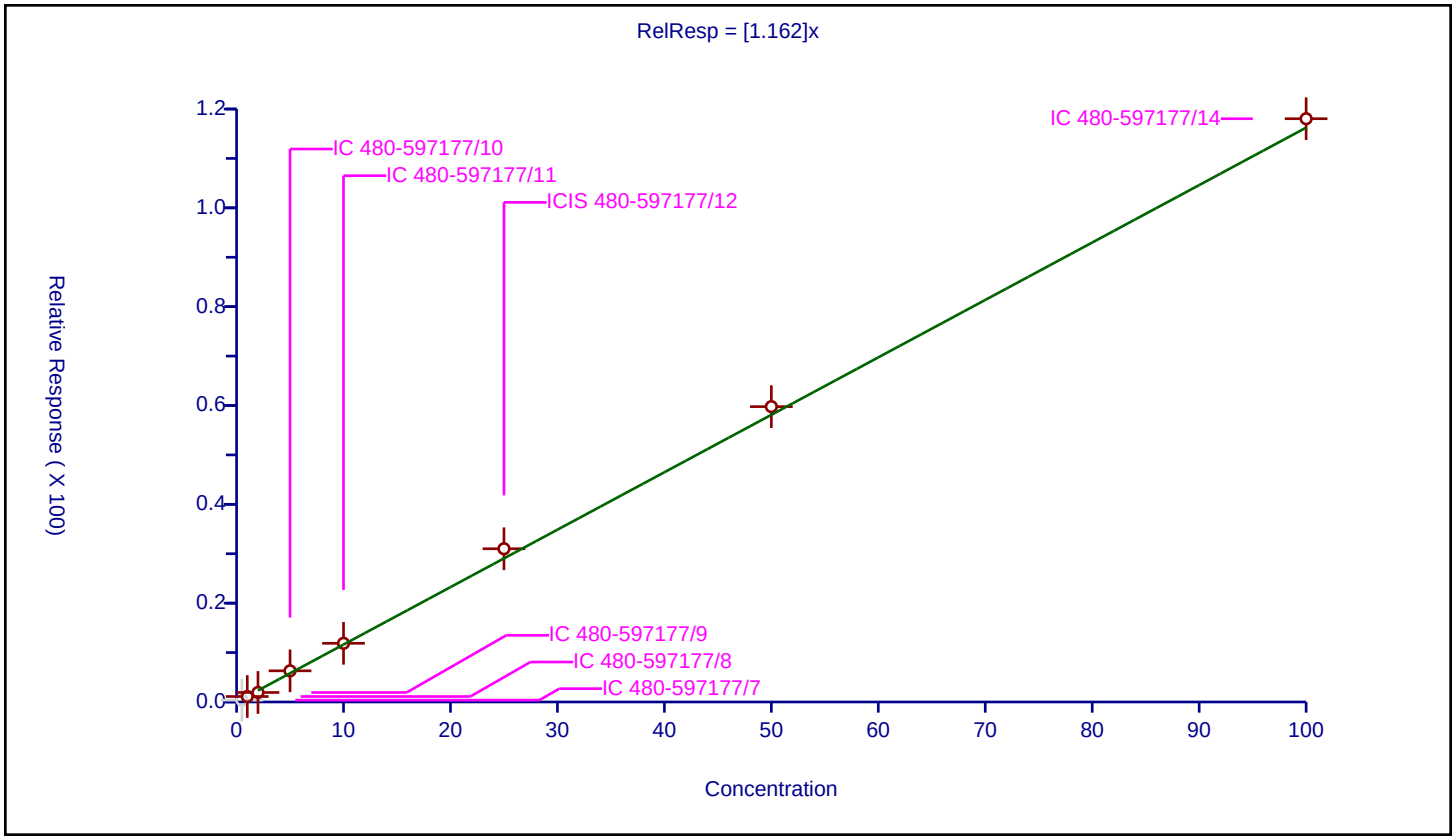

Calibration / Acetone

Curve Type:	Average
Weighting:	Conc_Sq
Origin:	Force
Dependency:	Response
Calib Mode:	ISTD
Response Base:	AREA
RF Rounding:	0

Curve Coefficients

Intercept:	0
Slope:	1.159

Error Coefficients

Standard Error:	2140000
Relative Standard Error:	4.0
Correlation Coefficient:	0.999
Coefficient of Determination (Adjusted):	0.998

ID	Level	Concentration	Rel. Resp.	IS Amount	IS Response	RRF	Used
1	IC 480-597177/7	2.5	3.486912	25.0	175621.0	1.394765	N
2	IC 480-597177/8	5.0	6.051937	25.0	176617.0	1.210387	Y
3	IC 480-597177/9	10.0	11.817656	25.0	188358.0	1.181766	Y
4	IC 480-597177/10	25.0	30.618518	25.0	172501.0	1.224741	Y
5	IC 480-597177/11	50.0	56.387982	25.0	180503.0	1.12776	Y
6	ICIS 480-597177/12	125.0	141.271614	25.0	183562.0	1.130173	Y
7	IC 480-597177/13	250.0	276.835564	25.0	199421.0	1.107342	Y
8	IC 480-597177/14	500.0	566.846871	25.0	203750.0	1.133694	Y

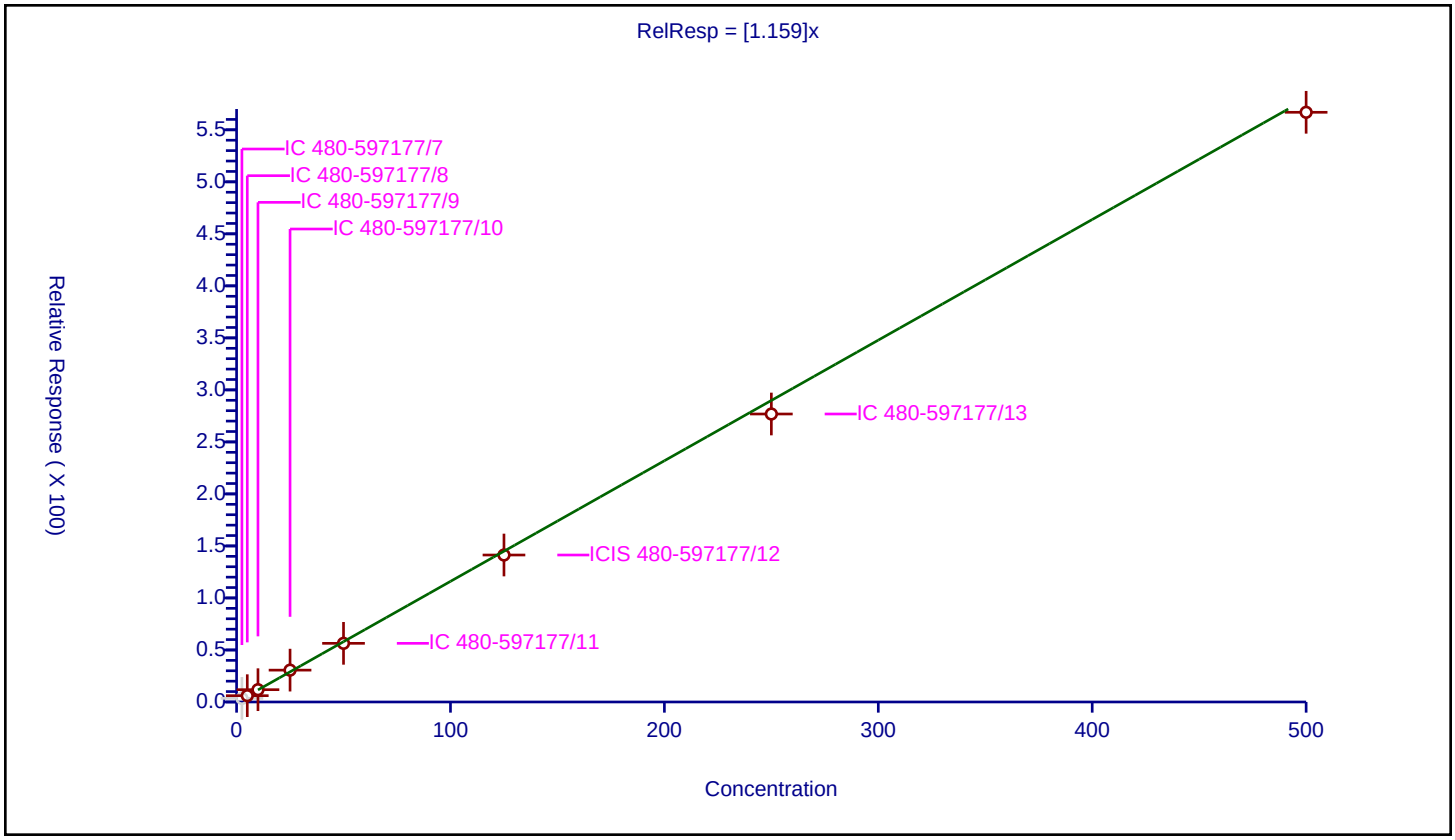

Calibration / Iodomethane

Curve Type:	Average
Weighting:	Conc_Sq
Origin:	Force
Dependency:	Response
Calib Mode:	ISTD
Response Base:	AREA
RF Rounding:	0

Curve Coefficients

Intercept:	0
Slope:	2.123

Error Coefficients

Standard Error:	814000
Relative Standard Error:	5.6
Correlation Coefficient:	1.000
Coefficient of Determination (Adjusted):	0.996

ID	Level	Concentration	Rel. Resp.	IS Amount	IS Response	RRF	Used
1	IC 480-597177/7	0.5	0.705496	25.0	175621.0	1.410993	N
2	IC 480-597177/8	1.0	2.191182	25.0	176617.0	2.191182	Y
3	IC 480-597177/9	2.0	3.713806	25.0	188358.0	1.856903	Y
4	IC 480-597177/10	5.0	10.886604	25.0	172501.0	2.177321	Y
5	IC 480-597177/11	10.0	21.483438	25.0	180503.0	2.148344	Y
6	ICIS 480-597177/12	25.0	54.924086	25.0	183562.0	2.196963	Y
7	IC 480-597177/13	50.0	107.434398	25.0	199421.0	2.148688	Y
8	IC 480-597177/14	100.0	214.356319	25.0	203750.0	2.143563	Y

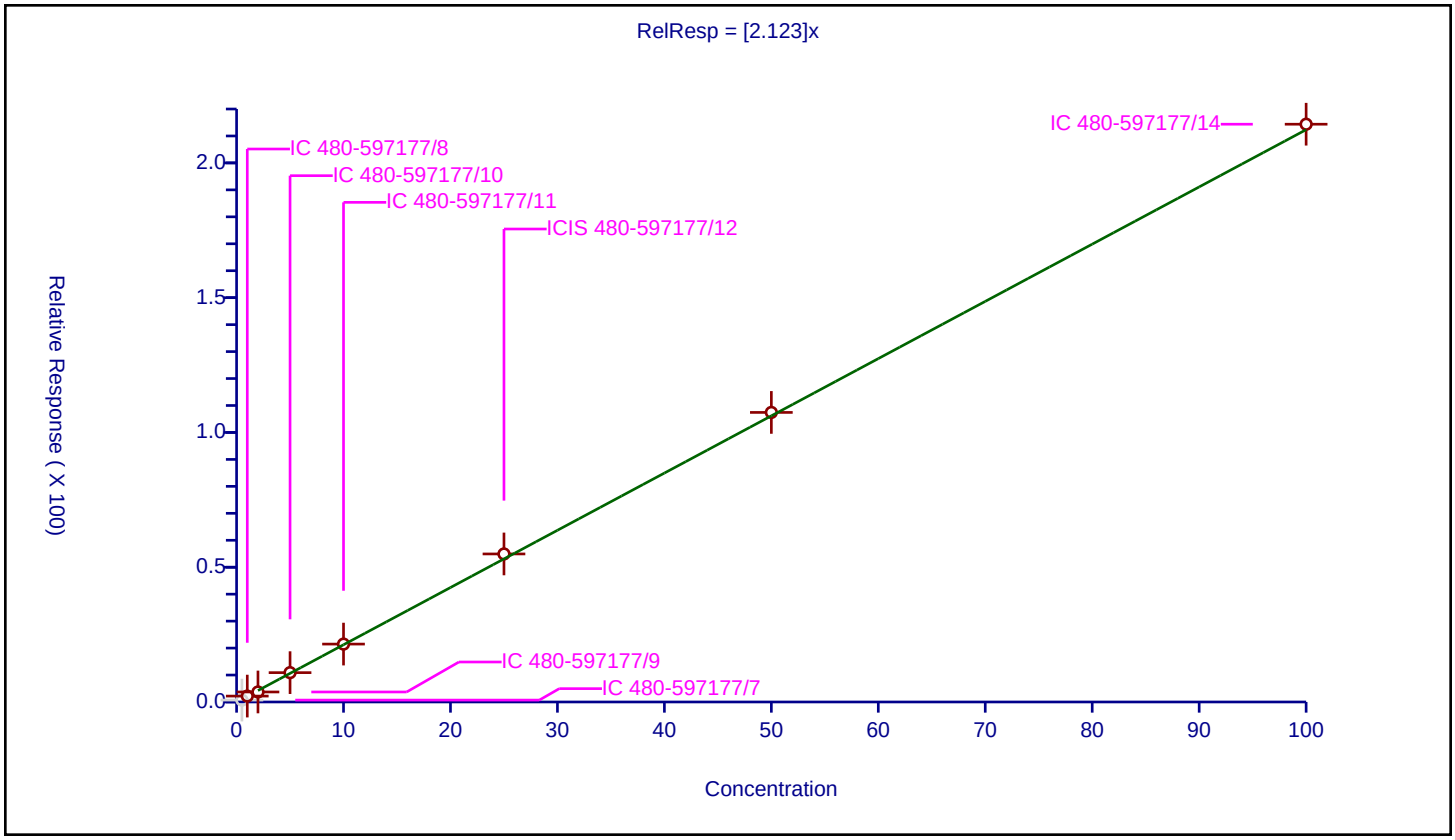

Calibration / Carbon disulfide

Curve Type:	Average
Weighting:	Conc_Sq
Origin:	Force
Dependency:	Response
Calib Mode:	ISTD
Response Base:	AREA
RF Rounding:	0

Curve Coefficients

Intercept:	0
Slope:	3.847

Error Coefficients

Standard Error:	1500000
Relative Standard Error:	7.9
Correlation Coefficient:	0.999
Coefficient of Determination (Adjusted):	0.992

ID	Level	Concentration	Rel. Resp.	IS Amount	IS Response	RRF	Used
1	IC 480-597177/7	0.5	1.420388	25.0	175621.0	2.840776	N
2	IC 480-597177/8	1.0	3.769881	25.0	176617.0	3.769881	Y
3	IC 480-597177/9	2.0	6.432697	25.0	188358.0	3.216349	Y
4	IC 480-597177/10	5.0	20.522345	25.0	172501.0	4.104469	Y
5	IC 480-597177/11	10.0	38.847554	25.0	180503.0	3.884755	Y
6	ICIS 480-597177/12	25.0	102.73014	25.0	183562.0	4.109206	Y
7	IC 480-597177/13	50.0	193.402024	25.0	199421.0	3.86804	Y
8	IC 480-597177/14	100.0	397.516442	25.0	203750.0	3.975164	Y

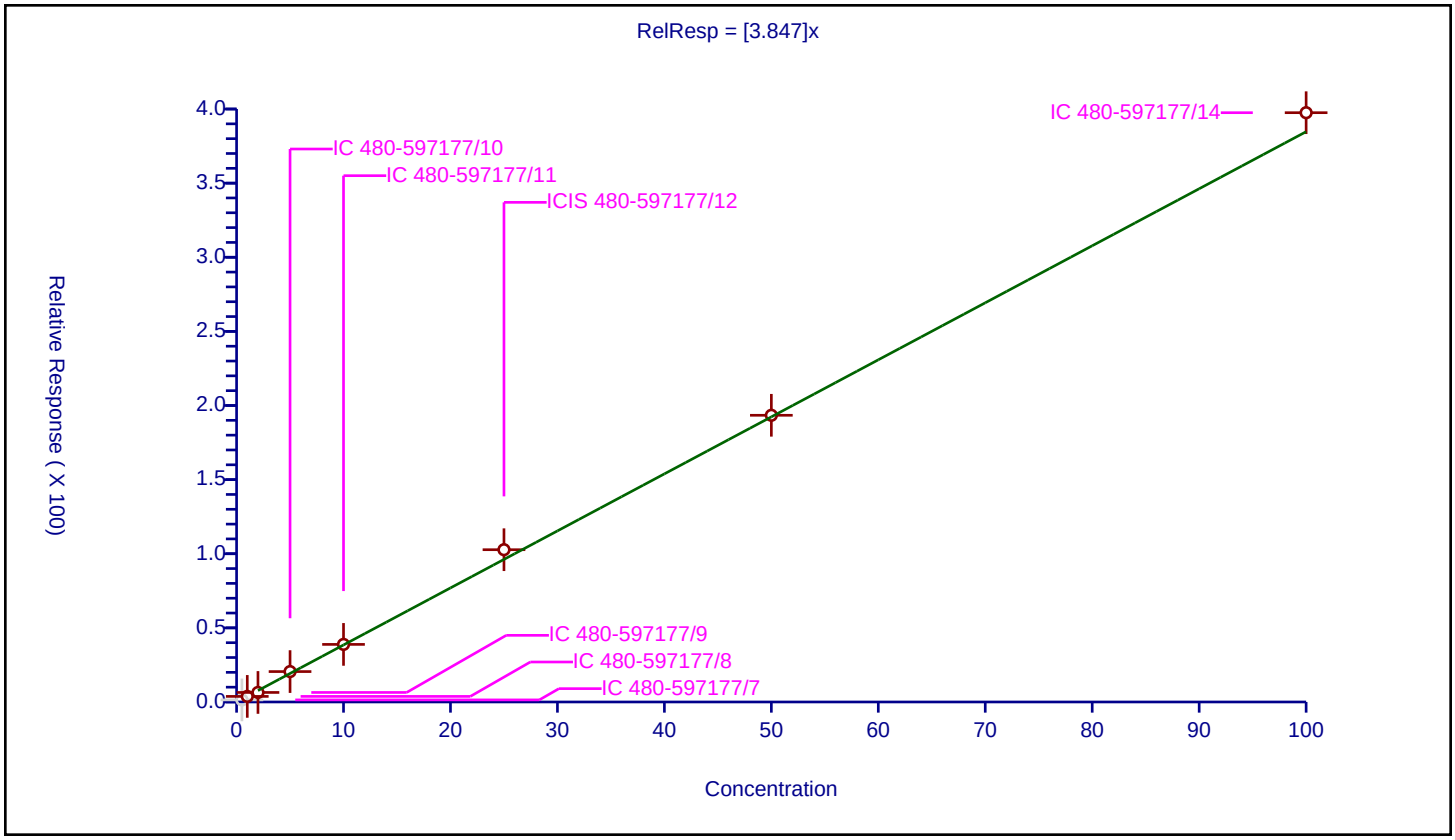

Calibration / 3-Chloro-1-propene

Curve Type:	Average
Weighting:	Conc_Sq
Origin:	Force
Dependency:	Response
Calib Mode:	ISTD
Response Base:	AREA
RF Rounding:	0

Curve Coefficients

Intercept:	0
Slope:	4.051

Error Coefficients

Standard Error:	1640000
Relative Standard Error:	10.3
Correlation Coefficient:	1.000
Coefficient of Determination (Adjusted):	0.987

ID	Level	Concentration	Rel. Resp.	IS Amount	IS Response	RRF	Used
1	IC 480-597177/7	0.5	1.615838	25.0	175621.0	3.231675	N
2	IC 480-597177/8	1.0	3.55515	25.0	176617.0	3.55515	Y
3	IC 480-597177/9	2.0	6.730136	25.0	188358.0	3.365068	Y
4	IC 480-597177/10	5.0	20.792053	25.0	172501.0	4.158411	Y
5	IC 480-597177/11	10.0	42.177831	25.0	180503.0	4.217783	Y
6	ICIS 480-597177/12	25.0	110.855596	25.0	183562.0	4.434224	Y
7	IC 480-597177/13	50.0	214.298394	25.0	199421.0	4.285968	Y
8	IC 480-597177/14	100.0	434.10319	25.0	203750.0	4.341032	Y

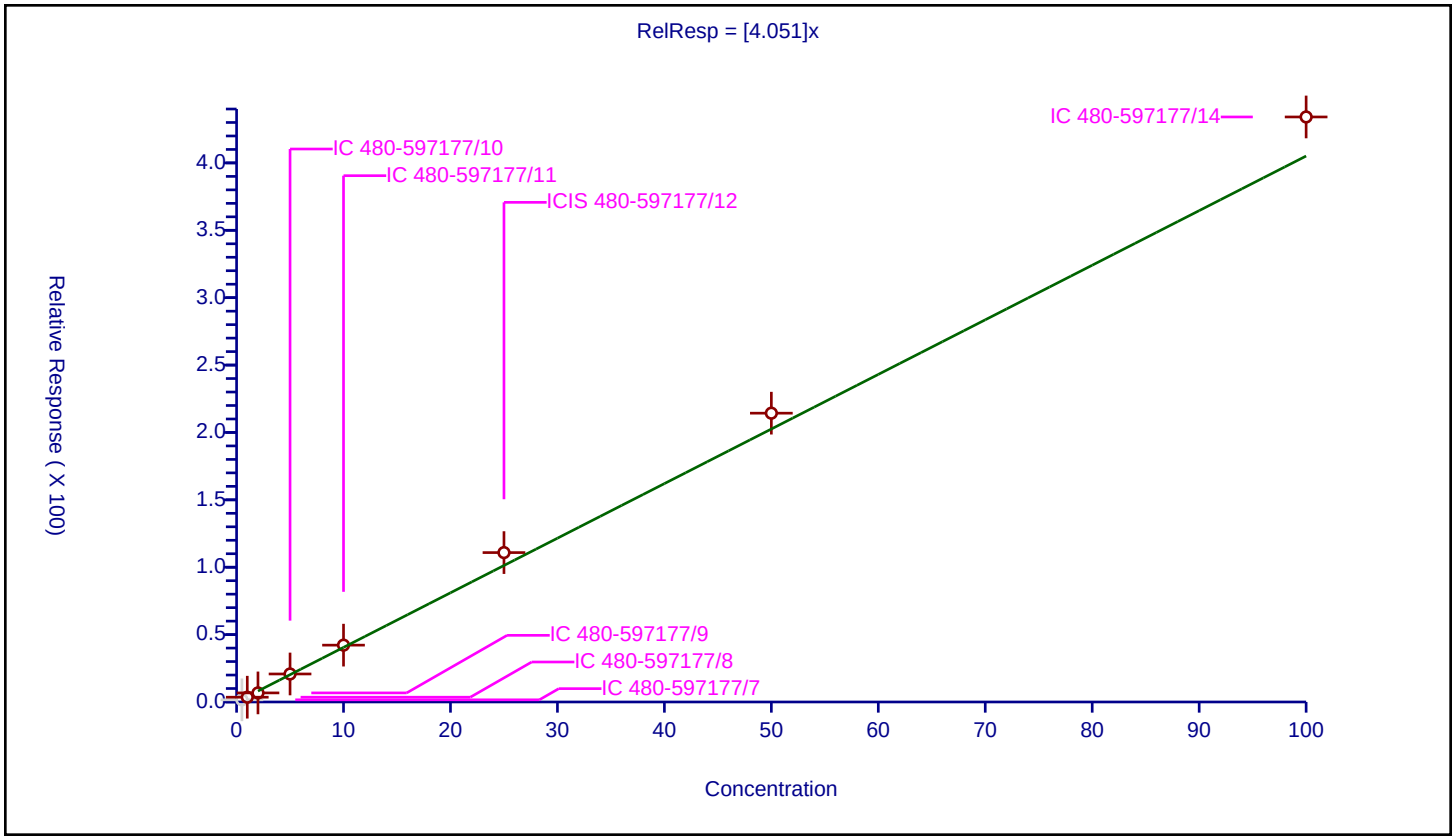

Calibration / Methyl acetate

Curve Type:	Average
Weighting:	Conc_Sq
Origin:	Force
Dependency:	Response
Calib Mode:	ISTD
Response Base:	AREA
RF Rounding:	0

Curve Coefficients

Intercept:	0
Slope:	2.77

Error Coefficients

Standard Error:	1940000
Relative Standard Error:	4.1
Correlation Coefficient:	0.998
Coefficient of Determination (Adjusted):	0.998

ID	Level	Concentration	Rel. Resp.	IS Amount	IS Response	RRF	Used
1	IC 480-597177/7	1.0	2.852165	25.0	175621.0	2.852165	Y
2	IC 480-597177/8	2.0	5.900904	25.0	176617.0	2.950452	Y
3	IC 480-597177/9	4.0	10.975775	25.0	188358.0	2.743944	Y
4	IC 480-597177/10	10.0	28.613892	25.0	172501.0	2.861389	Y
5	IC 480-597177/11	20.0	53.385401	25.0	180503.0	2.66927	Y
6	ICIS 480-597177/12	50.0	130.182718	25.0	183562.0	2.603654	Y
7	IC 480-597177/13	100.0	270.216903	25.0	199421.0	2.702169	Y
8	IC 480-597177/14	200.0	555.020368	25.0	203750.0	2.775102	Y

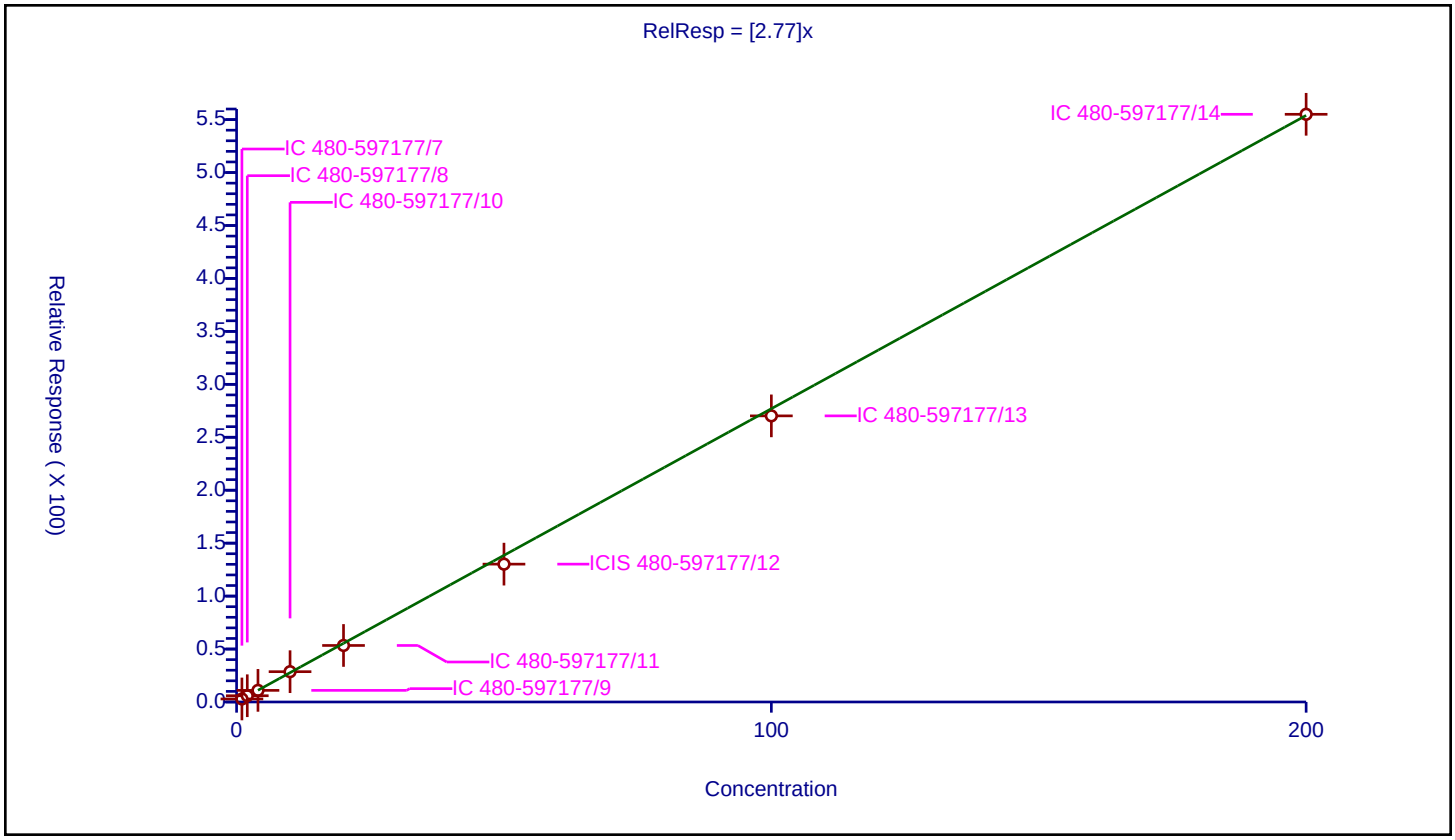

Calibration / Methylene Chloride

Curve Type:	Linear
Weighting:	Conc
Origin:	None
Dependency:	Response
Calib Mode:	ISTD
Response Base:	AREA
RF Rounding:	0

Curve Coefficients

Intercept:	1.092
Slope:	1.302

Error Coefficients

Standard Error:	495000
Relative Standard Error:	6.9
Correlation Coefficient:	1.000
Coefficient of Determination (Adjusted):	0.999

ID	Level	Concentration	Rel. Resp.	IS Amount	IS Response	RRF	Used
1	IC 480-597177/7	0.5	1.708509	25.0	175621.0	3.417017	Y
2	IC 480-597177/8	1.0	2.409168	25.0	176617.0	2.409168	Y
3	IC 480-597177/9	2.0	3.410129	25.0	188358.0	1.705064	Y
4	IC 480-597177/10	5.0	8.280677	25.0	172501.0	1.656135	Y
5	IC 480-597177/11	10.0	14.351147	25.0	180503.0	1.435115	Y
6	ICIS 480-597177/12	25.0	35.257297	25.0	183562.0	1.410292	Y
7	IC 480-597177/13	50.0	65.559043	25.0	199421.0	1.311181	Y
8	IC 480-597177/14	100.0	129.648098	25.0	203750.0	1.296481	Y

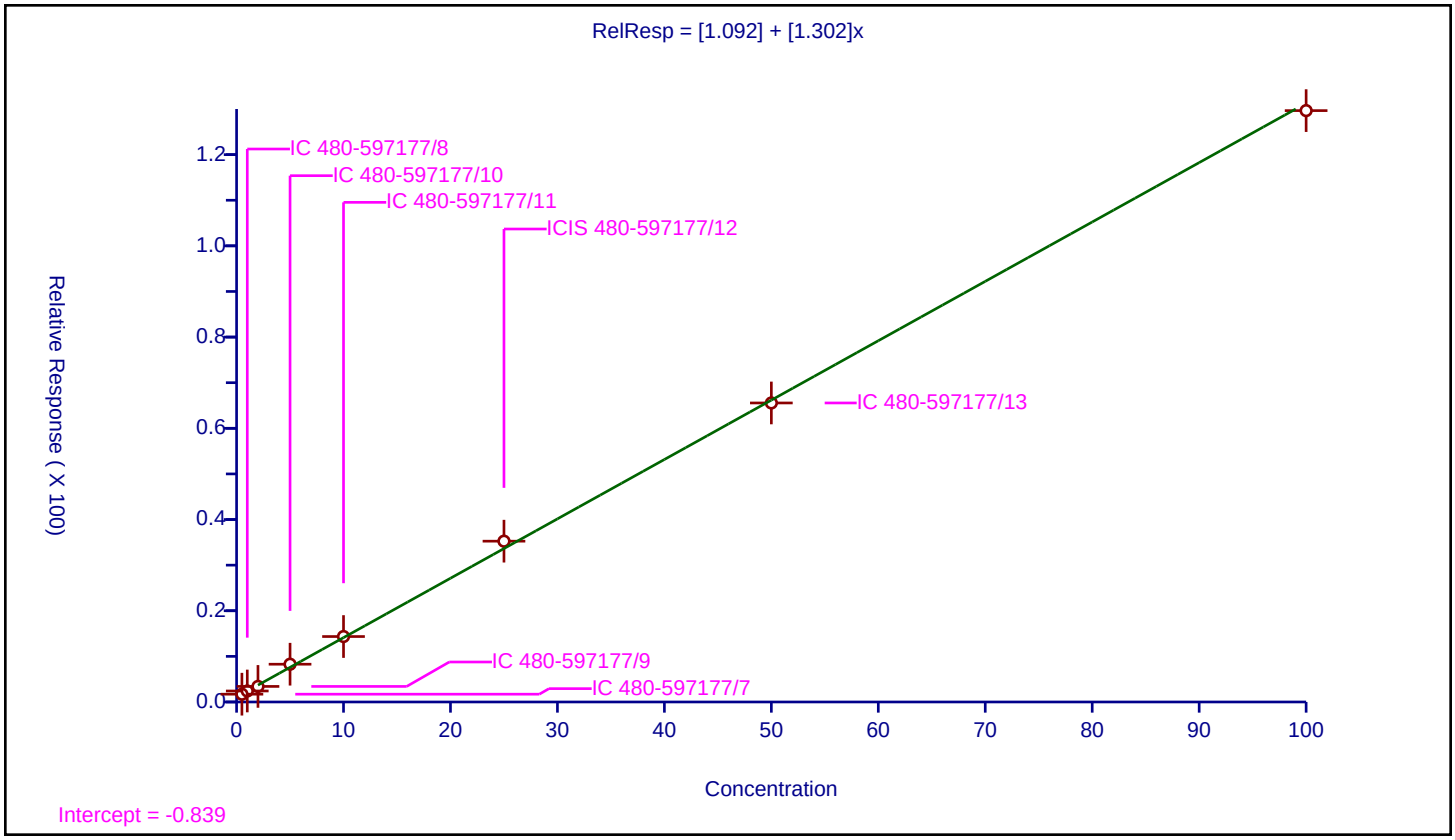

Calibration / 2-Methyl-2-propanol

Curve Type:	Average
Weighting:	Conc_Sq
Origin:	Force
Dependency:	Response
Calib Mode:	ISTD
Response Base:	AREA
RF Rounding:	0

Curve Coefficients

Intercept:	0
Slope:	0.242

Error Coefficients

Standard Error:	1000000
Relative Standard Error:	14.1
Correlation Coefficient:	0.997
Coefficient of Determination (Adjusted):	0.977

ID	Level	Concentration	Rel. Resp.	IS Amount	IS Response	RRF	Used
1	IC 480-597177/7	5.0	1.039739	25.0	175621.0	0.207948	Y
2	IC 480-597177/8	10.0	1.958617	25.0	176617.0	0.195862	Y
3	IC 480-597177/9	20.0	4.533123	25.0	188358.0	0.226656	Y
4	IC 480-597177/10	50.0	10.940371	25.0	172501.0	0.218807	Y
5	IC 480-597177/11	100.0	26.338759	25.0	180503.0	0.263388	Y
6	ICIS 480-597177/12	250.0	64.611276	25.0	183562.0	0.258445	Y
7	IC 480-597177/13	500.0	137.314902	25.0	199421.0	0.27463	Y
8	IC 480-597177/14	1000.0	290.030061	25.0	203750.0	0.29003	Y

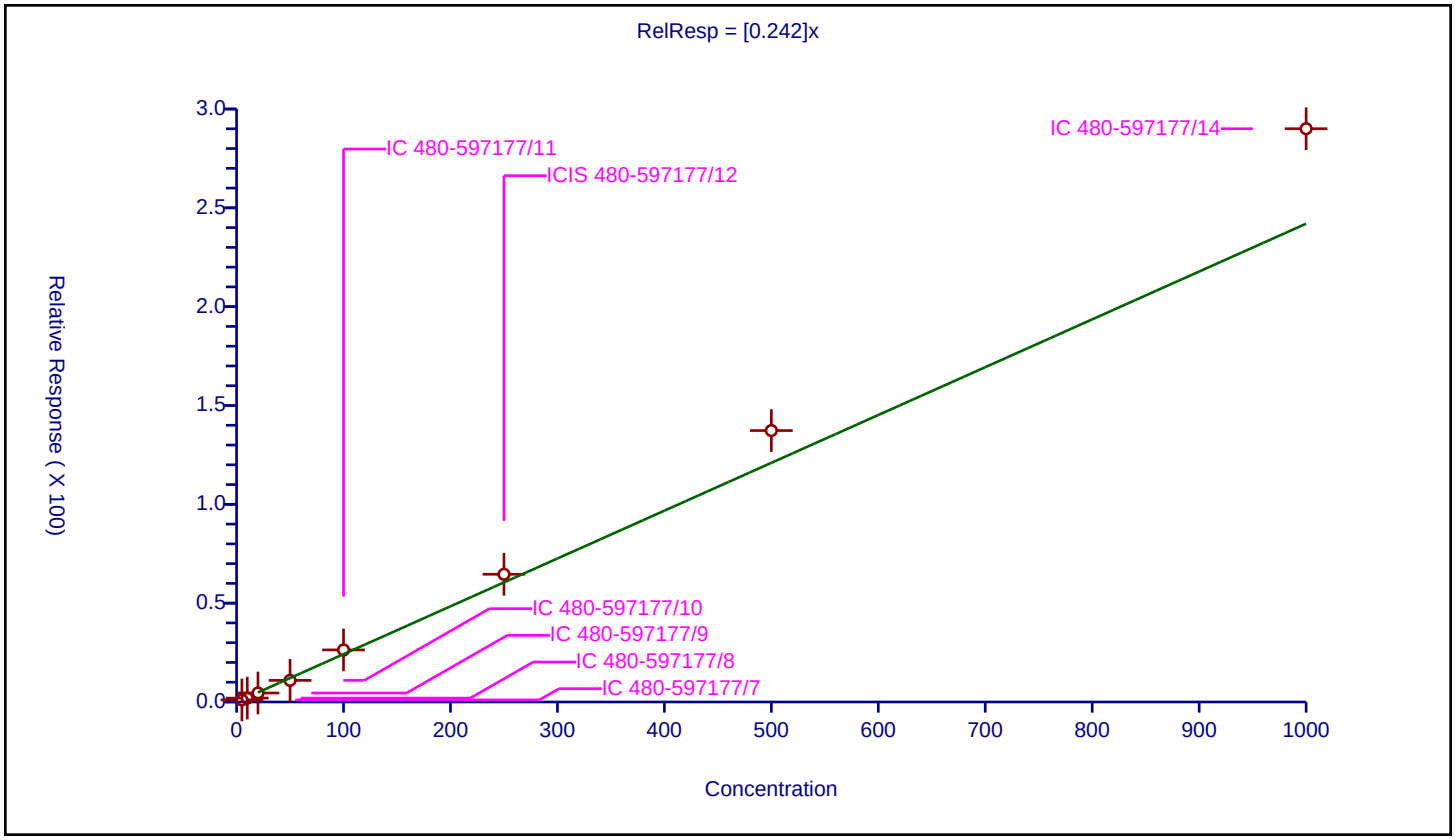

Calibration / Methyl tert-butyl ether

Curve Type:	Average
Weighting:	Conc_Sq
Origin:	Force
Dependency:	Response
Calib Mode:	ISTD
Response Base:	AREA
RF Rounding:	0

Curve Coefficients

Intercept:	0
Slope:	4.188

Error Coefficients

Standard Error:	1540000
Relative Standard Error:	6.4
Correlation Coefficient:	0.999
Coefficient of Determination (Adjusted):	0.995

ID	Level	Concentration	Rel. Resp.	IS Amount	IS Response	RRF	Used
1	IC 480-597177/7	0.5	2.102539	25.0	175621.0	4.205078	Y
2	IC 480-597177/8	1.0	3.727982	25.0	176617.0	3.727982	Y
3	IC 480-597177/9	2.0	7.667845	25.0	188358.0	3.833923	Y
4	IC 480-597177/10	5.0	22.509	25.0	172501.0	4.5018	Y
5	IC 480-597177/11	10.0	42.140574	25.0	180503.0	4.214057	Y
6	ICIS 480-597177/12	25.0	107.723821	25.0	183562.0	4.308953	Y
7	IC 480-597177/13	50.0	215.451733	25.0	199421.0	4.309035	Y
8	IC 480-597177/14	100.0	439.987117	25.0	203750.0	4.399871	Y

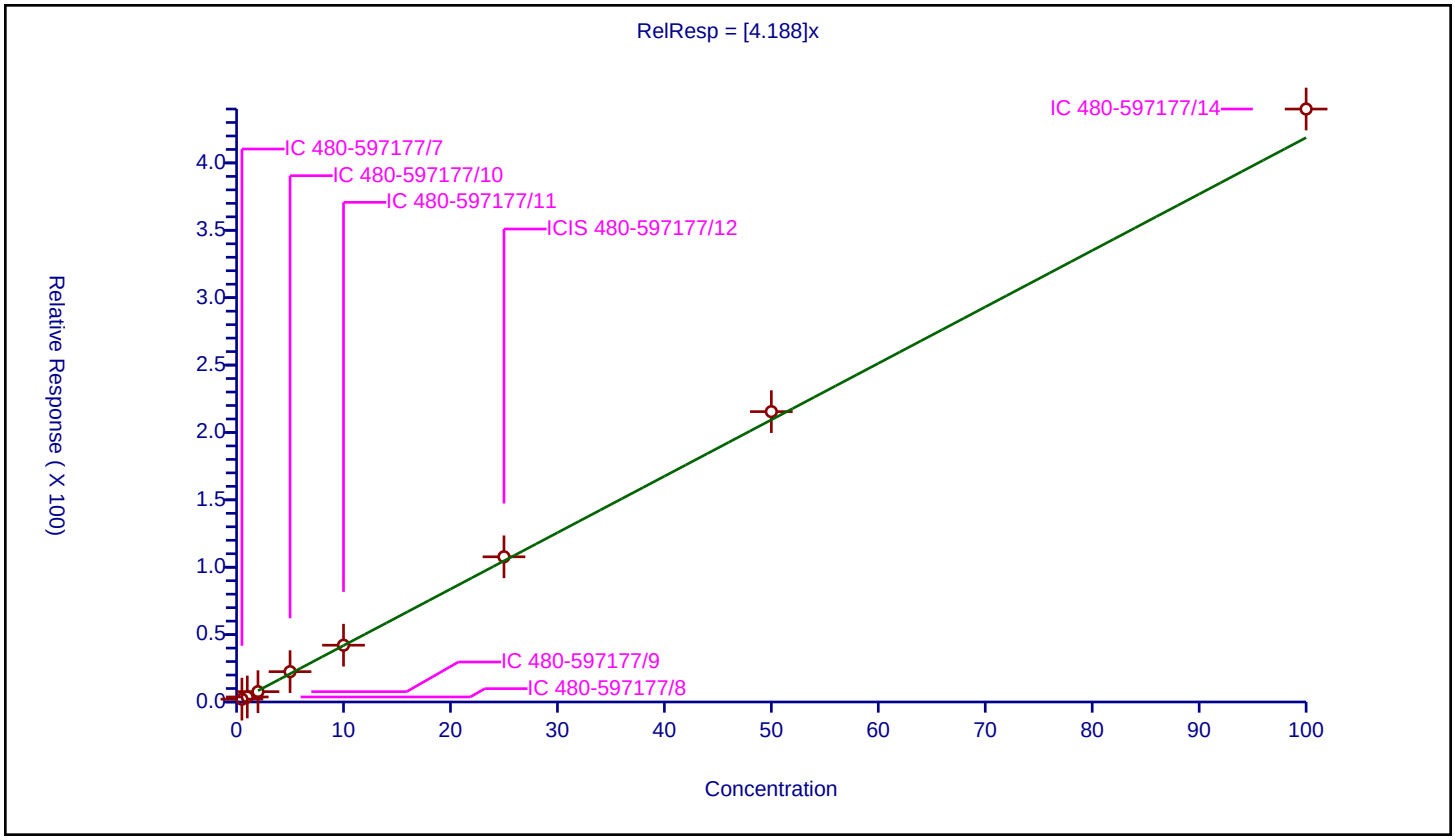

Calibration / trans-1,2-Dichloroethene

Curve Type:	Average
Weighting:	Conc_Sq
Origin:	Force
Dependency:	Response
Calib Mode:	ISTD
Response Base:	AREA
RF Rounding:	0

Curve Coefficients

Intercept:	0
Slope:	1.362

Error Coefficients

Standard Error:	493000
Relative Standard Error:	5.1
Correlation Coefficient:	1.000
Coefficient of Determination (Adjusted):	0.997

ID	Level	Concentration	Rel. Resp.	IS Amount	IS Response	RRF	Used
1	IC 480-597177/7	0.5	0.627915	25.0	175621.0	1.255829	Y
2	IC 480-597177/8	1.0	1.331978	25.0	176617.0	1.331978	Y
3	IC 480-597177/9	2.0	2.529094	25.0	188358.0	1.264547	Y
4	IC 480-597177/10	5.0	7.06706	25.0	172501.0	1.413412	Y
5	IC 480-597177/11	10.0	13.919436	25.0	180503.0	1.391944	Y
6	ICIS 480-597177/12	25.0	35.454778	25.0	183562.0	1.418191	Y
7	IC 480-597177/13	50.0	71.109612	25.0	199421.0	1.422192	Y
8	IC 480-597177/14	100.0	140.006994	25.0	203750.0	1.40007	Y

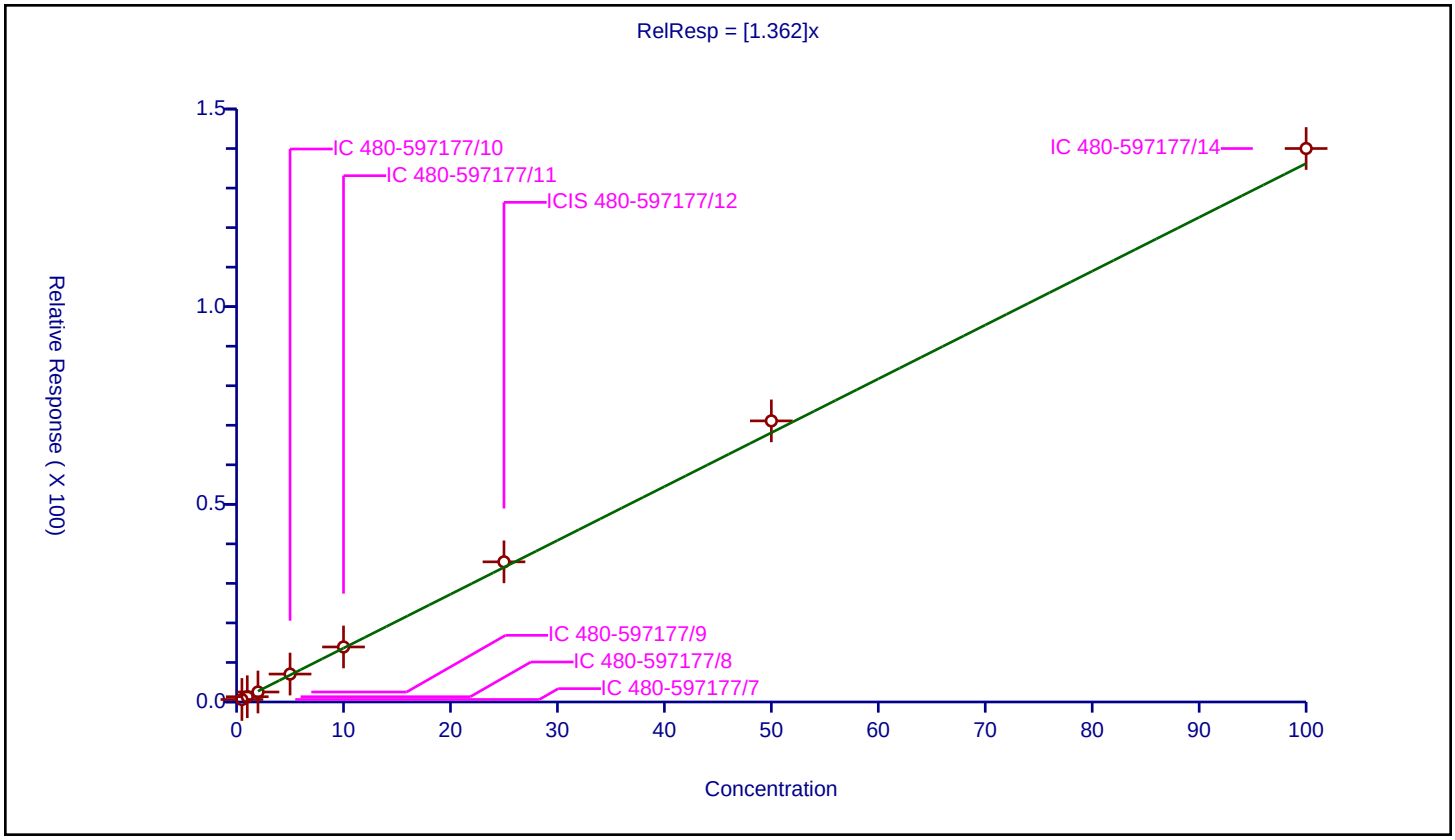

Calibration / Acrylonitrile

Curve Type:	Average
Weighting:	Conc_Sq
Origin:	Force
Dependency:	Response
Calib Mode:	ISTD
Response Base:	AREA
RF Rounding:	0

Curve Coefficients

Intercept:	0
Slope:	1.337

Error Coefficients

Standard Error:	4760000
Relative Standard Error:	3.1
Correlation Coefficient:	0.999
Coefficient of Determination (Adjusted):	0.999

ID	Level	Concentration	Rel. Resp.	IS Amount	IS Response	RRF	Used
1	IC 480-597177/7	5.0	6.746773	25.0	175621.0	1.349355	Y
2	IC 480-597177/8	10.0	13.510308	25.0	176617.0	1.351031	Y
3	IC 480-597177/9	20.0	25.053887	25.0	188358.0	1.252694	Y
4	IC 480-597177/10	50.0	69.817711	25.0	172501.0	1.396354	Y
5	IC 480-597177/11	100.0	131.955702	25.0	180503.0	1.319557	Y
6	ICIS 480-597177/12	250.0	334.373672	25.0	183562.0	1.337495	Y
7	IC 480-597177/13	500.0	662.360283	25.0	199421.0	1.324721	Y
8	IC 480-597177/14	1000.0	1364.050061	25.0	203750.0	1.36405	Y

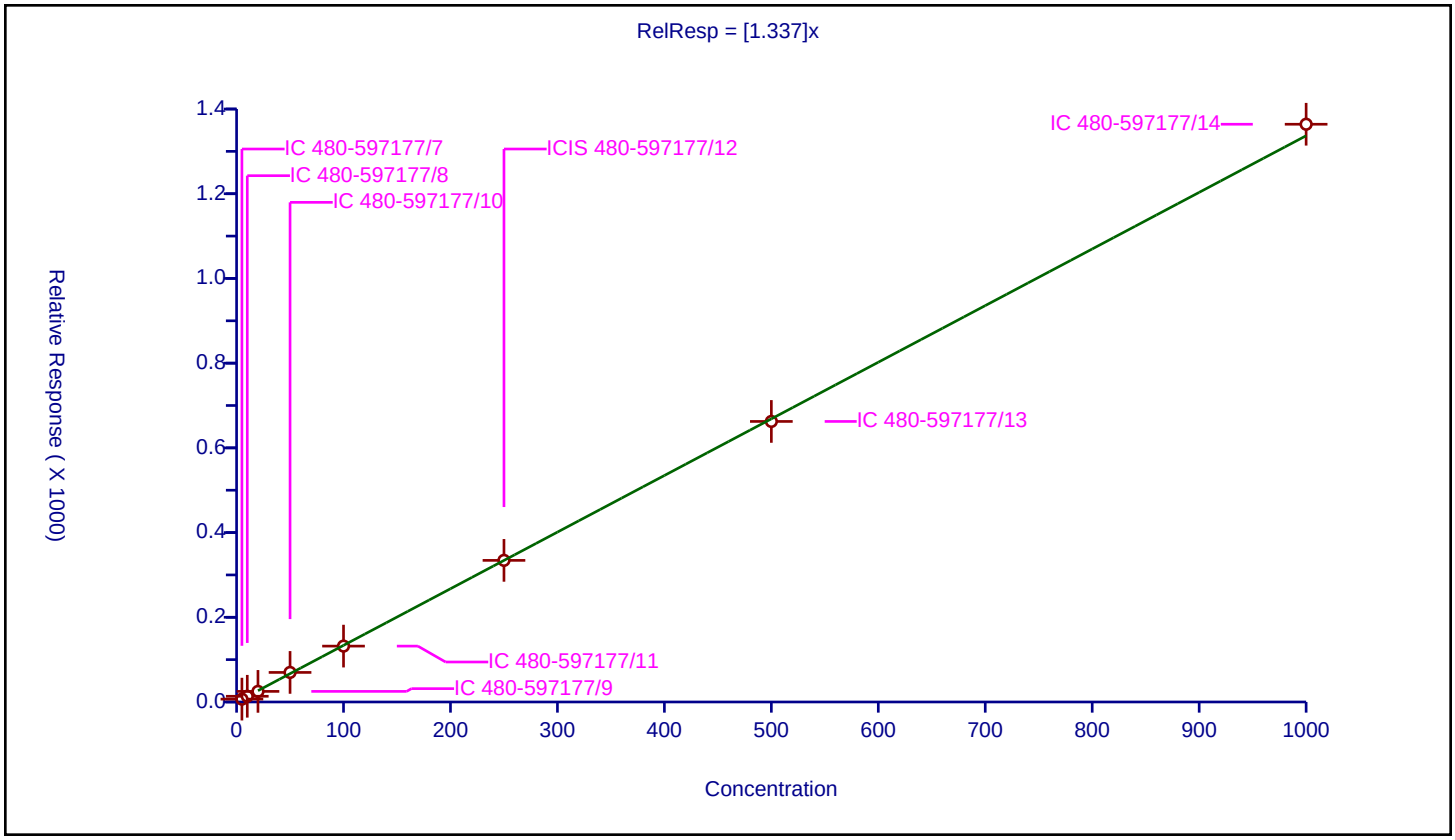

Calibration / Hexane

Curve Type:	Average
Weighting:	Conc_Sq
Origin:	Force
Dependency:	Response
Calib Mode:	ISTD
Response Base:	AREA
RF Rounding:	0

Curve Coefficients

Intercept:	0
Slope:	3.054

Error Coefficients

Standard Error:	1280000
Relative Standard Error:	12.9
Correlation Coefficient:	0.999
Coefficient of Determination (Adjusted):	0.980

ID	Level	Concentration	Rel. Resp.	IS Amount	IS Response	RRF	Used
1	IC 480-597177/7	0.5	0.960164	25.0	175621.0	1.920328	N
2	IC 480-597177/8	1.0	2.854765	25.0	176617.0	2.854765	Y
3	IC 480-597177/9	2.0	4.579444	25.0	188358.0	2.289722	Y
4	IC 480-597177/10	5.0	15.898603	25.0	172501.0	3.179721	Y
5	IC 480-597177/11	10.0	29.834269	25.0	180503.0	2.983427	Y
6	ICIS 480-597177/12	25.0	82.481396	25.0	183562.0	3.299256	Y
7	IC 480-597177/13	50.0	170.893111	25.0	199421.0	3.417862	Y
8	IC 480-597177/14	100.0	335.562209	25.0	203750.0	3.355622	Y

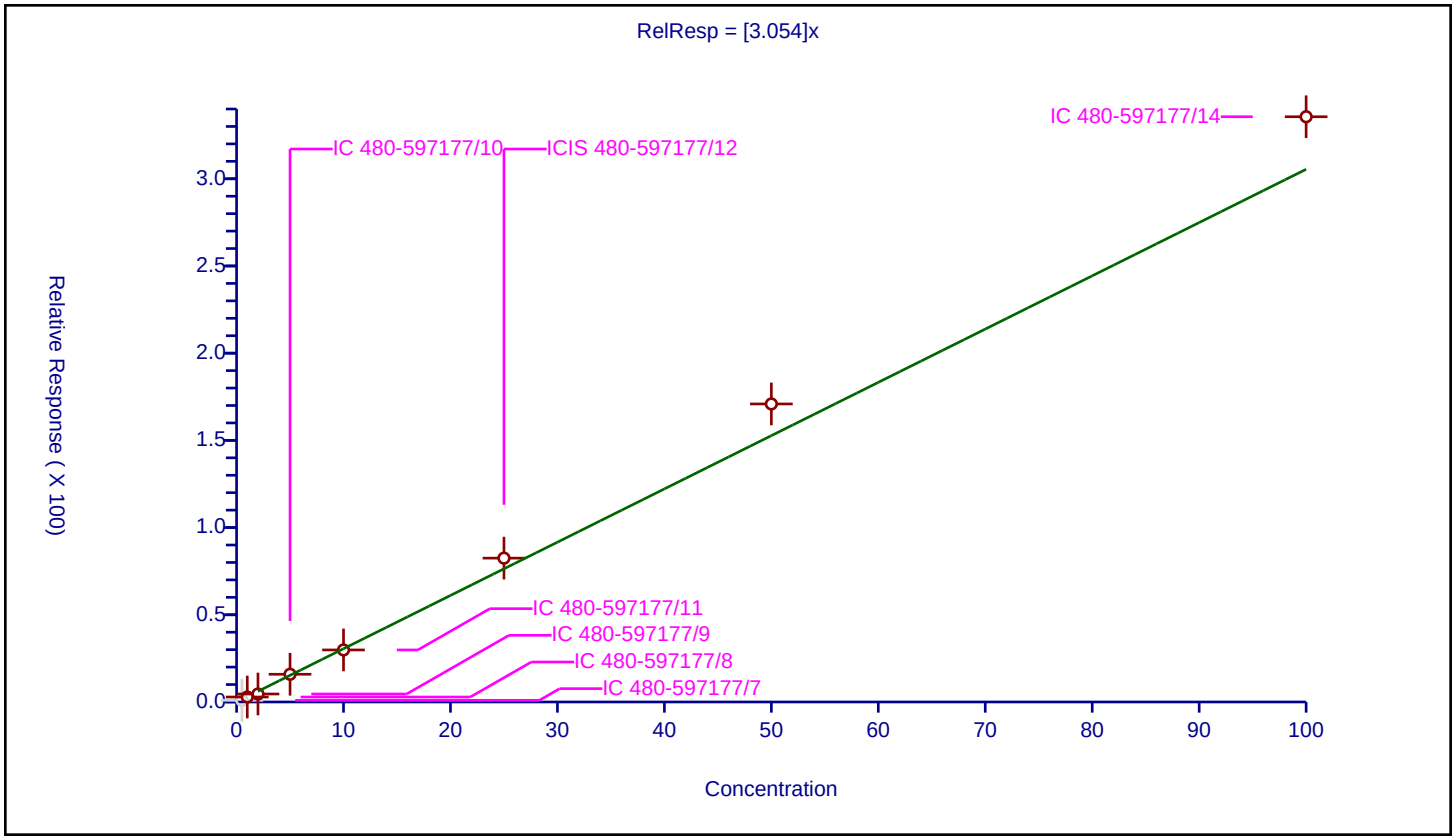

Calibration / 1,1-Dichloroethane

Curve Type:	Average
Weighting:	Conc_Sq
Origin:	Force
Dependency:	Response
Calib Mode:	ISTD
Response Base:	AREA
RF Rounding:	0

Curve Coefficients

Intercept:	0
Slope:	3.059

Error Coefficients

Standard Error:	1200000
Relative Standard Error:	7.7
Correlation Coefficient:	1.000
Coefficient of Determination (Adjusted):	0.992

ID	Level	Concentration	Rel. Resp.	IS Amount	IS Response	RRF	Used
1	IC 480-597177/7	0.5	1.219957	25.0	175621.0	2.439913	N
2	IC 480-597177/8	1.0	2.94111	25.0	176617.0	2.94111	Y
3	IC 480-597177/9	2.0	5.148839	25.0	188358.0	2.574419	Y
4	IC 480-597177/10	5.0	15.87498	25.0	172501.0	3.174996	Y
5	IC 480-597177/11	10.0	31.181753	25.0	180503.0	3.118175	Y
6	ICIS 480-597177/12	25.0	81.587692	25.0	183562.0	3.263508	Y
7	IC 480-597177/13	50.0	159.060605	25.0	199421.0	3.181212	Y
8	IC 480-597177/14	100.0	316.209816	25.0	203750.0	3.162098	Y

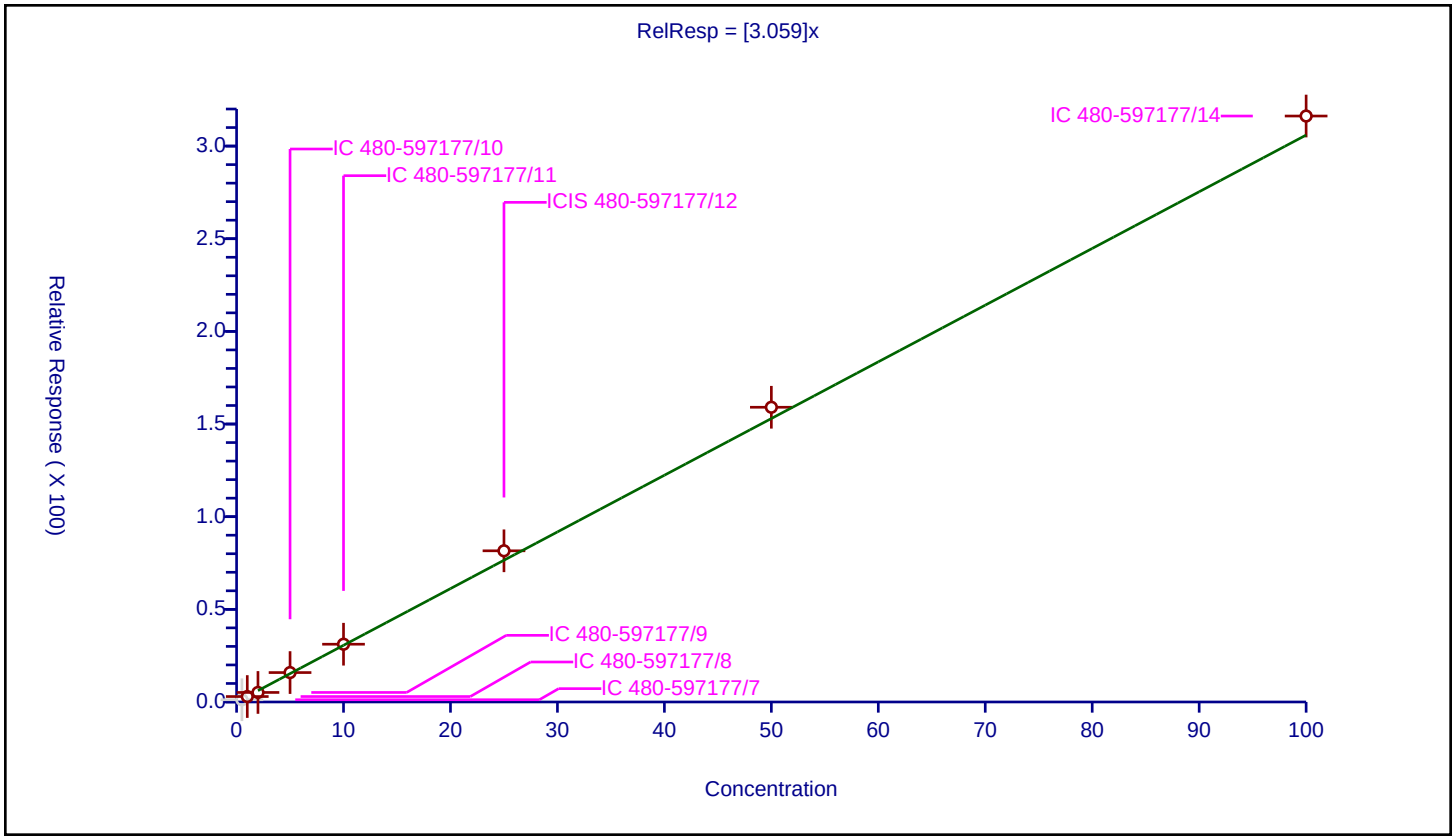

Calibration / Vinyl acetate

Curve Type:	Average
Weighting:	Conc_Sq
Origin:	Force
Dependency:	Response
Calib Mode:	ISTD
Response Base:	AREA
RF Rounding:	0

Curve Coefficients

Intercept:	0
Slope:	5.851

Error Coefficients

Standard Error:	5560000
Relative Standard Error:	18.5
Correlation Coefficient:	0.996
Coefficient of Determination (Adjusted):	0.961

ID	Level	Concentration	Rel. Resp.	IS Amount	IS Response	RRF	Used
1	IC 480-597177/7	1.0	4.631422	25.0	175621.0	4.631422	N
2	IC 480-597177/8	2.0	9.513382	25.0	176617.0	4.756691	Y
3	IC 480-597177/9	4.0	18.478907	25.0	188358.0	4.619727	Y
4	IC 480-597177/10	10.0	54.524177	25.0	172501.0	5.452418	Y
5	IC 480-597177/11	20.0	108.50803	25.0	180503.0	5.425402	Y
6	ICIS 480-597177/12	50.0	315.461125	25.0	183562.0	6.309222	Y
7	IC 480-597177/13	100.0	690.659835	25.0	199421.0	6.906598	Y
8	IC 480-597177/14	200.0	1498.020245	25.0	203750.0	7.490101	Y

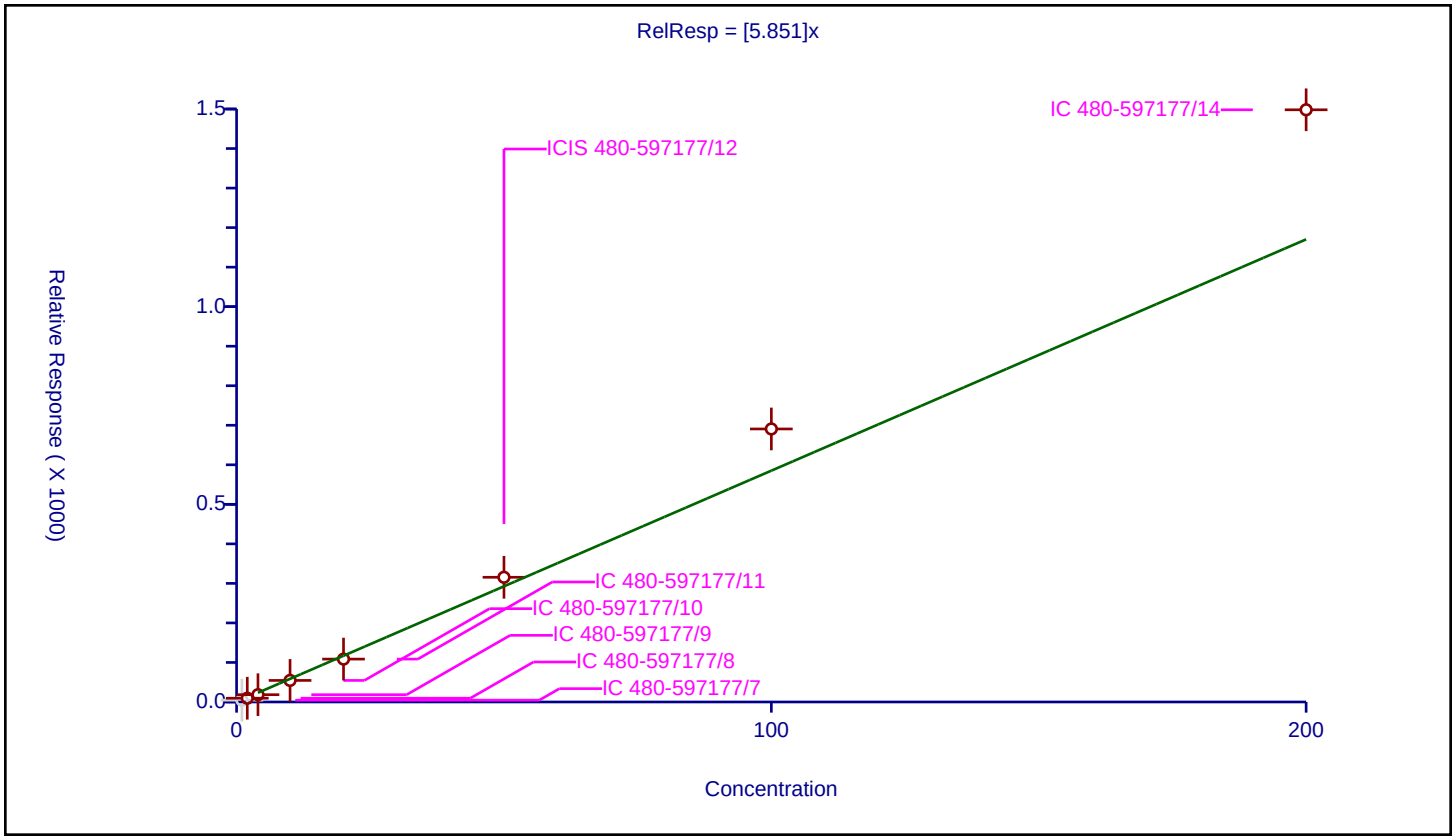

Calibration / 2,2-Dichloropropane

Curve Type:	Average
Weighting:	Conc_Sq
Origin:	Force
Dependency:	Response
Calib Mode:	ISTD
Response Base:	AREA
RF Rounding:	0

Curve Coefficients

Intercept:	0
Slope:	1.101

Error Coefficients

Standard Error:	386000
Relative Standard Error:	8.2
Correlation Coefficient:	0.999
Coefficient of Determination (Adjusted):	0.991

ID	Level	Concentration	Rel. Resp.	IS Amount	IS Response	RRF	Used
1	IC 480-597177/7	0.5	0.565849	25.0	175621.0	1.131698	Y
2	IC 480-597177/8	1.0	1.039821	25.0	176617.0	1.039821	Y
3	IC 480-597177/9	2.0	1.870507	25.0	188358.0	0.935254	Y
4	IC 480-597177/10	5.0	6.01953	25.0	172501.0	1.203906	Y
5	IC 480-597177/11	10.0	11.294965	25.0	180503.0	1.129496	Y
6	ICIS 480-597177/12	25.0	30.217175	25.0	183562.0	1.208687	Y
7	IC 480-597177/13	50.0	52.861534	25.0	199421.0	1.057231	Y
8	IC 480-597177/14	100.0	110.312761	25.0	203750.0	1.103128	Y

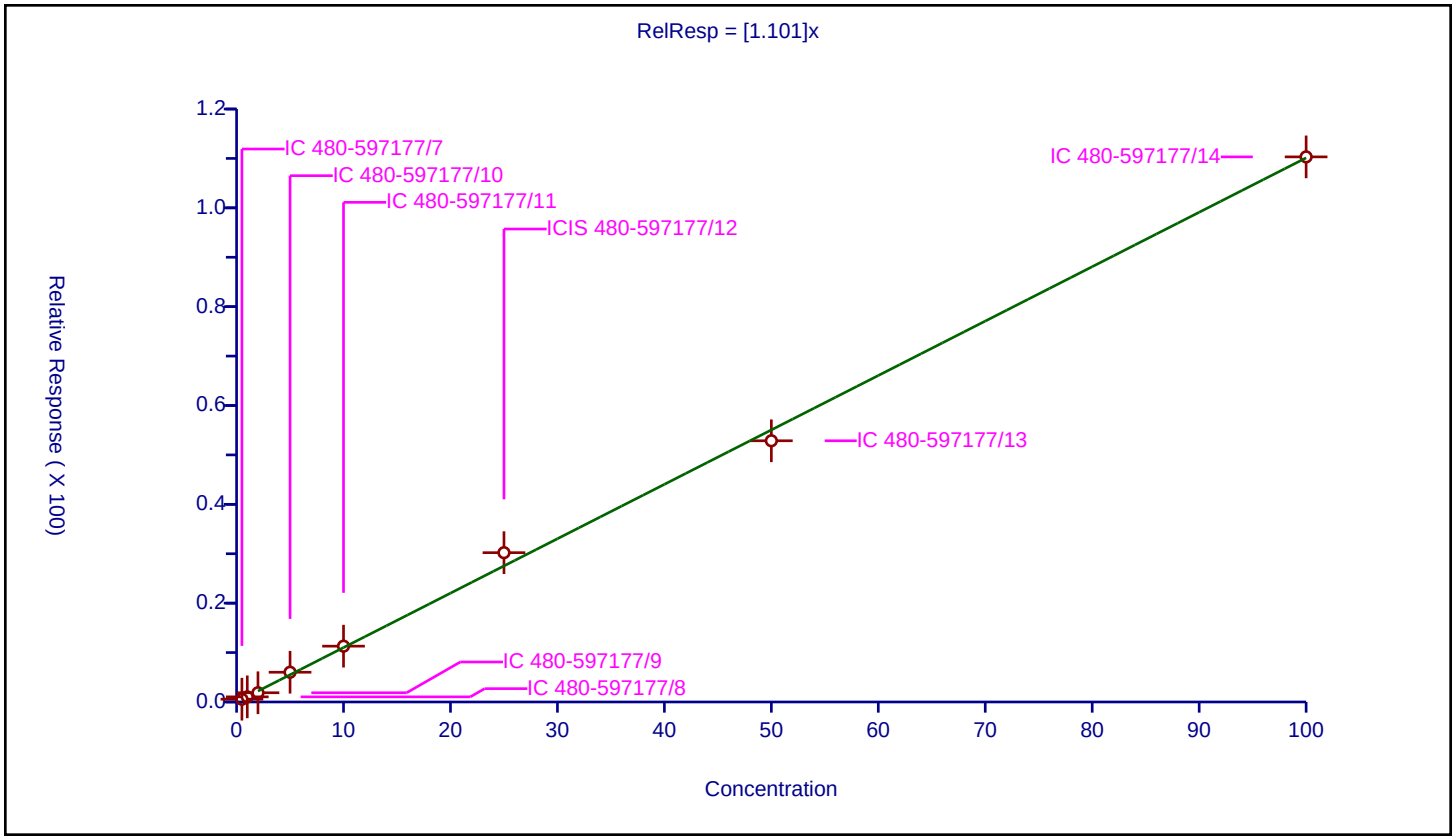

Calibration / cis-1,2-Dichloroethene

Curve Type:	Average
Weighting:	Conc_Sq
Origin:	Force
Dependency:	Response
Calib Mode:	ISTD
Response Base:	AREA
RF Rounding:	0

Curve Coefficients

Intercept:	0
Slope:	1.507

Error Coefficients

Standard Error:	541000
Relative Standard Error:	4.8
Correlation Coefficient:	1.000
Coefficient of Determination (Adjusted):	0.997

ID	Level	Concentration	Rel. Resp.	IS Amount	IS Response	RRF	Used
1	IC 480-597177/7	0.5	0.707916	25.0	175621.0	1.415833	Y
2	IC 480-597177/8	1.0	1.465884	25.0	176617.0	1.465884	Y
3	IC 480-597177/9	2.0	2.831576	25.0	188358.0	1.415788	Y
4	IC 480-597177/10	5.0	8.11517	25.0	172501.0	1.623034	Y
5	IC 480-597177/11	10.0	15.017617	25.0	180503.0	1.501762	Y
6	ICIS 480-597177/12	25.0	38.783354	25.0	183562.0	1.551334	Y
7	IC 480-597177/13	50.0	77.351432	25.0	199421.0	1.547029	Y
8	IC 480-597177/14	100.0	153.70589	25.0	203750.0	1.537059	Y

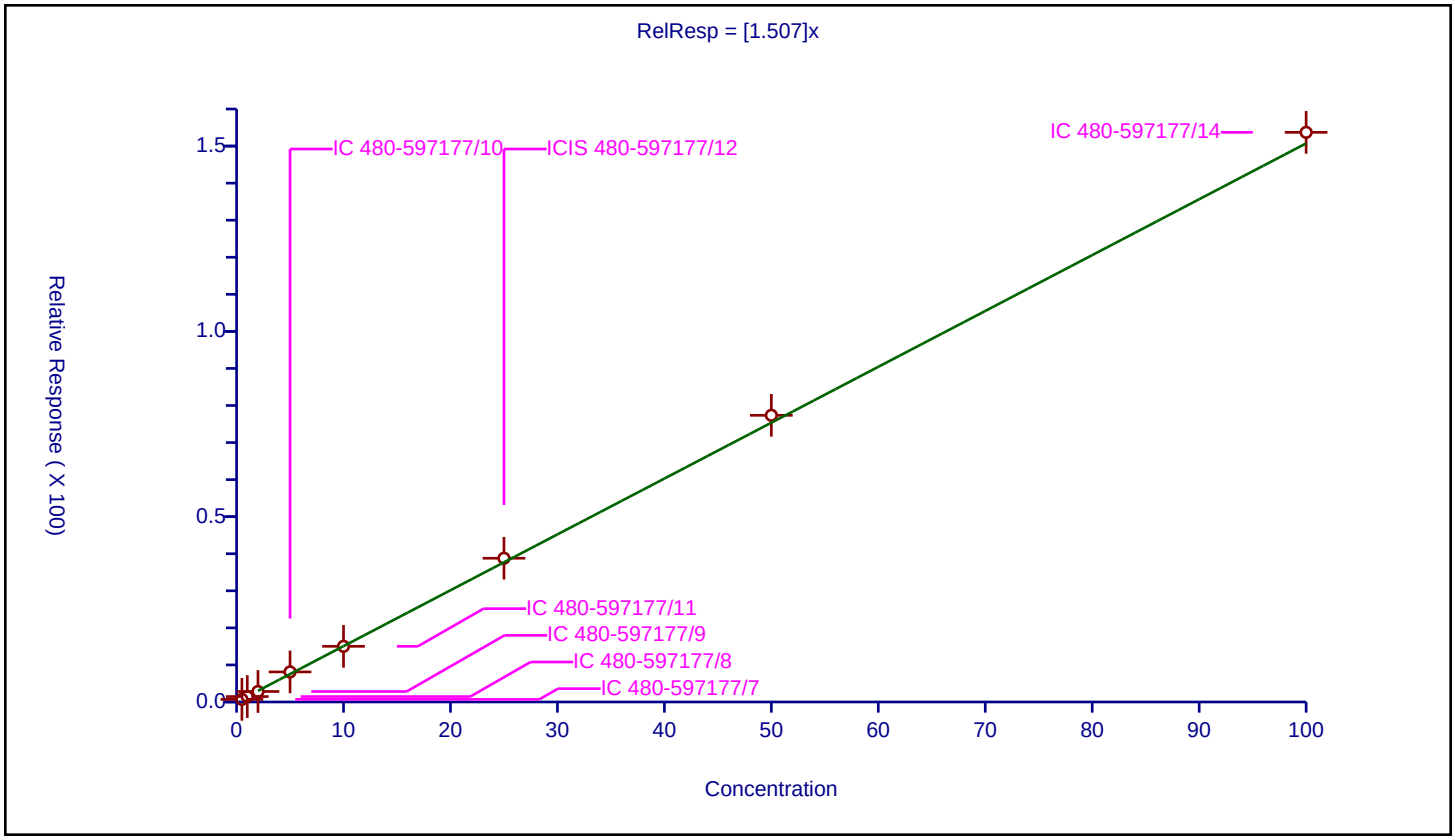

Calibration / 2-Butanone (MEK)

Curve Type:	Average
Weighting:	Conc_Sq
Origin:	Force
Dependency:	Response
Calib Mode:	ISTD
Response Base:	AREA
RF Rounding:	0

Curve Coefficients

Intercept:	0
Slope:	1.809

Error Coefficients

Standard Error:	3310000
Relative Standard Error:	3.1
Correlation Coefficient:	0.999
Coefficient of Determination (Adjusted):	0.999

ID	Level	Concentration	Rel. Resp.	IS Amount	IS Response	RRF	Used
1	IC 480-597177/7	2.5	4.363231	25.0	175621.0	1.745292	Y
2	IC 480-597177/8	5.0	9.001682	25.0	176617.0	1.800336	Y
3	IC 480-597177/9	10.0	17.286497	25.0	188358.0	1.72865	Y
4	IC 480-597177/10	25.0	46.183211	25.0	172501.0	1.847328	Y
5	IC 480-597177/11	50.0	89.477045	25.0	180503.0	1.789541	Y
6	ICIS 480-597177/12	125.0	228.393949	25.0	183562.0	1.827152	Y
7	IC 480-597177/13	250.0	457.992263	25.0	199421.0	1.831969	Y
8	IC 480-597177/14	500.0	952.067975	25.0	203750.0	1.904136	Y

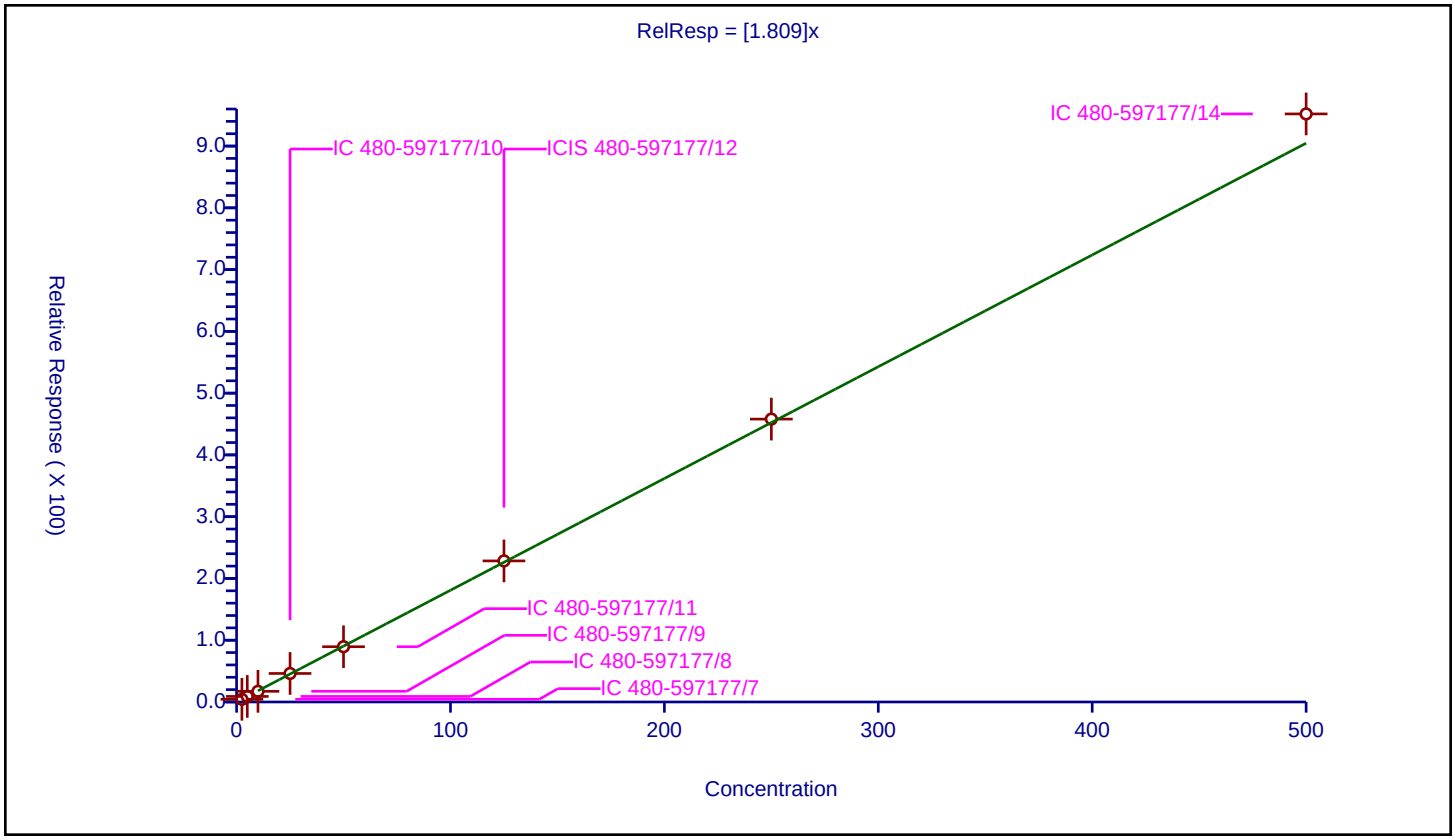

Calibration / Chlorobromomethane

Curve Type:	Average
Weighting:	Conc_Sq
Origin:	Force
Dependency:	Response
Calib Mode:	ISTD
Response Base:	AREA
RF Rounding:	0

Curve Coefficients

Intercept:	0
Slope:	0.8149

Error Coefficients

Standard Error:	284000
Relative Standard Error:	3.9
Correlation Coefficient:	0.999
Coefficient of Determination (Adjusted):	0.998

ID	Level	Concentration	Rel. Resp.	IS Amount	IS Response	RRF	Used
1	IC 480-597177/7	0.5	0.394315	25.0	175621.0	0.78863	Y
2	IC 480-597177/8	1.0	0.802159	25.0	176617.0	0.802159	Y
3	IC 480-597177/9	2.0	1.554354	25.0	188358.0	0.777177	Y
4	IC 480-597177/10	5.0	4.353888	25.0	172501.0	0.870778	Y
5	IC 480-597177/11	10.0	8.515232	25.0	180503.0	0.851523	Y
6	ICIS 480-597177/12	25.0	20.471149	25.0	183562.0	0.818846	Y
7	IC 480-597177/13	50.0	40.024747	25.0	199421.0	0.800495	Y
8	IC 480-597177/14	100.0	80.959387	25.0	203750.0	0.809594	Y

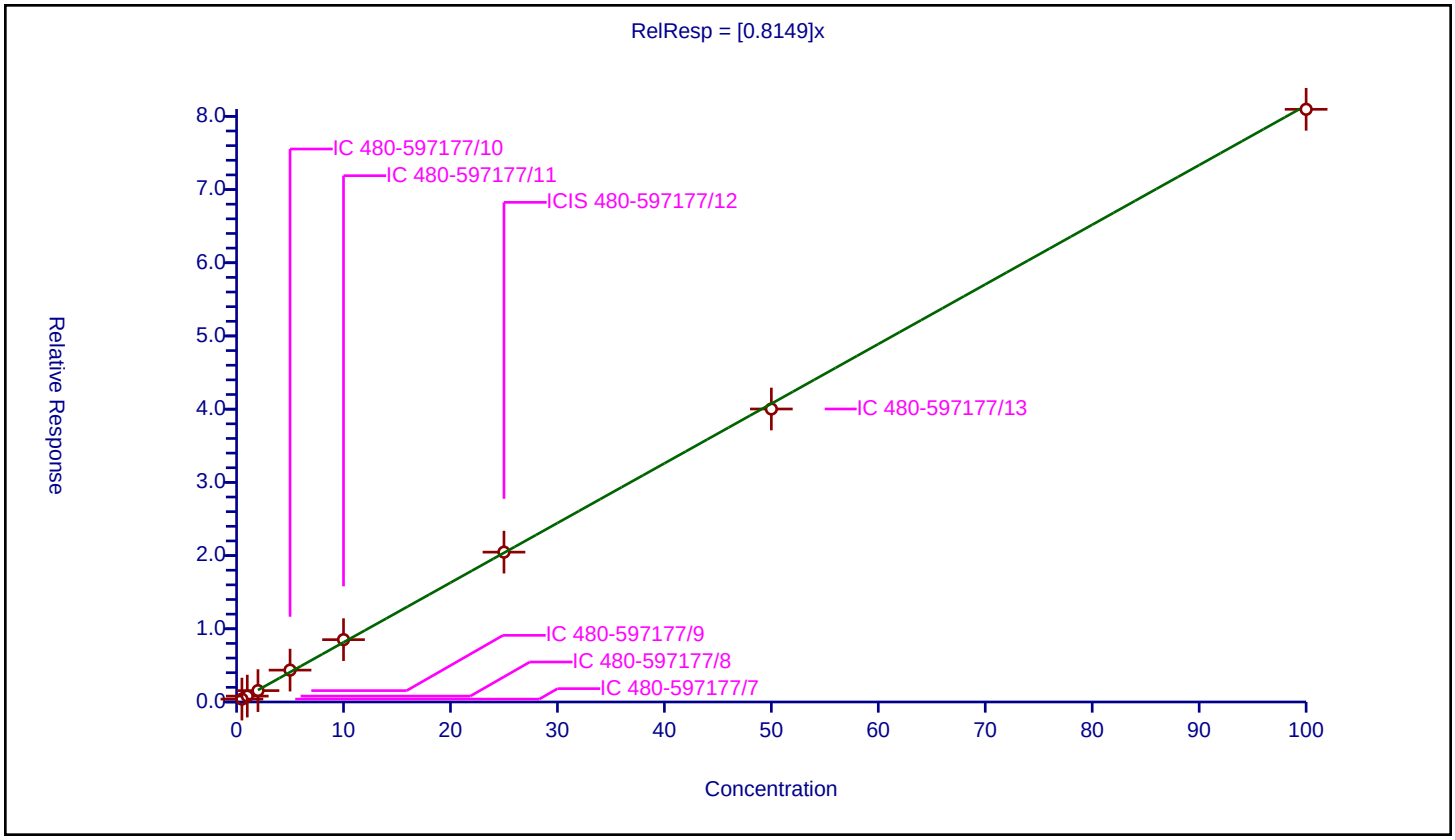

Calibration / Tetrahydrofuran

Curve Type:	Average
Weighting:	Conc_Sq
Origin:	Force
Dependency:	Response
Calib Mode:	ISTD
Response Base:	AREA
RF Rounding:	0

Curve Coefficients

Intercept:	0
Slope:	1.225

Error Coefficients

Standard Error:	851000
Relative Standard Error:	6.5
Correlation Coefficient:	0.998
Coefficient of Determination (Adjusted):	0.994

ID	Level	Concentration	Rel. Resp.	IS Amount	IS Response	RRF	Used
1	IC 480-597177/7	1.0	1.275189	25.0	175621.0	1.275189	Y
2	IC 480-597177/8	2.0	2.749735	25.0	176617.0	1.374868	Y
3	IC 480-597177/9	4.0	4.637578	25.0	188358.0	1.159395	Y
4	IC 480-597177/10	10.0	12.790361	25.0	172501.0	1.279036	Y
5	IC 480-597177/11	20.0	23.217897	25.0	180503.0	1.160895	Y
6	ICIS 480-597177/12	50.0	57.645782	25.0	183562.0	1.152916	Y
7	IC 480-597177/13	100.0	117.13824	25.0	199421.0	1.171382	Y
8	IC 480-597177/14	200.0	244.979632	25.0	203750.0	1.224898	Y

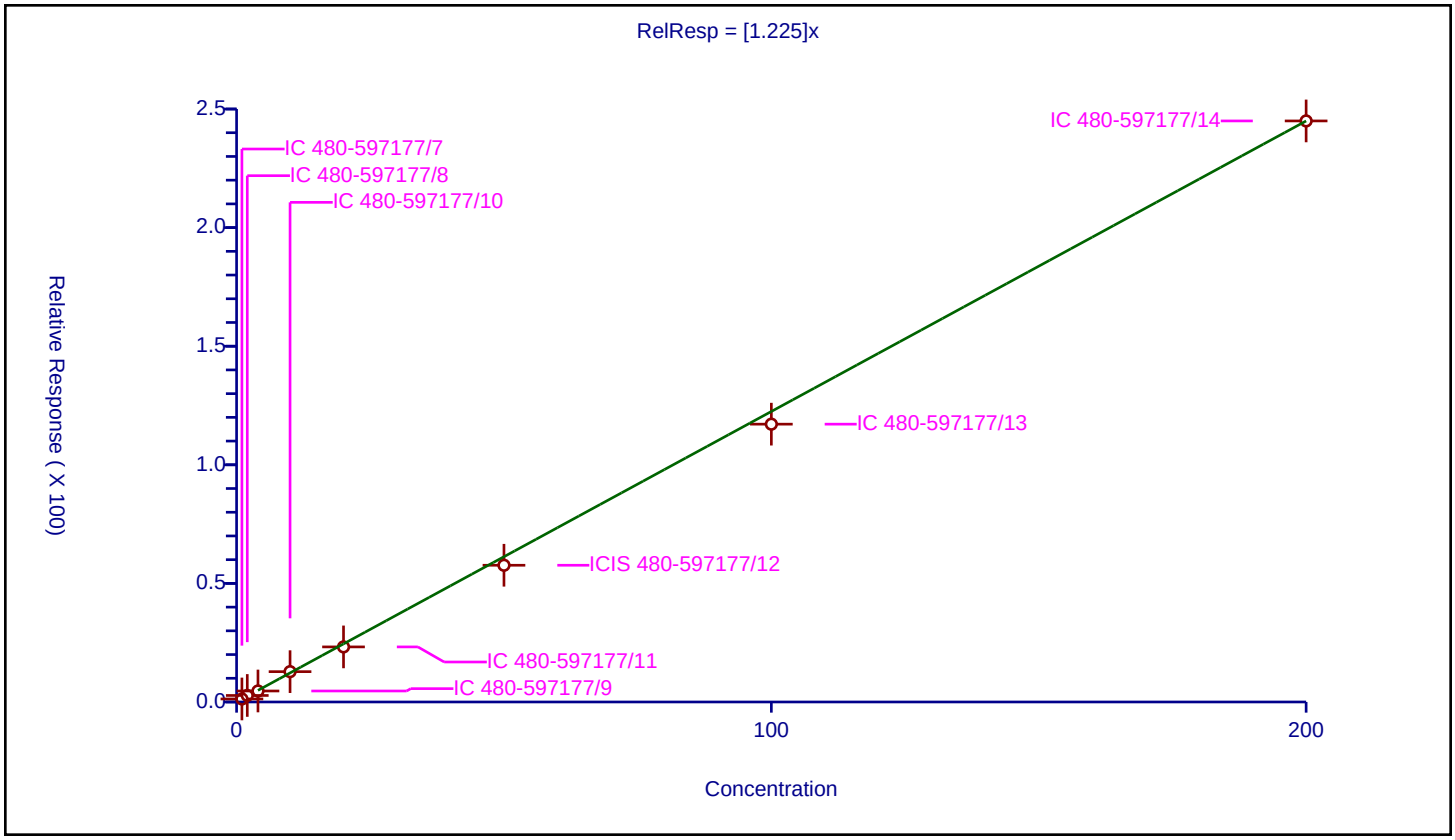

Calibration / Chloroform

Curve Type:	Average
Weighting:	Conc_Sq
Origin:	Force
Dependency:	Response
Calib Mode:	ISTD
Response Base:	AREA
RF Rounding:	0

Curve Coefficients

Intercept:	0
Slope:	2.543

Error Coefficients

Standard Error:	851000
Relative Standard Error:	6.9
Correlation Coefficient:	0.999
Coefficient of Determination (Adjusted):	0.993

ID	Level	Concentration	Rel. Resp.	IS Amount	IS Response	RRF	Used
1	IC 480-597177/7	0.5	1.311916	25.0	175621.0	2.623832	Y
2	IC 480-597177/8	1.0	2.87812	25.0	176617.0	2.87812	Y
3	IC 480-597177/9	2.0	4.78517	25.0	188358.0	2.392585	Y
4	IC 480-597177/10	5.0	13.478762	25.0	172501.0	2.695752	Y
5	IC 480-597177/11	10.0	24.892938	25.0	180503.0	2.489294	Y
6	ICIS 480-597177/12	25.0	60.819778	25.0	183562.0	2.432791	Y
7	IC 480-597177/13	50.0	120.334493	25.0	199421.0	2.40669	Y
8	IC 480-597177/14	100.0	242.447117	25.0	203750.0	2.424471	Y

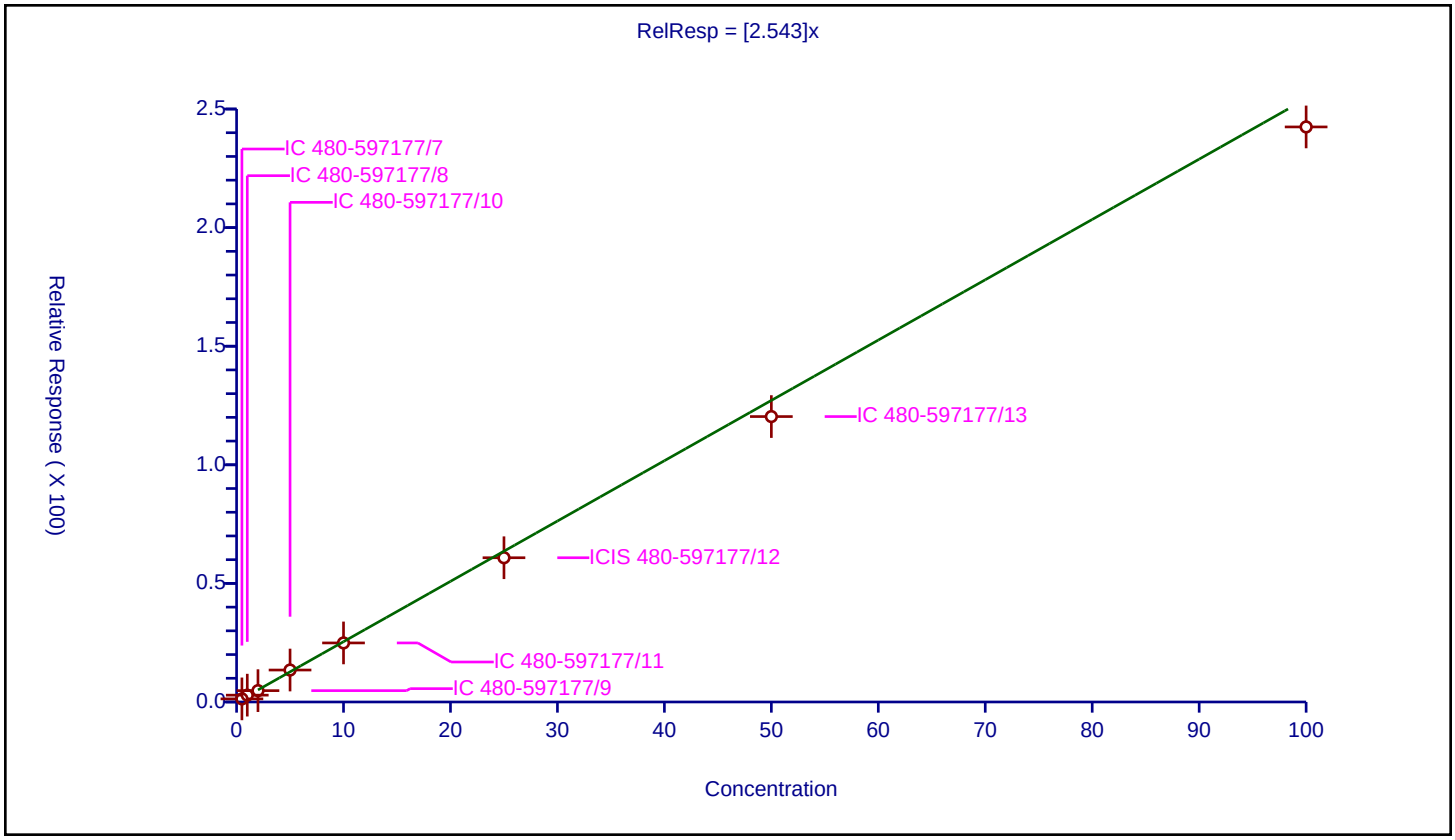

Calibration / 1,1,1-Trichloroethane

Curve Type:	Average
Weighting:	Conc_Sq
Origin:	Force
Dependency:	Response
Calib Mode:	ISTD
Response Base:	AREA
RF Rounding:	0

Curve Coefficients

Intercept:	0
Slope:	1.838

Error Coefficients

Standard Error:	772000
Relative Standard Error:	11.3
Correlation Coefficient:	0.999
Coefficient of Determination (Adjusted):	0.985

ID	Level	Concentration	Rel. Resp.	IS Amount	IS Response	RRF	Used
1	IC 480-597177/7	0.5	0.655816	25.0	175621.0	1.311631	N
2	IC 480-597177/8	1.0	1.548407	25.0	176617.0	1.548407	Y
3	IC 480-597177/9	2.0	3.084552	25.0	188358.0	1.542276	Y
4	IC 480-597177/10	5.0	9.451105	25.0	172501.0	1.890221	Y
5	IC 480-597177/11	10.0	18.882235	25.0	180503.0	1.888223	Y
6	ICIS 480-597177/12	25.0	48.640786	25.0	183562.0	1.945631	Y
7	IC 480-597177/13	50.0	100.209983	25.0	199421.0	2.0042	Y
8	IC 480-597177/14	100.0	204.953006	25.0	203750.0	2.04953	Y

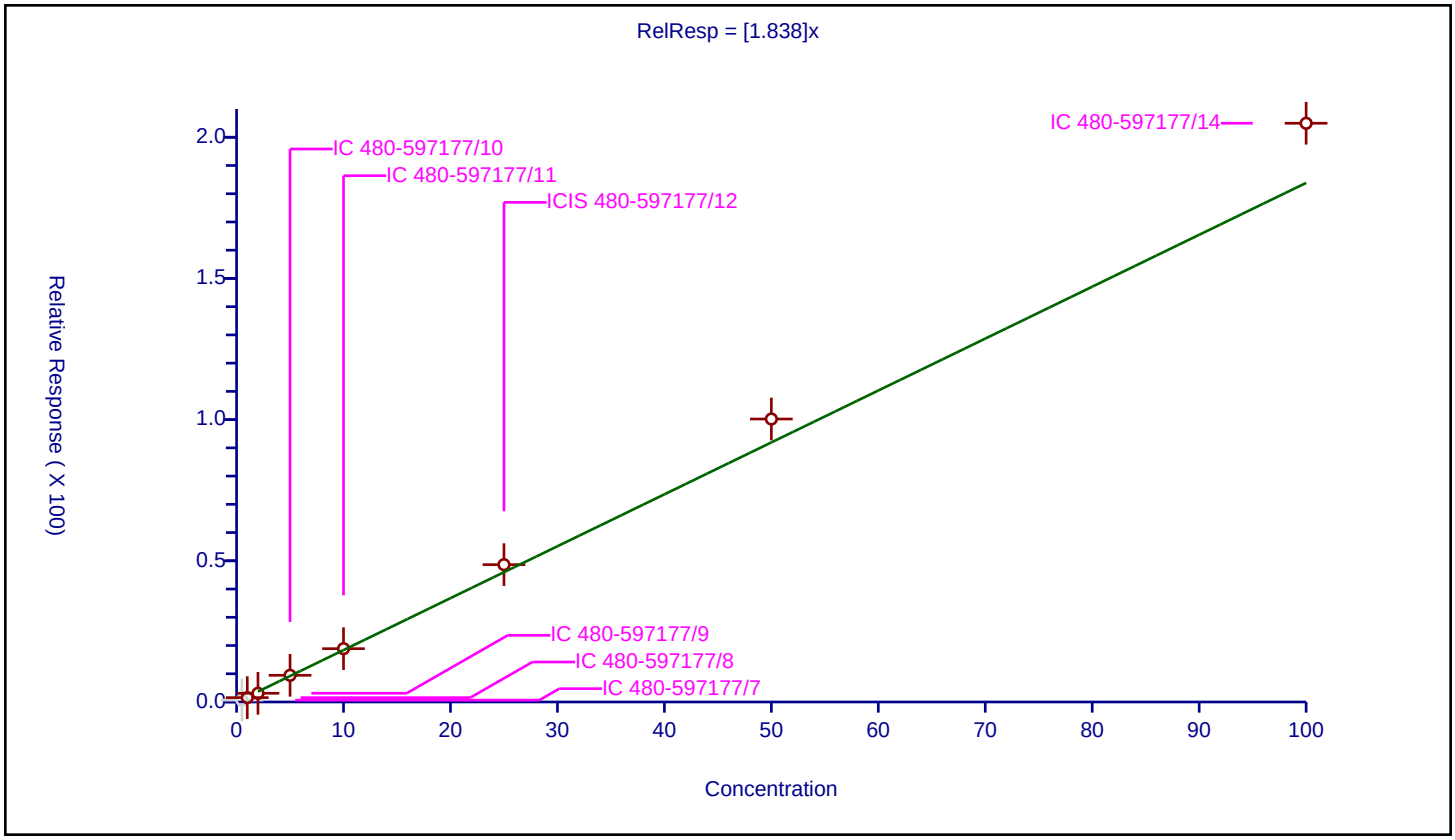

Calibration / Cyclohexane

Curve Type:	Average
Weighting:	Conc_Sq
Origin:	Force
Dependency:	Response
Calib Mode:	ISTD
Response Base:	AREA
RF Rounding:	0

Curve Coefficients

Intercept:	0
Slope:	3.546

Error Coefficients

Standard Error:	1520000
Relative Standard Error:	14.2
Correlation Coefficient:	0.999
Coefficient of Determination (Adjusted):	0.976

ID	Level	Concentration	Rel. Resp.	IS Amount	IS Response	RRF	Used
1	IC 480-597177/7	0.5	1.263374	25.0	175621.0	2.526748	N
2	IC 480-597177/8	1.0	3.258605	25.0	176617.0	3.258605	Y
3	IC 480-597177/9	2.0	5.207902	25.0	188358.0	2.603951	Y
4	IC 480-597177/10	5.0	18.275256	25.0	172501.0	3.655051	Y
5	IC 480-597177/11	10.0	34.147632	25.0	180503.0	3.414763	Y
6	ICIS 480-597177/12	25.0	98.788284	25.0	183562.0	3.951531	Y
7	IC 480-597177/13	50.0	195.427387	25.0	199421.0	3.908548	Y
8	IC 480-597177/14	100.0	403.128098	25.0	203750.0	4.031281	Y

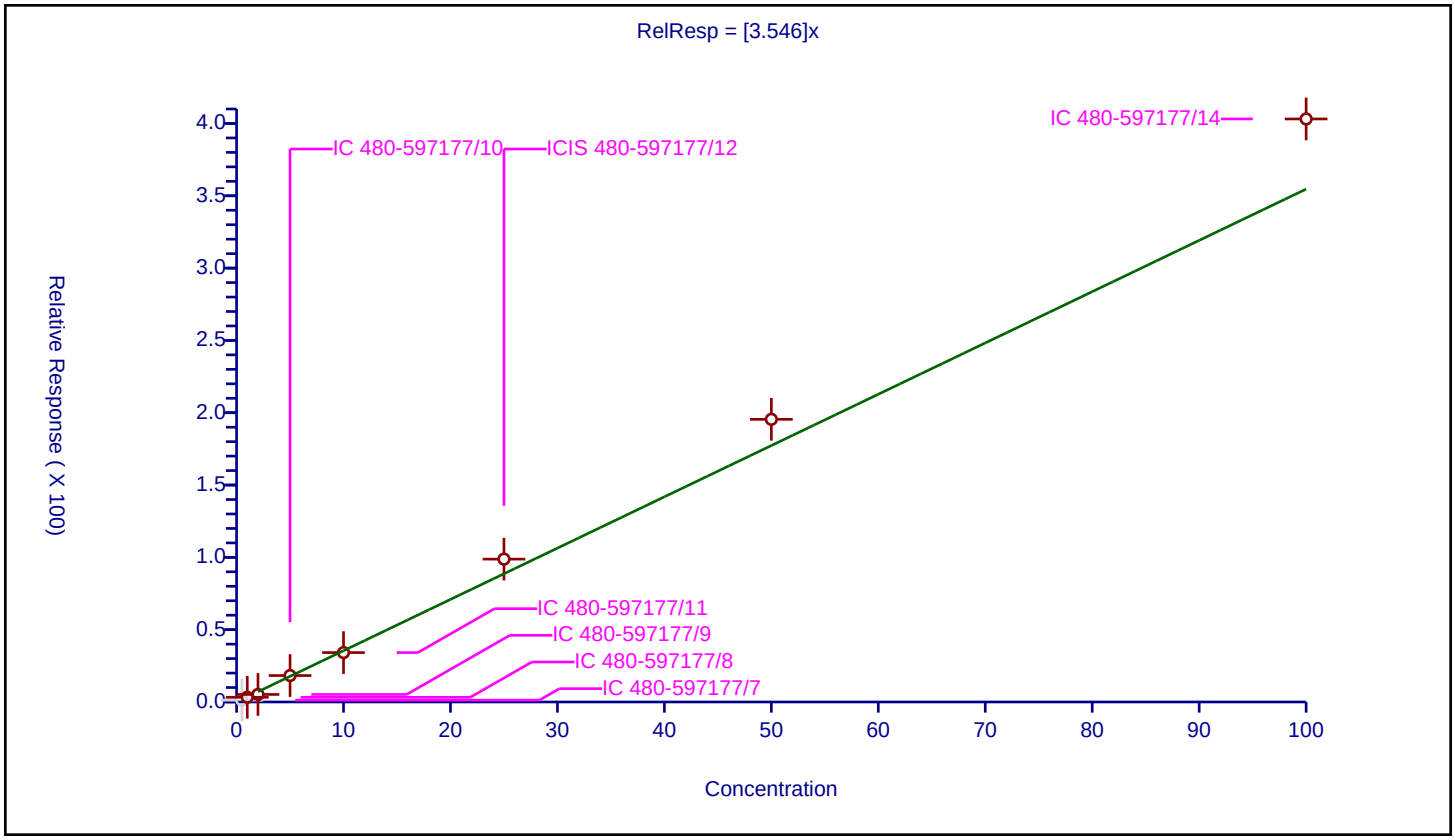

Calibration / Dibromofluoromethane (Surr)

Curve Type:	Average
Weighting:	Conc_Sq
Origin:	Force
Dependency:	Response
Calib Mode:	ISTD
Response Base:	AREA
RF Rounding:	0

Curve Coefficients

Intercept:	0
Slope:	1.364

Error Coefficients

Standard Error:	270000
Relative Standard Error:	1.9
Correlation Coefficient:	NA
Coefficient of Determination (Adjusted):	0

ID	Level	Concentration	Rel. Resp.	IS Amount	IS Response	RRF	Used
1	IC 480-597177/7	25.0	33.698419	25.0	175621.0	1.347937	Y
2	IC 480-597177/8	25.0	34.433548	25.0	176617.0	1.377342	Y
3	IC 480-597177/9	25.0	33.583655	25.0	188358.0	1.343346	Y
4	IC 480-597177/10	25.0	35.245303	25.0	172501.0	1.409812	Y
5	IC 480-597177/11	25.0	34.171731	25.0	180503.0	1.366869	Y
6	ICIS 480-597177/12	25.0	34.437956	25.0	183562.0	1.377518	Y
7	IC 480-597177/13	25.0	33.146835	25.0	199421.0	1.325873	Y
8	IC 480-597177/14	25.0	34.126258	25.0	203750.0	1.36505	Y

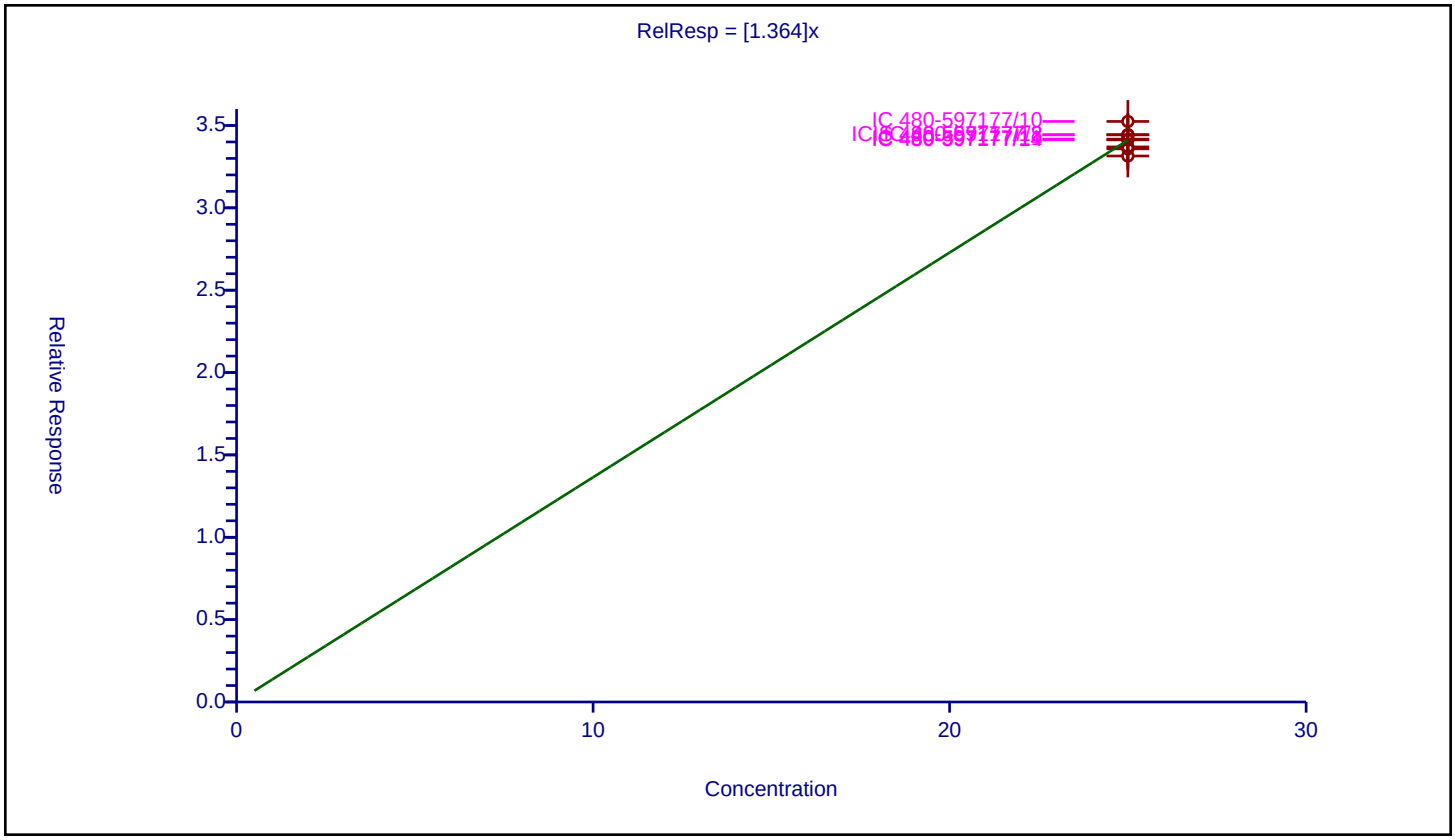

Calibration / Carbon tetrachloride

Curve Type:	Average
Weighting:	Conc_Sq
Origin:	Force
Dependency:	Response
Calib Mode:	ISTD
Response Base:	AREA
RF Rounding:	0

Curve Coefficients

Intercept:	0
Slope:	1.493

Error Coefficients

Standard Error:	684000
Relative Standard Error:	16.5
Correlation Coefficient:	0.997
Coefficient of Determination (Adjusted):	0.968

ID	Level	Concentration	Rel. Resp.	IS Amount	IS Response	RRF	Used
1	IC 480-597177/7	0.5	0.493819	25.0	175621.0	0.987638	N
2	IC 480-597177/8	1.0	1.367932	25.0	176617.0	1.367932	Y
3	IC 480-597177/9	2.0	2.28501	25.0	188358.0	1.142505	Y
4	IC 480-597177/10	5.0	7.050974	25.0	172501.0	1.410195	Y
5	IC 480-597177/11	10.0	13.281497	25.0	180503.0	1.32815	Y
6	ICIS 480-597177/12	25.0	41.435319	25.0	183562.0	1.657413	Y
7	IC 480-597177/13	50.0	85.346578	25.0	199421.0	1.706932	Y
8	IC 480-597177/14	100.0	183.732515	25.0	203750.0	1.837325	Y

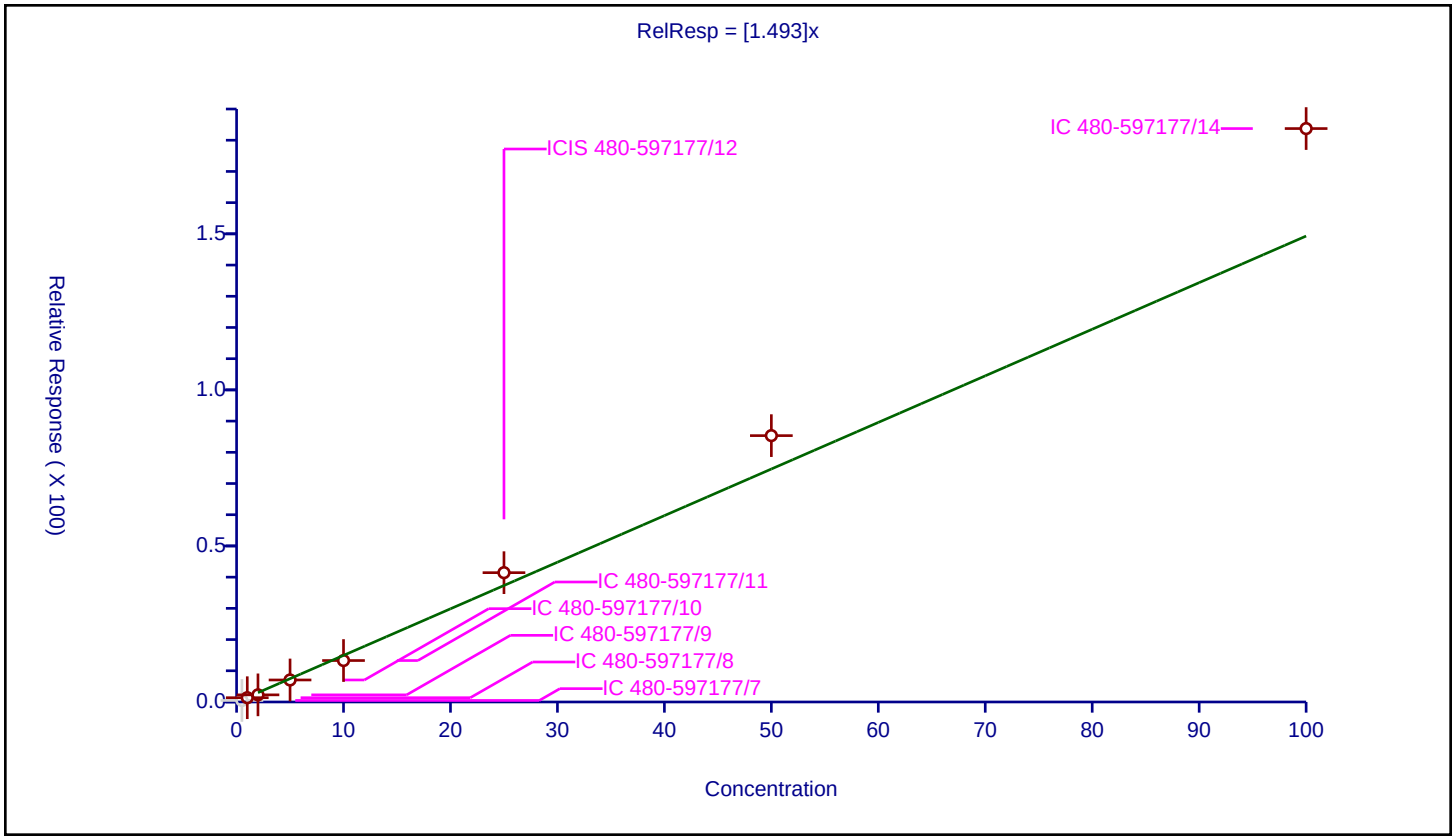

Calibration / 1,1-Dichloropropene

Curve Type:	Average
Weighting:	Conc_Sq
Origin:	Force
Dependency:	Response
Calib Mode:	ISTD
Response Base:	AREA
RF Rounding:	0

Curve Coefficients

Intercept:	0
Slope:	1.811

Error Coefficients

Standard Error:	748000
Relative Standard Error:	10.1
Correlation Coefficient:	1.000
Coefficient of Determination (Adjusted):	0.988

ID	Level	Concentration	Rel. Resp.	IS Amount	IS Response	RRF	Used
1	IC 480-597177/7	0.5	0.579088	25.0	175621.0	1.158176	N
2	IC 480-597177/8	1.0	1.578132	25.0	176617.0	1.578132	Y
3	IC 480-597177/9	2.0	3.195643	25.0	188358.0	1.597822	Y
4	IC 480-597177/10	5.0	8.712123	25.0	172501.0	1.742425	Y
5	IC 480-597177/11	10.0	17.927957	25.0	180503.0	1.792796	Y
6	ICIS 480-597177/12	25.0	50.279061	25.0	183562.0	2.011162	Y
7	IC 480-597177/13	50.0	99.238671	25.0	199421.0	1.984773	Y
8	IC 480-597177/14	100.0	196.751288	25.0	203750.0	1.967513	Y

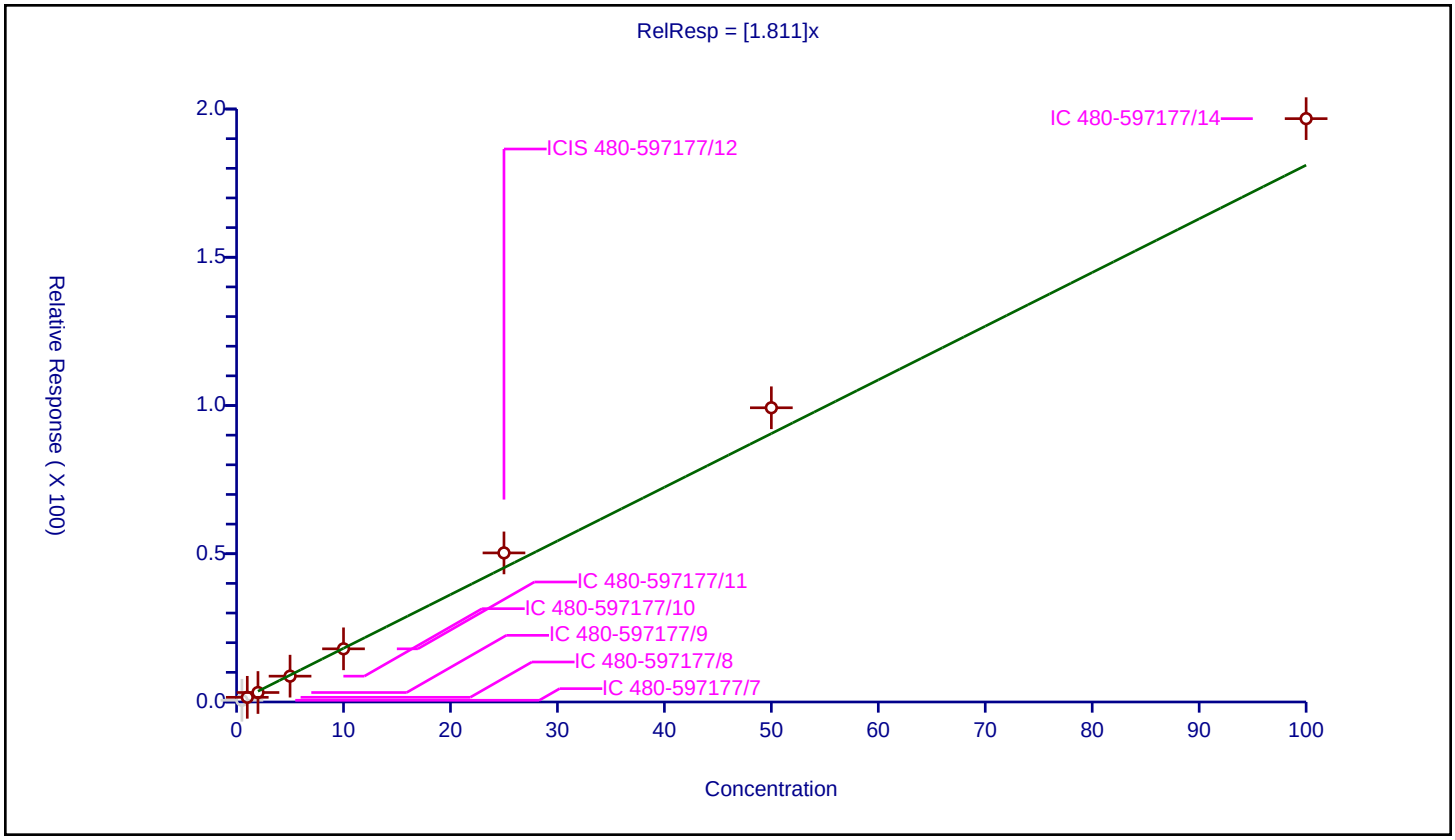

Calibration / 1,2-Dichloroethane-d4 (Surr)

Curve Type:	Average
Weighting:	Conc_Sq
Origin:	Force
Dependency:	Response
Calib Mode:	ISTD
Response Base:	AREA
RF Rounding:	0

Curve Coefficients

Intercept:	0
Slope:	1.765

Error Coefficients

Standard Error:	349000
Relative Standard Error:	1.4
Correlation Coefficient:	0
Coefficient of Determination (Adjusted):	0

ID	Level	Concentration	Rel. Resp.	IS Amount	IS Response	RRF	Used
1	IC 480-597177/7	25.0	45.223663	25.0	175621.0	1.808947	Y
2	IC 480-597177/8	25.0	44.078288	25.0	176617.0	1.763132	Y
3	IC 480-597177/9	25.0	43.265617	25.0	188358.0	1.730625	Y
4	IC 480-597177/10	25.0	44.430177	25.0	172501.0	1.777207	Y
5	IC 480-597177/11	25.0	44.311175	25.0	180503.0	1.772447	Y
6	ICIS 480-597177/12	25.0	43.588406	25.0	183562.0	1.743536	Y
7	IC 480-597177/13	25.0	44.279439	25.0	199421.0	1.771178	Y
8	IC 480-597177/14	25.0	43.745031	25.0	203750.0	1.749801	Y

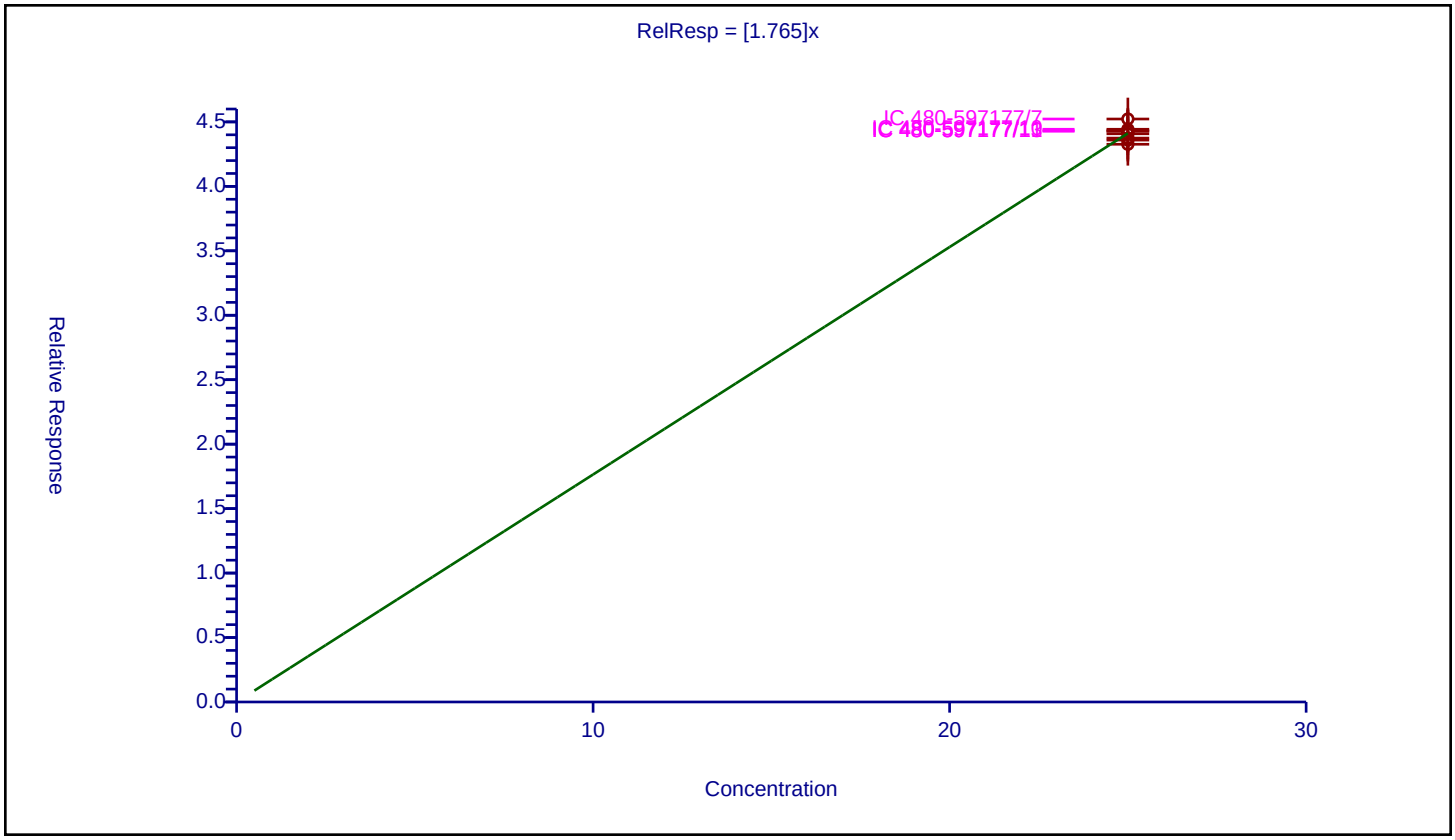

Calibration / Benzene

Curve Type:	Average
Weighting:	Conc_Sq
Origin:	Force
Dependency:	Response
Calib Mode:	ISTD
Response Base:	AREA
RF Rounding:	0

Curve Coefficients

Intercept:	0
Slope:	5.645

Error Coefficients

Standard Error:	2220000
Relative Standard Error:	5.7
Correlation Coefficient:	0.999
Coefficient of Determination (Adjusted):	0.996

ID	Level	Concentration	Rel. Resp.	IS Amount	IS Response	RRF	Used
1	IC 480-597177/7	0.5	2.205175	25.0	175621.0	4.41035	N
2	IC 480-597177/8	1.0	5.681503	25.0	176617.0	5.681503	Y
3	IC 480-597177/9	2.0	9.97449	25.0	188358.0	4.987245	Y
4	IC 480-597177/10	5.0	29.559539	25.0	172501.0	5.911908	Y
5	IC 480-597177/11	10.0	55.215287	25.0	180503.0	5.521529	Y
6	ICIS 480-597177/12	25.0	142.600184	25.0	183562.0	5.704007	Y
7	IC 480-597177/13	50.0	293.104914	25.0	199421.0	5.862098	Y
8	IC 480-597177/14	100.0	584.46638	25.0	203750.0	5.844664	Y

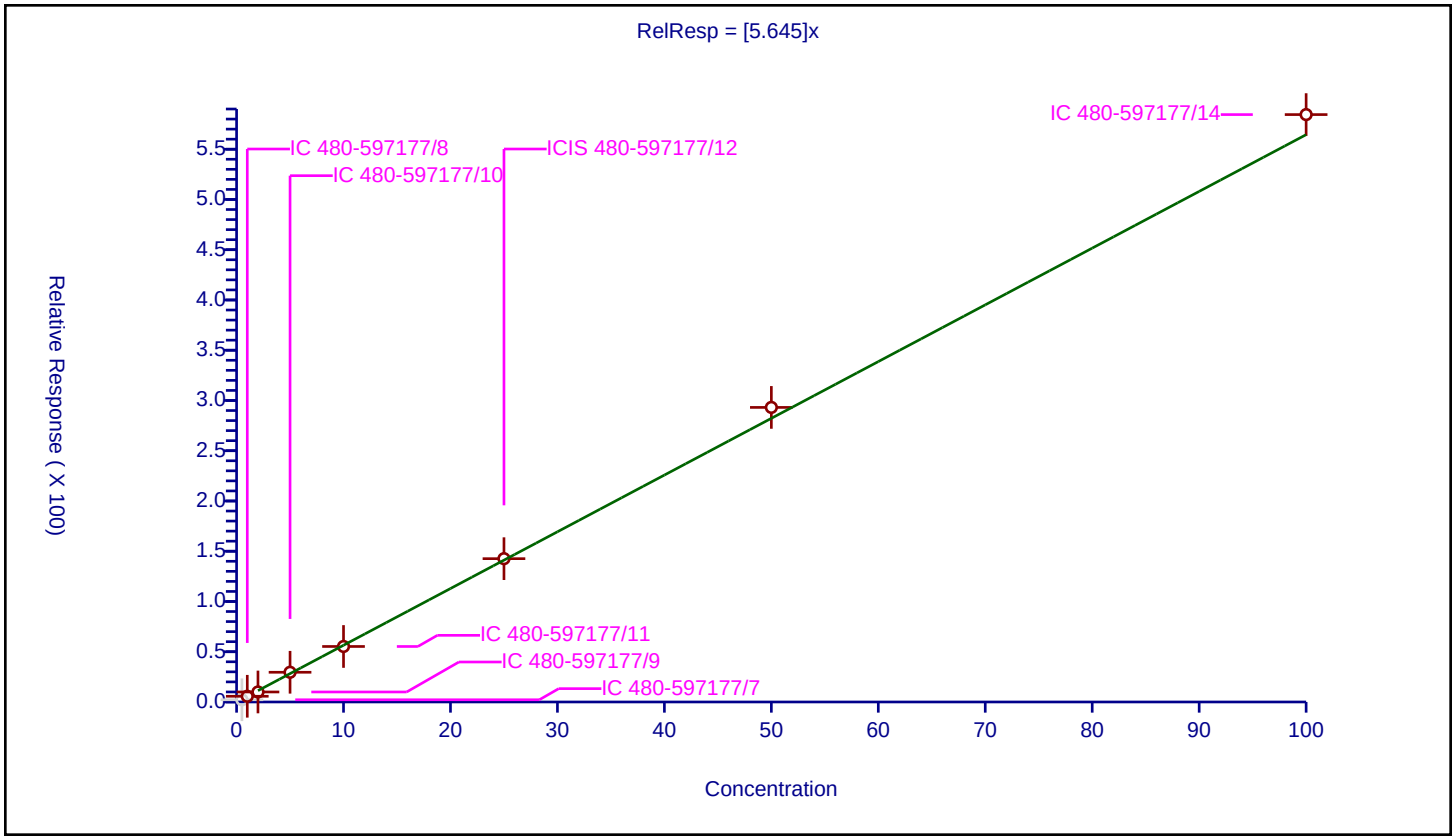

Calibration / Isobutyl alcohol

Curve Type:	Average
Weighting:	Conc_Sq
Origin:	Force
Dependency:	Response
Calib Mode:	ISTD
Response Base:	AREA
RF Rounding:	0

Curve Coefficients

Intercept:	0
Slope:	0.127

Error Coefficients

Standard Error:	731000
Relative Standard Error:	17.0
Correlation Coefficient:	0.991
Coefficient of Determination (Adjusted):	0.966

ID	Level	Concentration	Rel. Resp.	IS Amount	IS Response	RRF	Used
1	IC 480-597177/7	12.5	1.306791	25.0	175621.0	0.104543	Y
2	IC 480-597177/8	25.0	2.734023	25.0	176617.0	0.109361	Y
3	IC 480-597177/9	50.0	5.577013	25.0	188358.0	0.11154	Y
4	IC 480-597177/10	125.0	15.736141	25.0	172501.0	0.125889	Y
5	IC 480-597177/11	250.0	31.952101	25.0	180503.0	0.127808	Y
6	ICIS 480-597177/12	625.0	90.801201	25.0	183562.0	0.145282	Y
7	IC 480-597177/13	1250.0	205.907979	25.0	199421.0	0.164726	Y
8	IC 480-597177/14	2500.0	478.781104	25.0	203750.0	0.191512	N

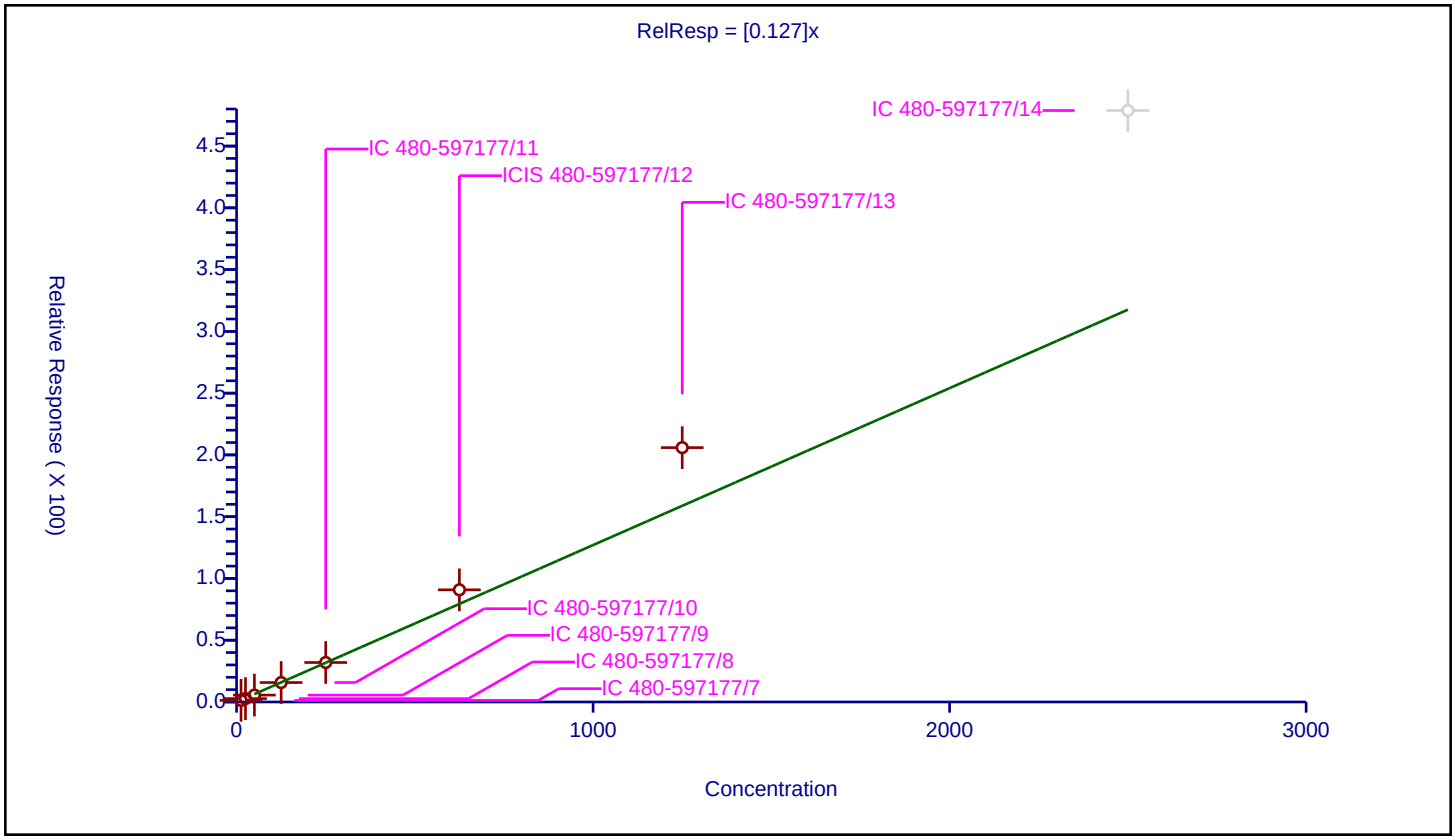

Calibration / 1,2-Dichloroethane

Curve Type:	Average
Weighting:	Conc_Sq
Origin:	Force
Dependency:	Response
Calib Mode:	ISTD
Response Base:	AREA
RF Rounding:	0

Curve Coefficients

Intercept:	0
Slope:	2.642

Error Coefficients

Standard Error:	915000
Relative Standard Error:	4.4
Correlation Coefficient:	1.000
Coefficient of Determination (Adjusted):	0.997

ID	Level	Concentration	Rel. Resp.	IS Amount	IS Response	RRF	Used
1	IC 480-597177/7	0.5	1.26679	25.0	175621.0	2.533581	Y
2	IC 480-597177/8	1.0	2.771392	25.0	176617.0	2.771392	Y
3	IC 480-597177/9	2.0	5.031509	25.0	188358.0	2.515755	Y
4	IC 480-597177/10	5.0	14.283251	25.0	172501.0	2.85665	Y
5	IC 480-597177/11	10.0	26.074359	25.0	180503.0	2.607436	Y
6	ICIS 480-597177/12	25.0	66.025376	25.0	183562.0	2.641015	Y
7	IC 480-597177/13	50.0	130.562478	25.0	199421.0	2.61125	Y
8	IC 480-597177/14	100.0	260.286258	25.0	203750.0	2.602863	Y

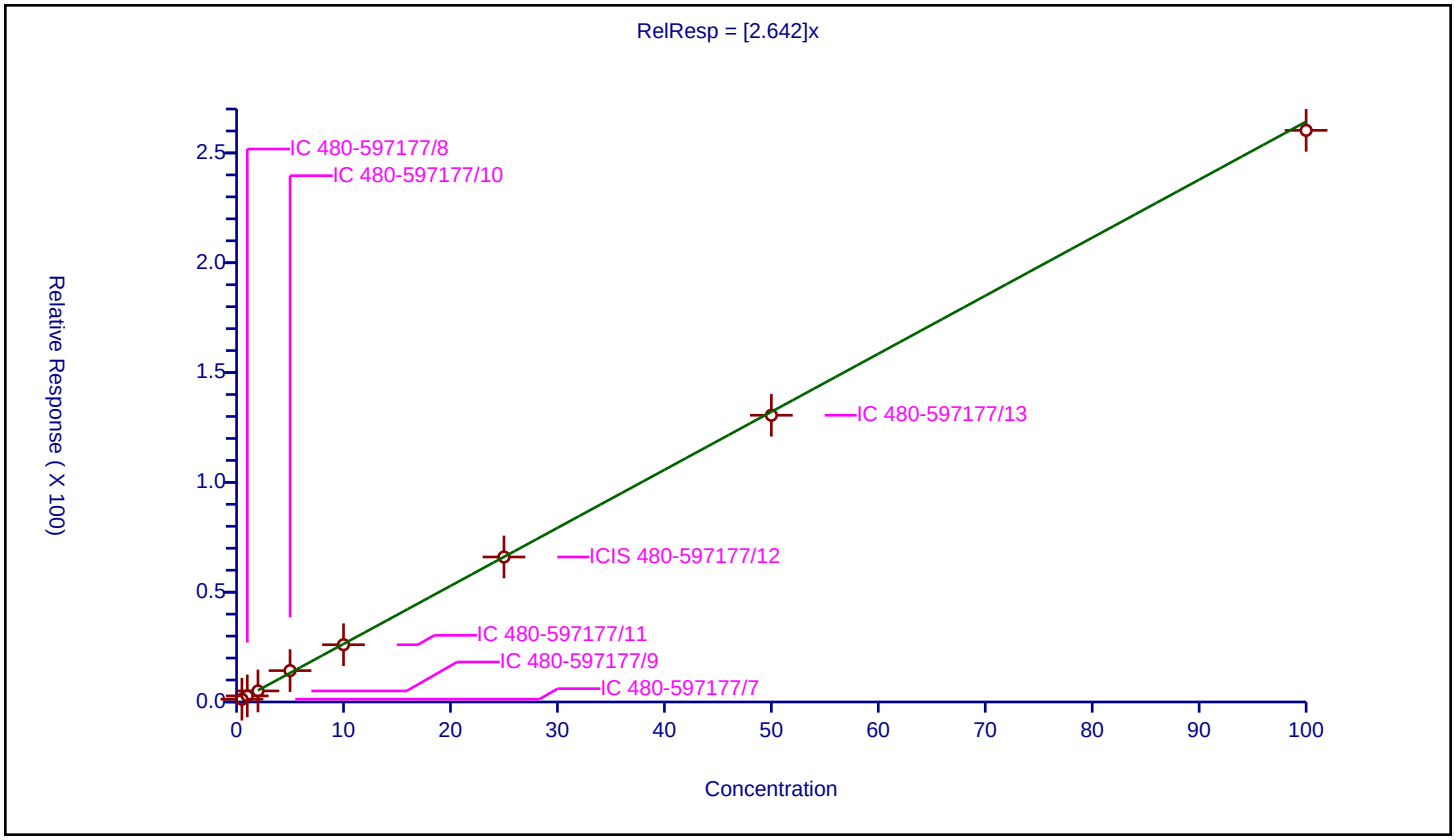

Calibration / n-Heptane

Curve Type:	Average
Weighting:	Conc_Sq
Origin:	Force
Dependency:	Response
Calib Mode:	ISTD
Response Base:	AREA
RF Rounding:	0

Curve Coefficients

Intercept:	0
Slope:	4.018

Error Coefficients

Standard Error:	1560000
Relative Standard Error:	11.3
Correlation Coefficient:	0.999
Coefficient of Determination (Adjusted):	0.985

ID	Level	Concentration	Rel. Resp.	IS Amount	IS Response	RRF	Used
1	IC 480-597177/7	0.5	1.817693	25.0	175621.0	3.635385	Y
2	IC 480-597177/8	1.0	3.4354	25.0	176617.0	3.4354	Y
3	IC 480-597177/9	2.0	7.037264	25.0	188358.0	3.518632	Y
4	IC 480-597177/10	5.0	20.177999	25.0	172501.0	4.0356	Y
5	IC 480-597177/11	10.0	40.203764	25.0	180503.0	4.020376	Y
6	ICIS 480-597177/12	25.0	113.188732	25.0	183562.0	4.527549	Y
7	IC 480-597177/13	50.0	227.754725	25.0	199421.0	4.555094	Y
8	IC 480-597177/14	100.0	441.204172	25.0	203750.0	4.412042	Y

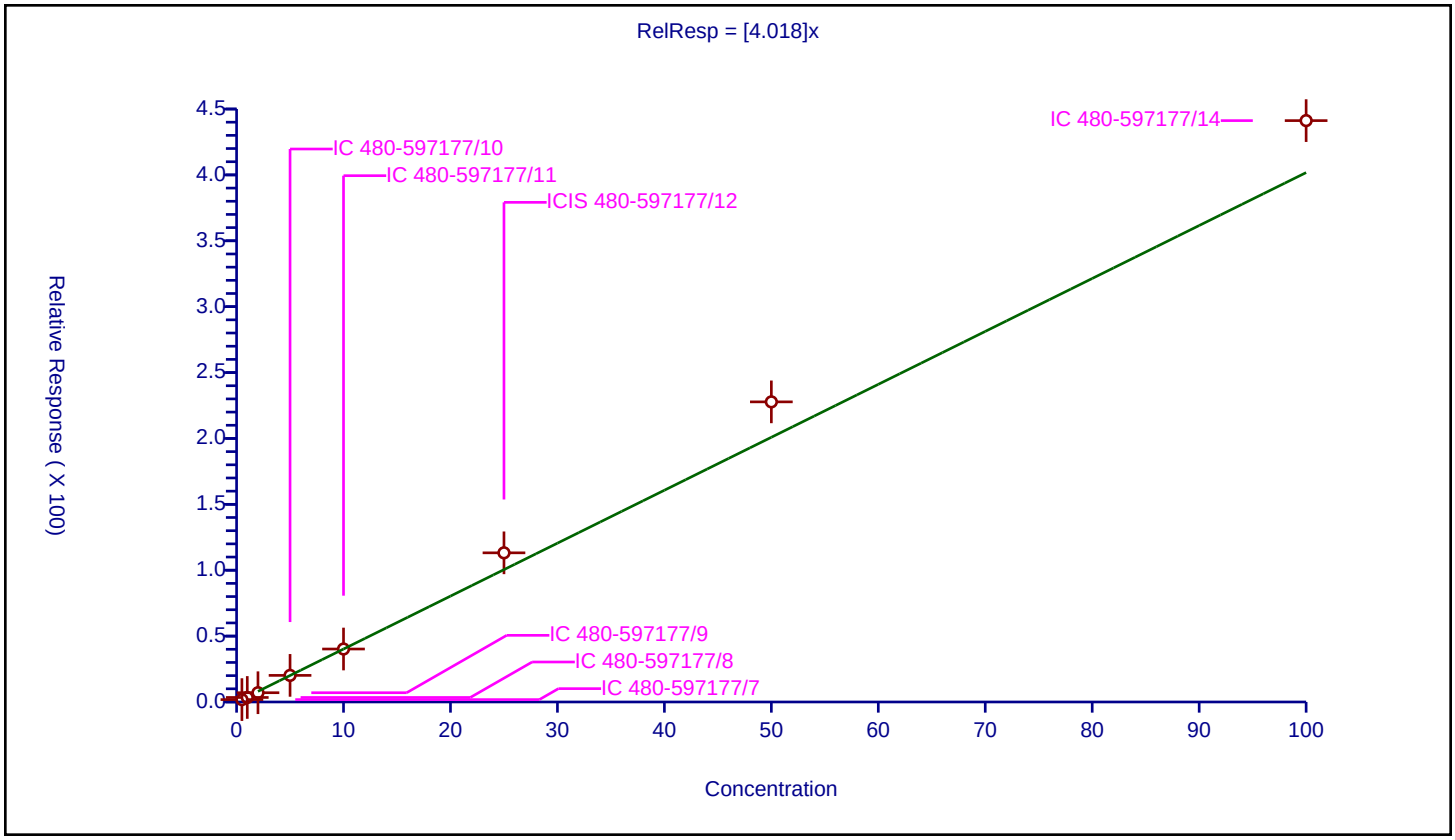

Calibration / Trichloroethene

Curve Type:	Average
Weighting:	Conc_Sq
Origin:	Force
Dependency:	Response
Calib Mode:	ISTD
Response Base:	AREA
RF Rounding:	0

Curve Coefficients

Intercept:	0
Slope:	1.397

Error Coefficients

Standard Error:	520000
Relative Standard Error:	8.4
Correlation Coefficient:	0.999
Coefficient of Determination (Adjusted):	0.991

ID	Level	Concentration	Rel. Resp.	IS Amount	IS Response	RRF	Used
1	IC 480-597177/7	0.5	0.599302	25.0	175621.0	1.198604	Y
2	IC 480-597177/8	1.0	1.249597	25.0	176617.0	1.249597	Y
3	IC 480-597177/9	2.0	2.724599	25.0	188358.0	1.362299	Y
4	IC 480-597177/10	5.0	7.548942	25.0	172501.0	1.509788	Y
5	IC 480-597177/11	10.0	14.187437	25.0	180503.0	1.418744	Y
6	ICIS 480-597177/12	25.0	36.904969	25.0	183562.0	1.476199	Y
7	IC 480-597177/13	50.0	74.066422	25.0	199421.0	1.481328	Y
8	IC 480-597177/14	100.0	148.05816	25.0	203750.0	1.480582	Y

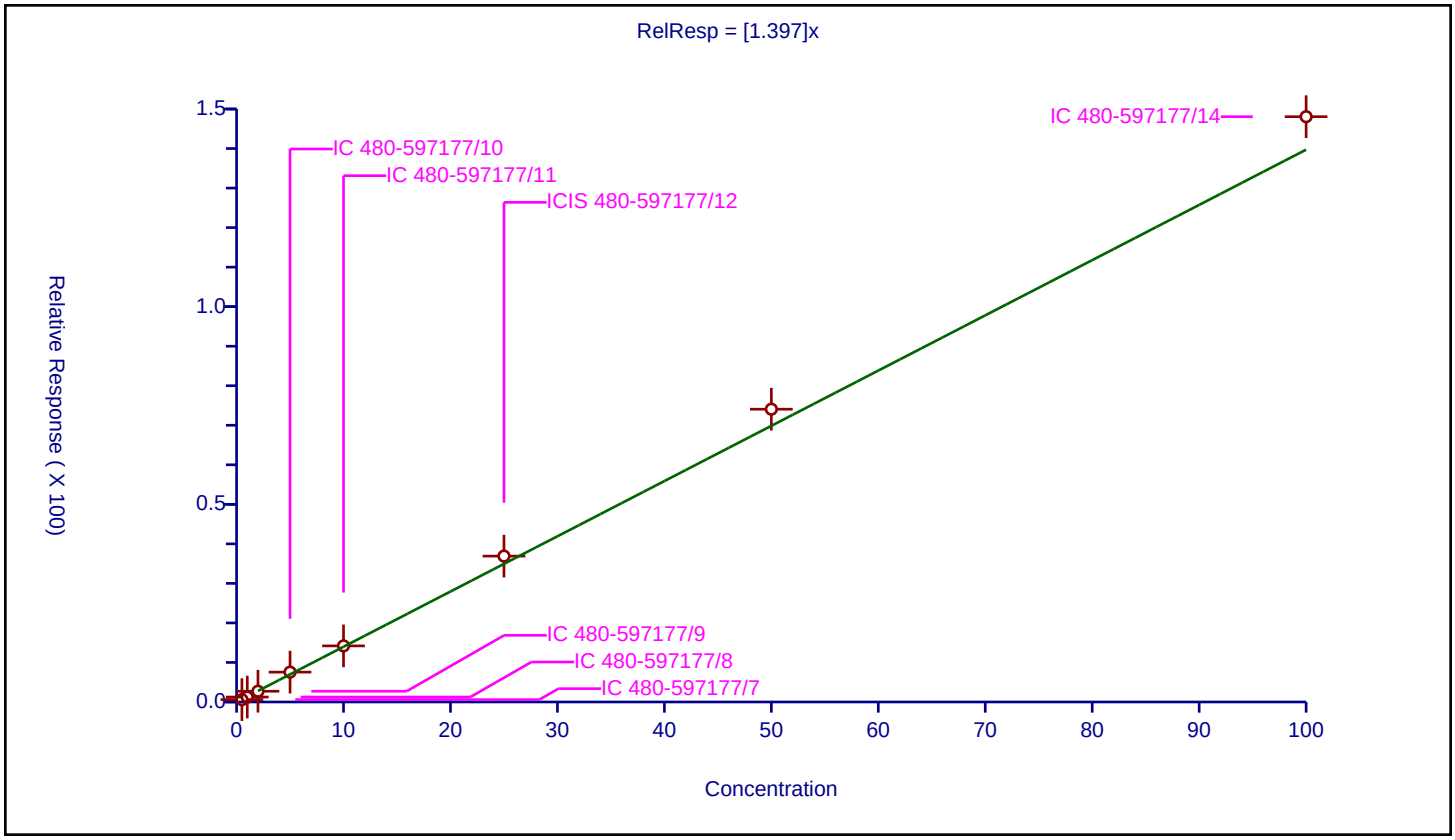

Calibration / Methylcyclohexane

Curve Type:	Average
Weighting:	Conc_Sq
Origin:	Force
Dependency:	Response
Calib Mode:	ISTD
Response Base:	AREA
RF Rounding:	0

Curve Coefficients

Intercept:	0
Slope:	2.173

Error Coefficients

Standard Error:	898000
Relative Standard Error:	10.6
Correlation Coefficient:	0.999
Coefficient of Determination (Adjusted):	0.986

ID	Level	Concentration	Rel. Resp.	IS Amount	IS Response	RRF	Used
1	IC 480-597177/7	0.5	0.588056	25.0	175621.0	1.176112	N
2	IC 480-597177/8	1.0	2.125079	25.0	176617.0	2.125079	Y
3	IC 480-597177/9	2.0	3.463086	25.0	188358.0	1.731543	Y
4	IC 480-597177/10	5.0	10.518345	25.0	172501.0	2.103669	Y
5	IC 480-597177/11	10.0	21.395766	25.0	180503.0	2.139577	Y
6	ICIS 480-597177/12	25.0	59.360461	25.0	183562.0	2.374418	Y
7	IC 480-597177/13	50.0	118.359777	25.0	199421.0	2.367196	Y
8	IC 480-597177/14	100.0	236.78135	25.0	203750.0	2.367813	Y

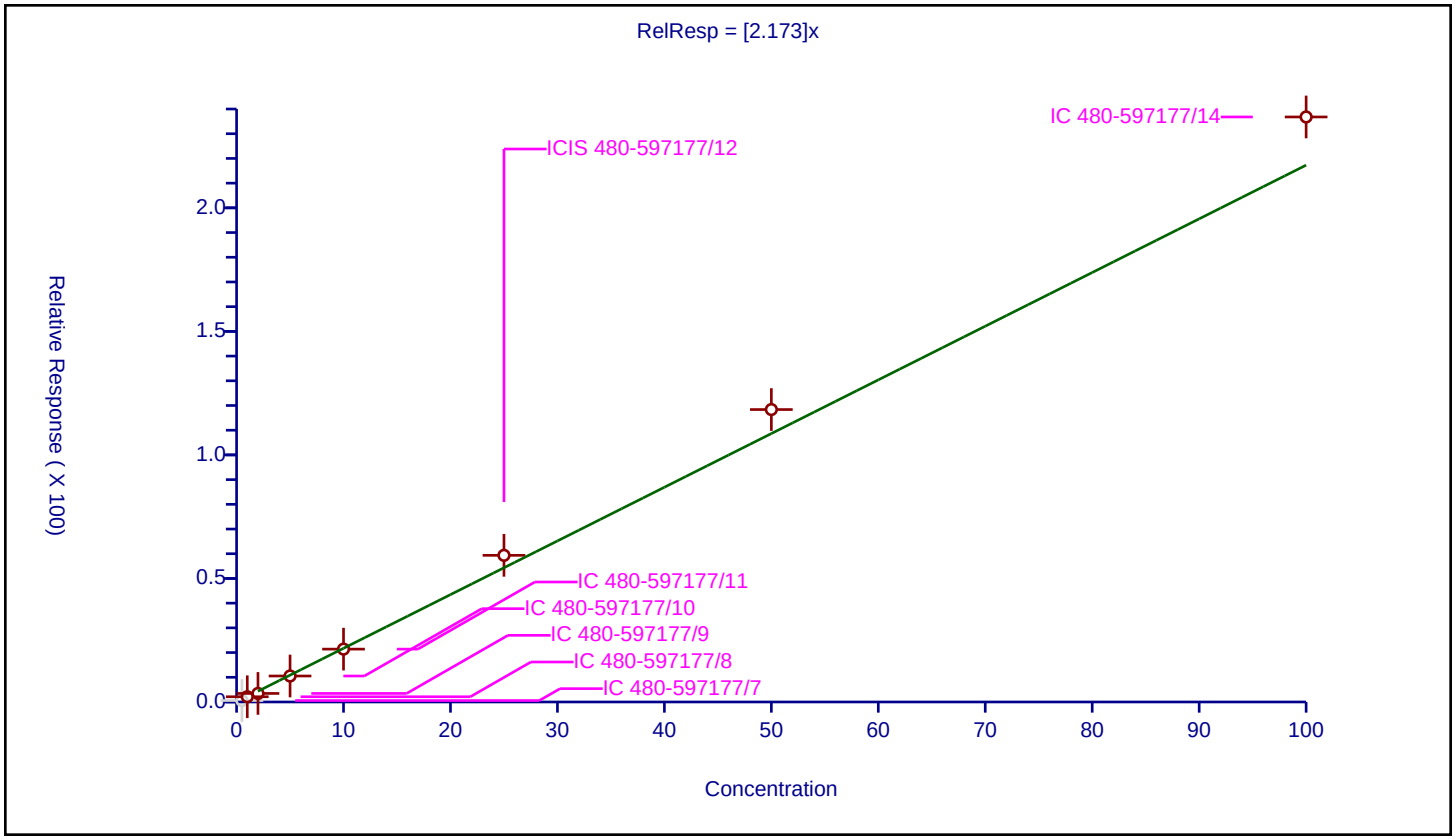

Calibration / 1,2-Dichloropropane

Curve Type:	Average
Weighting:	Conc_Sq
Origin:	Force
Dependency:	Response
Calib Mode:	ISTD
Response Base:	AREA
RF Rounding:	0

Curve Coefficients

Intercept:	0
Slope:	1.786

Error Coefficients

Standard Error:	700000
Relative Standard Error:	4.7
Correlation Coefficient:	0.999
Coefficient of Determination (Adjusted):	0.997

ID	Level	Concentration	Rel. Resp.	IS Amount	IS Response	RRF	Used
1	IC 480-597177/7	0.5	0.631758	25.0	175621.0	1.263516	N
2	IC 480-597177/8	1.0	1.774178	25.0	176617.0	1.774178	Y
3	IC 480-597177/9	2.0	3.243159	25.0	188358.0	1.62158	Y
4	IC 480-597177/10	5.0	9.315453	25.0	172501.0	1.863091	Y
5	IC 480-597177/11	10.0	17.42478	25.0	180503.0	1.742478	Y
6	ICIS 480-597177/12	25.0	45.781943	25.0	183562.0	1.831278	Y
7	IC 480-597177/13	50.0	91.031411	25.0	199421.0	1.820628	Y
8	IC 480-597177/14	100.0	185.219632	25.0	203750.0	1.852196	Y

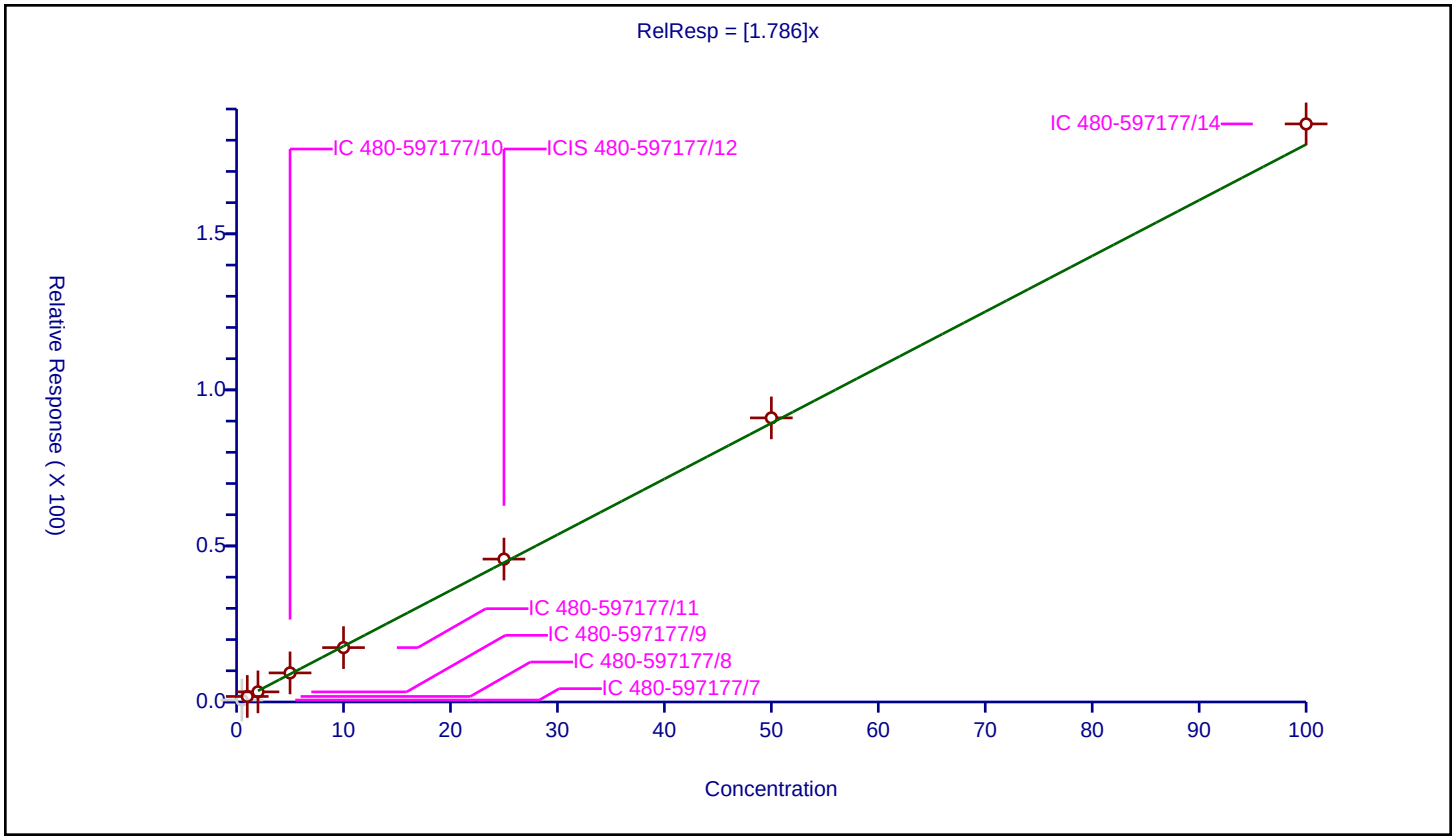

Calibration / Dibromomethane

Curve Type:	Average
Weighting:	Conc_Sq
Origin:	Force
Dependency:	Response
Calib Mode:	ISTD
Response Base:	AREA
RF Rounding:	0

Curve Coefficients

Intercept:	0
Slope:	0.9504

Error Coefficients

Standard Error:	338000
Relative Standard Error:	6.4
Correlation Coefficient:	1.000
Coefficient of Determination (Adjusted):	0.995

ID	Level	Concentration	Rel. Resp.	IS Amount	IS Response	RRF	Used
1	IC 480-597177/7	0.5	0.414671	25.0	175621.0	0.829343	Y
2	IC 480-597177/8	1.0	1.00231	25.0	176617.0	1.00231	Y
3	IC 480-597177/9	2.0	1.784766	25.0	188358.0	0.892383	Y
4	IC 480-597177/10	5.0	5.045913	25.0	172501.0	1.009183	Y
5	IC 480-597177/11	10.0	9.711473	25.0	180503.0	0.971147	Y
6	ICIS 480-597177/12	25.0	24.442287	25.0	183562.0	0.977691	Y
7	IC 480-597177/13	50.0	48.034685	25.0	199421.0	0.960694	Y
8	IC 480-597177/14	100.0	96.013742	25.0	203750.0	0.960137	Y

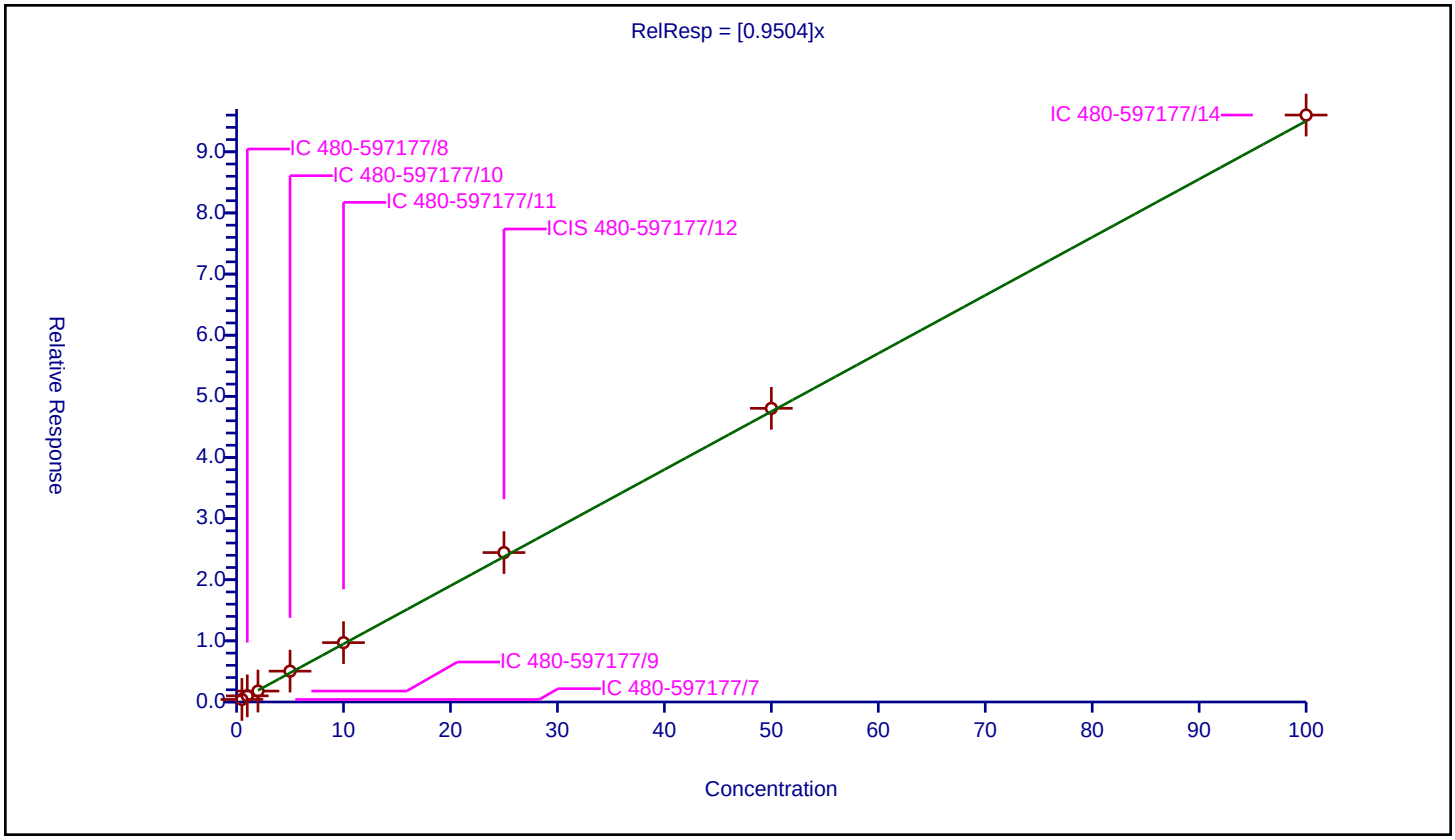

Calibration / 1,4-Dioxane

Curve Type:	Average
Weighting:	Conc_Sq
Origin:	Force
Dependency:	Response
Calib Mode:	ISTD
Response Base:	AREA
RF Rounding:	0

Curve Coefficients

Intercept:	0
Slope:	0.003642

Error Coefficients

Standard Error:	110000
Relative Standard Error:	5.1
Correlation Coefficient:	0.999
Coefficient of Determination (Adjusted):	0.996

ID	Level	Concentration	Rel. Resp.	IS Amount	IS Response	RRF	Used
1	IC 480-597177/7	10.0	0.019629	25.0	662276.0	0.001963	N
2	IC 480-597177/8	20.0	0.079398	25.0	677599.0	0.00397	Y
3	IC 480-597177/9	40.0	0.144885	25.0	716775.0	0.003622	Y
4	IC 480-597177/10	100.0	0.337499	25.0	682446.0	0.003375	Y
5	IC 480-597177/11	200.0	0.700928	25.0	686839.0	0.003505	Y
6	ICIS 480-597177/12	500.0	1.813972	25.0	717748.0	0.003628	Y
7	IC 480-597177/13	1000.0	3.734144	25.0	786298.0	0.003734	Y
8	IC 480-597177/14	2000.0	7.315307	25.0	805701.0	0.003658	Y

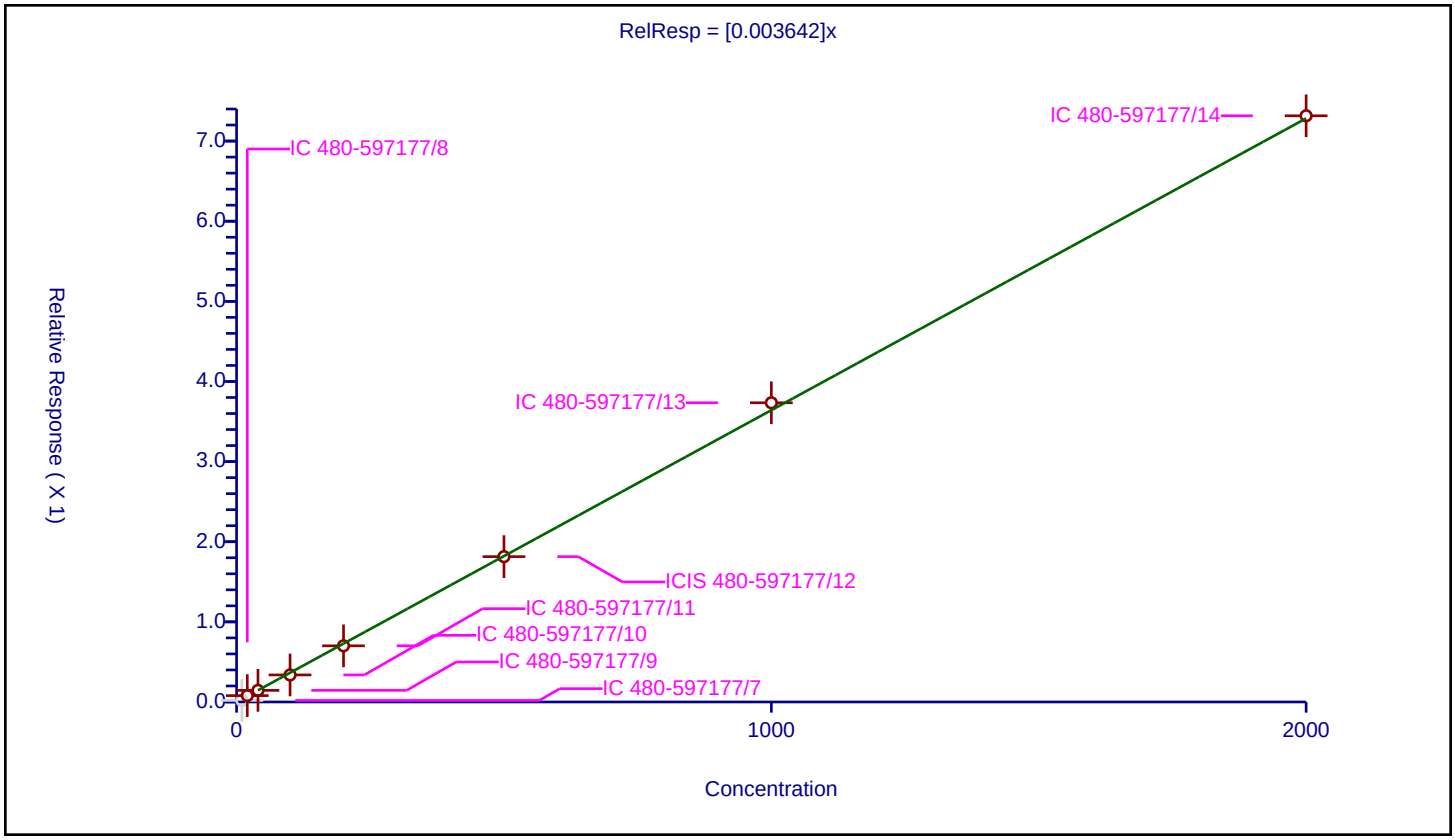

Calibration / Dichlorobromomethane

Curve Type:	Average
Weighting:	Conc_Sq
Origin:	Force
Dependency:	Response
Calib Mode:	ISTD
Response Base:	AREA
RF Rounding:	0

Curve Coefficients

Intercept:	0
Slope:	1.647

Error Coefficients

Standard Error:	632000
Relative Standard Error:	12.1
Correlation Coefficient:	0.999
Coefficient of Determination (Adjusted):	0.982

ID	Level	Concentration	Rel. Resp.	IS Amount	IS Response	RRF	Used
1	IC 480-597177/7	0.5	0.693112	25.0	175621.0	1.386224	Y
2	IC 480-597177/8	1.0	1.674386	25.0	176617.0	1.674386	Y
3	IC 480-597177/9	2.0	2.620542	25.0	188358.0	1.310271	Y
4	IC 480-597177/10	5.0	9.2527	25.0	172501.0	1.85054	Y
5	IC 480-597177/11	10.0	16.161643	25.0	180503.0	1.616164	Y
6	ICIS 480-597177/12	25.0	43.658546	25.0	183562.0	1.746342	Y
7	IC 480-597177/13	50.0	89.184188	25.0	199421.0	1.783684	Y
8	IC 480-597177/14	100.0	180.732883	25.0	203750.0	1.807329	Y

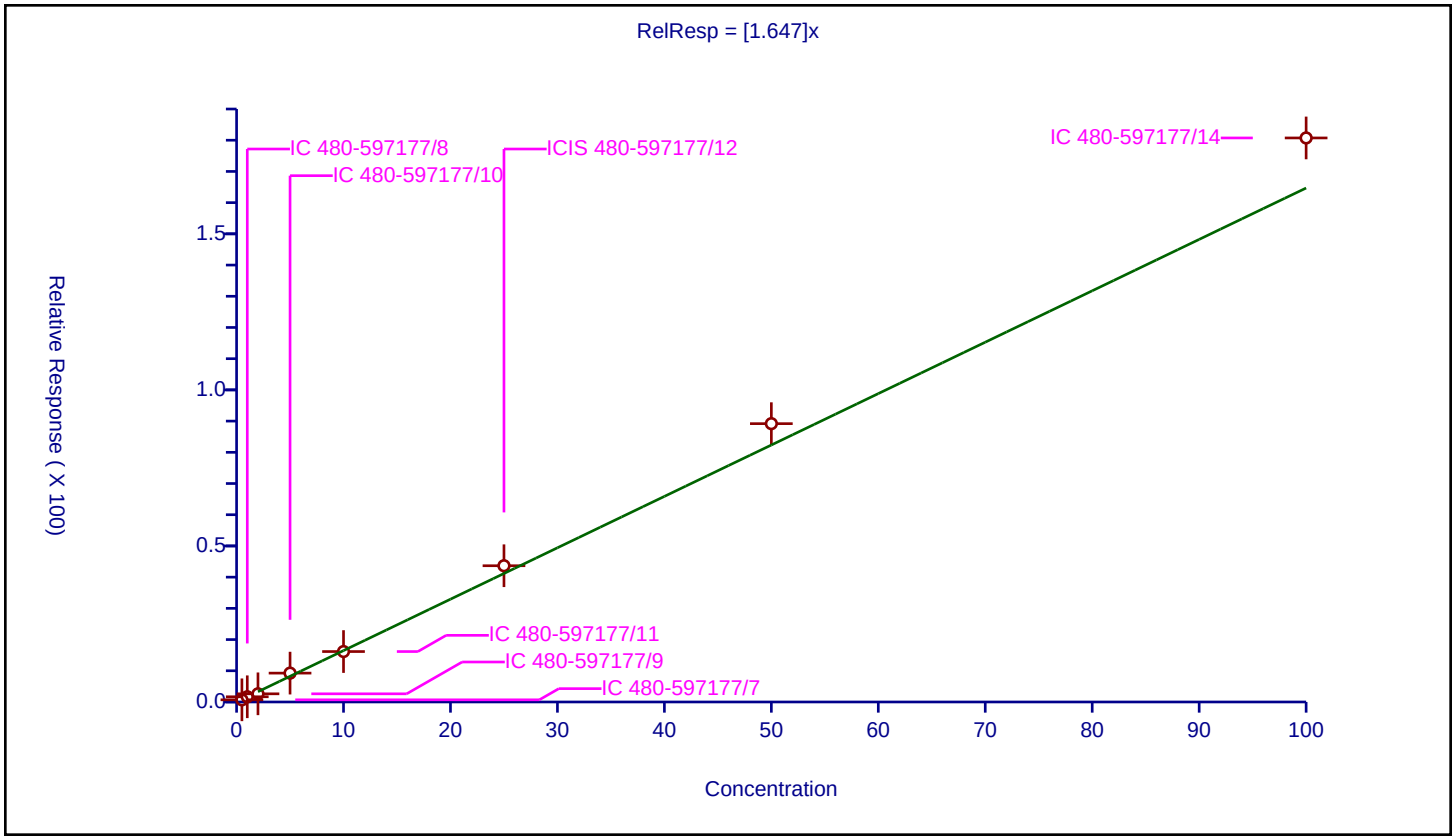

Calibration / 2-Chloroethyl vinyl ether

Curve Type:	Average
Weighting:	Conc_Sq
Origin:	Force
Dependency:	Response
Calib Mode:	ISTD
Response Base:	AREA
RF Rounding:	0

Curve Coefficients

Intercept:	0
Slope:	1.083

Error Coefficients

Standard Error:	453000
Relative Standard Error:	12.5
Correlation Coefficient:	0.996
Coefficient of Determination (Adjusted):	0.980

ID	Level	Concentration	Rel. Resp.	IS Amount	IS Response	RRF	Used
1	IC 480-597177/7	0.5	0.531827	25.0	175621.0	1.063654	Y
2	IC 480-597177/8	1.0	0.954325	25.0	176617.0	0.954325	Y
3	IC 480-597177/9	2.0	1.82538	25.0	188358.0	0.91269	Y
4	IC 480-597177/10	5.0	5.436635	25.0	172501.0	1.087327	Y
5	IC 480-597177/11	10.0	9.949558	25.0	180503.0	0.994956	Y
6	ICIS 480-597177/12	25.0	27.640389	25.0	183562.0	1.105616	Y
7	IC 480-597177/13	50.0	61.479734	25.0	199421.0	1.229595	Y
8	IC 480-597177/14	100.0	131.365521	25.0	203750.0	1.313655	Y

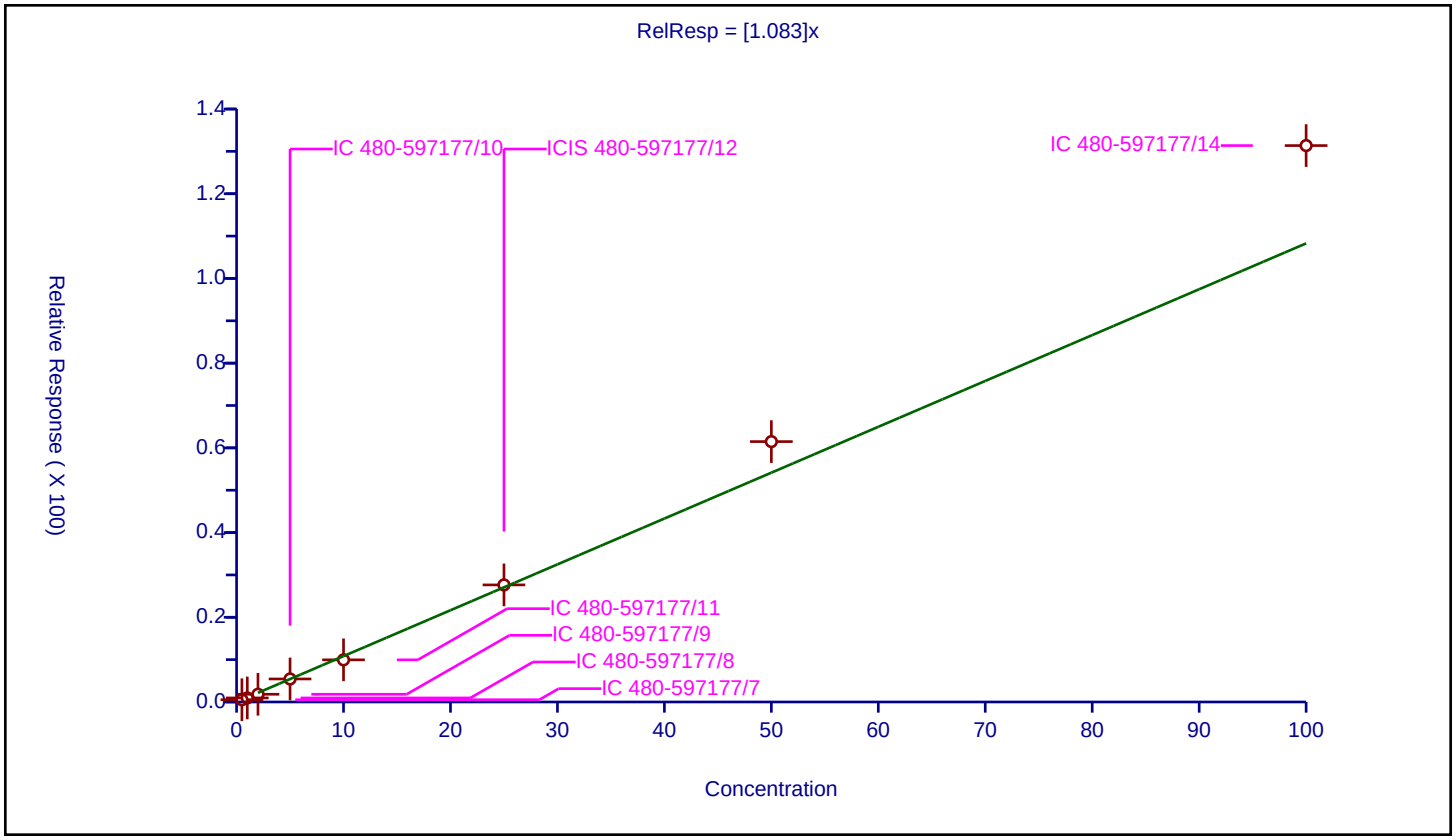

Calibration / cis-1,3-Dichloropropene

Curve Type:	Average
Weighting:	Conc_Sq
Origin:	Force
Dependency:	Response
Calib Mode:	ISTD
Response Base:	AREA
RF Rounding:	0

Curve Coefficients

Intercept:	0
Slope:	2.007

Error Coefficients

Standard Error:	839000
Relative Standard Error:	15.3
Correlation Coefficient:	0.997
Coefficient of Determination (Adjusted):	0.973

ID	Level	Concentration	Rel. Resp.	IS Amount	IS Response	RRF	Used
1	IC 480-597177/7	0.5	0.826638	25.0	175621.0	1.653276	Y
2	IC 480-597177/8	1.0	1.774461	25.0	176617.0	1.774461	Y
3	IC 480-597177/9	2.0	3.171487	25.0	188358.0	1.585744	Y
4	IC 480-597177/10	5.0	10.681822	25.0	172501.0	2.136364	Y
5	IC 480-597177/11	10.0	20.06047	25.0	180503.0	2.006047	Y
6	ICIS 480-597177/12	25.0	54.692556	25.0	183562.0	2.187702	Y
7	IC 480-597177/13	50.0	114.654801	25.0	199421.0	2.293096	Y
8	IC 480-597177/14	100.0	242.257669	25.0	203750.0	2.422577	Y

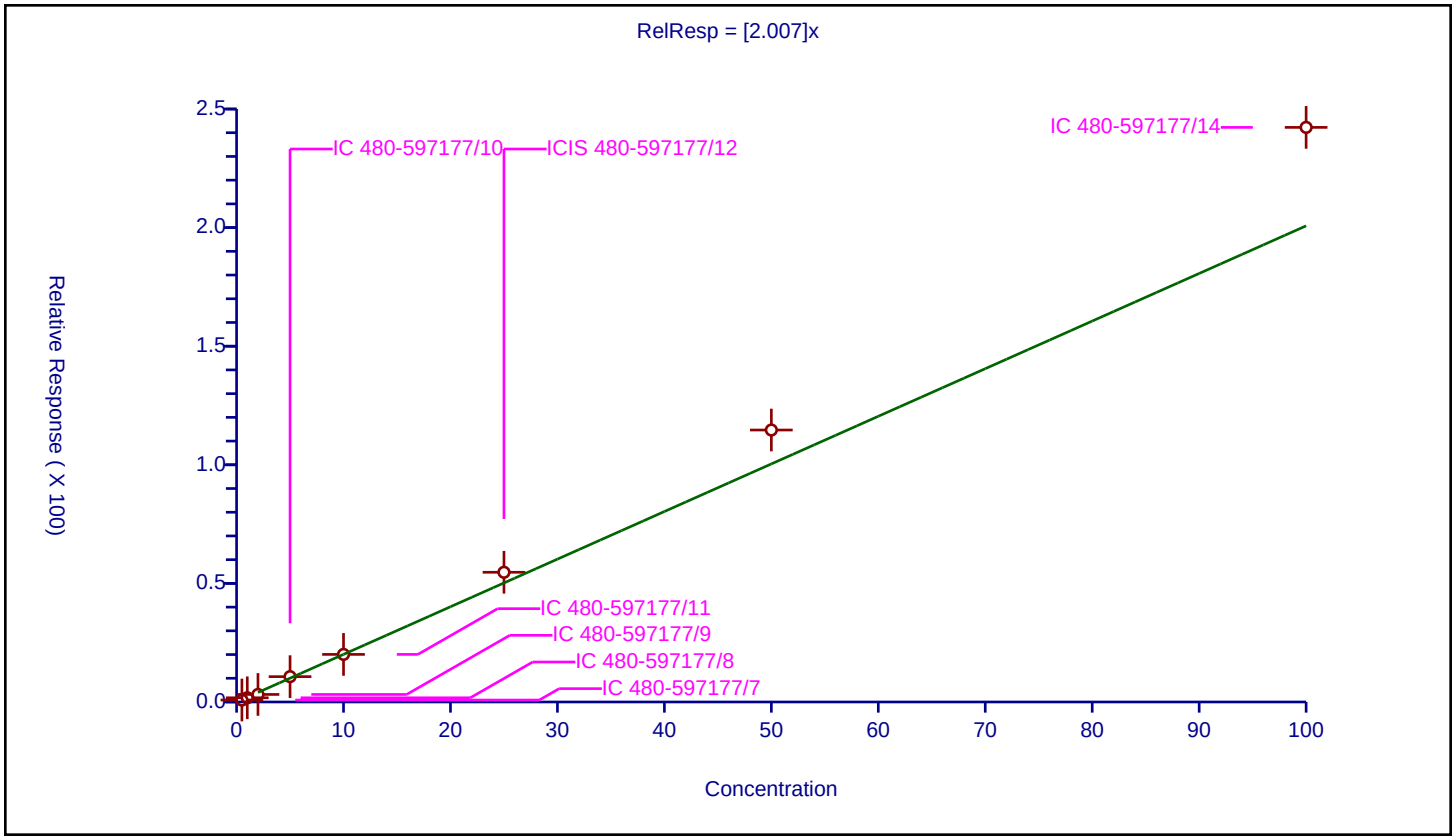

Calibration / 4-Methyl-2-pentanone (MIBK)

Curve Type:	Average
Weighting:	Conc_Sq
Origin:	Force
Dependency:	Response
Calib Mode:	ISTD
Response Base:	AREA
RF Rounding:	0

Curve Coefficients

Intercept:	0
Slope:	0.2555

Error Coefficients

Standard Error:	1920000
Relative Standard Error:	5.4
Correlation Coefficient:	0.998
Coefficient of Determination (Adjusted):	0.996

ID	Level	Concentration	Rel. Resp.	IS Amount	IS Response	RRF	Used
1	IC 480-597177/7	2.5	0.596919	25.0	662276.0	0.238768	Y
2	IC 480-597177/8	5.0	1.243398	25.0	677599.0	0.24868	Y
3	IC 480-597177/9	10.0	2.386139	25.0	716775.0	0.238614	Y
4	IC 480-597177/10	25.0	6.404866	25.0	682446.0	0.256195	Y
5	IC 480-597177/11	50.0	12.948158	25.0	686839.0	0.258963	Y
6	ICIS 480-597177/12	125.0	32.074663	25.0	717748.0	0.256597	Y
7	IC 480-597177/13	250.0	66.518483	25.0	786298.0	0.266074	Y
8	IC 480-597177/14	500.0	139.949684	25.0	805701.0	0.279899	Y

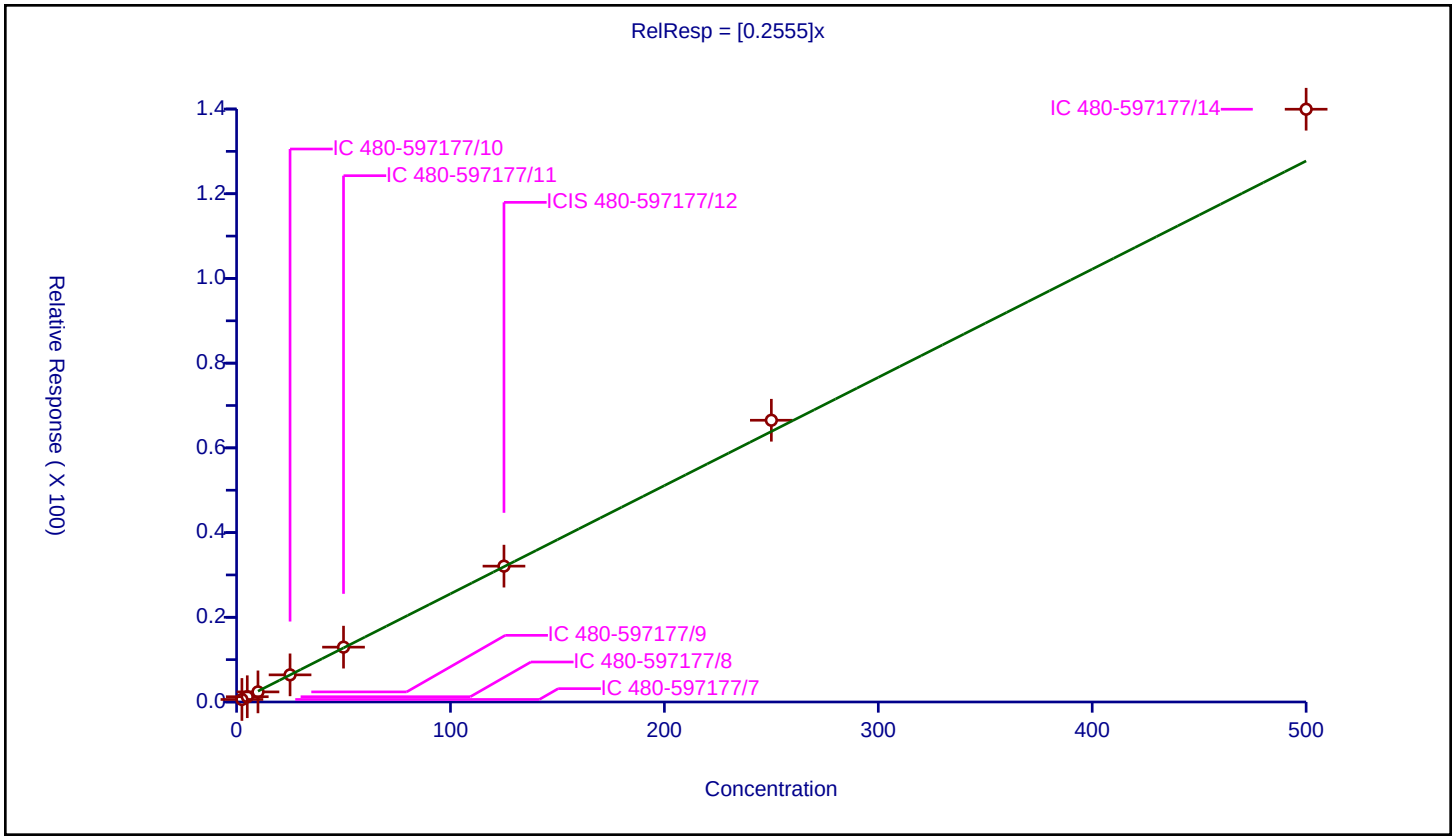

Calibration / Toluene-d8 (Surr)

Curve Type:	Average
Weighting:	Conc_Sq
Origin:	Force
Dependency:	Response
Calib Mode:	ISTD
Response Base:	AREA
RF Rounding:	0

Curve Coefficients

Intercept:	0
Slope:	1.241

Error Coefficients

Standard Error:	953000
Relative Standard Error:	1.7
Correlation Coefficient:	0
Coefficient of Determination (Adjusted):	0

ID	Level	Concentration	Rel. Resp.	IS Amount	IS Response	RRF	Used
1	IC 480-597177/7	25.0	30.84005	25.0	662276.0	1.233602	Y
2	IC 480-597177/8	25.0	30.287714	25.0	677599.0	1.211509	Y
3	IC 480-597177/9	25.0	30.584354	25.0	716775.0	1.223374	Y
4	IC 480-597177/10	25.0	31.491063	25.0	682446.0	1.259643	Y
5	IC 480-597177/11	25.0	31.954978	25.0	686839.0	1.278199	Y
6	ICIS 480-597177/12	25.0	30.968738	25.0	717748.0	1.23875	Y
7	IC 480-597177/13	25.0	30.805814	25.0	786298.0	1.232233	Y
8	IC 480-597177/14	25.0	31.167859	25.0	805701.0	1.246714	Y

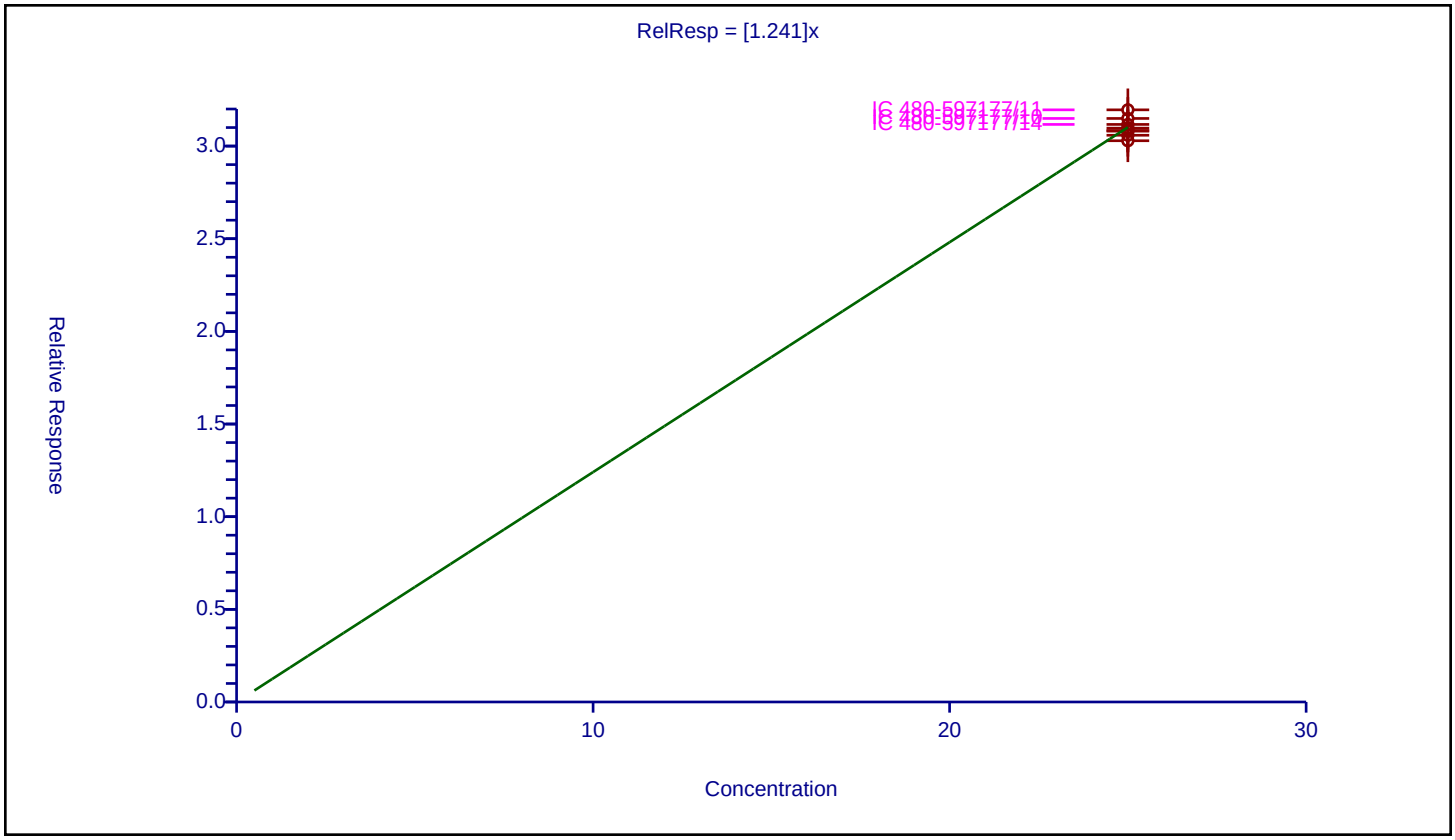

Calibration / Toluene

Curve Type:	Average
Weighting:	Conc_Sq
Origin:	Force
Dependency:	Response
Calib Mode:	ISTD
Response Base:	AREA
RF Rounding:	0

Curve Coefficients

Intercept:	0
Slope:	0.9067

Error Coefficients

Standard Error:	1350000
Relative Standard Error:	7.8
Correlation Coefficient:	0.999
Coefficient of Determination (Adjusted):	0.992

ID	Level	Concentration	Rel. Resp.	IS Amount	IS Response	RRF	Used
1	IC 480-597177/7	0.5	0.378807	25.0	662276.0	0.757615	Y
2	IC 480-597177/8	1.0	0.907284	25.0	677599.0	0.907284	Y
3	IC 480-597177/9	2.0	1.705242	25.0	716775.0	0.852621	Y
4	IC 480-597177/10	5.0	4.641283	25.0	682446.0	0.928257	Y
5	IC 480-597177/11	10.0	9.303818	25.0	686839.0	0.930382	Y
6	ICIS 480-597177/12	25.0	23.696722	25.0	717748.0	0.947869	Y
7	IC 480-597177/13	50.0	47.392782	25.0	786298.0	0.947856	Y
8	IC 480-597177/14	100.0	98.150989	25.0	805701.0	0.98151	Y

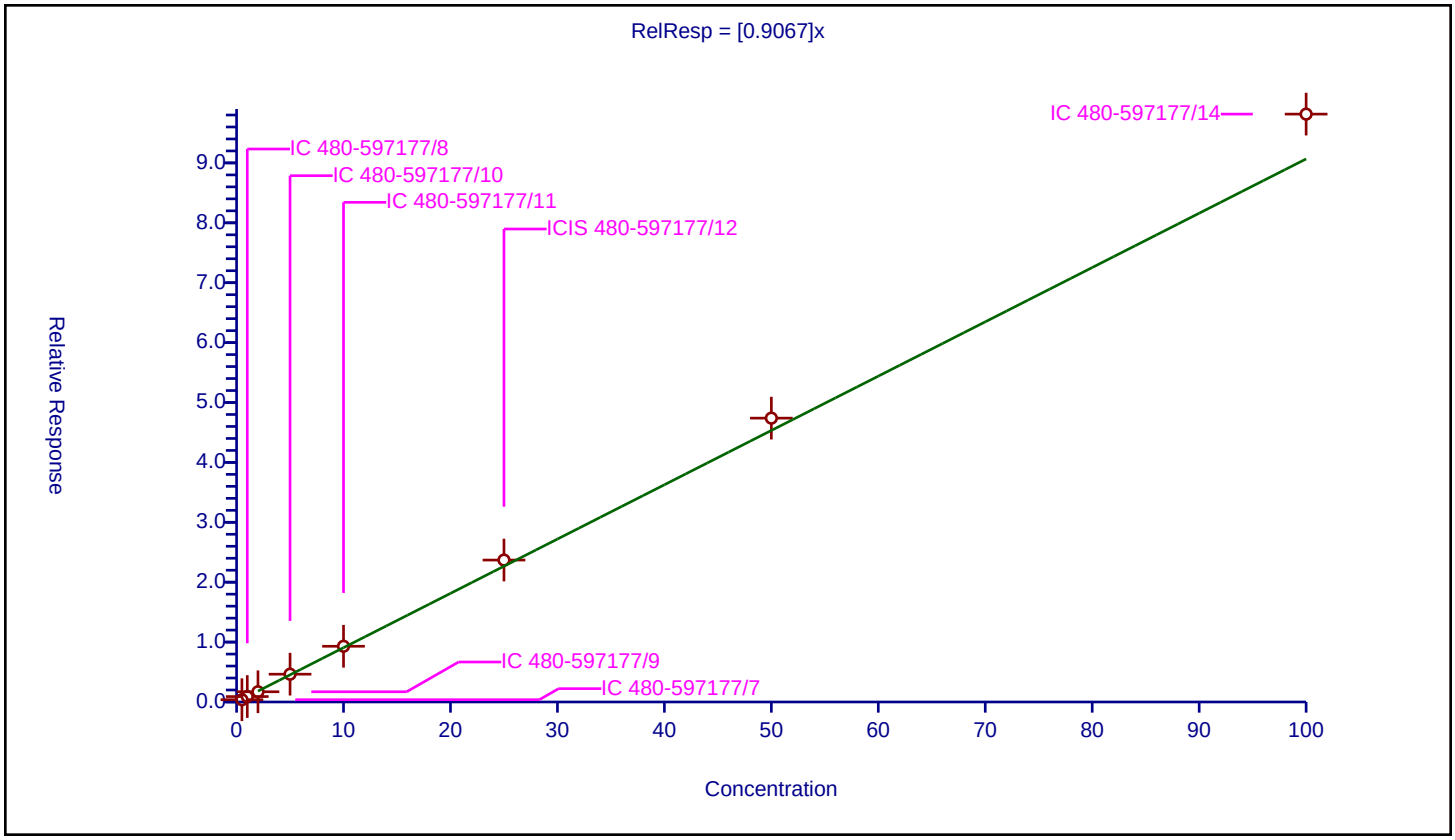

Calibration / trans-1,3-Dichloropropene

Curve Type:	Average
Weighting:	Conc_Sq
Origin:	Force
Dependency:	Response
Calib Mode:	ISTD
Response Base:	AREA
RF Rounding:	0

Curve Coefficients

Intercept:	0
Slope:	0.4875

Error Coefficients

Standard Error:	837000
Relative Standard Error:	12.4
Correlation Coefficient:	0.998
Coefficient of Determination (Adjusted):	0.981

ID	Level	Concentration	Rel. Resp.	IS Amount	IS Response	RRF	Used
1	IC 480-597177/7	0.5	0.188592	25.0	662276.0	0.377184	N
2	IC 480-597177/8	1.0	0.450266	25.0	677599.0	0.450266	Y
3	IC 480-597177/9	2.0	0.767884	25.0	716775.0	0.383942	Y
4	IC 480-597177/10	5.0	2.343629	25.0	682446.0	0.468726	Y
5	IC 480-597177/11	10.0	4.940459	25.0	686839.0	0.494046	Y
6	ICIS 480-597177/12	25.0	12.813515	25.0	717748.0	0.512541	Y
7	IC 480-597177/13	50.0	26.82186	25.0	786298.0	0.536437	Y
8	IC 480-597177/14	100.0	56.656874	25.0	805701.0	0.566569	Y

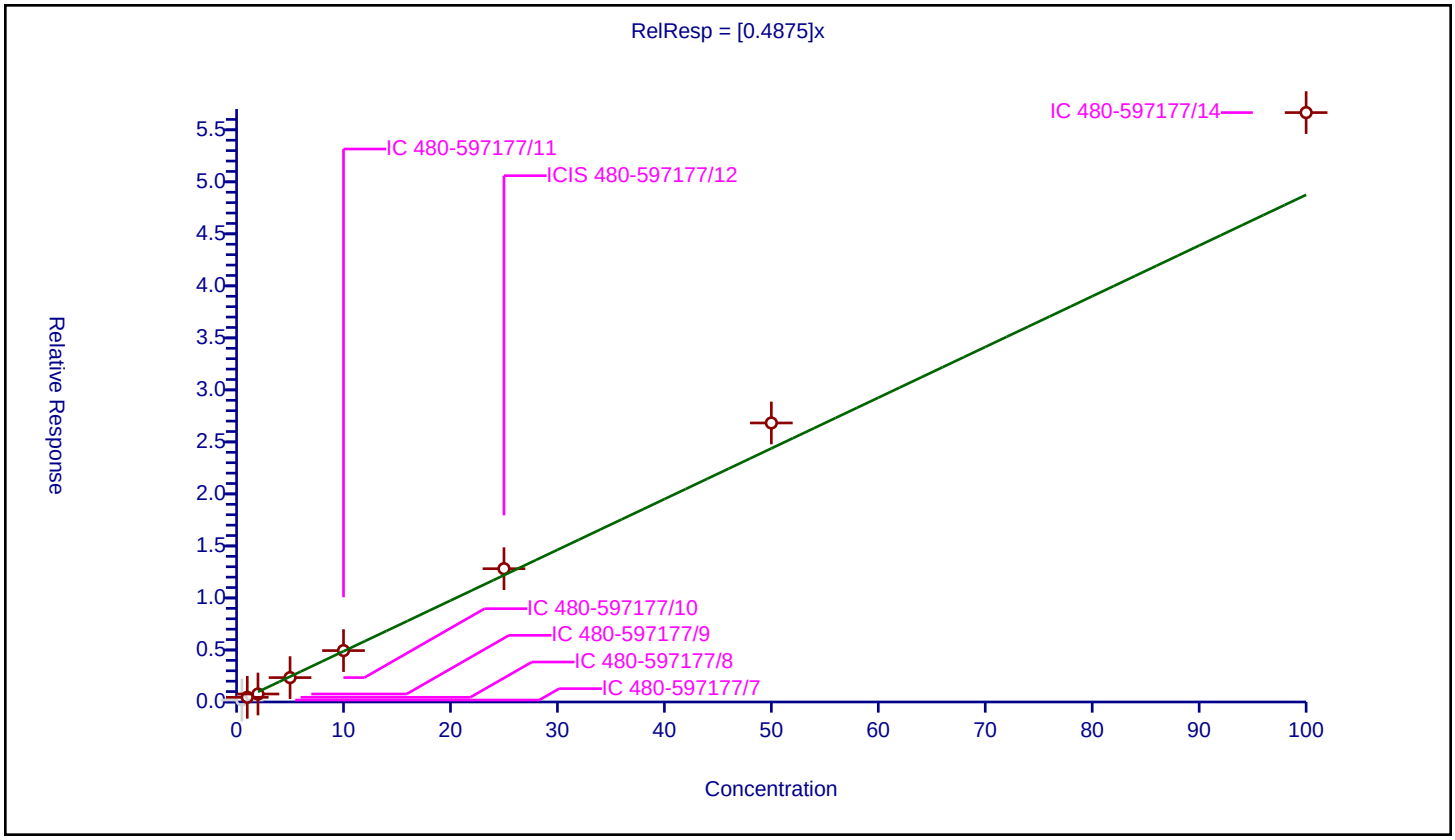

Calibration / Ethyl methacrylate

Curve Type:	Average
Weighting:	Conc_Sq
Origin:	Force
Dependency:	Response
Calib Mode:	ISTD
Response Base:	AREA
RF Rounding:	0

Curve Coefficients

Intercept:	0
Slope:	0.3537

Error Coefficients

Standard Error:	349000
Relative Standard Error:	18.7
Correlation Coefficient:	0.991
Coefficient of Determination (Adjusted):	0.959

ID	Level	Concentration	Rel. Resp.	IS Amount	IS Response	RRF	Used
1	IC 480-597177/7	0.5	0.151938	25.0	662276.0	0.303876	N
2	IC 480-597177/8	1.0	0.291064	25.0	677599.0	0.291064	Y
3	IC 480-597177/9	2.0	0.574936	25.0	716775.0	0.287468	Y
4	IC 480-597177/10	5.0	1.66907	25.0	682446.0	0.333814	Y
5	IC 480-597177/11	10.0	3.471301	25.0	686839.0	0.34713	Y
6	ICIS 480-597177/12	25.0	10.18836	25.0	717748.0	0.407534	Y
7	IC 480-597177/13	50.0	22.746338	25.0	786298.0	0.454927	Y
8	IC 480-597177/14	100.0	48.395621	25.0	805701.0	0.483956	N

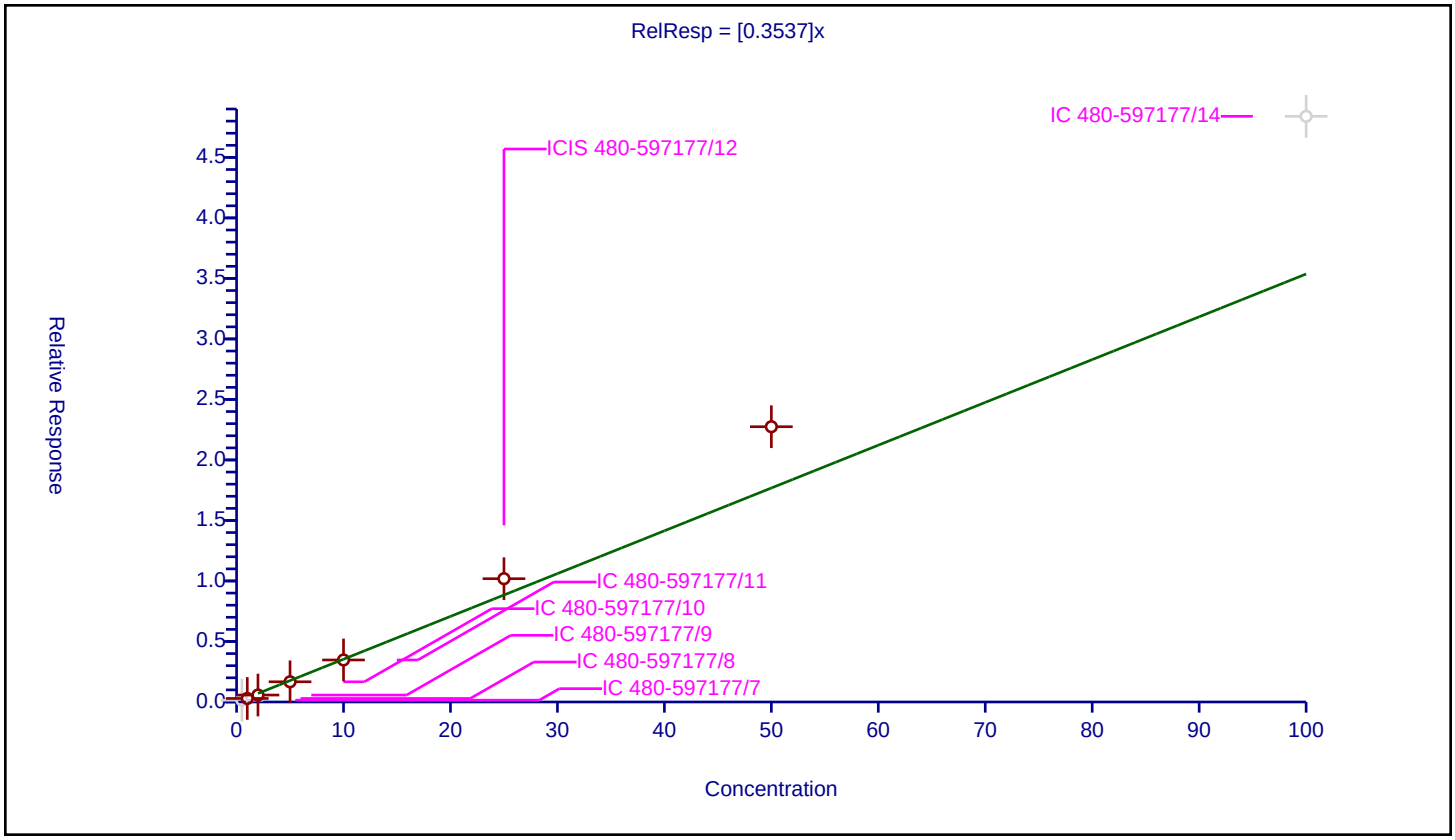

Calibration / 1,1,2-Trichloroethane

Curve Type:	Average
Weighting:	Conc_Sq
Origin:	Force
Dependency:	Response
Calib Mode:	ISTD
Response Base:	AREA
RF Rounding:	0

Curve Coefficients

Intercept:	0
Slope:	0.2672

Error Coefficients

Standard Error:	370000
Relative Standard Error:	4.6
Correlation Coefficient:	0.999
Coefficient of Determination (Adjusted):	0.997

ID	Level	Concentration	Rel. Resp.	IS Amount	IS Response	RRF	Used
1	IC 480-597177/7	0.5	0.140916	25.0	662276.0	0.281831	Y
2	IC 480-597177/8	1.0	0.242732	25.0	677599.0	0.242732	Y
3	IC 480-597177/9	2.0	0.552265	25.0	716775.0	0.276133	Y
4	IC 480-597177/10	5.0	1.3826	25.0	682446.0	0.27652	Y
5	IC 480-597177/11	10.0	2.661104	25.0	686839.0	0.26611	Y
6	ICIS 480-597177/12	25.0	6.456584	25.0	717748.0	0.258263	Y
7	IC 480-597177/13	50.0	13.514723	25.0	786298.0	0.270294	Y
8	IC 480-597177/14	100.0	26.606613	25.0	805701.0	0.266066	Y

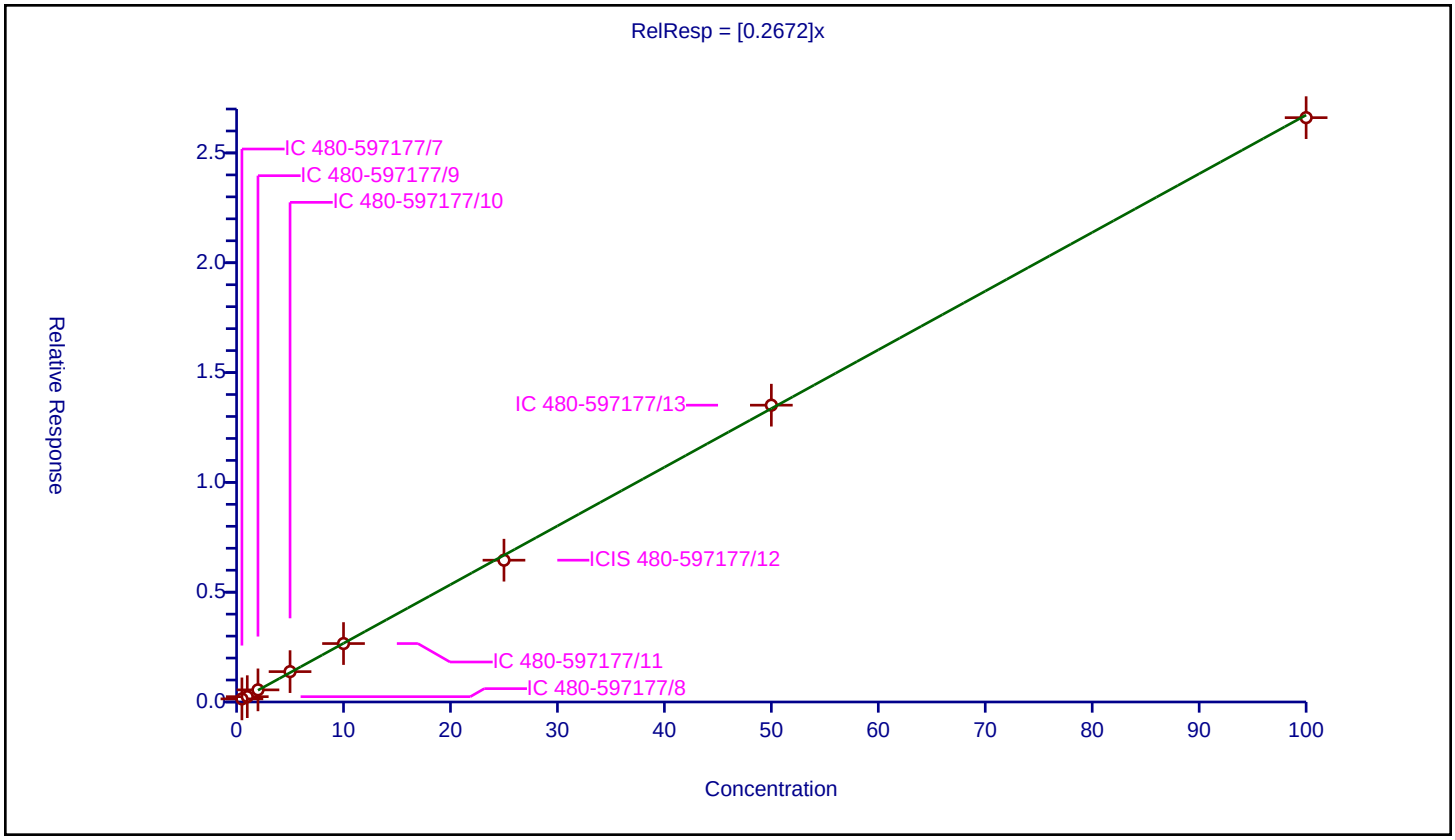

Calibration / Tetrachloroethene

Curve Type:	Average
Weighting:	Conc_Sq
Origin:	Force
Dependency:	Response
Calib Mode:	ISTD
Response Base:	AREA
RF Rounding:	0

Curve Coefficients

Intercept:	0
Slope:	0.3955

Error Coefficients

Standard Error:	625000
Relative Standard Error:	5.2
Correlation Coefficient:	0.999
Coefficient of Determination (Adjusted):	0.997

ID	Level	Concentration	Rel. Resp.	IS Amount	IS Response	RRF	Used
1	IC 480-597177/7	0.5	0.10177	25.0	662276.0	0.203541	N
2	IC 480-597177/8	1.0	0.368618	25.0	677599.0	0.368618	Y
3	IC 480-597177/9	2.0	0.737888	25.0	716775.0	0.368944	Y
4	IC 480-597177/10	5.0	1.986714	25.0	682446.0	0.397343	Y
5	IC 480-597177/11	10.0	3.926939	25.0	686839.0	0.392694	Y
6	ICIS 480-597177/12	25.0	10.146563	25.0	717748.0	0.405863	Y
7	IC 480-597177/13	50.0	20.847153	25.0	786298.0	0.416943	Y
8	IC 480-597177/14	100.0	41.803504	25.0	805701.0	0.418035	Y

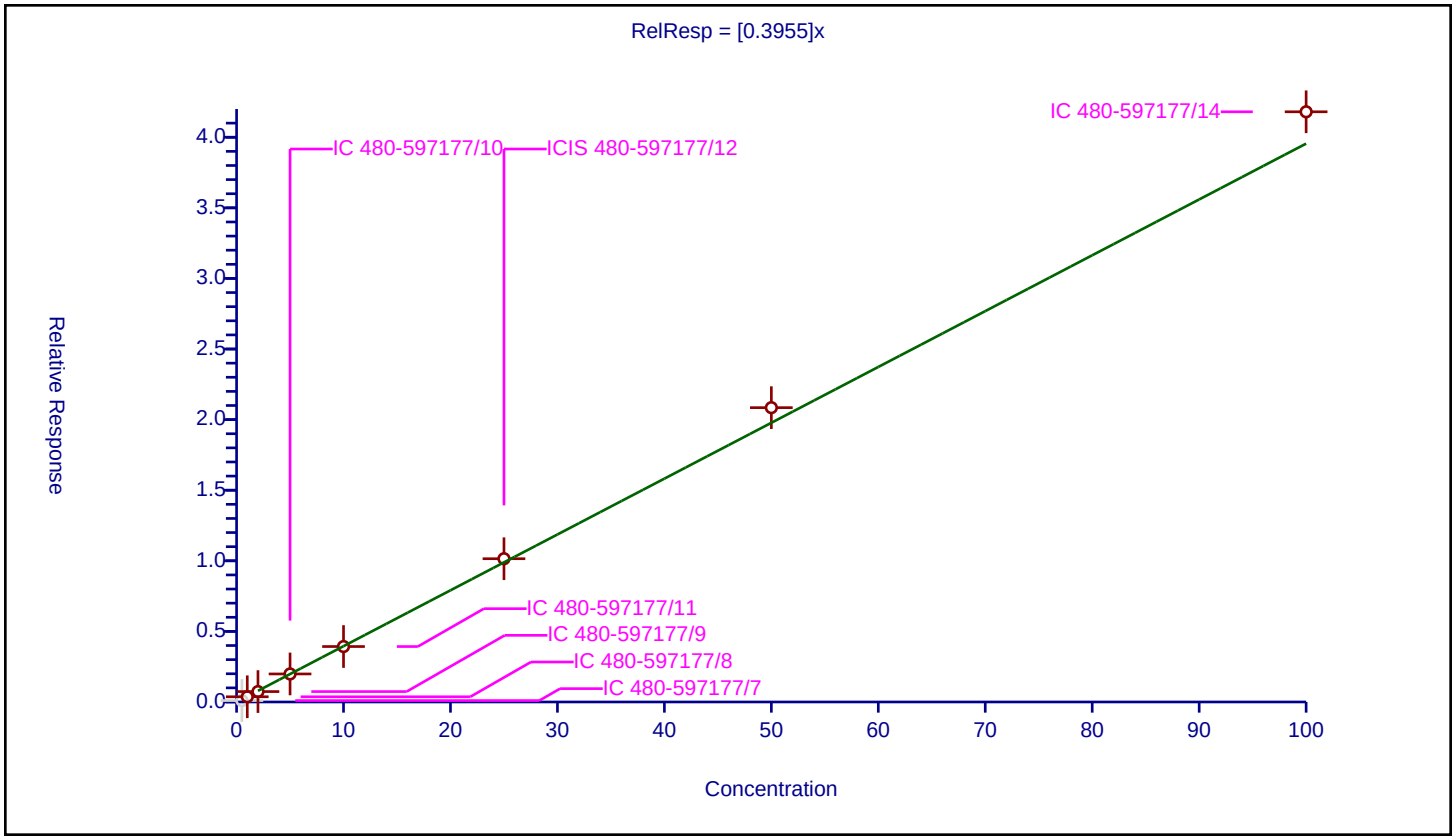

Calibration / 1,3-Dichloropropane

Curve Type:	Average
Weighting:	Conc_Sq
Origin:	Force
Dependency:	Response
Calib Mode:	ISTD
Response Base:	AREA
RF Rounding:	0

Curve Coefficients

Intercept:	0
Slope:	0.5522

Error Coefficients

Standard Error:	797000
Relative Standard Error:	7.0
Correlation Coefficient:	0.999
Coefficient of Determination (Adjusted):	0.994

ID	Level	Concentration	Rel. Resp.	IS Amount	IS Response	RRF	Used
1	IC 480-597177/7	0.5	0.249745	25.0	662276.0	0.49949	Y
2	IC 480-597177/8	1.0	0.59744	25.0	677599.0	0.59744	Y
3	IC 480-597177/9	2.0	0.99149	25.0	716775.0	0.495745	Y
4	IC 480-597177/10	5.0	2.943823	25.0	682446.0	0.588765	Y
5	IC 480-597177/11	10.0	5.337386	25.0	686839.0	0.533739	Y
6	ICIS 480-597177/12	25.0	13.972836	25.0	717748.0	0.558913	Y
7	IC 480-597177/13	50.0	28.298813	25.0	786298.0	0.565976	Y
8	IC 480-597177/14	100.0	57.731652	25.0	805701.0	0.577317	Y

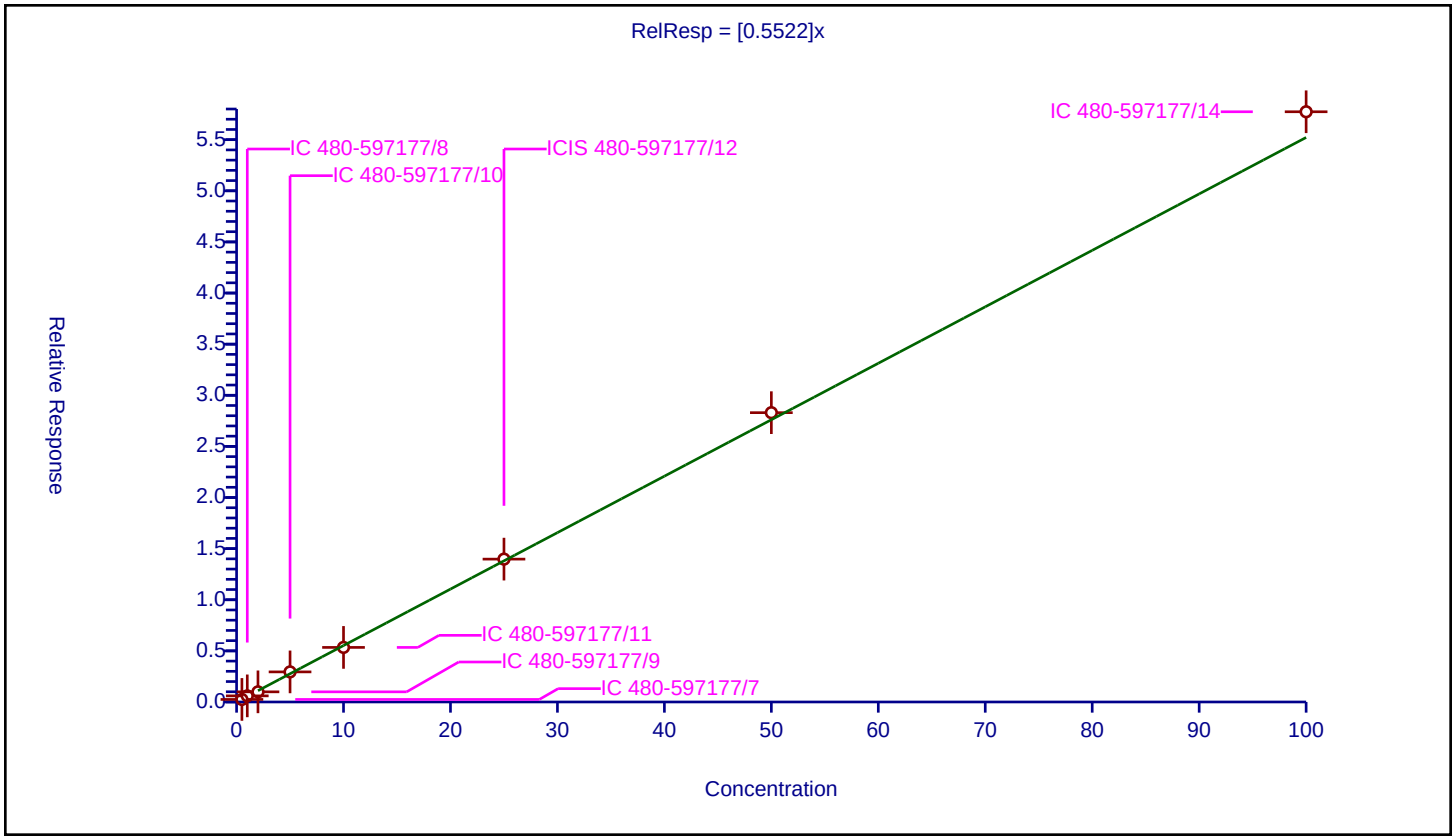

Calibration / 2-Hexanone

Curve Type:	Average
Weighting:	Conc_Sq
Origin:	Force
Dependency:	Response
Calib Mode:	ISTD
Response Base:	AREA
RF Rounding:	0

Curve Coefficients

Intercept:	0
Slope:	0.5973

Error Coefficients

Standard Error:	4460000
Relative Standard Error:	5.7
Correlation Coefficient:	0.997
Coefficient of Determination (Adjusted):	0.996

ID	Level	Concentration	Rel. Resp.	IS Amount	IS Response	RRF	Used
1	IC 480-597177/7	2.5	1.383411	25.0	662276.0	0.553364	Y
2	IC 480-597177/8	5.0	3.150204	25.0	677599.0	0.630041	Y
3	IC 480-597177/9	10.0	5.707335	25.0	716775.0	0.570733	Y
4	IC 480-597177/10	25.0	14.825312	25.0	682446.0	0.593012	Y
5	IC 480-597177/11	50.0	29.117668	25.0	686839.0	0.582353	Y
6	ICIS 480-597177/12	125.0	71.901663	25.0	717748.0	0.575213	Y
7	IC 480-597177/13	250.0	155.623631	25.0	786298.0	0.622495	Y
8	IC 480-597177/14	500.0	325.591379	25.0	805701.0	0.651183	Y

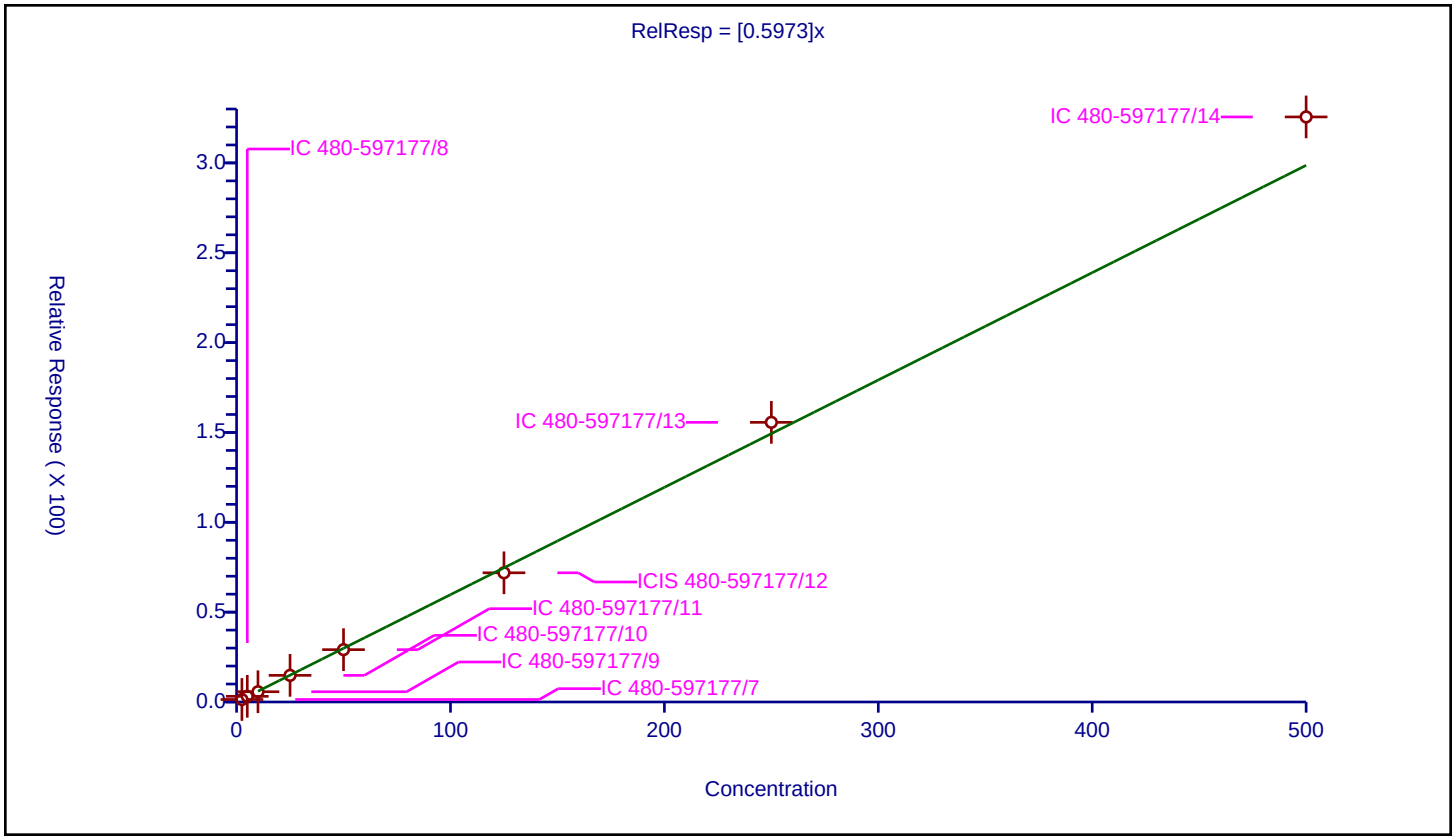

Calibration / Chlorodibromomethane

Curve Type:	Average
Weighting:	Conc_Sq
Origin:	Force
Dependency:	Response
Calib Mode:	ISTD
Response Base:	AREA
RF Rounding:	0

Curve Coefficients

Intercept:	0
Slope:	0.3102

Error Coefficients

Standard Error:	543000
Relative Standard Error:	13.0
Correlation Coefficient:	0.997
Coefficient of Determination (Adjusted):	0.980

ID	Level	Concentration	Rel. Resp.	IS Amount	IS Response	RRF	Used
1	IC 480-597177/7	0.5	0.095089	25.0	662276.0	0.190178	N
2	IC 480-597177/8	1.0	0.275901	25.0	677599.0	0.275901	Y
3	IC 480-597177/9	2.0	0.505075	25.0	716775.0	0.252537	Y
4	IC 480-597177/10	5.0	1.555947	25.0	682446.0	0.311189	Y
5	IC 480-597177/11	10.0	2.930454	25.0	686839.0	0.293045	Y
6	ICIS 480-597177/12	25.0	8.09445	25.0	717748.0	0.323778	Y
7	IC 480-597177/13	50.0	17.323871	25.0	786298.0	0.346477	Y
8	IC 480-597177/14	100.0	36.849309	25.0	805701.0	0.368493	Y

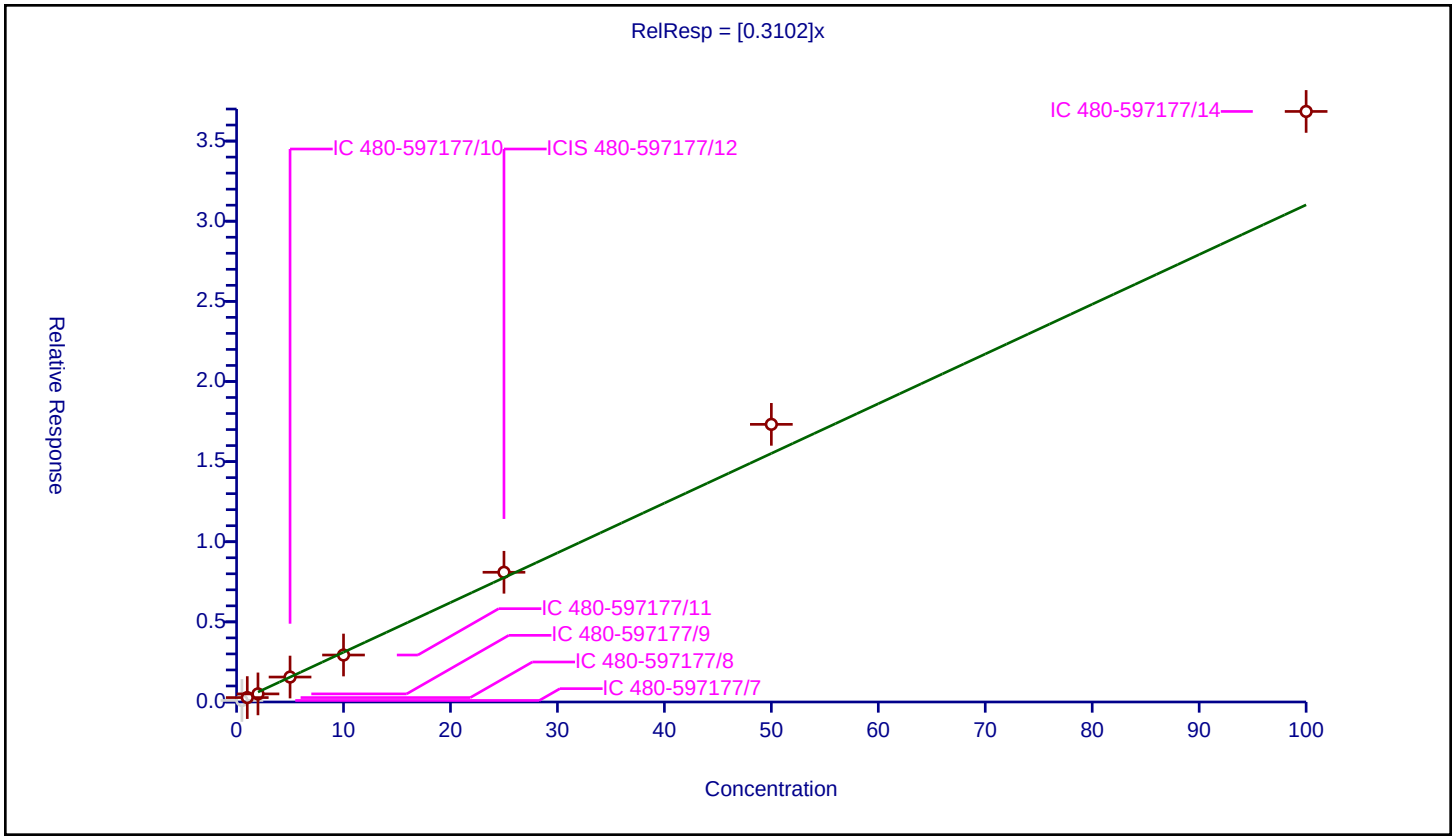

Calibration / Ethylene Dibromide

Curve Type:	Average
Weighting:	Conc_Sq
Origin:	Force
Dependency:	Response
Calib Mode:	ISTD
Response Base:	AREA
RF Rounding:	0

Curve Coefficients

Intercept:	0
Slope:	0.3258

Error Coefficients

Standard Error:	520000
Relative Standard Error:	6.3
Correlation Coefficient:	0.999
Coefficient of Determination (Adjusted):	0.995

ID	Level	Concentration	Rel. Resp.	IS Amount	IS Response	RRF	Used
1	IC 480-597177/7	0.5	0.110868	25.0	662276.0	0.221735	N
2	IC 480-597177/8	1.0	0.289847	25.0	677599.0	0.289847	Y
3	IC 480-597177/9	2.0	0.625754	25.0	716775.0	0.312877	Y
4	IC 480-597177/10	5.0	1.632767	25.0	682446.0	0.326553	Y
5	IC 480-597177/11	10.0	3.199185	25.0	686839.0	0.319918	Y
6	ICIS 480-597177/12	25.0	8.5483	25.0	717748.0	0.341932	Y
7	IC 480-597177/13	50.0	17.025988	25.0	786298.0	0.34052	Y
8	IC 480-597177/14	100.0	34.928001	25.0	805701.0	0.34928	Y

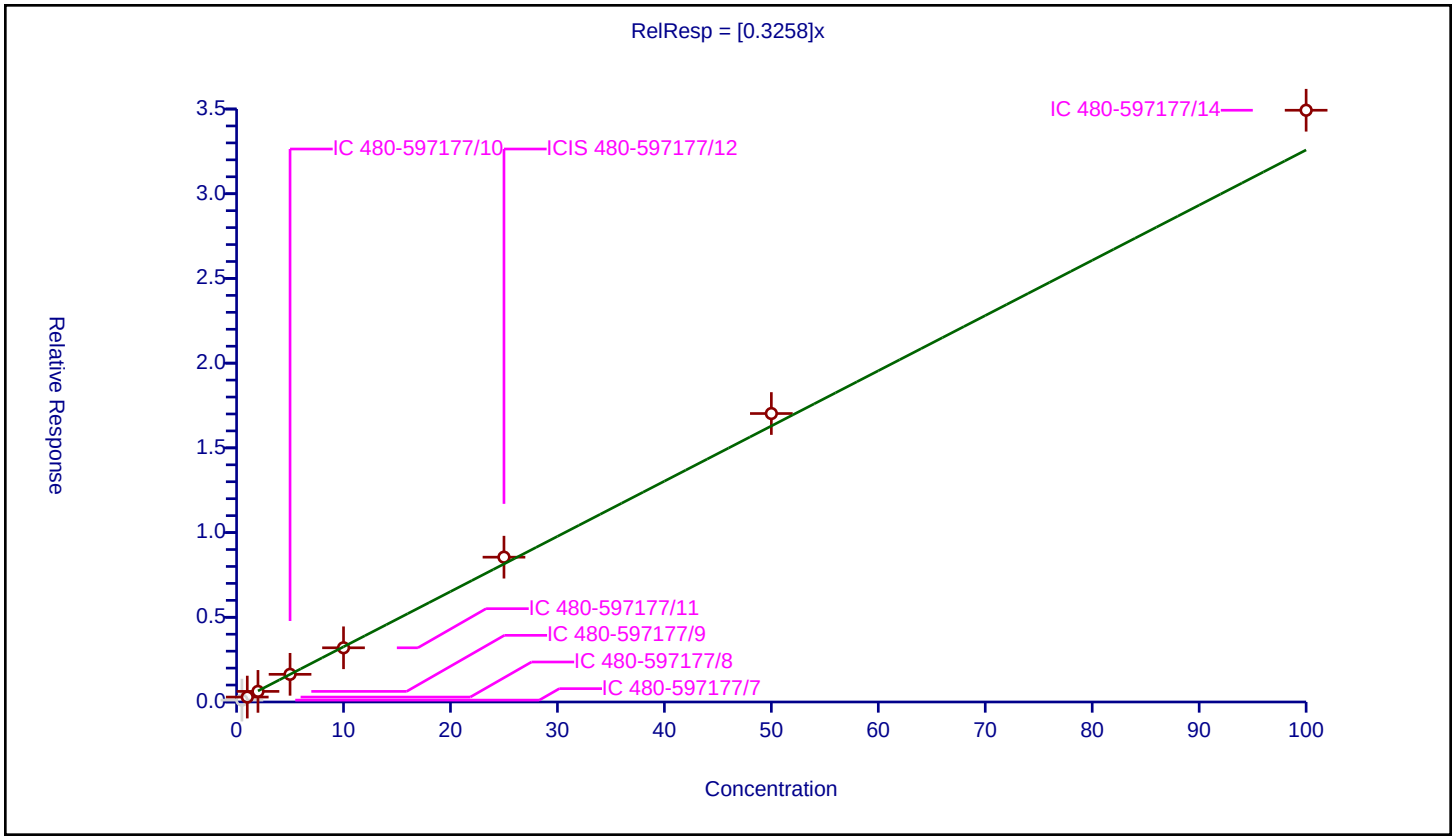

Calibration / Chlorobenzene

Curve Type:	Average
Weighting:	Conc_Sq
Origin:	Force
Dependency:	Response
Calib Mode:	ISTD
Response Base:	AREA
RF Rounding:	0

Curve Coefficients

Intercept:	0
Slope:	1.046

Error Coefficients

Standard Error:	1520000
Relative Standard Error:	4.3
Correlation Coefficient:	0.999
Coefficient of Determination (Adjusted):	0.998

ID	Level	Concentration	Rel. Resp.	IS Amount	IS Response	RRF	Used
1	IC 480-597177/7	0.5	0.513947	25.0	662276.0	1.027895	Y
2	IC 480-597177/8	1.0	1.034609	25.0	677599.0	1.034609	Y
3	IC 480-597177/9	2.0	1.93551	25.0	716775.0	0.967755	Y
4	IC 480-597177/10	5.0	5.062452	25.0	682446.0	1.01249	Y
5	IC 480-597177/11	10.0	10.474762	25.0	686839.0	1.047476	Y
6	ICIS 480-597177/12	25.0	26.830587	25.0	717748.0	1.073223	Y
7	IC 480-597177/13	50.0	55.182672	25.0	786298.0	1.103653	Y
8	IC 480-597177/14	100.0	109.719176	25.0	805701.0	1.097192	Y

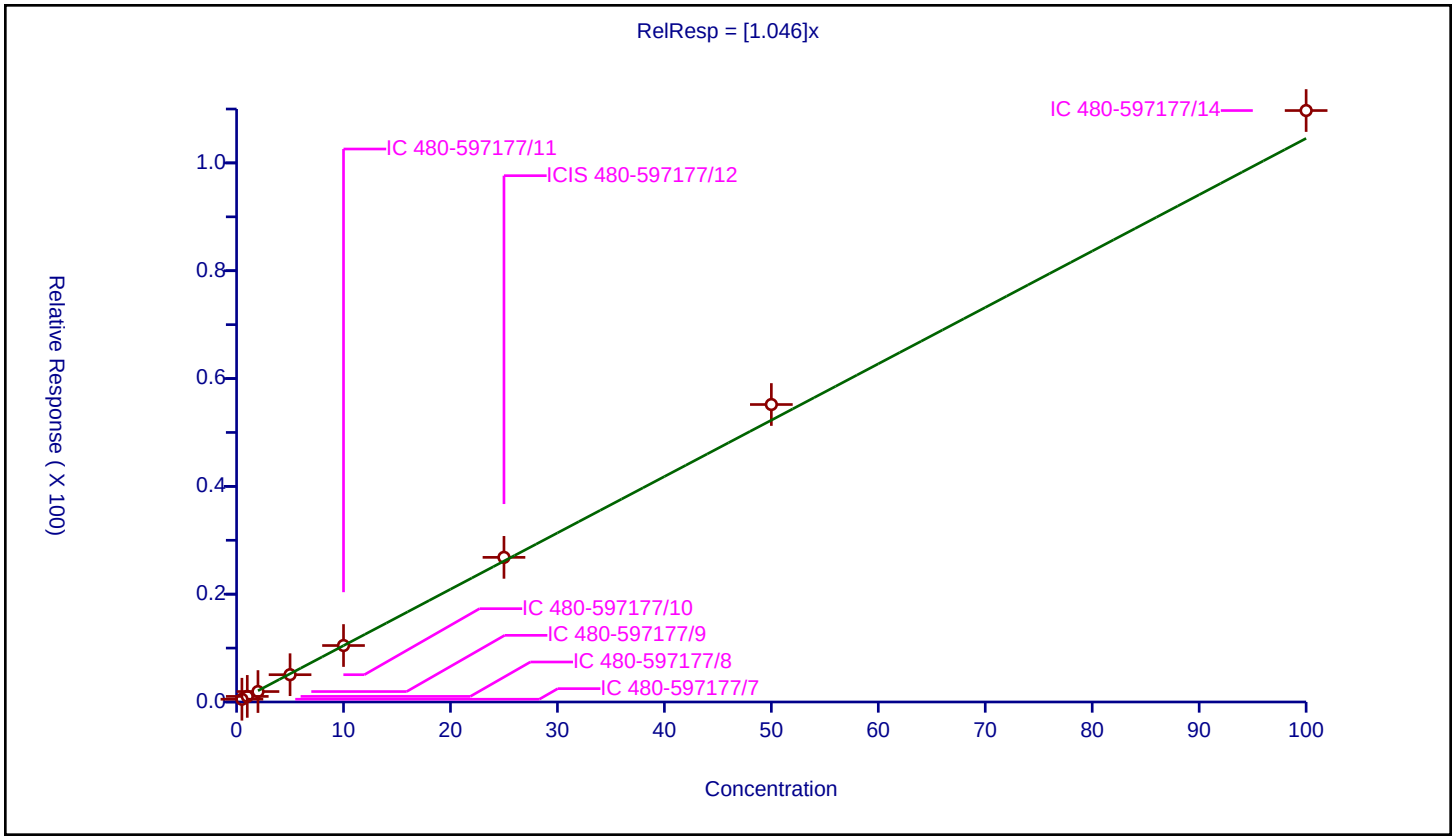

Calibration / Ethylbenzene

Curve Type:	Average
Weighting:	Conc_Sq
Origin:	Force
Dependency:	Response
Calib Mode:	ISTD
Response Base:	AREA
RF Rounding:	0

Curve Coefficients

Intercept:	0
Slope:	1.61

Error Coefficients

Standard Error:	2680000
Relative Standard Error:	9.2
Correlation Coefficient:	0.998
Coefficient of Determination (Adjusted):	0.989

ID	Level	Concentration	Rel. Resp.	IS Amount	IS Response	RRF	Used
1	IC 480-597177/7	0.5	0.650748	25.0	662276.0	1.301497	N
2	IC 480-597177/8	1.0	1.4689	25.0	677599.0	1.4689	Y
3	IC 480-597177/9	2.0	2.77751	25.0	716775.0	1.388755	Y
4	IC 480-597177/10	5.0	7.839778	25.0	682446.0	1.567956	Y
5	IC 480-597177/11	10.0	16.150364	25.0	686839.0	1.615036	Y
6	ICIS 480-597177/12	25.0	42.116836	25.0	717748.0	1.684673	Y
7	IC 480-597177/13	50.0	87.238363	25.0	786298.0	1.744767	Y
8	IC 480-597177/14	100.0	180.220082	25.0	805701.0	1.802201	Y

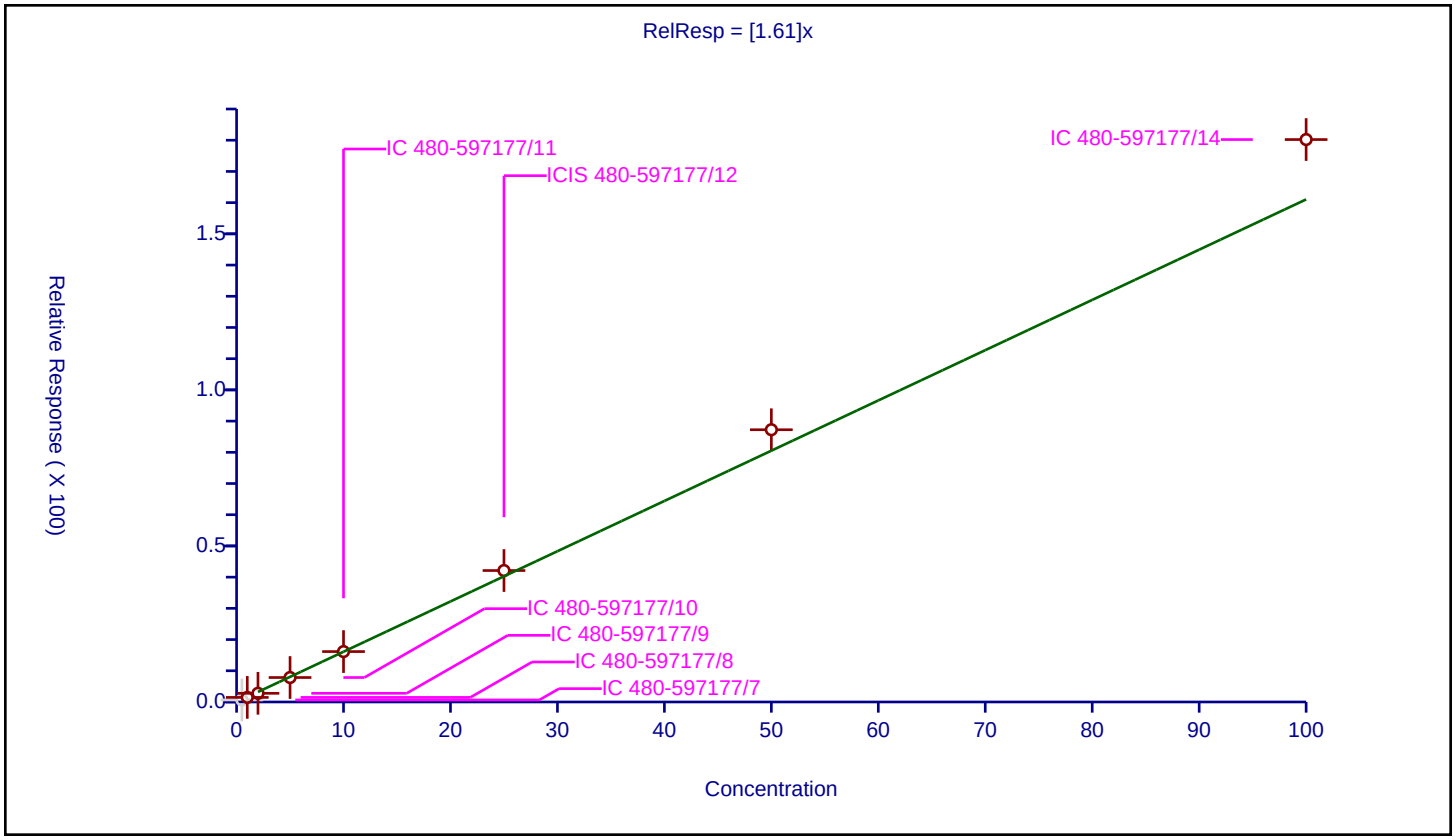

Calibration / 1,1,1,2-Tetrachloroethane

Curve Type:	Average
Weighting:	Conc_Sq
Origin:	Force
Dependency:	Response
Calib Mode:	ISTD
Response Base:	AREA
RF Rounding:	0

Curve Coefficients

Intercept:	0
Slope:	0.3271

Error Coefficients

Standard Error:	560000
Relative Standard Error:	12.2
Correlation Coefficient:	0.998
Coefficient of Determination (Adjusted):	0.982

ID	Level	Concentration	Rel. Resp.	IS Amount	IS Response	RRF	Used
1	IC 480-597177/7	0.5	0.110603	25.0	662276.0	0.221207	N
2	IC 480-597177/8	1.0	0.266419	25.0	677599.0	0.266419	Y
3	IC 480-597177/9	2.0	0.580412	25.0	716775.0	0.290206	Y
4	IC 480-597177/10	5.0	1.620458	25.0	682446.0	0.324092	Y
5	IC 480-597177/11	10.0	3.193507	25.0	686839.0	0.319351	Y
6	ICIS 480-597177/12	25.0	8.618415	25.0	717748.0	0.344737	Y
7	IC 480-597177/13	50.0	18.372297	25.0	786298.0	0.367446	Y
8	IC 480-597177/14	100.0	37.743437	25.0	805701.0	0.377434	Y

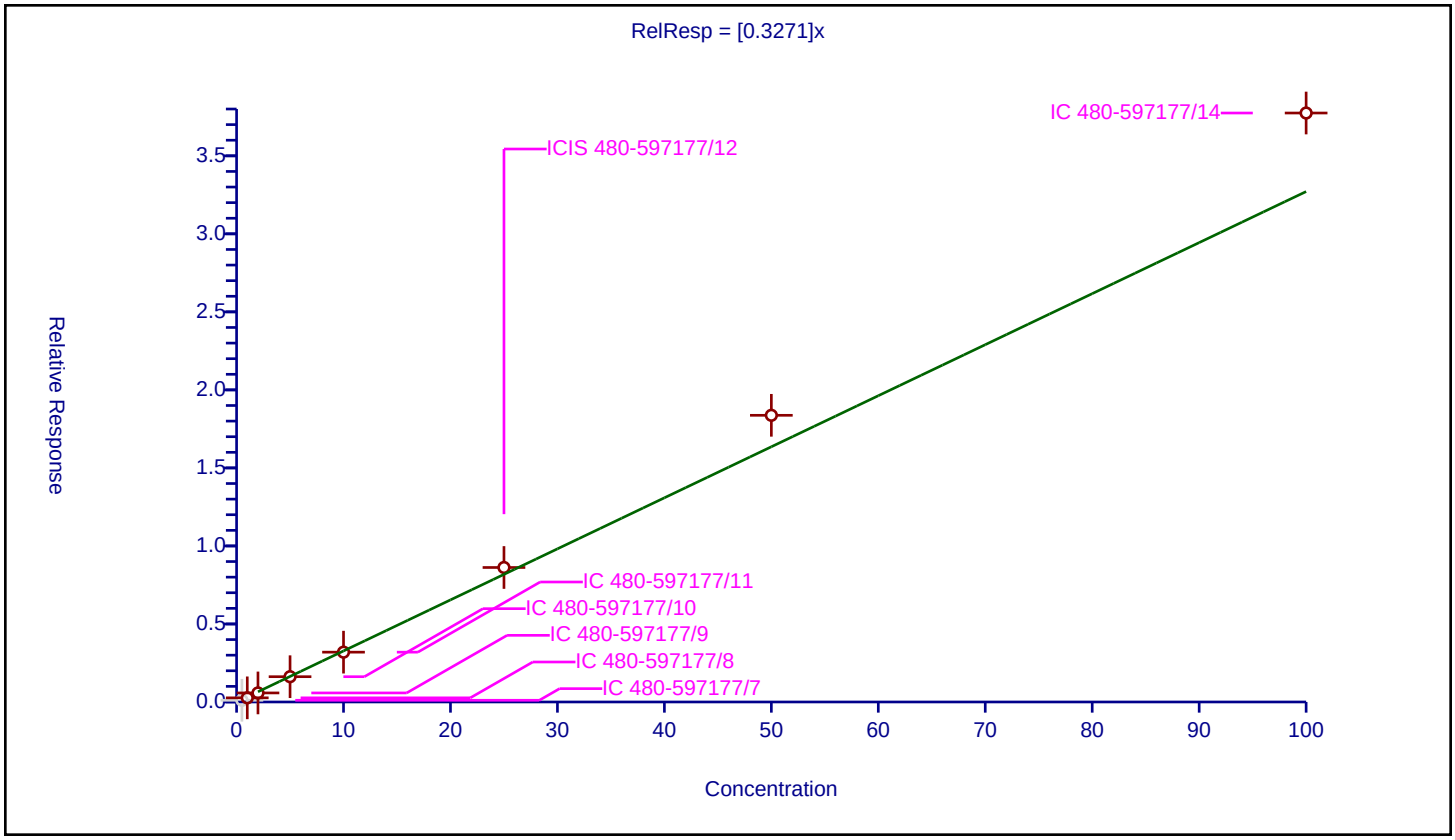

Calibration / m-Xylene & p-Xylene

Curve Type:	Average
Weighting:	Conc_Sq
Origin:	Force
Dependency:	Response
Calib Mode:	ISTD
Response Base:	AREA
RF Rounding:	0

Curve Coefficients

Intercept:	0
Slope:	0.6053

Error Coefficients

Standard Error:	1020000
Relative Standard Error:	12.3
Correlation Coefficient:	0.999
Coefficient of Determination (Adjusted):	0.982

ID	Level	Concentration	Rel. Resp.	IS Amount	IS Response	RRF	Used
1	IC 480-597177/7	0.5	0.210864	25.0	662276.0	0.421727	N
2	IC 480-597177/8	1.0	0.501919	25.0	677599.0	0.501919	Y
3	IC 480-597177/9	2.0	1.019497	25.0	716775.0	0.509749	Y
4	IC 480-597177/10	5.0	2.961516	25.0	682446.0	0.592303	Y
5	IC 480-597177/11	10.0	6.279055	25.0	686839.0	0.627906	Y
6	ICIS 480-597177/12	25.0	16.261418	25.0	717748.0	0.650457	Y
7	IC 480-597177/13	50.0	33.434938	25.0	786298.0	0.668699	Y
8	IC 480-597177/14	100.0	68.605972	25.0	805701.0	0.68606	Y

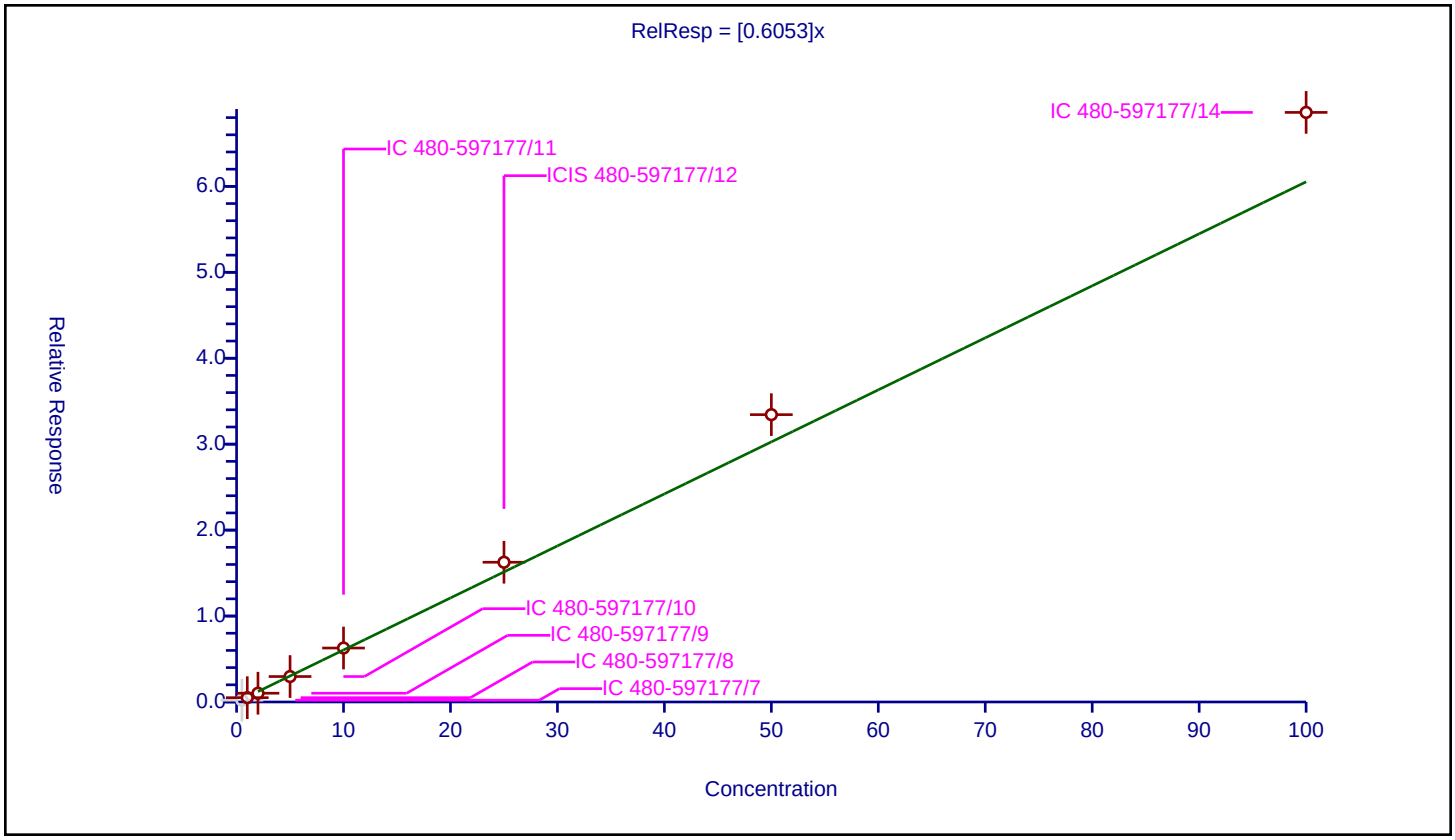

Calibration / o-Xylene

Curve Type:	Average
Weighting:	Conc_Sq
Origin:	Force
Dependency:	Response
Calib Mode:	ISTD
Response Base:	AREA
RF Rounding:	0

Curve Coefficients

Intercept:	0
Slope:	0.6009

Error Coefficients

Standard Error:	981000
Relative Standard Error:	7.7
Correlation Coefficient:	0.998
Coefficient of Determination (Adjusted):	0.993

ID	Level	Concentration	Rel. Resp.	IS Amount	IS Response	RRF	Used
1	IC 480-597177/7	0.5	0.205315	25.0	662276.0	0.410629	N
2	IC 480-597177/8	1.0	0.563165	25.0	677599.0	0.563165	Y
3	IC 480-597177/9	2.0	1.054515	25.0	716775.0	0.527258	Y
4	IC 480-597177/10	5.0	2.926275	25.0	682446.0	0.585255	Y
5	IC 480-597177/11	10.0	6.067652	25.0	686839.0	0.606765	Y
6	ICIS 480-597177/12	25.0	15.547065	25.0	717748.0	0.621883	Y
7	IC 480-597177/13	50.0	32.108215	25.0	786298.0	0.642164	Y
8	IC 480-597177/14	100.0	65.958029	25.0	805701.0	0.65958	Y

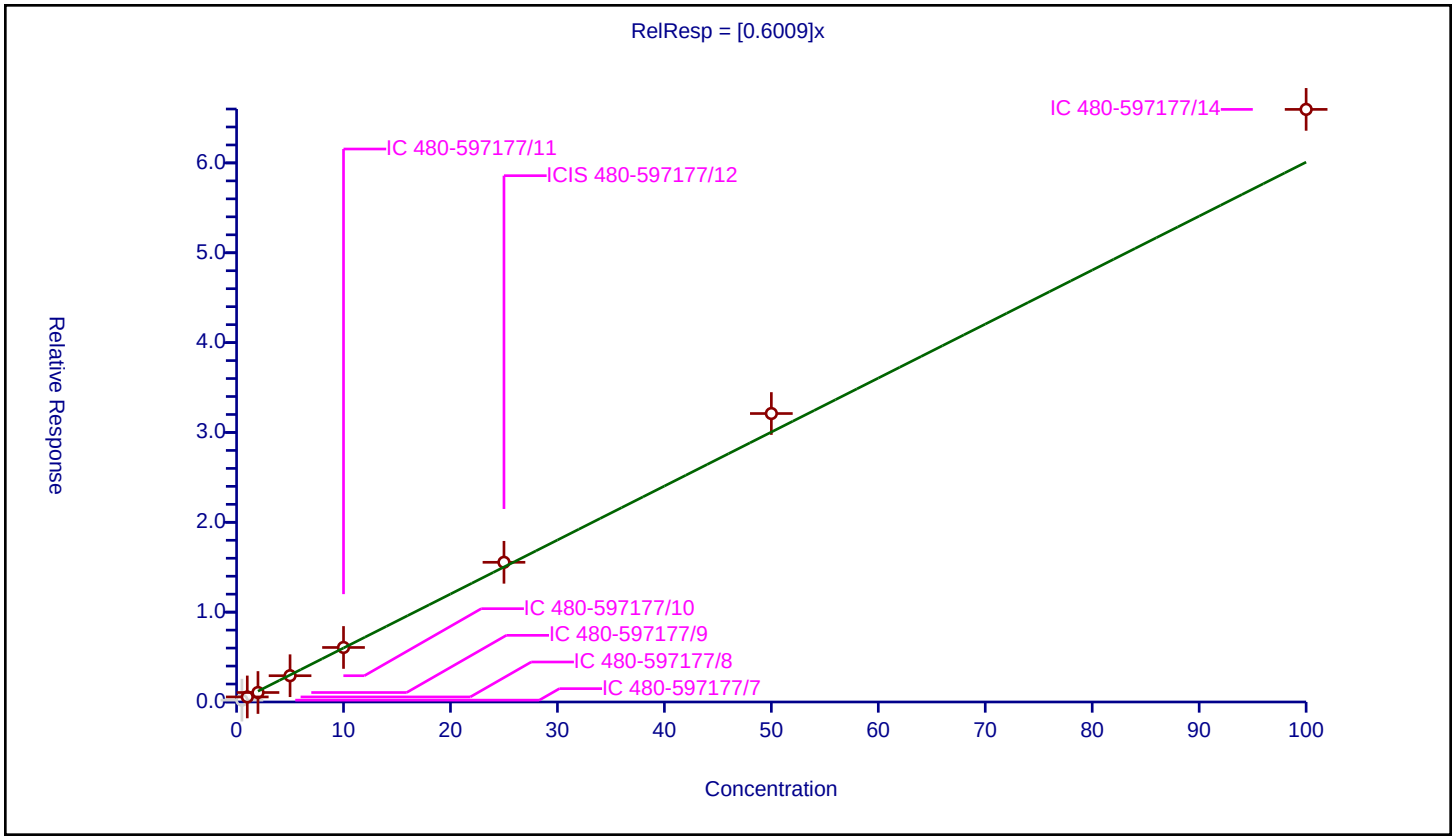

Calibration / Styrene

Curve Type:	Average
Weighting:	Conc_Sq
Origin:	Force
Dependency:	Response
Calib Mode:	ISTD
Response Base:	AREA
RF Rounding:	0

Curve Coefficients

Intercept:	0
Slope:	1.006

Error Coefficients

Standard Error:	1730000
Relative Standard Error:	12.6
Correlation Coefficient:	0.998
Coefficient of Determination (Adjusted):	0.981

ID	Level	Concentration	Rel. Resp.	IS Amount	IS Response	RRF	Used
1	IC 480-597177/7	0.5	0.348382	25.0	662276.0	0.696764	N
2	IC 480-597177/8	1.0	0.903853	25.0	677599.0	0.903853	Y
3	IC 480-597177/9	2.0	1.634509	25.0	716775.0	0.817254	Y
4	IC 480-597177/10	5.0	4.614358	25.0	682446.0	0.922872	Y
5	IC 480-597177/11	10.0	10.434032	25.0	686839.0	1.043403	Y
6	ICIS 480-597177/12	25.0	26.969459	25.0	717748.0	1.078778	Y
7	IC 480-597177/13	50.0	55.667063	25.0	786298.0	1.113341	Y
8	IC 480-597177/14	100.0	116.486947	25.0	805701.0	1.164869	Y

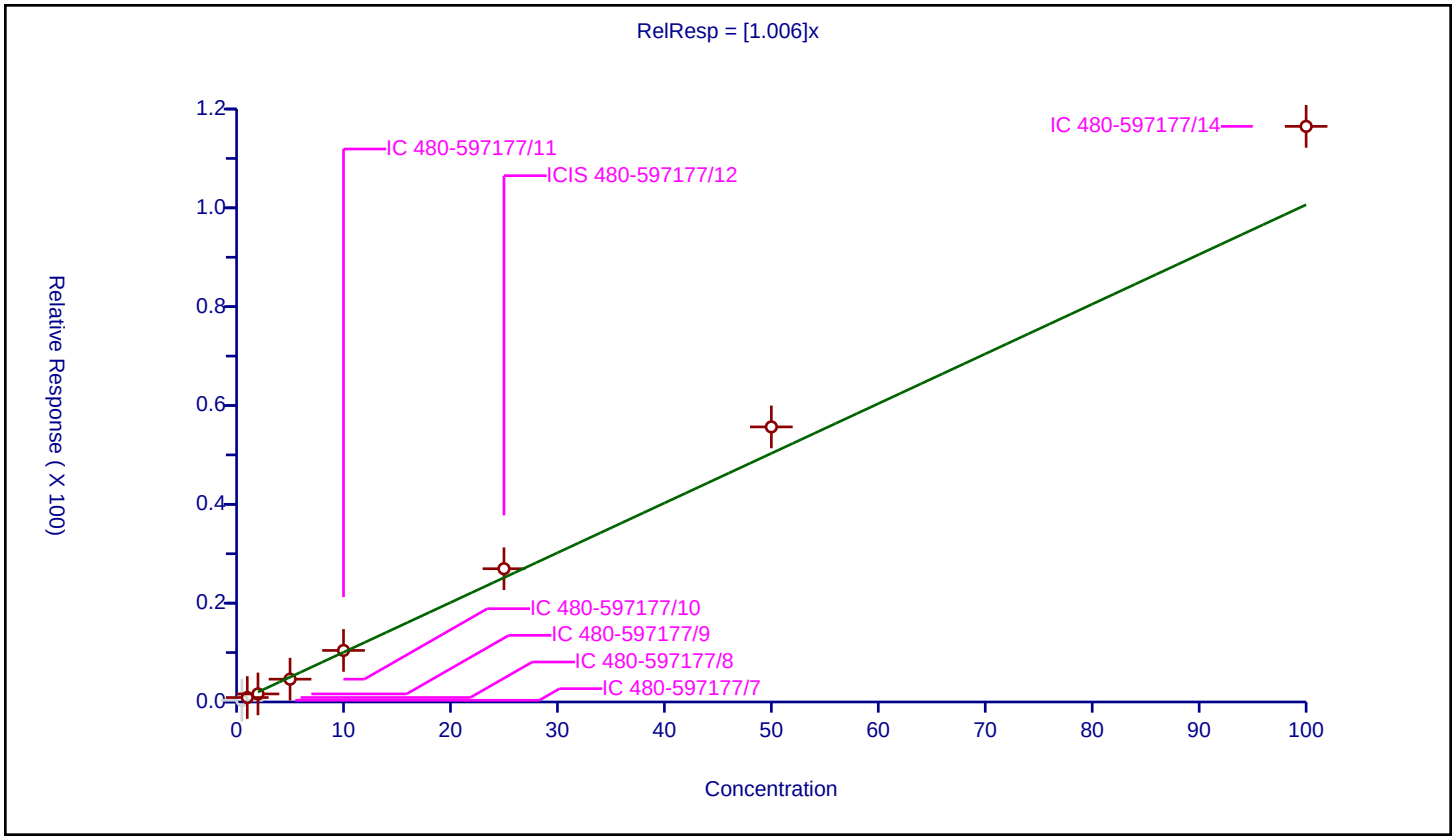

Calibration / Bromoform

Curve Type:	Average
Weighting:	Conc_Sq
Origin:	Force
Dependency:	Response
Calib Mode:	ISTD
Response Base:	AREA
RF Rounding:	0

Curve Coefficients

Intercept:	0
Slope:	0.1906

Error Coefficients

Standard Error:	333000
Relative Standard Error:	15.9
Correlation Coefficient:	0.994
Coefficient of Determination (Adjusted):	0.970

ID	Level	Concentration	Rel. Resp.	IS Amount	IS Response	RRF	Used
1	IC 480-597177/7	0.5	0.087162	25.0	662276.0	0.174323	Y
2	IC 480-597177/8	1.0	0.158095	25.0	677599.0	0.158095	Y
3	IC 480-597177/9	2.0	0.343518	25.0	716775.0	0.171759	Y
4	IC 480-597177/10	5.0	0.876187	25.0	682446.0	0.175237	Y
5	IC 480-597177/11	10.0	1.762495	25.0	686839.0	0.176249	Y
6	ICIS 480-597177/12	25.0	4.948394	25.0	717748.0	0.197936	Y
7	IC 480-597177/13	50.0	11.28567	25.0	786298.0	0.225713	Y
8	IC 480-597177/14	100.0	24.576425	25.0	805701.0	0.245764	Y

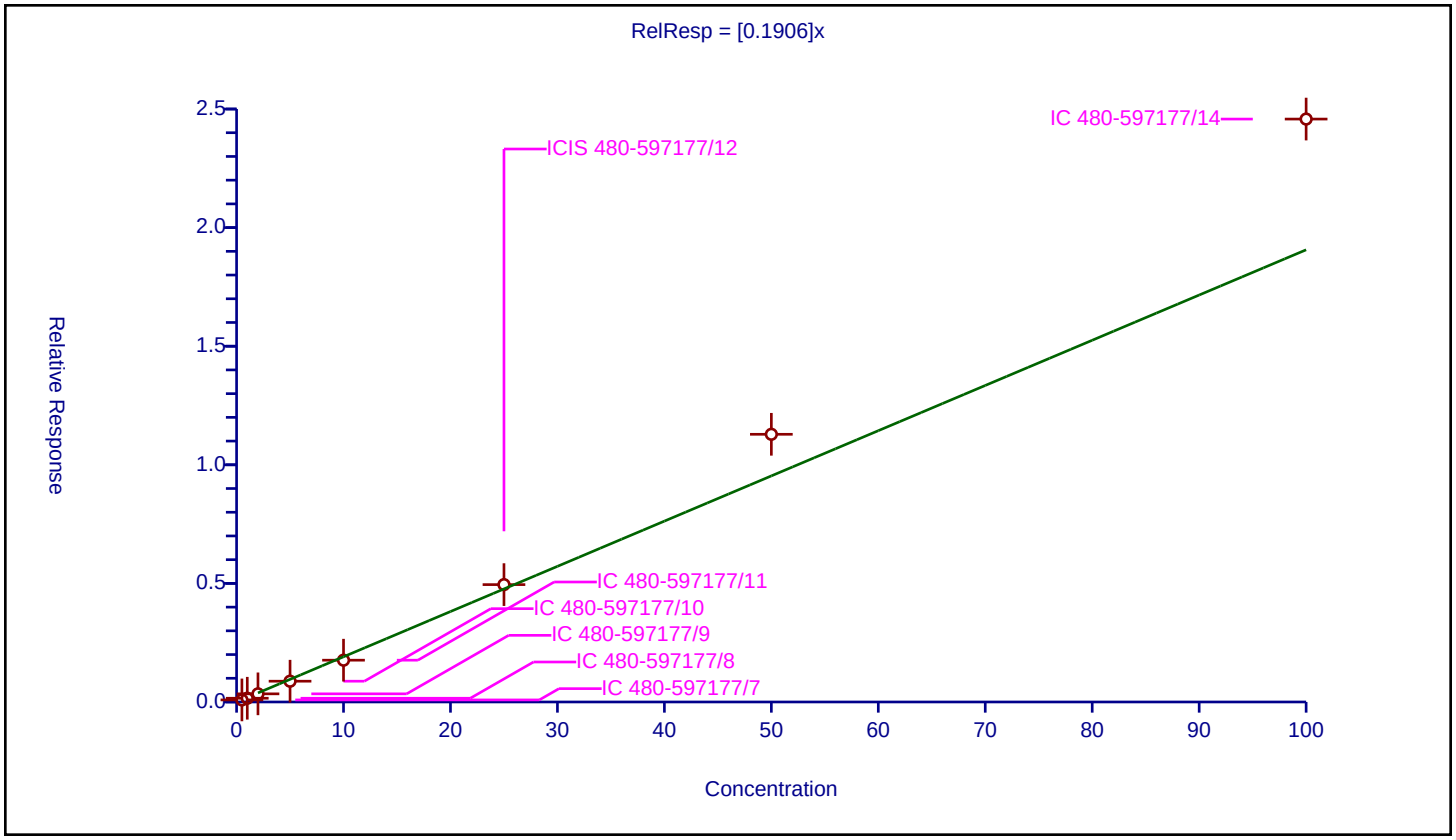

Calibration / Isopropylbenzene

Curve Type:	Average
Weighting:	Conc_Sq
Origin:	Force
Dependency:	Response
Calib Mode:	ISTD
Response Base:	AREA
RF Rounding:	0

Curve Coefficients

Intercept:	0
Slope:	2.926

Error Coefficients

Standard Error:	2660000
Relative Standard Error:	11.9
Correlation Coefficient:	0.998
Coefficient of Determination (Adjusted):	0.983

ID	Level	Concentration	Rel. Resp.	IS Amount	IS Response	RRF	Used
1	IC 480-597177/7	0.5	0.954061	25.0	351943.0	1.908121	N
2	IC 480-597177/8	1.0	2.665186	25.0	347124.0	2.665186	Y
3	IC 480-597177/9	2.0	4.759727	25.0	385374.0	2.379863	Y
4	IC 480-597177/10	5.0	14.096831	25.0	373341.0	2.819366	Y
5	IC 480-597177/11	10.0	28.980324	25.0	368117.0	2.898032	Y
6	ICIS 480-597177/12	25.0	76.432722	25.0	393534.0	3.057309	Y
7	IC 480-597177/13	50.0	167.226153	25.0	409215.0	3.344523	Y
8	IC 480-597177/14	100.0	331.848968	25.0	434153.0	3.31849	Y

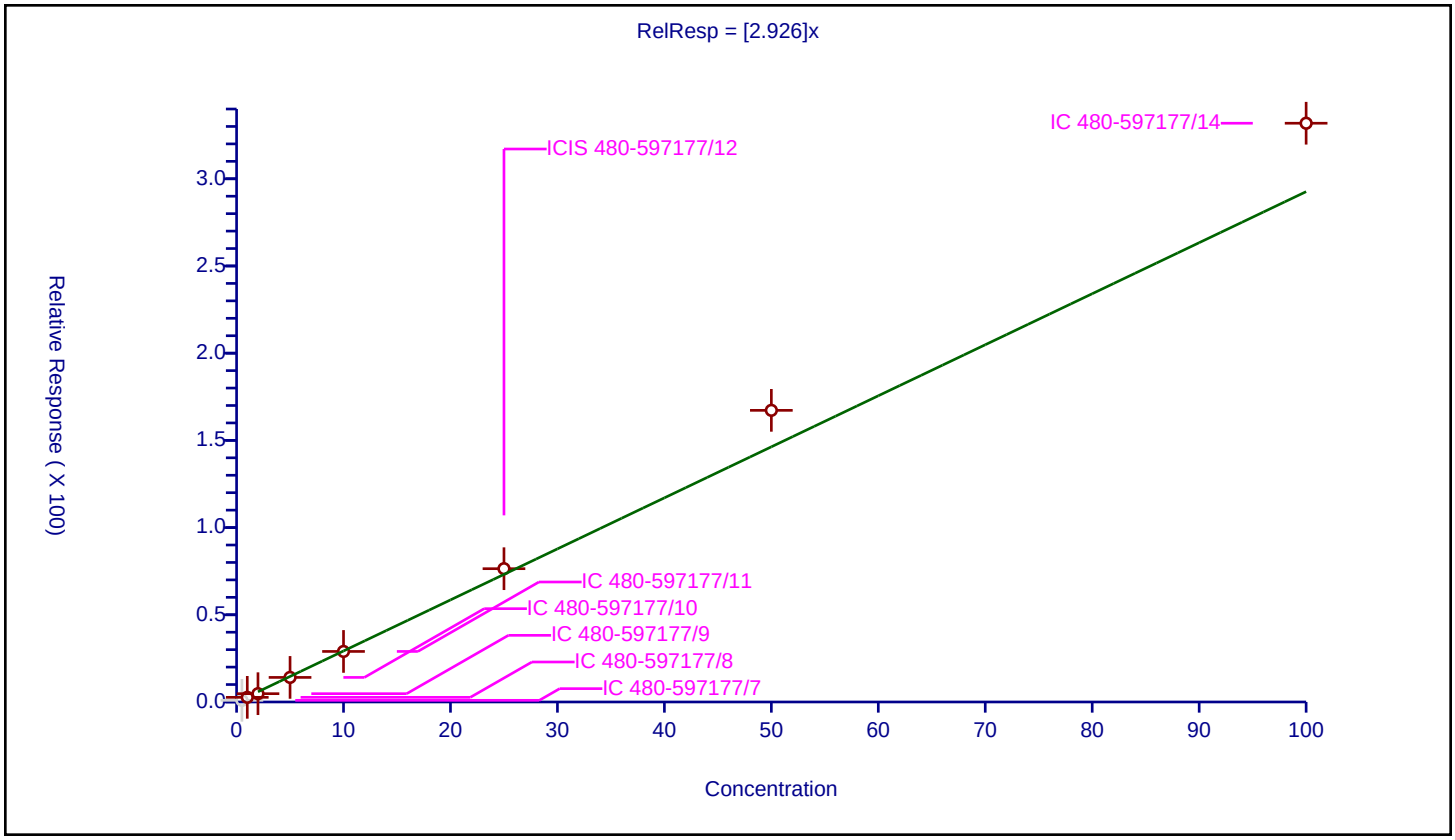

Calibration / 4-Bromofluorobenzene (Surr)

Curve Type:	Average
Weighting:	Conc_Sq
Origin:	Force
Dependency:	Response
Calib Mode:	ISTD
Response Base:	AREA
RF Rounding:	0

Curve Coefficients

Intercept:	0
Slope:	0.3773

Error Coefficients

Standard Error:	291000
Relative Standard Error:	2.4
Correlation Coefficient:	0
Coefficient of Determination (Adjusted):	0

ID	Level	Concentration	Rel. Resp.	IS Amount	IS Response	RRF	Used
1	IC 480-597177/7	25.0	9.193788	25.0	662276.0	0.367752	Y
2	IC 480-597177/8	25.0	9.157518	25.0	677599.0	0.366301	Y
3	IC 480-597177/9	25.0	9.24394	25.0	716775.0	0.369758	Y
4	IC 480-597177/10	25.0	9.495367	25.0	682446.0	0.379815	Y
5	IC 480-597177/11	25.0	9.400092	25.0	686839.0	0.376004	Y
6	ICIS 480-597177/12	25.0	9.557324	25.0	717748.0	0.382293	Y
7	IC 480-597177/13	25.0	9.682525	25.0	786298.0	0.387301	Y
8	IC 480-597177/14	25.0	9.7377	25.0	805701.0	0.389508	Y

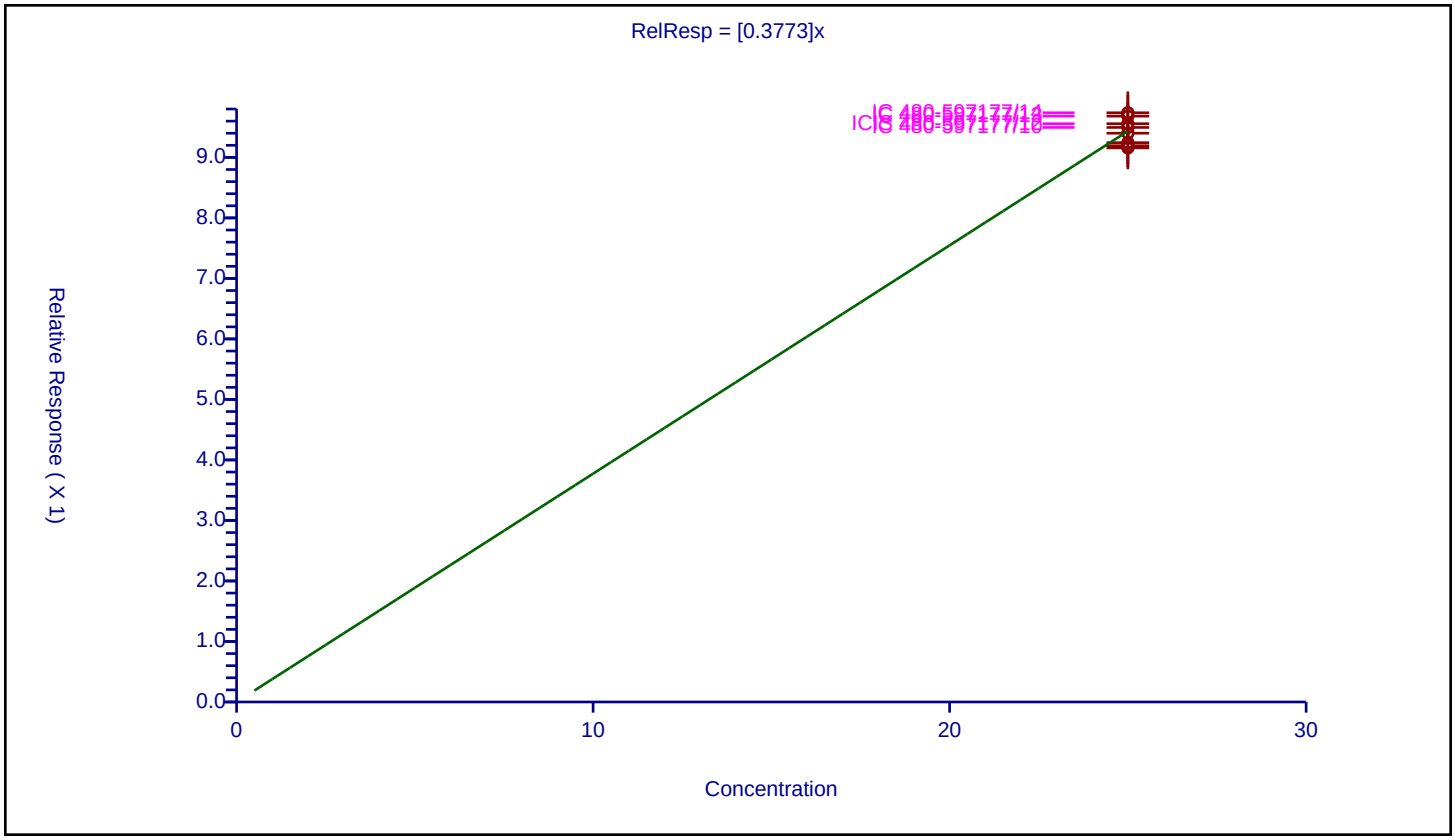

Calibration / Bromobenzene

Curve Type:	Average
Weighting:	Conc_Sq
Origin:	Force
Dependency:	Response
Calib Mode:	ISTD
Response Base:	AREA
RF Rounding:	0

Curve Coefficients

Intercept:	0
Slope:	0.8059

Error Coefficients

Standard Error:	632000
Relative Standard Error:	10.2
Correlation Coefficient:	0.999
Coefficient of Determination (Adjusted):	0.987

ID	Level	Concentration	Rel. Resp.	IS Amount	IS Response	RRF	Used
1	IC 480-597177/7	0.5	0.316102	25.0	351943.0	0.632205	Y
2	IC 480-597177/8	1.0	0.81455	25.0	347124.0	0.81455	Y
3	IC 480-597177/9	2.0	1.46799	25.0	385374.0	0.733995	Y
4	IC 480-597177/10	5.0	4.232324	25.0	373341.0	0.846465	Y
5	IC 480-597177/11	10.0	8.71367	25.0	368117.0	0.871367	Y
6	ICIS 480-597177/12	25.0	20.832126	25.0	393534.0	0.833285	Y
7	IC 480-597177/13	50.0	43.449226	25.0	409215.0	0.868985	Y
8	IC 480-597177/14	100.0	84.672685	25.0	434153.0	0.846727	Y

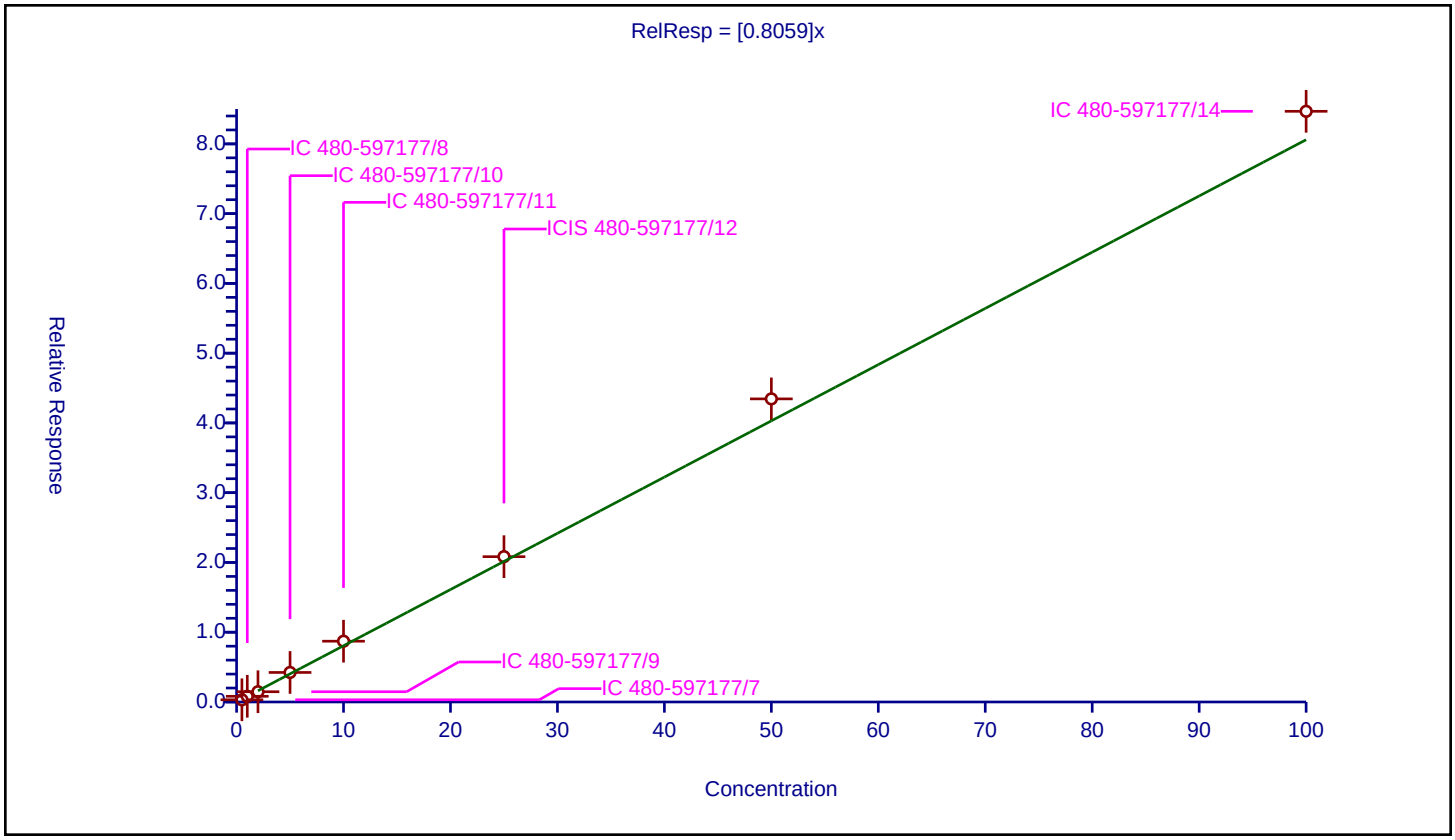

Calibration / 1,1,2,2-Tetrachloroethane

Curve Type:	Average
Weighting:	Conc_Sq
Origin:	Force
Dependency:	Response
Calib Mode:	ISTD
Response Base:	AREA
RF Rounding:	0

Curve Coefficients

Intercept:	0
Slope:	0.8446

Error Coefficients

Standard Error:	630000
Relative Standard Error:	3.9
Correlation Coefficient:	0.999
Coefficient of Determination (Adjusted):	0.998

ID	Level	Concentration	Rel. Resp.	IS Amount	IS Response	RRF	Used
1	IC 480-597177/7	0.5	0.405108	25.0	351943.0	0.810216	Y
2	IC 480-597177/8	1.0	0.903568	25.0	347124.0	0.903568	Y
3	IC 480-597177/9	2.0	1.672466	25.0	385374.0	0.836233	Y
4	IC 480-597177/10	5.0	4.26018	25.0	373341.0	0.852036	Y
5	IC 480-597177/11	10.0	8.51448	25.0	368117.0	0.851448	Y
6	ICIS 480-597177/12	25.0	19.870011	25.0	393534.0	0.7948	Y
7	IC 480-597177/13	50.0	43.070024	25.0	409215.0	0.8614	Y
8	IC 480-597177/14	100.0	84.691975	25.0	434153.0	0.84692	Y

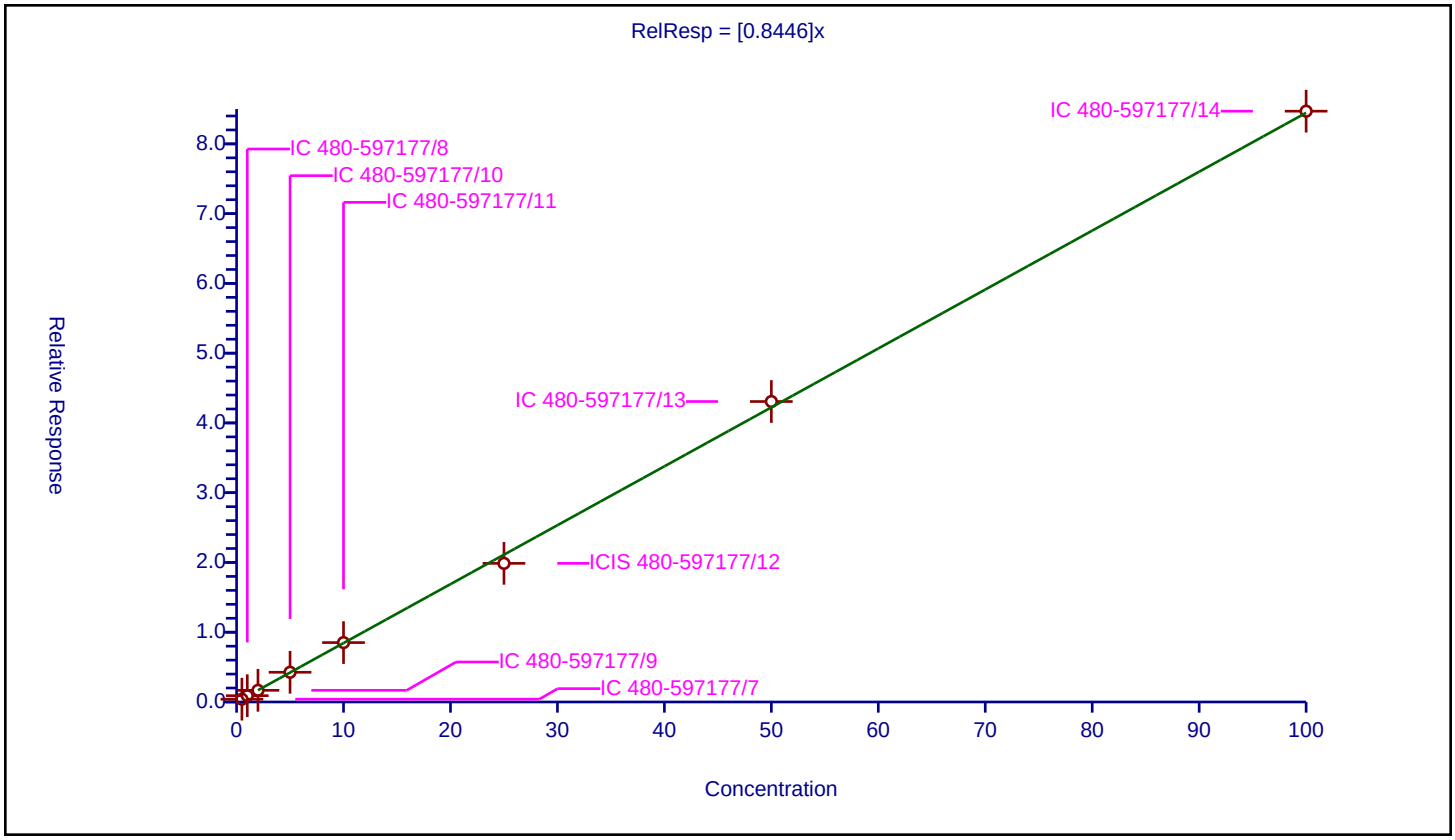

Calibration / N-Propylbenzene

Curve Type:	Average
Weighting:	Conc_Sq
Origin:	Force
Dependency:	Response
Calib Mode:	ISTD
Response Base:	AREA
RF Rounding:	0

Curve Coefficients

Intercept:	0
Slope:	3.511

Error Coefficients

Standard Error:	3180000
Relative Standard Error:	11.6
Correlation Coefficient:	0.998
Coefficient of Determination (Adjusted):	0.983

ID	Level	Concentration	Rel. Resp.	IS Amount	IS Response	RRF	Used
1	IC 480-597177/7	0.5	1.160628	25.0	351943.0	2.321257	N
2	IC 480-597177/8	1.0	3.347651	25.0	347124.0	3.347651	Y
3	IC 480-597177/9	2.0	5.579645	25.0	385374.0	2.789822	Y
4	IC 480-597177/10	5.0	16.972018	25.0	373341.0	3.394404	Y
5	IC 480-597177/11	10.0	34.943238	25.0	368117.0	3.494324	Y
6	ICIS 480-597177/12	25.0	90.39327	25.0	393534.0	3.615731	Y
7	IC 480-597177/13	50.0	198.010948	25.0	409215.0	3.960219	Y
8	IC 480-597177/14	100.0	397.43109	25.0	434153.0	3.974311	Y

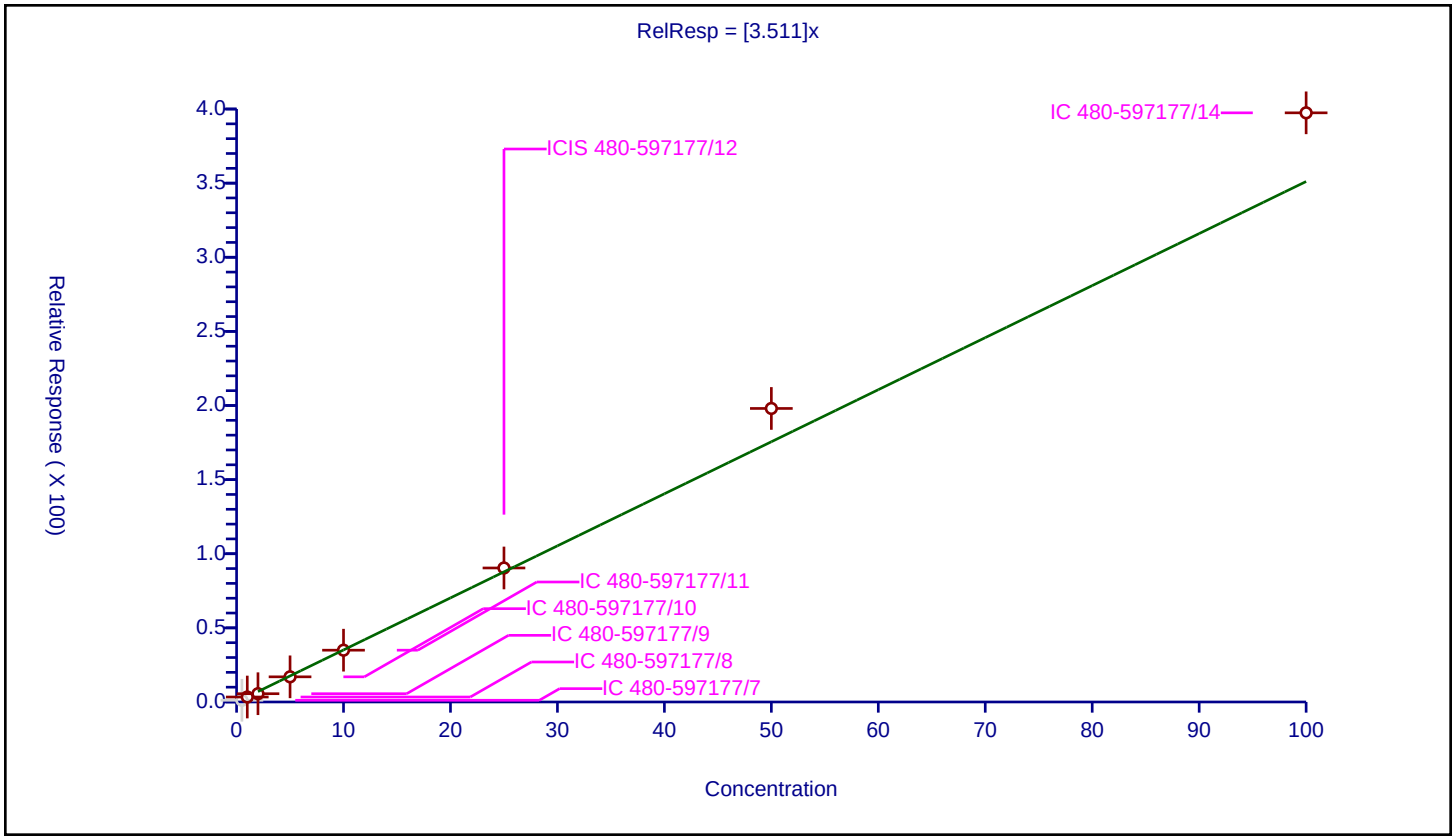

Calibration / 1,2,3-Trichloropropane

Curve Type:	Average
Weighting:	Conc_Sq
Origin:	Force
Dependency:	Response
Calib Mode:	ISTD
Response Base:	AREA
RF Rounding:	0

Curve Coefficients

Intercept:	0
Slope:	0.2697

Error Coefficients

Standard Error:	192000
Relative Standard Error:	7.1
Correlation Coefficient:	0.999
Coefficient of Determination (Adjusted):	0.993

ID	Level	Concentration	Rel. Resp.	IS Amount	IS Response	RRF	Used
1	IC 480-597177/7	0.5	0.149101	25.0	351943.0	0.298202	Y
2	IC 480-597177/8	1.0	0.28981	25.0	347124.0	0.28981	Y
3	IC 480-597177/9	2.0	0.4844	25.0	385374.0	0.2422	Y
4	IC 480-597177/10	5.0	1.389346	25.0	373341.0	0.277869	Y
5	IC 480-597177/11	10.0	2.735679	25.0	368117.0	0.273568	Y
6	ICIS 480-597177/12	25.0	6.287576	25.0	393534.0	0.251503	Y
7	IC 480-597177/13	50.0	13.44165	25.0	409215.0	0.268833	Y
8	IC 480-597177/14	100.0	25.530631	25.0	434153.0	0.255306	Y

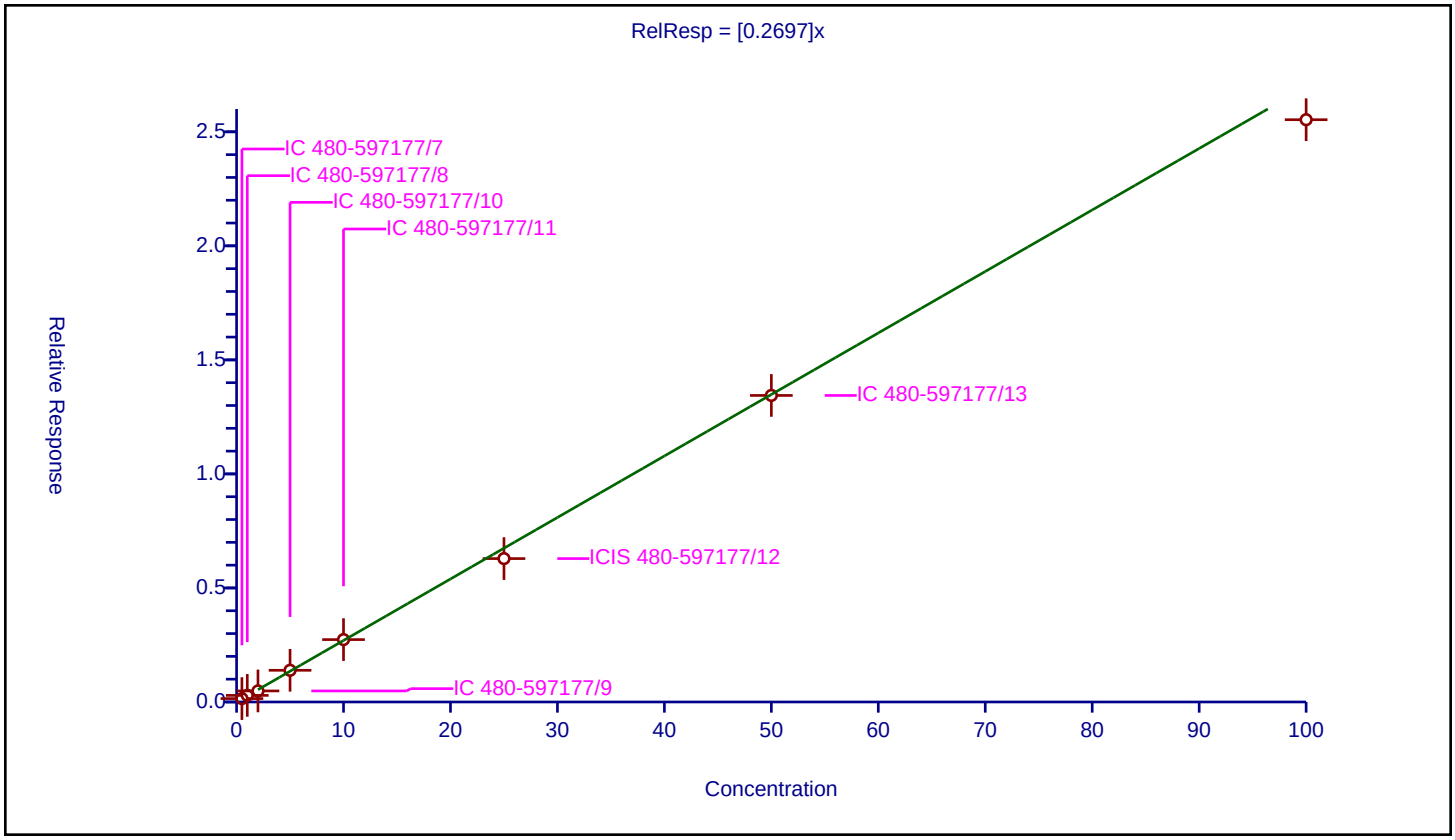

Calibration / trans-1,4-Dichloro-2-butene

Curve Type:	Average
Weighting:	Conc_Sq
Origin:	Force
Dependency:	Response
Calib Mode:	ISTD
Response Base:	AREA
RF Rounding:	0

Curve Coefficients

Intercept:	0
Slope:	0.3744

Error Coefficients

Standard Error:	339000
Relative Standard Error:	17.1
Correlation Coefficient:	0.996
Coefficient of Determination (Adjusted):	0.966

ID	Level	Concentration	Rel. Resp.	IS Amount	IS Response	RRF	Used
1	IC 480-597177/7	0.5	0.148959	25.0	351943.0	0.297918	Y
2	IC 480-597177/8	1.0	0.399785	25.0	347124.0	0.399785	Y
3	IC 480-597177/9	2.0	0.55511	25.0	385374.0	0.277555	Y
4	IC 480-597177/10	5.0	1.847641	25.0	373341.0	0.369528	Y
5	IC 480-597177/11	10.0	3.634442	25.0	368117.0	0.363444	Y
6	ICIS 480-597177/12	25.0	9.475293	25.0	393534.0	0.379012	Y
7	IC 480-597177/13	50.0	22.314553	25.0	409215.0	0.446291	Y
8	IC 480-597177/14	100.0	46.190398	25.0	434153.0	0.461904	Y

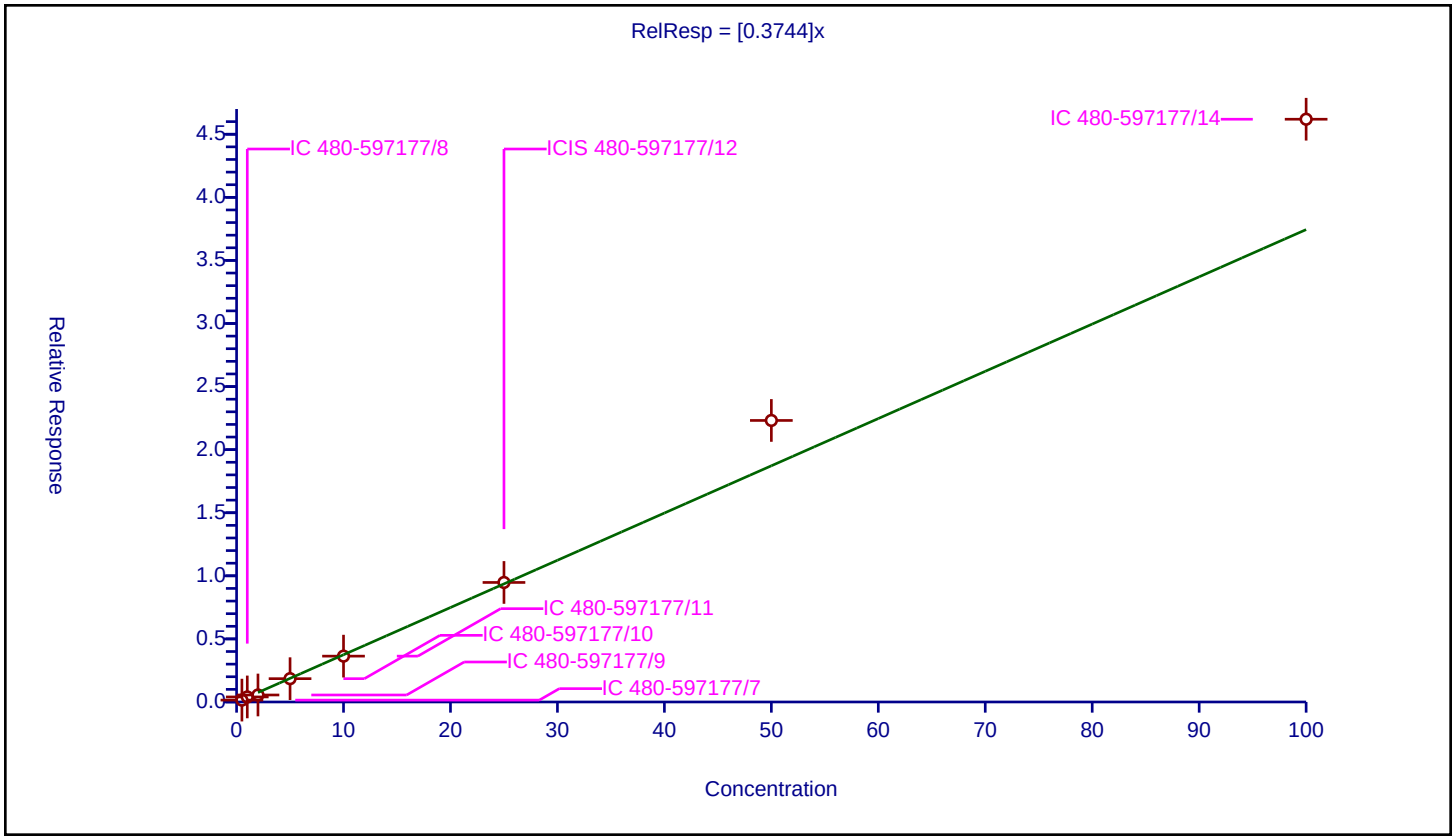

Calibration / 2-Chlorotoluene

Curve Type:	Average
Weighting:	Conc_Sq
Origin:	Force
Dependency:	Response
Calib Mode:	ISTD
Response Base:	AREA
RF Rounding:	0

Curve Coefficients

Intercept:	0
Slope:	0.7561

Error Coefficients

Standard Error:	640000
Relative Standard Error:	6.1
Correlation Coefficient:	0.999
Coefficient of Determination (Adjusted):	0.995

ID	Level	Concentration	Rel. Resp.	IS Amount	IS Response	RRF	Used
1	IC 480-597177/7	0.5	0.288896	25.0	351943.0	0.577792	N
2	IC 480-597177/8	1.0	0.718691	25.0	347124.0	0.718691	Y
3	IC 480-597177/9	2.0	1.351544	25.0	385374.0	0.675772	Y
4	IC 480-597177/10	5.0	3.889005	25.0	373341.0	0.777801	Y
5	IC 480-597177/11	10.0	7.544001	25.0	368117.0	0.7544	Y
6	ICIS 480-597177/12	25.0	19.035839	25.0	393534.0	0.761434	Y
7	IC 480-597177/13	50.0	40.416651	25.0	409215.0	0.808333	Y
8	IC 480-597177/14	100.0	79.622449	25.0	434153.0	0.796224	Y

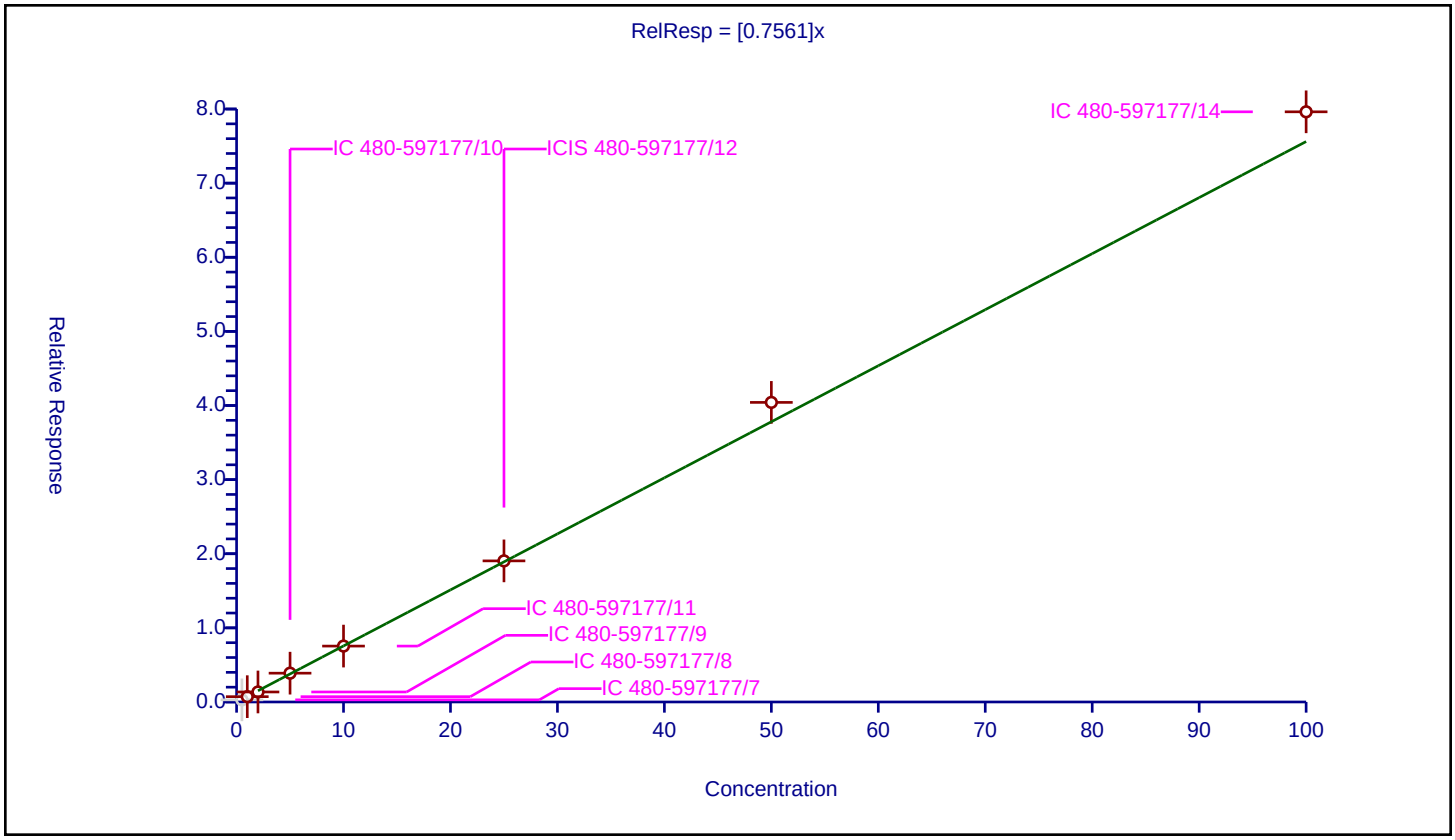

Calibration / 1,3,5-Trimethylbenzene

Curve Type:	Average
Weighting:	Conc_Sq
Origin:	Force
Dependency:	Response
Calib Mode:	ISTD
Response Base:	AREA
RF Rounding:	0

Curve Coefficients

Intercept:	0
Slope:	2.399

Error Coefficients

Standard Error:	2190000
Relative Standard Error:	13.5
Correlation Coefficient:	0.999
Coefficient of Determination (Adjusted):	0.978

ID	Level	Concentration	Rel. Resp.	IS Amount	IS Response	RRF	Used
1	IC 480-597177/7	0.5	0.690524	25.0	351943.0	1.381047	N
2	IC 480-597177/8	1.0	2.068641	25.0	347124.0	2.068641	Y
3	IC 480-597177/9	2.0	3.878246	25.0	385374.0	1.939123	Y
4	IC 480-597177/10	5.0	11.253184	25.0	373341.0	2.250637	Y
5	IC 480-597177/11	10.0	24.505999	25.0	368117.0	2.4506	Y
6	ICIS 480-597177/12	25.0	64.771595	25.0	393534.0	2.590864	Y
7	IC 480-597177/13	50.0	138.591511	25.0	409215.0	2.77183	Y
8	IC 480-597177/14	100.0	272.353064	25.0	434153.0	2.723531	Y

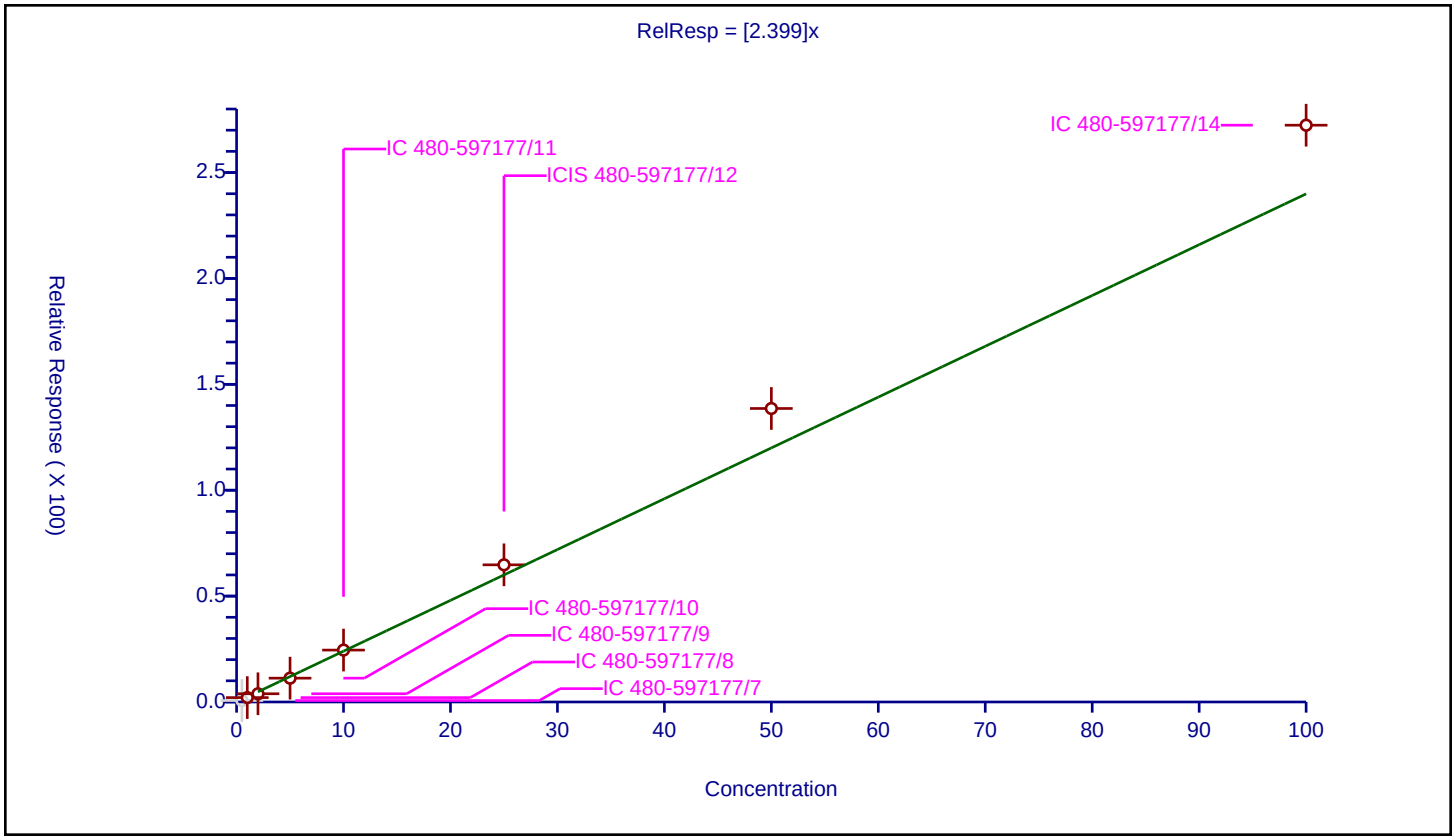

Calibration / 4-Chlorotoluene

Curve Type:	Average
Weighting:	Conc_Sq
Origin:	Force
Dependency:	Response
Calib Mode:	ISTD
Response Base:	AREA
RF Rounding:	0

Curve Coefficients

Intercept:	0
Slope:	2.159

Error Coefficients

Standard Error:	1780000
Relative Standard Error:	12.4
Correlation Coefficient:	0.999
Coefficient of Determination (Adjusted):	0.982

ID	Level	Concentration	Rel. Resp.	IS Amount	IS Response	RRF	Used
1	IC 480-597177/7	0.5	0.822505	25.0	351943.0	1.645011	Y
2	IC 480-597177/8	1.0	2.199358	25.0	347124.0	2.199358	Y
3	IC 480-597177/9	2.0	3.806302	25.0	385374.0	1.903151	Y
4	IC 480-597177/10	5.0	10.879129	25.0	373341.0	2.175826	Y
5	IC 480-597177/11	10.0	22.282318	25.0	368117.0	2.228232	Y
6	ICIS 480-597177/12	25.0	56.466214	25.0	393534.0	2.258649	Y
7	IC 480-597177/13	50.0	123.669404	25.0	409215.0	2.473388	Y
8	IC 480-597177/14	100.0	239.15319	25.0	434153.0	2.391532	Y

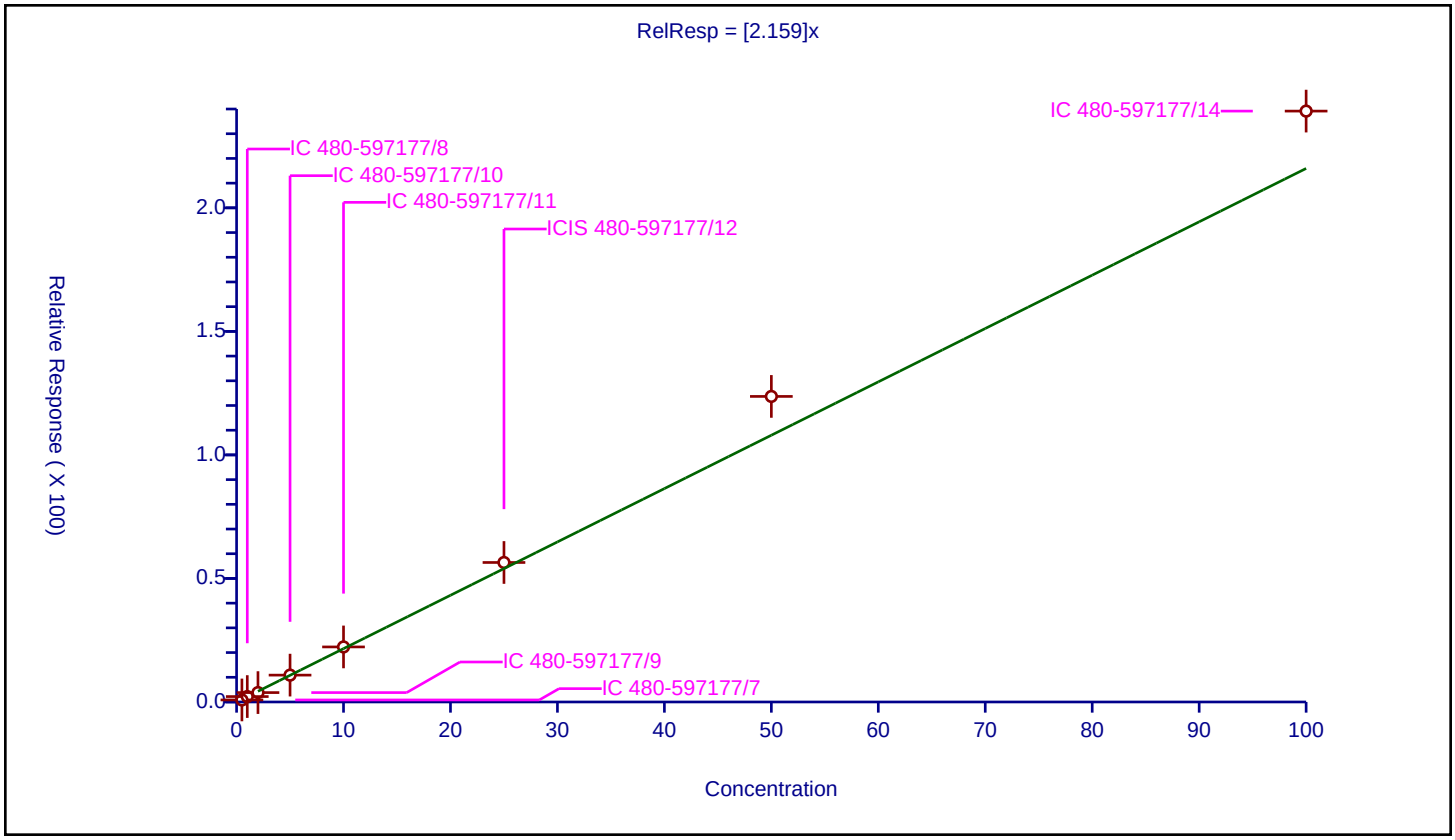

Calibration / tert-Butylbenzene

Curve Type:	Average
Weighting:	Conc_Sq
Origin:	Force
Dependency:	Response
Calib Mode:	ISTD
Response Base:	AREA
RF Rounding:	0

Curve Coefficients

Intercept:	0
Slope:	0.5477

Error Coefficients

Standard Error:	504000
Relative Standard Error:	15.7
Correlation Coefficient:	0.999
Coefficient of Determination (Adjusted):	0.972

ID	Level	Concentration	Rel. Resp.	IS Amount	IS Response	RRF	Used
1	IC 480-597177/7	0.5	0.185683	25.0	351943.0	0.371367	N
2	IC 480-597177/8	1.0	0.423336	25.0	347124.0	0.423336	Y
3	IC 480-597177/9	2.0	0.894067	25.0	385374.0	0.447033	Y
4	IC 480-597177/10	5.0	2.761952	25.0	373341.0	0.55239	Y
5	IC 480-597177/11	10.0	5.496962	25.0	368117.0	0.549696	Y
6	ICIS 480-597177/12	25.0	14.508022	25.0	393534.0	0.580321	Y
7	IC 480-597177/13	50.0	32.848869	25.0	409215.0	0.656977	Y
8	IC 480-597177/14	100.0	62.433693	25.0	434153.0	0.624337	Y

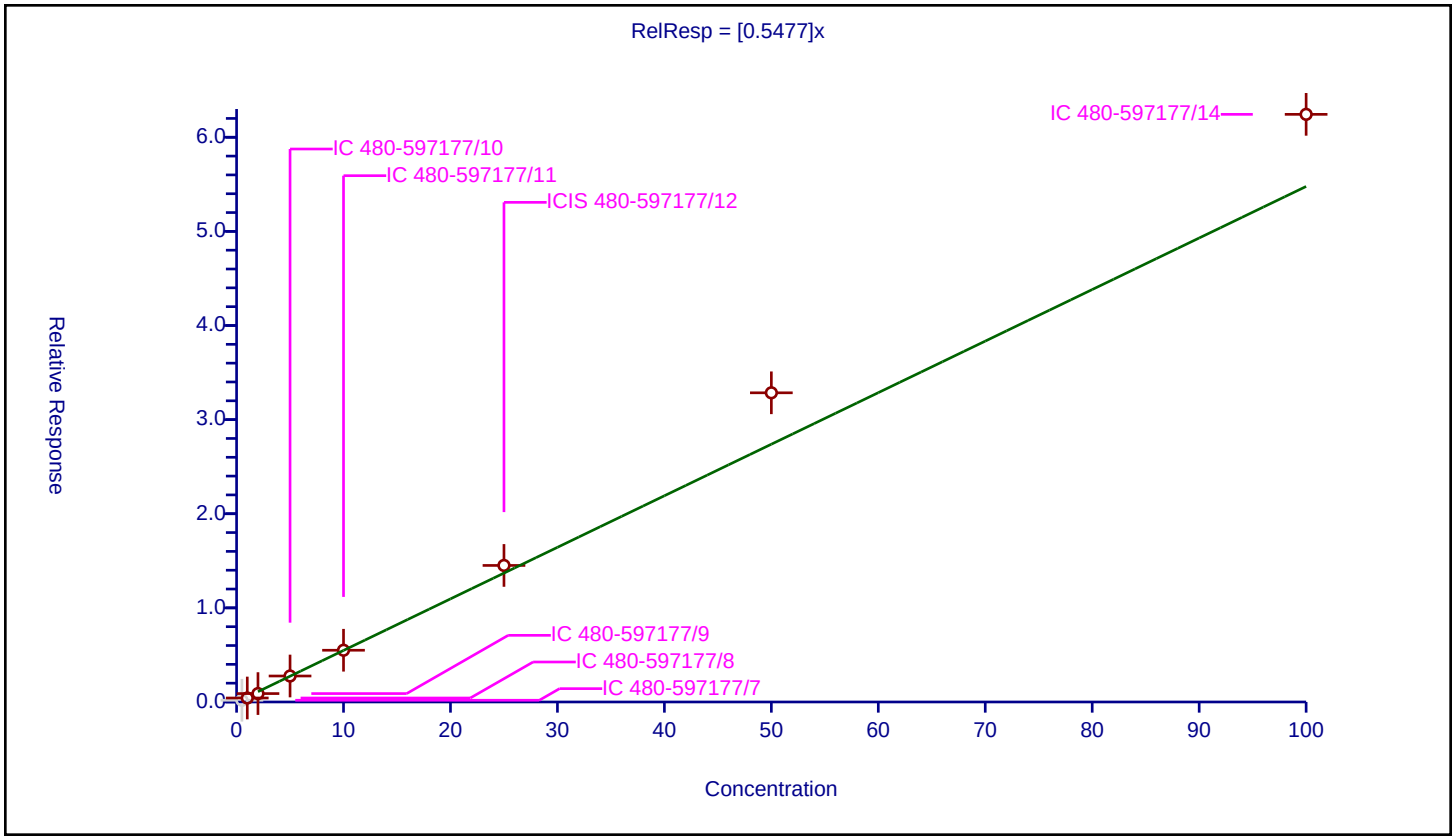

Calibration / 1,2,4-Trimethylbenzene

Curve Type:	Average
Weighting:	Conc_Sq
Origin:	Force
Dependency:	Response
Calib Mode:	ISTD
Response Base:	AREA
RF Rounding:	0

Curve Coefficients

Intercept:	0
Slope:	2.527

Error Coefficients

Standard Error:	2250000
Relative Standard Error:	10.5
Correlation Coefficient:	0.998
Coefficient of Determination (Adjusted):	0.986

ID	Level	Concentration	Rel. Resp.	IS Amount	IS Response	RRF	Used
1	IC 480-597177/7	0.5	0.756799	25.0	351943.0	1.513597	N
2	IC 480-597177/8	1.0	2.436449	25.0	347124.0	2.436449	Y
3	IC 480-597177/9	2.0	4.081036	25.0	385374.0	2.040518	Y
4	IC 480-597177/10	5.0	12.061159	25.0	373341.0	2.412232	Y
5	IC 480-597177/11	10.0	25.702019	25.0	368117.0	2.570202	Y
6	ICIS 480-597177/12	25.0	65.519498	25.0	393534.0	2.62078	Y
7	IC 480-597177/13	50.0	139.977335	25.0	409215.0	2.799547	Y
8	IC 480-597177/14	100.0	280.910589	25.0	434153.0	2.809106	Y

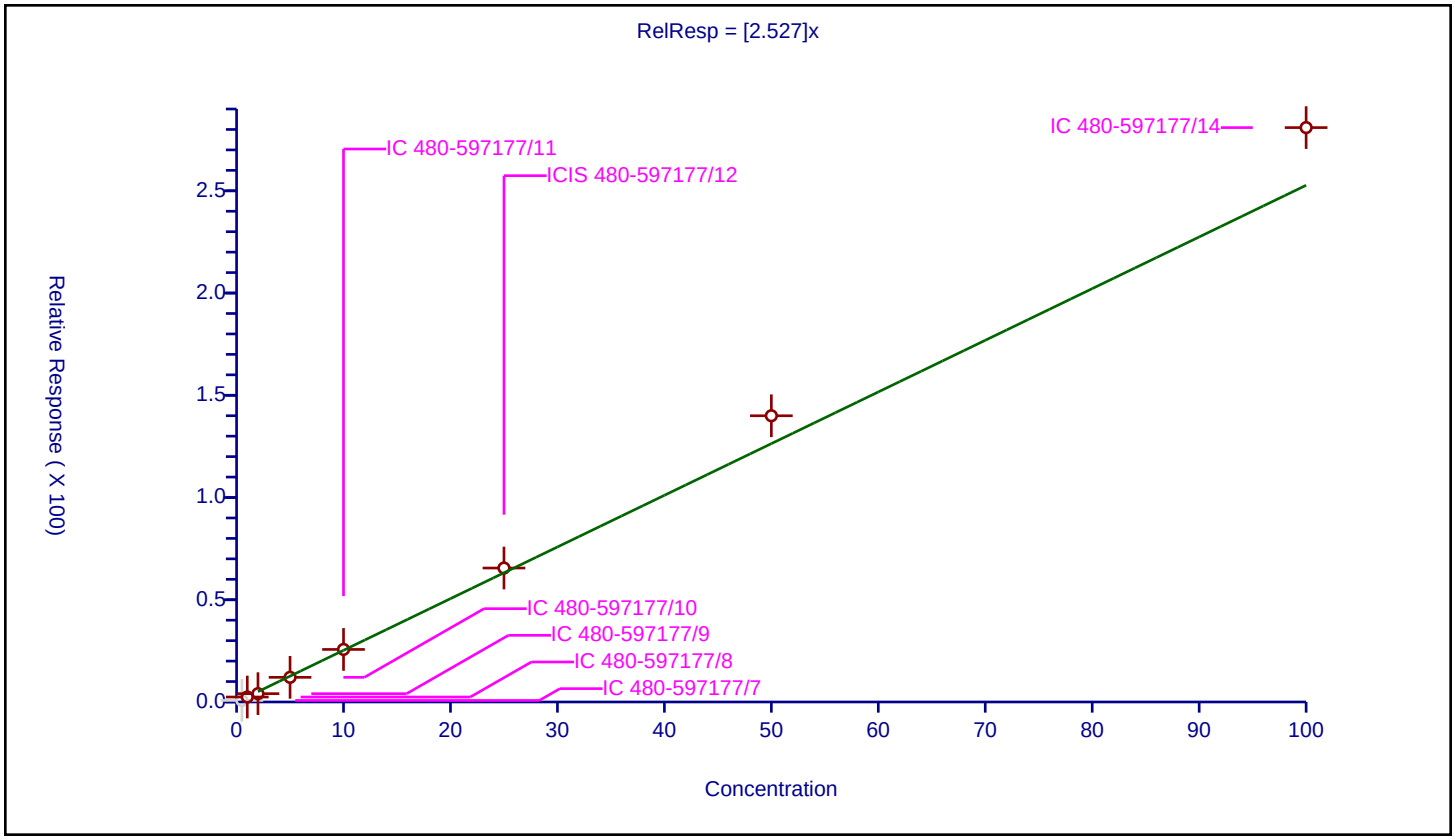

Calibration / sec-Butylbenzene

Curve Type:	Average
Weighting:	Conc_Sq
Origin:	Force
Dependency:	Response
Calib Mode:	ISTD
Response Base:	AREA
RF Rounding:	0

Curve Coefficients

Intercept:	0
Slope:	3.107

Error Coefficients

Standard Error:	2830000
Relative Standard Error:	13.5
Correlation Coefficient:	0.999
Coefficient of Determination (Adjusted):	0.978

ID	Level	Concentration	Rel. Resp.	IS Amount	IS Response	RRF	Used
1	IC 480-597177/7	0.5	0.85376	25.0	351943.0	1.707521	N
2	IC 480-597177/8	1.0	2.796839	25.0	347124.0	2.796839	Y
3	IC 480-597177/9	2.0	4.842893	25.0	385374.0	2.421446	Y
4	IC 480-597177/10	5.0	14.86282	25.0	373341.0	2.972564	Y
5	IC 480-597177/11	10.0	30.773097	25.0	368117.0	3.07731	Y
6	ICIS 480-597177/12	25.0	84.601267	25.0	393534.0	3.384051	Y
7	IC 480-597177/13	50.0	178.320076	25.0	409215.0	3.566402	Y
8	IC 480-597177/14	100.0	352.945908	25.0	434153.0	3.529459	Y

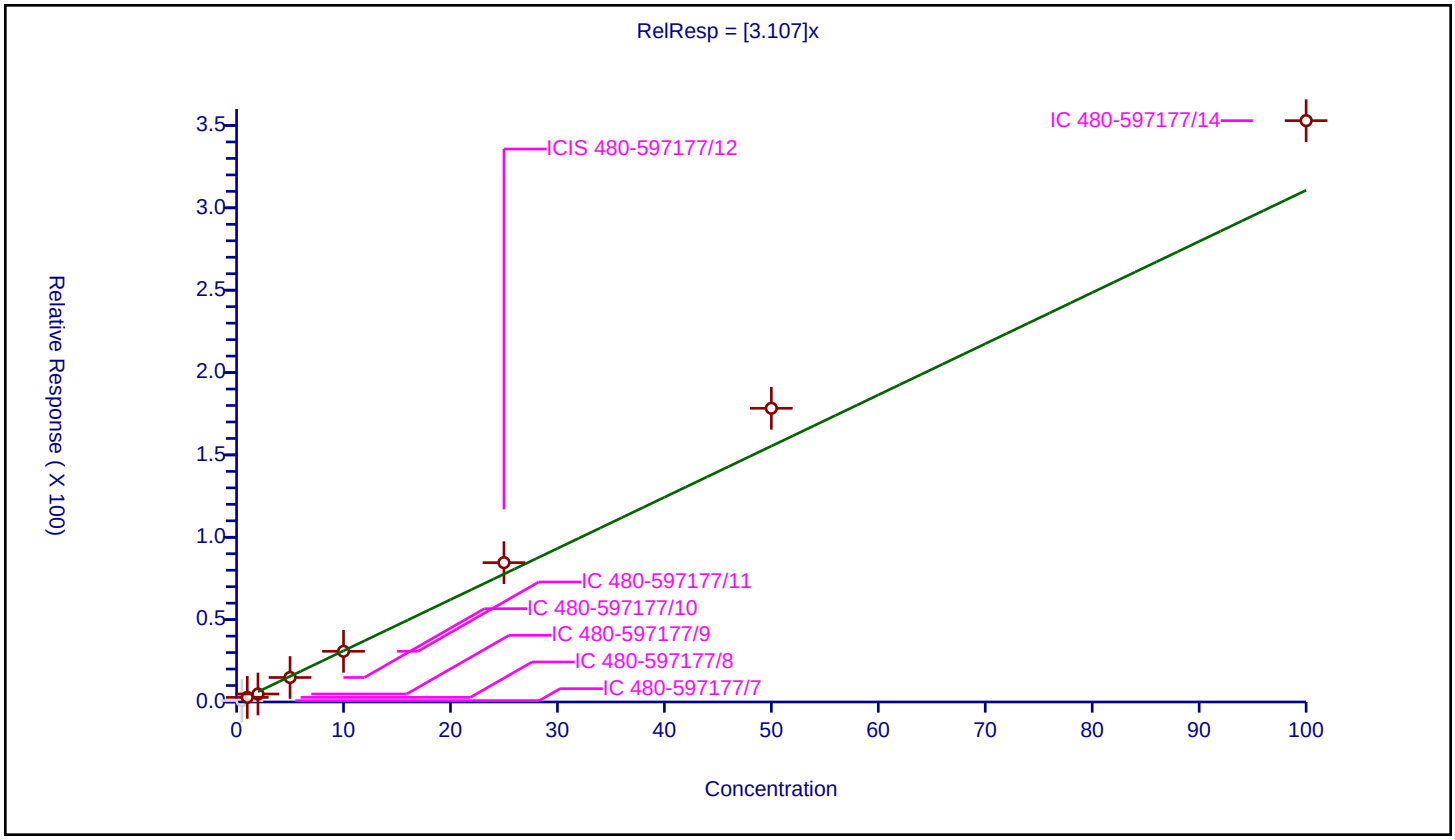

Calibration / 1,3-Dichlorobenzene

Curve Type:	Average
Weighting:	Conc_Sq
Origin:	Force
Dependency:	Response
Calib Mode:	ISTD
Response Base:	AREA
RF Rounding:	0

Curve Coefficients

Intercept:	0
Slope:	1.545

Error Coefficients

Standard Error:	1310000
Relative Standard Error:	8.3
Correlation Coefficient:	0.999
Coefficient of Determination (Adjusted):	0.991

ID	Level	Concentration	Rel. Resp.	IS Amount	IS Response	RRF	Used
1	IC 480-597177/7	0.5	0.568274	25.0	351943.0	1.136548	N
2	IC 480-597177/8	1.0	1.485708	25.0	347124.0	1.485708	Y
3	IC 480-597177/9	2.0	2.564651	25.0	385374.0	1.282326	Y
4	IC 480-597177/10	5.0	7.831112	25.0	373341.0	1.566222	Y
5	IC 480-597177/11	10.0	16.19261	25.0	368117.0	1.619261	Y
6	ICIS 480-597177/12	25.0	39.303338	25.0	393534.0	1.572134	Y
7	IC 480-597177/13	50.0	83.103136	25.0	409215.0	1.662063	Y
8	IC 480-597177/14	100.0	162.592335	25.0	434153.0	1.625923	Y

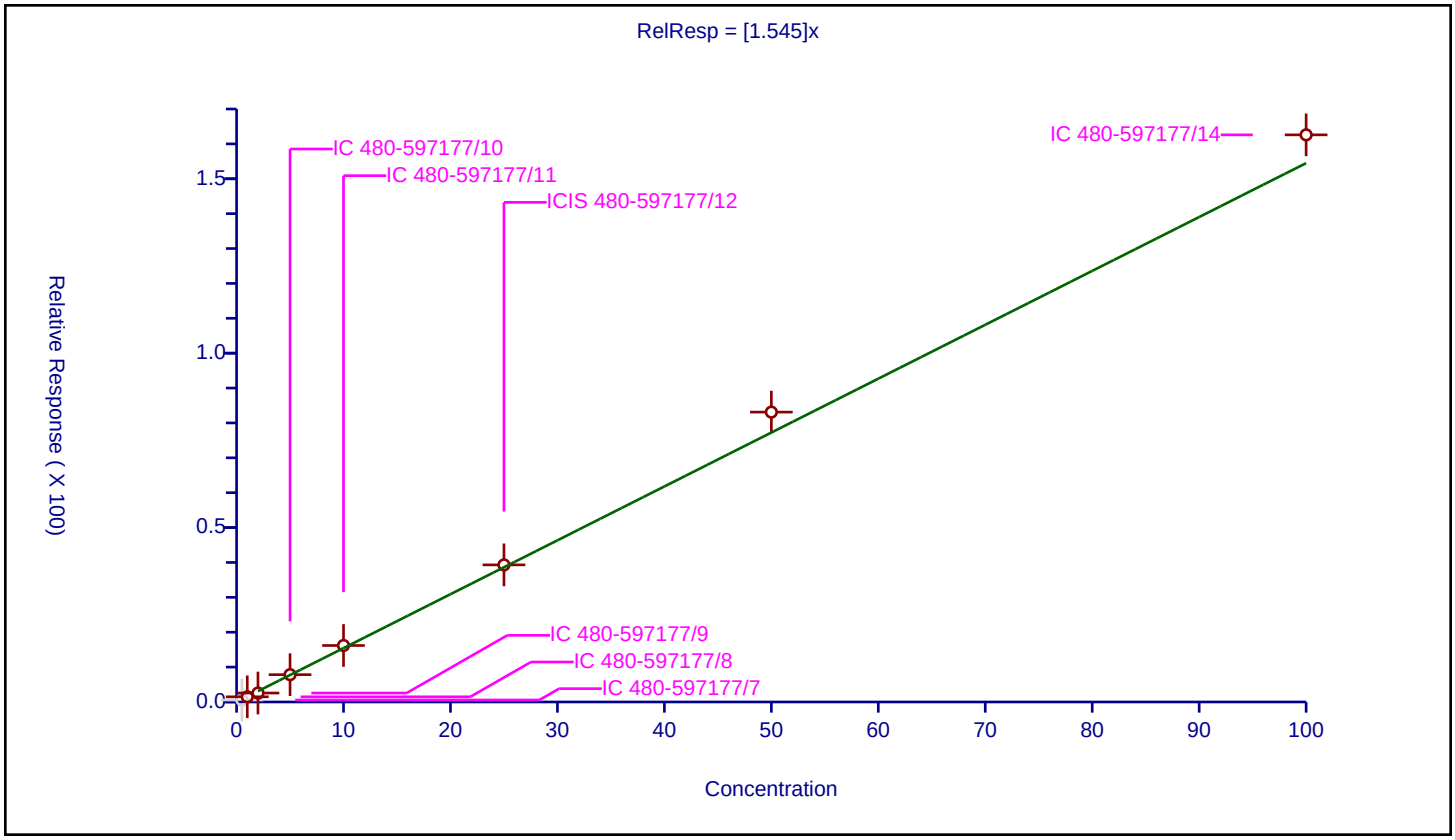

Calibration / 4-Isopropyltoluene

Curve Type:	Average
Weighting:	Conc_Sq
Origin:	Force
Dependency:	Response
Calib Mode:	ISTD
Response Base:	AREA
RF Rounding:	0

Curve Coefficients

Intercept:	0
Slope:	2.774

Error Coefficients

Standard Error:	2590000
Relative Standard Error:	14.8
Correlation Coefficient:	0.998
Coefficient of Determination (Adjusted):	0.974

ID	Level	Concentration	Rel. Resp.	IS Amount	IS Response	RRF	Used
1	IC 480-597177/7	0.5	0.837352	25.0	351943.0	1.674703	N
2	IC 480-597177/8	1.0	2.312862	25.0	347124.0	2.312862	Y
3	IC 480-597177/9	2.0	4.457683	25.0	385374.0	2.228841	Y
4	IC 480-597177/10	5.0	12.888351	25.0	373341.0	2.57767	Y
5	IC 480-597177/11	10.0	28.34031	25.0	368117.0	2.834031	Y
6	ICIS 480-597177/12	25.0	75.18715	25.0	393534.0	3.007486	Y
7	IC 480-597177/13	50.0	160.888714	25.0	409215.0	3.217774	Y
8	IC 480-597177/14	100.0	323.589725	25.0	434153.0	3.235897	Y

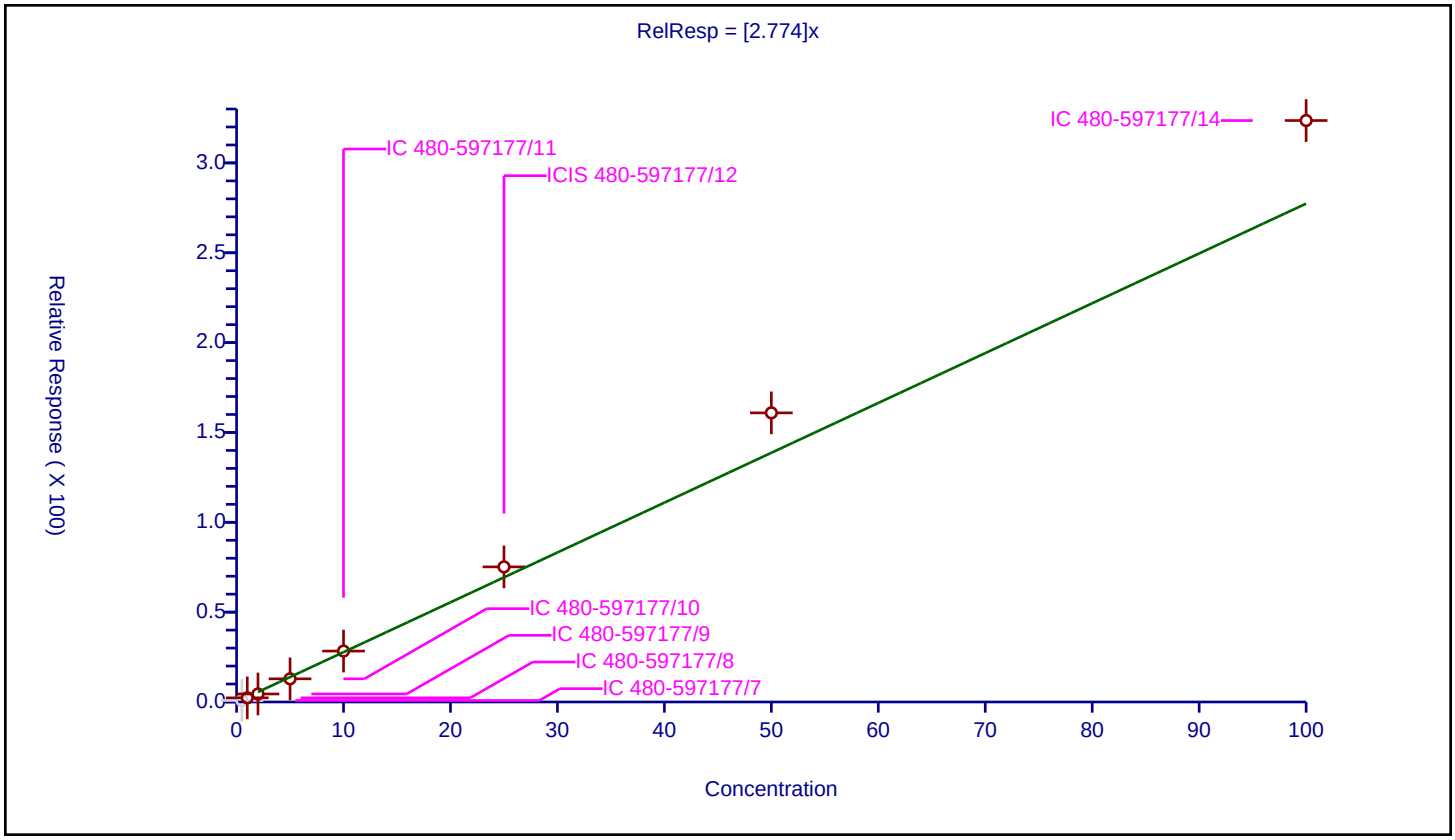

Calibration / 1,4-Dichlorobenzene

Curve Type:	Average
Weighting:	Conc_Sq
Origin:	Force
Dependency:	Response
Calib Mode:	ISTD
Response Base:	AREA
RF Rounding:	0

Curve Coefficients

Intercept:	0
Slope:	1.562

Error Coefficients

Standard Error:	1230000
Relative Standard Error:	7.6
Correlation Coefficient:	0.999
Coefficient of Determination (Adjusted):	0.993

ID	Level	Concentration	Rel. Resp.	IS Amount	IS Response	RRF	Used
1	IC 480-597177/7	0.5	0.678803	25.0	351943.0	1.357606	Y
2	IC 480-597177/8	1.0	1.526904	25.0	347124.0	1.526904	Y
3	IC 480-597177/9	2.0	2.828421	25.0	385374.0	1.414211	Y
4	IC 480-597177/10	5.0	8.248558	25.0	373341.0	1.649712	Y
5	IC 480-597177/11	10.0	16.088771	25.0	368117.0	1.608877	Y
6	ICIS 480-597177/12	25.0	40.33114	25.0	393534.0	1.613246	Y
7	IC 480-597177/13	50.0	84.028689	25.0	409215.0	1.680574	Y
8	IC 480-597177/14	100.0	164.473699	25.0	434153.0	1.644737	Y

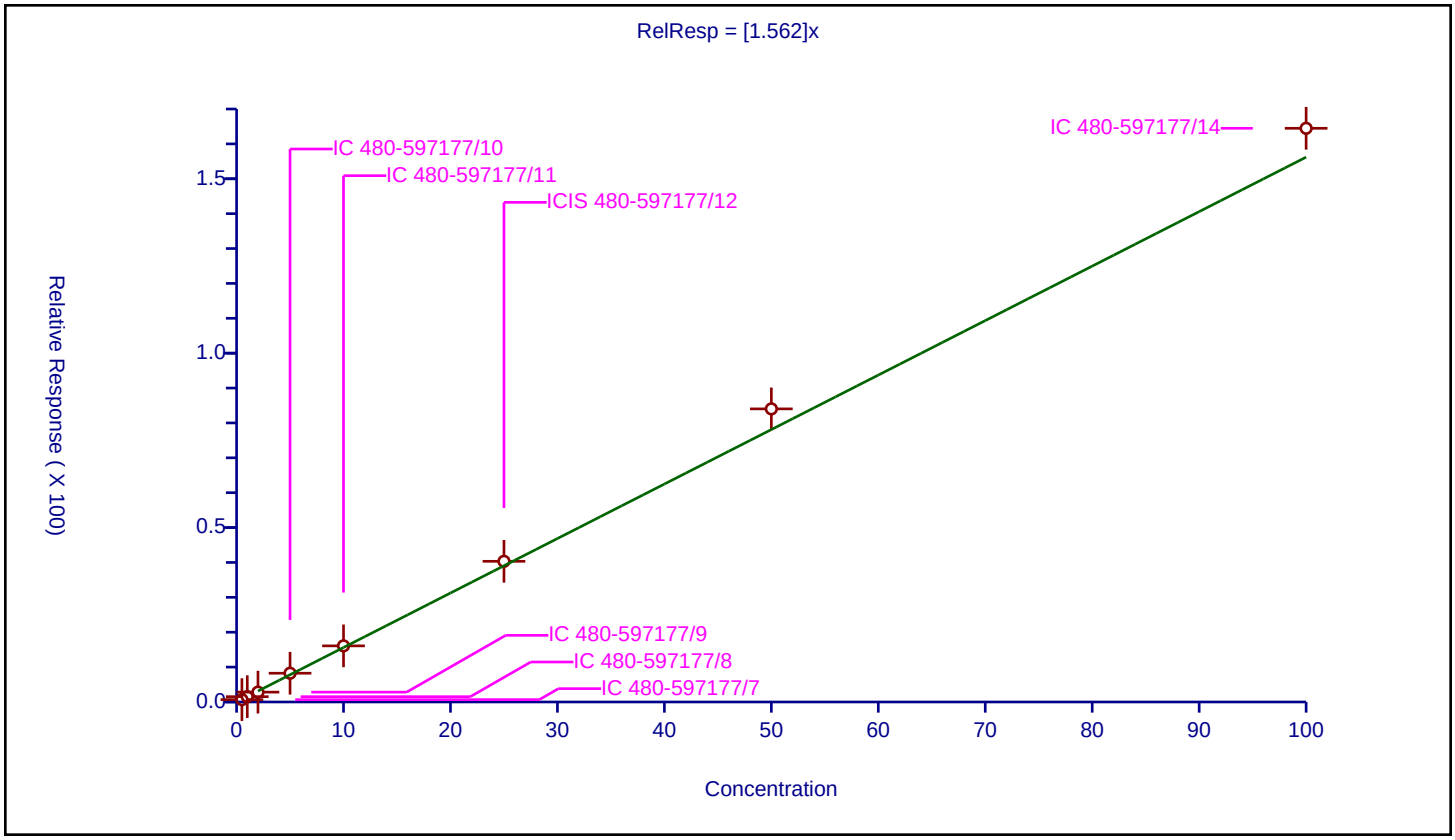

Calibration / n-Butylbenzene

Curve Type:	Average
Weighting:	Conc_Sq
Origin:	Force
Dependency:	Response
Calib Mode:	ISTD
Response Base:	AREA
RF Rounding:	0

Curve Coefficients

Intercept:	0
Slope:	2.412

Error Coefficients

Standard Error:	2170000
Relative Standard Error:	10.8
Correlation Coefficient:	0.999
Coefficient of Determination (Adjusted):	0.986

ID	Level	Concentration	Rel. Resp.	IS Amount	IS Response	RRF	Used
1	IC 480-597177/7	0.5	0.884802	25.0	351943.0	1.769605	N
2	IC 480-597177/8	1.0	2.173791	25.0	347124.0	2.173791	Y
3	IC 480-597177/9	2.0	4.102573	25.0	385374.0	2.051287	Y
4	IC 480-597177/10	5.0	11.595164	25.0	373341.0	2.319033	Y
5	IC 480-597177/11	10.0	23.68846	25.0	368117.0	2.368846	Y
6	ICIS 480-597177/12	25.0	62.841521	25.0	393534.0	2.513661	Y
7	IC 480-597177/13	50.0	137.145327	25.0	409215.0	2.742907	Y
8	IC 480-597177/14	100.0	271.297331	25.0	434153.0	2.712973	Y

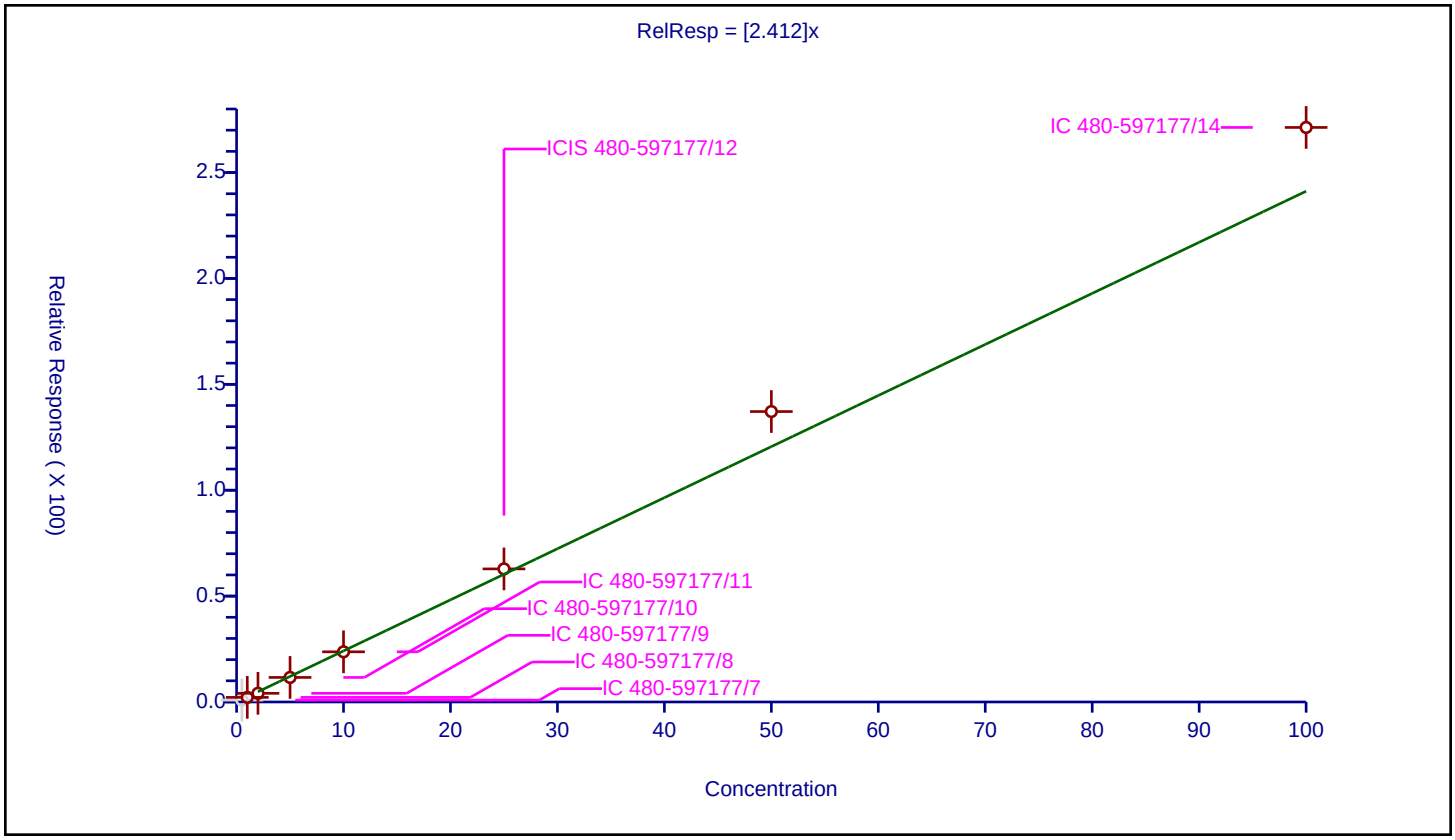

Calibration / 1,2-Dichlorobenzene

Curve Type:	Average
Weighting:	Conc_Sq
Origin:	Force
Dependency:	Response
Calib Mode:	ISTD
Response Base:	AREA
RF Rounding:	0

Curve Coefficients

Intercept:	0
Slope:	1.544

Error Coefficients

Standard Error:	1180000
Relative Standard Error:	6.3
Correlation Coefficient:	0.999
Coefficient of Determination (Adjusted):	0.995

ID	Level	Concentration	Rel. Resp.	IS Amount	IS Response	RRF	Used
1	IC 480-597177/7	0.5	0.684841	25.0	351943.0	1.369682	Y
2	IC 480-597177/8	1.0	1.614337	25.0	347124.0	1.614337	Y
3	IC 480-597177/9	2.0	2.843082	25.0	385374.0	1.421541	Y
4	IC 480-597177/10	5.0	7.873231	25.0	373341.0	1.574646	Y
5	IC 480-597177/11	10.0	16.066427	25.0	368117.0	1.606643	Y
6	ICIS 480-597177/12	25.0	38.901213	25.0	393534.0	1.556049	Y
7	IC 480-597177/13	50.0	82.076964	25.0	409215.0	1.641539	Y
8	IC 480-597177/14	100.0	157.137979	25.0	434153.0	1.57138	Y

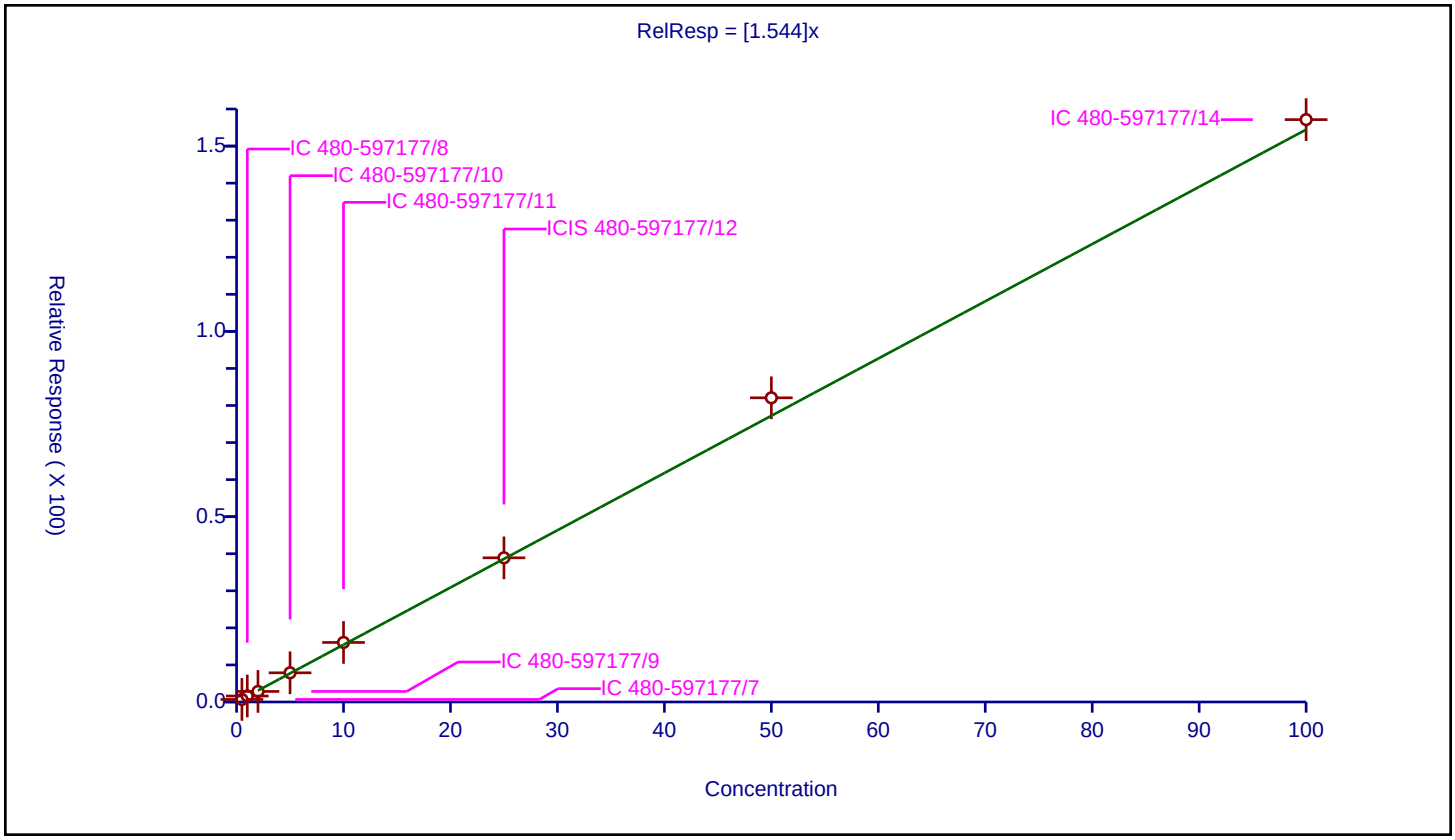

Calibration / 1,2-Dibromo-3-Chloropropane

Curve Type:	Average
Weighting:	Conc_Sq
Origin:	Force
Dependency:	Response
Calib Mode:	ISTD
Response Base:	AREA
RF Rounding:	0

Curve Coefficients

Intercept:	0
Slope:	0.1442

Error Coefficients

Standard Error:	131000
Relative Standard Error:	9.8
Correlation Coefficient:	0.995
Coefficient of Determination (Adjusted):	0.987

ID	Level	Concentration	Rel. Resp.	IS Amount	IS Response	RRF	Used
1	IC 480-597177/7	0.5	0.05704	25.0	351943.0	0.114081	N
2	IC 480-597177/8	1.0	0.150811	25.0	347124.0	0.150811	Y
3	IC 480-597177/9	2.0	0.253001	25.0	385374.0	0.1265	Y
4	IC 480-597177/10	5.0	0.657576	25.0	373341.0	0.131515	Y
5	IC 480-597177/11	10.0	1.401117	25.0	368117.0	0.140112	Y
6	ICIS 480-597177/12	25.0	3.463995	25.0	393534.0	0.13856	Y
7	IC 480-597177/13	50.0	7.743057	25.0	409215.0	0.154861	Y
8	IC 480-597177/14	100.0	16.675285	25.0	434153.0	0.166753	Y

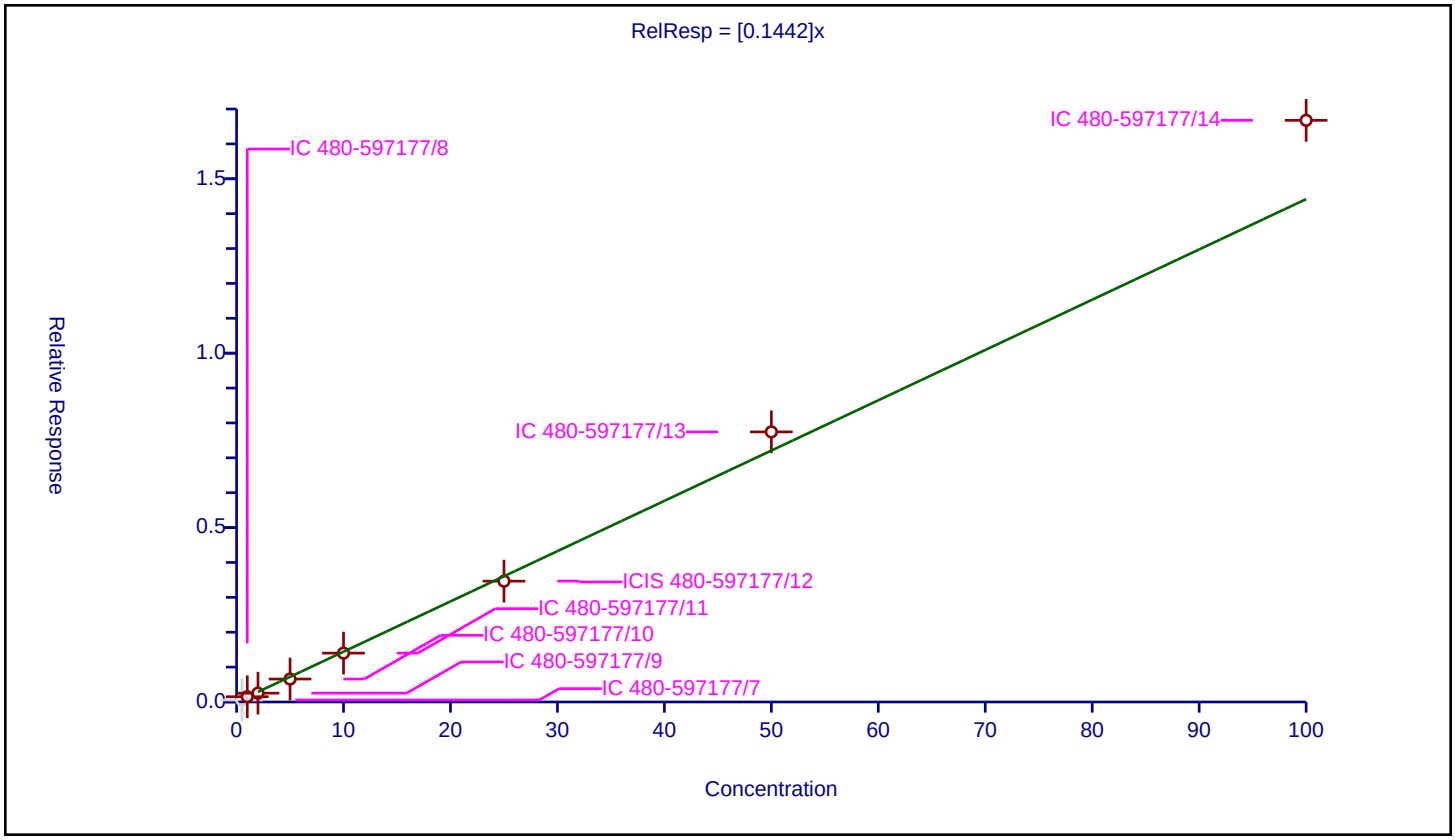

Calibration / 1,2,4-Trichlorobenzene

Curve Type:	Average
Weighting:	Conc_Sq
Origin:	Force
Dependency:	Response
Calib Mode:	ISTD
Response Base:	AREA
RF Rounding:	0

Curve Coefficients

Intercept:	0
Slope:	1.009

Error Coefficients

Standard Error:	802000
Relative Standard Error:	8.9
Correlation Coefficient:	0.999
Coefficient of Determination (Adjusted):	0.990

ID	Level	Concentration	Rel. Resp.	IS Amount	IS Response	RRF	Used
1	IC 480-597177/7	0.5	0.430467	25.0	351943.0	0.860935	Y
2	IC 480-597177/8	1.0	1.016424	25.0	347124.0	1.016424	Y
3	IC 480-597177/9	2.0	1.755438	25.0	385374.0	0.877719	Y
4	IC 480-597177/10	5.0	5.158488	25.0	373341.0	1.031698	Y
5	IC 480-597177/11	10.0	10.678466	25.0	368117.0	1.067847	Y
6	ICIS 480-597177/12	25.0	26.037839	25.0	393534.0	1.041514	Y
7	IC 480-597177/13	50.0	54.828208	25.0	409215.0	1.096564	Y
8	IC 480-597177/14	100.0	107.690204	25.0	434153.0	1.076902	Y

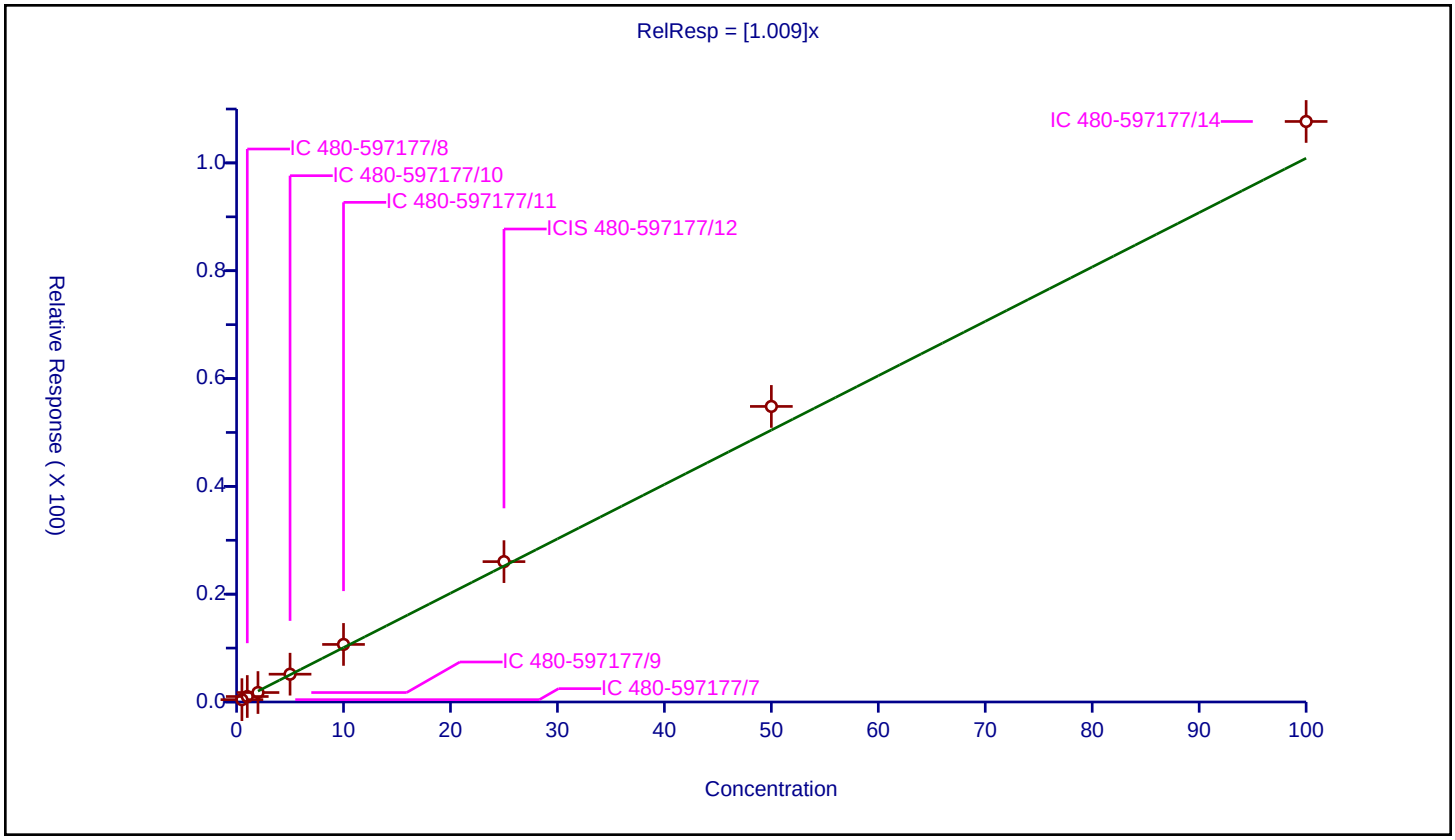

Calibration / Hexachlorobutadiene

Curve Type:	Average
Weighting:	Conc_Sq
Origin:	Force
Dependency:	Response
Calib Mode:	ISTD
Response Base:	AREA
RF Rounding:	0

Curve Coefficients

Intercept:	0
Slope:	0.4616

Error Coefficients

Standard Error:	371000
Relative Standard Error:	3.9
Correlation Coefficient:	0.999
Coefficient of Determination (Adjusted):	0.998

ID	Level	Concentration	Rel. Resp.	IS Amount	IS Response	RRF	Used
1	IC 480-597177/7	0.5	0.159117	25.0	351943.0	0.318233	N
2	IC 480-597177/8	1.0	0.434787	25.0	347124.0	0.434787	Y
3	IC 480-597177/9	2.0	0.897699	25.0	385374.0	0.44885	Y
4	IC 480-597177/10	5.0	2.347184	25.0	373341.0	0.469437	Y
5	IC 480-597177/11	10.0	4.921805	25.0	368117.0	0.49218	Y
6	ICIS 480-597177/12	25.0	11.461399	25.0	393534.0	0.458456	Y
7	IC 480-597177/13	50.0	23.348423	25.0	409215.0	0.466968	Y
8	IC 480-597177/14	100.0	46.066594	25.0	434153.0	0.460666	Y

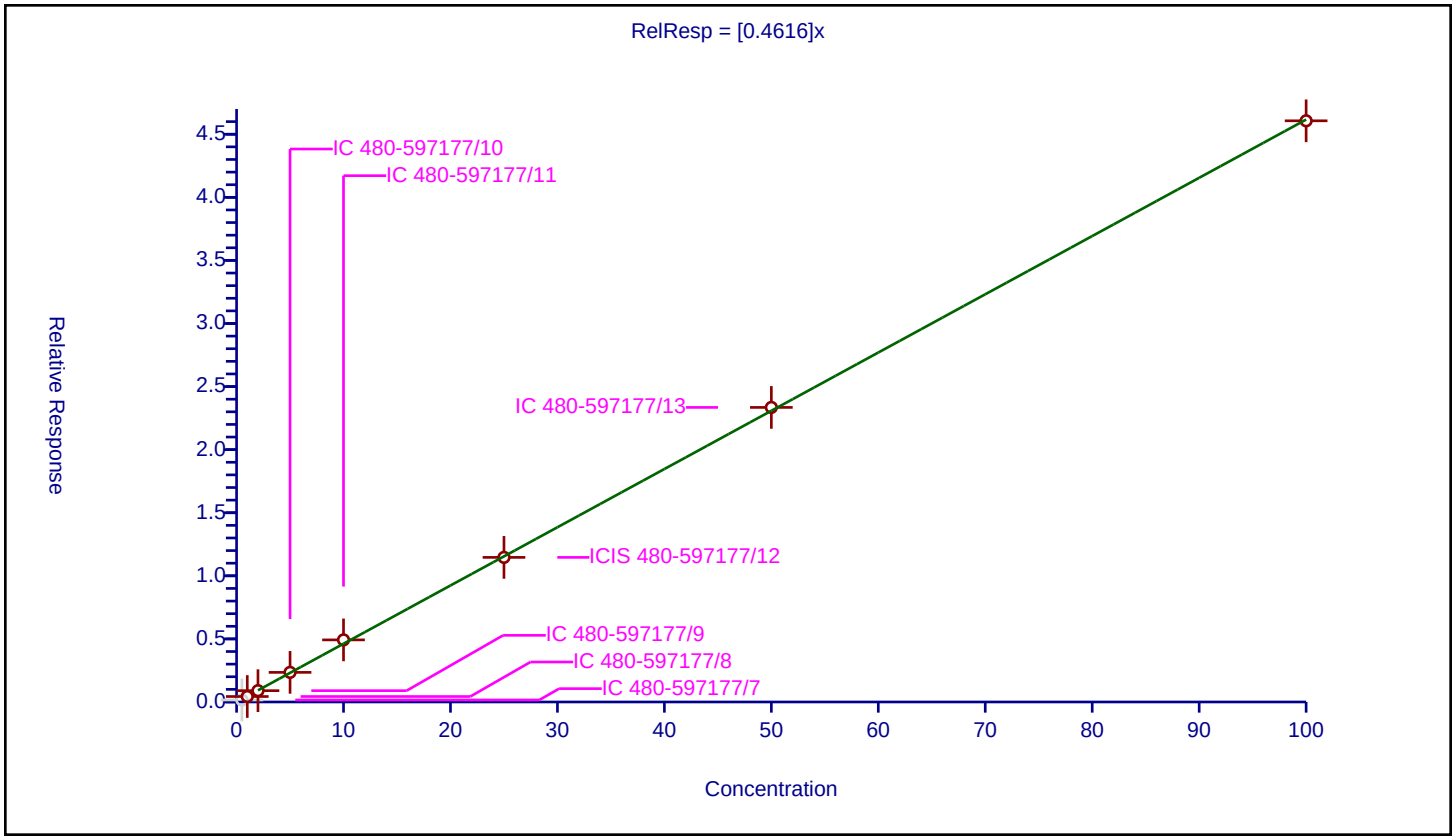

Calibration / Naphthalene

Curve Type:	Average
Weighting:	Conc_Sq
Origin:	Force
Dependency:	Response
Calib Mode:	ISTD
Response Base:	AREA
RF Rounding:	0

Curve Coefficients

Intercept:	0
Slope:	2.69

Error Coefficients

Standard Error:	2370000
Relative Standard Error:	13.7
Correlation Coefficient:	0.997
Coefficient of Determination (Adjusted):	0.978

ID	Level	Concentration	Rel. Resp.	IS Amount	IS Response	RRF	Used
1	IC 480-597177/7	0.5	1.165246	25.0	351943.0	2.330491	Y
2	IC 480-597177/8	1.0	2.248548	25.0	347124.0	2.248548	Y
3	IC 480-597177/9	2.0	4.671955	25.0	385374.0	2.335978	Y
4	IC 480-597177/10	5.0	13.111338	25.0	373341.0	2.622268	Y
5	IC 480-597177/11	10.0	27.692962	25.0	368117.0	2.769296	Y
6	ICIS 480-597177/12	25.0	72.471629	25.0	393534.0	2.898865	Y
7	IC 480-597177/13	50.0	154.536246	25.0	409215.0	3.090725	Y
8	IC 480-597177/14	100.0	322.406272	25.0	434153.0	3.224063	Y

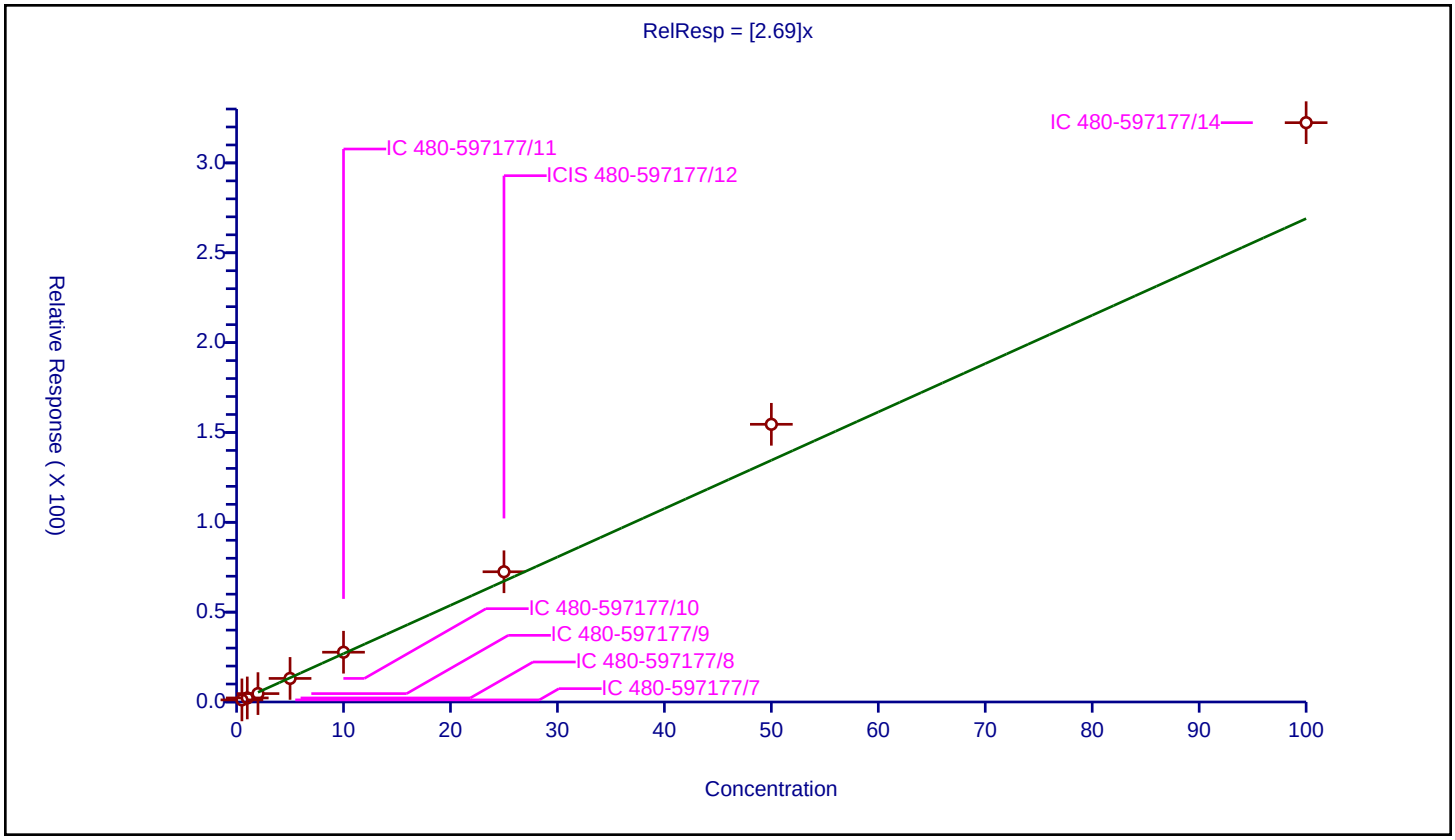

Calibration / 1,2,3-Trichlorobenzene

Curve Type:	Average
Weighting:	Conc_Sq
Origin:	Force
Dependency:	Response
Calib Mode:	ISTD
Response Base:	AREA
RF Rounding:	0

Curve Coefficients

Intercept:	0
Slope:	0.9767

Error Coefficients

Standard Error:	781000
Relative Standard Error:	9.7
Correlation Coefficient:	0.999
Coefficient of Determination (Adjusted):	0.989

ID	Level	Concentration	Rel. Resp.	IS Amount	IS Response	RRF	Used
1	IC 480-597177/7	0.5	0.432669	25.0	351943.0	0.865339	Y
2	IC 480-597177/8	1.0	0.928775	25.0	347124.0	0.928775	Y
3	IC 480-597177/9	2.0	1.64749	25.0	385374.0	0.823745	Y
4	IC 480-597177/10	5.0	4.919765	25.0	373341.0	0.983953	Y
5	IC 480-597177/11	10.0	10.463861	25.0	368117.0	1.046386	Y
6	ICIS 480-597177/12	25.0	26.02812	25.0	393534.0	1.041125	Y
7	IC 480-597177/13	50.0	53.932346	25.0	409215.0	1.078647	Y
8	IC 480-597177/14	100.0	104.577073	25.0	434153.0	1.045771	Y

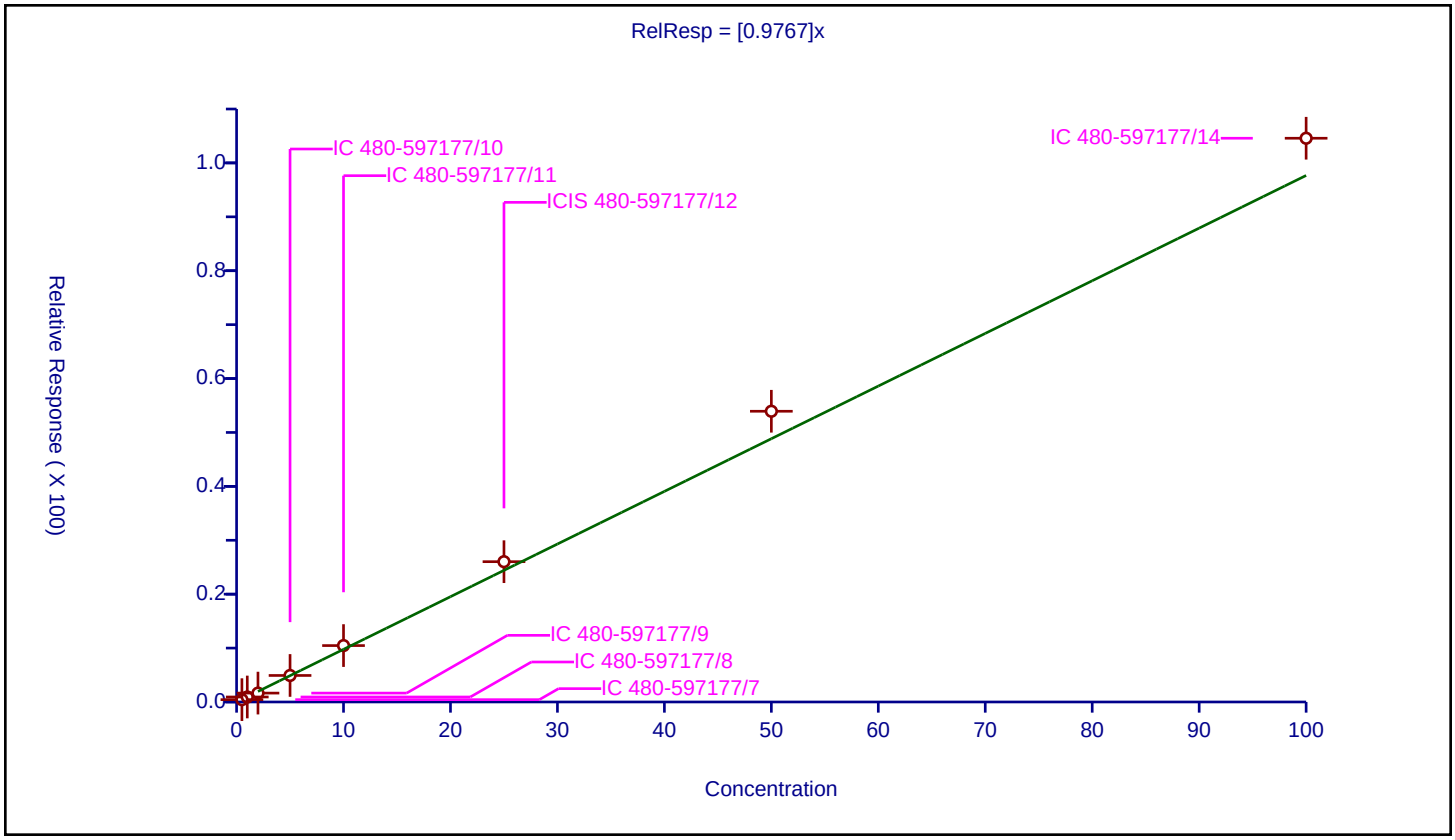

FORM VII
GC/MS VOA CONTINUING CALIBRATION DATA

Lab Name: Eurofins TestAmerica, Buffalo Job No.: 480-190000-1

SDG No.:

Lab Sample ID: ICV 480-597177/28 Calibration Date: 09/21/2021 21:15

Instrument ID: HP5973N Calib Start Date: 09/21/2021 13:06

GC Column: ZB-624 (20) ID: 0.18(mm) Calib End Date: 09/21/2021 15:49

Lab File ID: N6477.D Conc. Units: ug/L Heated Purge: (Y/N) N

ANALYTE	CURVE TYPE	AVE RRF	RRF	MIN RRF	CALC AMOUNT	SPIKE AMOUNT	%D	MAX %D
Dichlorodifluoromethane	Ave	1.184	1.384	0.1000	29.2	25.0	16.9	50.0
Chloromethane	Ave	3.495	3.485	0.1000	24.9	25.0	-0.3	30.0
Vinyl chloride	Ave	1.975	2.081	0.1000	26.3	25.0	5.4	30.0
Butadiene	Ave	2.834	2.999		26.5	25.0	5.8	30.0
Bromomethane	Ave	1.076	1.024	0.1000	23.8	25.0	-4.8	50.0
Chloroethane	Ave	1.102	1.141	0.1000	25.9	25.0	3.5	50.0
Dichlorofluoromethane	Ave	2.433	2.443		25.1	25.0	0.4	30.0
Trichlorofluoromethane	Ave	2.057	2.084	0.1000	25.3	25.0	1.3	30.0
Ethyl ether	Ave	1.917	1.929		25.2	25.0	0.7	30.0
Acrolein	Ave	0.1590	0.1426		112	125	-10.3	50.0
1,1,2-Trichloro-1,2,2-trifluoroethane	Ave	1.195	1.241	0.1000	26.0	25.0	3.9	30.0
1,1-Dichloroethene	Ave	1.162	1.212	0.1000	26.1	25.0	4.3	30.0
Acetone	Ave	1.159	1.045	0.1000	113	125	-9.9	50.0
Iodomethane	Ave	2.123	2.223		26.2	25.0	4.7	30.0
Carbon disulfide	Ave	3.847	4.056	0.1000	26.4	25.0	5.4	30.0
Allyl chloride	Ave	4.051	4.353		26.9	25.0	7.5	30.0
Methyl acetate	Ave	2.770	2.649	0.1000	47.8	50.0	-4.3	50.0
Methylene Chloride	Lin1		1.536	0.1000	28.7	25.0	14.6	30.0
2-Methyl-2-propanol	Ave	0.2420	0.2588		267	250	6.9	50.0
Methyl tert-butyl ether	Ave	4.188	4.411	0.1000	26.3	25.0	5.3	30.0
trans-1,2-Dichloroethene	Ave	1.362	1.382	0.1000	25.4	25.0	1.4	30.0
Acrylonitrile	Ave	1.337	1.281		240	250	-4.2	30.0
Hexane	Ave	3.054	3.264		26.7	25.0	6.9	30.0
1,1-Dichloroethane	Ave	3.059	3.223	0.2000	26.3	25.0	5.4	30.0
Vinyl acetate	Ave	5.851	6.737		57.6	50.0	15.1	30.0
2,2-Dichloropropane	Ave	1.101	1.203		27.3	25.0	9.2	30.0
cis-1,2-Dichloroethene	Ave	1.507	1.570	0.1000	26.0	25.0	4.1	30.0
2-Butanone (MEK)	Ave	1.809	1.723	0.1000	119	125	-4.8	30.0
Chlorobromomethane	Ave	0.8149	0.8274		25.4	25.0	1.5	30.0
Tetrahydrofuran	Ave	1.225	1.157		47.2	50.0	-5.6	30.0
Chloroform	Ave	2.543	2.452	0.2000	24.1	25.0	-3.6	30.0
1,1,1-Trichloroethane	Ave	1.838	1.993	0.1000	27.1	25.0	8.4	30.0
Cyclohexane	Ave	3.546	3.936	0.1000	27.7	25.0	11.0	30.0
Carbon tetrachloride	Ave	1.493	1.733	0.1000	29.0	25.0	16.1	30.0
1,1-Dichloropropene	Ave	1.811	1.950		26.9	25.0	7.7	30.0
Benzene	Ave	5.645	5.687	0.5000	25.2	25.0	0.8	30.0
Isobutyl alcohol	Ave	0.1270	0.1465		721	625	15.3	50.0
1,2-Dichloroethane	Ave	2.642	2.594	0.1000	24.5	25.0	-1.8	30.0
n-Heptane	Ave	4.018	4.235		26.4	25.0	5.4	30.0
Trichloroethene	Ave	1.397	1.494	0.2000	26.7	25.0	6.9	30.0

FORM VII
GC/MS VOA CONTINUING CALIBRATION DATA

Lab Name: Eurofins TestAmerica, Buffalo Job No.: 480-190000-1

SDG No.:

Lab Sample ID: ICV 480-597177/28 Calibration Date: 09/21/2021 21:15

Instrument ID: HP5973N Calib Start Date: 09/21/2021 13:06

GC Column: ZB-624 (20) ID: 0.18(mm) Calib End Date: 09/21/2021 15:49

Lab File ID: N6477.D Conc. Units: ug/L Heated Purge: (Y/N) N

ANALYTE	CURVE TYPE	AVE RRF	RRF	MIN RRF	CALC AMOUNT	SPIKE AMOUNT	%D	MAX %D
Methylcyclohexane	Ave	2.173	2.333	0.1000	26.8	25.0	7.4	30.0
1,2-Dichloropropane	Ave	1.786	1.829	0.1000	25.6	25.0	2.4	30.0
Dibromomethane	Ave	0.9504	0.9219	0.1000	24.3	25.0	-3.0	30.0
1,4-Dioxane	Ave	0.0036	0.0028		390	500	-22.0	50.0
Bromodichloromethane	Ave	1.647	1.757	0.2000	26.7	25.0	6.7	30.0
2-Chloroethyl vinyl ether	Ave	1.083	1.155		26.7	25.0	6.6	30.0
cis-1,3-Dichloropropene	Ave	2.007	2.286	0.2000	28.5	25.0	13.9	30.0
4-Methyl-2-pentanone (MIBK)	Ave	0.2555	0.2578	0.1000	126	125	0.9	30.0
Toluene	Ave	0.9067	0.9644	0.4000	26.6	25.0	6.4	30.0
trans-1,3-Dichloropropene	Ave	0.4875	0.5287	0.1000	27.1	25.0	8.4	30.0
Ethyl methacrylate	Ave	0.3537	0.4527		32.0	25.0	28.0	30.0
1,1,2-Trichloroethane	Ave	0.2672	0.2641	0.1000	24.7	25.0	-1.2	30.0
Tetrachloroethene	Ave	0.3955	0.4093	0.2000	25.9	25.0	3.5	30.0
1,3-Dichloropropane	Ave	0.5522	0.5558		25.2	25.0	0.7	30.0
2-Hexanone	Ave	0.5973	0.5988	0.1000	125	125	0.3	30.0
Dibromochloromethane	Ave	0.3102	0.3421	0.1000	27.6	25.0	10.3	30.0
1,2-Dibromoethane	Ave	0.3258	0.3352		25.7	25.0	2.9	30.0
Chlorobenzene	Ave	1.046	1.081	0.5000	25.8	25.0	3.3	30.0
Ethylbenzene	Ave	1.610	1.704	0.1000	26.5	25.0	5.8	30.0
1,1,1,2-Tetrachloroethane	Ave	0.3271	0.3622		27.7	25.0	10.7	30.0
m,p-Xylene	Ave	0.6053	0.6529	0.1000	27.0	25.0	7.9	30.0
o-Xylene	Ave	0.6009	0.6420	0.3000	26.7	25.0	6.8	30.0
Styrene	Ave	1.006	1.105	0.3000	27.4	25.0	9.8	30.0
Bromoform	Ave	0.1906	0.2099	0.1000	27.5	25.0	10.1	50.0
Isopropylbenzene	Ave	2.926	3.175	0.1000	27.1	25.0	8.5	30.0
Bromobenzene	Ave	0.8059	0.8258		25.6	25.0	2.5	30.0
1,1,2,2-Tetrachloroethane	Ave	0.8446	0.8206	0.3000	24.3	25.0	-2.8	30.0
N-Propylbenzene	Ave	3.511	3.701		26.4	25.0	5.4	30.0
1,2,3-Trichloropropane	Ave	0.2697	0.2582		23.9	25.0	-4.3	30.0
trans-1,4-Dichloro-2-butene	Ave	0.3744	0.4269		28.5	25.0	14.0	50.0
2-Chlorotoluene	Ave	0.7561	0.7530		24.9	25.0	-0.4	30.0
1,3,5-Trimethylbenzene	Ave	2.399	2.613		27.2	25.0	8.9	30.0
4-Chlorotoluene	Ave	2.159	2.290		26.5	25.0	6.1	30.0
tert-Butylbenzene	Ave	0.5477	0.6001		27.4	25.0	9.6	30.0
1,2,4-Trimethylbenzene	Ave	2.527	2.656		26.3	25.0	5.1	30.0
sec-Butylbenzene	Ave	3.107	3.323		26.7	25.0	7.0	30.0
1,3-Dichlorobenzene	Ave	1.545	1.635	0.6000	26.5	25.0	5.8	30.0
4-Isopropyltoluene	Ave	2.774	3.039		27.4	25.0	9.6	30.0
1,4-Dichlorobenzene	Ave	1.562	1.605	0.5000	25.7	25.0	2.8	30.0
n-Butylbenzene	Ave	2.412	2.524		26.2	25.0	4.6	30.0
1,2-Dichlorobenzene	Ave	1.544	1.604	0.4000	26.0	25.0	3.8	30.0

FORM VII
GC/MS VOA CONTINUING CALIBRATION DATA

Lab Name: Eurofins TestAmerica, Buffalo Job No.: 480-190000-1

SDG No.:

Lab Sample ID: ICV 480-597177/28 Calibration Date: 09/21/2021 21:15

Instrument ID: HP5973N Calib Start Date: 09/21/2021 13:06

GC Column: ZB-624 (20) ID: 0.18(mm) Calib End Date: 09/21/2021 15:49

Lab File ID: N6477.D Conc. Units: ug/L Heated Purge: (Y/N) N

ANALYTE	CURVE TYPE	AVE RRF	RRF	MIN RRF	CALC AMOUNT	SPIKE AMOUNT	%D	MAX %D
1,2-Dibromo-3-Chloropropane	Ave	0.1442	0.1479	0.0500	25.7	25.0	2.6	50.0
1,2,4-Trichlorobenzene	Ave	1.009	1.052	0.2000	26.1	25.0	4.3	30.0
Hexachlorobutadiene	Ave	0.4616	0.4431		24.0	25.0	-4.0	30.0
Naphthalene	Ave	2.690	2.863		26.6	25.0	6.4	30.0
1,2,3-Trichlorobenzene	Ave	0.9767	1.046		26.8	25.0	7.1	30.0
Dibromofluoromethane (Surr)	Ave	1.364	1.326		24.3	25.0	-2.8	30.0
1,2-Dichloroethane-d4 (Surr)	Ave	1.765	1.765		25.0	25.0	0.0	30.0
Toluene-d8 (Surr)	Ave	1.241	1.244		25.1	25.0	0.3	30.0
4-Bromofluorobenzene (Surr)	Ave	0.3773	0.3879		25.7	25.0	2.8	30.0

Eurofins TestAmerica, Buffalo
Target Compound Quantitation Report

Data File: \\chromfs\Buffalo\ChromData\HP5973N\20210921-101109.b\N6477.D
Lims ID: ICV
Client ID:
Sample Type: ICV
Inject. Date: 21-Sep-2021 21:15:30 ALS Bottle#: 28 Worklist Smp#: 28
Purge Vol: 5.000 mL Dil. Factor: 1.0000
Sample Info: ICV
Misc. Info.: 480-0101109-028
Operator ID: LH Instrument ID: HP5973N
Sublist:

Method: \\chromfs\Buffalo\ChromData\HP5973N\20210921-101109.b\N-8260.m
Limit Group: MV - 8260C ICAL
Last Update: 21-Sep-2021 21:36:21 Calib Date: 21-Sep-2021 20:05:30
Integrator: RTE ID Type: Deconvolution ID
Quant Method: Internal Standard Quant By: Initial Calibration
Last ICal File: \\chromfs\Buffalo\ChromData\HP5973N\20210921-101109.b\N6474.D

Column 1 : ZB-624 (0.18 mm) Det: MS SCAN
Process Host: CTX1610

First Level Reviewer: dahnw Date: 21-Sep-2021 21:35:44

Compound	Sig	RT (min.)	Adj RT (min.)	Dlt RT (min.)	Q	Response	Cal Amt ug/L	OnCol Amt ug/L	Flags
* 147 Fluorobenzene (IS)	70	5.412	5.412	0.000	97	193688	25.0	25.0	
* 2 Chlorobenzene-d5	117	8.405	8.405	0.000	89	751793	25.0	25.0	
* 3 1,4-Dichlorobenzene-d4	152	10.796	10.796	0.000	94	409439	25.0	25.0	
$ 148 Dibromofluoromethane (Surr)	113	4.834	4.834	0.000	93	256769	25.0	24.3	
$ 5 1,2-Dichloroethane-d4 (Surr)	65	5.139	5.138	0.001	64	341923	25.0	25.0	
$ 6 Toluene-d8 (Surr)	98	6.921	6.921	0.000	95	935365	25.0	25.1	
$ 7 4-Bromofluorobenzene (Surr)	174	9.659	9.652	0.007	89	291632	25.0	25.7	
11 Dichlorodifluoromethane	85	1.275	1.275	0.000	97	267988	25.0	29.2	
13 Chloromethane	50	1.452	1.452	0.000	99	675015	25.0	24.9	
14 Vinyl chloride	62	1.549	1.549	0.000	98	403011	25.0	26.3	
144 Butadiene	54	1.561	1.561	0.000	99	580779	25.0	26.5	
15 Bromomethane	94	1.860	1.853	0.007	92	198278	25.0	23.8	
16 Chloroethane	64	1.939	1.939	0.000	93	220929	25.0	25.9	
17 Dichlorofluoromethane	67	2.164	2.164	0.000	94	473092	25.0	25.1	
18 Trichlorofluoromethane	101	2.170	2.170	0.000	84	403618	25.0	25.3	
19 Ethyl ether	59	2.437	2.437	0.000	89	373648	25.0	25.2	
20 Acrolein	56	2.620	2.620	0.000	100	138075	125.0	112.1	
21 112TCTFE	101	2.663	2.656	0.007	66	240420	25.0	26.0	
22 1,1-Dichloroethene	96	2.663	2.669	-0.006	91	234845	25.0	26.1	
23 Acetone	43	2.778	2.778	0.000	98	1011912	125.0	112.7	
24 Iodomethane	142	2.833	2.839	-0.006	97	430492	25.0	26.2	
25 Carbon disulfide	76	2.863	2.863	0.000	97	785553	25.0	26.4	
27 3-Chloro-1-propene	41	3.028	3.021	0.007	87	843104	25.0	26.9	
28 Methyl acetate	43	3.070	3.070	0.000	99	1026306	50.0	47.8	
30 Methylene Chloride	84	3.167	3.167	0.000	87	297446	25.0	28.7	
31 2-Methyl-2-propanol	59	3.344	3.350	-0.006	94	501211	250.0	267.4	
32 Methyl tert-butyl ether	73	3.380	3.380	0.000	92	854425	25.0	26.3	
33 trans-1,2-Dichloroethene	96	3.399	3.399	0.000	89	267610	25.0	25.4	
34 Acrylonitrile	53	3.453	3.453	0.000	97	2481188	250.0	239.5	
35 Hexane	57	3.587	3.587	0.000	95	632145	25.0	26.7	

Compound	Sig	RT (min.)	Adj RT (min.)	Dlt RT (min.)	Q	Response	Cal Amt ug/L	OnCol Amt ug/L	Flags
36 1,1-Dichloroethane	63	3.812	3.812	0.000	96	624301	25.0	26.3	
39 Vinyl acetate	43	3.867	3.867	0.000	96	2609879	50.0	57.6	
42 2,2-Dichloropropane	77	4.329	4.329	0.000	82	232996	25.0	27.3	
43 cis-1,2-Dichloroethene	96	4.366	4.366	0.000	85	304000	25.0	26.0	
44 2-Butanone (MEK)	43	4.402	4.402	0.000	95	1668787	125.0	119.0	
47 Chlorobromomethane	128	4.603	4.603	0.000	84	160249	25.0	25.4	
49 Tetrahydrofuran	42	4.621	4.621	0.000	92	448020	50.0	47.2	
50 Chloroform	83	4.676	4.682	-0.006	93	474837	25.0	24.1	
51 1,1,1-Trichloroethane	97	4.792	4.786	0.006	95	385961	25.0	27.1	
52 Cyclohexane	56	4.798	4.798	0.000	94	762369	25.0	27.7	
53 Carbon tetrachloride	117	4.926	4.926	0.000	94	335669	25.0	29.0	
54 1,1-Dichloropropene	75	4.938	4.938	0.000	82	377636	25.0	26.9	
55 Benzene	78	5.145	5.145	0.000	90	1101514	25.0	25.2	
56 Isobutyl alcohol	43	5.169	5.175	-0.006	94	709353	625.0	720.8	
57 1,2-Dichloroethane	62	5.212	5.211	0.001	94	502359	25.0	24.5	
59 n-Heptane	43	5.321	5.321	0.000	94	820361	25.0	26.4	
60 Trichloroethene	95	5.753	5.753	0.000	93	289340	25.0	26.7	
62 Methylcyclohexane	83	5.869	5.869	0.000	92	451939	25.0	26.8	
63 1,2-Dichloropropane	63	5.996	5.990	0.006	87	354301	25.0	25.6	
64 Dibromomethane	93	6.130	6.130	0.000	95	178559	25.0	24.3	
66 1,4-Dioxane	88	6.142	6.142	0.006	40	42697	500.0	389.9	M
67 Dichlorobromomethane	83	6.282	6.282	0.000	94	340332	25.0	26.7	
69 2-Chloroethyl vinyl ether	63	6.562	6.562	0.000	82	223626	25.0	26.7	
71 cis-1,3-Dichloropropene	75	6.702	6.702	0.000	82	442706	25.0	28.5	
72 4-Methyl-2-pentanone (MIBK)	58	6.848	6.848	0.000	96	969243	125.0	126.2	
73 Toluene	92	6.988	6.982	0.006	97	724998	25.0	26.6	
75 trans-1,3-Dichloropropene	75	7.268	7.268	0.000	91	397457	25.0	27.1	
77 Ethyl methacrylate	69	7.316	7.316	0.000	86	340322	25.0	32.0	
78 1,1,2-Trichloroethane	83	7.456	7.456	0.000	94	198545	25.0	24.7	
79 Tetrachloroethene	166	7.517	7.517	0.000	93	307711	25.0	25.9	
80 1,3-Dichloropropane	76	7.615	7.614	0.001	86	417879	25.0	25.2	
82 2-Hexanone	43	7.688	7.687	0.000	96	2250916	125.0	125.3	
83 Chlorodibromomethane	129	7.858	7.852	0.006	88	257178	25.0	27.6	
84 Ethylene Dibromide	107	7.955	7.961	-0.006	98	252007	25.0	25.7	
85 Chlorobenzene	112	8.436	8.430	0.006	93	812333	25.0	25.8	
88 Ethylbenzene	91	8.527	8.527	0.000	98	1281394	25.0	26.5	
89 1,1,1,2-Tetrachloroethane	131	8.533	8.527	0.006	91	272300	25.0	27.7	
90 m-Xylene & p-Xylene	106	8.649	8.649	0.000	97	490825	25.0	27.0	
91 o-Xylene	106	9.075	9.075	0.000	97	482623	25.0	26.7	
92 Styrene	104	9.105	9.105	0.000	93	830667	25.0	27.4	
93 Bromoform	173	9.354	9.354	0.000	95	157789	25.0	27.5	
95 Isopropylbenzene	105	9.458	9.458	0.000	97	1299979	25.0	27.1	
97 Bromobenzene	156	9.805	9.805	0.000	87	338116	25.0	25.6	
98 1,1,2,2-Tetrachloroethane	83	9.866	9.865	0.001	94	335980	25.0	24.3	
100 N-Propylbenzene	91	9.884	9.890	-0.006	99	1515516	25.0	26.4	
99 1,2,3-Trichloropropane	110	9.896	9.902	-0.006	96	105703	25.0	23.9	
101 trans-1,4-Dichloro-2-butene	53	9.914	9.908	0.006	78	174797	25.0	28.5	
102 2-Chlorotoluene	126	9.987	9.993	-0.006	95	308304	25.0	24.9	
104 1,3,5-Trimethylbenzene	105	10.066	10.066	0.000	97	1069755	25.0	27.2	
105 4-Chlorotoluene	91	10.103	10.103	0.000	97	937713	25.0	26.5	
106 tert-Butylbenzene	134	10.383	10.389	-0.006	95	245709	25.0	27.4	
108 1,2,4-Trimethylbenzene	105	10.437	10.437	0.000	98	1087411	25.0	26.3	

Compound	Sig	RT (min.)	Adj RT (min.)	Dlt RT (min.)	Q	Response	Cal Amt ug/L	OnCol Amt ug/L	Flags
109 sec-Butylbenzene	105	10.596	10.595	0.001	95	1360711	25.0	26.7	
110 1,3-Dichlorobenzene	146	10.729	10.729	0.000	95	669358	25.0	26.5	
111 4-Isopropyltoluene	119	10.735	10.735	0.000	98	1244407	25.0	27.4	
113 1,4-Dichlorobenzene	146	10.821	10.821	0.000	93	657269	25.0	25.7	
115 n-Butylbenzene	91	11.125	11.119	0.006	98	1033332	25.0	26.2	
116 1,2-Dichlorobenzene	146	11.173	11.173	0.000	96	656589	25.0	26.0	
117 1,2-Dibromo-3-Chloropropane	75	11.904	11.903	0.001	78	60563	25.0	25.7	
119 1,2,4-Trichlorobenzene	180	12.579	12.579	0.000	94	430556	25.0	26.1	
120 Hexachlorobutadiene	225	12.688	12.688	0.000	96	181405	25.0	24.0	
121 Naphthalene	128	12.792	12.792	0.000	97	1172425	25.0	26.6	
122 1,2,3-Trichlorobenzene	180	12.992	12.992	0.000	96	428235	25.0	26.8	

QC Flag Legend

Processing Flags

Review Flags

M - Manually Integrated

Reagents:

SS GAS CORP_00422	Amount Added: 12.50	Units: uL	
SS 8260 CORP_00094	Amount Added: 12.50	Units: uL	
N_8260_Surr_00425	Amount Added: 1.00	Units: uL	Run Reagent
N 8260 IS_00222	Amount Added: 1.00	Units: uL	Run Reagent

Report Date: 21-Sep-2021 21:37:10 Chrom Revision: 2.3 13-May-2021 07:57:40

Eurofins TestAmerica, Buffalo

Data File:	\\chromfs\Buffalo\ChromData\HP5973N\20210921-101109.b\N6477.D				
Injection Date:	21-Sep-2021 21:15:30	Instrument ID:	HP5973N	Operator ID:	LH
Lims ID:	ICV			Worklist Smp#:	28
Client ID:					
Purge Vol:	5.000 mL	Dil. Factor:	1.0000	ALS Bottle#:	28
Method:	N-8260	Limit Group:	MV - 8260C ICAL		

Column: ZB-624 (0.18 mm)

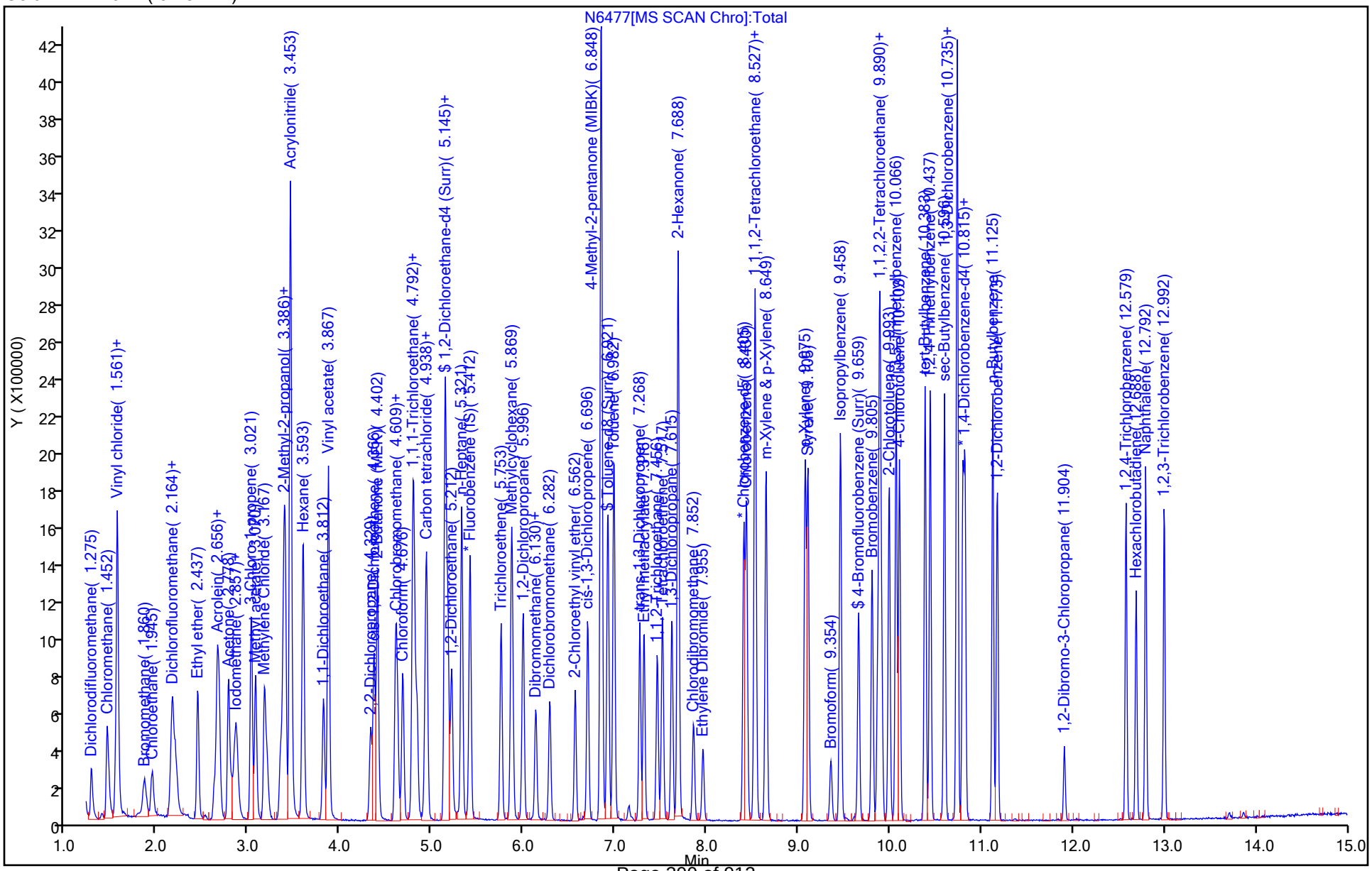

Manual Integration/User Assign Peak Report

Eurofins TestAmerica, Buffalo

Data File:	\\chromfs\Buffalo\ChromData\HP5973N\20210921-101109.b\N6477.D				
Injection Date:	21-Sep-2021 21:15:30	Instrument ID:	HP5973N		
Lims ID:	ICV				
Client ID:					
Operator ID:	LH	ALS Bottle#:	28	Worklist Smp#:	28
Purge Vol:	5.000 mL	Dil. Factor:	1.0000		
Method:	N-8260	Limit Group:	MV - 8260C ICAL		
Column:	ZB-624 (0.18 mm)	Detector	MS SCAN		

66 1,4-Dioxane, CAS: 123-91-1

Signal: 1

Processing Integration Results

RT: 6.14
Area: 41690
Amount: 380.6957
Amount Units: ug/L

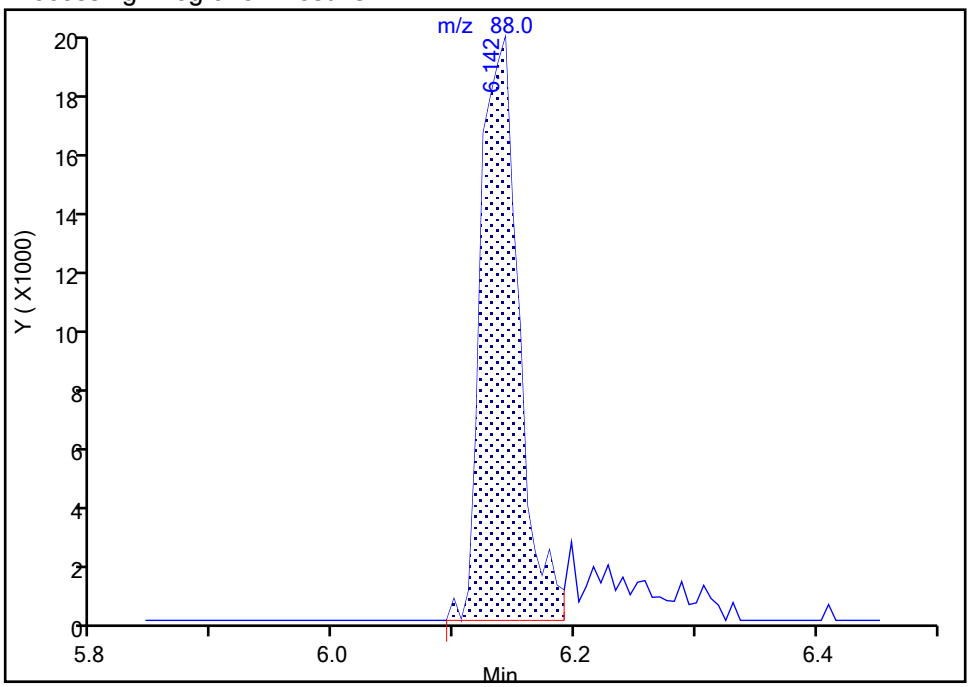

Manual Integration Results

RT: 6.14
Area: 42697
Amount: 389.8912
Amount Units: ug/L

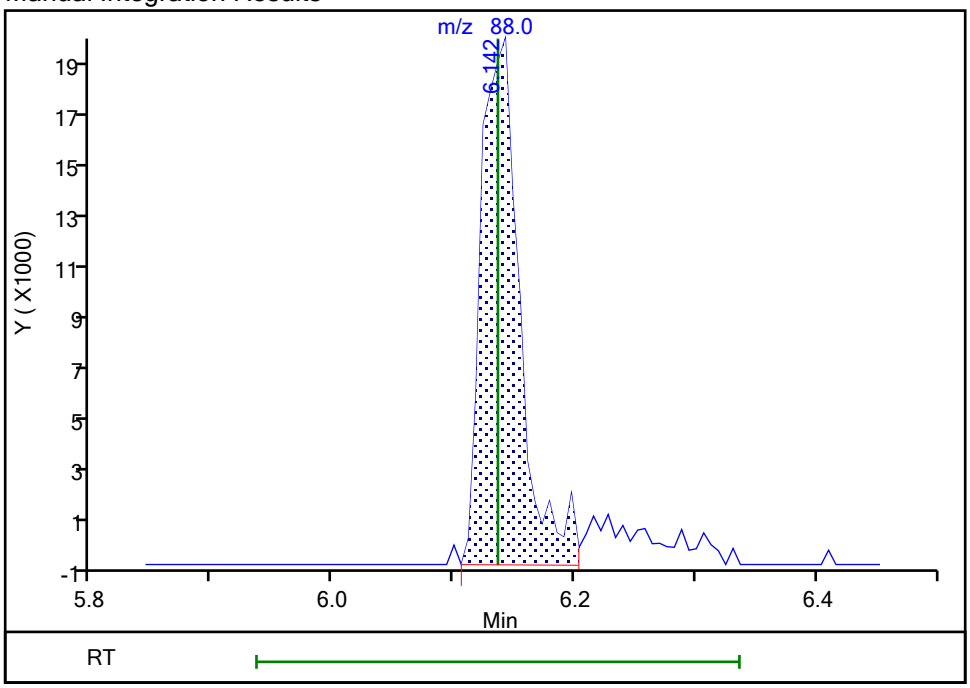

Reviewer: dahnw, 21-Sep-2021 21:36:06

Audit Action: Manually Integrated Audit Reason: Poor chromatography

FORM VII
GC/MS VOA CONTINUING CALIBRATION DATA

Lab Name: Eurofins TestAmerica, Buffalo Job No.: 480-190000-1

SDG No.:

Lab Sample ID: CCVIS 480-598947/4 Calibration Date: 10/04/2021 22:54

Instrument ID: HP5973N Calib Start Date: 09/21/2021 13:06

GC Column: ZB-624 (20) ID: 0.18(mm) Calib End Date: 09/21/2021 15:49

Lab File ID: N7241.D Conc. Units: ug/L Heated Purge: (Y/N) N

ANALYTE	CURVE TYPE	AVE RRF	RRF	MIN RRF	CALC AMOUNT	SPIKE AMOUNT	%D	MAX %D
Dichlorodifluoromethane	Ave	1.184	1.159	0.1000	24.5	25.0	-2.1	50.0
Chloromethane	Ave	3.495	3.069	0.1000	21.9	25.0	-12.2	20.0
Vinyl chloride	Ave	1.975	1.784	0.1000	22.6	25.0	-9.7	20.0
Butadiene	Ave	2.834	2.664		23.5	25.0	-6.0	20.0
Bromomethane	Ave	1.076	0.8749	0.1000	20.3	25.0	-18.7	50.0
Chloroethane	Ave	1.102	1.032	0.1000	23.4	25.0	-6.4	50.0
Dichlorofluoromethane	Ave	2.433	2.061		21.2	25.0	-15.3	20.0
Trichlorofluoromethane	Ave	2.057	1.770	0.1000	21.5	25.0	-14.0	20.0
Ethyl ether	Ave	1.917	1.740		22.7	25.0	-9.2	20.0
Acrolein	Ave	0.1590	0.1251		98.4	125	-21.3	50.0
1,1,2-Trichloro-1,2,2-trifluoroethane	Ave	1.195	1.139	0.1000	23.8	25.0	-4.7	20.0
1,1-Dichloroethene	Ave	1.162	1.093	0.1000	23.5	25.0	-6.0	20.0
Acetone	Ave	1.159	1.066	0.1000	115	125	-8.0	50.0
Iodomethane	Ave	2.123	2.055		24.2	25.0	-3.2	20.0
Carbon disulfide	Ave	3.847	3.632	0.1000	23.6	25.0	-5.6	20.0
Allyl chloride	Ave	4.051	4.078		25.2	25.0	0.7	20.0
Methyl acetate	Ave	2.770	2.453	0.1000	44.3	50.0	-11.4	50.0
Methylene Chloride	Lin1		1.286	0.1000	23.9	25.0	-4.6	20.0
2-Methyl-2-propanol	Ave	0.2420	0.2434		251	250	0.6	50.0
Methyl tert-butyl ether	Ave	4.188	3.924	0.1000	23.4	25.0	-6.3	20.0
trans-1,2-Dichloroethene	Ave	1.362	1.360	0.1000	25.0	25.0	-0.1	20.0
Acrylonitrile	Ave	1.337	1.159		217	250	-13.3	20.0
Hexane	Ave	3.054	2.838		23.2	25.0	-7.1	20.0
1,1-Dichloroethane	Ave	3.059	2.994	0.2000	24.5	25.0	-2.1	20.0
Vinyl acetate	Ave	5.851	6.402		54.7	50.0	9.4	20.0
2,2-Dichloropropane	Ave	1.101	1.208		27.4	25.0	9.7	20.0
cis-1,2-Dichloroethene	Ave	1.507	1.470	0.1000	24.4	25.0	-2.5	20.0
2-Butanone (MEK)	Ave	1.809	1.616	0.1000	112	125	-10.7	20.0
Chlorobromomethane	Ave	0.8149	0.8023		24.6	25.0	-1.5	20.0
Tetrahydrofuran	Ave	1.225	1.028		42.0	50.0	-16.1	20.0
Chloroform	Ave	2.543	2.257	0.2000	22.2	25.0	-11.3	20.0
1,1,1-Trichloroethane	Ave	1.838	1.967	0.1000	26.7	25.0	7.0	20.0
Cyclohexane	Ave	3.546	3.395	0.1000	23.9	25.0	-4.3	20.0
Carbon tetrachloride	Ave	1.493	1.780	0.1000	29.8	25.0	19.2	20.0
1,1-Dichloropropene	Ave	1.811	1.749		24.1	25.0	-3.4	20.0
Benzene	Ave	5.645	5.280	0.5000	23.4	25.0	-6.5	20.0
Isobutyl alcohol	Ave	0.1270	0.1501		739	625	18.2	50.0
1,2-Dichloroethane	Ave	2.642	2.519	0.1000	23.8	25.0	-4.7	20.0
n-Heptane	Ave	4.018	3.771		23.5	25.0	-6.1	20.0
Trichloroethene	Ave	1.397	1.358	0.2000	24.3	25.0	-2.8	20.0

FORM VII
GC/MS VOA CONTINUING CALIBRATION DATA

Lab Name: Eurofins TestAmerica, Buffalo Job No.: 480-190000-1

SDG No.:

Lab Sample ID: CCVIS 480-598947/4 Calibration Date: 10/04/2021 22:54

Instrument ID: HP5973N Calib Start Date: 09/21/2021 13:06

GC Column: ZB-624 (20) ID: 0.18(mm) Calib End Date: 09/21/2021 15:49

Lab File ID: N7241.D Conc. Units: ug/L Heated Purge: (Y/N) N

ANALYTE	CURVE TYPE	AVE RRF	RRF	MIN RRF	CALC AMOUNT	SPIKE AMOUNT	%D	MAX %D
Methylcyclohexane	Ave	2.173	2.020	0.1000	23.2	25.0	-7.0	20.0
1,2-Dichloropropane	Ave	1.786	1.636	0.1000	22.9	25.0	-8.4	20.0
Dibromomethane	Ave	0.9504	0.9476	0.1000	24.9	25.0	-0.3	20.0
1,4-Dioxane	Ave	0.0036	0.0033		448	500	-10.3	50.0
Bromodichloromethane	Ave	1.647	1.743	0.2000	26.5	25.0	5.9	20.0
2-Chloroethyl vinyl ether	Ave	1.083	0.997		23.0	25.0	-7.9	20.0
cis-1,3-Dichloropropene	Ave	2.007	2.076	0.2000	25.9	25.0	3.4	20.0
4-Methyl-2-pentanone (MIBK)	Ave	0.2555	0.2309	0.1000	113	125	-9.6	20.0
Toluene	Ave	0.9067	0.8694	0.4000	24.0	25.0	-4.1	20.0
trans-1,3-Dichloropropene	Ave	0.4875	0.5064	0.1000	26.0	25.0	3.9	20.0
Ethyl methacrylate	Ave	0.3537	0.3816		27.0	25.0	7.9	20.0
1,1,2-Trichloroethane	Ave	0.2672	0.2442	0.1000	22.8	25.0	-8.6	20.0
Tetrachloroethene	Ave	0.3955	0.3830	0.2000	24.2	25.0	-3.2	20.0
1,3-Dichloropropane	Ave	0.5522	0.5297		24.0	25.0	-4.1	20.0
2-Hexanone	Ave	0.5973	0.5439	0.1000	114	125	-8.9	20.0
Dibromochloromethane	Ave	0.3102	0.3558	0.1000	28.7	25.0	14.7	20.0
1,2-Dibromoethane	Ave	0.3258	0.3127		24.0	25.0	-4.0	20.0
Chlorobenzene	Ave	1.046	0.9921	0.5000	23.7	25.0	-5.1	20.0
1,1,1,2-Tetrachloroethane	Ave	0.3271	0.3904		29.8	25.0	19.3	20.0
Ethylbenzene	Ave	1.610	1.531	0.1000	23.8	25.0	-4.9	20.0
m,p-Xylene	Ave	0.6053	0.5942	0.1000	24.5	25.0	-1.8	20.0
o-Xylene	Ave	0.6009	0.5977	0.3000	24.9	25.0	-0.5	20.0
Styrene	Ave	1.006	0.9871	0.3000	24.5	25.0	-1.9	20.0
Bromoform	Ave	0.1906	0.2292	0.1000	30.1	25.0	20.2	50.0
Isopropylbenzene	Ave	2.926	2.987	0.1000	25.5	25.0	2.1	20.0
Bromobenzene	Ave	0.8059	0.7948		24.7	25.0	-1.4	20.0
1,1,2,2-Tetrachloroethane	Ave	0.8446	0.7556	0.3000	22.4	25.0	-10.5	20.0
N-Propylbenzene	Ave	3.511	3.425		24.4	25.0	-2.4	20.0
1,2,3-Trichloropropane	Ave	0.2697	0.2432		22.5	25.0	-9.8	20.0
trans-1,4-Dichloro-2-butene	Ave	0.3744	0.2699		18.0	25.0	-27.9	50.0
2-Chlorotoluene	Ave	0.7561	0.7552		25.0	25.0	-0.1	20.0
1,3,5-Trimethylbenzene	Ave	2.399	2.498		26.0	25.0	4.1	20.0
4-Chlorotoluene	Ave	2.159	2.156		25.0	25.0	-0.1	20.0
tert-Butylbenzene	Ave	0.5477	0.5930		27.1	25.0	8.3	20.0
1,2,4-Trimethylbenzene	Ave	2.527	2.520		24.9	25.0	-0.3	20.0
sec-Butylbenzene	Ave	3.107	3.173		25.5	25.0	2.1	20.0
1,3-Dichlorobenzene	Ave	1.545	1.542	0.6000	25.0	25.0	-0.2	20.0
4-Isopropyltoluene	Ave	2.774	2.856		25.7	25.0	3.0	20.0
1,4-Dichlorobenzene	Ave	1.562	1.517	0.5000	24.3	25.0	-2.9	20.0
n-Butylbenzene	Ave	2.412	2.362		24.5	25.0	-2.1	20.0
1,2-Dichlorobenzene	Ave	1.544	1.538	0.4000	24.9	25.0	-0.4	20.0

FORM VII
GC/MS VOA CONTINUING CALIBRATION DATA

Lab Name: Eurofins TestAmerica, Buffalo Job No.: 480-190000-1

SDG No.:

Lab Sample ID: CCVIS 480-598947/4 Calibration Date: 10/04/2021 22:54

Instrument ID: HP5973N Calib Start Date: 09/21/2021 13:06

GC Column: ZB-624 (20) ID: 0.18(mm) Calib End Date: 09/21/2021 15:49

Lab File ID: N7241.D Conc. Units: ug/L Heated Purge: (Y/N) N

ANALYTE	CURVE TYPE	AVE RRF	RRF	MIN RRF	CALC AMOUNT	SPIKE AMOUNT	%D	MAX %D
1,2-Dibromo-3-Chloropropane	Ave	0.1442	0.1539	0.0500	26.7	25.0	6.8	50.0
1,2,4-Trichlorobenzene	Ave	1.009	1.023	0.2000	25.3	25.0	1.4	20.0
Hexachlorobutadiene	Ave	0.4616	0.4347		23.5	25.0	-5.8	20.0
Naphthalene	Ave	2.690	2.624		24.4	25.0	-2.5	20.0
1,2,3-Trichlorobenzene	Ave	0.9767	0.9761		25.0	25.0	-0.0	20.0
Dibromofluoromethane (Surr)	Ave	1.364	1.390		25.5	25.0	1.9	20.0
1,2-Dichloroethane-d4 (Surr)	Ave	1.765	1.759		24.9	25.0	-0.3	20.0
Toluene-d8 (Surr)	Ave	1.241	1.250		25.2	25.0	0.7	20.0
4-Bromofluorobenzene (Surr)	Ave	0.3773	0.3828		25.4	25.0	1.4	20.0

Eurofins TestAmerica, Buffalo
Target Compound Quantitation Report

Data File: \\chromfs\Buffalo\ChromData\HP5973N\20211004-101397.b\N7241.D
Lims ID: CCVIS
Client ID:
Sample Type: CCVIS
Inject. Date: 04-Oct-2021 22:54:30 ALS Bottle#: 4 Worklist Smp#: 4
Purge Vol: 5.000 mL Dil. Factor: 1.0000
Sample Info: CCVIS
Misc. Info.: 480-0101397-004
Operator ID: wd Instrument ID: HP5973N
Sublist: chrom-N-8260*sub38

Method: \\chromfs\Buffalo\ChromData\HP5973N\20211004-101397.b\N-8260.m
Limit Group: MV - 8260C ICAL
Last Update: 05-Oct-2021 08:59:33 Calib Date: 21-Sep-2021 20:05:30
Integrator: RTE ID Type: Deconvolution ID
Quant Method: Internal Standard Quant By: Initial Calibration
Last ICal File: \\chromfs\Buffalo\ChromData\HP5973N\20210921-101109.b\N6474.D

Column 1 : ZB-624 (0.18 mm) Det: MS SCAN
Process Host: CTX1677

First Level Reviewer: dahnw Date: 05-Oct-2021 08:59:33

Compound	Sig	RT (min.)	Adj RT (min.)	Dlt RT (min.)	Q	Response	Cal Amt ug/L	OnCol Amt ug/L	Flags
* 147 Fluorobenzene (IS)	70	5.412	5.412	0.000	98	153835	25.0	25.0	
* 2 Chlorobenzene-d5	117	8.399	8.399	0.000	89	595810	25.0	25.0	
* 3 1,4-Dichlorobenzene-d4	152	10.796	10.796	0.000	94	314515	25.0	25.0	
$ 148 Dibromofluoromethane (Surr)	113	4.834	4.834	0.000	93	213854	25.0	25.5	
$ 5 1,2-Dichloroethane-d4 (Surr)	65	5.138	5.138	0.000	63	270587	25.0	24.9	
$ 6 Toluene-d8 (Surr)	98	6.921	6.921	0.000	96	744633	25.0	25.2	
$ 7 4-Bromofluorobenzene (Surr)	174	9.659	9.659	0.000	90	228067	25.0	25.4	
11 Dichlorodifluoromethane	85	1.275	1.275	0.000	97	178343	25.0	24.5	
13 Chloromethane	50	1.458	1.458	0.000	99	472059	25.0	21.9	
14 Vinyl chloride	62	1.543	1.543	0.000	97	274385	25.0	22.6	
144 Butadiene	54	1.567	1.567	0.000	97	409831	25.0	23.5	
15 Bromomethane	94	1.859	1.859	0.000	93	134583	25.0	20.3	
16 Chloroethane	64	1.945	1.945	0.000	93	158794	25.0	23.4	
18 Trichlorofluoromethane	101	2.176	2.176	0.000	67	272283	25.0	21.5	
17 Dichlorofluoromethane	67	2.176	2.176	0.000	93	317009	25.0	21.2	
19 Ethyl ether	59	2.437	2.437	0.000	91	267703	25.0	22.7	
20 Acrolein	56	2.614	2.614	0.000	96	96237	125.0	98.4	
21 112TCTFE	101	2.656	2.656	0.000	71	175247	25.0	23.8	
22 1,1-Dichloroethene	96	2.669	2.669	0.000	91	168141	25.0	23.5	
23 Acetone	43	2.778	2.778	0.000	97	820199	125.0	115.0	
24 Iodomethane	142	2.839	2.839	0.000	98	316164	25.0	24.2	
25 Carbon disulfide	76	2.875	2.875	0.000	98	558731	25.0	23.6	
27 3-Chloro-1-propene	41	3.021	3.021	0.000	87	627302	25.0	25.2	
28 Methyl acetate	43	3.070	3.070	0.000	99	754634	50.0	44.3	
30 Methylene Chloride	84	3.192	3.192	0.000	86	197822	25.0	23.9	
31 2-Methyl-2-propanol	59	3.350	3.350	0.000	97	374433	250.0	251.5	
32 Methyl tert-butyl ether	73	3.380	3.380	0.000	90	603573	25.0	23.4	
33 trans-1,2-Dichloroethene	96	3.392	3.392	0.000	91	209268	25.0	25.0	
34 Acrylonitrile	53	3.453	3.453	0.000	98	1783001	250.0	216.7	
35 Hexane	57	3.587	3.587	0.000	95	436552	25.0	23.2	

Compound	Sig	RT (min.)	Adj RT (min.)	Dlt RT (min.)	Q	Response	Cal Amt ug/L	OnCol Amt ug/L	Flags
36 1,1-Dichloroethane	63	3.812	3.812	0.000	97	460652	25.0	24.5	
39 Vinyl acetate	43	3.867	3.867	0.000	96	1969660	50.0	54.7	
42 2,2-Dichloropropane	77	4.329	4.329	0.000	80	185844	25.0	27.4	
43 cis-1,2-Dichloroethene	96	4.366	4.366	0.000	85	226081	25.0	24.4	
44 2-Butanone (MEK)	43	4.402	4.402	0.000	95	1243264	125.0	111.7	
47 Chlorobromomethane	128	4.603	4.603	0.000	84	123429	25.0	24.6	
49 Tetrahydrofuran	42	4.621	4.621	0.000	90	316285	50.0	42.0	
50 Chloroform	83	4.676	4.676	0.000	93	347166	25.0	22.2	
51 1,1,1-Trichloroethane	97	4.792	4.792	0.000	94	302546	25.0	26.7	
52 Cyclohexane	56	4.798	4.798	0.000	94	522294	25.0	23.9	
53 Carbon tetrachloride	117	4.926	4.926	0.000	93	273778	25.0	29.8	
54 1,1-Dichloropropene	75	4.938	4.938	0.000	81	269021	25.0	24.1	
55 Benzene	78	5.145	5.145	0.000	89	812229	25.0	23.4	
56 Isobutyl alcohol	43	5.169	5.169	0.000	96	577352	625.0	738.7	
57 1,2-Dichloroethane	62	5.211	5.211	0.000	94	387570	25.0	23.8	
59 n-Heptane	43	5.321	5.321	0.000	94	580179	25.0	23.5	
60 Trichloroethene	95	5.753	5.753	0.000	93	208977	25.0	24.3	
62 Methylcyclohexane	83	5.868	5.868	0.000	92	310728	25.0	23.2	
63 1,2-Dichloropropane	63	5.996	5.996	0.000	84	251662	25.0	22.9	
64 Dibromomethane	93	6.130	6.130	0.000	92	145768	25.0	24.9	
66 1,4-Dioxane	88	6.136	6.136	0.000	37	38918	500.0	448.4	M
67 Dichlorobromomethane	83	6.282	6.282	0.000	94	268184	25.0	26.5	
69 2-Chloroethyl vinyl ether	63	6.562	6.562	0.000	83	153370	25.0	23.0	
71 cis-1,3-Dichloropropene	75	6.696	6.696	0.000	81	319336	25.0	25.9	
72 4-Methyl-2-pentanone (MIBK)	58	6.848	6.848	0.000	97	687843	125.0	113.0	
73 Toluene	92	6.988	6.988	0.000	96	518025	25.0	24.0	
75 trans-1,3-Dichloropropene	75	7.268	7.268	0.000	90	301741	25.0	26.0	
77 Ethyl methacrylate	69	7.310	7.310	0.000	85	227383	25.0	27.0	
78 1,1,2-Trichloroethane	83	7.456	7.456	0.000	93	145502	25.0	22.8	
79 Tetrachloroethene	166	7.511	7.511	0.000	94	228185	25.0	24.2	
80 1,3-Dichloropropane	76	7.621	7.621	0.000	88	315586	25.0	24.0	
82 2-Hexanone	43	7.687	7.687	0.000	97	1620345	125.0	113.8	
83 Chlorodibromomethane	129	7.858	7.858	0.000	88	211981	25.0	28.7	
84 Ethylene Dibromide	107	7.955	7.955	0.000	99	186312	25.0	24.0	
85 Chlorobenzene	112	8.430	8.430	0.000	92	591120	25.0	23.7	
88 Ethylbenzene	91	8.527	8.527	0.000	97	912188	25.0	23.8	
89 1,1,1,2-Tetrachloroethane	131	8.527	8.527	0.000	93	232586	25.0	29.8	
90 m-Xylene & p-Xylene	106	8.649	8.649	0.000	98	354059	25.0	24.5	
91 o-Xylene	106	9.075	9.075	0.000	97	356140	25.0	24.9	
92 Styrene	104	9.105	9.105	0.000	92	588143	25.0	24.5	
93 Bromoform	173	9.354	9.354	0.000	95	136537	25.0	30.1	
95 Isopropylbenzene	105	9.458	9.458	0.000	96	939482	25.0	25.5	
97 Bromobenzene	156	9.805	9.805	0.000	85	249969	25.0	24.7	
98 1,1,2,2-Tetrachloroethane	83	9.865	9.865	0.000	94	237656	25.0	22.4	
100 N-Propylbenzene	91	9.884	9.884	0.000	98	1077352	25.0	24.4	
99 1,2,3-Trichloropropane	110	9.896	9.896	0.000	94	76489	25.0	22.5	
101 trans-1,4-Dichloro-2-butene	53	9.908	9.908	0.000	78	84892	25.0	18.0	
102 2-Chlorotoluene	126	9.987	9.987	0.000	96	237526	25.0	25.0	
104 1,3,5-Trimethylbenzene	105	10.066	10.066	0.000	96	785651	25.0	26.0	
105 4-Chlorotoluene	91	10.103	10.103	0.000	97	678235	25.0	25.0	
106 tert-Butylbenzene	134	10.383	10.383	0.000	95	186505	25.0	27.1	
108 1,2,4-Trimethylbenzene	105	10.437	10.437	0.000	97	792670	25.0	24.9	

Compound	Sig	RT (min.)	Adj RT (min.)	Dlt RT (min.)	Q	Response	Cal Amt ug/L	OnCol Amt ug/L	Flags
109 sec-Butylbenzene	105	10.595	10.595	0.000	95	997848	25.0	25.5	
110 1,3-Dichlorobenzene	146	10.729	10.729	0.000	97	484924	25.0	25.0	
111 4-Isopropyltoluene	119	10.735	10.735	0.000	98	898379	25.0	25.7	
113 1,4-Dichlorobenzene	146	10.821	10.821	0.000	93	477014	25.0	24.3	
115 n-Butylbenzene	91	11.125	11.125	0.000	98	742980	25.0	24.5	
116 1,2-Dichlorobenzene	146	11.173	11.173	0.000	97	483577	25.0	24.9	
117 1,2-Dibromo-3-Chloropropane	75	11.903	11.903	0.000	77	48414	25.0	26.7	
119 1,2,4-Trichlorobenzene	180	12.579	12.579	0.000	94	321651	25.0	25.3	
120 Hexachlorobutadiene	225	12.688	12.688	0.000	95	136713	25.0	23.5	
121 Naphthalene	128	12.792	12.792	0.000	97	825234	25.0	24.4	
122 1,2,3-Trichlorobenzene	180	12.992	12.992	0.000	96	306999	25.0	25.0	

QC Flag Legend

Processing Flags

Review Flags

M - Manually Integrated

Reagents:

8260 CORP mix_00214	Amount Added: 12.50	Units: uL	
GAS CORP mix_00474	Amount Added: 12.50	Units: uL	
N 8260 IS_00222	Amount Added: 1.00	Units: uL	Run Reagent
N_8260_Surr_00425	Amount Added: 1.00	Units: uL	Run Reagent

Report Date: 05-Oct-2021 08:59:34 Chrom Revision: 2.3 13-May-2021 07:57:40

Eurofins TestAmerica, Buffalo

Data File: \\chromfs\Buffalo\ChromData\HP5973N\20211004-101397.b\N7241.D

Injection Date: 04-Oct-2021 22:54:30 Instrument ID: HP5973N Operator ID: wd

Lims ID: CCVIS Worklist Smp#: 4

Client ID:

Purge Vol: 5.000 mL Dil. Factor: 1.0000 ALS Bottle#: 4

Method: N-8260 Limit Group: MV - 8260C ICAL

Column: ZB-624 (0.18 mm)

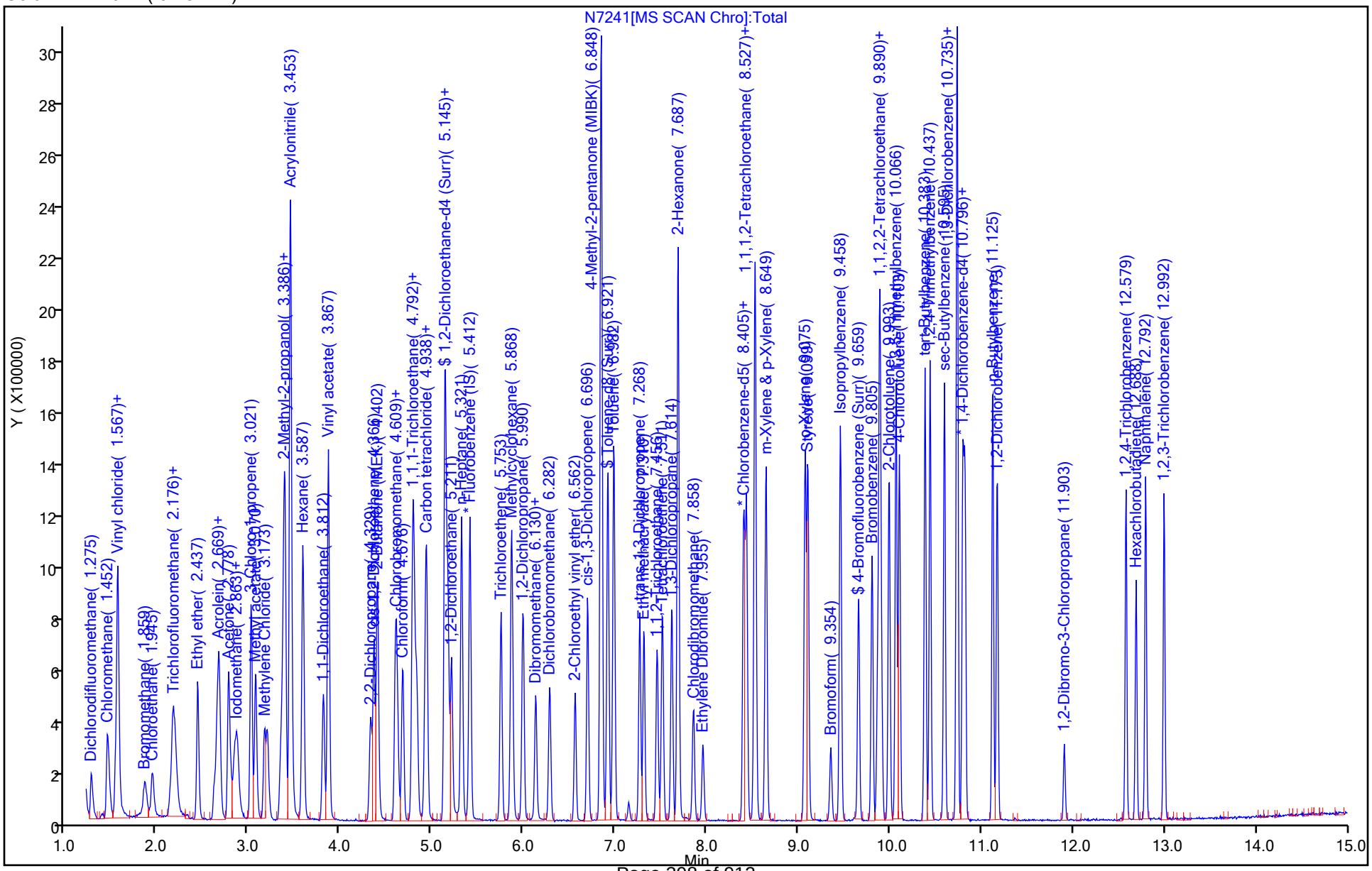

Manual Integration/User Assign Peak Report

Eurofins TestAmerica, Buffalo

Data File:	\\chromfs\Buffalo\ChromData\HP5973N\20211004-101397.b\N7241.D				
Injection Date:	04-Oct-2021 22:54:30	Instrument ID:	HP5973N		
Lims ID:	CCVIS				
Client ID:					
Operator ID:	wd	ALS Bottle#:	4	Worklist Smp#:	4
Purge Vol:	5.000 mL	Dil. Factor:	1.0000		
Method:	N-8260	Limit Group:	MV - 8260C ICAL		
Column:	ZB-624 (0.18 mm)	Detector	MS SCAN		

66 1,4-Dioxane, CAS: 123-91-1

Signal: 1

Processing Integration Results

RT: 6.14
Area: 29343
Amount: 338.0968
Amount Units: ug/L

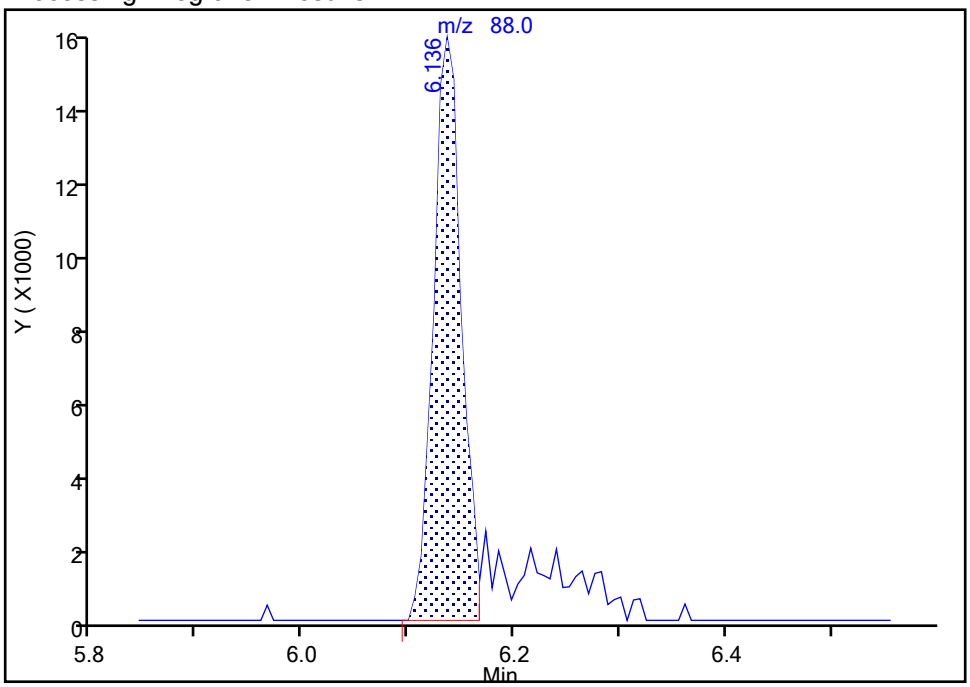

Manual Integration Results

RT: 6.14
Area: 38918
Amount: 448.4221
Amount Units: ug/L

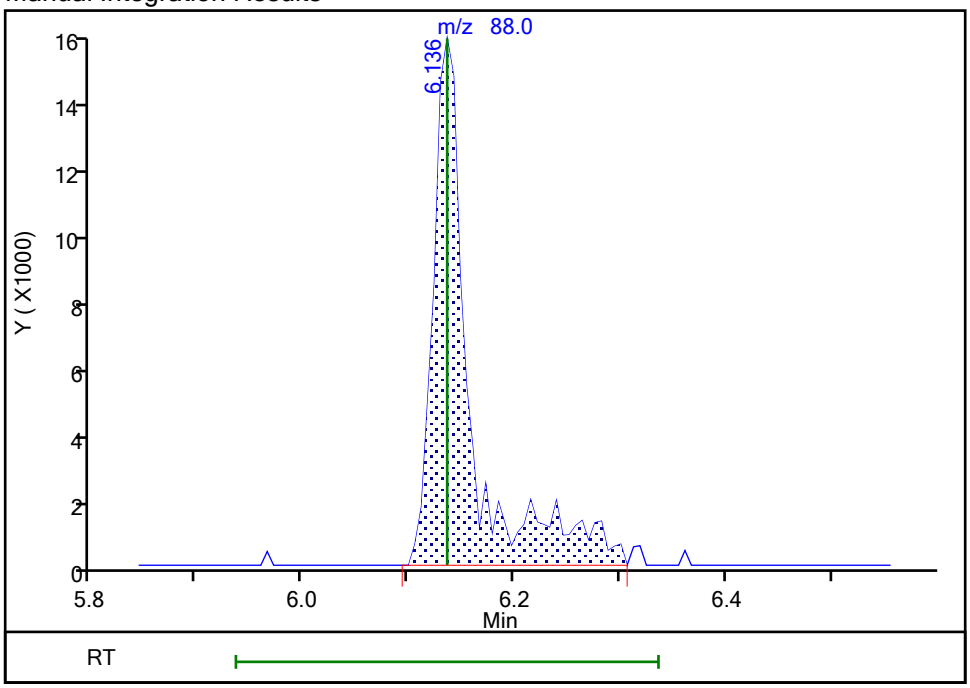

Reviewer: dahnw, 05-Oct-2021 08:59:20

Audit Action: Manually Integrated Audit Reason: Incomplete Integration

Eurofins TestAmerica, Buffalo
Target Compound Quantitation Report

Data File:	\\chromfs\Buffalo\ChromData\HP5973N\20210921-101109.b\N6454.D				
Lims ID:	BFB				
Client ID:					
Sample Type:	BFB				
Inject. Date:	21-Sep-2021 12:16:30	ALS Bottle#:	5	Worklist Smp#:	5
Injection Vol:	1.0 uL	Dil. Factor:	1.0000		
Sample Info:	BFB				
Misc. Info.:	480-0101109-005				
Operator ID:	LH	Instrument ID:	HP5973N		
Method:	\\chromfs\Buffalo\ChromData\HP5973N\20210921-101109.b\N-8260.m				
Limit Group:	MV - 8260C ICAL				
Last Update:	21-Sep-2021 12:32:31	Calib Date:	10-Sep-2021 00:20:30		
Integrator:	RTE	ID Type:	Deconvolution ID		
Quant Method:	Internal Standard	Quant By:	Initial Calibration		
Last ICal File:	\\chromfs\Buffalo\ChromData\HP5973N\20210909-100884.b\N5948.D				
Column 1 :	ZB-624 (0.18 mm)		Det: MS SCAN		
Process Host:	CTX1682				
First Level Reviewer: HillL		Date:	21-Sep-2021 12:32:31		

Compound	Sig	RT (min.)	Adj RT (min.)	Dlt RT (min.)	Q	Response	Cal Amt ug/L	OnCol Amt ug/L	Flags
$ 4 BFB	95	4.917	4.917	0.000	86	379191	NR	NR	

QC Flag Legend

Processing Flags

NR - Missing Quant Standard

Reagents:

BFB_WRK_00126 Amount Added: 1.00 Units: uL

MS Tune Report

Eurofins TestAmerica, Buffalo

Data File:	\\chromfs\Buffalo\ChromData\HP5973N\20210921-101109.b\N6454.D				
Injection Date:	21-Sep-2021 12:16:30	Instrument ID:	HP5973N		
Lims ID:	BFB				
Client ID:					
Operator ID:	LH	ALS Bottle#:	5	Worklist Smp#:	5
Injection Vol:	1.0 uL	Dil. Factor:	1.0000		
Method:	N-8260	Limit Group:	MV - 8260C ICAL		
Tune Method:	BFB Method 8260				

$ 4 BFB

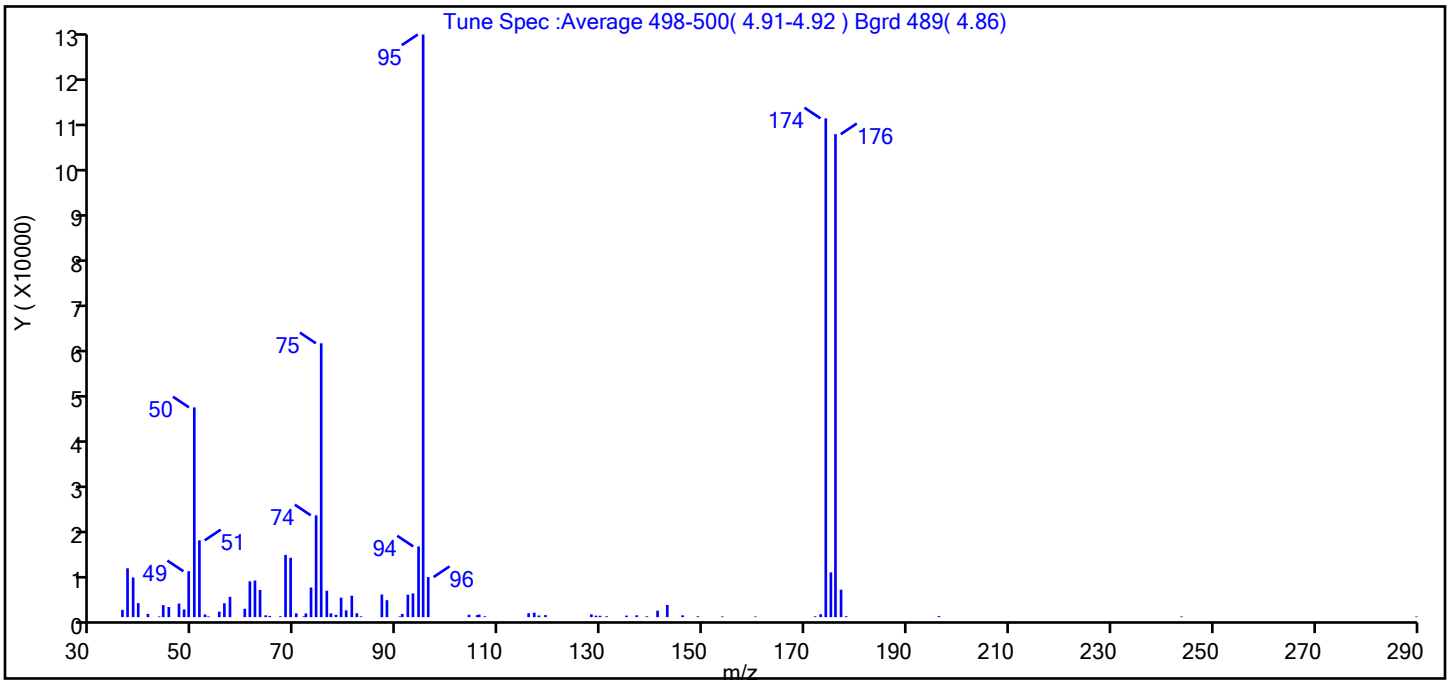

m/z	Ion Abundance Criteria	% Relative Abundance
95	Base peak, 100% relative abundance	100.0
50	15 to 40% of m/z 95	36.0
75	30 to 60% of m/z 95	47.0
96	5 to 9% of m/z 95	6.9
173	Less than 2% of m/z 174	0.5 (0.6)
174	50 to 120% of m/z 95	85.6
175	5 to 9% of m/z 174	7.7 (9.0)
176	Greater than 95% but less than 101% of m/z 174	82.9 (96.8)
177	5 to 9% of m/z 176	4.7 (5.7)

Report Date: 21-Sep-2021 12:32:32 Chrom Revision: 2.3 13-May-2021 07:57:40

Data File: \\chromfs\Buffalo\ChromData\HP5973N\20210921-101109.b\N6454.D\N-8260.rslt\spectra.d
Injection Date: 21-Sep-2021 12:16:30
Spectrum: Tune Spec :Average 498-500(4.91-4.92) Bgrd 489(4.86)
Base Peak: 95.00
Minimum % Base Peak: 0
Number of Points: 81

m/z	Y	m/z	Y	m/z	Y	m/z	Y
36.00	1539	63.00	5771	88.00	3601	137.00	396
37.00	10359	64.00	388	90.00	135	139.00	184
38.00	8410	65.00	258	91.00	673	141.00	1368
39.00	2975	67.00	189	92.00	4749	143.00	2579
41.00	691	68.00	13198	93.00	5031	146.00	391
43.00	154	69.00	12588	94.00	14992	149.00	177
44.00	2545	70.00	790	95.00	123536	154.00	148
45.00	2141	72.00	162	96.00	8502	160.00	141
47.00	2879	72.00	781	104.00	508	172.00	180
48.00	1646	73.00	6285	106.00	431	173.00	619
49.00	9727	74.00	21584	106.00	547	174.00	105752
50.00	44472	75.00	58064	107.00	183	175.00	9490
51.00	16284	76.00	5602	116.00	835	176.00	102400
52.00	571	77.00	794	117.00	940	177.00	5821
53.00	154	78.00	494	118.00	350	178.00	206
55.00	1155	79.00	4133	119.00	433	196.00	215
56.00	2930	80.00	1443	128.00	598	244.00	140
57.00	4308	81.00	4549	129.00	320	290.00	135
60.00	1772	82.00	824	130.00	296		
61.00	7594	83.00	175	131.00	187		
62.00	7768	87.00	4804	135.00	334		

Report Date: 21-Sep-2021 12:32:32 Chrom Revision: 2.3 13-May-2021 07:57:40

Eurofins TestAmerica, Buffalo

Data File: \\chromfs\Buffalo\ChromData\HP5973N\20210921-101109.b\N6454.D

Injection Date: 21-Sep-2021 12:16:30 Instrument ID: HP5973N Operator ID: LH

Lims ID: BFB Worklist Smp#: 5

Client ID:

Injection Vol: 1.0 uL Dil. Factor: 1.0000 ALS Bottle#: 5

Method: N-8260 Limit Group: MV - 8260C ICAL

Column: ZB-624 (0.18 mm)

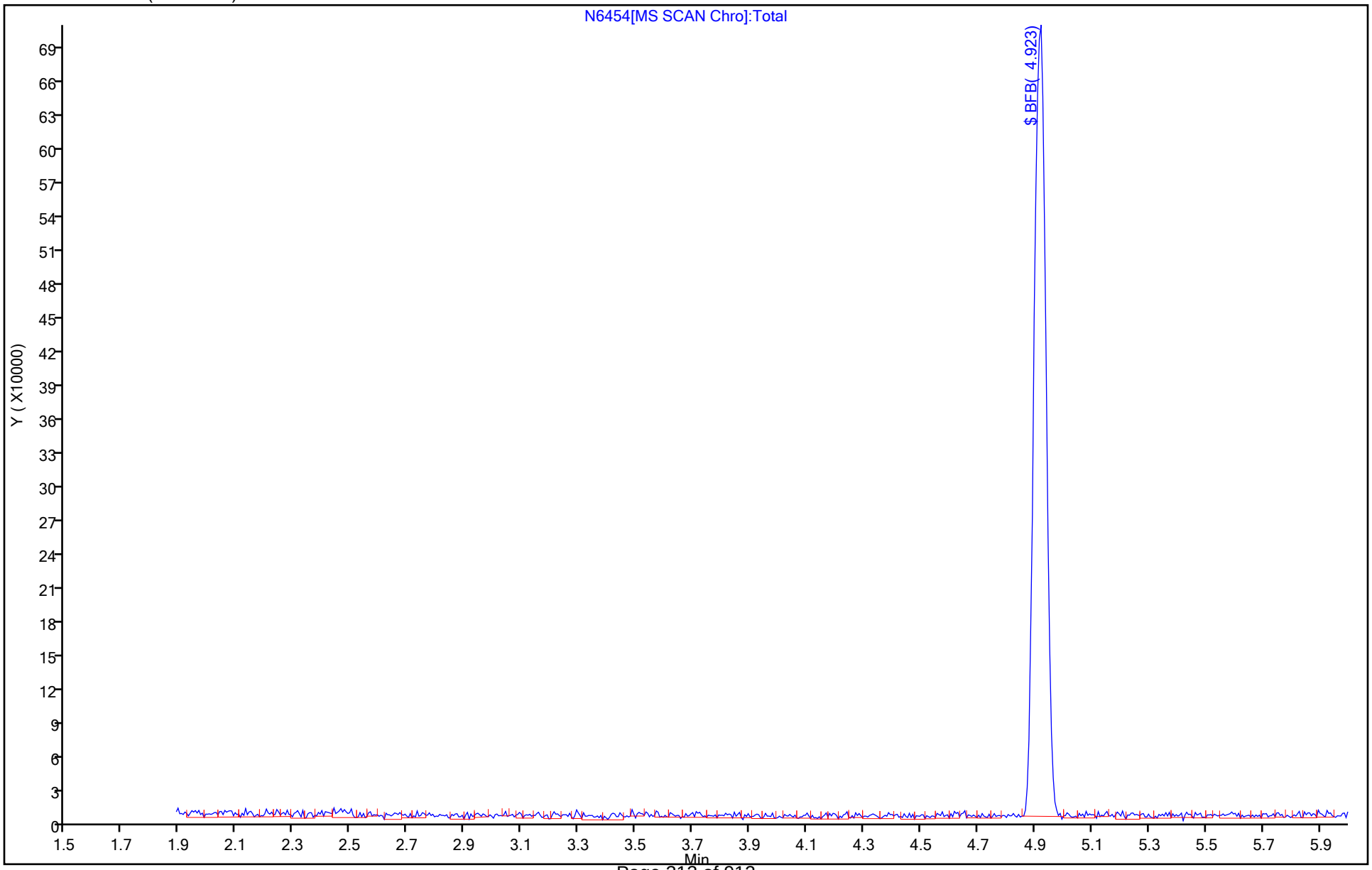

Eurofins TestAmerica, Buffalo
Target Compound Quantitation Report

Data File:	\\chromfs\Buffalo\ChromData\HP5973N\20211004-101397.b\N7240.D				
Lims ID:	BFB				
Client ID:					
Sample Type:	BFB				
Inject. Date:	04-Oct-2021 22:31:30	ALS Bottle#:	3	Worklist Smp#:	3
Injection Vol:	1.0 uL	Dil. Factor:	1.0000		
Sample Info:	BFB				
Misc. Info.:	480-0101397-003				
Operator ID:	wd	Instrument ID:	HP5973N		
Method:	\\chromfs\Buffalo\ChromData\HP5973N\20211004-101397.b\N-8260.m				
Limit Group:	MV - 8260C ICAL				
Last Update:	05-Oct-2021 07:44:23	Calib Date:	21-Sep-2021 20:05:30		
Integrator:	RTE	ID Type:	Deconvolution ID		
Quant Method:	Internal Standard	Quant By:	Initial Calibration		
Last ICal File:	\\chromfs\Buffalo\ChromData\HP5973N\20210921-101109.b\N6474.D				
Column 1 :	ZB-624 (0.18 mm)		Det: MS SCAN		
Process Host:	CTX1614				
First Level Reviewer: izquierdoo		Date:	05-Oct-2021 07:44:22		

Compound	Sig	RT (min.)	Adj RT (min.)	Dlt RT (min.)	Q	Response	Cal Amt ug/L	OnCol Amt ug/L	Flags
$ 4 BFB	95	5.045	5.045	0.000	91	1106651	NR	NR	

QC Flag Legend

Processing Flags

NR - Missing Quant Standard

Reagents:

BFB_WRK_00126 Amount Added: 1.00 Units: uL

MS Tune Report

Eurofins TestAmerica, Buffalo

Data File:	\\chromfs\Buffalo\ChromData\HP5973N\20211004-101397.b\N7240.D				
Injection Date:	04-Oct-2021 22:31:30	Instrument ID:	HP5973N		
Lims ID:	BFB				
Client ID:					
Operator ID:	wd	ALS Bottle#:	3	Worklist Smp#:	3
Injection Vol:	1.0 uL	Dil. Factor:	1.0000		
Method:	N-8260	Limit Group:	MV - 8260C ICAL		
Tune Method:	BFB Method 8260				

$ 4 BFB

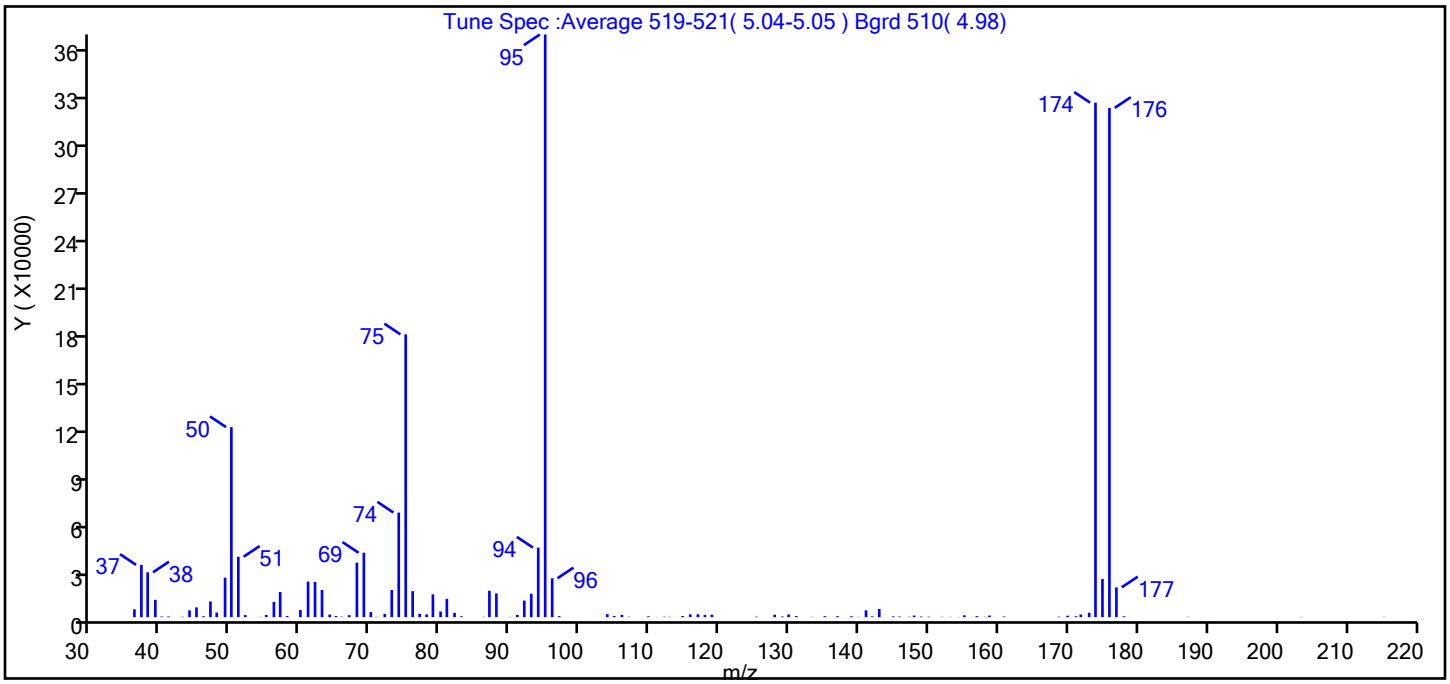

m/z	Ion Abundance Criteria	% Relative Abundance
95	Base peak, 100% relative abundance	100.0
50	15 to 40% of m/z 95	32.6
75	30 to 60% of m/z 95	48.5
96	5 to 9% of m/z 95	6.7
173	Less than 2% of m/z 174	0.8 (0.9)
174	50 to 120% of m/z 95	88.3
175	5 to 9% of m/z 174	6.6 (7.4)
176	Greater than 95% but less than 101% of m/z 174	87.4 (99.0)
177	5 to 9% of m/z 176	5.1 (5.9)

Report Date: 05-Oct-2021 07:44:23 Chrom Revision: 2.3 13-May-2021 07:57:40

Data File: \\chromfs\Buffalo\ChromData\HP5973N\20211004-101397.b\N7240.D\N-8260.rslt\spectra.d
Injection Date: 04-Oct-2021 22:31:30
Spectrum: Tune Spec :Average 519-521(5.04-5.05) Bgrd 510(4.98)
Base Peak: 95.00
Minimum % Base Peak: 0
Number of Points: 110

m/z	Y	m/z	Y	m/z	Y	m/z	Y
36.00	4847	67.00	1232	104.00	1857	147.00	223
37.00	32344	68.00	33688	105.00	712	148.00	984
38.00	27728	69.00	39840	106.00	1383	149.00	403
39.00	10719	70.00	3168	107.00	219	150.00	306
40.00	405	71.00	188	110.00	537	152.00	206
41.00	442	72.00	2000	111.00	146	153.00	150
43.00	218	73.00	16792	112.00	238	154.00	133
44.00	4181	74.00	64688	113.00	209	155.00	1119
45.00	6029	75.00	174912	115.00	717	157.00	638
46.00	570	76.00	16092	116.00	1725	158.00	177
47.00	9712	77.00	2051	117.00	1785	159.00	986
48.00	2857	78.00	1680	118.00	1394	161.00	414
49.00	24416	79.00	14099	119.00	1560	169.00	156
50.00	117536	80.00	3497	125.00	317	169.00	213
51.00	37392	81.00	11302	128.00	1509	170.00	894
52.00	1308	82.00	2694	129.00	428	171.00	570
54.00	148	83.00	543	130.00	1664	172.00	1603
55.00	1369	86.00	188	131.00	678	173.00	2750
56.00	9497	87.00	16336	133.00	149	174.00	318208
57.00	15542	88.00	14700	135.00	615	175.00	23616
58.00	698	90.00	144	137.00	611	176.00	315008
60.00	4437	91.00	1396	139.00	550	177.00	18440
61.00	21992	92.00	10245	140.00	148	178.00	567
62.00	21752	93.00	14477	141.00	4228	187.00	182
63.00	16824	94.00	43024	142.00	468	203.00	135
64.00	1598	95.00	360384	143.00	5061	215.00	173
65.00	727	96.00	24056	145.00	473		
66.00	268	97.00	644	146.00	361		

Report Date: 05-Oct-2021 07:44:23 Chrom Revision: 2.3 13-May-2021 07:57:40

Eurofins TestAmerica, Buffalo

Data File:	\\chromfs\Buffalo\ChromData\HP5973N\20211004-101397.b\N7240.D				
Injection Date:	04-Oct-2021 22:31:30	Instrument ID:	HP5973N	Operator ID:	wd
Lims ID:	BFB			Worklist Smp#:	3
Client ID:					
Injection Vol:	1.0 uL	Dil. Factor:	1.0000	ALS Bottle#:	3
Method:	N-8260	Limit Group:	MV - 8260C ICAL		

Column: ZB-624 (0.18 mm)

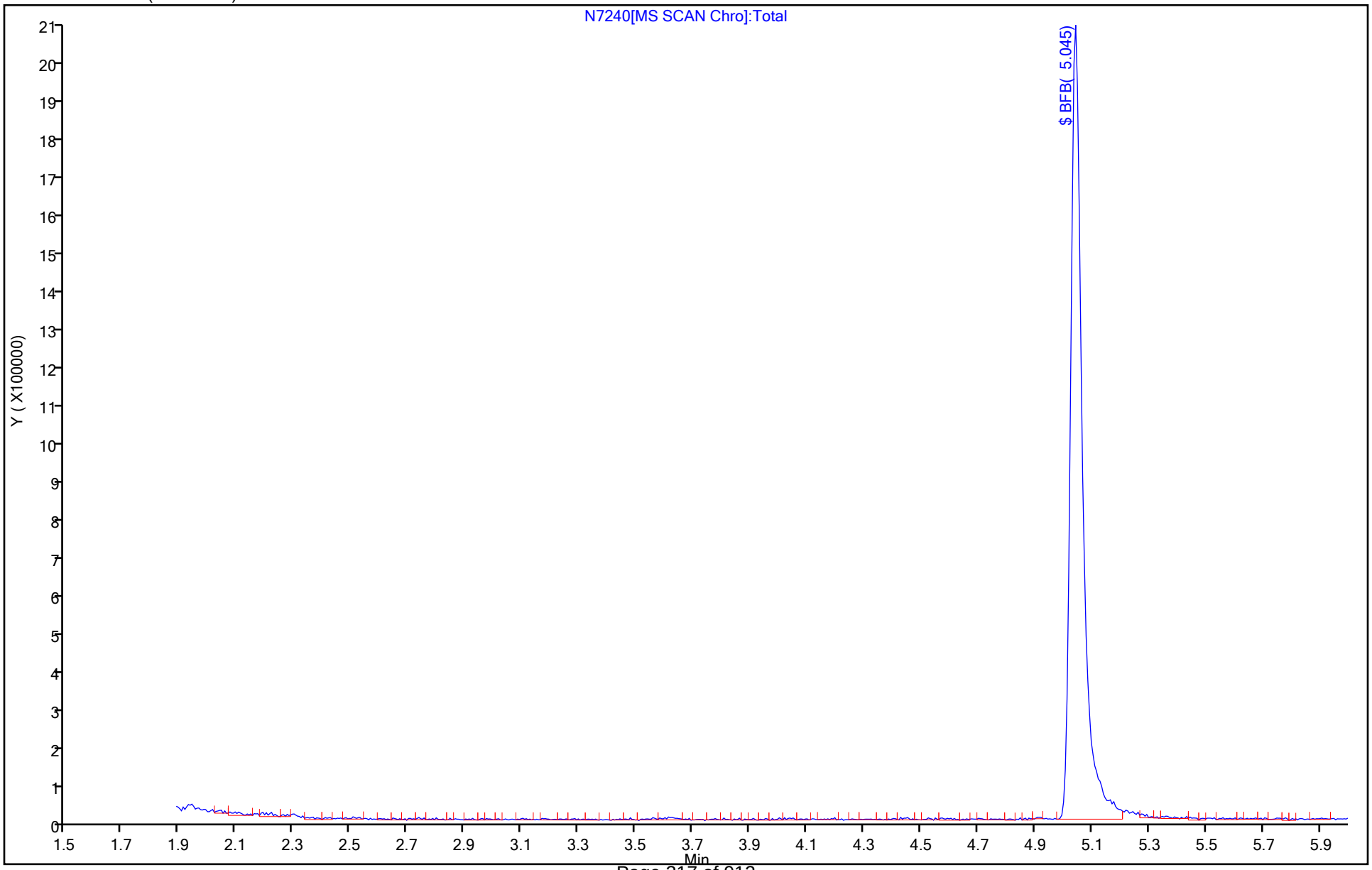

FORM I
GC/MS VOA ORGANICS ANALYSIS DATA SHEET

Lab Name: Eurofins TestAmerica, Buffalo Job No.: 480-190000-1

SDG No.:

Client Sample ID: Lab Sample ID: MB 480-598947/8

Matrix: Water Lab File ID: N7245.D

Analysis Method: 8260C Date Collected:

Sample wt/vol: 5(mL) Date Analyzed: 10/05/2021 00:26

Soil Aliquot Vol: Dilution Factor: 1

Soil Extract Vol.: GC Column: ZB-624 (20) ID: 0.18(mm)

% Moisture: Level: (low/med) Low

Analysis Batch No.: 598947 Units: ug/L

CAS NO.	COMPOUND NAME	RESULT	Q	RL	MDL
71-55-6	1,1,1-Trichloroethane	ND		1.0	0.82
79-34-5	1,1,2,2-Tetrachloroethane	ND		1.0	0.21
79-00-5	1,1,2-Trichloroethane	ND		1.0	0.23
76-13-1	1,1,2-Trichloro-1,2,2-trifluoroethane	ND		1.0	0.31
75-34-3	1,1-Dichloroethane	ND		1.0	0.38
75-35-4	1,1-Dichloroethene	ND		1.0	0.29
120-82-1	1,2,4-Trichlorobenzene	ND		1.0	0.41
96-12-8	1,2-Dibromo-3-Chloropropane	ND		1.0	0.39
95-50-1	1,2-Dichlorobenzene	ND		1.0	0.79
107-06-2	1,2-Dichloroethane	ND		1.0	0.21
78-87-5	1,2-Dichloropropane	ND		1.0	0.72
541-73-1	1,3-Dichlorobenzene	ND		1.0	0.78
106-46-7	1,4-Dichlorobenzene	ND		1.0	0.84
78-93-3	2-Butanone (MEK)	ND		10	1.3
591-78-6	2-Hexanone	ND		5.0	1.2
108-10-1	4-Methyl-2-pentanone (MIBK)	ND		5.0	2.1
67-64-1	Acetone	ND		10	3.0
71-43-2	Benzene	ND		1.0	0.41
75-27-4	Bromodichloromethane	ND		1.0	0.39
75-25-2	Bromoform	ND		1.0	0.26
74-83-9	Bromomethane	ND		1.0	0.69
75-15-0	Carbon disulfide	ND		1.0	0.19
56-23-5	Carbon tetrachloride	ND		1.0	0.27
108-90-7	Chlorobenzene	ND		1.0	0.75
124-48-1	Dibromochloromethane	ND		1.0	0.32
75-00-3	Chloroethane	ND		1.0	0.32
67-66-3	Chloroform	ND		1.0	0.34
74-87-3	Chloromethane	ND		1.0	0.35
156-59-2	cis-1,2-Dichloroethene	ND		1.0	0.81
10061-01-5	cis-1,3-Dichloropropene	ND		1.0	0.36
110-82-7	Cyclohexane	ND		1.0	0.18
75-71-8	Dichlorodifluoromethane	ND		1.0	0.68
100-41-4	Ethylbenzene	ND		1.0	0.74
106-93-4	1,2-Dibromoethane	ND		1.0	0.73
98-82-8	Isopropylbenzene	ND		1.0	0.79

FORM I
GC/MS VOA ORGANICS ANALYSIS DATA SHEET

Lab Name: Eurofins TestAmerica, Buffalo Job No.: 480-190000-1

SDG No.:

Client Sample ID: Lab Sample ID: MB 480-598947/8

Matrix: Water Lab File ID: N7245.D

Analysis Method: 8260C Date Collected:

Sample wt/vol: 5(mL) Date Analyzed: 10/05/2021 00:26

Soil Aliquot Vol: Dilution Factor: 1

Soil Extract Vol.: GC Column: ZB-624 (20) ID: 0.18(mm)

% Moisture: Level: (low/med) Low

Analysis Batch No.: 598947 Units: ug/L

CAS NO.	COMPOUND NAME	RESULT	Q	RL	MDL
79-20-9	Methyl acetate	ND		2.5	1.3
1634-04-4	Methyl tert-butyl ether	ND		1.0	0.16
108-87-2	Methylcyclohexane	ND		1.0	0.16
75-09-2	Methylene Chloride	ND		1.0	0.44
100-42-5	Styrene	ND		1.0	0.73
127-18-4	Tetrachloroethene	ND		1.0	0.36
108-88-3	Toluene	ND		1.0	0.51
156-60-5	trans-1,2-Dichloroethene	ND		1.0	0.90
10061-02-6	trans-1,3-Dichloropropene	ND		1.0	0.37
79-01-6	Trichloroethene	ND		1.0	0.46
75-69-4	Trichlorofluoromethane	ND		1.0	0.88
75-01-4	Vinyl chloride	ND		1.0	0.90
1330-20-7	Xylenes, Total	ND		2.0	0.66

CAS NO.	SURROGATE	%REC	Q	LIMITS
2037-26-5	Toluene-d8 (Surr)	100		80-120
17060-07-0	1,2-Dichloroethane-d4 (Surr)	103		77-120
460-00-4	4-Bromofluorobenzene (Surr)	99		73-120
1868-53-7	Dibromofluoromethane (Surr)	102		75-123

Eurofins TestAmerica, Buffalo
Target Compound Quantitation Report

Data File: \\chromfs\Buffalo\ChromData\HP5973N\20211004-101397.b\N7245.D
Lims ID: MB
Client ID:
Sample Type: MB
Inject. Date: 05-Oct-2021 00:26:30 ALS Bottle#: 8 Worklist Smp#: 8
Purge Vol: 5.000 mL Dil. Factor: 1.0000
Sample Info: MB
Misc. Info.: 480-0101397-008
Operator ID: wd Instrument ID: HP5973N

Method: \\chromfs\Buffalo\ChromData\HP5973N\20211004-101397.b\N-8260.m
Limit Group: MV - 8260C ICAL
Last Update: 05-Oct-2021 09:02:38 Calib Date: 21-Sep-2021 20:05:30
Integrator: RTE ID Type: Deconvolution ID
Quant Method: Internal Standard Quant By: Initial Calibration
Last ICal File: \\chromfs\Buffalo\ChromData\HP5973N\20210921-101109.b\N6474.D

Column 1 : ZB-624 (0.18 mm) Det: MS SCAN
Process Host: CTX1677

First Level Reviewer: dahnw Date: 05-Oct-2021 09:02:38

Compound	Sig	RT (min.)	Adj RT (min.)	Dlt RT (min.)	Q	Response	Cal Amt ug/L	OnCol Amt ug/L	Flags
* 147 Fluorobenzene (IS)	70	5.412	5.412	0.000	97	151265	25.0	25.0	
* 2 Chlorobenzene-d5	117	8.405	8.399	0.006	90	569845	25.0	25.0	
* 3 1,4-Dichlorobenzene-d4	152	10.796	10.796	0.000	95	289930	25.0	25.0	
$ 148 Dibromofluoromethane (Surr)	113	4.834	4.834	0.000	92	209715	25.0	25.4	
$ 5 1,2-Dichloroethane-d4 (Surr)	65	5.138	5.138	0.000	95	274664	25.0	25.7	
$ 6 Toluene-d8 (Surr)	98	6.921	6.921	0.000	96	709310	25.0	25.1	
$ 7 4-Bromofluorobenzene (Surr)	174	9.659	9.659	0.000	89	212469	25.0	24.7	
11 Dichlorodifluoromethane	85		1.275					ND	
12 Chlorodifluoromethane	51		1.294					ND	U
13 Chloromethane	50		1.458					ND	
14 Vinyl chloride	62		1.543					ND	
144 Butadiene	54		1.567					ND	
15 Bromomethane	94		1.859					ND	
16 Chloroethane	64		1.945					ND	
17 Dichlorofluoromethane	67		2.176					ND	
18 Trichlorofluoromethane	101		2.176					ND	
19 Ethyl ether	59		2.437					ND	
141 Ethanol	45		2.456					ND	
81 Propene oxide	58		2.523					ND	
20 Acrolein	56		2.614					ND	
21 112TCTFE	101		2.656					ND	
22 1,1-Dichloroethene	96		2.669					ND	
23 Acetone	43		2.778					ND	
24 Iodomethane	142		2.839					ND	
25 Carbon disulfide	76		2.875					ND	7
26 Isopropyl alcohol	45		2.967					ND	
27 3-Chloro-1-propene	41		3.021					ND	
28 Methyl acetate	43		3.070					ND	
29 Acetonitrile	40		3.082					ND	U
30 Methylene Chloride	84		3.192					ND	
31 2-Methyl-2-propanol	59		3.350					ND	

Compound	Sig	RT (min.)	Adj RT (min.)	Dlt RT (min.)	Q	Response	Cal Amt ug/L	OnCol Amt ug/L	Flags
32 Methyl tert-butyl ether	73		3.380					ND	
33 trans-1,2-Dichloroethene	96		3.392					ND	
34 Acrylonitrile	53		3.453					ND	
35 Hexane	57		3.587					ND	
36 1,1-Dichloroethane	63		3.812					ND	
37 Isopropyl ether	45		3.825					ND	
39 Vinyl acetate	43		3.867					ND	
38 2-Chloro-1,3-butadiene	53		3.867					ND	
40 1,1-Dimethoxyethane	75		3.898					ND	
41 Tert-butyl ethyl ether	59		4.159					ND	
42 2,2-Dichloropropane	77		4.329					ND	
43 cis-1,2-Dichloroethene	96		4.366					ND	
44 2-Butanone (MEK)	43		4.402					ND	7
45 Ethyl acetate	43		4.433					ND	
46 Propionitrile	54		4.500					ND	
47 Chlorobromomethane	128		4.603					ND	
48 Methacrylonitrile	67		4.609					ND	
49 Tetrahydrofuran	42		4.621					ND	
50 Chloroform	83		4.676					ND	
51 1,1,1-Trichloroethane	97		4.792					ND	
52 Cyclohexane	56		4.798					ND	
53 Carbon tetrachloride	117		4.926					ND	
54 1,1-Dichloropropene	75		4.938					ND	
146 Isooctane	57		5.139					ND	
55 Benzene	78		5.145					ND	
56 Isobutyl alcohol	43		5.169					ND	
57 1,2-Dichloroethane	62		5.211					ND	
58 Tert-amyl methyl ether	73		5.224					ND	
140 t-Amyl alcohol	59		5.230					ND	
59 n-Heptane	43		5.321					ND	
1 1,4-Difluorobenzene	114		5.522					ND	
60 Trichloroethene	95		5.753					ND	
61 n-Butanol	56		5.790					ND	
62 Methylcyclohexane	83		5.868					ND	
145 Ethyl acrylate	55		5.875					ND	
63 1,2-Dichloropropane	63		5.996					ND	
65 Methyl methacrylate	41		6.094					ND	
64 Dibromomethane	93		6.130					ND	
66 1,4-Dioxane	88		6.136					ND	
67 Dichlorobromomethane	83		6.282					ND	
68 2-Nitropropane	43		6.532					ND	
69 2-Chloroethyl vinyl ether	63		6.562					ND	
70 Epichlorohydrin	57		6.653					ND	
71 cis-1,3-Dichloropropene	75		6.696					ND	
72 4-Methyl-2-pentanone (MIBK)	58		6.848					ND	U
73 Toluene	92		6.988					ND	
74 2-Methylthiophene	97		7.122					ND	
75 trans-1,3-Dichloropropene	75		7.268					ND	
76 3-Methylthiophene	97		7.286					ND	
77 Ethyl methacrylate	69		7.310					ND	
78 1,1,2-Trichloroethane	83		7.456					ND	
79 Tetrachloroethene	166		7.511					ND	

Compound	Sig	RT (min.)	Adj RT (min.)	Dlt RT (min.)	Q	Response	Cal Amt ug/L	OnCol Amt ug/L	Flags
80 1,3-Dichloropropane	76		7.621					ND	
82 2-Hexanone	43		7.687					ND	
149 n-Butyl acetate	43		7.797					ND	
83 Chlorodibromomethane	129		7.858					ND	
84 Ethylene Dibromide	107		7.955					ND	
139 1-Chlorohexane	55		8.387					ND	U
86 3-Chlorobenzotrifluoride	180		8.405					ND	
85 Chlorobenzene	112		8.430					ND	
87 4-Chlorobenzotrifluoride	180		8.466					ND	
88 Ethylbenzene	91		8.527					ND	
89 1,1,1,2-Tetrachloroethane	131		8.527					ND	
90 m-Xylene & p-Xylene	106		8.649					ND	
91 o-Xylene	106		9.075					ND	
92 Styrene	104		9.105					ND	
93 Bromoform	173		9.354					ND	
94 2-Chlorobenzotrifluoride	180		9.385					ND	
95 Isopropylbenzene	105		9.458					ND	
96 Cyclohexanone	55		9.634					ND	U
97 Bromobenzene	156		9.805					ND	
98 1,1,2,2-Tetrachloroethane	83		9.865					ND	
100 N-Propylbenzene	91		9.884					ND	
99 1,2,3-Trichloropropane	110		9.896					ND	
101 trans-1,4-Dichloro-2-butene	53		9.908					ND	
102 2-Chlorotoluene	126		9.987					ND	
103 3-Chlorotoluene	126		10.054					ND	
104 1,3,5-Trimethylbenzene	105		10.066					ND	
105 4-Chlorotoluene	91		10.103					ND	
106 tert-Butylbenzene	134		10.383					ND	
108 1,2,4-Trimethylbenzene	105		10.437					ND	
107 Pentachloroethane	167		10.450					ND	
109 sec-Butylbenzene	105		10.595					ND	
110 1,3-Dichlorobenzene	146		10.729					ND	
111 4-Isopropyltoluene	119		10.735					ND	
112 Dicyclopentadiene	66		10.796					ND	
113 1,4-Dichlorobenzene	146		10.821					ND	
114 1,2,3-Trimethylbenzene	105		10.845					ND	
143 Benzyl chloride	126		10.967					ND	
115 n-Butylbenzene	91		11.125					ND	
116 1,2-Dichlorobenzene	146		11.173					ND	
117 1,2-Dibromo-3-Chloropropane	75		11.903					ND	
118 1,3,5-Trichlorobenzene	180		12.037					ND	
119 1,2,4-Trichlorobenzene	180		12.579					ND	7
120 Hexachlorobutadiene	225		12.688					ND	
121 Naphthalene	128		12.792					ND	
122 1,2,3-Trichlorobenzene	180		12.992					ND	
142 2-Methylnaphthalene	142		13.710					ND	U
138 1-Bromopropane	1		0.000					ND	
131 Aziridine TIC	1		0.000					ND	
133 Halothane	1		0.000					ND	
136 Ethylene oxide TIC	1		0.000					ND	
S 126 Xylenes, Total	1		30.000					ND	7
S 123 1,3-Dichloropropene, Total	1		30.000					ND	7

Compound	Sig	RT (min.)	Adj RT (min.)	Dlt RT (min.)	Q	Response	Cal Amt ug/L	OnCol Amt ug/L	Flags
S 125 Total BTEX	1		30.000					ND	7
S 124 1,2-Dichloroethene, Total	1		30.000					ND	7
S 151 Trihalomethanes, Total	1		0.000					ND	

QC Flag Legend

Processing Flags

7 - Failed Limit of Detection

Review Flags

U - Marked Undetected

Reagents:

N 8260 IS_00222	Amount Added:	1.00	Units: uL	Run Reagent
N_8260_Surr_00425	Amount Added:	1.00	Units: uL	Run Reagent

Report Date: 05-Oct-2021 09:02:39 Chrom Revision: 2.3 13-May-2021 07:57:40

Eurofins TestAmerica, Buffalo

Data File: \\chromfs\Buffalo\ChromData\HP5973N\20211004-101397.b\N7245.D

Injection Date: 05-Oct-2021 00:26:30 Instrument ID: HP5973N Operator ID: wd

Lims ID: MB Worklist Smp#: 8

Client ID:

Purge Vol: 5.000 mL Dil. Factor: 1.0000 ALS Bottle#: 8

Method: N-8260 Limit Group: MV - 8260C ICAL

Column: ZB-624 (0.18 mm)

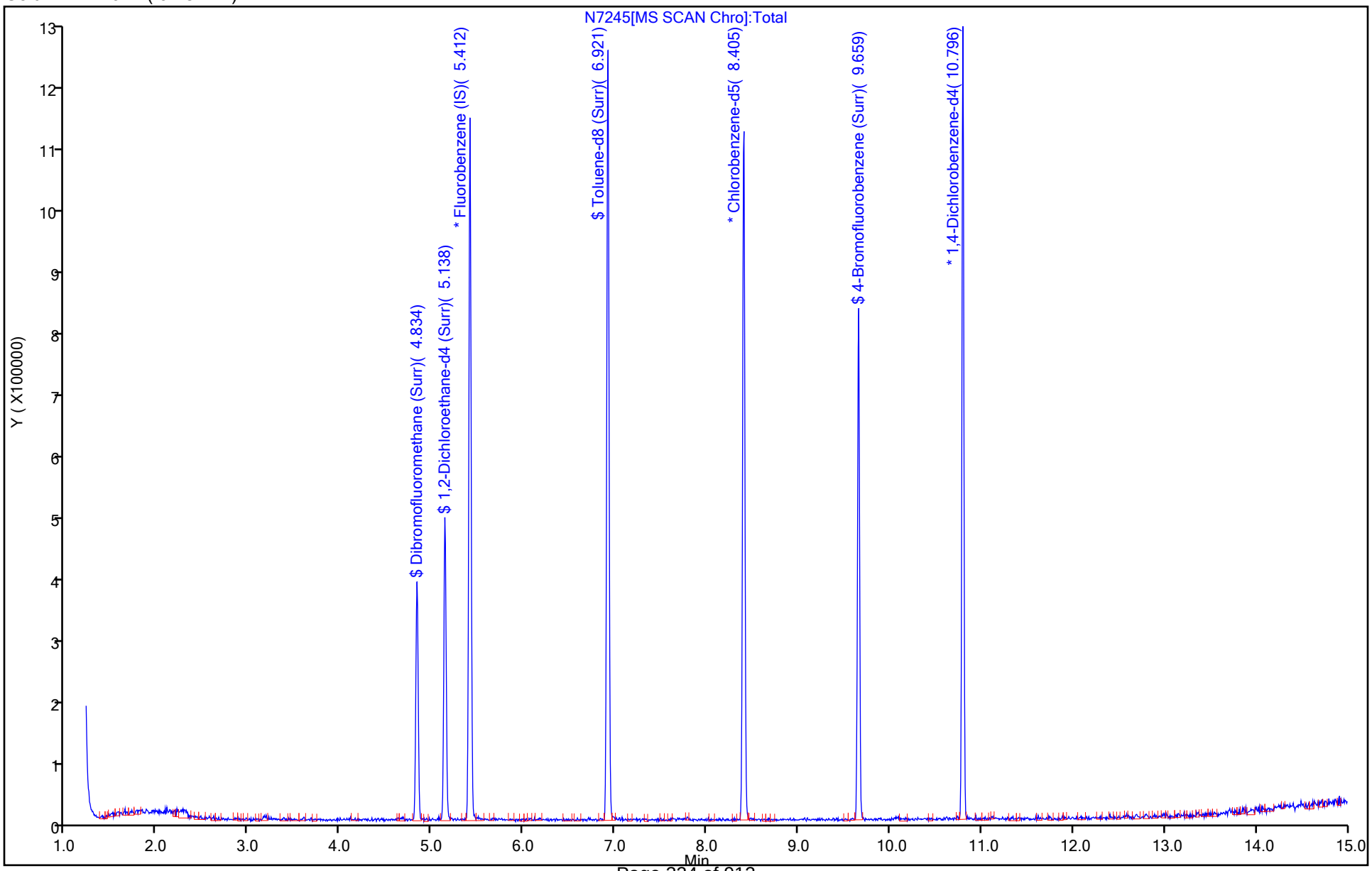

User Disabled Compound Report

Eurofins TestAmerica, Buffalo

Data File:	\\chromfs\Buffalo\ChromData\HP5973N\20211004-101397.b\N7245.D				
Injection Date:	05-Oct-2021 00:26:30	Instrument ID:	HP5973N		
Lims ID:	MB				
Client ID:					
Operator ID:	wd	ALS Bottle#:	8	Worklist Smp#:	8
Purge Vol:	5.000 mL	Dil. Factor:	1.0000		
Method:	N-8260	Limit Group:	MV - 8260C ICAL		
Column:	ZB-624 (0.18 mm)	Detector	MS SCAN		

72 4-Methyl-2-pentanone (MIBK), CAS: 108-10-1

Processing Results

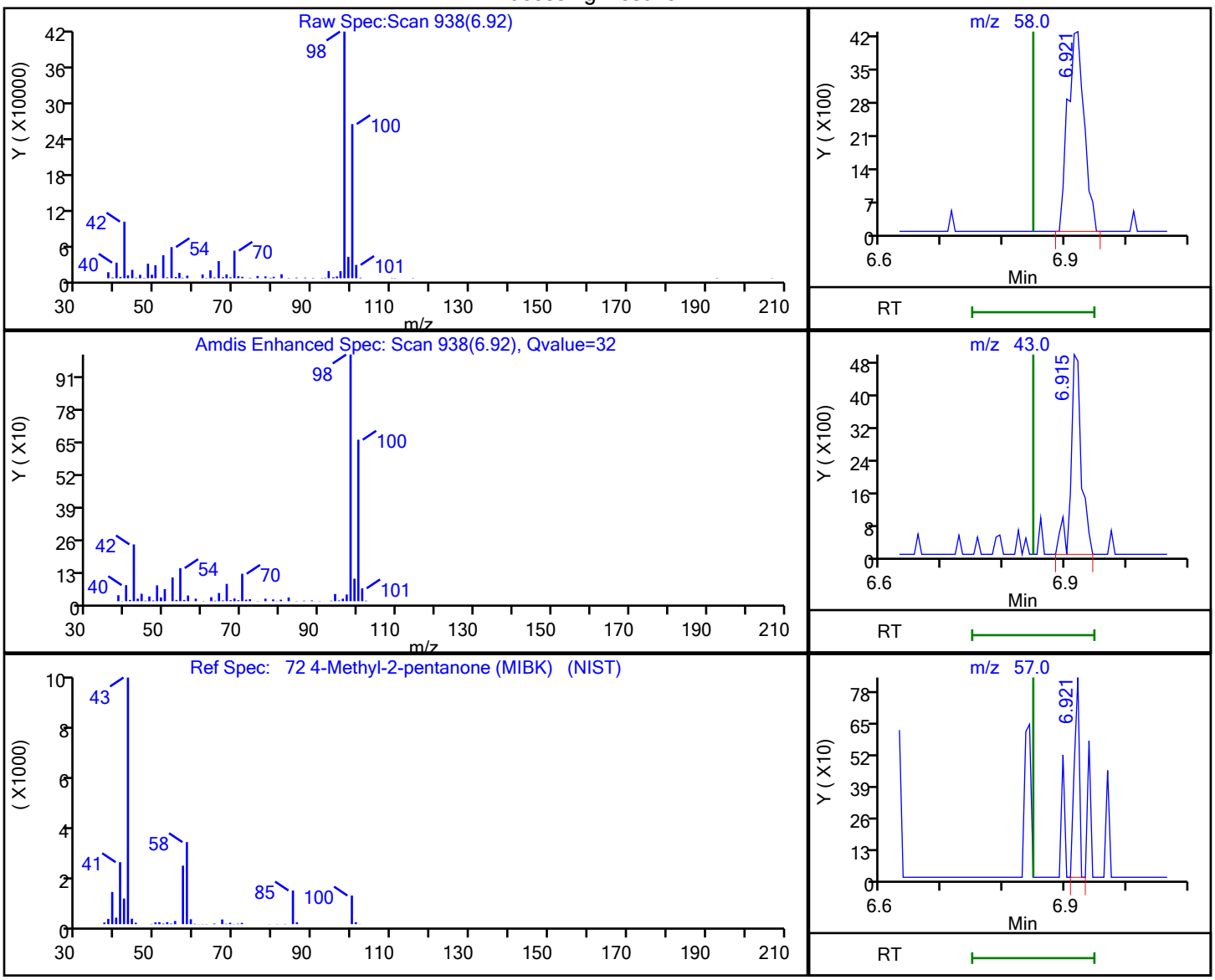

RT	Mass	Response	Amount
6.92	58.00	7936	1.362821
6.91	43.00	5931	
6.92	57.00	472	

Reviewer: dahnw, 05-Oct-2021 09:01:54

Audit Action: Marked Compound Undetected Audit Reason: Invalid Compound ID

FORM I
GC/MS VOA ORGANICS ANALYSIS DATA SHEET

Lab Name: Eurofins TestAmerica, Buffalo Job No.: 480-190000-1

SDG No.:

Client Sample ID: Lab Sample ID: LCS 480-598947/6

Matrix: Water Lab File ID: N7243.D

Analysis Method: 8260C Date Collected:

Sample wt/vol: 5(mL) Date Analyzed: 10/04/2021 23:40

Soil Aliquot Vol: Dilution Factor: 1

Soil Extract Vol.: GC Column: ZB-624 (20) ID: 0.18(mm)

% Moisture: Level: (low/med) Low

Analysis Batch No.: 598947 Units: ug/L

CAS NO.	COMPOUND NAME	RESULT	Q	RL	MDL
71-55-6	1,1,1-Trichloroethane	24.5		1.0	0.82
79-34-5	1,1,2,2-Tetrachloroethane	23.6		1.0	0.21
79-00-5	1,1,2-Trichloroethane	23.4		1.0	0.23
76-13-1	1,1,2-Trichloro-1,2,2-trifluoroethane	20.5		1.0	0.31
75-34-3	1,1-Dichloroethane	22.6		1.0	0.38
75-35-4	1,1-Dichloroethene	21.6		1.0	0.29
120-82-1	1,2,4-Trichlorobenzene	24.7		1.0	0.41
96-12-8	1,2-Dibromo-3-Chloropropane	26.1		1.0	0.39
95-50-1	1,2-Dichlorobenzene	24.4		1.0	0.79
107-06-2	1,2-Dichloroethane	22.2		1.0	0.21
78-87-5	1,2-Dichloropropane	22.2		1.0	0.72
541-73-1	1,3-Dichlorobenzene	24.5		1.0	0.78
106-46-7	1,4-Dichlorobenzene	24.5		1.0	0.84
78-93-3	2-Butanone (MEK)	110		10	1.3
591-78-6	2-Hexanone	116		5.0	1.2
108-10-1	4-Methyl-2-pentanone (MIBK)	115		5.0	2.1
67-64-1	Acetone	112		10	3.0
71-43-2	Benzene	22.0		1.0	0.41
75-27-4	Bromodichloromethane	24.3		1.0	0.39
75-25-2	Bromoform	28.9		1.0	0.26
74-83-9	Bromomethane	20.2		1.0	0.69
75-15-0	Carbon disulfide	22.3		1.0	0.19
56-23-5	Carbon tetrachloride	28.3		1.0	0.27
108-90-7	Chlorobenzene	22.8		1.0	0.75
124-48-1	Dibromochloromethane	28.9		1.0	0.32
75-00-3	Chloroethane	21.1		1.0	0.32
67-66-3	Chloroform	21.5		1.0	0.34
74-87-3	Chloromethane	20.4		1.0	0.35
156-59-2	cis-1,2-Dichloroethene	22.9		1.0	0.81
10061-01-5	cis-1,3-Dichloropropene	24.4		1.0	0.36
110-82-7	Cyclohexane	21.5		1.0	0.18
75-71-8	Dichlorodifluoromethane	22.6		1.0	0.68
100-41-4	Ethylbenzene	22.7		1.0	0.74
106-93-4	1,2-Dibromoethane	23.1		1.0	0.73
98-82-8	Isopropylbenzene	24.1		1.0	0.79

FORM I
GC/MS VOA ORGANICS ANALYSIS DATA SHEET

Lab Name: Eurofins TestAmerica, Buffalo
Job No.: 480-190000-1
SDG No.:
Client Sample ID:
Lab Sample ID: LCS 480-598947/6
Matrix: Water
Lab File ID: N7243.D
Analysis Method: 8260C
Date Collected:
Sample wt/vol: 5(mL)
Date Analyzed: 10/04/2021 23:40
Soil Aliquot Vol:
Dilution Factor: 1
Soil Extract Vol.:
GC Column: ZB-624 (20) ID: 0.18(mm)
% Moisture:
Level: (low/med) Low
Analysis Batch No.: 598947
Units: ug/L

CAS NO.	COMPOUND NAME	RESULT	Q	RL	MDL
79-20-9	Methyl acetate	43.5		2.5	1.3
1634-04-4	Methyl tert-butyl ether	22.7		1.0	0.16
108-87-2	Methylcyclohexane	21.6		1.0	0.16
75-09-2	Methylene Chloride	23.7		1.0	0.44
100-42-5	Styrene	24.2		1.0	0.73
127-18-4	Tetrachloroethene	22.8		1.0	0.36
108-88-3	Toluene	22.9		1.0	0.51
156-60-5	trans-1,2-Dichloroethene	23.0		1.0	0.90
10061-02-6	trans-1,3-Dichloropropene	24.9		1.0	0.37
79-01-6	Trichloroethene	22.7		1.0	0.46
75-69-4	Trichlorofluoromethane	19.7		1.0	0.88
75-01-4	Vinyl chloride	20.2		1.0	0.90
1330-20-7	Xylenes, Total	48.4		2.0	0.66

CAS NO.	SURROGATE	%REC	Q	LIMITS
2037-26-5	Toluene-d8 (Surr)	101		80-120
17060-07-0	1,2-Dichloroethane-d4 (Surr)	96		77-120
460-00-4	4-Bromofluorobenzene (Surr)	102		73-120
1868-53-7	Dibromofluoromethane (Surr)	99		75-123

Eurofins TestAmerica, Buffalo
Target Compound Quantitation Report

Data File: \\chromfs\Buffalo\ChromData\HP5973N\20211004-101397.b\N7243.D
Lims ID: LCS
Client ID:
Sample Type: LCS
Inject. Date: 04-Oct-2021 23:40:30 ALS Bottle#: 6 Worklist Smp#: 6
Purge Vol: 5.000 mL Dil. Factor: 1.0000
Sample Info: LCS
Misc. Info.: 480-0101397-006
Operator ID: wd Instrument ID: HP5973N

Method: \\chromfs\Buffalo\ChromData\HP5973N\20211004-101397.b\N-8260.m
Limit Group: MV - 8260C ICAL
Last Update: 05-Oct-2021 09:00:34 Calib Date: 21-Sep-2021 20:05:30
Integrator: RTE ID Type: Deconvolution ID
Quant Method: Internal Standard Quant By: Initial Calibration
Last ICal File: \\chromfs\Buffalo\ChromData\HP5973N\20210921-101109.b\N6474.D

Column 1 : ZB-624 (0.18 mm) Det: MS SCAN
Process Host: CTX1677

First Level Reviewer: dahnw Date: 05-Oct-2021 09:00:34

Compound	Sig	RT (min.)	Adj RT (min.)	Dlt RT (min.)	Q	Response	Cal Amt ug/L	OnCol Amt ug/L	Flags
* 147 Fluorobenzene (IS)	70	5.412	5.412	0.000	97	161826	25.0	25.0	
* 2 Chlorobenzene-d5	117	8.405	8.399	0.006	88	615666	25.0	25.0	
* 3 1,4-Dichlorobenzene-d4	152	10.796	10.796	0.000	95	320624	25.0	25.0	
$ 148 Dibromofluoromethane (Surr)	113	4.834	4.834	0.000	92	219242	25.0	24.8	
$ 5 1,2-Dichloroethane-d4 (Surr)	65	5.139	5.138	0.001	65	274410	25.0	24.0	
$ 6 Toluene-d8 (Surr)	98	6.921	6.921	0.000	95	772776	25.0	25.3	
$ 7 4-Bromofluorobenzene (Surr)	174	9.659	9.659	0.000	93	237604	25.0	25.6	
11 Dichlorodifluoromethane	85	1.275	1.275	0.000	97	173171	25.0	22.6	
13 Chloromethane	50	1.452	1.458	-0.006	99	461007	25.0	20.4	
14 Vinyl chloride	62	1.543	1.543	0.000	97	258371	25.0	20.2	
144 Butadiene	54	1.561	1.567	-0.006	98	401748	25.0	21.9	
15 Bromomethane	94	1.847	1.859	-0.012	92	140419	25.0	20.2	
16 Chloroethane	64	1.939	1.945	-0.006	93	150725	25.0	21.1	
18 Trichlorofluoromethane	101	2.176	2.176	0.000	67	261743	25.0	19.7	
17 Dichlorofluoromethane	67	2.164	2.176	-0.012	94	323829	25.0	20.6	
19 Ethyl ether	59	2.437	2.437	0.000	91	271303	25.0	21.9	
20 Acrolein	56	2.620	2.614	0.006	98	104697	125.0	101.8	
21 112TCTFE	101	2.650	2.656	-0.006	63	158918	25.0	20.5	
22 1,1-Dichloroethene	96	2.663	2.669	-0.006	90	162359	25.0	21.6	
23 Acetone	43	2.772	2.778	-0.006	97	838306	125.0	111.7	
24 Iodomethane	142	2.839	2.839	0.000	98	322305	25.0	23.5	
25 Carbon disulfide	76	2.863	2.875	-0.012	98	555819	25.0	22.3	
27 3-Chloro-1-propene	41	3.021	3.021	0.000	87	616728	25.0	23.5	
28 Methyl acetate	43	3.070	3.070	0.000	99	780706	50.0	43.5	
30 Methylene Chloride	84	3.167	3.192	-0.025	86	207054	25.0	23.7	
31 2-Methyl-2-propanol	59	3.344	3.350	-0.006	99	382724	250.0	244.4	
32 Methyl tert-butyl ether	73	3.380	3.380	0.000	89	614070	25.0	22.7	
33 trans-1,2-Dichloroethene	96	3.393	3.392	0.001	88	202741	25.0	23.0	
34 Acrylonitrile	53	3.453	3.453	0.000	97	1844139	250.0	213.1	
35 Hexane	57	3.587	3.587	0.000	95	395177	25.0	20.0	
36 1,1-Dichloroethane	63	3.812	3.812	0.000	96	448400	25.0	22.6	

Compound	Sig	RT (min.)	Adj RT (min.)	Dlt RT (min.)	Q	Response	Cal Amt ug/L	OnCol Amt ug/L	Flags
39 Vinyl acetate	43	3.867	3.867	0.000	96	2021623	50.0	53.4	
42 2,2-Dichloropropane	77	4.329	4.329	0.000	80	179534	25.0	25.2	
43 cis-1,2-Dichloroethene	96	4.366	4.366	0.000	86	223221	25.0	22.9	
44 2-Butanone (MEK)	43	4.402	4.402	0.000	95	1283862	125.0	109.6	
47 Chlorobromomethane	128	4.597	4.603	-0.006	83	123266	25.0	23.4	
49 Tetrahydrofuran	42	4.621	4.621	0.000	92	328641	50.0	41.5	
50 Chloroform	83	4.676	4.676	0.000	92	354323	25.0	21.5	
51 1,1,1-Trichloroethane	97	4.786	4.792	-0.006	94	291118	25.0	24.5	
52 Cyclohexane	56	4.798	4.798	0.000	95	492458	25.0	21.5	
53 Carbon tetrachloride	117	4.926	4.926	0.000	92	273090	25.0	28.3	
54 1,1-Dichloropropene	75	4.938	4.938	0.000	83	260856	25.0	22.3	
55 Benzene	78	5.139	5.145	-0.006	89	804748	25.0	22.0	
56 Isobutyl alcohol	43	5.169	5.169	0.000	93	573473	625.0	697.5	
57 1,2-Dichloroethane	62	5.212	5.211	0.001	93	379839	25.0	22.2	
59 n-Heptane	43	5.321	5.321	0.000	94	507397	25.0	19.5	
60 Trichloroethene	95	5.753	5.753	0.000	92	205122	25.0	22.7	
62 Methylcyclohexane	83	5.869	5.868	0.001	92	304050	25.0	21.6	
63 1,2-Dichloropropane	63	5.990	5.996	-0.006	85	256475	25.0	22.2	
64 Dibromomethane	93	6.130	6.130	0.000	95	146015	25.0	23.7	
66 1,4-Dioxane	88	6.130	6.130	-0.006	39	43976	500.0	490.4	M
67 Dichlorobromomethane	83	6.282	6.282	0.000	93	259206	25.0	24.3	
69 2-Chloroethyl vinyl ether	63	6.562	6.562	0.000	85	172286	25.0	24.6	
71 cis-1,3-Dichloropropene	75	6.696	6.696	0.000	82	316712	25.0	24.4	
72 4-Methyl-2-pentanone (MIBK)	58	6.842	6.848	-0.006	97	725716	125.0	115.3	
73 Toluene	92	6.982	6.988	-0.006	96	511950	25.0	22.9	
75 trans-1,3-Dichloropropene	75	7.268	7.268	0.000	89	298867	25.0	24.9	
77 Ethyl methacrylate	69	7.316	7.310	0.006	85	250616	25.0	28.8	
78 1,1,2-Trichloroethane	83	7.456	7.456	0.000	94	153907	25.0	23.4	
79 Tetrachloroethene	166	7.517	7.511	0.006	92	221748	25.0	22.8	
80 1,3-Dichloropropane	76	7.615	7.621	-0.006	86	310128	25.0	22.8	
82 2-Hexanone	43	7.688	7.687	0.001	96	1707594	125.0	116.1	
83 Chlorodibromomethane	129	7.852	7.858	-0.006	88	221021	25.0	28.9	
84 Ethylene Dibromide	107	7.955	7.955	0.000	100	185640	25.0	23.1	
85 Chlorobenzene	112	8.436	8.430	0.006	93	587075	25.0	22.8	
88 Ethylbenzene	91	8.527	8.527	0.000	98	902166	25.0	22.7	
89 1,1,1,2-Tetrachloroethane	131	8.533	8.527	0.006	92	215624	25.0	26.8	
90 m-Xylene & p-Xylene	106	8.649	8.649	0.000	96	363058	25.0	24.4	
91 o-Xylene	106	9.075	9.075	0.000	97	355792	25.0	24.0	
92 Styrene	104	9.105	9.105	0.000	94	599201	25.0	24.2	
93 Bromoform	173	9.354	9.354	0.000	94	135586	25.0	28.9	
95 Isopropylbenzene	105	9.458	9.458	0.000	96	906097	25.0	24.1	
97 Bromobenzene	156	9.805	9.805	0.000	85	262388	25.0	25.4	
98 1,1,2,2-Tetrachloroethane	83	9.865	9.865	0.000	94	255963	25.0	23.6	
100 N-Propylbenzene	91	9.890	9.884	0.006	99	1069415	25.0	23.8	
99 1,2,3-Trichloropropane	110	9.896	9.896	0.000	91	74707	25.0	21.6	
101 trans-1,4-Dichloro-2-butene	53	9.908	9.908	0.000	83	97816	25.0	20.4	
102 2-Chlorotoluene	126	9.993	9.987	0.006	96	239099	25.0	24.7	
104 1,3,5-Trimethylbenzene	105	10.066	10.066	0.000	96	775267	25.0	25.2	
105 4-Chlorotoluene	91	10.103	10.103	0.000	97	678793	25.0	24.5	
106 tert-Butylbenzene	134	10.383	10.383	0.001	96	174192	25.0	24.8	
108 1,2,4-Trimethylbenzene	105	10.437	10.437	0.000	98	796299	25.0	24.6	
109 sec-Butylbenzene	105	10.596	10.595	0.001	95	954860	25.0	24.0	

Compound	Sig	RT (min.)	Adj RT (min.)	Dlt RT (min.)	Q	Response	Cal Amt ug/L	OnCol Amt ug/L	Flags
110 1,3-Dichlorobenzene	146	10.729	10.729	0.000	97	484672	25.0	24.5	
111 4-Isopropyltoluene	119	10.735	10.735	0.000	97	861242	25.0	24.2	
113 1,4-Dichlorobenzene	146	10.815	10.821	-0.006	94	490383	25.0	24.5	
115 n-Butylbenzene	91	11.125	11.125	0.000	97	732382	25.0	23.7	
116 1,2-Dichlorobenzene	146	11.173	11.173	0.000	97	482995	25.0	24.4	
117 1,2-Dibromo-3-Chloropropane	75	11.910	11.903	0.007	80	48331	25.0	26.1	
119 1,2,4-Trichlorobenzene	180	12.579	12.579	0.000	95	320094	25.0	24.7	
120 Hexachlorobutadiene	225	12.688	12.688	0.000	95	129808	25.0	21.9	
121 Naphthalene	128	12.792	12.792	0.000	97	854432	25.0	24.8	
122 1,2,3-Trichlorobenzene	180	12.992	12.992	0.000	96	325572	25.0	26.0	

QC Flag Legend

Processing Flags

Review Flags

M - Manually Integrated

Reagents:

8260 CORP mix_00214	Amount Added: 12.50	Units: uL	
GAS CORP mix_00474	Amount Added: 12.50	Units: uL	
N 8260 IS_00222	Amount Added: 1.00	Units: uL	Run Reagent
N_8260_Surr_00425	Amount Added: 1.00	Units: uL	Run Reagent

Report Date: 05-Oct-2021 09:00:34 Chrom Revision: 2.3 13-May-2021 07:57:40

Eurofins TestAmerica, Buffalo

Data File: \\chromfs\Buffalo\ChromData\HP5973N\20211004-101397.b\N7243.D

Injection Date: 04-Oct-2021 23:40:30 Instrument ID: HP5973N Operator ID: wd

Lims ID: LCS Worklist Smp#: 6

Client ID:

Purge Vol: 5.000 mL Dil. Factor: 1.0000 ALS Bottle#: 6

Method: N-8260 Limit Group: MV - 8260C ICAL

Column: ZB-624 (0.18 mm)

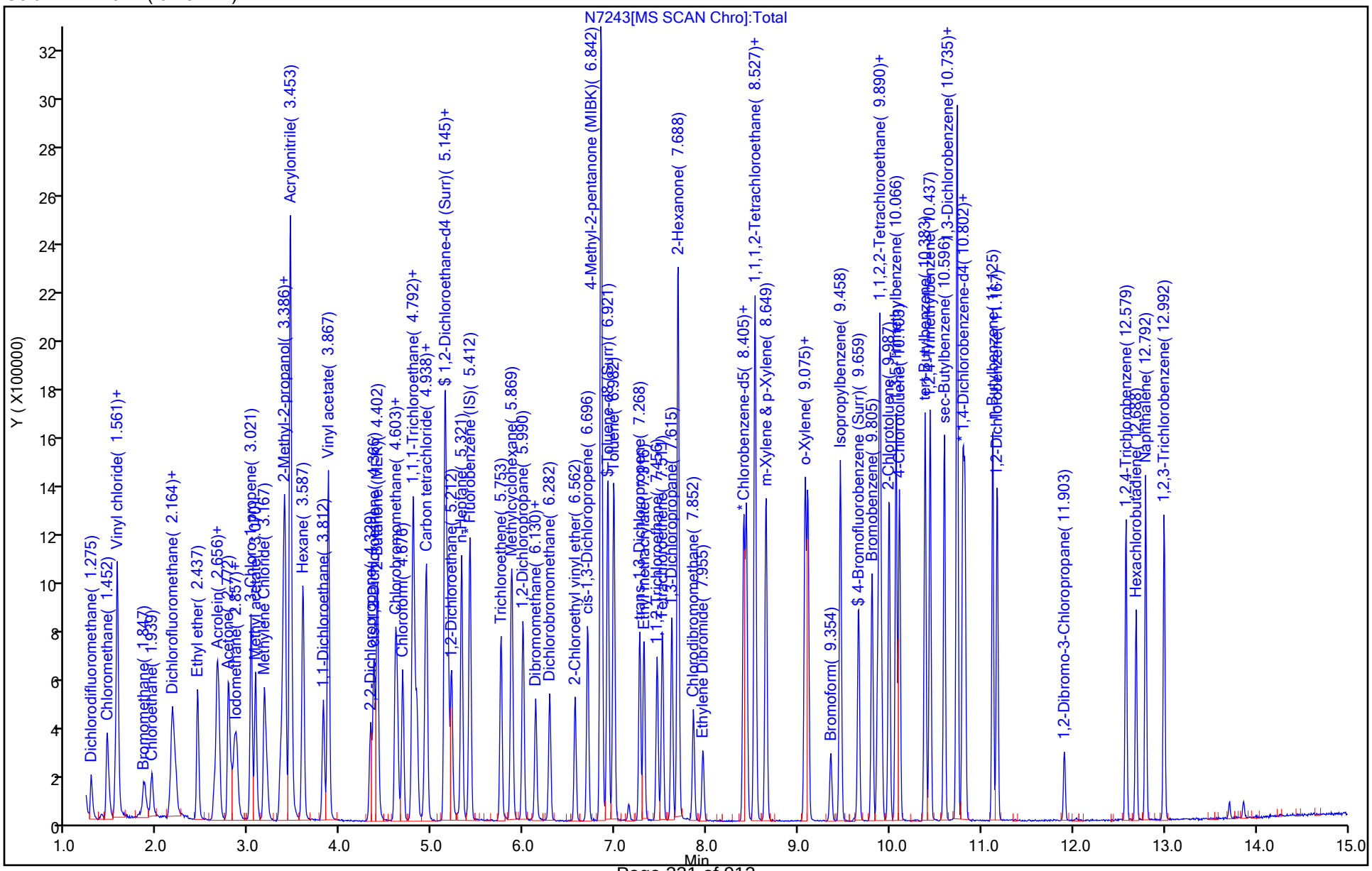

GC/MS VOA ANALYSIS RUN LOG

Lab Name: Eurofins TestAmerica, Buffalo Job No.: 480-190000-1

SDG No.:

Instrument ID: HP5973N Start Date: 09/21/2021 12:16

Analysis Batch Number: 597177 End Date: 09/21/2021 21:38

LAB SAMPLE ID	CLIENT SAMPLE ID	DATE ANALYZED	DILUTION FACTOR	LAB FILE ID	COLUMN ID
BFB 480-597177/5		09/21/2021 12:16	1	N6454.D	ZB-624 (20) 0.18(mm)
IC 480-597177/7		09/21/2021 13:06	1	N6456.D	ZB-624 (20) 0.18(mm)
IC 480-597177/8		09/21/2021 13:29	1	N6457.D	ZB-624 (20) 0.18(mm)
IC 480-597177/9		09/21/2021 13:53	1	N6458.D	ZB-624 (20) 0.18(mm)
IC 480-597177/10		09/21/2021 14:16	1	N6459.D	ZB-624 (20) 0.18(mm)
IC 480-597177/11		09/21/2021 14:40	1	N6460.D	ZB-624 (20) 0.18(mm)
ICIS 480-597177/12		09/21/2021 15:03	1	N6461.D	ZB-624 (20) 0.18(mm)
IC 480-597177/13		09/21/2021 15:26	1	N6462.D	ZB-624 (20) 0.18(mm)
IC 480-597177/14		09/21/2021 15:49	1	N6463.D	ZB-624 (20) 0.18(mm)
MDLV 480-597177/16		09/21/2021 16:36	1		ZB-624 (20) 0.18(mm)
IC 480-597177/19		09/21/2021 17:46	1		ZB-624 (20) 0.18(mm)
IC 480-597177/20		09/21/2021 18:09	1		ZB-624 (20) 0.18(mm)
IC 480-597177/21		09/21/2021 18:32	1		ZB-624 (20) 0.18(mm)
IC 480-597177/22		09/21/2021 18:55	1		ZB-624 (20) 0.18(mm)
IC 480-597177/23		09/21/2021 19:18	1		ZB-624 (20) 0.18(mm)
IC 480-597177/24		09/21/2021 19:42	1		ZB-624 (20) 0.18(mm)
IC 480-597177/25		09/21/2021 20:05	1		ZB-624 (20) 0.18(mm)
MDLV 480-597177/27		09/21/2021 20:51	1		ZB-624 (20) 0.18(mm)
ICV 480-597177/28		09/21/2021 21:15	1	N6477.D	ZB-624 (20) 0.18(mm)
ICV 480-597177/29		09/21/2021 21:38	1		ZB-624 (20) 0.18(mm)

8260C

GC/MS VOA ANALYSIS RUN LOG

Lab Name: Eurofins TestAmerica, Buffalo Job No.: 480-190000-1

SDG No.:

Instrument ID: HP5973N Start Date: 10/04/2021 22:31

Analysis Batch Number: 598947 End Date: 10/05/2021 10:53

LAB SAMPLE ID	CLIENT SAMPLE ID	DATE ANALYZED	DILUTION FACTOR	LAB FILE ID	COLUMN ID
BFB 480-598947/3		10/04/2021 22:31	1	N7240.D	ZB-624 (20) 0.18(mm)
CCVIS 480-598947/4		10/04/2021 22:54	1	N7241.D	ZB-624 (20) 0.18(mm)
CCV 480-598947/5		10/04/2021 23:17	1		ZB-624 (20) 0.18(mm)
LCS 480-598947/6		10/04/2021 23:40	1	N7243.D	ZB-624 (20) 0.18(mm)
MB 480-598947/8		10/05/2021 00:26	1	N7245.D	ZB-624 (20) 0.18(mm)
ZZZZZ		10/05/2021 00:49	1		ZB-624 (20) 0.18(mm)
480-190000-1	TB-20210923	10/05/2021 01:13	1	N7247.D	ZB-624 (20) 0.18(mm)
480-190000-2	RB-20210922	10/05/2021 01:36	1	N7248.D	ZB-624 (20) 0.18(mm)
480-190000-3	MW-01-OFF-2021	10/05/2021 01:59	4	N7249.D	ZB-624 (20) 0.18(mm)
480-190000-4	MW-4A-2021	10/05/2021 02:22	1	N7250.D	ZB-624 (20) 0.18(mm)
480-190000-5	OU2-PZ-04-2021	10/05/2021 02:46	40	N7251.D	ZB-624 (20) 0.18(mm)
480-190000-6	PZ-06-2021	10/05/2021 03:09	1	N7252.D	ZB-624 (20) 0.18(mm)
480-190000-7	OU2-PZ-02-2021	10/05/2021 03:32	5	N7253.D	ZB-624 (20) 0.18(mm)
480-190000-8	IDW-2021023	10/05/2021 03:55	1000	N7254.D	ZB-624 (20) 0.18(mm)
ZZZZZ		10/05/2021 04:19	8		ZB-624 (20) 0.18(mm)
ZZZZZ		10/05/2021 04:42	1		ZB-624 (20) 0.18(mm)
ZZZZZ		10/05/2021 05:04	1		ZB-624 (20) 0.18(mm)
ZZZZZ		10/05/2021 05:27	1		ZB-624 (20) 0.18(mm)
ZZZZZ		10/05/2021 05:50	1		ZB-624 (20) 0.18(mm)
ZZZZZ		10/05/2021 06:14	1		ZB-624 (20) 0.18(mm)
ZZZZZ		10/05/2021 06:36	1		ZB-624 (20) 0.18(mm)
ZZZZZ		10/05/2021 07:00	1		ZB-624 (20) 0.18(mm)
ZZZZZ		10/05/2021 07:23	25		ZB-624 (20) 0.18(mm)
ZZZZZ		10/05/2021 07:47	25		ZB-624 (20) 0.18(mm)
ZZZZZ		10/05/2021 08:10	25		ZB-624 (20) 0.18(mm)
ZZZZZ		10/05/2021 08:56	1		ZB-624 (20) 0.18(mm)
ZZZZZ		10/05/2021 09:19	2		ZB-624 (20) 0.18(mm)
ZZZZZ		10/05/2021 09:42	1		ZB-624 (20) 0.18(mm)
ZZZZZ		10/05/2021 10:05	1		ZB-624 (20) 0.18(mm)
ZZZZZ		10/05/2021 10:28	1		ZB-624 (20) 0.18(mm)
ZZZZZ		10/05/2021 10:53	5		ZB-624 (20) 0.18(mm)

8260C

GC/MS VOA BATCH WORKSHEET

Lab Name: Eurofins TestAmerica, Buffalo Job No.: 480-190000-1

SDG No.:

Batch Number: 597177 Batch Start Date: 09/21/21 12:16 Batch Analyst: Dahn, William J

Batch Method: 8260C Batch End Date:

Lab Sample ID	Client Sample ID	Method Chain	Basis	InitialAmount	FinalAmount	8260 CORP mix 00214	BFB_WRK 00126	GAS CORP mix 00473	N 8260 IS 00222
BFB 480-597177/5		8260C		1 uL	1 uL		1 uL		
IC 480-597177/7		8260C		5 mL	5 mL	0.5 uL		0.5 uL	1 uL
IC 480-597177/8		8260C		5 mL	5 mL	1 uL		1 uL	1 uL
IC 480-597177/9		8260C		5 mL	5 mL	2 uL		2 uL	1 uL
IC 480-597177/10		8260C		5 mL	5 mL	5 uL		5 uL	1 uL
IC 480-597177/11		8260C		5 mL	5 mL	5 uL		5 uL	1 uL
ICIS 480-597177/12		8260C		5 mL	5 mL	12.5 uL		12.5 uL	1 uL
IC 480-597177/13		8260C		5 mL	5 mL	25 uL		25 uL	1 uL
IC 480-597177/14		8260C		5 mL	5 mL	50 uL		50 uL	1 uL
ICV 480-597177/28		8260C		5 mL	5 mL				1 uL

Lab Sample ID	Client Sample ID	Method Chain	Basis	N_8260_Surr 00425	SS 8260 CORP 00094	SS GAS CORP 00422			
BFB 480-597177/5		8260C							
IC 480-597177/7		8260C		1 uL					
IC 480-597177/8		8260C		1 uL					
IC 480-597177/9		8260C		1 uL					
IC 480-597177/10		8260C		1 uL					
IC 480-597177/11		8260C		1 uL					
ICIS 480-597177/12		8260C		1 uL					
IC 480-597177/13		8260C		1 uL					
IC 480-597177/14		8260C		1 uL					
ICV 480-597177/28		8260C		1 uL	12.5 uL	12.5 uL			

The pound sign (#) in the amount added field denotes that the reagent was used undiluted. All calculations are performed using the stated concentration for this reagent.

GC/MS VOA BATCH WORKSHEET

Lab Name: Eurofins TestAmerica, Buffalo Job No.: 480-190000-1

SDG No.:

Batch Number: 597177 Batch Start Date: 09/21/21 12:16 Batch Analyst: Dahn, William J

Batch Method: 8260C Batch End Date:

Batch Notes	

Basis	Basis Description

The pound sign (#) in the amount added field denotes that the reagent was used undiluted. All calculations are performed using the stated concentration for this reagent.

GC/MS VOA BATCH WORKSHEET

Lab Name: Eurofins TestAmerica, Buffalo Job No.: 480-190000-1

SDG No.:

Batch Number: 598947 Batch Start Date: 10/04/21 22:31 Batch Analyst: Dahn, William J

Batch Method: 8260C Batch End Date:

Lab Sample ID	Client Sample ID	Method Chain	Basis	InitialAmount	FinalAmount	Initial pH	8260 CORP mix 00214	BFB_WRK 00126	GAS CORP mix 00474
BFB 480-598947/3		8260C		1 uL	1 uL			1 uL	
CCVIS 480-598947/4		8260C		5 mL	5 mL		12.5 uL		12.5 uL
LCS 480-598947/6		8260C		5 mL	5 mL		12.5 uL		12.5 uL
MB 480-598947/8		8260C		5 mL	5 mL				
480-190000-A-1	TB-20210923	8260C	T	5 mL	5 mL	<2 SU			
480-190000-B-2	RB-20210922	8260C	T	5 mL	5 mL	<2 SU			
480-190000-B-3	MW-01-OFF-2021	8260C	T	5 mL	5 mL	<2 SU			
480-190000-B-4	MW-4A-2021	8260C	T	5 mL	5 mL	<2 SU			
480-190000-A-5	OU2-PZ-04-2021	8260C	T	5 mL	5 mL	7 SU			
480-190000-C-6	PZ-06-2021	8260C	T	5 mL	5 mL	<2 SU			
480-190000-B-7	OU2-PZ-04-2021	8260C	T	5 mL	5 mL	<2 SU			
480-190000-E-8	IDW-2021023	8260C	T	5 mL	5 mL	<2 SU			

Lab Sample ID	Client Sample ID	Method Chain	Basis	N 8260 IS 00222	N_8260_Surr 00425	AnalysisComment			
BFB 480-598947/3		8260C							
CCVIS 480-598947/4		8260C		1 uL	1 uL				
LCS 480-598947/6		8260C		1 uL	1 uL				
MB 480-598947/8		8260C		1 uL	1 uL				
480-190000-A-1	TB-20210923	8260C	T	1 uL	1 uL	HS OTHER VIALS FROZE AND BROKE			
480-190000-B-2	RB-20210922	8260C	T	1 uL	1 uL				
480-190000-B-3	MW-01-OFF-2021	8260C	T	1 uL	1 uL	MATRIX			
480-190000-B-4	MW-4A-2021	8260C	T	1 uL	1 uL				
480-190000-A-5	OU2-PZ-04-2021	8260C	T	1 uL	1 uL	MATRIX HS OTHER VIALS FROZE AND BROKE			
480-190000-C-6	PZ-06-2021	8260C	T	1 uL	1 uL				
480-190000-B-7	OU2-PZ-04-2021	8260C	T	1 uL	1 uL	MATRIX			

The pound sign (#) in the amount added field denotes that the reagent was used undiluted. All calculations are performed using the stated concentration for this reagent.

GC/MS VOA BATCH WORKSHEET

Lab Name: Eurofins TestAmerica, Buffalo Job No.: 480-190000-1

SDG No.:

Batch Number: 598947 Batch Start Date: 10/04/21 22:31 Batch Analyst: Dahn, William J

Batch Method: 8260C Batch End Date:

Lab Sample ID	Client Sample ID	Method Chain	Basis	N 8260 IS 00222	N_8260_Surr 00425	AnalysisComment			
480-190000-E-8	IDW-2021023	8260C	T	1 uL	1 uL	TARGETS			

Batch Notes	

Basis	Basis Description
T	Total/NA

The pound sign (#) in the amount added field denotes that the reagent was used undiluted. All calculations are performed using the stated concentration for this reagent.

METALS

COVER PAGE
METALS

Lab Name: Eurofins TestAmerica, Buffalo Job Number: 480-190000-1

SDG No.:

Project: Staubs Textile #828160

Client Sample ID	Lab Sample ID
IDW-2021023	480-190000-8

Comments:

1A-IN
INORGANIC ANALYSIS DATA SHEET
METALS

Client Sample ID: IDW-2021023
Lab Sample ID: 480-190000-8
Lab Name: Eurofins TestAmerica, Buffalo
Job No.: 480-190000-1
SDG ID.:
Matrix: Water
Date Sampled: 09/23/2021 13:20
Reporting Basis: WET
Date Received: 09/23/2021 15:50

CAS No.	Analyte	Result	RL	MDL	Units	C	Q	DIL	Method
7429-90-5	Aluminum	3.9	0.20	0.060	mg/L		B	1	6010C
7440-36-0	Antimony	0.014	0.020	0.0068	mg/L	J		1	6010C
7440-38-2	Arsenic	ND	0.015	0.0056	mg/L			1	6010C
7440-39-3	Barium	0.16	0.0020	0.00070	mg/L			1	6010C
7440-41-7	Beryllium	ND	0.0020	0.00030	mg/L			1	6010C
7440-43-9	Cadmium	0.00091	0.0020	0.00050	mg/L	J		1	6010C
7440-70-2	Calcium	166	0.50	0.10	mg/L			1	6010C
7440-47-3	Chromium	0.035	0.0040	0.0010	mg/L			1	6010C
7440-48-4	Cobalt	0.0029	0.0040	0.00063	mg/L	J		1	6010C
7440-50-8	Copper	0.061	0.010	0.0016	mg/L			1	6010C
7439-89-6	Iron	50.7	0.050	0.019	mg/L			1	6010C
7439-92-1	Lead	0.014	0.010	0.0030	mg/L			1	6010C
7439-95-4	Magnesium	72.3	0.20	0.043	mg/L			1	6010C
7439-96-5	Manganese	0.34	0.0030	0.00040	mg/L		B	1	6010C
7440-02-0	Nickel	0.024	0.010	0.0013	mg/L			1	6010C
7440-09-7	Potassium	7.8	0.50	0.10	mg/L			1	6010C
7782-49-2	Selenium	ND	0.025	0.0087	mg/L			1	6010C
7440-22-4	Silver	ND	0.0060	0.0017	mg/L			1	6010C
7440-23-5	Sodium	327	1.0	0.32	mg/L			1	6010C
7440-28-0	Thallium	ND	0.020	0.010	mg/L			1	6010C
7440-62-2	Vanadium	0.0060	0.0050	0.0015	mg/L			1	6010C
7440-66-6	Zinc	0.065	0.010	0.0015	mg/L		B	1	6010C
7439-97-6	Mercury	ND	0.00020	0.000043	mg/L			1	7470A

2A-IN
CALIBRATION VERIFICATIONS
METALS

Lab Name: Eurofins TestAmerica, Buffalo Job No.: 480-190000-1

SDG No.:

ICV Source: MEI_MSS_ICV_00081 Concentration Units: mg/L

CCV Source: MEI_MSS_STD2_00189

Analyte	ICV 480-598157/5 09/27/2021 13:18				CCV 480-598157/18 09/27/2021 20:17				CCV 480-598157/23 09/27/2021 21:02			
	Found	C	True	%R	Found	C	True	%R	Found	C	True	%R
Aluminum	37.11		37.5	99	50.07		50.0	100	50.28		50.0	101
Antimony	0.787		0.750	105	1.04		1.00	104	1.03		1.00	103
Arsenic	0.731		0.750	98	1.02		1.00	102	1.01		1.00	101
Barium	0.743		0.750	99	1.00		1.00	100	1.01		1.00	101
Beryllium	0.743		0.750	99	0.983		1.00	98	0.992		1.00	99
Cadmium	0.737		0.750	98	1.02		1.00	102	1.02		1.00	102
Calcium	37.29		37.5	99	51.46		50.0	103	50.88		50.0	102
Chromium	0.753		0.750	100	0.961		1.00	96	0.981		1.00	98
Cobalt	0.725		0.750	97	0.993		1.00	99	0.995		1.00	100
Copper	0.706		0.750	94	1.02		1.00	102	1.02		1.00	102
Iron	37.69		37.5	101	50.75		50.0	102	50.55		50.0	101
Lead	0.735		0.750	98	1.00		1.00	100	1.00		1.00	100
Magnesium	37.07		37.5	99	49.12		50.0	98	49.25		50.0	99
Manganese	0.754		0.750	101	0.990		1.00	99	0.995		1.00	100
Nickel	0.730		0.750	97	0.992		1.00	99	0.995		1.00	100
Potassium	37.08		37.5	99	50.63		50.0	101	50.74		50.0	101
Selenium	0.731		0.750	97	1.00		1.00	100	1.00		1.00	100
Silver	0.740		0.750	99	0.998		1.00	100	1.00		1.00	100
Sodium	36.92		37.5	98	51.14		50.0	102	50.97		50.0	102
Thallium	0.743		0.750	99	0.988		1.00	99	0.996		1.00	100
Vanadium	0.736		0.750	98	0.991		1.00	99	0.998		1.00	100
Zinc	0.770		0.750	103	1.03		1.00	103	1.02		1.00	102

Note! Calculations are performed before rounding to avoid round-off errors in calculated results.
Italicized analytes were not requested for this sequence.

2A-IN
CALIBRATION VERIFICATIONS
METALS

Lab Name: Eurofins TestAmerica, Buffalo Job No.: 480-190000-1

SDG No.:

ICV Source: MEI_MSS_ICV_00081 Concentration Units: mg/L

CCV Source: MEI_MSS_STD2_00189

Analyte	CCV 480-598157/35 09/27/2021 21:47				CCV 480-598157/47 09/27/2021 22:31				CCV 480-598157/56 09/27/2021 23:05			
	Found	C	True	%R	Found	C	True	%R	Found	C	True	%R
Aluminum	50.22		50.0	100	50.45		50.0	101	50.36		50.0	101
Antimony	1.04		1.00	104	1.04		1.00	104	1.04		1.00	104
Arsenic	1.02		1.00	102	1.02		1.00	102	1.01		1.00	101
Barium	0.997		1.00	100	1.00		1.00	100	1.01		1.00	101
Beryllium	0.982		1.00	98	0.988		1.00	99	0.995		1.00	99
Cadmium	1.02		1.00	102	1.02		1.00	102	1.02		1.00	102
Calcium	51.47		50.0	103	51.70		50.0	103	50.97		50.0	102
Chromium	0.968		1.00	97	0.973		1.00	97	0.986		1.00	99
Cobalt	0.996		1.00	100	0.997		1.00	100	0.996		1.00	100
Copper	1.02		1.00	102	1.02		1.00	102	1.02		1.00	102
Iron	50.86		50.0	102	51.10		50.0	102	50.48		50.0	101
Lead	1.00		1.00	100	1.01		1.00	101	1.00		1.00	100
Magnesium	49.17		50.0	98	49.60		50.0	99	49.41		50.0	99
Manganese	0.991		1.00	99	0.996		1.00	100	0.998		1.00	100
Nickel	0.994		1.00	99	0.997		1.00	100	0.995		1.00	99
Potassium	50.48		50.0	101	50.80		50.0	102	50.54		50.0	101
Selenium	1.00		1.00	100	1.00		1.00	100	0.997		1.00	100
Silver	1.00		1.00	100	1.00		1.00	100	1.00		1.00	100
Sodium	50.98		50.0	102	51.21		50.0	102	50.77		50.0	102
Thallium	0.990		1.00	99	0.993		1.00	99	0.999		1.00	100
Vanadium	0.996		1.00	100	0.998		1.00	100	1.00		1.00	100
Zinc	1.03		1.00	103	1.04		1.00	104	1.02		1.00	102

Note! Calculations are performed before rounding to avoid round-off errors in calculated results.
Italicized analytes were not requested for this sequence.

2A-IN
CALIBRATION VERIFICATIONS
METALS

Lab Name: Eurofins TestAmerica, Buffalo Job No.: 480-190000-1

SDG No.:

ICV Source: MEI_10_CCVL_00396 Concentration Units: mg/L

CCV Source: MEI_10_CCVL_00396

Analyte	ICVL 480-598157/7 09/27/2021 13:26				CCVL 480-598157/20 09/27/2021 20:25				CCVL 480-598157/25 09/27/2021 21:09			
	Found	C	True	%R	Found	C	True	%R	Found	C	True	%R
Aluminum	0.226		0.200	113	0.217		0.200	108	0.232		0.200	116
Antimony	0.0216		0.0200	108	0.0192	J	0.0200	96	0.0220		0.0200	110
Arsenic	0.0127	J	0.0150	85	0.0129	J	0.0150	86				
Barium	0.00214		0.00200	107	0.00206		0.00200	103	0.00213		0.00200	107
Beryllium	0.00200		0.00200	100	0.00208		0.00200	104	0.00219		0.00200	110
Cadmium	0.00192	J	0.00200	96	0.00211		0.00200	106	0.00210		0.00200	105
Calcium	0.503		0.500	101	0.511		0.500	102	0.513		0.500	103
Chromium	0.00374	J	0.00400	94	0.00376	J	0.00400	94	0.00359	J	0.00400	90
Cobalt	0.00372	J	0.00400	93	0.00371	J	0.00400	93	0.00365	J	0.00400	91
Copper	0.00970	J	0.0100	97	0.00925	J	0.0100	93	0.00923	J	0.0100	92
Iron	0.0546		0.0500	109	0.0515		0.0500	103	0.0535		0.0500	107
Lead	0.00966	J	0.0100	97	0.00852	J	0.0100	85	0.00855	J	0.0100	86
Magnesium	0.195	J	0.200	98	0.194	J	0.200	97	0.192	J	0.200	96
Manganese	0.00332		0.00300	111	0.00321		0.00300	107	0.00322		0.00300	107
Nickel	0.00895	J	0.0100	90	0.00890	J	0.0100	89	0.00874	J	0.0100	87
Potassium	0.427	J	0.500	85	0.526		0.500	105	0.586		0.500	117
Selenium	0.0200	J	0.0250	80	0.0190	J	0.0250	76	0.0184	J	0.0250	74
Silver	0.00721		0.00600	120	0.00702		0.00600	117	0.00659		0.00600	110
Sodium	1.00		1.01	99	1.07		1.01	106	1.09		1.01	108
Thallium	0.0192	J	0.0200	96	0.0199	J	0.0200	99	0.0196	J	0.0200	98
Vanadium	0.00500		0.00500	100	0.00487	J	0.00500	97	0.00471	J	0.00500	94
Zinc	0.00829	J	0.0100	83	0.00868	J	0.0100	87	0.00852	J	0.0100	85

Note! Calculations are performed before rounding to avoid round-off errors in calculated results.
Italicized analytes were not requested for this sequence.

2A-IN
CALIBRATION VERIFICATIONS
METALS

Lab Name: Eurofins TestAmerica, Buffalo Job No.: 480-190000-1

SDG No.:

ICV Source: MEI_10_CCVL_00396 Concentration Units: mg/L

CCV Source: MEI_10_CCVL_00396

Analyte	CCVL 480-598157/37 09/27/2021 21:54				CCVL 480-598157/49 09/27/2021 22:38				CCVL 480-598157/55 09/27/2021 23:01			
	Found	C	True	%R	Found	C	True	%R	Found	C	True	%R
Aluminum	0.225		0.200	112	0.221		0.200	110	0.221		0.200	111
Antimony	0.0226		0.0200	113	0.0200		0.0200	100	0.0221		0.0200	111
Arsenic	0.0117	J	0.0150	78	0.0122	J	0.0150	81	0.0116	J	0.0150	78
Barium	0.00215		0.00200	108	0.00218		0.00200	109	0.00213		0.00200	107
Beryllium	0.00203		0.00200	102	0.00209		0.00200	105	0.00209		0.00200	105
Cadmium	0.00197	J	0.00200	99	0.00201		0.00200	101	0.00196	J	0.00200	98
Calcium	0.507		0.500	101	0.508		0.500	102	0.518		0.500	104
Chromium	0.00369	J	0.00400	92	0.00399	J	0.00400	100	0.00398	J	0.00400	100
Cobalt	0.00376	J	0.00400	94	0.00352	J	0.00400	88	0.00362	J	0.00400	91
Copper	0.00933	J	0.0100	93	0.0102		0.0100	102	0.0101		0.0100	101
Iron	0.0514		0.0500	103	0.0557		0.0500	111	0.0537		0.0500	107
Lead	0.00901	J	0.0100	90	0.00942	J	0.0100	94	0.00896	J	0.0100	90
Magnesium	0.200		0.200	100	0.195	J	0.200	98	0.222		0.200	111
Manganese	0.00322		0.00300	107	0.00338		0.00300	113	0.00340		0.00300	113
Nickel	0.00877	J	0.0100	88	0.00874	J	0.0100	87	0.00884	J	0.0100	88
Potassium	0.558		0.500	112	0.601		0.500	120	0.619		0.500	124
Selenium	0.0215	J	0.0250	86	0.0209	J	0.0250	84	0.0200	J	0.0250	80
Silver	0.00644		0.00600	107	0.00684		0.00600	114	0.00676		0.00600	113
Sodium	1.06		1.01	105	1.04		1.01	103	1.19		1.01	118
Thallium	0.0183	J	0.0200	92	0.0203		0.0200	102	0.0196	J	0.0200	98
Vanadium	0.00521		0.00500	104	0.00517		0.00500	103	0.00496	J	0.00500	99
Zinc	0.00868	J	0.0100	87	0.00852	J	0.0100	85	0.00881	J	0.0100	88

Note! Calculations are performed before rounding to avoid round-off errors in calculated results.
Italicized analytes were not requested for this sequence.

2A-IN
CALIBRATION VERIFICATIONS
METALS

Lab Name: Eurofins TestAmerica, Buffalo Job No.: 480-190000-1

SDG No.:

ICV Source: MEI_MSS_ICV_00081 Concentration Units: mg/L

CCV Source: MEI_MSS_STD2_00189

Analyte	ICV 480-598220/5 09/28/2021 09:59				CCV 480-598220/18 09/28/2021 12:17				CCV 480-598220/24 09/28/2021 13:02			
	Found	C	True	%R	Found	C	True	%R	Found	C	True	%R
Arsenic	0.730		0.750	97	1.02		1.00	102	1.02		1.00	102
Aluminum	36.53		37.5	97	50.82		50.0	102	50.82		50.0	102
Antimony	0.791		0.750	105	1.05		1.00	105	1.04		1.00	104
Barium	0.728		0.750	97	0.982		1.00	98	0.974		1.00	97
Beryllium	0.729		0.750	97	0.971		1.00	97	0.965		1.00	96
Cadmium	0.736		0.750	98	1.04		1.00	104	1.03		1.00	103
Calcium	37.13		37.5	99	53.51		50.0	107	53.49		50.0	107
Chromium	0.734		0.750	98	0.936		1.00	94	0.936		1.00	94
Cobalt	0.724		0.750	96	1.01		1.00	101	1.01		1.00	101
Copper	0.709		0.750	95	1.02		1.00	102	1.02		1.00	102
Iron	37.47		37.5	100	52.48		50.0	105	52.52		50.0	105
Lead	0.733		0.750	98	1.02		1.00	102	1.03		1.00	103
Magnesium	36.55		37.5	97	49.01		50.0	98	49.26		50.0	99
Manganese	0.743		0.750	99	0.985		1.00	98	0.985		1.00	99
Nickel	0.727		0.750	97	1.00		1.00	100	1.00		1.00	100
Potassium	36.44		37.5	97	49.51		50.0	99	49.17		50.0	98
Selenium	0.728		0.750	97	0.999		1.00	100	0.984		1.00	98
Silver	0.741		0.750	99	1.00		1.00	100	1.01		1.00	101
Sodium	36.01		37.5	96	47.44		50.0	95	47.33		50.0	95
Thallium	0.739		0.750	98	0.981		1.00	98	0.980		1.00	98
Vanadium	0.735		0.750	98	0.999		1.00	100	1.01		1.00	101
Zinc	0.755		0.750	101	1.03		1.00	103	1.05		1.00	105

Note! Calculations are performed before rounding to avoid round-off errors in calculated results.
Italicized analytes were not requested for this sequence.

2A-IN
CALIBRATION VERIFICATIONS
METALS

Lab Name: Eurofins TestAmerica, Buffalo Job No.: 480-190000-1

SDG No.:

ICV Source: MEI_10_CCVL_00396 Concentration Units: mg/L

CCV Source: MEI_10_CCVL_00396

Analyte	ICVL 480-598220/7 09/28/2021 10:07				CCVL 480-598220/20 09/28/2021 12:24				CCVL 480-598220/26 09/28/2021 13:09			
	Found	C	True	%R	Found	C	True	%R	Found	C	True	%R
Arsenic	0.0136	J	0.0150	91	0.0115	J	0.0150	77	0.0142	J	0.0150	95
Aluminum	0.209		0.200	105	0.220		0.200	110	0.234		0.200	117
Antimony	0.0217		0.0200	109	0.0200		0.0200	100	0.0204		0.0200	102
Barium	0.00212		0.00200	106	0.00201		0.00200	101	0.00199	J	0.00200	100
Beryllium	0.00206		0.00200	103	0.00212		0.00200	106	0.00200		0.00200	100
Cadmium	0.00219		0.00200	110	0.00235		0.00200	118	0.00236		0.00200	118
Calcium	0.503		0.500	101	0.515		0.500	103	0.523		0.500	105
Chromium	0.00355	J	0.00400	89	0.00353	J	0.00400	88	0.00322	J	0.00400	81
Cobalt	0.00368	J	0.00400	92	0.00356	J	0.00400	89	0.00368	J	0.00400	92
Copper	0.00986	J	0.0100	99	0.00878	J	0.0100	88	0.00827	J	0.0100	83
Iron	0.0525		0.0500	105	0.0529		0.0500	106	0.0489	J	0.0500	98
Lead	0.00926	J	0.0100	93	0.00908	J	0.0100	91	0.00946	J	0.0100	95
Magnesium	0.196	J	0.200	98	0.198	J	0.200	99	0.194	J	0.200	97
Manganese	0.00329		0.00300	110	0.00324		0.00300	108	0.00314		0.00300	105
Nickel	0.00886	J	0.0100	89	0.00880	J	0.0100	88	0.00910	J	0.0100	91
Potassium	0.441	J	0.500	88	0.426	J	0.500	85	0.378	J	0.500	76
Selenium	0.0231	J	0.0250	92	0.0213	J	0.0250	85	0.0206	J	0.0250	82
Silver	0.00574	J	0.00600	96	0.00533	J	0.00600	89	0.00593	J	0.00600	99
Sodium	0.970	J	1.01	96	0.926	J	1.01	92	0.898	J	1.01	89
Thallium	0.0198	J	0.0200	99	0.0198	J	0.0200	99	0.0194	J	0.0200	97
Vanadium	0.00408	J	0.00500	82	0.00486	J	0.00500	97	0.00473	J	0.00500	95
Zinc	0.0105		0.0100	105	0.00998	J	0.0100	100	0.00960	J	0.0100	96

Note! Calculations are performed before rounding to avoid round-off errors in calculated results.
Italicized analytes were not requested for this sequence.

2A-IN
CALIBRATION VERIFICATIONS
METALS

Lab Name: Eurofins TestAmerica, Buffalo Job No.: 480-190000-1

SDG No.:

ICV Source: MEH_HG1_WKG_02664 Concentration Units: mg/L

CCV Source: MEH_HG1_WKG_02664

Analyte	ICV 480-598092/8 09/27/2021 16:11				ICVL 480-598092/10 09/27/2021 16:13				CCV 480-598092/35 09/27/2021 16:46			
	Found	C	True	%R	Found	C	True	%R	Found	C	True	%R
Mercury	0.00313		0.00300	104	0.000200		0.000200	100	0.00210		0.00200	105

Note! Calculations are performed before rounding to avoid round-off errors in calculated results.
Italicized analytes were not requested for this sequence.

2A-IN
CALIBRATION VERIFICATIONS
METALS

Lab Name: Eurofins TestAmerica, Buffalo Job No.: 480-190000-1

SDG No.:

ICV Source: MEH_HG1_WKG_02664 Concentration Units: mg/L

CCV Source: MEH_HG1_WKG_02664

Analyte	CCV 480-598092/47 09/27/2021 17:01				CCV 480-598092/59 09/27/2021 17:17				CCV 480-598092/71 09/27/2021 17:33			
	Found	C	True	%R	Found	C	True	%R	Found	C	True	%R
Mercury	0.00212		0.00200	106	0.00209		0.00200	105	0.00212		0.00200	106

Note! Calculations are performed before rounding to avoid round-off errors in calculated results.
Italicized analytes were not requested for this sequence.

2A-IN
CALIBRATION VERIFICATIONS
METALS

Lab Name: Eurofins TestAmerica, Buffalo Job No.: 480-190000-1

SDG No.:

ICV Source: MEH_HG1_WKG_02664 Concentration Units: mg/L

CCV Source: MEH_HG1_WKG_02664

Analyte	CCVL 480-598092/108 09/27/2021 18:21											
	Found	C	True	%R	Found	C	True	%R	Found	C	True	%R
Mercury	0.000200		0.000200	100								

Note! Calculations are performed before rounding to avoid round-off errors in calculated results.
Italicized analytes were not requested for this sequence.

3-IN
INSTRUMENT BLANKS
METALS

Lab Name: Eurofins TestAmerica, Buffalo Job No.: 480-190000-1

SDG No.:

Concentration Units: mg/L

Analyte	RL	ICB 480-598157/6 09/27/2021 13:22		CCB 480-598157/19 09/27/2021 20:21		CCB 480-598157/24 09/27/2021 21:06		CCB 480-598157/36 09/27/2021 21:50	
		Found	C	Found	C	Found	C	Found	C
Aluminum	0.20	ND		ND		ND		ND	
Antimony	0.020	ND		ND		ND		ND	
Arsenic	0.015	ND		ND		ND		ND	
Barium	0.0020	ND		ND		ND		ND	
Beryllium	0.0020	ND		ND		ND		ND	
Cadmium	0.0020	ND		ND		ND		ND	
Calcium	0.50	ND		ND		ND		ND	
Chromium	0.0040	ND		ND		ND		ND	
Cobalt	0.0040	ND		ND		ND		ND	
Copper	0.010	ND		ND		ND		ND	
Iron	0.050	ND		ND		ND		ND	
Lead	0.010	ND		ND		ND		ND	
Magnesium	0.20	ND		ND		ND		ND	
Manganese	0.0030	ND		ND		ND		ND	
Nickel	0.010	ND		ND		ND		ND	
Potassium	0.50	ND		ND		0.119	J	ND	
Selenium	0.025	ND		ND		ND		ND	
Silver	0.0060	ND		ND		ND		ND	
Sodium	1.0	ND		ND		ND		ND	
Thallium	0.020	ND		ND		ND		ND	
Vanadium	0.0050	ND		ND		ND		ND	
Zinc	0.010	ND		ND		ND		ND	

Italicized analytes were not requested for this sequence.

3-IN
INSTRUMENT BLANKS
METALS

Lab Name: Eurofins TestAmerica, Buffalo Job No.: 480-190000-1

SDG No.:

Concentration Units: mg/L

Analyte	RL	CCB 480-598157/48 09/27/2021 22:34		CCB 480-598157/57 09/27/2021 23:08					
		Found	C	Found	C	Found	C	Found	C
Aluminum	0.20	ND		ND					
Antimony	0.020	ND		ND					
Arsenic	0.015	ND		ND					
Barium	0.0020	ND		ND					
Beryllium	0.0020	ND		ND					
Cadmium	0.0020	ND		ND					
Calcium	0.50	ND		ND					
Chromium	0.0040	ND		ND					
Cobalt	0.0040	ND		ND					
Copper	0.010	ND		ND					
Iron	0.050	ND		ND					
Lead	0.010	ND		ND					
Magnesium	0.20	ND		ND					
Manganese	0.0030	ND		ND					
Nickel	0.010	ND		ND					
Potassium	0.50	ND		0.101	J				
Selenium	0.025	ND		ND					
Silver	0.0060	ND		ND					
Sodium	1.0	ND		ND					
Thallium	0.020	ND		ND					
Vanadium	0.0050	ND		ND					
Zinc	0.010	ND		ND					

Italicized analytes were not requested for this sequence.

3-IN
INSTRUMENT BLANKS
METALS

Lab Name: Eurofins TestAmerica, Buffalo Job No.: 480-190000-1

SDG No.:

Concentration Units: mg/L

Analyte	RL	ICB 480-598220/6 09/28/2021 10:03		CCB 480-598220/19 09/28/2021 12:20		CCB 480-598220/25 09/28/2021 13:06			
		Found	C	Found	C	Found	C	Found	C
Arsenic	0.015	ND		ND		ND			
Aluminum	0.20	ND		ND		ND			
Antimony	0.020	ND		ND		ND			
Barium	0.0020	ND		ND		ND			
Beryllium	0.0020	ND		ND		ND			
Cadmium	0.0020	ND		ND		ND			
Calcium	0.50	ND		ND		ND			
Chromium	0.0040	ND		ND		ND			
Cobalt	0.0040	ND		ND		ND			
Copper	0.010	ND		ND		ND			
Iron	0.050	ND		ND		ND			
Lead	0.010	ND		ND		ND			
Magnesium	0.20	ND		ND		ND			
Manganese	0.0030	ND		ND		ND			
Nickel	0.010	ND		ND		ND			
Potassium	0.50	ND		ND		ND			
Selenium	0.025	ND		ND		ND			
Silver	0.0060	ND		ND		ND			
Sodium	1.0	ND		ND		ND			
Thallium	0.020	ND		ND		ND			
Vanadium	0.0050	ND		ND		ND			
Zinc	0.010	ND		ND		ND			

Italicized analytes were not requested for this sequence.

3-IN
INSTRUMENT BLANKS
METALS

Lab Name: Eurofins TestAmerica, Buffalo Job No.: 480-190000-1

SDG No.:

Concentration Units: mg/L

Analyte	RL	ICB 480-598092/9 09/27/2021 16:12		CCB 480-598092/36 09/27/2021 16:47		CCB 480-598092/48 09/27/2021 17:03		CCB 480-598092/60 09/27/2021 17:18	
		Found	C	Found	C	Found	C	Found	C
Mercury	0.00020	ND		ND		ND		ND	

Italicized analytes were not requested for this sequence.

3-IN
INSTRUMENT BLANKS
METALS

Lab Name: Eurofins TestAmerica, Buffalo Job No.: 480-190000-1

SDG No.:

Concentration Units: mg/L

Analyte	RL	CCB 480-598092/72 09/27/2021 17:34							
		Found	C	Found	C	Found	C	Found	C
Mercury	0.00020	ND							

Italicized analytes were not requested for this sequence.

3-IN
METHOD BLANK
METALS

Lab Name: Eurofins TestAmerica, Buffalo Job No.: 480-190000-1

SDG No.:

Concentration Units: mg/L Lab Sample ID: MB 480-597955/1-A

Instrument Code: ICAP2 Batch No.: 598157

CAS No.	Analyte	Concentration	C	Q	Method
7429-90-5	Aluminum	ND			6010C
7440-36-0	Antimony	ND			6010C
7440-39-3	Barium	ND			6010C
7440-41-7	Beryllium	ND			6010C
7440-43-9	Cadmium	ND			6010C
7440-70-2	Calcium	ND			6010C
7440-47-3	Chromium	ND			6010C
7440-48-4	Cobalt	ND			6010C
7440-50-8	Copper	ND			6010C
7439-89-6	Iron	ND			6010C
7439-92-1	Lead	ND			6010C
7439-95-4	Magnesium	0.0593	J		6010C
7439-96-5	Manganese	0.000750	J		6010C
7440-02-0	Nickel	ND			6010C
7440-09-7	Potassium	0.122	J		6010C
7782-49-2	Selenium	ND			6010C
7440-22-4	Silver	ND			6010C
7440-23-5	Sodium	ND			6010C
7440-28-0	Thallium	ND			6010C
7440-62-2	Vanadium	ND			6010C
7440-66-6	Zinc	ND			6010C

3-IN
METHOD BLANK
METALS

Lab Name: Eurofins TestAmerica, Buffalo Job No.: 480-190000-1

SDG No.:

Concentration Units: mg/L Lab Sample ID: MB 480-597955/1-A

Instrument Code: ICAP2 Batch No.: 598220

CAS No.	Analyte	Concentration	C	Q	Method
7440-38-2	Arsenic	ND			6010C

FORM III-IN

3-IN
METHOD BLANK
METALS

Lab Name: Eurofins TestAmerica, Buffalo Job No.: 480-190000-1

SDG No.:

Concentration Units: mg/L Lab Sample ID: MB 480-598021/1-A

Instrument Code: LEEMAN5 Batch No.: 598092

CAS No.	Analyte	Concentration	C	Q	Method
7439-97-6	Mercury	ND			7470A

FORM III-IN

4A-IN
INTERFERENCE CHECK STANDARD
METALS

Lab Name: Eurofins TestAmerica, Buffalo Job No.: 480-190000-1

SDG No.:

Lab Sample ID: ICSA 480-598157/8 Instrument ID: ICAP2

Lab File ID: I2092721A-7.asc ICS Source: MEI_MSS_ICSA_00033

Concentration Units: mg/L

Analyte	True Solution A	Found Solution A	Percent Recovery
Aluminum	**500**	**507**	**101**
Antimony		**0.0198**	
Arsenic		**-0.0010**	
Barium	**0.0120**	**0.0134**	
Beryllium		**0.0000**	
Cadmium		**0.0012**	
Calcium	**500**	**494**	**99**
Chromium		**0.0008**	
Cobalt		**-0.0004**	
Copper		**0.0022**	
Iron	**200**	**192**	**96**
Lead		**0.0001**	
Magnesium	**500**	**519**	**104**
Manganese		**-0.0005**	
Nickel		**-0.0006**	
Potassium		**-0.119**	
Selenium		**0.0028**	
Silver		**0.0005**	
Sodium		**0.0583**	
Thallium		**-0.0053**	
Vanadium		**-0.0001**	
Zinc		**0.0017**	
Boron		*-0.0001*	
Lithium		*-0.0069*	
Molybdenum		*-0.0009*	
Silicon		*-0.0005*	
Sulfur		*-0.142*	
Tin		*-0.0009*	
Titanium		*0.0024*	

Calculations are performed before rounding to avoid round-off errors in calculated results.

FORM IVA-IN

4A-IN
INTERFERENCE CHECK STANDARD
METALS

Lab Name: Eurofins TestAmerica, Buffalo Job No.: 480-190000-1

SDG No.:

Lab Sample ID: ICSAB 480-598157/9 Instrument ID: ICAP2

Lab File ID: I2092721A-7.asc ICS Source: MEI_MSS_ICSAB_00028

Concentration Units: mg/L

Analyte	True Solution AB	Found Solution AB	Percent Recovery
Aluminum	**500**	**500**	**100**
Antimony	**0.500**	**0.533**	**107**
Arsenic	**0.500**	**0.504**	**101**
Barium	**0.501**	**0.514**	**103**
Beryllium	**0.250**	**0.243**	**97**
Cadmium	**0.500**	**0.520**	**104**
Calcium	**500**	**490**	**98**
Chromium	**0.500**	**0.476**	**95**
Cobalt	**0.500**	**0.500**	**100**
Copper	**0.500**	**0.508**	**102**
Iron	**200**	**190**	**95**
Lead	**0.500**	**0.501**	**100**
Magnesium	**500**	**508**	**102**
Manganese	**0.501**	**0.487**	**97**
Nickel	**0.501**	**0.491**	**98**
Potassium	**5.00**	**5.09**	**102**
Selenium	**0.500**	**0.503**	**101**
Silver	**0.500**	**0.518**	**104**
Sodium	**5.00**	**5.14**	**103**
Thallium	**0.500**	**0.485**	**97**
Vanadium	**0.500**	**0.485**	**97**
Zinc	**0.501**	**0.471**	**94**
Boron	*5.00*	*4.78*	*96*
Lithium		*-0.0066*	
Molybdenum	*0.500*	*0.491*	*98*
Silicon	*5.00*	*4.95*	*99*
Strontium	*0.500*	*0.509*	*102*
Sulfur		*-0.146*	
Tin	*0.500*	*0.497*	*99*
Titanium	*0.500*	*0.511*	*102*

Calculations are performed before rounding to avoid round-off errors in calculated results.

FORM IVA-IN

4A-IN
INTERFERENCE CHECK STANDARD
METALS

Lab Name: Eurofins TestAmerica, Buffalo Job No.: 480-190000-1

SDG No.:

Lab Sample ID: ICSA 480-598220/8 Instrument ID: ICAP2

Lab File ID: i2092821a-2.asc ICS Source: MEI_MSS_ICSA_00033

Concentration Units: mg/L

Analyte	True Solution A	Found Solution A	Percent Recovery
Arsenic		**-0.0007**	
Aluminum	*500*	*507*	*101*
Antimony		*0.0196*	
Barium	*0.0120*	*0.0135*	
Beryllium		*0.0000*	
Boron		*-0.0027*	
Cadmium		*0.0016*	
Calcium	*500*	*475*	*95*
Chromium		*0.0011*	
Cobalt		*-0.0002*	
Copper		*0.0037*	
Iron	*200*	*191*	*95*
Lead		*-0.0003*	
Lithium		*0.0013*	
Magnesium	*500*	*519*	*104*
Manganese		*-0.0006*	
Molybdenum		*-0.0021*	
Nickel		*-0.0003*	
Potassium		*0.0776*	
Selenium		*0.0069*	
Silicon		*-0.0134*	
Silver		*-0.0001*	
Sodium		*0.123*	
Sulfur		*-0.0794*	
Thallium		*-0.0037*	
Tin		*-0.0006*	
Titanium		*0.0029*	
Vanadium		*-0.0001*	
Zinc		*0.0042*	

Calculations are performed before rounding to avoid round-off errors in calculated results.

FORM IVA-IN

4A-IN
INTERFERENCE CHECK STANDARD
METALS

Lab Name: Eurofins TestAmerica, Buffalo Job No.: 480-190000-1

SDG No.:

Lab Sample ID: ICSAB 480-598220/9 Instrument ID: ICAP2

Lab File ID: i2092821a-2.asc ICS Source: MEI_MSS_ICSAB_00028

Concentration Units: mg/L

Analyte	True Solution AB	Found Solution AB	Percent Recovery
Arsenic	**0.500**	**0.503**	**101**
Aluminum	*500*	*504*	*101*
Antimony	*0.500*	*0.530*	*106*
Barium	*0.501*	*0.527*	*105*
Beryllium	*0.250*	*0.247*	*99*
Boron	*5.00*	*4.73*	*95*
Cadmium	*0.500*	*0.522*	*104*
Calcium	*500*	*482*	*96*
Chromium	*0.500*	*0.495*	*99*
Cobalt	*0.500*	*0.506*	*101*
Copper	*0.500*	*0.511*	*102*
Iron	*200*	*191*	*96*
Lead	*0.500*	*0.504*	*101*
Lithium		*-0.0024*	
Magnesium	*500*	*519*	*104*
Manganese	*0.501*	*0.493*	*99*
Molybdenum	*0.500*	*0.492*	*98*
Nickel	*0.501*	*0.498*	*99*
Potassium	*5.00*	*5.16*	*103*
Selenium	*0.500*	*0.495*	*99*
Silicon	*5.00*	*4.86*	*97*
Silver	*0.500*	*0.528*	*106*
Sodium	*5.00*	*5.11*	*102*
Strontium	*0.500*	*0.507*	*101*
Sulfur		*-0.119*	
Thallium	*0.500*	*0.491*	*98*
Tin	*0.500*	*0.502*	*100*
Titanium	*0.500*	*0.509*	*102*
Vanadium	*0.500*	*0.501*	*100*
Zinc	*0.501*	*0.472*	*94*

Calculations are performed before rounding to avoid round-off errors in calculated results.

FORM IVA-IN

7A-IN
LAB CONTROL SAMPLE
METALS

Lab ID: LCS 480-597955/2-A

Lab Name: Eurofins TestAmerica, Buffalo Job No.: 480-190000-1

Sample Matrix: Water LCS Source: MED_02_W2_00067

Analyte	Water(mg/L)							
	True	Found	C	%R	Limits		Q	Method
Aluminum	10.0	10.25		102	80	120		6010C
Antimony	0.200	0.222		111	80	120		6010C
Barium	0.200	0.220		110	80	120		6010C
Beryllium	0.200	0.209		104	80	120		6010C
Cadmium	0.200	0.207		104	80	120		6010C
Calcium	10.0	10.28		103	80	120		6010C
Chromium	0.200	0.199		100	80	120		6010C
Cobalt	0.200	0.199		100	80	120		6010C
Copper	0.200	0.207		104	80	120		6010C
Iron	10.0	10.36		104	80	120		6010C
Lead	0.200	0.202		101	80	120		6010C
Magnesium	10.0	10.44		104	80	120		6010C
Manganese	0.200	0.209		104	80	120		6010C
Nickel	0.200	0.196		98	80	120		6010C
Potassium	10.0	10.38		104	80	120		6010C
Selenium	0.200	0.200		100	80	120		6010C
Silver	0.0500	0.0505		101	80	120		6010C
Sodium	10.0	10.31		103	80	120		6010C
Thallium	0.200	0.206		103	80	120		6010C
Vanadium	0.200	0.203		101	80	120		6010C
Zinc	0.200	0.205		103	80	120		6010C

Calculations are performed before rounding to avoid round-off errors in calculated results.

FORM VIIA - IN

7A-IN
LAB CONTROL SAMPLE
METALS

Lab ID: LCS 480-597955/2-A

Lab Name: Eurofins TestAmerica, Buffalo Job No.: 480-190000-1

Sample Matrix: Water LCS Source: MED_01_W1_00069

Analyte	Water(mg/L)							
	True	Found	C	%R	Limits		Q	Method
Arsenic	0.200	0.206		103	80	120		6010C

Calculations are performed before rounding to avoid round-off errors in calculated results.

FORM VIIA - IN

7A-IN
LAB CONTROL SAMPLE
METALS

Lab ID: LCS 480-598021/2-A

Lab Name: Eurofins TestAmerica, Buffalo Job No.: 480-190000-1

Sample Matrix: Water LCS Source: MEH_HG1_WKG_02664

Analyte	Water(mg/L)							
	True	Found	C	%R	Limits		Q	Method
Mercury	0.00667	0.00702		105	80	120		7470A

Calculations are performed before rounding to avoid round-off errors in calculated results.

FORM VIIA - IN

7D-IN
LAB CONTROL SAMPLE DUPLICATE
METALS

Lab ID: LCSD 480-598021/24-A

Lab Name: Eurofins TestAmerica, Buffalo Job No.: 480-190000-1

Sample Matrix: Water LCS Source: MEH_HG1_WKG_02664

Analyte	(SDR)	C	Spike Added	%R	Control Limit %R	RPD	RPD Limit	Q	Method
Mercury	0.00675		0.00667	101	80-120	4	20		7470A

SDR = Spike Duplicate Results
Calculations are performed before rounding to avoid round-off errors in calculated results.

FORM VIID - IN

9-IN
DETECTION LIMITS
METALS

Lab Name: Eurofins TestAmerica, Buffalo Job Number: 480-190000-1

SDG Number:

Matrix: Water Instrument ID: ICAP2

Method: 6010C MDL Date: 07/17/2013 11:47

Prep Method: 3005A

Analyte	Wavelength/ Mass	RL (mg/L)	MDL (mg/L)
Aluminum	308.215	0.2	0.06
Antimony	206.833	0.02	0.00679
Arsenic	189.042	0.015	0.00555
Barium	455.403	0.002	0.0007
Beryllium	313.042	0.002	0.0003
Cadmium	228.802	0.002	0.0005
Calcium	317.933	0.5	0.1
Chromium	267.716	0.004	0.001
Cobalt	228.616	0.004	0.00063
Copper	327.396	0.01	0.0016
Iron	259.940	0.05	0.0193
Lead	220.353	0.01	0.003
Magnesium	279.079	0.2	0.0434
Manganese	257.610	0.003	0.0004
Nickel	231.604	0.01	0.00126
Potassium	766.490	0.5	0.1
Selenium	196.090	0.025	0.0087
Silver	328.068	0.006	0.0017
Sodium	589.592	1	0.324
Thallium	190.856	0.02	0.01024
Vanadium	292.402	0.005	0.0015
Zinc	206.200	0.01	0.0015

9-IN
CALIBRATION BLANK DETECTION LIMITS
METALS

Lab Name: Eurofins TestAmerica, Buffalo Job Number: 480-190000-1

SDG Number:

Matrix: Water Instrument ID: ICAP2

Method: 6010C XMDL Date: 07/17/2013 11:47

Analyte	Wavelength/ Mass	XRL (mg/L)	XMDL (mg/L)
Aluminum	308.215	0.2	0.06
Antimony	206.833	0.02	0.00679
Arsenic	189.042	0.015	0.00555
Barium	455.403	0.002	0.0007
Beryllium	313.042	0.002	0.0003
Cadmium	228.802	0.002	0.0005
Calcium	317.933	0.5	0.1
Chromium	267.716	0.004	0.001
Cobalt	228.616	0.004	0.00063
Copper	327.396	0.01	0.0016
Iron	259.940	0.05	0.0193
Lead	220.353	0.01	0.003
Magnesium	279.079	0.2	0.0434
Manganese	257.610	0.003	0.0004
Nickel	231.604	0.01	0.00126
Potassium	766.490	0.5	0.1
Selenium	196.090	0.025	0.0087
Silver	328.068	0.006	0.0017
Sodium	589.592	1	0.324
Thallium	190.856	0.02	0.01024
Vanadium	292.402	0.005	0.0015
Zinc	206.2	0.01	0.0015

9-IN
DETECTION LIMITS
METALS

Lab Name: Eurofins TestAmerica, Buffalo Job Number: 480-190000-1

SDG Number:

Matrix: Water Instrument ID: LEEMAN5

Method: 7470A MDL Date: 06/21/2021 17:21

Prep Method: 7470A

Analyte	Wavelength/ Mass	RL (mg/L)	MDL (mg/L)
Mercury	253.7	0.0002	0.000043

FORM IX - IN

9-IN
CALIBRATION BLANK DETECTION LIMITS
METALS

Lab Name: Eurofins TestAmerica, Buffalo Job Number: 480-190000-1

SDG Number:

Matrix: Water Instrument ID: LEEMAN5

Method: 7470A XMDL Date: 06/21/2021 17:23

Analyte	Wavelength/ Mass	XRL (mg/L)	XMDL (mg/L)
Mercury	253.7	0.0002	0.000043

FORM IX - IN

10-IN
ICP-AES INTERELEMENT CORRECTION FACTORS
METALS

Lab Name: Eurofins TestAmerica, Buffalo Job Number: 480-190000-1

SDG No.:

ICP-AES Instrument ID: ICAP2 Date: 03/12/2020

Analyte	Wave Length	Al	As	B	Ca	Ce	Co	Cr	Cu	Fe	Mg	Mn	Mo	S	Si
Aluminum	308.215														
Antimony	206.833	-0.000007						0.010493		-0.000007					
Arsenic	189.042							-0.003		-0.000017					
Barium	455.403														
Beryllium	313.042														
Boron	208.959												0.031758		
Cadmium	228.802		0.003547							-0.000007					
Calcium	317.933														
Chromium	267.716	-0.000004								-0.000004		0.000150			
Cobalt	228.616	0.000012											0.000776		
Copper	327.396				0.000024										
Iron	259.940														
Lead	220.353	-0.000057							0.000881	0.000029			-0.001918		0.003267
Lithium	670.784				0.00009										
Magnesium	279.079											-0.003351			
Manganese	257.610	0.000005								0.000003					
Molybdenum	202.030														
Nickel	231.604									0.000020					
Potassium	766.490														
Selenium	196.090									0.000015		0.000390			
Silicon	288.158														
Silver	328.068					-0.003915				-0.000005		0.000025			
Sodium	589.592														
Strontium	407.771														
Sulfur	182.034														
Thallium	190.856						0.003145					0.000390165			
Tin	189.989														
Titanium	334.904												0.000971565		

X-IN

10-IN
ICP-AES INTERELEMENT CORRECTION FACTORS
METALS

Lab Name: Eurofins TestAmerica, Buffalo Job Number: 480-190000-1

SDG No.:

ICP-AES Instrument ID: ICAP2 Date: 03/12/2020

Analyte	Wave Length	Al	As	B	Ca	Ce	Co	Cr	Cu	Fe	Mg	Mn	Mo	S	Si
Vanadium	292.402									0.000035917			-0.010240		
Zinc	206.200							-0.001388							

X-IN

10-IN
ICP-AES INTERELEMENT CORRECTION FACTORS
METALS

Lab Name: Eurofins TestAmerica, Buffalo Job Number: 480-190000-1

SDG No.:

ICP-AES Instrument ID: ICAP2 Date: 03/12/2020

Analyte	Wave Length	Ti	V	Zn											
Aluminum	308.215		0.296448												
Antimony	206.833														
Arsenic	189.042														
Barium	455.403														
Beryllium	313.042														
Boron	208.959														
Cadmium	228.802														
Calcium	317.933														
Chromium	267.716														
Cobalt	228.616	0.002076													
Copper	327.396	-0.001581													
Iron	259.940														
Lead	220.353														
Lithium	670.784														
Magnesium	279.079														
Manganese	257.610														
Molybdenum	202.030														
Nickel	231.604														
Potassium	766.490														
Selenium	196.090														
Silicon	288.158														
Silver	328.068														
Sodium	589.592														
Strontium	407.771														
Sulfur	182.034														
Thallium	190.856		-0.0062377	0.000229											
Tin	189.989														
Titanium	334.904														
Vanadium	292.402	0.000388													
Zinc	206.200														

X-IN

11-IN
LINEAR RANGES
METALS

Lab Name: Eurofins TestAmerica, Buffalo Job No: 480-190000-1

SDG No.:

Instrument ID: ICAP2 Date: 08/01/2019 10:00

Analyte	Integ. Time (Sec.)	Concentration (mg/L)	Method
Aluminum	15	600	6010C
Antimony	15	10	6010C
Arsenic	15	5	6010C
Barium	15	10	6010C
Beryllium	15	25	6010C
Cadmium	15	5	6010C
Calcium	15	1000	6010C
Chromium	15	10	6010C
Cobalt	15	20	6010C
Copper	15	25	6010C
Iron	15	600	6010C
Lead	15	120	6010C
Magnesium	15	500	6010C
Manganese	15	50	6010C
Nickel	15	10	6010C
Potassium	15	600	6010C
Selenium	15	60	6010C
Silver	15	3	6010C
Sodium	15	1000	6010C
Thallium	15	20	6010C
Vanadium	15	5	6010C
Zinc	15	20	6010C

11-IN
LINEAR RANGES
METALS

Lab Name: Eurofins TestAmerica, Buffalo Job No: 480-190000-1

SDG No.:

Instrument ID: LEEMAN5 Date: 10/09/2018 16:19

Analyte	Integ. Time (Sec.)	Concentration (ug/L)	Method
Mercury	10	20	7470A

FORM XI - IN

12-IN
PREPARATION LOG
METALS

Lab Name: Eurofins TestAmerica, Buffalo Job No.: 480-190000-1

SDG No.:

Prep Method: 3005A

Lab Sample ID	Preparation Date	Prep Batch	Initial Weight	Initial Volume (mL)	Final Volume (mL)
MB 480-597955/1-A	09/27/2021 09:54	597955		50	50
LCS 480-597955/2-A	09/27/2021 09:54	597955		50	50
480-190000-8	09/27/2021 09:54	597955		50	50

FORM XII-IN

12-IN
PREPARATION LOG
METALS

Lab Name: Eurofins TestAmerica, Buffalo Job No.: 480-190000-1

SDG No.:

Prep Method: 7470A

Lab Sample ID	Preparation Date	Prep Batch	Initial Weight	Initial Volume (mL)	Final Volume (mL)
MB 480-598021/1-A	09/27/2021 13:25	598021		30	50
LCS 480-598021/2-A	09/27/2021 13:25	598021		30	50
480-190000-8	09/27/2021 13:25	598021		30	50
LCSD 480-598021/24-A	09/27/2021 13:25	598021		30	50

FORM XII-IN

13-IN
ANALYSIS RUN LOG
METALS

Lab Name: Eurofins TestAmerica, Buffalo Job No.: 480-190000-1

SDG No.:

Instrument ID: ICAP2 Method: 6010C

Start Date: 09/27/2021 13:04 End Date: 09/27/2021 23:08

Lab Sample ID	D/F	Type	Time	Analytes																			
				Ag	Al	As	Ba	Be	Ca	Cd	Co	Cr	Cu	Fe	K	Mg	Mn	Na	Ni	Pb	Sb	Se	Tl
ICIS 480-598157/1	1		13:04	X	X	X	X	X	X	X	X	X	X	X	X	X	X	X	X	X	X	X	X
IC 480-598157/2			13:07	X	X	X	X	X	X	X	X	X	X	X	X	X	X	X	X	X	X	X	X
IC 480-598157/3			13:11	X	X	X	X	X	X	X	X	X	X	X	X	X	X	X	X	X	X	X	X
IC 480-598157/4			13:15	X	X	X	X	X	X	X	X	X	X	X	X	X	X	X	X	X	X	X	X
ICV 480-598157/5	1		13:18	X	X	X	X	X	X	X	X	X	X	X	X	X	X	X	X	X	X	X	X
ICB 480-598157/6	1		13:22	X	X	X	X	X	X	X	X	X	X	X	X	X	X	X	X	X	X	X	X
ICVL 480-598157/7	1		13:26	X	X	X	X	X	X	X	X	X	X	X	X	X	X	X	X	X	X	X	X
ICSA 480-598157/8	1		13:29	X	X	X	X	X	X	X	X	X	X	X	X	X	X	X	X	X	X	X	X
ICSAB 480-598157/9	1		13:33	X	X	X	X	X	X	X	X	X	X	X	X	X	X	X	X	X	X	X	X
ZZZZZZ			13:37																				
ZZZZZZ			13:41																				
ZZZZZZ			13:45																				
ZZZZZZ			13:48																				
ZZZZZZ			13:52																				
CCV 480-598157/15			13:56																				
CCB 480-598157/16			13:59																				
CCVL 480-598157/17			14:21																				
CCV 480-598157/18	1		20:17	X	X	X	X	X	X	X	X	X	X	X	X	X	X	X	X	X	X	X	X
CCB 480-598157/19	1		20:21	X	X	X	X	X	X	X	X	X	X	X	X	X	X	X	X	X	X	X	X
CCVL 480-598157/20	1		20:25	X	X	X	X	X	X	X	X	X	X	X	X	X	X	X	X	X	X	X	X
MB 480-597955/1-A	1	T	20:55	X	X		X	X	X	X	X	X	X	X	X	X	X	X	X	X	X	X	X
LCS 480-597955/2-A	1	T	20:58	X	X		X	X	X	X	X	X	X	X	X	X	X	X	X	X	X	X	X
CCV 480-598157/23	1		21:02	X	X	X	X	X	X	X	X	X	X	X	X	X	X	X	X	X	X	X	X
CCB 480-598157/24	1		21:06	X	X	X	X	X	X	X	X	X	X	X	X	X	X	X	X	X	X	X	X
CCVL 480-598157/25	1		21:09	X	X		X	X	X	X	X	X	X	X	X	X	X	X	X	X	X	X	X
ZZZZZZ			21:13																				
ZZZZZZ			21:17																				
ZZZZZZ			21:21																				
ZZZZZZ			21:24																				
ZZZZZZ			21:28																				
ZZZZZZ			21:32																				
ZZZZZZ			21:35																				
ZZZZZZ			21:39																				
ZZZZZZ			21:43																				
CCV 480-598157/35	1		21:47	X	X	X	X	X	X	X	X	X	X	X	X	X	X	X	X	X	X	X	X
CCB 480-598157/36	1		21:50	X	X	X	X	X	X	X	X	X	X	X	X	X	X	X	X	X	X	X	X
CCVL 480-598157/37	1		21:54	X	X	X	X	X	X	X	X	X	X	X	X	X	X	X	X	X	X	X	X
ZZZZZZ			21:58																				
ZZZZZZ			22:01																				
ZZZZZZ			22:05																				
ZZZZZZ			22:09																				
ZZZZZZ			22:13																				

13-IN
ANALYSIS RUN LOG
METALS

Lab Name: Eurofins TestAmerica, Buffalo Job No.: 480-190000-1

SDG No.:

Instrument ID: ICAP2 Method: 6010C

Start Date: 09/27/2021 13:04 End Date: 09/27/2021 23:08

Lab Sample ID	D/F	Type	Time	Analytes																			
				Ag	Al	As	Ba	Be	Ca	Cd	Co	Cr	Cu	Fe	K	Mg	Mn	Na	Ni	Pb	Sb	Se	Tl
ZZZZZZ			22:16																				
ZZZZZZ			22:20																				
ZZZZZZ			22:24																				
ZZZZZZ			22:27																				
CCV 480-598157/47	1		22:31	X	X	X	X	X	X	X	X	X	X	X	X	X	X	X	X	X	X	X	X
CCB 480-598157/48	1		22:34	X	X	X	X	X	X	X	X	X	X	X	X	X	X	X	X	X	X	X	X
CCVL 480-598157/49	1		22:38	X	X	X	X	X	X	X	X	X	X	X	X	X	X	X	X	X	X	X	X
ZZZZZZ			22:42																				
ZZZZZZ			22:46																				
ZZZZZZ			22:49																				
ZZZZZZ			22:53																				
480-190000-8	1	T	22:57	X	X	X	X	X	X	X	X	X	X	X	X	X	X	X	X	X	X	X	X
CCVL 480-598157/55	1		23:01	X	X	X	X	X	X	X	X	X	X	X	X	X	X	X	X	X	X	X	X
CCV 480-598157/56	1		23:05	X	X	X	X	X	X	X	X	X	X	X	X	X	X	X	X	X	X	X	X
CCB 480-598157/57	1		23:08	X	X	X	X	X	X	X	X	X	X	X	X	X	X	X	X	X	X	X	X

13-IN
ANALYSIS RUN LOG
METALS

Lab Name: Eurofins TestAmerica, Buffalo Job No.: 480-190000-1

SDG No.:

Instrument ID: ICAP2 Method: 6010C

Start Date: 09/27/2021 13:04 End Date: 09/27/2021 23:08

Lab Sample ID	D/F	Type	Time	Analytes																			
				V	Zn																		
ICIS 480-598157/1	1		13:04	X	X																		
IC 480-598157/2			13:07	X	X																		
IC 480-598157/3			13:11	X	X																		
IC 480-598157/4			13:15	X	X																		
ICV 480-598157/5	1		13:18	X	X																		
ICB 480-598157/6	1		13:22	X	X																		
ICVL 480-598157/7	1		13:26	X	X																		
ICSA 480-598157/8	1		13:29	X	X																		
ICSAB 480-598157/9	1		13:33	X	X																		
ZZZZZZ			13:37																				
ZZZZZZ			13:41																				
ZZZZZZ			13:45																				
ZZZZZZ			13:48																				
ZZZZZZ			13:52																				
CCV 480-598157/15			13:56																				
CCB 480-598157/16			13:59																				
CCVL 480-598157/17			14:21																				
CCV 480-598157/18	1		20:17	X	X																		
CCB 480-598157/19	1		20:21	X	X																		
CCVL 480-598157/20	1		20:25	X	X																		
MB 480-597955/1-A	1	T	20:55	X	X																		
LCS 480-597955/2-A	1	T	20:58	X	X																		
CCV 480-598157/23	1		21:02	X	X																		
CCB 480-598157/24	1		21:06	X	X																		
CCVL 480-598157/25	1		21:09	X	X																		
ZZZZZZ			21:13																				
ZZZZZZ			21:17																				
ZZZZZZ			21:21																				
ZZZZZZ			21:24																				
ZZZZZZ			21:28																				
ZZZZZZ			21:32																				
ZZZZZZ			21:35																				
ZZZZZZ			21:39																				
ZZZZZZ			21:43																				
CCV 480-598157/35	1		21:47	X	X																		
CCB 480-598157/36	1		21:50	X	X																		
CCVL 480-598157/37	1		21:54	X	X																		
ZZZZZZ			21:58																				
ZZZZZZ			22:01																				
ZZZZZZ			22:05																				
ZZZZZZ			22:09																				
ZZZZZZ			22:13																				

13-IN
ANALYSIS RUN LOG
METALS

Lab Name: Eurofins TestAmerica, Buffalo Job No.: 480-190000-1

SDG No.:

Instrument ID: ICAP2 Method: 6010C

Start Date: 09/27/2021 13:04 End Date: 09/27/2021 23:08

Lab Sample ID	D/F	Type	Time	Analytes																			
				V	Zn																		
ZZZZZZ			22:16																				
ZZZZZZ			22:20																				
ZZZZZZ			22:24																				
ZZZZZZ			22:27																				
CCV 480-598157/47	1		22:31	X	X																		
CCB 480-598157/48	1		22:34	X	X																		
CCVL 480-598157/49	1		22:38	X	X																		
ZZZZZZ			22:42																				
ZZZZZZ			22:46																				
ZZZZZZ			22:49																				
ZZZZZZ			22:53																				
480-190000-8	1	T	22:57	X	X																		
CCVL 480-598157/55	1		23:01	X	X																		
CCV 480-598157/56	1		23:05	X	X																		
CCB 480-598157/57	1		23:08	X	X																		

Prep Types
T = Total/NA

13-IN
ANALYSIS RUN LOG
METALS

Lab Name: Eurofins TestAmerica, Buffalo Job No.: 480-190000-1

SDG No.:

Instrument ID: ICAP2 Method: 6010C

Start Date: 09/28/2021 09:45 End Date: 09/28/2021 13:09

Lab Sample ID	D/F	Type	Time	Analytes																			
				As																			
ICIS 480-598220/1	1		09:45	X																			
IC 480-598220/2			09:49	X																			
IC 480-598220/3			09:52	X																			
IC 480-598220/4			09:56	X																			
ICV 480-598220/5	1		09:59	X																			
ICB 480-598220/6	1		10:03	X																			
ICVL 480-598220/7	1		10:07	X																			
ICSA 480-598220/8	1		10:10	X																			
ICSAB 480-598220/9	1		10:14	X																			
ZZZZZZ			10:18																				
ZZZZZZ			10:22																				
ZZZZZZ			10:26																				
ZZZZZZ			10:29																				
ZZZZZZ			10:33																				
CCV 480-598220/15			10:37																				
CCB 480-598220/16			10:41																				
CCVL 480-598220/17			10:56																				
CCV 480-598220/18	1		12:17	X																			
CCB 480-598220/19	1		12:20	X																			
CCVL 480-598220/20	1		12:24	X																			
MB 480-597955/1-A	1	T	12:47	X																			
LCS 480-597955/2-A	1	T	12:51	X																			
ZZZZZZ			12:54																				
CCV 480-598220/24	1		13:02	X																			
CCB 480-598220/25	1		13:06	X																			
CCVL 480-598220/26	1		13:09	X																			

Prep Types
T = Total/NA

13-IN
ANALYSIS RUN LOG
METALS

Lab Name: Eurofins TestAmerica, Buffalo Job No.: 480-190000-1

SDG No.:

Instrument ID: LEEMAN5 Method: 7470A

Start Date: 09/27/2021 16:01 End Date: 09/27/2021 18:21

Lab Sample ID	D/F	Type	Time	Analytes																			
				Hg																			
ZZZZZZ			16:01																				
IC 480-598086/1-A			16:03	X																			
IC 480-598086/2-A			16:04	X																			
IC 480-598086/3-A			16:05	X																			
IC 480-598086/4-A			16:07	X																			
IC 480-598086/5-A			16:08	X																			
IC 480-598086/6-A			16:09	X																			
ICV 480-598092/8	1		16:11	X																			
ICB 480-598092/9	1		16:12	X																			
ICVL 480-598092/10	1		16:13	X																			
CCV 480-598092/11			16:14																				
CCB 480-598092/12			16:16																				
ZZZZZZ			16:17																				
ZZZZZZ			16:18																				
ZZZZZZ			16:20																				
ZZZZZZ			16:21																				
ZZZZZZ			16:22																				
ZZZZZZ			16:24																				
ZZZZZZ			16:25																				
ZZZZZZ			16:26																				
ZZZZZZ			16:27																				
ZZZZZZ			16:29																				
CCV 480-598092/23			16:30																				
CCB 480-598092/24			16:31																				
ZZZZZZ			16:33																				
ZZZZZZ			16:34																				
ZZZZZZ			16:35																				
ZZZZZZ			16:37																				
ZZZZZZ			16:38																				
ZZZZZZ			16:39																				
ZZZZZZ			16:40																				
ZZZZZZ			16:42																				
ZZZZZZ			16:43																				
ZZZZZZ			16:44																				
CCV 480-598092/35	1		16:46	X																			
CCB 480-598092/36	1		16:47	X																			
ZZZZZZ			16:48																				
ZZZZZZ			16:50																				
ZZZZZZ			16:51																				
ZZZZZZ			16:52																				
ZZZZZZ			16:54																				
MB 480-598021/1-A	1	T	16:55	X																			

13-IN
ANALYSIS RUN LOG
METALS

Lab Name: Eurofins TestAmerica, Buffalo Job No.: 480-190000-1

SDG No.:

Instrument ID: LEEMAN5 Method: 7470A

Start Date: 09/27/2021 16:01 End Date: 09/27/2021 18:21

Lab Sample ID	D/F	Type	Time	Analytes																			
				Hg																			
LCS 480-598021/2-A	1	T	16:56	X																			
480-190000-8	1	T	16:57	X																			
ZZZZZZ			16:59																				
ZZZZZZ			17:00																				
CCV 480-598092/47	1		17:01	X																			
CCB 480-598092/48	1		17:03	X																			
ZZZZZZ			17:04																				
ZZZZZZ			17:05																				
ZZZZZZ			17:07																				
ZZZZZZ			17:08																				
ZZZZZZ			17:09																				
ZZZZZZ			17:11																				
ZZZZZZ			17:12																				
ZZZZZZ			17:13																				
ZZZZZZ			17:14																				
ZZZZZZ			17:16																				
CCV 480-598092/59	1		17:17	X																			
CCB 480-598092/60	1		17:18	X																			
ZZZZZZ			17:20																				
ZZZZZZ			17:21																				
ZZZZZZ			17:22																				
ZZZZZZ			17:24																				
ZZZZZZ			17:25																				
ZZZZZZ			17:26																				
ZZZZZZ			17:27																				
ZZZZZZ			17:29																				
ZZZZZZ			17:30																				
LCSD 480-598021/24-A	1	T	17:31	X																			
CCV 480-598092/71	1		17:33	X																			
CCB 480-598092/72	1		17:34	X																			
ZZZZZZ			17:35																				
ZZZZZZ			17:37																				
ZZZZZZ			17:38																				
ZZZZZZ			17:39																				
ZZZZZZ			17:41																				
ZZZZZZ			17:42																				
ZZZZZZ			17:43																				
ZZZZZZ			17:44																				
ZZZZZZ			17:46																				
ZZZZZZ			17:47																				
CCV 480-598092/83			17:48																				
CCB 480-598092/84			17:50																				

13-IN
ANALYSIS RUN LOG
METALS

Lab Name: Eurofins TestAmerica, Buffalo Job No.: 480-190000-1

SDG No.:

Instrument ID: LEEMAN5 Method: 7470A

Start Date: 09/27/2021 16:01 End Date: 09/27/2021 18:21

Lab Sample ID	D/F	Type	Time	Analytes																			
				Hg																			
ZZZZZZ			17:51																				
ZZZZZZ			17:52																				
ZZZZZZ			17:54																				
ZZZZZZ			17:55																				
ZZZZZZ			17:56																				
ZZZZZZ			17:58																				
ZZZZZZ			17:59																				
ZZZZZZ			18:00																				
ZZZZZZ			18:01																				
ZZZZZZ			18:03																				
CCV 480-598092/95			18:04																				
CCB 480-598092/96			18:05																				
ZZZZZZ			18:07																				
ZZZZZZ			18:08																				
ZZZZZZ			18:09																				
ZZZZZZ			18:11																				
ZZZZZZ			18:12																				
ZZZZZZ			18:13																				
ZZZZZZ			18:15																				
ZZZZZZ			18:16																				
ZZZZZZ			18:17																				
CCV 480-598092/106			18:18																				
CCB 480-598092/107			18:20																				
CCVL 480-598092/108	1		18:21	X																			

Prep Types
T = Total/NA

15-IN
ICP INTERNAL STANDARDS RELATIVE INTENSITY SUMMARY
METALS

Lab Name: Eurofins TestAmerica, Buffalo Job No.: 480-190000-1

SDG No.: Analysis Batch No.: 598157

ICP Instrument ID: ICAP2 Start Date: 09/27/2021 End Date: 09/27/2021

Lab Sample ID	Time	Internal Standards %RI For:									
		Element In 230.606	Q	Element Y 224.306	Q	Element Y 360.073	Q	Element Y 377.433	Q	Element	Q
ICIS 480-598157/1	13:04										
ICV 480-598157/5	13:18	85		94		90		94			
ICB 480-598157/6	13:22	98		99		97		99			
ICVL 480-598157/7	13:26	98		99		97		97			
ICSA 480-598157/8	13:29	74		88		84		94			
ICSAB 480-598157/9	13:33	73		87		85		95			
CCV 480-598157/18	20:17	89		98		96		100			
CCB 480-598157/19	20:21	102		102		101		102			
CCVL 480-598157/20	20:25	102		102		101		101			
MB 480-597955/1-A	20:55	103		103		101		102			
LCS 480-597955/2-A	20:58	96		101		99		101			
CCV 480-598157/23	21:02	87		96		94		98			
CCB 480-598157/24	21:06	102		102		101		101			
CCVL 480-598157/25	21:09	102		102		101		100			
CCV 480-598157/35	21:47	88		97		95		98			
CCB 480-598157/36	21:50	101		101		100		98			
CCVL 480-598157/37	21:54	101		101		99		99			
CCV 480-598157/47	22:31	88		97		94		97			
CCB 480-598157/48	22:34	101		101		100		99			
CCVL 480-598157/49	22:38	101		101		100		99			
480-190000-8	22:57	83		95		93		102			
CCVL 480-598157/55	23:01	102		101		100		100			
CCV 480-598157/56	23:05	87		96		94		97			
CCB 480-598157/57	23:08	101		101		99		99			

15-IN
ICP INTERNAL STANDARDS RELATIVE INTENSITY SUMMARY
METALS

Lab Name: Eurofins TestAmerica, Buffalo Job No.: 480-190000-1

SDG No.: Analysis Batch No.: 598220

ICP Instrument ID: ICAP2 Start Date: 09/28/2021 End Date: 09/28/2021

Lab Sample ID	Time	Internal Standards %RI For:									
		Element In 230.606	Q	Element Y 224.306	Q	Element Y 360.073	Q	Element Y 377.433	Q	Element	Q
ICIS 480-598220/1	09:45										
ICV 480-598220/5	09:59	90		99		99		103			
ICB 480-598220/6	10:03	101		100		103		103			
ICVL 480-598220/7	10:07	100		100		102		102			
ICSA 480-598220/8	10:10	74		89		88		98			
ICSAB 480-598220/9	10:14	75		89		88		99			
CCV 480-598220/18	12:17	89		97		101		102			
CCB 480-598220/19	12:20	102		101		105		102			
CCVL 480-598220/20	12:24	102		102		105		103			
MB 480-597955/1-A	12:47	103		102		107		102			
LCS 480-597955/2-A	12:51	98		102		104		103			
CCV 480-598220/24	13:02	89		97		100		100			
CCB 480-598220/25	13:06	102		101		106		102			
CCVL 480-598220/26	13:09	102		101		106		102			

FORM XV - IN

Run File: I2092721A

Instrument: ICAP2

Analyst: AMH

Data Review: AMH 9/28/21

Spikes Ids:6639940(W1), 6639959(W2),6531882(Sn), 6639925(Ag),6560256(Si), 6370646(TCLP), 6560252(S)
Pipette IDs: 11/17/20-(1-11)
Internal Standard:6668442

Seq#	Run File ID	Sample ID	Date / Time		Type
1	I2092721A	ICIS-6675975	9/27/2021	1:04:08PM	Standard
2	I2092721A	IC-6668428	9/27/2021	1:07:55PM	Standard
3	I2092721A	IC-6675976	9/27/2021	1:11:40PM	Standard
4	I2092721A	IC-6659515	9/27/2021	1:15:12PM	Standard
5	I2092721A	ICV-6677563	9/27/2021	1:18:45PM	QC
6	I2092721A	ICB-6675975	9/27/2021	1:22:18PM	QC
7	I2092721A	ICVL-6677556	9/27/2021	1:26:05PM	QC
8	I2092721A	ICSA-6659514	9/27/2021	1:29:51PM	QC
9	I2092721A	ICSAB-6662351	9/27/2021	1:33:40PM	QC
10	I2092721A	ICEX1	9/27/2021	1:37:20PM	Unknown
11	I2092721A	ICEX2	9/27/2021	1:41:13PM	Unknown
12	I2092721A	ICEX3	9/27/2021	1:45:01PM	Unknown
13	I2092721A	ICEX4	9/27/2021	1:48:55PM	Unknown
14	I2092721A	ICEX5	9/27/2021	1:52:39PM	Unknown
15	I2092721A	CCV-6675976	9/27/2021	1:56:25PM	QC
16	I2092721A	CCB-6675975	9/27/2021	1:59:57PM	QC
17	I2092721A	CCVL-6677556	9/27/2021	2:21:02PM	QC
18	I2092721A	MB 480-597728/1-A	9/27/2021	2:24:46PM	Unknown
19	I2092721A	LCS 480-597728/2-A	9/27/2021	2:28:32PM	Unknown
20	I2092721A	480-189938-G-1-B	9/27/2021	2:32:06PM	Unknown
21	I2092721A	MB 480-597628/1-A	9/27/2021	2:35:52PM	Unknown
22	I2092721A	LCSSRM 480-597628/2-	9/27/2021	2:39:39PM	Unknown
23	I2092721A	480-189796-A-39-D	9/27/2021	2:43:11PM	Unknown
24	I2092721A	189796-A-39-DSD@5	9/27/2021	2:46:52PM	Unknown
25	I2092721A	189796-A-39-DPDS	9/27/2021	2:50:30PM	Unknown
26	I2092721A	480-189796-A-39-E MS	9/27/2021	2:54:12PM	Unknown
27	I2092721A	CCV-6675976	9/27/2021	2:57:58PM	QC
28	I2092721A	CCB-6675975	9/27/2021	3:01:31PM	QC
29	I2092721A	xCCVL-6677556x	9/27/2021	3:05:19PM	QC
30	I2092721A	CCVL-6677556	9/27/2021	3:12:25PM	QC
31	I2092721A	189796-A-39-F MS	9/27/2021	3:16:10PM	Unknown
32	I2092721A	480-189796-A-43-D	9/27/2021	3:19:56PM	Unknown
33	I2092721A	480-189796-A-43-E MS	9/27/2021	3:23:45PM	Unknown
34	I2092721A	189796-A-43-F MSD	9/27/2021	3:27:26PM	Unknown
35	I2092721A	480-189796-A-47-B	9/27/2021	3:31:06PM	Unknown
36	I2092721A	480-189796-A-48-B	9/27/2021	3:34:46PM	Unknown
37	I2092721A	480-189796-A-49-B	9/27/2021	3:38:38PM	Unknown
38	I2092721A	480-189796-A-50-B	9/27/2021	3:42:18PM	Unknown
39	I2092721A	480-189796-A-51-B	9/27/2021	3:45:58PM	Unknown
40	I2092721A	CCV-6675976	9/27/2021	3:49:43PM	QC
41	I2092721A	CCB-6675975	9/27/2021	3:53:16PM	QC
42	I2092721A	CCVL-6677556	9/27/2021	3:57:04PM	QC

43	I2092721A	480-189835-A-1-A	9/27/2021	4:00:49PM	Unknown
44	I2092721A	480-189842-C-1-A	9/27/2021	4:04:30PM	Unknown
45	I2092721A	480-189851-A-4-E	9/27/2021	4:08:10PM	Unknown
46	I2092721A	480-189851-A-5-A	9/27/2021	4:11:56PM	Unknown
47	I2092721A	MB 480-597045/1-A	9/27/2021	4:15:40PM	Unknown
48	I2092721A	LCS 480-597045/2-A	9/27/2021	4:19:26PM	Unknown
49	I2092721A	480-189778-B-1-A	9/27/2021	4:23:00PM	Unknown
50	I2092721A	480-189778-B-2-A	9/27/2021	4:26:47PM	Unknown
51	I2092721A	480-189778-B-3-A	9/27/2021	4:30:29PM	Unknown
52	I2092721A	CCV-6675976	9/27/2021	4:34:13PM	QC
53	I2092721A	CCB-6675975	9/27/2021	4:37:46PM	QC
54	I2092721A	CCVL-6677556	9/27/2021	4:41:35PM	QC
55	I2092721A	480-189778-B-4-A	9/27/2021	4:45:19PM	Unknown
56	I2092721A	480-189778-B-5-A	9/27/2021	4:49:01PM	Unknown
57	I2092721A	MB 480-597735/1-A	9/27/2021	4:52:43PM	Unknown
58	I2092721A	LCS 480-597735/2-A	9/27/2021	4:56:30PM	Unknown
59	I2092721A	LCSD 480-597735/3-A	9/27/2021	5:00:04PM	Unknown
60	I2092721A	480-189897-B-1-A	9/27/2021	5:03:38PM	Unknown
61	I2092721A	480-189897-B-1-A@5	9/27/2021	5:07:47PM	Unknown
62	I2092721A	480-189897-B-2-B	9/27/2021	5:11:39PM	Unknown
63	I2092721A	480-189897-B-2-B@5	9/27/2021	5:15:42PM	Unknown
64	I2092721A	CCV-6675976	9/27/2021	5:19:31PM	QC
65	I2092721A	CCB-6675975	9/27/2021	5:23:04PM	QC
66	I2092721A	CCVL-6677556	9/27/2021	5:26:52PM	QC
67	I2092721A	480-189897-B-3-B	9/27/2021	5:30:37PM	Unknown
68	I2092721A	480-189897-B-3-B@5	9/27/2021	5:34:45PM	Unknown
69	I2092721A	MB 480-597725/1-A	9/27/2021	5:38:32PM	Unknown
70	I2092721A	LCS 480-597725/2-A	9/27/2021	5:42:19PM	Unknown
71	I2092721A	LCSD 480-597725/3-A	9/27/2021	5:45:52PM	Unknown
72	I2092721A	480-189941-C-3-B	9/27/2021	5:49:26PM	Unknown
73	I2092721A	480-189941-C-7-A	9/27/2021	5:53:06PM	Unknown
74	I2092721A	480-189941-C-8-A	9/27/2021	5:56:47PM	Unknown
75	I2092721A	480-189941-C-14-A	9/27/2021	6:00:29PM	Unknown
76	I2092721A	CCV-6675976	9/27/2021	6:04:12PM	QC
77	I2092721A	CCB-6675975	9/27/2021	6:07:44PM	QC
78	I2092721A	CCVL-6677556	9/27/2021	6:11:34PM	QC
79	I2092721A	189894-2 tot	9/27/2021	6:15:19PM	Unknown
80	I2092721A	189941-14 tot	9/27/2021	6:19:01PM	Unknown
81	I2092721A	189941-7 tot	9/27/2021	6:22:41PM	Unknown
82	I2092721A	189924-2 tot	9/27/2021	6:26:22PM	Unknown
83	I2092721A	189926-1 tpt	9/27/2021	6:30:05PM	Unknown
84	I2092721A	189926-6 tot	9/27/2021	6:33:52PM	Unknown
85	I2092721A	189926-8 tot	9/27/2021	6:37:42PM	Unknown
86	I2092721A	rinse	9/27/2021	6:41:27PM	Unknown
87	I2092721A	MB 480-597741/1-A	9/27/2021	6:45:13PM	Unknown
88	I2092721A	CCV-6675976	9/27/2021	6:49:05PM	QC
89	I2092721A	CCB-6675975	9/27/2021	6:52:37PM	QC
90	I2092721A	CCVL-6677556	9/27/2021	6:56:28PM	QC
91	I2092721A	LCS 480-597741/2-A	9/27/2021	7:00:13PM	Unknown
92	I2092721A	LCSD 480-597741/3-A	9/27/2021	7:03:47PM	Unknown
93	I2092721A	480-189871-D-5-B	9/27/2021	7:07:20PM	Unknown
94	I2092721A	480-189871-D-6-B	9/27/2021	7:11:05PM	Unknown

95	I2092721A	480-189871-D-7-D	9/27/2021	7:14:48PM	Unknown
96	I2092721A	480-189871-D-7-DSD@5	9/27/2021	7:18:32PM	Unknown
97	I2092721A	480-189871-D-7-DPDs	9/27/2021	7:22:18PM	Unknown
98	I2092721A	480-189871-D-7-E MS	9/27/2021	7:25:52PM	Unknown
99	I2092721A	480-189871-D-7-F MSD	9/27/2021	7:29:25PM	Unknown
100	I2092721A	CCV-6675976	9/27/2021	7:33:03PM	QC
101	I2092721A	CCB-6675975	9/27/2021	7:36:36PM	QC
102	I2092721A	CCVL-6677556	9/27/2021	7:40:25PM	QC
103	I2092721A	480-189941-C-1-B	9/27/2021	7:44:10PM	Unknown
104	I2092721A	480-189941-C-2-B	9/27/2021	7:47:54PM	Unknown
105	I2092721A	480-189941-C-4-B	9/27/2021	7:51:40PM	Unknown
106	I2092721A	480-189941-C-5-B	9/27/2021	7:55:22PM	Unknown
107	I2092721A	480-189941-C-6-B	9/27/2021	7:59:10PM	Unknown
108	I2092721A	480-189941-D-7-B	9/27/2021	8:02:57PM	Unknown
109	I2092721A	480-189941-D-8-B	9/27/2021	8:06:38PM	Unknown
110	I2092721A	480-189941-C-9-B	9/27/2021	8:10:20PM	Unknown
111	I2092721A	480-189941-C-10-A	9/27/2021	8:13:59PM	Unknown
112	I2092721A	CCV-6675976	9/27/2021	8:17:49PM	QC
113	I2092721A	CCB-6675975	9/27/2021	8:21:22PM	QC
114	I2092721A	CCVL-6677556	9/27/2021	8:25:12PM	QC
115	I2092721A	480-189941-C-11-A	9/27/2021	8:28:58PM	Unknown
116	I2092721A	480-189941-C-12-A	9/27/2021	8:32:39PM	Unknown
117	I2092721A	480-189941-C-13-A	9/27/2021	8:36:25PM	Unknown
118	I2092721A	480-189941-D-14-A	9/27/2021	8:40:12PM	Unknown
119	I2092721A	480-189941-C-15-A	9/27/2021	8:43:52PM	Unknown
120	I2092721A	480-189941-C-16-A	9/27/2021	8:47:34PM	Unknown
121	I2092721A	480-189941-C-17-A	9/27/2021	8:51:24PM	Unknown
122	I2092721A	MB 480-597955/1-A	9/27/2021	8:55:07PM	Unknown
123	I2092721A	LCS 480-597955/2-A	9/27/2021	8:58:53PM	Unknown
124	I2092721A	CCV-6675976	9/27/2021	9:02:30PM	QC
125	I2092721A	CCB-6675975	9/27/2021	9:06:02PM	QC
126	I2092721A	CCVL-6677556	9/27/2021	9:09:51PM	QC
127	I2092721A	680-204718-A-1-A	9/27/2021	9:13:36PM	Unknown
128	I2092721A	680-204718-A-2-A	9/27/2021	9:17:17PM	Unknown
129	I2092721A	680-204718-A-3-A	9/27/2021	9:21:01PM	Unknown
130	I2092721A	680-204718-A-4-A	9/27/2021	9:24:44PM	Unknown
131	I2092721A	680-204718-A-5-A	9/27/2021	9:28:27PM	Unknown
132	I2092721A	680-204718-A-6-A	9/27/2021	9:32:10PM	Unknown
133	I2092721A	680-204718-A-7-A	9/27/2021	9:35:52PM	Unknown
134	I2092721A	680-204718-A-8-A	9/27/2021	9:39:35PM	Unknown
135	I2092721A	680-204718-A-9-A	9/27/2021	9:43:17PM	Unknown
136	I2092721A	CCV-6675976	9/27/2021	9:47:01PM	QC
137	I2092721A	CCB-6675975	9/27/2021	9:50:34PM	QC
138	I2092721A	CCVL-6677556	9/27/2021	9:54:22PM	QC
139	I2092721A	680-204718-A-10-A	9/27/2021	9:58:07PM	Unknown
140	I2092721A	480-189999-G-9-A	9/27/2021	10:01:49PM	Unknown
141	I2092721A	480-190004-L-1-A	9/27/2021	10:05:38PM	Unknown
142	I2092721A	480-190061-G-6-A	9/27/2021	10:09:24PM	Unknown
143	I2092721A	480-190061-G-7-A	9/27/2021	10:13:06PM	Unknown
144	I2092721A	480-190061-G-7-ASD@5	9/27/2021	10:16:48PM	Unknown
145	I2092721A	480-190061-G-7-APDS	9/27/2021	10:20:32PM	Unknown
146	I2092721A	480-190061-G-7-B MS	9/27/2021	10:24:06PM	Unknown

147	I2092721A	480-190061-G-7-C MSD	9/27/2021	10:27:40PM	Unknown
148	I2092721A	CCV-6675976	9/27/2021	10:31:14PM	QC
149	I2092721A	CCB-6675975	9/27/2021	10:34:47PM	QC
150	I2092721A	CCVL-6677556	9/27/2021	10:38:33PM	QC
151	I2092721A	480-190061-G-8-A	9/27/2021	10:42:18PM	Unknown
152	I2092721A	480-190061-G-9-A	9/27/2021	10:46:00PM	Unknown
153	I2092721A	480-190050-B-1-A	9/27/2021	10:49:42PM	Unknown
154	I2092721A	480-190050-B-2-A	9/27/2021	10:53:22PM	Unknown
155	I2092721A	480-190000-A-8-A	9/27/2021	10:57:30PM	Unknown
156	I2092721A	CCVL-6677556	9/27/2021	11:01:17PM	QC
157	I2092721A	CCV-6675976	9/27/2021	11:05:06PM	QC
158	I2092721A	CCB-6675975	9/27/2021	11:08:38PM	QC

I2092721A

Author:

Published: 9/28/2021 9:24:13AM

Instrument Name: 20094602a Serial Number: 20094602

Method Name: ICAP2 New stds DEC2019 (697)

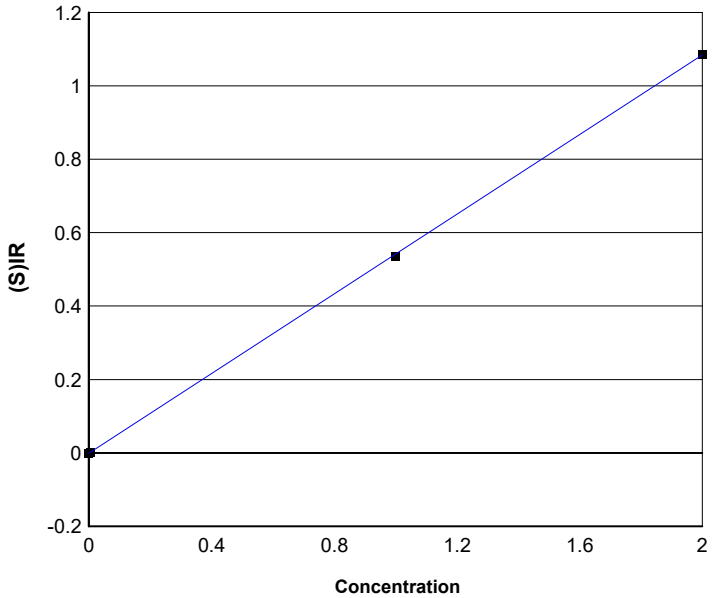

Element Name:	Ag
Element Wavelength:	Ag 328.068 nm
Concentration Units:	ppm
Date of Calibration:	9/27/2021 1:18:36PM
Date of Fit:	9/27/2021 2:06:47PM
Type of Fit:	Linear
Correlation:	0.99997
A0 (Offset):	-0.0013123
A1 (Gain):	0.54293
A2 (Curvature):	0.00000
n (Exponent):	1.0000

Reslope		QC Normalize	
Slope:	1.0000	**Slope factor:**	1.0000
Y Int:	0.00000	**Offset:**	0.00000

Standard Name	Stated	Found	Diff	% Diff	(S)IR	Stddev	Emphasis
ICIS-6675975	0.00000	0.0000003816	-0.0000003816	0.00000	-0.0013125	0.000074322	1
IC-6668428	0.0060000	0.0064138	0.00041384	6.8973	0.0021699	0.00015136	1
IC-6675976	1.0000	0.98966	-0.010340	-1.0340	0.53381	0.0016032	1
IC-6659515	2.0000	2.0099	0.0099241	0.49620	1.0855	0.0035778	1

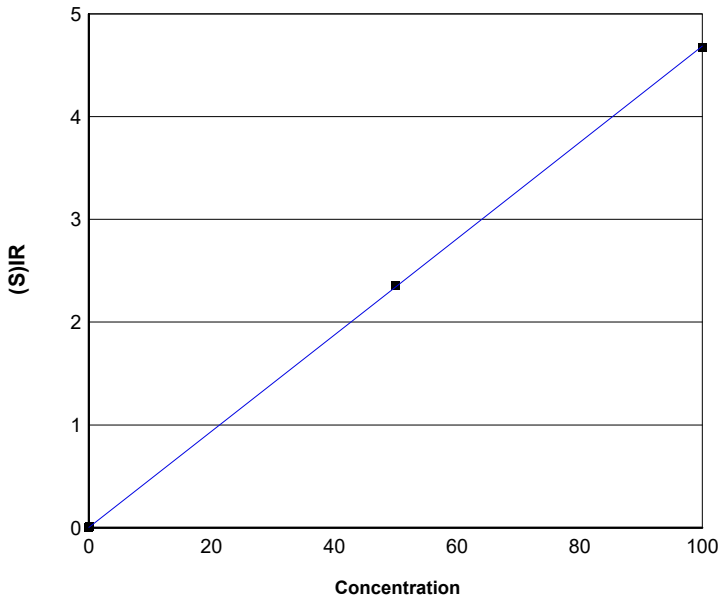

Element Name:	Al
Element Wavelength:	Al 308.215 nm
Concentration Units:	ppm
Date of Calibration:	9/27/2021 1:18:36PM
Date of Fit:	9/27/2021 2:06:47PM
Type of Fit:	Linear
Correlation:	0.99999
A0 (Offset):	0.0016400
A1 (Gain):	0.046831
A2 (Curvature):	0.00000
n (Exponent):	1.0000

Reslope		QC Normalize	
Slope:	1.0000	**Slope factor:**	1.0000
Y Int:	0.00000	**Offset:**	0.00000

Standard Name	Stated	Found	Diff	% Diff	(S)IR	Stddev	Emphasis
ICIS-6675975	0.00000	0.0000042956	-0.0000042956	0.00000	0.0016398	0.000093845	1
IC-6668428	0.20000	0.20370	0.0036978	1.8489	0.011186	0.00084517	1
IC-6675976	50.000	50.303	0.30260	0.60521	2.3587	0.0075332	1
IC-6659515	100.00	99.694	-0.30630	-0.30630	4.6731	0.020873	1

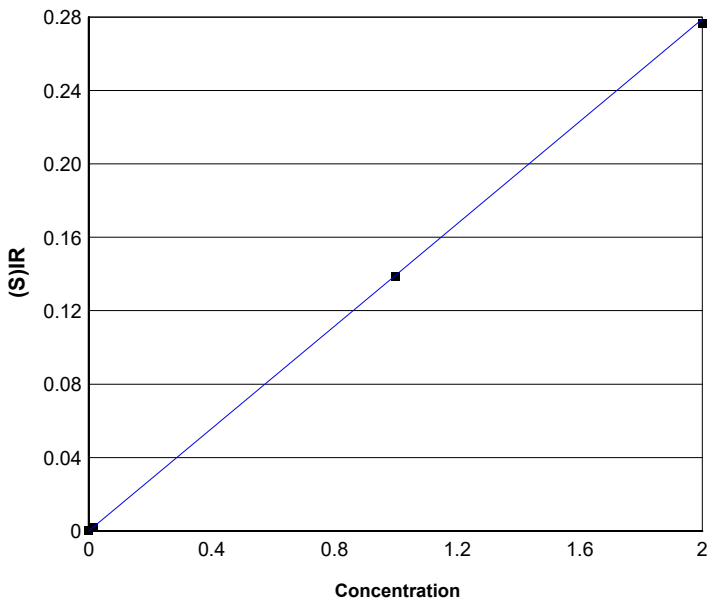

Element Name:	As
Element Wavelength:	As 189.042 nm
Concentration Units:	ppm
Date of Calibration:	9/27/2021 1:18:36PM
Date of Fit:	9/27/2021 2:06:47PM
Type of Fit:	Linear
Correlation:	0.99994
A0 (Offset):	0.000031854
A1 (Gain):	0.13943
A2 (Curvature):	0.00000
n (Exponent):	1.0000

Reslope		QC Normalize	
Slope:	1.0000	**Slope factor:**	1.0000
Y Int:	0.00000	**Offset:**	0.00000

Standard Name	Stated	Found	Diff	% Diff	(S)IR	Stddev	Emphasis
ICIS-6675975	0.00000	0.0000022862	0.0000022862	0.00000	0.000032173	0.00011812	1
IC-6668428	0.015000	0.012681	-0.0023194	-15.462	0.0017949	0.000074026	1
IC-6675976	1.0000	1.0021	0.0020803	0.20803	0.13840	0.00057205	1
IC-6659515	2.0000	2.0003	0.00025607	0.012803	0.27623	0.0000019494	1

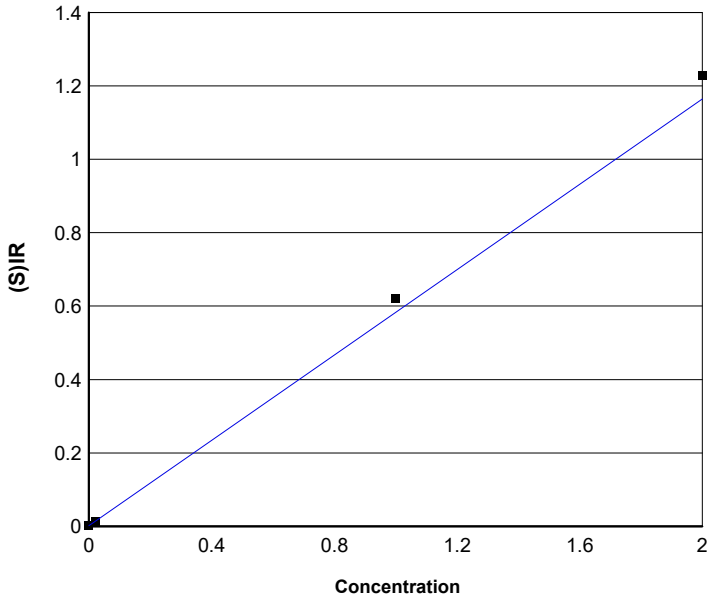

Element Name:	B
Element Wavelength:	B 208.959 nm
Concentration Units:	ppm
Date of Calibration:	9/27/2021 1:18:36PM
Date of Fit:	9/27/2021 2:06:47PM
Type of Fit:	Linear
Correlation:	0.99998
A0 (Offset):	0.0016842
A1 (Gain):	0.58125
A2 (Curvature):	0.00000
n (Exponent):	1.0000

Reslope		QC Normalize	
Slope:	1.0000	**Slope factor:**	1.0000
Y Int:	0.00000	**Offset:**	0.00000

Standard Name	Stated	Found	Diff	% Diff	(S)IR	Stddev	Emphasis
ICIS-6675975	0.00000	0.0000007732	0.0000007732	0.00000	0.0016847	0.000056227	1
IC-6668428	0.020000	0.019139	-0.00086074	-4.3037	0.013149	0.00017468	1
IC-6675976	1.0000	1.0079	0.0079133	0.79133	0.62152	0.0012711	1
IC-6659515	2.0000	1.9929	-0.0070763	-0.35382	1.2280	0.0012197	1

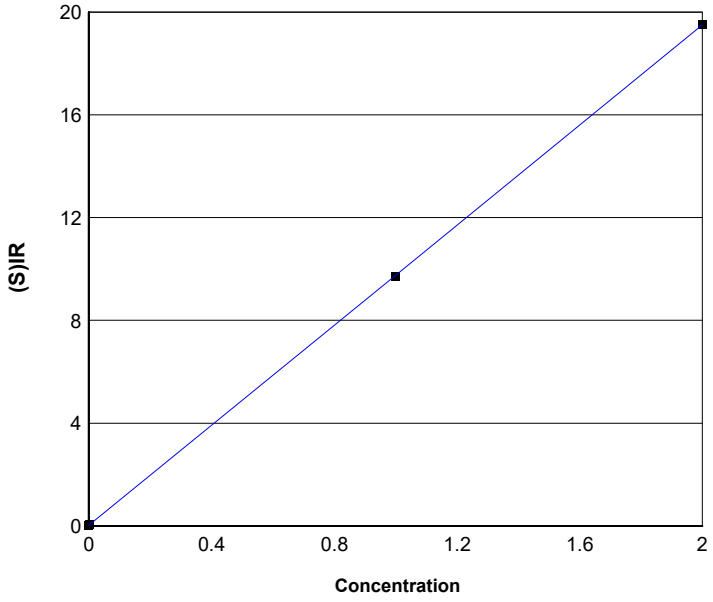

Element Name:	Ba
Element Wavelength:	Ba 455.403 nm
Concentration Units:	ppm
Date of Calibration:	9/27/2021 1:18:36PM
Date of Fit:	9/27/2021 2:06:47PM
Type of Fit:	Linear
Correlation:	1.00000
A0 (Offset):	0.023332
A1 (Gain):	9.7375
A2 (Curvature):	0.00000
n (Exponent):	1.0000

Reslope		QC Normalize	
Slope:	1.0000	**Slope factor:**	1.0000
Y Int:	0.00000	**Offset:**	0.00000

Standard Name	Stated	Found	Diff	% Diff	(S)IR	Stddev	Emphasis
ICIS-6675975	0.00000	0.0000000409	-0.0000000409	0.00000	0.023331	0.0022880	1
IC-6668428	0.0020000	0.0020448	0.000044792	2.2396	0.043243	0.00098578	1
IC-6675976	1.0000	0.99614	-0.0038646	-0.38646	9.7232	0.060568	1
IC-6659515	2.0000	2.0038	0.0038198	0.19099	19.535	0.079982	1

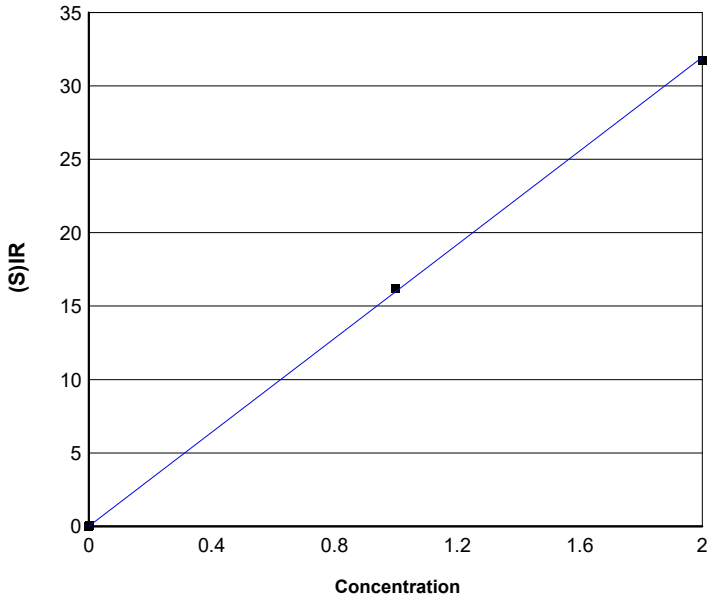

Element Name:	Ba
Element Wavelength:	Ba 455.403 nm
Concentration Units:	ppm
Date of Calibration:	9/27/2021 1:18:36PM
Date of Fit:	9/27/2021 2:06:47PM
Type of Fit:	Linear
Correlation:	0.99995
A0 (Offset):	0.0054134
A1 (Gain):	15.977
A2 (Curvature):	0.00000
n (Exponent):	1.0000

Reslope		QC Normalize	
Slope:	1.0000	**Slope factor:**	1.0000
Y Int:	0.00000	**Offset:**	0.00000

Standard Name	Stated	Found	Diff	% Diff	(S)IR	Stddev	Emphasis
ICIS-6675975	0.00000	0.0000001380	-0.0000001380	0.00000	0.0054112	0.00019496	1
IC-6668428	0.0020000	0.0021238	0.00012383	6.1913	0.039345	0.00013547	1
IC-6675976	1.0000	1.0143	0.014314	1.4314	16.211	0.12218	1
IC-6659515	2.0000	1.9856	-0.014438	-0.72190	31.728	0.21857	1

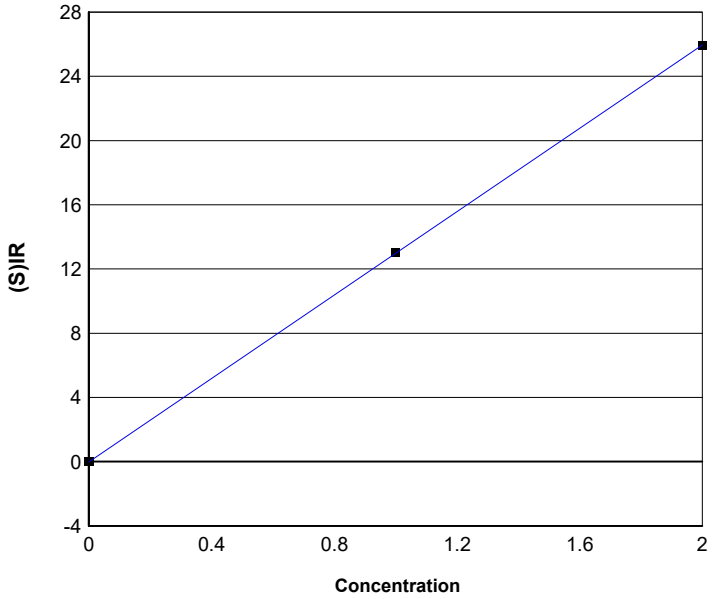

Element Name:	Be
Element Wavelength:	Be 313.042 nm
Concentration Units:	ppm
Date of Calibration:	9/27/2021 1:18:36PM
Date of Fit:	9/27/2021 2:06:47PM
Type of Fit:	Linear
Correlation:	1.00000
A0 (Offset):	-0.0085420
A1 (Gain):	12.984
A2 (Curvature):	0.00000
n (Exponent):	1.0000

Reslope		**QC Normalize**	
Slope:	1.0000	**Slope factor:**	1.0000
Y Int:	0.00000	**Offset:**	0.00000

Standard Name	Stated	Found	Diff	% Diff	(S)IR	Stddev	Emphasis
ICIS-6675975	0.00000	0.0000001396	-0.0000001396	0.00000	-0.0085438	0.0012278	1
IC-6668428	0.0020000	0.0021375	0.00013748	6.8740	0.019211	0.0010414	1
IC-6675976	1.0000	1.0022	0.0022108	0.22108	13.004	0.063648	1
IC-6659515	2.0000	1.9977	-0.0023482	-0.11741	25.928	0.096643	1

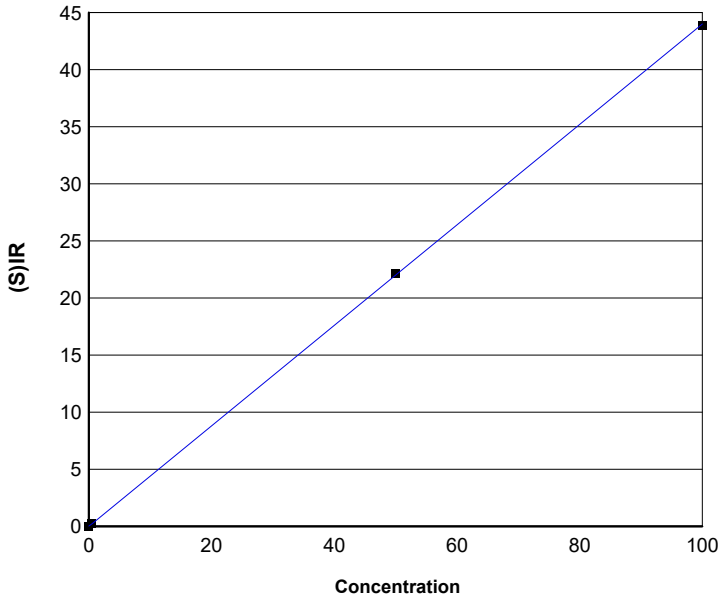

Element Name:	Ca
Element Wavelength:	Ca 317.933 nm
Concentration Units:	ppm
Date of Calibration:	9/27/2021 1:18:36PM
Date of Fit:	9/27/2021 2:06:47PM
Type of Fit:	Linear
Correlation:	0.99999
A0 (Offset):	0.012421
A1 (Gain):	0.43968
A2 (Curvature):	0.00000
n (Exponent):	1.0000

Reslope		**QC Normalize**	
Slope:	1.0000	**Slope factor:**	1.0000
Y Int:	0.00000	**Offset:**	0.00000

Standard Name	Stated	Found	Diff	% Diff	(S)IR	Stddev	Emphasis
ICIS-6675975	0.00000	0.0000067533	-0.0000067533	0.00000	0.012418	0.00051826	1
IC-6668428	0.50000	0.50529	0.0052879	1.0576	0.23459	0.0023984	1
IC-6675976	50.000	50.298	0.29836	0.59673	22.128	0.098710	1
IC-6659515	100.00	99.696	-0.30365	-0.30365	43.847	0.13539	1

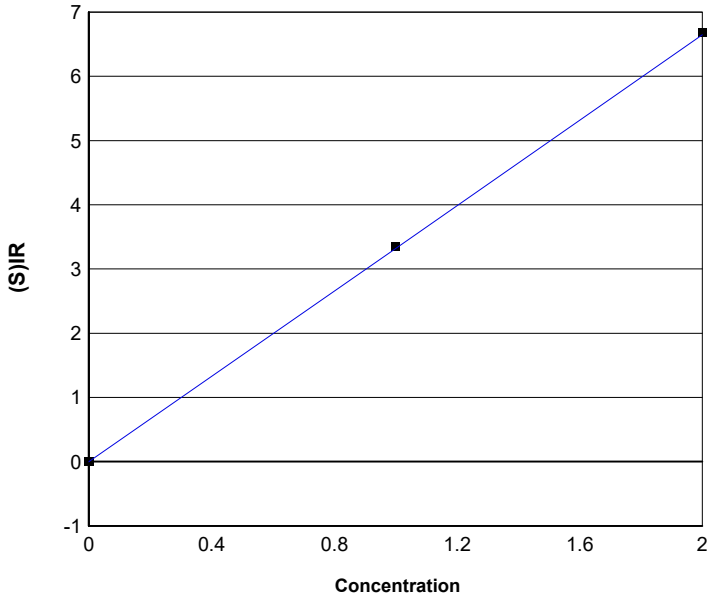

Element Name:	Cd
Element Wavelength:	Cd 228.802 nm
Concentration Units:	ppm
Date of Calibration:	9/27/2021 1:18:36PM
Date of Fit:	9/27/2021 2:06:47PM
Type of Fit:	Linear
Correlation:	1.00000
A0 (Offset):	-0.00096695
A1 (Gain):	3.3229
A2 (Curvature):	0.00000
n (Exponent):	1.0000

Reslope		**QC Normalize**	
Slope:	1.0000	**Slope factor:**	1.0000
Y Int:	0.00000	**Offset:**	0.00000

Standard Name	Stated	Found	Diff	% Diff	(S)IR	Stddev	Emphasis
ICIS-6675975	0.00000	0.0000000629	-0.0000000629	0.00000	-0.00096716	0.00028542	1
IC-6668428	0.0020000	0.0020601	0.000060143	3.0071	0.0062447	0.00021047	1
IC-6675976	1.0000	1.0028	0.0027757	0.27757	3.3545	0.0064189	1
IC-6659515	2.0000	1.9972	-0.0028388	-0.14194	6.6821	0.0015935	1

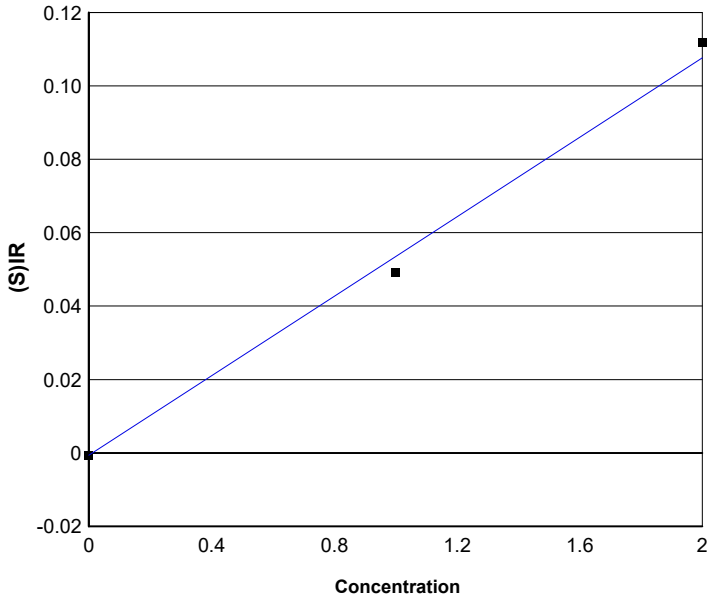

Element Name:	Ce
Element Wavelength:	Ce 404.076 nm
Concentration Units:	ppm
Date of Calibration:	9/27/2021 1:18:36PM
Date of Fit:	9/27/2021 2:06:47PM
Type of Fit:	Linear
Correlation:	0.9985
A0 (Offset):	-0.0006569
A1 (Gain):	0.05415
A2 (Curvature):	0.0000
n (Exponent):	1.000

Reslope		**QC Normalize**	
Slope:	1.000	**Slope factor:**	1.000
Y Int:	0.0000	**Offset:**	0.0000

Standard Name	Stated	Found	Diff	% Diff	(S)IR	Stddev	Emphasis
ICIS-6675975	0.0000	0.00003892	0.00003892	0.0000	-0.0006548	0.001584	1
IC-6659515	2.000	2.078	0.07785	3.892	0.1119	0.0001383	1
IC-6675976	1.000	0.9222	-0.07785	-7.785	0.04928	0.001169	1

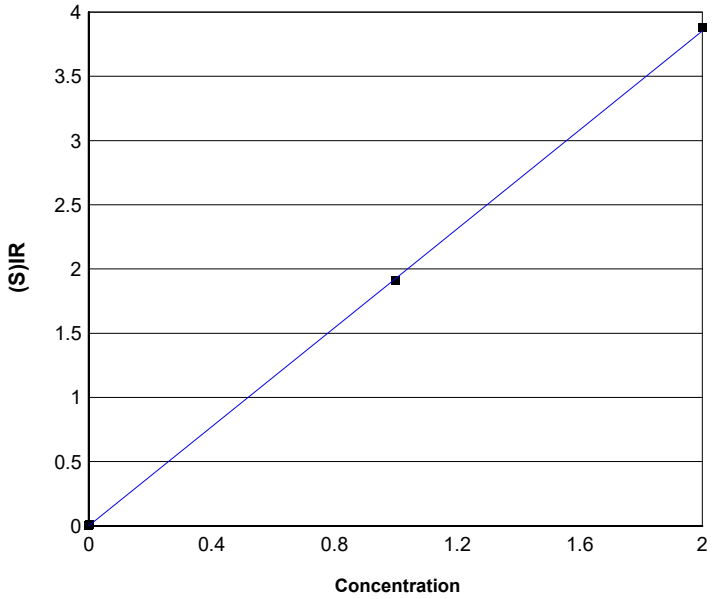

Element Name:	Co
Element Wavelength:	Co 228.616 nm
Concentration Units:	ppm
Date of Calibration:	9/27/2021 1:18:36PM
Date of Fit:	9/27/2021 2:06:47PM
Type of Fit:	Linear
Correlation:	0.99997
A0 (Offset):	0.00093329
A1 (Gain):	1.9259
A2 (Curvature):	0.00000
n (Exponent):	1.0000

Reslope		QC Normalize	
Slope:	1.0000	**Slope factor:**	1.0000
Y Int:	0.00000	**Offset:**	0.00000

Standard Name	Stated	Found	Diff	% Diff	(S)IR	Stddev	Emphasis
ICIS-6675975	0.00000	0.0000002559	0.0000002559	0.00000	0.00093379	0.00025812	1
IC-6668428	0.0040000	0.0037661	-0.00023389	-5.8472	0.0081881	0.000065835	1
IC-6675976	1.0000	0.98877	-0.011235	-1.1235	1.9071	0.0029890	1
IC-6659515	2.0000	2.0115	0.011468	0.57342	3.8786	0.00069431	1

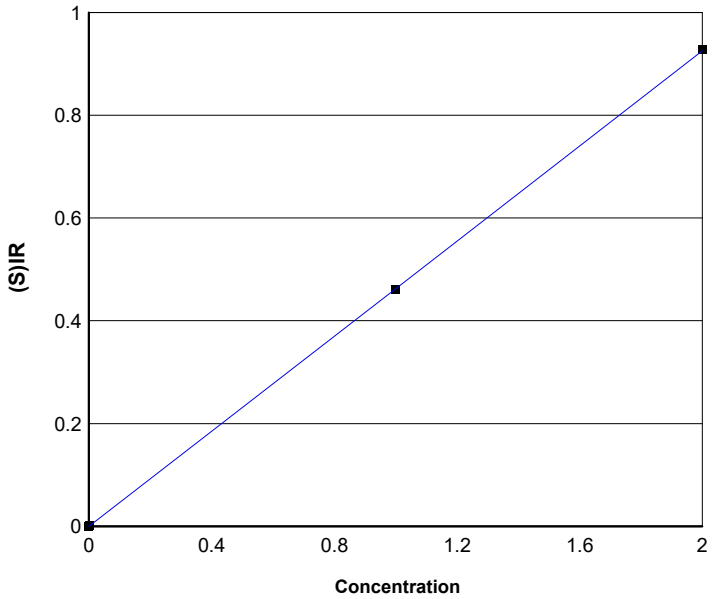

Element Name:	Cr
Element Wavelength:	Cr 267.716 nm
Concentration Units:	ppm
Date of Calibration:	9/27/2021 1:18:36PM
Date of Fit:	9/27/2021 2:06:47PM
Type of Fit:	Linear
Correlation:	0.99999
A0 (Offset):	0.000027595
A1 (Gain):	0.46261
A2 (Curvature):	0.00000
n (Exponent):	1.0000

Reslope		QC Normalize	
Slope:	1.0000	**Slope factor:**	1.0000
Y Int:	0.00000	**Offset:**	0.00000

Standard Name	Stated	Found	Diff	% Diff	(S)IR	Stddev	Emphasis
ICIS-6675975	0.00000	0.0000003912	0.0000003912	0.00000	0.000027776	0.00021429	1
IC-6668428	0.0040000	0.0036182	-0.00038182	-9.5456	0.0017017	0.00015227	1
IC-6675976	1.0000	0.99492	-0.0050768	-0.50768	0.46029	0.0018376	1
IC-6659515	2.0000	2.0055	0.0054587	0.27293	0.92778	0.0031349	1

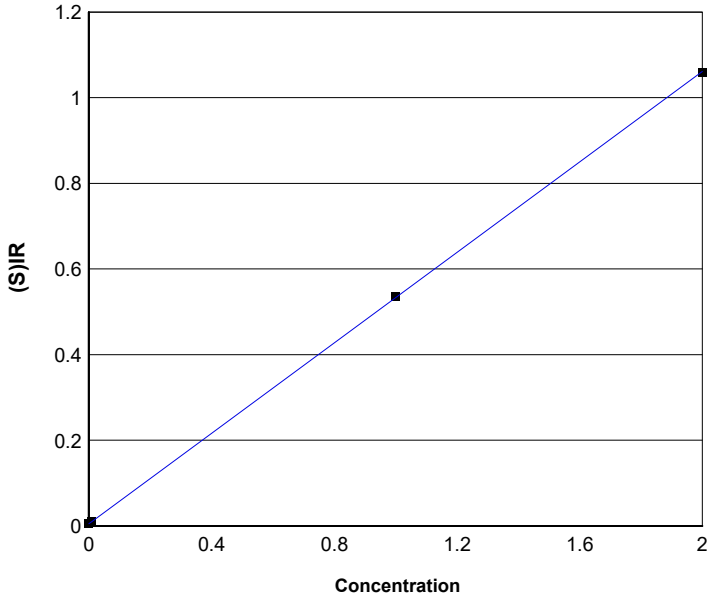

Element Name:	Cu
Element Wavelength:	Cu 324.754 nm
Concentration Units:	ppm
Date of Calibration:	9/27/2021 1:18:36PM
Date of Fit:	9/27/2021 2:06:47PM
Type of Fit:	Linear
Correlation:	0.99999
A0 (Offset):	0.0051911
A1 (Gain):	0.52812
A2 (Curvature):	0.00000
n (Exponent):	1.0000

Reslope		**QC Normalize**	
Slope:	1.0000	**Slope factor:**	1.0000
Y Int:	0.00000	**Offset:**	0.00000

Standard Name	Stated	Found	Diff	% Diff	(S)IR	Stddev	Emphasis
ICIS-6675975	0.00000	0.0000001606	-0.0000001606	0.00000	0.0051910	0.000082577	1
IC-6668428	0.010000	0.010131	0.00013069	1.3069	0.010541	0.000016297	1
IC-6675976	1.0000	1.0061	0.0061077	0.61077	0.53654	0.0016887	1
IC-6659515	2.0000	1.9938	-0.0062384	-0.31192	1.0581	0.0027240	1

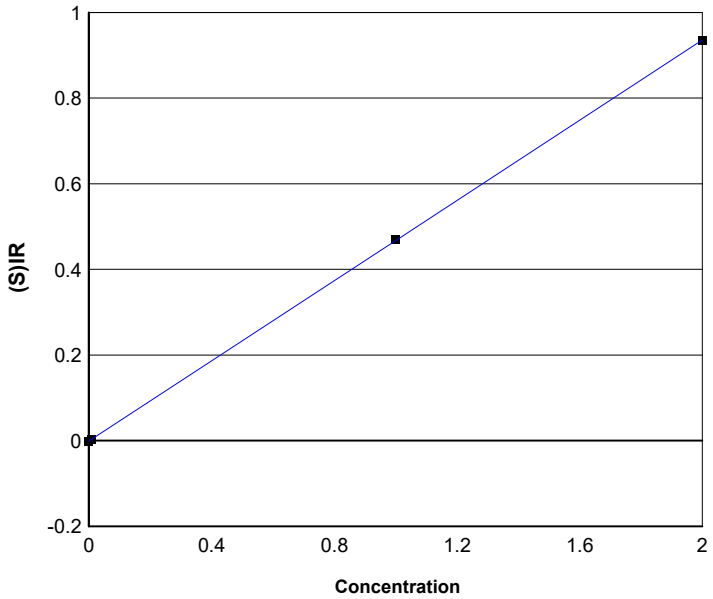

Element Name:	Cu
Element Wavelength:	Cu 327.396 nm
Concentration Units:	ppm
Date of Calibration:	9/27/2021 1:18:36PM
Date of Fit:	9/27/2021 2:06:47PM
Type of Fit:	Linear
Correlation:	1.00000
A0 (Offset):	-0.00091089
A1 (Gain):	0.46840
A2 (Curvature):	0.00000
n (Exponent):	1.0000

Reslope		**QC Normalize**	
Slope:	1.0000	**Slope factor:**	1.0000
Y Int:	0.00000	**Offset:**	0.00000

Standard Name	Stated	Found	Diff	% Diff	(S)IR	Stddev	Emphasis
ICIS-6675975	0.00000	0.0000000513	-0.0000000513	0.00000	-0.00091091	0.00030193	1
IC-6668428	0.010000	0.010036	0.000036111	0.36111	0.0037947	0.00012112	1
IC-6675976	1.0000	1.0031	0.0030704	0.30704	0.46930	0.00086150	1
IC-6659515	2.0000	1.9969	-0.0031066	-0.15533	0.93518	0.00020670	1

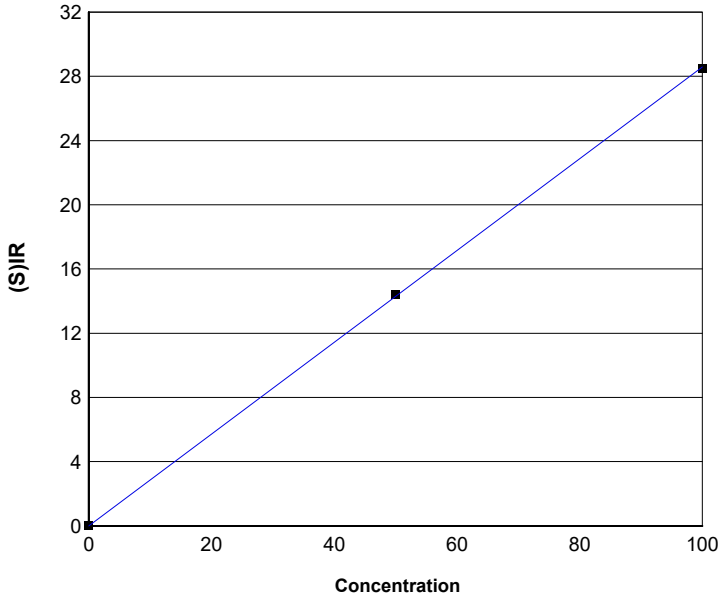

Element Name:	Fe
Element Wavelength:	Fe 259.940 nm
Concentration Units:	ppm
Date of Calibration:	9/27/2021 1:18:36PM
Date of Fit:	9/27/2021 2:06:47PM
Type of Fit:	Linear
Correlation:	0.99999
A0 (Offset):	0.00070653
A1 (Gain):	0.28575
A2 (Curvature):	0.00000
n (Exponent):	1.0000

Reslope		**QC Normalize**	
Slope:	1.0000	**Slope factor:**	1.0000
Y Int:	0.00000	**Offset:**	0.00000

Standard Name	Stated	Found	Diff	% Diff	(S)IR	Stddev	Emphasis
ICIS-6675975	0.00000	0.0000001906	-0.0000001906	0.00000	0.00070648	0.00016012	1
IC-6668428	0.050000	0.050041	0.000041116	0.082232	0.015006	0.00051401	1
IC-6675976	50.025	50.324	0.29940	0.59850	14.381	0.062748	1
IC-6659515	100.00	99.701	-0.29944	-0.29944	28.490	0.064776	1

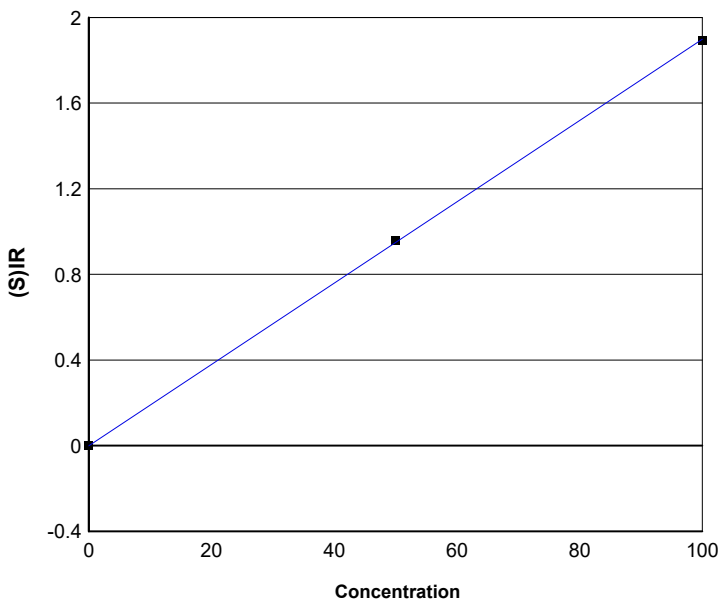

Element Name:	Fe
Element Wavelength:	Fe 271.441 nm
Concentration Units:	ppm
Date of Calibration:	9/27/2021 1:18:36PM
Date of Fit:	9/27/2021 2:06:47PM
Type of Fit:	Linear
Correlation:	0.99994
A0 (Offset):	-0.00065312
A1 (Gain):	0.018991
A2 (Curvature):	0.00000
n (Exponent):	1.0000

Reslope		**QC Normalize**	
Slope:	1.0000	**Slope factor:**	1.0000
Y Int:	0.00000	**Offset:**	0.00000

Standard Name	Stated	Found	Diff	% Diff	(S)IR	Stddev	Emphasis
ICIS-6675975	0.00000	0.000027202	0.000027202	0.00000	-0.00065260	0.0000058759	1
IC-6668428	0.050000	0.022597	-0.027403	-54.806	-0.00022399	0.000072628	1
IC-6675976	50.025	50.400	0.37472	0.74906	0.95646	0.0041048	1
IC-6659515	100.00	99.653	-0.34731	-0.34731	1.8918	0.0014772	1

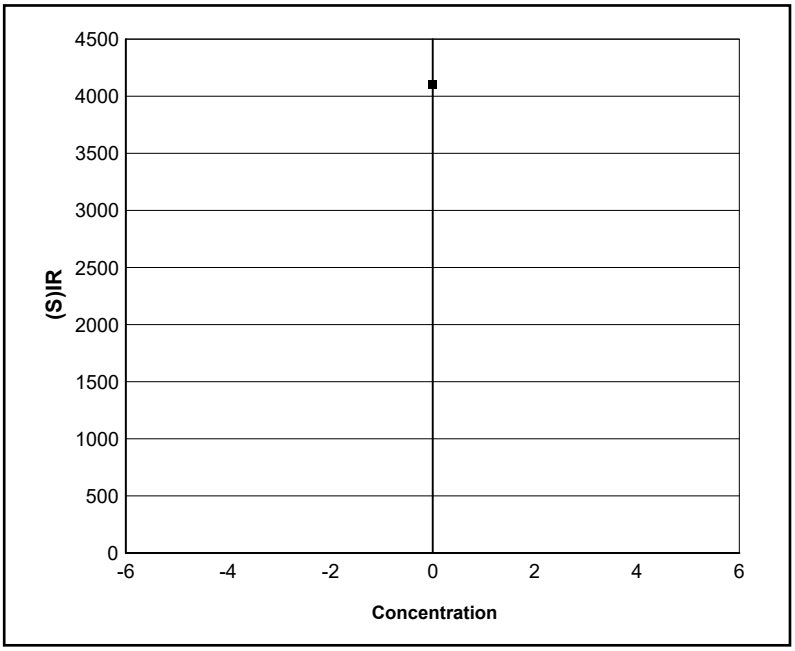

Element Name:	In
Element Wavelength:	In 230.606 nm
Concentration Units:	ppm
Date of Calibration:	9/27/2021 1:07:48PM
Date of Fit:	9/27/2021 2:06:47PM
Type of Fit:	Linear
Correlation:	0.0000
A0 (Offset):	0.0000
A1 (Gain):	0.0000
A2 (Curvature):	0.0000
n (Exponent):	1.000

Reslope		QC Normalize	
Slope:	1.000	**Slope factor:**	1.000
Y Int:	0.0000	**Offset:**	0.0000

Standard Name	Stated	Found	Diff	% Diff	(S)IR	Stddev	Emphasis
ICIS-6675975	0.0000			0.0000	4,098	48.21	1

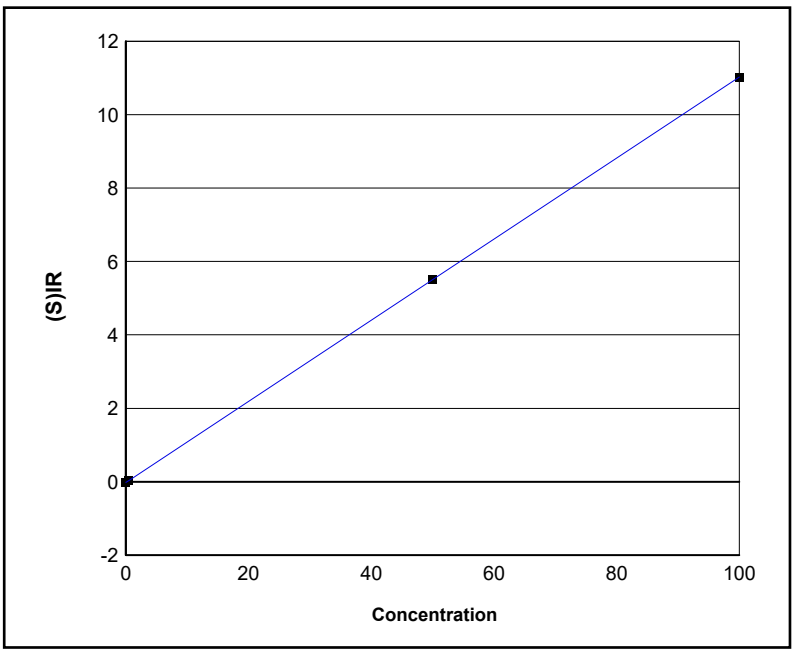

Element Name:	K
Element Wavelength:	K 766.490 nm
Concentration Units:	ppm
Date of Calibration:	9/27/2021 1:18:36PM
Date of Fit:	9/27/2021 2:06:47PM
Type of Fit:	Linear
Correlation:	0.99994
A0 (Offset):	-0.021810
A1 (Gain):	0.11051
A2 (Curvature):	0.00000
n (Exponent):	1.0000

Reslope		QC Normalize	
Slope:	1.0000	**Slope factor:**	1.0000
Y Int:	0.00000	**Offset:**	0.00000

Standard Name	Stated	Found	Diff	% Diff	(S)IR	Stddev	Emphasis
ICIS-6675975	0.00000	-0.000091571	-0.000091571	0.00000	-0.021820	0.0029537	1
IC-6668428	0.50000	0.59203	0.092032	18.406	0.043617	0.0026262	1
IC-6675976	50.000	50.000	-0.000095220	-0.00019044	5.5038	0.046015	1
IC-6659515	100.00	99.908	-0.091937	-0.091937	11.019	0.049776	1

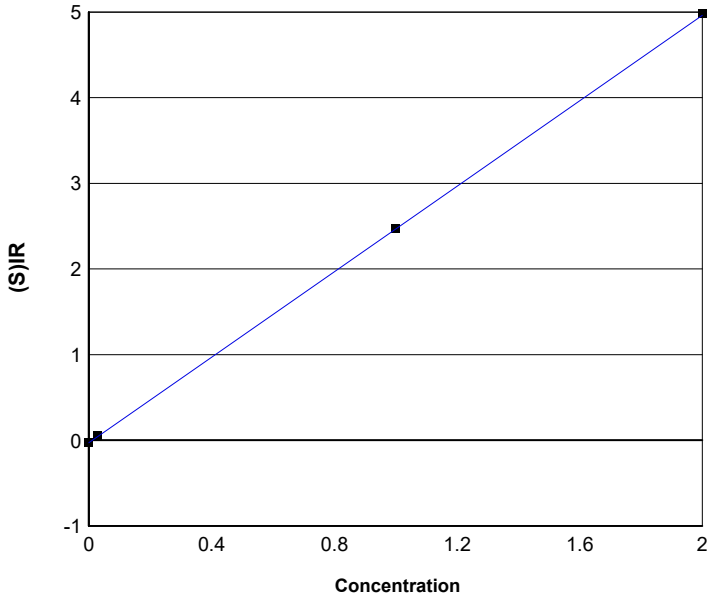

Element Name:	Li
Element Wavelength:	Li 670.784 nm
Concentration Units:	ppm
Date of Calibration:	9/27/2021 1:18:36PM
Date of Fit:	9/27/2021 2:06:47PM
Type of Fit:	Linear
Correlation:	0.99998
A0 (Offset):	-0.028148
A1 (Gain):	2.4955
A2 (Curvature):	0.00000
n (Exponent):	1.0000

Reslope		QC Normalize	
Slope:	1.0000	**Slope factor:**	1.0000
Y Int:	0.00000	**Offset:**	0.00000

Standard Name	Stated	Found	Diff	% Diff	(S)IR	Stddev	Emphasis
ICIS-6675975	0.00000	0.0000017878	-0.0000017878	0.00000	-0.028153	0.0057580	1
IC-6668428	0.030000	0.031831	0.0018309	6.1032	0.051375	0.0055450	1
IC-6675976	1.0000	0.99895	-0.0010508	-0.10508	2.4737	0.013567	1
IC-6659515	2.0000	1.9992	-0.00077574	-0.038787	4.9789	0.015021	1

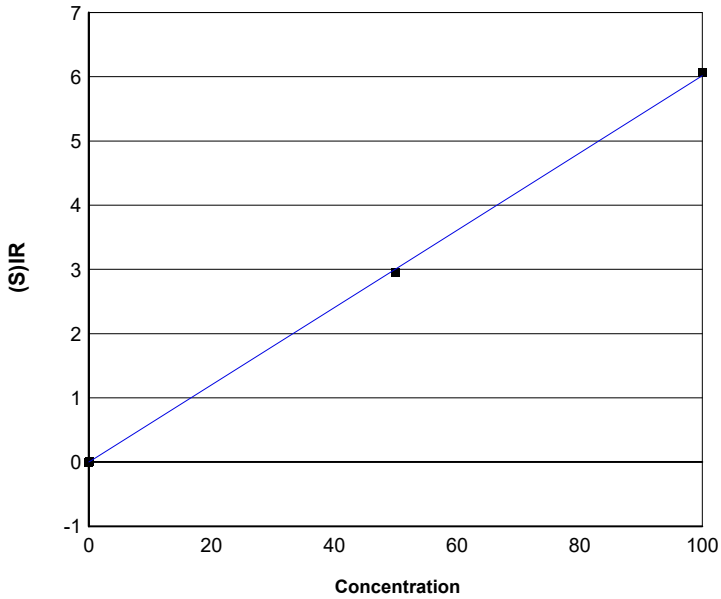

Element Name:	Mg
Element Wavelength:	Mg 279.079 nm
Concentration Units:	ppm
Date of Calibration:	9/27/2021 1:18:36PM
Date of Fit:	9/27/2021 2:06:47PM
Type of Fit:	Linear
Correlation:	0.99993
A0 (Offset):	-0.00013513
A1 (Gain):	0.060185
A2 (Curvature):	0.00000
n (Exponent):	1.0000

Reslope		QC Normalize	
Slope:	1.0000	**Slope factor:**	1.0000
Y Int:	0.00000	**Offset:**	0.00000

Standard Name	Stated	Found	Diff	% Diff	(S)IR	Stddev	Emphasis
ICIS-6675975	0.00000	0.0000060626	0.0000060626	0.00000	-0.00013477	0.00015384	1
IC-6668428	0.20000	0.19554	-0.0044604	-2.2302	0.011633	0.000064079	1
IC-6675976	50.000	49.194	-0.80558	-1.6112	2.9604	0.0055524	1
IC-6659515	100.00	100.81	0.81004	0.81004	6.0667	0.010681	1

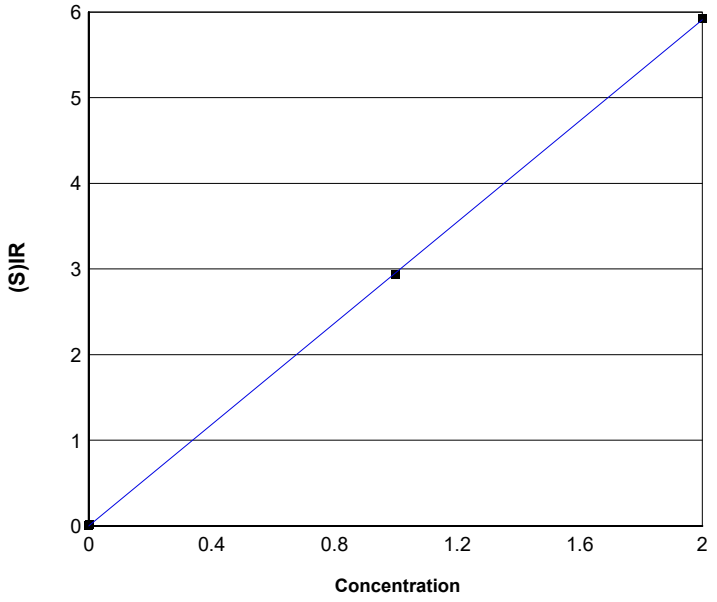

Element Name:	Mn
Element Wavelength:	Mn 257.610 nm
Concentration Units:	ppm
Date of Calibration:	9/27/2021 1:18:36PM
Date of Fit:	9/27/2021 2:06:47PM
Type of Fit:	Linear
Correlation:	0.99999
A0 (Offset):	0.0012756
A1 (Gain):	2.9554
A2 (Curvature):	0.00000
n (Exponent):	1.0000

Reslope		**QC Normalize**	
Slope:	1.0000	**Slope factor:**	1.0000
Y Int:	0.00000	**Offset:**	0.00000

Standard Name	Stated	Found	Diff	% Diff	(S)IR	Stddev	Emphasis
ICIS-6675975	0.00000	0.0000003071	-0.0000003071	0.00000	0.0012747	0.00025779	1
IC-6668428	0.0030000	0.0033158	0.00031579	10.526	0.011078	0.0000048404	1
IC-6675976	1.0000	0.99449	-0.0055051	-0.55051	2.9413	0.0000008740	1
IC-6659515	2.0000	2.0052	0.0051893	0.25946	5.9291	0.0073337	1

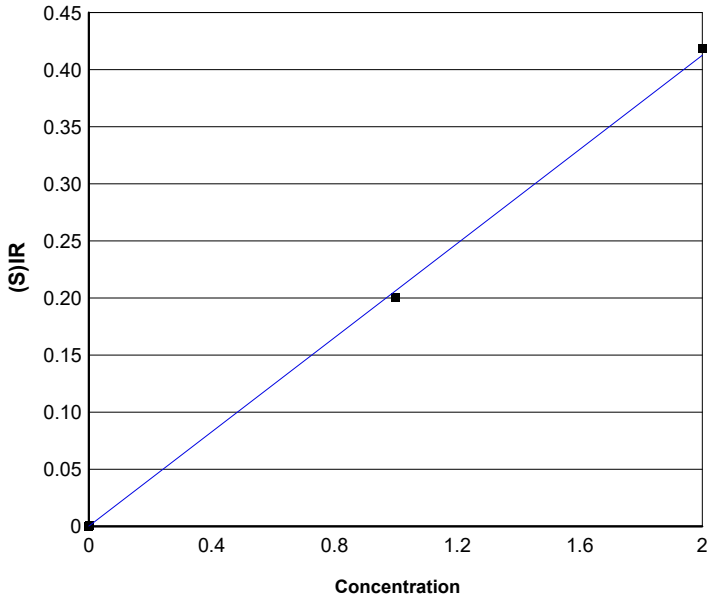

Element Name:	Mn
Element Wavelength:	Mn 257.610 nm
Concentration Units:	ppm
Date of Calibration:	9/27/2021 1:18:36PM
Date of Fit:	9/27/2021 2:06:47PM
Type of Fit:	Linear
Correlation:	0.99980
A0 (Offset):	0.00011430
A1 (Gain):	0.20624
A2 (Curvature):	0.00000
n (Exponent):	1.0000

Reslope		**QC Normalize**	
Slope:	1.0000	**Slope factor:**	1.0000
Y Int:	0.00000	**Offset:**	0.00000

Standard Name	Stated	Found	Diff	% Diff	(S)IR	Stddev	Emphasis
ICIS-6675975	0.00000	0.0000000832	0.0000000832	0.00000	0.00011431	0.00012144	1
IC-6668428	0.0030000	0.0029587	-0.000041306	-1.3769	0.00072472	0.000014145	1
IC-6675976	1.0000	0.97205	-0.027950	-2.7950	0.20066	0.00070896	1
IC-6659515	2.0000	2.0280	0.027991	1.3996	0.41850	0.0019731	1

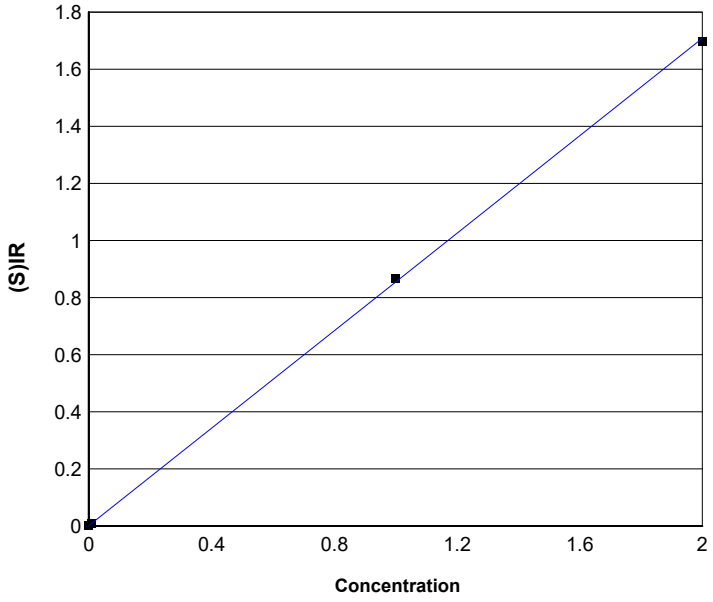

Element Name:	Mo
Element Wavelength:	Mo 202.030 nm
Concentration Units:	ppm
Date of Calibration:	9/27/2021 1:18:36PM
Date of Fit:	9/27/2021 2:06:47PM
Type of Fit:	Linear
Correlation:	0.99995
A0 (Offset):	0.00091119
A1 (Gain):	0.85351
A2 (Curvature):	0.00000
n (Exponent):	1.0000

Reslope		**QC Normalize**	
Slope:	1.0000	**Slope factor:**	1.0000
Y Int:	0.00000	**Offset:**	0.00000

Standard Name	Stated	Found	Diff	% Diff	(S)IR	Stddev	Emphasis
ICIS-6675975	0.00000	0.0000008084	0.0000008084	0.00000	0.00091188	0.000040475	1
IC-6668428	0.010000	0.0091218	-0.00087822	-8.7822	0.0086967	0.00012155	1
IC-6675976	1.0000	1.0131	0.013087	1.3087	0.86559	0.0014188	1
IC-6659515	2.0000	1.9878	-0.012208	-0.61042	1.6975	0.0010584	1

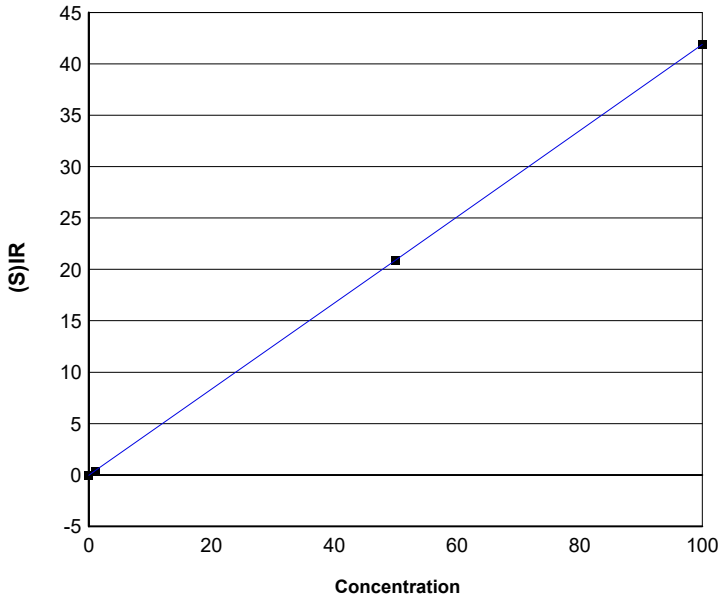

Element Name:	Na
Element Wavelength:	Na 589.592 nm
Concentration Units:	ppm
Date of Calibration:	9/27/2021 1:18:36PM
Date of Fit:	9/27/2021 2:06:47PM
Type of Fit:	Linear
Correlation:	1.00000
A0 (Offset):	-0.036915
A1 (Gain):	0.41916
A2 (Curvature):	0.00000
n (Exponent):	1.0000

Reslope		**QC Normalize**	
Slope:	1.0000	**Slope factor:**	1.0000
Y Int:	0.00000	**Offset:**	0.00000

Standard Name	Stated	Found	Diff	% Diff	(S)IR	Stddev	Emphasis
ICIS-6675975	0.00000	0.0000068677	0.0000068677	0.00000	-0.036912	0.0092905	1
IC-6668428	1.0000	0.99372	-0.0062773	-0.62773	0.37962	0.0046027	1
IC-6675976	50.000	49.935	-0.065325	-0.13065	20.894	0.097711	1
IC-6659515	100.00	100.07	0.071603	0.071603	41.909	0.18574	1

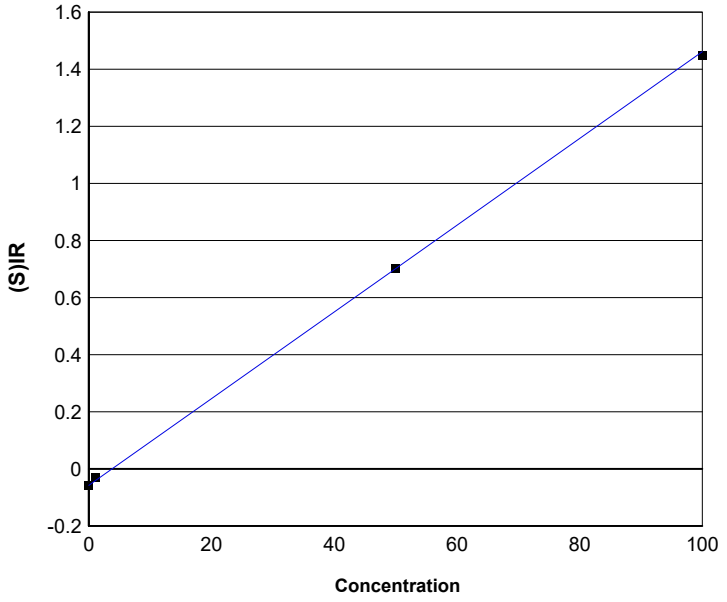

Element Name:	Na
Element Wavelength:	Na 818.326 nm
Concentration Units:	ppm
Date of Calibration:	9/27/2021 1:18:36PM
Date of Fit:	9/27/2021 2:06:47PM
Type of Fit:	Linear
Correlation:	0.99815
A0 (Offset):	-0.058099
A1 (Gain):	0.015191
A2 (Curvature):	0.00000
n (Exponent):	1.0000

Reslope		**QC Normalize**	
Slope:	1.0000	**Slope factor:**	1.0000
Y Int:	0.00000	**Offset:**	0.00000

Standard Name	Stated	Found	Diff	% Diff	(S)IR	Stddev	Emphasis
ICIS-6675975	0.00000	-0.00073601	-0.00073601	0.00000	-0.058110	0.0040441	1
IC-6668428	1.0000	1.7428	0.74281	74.281	-0.031624	0.00089647	1
IC-6675976	50.000	50.062	0.062315	0.12463	0.70240	0.0067220	1
IC-6659515	100.00	99.195	-0.80513	-0.80513	1.4488	0.0071806	1

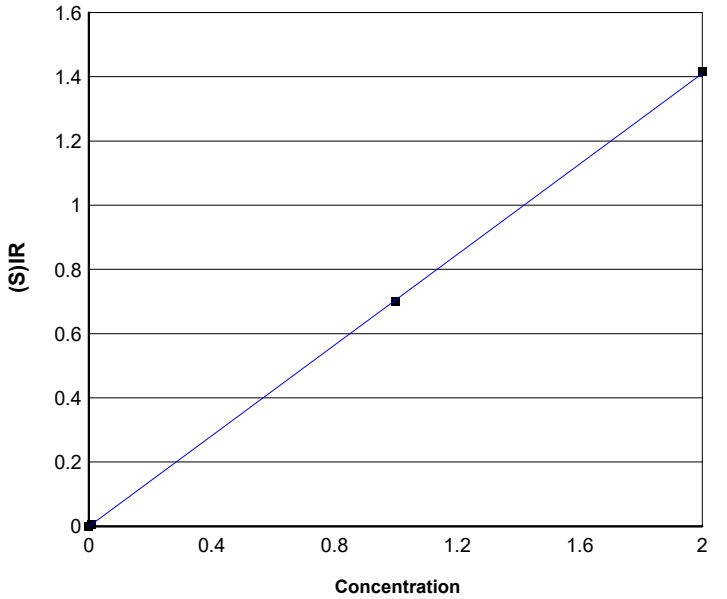

Element Name:	Ni
Element Wavelength:	Ni 231.604 nm
Concentration Units:	ppm
Date of Calibration:	9/27/2021 1:18:37PM
Date of Fit:	9/27/2021 2:06:47PM
Type of Fit:	Linear
Correlation:	0.99997
A0 (Offset):	0.000069858
A1 (Gain):	0.70484
A2 (Curvature):	0.00000
n (Exponent):	1.0000

Reslope		**QC Normalize**	
Slope:	1.0000	**Slope factor:**	1.0000
Y Int:	0.00000	**Offset:**	0.00000

Standard Name	Stated	Found	Diff	% Diff	(S)IR	Stddev	Emphasis
ICIS-6675975	0.00000	0.0000009503	0.0000009503	0.00000	0.000070528	0.00013121	1
IC-6668428	0.010000	0.0090812	-0.00091883	-9.1883	0.0064713	0.00014965	1
IC-6675976	1.0000	0.99279	-0.0072116	-0.72116	0.70053	0.0020404	1
IC-6659515	2.0000	2.0081	0.0081296	0.40648	1.4169	0.00087268	1

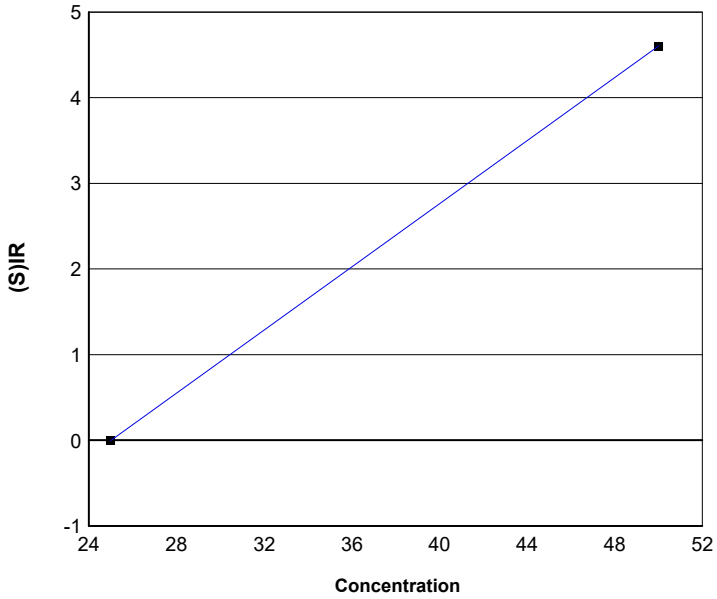

Element Name:	P
Element Wavelength:	P 213.618 nm
Concentration Units:	ppm
Date of Calibration:	9/27/2021 1:18:37PM
Date of Fit:	9/27/2021 2:06:47PM
Type of Fit:	Linear
Correlation:	1.000
A0 (Offset):	-4.609
A1 (Gain):	0.1843
A2 (Curvature):	0.0000
n (Exponent):	1.000

Reslope		QC Normalize	
Slope:	1.000	**Slope factor:**	1.000
Y Int:	0.0000	**Offset:**	0.0000

Standard Name	Stated	Found	Diff	% Diff	(S)IR	Stddev	Emphasis
IC-6668428	25.00	25.00	0.0000000000	0.0000000000	-0.002758	0.0001669	1
IC-6659515	50.00	50.00	0.0000000000	0.0000000000	4.604	0.001936	1

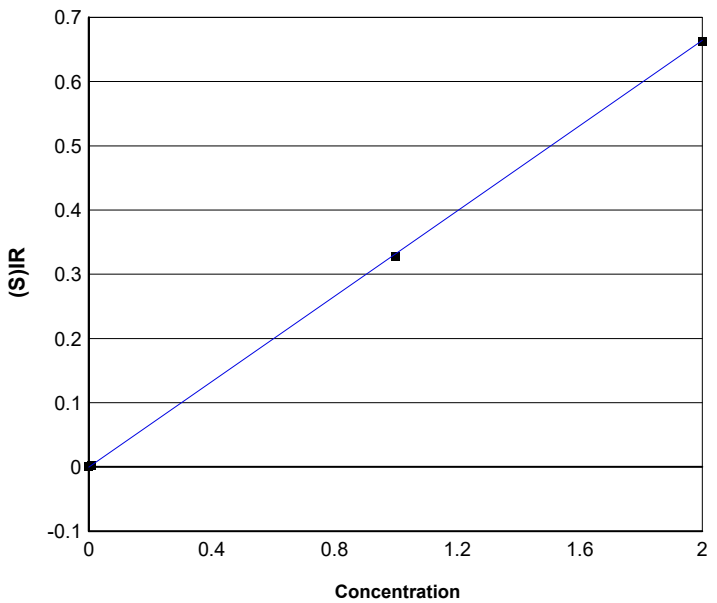

Element Name:	Pb
Element Wavelength:	Pb 220.353 nm
Concentration Units:	ppm
Date of Calibration:	9/27/2021 1:18:37PM
Date of Fit:	9/27/2021 2:06:47PM
Type of Fit:	Linear
Correlation:	0.99998
A0 (Offset):	-0.00018467
A1 (Gain):	0.33211
A2 (Curvature):	0.00000
n (Exponent):	1.0000

Reslope		QC Normalize	
Slope:	1.0000	**Slope factor:**	1.0000
Y Int:	0.00000	**Offset:**	0.00000

Standard Name	Stated	Found	Diff	% Diff	(S)IR	Stddev	Emphasis
ICIS-6675975	0.00000	0.0000008859	0.0000008859	0.00000	-0.00018437	0.00032362	1
IC-6668428	0.010000	0.0091428	-0.00085716	-8.5716	0.0028438	0.00021323	1
IC-6675976	1.0000	0.99339	-0.0066112	-0.66112	0.32737	0.00033933	1
IC-6659515	2.0000	2.0075	0.0074724	0.37362	0.66181	0.0021152	1

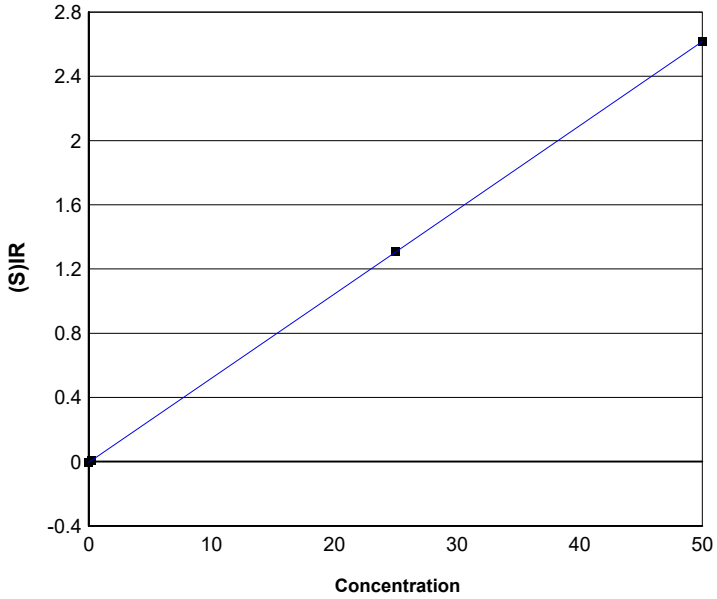

Element Name:	S
Element Wavelength:	S 182.034 nm
Concentration Units:	ppm
Date of Calibration:	9/27/2021 1:18:37PM
Date of Fit:	9/27/2021 2:06:47PM
Type of Fit:	Linear
Correlation:	1.00000
A0 (Offset):	-0.0034190
A1 (Gain):	0.052397
A2 (Curvature):	0.00000
n (Exponent):	1.0000

Reslope		**QC Normalize**	
Slope:	1.0000	**Slope factor:**	1.0000
Y Int:	0.00000	**Offset:**	0.00000

Standard Name	Stated	Found	Diff	% Diff	(S)IR	Stddev	Emphasis
ICIS-6675975	0.00000	0.0000063757	0.0000063757	0.00000	-0.0034187	0.00013201	1
IC-6668428	0.20000	0.19351	-0.0064881	-3.2441	0.0067204	0.000046092	1
IC-6675976	25.000	25.022	0.021613	0.086450	1.3076	0.0078387	1
IC-6659515	50.000	49.985	-0.015124	-0.030249	2.6156	0.0010404	1

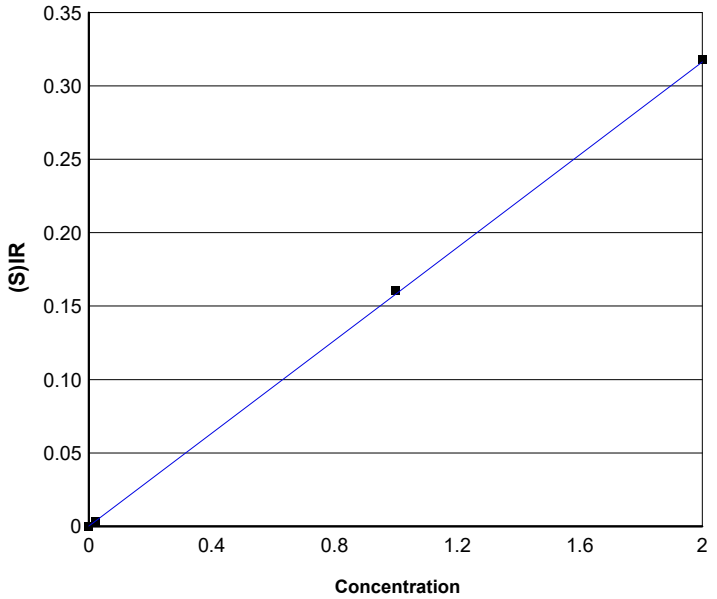

Element Name:	Sb
Element Wavelength:	Sb 206.833 nm
Concentration Units:	ppm
Date of Calibration:	9/27/2021 1:18:37PM
Date of Fit:	9/27/2021 2:06:47PM
Type of Fit:	Linear
Correlation:	0.99998
A0 (Offset):	0.00017485
A1 (Gain):	0.15801
A2 (Curvature):	0.00000
n (Exponent):	1.0000

Reslope		**QC Normalize**	
Slope:	1.0000	**Slope factor:**	1.0000
Y Int:	0.00000	**Offset:**	0.00000

Standard Name	Stated	Found	Diff	% Diff	(S)IR	Stddev	Emphasis
ICIS-6675975	0.00000	0.0000009307	0.0000009307	0.00000	0.00017500	0.000078043	1
IC-6668428	0.020000	0.018998	-0.0010015	-5.0076	0.0031854	0.00012200	1
IC-6675976	1.0000	1.0061	0.0060876	0.60876	0.16040	0.0010926	1
IC-6659515	2.0000	1.9949	-0.0050913	-0.25456	0.31790	0.00048186	1

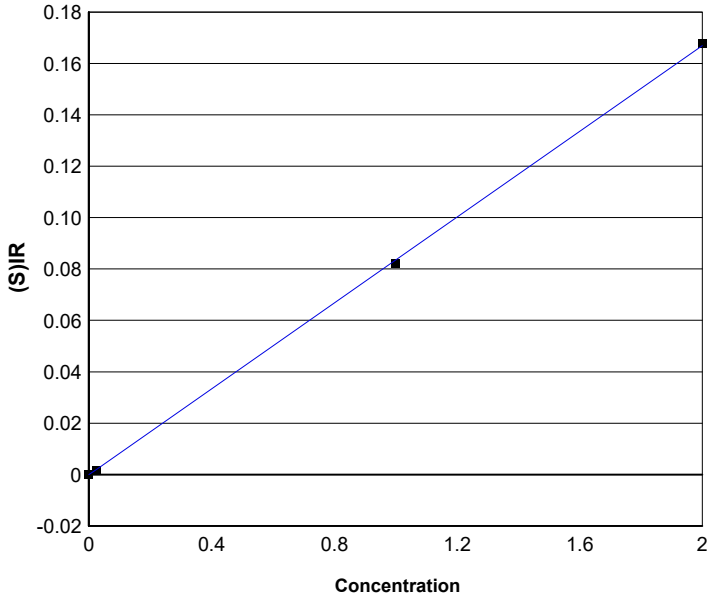

Element Name:	Se
Element Wavelength:	Se 196.090 nm
Concentration Units:	ppm
Date of Calibration:	9/27/2021 1:18:37PM
Date of Fit:	9/27/2021 2:06:47PM
Type of Fit:	Linear
Correlation:	0.99980
A0 (Offset):	-0.000076867
A1 (Gain):	0.083541
A2 (Curvature):	0.00000
n (Exponent):	1.0000

Reslope		**QC Normalize**	
Slope:	1.0000	**Slope factor:**	1.0000
Y Int:	0.00000	**Offset:**	0.00000

Standard Name	Stated	Found	Diff	% Diff	(S)IR	Stddev	Emphasis
ICIS-6675975	0.00000	0.0000046091	0.0000046091	0.00000	-0.000076482	0.0000024937	1
IC-6668428	0.025000	0.020516	-0.0044843	-17.937	0.0016368	0.000061773	1
IC-6675976	1.0000	0.98552	-0.014485	-1.4485	0.081928	0.00085923	1
IC-6659515	2.0000	2.0190	0.018986	0.94930	0.16794	0.00037755	1

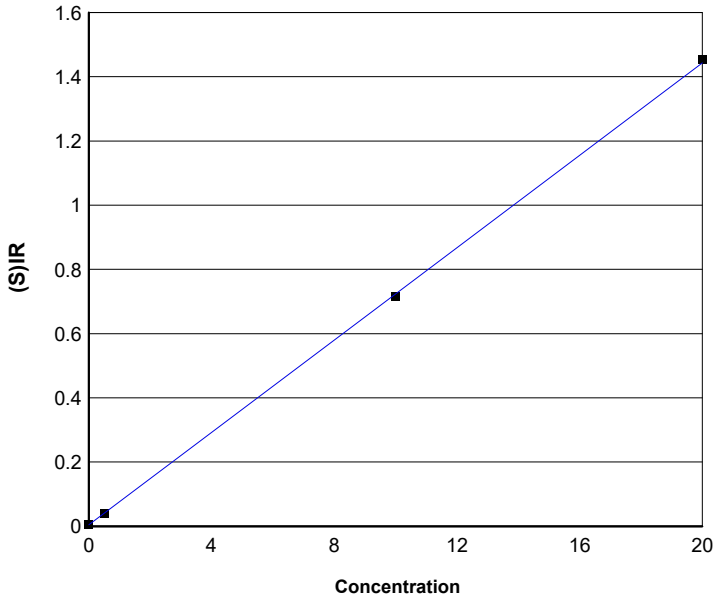

Element Name:	Si
Element Wavelength:	Si 288.158 nm
Concentration Units:	ppm
Date of Calibration:	9/27/2021 1:18:37PM
Date of Fit:	9/27/2021 2:06:47PM
Type of Fit:	Linear
Correlation:	0.99993
A0 (Offset):	0.0049808
A1 (Gain):	0.071903
A2 (Curvature):	0.00000
n (Exponent):	1.0000

Reslope		**QC Normalize**	
Slope:	1.0000	**Slope factor:**	1.0000
Y Int:	0.00000	**Offset:**	0.00000

Standard Name	Stated	Found	Diff	% Diff	(S)IR	Stddev	Emphasis
ICIS-6675975	0.00000	0.000034219	0.000034219	0.00000	0.0049832	0.0020899	1
IC-6668428	0.50000	0.46745	-0.032552	-6.5105	0.038592	0.00030859	1
IC-6675976	10.000	9.9008	-0.099232	-0.99232	0.71688	0.0036482	1
IC-6659515	20.000	20.132	0.13178	0.65892	1.4525	0.0066646	1

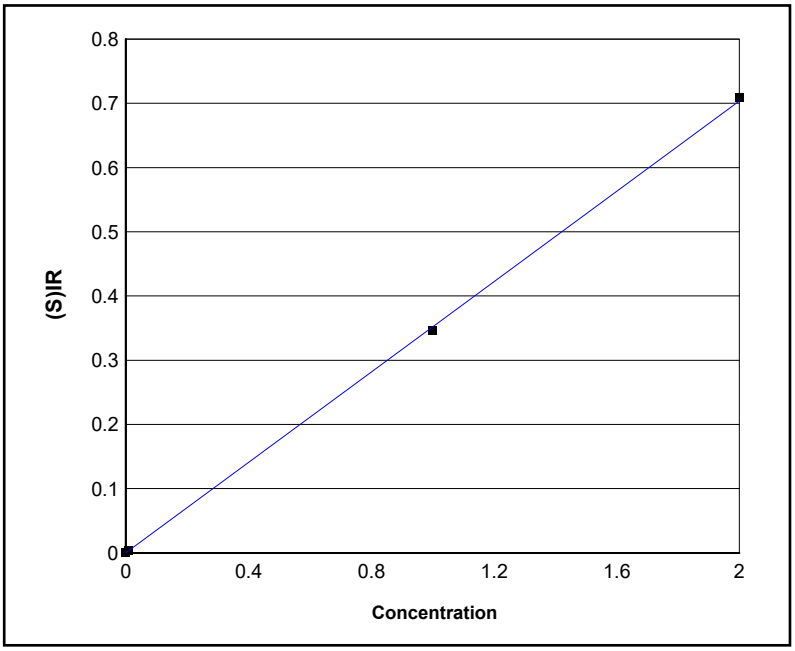

Element Name:	Sn
Element Wavelength:	Sn 189.989 nm
Concentration Units:	ppm
Date of Calibration:	9/27/2021 1:18:37PM
Date of Fit:	9/27/2021 2:06:47PM
Type of Fit:	Linear
Correlation:	0.99990
A0 (Offset):	0.00044944
A1 (Gain):	0.35159
A2 (Curvature):	0.00000
n (Exponent):	1.0000

Reslope		**QC Normalize**	
Slope:	1.0000	**Slope factor:**	1.0000
Y Int:	0.00000	**Offset:**	0.00000

Standard Name	Stated	Found	Diff	% Diff	(S)IR	Stddev	Emphasis
ICIS-6675975	0.00000	0.0000017989	0.0000017989	0.00000	0.00045007	0.00010214	1
IC-6668428	0.010000	0.0082635	-0.0017365	-17.365	0.0033548	0.000038715	1
IC-6675976	1.0000	0.98579	-0.014206	-1.4206	0.34705	0.00014367	1
IC-6659515	2.0000	2.0159	0.015943	0.79715	0.70924	0.00011596	1

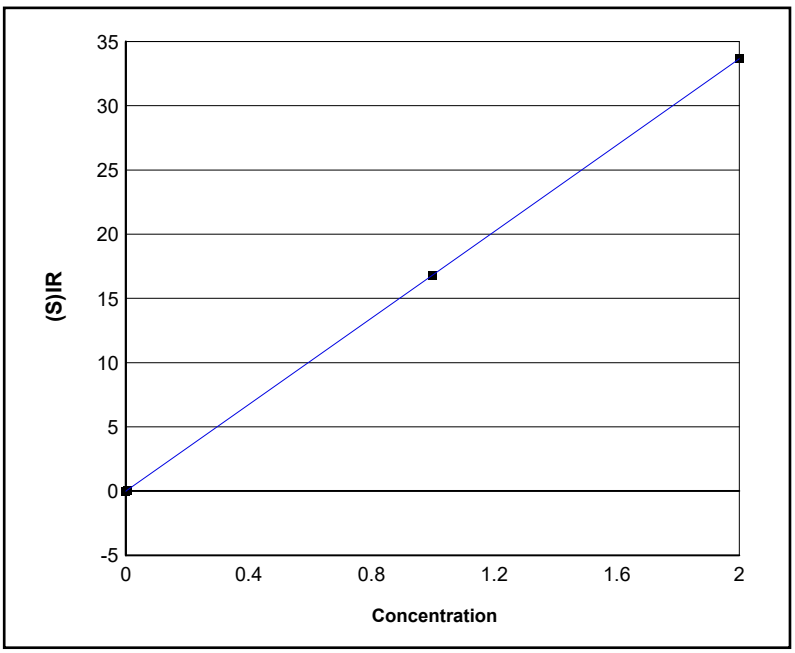

Element Name:	Sr
Element Wavelength:	Sr 407.771 nm
Concentration Units:	ppm
Date of Calibration:	9/27/2021 1:18:37PM
Date of Fit:	9/27/2021 2:06:47PM
Type of Fit:	Linear
Correlation:	1.00000
A0 (Offset):	-0.0020557
A1 (Gain):	16.832
A2 (Curvature):	0.00000
n (Exponent):	1.0000

Reslope		**QC Normalize**	
Slope:	1.0000	**Slope factor:**	1.0000
Y Int:	0.00000	**Offset:**	0.00000

Standard Name	Stated	Found	Diff	% Diff	(S)IR	Stddev	Emphasis
ICIS-6675975	0.00000	0.0000001377	-0.0000001377	0.00000	-0.0020580	0.0018320	1
IC-6668428	0.0050000	0.0051424	0.00014240	2.8480	0.084504	0.0010811	1
IC-6675976	1.0000	0.99826	-0.0017380	-0.17380	16.801	0.070861	1
IC-6659515	2.0000	2.0016	0.0015956	0.079779	33.690	0.12250	1

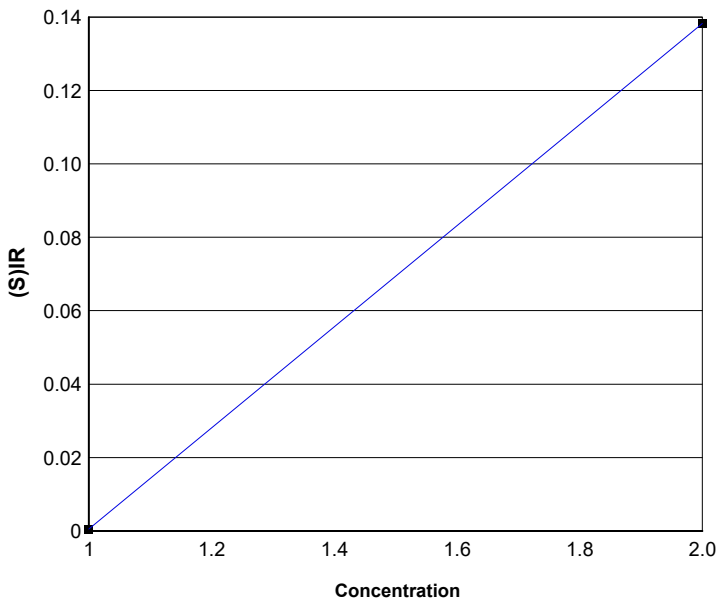

Element Name:	Th
Element Wavelength:	Th 283.730 nm
Concentration Units:	ppm
Date of Calibration:	9/27/2021 1:18:37PM
Date of Fit:	9/27/2021 2:06:47PM
Type of Fit:	Linear
Correlation:	1.000
A0 (Offset):	-0.1373
A1 (Gain):	0.1377
A2 (Curvature):	0.0000
n (Exponent):	1.000

Reslope		QC Normalize	
Slope:	1.000	**Slope factor:**	1.000
Y Int:	0.0000	**Offset:**	0.0000

Standard Name	Stated	Found	Diff	% Diff	(S)IR	Stddev	Emphasis
IC-6668428	1.000	1.0000	0.0000000000	0.0000000000	0.0004812	0.0003097	1
IC-6659515	2.000	2.000	0.0000000000	0.0000000000	0.1382	0.001523	1

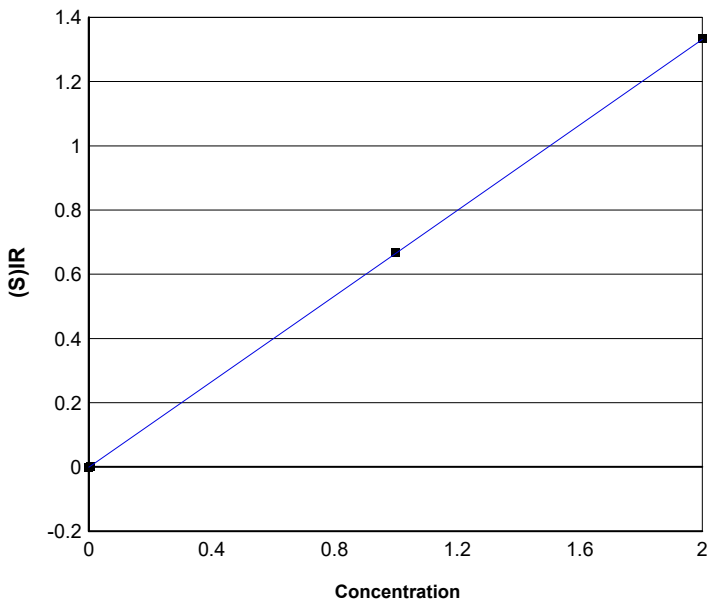

Element Name:	Ti
Element Wavelength:	Ti 334.904 nm
Concentration Units:	ppm
Date of Calibration:	9/27/2021 1:18:37PM
Date of Fit:	9/27/2021 2:06:47PM
Type of Fit:	Linear
Correlation:	0.99997
A0 (Offset):	-0.00081031
A1 (Gain):	0.66608
A2 (Curvature):	0.00000
n (Exponent):	1.0000

Reslope		QC Normalize	
Slope:	1.0000	**Slope factor:**	1.0000
Y Int:	0.00000	**Offset:**	0.00000

Standard Name	Stated	Found	Diff	% Diff	(S)IR	Stddev	Emphasis
ICIS-6675975	0.00000	0.0000008811	0.0000008811	0.00000	-0.00080972	0.00021335	1
IC-6668428	0.0050000	0.0041131	-0.00088689	-17.738	0.0019367	0.000099884	1
IC-6675976	1.0000	1.0014	0.0014301	0.14301	0.66696	0.00029278	1
IC-6659515	2.0000	1.9995	-0.00054226	-0.027113	1.3325	0.00016426	1

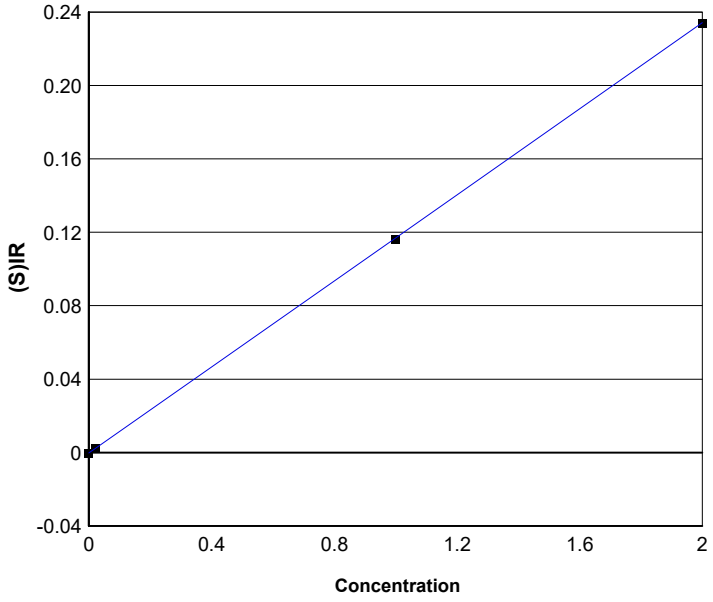

Element Name:	Tl
Element Wavelength:	Tl 190.856 nm
Concentration Units:	ppm
Date of Calibration:	9/27/2021 1:18:37PM
Date of Fit:	9/27/2021 2:06:47PM
Type of Fit:	Linear
Correlation:	0.99999
A0 (Offset):	-0.00024052
A1 (Gain):	0.11721
A2 (Curvature):	0.00000
n (Exponent):	1.0000

Reslope		**QC Normalize**	
Slope:	1.0000	**Slope factor:**	1.0000
Y Int:	0.00000	**Offset:**	0.00000

Standard Name	Stated	Found	Diff	% Diff	(S)IR	Stddev	Emphasis
ICIS-6675975	0.00000	0.0000010187	0.0000010187	0.00000	-0.00024040	0.000028321	1
IC-6668428	0.020000	0.019002	-0.00099840	-4.9920	0.0019846	0.000022308	1
IC-6675976	1.0000	0.99697	-0.0030298	-0.30298	0.11625	0.00011763	1
IC-6659515	2.0000	2.0040	0.0040304	0.20152	0.23392	0.00019831	1

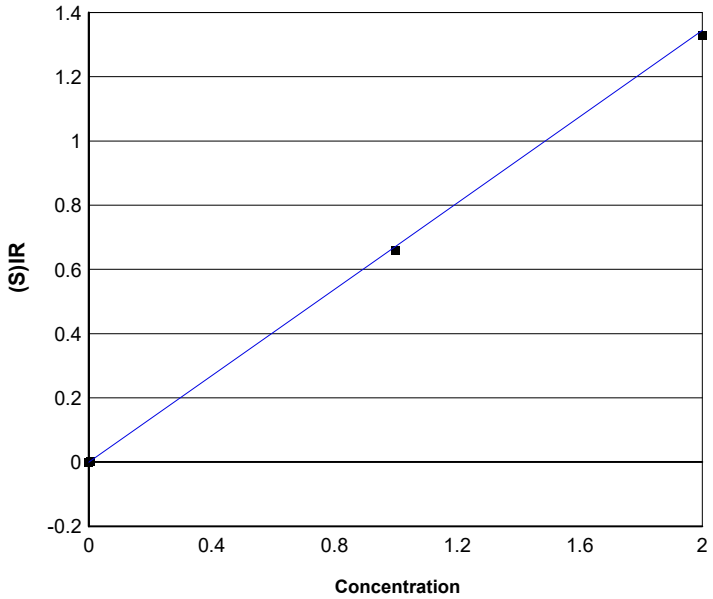

Element Name:	V
Element Wavelength:	V 292.402 nm
Concentration Units:	ppm
Date of Calibration:	9/27/2021 1:18:37PM
Date of Fit:	9/27/2021 2:06:47PM
Type of Fit:	Linear
Correlation:	1.00000
A0 (Offset):	-0.00020278
A1 (Gain):	0.67217
A2 (Curvature):	0.00000
n (Exponent):	1.0000

Reslope		**QC Normalize**	
Slope:	1.0000	**Slope factor:**	1.0000
Y Int:	0.00000	**Offset:**	0.00000

Standard Name	Stated	Found	Diff	% Diff	(S)IR	Stddev	Emphasis
ICIS-6675975	0.00000	0.0000001728	0.0000001728	0.00000	-0.00020266	0.000026889	1
IC-6668428	0.0050000	0.0048355	-0.00016449	-3.2897	0.0029529	0.00018294	1
IC-6675976	1.0000	0.99652	-0.0034845	-0.34845	0.66074	0.0013167	1
IC-6659515	2.0000	2.0036	0.0036465	0.18233	1.3288	0.0055484	1

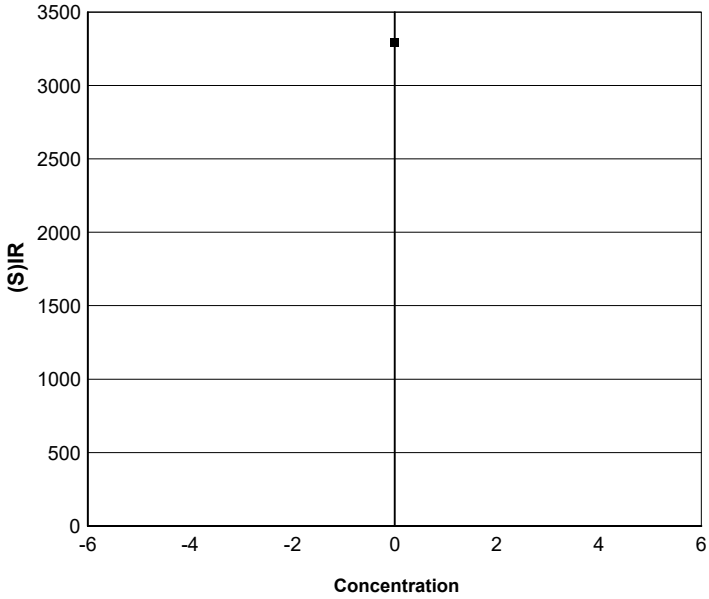

Element Name:	Y
Element Wavelength:	Y 224.306 nm
Concentration Units:	ppm
Date of Calibration:	9/27/2021 1:07:48PM
Date of Fit:	9/27/2021 2:06:47PM
Type of Fit:	Linear
Correlation:	0.0000
A0 (Offset):	0.0000
A1 (Gain):	0.0000
A2 (Curvature):	0.0000
n (Exponent):	1.000

Reslope		QC Normalize	
Slope:	1.000	**Slope factor:**	1.000
Y Int:	0.0000	**Offset:**	0.0000

Standard Name	Stated	Found	Diff	% Diff	(S)IR	Stddev	Emphasis
ICIS-6675975	0.0000			0.0000	3,294	33.00	1

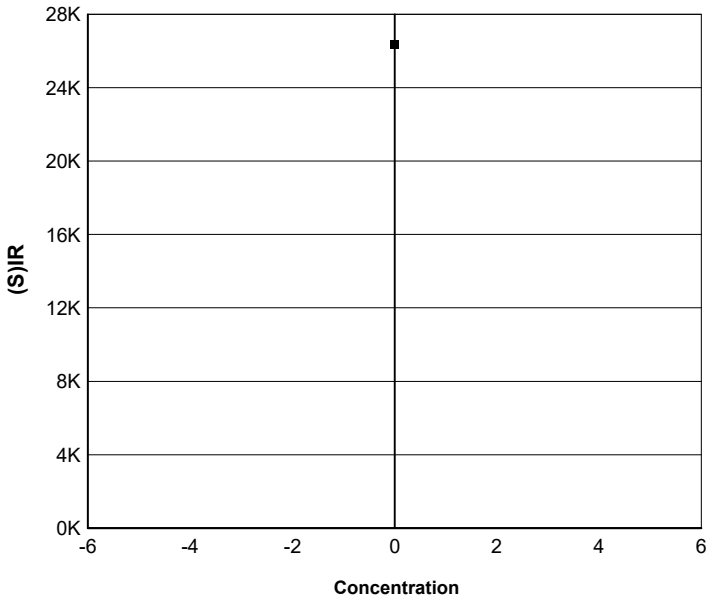

Element Name:	Y
Element Wavelength:	Y 360.073 nm
Concentration Units:	ppm
Date of Calibration:	9/27/2021 1:07:48PM
Date of Fit:	9/27/2021 2:06:47PM
Type of Fit:	Linear
Correlation:	0.0000
A0 (Offset):	0.0000
A1 (Gain):	0.0000
A2 (Curvature):	0.0000
n (Exponent):	1.000

Reslope		QC Normalize	
Slope:	1.000	**Slope factor:**	1.000
Y Int:	0.0000	**Offset:**	0.0000

Standard Name	Stated	Found	Diff	% Diff	(S)IR	Stddev	Emphasis
ICIS-6675975	0.0000			0.0000	26,340	42.20	1

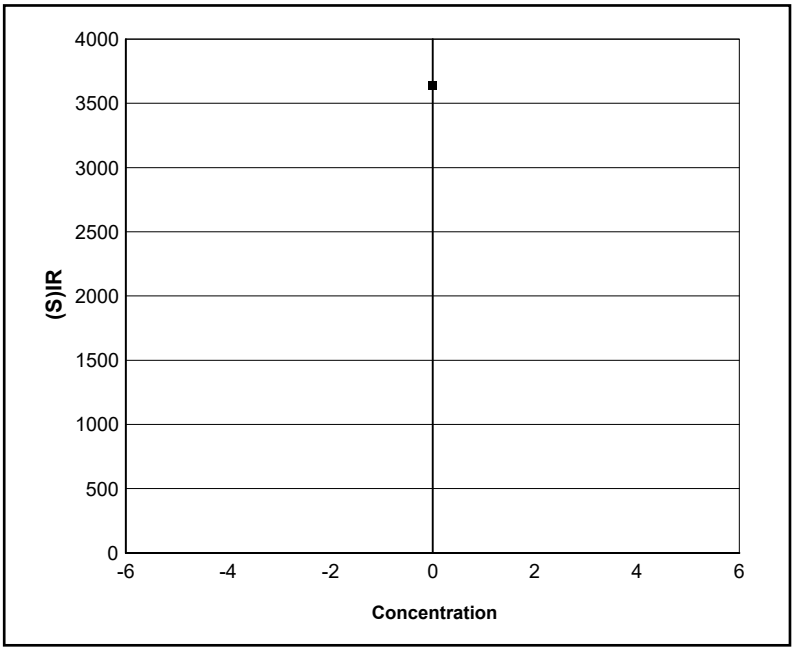

Element Name:	Y
Element Wavelength:	Y 377.433 nm
Concentration Units:	ppm
Date of Calibration:	9/27/2021 1:07:48PM
Date of Fit:	9/27/2021 2:06:47PM
Type of Fit:	Linear
Correlation:	0.0000
A0 (Offset):	0.0000
A1 (Gain):	0.0000
A2 (Curvature):	0.0000
n (Exponent):	1.000

Reslope		QC Normalize	
Slope:	1.000	**Slope factor:**	1.000
Y Int:	0.0000	**Offset:**	0.0000

Standard Name	Stated	Found	Diff	% Diff	(S)IR	Stddev	Emphasis
ICIS-6675975	0.0000			0.0000	3,639	21.41	1

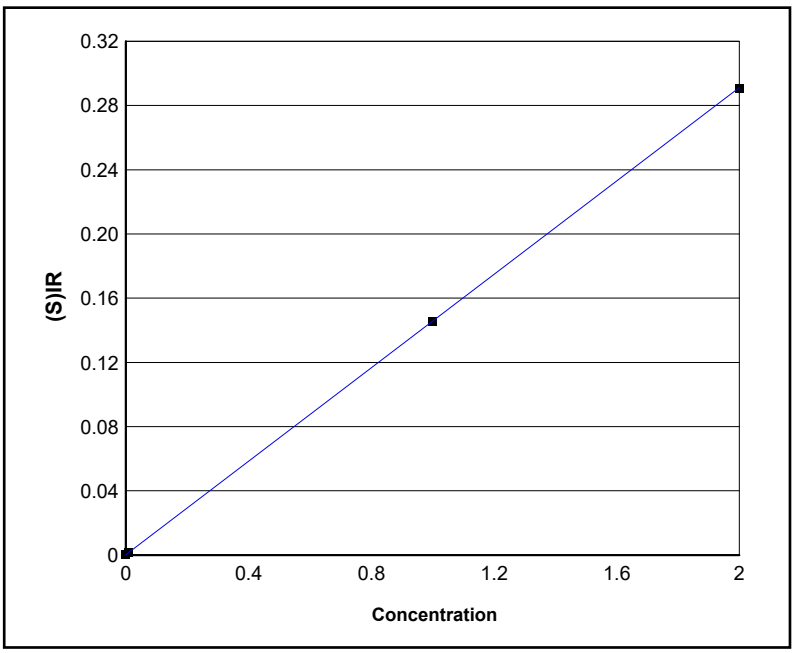

Element Name:	Zn
Element Wavelength:	Zn 206.200 nm
Concentration Units:	ppm
Date of Calibration:	9/27/2021 1:18:37PM
Date of Fit:	9/27/2021 2:06:47PM
Type of Fit:	Linear
Correlation:	0.99995
A0 (Offset):	0.00022625
A1 (Gain):	0.14551
A2 (Curvature):	0.00000
n (Exponent):	1.0000

Reslope		QC Normalize	
Slope:	1.0000	**Slope factor:**	1.0000
Y Int:	0.00000	**Offset:**	0.00000

Standard Name	Stated	Found	Diff	% Diff	(S)IR	Stddev	Emphasis
ICIS-6675975	0.00000	0.0000017152	0.0000017152	0.00000	0.00022650	0.000039944	1
IC-6668428	0.010000	0.0082684	-0.0017316	-17.316	0.0014287	0.000022516	1
IC-6675976	1.0000	1.0016	0.0015560	0.15560	0.14579	0.00018722	1
IC-6659515	2.0000	2.0002	0.00017692	0.0088460	0.29092	0.00046353	1

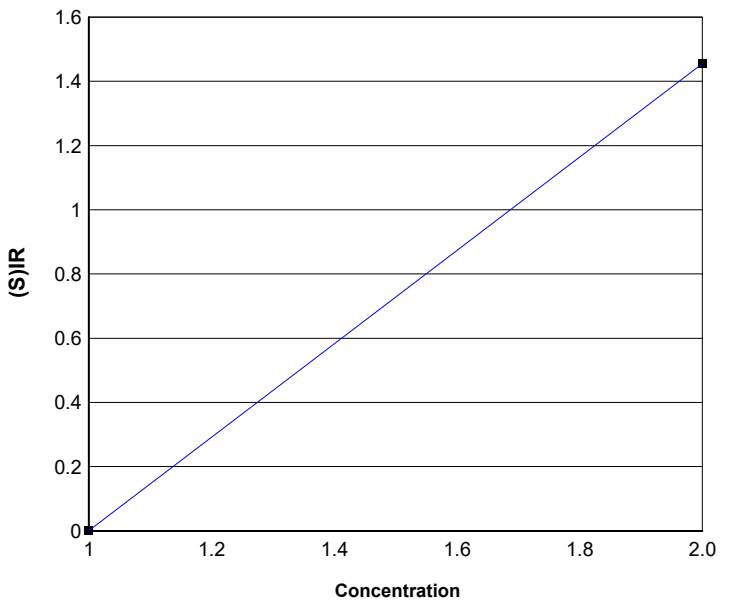

Element Name:	Zr
Element Wavelength:	Zr 343.823 nm
Concentration Units:	ppm
Date of Calibration:	9/27/2021 1:18:37PM
Date of Fit:	9/27/2021 2:06:47PM
Type of Fit:	Linear
Correlation:	1.000
A0 (Offset):	-1.452
A1 (Gain):	1.453
A2 (Curvature):	0.0000
n (Exponent):	1.000

Reslope		**QC Normalize**	
Slope:	1.000	**Slope factor:**	1.000
Y Int:	0.0000	**Offset:**	0.0000

Standard Name	Stated	Found	Diff	% Diff	(S)IR	Stddev	Emphasis
IC-6668428	1.000	1.0000	0.0000000000	0.0000000000	0.001253	0.0003259	1
IC-6659515	2.000	2.000	0.0000000000	0.0000000000	1.455	0.001619	1

Sample Name: ICIS-6675975 Acquired: 9/27/2021 13:04:08 Type: Cal
Method: ICAP2 New stds DEC2019(v697) Mode: IR Corr. Factor: 1.000000
User: LMH Custom ID1: Custom ID2: Custom ID3:
Comment:

Elem	Ag3280	Al3082	As1890	B_2089	Ba4554
Line	328.068 {103}	308.215 {109}	189.042 {478}	208.959 {461}	455.403 { 74}
Units	Cts/S	Cts/S	Cts/S	Cts/S	Cts/S
Avg	**-.00131**	**.00164**	**.00003**	**.00168**	**.02333**
Stddev	.00007	.00009	.00012	.00006	.00229
%RSD	5.6627	5.7228	367.13	3.3376	9.8065
#1	-.00126	.00157	.00012	.00172	.02495
#2	-.00137	.00171	-.00005	.00164	.02171

Elem	Ba4554-2	Be3130	Ca3179	Cd2288	**Ce4040
Line	455.403 { 74}2	313.042 {108}	317.933 {106}	228.802 {447}	404.076 { 83}
Units	Cts/S	Cts/S	Cts/S	Cts/S	Cts/S
Avg	**.00541**	**-.00854**	**.01242**	**-.00097**	**-.0007**
Stddev	.00019	.00123	.00052	.00029	.0016
%RSD	3.6029	14.371	4.1736	29.511	241.9
#1	.00555	-.00941	.01205	-.00117	-.0018
#2	.00527	-.00768	.01278	-.00077	.0005

Elem	Co2286	Cr2677	Cu3273	Fe2599	Fe2714
Line	228.616 {447}	267.716 {126}	327.396 {103}	259.940 {130}	271.441 {124}
Units	Cts/S	Cts/S	Cts/S	Cts/S	Cts/S
Avg	**.00093**	**.00003**	**-.00091**	**.00071**	**-.00065**
Stddev	.00026	.00021	.00030	.00016	.00001
%RSD	27.642	771.50	33.146	22.664	.90039
#1	.00075	.00018	-.00070	.00082	-.00066
#2	.00112	-.00012	-.00112	.00059	-.00065

Elem	K_7664	Li6707	Mg2790	Mn2576	Mn2576-2
Line	766.490 { 44}	670.784 { 50}	279.079 {121}2	257.610 {131}	257.610 {131}2
Units	Cts/S	Cts/S	Cts/S	Cts/S	Cts/S
Avg	**-.02182**	**-.02815**	**-.00013**	**.00127**	**.00011**
Stddev	.00295	.00576	.00015	.00026	.00012
%RSD	13.537	20.453	114.15	20.223	106.23
#1	-.01973	-.02408	-.00024	.00146	.00003
#2	-.02391	-.03222	-.00003	.00109	.00020

Sample Name: ICIS-6675975 Acquired: 9/27/2021 13:04:08 Type: Cal
Method: ICAP2 New stds DEC2019(v697) Mode: IR Corr. Factor: 1.000000
User: LMH Custom ID1: Custom ID2: Custom ID3:
Comment:

Elem	Mo2020	Na5895	Na8183	Ni2316	Pb2203
Line	202.030 {467}	589.592 { 57}	818.326 { 41}	231.604 {446}	220.353 {453}
Units	Cts/S	Cts/S	Cts/S	Cts/S	Cts/S
Avg	.00091	-.03691	-.05811	.00007	-.00018
Stddev	.00004	.00929	.00404	.00013	.00032
%RSD	4.4387	25.169	6.9593	186.03	175.53
#1	.00088	-.04348	-.06097	-.00002	-.00041
#2	.00094	-.03034	-.05525	.00016	.00004

Elem	S_1820	Sb2068	Se1960	Si2881	Sn1899
Line	182.034 {485}	206.833 {463}	196.090 {472}	288.158 {117}2	189.989 {477}
Units	Cts/S	Cts/S	Cts/S	Cts/S	Cts/S
Avg	-.00342	.00017	-.00008	.00498	.00045
Stddev	.00013	.00008	.00000	.00209	.00010
%RSD	3.8614	44.596	3.2605	41.939	22.693
#1	-.00351	.00023	-.00007	.00351	.00038
#2	-.00333	.00012	-.00008	.00646	.00052

Elem	Sr4077	Ti3349	Tl1908	V_2924	Zn2062
Line	407.771 { 83}	334.904 {101}	190.856 {477}	292.402 {115}	206.200 {163}
Units	Cts/S	Cts/S	Cts/S	Cts/S	Cts/S
Avg	-.00206	-.00081	-.00024	-.00020	.00023
Stddev	.00183	.00021	.00003	.00003	.00004
%RSD	89.019	26.349	11.780	13.268	17.635
#1	-.00335	-.00096	-.00022	-.00022	.00025
#2	-.00076	-.00066	-.00026	-.00018	.00020

Int. Std.	In2306	Y_2243	Y_3600	Y_3774
Line	230.606 {446}	224.306 {450}	360.073 { 94}	377.433 { 89}
Units	Cts/S	Cts/S	Cts/S	Cts/S
Avg	4098.5	3293.8	26339.	3639.2
Stddev	48.2	33.0	42.	21.4
%RSD	1.1763	1.0019	.16022	.58830
#1	4132.6	3317.1	26369.	3654.3
#2	4064.4	3270.5	26309.	3624.1

Sample Name: IC-6668428 Acquired: 9/27/2021 13:07:55 Type: Cal
Method: ICAP2 New stds DEC2019(v697) Mode: IR Corr. Factor: 1.000000
User: LMH Custom ID1: Custom ID2: Custom ID3:
Comment:

Elem	Ag3280	Al3082	As1890	B_2089	Ba4554
Line	328.068 {103}	308.215 {109}	189.042 {478}	208.959 {461}	455.403 { 74}
Units	Cts/S	Cts/S	Cts/S	Cts/S	Cts/S
Avg	**.00217**	**.01119**	**.00179**	**.01315**	**.04324**
Stddev	.00015	.00085	.00007	.00017	.00099
%RSD	6.9752	7.5555	4.1243	1.3285	2.2796
#1	.00206	.01178	.00174	.01327	.04394
#2	.00228	.01059	.00185	.01303	.04255

Elem	Ba4554-2	Be3130	Ca3179	Cd2288	Co2286
Line	455.403 { 74}2	313.042 {108}	317.933 {106}	228.802 {447}	228.616 {447}
Units	Cts/S	Cts/S	Cts/S	Cts/S	Cts/S
Avg	**.03935**	**.01921**	**.23459**	**.00624**	**.00819**
Stddev	.00014	.00104	.00240	.00021	.00007
%RSD	.34431	5.4210	1.0224	3.3704	.80404
#1	.03944	.01995	.23628	.00639	.00823
#2	.03925	.01847	.23289	.00610	.00814

Elem	Cr2677	Cu3273	Fe2599	Fe2714	K_7664
Line	267.716 {126}	327.396 {103}	259.940 {130}	271.441 {124}	766.490 { 44}
Units	Cts/S	Cts/S	Cts/S	Cts/S	Cts/S
Avg	**.00170**	**.00379**	**.01501**	**-.00022**	**.04362**
Stddev	.00015	.00012	.00051	.00007	.00263
%RSD	8.9483	3.1917	3.4254	32.425	6.0209
#1	.00181	.00388	.01464	-.00017	.04547
#2	.00159	.00371	.01537	-.00028	.04176

Elem	Li6707	Mg2790	Mn2576	Mn2576-2	Mo2020
Line	670.784 { 50}	279.079 {121}2	257.610 {131}	257.610 {131}2	202.030 {467}
Units	Cts/S	Cts/S	Cts/S	Cts/S	Cts/S
Avg	**.05138**	**.01163**	**.01108**	**.00072**	**.00870**
Stddev	.00554	.00006	.00000	.00001	.00012
%RSD	10.793	.55085	.04369	1.9518	1.3976
#1	.05530	.01159	.01108	.00073	.00878
#2	.04745	.01168	.01107	.00071	.00861

Sample Name: IC-6668428 Acquired: 9/27/2021 13:07:55 Type: Cal
Method: ICAP2 New stds DEC2019(v697) Mode: IR Corr. Factor: 1.000000
User: LMH Custom ID1: Custom ID2: Custom ID3:
Comment:

Elem	Na5895	Na8183	Ni2316	P_2136	Pb2203
Line	589.592 { 57}	818.326 { 41}	231.604 {446}	213.618 {458}	220.353 {453}
Units	Cts/S	Cts/S	Cts/S	Cts/S	Cts/S
Avg	**.37962**	**-.03162**	**.00647**	**-.0028**	**.00284**
Stddev	.00460	.00090	.00015	.0002	.00021
%RSD	1.2125	2.8348	2.3124	6.050	7.4978
#1	.38287	-.03099	.00658	-.0026	.00299
#2	.37636	-.03226	.00637	-.0029	.00269

Elem	S_1820	Sb2068	Se1960	Si2881	Sn1899
Line	182.034 {485}	206.833 {463}	196.090 {472}	288.158 {117}2	189.989 {477}
Units	Cts/S	Cts/S	Cts/S	Cts/S	Cts/S
Avg	**.00672**	**.00319**	**.00164**	**.03859**	**.00335**
Stddev	.00005	.00012	.00006	.00031	.00004
%RSD	.68585	3.8301	3.7741	.79963	1.1540
#1	.00669	.00310	.00159	.03881	.00338
#2	.00675	.00327	.00168	.03837	.00333

Elem	Sr4077	Th2837	Ti3349	Tl1908	V_2924
Line	407.771 { 83}	283.730 {119}	334.904 {101}	190.856 {477}	292.402 {115}
Units	Cts/S	Cts/S	Cts/S	Cts/S	Cts/S
Avg	**.08450**	**.0005**	**.00194**	**.00198**	**.00295**
Stddev	.00108	.0003	.00010	.00002	.00018
%RSD	1.2794	64.35	5.1574	1.1240	6.1952
#1	.08374	.0007	.00187	.00197	.00308
#2	.08527	.0003	.00201	.00200	.00282

Elem	Zn2062	Zr3438
Line	206.200 {163}	343.823 { 98}
Units	Cts/S	Cts/S
Avg	**.00143**	**.0013**
Stddev	.00002	.0003
%RSD	1.5760	26.01
#1	.00141	.0015
#2	.00144	.0010

Sample Name: IC-6668428 Acquired: 9/27/2021 13:07:55 Type: Cal
Method: ICAP2 New stds DEC2019(v697) Mode: IR Corr. Factor: 1.000000
User: LMH Custom ID1: Custom ID2: Custom ID3:
Comment:

Int. Std.	In2306	Y_2243	Y_3600	Y_3774
Line	230.606 {446}	224.306 {450}	360.073 { 94}	377.433 { 89}
Units	Cts/S	Cts/S	Cts/S	Cts/S
Avg	**4214.6**	**3402.0**	**26942.**	**3789.3**
Stddev	1.1	4.2	119.	34.1
%RSD	.02591	.12474	.44291	.89875
#1	4215.4	3399.0	26858.	3765.3
#2	4213.8	3405.0	27027.	3813.4

Sample Name: IC-6675976 Acquired: 9/27/2021 13:11:40 Type: Cal
Method: ICAP2 New stds DEC2019(v697) Mode: IR Corr. Factor: 1.000000
User: LMH Custom ID1: Custom ID2: Custom ID3:
Comment:

Elem	Ag3280	Al3082	As1890	B_2089	Ba4554
Line	328.068 {103}	308.215 {109}	189.042 {478}	208.959 {461}	455.403 { 74}
Units	Cts/S	Cts/S	Cts/S	Cts/S	Cts/S
Avg	.53381	2.3587	.13840	.62152	9.7232
Stddev	.00160	.0075	.00057	.00127	.0606
%RSD	.30033	.31938	.41333	.20452	.62292
#1	.53494	2.3534	.13881	.62242	9.6803
#2	.53267	2.3640	.13800	.62062	9.7660

Elem	Ba4554-2	Be3130	Ca3179	Cd2288	**Ce4040
Line	455.403 { 74}2	313.042 {108}	317.933 {106}	228.802 {447}	404.076 { 83}
Units	Cts/S	Cts/S	Cts/S	Cts/S	Cts/S
Avg	16.211	13.004	22.128	3.3545	.0493
Stddev	.122	.064	.099	.0064	.0012
%RSD	.75369	.48945	.44609	.19135	2.372
#1	16.124	12.959	22.058	3.3591	.0485
#2	16.297	13.049	22.198	3.3500	.0501

Elem	Co2286	Cr2677	Cu3273	Fe2599	Fe2714
Line	228.616 {447}	267.716 {126}	327.396 {103}	259.940 {130}	271.441 {124}
Units	Cts/S	Cts/S	Cts/S	Cts/S	Cts/S
Avg	1.9071	.46029	.46930	14.381	.95646
Stddev	.0030	.00184	.00086	.063	.00410
%RSD	.15673	.39922	.18357	.43633	.42916
#1	1.9092	.45899	.46991	14.336	.95356
#2	1.9050	.46159	.46869	14.425	.95937

Elem	K_7664	Li6707	Mg2790	Mn2576	Mn2576-2
Line	766.490 { 44}	670.784 { 50}	279.079 {121}2	257.610 {131}	257.610 {131}2
Units	Cts/S	Cts/S	Cts/S	Cts/S	Cts/S
Avg	5.5038	2.4737	2.9604	2.9413	.20066
Stddev	.0460	.0136	.0056	.0000	.00071
%RSD	.83606	.54844	.18755	.00003	.35332
#1	5.4713	2.4641	2.9565	2.9413	.20016
#2	5.5364	2.4833	2.9644	2.9413	.20116

Sample Name: IC-6675976 Acquired: 9/27/2021 13:11:40 Type: Cal
Method: ICAP2 New stds DEC2019(v697) Mode: IR Corr. Factor: 1.000000
User: LMH Custom ID1: Custom ID2: Custom ID3:
Comment:

Elem	Mo2020	Na5895	Na8183	Ni2316	Pb2203
Line	202.030 {467}	589.592 { 57}	818.326 { 41}	231.604 {446}	220.353 {453}
Units	Cts/S	Cts/S	Cts/S	Cts/S	Cts/S
Avg	.86559	20.894	.70240	.70053	.32737
Stddev	.00142	.098	.00672	.00204	.00034
%RSD	.16391	.46766	.95701	.29127	.10365
#1	.86660	20.825	.69765	.70197	.32761
#2	.86459	20.963	.70715	.69908	.32713

Elem	S_1820	Sb2068	Se1960	Si2881	Sn1899
Line	182.034 {485}	206.833 {463}	196.090 {472}	288.158 {117}2	189.989 {477}
Units	Cts/S	Cts/S	Cts/S	Cts/S	Cts/S
Avg	1.3076	.16040	.08193	.71688	.34705
Stddev	.0078	.00109	.00086	.00365	.00014
%RSD	.59946	.68117	1.0488	.50890	.04140
#1	1.3132	.16117	.08254	.71430	.34715
#2	1.3021	.15963	.08132	.71946	.34694

Elem	Sr4077	Ti3349	Tl1908	V_2924	Zn2062
Line	407.771 { 83}	334.904 {101}	190.856 {477}	292.402 {115}	206.200 {163}
Units	Cts/S	Cts/S	Cts/S	Cts/S	Cts/S
Avg	16.801	.66696	.11625	.66074	.14579
Stddev	.071	.00029	.00012	.00132	.00019
%RSD	.42176	.04390	.10119	.19927	.12842
#1	16.751	.66717	.11633	.65981	.14565
#2	16.851	.66675	.11616	.66168	.14592

Int. Std.	In2306	Y_2243	Y_3600	Y_3774
Line	230.606 {446}	224.306 {450}	360.073 { 94}	377.433 { 89}
Units	Cts/S	Cts/S	Cts/S	Cts/S
Avg	3460.2	3090.2	24748.	3505.9
Stddev	47.2	46.5	294.	42.9
%RSD	1.3653	1.5032	1.1899	1.2236
#1	3493.6	3123.0	24956.	3536.2
#2	3426.8	3057.3	24540.	3475.6

Sample Name: IC-6659515 Acquired: 9/27/2021 13:15:12 Type: Cal
Method: ICAP2 New stds DEC2019(v697) Mode: IR Corr. Factor: 1.000000
User: LMH Custom ID1: Custom ID2: Custom ID3:
Comment:

Elem	Ag3280	Al3082	As1890	B_2089	Ba4554
Line	328.068 {103}	308.215 {109}	189.042 {478}	208.959 {461}	455.403 { 74}
Units	Cts/S	Cts/S	Cts/S	Cts/S	Cts/S
Avg	**1.0855**	**4.6731**	**.27623**	**1.2280**	**19.535**
Stddev	.0036	.0209	.00000	.0012	.080
%RSD	.32959	.44666	.00071	.09932	.40942
#1	1.0881	4.6879	.27622	1.2272	19.592
#2	1.0830	4.6583	.27623	1.2289	19.479

Elem	Ba4554-2	Be3130	Ca3179	Cd2288	**Ce4040
Line	455.403 { 74}2	313.042 {108}	317.933 {106}	228.802 {447}	404.076 { 83}
Units	Cts/S	Cts/S	Cts/S	Cts/S	Cts/S
Avg	**31.728**	**25.928**	**43.847**	**6.6821**	**.1119**
Stddev	.219	.097	.135	.0016	.0001
%RSD	.68887	.37273	.30878	.02385	.1236
#1	31.574	25.997	43.943	6.6810	.1118
#2	31.883	25.860	43.752	6.6832	.1120

Elem	Co2286	Cr2677	Cu3273	Fe2599	Fe2714
Line	228.616 {447}	267.716 {126}	327.396 {103}	259.940 {130}	271.441 {124}
Units	Cts/S	Cts/S	Cts/S	Cts/S	Cts/S
Avg	**3.8786**	**.92778**	**.93518**	**28.490**	**1.8918**
Stddev	.0007	.00313	.00021	.065	.0015
%RSD	.01790	.33789	.02210	.22737	.07809
#1	3.8781	.92999	.93533	28.536	1.8928
#2	3.8791	.92556	.93504	28.444	1.8908

Elem	K_7664	Li6707	Mg2790	Mn2576	Mn2576-2
Line	766.490 { 44}	670.784 { 50}	279.079 {121}2	257.610 {131}	257.610 {131}2
Units	Cts/S	Cts/S	Cts/S	Cts/S	Cts/S
Avg	**11.019**	**4.9789**	**6.0667**	**5.9291**	**.41850**
Stddev	.050	.0150	.0107	.0073	.00197
%RSD	.45172	.30168	.17607	.12369	.47147
#1	11.054	4.9896	6.0743	5.9343	.41711
#2	10.984	4.9683	6.0592	5.9239	.41990

Sample Name: IC-6659515 Acquired: 9/27/2021 13:15:12 Type: Cal
Method: ICAP2 New stds DEC2019(v697) Mode: IR Corr. Factor: 1.000000
User: LMH Custom ID1: Custom ID2: Custom ID3:
Comment:

Elem	Mo2020	Na5895	Na8183	Ni2316	P_2136
Line	202.030 {467}	589.592 { 57}	818.326 { 41}	231.604 {446}	213.618 {458}
Units	Cts/S	Cts/S	Cts/S	Cts/S	Cts/S
Avg	1.6975	41.909	1.4488	1.4169	4.604
Stddev	.0011	.186	.0072	.0009	.002
%RSD	.06235	.44318	.49564	.06159	.0420
#1	1.6968	42.041	1.4539	1.4175	4.605
#2	1.6983	41.778	1.4437	1.4163	4.602

Elem	Pb2203	S_1820	Sb2068	Se1960	Si2881
Line	220.353 {453}	182.034 {485}	206.833 {463}	196.090 {472}	288.158 {117}2
Units	Cts/S	Cts/S	Cts/S	Cts/S	Cts/S
Avg	.66181	2.6156	.31790	.16794	1.4525
Stddev	.00212	.0010	.00048	.00038	.0067
%RSD	.31962	.03978	.15158	.22482	.45883
#1	.66031	2.6164	.31756	.16821	1.4478
#2	.66330	2.6149	.31824	.16767	1.4572

Elem	Sn1899	Sr4077	Th2837	Ti3349	Tl1908
Line	189.989 {477}	407.771 { 83}	283.730 {119}	334.904 {101}	190.856 {477}
Units	Cts/S	Cts/S	Cts/S	Cts/S	Cts/S
Avg	.70924	33.690	.1382	1.3325	.23392
Stddev	.00012	.123	.0015	.0002	.00020
%RSD	.01635	.36361	1.102	.01233	.08478
#1	.70932	33.776	.1393	1.3326	.23406
#2	.70916	33.603	.1371	1.3323	.23378

Elem	V_2924	Zn2062	Zr3438
Line	292.402 {115}	206.200 {163}	343.823 { 98}
Units	Cts/S	Cts/S	Cts/S
Avg	1.3288	.29092	1.455
Stddev	.0056	.00046	.002
%RSD	.41754	.15933	.1113
#1	1.3328	.29059	1.456
#2	1.3249	.29125	1.454

Sample Name: IC-6659515 Acquired: 9/27/2021 13:15:12 Type: Cal
Method: ICAP2 New stds DEC2019(v697) Mode: IR Corr. Factor: 1.000000
User: LMH Custom ID1: Custom ID2: Custom ID3:
Comment:

Int. Std.	In2306	Y_2243	Y_3600	Y_3774
Line	230.606 {446}	224.306 {450}	360.073 { 94}	377.433 { 89}
Units	Cts/S	Cts/S	Cts/S	Cts/S
Avg	**3235.4**	**3028.2**	**23102.**	**3444.0**
Stddev	1.4	1.0	87.	1.5
%RSD	.04261	.03146	.37472	.04464
#1	3236.3	3028.9	23163.	3442.9
#2	3234.4	3027.6	23041.	3445.1

Sample Name: ICV-6677563 Acquired: 9/27/2021 13:18:45 Type: QC
Method: ICAP2 New stds DEC2019(v697) Mode: CONC Corr. Factor: 1.000000
User: LMH Custom ID1: Custom ID2: Custom ID3:
Comment:

Elem	Ag3280	Al3082	As1890	B_2089	Ba4554
Line	328.068 {103}	308.215 {109}	189.042 {478}	208.959 {461}	455.403 { 74}
Units	ppm	ppm	ppm	ppm	ppm
Avg	.73951	37.107	.73130	.74129	.74292
Stddev	.00201	.043	.00649	.00178	.00059
%RSD	.27169	.11672	.88736	.24010	.08006
#1	.74093	37.076	.73588	.74255	.74250
#2	.73809	37.137	.72671	.74003	.74334
Check ?	Chk Pass	Chk Pass	Chk Pass	Chk Pass	Chk Pass
Value					
Range					

Elem	Be3130	Ca3179	Cd2288	**Ce4040	Co2286
Line	313.042 {108}	317.933 {106}	228.802 {447}	404.076 { 83}	228.616 {447}
Units	ppm	ppm	ppm	ppm	ppm
Avg	.74285	37.293	.73703	.0800	.72521
Stddev	.00008	.026	.00108	.0699	.00103
%RSD	.01103	.07033	.14701	87.39	.14223
#1	.74290	37.275	.73780	.1295	.72594
#2	.74279	37.312	.73627	.0306	.72448
Check ?	Chk Pass	Chk Pass	Chk Pass	None	Chk Pass
Value					
Range					

Elem	Cr2677	Cu3273	Fe2599	K_7664	Li6707
Line	267.716 {126}	327.396 {103}	259.940 {130}	766.490 { 44}	670.784 { 50}
Units	ppm	ppm	ppm	ppm	ppm
Avg	.75268	W .70613	37.688	37.083	.73033
Stddev	.00136	.00088	.011	.155	.00214
%RSD	.18055	.12522	.02894	.41790	.29307
#1	.75172	.70550	37.681	36.974	.72882
#2	.75364	.70675	37.696	37.193	.73185
Check ?	Chk Pass	Chk Warn	Chk Pass	Chk Pass	Chk Pass
Value		.75000			
Range		-5.0000%			

Sample Name: ICV-6677563 Acquired: 9/27/2021 13:18:45 Type: QC
Method: ICAP2 New stds DEC2019(v697) Mode: CONC Corr. Factor: 1.000000
User: LMH Custom ID1: Custom ID2: Custom ID3:
Comment:

Elem	Mg2790	Mn2576	Mo2020	Na5895	Ni2316
Line	279.079 {121}2	257.610 {131}	202.030 {467}	589.592 { 57}	231.604 {446}
Units	ppm	ppm	ppm	ppm	ppm
Avg	**37.072**	**.75407**	**.75838**	**36.921**	**.73007**
Stddev	.023	.00073	.00212	.096	.00041
%RSD	.06282	.09690	.27991	.26027	.05594
#1	37.088	.75459	.75988	36.853	.73036
#2	37.055	.75355	.75688	36.989	.72978
Check ?	Chk Pass	Chk Pass	Chk Pass	Chk Pass	Chk Pass
Value					
Range					

Elem	P_2136	Pb2203	S_1820	Sb2068	Se1960
Line	213.618 {458}	220.353 {453}	182.034 {485}	206.833 {463}	196.090 {472}
Units	ppm	ppm	ppm	ppm	ppm
Avg	**34.38**	**.73466**	**18.608**	**.78739**	**.73124**
Stddev	.02	.00097	.044	.00012	.00214
%RSD	.0613	.13147	.23405	.01465	.29269
#1	34.40	.73398	18.639	.78748	.73275
#2	34.37	.73535	18.577	.78731	.72973
Check ?	None	Chk Pass	Chk Pass	Chk Pass	Chk Pass
Value					
Range					

Elem	Si2881	Sn1899	Sr4077	Th2837	Ti3349
Line	288.158 {117}2	189.989 {477}	407.771 { 83}	283.730 {119}	334.904 {101}
Units	ppm	ppm	ppm	ppm	ppm
Avg	**7.5341**	**.71498**	**.74262**	**1.032**	**.73606**
Stddev	.0197	.00085	.00129	.006	.00204
%RSD	.26102	.11878	.17310	.5652	.27687
#1	7.5202	.71558	.74171	1.036	.73750
#2	7.5480	.71438	.74353	1.028	.73462
Check ?	Chk Pass	Chk Pass	Chk Pass	None	Chk Pass
Value					
Range					

Sample Name: ICV-6677563 Acquired: 9/27/2021 13:18:45 Type: QC
Method: ICAP2 New stds DEC2019(v697) Mode: CONC Corr. Factor: 1.000000
User: LMH Custom ID1: Custom ID2: Custom ID3:
Comment:

Elem	Tl1908	V_2924	Zn2062	Zr3438
Line	190.856 {477}	292.402 {115}	206.200 {163}	343.823 { 98}
Units	ppm	ppm	ppm	ppm
Avg	.74264	.73620	.76977	1.010
Stddev	.00019	.00010	.00171	.000
%RSD	.02579	.01354	.22156	.0402
#1	.74277	.73613	.77098	1.010
#2	.74250	.73627	.76856	1.009
Check ?	Chk Pass	Chk Pass	Chk Pass	None
Value				
Range				

Int. Std.	In2306	Y_2243	Y_3600	Y_3774
Line	230.606 {446}	224.306 {450}	360.073 { 94}	377.433 { 89}
Units	Cts/S	Cts/S	Cts/S	Cts/S
Avg	3479.1	3085.9	23662.	3416.1
Stddev	26.5	23.6	5.	16.3
%RSD	.76191	.76634	.02243	.47573
#1	3497.8	3102.6	23666.	3427.6
#2	3460.3	3069.1	23659.	3404.6

Sample Name: ICB-6675975 Acquired: 9/27/2021 13:22:18 Type: QC
Method: ICAP2 New stds DEC2019(v697) Mode: CONC Corr. Factor: 1.000000
User: LMH Custom ID1: Custom ID2: Custom ID3:
Comment:

Elem	Ag3280	Al3082	As1890	B_2089	Ba4554-2
Line	328.068 {103}	308.215 {109}	189.042 {478}	208.959 {461}	455.403 { 74}2
Units	ppm	ppm	ppm	ppm	ppm
Avg	**-.00042**	**-.01796**	**-.00201**	**.00223**	**.00009**
Stddev	.00079	.00896	.00031	.00055	.00006
%RSD	187.37	49.905	15.612	24.516	70.575
#1	-.00098	-.01162	-.00179	.00184	.00004
#2	.00014	-.02430	-.00223	.00262	.00013
Check ?	Chk Pass	Chk Pass	Chk Pass	Chk Pass	Chk Pass
High Limit					
Low Limit					

Elem	Be3130	Ca3179	Cd2288	**Ce4040	Co2286
Line	313.042 {108}	317.933 {106}	228.802 {447}	404.076 { 83}	228.616 {447}
Units	ppm	ppm	ppm	ppm	ppm
Avg	**.00004**	**-.00381**	**-.00014**	**-.0032**	**-.00010**
Stddev	.00006	.00009	.00004	.0203	.00013
%RSD	146.28	2.3889	27.839	644.3	129.60
#1	.00008	-.00374	-.00017	.0112	-.00019
#2	-.00000	-.00387	-.00011	-.0175	-.00001
Check ?	Chk Pass	Chk Pass	Chk Pass	None	Chk Pass
High Limit					
Low Limit					

Elem	Cr2677	Cu3273	Fe2599	K_7664	Li6707
Line	267.716 {126}	327.396 {103}	259.940 {130}	766.490 { 44}	670.784 { 50}
Units	ppm	ppm	ppm	ppm	ppm
Avg	**-.00009**	**-.00049**	**.00207**	**-.04309**	**-.00165**
Stddev	.00045	.00013	.00134	.02885	.00018
%RSD	500.75	25.909	64.697	66.949	10.927
#1	.00023	-.00057	.00302	-.02269	-.00152
#2	-.00041	-.00040	.00112	-.06348	-.00178
Check ?	Chk Pass	Chk Pass	Chk Pass	Chk Pass	Chk Pass
High Limit					
Low Limit					

Sample Name: ICB-6675975 Acquired: 9/27/2021 13:22:18 Type: QC
Method: ICAP2 New stds DEC2019(v697) Mode: CONC Corr. Factor: 1.000000
User: LMH Custom ID1: Custom ID2: Custom ID3:
Comment:

Elem	Mg2790	Mn2576	Mo2020	Na5895	Ni2316
Line	279.079 {121}2	257.610 {131}	202.030 {467}	589.592 { 57}	231.604 {446}
Units	ppm	ppm	ppm	ppm	ppm
Avg	**-.00326**	**.00004**	**.00159**	**.00340**	**-.00018**
Stddev	.00094	.00003	.00039	.01630	.00006
%RSD	28.851	62.526	24.342	479.85	33.110
#1	-.00392	.00002	.00132	.01492	-.00014
#2	-.00259	.00006	.00187	-.00813	-.00023
Check ?	Chk Pass	Chk Pass	Chk Pass	Chk Pass	Chk Pass
High Limit					
Low Limit					

Elem	P_2136	Pb2203	S_1820	Sb2068	Se1960
Line	213.618 {458}	220.353 {453}	182.034 {485}	206.833 {463}	196.090 {472}
Units	ppm	ppm	ppm	ppm	ppm
Avg	**25.02**	**-.00040**	**-.00651**	**.00120**	**-.00156**
Stddev	.00	.00061	.00229	.00245	.00125
%RSD	.0022	150.53	35.193	204.35	80.079
#1	25.02	-.00083	-.00813	-.00053	-.00244
#2	25.02	.00003	-.00489	.00293	-.00068
Check ?	None	Chk Pass	Chk Pass	Chk Pass	Chk Pass
High Limit					
Low Limit					

Elem	Si2881	Sn1899	Sr4077	Th2837	Ti3349
Line	288.158 {117}2	189.989 {477}	407.771 { 83}	283.730 {119}	334.904 {101}
Units	ppm	ppm	ppm	ppm	ppm
Avg	**-.00359**	**-.00043**	**.00002**	**.9995**	**-.00037**
Stddev	.02524	.00071	.00030	.0020	.00020
%RSD	702.70	165.06	1298.8	.1973	52.579
#1	-.02144	-.00093	.00023	1.001	-.00024
#2	.01425	.00007	-.00019	.9981	-.00051
Check ?	Chk Pass	Chk Pass	Chk Pass	None	Chk Pass
High Limit					
Low Limit					

Sample Name: ICB-6675975 Acquired: 9/27/2021 13:22:18 Type: QC
Method: ICAP2 New stds DEC2019(v697) Mode: CONC Corr. Factor: 1.000000
User: LMH Custom ID1: Custom ID2: Custom ID3:
Comment:

Elem	Tl1908	V_2924	Zn2062	Zr3438
Line	190.856 {477}	292.402 {115}	206.200 {163}	343.823 { 98}
Units	ppm	ppm	ppm	ppm
Avg	.00007	.00034	-.00089	.9999
Stddev	.00050	.00014	.00018	.0000
%RSD	679.77	40.006	20.673	.0008
#1	.00043	.00024	-.00102	.9999
#2	-.00028	.00043	-.00076	.9999
Check ?	Chk Pass	Chk Pass	Chk Pass	None
High Limit				
Low Limit				

Int. Std.	In2306	Y_2243	Y_3600	Y_3774
Line	230.606 {446}	224.306 {450}	360.073 { 94}	377.433 { 89}
Units	Cts/S	Cts/S	Cts/S	Cts/S
Avg	4033.1	3245.3	25514.	3620.3
Stddev	5.8	6.0	139.	7.7
%RSD	.14397	.18496	.54632	.21263
#1	4037.2	3249.6	25613.	3625.8
#2	4029.0	3241.1	25415.	3614.9

Sample Name: ICVL-6677556 Acquired: 9/27/2021 13:26:05 Type: QC
Method: ICAP2 New stds DEC2019(v697) Mode: CONC Corr. Factor: 1.000000
User: LMH Custom ID1: Custom ID2: Custom ID3:
Comment:

Elem	Ag3280	Al3082	As1890	B_2089	Ba4554-2
Line	328.068 {103}	308.215 {109}	189.042 {478}	208.959 {461}	455.403 { 74}2
Units	ppm	ppm	ppm	ppm	ppm
Avg	**.00721**	**.22616**	**.01269**	**.02076**	**.00214**
Stddev	.00017	.02388	.00299	.00019	.00001
%RSD	2.3528	10.557	23.525	.89878	.68956
#1	.00733	.24304	.01480	.02089	.00213
#2	.00709	.20928	.01058	.02063	.00215
Check ?	Chk Pass	Chk Pass	Chk Pass	Chk Pass	Chk Pass
Value					
Range					

Elem	Be3130	Ca3179	Cd2288	**Ce4040	Co2286
Line	313.042 {108}	317.933 {106}	228.802 {447}	404.076 { 83}	228.616 {447}
Units	ppm	ppm	ppm	ppm	ppm
Avg	**.00200**	**.50339**	**.00192**	**-.0118**	**.00372**
Stddev	.00001	.00193	.00015	.0162	.00005
%RSD	.47016	.38355	7.8254	137.6	1.3037
#1	.00199	.50203	.00202	-.0232	.00368
#2	.00201	.50476	.00181	-.0003	.00375
Check ?	Chk Pass	Chk Pass	Chk Pass	None	Chk Pass
Value					
Range					

Elem	Cr2677	Cu3273	Fe2599	K_7664	Li6707
Line	267.716 {126}	327.396 {103}	259.940 {130}	766.490 { 44}	670.784 { 50}
Units	ppm	ppm	ppm	ppm	ppm
Avg	**.00374**	**.00970**	**.05461**	**.42711**	**.02662**
Stddev	.00005	.00028	.00101	.00199	.00094
%RSD	1.2849	2.8606	1.8472	.46547	3.5450
#1	.00377	.00951	.05390	.42570	.02595
#2	.00371	.00990	.05533	.42851	.02729
Check ?	Chk Pass	Chk Pass	Chk Pass	Chk Pass	Chk Pass
Value					
Range					

Sample Name: ICVL-6677556 Acquired: 9/27/2021 13:26:05 Type: QC
Method: ICAP2 New stds DEC2019(v697) Mode: CONC Corr. Factor: 1.000000
User: LMH Custom ID1: Custom ID2: Custom ID3:
Comment:

Elem	Mg2790	Mn2576	Mo2020	Na5895	Ni2316
Line	279.079 {121}2	257.610 {131}	202.030 {467}	589.592 { 57}	231.604 {446}
Units	ppm	ppm	ppm	ppm	ppm
Avg	.19517	.00332	.00976	1.0018	.00895
Stddev	.00039	.00002	.00015	.0067	.00015
%RSD	.19805	.74168	1.5371	.67027	1.6670
#1	.19490	.00330	.00965	.99700	.00885
#2	.19544	.00333	.00986	1.0065	.00906
Check ?	Chk Pass	Chk Pass	Chk Pass	Chk Pass	Chk Pass
Value					
Range					

Elem	P_2136	Pb2203	S_1820	Sb2068	Se1960
Line	213.618 {458}	220.353 {453}	182.034 {485}	206.833 {463}	196.090 {472}
Units	ppm	ppm	ppm	ppm	ppm
Avg	F 25.00	.00966	.18258	.02161	.02001
Stddev	.00	.00048	.00124	.00066	.00337
%RSD	.0076	4.9888	.68028	3.0425	16.857
#1	25.00	.01000	.18170	.02208	.02239
#2	25.00	.00932	.18346	.02115	.01762
Check ?	Chk Fail	Chk Pass	Chk Pass	Chk Pass	Chk Pass
Value	.0060				
Range	50.00%				

Elem	Si2881	Sn1899	Sr4077	Th2837	Ti3349
Line	288.158 {117}2	189.989 {477}	407.771 { 83}	283.730 {119}	334.904 {101}
Units	ppm	ppm	ppm	ppm	ppm
Avg	.46988	.00849	.00520	F .9974	.00383
Stddev	.02422	.00018	.00003	.0055	.00032
%RSD	5.1535	2.1416	.63125	.5476	8.4199
#1	.45275	.00836	.00522	.9935	.00405
#2	.48700	.00862	.00517	1.001	.00360
Check ?	Chk Pass	Chk Pass	Chk Pass	Chk Fail	Chk Pass
Value				.0060	
Range				50.00%	

Sample Name: ICVL-6677556 Acquired: 9/27/2021 13:26:05 Type: QC
Method: ICAP2 New stds DEC2019(v697) Mode: CONC Corr. Factor: 1.000000
User: LMH Custom ID1: Custom ID2: Custom ID3:
Comment:

Elem	Tl1908	V_2924	Zn2062	Zr3438
Line	190.856 {477}	292.402 {115}	206.200 {163}	343.823 { 98}
Units	ppm	ppm	ppm	ppm
Avg	.01919	.00500	.00829	F .9979
Stddev	.00098	.00016	.00016	.0007
%RSD	5.0840	3.1265	1.8749	.0746
#1	.01850	.00511	.00840	.9985
#2	.01988	.00489	.00818	.9974
Check ?	Chk Pass	Chk Pass	Chk Pass	Chk Fail
Value				.0060
Range				50.00%
Int. Std.	In2306	Y_2243	Y_3600	Y_3774
Line	230.606 {446}	224.306 {450}	360.073 { 94}	377.433 { 89}
Units	Cts/S	Cts/S	Cts/S	Cts/S
Avg	4030.3	3252.6	25593.	3516.4
Stddev	5.9	4.5	28.	23.4
%RSD	.14561	.13884	.10925	.66464
#1	4034.4	3255.8	25573.	3499.9
#2	4026.1	3249.4	25613.	3533.0

Sample Name: ICSA-6659514 Acquired: 9/27/2021 13:29:51 Type: QC
Method: ICAP2 New stds DEC2019(v697) Mode: CONC Corr. Factor: 1.000000
User: LMH Custom ID1: Custom ID2: Custom ID3:
Comment:

Elem	Ag3280	Al3082	As1890	B_2089	Ba4554-2
Line	328.068 {103}	308.215 {109}	189.042 {478}	208.959 {461}	455.403 { 74}2
Units	ppm	ppm	ppm	ppm	ppm
Avg	**.00052**	**507.09**	**-.00097**	**-.00009**	**.01335**
Stddev	.00044	.11	.00010	.00071	.00004
%RSD	85.987	.02143	10.111	763.51	.31428
#1	.00020	507.17	-.00090	.00041	.01333
#2	.00083	507.02	-.00104	-.00060	.01338
Check ?	Chk Pass	Chk Pass	Chk Pass	Chk Pass	Chk Pass
High Limit					
Low Limit					

Elem	Be3130	Ca3179	Cd2288	**Ce4040	Co2286
Line	313.042 {108}	317.933 {106}	228.802 {447}	404.076 { 83}	228.616 {447}
Units	ppm	ppm	ppm	ppm	ppm
Avg	**.00001**	**493.66**	**.00120**	**.0129**	**-.00042**
Stddev	.00002	.21	.00006	.0477	.00003
%RSD	366.51	.04248	5.2745	370.4	5.9246
#1	.00002	493.81	.00125	-.0208	-.00044
#2	-.00001	493.51	.00116	.0466	-.00041
Check ?	Chk Pass	Chk Pass	Chk Pass	None	Chk Pass
High Limit					
Low Limit					

Elem	Cr2677	Cu3273	Fe2714	K_7664	Li6707
Line	267.716 {126}	327.396 {103}	271.441 {124}	766.490 { 44}	670.784 { 50}
Units	ppm	ppm	ppm	ppm	ppm
Avg	**.00079**	**.00218**	**192.35**	**-.11860**	**-.00690**
Stddev	.00006	.00027	.40	.02122	.00101
%RSD	8.1004	12.330	.20793	17.889	14.660
#1	.00074	.00237	192.64	-.13360	-.00762
#2	.00083	.00199	192.07	-.10360	-.00619
Check ?	Chk Pass	Chk Pass	Chk Pass	Chk Pass	Chk Pass
High Limit					
Low Limit					

Sample Name: ICSA-6659514 Acquired: 9/27/2021 13:29:51 Type: QC
Method: ICAP2 New stds DEC2019(v697) Mode: CONC Corr. Factor: 1.000000
User: LMH Custom ID1: Custom ID2: Custom ID3:
Comment:

Elem	Mg2790	Mn2576	Mo2020	Na5895	Ni2316
Line	279.079 {121}2	257.610 {131}	202.030 {467}	589.592 { 57}	231.604 {446}
Units	ppm	ppm	ppm	ppm	ppm
Avg	**518.78**	**-.00049**	**-.00091**	**.05829**	**-.00059**
Stddev	1.23	.00002	.00011	.00028	.00028
%RSD	.23768	3.5231	12.134	.47339	47.747
#1	517.91	-.00050	-.00099	.05849	-.00080
#2	519.65	-.00047	-.00083	.05810	-.00039
Check ?	Chk Pass	Chk Pass	Chk Pass	Chk Pass	Chk Pass
High Limit					
Low Limit					

Elem	P_2136	Pb2203	S_1820	Sb2068	Se1960
Line	213.618 {458}	220.353 {453}	182.034 {485}	206.833 {463}	196.090 {472}
Units	ppm	ppm	ppm	ppm	ppm
Avg	**24.85**	**.00012**	**-.14182**	**.01979**	**.00277**
Stddev	.00	.00267	.00034	.00529	.00880
%RSD	.0031	2221.9	.24182	26.732	317.34
#1	24.85	.00201	-.14157	.01605	.00899
#2	24.85	-.00177	-.14206	.02353	-.00345
Check ?	None	Chk Pass	Chk Pass	Chk Pass	Chk Pass
High Limit					
Low Limit					

Elem	Si2881	Sn1899	Sr4077	Th2837	Ti3349
Line	288.158 {117}2	189.989 {477}	407.771 { 83}	283.730 {119}	334.904 {101}
Units	ppm	ppm	ppm	ppm	ppm
Avg	**-.00047**	**-.00092**	**.01333**	**1.080**	**.00240**
Stddev	.03300	.00038	.00008	.007	.00018
%RSD	7040.8	41.033	.58040	.6378	7.5667
#1	-.02380	-.00118	.01338	1.085	.00227
#2	.02287	-.00065	.01327	1.075	.00252
Check ?	None	Chk Pass	None	None	Chk Pass
High Limit					
Low Limit					

Sample Name: ICSA-6659514 Acquired: 9/27/2021 13:29:51 Type: QC
Method: ICAP2 New stds DEC2019(v697) Mode: CONC Corr. Factor: 1.000000
User: LMH Custom ID1: Custom ID2: Custom ID3:
Comment:

Elem	Tl1908	V_2924	Zn2062	Zr3438
Line	190.856 {477}	292.402 {115}	206.200 {163}	343.823 { 98}
Units	ppm	ppm	ppm	ppm
Avg	**-.00534**	**-.00007**	**.00167**	**1.001**
Stddev	.00044	.00006	.00015	.000
%RSD	8.1470	90.421	9.1149	.0180
#1	-.00504	-.00011	.00178	1.001
#2	-.00565	-.00003	.00157	1.001
Check ?	Chk Pass	Chk Pass	Chk Pass	None
High Limit				
Low Limit				
Int. Std.	In2306	Y_2243	Y_3600	Y_3774
Line	230.606 {446}	224.306 {450}	360.073 { 94}	377.433 { 89}
Units	Cts/S	Cts/S	Cts/S	Cts/S
Avg	**3044.7**	**2908.2**	**22106.**	**3412.5**
Stddev	13.4	14.9	31.	13.6
%RSD	.44059	.51384	.13943	.39990
#1	3035.2	2897.6	22127.	3422.2
#2	3054.1	2918.7	22084.	3402.9

Sample Name: ICSAB-6662351 Acquired: 9/27/2021 13:33:40 Type: QC
Method: ICAP2 New stds DEC2019(v697) Mode: CONC Corr. Factor: 1.000000
User: LMH Custom ID1: Custom ID2: Custom ID3:
Comment:

Elem	Ag3280	Al3082	As1890	B_2089	Ba4554-2
Line	328.068 {103}	308.215 {109}	189.042 {478}	208.959 {461}	455.403 { 74}2
Units	ppm	ppm	ppm	ppm	ppm
Avg	**.51804**	**500.28**	**.50367**	**4.7843**	**.51378**
Stddev	.00007	1.09	.00294	.0033	.00027
%RSD	.01275	.21702	.58454	.06856	.05318
#1	.51799	501.05	.50575	4.7866	.51359
#2	.51808	499.51	.50159	4.7819	.51397
Check ?	Chk Pass	Chk Pass	Chk Pass	None	Chk Pass
Value					
Range					

Elem	Be3130	Ca3179	Cd2288	**Ce4040	Co2286
Line	313.042 {108}	317.933 {106}	228.802 {447}	404.076 { 83}	228.616 {447}
Units	ppm	ppm	ppm	ppm	ppm
Avg	**.24263**	**489.87**	**.52027**	**-.0316**	**.50047**
Stddev	.00008	3.45	.00036	.0408	.00051
%RSD	.03475	.70356	.06912	129.0	.10143
#1	.24269	487.44	.52052	-.0605	.50083
#2	.24257	492.31	.52002	-.0028	.50011
Check ?	Chk Pass	Chk Pass	Chk Pass	None	Chk Pass
Value					
Range					

Elem	Cr2677	Cu3273	Fe2714	K_7664	Li6707
Line	267.716 {126}	327.396 {103}	271.441 {124}	766.490 { 44}	670.784 { 50}
Units	ppm	ppm	ppm	ppm	ppm
Avg	**.47572**	**.50822**	**190.22**	**5.0941**	**-.00659**
Stddev	.00215	.00144	.36	.0608	.00135
%RSD	.45236	.28264	.18868	1.1938	20.435
#1	.47420	.50923	190.47	5.1371	-.00754
#2	.47725	.50720	189.97	5.0511	-.00563
Check ?	Chk Pass	Chk Pass	Chk Pass	None	None
Value					
Range					

Sample Name: ICSAB-6662351 Acquired: 9/27/2021 13:33:40 Type: QC
Method: ICAP2 New stds DEC2019(v697) Mode: CONC Corr. Factor: 1.000000
User: LMH Custom ID1: Custom ID2: Custom ID3:
Comment:

Elem	Mg2790	Mn2576	Mo2020	Na5895	Ni2316
Line	279.079 {121}2	257.610 {131}	202.030 {467}	589.592 { 57}	231.604 {446}
Units	ppm	ppm	ppm	ppm	ppm
Avg	**508.24**	**.48670**	**.49145**	**5.1435**	**.49138**
Stddev	2.81	.00026	.00065	.0235	.00003
%RSD	.55309	.05380	.13191	.45613	.00629
#1	506.25	.48651	.49191	5.1601	.49140
#2	510.22	.48688	.49099	5.1269	.49136
Check ?	Chk Pass	Chk Pass	None	None	Chk Pass
Value					
Range					

Elem	P_2136	Pb2203	S_1820	Sb2068	Se1960
Line	213.618 {458}	220.353 {453}	182.034 {485}	206.833 {463}	196.090 {472}
Units	ppm	ppm	ppm	ppm	ppm
Avg	**27.02**	**.50062**	**-.14630**	**.53334**	**.50282**
Stddev	.01	.00231	.00018	.00237	.00072
%RSD	.0254	.46110	.12531	.44500	.14249
#1	27.03	.50225	-.14617	.53166	.50231
#2	27.02	.49898	-.14643	.53501	.50333
Check ?	None	Chk Pass	None	Chk Pass	Chk Pass
Value					
Range					

Elem	Si2881	Sn1899	Sr4077	Th2837	Ti3349
Line	288.158 {117}2	189.989 {477}	407.771 { 83}	283.730 {119}	334.904 {101}
Units	ppm	ppm	ppm	ppm	ppm
Avg	**4.9496**	**.49740**	**.50870**	**1.087**	**.51118**
Stddev	.0491	.00084	.00146	.009	.00051
%RSD	.99290	.16826	.28732	.7856	.09881
#1	4.9843	.49681	.50973	1.094	.51082
#2	4.9148	.49799	.50766	1.081	.51154
Check ?	None	None	None	None	None
Value					
Range					

Sample Name: ICSAB-6662351 Acquired: 9/27/2021 13:33:40 Type: QC
Method: ICAP2 New stds DEC2019(v697) Mode: CONC Corr. Factor: 1.000000
User: LMH Custom ID1: Custom ID2: Custom ID3:
Comment:

Elem	Tl1908	V_2924	Zn2062	Zr3438
Line	190.856 {477}	292.402 {115}	206.200 {163}	343.823 { 98}
Units	ppm	ppm	ppm	ppm
Avg	.48496	.48499	.47056	1.001
Stddev	.00025	.00123	.00210	.001
%RSD	.05214	.25320	.44525	.1124
#1	.48478	.48412	.46908	1.001
#2	.48514	.48585	.47205	1.002
Check ?	Chk Pass	Chk Pass	Chk Pass	None
Value				
Range				

Int. Std.	In2306	Y_2243	Y_3600	Y_3774
Line	230.606 {446}	224.306 {450}	360.073 { 94}	377.433 { 89}
Units	Cts/S	Cts/S	Cts/S	Cts/S
Avg	3012.1	2874.8	22268.	3441.1
Stddev	15.0	14.4	39.	1.3
%RSD	.49653	.50051	.17660	.03857
#1	3022.7	2885.0	22240.	3442.0
#2	3001.5	2864.6	22296.	3440.1

Sample Name: ICEX1 Acquired: 9/27/2021 13:37:20 Type: Unk
Method: ICAP2 New stds DEC2019(v697) Mode: CONC Corr. Factor: 1.000000
User: LMH Custom ID1: Custom ID2: Custom ID3:
Comment:

Elem	Ag3280	Al3082	As1890	B_2089	Ba4554-2
Line	328.068 {103}	308.215 {109}	189.042 {478}	208.959 {461}	455.403 { 74}2
IS Ref	(Y_3600)	(Y_3774)	(Y_2243)	(Y_2243)	(Y_3600)
Units	ppm	ppm	ppm	ppm	ppm
Avg	**.00035**	**.03869**	**4.7158**	**.00742**	**.00004**
Stddev	.00044	.02765	.0021	.00111	.00001
%RSD	127.81	71.463	.04392	14.979	27.892
#1	.00066	.01914	4.7173	.00820	.00005
#2	.00003	.05823	4.7144	.00663	.00003
Check ?	Chk Pass	Chk Pass	Chk Pass	Chk Pass	Chk Pass
High Limit					
Low Limit					

Elem	Be3130	Ca3179	Cd2288	**Ce4040	Co2286
Line	313.042 {108}	317.933 {106}	228.802 {447}	404.076 { 83}	228.616 {447}
IS Ref	(Y_3774)	(Y_3774)	(Y_2243)	(Y_3774)	(In2306)
Units	ppm	ppm	ppm	ppm	ppm
Avg	**.00041**	**.02373**	**.00076**	**-.0176**	**.00284**
Stddev	.00007	.00571	.00010	.0326	.00002
%RSD	17.078	24.064	13.623	185.0	.72363
#1	.00036	.02777	.00084	-.0406	.00283
#2	.00046	.01969	.00069	.0054	.00286
Check ?	Chk Pass	Chk Pass	Chk Pass	None	Chk Pass
High Limit					
Low Limit					

Elem	Cr2677	Cu3273	Fe2599	K_7664	Li6707
Line	267.716 {126}	327.396 {103}	259.940 {130}	766.490 { 44}	670.784 { 50}
IS Ref	(Y_3600)	(Y_3600)	(Y_3774)	(Y_3774)	(Y_3774)
Units	ppm	ppm	ppm	ppm	ppm
Avg	**.00196**	**25.801**	**.01072**	**-.07649**	**.00031**
Stddev	.00022	.594	.00413	.01354	.00007
%RSD	11.120	2.3017	38.581	17.699	23.395
#1	.00211	25.381	.01364	-.08606	.00036
#2	.00180	26.221	.00779	-.06692	.00026
Check ?	Chk Pass	Chk Pass	Chk Pass	Chk Pass	Chk Pass
High Limit					
Low Limit					

Sample Name: ICEX1 Acquired: 9/27/2021 13:37:20 Type: Unk
Method: ICAP2 New stds DEC2019(v697) Mode: CONC Corr. Factor: 1.000000
User: LMH Custom ID1: Custom ID2: Custom ID3:
Comment:

Elem	Mg2790	Mn2576	Mo2020	Na5895	Ni2316
Line	279.079 {121}2	257.610 {131}	202.030 {467}	589.592 { 57}	231.604 {446}
IS Ref	(Y_3600)	(Y_3600)	(Y_2243)	(Y_3774)	(In2306)
Units	ppm	ppm	ppm	ppm	ppm
Avg	**.01607**	**.00095**	**-.00100**	**.01127**	**.00122**
Stddev	.00064	.00001	.00004	.00589	.00018
%RSD	3.9945	.74774	4.3296	52.286	14.669
#1	.01561	.00095	-.00097	.01544	.00109
#2	.01652	.00094	-.00103	.00711	.00135
Check ?	Chk Pass	Chk Pass	Chk Pass	Chk Pass	Chk Pass
High Limit					
Low Limit					

Elem	P_2136	Pb2203	S_1820	Sb2068	Se1960
Line	213.618 {458}	220.353 {453}	182.034 {485}	206.833 {463}	196.090 {472}
IS Ref	(Y_2243)	(In2306)	(Y_2243)	(Y_2243)	(Y_2243)
Units	ppm	ppm	ppm	ppm	ppm
Avg	^ *****	**.00124**	**-.01159**	**.00166**	**-.00171**
Stddev	-----	.00129	.00042	.00023	.00317
%RSD	-----	103.61	3.5899	14.071	185.14
#1	^ -----	.00216	-.01130	.00149	-.00396
#2	^ -----	.00033	-.01188	.00182	.00053
Check ?	None	Chk Pass	Chk Pass	Chk Pass	Chk Pass
High Limit					
Low Limit					

Elem	Si2881	Sn1899	Sr4077	Th2837	Ti3349
Line	288.158 {117}2	189.989 {477}	407.771 { 83}	283.730 {119}	334.904 {101}
IS Ref	(Y_3774)	(In2306)	(Y_3774)	(Y_3774)	(Y_3600)
Units	ppm	ppm	ppm	ppm	ppm
Avg	**.04023**	**-.00044**	**.00011**	**.9981**	**.00004**
Stddev	.01439	.00061	.00006	.0032	.00029
%RSD	35.773	137.41	56.198	.3211	758.73
#1	.05041	-.00087	.00015	1.000	-.00017
#2	.03006	-.00001	.00006	.9958	.00024
Check ?	Chk Pass	Chk Pass	Chk Pass	None	Chk Pass
High Limit					
Low Limit					

Sample Name: ICEX1 Acquired: 9/27/2021 13:37:20 Type: Unk
Method: ICAP2 New stds DEC2019(v697) Mode: CONC Corr. Factor: 1.000000
User: LMH Custom ID1: Custom ID2: Custom ID3:
Comment:

Elem	Tl1908	V_2924	Zn2062	Zr3438
Line	190.856 {477}	292.402 {115}	206.200 {163}	343.823 { 98}
IS Ref	(In2306)	(Y_3600)	(Y_3600)	(Y_3774)
Units	ppm	ppm	ppm	ppm
Avg	-.00214	4.7384	-.00039	1.000
Stddev	.00025	.0046	.00018	.001
%RSD	11.498	.09686	44.548	.0639
#1	-.00231	4.7352	-.00052	1.001
#2	-.00196	4.7417	-.00027	.9999
Check ?	Chk Pass	Chk Pass	Chk Pass	None
High Limit				
Low Limit				
Int. Std.	In2306	Y_2243	Y_3600	Y_3774
Line	230.606 {446}	224.306 {450}	360.073 { 94}	377.433 { 89}
Units	Cts/S	Cts/S	Cts/S	Cts/S
Avg	3972.7	3187.9	25572.	3467.2
Stddev	5.2	1.6	87.	18.4
%RSD	.13129	.05062	.34199	.52956
#1	3976.4	3189.0	25633.	3454.2
#2	3969.0	3186.7	25510.	3480.1
Check ?	Chk Pass	Chk Pass	Chk Pass	Chk Pass
Value	96.930%	96.784%	97.086%	95.273%
Range				

Sample Name: ICEX2 Acquired: 9/27/2021 13:41:13 Type: Unk
Method: ICAP2 New stds DEC2019(v697) Mode: CONC Corr. Factor: 1.000000
User: LMH Custom ID1: Custom ID2: Custom ID3:
Comment:

Elem	Ag3280	Al3082	As1890	B_2089	Ba4554-2
Line	328.068 {103}	308.215 {109}	189.042 {478}	208.959 {461}	455.403 { 74}2
IS Ref	(Y_3600)	(Y_3774)	(Y_2243)	(Y_2243)	(Y_3600)
Units	ppm	ppm	ppm	ppm	ppm
Avg	**.00204**	**.02670**	**.00120**	**.00443**	**.00006**
Stddev	.00079	.01068	.00055	.00022	.00000
%RSD	38.811	40.008	45.755	4.8515	8.0455
#1	.00148	.01915	.00081	.00458	.00006
#2	.00260	.03425	.00159	.00428	.00006
Check ?	Chk Pass	Chk Pass	Chk Pass	Chk Pass	Chk Pass
High Limit					
Low Limit					

Elem	Be3130	Ca3179	Cd2288	**Ce4040	Co2286
Line	313.042 {108}	317.933 {106}	228.802 {447}	404.076 { 83}	228.616 {447}
IS Ref	(Y_3774)	(Y_3774)	(Y_2243)	(Y_3774)	(In2306)
Units	ppm	ppm	ppm	ppm	ppm
Avg	**.00001**	**.01026**	**.00027**	**-.0447**	**-.00060**
Stddev	.00006	.00000	.00011	.0175	.00004
%RSD	596.61	.02784	40.395	39.12	6.1034
#1	-.00003	.01026	.00020	-.0570	-.00062
#2	.00006	.01025	.00035	-.0323	-.00057
Check ?	Chk Pass	Chk Pass	Chk Pass	None	Chk Pass
High Limit					
Low Limit					

Elem	Cr2677	Cu3273	Fe2599	K_7664	Li6707
Line	267.716 {126}	327.396 {103}	259.940 {130}	766.490 { 44}	670.784 { 50}
IS Ref	(Y_3600)	(Y_3600)	(Y_3774)	(Y_3774)	(Y_3774)
Units	ppm	ppm	ppm	ppm	ppm
Avg	**.00043**	**-.00342**	**.00530**	**.05270**	**10.145**
Stddev	.00065	.00095	.00451	.00780	.019
%RSD	150.82	27.906	85.145	14.798	.18723
#1	.00089	-.00410	.00848	.05821	10.158
#2	-.00003	-.00275	.00211	.04718	10.131
Check ?	Chk Pass	Chk Pass	Chk Pass	Chk Pass	Chk Pass
High Limit					
Low Limit					

Sample Name: ICEX2 Acquired: 9/27/2021 13:41:13 Type: Unk
Method: ICAP2 New stds DEC2019(v697) Mode: CONC Corr. Factor: 1.000000
User: LMH Custom ID1: Custom ID2: Custom ID3:
Comment:

Elem	Mg2790	Mn2576	Mo2020	Na5895	Ni2316
Line	279.079 {121}2	257.610 {131}	202.030 {467}	589.592 { 57}	231.604 {446}
IS Ref	(Y_3600)	(Y_3600)	(Y_2243)	(Y_3774)	(In2306)
Units	ppm	ppm	ppm	ppm	ppm
Avg	**-.01775**	**.00026**	**.00072**	**.01325**	**.00384**
Stddev	.00100	.00007	.00009	.00835	.00019
%RSD	5.6361	25.994	12.262	63.044	5.0506
#1	-.01845	.00031	.00078	.01915	.00370
#2	-.01704	.00021	.00066	.00734	.00397
Check ?	Chk Pass	Chk Pass	Chk Pass	Chk Pass	Chk Pass
High Limit					
Low Limit					

Elem	P_2136	Pb2203	S_1820	Sb2068	Se1960
Line	213.618 {458}	220.353 {453}	182.034 {485}	206.833 {463}	196.090 {472}
IS Ref	(Y_2243)	(In2306)	(Y_2243)	(Y_2243)	(Y_2243)
Units	ppm	ppm	ppm	ppm	ppm
Avg	**25.01**	**-.00025**	**-.01555**	**.00537**	**-.00159**
Stddev	.00	.00044	.00393	.00353	.00022
%RSD	.0003	176.53	25.290	65.833	13.928
#1	25.01	.00006	-.01277	.00287	-.00174
#2	25.01	-.00056	-.01833	.00786	-.00143
Check ?	None	Chk Pass	Chk Pass	Chk Pass	Chk Pass
High Limit					
Low Limit					

Elem	Si2881	Sn1899	Sr4077	Th2837	Ti3349
Line	288.158 {117}2	189.989 {477}	407.771 { 83}	283.730 {119}	334.904 {101}
IS Ref	(Y_3774)	(In2306)	(Y_3774)	(Y_3774)	(Y_3600)
Units	ppm	ppm	ppm	ppm	ppm
Avg	**49.577**	**-.00107**	**.00017**	**1.002**	**19.914**
Stddev	.479	.00030	.00001	.001	.007
%RSD	.96618	27.687	8.0910	.1279	.03739
#1	49.238	-.00086	.00018	1.001	19.908
#2	49.916	-.00127	.00016	1.003	19.919
Check ?	Chk Pass	Chk Pass	Chk Pass	None	Chk Pass
High Limit					
Low Limit					

Sample Name: ICEX2 Acquired: 9/27/2021 13:41:13 Type: Unk
Method: ICAP2 New stds DEC2019(v697) Mode: CONC Corr. Factor: 1.000000
User: LMH Custom ID1: Custom ID2: Custom ID3:
Comment:

Elem	Tl1908	V_2924	Zn2062	Zr3438
Line	190.856 {477}	292.402 {115}	206.200 {163}	343.823 { 98}
IS Ref	(In2306)	(Y_3600)	(Y_3600)	(Y_3774)
Units	ppm	ppm	ppm	ppm
Avg	**19.814**	**.00199**	**-.00164**	**1.010**
Stddev	.013	.00050	.00043	.001
%RSD	.06798	25.030	26.080	.0889
#1	19.824	.00235	-.00134	1.011
#2	19.805	.00164	-.00195	1.010
Check ?	Chk Pass	Chk Pass	Chk Pass	None
High Limit				
Low Limit				
Int. Std.	In2306	Y_2243	Y_3600	Y_3774
Line	230.606 {446}	224.306 {450}	360.073 { 94}	377.433 { 89}
Units	Cts/S	Cts/S	Cts/S	Cts/S
Avg	**3716.5**	**3146.4**	**24693.**	**3417.0**
Stddev	18.0	18.9	164.	7.8
%RSD	.48375	.60207	.66508	.22807
#1	3729.2	3159.8	24809.	3422.5
#2	3703.8	3133.0	24577.	3411.4
Check ?	Chk Pass	Chk Pass	Chk Pass	Chk Pass
Value	90.680%	95.525%	93.751%	93.893%
Range				

Sample Name: ICEX3 Acquired: 9/27/2021 13:45:01 Type: Unk
Method: ICAP2 New stds DEC2019(v697) Mode: CONC Corr. Factor: 1.000000
User: LMH Custom ID1: Custom ID2: Custom ID3:
Comment:

Elem	Ag3280	Al3082	As1890	B_2089	Ba4554-2
Line	328.068 {103}	308.215 {109}	189.042 {478}	208.959 {461}	455.403 { 74}2
IS Ref	(Y_3600)	(Y_3774)	(Y_2243)	(Y_2243)	(Y_3600)
Units	ppm	ppm	ppm	ppm	ppm
Avg	.00067	.01586	.00079	.00093	.00002
Stddev	.00092	.00651	.00046	.00024	.00002
%RSD	138.92	41.038	57.773	25.294	95.474
#1	.00001	.01125	.00112	.00110	.00003
#2	.00132	.02046	.00047	.00076	.00001
Check ?	Chk Pass	Chk Pass	Chk Pass	Chk Pass	Chk Pass
High Limit					
Low Limit					

Elem	Be3130	Ca3179	Cd2288	**Ce4040	Co2286
Line	313.042 {108}	317.933 {106}	228.802 {447}	404.076 { 83}	228.616 {447}
IS Ref	(Y_3774)	(Y_3774)	(Y_2243)	(Y_3774)	(In2306)
Units	ppm	ppm	ppm	ppm	ppm
Avg	.00002	.02149	.00021	-.2747	.00006
Stddev	.00023	.00215	.00005	.0025	.00004
%RSD	1084.8	10.005	22.339	.9100	61.026
#1	.00019	.02301	.00017	-.2764	.00004
#2	-.00014	.01997	.00024	-.2729	.00009
Check ?	Chk Pass	Chk Pass	Chk Pass	None	Chk Pass
High Limit					
Low Limit					

Elem	Cr2677	Cu3273	Fe2599	K_7664	Li6707
Line	267.716 {126}	327.396 {103}	259.940 {130}	766.490 { 44}	670.784 { 50}
IS Ref	(Y_3600)	(Y_3600)	(Y_3774)	(Y_3774)	(Y_3774)
Units	ppm	ppm	ppm	ppm	ppm
Avg	.00001	.00041	-.00180	.05156	.00271
Stddev	.00021	.00004	.00146	.05269	.00042
%RSD	2859.7	10.554	81.036	102.20	15.418
#1	-.00014	.00044	-.00283	.01430	.00300
#2	.00016	.00038	-.00077	.08881	.00241
Check ?	Chk Pass	Chk Pass	Chk Pass	Chk Pass	Chk Pass
High Limit					
Low Limit					

Sample Name: ICEX3 Acquired: 9/27/2021 13:45:01 Type: Unk
Method: ICAP2 New stds DEC2019(v697) Mode: CONC Corr. Factor: 1.000000
User: LMH Custom ID1: Custom ID2: Custom ID3:
Comment:

Elem	Mg2790	Mn2576-2	Mo2020	Na5895	Ni2316
Line	279.079 {121}2	257.610 {131}2	202.030 {467}	589.592 { 57}	231.604 {446}
IS Ref	(Y_3600)	(Y_3600)	(Y_2243)	(Y_3774)	(In2306)
Units	ppm	ppm	ppm	ppm	ppm
Avg	**-.01917**	**51.164**	**-.00297**	**.02217**	**.00040**
Stddev	.00191	.162	.00032	.00482	.00012
%RSD	9.9653	.31732	10.812	21.743	31.305
#1	-.02052	51.050	-.00320	.01876	.00031
#2	-.01782	51.279	-.00274	.02558	.00048
Check ?	Chk Pass	Chk Pass	Chk Pass	Chk Pass	Chk Pass
High Limit					
Low Limit					

Elem	P_2136	Pb2203	S_1820	Sb2068	Se1960
Line	213.618 {458}	220.353 {453}	182.034 {485}	206.833 {463}	196.090 {472}
IS Ref	(Y_2243)	(In2306)	(Y_2243)	(Y_2243)	(Y_2243)
Units	ppm	ppm	ppm	ppm	ppm
Avg	**25.02**	**.00501**	**96.272**	**-.00406**	**-.00195**
Stddev	.00	.00125	.082	.00112	.00092
%RSD	.0044	24.850	.08484	27.440	47.135
#1	25.02	.00413	96.330	-.00485	-.00130
#2	25.02	.00589	96.215	-.00328	-.00260
Check ?	None	Chk Pass	Chk Pass	Chk Pass	Chk Pass
High Limit					
Low Limit					

Elem	Si2881	Sn1899	Sr4077	Th2837	Ti3349
Line	288.158 {117}2	189.989 {477}	407.771 { 83}	283.730 {119}	334.904 {101}
IS Ref	(Y_3774)	(In2306)	(Y_3774)	(Y_3774)	(Y_3600)
Units	ppm	ppm	ppm	ppm	ppm
Avg	**.02673**	**-.00064**	**.00013**	**.9951**	**.00449**
Stddev	.02191	.00007	.00009	.0025	.00052
%RSD	81.964	11.599	68.404	.2506	11.505
#1	.04222	-.00069	.00007	.9934	.00412
#2	.01124	-.00058	.00019	.9969	.00485
Check ?	Chk Pass	Chk Pass	Chk Pass	None	Chk Pass
High Limit					
Low Limit					

Sample Name: ICEX3 Acquired: 9/27/2021 13:45:01 Type: Unk
Method: ICAP2 New stds DEC2019(v697) Mode: CONC Corr. Factor: 1.000000
User: LMH Custom ID1: Custom ID2: Custom ID3:
Comment:

Elem	Tl1908	V_2924	Zn2062	Zr3438
Line	190.856 {477}	292.402 {115}	206.200 {163}	343.823 { 98}
IS Ref	(In2306)	(Y_3600)	(Y_3600)	(Y_3774)
Units	ppm	ppm	ppm	ppm
Avg	.01393	F .00858	.00392	.9923
Stddev	.00017	.00023	.00004	.0016
%RSD	1.2008	2.6841	.97957	.1577
#1	.01381	.00842	.00389	.9934
#2	.01405	.00875	.00394	.9912
Check ?	Chk Pass	Chk Fail	Chk Pass	None
High Limit		.00500		
Low Limit		-.00500		
Int. Std.	In2306	Y_2243	Y_3600	Y_3774
Line	230.606 {446}	224.306 {450}	360.073 { 94}	377.433 { 89}
Units	Cts/S	Cts/S	Cts/S	Cts/S
Avg	3956.0	3212.6	25335.	3508.1
Stddev	4.0	.1	44.	16.5
%RSD	.10162	.00217	.17172	.46919
#1	3953.2	3212.7	25366.	3496.4
#2	3958.8	3212.6	25305.	3519.7
Check ?	Chk Pass	Chk Pass	Chk Pass	Chk Pass
Value	96.523%	97.535%	96.189%	96.397%
Range				

Sample Name: ICEX4 Acquired: 9/27/2021 13:48:55 Type: Unk
Method: ICAP2 New stds DEC2019(v697) Mode: CONC Corr. Factor: 1.000000
User: LMH Custom ID1: Custom ID2: Custom ID3:
Comment:

Elem	Ag3280	Al3082	As1890	B_2089	Ba4554-2
Line	328.068 {103}	308.215 {109}	189.042 {478}	208.959 {461}	455.403 { 74}2
IS Ref	(Y_3600)	(Y_3774)	(Y_2243)	(Y_2243)	(Y_3600)
Units	ppm	ppm	ppm	ppm	ppm
Avg	**.00083**	**.01298**	**-.00469**	**-.00105**	**.00015**
Stddev	.00060	.00219	.00060	.00017	.00002
%RSD	71.765	16.880	12.803	16.135	10.458
#1	.00041	.01143	-.00427	-.00117	.00016
#2	.00125	.01453	-.00512	-.00093	.00014
Check ?	Chk Pass	Chk Pass	Chk Pass	Chk Pass	Chk Pass
High Limit					
Low Limit					

Elem	Be3130	Ca3179	Cd2288	**Ce4040	Co2286
Line	313.042 {108}	317.933 {106}	228.802 {447}	404.076 { 83}	228.616 {447}
IS Ref	(Y_3774)	(Y_3774)	(Y_2243)	(Y_3774)	(In2306)
Units	ppm	ppm	ppm	ppm	ppm
Avg	**-.00026**	**.00443**	**-.00064**	**.0277**	**18.842**
Stddev	.00001	.00447	.00001	.0112	.005
%RSD	3.1246	100.81	2.2151	40.42	.02441
#1	-.00026	.00759	-.00063	.0198	18.839
#2	-.00027	.00127	-.00065	.0356	18.846
Check ?	Chk Pass	Chk Pass	Chk Pass	None	Chk Pass
High Limit					
Low Limit					

Elem	Cr2677	Cu3273	Fe2599	K_7664	Li6707
Line	267.716 {126}	327.396 {103}	259.940 {130}	766.490 { 44}	670.784 { 50}
IS Ref	(Y_3600)	(Y_3600)	(Y_3774)	(Y_3774)	(Y_3774)
Units	ppm	ppm	ppm	ppm	ppm
Avg	**10.066**	**.00501**	**.00226**	**.05819**	**.00205**
Stddev	.012	.00058	.00105	.04725	.00061
%RSD	.12063	11.539	46.296	81.201	29.796
#1	10.075	.00541	.00300	.02478	.00162
#2	10.057	.00460	.00152	.09160	.00248
Check ?	Chk Pass	Chk Pass	Chk Pass	Chk Pass	Chk Pass
High Limit					
Low Limit					

Sample Name: ICEX4 Acquired: 9/27/2021 13:48:55 Type: Unk
Method: ICAP2 New stds DEC2019(v697) Mode: CONC Corr. Factor: 1.000000
User: LMH Custom ID1: Custom ID2: Custom ID3:
Comment:

Elem	Mg2790	Mn2576	Mo2020	Na5895	Ni2316
Line	279.079 {121}2	257.610 {131}	202.030 {467}	589.592 { 57}	231.604 {446}
IS Ref	(Y_3600)	(Y_3600)	(Y_2243)	(Y_3774)	(In2306)
Units	ppm	ppm	ppm	ppm	ppm
Avg	**-.00197**	**.00141**	**-.00026**	**-.00363**	**9.4166**
Stddev	.00176	.00006	.00017	.00058	.0062
%RSD	89.543	4.5794	66.068	15.917	.06611
#1	-.00321	.00136	-.00038	-.00322	9.4122
#2	-.00072	.00145	-.00014	-.00404	9.4210
Check ?	Chk Pass	Chk Pass	Chk Pass	Chk Pass	Chk Pass
High Limit					
Low Limit					

Elem	P_2136	Pb2203	S_1820	Sb2068	Se1960
Line	213.618 {458}	220.353 {453}	182.034 {485}	206.833 {463}	196.090 {472}
IS Ref	(Y_2243)	(In2306)	(Y_2243)	(Y_2243)	(Y_2243)
Units	ppm	ppm	ppm	ppm	ppm
Avg	**25.01**	**-.00121**	**.03785**	**-.00042**	**-.00142**
Stddev	.00	.00220	.00367	.00046	.00071
%RSD	.0030	182.04	9.6960	108.39	50.368
#1	25.01	.00035	.04044	-.00074	-.00091
#2	25.01	-.00276	.03525	-.00010	-.00192
Check ?	None	Chk Pass	Chk Pass	Chk Pass	Chk Pass
High Limit					
Low Limit					

Elem	Si2881	Sn1899	Sr4077	Th2837	Ti3349
Line	288.158 {117}2	189.989 {477}	407.771 { 83}	283.730 {119}	334.904 {101}
IS Ref	(Y_3774)	(In2306)	(Y_3774)	(Y_3774)	(Y_3600)
Units	ppm	ppm	ppm	ppm	ppm
Avg	**-.13900**	**-.00076**	**.00005**	**.9998**	**.00207**
Stddev	.02164	.00009	.00003	.0055	.00014
%RSD	15.568	12.003	51.309	.5532	6.7546
#1	-.12370	-.00070	.00003	1.004	.00197
#2	-.15430	-.00082	.00007	.9959	.00217
Check ?	Chk Pass	Chk Pass	Chk Pass	None	Chk Pass
High Limit					
Low Limit					

Sample Name: ICEX4 Acquired: 9/27/2021 13:48:55 Type: Unk
Method: ICAP2 New stds DEC2019(v697) Mode: CONC Corr. Factor: 1.000000
User: LMH Custom ID1: Custom ID2: Custom ID3:
Comment:

Elem	Tl1908	V_2924	Zn2062	Zr3438
Line	190.856 {477}	292.402 {115}	206.200 {163}	343.823 { 98}
IS Ref	(In2306)	(Y_3600)	(Y_3600)	(Y_3774)
Units	ppm	ppm	ppm	ppm
Avg	.00308	-.00028	-.00368	1.001
Stddev	.00026	.00030	.00025	.002
%RSD	8.6016	107.42	6.6594	.1631
#1	.00289	-.00007	-.00351	.9997
#2	.00327	-.00050	-.00385	1.002
Check ?	Chk Pass	Chk Pass	Chk Pass	None
High Limit				
Low Limit				
Int. Std.	In2306	Y_2243	Y_3600	Y_3774
Line	230.606 {446}	224.306 {450}	360.073 { 94}	377.433 { 89}
Units	Cts/S	Cts/S	Cts/S	Cts/S
Avg	3969.0	3185.4	25103.	3559.6
Stddev	2.4	1.9	124.	54.6
%RSD	.06059	.05938	.49301	1.5335
#1	3970.7	3186.8	25190.	3521.0
#2	3967.3	3184.1	25015.	3598.2
Check ?	Chk Pass	Chk Pass	Chk Pass	Chk Pass
Value	96.841%	96.711%	95.306%	97.813%
Range				

Sample Name: ICEX5 Acquired: 9/27/2021 13:52:39 Type: Unk
Method: ICAP2 New stds DEC2019(v697) Mode: CONC Corr. Factor: 1.000000
User: LMH Custom ID1: Custom ID2: Custom ID3:
Comment:

Elem	Ag3280	Al3082	As1890	B_2089	Ba4554-2
Line	328.068 {103}	308.215 {109}	189.042 {478}	208.959 {461}	455.403 { 74}2
IS Ref	(Y_3600)	(Y_3774)	(Y_2243)	(Y_2243)	(Y_3600)
Units	ppm	ppm	ppm	ppm	ppm
Avg	**.00071**	**.12241**	**.00257**	**.00174**	**-.00003**
Stddev	.00022	.01107	.00010	.00054	.00000
%RSD	30.856	9.0420	3.7874	31.171	10.986
#1	.00055	.13024	.00264	.00212	-.00002
#2	.00086	.11458	.00250	.00135	-.00003
Check ?	Chk Pass	Chk Pass	Chk Pass	Chk Pass	Chk Pass
High Limit					
Low Limit					

Elem	Be3130	Ca3179	Cd2288	**Ce4040	Co2286
Line	313.042 {108}	317.933 {106}	228.802 {447}	404.076 { 83}	228.616 {447}
IS Ref	(Y_3774)	(Y_3774)	(Y_2243)	(Y_3774)	(In2306)
Units	ppm	ppm	ppm	ppm	ppm
Avg	**-.00012**	**.01202**	**-.00004**	**-.0801**	**.00013**
Stddev	.00004	.00132	.00008	.0089	.00104
%RSD	34.912	11.005	189.67	11.14	820.42
#1	-.00009	.01109	.00001	-.0738	.00086
#2	-.00015	.01296	-.00010	-.0864	-.00061
Check ?	Chk Pass	Chk Pass	Chk Pass	None	Chk Pass
High Limit					
Low Limit					

Elem	Cr2677	Cu3273	Fe2599	K_7664	Li6707
Line	267.716 {126}	327.396 {103}	259.940 {130}	766.490 { 44}	670.784 { 50}
IS Ref	(Y_3600)	(Y_3600)	(Y_3774)	(Y_3774)	(Y_3774)
Units	ppm	ppm	ppm	ppm	ppm
Avg	**-.00057**	**-.00157**	**.00283**	**.05274**	**-.00003**
Stddev	.00011	.00052	.00161	.00655	.00088
%RSD	19.224	33.010	56.937	12.422	3513.7
#1	-.00049	-.00120	.00169	.05737	-.00065
#2	-.00064	-.00193	.00397	.04810	.00060
Check ?	Chk Pass	Chk Pass	Chk Pass	Chk Pass	Chk Pass
High Limit					
Low Limit					

Sample Name: ICEX5 Acquired: 9/27/2021 13:52:39 Type: Unk
Method: ICAP2 New stds DEC2019(v697) Mode: CONC Corr. Factor: 1.000000
User: LMH Custom ID1: Custom ID2: Custom ID3:
Comment:

Elem	Mg2790	Mn2576	Mo2020	Na5895	Ni2316
Line	279.079 {121}2	257.610 {131}	202.030 {467}	589.592 { 57}	231.604 {446}
IS Ref	(Y_3600)	(Y_3600)	(Y_2243)	(Y_3774)	(In2306)
Units	ppm	ppm	ppm	ppm	ppm
Avg	**-.06478**	**.00128**	**4.9871**	**.02226**	**.00051**
Stddev	.00065	.00006	.0026	.00524	.00047
%RSD	.99663	4.4782	.05196	23.521	92.411
#1	-.06432	.00124	4.9853	.02596	.00085
#2	-.06523	.00132	4.9890	.01856	.00018
Check ?	Chk Pass	Chk Pass	Chk Pass	Chk Pass	Chk Pass
High Limit					
Low Limit					

Elem	P_2136	Pb2203	S_1820	Sb2068	Se1960
Line	213.618 {458}	220.353 {453}	182.034 {485}	206.833 {463}	196.090 {472}
IS Ref	(Y_2243)	(In2306)	(Y_2243)	(Y_2243)	(Y_2243)
Units	ppm	ppm	ppm	ppm	ppm
Avg	**25.01**	**-.00169**	**-.02753**	**-.00198**	**-.00108**
Stddev	.00	.00072	.00143	.00135	.00058
%RSD	.0000	42.353	5.2099	68.042	53.881
#1	25.01	-.00119	-.02652	-.00293	-.00067
#2	25.01	-.00220	-.02854	-.00103	-.00149
Check ?	None	Chk Pass	Chk Pass	Chk Pass	Chk Pass
High Limit					
Low Limit					

Elem	Si2881	Sn1899	Sr4077	Th2837	Ti3349
Line	288.158 {117}2	189.989 {477}	407.771 { 83}	283.730 {119}	334.904 {101}
IS Ref	(Y_3774)	(In2306)	(Y_3774)	(Y_3774)	(Y_3600)
Units	ppm	ppm	ppm	ppm	ppm
Avg	**.09191**	**-.00075**	**.00001**	**.9942**	**.00036**
Stddev	.00592	.00016	.00017	.0073	.00017
%RSD	6.4390	21.568	1345.4	.7330	47.602
#1	.09609	-.00086	-.00010	.9890	.00049
#2	.08772	-.00063	.00013	.9993	.00024
Check ?	Chk Pass	Chk Pass	Chk Pass	None	Chk Pass
High Limit					
Low Limit					

Sample Name: ICEX5 Acquired: 9/27/2021 13:52:39 Type: Unk
Method: ICAP2 New stds DEC2019(v697) Mode: CONC Corr. Factor: 1.000000
User: LMH Custom ID1: Custom ID2: Custom ID3:
Comment:

Elem	Tl1908	V_2924	Zn2062	Zr3438
Line	190.856 {477}	292.402 {115}	206.200 {163}	343.823 { 98}
IS Ref	(In2306)	(Y_3600)	(Y_3600)	(Y_3774)
Units	ppm	ppm	ppm	ppm
Avg	**-.00048**	**-.00213**	**-.00123**	**1.000**
Stddev	.00020	.00019	.00054	.000
%RSD	41.186	8.9756	44.201	.0378
#1	-.00034	-.00227	-.00162	1.000
#2	-.00062	-.00200	-.00085	.9999
Check ?	Chk Pass	Chk Pass	Chk Pass	None
High Limit				
Low Limit				
Int. Std.	In2306	Y_2243	Y_3600	Y_3774
Line	230.606 {446}	224.306 {450}	360.073 { 94}	377.433 { 89}
Units	Cts/S	Cts/S	Cts/S	Cts/S
Avg	**3926.3**	**3196.4**	**25093.**	**3472.9**
Stddev	3.6	.4	28.	5.2
%RSD	.09261	.01402	.11327	.14924
#1	3928.8	3196.1	25073.	3469.2
#2	3923.7	3196.7	25113.	3476.6
Check ?	Chk Pass	Chk Pass	Chk Pass	Chk Pass
Value	95.798%	97.044%	95.269%	95.430%
Range				

Sample Name: CCV-6675976 Acquired: 9/27/2021 13:56:25 Type: QC
Method: ICAP2 New stds DEC2019(v697) Mode: CONC Corr. Factor: 1.000000
User: LMH Custom ID1: Custom ID2: Custom ID3:
Comment:

Elem	Ag3280	Al3082	As1890	B_2089	Ba4554
Line	328.068 {103}	308.215 {109}	189.042 {478}	208.959 {461}	455.403 { 74}
Units	ppm	ppm	ppm	ppm	ppm
Avg	**.99227**	**50.352**	**1.0096**	**1.0115**	**1.0027**
Stddev	.00133	.264	.0028	.0011	.0041
%RSD	.13444	.52492	.27826	.10536	.41007
#1	.99321	50.166	1.0116	1.0107	.99980
#2	.99132	50.539	1.0077	1.0122	1.0056
Check ?	Chk Pass	Chk Pass	Chk Pass	Chk Pass	Chk Pass
Value					
Range					

Elem	Be3130	Ca3179	Cd2288	**Ce4040	Co2286
Line	313.042 {108}	317.933 {106}	228.802 {447}	404.076 { 83}	228.616 {447}
Units	ppm	ppm	ppm	ppm	ppm
Avg	**1.0041**	**50.591**	**1.0081**	**.8989**	**.98827**
Stddev	.0031	.181	.0011	.0029	.00155
%RSD	.30540	.35823	.10521	.3171	.15684
#1	1.0019	50.463	1.0089	.8969	.98937
#2	1.0062	50.719	1.0074	.9009	.98717
Check ?	Chk Pass	Chk Pass	Chk Pass	None	Chk Pass
Value					
Range					

Elem	Cr2677	Cu3273	Fe2714	K_7664	Li6707
Line	267.716 {126}	327.396 {103}	271.441 {124}	766.490 { 44}	670.784 { 50}
Units	ppm	ppm	ppm	ppm	ppm
Avg	**1.0003**	**1.0011**	**50.342**	**50.604**	**1.0138**
Stddev	.0034	.0063	.249	.163	.0008
%RSD	.33622	.63014	.49460	.32282	.07829
#1	1.0027	1.0055	50.166	50.488	1.0132
#2	.99792	.99660	50.518	50.719	1.0144
Check ?	Chk Pass	Chk Pass	Chk Pass	Chk Pass	Chk Pass
Value					
Range					

Sample Name: CCV-6675976 Acquired: 9/27/2021 13:56:25 Type: QC
Method: ICAP2 New stds DEC2019(v697) Mode: CONC Corr. Factor: 1.000000
User: LMH Custom ID1: Custom ID2: Custom ID3:
Comment:

Elem	Mg2790	Mn2576	Mo2020	Na5895	Ni2316
Line	279.079 {121}2	257.610 {131}	202.030 {467}	589.592 { 57}	231.604 {446}
Units	ppm	ppm	ppm	ppm	ppm
Avg	**49.716**	**1.0039**	**1.0335**	**50.643**	**.99356**
Stddev	.053	.0015	.0012	.156	.00270
%RSD	.10693	.14650	.11501	.30723	.27223
#1	49.754	1.0050	1.0343	50.533	.99547
#2	49.679	1.0029	1.0326	50.753	.99164
Check ?	Chk Pass	Chk Pass	Chk Pass	Chk Pass	Chk Pass
Value					
Range					

Elem	P_2136	Pb2203	S_1820	Sb2068	Se1960
Line	213.618 {458}	220.353 {453}	182.034 {485}	206.833 {463}	196.090 {472}
Units	ppm	ppm	ppm	ppm	ppm
Avg	**23.45**	**.99221**	**25.108**	**1.0114**	**.99220**
Stddev	.00	.00176	.021	.0012	.00699
%RSD	.0071	.17751	.08319	.11955	.70432
#1	23.45	.99345	25.123	1.0106	.99714
#2	23.45	.99096	25.093	1.0123	.98726
Check ?	None	Chk Pass	Chk Pass	Chk Pass	Chk Pass
Value					
Range					

Elem	Si2881	Sn1899	Sr4077	Th2837	Ti3349
Line	288.158 {117}2	189.989 {477}	407.771 { 83}	283.730 {119}	334.904 {101}
Units	ppm	ppm	ppm	ppm	ppm
Avg	**9.7749**	**.98444**	**1.0041**	**1.475**	**1.0086**
Stddev	.0345	.00176	.0029	.008	.0035
%RSD	.35283	.17875	.28712	.5238	.34987
#1	9.7505	.98568	1.0021	1.470	1.0111
#2	9.7993	.98320	1.0062	1.481	1.0062
Check ?	Chk Pass	Chk Pass	Chk Pass	None	Chk Pass
Value					
Range					

Sample Name: CCV-6675976 Acquired: 9/27/2021 13:56:25 Type: QC
Method: ICAP2 New stds DEC2019(v697) Mode: CONC Corr. Factor: 1.000000
User: LMH Custom ID1: Custom ID2: Custom ID3:
Comment:

Elem	Tl1908	V_2924	Zn2062	Zr3438
Line	190.856 {477}	292.402 {115}	206.200 {163}	343.823 { 98}
Units	ppm	ppm	ppm	ppm
Avg	1.0040	.99597	1.0162	1.479
Stddev	.0067	.00300	.0019	.002
%RSD	.66641	.30120	.18281	.1589
#1	1.0088	.99809	1.0175	1.478
#2	.99932	.99385	1.0149	1.481
Check ?	Chk Pass	Chk Pass	Chk Pass	None
Value				
Range				

Int. Std.	In2306	Y_2243	Y_3600	Y_3774
Line	230.606 {446}	224.306 {450}	360.073 { 94}	377.433 { 89}
Units	Cts/S	Cts/S	Cts/S	Cts/S
Avg	3438.1	3061.0	23945.	3436.5
Stddev	.5	4.2	143.	3.4
%RSD	.01416	.13564	.59535	.09759
#1	3437.8	3063.9	24045.	3438.8
#2	3438.5	3058.0	23844.	3434.1

Sample Name: CCB-6675975 Acquired: 9/27/2021 13:59:57 Type: QC
Method: ICAP2 New stds DEC2019(v697) Mode: CONC Corr. Factor: 1.000000
User: LMH Custom ID1: Custom ID2: Custom ID3:
Comment:

Elem	Ag3280	Al3082	As1890	B_2089	Ba4554-2
Line	328.068 {103}	308.215 {109}	189.042 {478}	208.959 {461}	455.403 { 74}2
Units	ppm	ppm	ppm	ppm	ppm
Avg	-.00009	.02666	-.00203	.00064	.00007
Stddev	.00069	.00526	.00177	.00026	.00000
%RSD	801.74	19.729	86.879	41.286	1.4980
#1	-.00057	.02294	-.00078	.00083	.00007
#2	.00040	.03037	-.00328	.00045	.00007
Check ?	Chk Pass	Chk Pass	Chk Pass	Chk Pass	Chk Pass
High Limit					
Low Limit					

Elem	Be3130	Ca3179	Cd2288	**Ce4040	Co2286
Line	313.042 {108}	317.933 {106}	228.802 {447}	404.076 { 83}	228.616 {447}
Units	ppm	ppm	ppm	ppm	ppm
Avg	.00008	.00589	-.00005	-.0221	.00010
Stddev	.00001	.00314	.00001	.0480	.00007
%RSD	13.771	53.368	16.205	217.3	68.345
#1	.00007	.00367	-.00005	.0119	.00015
#2	.00008	.00811	-.00006	-.0561	.00005
Check ?	Chk Pass	Chk Pass	Chk Pass	None	Chk Pass
High Limit					
Low Limit					

Elem	Cr2677	Cu3273	Fe2599	K_7664	Li6707
Line	267.716 {126}	327.396 {103}	259.940 {130}	766.490 { 44}	670.784 { 50}
Units	ppm	ppm	ppm	ppm	ppm
Avg	-.00009	.00119	.00787	.11057	.00018
Stddev	.00029	.00103	.00261	.01023	.00230
%RSD	331.24	86.570	33.142	9.2486	1310.5
#1	.00012	.00192	.00603	.11780	.00181
#2	-.00029	.00046	.00971	.10334	-.00145
Check ?	Chk Pass	Chk Pass	Chk Pass	Chk Pass	Chk Pass
High Limit					
Low Limit					

Sample Name: CCB-6675975 Acquired: 9/27/2021 13:59:57 Type: QC
Method: ICAP2 New stds DEC2019(v697) Mode: CONC Corr. Factor: 1.000000
User: LMH Custom ID1: Custom ID2: Custom ID3:
Comment:

Elem	Mg2790	Mn2576	Mo2020	Na5895	Ni2316
Line	279.079 {121}2	257.610 {131}	202.030 {467}	589.592 { 57}	231.604 {446}
Units	ppm	ppm	ppm	ppm	ppm
Avg	**.00894**	**.00027**	**.00335**	**-.00619**	**-.00038**
Stddev	.00060	.00003	.00024	.01142	.00005
%RSD	6.6775	10.878	7.2324	184.41	13.980
#1	.00936	.00029	.00318	-.01427	-.00042
#2	.00852	.00025	.00352	.00188	-.00034
Check ?	Chk Pass	Chk Pass	Chk Pass	Chk Pass	Chk Pass
High Limit					
Low Limit					

Elem	P_2136	Pb2203	S_1820	Sb2068	Se1960
Line	213.618 {458}	220.353 {453}	182.034 {485}	206.833 {463}	196.090 {472}
Units	ppm	ppm	ppm	ppm	ppm
Avg	**25.02**	**-.00059**	**-.00563**	**-.00025**	**-.00292**
Stddev	.00	.00005	.00249	.00099	.00092
%RSD	.0038	8.9747	44.243	391.43	31.505
#1	25.02	-.00063	-.00739	-.00096	-.00357
#2	25.02	-.00055	-.00387	.00045	-.00227
Check ?	None	Chk Pass	Chk Pass	Chk Pass	Chk Pass
High Limit					
Low Limit					

Elem	Si2881	Sn1899	Sr4077	Th2837	Ti3349
Line	288.158 {117}2	189.989 {477}	407.771 { 83}	283.730 {119}	334.904 {101}
Units	ppm	ppm	ppm	ppm	ppm
Avg	**-.01693**	**-.00052**	**.00004**	**.9963**	**-.00036**
Stddev	.01507	.00016	.00003	.0008	.00032
%RSD	89.035	31.483	82.213	.0831	88.383
#1	-.00627	-.00041	.00002	.9969	-.00013
#2	-.02758	-.00064	.00006	.9957	-.00058
Check ?	Chk Pass	Chk Pass	Chk Pass	None	Chk Pass
High Limit					
Low Limit					

Sample Name: CCB-6675975 Acquired: 9/27/2021 13:59:57 Type: QC
Method: ICAP2 New stds DEC2019(v697) Mode: CONC Corr. Factor: 1.000000
User: LMH Custom ID1: Custom ID2: Custom ID3:
Comment:

Elem	Tl1908	V_2924	Zn2062	Zr3438
Line	190.856 {477}	292.402 {115}	206.200 {163}	343.823 { 98}
Units	ppm	ppm	ppm	ppm
Avg	**-.00014**	**-.00005**	**-.00095**	**.9995**
Stddev	.00056	.00005	.00009	.0008
%RSD	387.84	100.83	9.2512	.0805
#1	-.00054	-.00008	-.00101	.9989
#2	.00025	-.00001	-.00089	1.000
Check ?	Chk Pass	Chk Pass	Chk Pass	None
High Limit				
Low Limit				
Int. Std.	In2306	Y_2243	Y_3600	Y_3774
Line	230.606 {446}	224.306 {450}	360.073 { 94}	377.433 { 89}
Units	Cts/S	Cts/S	Cts/S	Cts/S
Avg	**3952.4**	**3187.3**	**24972.**	**3460.3**
Stddev	7.2	4.5	206.	20.2
%RSD	.18262	.13992	.82378	.58453
#1	3957.5	3190.4	25117.	3446.0
#2	3947.3	3184.1	24826.	3474.6

Sample Name: CCVL-6677556 Acquired: 9/27/2021 14:21:02 Type: QC
Method: ICAP2 New stds DEC2019(v697) Mode: CONC Corr. Factor: 1.000000
User: LMH Custom ID1: Custom ID2: Custom ID3:
Comment:

Elem	Ag3280	Al3082	As1890	B_2089	Ba4554-2
Line	328.068 {103}	308.215 {109}	189.042 {478}	208.959 {461}	455.403 { 74}2
Units	ppm	ppm	ppm	ppm	ppm
Avg	**.00648**	**.22256**	**.01313**	**.01867**	**.00211**
Stddev	.00047	.03063	.00022	.00007	.00004
%RSD	7.2498	13.761	1.6461	.37828	2.0460
#1	.00615	.20091	.01328	.01872	.00208
#2	.00681	.24422	.01298	.01862	.00214
Check ?	Chk Pass	Chk Pass	Chk Pass	Chk Pass	Chk Pass
Value					
Range					

Elem	Be3130	Ca3179	Cd2288	**Ce4040	Co2286
Line	313.042 {108}	317.933 {106}	228.802 {447}	404.076 { 83}	228.616 {447}
Units	ppm	ppm	ppm	ppm	ppm
Avg	**.00201**	**.49876**	**.00210**	**.0081**	**.00378**
Stddev	.00010	.00122	.00018	.0047	.00000
%RSD	5.1059	.24458	8.5758	57.71	.05634
#1	.00209	.49963	.00223	.0114	.00378
#2	.00194	.49790	.00197	.0048	.00378
Check ?	Chk Pass	Chk Pass	Chk Pass	None	Chk Pass
Value					
Range					

Elem	Cr2677	Cu3273	Fe2599	K_7664	Li6707
Line	267.716 {126}	327.396 {103}	259.940 {130}	766.490 { 44}	670.784 { 50}
Units	ppm	ppm	ppm	ppm	ppm
Avg	**.00360**	**.00958**	**.05060**	**.59539**	**.03138**
Stddev	.00002	.00011	.00269	.02499	.00063
%RSD	.51736	1.1696	5.3076	4.1977	2.0014
#1	.00362	.00951	.04870	.57772	.03094
#2	.00359	.00966	.05250	.61306	.03183
Check ?	Chk Pass	Chk Pass	Chk Pass	Chk Pass	Chk Pass
Value					
Range					

Sample Name: CCVL-6677556 Acquired: 9/27/2021 14:21:02 Type: QC
Method: ICAP2 New stds DEC2019(v697) Mode: CONC Corr. Factor: 1.000000
User: LMH Custom ID1: Custom ID2: Custom ID3:
Comment:

Elem	Mg2790	Mn2576	Mo2020	Na5895	Ni2316
Line	279.079 {121}2	257.610 {131}	202.030 {467}	589.592 { 57}	231.604 {446}
Units	ppm	ppm	ppm	ppm	ppm
Avg	.19688	.00336	.00950	.99780	.00896
Stddev	.00012	.00006	.00007	.00569	.00016
%RSD	.06079	1.7310	.75793	.57007	1.7424
#1	.19680	.00340	.00945	.99378	.00907
#2	.19697	.00332	.00955	1.0018	.00885
Check ?	Chk Pass	Chk Pass	Chk Pass	Chk Pass	Chk Pass
Value					
Range					

Elem	P_2136	Pb2203	S_1820	Sb2068	Se1960
Line	213.618 {458}	220.353 {453}	182.034 {485}	206.833 {463}	196.090 {472}
Units	ppm	ppm	ppm	ppm	ppm
Avg	F 25.00	.00918	.18262	.02003	.01964
Stddev	.00	.00012	.00224	.00037	.00372
%RSD	.0001	1.2955	1.2239	1.8381	18.964
#1	25.00	.00927	.18104	.01977	.01701
#2	25.00	.00910	.18420	.02029	.02227
Check ?	Chk Fail	Chk Pass	Chk Pass	Chk Pass	Chk Pass
Value	.0060				
Range	50.00%				

Elem	Si2881	Sn1899	Sr4077	Th2837	Ti3349
Line	288.158 {117}2	189.989 {477}	407.771 { 83}	283.730 {119}	334.904 {101}
Units	ppm	ppm	ppm	ppm	ppm
Avg	.47035	.00859	.00510	F .9956	.00502
Stddev	.01617	.00013	.00005	.0050	.00055
%RSD	3.4388	1.5114	1.0638	.5036	10.873
#1	.45891	.00850	.00514	.9992	.00464
#2	.48178	.00868	.00506	.9921	.00541
Check ?	Chk Pass	Chk Pass	Chk Pass	Chk Fail	Chk Pass
Value				.0060	
Range				50.00%	

Sample Name: CCVL-6677556 Acquired: 9/27/2021 14:21:02 Type: QC
Method: ICAP2 New stds DEC2019(v697) Mode: CONC Corr. Factor: 1.000000
User: LMH Custom ID1: Custom ID2: Custom ID3:
Comment:

Elem	Tl1908	V_2924	Zn2062	Zr3438
Line	190.856 {477}	292.402 {115}	206.200 {163}	343.823 { 98}
Units	ppm	ppm	ppm	ppm
Avg	.02055	.00488	.00852	F 1.000
Stddev	.00104	.00055	.00011	.001
%RSD	5.0781	11.320	1.2760	.1028
#1	.01981	.00449	.00844	.9996
#2	.02129	.00527	.00859	1.001
Check ?	Chk Pass	Chk Pass	Chk Pass	Chk Fail
Value				.0060
Range				50.00%
Int. Std.	In2306	Y_2243	Y_3600	Y_3774
Line	230.606 {446}	224.306 {450}	360.073 { 94}	377.433 { 89}
Units	Cts/S	Cts/S	Cts/S	Cts/S
Avg	4075.3	3285.2	26090.	3663.8
Stddev	47.7	35.4	157.	8.2
%RSD	1.1714	1.0767	.60114	.22427
#1	4041.6	3260.1	26201.	3669.6
#2	4109.1	3310.2	25979.	3658.0

Sample Name: MB 480-597728/1-A Acquired: 9/27/2021 14:24:46 Type: Unk
Method: ICAP2 New stds DEC2019(v697) Mode: CONC Corr. Factor: 1.000000
User: LMH Custom ID1: Custom ID2: Custom ID3:
Comment:

Elem	Ag3280	Al3082	As1890	B_2089	Ba4554-2
Line	328.068 {103}	308.215 {109}	189.042 {478}	208.959 {461}	455.403 { 74}2
IS Ref	(Y_3600)	(Y_3774)	(Y_2243)	(Y_2243)	(Y_3600)
Units	ppm	ppm	ppm	ppm	ppm
Avg	.00092	.02222	-.00181	.00109	-.00002
Stddev	.00039	.02092	.00215	.00058	.00001
%RSD	42.377	94.110	118.81	53.480	34.805
#1	.00064	.03701	-.00333	.00068	-.00002
#2	.00119	.00744	-.00029	.00150	-.00001
Check ?	Chk Pass	Chk Pass	Chk Pass	Chk Pass	Chk Pass
High Limit					
Low Limit					

Elem	Be3130	Ca3179	Cd2288	**Ce4040	Co2286
Line	313.042 {108}	317.933 {106}	228.802 {447}	404.076 { 83}	228.616 {447}
IS Ref	(Y_3774)	(Y_3774)	(Y_2243)	(Y_3774)	(In2306)
Units	ppm	ppm	ppm	ppm	ppm
Avg	.00003	.03712	-.00000	-.0572	.00004
Stddev	.00001	.00016	.00000	.0362	.00011
%RSD	51.223	.43492	55.876	63.31	307.30
#1	.00002	.03724	-.00000	-.0828	.00012
#2	.00004	.03701	-.00001	-.0316	-.00004
Check ?	Chk Pass	Chk Pass	Chk Pass	None	Chk Pass
High Limit					
Low Limit					

Elem	Cr2677	Cu3273	Fe2599	K_7664	Li6707
Line	267.716 {126}	327.396 {103}	259.940 {130}	766.490 { 44}	670.784 { 50}
IS Ref	(Y_3600)	(Y_3600)	(Y_3774)	(Y_3774)	(Y_3774)
Units	ppm	ppm	ppm	ppm	ppm
Avg	.00017	.00058	.00199	.09906	-.00029
Stddev	.00015	.00055	.00281	.00104	.00131
%RSD	89.448	94.918	140.77	1.0460	450.77
#1	.00028	.00096	.00001	.09980	.00064
#2	.00006	.00019	.00398	.09833	-.00122
Check ?	Chk Pass	Chk Pass	Chk Pass	Chk Pass	Chk Pass
High Limit					
Low Limit					

Sample Name: MB 480-597728/1-A Acquired: 9/27/2021 14:24:46 Type: Unk
Method: ICAP2 New stds DEC2019(v697) Mode: CONC Corr. Factor: 1.000000
User: LMH Custom ID1: Custom ID2: Custom ID3:
Comment:

Elem	Mg2790	Mn2576	Mo2020	Na5895	Ni2316
Line	279.079 {121}2	257.610 {131}	202.030 {467}	589.592 { 57}	231.604 {446}
IS Ref	(Y_3600)	(Y_3600)	(Y_2243)	(Y_3774)	(In2306)
Units	ppm	ppm	ppm	ppm	ppm
Avg	**.00245**	**.00048**	**-.00059**	**-.00925**	**-.00029**
Stddev	.00140	.00001	.00010	.00521	.00050
%RSD	57.239	1.2348	17.614	56.349	173.66
#1	.00344	.00048	-.00052	-.00556	-.00065
#2	.00146	.00048	-.00066	-.01294	.00007
Check ?	Chk Pass	Chk Pass	Chk Pass	Chk Pass	Chk Pass
High Limit					
Low Limit					

Elem	P_2136	Pb2203	S_1820	Sb2068	Se1960
Line	213.618 {458}	220.353 {453}	182.034 {485}	206.833 {463}	196.090 {472}
IS Ref	(Y_2243)	(In2306)	(Y_2243)	(Y_2243)	(Y_2243)
Units	ppm	ppm	ppm	ppm	ppm
Avg	**25.02**	**-.00060**	**-.00604**	**-.00201**	**-.00342**
Stddev	.00	.00082	.00039	.00157	.00014
%RSD	.0007	136.70	6.3865	78.202	3.9971
#1	25.02	-.00118	-.00576	-.00312	-.00352
#2	25.02	-.00002	-.00631	-.00090	-.00332
Check ?	None	Chk Pass	Chk Pass	Chk Pass	Chk Pass
High Limit					
Low Limit					

Elem	Si2881	Sn1899	Sr4077	Th2837	Ti3349
Line	288.158 {117}2	189.989 {477}	407.771 { 83}	283.730 {119}	334.904 {101}
IS Ref	(Y_3774)	(In2306)	(Y_3774)	(Y_3774)	(Y_3600)
Units	ppm	ppm	ppm	ppm	ppm
Avg	**-.01794**	**-.00041**	**.00026**	**.9940**	**.00015**
Stddev	.00341	.00001	.00004	.0021	.00006
%RSD	19.026	3.2828	17.050	.2148	40.056
#1	-.01553	-.00040	.00029	.9955	.00019
#2	-.02035	-.00042	.00023	.9924	.00010
Check ?	Chk Pass	Chk Pass	Chk Pass	None	Chk Pass
High Limit					
Low Limit					

Sample Name: MB 480-597728/1-A Acquired: 9/27/2021 14:24:46 Type: Unk
Method: ICAP2 New stds DEC2019(v697) Mode: CONC Corr. Factor: 1.000000
User: LMH Custom ID1: Custom ID2: Custom ID3:
Comment:

Elem	Tl1908	V_2924	Zn2062	Zr3438
Line	190.856 {477}	292.402 {115}	206.200 {163}	343.823 { 98}
IS Ref	(In2306)	(Y_3600)	(Y_3600)	(Y_3774)
Units	ppm	ppm	ppm	ppm
Avg	-.00013	.00011	.00010	.9990
Stddev	.00079	.00021	.00042	.0011
%RSD	616.25	200.81	408.78	.1140
#1	.00043	.00026	-.00020	.9982
#2	-.00069	-.00004	.00040	.9998
Check ?	Chk Pass	Chk Pass	Chk Pass	None
High Limit				
Low Limit				
Int. Std.	In2306	Y_2243	Y_3600	Y_3774
Line	230.606 {446}	224.306 {450}	360.073 { 94}	377.433 { 89}
Units	Cts/S	Cts/S	Cts/S	Cts/S
Avg	4062.4	3268.7	26699.	3745.1
Stddev	16.2	14.1	42.	2.8
%RSD	.39980	.43050	.15850	.07561
#1	4073.9	3278.6	26729.	3743.1
#2	4050.9	3258.7	26669.	3747.1
Check ?	Chk Pass	Chk Pass	Chk Pass	Chk Pass
Value	99.119%	99.238%	101.37%	102.91%
Range				

Sample Name: LCS 480-597728/2-A Acquired: 9/27/2021 14:28:32 Type: Unk
Method: ICAP2 New stds DEC2019(v697) Mode: CONC Corr. Factor: 1.000000
User: LMH Custom ID1: Custom ID2: Custom ID3:
Comment:

Elem	Ag3280	Al3082	As1890	B_2089	Ba4554-2
Line	328.068 {103}	308.215 {109}	189.042 {478}	208.959 {461}	455.403 { 74}2
IS Ref	(Y_3600)	(Y_3774)	(Y_2243)	(Y_2243)	(Y_3600)
Units	ppm	ppm	ppm	ppm	ppm
Avg	.05168	10.414	.21181	.20859	.22326
Stddev	.00095	.050	.00146	.00087	.00025
%RSD	1.8377	.48453	.68697	.41667	.11165
#1	.05101	10.378	.21284	.20798	.22344
#2	.05235	10.450	.21078	.20921	.22309
Check ?	Chk Pass	Chk Pass	Chk Pass	Chk Pass	Chk Pass
High Limit					
Low Limit					

Elem	Be3130	Ca3179	Cd2288	**Ce4040	Co2286
Line	313.042 {108}	317.933 {106}	228.802 {447}	404.076 { 83}	228.616 {447}
IS Ref	(Y_3774)	(Y_3774)	(Y_2243)	(Y_3774)	(In2306)
Units	ppm	ppm	ppm	ppm	ppm
Avg	.21590	10.336	.20930	-.0203	.20210
Stddev	.00003	.035	.00002	.0234	.00025
%RSD	.01588	.34068	.01142	115.3	.12564
#1	.21587	10.361	.20929	-.0369	.20192
#2	.21592	10.311	.20932	-.0038	.20228
Check ?	Chk Pass	Chk Pass	Chk Pass	None	Chk Pass
High Limit					
Low Limit					

Elem	Cr2677	Cu3273	Fe2599	K_7664	Li6707
Line	267.716 {126}	327.396 {103}	259.940 {130}	766.490 { 44}	670.784 { 50}
IS Ref	(Y_3600)	(Y_3600)	(Y_3774)	(Y_3774)	(Y_3774)
Units	ppm	ppm	ppm	ppm	ppm
Avg	.20574	.20957	10.477	10.625	.21647
Stddev	.00057	.00041	.016	.002	.00201
%RSD	.27728	.19592	.14814	.01570	.92967
#1	.20534	.20986	10.466	10.623	.21789
#2	.20614	.20928	10.488	10.626	.21505
Check ?	Chk Pass	Chk Pass	Chk Pass	Chk Pass	Chk Pass
High Limit					
Low Limit					

Sample Name: LCS 480-597728/2-A Acquired: 9/27/2021 14:28:32 Type: Unk
Method: ICAP2 New stds DEC2019(v697) Mode: CONC Corr. Factor: 1.000000
User: LMH Custom ID1: Custom ID2: Custom ID3:
Comment:

Elem	Mg2790	Mn2576	Mo2020	Na5895	Ni2316
Line	279.079 {121}2	257.610 {131}	202.030 {467}	589.592 { 57}	231.604 {446}
IS Ref	(Y_3600)	(Y_3600)	(Y_2243)	(Y_3774)	(In2306)
Units	ppm	ppm	ppm	ppm	ppm
Avg	**10.578**	**.21425**	**.21440**	**10.397**	**.19995**
Stddev	.022	.00034	.00040	.017	.00038
%RSD	.21260	.15697	.18468	.16040	.18808
#1	10.594	.21401	.21468	10.409	.20021
#2	10.562	.21449	.21412	10.385	.19968
Check ?	Chk Pass	Chk Pass	Chk Pass	Chk Pass	Chk Pass
High Limit					
Low Limit					

Elem	P_2136	Pb2203	S_1820	Sb2068	Se1960
Line	213.618 {458}	220.353 {453}	182.034 {485}	206.833 {463}	196.090 {472}
IS Ref	(Y_2243)	(In2306)	(Y_2243)	(Y_2243)	(Y_2243)
Units	ppm	ppm	ppm	ppm	ppm
Avg	**24.68**	**.20395**	**10.191**	**.22351**	**.20364**
Stddev	.00	.00011	.020	.00217	.00271
%RSD	.0064	.05588	.19359	.97143	1.3316
#1	24.68	.20386	10.205	.22504	.20556
#2	24.68	.20403	10.177	.22197	.20172
Check ?	None	Chk Pass	Chk Pass	Chk Pass	Chk Pass
High Limit					
Low Limit					

Elem	Si2881	Sn1899	Sr4077	Th2837	Ti3349
Line	288.158 {117}2	189.989 {477}	407.771 { 83}	283.730 {119}	334.904 {101}
IS Ref	(Y_3774)	(In2306)	(Y_3774)	(Y_3774)	(Y_3600)
Units	ppm	ppm	ppm	ppm	ppm
Avg	**10.358**	**.19377**	**.21553**	**1.002**	**.20708**
Stddev	.036	.00113	.00001	.001	.00105
%RSD	.34509	.58089	.00295	.0921	.50469
#1	10.383	.19297	.21553	1.003	.20634
#2	10.333	.19456	.21554	1.002	.20782
Check ?	Chk Pass	Chk Pass	Chk Pass	None	Chk Pass
High Limit					
Low Limit					

Sample Name: LCS 480-597728/2-A Acquired: 9/27/2021 14:28:32 Type: Unk
Method: ICAP2 New stds DEC2019(v697) Mode: CONC Corr. Factor: 1.000000
User: LMH Custom ID1: Custom ID2: Custom ID3:
Comment:

Elem	Tl1908	V_2924	Zn2062	Zr3438
Line	190.856 {477}	292.402 {115}	206.200 {163}	343.823 { 98}
IS Ref	(In2306)	(Y_3600)	(Y_3600)	(Y_3774)
Units	ppm	ppm	ppm	ppm
Avg	.21182	.20238	.20292	1.006
Stddev	.00115	.00053	.00041	.001
%RSD	.54250	.26344	.20381	.0617
#1	.21263	.20276	.20321	1.006
#2	.21101	.20201	.20262	1.007
Check ?	Chk Pass	Chk Pass	Chk Pass	None
High Limit				
Low Limit				

Int. Std.	In2306	Y_2243	Y_3600	Y_3774
Line	230.606 {446}	224.306 {450}	360.073 { 94}	377.433 { 89}
Units	Cts/S	Cts/S	Cts/S	Cts/S
Avg	3882.4	3268.9	26383.	3792.6
Stddev	55.3	46.8	43.	23.0
%RSD	1.4251	1.4320	.16369	.60606
#1	3921.6	3302.0	26352.	3776.4
#2	3843.3	3235.8	26414.	3808.9
Check ?	Chk Pass	Chk Pass	Chk Pass	Chk Pass
Value	94.729%	99.245%	100.17%	104.22%
Range				

Sample Name: 480-189938-G-1-B Acquired: 9/27/2021 14:32:06 Type: Unk
Method: ICAP2 New stds DEC2019(v697) Mode: CONC Corr. Factor: 1.000000
User: LMH Custom ID1: Custom ID2: Custom ID3:
Comment:

Elem	Ag3280	Al3082	As1890	B_2089	Ba4554-2
Line	328.068 {103}	308.215 {109}	189.042 {478}	208.959 {461}	455.403 { 74}2
IS Ref	(Y_3600)	(Y_3774)	(Y_2243)	(Y_2243)	(Y_3600)
Units	ppm	ppm	ppm	ppm	ppm
Avg	**.00035**	**.04817**	**-.00109**	**.00181**	**.00055**
Stddev	.00059	.02139	.00091	.00001	.00004
%RSD	168.96	44.401	83.196	.45302	8.1156
#1	-.00007	.03304	-.00174	.00182	.00051
#2	.00077	.06329	-.00045	.00180	.00058
Check ?	Chk Pass	Chk Pass	Chk Pass	Chk Pass	Chk Pass
High Limit					
Low Limit					

Elem	Be3130	Ca3179	Cd2288	**Ce4040	Co2286
Line	313.042 {108}	317.933 {106}	228.802 {447}	404.076 { 83}	228.616 {447}
IS Ref	(Y_3774)	(Y_3774)	(Y_2243)	(Y_3774)	(In2306)
Units	ppm	ppm	ppm	ppm	ppm
Avg	**.00014**	**.05048**	**-.00009**	**-.0007**	**-.00006**
Stddev	.00008	.00070	.00008	.0148	.00001
%RSD	62.658	1.3815	87.942	2128.	8.0301
#1	.00008	.05097	-.00004	.0098	-.00006
#2	.00020	.04998	-.00015	-.0111	-.00007
Check ?	Chk Pass	Chk Pass	Chk Pass	Chk Pass	Chk Pass
High Limit					
Low Limit					

Elem	Cr2677	Cu3273	Fe2599	K_7664	Li6707
Line	267.716 {126}	327.396 {103}	259.940 {130}	766.490 { 44}	670.784 { 50}
IS Ref	(Y_3600)	(Y_3600)	(Y_3774)	(Y_3774)	(Y_3774)
Units	ppm	ppm	ppm	ppm	ppm
Avg	**.00094**	**.00178**	**.00703**	**.14008**	**.00211**
Stddev	.00040	.00085	.00184	.00231	.00070
%RSD	42.759	47.521	26.143	1.6490	33.412
#1	.00066	.00238	.00834	.13844	.00260
#2	.00123	.00118	.00573	.14171	.00161
Check ?	Chk Pass	Chk Pass	Chk Pass	Chk Pass	Chk Pass
High Limit					
Low Limit					

Sample Name: 480-189938-G-1-B Acquired: 9/27/2021 14:32:06 Type: Unk
Method: ICAP2 New stds DEC2019(v697) Mode: CONC Corr. Factor: 1.000000
User: LMH Custom ID1: Custom ID2: Custom ID3:
Comment:

Elem	Mg2790	Mn2576	Mo2020	Na5895	Ni2316
Line	279.079 {121}2	257.610 {131}	202.030 {467}	589.592 { 57}	231.604 {446}
IS Ref	(Y_3600)	(Y_3600)	(Y_2243)	(Y_3774)	(In2306)
Units	ppm	ppm	ppm	ppm	ppm
Avg	**.01920**	**.00040**	**.01413**	**24.568**	**.01369**
Stddev	.00447	.00005	.00017	.056	.00015
%RSD	23.285	11.635	1.1681	.22861	1.1295
#1	.01604	.00043	.01401	24.608	.01380
#2	.02236	.00037	.01425	24.528	.01359
Check ?	Chk Pass	Chk Pass	Chk Pass	Chk Pass	Chk Pass
High Limit					
Low Limit					

Elem	P_2136	Pb2203	S_1820	Sb2068	Se1960
Line	213.618 {458}	220.353 {453}	182.034 {485}	206.833 {463}	196.090 {472}
IS Ref	(Y_2243)	(In2306)	(Y_2243)	(Y_2243)	(Y_2243)
Units	ppm	ppm	ppm	ppm	ppm
Avg	**25.05**	**.00050**	**.10135**	**-.00004**	**-.00096**
Stddev	.00	.00004	.00302	.00086	.00045
%RSD	.0024	7.8550	2.9827	2458.0	46.470
#1	25.05	.00047	.09921	.00057	-.00128
#2	25.05	.00052	.10348	-.00064	-.00065
Check ?	None	Chk Pass	Chk Pass	Chk Pass	Chk Pass
High Limit					
Low Limit					

Elem	Si2881	Sn1899	Sr4077	Th2837	Ti3349
Line	288.158 {117}2	189.989 {477}	407.771 { 83}	283.730 {119}	334.904 {101}
IS Ref	(Y_3774)	(In2306)	(Y_3774)	(Y_3774)	(Y_3600)
Units	ppm	ppm	ppm	ppm	ppm
Avg	**.00605**	**.00120**	**.00031**	**.9992**	**.00011**
Stddev	.00291	.00026	.00021	.0026	.00004
%RSD	48.019	22.014	68.218	.2610	35.843
#1	.00811	.00139	.00016	.9974	.00008
#2	.00400	.00101	.00045	1.001	.00014
Check ?	Chk Pass	Chk Pass	Chk Pass	None	Chk Pass
High Limit					
Low Limit					

Sample Name: 480-189938-G-1-B Acquired: 9/27/2021 14:32:06 Type: Unk
Method: ICAP2 New stds DEC2019(v697) Mode: CONC Corr. Factor: 1.000000
User: LMH Custom ID1: Custom ID2: Custom ID3:
Comment:

Elem	Tl1908	V_2924	Zn2062	Zr3438
Line	190.856 {477}	292.402 {115}	206.200 {163}	343.823 { 98}
IS Ref	(In2306)	(Y_3600)	(Y_3600)	(Y_3774)
Units	ppm	ppm	ppm	ppm
Avg	.00023	.00036	.00746	1.000
Stddev	.00020	.00035	.00040	.001
%RSD	88.582	95.543	5.3233	.0863
#1	.00008	.00012	.00718	1.001
#2	.00037	.00061	.00774	.9996
Check ?	Chk Pass	Chk Pass	Chk Pass	None
High Limit				
Low Limit				
Int. Std.	In2306	Y_2243	Y_3600	Y_3774
Line	230.606 {446}	224.306 {450}	360.073 { 94}	377.433 { 89}
Units	Cts/S	Cts/S	Cts/S	Cts/S
Avg	3889.9	3215.0	25787.	3719.3
Stddev	10.7	10.3	435.	56.1
%RSD	.27577	.32117	1.6860	1.5070
#1	3897.5	3222.3	26095.	3679.6
#2	3882.3	3207.7	25480.	3758.9
Check ?	Chk Pass	Chk Pass	Chk Pass	Chk Pass
Value	94.911%	97.607%	97.905%	102.20%
Range				

Sample Name: MB 480-597628/1-A Acquired: 9/27/2021 14:35:52 Type: Unk
Method: ICAP2 New stds DEC2019(v697) Mode: CONC Corr. Factor: 1.000000
User: LMH Custom ID1: Custom ID2: Custom ID3:
Comment:

Elem	Ag3280	Al3082	As1890	B_2089	Ba4554-2
Line	328.068 {103}	308.215 {109}	189.042 {478}	208.959 {461}	455.403 { 74}2
IS Ref	(Y_3600)	(Y_3774)	(Y_2243)	(Y_2243)	(Y_3600)
Units	ppm	ppm	ppm	ppm	ppm
Avg	**.00082**	**.15886**	**-.00216**	**-.00076**	**.00013**
Stddev	.00060	.21645	.00059	.00003	.00001
%RSD	72.675	136.26	27.166	4.1720	7.2834
#1	.00125	.31191	-.00257	-.00074	.00014
#2	.00040	.00580	-.00174	-.00078	.00012
Check ?	Chk Pass	Chk Pass	Chk Pass	Chk Pass	Chk Pass
High Limit					
Low Limit					

Elem	Be3130	Ca3179	Cd2288	**Ce4040	Co2286
Line	313.042 {108}	317.933 {106}	228.802 {447}	404.076 { 83}	228.616 {447}
IS Ref	(Y_3774)	(Y_3774)	(Y_2243)	(Y_3774)	(In2306)
Units	ppm	ppm	ppm	ppm	ppm
Avg	**.00085**	**.16322**	**.00004**	**-.0158**	**-.00012**
Stddev	.00125	.18920	.00008	.0190	.00007
%RSD	145.96	115.92	191.43	120.5	59.837
#1	.00173	.29700	.00010	-.0292	-.00007
#2	-.00003	.02943	-.00001	-.0023	-.00017
Check ?	Chk Pass	Chk Pass	Chk Pass	None	Chk Pass
High Limit					
Low Limit					

Elem	Cr2677	Cu3273	Fe2599	K_7664	Li6707
Line	267.716 {126}	327.396 {103}	259.940 {130}	766.490 { 44}	670.784 { 50}
IS Ref	(Y_3600)	(Y_3600)	(Y_3774)	(Y_3774)	(Y_3774)
Units	ppm	ppm	ppm	ppm	ppm
Avg	**.00050**	**.00057**	F **.08582**	**.17206**	**.00209**
Stddev	.00002	.00016	.11072	.05602	.00456
%RSD	4.5243	27.958	129.02	32.560	217.85
#1	.00051	.00068	.16411	.21167	.00531
#2	.00048	.00046	.00752	.13244	-.00113
Check ?	Chk Pass	Chk Pass	Chk Fail	Chk Pass	Chk Pass
High Limit			.05000		
Low Limit			-.04000		

Sample Name: MB 480-597628/1-A Acquired: 9/27/2021 14:35:52 Type: Unk
Method: ICAP2 New stds DEC2019(v697) Mode: CONC Corr. Factor: 1.000000
User: LMH Custom ID1: Custom ID2: Custom ID3:
Comment:

Elem	Mg2790	Mn2576	Mo2020	Na5895	Ni2316
Line	279.079 {121}2	257.610 {131}	202.030 {467}	589.592 { 57}	231.604 {446}
IS Ref	(Y_3600)	(Y_3600)	(Y_2243)	(Y_3774)	(In2306)
Units	ppm	ppm	ppm	ppm	ppm
Avg	**.00400**	**.00027**	**-.00054**	**.07711**	**-.00007**
Stddev	.00117	.00002	.00001	.09095	.00010
%RSD	29.180	6.9119	1.3677	117.95	138.74
#1	.00482	.00028	-.00055	.14143	-.00014
#2	.00317	.00026	-.00054	.01280	-.00000
Check ?	Chk Pass	Chk Pass	Chk Pass	Chk Pass	Chk Pass
High Limit					
Low Limit					

Elem	P_2136	Pb2203	S_1820	Sb2068	Se1960
Line	213.618 {458}	220.353 {453}	182.034 {485}	206.833 {463}	196.090 {472}
IS Ref	(Y_2243)	(In2306)	(Y_2243)	(Y_2243)	(Y_2243)
Units	ppm	ppm	ppm	ppm	ppm
Avg	**25.03**	**.00024**	**.00257**	**.00068**	**-.00193**
Stddev	.00	.00019	.00137	.00202	.00273
%RSD	.0010	77.351	53.316	296.15	141.67
#1	25.03	.00011	.00354	-.00075	-.00385
#2	25.03	.00037	.00160	.00211	.00000
Check ?	None	Chk Pass	Chk Pass	Chk Pass	Chk Pass
High Limit					
Low Limit					

Elem	Si2881	Sn1899	Sr4077	Th2837	Ti3349
Line	288.158 {117}2	189.989 {477}	407.771 { 83}	283.730 {119}	334.904 {101}
IS Ref	(Y_3774)	(In2306)	(Y_3774)	(Y_3774)	(Y_3600)
Units	ppm	ppm	ppm	ppm	ppm
Avg	**.18239**	F **.03067**	**.00078**	**.9982**	**.00048**
Stddev	.01054	.00013	.00120	.0003	.00019
%RSD	5.7803	.42588	153.23	.0263	40.433
#1	.18985	.03058	.00163	.9984	.00034
#2	.17494	.03076	-.00007	.9980	.00062
Check ?	Chk Pass	Chk Fail	Chk Pass	None	Chk Pass
High Limit		.01000			
Low Limit		-.01000			

Sample Name: MB 480-597628/1-A Acquired: 9/27/2021 14:35:52 Type: Unk
Method: ICAP2 New stds DEC2019(v697) Mode: CONC Corr. Factor: 1.000000
User: LMH Custom ID1: Custom ID2: Custom ID3:
Comment:

Elem	Tl1908	V_2924	Zn2062	Zr3438
Line	190.856 {477}	292.402 {115}	206.200 {163}	343.823 { 98}
IS Ref	(In2306)	(Y_3600)	(Y_3600)	(Y_3774)
Units	ppm	ppm	ppm	ppm
Avg	-.00022	.00013	.00015	1.000
Stddev	.00090	.00058	.00023	.001
%RSD	420.41	439.98	154.15	.0815
#1	.00042	.00054	-.00001	1.001
#2	-.00086	-.00028	.00031	.9997
Check ?	Chk Pass	Chk Pass	Chk Pass	None
High Limit				
Low Limit				
Int. Std.	In2306	Y_2243	Y_3600	Y_3774
Line	230.606 {446}	224.306 {450}	360.073 { 94}	377.433 { 89}
Units	Cts/S	Cts/S	Cts/S	Cts/S
Avg	4143.3	3327.8	27049.	3775.5
Stddev	82.7	57.9	101.	21.4
%RSD	1.9960	1.7406	.37347	.56668
#1	4201.8	3368.7	27121.	3760.3
#2	4084.9	3286.8	26978.	3790.6
Check ?	Chk Pass	Chk Pass	Chk Pass	Chk Pass
Value	101.09%	101.03%	102.70%	103.74%
Range				

Sample Name: LCSSRM 480-597628/2- Acquired: 9/27/2021 14:39:39 Type: Unk
Method: ICAP2 New stds DEC2019(v697) Mode: CONC Corr. Factor: 1.000000
User: LMH Custom ID1: Custom ID2: Custom ID3:
Comment:

Elem	Ag3280	Al3082	As1890	B_2089	Ba4554
Line	328.068 {103}	308.215 {109}	189.042 {478}	208.959 {461}	455.403 { 74}
IS Ref	(Y_3600)	(Y_3774)	(Y_2243)	(Y_2243)	(Y_3774)
Units	ppm	ppm	ppm	ppm	ppm
Avg	.28117	88.949	1.3717	.77894	2.1213
Stddev	.00169	.120	.0011	.00214	.0028
%RSD	.60214	.13440	.07857	.27482	.13290
#1	.27997	89.033	1.3725	.78046	2.1233
#2	.28237	88.864	1.3709	.77743	2.1193
Check ?	Chk Pass	Chk Pass	Chk Pass	Chk Pass	Chk Pass
High Limit					
Low Limit					

Elem	Be3130	Ca3179	Cd2288	**Ce4040	Co2286
Line	313.042 {108}	317.933 {106}	228.802 {447}	404.076 { 83}	228.616 {447}
IS Ref	(Y_3774)	(Y_3774)	(Y_2243)	(Y_3774)	(In2306)
Units	ppm	ppm	ppm	ppm	ppm
Avg	1.5033	41.949	1.2142	1.370	1.2280
Stddev	.0027	.119	.0006	.020	.0008
%RSD	.17931	.28328	.04648	1.464	.06823
#1	1.5052	41.865	1.2146	1.384	1.2274
#2	1.5014	42.033	1.2138	1.356	1.2286
Check ?	Chk Pass	Chk Pass	Chk Pass	Chk Pass	Chk Pass
High Limit					
Low Limit					

Elem	Cr2677	Cu3273	Fe2714	K_7664	Li6707
Line	267.716 {126}	327.396 {103}	271.441 {124}	766.490 { 44}	670.784 { 50}
IS Ref	(Y_3600)	(Y_3600)	(Y_3774)	(Y_3774)	(Y_3774)
Units	ppm	ppm	ppm	ppm	ppm
Avg	1.3584	.47947	137.69	20.643	.06795
Stddev	.0019	.00014	.09	.002	.00037
%RSD	.13924	.02941	.06835	.00939	.54349
#1	1.3570	.47957	137.62	20.644	.06768
#2	1.3597	.47937	137.76	20.642	.06821
Check ?	Chk Pass	Chk Pass	Chk Pass	Chk Pass	Chk Pass
High Limit					
Low Limit					

Sample Name: LCSSRM 480-597628/2- Acquired: 9/27/2021 14:39:39 Type: Unk
Method: ICAP2 New stds DEC2019(v697) Mode: CONC Corr. Factor: 1.000000
User: LMH Custom ID1: Custom ID2: Custom ID3:
Comment:

Elem	Mg2790	Mn2576	Mo2020	Na5895	Ni2316
Line	279.079 {121}2	257.610 {131}	202.030 {467}	589.592 { 57}	231.604 {446}
IS Ref	(Y_3600)	(Y_3600)	(Y_2243)	(Y_3774)	(In2306)
Units	ppm	ppm	ppm	ppm	ppm
Avg	**21.735**	**2.4160**	**.88856**	**1.4604**	**.55694**
Stddev	.038	.0023	.00086	.0099	.00096
%RSD	.17451	.09673	.09698	.67927	.17289
#1	21.708	2.4144	.88917	1.4534	.55762
#2	21.762	2.4177	.88795	1.4674	.55626
Check ?	Chk Pass	Chk Pass	Chk Pass	Chk Pass	Chk Pass
High Limit					
Low Limit					

Elem	P_2136	Pb2203	S_1820	Sb2068	Se1960
Line	213.618 {458}	220.353 {453}	182.034 {485}	206.833 {463}	196.090 {472}
IS Ref	(Y_2243)	(In2306)	(Y_2243)	(Y_2243)	(Y_2243)
Units	ppm	ppm	ppm	ppm	ppm
Avg	**26.96**	**1.3146**	**.74962**	**.97478**	**1.4664**
Stddev	.00	.0005	.00170	.00247	.0071
%RSD	.0053	.03561	.22638	.25335	.48158
#1	26.96	1.3150	.75082	.97652	1.4714
#2	26.96	1.3143	.74842	.97303	1.4614
Check ?	None	Chk Pass	Chk Pass	Chk Pass	Chk Pass
High Limit					
Low Limit					

Elem	Si2881	Sn1899	Sr4077	Th2837	Ti3349
Line	288.158 {117}2	189.989 {477}	407.771 { 83}	283.730 {119}	334.904 {101}
IS Ref	(Y_3774)	(In2306)	(Y_3774)	(Y_3774)	(Y_3600)
Units	ppm	ppm	ppm	ppm	ppm
Avg	**4.6472**	**.72666**	**.78396**	**1.154**	**4.2292**
Stddev	.0033	.00054	.00085	.003	.0056
%RSD	.07094	.07418	.10819	.2261	.13228
#1	4.6495	.72628	.78336	1.156	4.2252
#2	4.6449	.72704	.78456	1.152	4.2331
Check ?	Chk Pass	Chk Pass	Chk Pass	None	Chk Pass
High Limit					
Low Limit					

Sample Name: LCSSRM 480-597628/2- Acquired: 9/27/2021 14:39:39 Type: Unk
Method: ICAP2 New stds DEC2019(v697) Mode: CONC Corr. Factor: 1.000000
User: LMH Custom ID1: Custom ID2: Custom ID3:
Comment:

Elem	Tl1908	V_2924	Zn2062	Zr3438
Line	190.856 {477}	292.402 {115}	206.200 {163}	343.823 { 98}
IS Ref	(In2306)	(Y_3600)	(Y_3600)	(Y_3774)
Units	ppm	ppm	ppm	ppm
Avg	1.1458	.59721	1.3496	1.026
Stddev	.0045	.00019	.0018	.001
%RSD	.39459	.03223	.13082	.1186
#1	1.1426	.59734	1.3483	1.025
#2	1.1490	.59707	1.3508	1.027
Check ?	Chk Pass	Chk Pass	Chk Pass	None
High Limit				
Low Limit				
Int. Std.	In2306	Y_2243	Y_3600	Y_3774
Line	230.606 {446}	224.306 {450}	360.073 { 94}	377.433 { 89}
Units	Cts/S	Cts/S	Cts/S	Cts/S
Avg	3623.5	3740.5	29517.	4331.7
Stddev	10.0	4.2	69.	4.6
%RSD	.27462	.11168	.23227	.10632
#1	3630.6	3743.4	29566.	4335.0
#2	3616.5	3737.5	29469.	4328.4
Check ?	Chk Pass	Chk Pass	Chk Pass	Chk Pass
Value	88.412%	113.56%	112.06%	119.03%
Range				

Sample Name: 480-189796-A-39-D Acquired: 9/27/2021 14:43:11 Type: Unk
Method: ICAP2 New stds DEC2019(v697) Mode: CONC Corr. Factor: 1.000000
User: LMH Custom ID1: Custom ID2: Custom ID3:
Comment:

Elem	Ag3280	Al3082	As1890	B_2089	Ba4554-2
Line	328.068 {103}	308.215 {109}	189.042 {478}	208.959 {461}	455.403 { 74}2
IS Ref	(Y_3600)	(Y_3774)	(Y_2243)	(Y_2243)	(Y_3600)
Units	ppm	ppm	ppm	ppm	ppm
Avg	.00135	117.03	.05201	.02951	.43996
Stddev	.00046	.54	.00248	.00028	.00093
%RSD	33.710	.46478	4.7678	.94481	.21041
#1	.00167	117.42	.05026	.02971	.44061
#2	.00103	116.65	.05376	.02931	.43930
Check ?	Chk Pass	Chk Pass	Chk Pass	Chk Pass	Chk Pass
High Limit					
Low Limit					

Elem	Be3130	Ca3179	Cd2288	**Ce4040	Co2286
Line	313.042 {108}	317.933 {106}	228.802 {447}	404.076 { 83}	228.616 {447}
IS Ref	(Y_3774)	(Y_3774)	(Y_2243)	(Y_3774)	(In2306)
Units	ppm	ppm	ppm	ppm	ppm
Avg	.00501	22.932	.00166	.5583	.09917
Stddev	.00011	.115	.00011	.0469	.00008
%RSD	2.1244	.50193	6.5278	8.402	.07857
#1	.00508	23.013	.00173	.5914	.09923
#2	.00493	22.851	.00158	.5251	.09912
Check ?	Chk Pass	Chk Pass	Chk Pass	Chk Pass	Chk Pass
High Limit					
Low Limit					

Elem	Cr2677	Cu3273	Fe2714	K_7664	Li6707
Line	267.716 {126}	327.396 {103}	271.441 {124}	766.490 { 44}	670.784 { 50}
IS Ref	(Y_3600)	(Y_3600)	(Y_3774)	(Y_3774)	(Y_3774)
Units	ppm	ppm	ppm	ppm	ppm
Avg	.14258	.17309	211.87	14.822	.21579
Stddev	.00017	.00010	.91	.074	.00036
%RSD	.11959	.05843	.43124	.50004	.16883
#1	.14270	.17316	212.52	14.875	.21605
#2	.14246	.17301	211.23	14.770	.21554
Check ?	Chk Pass	Chk Pass	Chk Pass	Chk Pass	Chk Pass
High Limit					
Low Limit					

Sample Name: 480-189796-A-39-D Acquired: 9/27/2021 14:43:11 Type: Unk
Method: ICAP2 New stds DEC2019(v697) Mode: CONC Corr. Factor: 1.000000
User: LMH Custom ID1: Custom ID2: Custom ID3:
Comment:

Elem	Mg2790	Mn2576	Mo2020	Na5895	Ni2316
Line	279.079 {121}2	257.610 {131}	202.030 {467}	589.592 { 57}	231.604 {446}
IS Ref	(Y_3600)	(Y_3600)	(Y_2243)	(Y_3774)	(In2306)
Units	ppm	ppm	ppm	ppm	ppm
Avg	**49.586**	**5.4201**	**.00440**	**.81001**	**.21434**
Stddev	.088	.0067	.00026	.00915	.00044
%RSD	.17796	.12354	5.8438	1.1294	.20350
#1	49.649	5.4154	.00422	.81648	.21403
#2	49.524	5.4248	.00458	.80354	.21464
Check ?	Chk Pass	Chk Pass	Chk Pass	Chk Pass	Chk Pass
High Limit					
Low Limit					

Elem	P_2136	Pb2203	S_1820	Sb2068	Se1960
Line	213.618 {458}	220.353 {453}	182.034 {485}	206.833 {463}	196.090 {472}
IS Ref	(Y_2243)	(In2306)	(Y_2243)	(Y_2243)	(Y_2243)
Units	ppm	ppm	ppm	ppm	ppm
Avg	**26.55**	**.12209**	**.14567**	**.03063**	**.01845**
Stddev	.00	.00111	.00173	.00285	.00202
%RSD	.0184	.90570	1.1849	9.3188	10.937
#1	26.55	.12131	.14689	.03265	.01987
#2	26.54	.12287	.14445	.02861	.01702
Check ?	None	Chk Pass	Chk Pass	Chk Pass	Chk Pass
High Limit					
Low Limit					

Elem	Si2881	Sn1899	Sr4077	Th2837	Ti3349
Line	288.158 {117}2	189.989 {477}	407.771 { 83}	283.730 {119}	334.904 {101}
IS Ref	(Y_3774)	(In2306)	(Y_3774)	(Y_3774)	(Y_3600)
Units	ppm	ppm	ppm	ppm	ppm
Avg	**4.8615**	**.03600**	**.07834**	**1.117**	**.67338**
Stddev	.0456	.00053	.00028	.000	.00160
%RSD	.93729	1.4649	.35645	.0326	.23690
#1	4.8293	.03637	.07853	1.117	.67451
#2	4.8938	.03563	.07814	1.116	.67225
Check ?	Chk Pass	Chk Pass	Chk Pass	None	Chk Pass
High Limit					
Low Limit					

Sample Name: 480-189796-A-39-D Acquired: 9/27/2021 14:43:11 Type: Unk
Method: ICAP2 New stds DEC2019(v697) Mode: CONC Corr. Factor: 1.000000
User: LMH Custom ID1: Custom ID2: Custom ID3:
Comment:

Elem	Tl1908	V_2924	Zn2062	Zr3438
Line	190.856 {477}	292.402 {115}	206.200 {163}	343.823 { 98}
IS Ref	(In2306)	(Y_3600)	(Y_3600)	(Y_3774)
Units	ppm	ppm	ppm	ppm
Avg	**-.00310**	**.18242**	**.53555**	**1.033**
Stddev	.00090	.00028	.00076	.002
%RSD	29.062	.15096	.14176	.1732
#1	-.00246	.18222	.53609	1.032
#2	-.00374	.18261	.53501	1.034
Check ?	Chk Pass	Chk Pass	Chk Pass	None
High Limit				
Low Limit				
Int. Std.	In2306	Y_2243	Y_3600	Y_3774
Line	230.606 {446}	224.306 {450}	360.073 { 94}	377.433 { 89}
Units	Cts/S	Cts/S	Cts/S	Cts/S
Avg	**3578.6**	**3709.8**	**29174.**	**4314.5**
Stddev	13.7	16.3	103.	30.0
%RSD	.38230	.43950	.35207	.69596
#1	3588.2	3721.4	29102.	4293.3
#2	3568.9	3698.3	29247.	4335.8
Check ?	Chk Pass	Chk Pass	Chk Pass	Chk Pass
Value	87.314%	112.63%	110.76%	118.56%
Range				

Sample Name: 189796-A-39-DSD@5 Acquired: 9/27/2021 14:46:52 Type: Unk
Method: ICAP2 New stds DEC2019(v697) Mode: CONC Corr. Factor: 1.000000
User: LMH Custom ID1: Custom ID2: Custom ID3:
Comment:

Elem	Ag3280	Al3082	As1890	B_2089	Ba4554-2
Line	328.068 {103}	308.215 {109}	189.042 {478}	208.959 {461}	455.403 { 74}2
IS Ref	(Y_3600)	(Y_3774)	(Y_2243)	(Y_2243)	(Y_3600)
Units	ppm	ppm	ppm	ppm	ppm
Avg	.00002	26.660	.01135	.00641	.09925
Stddev	.00044	.058	.00117	.00047	.00005
%RSD	2055.0	.21828	10.304	7.3185	.05345
#1	.00033	26.701	.01053	.00675	.09929
#2	-.00029	26.619	.01218	.00608	.09922
Check ?	Chk Pass	Chk Pass	Chk Pass	Chk Pass	Chk Pass
High Limit					
Low Limit					

Elem	Be3130	Ca3179	Cd2288	**Ce4040	Co2286
Line	313.042 {108}	317.933 {106}	228.802 {447}	404.076 { 83}	228.616 {447}
IS Ref	(Y_3774)	(Y_3774)	(Y_2243)	(Y_3774)	(In2306)
Units	ppm	ppm	ppm	ppm	ppm
Avg	.00114	5.2396	.00032	.0915	.01900
Stddev	.00003	.0071	.00013	.0170	.00043
%RSD	2.5878	.13502	40.683	18.62	2.2694
#1	.00112	5.2446	.00023	.1036	.01930
#2	.00116	5.2346	.00042	.0795	.01869
Check ?	Chk Pass	Chk Pass	Chk Pass	Chk Pass	Chk Pass
High Limit					
Low Limit					

Elem	Cr2677	Cu3273	Fe2714	K_7664	Li6707
Line	267.716 {126}	327.396 {103}	271.441 {124}	766.490 { 44}	670.784 { 50}
IS Ref	(Y_3600)	(Y_3600)	(Y_3774)	(Y_3774)	(Y_3774)
Units	ppm	ppm	ppm	ppm	ppm
Avg	.03180	.03909	48.572	3.3993	.04647
Stddev	.00006	.00112	.071	.0519	.00344
%RSD	.18018	2.8631	.14713	1.5259	7.3932
#1	.03184	.03988	48.622	3.3626	.04405
#2	.03176	.03830	48.521	3.4360	.04890
Check ?	Chk Pass	Chk Pass	Chk Pass	Chk Pass	Chk Pass
High Limit					
Low Limit					

Sample Name: 189796-A-39-DSD@5 Acquired: 9/27/2021 14:46:52 Type: Unk
Method: ICAP2 New stds DEC2019(v697) Mode: CONC Corr. Factor: 1.000000
User: LMH Custom ID1: Custom ID2: Custom ID3:
Comment:

Elem	Mg2790	Mn2576	Mo2020	Na5895	Ni2316
Line	279.079 {121}2	257.610 {131}	202.030 {467}	589.592 { 57}	231.604 {446}
IS Ref	(Y_3600)	(Y_3600)	(Y_2243)	(Y_3774)	(In2306)
Units	ppm	ppm	ppm	ppm	ppm
Avg	**11.154**	**1.2494**	**.00038**	**.16558**	**.04146**
Stddev	.002	.0003	.00000	.00147	.00013
%RSD	.02009	.02272	.96322	.88628	.30432
#1	11.156	1.2496	.00037	.16455	.04155
#2	11.153	1.2492	.00038	.16662	.04137
Check ?	Chk Pass	Chk Pass	Chk Pass	Chk Pass	Chk Pass
High Limit					
Low Limit					

Elem	P_2136	Pb2203	S_1820	Sb2068	Se1960
Line	213.618 {458}	220.353 {453}	182.034 {485}	206.833 {463}	196.090 {472}
IS Ref	(Y_2243)	(In2306)	(Y_2243)	(Y_2243)	(Y_2243)
Units	ppm	ppm	ppm	ppm	ppm
Avg	**25.35**	**.02406**	**.02436**	**.00461**	**.00347**
Stddev	.00	.00084	.00162	.00099	.00247
%RSD	.0057	3.4798	6.6706	21.578	71.162
#1	25.35	.02465	.02551	.00390	.00173
#2	25.35	.02347	.02321	.00531	.00522
Check ?	None	Chk Pass	Chk Pass	Chk Pass	Chk Pass
High Limit					
Low Limit					

Elem	Si2881	Sn1899	Sr4077	Th2837	Ti3349
Line	288.158 {117}2	189.989 {477}	407.771 { 83}	283.730 {119}	334.904 {101}
IS Ref	(Y_3774)	(In2306)	(Y_3774)	(Y_3774)	(Y_3600)
Units	ppm	ppm	ppm	ppm	ppm
Avg	**1.1074**	**.00643**	**.01764**	**1.025**	**.15079**
Stddev	.0373	.00007	.00026	.002	.00103
%RSD	3.3660	1.0391	1.4853	.1592	.68386
#1	1.1337	.00648	.01746	1.026	.15152
#2	1.0810	.00639	.01783	1.023	.15006
Check ?	Chk Pass	Chk Pass	Chk Pass	None	Chk Pass
High Limit					
Low Limit					

Sample Name: 189796-A-39-DSD@5 Acquired: 9/27/2021 14:46:52 Type: Unk
Method: ICAP2 New stds DEC2019(v697) Mode: CONC Corr. Factor: 1.000000
User: LMH Custom ID1: Custom ID2: Custom ID3:
Comment:

Elem	Tl1908	V_2924	Zn2062	Zr3438
Line	190.856 {477}	292.402 {115}	206.200 {163}	343.823 { 98}
IS Ref	(In2306)	(Y_3600)	(Y_3600)	(Y_3774)
Units	ppm	ppm	ppm	ppm
Avg	-.00090	.04073	.11976	1.008
Stddev	.00011	.00025	.00058	.001
%RSD	12.298	.61484	.48680	.0503
#1	-.00082	.04055	.12017	1.008
#2	-.00098	.04091	.11934	1.008
Check ?	Chk Pass	Chk Pass	Chk Pass	None
High Limit				
Low Limit				
Int. Std.	In2306	Y_2243	Y_3600	Y_3774
Line	230.606 {446}	224.306 {450}	360.073 { 94}	377.433 { 89}
Units	Cts/S	Cts/S	Cts/S	Cts/S
Avg	3890.9	3383.7	26609.	3665.0
Stddev	5.9	5.1	108.	9.4
%RSD	.15115	.15141	.40559	.25721
#1	3895.1	3387.3	26533.	3658.3
#2	3886.8	3380.1	26686.	3671.7
Check ?	Chk Pass	Chk Pass	Chk Pass	Chk Pass
Value	94.936%	102.73%	101.03%	100.71%
Range				

Sample Name: 189796-A-39-DPDS Acquired: 9/27/2021 14:50:30 Type: Unk
Method: ICAP2 New stds DEC2019(v697) Mode: CONC Corr. Factor: 1.000000
User: LMH Custom ID1: Custom ID2: Custom ID3:
Comment:

Elem	Ag3280	Al3082	As1890	B_2089	Ba4554
Line	328.068 {103}	308.215 {109}	189.042 {478}	208.959 {461}	455.403 { 74}
IS Ref	(Y_3600)	(Y_3774)	(Y_2243)	(Y_2243)	(Y_3774)
Units	ppm	ppm	ppm	ppm	ppm
Avg	.08977	131.26	.41696	.36974	.78996
Stddev	.00014	.38	.00406	.00008	.00083
%RSD	.15537	.28841	.97411	.02071	.10538
#1	.08987	130.99	.41983	.36968	.78937
#2	.08967	131.53	.41409	.36979	.79055
Check ?	Chk Pass	Chk Pass	Chk Pass	Chk Pass	Chk Pass
High Limit					
Low Limit					

Elem	Be3130	Ca3179	Cd2288	**Ce4040	Co2286
Line	313.042 {108}	317.933 {106}	228.802 {447}	404.076 { 83}	228.616 {447}
IS Ref	(Y_3774)	(Y_3774)	(Y_2243)	(Y_3774)	(In2306)
Units	ppm	ppm	ppm	ppm	ppm
Avg	.37721	39.819	.36100	.5382	.50852
Stddev	.00063	.021	.00123	.0156	.00135
%RSD	.16739	.05202	.34044	2.896	.26507
#1	.37677	39.834	.36186	.5271	.50948
#2	.37766	39.805	.36013	.5492	.50757
Check ?	Chk Pass	Chk Pass	Chk Pass	Chk Pass	Chk Pass
High Limit					
Low Limit					

Elem	Cr2677	Cu3273	Fe2714	K_7664	Li6707
Line	267.716 {126}	327.396 {103}	271.441 {124}	766.490 { 44}	670.784 { 50}
IS Ref	(Y_3600)	(Y_3600)	(Y_3774)	(Y_3774)	(Y_3774)
Units	ppm	ppm	ppm	ppm	ppm
Avg	.49450	.52513	222.41	32.738	.57334
Stddev	.00061	.00114	.37	.089	.00406
%RSD	.12379	.21753	.16681	.27312	.70879
#1	.49407	.52593	222.15	32.675	.57621
#2	.49493	.52432	222.68	32.801	.57047
Check ?	Chk Pass	Chk Pass	Chk Pass	Chk Pass	Chk Pass
High Limit					
Low Limit					

Sample Name: 189796-A-39-DPDS Acquired: 9/27/2021 14:50:30 Type: Unk
Method: ICAP2 New stds DEC2019(v697) Mode: CONC Corr. Factor: 1.000000
User: LMH Custom ID1: Custom ID2: Custom ID3:
Comment:

Elem	Mg2790	Mn2576	Mo2020	Na5895	Ni2316
Line	279.079 {121}2	257.610 {131}	202.030 {467}	589.592 { 57}	231.604 {446}
IS Ref	(Y_3600)	(Y_3600)	(Y_2243)	(Y_3774)	(In2306)
Units	ppm	ppm	ppm	ppm	ppm
Avg	**66.487**	**5.5760**	**.36964**	**18.524**	**.61622**
Stddev	.112	.0361	.00164	.007	.00061
%RSD	.16855	.64674	.44420	.03791	.09922
#1	66.408	5.5505	.37080	18.529	.61666
#2	66.566	5.6015	.36847	18.519	.61579
Check ?	Chk Pass	Chk Pass	Chk Pass	Chk Pass	Chk Pass
High Limit					
Low Limit					

Elem	P_2136	Pb2203	S_1820	Sb2068	Se1960
Line	213.618 {458}	220.353 {453}	182.034 {485}	206.833 {463}	196.090 {472}
IS Ref	(Y_2243)	(In2306)	(Y_2243)	(Y_2243)	(Y_2243)
Units	ppm	ppm	ppm	ppm	ppm
Avg	**25.96**	**.53227**	**.13211**	**.39972**	**.37253**
Stddev	.00	.00048	.00068	.00658	.00158
%RSD	.0143	.08991	.51532	1.6464	.42410
#1	25.96	.53261	.13259	.40437	.37364
#2	25.95	.53193	.13163	.39506	.37141
Check ?	None	Chk Pass	Chk Pass	Chk Pass	Chk Pass
High Limit					
Low Limit					

Elem	Si2881	Sn1899	Sr4077	Th2837	Ti3349
Line	288.158 {117}2	189.989 {477}	407.771 { 83}	283.730 {119}	334.904 {101}
IS Ref	(Y_3774)	(In2306)	(Y_3774)	(Y_3774)	(Y_3600)
Units	ppm	ppm	ppm	ppm	ppm
Avg	**4.6753**	**.43886**	**.44113**	**1.126**	**1.0088**
Stddev	.0006	.00103	.00090	.002	.0050
%RSD	.01283	.23523	.20350	.1727	.49645
#1	4.6749	.43959	.44049	1.127	1.0053
#2	4.6758	.43813	.44176	1.124	1.0124
Check ?	Chk Pass	Chk Pass	Chk Pass	None	Chk Pass
High Limit					
Low Limit					

Sample Name: 189796-A-39-DPDS Acquired: 9/27/2021 14:50:30 Type: Unk
Method: ICAP2 New stds DEC2019(v697) Mode: CONC Corr. Factor: 1.000000
User: LMH Custom ID1: Custom ID2: Custom ID3:
Comment:

Elem	Tl1908	V_2924	Zn2062	Zr3438
Line	190.856 {477}	292.402 {115}	206.200 {163}	343.823 { 98}
IS Ref	(In2306)	(Y_3600)	(Y_3600)	(Y_3774)
Units	ppm	ppm	ppm	ppm
Avg	.41273	.52340	.86677	1.035
Stddev	.00320	.00152	.00091	.001
%RSD	.77553	.29050	.10495	.0448
#1	.41499	.52233	.86613	1.035
#2	.41047	.52448	.86742	1.036
Check ?	Chk Pass	Chk Pass	Chk Pass	None
High Limit				
Low Limit				
Int. Std.	In2306	Y_2243	Y_3600	Y_3774
Line	230.606 {446}	224.306 {450}	360.073 { 94}	377.433 { 89}
Units	Cts/S	Cts/S	Cts/S	Cts/S
Avg	3487.9	3656.1	28253.	4152.0
Stddev	1.9	1.2	71.	17.4
%RSD	.05304	.03348	.25169	.41844
#1	3489.2	3655.2	28303.	4139.7
#2	3486.6	3656.9	28202.	4164.3
Check ?	Chk Pass	Chk Pass	Chk Pass	Chk Pass
Value	85.102%	111.00%	107.26%	114.09%
Range				

Sample Name: 480-189796-A-39-E MS Acquired: 9/27/2021 14:54:12 Type: Unk
Method: ICAP2 New stds DEC2019(v697) Mode: CONC Corr. Factor: 1.000000
User: LMH Custom ID1: Custom ID2: Custom ID3:
Comment:

Elem	Ag3280	Al3082	As1890	B_2089	Ba4554
Line	328.068 {103}	308.215 {109}	189.042 {478}	208.959 {461}	455.403 { 74}
IS Ref	(Y_3600)	(Y_3774)	(Y_2243)	(Y_2243)	(Y_3774)
Units	ppm	ppm	ppm	ppm	ppm
Avg	.08457	176.29	.41564	.40869	1.0278
Stddev	.00031	.10	.00098	.00033	.0016
%RSD	.36493	.05654	.23599	.08127	.15186
#1	.08435	176.22	.41495	.40892	1.0289
#2	.08479	176.36	.41634	.40845	1.0267
Check ?	Chk Pass	Chk Pass	Chk Pass	Chk Pass	Chk Pass
High Limit					
Low Limit					

Elem	Be3130	Ca3179	Cd2288	**Ce4040	Co2286
Line	313.042 {108}	317.933 {106}	228.802 {447}	404.076 { 83}	228.616 {447}
IS Ref	(Y_3774)	(Y_3774)	(Y_2243)	(Y_3774)	(In2306)
Units	ppm	ppm	ppm	ppm	ppm
Avg	.35270	31.236	.34120	.5246	.49619
Stddev	.00071	.011	.00005	.0266	.00067
%RSD	.20009	.03484	.01450	5.073	.13503
#1	.35320	31.243	.34123	.5434	.49667
#2	.35221	31.228	.34116	.5058	.49572
Check ?	Chk Pass	Chk Pass	Chk Pass	Chk Pass	Chk Pass
High Limit					
Low Limit					

Elem	Cr2677	Cu3273	Fe2714	K_7664	Li6707
Line	267.716 {126}	327.396 {103}	271.441 {124}	766.490 { 44}	670.784 { 50}
IS Ref	(Y_3600)	(Y_3600)	(Y_3774)	(Y_3774)	(Y_3774)
Units	ppm	ppm	ppm	ppm	ppm
Avg	.52941	.48427	223.18	54.873	.55132
Stddev	.00201	.00139	.34	.080	.00081
%RSD	.37940	.28772	.15091	.14497	.14782
#1	.53083	.48525	222.95	54.817	.55190
#2	.52799	.48328	223.42	54.929	.55075
Check ?	Chk Pass	Chk Pass	Chk Pass	Chk Pass	Chk Pass
High Limit					
Low Limit					

Sample Name: 480-189796-A-39-E MS Acquired: 9/27/2021 14:54:12 Type: Unk
Method: ICAP2 New stds DEC2019(v697) Mode: CONC Corr. Factor: 1.000000
User: LMH Custom ID1: Custom ID2: Custom ID3:
Comment:

Elem	Mg2790	Mn2576	Mo2020	Na5895	Ni2316
Line	279.079 {121}2	257.610 {131}	202.030 {467}	589.592 { 57}	231.604 {446}
IS Ref	(Y_3600)	(Y_3600)	(Y_2243)	(Y_3774)	(In2306)
Units	ppm	ppm	ppm	ppm	ppm
Avg	**60.780**	**4.3596**	**.34924**	**17.878**	**.59917**
Stddev	.094	.0354	.00016	.014	.00058
%RSD	.15466	.81132	.04531	.07723	.09743
#1	60.847	4.3346	.34935	17.888	.59958
#2	60.714	4.3846	.34912	17.869	.59876
Check ?	Chk Pass	Chk Pass	Chk Pass	Chk Pass	Chk Pass
High Limit					
Low Limit					

Elem	P_2136	Pb2203	S_1820	Sb2068	Se1960
Line	213.618 {458}	220.353 {453}	182.034 {485}	206.833 {463}	196.090 {472}
IS Ref	(Y_2243)	(In2306)	(Y_2243)	(Y_2243)	(Y_2243)
Units	ppm	ppm	ppm	ppm	ppm
Avg	**26.52**	**.53210**	**16.740**	**.25709**	**.35288**
Stddev	.00	.00010	.009	.00205	.00311
%RSD	.0110	.01843	.05599	.79635	.88109
#1	26.52	.53203	16.747	.25854	.35507
#2	26.52	.53217	16.733	.25564	.35068
Check ?	None	Chk Pass	Chk Pass	Chk Pass	Chk Pass
High Limit					
Low Limit					

Elem	Si2881	Sn1899	Sr4077	Th2837	Ti3349
Line	288.158 {117}2	189.989 {477}	407.771 { 83}	283.730 {119}	334.904 {101}
IS Ref	(Y_3774)	(In2306)	(Y_3774)	(Y_3774)	(Y_3600)
Units	ppm	ppm	ppm	ppm	ppm
Avg	**12.142**	**.40707**	**.44191**	**1.126**	**1.5133**
Stddev	.018	.00143	.00037	.010	.0017
%RSD	.14655	.35250	.08379	.8638	.10883
#1	12.130	.40809	.44217	1.133	1.5121
#2	12.155	.40606	.44165	1.119	1.5144
Check ?	Chk Pass	Chk Pass	Chk Pass	None	Chk Pass
High Limit					
Low Limit					

Sample Name: 480-189796-A-39-E MS Acquired: 9/27/2021 14:54:12 Type: Unk
Method: ICAP2 New stds DEC2019(v697) Mode: CONC Corr. Factor: 1.000000
User: LMH Custom ID1: Custom ID2: Custom ID3:
Comment:

Elem	Tl1908	V_2924	Zn2062	Zr3438
Line	190.856 {477}	292.402 {115}	206.200 {163}	343.823 { 98}
IS Ref	(In2306)	(Y_3600)	(Y_3600)	(Y_3774)
Units	ppm	ppm	ppm	ppm
Avg	.40558	.58272	.88888	1.098
Stddev	.00032	.00190	.00012	.000
%RSD	.07927	.32651	.01327	.0315
#1	.40535	.58407	.88880	1.098
#2	.40581	.58138	.88897	1.098
Check ?	Chk Pass	Chk Pass	Chk Pass	None
High Limit				
Low Limit				
Int. Std.	In2306	Y_2243	Y_3600	Y_3774
Line	230.606 {446}	224.306 {450}	360.073 { 94}	377.433 { 89}
Units	Cts/S	Cts/S	Cts/S	Cts/S
Avg	3438.2	3762.3	28823.	4291.9
Stddev	1.1	1.8	14.	3.2
%RSD	.03290	.04809	.04819	.07517
#1	3437.4	3763.6	28832.	4294.2
#2	3439.0	3761.0	28813.	4289.6
Check ?	Chk Pass	Chk Pass	Chk Pass	Chk Pass
Value	83.890%	114.22%	109.43%	117.94%
Range				

Sample Name: CCV-6675976 Acquired: 9/27/2021 14:57:58 Type: QC
Method: ICAP2 New stds DEC2019(v697) Mode: CONC Corr. Factor: 1.000000
User: LMH Custom ID1: Custom ID2: Custom ID3:
Comment:

Elem	Ag3280	Al3082	As1890	B_2089	Ba4554
Line	328.068 {103}	308.215 {109}	189.042 {478}	208.959 {461}	455.403 { 74}
Units	ppm	ppm	ppm	ppm	ppm
Avg	**.98233**	**49.650**	**1.0123**	**1.0044**	**1.0078**
Stddev	.00132	.046	.0044	.0011	.0029
%RSD	.13472	.09312	.43404	.11390	.29314
#1	.98327	49.683	1.0154	1.0036	1.0057
#2	.98140	49.617	1.0092	1.0052	1.0099
Check ?	Chk Pass	Chk Pass	Chk Pass	Chk Pass	Chk Pass
Value					
Range					

Elem	Be3130	Ca3179	Cd2288	**Ce4040	Co2286
Line	313.042 {108}	317.933 {106}	228.802 {447}	404.076 { 83}	228.616 {447}
Units	ppm	ppm	ppm	ppm	ppm
Avg	**1.0018**	**50.093**	**1.0119**	**.9161**	**.98162**
Stddev	.0015	.087	.0019	.0028	.00069
%RSD	.15277	.17381	.19008	.3054	.07072
#1	1.0007	50.031	1.0133	.9141	.98211
#2	1.0029	50.154	1.0106	.9181	.98113
Check ?	Chk Pass	Chk Pass	Chk Pass	None	Chk Pass
Value					
Range					

Elem	Cr2677	Cu3273	Fe2714	K_7664	Li6707
Line	267.716 {126}	327.396 {103}	271.441 {124}	766.490 { 44}	670.784 { 50}
Units	ppm	ppm	ppm	ppm	ppm
Avg	**1.0035**	**1.0033**	**49.398**	**50.718**	**1.0200**
Stddev	.0033	.0031	.205	.065	.0007
%RSD	.32839	.30878	.41534	.12841	.07155
#1	1.0012	1.0054	49.253	50.672	1.0195
#2	1.0059	1.0011	49.544	50.764	1.0205
Check ?	Chk Pass	Chk Pass	Chk Pass	Chk Pass	Chk Pass
Value					
Range					

Sample Name: CCV-6675976 Acquired: 9/27/2021 14:57:58 Type: QC
Method: ICAP2 New stds DEC2019(v697) Mode: CONC Corr. Factor: 1.000000
User: LMH Custom ID1: Custom ID2: Custom ID3:
Comment:

Elem	Mg2790	Mn2576	Mo2020	Na5895	Ni2316
Line	279.079 {121}2	257.610 {131}	202.030 {467}	589.592 { 57}	231.604 {446}
Units	ppm	ppm	ppm	ppm	ppm
Avg	**49.354**	**1.0045**	**1.0365**	**50.764**	**.98972**
Stddev	.065	.0007	.0034	.085	.00124
%RSD	.13204	.06957	.32743	.16822	.12497
#1	49.400	1.0050	1.0389	50.704	.99060
#2	49.308	1.0040	1.0341	50.825	.98885
Check ?	Chk Pass	Chk Pass	Chk Pass	Chk Pass	Chk Pass
Value					
Range					

Elem	P_2136	Pb2203	S_1820	Sb2068	Se1960
Line	213.618 {458}	220.353 {453}	182.034 {485}	206.833 {463}	196.090 {472}
Units	ppm	ppm	ppm	ppm	ppm
Avg	**23.49**	**.98161**	**25.293**	**1.0219**	**1.0111**
Stddev	.00	.00131	.012	.0040	.0032
%RSD	.0134	.13380	.04667	.39065	.31958
#1	23.49	.98254	25.301	1.0191	1.0134
#2	23.49	.98068	25.285	1.0247	1.0088
Check ?	None	Chk Pass	Chk Pass	Chk Pass	Chk Pass
Value					
Range					

Elem	Si2881	Sn1899	Sr4077	Th2837	Ti3349
Line	288.158 {117}2	189.989 {477}	407.771 { 83}	283.730 {119}	334.904 {101}
Units	ppm	ppm	ppm	ppm	ppm
Avg	**9.6835**	**.97325**	**1.0076**	**1.472**	**.99789**
Stddev	.0010	.00002	.0013	.008	.00217
%RSD	.01077	.00227	.12637	.5653	.21794
#1	9.6828	.97326	1.0067	1.466	.99943
#2	9.6842	.97323	1.0085	1.478	.99635
Check ?	Chk Pass	Chk Pass	Chk Pass	None	Chk Pass
Value					
Range					

Sample Name: CCV-6675976 Acquired: 9/27/2021 14:57:58 Type: QC
Method: ICAP2 New stds DEC2019(v697) Mode: CONC Corr. Factor: 1.000000
User: LMH Custom ID1: Custom ID2: Custom ID3:
Comment:

Elem	Tl1908	V_2924	Zn2062	Zr3438
Line	190.856 {477}	292.402 {115}	206.200 {163}	343.823 { 98}
Units	ppm	ppm	ppm	ppm
Avg	1.0101	.97793	.99569	1.484
Stddev	.0006	.00067	.00134	.002
%RSD	.05843	.06822	.13425	.1133
#1	1.0097	.97841	.99475	1.483
#2	1.0105	.97746	.99664	1.485
Check ?	Chk Pass	Chk Pass	Chk Pass	None
Value				
Range				

Int. Std.	In2306	Y_2243	Y_3600	Y_3774
Line	230.606 {446}	224.306 {450}	360.073 { 94}	377.433 { 89}
Units	Cts/S	Cts/S	Cts/S	Cts/S
Avg	3629.4	3226.8	25010.	3633.5
Stddev	4.0	9.7	86.	12.1
%RSD	.11155	.30038	.34354	.33186
#1	3626.5	3219.9	24949.	3624.9
#2	3632.3	3233.6	25071.	3642.0

Sample Name: CCB-6675975 Acquired: 9/27/2021 15:01:31 Type: QC
Method: ICAP2 New stds DEC2019(v697) Mode: CONC Corr. Factor: 1.000000
User: LMH Custom ID1: Custom ID2: Custom ID3:
Comment:

Elem	Ag3280	Al3082	As1890	B_2089	Ba4554-2
Line	328.068 {103}	308.215 {109}	189.042 {478}	208.959 {461}	455.403 { 74}2
Units	ppm	ppm	ppm	ppm	ppm
Avg	.00079	-.00548	-.00011	.00035	.00011
Stddev	.00096	.01410	.00055	.00039	.00001
%RSD	121.14	257.18	504.44	111.91	13.063
#1	.00011	.00449	-.00050	.00063	.00012
#2	.00147	-.01545	.00028	.00007	.00010
Check ?	Chk Pass	Chk Pass	Chk Pass	Chk Pass	Chk Pass
High Limit					
Low Limit					

Elem	Be3130	Ca3179	Cd2288	**Ce4040	Co2286
Line	313.042 {108}	317.933 {106}	228.802 {447}	404.076 { 83}	228.616 {447}
Units	ppm	ppm	ppm	ppm	ppm
Avg	.00007	-.00182	.00009	-.0069	-.00007
Stddev	.00001	.00370	.00008	.0036	.00011
%RSD	18.589	203.62	94.886	51.75	165.00
#1	.00006	.00080	.00003	-.0044	.00001
#2	.00008	-.00443	.00015	-.0095	-.00014
Check ?	Chk Pass	Chk Pass	Chk Pass	None	Chk Pass
High Limit					
Low Limit					

Elem	Cr2677	Cu3273	Fe2599	K_7664	Li6707
Line	267.716 {126}	327.396 {103}	259.940 {130}	766.490 { 44}	670.784 { 50}
Units	ppm	ppm	ppm	ppm	ppm
Avg	-.00012	.00115	.01342	.13988	.00269
Stddev	.00006	.00114	.00016	.05452	.00000
%RSD	50.200	98.585	1.1628	38.979	.06776
#1	-.00008	.00196	.01354	.17843	.00269
#2	-.00017	.00035	.01331	.10132	.00269
Check ?	Chk Pass	Chk Pass	Chk Pass	Chk Pass	Chk Pass
High Limit					
Low Limit					

Sample Name: CCB-6675975 Acquired: 9/27/2021 15:01:31 Type: QC
Method: ICAP2 New stds DEC2019(v697) Mode: CONC Corr. Factor: 1.000000
User: LMH Custom ID1: Custom ID2: Custom ID3:
Comment:

Elem	Mg2790	Mn2576	Mo2020	Na5895	Ni2316
Line	279.079 {121}2	257.610 {131}	202.030 {467}	589.592 { 57}	231.604 {446}
Units	ppm	ppm	ppm	ppm	ppm
Avg	**.00375**	**.00027**	**.00179**	**-.00040**	**-.00043**
Stddev	.00273	.00003	.00018	.00178	.00010
%RSD	72.785	12.537	10.335	448.92	23.574
#1	.00182	.00029	.00165	.00086	-.00036
#2	.00568	.00025	.00192	-.00165	-.00050
Check ?	Chk Pass	Chk Pass	Chk Pass	Chk Pass	Chk Pass
High Limit					
Low Limit					

Elem	P_2136	Pb2203	S_1820	Sb2068	Se1960
Line	213.618 {458}	220.353 {453}	182.034 {485}	206.833 {463}	196.090 {472}
Units	ppm	ppm	ppm	ppm	ppm
Avg	**25.02**	**.00036**	**-.00590**	**.00049**	**-.00226**
Stddev	.00	.00042	.00073	.00102	.00168
%RSD	.0015	117.64	12.372	210.12	74.222
#1	25.02	.00065	-.00539	-.00024	-.00344
#2	25.02	.00006	-.00642	.00121	-.00107
Check ?	None	Chk Pass	Chk Pass	Chk Pass	Chk Pass
High Limit					
Low Limit					

Elem	Si2881	Sn1899	Sr4077	Th2837	Ti3349
Line	288.158 {117}2	189.989 {477}	407.771 { 83}	283.730 {119}	334.904 {101}
Units	ppm	ppm	ppm	ppm	ppm
Avg	**-.01083**	**-.00037**	**.00010**	**.9946**	**.00018**
Stddev	.01094	.00027	.00004	.0001	.00017
%RSD	101.08	73.184	36.967	.0090	94.248
#1	-.00309	-.00018	.00013	.9945	.00006
#2	-.01856	-.00056	.00008	.9947	.00030
Check ?	Chk Pass	Chk Pass	Chk Pass	None	Chk Pass
High Limit					
Low Limit					

Sample Name: CCB-6675975 Acquired: 9/27/2021 15:01:31 Type: QC
Method: ICAP2 New stds DEC2019(v697) Mode: CONC Corr. Factor: 1.000000
User: LMH Custom ID1: Custom ID2: Custom ID3:
Comment:

Elem	Tl1908	V_2924	Zn2062	Zr3438
Line	190.856 {477}	292.402 {115}	206.200 {163}	343.823 { 98}
Units	ppm	ppm	ppm	ppm
Avg	**-.00024**	**-.00001**	**-.00138**	**.9984**
Stddev	.00022	.00020	.00008	.0014
%RSD	91.849	4007.9	5.9017	.1373
#1	-.00039	.00014	-.00144	.9994
#2	-.00008	-.00015	-.00132	.9975
Check ?	Chk Pass	Chk Pass	Chk Pass	None
High Limit				
Low Limit				
Int. Std.	In2306	Y_2243	Y_3600	Y_3774
Line	230.606 {446}	224.306 {450}	360.073 { 94}	377.433 { 89}
Units	Cts/S	Cts/S	Cts/S	Cts/S
Avg	**4182.4**	**3358.6**	**26485.**	**3683.8**
Stddev	4.5	4.0	39.	1.5
%RSD	.10825	.11963	.14816	.04079
#1	4179.2	3355.8	26513.	3682.7
#2	4185.6	3361.4	26458.	3684.9

Sample Name: CCVL-6677556 Acquired: 9/27/2021 15:05:19 Type: QC
Method: ICAP2 New stds DEC2019(v697) Mode: CONC Corr. Factor: 1.000000
User: LMH Custom ID1: Custom ID2: Custom ID3:
Comment:

Elem	Ag3280	Al3082	As1890	B_2089	Ba4554-2
Line	328.068 {103}	308.215 {109}	189.042 {478}	208.959 {461}	455.403 { 74}2
Units	ppm	ppm	ppm	ppm	ppm
Avg	F .00149	F .00809	F .00042	F -.00153	F -.00001
Stddev	.00128	.02362	.00003	.00004	.00017
%RSD	86.247	291.91	6.9761	2.4387	2426.0
#1	.00239	.02479	.00044	-.00151	-.00012
#2	.00058	-.00861	.00040	-.00156	.00011
Check ?	Chk Fail	Chk Fail	Chk Fail	Chk Fail	Chk Fail
Value	.00600	.20000	.01500	.02000	.00200
Range	-50.000%	-50.000%	-50.000%	-50.000%	-50.000%

Elem	Be3130	Ca3179	Cd2288	**Ce4040	Co2286
Line	313.042 {108}	317.933 {106}	228.802 {447}	404.076 { 83}	228.616 {447}
Units	ppm	ppm	ppm	ppm	ppm
Avg	F .00038	F -.00622	F .00007	.0302	F -.00008
Stddev	.00003	.00530	.00008	.0304	.00000
%RSD	6.7235	85.222	112.06	100.8	.94529
#1	.00040	-.00247	.00013	.0517	-.00008
#2	.00036	-.00996	.00002	.0087	-.00008
Check ?	Chk Fail	Chk Fail	Chk Fail	None	Chk Fail
Value	.00200	.50000	.00200		.00400
Range	-50.000%	-50.000%	-50.000%		-50.000%

Elem	Cr2677	Cu3273	Fe2599	K_7664	Li6707
Line	267.716 {126}	327.396 {103}	259.940 {130}	766.490 { 44}	670.784 { 50}
Units	ppm	ppm	ppm	ppm	ppm
Avg	F .00009	F .00088	F .01817	F .09780	F .00280
Stddev	.00008	.00021	.01770	.02302	.00314
%RSD	88.438	23.532	97.452	23.535	111.79
#1	.00014	.00103	.03068	.11407	.00059
#2	.00003	.00074	.00565	.08152	.00502
Check ?	Chk Fail	Chk Fail	Chk Fail	Chk Fail	Chk Fail
Value	.00400	.01000	.05000	.50000	.03000
Range	-50.000%	-50.000%	-50.000%	-50.000%	-50.000%

Sample Name: CCVL-6677556 Acquired: 9/27/2021 15:05:19 Type: QC
Method: ICAP2 New stds DEC2019(v697) Mode: CONC Corr. Factor: 1.000000
User: LMH Custom ID1: Custom ID2: Custom ID3:
Comment:

Elem	Mg2790	Mn2576	Mo2020	Na5895	Ni2316
Line	279.079 {121}2	257.610 {131}	202.030 {467}	589.592 { 57}	231.604 {446}
Units	ppm	ppm	ppm	ppm	ppm
Avg	F .00880	F .00025	F .00003	F .01679	F -.00007
Stddev	.00765	.00057	.00004	.00600	.00009
%RSD	86.953	225.05	108.79	35.742	125.78
#1	.00339	-.00015	.00001	.02104	-.00014
#2	.01421	.00065	.00006	.01255	-.00001
Check ?	Chk Fail	Chk Fail	Chk Fail	Chk Fail	Chk Fail
Value	.20000	.00300	.01000	1.0000	.01000
Range	-50.000%	-50.000%	-50.000%	-50.000%	-50.000%

Elem	P_2136	Pb2203	S_1820	Sb2068	Se1960
Line	213.618 {458}	220.353 {453}	182.034 {485}	206.833 {463}	196.090 {472}
Units	ppm	ppm	ppm	ppm	ppm
Avg	F 25.02	F -.00007	F .02764	F -.00006	F -.00190
Stddev	.00	.00065	.00030	.00041	.00033
%RSD	.0034	865.74	1.0712	634.73	17.293
#1	25.02	.00038	.02743	-.00035	-.00167
#2	25.02	-.00053	.02785	.00022	-.00213
Check ?	Chk Fail	Chk Fail	Chk Fail	Chk Fail	Chk Fail
Value	.0060	.01000	.20000	.02000	.02500
Range	50.00%	-50.000%	-50.000%	-50.000%	-50.000%

Elem	Si2881	Sn1899	Sr4077	Th2837	Ti3349
Line	288.158 {117}2	189.989 {477}	407.771 { 83}	283.730 {119}	334.904 {101}
Units	ppm	ppm	ppm	ppm	ppm
Avg	F -.01221	F -.00100	F .00018	F .9947	F .00060
Stddev	.02817	.00001	.00004	.0003	.00015
%RSD	230.70	1.0638	20.498	.0291	24.072
#1	.00771	-.00099	.00020	.9945	.00050
#2	-.03213	-.00101	.00015	.9949	.00071
Check ?	Chk Fail	Chk Fail	Chk Fail	Chk Fail	Chk Fail
Value	.50000	.01000	.00500	.0060	.00500
Range	-50.000%	-50.000%	-50.000%	50.00%	-50.000%

Sample Name: CCVL-6677556 Acquired: 9/27/2021 15:05:19 Type: QC
Method: ICAP2 New stds DEC2019(v697) Mode: CONC Corr. Factor: 1.000000
User: LMH Custom ID1: Custom ID2: Custom ID3:
Comment:

Elem	Tl1908	V_2924	Zn2062	Zr3438
Line	190.856 {477}	292.402 {115}	206.200 {163}	343.823 { 98}
Units	ppm	ppm	ppm	ppm
Avg	F .00169	F .00014	F -.00142	F .9998
Stddev	.00012	.00010	.00001	.0003
%RSD	7.3577	72.509	1.0138	.0349
#1	.00160	.00021	-.00141	1.000
#2	.00178	.00007	-.00143	.9996
Check ?	Chk Fail	Chk Fail	Chk Fail	Chk Fail
Value	.02000	.00500	.01000	.0060
Range	-50.000%	-50.000%	-50.000%	50.00%
Int. Std.	In2306	Y_2243	Y_3600	Y_3774
Line	230.606 {446}	224.306 {450}	360.073 { 94}	377.433 { 89}
Units	Cts/S	Cts/S	Cts/S	Cts/S
Avg	8266.6	6358.4	55395.	6213.5
Stddev	3.1	2.3	17776.	894.7
%RSD	.03755	.03663	32.089	14.400
#1	8268.8	6360.0	67965.	5580.8
#2	8264.5	6356.7	42826.	6846.2

Sample Name: CCVL-6677556 Acquired: 9/27/2021 15:12:25 Type: QC
Method: ICAP2 New stds DEC2019(v697) Mode: CONC Corr. Factor: 1.000000
User: LMH Custom ID1: Custom ID2: Custom ID3:
Comment:

Elem	Ag3280	Al3082	As1890	B_2089	Ba4554-2
Line	328.068 {103}	308.215 {109}	189.042 {478}	208.959 {461}	455.403 { 74}2
Units	ppm	ppm	ppm	ppm	ppm
Avg	.00619	.19487	.01177	.01860	.00217
Stddev	.00015	.00068	.00014	.00028	.00002
%RSD	2.4475	.34877	1.2169	1.4832	.76804
#1	.00630	.19439	.01187	.01880	.00218
#2	.00609	.19535	.01166	.01841	.00216
Check ?	Chk Pass	Chk Pass	Chk Pass	Chk Pass	Chk Pass
Value					
Range					

Elem	Be3130	Ca3179	Cd2288	**Ce4040	Co2286
Line	313.042 {108}	317.933 {106}	228.802 {447}	404.076 { 83}	228.616 {447}
Units	ppm	ppm	ppm	ppm	ppm
Avg	.00199	.49040	.00257	-.0239	.00421
Stddev	.00003	.00075	.00065	.0053	.00081
%RSD	1.4768	.15209	25.330	22.24	19.356
#1	.00201	.48987	.00303	-.0276	.00479
#2	.00197	.49092	.00211	-.0201	.00363
Check ?	Chk Pass	Chk Pass	Chk Pass	None	Chk Pass
Value					
Range					

Elem	Cr2677	Cu3273	Fe2599	K_7664	Li6707
Line	267.716 {126}	327.396 {103}	259.940 {130}	766.490 { 44}	670.784 { 50}
Units	ppm	ppm	ppm	ppm	ppm
Avg	.00411	.01019	.05968	.57013	.03063
Stddev	.00021	.00008	.00068	.08434	.00202
%RSD	5.1192	.78380	1.1465	14.792	6.6008
#1	.00426	.01013	.05920	.51050	.02920
#2	.00396	.01024	.06016	.62977	.03206
Check ?	Chk Pass	Chk Pass	Chk Pass	Chk Pass	Chk Pass
Value					
Range					

Sample Name: CCVL-6677556 Acquired: 9/27/2021 15:12:25 Type: QC
Method: ICAP2 New stds DEC2019(v697) Mode: CONC Corr. Factor: 1.000000
User: LMH Custom ID1: Custom ID2: Custom ID3:
Comment:

Elem	Mg2790	Mn2576	Mo2020	Na5895	Ni2316
Line	279.079 {121}2	257.610 {131}	202.030 {467}	589.592 { 57}	231.604 {446}
Units	ppm	ppm	ppm	ppm	ppm
Avg	**.19925**	**.00346**	**.00995**	**1.0105**	**.00942**
Stddev	.00482	.00001	.00071	.0063	.00046
%RSD	2.4185	.31791	7.1610	.62581	4.8900
#1	.20266	.00345	.01046	1.0060	.00975
#2	.19584	.00346	.00945	1.0149	.00910
Check ?	Chk Pass	Chk Pass	Chk Pass	Chk Pass	Chk Pass
Value					
Range					

Elem	P_2136	Pb2203	S_1820	Sb2068	Se1960
Line	213.618 {458}	220.353 {453}	182.034 {485}	206.833 {463}	196.090 {472}
Units	ppm	ppm	ppm	ppm	ppm
Avg	F **25.00**	**.00941**	**.19334**	**.02086**	**.02344**
Stddev	.00	.00031	.01586	.00258	.00015
%RSD	.0037	3.3451	8.2013	12.348	.62290
#1	25.00	.00963	.20456	.02268	.02333
#2	25.00	.00919	.18213	.01904	.02354
Check ?	Chk Fail	Chk Pass	Chk Pass	Chk Pass	Chk Pass
Value	.0060				
Range	50.00%				

Elem	Si2881	Sn1899	Sr4077	Th2837	Ti3349
Line	288.158 {117}2	189.989 {477}	407.771 { 83}	283.730 {119}	334.904 {101}
Units	ppm	ppm	ppm	ppm	ppm
Avg	**.45808**	**.00876**	**.00527**	F **.9983**	**.00424**
Stddev	.01406	.00058	.00014	.0046	.00035
%RSD	3.0700	6.5681	2.7236	.4644	8.3695
#1	.46802	.00917	.00517	1.002	.00449
#2	.44814	.00836	.00537	.9951	.00399
Check ?	Chk Pass	Chk Pass	Chk Pass	Chk Fail	Chk Pass
Value				.0060	
Range				50.00%	

Sample Name: CCVL-6677556 Acquired: 9/27/2021 15:12:25 Type: QC
Method: ICAP2 New stds DEC2019(v697) Mode: CONC Corr. Factor: 1.000000
User: LMH Custom ID1: Custom ID2: Custom ID3:
Comment:

Elem	Tl1908	V_2924	Zn2062	Zr3438
Line	190.856 {477}	292.402 {115}	206.200 {163}	343.823 { 98}
Units	ppm	ppm	ppm	ppm
Avg	.02080	.00475	.00851	F .9991
Stddev	.00077	.00005	.00014	.0016
%RSD	3.7116	1.0691	1.6362	.1559
#1	.02135	.00472	.00841	.9980
#2	.02026	.00479	.00861	1.000
Check ?	Chk Pass	Chk Pass	Chk Pass	Chk Fail
Value				.0060
Range				50.00%
Int. Std.	In2306	Y_2243	Y_3600	Y_3774
Line	230.606 {446}	224.306 {450}	360.073 { 94}	377.433 { 89}
Units	Cts/S	Cts/S	Cts/S	Cts/S
Avg	4144.3	3340.0	26310.	3635.6
Stddev	21.8	18.5	57.	34.1
%RSD	.52606	.55316	.21671	.93663
#1	4128.8	3326.9	26269.	3659.7
#2	4159.7	3353.1	26350.	3611.5

Sample Name: 189796-A-39-F MS Acquired: 9/27/2021 15:16:10 Type: Unk
Method: ICAP2 New stds DEC2019(v697) Mode: CONC Corr. Factor: 1.000000
User: LMH Custom ID1: Custom ID2: Custom ID3:
Comment:

Elem	Ag3280	Al3082	As1890	B_2089	Ba4554
Line	328.068 {103}	308.215 {109}	189.042 {478}	208.959 {461}	455.403 { 74}
IS Ref	(Y_3600)	(Y_3774)	(Y_2243)	(Y_2243)	(Y_3774)
Units	ppm	ppm	ppm	ppm	ppm
Avg	.08643	203.00	.40967	.42453	1.2939
Stddev	.00056	.12	.00252	.00082	.0004
%RSD	.64280	.05932	.61426	.19278	.03044
#1	.08604	202.91	.40790	.42511	1.2942
#2	.08683	203.08	.41145	.42395	1.2936
Check ?	Chk Pass	Chk Pass	Chk Pass	Chk Pass	Chk Pass
High Limit					
Low Limit					

Elem	Be3130	Ca3179	Cd2288	**Ce4040	Co2286
Line	313.042 {108}	317.933 {106}	228.802 {447}	404.076 { 83}	228.616 {447}
IS Ref	(Y_3774)	(Y_3774)	(Y_2243)	(Y_3774)	(In2306)
Units	ppm	ppm	ppm	ppm	ppm
Avg	.35972	38.095	.34709	.6792	.52289
Stddev	.00095	.029	.00078	.0371	.00011
%RSD	.26355	.07625	.22405	5.468	.02117
#1	.35905	38.115	.34654	.6529	.52282
#2	.36039	38.074	.34764	.7055	.52297
Check ?	Chk Pass	Chk Pass	Chk Pass	Chk Pass	Chk Pass
High Limit					
Low Limit					

Elem	Cr2677	Cu3273	Fe2714	K_7664	Li6707
Line	267.716 {126}	327.396 {103}	271.441 {124}	766.490 { 44}	670.784 { 50}
IS Ref	(Y_3600)	(Y_3600)	(Y_3774)	(Y_3774)	(Y_3774)
Units	ppm	ppm	ppm	ppm	ppm
Avg	.55487	.54094	232.13	61.996	.56939
Stddev	.00077	.00136	.42	.070	.00036
%RSD	.13794	.25109	.18145	.11351	.06315
#1	.55541	.53998	231.83	62.045	.56964
#2	.55433	.54190	232.43	61.946	.56913
Check ?	Chk Pass	Chk Pass	Chk Pass	Chk Pass	Chk Pass
High Limit					
Low Limit					

Sample Name: 189796-A-39-F MS Acquired: 9/27/2021 15:16:10 Type: Unk
Method: ICAP2 New stds DEC2019(v697) Mode: CONC Corr. Factor: 1.000000
User: LMH Custom ID1: Custom ID2: Custom ID3:
Comment:

Elem	Mg2790	Mn2576	Mo2020	Na5895	Ni2316
Line	279.079 {121}2	257.610 {131}	202.030 {467}	589.592 { 57}	231.604 {446}
IS Ref	(Y_3600)	(Y_3600)	(Y_2243)	(Y_3774)	(In2306)
Units	ppm	ppm	ppm	ppm	ppm
Avg	**69.942**	**5.8244**	**.35035**	**18.480**	**.63902**
Stddev	.012	.0117	.00042	.020	.00082
%RSD	.01667	.20073	.11868	.10718	.12881
#1	69.950	5.8161	.35005	18.494	.63960
#2	69.933	5.8327	.35064	18.466	.63844
Check ?	Chk Pass	Chk Pass	Chk Pass	Chk Pass	Chk Pass
High Limit					
Low Limit					

Elem	P_2136	Pb2203	S_1820	Sb2068	Se1960
Line	213.618 {458}	220.353 {453}	182.034 {485}	206.833 {463}	196.090 {472}
IS Ref	(Y_2243)	(In2306)	(Y_2243)	(Y_2243)	(Y_2243)
Units	ppm	ppm	ppm	ppm	ppm
Avg	**26.27**	**.56669**	**16.946**	**.23286**	**.35349**
Stddev	.01	.00106	.027	.00012	.00404
%RSD	.0200	.18713	.15843	.05296	1.1437
#1	26.26	.56744	16.927	.23277	.35635
#2	26.27	.56594	16.965	.23295	.35063
Check ?	None	Chk Pass	Chk Pass	Chk Pass	Chk Pass
High Limit					
Low Limit					

Elem	Si2881	Sn1899	Sr4077	Th2837	Ti3349
Line	288.158 {117}2	189.989 {477}	407.771 { 83}	283.730 {119}	334.904 {101}
IS Ref	(Y_3774)	(In2306)	(Y_3774)	(Y_3774)	(Y_3600)
Units	ppm	ppm	ppm	ppm	ppm
Avg	**8.8036**	**.41698**	**.45418**	**1.137**	**1.8165**
Stddev	.1159	.00054	.00042	.004	.0013
%RSD	1.3162	.13030	.09164	.3613	.06911
#1	8.8855	.41737	.45447	1.140	1.8174
#2	8.7217	.41660	.45389	1.134	1.8156
Check ?	Chk Pass	Chk Pass	Chk Pass	None	Chk Pass
High Limit					
Low Limit					

Sample Name: 189796-A-39-F MS Acquired: 9/27/2021 15:16:10 Type: Unk
Method: ICAP2 New stds DEC2019(v697) Mode: CONC Corr. Factor: 1.000000
User: LMH Custom ID1: Custom ID2: Custom ID3:
Comment:

Elem	Tl1908	V_2924	Zn2062	Zr3438
Line	190.856 {477}	292.402 {115}	206.200 {163}	343.823 { 98}
IS Ref	(In2306)	(Y_3600)	(Y_3600)	(Y_3774)
Units	ppm	ppm	ppm	ppm
Avg	.41742	.63327	.87304	1.106
Stddev	.00152	.00101	.00059	.000
%RSD	.36476	.16025	.06751	.0242
#1	.41634	.63398	.87262	1.106
#2	.41850	.63255	.87345	1.106
Check ?	Chk Pass	Chk Pass	Chk Pass	None
High Limit				
Low Limit				
Int. Std.	In2306	Y_2243	Y_3600	Y_3774
Line	230.606 {446}	224.306 {450}	360.073 { 94}	377.433 { 89}
Units	Cts/S	Cts/S	Cts/S	Cts/S
Avg	3410.6	3802.3	29124.	4362.8
Stddev	1.7	4.0	17.	1.0
%RSD	.04999	.10538	.05981	.02228
#1	3409.4	3805.1	29111.	4362.1
#2	3411.8	3799.5	29136.	4363.5
Check ?	Chk Pass	Chk Pass	Chk Pass	Chk Pass
Value	83.215%	115.44%	110.57%	119.88%
Range				

Sample Name: 480-189796-A-43-D Acquired: 9/27/2021 15:19:56 Type: Unk
Method: ICAP2 New stds DEC2019(v697) Mode: CONC Corr. Factor: 1.000000
User: LMH Custom ID1: Custom ID2: Custom ID3:
Comment:

Elem	Ag3280	Al3082	As1890	B_2089	Ba4554-2
Line	328.068 {103}	308.215 {109}	189.042 {478}	208.959 {461}	455.403 { 74}2
IS Ref	(Y_3600)	(Y_3774)	(Y_2243)	(Y_2243)	(Y_3600)
Units	ppm	ppm	ppm	ppm	ppm
Avg	.00136	127.68	.05869	.03183	.54290
Stddev	.00044	.23	.00022	.00026	.00018
%RSD	32.182	.17809	.37039	.82565	.03319
#1	.00167	127.52	.05854	.03164	.54303
#2	.00105	127.84	.05884	.03202	.54277
Check ?	Chk Pass	Chk Pass	Chk Pass	Chk Pass	Chk Pass
High Limit					
Low Limit					

Elem	Be3130	Ca3179	Cd2288	**Ce4040	Co2286
Line	313.042 {108}	317.933 {106}	228.802 {447}	404.076 { 83}	228.616 {447}
IS Ref	(Y_3774)	(Y_3774)	(Y_2243)	(Y_3774)	(In2306)
Units	ppm	ppm	ppm	ppm	ppm
Avg	.00562	69.351	.00245	.5580	.10518
Stddev	.00010	.014	.00011	.0247	.00006
%RSD	1.7457	.02022	4.3224	4.429	.05310
#1	.00569	69.361	.00252	.5405	.10522
#2	.00555	69.341	.00237	.5754	.10514
Check ?	Chk Pass	Chk Pass	Chk Pass	Chk Pass	Chk Pass
High Limit					
Low Limit					

Elem	Cr2677	Cu3273	Fe2714	K_7664	Li6707
Line	267.716 {126}	327.396 {103}	271.441 {124}	766.490 { 44}	670.784 { 50}
IS Ref	(Y_3600)	(Y_3600)	(Y_3774)	(Y_3774)	(Y_3774)
Units	ppm	ppm	ppm	ppm	ppm
Avg	.17009	.23477	226.91	16.520	.26999
Stddev	.00118	.00094	.25	.078	.00267
%RSD	.69110	.40030	.10824	.47499	.98833
#1	.16926	.23543	226.74	16.464	.26811
#2	.17092	.23410	227.08	16.575	.27188
Check ?	Chk Pass	Chk Pass	Chk Pass	Chk Pass	Chk Pass
High Limit					
Low Limit					

Sample Name: 480-189796-A-43-D Acquired: 9/27/2021 15:19:56 Type: Unk
Method: ICAP2 New stds DEC2019(v697) Mode: CONC Corr. Factor: 1.000000
User: LMH Custom ID1: Custom ID2: Custom ID3:
Comment:

Elem	Mg2790	Mn2576	Mo2020	Na5895	Ni2316
Line	279.079 {121}2	257.610 {131}	202.030 {467}	589.592 { 57}	231.604 {446}
IS Ref	(Y_3600)	(Y_3600)	(Y_2243)	(Y_3774)	(In2306)
Units	ppm	ppm	ppm	ppm	ppm
Avg	**64.786**	**5.4095**	**.00669**	**1.6038**	**.23261**
Stddev	.005	.0138	.00016	.0075	.00053
%RSD	.00736	.25511	2.4344	.46867	.22860
#1	64.783	5.3998	.00658	1.6091	.23299
#2	64.790	5.4193	.00681	1.5985	.23223
Check ?	Chk Pass	Chk Pass	Chk Pass	Chk Pass	Chk Pass
High Limit					
Low Limit					

Elem	P_2136	Pb2203	S_1820	Sb2068	Se1960
Line	213.618 {458}	220.353 {453}	182.034 {485}	206.833 {463}	196.090 {472}
IS Ref	(Y_2243)	(In2306)	(Y_2243)	(Y_2243)	(Y_2243)
Units	ppm	ppm	ppm	ppm	ppm
Avg	**27.14**	**.33816**	**.71692**	**.02898**	**.01925**
Stddev	.00	.00064	.00397	.00003	.00011
%RSD	.0096	.18809	.55315	.10754	.55585
#1	27.14	.33861	.71972	.02900	.01917
#2	27.15	.33771	.71412	.02896	.01932
Check ?	None	Chk Pass	Chk Pass	Chk Pass	Chk Pass
High Limit					
Low Limit					

Elem	Si2881	Sn1899	Sr4077	Th2837	Ti3349
Line	288.158 {117}2	189.989 {477}	407.771 { 83}	283.730 {119}	334.904 {101}
IS Ref	(Y_3774)	(In2306)	(Y_3774)	(Y_3774)	(Y_3600)
Units	ppm	ppm	ppm	ppm	ppm
Avg	**7.3120**	**.04515**	**.18088**	**1.131**	**.50543**
Stddev	.0716	.00023	.00029	.002	.00229
%RSD	.97941	.51917	.16306	.1945	.45265
#1	7.3626	.04499	.18067	1.129	.50381
#2	7.2614	.04532	.18108	1.132	.50705
Check ?	Chk Pass	Chk Pass	Chk Pass	None	Chk Pass
High Limit					
Low Limit					

Sample Name: 480-189796-A-43-D Acquired: 9/27/2021 15:19:56 Type: Unk
Method: ICAP2 New stds DEC2019(v697) Mode: CONC Corr. Factor: 1.000000
User: LMH Custom ID1: Custom ID2: Custom ID3:
Comment:

Elem	Tl1908	V_2924	Zn2062	Zr3438
Line	190.856 {477}	292.402 {115}	206.200 {163}	343.823 { 98}
IS Ref	(In2306)	(Y_3600)	(Y_3600)	(Y_3774)
Units	ppm	ppm	ppm	ppm
Avg	-.00408	.20163	.77672	1.029
Stddev	.00113	.00021	.00164	.001
%RSD	27.724	.10519	.21070	.0723
#1	-.00328	.20178	.77788	1.030
#2	-.00488	.20148	.77557	1.029
Check ?	Chk Pass	Chk Pass	Chk Pass	None
High Limit				
Low Limit				
Int. Std.	In2306	Y_2243	Y_3600	Y_3774
Line	230.606 {446}	224.306 {450}	360.073 { 94}	377.433 { 89}
Units	Cts/S	Cts/S	Cts/S	Cts/S
Avg	3516.0	3706.9	28670.	4219.5
Stddev	.6	.7	58.	6.3
%RSD	.01775	.01940	.20070	.14880
#1	3515.6	3706.4	28711.	4224.0
#2	3516.4	3707.4	28630.	4215.1
Check ?	Chk Pass	Chk Pass	Chk Pass	Chk Pass
Value	85.788%	112.54%	108.85%	115.95%
Range				

Sample Name: 480-189796-A-43-E MS Acquired: 9/27/2021 15:23:45 Type: Unk
Method: ICAP2 New stds DEC2019(v697) Mode: CONC Corr. Factor: 1.000000
User: LMH Custom ID1: Custom ID2: Custom ID3:
Comment:

Elem	Ag3280	Al3082	As1890	B_2089	Ba4554
Line	328.068 {103}	308.215 {109}	189.042 {478}	208.959 {461}	455.403 { 74}
IS Ref	(Y_3600)	(Y_3774)	(Y_2243)	(Y_2243)	(Y_3774)
Units	ppm	ppm	ppm	ppm	ppm
Avg	.08927	190.71	.41164	.42853	1.2398
Stddev	.00030	.07	.00435	.00031	.0001
%RSD	.33602	.03578	1.0555	.07287	.00569
#1	.08906	190.66	.41471	.42831	1.2397
#2	.08948	190.76	.40857	.42875	1.2398
Check ?	Chk Pass	Chk Pass	Chk Pass	Chk Pass	Chk Pass
High Limit					
Low Limit					

Elem	Be3130	Ca3179	Cd2288	**Ce4040	Co2286
Line	313.042 {108}	317.933 {106}	228.802 {447}	404.076 { 83}	228.616 {447}
IS Ref	(Y_3774)	(Y_3774)	(Y_2243)	(Y_3774)	(In2306)
Units	ppm	ppm	ppm	ppm	ppm
Avg	.36945	34.507	.35720	.5029	.49861
Stddev	.00028	.046	.00007	.0910	.00037
%RSD	.07480	.13347	.01878	18.10	.07390
#1	.36925	34.475	.35725	.4385	.49835
#2	.36964	34.540	.35715	.5673	.49887
Check ?	Chk Pass	Chk Pass	Chk Pass	Chk Pass	Chk Pass
High Limit					
Low Limit					

Elem	Cr2677	Cu3273	Fe2714	K_7664	Li6707
Line	267.716 {126}	327.396 {103}	271.441 {124}	766.490 { 44}	670.784 { 50}
IS Ref	(Y_3600)	(Y_3600)	(Y_3774)	(Y_3774)	(Y_3774)
Units	ppm	ppm	ppm	ppm	ppm
Avg	.55686	.52380	205.29	59.911	.63188
Stddev	.00156	.00039	.24	.126	.00024
%RSD	.28098	.07490	.11681	.20960	.03813
#1	.55576	.52408	205.12	59.823	.63205
#2	.55797	.52353	205.46	60.000	.63171
Check ?	Chk Pass	Chk Pass	Chk Pass	Chk Pass	Chk Pass
High Limit					
Low Limit					

Sample Name: 480-189796-A-43-E MS Acquired: 9/27/2021 15:23:45 Type: Unk
Method: ICAP2 New stds DEC2019(v697) Mode: CONC Corr. Factor: 1.000000
User: LMH Custom ID1: Custom ID2: Custom ID3:
Comment:

Elem	Mg2790	Mn2576	Mo2020	Na5895	Ni2316
Line	279.079 {121}2	257.610 {131}	202.030 {467}	589.592 { 57}	231.604 {446}
IS Ref	(Y_3600)	(Y_3600)	(Y_2243)	(Y_3774)	(In2306)
Units	ppm	ppm	ppm	ppm	ppm
Avg	**59.985**	**4.4651**	**.36290**	**19.084**	**.60075**
Stddev	.068	.0162	.00001	.027	.00122
%RSD	.11392	.36326	.00313	.13914	.20321
#1	60.034	4.4765	.36291	19.065	.59988
#2	59.937	4.4536	.36289	19.102	.60161
Check ?	Chk Pass	Chk Pass	Chk Pass	Chk Pass	Chk Pass
High Limit					
Low Limit					

Elem	P_2136	Pb2203	S_1820	Sb2068	Se1960
Line	213.618 {458}	220.353 {453}	182.034 {485}	206.833 {463}	196.090 {472}
IS Ref	(Y_2243)	(In2306)	(Y_2243)	(Y_2243)	(Y_2243)
Units	ppm	ppm	ppm	ppm	ppm
Avg	**26.16**	**.66680**	**17.822**	**.27072**	**.36268**
Stddev	.00	.00206	.007	.00254	.00361
%RSD	.0135	.30871	.03693	.93876	.99411
#1	26.16	.66535	17.817	.27252	.36523
#2	26.16	.66826	17.827	.26893	.36013
Check ?	None	Chk Pass	Chk Pass	Chk Pass	Chk Pass
High Limit					
Low Limit					

Elem	Si2881	Sn1899	Sr4077	Th2837	Ti3349
Line	288.158 {117}2	189.989 {477}	407.771 { 83}	283.730 {119}	334.904 {101}
IS Ref	(Y_3774)	(In2306)	(Y_3774)	(Y_3774)	(Y_3600)
Units	ppm	ppm	ppm	ppm	ppm
Avg	**8.6803**	**.42950**	**.47354**	**1.117**	**1.8056**
Stddev	.0161	.00015	.00032	.004	.0025
%RSD	.18581	.03567	.06724	.3390	.13648
#1	8.6917	.42939	.47332	1.114	1.8039
#2	8.6689	.42961	.47377	1.120	1.8073
Check ?	Chk Pass	Chk Pass	Chk Pass	None	Chk Pass
High Limit					
Low Limit					

Sample Name: 480-189796-A-43-E MS Acquired: 9/27/2021 15:23:45 Type: Unk
Method: ICAP2 New stds DEC2019(v697) Mode: CONC Corr. Factor: 1.000000
User: LMH Custom ID1: Custom ID2: Custom ID3:
Comment:

Elem	Tl1908	V_2924	Zn2062	Zr3438
Line	190.856 {477}	292.402 {115}	206.200 {163}	343.823 { 98}
IS Ref	(In2306)	(Y_3600)	(Y_3600)	(Y_3774)
Units	ppm	ppm	ppm	ppm
Avg	.41471	.63121	.90679	1.095
Stddev	.00022	.00022	.00183	.001
%RSD	.05319	.03447	.20144	.1215
#1	.41456	.63136	.90550	1.094
#2	.41487	.63106	.90808	1.096
Check ?	Chk Pass	Chk Pass	Chk Pass	None
High Limit				
Low Limit				
Int. Std.	In2306	Y_2243	Y_3600	Y_3774
Line	230.606 {446}	224.306 {450}	360.073 { 94}	377.433 { 89}
Units	Cts/S	Cts/S	Cts/S	Cts/S
Avg	3482.6	3722.1	28410.	4254.9
Stddev	3.0	1.6	5.	28.7
%RSD	.08616	.04284	.01883	.67405
#1	3480.5	3721.0	28414.	4275.2
#2	3484.7	3723.2	28406.	4234.6
Check ?	Chk Pass	Chk Pass	Chk Pass	Chk Pass
Value	84.973%	113.00%	107.86%	116.92%
Range				

Sample Name: 189796-A-43-F MSD Acquired: 9/27/2021 15:27:26 Type: Unk
Method: ICAP2 New stds DEC2019(v697) Mode: CONC Corr. Factor: 1.000000
User: LMH Custom ID1: Custom ID2: Custom ID3:
Comment:

Elem	Ag3280	Al3082	As1890	B_2089	Ba4554
Line	328.068 {103}	308.215 {109}	189.042 {478}	208.959 {461}	455.403 { 74}
IS Ref	(Y_3600)	(Y_3774)	(Y_2243)	(Y_2243)	(Y_3774)
Units	ppm	ppm	ppm	ppm	ppm
Avg	.09081	189.26	.42067	.43358	1.2118
Stddev	.00002	.32	.00080	.00017	.0000
%RSD	.01975	.16696	.19023	.03898	.00115
#1	.09079	189.48	.42124	.43346	1.2118
#2	.09082	189.03	.42011	.43370	1.2118
Check ?	Chk Pass	Chk Pass	Chk Pass	Chk Pass	Chk Pass
High Limit					
Low Limit					

Elem	Be3130	Ca3179	Cd2288	**Ce4040	Co2286
Line	313.042 {108}	317.933 {106}	228.802 {447}	404.076 { 83}	228.616 {447}
IS Ref	(Y_3774)	(Y_3774)	(Y_2243)	(Y_3774)	(In2306)
Units	ppm	ppm	ppm	ppm	ppm
Avg	.37369	36.871	.36130	.4820	.51742
Stddev	.00106	.080	.00046	.0051	.00019
%RSD	.28347	.21784	.12818	1.067	.03687
#1	.37444	36.928	.36097	.4784	.51728
#2	.37294	36.814	.36162	.4857	.51755
Check ?	Chk Pass	Chk Pass	Chk Pass	Chk Pass	Chk Pass
High Limit					
Low Limit					

Elem	Cr2677	Cu3273	Fe2714	K_7664	Li6707
Line	267.716 {126}	327.396 {103}	271.441 {124}	766.490 { 44}	670.784 { 50}
IS Ref	(Y_3600)	(Y_3600)	(Y_3774)	(Y_3774)	(Y_3774)
Units	ppm	ppm	ppm	ppm	ppm
Avg	.56300	.55158	219.63	60.489	.62221
Stddev	.00065	.00064	.59	.114	.00158
%RSD	.11497	.11631	.26758	.18910	.25417
#1	.56254	.55113	220.05	60.570	.62109
#2	.56346	.55204	219.22	60.408	.62333
Check ?	Chk Pass	Chk Pass	Chk Pass	Chk Pass	Chk Pass
High Limit					
Low Limit					

Sample Name: 189796-A-43-F MSD Acquired: 9/27/2021 15:27:26 Type: Unk
Method: ICAP2 New stds DEC2019(v697) Mode: CONC Corr. Factor: 1.000000
User: LMH Custom ID1: Custom ID2: Custom ID3:
Comment:

Elem	Mg2790	Mn2576	Mo2020	Na5895	Ni2316
Line	279.079 {121}2	257.610 {131}	202.030 {467}	589.592 { 57}	231.604 {446}
IS Ref	(Y_3600)	(Y_3600)	(Y_2243)	(Y_3774)	(In2306)
Units	ppm	ppm	ppm	ppm	ppm
Avg	**67.207**	**5.1940**	**.36799**	**19.392**	**.63311**
Stddev	.093	.0018	.00042	.031	.00096
%RSD	.13909	.03510	.11520	.15894	.15215
#1	67.273	5.1953	.36829	19.414	.63243
#2	67.141	5.1927	.36769	19.370	.63379
Check ?	Chk Pass	Chk Pass	Chk Pass	Chk Pass	Chk Pass
High Limit					
Low Limit					

Elem	P_2136	Pb2203	S_1820	Sb2068	Se1960
Line	213.618 {458}	220.353 {453}	182.034 {485}	206.833 {463}	196.090 {472}
IS Ref	(Y_2243)	(In2306)	(Y_2243)	(Y_2243)	(Y_2243)
Units	ppm	ppm	ppm	ppm	ppm
Avg	**26.54**	**.62961**	**18.052**	**.27283**	**.37428**
Stddev	.00	.00145	.069	.00219	.00458
%RSD	.0082	.23086	.38439	.80149	1.2235
#1	26.54	.62859	18.003	.27437	.37752
#2	26.54	.63064	18.101	.27128	.37104
Check ?	None	Chk Pass	Chk Pass	Chk Pass	Chk Pass
High Limit					
Low Limit					

Elem	Si2881	Sn1899	Sr4077	Th2837	Ti3349
Line	288.158 {117}2	189.989 {477}	407.771 { 83}	283.730 {119}	334.904 {101}
IS Ref	(Y_3774)	(In2306)	(Y_3774)	(Y_3774)	(Y_3600)
Units	ppm	ppm	ppm	ppm	ppm
Avg	**5.5872**	**.43594**	**.48383**	**1.126**	**1.5164**
Stddev	.0051	.00063	.00013	.002	.0004
%RSD	.09048	.14517	.02767	.1878	.02489
#1	5.5836	.43549	.48373	1.124	1.5162
#2	5.5908	.43639	.48392	1.127	1.5167
Check ?	Chk Pass	Chk Pass	Chk Pass	None	Chk Pass
High Limit					
Low Limit					

Sample Name: 189796-A-43-F MSD Acquired: 9/27/2021 15:27:26 Type: Unk
Method: ICAP2 New stds DEC2019(v697) Mode: CONC Corr. Factor: 1.000000
User: LMH Custom ID1: Custom ID2: Custom ID3:
Comment:

Elem	Tl1908	V_2924	Zn2062	Zr3438
Line	190.856 {477}	292.402 {115}	206.200 {163}	343.823 { 98}
IS Ref	(In2306)	(Y_3600)	(Y_3600)	(Y_3774)
Units	ppm	ppm	ppm	ppm
Avg	.42405	.62327	.92650	1.095
Stddev	.00023	.00202	.00076	.000
%RSD	.05497	.32410	.08186	.0214
#1	.42422	.62469	.92596	1.095
#2	.42389	.62184	.92703	1.095
Check ?	Chk Pass	Chk Pass	Chk Pass	None
High Limit				
Low Limit				
Int. Std.	In2306	Y_2243	Y_3600	Y_3774
Line	230.606 {446}	224.306 {450}	360.073 { 94}	377.433 { 89}
Units	Cts/S	Cts/S	Cts/S	Cts/S
Avg	3456.3	3725.3	28416.	4240.9
Stddev	.2	7.1	6.	11.0
%RSD	.00693	.19036	.02194	.25977
#1	3456.5	3730.3	28412.	4233.2
#2	3456.2	3720.3	28420.	4248.7
Check ?	Chk Pass	Chk Pass	Chk Pass	Chk Pass
Value	84.332%	113.10%	107.88%	116.54%
Range				

Sample Name: 480-189796-A-47-B Acquired: 9/27/2021 15:31:06 Type: Unk
Method: ICAP2 New stds DEC2019(v697) Mode: CONC Corr. Factor: 1.000000
User: LMH Custom ID1: Custom ID2: Custom ID3:
Comment:

Elem	Ag3280	Al3082	As1890	B_2089	Ba4554-2
Line	328.068 {103}	308.215 {109}	189.042 {478}	208.959 {461}	455.403 { 74}2
IS Ref	(Y_3600)	(Y_3774)	(Y_2243)	(Y_2243)	(Y_3600)
Units	ppm	ppm	ppm	ppm	ppm
Avg	.00074	110.05	.03727	.03318	.42604
Stddev	.00143	.25	.00078	.00127	.00002
%RSD	194.32	.23025	2.0862	3.8314	.00576
#1	-.00028	110.23	.03782	.03408	.42602
#2	.00175	109.87	.03672	.03228	.42606
Check ?	Chk Pass	Chk Pass	Chk Pass	Chk Pass	Chk Pass
High Limit					
Low Limit					

Elem	Be3130	Ca3179	Cd2288	**Ce4040	Co2286
Line	313.042 {108}	317.933 {106}	228.802 {447}	404.076 { 83}	228.616 {447}
IS Ref	(Y_3774)	(Y_3774)	(Y_2243)	(Y_3774)	(In2306)
Units	ppm	ppm	ppm	ppm	ppm
Avg	.00446	39.500	.00172	.4253	.08734
Stddev	.00006	.150	.00009	.0591	.00029
%RSD	1.3467	.38039	5.3503	13.89	.33488
#1	.00442	39.607	.00166	.3835	.08714
#2	.00450	39.394	.00179	.4670	.08755
Check ?	Chk Pass	Chk Pass	Chk Pass	Chk Pass	Chk Pass
High Limit					
Low Limit					

Elem	Cr2677	Cu3273	Fe2714	K_7664	Li6707
Line	267.716 {126}	327.396 {103}	271.441 {124}	766.490 { 44}	670.784 { 50}
IS Ref	(Y_3600)	(Y_3600)	(Y_3774)	(Y_3774)	(Y_3774)
Units	ppm	ppm	ppm	ppm	ppm
Avg	.14082	.19501	207.14	17.621	.20727
Stddev	.00032	.00191	1.03	.033	.00012
%RSD	.23021	.98020	.49689	.18762	.05971
#1	.14060	.19365	207.87	17.598	.20718
#2	.14105	.19636	206.41	17.644	.20736
Check ?	Chk Pass	Chk Pass	Chk Pass	Chk Pass	Chk Pass
High Limit					
Low Limit					

Sample Name: 480-189796-A-47-B Acquired: 9/27/2021 15:31:06 Type: Unk
Method: ICAP2 New stds DEC2019(v697) Mode: CONC Corr. Factor: 1.000000
User: LMH Custom ID1: Custom ID2: Custom ID3:
Comment:

Elem	Mg2790	Mn2576	Mo2020	Na5895	Ni2316
Line	279.079 {121}2	257.610 {131}	202.030 {467}	589.592 { 57}	231.604 {446}
IS Ref	(Y_3600)	(Y_3600)	(Y_2243)	(Y_3774)	(In2306)
Units	ppm	ppm	ppm	ppm	ppm
Avg	**50.814**	**5.2417**	**.00162**	**.65681**	**.20677**
Stddev	.025	.0158	.00023	.00435	.00042
%RSD	.05001	.30220	14.268	.66214	.20338
#1	50.796	5.2305	.00179	.65989	.20648
#2	50.832	5.2529	.00146	.65374	.20707
Check ?	Chk Pass	Chk Pass	Chk Pass	Chk Pass	Chk Pass
High Limit					
Low Limit					

Elem	P_2136	Pb2203	S_1820	Sb2068	Se1960
Line	213.618 {458}	220.353 {453}	182.034 {485}	206.833 {463}	196.090 {472}
IS Ref	(Y_2243)	(In2306)	(Y_2243)	(Y_2243)	(Y_2243)
Units	ppm	ppm	ppm	ppm	ppm
Avg	**26.77**	**.16697**	**.44515**	**.02561**	**.01427**
Stddev	.00	.00245	.00364	.00075	.00385
%RSD	.0092	1.4681	.81705	2.9175	26.959
#1	26.76	.16870	.44258	.02614	.01699
#2	26.77	.16524	.44772	.02508	.01155
Check ?	None	Chk Pass	Chk Pass	Chk Pass	Chk Pass
High Limit					
Low Limit					

Elem	Si2881	Sn1899	Sr4077	Th2837	Ti3349
Line	288.158 {117}2	189.989 {477}	407.771 { 83}	283.730 {119}	334.904 {101}
IS Ref	(Y_3774)	(In2306)	(Y_3774)	(Y_3774)	(Y_3600)
Units	ppm	ppm	ppm	ppm	ppm
Avg	**5.2566**	**.03807**	**.18886**	**1.107**	**.38070**
Stddev	.1362	.00011	.00079	.010	.00299
%RSD	2.5917	.29773	.42075	.8660	.78484
#1	5.3529	.03799	.18942	1.114	.38281
#2	5.1602	.03815	.18830	1.101	.37859
Check ?	Chk Pass	Chk Pass	Chk Pass	None	Chk Pass
High Limit					
Low Limit					

Sample Name: 480-189796-A-47-B Acquired: 9/27/2021 15:31:06 Type: Unk
Method: ICAP2 New stds DEC2019(v697) Mode: CONC Corr. Factor: 1.000000
User: LMH Custom ID1: Custom ID2: Custom ID3:
Comment:

Elem	Tl1908	V_2924	Zn2062	Zr3438
Line	190.856 {477}	292.402 {115}	206.200 {163}	343.823 { 98}
IS Ref	(In2306)	(Y_3600)	(Y_3600)	(Y_3774)
Units	ppm	ppm	ppm	ppm
Avg	-.00332	.15544	.57547	1.033
Stddev	.00006	.00072	.00209	.000
%RSD	1.8274	.46041	.36314	.0218
#1	-.00328	.15594	.57695	1.033
#2	-.00337	.15493	.57399	1.033
Check ?	Chk Pass	Chk Pass	Chk Pass	None
High Limit				
Low Limit				
Int. Std.	In2306	Y_2243	Y_3600	Y_3774
Line	230.606 {446}	224.306 {450}	360.073 { 94}	377.433 { 89}
Units	Cts/S	Cts/S	Cts/S	Cts/S
Avg	3589.9	3606.8	28028.	4093.1
Stddev	4.1	1.0	4.	21.2
%RSD	.11379	.02642	.01432	.51800
#1	3592.8	3607.5	28031.	4078.1
#2	3587.0	3606.1	28025.	4108.1
Check ?	Chk Pass	Chk Pass	Chk Pass	Chk Pass
Value	87.591%	109.50%	106.41%	112.47%
Range				

Sample Name: 480-189796-A-48-B Acquired: 9/27/2021 15:34:46 Type: Unk
Method: ICAP2 New stds DEC2019(v697) Mode: CONC Corr. Factor: 1.000000
User: LMH Custom ID1: Custom ID2: Custom ID3:
Comment:

Elem	Ag3280	Al3082	As1890	B_2089	Ba4554-2
Line	328.068 {103}	308.215 {109}	189.042 {478}	208.959 {461}	455.403 { 74}2
IS Ref	(Y_3600)	(Y_3774)	(Y_2243)	(Y_2243)	(Y_3600)
Units	ppm	ppm	ppm	ppm	ppm
Avg	.00113	127.89	.05849	.02951	.54493
Stddev	.00082	.06	.00042	.00003	.00511
%RSD	72.663	.04568	.71306	.10411	.93723
#1	.00171	127.85	.05879	.02953	.54854
#2	.00055	127.93	.05820	.02949	.54132
Check ?	Chk Pass	Chk Pass	Chk Pass	Chk Pass	Chk Pass
High Limit					
Low Limit					

Elem	Be3130	Ca3179	Cd2288	**Ce4040	Co2286
Line	313.042 {108}	317.933 {106}	228.802 {447}	404.076 { 83}	228.616 {447}
IS Ref	(Y_3774)	(Y_3774)	(Y_2243)	(Y_3774)	(In2306)
Units	ppm	ppm	ppm	ppm	ppm
Avg	.00580	55.371	.00208	.4964	.11236
Stddev	.00003	.046	.00013	.0283	.00045
%RSD	.52643	.08375	6.1288	5.701	.40052
#1	.00577	55.338	.00199	.5165	.11268
#2	.00582	55.404	.00217	.4764	.11204
Check ?	Chk Pass	Chk Pass	Chk Pass	Chk Pass	Chk Pass
High Limit					
Low Limit					

Elem	Cr2677	Cu3273	Fe2714	K_7664	Li6707
Line	267.716 {126}	327.396 {103}	271.441 {124}	766.490 { 44}	670.784 { 50}
IS Ref	(Y_3600)	(Y_3600)	(Y_3774)	(Y_3774)	(Y_3774)
Units	ppm	ppm	ppm	ppm	ppm
Avg	.17007	.23475	242.12	16.030	.25061
Stddev	.00004	.00065	.43	.099	.00040
%RSD	.02495	.27900	.17702	.61937	.16134
#1	.17010	.23429	241.82	15.960	.25089
#2	.17004	.23522	242.42	16.101	.25032
Check ?	Chk Pass	Chk Pass	Chk Pass	Chk Pass	Chk Pass
High Limit					
Low Limit					

Sample Name: 480-189796-A-48-B Acquired: 9/27/2021 15:34:46 Type: Unk
Method: ICAP2 New stds DEC2019(v697) Mode: CONC Corr. Factor: 1.000000
User: LMH Custom ID1: Custom ID2: Custom ID3:
Comment:

Elem	Mg2790	Mn2576	Mo2020	Na5895	Ni2316
Line	279.079 {121}2	257.610 {131}	202.030 {467}	589.592 { 57}	231.604 {446}
IS Ref	(Y_3600)	(Y_3600)	(Y_2243)	(Y_3774)	(In2306)
Units	ppm	ppm	ppm	ppm	ppm
Avg	**50.531**	**5.4612**	**.00212**	**.72249**	**.26164**
Stddev	.010	.0285	.00020	.01727	.00065
%RSD	.02061	.52257	9.2461	2.3909	.24895
#1	50.538	5.4813	.00198	.73471	.26210
#2	50.524	5.4410	.00226	.71028	.26118
Check ?	Chk Pass	Chk Pass	Chk Pass	Chk Pass	Chk Pass
High Limit					
Low Limit					

Elem	P_2136	Pb2203	S_1820	Sb2068	Se1960
Line	213.618 {458}	220.353 {453}	182.034 {485}	206.833 {463}	196.090 {472}
IS Ref	(Y_2243)	(In2306)	(Y_2243)	(Y_2243)	(Y_2243)
Units	ppm	ppm	ppm	ppm	ppm
Avg	**26.56**	**.27804**	**.81072**	**.03207**	**.02127**
Stddev	.00	.00067	.00183	.00192	.00261
%RSD	.0133	.24014	.22574	5.9810	12.248
#1	26.56	.27757	.80943	.03072	.02312
#2	26.56	.27851	.81202	.03343	.01943
Check ?	None	Chk Pass	Chk Pass	Chk Pass	Chk Pass
High Limit					
Low Limit					

Elem	Si2881	Sn1899	Sr4077	Th2837	Ti3349
Line	288.158 {117}2	189.989 {477}	407.771 { 83}	283.730 {119}	334.904 {101}
IS Ref	(Y_3774)	(In2306)	(Y_3774)	(Y_3774)	(Y_3600)
Units	ppm	ppm	ppm	ppm	ppm
Avg	**5.4953**	**.03764**	**.22796**	**1.135**	**.47840**
Stddev	.1085	.00043	.00039	.001	.00028
%RSD	1.9740	1.1452	.16916	.0586	.05891
#1	5.5720	.03734	.22769	1.134	.47820
#2	5.4186	.03795	.22824	1.135	.47860
Check ?	Chk Pass	Chk Pass	Chk Pass	None	Chk Pass
High Limit					
Low Limit					

Sample Name: 480-189796-A-48-B Acquired: 9/27/2021 15:34:46 Type: Unk
Method: ICAP2 New stds DEC2019(v697) Mode: CONC Corr. Factor: 1.000000
User: LMH Custom ID1: Custom ID2: Custom ID3:
Comment:

Elem	Tl1908	V_2924	Zn2062	Zr3438
Line	190.856 {477}	292.402 {115}	206.200 {163}	343.823 { 98}
IS Ref	(In2306)	(Y_3600)	(Y_3600)	(Y_3774)
Units	ppm	ppm	ppm	ppm
Avg	-.00432	.18347	.65444	1.033
Stddev	.00061	.00039	.00014	.002
%RSD	14.144	.21236	.02093	.1408
#1	-.00389	.18375	.65434	1.032
#2	-.00475	.18320	.65453	1.034
Check ?	Chk Pass	Chk Pass	Chk Pass	None
High Limit				
Low Limit				
Int. Std.	In2306	Y_2243	Y_3600	Y_3774
Line	230.606 {446}	224.306 {450}	360.073 { 94}	377.433 { 89}
Units	Cts/S	Cts/S	Cts/S	Cts/S
Avg	3481.8	3659.4	28271.	4144.4
Stddev	3.5	2.6	79.	1.2
%RSD	.09966	.06993	.27940	.02981
#1	3484.3	3661.2	28215.	4143.5
#2	3479.4	3657.6	28326.	4145.3
Check ?	Chk Pass	Chk Pass	Chk Pass	Chk Pass
Value	84.954%	111.10%	107.33%	113.88%
Range				

Sample Name: 480-189796-A-49-B Acquired: 9/27/2021 15:38:38 Type: Unk
Method: ICAP2 New stds DEC2019(v697) Mode: CONC Corr. Factor: 1.000000
User: LMH Custom ID1: Custom ID2: Custom ID3:
Comment:

Elem	Ag3280	Al3082	As1890	B_2089	Ba4554-2
Line	328.068 {103}	308.215 {109}	189.042 {478}	208.959 {461}	455.403 { 74}2
IS Ref	(Y_3600)	(Y_3774)	(Y_2243)	(Y_2243)	(Y_3600)
Units	ppm	ppm	ppm	ppm	ppm
Avg	**.00324**	**104.35**	**.03737**	**.02867**	**.45583**
Stddev	.00024	.14	.00232	.00013	.00030
%RSD	7.3760	.13503	6.1975	.46571	.06516
#1	.00307	104.25	.03573	.02877	.45562
#2	.00341	104.44	.03900	.02858	.45604
Check ?	Chk Pass	Chk Pass	Chk Pass	Chk Pass	Chk Pass
High Limit					
Low Limit					

Elem	Be3130	Ca3179	Cd2288	**Ce4040	Co2286
Line	313.042 {108}	317.933 {106}	228.802 {447}	404.076 { 83}	228.616 {447}
IS Ref	(Y_3774)	(Y_3774)	(Y_2243)	(Y_3774)	(In2306)
Units	ppm	ppm	ppm	ppm	ppm
Avg	**.00460**	**89.500**	**.00350**	**.4054**	**.08593**
Stddev	.00009	.327	.00007	.0423	.00023
%RSD	1.8599	.36525	1.9926	10.42	.27234
#1	.00466	89.732	.00355	.3755	.08610
#2	.00454	89.269	.00345	.4353	.08576
Check ?	Chk Pass	Chk Pass	Chk Pass	Chk Pass	Chk Pass
High Limit					
Low Limit					

Elem	Cr2677	Cu3273	Fe2714	K_7664	Li6707
Line	267.716 {126}	327.396 {103}	271.441 {124}	766.490 { 44}	670.784 { 50}
IS Ref	(Y_3600)	(Y_3600)	(Y_3774)	(Y_3774)	(Y_3774)
Units	ppm	ppm	ppm	ppm	ppm
Avg	**.13554**	**.19718**	**191.31**	**16.115**	**.19895**
Stddev	.00090	.00117	.88	.007	.00054
%RSD	.66588	.59566	.45784	.04606	.26941
#1	.13618	.19635	191.93	16.110	.19932
#2	.13490	.19801	190.69	16.120	.19857
Check ?	Chk Pass	Chk Pass	Chk Pass	Chk Pass	Chk Pass
High Limit					
Low Limit					

Sample Name: 480-189796-A-49-B Acquired: 9/27/2021 15:38:38 Type: Unk
Method: ICAP2 New stds DEC2019(v697) Mode: CONC Corr. Factor: 1.000000
User: LMH Custom ID1: Custom ID2: Custom ID3:
Comment:

Elem	Mg2790	Mn2576	Mo2020	Na5895	Ni2316
Line	279.079 {121}2	257.610 {131}	202.030 {467}	589.592 { 57}	231.604 {446}
IS Ref	(Y_3600)	(Y_3600)	(Y_2243)	(Y_3774)	(In2306)
Units	ppm	ppm	ppm	ppm	ppm
Avg	**46.853**	**5.2995**	**.00155**	**1.1291**	**.20921**
Stddev	.003	.0433	.00024	.0056	.00005
%RSD	.00713	.81762	15.623	.49343	.02153
#1	46.855	5.2688	.00138	1.1330	.20918
#2	46.850	5.3301	.00172	1.1251	.20924
Check ?	Chk Pass	Chk Pass	Chk Pass	Chk Pass	Chk Pass
High Limit					
Low Limit					

Elem	P_2136	Pb2203	S_1820	Sb2068	Se1960
Line	213.618 {458}	220.353 {453}	182.034 {485}	206.833 {463}	196.090 {472}
IS Ref	(Y_2243)	(In2306)	(Y_2243)	(Y_2243)	(Y_2243)
Units	ppm	ppm	ppm	ppm	ppm
Avg	**26.43**	**.17712**	**.54887**	**.02356**	**.01468**
Stddev	.00	.00078	.00620	.00472	.00439
%RSD	.0137	.44263	1.1291	20.038	29.922
#1	26.42	.17657	.54449	.02022	.01158
#2	26.43	.17767	.55325	.02690	.01779
Check ?	None	Chk Pass	Chk Pass	Chk Pass	Chk Pass
High Limit					
Low Limit					

Elem	Si2881	Sn1899	Sr4077	Th2837	Ti3349
Line	288.158 {117}2	189.989 {477}	407.771 { 83}	283.730 {119}	334.904 {101}
IS Ref	(Y_3774)	(In2306)	(Y_3774)	(Y_3774)	(Y_3600)
Units	ppm	ppm	ppm	ppm	ppm
Avg	**6.8296**	**.04022**	**.28891**	**1.102**	**.39586**
Stddev	.0589	.00070	.00012	.005	.00507
%RSD	.86208	1.7423	.04180	.4261	1.2800
#1	6.8712	.04072	.28899	1.106	.39228
#2	6.7879	.03973	.28882	1.099	.39945
Check ?	Chk Pass	Chk Pass	Chk Pass	None	Chk Pass
High Limit					
Low Limit					

Sample Name: 480-189796-A-49-B Acquired: 9/27/2021 15:38:38 Type: Unk
Method: ICAP2 New stds DEC2019(v697) Mode: CONC Corr. Factor: 1.000000
User: LMH Custom ID1: Custom ID2: Custom ID3:
Comment:

Elem	Tl1908	V_2924	Zn2062	Zr3438
Line	190.856 {477}	292.402 {115}	206.200 {163}	343.823 { 98}
IS Ref	(In2306)	(Y_3600)	(Y_3600)	(Y_3774)
Units	ppm	ppm	ppm	ppm
Avg	-.00309	.15358	.62010	1.030
Stddev	.00221	.00070	.00183	.001
%RSD	71.610	.45888	.29508	.0797
#1	-.00152	.15308	.61881	1.030
#2	-.00465	.15408	.62140	1.029
Check ?	Chk Pass	Chk Pass	Chk Pass	None
High Limit				
Low Limit				
Int. Std.	In2306	Y_2243	Y_3600	Y_3774
Line	230.606 {446}	224.306 {450}	360.073 { 94}	377.433 { 89}
Units	Cts/S	Cts/S	Cts/S	Cts/S
Avg	3499.6	3509.5	27040.	3919.7
Stddev	6.3	3.7	18.	1.0
%RSD	.17867	.10541	.06777	.02457
#1	3495.2	3506.8	27053.	3919.0
#2	3504.0	3512.1	27027.	3920.4
Check ?	Chk Pass	Chk Pass	Chk Pass	Chk Pass
Value	85.388%	106.55%	102.66%	107.71%
Range				

Sample Name: 480-189796-A-50-B Acquired: 9/27/2021 15:42:18 Type: Unk
Method: ICAP2 New stds DEC2019(v697) Mode: CONC Corr. Factor: 1.000000
User: LMH Custom ID1: Custom ID2: Custom ID3:
Comment:

Elem	Ag3280	Al3082	As1890	B_2089	Ba4554-2
Line	328.068 {103}	308.215 {109}	189.042 {478}	208.959 {461}	455.403 { 74}2
IS Ref	(Y_3600)	(Y_3774)	(Y_2243)	(Y_2243)	(Y_3600)
Units	ppm	ppm	ppm	ppm	ppm
Avg	.00160	116.14	.04750	.03049	.40471
Stddev	.00007	.31	.00031	.00029	.00174
%RSD	4.6430	.26835	.65379	.93640	.42976
#1	.00166	115.92	.04728	.03069	.40349
#2	.00155	116.36	.04772	.03029	.40594
Check ?	Chk Pass	Chk Pass	Chk Pass	Chk Pass	Chk Pass
High Limit					
Low Limit					

Elem	Be3130	Ca3179	Cd2288	**Ce4040	Co2286
Line	313.042 {108}	317.933 {106}	228.802 {447}	404.076 { 83}	228.616 {447}
IS Ref	(Y_3774)	(Y_3774)	(Y_2243)	(Y_3774)	(In2306)
Units	ppm	ppm	ppm	ppm	ppm
Avg	.00467	35.791	.00160	.5045	.08410
Stddev	.00005	.097	.00001	.0021	.00007
%RSD	1.0382	.26987	.83846	.4065	.08308
#1	.00470	35.723	.00161	.5031	.08405
#2	.00463	35.859	.00159	.5060	.08415
Check ?	Chk Pass	Chk Pass	Chk Pass	Chk Pass	Chk Pass
High Limit					
Low Limit					

Elem	Cr2677	Cu3273	Fe2714	K_7664	Li6707
Line	267.716 {126}	327.396 {103}	271.441 {124}	766.490 { 44}	670.784 { 50}
IS Ref	(Y_3600)	(Y_3600)	(Y_3774)	(Y_3774)	(Y_3774)
Units	ppm	ppm	ppm	ppm	ppm
Avg	.12892	.18856	181.47	15.438	.18145
Stddev	.00096	.00188	.08	.026	.00129
%RSD	.74503	.99670	.04367	.16941	.70824
#1	.12824	.18723	181.41	15.420	.18236
#2	.12960	.18989	181.52	15.457	.18055
Check ?	Chk Pass	Chk Pass	Chk Pass	Chk Pass	Chk Pass
High Limit					
Low Limit					

Sample Name: 480-189796-A-50-B Acquired: 9/27/2021 15:42:18 Type: Unk
Method: ICAP2 New stds DEC2019(v697) Mode: CONC Corr. Factor: 1.000000
User: LMH Custom ID1: Custom ID2: Custom ID3:
Comment:

Elem	Mg2790	Mn2576	Mo2020	Na5895	Ni2316
Line	279.079 {121}2	257.610 {131}	202.030 {467}	589.592 { 57}	231.604 {446}
IS Ref	(Y_3600)	(Y_3600)	(Y_2243)	(Y_3774)	(In2306)
Units	ppm	ppm	ppm	ppm	ppm
Avg	**39.045**	**4.8927**	**.00191**	**.51721**	**.17631**
Stddev	.099	.0219	.00031	.01157	.00030
%RSD	.25451	.44788	16.090	2.2378	.17185
#1	38.974	4.9082	.00213	.50903	.17610
#2	39.115	4.8772	.00169	.52540	.17653
Check ?	Chk Pass	Chk Pass	Chk Pass	Chk Pass	Chk Pass
High Limit					
Low Limit					

Elem	P_2136	Pb2203	S_1820	Sb2068	Se1960
Line	213.618 {458}	220.353 {453}	182.034 {485}	206.833 {463}	196.090 {472}
IS Ref	(Y_2243)	(In2306)	(Y_2243)	(Y_2243)	(Y_2243)
Units	ppm	ppm	ppm	ppm	ppm
Avg	**26.83**	**.34953**	**.57169**	**.02065**	**.01263**
Stddev	.00	.00082	.00073	.00332	.00019
%RSD	.0029	.23428	.12750	16.094	1.4962
#1	26.83	.35011	.57221	.01830	.01250
#2	26.83	.34895	.57118	.02300	.01277
Check ?	None	Chk Pass	Chk Pass	Chk Pass	Chk Pass
High Limit					
Low Limit					

Elem	Si2881	Sn1899	Sr4077	Th2837	Ti3349
Line	288.158 {117}2	189.989 {477}	407.771 { 83}	283.730 {119}	334.904 {101}
IS Ref	(Y_3774)	(In2306)	(Y_3774)	(Y_3774)	(Y_3600)
Units	ppm	ppm	ppm	ppm	ppm
Avg	**4.4839**	**.03837**	**.13152**	**1.095**	**.54837**
Stddev	.0418	.00104	.00014	.002	.00674
%RSD	.93256	2.6986	.11006	.1810	1.2297
#1	4.5135	.03910	.13142	1.097	.54360
#2	4.4544	.03764	.13162	1.094	.55314
Check ?	Chk Pass	Chk Pass	Chk Pass	None	Chk Pass
High Limit					
Low Limit					

Sample Name: 480-189796-A-50-B Acquired: 9/27/2021 15:42:18 Type: Unk
Method: ICAP2 New stds DEC2019(v697) Mode: CONC Corr. Factor: 1.000000
User: LMH Custom ID1: Custom ID2: Custom ID3:
Comment:

Elem	Tl1908	V_2924	Zn2062	Zr3438
Line	190.856 {477}	292.402 {115}	206.200 {163}	343.823 { 98}
IS Ref	(In2306)	(Y_3600)	(Y_3600)	(Y_3774)
Units	ppm	ppm	ppm	ppm
Avg	-.00329	.16168	.52544	1.023
Stddev	.00028	.00080	.00097	.001
%RSD	8.6260	.49253	.18393	.0569
#1	-.00308	.16111	.52612	1.023
#2	-.00349	.16224	.52476	1.023
Check ?	Chk Pass	Chk Pass	Chk Pass	None
High Limit				
Low Limit				
Int. Std.	In2306	Y_2243	Y_3600	Y_3774
Line	230.606 {446}	224.306 {450}	360.073 { 94}	377.433 { 89}
Units	Cts/S	Cts/S	Cts/S	Cts/S
Avg	3568.0	3600.0	27866.	3968.3
Stddev	13.3	10.8	187.	2.6
%RSD	.37240	.30045	.67278	.06571
#1	3577.4	3607.7	27733.	3966.5
#2	3558.6	3592.4	27998.	3970.2
Check ?	Chk Pass	Chk Pass	Chk Pass	Chk Pass
Value	87.056%	109.30%	105.80%	109.04%
Range				

Sample Name: 480-189796-A-51-B Acquired: 9/27/2021 15:45:58 Type: Unk
Method: ICAP2 New stds DEC2019(v697) Mode: CONC Corr. Factor: 1.000000
User: LMH Custom ID1: Custom ID2: Custom ID3:
Comment:

Elem	Ag3280	Al3082	As1890	B_2089	Ba4554-2
Line	328.068 {103}	308.215 {109}	189.042 {478}	208.959 {461}	455.403 { 74}2
IS Ref	(Y_3600)	(Y_3774)	(Y_2243)	(Y_2243)	(Y_3600)
Units	ppm	ppm	ppm	ppm	ppm
Avg	.00314	117.84	.05729	.03074	.42893
Stddev	.00048	.02	.00271	.00050	.00030
%RSD	15.298	.02000	4.7247	1.6252	.06994
#1	.00280	117.85	.05538	.03039	.42872
#2	.00347	117.82	.05921	.03110	.42914
Check ?	Chk Pass	Chk Pass	Chk Pass	Chk Pass	Chk Pass
High Limit					
Low Limit					

Elem	Be3130	Ca3179	Cd2288	**Ce4040	Co2286
Line	313.042 {108}	317.933 {106}	228.802 {447}	404.076 { 83}	228.616 {447}
IS Ref	(Y_3774)	(Y_3774)	(Y_2243)	(Y_3774)	(In2306)
Units	ppm	ppm	ppm	ppm	ppm
Avg	.00588	51.724	.00146	.4047	.11579
Stddev	.00003	.022	.00004	.0176	.00024
%RSD	.47709	.04206	2.4951	4.352	.20786
#1	.00586	51.708	.00143	.3922	.11596
#2	.00590	51.739	.00149	.4171	.11562
Check ?	Chk Pass	Chk Pass	Chk Pass	Chk Pass	Chk Pass
High Limit					
Low Limit					

Elem	Cr2677	Cu3273	Fe2714	K_7664	Li6707
Line	267.716 {126}	327.396 {103}	271.441 {124}	766.490 { 44}	670.784 { 50}
IS Ref	(Y_3600)	(Y_3600)	(Y_3774)	(Y_3774)	(Y_3774)
Units	ppm	ppm	ppm	ppm	ppm
Avg	.15463	.23623	225.92	18.474	.23265
Stddev	.00001	.00113	.42	.052	.00033
%RSD	.00838	.47987	.18475	.27969	.14212
#1	.15464	.23542	226.22	18.437	.23288
#2	.15462	.23703	225.63	18.510	.23241
Check ?	Chk Pass	Chk Pass	Chk Pass	Chk Pass	Chk Pass
High Limit					
Low Limit					

Sample Name: 480-189796-A-51-B Acquired: 9/27/2021 15:45:58 Type: Unk
Method: ICAP2 New stds DEC2019(v697) Mode: CONC Corr. Factor: 1.000000
User: LMH Custom ID1: Custom ID2: Custom ID3:
Comment:

Elem	Mg2790	Mn2576	Mo2020	Na5895	Ni2316
Line	279.079 {121}2	257.610 {131}	202.030 {467}	589.592 { 57}	231.604 {446}
IS Ref	(Y_3600)	(Y_3600)	(Y_2243)	(Y_3774)	(In2306)
Units	ppm	ppm	ppm	ppm	ppm
Avg	**45.754**	**3.8560**	**.00393**	**.58558**	**.21888**
Stddev	.102	.0527	.00029	.01311	.00058
%RSD	.22304	1.3666	7.3642	2.2383	.26476
#1	45.682	3.8188	.00373	.57631	.21929
#2	45.826	3.8933	.00414	.59485	.21847
Check ?	Chk Pass	Chk Pass	Chk Pass	Chk Pass	Chk Pass
High Limit					
Low Limit					

Elem	P_2136	Pb2203	S_1820	Sb2068	Se1960
Line	213.618 {458}	220.353 {453}	182.034 {485}	206.833 {463}	196.090 {472}
IS Ref	(Y_2243)	(In2306)	(Y_2243)	(Y_2243)	(Y_2243)
Units	ppm	ppm	ppm	ppm	ppm
Avg	**26.28**	**.16700**	**.23849**	**.02856**	**.01634**
Stddev	.00	.00036	.00328	.00101	.00013
%RSD	.0080	.21287	1.3753	3.5232	.81100
#1	26.29	.16725	.24081	.02927	.01624
#2	26.28	.16675	.23617	.02785	.01643
Check ?	None	Chk Pass	Chk Pass	Chk Pass	Chk Pass
High Limit					
Low Limit					

Elem	Si2881	Sn1899	Sr4077	Th2837	Ti3349
Line	288.158 {117}2	189.989 {477}	407.771 { 83}	283.730 {119}	334.904 {101}
IS Ref	(Y_3774)	(In2306)	(Y_3774)	(Y_3774)	(Y_3600)
Units	ppm	ppm	ppm	ppm	ppm
Avg	**4.8483**	**.03940**	**.21186**	**1.124**	**.24334**
Stddev	.0670	.00071	.00002	.005	.00144
%RSD	1.3817	1.8043	.00712	.4349	.59006
#1	4.8956	.03990	.21187	1.128	.24232
#2	4.8009	.03889	.21185	1.121	.24435
Check ?	Chk Pass	Chk Pass	Chk Pass	None	Chk Pass
High Limit					
Low Limit					

Sample Name: 480-189796-A-51-B Acquired: 9/27/2021 15:45:58 Type: Unk
Method: ICAP2 New stds DEC2019(v697) Mode: CONC Corr. Factor: 1.000000
User: LMH Custom ID1: Custom ID2: Custom ID3:
Comment:

Elem	Tl1908	V_2924	Zn2062	Zr3438
Line	190.856 {477}	292.402 {115}	206.200 {163}	343.823 { 98}
IS Ref	(In2306)	(Y_3600)	(Y_3600)	(Y_3774)
Units	ppm	ppm	ppm	ppm
Avg	-.00425	.18355	.53919	1.036
Stddev	.00076	.00059	.00186	.000
%RSD	17.789	.32108	.34471	.0091
#1	-.00479	.18313	.53788	1.036
#2	-.00372	.18397	.54050	1.036
Check ?	Chk Pass	Chk Pass	Chk Pass	None
High Limit				
Low Limit				
Int. Std.	In2306	Y_2243	Y_3600	Y_3774
Line	230.606 {446}	224.306 {450}	360.073 { 94}	377.433 { 89}
Units	Cts/S	Cts/S	Cts/S	Cts/S
Avg	3579.9	3717.6	28765.	4187.2
Stddev	1.7	2.5	23.	29.7
%RSD	.04857	.06599	.08168	.70934
#1	3581.1	3719.3	28782.	4208.2
#2	3578.7	3715.9	28749.	4166.2
Check ?	Chk Pass	Chk Pass	Chk Pass	Chk Pass
Value	87.347%	112.87%	109.21%	115.06%
Range				

Sample Name: CCV-6675976 Acquired: 9/27/2021 15:49:43 Type: QC
Method: ICAP2 New stds DEC2019(v697) Mode: CONC Corr. Factor: 1.000000
User: LMH Custom ID1: Custom ID2: Custom ID3:
Comment:

Elem	Ag3280	Al3082	As1890	B_2089	Ba4554
Line	328.068 {103}	308.215 {109}	189.042 {478}	208.959 {461}	455.403 { 74}
Units	ppm	ppm	ppm	ppm	ppm
Avg	.97791	49.635	1.0149	.99992	1.0166
Stddev	.00078	.152	.0054	.00119	.0031
%RSD	.08011	.30625	.53071	.11916	.30325
#1	.97735	49.743	1.0187	1.0008	1.0188
#2	.97846	49.528	1.0111	.99907	1.0144
Check ?	Chk Pass	Chk Pass	Chk Pass	Chk Pass	Chk Pass
Value					
Range					

Elem	Be3130	Ca3179	Cd2288	**Ce4040	Co2286
Line	313.042 {108}	317.933 {106}	228.802 {447}	404.076 { 83}	228.616 {447}
Units	ppm	ppm	ppm	ppm	ppm
Avg	1.0078	49.736	1.0120	.9165	.98210
Stddev	.0037	.058	.0009	.0007	.00051
%RSD	.36521	.11648	.08501	.0777	.05158
#1	1.0104	49.777	1.0127	.9170	.98174
#2	1.0052	49.695	1.0114	.9160	.98246
Check ?	Chk Pass	Chk Pass	Chk Pass	None	Chk Pass
Value					
Range					

Elem	Cr2677	Cu3273	Fe2714	K_7664	Li6707
Line	267.716 {126}	327.396 {103}	271.441 {124}	766.490 { 44}	670.784 { 50}
Units	ppm	ppm	ppm	ppm	ppm
Avg	1.0095	1.0045	49.212	51.325	1.0260
Stddev	.0047	.0026	.040	.231	.0030
%RSD	.46331	.25902	.08107	.45037	.29513
#1	1.0062	1.0063	49.240	51.488	1.0281
#2	1.0128	1.0027	49.183	51.162	1.0238
Check ?	Chk Pass	Chk Pass	Chk Pass	Chk Pass	Chk Pass
Value					
Range					

Sample Name: CCV-6675976 Acquired: 9/27/2021 15:49:43 Type: QC
Method: ICAP2 New stds DEC2019(v697) Mode: CONC Corr. Factor: 1.000000
User: LMH Custom ID1: Custom ID2: Custom ID3:
Comment:

Elem	Mg2790	Mn2576	Mo2020	Na5895	Ni2316
Line	279.079 {121}2	257.610 {131}	202.030 {467}	589.592 { 57}	231.604 {446}
Units	ppm	ppm	ppm	ppm	ppm
Avg	**49.446**	**1.0091**	**1.0371**	**50.993**	**.99033**
Stddev	.101	.0013	.0009	.120	.00178
%RSD	.20505	.12780	.08475	.23537	.18015
#1	49.375	1.0082	1.0377	51.078	.98907
#2	49.518	1.0100	1.0364	50.908	.99159
Check ?	Chk Pass	Chk Pass	Chk Pass	Chk Pass	Chk Pass
Value					
Range					

Elem	P_2136	Pb2203	S_1820	Sb2068	Se1960
Line	213.618 {458}	220.353 {453}	182.034 {485}	206.833 {463}	196.090 {472}
Units	ppm	ppm	ppm	ppm	ppm
Avg	**23.50**	**.98144**	**25.205**	**1.0201**	**1.0132**
Stddev	.00	.00307	.024	.0019	.0010
%RSD	.0076	.31261	.09461	.18818	.10312
#1	23.50	.97927	25.222	1.0215	1.0125
#2	23.50	.98361	25.188	1.0187	1.0140
Check ?	None	Chk Pass	Chk Pass	Chk Pass	Chk Pass
Value					
Range					

Elem	Si2881	Sn1899	Sr4077	Th2837	Ti3349
Line	288.158 {117}2	189.989 {477}	407.771 { 83}	283.730 {119}	334.904 {101}
Units	ppm	ppm	ppm	ppm	ppm
Avg	**9.5852**	**.97169**	**1.0082**	**1.469**	**.99823**
Stddev	.0124	.00010	.0038	.001	.00088
%RSD	.12972	.01060	.37317	.0892	.08816
#1	9.5940	.97176	1.0108	1.470	.99761
#2	9.5764	.97162	1.0055	1.468	.99885
Check ?	Chk Pass	Chk Pass	Chk Pass	None	Chk Pass
Value					
Range					

Sample Name: CCV-6675976 Acquired: 9/27/2021 15:49:43 Type: QC
Method: ICAP2 New stds DEC2019(v697) Mode: CONC Corr. Factor: 1.000000
User: LMH Custom ID1: Custom ID2: Custom ID3:
Comment:

Elem	Tl1908	V_2924	Zn2062	Zr3438
Line	190.856 {477}	292.402 {115}	206.200 {163}	343.823 { 98}
Units	ppm	ppm	ppm	ppm
Avg	**1.0093**	**.97610**	**.99142**	**1.492**
Stddev	.0004	.00038	.00075	.001
%RSD	.04072	.03887	.07557	.0862
#1	1.0090	.97583	.99195	1.492
#2	1.0096	.97637	.99089	1.493
Check ?	Chk Pass	Chk Pass	Chk Pass	None
Value				
Range				

Int. Std.	In2306	Y_2243	Y_3600	Y_3774
Line	230.606 {446}	224.306 {450}	360.073 { 94}	377.433 { 89}
Units	Cts/S	Cts/S	Cts/S	Cts/S
Avg	**3617.8**	**3218.9**	**24941.**	**3612.1**
Stddev	5.9	3.0	48.	13.6
%RSD	.16304	.09300	.19171	.37780
#1	3622.0	3221.0	24975.	3602.4
#2	3613.6	3216.8	24907.	3621.7

Sample Name: CCB-6675975 Acquired: 9/27/2021 15:53:16 Type: QC
Method: ICAP2 New stds DEC2019(v697) Mode: CONC Corr. Factor: 1.000000
User: LMH Custom ID1: Custom ID2: Custom ID3:
Comment:

Elem	Ag3280	Al3082	As1890	B_2089	Ba4554-2
Line	328.068 {103}	308.215 {109}	189.042 {478}	208.959 {461}	455.403 { 74}2
Units	ppm	ppm	ppm	ppm	ppm
Avg	**.00017**	**.02729**	**-.00042**	**-.00017**	**.00011**
Stddev	.00083	.04727	.00022	.00023	.00001
%RSD	490.64	173.24	52.936	131.80	6.1646
#1	.00076	.06072	-.00057	-.00001	.00011
#2	-.00042	-.00614	-.00026	-.00033	.00010
Check ?	Chk Pass	Chk Pass	Chk Pass	Chk Pass	Chk Pass
High Limit					
Low Limit					

Elem	Be3130	Ca3179	Cd2288	**Ce4040	Co2286
Line	313.042 {108}	317.933 {106}	228.802 {447}	404.076 { 83}	228.616 {447}
Units	ppm	ppm	ppm	ppm	ppm
Avg	**-.00003**	**-.00319**	**-.00000**	**-.0298**	**-.00011**
Stddev	.00014	.00144	.00004	.0434	.00022
%RSD	425.85	45.211	3029.0	145.3	202.37
#1	-.00013	-.00217	.00003	.0008	-.00026
#2	.00007	-.00421	-.00003	-.0605	.00005
Check ?	Chk Pass	Chk Pass	Chk Pass	None	Chk Pass
High Limit					
Low Limit					

Elem	Cr2677	Cu3273	Fe2599	K_7664	Li6707
Line	267.716 {126}	327.396 {103}	259.940 {130}	766.490 { 44}	670.784 { 50}
Units	ppm	ppm	ppm	ppm	ppm
Avg	**-.00018**	**.00080**	**.01356**	**.06983**	**-.00017**
Stddev	.00039	.00102	.00143	.05692	.00055
%RSD	214.29	127.60	10.575	81.514	321.74
#1	-.00046	.00151	.01458	.11007	-.00056
#2	.00009	.00008	.01255	.02958	.00022
Check ?	Chk Pass	Chk Pass	Chk Pass	Chk Pass	Chk Pass
High Limit					
Low Limit					

Sample Name: CCB-6675975 Acquired: 9/27/2021 15:53:16 Type: QC
Method: ICAP2 New stds DEC2019(v697) Mode: CONC Corr. Factor: 1.000000
User: LMH Custom ID1: Custom ID2: Custom ID3:
Comment:

Elem	Mg2790	Mn2576	Mo2020	Na5895	Ni2316
Line	279.079 {121}2	257.610 {131}	202.030 {467}	589.592 { 57}	231.604 {446}
Units	ppm	ppm	ppm	ppm	ppm
Avg	**.00021**	**.00031**	**.00159**	**.00487**	**-.00024**
Stddev	.00163	.00003	.00013	.00380	.00010
%RSD	769.28	11.135	8.2027	77.997	42.940
#1	.00137	.00033	.00168	.00218	-.00032
#2	-.00094	.00028	.00149	.00756	-.00017
Check ?	Chk Pass	Chk Pass	Chk Pass	Chk Pass	Chk Pass
High Limit					
Low Limit					

Elem	P_2136	Pb2203	S_1820	Sb2068	Se1960
Line	213.618 {458}	220.353 {453}	182.034 {485}	206.833 {463}	196.090 {472}
Units	ppm	ppm	ppm	ppm	ppm
Avg	**25.02**	**-.00094**	**-.00343**	**.00008**	**-.00111**
Stddev	.00	.00031	.00147	.00056	.00243
%RSD	.0002	33.023	42.932	737.60	218.50
#1	25.02	-.00072	-.00239	.00047	.00061
#2	25.02	-.00116	-.00448	-.00032	-.00283
Check ?	None	Chk Pass	Chk Pass	Chk Pass	Chk Pass
High Limit					
Low Limit					

Elem	Si2881	Sn1899	Sr4077	Th2837	Ti3349
Line	288.158 {117}2	189.989 {477}	407.771 { 83}	283.730 {119}	334.904 {101}
Units	ppm	ppm	ppm	ppm	ppm
Avg	**-.00375**	**-.00073**	**.00003**	**1.003**	**.00027**
Stddev	.02537	.00014	.00002	.005	.00005
%RSD	676.33	18.603	74.285	.4811	19.705
#1	-.02169	-.00082	.00005	.9999	.00023
#2	.01419	-.00063	.00002	1.007	.00031
Check ?	Chk Pass	Chk Pass	Chk Pass	None	Chk Pass
High Limit					
Low Limit					

Sample Name: CCB-6675975 Acquired: 9/27/2021 15:53:16 Type: QC
Method: ICAP2 New stds DEC2019(v697) Mode: CONC Corr. Factor: 1.000000
User: LMH Custom ID1: Custom ID2: Custom ID3:
Comment:

Elem	Tl1908	V_2924	Zn2062	Zr3438
Line	190.856 {477}	292.402 {115}	206.200 {163}	343.823 { 98}
Units	ppm	ppm	ppm	ppm
Avg	-.00071	.00026	-.00068	.9989
Stddev	.00045	.00033	.00020	.0016
%RSD	64.008	127.22	29.854	.1561
#1	-.00039	.00003	-.00082	.9978
#2	-.00103	.00049	-.00054	1.0000
Check ?	Chk Pass	Chk Pass	Chk Pass	None
High Limit				
Low Limit				
Int. Std.	In2306	Y_2243	Y_3600	Y_3774
Line	230.606 {446}	224.306 {450}	360.073 { 94}	377.433 { 89}
Units	Cts/S	Cts/S	Cts/S	Cts/S
Avg	4178.4	3350.5	26404.	3646.0
Stddev	6.1	2.6	146.	17.6
%RSD	.14591	.07761	.55371	.48345
#1	4174.1	3348.7	26301.	3658.4
#2	4182.8	3352.4	26508.	3633.5

Sample Name: CCVL-6677556 Acquired: 9/27/2021 15:57:04 Type: QC
Method: ICAP2 New stds DEC2019(v697) Mode: CONC Corr. Factor: 1.000000
User: LMH Custom ID1: Custom ID2: Custom ID3:
Comment:

Elem	Ag3280	Al3082	As1890	B_2089	Ba4554-2
Line	328.068 {103}	308.215 {109}	189.042 {478}	208.959 {461}	455.403 { 74}2
Units	ppm	ppm	ppm	ppm	ppm
Avg	**.00650**	**.22432**	**.01233**	**.01855**	**.00212**
Stddev	.00007	.00414	.00179	.00001	.00001
%RSD	1.0274	1.8465	14.480	.03644	.45442
#1	.00654	.22724	.01107	.01856	.00212
#2	.00645	.22139	.01360	.01855	.00211
Check ?	Chk Pass	Chk Pass	Chk Pass	Chk Pass	Chk Pass
Value					
Range					

Elem	Be3130	Ca3179	Cd2288	**Ce4040	Co2286
Line	313.042 {108}	317.933 {106}	228.802 {447}	404.076 { 83}	228.616 {447}
Units	ppm	ppm	ppm	ppm	ppm
Avg	**.00201**	**.49113**	**.00186**	**-.0062**	**.00348**
Stddev	.00006	.00118	.00019	.0196	.00008
%RSD	3.1708	.24102	10.441	316.8	2.3800
#1	.00206	.49029	.00200	.0077	.00354
#2	.00197	.49197	.00173	-.0200	.00342
Check ?	Chk Pass	Chk Pass	Chk Pass	None	Chk Pass
Value					
Range					

Elem	Cr2677	Cu3273	Fe2599	K_7664	Li6707
Line	267.716 {126}	327.396 {103}	259.940 {130}	766.490 { 44}	670.784 { 50}
Units	ppm	ppm	ppm	ppm	ppm
Avg	**.00402**	**.01035**	**.05986**	**.54636**	**.03213**
Stddev	.00012	.00007	.00030	.01545	.00222
%RSD	2.9606	.64003	.49597	2.8283	6.9159
#1	.00410	.01039	.05965	.55728	.03370
#2	.00393	.01030	.06007	.53543	.03056
Check ?	Chk Pass	Chk Pass	Chk Pass	Chk Pass	Chk Pass
Value					
Range					

Sample Name: CCVL-6677556 Acquired: 9/27/2021 15:57:04 Type: QC
Method: ICAP2 New stds DEC2019(v697) Mode: CONC Corr. Factor: 1.000000
User: LMH Custom ID1: Custom ID2: Custom ID3:
Comment:

Elem	Mg2790	Mn2576	Mo2020	Na5895	Ni2316
Line	279.079 {121}2	257.610 {131}	202.030 {467}	589.592 { 57}	231.604 {446}
Units	ppm	ppm	ppm	ppm	ppm
Avg	**.19792**	**.00357**	**.00993**	**1.0061**	**.00882**
Stddev	.00111	.00001	.00007	.0031	.00023
%RSD	.55958	.25755	.65637	.30929	2.6472
#1	.19870	.00356	.00988	1.0083	.00898
#2	.19714	.00358	.00997	1.0039	.00865
Check ?	Chk Pass	Chk Pass	Chk Pass	Chk Pass	Chk Pass
Value					
Range					

Elem	P_2136	Pb2203	S_1820	Sb2068	Se1960
Line	213.618 {458}	220.353 {453}	182.034 {485}	206.833 {463}	196.090 {472}
Units	ppm	ppm	ppm	ppm	ppm
Avg	F **25.00**	**.01012**	**.18325**	**.02093**	**.02108**
Stddev	.00	.00063	.00241	.00002	.00259
%RSD	.0034	6.2146	1.3142	.09332	12.286
#1	25.00	.01056	.18496	.02094	.01925
#2	25.00	.00967	.18155	.02092	.02292
Check ?	Chk Fail	Chk Pass	Chk Pass	Chk Pass	Chk Pass
Value	.0060				
Range	50.00%				

Elem	Si2881	Sn1899	Sr4077	Th2837	Ti3349
Line	288.158 {117}2	189.989 {477}	407.771 { 83}	283.730 {119}	334.904 {101}
Units	ppm	ppm	ppm	ppm	ppm
Avg	**.46390**	**.00850**	**.00526**	F **.9963**	**.00458**
Stddev	.00251	.00044	.00007	.0004	.00028
%RSD	.54059	5.1778	1.3071	.0409	6.0320
#1	.46213	.00819	.00531	.9960	.00438
#2	.46567	.00881	.00522	.9966	.00477
Check ?	Chk Pass	Chk Pass	Chk Pass	Chk Fail	Chk Pass
Value				.0060	
Range				50.00%	

Sample Name: CCVL-6677556 Acquired: 9/27/2021 15:57:04 Type: QC
Method: ICAP2 New stds DEC2019(v697) Mode: CONC Corr. Factor: 1.000000
User: LMH Custom ID1: Custom ID2: Custom ID3:
Comment:

Elem	Tl1908	V_2924	Zn2062	Zr3438
Line	190.856 {477}	292.402 {115}	206.200 {163}	343.823 { 98}
Units	ppm	ppm	ppm	ppm
Avg	.01966	.00476	.00785	F 1.000
Stddev	.00035	.00013	.00025	.002
%RSD	1.7590	2.6406	3.1563	.1539
#1	.01990	.00485	.00768	1.001
#2	.01941	.00468	.00803	.9992
Check ?	Chk Pass	Chk Pass	Chk Pass	Chk Fail
Value				.0060
Range				50.00%
Int. Std.	In2306	Y_2243	Y_3600	Y_3774
Line	230.606 {446}	224.306 {450}	360.073 { 94}	377.433 { 89}
Units	Cts/S	Cts/S	Cts/S	Cts/S
Avg	4185.9	3369.7	26524.	3663.6
Stddev	3.2	.3	182.	2.3
%RSD	.07682	.00778	.68527	.06255
#1	4188.2	3369.9	26652.	3665.2
#2	4183.7	3369.5	26395.	3662.0

Sample Name: 480-189835-A-1-A Acquired: 9/27/2021 16:00:49 Type: Unk
Method: ICAP2 New stds DEC2019(v697) Mode: CONC Corr. Factor: 1.000000
User: LMH Custom ID1: Custom ID2: Custom ID3:
Comment:

Elem	Ag3280	Al3082	As1890	B_2089	Ba4554-2
Line	328.068 {103}	308.215 {109}	189.042 {478}	208.959 {461}	455.403 { 74}2
IS Ref	(Y_3600)	(Y_3774)	(Y_2243)	(Y_2243)	(Y_3600)
Units	ppm	ppm	ppm	ppm	ppm
Avg	.00064	62.333	.03037	.04556	.42772
Stddev	.00019	.286	.00012	.00036	.00006
%RSD	28.980	.45955	.40474	.79815	.01425
#1	.00077	62.535	.03046	.04530	.42768
#2	.00051	62.130	.03028	.04581	.42777
Check ?	Chk Pass	Chk Pass	Chk Pass	Chk Pass	Chk Pass
High Limit					
Low Limit					

Elem	Be3130	Ca3179	Cd2288	**Ce4040	Co2286
Line	313.042 {108}	317.933 {106}	228.802 {447}	404.076 { 83}	228.616 {447}
IS Ref	(Y_3774)	(Y_3774)	(Y_2243)	(Y_3774)	(In2306)
Units	ppm	ppm	ppm	ppm	ppm
Avg	.00330	36.205	.00103	.3147	.03906
Stddev	.00003	.152	.00000	.0059	.00003
%RSD	.97948	.41923	.01739	1.876	.06999
#1	.00332	36.312	.00103	.3189	.03904
#2	.00328	36.098	.00103	.3106	.03908
Check ?	Chk Pass	Chk Pass	Chk Pass	Chk Pass	Chk Pass
High Limit					
Low Limit					

Elem	Cr2677	Cu3273	Fe2714	K_7664	Li6707
Line	267.716 {126}	327.396 {103}	271.441 {124}	766.490 { 44}	670.784 { 50}
IS Ref	(Y_3600)	(Y_3600)	(Y_3774)	(Y_3774)	(Y_3774)
Units	ppm	ppm	ppm	ppm	ppm
Avg	.06944	.06453	105.78	14.098	.09069
Stddev	.00015	.00003	.58	.016	.00243
%RSD	.22166	.04590	.54477	.11637	2.6813
#1	.06933	.06451	106.18	14.086	.09240
#2	.06955	.06455	105.37	14.109	.08897
Check ?	Chk Pass	Chk Pass	Chk Pass	Chk Pass	Chk Pass
High Limit					
Low Limit					

Sample Name: 480-189835-A-1-A Acquired: 9/27/2021 16:00:49 Type: Unk
Method: ICAP2 New stds DEC2019(v697) Mode: CONC Corr. Factor: 1.000000
User: LMH Custom ID1: Custom ID2: Custom ID3:
Comment:

Elem	Mg2790	Mn2576	Mo2020	Na5895	Ni2316
Line	279.079 {121}2	257.610 {131}	202.030 {467}	589.592 { 57}	231.604 {446}
IS Ref	(Y_3600)	(Y_3600)	(Y_2243)	(Y_3774)	(In2306)
Units	ppm	ppm	ppm	ppm	ppm
Avg	**18.299**	**7.2787**	**.00212**	**.31662**	**.07958**
Stddev	.023	.0356	.00005	.01137	.00031
%RSD	.12367	.48943	2.5668	3.5915	.38729
#1	18.283	7.2535	.00216	.30858	.07980
#2	18.315	7.3039	.00209	.32466	.07936
Check ?	Chk Pass	Chk Pass	Chk Pass	Chk Pass	Chk Pass
High Limit					
Low Limit					

Elem	P_2136	Pb2203	S_1820	Sb2068	Se1960
Line	213.618 {458}	220.353 {453}	182.034 {485}	206.833 {463}	196.090 {472}
IS Ref	(Y_2243)	(In2306)	(Y_2243)	(Y_2243)	(Y_2243)
Units	ppm	ppm	ppm	ppm	ppm
Avg	**26.48**	**.10353**	**1.0681**	**.01167**	**.00783**
Stddev	.00	.00065	.0015	.00084	.00008
%RSD	.0004	.63258	.14480	7.1930	1.0445
#1	26.48	.10307	1.0670	.01227	.00789
#2	26.48	.10400	1.0692	.01108	.00777
Check ?	None	Chk Pass	Chk Pass	Chk Pass	Chk Pass
High Limit					
Low Limit					

Elem	Si2881	Sn1899	Sr4077	Th2837	Ti3349
Line	288.158 {117}2	189.989 {477}	407.771 { 83}	283.730 {119}	334.904 {101}
IS Ref	(Y_3774)	(In2306)	(Y_3774)	(Y_3774)	(Y_3600)
Units	ppm	ppm	ppm	ppm	ppm
Avg	**3.2455**	**.03614**	**.07767**	**1.070**	**1.1401**
Stddev	.0180	.00018	.00017	.000	.0003
%RSD	.55544	.49933	.22392	.0382	.02527
#1	3.2583	.03627	.07779	1.071	1.1403
#2	3.2328	.03601	.07754	1.070	1.1399
Check ?	Chk Pass	Chk Pass	Chk Pass	None	Chk Pass
High Limit					
Low Limit					

Sample Name: 480-189835-A-1-A Acquired: 9/27/2021 16:00:49 Type: Unk
Method: ICAP2 New stds DEC2019(v697) Mode: CONC Corr. Factor: 1.000000
User: LMH Custom ID1: Custom ID2: Custom ID3:
Comment:

Elem	Tl1908	V_2924	Zn2062	Zr3438
Line	190.856 {477}	292.402 {115}	206.200 {163}	343.823 { 98}
IS Ref	(In2306)	(Y_3600)	(Y_3600)	(Y_3774)
Units	ppm	ppm	ppm	ppm
Avg	-.00053	.10988	.17110	1.008
Stddev	.00147	.00015	.00025	.001
%RSD	279.42	.14074	.14502	.1088
#1	-.00157	.10977	.17128	1.009
#2	.00051	.10999	.17093	1.007
Check ?	Chk Pass	Chk Pass	Chk Pass	None
High Limit				
Low Limit				
Int. Std.	In2306	Y_2243	Y_3600	Y_3774
Line	230.606 {446}	224.306 {450}	360.073 { 94}	377.433 { 89}
Units	Cts/S	Cts/S	Cts/S	Cts/S
Avg	3796.5	3724.3	28852.	4162.1
Stddev	1.3	1.7	126.	6.0
%RSD	.03434	.04505	.43576	.14342
#1	3797.4	3723.1	28941.	4166.4
#2	3795.6	3725.5	28763.	4157.9
Check ?	Chk Pass	Chk Pass	Chk Pass	Chk Pass
Value	92.632%	113.07%	109.54%	114.37%
Range				

Sample Name: 480-189842-C-1-A Acquired: 9/27/2021 16:04:30 Type: Unk
Method: ICAP2 New stds DEC2019(v697) Mode: CONC Corr. Factor: 1.000000
User: LMH Custom ID1: Custom ID2: Custom ID3:
Comment:

Elem	Ag3280	Al3082	As1890	B_2089	Ba4554-2
Line	328.068 {103}	308.215 {109}	189.042 {478}	208.959 {461}	455.403 { 74}2
IS Ref	(Y_3600)	(Y_3774)	(Y_2243)	(Y_2243)	(Y_3600)
Units	ppm	ppm	ppm	ppm	ppm
Avg	.00080	71.679	.01440	.29290	.67711
Stddev	.00044	.374	.00177	.00074	.00174
%RSD	55.448	.52177	12.318	.25197	.25769
#1	.00048	71.944	.01315	.29238	.67835
#2	.00111	71.415	.01566	.29342	.67588
Check ?	Chk Pass	Chk Pass	Chk Pass	Chk Pass	Chk Pass
High Limit					
Low Limit					

Elem	Be3130	Ca3179	Cd2288	**Ce4040	Co2286
Line	313.042 {108}	317.933 {106}	228.802 {447}	404.076 { 83}	228.616 {447}
IS Ref	(Y_3774)	(Y_3774)	(Y_2243)	(Y_3774)	(In2306)
Units	ppm	ppm	ppm	ppm	ppm
Avg	.00201	83.764	.00179	.1211	.02473
Stddev	.00006	.157	.00002	.0271	.00025
%RSD	2.7832	.18751	1.0464	22.36	1.0291
#1	.00205	83.875	.00180	.1019	.02491
#2	.00198	83.653	.00177	.1402	.02455
Check ?	Chk Pass	Chk Pass	Chk Pass	Chk Pass	Chk Pass
High Limit					
Low Limit					

Elem	Cr2677	Cu3273	Fe2714	K_7664	Li6707
Line	267.716 {126}	327.396 {103}	271.441 {124}	766.490 { 44}	670.784 { 50}
IS Ref	(Y_3600)	(Y_3600)	(Y_3774)	(Y_3774)	(Y_3774)
Units	ppm	ppm	ppm	ppm	ppm
Avg	.09624	.24558	61.046	21.628	.04998
Stddev	.00036	.00155	.330	.009	.00163
%RSD	.37186	.63196	.54034	.04038	3.2621
#1	.09650	.24448	61.279	21.634	.05113
#2	.09599	.24667	60.813	21.622	.04883
Check ?	Chk Pass	Chk Pass	Chk Pass	Chk Pass	Chk Pass
High Limit					
Low Limit					

Sample Name: 480-189842-C-1-A Acquired: 9/27/2021 16:04:30 Type: Unk
Method: ICAP2 New stds DEC2019(v697) Mode: CONC Corr. Factor: 1.000000
User: LMH Custom ID1: Custom ID2: Custom ID3:
Comment:

Elem	Mg2790	Mn2576	Mo2020	Na5895	Ni2316
Line	279.079 {121}2	257.610 {131}	202.030 {467}	589.592 { 57}	231.604 {446}
IS Ref	(Y_3600)	(Y_3600)	(Y_2243)	(Y_3774)	(In2306)
Units	ppm	ppm	ppm	ppm	ppm
Avg	**22.930**	**1.8929**	**.00470**	**3.4759**	**.06041**
Stddev	.032	.0023	.00025	.0108	.00029
%RSD	.14013	.12319	5.3733	.31112	.47506
#1	22.908	1.8913	.00487	3.4683	.06062
#2	22.953	1.8946	.00452	3.4835	.06021
Check ?	Chk Pass	Chk Pass	Chk Pass	Chk Pass	Chk Pass
High Limit					
Low Limit					

Elem	P_2136	Pb2203	S_1820	Sb2068	Se1960
Line	213.618 {458}	220.353 {453}	182.034 {485}	206.833 {463}	196.090 {472}
IS Ref	(Y_2243)	(In2306)	(Y_2243)	(Y_2243)	(Y_2243)
Units	ppm	ppm	ppm	ppm	ppm
Avg	**30.92**	**.12312**	**9.0576**	**.07798**	**.00255**
Stddev	.01	.00027	.0065	.00020	.00405
%RSD	.0211	.22304	.07126	.26144	158.59
#1	30.93	.12332	9.0530	.07784	.00542
#2	30.92	.12293	9.0621	.07813	-.00031
Check ?	None	Chk Pass	Chk Pass	Chk Pass	Chk Pass
High Limit					
Low Limit					

Elem	Si2881	Sn1899	Sr4077	Th2837	Ti3349
Line	288.158 {117}2	189.989 {477}	407.771 { 83}	283.730 {119}	334.904 {101}
IS Ref	(Y_3774)	(In2306)	(Y_3774)	(Y_3774)	(Y_3600)
Units	ppm	ppm	ppm	ppm	ppm
Avg	**3.4032**	**.05733**	**.19110**	**1.037**	**1.1685**
Stddev	.0305	.00036	.00060	.004	.0055
%RSD	.89476	.62793	.31465	.3736	.46978
#1	3.4248	.05759	.19152	1.035	1.1646
#2	3.3817	.05708	.19067	1.040	1.1724
Check ?	Chk Pass	Chk Pass	Chk Pass	None	Chk Pass
High Limit					
Low Limit					

Sample Name: 480-189842-C-1-A Acquired: 9/27/2021 16:04:30 Type: Unk
Method: ICAP2 New stds DEC2019(v697) Mode: CONC Corr. Factor: 1.000000
User: LMH Custom ID1: Custom ID2: Custom ID3:
Comment:

Elem	Tl1908	V_2924	Zn2062	Zr3438
Line	190.856 {477}	292.402 {115}	206.200 {163}	343.823 { 98}
IS Ref	(In2306)	(Y_3600)	(Y_3600)	(Y_3774)
Units	ppm	ppm	ppm	ppm
Avg	**-.00088**	**.07884**	**.73579**	**1.018**
Stddev	.00066	.00016	.00044	.001
%RSD	74.053	.20286	.05928	.1385
#1	-.00135	.07896	.73548	1.019
#2	-.00042	.07873	.73610	1.017
Check ?	Chk Pass	Chk Pass	Chk Pass	None
High Limit				
Low Limit				
Int. Std.	In2306	Y_2243	Y_3600	Y_3774
Line	230.606 {446}	224.306 {450}	360.073 { 94}	377.433 { 89}
Units	Cts/S	Cts/S	Cts/S	Cts/S
Avg	**3755.1**	**3475.1**	**26830.**	**3899.8**
Stddev	6.2	3.1	43.	12.2
%RSD	.16455	.08915	.15979	.31276
#1	3750.7	3472.9	26799.	3891.2
#2	3759.5	3477.3	26860.	3908.4
Check ?	Chk Pass	Chk Pass	Chk Pass	Chk Pass
Value	91.622%	105.50%	101.86%	107.16%
Range				

Sample Name: 480-189851-A-4-E Acquired: 9/27/2021 16:08:10 Type: Unk
Method: ICAP2 New stds DEC2019(v697) Mode: CONC Corr. Factor: 1.000000
User: LMH Custom ID1: Custom ID2: Custom ID3:
Comment:

Elem	Ag3280	Al3082	As1890	B_2089	Ba4554-2
Line	328.068 {103}	308.215 {109}	189.042 {478}	208.959 {461}	455.403 { 74}2
IS Ref	(Y_3600)	(Y_3774)	(Y_2243)	(Y_2243)	(Y_3600)
Units	ppm	ppm	ppm	ppm	ppm
Avg	**.00024**	**.02407**	**-.00100**	**-.00052**	**.00055**
Stddev	.00065	.01900	.00068	.00014	.00004
%RSD	270.79	78.929	68.371	26.393	6.4866
#1	.00070	.03750	-.00052	-.00062	.00052
#2	-.00022	.01063	-.00148	-.00042	.00057
Check ?	Chk Pass	Chk Pass	Chk Pass	Chk Pass	Chk Pass
High Limit					
Low Limit					

Elem	Be3130	Ca3179	Cd2288	**Ce4040	Co2286
Line	313.042 {108}	317.933 {106}	228.802 {447}	404.076 { 83}	228.616 {447}
IS Ref	(Y_3774)	(Y_3774)	(Y_2243)	(Y_3774)	(In2306)
Units	ppm	ppm	ppm	ppm	ppm
Avg	**-.00006**	**.01556**	**-.00001**	**.0101**	**-.00006**
Stddev	.00007	.00276	.00007	.0478	.00004
%RSD	111.73	17.731	581.63	473.9	56.849
#1	-.00011	.01361	-.00007	.0439	-.00004
#2	-.00001	.01751	.00004	-.0237	-.00009
Check ?	Chk Pass	Chk Pass	Chk Pass	Chk Pass	Chk Pass
High Limit					
Low Limit					

Elem	Cr2677	Cu3273	Fe2599	K_7664	Li6707
Line	267.716 {126}	327.396 {103}	259.940 {130}	766.490 { 44}	670.784 { 50}
IS Ref	(Y_3600)	(Y_3600)	(Y_3774)	(Y_3774)	(Y_3774)
Units	ppm	ppm	ppm	ppm	ppm
Avg	**.00018**	**.00069**	**.04704**	**.13039**	**.00198**
Stddev	.00015	.00002	.00036	.04550	.00034
%RSD	84.147	3.0000	.75624	34.895	17.155
#1	.00007	.00071	.04679	.16256	.00222
#2	.00028	.00068	.04729	.09821	.00174
Check ?	Chk Pass	Chk Pass	Chk Pass	Chk Pass	Chk Pass
High Limit					
Low Limit					

Sample Name: 480-189851-A-4-E Acquired: 9/27/2021 16:08:10 Type: Unk
Method: ICAP2 New stds DEC2019(v697) Mode: CONC Corr. Factor: 1.000000
User: LMH Custom ID1: Custom ID2: Custom ID3:
Comment:

Elem	Mg2790	Mn2576	Mo2020	Na5895	Ni2316
Line	279.079 {121}2	257.610 {131}	202.030 {467}	589.592 { 57}	231.604 {446}
IS Ref	(Y_3600)	(Y_3600)	(Y_2243)	(Y_3774)	(In2306)
Units	ppm	ppm	ppm	ppm	ppm
Avg	.00637	.00051	-.00043	.04016	.00026
Stddev	.00195	.00007	.00006	.00662	.00011
%RSD	30.579	14.582	13.518	16.473	40.403
#1	.00499	.00046	-.00038	.03548	.00019
#2	.00775	.00056	-.00047	.04484	.00034
Check ?	Chk Pass	Chk Pass	Chk Pass	Chk Pass	Chk Pass
High Limit					
Low Limit					

Elem	P_2136	Pb2203	S_1820	Sb2068	Se1960
Line	213.618 {458}	220.353 {453}	182.034 {485}	206.833 {463}	196.090 {472}
IS Ref	(Y_2243)	(In2306)	(Y_2243)	(Y_2243)	(Y_2243)
Units	ppm	ppm	ppm	ppm	ppm
Avg	25.03	.00015	3.2729	.00045	-.00268
Stddev	.00	.00073	.0101	.00025	.00086
%RSD	.0017	476.28	.30819	55.029	32.098
#1	25.03	.00067	3.2657	.00063	-.00207
#2	25.03	-.00036	3.2800	.00028	-.00329
Check ?	None	Chk Pass	Chk Pass	Chk Pass	Chk Pass
High Limit					
Low Limit					

Elem	Si2881	Sn1899	Sr4077	Th2837	Ti3349
Line	288.158 {117}2	189.989 {477}	407.771 { 83}	283.730 {119}	334.904 {101}
IS Ref	(Y_3774)	(In2306)	(Y_3774)	(Y_3774)	(Y_3600)
Units	ppm	ppm	ppm	ppm	ppm
Avg	-.01262	.01898	.00001	.9966	.00272
Stddev	.03124	.00023	.00008	.0065	.00012
%RSD	247.45	1.1939	1415.7	.6489	4.3123
#1	-.03471	.01882	-.00005	1.001	.00264
#2	.00946	.01914	.00006	.9920	.00281
Check ?	Chk Pass	Chk Pass	Chk Pass	None	Chk Pass
High Limit					
Low Limit					

Sample Name: 480-189851-A-4-E Acquired: 9/27/2021 16:08:10 Type: Unk
Method: ICAP2 New stds DEC2019(v697) Mode: CONC Corr. Factor: 1.000000
User: LMH Custom ID1: Custom ID2: Custom ID3:
Comment:

Elem	Tl1908	V_2924	Zn2062	Zr3438
Line	190.856 {477}	292.402 {115}	206.200 {163}	343.823 { 98}
IS Ref	(In2306)	(Y_3600)	(Y_3600)	(Y_3774)
Units	ppm	ppm	ppm	ppm
Avg	-.00042	.00047	.00044	.9995
Stddev	.00071	.00008	.00042	.0001
%RSD	170.31	17.845	94.642	.0113
#1	-.00092	.00041	.00074	.9994
#2	.00008	.00053	.00015	.9996
Check ?	Chk Pass	Chk Pass	Chk Pass	None
High Limit				
Low Limit				
Int. Std.	In2306	Y_2243	Y_3600	Y_3774
Line	230.606 {446}	224.306 {450}	360.073 { 94}	377.433 { 89}
Units	Cts/S	Cts/S	Cts/S	Cts/S
Avg	4427.6	3498.9	27567.	3828.5
Stddev	33.4	28.7	85.	7.7
%RSD	.75530	.82153	.30698	.20128
#1	4403.9	3478.5	27627.	3823.1
#2	4451.2	3519.2	27508.	3834.0
Check ?	Chk Pass	Chk Pass	Chk Pass	Chk Pass
Value	108.03%	106.23%	104.66%	105.20%
Range				

Sample Name: 480-189851-A-5-A Acquired: 9/27/2021 16:11:56 Type: Unk
Method: ICAP2 New stds DEC2019(v697) Mode: CONC Corr. Factor: 1.000000
User: LMH Custom ID1: Custom ID2: Custom ID3:
Comment:

Elem	Ag3280	Al3082	As1890	B_2089	Ba4554-2
Line	328.068 {103}	308.215 {109}	189.042 {478}	208.959 {461}	455.403 { 74}2
IS Ref	(Y_3600)	(Y_3774)	(Y_2243)	(Y_2243)	(Y_3600)
Units	ppm	ppm	ppm	ppm	ppm
Avg	**.00036**	**.00005**	**-.00127**	**-.00012**	**.00045**
Stddev	.00107	.03830	.00060	.00058	.00001
%RSD	296.78	82412.	47.218	481.83	1.3691
#1	-.00040	-.02704	-.00084	.00029	.00045
#2	.00112	.02713	-.00169	-.00053	.00045
Check ?	Chk Pass	Chk Pass	Chk Pass	Chk Pass	Chk Pass
High Limit					
Low Limit					

Elem	Be3130	Ca3179	Cd2288	**Ce4040	Co2286
Line	313.042 {108}	317.933 {106}	228.802 {447}	404.076 { 83}	228.616 {447}
IS Ref	(Y_3774)	(Y_3774)	(Y_2243)	(Y_3774)	(In2306)
Units	ppm	ppm	ppm	ppm	ppm
Avg	**.00005**	**.03133**	**-.00002**	**-.0099**	**-.00002**
Stddev	.00001	.00184	.00004	.0248	.00003
%RSD	27.195	5.8602	250.13	250.9	171.28
#1	.00006	.03003	.00001	.0077	-.00004
#2	.00004	.03262	-.00005	-.0274	.00000
Check ?	Chk Pass	Chk Pass	Chk Pass	Chk Pass	Chk Pass
High Limit					
Low Limit					

Elem	Cr2677	Cu3273	Fe2599	K_7664	Li6707
Line	267.716 {126}	327.396 {103}	259.940 {130}	766.490 { 44}	670.784 { 50}
IS Ref	(Y_3600)	(Y_3600)	(Y_3774)	(Y_3774)	(Y_3774)
Units	ppm	ppm	ppm	ppm	ppm
Avg	**.00045**	**.00136**	**.05355**	**.08278**	**.00045**
Stddev	.00016	.00036	.00133	.01004	.00207
%RSD	35.771	26.548	2.4859	12.132	457.91
#1	.00056	.00161	.05260	.07568	-.00101
#2	.00033	.00110	.05449	.08988	.00191
Check ?	Chk Pass	Chk Pass	Chk Pass	Chk Pass	Chk Pass
High Limit					
Low Limit					

Sample Name: 480-189851-A-5-A Acquired: 9/27/2021 16:11:56 Type: Unk
Method: ICAP2 New stds DEC2019(v697) Mode: CONC Corr. Factor: 1.000000
User: LMH Custom ID1: Custom ID2: Custom ID3:
Comment:

Elem	Mg2790	Mn2576	Mo2020	Na5895	Ni2316
Line	279.079 {121}2	257.610 {131}	202.030 {467}	589.592 { 57}	231.604 {446}
IS Ref	(Y_3600)	(Y_3600)	(Y_2243)	(Y_3774)	(In2306)
Units	ppm	ppm	ppm	ppm	ppm
Avg	**.00770**	**.00041**	**-.00077**	**.05620**	**.00019**
Stddev	.00166	.00008	.00003	.00507	.00002
%RSD	21.518	19.474	4.3135	9.0267	9.6394
#1	.00888	.00047	-.00079	.05261	.00018
#2	.00653	.00036	-.00075	.05979	.00020
Check ?	Chk Pass	Chk Pass	Chk Pass	Chk Pass	Chk Pass
High Limit					
Low Limit					

Elem	P_2136	Pb2203	S_1820	Sb2068	Se1960
Line	213.618 {458}	220.353 {453}	182.034 {485}	206.833 {463}	196.090 {472}
IS Ref	(Y_2243)	(In2306)	(Y_2243)	(Y_2243)	(Y_2243)
Units	ppm	ppm	ppm	ppm	ppm
Avg	**25.04**	**.00036**	**4.5509**	**-.00118**	**-.00246**
Stddev	.00	.00070	.0038	.00020	.00033
%RSD	.0037	197.81	.08389	16.649	13.496
#1	25.04	-.00014	4.5482	-.00104	-.00222
#2	25.04	.00085	4.5536	-.00132	-.00269
Check ?	None	Chk Pass	Chk Pass	Chk Pass	Chk Pass
High Limit					
Low Limit					

Elem	Si2881	Sn1899	Sr4077	Th2837	Ti3349
Line	288.158 {117}2	189.989 {477}	407.771 { 83}	283.730 {119}	334.904 {101}
IS Ref	(Y_3774)	(In2306)	(Y_3774)	(Y_3774)	(Y_3600)
Units	ppm	ppm	ppm	ppm	ppm
Avg	**.00142**	**.03095**	**.00007**	**.9943**	**.00337**
Stddev	.00445	.00032	.00019	.0012	.00029
%RSD	312.13	1.0206	281.39	.1211	8.6724
#1	-.00172	.03072	-.00007	.9951	.00316
#2	.00457	.03117	.00020	.9934	.00357
Check ?	Chk Pass	Chk Pass	Chk Pass	None	Chk Pass
High Limit					
Low Limit					

Sample Name: 480-189851-A-5-A Acquired: 9/27/2021 16:11:56 Type: Unk
Method: ICAP2 New stds DEC2019(v697) Mode: CONC Corr. Factor: 1.000000
User: LMH Custom ID1: Custom ID2: Custom ID3:
Comment:

Elem	Tl1908	V_2924	Zn2062	Zr3438
Line	190.856 {477}	292.402 {115}	206.200 {163}	343.823 { 98}
IS Ref	(In2306)	(Y_3600)	(Y_3600)	(Y_3774)
Units	ppm	ppm	ppm	ppm
Avg	-.00060	.00055	.01103	.9986
Stddev	.00140	.00066	.00027	.0005
%RSD	234.85	120.17	2.4426	.0537
#1	-.00159	.00008	.01084	.9989
#2	.00039	.00101	.01122	.9982
Check ?	Chk Pass	Chk Pass	Chk Pass	None
High Limit				
Low Limit				
Int. Std.	In2306	Y_2243	Y_3600	Y_3774
Line	230.606 {446}	224.306 {450}	360.073 { 94}	377.433 { 89}
Units	Cts/S	Cts/S	Cts/S	Cts/S
Avg	4422.1	3511.1	27943.	3946.9
Stddev	8.3	5.2	2.	17.3
%RSD	.18681	.14693	.00538	.43791
#1	4427.9	3514.8	27942.	3959.1
#2	4416.2	3507.5	27944.	3934.7
Check ?	Chk Pass	Chk Pass	Chk Pass	Chk Pass
Value	107.90%	106.60%	106.09%	108.46%
Range				

Sample Name: MB 480-597045/1-A Acquired: 9/27/2021 16:15:40 Type: Unk
Method: ICAP2 New stds DEC2019(v697) Mode: CONC Corr. Factor: 1.000000
User: LMH Custom ID1: Custom ID2: Custom ID3:
Comment:

Elem	Ag3280	Al3082	As1890	B_2089	Ba4554-2
Line	328.068 {103}	308.215 {109}	189.042 {478}	208.959 {461}	455.403 { 74}2
IS Ref	(Y_3600)	(Y_3774)	(Y_2243)	(Y_2243)	(Y_3600)
Units	ppm	ppm	ppm	ppm	ppm
Avg	**.00077**	**.03596**	**-.00268**	**.00067**	**.00012**
Stddev	.00086	.02733	.00119	.00015	.00001
%RSD	112.03	76.023	44.287	22.626	5.7281
#1	.00138	.01663	-.00184	.00056	.00012
#2	.00016	.05528	-.00351	.00077	.00011
Check ?	Chk Pass	Chk Pass	Chk Pass	Chk Pass	Chk Pass
High Limit					
Low Limit					

Elem	Be3130	Ca3179	Cd2288	**Ce4040	Co2286
Line	313.042 {108}	317.933 {106}	228.802 {447}	404.076 { 83}	228.616 {447}
IS Ref	(Y_3774)	(Y_3774)	(Y_2243)	(Y_3774)	(In2306)
Units	ppm	ppm	ppm	ppm	ppm
Avg	**.00006**	**.02649**	**-.00012**	**-.0332**	**-.00023**
Stddev	.00003	.00405	.00000	.0542	.00005
%RSD	53.554	15.284	3.1727	163.1	21.930
#1	.00009	.02935	-.00012	.0051	-.00019
#2	.00004	.02362	-.00013	-.0715	-.00026
Check ?	Chk Pass	Chk Pass	Chk Pass	None	Chk Pass
High Limit					
Low Limit					

Elem	Cr2677	Cu3273	Fe2599	K_7664	Li6707
Line	267.716 {126}	327.396 {103}	259.940 {130}	766.490 { 44}	670.784 { 50}
IS Ref	(Y_3600)	(Y_3600)	(Y_3774)	(Y_3774)	(Y_3774)
Units	ppm	ppm	ppm	ppm	ppm
Avg	**.00018**	**.00069**	**.01364**	**.01833**	**.00102**
Stddev	.00026	.00041	.00237	.08901	.00024
%RSD	141.58	59.136	17.365	485.66	23.098
#1	-.00000	.00040	.01531	.08127	.00086
#2	.00037	.00098	.01196	-.04461	.00119
Check ?	Chk Pass	Chk Pass	Chk Pass	Chk Pass	Chk Pass
High Limit					
Low Limit					

Sample Name: MB 480-597045/1-A Acquired: 9/27/2021 16:15:40 Type: Unk
Method: ICAP2 New stds DEC2019(v697) Mode: CONC Corr. Factor: 1.000000
User: LMH Custom ID1: Custom ID2: Custom ID3:
Comment:

Elem	Mg2790	Mn2576	Mo2020	Na5895	Ni2316
Line	279.079 {121}2	257.610 {131}	202.030 {467}	589.592 { 57}	231.604 {446}
IS Ref	(Y_3600)	(Y_3600)	(Y_2243)	(Y_3774)	(In2306)
Units	ppm	ppm	ppm	ppm	ppm
Avg	**.00013**	**.00066**	**-.00085**	**.01787**	**-.00028**
Stddev	.00129	.00003	.00017	.00853	.00000
%RSD	958.44	4.2467	19.916	47.746	.34467
#1	.00105	.00064	-.00073	.02390	-.00028
#2	-.00078	.00068	-.00097	.01183	-.00028
Check ?	Chk Pass	Chk Pass	Chk Pass	Chk Pass	Chk Pass
High Limit					
Low Limit					

Elem	P_2136	Pb2203	S_1820	Sb2068	Se1960
Line	213.618 {458}	220.353 {453}	182.034 {485}	206.833 {463}	196.090 {472}
IS Ref	(Y_2243)	(In2306)	(Y_2243)	(Y_2243)	(Y_2243)
Units	ppm	ppm	ppm	ppm	ppm
Avg	**25.02**	**-.00007**	**.00593**	**.00013**	**-.00157**
Stddev	.00	.00073	.00124	.00026	.00081
%RSD	.0040	1062.7	20.993	197.09	51.758
#1	25.02	.00045	.00681	.00032	-.00100
#2	25.02	-.00059	.00505	-.00005	-.00215
Check ?	None	Chk Pass	Chk Pass	Chk Pass	Chk Pass
High Limit					
Low Limit					

Elem	Si2881	Sn1899	Sr4077	Th2837	Ti3349
Line	288.158 {117}2	189.989 {477}	407.771 { 83}	283.730 {119}	334.904 {101}
IS Ref	(Y_3774)	(In2306)	(Y_3774)	(Y_3774)	(Y_3600)
Units	ppm	ppm	ppm	ppm	ppm
Avg	**-.00774**	**-.00070**	**.00013**	**.9939**	**-.00050**
Stddev	.01760	.00034	.00013	.0037	.00006
%RSD	227.31	48.965	96.057	.3763	12.600
#1	.00470	-.00046	.00004	.9912	-.00045
#2	-.02019	-.00094	.00023	.9965	-.00054
Check ?	Chk Pass	Chk Pass	Chk Pass	None	Chk Pass
High Limit					
Low Limit					

Sample Name: MB 480-597045/1-A Acquired: 9/27/2021 16:15:40 Type: Unk
Method: ICAP2 New stds DEC2019(v697) Mode: CONC Corr. Factor: 1.000000
User: LMH Custom ID1: Custom ID2: Custom ID3:
Comment:

Elem	Tl1908	V_2924	Zn2062	Zr3438
Line	190.856 {477}	292.402 {115}	206.200 {163}	343.823 { 98}
IS Ref	(In2306)	(Y_3600)	(Y_3600)	(Y_3774)
Units	ppm	ppm	ppm	ppm
Avg	-.00053	.00005	.00002	1.001
Stddev	.00033	.00027	.00022	.001
%RSD	62.872	524.28	1171.7	.1101
#1	-.00030	-.00014	.00018	.9998
#2	-.00077	.00024	-.00014	1.001
Check ?	Chk Pass	Chk Pass	Chk Pass	None
High Limit				
Low Limit				
Int. Std.	In2306	Y_2243	Y_3600	Y_3774
Line	230.606 {446}	224.306 {450}	360.073 { 94}	377.433 { 89}
Units	Cts/S	Cts/S	Cts/S	Cts/S
Avg	4275.2	3419.5	27231.	3752.9
Stddev	1.4	1.6	29.	4.4
%RSD	.03362	.04623	.10679	.11686
#1	4276.2	3420.6	27210.	3749.8
#2	4274.2	3418.4	27251.	3756.0
Check ?	Chk Pass	Chk Pass	Chk Pass	Chk Pass
Value	104.31%	103.82%	103.39%	103.13%
Range				

Sample Name: LCS 480-597045/2-A Acquired: 9/27/2021 16:19:26 Type: Unk
Method: ICAP2 New stds DEC2019(v697) Mode: CONC Corr. Factor: 1.000000
User: LMH Custom ID1: Custom ID2: Custom ID3:
Comment:

Elem	Ag3280	Al3082	As1890	B_2089	Ba4554-2
Line	328.068 {103}	308.215 {109}	189.042 {478}	208.959 {461}	455.403 { 74}2
IS Ref	(Y_3600)	(Y_3774)	(Y_2243)	(Y_2243)	(Y_3600)
Units	ppm	ppm	ppm	ppm	ppm
Avg	.05115	10.587	.21771	.21210	.22354
Stddev	.00018	.055	.00211	.00060	.00018
%RSD	.34824	.51840	.96838	.28492	.08104
#1	.05127	10.626	.21622	.21167	.22341
#2	.05102	10.548	.21920	.21253	.22367
Check ?	Chk Pass	Chk Pass	Chk Pass	Chk Pass	Chk Pass
High Limit					
Low Limit					

Elem	Be3130	Ca3179	Cd2288	**Ce4040	Co2286
Line	313.042 {108}	317.933 {106}	228.802 {447}	404.076 { 83}	228.616 {447}
IS Ref	(Y_3774)	(Y_3774)	(Y_2243)	(Y_3774)	(In2306)
Units	ppm	ppm	ppm	ppm	ppm
Avg	.21710	10.665	.21429	-.0133	.20553
Stddev	.00147	.025	.00010	.0277	.00041
%RSD	.67594	.23817	.04726	208.7	.19881
#1	.21814	10.683	.21422	.0063	.20524
#2	.21606	10.647	.21436	-.0328	.20582
Check ?	Chk Pass	Chk Pass	Chk Pass	None	Chk Pass
High Limit					
Low Limit					

Elem	Cr2677	Cu3273	Fe2599	K_7664	Li6707
Line	267.716 {126}	327.396 {103}	259.940 {130}	766.490 { 44}	670.784 { 50}
IS Ref	(Y_3600)	(Y_3600)	(Y_3774)	(Y_3774)	(Y_3774)
Units	ppm	ppm	ppm	ppm	ppm
Avg	.20809	.21226	10.692	10.884	.21931
Stddev	.00030	.00017	.048	.052	.00213
%RSD	.14529	.07854	.45187	.47436	.97237
#1	.20787	.21214	10.726	10.921	.21780
#2	.20830	.21238	10.658	10.848	.22082
Check ?	Chk Pass	Chk Pass	Chk Pass	Chk Pass	Chk Pass
High Limit					
Low Limit					

Sample Name: LCS 480-597045/2-A Acquired: 9/27/2021 16:19:26 Type: Unk
Method: ICAP2 New stds DEC2019(v697) Mode: CONC Corr. Factor: 1.000000
User: LMH Custom ID1: Custom ID2: Custom ID3:
Comment:

Elem	Mg2790	Mn2576	Mo2020	Na5895	Ni2316
Line	279.079 {121}2	257.610 {131}	202.030 {467}	589.592 { 57}	231.604 {446}
IS Ref	(Y_3600)	(Y_3600)	(Y_2243)	(Y_3774)	(In2306)
Units	ppm	ppm	ppm	ppm	ppm
Avg	**10.881**	**.21836**	**.21586**	**10.672**	**.20348**
Stddev	.011	.00051	.00099	.043	.00063
%RSD	.10329	.23275	.45646	.39963	.30926
#1	10.873	.21871	.21655	10.702	.20303
#2	10.889	.21800	.21516	10.642	.20392
Check ?	Chk Pass	Chk Pass	Chk Pass	Chk Pass	Chk Pass
High Limit					
Low Limit					

Elem	P_2136	Pb2203	S_1820	Sb2068	Se1960
Line	213.618 {458}	220.353 {453}	182.034 {485}	206.833 {463}	196.090 {472}
IS Ref	(Y_2243)	(In2306)	(Y_2243)	(Y_2243)	(Y_2243)
Units	ppm	ppm	ppm	ppm	ppm
Avg	**24.64**	**.20804**	**10.542**	**.22934**	**.20689**
Stddev	.00	.00052	.006	.00016	.00262
%RSD	.0017	.24940	.06090	.06933	1.2668
#1	24.64	.20841	10.537	.22923	.20874
#2	24.64	.20767	10.547	.22945	.20504
Check ?	None	Chk Pass	Chk Pass	Chk Pass	Chk Pass
High Limit					
Low Limit					

Elem	Si2881	Sn1899	Sr4077	Th2837	Ti3349
Line	288.158 {117}2	189.989 {477}	407.771 { 83}	283.730 {119}	334.904 {101}
IS Ref	(Y_3774)	(In2306)	(Y_3774)	(Y_3774)	(Y_3600)
Units	ppm	ppm	ppm	ppm	ppm
Avg	**9.7970**	**.19866**	**.21913**	**1.003**	**.21300**
Stddev	.0727	.00019	.00108	.003	.00071
%RSD	.74250	.09486	.49223	.3060	.33260
#1	9.8485	.19879	.21989	1.005	.21350
#2	9.7456	.19852	.21836	1.001	.21250
Check ?	Chk Pass	Chk Pass	Chk Pass	None	Chk Pass
High Limit					
Low Limit					

Sample Name: LCS 480-597045/2-A Acquired: 9/27/2021 16:19:26 Type: Unk
Method: ICAP2 New stds DEC2019(v697) Mode: CONC Corr. Factor: 1.000000
User: LMH Custom ID1: Custom ID2: Custom ID3:
Comment:

Elem	Tl1908	V_2924	Zn2062	Zr3438
Line	190.856 {477}	292.402 {115}	206.200 {163}	343.823 { 98}
IS Ref	(In2306)	(Y_3600)	(Y_3600)	(Y_3774)
Units	ppm	ppm	ppm	ppm
Avg	.21412	.20457	.21150	1.002
Stddev	.00153	.00067	.00069	.001
%RSD	.71504	.32890	.32417	.0520
#1	.21304	.20410	.21102	1.002
#2	.21521	.20505	.21199	1.003
Check ?	Chk Pass	Chk Pass	Chk Pass	None
High Limit				
Low Limit				
Int. Std.	In2306	Y_2243	Y_3600	Y_3774
Line	230.606 {446}	224.306 {450}	360.073 { 94}	377.433 { 89}
Units	Cts/S	Cts/S	Cts/S	Cts/S
Avg	4037.0	3386.5	26589.	3660.8
Stddev	8.0	7.2	64.	.9
%RSD	.19938	.21369	.24258	.02376
#1	4042.7	3391.6	26543.	3660.2
#2	4031.3	3381.4	26634.	3661.5
Check ?	Chk Pass	Chk Pass	Chk Pass	Chk Pass
Value	98.499%	102.81%	100.95%	100.60%
Range				

Sample Name: 480-189778-B-1-A Acquired: 9/27/2021 16:23:00 Type: Unk
Method: ICAP2 New stds DEC2019(v697) Mode: CONC Corr. Factor: 1.000000
User: LMH Custom ID1: Custom ID2: Custom ID3:
Comment:

Elem	Ag3280	Al3082	As1890	B_2089	Ba4554-2
Line	328.068 {103}	308.215 {109}	189.042 {478}	208.959 {461}	455.403 { 74}2
IS Ref	(Y_3600)	(Y_3774)	(Y_2243)	(Y_2243)	(Y_3600)
Units	ppm	ppm	ppm	ppm	ppm
Avg	**.00024**	**.01921**	**-.00143**	**.00075**	**-.00000**
Stddev	.00022	.02412	.00017	.00037	.00003
%RSD	89.242	125.53	12.067	48.631	11517.
#1	.00009	.00216	-.00130	.00101	-.00002
#2	.00040	.03627	-.00155	.00049	.00002
Check ?	Chk Pass	Chk Pass	Chk Pass	Chk Pass	Chk Pass
High Limit					
Low Limit					

Elem	Be3130	Ca3179	Cd2288	**Ce4040	Co2286
Line	313.042 {108}	317.933 {106}	228.802 {447}	404.076 { 83}	228.616 {447}
IS Ref	(Y_3774)	(Y_3774)	(Y_2243)	(Y_3774)	(In2306)
Units	ppm	ppm	ppm	ppm	ppm
Avg	**.00004**	**.00922**	**-.00001**	**.0293**	**-.00011**
Stddev	.00009	.00218	.00006	.0649	.00004
%RSD	220.15	23.609	1014.6	221.2	36.595
#1	.00010	.01076	.00004	-.0165	-.00014
#2	-.00002	.00768	-.00005	.0752	-.00008
Check ?	Chk Pass	Chk Pass	Chk Pass	Chk Pass	Chk Pass
High Limit					
Low Limit					

Elem	Cr2677	Cu3273	Fe2599	K_7664	Li6707
Line	267.716 {126}	327.396 {103}	259.940 {130}	766.490 { 44}	670.784 { 50}
IS Ref	(Y_3600)	(Y_3600)	(Y_3774)	(Y_3774)	(Y_3774)
Units	ppm	ppm	ppm	ppm	ppm
Avg	**.00089**	**.00066**	**.00526**	**.09653**	**.00197**
Stddev	.00062	.00118	.00256	.01518	.00120
%RSD	69.138	179.83	48.802	15.722	60.913
#1	.00046	-.00018	.00707	.08580	.00112
#2	.00133	.00149	.00344	.10726	.00282
Check ?	Chk Pass	Chk Pass	Chk Pass	Chk Pass	Chk Pass
High Limit					
Low Limit					

Sample Name: 480-189778-B-1-A Acquired: 9/27/2021 16:23:00 Type: Unk
Method: ICAP2 New stds DEC2019(v697) Mode: CONC Corr. Factor: 1.000000
User: LMH Custom ID1: Custom ID2: Custom ID3:
Comment:

Elem	Mg2790	Mn2576	Mo2020	Na5895	Ni2316
Line	279.079 {121}2	257.610 {131}	202.030 {467}	589.592 { 57}	231.604 {446}
IS Ref	(Y_3600)	(Y_3600)	(Y_2243)	(Y_3774)	(In2306)
Units	ppm	ppm	ppm	ppm	ppm
Avg	**.00178**	**.00027**	**-.00009**	**.02696**	**-.00018**
Stddev	.00145	.00006	.00005	.01559	.00003
%RSD	81.397	23.642	50.252	57.837	14.317
#1	.00280	.00022	-.00006	.03799	-.00020
#2	.00075	.00031	-.00012	.01593	-.00016
Check ?	Chk Pass	Chk Pass	Chk Pass	Chk Pass	Chk Pass
High Limit					
Low Limit					

Elem	P_2136	Pb2203	S_1820	Sb2068	Se1960
Line	213.618 {458}	220.353 {453}	182.034 {485}	206.833 {463}	196.090 {472}
IS Ref	(Y_2243)	(In2306)	(Y_2243)	(Y_2243)	(Y_2243)
Units	ppm	ppm	ppm	ppm	ppm
Avg	**25.02**	**-.00038**	**.00144**	**-.00207**	**-.00020**
Stddev	.00	.00088	.00016	.00032	.00054
%RSD	.0006	233.08	11.055	15.366	266.39
#1	25.02	-.00100	.00133	-.00184	-.00059
#2	25.02	.00024	.00155	-.00229	.00018
Check ?	None	Chk Pass	Chk Pass	Chk Pass	Chk Pass
High Limit					
Low Limit					

Elem	Si2881	Sn1899	Sr4077	Th2837	Ti3349
Line	288.158 {117}2	189.989 {477}	407.771 { 83}	283.730 {119}	334.904 {101}
IS Ref	(Y_3774)	(In2306)	(Y_3774)	(Y_3774)	(Y_3600)
Units	ppm	ppm	ppm	ppm	ppm
Avg	**.00731**	**-.00049**	**.00004**	**.9987**	**.00022**
Stddev	.00390	.00008	.00000	.0076	.00025
%RSD	53.303	16.973	12.512	.7658	112.68
#1	.00455	-.00043	.00004	1.004	.00039
#2	.01006	-.00055	.00003	.9933	.00004
Check ?	Chk Pass	Chk Pass	Chk Pass	None	Chk Pass
High Limit					
Low Limit					

Sample Name: 480-189778-B-1-A Acquired: 9/27/2021 16:23:00 Type: Unk
Method: ICAP2 New stds DEC2019(v697) Mode: CONC Corr. Factor: 1.000000
User: LMH Custom ID1: Custom ID2: Custom ID3:
Comment:

Elem	Tl1908	V_2924	Zn2062	Zr3438
Line	190.856 {477}	292.402 {115}	206.200 {163}	343.823 { 98}
IS Ref	(In2306)	(Y_3600)	(Y_3600)	(Y_3774)
Units	ppm	ppm	ppm	ppm
Avg	.00010	.00037	.00038	.9990
Stddev	.00066	.00029	.00002	.0005
%RSD	648.95	78.359	4.3633	.0534
#1	.00057	.00017	.00039	.9993
#2	-.00036	.00058	.00037	.9986
Check ?	Chk Pass	Chk Pass	Chk Pass	None
High Limit				
Low Limit				
Int. Std.	In2306	Y_2243	Y_3600	Y_3774
Line	230.606 {446}	224.306 {450}	360.073 { 94}	377.433 { 89}
Units	Cts/S	Cts/S	Cts/S	Cts/S
Avg	4267.7	3428.1	27080.	3710.0
Stddev	.6	.1	46.	20.5
%RSD	.01386	.00337	.17132	.55212
#1	4267.3	3428.0	27112.	3724.5
#2	4268.1	3428.2	27047.	3695.5
Check ?	Chk Pass	Chk Pass	Chk Pass	Chk Pass
Value	104.13%	104.08%	102.81%	101.94%
Range				

Sample Name: 480-189778-B-2-A Acquired: 9/27/2021 16:26:47 Type: Unk
Method: ICAP2 New stds DEC2019(v697) Mode: CONC Corr. Factor: 1.000000
User: LMH Custom ID1: Custom ID2: Custom ID3:
Comment:

Elem	Ag3280	Al3082	As1890	B_2089	Ba4554-2
Line	328.068 {103}	308.215 {109}	189.042 {478}	208.959 {461}	455.403 { 74}2
IS Ref	(Y_3600)	(Y_3774)	(Y_2243)	(Y_2243)	(Y_3600)
Units	ppm	ppm	ppm	ppm	ppm
Avg	.00050	.05433	-.00255	.06010	.06929
Stddev	.00009	.02003	.00132	.00019	.00013
%RSD	18.560	36.870	51.945	.31208	.18605
#1	.00056	.06850	-.00161	.06023	.06938
#2	.00043	.04017	-.00349	.05996	.06920
Check ?	Chk Pass	Chk Pass	Chk Pass	Chk Pass	Chk Pass
High Limit					
Low Limit					

Elem	Be3130	Ca3179	Cd2288	**Ce4040	Co2286
Line	313.042 {108}	317.933 {106}	228.802 {447}	404.076 { 83}	228.616 {447}
IS Ref	(Y_3774)	(Y_3774)	(Y_2243)	(Y_3774)	(In2306)
Units	ppm	ppm	ppm	ppm	ppm
Avg	-.00000	100.92	.00035	-.0031	-.00004
Stddev	.00008	.61	.00020	.0027	.00013
%RSD	2065.2	.59953	56.521	86.99	347.99
#1	-.00006	101.34	.00048	-.0012	-.00013
#2	.00005	100.49	.00021	-.0050	.00006
Check ?	Chk Pass	Chk Pass	Chk Pass	Chk Pass	Chk Pass
High Limit					
Low Limit					

Elem	Cr2677	Cu3273	Fe2599	K_7664	Li6707
Line	267.716 {126}	327.396 {103}	259.940 {130}	766.490 { 44}	670.784 { 50}
IS Ref	(Y_3600)	(Y_3600)	(Y_3774)	(Y_3774)	(Y_3774)
Units	ppm	ppm	ppm	ppm	ppm
Avg	.00275	.00985	.05114	2.1944	.00405
Stddev	.00019	.00041	.00069	.0097	.00009
%RSD	6.9321	4.1808	1.3458	.44165	2.3031
#1	.00289	.01014	.05065	2.1875	.00411
#2	.00262	.00956	.05163	2.2012	.00398
Check ?	Chk Pass	Chk Pass	Chk Pass	Chk Pass	Chk Pass
High Limit					
Low Limit					

Sample Name: 480-189778-B-2-A Acquired: 9/27/2021 16:26:47 Type: Unk
Method: ICAP2 New stds DEC2019(v697) Mode: CONC Corr. Factor: 1.000000
User: LMH Custom ID1: Custom ID2: Custom ID3:
Comment:

Elem	Mg2790	Mn2576	Mo2020	Na5895	Ni2316
Line	279.079 {121}2	257.610 {131}	202.030 {467}	589.592 { 57}	231.604 {446}
IS Ref	(Y_3600)	(Y_3600)	(Y_2243)	(Y_3774)	(In2306)
Units	ppm	ppm	ppm	ppm	ppm
Avg	**48.062**	**.00067**	**-.00058**	**42.392**	**.00059**
Stddev	.124	.00001	.00002	.227	.00018
%RSD	.25867	1.7291	2.6290	.53552	29.571
#1	48.150	.00066	-.00059	42.553	.00047
#2	47.974	.00067	-.00057	42.232	.00072
Check ?	Chk Pass	Chk Pass	Chk Pass	Chk Pass	Chk Pass
High Limit					
Low Limit					

Elem	P_2136	Pb2203	S_1820	Sb2068	Se1960
Line	213.618 {458}	220.353 {453}	182.034 {485}	206.833 {463}	196.090 {472}
IS Ref	(Y_2243)	(In2306)	(Y_2243)	(Y_2243)	(Y_2243)
Units	ppm	ppm	ppm	ppm	ppm
Avg	**25.02**	**.00132**	**10.337**	**-.00063**	**-.00419**
Stddev	.00	.00085	.005	.00019	.00035
%RSD	.0017	64.235	.04602	29.805	8.3184
#1	25.02	.00192	10.341	-.00076	-.00444
#2	25.02	.00072	10.334	-.00049	-.00394
Check ?	None	Chk Pass	Chk Pass	Chk Pass	Chk Pass
High Limit					
Low Limit					

Elem	Si2881	Sn1899	Sr4077	Th2837	Ti3349
Line	288.158 {117}2	189.989 {477}	407.771 { 83}	283.730 {119}	334.904 {101}
IS Ref	(Y_3774)	(In2306)	(Y_3774)	(Y_3774)	(Y_3600)
Units	ppm	ppm	ppm	ppm	ppm
Avg	**12.244**	**-.00088**	**.08630**	**.9963**	**.00080**
Stddev	.101	.00011	.00044	.0060	.00035
%RSD	.82218	12.270	.50838	.6022	43.193
#1	12.316	-.00080	.08661	1.001	.00105
#2	12.173	-.00096	.08599	.9920	.00056
Check ?	Chk Pass	Chk Pass	Chk Pass	None	Chk Pass
High Limit					
Low Limit					

Sample Name: 480-189778-B-2-A Acquired: 9/27/2021 16:26:47 Type: Unk
Method: ICAP2 New stds DEC2019(v697) Mode: CONC Corr. Factor: 1.000000
User: LMH Custom ID1: Custom ID2: Custom ID3:
Comment:

Elem	Tl1908	V_2924	Zn2062	Zr3438
Line	190.856 {477}	292.402 {115}	206.200 {163}	343.823 { 98}
IS Ref	(In2306)	(Y_3600)	(Y_3600)	(Y_3774)
Units	ppm	ppm	ppm	ppm
Avg	-.00056	-.00030	.01355	1.000
Stddev	.00086	.00018	.00008	.000
%RSD	153.86	58.916	.59102	.0265
#1	.00005	-.00018	.01361	1.000
#2	-.00117	-.00043	.01350	1.000
Check ?	Chk Pass	Chk Pass	Chk Pass	None
High Limit				
Low Limit				
Int. Std.	In2306	Y_2243	Y_3600	Y_3774
Line	230.606 {446}	224.306 {450}	360.073 { 94}	377.433 { 89}
Units	Cts/S	Cts/S	Cts/S	Cts/S
Avg	3720.6	3227.0	25226.	3623.3
Stddev	5.0	4.8	1.	13.4
%RSD	.13531	.14895	.00234	.36977
#1	3724.1	3230.4	25226.	3613.9
#2	3717.0	3223.6	25226.	3632.8
Check ?	Chk Pass	Chk Pass	Chk Pass	Chk Pass
Value	90.779%	97.973%	95.774%	99.564%
Range				

Sample Name: 480-189778-B-3-A Acquired: 9/27/2021 16:30:29 Type: Unk
Method: ICAP2 New stds DEC2019(v697) Mode: CONC Corr. Factor: 1.000000
User: LMH Custom ID1: Custom ID2: Custom ID3:
Comment:

Elem	Ag3280	Al3082	As1890	B_2089	Ba4554-2
Line	328.068 {103}	308.215 {109}	189.042 {478}	208.959 {461}	455.403 { 74}2
IS Ref	(Y_3600)	(Y_3774)	(Y_2243)	(Y_2243)	(Y_3600)
Units	ppm	ppm	ppm	ppm	ppm
Avg	**-.00027**	**.02639**	**-.00180**	**.01401**	**.04336**
Stddev	.00097	.03566	.00001	.00020	.00005
%RSD	360.81	135.16	.72457	1.4143	.10438
#1	-.00095	.00117	-.00179	.01415	.04333
#2	.00042	.05161	-.00180	.01387	.04340
Check ?	Chk Pass	Chk Pass	Chk Pass	Chk Pass	Chk Pass
High Limit					
Low Limit					

Elem	Be3130	Ca3179	Cd2288	**Ce4040	Co2286
Line	313.042 {108}	317.933 {106}	228.802 {447}	404.076 { 83}	228.616 {447}
IS Ref	(Y_3774)	(Y_3774)	(Y_2243)	(Y_3774)	(In2306)
Units	ppm	ppm	ppm	ppm	ppm
Avg	**-.00002**	**93.336**	**.00029**	**.0261**	**-.00015**
Stddev	.00002	.761	.00009	.0563	.00016
%RSD	117.26	.81572	30.506	216.0	104.67
#1	-.00000	93.874	.00035	-.0137	-.00004
#2	-.00003	92.797	.00022	.0659	-.00026
Check ?	Chk Pass	Chk Pass	Chk Pass	Chk Pass	Chk Pass
High Limit					
Low Limit					

Elem	Cr2677	Cu3273	Fe2599	K_7664	Li6707
Line	267.716 {126}	327.396 {103}	259.940 {130}	766.490 { 44}	670.784 { 50}
IS Ref	(Y_3600)	(Y_3600)	(Y_3774)	(Y_3774)	(Y_3774)
Units	ppm	ppm	ppm	ppm	ppm
Avg	**.00158**	**.01151**	**.03078**	**1.5666**	**.00149**
Stddev	.00019	.00093	.00019	.0353	.00257
%RSD	11.999	8.0780	.60396	2.2564	171.94
#1	.00172	.01085	.03091	1.5915	.00331
#2	.00145	.01217	.03065	1.5416	-.00032
Check ?	Chk Pass	Chk Pass	Chk Pass	Chk Pass	Chk Pass
High Limit					
Low Limit					

Sample Name: 480-189778-B-3-A Acquired: 9/27/2021 16:30:29 Type: Unk
Method: ICAP2 New stds DEC2019(v697) Mode: CONC Corr. Factor: 1.000000
User: LMH Custom ID1: Custom ID2: Custom ID3:
Comment:

Elem	Mg2790	Mn2576	Mo2020	Na5895	Ni2316
Line	279.079 {121}2	257.610 {131}	202.030 {467}	589.592 { 57}	231.604 {446}
IS Ref	(Y_3600)	(Y_3600)	(Y_2243)	(Y_3774)	(In2306)
Units	ppm	ppm	ppm	ppm	ppm
Avg	**48.251**	**.00057**	**-.00056**	**5.7896**	**-.00009**
Stddev	.045	.00002	.00003	.0602	.00021
%RSD	.09313	2.7064	4.9545	1.0392	228.49
#1	48.283	.00058	-.00054	5.8322	.00006
#2	48.219	.00056	-.00058	5.7471	-.00024
Check ?	Chk Pass	Chk Pass	Chk Pass	Chk Pass	Chk Pass
High Limit					
Low Limit					

Elem	P_2136	Pb2203	S_1820	Sb2068	Se1960
Line	213.618 {458}	220.353 {453}	182.034 {485}	206.833 {463}	196.090 {472}
IS Ref	(Y_2243)	(In2306)	(Y_2243)	(Y_2243)	(Y_2243)
Units	ppm	ppm	ppm	ppm	ppm
Avg	**25.02**	**.00174**	**10.069**	**-.00090**	**-.00318**
Stddev	.00	.00045	.014	.00381	.00011
%RSD	.0014	25.990	.14368	422.25	3.3757
#1	25.02	.00142	10.080	-.00359	-.00325
#2	25.02	.00206	10.059	.00179	-.00310
Check ?	None	Chk Pass	Chk Pass	Chk Pass	Chk Pass
High Limit					
Low Limit					

Elem	Si2881	Sn1899	Sr4077	Th2837	Ti3349
Line	288.158 {117}2	189.989 {477}	407.771 { 83}	283.730 {119}	334.904 {101}
IS Ref	(Y_3774)	(In2306)	(Y_3774)	(Y_3774)	(Y_3600)
Units	ppm	ppm	ppm	ppm	ppm
Avg	**9.1907**	**-.00115**	**.06460**	**.9927**	**.00027**
Stddev	.0503	.00034	.00046	.0053	.00010
%RSD	.54727	29.433	.70597	.5373	35.597
#1	9.2263	-.00139	.06492	.9965	.00021
#2	9.1551	-.00091	.06427	.9890	.00034
Check ?	Chk Pass	Chk Pass	Chk Pass	None	Chk Pass
High Limit					
Low Limit					

Sample Name: 480-189778-B-3-A Acquired: 9/27/2021 16:30:29 Type: Unk
Method: ICAP2 New stds DEC2019(v697) Mode: CONC Corr. Factor: 1.000000
User: LMH Custom ID1: Custom ID2: Custom ID3:
Comment:

Elem	Tl1908	V_2924	Zn2062	Zr3438
Line	190.856 {477}	292.402 {115}	206.200 {163}	343.823 { 98}
IS Ref	(In2306)	(Y_3600)	(Y_3600)	(Y_3774)
Units	ppm	ppm	ppm	ppm
Avg	-.00066	-.00038	.00529	.9990
Stddev	.00028	.00062	.00001	.0003
%RSD	41.453	160.89	.21723	.0315
#1	-.00047	.00005	.00528	.9988
#2	-.00086	-.00082	.00530	.9993
Check ?	Chk Pass	Chk Pass	Chk Pass	None
High Limit				
Low Limit				
Int. Std.	In2306	Y_2243	Y_3600	Y_3774
Line	230.606 {446}	224.306 {450}	360.073 { 94}	377.433 { 89}
Units	Cts/S	Cts/S	Cts/S	Cts/S
Avg	3805.9	3246.8	25373.	3627.6
Stddev	.4	1.3	30.	39.3
%RSD	.01135	.04146	.11769	1.0835
#1	3806.2	3245.8	25352.	3599.8
#2	3805.6	3247.7	25394.	3655.4
Check ?	Chk Pass	Chk Pass	Chk Pass	Chk Pass
Value	92.860%	98.572%	96.332%	99.681%
Range				

Sample Name: CCV-6675976 Acquired: 9/27/2021 16:34:13 Type: QC
Method: ICAP2 New stds DEC2019(v697) Mode: CONC Corr. Factor: 1.000000
User: LMH Custom ID1: Custom ID2: Custom ID3:
Comment:

Elem	Ag3280	Al3082	As1890	B_2089	Ba4554
Line	328.068 {103}	308.215 {109}	189.042 {478}	208.959 {461}	455.403 { 74}
Units	ppm	ppm	ppm	ppm	ppm
Avg	.98268	49.487	1.0113	1.0064	1.0105
Stddev	.00114	.010	.0011	.0034	.0004
%RSD	.11600	.02030	.10681	.33390	.03972
#1	.98187	49.494	1.0105	1.0088	1.0108
#2	.98349	49.480	1.0121	1.0040	1.0102
Check ?	Chk Pass	Chk Pass	Chk Pass	Chk Pass	Chk Pass
Value					
Range					

Elem	Be3130	Ca3179	Cd2288	**Ce4040	Co2286
Line	313.042 {108}	317.933 {106}	228.802 {447}	404.076 { 83}	228.616 {447}
Units	ppm	ppm	ppm	ppm	ppm
Avg	1.0008	49.874	1.0117	.9439	.98294
Stddev	.0001	.008	.0014	.0009	.00025
%RSD	.00889	.01538	.13657	.0921	.02494
#1	1.0007	49.880	1.0127	.9433	.98312
#2	1.0008	49.869	1.0107	.9445	.98277
Check ?	Chk Pass	Chk Pass	Chk Pass	None	Chk Pass
Value					
Range					

Elem	Cr2677	Cu3273	Fe2714	K_7664	Li6707
Line	267.716 {126}	327.396 {103}	271.441 {124}	766.490 { 44}	670.784 { 50}
Units	ppm	ppm	ppm	ppm	ppm
Avg	1.0016	1.0036	49.527	50.884	1.0191
Stddev	.0053	.0015	.120	.002	.0027
%RSD	.52601	.14985	.24188	.00317	.26043
#1	.99790	1.0025	49.442	50.883	1.0210
#2	1.0054	1.0047	49.612	50.885	1.0173
Check ?	Chk Pass	Chk Pass	Chk Pass	Chk Pass	Chk Pass
Value					
Range					

Sample Name: CCV-6675976 Acquired: 9/27/2021 16:34:13 Type: QC
Method: ICAP2 New stds DEC2019(v697) Mode: CONC Corr. Factor: 1.000000
User: LMH Custom ID1: Custom ID2: Custom ID3:
Comment:

Elem	Mg2790	Mn2576	Mo2020	Na5895	Ni2316
Line	279.079 {121}2	257.610 {131}	202.030 {467}	589.592 { 57}	231.604 {446}
Units	ppm	ppm	ppm	ppm	ppm
Avg	**49.339**	**1.0037**	**1.0327**	**50.775**	**.98964**
Stddev	.172	.0031	.0013	.030	.00065
%RSD	.34907	.30945	.12848	.05857	.06548
#1	49.217	1.0015	1.0337	50.796	.99010
#2	49.461	1.0059	1.0318	50.754	.98918
Check ?	Chk Pass	Chk Pass	Chk Pass	Chk Pass	Chk Pass
Value					
Range					

Elem	P_2136	Pb2203	S_1820	Sb2068	Se1960
Line	213.618 {458}	220.353 {453}	182.034 {485}	206.833 {463}	196.090 {472}
Units	ppm	ppm	ppm	ppm	ppm
Avg	**23.48**	**.98371**	**25.335**	**1.0229**	**1.0073**
Stddev	.00	.00267	.044	.0048	.0016
%RSD	.0173	.27149	.17464	.46973	.16041
#1	23.48	.98559	25.366	1.0263	1.0084
#2	23.49	.98182	25.303	1.0196	1.0062
Check ?	None	Chk Pass	Chk Pass	Chk Pass	Chk Pass
Value					
Range					

Elem	Si2881	Sn1899	Sr4077	Th2837	Ti3349
Line	288.158 {117}2	189.989 {477}	407.771 { 83}	283.730 {119}	334.904 {101}
Units	ppm	ppm	ppm	ppm	ppm
Avg	**9.6423**	**.97476**	**1.0063**	**1.476**	**.99885**
Stddev	.0109	.00128	.0003	.002	.00064
%RSD	.11307	.13136	.03171	.1305	.06415
#1	9.6346	.97566	1.0066	1.474	.99839
#2	9.6500	.97385	1.0061	1.477	.99930
Check ?	Chk Pass	Chk Pass	Chk Pass	None	Chk Pass
Value					
Range					

Sample Name: CCV-6675976 Acquired: 9/27/2021 16:34:13 Type: QC
Method: ICAP2 New stds DEC2019(v697) Mode: CONC Corr. Factor: 1.000000
User: LMH Custom ID1: Custom ID2: Custom ID3:
Comment:

Elem	Tl1908	V_2924	Zn2062	Zr3438
Line	190.856 {477}	292.402 {115}	206.200 {163}	343.823 { 98}
Units	ppm	ppm	ppm	ppm
Avg	1.0058	.98328	.99590	1.483
Stddev	.0023	.00094	.00439	.001
%RSD	.23243	.09587	.44047	.0730
#1	1.0074	.98261	.99280	1.482
#2	1.0041	.98394	.99900	1.484
Check ?	Chk Pass	Chk Pass	Chk Pass	None
Value				
Range				

Int. Std.	In2306	Y_2243	Y_3600	Y_3774
Line	230.606 {446}	224.306 {450}	360.073 { 94}	377.433 { 89}
Units	Cts/S	Cts/S	Cts/S	Cts/S
Avg	3611.2	3210.8	25004.	3586.7
Stddev	7.1	8.2	228.	7.4
%RSD	.19770	.25512	.91300	.20714
#1	3606.2	3205.0	25166.	3591.9
#2	3616.3	3216.6	24843.	3581.4

Sample Name: CCB-6675975 Acquired: 9/27/2021 16:37:46 Type: QC
Method: ICAP2 New stds DEC2019(v697) Mode: CONC Corr. Factor: 1.000000
User: LMH Custom ID1: Custom ID2: Custom ID3:
Comment:

Elem	Ag3280	Al3082	As1890	B_2089	Ba4554-2
Line	328.068 {103}	308.215 {109}	189.042 {478}	208.959 {461}	455.403 { 74}2
Units	ppm	ppm	ppm	ppm	ppm
Avg	**.00028**	**.04309**	**-.00066**	**-.00023**	**.00005**
Stddev	.00028	.00372	.00005	.00017	.00000
%RSD	97.102	8.6262	7.8248	71.606	.76260
#1	.00009	.04046	-.00070	-.00011	.00005
#2	.00048	.04572	-.00062	-.00035	.00005
Check ?	Chk Pass	Chk Pass	Chk Pass	Chk Pass	Chk Pass
High Limit					
Low Limit					

Elem	Be3130	Ca3179	Cd2288	**Ce4040	Co2286
Line	313.042 {108}	317.933 {106}	228.802 {447}	404.076 { 83}	228.616 {447}
Units	ppm	ppm	ppm	ppm	ppm
Avg	**.00009**	**.00010**	**-.00005**	**.0056**	**-.00018**
Stddev	.00008	.00010	.00023	.0031	.00003
%RSD	81.993	103.04	451.09	55.76	13.935
#1	.00015	.00017	-.00021	.0078	-.00020
#2	.00004	.00003	.00011	.0034	-.00016
Check ?	Chk Pass	Chk Pass	Chk Pass	None	Chk Pass
High Limit					
Low Limit					

Elem	Cr2677	Cu3273	Fe2599	K_7664	Li6707
Line	267.716 {126}	327.396 {103}	259.940 {130}	766.490 { 44}	670.784 { 50}
Units	ppm	ppm	ppm	ppm	ppm
Avg	**-.00027**	**-.00001**	**.00549**	**.03354**	**.00055**
Stddev	.00031	.00048	.00005	.00351	.00279
%RSD	113.90	3974.7	.86693	10.469	509.81
#1	-.00005	-.00035	.00546	.03106	-.00143
#2	-.00049	.00032	.00553	.03602	.00252
Check ?	Chk Pass	Chk Pass	Chk Pass	Chk Pass	Chk Pass
High Limit					
Low Limit					

Sample Name: CCB-6675975 Acquired: 9/27/2021 16:37:46 Type: QC
Method: ICAP2 New stds DEC2019(v697) Mode: CONC Corr. Factor: 1.000000
User: LMH Custom ID1: Custom ID2: Custom ID3:
Comment:

Elem	Mg2790	Mn2576	Mo2020	Na5895	Ni2316
Line	279.079 {121}2	257.610 {131}	202.030 {467}	589.592 { 57}	231.604 {446}
Units	ppm	ppm	ppm	ppm	ppm
Avg	**.00134**	**.00009**	**.00164**	**.00946**	**-.00030**
Stddev	.00506	.00003	.00005	.00621	.00015
%RSD	378.86	38.263	2.8427	65.694	50.856
#1	-.00224	.00011	.00167	.00507	-.00019
#2	.00491	.00006	.00160	.01385	-.00041
Check ?	Chk Pass	Chk Pass	Chk Pass	Chk Pass	Chk Pass
High Limit					
Low Limit					

Elem	P_2136	Pb2203	S_1820	Sb2068	Se1960
Line	213.618 {458}	220.353 {453}	182.034 {485}	206.833 {463}	196.090 {472}
Units	ppm	ppm	ppm	ppm	ppm
Avg	**25.02**	**.00040**	**-.00090**	**.00152**	**-.00345**
Stddev	.00	.00021	.00090	.00042	.00118
%RSD	.0085	51.088	99.409	27.650	34.252
#1	25.02	.00055	-.00154	.00182	-.00261
#2	25.02	.00026	-.00027	.00123	-.00428
Check ?	None	Chk Pass	Chk Pass	Chk Pass	Chk Pass
High Limit					
Low Limit					

Elem	Si2881	Sn1899	Sr4077	Th2837	Ti3349
Line	288.158 {117}2	189.989 {477}	407.771 { 83}	283.730 {119}	334.904 {101}
Units	ppm	ppm	ppm	ppm	ppm
Avg	**-.02770**	**-.00055**	**-.00001**	**.9968**	**.00001**
Stddev	.01847	.00031	.00006	.0024	.00006
%RSD	66.699	56.902	482.29	.2411	607.52
#1	-.04076	-.00033	-.00005	.9985	-.00003
#2	-.01463	-.00076	.00003	.9951	.00005
Check ?	Chk Pass	Chk Pass	Chk Pass	None	Chk Pass
High Limit					
Low Limit					

Sample Name: CCB-6675975 Acquired: 9/27/2021 16:37:46 Type: QC
Method: ICAP2 New stds DEC2019(v697) Mode: CONC Corr. Factor: 1.000000
User: LMH Custom ID1: Custom ID2: Custom ID3:
Comment:

Elem	Tl1908	V_2924	Zn2062	Zr3438
Line	190.856 {477}	292.402 {115}	206.200 {163}	343.823 { 98}
Units	ppm	ppm	ppm	ppm
Avg	**-.00027**	**.00013**	**-.00075**	**.9992**
Stddev	.00004	.00066	.00021	.0001
%RSD	16.030	495.79	27.583	.0059
#1	-.00030	-.00033	-.00089	.9992
#2	-.00024	.00060	-.00060	.9993
Check ?	Chk Pass	Chk Pass	Chk Pass	None
High Limit				
Low Limit				
Int. Std.	In2306	Y_2243	Y_3600	Y_3774
Line	230.606 {446}	224.306 {450}	360.073 { 94}	377.433 { 89}
Units	Cts/S	Cts/S	Cts/S	Cts/S
Avg	**4206.8**	**3373.6**	**26626.**	**3661.1**
Stddev	3.6	.2	97.	.7
%RSD	.08596	.00520	.36372	.01945
#1	4204.3	3373.5	26558.	3660.6
#2	4209.4	3373.7	26695.	3661.6

Sample Name: CCVL-6677556 Acquired: 9/27/2021 16:41:35 Type: QC
Method: ICAP2 New stds DEC2019(v697) Mode: CONC Corr. Factor: 1.000000
User: LMH Custom ID1: Custom ID2: Custom ID3:
Comment:

Elem	Ag3280	Al3082	As1890	B_2089	Ba4554-2
Line	328.068 {103}	308.215 {109}	189.042 {478}	208.959 {461}	455.403 { 74}2
Units	ppm	ppm	ppm	ppm	ppm
Avg	**.00578**	**.17413**	**.01211**	**.01868**	**.00211**
Stddev	.00088	.02249	.00025	.00006	.00001
%RSD	15.276	12.919	2.0801	.31788	.69219
#1	.00640	.19003	.01194	.01872	.00212
#2	.00515	.15822	.01229	.01864	.00210
Check ?	Chk Pass	Chk Pass	Chk Pass	Chk Pass	Chk Pass
Value					
Range					

Elem	Be3130	Ca3179	Cd2288	**Ce4040	Co2286
Line	313.042 {108}	317.933 {106}	228.802 {447}	404.076 { 83}	228.616 {447}
Units	ppm	ppm	ppm	ppm	ppm
Avg	**.00198**	**.49183**	**.00215**	**-.0199**	**.00364**
Stddev	.00003	.00020	.00004	.0003	.00012
%RSD	1.5712	.04115	1.8674	1.343	3.2427
#1	.00196	.49197	.00218	-.0201	.00373
#2	.00200	.49169	.00212	-.0197	.00356
Check ?	Chk Pass	Chk Pass	Chk Pass	None	Chk Pass
Value					
Range					

Elem	Cr2677	Cu3273	Fe2599	K_7664	Li6707
Line	267.716 {126}	327.396 {103}	259.940 {130}	766.490 { 44}	670.784 { 50}
Units	ppm	ppm	ppm	ppm	ppm
Avg	**.00359**	**.01069**	**.04773**	**.57831**	**.03003**
Stddev	.00043	.00011	.00198	.04733	.00005
%RSD	12.110	1.0520	4.1578	8.1841	.15050
#1	.00328	.01061	.04913	.61177	.03007
#2	.00390	.01077	.04633	.54484	.03000
Check ?	Chk Pass	Chk Pass	Chk Pass	Chk Pass	Chk Pass
Value					
Range					

Sample Name: CCVL-6677556 Acquired: 9/27/2021 16:41:35 Type: QC
Method: ICAP2 New stds DEC2019(v697) Mode: CONC Corr. Factor: 1.000000
User: LMH Custom ID1: Custom ID2: Custom ID3:
Comment:

Elem	Mg2790	Mn2576	Mo2020	Na5895	Ni2316
Line	279.079 {121}2	257.610 {131}	202.030 {467}	589.592 { 57}	231.604 {446}
Units	ppm	ppm	ppm	ppm	ppm
Avg	.19669	.00334	.00988	1.0132	.00862
Stddev	.00437	.00005	.00028	.0039	.00023
%RSD	2.2239	1.4547	2.7835	.38109	2.6719
#1	.19979	.00331	.01008	1.0105	.00845
#2	.19360	.00338	.00969	1.0160	.00878
Check ?	Chk Pass	Chk Pass	Chk Pass	Chk Pass	Chk Pass
Value					
Range					

Elem	P_2136	Pb2203	S_1820	Sb2068	Se1960
Line	213.618 {458}	220.353 {453}	182.034 {485}	206.833 {463}	196.090 {472}
Units	ppm	ppm	ppm	ppm	ppm
Avg	F 25.00	.00868	.18182	.02117	.02245
Stddev	.00	.00084	.00488	.00068	.00239
%RSD	.0021	9.7216	2.6849	3.1990	10.639
#1	25.00	.00927	.17836	.02070	.02414
#2	25.00	.00808	.18527	.02165	.02076
Check ?	Chk Fail	Chk Pass	Chk Pass	Chk Pass	Chk Pass
Value	.0060				
Range	50.00%				

Elem	Si2881	Sn1899	Sr4077	Th2837	Ti3349
Line	288.158 {117}2	189.989 {477}	407.771 { 83}	283.730 {119}	334.904 {101}
Units	ppm	ppm	ppm	ppm	ppm
Avg	.45454	.00844	.00523	F 1.000	.00457
Stddev	.00956	.00003	.00004	.009	.00036
%RSD	2.1027	.33353	.71748	.8775	7.9506
#1	.46130	.00842	.00526	1.007	.00431
#2	.44778	.00846	.00521	.9942	.00482
Check ?	Chk Pass	Chk Pass	Chk Pass	Chk Fail	Chk Pass
Value				.0060	
Range				50.00%	

Sample Name: CCVL-6677556 Acquired: 9/27/2021 16:41:35 Type: QC
Method: ICAP2 New stds DEC2019(v697) Mode: CONC Corr. Factor: 1.000000
User: LMH Custom ID1: Custom ID2: Custom ID3:
Comment:

Elem	Tl1908	V_2924	Zn2062	Zr3438
Line	190.856 {477}	292.402 {115}	206.200 {163}	343.823 { 98}
Units	ppm	ppm	ppm	ppm
Avg	.01998	.00503	.00846	F .9995
Stddev	.00031	.00021	.00013	.0000
%RSD	1.5553	4.1267	1.5316	.0015
#1	.02020	.00488	.00837	.9995
#2	.01976	.00517	.00856	.9995
Check ?	Chk Pass	Chk Pass	Chk Pass	Chk Fail
Value				.0060
Range				50.00%
Int. Std.	In2306	Y_2243	Y_3600	Y_3774
Line	230.606 {446}	224.306 {450}	360.073 { 94}	377.433 { 89}
Units	Cts/S	Cts/S	Cts/S	Cts/S
Avg	4168.0	3354.6	26457.	3653.9
Stddev	2.1	3.8	39.	14.0
%RSD	.05151	.11321	.14930	.38221
#1	4169.5	3357.3	26429.	3663.8
#2	4166.5	3351.9	26485.	3644.0

Sample Name: 480-189778-B-4-A Acquired: 9/27/2021 16:45:19 Type: Unk
Method: ICAP2 New stds DEC2019(v697) Mode: CONC Corr. Factor: 1.000000
User: LMH Custom ID1: Custom ID2: Custom ID3:
Comment:

Elem	Ag3280	Al3082	As1890	B_2089	Ba4554-2
Line	328.068 {103}	308.215 {109}	189.042 {478}	208.959 {461}	455.403 { 74}2
IS Ref	(Y_3600)	(Y_3774)	(Y_2243)	(Y_2243)	(Y_3600)
Units	ppm	ppm	ppm	ppm	ppm
Avg	.00059	.00919	-.00076	.01311	.03168
Stddev	.00020	.02264	.00082	.00052	.00006
%RSD	34.148	246.32	108.64	3.9873	.17844
#1	.00045	-.00682	-.00018	.01274	.03172
#2	.00073	.02520	-.00134	.01348	.03164
Check ?	Chk Pass	Chk Pass	Chk Pass	Chk Pass	Chk Pass
High Limit					
Low Limit					

Elem	Be3130	Ca3179	Cd2288	**Ce4040	Co2286
Line	313.042 {108}	317.933 {106}	228.802 {447}	404.076 { 83}	228.616 {447}
IS Ref	(Y_3774)	(Y_3774)	(Y_2243)	(Y_3774)	(In2306)
Units	ppm	ppm	ppm	ppm	ppm
Avg	.00000	80.912	.00048	-.0212	.00004
Stddev	.00016	.057	.00008	.0160	.00003
%RSD	5840.4	.07056	15.714	75.17	72.894
#1	.00011	80.953	.00054	-.0099	.00002
#2	-.00011	80.872	.00043	-.0325	.00005
Check ?	Chk Pass	Chk Pass	Chk Pass	Chk Pass	Chk Pass
High Limit					
Low Limit					

Elem	Cr2677	Cu3273	Fe2599	K_7664	Li6707
Line	267.716 {126}	327.396 {103}	259.940 {130}	766.490 { 44}	670.784 { 50}
IS Ref	(Y_3600)	(Y_3600)	(Y_3774)	(Y_3774)	(Y_3774)
Units	ppm	ppm	ppm	ppm	ppm
Avg	.00128	.00277	.01554	1.2469	.00046
Stddev	.00031	.00005	.00124	.0077	.00017
%RSD	24.476	1.6926	7.9581	.61793	37.811
#1	.00106	.00274	.01467	1.2523	.00033
#2	.00150	.00280	.01641	1.2414	.00058
Check ?	Chk Pass	Chk Pass	Chk Pass	Chk Pass	Chk Pass
High Limit					
Low Limit					

Sample Name: 480-189778-B-4-A Acquired: 9/27/2021 16:45:19 Type: Unk
Method: ICAP2 New stds DEC2019(v697) Mode: CONC Corr. Factor: 1.000000
User: LMH Custom ID1: Custom ID2: Custom ID3:
Comment:

Elem	Mg2790	Mn2576	Mo2020	Na5895	Ni2316
Line	279.079 {121}2	257.610 {131}	202.030 {467}	589.592 { 57}	231.604 {446}
IS Ref	(Y_3600)	(Y_3600)	(Y_2243)	(Y_3774)	(In2306)
Units	ppm	ppm	ppm	ppm	ppm
Avg	**43.344**	**.00066**	**-.00051**	**5.6037**	**-.00009**
Stddev	.081	.00010	.00037	.0081	.00004
%RSD	.18669	14.362	72.161	.14504	40.588
#1	43.401	.00060	-.00077	5.6094	-.00012
#2	43.287	.00073	-.00025	5.5979	-.00007
Check ?	Chk Pass	Chk Pass	Chk Pass	Chk Pass	Chk Pass
High Limit					
Low Limit					

Elem	P_2136	Pb2203	S_1820	Sb2068	Se1960
Line	213.618 {458}	220.353 {453}	182.034 {485}	206.833 {463}	196.090 {472}
IS Ref	(Y_2243)	(In2306)	(Y_2243)	(Y_2243)	(Y_2243)
Units	ppm	ppm	ppm	ppm	ppm
Avg	**25.04**	**.00100**	**5.6019**	**-.00148**	**-.00038**
Stddev	.00	.00097	.0006	.00029	.00066
%RSD	.0025	96.677	.01155	19.573	175.08
#1	25.04	.00032	5.6024	-.00127	.00009
#2	25.04	.00169	5.6014	-.00168	-.00085
Check ?	None	Chk Pass	Chk Pass	Chk Pass	Chk Pass
High Limit					
Low Limit					

Elem	Si2881	Sn1899	Sr4077	Th2837	Ti3349
Line	288.158 {117}2	189.989 {477}	407.771 { 83}	283.730 {119}	334.904 {101}
IS Ref	(Y_3774)	(In2306)	(Y_3774)	(Y_3774)	(Y_3600)
Units	ppm	ppm	ppm	ppm	ppm
Avg	**9.2815**	**-.00106**	**.06118**	**.9901**	**.00014**
Stddev	.0092	.00001	.00011	.0006	.00004
%RSD	.09917	1.3118	.17582	.0623	32.462
#1	9.2749	-.00105	.06111	.9905	.00011
#2	9.2880	-.00106	.06126	.9897	.00017
Check ?	Chk Pass	Chk Pass	Chk Pass	None	Chk Pass
High Limit					
Low Limit					

Sample Name: 480-189778-B-4-A Acquired: 9/27/2021 16:45:19 Type: Unk
Method: ICAP2 New stds DEC2019(v697) Mode: CONC Corr. Factor: 1.000000
User: LMH Custom ID1: Custom ID2: Custom ID3:
Comment:

Elem	Tl1908	V_2924	Zn2062	Zr3438
Line	190.856 {477}	292.402 {115}	206.200 {163}	343.823 { 98}
IS Ref	(In2306)	(Y_3600)	(Y_3600)	(Y_3774)
Units	ppm	ppm	ppm	ppm
Avg	-.00098	-.00054	.16474	.9995
Stddev	.00025	.00070	.00039	.0012
%RSD	25.094	130.30	.23886	.1167
#1	-.00116	-.00103	.16446	.9987
#2	-.00081	-.00004	.16502	1.000
Check ?	Chk Pass	Chk Pass	Chk Pass	None
High Limit				
Low Limit				
Int. Std.	In2306	Y_2243	Y_3600	Y_3774
Line	230.606 {446}	224.306 {450}	360.073 { 94}	377.433 { 89}
Units	Cts/S	Cts/S	Cts/S	Cts/S
Avg	3854.4	3277.4	25724.	3692.2
Stddev	7.1	7.1	1.	20.9
%RSD	.18549	.21695	.00265	.56502
#1	3859.4	3282.4	25723.	3677.5
#2	3849.3	3272.4	25724.	3707.0
Check ?	Chk Pass	Chk Pass	Chk Pass	Chk Pass
Value	94.044%	99.502%	97.664%	101.46%
Range				

Sample Name: 480-189778-B-5-A Acquired: 9/27/2021 16:49:01 Type: Unk
Method: ICAP2 New stds DEC2019(v697) Mode: CONC Corr. Factor: 1.000000
User: LMH Custom ID1: Custom ID2: Custom ID3:
Comment:

Elem	Ag3280	Al3082	As1890	B_2089	Ba4554-2
Line	328.068 {103}	308.215 {109}	189.042 {478}	208.959 {461}	455.403 { 74}2
IS Ref	(Y_3600)	(Y_3774)	(Y_2243)	(Y_2243)	(Y_3600)
Units	ppm	ppm	ppm	ppm	ppm
Avg	**.00070**	**.04351**	**-.00217**	**.01426**	**.03934**
Stddev	.00004	.00621	.00169	.00022	.00006
%RSD	5.8949	14.266	77.606	1.5775	.14190
#1	.00073	.04790	-.00337	.01442	.03938
#2	.00067	.03912	-.00098	.01410	.03930
Check ?	Chk Pass	Chk Pass	Chk Pass	Chk Pass	Chk Pass
High Limit					
Low Limit					

Elem	Be3130	Ca3179	Cd2288	**Ce4040	Co2286
Line	313.042 {108}	317.933 {106}	228.802 {447}	404.076 { 83}	228.616 {447}
IS Ref	(Y_3774)	(Y_3774)	(Y_2243)	(Y_3774)	(In2306)
Units	ppm	ppm	ppm	ppm	ppm
Avg	**.00002**	**102.84**	**.00054**	**.0027**	**-.00010**
Stddev	.00003	.14	.00001	.0223	.00019
%RSD	125.58	.13784	2.1919	815.2	187.50
#1	.00000	102.94	.00055	-.0130	-.00024
#2	.00004	102.74	.00053	.0185	.00003
Check ?	Chk Pass	Chk Pass	Chk Pass	Chk Pass	Chk Pass
High Limit					
Low Limit					

Elem	Cr2677	Cu3273	Fe2599	K_7664	Li6707
Line	267.716 {126}	327.396 {103}	259.940 {130}	766.490 { 44}	670.784 { 50}
IS Ref	(Y_3600)	(Y_3600)	(Y_3774)	(Y_3774)	(Y_3774)
Units	ppm	ppm	ppm	ppm	ppm
Avg	**.00068**	**.03444**	**.01367**	**2.2134**	**-.00021**
Stddev	.00028	.00049	.00022	.0221	.00026
%RSD	41.067	1.4251	1.5765	.99687	126.04
#1	.00088	.03409	.01351	2.1978	-.00039
#2	.00048	.03479	.01382	2.2290	-.00002
Check ?	Chk Pass	Chk Pass	Chk Pass	Chk Pass	Chk Pass
High Limit					
Low Limit					

Sample Name: 480-189778-B-5-A Acquired: 9/27/2021 16:49:01 Type: Unk
Method: ICAP2 New stds DEC2019(v697) Mode: CONC Corr. Factor: 1.000000
User: LMH Custom ID1: Custom ID2: Custom ID3:
Comment:

Elem	Mg2790	Mn2576	Mo2020	Na5895	Ni2316
Line	279.079 {121}2	257.610 {131}	202.030 {467}	589.592 { 57}	231.604 {446}
IS Ref	(Y_3600)	(Y_3600)	(Y_2243)	(Y_3774)	(In2306)
Units	ppm	ppm	ppm	ppm	ppm
Avg	**53.274**	**.00056**	**-.00080**	**6.4746**	**-.00016**
Stddev	.077	.00001	.00026	.0019	.00035
%RSD	.14484	1.8962	32.394	.02946	222.18
#1	53.329	.00055	-.00098	6.4732	-.00041
#2	53.219	.00057	-.00061	6.4759	.00009
Check ?	Chk Pass	Chk Pass	Chk Pass	Chk Pass	Chk Pass
High Limit					
Low Limit					

Elem	P_2136	Pb2203	S_1820	Sb2068	Se1960
Line	213.618 {458}	220.353 {453}	182.034 {485}	206.833 {463}	196.090 {472}
IS Ref	(Y_2243)	(In2306)	(Y_2243)	(Y_2243)	(Y_2243)
Units	ppm	ppm	ppm	ppm	ppm
Avg	**24.98**	**.00123**	**10.982**	**-.00069**	**-.00301**
Stddev	.00	.00020	.013	.00036	.00384
%RSD	.0061	15.842	.11834	52.176	127.43
#1	24.98	.00109	10.973	-.00043	-.00573
#2	24.98	.00137	10.991	-.00094	-.00030
Check ?	None	Chk Pass	Chk Pass	Chk Pass	Chk Pass
High Limit					
Low Limit					

Elem	Si2881	Sn1899	Sr4077	Th2837	Ti3349
Line	288.158 {117}2	189.989 {477}	407.771 { 83}	283.730 {119}	334.904 {101}
IS Ref	(Y_3774)	(In2306)	(Y_3774)	(Y_3774)	(Y_3600)
Units	ppm	ppm	ppm	ppm	ppm
Avg	**8.0054**	**-.00096**	**.06988**	**.9967**	**.00055**
Stddev	.0387	.00016	.00004	.0084	.00039
%RSD	.48332	16.385	.05834	.8446	70.846
#1	8.0328	-.00085	.06991	1.003	.00083
#2	7.9780	-.00108	.06985	.9907	.00028
Check ?	Chk Pass	Chk Pass	Chk Pass	None	Chk Pass
High Limit					
Low Limit					

Sample Name: 480-189778-B-5-A Acquired: 9/27/2021 16:49:01 Type: Unk
Method: ICAP2 New stds DEC2019(v697) Mode: CONC Corr. Factor: 1.000000
User: LMH Custom ID1: Custom ID2: Custom ID3:
Comment:

Elem	Tl1908	V_2924	Zn2062	Zr3438
Line	190.856 {477}	292.402 {115}	206.200 {163}	343.823 { 98}
IS Ref	(In2306)	(Y_3600)	(Y_3600)	(Y_3774)
Units	ppm	ppm	ppm	ppm
Avg	.00095	-.00085	.01429	.9993
Stddev	.00015	.00002	.00039	.0003
%RSD	15.390	2.2105	2.7636	.0315
#1	.00106	-.00087	.01456	.9991
#2	.00085	-.00084	.01401	.9995
Check ?	Chk Pass	Chk Pass	Chk Pass	None
High Limit				
Low Limit				
Int. Std.	In2306	Y_2243	Y_3600	Y_3774
Line	230.606 {446}	224.306 {450}	360.073 { 94}	377.433 { 89}
Units	Cts/S	Cts/S	Cts/S	Cts/S
Avg	3805.1	3255.8	25459.	3653.2
Stddev	1.3	2.4	125.	11.6
%RSD	.03505	.07400	.49250	.31827
#1	3804.1	3254.1	25370.	3645.0
#2	3806.0	3257.5	25548.	3661.4
Check ?	Chk Pass	Chk Pass	Chk Pass	Chk Pass
Value	92.841%	98.846%	96.658%	100.39%
Range				

Sample Name: MB 480-597735/1-A Acquired: 9/27/2021 16:52:43 Type: Unk
Method: ICAP2 New stds DEC2019(v697) Mode: CONC Corr. Factor: 1.000000
User: LMH Custom ID1: Custom ID2: Custom ID3:
Comment:

Elem	Ag3280	Al3082	As1890	B_2089	Ba4554-2
Line	328.068 {103}	308.215 {109}	189.042 {478}	208.959 {461}	455.403 { 74}2
IS Ref	(Y_3600)	(Y_3774)	(Y_2243)	(Y_2243)	(Y_3600)
Units	ppm	ppm	ppm	ppm	ppm
Avg	**.00099**	**.05288**	**-.00286**	**.00464**	**.00013**
Stddev	.00020	.03221	.00124	.00000	.00002
%RSD	20.572	60.911	43.255	.09467	13.165
#1	.00085	.07565	-.00198	.00464	.00014
#2	.00114	.03010	-.00373	.00463	.00012
Check ?	Chk Pass	Chk Pass	Chk Pass	Chk Pass	Chk Pass
High Limit					
Low Limit					

Elem	Be3130	Ca3179	Cd2288	**Ce4040	Co2286
Line	313.042 {108}	317.933 {106}	228.802 {447}	404.076 { 83}	228.616 {447}
IS Ref	(Y_3774)	(Y_3774)	(Y_2243)	(Y_3774)	(In2306)
Units	ppm	ppm	ppm	ppm	ppm
Avg	**.00008**	**.05250**	**-.00005**	**.0002**	**-.00023**
Stddev	.00006	.00170	.00003	.0105	.00014
%RSD	65.957	3.2406	62.228	6660.	61.511
#1	.00005	.05371	-.00003	.0076	-.00013
#2	.00012	.05130	-.00007	-.0072	-.00033
Check ?	Chk Pass	Chk Pass	Chk Pass	Chk Pass	Chk Pass
High Limit					
Low Limit					

Elem	Cr2677	Cu3273	Fe2599	K_7664	Li6707
Line	267.716 {126}	327.396 {103}	259.940 {130}	766.490 { 44}	670.784 { 50}
IS Ref	(Y_3600)	(Y_3600)	(Y_3774)	(Y_3774)	(Y_3774)
Units	ppm	ppm	ppm	ppm	ppm
Avg	**-.00026**	**-.00001**	**.00332**	**.08832**	**.00160**
Stddev	.00005	.00039	.00035	.05963	.00083
%RSD	19.118	3879.6	10.608	67.520	51.585
#1	-.00022	.00027	.00307	.13048	.00102
#2	-.00029	-.00029	.00356	.04615	.00219
Check ?	Chk Pass	Chk Pass	Chk Pass	Chk Pass	Chk Pass
High Limit					
Low Limit					

Sample Name: MB 480-597735/1-A Acquired: 9/27/2021 16:52:43 Type: Unk
Method: ICAP2 New stds DEC2019(v697) Mode: CONC Corr. Factor: 1.000000
User: LMH Custom ID1: Custom ID2: Custom ID3:
Comment:

Elem	Mg2790	Mn2576	Mo2020	Na5895	Ni2316
Line	279.079 {121}2	257.610 {131}	202.030 {467}	589.592 { 57}	231.604 {446}
IS Ref	(Y_3600)	(Y_3600)	(Y_2243)	(Y_3774)	(In2306)
Units	ppm	ppm	ppm	ppm	ppm
Avg	**.00101**	**.00037**	**-.00082**	**.02546**	**-.00017**
Stddev	.00050	.00005	.00004	.00189	.00010
%RSD	49.412	14.400	4.8077	7.4306	58.670
#1	.00066	.00033	-.00085	.02680	-.00024
#2	.00136	.00041	-.00080	.02413	-.00010
Check ?	Chk Pass	Chk Pass	Chk Pass	Chk Pass	Chk Pass
High Limit					
Low Limit					

Elem	P_2136	Pb2203	S_1820	Sb2068	Se1960
Line	213.618 {458}	220.353 {453}	182.034 {485}	206.833 {463}	196.090 {472}
IS Ref	(Y_2243)	(In2306)	(Y_2243)	(Y_2243)	(Y_2243)
Units	ppm	ppm	ppm	ppm	ppm
Avg	**25.02**	**-.00029**	**.00072**	**.00047**	**-.00439**
Stddev	.00	.00070	.00301	.00104	.00042
%RSD	.0037	238.92	418.67	219.45	9.6250
#1	25.02	-.00078	-.00141	.00121	-.00469
#2	25.02	.00020	.00285	-.00026	-.00409
Check ?	None	Chk Pass	Chk Pass	Chk Pass	Chk Pass
High Limit					
Low Limit					

Elem	Si2881	Sn1899	Sr4077	Th2837	Ti3349
Line	288.158 {117}2	189.989 {477}	407.771 { 83}	283.730 {119}	334.904 {101}
IS Ref	(Y_3774)	(In2306)	(Y_3774)	(Y_3774)	(Y_3600)
Units	ppm	ppm	ppm	ppm	ppm
Avg	**-.01513**	**-.00080**	**.00044**	**.9969**	**-.00047**
Stddev	.00369	.00026	.00005	.0054	.00021
%RSD	24.399	32.401	12.104	.5371	45.176
#1	-.01252	-.00098	.00047	.9931	-.00032
#2	-.01774	-.00061	.00040	1.001	-.00063
Check ?	Chk Pass	Chk Pass	Chk Pass	None	Chk Pass
High Limit					
Low Limit					

Sample Name: MB 480-597735/1-A Acquired: 9/27/2021 16:52:43 Type: Unk
Method: ICAP2 New stds DEC2019(v697) Mode: CONC Corr. Factor: 1.000000
User: LMH Custom ID1: Custom ID2: Custom ID3:
Comment:

Elem	Tl1908	V_2924	Zn2062	Zr3438
Line	190.856 {477}	292.402 {115}	206.200 {163}	343.823 { 98}
IS Ref	(In2306)	(Y_3600)	(Y_3600)	(Y_3774)
Units	ppm	ppm	ppm	ppm
Avg	-.00031	.00004	-.00060	.9986
Stddev	.00102	.00001	.00005	.0011
%RSD	331.11	34.779	8.8910	.1061
#1	-.00103	.00005	-.00064	.9979
#2	.00042	.00003	-.00056	.9994
Check ?	Chk Pass	Chk Pass	Chk Pass	None
High Limit				
Low Limit				
Int. Std.	In2306	Y_2243	Y_3600	Y_3774
Line	230.606 {446}	224.306 {450}	360.073 { 94}	377.433 { 89}
Units	Cts/S	Cts/S	Cts/S	Cts/S
Avg	4283.4	3439.4	27327.	3811.4
Stddev	15.8	14.1	2.	35.3
%RSD	.36833	.40873	.00893	.92717
#1	4294.6	3449.4	27329.	3836.3
#2	4272.2	3429.5	27326.	3786.4
Check ?	Chk Pass	Chk Pass	Chk Pass	Chk Pass
Value	104.51%	104.42%	103.75%	104.73%
Range				

Sample Name: LCS 480-597735/2-A Acquired: 9/27/2021 16:56:30 Type: Unk
Method: ICAP2 New stds DEC2019(v697) Mode: CONC Corr. Factor: 1.000000
User: LMH Custom ID1: Custom ID2: Custom ID3:
Comment:

Elem	Ag3280	Al3082	As1890	B_2089	Ba4554-2
Line	328.068 {103}	308.215 {109}	189.042 {478}	208.959 {461}	455.403 { 74}2
IS Ref	(Y_3600)	(Y_3774)	(Y_2243)	(Y_2243)	(Y_3600)
Units	ppm	ppm	ppm	ppm	ppm
Avg	.05144	10.449	.21390	.21647	.22105
Stddev	.00067	.041	.00115	.00020	.00027
%RSD	1.3109	.38758	.53905	.09187	.12372
#1	.05191	10.477	.21472	.21633	.22086
#2	.05096	10.420	.21309	.21661	.22125
Check ?	Chk Pass	Chk Pass	Chk Pass	Chk Pass	Chk Pass
High Limit					
Low Limit					

Elem	Be3130	Ca3179	Cd2288	**Ce4040	Co2286
Line	313.042 {108}	317.933 {106}	228.802 {447}	404.076 { 83}	228.616 {447}
IS Ref	(Y_3774)	(Y_3774)	(Y_2243)	(Y_3774)	(In2306)
Units	ppm	ppm	ppm	ppm	ppm
Avg	.21365	10.611	.21161	-.0469	.20362
Stddev	.00056	.009	.00032	.0225	.00051
%RSD	.26215	.08519	.15292	48.08	.25125
#1	.21405	10.617	.21138	-.0628	.20326
#2	.21326	10.604	.21183	-.0309	.20399
Check ?	Chk Pass	Chk Pass	Chk Pass	Chk Pass	Chk Pass
High Limit					
Low Limit					

Elem	Cr2677	Cu3273	Fe2599	K_7664	Li6707
Line	267.716 {126}	327.396 {103}	259.940 {130}	766.490 { 44}	670.784 { 50}
IS Ref	(Y_3600)	(Y_3600)	(Y_3774)	(Y_3774)	(Y_3774)
Units	ppm	ppm	ppm	ppm	ppm
Avg	.20284	.21026	10.566	10.751	.22085
Stddev	.00020	.00137	.011	.075	.00117
%RSD	.10091	.65178	.10047	.70193	.52997
#1	.20270	.20929	10.573	10.804	.22003
#2	.20299	.21123	10.558	10.698	.22168
Check ?	Chk Pass	Chk Pass	Chk Pass	Chk Pass	Chk Pass
High Limit					
Low Limit					

Sample Name: LCS 480-597735/2-A Acquired: 9/27/2021 16:56:30 Type: Unk
Method: ICAP2 New stds DEC2019(v697) Mode: CONC Corr. Factor: 1.000000
User: LMH Custom ID1: Custom ID2: Custom ID3:
Comment:

Elem	Mg2790	Mn2576	Mo2020	Na5895	Ni2316
Line	279.079 {121}2	257.610 {131}	202.030 {467}	589.592 { 57}	231.604 {446}
IS Ref	(Y_3600)	(Y_3600)	(Y_2243)	(Y_3774)	(In2306)
Units	ppm	ppm	ppm	ppm	ppm
Avg	**10.633**	**.21493**	**.21541**	**10.542**	**.20145**
Stddev	.004	.00006	.00036	.010	.00041
%RSD	.03900	.02599	.16594	.09134	.20430
#1	10.636	.21497	.21566	10.548	.20116
#2	10.630	.21490	.21515	10.535	.20174
Check ?	Chk Pass	Chk Pass	Chk Pass	Chk Pass	Chk Pass
High Limit					
Low Limit					

Elem	P_2136	Pb2203	S_1820	Sb2068	Se1960
Line	213.618 {458}	220.353 {453}	182.034 {485}	206.833 {463}	196.090 {472}
IS Ref	(Y_2243)	(In2306)	(Y_2243)	(Y_2243)	(Y_2243)
Units	ppm	ppm	ppm	ppm	ppm
Avg	**24.67**	**.20708**	**10.502**	**.22620**	**.20766**
Stddev	.00	.00013	.012	.00271	.00300
%RSD	.0053	.06495	.11069	1.1985	1.4467
#1	24.67	.20718	10.510	.22811	.20978
#2	24.68	.20698	10.493	.22428	.20553
Check ?	None	Chk Pass	Chk Pass	Chk Pass	Chk Pass
High Limit					
Low Limit					

Elem	Si2881	Sn1899	Sr4077	Th2837	Ti3349
Line	288.158 {117}2	189.989 {477}	407.771 { 83}	283.730 {119}	334.904 {101}
IS Ref	(Y_3774)	(In2306)	(Y_3774)	(Y_3774)	(Y_3600)
Units	ppm	ppm	ppm	ppm	ppm
Avg	**10.088**	**.19496**	**.21722**	**1.004**	**.21087**
Stddev	.004	.00025	.00085	.002	.00029
%RSD	.04102	.13073	.39142	.2027	.13678
#1	10.085	.19514	.21782	1.005	.21067
#2	10.091	.19478	.21661	1.002	.21107
Check ?	Chk Pass	Chk Pass	Chk Pass	None	Chk Pass
High Limit					
Low Limit					

Sample Name: LCS 480-597735/2-A Acquired: 9/27/2021 16:56:30 Type: Unk
Method: ICAP2 New stds DEC2019(v697) Mode: CONC Corr. Factor: 1.000000
User: LMH Custom ID1: Custom ID2: Custom ID3:
Comment:

Elem	Tl1908	V_2924	Zn2062	Zr3438
Line	190.856 {477}	292.402 {115}	206.200 {163}	343.823 { 98}
IS Ref	(In2306)	(Y_3600)	(Y_3600)	(Y_3774)
Units	ppm	ppm	ppm	ppm
Avg	.21191	.20220	.20884	1.009
Stddev	.00085	.00026	.00004	.001
%RSD	.40312	.13075	.02036	.0613
#1	.21131	.20202	.20887	1.009
#2	.21251	.20239	.20881	1.008
Check ?	Chk Pass	Chk Pass	Chk Pass	None
High Limit				
Low Limit				
Int. Std.	In2306	Y_2243	Y_3600	Y_3774
Line	230.606 {446}	224.306 {450}	360.073 { 94}	377.433 { 89}
Units	Cts/S	Cts/S	Cts/S	Cts/S
Avg	4017.7	3376.6	26595.	3720.4
Stddev	7.5	8.3	97.	11.3
%RSD	.18691	.24706	.36417	.30502
#1	4012.4	3370.7	26527.	3712.4
#2	4023.0	3382.5	26664.	3728.4
Check ?	Chk Pass	Chk Pass	Chk Pass	Chk Pass
Value	98.030%	102.51%	100.97%	102.23%
Range				

Sample Name: LCSD 480-597735/3-A Acquired: 9/27/2021 17:00:04 Type: Unk
Method: ICAP2 New stds DEC2019(v697) Mode: CONC Corr. Factor: 1.000000
User: LMH Custom ID1: Custom ID2: Custom ID3:
Comment:

Elem	Ag3280	Al3082	As1890	B_2089	Ba4554-2
Line	328.068 {103}	308.215 {109}	189.042 {478}	208.959 {461}	455.403 { 74}2
IS Ref	(Y_3600)	(Y_3774)	(Y_2243)	(Y_2243)	(Y_3600)
Units	ppm	ppm	ppm	ppm	ppm
Avg	.05108	10.410	.21172	.21557	.22099
Stddev	.00016	.011	.00020	.00103	.00014
%RSD	.31942	.10705	.09605	.47891	.06151
#1	.05096	10.418	.21186	.21484	.22109
#2	.05119	10.402	.21157	.21630	.22089
Check ?	Chk Pass	Chk Pass	Chk Pass	Chk Pass	Chk Pass
High Limit					
Low Limit					

Elem	Be3130	Ca3179	Cd2288	**Ce4040	Co2286
Line	313.042 {108}	317.933 {106}	228.802 {447}	404.076 { 83}	228.616 {447}
IS Ref	(Y_3774)	(Y_3774)	(Y_2243)	(Y_3774)	(In2306)
Units	ppm	ppm	ppm	ppm	ppm
Avg	.21179	10.482	.21007	-.0481	.20191
Stddev	.00071	.005	.00036	.0288	.00050
%RSD	.33716	.04854	.17065	59.92	.24799
#1	.21129	10.478	.20982	-.0685	.20156
#2	.21230	10.485	.21033	-.0277	.20226
Check ?	Chk Pass	Chk Pass	Chk Pass	Chk Pass	Chk Pass
High Limit					
Low Limit					

Elem	Cr2677	Cu3273	Fe2599	K_7664	Li6707
Line	267.716 {126}	327.396 {103}	259.940 {130}	766.490 { 44}	670.784 { 50}
IS Ref	(Y_3600)	(Y_3600)	(Y_3774)	(Y_3774)	(Y_3774)
Units	ppm	ppm	ppm	ppm	ppm
Avg	.20151	.20879	10.465	10.691	.22081
Stddev	.00009	.00029	.012	.025	.00078
%RSD	.04610	.13818	.11917	.23811	.35195
#1	.20145	.20900	10.456	10.673	.22136
#2	.20158	.20859	10.474	10.709	.22026
Check ?	Chk Pass	Chk Pass	Chk Pass	Chk Pass	Chk Pass
High Limit					
Low Limit					

Sample Name: LCSD 480-597735/3-A Acquired: 9/27/2021 17:00:04 Type: Unk
Method: ICAP2 New stds DEC2019(v697) Mode: CONC Corr. Factor: 1.000000
User: LMH Custom ID1: Custom ID2: Custom ID3:
Comment:

Elem	Mg2790	Mn2576	Mo2020	Na5895	Ni2316
Line	279.079 {121}2	257.610 {131}	202.030 {467}	589.592 { 57}	231.604 {446}
IS Ref	(Y_3600)	(Y_3600)	(Y_2243)	(Y_3774)	(In2306)
Units	ppm	ppm	ppm	ppm	ppm
Avg	**10.571**	**.21330**	**.21444**	**10.494**	**.19974**
Stddev	.009	.00017	.00014	.026	.00036
%RSD	.08243	.07954	.06715	.25066	.18014
#1	10.577	.21318	.21454	10.475	.19948
#2	10.564	.21342	.21434	10.513	.19999
Check ?	Chk Pass	Chk Pass	Chk Pass	Chk Pass	Chk Pass
High Limit					
Low Limit					

Elem	P_2136	Pb2203	S_1820	Sb2068	Se1960
Line	213.618 {458}	220.353 {453}	182.034 {485}	206.833 {463}	196.090 {472}
IS Ref	(Y_2243)	(In2306)	(Y_2243)	(Y_2243)	(Y_2243)
Units	ppm	ppm	ppm	ppm	ppm
Avg	**24.68**	**.20541**	**10.446**	**.22516**	**.20393**
Stddev	.00	.00053	.006	.00041	.00018
%RSD	.0049	.25885	.05928	.18264	.08646
#1	24.68	.20503	10.441	.22487	.20381
#2	24.68	.20578	10.450	.22545	.20406
Check ?	None	Chk Pass	Chk Pass	Chk Pass	Chk Pass
High Limit					
Low Limit					

Elem	Si2881	Sn1899	Sr4077	Th2837	Ti3349
Line	288.158 {117}2	189.989 {477}	407.771 { 83}	283.730 {119}	334.904 {101}
IS Ref	(Y_3774)	(In2306)	(Y_3774)	(Y_3774)	(Y_3600)
Units	ppm	ppm	ppm	ppm	ppm
Avg	**10.068**	**.19400**	**.21682**	**1.001**	**.21018**
Stddev	.013	.00027	.00025	.005	.00041
%RSD	.13084	.13838	.11618	.5404	.19497
#1	10.077	.19381	.21665	1.005	.21047
#2	10.058	.19419	.21700	.9969	.20989
Check ?	Chk Pass	Chk Pass	Chk Pass	None	Chk Pass
High Limit					
Low Limit					

Sample Name: LCSD 480-597735/3-A Acquired: 9/27/2021 17:00:04 Type: Unk
Method: ICAP2 New stds DEC2019(v697) Mode: CONC Corr. Factor: 1.000000
User: LMH Custom ID1: Custom ID2: Custom ID3:
Comment:

Elem	Tl1908	V_2924	Zn2062	Zr3438
Line	190.856 {477}	292.402 {115}	206.200 {163}	343.823 { 98}
IS Ref	(In2306)	(Y_3600)	(Y_3600)	(Y_3774)
Units	ppm	ppm	ppm	ppm
Avg	.20947	.20132	.20694	1.003
Stddev	.00028	.00036	.00043	.001
%RSD	.13270	.18019	.20616	.0910
#1	.20927	.20107	.20664	1.003
#2	.20967	.20158	.20724	1.004
Check ?	Chk Pass	Chk Pass	Chk Pass	None
High Limit				
Low Limit				
Int. Std.	In2306	Y_2243	Y_3600	Y_3774
Line	230.606 {446}	224.306 {450}	360.073 { 94}	377.433 { 89}
Units	Cts/S	Cts/S	Cts/S	Cts/S
Avg	3980.7	3343.9	26354.	3702.0
Stddev	5.9	5.7	83.	4.8
%RSD	.14783	.17091	.31656	.12954
#1	3984.9	3347.9	26413.	3705.4
#2	3976.6	3339.8	26295.	3698.7
Check ?	Chk Pass	Chk Pass	Chk Pass	Chk Pass
Value	97.127%	101.52%	100.06%	101.73%
Range				

Sample Name: 480-189897-B-1-A Acquired: 9/27/2021 17:03:38 Type: Unk
Method: ICAP2 New stds DEC2019(v697) Mode: CONC Corr. Factor: 1.000000
User: LMH Custom ID1: Custom ID2: Custom ID3:
Comment:

Elem	Ag3280	Al3082	As1890	B_2089	Ba4554-2
Line	328.068 {103}	308.215 {109}	189.042 {478}	208.959 {461}	455.403 { 74}2
IS Ref	(Y_3600)	(Y_3774)	(Y_2243)	(Y_2243)	(Y_3600)
Units	ppm	ppm	ppm	ppm	ppm
Avg	.00019	.09614	.00221	1.2279	.00641
Stddev	.00085	.00929	.00169	.0003	.00005
%RSD	433.72	9.6678	76.459	.02008	.84046
#1	-.00040	.08957	.00102	1.2277	.00637
#2	.00079	.10271	.00341	1.2280	.00645
Check ?	Chk Pass	Chk Pass	Chk Pass	Chk Pass	Chk Pass
High Limit					
Low Limit					

Elem	Be3130	Ca3179	Cd2288	**Ce4040	Co2286
Line	313.042 {108}	317.933 {106}	228.802 {447}	404.076 { 83}	228.616 {447}
IS Ref	(Y_3774)	(Y_3774)	(Y_2243)	(Y_3774)	(In2306)
Units	ppm	ppm	ppm	ppm	ppm
Avg	.00004	463.93	.00095	-.0447	.00717
Stddev	.00014	4.74	.00007	.0142	.00019
%RSD	337.82	1.0228	7.4549	31.72	2.6215
#1	-.00006	460.57	.00100	-.0346	.00703
#2	.00014	467.28	.00090	-.0547	.00730
Check ?	Chk Pass	Chk Pass	Chk Pass	Chk Pass	Chk Pass
High Limit					
Low Limit					

Elem	Cr2677	Cu3273	Fe2599	K_7664	Li6707
Line	267.716 {126}	327.396 {103}	259.940 {130}	766.490 { 44}	670.784 { 50}
IS Ref	(Y_3600)	(Y_3600)	(Y_3774)	(Y_3774)	(Y_3774)
Units	ppm	ppm	ppm	ppm	ppm
Avg	.00030	.00104	3.8737	10.793	.73019
Stddev	.00065	.00102	.0073	.032	.00355
%RSD	219.05	98.015	.18779	.30018	.48616
#1	.00075	.00175	3.8788	10.816	.72768
#2	-.00016	.00032	3.8685	10.771	.73270
Check ?	Chk Pass	Chk Pass	Chk Pass	Chk Pass	Chk Pass
High Limit					
Low Limit					

Sample Name: 480-189897-B-1-A Acquired: 9/27/2021 17:03:38 Type: Unk
Method: ICAP2 New stds DEC2019(v697) Mode: CONC Corr. Factor: 1.000000
User: LMH Custom ID1: Custom ID2: Custom ID3:
Comment:

Elem	Mg2790	Mn2576	Mo2020	Na8183	Ni2316
Line	279.079 {121}2	257.610 {131}	202.030 {467}	818.326 { 41}	231.604 {446}
IS Ref	(Y_3600)	(Y_3600)	(Y_2243)	(Y_3774)	(In2306)
Units	ppm	ppm	ppm	ppm	ppm
Avg	F **1301.2**	**4.4341**	**.00249**	F **3525.8**	**.01203**
Stddev	4.0	.0029	.00016	3.4	.00030
%RSD	.30613	.06628	6.4959	.09528	2.5339
#1	1298.4	4.4320	.00237	3523.4	.01225
#2	1304.0	4.4362	.00260	3528.1	.01182
Check ?	Chk Fail	Chk Pass	Chk Pass	Chk Fail	Chk Pass
High Limit	450.00			900.00	
Low Limit	-.20000			-1.0000	

Elem	P_2136	Pb2203	S_1820	Sb2068	Se1960
Line	213.618 {458}	220.353 {453}	182.034 {485}	206.833 {463}	196.090 {472}
IS Ref	(Y_2243)	(In2306)	(Y_2243)	(Y_2243)	(Y_2243)
Units	ppm	ppm	ppm	ppm	ppm
Avg	**25.02**	**.00214**	F **3213.1**	**-.00027**	**-.01046**
Stddev	.00	.00044	2.9	.00289	.00350
%RSD	.0011	20.338	.09081	1085.8	33.444
#1	25.02	.00183	3215.1	.00178	-.01294
#2	25.02	.00245	3211.0	-.00231	-.00799
Check ?	None	Chk Pass	Chk Fail	Chk Pass	Chk Pass
High Limit			90.000		
Low Limit			-.20000		

Elem	Si2881	Sn1899	Sr4077	Th2837	Ti3349
Line	288.158 {117}2	189.989 {477}	407.771 { 83}	283.730 {119}	334.904 {101}
IS Ref	(Y_3774)	(In2306)	(Y_3774)	(Y_3774)	(Y_3600)
Units	ppm	ppm	ppm	ppm	ppm
Avg	**7.4035**	**-.00360**	F **12.842**	**.9975**	**.00438**
Stddev	.0531	.00102	.021	.0078	.00022
%RSD	.71724	28.399	.16582	.7842	5.1256
#1	7.4410	-.00287	12.827	.9920	.00422
#2	7.3659	-.00432	12.857	1.003	.00453
Check ?	Chk Pass	Chk Pass	Chk Fail	None	Chk Pass
High Limit			9.0000		
Low Limit			-.00500		

Sample Name: 480-189897-B-1-A Acquired: 9/27/2021 17:03:38 Type: Unk
Method: ICAP2 New stds DEC2019(v697) Mode: CONC Corr. Factor: 1.000000
User: LMH Custom ID1: Custom ID2: Custom ID3:
Comment:

Elem	Tl1908	V_2924	Zn2062	Zr3438
Line	190.856 {477}	292.402 {115}	206.200 {163}	343.823 { 98}
IS Ref	(In2306)	(Y_3600)	(Y_3600)	(Y_3774)
Units	ppm	ppm	ppm	ppm
Avg	**-.00243**	**-.00358**	**.00099**	**.9990**
Stddev	.00162	.00026	.00024	.0016
%RSD	66.464	7.4009	24.422	.1561
#1	-.00358	-.00339	.00116	1.000
#2	-.00129	-.00376	.00082	.9979
Check ?	Chk Pass	Chk Pass	Chk Pass	None
High Limit				
Low Limit				
Int. Std.	In2306	Y_2243	Y_3600	Y_3774
Line	230.606 {446}	224.306 {450}	360.073 { 94}	377.433 { 89}
Units	Cts/S	Cts/S	Cts/S	Cts/S
Avg	**2618.3**	**2580.3**	**19828.**	**3346.6**
Stddev	1.7	.6	14.	19.5
%RSD	.06625	.02185	.06963	.58276
#1	2617.1	2580.7	19818.	3360.4
#2	2619.5	2579.9	19838.	3332.9
Check ?	Chk Pass	Chk Pass	Chk Pass	Chk Pass
Value	63.885%	78.338%	75.280%	91.961%
Range				

Sample Name: 480-189897-B-1-A@5 Acquired: 9/27/2021 17:07:47 Type: Unk
Method: ICAP2 New stds DEC2019(v697) Mode: CONC Corr. Factor: 1.000000
User: LMH Custom ID1: Custom ID2: Custom ID3:
Comment:

Elem	Ag3280	Al3082	As1890	B_2089	Ba4554-2
Line	328.068 {103}	308.215 {109}	189.042 {478}	208.959 {461}	455.403 { 74}2
IS Ref	(Y_3600)	(Y_3774)	(Y_2243)	(Y_2243)	(Y_3600)
Units	ppm	ppm	ppm	ppm	ppm
Avg	**.00015**	**.04925**	**-.00107**	**.23986**	**.00136**
Stddev	.00048	.04497	.00077	.00199	.00002
%RSD	321.69	91.316	72.075	.83054	1.4608
#1	.00049	.08105	-.00052	.24127	.00137
#2	-.00019	.01745	-.00161	.23845	.00134
Check ?	Chk Pass	Chk Pass	Chk Pass	Chk Pass	Chk Pass
High Limit					
Low Limit					

Elem	Be3130	Ca3179	Cd2288	**Ce4040	Co2286
Line	313.042 {108}	317.933 {106}	228.802 {447}	404.076 { 83}	228.616 {447}
IS Ref	(Y_3774)	(Y_3774)	(Y_2243)	(Y_3774)	(In2306)
Units	ppm	ppm	ppm	ppm	ppm
Avg	**.00004**	**95.104**	**.00089**	**-.0575**	**.00115**
Stddev	.00013	.052	.00018	.0012	.00017
%RSD	289.76	.05440	20.230	2.060	14.491
#1	.00013	95.140	.00076	-.0584	.00103
#2	-.00005	95.067	.00102	-.0567	.00127
Check ?	Chk Pass	Chk Pass	Chk Pass	Chk Pass	Chk Pass
High Limit					
Low Limit					

Elem	Cr2677	Cu3273	Fe2599	K_7664	Li6707
Line	267.716 {126}	327.396 {103}	259.940 {130}	766.490 { 44}	670.784 { 50}
IS Ref	(Y_3600)	(Y_3600)	(Y_3774)	(Y_3774)	(Y_3774)
Units	ppm	ppm	ppm	ppm	ppm
Avg	**-.00026**	**.00102**	**.77860**	**1.9707**	**.14182**
Stddev	.00013	.00006	.00234	.0114	.00053
%RSD	49.565	5.6469	.30066	.57709	.37692
#1	-.00017	.00106	.78025	1.9626	.14220
#2	-.00035	.00098	.77694	1.9787	.14144
Check ?	Chk Pass	Chk Pass	Chk Pass	Chk Pass	Chk Pass
High Limit					
Low Limit					

Sample Name: 480-189897-B-1-A@5 Acquired: 9/27/2021 17:07:47 Type: Unk
Method: ICAP2 New stds DEC2019(v697) Mode: CONC Corr. Factor: 1.000000
User: LMH Custom ID1: Custom ID2: Custom ID3:
Comment:

Elem	Mg2790	Mn2576	Mo2020	Na8183	Ni2316
Line	279.079 {121}2	257.610 {131}	202.030 {467}	818.326 { 41}	231.604 {446}
IS Ref	(Y_3600)	(Y_3600)	(Y_2243)	(Y_3774)	(In2306)
Units	ppm	ppm	ppm	ppm	ppm
Avg	**260.48**	**.87942**	**-.00025**	**685.58**	**.00176**
Stddev	1.71	.00070	.00001	1.55	.00003
%RSD	.65565	.07956	3.7100	.22607	1.9609
#1	261.69	.87992	-.00024	686.68	.00179
#2	259.27	.87893	-.00025	684.49	.00174
Check ?	Chk Pass	Chk Pass	Chk Pass	Chk Pass	Chk Pass
High Limit					
Low Limit					

Elem	P_2136	Pb2203	S_1820	Sb2068	Se1960
Line	213.618 {458}	220.353 {453}	182.034 {485}	206.833 {463}	196.090 {472}
IS Ref	(Y_2243)	(In2306)	(Y_2243)	(Y_2243)	(Y_2243)
Units	ppm	ppm	ppm	ppm	ppm
Avg	**25.02**	**.00069**	F **849.04**	**.00070**	**-.00317**
Stddev	.00	.00250	1.95	.00027	.00071
%RSD	.0025	360.85	.22958	37.981	22.517
#1	25.02	.00246	850.41	.00089	-.00267
#2	25.02	-.00108	847.66	.00051	-.00368
Check ?	None	Chk Pass	Chk Fail	Chk Pass	Chk Pass
High Limit			90.000		
Low Limit			-.20000		

Elem	Si2881	Sn1899	Sr4077	Th2837	Ti3349
Line	288.158 {117}2	189.989 {477}	407.771 { 83}	283.730 {119}	334.904 {101}
IS Ref	(Y_3774)	(In2306)	(Y_3774)	(Y_3774)	(Y_3600)
Units	ppm	ppm	ppm	ppm	ppm
Avg	**1.4230**	**-.00109**	**2.5557**	**.9878**	**.00056**
Stddev	.0197	.00004	.0010	.0021	.00041
%RSD	1.3831	3.5128	.03776	.2146	73.634
#1	1.4369	-.00107	2.5564	.9863	.00027
#2	1.4091	-.00112	2.5550	.9893	.00086
Check ?	Chk Pass	Chk Pass	Chk Pass	None	Chk Pass
High Limit					
Low Limit					

Sample Name: 480-189897-B-1-A@5 Acquired: 9/27/2021 17:07:47 Type: Unk
Method: ICAP2 New stds DEC2019(v697) Mode: CONC Corr. Factor: 1.000000
User: LMH Custom ID1: Custom ID2: Custom ID3:
Comment:

Elem	Tl1908	V_2924	Zn2062	Zr3438
Line	190.856 {477}	292.402 {115}	206.200 {163}	343.823 { 98}
IS Ref	(In2306)	(Y_3600)	(Y_3600)	(Y_3774)
Units	ppm	ppm	ppm	ppm
Avg	-.00189	-.00262	-.00012	.9989
Stddev	.00019	.00042	.00034	.0006
%RSD	9.9690	16.110	284.02	.0598
#1	-.00203	-.00232	-.00036	.9984
#2	-.00176	-.00292	.00012	.9993
Check ?	Chk Pass	Chk Pass	Chk Pass	None
High Limit				
Low Limit				
Int. Std.	In2306	Y_2243	Y_3600	Y_3774
Line	230.606 {446}	224.306 {450}	360.073 { 94}	377.433 { 89}
Units	Cts/S	Cts/S	Cts/S	Cts/S
Avg	3242.8	2991.1	23029.	3511.5
Stddev	3.4	1.5	65.	31.7
%RSD	.10407	.04970	.28310	.90233
#1	3245.2	2992.1	22983.	3489.1
#2	3240.4	2990.0	23075.	3534.0
Check ?	Chk Pass	Chk Pass	Chk Pass	Chk Pass
Value	79.122%	90.810%	87.431%	96.493%
Range				

Sample Name: 480-189897-B-2-B Acquired: 9/27/2021 17:11:39 Type: Unk
Method: ICAP2 New stds DEC2019(v697) Mode: CONC Corr. Factor: 1.000000
User: LMH Custom ID1: Custom ID2: Custom ID3:
Comment:

Elem	Ag3280	Al3082	As1890	B_2089	Ba4554-2
Line	328.068 {103}	308.215 {109}	189.042 {478}	208.959 {461}	455.403 { 74}2
IS Ref	(Y_3600)	(Y_3774)	(Y_2243)	(Y_2243)	(Y_3600)
Units	ppm	ppm	ppm	ppm	ppm
Avg	-.00011	1.5313	.00005	.88009	.02161
Stddev	.00112	.0000	.00171	.00228	.00004
%RSD	1034.4	.00139	3663.1	.25939	.18699
#1	-.00090	1.5313	-.00116	.88170	.02163
#2	.00069	1.5313	.00125	.87847	.02158
Check ?	Chk Pass	Chk Pass	Chk Pass	Chk Pass	Chk Pass
High Limit					
Low Limit					

Elem	Be3130	Ca3179	Cd2288	**Ce4040	Co2286
Line	313.042 {108}	317.933 {106}	228.802 {447}	404.076 { 83}	228.616 {447}
IS Ref	(Y_3774)	(Y_3774)	(Y_2243)	(Y_3774)	(In2306)
Units	ppm	ppm	ppm	ppm	ppm
Avg	.00009	425.75	.00067	-.0067	.00261
Stddev	.00009	.69	.00014	.0426	.00019
%RSD	96.674	.16116	21.209	636.7	7.2178
#1	.00003	426.24	.00057	.0234	.00275
#2	.00016	425.27	.00077	-.0368	.00248
Check ?	Chk Pass	Chk Pass	Chk Pass	Chk Pass	Chk Pass
High Limit					
Low Limit					

Elem	Cr2677	Cu3273	Fe2599	K_7664	Li6707
Line	267.716 {126}	327.396 {103}	259.940 {130}	766.490 { 44}	670.784 { 50}
IS Ref	(Y_3600)	(Y_3600)	(Y_3774)	(Y_3774)	(Y_3774)
Units	ppm	ppm	ppm	ppm	ppm
Avg	.00145	.00306	1.2256	5.7908	.35851
Stddev	.00004	.00037	.0023	.0842	.00030
%RSD	2.9841	11.996	.18708	1.4535	.08293
#1	.00142	.00280	1.2272	5.7312	.35830
#2	.00148	.00332	1.2240	5.8503	.35872
Check ?	Chk Pass	Chk Pass	Chk Pass	Chk Pass	Chk Pass
High Limit					
Low Limit					

Sample Name: 480-189897-B-2-B Acquired: 9/27/2021 17:11:39 Type: Unk
Method: ICAP2 New stds DEC2019(v697) Mode: CONC Corr. Factor: 1.000000
User: LMH Custom ID1: Custom ID2: Custom ID3:
Comment:

Elem	Mg2790	Mn2576	Mo2020	Na8183	Ni2316
Line	279.079 {121}2	257.610 {131}	202.030 {467}	818.326 { 41}	231.604 {446}
IS Ref	(Y_3600)	(Y_3600)	(Y_2243)	(Y_3774)	(In2306)
Units	ppm	ppm	ppm	ppm	ppm
Avg	F **491.33**	**3.7072**	**.00165**	F **1440.2**	**.00461**
Stddev	1.27	.0010	.00019	2.1	.00033
%RSD	.25927	.02783	11.706	.14561	7.0993
#1	492.23	3.7064	.00151	1438.8	.00438
#2	490.43	3.7079	.00178	1441.7	.00484
Check ?	Chk Fail	Chk Pass	Chk Pass	Chk Fail	Chk Pass
High Limit	450.00			900.00	
Low Limit	-.20000			-1.0000	

Elem	P_2136	Pb2203	S_1820	Sb2068	Se1960
Line	213.618 {458}	220.353 {453}	182.034 {485}	206.833 {463}	196.090 {472}
IS Ref	(Y_2243)	(In2306)	(Y_2243)	(Y_2243)	(Y_2243)
Units	ppm	ppm	ppm	ppm	ppm
Avg	**25.04**	**.00298**	F **1726.1**	**-.00134**	**-.00819**
Stddev	.00	.00090	3.3	.00027	.00414
%RSD	.0034	30.180	.19325	20.466	50.553
#1	25.04	.00234	1728.5	-.00115	-.00526
#2	25.04	.00361	1723.8	-.00153	-.01112
Check ?	None	Chk Pass	Chk Fail	Chk Pass	Chk Pass
High Limit			90.000		
Low Limit			-.20000		

Elem	Si2881	Sn1899	Sr4077	Th2837	Ti3349
Line	288.158 {117}2	189.989 {477}	407.771 { 83}	283.730 {119}	334.904 {101}
IS Ref	(Y_3774)	(In2306)	(Y_3774)	(Y_3774)	(Y_3600)
Units	ppm	ppm	ppm	ppm	ppm
Avg	**9.8350**	**-.00207**	**7.4304**	**.9910**	**.03940**
Stddev	.0027	.00015	.0289	.0003	.00460
%RSD	.02732	7.0156	.38836	.0298	11.672
#1	9.8331	-.00217	7.4100	.9912	.03615
#2	9.8369	-.00197	7.4508	.9908	.04265
Check ?	Chk Pass	Chk Pass	Chk Pass	None	Chk Pass
High Limit					
Low Limit					

Sample Name: 480-189897-B-2-B Acquired: 9/27/2021 17:11:39 Type: Unk
Method: ICAP2 New stds DEC2019(v697) Mode: CONC Corr. Factor: 1.000000
User: LMH Custom ID1: Custom ID2: Custom ID3:
Comment:

Elem	Tl1908	V_2924	Zn2062	Zr3438
Line	190.856 {477}	292.402 {115}	206.200 {163}	343.823 { 98}
IS Ref	(In2306)	(Y_3600)	(Y_3600)	(Y_3774)
Units	ppm	ppm	ppm	ppm
Avg	-.00142	.00116	.00410	.9998
Stddev	.00079	.00092	.00022	.0015
%RSD	55.226	79.720	5.3700	.1549
#1	-.00087	.00051	.00394	.9987
#2	-.00198	.00181	.00425	1.001
Check ?	Chk Pass	Chk Pass	Chk Pass	None
High Limit				
Low Limit				
Int. Std.	In2306	Y_2243	Y_3600	Y_3774
Line	230.606 {446}	224.306 {450}	360.073 { 94}	377.433 { 89}
Units	Cts/S	Cts/S	Cts/S	Cts/S
Avg	2936.3	2816.7	21725.	3488.2
Stddev	3.2	.8	11.	1.8
%RSD	.11047	.02700	.04977	.05115
#1	2938.6	2817.3	21717.	3489.4
#2	2934.0	2816.2	21733.	3486.9
Check ?	Chk Pass	Chk Pass	Chk Pass	Chk Pass
Value	71.644%	85.517%	82.482%	95.850%
Range				

Sample Name: 480-189897-B-2-B@5 Acquired: 9/27/2021 17:15:42 Type: Unk
Method: ICAP2 New stds DEC2019(v697) Mode: CONC Corr. Factor: 1.000000
User: LMH Custom ID1: Custom ID2: Custom ID3:
Comment:

Elem	Ag3280	Al3082	As1890	B_2089	Ba4554-2
Line	328.068 {103}	308.215 {109}	189.042 {478}	208.959 {461}	455.403 { 74}2
IS Ref	(Y_3600)	(Y_3774)	(Y_2243)	(Y_2243)	(Y_3600)
Units	ppm	ppm	ppm	ppm	ppm
Avg	.00057	.35385	-.00254	.17259	.00456
Stddev	.00060	.00520	.00139	.00046	.00001
%RSD	104.66	1.4695	54.705	.26824	.14142
#1	.00099	.35017	-.00156	.17292	.00456
#2	.00015	.35752	-.00352	.17226	.00456
Check ?	Chk Pass	Chk Pass	Chk Pass	Chk Pass	Chk Pass
High Limit					
Low Limit					

Elem	Be3130	Ca3179	Cd2288	**Ce4040	Co2286
Line	313.042 {108}	317.933 {106}	228.802 {447}	404.076 { 83}	228.616 {447}
IS Ref	(Y_3774)	(Y_3774)	(Y_2243)	(Y_3774)	(In2306)
Units	ppm	ppm	ppm	ppm	ppm
Avg	.00008	85.638	.00068	-.0876	.00044
Stddev	.00014	.521	.00008	.0340	.00012
%RSD	178.15	.60814	12.116	38.83	27.037
#1	-.00002	85.270	.00074	-.0635	.00052
#2	.00018	86.006	.00062	-.1116	.00035
Check ?	Chk Pass	Chk Pass	Chk Pass	Chk Pass	Chk Pass
High Limit					
Low Limit					

Elem	Cr2677	Cu3273	Fe2599	K_7664	Li6707
Line	267.716 {126}	327.396 {103}	259.940 {130}	766.490 { 44}	670.784 { 50}
IS Ref	(Y_3600)	(Y_3600)	(Y_3774)	(Y_3774)	(Y_3774)
Units	ppm	ppm	ppm	ppm	ppm
Avg	.00010	.00064	.24953	1.1490	.06908
Stddev	.00016	.00019	.00689	.0531	.00193
%RSD	172.19	30.091	2.7619	4.6182	2.7939
#1	-.00002	.00051	.24466	1.1115	.06772
#2	.00021	.00078	.25441	1.1865	.07045
Check ?	Chk Pass	Chk Pass	Chk Pass	Chk Pass	Chk Pass
High Limit					
Low Limit					

Sample Name: 480-189897-B-2-B@5 Acquired: 9/27/2021 17:15:42 Type: Unk
Method: ICAP2 New stds DEC2019(v697) Mode: CONC Corr. Factor: 1.000000
User: LMH Custom ID1: Custom ID2: Custom ID3:
Comment:

Elem	Mg2790	Mn2576	Mo2020	Na8183	Ni2316
Line	279.079 {121}2	257.610 {131}	202.030 {467}	818.326 { 41}	231.604 {446}
IS Ref	(Y_3600)	(Y_3600)	(Y_2243)	(Y_3774)	(In2306)
Units	ppm	ppm	ppm	ppm	ppm
Avg	**92.658**	**.72326**	**-.00046**	**273.11**	**.00039**
Stddev	.016	.00028	.00010	1.96	.00011
%RSD	.01718	.03891	22.902	.71944	28.455
#1	92.647	.72346	-.00053	271.72	.00047
#2	92.670	.72306	-.00038	274.50	.00031
Check ?	Chk Pass	Chk Pass	Chk Pass	Chk Pass	Chk Pass
High Limit					
Low Limit					

Elem	P_2136	Pb2203	S_1820	Sb2068	Se1960
Line	213.618 {458}	220.353 {453}	182.034 {485}	206.833 {463}	196.090 {472}
IS Ref	(Y_2243)	(In2306)	(Y_2243)	(Y_2243)	(Y_2243)
Units	ppm	ppm	ppm	ppm	ppm
Avg	**25.02**	**.00032**	F **361.51**	**-.00041**	**-.00497**
Stddev	.00	.00004	.55	.00018	.00104
%RSD	.0009	13.172	.15160	43.489	20.977
#1	25.02	.00035	361.89	-.00029	-.00571
#2	25.02	.00029	361.12	-.00054	-.00424
Check ?	None	Chk Pass	Chk Fail	Chk Pass	Chk Pass
High Limit			90.000		
Low Limit			-.20000		

Elem	Si2881	Sn1899	Sr4077	Th2837	Ti3349
Line	288.158 {117}2	189.989 {477}	407.771 { 83}	283.730 {119}	334.904 {101}
IS Ref	(Y_3774)	(In2306)	(Y_3774)	(Y_3774)	(Y_3600)
Units	ppm	ppm	ppm	ppm	ppm
Avg	**2.0145**	**-.00083**	**1.4384**	**.9923**	**.01094**
Stddev	.0178	.00071	.0094	.0020	.00019
%RSD	.88512	85.831	.65190	.2031	1.7439
#1	2.0019	-.00133	1.4318	.9937	.01080
#2	2.0271	-.00033	1.4450	.9909	.01107
Check ?	Chk Pass	Chk Pass	Chk Pass	None	Chk Pass
High Limit					
Low Limit					

Sample Name: 480-189897-B-2-B@5 Acquired: 9/27/2021 17:15:42 Type: Unk
Method: ICAP2 New stds DEC2019(v697) Mode: CONC Corr. Factor: 1.000000
User: LMH Custom ID1: Custom ID2: Custom ID3:
Comment:

Elem	Tl1908	V_2924	Zn2062	Zr3438
Line	190.856 {477}	292.402 {115}	206.200 {163}	343.823 { 98}
IS Ref	(In2306)	(Y_3600)	(Y_3600)	(Y_3774)
Units	ppm	ppm	ppm	ppm
Avg	-.00094	-.00076	-.00006	.9994
Stddev	.00027	.00038	.00021	.0004
%RSD	29.056	49.176	370.47	.0368
#1	-.00075	-.00050	-.00021	.9997
#2	-.00114	-.00103	.00009	.9992
Check ?	Chk Pass	Chk Pass	Chk Pass	None
High Limit				
Low Limit				
Int. Std.	In2306	Y_2243	Y_3600	Y_3774
Line	230.606 {446}	224.306 {450}	360.073 { 94}	377.433 { 89}
Units	Cts/S	Cts/S	Cts/S	Cts/S
Avg	3489.8	3119.5	24077.	3595.5
Stddev	2.5	.8	57.	17.9
%RSD	.07204	.02407	.23624	.49820
#1	3491.6	3118.9	24117.	3608.1
#2	3488.0	3120.0	24037.	3582.8
Check ?	Chk Pass	Chk Pass	Chk Pass	Chk Pass
Value	85.148%	94.708%	91.411%	98.798%
Range				

Sample Name: CCV-6675976 Acquired: 9/27/2021 17:19:31 Type: QC
Method: ICAP2 New stds DEC2019(v697) Mode: CONC Corr. Factor: 1.000000
User: LMH Custom ID1: Custom ID2: Custom ID3:
Comment:

Elem	Ag3280	Al3082	As1890	B_2089	Ba4554
Line	328.068 {103}	308.215 {109}	189.042 {478}	208.959 {461}	455.403 { 74}
Units	ppm	ppm	ppm	ppm	ppm
Avg	**.98501**	**49.616**	**1.0123**	**1.0124**	**1.0142**
Stddev	.00105	.041	.0016	.0012	.0007
%RSD	.10630	.08304	.16197	.11431	.06984
#1	.98575	49.645	1.0135	1.0116	1.0137
#2	.98427	49.587	1.0112	1.0132	1.0147
Check ?	Chk Pass	Chk Pass	Chk Pass	Chk Pass	Chk Pass
Value					
Range					

Elem	Be3130	Ca3179	Cd2288	**Ce4040	Co2286
Line	313.042 {108}	317.933 {106}	228.802 {447}	404.076 { 83}	228.616 {447}
Units	ppm	ppm	ppm	ppm	ppm
Avg	**.99857**	**50.037**	**1.0140**	**.9612**	**.98425**
Stddev	.00119	.015	.0002	.0479	.00194
%RSD	.11871	.02947	.01962	4.987	.19751
#1	.99774	50.047	1.0141	.9273	.98287
#2	.99941	50.027	1.0139	.9951	.98562
Check ?	Chk Pass	Chk Pass	Chk Pass	None	Chk Pass
Value					
Range					

Elem	Cr2677	Cu3273	Fe2714	K_7664	Li6707
Line	267.716 {126}	327.396 {103}	271.441 {124}	766.490 { 44}	670.784 { 50}
Units	ppm	ppm	ppm	ppm	ppm
Avg	**.99939**	**1.0069**	**49.534**	**51.071**	**1.0313**
Stddev	.00106	.0005	.093	.059	.0018
%RSD	.10594	.05027	.18699	.11588	.17284
#1	.99864	1.0072	49.600	51.029	1.0325
#2	1.0001	1.0065	49.469	51.113	1.0300
Check ?	Chk Pass	Chk Pass	Chk Pass	Chk Pass	Chk Pass
Value					
Range					

Sample Name: CCV-6675976 Acquired: 9/27/2021 17:19:31 Type: QC
Method: ICAP2 New stds DEC2019(v697) Mode: CONC Corr. Factor: 1.000000
User: LMH Custom ID1: Custom ID2: Custom ID3:
Comment:

Elem	Mg2790	Mn2576	Mo2020	Na5895	Ni2316
Line	279.079 {121}2	257.610 {131}	202.030 {467}	589.592 { 57}	231.604 {446}
Units	ppm	ppm	ppm	ppm	ppm
Avg	**49.315**	**1.0029**	**1.0334**	**50.998**	**.99137**
Stddev	.011	.0001	.0031	.126	.00132
%RSD	.02298	.00802	.30214	.24641	.13331
#1	49.323	1.0029	1.0356	50.909	.99043
#2	49.307	1.0030	1.0312	51.087	.99230
Check ?	Chk Pass	Chk Pass	Chk Pass	Chk Pass	Chk Pass
Value					
Range					

Elem	P_2136	Pb2203	S_1820	Sb2068	Se1960
Line	213.618 {458}	220.353 {453}	182.034 {485}	206.833 {463}	196.090 {472}
Units	ppm	ppm	ppm	ppm	ppm
Avg	**23.48**	**.98634**	**25.796**	**1.0234**	**1.0101**
Stddev	.00	.00199	.012	.0017	.0041
%RSD	.0069	.20156	.04760	.16342	.40746
#1	23.48	.98494	25.805	1.0246	1.0072
#2	23.48	.98775	25.787	1.0223	1.0130
Check ?	None	Chk Pass	Chk Pass	Chk Pass	Chk Pass
Value					
Range					

Elem	Si2881	Sn1899	Sr4077	Th2837	Ti3349
Line	288.158 {117}2	189.989 {477}	407.771 { 83}	283.730 {119}	334.904 {101}
Units	ppm	ppm	ppm	ppm	ppm
Avg	**9.6684**	**.97666**	**1.0110**	**1.479**	**1.0045**
Stddev	.0220	.00307	.0016	.002	.0012
%RSD	.22754	.31418	.15787	.1448	.11718
#1	9.6529	.97450	1.0099	1.478	1.0053
#2	9.6840	.97883	1.0122	1.481	1.0037
Check ?	Chk Pass	Chk Pass	Chk Pass	None	Chk Pass
Value					
Range					

Sample Name: CCV-6675976 Acquired: 9/27/2021 17:19:31 Type: QC
Method: ICAP2 New stds DEC2019(v697) Mode: CONC Corr. Factor: 1.000000
User: LMH Custom ID1: Custom ID2: Custom ID3:
Comment:

Elem	Tl1908	V_2924	Zn2062	Zr3438
Line	190.856 {477}	292.402 {115}	206.200 {163}	343.823 { 98}
Units	ppm	ppm	ppm	ppm
Avg	1.0120	.98257	.99787	1.482
Stddev	.0020	.00201	.00219	.002
%RSD	.19506	.20458	.21930	.1141
#1	1.0134	.98399	.99941	1.483
#2	1.0106	.98115	.99632	1.481
Check ?	Chk Pass	Chk Pass	Chk Pass	None
Value				
Range				

Int. Std.	In2306	Y_2243	Y_3600	Y_3774
Line	230.606 {446}	224.306 {450}	360.073 { 94}	377.433 { 89}
Units	Cts/S	Cts/S	Cts/S	Cts/S
Avg	3580.3	3181.4	24773.	3612.7
Stddev	4.4	.6	35.	18.9
%RSD	.12368	.01825	.14181	.52373
#1	3583.4	3181.8	24748.	3599.3
#2	3577.2	3181.0	24798.	3626.0

Sample Name: CCB-6675975 Acquired: 9/27/2021 17:23:04 Type: QC
Method: ICAP2 New stds DEC2019(v697) Mode: CONC Corr. Factor: 1.000000
User: LMH Custom ID1: Custom ID2: Custom ID3:
Comment:

Elem	Ag3280	Al3082	As1890	B_2089	Ba4554-2
Line	328.068 {103}	308.215 {109}	189.042 {478}	208.959 {461}	455.403 { 74}2
Units	ppm	ppm	ppm	ppm	ppm
Avg	**.00000**	**-.00574**	**-.00025**	**.00061**	**.00002**
Stddev	.00043	.01450	.00074	.00019	.00001
%RSD	32204.	252.51	293.33	30.490	60.315
#1	-.00030	.00451	-.00078	.00074	.00003
#2	.00030	-.01599	.00027	.00048	.00001
Check ?	Chk Pass	Chk Pass	Chk Pass	Chk Pass	Chk Pass
High Limit					
Low Limit					

Elem	Be3130	Ca3179	Cd2288	**Ce4040	Co2286
Line	313.042 {108}	317.933 {106}	228.802 {447}	404.076 { 83}	228.616 {447}
Units	ppm	ppm	ppm	ppm	ppm
Avg	**.00005**	**.01023**	**.00004**	**-.0229**	**-.00008**
Stddev	.00003	.00391	.00003	.0021	.00001
%RSD	64.959	38.221	74.932	9.217	12.356
#1	.00003	.01300	.00002	-.0214	-.00009
#2	.00008	.00747	.00005	-.0244	-.00008
Check ?	Chk Pass	Chk Pass	Chk Pass	None	Chk Pass
High Limit					
Low Limit					

Elem	Cr2677	Cu3273	Fe2599	K_7664	Li6707
Line	267.716 {126}	327.396 {103}	259.940 {130}	766.490 { 44}	670.784 { 50}
Units	ppm	ppm	ppm	ppm	ppm
Avg	**-.00032**	**.00035**	**.00206**	**.11202**	**.00194**
Stddev	.00070	.00043	.00136	.01423	.00004
%RSD	214.94	122.89	65.980	12.706	2.1941
#1	-.00082	.00005	.00110	.12208	.00197
#2	.00017	.00065	.00302	.10196	.00191
Check ?	Chk Pass	Chk Pass	Chk Pass	Chk Pass	Chk Pass
High Limit					
Low Limit					

Sample Name: CCB-6675975 Acquired: 9/27/2021 17:23:04 Type: QC
Method: ICAP2 New stds DEC2019(v697) Mode: CONC Corr. Factor: 1.000000
User: LMH Custom ID1: Custom ID2: Custom ID3:
Comment:

Elem	Mg2790	Mn2576	Mo2020	Na5895	Ni2316
Line	279.079 {121}2	257.610 {131}	202.030 {467}	589.592 { 57}	231.604 {446}
Units	ppm	ppm	ppm	ppm	ppm
Avg	**.02486**	**.00017**	**.00169**	**.19171**	**-.00033**
Stddev	.00418	.00002	.00042	.01696	.00024
%RSD	16.793	12.034	25.145	8.8476	73.429
#1	.02781	.00019	.00139	.17972	-.00016
#2	.02191	.00016	.00199	.20370	-.00050
Check ?	Chk Pass	Chk Pass	Chk Pass	Chk Pass	Chk Pass
High Limit					
Low Limit					

Elem	P_2136	Pb2203	S_1820	Sb2068	Se1960
Line	213.618 {458}	220.353 {453}	182.034 {485}	206.833 {463}	196.090 {472}
Units	ppm	ppm	ppm	ppm	ppm
Avg	**25.02**	**.00023**	F **.30973**	**.00073**	**.00053**
Stddev	.00	.00058	.01141	.00259	.00335
%RSD	.0031	257.67	3.6830	353.98	627.66
#1	25.02	.00064	.31779	.00257	.00290
#2	25.02	-.00019	.30166	-.00110	-.00183
Check ?	None	Chk Pass	Chk Fail	Chk Pass	Chk Pass
High Limit			.20000		
Low Limit			-.20000		

Elem	Si2881	Sn1899	Sr4077	Th2837	Ti3349
Line	288.158 {117}2	189.989 {477}	407.771 { 83}	283.730 {119}	334.904 {101}
Units	ppm	ppm	ppm	ppm	ppm
Avg	**-.01224**	**-.00043**	**.00041**	**.9963**	**-.00001**
Stddev	.00909	.00015	.00008	.0046	.00003
%RSD	74.257	34.560	18.460	.4628	337.01
#1	-.01867	-.00053	.00046	.9930	.00001
#2	-.00582	-.00032	.00036	.9995	-.00003
Check ?	Chk Pass	Chk Pass	Chk Pass	None	Chk Pass
High Limit					
Low Limit					

Sample Name: CCB-6675975 Acquired: 9/27/2021 17:23:04 Type: QC
Method: ICAP2 New stds DEC2019(v697) Mode: CONC Corr. Factor: 1.000000
User: LMH Custom ID1: Custom ID2: Custom ID3:
Comment:

Elem	Tl1908	V_2924	Zn2062	Zr3438
Line	190.856 {477}	292.402 {115}	206.200 {163}	343.823 { 98}
Units	ppm	ppm	ppm	ppm
Avg	.00016	.00012	-.00051	.9988
Stddev	.00150	.00009	.00021	.0013
%RSD	917.03	77.106	40.721	.1306
#1	.00122	.00019	-.00066	.9997
#2	-.00090	.00006	-.00037	.9979
Check ?	Chk Pass	Chk Pass	Chk Pass	None
High Limit				
Low Limit				
Int. Std.	In2306	Y_2243	Y_3600	Y_3774
Line	230.606 {446}	224.306 {450}	360.073 { 94}	377.433 { 89}
Units	Cts/S	Cts/S	Cts/S	Cts/S
Avg	4153.1	3333.6	26369.	3618.1
Stddev	4.6	2.6	178.	.9
%RSD	.11187	.07659	.67429	.02514
#1	4149.8	3331.8	26495.	3618.7
#2	4156.4	3335.4	26244.	3617.4

Sample Name: CCVL-6677556 Acquired: 9/27/2021 17:26:52 Type: QC
Method: ICAP2 New stds DEC2019(v697) Mode: CONC Corr. Factor: 1.000000
User: LMH Custom ID1: Custom ID2: Custom ID3:
Comment:

Elem	Ag3280	Al3082	As1890	B_2089	Ba4554-2
Line	328.068 {103}	308.215 {109}	189.042 {478}	208.959 {461}	455.403 { 74}2
Units	ppm	ppm	ppm	ppm	ppm
Avg	**.00667**	**.18996**	**.01289**	**.01953**	**.00205**
Stddev	.00047	.00536	.00032	.00002	.00001
%RSD	7.1085	2.8209	2.4696	.09607	.54014
#1	.00701	.19375	.01266	.01954	.00205
#2	.00634	.18617	.01311	.01952	.00206
Check ?	Chk Pass	Chk Pass	Chk Pass	Chk Pass	Chk Pass
Value					
Range					

Elem	Be3130	Ca3179	Cd2288	**Ce4040	Co2286
Line	313.042 {108}	317.933 {106}	228.802 {447}	404.076 { 83}	228.616 {447}
Units	ppm	ppm	ppm	ppm	ppm
Avg	**.00210**	**.51383**	**.00182**	**-.0048**	**.00367**
Stddev	.00001	.00559	.00018	.0138	.00010
%RSD	.26342	1.0879	9.8587	288.8	2.6943
#1	.00210	.50987	.00194	.0050	.00374
#2	.00210	.51778	.00169	-.0145	.00360
Check ?	Chk Pass	Chk Pass	Chk Pass	None	Chk Pass
Value					
Range					

Elem	Cr2677	Cu3273	Fe2599	K_7664	Li6707
Line	267.716 {126}	327.396 {103}	259.940 {130}	766.490 { 44}	670.784 { 50}
Units	ppm	ppm	ppm	ppm	ppm
Avg	**.00382**	**.00968**	**.05097**	**.62224**	**.03194**
Stddev	.00002	.00108	.00113	.05922	.00045
%RSD	.43328	11.172	2.2247	9.5177	1.4086
#1	.00381	.01045	.05017	.66412	.03226
#2	.00383	.00892	.05178	.58037	.03162
Check ?	Chk Pass	Chk Pass	Chk Pass	Chk Pass	Chk Pass
Value					
Range					

Sample Name: CCVL-6677556 Acquired: 9/27/2021 17:26:52 Type: QC
Method: ICAP2 New stds DEC2019(v697) Mode: CONC Corr. Factor: 1.000000
User: LMH Custom ID1: Custom ID2: Custom ID3:
Comment:

Elem	Mg2790	Mn2576	Mo2020	Na5895	Ni2316
Line	279.079 {121}2	257.610 {131}	202.030 {467}	589.592 { 57}	231.604 {446}
Units	ppm	ppm	ppm	ppm	ppm
Avg	.21565	.00334	.00969	1.1800	.00880
Stddev	.00390	.00001	.00050	.0123	.00003
%RSD	1.8094	.15472	5.1597	1.0423	.35641
#1	.21289	.00333	.01004	1.1713	.00883
#2	.21841	.00334	.00933	1.1887	.00878
Check ?	Chk Pass	Chk Pass	Chk Pass	Chk Pass	Chk Pass
Value					
Range					

Elem	P_2136	Pb2203	S_1820	Sb2068	Se1960
Line	213.618 {458}	220.353 {453}	182.034 {485}	206.833 {463}	196.090 {472}
Units	ppm	ppm	ppm	ppm	ppm
Avg	F 25.00	.00837	F .42528	.02127	.02178
Stddev	.00	.00057	.00255	.00236	.00216
%RSD	.0016	6.7491	.60006	11.078	9.9281
#1	25.00	.00797	.42709	.01960	.02331
#2	25.00	.00877	.42348	.02294	.02025
Check ?	Chk Fail	Chk Pass	Chk Fail	Chk Pass	Chk Pass
Value	.0060		.20000		
Range	50.00%		50.000%		

Elem	Si2881	Sn1899	Sr4077	Th2837	Ti3349
Line	288.158 {117}2	189.989 {477}	407.771 { 83}	283.730 {119}	334.904 {101}
Units	ppm	ppm	ppm	ppm	ppm
Avg	.46907	.00866	.00555	F .9899	.00454
Stddev	.02064	.00003	.00012	.0018	.00001
%RSD	4.3993	.30483	2.1080	.1868	.11141
#1	.45448	.00867	.00564	.9886	.00454
#2	.48366	.00864	.00547	.9912	.00454
Check ?	Chk Pass	Chk Pass	Chk Pass	Chk Fail	Chk Pass
Value				.0060	
Range				50.00%	

Sample Name: CCVL-6677556 Acquired: 9/27/2021 17:26:52 Type: QC
Method: ICAP2 New stds DEC2019(v697) Mode: CONC Corr. Factor: 1.000000
User: LMH Custom ID1: Custom ID2: Custom ID3:
Comment:

Elem	Tl1908	V_2924	Zn2062	Zr3438
Line	190.856 {477}	292.402 {115}	206.200 {163}	343.823 { 98}
Units	ppm	ppm	ppm	ppm
Avg	.01861	.00480	.00856	F 1.000
Stddev	.00017	.00025	.00023	.000
%RSD	.92119	5.1349	2.6805	.0416
#1	.01849	.00497	.00872	.9999
#2	.01873	.00462	.00840	1.001
Check ?	Chk Pass	Chk Pass	Chk Pass	Chk Fail
Value				.0060
Range				50.00%
Int. Std.	In2306	Y_2243	Y_3600	Y_3774
Line	230.606 {446}	224.306 {450}	360.073 { 94}	377.433 { 89}
Units	Cts/S	Cts/S	Cts/S	Cts/S
Avg	4174.8	3357.9	26638.	3648.0
Stddev	5.4	6.1	138.	10.8
%RSD	.13016	.18065	.51768	.29542
#1	4178.6	3362.2	26735.	3640.4
#2	4170.9	3353.6	26540.	3655.6

Sample Name: 480-189897-B-3-B Acquired: 9/27/2021 17:30:37 Type: Unk
Method: ICAP2 New stds DEC2019(v697) Mode: CONC Corr. Factor: 1.000000
User: LMH Custom ID1: Custom ID2: Custom ID3:
Comment:

Elem	Ag3280	Al3082	As1890	B_2089	Ba4554-2
Line	328.068 {103}	308.215 {109}	189.042 {478}	208.959 {461}	455.403 { 74}2
IS Ref	(Y_3600)	(Y_3774)	(Y_2243)	(Y_2243)	(Y_3600)
Units	ppm	ppm	ppm	ppm	ppm
Avg	.00087	.15748	.00444	.96599	.00796
Stddev	.00004	.06436	.00184	.00031	.00005
%RSD	5.0282	40.869	41.376	.03185	.58781
#1	.00090	.20299	.00574	.96577	.00792
#2	.00084	.11197	.00314	.96620	.00799
Check ?	Chk Pass	Chk Pass	Chk Pass	Chk Pass	Chk Pass
High Limit					
Low Limit					

Elem	Be3130	Ca3179	Cd2288	**Ce4040	Co2286
Line	313.042 {108}	317.933 {106}	228.802 {447}	404.076 { 83}	228.616 {447}
IS Ref	(Y_3774)	(Y_3774)	(Y_2243)	(Y_3774)	(In2306)
Units	ppm	ppm	ppm	ppm	ppm
Avg	.00004	484.35	.00071	-.0303	.00135
Stddev	.00005	2.60	.00030	.0443	.00008
%RSD	119.95	.53658	41.304	146.2	6.1013
#1	.00001	482.51	.00092	.0010	.00130
#2	.00008	486.18	.00051	-.0617	.00141
Check ?	Chk Pass	Chk Pass	Chk Pass	Chk Pass	Chk Pass
High Limit					
Low Limit					

Elem	Cr2677	Cu3273	Fe2599	K_7664	Li6707
Line	267.716 {126}	327.396 {103}	259.940 {130}	766.490 { 44}	670.784 { 50}
IS Ref	(Y_3600)	(Y_3600)	(Y_3774)	(Y_3774)	(Y_3774)
Units	ppm	ppm	ppm	ppm	ppm
Avg	.00072	.00184	5.1066	8.0425	.54864
Stddev	.00044	.00148	.0251	.0025	.00087
%RSD	60.906	80.614	.49119	.03129	.15915
#1	.00103	.00289	5.1243	8.0407	.54926
#2	.00041	.00079	5.0889	8.0443	.54802
Check ?	Chk Pass	Chk Pass	Chk Pass	Chk Pass	Chk Pass
High Limit					
Low Limit					

Sample Name: 480-189897-B-3-B Acquired: 9/27/2021 17:30:37 Type: Unk
Method: ICAP2 New stds DEC2019(v697) Mode: CONC Corr. Factor: 1.000000
User: LMH Custom ID1: Custom ID2: Custom ID3:
Comment:

Elem	Mg2790	Mn2576	Mo2020	Na8183	Ni2316
Line	279.079 {121}2	257.610 {131}	202.030 {467}	818.326 { 41}	231.604 {446}
IS Ref	(Y_3600)	(Y_3600)	(Y_2243)	(Y_3774)	(In2306)
Units	ppm	ppm	ppm	ppm	ppm
Avg	F **919.40**	**3.0193**	**.00226**	F **2832.9**	**.00955**
Stddev	.06	.0008	.00011	3.5	.00035
%RSD	.00685	.02688	4.9188	.12211	3.6916
#1	919.44	3.0199	.00234	2835.4	.00930
#2	919.35	3.0187	.00218	2830.5	.00980
Check ?	Chk Fail	Chk Pass	Chk Pass	Chk Fail	Chk Pass
High Limit	450.00			900.00	
Low Limit	-.20000			-1.0000	

Elem	P_2136	Pb2203	S_1820	Sb2068	Se1960
Line	213.618 {458}	220.353 {453}	182.034 {485}	206.833 {463}	196.090 {472}
IS Ref	(Y_2243)	(In2306)	(Y_2243)	(Y_2243)	(Y_2243)
Units	ppm	ppm	ppm	ppm	ppm
Avg	**25.03**	**.00111**	F **2705.3**	**-.00093**	**-.00734**
Stddev	.00	.00062	6.4	.00004	.00335
%RSD	.0045	56.290	.23553	3.9231	45.665
#1	25.03	.00155	2709.9	-.00090	-.00970
#2	25.03	.00067	2700.8	-.00095	-.00497
Check ?	None	Chk Pass	Chk Fail	Chk Pass	Chk Pass
High Limit			90.000		
Low Limit			-.20000		

Elem	Si2881	Sn1899	Sr4077	Th2837	Ti3349
Line	288.158 {117}2	189.989 {477}	407.771 { 83}	283.730 {119}	334.904 {101}
IS Ref	(Y_3774)	(In2306)	(Y_3774)	(Y_3774)	(Y_3600)
Units	ppm	ppm	ppm	ppm	ppm
Avg	**7.1257**	**-.00237**	F **11.266**	**.9975**	**.00591**
Stddev	.0195	.00017	.012	.0016	.00098
%RSD	.27343	7.0706	.10857	.1615	16.516
#1	7.1120	-.00225	11.275	.9986	.00660
#2	7.1395	-.00249	11.257	.9963	.00522
Check ?	Chk Pass	Chk Pass	Chk Fail	None	Chk Pass
High Limit			9.0000		
Low Limit			-.00500		

Sample Name: 480-189897-B-3-B Acquired: 9/27/2021 17:30:37 Type: Unk
Method: ICAP2 New stds DEC2019(v697) Mode: CONC Corr. Factor: 1.000000
User: LMH Custom ID1: Custom ID2: Custom ID3:
Comment:

Elem	Tl1908	V_2924	Zn2062	Zr3438
Line	190.856 {477}	292.402 {115}	206.200 {163}	343.823 { 98}
IS Ref	(In2306)	(Y_3600)	(Y_3600)	(Y_3774)
Units	ppm	ppm	ppm	ppm
Avg	**-.00050**	**-.00322**	**.00250**	**.9988**
Stddev	.00070	.00051	.00007	.0002
%RSD	139.19	15.967	2.6696	.0167
#1	-.00100	-.00285	.00245	.9987
#2	-.00001	-.00358	.00255	.9989
Check ?	Chk Pass	Chk Pass	Chk Pass	None
High Limit				
Low Limit				
Int. Std.	In2306	Y_2243	Y_3600	Y_3774
Line	230.606 {446}	224.306 {450}	360.073 { 94}	377.433 { 89}
Units	Cts/S	Cts/S	Cts/S	Cts/S
Avg	**2744.7**	**2687.5**	**20661.**	**3426.1**
Stddev	2.1	.6	15.	11.9
%RSD	.07807	.02337	.07174	.34816
#1	2743.2	2687.0	20671.	3417.7
#2	2746.2	2687.9	20650.	3434.6
Check ?	Chk Pass	Chk Pass	Chk Pass	Chk Pass
Value	66.969%	81.592%	78.441%	94.146%
Range				

Sample Name: 480-189897-B-3-B@5 Acquired: 9/27/2021 17:34:45 Type: Unk
Method: ICAP2 New stds DEC2019(v697) Mode: CONC Corr. Factor: 1.000000
User: LMH Custom ID1: Custom ID2: Custom ID3:
Comment:

Elem	Ag3280	Al3082	As1890	B_2089	Ba4554-2
Line	328.068 {103}	308.215 {109}	189.042 {478}	208.959 {461}	455.403 { 74}2
IS Ref	(Y_3600)	(Y_3774)	(Y_2243)	(Y_2243)	(Y_3600)
Units	ppm	ppm	ppm	ppm	ppm
Avg	**-.00040**	**.03879**	**-.00077**	**.20483**	**.00168**
Stddev	.00011	.01598	.00066	.00302	.00000
%RSD	27.030	41.195	86.724	1.4743	.09463
#1	-.00048	.05009	-.00124	.20270	.00168
#2	-.00032	.02749	-.00030	.20697	.00169
Check ?	Chk Pass	Chk Pass	Chk Pass	Chk Pass	Chk Pass
High Limit					
Low Limit					

Elem	Be3130	Ca3179	Cd2288	**Ce4040	Co2286
Line	313.042 {108}	317.933 {106}	228.802 {447}	404.076 { 83}	228.616 {447}
IS Ref	(Y_3774)	(Y_3774)	(Y_2243)	(Y_3774)	(In2306)
Units	ppm	ppm	ppm	ppm	ppm
Avg	**.00008**	**102.93**	**.00086**	**-.0820**	**.00008**
Stddev	.00017	.24	.00002	.0057	.00003
%RSD	202.09	.23074	2.2576	6.939	37.929
#1	-.00004	102.76	.00087	-.0860	.00006
#2	.00020	103.10	.00084	-.0779	.00010
Check ?	Chk Pass	Chk Pass	Chk Pass	Chk Pass	Chk Pass
High Limit					
Low Limit					

Elem	Cr2677	Cu3273	Fe2599	K_7664	Li6707
Line	267.716 {126}	327.396 {103}	259.940 {130}	766.490 { 44}	670.784 { 50}
IS Ref	(Y_3600)	(Y_3600)	(Y_3774)	(Y_3774)	(Y_3774)
Units	ppm	ppm	ppm	ppm	ppm
Avg	**-.00012**	**.00059**	**1.0409**	**1.5092**	**.10734**
Stddev	.00007	.00123	.0040	.0437	.00023
%RSD	56.303	206.68	.38118	2.8928	.21159
#1	-.00017	-.00027	1.0381	1.5400	.10718
#2	-.00007	.00146	1.0437	1.4783	.10750
Check ?	Chk Pass	Chk Pass	Chk Pass	Chk Pass	Chk Pass
High Limit					
Low Limit					

Sample Name: 480-189897-B-3-B@5 Acquired: 9/27/2021 17:34:45 Type: Unk
Method: ICAP2 New stds DEC2019(v697) Mode: CONC Corr. Factor: 1.000000
User: LMH Custom ID1: Custom ID2: Custom ID3:
Comment:

Elem	Mg2790	Mn2576	Mo2020	Na8183	Ni2316
Line	279.079 {121}2	257.610 {131}	202.030 {467}	818.326 { 41}	231.604 {446}
IS Ref	(Y_3600)	(Y_3600)	(Y_2243)	(Y_3774)	(In2306)
Units	ppm	ppm	ppm	ppm	ppm
Avg	**187.19**	**.61485**	**-.00017**	**550.45**	**.00185**
Stddev	.94	.00233	.00007	2.07	.00055
%RSD	.50018	.37925	40.675	.37680	29.606
#1	186.53	.61320	-.00012	548.98	.00223
#2	187.85	.61650	-.00022	551.91	.00146
Check ?	Chk Pass	Chk Pass	Chk Pass	Chk Pass	Chk Pass
High Limit					
Low Limit					

Elem	P_2136	Pb2203	S_1820	Sb2068	Se1960
Line	213.618 {458}	220.353 {453}	182.034 {485}	206.833 {463}	196.090 {472}
IS Ref	(Y_2243)	(In2306)	(Y_2243)	(Y_2243)	(Y_2243)
Units	ppm	ppm	ppm	ppm	ppm
Avg	**25.02**	**.00044**	F **704.31**	**-.00004**	**-.00599**
Stddev	.00	.00060	9.88	.00029	.00332
%RSD	.0012	137.93	1.4025	799.85	55.348
#1	25.02	.00087	697.33	.00017	-.00834
#2	25.02	.00001	711.30	-.00024	-.00365
Check ?	None	Chk Pass	Chk Fail	Chk Pass	Chk Pass
High Limit			90.000		
Low Limit			-.20000		

Elem	Si2881	Sn1899	Sr4077	Th2837	Ti3349
Line	288.158 {117}2	189.989 {477}	407.771 { 83}	283.730 {119}	334.904 {101}
IS Ref	(Y_3774)	(In2306)	(Y_3774)	(Y_3774)	(Y_3600)
Units	ppm	ppm	ppm	ppm	ppm
Avg	**1.3968**	**-.00103**	**2.2667**	**.9917**	**.00141**
Stddev	.0201	.00042	.0065	.0063	.00043
%RSD	1.4410	41.269	.28745	.6324	30.362
#1	1.3826	-.00132	2.2621	.9872	.00111
#2	1.4111	-.00073	2.2713	.9961	.00171
Check ?	Chk Pass	Chk Pass	Chk Pass	None	Chk Pass
High Limit					
Low Limit					

Sample Name: 480-189897-B-3-B@5 Acquired: 9/27/2021 17:34:45 Type: Unk
Method: ICAP2 New stds DEC2019(v697) Mode: CONC Corr. Factor: 1.000000
User: LMH Custom ID1: Custom ID2: Custom ID3:
Comment:

Elem	Tl1908	V_2924	Zn2062	Zr3438
Line	190.856 {477}	292.402 {115}	206.200 {163}	343.823 { 98}
IS Ref	(In2306)	(Y_3600)	(Y_3600)	(Y_3774)
Units	ppm	ppm	ppm	ppm
Avg	-.00021	-.00220	.00013	.9986
Stddev	.00150	.00002	.00017	.0026
%RSD	721.85	.77845	134.43	.2618
#1	-.00127	-.00221	.00025	1.000
#2	.00085	-.00219	.00001	.9968
Check ?	Chk Pass	Chk Pass	Chk Pass	None
High Limit				
Low Limit				
Int. Std.	In2306	Y_2243	Y_3600	Y_3774
Line	230.606 {446}	224.306 {450}	360.073 { 94}	377.433 { 89}
Units	Cts/S	Cts/S	Cts/S	Cts/S
Avg	3279.3	2992.5	23193.	3550.5
Stddev	8.8	4.0	6.	3.4
%RSD	.26778	.13335	.02464	.09533
#1	3285.5	2995.3	23197.	3548.1
#2	3273.1	2989.7	23189.	3552.9
Check ?	Chk Pass	Chk Pass	Chk Pass	Chk Pass
Value	80.012%	90.853%	88.055%	97.564%
Range				

Sample Name: MB 480-597725/1-A Acquired: 9/27/2021 17:38:32 Type: Unk
Method: ICAP2 New stds DEC2019(v697) Mode: CONC Corr. Factor: 1.000000
User: LMH Custom ID1: Custom ID2: Custom ID3:
Comment:

Elem	Ag3280	Al3082	As1890	B_2089	Ba4554-2
Line	328.068 {103}	308.215 {109}	189.042 {478}	208.959 {461}	455.403 { 74}2
IS Ref	(Y_3600)	(Y_3774)	(Y_2243)	(Y_2243)	(Y_3600)
Units	ppm	ppm	ppm	ppm	ppm
Avg	**-.00047**	**.04562**	**-.00279**	**.00446**	**.00010**
Stddev	.00075	.01562	.00038	.00027	.00001
%RSD	158.07	34.242	13.707	6.1564	8.8262
#1	.00006	.03458	-.00252	.00427	.00011
#2	-.00100	.05667	-.00306	.00466	.00010
Check ?	Chk Pass	Chk Pass	Chk Pass	Chk Pass	Chk Pass
High Limit					
Low Limit					

Elem	Be3130	Ca3179	Cd2288	**Ce4040	Co2286
Line	313.042 {108}	317.933 {106}	228.802 {447}	404.076 { 83}	228.616 {447}
IS Ref	(Y_3774)	(Y_3774)	(Y_2243)	(Y_3774)	(In2306)
Units	ppm	ppm	ppm	ppm	ppm
Avg	**.00008**	**.05274**	**.00011**	**-.0142**	**-.00006**
Stddev	.00003	.00324	.00002	.0418	.00011
%RSD	33.022	6.1483	18.726	293.8	176.67
#1	.00006	.05503	.00012	.0153	.00002
#2	.00010	.05045	.00009	-.0438	-.00015
Check ?	Chk Pass	Chk Pass	Chk Pass	Chk Pass	Chk Pass
High Limit					
Low Limit					

Elem	Cr2677	Cu3273	Fe2599	K_7664	Li6707
Line	267.716 {126}	327.396 {103}	259.940 {130}	766.490 { 44}	670.784 { 50}
IS Ref	(Y_3600)	(Y_3600)	(Y_3774)	(Y_3774)	(Y_3774)
Units	ppm	ppm	ppm	ppm	ppm
Avg	**-.00000**	**-.00023**	**-.00014**	**.03290**	**-.00047**
Stddev	.00032	.00011	.00214	.01591	.00052
%RSD	10509.	49.496	1549.6	48.352	110.52
#1	-.00023	-.00031	.00137	.04415	-.00010
#2	.00022	-.00015	-.00165	.02165	-.00083
Check ?	Chk Pass	Chk Pass	Chk Pass	Chk Pass	Chk Pass
High Limit					
Low Limit					

Sample Name: MB 480-597725/1-A Acquired: 9/27/2021 17:38:32 Type: Unk
Method: ICAP2 New stds DEC2019(v697) Mode: CONC Corr. Factor: 1.000000
User: LMH Custom ID1: Custom ID2: Custom ID3:
Comment:

Elem	Mg2790	Mn2576	Mo2020	Na5895	Ni2316
Line	279.079 {121}2	257.610 {131}	202.030 {467}	589.592 { 57}	231.604 {446}
IS Ref	(Y_3600)	(Y_3600)	(Y_2243)	(Y_3774)	(In2306)
Units	ppm	ppm	ppm	ppm	ppm
Avg	**.01685**	**.00053**	**-.00063**	**.32369**	**-.00037**
Stddev	.00041	.00002	.00015	.01176	.00026
%RSD	2.4074	3.8989	24.190	3.6344	69.542
#1	.01714	.00051	-.00074	.33201	-.00055
#2	.01656	.00054	-.00052	.31537	-.00019
Check ?	Chk Pass	Chk Pass	Chk Pass	Chk Pass	Chk Pass
High Limit					
Low Limit					

Elem	P_2136	Pb2203	S_1820	Sb2068	Se1960
Line	213.618 {458}	220.353 {453}	182.034 {485}	206.833 {463}	196.090 {472}
IS Ref	(Y_2243)	(In2306)	(Y_2243)	(Y_2243)	(Y_2243)
Units	ppm	ppm	ppm	ppm	ppm
Avg	**25.02**	**-.00088**	**.40387**	**-.00125**	**-.00019**
Stddev	.00	.00005	.02137	.00032	.00133
%RSD	.0054	5.7223	5.2907	25.637	692.10
#1	25.02	-.00091	.41898	-.00103	.00075
#2	25.02	-.00084	.38876	-.00148	-.00113
Check ?	None	Chk Pass	Chk Pass	Chk Pass	Chk Pass
High Limit					
Low Limit					

Elem	Si2881	Sn1899	Sr4077	Th2837	Ti3349
Line	288.158 {117}2	189.989 {477}	407.771 { 83}	283.730 {119}	334.904 {101}
IS Ref	(Y_3774)	(In2306)	(Y_3774)	(Y_3774)	(Y_3600)
Units	ppm	ppm	ppm	ppm	ppm
Avg	**-.00976**	**-.00064**	**.00051**	**.9966**	**-.00010**
Stddev	.02141	.00055	.00004	.0043	.00006
%RSD	219.37	85.716	8.2596	.4342	58.440
#1	.00538	-.00103	.00048	.9997	-.00006
#2	-.02490	-.00025	.00054	.9935	-.00014
Check ?	Chk Pass	Chk Pass	Chk Pass	None	Chk Pass
High Limit					
Low Limit					

Sample Name: MB 480-597725/1-A Acquired: 9/27/2021 17:38:32 Type: Unk
Method: ICAP2 New stds DEC2019(v697) Mode: CONC Corr. Factor: 1.000000
User: LMH Custom ID1: Custom ID2: Custom ID3:
Comment:

Elem	Tl1908	V_2924	Zn2062	Zr3438
Line	190.856 {477}	292.402 {115}	206.200 {163}	343.823 { 98}
IS Ref	(In2306)	(Y_3600)	(Y_3600)	(Y_3774)
Units	ppm	ppm	ppm	ppm
Avg	.00030	.00003	-.00094	.9997
Stddev	.00205	.00018	.00048	.0002
%RSD	678.01	702.06	51.394	.0221
#1	.00175	.00015	-.00060	.9998
#2	-.00115	-.00010	-.00128	.9995
Check ?	Chk Pass	Chk Pass	Chk Pass	None
High Limit				
Low Limit				
Int. Std.	In2306	Y_2243	Y_3600	Y_3774
Line	230.606 {446}	224.306 {450}	360.073 { 94}	377.433 { 89}
Units	Cts/S	Cts/S	Cts/S	Cts/S
Avg	4162.9	3336.8	26576.	3671.8
Stddev	1.3	2.4	68.	24.1
%RSD	.03137	.07256	.25441	.65656
#1	4163.8	3338.5	26624.	3688.8
#2	4162.0	3335.1	26528.	3654.7
Check ?	Chk Pass	Chk Pass	Chk Pass	Chk Pass
Value	101.57%	101.30%	100.90%	100.90%
Range				

Sample Name: LCS 480-597725/2-A Acquired: 9/27/2021 17:42:19 Type: Unk
Method: ICAP2 New stds DEC2019(v697) Mode: CONC Corr. Factor: 1.000000
User: LMH Custom ID1: Custom ID2: Custom ID3:
Comment:

Elem	Ag3280	Al3082	As1890	B_2089	Ba4554-2
Line	328.068 {103}	308.215 {109}	189.042 {478}	208.959 {461}	455.403 { 74}2
IS Ref	(Y_3600)	(Y_3774)	(Y_2243)	(Y_2243)	(Y_3600)
Units	ppm	ppm	ppm	ppm	ppm
Avg	.05112	10.453	.21421	.21596	.22274
Stddev	.00009	.024	.00112	.00012	.00018
%RSD	.17952	.23404	.52256	.05563	.08255
#1	.05118	10.470	.21341	.21588	.22261
#2	.05105	10.435	.21500	.21605	.22287
Check ?	Chk Pass	Chk Pass	Chk Pass	Chk Pass	Chk Pass
High Limit					
Low Limit					

Elem	Be3130	Ca3179	Cd2288	**Ce4040	Co2286
Line	313.042 {108}	317.933 {106}	228.802 {447}	404.076 { 83}	228.616 {447}
IS Ref	(Y_3774)	(Y_3774)	(Y_2243)	(Y_3774)	(In2306)
Units	ppm	ppm	ppm	ppm	ppm
Avg	.21293	10.397	.21149	-.0209	.20252
Stddev	.00048	.002	.00021	.0217	.00003
%RSD	.22360	.01968	.10007	103.7	.01568
#1	.21259	10.398	.21134	-.0056	.20255
#2	.21326	10.395	.21164	-.0362	.20250
Check ?	Chk Pass	Chk Pass	Chk Pass	Chk Pass	Chk Pass
High Limit					
Low Limit					

Elem	Cr2677	Cu3273	Fe2599	K_7664	Li6707
Line	267.716 {126}	327.396 {103}	259.940 {130}	766.490 { 44}	670.784 { 50}
IS Ref	(Y_3600)	(Y_3600)	(Y_3774)	(Y_3774)	(Y_3774)
Units	ppm	ppm	ppm	ppm	ppm
Avg	.20391	.21098	10.509	10.579	.21858
Stddev	.00041	.00077	.011	.065	.00163
%RSD	.20063	.36421	.10470	.61861	.74466
#1	.20362	.21152	10.501	10.532	.21973
#2	.20419	.21044	10.517	10.625	.21743
Check ?	Chk Pass	Chk Pass	Chk Pass	Chk Pass	Chk Pass
High Limit					
Low Limit					

Sample Name: LCS 480-597725/2-A Acquired: 9/27/2021 17:42:19 Type: Unk
Method: ICAP2 New stds DEC2019(v697) Mode: CONC Corr. Factor: 1.000000
User: LMH Custom ID1: Custom ID2: Custom ID3:
Comment:

Elem	Mg2790	Mn2576	Mo2020	Na5895	Ni2316
Line	279.079 {121}2	257.610 {131}	202.030 {467}	589.592 { 57}	231.604 {446}
IS Ref	(Y_3600)	(Y_3600)	(Y_2243)	(Y_3774)	(In2306)
Units	ppm	ppm	ppm	ppm	ppm
Avg	**10.652**	**.21373**	**.21305**	**10.550**	**.19955**
Stddev	.036	.00069	.00008	.012	.00035
%RSD	.34187	.32461	.03731	.11140	.17741
#1	10.627	.21323	.21311	10.559	.19930
#2	10.678	.21422	.21299	10.542	.19980
Check ?	Chk Pass	Chk Pass	Chk Pass	Chk Pass	Chk Pass
High Limit					
Low Limit					

Elem	P_2136	Pb2203	S_1820	Sb2068	Se1960
Line	213.618 {458}	220.353 {453}	182.034 {485}	206.833 {463}	196.090 {472}
IS Ref	(Y_2243)	(In2306)	(Y_2243)	(Y_2243)	(Y_2243)
Units	ppm	ppm	ppm	ppm	ppm
Avg	**24.68**	**.20395**	**10.730**	**.22585**	**.20497**
Stddev	.00	.00072	.001	.00380	.00012
%RSD	.0006	.35524	.01134	1.6826	.06045
#1	24.68	.20344	10.730	.22316	.20506
#2	24.68	.20447	10.729	.22853	.20489
Check ?	None	Chk Pass	Chk Pass	Chk Pass	Chk Pass
High Limit					
Low Limit					

Elem	Si2881	Sn1899	Sr4077	Th2837	Ti3349
Line	288.158 {117}2	189.989 {477}	407.771 { 83}	283.730 {119}	334.904 {101}
IS Ref	(Y_3774)	(In2306)	(Y_3774)	(Y_3774)	(Y_3600)
Units	ppm	ppm	ppm	ppm	ppm
Avg	**9.9365**	**.19608**	**.21654**	**1.000**	**.21023**
Stddev	.0536	.00065	.00091	.002	.00011
%RSD	.53893	.32981	.41823	.2203	.05000
#1	9.8986	.19654	.21718	.9987	.21016
#2	9.9744	.19563	.21590	1.002	.21031
Check ?	Chk Pass	Chk Pass	Chk Pass	None	Chk Pass
High Limit					
Low Limit					

Sample Name: LCS 480-597725/2-A Acquired: 9/27/2021 17:42:19 Type: Unk
Method: ICAP2 New stds DEC2019(v697) Mode: CONC Corr. Factor: 1.000000
User: LMH Custom ID1: Custom ID2: Custom ID3:
Comment:

Elem	Tl1908	V_2924	Zn2062	Zr3438
Line	190.856 {477}	292.402 {115}	206.200 {163}	343.823 { 98}
IS Ref	(In2306)	(Y_3600)	(Y_3600)	(Y_3774)
Units	ppm	ppm	ppm	ppm
Avg	.21012	.20441	.20770	1.006
Stddev	.00073	.00003	.00109	.000
%RSD	.34605	.01546	.52532	.0177
#1	.20960	.20443	.20693	1.006
#2	.21063	.20439	.20847	1.006
Check ?	Chk Pass	Chk Pass	Chk Pass	None
High Limit				
Low Limit				
Int. Std.	In2306	Y_2243	Y_3600	Y_3774
Line	230.606 {446}	224.306 {450}	360.073 { 94}	377.433 { 89}
Units	Cts/S	Cts/S	Cts/S	Cts/S
Avg	3893.2	3262.4	25583.	3630.8
Stddev	5.3	8.0	214.	15.8
%RSD	.13740	.24376	.83610	.43617
#1	3897.0	3268.0	25734.	3619.6
#2	3889.4	3256.7	25431.	3642.0
Check ?	Chk Pass	Chk Pass	Chk Pass	Chk Pass
Value	94.990%	99.046%	97.127%	99.770%
Range				

Sample Name: LCSD 480-597725/3-A Acquired: 9/27/2021 17:45:52 Type: Unk
Method: ICAP2 New stds DEC2019(v697) Mode: CONC Corr. Factor: 1.000000
User: LMH Custom ID1: Custom ID2: Custom ID3:
Comment:

Elem	Ag3280	Al3082	As1890	B_2089	Ba4554-2
Line	328.068 {103}	308.215 {109}	189.042 {478}	208.959 {461}	455.403 { 74}2
IS Ref	(Y_3600)	(Y_3774)	(Y_2243)	(Y_2243)	(Y_3600)
Units	ppm	ppm	ppm	ppm	ppm
Avg	.05131	10.313	.21000	.21131	.22030
Stddev	.00107	.043	.00373	.00047	.00028
%RSD	2.0909	.41448	1.7747	.22160	.12770
#1	.05207	10.343	.21263	.21165	.22010
#2	.05055	10.283	.20736	.21098	.22049
Check ?	Chk Pass	Chk Pass	Chk Pass	Chk Pass	Chk Pass
High Limit					
Low Limit					

Elem	Be3130	Ca3179	Cd2288	**Ce4040	Co2286
Line	313.042 {108}	317.933 {106}	228.802 {447}	404.076 { 83}	228.616 {447}
IS Ref	(Y_3774)	(Y_3774)	(Y_2243)	(Y_3774)	(In2306)
Units	ppm	ppm	ppm	ppm	ppm
Avg	.21185	10.304	.20852	.0154	.20057
Stddev	.00053	.003	.00027	.0279	.00024
%RSD	.25032	.02998	.13114	180.8	.11984
#1	.21222	10.302	.20871	.0352	.20074
#2	.21147	10.307	.20832	-.0043	.20040
Check ?	Chk Pass	Chk Pass	Chk Pass	Chk Pass	Chk Pass
High Limit					
Low Limit					

Elem	Cr2677	Cu3273	Fe2599	K_7664	Li6707
Line	267.716 {126}	327.396 {103}	259.940 {130}	766.490 { 44}	670.784 { 50}
IS Ref	(Y_3600)	(Y_3600)	(Y_3774)	(Y_3774)	(Y_3774)
Units	ppm	ppm	ppm	ppm	ppm
Avg	.20369	.20843	10.414	10.518	.21566
Stddev	.00057	.00015	.016	.062	.00136
%RSD	.27878	.07059	.15522	.59187	.63289
#1	.20409	.20833	10.403	10.562	.21469
#2	.20329	.20854	10.426	10.474	.21662
Check ?	Chk Pass	Chk Pass	Chk Pass	Chk Pass	Chk Pass
High Limit					
Low Limit					

Sample Name: LCSD 480-597725/3-A Acquired: 9/27/2021 17:45:52 Type: Unk
Method: ICAP2 New stds DEC2019(v697) Mode: CONC Corr. Factor: 1.000000
User: LMH Custom ID1: Custom ID2: Custom ID3:
Comment:

Elem	Mg2790	Mn2576	Mo2020	Na5895	Ni2316
Line	279.079 {121}2	257.610 {131}	202.030 {467}	589.592 { 57}	231.604 {446}
IS Ref	(Y_3600)	(Y_3600)	(Y_2243)	(Y_3774)	(In2306)
Units	ppm	ppm	ppm	ppm	ppm
Avg	**10.604**	**.21253**	**.21148**	**10.417**	**.19769**
Stddev	.037	.00023	.00077	.009	.00037
%RSD	.34434	.10636	.36512	.09010	.18954
#1	10.578	.21237	.21202	10.410	.19795
#2	10.629	.21269	.21093	10.424	.19742
Check ?	Chk Pass	Chk Pass	Chk Pass	Chk Pass	Chk Pass
High Limit					
Low Limit					

Elem	P_2136	Pb2203	S_1820	Sb2068	Se1960
Line	213.618 {458}	220.353 {453}	182.034 {485}	206.833 {463}	196.090 {472}
IS Ref	(Y_2243)	(In2306)	(Y_2243)	(Y_2243)	(Y_2243)
Units	ppm	ppm	ppm	ppm	ppm
Avg	**24.68**	**.20233**	**10.451**	**.22122**	**.20133**
Stddev	.00	.00267	.041	.00112	.00639
%RSD	.0138	1.3218	.39089	.50475	3.1732
#1	24.68	.20044	10.479	.22043	.20584
#2	24.68	.20423	10.422	.22201	.19681
Check ?	None	Chk Pass	Chk Pass	Chk Pass	Chk Pass
High Limit					
Low Limit					

Elem	Si2881	Sn1899	Sr4077	Th2837	Ti3349
Line	288.158 {117}2	189.989 {477}	407.771 { 83}	283.730 {119}	334.904 {101}
IS Ref	(Y_3774)	(In2306)	(Y_3774)	(Y_3774)	(Y_3600)
Units	ppm	ppm	ppm	ppm	ppm
Avg	**9.8799**	**.19365**	**.21354**	**.9987**	**.20806**
Stddev	.0018	.00022	.00018	.0013	.00139
%RSD	.01778	.11371	.08519	.1282	.66724
#1	9.8787	.19380	.21341	.9996	.20905
#2	9.8812	.19349	.21367	.9978	.20708
Check ?	Chk Pass	Chk Pass	Chk Pass	None	Chk Pass
High Limit					
Low Limit					

Sample Name: LCSD 480-597725/3-A Acquired: 9/27/2021 17:45:52 Type: Unk
Method: ICAP2 New stds DEC2019(v697) Mode: CONC Corr. Factor: 1.000000
User: LMH Custom ID1: Custom ID2: Custom ID3:
Comment:

Elem	Tl1908	V_2924	Zn2062	Zr3438
Line	190.856 {477}	292.402 {115}	206.200 {163}	343.823 { 98}
IS Ref	(In2306)	(Y_3600)	(Y_3600)	(Y_3774)
Units	ppm	ppm	ppm	ppm
Avg	.20974	.20237	.20614	1.003
Stddev	.00038	.00023	.00051	.000
%RSD	.17936	.11469	.24748	.0199
#1	.21000	.20253	.20650	1.002
#2	.20947	.20220	.20578	1.003
Check ?	Chk Pass	Chk Pass	Chk Pass	None
High Limit				
Low Limit				
Int. Std.	In2306	Y_2243	Y_3600	Y_3774
Line	230.606 {446}	224.306 {450}	360.073 { 94}	377.433 { 89}
Units	Cts/S	Cts/S	Cts/S	Cts/S
Avg	3824.8	3209.7	25120.	3538.6
Stddev	1.1	3.9	33.	.1
%RSD	.03005	.12232	.13204	.00152
#1	3824.0	3206.9	25144.	3538.6
#2	3825.6	3212.5	25097.	3538.5
Check ?	Chk Pass	Chk Pass	Chk Pass	Chk Pass
Value	93.322%	97.447%	95.372%	97.235%
Range				

Sample Name: 480-189941-C-3-B Acquired: 9/27/2021 17:49:26 Type: Unk
Method: ICAP2 New stds DEC2019(v697) Mode: CONC Corr. Factor: 1.000000
User: LMH Custom ID1: Custom ID2: Custom ID3:
Comment:

Elem	Ag3280	Al3082	As1890	B_2089	Ba4554-2
Line	328.068 {103}	308.215 {109}	189.042 {478}	208.959 {461}	455.403 { 74}2
IS Ref	(Y_3600)	(Y_3774)	(Y_2243)	(Y_2243)	(Y_3600)
Units	ppm	ppm	ppm	ppm	ppm
Avg	.00027	.04058	.00305	.86959	.28370
Stddev	.00142	.02836	.00094	.00159	.00026
%RSD	529.46	69.899	30.678	.18281	.09005
#1	-.00074	.02052	.00239	.86847	.28351
#2	.00128	.06064	.00371	.87071	.28388
Check ?	Chk Pass	Chk Pass	Chk Pass	Chk Pass	Chk Pass
High Limit					
Low Limit					

Elem	Be3130	Ca3179	Cd2288	**Ce4040	Co2286
Line	313.042 {108}	317.933 {106}	228.802 {447}	404.076 { 83}	228.616 {447}
IS Ref	(Y_3774)	(Y_3774)	(Y_2243)	(Y_3774)	(In2306)
Units	ppm	ppm	ppm	ppm	ppm
Avg	-.00003	129.21	.00032	-.0562	.00048
Stddev	.00002	.48	.00009	.0191	.00004
%RSD	94.838	.37171	27.467	33.99	7.2520
#1	-.00001	129.55	.00026	-.0427	.00046
#2	-.00004	128.87	.00039	-.0698	.00051
Check ?	Chk Pass	Chk Pass	Chk Pass	Chk Pass	Chk Pass
High Limit					
Low Limit					

Elem	Cr2677	Cu3273	Fe2599	K_7664	Li6707
Line	267.716 {126}	327.396 {103}	259.940 {130}	766.490 { 44}	670.784 { 50}
IS Ref	(Y_3600)	(Y_3600)	(Y_3774)	(Y_3774)	(Y_3774)
Units	ppm	ppm	ppm	ppm	ppm
Avg	.00095	.00133	11.200	7.6650	.01754
Stddev	.00054	.00065	.036	.0889	.00114
%RSD	56.648	48.991	.32545	1.1600	6.5147
#1	.00133	.00179	11.226	7.7279	.01835
#2	.00057	.00087	11.174	7.6022	.01673
Check ?	Chk Pass	Chk Pass	Chk Pass	Chk Pass	Chk Pass
High Limit					
Low Limit					

Sample Name: 480-189941-C-3-B Acquired: 9/27/2021 17:49:26 Type: Unk
Method: ICAP2 New stds DEC2019(v697) Mode: CONC Corr. Factor: 1.000000
User: LMH Custom ID1: Custom ID2: Custom ID3:
Comment:

Elem	Mg2790	Mn2576	Mo2020	Na5895	Ni2316
Line	279.079 {121}2	257.610 {131}	202.030 {467}	589.592 { 57}	231.604 {446}
IS Ref	(Y_3600)	(Y_3600)	(Y_2243)	(Y_3774)	(In2306)
Units	ppm	ppm	ppm	ppm	ppm
Avg	**36.716**	**1.5382**	**.00373**	**50.144**	**.00095**
Stddev	.038	.0012	.00020	.153	.00030
%RSD	.10396	.07854	5.2626	.30465	32.222
#1	36.743	1.5390	.00359	50.252	.00073
#2	36.689	1.5373	.00387	50.036	.00116
Check ?	Chk Pass	Chk Pass	Chk Pass	Chk Pass	Chk Pass
High Limit					
Low Limit					

Elem	P_2136	Pb2203	S_1820	Sb2068	Se1960
Line	213.618 {458}	220.353 {453}	182.034 {485}	206.833 {463}	196.090 {472}
IS Ref	(Y_2243)	(In2306)	(Y_2243)	(Y_2243)	(Y_2243)
Units	ppm	ppm	ppm	ppm	ppm
Avg	**25.05**	**.00246**	**2.9067**	**.00099**	**-.00392**
Stddev	.00	.00050	.0004	.00147	.00051
%RSD	.0003	20.244	.01337	147.70	13.093
#1	25.05	.00211	2.9070	.00203	-.00428
#2	25.05	.00282	2.9065	-.00004	-.00355
Check ?	None	Chk Pass	Chk Pass	Chk Pass	Chk Pass
High Limit					
Low Limit					

Elem	Si2881	Sn1899	Sr4077	Th2837	Ti3349
Line	288.158 {117}2	189.989 {477}	407.771 { 83}	283.730 {119}	334.904 {101}
IS Ref	(Y_3774)	(In2306)	(Y_3774)	(Y_3774)	(Y_3600)
Units	ppm	ppm	ppm	ppm	ppm
Avg	**14.432**	**.00097**	**.51246**	**.9969**	**.00150**
Stddev	.072	.00001	.00105	.0028	.00032
%RSD	.49729	1.3950	.20472	.2765	21.399
#1	14.482	.00096	.51321	.9989	.00173
#2	14.381	.00098	.51172	.9950	.00127
Check ?	Chk Pass	Chk Pass	Chk Pass	None	Chk Pass
High Limit					
Low Limit					

Sample Name: 480-189941-C-3-B Acquired: 9/27/2021 17:49:26 Type: Unk
Method: ICAP2 New stds DEC2019(v697) Mode: CONC Corr. Factor: 1.000000
User: LMH Custom ID1: Custom ID2: Custom ID3:
Comment:

Elem	Tl1908	V_2924	Zn2062	Zr3438
Line	190.856 {477}	292.402 {115}	206.200 {163}	343.823 { 98}
IS Ref	(In2306)	(Y_3600)	(Y_3600)	(Y_3774)
Units	ppm	ppm	ppm	ppm
Avg	.00009	-.00005	.07678	.9992
Stddev	.00113	.00009	.00003	.0014
%RSD	1260.8	182.51	.03717	.1368
#1	-.00071	.00001	.07676	.9983
#2	.00089	-.00011	.07680	1.000
Check ?	Chk Pass	Chk Pass	Chk Pass	None
High Limit				
Low Limit				
Int. Std.	In2306	Y_2243	Y_3600	Y_3774
Line	230.606 {446}	224.306 {450}	360.073 { 94}	377.433 { 89}
Units	Cts/S	Cts/S	Cts/S	Cts/S
Avg	3599.3	3149.1	24626.	3590.0
Stddev	10.7	13.1	43.	1.8
%RSD	.29636	.41566	.17585	.05067
#1	3606.9	3158.4	24595.	3588.7
#2	3591.8	3139.9	24657.	3591.3
Check ?	Chk Pass	Chk Pass	Chk Pass	Chk Pass
Value	87.821%	95.608%	93.495%	98.648%
Range				

Sample Name: 480-189941-C-7-A Acquired: 9/27/2021 17:53:06 Type: Unk
Method: ICAP2 New stds DEC2019(v697) Mode: CONC Corr. Factor: 1.000000
User: LMH Custom ID1: Custom ID2: Custom ID3:
Comment:

Elem	Ag3280	Al3082	As1890	B_2089	Ba4554-2
Line	328.068 {103}	308.215 {109}	189.042 {478}	208.959 {461}	455.403 { 74}2
IS Ref	(Y_3600)	(Y_3774)	(Y_2243)	(Y_2243)	(Y_3600)
Units	ppm	ppm	ppm	ppm	ppm
Avg	.00104	.61395	-.00021	.10220	.07564
Stddev	.00117	.03017	.00249	.00008	.00010
%RSD	112.39	4.9136	1156.8	.07641	.13845
#1	.00021	.63528	.00154	.10225	.07571
#2	.00187	.59262	-.00197	.10214	.07556
Check ?	Chk Pass	Chk Pass	Chk Pass	Chk Pass	Chk Pass
High Limit					
Low Limit					

Elem	Be3130	Ca3179	Cd2288	**Ce4040	Co2286
Line	313.042 {108}	317.933 {106}	228.802 {447}	404.076 { 83}	228.616 {447}
IS Ref	(Y_3774)	(Y_3774)	(Y_2243)	(Y_3774)	(In2306)
Units	ppm	ppm	ppm	ppm	ppm
Avg	.00022	131.48	.00050	-.0363	.00836
Stddev	.00003	.09	.00007	.0441	.00001
%RSD	14.062	.07030	14.148	121.5	.07796
#1	.00020	131.41	.00045	-.0051	.00837
#2	.00024	131.54	.00055	-.0674	.00836
Check ?	Chk Pass	Chk Pass	Chk Pass	Chk Pass	Chk Pass
High Limit					
Low Limit					

Elem	Cr2677	Cu3273	Fe2599	K_7664	Li6707
Line	267.716 {126}	327.396 {103}	259.940 {130}	766.490 { 44}	670.784 { 50}
IS Ref	(Y_3600)	(Y_3600)	(Y_3774)	(Y_3774)	(Y_3774)
Units	ppm	ppm	ppm	ppm	ppm
Avg	.00053	.00149	.10223	4.4045	.03247
Stddev	.00014	.00044	.00114	.0245	.00054
%RSD	26.832	29.865	1.1186	.55663	1.6646
#1	.00063	.00117	.10143	4.3871	.03285
#2	.00043	.00180	.10304	4.4218	.03208
Check ?	Chk Pass	Chk Pass	Chk Pass	Chk Pass	Chk Pass
High Limit					
Low Limit					

Sample Name: 480-189941-C-7-A Acquired: 9/27/2021 17:53:06 Type: Unk
Method: ICAP2 New stds DEC2019(v697) Mode: CONC Corr. Factor: 1.000000
User: LMH Custom ID1: Custom ID2: Custom ID3:
Comment:

Elem	Mg2790	Mn2576	Mo2020	Na8183	Ni2316
Line	279.079 {121}2	257.610 {131}	202.030 {467}	818.326 { 41}	231.604 {446}
IS Ref	(Y_3600)	(Y_3600)	(Y_2243)	(Y_3774)	(In2306)
Units	ppm	ppm	ppm	ppm	ppm
Avg	**41.031**	**.05956**	**.00069**	**104.15**	**.01798**
Stddev	.053	.00007	.00031	1.10	.00032
%RSD	.12882	.12153	45.270	1.0573	1.7620
#1	41.069	.05951	.00047	103.37	.01820
#2	40.994	.05961	.00092	104.93	.01775
Check ?	Chk Pass	Chk Pass	Chk Pass	Chk Pass	Chk Pass
High Limit					
Low Limit					

Elem	P_2136	Pb2203	S_1820	Sb2068	Se1960
Line	213.618 {458}	220.353 {453}	182.034 {485}	206.833 {463}	196.090 {472}
IS Ref	(Y_2243)	(In2306)	(Y_2243)	(Y_2243)	(Y_2243)
Units	ppm	ppm	ppm	ppm	ppm
Avg	**25.03**	**.00029**	F **100.39**	**-.00015**	**-.00428**
Stddev	.00	.00194	.03	.00062	.00328
%RSD	.0032	664.93	.03312	408.56	76.665
#1	25.03	-.00108	100.37	.00029	-.00196
#2	25.03	.00166	100.42	-.00059	-.00660
Check ?	None	Chk Pass	Chk Fail	Chk Pass	Chk Pass
High Limit			90.000		
Low Limit			-.20000		

Elem	Si2881	Sn1899	Sr4077	Th2837	Ti3349
Line	288.158 {117}2	189.989 {477}	407.771 { 83}	283.730 {119}	334.904 {101}
IS Ref	(Y_3774)	(In2306)	(Y_3774)	(Y_3774)	(Y_3600)
Units	ppm	ppm	ppm	ppm	ppm
Avg	**4.5088**	**.00051**	**1.3677**	**.9963**	**.00302**
Stddev	.0182	.00029	.0014	.0023	.00024
%RSD	.40476	57.824	.10381	.2293	7.9210
#1	4.4959	.00072	1.3667	.9947	.00285
#2	4.5217	.00030	1.3687	.9980	.00319
Check ?	Chk Pass	Chk Pass	Chk Pass	None	Chk Pass
High Limit					
Low Limit					

Sample Name: 480-189941-C-7-A Acquired: 9/27/2021 17:53:06 Type: Unk
Method: ICAP2 New stds DEC2019(v697) Mode: CONC Corr. Factor: 1.000000
User: LMH Custom ID1: Custom ID2: Custom ID3:
Comment:

Elem	Tl1908	V_2924	Zn2062	Zr3438
Line	190.856 {477}	292.402 {115}	206.200 {163}	343.823 { 98}
IS Ref	(In2306)	(Y_3600)	(Y_3600)	(Y_3774)
Units	ppm	ppm	ppm	ppm
Avg	**-.00041**	**-.00052**	**.01800**	**.9985**
Stddev	.00027	.00077	.00012	.0003
%RSD	64.872	148.63	.68829	.0282
#1	-.00060	-.00106	.01808	.9987
#2	-.00022	.00003	.01791	.9983
Check ?	Chk Pass	Chk Pass	Chk Pass	None
High Limit				
Low Limit				
Int. Std.	In2306	Y_2243	Y_3600	Y_3774
Line	230.606 {446}	224.306 {450}	360.073 { 94}	377.433 { 89}
Units	Cts/S	Cts/S	Cts/S	Cts/S
Avg	**3534.0**	**3093.0**	**24152.**	**3514.1**
Stddev	6.4	4.7	23.	6.0
%RSD	.18159	.15283	.09608	.17165
#1	3529.4	3089.7	24136.	3509.8
#2	3538.5	3096.3	24168.	3518.3
Check ?	Chk Pass	Chk Pass	Chk Pass	Chk Pass
Value	86.226%	93.904%	91.696%	96.562%
Range				

Sample Name: 480-189941-C-8-A Acquired: 9/27/2021 17:56:47 Type: Unk
Method: ICAP2 New stds DEC2019(v697) Mode: CONC Corr. Factor: 1.000000
User: LMH Custom ID1: Custom ID2: Custom ID3:
Comment:

Elem	Ag3280	Al3082	As1890	B_2089	Ba4554-2
Line	328.068 {103}	308.215 {109}	189.042 {478}	208.959 {461}	455.403 { 74}2
IS Ref	(Y_3600)	(Y_3774)	(Y_2243)	(Y_2243)	(Y_3600)
Units	ppm	ppm	ppm	ppm	ppm
Avg	**-.00034**	**.09728**	**-.00056**	**.08672**	**.07962**
Stddev	.00116	.00994	.00191	.00001	.00014
%RSD	347.29	10.215	343.41	.01724	.17277
#1	.00049	.10431	.00080	.08671	.07952
#2	-.00116	.09025	-.00191	.08673	.07972
Check ?	Chk Pass	Chk Pass	Chk Pass	Chk Pass	Chk Pass
High Limit					
Low Limit					

Elem	Be3130	Ca3179	Cd2288	**Ce4040	Co2286
Line	313.042 {108}	317.933 {106}	228.802 {447}	404.076 { 83}	228.616 {447}
IS Ref	(Y_3774)	(Y_3774)	(Y_2243)	(Y_3774)	(In2306)
Units	ppm	ppm	ppm	ppm	ppm
Avg	**.00013**	**121.04**	**.00032**	**-.0138**	**-.00010**
Stddev	.00003	.05	.00006	.0549	.00001
%RSD	20.529	.04039	20.261	398.7	12.493
#1	.00015	121.00	.00036	.0250	-.00009
#2	.00011	121.07	.00027	-.0526	-.00011
Check ?	Chk Pass	Chk Pass	Chk Pass	Chk Pass	Chk Pass
High Limit					
Low Limit					

Elem	Cr2677	Cu3273	Fe2599	K_7664	Li6707
Line	267.716 {126}	327.396 {103}	259.940 {130}	766.490 { 44}	670.784 { 50}
IS Ref	(Y_3600)	(Y_3600)	(Y_3774)	(Y_3774)	(Y_3774)
Units	ppm	ppm	ppm	ppm	ppm
Avg	**.00006**	**.00103**	**.09963**	**4.3902**	**.02677**
Stddev	.00029	.00077	.00070	.0235	.00099
%RSD	504.55	74.725	.70591	.53616	3.7150
#1	-.00015	.00157	.09913	4.3736	.02607
#2	.00026	.00048	.10013	4.4069	.02747
Check ?	Chk Pass	Chk Pass	Chk Pass	Chk Pass	Chk Pass
High Limit					
Low Limit					

Sample Name: 480-189941-C-8-A Acquired: 9/27/2021 17:56:47 Type: Unk
Method: ICAP2 New stds DEC2019(v697) Mode: CONC Corr. Factor: 1.000000
User: LMH Custom ID1: Custom ID2: Custom ID3:
Comment:

Elem	Mg2790	Mn2576	Mo2020	Na8183	Ni2316
Line	279.079 {121}2	257.610 {131}	202.030 {467}	818.326 { 41}	231.604 {446}
IS Ref	(Y_3600)	(Y_3600)	(Y_2243)	(Y_3774)	(In2306)
Units	ppm	ppm	ppm	ppm	ppm
Avg	**38.522**	**.01729**	**.00082**	**109.73**	**.00074**
Stddev	.093	.00001	.00018	.34	.00017
%RSD	.24228	.05191	21.738	.30849	23.268
#1	38.456	.01729	.00069	109.97	.00086
#2	38.588	.01728	.00094	109.49	.00061
Check ?	Chk Pass	Chk Pass	Chk Pass	Chk Pass	Chk Pass
High Limit					
Low Limit					

Elem	P_2136	Pb2203	S_1820	Sb2068	Se1960
Line	213.618 {458}	220.353 {453}	182.034 {485}	206.833 {463}	196.090 {472}
IS Ref	(Y_2243)	(In2306)	(Y_2243)	(Y_2243)	(Y_2243)
Units	ppm	ppm	ppm	ppm	ppm
Avg	**25.03**	**.00133**	**81.989**	**-.00142**	**-.00075**
Stddev	.00	.00120	.244	.00200	.00031
%RSD	.0014	90.196	.29768	140.60	41.347
#1	25.03	.00218	82.162	-.00283	-.00097
#2	25.03	.00048	81.817	-.00001	-.00053
Check ?	None	Chk Pass	Chk Pass	Chk Pass	Chk Pass
High Limit					
Low Limit					

Elem	Si2881	Sn1899	Sr4077	Th2837	Ti3349
Line	288.158 {117}2	189.989 {477}	407.771 { 83}	283.730 {119}	334.904 {101}
IS Ref	(Y_3774)	(In2306)	(Y_3774)	(Y_3774)	(Y_3600)
Units	ppm	ppm	ppm	ppm	ppm
Avg	**4.1611**	**.00092**	**1.3915**	**.9927**	**.00209**
Stddev	.0060	.00010	.0005	.0094	.00006
%RSD	.14355	11.187	.03618	.9458	2.8037
#1	4.1568	.00099	1.3912	.9993	.00213
#2	4.1653	.00084	1.3919	.9860	.00205
Check ?	Chk Pass	Chk Pass	Chk Pass	None	Chk Pass
High Limit					
Low Limit					

Sample Name: 480-189941-C-8-A Acquired: 9/27/2021 17:56:47 Type: Unk
Method: ICAP2 New stds DEC2019(v697) Mode: CONC Corr. Factor: 1.000000
User: LMH Custom ID1: Custom ID2: Custom ID3:
Comment:

Elem	Tl1908	V_2924	Zn2062	Zr3438
Line	190.856 {477}	292.402 {115}	206.200 {163}	343.823 { 98}
IS Ref	(In2306)	(Y_3600)	(Y_3600)	(Y_3774)
Units	ppm	ppm	ppm	ppm
Avg	-.00084	-.00051	.00016	.9996
Stddev	.00021	.00006	.00009	.0005
%RSD	25.605	12.264	57.607	.0524
#1	-.00069	-.00047	.00022	.9992
#2	-.00099	-.00055	.00009	.9999
Check ?	Chk Pass	Chk Pass	Chk Pass	None
High Limit				
Low Limit				
Int. Std.	In2306	Y_2243	Y_3600	Y_3774
Line	230.606 {446}	224.306 {450}	360.073 { 94}	377.433 { 89}
Units	Cts/S	Cts/S	Cts/S	Cts/S
Avg	3560.3	3099.9	24316.	3529.1
Stddev	13.4	9.2	86.	6.3
%RSD	.37499	.29574	.35501	.17969
#1	3569.7	3106.4	24377.	3524.6
#2	3550.8	3093.4	24255.	3533.6
Check ?	Chk Pass	Chk Pass	Chk Pass	Chk Pass
Value	86.868%	94.113%	92.319%	96.975%
Range				

Sample Name: 480-189941-C-14-A Acquired: 9/27/2021 18:00:29 Type: Unk
Method: ICAP2 New stds DEC2019(v697) Mode: CONC Corr. Factor: 1.000000
User: LMH Custom ID1: Custom ID2: Custom ID3:
Comment:

Elem	Ag3280	Al3082	As1890	B_2089	Ba4554-2
Line	328.068 {103}	308.215 {109}	189.042 {478}	208.959 {461}	455.403 { 74}2
IS Ref	(Y_3600)	(Y_3774)	(Y_2243)	(Y_2243)	(Y_3600)
Units	ppm	ppm	ppm	ppm	ppm
Avg	.00084	1.5588	-.00199	.12961	.06695
Stddev	.00022	.0161	.00079	.00052	.00006
%RSD	25.578	1.0315	39.722	.40464	.08525
#1	.00069	1.5701	-.00255	.12924	.06699
#2	.00100	1.5474	-.00143	.12998	.06691
Check ?	Chk Pass	Chk Pass	Chk Pass	Chk Pass	Chk Pass
High Limit					
Low Limit					

Elem	Be3130	Ca3179	Cd2288	**Ce4040	Co2286
Line	313.042 {108}	317.933 {106}	228.802 {447}	404.076 { 83}	228.616 {447}
IS Ref	(Y_3774)	(Y_3774)	(Y_2243)	(Y_3774)	(In2306)
Units	ppm	ppm	ppm	ppm	ppm
Avg	.00057	151.06	.00059	-.0133	.02493
Stddev	.00002	.55	.00002	.0146	.00006
%RSD	3.5010	.36369	3.2024	110.4	.25275
#1	.00055	150.67	.00060	-.0236	.02488
#2	.00058	151.45	.00057	-.0029	.02497
Check ?	Chk Pass	Chk Pass	Chk Pass	Chk Pass	Chk Pass
High Limit					
Low Limit					

Elem	Cr2677	Cu3273	Fe2599	K_7664	Li6707
Line	267.716 {126}	327.396 {103}	259.940 {130}	766.490 { 44}	670.784 { 50}
IS Ref	(Y_3600)	(Y_3600)	(Y_3774)	(Y_3774)	(Y_3774)
Units	ppm	ppm	ppm	ppm	ppm
Avg	.00071	.00309	.11568	4.3768	.04732
Stddev	.00008	.00000	.00040	.0265	.00066
%RSD	11.578	.06555	.34793	.60564	1.3919
#1	.00065	.00309	.11540	4.3581	.04778
#2	.00077	.00309	.11597	4.3956	.04685
Check ?	Chk Pass	Chk Pass	Chk Pass	Chk Pass	Chk Pass
High Limit					
Low Limit					

Sample Name: 480-189941-C-14-A Acquired: 9/27/2021 18:00:29 Type: Unk
Method: ICAP2 New stds DEC2019(v697) Mode: CONC Corr. Factor: 1.000000
User: LMH Custom ID1: Custom ID2: Custom ID3:
Comment:

Elem	Mg2790	Mn2576	Mo2020	Na8183	Ni2316
Line	279.079 {121}2	257.610 {131}	202.030 {467}	818.326 { 41}	231.604 {446}
IS Ref	(Y_3600)	(Y_3600)	(Y_2243)	(Y_3774)	(In2306)
Units	ppm	ppm	ppm	ppm	ppm
Avg	**45.187**	**.14501**	**.00037**	**90.910**	**.05293**
Stddev	.015	.00033	.00006	.035	.00030
%RSD	.03270	.23059	15.738	.03879	.57201
#1	45.197	.14477	.00041	90.885	.05271
#2	45.176	.14524	.00033	90.935	.05314
Check ?	Chk Pass	Chk Pass	Chk Pass	Chk Pass	Chk Pass
High Limit					
Low Limit					

Elem	P_2136	Pb2203	S_1820	Sb2068	Se1960
Line	213.618 {458}	220.353 {453}	182.034 {485}	206.833 {463}	196.090 {472}
IS Ref	(Y_2243)	(In2306)	(Y_2243)	(Y_2243)	(Y_2243)
Units	ppm	ppm	ppm	ppm	ppm
Avg	**25.03**	**.00077**	F **137.22**	**-.00090**	**-.00116**
Stddev	.00	.00012	.47	.00016	.00156
%RSD	.0002	15.419	.34111	17.851	135.12
#1	25.03	.00068	136.89	-.00102	-.00005
#2	25.03	.00085	137.55	-.00079	-.00226
Check ?	None	Chk Pass	Chk Fail	Chk Pass	Chk Pass
High Limit			90.000		
Low Limit			-.20000		

Elem	Si2881	Sn1899	Sr4077	Th2837	Ti3349
Line	288.158 {117}2	189.989 {477}	407.771 { 83}	283.730 {119}	334.904 {101}
IS Ref	(Y_3774)	(In2306)	(Y_3774)	(Y_3774)	(Y_3600)
Units	ppm	ppm	ppm	ppm	ppm
Avg	**5.1872**	**.00109**	**1.3096**	**.9930**	**.00194**
Stddev	.0235	.00052	.0040	.0000	.00002
%RSD	.45363	47.716	.30395	.0049	.80060
#1	5.1706	.00146	1.3068	.9931	.00193
#2	5.2038	.00072	1.3124	.9930	.00195
Check ?	Chk Pass	Chk Pass	Chk Pass	None	Chk Pass
High Limit					
Low Limit					

Sample Name: 480-189941-C-14-A Acquired: 9/27/2021 18:00:29 Type: Unk
Method: ICAP2 New stds DEC2019(v697) Mode: CONC Corr. Factor: 1.000000
User: LMH Custom ID1: Custom ID2: Custom ID3:
Comment:

Elem	Tl1908	V_2924	Zn2062	Zr3438
Line	190.856 {477}	292.402 {115}	206.200 {163}	343.823 { 98}
IS Ref	(In2306)	(Y_3600)	(Y_3600)	(Y_3774)
Units	ppm	ppm	ppm	ppm
Avg	.00002	-.00070	.05350	1.001
Stddev	.00022	.00037	.00046	.001
%RSD	912.19	53.728	.85250	.0646
#1	.00018	-.00043	.05318	1.001
#2	-.00013	-.00096	.05382	1.001
Check ?	Chk Pass	Chk Pass	Chk Pass	None
High Limit				
Low Limit				
Int. Std.	In2306	Y_2243	Y_3600	Y_3774
Line	230.606 {446}	224.306 {450}	360.073 { 94}	377.433 { 89}
Units	Cts/S	Cts/S	Cts/S	Cts/S
Avg	3575.1	3138.7	24197.	3523.7
Stddev	50.9	47.8	1.	36.0
%RSD	1.4243	1.5225	.00229	1.0224
#1	3539.1	3104.9	24198.	3549.2
#2	3611.1	3172.4	24197.	3498.3
Check ?	Chk Pass	Chk Pass	Chk Pass	Chk Pass
Value	87.230%	95.290%	91.867%	96.828%
Range				

Sample Name: CCV-6675976 Acquired: 9/27/2021 18:04:12 Type: QC
Method: ICAP2 New stds DEC2019(v697) Mode: CONC Corr. Factor: 1.000000
User: LMH Custom ID1: Custom ID2: Custom ID3:
Comment:

Elem	Ag3280	Al3082	As1890	B_2089	Ba4554
Line	328.068 {103}	308.215 {109}	189.042 {478}	208.959 {461}	455.403 { 74}
Units	ppm	ppm	ppm	ppm	ppm
Avg	.98057	49.417	1.0188	1.0225	1.0077
Stddev	.00050	.057	.0011	.0007	.0008
%RSD	.05142	.11474	.10790	.07140	.07618
#1	.98093	49.377	1.0180	1.0230	1.0072
#2	.98021	49.457	1.0196	1.0220	1.0083
Check ?	Chk Pass	Chk Pass	Chk Pass	Chk Pass	Chk Pass
Value					
Range					

Elem	Be3130	Ca3179	Cd2288	**Ce4040	Co2286
Line	313.042 {108}	317.933 {106}	228.802 {447}	404.076 { 83}	228.616 {447}
Units	ppm	ppm	ppm	ppm	ppm
Avg	.98764	50.172	1.0179	.9324	.98686
Stddev	.00258	.016	.0013	.0062	.00086
%RSD	.26087	.03157	.13075	.6645	.08735
#1	.98581	50.183	1.0188	.9368	.98625
#2	.98946	50.161	1.0169	.9280	.98746
Check ?	Chk Pass	Chk Pass	Chk Pass	None	Chk Pass
Value					
Range					

Elem	Cr2677	Cu3273	Fe2714	K_7664	Li6707
Line	267.716 {126}	327.396 {103}	271.441 {124}	766.490 { 44}	670.784 { 50}
Units	ppm	ppm	ppm	ppm	ppm
Avg	.98526	1.0062	49.431	50.769	1.0289
Stddev	.00004	.0036	.111	.030	.0014
%RSD	.00382	.35709	.22358	.06003	.13476
#1	.98523	1.0036	49.353	50.748	1.0279
#2	.98529	1.0087	49.509	50.791	1.0299
Check ?	Chk Pass	Chk Pass	Chk Pass	Chk Pass	Chk Pass
Value					
Range					

Sample Name: CCV-6675976 Acquired: 9/27/2021 18:04:12 Type: QC
Method: ICAP2 New stds DEC2019(v697) Mode: CONC Corr. Factor: 1.000000
User: LMH Custom ID1: Custom ID2: Custom ID3:
Comment:

Elem	Mg2790	Mn2576	Mo2020	Na5895	Ni2316
Line	279.079 {121}2	257.610 {131}	202.030 {467}	589.592 { 57}	231.604 {446}
Units	ppm	ppm	ppm	ppm	ppm
Avg	**48.963**	**.99740**	**1.0296**	**50.782**	**.99051**
Stddev	.061	.00185	.0026	.058	.00179
%RSD	.12369	.18520	.25316	.11413	.18033
#1	48.920	.99609	1.0314	50.741	.98925
#2	49.005	.99870	1.0278	50.823	.99178
Check ?	Chk Pass	Chk Pass	Chk Pass	Chk Pass	Chk Pass
Value					
Range					

Elem	P_2136	Pb2203	S_1820	Sb2068	Se1960
Line	213.618 {458}	220.353 {453}	182.034 {485}	206.833 {463}	196.090 {472}
Units	ppm	ppm	ppm	ppm	ppm
Avg	**23.45**	**.98944**	**25.822**	**1.0284**	**1.0121**
Stddev	.00	.00090	.017	.0029	.0030
%RSD	.0020	.09058	.06461	.28685	.29203
#1	23.45	.98880	25.810	1.0305	1.0100
#2	23.45	.99007	25.834	1.0263	1.0142
Check ?	None	Chk Pass	Chk Pass	Chk Pass	Chk Pass
Value					
Range					

Elem	Si2881	Sn1899	Sr4077	Th2837	Ti3349
Line	288.158 {117}2	189.989 {477}	407.771 { 83}	283.730 {119}	334.904 {101}
Units	ppm	ppm	ppm	ppm	ppm
Avg	**9.6777**	**.98153**	**1.0087**	**1.471**	**1.0057**
Stddev	.0228	.00028	.0005	.002	.0031
%RSD	.23533	.02862	.04717	.1090	.30452
#1	9.6616	.98173	1.0084	1.473	1.0035
#2	9.6938	.98134	1.0091	1.470	1.0079
Check ?	Chk Pass	Chk Pass	Chk Pass	None	Chk Pass
Value					
Range					

Sample Name: CCV-6675976 Acquired: 9/27/2021 18:04:12 Type: QC
Method: ICAP2 New stds DEC2019(v697) Mode: CONC Corr. Factor: 1.000000
User: LMH Custom ID1: Custom ID2: Custom ID3:
Comment:

Elem	Tl1908	V_2924	Zn2062	Zr3438
Line	190.856 {477}	292.402 {115}	206.200 {163}	343.823 { 98}
Units	ppm	ppm	ppm	ppm
Avg	1.0003	.97605	.99646	1.480
Stddev	.0014	.00013	.00278	.001
%RSD	.14264	.01315	.27935	.0819
#1	1.0013	.97614	.99449	1.479
#2	.99931	.97596	.99843	1.481
Check ?	Chk Pass	Chk Pass	Chk Pass	None
Value				
Range				

Int. Std.	In2306	Y_2243	Y_3600	Y_3774
Line	230.606 {446}	224.306 {450}	360.073 { 94}	377.433 { 89}
Units	Cts/S	Cts/S	Cts/S	Cts/S
Avg	3623.3	3215.1	25149.	3637.2
Stddev	.9	3.7	27.	4.3
%RSD	.02436	.11445	.10676	.11805
#1	3622.6	3212.5	25130.	3640.2
#2	3623.9	3217.7	25168.	3634.2

Sample Name: CCB-6675975 Acquired: 9/27/2021 18:07:44 Type: QC
Method: ICAP2 New stds DEC2019(v697) Mode: CONC Corr. Factor: 1.000000
User: LMH Custom ID1: Custom ID2: Custom ID3:
Comment:

Elem	Ag3280	Al3082	As1890	B_2089	Ba4554-2
Line	328.068 {103}	308.215 {109}	189.042 {478}	208.959 {461}	455.403 { 74}2
Units	ppm	ppm	ppm	ppm	ppm
Avg	.00061	.00411	-.00223	.00054	.00004
Stddev	.00011	.02037	.00092	.00016	.00002
%RSD	18.353	495.50	41.071	30.397	65.659
#1	.00053	.01852	-.00158	.00065	.00002
#2	.00069	-.01030	-.00288	.00042	.00006
Check ?	Chk Pass	Chk Pass	Chk Pass	Chk Pass	Chk Pass
High Limit					
Low Limit					

Elem	Be3130	Ca3179	Cd2288	**Ce4040	Co2286
Line	313.042 {108}	317.933 {106}	228.802 {447}	404.076 { 83}	228.616 {447}
Units	ppm	ppm	ppm	ppm	ppm
Avg	.00016	-.00054	-.00007	-.0264	-.00017
Stddev	.00011	.00012	.00009	.0001	.00005
%RSD	69.243	22.024	119.46	.4387	30.689
#1	.00008	-.00063	-.00001	-.0265	-.00021
#2	.00023	-.00046	-.00013	-.0263	-.00014
Check ?	Chk Pass	Chk Pass	Chk Pass	None	Chk Pass
High Limit					
Low Limit					

Elem	Cr2677	Cu3273	Fe2599	K_7664	Li6707
Line	267.716 {126}	327.396 {103}	259.940 {130}	766.490 { 44}	670.784 { 50}
Units	ppm	ppm	ppm	ppm	ppm
Avg	-.00003	.00008	.00260	.07185	.00275
Stddev	.00019	.00007	.00286	.01573	.00226
%RSD	558.50	86.301	109.77	21.890	82.189
#1	.00010	.00013	.00462	.08297	.00435
#2	-.00017	.00003	.00058	.06072	.00115
Check ?	Chk Pass	Chk Pass	Chk Pass	Chk Pass	Chk Pass
High Limit					
Low Limit					

Sample Name: CCB-6675975 Acquired: 9/27/2021 18:07:44 Type: QC
Method: ICAP2 New stds DEC2019(v697) Mode: CONC Corr. Factor: 1.000000
User: LMH Custom ID1: Custom ID2: Custom ID3:
Comment:

Elem	Mg2790	Mn2576	Mo2020	Na5895	Ni2316
Line	279.079 {121}2	257.610 {131}	202.030 {467}	589.592 { 57}	231.604 {446}
Units	ppm	ppm	ppm	ppm	ppm
Avg	**.00833**	**.00011**	**.00163**	**.11785**	**-.00036**
Stddev	.00046	.00001	.00059	.00851	.00035
%RSD	5.4659	10.452	35.935	7.2212	97.031
#1	.00865	.00012	.00122	.12387	-.00061
#2	.00801	.00010	.00205	.11184	-.00011
Check ?	Chk Pass	Chk Pass	Chk Pass	Chk Pass	Chk Pass
High Limit					
Low Limit					

Elem	P_2136	Pb2203	S_1820	Sb2068	Se1960
Line	213.618 {458}	220.353 {453}	182.034 {485}	206.833 {463}	196.090 {472}
Units	ppm	ppm	ppm	ppm	ppm
Avg	**25.02**	**.00028**	**.10528**	**.00096**	**-.00179**
Stddev	.00	.00083	.00500	.00299	.00021
%RSD	.0023	297.55	4.7538	310.38	11.957
#1	25.02	-.00031	.10882	-.00115	-.00164
#2	25.02	.00087	.10174	.00308	-.00195
Check ?	None	Chk Pass	Chk Pass	Chk Pass	Chk Pass
High Limit					
Low Limit					

Elem	Si2881	Sn1899	Sr4077	Th2837	Ti3349
Line	288.158 {117}2	189.989 {477}	407.771 { 83}	283.730 {119}	334.904 {101}
Units	ppm	ppm	ppm	ppm	ppm
Avg	**-.00174**	**-.00041**	**.00018**	**1.001**	**.00004**
Stddev	.01168	.00005	.00006	.011	.00027
%RSD	671.19	13.286	34.887	1.118	648.65
#1	-.01000	-.00037	.00022	.9930	-.00015
#2	.00652	-.00045	.00013	1.009	.00023
Check ?	Chk Pass	Chk Pass	Chk Pass	None	Chk Pass
High Limit					
Low Limit					

Sample Name: CCB-6675975 Acquired: 9/27/2021 18:07:44 Type: QC
Method: ICAP2 New stds DEC2019(v697) Mode: CONC Corr. Factor: 1.000000
User: LMH Custom ID1: Custom ID2: Custom ID3:
Comment:

Elem	Tl1908	V_2924	Zn2062	Zr3438
Line	190.856 {477}	292.402 {115}	206.200 {163}	343.823 { 98}
Units	ppm	ppm	ppm	ppm
Avg	**-.00055**	**.00057**	**-.00054**	**1.000**
Stddev	.00042	.00003	.00036	.001
%RSD	75.511	5.7135	66.929	.1314
#1	-.00026	.00059	-.00080	1.001
#2	-.00085	.00055	-.00029	.9994
Check ?	Chk Pass	Chk Pass	Chk Pass	None
High Limit				
Low Limit				
Int. Std.	In2306	Y_2243	Y_3600	Y_3774
Line	230.606 {446}	224.306 {450}	360.073 { 94}	377.433 { 89}
Units	Cts/S	Cts/S	Cts/S	Cts/S
Avg	**4197.9**	**3376.8**	**26707.**	**3678.8**
Stddev	1.3	6.4	.	11.1
%RSD	.02991	.18891	.00118	.30068
#1	4198.8	3381.3	26707.	3671.0
#2	4197.0	3372.3	26707.	3686.6

Sample Name: CCVL-6677556 Acquired: 9/27/2021 18:11:34 Type: QC
Method: ICAP2 New stds DEC2019(v697) Mode: CONC Corr. Factor: 1.000000
User: LMH Custom ID1: Custom ID2: Custom ID3:
Comment:

Elem	Ag3280	Al3082	As1890	B_2089	Ba4554-2
Line	328.068 {103}	308.215 {109}	189.042 {478}	208.959 {461}	455.403 { 74}2
Units	ppm	ppm	ppm	ppm	ppm
Avg	**.00649**	**.19845**	**.01320**	**.01918**	**.00212**
Stddev	.00049	.02253	.00034	.00008	.00002
%RSD	7.6289	11.351	2.6024	.43122	.71005
#1	.00684	.21438	.01295	.01912	.00211
#2	.00614	.18252	.01344	.01924	.00213
Check ?	Chk Pass	Chk Pass	Chk Pass	Chk Pass	Chk Pass
Value					
Range					

Elem	Be3130	Ca3179	Cd2288	**Ce4040	Co2286
Line	313.042 {108}	317.933 {106}	228.802 {447}	404.076 { 83}	228.616 {447}
Units	ppm	ppm	ppm	ppm	ppm
Avg	**.00210**	**.50605**	**.00203**	**.0040**	**.00363**
Stddev	.00006	.00199	.00026	.0060	.00009
%RSD	2.7692	.39362	12.780	150.7	2.5332
#1	.00214	.50464	.00185	-.0003	.00356
#2	.00206	.50746	.00222	.0082	.00369
Check ?	Chk Pass	Chk Pass	Chk Pass	None	Chk Pass
Value					
Range					

Elem	Cr2677	Cu3273	Fe2599	K_7664	Li6707
Line	267.716 {126}	327.396 {103}	259.940 {130}	766.490 { 44}	670.784 { 50}
Units	ppm	ppm	ppm	ppm	ppm
Avg	**.00391**	**.00914**	**.05285**	**.57112**	**.03156**
Stddev	.00024	.00082	.00105	.02426	.00092
%RSD	6.0827	9.0123	1.9834	4.2470	2.9134
#1	.00374	.00973	.05211	.55397	.03221
#2	.00407	.00856	.05359	.58828	.03091
Check ?	Chk Pass	Chk Pass	Chk Pass	Chk Pass	Chk Pass
Value					
Range					

Sample Name: CCVL-6677556 Acquired: 9/27/2021 18:11:34 Type: QC
Method: ICAP2 New stds DEC2019(v697) Mode: CONC Corr. Factor: 1.000000
User: LMH Custom ID1: Custom ID2: Custom ID3:
Comment:

Elem	Mg2790	Mn2576	Mo2020	Na5895	Ni2316
Line	279.079 {121}2	257.610 {131}	202.030 {467}	589.592 { 57}	231.604 {446}
Units	ppm	ppm	ppm	ppm	ppm
Avg	.19819	.00324	.00978	1.1241	.00895
Stddev	.00130	.00003	.00009	.0058	.00007
%RSD	.65562	.92548	.94152	.51384	.74783
#1	.19911	.00322	.00972	1.1282	.00900
#2	.19727	.00326	.00985	1.1200	.00890
Check ?	Chk Pass	Chk Pass	Chk Pass	Chk Pass	Chk Pass
Value					
Range					

Elem	P_2136	Pb2203	S_1820	Sb2068	Se1960
Line	213.618 {458}	220.353 {453}	182.034 {485}	206.833 {463}	196.090 {472}
Units	ppm	ppm	ppm	ppm	ppm
Avg	F 25.00	.00831	W .27156	.02029	.02117
Stddev	.00	.00122	.00449	.00032	.00060
%RSD	.0035	14.727	1.6537	1.5994	2.8354
#1	25.00	.00918	.27474	.02006	.02159
#2	25.00	.00745	.26838	.02052	.02074
Check ?	Chk Fail	Chk Pass	Chk Warn	Chk Pass	Chk Pass
Value	.0060		.20000		
Range	50.00%		30.000%		

Elem	Si2881	Sn1899	Sr4077	Th2837	Ti3349
Line	288.158 {117}2	189.989 {477}	407.771 { 83}	283.730 {119}	334.904 {101}
Units	ppm	ppm	ppm	ppm	ppm
Avg	.45793	.00861	.00522	F .9952	.00448
Stddev	.00960	.00048	.00007	.0060	.00024
%RSD	2.0957	5.5468	1.3447	.6029	5.3224
#1	.45114	.00895	.00527	.9995	.00431
#2	.46471	.00827	.00517	.9910	.00465
Check ?	Chk Pass	Chk Pass	Chk Pass	Chk Fail	Chk Pass
Value				.0060	
Range				50.00%	

Sample Name: CCVL-6677556 Acquired: 9/27/2021 18:11:34 Type: QC
Method: ICAP2 New stds DEC2019(v697) Mode: CONC Corr. Factor: 1.000000
User: LMH Custom ID1: Custom ID2: Custom ID3:
Comment:

Elem	Tl1908	V_2924	Zn2062	Zr3438
Line	190.856 {477}	292.402 {115}	206.200 {163}	343.823 { 98}
Units	ppm	ppm	ppm	ppm
Avg	.01964	.00482	.00840	F 1.000
Stddev	.00005	.00017	.00027	.001
%RSD	.27022	3.4989	3.2226	.0621
#1	.01960	.00494	.00859	.9997
#2	.01967	.00470	.00821	1.001
Check ?	Chk Pass	Chk Pass	Chk Pass	Chk Fail
Value				.0060
Range				50.00%
Int. Std.	In2306	Y_2243	Y_3600	Y_3774
Line	230.606 {446}	224.306 {450}	360.073 { 94}	377.433 { 89}
Units	Cts/S	Cts/S	Cts/S	Cts/S
Avg	4185.3	3365.5	26739.	3693.9
Stddev	13.6	5.6	16.	16.3
%RSD	.32553	.16727	.05947	.44171
#1	4195.0	3369.5	26750.	3705.5
#2	4175.7	3361.6	26728.	3682.4

Sample Name: 189894-2 tot Acquired: 9/27/2021 18:15:19 Type: Unk
Method: ICAP2 New stds DEC2019(v697) Mode: CONC Corr. Factor: 1.000000
User: LMH Custom ID1: Custom ID2: Custom ID3:
Comment:

Elem	Ag3280	Al3082	As1890	B_2089	Ba4554-2
Line	328.068 {103}	308.215 {109}	189.042 {478}	208.959 {461}	455.403 { 74}2
IS Ref	(Y_3600)	(Y_3774)	(Y_2243)	(Y_2243)	(Y_3600)
Units	ppm	ppm	ppm	ppm	ppm
Avg	**.00019**	**.01517**	**-.00169**	**.04253**	**.04044**
Stddev	.00009	.04714	.00095	.00034	.00011
%RSD	47.398	310.79	56.207	.80404	.27918
#1	.00025	.04850	-.00102	.04229	.04052
#2	.00012	-.01816	-.00236	.04277	.04036
Check ?	Chk Pass	Chk Pass	Chk Pass	Chk Pass	Chk Pass
High Limit					
Low Limit					

Elem	Be3130	Ca3179	Cd2288	**Ce4040	Co2286
Line	313.042 {108}	317.933 {106}	228.802 {447}	404.076 { 83}	228.616 {447}
IS Ref	(Y_3774)	(Y_3774)	(Y_2243)	(Y_3774)	(In2306)
Units	ppm	ppm	ppm	ppm	ppm
Avg	**.00005**	**106.59**	**.00000**	**-.0332**	**-.00005**
Stddev	.00004	.50	.00002	.0212	.00021
%RSD	77.338	.46658	510.54	63.92	462.69
#1	.00007	106.94	-.00001	-.0482	-.00019
#2	.00002	106.23	.00002	-.0182	.00010
Check ?	Chk Pass	Chk Pass	Chk Pass	Chk Pass	Chk Pass
High Limit					
Low Limit					

Elem	Cr2677	Cu3273	Fe2599	K_7664	Li6707
Line	267.716 {126}	327.396 {103}	259.940 {130}	766.490 { 44}	670.784 { 50}
IS Ref	(Y_3600)	(Y_3600)	(Y_3774)	(Y_3774)	(Y_3774)
Units	ppm	ppm	ppm	ppm	ppm
Avg	**.00007**	**.00345**	**.33092**	**2.7940**	**.00065**
Stddev	.00002	.00056	.00544	.0042	.00068
%RSD	34.556	16.177	1.6439	.15038	103.31
#1	.00005	.00384	.33476	2.7969	.00018
#2	.00009	.00305	.32707	2.7910	.00113
Check ?	Chk Pass	Chk Pass	Chk Pass	Chk Pass	Chk Pass
High Limit					
Low Limit					

Sample Name: 189894-2 tot Acquired: 9/27/2021 18:15:19 Type: Unk
Method: ICAP2 New stds DEC2019(v697) Mode: CONC Corr. Factor: 1.000000
User: LMH Custom ID1: Custom ID2: Custom ID3:
Comment:

Elem	Mg2790	Mn2576	Mo2020	Na5895	Ni2316
Line	279.079 {121}2	257.610 {131}	202.030 {467}	589.592 { 57}	231.604 {446}
IS Ref	(Y_3600)	(Y_3600)	(Y_2243)	(Y_3774)	(In2306)
Units	ppm	ppm	ppm	ppm	ppm
Avg	**22.261**	**.01437**	**-.00033**	**7.3271**	**.00046**
Stddev	.016	.00005	.00040	.0181	.00033
%RSD	.07328	.37873	119.45	.24694	71.276
#1	22.273	.01434	-.00061	7.3399	.00023
#2	22.250	.01441	-.00005	7.3143	.00070
Check ?	Chk Pass	Chk Pass	Chk Pass	Chk Pass	Chk Pass
High Limit					
Low Limit					

Elem	P_2136	Pb2203	S_1820	Sb2068	Se1960
Line	213.618 {458}	220.353 {453}	182.034 {485}	206.833 {463}	196.090 {472}
IS Ref	(Y_2243)	(In2306)	(Y_2243)	(Y_2243)	(Y_2243)
Units	ppm	ppm	ppm	ppm	ppm
Avg	**25.02**	**.00050**	**9.0514**	**-.00082**	**-.00447**
Stddev	.00	.00023	.0162	.00038	.00216
%RSD	.0041	46.465	.17930	45.932	48.224
#1	25.02	.00067	9.0400	-.00056	-.00294
#2	25.02	.00034	9.0629	-.00109	-.00599
Check ?	None	Chk Pass	Chk Pass	Chk Pass	Chk Pass
High Limit					
Low Limit					

Elem	Si2881	Sn1899	Sr4077	Th2837	Ti3349
Line	288.158 {117}2	189.989 {477}	407.771 { 83}	283.730 {119}	334.904 {101}
IS Ref	(Y_3774)	(In2306)	(Y_3774)	(Y_3774)	(Y_3600)
Units	ppm	ppm	ppm	ppm	ppm
Avg	**6.1660**	**-.00092**	**.18388**	**.9981**	**.00074**
Stddev	.0040	.00062	.00064	.0050	.00033
%RSD	.06402	67.704	.34758	.5028	43.693
#1	6.1688	-.00136	.18434	.9946	.00097
#2	6.1632	-.00048	.18343	1.002	.00051
Check ?	Chk Pass	Chk Pass	Chk Pass	None	Chk Pass
High Limit					
Low Limit					

Sample Name: 189894-2 tot Acquired: 9/27/2021 18:15:19 Type: Unk
Method: ICAP2 New stds DEC2019(v697) Mode: CONC Corr. Factor: 1.000000
User: LMH Custom ID1: Custom ID2: Custom ID3:
Comment:

Elem	Tl1908	V_2924	Zn2062	Zr3438
Line	190.856 {477}	292.402 {115}	206.200 {163}	343.823 { 98}
IS Ref	(In2306)	(Y_3600)	(Y_3600)	(Y_3774)
Units	ppm	ppm	ppm	ppm
Avg	.00060	-.00029	.00323	.9985
Stddev	.00139	.00020	.00018	.0018
%RSD	232.41	70.091	5.7186	.1796
#1	.00158	-.00043	.00310	.9998
#2	-.00038	-.00014	.00336	.9972
Check ?	Chk Pass	Chk Pass	Chk Pass	None
High Limit				
Low Limit				
Int. Std.	In2306	Y_2243	Y_3600	Y_3774
Line	230.606 {446}	224.306 {450}	360.073 { 94}	377.433 { 89}
Units	Cts/S	Cts/S	Cts/S	Cts/S
Avg	3968.4	3320.5	25983.	3690.4
Stddev	5.6	3.0	4.	25.8
%RSD	.14071	.09174	.01395	.69804
#1	3972.3	3322.6	25981.	3672.2
#2	3964.4	3318.3	25986.	3708.6
Check ?	Chk Pass	Chk Pass	Chk Pass	Chk Pass
Value	96.825%	100.81%	98.649%	101.41%
Range				

Sample Name: 189941-14 tot Acquired: 9/27/2021 18:19:01 Type: Unk
Method: ICAP2 New stds DEC2019(v697) Mode: CONC Corr. Factor: 1.000000
User: LMH Custom ID1: Custom ID2: Custom ID3:
Comment:

Elem	Ag3280	Al3082	As1890	B_2089	Ba4554-2
Line	328.068 {103}	308.215 {109}	189.042 {478}	208.959 {461}	455.403 { 74}2
IS Ref	(Y_3600)	(Y_3774)	(Y_2243)	(Y_2243)	(Y_3600)
Units	ppm	ppm	ppm	ppm	ppm
Avg	**.00117**	**1.5025**	**-.00103**	**.13329**	**.06537**
Stddev	.00023	.0356	.00251	.00073	.00015
%RSD	20.036	2.3692	244.82	.54616	.23256
#1	.00100	1.4773	.00075	.13277	.06526
#2	.00133	1.5277	-.00280	.13380	.06547
Check ?	Chk Pass	Chk Pass	Chk Pass	Chk Pass	Chk Pass
High Limit					
Low Limit					

Elem	Be3130	Ca3179	Cd2288	**Ce4040	Co2286
Line	313.042 {108}	317.933 {106}	228.802 {447}	404.076 { 83}	228.616 {447}
IS Ref	(Y_3774)	(Y_3774)	(Y_2243)	(Y_3774)	(In2306)
Units	ppm	ppm	ppm	ppm	ppm
Avg	**.00045**	**153.29**	**.00057**	**-.0182**	**.02478**
Stddev	.00000	.12	.00001	.0078	.00002
%RSD	.31925	.07961	1.1563	42.96	.08408
#1	.00045	153.38	.00058	-.0126	.02477
#2	.00045	153.21	.00057	-.0237	.02480
Check ?	Chk Pass	Chk Pass	Chk Pass	Chk Pass	Chk Pass
High Limit					
Low Limit					

Elem	Cr2677	Cu3273	Fe2599	K_7664	Li6707
Line	267.716 {126}	327.396 {103}	259.940 {130}	766.490 { 44}	670.784 { 50}
IS Ref	(Y_3600)	(Y_3600)	(Y_3774)	(Y_3774)	(Y_3774)
Units	ppm	ppm	ppm	ppm	ppm
Avg	**.00039**	**.00216**	**.05675**	**4.4352**	**.04767**
Stddev	.00019	.00023	.00218	.0443	.00063
%RSD	47.454	10.433	3.8391	.99954	1.3260
#1	.00026	.00232	.05521	4.4666	.04722
#2	.00052	.00200	.05829	4.4039	.04812
Check ?	Chk Pass	Chk Pass	Chk Pass	Chk Pass	Chk Pass
High Limit					
Low Limit					

Sample Name: 189941-14 tot Acquired: 9/27/2021 18:19:01 Type: Unk
Method: ICAP2 New stds DEC2019(v697) Mode: CONC Corr. Factor: 1.000000
User: LMH Custom ID1: Custom ID2: Custom ID3:
Comment:

Elem	Mg2790	Mn2576	Mo2020	Na8183	Ni2316
Line	279.079 {121}2	257.610 {131}	202.030 {467}	818.326 { 41}	231.604 {446}
IS Ref	(Y_3600)	(Y_3600)	(Y_2243)	(Y_3774)	(In2306)
Units	ppm	ppm	ppm	ppm	ppm
Avg	**46.144**	**.14273**	**-.00033**	**90.125**	**.05331**
Stddev	.066	.00001	.00009	.050	.00029
%RSD	.14291	.00474	28.488	.05528	.54218
#1	46.097	.14273	-.00026	90.090	.05311
#2	46.190	.14272	-.00040	90.160	.05352
Check ?	Chk Pass	Chk Pass	Chk Pass	Chk Pass	Chk Pass
High Limit					
Low Limit					

Elem	P_2136	Pb2203	S_1820	Sb2068	Se1960
Line	213.618 {458}	220.353 {453}	182.034 {485}	206.833 {463}	196.090 {472}
IS Ref	(Y_2243)	(In2306)	(Y_2243)	(Y_2243)	(Y_2243)
Units	ppm	ppm	ppm	ppm	ppm
Avg	**25.03**	**.00201**	F **142.72**	**.00067**	**-.00332**
Stddev	.00	.00074	.04	.00206	.00219
%RSD	.0032	36.554	.03131	308.66	65.955
#1	25.03	.00253	142.69	-.00079	-.00177
#2	25.03	.00149	142.75	.00213	-.00486
Check ?	None	Chk Pass	Chk Fail	Chk Pass	Chk Pass
High Limit			90.000		
Low Limit			-.20000		

Elem	Si2881	Sn1899	Sr4077	Th2837	Ti3349
Line	288.158 {117}2	189.989 {477}	407.771 { 83}	283.730 {119}	334.904 {101}
IS Ref	(Y_3774)	(In2306)	(Y_3774)	(Y_3774)	(Y_3600)
Units	ppm	ppm	ppm	ppm	ppm
Avg	**5.1754**	**-.00122**	**1.3007**	**.9922**	**.00182**
Stddev	.0291	.00018	.0004	.0056	.00050
%RSD	.56221	14.865	.03382	.5653	27.610
#1	5.1549	-.00109	1.3004	.9962	.00218
#2	5.1960	-.00135	1.3010	.9883	.00147
Check ?	Chk Pass	Chk Pass	Chk Pass	None	Chk Pass
High Limit					
Low Limit					

Sample Name: 189941-14 tot Acquired: 9/27/2021 18:19:01 Type: Unk
Method: ICAP2 New stds DEC2019(v697) Mode: CONC Corr. Factor: 1.000000
User: LMH Custom ID1: Custom ID2: Custom ID3:
Comment:

Elem	Tl1908	V_2924	Zn2062	Zr3438
Line	190.856 {477}	292.402 {115}	206.200 {163}	343.823 { 98}
IS Ref	(In2306)	(Y_3600)	(Y_3600)	(Y_3774)
Units	ppm	ppm	ppm	ppm
Avg	.00067	-.00089	.05524	.9985
Stddev	.00077	.00033	.00026	.0009
%RSD	114.78	37.535	.46234	.0951
#1	.00121	-.00065	.05506	.9979
#2	.00013	-.00112	.05542	.9992
Check ?	Chk Pass	Chk Pass	Chk Pass	None
High Limit				
Low Limit				
Int. Std.	In2306	Y_2243	Y_3600	Y_3774
Line	230.606 {446}	224.306 {450}	360.073 { 94}	377.433 { 89}
Units	Cts/S	Cts/S	Cts/S	Cts/S
Avg	3719.3	3256.7	25286.	3668.8
Stddev	8.8	13.2	15.	1.0
%RSD	.23747	.40507	.06120	.02775
#1	3725.5	3266.0	25297.	3669.5
#2	3713.0	3247.3	25275.	3668.1
Check ?	Chk Pass	Chk Pass	Chk Pass	Chk Pass
Value	90.748%	98.873%	96.000%	100.81%
Range				

Sample Name: 189941-7 tot Acquired: 9/27/2021 18:22:41 Type: Unk
Method: ICAP2 New stds DEC2019(v697) Mode: CONC Corr. Factor: 1.000000
User: LMH Custom ID1: Custom ID2: Custom ID3:
Comment:

Elem	Ag3280	Al3082	As1890	B_2089	Ba4554-2
Line	328.068 {103}	308.215 {109}	189.042 {478}	208.959 {461}	455.403 { 74}2
IS Ref	(Y_3600)	(Y_3774)	(Y_2243)	(Y_2243)	(Y_3600)
Units	ppm	ppm	ppm	ppm	ppm
Avg	.00059	.52984	.00008	.10351	.07409
Stddev	.00023	.04303	.00016	.00034	.00008
%RSD	38.645	8.1216	199.61	.32394	.10521
#1	.00043	.56027	-.00003	.10375	.07415
#2	.00075	.49942	.00019	.10328	.07404
Check ?	Chk Pass	Chk Pass	Chk Pass	Chk Pass	Chk Pass
High Limit					
Low Limit					

Elem	Be3130	Ca3179	Cd2288	**Ce4040	Co2286
Line	313.042 {108}	317.933 {106}	228.802 {447}	404.076 { 83}	228.616 {447}
IS Ref	(Y_3774)	(Y_3774)	(Y_2243)	(Y_3774)	(In2306)
Units	ppm	ppm	ppm	ppm	ppm
Avg	.00014	132.13	.00029	-.0251	.00835
Stddev	.00011	.04	.00012	.0478	.00001
%RSD	79.185	.03088	43.017	190.7	.11374
#1	.00006	132.16	.00037	-.0589	.00836
#2	.00021	132.10	.00020	.0087	.00835
Check ?	Chk Pass	Chk Pass	Chk Pass	Chk Pass	Chk Pass
High Limit					
Low Limit					

Elem	Cr2677	Cu3273	Fe2599	K_7664	Li6707
Line	267.716 {126}	327.396 {103}	259.940 {130}	766.490 { 44}	670.784 { 50}
IS Ref	(Y_3600)	(Y_3600)	(Y_3774)	(Y_3774)	(Y_3774)
Units	ppm	ppm	ppm	ppm	ppm
Avg	.00036	.00144	.05187	4.4405	.03288
Stddev	.00038	.00069	.00236	.0586	.00084
%RSD	104.82	48.197	4.5589	1.3199	2.5629
#1	.00009	.00095	.05354	4.3990	.03348
#2	.00063	.00193	.05020	4.4819	.03229
Check ?	Chk Pass	Chk Pass	Chk Pass	Chk Pass	Chk Pass
High Limit					
Low Limit					

Sample Name: 189941-7 tot Acquired: 9/27/2021 18:22:41 Type: Unk
Method: ICAP2 New stds DEC2019(v697) Mode: CONC Corr. Factor: 1.000000
User: LMH Custom ID1: Custom ID2: Custom ID3:
Comment:

Elem	Mg2790	Mn2576	Mo2020	Na8183	Ni2316
Line	279.079 {121}2	257.610 {131}	202.030 {467}	818.326 { 41}	231.604 {446}
IS Ref	(Y_3600)	(Y_3600)	(Y_2243)	(Y_3774)	(In2306)
Units	ppm	ppm	ppm	ppm	ppm
Avg	**41.746**	**.05856**	**-.00028**	**103.32**	**.01807**
Stddev	.075	.00006	.00014	.63	.00003
%RSD	.17978	.09396	49.551	.61015	.14167
#1	41.799	.05853	-.00018	103.76	.01805
#2	41.693	.05860	-.00038	102.87	.01809
Check ?	Chk Pass	Chk Pass	Chk Pass	Chk Pass	Chk Pass
High Limit					
Low Limit					

Elem	P_2136	Pb2203	S_1820	Sb2068	Se1960
Line	213.618 {458}	220.353 {453}	182.034 {485}	206.833 {463}	196.090 {472}
IS Ref	(Y_2243)	(In2306)	(Y_2243)	(Y_2243)	(Y_2243)
Units	ppm	ppm	ppm	ppm	ppm
Avg	**25.03**	**.00021**	F **104.98**	**-.00190**	**-.00248**
Stddev	.00	.00005	.04	.00166	.00010
%RSD	.0013	21.937	.04192	87.515	4.1226
#1	25.03	.00024	104.95	-.00307	-.00255
#2	25.03	.00018	105.01	-.00072	-.00241
Check ?	None	Chk Pass	Chk Fail	Chk Pass	Chk Pass
High Limit			90.000		
Low Limit			-.20000		

Elem	Si2881	Sn1899	Sr4077	Th2837	Ti3349
Line	288.158 {117}2	189.989 {477}	407.771 { 83}	283.730 {119}	334.904 {101}
IS Ref	(Y_3774)	(In2306)	(Y_3774)	(Y_3774)	(Y_3600)
Units	ppm	ppm	ppm	ppm	ppm
Avg	**4.4736**	**-.00123**	**1.3575**	**.9896**	**.00136**
Stddev	.0091	.00020	.0018	.0012	.00055
%RSD	.20431	16.308	.13015	.1202	40.508
#1	4.4801	-.00137	1.3563	.9905	.00175
#2	4.4671	-.00109	1.3588	.9888	.00097
Check ?	Chk Pass	Chk Pass	Chk Pass	None	Chk Pass
High Limit					
Low Limit					

Sample Name: 189941-7 tot Acquired: 9/27/2021 18:22:41 Type: Unk
Method: ICAP2 New stds DEC2019(v697) Mode: CONC Corr. Factor: 1.000000
User: LMH Custom ID1: Custom ID2: Custom ID3:
Comment:

Elem	Tl1908	V_2924	Zn2062	Zr3438
Line	190.856 {477}	292.402 {115}	206.200 {163}	343.823 { 98}
IS Ref	(In2306)	(Y_3600)	(Y_3600)	(Y_3774)
Units	ppm	ppm	ppm	ppm
Avg	-.00037	-.00021	.01789	.9986
Stddev	.00036	.00011	.00010	.0003
%RSD	97.203	50.999	.55131	.0319
#1	-.00012	-.00029	.01796	.9988
#2	-.00063	-.00013	.01782	.9984
Check ?	Chk Pass	Chk Pass	Chk Pass	None
High Limit				
Low Limit				
Int. Std.	In2306	Y_2243	Y_3600	Y_3774
Line	230.606 {446}	224.306 {450}	360.073 { 94}	377.433 { 89}
Units	Cts/S	Cts/S	Cts/S	Cts/S
Avg	3725.0	3250.7	25229.	3685.7
Stddev	11.2	12.2	20.	4.3
%RSD	.29970	.37428	.08058	.11703
#1	3732.9	3259.3	25215.	3688.8
#2	3717.1	3242.1	25244.	3682.7
Check ?	Chk Pass	Chk Pass	Chk Pass	Chk Pass
Value	90.887%	98.691%	95.786%	101.28%
Range				

Sample Name: 189924-2 tot Acquired: 9/27/2021 18:26:22 Type: Unk
Method: ICAP2 New stds DEC2019(v697) Mode: CONC Corr. Factor: 1.000000
User: LMH Custom ID1: Custom ID2: Custom ID3:
Comment:

Elem	Ag3280	Al3082	As1890	B_2089	Ba4554-2
Line	328.068 {103}	308.215 {109}	189.042 {478}	208.959 {461}	455.403 { 74}2
IS Ref	(Y_3600)	(Y_3774)	(Y_2243)	(Y_2243)	(Y_3600)
Units	ppm	ppm	ppm	ppm	ppm
Avg	**.00126**	**.01609**	**.00043**	**.04241**	**.11952**
Stddev	.00035	.00112	.00021	.00021	.00010
%RSD	27.782	6.9823	50.409	.48819	.08327
#1	.00101	.01530	.00058	.04255	.11959
#2	.00150	.01689	.00027	.04226	.11945
Check ?	Chk Pass	Chk Pass	Chk Pass	Chk Pass	Chk Pass
High Limit					
Low Limit					

Elem	Be3130	Ca3179	Cd2288	**Ce4040	Co2286
Line	313.042 {108}	317.933 {106}	228.802 {447}	404.076 { 83}	228.616 {447}
IS Ref	(Y_3774)	(Y_3774)	(Y_2243)	(Y_3774)	(In2306)
Units	ppm	ppm	ppm	ppm	ppm
Avg	**.00001**	**90.760**	**-.00006**	**-.0329**	**-.00004**
Stddev	.00005	.097	.00007	.0238	.00007
%RSD	401.12	.10729	113.37	72.23	182.36
#1	-.00002	90.829	-.00001	-.0161	.00001
#2	.00004	90.691	-.00011	-.0498	-.00009
Check ?	Chk Pass	Chk Pass	Chk Pass	Chk Pass	Chk Pass
High Limit					
Low Limit					

Elem	Cr2677	Cu3273	Fe2599	K_7664	Li6707
Line	267.716 {126}	327.396 {103}	259.940 {130}	766.490 { 44}	670.784 { 50}
IS Ref	(Y_3600)	(Y_3600)	(Y_3774)	(Y_3774)	(Y_3774)
Units	ppm	ppm	ppm	ppm	ppm
Avg	**-.00058**	**.00155**	**.30402**	**2.6793**	**.00113**
Stddev	.00040	.00005	.00228	.0570	.00076
%RSD	70.305	3.5032	.74836	2.1286	67.144
#1	-.00029	.00159	.30241	2.6390	.00166
#2	-.00086	.00152	.30562	2.7196	.00059
Check ?	Chk Pass	Chk Pass	Chk Pass	Chk Pass	Chk Pass
High Limit					
Low Limit					

Sample Name: 189924-2 tot Acquired: 9/27/2021 18:26:22 Type: Unk
Method: ICAP2 New stds DEC2019(v697) Mode: CONC Corr. Factor: 1.000000
User: LMH Custom ID1: Custom ID2: Custom ID3:
Comment:

Elem	Mg2790	Mn2576	Mo2020	Na8183	Ni2316
Line	279.079 {121}2	257.610 {131}	202.030 {467}	818.326 { 41}	231.604 {446}
IS Ref	(Y_3600)	(Y_3600)	(Y_2243)	(Y_3774)	(In2306)
Units	ppm	ppm	ppm	ppm	ppm
Avg	**18.584**	**.14398**	**-.00026**	**81.457**	**.00261**
Stddev	.006	.00008	.00016	.606	.00005
%RSD	.02979	.05565	62.801	.74425	2.0720
#1	18.588	.14392	-.00014	81.028	.00265
#2	18.580	.14404	-.00037	81.885	.00257
Check ?	Chk Pass	Chk Pass	Chk Pass	Chk Pass	Chk Pass
High Limit					
Low Limit					

Elem	P_2136	Pb2203	S_1820	Sb2068	Se1960
Line	213.618 {458}	220.353 {453}	182.034 {485}	206.833 {463}	196.090 {472}
IS Ref	(Y_2243)	(In2306)	(Y_2243)	(Y_2243)	(Y_2243)
Units	ppm	ppm	ppm	ppm	ppm
Avg	**25.02**	**.00056**	**22.313**	**-.00185**	**-.00448**
Stddev	.00	.00055	.027	.00035	.00240
%RSD	.0036	98.664	.12064	19.018	53.496
#1	25.02	.00095	22.332	-.00210	-.00618
#2	25.02	.00017	22.294	-.00160	-.00279
Check ?	None	Chk Pass	Chk Pass	Chk Pass	Chk Pass
High Limit					
Low Limit					

Elem	Si2881	Sn1899	Sr4077	Th2837	Ti3349
Line	288.158 {117}2	189.989 {477}	407.771 { 83}	283.730 {119}	334.904 {101}
IS Ref	(Y_3774)	(In2306)	(Y_3774)	(Y_3774)	(Y_3600)
Units	ppm	ppm	ppm	ppm	ppm
Avg	**4.0255**	**-.00129**	**.43393**	**1.001**	**.00040**
Stddev	.0061	.00017	.00069	.009	.00054
%RSD	.15234	13.305	.15953	.8833	133.97
#1	4.0211	-.00141	.43442	.9950	.00002
#2	4.0298	-.00117	.43344	1.008	.00079
Check ?	Chk Pass	Chk Pass	Chk Pass	None	Chk Pass
High Limit					
Low Limit					

Sample Name: 189924-2 tot Acquired: 9/27/2021 18:26:22 Type: Unk
Method: ICAP2 New stds DEC2019(v697) Mode: CONC Corr. Factor: 1.000000
User: LMH Custom ID1: Custom ID2: Custom ID3:
Comment:

Elem	Tl1908	V_2924	Zn2062	Zr3438
Line	190.856 {477}	292.402 {115}	206.200 {163}	343.823 { 98}
IS Ref	(In2306)	(Y_3600)	(Y_3600)	(Y_3774)
Units	ppm	ppm	ppm	ppm
Avg	.00024	-.00028	-.00071	.9989
Stddev	.00095	.00016	.00011	.0007
%RSD	391.43	56.607	16.070	.0656
#1	.00091	-.00017	-.00063	.9984
#2	-.00043	-.00040	-.00079	.9993
Check ?	Chk Pass	Chk Pass	Chk Pass	None
High Limit				
Low Limit				
Int. Std.	In2306	Y_2243	Y_3600	Y_3774
Line	230.606 {446}	224.306 {450}	360.073 { 94}	377.433 { 89}
Units	Cts/S	Cts/S	Cts/S	Cts/S
Avg	3776.8	3246.0	25265.	3678.3
Stddev	4.4	7.2	50.	2.1
%RSD	.11588	.22161	.19978	.05584
#1	3779.9	3251.1	25229.	3676.9
#2	3773.7	3240.9	25300.	3679.8
Check ?	Chk Pass	Chk Pass	Chk Pass	Chk Pass
Value	92.152%	98.548%	95.921%	101.08%
Range				

Sample Name: 189926-1 tpt Acquired: 9/27/2021 18:30:05 Type: Unk
Method: ICAP2 New stds DEC2019(v697) Mode: CONC Corr. Factor: 1.000000
User: LMH Custom ID1: Custom ID2: Custom ID3:
Comment:

Elem	Ag3280	Al3082	As1890	B_2089	Ba4554-2
Line	328.068 {103}	308.215 {109}	189.042 {478}	208.959 {461}	455.403 { 74}2
IS Ref	(Y_3600)	(Y_3774)	(Y_2243)	(Y_2243)	(Y_3600)
Units	ppm	ppm	ppm	ppm	ppm
Avg	.00021	.03737	-.00081	.04364	.02828
Stddev	.00090	.00649	.00319	.00004	.00001
%RSD	420.57	17.357	393.44	.10197	.03713
#1	-.00042	.04196	-.00307	.04367	.02828
#2	.00085	.03279	.00144	.04361	.02827
Check ?	Chk Pass	Chk Pass	Chk Pass	Chk Pass	Chk Pass
High Limit					
Low Limit					

Elem	Be3130	Ca3179	Cd2288	**Ce4040	Co2286
Line	313.042 {108}	317.933 {106}	228.802 {447}	404.076 { 83}	228.616 {447}
IS Ref	(Y_3774)	(Y_3774)	(Y_2243)	(Y_3774)	(In2306)
Units	ppm	ppm	ppm	ppm	ppm
Avg	.00003	184.09	.00066	-.0158	.00007
Stddev	.00008	3.57	.00010	.0117	.00000
%RSD	226.07	1.9377	15.557	74.21	1.1825
#1	.00009	186.61	.00074	-.0241	.00007
#2	-.00002	181.56	.00059	-.0075	.00007
Check ?	Chk Pass	Chk Pass	Chk Pass	Chk Pass	Chk Pass
High Limit					
Low Limit					

Elem	Cr2677	Cu3273	Fe2599	K_7664	Li6707
Line	267.716 {126}	327.396 {103}	259.940 {130}	766.490 { 44}	670.784 { 50}
IS Ref	(Y_3600)	(Y_3600)	(Y_3774)	(Y_3774)	(Y_3774)
Units	ppm	ppm	ppm	ppm	ppm
Avg	.00019	.00097	.04718	2.7536	.03223
Stddev	.00043	.00059	.00072	.0625	.00088
%RSD	231.21	60.897	1.5205	2.2697	2.7379
#1	.00049	.00138	.04769	2.7977	.03160
#2	-.00012	.00055	.04668	2.7094	.03285
Check ?	Chk Pass	Chk Pass	Chk Pass	Chk Pass	Chk Pass
High Limit					
Low Limit					

Sample Name: 189926-1 tpt Acquired: 9/27/2021 18:30:05 Type: Unk
Method: ICAP2 New stds DEC2019(v697) Mode: CONC Corr. Factor: 1.000000
User: LMH Custom ID1: Custom ID2: Custom ID3:
Comment:

Elem	Mg2790	Mn2576	Mo2020	Na5895	Ni2316
Line	279.079 {121}2	257.610 {131}	202.030 {467}	589.592 { 57}	231.604 {446}
IS Ref	(Y_3600)	(Y_3600)	(Y_2243)	(Y_3774)	(In2306)
Units	ppm	ppm	ppm	ppm	ppm
Avg	**106.69**	**.04035**	**.00007**	**34.448**	**.00678**
Stddev	.01	.00006	.00039	.051	.00017
%RSD	.01131	.15103	592.48	.14879	2.5302
#1	106.70	.04039	.00034	34.484	.00690
#2	106.68	.04030	-.00021	34.411	.00666
Check ?	Chk Pass	Chk Pass	Chk Pass	Chk Pass	Chk Pass
High Limit					
Low Limit					

Elem	P_2136	Pb2203	S_1820	Sb2068	Se1960
Line	213.618 {458}	220.353 {453}	182.034 {485}	206.833 {463}	196.090 {472}
IS Ref	(Y_2243)	(In2306)	(Y_2243)	(Y_2243)	(Y_2243)
Units	ppm	ppm	ppm	ppm	ppm
Avg	**25.02**	**.00161**	F **104.70**	**-.00036**	**-.00433**
Stddev	.00	.00014	.07	.00143	.00406
%RSD	.0021	8.9939	.06801	401.14	93.812
#1	25.02	.00151	104.65	.00066	-.00146
#2	25.03	.00171	104.75	-.00137	-.00720
Check ?	None	Chk Pass	Chk Fail	Chk Pass	Chk Pass
High Limit			90.000		
Low Limit			-.20000		

Elem	Si2881	Sn1899	Sr4077	Th2837	Ti3349
Line	288.158 {117}2	189.989 {477}	407.771 { 83}	283.730 {119}	334.904 {101}
IS Ref	(Y_3774)	(In2306)	(Y_3774)	(Y_3774)	(Y_3600)
Units	ppm	ppm	ppm	ppm	ppm
Avg	**8.4725**	**-.00116**	**1.5055**	**1.001**	**.00114**
Stddev	.0086	.00016	.0001	.011	.00044
%RSD	.10150	13.667	.00903	1.118	38.379
#1	8.4786	-.00127	1.5056	.9932	.00146
#2	8.4664	-.00105	1.5054	1.009	.00083
Check ?	Chk Pass	Chk Pass	Chk Pass	None	Chk Pass
High Limit					
Low Limit					

Sample Name: 189926-1 tpt Acquired: 9/27/2021 18:30:05 Type: Unk
Method: ICAP2 New stds DEC2019(v697) Mode: CONC Corr. Factor: 1.000000
User: LMH Custom ID1: Custom ID2: Custom ID3:
Comment:

Elem	Tl1908	V_2924	Zn2062	Zr3438
Line	190.856 {477}	292.402 {115}	206.200 {163}	343.823 { 98}
IS Ref	(In2306)	(Y_3600)	(Y_3600)	(Y_3774)
Units	ppm	ppm	ppm	ppm
Avg	-.00028	-.00145	.00777	.9998
Stddev	.00140	.00057	.00017	.0001
%RSD	506.56	39.598	2.2385	.0062
#1	-.00127	-.00186	.00789	.9998
#2	.00072	-.00105	.00764	.9999
Check ?	Chk Pass	Chk Pass	Chk Pass	None
High Limit				
Low Limit				
Int. Std.	In2306	Y_2243	Y_3600	Y_3774
Line	230.606 {446}	224.306 {450}	360.073 { 94}	377.433 { 89}
Units	Cts/S	Cts/S	Cts/S	Cts/S
Avg	3636.0	3154.9	24557.	3585.2
Stddev	1.9	3.0	98.	22.2
%RSD	.05350	.09555	.40087	.61820
#1	3637.3	3157.0	24488.	3569.5
#2	3634.6	3152.7	24627.	3600.8
Check ?	Chk Pass	Chk Pass	Chk Pass	Chk Pass
Value	88.715%	95.783%	93.235%	98.515%
Range				

Sample Name: 189926-6 tot Acquired: 9/27/2021 18:33:52 Type: Unk
Method: ICAP2 New stds DEC2019(v697) Mode: CONC Corr. Factor: 1.000000
User: LMH Custom ID1: Custom ID2: Custom ID3:
Comment:

Elem	Ag3280	Al3082	As1890	B_2089	Ba4554-2
Line	328.068 {103}	308.215 {109}	189.042 {478}	208.959 {461}	455.403 { 74}2
IS Ref	(Y_3600)	(Y_3774)	(Y_2243)	(Y_2243)	(Y_3600)
Units	ppm	ppm	ppm	ppm	ppm
Avg	**.00120**	**.04810**	**.02090**	**.05032**	**.18617**
Stddev	.00246	.04281	.00196	.00047	.00068
%RSD	205.17	89.000	9.3972	.93626	.36714
#1	.00294	.01783	.01952	.04999	.18666
#2	-.00054	.07837	.02229	.05065	.18569
Check ?	Chk Pass	Chk Pass	Chk Pass	Chk Pass	Chk Pass
High Limit					
Low Limit					

Elem	Be3130	Ca3179	Cd2288	**Ce4040	Co2286
Line	313.042 {108}	317.933 {106}	228.802 {447}	404.076 { 83}	228.616 {447}
IS Ref	(Y_3774)	(Y_3774)	(Y_2243)	(Y_3774)	(In2306)
Units	ppm	ppm	ppm	ppm	ppm
Avg	**.00006**	**260.99**	**.00043**	**-.0303**	**.00024**
Stddev	.00015	.88	.00016	.0356	.00019
%RSD	253.30	.33650	37.464	117.4	78.801
#1	.00017	261.61	.00055	-.0051	.00037
#2	-.00005	260.37	.00032	-.0555	.00011
Check ?	Chk Pass	Chk Pass	Chk Pass	Chk Pass	Chk Pass
High Limit					
Low Limit					

Elem	Cr2677	Cu3273	Fe2599	K_7664	Li6707
Line	267.716 {126}	327.396 {103}	259.940 {130}	766.490 { 44}	670.784 { 50}
IS Ref	(Y_3600)	(Y_3600)	(Y_3774)	(Y_3774)	(Y_3774)
Units	ppm	ppm	ppm	ppm	ppm
Avg	**-.00019**	**.00225**	**20.472**	**5.4634**	**.00288**
Stddev	.00021	.00127	.293	.0369	.00083
%RSD	109.53	56.341	1.4324	.67533	28.683
#1	-.00004	.00135	20.680	5.4895	.00229
#2	-.00033	.00315	20.265	5.4373	.00346
Check ?	Chk Pass	Chk Pass	Chk Pass	Chk Pass	Chk Pass
High Limit					
Low Limit					

Sample Name: 189926-6 tot Acquired: 9/27/2021 18:33:52 Type: Unk
Method: ICAP2 New stds DEC2019(v697) Mode: CONC Corr. Factor: 1.000000
User: LMH Custom ID1: Custom ID2: Custom ID3:
Comment:

Elem	Mg2790	Mn2576	Mo2020	Na5895	Ni2316
Line	279.079 {121}2	257.610 {131}	202.030 {467}	589.592 { 57}	231.604 {446}
IS Ref	(Y_3600)	(Y_3600)	(Y_2243)	(Y_3774)	(In2306)
Units	ppm	ppm	ppm	ppm	ppm
Avg	**72.956**	**8.6341**	**.00045**	**6.7343**	**.00122**
Stddev	.166	.0266	.00005	.0769	.00009
%RSD	.22785	.30757	10.752	1.1413	7.6247
#1	73.074	8.6528	.00049	6.7887	.00115
#2	72.839	8.6153	.00042	6.6800	.00128
Check ?	Chk Pass	Chk Pass	Chk Pass	Chk Pass	Chk Pass
High Limit					
Low Limit					

Elem	P_2136	Pb2203	S_1820	Sb2068	Se1960
Line	213.618 {458}	220.353 {453}	182.034 {485}	206.833 {463}	196.090 {472}
IS Ref	(Y_2243)	(In2306)	(Y_2243)	(Y_2243)	(Y_2243)
Units	ppm	ppm	ppm	ppm	ppm
Avg	**25.27**	**.00315**	F **189.58**	**-.00008**	**-.00036**
Stddev	.00	.00008	.14	.00044	.00196
%RSD	.0003	2.6950	.07416	528.21	539.50
#1	25.27	.00321	189.68	.00023	.00102
#2	25.27	.00309	189.49	-.00040	-.00175
Check ?	None	Chk Pass	Chk Fail	Chk Pass	Chk Pass
High Limit			90.000		
Low Limit			-.20000		

Elem	Si2881	Sn1899	Sr4077	Th2837	Ti3349
Line	288.158 {117}2	189.989 {477}	407.771 { 83}	283.730 {119}	334.904 {101}
IS Ref	(Y_3774)	(In2306)	(Y_3774)	(Y_3774)	(Y_3600)
Units	ppm	ppm	ppm	ppm	ppm
Avg	**4.2846**	**-.00111**	**1.4730**	**1.004**	**.00163**
Stddev	.0092	.00017	.0213	.007	.00007
%RSD	.21370	14.905	1.4458	.7448	4.4518
#1	4.2911	-.00123	1.4881	1.009	.00158
#2	4.2781	-.00100	1.4580	.9983	.00168
Check ?	Chk Pass	Chk Pass	Chk Pass	None	Chk Pass
High Limit					
Low Limit					

Sample Name: 189926-6 tot Acquired: 9/27/2021 18:33:52 Type: Unk
Method: ICAP2 New stds DEC2019(v697) Mode: CONC Corr. Factor: 1.000000
User: LMH Custom ID1: Custom ID2: Custom ID3:
Comment:

Elem	Tl1908	V_2924	Zn2062	Zr3438
Line	190.856 {477}	292.402 {115}	206.200 {163}	343.823 { 98}
IS Ref	(In2306)	(Y_3600)	(Y_3600)	(Y_3774)
Units	ppm	ppm	ppm	ppm
Avg	.00211	.00094	.00129	.9987
Stddev	.00143	.00038	.00022	.0001
%RSD	67.444	40.752	16.857	.0066
#1	.00111	.00121	.00114	.9986
#2	.00312	.00067	.00145	.9987
Check ?	Chk Pass	Chk Pass	Chk Pass	None
High Limit				
Low Limit				
Int. Std.	In2306	Y_2243	Y_3600	Y_3774
Line	230.606 {446}	224.306 {450}	360.073 { 94}	377.433 { 89}
Units	Cts/S	Cts/S	Cts/S	Cts/S
Avg	3647.3	3152.9	24580.	3615.5
Stddev	6.6	4.8	24.	3.9
%RSD	.18214	.15137	.09851	.10746
#1	3642.6	3149.5	24563.	3612.8
#2	3652.0	3156.2	24598.	3618.3
Check ?	Chk Pass	Chk Pass	Chk Pass	Chk Pass
Value	88.991%	95.722%	93.322%	99.350%
Range				

Sample Name: 189926-8 tot Acquired: 9/27/2021 18:37:42 Type: Unk
Method: ICAP2 New stds DEC2019(v697) Mode: CONC Corr. Factor: 1.000000
User: LMH Custom ID1: Custom ID2: Custom ID3:
Comment:

Elem	Ag3280	Al3082	As1890	B_2089	Ba4554-2
Line	328.068 {103}	308.215 {109}	189.042 {478}	208.959 {461}	455.403 { 74}2
IS Ref	(Y_3600)	(Y_3774)	(Y_2243)	(Y_2243)	(Y_3600)
Units	ppm	ppm	ppm	ppm	ppm
Avg	.00018	.01402	.00246	.11736	.02016
Stddev	.00094	.02592	.00034	.00015	.00002
%RSD	517.18	184.87	13.633	.12780	.11192
#1	-.00048	.03234	.00222	.11725	.02014
#2	.00085	-.00431	.00270	.11747	.02017
Check ?	Chk Pass	Chk Pass	Chk Pass	Chk Pass	Chk Pass
High Limit					
Low Limit					

Elem	Be3130	Ca3179	Cd2288	**Ce4040	Co2286
Line	313.042 {108}	317.933 {106}	228.802 {447}	404.076 { 83}	228.616 {447}
IS Ref	(Y_3774)	(Y_3774)	(Y_2243)	(Y_3774)	(In2306)
Units	ppm	ppm	ppm	ppm	ppm
Avg	-.00003	439.91	.00045	-.0345	.00265
Stddev	.00002	.35	.00023	.0123	.00006
%RSD	54.658	.07853	52.402	35.71	2.1834
#1	-.00002	439.66	.00061	-.0433	.00269
#2	-.00005	440.15	.00028	-.0258	.00261
Check ?	Chk Pass	Chk Pass	Chk Pass	Chk Pass	Chk Pass
High Limit					
Low Limit					

Elem	Cr2677	Cu3273	Fe2599	K_7664	Li6707
Line	267.716 {126}	327.396 {103}	259.940 {130}	766.490 { 44}	670.784 { 50}
IS Ref	(Y_3600)	(Y_3600)	(Y_3774)	(Y_3774)	(Y_3774)
Units	ppm	ppm	ppm	ppm	ppm
Avg	.00026	-.00028	5.1520	3.9041	.02933
Stddev	.00028	.00007	.0245	.0267	.00272
%RSD	105.62	26.367	.47636	.68443	9.2801
#1	.00046	-.00033	5.1694	3.9230	.03126
#2	.00007	-.00022	5.1347	3.8852	.02741
Check ?	Chk Pass	Chk Pass	Chk Pass	Chk Pass	Chk Pass
High Limit					
Low Limit					

Sample Name: 189926-8 tot Acquired: 9/27/2021 18:37:42 Type: Unk
Method: ICAP2 New stds DEC2019(v697) Mode: CONC Corr. Factor: 1.000000
User: LMH Custom ID1: Custom ID2: Custom ID3:
Comment:

Elem	Mg2790	Mn2576	Mo2020	Na5895	Ni2316
Line	279.079 {121}2	257.610 {131}	202.030 {467}	589.592 { 57}	231.604 {446}
IS Ref	(Y_3600)	(Y_3600)	(Y_2243)	(Y_3774)	(In2306)
Units	ppm	ppm	ppm	ppm	ppm
Avg	**189.49**	**2.6442**	**.00037**	**27.556**	**.00724**
Stddev	.18	.0025	.00018	.053	.00050
%RSD	.09737	.09298	49.610	.19323	6.9668
#1	189.36	2.6425	.00024	27.594	.00688
#2	189.62	2.6459	.00050	27.518	.00759
Check ?	Chk Pass	Chk Pass	Chk Pass	Chk Pass	Chk Pass
High Limit					
Low Limit					

Elem	P_2136	Pb2203	S_1820	Sb2068	Se1960
Line	213.618 {458}	220.353 {453}	182.034 {485}	206.833 {463}	196.090 {472}
IS Ref	(Y_2243)	(In2306)	(Y_2243)	(Y_2243)	(Y_2243)
Units	ppm	ppm	ppm	ppm	ppm
Avg	**25.03**	**.00197**	F **471.25**	**-.00073**	**.00634**
Stddev	.00	.00190	.08	.00133	.00758
%RSD	.0082	96.871	.01721	182.44	119.54
#1	25.03	.00331	471.31	.00021	.01170
#2	25.03	.00062	471.20	-.00167	.00098
Check ?	None	Chk Pass	Chk Fail	Chk Pass	Chk Pass
High Limit			90.000		
Low Limit			-.20000		

Elem	Si2881	Sn1899	Sr4077	Th2837	Ti3349
Line	288.158 {117}2	189.989 {477}	407.771 { 83}	283.730 {119}	334.904 {101}
IS Ref	(Y_3774)	(In2306)	(Y_3774)	(Y_3774)	(Y_3600)
Units	ppm	ppm	ppm	ppm	ppm
Avg	**8.6989**	**-.00118**	**5.2806**	**1.003**	**.00237**
Stddev	.0254	.00023	.0091	.001	.00015
%RSD	.29174	19.612	.17225	.1078	6.1577
#1	8.7168	-.00135	5.2870	1.004	.00227
#2	8.6809	-.00102	5.2742	1.002	.00247
Check ?	Chk Pass	Chk Pass	Chk Pass	None	Chk Pass
High Limit					
Low Limit					

Sample Name: 189926-8 tot Acquired: 9/27/2021 18:37:42 Type: Unk
Method: ICAP2 New stds DEC2019(v697) Mode: CONC Corr. Factor: 1.000000
User: LMH Custom ID1: Custom ID2: Custom ID3:
Comment:

Elem	Tl1908	V_2924	Zn2062	Zr3438
Line	190.856 {477}	292.402 {115}	206.200 {163}	343.823 { 98}
IS Ref	(In2306)	(Y_3600)	(Y_3600)	(Y_3774)
Units	ppm	ppm	ppm	ppm
Avg	**-.00086**	**-.00129**	**.00040**	**.9998**
Stddev	.00046	.00022	.00013	.0000
%RSD	53.684	17.067	32.141	.0021
#1	-.00118	-.00144	.00031	.9998
#2	-.00053	-.00113	.00049	.9998
Check ?	Chk Pass	Chk Pass	Chk Pass	None
High Limit				
Low Limit				
Int. Std.	In2306	Y_2243	Y_3600	Y_3774
Line	230.606 {446}	224.306 {450}	360.073 { 94}	377.433 { 89}
Units	Cts/S	Cts/S	Cts/S	Cts/S
Avg	**3497.1**	**3082.0**	**24084.**	**3550.4**
Stddev	5.2	3.6	107.	12.6
%RSD	.14730	.11732	.44369	.35428
#1	3500.8	3084.6	24160.	3559.3
#2	3493.5	3079.5	24009.	3541.5
Check ?	Chk Pass	Chk Pass	Chk Pass	Chk Pass
Value	85.328%	93.571%	91.440%	97.559%
Range				

Sample Name: rinse Acquired: 9/27/2021 18:41:27 Type: Unk
Method: ICAP2 New stds DEC2019(v697) Mode: CONC Corr. Factor: 1.000000
User: LMH Custom ID1: Custom ID2: Custom ID3:
Comment:

Elem	Ag3280	Al3082	As1890	B_2089	Ba4554-2
Line	328.068 {103}	308.215 {109}	189.042 {478}	208.959 {461}	455.403 { 74}2
IS Ref	(Y_3600)	(Y_3774)	(Y_2243)	(Y_2243)	(Y_3600)
Units	ppm	ppm	ppm	ppm	ppm
Avg	**.00049**	**.00032**	**-.00384**	**-.00099**	**.00002**
Stddev	.00059	.00555	.00069	.00000	.00003
%RSD	119.21	1726.4	18.069	.45540	189.89
#1	.00008	.00425	-.00335	-.00098	-.00001
#2	.00091	-.00360	-.00433	-.00099	.00004
Check ?	Chk Pass	Chk Pass	Chk Pass	Chk Pass	Chk Pass
High Limit					
Low Limit					

Elem	Be3130	Ca3179	Cd2288	**Ce4040	Co2286
Line	313.042 {108}	317.933 {106}	228.802 {447}	404.076 { 83}	228.616 {447}
IS Ref	(Y_3774)	(Y_3774)	(Y_2243)	(Y_3774)	(In2306)
Units	ppm	ppm	ppm	ppm	ppm
Avg	**.00012**	**.00031**	**.00002**	**.0068**	**-.00014**
Stddev	.00001	.00034	.00011	.0356	.00016
%RSD	10.184	111.99	428.12	521.7	108.64
#1	.00013	.00006	.00010	.0320	-.00003
#2	.00012	.00055	-.00005	-.0183	-.00026
Check ?	Chk Pass	Chk Pass	Chk Pass	Chk Pass	Chk Pass
High Limit					
Low Limit					

Elem	Cr2677	Cu3273	Fe2599	K_7664	Li6707
Line	267.716 {126}	327.396 {103}	259.940 {130}	766.490 { 44}	670.784 { 50}
IS Ref	(Y_3600)	(Y_3600)	(Y_3774)	(Y_3774)	(Y_3774)
Units	ppm	ppm	ppm	ppm	ppm
Avg	**-.00015**	**-.00008**	**.01207**	**.07368**	**.00021**
Stddev	.00037	.00049	.00090	.01594	.00122
%RSD	252.25	585.48	7.4582	21.638	577.55
#1	-.00041	.00026	.01144	.06240	.00107
#2	.00012	-.00043	.01271	.08495	-.00065
Check ?	Chk Pass	Chk Pass	Chk Pass	Chk Pass	Chk Pass
High Limit					
Low Limit					

Sample Name: rinse Acquired: 9/27/2021 18:41:27 Type: Unk
Method: ICAP2 New stds DEC2019(v697) Mode: CONC Corr. Factor: 1.000000
User: LMH Custom ID1: Custom ID2: Custom ID3:
Comment:

Elem	Mg2790	Mn2576	Mo2020	Na5895	Ni2316
Line	279.079 {121}2	257.610 {131}	202.030 {467}	589.592 { 57}	231.604 {446}
IS Ref	(Y_3600)	(Y_3600)	(Y_2243)	(Y_3774)	(In2306)
Units	ppm	ppm	ppm	ppm	ppm
Avg	**.00704**	**.00024**	**-.00057**	**.11203**	**-.00039**
Stddev	.00844	.00005	.00019	.01044	.00013
%RSD	119.86	20.972	33.656	9.3224	33.152
#1	.01301	.00027	-.00071	.10465	-.00048
#2	.00107	.00020	-.00043	.11942	-.00030
Check ?	Chk Pass	Chk Pass	Chk Pass	Chk Pass	Chk Pass
High Limit					
Low Limit					

Elem	P_2136	Pb2203	S_1820	Sb2068	Se1960
Line	213.618 {458}	220.353 {453}	182.034 {485}	206.833 {463}	196.090 {472}
IS Ref	(Y_2243)	(In2306)	(Y_2243)	(Y_2243)	(Y_2243)
Units	ppm	ppm	ppm	ppm	ppm
Avg	**25.02**	**-.00030**	**.12916**	**-.00154**	**-.00317**
Stddev	.00	.00040	.00585	.00077	.00376
%RSD	.0040	132.21	4.5322	50.337	118.58
#1	25.02	-.00002	.13330	-.00099	-.00051
#2	25.02	-.00059	.12502	-.00209	-.00583
Check ?	None	Chk Pass	Chk Pass	Chk Pass	Chk Pass
High Limit					
Low Limit					

Elem	Si2881	Sn1899	Sr4077	Th2837	Ti3349
Line	288.158 {117}2	189.989 {477}	407.771 { 83}	283.730 {119}	334.904 {101}
IS Ref	(Y_3774)	(In2306)	(Y_3774)	(Y_3774)	(Y_3600)
Units	ppm	ppm	ppm	ppm	ppm
Avg	**-.02218**	**-.00051**	**.00001**	**.9933**	**-.00095**
Stddev	.00098	.00020	.00011	.0051	.00022
%RSD	4.3966	39.763	1463.6	.5177	23.126
#1	-.02149	-.00065	-.00007	.9970	-.00079
#2	-.02287	-.00037	.00008	.9897	-.00110
Check ?	Chk Pass	Chk Pass	Chk Pass	None	Chk Pass
High Limit					
Low Limit					

Sample Name: rinse Acquired: 9/27/2021 18:41:27 Type: Unk
Method: ICAP2 New stds DEC2019(v697) Mode: CONC Corr. Factor: 1.000000
User: LMH Custom ID1: Custom ID2: Custom ID3:
Comment:

Elem	Tl1908	V_2924	Zn2062	Zr3438
Line	190.856 {477}	292.402 {115}	206.200 {163}	343.823 { 98}
IS Ref	(In2306)	(Y_3600)	(Y_3600)	(Y_3774)
Units	ppm	ppm	ppm	ppm
Avg	-.00048	-.00017	-.00118	.9995
Stddev	.00181	.00013	.00002	.0007
%RSD	374.71	74.447	1.5074	.0672
#1	.00080	-.00026	-.00120	.9990
#2	-.00177	-.00008	-.00117	.9999
Check ?	Chk Pass	Chk Pass	Chk Pass	None
High Limit				
Low Limit				
Int. Std.	In2306	Y_2243	Y_3600	Y_3774
Line	230.606 {446}	224.306 {450}	360.073 { 94}	377.433 { 89}
Units	Cts/S	Cts/S	Cts/S	Cts/S
Avg	4129.5	3303.4	26358.	3620.3
Stddev	9.0	3.5	46.	13.8
%RSD	.21865	.10670	.17629	.38043
#1	4135.9	3305.9	26391.	3630.0
#2	4123.1	3300.9	26326.	3610.5
Check ?	Chk Pass	Chk Pass	Chk Pass	Chk Pass
Value	100.76%	100.29%	100.07%	99.481%
Range				

Sample Name: MB 480-597741/1-A Acquired: 9/27/2021 18:45:13 Type: Unk
Method: ICAP2 New stds DEC2019(v697) Mode: CONC Corr. Factor: 1.000000
User: LMH Custom ID1: Custom ID2: Custom ID3:
Comment:

Elem	Ag3280	Al3082	As1890	B_2089	Ba4554-2
Line	328.068 {103}	308.215 {109}	189.042 {478}	208.959 {461}	455.403 { 74}2
IS Ref	(Y_3600)	(Y_3774)	(Y_2243)	(Y_2243)	(Y_3600)
Units	ppm	ppm	ppm	ppm	ppm
Avg	**.00000**	**.03839**	**-.00026**	**.00180**	**.00004**
Stddev	.00014	.01356	.00205	.00041	.00001
%RSD	9220.2	35.318	776.41	22.580	19.416
#1	-.00010	.04798	-.00171	.00151	.00005
#2	.00010	.02880	.00118	.00209	.00004
Check ?	Chk Pass	Chk Pass	Chk Pass	Chk Pass	Chk Pass
High Limit					
Low Limit					

Elem	Be3130	Ca3179	Cd2288	**Ce4040	Co2286
Line	313.042 {108}	317.933 {106}	228.802 {447}	404.076 { 83}	228.616 {447}
IS Ref	(Y_3774)	(Y_3774)	(Y_2243)	(Y_3774)	(In2306)
Units	ppm	ppm	ppm	ppm	ppm
Avg	**.00006**	**.03386**	**-.00011**	**-.0441**	**-.00031**
Stddev	.00000	.00178	.00006	.0058	.00000
%RSD	7.5873	5.2425	52.658	13.17	.15863
#1	.00006	.03261	-.00007	-.0482	-.00031
#2	.00005	.03512	-.00015	-.0400	-.00031
Check ?	Chk Pass	Chk Pass	Chk Pass	None	Chk Pass
High Limit					
Low Limit					

Elem	Cr2677	Cu3273	Fe2599	K_7664	Li6707
Line	267.716 {126}	327.396 {103}	259.940 {130}	766.490 { 44}	670.784 { 50}
IS Ref	(Y_3600)	(Y_3600)	(Y_3774)	(Y_3774)	(Y_3774)
Units	ppm	ppm	ppm	ppm	ppm
Avg	**.00049**	**-.00022**	**.00080**	**.08538**	**.00196**
Stddev	.00017	.00051	.00123	.02134	.00017
%RSD	34.313	233.02	154.63	24.998	8.6702
#1	.00037	-.00057	.00167	.07029	.00208
#2	.00060	.00014	-.00007	.10047	.00184
Check ?	Chk Pass	Chk Pass	Chk Pass	Chk Pass	Chk Pass
High Limit					
Low Limit					

Sample Name: MB 480-597741/1-A Acquired: 9/27/2021 18:45:13 Type: Unk
Method: ICAP2 New stds DEC2019(v697) Mode: CONC Corr. Factor: 1.000000
User: LMH Custom ID1: Custom ID2: Custom ID3:
Comment:

Elem	Mg2790	Mn2576	Mo2020	Na5895	Ni2316
Line	279.079 {121}2	257.610 {131}	202.030 {467}	589.592 { 57}	231.604 {446}
IS Ref	(Y_3600)	(Y_3600)	(Y_2243)	(Y_3774)	(In2306)
Units	ppm	ppm	ppm	ppm	ppm
Avg	**.00105**	**.00054**	**-.00076**	**.10084**	**-.00020**
Stddev	.00075	.00003	.00008	.00666	.00050
%RSD	71.198	5.4246	10.649	6.6074	251.31
#1	.00158	.00052	-.00082	.09613	.00015
#2	.00052	.00056	-.00070	.10555	-.00055
Check ?	Chk Pass	Chk Pass	Chk Pass	Chk Pass	Chk Pass
High Limit					
Low Limit					

Elem	P_2136	Pb2203	S_1820	Sb2068	Se1960
Line	213.618 {458}	220.353 {453}	182.034 {485}	206.833 {463}	196.090 {472}
IS Ref	(Y_2243)	(In2306)	(Y_2243)	(Y_2243)	(Y_2243)
Units	ppm	ppm	ppm	ppm	ppm
Avg	**25.02**	**-.00060**	**.08224**	**-.00149**	**-.00403**
Stddev	.00	.00041	.00406	.00129	.00177
%RSD	.0020	68.378	4.9325	86.955	43.913
#1	25.02	-.00031	.08511	-.00240	-.00528
#2	25.02	-.00089	.07937	-.00057	-.00278
Check ?	None	Chk Pass	Chk Pass	Chk Pass	Chk Pass
High Limit					
Low Limit					

Elem	Si2881	Sn1899	Sr4077	Th2837	Ti3349
Line	288.158 {117}2	189.989 {477}	407.771 { 83}	283.730 {119}	334.904 {101}
IS Ref	(Y_3774)	(In2306)	(Y_3774)	(Y_3774)	(Y_3600)
Units	ppm	ppm	ppm	ppm	ppm
Avg	**-.01879**	**-.00074**	**.00030**	**.9962**	**-.00014**
Stddev	.00440	.00026	.00005	.0058	.00051
%RSD	23.409	35.192	16.956	.5850	371.47
#1	-.01568	-.00093	.00034	1.000	.00023
#2	-.02190	-.00056	.00027	.9921	-.00050
Check ?	Chk Pass	Chk Pass	Chk Pass	None	Chk Pass
High Limit					
Low Limit					

Sample Name: MB 480-597741/1-A Acquired: 9/27/2021 18:45:13 Type: Unk
Method: ICAP2 New stds DEC2019(v697) Mode: CONC Corr. Factor: 1.000000
User: LMH Custom ID1: Custom ID2: Custom ID3:
Comment:

Elem	Tl1908	V_2924	Zn2062	Zr3438
Line	190.856 {477}	292.402 {115}	206.200 {163}	343.823 { 98}
IS Ref	(In2306)	(Y_3600)	(Y_3600)	(Y_3774)
Units	ppm	ppm	ppm	ppm
Avg	.00055	.00029	-.00085	.9988
Stddev	.00124	.00006	.00009	.0012
%RSD	223.20	19.969	10.626	.1206
#1	.00143	.00033	-.00079	.9997
#2	-.00032	.00025	-.00092	.9980
Check ?	Chk Pass	Chk Pass	Chk Pass	None
High Limit				
Low Limit				
Int. Std.	In2306	Y_2243	Y_3600	Y_3774
Line	230.606 {446}	224.306 {450}	360.073 { 94}	377.433 { 89}
Units	Cts/S	Cts/S	Cts/S	Cts/S
Avg	4238.0	3397.7	27156.	3746.6
Stddev	7.8	4.1	114.	20.6
%RSD	.18400	.11929	.41946	.55085
#1	4232.5	3394.8	27075.	3732.0
#2	4243.5	3400.5	27236.	3761.2
Check ?	Chk Pass	Chk Pass	Chk Pass	Chk Pass
Value	103.40%	103.15%	103.10%	102.95%
Range				

Sample Name: CCV-6675976 Acquired: 9/27/2021 18:49:05 Type: QC
Method: ICAP2 New stds DEC2019(v697) Mode: CONC Corr. Factor: 1.000000
User: LMH Custom ID1: Custom ID2: Custom ID3:
Comment:

Elem	Ag3280	Al3082	As1890	B_2089	Ba4554
Line	328.068 {103}	308.215 {109}	189.042 {478}	208.959 {461}	455.403 { 74}
Units	ppm	ppm	ppm	ppm	ppm
Avg	**.98865**	**49.946**	**1.0176**	**1.0354**	**1.0044**
Stddev	.00128	.042	.0021	.0010	.0002
%RSD	.12907	.08351	.21043	.09259	.02337
#1	.98775	49.916	1.0191	1.0361	1.0043
#2	.98956	49.975	1.0161	1.0347	1.0046
Check ?	Chk Pass	Chk Pass	Chk Pass	Chk Pass	Chk Pass
Value					
Range					

Elem	Be3130	Ca3179	Cd2288	**Ce4040	Co2286
Line	313.042 {108}	317.933 {106}	228.802 {447}	404.076 { 83}	228.616 {447}
Units	ppm	ppm	ppm	ppm	ppm
Avg	**.98276**	**51.560**	**1.0184**	**.9021**	**.99043**
Stddev	.00009	.008	.0013	.0101	.00192
%RSD	.00921	.01639	.12832	1.121	.19429
#1	.98283	51.554	1.0193	.9092	.99180
#2	.98270	51.566	1.0175	.8949	.98907
Check ?	Chk Pass	Chk Pass	Chk Pass	None	Chk Pass
Value					
Range					

Elem	Cr2677	Cu3273	Fe2714	K_7664	Li6707
Line	267.716 {126}	327.396 {103}	271.441 {124}	766.490 { 44}	670.784 { 50}
Units	ppm	ppm	ppm	ppm	ppm
Avg	**.96680**	**1.0130**	**50.534**	**50.789**	**1.0362**
Stddev	.00189	.0002	.033	.004	.0025
%RSD	.19568	.02197	.06499	.00825	.24196
#1	.96814	1.0132	50.557	50.792	1.0380
#2	.96546	1.0129	50.511	50.786	1.0345
Check ?	Chk Pass	Chk Pass	Chk Pass	Chk Pass	Chk Pass
Value					
Range					

Sample Name: CCV-6675976 Acquired: 9/27/2021 18:49:05 Type: QC
Method: ICAP2 New stds DEC2019(v697) Mode: CONC Corr. Factor: 1.000000
User: LMH Custom ID1: Custom ID2: Custom ID3:
Comment:

Elem	Mg2790	Mn2576	Mo2020	Na5895	Ni2316
Line	279.079 {121}2	257.610 {131}	202.030 {467}	589.592 { 57}	231.604 {446}
Units	ppm	ppm	ppm	ppm	ppm
Avg	**49.054**	**.99190**	**1.0205**	**51.274**	**.99306**
Stddev	.009	.00053	.0027	.023	.00164
%RSD	.01738	.05318	.26648	.04420	.16556
#1	49.048	.99227	1.0224	51.258	.99423
#2	49.060	.99153	1.0186	51.290	.99190
Check ?	Chk Pass	Chk Pass	Chk Pass	Chk Pass	Chk Pass
Value					
Range					

Elem	P_2136	Pb2203	S_1820	Sb2068	Se1960
Line	213.618 {458}	220.353 {453}	182.034 {485}	206.833 {463}	196.090 {472}
Units	ppm	ppm	ppm	ppm	ppm
Avg	**23.41**	**.99982**	**26.021**	**1.0371**	**1.0073**
Stddev	.01	.00572	.036	.0007	.0046
%RSD	.0244	.57173	.13952	.06747	.45324
#1	23.41	1.0039	26.047	1.0376	1.0105
#2	23.42	.99578	25.996	1.0366	1.0040
Check ?	None	Chk Pass	Chk Pass	Chk Pass	Chk Pass
Value					
Range					

Elem	Si2881	Sn1899	Sr4077	Th2837	Ti3349
Line	288.158 {117}2	189.989 {477}	407.771 { 83}	283.730 {119}	334.904 {101}
Units	ppm	ppm	ppm	ppm	ppm
Avg	**9.9894**	**.99172**	**1.0168**	**1.477**	**1.0209**
Stddev	.0110	.00237	.0013	.001	.0020
%RSD	.10989	.23877	.12455	.0315	.19543
#1	9.9971	.99339	1.0159	1.477	1.0194
#2	9.9816	.99004	1.0177	1.477	1.0223
Check ?	Chk Pass	Chk Pass	Chk Pass	None	Chk Pass
Value					
Range					

Sample Name: CCV-6675976 Acquired: 9/27/2021 18:49:05 Type: QC
Method: ICAP2 New stds DEC2019(v697) Mode: CONC Corr. Factor: 1.000000
User: LMH Custom ID1: Custom ID2: Custom ID3:
Comment:

Elem	Tl1908	V_2924	Zn2062	Zr3438
Line	190.856 {477}	292.402 {115}	206.200 {163}	343.823 { 98}
Units	ppm	ppm	ppm	ppm
Avg	.99572	.98448	1.0181	1.495
Stddev	.00205	.00113	.0013	.002
%RSD	.20633	.11487	.12829	.1067
#1	.99718	.98368	1.0191	1.494
#2	.99427	.98528	1.0172	1.496
Check ?	Chk Pass	Chk Pass	Chk Pass	None
Value				
Range				

Int. Std.	In2306	Y_2243	Y_3600	Y_3774
Line	230.606 {446}	224.306 {450}	360.073 { 94}	377.433 { 89}
Units	Cts/S	Cts/S	Cts/S	Cts/S
Avg	3617.7	3209.6	25201.	3605.6
Stddev	2.7	1.6	32.	9.4
%RSD	.07446	.05050	.12684	.26163
#1	3619.6	3210.7	25178.	3598.9
#2	3615.8	3208.4	25224.	3612.2

Sample Name: CCB-6675975 Acquired: 9/27/2021 18:52:37 Type: QC
Method: ICAP2 New stds DEC2019(v697) Mode: CONC Corr. Factor: 1.000000
User: LMH Custom ID1: Custom ID2: Custom ID3:
Comment:

Elem	Ag3280	Al3082	As1890	B_2089	Ba4554-2
Line	328.068 {103}	308.215 {109}	189.042 {478}	208.959 {461}	455.403 { 74}2
Units	ppm	ppm	ppm	ppm	ppm
Avg	.00091	.01531	-.00153	-.00041	.00009
Stddev	.00075	.00956	.00034	.00094	.00001
%RSD	82.987	62.494	22.482	227.56	15.687
#1	.00037	.00854	-.00178	.00025	.00008
#2	.00144	.02207	-.00129	-.00107	.00009
Check ?	Chk Pass	Chk Pass	Chk Pass	Chk Pass	Chk Pass
High Limit					
Low Limit					

Elem	Be3130	Ca3179	Cd2288	**Ce4040	Co2286
Line	313.042 {108}	317.933 {106}	228.802 {447}	404.076 { 83}	228.616 {447}
Units	ppm	ppm	ppm	ppm	ppm
Avg	.00009	-.00539	.00005	-.0316	-.00012
Stddev	.00004	.00023	.00018	.0384	.00005
%RSD	47.558	4.2215	328.33	121.6	39.951
#1	.00006	-.00523	-.00007	-.0587	-.00015
#2	.00012	-.00555	.00018	-.0044	-.00008
Check ?	Chk Pass	Chk Pass	Chk Pass	None	Chk Pass
High Limit					
Low Limit					

Elem	Cr2677	Cu3273	Fe2599	K_7664	Li6707
Line	267.716 {126}	327.396 {103}	259.940 {130}	766.490 { 44}	670.784 { 50}
Units	ppm	ppm	ppm	ppm	ppm
Avg	-.00014	-.00002	.00371	.08346	.00011
Stddev	.00030	.00036	.00023	.03442	.00317
%RSD	213.54	2253.7	6.1640	41.244	2891.0
#1	.00007	-.00027	.00387	.05912	-.00213
#2	-.00036	.00024	.00355	.10780	.00235
Check ?	Chk Pass	Chk Pass	Chk Pass	Chk Pass	Chk Pass
High Limit					
Low Limit					

Sample Name: CCB-6675975 Acquired: 9/27/2021 18:52:37 Type: QC
Method: ICAP2 New stds DEC2019(v697) Mode: CONC Corr. Factor: 1.000000
User: LMH Custom ID1: Custom ID2: Custom ID3:
Comment:

Elem	Mg2790	Mn2576	Mo2020	Na5895	Ni2316
Line	279.079 {121}2	257.610 {131}	202.030 {467}	589.592 { 57}	231.604 {446}
Units	ppm	ppm	ppm	ppm	ppm
Avg	**.00061**	**.00009**	**.00150**	**.07664**	**-.00006**
Stddev	.00465	.00014	.00005	.01320	.00021
%RSD	766.99	158.61	3.5613	17.225	336.11
#1	-.00268	-.00001	.00146	.06731	.00008
#2	.00389	.00018	.00154	.08598	-.00021
Check ?	Chk Pass	Chk Pass	Chk Pass	Chk Pass	Chk Pass
High Limit					
Low Limit					

Elem	P_2136	Pb2203	S_1820	Sb2068	Se1960
Line	213.618 {458}	220.353 {453}	182.034 {485}	206.833 {463}	196.090 {472}
Units	ppm	ppm	ppm	ppm	ppm
Avg	**25.02**	**-.00044**	**.05835**	**-.00036**	**.00127**
Stddev	.00	.00043	.00012	.00049	.00195
%RSD	.0050	98.235	.20412	135.22	154.04
#1	25.02	-.00013	.05843	-.00071	.00264
#2	25.02	-.00075	.05826	-.00002	-.00011
Check ?	None	Chk Pass	Chk Pass	Chk Pass	Chk Pass
High Limit					
Low Limit					

Elem	Si2881	Sn1899	Sr4077	Th2837	Ti3349
Line	288.158 {117}2	189.989 {477}	407.771 { 83}	283.730 {119}	334.904 {101}
Units	ppm	ppm	ppm	ppm	ppm
Avg	**-.01049**	**-.00043**	**.00003**	**1.001**	**-.00033**
Stddev	.00054	.00042	.00008	.007	.00022
%RSD	5.1771	96.197	294.59	.6881	66.112
#1	-.01010	-.00014	-.00003	1.006	-.00049
#2	-.01087	-.00073	.00008	.9960	-.00018
Check ?	Chk Pass	Chk Pass	Chk Pass	None	Chk Pass
High Limit					
Low Limit					

Sample Name: CCB-6675975 Acquired: 9/27/2021 18:52:37 Type: QC
Method: ICAP2 New stds DEC2019(v697) Mode: CONC Corr. Factor: 1.000000
User: LMH Custom ID1: Custom ID2: Custom ID3:
Comment:

Elem	Tl1908	V_2924	Zn2062	Zr3438
Line	190.856 {477}	292.402 {115}	206.200 {163}	343.823 { 98}
Units	ppm	ppm	ppm	ppm
Avg	**-.00022**	**.00043**	**-.00065**	**.9993**
Stddev	.00002	.00040	.00036	.0008
%RSD	8.3947	91.401	55.851	.0849
#1	-.00021	.00071	-.00091	.9999
#2	-.00024	.00015	-.00039	.9987
Check ?	Chk Pass	Chk Pass	Chk Pass	None
High Limit				
Low Limit				
Int. Std.	In2306	Y_2243	Y_3600	Y_3774
Line	230.606 {446}	224.306 {450}	360.073 { 94}	377.433 { 89}
Units	Cts/S	Cts/S	Cts/S	Cts/S
Avg	**4165.3**	**3334.5**	**26476.**	**3620.6**
Stddev	3.0	1.0	11.	19.2
%RSD	.07097	.02958	.04060	.53091
#1	4163.2	3333.8	26469.	3607.0
#2	4167.4	3335.2	26484.	3634.2

Sample Name: CCVL-6677556 Acquired: 9/27/2021 18:56:28 Type: QC
Method: ICAP2 New stds DEC2019(v697) Mode: CONC Corr. Factor: 1.000000
User: LMH Custom ID1: Custom ID2: Custom ID3:
Comment:

Elem	Ag3280	Al3082	As1890	B_2089	Ba4554-2
Line	328.068 {103}	308.215 {109}	189.042 {478}	208.959 {461}	455.403 { 74}2
Units	ppm	ppm	ppm	ppm	ppm
Avg	**.00686**	**.20108**	**.01244**	**.01897**	**.00212**
Stddev	.00057	.05311	.00056	.00036	.00004
%RSD	8.2510	26.413	4.4979	1.9121	1.6950
#1	.00726	.23864	.01283	.01923	.00209
#2	.00646	.16352	.01204	.01871	.00215
Check ?	Chk Pass	Chk Pass	Chk Pass	Chk Pass	Chk Pass
Value					
Range					

Elem	Be3130	Ca3179	Cd2288	**Ce4040	Co2286
Line	313.042 {108}	317.933 {106}	228.802 {447}	404.076 { 83}	228.616 {447}
Units	ppm	ppm	ppm	ppm	ppm
Avg	**.00215**	**.50066**	**.00193**	**-.0064**	**.00384**
Stddev	.00004	.00102	.00013	.0204	.00017
%RSD	1.6817	.20419	6.9571	318.4	4.3396
#1	.00212	.49994	.00203	.0080	.00373
#2	.00217	.50139	.00184	-.0209	.00396
Check ?	Chk Pass	Chk Pass	Chk Pass	None	Chk Pass
Value					
Range					

Elem	Cr2677	Cu3273	Fe2599	K_7664	Li6707
Line	267.716 {126}	327.396 {103}	259.940 {130}	766.490 { 44}	670.784 { 50}
Units	ppm	ppm	ppm	ppm	ppm
Avg	**.00343**	**.00997**	**.05311**	**.56929**	**.03276**
Stddev	.00035	.00095	.00269	.02203	.00076
%RSD	10.132	9.5499	5.0719	3.8693	2.3334
#1	.00319	.01065	.05121	.55372	.03222
#2	.00368	.00930	.05502	.58487	.03330
Check ?	Chk Pass	Chk Pass	Chk Pass	Chk Pass	Chk Pass
Value					
Range					

Sample Name: CCVL-6677556 Acquired: 9/27/2021 18:56:28 Type: QC
Method: ICAP2 New stds DEC2019(v697) Mode: CONC Corr. Factor: 1.000000
User: LMH Custom ID1: Custom ID2: Custom ID3:
Comment:

Elem	Mg2790	Mn2576	Mo2020	Na5895	Ni2316
Line	279.079 {121}2	257.610 {131}	202.030 {467}	589.592 { 57}	231.604 {446}
Units	ppm	ppm	ppm	ppm	ppm
Avg	.19653	.00330	.00971	1.0819	.00900
Stddev	.00031	.00000	.00017	.0021	.00013
%RSD	.15906	.01571	1.7113	.19263	1.3962
#1	.19675	.00330	.00983	1.0834	.00891
#2	.19631	.00330	.00959	1.0804	.00909
Check ?	Chk Pass	Chk Pass	Chk Pass	Chk Pass	Chk Pass
Value					
Range					

Elem	P_2136	Pb2203	S_1820	Sb2068	Se1960
Line	213.618 {458}	220.353 {453}	182.034 {485}	206.833 {463}	196.090 {472}
Units	ppm	ppm	ppm	ppm	ppm
Avg	F 25.00	.00869	.23866	.02139	.02063
Stddev	.00	.00033	.00964	.00196	.00301
%RSD	.0010	3.8283	4.0409	9.1478	14.579
#1	25.00	.00892	.24548	.02278	.01850
#2	25.00	.00845	.23184	.02001	.02275
Check ?	Chk Fail	Chk Pass	Chk Pass	Chk Pass	Chk Pass
Value	.0060				
Range	50.00%				

Elem	Si2881	Sn1899	Sr4077	Th2837	Ti3349
Line	288.158 {117}2	189.989 {477}	407.771 { 83}	283.730 {119}	334.904 {101}
Units	ppm	ppm	ppm	ppm	ppm
Avg	.48358	.00873	.00529	F .9983	.00437
Stddev	.00597	.00013	.00011	.0049	.00012
%RSD	1.2341	1.4710	2.0952	.4873	2.7490
#1	.48780	.00882	.00521	1.002	.00445
#2	.47936	.00864	.00536	.9949	.00428
Check ?	Chk Pass	Chk Pass	Chk Pass	Chk Fail	Chk Pass
Value				.0060	
Range				50.00%	

Sample Name: CCVL-6677556 Acquired: 9/27/2021 18:56:28 Type: QC
Method: ICAP2 New stds DEC2019(v697) Mode: CONC Corr. Factor: 1.000000
User: LMH Custom ID1: Custom ID2: Custom ID3:
Comment:

Elem	Tl1908	V_2924	Zn2062	Zr3438
Line	190.856 {477}	292.402 {115}	206.200 {163}	343.823 { 98}
Units	ppm	ppm	ppm	ppm
Avg	.01972	.00499	.00851	F 1.001
Stddev	.00045	.00008	.00005	.000
%RSD	2.2596	1.6822	.53734	.0286
#1	.02004	.00493	.00854	1.001
#2	.01941	.00505	.00847	1.000
Check ?	Chk Pass	Chk Pass	Chk Pass	Chk Fail
Value				.0060
Range				50.00%
Int. Std.	In2306	Y_2243	Y_3600	Y_3774
Line	230.606 {446}	224.306 {450}	360.073 { 94}	377.433 { 89}
Units	Cts/S	Cts/S	Cts/S	Cts/S
Avg	4132.8	3317.2	26315.	3632.0
Stddev	13.3	7.9	129.	22.4
%RSD	.32157	.23839	.48934	.61751
#1	4142.2	3322.8	26406.	3647.9
#2	4123.4	3311.6	26224.	3616.1

Sample Name: LCS 480-597741/2-A Acquired: 9/27/2021 19:00:13 Type: Unk
Method: ICAP2 New stds DEC2019(v697) Mode: CONC Corr. Factor: 1.000000
User: LMH Custom ID1: Custom ID2: Custom ID3:
Comment:

Elem	Ag3280	Al3082	As1890	B_2089	Ba4554-2
Line	328.068 {103}	308.215 {109}	189.042 {478}	208.959 {461}	455.403 { 74}2
IS Ref	(Y_3600)	(Y_3774)	(Y_2243)	(Y_2243)	(Y_3600)
Units	ppm	ppm	ppm	ppm	ppm
Avg	.04994	10.258	.20771	.20807	.21801
Stddev	.00016	.159	.00250	.00050	.00015
%RSD	.32798	1.5528	1.2058	.23899	.06933
#1	.04983	10.371	.20594	.20772	.21790
#2	.05006	10.145	.20948	.20842	.21811
Check ?	Chk Pass	Chk Pass	Chk Pass	Chk Pass	Chk Pass
High Limit					
Low Limit					

Elem	Be3130	Ca3179	Cd2288	**Ce4040	Co2286
Line	313.042 {108}	317.933 {106}	228.802 {447}	404.076 { 83}	228.616 {447}
IS Ref	(Y_3774)	(Y_3774)	(Y_2243)	(Y_3774)	(In2306)
Units	ppm	ppm	ppm	ppm	ppm
Avg	.21018	10.259	.20822	-.0161	.19965
Stddev	.00143	.091	.00013	.0306	.00034
%RSD	.68096	.88720	.06204	190.4	.17246
#1	.21119	10.323	.20812	-.0378	.19990
#2	.20917	10.194	.20831	.0056	.19941
Check ?	Chk Pass	Chk Pass	Chk Pass	None	Chk Pass
High Limit					
Low Limit					

Elem	Cr2677	Cu3273	Fe2599	K_7664	Li6707
Line	267.716 {126}	327.396 {103}	259.940 {130}	766.490 { 44}	670.784 { 50}
IS Ref	(Y_3600)	(Y_3600)	(Y_3774)	(Y_3774)	(Y_3774)
Units	ppm	ppm	ppm	ppm	ppm
Avg	.19954	.20669	10.361	10.359	.21423
Stddev	.00050	.00059	.060	.125	.00143
%RSD	.24809	.28453	.57954	1.2085	.66913
#1	.19989	.20627	10.403	10.447	.21524
#2	.19919	.20711	10.319	10.270	.21322
Check ?	Chk Pass	Chk Pass	Chk Pass	Chk Pass	Chk Pass
High Limit					
Low Limit					

Sample Name: LCS 480-597741/2-A Acquired: 9/27/2021 19:00:13 Type: Unk
Method: ICAP2 New stds DEC2019(v697) Mode: CONC Corr. Factor: 1.000000
User: LMH Custom ID1: Custom ID2: Custom ID3:
Comment:

Elem	Mg2790	Mn2576	Mo2020	Na5895	Ni2316
Line	279.079 {121}2	257.610 {131}	202.030 {467}	589.592 { 57}	231.604 {446}
IS Ref	(Y_3600)	(Y_3600)	(Y_2243)	(Y_3774)	(In2306)
Units	ppm	ppm	ppm	ppm	ppm
Avg	**10.428**	**.21010**	**.21021**	**10.253**	**.19659**
Stddev	.029	.00010	.00020	.075	.00011
%RSD	.27703	.04870	.09359	.73277	.05759
#1	10.449	.21003	.21035	10.306	.19651
#2	10.408	.21018	.21007	10.199	.19667
Check ?	Chk Pass	Chk Pass	Chk Pass	Chk Pass	Chk Pass
High Limit					
Low Limit					

Elem	P_2136	Pb2203	S_1820	Sb2068	Se1960
Line	213.618 {458}	220.353 {453}	182.034 {485}	206.833 {463}	196.090 {472}
IS Ref	(Y_2243)	(In2306)	(Y_2243)	(Y_2243)	(Y_2243)
Units	ppm	ppm	ppm	ppm	ppm
Avg	**24.68**	**.20126**	**10.274**	**.22435**	**.20222**
Stddev	.00	.00003	.009	.00103	.00009
%RSD	.0037	.01348	.08322	.46035	.04438
#1	24.68	.20125	10.268	.22362	.20229
#2	24.68	.20128	10.280	.22508	.20216
Check ?	None	Chk Pass	Chk Pass	Chk Pass	Chk Pass
High Limit					
Low Limit					

Elem	Si2881	Sn1899	Sr4077	Th2837	Ti3349
Line	288.158 {117}2	189.989 {477}	407.771 { 83}	283.730 {119}	334.904 {101}
IS Ref	(Y_3774)	(In2306)	(Y_3774)	(Y_3774)	(Y_3600)
Units	ppm	ppm	ppm	ppm	ppm
Avg	**9.8704**	**.19158**	**.21222**	**1.007**	**.20668**
Stddev	.0690	.00044	.00201	.002	.00066
%RSD	.69937	.22954	.94875	.2081	.31755
#1	9.9192	.19189	.21365	1.006	.20622
#2	9.8216	.19127	.21080	1.008	.20714
Check ?	Chk Pass	Chk Pass	Chk Pass	None	Chk Pass
High Limit					
Low Limit					

Sample Name: LCS 480-597741/2-A Acquired: 9/27/2021 19:00:13 Type: Unk
Method: ICAP2 New stds DEC2019(v697) Mode: CONC Corr. Factor: 1.000000
User: LMH Custom ID1: Custom ID2: Custom ID3:
Comment:

Elem	Tl1908	V_2924	Zn2062	Zr3438
Line	190.856 {477}	292.402 {115}	206.200 {163}	343.823 { 98}
IS Ref	(In2306)	(Y_3600)	(Y_3600)	(Y_3774)
Units	ppm	ppm	ppm	ppm
Avg	.20643	.20123	.20432	1.007
Stddev	.00015	.00116	.00004	.002
%RSD	.07210	.57436	.01757	.1984
#1	.20632	.20042	.20429	1.009
#2	.20653	.20205	.20434	1.006
Check ?	Chk Pass	Chk Pass	Chk Pass	None
High Limit				
Low Limit				
Int. Std.	In2306	Y_2243	Y_3600	Y_3774
Line	230.606 {446}	224.306 {450}	360.073 { 94}	377.433 { 89}
Units	Cts/S	Cts/S	Cts/S	Cts/S
Avg	3983.5	3343.7	26312.	3716.7
Stddev	6.5	8.2	37.	33.2
%RSD	.16333	.24509	.13961	.89390
#1	3978.9	3337.9	26337.	3693.2
#2	3988.1	3349.5	26286.	3740.2
Check ?	Chk Pass	Chk Pass	Chk Pass	Chk Pass
Value	97.195%	101.52%	99.895%	102.13%
Range				

Sample Name: LCSD 480-597741/3-A Acquired: 9/27/2021 19:03:47 Type: Unk
Method: ICAP2 New stds DEC2019(v697) Mode: CONC Corr. Factor: 1.000000
User: LMH Custom ID1: Custom ID2: Custom ID3:
Comment:

Elem	Ag3280	Al3082	As1890	B_2089	Ba4554-2
Line	328.068 {103}	308.215 {109}	189.042 {478}	208.959 {461}	455.403 { 74}2
IS Ref	(Y_3600)	(Y_3774)	(Y_2243)	(Y_2243)	(Y_3600)
Units	ppm	ppm	ppm	ppm	ppm
Avg	.05085	10.232	.21028	.20852	.21987
Stddev	.00099	.036	.00034	.00095	.00044
%RSD	1.9412	.35314	.16340	.45542	.19949
#1	.05015	10.207	.21004	.20785	.21956
#2	.05154	10.258	.21053	.20919	.22018
Check ?	Chk Pass	Chk Pass	Chk Pass	Chk Pass	Chk Pass
High Limit					
Low Limit					

Elem	Be3130	Ca3179	Cd2288	**Ce4040	Co2286
Line	313.042 {108}	317.933 {106}	228.802 {447}	404.076 { 83}	228.616 {447}
IS Ref	(Y_3774)	(Y_3774)	(Y_2243)	(Y_3774)	(In2306)
Units	ppm	ppm	ppm	ppm	ppm
Avg	.21061	10.215	.20782	-.0324	.19992
Stddev	.00044	.046	.00005	.0352	.00045
%RSD	.20913	.45157	.02246	108.8	.22504
#1	.21093	10.248	.20779	-.0573	.20024
#2	.21030	10.182	.20785	-.0075	.19960
Check ?	Chk Pass	Chk Pass	Chk Pass	None	Chk Pass
High Limit					
Low Limit					

Elem	Cr2677	Cu3273	Fe2599	K_7664	Li6707
Line	267.716 {126}	327.396 {103}	259.940 {130}	766.490 { 44}	670.784 { 50}
IS Ref	(Y_3600)	(Y_3600)	(Y_3774)	(Y_3774)	(Y_3774)
Units	ppm	ppm	ppm	ppm	ppm
Avg	.20149	.20773	10.338	10.438	.21373
Stddev	.00000	.00149	.007	.047	.00061
%RSD	.00083	.71629	.07208	.45182	.28379
#1	.20149	.20668	10.333	10.472	.21330
#2	.20149	.20878	10.344	10.405	.21416
Check ?	Chk Pass	Chk Pass	Chk Pass	Chk Pass	Chk Pass
High Limit					
Low Limit					

Sample Name: LCSD 480-597741/3-A Acquired: 9/27/2021 19:03:47 Type: Unk
Method: ICAP2 New stds DEC2019(v697) Mode: CONC Corr. Factor: 1.000000
User: LMH Custom ID1: Custom ID2: Custom ID3:
Comment:

Elem	Mg2790	Mn2576	Mo2020	Na5895	Ni2316
Line	279.079 {121}2	257.610 {131}	202.030 {467}	589.592 { 57}	231.604 {446}
IS Ref	(Y_3600)	(Y_3600)	(Y_2243)	(Y_3774)	(In2306)
Units	ppm	ppm	ppm	ppm	ppm
Avg	**10.458**	**.21092**	**.21080**	**10.268**	**.19684**
Stddev	.010	.00065	.00065	.013	.00052
%RSD	.09898	.30977	.30953	.12912	.26478
#1	10.451	.21046	.21034	10.277	.19647
#2	10.465	.21138	.21126	10.258	.19721
Check ?	Chk Pass	Chk Pass	Chk Pass	Chk Pass	Chk Pass
High Limit					
Low Limit					

Elem	P_2136	Pb2203	S_1820	Sb2068	Se1960
Line	213.618 {458}	220.353 {453}	182.034 {485}	206.833 {463}	196.090 {472}
IS Ref	(Y_2243)	(In2306)	(Y_2243)	(Y_2243)	(Y_2243)
Units	ppm	ppm	ppm	ppm	ppm
Avg	**24.68**	**.20015**	**10.252**	**.22312**	**.20278**
Stddev	.00	.00058	.011	.00109	.00411
%RSD	.0052	.29130	.11067	.48693	2.0269
#1	24.68	.19974	10.244	.22389	.20568
#2	24.68	.20057	10.260	.22235	.19987
Check ?	None	Chk Pass	Chk Pass	Chk Pass	Chk Pass
High Limit					
Low Limit					

Elem	Si2881	Sn1899	Sr4077	Th2837	Ti3349
Line	288.158 {117}2	189.989 {477}	407.771 { 83}	283.730 {119}	334.904 {101}
IS Ref	(Y_3774)	(In2306)	(Y_3774)	(Y_3774)	(Y_3600)
Units	ppm	ppm	ppm	ppm	ppm
Avg	**9.8313**	**.19212**	**.21238**	**1.003**	**.20720**
Stddev	.0736	.00043	.00059	.013	.00043
%RSD	.74892	.22308	.27625	1.242	.20891
#1	9.8834	.19182	.21279	.9940	.20689
#2	9.7793	.19242	.21196	1.012	.20750
Check ?	Chk Pass	Chk Pass	Chk Pass	None	Chk Pass
High Limit					
Low Limit					

Sample Name: LCSD 480-597741/3-A Acquired: 9/27/2021 19:03:47 Type: Unk
Method: ICAP2 New stds DEC2019(v697) Mode: CONC Corr. Factor: 1.000000
User: LMH Custom ID1: Custom ID2: Custom ID3:
Comment:

Elem	Tl1908	V_2924	Zn2062	Zr3438
Line	190.856 {477}	292.402 {115}	206.200 {163}	343.823 { 98}
IS Ref	(In2306)	(Y_3600)	(Y_3600)	(Y_3774)
Units	ppm	ppm	ppm	ppm
Avg	.20691	.20202	.20387	1.003
Stddev	.00198	.00101	.00061	.000
%RSD	.95537	.49954	.30128	.0399
#1	.20551	.20131	.20430	1.003
#2	.20831	.20274	.20343	1.003
Check ?	Chk Pass	Chk Pass	Chk Pass	None
High Limit				
Low Limit				
Int. Std.	In2306	Y_2243	Y_3600	Y_3774
Line	230.606 {446}	224.306 {450}	360.073 { 94}	377.433 { 89}
Units	Cts/S	Cts/S	Cts/S	Cts/S
Avg	3973.7	3339.2	26239.	3751.9
Stddev	6.8	.2	57.	17.2
%RSD	.17185	.00671	.21816	.45861
#1	3968.8	3339.0	26280.	3739.7
#2	3978.5	3339.3	26199.	3764.0
Check ?	Chk Pass	Chk Pass	Chk Pass	Chk Pass
Value	96.955%	101.38%	99.620%	103.10%
Range				

Sample Name: 480-189871-D-5-B Acquired: 9/27/2021 19:07:20 Type: Unk
Method: ICAP2 New stds DEC2019(v697) Mode: CONC Corr. Factor: 1.000000
User: LMH Custom ID1: Custom ID2: Custom ID3:
Comment:

Elem	Ag3280	Al3082	As1890	B_2089	Ba4554-2
Line	328.068 {103}	308.215 {109}	189.042 {478}	208.959 {461}	455.403 { 74}2
IS Ref	(Y_3600)	(Y_3774)	(Y_2243)	(Y_2243)	(Y_3600)
Units	ppm	ppm	ppm	ppm	ppm
Avg	.00008	.15225	-.00058	.01164	.01735
Stddev	.00067	.01021	.00129	.00001	.00003
%RSD	861.97	6.7054	221.02	.12491	.18972
#1	.00055	.14503	.00033	.01163	.01737
#2	-.00040	.15947	-.00150	.01165	.01732
Check ?	Chk Pass	Chk Pass	Chk Pass	Chk Pass	Chk Pass
High Limit					
Low Limit					

Elem	Be3130	Ca3179	Cd2288	**Ce4040	Co2286
Line	313.042 {108}	317.933 {106}	228.802 {447}	404.076 { 83}	228.616 {447}
IS Ref	(Y_3774)	(Y_3774)	(Y_2243)	(Y_3774)	(In2306)
Units	ppm	ppm	ppm	ppm	ppm
Avg	.00010	6.6691	.00001	-.0040	.00013
Stddev	.00004	.0281	.00005	.0407	.00003
%RSD	42.477	.42174	757.64	1024.	20.065
#1	.00007	6.6890	-.00003	-.0327	.00011
#2	.00014	6.6492	.00004	.0248	.00014
Check ?	Chk Pass	Chk Pass	Chk Pass	Chk Pass	Chk Pass
High Limit					
Low Limit					

Elem	Cr2677	Cu3273	Fe2599	K_7664	Li6707
Line	267.716 {126}	327.396 {103}	259.940 {130}	766.490 { 44}	670.784 { 50}
IS Ref	(Y_3600)	(Y_3600)	(Y_3774)	(Y_3774)	(Y_3774)
Units	ppm	ppm	ppm	ppm	ppm
Avg	.00121	.00076	1.0190	.35984	.00286
Stddev	.00017	.00003	.0026	.04833	.00014
%RSD	14.143	4.1304	.25442	13.430	4.7930
#1	.00133	.00074	1.0208	.32567	.00276
#2	.00109	.00078	1.0171	.39401	.00296
Check ?	Chk Pass	Chk Pass	Chk Pass	Chk Pass	Chk Pass
High Limit					
Low Limit					

Sample Name: 480-189871-D-5-B Acquired: 9/27/2021 19:07:20 Type: Unk
Method: ICAP2 New stds DEC2019(v697) Mode: CONC Corr. Factor: 1.000000
User: LMH Custom ID1: Custom ID2: Custom ID3:
Comment:

Elem	Mg2790	Mn2576	Mo2020	Na5895	Ni2316
Line	279.079 {121}2	257.610 {131}	202.030 {467}	589.592 { 57}	231.604 {446}
IS Ref	(Y_3600)	(Y_3600)	(Y_2243)	(Y_3774)	(In2306)
Units	ppm	ppm	ppm	ppm	ppm
Avg	**2.0637**	**.02580**	**.00020**	**12.402**	**.00145**
Stddev	.0031	.00005	.00013	.051	.00018
%RSD	.14919	.17608	64.573	.41214	12.624
#1	2.0659	.02583	.00011	12.438	.00158
#2	2.0616	.02577	.00029	12.366	.00132
Check ?	Chk Pass	Chk Pass	Chk Pass	Chk Pass	Chk Pass
High Limit					
Low Limit					

Elem	P_2136	Pb2203	S_1820	Sb2068	Se1960
Line	213.618 {458}	220.353 {453}	182.034 {485}	206.833 {463}	196.090 {472}
IS Ref	(Y_2243)	(In2306)	(Y_2243)	(Y_2243)	(Y_2243)
Units	ppm	ppm	ppm	ppm	ppm
Avg	**25.03**	**.00156**	**.52749**	**.00080**	**-.00143**
Stddev	.00	.00079	.00236	.00068	.00184
%RSD	.0045	50.469	.44821	84.517	128.82
#1	25.03	.00212	.52916	.00128	-.00273
#2	25.03	.00101	.52581	.00032	-.00013
Check ?	None	Chk Pass	Chk Pass	Chk Pass	Chk Pass
High Limit					
Low Limit					

Elem	Si2881	Sn1899	Sr4077	Th2837	Ti3349
Line	288.158 {117}2	189.989 {477}	407.771 { 83}	283.730 {119}	334.904 {101}
IS Ref	(Y_3774)	(In2306)	(Y_3774)	(Y_3774)	(Y_3600)
Units	ppm	ppm	ppm	ppm	ppm
Avg	**4.6231**	**-.00074**	**.04029**	**1.001**	**.00123**
Stddev	.0432	.00012	.00005	.009	.00065
%RSD	.93468	16.191	.11455	.8619	53.171
#1	4.6536	-.00082	.04032	.9945	.00169
#2	4.5925	-.00065	.04025	1.007	.00076
Check ?	Chk Pass	Chk Pass	Chk Pass	None	Chk Pass
High Limit					
Low Limit					

Sample Name: 480-189871-D-5-B Acquired: 9/27/2021 19:07:20 Type: Unk
Method: ICAP2 New stds DEC2019(v697) Mode: CONC Corr. Factor: 1.000000
User: LMH Custom ID1: Custom ID2: Custom ID3:
Comment:

Elem	Tl1908	V_2924	Zn2062	Zr3438
Line	190.856 {477}	292.402 {115}	206.200 {163}	343.823 { 98}
IS Ref	(In2306)	(Y_3600)	(Y_3600)	(Y_3774)
Units	ppm	ppm	ppm	ppm
Avg	.00014	.00096	.00308	.9985
Stddev	.00042	.00055	.00020	.0007
%RSD	299.92	57.160	6.4094	.0658
#1	-.00016	.00135	.00294	.9990
#2	.00044	.00057	.00321	.9981
Check ?	Chk Pass	Chk Pass	Chk Pass	None
High Limit				
Low Limit				
Int. Std.	In2306	Y_2243	Y_3600	Y_3774
Line	230.606 {446}	224.306 {450}	360.073 { 94}	377.433 { 89}
Units	Cts/S	Cts/S	Cts/S	Cts/S
Avg	4097.8	3367.9	26687.	3772.2
Stddev	15.8	10.3	60.	26.8
%RSD	.38642	.30601	.22375	.70920
#1	4109.0	3375.2	26645.	3753.3
#2	4086.6	3360.6	26729.	3791.1
Check ?	Chk Pass	Chk Pass	Chk Pass	Chk Pass
Value	99.984%	102.25%	101.32%	103.65%
Range				

Sample Name: 480-189871-D-6-B Acquired: 9/27/2021 19:11:05 Type: Unk
Method: ICAP2 New stds DEC2019(v697) Mode: CONC Corr. Factor: 1.000000
User: LMH Custom ID1: Custom ID2: Custom ID3:
Comment:

Elem	Ag3280	Al3082	As1890	B_2089	Ba4554-2
Line	328.068 {103}	308.215 {109}	189.042 {478}	208.959 {461}	455.403 { 74}2
IS Ref	(Y_3600)	(Y_3774)	(Y_2243)	(Y_2243)	(Y_3600)
Units	ppm	ppm	ppm	ppm	ppm
Avg	.00075	.13420	-.00076	.01118	.01725
Stddev	.00059	.00322	.00004	.00037	.00001
%RSD	78.679	2.3973	5.5591	3.2806	.04077
#1	.00116	.13192	-.00079	.01144	.01726
#2	.00033	.13647	-.00073	.01092	.01725
Check ?	Chk Pass	Chk Pass	Chk Pass	Chk Pass	Chk Pass
High Limit					
Low Limit					

Elem	Be3130	Ca3179	Cd2288	**Ce4040	Co2286
Line	313.042 {108}	317.933 {106}	228.802 {447}	404.076 { 83}	228.616 {447}
IS Ref	(Y_3774)	(Y_3774)	(Y_2243)	(Y_3774)	(In2306)
Units	ppm	ppm	ppm	ppm	ppm
Avg	.00015	6.6309	-.00014	-.0440	.00011
Stddev	.00008	.0504	.00005	.0017	.00001
%RSD	53.453	.75977	38.388	3.749	9.1533
#1	.00021	6.6665	-.00018	-.0452	.00010
#2	.00009	6.5953	-.00010	-.0429	.00012
Check ?	Chk Pass	Chk Pass	Chk Pass	Chk Pass	Chk Pass
High Limit					
Low Limit					

Elem	Cr2677	Cu3273	Fe2599	K_7664	Li6707
Line	267.716 {126}	327.396 {103}	259.940 {130}	766.490 { 44}	670.784 { 50}
IS Ref	(Y_3600)	(Y_3600)	(Y_3774)	(Y_3774)	(Y_3774)
Units	ppm	ppm	ppm	ppm	ppm
Avg	.00039	-.00018	.96985	.37083	.00230
Stddev	.00006	.00098	.00882	.01146	.00188
%RSD	14.479	537.72	.90975	3.0891	81.715
#1	.00043	.00051	.97609	.37893	.00363
#2	.00035	-.00088	.96361	.36273	.00097
Check ?	Chk Pass	Chk Pass	Chk Pass	Chk Pass	Chk Pass
High Limit					
Low Limit					

Sample Name: 480-189871-D-6-B Acquired: 9/27/2021 19:11:05 Type: Unk
Method: ICAP2 New stds DEC2019(v697) Mode: CONC Corr. Factor: 1.000000
User: LMH Custom ID1: Custom ID2: Custom ID3:
Comment:

Elem	Mg2790	Mn2576	Mo2020	Na5895	Ni2316
Line	279.079 {121}2	257.610 {131}	202.030 {467}	589.592 { 57}	231.604 {446}
IS Ref	(Y_3600)	(Y_3600)	(Y_2243)	(Y_3774)	(In2306)
Units	ppm	ppm	ppm	ppm	ppm
Avg	**2.0856**	**.02583**	**-.00034**	**12.377**	**.00100**
Stddev	.0084	.00000	.00021	.088	.00031
%RSD	.40500	.01733	62.476	.71485	31.406
#1	2.0916	.02583	-.00019	12.440	.00122
#2	2.0796	.02583	-.00049	12.315	.00078
Check ?	Chk Pass	Chk Pass	Chk Pass	Chk Pass	Chk Pass
High Limit					
Low Limit					

Elem	P_2136	Pb2203	S_1820	Sb2068	Se1960
Line	213.618 {458}	220.353 {453}	182.034 {485}	206.833 {463}	196.090 {472}
IS Ref	(Y_2243)	(In2306)	(Y_2243)	(Y_2243)	(Y_2243)
Units	ppm	ppm	ppm	ppm	ppm
Avg	**25.03**	**-.00026**	**.51702**	**-.00240**	**-.00269**
Stddev	.00	.00072	.00065	.00111	.00149
%RSD	.0004	277.59	.12543	46.277	55.182
#1	25.03	-.00077	.51748	-.00318	-.00164
#2	25.03	.00025	.51657	-.00161	-.00374
Check ?	None	Chk Pass	Chk Pass	Chk Pass	Chk Pass
High Limit					
Low Limit					

Elem	Si2881	Sn1899	Sr4077	Th2837	Ti3349
Line	288.158 {117}2	189.989 {477}	407.771 { 83}	283.730 {119}	334.904 {101}
IS Ref	(Y_3774)	(In2306)	(Y_3774)	(Y_3774)	(Y_3600)
Units	ppm	ppm	ppm	ppm	ppm
Avg	**4.6328**	**-.00091**	**.03992**	**.9936**	**.00100**
Stddev	.0259	.00045	.00003	.0039	.00030
%RSD	.55957	49.748	.07722	.3941	30.273
#1	4.6511	-.00059	.03994	.9963	.00078
#2	4.6145	-.00123	.03990	.9908	.00121
Check ?	Chk Pass	Chk Pass	Chk Pass	None	Chk Pass
High Limit					
Low Limit					

Sample Name: 480-189871-D-6-B Acquired: 9/27/2021 19:11:05 Type: Unk
Method: ICAP2 New stds DEC2019(v697) Mode: CONC Corr. Factor: 1.000000
User: LMH Custom ID1: Custom ID2: Custom ID3:
Comment:

Elem	Tl1908	V_2924	Zn2062	Zr3438
Line	190.856 {477}	292.402 {115}	206.200 {163}	343.823 { 98}
IS Ref	(In2306)	(Y_3600)	(Y_3600)	(Y_3774)
Units	ppm	ppm	ppm	ppm
Avg	-.00002	.00085	.00279	1.000
Stddev	.00083	.00015	.00057	.000
%RSD	4561.7	17.491	20.417	.0389
#1	-.00060	.00074	.00320	.9999
#2	.00057	.00095	.00239	1.000
Check ?	Chk Pass	Chk Pass	Chk Pass	None
High Limit				
Low Limit				
Int. Std.	In2306	Y_2243	Y_3600	Y_3774
Line	230.606 {446}	224.306 {450}	360.073 { 94}	377.433 { 89}
Units	Cts/S	Cts/S	Cts/S	Cts/S
Avg	4072.2	3344.1	26348.	3692.2
Stddev	1.8	1.7	133.	42.1
%RSD	.04471	.04963	.50556	1.1392
#1	4070.9	3343.0	26254.	3662.4
#2	4073.5	3345.3	26442.	3721.9
Check ?	Chk Pass	Chk Pass	Chk Pass	Chk Pass
Value	99.358%	101.53%	100.03%	101.46%
Range				

Sample Name: 480-189871-D-7-D Acquired: 9/27/2021 19:14:48 Type: Unk
Method: ICAP2 New stds DEC2019(v697) Mode: CONC Corr. Factor: 1.000000
User: LMH Custom ID1: Custom ID2: Custom ID3:
Comment:

Elem	Ag3280	Al3082	As1890	B_2089	Ba4554-2
Line	328.068 {103}	308.215 {109}	189.042 {478}	208.959 {461}	455.403 { 74}2
IS Ref	(Y_3600)	(Y_3774)	(Y_2243)	(Y_2243)	(Y_3600)
Units	ppm	ppm	ppm	ppm	ppm
Avg	**.00042**	**.16841**	**-.00084**	**.02377**	**.03375**
Stddev	.00026	.00814	.00081	.00001	.00003
%RSD	62.695	4.8306	96.848	.03086	.09024
#1	.00060	.17417	-.00026	.02377	.03377
#2	.00023	.16266	-.00141	.02378	.03373
Check ?	Chk Pass	Chk Pass	Chk Pass	Chk Pass	Chk Pass
High Limit					
Low Limit					

Elem	Be3130	Ca3179	Cd2288	**Ce4040	Co2286
Line	313.042 {108}	317.933 {106}	228.802 {447}	404.076 { 83}	228.616 {447}
IS Ref	(Y_3774)	(Y_3774)	(Y_2243)	(Y_3774)	(In2306)
Units	ppm	ppm	ppm	ppm	ppm
Avg	**.00012**	**8.6549**	**-.00000**	**.0238**	**.00015**
Stddev	.00009	.0368	.00002	.0079	.00024
%RSD	76.258	.42468	580.79	33.40	156.98
#1	.00019	8.6289	.00001	.0182	-.00002
#2	.00006	8.6809	-.00002	.0294	.00032
Check ?	Chk Pass	Chk Pass	Chk Pass	Chk Pass	Chk Pass
High Limit					
Low Limit					

Elem	Cr2677	Cu3273	Fe2599	K_7664	Li6707
Line	267.716 {126}	327.396 {103}	259.940 {130}	766.490 { 44}	670.784 { 50}
IS Ref	(Y_3600)	(Y_3600)	(Y_3774)	(Y_3774)	(Y_3774)
Units	ppm	ppm	ppm	ppm	ppm
Avg	**.00077**	**.00107**	**1.3483**	**.80645**	**.00053**
Stddev	.00023	.00094	.0012	.01749	.00211
%RSD	29.472	87.704	.09088	2.1688	395.91
#1	.00093	.00173	1.3491	.79409	.00203
#2	.00061	.00041	1.3474	.81882	-.00096
Check ?	Chk Pass	Chk Pass	Chk Pass	Chk Pass	Chk Pass
High Limit					
Low Limit					

Sample Name: 480-189871-D-7-D Acquired: 9/27/2021 19:14:48 Type: Unk
Method: ICAP2 New stds DEC2019(v697) Mode: CONC Corr. Factor: 1.000000
User: LMH Custom ID1: Custom ID2: Custom ID3:
Comment:

Elem	Mg2790	Mn2576	Mo2020	Na5895	Ni2316
Line	279.079 {121}2	257.610 {131}	202.030 {467}	589.592 { 57}	231.604 {446}
IS Ref	(Y_3600)	(Y_3600)	(Y_2243)	(Y_3774)	(In2306)
Units	ppm	ppm	ppm	ppm	ppm
Avg	**2.3166**	**.05098**	**-.00011**	**16.308**	**.00123**
Stddev	.0030	.00007	.00031	.055	.00009
%RSD	.12882	.13442	292.93	.33504	7.4394
#1	2.3145	.05103	-.00033	16.269	.00117
#2	2.3187	.05093	.00011	16.346	.00129
Check ?	Chk Pass	Chk Pass	Chk Pass	Chk Pass	Chk Pass
High Limit					
Low Limit					

Elem	P_2136	Pb2203	S_1820	Sb2068	Se1960
Line	213.618 {458}	220.353 {453}	182.034 {485}	206.833 {463}	196.090 {472}
IS Ref	(Y_2243)	(In2306)	(Y_2243)	(Y_2243)	(Y_2243)
Units	ppm	ppm	ppm	ppm	ppm
Avg	**25.03**	**.00151**	**.57476**	**.00185**	**-.00035**
Stddev	.00	.00024	.00131	.00314	.00158
%RSD	.0008	16.064	.22721	170.07	456.19
#1	25.03	.00134	.57568	-.00037	.00077
#2	25.03	.00168	.57384	.00407	-.00147
Check ?	None	Chk Pass	Chk Pass	Chk Pass	Chk Pass
High Limit					
Low Limit					

Elem	Si2881	Sn1899	Sr4077	Th2837	Ti3349
Line	288.158 {117}2	189.989 {477}	407.771 { 83}	283.730 {119}	334.904 {101}
IS Ref	(Y_3774)	(In2306)	(Y_3774)	(Y_3774)	(Y_3600)
Units	ppm	ppm	ppm	ppm	ppm
Avg	**4.6796**	**-.00026**	**.04935**	**.9989**	**.00243**
Stddev	.0080	.00013	.00008	.0043	.00041
%RSD	.17131	49.080	.15540	.4332	16.775
#1	4.6740	-.00035	.04929	1.002	.00272
#2	4.6853	-.00017	.04940	.9958	.00214
Check ?	Chk Pass	Chk Pass	Chk Pass	None	Chk Pass
High Limit					
Low Limit					

Sample Name: 480-189871-D-7-D Acquired: 9/27/2021 19:14:48 Type: Unk
Method: ICAP2 New stds DEC2019(v697) Mode: CONC Corr. Factor: 1.000000
User: LMH Custom ID1: Custom ID2: Custom ID3:
Comment:

Elem	Tl1908	V_2924	Zn2062	Zr3438
Line	190.856 {477}	292.402 {115}	206.200 {163}	343.823 { 98}
IS Ref	(In2306)	(Y_3600)	(Y_3600)	(Y_3774)
Units	ppm	ppm	ppm	ppm
Avg	.00039	.00139	.00373	1.000
Stddev	.00074	.00029	.00031	.001
%RSD	188.33	21.087	8.3580	.0785
#1	-.00013	.00118	.00351	1.001
#2	.00091	.00159	.00395	.9997
Check ?	Chk Pass	Chk Pass	Chk Pass	None
High Limit				
Low Limit				
Int. Std.	In2306	Y_2243	Y_3600	Y_3774
Line	230.606 {446}	224.306 {450}	360.073 { 94}	377.433 { 89}
Units	Cts/S	Cts/S	Cts/S	Cts/S
Avg	4064.3	3347.4	26456.	3723.0
Stddev	9.9	9.1	108.	21.2
%RSD	.24414	.27150	.40934	.56819
#1	4057.3	3341.0	26533.	3737.9
#2	4071.3	3353.8	26380.	3708.0
Check ?	Chk Pass	Chk Pass	Chk Pass	Chk Pass
Value	99.166%	101.63%	100.45%	102.30%
Range				

Sample Name: 480-189871-D-7-DSD@5 Acquired: 9/27/2021 19:18:32 Type: Unk
Method: ICAP2 New stds DEC2019(v697) Mode: CONC Corr. Factor: 1.000000
User: LMH Custom ID1: Custom ID2: Custom ID3:
Comment:

Elem	Ag3280	Al3082	As1890	B_2089	Ba4554-2
Line	328.068 {103}	308.215 {109}	189.042 {478}	208.959 {461}	455.403 { 74}2
IS Ref	(Y_3600)	(Y_3774)	(Y_2243)	(Y_2243)	(Y_3600)
Units	ppm	ppm	ppm	ppm	ppm
Avg	**.00074**	**.04665**	**-.00090**	**.00522**	**.00711**
Stddev	.00068	.02503	.00046	.00043	.00002
%RSD	92.365	53.652	50.798	8.1894	.32768
#1	.00026	.02895	-.00058	.00492	.00709
#2	.00122	.06435	-.00122	.00552	.00712
Check ?	Chk Pass	Chk Pass	Chk Pass	Chk Pass	Chk Pass
High Limit					
Low Limit					

Elem	Be3130	Ca3179	Cd2288	**Ce4040	Co2286
Line	313.042 {108}	317.933 {106}	228.802 {447}	404.076 { 83}	228.616 {447}
IS Ref	(Y_3774)	(Y_3774)	(Y_2243)	(Y_3774)	(In2306)
Units	ppm	ppm	ppm	ppm	ppm
Avg	**.00013**	**1.7643**	**.00006**	**-.0519**	**-.00018**
Stddev	.00011	.0012	.00005	.0107	.00005
%RSD	84.153	.06500	84.050	20.64	27.087
#1	.00005	1.7635	.00009	-.0443	-.00014
#2	.00020	1.7651	.00002	-.0595	-.00021
Check ?	Chk Pass	Chk Pass	Chk Pass	Chk Pass	Chk Pass
High Limit					
Low Limit					

Elem	Cr2677	Cu3273	Fe2599	K_7664	Li6707
Line	267.716 {126}	327.396 {103}	259.940 {130}	766.490 { 44}	670.784 { 50}
IS Ref	(Y_3600)	(Y_3600)	(Y_3774)	(Y_3774)	(Y_3774)
Units	ppm	ppm	ppm	ppm	ppm
Avg	**.00024**	**-.00063**	**.27129**	**.24707**	**.00033**
Stddev	.00006	.00080	.00176	.00260	.00036
%RSD	24.209	128.38	.64839	1.0514	108.04
#1	.00028	-.00119	.27005	.24523	.00058
#2	.00020	-.00006	.27254	.24891	.00008
Check ?	Chk Pass	Chk Pass	Chk Pass	Chk Pass	Chk Pass
High Limit					
Low Limit					

Sample Name: 480-189871-D-7-DSD@5 Acquired: 9/27/2021 19:18:32 Type: Unk
Method: ICAP2 New stds DEC2019(v697) Mode: CONC Corr. Factor: 1.000000
User: LMH Custom ID1: Custom ID2: Custom ID3:
Comment:

Elem	Mg2790	Mn2576	Mo2020	Na5895	Ni2316
Line	279.079 {121}2	257.610 {131}	202.030 {467}	589.592 { 57}	231.604 {446}
IS Ref	(Y_3600)	(Y_3600)	(Y_2243)	(Y_3774)	(In2306)
Units	ppm	ppm	ppm	ppm	ppm
Avg	**.47063**	**.01041**	**-.00073**	**3.3205**	**.00018**
Stddev	.00104	.00004	.00001	.0074	.00016
%RSD	.22141	.37338	1.6374	.22349	87.450
#1	.47137	.01038	-.00074	3.3257	.00007
#2	.46989	.01044	-.00072	3.3152	.00029
Check ?	Chk Pass	Chk Pass	Chk Pass	Chk Pass	Chk Pass
High Limit					
Low Limit					

Elem	P_2136	Pb2203	S_1820	Sb2068	Se1960
Line	213.618 {458}	220.353 {453}	182.034 {485}	206.833 {463}	196.090 {472}
IS Ref	(Y_2243)	(In2306)	(Y_2243)	(Y_2243)	(Y_2243)
Units	ppm	ppm	ppm	ppm	ppm
Avg	**25.02**	**-.00045**	**.13033**	**-.00133**	**-.00434**
Stddev	.00	.00035	.00232	.00035	.00159
%RSD	.0033	76.578	1.7791	26.666	36.594
#1	25.02	-.00021	.12869	-.00108	-.00322
#2	25.02	-.00070	.13197	-.00158	-.00547
Check ?	None	Chk Pass	Chk Pass	Chk Pass	Chk Pass
High Limit					
Low Limit					

Elem	Si2881	Sn1899	Sr4077	Th2837	Ti3349
Line	288.158 {117}2	189.989 {477}	407.771 { 83}	283.730 {119}	334.904 {101}
IS Ref	(Y_3774)	(In2306)	(Y_3774)	(Y_3774)	(Y_3600)
Units	ppm	ppm	ppm	ppm	ppm
Avg	**.92893**	**-.00051**	**.00984**	**.9910**	**-.00013**
Stddev	.00095	.00004	.00009	.0045	.00048
%RSD	.10238	7.5436	.95518	.4501	368.15
#1	.92960	-.00054	.00990	.9942	-.00046
#2	.92825	-.00049	.00977	.9879	.00021
Check ?	Chk Pass	Chk Pass	Chk Pass	None	Chk Pass
High Limit					
Low Limit					

Sample Name: 480-189871-D-7-DSD@5 Acquired: 9/27/2021 19:18:32 Type: Unk
Method: ICAP2 New stds DEC2019(v697) Mode: CONC Corr. Factor: 1.000000
User: LMH Custom ID1: Custom ID2: Custom ID3:
Comment:

Elem	Tl1908	V_2924	Zn2062	Zr3438
Line	190.856 {477}	292.402 {115}	206.200 {163}	343.823 { 98}
IS Ref	(In2306)	(Y_3600)	(Y_3600)	(Y_3774)
Units	ppm	ppm	ppm	ppm
Avg	.00015	-.00014	.00019	.9987
Stddev	.00066	.00071	.00043	.0008
%RSD	438.60	513.27	227.67	.0793
#1	.00062	-.00064	.00050	.9993
#2	-.00032	.00037	-.00012	.9981
Check ?	Chk Pass	Chk Pass	Chk Pass	None
High Limit				
Low Limit				
Int. Std.	In2306	Y_2243	Y_3600	Y_3774
Line	230.606 {446}	224.306 {450}	360.073 { 94}	377.433 { 89}
Units	Cts/S	Cts/S	Cts/S	Cts/S
Avg	4180.6	3379.0	26868.	3673.7
Stddev	7.2	5.1	146.	2.9
%RSD	.17200	.15133	.54263	.07933
#1	4185.7	3382.6	26971.	3671.6
#2	4175.5	3375.4	26765.	3675.8
Check ?	Chk Pass	Chk Pass	Chk Pass	Chk Pass
Value	102.00%	102.59%	102.01%	100.95%
Range				

Sample Name: 480-189871-D-7-DPDs Acquired: 9/27/2021 19:22:18 Type: Unk
Method: ICAP2 New stds DEC2019(v697) Mode: CONC Corr. Factor: 1.000000
User: LMH Custom ID1: Custom ID2: Custom ID3:
Comment:

Elem	Ag3280	Al3082	As1890	B_2089	Ba4554-2
Line	328.068 {103}	308.215 {109}	189.042 {478}	208.959 {461}	455.403 { 74}2
IS Ref	(Y_3600)	(Y_3774)	(Y_2243)	(Y_2243)	(Y_3600)
Units	ppm	ppm	ppm	ppm	ppm
Avg	.05080	10.415	.21261	.23420	.24920
Stddev	.00049	.015	.00060	.00001	.00038
%RSD	.95899	.14528	.28369	.00455	.15356
#1	.05045	10.426	.21218	.23421	.24947
#2	.05114	10.404	.21303	.23419	.24893
Check ?	Chk Pass	Chk Pass	Chk Pass	Chk Pass	Chk Pass
High Limit					
Low Limit					

Elem	Be3130	Ca3179	Cd2288	**Ce4040	Co2286
Line	313.042 {108}	317.933 {106}	228.802 {447}	404.076 { 83}	228.616 {447}
IS Ref	(Y_3774)	(Y_3774)	(Y_2243)	(Y_3774)	(In2306)
Units	ppm	ppm	ppm	ppm	ppm
Avg	.20997	18.937	.20912	.0281	.20331
Stddev	.00065	.085	.00019	.0099	.00024
%RSD	.30977	.44827	.09047	35.27	.11864
#1	.21043	18.997	.20926	.0211	.20314
#2	.20951	18.877	.20899	.0352	.20348
Check ?	Chk Pass	Chk Pass	Chk Pass	Chk Pass	Chk Pass
High Limit					
Low Limit					

Elem	Cr2677	Cu3273	Fe2599	K_7664	Li6707
Line	267.716 {126}	327.396 {103}	259.940 {130}	766.490 { 44}	670.784 { 50}
IS Ref	(Y_3600)	(Y_3600)	(Y_3774)	(Y_3774)	(Y_3774)
Units	ppm	ppm	ppm	ppm	ppm
Avg	.19781	.20988	11.743	11.135	.21758
Stddev	.00021	.00114	.030	.025	.00103
%RSD	.10692	.54125	.25323	.22502	.47133
#1	.19796	.20908	11.764	11.153	.21830
#2	.19767	.21068	11.722	11.117	.21685
Check ?	Chk Pass	Chk Pass	Chk Pass	Chk Pass	Chk Pass
High Limit					
Low Limit					

Sample Name: 480-189871-D-7-DPDs Acquired: 9/27/2021 19:22:18 Type: Unk
Method: ICAP2 New stds DEC2019(v697) Mode: CONC Corr. Factor: 1.000000
User: LMH Custom ID1: Custom ID2: Custom ID3:
Comment:

Elem	Mg2790	Mn2576	Mo2020	Na5895	Ni2316
Line	279.079 {121}2	257.610 {131}	202.030 {467}	589.592 { 57}	231.604 {446}
IS Ref	(Y_3600)	(Y_3600)	(Y_2243)	(Y_3774)	(In2306)
Units	ppm	ppm	ppm	ppm	ppm
Avg	**12.721**	**.25805**	**.21001**	**26.357**	**.20078**
Stddev	.020	.00045	.00011	.099	.00022
%RSD	.15472	.17272	.05055	.37408	.11032
#1	12.735	.25837	.21009	26.427	.20062
#2	12.707	.25774	.20994	26.287	.20093
Check ?	Chk Pass	Chk Pass	Chk Pass	Chk Pass	Chk Pass
High Limit					
Low Limit					

Elem	P_2136	Pb2203	S_1820	Sb2068	Se1960
Line	213.618 {458}	220.353 {453}	182.034 {485}	206.833 {463}	196.090 {472}
IS Ref	(Y_2243)	(In2306)	(Y_2243)	(Y_2243)	(Y_2243)
Units	ppm	ppm	ppm	ppm	ppm
Avg	**24.69**	**.20472**	**11.296**	**.22288**	**.20160**
Stddev	.00	.00027	.027	.00051	.00023
%RSD	.0075	.13226	.23963	.22856	.11296
#1	24.68	.20491	11.315	.22324	.20144
#2	24.69	.20452	11.277	.22252	.20176
Check ?	None	Chk Pass	Chk Pass	Chk Pass	Chk Pass
High Limit					
Low Limit					

Elem	Si2881	Sn1899	Sr4077	Th2837	Ti3349
Line	288.158 {117}2	189.989 {477}	407.771 { 83}	283.730 {119}	334.904 {101}
IS Ref	(Y_3774)	(In2306)	(Y_3774)	(Y_3774)	(Y_3600)
Units	ppm	ppm	ppm	ppm	ppm
Avg	**14.738**	**.19689**	**.26089**	**1.003**	**.21339**
Stddev	.008	.00022	.00076	.002	.00081
%RSD	.05446	.11409	.29264	.2152	.38178
#1	14.744	.19673	.26143	1.005	.21397
#2	14.732	.19705	.26035	1.002	.21281
Check ?	Chk Pass	Chk Pass	Chk Pass	None	Chk Pass
High Limit					
Low Limit					

Sample Name: 480-189871-D-7-DPDs Acquired: 9/27/2021 19:22:18 Type: Unk
Method: ICAP2 New stds DEC2019(v697) Mode: CONC Corr. Factor: 1.000000
User: LMH Custom ID1: Custom ID2: Custom ID3:
Comment:

Elem	Tl1908	V_2924	Zn2062	Zr3438
Line	190.856 {477}	292.402 {115}	206.200 {163}	343.823 { 98}
IS Ref	(In2306)	(Y_3600)	(Y_3600)	(Y_3774)
Units	ppm	ppm	ppm	ppm
Avg	.20687	.20339	.21351	1.004
Stddev	.00126	.00081	.00145	.001
%RSD	.60727	.40032	.67954	.0545
#1	.20598	.20282	.21454	1.004
#2	.20776	.20397	.21249	1.003
Check ?	Chk Pass	Chk Pass	Chk Pass	None
High Limit				
Low Limit				
Int. Std.	In2306	Y_2243	Y_3600	Y_3774
Line	230.606 {446}	224.306 {450}	360.073 { 94}	377.433 { 89}
Units	Cts/S	Cts/S	Cts/S	Cts/S
Avg	3888.3	3310.6	25961.	3681.6
Stddev	2.1	8.2	51.	4.7
%RSD	.05489	.24695	.19666	.12684
#1	3886.8	3304.8	25924.	3684.9
#2	3889.8	3316.4	25997.	3678.3
Check ?	Chk Pass	Chk Pass	Chk Pass	Chk Pass
Value	94.872%	100.51%	98.562%	101.16%
Range				

Sample Name: 480-189871-D-7-E MS Acquired: 9/27/2021 19:25:52 Type: Unk
Method: ICAP2 New stds DEC2019(v697) Mode: CONC Corr. Factor: 1.000000
User: LMH Custom ID1: Custom ID2: Custom ID3:
Comment:

Elem	Ag3280	Al3082	As1890	B_2089	Ba4554-2
Line	328.068 {103}	308.215 {109}	189.042 {478}	208.959 {461}	455.403 { 74}2
IS Ref	(Y_3600)	(Y_3774)	(Y_2243)	(Y_2243)	(Y_3600)
Units	ppm	ppm	ppm	ppm	ppm
Avg	.04890	10.177	.20831	.23123	.24595
Stddev	.00066	.023	.00096	.00020	.00035
%RSD	1.3548	.22115	.45965	.08762	.14400
#1	.04937	10.193	.20763	.23108	.24570
#2	.04844	10.161	.20898	.23137	.24620
Check ?	Chk Pass	Chk Pass	Chk Pass	Chk Pass	Chk Pass
High Limit					
Low Limit					

Elem	Be3130	Ca3179	Cd2288	**Ce4040	Co2286
Line	313.042 {108}	317.933 {106}	228.802 {447}	404.076 { 83}	228.616 {447}
IS Ref	(Y_3774)	(Y_3774)	(Y_2243)	(Y_3774)	(In2306)
Units	ppm	ppm	ppm	ppm	ppm
Avg	.20601	18.896	.20501	-.0574	.19957
Stddev	.00066	.022	.00006	.0471	.00023
%RSD	.31906	.11450	.03010	82.06	.11704
#1	.20648	18.912	.20496	-.0241	.19940
#2	.20555	18.881	.20505	-.0907	.19973
Check ?	Chk Pass	Chk Pass	Chk Pass	Chk Pass	Chk Pass
High Limit					
Low Limit					

Elem	Cr2677	Cu3273	Fe2599	K_7664	Li6707
Line	267.716 {126}	327.396 {103}	259.940 {130}	766.490 { 44}	670.784 { 50}
IS Ref	(Y_3600)	(Y_3600)	(Y_3774)	(Y_3774)	(Y_3774)
Units	ppm	ppm	ppm	ppm	ppm
Avg	.19383	.20416	11.623	10.847	.21052
Stddev	.00089	.00046	.014	.007	.00185
%RSD	.46114	.22403	.12053	.06253	.87896
#1	.19447	.20448	11.632	10.852	.20922
#2	.19320	.20383	11.613	10.842	.21183
Check ?	Chk Pass	Chk Pass	Chk Pass	Chk Pass	Chk Pass
High Limit					
Low Limit					

Sample Name: 480-189871-D-7-E MS Acquired: 9/27/2021 19:25:52 Type: Unk
Method: ICAP2 New stds DEC2019(v697) Mode: CONC Corr. Factor: 1.000000
User: LMH Custom ID1: Custom ID2: Custom ID3:
Comment:

Elem	Mg2790	Mn2576	Mo2020	Na5895	Ni2316
Line	279.079 {121}2	257.610 {131}	202.030 {467}	589.592 { 57}	231.604 {446}
IS Ref	(Y_3600)	(Y_3600)	(Y_2243)	(Y_3774)	(In2306)
Units	ppm	ppm	ppm	ppm	ppm
Avg	**12.500**	**.25549**	**.20653**	**26.328**	**.19697**
Stddev	.004	.00005	.00071	.008	.00002
%RSD	.03199	.02042	.34241	.03193	.01018
#1	12.503	.25545	.20703	26.334	.19696
#2	12.497	.25552	.20603	26.322	.19698
Check ?	Chk Pass	Chk Pass	Chk Pass	Chk Pass	Chk Pass
High Limit					
Low Limit					

Elem	P_2136	Pb2203	S_1820	Sb2068	Se1960
Line	213.618 {458}	220.353 {453}	182.034 {485}	206.833 {463}	196.090 {472}
IS Ref	(Y_2243)	(In2306)	(Y_2243)	(Y_2243)	(Y_2243)
Units	ppm	ppm	ppm	ppm	ppm
Avg	**24.70**	**.20118**	**10.757**	**.22006**	**.20207**
Stddev	.00	.00193	.022	.00248	.00229
%RSD	.0062	.95838	.20313	1.1286	1.1317
#1	24.70	.19982	10.742	.21830	.20369
#2	24.70	.20255	10.773	.22181	.20045
Check ?	None	Chk Pass	Chk Pass	Chk Pass	Chk Pass
High Limit					
Low Limit					

Elem	Si2881	Sn1899	Sr4077	Th2837	Ti3349
Line	288.158 {117}2	189.989 {477}	407.771 { 83}	283.730 {119}	334.904 {101}
IS Ref	(Y_3774)	(In2306)	(Y_3774)	(Y_3774)	(Y_3600)
Units	ppm	ppm	ppm	ppm	ppm
Avg	**14.510**	**.19219**	**.25644**	**1.006**	**.20880**
Stddev	.035	.00020	.00001	.003	.00001
%RSD	.24243	.10350	.00327	.2555	.00701
#1	14.485	.19205	.25643	1.004	.20881
#2	14.535	.19233	.25644	1.007	.20879
Check ?	Chk Pass	Chk Pass	Chk Pass	None	Chk Pass
High Limit					
Low Limit					

Sample Name: 480-189871-D-7-E MS Acquired: 9/27/2021 19:25:52 Type: Unk
Method: ICAP2 New stds DEC2019(v697) Mode: CONC Corr. Factor: 1.000000
User: LMH Custom ID1: Custom ID2: Custom ID3:
Comment:

Elem	Tl1908	V_2924	Zn2062	Zr3438
Line	190.856 {477}	292.402 {115}	206.200 {163}	343.823 { 98}
IS Ref	(In2306)	(Y_3600)	(Y_3600)	(Y_3774)
Units	ppm	ppm	ppm	ppm
Avg	.20272	.19884	.20830	1.001
Stddev	.00043	.00078	.00016	.000
%RSD	.21301	.39168	.07627	.0397
#1	.20302	.19829	.20841	1.001
#2	.20241	.19939	.20819	1.001
Check ?	Chk Pass	Chk Pass	Chk Pass	None
High Limit				
Low Limit				
Int. Std.	In2306	Y_2243	Y_3600	Y_3774
Line	230.606 {446}	224.306 {450}	360.073 { 94}	377.433 { 89}
Units	Cts/S	Cts/S	Cts/S	Cts/S
Avg	3893.0	3318.2	25847.	3655.9
Stddev	4.2	5.6	76.	7.5
%RSD	.10867	.16943	.29296	.20579
#1	3890.0	3314.2	25794.	3661.3
#2	3896.0	3322.2	25901.	3650.6
Check ?	Chk Pass	Chk Pass	Chk Pass	Chk Pass
Value	94.985%	100.74%	98.133%	100.46%
Range				

Sample Name: 480-189871-D-7-F MSD Acquired: 9/27/2021 19:29:25 Type: Unk
Method: ICAP2 New stds DEC2019(v697) Mode: CONC Corr. Factor: 1.000000
User: LMH Custom ID1: Custom ID2: Custom ID3:
Comment:

Elem	Ag3280	Al3082	As1890	B_2089	Ba4554-2
Line	328.068 {103}	308.215 {109}	189.042 {478}	208.959 {461}	455.403 { 74}2
IS Ref	(Y_3600)	(Y_3774)	(Y_2243)	(Y_2243)	(Y_3600)
Units	ppm	ppm	ppm	ppm	ppm
Avg	.05095	10.297	.21228	.23416	.24965
Stddev	.00121	.055	.00021	.00005	.00038
%RSD	2.3655	.53828	.09876	.02080	.15216
#1	.05010	10.336	.21243	.23412	.24992
#2	.05181	10.257	.21213	.23419	.24938
Check ?	Chk Pass	Chk Pass	Chk Pass	Chk Pass	Chk Pass
High Limit					
Low Limit					

Elem	Be3130	Ca3179	Cd2288	**Ce4040	Co2286
Line	313.042 {108}	317.933 {106}	228.802 {447}	404.076 { 83}	228.616 {447}
IS Ref	(Y_3774)	(Y_3774)	(Y_2243)	(Y_3774)	(In2306)
Units	ppm	ppm	ppm	ppm	ppm
Avg	.21014	19.145	.20873	.0209	.20253
Stddev	.00006	.047	.00004	.0565	.00006
%RSD	.02836	.24363	.02107	270.2	.02799
#1	.21010	19.178	.20870	-.0191	.20249
#2	.21019	19.112	.20876	.0609	.20257
Check ?	Chk Pass	Chk Pass	Chk Pass	Chk Pass	Chk Pass
High Limit					
Low Limit					

Elem	Cr2677	Cu3273	Fe2599	K_7664	Li6707
Line	267.716 {126}	327.396 {103}	259.940 {130}	766.490 { 44}	670.784 { 50}
IS Ref	(Y_3600)	(Y_3600)	(Y_3774)	(Y_3774)	(Y_3774)
Units	ppm	ppm	ppm	ppm	ppm
Avg	.19851	.20882	11.659	11.032	.21351
Stddev	.00101	.00078	.024	.007	.00060
%RSD	.50964	.37314	.20225	.06475	.27943
#1	.19922	.20937	11.676	11.027	.21309
#2	.19779	.20827	11.643	11.037	.21394
Check ?	Chk Pass	Chk Pass	Chk Pass	Chk Pass	Chk Pass
High Limit					
Low Limit					

Sample Name: 480-189871-D-7-F MSD Acquired: 9/27/2021 19:29:25 Type: Unk
Method: ICAP2 New stds DEC2019(v697) Mode: CONC Corr. Factor: 1.000000
User: LMH Custom ID1: Custom ID2: Custom ID3:
Comment:

Elem	Mg2790	Mn2576	Mo2020	Na5895	Ni2316
Line	279.079 {121}2	257.610 {131}	202.030 {467}	589.592 { 57}	231.604 {446}
IS Ref	(Y_3600)	(Y_3600)	(Y_2243)	(Y_3774)	(In2306)
Units	ppm	ppm	ppm	ppm	ppm
Avg	**12.748**	**.25964**	**.21080**	**26.860**	**.20010**
Stddev	.011	.00051	.00011	.058	.00024
%RSD	.08603	.19739	.05240	.21666	.11752
#1	12.756	.26000	.21073	26.901	.19993
#2	12.741	.25928	.21088	26.819	.20026
Check ?	Chk Pass	Chk Pass	Chk Pass	Chk Pass	Chk Pass
High Limit					
Low Limit					

Elem	P_2136	Pb2203	S_1820	Sb2068	Se1960
Line	213.618 {458}	220.353 {453}	182.034 {485}	206.833 {463}	196.090 {472}
IS Ref	(Y_2243)	(In2306)	(Y_2243)	(Y_2243)	(Y_2243)
Units	ppm	ppm	ppm	ppm	ppm
Avg	**24.69**	**.20582**	**10.951**	**.22343**	**.20255**
Stddev	.00	.00028	.008	.00010	.00012
%RSD	.0070	.13419	.06887	.04671	.05998
#1	24.69	.20601	10.946	.22336	.20247
#2	24.69	.20562	10.957	.22350	.20264
Check ?	None	Chk Pass	Chk Pass	Chk Pass	Chk Pass
High Limit					
Low Limit					

Elem	Si2881	Sn1899	Sr4077	Th2837	Ti3349
Line	288.158 {117}2	189.989 {477}	407.771 { 83}	283.730 {119}	334.904 {101}
IS Ref	(Y_3774)	(In2306)	(Y_3774)	(Y_3774)	(Y_3600)
Units	ppm	ppm	ppm	ppm	ppm
Avg	**14.790**	**.18439**	**.26021**	**1.006**	**.21214**
Stddev	.012	.00101	.00060	.006	.00094
%RSD	.08142	.54984	.22977	.5881	.44302
#1	14.781	.18511	.26063	1.010	.21147
#2	14.798	.18367	.25978	1.002	.21280
Check ?	Chk Pass	Chk Pass	Chk Pass	None	Chk Pass
High Limit					
Low Limit					

Sample Name: 480-189871-D-7-F MSD Acquired: 9/27/2021 19:29:25 Type: Unk
Method: ICAP2 New stds DEC2019(v697) Mode: CONC Corr. Factor: 1.000000
User: LMH Custom ID1: Custom ID2: Custom ID3:
Comment:

Elem	Tl1908	V_2924	Zn2062	Zr3438
Line	190.856 {477}	292.402 {115}	206.200 {163}	343.823 { 98}
IS Ref	(In2306)	(Y_3600)	(Y_3600)	(Y_3774)
Units	ppm	ppm	ppm	ppm
Avg	.20569	.20235	.21507	1.001
Stddev	.00018	.00018	.00054	.001
%RSD	.08827	.09045	.25207	.0684
#1	.20556	.20222	.21469	1.001
#2	.20582	.20248	.21546	1.000
Check ?	Chk Pass	Chk Pass	Chk Pass	None
High Limit				
Low Limit				
Int. Std.	In2306	Y_2243	Y_3600	Y_3774
Line	230.606 {446}	224.306 {450}	360.073 { 94}	377.433 { 89}
Units	Cts/S	Cts/S	Cts/S	Cts/S
Avg	3900.6	3322.4	26084.	3696.1
Stddev	9.2	6.0	46.	1.1
%RSD	.23538	.18161	.17757	.02888
#1	3894.1	3318.2	26117.	3696.9
#2	3907.1	3326.7	26052.	3695.4
Check ?	Chk Pass	Chk Pass	Chk Pass	Chk Pass
Value	95.171%	100.87%	99.032%	101.56%
Range				

Sample Name: CCV-6675976 Acquired: 9/27/2021 19:33:03 Type: QC
Method: ICAP2 New stds DEC2019(v697) Mode: CONC Corr. Factor: 1.000000
User: LMH Custom ID1: Custom ID2: Custom ID3:
Comment:

Elem	Ag3280	Al3082	As1890	B_2089	Ba4554
Line	328.068 {103}	308.215 {109}	189.042 {478}	208.959 {461}	455.403 { 74}
Units	ppm	ppm	ppm	ppm	ppm
Avg	.99534	50.017	1.0150	1.0306	1.0038
Stddev	.00228	.182	.0015	.0025	.0032
%RSD	.22867	.36446	.14526	.24310	.31922
#1	.99695	50.146	1.0140	1.0289	1.0061
#2	.99373	49.888	1.0161	1.0324	1.0015
Check ?	Chk Pass	Chk Pass	Chk Pass	Chk Pass	Chk Pass
Value					
Range					

Elem	Be3130	Ca3179	Cd2288	**Ce4040	Co2286
Line	313.042 {108}	317.933 {106}	228.802 {447}	404.076 { 83}	228.616 {447}
Units	ppm	ppm	ppm	ppm	ppm
Avg	.98755	50.827	1.0182	.8961	.99079
Stddev	.00301	.166	.0006	.0047	.00112
%RSD	.30435	.32694	.05949	.5221	.11332
#1	.98967	50.945	1.0178	.8928	.99158
#2	.98542	50.710	1.0186	.8994	.98999
Check ?	Chk Pass	Chk Pass	Chk Pass	None	Chk Pass
Value					
Range					

Elem	Cr2677	Cu3273	Fe2714	K_7664	Li6707
Line	267.716 {126}	327.396 {103}	271.441 {124}	766.490 { 44}	670.784 { 50}
Units	ppm	ppm	ppm	ppm	ppm
Avg	.98260	1.0124	50.350	50.521	1.0267
Stddev	.00018	.0001	.190	.003	.0017
%RSD	.01854	.00921	.37713	.00568	.16290
#1	.98247	1.0125	50.216	50.523	1.0279
#2	.98273	1.0123	50.485	50.519	1.0255
Check ?	Chk Pass	Chk Pass	Chk Pass	Chk Pass	Chk Pass
Value					
Range					

Sample Name: CCV-6675976 Acquired: 9/27/2021 19:33:03 Type: QC
Method: ICAP2 New stds DEC2019(v697) Mode: CONC Corr. Factor: 1.000000
User: LMH Custom ID1: Custom ID2: Custom ID3:
Comment:

Elem	Mg2790	Mn2576	Mo2020	Na5895	Ni2316
Line	279.079 {121}2	257.610 {131}	202.030 {467}	589.592 { 57}	231.604 {446}
Units	ppm	ppm	ppm	ppm	ppm
Avg	**49.223**	**.99427**	**1.0206**	**50.786**	**.99275**
Stddev	.023	.00002	.0013	.073	.00147
%RSD	.04656	.00228	.12411	.14430	.14783
#1	49.207	.99425	1.0215	50.837	.99379
#2	49.239	.99429	1.0197	50.734	.99172
Check ?	Chk Pass	Chk Pass	Chk Pass	Chk Pass	Chk Pass
Value					
Range					

Elem	P_2136	Pb2203	S_1820	Sb2068	Se1960
Line	213.618 {458}	220.353 {453}	182.034 {485}	206.833 {463}	196.090 {472}
Units	ppm	ppm	ppm	ppm	ppm
Avg	**23.43**	**.99758**	**25.685**	**1.0312**	**1.0005**
Stddev	.00	.00106	.004	.0057	.0001
%RSD	.0194	.10661	.01650	.54944	.00702
#1	23.43	.99683	25.688	1.0271	1.0005
#2	23.43	.99833	25.682	1.0352	1.0006
Check ?	None	Chk Pass	Chk Pass	Chk Pass	Chk Pass
Value					
Range					

Elem	Si2881	Sn1899	Sr4077	Th2837	Ti3349
Line	288.158 {117}2	189.989 {477}	407.771 { 83}	283.730 {119}	334.904 {101}
Units	ppm	ppm	ppm	ppm	ppm
Avg	**9.8903**	**.98999**	**1.0107**	**1.480**	**1.0139**
Stddev	.0139	.00023	.0021	.000	.0012
%RSD	.14086	.02335	.20350	.0192	.12193
#1	9.9001	.98983	1.0121	1.480	1.0148
#2	9.8804	.99015	1.0092	1.480	1.0131
Check ?	Chk Pass	Chk Pass	Chk Pass	None	Chk Pass
Value					
Range					

Sample Name: CCV-6675976 Acquired: 9/27/2021 19:33:03 Type: QC
Method: ICAP2 New stds DEC2019(v697) Mode: CONC Corr. Factor: 1.000000
User: LMH Custom ID1: Custom ID2: Custom ID3:
Comment:

Elem	Tl1908	V_2924	Zn2062	Zr3438
Line	190.856 {477}	292.402 {115}	206.200 {163}	343.823 { 98}
Units	ppm	ppm	ppm	ppm
Avg	.99631	.99359	1.0149	1.488
Stddev	.00061	.00174	.0007	.004
%RSD	.06119	.17522	.07245	.2433
#1	.99674	.99482	1.0144	1.491
#2	.99588	.99236	1.0154	1.485
Check ?	Chk Pass	Chk Pass	Chk Pass	None
Value				
Range				

Int. Std.	In2306	Y_2243	Y_3600	Y_3774
Line	230.606 {446}	224.306 {450}	360.073 { 94}	377.433 { 89}
Units	Cts/S	Cts/S	Cts/S	Cts/S
Avg	3601.2	3199.8	24976.	3597.8
Stddev	1.0	6.9	50.	6.8
%RSD	.02694	.21544	.19898	.18779
#1	3601.8	3204.6	25012.	3593.0
#2	3600.5	3194.9	24941.	3602.5

Sample Name: CCB-6675975 Acquired: 9/27/2021 19:36:36 Type: QC
Method: ICAP2 New stds DEC2019(v697) Mode: CONC Corr. Factor: 1.000000
User: LMH Custom ID1: Custom ID2: Custom ID3:
Comment:

Elem	Ag3280	Al3082	As1890	B_2089	Ba4554-2
Line	328.068 {103}	308.215 {109}	189.042 {478}	208.959 {461}	455.403 { 74}2
Units	ppm	ppm	ppm	ppm	ppm
Avg	**.00030**	**.00353**	**-.00172**	**-.00027**	**.00009**
Stddev	.00024	.00925	.00163	.00009	.00001
%RSD	81.136	262.24	94.934	32.530	8.8899
#1	.00013	.01007	-.00057	-.00021	.00009
#2	.00047	-.00301	-.00288	-.00034	.00008
Check ?	Chk Pass	Chk Pass	Chk Pass	Chk Pass	Chk Pass
High Limit					
Low Limit					

Elem	Be3130	Ca3179	Cd2288	**Ce4040	Co2286
Line	313.042 {108}	317.933 {106}	228.802 {447}	404.076 { 83}	228.616 {447}
Units	ppm	ppm	ppm	ppm	ppm
Avg	**.00002**	**-.00373**	**-.00011**	**-.0015**	**-.00006**
Stddev	.00005	.00344	.00009	.0307	.00006
%RSD	217.35	92.059	76.188	2089.	94.564
#1	.00005	-.00616	-.00005	.0202	-.00010
#2	-.00001	-.00130	-.00018	-.0231	-.00002
Check ?	Chk Pass	Chk Pass	Chk Pass	None	Chk Pass
High Limit					
Low Limit					

Elem	Cr2677	Cu3273	Fe2599	K_7664	Li6707
Line	267.716 {126}	327.396 {103}	259.940 {130}	766.490 { 44}	670.784 { 50}
Units	ppm	ppm	ppm	ppm	ppm
Avg	**-.00018**	**.00006**	**.00117**	**.06413**	**.00132**
Stddev	.00001	.00046	.00324	.01168	.00031
%RSD	3.1728	739.86	276.53	18.210	23.633
#1	-.00018	.00039	.00346	.05587	.00110
#2	-.00017	-.00027	-.00112	.07238	.00154
Check ?	Chk Pass	Chk Pass	Chk Pass	Chk Pass	Chk Pass
High Limit					
Low Limit					

Sample Name: CCB-6675975 Acquired: 9/27/2021 19:36:36 Type: QC
Method: ICAP2 New stds DEC2019(v697) Mode: CONC Corr. Factor: 1.000000
User: LMH Custom ID1: Custom ID2: Custom ID3:
Comment:

Elem	Mg2790	Mn2576	Mo2020	Na5895	Ni2316
Line	279.079 {121}2	257.610 {131}	202.030 {467}	589.592 { 57}	231.604 {446}
Units	ppm	ppm	ppm	ppm	ppm
Avg	**.00053**	**.00011**	**.00183**	**.04330**	**-.00026**
Stddev	.00124	.00002	.00003	.02004	.00023
%RSD	233.31	17.899	1.8568	46.297	88.900
#1	-.00034	.00010	.00180	.02912	-.00010
#2	.00140	.00013	.00185	.05747	-.00042
Check ?	Chk Pass	Chk Pass	Chk Pass	Chk Pass	Chk Pass
High Limit					
Low Limit					

Elem	P_2136	Pb2203	S_1820	Sb2068	Se1960
Line	213.618 {458}	220.353 {453}	182.034 {485}	206.833 {463}	196.090 {472}
Units	ppm	ppm	ppm	ppm	ppm
Avg	**25.02**	**-.00058**	**.02049**	**.00100**	**-.00103**
Stddev	.00	.00019	.00003	.00046	.00005
%RSD	.0035	32.055	.16621	46.195	4.6994
#1	25.02	-.00045	.02051	.00132	-.00099
#2	25.02	-.00071	.02047	.00067	-.00106
Check ?	None	Chk Pass	Chk Pass	Chk Pass	Chk Pass
High Limit					
Low Limit					

Elem	Si2881	Sn1899	Sr4077	Th2837	Ti3349
Line	288.158 {117}2	189.989 {477}	407.771 { 83}	283.730 {119}	334.904 {101}
Units	ppm	ppm	ppm	ppm	ppm
Avg	**-.01215**	**-.00061**	**.00002**	**.9997**	**-.00010**
Stddev	.00377	.00009	.00010	.0075	.00021
%RSD	31.053	14.970	591.80	.7513	212.81
#1	-.01482	-.00067	-.00005	1.005	.00005
#2	-.00948	-.00054	.00008	.9944	-.00025
Check ?	Chk Pass	Chk Pass	Chk Pass	None	Chk Pass
High Limit					
Low Limit					

Sample Name: CCB-6675975 Acquired: 9/27/2021 19:36:36 Type: QC
Method: ICAP2 New stds DEC2019(v697) Mode: CONC Corr. Factor: 1.000000
User: LMH Custom ID1: Custom ID2: Custom ID3:
Comment:

Elem	Tl1908	V_2924	Zn2062	Zr3438
Line	190.856 {477}	292.402 {115}	206.200 {163}	343.823 { 98}
Units	ppm	ppm	ppm	ppm
Avg	.00041	-.00015	-.00117	1.000
Stddev	.00021	.00008	.00034	.001
%RSD	52.496	58.279	29.478	.1064
#1	.00026	-.00009	-.00141	.9993
#2	.00056	-.00021	-.00092	1.001
Check ?	Chk Pass	Chk Pass	Chk Pass	None
High Limit				
Low Limit				
Int. Std.	In2306	Y_2243	Y_3600	Y_3774
Line	230.606 {446}	224.306 {450}	360.073 { 94}	377.433 { 89}
Units	Cts/S	Cts/S	Cts/S	Cts/S
Avg	4159.6	3333.0	26362.	3632.7
Stddev	4.1	5.0	100.	5.8
%RSD	.09843	.15028	.37949	.15864
#1	4156.7	3329.5	26433.	3636.8
#2	4162.5	3336.6	26291.	3628.7

Sample Name: CCVL-6677556 Acquired: 9/27/2021 19:40:25 Type: QC
Method: ICAP2 New stds DEC2019(v697) Mode: CONC Corr. Factor: 1.000000
User: LMH Custom ID1: Custom ID2: Custom ID3:
Comment:

Elem	Ag3280	Al3082	As1890	B_2089	Ba4554-2
Line	328.068 {103}	308.215 {109}	189.042 {478}	208.959 {461}	455.403 { 74}2
Units	ppm	ppm	ppm	ppm	ppm
Avg	**.00650**	**.19908**	**.01202**	**.01898**	**.00218**
Stddev	.00059	.05487	.00213	.00003	.00002
%RSD	9.0786	27.559	17.727	.17258	.78607
#1	.00692	.16029	.01052	.01901	.00219
#2	.00609	.23788	.01353	.01896	.00216
Check ?	Chk Pass	Chk Pass	Chk Pass	Chk Pass	Chk Pass
Value					
Range					

Elem	Be3130	Ca3179	Cd2288	**Ce4040	Co2286
Line	313.042 {108}	317.933 {106}	228.802 {447}	404.076 { 83}	228.616 {447}
Units	ppm	ppm	ppm	ppm	ppm
Avg	**.00204**	**.49666**	**.00205**	**.0229**	**.00369**
Stddev	.00004	.01109	.00009	.0201	.00014
%RSD	1.7744	2.2325	4.2854	87.73	3.9125
#1	.00201	.48882	.00211	.0087	.00359
#2	.00206	.50450	.00199	.0371	.00379
Check ?	Chk Pass	Chk Pass	Chk Pass	None	Chk Pass
Value					
Range					

Elem	Cr2677	Cu3273	Fe2599	K_7664	Li6707
Line	267.716 {126}	327.396 {103}	259.940 {130}	766.490 { 44}	670.784 { 50}
Units	ppm	ppm	ppm	ppm	ppm
Avg	**.00379**	**.01040**	**.05277**	**.56611**	**.03067**
Stddev	.00017	.00047	.00309	.01373	.00165
%RSD	4.5205	4.5170	5.8528	2.4255	5.3744
#1	.00366	.01007	.05495	.55640	.02951
#2	.00391	.01073	.05058	.57582	.03184
Check ?	Chk Pass	Chk Pass	Chk Pass	Chk Pass	Chk Pass
Value					
Range					

Sample Name: CCVL-6677556 Acquired: 9/27/2021 19:40:25 Type: QC
Method: ICAP2 New stds DEC2019(v697) Mode: CONC Corr. Factor: 1.000000
User: LMH Custom ID1: Custom ID2: Custom ID3:
Comment:

Elem	Mg2790	Mn2576	Mo2020	Na5895	Ni2316
Line	279.079 {121}2	257.610 {131}	202.030 {467}	589.592 { 57}	231.604 {446}
Units	ppm	ppm	ppm	ppm	ppm
Avg	.19515	.00327	.00988	1.0494	.00901
Stddev	.00246	.00013	.00032	.0094	.00008
%RSD	1.2622	3.9121	3.1996	.89660	.86304
#1	.19689	.00318	.01011	1.0427	.00907
#2	.19341	.00336	.00966	1.0560	.00896
Check ?	Chk Pass	Chk Pass	Chk Pass	Chk Pass	Chk Pass
Value					
Range					

Elem	P_2136	Pb2203	S_1820	Sb2068	Se1960
Line	213.618 {458}	220.353 {453}	182.034 {485}	206.833 {463}	196.090 {472}
Units	ppm	ppm	ppm	ppm	ppm
Avg	F 25.00	.00884	.20611	.02149	.01941
Stddev	.00	.00034	.00043	.00203	.00336
%RSD	.0065	3.8818	.20705	9.4590	17.322
#1	25.00	.00908	.20641	.02005	.02179
#2	25.00	.00860	.20581	.02292	.01704
Check ?	Chk Fail	Chk Pass	Chk Pass	Chk Pass	Chk Pass
Value	.0060				
Range	50.00%				

Elem	Si2881	Sn1899	Sr4077	Th2837	Ti3349
Line	288.158 {117}2	189.989 {477}	407.771 { 83}	283.730 {119}	334.904 {101}
Units	ppm	ppm	ppm	ppm	ppm
Avg	.45859	.00845	.00509	F 1.004	.00434
Stddev	.01273	.00041	.00005	.004	.00041
%RSD	2.7748	4.8073	.96506	.4122	9.3425
#1	.46759	.00874	.00506	1.001	.00463
#2	.44959	.00817	.00513	1.006	.00406
Check ?	Chk Pass	Chk Pass	Chk Pass	Chk Fail	Chk Pass
Value				.0060	
Range				50.00%	

Sample Name: CCVL-6677556 Acquired: 9/27/2021 19:40:25 Type: QC
Method: ICAP2 New stds DEC2019(v697) Mode: CONC Corr. Factor: 1.000000
User: LMH Custom ID1: Custom ID2: Custom ID3:
Comment:

Elem	Tl1908	V_2924	Zn2062	Zr3438
Line	190.856 {477}	292.402 {115}	206.200 {163}	343.823 { 98}
Units	ppm	ppm	ppm	ppm
Avg	.01943	.00493	.00872	F 1.001
Stddev	.00049	.00043	.00012	.001
%RSD	2.5408	8.6355	1.3757	.0722
#1	.01908	.00523	.00880	1.000
#2	.01977	.00463	.00863	1.001
Check ?	Chk Pass	Chk Pass	Chk Pass	Chk Fail
Value				.0060
Range				50.00%
Int. Std.	In2306	Y_2243	Y_3600	Y_3774
Line	230.606 {446}	224.306 {450}	360.073 { 94}	377.433 { 89}
Units	Cts/S	Cts/S	Cts/S	Cts/S
Avg	4159.2	3346.3	26429.	3687.4
Stddev	1.5	2.7	187.	42.3
%RSD	.03706	.08096	.70793	1.1462
#1	4158.1	3344.4	26296.	3717.3
#2	4160.3	3348.3	26561.	3657.5

Sample Name: 480-189941-C-1-B Acquired: 9/27/2021 19:44:10 Type: Unk
Method: ICAP2 New stds DEC2019(v697) Mode: CONC Corr. Factor: 1.000000
User: LMH Custom ID1: Custom ID2: Custom ID3:
Comment:

Elem	Ag3280	Al3082	As1890	B_2089	Ba4554-2
Line	328.068 {103}	308.215 {109}	189.042 {478}	208.959 {461}	455.403 { 74}2
IS Ref	(Y_3600)	(Y_3774)	(Y_2243)	(Y_2243)	(Y_3600)
Units	ppm	ppm	ppm	ppm	ppm
Avg	.00109	7.3368	-.00070	.28948	.00618
Stddev	.00024	.0245	.00154	.00007	.00003
%RSD	21.671	.33384	219.64	.02411	.46264
#1	.00126	7.3195	-.00179	.28943	.00616
#2	.00092	7.3541	.00039	.28952	.00620
Check ?	Chk Pass	Chk Pass	Chk Pass	Chk Pass	Chk Pass
High Limit					
Low Limit					

Elem	Be3130	Ca3179	Cd2288	**Ce4040	Co2286
Line	313.042 {108}	317.933 {106}	228.802 {447}	404.076 { 83}	228.616 {447}
IS Ref	(Y_3774)	(Y_3774)	(Y_2243)	(Y_3774)	(In2306)
Units	ppm	ppm	ppm	ppm	ppm
Avg	.00225	256.12	.00207	-.0061	.11887
Stddev	.00000	2.09	.00008	.0057	.00016
%RSD	.01621	.81599	3.9974	93.61	.13189
#1	.00225	254.64	.00213	-.0101	.11876
#2	.00225	257.60	.00201	-.0020	.11898
Check ?	Chk Pass	Chk Pass	Chk Pass	Chk Pass	Chk Pass
High Limit					
Low Limit					

Elem	Cr2677	Cu3273	Fe2599	K_7664	Li6707
Line	267.716 {126}	327.396 {103}	259.940 {130}	766.490 { 44}	670.784 { 50}
IS Ref	(Y_3600)	(Y_3600)	(Y_3774)	(Y_3774)	(Y_3774)
Units	ppm	ppm	ppm	ppm	ppm
Avg	.00084	.00847	.11773	4.2201	.13690
Stddev	.00000	.00064	.00254	.0162	.00181
%RSD	.12142	7.5438	2.1599	.38265	1.3205
#1	.00084	.00892	.11953	4.2316	.13818
#2	.00083	.00802	.11593	4.2087	.13563
Check ?	Chk Pass	Chk Pass	Chk Pass	Chk Pass	Chk Pass
High Limit					
Low Limit					

Sample Name: 480-189941-C-1-B Acquired: 9/27/2021 19:44:10 Type: Unk
Method: ICAP2 New stds DEC2019(v697) Mode: CONC Corr. Factor: 1.000000
User: LMH Custom ID1: Custom ID2: Custom ID3:
Comment:

Elem	Mg2790	Mn2576	Mo2020	Na5895	Ni2316
Line	279.079 {121}2	257.610 {131}	202.030 {467}	589.592 { 57}	231.604 {446}
IS Ref	(Y_3600)	(Y_3600)	(Y_2243)	(Y_3774)	(In2306)
Units	ppm	ppm	ppm	ppm	ppm
Avg	**68.173**	**.58399**	**-.00044**	**14.506**	**.25660**
Stddev	.120	.00104	.00001	.006	.00001
%RSD	.17666	.17834	1.8975	.03825	.00480
#1	68.088	.58325	-.00045	14.510	.25659
#2	68.259	.58472	-.00043	14.503	.25660
Check ?	Chk Pass	Chk Pass	Chk Pass	Chk Pass	Chk Pass
High Limit					
Low Limit					

Elem	P_2136	Pb2203	S_1820	Sb2068	Se1960
Line	213.618 {458}	220.353 {453}	182.034 {485}	206.833 {463}	196.090 {472}
IS Ref	(Y_2243)	(In2306)	(Y_2243)	(Y_2243)	(Y_2243)
Units	ppm	ppm	ppm	ppm	ppm
Avg	**25.01**	**.00145**	F **337.60**	**-.00229**	**-.00426**
Stddev	.00	.00073	.51	.00125	.00418
%RSD	.0012	50.571	.15154	54.752	98.068
#1	25.01	.00093	337.24	-.00317	-.00721
#2	25.01	.00197	337.96	-.00140	-.00131
Check ?	None	Chk Pass	Chk Fail	Chk Pass	Chk Pass
High Limit			90.000		
Low Limit			-.20000		

Elem	Si2881	Sn1899	Sr4077	Th2837	Ti3349
Line	288.158 {117}2	189.989 {477}	407.771 { 83}	283.730 {119}	334.904 {101}
IS Ref	(Y_3774)	(In2306)	(Y_3774)	(Y_3774)	(Y_3600)
Units	ppm	ppm	ppm	ppm	ppm
Avg	**8.5572**	**-.00095**	**.89816**	**.9978**	**.00170**
Stddev	.0031	.00034	.00079	.0022	.00017
%RSD	.03587	35.321	.08741	.2183	9.9694
#1	8.5550	-.00119	.89760	.9993	.00182
#2	8.5594	-.00072	.89871	.9962	.00158
Check ?	Chk Pass	Chk Pass	Chk Pass	None	Chk Pass
High Limit					
Low Limit					

Sample Name: 480-189941-C-1-B Acquired: 9/27/2021 19:44:10 Type: Unk
Method: ICAP2 New stds DEC2019(v697) Mode: CONC Corr. Factor: 1.000000
User: LMH Custom ID1: Custom ID2: Custom ID3:
Comment:

Elem	Tl1908	V_2924	Zn2062	Zr3438
Line	190.856 {477}	292.402 {115}	206.200 {163}	343.823 { 98}
IS Ref	(In2306)	(Y_3600)	(Y_3600)	(Y_3774)
Units	ppm	ppm	ppm	ppm
Avg	.00076	-.00132	.25034	.9986
Stddev	.00002	.00037	.00032	.0004
%RSD	2.5856	27.955	.12601	.0362
#1	.00074	-.00157	.25012	.9989
#2	.00077	-.00106	.25057	.9983
Check ?	Chk Pass	Chk Pass	Chk Pass	None
High Limit				
Low Limit				
Int. Std.	In2306	Y_2243	Y_3600	Y_3774
Line	230.606 {446}	224.306 {450}	360.073 { 94}	377.433 { 89}
Units	Cts/S	Cts/S	Cts/S	Cts/S
Avg	3672.2	3295.6	25871.	3797.6
Stddev	23.3	24.7	68.	6.6
%RSD	.63385	.74963	.26400	.17271
#1	3655.7	3278.1	25920.	3802.2
#2	3688.7	3313.1	25823.	3793.0
Check ?	Chk Pass	Chk Pass	Chk Pass	Chk Pass
Value	89.599%	100.05%	98.224%	104.35%
Range				

Sample Name: 480-189941-C-2-B Acquired: 9/27/2021 19:47:54 Type: Unk
Method: ICAP2 New stds DEC2019(v697) Mode: CONC Corr. Factor: 1.000000
User: LMH Custom ID1: Custom ID2: Custom ID3:
Comment:

Elem	Ag3280	Al3082	As1890	B_2089	Ba4554-2
Line	328.068 {103}	308.215 {109}	189.042 {478}	208.959 {461}	455.403 { 74}2
IS Ref	(Y_3600)	(Y_3774)	(Y_2243)	(Y_2243)	(Y_3600)
Units	ppm	ppm	ppm	ppm	ppm
Avg	**.00063**	**.01352**	**-.00125**	**.00041**	**-.00001**
Stddev	.00035	.00274	.00140	.00012	.00001
%RSD	55.953	20.249	111.23	28.746	105.48
#1	.00087	.01545	-.00224	.00033	-.00000
#2	.00038	.01158	-.00027	.00050	-.00001
Check ?	Chk Pass	Chk Pass	Chk Pass	Chk Pass	Chk Pass
High Limit					
Low Limit					

Elem	Be3130	Ca3179	Cd2288	**Ce4040	Co2286
Line	313.042 {108}	317.933 {106}	228.802 {447}	404.076 { 83}	228.616 {447}
IS Ref	(Y_3774)	(Y_3774)	(Y_2243)	(Y_3774)	(In2306)
Units	ppm	ppm	ppm	ppm	ppm
Avg	**.00017**	**.01116**	**-.00001**	**.0043**	**-.00017**
Stddev	.00001	.00197	.00009	.0372	.00002
%RSD	6.0226	17.637	1566.3	870.0	13.333
#1	.00016	.00977	-.00007	-.0220	-.00015
#2	.00018	.01256	.00006	.0306	-.00019
Check ?	Chk Pass	Chk Pass	Chk Pass	Chk Pass	Chk Pass
High Limit					
Low Limit					

Elem	Cr2677	Cu3273	Fe2599	K_7664	Li6707
Line	267.716 {126}	327.396 {103}	259.940 {130}	766.490 { 44}	670.784 { 50}
IS Ref	(Y_3600)	(Y_3600)	(Y_3774)	(Y_3774)	(Y_3774)
Units	ppm	ppm	ppm	ppm	ppm
Avg	**.00032**	**-.00016**	**.00151**	**.14272**	**.00126**
Stddev	.00005	.00029	.00260	.02446	.00013
%RSD	14.396	186.94	171.91	17.141	10.108
#1	.00035	.00005	.00335	.12542	.00135
#2	.00029	-.00036	-.00033	.16002	.00117
Check ?	Chk Pass	Chk Pass	Chk Pass	Chk Pass	Chk Pass
High Limit					
Low Limit					

Sample Name: 480-189941-C-2-B Acquired: 9/27/2021 19:47:54 Type: Unk
Method: ICAP2 New stds DEC2019(v697) Mode: CONC Corr. Factor: 1.000000
User: LMH Custom ID1: Custom ID2: Custom ID3:
Comment:

Elem	Mg2790	Mn2576	Mo2020	Na5895	Ni2316
Line	279.079 {121}2	257.610 {131}	202.030 {467}	589.592 { 57}	231.604 {446}
IS Ref	(Y_3600)	(Y_3600)	(Y_2243)	(Y_3774)	(In2306)
Units	ppm	ppm	ppm	ppm	ppm
Avg	**.00220**	**.00039**	**-.00062**	**.05971**	**-.00053**
Stddev	.00242	.00006	.00003	.00310	.00013
%RSD	109.80	14.586	5.6047	5.1917	24.407
#1	.00049	.00043	-.00065	.06190	-.00062
#2	.00391	.00035	-.00060	.05752	-.00044
Check ?	Chk Pass	Chk Pass	Chk Pass	Chk Pass	Chk Pass
High Limit					
Low Limit					

Elem	P_2136	Pb2203	S_1820	Sb2068	Se1960
Line	213.618 {458}	220.353 {453}	182.034 {485}	206.833 {463}	196.090 {472}
IS Ref	(Y_2243)	(In2306)	(Y_2243)	(Y_2243)	(Y_2243)
Units	ppm	ppm	ppm	ppm	ppm
Avg	**25.02**	**.00036**	**.05934**	**.00018**	**-.00397**
Stddev	.00	.00038	.00615	.00137	.00274
%RSD	.0055	105.02	10.361	776.05	68.865
#1	25.02	.00009	.06368	-.00079	-.00591
#2	25.02	.00063	.05499	.00115	-.00204
Check ?	None	Chk Pass	Chk Pass	Chk Pass	Chk Pass
High Limit					
Low Limit					

Elem	Si2881	Sn1899	Sr4077	Th2837	Ti3349
Line	288.158 {117}2	189.989 {477}	407.771 { 83}	283.730 {119}	334.904 {101}
IS Ref	(Y_3774)	(In2306)	(Y_3774)	(Y_3774)	(Y_3600)
Units	ppm	ppm	ppm	ppm	ppm
Avg	**-.02027**	**-.00091**	**.00011**	**.9963**	**-.00009**
Stddev	.01034	.00028	.00011	.0035	.00025
%RSD	51.024	30.606	96.492	.3477	265.34
#1	-.02759	-.00110	.00019	.9939	.00008
#2	-.01296	-.00071	.00004	.9988	-.00027
Check ?	Chk Pass	Chk Pass	Chk Pass	None	Chk Pass
High Limit					
Low Limit					

Sample Name: 480-189941-C-2-B Acquired: 9/27/2021 19:47:54 Type: Unk
Method: ICAP2 New stds DEC2019(v697) Mode: CONC Corr. Factor: 1.000000
User: LMH Custom ID1: Custom ID2: Custom ID3:
Comment:

Elem	Tl1908	V_2924	Zn2062	Zr3438
Line	190.856 {477}	292.402 {115}	206.200 {163}	343.823 { 98}
IS Ref	(In2306)	(Y_3600)	(Y_3600)	(Y_3774)
Units	ppm	ppm	ppm	ppm
Avg	.00019	.00024	-.00140	.9991
Stddev	.00127	.00020	.00010	.0007
%RSD	674.37	81.546	7.4012	.0706
#1	.00109	.00010	-.00148	.9986
#2	-.00071	.00038	-.00133	.9996
Check ?	Chk Pass	Chk Pass	Chk Pass	None
High Limit				
Low Limit				
Int. Std.	In2306	Y_2243	Y_3600	Y_3774
Line	230.606 {446}	224.306 {450}	360.073 { 94}	377.433 { 89}
Units	Cts/S	Cts/S	Cts/S	Cts/S
Avg	4267.8	3421.5	27268.	3798.6
Stddev	12.9	10.8	8.	4.9
%RSD	.30151	.31617	.03066	.13001
#1	4258.7	3413.8	27274.	3795.1
#2	4276.9	3429.1	27262.	3802.1
Check ?	Chk Pass	Chk Pass	Chk Pass	Chk Pass
Value	104.13%	103.88%	103.52%	104.38%
Range				

Sample Name: 480-189941-C-4-B Acquired: 9/27/2021 19:51:40 Type: Unk
Method: ICAP2 New stds DEC2019(v697) Mode: CONC Corr. Factor: 1.000000
User: LMH Custom ID1: Custom ID2: Custom ID3:
Comment:

Elem	Ag3280	Al3082	As1890	B_2089	Ba4554-2
Line	328.068 {103}	308.215 {109}	189.042 {478}	208.959 {461}	455.403 { 74}2
IS Ref	(Y_3600)	(Y_3774)	(Y_2243)	(Y_2243)	(Y_3600)
Units	ppm	ppm	ppm	ppm	ppm
Avg	.00037	.01920	-.00395	.30572	.48905
Stddev	.00024	.00218	.00052	.00045	.00081
%RSD	63.759	11.353	13.256	.14868	.16522
#1	.00020	.02074	-.00432	.30540	.48847
#2	.00054	.01766	-.00358	.30605	.48962
Check ?	Chk Pass	Chk Pass	Chk Pass	Chk Pass	Chk Pass
High Limit					
Low Limit					

Elem	Be3130	Ca3179	Cd2288	**Ce4040	Co2286
Line	313.042 {108}	317.933 {106}	228.802 {447}	404.076 { 83}	228.616 {447}
IS Ref	(Y_3774)	(Y_3774)	(Y_2243)	(Y_3774)	(In2306)
Units	ppm	ppm	ppm	ppm	ppm
Avg	.00006	77.262	.00005	-.0617	.00001
Stddev	.00013	.215	.00015	.0150	.00011
%RSD	234.84	.27857	297.37	24.39	908.59
#1	-.00004	77.415	.00016	-.0510	.00009
#2	.00015	77.110	-.00006	-.0723	-.00007
Check ?	Chk Pass	Chk Pass	Chk Pass	Chk Pass	Chk Pass
High Limit					
Low Limit					

Elem	Cr2677	Cu3273	Fe2599	K_7664	Li6707
Line	267.716 {126}	327.396 {103}	259.940 {130}	766.490 { 44}	670.784 { 50}
IS Ref	(Y_3600)	(Y_3600)	(Y_3774)	(Y_3774)	(Y_3774)
Units	ppm	ppm	ppm	ppm	ppm
Avg	.00020	.00291	.00618	2.6460	.01224
Stddev	.00027	.00002	.00059	.0617	.00233
%RSD	134.27	.81552	9.5532	2.3336	19.018
#1	.00001	.00289	.00660	2.6023	.01388
#2	.00040	.00293	.00576	2.6896	.01059
Check ?	Chk Pass	Chk Pass	Chk Pass	Chk Pass	Chk Pass
High Limit					
Low Limit					

Sample Name: 480-189941-C-4-B Acquired: 9/27/2021 19:51:40 Type: Unk
Method: ICAP2 New stds DEC2019(v697) Mode: CONC Corr. Factor: 1.000000
User: LMH Custom ID1: Custom ID2: Custom ID3:
Comment:

Elem	Mg2790	Mn2576	Mo2020	Na8183	Ni2316
Line	279.079 {121}2	257.610 {131}	202.030 {467}	818.326 { 41}	231.604 {446}
IS Ref	(Y_3600)	(Y_3600)	(Y_2243)	(Y_3774)	(In2306)
Units	ppm	ppm	ppm	ppm	ppm
Avg	**20.067**	**.03947**	**-.00062**	**68.238**	**-.00011**
Stddev	.046	.00001	.00029	.652	.00048
%RSD	.22741	.02006	45.828	.95509	435.99
#1	20.034	.03947	-.00083	68.698	.00023
#2	20.099	.03946	-.00042	67.777	-.00045
Check ?	Chk Pass	Chk Pass	Chk Pass	Chk Pass	Chk Pass
High Limit					
Low Limit					

Elem	P_2136	Pb2203	S_1820	Sb2068	Se1960
Line	213.618 {458}	220.353 {453}	182.034 {485}	206.833 {463}	196.090 {472}
IS Ref	(Y_2243)	(In2306)	(Y_2243)	(Y_2243)	(Y_2243)
Units	ppm	ppm	ppm	ppm	ppm
Avg	**25.06**	**.00020**	**4.8920**	**-.00114**	**-.00492**
Stddev	.00	.00188	.0027	.00016	.00099
%RSD	.0019	943.82	.05597	14.455	20.038
#1	25.06	.00153	4.8900	-.00102	-.00562
#2	25.06	-.00113	4.8939	-.00125	-.00423
Check ?	None	Chk Pass	Chk Pass	Chk Pass	Chk Pass
High Limit					
Low Limit					

Elem	Si2881	Sn1899	Sr4077	Th2837	Ti3349
Line	288.158 {117}2	189.989 {477}	407.771 { 83}	283.730 {119}	334.904 {101}
IS Ref	(Y_3774)	(In2306)	(Y_3774)	(Y_3774)	(Y_3600)
Units	ppm	ppm	ppm	ppm	ppm
Avg	**3.6905**	**-.00063**	**2.3769**	**.9977**	**.00065**
Stddev	.0147	.00033	.0072	.0028	.00015
%RSD	.39854	53.037	.30407	.2824	23.205
#1	3.7009	-.00087	2.3820	.9957	.00054
#2	3.6801	-.00039	2.3718	.9997	.00076
Check ?	Chk Pass	Chk Pass	Chk Pass	None	Chk Pass
High Limit					
Low Limit					

Sample Name: 480-189941-C-4-B Acquired: 9/27/2021 19:51:40 Type: Unk
Method: ICAP2 New stds DEC2019(v697) Mode: CONC Corr. Factor: 1.000000
User: LMH Custom ID1: Custom ID2: Custom ID3:
Comment:

Elem	Tl1908	V_2924	Zn2062	Zr3438
Line	190.856 {477}	292.402 {115}	206.200 {163}	343.823 { 98}
IS Ref	(In2306)	(Y_3600)	(Y_3600)	(Y_3774)
Units	ppm	ppm	ppm	ppm
Avg	.00102	-.00000	.00416	.9990
Stddev	.00115	.00020	.00051	.0001
%RSD	112.67	6862.9	12.324	.0067
#1	.00021	.00014	.00380	.9990
#2	.00183	-.00015	.00452	.9989
Check ?	Chk Pass	Chk Pass	Chk Pass	None
High Limit				
Low Limit				
Int. Std.	In2306	Y_2243	Y_3600	Y_3774
Line	230.606 {446}	224.306 {450}	360.073 { 94}	377.433 { 89}
Units	Cts/S	Cts/S	Cts/S	Cts/S
Avg	3766.9	3241.9	25549.	3695.3
Stddev	5.7	9.1	6.	14.7
%RSD	.15059	.27920	.02336	.39735
#1	3770.9	3248.3	25554.	3684.9
#2	3762.9	3235.5	25545.	3705.7
Check ?	Chk Pass	Chk Pass	Chk Pass	Chk Pass
Value	91.909%	98.425%	97.002%	101.54%
Range				

Sample Name: 480-189941-C-5-B Acquired: 9/27/2021 19:55:22 Type: Unk
Method: ICAP2 New stds DEC2019(v697) Mode: CONC Corr. Factor: 1.000000
User: LMH Custom ID1: Custom ID2: Custom ID3:
Comment:

Elem	Ag3280	Al3082	As1890	B_2089	Ba4554-2
Line	328.068 {103}	308.215 {109}	189.042 {478}	208.959 {461}	455.403 { 74}2
IS Ref	(Y_3600)	(Y_3774)	(Y_2243)	(Y_2243)	(Y_3600)
Units	ppm	ppm	ppm	ppm	ppm
Avg	.00026	.10795	-.00040	.15372	.44025
Stddev	.00013	.01979	.00234	.00039	.00005
%RSD	51.702	18.328	581.94	.25649	.01046
#1	.00016	.12194	-.00206	.15400	.44028
#2	.00035	.09396	.00125	.15344	.44021
Check ?	Chk Pass	Chk Pass	Chk Pass	Chk Pass	Chk Pass
High Limit					
Low Limit					

Elem	Be3130	Ca3179	Cd2288	**Ce4040	Co2286
Line	313.042 {108}	317.933 {106}	228.802 {447}	404.076 { 83}	228.616 {447}
IS Ref	(Y_3774)	(Y_3774)	(Y_2243)	(Y_3774)	(In2306)
Units	ppm	ppm	ppm	ppm	ppm
Avg	.00015	14.291	.00001	.0031	.00357
Stddev	.00017	.009	.00025	.0764	.00021
%RSD	115.15	.06491	1755.0	2486.	5.9727
#1	.00027	14.298	.00019	-.0509	.00372
#2	.00003	14.284	-.00016	.0571	.00342
Check ?	Chk Pass	Chk Pass	Chk Pass	Chk Pass	Chk Pass
High Limit					
Low Limit					

Elem	Cr2677	Cu3273	Fe2599	K_7664	Li6707
Line	267.716 {126}	327.396 {103}	259.940 {130}	766.490 { 44}	670.784 { 50}
IS Ref	(Y_3600)	(Y_3600)	(Y_3774)	(Y_3774)	(Y_3774)
Units	ppm	ppm	ppm	ppm	ppm
Avg	.00066	.00531	.05195	31.920	.42678
Stddev	.00012	.00038	.00259	.029	.00048
%RSD	18.231	7.1555	4.9821	.08974	.11321
#1	.00058	.00558	.05378	31.940	.42713
#2	.00075	.00504	.05012	31.900	.42644
Check ?	Chk Pass	Chk Pass	Chk Pass	Chk Pass	Chk Pass
High Limit					
Low Limit					

Sample Name: 480-189941-C-5-B Acquired: 9/27/2021 19:55:22 Type: Unk
Method: ICAP2 New stds DEC2019(v697) Mode: CONC Corr. Factor: 1.000000
User: LMH Custom ID1: Custom ID2: Custom ID3:
Comment:

Elem	Mg2790	Mn2576	Mo2020	Na8183	Ni2316
Line	279.079 {121}2	257.610 {131}	202.030 {467}	818.326 { 41}	231.604 {446}
IS Ref	(Y_3600)	(Y_3600)	(Y_2243)	(Y_3774)	(In2306)
Units	ppm	ppm	ppm	ppm	ppm
Avg	**.04940**	**.00069**	**.01003**	**147.21**	**.00051**
Stddev	.00246	.00007	.00003	.50	.00001
%RSD	4.9763	10.155	.25922	.33721	2.7241
#1	.05114	.00074	.01005	147.56	.00050
#2	.04767	.00064	.01001	146.86	.00052
Check ?	Chk Pass	Chk Pass	Chk Pass	Chk Pass	Chk Pass
High Limit					
Low Limit					

Elem	P_2136	Pb2203	S_1820	Sb2068	Se1960
Line	213.618 {458}	220.353 {453}	182.034 {485}	206.833 {463}	196.090 {472}
IS Ref	(Y_2243)	(In2306)	(Y_2243)	(Y_2243)	(Y_2243)
Units	ppm	ppm	ppm	ppm	ppm
Avg	**25.04**	**.00161**	**9.7045**	**.00086**	**-.00394**
Stddev	.00	.00134	.0005	.00114	.00137
%RSD	.0022	83.443	.00554	132.88	34.635
#1	25.04	.00066	9.7049	.00005	-.00298
#2	25.04	.00256	9.7042	.00166	-.00491
Check ?	None	Chk Pass	Chk Pass	Chk Pass	Chk Pass
High Limit					
Low Limit					

Elem	Si2881	Sn1899	Sr4077	Th2837	Ti3349
Line	288.158 {117}2	189.989 {477}	407.771 { 83}	283.730 {119}	334.904 {101}
IS Ref	(Y_3774)	(In2306)	(Y_3774)	(Y_3774)	(Y_3600)
Units	ppm	ppm	ppm	ppm	ppm
Avg	**14.453**	**-.00057**	**5.8456**	**1.001**	**.00011**
Stddev	.007	.00051	.0110	.006	.00014
%RSD	.04911	89.470	.18814	.6462	132.39
#1	14.448	-.00092	5.8534	.9964	.00001
#2	14.458	-.00021	5.8379	1.006	.00021
Check ?	Chk Pass	Chk Pass	Chk Pass	None	Chk Pass
High Limit					
Low Limit					

Sample Name: 480-189941-C-5-B Acquired: 9/27/2021 19:55:22 Type: Unk
Method: ICAP2 New stds DEC2019(v697) Mode: CONC Corr. Factor: 1.000000
User: LMH Custom ID1: Custom ID2: Custom ID3:
Comment:

Elem	Tl1908	V_2924	Zn2062	Zr3438
Line	190.856 {477}	292.402 {115}	206.200 {163}	343.823 { 98}
IS Ref	(In2306)	(Y_3600)	(Y_3600)	(Y_3774)
Units	ppm	ppm	ppm	ppm
Avg	.00032	.00718	.00253	.9998
Stddev	.00060	.00028	.00010	.0011
%RSD	186.66	3.9676	4.0100	.1105
#1	-.00010	.00698	.00246	.9990
#2	.00074	.00738	.00260	1.001
Check ?	Chk Pass	Chk Pass	Chk Pass	None
High Limit				
Low Limit				
Int. Std.	In2306	Y_2243	Y_3600	Y_3774
Line	230.606 {446}	224.306 {450}	360.073 { 94}	377.433 { 89}
Units	Cts/S	Cts/S	Cts/S	Cts/S
Avg	3738.5	3250.0	25378.	3666.6
Stddev	2.1	.1	27.	1.7
%RSD	.05535	.00232	.10527	.04703
#1	3737.1	3249.9	25360.	3667.8
#2	3740.0	3250.0	25397.	3665.3
Check ?	Chk Pass	Chk Pass	Chk Pass	Chk Pass
Value	91.218%	98.669%	96.352%	100.75%
Range				

Sample Name: 480-189941-C-6-B Acquired: 9/27/2021 19:59:10 Type: Unk
Method: ICAP2 New stds DEC2019(v697) Mode: CONC Corr. Factor: 1.000000
User: LMH Custom ID1: Custom ID2: Custom ID3:
Comment:

Elem	Ag3280	Al3082	As1890	B_2089	Ba4554-2
Line	328.068 {103}	308.215 {109}	189.042 {478}	208.959 {461}	455.403 { 74}2
IS Ref	(Y_3600)	(Y_3774)	(Y_2243)	(Y_2243)	(Y_3600)
Units	ppm	ppm	ppm	ppm	ppm
Avg	-.00049	.01751	-.00184	.59988	.03019
Stddev	.00097	.01228	.00383	.00098	.00002
%RSD	197.98	70.153	207.86	.16271	.08012
#1	.00020	.00882	-.00455	.59919	.03017
#2	-.00118	.02620	.00087	.60057	.03020
Check ?	Chk Pass	Chk Pass	Chk Pass	Chk Pass	Chk Pass
High Limit					
Low Limit					

Elem	Be3130	Ca3179	Cd2288	**Ce4040	Co2286
Line	313.042 {108}	317.933 {106}	228.802 {447}	404.076 { 83}	228.616 {447}
IS Ref	(Y_3774)	(Y_3774)	(Y_2243)	(Y_3774)	(In2306)
Units	ppm	ppm	ppm	ppm	ppm
Avg	.00005	56.700	.00011	-.0504	-.00004
Stddev	.00009	.198	.00010	.0182	.00017
%RSD	172.80	.34956	86.794	36.00	449.90
#1	.00012	56.840	.00004	-.0376	.00008
#2	-.00001	56.560	.00018	-.0633	-.00016
Check ?	Chk Pass	Chk Pass	Chk Pass	Chk Pass	Chk Pass
High Limit					
Low Limit					

Elem	Cr2677	Cu3273	Fe2599	K_7664	Li6707
Line	267.716 {126}	327.396 {103}	259.940 {130}	766.490 { 44}	670.784 { 50}
IS Ref	(Y_3600)	(Y_3600)	(Y_3774)	(Y_3774)	(Y_3774)
Units	ppm	ppm	ppm	ppm	ppm
Avg	.00039	.00205	.00663	3.6792	.03563
Stddev	.00015	.00048	.00076	.0628	.00274
%RSD	39.309	23.337	11.409	1.7075	7.7003
#1	.00050	.00172	.00717	3.7236	.03369
#2	.00028	.00239	.00610	3.6348	.03757
Check ?	Chk Pass	Chk Pass	Chk Pass	Chk Pass	Chk Pass
High Limit					
Low Limit					

Sample Name: 480-189941-C-6-B Acquired: 9/27/2021 19:59:10 Type: Unk
Method: ICAP2 New stds DEC2019(v697) Mode: CONC Corr. Factor: 1.000000
User: LMH Custom ID1: Custom ID2: Custom ID3:
Comment:

Elem	Mg2790	Mn2576	Mo2020	Na8183	Ni2316
Line	279.079 {121}2	257.610 {131}	202.030 {467}	818.326 { 41}	231.604 {446}
IS Ref	(Y_3600)	(Y_3600)	(Y_2243)	(Y_3774)	(In2306)
Units	ppm	ppm	ppm	ppm	ppm
Avg	**14.922**	**.03405**	**.00400**	**412.95**	**.00424**
Stddev	.030	.00023	.00015	.59	.00023
%RSD	.20307	.67120	3.7098	.14259	5.4613
#1	14.944	.03389	.00411	413.37	.00408
#2	14.901	.03421	.00390	412.54	.00440
Check ?	Chk Pass	Chk Pass	Chk Pass	Chk Pass	Chk Pass
High Limit					
Low Limit					

Elem	P_2136	Pb2203	S_1820	Sb2068	Se1960
Line	213.618 {458}	220.353 {453}	182.034 {485}	206.833 {463}	196.090 {472}
IS Ref	(Y_2243)	(In2306)	(Y_2243)	(Y_2243)	(Y_2243)
Units	ppm	ppm	ppm	ppm	ppm
Avg	**25.03**	**-.00084**	F **256.49**	**-.00194**	**-.00298**
Stddev	.00	.00072	.02	.00016	.00096
%RSD	.0004	84.781	.00897	8.3541	32.177
#1	25.03	-.00135	256.51	-.00205	-.00366
#2	25.03	-.00034	256.48	-.00182	-.00231
Check ?	None	Chk Pass	Chk Fail	Chk Pass	Chk Pass
High Limit			90.000		
Low Limit			-.20000		

Elem	Si2881	Sn1899	Sr4077	Th2837	Ti3349
Line	288.158 {117}2	189.989 {477}	407.771 { 83}	283.730 {119}	334.904 {101}
IS Ref	(Y_3774)	(In2306)	(Y_3774)	(Y_3774)	(Y_3600)
Units	ppm	ppm	ppm	ppm	ppm
Avg	**2.6448**	**-.00068**	**1.4846**	**.9955**	**-.00008**
Stddev	.0036	.00030	.0046	.0073	.00014
%RSD	.13596	44.628	.30844	.7314	185.72
#1	2.6474	-.00089	1.4879	.9904	-.00018
#2	2.6423	-.00046	1.4814	1.001	.00002
Check ?	Chk Pass	Chk Pass	Chk Pass	None	Chk Pass
High Limit					
Low Limit					

Sample Name: 480-189941-C-6-B Acquired: 9/27/2021 19:59:10 Type: Unk
Method: ICAP2 New stds DEC2019(v697) Mode: CONC Corr. Factor: 1.000000
User: LMH Custom ID1: Custom ID2: Custom ID3:
Comment:

Elem	Tl1908	V_2924	Zn2062	Zr3438
Line	190.856 {477}	292.402 {115}	206.200 {163}	343.823 { 98}
IS Ref	(In2306)	(Y_3600)	(Y_3600)	(Y_3774)
Units	ppm	ppm	ppm	ppm
Avg	-.00061	.00002	.00060	.9993
Stddev	.00182	.00014	.00037	.0012
%RSD	300.02	662.93	62.202	.1174
#1	.00068	.00012	.00086	.9984
#2	-.00189	-.00008	.00034	1.000
Check ?	Chk Pass	Chk Pass	Chk Pass	None
High Limit				
Low Limit				
Int. Std.	In2306	Y_2243	Y_3600	Y_3774
Line	230.606 {446}	224.306 {450}	360.073 { 94}	377.433 { 89}
Units	Cts/S	Cts/S	Cts/S	Cts/S
Avg	3473.0	3129.7	24077.	3612.2
Stddev	1.3	2.8	121.	9.2
%RSD	.03742	.08983	.50102	.25530
#1	3473.9	3131.7	23992.	3618.7
#2	3472.0	3127.7	24162.	3605.6
Check ?	Chk Pass	Chk Pass	Chk Pass	Chk Pass
Value	84.738%	95.018%	91.411%	99.257%
Range				

Sample Name: 480-189941-D-7-B Acquired: 9/27/2021 20:02:57 Type: Unk
Method: ICAP2 New stds DEC2019(v697) Mode: CONC Corr. Factor: 1.000000
User: LMH Custom ID1: Custom ID2: Custom ID3:
Comment:

Elem	Ag3280	Al3082	As1890	B_2089	Ba4554-2
Line	328.068 {103}	308.215 {109}	189.042 {478}	208.959 {461}	455.403 { 74}2
IS Ref	(Y_3600)	(Y_3774)	(Y_2243)	(Y_2243)	(Y_3600)
Units	ppm	ppm	ppm	ppm	ppm
Avg	.00002	.22885	-.00177	.10534	.07190
Stddev	.00031	.03111	.00107	.00000	.00017
%RSD	1364.2	13.594	60.801	.00141	.23053
#1	-.00019	.25085	-.00252	.10534	.07202
#2	.00024	.20685	-.00101	.10534	.07178
Check ?	Chk Pass	Chk Pass	Chk Pass	Chk Pass	Chk Pass
High Limit					
Low Limit					

Elem	Be3130	Ca3179	Cd2288	**Ce4040	Co2286
Line	313.042 {108}	317.933 {106}	228.802 {447}	404.076 { 83}	228.616 {447}
IS Ref	(Y_3774)	(Y_3774)	(Y_2243)	(Y_3774)	(In2306)
Units	ppm	ppm	ppm	ppm	ppm
Avg	.00022	130.58	.00044	-.0263	.00750
Stddev	.00008	.33	.00007	.0440	.00012
%RSD	35.029	.25142	16.007	167.5	1.6061
#1	.00016	130.35	.00039	.0048	.00759
#2	.00027	130.81	.00049	-.0574	.00742
Check ?	Chk Pass	Chk Pass	Chk Pass	Chk Pass	Chk Pass
High Limit					
Low Limit					

Elem	Cr2677	Cu3273	Fe2599	K_7664	Li6707
Line	267.716 {126}	327.396 {103}	259.940 {130}	766.490 { 44}	670.784 { 50}
IS Ref	(Y_3600)	(Y_3600)	(Y_3774)	(Y_3774)	(Y_3774)
Units	ppm	ppm	ppm	ppm	ppm
Avg	.00052	.00160	-.00142	4.2903	.03218
Stddev	.00044	.00115	.00301	.0240	.00038
%RSD	85.350	71.714	212.19	.56067	1.1894
#1	.00020	.00079	.00071	4.2733	.03191
#2	.00083	.00241	-.00355	4.3074	.03245
Check ?	Chk Pass	Chk Pass	Chk Pass	Chk Pass	Chk Pass
High Limit					
Low Limit					

Sample Name: 480-189941-D-7-B Acquired: 9/27/2021 20:02:57 Type: Unk
Method: ICAP2 New stds DEC2019(v697) Mode: CONC Corr. Factor: 1.000000
User: LMH Custom ID1: Custom ID2: Custom ID3:
Comment:

Elem	Mg2790	Mn2576	Mo2020	Na8183	Ni2316
Line	279.079 {121}2	257.610 {131}	202.030 {467}	818.326 { 41}	231.604 {446}
IS Ref	(Y_3600)	(Y_3600)	(Y_2243)	(Y_3774)	(In2306)
Units	ppm	ppm	ppm	ppm	ppm
Avg	**39.745**	**.04665**	**.00045**	**102.41**	**.01629**
Stddev	.052	.00023	.00002	.26	.00037
%RSD	.13107	.50282	4.4577	.25013	2.2646
#1	39.782	.04681	.00047	102.23	.01655
#2	39.708	.04648	.00044	102.59	.01603
Check ?	Chk Pass	Chk Pass	Chk Pass	Chk Pass	Chk Pass
High Limit					
Low Limit					

Elem	P_2136	Pb2203	S_1820	Sb2068	Se1960
Line	213.618 {458}	220.353 {453}	182.034 {485}	206.833 {463}	196.090 {472}
IS Ref	(Y_2243)	(In2306)	(Y_2243)	(Y_2243)	(Y_2243)
Units	ppm	ppm	ppm	ppm	ppm
Avg	**25.02**	**-.00007**	F **99.705**	**-.00056**	**-.00058**
Stddev	.00	.00001	.026	.00157	.00092
%RSD	.0049	14.362	.02640	279.13	157.91
#1	25.02	-.00008	99.686	.00055	.00007
#2	25.02	-.00007	99.724	-.00167	-.00124
Check ?	None	Chk Pass	Chk Fail	Chk Pass	Chk Pass
High Limit			90.000		
Low Limit			-.20000		

Elem	Si2881	Sn1899	Sr4077	Th2837	Ti3349
Line	288.158 {117}2	189.989 {477}	407.771 { 83}	283.730 {119}	334.904 {101}
IS Ref	(Y_3774)	(In2306)	(Y_3774)	(Y_3774)	(Y_3600)
Units	ppm	ppm	ppm	ppm	ppm
Avg	**4.2708**	**-.00068**	**1.3367**	**.9895**	**.00099**
Stddev	.0313	.00013	.0037	.0075	.00051
%RSD	.73274	18.738	.27606	.7548	52.124
#1	4.2487	-.00059	1.3341	.9842	.00135
#2	4.2930	-.00077	1.3393	.9948	.00062
Check ?	Chk Pass	Chk Pass	Chk Pass	None	Chk Pass
High Limit					
Low Limit					

Sample Name: 480-189941-D-7-B Acquired: 9/27/2021 20:02:57 Type: Unk
Method: ICAP2 New stds DEC2019(v697) Mode: CONC Corr. Factor: 1.000000
User: LMH Custom ID1: Custom ID2: Custom ID3:
Comment:

Elem	Tl1908	V_2924	Zn2062	Zr3438
Line	190.856 {477}	292.402 {115}	206.200 {163}	343.823 { 98}
IS Ref	(In2306)	(Y_3600)	(Y_3600)	(Y_3774)
Units	ppm	ppm	ppm	ppm
Avg	-.00054	-.00087	.00539	.9996
Stddev	.00043	.00011	.00041	.0020
%RSD	78.708	12.238	7.6286	.1978
#1	-.00024	-.00094	.00568	.9982
#2	-.00084	-.00079	.00510	1.001
Check ?	Chk Pass	Chk Pass	Chk Pass	None
High Limit				
Low Limit				
Int. Std.	In2306	Y_2243	Y_3600	Y_3774
Line	230.606 {446}	224.306 {450}	360.073 { 94}	377.433 { 89}
Units	Cts/S	Cts/S	Cts/S	Cts/S
Avg	3626.4	3167.1	24807.	3607.9
Stddev	14.5	12.9	27.	14.1
%RSD	.39971	.40724	.10946	.39085
#1	3616.1	3158.0	24788.	3598.0
#2	3636.6	3176.2	24826.	3617.9
Check ?	Chk Pass	Chk Pass	Chk Pass	Chk Pass
Value	88.481%	96.154%	94.182%	99.141%
Range				

Sample Name: 480-189941-D-8-B Acquired: 9/27/2021 20:06:38 Type: Unk
Method: ICAP2 New stds DEC2019(v697) Mode: CONC Corr. Factor: 1.000000
User: LMH Custom ID1: Custom ID2: Custom ID3:
Comment:

Elem	Ag3280	Al3082	As1890	B_2089	Ba4554-2
Line	328.068 {103}	308.215 {109}	189.042 {478}	208.959 {461}	455.403 { 74}2
IS Ref	(Y_3600)	(Y_3774)	(Y_2243)	(Y_2243)	(Y_3600)
Units	ppm	ppm	ppm	ppm	ppm
Avg	-.00020	.00809	-.00033	.08787	.07682
Stddev	.00044	.01758	.00085	.00027	.00017
%RSD	215.31	217.38	258.84	.30580	.21829
#1	-.00051	.02051	.00027	.08806	.07671
#2	.00011	-.00434	-.00092	.08768	.07694
Check ?	Chk Pass	Chk Pass	Chk Pass	Chk Pass	Chk Pass
High Limit					
Low Limit					

Elem	Be3130	Ca3179	Cd2288	**Ce4040	Co2286
Line	313.042 {108}	317.933 {106}	228.802 {447}	404.076 { 83}	228.616 {447}
IS Ref	(Y_3774)	(Y_3774)	(Y_2243)	(Y_3774)	(In2306)
Units	ppm	ppm	ppm	ppm	ppm
Avg	-.00001	119.32	.00015	-.0373	.00010
Stddev	.00003	.33	.00006	.0043	.00011
%RSD	501.14	.27520	40.055	11.47	104.71
#1	.00002	119.55	.00020	-.0403	.00018
#2	-.00003	119.09	.00011	-.0343	.00003
Check ?	Chk Pass	Chk Pass	Chk Pass	Chk Pass	Chk Pass
High Limit					
Low Limit					

Elem	Cr2677	Cu3273	Fe2599	K_7664	Li6707
Line	267.716 {126}	327.396 {103}	259.940 {130}	766.490 { 44}	670.784 { 50}
IS Ref	(Y_3600)	(Y_3600)	(Y_3774)	(Y_3774)	(Y_3774)
Units	ppm	ppm	ppm	ppm	ppm
Avg	.00018	.00166	.00607	4.2820	.02490
Stddev	.00021	.00069	.00021	.0008	.00141
%RSD	115.04	41.589	3.5270	.01845	5.6689
#1	.00034	.00214	.00592	4.2814	.02590
#2	.00003	.00117	.00622	4.2825	.02390
Check ?	Chk Pass	Chk Pass	Chk Pass	Chk Pass	Chk Pass
High Limit					
Low Limit					

Sample Name: 480-189941-D-8-B Acquired: 9/27/2021 20:06:38 Type: Unk
Method: ICAP2 New stds DEC2019(v697) Mode: CONC Corr. Factor: 1.000000
User: LMH Custom ID1: Custom ID2: Custom ID3:
Comment:

Elem	Mg2790	Mn2576	Mo2020	Na8183	Ni2316
Line	279.079 {121}2	257.610 {131}	202.030 {467}	818.326 { 41}	231.604 {446}
IS Ref	(Y_3600)	(Y_3600)	(Y_2243)	(Y_3774)	(In2306)
Units	ppm	ppm	ppm	ppm	ppm
Avg	**37.763**	**.00809**	**.00055**	**107.04**	**.00039**
Stddev	.179	.00007	.00007	.62	.00006
%RSD	.47315	.87275	12.907	.57999	15.207
#1	37.637	.00804	.00050	107.48	.00035
#2	37.890	.00814	.00060	106.60	.00043
Check ?	Chk Pass	Chk Pass	Chk Pass	Chk Pass	Chk Pass
High Limit					
Low Limit					

Elem	P_2136	Pb2203	S_1820	Sb2068	Se1960
Line	213.618 {458}	220.353 {453}	182.034 {485}	206.833 {463}	196.090 {472}
IS Ref	(Y_2243)	(In2306)	(Y_2243)	(Y_2243)	(Y_2243)
Units	ppm	ppm	ppm	ppm	ppm
Avg	**25.03**	**-.00049**	**81.433**	**-.00042**	**-.00398**
Stddev	.00	.00092	.051	.00212	.00286
%RSD	.0000	185.74	.06236	499.22	71.738
#1	25.03	.00015	81.397	.00107	-.00196
#2	25.03	-.00114	81.469	-.00192	-.00600
Check ?	None	Chk Pass	Chk Pass	Chk Pass	Chk Pass
High Limit					
Low Limit					

Elem	Si2881	Sn1899	Sr4077	Th2837	Ti3349
Line	288.158 {117}2	189.989 {477}	407.771 { 83}	283.730 {119}	334.904 {101}
IS Ref	(Y_3774)	(In2306)	(Y_3774)	(Y_3774)	(Y_3600)
Units	ppm	ppm	ppm	ppm	ppm
Avg	**3.9920**	**-.00115**	**1.3599**	**.9996**	**.00071**
Stddev	.0086	.00048	.0046	.0098	.00016
%RSD	.21660	41.389	.33812	.9786	22.936
#1	3.9981	-.00149	1.3631	.9927	.00059
#2	3.9859	-.00082	1.3566	1.007	.00082
Check ?	Chk Pass	Chk Pass	Chk Pass	None	Chk Pass
High Limit					
Low Limit					

Sample Name: 480-189941-D-8-B Acquired: 9/27/2021 20:06:38 Type: Unk
Method: ICAP2 New stds DEC2019(v697) Mode: CONC Corr. Factor: 1.000000
User: LMH Custom ID1: Custom ID2: Custom ID3:
Comment:

Elem	Tl1908	V_2924	Zn2062	Zr3438
Line	190.856 {477}	292.402 {115}	206.200 {163}	343.823 { 98}
IS Ref	(In2306)	(Y_3600)	(Y_3600)	(Y_3774)
Units	ppm	ppm	ppm	ppm
Avg	.00001	-.00048	.00063	.9996
Stddev	.00123	.00014	.00002	.0007
%RSD	8980.0	28.441	3.6414	.0723
#1	.00088	-.00038	.00061	.9991
#2	-.00085	-.00057	.00064	1.000
Check ?	Chk Pass	Chk Pass	Chk Pass	None
High Limit				
Low Limit				
Int. Std.	In2306	Y_2243	Y_3600	Y_3774
Line	230.606 {446}	224.306 {450}	360.073 { 94}	377.433 { 89}
Units	Cts/S	Cts/S	Cts/S	Cts/S
Avg	3631.5	3171.0	24811.	3627.6
Stddev	3.6	4.5	142.	8.9
%RSD	.09779	.14109	.57361	.24593
#1	3634.0	3174.1	24912.	3621.3
#2	3629.0	3167.8	24711.	3634.0
Check ?	Chk Pass	Chk Pass	Chk Pass	Chk Pass
Value	88.605%	96.271%	94.198%	99.683%
Range				

Sample Name: 480-189941-C-9-B Acquired: 9/27/2021 20:10:20 Type: Unk
Method: ICAP2 New stds DEC2019(v697) Mode: CONC Corr. Factor: 1.000000
User: LMH Custom ID1: Custom ID2: Custom ID3:
Comment:

Elem	Ag3280	Al3082	As1890	B_2089	Ba4554-2
Line	328.068 {103}	308.215 {109}	189.042 {478}	208.959 {461}	455.403 { 74}2
IS Ref	(Y_3600)	(Y_3774)	(Y_2243)	(Y_2243)	(Y_3600)
Units	ppm	ppm	ppm	ppm	ppm
Avg	**.00033**	**.01150**	**.00072**	**.42588**	**.08493**
Stddev	.00006	.05008	.00084	.00020	.00016
%RSD	18.162	435.34	115.70	.04787	.18274
#1	.00038	.04692	.00013	.42602	.08482
#2	.00029	-.02391	.00132	.42573	.08504
Check ?	Chk Pass	Chk Pass	Chk Pass	Chk Pass	Chk Pass
High Limit					
Low Limit					

Elem	Be3130	Ca3179	Cd2288	**Ce4040	Co2286
Line	313.042 {108}	317.933 {106}	228.802 {447}	404.076 { 83}	228.616 {447}
IS Ref	(Y_3774)	(Y_3774)	(Y_2243)	(Y_3774)	(In2306)
Units	ppm	ppm	ppm	ppm	ppm
Avg	**.00010**	**138.52**	**.00034**	**-.0740**	**.00032**
Stddev	.00009	.19	.00003	.0194	.00017
%RSD	90.833	.13568	8.5033	26.23	54.196
#1	.00016	138.65	.00032	-.0877	.00045
#2	.00003	138.39	.00036	-.0602	.00020
Check ?	Chk Pass	Chk Pass	Chk Pass	Chk Pass	Chk Pass
High Limit					
Low Limit					

Elem	Cr2677	Cu3273	Fe2599	K_7664	Li6707
Line	267.716 {126}	327.396 {103}	259.940 {130}	766.490 { 44}	670.784 { 50}
IS Ref	(Y_3600)	(Y_3600)	(Y_3774)	(Y_3774)	(Y_3774)
Units	ppm	ppm	ppm	ppm	ppm
Avg	**.00061**	**.00019**	**.01081**	**2.6223**	**.01305**
Stddev	.00039	.00080	.00193	.0473	.00247
%RSD	64.825	428.60	17.863	1.8018	18.954
#1	.00033	-.00038	.00945	2.5889	.01480
#2	.00088	.00076	.01218	2.6558	.01130
Check ?	Chk Pass	Chk Pass	Chk Pass	Chk Pass	Chk Pass
High Limit					
Low Limit					

Sample Name: 480-189941-C-9-B Acquired: 9/27/2021 20:10:20 Type: Unk
Method: ICAP2 New stds DEC2019(v697) Mode: CONC Corr. Factor: 1.000000
User: LMH Custom ID1: Custom ID2: Custom ID3:
Comment:

Elem	Mg2790	Mn2576	Mo2020	Na8183	Ni2316
Line	279.079 {121}2	257.610 {131}	202.030 {467}	818.326 { 41}	231.604 {446}
IS Ref	(Y_3600)	(Y_3600)	(Y_2243)	(Y_3774)	(In2306)
Units	ppm	ppm	ppm	ppm	ppm
Avg	**35.652**	**.83622**	**.00051**	**64.025**	**.00503**
Stddev	.007	.00092	.00007	.329	.00012
%RSD	.01965	.10959	14.469	.51449	2.4293
#1	35.648	.83557	.00046	63.792	.00495
#2	35.657	.83687	.00056	64.258	.00512
Check ?	Chk Pass	Chk Pass	Chk Pass	Chk Pass	Chk Pass
High Limit					
Low Limit					

Elem	P_2136	Pb2203	S_1820	Sb2068	Se1960
Line	213.618 {458}	220.353 {453}	182.034 {485}	206.833 {463}	196.090 {472}
IS Ref	(Y_2243)	(In2306)	(Y_2243)	(Y_2243)	(Y_2243)
Units	ppm	ppm	ppm	ppm	ppm
Avg	**25.51**	**-.00107**	**17.231**	**.00020**	**-.00399**
Stddev	.00	.00102	.023	.00008	.00018
%RSD	.0023	95.415	.13239	41.977	4.4186
#1	25.51	-.00179	17.247	.00014	-.00411
#2	25.51	-.00035	17.215	.00026	-.00386
Check ?	None	Chk Pass	Chk Pass	Chk Pass	Chk Pass
High Limit					
Low Limit					

Elem	Si2881	Sn1899	Sr4077	Th2837	Ti3349
Line	288.158 {117}2	189.989 {477}	407.771 { 83}	283.730 {119}	334.904 {101}
IS Ref	(Y_3774)	(In2306)	(Y_3774)	(Y_3774)	(Y_3600)
Units	ppm	ppm	ppm	ppm	ppm
Avg	**5.9228**	**-.00089**	**.96167**	**.9958**	**.00101**
Stddev	.0035	.00008	.00046	.0060	.00076
%RSD	.05957	9.2199	.04812	.6063	74.788
#1	5.9203	-.00084	.96134	.9916	.00048
#2	5.9253	-.00095	.96200	1.000	.00155
Check ?	Chk Pass	Chk Pass	Chk Pass	None	Chk Pass
High Limit					
Low Limit					

Sample Name: 480-189941-C-9-B Acquired: 9/27/2021 20:10:20 Type: Unk
Method: ICAP2 New stds DEC2019(v697) Mode: CONC Corr. Factor: 1.000000
User: LMH Custom ID1: Custom ID2: Custom ID3:
Comment:

Elem	Tl1908	V_2924	Zn2062	Zr3438
Line	190.856 {477}	292.402 {115}	206.200 {163}	343.823 { 98}
IS Ref	(In2306)	(Y_3600)	(Y_3600)	(Y_3774)
Units	ppm	ppm	ppm	ppm
Avg	.00039	-.00098	.00211	.9989
Stddev	.00089	.00014	.00013	.0001
%RSD	225.67	14.387	6.2731	.0069
#1	-.00024	-.00088	.00220	.9990
#2	.00102	-.00108	.00201	.9989
Check ?	Chk Pass	Chk Pass	Chk Pass	None
High Limit				
Low Limit				
Int. Std.	In2306	Y_2243	Y_3600	Y_3774
Line	230.606 {446}	224.306 {450}	360.073 { 94}	377.433 { 89}
Units	Cts/S	Cts/S	Cts/S	Cts/S
Avg	3679.1	3210.6	25163.	3678.6
Stddev	3.3	1.6	45.	5.0
%RSD	.08985	.05133	.18009	.13514
#1	3681.4	3211.7	25131.	3682.1
#2	3676.7	3209.4	25195.	3675.1
Check ?	Chk Pass	Chk Pass	Chk Pass	Chk Pass
Value	89.766%	97.473%	95.533%	101.08%
Range				

Sample Name: 480-189941-C-10-A Acquired: 9/27/2021 20:13:59 Type: Unk
Method: ICAP2 New stds DEC2019(v697) Mode: CONC Corr. Factor: 1.000000
User: LMH Custom ID1: Custom ID2: Custom ID3:
Comment:

Elem	Ag3280	Al3082	As1890	B_2089	Ba4554-2
Line	328.068 {103}	308.215 {109}	189.042 {478}	208.959 {461}	455.403 { 74}2
IS Ref	(Y_3600)	(Y_3774)	(Y_2243)	(Y_2243)	(Y_3600)
Units	ppm	ppm	ppm	ppm	ppm
Avg	.00041	.03719	-.00128	.18110	.02360
Stddev	.00092	.02913	.00107	.00020	.00004
%RSD	224.17	78.325	83.437	.10841	.17883
#1	-.00024	.01659	-.00053	.18096	.02363
#2	.00106	.05778	-.00204	.18124	.02357
Check ?	Chk Pass	Chk Pass	Chk Pass	Chk Pass	Chk Pass
High Limit					
Low Limit					

Elem	Be3130	Ca3179	Cd2288	**Ce4040	Co2286
Line	313.042 {108}	317.933 {106}	228.802 {447}	404.076 { 83}	228.616 {447}
IS Ref	(Y_3774)	(Y_3774)	(Y_2243)	(Y_3774)	(In2306)
Units	ppm	ppm	ppm	ppm	ppm
Avg	.00019	123.83	.00022	-.0656	.00201
Stddev	.00009	.65	.00011	.0291	.00002
%RSD	44.255	.52206	47.643	44.42	.93464
#1	.00025	124.29	.00015	-.0862	.00202
#2	.00013	123.38	.00030	-.0450	.00200
Check ?	Chk Pass	Chk Pass	Chk Pass	Chk Pass	Chk Pass
High Limit					
Low Limit					

Elem	Cr2677	Cu3273	Fe2599	K_7664	Li6707
Line	267.716 {126}	327.396 {103}	259.940 {130}	766.490 { 44}	670.784 { 50}
IS Ref	(Y_3600)	(Y_3600)	(Y_3774)	(Y_3774)	(Y_3774)
Units	ppm	ppm	ppm	ppm	ppm
Avg	.00004	.00055	.17535	3.0955	.01610
Stddev	.00036	.00008	.00044	.0123	.00104
%RSD	825.86	14.240	.24960	.39821	6.4297
#1	-.00021	.00061	.17504	3.0868	.01537
#2	.00030	.00050	.17566	3.1042	.01683
Check ?	Chk Pass	Chk Pass	Chk Pass	Chk Pass	Chk Pass
High Limit					
Low Limit					

Sample Name: 480-189941-C-10-A Acquired: 9/27/2021 20:13:59 Type: Unk
Method: ICAP2 New stds DEC2019(v697) Mode: CONC Corr. Factor: 1.000000
User: LMH Custom ID1: Custom ID2: Custom ID3:
Comment:

Elem	Mg2790	Mn2576	Mo2020	Na8183	Ni2316
Line	279.079 {121}2	257.610 {131}	202.030 {467}	818.326 { 41}	231.604 {446}
IS Ref	(Y_3600)	(Y_3600)	(Y_2243)	(Y_3774)	(In2306)
Units	ppm	ppm	ppm	ppm	ppm
Avg	**32.701**	**.11008**	**-.00072**	**241.94**	**.00109**
Stddev	.033	.00016	.00006	1.11	.00004
%RSD	.09952	.14865	8.6048	.45914	3.8747
#1	32.724	.10996	-.00068	242.73	.00106
#2	32.678	.11019	-.00076	241.16	.00112
Check ?	Chk Pass	Chk Pass	Chk Pass	Chk Pass	Chk Pass
High Limit					
Low Limit					

Elem	P_2136	Pb2203	S_1820	Sb2068	Se1960
Line	213.618 {458}	220.353 {453}	182.034 {485}	206.833 {463}	196.090 {472}
IS Ref	(Y_2243)	(In2306)	(Y_2243)	(Y_2243)	(Y_2243)
Units	ppm	ppm	ppm	ppm	ppm
Avg	**25.12**	**.00055**	F **169.41**	**-.00004**	**-.00269**
Stddev	.00	.00059	.24	.00004	.00240
%RSD	.0003	107.94	.14269	110.49	89.291
#1	25.12	.00013	169.24	-.00001	-.00439
#2	25.12	.00097	169.58	-.00007	-.00099
Check ?	None	Chk Pass	Chk Fail	Chk Pass	Chk Pass
High Limit			90.000		
Low Limit			-.20000		

Elem	Si2881	Sn1899	Sr4077	Th2837	Ti3349
Line	288.158 {117}2	189.989 {477}	407.771 { 83}	283.730 {119}	334.904 {101}
IS Ref	(Y_3774)	(In2306)	(Y_3774)	(Y_3774)	(Y_3600)
Units	ppm	ppm	ppm	ppm	ppm
Avg	**3.2292**	**-.00088**	**2.7363**	**.9972**	**.00057**
Stddev	.0125	.00002	.0123	.0008	.00025
%RSD	.38798	2.3061	.44944	.0781	43.141
#1	3.2203	-.00090	2.7450	.9966	.00074
#2	3.2380	-.00087	2.7276	.9977	.00040
Check ?	Chk Pass	Chk Pass	Chk Pass	None	Chk Pass
High Limit					
Low Limit					

Sample Name: 480-189941-C-10-A Acquired: 9/27/2021 20:13:59 Type: Unk
Method: ICAP2 New stds DEC2019(v697) Mode: CONC Corr. Factor: 1.000000
User: LMH Custom ID1: Custom ID2: Custom ID3:
Comment:

Elem	Tl1908	V_2924	Zn2062	Zr3438
Line	190.856 {477}	292.402 {115}	206.200 {163}	343.823 { 98}
IS Ref	(In2306)	(Y_3600)	(Y_3600)	(Y_3774)
Units	ppm	ppm	ppm	ppm
Avg	-.00036	-.00051	.00282	.9998
Stddev	.00074	.00002	.00042	.0003
%RSD	207.68	4.3601	14.856	.0338
#1	-.00088	-.00052	.00311	.9995
#2	.00017	-.00049	.00252	1.000
Check ?	Chk Pass	Chk Pass	Chk Pass	None
High Limit				
Low Limit				
Int. Std.	In2306	Y_2243	Y_3600	Y_3774
Line	230.606 {446}	224.306 {450}	360.073 { 94}	377.433 { 89}
Units	Cts/S	Cts/S	Cts/S	Cts/S
Avg	3578.0	3173.2	24667.	3664.2
Stddev	4.0	1.6	56.	13.9
%RSD	.11091	.05133	.22866	.37929
#1	3575.2	3172.1	24627.	3654.4
#2	3580.8	3174.4	24707.	3674.1
Check ?	Chk Pass	Chk Pass	Chk Pass	Chk Pass
Value	87.301%	96.340%	93.652%	100.69%
Range				

Sample Name: CCV-6675976 Acquired: 9/27/2021 20:17:49 Type: QC
Method: ICAP2 New stds DEC2019(v697) Mode: CONC Corr. Factor: 1.000000
User: LMH Custom ID1: Custom ID2: Custom ID3:
Comment:

Elem	Ag3280	Al3082	As1890	B_2089	Ba4554
Line	328.068 {103}	308.215 {109}	189.042 {478}	208.959 {461}	455.403 { 74}
Units	ppm	ppm	ppm	ppm	ppm
Avg	**.99836**	**50.069**	**1.0167**	**1.0447**	**1.0016**
Stddev	.00278	.125	.0004	.0032	.0001
%RSD	.27883	.24942	.04173	.31063	.01218
#1	1.0003	49.981	1.0170	1.0424	1.0017
#2	.99639	50.157	1.0164	1.0470	1.0015
Check ?	Chk Pass	Chk Pass	Chk Pass	Chk Pass	Chk Pass
Value					
Range					

Elem	Be3130	Ca3179	Cd2288	**Ce4040	Co2286
Line	313.042 {108}	317.933 {106}	228.802 {447}	404.076 { 83}	228.616 {447}
Units	ppm	ppm	ppm	ppm	ppm
Avg	**.98329**	**51.461**	**1.0194**	**.9515**	**.99298**
Stddev	.00162	.040	.0009	.0439	.00114
%RSD	.16444	.07770	.08443	4.612	.11469
#1	.98443	51.432	1.0188	.9204	.99379
#2	.98215	51.489	1.0200	.9825	.99218
Check ?	Chk Pass	Chk Pass	Chk Pass	None	Chk Pass
Value					
Range					

Elem	Cr2677	Cu3273	Fe2714	K_7664	Li6707
Line	267.716 {126}	327.396 {103}	271.441 {124}	766.490 { 44}	670.784 { 50}
Units	ppm	ppm	ppm	ppm	ppm
Avg	**.96078**	**1.0188**	**50.754**	**50.631**	**1.0358**
Stddev	.00496	.0010	.064	.049	.0002
%RSD	.51605	.10221	.12613	.09753	.01814
#1	.96429	1.0195	50.708	50.666	1.0359
#2	.95728	1.0181	50.799	50.596	1.0357
Check ?	Chk Pass	Chk Pass	Chk Pass	Chk Pass	Chk Pass
Value					
Range					

Sample Name: CCV-6675976 Acquired: 9/27/2021 20:17:49 Type: QC
Method: ICAP2 New stds DEC2019(v697) Mode: CONC Corr. Factor: 1.000000
User: LMH Custom ID1: Custom ID2: Custom ID3:
Comment:

Elem	Mg2790	Mn2576	Mo2020	Na5895	Ni2316
Line	279.079 {121}2	257.610 {131}	202.030 {467}	589.592 { 57}	231.604 {446}
Units	ppm	ppm	ppm	ppm	ppm
Avg	**49.121**	**.99008**	**1.0113**	**51.140**	**.99219**
Stddev	.136	.00212	.0001	.027	.00070
%RSD	.27626	.21383	.01343	.05331	.07101
#1	49.217	.99158	1.0114	51.160	.99269
#2	49.025	.98859	1.0112	51.121	.99169
Check ?	Chk Pass	Chk Pass	Chk Pass	Chk Pass	Chk Pass
Value					
Range					

Elem	P_2136	Pb2203	S_1820	Sb2068	Se1960
Line	213.618 {458}	220.353 {453}	182.034 {485}	206.833 {463}	196.090 {472}
Units	ppm	ppm	ppm	ppm	ppm
Avg	**23.39**	**1.0037**	**26.178**	**1.0361**	**1.0038**
Stddev	.00	.0005	.024	.0013	.0001
%RSD	.0165	.05267	.09160	.12153	.00502
#1	23.40	1.0041	26.161	1.0369	1.0038
#2	23.39	1.0033	26.195	1.0352	1.0038
Check ?	None	Chk Pass	Chk Pass	Chk Pass	Chk Pass
Value					
Range					

Elem	Si2881	Sn1899	Sr4077	Th2837	Ti3349
Line	288.158 {117}2	189.989 {477}	407.771 { 83}	283.730 {119}	334.904 {101}
Units	ppm	ppm	ppm	ppm	ppm
Avg	**10.002**	**.99552**	**1.0142**	**1.478**	**1.0265**
Stddev	.025	.00011	.0001	.001	.0020
%RSD	.25251	.01130	.01474	.0736	.19158
#1	9.9844	.99544	1.0143	1.479	1.0279
#2	10.020	.99560	1.0140	1.478	1.0251
Check ?	Chk Pass	Chk Pass	Chk Pass	None	Chk Pass
Value					
Range					

Sample Name: CCV-6675976 Acquired: 9/27/2021 20:17:49 Type: QC
Method: ICAP2 New stds DEC2019(v697) Mode: CONC Corr. Factor: 1.000000
User: LMH Custom ID1: Custom ID2: Custom ID3:
Comment:

Elem	Tl1908	V_2924	Zn2062	Zr3438
Line	190.856 {477}	292.402 {115}	206.200 {163}	343.823 { 98}
Units	ppm	ppm	ppm	ppm
Avg	.98844	.99078	1.0281	1.495
Stddev	.00249	.00261	.0027	.002
%RSD	.25229	.26379	.26384	.1247
#1	.99020	.99262	1.0300	1.494
#2	.98668	.98893	1.0262	1.496
Check ?	Chk Pass	Chk Pass	Chk Pass	None
Value				
Range				

Int. Std.	In2306	Y_2243	Y_3600	Y_3774
Line	230.606 {446}	224.306 {450}	360.073 { 94}	377.433 { 89}
Units	Cts/S	Cts/S	Cts/S	Cts/S
Avg	3645.1	3237.2	25264.	3645.7
Stddev	3.2	2.6	81.	.4
%RSD	.08701	.08078	.32188	.01105
#1	3642.9	3239.0	25206.	3645.4
#2	3647.3	3235.3	25321.	3645.9

Sample Name: CCB-6675975 Acquired: 9/27/2021 20:21:22 Type: QC
Method: ICAP2 New stds DEC2019(v697) Mode: CONC Corr. Factor: 1.000000
User: LMH Custom ID1: Custom ID2: Custom ID3:
Comment:

Elem	Ag3280	Al3082	As1890	B_2089	Ba4554-2
Line	328.068 {103}	308.215 {109}	189.042 {478}	208.959 {461}	455.403 { 74}2
Units	ppm	ppm	ppm	ppm	ppm
Avg	**.00055**	**.03495**	**.00085**	**-.00007**	**.00005**
Stddev	.00030	.00673	.00261	.00021	.00001
%RSD	54.711	19.246	306.20	286.50	17.802
#1	.00034	.03019	-.00100	.00007	.00005
#2	.00076	.03970	.00270	-.00022	.00006
Check ?	Chk Pass	Chk Pass	Chk Pass	Chk Pass	Chk Pass
High Limit					
Low Limit					

Elem	Be3130	Ca3179	Cd2288	**Ce4040	Co2286
Line	313.042 {108}	317.933 {106}	228.802 {447}	404.076 { 83}	228.616 {447}
Units	ppm	ppm	ppm	ppm	ppm
Avg	**.00010**	**.00136**	**-.00003**	**.0146**	**-.00017**
Stddev	.00004	.00020	.00000	.0409	.00008
%RSD	39.563	14.935	11.521	280.4	49.924
#1	.00007	.00122	-.00003	-.0143	-.00011
#2	.00013	.00151	-.00003	.0435	-.00023
Check ?	Chk Pass	Chk Pass	Chk Pass	None	Chk Pass
High Limit					
Low Limit					

Elem	Cr2677	Cu3273	Fe2599	K_7664	Li6707
Line	267.716 {126}	327.396 {103}	259.940 {130}	766.490 { 44}	670.784 { 50}
Units	ppm	ppm	ppm	ppm	ppm
Avg	**-.00003**	**-.00069**	**.00197**	**.07293**	**.00271**
Stddev	.00039	.00047	.00270	.01099	.00145
%RSD	1137.7	67.189	137.02	15.064	53.508
#1	.00024	-.00036	.00006	.06516	.00373
#2	-.00031	-.00102	.00388	.08069	.00168
Check ?	Chk Pass	Chk Pass	Chk Pass	Chk Pass	Chk Pass
High Limit					
Low Limit					

Sample Name: CCB-6675975 Acquired: 9/27/2021 20:21:22 Type: QC
Method: ICAP2 New stds DEC2019(v697) Mode: CONC Corr. Factor: 1.000000
User: LMH Custom ID1: Custom ID2: Custom ID3:
Comment:

Elem	Mg2790	Mn2576	Mo2020	Na5895	Ni2316
Line	279.079 {121}2	257.610 {131}	202.030 {467}	589.592 { 57}	231.604 {446}
Units	ppm	ppm	ppm	ppm	ppm
Avg	**.00336**	**.00009**	**.00156**	**.06143**	**-.00023**
Stddev	.00348	.00001	.00010	.00469	.00016
%RSD	103.39	13.168	6.6804	7.6316	69.325
#1	.00090	.00008	.00149	.05812	-.00012
#2	.00582	.00010	.00164	.06475	-.00034
Check ?	Chk Pass	Chk Pass	Chk Pass	Chk Pass	Chk Pass
High Limit					
Low Limit					

Elem	P_2136	Pb2203	S_1820	Sb2068	Se1960
Line	213.618 {458}	220.353 {453}	182.034 {485}	206.833 {463}	196.090 {472}
Units	ppm	ppm	ppm	ppm	ppm
Avg	**25.02**	**-.00084**	**.03817**	**.00065**	**.00073**
Stddev	.00	.00028	.00095	.00254	.00128
%RSD	.0022	33.546	2.4767	392.53	176.22
#1	25.02	-.00105	.03883	.00244	.00163
#2	25.02	-.00064	.03750	-.00115	-.00018
Check ?	None	Chk Pass	Chk Pass	Chk Pass	Chk Pass
High Limit					
Low Limit					

Elem	Si2881	Sn1899	Sr4077	Th2837	Ti3349
Line	288.158 {117}2	189.989 {477}	407.771 { 83}	283.730 {119}	334.904 {101}
Units	ppm	ppm	ppm	ppm	ppm
Avg	**-.01331**	**-.00032**	**.00001**	**.9991**	**.00000**
Stddev	.01536	.00018	.00008	.0033	.00011
%RSD	115.43	56.851	737.30	.3331	4214.7
#1	-.02417	-.00019	-.00005	.9968	.00008
#2	-.00245	-.00045	.00007	1.001	-.00008
Check ?	Chk Pass	Chk Pass	Chk Pass	None	Chk Pass
High Limit					
Low Limit					

Sample Name: CCB-6675975 Acquired: 9/27/2021 20:21:22 Type: QC
Method: ICAP2 New stds DEC2019(v697) Mode: CONC Corr. Factor: 1.000000
User: LMH Custom ID1: Custom ID2: Custom ID3:
Comment:

Elem	Tl1908	V_2924	Zn2062	Zr3438
Line	190.856 {477}	292.402 {115}	206.200 {163}	343.823 { 98}
Units	ppm	ppm	ppm	ppm
Avg	.00050	.00025	-.00041	.9996
Stddev	.00013	.00012	.00034	.0005
%RSD	25.548	47.803	82.845	.0477
#1	.00041	.00034	-.00066	.9999
#2	.00059	.00017	-.00017	.9993
Check ?	Chk Pass	Chk Pass	Chk Pass	None
High Limit				
Low Limit				
Int. Std.	In2306	Y_2243	Y_3600	Y_3774
Line	230.606 {446}	224.306 {450}	360.073 { 94}	377.433 { 89}
Units	Cts/S	Cts/S	Cts/S	Cts/S
Avg	4188.4	3354.5	26728.	3696.3
Stddev	3.6	4.4	78.	42.6
%RSD	.08623	.13056	.29027	1.1520
#1	4191.0	3357.6	26783.	3666.2
#2	4185.8	3351.4	26673.	3726.4

Sample Name: CCVL-6677556 Acquired: 9/27/2021 20:25:12 Type: QC
Method: ICAP2 New stds DEC2019(v697) Mode: CONC Corr. Factor: 1.000000
User: LMH Custom ID1: Custom ID2: Custom ID3:
Comment:

Elem	Ag3280	Al3082	As1890	B_2089	Ba4554-2
Line	328.068 {103}	308.215 {109}	189.042 {478}	208.959 {461}	455.403 { 74}2
Units	ppm	ppm	ppm	ppm	ppm
Avg	**.00702**	**.21685**	**.01287**	**.01965**	**.00206**
Stddev	.00042	.00129	.00060	.00010	.00004
%RSD	6.0045	.59278	4.6684	.51323	2.1476
#1	.00672	.21775	.01330	.01972	.00203
#2	.00732	.21594	.01245	.01958	.00209
Check ?	Chk Pass	Chk Pass	Chk Pass	Chk Pass	Chk Pass
Value					
Range					

Elem	Be3130	Ca3179	Cd2288	**Ce4040	Co2286
Line	313.042 {108}	317.933 {106}	228.802 {447}	404.076 { 83}	228.616 {447}
Units	ppm	ppm	ppm	ppm	ppm
Avg	**.00208**	**.51108**	**.00211**	**.0327**	**.00371**
Stddev	.00008	.00058	.00006	.0234	.00004
%RSD	3.6502	.11284	2.8892	71.53	1.0118
#1	.00214	.51067	.00207	.0161	.00368
#2	.00203	.51149	.00216	.0492	.00373
Check ?	Chk Pass	Chk Pass	Chk Pass	None	Chk Pass
Value					
Range					

Elem	Cr2677	Cu3273	Fe2599	K_7664	Li6707
Line	267.716 {126}	327.396 {103}	259.940 {130}	766.490 { 44}	670.784 { 50}
Units	ppm	ppm	ppm	ppm	ppm
Avg	**.00376**	**.00925**	**.05145**	**.52644**	**.03086**
Stddev	.00009	.00001	.00067	.03655	.00183
%RSD	2.3307	.14888	1.3114	6.9432	5.9366
#1	.00382	.00926	.05097	.55228	.03216
#2	.00370	.00924	.05193	.50059	.02957
Check ?	Chk Pass	Chk Pass	Chk Pass	Chk Pass	Chk Pass
Value					
Range					

Sample Name: CCVL-6677556 Acquired: 9/27/2021 20:25:12 Type: QC
Method: ICAP2 New stds DEC2019(v697) Mode: CONC Corr. Factor: 1.000000
User: LMH Custom ID1: Custom ID2: Custom ID3:
Comment:

Elem	Mg2790	Mn2576	Mo2020	Na5895	Ni2316
Line	279.079 {121}2	257.610 {131}	202.030 {467}	589.592 { 57}	231.604 {446}
Units	ppm	ppm	ppm	ppm	ppm
Avg	.19416	.00321	.00957	1.0706	.00890
Stddev	.00422	.00004	.00003	.0071	.00022
%RSD	2.1728	1.3086	.33035	.66292	2.4336
#1	.19118	.00318	.00955	1.0756	.00874
#2	.19714	.00324	.00959	1.0655	.00905
Check ?	Chk Pass	Chk Pass	Chk Pass	Chk Pass	Chk Pass
Value					
Range					

Elem	P_2136	Pb2203	S_1820	Sb2068	Se1960
Line	213.618 {458}	220.353 {453}	182.034 {485}	206.833 {463}	196.090 {472}
Units	ppm	ppm	ppm	ppm	ppm
Avg	F 25.00	.00852	.21983	.01924	.01898
Stddev	.00	.00007	.00343	.00015	.00499
%RSD	.0003	.78520	1.5613	.77261	26.265
#1	25.00	.00857	.22226	.01934	.01546
#2	25.00	.00847	.21740	.01913	.02251
Check ?	Chk Fail	Chk Pass	Chk Pass	Chk Pass	Chk Pass
Value	.0060				
Range	50.00%				

Elem	Si2881	Sn1899	Sr4077	Th2837	Ti3349
Line	288.158 {117}2	189.989 {477}	407.771 { 83}	283.730 {119}	334.904 {101}
Units	ppm	ppm	ppm	ppm	ppm
Avg	.47430	.00814	.00513	F .9990	.00493
Stddev	.01558	.00051	.00000	.0033	.00052
%RSD	3.2857	6.2911	.03876	.3261	10.631
#1	.46328	.00778	.00514	1.001	.00456
#2	.48532	.00850	.00513	.9967	.00530
Check ?	Chk Pass	Chk Pass	Chk Pass	Chk Fail	Chk Pass
Value				.0060	
Range				50.00%	

Sample Name: CCVL-6677556 Acquired: 9/27/2021 20:25:12 Type: QC
Method: ICAP2 New stds DEC2019(v697) Mode: CONC Corr. Factor: 1.000000
User: LMH Custom ID1: Custom ID2: Custom ID3:
Comment:

Elem	Tl1908	V_2924	Zn2062	Zr3438
Line	190.856 {477}	292.402 {115}	206.200 {163}	343.823 { 98}
Units	ppm	ppm	ppm	ppm
Avg	.01987	.00487	.00868	F .9994
Stddev	.00024	.00041	.00051	.0004
%RSD	1.1839	8.4923	5.8672	.0406
#1	.01970	.00516	.00832	.9997
#2	.02004	.00458	.00904	.9991
Check ?	Chk Pass	Chk Pass	Chk Pass	Chk Fail
Value				.0060
Range				50.00%
Int. Std.	In2306	Y_2243	Y_3600	Y_3774
Line	230.606 {446}	224.306 {450}	360.073 { 94}	377.433 { 89}
Units	Cts/S	Cts/S	Cts/S	Cts/S
Avg	4163.3	3347.6	26614.	3658.7
Stddev	3.7	6.0	46.	1.1
%RSD	.08969	.17856	.17413	.03110
#1	4165.9	3351.8	26647.	3659.5
#2	4160.6	3343.3	26582.	3657.9

Sample Name: 480-189941-C-11-A Acquired: 9/27/2021 20:28:58 Type: Unk
Method: ICAP2 New stds DEC2019(v697) Mode: CONC Corr. Factor: 1.000000
User: LMH Custom ID1: Custom ID2: Custom ID3:
Comment:

Elem	Ag3280	Al3082	As1890	B_2089	Ba4554-2
Line	328.068 {103}	308.215 {109}	189.042 {478}	208.959 {461}	455.403 { 74}2
IS Ref	(Y_3600)	(Y_3774)	(Y_2243)	(Y_2243)	(Y_3600)
Units	ppm	ppm	ppm	ppm	ppm
Avg	**-.00017**	**.02594**	**-.00160**	**.08258**	**.02403**
Stddev	.00030	.04332	.00021	.00033	.00002
%RSD	173.28	167.04	13.396	.40299	.10364
#1	-.00039	-.00470	-.00175	.08281	.02402
#2	.00004	.05657	-.00145	.08234	.02405
Check ?	Chk Pass	Chk Pass	Chk Pass	Chk Pass	Chk Pass
High Limit					
Low Limit					

Elem	Be3130	Ca3179	Cd2288	**Ce4040	Co2286
Line	313.042 {108}	317.933 {106}	228.802 {447}	404.076 { 83}	228.616 {447}
IS Ref	(Y_3774)	(Y_3774)	(Y_2243)	(Y_3774)	(In2306)
Units	ppm	ppm	ppm	ppm	ppm
Avg	**.00014**	**165.70**	**.00040**	**-.0419**	**.00191**
Stddev	.00007	.48	.00003	.0056	.00001
%RSD	50.485	.28837	6.3525	13.35	.65834
#1	.00019	165.36	.00042	-.0459	.00191
#2	.00009	166.04	.00038	-.0380	.00192
Check ?	Chk Pass	Chk Pass	Chk Pass	Chk Pass	Chk Pass
High Limit					
Low Limit					

Elem	Cr2677	Cu3273	Fe2599	K_7664	Li6707
Line	267.716 {126}	327.396 {103}	259.940 {130}	766.490 { 44}	670.784 { 50}
IS Ref	(Y_3600)	(Y_3600)	(Y_3774)	(Y_3774)	(Y_3774)
Units	ppm	ppm	ppm	ppm	ppm
Avg	**-.00009**	**.00057**	**.05023**	**2.8148**	**.02209**
Stddev	.00020	.00096	.00090	.0240	.00196
%RSD	217.99	166.99	1.7870	.85305	8.8727
#1	-.00024	.00125	.05087	2.7978	.02070
#2	.00005	-.00010	.04960	2.8318	.02347
Check ?	Chk Pass	Chk Pass	Chk Pass	Chk Pass	Chk Pass
High Limit					
Low Limit					

Sample Name: 480-189941-C-11-A Acquired: 9/27/2021 20:28:58 Type: Unk
Method: ICAP2 New stds DEC2019(v697) Mode: CONC Corr. Factor: 1.000000
User: LMH Custom ID1: Custom ID2: Custom ID3:
Comment:

Elem	Mg2790	Mn2576	Mo2020	Na5895	Ni2316
Line	279.079 {121}2	257.610 {131}	202.030 {467}	589.592 { 57}	231.604 {446}
IS Ref	(Y_3600)	(Y_3600)	(Y_2243)	(Y_3774)	(In2306)
Units	ppm	ppm	ppm	ppm	ppm
Avg	**60.061**	**.03087**	**-.00003**	**41.607**	**.00652**
Stddev	.045	.00010	.00015	.132	.00002
%RSD	.07448	.31767	462.32	.31718	.30556
#1	60.093	.03080	-.00014	41.513	.00651
#2	60.030	.03094	.00007	41.700	.00654
Check ?	Chk Pass	Chk Pass	Chk Pass	Chk Pass	Chk Pass
High Limit					
Low Limit					

Elem	P_2136	Pb2203	S_1820	Sb2068	Se1960
Line	213.618 {458}	220.353 {453}	182.034 {485}	206.833 {463}	196.090 {472}
IS Ref	(Y_2243)	(In2306)	(Y_2243)	(Y_2243)	(Y_2243)
Units	ppm	ppm	ppm	ppm	ppm
Avg	**25.04**	**.00062**	F **127.99**	**-.00022**	**-.00103**
Stddev	.00	.00199	.04	.00121	.00418
%RSD	.0031	321.16	.03000	539.08	405.09
#1	25.04	.00202	127.96	.00063	.00192
#2	25.04	-.00079	128.02	-.00108	-.00399
Check ?	None	Chk Pass	Chk Fail	Chk Pass	Chk Pass
High Limit			90.000		
Low Limit			-.20000		

Elem	Si2881	Sn1899	Sr4077	Th2837	Ti3349
Line	288.158 {117}2	189.989 {477}	407.771 { 83}	283.730 {119}	334.904 {101}
IS Ref	(Y_3774)	(In2306)	(Y_3774)	(Y_3774)	(Y_3600)
Units	ppm	ppm	ppm	ppm	ppm
Avg	**3.0425**	**-.00093**	**3.8463**	**.9931**	**.00112**
Stddev	.0030	.00013	.0098	.0063	.00031
%RSD	.09769	14.046	.25545	.6382	27.308
#1	3.0446	-.00102	3.8393	.9976	.00134
#2	3.0404	-.00084	3.8532	.9886	.00090
Check ?	Chk Pass	Chk Pass	Chk Pass	None	Chk Pass
High Limit					
Low Limit					

Sample Name: 480-189941-C-11-A Acquired: 9/27/2021 20:28:58 Type: Unk
Method: ICAP2 New stds DEC2019(v697) Mode: CONC Corr. Factor: 1.000000
User: LMH Custom ID1: Custom ID2: Custom ID3:
Comment:

Elem	Tl1908	V_2924	Zn2062	Zr3438
Line	190.856 {477}	292.402 {115}	206.200 {163}	343.823 { 98}
IS Ref	(In2306)	(Y_3600)	(Y_3600)	(Y_3774)
Units	ppm	ppm	ppm	ppm
Avg	.00038	-.00128	.00354	.9995
Stddev	.00072	.00020	.00073	.0005
%RSD	188.08	15.451	20.578	.0457
#1	.00089	-.00114	.00303	.9998
#2	-.00013	-.00142	.00406	.9991
Check ?	Chk Pass	Chk Pass	Chk Pass	None
High Limit				
Low Limit				
Int. Std.	In2306	Y_2243	Y_3600	Y_3774
Line	230.606 {446}	224.306 {450}	360.073 { 94}	377.433 { 89}
Units	Cts/S	Cts/S	Cts/S	Cts/S
Avg	3660.1	3172.0	25080.	3623.3
Stddev	7.6	2.3	85.	22.6
%RSD	.20820	.07263	.33806	.62423
#1	3654.8	3170.3	25020.	3639.3
#2	3665.5	3173.6	25140.	3607.4
Check ?	Chk Pass	Chk Pass	Chk Pass	Chk Pass
Value	89.305%	96.302%	95.219%	99.565%
Range				

Sample Name: 480-189941-C-12-A Acquired: 9/27/2021 20:32:39 Type: Unk
Method: ICAP2 New stds DEC2019(v697) Mode: CONC Corr. Factor: 1.000000
User: LMH Custom ID1: Custom ID2: Custom ID3:
Comment:

Elem	Ag3280	Al3082	As1890	B_2089	Ba4554
Line	328.068 {103}	308.215 {109}	189.042 {478}	208.959 {461}	455.403 { 74}
IS Ref	(Y_3600)	(Y_3774)	(Y_2243)	(Y_2243)	(Y_3774)
Units	ppm	ppm	ppm	ppm	ppm
Avg	.00027	.05493	-.00133	.15756	1.4561
Stddev	.00067	.00997	.00047	.00014	.0048
%RSD	245.35	18.145	35.688	.09157	.33215
#1	.00075	.04788	-.00166	.15766	1.4595
#2	-.00020	.06198	-.00099	.15746	1.4527
Check ?	Chk Pass	Chk Pass	Chk Pass	Chk Pass	Chk Pass
High Limit					
Low Limit					

Elem	Be3130	Ca3179	Cd2288	**Ce4040	Co2286
Line	313.042 {108}	317.933 {106}	228.802 {447}	404.076 { 83}	228.616 {447}
IS Ref	(Y_3774)	(Y_3774)	(Y_2243)	(Y_3774)	(In2306)
Units	ppm	ppm	ppm	ppm	ppm
Avg	.00020	87.089	.00014	-.0337	.00039
Stddev	.00008	.522	.00003	.0002	.00030
%RSD	39.228	.59939	20.622	.7305	77.244
#1	.00015	87.458	.00016	-.0335	.00060
#2	.00026	86.720	.00012	-.0339	.00018
Check ?	Chk Pass	Chk Pass	Chk Pass	Chk Pass	Chk Pass
High Limit					
Low Limit					

Elem	Cr2677	Cu3273	Fe2599	K_7664	Li6707
Line	267.716 {126}	327.396 {103}	259.940 {130}	766.490 { 44}	670.784 { 50}
IS Ref	(Y_3600)	(Y_3600)	(Y_3774)	(Y_3774)	(Y_3774)
Units	ppm	ppm	ppm	ppm	ppm
Avg	.00060	.00121	2.1075	4.7186	.01491
Stddev	.00050	.00047	.0133	.0184	.00171
%RSD	82.563	38.754	.62952	.38934	11.467
#1	.00025	.00154	2.1169	4.7056	.01612
#2	.00096	.00088	2.0981	4.7316	.01370
Check ?	Chk Pass	Chk Pass	Chk Pass	Chk Pass	Chk Pass
High Limit					
Low Limit					

Sample Name: 480-189941-C-12-A Acquired: 9/27/2021 20:32:39 Type: Unk
Method: ICAP2 New stds DEC2019(v697) Mode: CONC Corr. Factor: 1.000000
User: LMH Custom ID1: Custom ID2: Custom ID3:
Comment:

Elem	Mg2790	Mn2576	Mo2020	Na5895	Ni2316
Line	279.079 {121}2	257.610 {131}	202.030 {467}	589.592 { 57}	231.604 {446}
IS Ref	(Y_3600)	(Y_3600)	(Y_2243)	(Y_3774)	(In2306)
Units	ppm	ppm	ppm	ppm	ppm
Avg	**23.320**	**.58590**	**-.00089**	**46.936**	**.00009**
Stddev	.032	.00098	.00026	.254	.00016
%RSD	.13791	.16763	29.433	.54023	184.81
#1	23.297	.58520	-.00108	47.115	-.00003
#2	23.342	.58659	-.00071	46.757	.00020
Check ?	Chk Pass	Chk Pass	Chk Pass	Chk Pass	Chk Pass
High Limit					
Low Limit					

Elem	P_2136	Pb2203	S_1820	Sb2068	Se1960
Line	213.618 {458}	220.353 {453}	182.034 {485}	206.833 {463}	196.090 {472}
IS Ref	(Y_2243)	(In2306)	(Y_2243)	(Y_2243)	(Y_2243)
Units	ppm	ppm	ppm	ppm	ppm
Avg	**25.77**	**-.00017**	**.95219**	**.00076**	**-.00439**
Stddev	.00	.00017	.01020	.00153	.00014
%RSD	.0014	97.189	1.0710	200.83	3.0794
#1	25.77	-.00030	.95941	.00184	-.00449
#2	25.77	-.00005	.94498	-.00032	-.00429
Check ?	None	Chk Pass	Chk Pass	Chk Pass	Chk Pass
High Limit					
Low Limit					

Elem	Si2881	Sn1899	Sr4077	Th2837	Ti3349
Line	288.158 {117}2	189.989 {477}	407.771 { 83}	283.730 {119}	334.904 {101}
IS Ref	(Y_3774)	(In2306)	(Y_3774)	(Y_3774)	(Y_3600)
Units	ppm	ppm	ppm	ppm	ppm
Avg	**5.1751**	**.00050**	**2.6268**	**.9950**	**.00033**
Stddev	.0208	.00022	.0113	.0015	.00066
%RSD	.40175	44.937	.42938	.1537	201.74
#1	5.1898	.00034	2.6347	.9939	-.00014
#2	5.1604	.00066	2.6188	.9961	.00080
Check ?	Chk Pass	Chk Pass	Chk Pass	None	Chk Pass
High Limit					
Low Limit					

Sample Name: 480-189941-C-12-A Acquired: 9/27/2021 20:32:39 Type: Unk
Method: ICAP2 New stds DEC2019(v697) Mode: CONC Corr. Factor: 1.000000
User: LMH Custom ID1: Custom ID2: Custom ID3:
Comment:

Elem	Tl1908	V_2924	Zn2062	Zr3438
Line	190.856 {477}	292.402 {115}	206.200 {163}	343.823 { 98}
IS Ref	(In2306)	(Y_3600)	(Y_3600)	(Y_3774)
Units	ppm	ppm	ppm	ppm
Avg	.00014	-.00035	.00313	1.001
Stddev	.00194	.00064	.00055	.001
%RSD	1365.8	181.23	17.502	.0980
#1	.00151	.00010	.00351	1.000
#2	-.00123	-.00081	.00274	1.002
Check ?	Chk Pass	Chk Pass	Chk Pass	None
High Limit				
Low Limit				
Int. Std.	In2306	Y_2243	Y_3600	Y_3774
Line	230.606 {446}	224.306 {450}	360.073 { 94}	377.433 { 89}
Units	Cts/S	Cts/S	Cts/S	Cts/S
Avg	3746.8	3228.9	25414.	3654.9
Stddev	2.0	7.0	88.	18.6
%RSD	.05362	.21630	.34807	.50869
#1	3748.2	3233.8	25477.	3641.8
#2	3745.3	3223.9	25352.	3668.1
Check ?	Chk Pass	Chk Pass	Chk Pass	Chk Pass
Value	91.418%	98.029%	96.488%	100.43%
Range				

Sample Name: 480-189941-C-13-A Acquired: 9/27/2021 20:36:25 Type: Unk
Method: ICAP2 New stds DEC2019(v697) Mode: CONC Corr. Factor: 1.000000
User: LMH Custom ID1: Custom ID2: Custom ID3:
Comment:

Elem	Ag3280	Al3082	As1890	B_2089	Ba4554
Line	328.068 {103}	308.215 {109}	189.042 {478}	208.959 {461}	455.403 { 74}
IS Ref	(Y_3600)	(Y_3774)	(Y_2243)	(Y_2243)	(Y_3774)
Units	ppm	ppm	ppm	ppm	ppm
Avg	**-.00006**	**.03370**	**.00045**	**.13761**	**.74296**
Stddev	.00003	.00267	.00002	.00064	.00044
%RSD	54.514	7.9155	4.3289	.46435	.05855
#1	-.00004	.03559	.00046	.13716	.74265
#2	-.00008	.03182	.00043	.13806	.74327
Check ?	Chk Pass	Chk Pass	Chk Pass	Chk Pass	Chk Pass
High Limit					
Low Limit					

Elem	Be3130	Ca3179	Cd2288	**Ce4040	Co2286
Line	313.042 {108}	317.933 {106}	228.802 {447}	404.076 { 83}	228.616 {447}
IS Ref	(Y_3774)	(Y_3774)	(Y_2243)	(Y_3774)	(In2306)
Units	ppm	ppm	ppm	ppm	ppm
Avg	**.00019**	**124.72**	**.00033**	**-.0699**	**.00196**
Stddev	.00009	.18	.00009	.0387	.00005
%RSD	47.040	.14770	28.601	55.37	2.6721
#1	.00025	124.85	.00039	-.0972	.00200
#2	.00013	124.59	.00026	-.0425	.00192
Check ?	Chk Pass	Chk Pass	Chk Pass	Chk Pass	Chk Pass
High Limit					
Low Limit					

Elem	Cr2677	Cu3273	Fe2599	K_7664	Li6707
Line	267.716 {126}	327.396 {103}	259.940 {130}	766.490 { 44}	670.784 { 50}
IS Ref	(Y_3600)	(Y_3600)	(Y_3774)	(Y_3774)	(Y_3774)
Units	ppm	ppm	ppm	ppm	ppm
Avg	**.00022**	**.00197**	**.01101**	**3.9557**	**.01686**
Stddev	.00001	.00038	.00185	.0380	.00130
%RSD	4.3008	19.082	16.803	.96150	7.6913
#1	.00023	.00223	.01232	3.9826	.01778
#2	.00022	.00170	.00970	3.9288	.01595
Check ?	Chk Pass	Chk Pass	Chk Pass	Chk Pass	Chk Pass
High Limit					
Low Limit					

Sample Name: 480-189941-C-13-A Acquired: 9/27/2021 20:36:25 Type: Unk
Method: ICAP2 New stds DEC2019(v697) Mode: CONC Corr. Factor: 1.000000
User: LMH Custom ID1: Custom ID2: Custom ID3:
Comment:

Elem	Mg2790	Mn2576	Mo2020	Na5895	Ni2316
Line	279.079 {121}2	257.610 {131}	202.030 {467}	589.592 { 57}	231.604 {446}
IS Ref	(Y_3600)	(Y_3600)	(Y_2243)	(Y_3774)	(In2306)
Units	ppm	ppm	ppm	ppm	ppm
Avg	**38.512**	**.37355**	**-.00050**	**46.120**	**.00225**
Stddev	.077	.00150	.00005	.039	.00027
%RSD	.19976	.40236	10.346	.08458	12.057
#1	38.567	.37462	-.00046	46.148	.00205
#2	38.458	.37249	-.00053	46.092	.00244
Check ?	Chk Pass	Chk Pass	Chk Pass	Chk Pass	Chk Pass
High Limit					
Low Limit					

Elem	P_2136	Pb2203	S_1820	Sb2068	Se1960
Line	213.618 {458}	220.353 {453}	182.034 {485}	206.833 {463}	196.090 {472}
IS Ref	(Y_2243)	(In2306)	(Y_2243)	(Y_2243)	(Y_2243)
Units	ppm	ppm	ppm	ppm	ppm
Avg	**25.21**	**.00130**	**50.772**	**-.00097**	**-.00280**
Stddev	.00	.00133	.042	.00052	.00395
%RSD	.0087	102.46	.08291	53.128	141.10
#1	25.21	.00224	50.802	-.00134	-.00559
#2	25.21	.00036	50.742	-.00061	-.00001
Check ?	None	Chk Pass	Chk Pass	Chk Pass	Chk Pass
High Limit					
Low Limit					

Elem	Si2881	Sn1899	Sr4077	Th2837	Ti3349
Line	288.158 {117}2	189.989 {477}	407.771 { 83}	283.730 {119}	334.904 {101}
IS Ref	(Y_3774)	(In2306)	(Y_3774)	(Y_3774)	(Y_3600)
Units	ppm	ppm	ppm	ppm	ppm
Avg	**4.3426**	**.00057**	**3.1213**	**.9988**	**.00069**
Stddev	.0249	.00013	.0005	.0004	.00053
%RSD	.57294	23.261	.01566	.0381	77.690
#1	4.3602	.00066	3.1209	.9985	.00106
#2	4.3250	.00048	3.1216	.9990	.00031
Check ?	Chk Pass	Chk Pass	Chk Pass	None	Chk Pass
High Limit					
Low Limit					

Sample Name: 480-189941-C-13-A Acquired: 9/27/2021 20:36:25 Type: Unk
Method: ICAP2 New stds DEC2019(v697) Mode: CONC Corr. Factor: 1.000000
User: LMH Custom ID1: Custom ID2: Custom ID3:
Comment:

Elem	Tl1908	V_2924	Zn2062	Zr3438
Line	190.856 {477}	292.402 {115}	206.200 {163}	343.823 { 98}
IS Ref	(In2306)	(Y_3600)	(Y_3600)	(Y_3774)
Units	ppm	ppm	ppm	ppm
Avg	**-.00075**	**-.00077**	**.00129**	**.9992**
Stddev	.00049	.00008	.00013	.0004
%RSD	65.258	10.414	9.8058	.0368
#1	-.00110	-.00082	.00120	.9989
#2	-.00041	-.00071	.00138	.9994
Check ?	Chk Pass	Chk Pass	Chk Pass	None
High Limit				
Low Limit				
Int. Std.	In2306	Y_2243	Y_3600	Y_3774
Line	230.606 {446}	224.306 {450}	360.073 { 94}	377.433 { 89}
Units	Cts/S	Cts/S	Cts/S	Cts/S
Avg	**3684.2**	**3182.2**	**25065.**	**3628.8**
Stddev	.0	1.2	107.	25.5
%RSD	.00105	.03777	.42768	.70352
#1	3684.2	3183.1	24989.	3610.7
#2	3684.2	3181.4	25141.	3646.8
Check ?	Chk Pass	Chk Pass	Chk Pass	Chk Pass
Value	89.892%	96.613%	95.162%	99.714%
Range				

Sample Name: 480-189941-D-14-A Acquired: 9/27/2021 20:40:12 Type: Unk
Method: ICAP2 New stds DEC2019(v697) Mode: CONC Corr. Factor: 1.000000
User: LMH Custom ID1: Custom ID2: Custom ID3:
Comment:

Elem	Ag3280	Al3082	As1890	B_2089	Ba4554-2
Line	328.068 {103}	308.215 {109}	189.042 {478}	208.959 {461}	455.403 { 74}2
IS Ref	(Y_3600)	(Y_3774)	(Y_2243)	(Y_2243)	(Y_3600)
Units	ppm	ppm	ppm	ppm	ppm
Avg	.00021	.07977	-.00142	.13157	.06450
Stddev	.00102	.01442	.00058	.00042	.00033
%RSD	487.67	18.072	40.819	.31592	.50691
#1	.00093	.06958	-.00184	.13128	.06473
#2	-.00051	.08996	-.00101	.13186	.06427
Check ?	Chk Pass	Chk Pass	Chk Pass	Chk Pass	Chk Pass
High Limit					
Low Limit					

Elem	Be3130	Ca3179	Cd2288	**Ce4040	Co2286
Line	313.042 {108}	317.933 {106}	228.802 {447}	404.076 { 83}	228.616 {447}
IS Ref	(Y_3774)	(Y_3774)	(Y_2243)	(Y_3774)	(In2306)
Units	ppm	ppm	ppm	ppm	ppm
Avg	.00002	151.60	.00065	-.0218	.02277
Stddev	.00006	.74	.00002	.0065	.00014
%RSD	323.11	.48869	2.7829	29.96	.61382
#1	-.00003	152.13	.00067	-.0172	.02287
#2	.00006	151.08	.00064	-.0265	.02267
Check ?	Chk Pass	Chk Pass	Chk Pass	Chk Pass	Chk Pass
High Limit					
Low Limit					

Elem	Cr2677	Cu3273	Fe2599	K_7664	Li6707
Line	267.716 {126}	327.396 {103}	259.940 {130}	766.490 { 44}	670.784 { 50}
IS Ref	(Y_3600)	(Y_3600)	(Y_3774)	(Y_3774)	(Y_3774)
Units	ppm	ppm	ppm	ppm	ppm
Avg	-.00003	.00254	.00210	4.3053	.04847
Stddev	.00027	.00034	.00011	.0207	.00215
%RSD	887.72	13.428	5.3495	.48059	4.4447
#1	-.00022	.00230	.00202	4.2906	.04999
#2	.00016	.00278	.00217	4.3199	.04694
Check ?	Chk Pass	Chk Pass	Chk Pass	Chk Pass	Chk Pass
High Limit					
Low Limit					

Sample Name: 480-189941-D-14-A Acquired: 9/27/2021 20:40:12 Type: Unk
Method: ICAP2 New stds DEC2019(v697) Mode: CONC Corr. Factor: 1.000000
User: LMH Custom ID1: Custom ID2: Custom ID3:
Comment:

Elem	Mg2790	Mn2576	Mo2020	Na8183	Ni2316
Line	279.079 {121}2	257.610 {131}	202.030 {467}	818.326 { 41}	231.604 {446}
IS Ref	(Y_3600)	(Y_3600)	(Y_2243)	(Y_3774)	(In2306)
Units	ppm	ppm	ppm	ppm	ppm
Avg	**43.909**	**.12739**	**.00035**	**88.451**	**.04859**
Stddev	.191	.00101	.00011	.804	.00019
%RSD	.43402	.79627	31.485	.90944	.39728
#1	44.043	.12811	.00043	89.020	.04872
#2	43.774	.12668	.00028	87.882	.04845
Check ?	Chk Pass	Chk Pass	Chk Pass	Chk Pass	Chk Pass
High Limit					
Low Limit					

Elem	P_2136	Pb2203	S_1820	Sb2068	Se1960
Line	213.618 {458}	220.353 {453}	182.034 {485}	206.833 {463}	196.090 {472}
IS Ref	(Y_2243)	(In2306)	(Y_2243)	(Y_2243)	(Y_2243)
Units	ppm	ppm	ppm	ppm	ppm
Avg	**25.02**	**.00082**	F **136.38**	**.00045**	**-.00139**
Stddev	.00	.00040	.09	.00105	.00151
%RSD	.0017	49.074	.06626	234.58	108.49
#1	25.01	.00053	136.45	-.00029	-.00032
#2	25.02	.00110	136.32	.00119	-.00245
Check ?	None	Chk Pass	Chk Fail	Chk Pass	Chk Pass
High Limit			90.000		
Low Limit			-.20000		

Elem	Si2881	Sn1899	Sr4077	Th2837	Ti3349
Line	288.158 {117}2	189.989 {477}	407.771 { 83}	283.730 {119}	334.904 {101}
IS Ref	(Y_3774)	(In2306)	(Y_3774)	(Y_3774)	(Y_3600)
Units	ppm	ppm	ppm	ppm	ppm
Avg	**4.7710**	**.00063**	**1.2841**	**.9959**	**.00091**
Stddev	.0371	.00050	.0056	.0077	.00002
%RSD	.77809	79.150	.43623	.7724	2.2519
#1	4.7972	.00099	1.2881	1.001	.00093
#2	4.7447	.00028	1.2802	.9904	.00090
Check ?	Chk Pass	Chk Pass	Chk Pass	None	Chk Pass
High Limit					
Low Limit					

Sample Name: 480-189941-D-14-A Acquired: 9/27/2021 20:40:12 Type: Unk
Method: ICAP2 New stds DEC2019(v697) Mode: CONC Corr. Factor: 1.000000
User: LMH Custom ID1: Custom ID2: Custom ID3:
Comment:

Elem	Tl1908	V_2924	Zn2062	Zr3438
Line	190.856 {477}	292.402 {115}	206.200 {163}	343.823 { 98}
IS Ref	(In2306)	(Y_3600)	(Y_3600)	(Y_3774)
Units	ppm	ppm	ppm	ppm
Avg	.00047	-.00069	.02604	.9987
Stddev	.00014	.00019	.00064	.0007
%RSD	29.263	27.491	2.4450	.0662
#1	.00037	-.00082	.02649	.9983
#2	.00056	-.00055	.02559	.9992
Check ?	Chk Pass	Chk Pass	Chk Pass	None
High Limit				
Low Limit				
Int. Std.	In2306	Y_2243	Y_3600	Y_3774
Line	230.606 {446}	224.306 {450}	360.073 { 94}	377.433 { 89}
Units	Cts/S	Cts/S	Cts/S	Cts/S
Avg	3605.9	3133.1	24574.	3566.6
Stddev	3.9	7.0	71.	53.2
%RSD	.10893	.22302	.29086	1.4915
#1	3603.1	3128.1	24523.	3528.9
#2	3608.7	3138.0	24624.	3604.2
Check ?	Chk Pass	Chk Pass	Chk Pass	Chk Pass
Value	87.981%	95.121%	93.297%	98.004%
Range				

Sample Name: 480-189941-C-15-A Acquired: 9/27/2021 20:43:52 Type: Unk
Method: ICAP2 New stds DEC2019(v697) Mode: CONC Corr. Factor: 1.000000
User: LMH Custom ID1: Custom ID2: Custom ID3:
Comment:

Elem	Ag3280	Al3082	As1890	B_2089	Ba4554-2
Line	328.068 {103}	308.215 {109}	189.042 {478}	208.959 {461}	455.403 { 74}2
IS Ref	(Y_3600)	(Y_3774)	(Y_2243)	(Y_2243)	(Y_3600)
Units	ppm	ppm	ppm	ppm	ppm
Avg	.00028	.02001	-.00286	.12952	.07528
Stddev	.00068	.00778	.00236	.00101	.00012
%RSD	245.22	38.887	82.427	.77944	.15959
#1	.00076	.02551	-.00119	.13023	.07520
#2	-.00020	.01451	-.00453	.12880	.07537
Check ?	Chk Pass	Chk Pass	Chk Pass	Chk Pass	Chk Pass
High Limit					
Low Limit					

Elem	Be3130	Ca3179	Cd2288	**Ce4040	Co2286
Line	313.042 {108}	317.933 {106}	228.802 {447}	404.076 { 83}	228.616 {447}
IS Ref	(Y_3774)	(Y_3774)	(Y_2243)	(Y_3774)	(In2306)
Units	ppm	ppm	ppm	ppm	ppm
Avg	.00011	112.54	.00031	-.0285	-.00001
Stddev	.00013	.04	.00023	.0228	.00016
%RSD	126.47	.03171	73.471	80.18	1947.9
#1	.00020	112.52	.00015	-.0446	-.00012
#2	.00001	112.57	.00047	-.0123	.00010
Check ?	Chk Pass	Chk Pass	Chk Pass	Chk Pass	Chk Pass
High Limit					
Low Limit					

Elem	Cr2677	Cu3273	Fe2599	K_7664	Li6707
Line	267.716 {126}	327.396 {103}	259.940 {130}	766.490 { 44}	670.784 { 50}
IS Ref	(Y_3600)	(Y_3600)	(Y_3774)	(Y_3774)	(Y_3774)
Units	ppm	ppm	ppm	ppm	ppm
Avg	.00012	.00140	.00238	3.3247	.01426
Stddev	.00018	.00095	.00193	.0088	.00355
%RSD	147.17	68.406	81.144	.26324	24.923
#1	-.00000	.00072	.00375	3.3185	.01174
#2	.00025	.00207	.00101	3.3309	.01677
Check ?	Chk Pass	Chk Pass	Chk Pass	Chk Pass	Chk Pass
High Limit					
Low Limit					

Sample Name: 480-189941-C-15-A Acquired: 9/27/2021 20:43:52 Type: Unk
Method: ICAP2 New stds DEC2019(v697) Mode: CONC Corr. Factor: 1.000000
User: LMH Custom ID1: Custom ID2: Custom ID3:
Comment:

Elem	Mg2790	Mn2576	Mo2020	Na5895	Ni2316
Line	279.079 {121}2	257.610 {131}	202.030 {467}	589.592 { 57}	231.604 {446}
IS Ref	(Y_3600)	(Y_3600)	(Y_2243)	(Y_3774)	(In2306)
Units	ppm	ppm	ppm	ppm	ppm
Avg	**38.054**	**.00238**	**.00089**	**23.743**	**.00033**
Stddev	.045	.00001	.00027	.020	.00018
%RSD	.11716	.61309	30.067	.08426	54.283
#1	38.022	.00239	.00070	23.729	.00046
#2	38.085	.00237	.00108	23.757	.00020
Check ?	Chk Pass	Chk Pass	Chk Pass	Chk Pass	Chk Pass
High Limit					
Low Limit					

Elem	P_2136	Pb2203	S_1820	Sb2068	Se1960
Line	213.618 {458}	220.353 {453}	182.034 {485}	206.833 {463}	196.090 {472}
IS Ref	(Y_2243)	(In2306)	(Y_2243)	(Y_2243)	(Y_2243)
Units	ppm	ppm	ppm	ppm	ppm
Avg	**25.02**	**.00047**	**59.895**	**.00004**	**-.00455**
Stddev	.00	.00086	.046	.00003	.00038
%RSD	.0016	181.27	.07630	72.194	8.4179
#1	25.02	.00108	59.928	.00007	-.00428
#2	25.02	-.00013	59.863	.00002	-.00482
Check ?	None	Chk Pass	Chk Pass	Chk Pass	Chk Pass
High Limit					
Low Limit					

Elem	Si2881	Sn1899	Sr4077	Th2837	Ti3349
Line	288.158 {117}2	189.989 {477}	407.771 { 83}	283.730 {119}	334.904 {101}
IS Ref	(Y_3774)	(In2306)	(Y_3774)	(Y_3774)	(Y_3600)
Units	ppm	ppm	ppm	ppm	ppm
Avg	**7.4212**	**.00070**	**2.8746**	**.9889**	**.00082**
Stddev	.0315	.00016	.0037	.0040	.00010
%RSD	.42400	23.378	.12874	.4052	12.572
#1	7.3989	.00082	2.8720	.9918	.00089
#2	7.4434	.00059	2.8772	.9861	.00075
Check ?	Chk Pass	Chk Pass	Chk Pass	None	Chk Pass
High Limit					
Low Limit					

Sample Name: 480-189941-C-15-A Acquired: 9/27/2021 20:43:52 Type: Unk
Method: ICAP2 New stds DEC2019(v697) Mode: CONC Corr. Factor: 1.000000
User: LMH Custom ID1: Custom ID2: Custom ID3:
Comment:

Elem	Tl1908	V_2924	Zn2062	Zr3438
Line	190.856 {477}	292.402 {115}	206.200 {163}	343.823 { 98}
IS Ref	(In2306)	(Y_3600)	(Y_3600)	(Y_3774)
Units	ppm	ppm	ppm	ppm
Avg	.00157	-.00073	.00190	.9989
Stddev	.00089	.00022	.00029	.0007
%RSD	56.757	30.314	15.364	.0701
#1	.00094	-.00089	.00210	.9984
#2	.00219	-.00057	.00169	.9994
Check ?	Chk Pass	Chk Pass	Chk Pass	None
High Limit				
Low Limit				
Int. Std.	In2306	Y_2243	Y_3600	Y_3774
Line	230.606 {446}	224.306 {450}	360.073 { 94}	377.433 { 89}
Units	Cts/S	Cts/S	Cts/S	Cts/S
Avg	3688.4	3150.8	24864.	3525.0
Stddev	1.7	2.8	56.	11.5
%RSD	.04535	.08827	.22568	.32504
#1	3687.3	3148.8	24904.	3533.1
#2	3689.6	3152.8	24825.	3516.9
Check ?	Chk Pass	Chk Pass	Chk Pass	Chk Pass
Value	89.995%	95.658%	94.401%	96.862%
Range				

Sample Name: 480-189941-C-16-A Acquired: 9/27/2021 20:47:34 Type: Unk
Method: ICAP2 New stds DEC2019(v697) Mode: CONC Corr. Factor: 1.000000
User: LMH Custom ID1: Custom ID2: Custom ID3:
Comment:

Elem	Ag3280	Al3082	As1890	B_2089	Ba4554-2
Line	328.068 {103}	308.215 {109}	189.042 {478}	208.959 {461}	455.403 { 74}2
IS Ref	(Y_3600)	(Y_3774)	(Y_2243)	(Y_2243)	(Y_3600)
Units	ppm	ppm	ppm	ppm	ppm
Avg	**-.00099**	**.04025**	**.00462**	**.29398**	**.13807**
Stddev	.00012	.01900	.00212	.00022	.00014
%RSD	12.230	47.204	45.790	.07628	.10029
#1	-.00090	.05368	.00312	.29382	.13797
#2	-.00107	.02681	.00612	.29414	.13817
Check ?	Chk Pass	Chk Pass	Chk Pass	Chk Pass	Chk Pass
High Limit					
Low Limit					

Elem	Be3130	Ca3179	Cd2288	**Ce4040	Co2286
Line	313.042 {108}	317.933 {106}	228.802 {447}	404.076 { 83}	228.616 {447}
IS Ref	(Y_3774)	(Y_3774)	(Y_2243)	(Y_3774)	(In2306)
Units	ppm	ppm	ppm	ppm	ppm
Avg	**.00022**	**8.3993**	**.00007**	**-.0638**	**.00002**
Stddev	.00002	.0052	.00007	.0762	.00014
%RSD	10.384	.06155	107.42	119.5	617.83
#1	.00024	8.4030	.00002	-.1177	-.00008
#2	.00021	8.3956	.00012	-.0099	.00012
Check ?	Chk Pass	Chk Pass	Chk Pass	Chk Pass	Chk Pass
High Limit					
Low Limit					

Elem	Cr2677	Cu3273	Fe2599	K_7664	Li6707
Line	267.716 {126}	327.396 {103}	259.940 {130}	766.490 { 44}	670.784 { 50}
IS Ref	(Y_3600)	(Y_3600)	(Y_3774)	(Y_3774)	(Y_3774)
Units	ppm	ppm	ppm	ppm	ppm
Avg	**.00045**	**.00812**	**.02810**	**1.7823**	**.02293**
Stddev	.00017	.00095	.00125	.0170	.00342
%RSD	37.090	11.706	4.4320	.95332	14.921
#1	.00057	.00745	.02898	1.7703	.02535
#2	.00033	.00879	.02722	1.7943	.02051
Check ?	Chk Pass	Chk Pass	Chk Pass	Chk Pass	Chk Pass
High Limit					
Low Limit					

Sample Name: 480-189941-C-16-A Acquired: 9/27/2021 20:47:34 Type: Unk
Method: ICAP2 New stds DEC2019(v697) Mode: CONC Corr. Factor: 1.000000
User: LMH Custom ID1: Custom ID2: Custom ID3:
Comment:

Elem	Mg2790	Mn2576	Mo2020	Na8183	Ni2316
Line	279.079 {121}2	257.610 {131}	202.030 {467}	818.326 { 41}	231.604 {446}
IS Ref	(Y_3600)	(Y_3600)	(Y_2243)	(Y_3774)	(In2306)
Units	ppm	ppm	ppm	ppm	ppm
Avg	**2.2603**	**.01245**	**.00129**	F **944.04**	**.00309**
Stddev	.0000	.00002	.00020	1.75	.00045
%RSD	.00101	.12629	15.841	.18546	14.445
#1	2.2603	.01243	.00115	942.80	.00340
#2	2.2603	.01246	.00143	945.27	.00277
Check ?	Chk Pass	Chk Pass	Chk Pass	Chk Fail	Chk Pass
High Limit				900.00	
Low Limit				-1.0000	

Elem	P_2136	Pb2203	S_1820	Sb2068	Se1960
Line	213.618 {458}	220.353 {453}	182.034 {485}	206.833 {463}	196.090 {472}
IS Ref	(Y_2243)	(In2306)	(Y_2243)	(Y_2243)	(Y_2243)
Units	ppm	ppm	ppm	ppm	ppm
Avg	**25.09**	**-.00066**	**1.5595**	**.00041**	**-.00436**
Stddev	.00	.00189	.0034	.00205	.00215
%RSD	.0039	286.45	.22021	497.84	49.216
#1	25.09	-.00200	1.5619	-.00104	-.00284
#2	25.09	.00068	1.5571	.00186	-.00588
Check ?	None	Chk Pass	Chk Pass	Chk Pass	Chk Pass
High Limit					
Low Limit					

Elem	Si2881	Sn1899	Sr4077	Th2837	Ti3349
Line	288.158 {117}2	189.989 {477}	407.771 { 83}	283.730 {119}	334.904 {101}
IS Ref	(Y_3774)	(In2306)	(Y_3774)	(Y_3774)	(Y_3600)
Units	ppm	ppm	ppm	ppm	ppm
Avg	**4.6474**	**-.00011**	**.62637**	**.9930**	**-.00056**
Stddev	.0137	.00033	.00029	.0055	.00023
%RSD	.29367	303.95	.04615	.5517	40.167
#1	4.6571	.00013	.62617	.9891	-.00040
#2	4.6378	-.00034	.62658	.9968	-.00072
Check ?	Chk Pass	Chk Pass	Chk Pass	None	Chk Pass
High Limit					
Low Limit					

Sample Name: 480-189941-C-16-A Acquired: 9/27/2021 20:47:34 Type: Unk
Method: ICAP2 New stds DEC2019(v697) Mode: CONC Corr. Factor: 1.000000
User: LMH Custom ID1: Custom ID2: Custom ID3:
Comment:

Elem	Tl1908	V_2924	Zn2062	Zr3438
Line	190.856 {477}	292.402 {115}	206.200 {163}	343.823 { 98}
IS Ref	(In2306)	(Y_3600)	(Y_3600)	(Y_3774)
Units	ppm	ppm	ppm	ppm
Avg	-.00033	.00063	.00102	1.003
Stddev	.00109	.00026	.00042	.001
%RSD	331.76	42.227	41.666	.1000
#1	.00044	.00081	.00072	1.003
#2	-.00110	.00044	.00132	1.004
Check ?	Chk Pass	Chk Pass	Chk Pass	None
High Limit				
Low Limit				
Int. Std.	In2306	Y_2243	Y_3600	Y_3774
Line	230.606 {446}	224.306 {450}	360.073 { 94}	377.433 { 89}
Units	Cts/S	Cts/S	Cts/S	Cts/S
Avg	3277.8	3018.0	22866.	3447.7
Stddev	7.4	4.7	50.	19.7
%RSD	.22539	.15509	.21862	.57132
#1	3272.5	3014.7	22901.	3461.6
#2	3283.0	3021.3	22831.	3433.8
Check ?	Chk Pass	Chk Pass	Chk Pass	Chk Pass
Value	79.975%	91.627%	86.813%	94.738%
Range				

Sample Name: 480-189941-C-17-A Acquired: 9/27/2021 20:51:24 Type: Unk
Method: ICAP2 New stds DEC2019(v697) Mode: CONC Corr. Factor: 1.000000
User: LMH Custom ID1: Custom ID2: Custom ID3:
Comment:

Elem	Ag3280	Al3082	As1890	B_2089	Ba4554-2
Line	328.068 {103}	308.215 {109}	189.042 {478}	208.959 {461}	455.403 { 74}2
IS Ref	(Y_3600)	(Y_3774)	(Y_2243)	(Y_2243)	(Y_3600)
Units	ppm	ppm	ppm	ppm	ppm
Avg	**.00103**	**7.1675**	**-.00191**	**.28247**	**.00574**
Stddev	.00136	.0191	.00103	.00040	.00001
%RSD	131.13	.26615	53.754	.14268	.21306
#1	.00008	7.1810	-.00119	.28218	.00573
#2	.00199	7.1540	-.00264	.28275	.00575
Check ?	Chk Pass	Chk Pass	Chk Pass	Chk Pass	Chk Pass
High Limit					
Low Limit					

Elem	Be3130	Ca3179	Cd2288	**Ce4040	Co2286
Line	313.042 {108}	317.933 {106}	228.802 {447}	404.076 { 83}	228.616 {447}
IS Ref	(Y_3774)	(Y_3774)	(Y_2243)	(Y_3774)	(In2306)
Units	ppm	ppm	ppm	ppm	ppm
Avg	**.00231**	**246.54**	**.00210**	**.0288**	**.11519**
Stddev	.00003	5.86	.00003	.0298	.00033
%RSD	1.1946	2.3781	1.5030	103.7	.28545
#1	.00233	250.69	.00212	.0077	.11542
#2	.00229	242.40	.00208	.0499	.11496
Check ?	Chk Pass	Chk Pass	Chk Pass	Chk Pass	Chk Pass
High Limit					
Low Limit					

Elem	Cr2677	Cu3273	Fe2599	K_7664	Li6707
Line	267.716 {126}	327.396 {103}	259.940 {130}	766.490 { 44}	670.784 { 50}
IS Ref	(Y_3600)	(Y_3600)	(Y_3774)	(Y_3774)	(Y_3774)
Units	ppm	ppm	ppm	ppm	ppm
Avg	**.00042**	**.00764**	**.11229**	**4.0086**	**.12993**
Stddev	.00033	.00034	.00407	.0340	.00085
%RSD	78.723	4.4174	3.6229	.84844	.65656
#1	.00018	.00740	.10941	4.0327	.12932
#2	.00065	.00787	.11516	3.9846	.13053
Check ?	Chk Pass	Chk Pass	Chk Pass	Chk Pass	Chk Pass
High Limit					
Low Limit					

Sample Name: 480-189941-C-17-A Acquired: 9/27/2021 20:51:24 Type: Unk
Method: ICAP2 New stds DEC2019(v697) Mode: CONC Corr. Factor: 1.000000
User: LMH Custom ID1: Custom ID2: Custom ID3:
Comment:

Elem	Mg2790	Mn2576	Mo2020	Na5895	Ni2316
Line	279.079 {121}2	257.610 {131}	202.030 {467}	589.592 { 57}	231.604 {446}
IS Ref	(Y_3600)	(Y_3600)	(Y_2243)	(Y_3774)	(In2306)
Units	ppm	ppm	ppm	ppm	ppm
Avg	**66.108**	**.56226**	**-.00080**	**14.073**	**.24802**
Stddev	.143	.00133	.00001	.058	.00023
%RSD	.21686	.23683	1.2658	.40891	.09290
#1	66.006	.56132	-.00079	14.114	.24786
#2	66.209	.56320	-.00080	14.032	.24818
Check ?	Chk Pass	Chk Pass	Chk Pass	Chk Pass	Chk Pass
High Limit					
Low Limit					

Elem	P_2136	Pb2203	S_1820	Sb2068	Se1960
Line	213.618 {458}	220.353 {453}	182.034 {485}	206.833 {463}	196.090 {472}
IS Ref	(Y_2243)	(In2306)	(Y_2243)	(Y_2243)	(Y_2243)
Units	ppm	ppm	ppm	ppm	ppm
Avg	**25.01**	**.00046**	F **327.70**	**-.00042**	**-.00410**
Stddev	.00	.00018	.50	.00017	.00033
%RSD	.0038	38.631	.15337	40.222	8.0600
#1	25.01	.00059	328.05	-.00030	-.00387
#2	25.01	.00034	327.34	-.00053	-.00434
Check ?	None	Chk Pass	Chk Fail	Chk Pass	Chk Pass
High Limit			90.000		
Low Limit			-.20000		

Elem	Si2881	Sn1899	Sr4077	Th2837	Ti3349
Line	288.158 {117}2	189.989 {477}	407.771 { 83}	283.730 {119}	334.904 {101}
IS Ref	(Y_3774)	(In2306)	(Y_3774)	(Y_3774)	(Y_3600)
Units	ppm	ppm	ppm	ppm	ppm
Avg	**8.4277**	**.00022**	**.86682**	**.9922**	**.00126**
Stddev	.0533	.00029	.00354	.0037	.00079
%RSD	.63286	134.84	.40809	.3757	62.635
#1	8.4654	.00042	.86932	.9949	.00181
#2	8.3900	.00001	.86432	.9896	.00070
Check ?	Chk Pass	Chk Pass	Chk Pass	None	Chk Pass
High Limit					
Low Limit					

Sample Name: 480-189941-C-17-A Acquired: 9/27/2021 20:51:24 Type: Unk
Method: ICAP2 New stds DEC2019(v697) Mode: CONC Corr. Factor: 1.000000
User: LMH Custom ID1: Custom ID2: Custom ID3:
Comment:

Elem	Tl1908	V_2924	Zn2062	Zr3438
Line	190.856 {477}	292.402 {115}	206.200 {163}	343.823 { 98}
IS Ref	(In2306)	(Y_3600)	(Y_3600)	(Y_3774)
Units	ppm	ppm	ppm	ppm
Avg	-.00160	-.00145	.24581	1.000
Stddev	.00063	.00014	.00038	.001
%RSD	39.060	9.6988	.15606	.1097
#1	-.00116	-.00155	.24608	.9994
#2	-.00205	-.00135	.24554	1.001
Check ?	Chk Pass	Chk Pass	Chk Pass	None
High Limit				
Low Limit				

Int. Std.	In2306	Y_2243	Y_3600	Y_3774
Line	230.606 {446}	224.306 {450}	360.073 { 94}	377.433 { 89}
Units	Cts/S	Cts/S	Cts/S	Cts/S
Avg	3622.1	3242.1	25441.	3666.7
Stddev	9.8	11.4	53.	82.8
%RSD	.27036	.35202	.20702	2.2579
#1	3629.0	3250.2	25478.	3608.2
#2	3615.2	3234.1	25404.	3725.2
Check ?	Chk Pass	Chk Pass	Chk Pass	Chk Pass
Value	88.377%	98.432%	96.589%	100.76%
Range				

Sample Name: MB 480-597955/1-A Acquired: 9/27/2021 20:55:07 Type: Unk
Method: ICAP2 New stds DEC2019(v697) Mode: CONC Corr. Factor: 1.000000
User: LMH Custom ID1: Custom ID2: Custom ID3:
Comment:

Elem	Ag3280	Al3082	As1890	B_2089	Ba4554-2
Line	328.068 {103}	308.215 {109}	189.042 {478}	208.959 {461}	455.403 { 74}2
IS Ref	(Y_3600)	(Y_3774)	(Y_2243)	(Y_2243)	(Y_3600)
Units	ppm	ppm	ppm	ppm	ppm
Avg	**.00050**	**.04592**	**-.00230**	**.00228**	**.00056**
Stddev	.00029	.00978	.00090	.00017	.00062
%RSD	58.693	21.298	39.033	7.5264	110.01
#1	.00070	.03901	-.00293	.00240	.00013
#2	.00029	.05284	-.00166	.00216	.00100
Check ?	Chk Pass	Chk Pass	Chk Pass	Chk Pass	Chk Pass
High Limit					
Low Limit					

Elem	Be3130	Ca3179	Cd2288	**Ce4040	Co2286
Line	313.042 {108}	317.933 {106}	228.802 {447}	404.076 { 83}	228.616 {447}
IS Ref	(Y_3774)	(Y_3774)	(Y_2243)	(Y_3774)	(In2306)
Units	ppm	ppm	ppm	ppm	ppm
Avg	**.00014**	**.06762**	**-.00013**	**-.0229**	**-.00019**
Stddev	.00000	.00130	.00003	.0036	.00006
%RSD	2.3475	1.9258	25.861	15.75	33.385
#1	.00014	.06855	-.00010	-.0255	-.00014
#2	.00014	.06670	-.00015	-.0204	-.00023
Check ?	Chk Pass	Chk Pass	Chk Pass	None	Chk Pass
High Limit					
Low Limit					

Elem	Cr2677	Cu3273	Fe2599	K_7664	Li6707
Line	267.716 {126}	327.396 {103}	259.940 {130}	766.490 { 44}	670.784 { 50}
IS Ref	(Y_3600)	(Y_3600)	(Y_3774)	(Y_3774)	(Y_3774)
Units	ppm	ppm	ppm	ppm	ppm
Avg	**-.00001**	**-.00010**	**.00329**	**.12185**	**.00190**
Stddev	.00000	.00031	.00016	.08597	.00121
%RSD	2.9568	313.56	4.7150	70.551	63.698
#1	-.00001	-.00032	.00340	.06106	.00104
#2	-.00001	.00012	.00318	.18264	.00275
Check ?	Chk Pass	Chk Pass	Chk Pass	Chk Pass	Chk Pass
High Limit					
Low Limit					

Sample Name: MB 480-597955/1-A Acquired: 9/27/2021 20:55:07 Type: Unk
Method: ICAP2 New stds DEC2019(v697) Mode: CONC Corr. Factor: 1.000000
User: LMH Custom ID1: Custom ID2: Custom ID3:
Comment:

Elem	Mg2790	Mn2576	Mo2020	Na5895	Ni2316
Line	279.079 {121}2	257.610 {131}	202.030 {467}	589.592 { 57}	231.604 {446}
IS Ref	(Y_3600)	(Y_3600)	(Y_2243)	(Y_3774)	(In2306)
Units	ppm	ppm	ppm	ppm	ppm
Avg	**.05933**	**.00075**	**-.00088**	**.18287**	**-.00057**
Stddev	.07329	.00048	.00022	.00631	.00016
%RSD	123.53	63.941	24.549	3.4508	27.401
#1	.00751	.00041	-.00103	.18734	-.00046
#2	.11115	.00109	-.00073	.17841	-.00068
Check ?	Chk Pass	Chk Pass	Chk Pass	Chk Pass	Chk Pass
High Limit					
Low Limit					

Elem	P_2136	Pb2203	S_1820	Sb2068	Se1960
Line	213.618 {458}	220.353 {453}	182.034 {485}	206.833 {463}	196.090 {472}
IS Ref	(Y_2243)	(In2306)	(Y_2243)	(Y_2243)	(Y_2243)
Units	ppm	ppm	ppm	ppm	ppm
Avg	**25.02**	**-.00007**	**.10117**	**-.00078**	**-.00280**
Stddev	.00	.00003	.00583	.00093	.00135
%RSD	.0017	43.215	5.7587	119.95	48.219
#1	25.02	-.00009	.10529	-.00144	-.00184
#2	25.02	-.00005	.09705	-.00012	-.00375
Check ?	None	Chk Pass	Chk Pass	Chk Pass	Chk Pass
High Limit					
Low Limit					

Elem	Si2881	Sn1899	Sr4077	Th2837	Ti3349
Line	288.158 {117}2	189.989 {477}	407.771 { 83}	283.730 {119}	334.904 {101}
IS Ref	(Y_3774)	(In2306)	(Y_3774)	(Y_3774)	(Y_3600)
Units	ppm	ppm	ppm	ppm	ppm
Avg	**-.01188**	**-.00079**	**.00054**	**.9911**	**-.00046**
Stddev	.00817	.00025	.00007	.0007	.00026
%RSD	68.722	31.118	12.182	.0659	56.518
#1	-.00611	-.00062	.00049	.9906	-.00064
#2	-.01766	-.00097	.00058	.9916	-.00027
Check ?	Chk Pass	Chk Pass	Chk Pass	None	Chk Pass
High Limit					
Low Limit					

Sample Name: MB 480-597955/1-A Acquired: 9/27/2021 20:55:07 Type: Unk
Method: ICAP2 New stds DEC2019(v697) Mode: CONC Corr. Factor: 1.000000
User: LMH Custom ID1: Custom ID2: Custom ID3:
Comment:

Elem	Tl1908	V_2924	Zn2062	Zr3438
Line	190.856 {477}	292.402 {115}	206.200 {163}	343.823 { 98}
IS Ref	(In2306)	(Y_3600)	(Y_3600)	(Y_3774)
Units	ppm	ppm	ppm	ppm
Avg	-.00088	.00041	.00059	.9995
Stddev	.00066	.00005	.00000	.0008
%RSD	75.327	11.136	.29110	.0764
#1	-.00041	.00038	.00060	1.000
#2	-.00135	.00045	.00059	.9990
Check ?	Chk Pass	Chk Pass	Chk Pass	None
High Limit				
Low Limit				
Int. Std.	In2306	Y_2243	Y_3600	Y_3774
Line	230.606 {446}	224.306 {450}	360.073 { 94}	377.433 { 89}
Units	Cts/S	Cts/S	Cts/S	Cts/S
Avg	4203.2	3378.0	26715.	3709.0
Stddev	3.8	3.0	32.	9.4
%RSD	.08924	.08869	.11929	.25399
#1	4200.6	3375.9	26692.	3715.7
#2	4205.9	3380.1	26737.	3702.4
Check ?	Chk Pass	Chk Pass	Chk Pass	Chk Pass
Value	102.56%	102.56%	101.43%	101.92%
Range				

Sample Name: LCS 480-597955/2-A Acquired: 9/27/2021 20:58:53 Type: Unk
Method: ICAP2 New stds DEC2019(v697) Mode: CONC Corr. Factor: 1.000000
User: LMH Custom ID1: Custom ID2: Custom ID3:
Comment:

Elem	Ag3280	Al3082	As1890	B_2089	Ba4554-2
Line	328.068 {103}	308.215 {109}	189.042 {478}	208.959 {461}	455.403 { 74}2
IS Ref	(Y_3600)	(Y_3774)	(Y_2243)	(Y_2243)	(Y_3600)
Units	ppm	ppm	ppm	ppm	ppm
Avg	.05048	10.254	.20723	.21129	.21978
Stddev	.00054	.070	.00224	.00050	.00009
%RSD	1.0765	.68286	1.0833	.23572	.04274
#1	.05087	10.303	.20882	.21164	.21971
#2	.05010	10.204	.20564	.21093	.21985
Check ?	Chk Pass	Chk Pass	Chk Pass	Chk Pass	Chk Pass
High Limit					
Low Limit					

Elem	Be3130	Ca3179	Cd2288	**Ce4040	Co2286
Line	313.042 {108}	317.933 {106}	228.802 {447}	404.076 { 83}	228.616 {447}
IS Ref	(Y_3774)	(Y_3774)	(Y_2243)	(Y_3774)	(In2306)
Units	ppm	ppm	ppm	ppm	ppm
Avg	.20877	10.277	.20728	-.0056	.19916
Stddev	.00014	.045	.00036	.0047	.00016
%RSD	.06665	.43533	.17237	84.36	.08160
#1	.20887	10.308	.20702	-.0023	.19905
#2	.20867	10.245	.20753	-.0089	.19928
Check ?	Chk Pass	Chk Pass	Chk Pass	None	Chk Pass
High Limit					
Low Limit					

Elem	Cr2677	Cu3273	Fe2599	K_7664	Li6707
Line	267.716 {126}	327.396 {103}	259.940 {130}	766.490 { 44}	670.784 { 50}
IS Ref	(Y_3600)	(Y_3600)	(Y_3774)	(Y_3774)	(Y_3774)
Units	ppm	ppm	ppm	ppm	ppm
Avg	.19944	.20743	10.355	10.384	.21564
Stddev	.00055	.00122	.018	.031	.00403
%RSD	.27817	.59006	.17544	.29535	1.8666
#1	.19905	.20829	10.368	10.363	.21849
#2	.19983	.20656	10.342	10.406	.21280
Check ?	Chk Pass	Chk Pass	Chk Pass	Chk Pass	Chk Pass
High Limit					
Low Limit					

Sample Name: LCS 480-597955/2-A Acquired: 9/27/2021 20:58:53 Type: Unk
Method: ICAP2 New stds DEC2019(v697) Mode: CONC Corr. Factor: 1.000000
User: LMH Custom ID1: Custom ID2: Custom ID3:
Comment:

Elem	Mg2790	Mn2576	Mo2020	Na5895	Ni2316
Line	279.079 {121}2	257.610 {131}	202.030 {467}	589.592 { 57}	231.604 {446}
IS Ref	(Y_3600)	(Y_3600)	(Y_2243)	(Y_3774)	(In2306)
Units	ppm	ppm	ppm	ppm	ppm
Avg	**10.442**	**.20897**	**.20657**	**10.306**	**.19570**
Stddev	.009	.00026	.00038	.029	.00015
%RSD	.08477	.12290	.18465	.28210	.07750
#1	10.448	.20916	.20684	10.327	.19581
#2	10.435	.20879	.20630	10.286	.19559
Check ?	Chk Pass	Chk Pass	Chk Pass	Chk Pass	Chk Pass
High Limit					
Low Limit					

Elem	P_2136	Pb2203	S_1820	Sb2068	Se1960
Line	213.618 {458}	220.353 {453}	182.034 {485}	206.833 {463}	196.090 {472}
IS Ref	(Y_2243)	(In2306)	(Y_2243)	(Y_2243)	(Y_2243)
Units	ppm	ppm	ppm	ppm	ppm
Avg	**24.68**	**.20204**	**10.194**	**.22223**	**.20028**
Stddev	.00	.00006	.017	.00033	.00263
%RSD	.0030	.03167	.16548	.14906	1.3136
#1	24.68	.20199	10.206	.22247	.19842
#2	24.68	.20208	10.182	.22200	.20214
Check ?	None	Chk Pass	Chk Pass	Chk Pass	Chk Pass
High Limit					
Low Limit					

Elem	Si2881	Sn1899	Sr4077	Th2837	Ti3349
Line	288.158 {117}2	189.989 {477}	407.771 { 83}	283.730 {119}	334.904 {101}
IS Ref	(Y_3774)	(In2306)	(Y_3774)	(Y_3774)	(Y_3600)
Units	ppm	ppm	ppm	ppm	ppm
Avg	**9.7543**	**.19264**	**.21168**	**1.002**	**.20703**
Stddev	.0274	.00011	.00047	.017	.00031
%RSD	.28058	.05666	.22093	1.728	.15100
#1	9.7737	.19256	.21201	.9902	.20725
#2	9.7349	.19271	.21135	1.015	.20681
Check ?	Chk Pass	Chk Pass	Chk Pass	None	Chk Pass
High Limit					
Low Limit					

Sample Name: LCS 480-597955/2-A Acquired: 9/27/2021 20:58:53 Type: Unk
Method: ICAP2 New stds DEC2019(v697) Mode: CONC Corr. Factor: 1.000000
User: LMH Custom ID1: Custom ID2: Custom ID3:
Comment:

Elem	Tl1908	V_2924	Zn2062	Zr3438
Line	190.856 {477}	292.402 {115}	206.200 {163}	343.823 { 98}
IS Ref	(In2306)	(Y_3600)	(Y_3600)	(Y_3774)
Units	ppm	ppm	ppm	ppm
Avg	.20582	.20279	.20508	1.007
Stddev	.00128	.00033	.00008	.001
%RSD	.62118	.16427	.04042	.0593
#1	.20492	.20255	.20514	1.007
#2	.20673	.20302	.20502	1.008
Check ?	Chk Pass	Chk Pass	Chk Pass	None
High Limit				
Low Limit				
Int. Std.	In2306	Y_2243	Y_3600	Y_3774
Line	230.606 {446}	224.306 {450}	360.073 { 94}	377.433 { 89}
Units	Cts/S	Cts/S	Cts/S	Cts/S
Avg	3943.8	3313.1	25970.	3678.6
Stddev	9.2	7.4	103.	17.0
%RSD	.23280	.22476	.39548	.46129
#1	3950.3	3318.4	26043.	3666.6
#2	3937.3	3307.8	25897.	3690.6
Check ?	Chk Pass	Chk Pass	Chk Pass	Chk Pass
Value	96.226%	100.59%	98.598%	101.08%
Range				

Sample Name: CCV-6675976 Acquired: 9/27/2021 21:02:30 Type: QC
Method: ICAP2 New stds DEC2019(v697) Mode: CONC Corr. Factor: 1.000000
User: LMH Custom ID1: Custom ID2: Custom ID3:
Comment:

Elem	Ag3280	Al3082	As1890	B_2089	Ba4554
Line	328.068 {103}	308.215 {109}	189.042 {478}	208.959 {461}	455.403 { 74}
Units	ppm	ppm	ppm	ppm	ppm
Avg	**1.0019**	**50.277**	**1.0145**	**1.0365**	**1.0076**
Stddev	.0028	.101	.0018	.0026	.0021
%RSD	.27715	.20149	.17894	.25066	.20581
#1	1.0038	50.349	1.0158	1.0384	1.0091
#2	.99991	50.206	1.0132	1.0347	1.0061
Check ?	Chk Pass	Chk Pass	Chk Pass	Chk Pass	Chk Pass
Value					
Range					

Elem	Be3130	Ca3179	Cd2288	**Ce4040	Co2286
Line	313.042 {108}	317.933 {106}	228.802 {447}	404.076 { 83}	228.616 {447}
Units	ppm	ppm	ppm	ppm	ppm
Avg	**.99167**	**50.877**	**1.0215**	**.9463**	**.99520**
Stddev	.00093	.158	.0003	.0183	.00133
%RSD	.09389	.30997	.03325	1.930	.13384
#1	.99233	50.989	1.0212	.9333	.99614
#2	.99101	50.766	1.0217	.9592	.99426
Check ?	Chk Pass	Chk Pass	Chk Pass	None	Chk Pass
Value					
Range					

Elem	Cr2677	Cu3273	Fe2714	K_7664	Li6707
Line	267.716 {126}	327.396 {103}	271.441 {124}	766.490 { 44}	670.784 { 50}
Units	ppm	ppm	ppm	ppm	ppm
Avg	**.98052**	**1.0194**	**50.550**	**50.744**	**1.0329**
Stddev	.00127	.0050	.142	.066	.0041
%RSD	.12963	.48621	.28161	.12933	.39866
#1	.98142	1.0229	50.651	50.790	1.0358
#2	.97963	1.0159	50.450	50.697	1.0300
Check ?	Chk Pass	Chk Pass	Chk Pass	Chk Pass	Chk Pass
Value					
Range					

Sample Name: CCV-6675976 Acquired: 9/27/2021 21:02:30 Type: QC
Method: ICAP2 New stds DEC2019(v697) Mode: CONC Corr. Factor: 1.000000
User: LMH Custom ID1: Custom ID2: Custom ID3:
Comment:

Elem	Mg2790	Mn2576	Mo2020	Na5895	Ni2316
Line	279.079 {121}2	257.610 {131}	202.030 {467}	589.592 { 57}	231.604 {446}
Units	ppm	ppm	ppm	ppm	ppm
Avg	**49.252**	**.99525**	**1.0202**	**50.972**	**.99532**
Stddev	.085	.00097	.0005	.110	.00045
%RSD	.17177	.09723	.05285	.21640	.04536
#1	49.312	.99594	1.0198	51.050	.99564
#2	49.192	.99457	1.0206	50.894	.99500
Check ?	Chk Pass	Chk Pass	Chk Pass	Chk Pass	Chk Pass
Value					
Range					

Elem	P_2136	Pb2203	S_1820	Sb2068	Se1960
Line	213.618 {458}	220.353 {453}	182.034 {485}	206.833 {463}	196.090 {472}
Units	ppm	ppm	ppm	ppm	ppm
Avg	**23.42**	**1.0020**	**25.794**	**1.0345**	**.99964**
Stddev	.00	.0009	.011	.0014	.00129
%RSD	.0135	.09413	.04282	.13946	.12937
#1	23.42	1.0026	25.802	1.0355	1.0006
#2	23.42	1.0013	25.786	1.0335	.99873
Check ?	None	Chk Pass	Chk Pass	Chk Pass	Chk Pass
Value					
Range					

Elem	Si2881	Sn1899	Sr4077	Th2837	Ti3349
Line	288.158 {117}2	189.989 {477}	407.771 { 83}	283.730 {119}	334.904 {101}
Units	ppm	ppm	ppm	ppm	ppm
Avg	**9.8610**	**.99325**	**1.0144**	**1.486**	**1.0189**
Stddev	.0304	.00091	.0016	.006	.0040
%RSD	.30824	.09196	.15983	.4311	.39215
#1	9.8825	.99389	1.0156	1.491	1.0217
#2	9.8395	.99260	1.0133	1.481	1.0160
Check ?	Chk Pass	Chk Pass	Chk Pass	None	Chk Pass
Value					
Range					

Sample Name: CCV-6675976 Acquired: 9/27/2021 21:02:30 Type: QC
Method: ICAP2 New stds DEC2019(v697) Mode: CONC Corr. Factor: 1.000000
User: LMH Custom ID1: Custom ID2: Custom ID3:
Comment:

Elem	Tl1908	V_2924	Zn2062	Zr3438
Line	190.856 {477}	292.402 {115}	206.200 {163}	343.823 { 98}
Units	ppm	ppm	ppm	ppm
Avg	.99555	.99836	1.0175	1.494
Stddev	.00098	.00244	.0002	.002
%RSD	.09825	.24475	.02212	.1002
#1	.99485	1.0001	1.0176	1.495
#2	.99624	.99663	1.0173	1.493
Check ?	Chk Pass	Chk Pass	Chk Pass	None
Value				
Range				

Int. Std.	In2306	Y_2243	Y_3600	Y_3774
Line	230.606 {446}	224.306 {450}	360.073 { 94}	377.433 { 89}
Units	Cts/S	Cts/S	Cts/S	Cts/S
Avg	3576.9	3178.0	24873.	3576.2
Stddev	4.2	1.5	95.	28.0
%RSD	.11653	.04774	.38064	.78355
#1	3574.0	3176.9	24806.	3556.3
#2	3579.9	3179.1	24940.	3596.0

Sample Name: CCB-6675975 Acquired: 9/27/2021 21:06:02 Type: QC
Method: ICAP2 New stds DEC2019(v697) Mode: CONC Corr. Factor: 1.000000
User: LMH Custom ID1: Custom ID2: Custom ID3:
Comment:

Elem	Ag3280	Al3082	As1890	B_2089	Ba4554-2
Line	328.068 {103}	308.215 {109}	189.042 {478}	208.959 {461}	455.403 { 74}2
Units	ppm	ppm	ppm	ppm	ppm
Avg	**.00048**	**.01261**	**-.00075**	**-.00003**	**.00002**
Stddev	.00029	.01265	.00029	.00027	.00001
%RSD	60.686	100.38	38.683	986.24	70.397
#1	.00028	.02156	-.00096	.00017	.00001
#2	.00069	.00366	-.00055	-.00022	.00003
Check ?	Chk Pass	Chk Pass	Chk Pass	Chk Pass	Chk Pass
High Limit					
Low Limit					

Elem	Be3130	Ca3179	Cd2288	**Ce4040	Co2286
Line	313.042 {108}	317.933 {106}	228.802 {447}	404.076 { 83}	228.616 {447}
Units	ppm	ppm	ppm	ppm	ppm
Avg	**.00016**	**-.00129**	**.00008**	**-.0200**	**-.00003**
Stddev	.00004	.00064	.00001	.0274	.00012
%RSD	24.300	49.607	17.353	136.6	360.69
#1	.00013	-.00084	.00008	-.0394	-.00012
#2	.00019	-.00174	.00007	-.0007	.00005
Check ?	Chk Pass	Chk Pass	Chk Pass	None	Chk Pass
High Limit					
Low Limit					

Elem	Cr2677	Cu3273	Fe2599	K_7664	Li6707
Line	267.716 {126}	327.396 {103}	259.940 {130}	766.490 { 44}	670.784 { 50}
Units	ppm	ppm	ppm	ppm	ppm
Avg	**-.00005**	**-.00027**	**.00064**	**.11942**	**.00185**
Stddev	.00039	.00032	.00008	.00277	.00158
%RSD	857.83	118.15	11.644	2.3187	85.221
#1	.00023	-.00049	.00059	.12138	.00297
#2	-.00032	-.00004	.00070	.11746	.00074
Check ?	Chk Pass	Chk Pass	Chk Pass	Chk Pass	Chk Pass
High Limit					
Low Limit					

Sample Name: CCB-6675975 Acquired: 9/27/2021 21:06:02 Type: QC
Method: ICAP2 New stds DEC2019(v697) Mode: CONC Corr. Factor: 1.000000
User: LMH Custom ID1: Custom ID2: Custom ID3:
Comment:

Elem	Mg2790	Mn2576	Mo2020	Na5895	Ni2316
Line	279.079 {121}2	257.610 {131}	202.030 {467}	589.592 { 57}	231.604 {446}
Units	ppm	ppm	ppm	ppm	ppm
Avg	**.00054**	**.00004**	**.00164**	**.07556**	**-.00023**
Stddev	.00196	.00001	.00019	.00277	.00018
%RSD	364.03	28.782	11.311	3.6698	79.160
#1	.00192	.00004	.00151	.07753	-.00010
#2	-.00085	.00003	.00178	.07360	-.00036
Check ?	Chk Pass	Chk Pass	Chk Pass	Chk Pass	Chk Pass
High Limit					
Low Limit					

Elem	P_2136	Pb2203	S_1820	Sb2068	Se1960
Line	213.618 {458}	220.353 {453}	182.034 {485}	206.833 {463}	196.090 {472}
Units	ppm	ppm	ppm	ppm	ppm
Avg	**25.02**	**-.00132**	**.02401**	**.00017**	**-.00189**
Stddev	.00	.00087	.00141	.00068	.00029
%RSD	.0011	66.024	5.8748	387.48	15.459
#1	25.02	-.00193	.02301	-.00030	-.00210
#2	25.02	-.00070	.02500	.00065	-.00169
Check ?	None	Chk Pass	Chk Pass	Chk Pass	Chk Pass
High Limit					
Low Limit					

Elem	Si2881	Sn1899	Sr4077	Th2837	Ti3349
Line	288.158 {117}2	189.989 {477}	407.771 { 83}	283.730 {119}	334.904 {101}
Units	ppm	ppm	ppm	ppm	ppm
Avg	**-.00720**	**-.00047**	**.00010**	**.9928**	**-.00024**
Stddev	.00535	.00021	.00008	.0010	.00036
%RSD	74.241	44.269	74.631	.0961	153.96
#1	-.00342	-.00033	.00005	.9934	-.00049
#2	-.01099	-.00062	.00016	.9921	.00002
Check ?	Chk Pass	Chk Pass	Chk Pass	None	Chk Pass
High Limit					
Low Limit					

Sample Name: CCB-6675975 Acquired: 9/27/2021 21:06:02 Type: QC
Method: ICAP2 New stds DEC2019(v697) Mode: CONC Corr. Factor: 1.000000
User: LMH Custom ID1: Custom ID2: Custom ID3:
Comment:

Elem	Tl1908	V_2924	Zn2062	Zr3438
Line	190.856 {477}	292.402 {115}	206.200 {163}	343.823 { 98}
Units	ppm	ppm	ppm	ppm
Avg	**.00043**	**.00015**	**-.00102**	**.9988**
Stddev	.00047	.00067	.00010	.0003
%RSD	107.71	458.80	9.5903	.0319
#1	.00010	-.00033	-.00109	.9986
#2	.00076	.00062	-.00095	.9990
Check ?	Chk Pass	Chk Pass	Chk Pass	None
High Limit				
Low Limit				
Int. Std.	In2306	Y_2243	Y_3600	Y_3774
Line	230.606 {446}	224.306 {450}	360.073 { 94}	377.433 { 89}
Units	Cts/S	Cts/S	Cts/S	Cts/S
Avg	**4180.5**	**3343.7**	**26683.**	**3674.8**
Stddev	25.0	23.9	96.	1.8
%RSD	.59859	.71368	.36131	.04946
#1	4162.8	3326.8	26615.	3676.1
#2	4198.2	3360.6	26751.	3673.5

Sample Name: CCVL-6677556 Acquired: 9/27/2021 21:09:51 Type: QC
Method: ICAP2 New stds DEC2019(v697) Mode: CONC Corr. Factor: 1.000000
User: LMH Custom ID1: Custom ID2: Custom ID3:
Comment:

Elem	Ag3280	Al3082	As1890	B_2089	Ba4554-2
Line	328.068 {103}	308.215 {109}	189.042 {478}	208.959 {461}	455.403 { 74}2
Units	ppm	ppm	ppm	ppm	ppm
Avg	.00659	.23170	W .01018	.01960	.00213
Stddev	.00018	.00082	.00064	.00042	.00003
%RSD	2.7058	.35344	6.3323	2.1665	1.3376
#1	.00671	.23228	.00972	.01990	.00211
#2	.00646	.23112	.01063	.01930	.00215
Check ?	Chk Pass	Chk Pass	Chk Warn	Chk Pass	Chk Pass
Value			.01500		
Range			-30.000%		

Elem	Be3130	Ca3179	Cd2288	**Ce4040	Co2286
Line	313.042 {108}	317.933 {106}	228.802 {447}	404.076 { 83}	228.616 {447}
Units	ppm	ppm	ppm	ppm	ppm
Avg	.00219	.51344	.00210	-.0036	.00365
Stddev	.00007	.00156	.00022	.0465	.00002
%RSD	3.0101	.30401	10.627	1275.	.64260
#1	.00224	.51233	.00194	.0292	.00363
#2	.00215	.51454	.00226	-.0365	.00366
Check ?	Chk Pass	Chk Pass	Chk Pass	None	Chk Pass
Value					
Range					

Elem	Cr2677	Cu3273	Fe2599	K_7664	Li6707
Line	267.716 {126}	327.396 {103}	259.940 {130}	766.490 { 44}	670.784 { 50}
Units	ppm	ppm	ppm	ppm	ppm
Avg	.00359	.00923	.05346	.58629	.03233
Stddev	.00034	.00001	.00071	.03171	.00076
%RSD	9.3781	.13468	1.3354	5.4092	2.3539
#1	.00383	.00924	.05397	.56387	.03179
#2	.00335	.00922	.05296	.60872	.03287
Check ?	Chk Pass	Chk Pass	Chk Pass	Chk Pass	Chk Pass
Value					
Range					

Sample Name: CCVL-6677556 Acquired: 9/27/2021 21:09:51 Type: QC
Method: ICAP2 New stds DEC2019(v697) Mode: CONC Corr. Factor: 1.000000
User: LMH Custom ID1: Custom ID2: Custom ID3:
Comment:

Elem	Mg2790	Mn2576	Mo2020	Na5895	Ni2316
Line	279.079 {121}2	257.610 {131}	202.030 {467}	589.592 { 57}	231.604 {446}
Units	ppm	ppm	ppm	ppm	ppm
Avg	.19238	.00322	.00960	1.0881	.00874
Stddev	.00367	.00015	.00010	.0132	.00005
%RSD	1.9074	4.7190	1.0109	1.2137	.58325
#1	.19498	.00311	.00953	1.0787	.00878
#2	.18979	.00333	.00967	1.0974	.00870
Check ?	Chk Pass	Chk Pass	Chk Pass	Chk Pass	Chk Pass
Value					
Range					

Elem	P_2136	Pb2203	S_1820	Sb2068	Se1960
Line	213.618 {458}	220.353 {453}	182.034 {485}	206.833 {463}	196.090 {472}
Units	ppm	ppm	ppm	ppm	ppm
Avg	F 25.00	.00855	.21389	.02197	.01841
Stddev	.00	.00025	.00065	.00110	.00058
%RSD	.0013	2.8978	.30198	4.9949	3.1331
#1	25.00	.00837	.21435	.02119	.01800
#2	25.00	.00872	.21344	.02274	.01881
Check ?	Chk Fail	Chk Pass	Chk Pass	Chk Pass	Chk Pass
Value	.0060				
Range	50.00%				

Elem	Si2881	Sn1899	Sr4077	Th2837	Ti3349
Line	288.158 {117}2	189.989 {477}	407.771 { 83}	283.730 {119}	334.904 {101}
Units	ppm	ppm	ppm	ppm	ppm
Avg	.46477	.00883	.00514	F .9943	.00442
Stddev	.01188	.00022	.00017	.0040	.00043
%RSD	2.5557	2.4933	3.2673	.3976	9.6710
#1	.47317	.00899	.00502	.9915	.00472
#2	.45637	.00868	.00526	.9971	.00412
Check ?	Chk Pass	Chk Pass	Chk Pass	Chk Fail	Chk Pass
Value				.0060	
Range				50.00%	

Sample Name: CCVL-6677556 Acquired: 9/27/2021 21:09:51 Type: QC
Method: ICAP2 New stds DEC2019(v697) Mode: CONC Corr. Factor: 1.000000
User: LMH Custom ID1: Custom ID2: Custom ID3:
Comment:

Elem	Tl1908	V_2924	Zn2062	Zr3438
Line	190.856 {477}	292.402 {115}	206.200 {163}	343.823 { 98}
Units	ppm	ppm	ppm	ppm
Avg	.01962	.00471	.00852	F 1.001
Stddev	.00033	.00040	.00022	.002
%RSD	1.6772	8.5119	2.5660	.1745
#1	.01985	.00443	.00867	1.002
#2	.01939	.00499	.00836	.9993
Check ?	Chk Pass	Chk Pass	Chk Pass	Chk Fail
Value				.0060
Range				50.00%
Int. Std.	In2306	Y_2243	Y_3600	Y_3774
Line	230.606 {446}	224.306 {450}	360.073 { 94}	377.433 { 89}
Units	Cts/S	Cts/S	Cts/S	Cts/S
Avg	4181.5	3362.0	26664.	3638.1
Stddev	10.6	5.6	115.	4.4
%RSD	.25467	.16707	.43311	.12112
#1	4174.0	3358.1	26582.	3635.0
#2	4189.1	3366.0	26746.	3641.2

Sample Name: 680-204718-A-1-A Acquired: 9/27/2021 21:13:36 Type: Unk
Method: ICAP2 New stds DEC2019(v697) Mode: CONC Corr. Factor: 1.000000
User: LMH Custom ID1: Custom ID2: Custom ID3:
Comment:

Elem	Ag3280	Al3082	As1890	B_2089	Ba4554-2
Line	328.068 {103}	308.215 {109}	189.042 {478}	208.959 {461}	455.403 { 74}2
IS Ref	(Y_3600)	(Y_3774)	(Y_2243)	(Y_2243)	(Y_3600)
Units	ppm	ppm	ppm	ppm	ppm
Avg	.00011	.17519	-.00118	.04070	.03189
Stddev	.00040	.04211	.00106	.00024	.00010
%RSD	361.92	24.038	89.591	.59043	.30851
#1	.00039	.14541	-.00193	.04087	.03182
#2	-.00017	.20497	-.00043	.04053	.03196
Check ?	Chk Pass	Chk Pass	Chk Pass	Chk Pass	Chk Pass
High Limit					
Low Limit					

Elem	Be3130	Ca3179	Cd2288	**Ce4040	Co2286
Line	313.042 {108}	317.933 {106}	228.802 {447}	404.076 { 83}	228.616 {447}
IS Ref	(Y_3774)	(Y_3774)	(Y_2243)	(Y_3774)	(In2306)
Units	ppm	ppm	ppm	ppm	ppm
Avg	.00017	63.010	.00059	-.0544	.00104
Stddev	.00003	.127	.00010	.0175	.00016
%RSD	15.519	.20116	16.585	32.16	15.165
#1	.00019	62.921	.00052	-.0420	.00092
#2	.00015	63.100	.00066	-.0668	.00115
Check ?	Chk Pass	Chk Pass	Chk Pass	Chk Pass	Chk Pass
High Limit					
Low Limit					

Elem	Cr2677	Cu3273	Fe2599	K_7664	Li6707
Line	267.716 {126}	327.396 {103}	259.940 {130}	766.490 { 44}	670.784 { 50}
IS Ref	(Y_3600)	(Y_3600)	(Y_3774)	(Y_3774)	(Y_3774)
Units	ppm	ppm	ppm	ppm	ppm
Avg	.00038	-.00077	2.4875	6.9196	.00429
Stddev	.00013	.00035	.0117	.0041	.00343
%RSD	34.734	45.496	.46942	.05939	79.881
#1	.00029	-.00102	2.4792	6.9167	.00672
#2	.00048	-.00052	2.4958	6.9225	.00187
Check ?	Chk Pass	Chk Pass	Chk Pass	Chk Pass	Chk Pass
High Limit					
Low Limit					

Sample Name: 680-204718-A-1-A Acquired: 9/27/2021 21:13:36 Type: Unk
Method: ICAP2 New stds DEC2019(v697) Mode: CONC Corr. Factor: 1.000000
User: LMH Custom ID1: Custom ID2: Custom ID3:
Comment:

Elem	Mg2790	Mn2576	Mo2020	Na5895	Ni2316
Line	279.079 {121}2	257.610 {131}	202.030 {467}	589.592 { 57}	231.604 {446}
IS Ref	(Y_3600)	(Y_3600)	(Y_2243)	(Y_3774)	(In2306)
Units	ppm	ppm	ppm	ppm	ppm
Avg	**47.350**	**1.3235**	**-.00037**	**7.6353**	**.00135**
Stddev	.112	.0050	.00023	.0332	.00005
%RSD	.23631	.37366	63.338	.43509	3.7675
#1	47.271	1.3200	-.00020	7.6118	.00132
#2	47.429	1.3270	-.00054	7.6588	.00139
Check ?	Chk Pass	Chk Pass	Chk Pass	Chk Pass	Chk Pass
High Limit					
Low Limit					

Elem	P_2136	Pb2203	S_1820	Sb2068	Se1960
Line	213.618 {458}	220.353 {453}	182.034 {485}	206.833 {463}	196.090 {472}
IS Ref	(Y_2243)	(In2306)	(Y_2243)	(Y_2243)	(Y_2243)
Units	ppm	ppm	ppm	ppm	ppm
Avg	**25.02**	**.00075**	**86.456**	**-.00100**	**.00197**
Stddev	.00	.00053	.097	.00106	.00462
%RSD	.0013	70.074	.11192	105.65	234.80
#1	25.02	.00112	86.387	-.00176	.00523
#2	25.02	.00038	86.524	-.00025	-.00130
Check ?	None	Chk Pass	Chk Pass	Chk Pass	Chk Pass
High Limit					
Low Limit					

Elem	Si2881	Sn1899	Sr4077	Th2837	Ti3349
Line	288.158 {117}2	189.989 {477}	407.771 { 83}	283.730 {119}	334.904 {101}
IS Ref	(Y_3774)	(In2306)	(Y_3774)	(Y_3774)	(Y_3600)
Units	ppm	ppm	ppm	ppm	ppm
Avg	**4.5855**	**.00025**	**.20792**	**.9949**	**.00079**
Stddev	.0076	.00003	.00044	.0047	.00030
%RSD	.16512	11.854	.21179	.4758	37.529
#1	4.5908	.00027	.20761	.9982	.00100
#2	4.5801	.00023	.20823	.9915	.00058
Check ?	Chk Pass	Chk Pass	Chk Pass	None	Chk Pass
High Limit					
Low Limit					

Sample Name: 680-204718-A-1-A Acquired: 9/27/2021 21:13:36 Type: Unk
Method: ICAP2 New stds DEC2019(v697) Mode: CONC Corr. Factor: 1.000000
User: LMH Custom ID1: Custom ID2: Custom ID3:
Comment:

Elem	Tl1908	V_2924	Zn2062	Zr3438
Line	190.856 {477}	292.402 {115}	206.200 {163}	343.823 { 98}
IS Ref	(In2306)	(Y_3600)	(Y_3600)	(Y_3774)
Units	ppm	ppm	ppm	ppm
Avg	.00024	-.00070	.04738	.9992
Stddev	.00004	.00010	.00019	.0003
%RSD	17.887	15.033	.41039	.0253
#1	.00021	-.00077	.04725	.9990
#2	.00027	-.00062	.04752	.9994
Check ?	Chk Pass	Chk Pass	Chk Pass	None
High Limit				
Low Limit				
Int. Std.	In2306	Y_2243	Y_3600	Y_3774
Line	230.606 {446}	224.306 {450}	360.073 { 94}	377.433 { 89}
Units	Cts/S	Cts/S	Cts/S	Cts/S
Avg	3874.8	3269.4	25887.	3720.0
Stddev	12.8	6.1	98.	6.3
%RSD	.33020	.18634	.37665	.16845
#1	3865.8	3265.1	25956.	3715.6
#2	3883.8	3273.7	25818.	3724.4
Check ?	Chk Pass	Chk Pass	Chk Pass	Chk Pass
Value	94.542%	99.258%	98.283%	102.22%
Range				

Sample Name: 680-204718-A-2-A Acquired: 9/27/2021 21:17:17 Type: Unk
Method: ICAP2 New stds DEC2019(v697) Mode: CONC Corr. Factor: 1.000000
User: LMH Custom ID1: Custom ID2: Custom ID3:
Comment:

Elem	Ag3280	Al3082	As1890	B_2089	Ba4554-2
Line	328.068 {103}	308.215 {109}	189.042 {478}	208.959 {461}	455.403 { 74}2
IS Ref	(Y_3600)	(Y_3774)	(Y_2243)	(Y_2243)	(Y_3600)
Units	ppm	ppm	ppm	ppm	ppm
Avg	**.00133**	**.18962**	**-.00201**	**.03008**	**.03978**
Stddev	.00028	.01257	.00152	.00004	.00012
%RSD	20.871	6.6297	75.672	.13969	.30217
#1	.00114	.18073	-.00094	.03011	.03969
#2	.00153	.19851	-.00309	.03005	.03986
Check ?	Chk Pass	Chk Pass	Chk Pass	Chk Pass	Chk Pass
High Limit					
Low Limit					

Elem	Be3130	Ca3179	Cd2288	**Ce4040	Co2286
Line	313.042 {108}	317.933 {106}	228.802 {447}	404.076 { 83}	228.616 {447}
IS Ref	(Y_3774)	(Y_3774)	(Y_2243)	(Y_3774)	(In2306)
Units	ppm	ppm	ppm	ppm	ppm
Avg	**.00024**	**21.434**	**.00011**	**.0116**	**-.00002**
Stddev	.00006	.003	.00011	.0145	.00008
%RSD	24.981	.01241	98.398	125.1	512.57
#1	.00020	21.432	.00019	.0219	-.00008
#2	.00029	21.436	.00003	.0013	.00004
Check ?	Chk Pass	Chk Pass	Chk Pass	Chk Pass	Chk Pass
High Limit					
Low Limit					

Elem	Cr2677	Cu3273	Fe2599	K_7664	Li6707
Line	267.716 {126}	327.396 {103}	259.940 {130}	766.490 { 44}	670.784 { 50}
IS Ref	(Y_3600)	(Y_3600)	(Y_3774)	(Y_3774)	(Y_3774)
Units	ppm	ppm	ppm	ppm	ppm
Avg	**.00046**	**.00024**	**.49429**	**7.0631**	**.00338**
Stddev	.00055	.00013	.00521	.0225	.00202
%RSD	118.88	55.053	1.0550	.31787	59.677
#1	.00085	.00014	.49798	7.0472	.00481
#2	.00007	.00033	.49060	7.0790	.00195
Check ?	Chk Pass	Chk Pass	Chk Pass	Chk Pass	Chk Pass
High Limit					
Low Limit					

Sample Name: 680-204718-A-2-A Acquired: 9/27/2021 21:17:17 Type: Unk
Method: ICAP2 New stds DEC2019(v697) Mode: CONC Corr. Factor: 1.000000
User: LMH Custom ID1: Custom ID2: Custom ID3:
Comment:

Elem	Mg2790	Mn2576	Mo2020	Na5895	Ni2316
Line	279.079 {121}2	257.610 {131}	202.030 {467}	589.592 { 57}	231.604 {446}
IS Ref	(Y_3600)	(Y_3600)	(Y_2243)	(Y_3774)	(In2306)
Units	ppm	ppm	ppm	ppm	ppm
Avg	**12.500**	**.01570**	**.00024**	**8.0676**	**-.00012**
Stddev	.024	.00002	.00030	.0006	.00005
%RSD	.18867	.13659	121.76	.00795	42.900
#1	12.483	.01569	.00003	8.0680	-.00016
#2	12.517	.01572	.00045	8.0671	-.00008
Check ?	Chk Pass	Chk Pass	Chk Pass	Chk Pass	Chk Pass
High Limit					
Low Limit					

Elem	P_2136	Pb2203	S_1820	Sb2068	Se1960
Line	213.618 {458}	220.353 {453}	182.034 {485}	206.833 {463}	196.090 {472}
IS Ref	(Y_2243)	(In2306)	(Y_2243)	(Y_2243)	(Y_2243)
Units	ppm	ppm	ppm	ppm	ppm
Avg	**25.02**	**.00119**	**16.365**	**-.00071**	**.00048**
Stddev	.00	.00159	.009	.00064	.00155
%RSD	.0099	133.72	.05714	90.363	321.44
#1	25.02	.00006	16.372	-.00025	-.00061
#2	25.02	.00232	16.359	-.00116	.00157
Check ?	None	Chk Pass	Chk Pass	Chk Pass	Chk Pass
High Limit					
Low Limit					

Elem	Si2881	Sn1899	Sr4077	Th2837	Ti3349
Line	288.158 {117}2	189.989 {477}	407.771 { 83}	283.730 {119}	334.904 {101}
IS Ref	(Y_3774)	(In2306)	(Y_3774)	(Y_3774)	(Y_3600)
Units	ppm	ppm	ppm	ppm	ppm
Avg	**1.3058**	**-.00068**	**.07521**	**.9924**	**.00968**
Stddev	.0032	.00009	.00012	.0013	.00006
%RSD	.24872	12.879	.15745	.1280	.62946
#1	1.3081	-.00074	.07513	.9915	.00964
#2	1.3035	-.00062	.07529	.9933	.00973
Check ?	Chk Pass	Chk Pass	Chk Pass	None	Chk Pass
High Limit					
Low Limit					

Sample Name: 680-204718-A-2-A Acquired: 9/27/2021 21:17:17 Type: Unk
Method: ICAP2 New stds DEC2019(v697) Mode: CONC Corr. Factor: 1.000000
User: LMH Custom ID1: Custom ID2: Custom ID3:
Comment:

Elem	Tl1908	V_2924	Zn2062	Zr3438
Line	190.856 {477}	292.402 {115}	206.200 {163}	343.823 { 98}
IS Ref	(In2306)	(Y_3600)	(Y_3600)	(Y_3774)
Units	ppm	ppm	ppm	ppm
Avg	.00006	.00078	.05657	.9994
Stddev	.00086	.00034	.00013	.0008
%RSD	1548.3	43.445	.22732	.0796
#1	.00066	.00102	.05666	1.0000
#2	-.00055	.00054	.05648	.9988
Check ?	Chk Pass	Chk Pass	Chk Pass	None
High Limit				
Low Limit				
Int. Std.	In2306	Y_2243	Y_3600	Y_3774
Line	230.606 {446}	224.306 {450}	360.073 { 94}	377.433 { 89}
Units	Cts/S	Cts/S	Cts/S	Cts/S
Avg	4015.5	3330.1	26476.	3690.6
Stddev	8.0	6.9	3.	22.4
%RSD	.20041	.20595	.01303	.60647
#1	4009.8	3325.2	26473.	3674.8
#2	4021.2	3334.9	26478.	3706.4
Check ?	Chk Pass	Chk Pass	Chk Pass	Chk Pass
Value	97.974%	101.10%	100.52%	101.41%
Range				

Sample Name: 680-204718-A-3-A Acquired: 9/27/2021 21:21:01 Type: Unk
Method: ICAP2 New stds DEC2019(v697) Mode: CONC Corr. Factor: 1.000000
User: LMH Custom ID1: Custom ID2: Custom ID3:
Comment:

Elem	Ag3280	Al3082	As1890	B_2089	Ba4554-2
Line	328.068 {103}	308.215 {109}	189.042 {478}	208.959 {461}	455.403 { 74}2
IS Ref	(Y_3600)	(Y_3774)	(Y_2243)	(Y_2243)	(Y_3600)
Units	ppm	ppm	ppm	ppm	ppm
Avg	.00062	.01616	-.00077	.06518	.02030
Stddev	.00014	.00142	.00049	.00036	.00001
%RSD	22.355	8.8115	62.902	.55056	.06279
#1	.00052	.01515	-.00043	.06493	.02031
#2	.00071	.01717	-.00112	.06544	.02029
Check ?	Chk Pass	Chk Pass	Chk Pass	Chk Pass	Chk Pass
High Limit					
Low Limit					

Elem	Be3130	Ca3179	Cd2288	**Ce4040	Co2286
Line	313.042 {108}	317.933 {106}	228.802 {447}	404.076 { 83}	228.616 {447}
IS Ref	(Y_3774)	(Y_3774)	(Y_2243)	(Y_3774)	(In2306)
Units	ppm	ppm	ppm	ppm	ppm
Avg	.00011	70.945	.00066	-.0187	-.00002
Stddev	.00009	.072	.00002	.0179	.00008
%RSD	87.339	.10175	2.4432	95.46	303.71
#1	.00017	70.894	.00065	-.0061	-.00008
#2	.00004	70.996	.00067	-.0314	.00003
Check ?	Chk Pass	Chk Pass	Chk Pass	Chk Pass	Chk Pass
High Limit					
Low Limit					

Elem	Cr2677	Cu3273	Fe2599	K_7664	Li6707
Line	267.716 {126}	327.396 {103}	259.940 {130}	766.490 { 44}	670.784 { 50}
IS Ref	(Y_3600)	(Y_3600)	(Y_3774)	(Y_3774)	(Y_3774)
Units	ppm	ppm	ppm	ppm	ppm
Avg	.00045	.00011	.50565	7.7215	.00309
Stddev	.00003	.00032	.00236	.0270	.00038
%RSD	5.5725	297.26	.46725	.34923	12.205
#1	.00044	.00033	.50732	7.7024	.00335
#2	.00047	-.00012	.50398	7.7406	.00282
Check ?	Chk Pass	Chk Pass	Chk Pass	Chk Pass	Chk Pass
High Limit					
Low Limit					

Sample Name: 680-204718-A-3-A Acquired: 9/27/2021 21:21:01 Type: Unk
Method: ICAP2 New stds DEC2019(v697) Mode: CONC Corr. Factor: 1.000000
User: LMH Custom ID1: Custom ID2: Custom ID3:
Comment:

Elem	Mg2790	Mn2576	Mo2020	Na5895	Ni2316
Line	279.079 {121}2	257.610 {131}	202.030 {467}	589.592 { 57}	231.604 {446}
IS Ref	(Y_3600)	(Y_3600)	(Y_2243)	(Y_3774)	(In2306)
Units	ppm	ppm	ppm	ppm	ppm
Avg	**114.92**	**.23039**	**.00094**	**13.546**	**-.00042**
Stddev	.43	.00086	.00033	.021	.00027
%RSD	.37577	.37540	34.853	.15509	62.920
#1	114.61	.22978	.00070	13.531	-.00023
#2	115.22	.23100	.00117	13.561	-.00061
Check ?	Chk Pass	Chk Pass	Chk Pass	Chk Pass	Chk Pass
High Limit					
Low Limit					

Elem	P_2136	Pb2203	S_1820	Sb2068	Se1960
Line	213.618 {458}	220.353 {453}	182.034 {485}	206.833 {463}	196.090 {472}
IS Ref	(Y_2243)	(In2306)	(Y_2243)	(Y_2243)	(Y_2243)
Units	ppm	ppm	ppm	ppm	ppm
Avg	**25.02**	**-.00044**	F **136.92**	**-.00359**	**.11607**
Stddev	.00	.00011	.23	.00188	.00066
%RSD	.0030	25.170	.16534	52.355	.56491
#1	25.02	-.00036	137.08	-.00492	.11561
#2	25.02	-.00052	136.76	-.00226	.11653
Check ?	None	Chk Pass	Chk Fail	Chk Pass	Chk Pass
High Limit			90.000		
Low Limit			-.20000		

Elem	Si2881	Sn1899	Sr4077	Th2837	Ti3349
Line	288.158 {117}2	189.989 {477}	407.771 { 83}	283.730 {119}	334.904 {101}
IS Ref	(Y_3774)	(In2306)	(Y_3774)	(Y_3774)	(Y_3600)
Units	ppm	ppm	ppm	ppm	ppm
Avg	**2.3953**	**-.00088**	**.32715**	**.9930**	**.00117**
Stddev	.0151	.00003	.00021	.0036	.00034
%RSD	.63190	2.8481	.06449	.3591	29.255
#1	2.4060	-.00090	.32730	.9955	.00093
#2	2.3846	-.00086	.32700	.9905	.00141
Check ?	Chk Pass	Chk Pass	Chk Pass	None	Chk Pass
High Limit					
Low Limit					

Sample Name: 680-204718-A-3-A Acquired: 9/27/2021 21:21:01 Type: Unk
Method: ICAP2 New stds DEC2019(v697) Mode: CONC Corr. Factor: 1.000000
User: LMH Custom ID1: Custom ID2: Custom ID3:
Comment:

Elem	Tl1908	V_2924	Zn2062	Zr3438
Line	190.856 {477}	292.402 {115}	206.200 {163}	343.823 { 98}
IS Ref	(In2306)	(Y_3600)	(Y_3600)	(Y_3774)
Units	ppm	ppm	ppm	ppm
Avg	.00005	-.00139	.05936	1.000
Stddev	.00021	.00024	.00058	.002
%RSD	425.54	17.344	.96892	.1794
#1	-.00010	-.00156	.05895	1.001
#2	.00019	-.00122	.05976	.9989
Check ?	Chk Pass	Chk Pass	Chk Pass	None
High Limit				
Low Limit				
Int. Std.	In2306	Y_2243	Y_3600	Y_3774
Line	230.606 {446}	224.306 {450}	360.073 { 94}	377.433 { 89}
Units	Cts/S	Cts/S	Cts/S	Cts/S
Avg	3722.1	3203.3	25414.	3629.9
Stddev	2.1	1.4	132.	5.8
%RSD	.05597	.04490	.52024	.15894
#1	3723.6	3204.3	25508.	3634.0
#2	3720.6	3202.3	25321.	3625.9
Check ?	Chk Pass	Chk Pass	Chk Pass	Chk Pass
Value	90.817%	97.252%	96.489%	99.746%
Range				

Sample Name: 680-204718-A-4-A Acquired: 9/27/2021 21:24:44 Type: Unk
Method: ICAP2 New stds DEC2019(v697) Mode: CONC Corr. Factor: 1.000000
User: LMH Custom ID1: Custom ID2: Custom ID3:
Comment:

Elem	Ag3280	Al3082	As1890	B_2089	Ba4554-2
Line	328.068 {103}	308.215 {109}	189.042 {478}	208.959 {461}	455.403 { 74}2
IS Ref	(Y_3600)	(Y_3774)	(Y_2243)	(Y_2243)	(Y_3600)
Units	ppm	ppm	ppm	ppm	ppm
Avg	.00142	.06731	-.00371	.01770	.00923
Stddev	.00014	.01818	.00179	.00067	.00002
%RSD	9.8336	27.002	48.188	3.8097	.20330
#1	.00152	.05446	-.00497	.01723	.00924
#2	.00133	.08016	-.00245	.01818	.00921
Check ?	Chk Pass	Chk Pass	Chk Pass	Chk Pass	Chk Pass
High Limit					
Low Limit					

Elem	Be3130	Ca3179	Cd2288	**Ce4040	Co2286
Line	313.042 {108}	317.933 {106}	228.802 {447}	404.076 { 83}	228.616 {447}
IS Ref	(Y_3774)	(Y_3774)	(Y_2243)	(Y_3774)	(In2306)
Units	ppm	ppm	ppm	ppm	ppm
Avg	.00009	40.356	.00070	-.0157	-.00008
Stddev	.00002	.098	.00012	.0057	.00003
%RSD	18.513	.24208	17.568	36.31	36.989
#1	.00008	40.287	.00061	-.0197	-.00010
#2	.00010	40.425	.00079	-.0117	-.00006
Check ?	Chk Pass	Chk Pass	Chk Pass	Chk Pass	Chk Pass
High Limit					
Low Limit					

Elem	Cr2677	Cu3273	Fe2599	K_7664	Li6707
Line	267.716 {126}	327.396 {103}	259.940 {130}	766.490 { 44}	670.784 { 50}
IS Ref	(Y_3600)	(Y_3600)	(Y_3774)	(Y_3774)	(Y_3774)
Units	ppm	ppm	ppm	ppm	ppm
Avg	.00031	.02341	.10223	6.7220	.00331
Stddev	.00019	.00031	.00257	.0126	.00121
%RSD	60.790	1.3307	2.5092	.18666	36.550
#1	.00017	.02363	.10042	6.7132	.00417
#2	.00044	.02319	.10404	6.7309	.00246
Check ?	Chk Pass	Chk Pass	Chk Pass	Chk Pass	Chk Pass
High Limit					
Low Limit					

Sample Name: 680-204718-A-4-A Acquired: 9/27/2021 21:24:44 Type: Unk
Method: ICAP2 New stds DEC2019(v697) Mode: CONC Corr. Factor: 1.000000
User: LMH Custom ID1: Custom ID2: Custom ID3:
Comment:

Elem	Mg2790	Mn2576	Mo2020	Na8183	Ni2316
Line	279.079 {121}2	257.610 {131}	202.030 {467}	818.326 { 41}	231.604 {446}
IS Ref	(Y_3600)	(Y_3600)	(Y_2243)	(Y_3774)	(In2306)
Units	ppm	ppm	ppm	ppm	ppm
Avg	**107.73**	**.01338**	**-.00037**	**59.223**	**-.00030**
Stddev	.13	.00004	.00012	.044	.00033
%RSD	.11954	.32727	32.763	.07359	111.05
#1	107.82	.01341	-.00028	59.193	-.00053
#2	107.64	.01335	-.00045	59.254	-.00006
Check ?	Chk Pass	Chk Pass	Chk Pass	Chk Pass	Chk Pass
High Limit					
Low Limit					

Elem	P_2136	Pb2203	S_1820	Sb2068	Se1960
Line	213.618 {458}	220.353 {453}	182.034 {485}	206.833 {463}	196.090 {472}
IS Ref	(Y_2243)	(In2306)	(Y_2243)	(Y_2243)	(Y_2243)
Units	ppm	ppm	ppm	ppm	ppm
Avg	**24.98**	**-.00070**	**52.598**	**-.00007**	**.07389**
Stddev	.00	.00084	.076	.00101	.00058
%RSD	.0038	119.37	.14523	1395.8	.78198
#1	24.99	-.00011	52.652	-.00079	.07430
#2	24.98	-.00130	52.544	.00064	.07348
Check ?	None	Chk Pass	Chk Pass	Chk Pass	Chk Pass
High Limit					
Low Limit					

Elem	Si2881	Sn1899	Sr4077	Th2837	Ti3349
Line	288.158 {117}2	189.989 {477}	407.771 { 83}	283.730 {119}	334.904 {101}
IS Ref	(Y_3774)	(In2306)	(Y_3774)	(Y_3774)	(Y_3600)
Units	ppm	ppm	ppm	ppm	ppm
Avg	**2.2216**	**-.00103**	**.18630**	**.9934**	**.00165**
Stddev	.0446	.00019	.00050	.0106	.00014
%RSD	2.0076	18.983	.26595	1.066	8.4663
#1	2.1900	-.00116	.18595	.9859	.00156
#2	2.2531	-.00089	.18665	1.001	.00175
Check ?	Chk Pass	Chk Pass	Chk Pass	None	Chk Pass
High Limit					
Low Limit					

Sample Name: 680-204718-A-4-A Acquired: 9/27/2021 21:24:44 Type: Unk
Method: ICAP2 New stds DEC2019(v697) Mode: CONC Corr. Factor: 1.000000
User: LMH Custom ID1: Custom ID2: Custom ID3:
Comment:

Elem	Tl1908	V_2924	Zn2062	Zr3438
Line	190.856 {477}	292.402 {115}	206.200 {163}	343.823 { 98}
IS Ref	(In2306)	(Y_3600)	(Y_3600)	(Y_3774)
Units	ppm	ppm	ppm	ppm
Avg	-.00102	-.00189	.04625	.9991
Stddev	.00003	.00013	.00008	.0009
%RSD	2.9771	6.9777	.18217	.0876
#1	-.00104	-.00180	.04631	.9984
#2	-.00100	-.00198	.04620	.9997
Check ?	Chk Pass	Chk Pass	Chk Pass	None
High Limit				
Low Limit				

Int. Std.	In2306	Y_2243	Y_3600	Y_3774
Line	230.606 {446}	224.306 {450}	360.073 { 94}	377.433 { 89}
Units	Cts/S	Cts/S	Cts/S	Cts/S
Avg	3644.0	3190.1	25102.	3599.1
Stddev	3.0	5.1	86.	13.4
%RSD	.08156	.15930	.34327	.37256
#1	3646.1	3193.7	25041.	3608.5
#2	3641.9	3186.5	25163.	3589.6
Check ?	Chk Pass	Chk Pass	Chk Pass	Chk Pass
Value	88.910%	96.853%	95.304%	98.897%
Range				

Sample Name: 680-204718-A-5-A Acquired: 9/27/2021 21:28:27 Type: Unk
Method: ICAP2 New stds DEC2019(v697) Mode: CONC Corr. Factor: 1.000000
User: LMH Custom ID1: Custom ID2: Custom ID3:
Comment:

Elem	Ag3280	Al3082	As1890	B_2089	Ba4554-2
Line	328.068 {103}	308.215 {109}	189.042 {478}	208.959 {461}	455.403 { 74}2
IS Ref	(Y_3600)	(Y_3774)	(Y_2243)	(Y_2243)	(Y_3600)
Units	ppm	ppm	ppm	ppm	ppm
Avg	**.00014**	**.03177**	**-.00237**	**.02365**	**.00510**
Stddev	.00026	.00294	.00010	.00010	.00004
%RSD	182.22	9.2483	4.2277	.41720	.81048
#1	.00033	.03385	-.00230	.02372	.00507
#2	-.00004	.02969	-.00244	.02358	.00513
Check ?	Chk Pass	Chk Pass	Chk Pass	Chk Pass	Chk Pass
High Limit					
Low Limit					

Elem	Be3130	Ca3179	Cd2288	**Ce4040	Co2286
Line	313.042 {108}	317.933 {106}	228.802 {447}	404.076 { 83}	228.616 {447}
IS Ref	(Y_3774)	(Y_3774)	(Y_2243)	(Y_3774)	(In2306)
Units	ppm	ppm	ppm	ppm	ppm
Avg	**.00008**	**14.485**	**.00013**	**.0125**	**-.00007**
Stddev	.00000	.008	.00006	.0058	.00001
%RSD	.62397	.05588	42.484	46.15	19.038
#1	.00008	14.490	.00009	.0166	-.00006
#2	.00008	14.479	.00017	.0084	-.00008
Check ?	Chk Pass	Chk Pass	Chk Pass	Chk Pass	Chk Pass
High Limit					
Low Limit					

Elem	Cr2677	Cu3273	Fe2599	K_7664	Li6707
Line	267.716 {126}	327.396 {103}	259.940 {130}	766.490 { 44}	670.784 { 50}
IS Ref	(Y_3600)	(Y_3600)	(Y_3774)	(Y_3774)	(Y_3774)
Units	ppm	ppm	ppm	ppm	ppm
Avg	**.00064**	**.04961**	**.10430**	**1.2396**	**.00002**
Stddev	.00016	.00093	.00024	.0366	.00073
%RSD	25.632	1.8801	.22557	2.9549	4288.1
#1	.00052	.05027	.10414	1.2137	-.00050
#2	.00075	.04895	.10447	1.2655	.00053
Check ?	Chk Pass	Chk Pass	Chk Pass	Chk Pass	Chk Pass
High Limit					
Low Limit					

Sample Name: 680-204718-A-5-A Acquired: 9/27/2021 21:28:27 Type: Unk
Method: ICAP2 New stds DEC2019(v697) Mode: CONC Corr. Factor: 1.000000
User: LMH Custom ID1: Custom ID2: Custom ID3:
Comment:

Elem	Mg2790	Mn2576	Mo2020	Na5895	Ni2316
Line	279.079 {121}2	257.610 {131}	202.030 {467}	589.592 { 57}	231.604 {446}
IS Ref	(Y_3600)	(Y_3600)	(Y_2243)	(Y_3774)	(In2306)
Units	ppm	ppm	ppm	ppm	ppm
Avg	**6.7282**	**.06951**	**-.00035**	**14.049**	**.00002**
Stddev	.0046	.00003	.00024	.000	.00013
%RSD	.06798	.03967	69.027	.00042	557.96
#1	6.7250	.06953	-.00052	14.049	-.00007
#2	6.7314	.06949	-.00018	14.049	.00011
Check ?	Chk Pass	Chk Pass	Chk Pass	Chk Pass	Chk Pass
High Limit					
Low Limit					

Elem	P_2136	Pb2203	S_1820	Sb2068	Se1960
Line	213.618 {458}	220.353 {453}	182.034 {485}	206.833 {463}	196.090 {472}
IS Ref	(Y_2243)	(In2306)	(Y_2243)	(Y_2243)	(Y_2243)
Units	ppm	ppm	ppm	ppm	ppm
Avg	**24.93**	**.00037**	**3.7626**	**-.00050**	**-.00323**
Stddev	.00	.00074	.0014	.00336	.00160
%RSD	.0048	199.53	.03825	671.18	49.660
#1	24.93	-.00015	3.7636	-.00288	-.00437
#2	24.93	.00089	3.7616	.00188	-.00210
Check ?	None	Chk Pass	Chk Pass	Chk Pass	Chk Pass
High Limit					
Low Limit					

Elem	Si2881	Sn1899	Sr4077	Th2837	Ti3349
Line	288.158 {117}2	189.989 {477}	407.771 { 83}	283.730 {119}	334.904 {101}
IS Ref	(Y_3774)	(In2306)	(Y_3774)	(Y_3774)	(Y_3600)
Units	ppm	ppm	ppm	ppm	ppm
Avg	**2.7414**	**-.00069**	**.04371**	**1.002**	**.00037**
Stddev	.0146	.00000	.00002	.001	.00013
%RSD	.53376	.15712	.05535	.1147	35.616
#1	2.7310	-.00069	.04369	1.003	.00027
#2	2.7517	-.00069	.04372	1.001	.00046
Check ?	Chk Pass	Chk Pass	Chk Pass	None	Chk Pass
High Limit					
Low Limit					

Sample Name: 680-204718-A-5-A Acquired: 9/27/2021 21:28:27 Type: Unk
Method: ICAP2 New stds DEC2019(v697) Mode: CONC Corr. Factor: 1.000000
User: LMH Custom ID1: Custom ID2: Custom ID3:
Comment:

Elem	Tl1908	V_2924	Zn2062	Zr3438
Line	190.856 {477}	292.402 {115}	206.200 {163}	343.823 { 98}
IS Ref	(In2306)	(Y_3600)	(Y_3600)	(Y_3774)
Units	ppm	ppm	ppm	ppm
Avg	-.00068	-.00025	.03163	1.000
Stddev	.00100	.00026	.00013	.000
%RSD	147.42	102.57	.39615	.0066
#1	.00003	-.00007	.03154	1.000
#2	-.00138	-.00043	.03171	1.000
Check ?	Chk Pass	Chk Pass	Chk Pass	None
High Limit				
Low Limit				
Int. Std.	In2306	Y_2243	Y_3600	Y_3774
Line	230.606 {446}	224.306 {450}	360.073 { 94}	377.433 { 89}
Units	Cts/S	Cts/S	Cts/S	Cts/S
Avg	3992.7	3301.1	26012.	3651.1
Stddev	2.8	4.4	17.	6.6
%RSD	.06941	.13401	.06484	.18197
#1	3990.8	3298.0	26024.	3646.4
#2	3994.7	3304.3	26000.	3655.8
Check ?	Chk Pass	Chk Pass	Chk Pass	Chk Pass
Value	97.419%	100.22%	98.758%	100.33%
Range				

Sample Name: 680-204718-A-6-A Acquired: 9/27/2021 21:32:10 Type: Unk
Method: ICAP2 New stds DEC2019(v697) Mode: CONC Corr. Factor: 1.000000
User: LMH Custom ID1: Custom ID2: Custom ID3:
Comment:

Elem	Ag3280	Al3082	As1890	B_2089	Ba4554-2
Line	328.068 {103}	308.215 {109}	189.042 {478}	208.959 {461}	455.403 { 74}2
IS Ref	(Y_3600)	(Y_3774)	(Y_2243)	(Y_2243)	(Y_3600)
Units	ppm	ppm	ppm	ppm	ppm
Avg	.00058	.50747	-.00256	.01404	.01819
Stddev	.00080	.02554	.00264	.00026	.00004
%RSD	136.81	5.0334	103.30	1.8394	.22488
#1	.00115	.48941	-.00443	.01422	.01816
#2	.00002	.52554	-.00069	.01386	.01822
Check ?	Chk Pass	Chk Pass	Chk Pass	Chk Pass	Chk Pass
High Limit					
Low Limit					

Elem	Be3130	Ca3179	Cd2288	**Ce4040	Co2286
Line	313.042 {108}	317.933 {106}	228.802 {447}	404.076 { 83}	228.616 {447}
IS Ref	(Y_3774)	(Y_3774)	(Y_2243)	(Y_3774)	(In2306)
Units	ppm	ppm	ppm	ppm	ppm
Avg	.00018	51.216	.00071	-.0219	.00069
Stddev	.00006	.095	.00001	.0078	.00001
%RSD	35.397	.18606	1.4129	35.42	1.2681
#1	.00014	51.149	.00072	-.0164	.00070
#2	.00023	51.283	.00071	-.0274	.00069
Check ?	Chk Pass	Chk Pass	Chk Pass	Chk Pass	Chk Pass
High Limit					
Low Limit					

Elem	Cr2677	Cu3273	Fe2599	K_7664	Li6707
Line	267.716 {126}	327.396 {103}	259.940 {130}	766.490 { 44}	670.784 { 50}
IS Ref	(Y_3600)	(Y_3600)	(Y_3774)	(Y_3774)	(Y_3774)
Units	ppm	ppm	ppm	ppm	ppm
Avg	.00163	.00242	1.4472	7.5767	.00642
Stddev	.00014	.00030	.0022	.0418	.00149
%RSD	8.4983	12.363	.14996	.55219	23.285
#1	.00173	.00263	1.4487	7.6063	.00536
#2	.00153	.00220	1.4457	7.5472	.00748
Check ?	Chk Pass	Chk Pass	Chk Pass	Chk Pass	Chk Pass
High Limit					
Low Limit					

Sample Name: 680-204718-A-6-A Acquired: 9/27/2021 21:32:10 Type: Unk
Method: ICAP2 New stds DEC2019(v697) Mode: CONC Corr. Factor: 1.000000
User: LMH Custom ID1: Custom ID2: Custom ID3:
Comment:

Elem	Mg2790	Mn2576	Mo2020	Na8183	Ni2316
Line	279.079 {121}2	257.610 {131}	202.030 {467}	818.326 { 41}	231.604 {446}
IS Ref	(Y_3600)	(Y_3600)	(Y_2243)	(Y_3774)	(In2306)
Units	ppm	ppm	ppm	ppm	ppm
Avg	**100.34**	**.03789**	**-.00010**	**84.295**	**.00093**
Stddev	.15	.00018	.00022	.000	.00015
%RSD	.14527	.48740	219.00	.00004	16.271
#1	100.24	.03802	-.00025	84.295	.00104
#2	100.44	.03776	.00005	84.295	.00083
Check ?	Chk Pass	Chk Pass	Chk Pass	Chk Pass	Chk Pass
High Limit					
Low Limit					

Elem	P_2136	Pb2203	S_1820	Sb2068	Se1960
Line	213.618 {458}	220.353 {453}	182.034 {485}	206.833 {463}	196.090 {472}
IS Ref	(Y_2243)	(In2306)	(Y_2243)	(Y_2243)	(Y_2243)
Units	ppm	ppm	ppm	ppm	ppm
Avg	**25.02**	**.00039**	**70.184**	**.00016**	**.16250**
Stddev	.00	.00091	.288	.00138	.00088
%RSD	.0027	233.64	.41003	890.83	.54173
#1	25.02	.00104	69.981	.00113	.16312
#2	25.02	-.00025	70.388	-.00082	.16187
Check ?	None	Chk Pass	Chk Pass	Chk Pass	Chk Pass
High Limit					
Low Limit					

Elem	Si2881	Sn1899	Sr4077	Th2837	Ti3349
Line	288.158 {117}2	189.989 {477}	407.771 { 83}	283.730 {119}	334.904 {101}
IS Ref	(Y_3774)	(In2306)	(Y_3774)	(Y_3774)	(Y_3600)
Units	ppm	ppm	ppm	ppm	ppm
Avg	**3.1869**	**-.00063**	**.23902**	**.9912**	**.01518**
Stddev	.0122	.00044	.00023	.0021	.00008
%RSD	.38292	69.940	.09553	.2125	.51063
#1	3.1782	-.00095	.23885	.9897	.01512
#2	3.1955	-.00032	.23918	.9927	.01523
Check ?	Chk Pass	Chk Pass	Chk Pass	None	Chk Pass
High Limit					
Low Limit					

Sample Name: 680-204718-A-6-A Acquired: 9/27/2021 21:32:10 Type: Unk
Method: ICAP2 New stds DEC2019(v697) Mode: CONC Corr. Factor: 1.000000
User: LMH Custom ID1: Custom ID2: Custom ID3:
Comment:

Elem	Tl1908	V_2924	Zn2062	Zr3438
Line	190.856 {477}	292.402 {115}	206.200 {163}	343.823 { 98}
IS Ref	(In2306)	(Y_3600)	(Y_3600)	(Y_3774)
Units	ppm	ppm	ppm	ppm
Avg	-.00179	.00045	.04078	1.000
Stddev	.00013	.00019	.00063	.000
%RSD	7.0003	41.923	1.5422	.0445
#1	-.00188	.00058	.04034	1.000
#2	-.00171	.00031	.04123	.9998
Check ?	Chk Pass	Chk Pass	Chk Pass	None
High Limit				
Low Limit				
Int. Std.	In2306	Y_2243	Y_3600	Y_3774
Line	230.606 {446}	224.306 {450}	360.073 { 94}	377.433 { 89}
Units	Cts/S	Cts/S	Cts/S	Cts/S
Avg	3635.7	3192.6	24853.	3598.2
Stddev	27.3	19.1	4.	2.3
%RSD	.75039	.59955	.01485	.06483
#1	3616.4	3179.1	24856.	3596.6
#2	3655.0	3206.1	24851.	3599.9
Check ?	Chk Pass	Chk Pass	Chk Pass	Chk Pass
Value	88.709%	96.928%	94.359%	98.874%
Range				

Sample Name: 680-204718-A-7-A Acquired: 9/27/2021 21:35:52 Type: Unk
Method: ICAP2 New stds DEC2019(v697) Mode: CONC Corr. Factor: 1.000000
User: LMH Custom ID1: Custom ID2: Custom ID3:
Comment:

Elem	Ag3280	Al3082	As1890	B_2089	Ba4554-2
Line	328.068 {103}	308.215 {109}	189.042 {478}	208.959 {461}	455.403 { 74}2
IS Ref	(Y_3600)	(Y_3774)	(Y_2243)	(Y_2243)	(Y_3600)
Units	ppm	ppm	ppm	ppm	ppm
Avg	**.00096**	**.02908**	**-.00158**	**.03628**	**.01247**
Stddev	.00041	.00533	.00200	.00000	.00007
%RSD	42.410	18.328	126.32	.00760	.58509
#1	.00067	.02531	-.00300	.03628	.01242
#2	.00124	.03285	-.00017	.03627	.01253
Check ?	Chk Pass	Chk Pass	Chk Pass	Chk Pass	Chk Pass
High Limit					
Low Limit					

Elem	Be3130	Ca3179	Cd2288	**Ce4040	Co2286
Line	313.042 {108}	317.933 {106}	228.802 {447}	404.076 { 83}	228.616 {447}
IS Ref	(Y_3774)	(Y_3774)	(Y_2243)	(Y_3774)	(In2306)
Units	ppm	ppm	ppm	ppm	ppm
Avg	**.00007**	**56.844**	**.00058**	**-.0279**	**.00042**
Stddev	.00006	.147	.00016	.0092	.00006
%RSD	88.230	.25948	28.429	32.86	15.177
#1	.00003	56.739	.00046	-.0214	.00047
#2	.00012	56.948	.00070	-.0344	.00038
Check ?	Chk Pass	Chk Pass	Chk Pass	Chk Pass	Chk Pass
High Limit					
Low Limit					

Elem	Cr2677	Cu3273	Fe2599	K_7664	Li6707
Line	267.716 {126}	327.396 {103}	259.940 {130}	766.490 { 44}	670.784 { 50}
IS Ref	(Y_3600)	(Y_3600)	(Y_3774)	(Y_3774)	(Y_3774)
Units	ppm	ppm	ppm	ppm	ppm
Avg	**.00071**	**.00030**	**.02050**	**7.0175**	**.00492**
Stddev	.00012	.00025	.00230	.0564	.00103
%RSD	17.147	83.944	11.238	.80384	20.872
#1	.00080	.00047	.02213	6.9776	.00419
#2	.00062	.00012	.01887	7.0574	.00565
Check ?	Chk Pass	Chk Pass	Chk Pass	Chk Pass	Chk Pass
High Limit					
Low Limit					

Sample Name: 680-204718-A-7-A Acquired: 9/27/2021 21:35:52 Type: Unk
Method: ICAP2 New stds DEC2019(v697) Mode: CONC Corr. Factor: 1.000000
User: LMH Custom ID1: Custom ID2: Custom ID3:
Comment:

Elem	Mg2790	Mn2576	Mo2020	Na8183	Ni2316
Line	279.079 {121}2	257.610 {131}	202.030 {467}	818.326 { 41}	231.604 {446}
IS Ref	(Y_3600)	(Y_3600)	(Y_2243)	(Y_3774)	(In2306)
Units	ppm	ppm	ppm	ppm	ppm
Avg	**77.681**	**.03797**	**-.00040**	**62.077**	**.00034**
Stddev	.211	.00005	.00028	.669	.00004
%RSD	.27099	.12355	69.308	1.0782	10.751
#1	77.532	.03794	-.00020	61.604	.00031
#2	77.830	.03801	-.00060	62.551	.00036
Check ?	Chk Pass	Chk Pass	Chk Pass	Chk Pass	Chk Pass
High Limit					
Low Limit					

Elem	P_2136	Pb2203	S_1820	Sb2068	Se1960
Line	213.618 {458}	220.353 {453}	182.034 {485}	206.833 {463}	196.090 {472}
IS Ref	(Y_2243)	(In2306)	(Y_2243)	(Y_2243)	(Y_2243)
Units	ppm	ppm	ppm	ppm	ppm
Avg	**25.02**	**-.00065**	**75.175**	**-.00059**	**.29324**
Stddev	.00	.00036	.082	.00134	.00470
%RSD	.0051	54.531	.10952	228.77	1.6013
#1	25.02	-.00040	75.117	-.00153	.28992
#2	25.02	-.00091	75.234	.00036	.29656
Check ?	None	Chk Pass	Chk Pass	Chk Pass	Chk Pass
High Limit					
Low Limit					

Elem	Si2881	Sn1899	Sr4077	Th2837	Ti3349
Line	288.158 {117}2	189.989 {477}	407.771 { 83}	283.730 {119}	334.904 {101}
IS Ref	(Y_3774)	(In2306)	(Y_3774)	(Y_3774)	(Y_3600)
Units	ppm	ppm	ppm	ppm	ppm
Avg	**2.5708**	**-.00100**	**.29298**	**.9972**	**.00086**
Stddev	.0143	.00029	.00022	.0046	.00018
%RSD	.55791	28.898	.07519	.4609	21.361
#1	2.5606	-.00121	.29282	.9940	.00099
#2	2.5809	-.00080	.29313	1.000	.00073
Check ?	Chk Pass	Chk Pass	Chk Pass	None	Chk Pass
High Limit					
Low Limit					

Sample Name: 680-204718-A-7-A Acquired: 9/27/2021 21:35:52 Type: Unk
Method: ICAP2 New stds DEC2019(v697) Mode: CONC Corr. Factor: 1.000000
User: LMH Custom ID1: Custom ID2: Custom ID3:
Comment:

Elem	Tl1908	V_2924	Zn2062	Zr3438
Line	190.856 {477}	292.402 {115}	206.200 {163}	343.823 { 98}
IS Ref	(In2306)	(Y_3600)	(Y_3600)	(Y_3774)
Units	ppm	ppm	ppm	ppm
Avg	.00046	-.00144	.04537	.9996
Stddev	.00047	.00007	.00012	.0002
%RSD	103.26	5.2032	.25895	.0182
#1	.00079	-.00149	.04528	.9997
#2	.00012	-.00139	.04545	.9994
Check ?	Chk Pass	Chk Pass	Chk Pass	None
High Limit				
Low Limit				
Int. Std.	In2306	Y_2243	Y_3600	Y_3774
Line	230.606 {446}	224.306 {450}	360.073 { 94}	377.433 { 89}
Units	Cts/S	Cts/S	Cts/S	Cts/S
Avg	3694.9	3210.2	25302.	3689.7
Stddev	4.3	4.2	80.	4.9
%RSD	.11675	.13015	.31468	.13199
#1	3698.0	3213.2	25358.	3686.2
#2	3691.9	3207.2	25245.	3693.1
Check ?	Chk Pass	Chk Pass	Chk Pass	Chk Pass
Value	90.154%	97.462%	96.060%	101.39%
Range				

Sample Name: 680-204718-A-8-A Acquired: 9/27/2021 21:39:35 Type: Unk
Method: ICAP2 New stds DEC2019(v697) Mode: CONC Corr. Factor: 1.000000
User: LMH Custom ID1: Custom ID2: Custom ID3:
Comment:

Elem	Ag3280	Al3082	As1890	B_2089	Ba4554-2
Line	328.068 {103}	308.215 {109}	189.042 {478}	208.959 {461}	455.403 { 74}2
IS Ref	(Y_3600)	(Y_3774)	(Y_2243)	(Y_2243)	(Y_3600)
Units	ppm	ppm	ppm	ppm	ppm
Avg	.00070	.04441	-.00097	.20562	.01386
Stddev	.00015	.04965	.00085	.00040	.00004
%RSD	21.110	111.80	87.722	.19491	.30016
#1	.00059	.00930	-.00037	.20591	.01383
#2	.00080	.07952	-.00158	.20534	.01389
Check ?	Chk Pass	Chk Pass	Chk Pass	Chk Pass	Chk Pass
High Limit					
Low Limit					

Elem	Be3130	Ca3179	Cd2288	**Ce4040	Co2286
Line	313.042 {108}	317.933 {106}	228.802 {447}	404.076 { 83}	228.616 {447}
IS Ref	(Y_3774)	(Y_3774)	(Y_2243)	(Y_3774)	(In2306)
Units	ppm	ppm	ppm	ppm	ppm
Avg	.00012	28.332	.00056	-.0271	.00012
Stddev	.00003	.007	.00006	.0046	.00003
%RSD	25.063	.02428	10.836	16.90	22.165
#1	.00015	28.327	.00052	-.0239	.00010
#2	.00010	28.337	.00061	-.0303	.00013
Check ?	Chk Pass	Chk Pass	Chk Pass	Chk Pass	Chk Pass
High Limit					
Low Limit					

Elem	Cr2677	Cu3273	Fe2599	K_7664	Li6707
Line	267.716 {126}	327.396 {103}	259.940 {130}	766.490 { 44}	670.784 { 50}
IS Ref	(Y_3600)	(Y_3600)	(Y_3774)	(Y_3774)	(Y_3774)
Units	ppm	ppm	ppm	ppm	ppm
Avg	.00008	-.00070	.02499	8.8910	.01317
Stddev	.00081	.00126	.00234	.0337	.00347
%RSD	1053.3	180.28	9.3502	.37928	26.374
#1	.00065	-.00159	.02664	8.8671	.01071
#2	-.00049	.00019	.02334	8.9148	.01562
Check ?	Chk Pass	Chk Pass	Chk Pass	Chk Pass	Chk Pass
High Limit					
Low Limit					

Sample Name: 680-204718-A-8-A Acquired: 9/27/2021 21:39:35 Type: Unk
Method: ICAP2 New stds DEC2019(v697) Mode: CONC Corr. Factor: 1.000000
User: LMH Custom ID1: Custom ID2: Custom ID3:
Comment:

Elem	Mg2790	Mn2576	Mo2020	Na5895	Ni2316
Line	279.079 {121}2	257.610 {131}	202.030 {467}	589.592 { 57}	231.604 {446}
IS Ref	(Y_3600)	(Y_3600)	(Y_2243)	(Y_3774)	(In2306)
Units	ppm	ppm	ppm	ppm	ppm
Avg	**44.387**	**.11676**	**.00276**	**14.375**	**-.00043**
Stddev	.009	.00001	.00028	.051	.00013
%RSD	.02069	.00518	10.270	.35189	29.502
#1	44.394	.11676	.00296	14.340	-.00052
#2	44.381	.11676	.00256	14.411	-.00034
Check ?	Chk Pass	Chk Pass	Chk Pass	Chk Pass	Chk Pass
High Limit					
Low Limit					

Elem	P_2136	Pb2203	S_1820	Sb2068	Se1960
Line	213.618 {458}	220.353 {453}	182.034 {485}	206.833 {463}	196.090 {472}
IS Ref	(Y_2243)	(In2306)	(Y_2243)	(Y_2243)	(Y_2243)
Units	ppm	ppm	ppm	ppm	ppm
Avg	**25.02**	**-.00019**	**33.600**	**-.00087**	**.04955**
Stddev	.00	.00036	.000	.00115	.00068
%RSD	.0040	188.11	.00035	131.50	1.3691
#1	25.02	-.00045	33.600	-.00169	.04907
#2	25.02	.00006	33.600	-.00006	.05003
Check ?	None	Chk Pass	Chk Pass	Chk Pass	Chk Pass
High Limit					
Low Limit					

Elem	Si2881	Sn1899	Sr4077	Th2837	Ti3349
Line	288.158 {117}2	189.989 {477}	407.771 { 83}	283.730 {119}	334.904 {101}
IS Ref	(Y_3774)	(In2306)	(Y_3774)	(Y_3774)	(Y_3600)
Units	ppm	ppm	ppm	ppm	ppm
Avg	**2.8047**	**-.00104**	**.31344**	**.9973**	**.00011**
Stddev	.0296	.00044	.00060	.0071	.00038
%RSD	1.0559	42.660	.19044	.7136	348.40
#1	2.7838	-.00073	.31301	1.002	.00038
#2	2.8257	-.00136	.31386	.9923	-.00016
Check ?	Chk Pass	Chk Pass	Chk Pass	None	Chk Pass
High Limit					
Low Limit					

Sample Name: 680-204718-A-8-A Acquired: 9/27/2021 21:39:35 Type: Unk
Method: ICAP2 New stds DEC2019(v697) Mode: CONC Corr. Factor: 1.000000
User: LMH Custom ID1: Custom ID2: Custom ID3:
Comment:

Elem	Tl1908	V_2924	Zn2062	Zr3438
Line	190.856 {477}	292.402 {115}	206.200 {163}	343.823 { 98}
IS Ref	(In2306)	(Y_3600)	(Y_3600)	(Y_3774)
Units	ppm	ppm	ppm	ppm
Avg	-.00066	-.00011	.03631	.9992
Stddev	.00018	.00042	.00026	.0002
%RSD	27.597	383.01	.71594	.0233
#1	-.00078	.00019	.03650	.9994
#2	-.00053	-.00041	.03613	.9991
Check ?	Chk Pass	Chk Pass	Chk Pass	None
High Limit				
Low Limit				
Int. Std.	In2306	Y_2243	Y_3600	Y_3774
Line	230.606 {446}	224.306 {450}	360.073 { 94}	377.433 { 89}
Units	Cts/S	Cts/S	Cts/S	Cts/S
Avg	3877.3	3299.1	26028.	3678.5
Stddev	2.1	.1	123.	5.6
%RSD	.05482	.00211	.47310	.15230
#1	3878.8	3299.1	26115.	3674.6
#2	3875.8	3299.0	25940.	3682.5
Check ?	Chk Pass	Chk Pass	Chk Pass	Chk Pass
Value	94.604%	100.16%	98.817%	101.08%
Range				

Sample Name: 680-204718-A-9-A Acquired: 9/27/2021 21:43:17 Type: Unk
Method: ICAP2 New stds DEC2019(v697) Mode: CONC Corr. Factor: 1.000000
User: LMH Custom ID1: Custom ID2: Custom ID3:
Comment:

Elem	Ag3280	Al3082	As1890	B_2089	Ba4554-2
Line	328.068 {103}	308.215 {109}	189.042 {478}	208.959 {461}	455.403 { 74}2
IS Ref	(Y_3600)	(Y_3774)	(Y_2243)	(Y_2243)	(Y_3600)
Units	ppm	ppm	ppm	ppm	ppm
Avg	.00006	.03651	.00179	.17511	.02870
Stddev	.00095	.00765	.00115	.00012	.00000
%RSD	1496.9	20.952	64.471	.06871	.01559
#1	-.00061	.04191	.00097	.17520	.02870
#2	.00074	.03110	.00261	.17503	.02870
Check ?	Chk Pass	Chk Pass	Chk Pass	Chk Pass	Chk Pass
High Limit					
Low Limit					

Elem	Be3130	Ca3179	Cd2288	**Ce4040	Co2286
Line	313.042 {108}	317.933 {106}	228.802 {447}	404.076 { 83}	228.616 {447}
IS Ref	(Y_3774)	(Y_3774)	(Y_2243)	(Y_3774)	(In2306)
Units	ppm	ppm	ppm	ppm	ppm
Avg	.00010	64.611	.00062	-.0291	.00017
Stddev	.00001	.173	.00015	.0027	.00013
%RSD	13.006	.26700	24.038	9.289	78.519
#1	.00009	64.733	.00073	-.0272	.00007
#2	.00011	64.489	.00052	-.0311	.00026
Check ?	Chk Pass	Chk Pass	Chk Pass	Chk Pass	Chk Pass
High Limit					
Low Limit					

Elem	Cr2677	Cu3273	Fe2599	K_7664	Li6707
Line	267.716 {126}	327.396 {103}	259.940 {130}	766.490 { 44}	670.784 { 50}
IS Ref	(Y_3600)	(Y_3600)	(Y_3774)	(Y_3774)	(Y_3774)
Units	ppm	ppm	ppm	ppm	ppm
Avg	-.00008	.00181	.01981	14.128	.01530
Stddev	.00007	.00014	.00211	.080	.00036
%RSD	89.301	7.9834	10.635	.56501	2.3843
#1	-.00013	.00170	.01832	14.185	.01504
#2	-.00003	.00191	.02130	14.072	.01555
Check ?	Chk Pass	Chk Pass	Chk Pass	Chk Pass	Chk Pass
High Limit					
Low Limit					

Sample Name: 680-204718-A-9-A Acquired: 9/27/2021 21:43:17 Type: Unk
Method: ICAP2 New stds DEC2019(v697) Mode: CONC Corr. Factor: 1.000000
User: LMH Custom ID1: Custom ID2: Custom ID3:
Comment:

Elem	Mg2790	Mn2576	Mo2020	Na5895	Ni2316
Line	279.079 {121}2	257.610 {131}	202.030 {467}	589.592 { 57}	231.604 {446}
IS Ref	(Y_3600)	(Y_3600)	(Y_2243)	(Y_3774)	(In2306)
Units	ppm	ppm	ppm	ppm	ppm
Avg	**67.290**	**.00065**	**.00342**	**23.892**	**-.00019**
Stddev	.009	.00016	.00014	.075	.00041
%RSD	.01286	25.075	4.0720	.31245	216.54
#1	67.296	.00077	.00352	23.944	-.00047
#2	67.284	.00054	.00332	23.839	.00010
Check ?	Chk Pass	Chk Pass	Chk Pass	Chk Pass	Chk Pass
High Limit					
Low Limit					

Elem	P_2136	Pb2203	S_1820	Sb2068	Se1960
Line	213.618 {458}	220.353 {453}	182.034 {485}	206.833 {463}	196.090 {472}
IS Ref	(Y_2243)	(In2306)	(Y_2243)	(Y_2243)	(Y_2243)
Units	ppm	ppm	ppm	ppm	ppm
Avg	**25.02**	**-.00012**	**75.270**	**.00073**	**.04900**
Stddev	.00	.00006	.047	.00050	.00386
%RSD	.0095	50.103	.06288	68.470	7.8807
#1	25.01	-.00017	75.237	.00108	.05173
#2	25.02	-.00008	75.304	.00037	.04627
Check ?	None	Chk Pass	Chk Pass	Chk Pass	Chk Pass
High Limit					
Low Limit					

Elem	Si2881	Sn1899	Sr4077	Th2837	Ti3349
Line	288.158 {117}2	189.989 {477}	407.771 { 83}	283.730 {119}	334.904 {101}
IS Ref	(Y_3774)	(In2306)	(Y_3774)	(Y_3774)	(Y_3600)
Units	ppm	ppm	ppm	ppm	ppm
Avg	**3.7586**	**-.00116**	**.60923**	**.9912**	**.00013**
Stddev	.0057	.00029	.00141	.0038	.00016
%RSD	.15172	24.628	.23098	.3791	119.48
#1	3.7545	-.00096	.61022	.9886	.00002
#2	3.7626	-.00136	.60823	.9939	.00024
Check ?	Chk Pass	Chk Pass	Chk Pass	None	Chk Pass
High Limit					
Low Limit					

Sample Name: 680-204718-A-9-A Acquired: 9/27/2021 21:43:17 Type: Unk
Method: ICAP2 New stds DEC2019(v697) Mode: CONC Corr. Factor: 1.000000
User: LMH Custom ID1: Custom ID2: Custom ID3:
Comment:

Elem	Tl1908	V_2924	Zn2062	Zr3438
Line	190.856 {477}	292.402 {115}	206.200 {163}	343.823 { 98}
IS Ref	(In2306)	(Y_3600)	(Y_3600)	(Y_3774)
Units	ppm	ppm	ppm	ppm
Avg	-.00107	-.00026	.04483	.9993
Stddev	.00038	.00027	.00052	.0012
%RSD	35.902	104.84	1.1572	.1152
#1	-.00080	-.00007	.04520	.9985
#2	-.00134	-.00045	.04447	1.000
Check ?	Chk Pass	Chk Pass	Chk Pass	None
High Limit				
Low Limit				
Int. Std.	In2306	Y_2243	Y_3600	Y_3774
Line	230.606 {446}	224.306 {450}	360.073 { 94}	377.433 { 89}
Units	Cts/S	Cts/S	Cts/S	Cts/S
Avg	3753.1	3226.9	25563.	3631.1
Stddev	14.3	15.7	23.	28.6
%RSD	.38144	.48632	.09147	.78841
#1	3742.9	3215.8	25546.	3610.9
#2	3763.2	3238.0	25579.	3651.4
Check ?	Chk Pass	Chk Pass	Chk Pass	Chk Pass
Value	91.572%	97.969%	97.052%	99.778%
Range				

Sample Name: CCV-6675976 Acquired: 9/27/2021 21:47:01 Type: QC
Method: ICAP2 New stds DEC2019(v697) Mode: CONC Corr. Factor: 1.000000
User: LMH Custom ID1: Custom ID2: Custom ID3:
Comment:

Elem	Ag3280	Al3082	As1890	B_2089	Ba4554
Line	328.068 {103}	308.215 {109}	189.042 {478}	208.959 {461}	455.403 { 74}
Units	ppm	ppm	ppm	ppm	ppm
Avg	**1.0024**	**50.215**	**1.0172**	**1.0453**	**.99722**
Stddev	.0052	.047	.0023	.0002	.00202
%RSD	.51792	.09292	.22863	.02095	.20280
#1	.99869	50.248	1.0189	1.0454	.99865
#2	1.0060	50.182	1.0156	1.0451	.99579
Check ?	Chk Pass	Chk Pass	Chk Pass	Chk Pass	Chk Pass
Value					
Range					

Elem	Be3130	Ca3179	Cd2288	**Ce4040	Co2286
Line	313.042 {108}	317.933 {106}	228.802 {447}	404.076 { 83}	228.616 {447}
Units	ppm	ppm	ppm	ppm	ppm
Avg	**.98154**	**51.473**	**1.0239**	**.8775**	**.99590**
Stddev	.00294	.055	.0001	.0075	.00071
%RSD	.30001	.10740	.00457	.8589	.07117
#1	.98362	51.512	1.0240	.8828	.99640
#2	.97946	51.434	1.0239	.8722	.99540
Check ?	Chk Pass	Chk Pass	Chk Pass	None	Chk Pass
Value					
Range					

Elem	Cr2677	Cu3273	Fe2714	K_7664	Li6707
Line	267.716 {126}	327.396 {103}	271.441 {124}	766.490 { 44}	670.784 { 50}
Units	ppm	ppm	ppm	ppm	ppm
Avg	**.96842**	**1.0185**	**50.861**	**50.477**	**1.0337**
Stddev	.00391	.0003	.083	.027	.0001
%RSD	.40362	.02639	.16405	.05332	.00637
#1	.96566	1.0187	50.920	50.458	1.0338
#2	.97118	1.0183	50.802	50.496	1.0337
Check ?	Chk Pass	Chk Pass	Chk Pass	Chk Pass	Chk Pass
Value					
Range					

Sample Name: CCV-6675976 Acquired: 9/27/2021 21:47:01 Type: QC
Method: ICAP2 New stds DEC2019(v697) Mode: CONC Corr. Factor: 1.000000
User: LMH Custom ID1: Custom ID2: Custom ID3:
Comment:

Elem	Mg2790	Mn2576	Mo2020	Na5895	Ni2316
Line	279.079 {121}2	257.610 {131}	202.030 {467}	589.592 { 57}	231.604 {446}
Units	ppm	ppm	ppm	ppm	ppm
Avg	**49.171**	**.99101**	**1.0147**	**50.983**	**.99388**
Stddev	.170	.00223	.0013	.035	.00163
%RSD	.34626	.22500	.12924	.06831	.16389
#1	49.051	.98944	1.0156	51.008	.99503
#2	49.292	.99259	1.0137	50.958	.99273
Check ?	Chk Pass	Chk Pass	Chk Pass	Chk Pass	Chk Pass
Value					
Range					

Elem	P_2136	Pb2203	S_1820	Sb2068	Se1960
Line	213.618 {458}	220.353 {453}	182.034 {485}	206.833 {463}	196.090 {472}
Units	ppm	ppm	ppm	ppm	ppm
Avg	**23.39**	**1.0043**	**26.048**	**1.0403**	**1.0006**
Stddev	.00	.0029	.042	.0061	.0104
%RSD	.0042	.28881	.16056	.58205	1.0409
#1	23.39	1.0063	26.078	1.0446	1.0079
#2	23.39	1.0022	26.018	1.0360	.99321
Check ?	None	Chk Pass	Chk Pass	Chk Pass	Chk Pass
Value					
Range					

Elem	Si2881	Sn1899	Sr4077	Th2837	Ti3349
Line	288.158 {117}2	189.989 {477}	407.771 { 83}	283.730 {119}	334.904 {101}
Units	ppm	ppm	ppm	ppm	ppm
Avg	**9.9822**	**.99800**	**1.0110**	**1.480**	**1.0270**
Stddev	.0321	.00015	.0009	.003	.0015
%RSD	.32164	.01546	.09195	.2036	.14408
#1	10.005	.99790	1.0116	1.482	1.0260
#2	9.9595	.99811	1.0103	1.478	1.0281
Check ?	Chk Pass	Chk Pass	Chk Pass	None	Chk Pass
Value					
Range					

Sample Name: CCV-6675976 Acquired: 9/27/2021 21:47:01 Type: QC
Method: ICAP2 New stds DEC2019(v697) Mode: CONC Corr. Factor: 1.000000
User: LMH Custom ID1: Custom ID2: Custom ID3:
Comment:

Elem	Tl1908	V_2924	Zn2062	Zr3438
Line	190.856 {477}	292.402 {115}	206.200 {163}	343.823 { 98}
Units	ppm	ppm	ppm	ppm
Avg	.98969	.99559	1.0277	1.502
Stddev	.00029	.00646	.0032	.002
%RSD	.02904	.64902	.31099	.1527
#1	.98949	.99102	1.0255	1.504
#2	.98989	1.0002	1.0300	1.500
Check ?	Chk Pass	Chk Pass	Chk Pass	None
Value				
Range				

Int. Std.	In2306	Y_2243	Y_3600	Y_3774
Line	230.606 {446}	224.306 {450}	360.073 { 94}	377.433 { 89}
Units	Cts/S	Cts/S	Cts/S	Cts/S
Avg	3607.0	3198.1	25030.	3582.2
Stddev	3.6	2.5	137.	7.5
%RSD	.10093	.07932	.54558	.20963
#1	3609.6	3199.9	25126.	3576.9
#2	3604.4	3196.3	24933.	3587.5

Sample Name: CCB-6675975 Acquired: 9/27/2021 21:50:34 Type: QC
Method: ICAP2 New stds DEC2019(v697) Mode: CONC Corr. Factor: 1.000000
User: LMH Custom ID1: Custom ID2: Custom ID3:
Comment:

Elem	Ag3280	Al3082	As1890	B_2089	Ba4554-2
Line	328.068 {103}	308.215 {109}	189.042 {478}	208.959 {461}	455.403 { 74}2
Units	ppm	ppm	ppm	ppm	ppm
Avg	**.00090**	**.01304**	**-.00227**	**-.00011**	**.00005**
Stddev	.00062	.01378	.00029	.00015	.00001
%RSD	68.637	105.68	12.896	145.54	10.001
#1	.00134	.00330	-.00248	.00000	.00006
#2	.00047	.02278	-.00206	-.00022	.00005
Check ?	Chk Pass	Chk Pass	Chk Pass	Chk Pass	Chk Pass
High Limit					
Low Limit					

Elem	Be3130	Ca3179	Cd2288	**Ce4040	Co2286
Line	313.042 {108}	317.933 {106}	228.802 {447}	404.076 { 83}	228.616 {447}
Units	ppm	ppm	ppm	ppm	ppm
Avg	**.00025**	**-.00189**	**.00004**	**.0021**	**-.00004**
Stddev	.00014	.00054	.00004	.0559	.00013
%RSD	54.368	28.833	95.542	2619.	318.15
#1	.00015	-.00227	.00001	.0416	.00005
#2	.00034	-.00150	.00006	-.0374	-.00013
Check ?	Chk Pass	Chk Pass	Chk Pass	None	Chk Pass
High Limit					
Low Limit					

Elem	Cr2677	Cu3273	Fe2599	K_7664	Li6707
Line	267.716 {126}	327.396 {103}	259.940 {130}	766.490 { 44}	670.784 { 50}
Units	ppm	ppm	ppm	ppm	ppm
Avg	**.00010**	**.00006**	**.00240**	**.06202**	**.00216**
Stddev	.00024	.00002	.00031	.01797	.00045
%RSD	244.78	35.174	12.980	28.968	20.881
#1	-.00007	.00007	.00262	.04932	.00184
#2	.00027	.00004	.00218	.07473	.00248
Check ?	Chk Pass	Chk Pass	Chk Pass	Chk Pass	Chk Pass
High Limit					
Low Limit					

Sample Name: CCB-6675975 Acquired: 9/27/2021 21:50:34 Type: QC
Method: ICAP2 New stds DEC2019(v697) Mode: CONC Corr. Factor: 1.000000
User: LMH Custom ID1: Custom ID2: Custom ID3:
Comment:

Elem	Mg2790	Mn2576	Mo2020	Na5895	Ni2316
Line	279.079 {121}2	257.610 {131}	202.030 {467}	589.592 { 57}	231.604 {446}
Units	ppm	ppm	ppm	ppm	ppm
Avg	**.00500**	**.00008**	**.00165**	**.06379**	**-.00050**
Stddev	.00448	.00009	.00030	.00035	.00013
%RSD	89.559	111.90	17.873	.55060	25.532
#1	.00817	.00002	.00144	.06404	-.00041
#2	.00183	.00014	.00186	.06355	-.00059
Check ?	Chk Pass	Chk Pass	Chk Pass	Chk Pass	Chk Pass
High Limit					
Low Limit					

Elem	P_2136	Pb2203	S_1820	Sb2068	Se1960
Line	213.618 {458}	220.353 {453}	182.034 {485}	206.833 {463}	196.090 {472}
Units	ppm	ppm	ppm	ppm	ppm
Avg	**25.02**	**.00008**	**.02363**	**.00018**	**.00060**
Stddev	.00	.00006	.00060	.00093	.00338
%RSD	.0029	73.986	2.5548	519.27	565.25
#1	25.02	.00004	.02406	-.00048	-.00179
#2	25.02	.00013	.02321	.00084	.00299
Check ?	None	Chk Pass	Chk Pass	Chk Pass	Chk Pass
High Limit					
Low Limit					

Elem	Si2881	Sn1899	Sr4077	Th2837	Ti3349
Line	288.158 {117}2	189.989 {477}	407.771 { 83}	283.730 {119}	334.904 {101}
Units	ppm	ppm	ppm	ppm	ppm
Avg	**-.00678**	**-.00032**	**.00013**	**.9944**	**-.00021**
Stddev	.01604	.00028	.00002	.0049	.00029
%RSD	236.66	88.855	12.928	.4909	136.61
#1	.00456	-.00052	.00012	.9979	-.00001
#2	-.01812	-.00012	.00014	.9910	-.00041
Check ?	Chk Pass	Chk Pass	Chk Pass	None	Chk Pass
High Limit					
Low Limit					

Sample Name: CCB-6675975 Acquired: 9/27/2021 21:50:34 Type: QC
Method: ICAP2 New stds DEC2019(v697) Mode: CONC Corr. Factor: 1.000000
User: LMH Custom ID1: Custom ID2: Custom ID3:
Comment:

Elem	Tl1908	V_2924	Zn2062	Zr3438
Line	190.856 {477}	292.402 {115}	206.200 {163}	343.823 { 98}
Units	ppm	ppm	ppm	ppm
Avg	-.00019	-.00005	-.00077	.9995
Stddev	.00022	.00040	.00025	.0005
%RSD	114.02	841.45	32.728	.0518
#1	-.00004	.00023	-.00095	.9991
#2	-.00035	-.00033	-.00059	.9999
Check ?	Chk Pass	Chk Pass	Chk Pass	None
High Limit				
Low Limit				
Int. Std.	In2306	Y_2243	Y_3600	Y_3774
Line	230.606 {446}	224.306 {450}	360.073 { 94}	377.433 { 89}
Units	Cts/S	Cts/S	Cts/S	Cts/S
Avg	4141.3	3314.7	26290.	3571.4
Stddev	8.6	5.0	80.	9.3
%RSD	.20729	.14973	.30514	.26009
#1	4147.4	3318.2	26233.	3564.8
#2	4135.2	3311.2	26347.	3577.9

Sample Name: CCVL-6677556 Acquired: 9/27/2021 21:54:22 Type: QC
Method: ICAP2 New stds DEC2019(v697) Mode: CONC Corr. Factor: 1.000000
User: LMH Custom ID1: Custom ID2: Custom ID3:
Comment:

Elem	Ag3280	Al3082	As1890	B_2089	Ba4554-2
Line	328.068 {103}	308.215 {109}	189.042 {478}	208.959 {461}	455.403 { 74}2
Units	ppm	ppm	ppm	ppm	ppm
Avg	**.00644**	**.22477**	**.01174**	**.01928**	**.00215**
Stddev	.00011	.00177	.00203	.00029	.00002
%RSD	1.7092	.78832	17.264	1.4902	.85059
#1	.00636	.22603	.01317	.01948	.00214
#2	.00652	.22352	.01031	.01907	.00217
Check ?	Chk Pass	Chk Pass	Chk Pass	Chk Pass	Chk Pass
Value					
Range					

Elem	Be3130	Ca3179	Cd2288	**Ce4040	Co2286
Line	313.042 {108}	317.933 {106}	228.802 {447}	404.076 { 83}	228.616 {447}
Units	ppm	ppm	ppm	ppm	ppm
Avg	**.00203**	**.50663**	**.00197**	**.0215**	**.00376**
Stddev	.00002	.00714	.00015	.0193	.00006
%RSD	.81846	1.4101	7.4622	89.79	1.4914
#1	.00204	.51168	.00207	.0079	.00380
#2	.00202	.50157	.00186	.0352	.00372
Check ?	Chk Pass	Chk Pass	Chk Pass	None	Chk Pass
Value					
Range					

Elem	Cr2677	Cu3273	Fe2599	K_7664	Li6707
Line	267.716 {126}	327.396 {103}	259.940 {130}	766.490 { 44}	670.784 { 50}
Units	ppm	ppm	ppm	ppm	ppm
Avg	**.00369**	**.00933**	**.05135**	**.55828**	**.03160**
Stddev	.00021	.00067	.00287	.06721	.00039
%RSD	5.6708	7.2120	5.5888	12.039	1.2213
#1	.00384	.00981	.04932	.60581	.03133
#2	.00354	.00885	.05338	.51076	.03187
Check ?	Chk Pass	Chk Pass	Chk Pass	Chk Pass	Chk Pass
Value					
Range					

Sample Name: CCVL-6677556 Acquired: 9/27/2021 21:54:22 Type: QC
Method: ICAP2 New stds DEC2019(v697) Mode: CONC Corr. Factor: 1.000000
User: LMH Custom ID1: Custom ID2: Custom ID3:
Comment:

Elem	Mg2790	Mn2576	Mo2020	Na5895	Ni2316
Line	279.079 {121}2	257.610 {131}	202.030 {467}	589.592 { 57}	231.604 {446}
Units	ppm	ppm	ppm	ppm	ppm
Avg	**.20010**	**.00322**	**.00942**	**1.0565**	**.00877**
Stddev	.00013	.00003	.00020	.0072	.00018
%RSD	.06533	.91802	2.1349	.68040	2.0603
#1	.20019	.00324	.00957	1.0514	.00865
#2	.20000	.00320	.00928	1.0616	.00890
Check ?	Chk Pass	Chk Pass	Chk Pass	Chk Pass	Chk Pass
Value					
Range					

Elem	P_2136	Pb2203	S_1820	Sb2068	Se1960
Line	213.618 {458}	220.353 {453}	182.034 {485}	206.833 {463}	196.090 {472}
Units	ppm	ppm	ppm	ppm	ppm
Avg	F **25.00**	**.00901**	**.20490**	**.02257**	**.02149**
Stddev	.00	.00040	.00040	.00194	.00125
%RSD	.0021	4.4543	.19283	8.5936	5.7988
#1	25.00	.00873	.20518	.02119	.02237
#2	25.00	.00930	.20462	.02394	.02061
Check ?	Chk Fail	Chk Pass	Chk Pass	Chk Pass	Chk Pass
Value	.0060				
Range	50.00%				

Elem	Si2881	Sn1899	Sr4077	Th2837	Ti3349
Line	288.158 {117}2	189.989 {477}	407.771 { 83}	283.730 {119}	334.904 {101}
Units	ppm	ppm	ppm	ppm	ppm
Avg	**.48593**	**.00840**	**.00518**	F **.9949**	**.00468**
Stddev	.00412	.00005	.00008	.0063	.00033
%RSD	.84710	.54148	1.6242	.6380	7.0120
#1	.48302	.00837	.00524	.9994	.00491
#2	.48884	.00843	.00512	.9904	.00445
Check ?	Chk Pass	Chk Pass	Chk Pass	Chk Fail	Chk Pass
Value				.0060	
Range				50.00%	

Sample Name: CCVL-6677556 Acquired: 9/27/2021 21:54:22 Type: QC
Method: ICAP2 New stds DEC2019(v697) Mode: CONC Corr. Factor: 1.000000
User: LMH Custom ID1: Custom ID2: Custom ID3:
Comment:

Elem	Tl1908	V_2924	Zn2062	Zr3438
Line	190.856 {477}	292.402 {115}	206.200 {163}	343.823 { 98}
Units	ppm	ppm	ppm	ppm
Avg	.01830	.00521	.00868	F 1.001
Stddev	.00045	.00010	.00027	.000
%RSD	2.4830	1.8631	3.0907	.0437
#1	.01798	.00514	.00887	1.001
#2	.01862	.00528	.00849	1.001
Check ?	Chk Pass	Chk Pass	Chk Pass	Chk Fail
Value				.0060
Range				50.00%

Int. Std.	In2306	Y_2243	Y_3600	Y_3774
Line	230.606 {446}	224.306 {450}	360.073 { 94}	377.433 { 89}
Units	Cts/S	Cts/S	Cts/S	Cts/S
Avg	4138.0	3329.0	26166.	3590.0
Stddev	4.7	5.8	18.	7.9
%RSD	.11457	.17565	.06689	.22087
#1	4134.7	3324.9	26153.	3595.6
#2	4141.4	3333.1	26178.	3584.4

Sample Name: 680-204718-A-10-A Acquired: 9/27/2021 21:58:07 Type: Unk
Method: ICAP2 New stds DEC2019(v697) Mode: CONC Corr. Factor: 1.000000
User: LMH Custom ID1: Custom ID2: Custom ID3:
Comment:

Elem	Ag3280	Al3082	As1890	B_2089	Ba4554-2
Line	328.068 {103}	308.215 {109}	189.042 {478}	208.959 {461}	455.403 { 74}2
IS Ref	(Y_3600)	(Y_3774)	(Y_2243)	(Y_2243)	(Y_3600)
Units	ppm	ppm	ppm	ppm	ppm
Avg	**-.00014**	**.07251**	**-.00117**	**.06472**	**.00859**
Stddev	.00002	.01234	.00063	.00010	.00005
%RSD	16.499	17.016	53.521	.14997	.55242
#1	-.00012	.08124	-.00073	.06479	.00855
#2	-.00015	.06379	-.00162	.06465	.00862
Check ?	Chk Pass	Chk Pass	Chk Pass	Chk Pass	Chk Pass
High Limit					
Low Limit					

Elem	Be3130	Ca3179	Cd2288	**Ce4040	Co2286
Line	313.042 {108}	317.933 {106}	228.802 {447}	404.076 { 83}	228.616 {447}
IS Ref	(Y_3774)	(Y_3774)	(Y_2243)	(Y_3774)	(In2306)
Units	ppm	ppm	ppm	ppm	ppm
Avg	**.00008**	**34.089**	**.00022**	**-.0432**	**-.00009**
Stddev	.00001	.078	.00014	.0307	.00013
%RSD	16.829	.22858	60.717	70.99	144.89
#1	.00007	34.034	.00013	-.0649	-.00018
#2	.00009	34.144	.00032	-.0215	.00000
Check ?	Chk Pass	Chk Pass	Chk Pass	Chk Pass	Chk Pass
High Limit					
Low Limit					

Elem	Cr2677	Cu3273	Fe2599	K_7664	Li6707
Line	267.716 {126}	327.396 {103}	259.940 {130}	766.490 { 44}	670.784 { 50}
IS Ref	(Y_3600)	(Y_3600)	(Y_3774)	(Y_3774)	(Y_3774)
Units	ppm	ppm	ppm	ppm	ppm
Avg	**.00022**	**.00075**	**.73365**	**3.0929**	**.00255**
Stddev	.00027	.00011	.00009	.0349	.00380
%RSD	122.69	14.583	.01289	1.1292	148.96
#1	.00042	.00083	.73358	3.1176	-.00014
#2	.00003	.00068	.73372	3.0682	.00523
Check ?	Chk Pass	Chk Pass	Chk Pass	Chk Pass	Chk Pass
High Limit					
Low Limit					

Sample Name: 680-204718-A-10-A Acquired: 9/27/2021 21:58:07 Type: Unk
Method: ICAP2 New stds DEC2019(v697) Mode: CONC Corr. Factor: 1.000000
User: LMH Custom ID1: Custom ID2: Custom ID3:
Comment:

Elem	Mg2790	Mn2576	Mo2020	Na8183	Ni2316
Line	279.079 {121}2	257.610 {131}	202.030 {467}	818.326 { 41}	231.604 {446}
IS Ref	(Y_3600)	(Y_3600)	(Y_2243)	(Y_3774)	(In2306)
Units	ppm	ppm	ppm	ppm	ppm
Avg	**18.632**	**.52002**	**.00048**	**56.338**	**-.00010**
Stddev	.081	.00186	.00020	.386	.00016
%RSD	.43440	.35756	40.510	.68478	156.75
#1	18.575	.51870	.00062	56.065	-.00022
#2	18.689	.52133	.00034	56.611	.00001
Check ?	Chk Pass	Chk Pass	Chk Pass	Chk Pass	Chk Pass
High Limit					
Low Limit					

Elem	P_2136	Pb2203	S_1820	Sb2068	Se1960
Line	213.618 {458}	220.353 {453}	182.034 {485}	206.833 {463}	196.090 {472}
IS Ref	(Y_2243)	(In2306)	(Y_2243)	(Y_2243)	(Y_2243)
Units	ppm	ppm	ppm	ppm	ppm
Avg	**25.02**	**.00078**	**19.225**	**.00068**	**-.00124**
Stddev	.00	.00016	.004	.00145	.00056
%RSD	.0055	20.510	.01956	212.93	44.950
#1	25.02	.00066	19.227	-.00034	-.00085
#2	25.02	.00089	19.222	.00171	-.00164
Check ?	None	Chk Pass	Chk Pass	Chk Pass	Chk Pass
High Limit					
Low Limit					

Elem	Si2881	Sn1899	Sr4077	Th2837	Ti3349
Line	288.158 {117}2	189.989 {477}	407.771 { 83}	283.730 {119}	334.904 {101}
IS Ref	(Y_3774)	(In2306)	(Y_3774)	(Y_3774)	(Y_3600)
Units	ppm	ppm	ppm	ppm	ppm
Avg	**3.8102**	**-.00072**	**.14763**	**.9974**	**.00106**
Stddev	.0137	.00030	.00044	.0001	.00015
%RSD	.35856	42.259	.30014	.0134	13.703
#1	3.8199	-.00050	.14732	.9975	.00116
#2	3.8005	-.00093	.14794	.9973	.00096
Check ?	Chk Pass	Chk Pass	Chk Pass	None	Chk Pass
High Limit					
Low Limit					

Sample Name: 680-204718-A-10-A Acquired: 9/27/2021 21:58:07 Type: Unk
Method: ICAP2 New stds DEC2019(v697) Mode: CONC Corr. Factor: 1.000000
User: LMH Custom ID1: Custom ID2: Custom ID3:
Comment:

Elem	Tl1908	V_2924	Zn2062	Zr3438
Line	190.856 {477}	292.402 {115}	206.200 {163}	343.823 { 98}
IS Ref	(In2306)	(Y_3600)	(Y_3600)	(Y_3774)
Units	ppm	ppm	ppm	ppm
Avg	-.00072	-.00027	.06003	.9991
Stddev	.00142	.00002	.00021	.0004
%RSD	196.62	8.3419	.35730	.0357
#1	.00028	-.00025	.05988	.9994
#2	-.00173	-.00028	.06018	.9989
Check ?	Chk Pass	Chk Pass	Chk Pass	None
High Limit				
Low Limit				
Int. Std.	In2306	Y_2243	Y_3600	Y_3774
Line	230.606 {446}	224.306 {450}	360.073 { 94}	377.433 { 89}
Units	Cts/S	Cts/S	Cts/S	Cts/S
Avg	3821.7	3255.8	25530.	3645.2
Stddev	16.7	11.0	48.	1.7
%RSD	.43718	.33727	.18989	.04732
#1	3833.5	3263.6	25564.	3646.4
#2	3809.9	3248.1	25496.	3644.0
Check ?	Chk Pass	Chk Pass	Chk Pass	Chk Pass
Value	93.247%	98.848%	96.928%	100.17%
Range				

Sample Name: 480-189999-G-9-A Acquired: 9/27/2021 22:01:49 Type: Unk
Method: ICAP2 New stds DEC2019(v697) Mode: CONC Corr. Factor: 1.000000
User: LMH Custom ID1: Custom ID2: Custom ID3:
Comment:

Elem	Ag3280	Al3082	As1890	B_2089	Ba4554-2
Line	328.068 {103}	308.215 {109}	189.042 {478}	208.959 {461}	455.403 { 74}2
IS Ref	(Y_3600)	(Y_3774)	(Y_2243)	(Y_2243)	(Y_3600)
Units	ppm	ppm	ppm	ppm	ppm
Avg	**.00100**	**.07280**	**-.00340**	**.01213**	**.51898**
Stddev	.00088	.00344	.00097	.00045	.00121
%RSD	88.091	4.7259	28.548	3.7397	.23406
#1	.00162	.07523	-.00408	.01181	.51812
#2	.00038	.07036	-.00271	.01246	.51984
Check ?	Chk Pass	Chk Pass	Chk Pass	Chk Pass	Chk Pass
High Limit					
Low Limit					

Elem	Be3130	Ca3179	Cd2288	**Ce4040	Co2286
Line	313.042 {108}	317.933 {106}	228.802 {447}	404.076 { 83}	228.616 {447}
IS Ref	(Y_3774)	(Y_3774)	(Y_2243)	(Y_3774)	(In2306)
Units	ppm	ppm	ppm	ppm	ppm
Avg	**.00010**	**36.289**	**-.00005**	**-.0296**	**-.00038**
Stddev	.00006	.040	.00008	.0216	.00002
%RSD	61.706	.11141	144.07	73.10	5.4726
#1	.00014	36.261	-.00011	-.0143	-.00036
#2	.00005	36.318	.00000	-.0449	-.00039
Check ?	Chk Pass	Chk Pass	Chk Pass	Chk Pass	Chk Pass
High Limit					
Low Limit					

Elem	Cr2677	Cu3273	Fe2599	K_7664	Li6707
Line	267.716 {126}	327.396 {103}	259.940 {130}	766.490 { 44}	670.784 { 50}
IS Ref	(Y_3600)	(Y_3600)	(Y_3774)	(Y_3774)	(Y_3774)
Units	ppm	ppm	ppm	ppm	ppm
Avg	**.00006**	**-.00080**	**.04188**	**6.1295**	**.00326**
Stddev	.00051	.00145	.00067	.0061	.00067
%RSD	919.29	180.76	1.5976	.09967	20.423
#1	.00042	-.00183	.04141	6.1338	.00279
#2	-.00031	.00022	.04235	6.1251	.00373
Check ?	Chk Pass	Chk Pass	Chk Pass	Chk Pass	Chk Pass
High Limit					
Low Limit					

Sample Name: 480-189999-G-9-A Acquired: 9/27/2021 22:01:49 Type: Unk
Method: ICAP2 New stds DEC2019(v697) Mode: CONC Corr. Factor: 1.000000
User: LMH Custom ID1: Custom ID2: Custom ID3:
Comment:

Elem	Mg2790	Mn2576	Mo2020	Na8183	Ni2316
Line	279.079 {121}2	257.610 {131}	202.030 {467}	818.326 { 41}	231.604 {446}
IS Ref	(Y_3600)	(Y_3600)	(Y_2243)	(Y_3774)	(In2306)
Units	ppm	ppm	ppm	ppm	ppm
Avg	**4.4099**	**.14849**	**-.00069**	**381.47**	**-.00004**
Stddev	.0021	.00019	.00029	.09	.00011
%RSD	.04724	.12537	42.687	.02349	252.24
#1	4.4084	.14836	-.00089	381.53	-.00012
#2	4.4114	.14863	-.00048	381.40	.00004
Check ?	Chk Pass	Chk Pass	Chk Pass	Chk Pass	Chk Pass
High Limit					
Low Limit					

Elem	P_2136	Pb2203	S_1820	Sb2068	Se1960
Line	213.618 {458}	220.353 {453}	182.034 {485}	206.833 {463}	196.090 {472}
IS Ref	(Y_2243)	(In2306)	(Y_2243)	(Y_2243)	(Y_2243)
Units	ppm	ppm	ppm	ppm	ppm
Avg	**25.02**	**-.00010**	**4.6022**	**-.00096**	**-.00374**
Stddev	.00	.00017	.0006	.00028	.00286
%RSD	.0055	173.47	.01223	29.121	76.372
#1	25.02	.00002	4.6018	-.00076	-.00577
#2	25.02	-.00022	4.6026	-.00116	-.00172
Check ?	None	Chk Pass	Chk Pass	Chk Pass	Chk Pass
High Limit					
Low Limit					

Elem	Si2881	Sn1899	Sr4077	Th2837	Ti3349
Line	288.158 {117}2	189.989 {477}	407.771 { 83}	283.730 {119}	334.904 {101}
IS Ref	(Y_3774)	(In2306)	(Y_3774)	(Y_3774)	(Y_3600)
Units	ppm	ppm	ppm	ppm	ppm
Avg	**6.3626**	**-.00126**	**1.1895**	**.9920**	**.00185**
Stddev	.0232	.00028	.0018	.0096	.00034
%RSD	.36399	21.990	.15264	.9651	18.279
#1	6.3462	-.00146	1.1908	.9988	.00209
#2	6.3790	-.00106	1.1883	.9852	.00161
Check ?	Chk Pass	Chk Pass	Chk Pass	None	Chk Pass
High Limit					
Low Limit					

Sample Name: 480-189999-G-9-A Acquired: 9/27/2021 22:01:49 Type: Unk
Method: ICAP2 New stds DEC2019(v697) Mode: CONC Corr. Factor: 1.000000
User: LMH Custom ID1: Custom ID2: Custom ID3:
Comment:

Elem	Tl1908	V_2924	Zn2062	Zr3438
Line	190.856 {477}	292.402 {115}	206.200 {163}	343.823 { 98}
IS Ref	(In2306)	(Y_3600)	(Y_3600)	(Y_3774)
Units	ppm	ppm	ppm	ppm
Avg	-.00117	-.00001	.00564	.9985
Stddev	.00065	.00003	.00050	.0003
%RSD	56.025	334.88	8.7965	.0291
#1	-.00070	.00001	.00599	.9987
#2	-.00163	-.00003	.00529	.9983
Check ?	Chk Pass	Chk Pass	Chk Pass	None
High Limit				
Low Limit				
Int. Std.	In2306	Y_2243	Y_3600	Y_3774
Line	230.606 {446}	224.306 {450}	360.073 { 94}	377.433 { 89}
Units	Cts/S	Cts/S	Cts/S	Cts/S
Avg	3541.0	3174.5	24351.	3599.8
Stddev	10.6	8.1	98.	16.0
%RSD	.29949	.25484	.40106	.44558
#1	3533.5	3168.8	24420.	3611.1
#2	3548.5	3180.2	24282.	3588.5
Check ?	Chk Pass	Chk Pass	Chk Pass	Chk Pass
Value	86.397%	96.379%	92.451%	98.918%
Range				

Sample Name: 480-190004-L-1-A Acquired: 9/27/2021 22:05:38 Type: Unk
Method: ICAP2 New stds DEC2019(v697) Mode: CONC Corr. Factor: 1.000000
User: LMH Custom ID1: Custom ID2: Custom ID3:
Comment:

Elem	Ag3280	Al3082	As1890	B_2089	Ba4554-2
Line	328.068 {103}	308.215 {109}	189.042 {478}	208.959 {461}	455.403 { 74}2
IS Ref	(Y_3600)	(Y_3774)	(Y_2243)	(Y_2243)	(Y_3600)
Units	ppm	ppm	ppm	ppm	ppm
Avg	**.00019**	**.85273**	**-.00060**	**.49039**	**.02930**
Stddev	.00062	.03238	.00023	.00074	.00012
%RSD	328.64	3.7970	38.621	.15127	.40399
#1	-.00025	.82984	-.00076	.48986	.02939
#2	.00063	.87563	-.00043	.49091	.02922
Check ?	Chk Pass	Chk Pass	Chk Pass	Chk Pass	Chk Pass
High Limit					
Low Limit					

Elem	Be3130	Ca3179	Cd2288	**Ce4040	Co2286
Line	313.042 {108}	317.933 {106}	228.802 {447}	404.076 { 83}	228.616 {447}
IS Ref	(Y_3774)	(Y_3774)	(Y_2243)	(Y_3774)	(In2306)
Units	ppm	ppm	ppm	ppm	ppm
Avg	**.00014**	**238.25**	**.00070**	**-.0073**	**.00039**
Stddev	.00002	.10	.00014	.0331	.00010
%RSD	12.549	.04017	19.585	450.2	25.032
#1	.00015	238.32	.00080	.0160	.00032
#2	.00013	238.18	.00060	-.0307	.00046
Check ?	Chk Pass	Chk Pass	Chk Pass	Chk Pass	Chk Pass
High Limit					
Low Limit					

Elem	Cr2677	Cu3273	Fe2599	K_7664	Li6707
Line	267.716 {126}	327.396 {103}	259.940 {130}	766.490 { 44}	670.784 { 50}
IS Ref	(Y_3600)	(Y_3600)	(Y_3774)	(Y_3774)	(Y_3774)
Units	ppm	ppm	ppm	ppm	ppm
Avg	**.00178**	**.00282**	**.98059**	**3.3127**	**.00493**
Stddev	.00018	.00003	.00886	.0259	.00058
%RSD	10.101	1.2198	.90389	.78259	11.845
#1	.00191	.00280	.98686	3.2944	.00534
#2	.00166	.00284	.97433	3.3311	.00452
Check ?	Chk Pass	Chk Pass	Chk Pass	Chk Pass	Chk Pass
High Limit					
Low Limit					

Sample Name: 480-190004-L-1-A Acquired: 9/27/2021 22:05:38 Type: Unk
Method: ICAP2 New stds DEC2019(v697) Mode: CONC Corr. Factor: 1.000000
User: LMH Custom ID1: Custom ID2: Custom ID3:
Comment:

Elem	Mg2790	Mn2576	Mo2020	Na8183	Ni2316
Line	279.079 {121}2	257.610 {131}	202.030 {467}	818.326 { 41}	231.604 {446}
IS Ref	(Y_3600)	(Y_3600)	(Y_2243)	(Y_3774)	(In2306)
Units	ppm	ppm	ppm	ppm	ppm
Avg	**107.10**	**.01964**	**-.00008**	**101.51**	**.01583**
Stddev	.32	.00009	.00040	1.00	.00015
%RSD	.29421	.46811	494.71	.98985	.97904
#1	107.32	.01970	.00020	102.22	.01594
#2	106.87	.01957	-.00036	100.80	.01572
Check ?	Chk Pass	Chk Pass	Chk Pass	Chk Pass	Chk Pass
High Limit					
Low Limit					

Elem	P_2136	Pb2203	S_1820	Sb2068	Se1960
Line	213.618 {458}	220.353 {453}	182.034 {485}	206.833 {463}	196.090 {472}
IS Ref	(Y_2243)	(In2306)	(Y_2243)	(Y_2243)	(Y_2243)
Units	ppm	ppm	ppm	ppm	ppm
Avg	**25.06**	**.00358**	F **291.74**	**.00031**	**-.00838**
Stddev	.00	.00032	.11	.00002	.00175
%RSD	.0063	8.8849	.03704	5.1774	20.888
#1	25.06	.00336	291.82	.00032	-.00714
#2	25.06	.00381	291.67	.00030	-.00961
Check ?	None	Chk Pass	Chk Fail	Chk Pass	Chk Pass
High Limit			90.000		
Low Limit			-.20000		

Elem	Si2881	Sn1899	Sr4077	Th2837	Ti3349
Line	288.158 {117}2	189.989 {477}	407.771 { 83}	283.730 {119}	334.904 {101}
IS Ref	(Y_3774)	(In2306)	(Y_3774)	(Y_3774)	(Y_3600)
Units	ppm	ppm	ppm	ppm	ppm
Avg	**8.2869**	**-.00085**	**.70539**	**.9957**	**.02650**
Stddev	.0219	.00022	.00460	.0028	.00163
%RSD	.26420	25.573	.65157	.2851	6.1344
#1	8.3024	-.00100	.70864	.9977	.02535
#2	8.2714	-.00069	.70214	.9937	.02764
Check ?	Chk Pass	Chk Pass	Chk Pass	None	Chk Pass
High Limit					
Low Limit					

Sample Name: 480-190004-L-1-A Acquired: 9/27/2021 22:05:38 Type: Unk
Method: ICAP2 New stds DEC2019(v697) Mode: CONC Corr. Factor: 1.000000
User: LMH Custom ID1: Custom ID2: Custom ID3:
Comment:

Elem	Tl1908	V_2924	Zn2062	Zr3438
Line	190.856 {477}	292.402 {115}	206.200 {163}	343.823 { 98}
IS Ref	(In2306)	(Y_3600)	(Y_3600)	(Y_3774)
Units	ppm	ppm	ppm	ppm
Avg	-.00082	-.00047	.01739	.9996
Stddev	.00127	.00018	.00005	.0017
%RSD	155.09	39.071	.27186	.1665
#1	-.00171	-.00060	.01742	1.001
#2	.00008	-.00034	.01736	.9984
Check ?	Chk Pass	Chk Pass	Chk Pass	None
High Limit				
Low Limit				
Int. Std.	In2306	Y_2243	Y_3600	Y_3774
Line	230.606 {446}	224.306 {450}	360.073 { 94}	377.433 { 89}
Units	Cts/S	Cts/S	Cts/S	Cts/S
Avg	3575.3	3153.1	24871.	3666.5
Stddev	2.1	.3	106.	13.0
%RSD	.05923	.01106	.42418	.35458
#1	3576.8	3153.4	24796.	3657.3
#2	3573.8	3152.9	24945.	3675.7
Check ?	Chk Pass	Chk Pass	Chk Pass	Chk Pass
Value	87.234%	95.730%	94.424%	100.75%
Range				

Sample Name: 480-190061-G-6-A Acquired: 9/27/2021 22:09:24 Type: Unk
Method: ICAP2 New stds DEC2019(v697) Mode: CONC Corr. Factor: 1.000000
User: LMH Custom ID1: Custom ID2: Custom ID3:
Comment:

Elem	Ag3280	Al3082	As1890	B_2089	Ba4554-2
Line	328.068 {103}	308.215 {109}	189.042 {478}	208.959 {461}	455.403 { 74}2
IS Ref	(Y_3600)	(Y_3774)	(Y_2243)	(Y_2243)	(Y_3600)
Units	ppm	ppm	ppm	ppm	ppm
Avg	.00092	1.8218	.00837	.03219	.02527
Stddev	.00092	.0032	.00098	.00024	.00015
%RSD	100.36	.17651	11.690	.74183	.57737
#1	.00157	1.8241	.00768	.03202	.02517
#2	.00027	1.8195	.00907	.03236	.02537
Check ?	Chk Pass	Chk Pass	Chk Pass	Chk Pass	Chk Pass
High Limit					
Low Limit					

Elem	Be3130	Ca3179	Cd2288	**Ce4040	Co2286
Line	313.042 {108}	317.933 {106}	228.802 {447}	404.076 { 83}	228.616 {447}
IS Ref	(Y_3774)	(Y_3774)	(Y_2243)	(Y_3774)	(In2306)
Units	ppm	ppm	ppm	ppm	ppm
Avg	.00021	36.372	.00017	-.0507	.00045
Stddev	.00002	.229	.00009	.0014	.00002
%RSD	10.320	.62923	52.762	2.704	5.0527
#1	.00023	36.534	.00024	-.0517	.00043
#2	.00019	36.210	.00011	-.0497	.00046
Check ?	Chk Pass	Chk Pass	Chk Pass	Chk Pass	Chk Pass
High Limit					
Low Limit					

Elem	Cr2677	Cu3273	Fe2599	K_7664	Li6707
Line	267.716 {126}	327.396 {103}	259.940 {130}	766.490 { 44}	670.784 { 50}
IS Ref	(Y_3600)	(Y_3600)	(Y_3774)	(Y_3774)	(Y_3774)
Units	ppm	ppm	ppm	ppm	ppm
Avg	.00176	.00347	1.5692	5.7696	.00356
Stddev	.00030	.00000	.0042	.0217	.00200
%RSD	17.311	.01722	.26565	.37576	56.326
#1	.00155	.00347	1.5722	5.7543	.00214
#2	.00198	.00347	1.5663	5.7849	.00497
Check ?	Chk Pass	Chk Pass	Chk Pass	Chk Pass	Chk Pass
High Limit					
Low Limit					

Sample Name: 480-190061-G-6-A Acquired: 9/27/2021 22:09:24 Type: Unk
Method: ICAP2 New stds DEC2019(v697) Mode: CONC Corr. Factor: 1.000000
User: LMH Custom ID1: Custom ID2: Custom ID3:
Comment:

Elem	Mg2790	Mn2576	Mo2020	Na5895	Ni2316
Line	279.079 {121}2	257.610 {131}	202.030 {467}	589.592 { 57}	231.604 {446}
IS Ref	(Y_3600)	(Y_3600)	(Y_2243)	(Y_3774)	(In2306)
Units	ppm	ppm	ppm	ppm	ppm
Avg	**10.830**	**.06009**	**.00101**	**1.3392**	**.00171**
Stddev	.023	.00007	.00016	.0034	.00025
%RSD	.20885	.11348	16.155	.25323	14.529
#1	10.814	.06014	.00090	1.3416	.00189
#2	10.846	.06005	.00113	1.3368	.00154
Check ?	Chk Pass	Chk Pass	Chk Pass	Chk Pass	Chk Pass
High Limit					
Low Limit					

Elem	P_2136	Pb2203	S_1820	Sb2068	Se1960
Line	213.618 {458}	220.353 {453}	182.034 {485}	206.833 {463}	196.090 {472}
IS Ref	(Y_2243)	(In2306)	(Y_2243)	(Y_2243)	(Y_2243)
Units	ppm	ppm	ppm	ppm	ppm
Avg	**25.20**	**.00928**	**3.4381**	**.00170**	**-.00226**
Stddev	.00	.00087	.0010	.00061	.00456
%RSD	.0033	9.4000	.03041	35.614	201.46
#1	25.20	.00989	3.4388	.00213	-.00549
#2	25.20	.00866	3.4373	.00127	.00096
Check ?	None	Chk Pass	Chk Pass	Chk Pass	Chk Pass
High Limit					
Low Limit					

Elem	Si2881	Sn1899	Sr4077	Th2837	Ti3349
Line	288.158 {117}2	189.989 {477}	407.771 { 83}	283.730 {119}	334.904 {101}
IS Ref	(Y_3774)	(In2306)	(Y_3774)	(Y_3774)	(Y_3600)
Units	ppm	ppm	ppm	ppm	ppm
Avg	**8.2377**	**-.00083**	**.08588**	**.9921**	**.05759**
Stddev	.0630	.00022	.00003	.0038	.00073
%RSD	.76449	26.685	.02948	.3808	1.2724
#1	8.1932	-.00099	.08590	.9894	.05810
#2	8.2823	-.00068	.08587	.9948	.05707
Check ?	Chk Pass	Chk Pass	Chk Pass	None	Chk Pass
High Limit					
Low Limit					

Sample Name: 480-190061-G-6-A Acquired: 9/27/2021 22:09:24 Type: Unk
Method: ICAP2 New stds DEC2019(v697) Mode: CONC Corr. Factor: 1.000000
User: LMH Custom ID1: Custom ID2: Custom ID3:
Comment:

Elem	Tl1908	V_2924	Zn2062	Zr3438
Line	190.856 {477}	292.402 {115}	206.200 {163}	343.823 { 98}
IS Ref	(In2306)	(Y_3600)	(Y_3600)	(Y_3774)
Units	ppm	ppm	ppm	ppm
Avg	-.00076	.00300	.01857	.9999
Stddev	.00002	.00013	.00011	.0005
%RSD	2.4737	4.2176	.59895	.0470
#1	-.00078	.00309	.01849	.9995
#2	-.00075	.00291	.01865	1.000
Check ?	Chk Pass	Chk Pass	Chk Pass	None
High Limit				
Low Limit				
Int. Std.	In2306	Y_2243	Y_3600	Y_3774
Line	230.606 {446}	224.306 {450}	360.073 { 94}	377.433 { 89}
Units	Cts/S	Cts/S	Cts/S	Cts/S
Avg	4053.0	3383.9	26752.	3791.5
Stddev	3.2	3.0	87.	48.3
%RSD	.07913	.08977	.32486	1.2747
#1	4050.7	3386.1	26814.	3757.4
#2	4055.2	3381.8	26691.	3825.7
Check ?	Chk Pass	Chk Pass	Chk Pass	Chk Pass
Value	98.890%	102.74%	101.57%	104.19%
Range				

Sample Name: 480-190061-G-7-A Acquired: 9/27/2021 22:13:06 Type: Unk
Method: ICAP2 New stds DEC2019(v697) Mode: CONC Corr. Factor: 1.000000
User: LMH Custom ID1: Custom ID2: Custom ID3:
Comment:

Elem	Ag3280	Al3082	As1890	B_2089	Ba4554-2
Line	328.068 {103}	308.215 {109}	189.042 {478}	208.959 {461}	455.403 { 74}2
IS Ref	(Y_3600)	(Y_3774)	(Y_2243)	(Y_2243)	(Y_3600)
Units	ppm	ppm	ppm	ppm	ppm
Avg	**.00125**	**.05921**	**-.00157**	**.31576**	**.02139**
Stddev	.00032	.00633	.00082	.00042	.00009
%RSD	25.832	10.689	52.172	.13217	.40068
#1	.00102	.05474	-.00214	.31546	.02133
#2	.00147	.06369	-.00099	.31605	.02145
Check ?	Chk Pass	Chk Pass	Chk Pass	Chk Pass	Chk Pass
High Limit					
Low Limit					

Elem	Be3130	Ca3179	Cd2288	**Ce4040	Co2286
Line	313.042 {108}	317.933 {106}	228.802 {447}	404.076 { 83}	228.616 {447}
IS Ref	(Y_3774)	(Y_3774)	(Y_2243)	(Y_3774)	(In2306)
Units	ppm	ppm	ppm	ppm	ppm
Avg	**.00019**	**12.411**	**-.00005**	**.0192**	**-.00015**
Stddev	.00003	.039	.00025	.0289	.00000
%RSD	15.469	.31246	507.90	150.8	2.2496
#1	.00017	12.438	-.00023	.0396	-.00015
#2	.00022	12.383	.00013	-.0013	-.00015
Check ?	Chk Pass	Chk Pass	Chk Pass	Chk Pass	Chk Pass
High Limit					
Low Limit					

Elem	Cr2677	Cu3273	Fe2599	K_7664	Li6707
Line	267.716 {126}	327.396 {103}	259.940 {130}	766.490 { 44}	670.784 { 50}
IS Ref	(Y_3600)	(Y_3600)	(Y_3774)	(Y_3774)	(Y_3774)
Units	ppm	ppm	ppm	ppm	ppm
Avg	**.00013**	**.00045**	**.07721**	**29.072**	**.05823**
Stddev	.00006	.00046	.00048	.032	.00056
%RSD	45.884	103.06	.62252	.10855	.95580
#1	.00008	.00077	.07687	29.050	.05862
#2	.00017	.00012	.07755	29.095	.05783
Check ?	Chk Pass	Chk Pass	Chk Pass	Chk Pass	Chk Pass
High Limit					
Low Limit					

Sample Name: 480-190061-G-7-A Acquired: 9/27/2021 22:13:06 Type: Unk
Method: ICAP2 New stds DEC2019(v697) Mode: CONC Corr. Factor: 1.000000
User: LMH Custom ID1: Custom ID2: Custom ID3:
Comment:

Elem	Mg2790	Mn2576	Mo2020	Na8183	Ni2316
Line	279.079 {121}2	257.610 {131}	202.030 {467}	818.326 { 41}	231.604 {446}
IS Ref	(Y_3600)	(Y_3600)	(Y_2243)	(Y_3774)	(In2306)
Units	ppm	ppm	ppm	ppm	ppm
Avg	**.47837**	**.00407**	**.08402**	**62.648**	**.00146**
Stddev	.00250	.00002	.00045	.009	.00040
%RSD	.52187	.49115	.54140	.01423	27.196
#1	.47660	.00409	.08434	62.654	.00174
#2	.48013	.00406	.08370	62.642	.00118
Check ?	Chk Pass	Chk Pass	Chk Pass	Chk Pass	Chk Pass
High Limit					
Low Limit					

Elem	P_2136	Pb2203	S_1820	Sb2068	Se1960
Line	213.618 {458}	220.353 {453}	182.034 {485}	206.833 {463}	196.090 {472}
IS Ref	(Y_2243)	(In2306)	(Y_2243)	(Y_2243)	(Y_2243)
Units	ppm	ppm	ppm	ppm	ppm
Avg	**25.08**	**.00044**	**12.090**	**.00098**	**-.00310**
Stddev	.00	.00016	.004	.00153	.00345
%RSD	.0016	35.733	.03650	155.63	111.12
#1	25.08	.00056	12.087	-.00010	-.00554
#2	25.08	.00033	12.093	.00207	-.00067
Check ?	None	Chk Pass	Chk Pass	Chk Pass	Chk Pass
High Limit					
Low Limit					

Elem	Si2881	Sn1899	Sr4077	Th2837	Ti3349
Line	288.158 {117}2	189.989 {477}	407.771 { 83}	283.730 {119}	334.904 {101}
IS Ref	(Y_3774)	(In2306)	(Y_3774)	(Y_3774)	(Y_3600)
Units	ppm	ppm	ppm	ppm	ppm
Avg	**7.0285**	**-.00054**	**.17583**	**.9984**	**-.00018**
Stddev	.0118	.00004	.00013	.0066	.00053
%RSD	.16833	8.1866	.07155	.6654	287.68
#1	7.0368	-.00051	.17574	1.003	-.00056
#2	7.0201	-.00057	.17592	.9937	.00019
Check ?	Chk Pass	Chk Pass	Chk Pass	None	Chk Pass
High Limit					
Low Limit					

Sample Name: 480-190061-G-7-A Acquired: 9/27/2021 22:13:06 Type: Unk
Method: ICAP2 New stds DEC2019(v697) Mode: CONC Corr. Factor: 1.000000
User: LMH Custom ID1: Custom ID2: Custom ID3:
Comment:

Elem	Tl1908	V_2924	Zn2062	Zr3438
Line	190.856 {477}	292.402 {115}	206.200 {163}	343.823 { 98}
IS Ref	(In2306)	(Y_3600)	(Y_3600)	(Y_3774)
Units	ppm	ppm	ppm	ppm
Avg	.00011	.00398	.01212	1.000
Stddev	.00090	.00025	.00030	.001
%RSD	799.44	6.1887	2.4384	.0892
#1	-.00052	.00380	.01232	1.001
#2	.00075	.00415	.01191	.9995
Check ?	Chk Pass	Chk Pass	Chk Pass	None
High Limit				
Low Limit				
Int. Std.	In2306	Y_2243	Y_3600	Y_3774
Line	230.606 {446}	224.306 {450}	360.073 { 94}	377.433 { 89}
Units	Cts/S	Cts/S	Cts/S	Cts/S
Avg	3897.6	3315.7	26177.	3742.6
Stddev	5.0	8.5	72.	10.3
%RSD	.12828	.25785	.27322	.27421
#1	3901.1	3321.7	26228.	3735.4
#2	3894.0	3309.6	26127.	3749.9
Check ?	Chk Pass	Chk Pass	Chk Pass	Chk Pass
Value	95.098%	100.66%	99.386%	102.84%
Range				

Sample Name: 480-190061-G-7-ASD@5 Acquired: 9/27/2021 22:16:48 Type: Unk
Method: ICAP2 New stds DEC2019(v697) Mode: CONC Corr. Factor: 1.000000
User: LMH Custom ID1: Custom ID2: Custom ID3:
Comment:

Elem	Ag3280	Al3082	As1890	B_2089	Ba4554-2
Line	328.068 {103}	308.215 {109}	189.042 {478}	208.959 {461}	455.403 { 74}2
IS Ref	(Y_3600)	(Y_3774)	(Y_2243)	(Y_2243)	(Y_3600)
Units	ppm	ppm	ppm	ppm	ppm
Avg	**.00066**	**.02122**	**-.00316**	**.06033**	**.00444**
Stddev	.00034	.00986	.00073	.00008	.00002
%RSD	51.999	46.462	23.212	.12981	.39567
#1	.00090	.01425	-.00368	.06028	.00443
#2	.00041	.02819	-.00264	.06039	.00446
Check ?	Chk Pass	Chk Pass	Chk Pass	Chk Pass	Chk Pass
High Limit					
Low Limit					

Elem	Be3130	Ca3179	Cd2288	**Ce4040	Co2286
Line	313.042 {108}	317.933 {106}	228.802 {447}	404.076 { 83}	228.616 {447}
IS Ref	(Y_3774)	(Y_3774)	(Y_2243)	(Y_3774)	(In2306)
Units	ppm	ppm	ppm	ppm	ppm
Avg	**.00016**	**2.4965**	**.00005**	**.0059**	**-.00024**
Stddev	.00002	.0071	.00021	.0357	.00001
%RSD	13.883	.28519	467.07	601.6	3.0355
#1	.00017	2.4915	.00020	.0312	-.00024
#2	.00014	2.5015	-.00010	-.0193	-.00023
Check ?	Chk Pass	Chk Pass	Chk Pass	Chk Pass	Chk Pass
High Limit					
Low Limit					

Elem	Cr2677	Cu3273	Fe2599	K_7664	Li6707
Line	267.716 {126}	327.396 {103}	259.940 {130}	766.490 { 44}	670.784 { 50}
IS Ref	(Y_3600)	(Y_3600)	(Y_3774)	(Y_3774)	(Y_3774)
Units	ppm	ppm	ppm	ppm	ppm
Avg	**.00025**	**-.00018**	**.01338**	**5.9713**	**.01058**
Stddev	.00008	.00010	.00156	.0296	.00242
%RSD	30.943	59.185	11.660	.49651	22.912
#1	.00020	-.00010	.01448	5.9503	.00887
#2	.00030	-.00025	.01227	5.9922	.01230
Check ?	Chk Pass	Chk Pass	Chk Pass	Chk Pass	Chk Pass
High Limit					
Low Limit					

Sample Name: 480-190061-G-7-ASD@5 Acquired: 9/27/2021 22:16:48 Type: Unk
Method: ICAP2 New stds DEC2019(v697) Mode: CONC Corr. Factor: 1.000000
User: LMH Custom ID1: Custom ID2: Custom ID3:
Comment:

Elem	Mg2790	Mn2576	Mo2020	Na5895	Ni2316
Line	279.079 {121}2	257.610 {131}	202.030 {467}	589.592 { 57}	231.604 {446}
IS Ref	(Y_3600)	(Y_3600)	(Y_2243)	(Y_3774)	(In2306)
Units	ppm	ppm	ppm	ppm	ppm
Avg	**.09777**	**.00094**	**.01649**	**12.491**	**-.00021**
Stddev	.00130	.00002	.00005	.054	.00030
%RSD	1.3284	2.2635	.28789	.43088	143.33
#1	.09869	.00093	.01652	12.453	-.00042
#2	.09685	.00096	.01645	12.529	.00000
Check ?	Chk Pass	Chk Pass	Chk Pass	Chk Pass	Chk Pass
High Limit					
Low Limit					

Elem	P_2136	Pb2203	S_1820	Sb2068	Se1960
Line	213.618 {458}	220.353 {453}	182.034 {485}	206.833 {463}	196.090 {472}
IS Ref	(Y_2243)	(In2306)	(Y_2243)	(Y_2243)	(Y_2243)
Units	ppm	ppm	ppm	ppm	ppm
Avg	**25.03**	**.00016**	**2.3286**	**.00050**	**-.00215**
Stddev	.00	.00076	.0015	.00164	.00314
%RSD	.0002	474.08	.06493	331.08	146.01
#1	25.03	.00070	2.3276	-.00067	.00007
#2	25.03	-.00038	2.3297	.00166	-.00437
Check ?	None	Chk Pass	Chk Pass	Chk Pass	Chk Pass
High Limit					
Low Limit					

Elem	Si2881	Sn1899	Sr4077	Th2837	Ti3349
Line	288.158 {117}2	189.989 {477}	407.771 { 83}	283.730 {119}	334.904 {101}
IS Ref	(Y_3774)	(In2306)	(Y_3774)	(Y_3774)	(Y_3600)
Units	ppm	ppm	ppm	ppm	ppm
Avg	**1.3749**	**-.00072**	**.03530**	**.9903**	**-.00030**
Stddev	.0130	.00011	.00000	.0084	.00011
%RSD	.94381	15.259	.00914	.8519	35.892
#1	1.3840	-.00080	.03530	.9844	-.00022
#2	1.3657	-.00065	.03530	.9963	-.00038
Check ?	Chk Pass	Chk Pass	Chk Pass	None	Chk Pass
High Limit					
Low Limit					

Sample Name: 480-190061-G-7-ASD@5 Acquired: 9/27/2021 22:16:48 Type: Unk
Method: ICAP2 New stds DEC2019(v697) Mode: CONC Corr. Factor: 1.000000
User: LMH Custom ID1: Custom ID2: Custom ID3:
Comment:

Elem	Tl1908	V_2924	Zn2062	Zr3438
Line	190.856 {477}	292.402 {115}	206.200 {163}	343.823 { 98}
IS Ref	(In2306)	(Y_3600)	(Y_3600)	(Y_3774)
Units	ppm	ppm	ppm	ppm
Avg	-.00069	.00081	.00188	.9994
Stddev	.00022	.00030	.00005	.0016
%RSD	31.324	37.081	2.4508	.1559
#1	-.00054	.00102	.00185	1.000
#2	-.00084	.00060	.00192	.9983
Check ?	Chk Pass	Chk Pass	Chk Pass	None
High Limit				
Low Limit				
Int. Std.	In2306	Y_2243	Y_3600	Y_3774
Line	230.606 {446}	224.306 {450}	360.073 { 94}	377.433 { 89}
Units	Cts/S	Cts/S	Cts/S	Cts/S
Avg	4076.2	3328.1	26281.	3666.2
Stddev	19.0	16.1	178.	10.7
%RSD	.46629	.48345	.67832	.29074
#1	4062.8	3316.8	26407.	3658.7
#2	4089.7	3339.5	26155.	3673.7
Check ?	Chk Pass	Chk Pass	Chk Pass	Chk Pass
Value	99.457%	101.04%	99.778%	100.74%
Range				

Sample Name: 480-190061-G-7-APDS Acquired: 9/27/2021 22:20:32 Type: Unk
Method: ICAP2 New stds DEC2019(v697) Mode: CONC Corr. Factor: 1.000000
User: LMH Custom ID1: Custom ID2: Custom ID3:
Comment:

Elem	Ag3280	Al3082	As1890	B_2089	Ba4554-2
Line	328.068 {103}	308.215 {109}	189.042 {478}	208.959 {461}	455.403 { 74}2
IS Ref	(Y_3600)	(Y_3774)	(Y_2243)	(Y_2243)	(Y_3600)
Units	ppm	ppm	ppm	ppm	ppm
Avg	.05132	10.103	.20995	.50947	.23244
Stddev	.00004	.057	.00073	.00151	.00039
%RSD	.08532	.56343	.34620	.29604	.16797
#1	.05129	10.063	.20944	.50840	.23272
#2	.05135	10.144	.21047	.51054	.23217
Check ?	Chk Pass	Chk Pass	Chk Pass	Chk Pass	Chk Pass
High Limit					
Low Limit					

Elem	Be3130	Ca3179	Cd2288	**Ce4040	Co2286
Line	313.042 {108}	317.933 {106}	228.802 {447}	404.076 { 83}	228.616 {447}
IS Ref	(Y_3774)	(Y_3774)	(Y_2243)	(Y_3774)	(In2306)
Units	ppm	ppm	ppm	ppm	ppm
Avg	.20972	21.950	.20691	-.0387	.20223
Stddev	.00034	.026	.00021	.0045	.00031
%RSD	.16059	.11741	.10024	11.55	.15300
#1	.20996	21.968	.20705	-.0355	.20245
#2	.20948	21.932	.20676	-.0418	.20201
Check ?	Chk Pass	Chk Pass	Chk Pass	Chk Pass	Chk Pass
High Limit					
Low Limit					

Elem	Cr2677	Cu3273	Fe2599	K_7664	Li6707
Line	267.716 {126}	327.396 {103}	259.940 {130}	766.490 { 44}	670.784 { 50}
IS Ref	(Y_3600)	(Y_3600)	(Y_3774)	(Y_3774)	(Y_3774)
Units	ppm	ppm	ppm	ppm	ppm
Avg	.19741	.20704	10.277	38.334	.26503
Stddev	.00034	.00126	.005	.092	.00140
%RSD	.16996	.60982	.04660	.23880	.52963
#1	.19765	.20615	10.281	38.398	.26602
#2	.19718	.20793	10.274	38.269	.26403
Check ?	Chk Pass	Chk Pass	Chk Pass	Chk Pass	Chk Pass
High Limit					
Low Limit					

Sample Name: 480-190061-G-7-APDS Acquired: 9/27/2021 22:20:32 Type: Unk
Method: ICAP2 New stds DEC2019(v697) Mode: CONC Corr. Factor: 1.000000
User: LMH Custom ID1: Custom ID2: Custom ID3:
Comment:

Elem	Mg2790	Mn2576	Mo2020	Na8183	Ni2316
Line	279.079 {121}2	257.610 {131}	202.030 {467}	818.326 { 41}	231.604 {446}
IS Ref	(Y_3600)	(Y_3600)	(Y_2243)	(Y_3774)	(In2306)
Units	ppm	ppm	ppm	ppm	ppm
Avg	**10.587**	**.20875**	**.28873**	**70.408**	**.19953**
Stddev	.008	.00011	.00094	.372	.00035
%RSD	.07689	.05273	.32498	.52820	.17711
#1	10.593	.20883	.28940	70.671	.19928
#2	10.582	.20867	.28807	70.145	.19978
Check ?	Chk Pass	Chk Pass	Chk Pass	Chk Pass	Chk Pass
High Limit					
Low Limit					

Elem	P_2136	Pb2203	S_1820	Sb2068	Se1960
Line	213.618 {458}	220.353 {453}	182.034 {485}	206.833 {463}	196.090 {472}
IS Ref	(Y_2243)	(In2306)	(Y_2243)	(Y_2243)	(Y_2243)
Units	ppm	ppm	ppm	ppm	ppm
Avg	**24.74**	**.20492**	**22.244**	**.22328**	**.19850**
Stddev	.00	.00130	.030	.00043	.00064
%RSD	.0078	.63415	.13451	.19461	.31990
#1	24.75	.20400	22.223	.22298	.19895
#2	24.74	.20584	22.265	.22359	.19805
Check ?	None	Chk Pass	Chk Pass	Chk Pass	Chk Pass
High Limit					
Low Limit					

Elem	Si2881	Sn1899	Sr4077	Th2837	Ti3349
Line	288.158 {117}2	189.989 {477}	407.771 { 83}	283.730 {119}	334.904 {101}
IS Ref	(Y_3774)	(In2306)	(Y_3774)	(Y_3774)	(Y_3600)
Units	ppm	ppm	ppm	ppm	ppm
Avg	**16.967**	**.19692**	**.37682**	**1.003**	**.20705**
Stddev	.023	.00000	.00098	.004	.00021
%RSD	.13287	.00235	.25935	.4352	.10063
#1	16.983	.19692	.37751	1.000	.20690
#2	16.951	.19692	.37613	1.006	.20720
Check ?	Chk Pass	Chk Pass	Chk Pass	None	Chk Pass
High Limit					
Low Limit					

Sample Name: 480-190061-G-7-APDS Acquired: 9/27/2021 22:20:32 Type: Unk
Method: ICAP2 New stds DEC2019(v697) Mode: CONC Corr. Factor: 1.000000
User: LMH Custom ID1: Custom ID2: Custom ID3:
Comment:

Elem	Tl1908	V_2924	Zn2062	Zr3438
Line	190.856 {477}	292.402 {115}	206.200 {163}	343.823 { 98}
IS Ref	(In2306)	(Y_3600)	(Y_3600)	(Y_3774)
Units	ppm	ppm	ppm	ppm
Avg	.20286	.20557	.21754	1.009
Stddev	.00099	.00122	.00001	.000
%RSD	.48760	.59167	.00387	.0373
#1	.20216	.20643	.21755	1.010
#2	.20356	.20471	.21754	1.009
Check ?	Chk Pass	Chk Pass	Chk Pass	None
High Limit				
Low Limit				
Int. Std.	In2306	Y_2243	Y_3600	Y_3774
Line	230.606 {446}	224.306 {450}	360.073 { 94}	377.433 { 89}
Units	Cts/S	Cts/S	Cts/S	Cts/S
Avg	3804.8	3306.0	25707.	3737.3
Stddev	7.5	7.4	2.	25.6
%RSD	.19836	.22370	.00618	.68608
#1	3799.5	3300.8	25706.	3755.4
#2	3810.1	3311.2	25708.	3719.2
Check ?	Chk Pass	Chk Pass	Chk Pass	Chk Pass
Value	92.834%	100.37%	97.600%	102.70%
Range				

Sample Name: 480-190061-G-7-B MS Acquired: 9/27/2021 22:24:06 Type: Unk
Method: ICAP2 New stds DEC2019(v697) Mode: CONC Corr. Factor: 1.000000
User: LMH Custom ID1: Custom ID2: Custom ID3:
Comment:

Elem	Ag3280	Al3082	As1890	B_2089	Ba4554-2
Line	328.068 {103}	308.215 {109}	189.042 {478}	208.959 {461}	455.403 { 74}2
IS Ref	(Y_3600)	(Y_3774)	(Y_2243)	(Y_2243)	(Y_3600)
Units	ppm	ppm	ppm	ppm	ppm
Avg	.03712	10.216	.21266	.52246	.23559
Stddev	.00124	.019	.00124	.00033	.00007
%RSD	3.3406	.18761	.58222	.06268	.02994
#1	.03799	10.203	.21354	.52223	.23554
#2	.03624	10.230	.21179	.52269	.23564
Check ?	Chk Pass	Chk Pass	Chk Pass	Chk Pass	Chk Pass
High Limit					
Low Limit					

Elem	Be3130	Ca3179	Cd2288	**Ce4040	Co2286
Line	313.042 {108}	317.933 {106}	228.802 {447}	404.076 { 83}	228.616 {447}
IS Ref	(Y_3774)	(Y_3774)	(Y_2243)	(Y_3774)	(In2306)
Units	ppm	ppm	ppm	ppm	ppm
Avg	.21060	22.594	.20890	-.0071	.20483
Stddev	.00038	.100	.00035	.0107	.00035
%RSD	.18206	.44126	.16949	149.9	.16868
#1	.21033	22.524	.20915	.0004	.20508
#2	.21087	22.665	.20865	-.0147	.20459
Check ?	Chk Pass	Chk Pass	Chk Pass	Chk Pass	Chk Pass
High Limit					
Low Limit					

Elem	Cr2677	Cu3273	Fe2599	K_7664	Li6707
Line	267.716 {126}	327.396 {103}	259.940 {130}	766.490 { 44}	670.784 { 50}
IS Ref	(Y_3600)	(Y_3600)	(Y_3774)	(Y_3774)	(Y_3774)
Units	ppm	ppm	ppm	ppm	ppm
Avg	.19723	.20941	10.404	39.389	.26796
Stddev	.00036	.00014	.024	.018	.00017
%RSD	.18399	.06728	.22668	.04595	.06232
#1	.19749	.20951	10.387	39.376	.26807
#2	.19697	.20931	10.420	39.401	.26784
Check ?	Chk Pass	Chk Pass	Chk Pass	Chk Pass	Chk Pass
High Limit					
Low Limit					

Sample Name: 480-190061-G-7-B MS Acquired: 9/27/2021 22:24:06 Type: Unk
Method: ICAP2 New stds DEC2019(v697) Mode: CONC Corr. Factor: 1.000000
User: LMH Custom ID1: Custom ID2: Custom ID3:
Comment:

Elem	Mg2790	Mn2576	Mo2020	Na8183	Ni2316
Line	279.079 {121}2	257.610 {131}	202.030 {467}	818.326 { 41}	231.604 {446}
IS Ref	(Y_3600)	(Y_3600)	(Y_2243)	(Y_3774)	(In2306)
Units	ppm	ppm	ppm	ppm	ppm
Avg	**10.676**	**.21042**	**.29477**	**72.364**	**.20299**
Stddev	.005	.00038	.00004	.417	.00045
%RSD	.04850	.18251	.01365	.57620	.22042
#1	10.672	.21015	.29480	72.069	.20331
#2	10.679	.21069	.29475	72.659	.20268
Check ?	Chk Pass	Chk Pass	Chk Pass	Chk Pass	Chk Pass
High Limit					
Low Limit					

Elem	P_2136	Pb2203	S_1820	Sb2068	Se1960
Line	213.618 {458}	220.353 {453}	182.034 {485}	206.833 {463}	196.090 {472}
IS Ref	(Y_2243)	(In2306)	(Y_2243)	(Y_2243)	(Y_2243)
Units	ppm	ppm	ppm	ppm	ppm
Avg	**24.74**	**.20689**	**22.398**	**.22208**	**.20519**
Stddev	.00	.00109	.035	.00129	.00414
%RSD	.0019	.52528	.15630	.57917	2.0186
#1	24.74	.20612	22.423	.22299	.20226
#2	24.74	.20766	22.373	.22117	.20812
Check ?	None	Chk Pass	Chk Pass	Chk Pass	Chk Pass
High Limit					
Low Limit					

Elem	Si2881	Sn1899	Sr4077	Th2837	Ti3349
Line	288.158 {117}2	189.989 {477}	407.771 { 83}	283.730 {119}	334.904 {101}
IS Ref	(Y_3774)	(In2306)	(Y_3774)	(Y_3774)	(Y_3600)
Units	ppm	ppm	ppm	ppm	ppm
Avg	**16.971**	**.19757**	**.38574**	**1.003**	**.21086**
Stddev	.052	.00004	.00087	.005	.00015
%RSD	.30419	.01918	.22429	.5006	.07140
#1	16.935	.19755	.38513	1.007	.21075
#2	17.008	.19760	.38635	.9994	.21097
Check ?	Chk Pass	Chk Pass	Chk Pass	None	Chk Pass
High Limit					
Low Limit					

Sample Name: 480-190061-G-7-B MS Acquired: 9/27/2021 22:24:06 Type: Unk
Method: ICAP2 New stds DEC2019(v697) Mode: CONC Corr. Factor: 1.000000
User: LMH Custom ID1: Custom ID2: Custom ID3:
Comment:

Elem	Tl1908	V_2924	Zn2062	Zr3438
Line	190.856 {477}	292.402 {115}	206.200 {163}	343.823 { 98}
IS Ref	(In2306)	(Y_3600)	(Y_3600)	(Y_3774)
Units	ppm	ppm	ppm	ppm
Avg	.20688	.20769	.22187	1.002
Stddev	.00052	.00035	.00011	.000
%RSD	.24931	.17015	.05171	.0313
#1	.20724	.20794	.22179	1.002
#2	.20652	.20744	.22195	1.002
Check ?	Chk Pass	Chk Pass	Chk Pass	None
High Limit				
Low Limit				
Int. Std.	In2306	Y_2243	Y_3600	Y_3774
Line	230.606 {446}	224.306 {450}	360.073 { 94}	377.433 { 89}
Units	Cts/S	Cts/S	Cts/S	Cts/S
Avg	3776.7	3288.7	25780.	3716.7
Stddev	4.3	5.6	36.	23.1
%RSD	.11429	.17127	.14068	.62146
#1	3779.7	3292.7	25806.	3733.0
#2	3773.6	3284.8	25755.	3700.3
Check ?	Chk Pass	Chk Pass	Chk Pass	Chk Pass
Value	92.148%	99.847%	97.878%	102.13%
Range				

Sample Name: 480-190061-G-7-C MSD Acquired: 9/27/2021 22:27:40 Type: Unk
Method: ICAP2 New stds DEC2019(v697) Mode: CONC Corr. Factor: 1.000000
User: LMH Custom ID1: Custom ID2: Custom ID3:
Comment:

Elem	Ag3280	Al3082	As1890	B_2089	Ba4554-2
Line	328.068 {103}	308.215 {109}	189.042 {478}	208.959 {461}	455.403 { 74}2
IS Ref	(Y_3600)	(Y_3774)	(Y_2243)	(Y_2243)	(Y_3600)
Units	ppm	ppm	ppm	ppm	ppm
Avg	.05034	10.140	.21311	.52388	.23437
Stddev	.00019	.031	.00149	.00091	.00007
%RSD	.38580	.30118	.69707	.17429	.02850
#1	.05020	10.118	.21206	.52452	.23442
#2	.05048	10.161	.21416	.52323	.23433
Check ?	Chk Pass	Chk Pass	Chk Pass	Chk Pass	Chk Pass
High Limit					
Low Limit					

Elem	Be3130	Ca3179	Cd2288	**Ce4040	Co2286
Line	313.042 {108}	317.933 {106}	228.802 {447}	404.076 { 83}	228.616 {447}
IS Ref	(Y_3774)	(Y_3774)	(Y_2243)	(Y_3774)	(In2306)
Units	ppm	ppm	ppm	ppm	ppm
Avg	.20954	22.666	.20868	-.0182	.20503
Stddev	.00012	.021	.00004	.0318	.00043
%RSD	.05631	.09139	.01771	174.5	.21116
#1	.20962	22.680	.20865	-.0407	.20472
#2	.20946	22.651	.20870	.0043	.20534
Check ?	Chk Pass	Chk Pass	Chk Pass	Chk Pass	Chk Pass
High Limit					
Low Limit					

Elem	Cr2677	Cu3273	Fe2599	K_7664	Li6707
Line	267.716 {126}	327.396 {103}	259.940 {130}	766.490 { 44}	670.784 { 50}
IS Ref	(Y_3600)	(Y_3600)	(Y_3774)	(Y_3774)	(Y_3774)
Units	ppm	ppm	ppm	ppm	ppm
Avg	.19648	.20908	10.400	39.367	.26784
Stddev	.00012	.00174	.012	.069	.00166
%RSD	.06102	.83135	.11631	.17446	.61804
#1	.19656	.20785	10.409	39.416	.26667
#2	.19639	.21031	10.391	39.319	.26901
Check ?	Chk Pass	Chk Pass	Chk Pass	Chk Pass	Chk Pass
High Limit					
Low Limit					

Sample Name: 480-190061-G-7-C MSD Acquired: 9/27/2021 22:27:40 Type: Unk
Method: ICAP2 New stds DEC2019(v697) Mode: CONC Corr. Factor: 1.000000
User: LMH Custom ID1: Custom ID2: Custom ID3:
Comment:

Elem	Mg2790	Mn2576	Mo2020	Na8183	Ni2316
Line	279.079 {121}2	257.610 {131}	202.030 {467}	818.326 { 41}	231.604 {446}
IS Ref	(Y_3600)	(Y_3600)	(Y_2243)	(Y_3774)	(In2306)
Units	ppm	ppm	ppm	ppm	ppm
Avg	**10.711**	**.21027**	**.29473**	**72.469**	**.20286**
Stddev	.018	.00045	.00060	.164	.00010
%RSD	.16498	.21430	.20310	.22630	.05146
#1	10.723	.21059	.29515	72.585	.20278
#2	10.698	.20995	.29430	72.353	.20293
Check ?	Chk Pass	Chk Pass	Chk Pass	Chk Pass	Chk Pass
High Limit					
Low Limit					

Elem	P_2136	Pb2203	S_1820	Sb2068	Se1960
Line	213.618 {458}	220.353 {453}	182.034 {485}	206.833 {463}	196.090 {472}
IS Ref	(Y_2243)	(In2306)	(Y_2243)	(Y_2243)	(Y_2243)
Units	ppm	ppm	ppm	ppm	ppm
Avg	**24.74**	**.20496**	**22.441**	**.22580**	**.20390**
Stddev	.00	.00031	.028	.00138	.00037
%RSD	.0079	.15244	.12634	.60950	.17987
#1	24.74	.20474	22.461	.22482	.20364
#2	24.74	.20518	22.421	.22677	.20416
Check ?	None	Chk Pass	Chk Pass	Chk Pass	Chk Pass
High Limit					
Low Limit					

Elem	Si2881	Sn1899	Sr4077	Th2837	Ti3349
Line	288.158 {117}2	189.989 {477}	407.771 { 83}	283.730 {119}	334.904 {101}
IS Ref	(Y_3774)	(In2306)	(Y_3774)	(Y_3774)	(Y_3600)
Units	ppm	ppm	ppm	ppm	ppm
Avg	**17.027**	**.19888**	**.38492**	**.9924**	**.21074**
Stddev	.024	.00009	.00065	.0100	.00066
%RSD	.13843	.04533	.16879	1.006	.31218
#1	17.043	.19894	.38538	.9853	.21121
#2	17.010	.19881	.38446	.9995	.21028
Check ?	Chk Pass	Chk Pass	Chk Pass	None	Chk Pass
High Limit					
Low Limit					

Sample Name: 480-190061-G-7-C MSD Acquired: 9/27/2021 22:27:40 Type: Unk
Method: ICAP2 New stds DEC2019(v697) Mode: CONC Corr. Factor: 1.000000
User: LMH Custom ID1: Custom ID2: Custom ID3:
Comment:

Elem	Tl1908	V_2924	Zn2062	Zr3438
Line	190.856 {477}	292.402 {115}	206.200 {163}	343.823 { 98}
IS Ref	(In2306)	(Y_3600)	(Y_3600)	(Y_3774)
Units	ppm	ppm	ppm	ppm
Avg	.20385	.20629	.22388	1.001
Stddev	.00047	.00047	.00085	.000
%RSD	.23085	.22956	.38120	.0096
#1	.20351	.20662	.22327	1.001
#2	.20418	.20595	.22448	1.001
Check ?	Chk Pass	Chk Pass	Chk Pass	None
High Limit				
Low Limit				
Int. Std.	In2306	Y_2243	Y_3600	Y_3774
Line	230.606 {446}	224.306 {450}	360.073 { 94}	377.433 { 89}
Units	Cts/S	Cts/S	Cts/S	Cts/S
Avg	3762.2	3274.7	25538.	3686.8
Stddev	.5	3.1	130.	15.8
%RSD	.01216	.09430	.50782	.42958
#1	3762.5	3272.5	25446.	3675.6
#2	3761.9	3276.9	25629.	3698.0
Check ?	Chk Pass	Chk Pass	Chk Pass	Chk Pass
Value	91.794%	99.421%	96.957%	101.31%
Range				

Sample Name: CCV-6675976 Acquired: 9/27/2021 22:31:14 Type: QC
Method: ICAP2 New stds DEC2019(v697) Mode: CONC Corr. Factor: 1.000000
User: LMH Custom ID1: Custom ID2: Custom ID3:
Comment:

Elem	Ag3280	Al3082	As1890	B_2089	Ba4554
Line	328.068 {103}	308.215 {109}	189.042 {478}	208.959 {461}	455.403 { 74}
Units	ppm	ppm	ppm	ppm	ppm
Avg	**1.0023**	**50.450**	**1.0202**	**1.0428**	**1.0023**
Stddev	.0027	.125	.0025	.0012	.0003
%RSD	.27477	.24860	.24399	.11366	.02922
#1	1.0004	50.539	1.0220	1.0420	1.0021
#2	1.0042	50.362	1.0185	1.0436	1.0025
Check ?	Chk Pass	Chk Pass	Chk Pass	Chk Pass	Chk Pass
Value					
Range					

Elem	Be3130	Ca3179	Cd2288	**Ce4040	Co2286
Line	313.042 {108}	317.933 {106}	228.802 {447}	404.076 { 83}	228.616 {447}
Units	ppm	ppm	ppm	ppm	ppm
Avg	**.98830**	**51.698**	**1.0231**	**.9084**	**.99668**
Stddev	.00205	.112	.0008	.0178	.00081
%RSD	.20706	.21627	.07339	1.958	.08122
#1	.98975	51.777	1.0225	.9210	.99610
#2	.98686	51.619	1.0236	.8959	.99725
Check ?	Chk Pass	Chk Pass	Chk Pass	None	Chk Pass
Value					
Range					

Elem	Cr2677	Cu3273	Fe2714	K_7664	Li6707
Line	267.716 {126}	327.396 {103}	271.441 {124}	766.490 { 44}	670.784 { 50}
Units	ppm	ppm	ppm	ppm	ppm
Avg	**.97278**	**1.0183**	**51.095**	**50.801**	**1.0353**
Stddev	.00353	.0028	.083	.016	.0029
%RSD	.36249	.27847	.16321	.03136	.27790
#1	.97029	1.0163	51.154	50.813	1.0373
#2	.97527	1.0203	51.036	50.790	1.0333
Check ?	Chk Pass	Chk Pass	Chk Pass	Chk Pass	Chk Pass
Value					
Range					

Sample Name: CCV-6675976 Acquired: 9/27/2021 22:31:14 Type: QC
Method: ICAP2 New stds DEC2019(v697) Mode: CONC Corr. Factor: 1.000000
User: LMH Custom ID1: Custom ID2: Custom ID3:
Comment:

Elem	Mg2790	Mn2576	Mo2020	Na5895	Ni2316
Line	279.079 {121}2	257.610 {131}	202.030 {467}	589.592 { 57}	231.604 {446}
Units	ppm	ppm	ppm	ppm	ppm
Avg	**49.604**	**.99632**	**1.0199**	**51.214**	**.99664**
Stddev	.095	.00118	.0005	.055	.00093
%RSD	.19205	.11883	.04683	.10702	.09285
#1	49.537	.99549	1.0195	51.253	.99729
#2	49.672	.99716	1.0202	51.175	.99598
Check ?	Chk Pass	Chk Pass	Chk Pass	Chk Pass	Chk Pass
Value					
Range					

Elem	P_2136	Pb2203	S_1820	Sb2068	Se1960
Line	213.618 {458}	220.353 {453}	182.034 {485}	206.833 {463}	196.090 {472}
Units	ppm	ppm	ppm	ppm	ppm
Avg	**23.39**	**1.0072**	**25.998**	**1.0366**	**1.0041**
Stddev	.00	.0030	.030	.0042	.0036
%RSD	.0020	.30210	.11592	.40490	.35744
#1	23.39	1.0093	25.977	1.0336	1.0066
#2	23.39	1.0050	26.019	1.0396	1.0016
Check ?	None	Chk Pass	Chk Pass	Chk Pass	Chk Pass
Value					
Range					

Elem	Si2881	Sn1899	Sr4077	Th2837	Ti3349
Line	288.158 {117}2	189.989 {477}	407.771 { 83}	283.730 {119}	334.904 {101}
Units	ppm	ppm	ppm	ppm	ppm
Avg	**10.167**	**.99863**	**1.0144**	**1.481**	**1.0293**
Stddev	.022	.00085	.0014	.010	.0022
%RSD	.21723	.08554	.13894	.6535	.21311
#1	10.182	.99923	1.0154	1.474	1.0278
#2	10.151	.99802	1.0134	1.488	1.0309
Check ?	Chk Pass	Chk Pass	Chk Pass	None	Chk Pass
Value					
Range					

Sample Name: CCV-6675976 Acquired: 9/27/2021 22:31:14 Type: QC
Method: ICAP2 New stds DEC2019(v697) Mode: CONC Corr. Factor: 1.000000
User: LMH Custom ID1: Custom ID2: Custom ID3:
Comment:

Elem	Tl1908	V_2924	Zn2062	Zr3438
Line	190.856 {477}	292.402 {115}	206.200 {163}	343.823 { 98}
Units	ppm	ppm	ppm	ppm
Avg	.99277	.99796	1.0363	1.492
Stddev	.00097	.00232	.0035	.003
%RSD	.09792	.23266	.34083	.2196
#1	.99208	.99632	1.0338	1.489
#2	.99346	.99960	1.0388	1.494
Check ?	Chk Pass	Chk Pass	Chk Pass	None
Value				
Range				

Int. Std.	In2306	Y_2243	Y_3600	Y_3774
Line	230.606 {446}	224.306 {450}	360.073 { 94}	377.433 { 89}
Units	Cts/S	Cts/S	Cts/S	Cts/S
Avg	3599.7	3194.8	24750.	3529.6
Stddev	7.0	3.8	93.	17.0
%RSD	.19431	.11888	.37631	.48271
#1	3594.8	3192.1	24816.	3517.6
#2	3604.7	3197.5	24684.	3541.7

Sample Name: CCB-6675975 Acquired: 9/27/2021 22:34:47 Type: QC
Method: ICAP2 New stds DEC2019(v697) Mode: CONC Corr. Factor: 1.000000
User: LMH Custom ID1: Custom ID2: Custom ID3:
Comment:

Elem	Ag3280	Al3082	As1890	B_2089	Ba4554-2
Line	328.068 {103}	308.215 {109}	189.042 {478}	208.959 {461}	455.403 { 74}2
Units	ppm	ppm	ppm	ppm	ppm
Avg	.00052	.01226	-.00158	.00066	.00006
Stddev	.00082	.02825	.00121	.00018	.00001
%RSD	159.70	230.34	76.652	26.960	17.864
#1	.00110	.03224	-.00072	.00053	.00005
#2	-.00007	-.00771	-.00243	.00079	.00007
Check ?	Chk Pass	Chk Pass	Chk Pass	Chk Pass	Chk Pass
High Limit					
Low Limit					

Elem	Be3130	Ca3179	Cd2288	**Ce4040	Co2286
Line	313.042 {108}	317.933 {106}	228.802 {447}	404.076 { 83}	228.616 {447}
Units	ppm	ppm	ppm	ppm	ppm
Avg	.00024	-.00248	-.00003	-.0329	-.00011
Stddev	.00001	.00627	.00010	.0090	.00020
%RSD	2.4425	253.29	368.96	27.32	184.90
#1	.00024	.00196	.00005	-.0265	.00003
#2	.00025	-.00691	-.00010	-.0392	-.00025
Check ?	Chk Pass	Chk Pass	Chk Pass	None	Chk Pass
High Limit					
Low Limit					

Elem	Cr2677	Cu3273	Fe2599	K_7664	Li6707
Line	267.716 {126}	327.396 {103}	259.940 {130}	766.490 { 44}	670.784 { 50}
Units	ppm	ppm	ppm	ppm	ppm
Avg	-.00001	.00049	.00047	.08444	-.00131
Stddev	.00056	.00015	.00004	.01535	.00205
%RSD	4680.7	31.070	9.2115	18.180	157.46
#1	-.00041	.00060	.00044	.07358	-.00276
#2	.00038	.00038	.00050	.09529	.00015
Check ?	Chk Pass	Chk Pass	Chk Pass	Chk Pass	Chk Pass
High Limit					
Low Limit					

Sample Name: CCB-6675975 Acquired: 9/27/2021 22:34:47 Type: QC
Method: ICAP2 New stds DEC2019(v697) Mode: CONC Corr. Factor: 1.000000
User: LMH Custom ID1: Custom ID2: Custom ID3:
Comment:

Elem	Mg2790	Mn2576	Mo2020	Na5895	Ni2316
Line	279.079 {121}2	257.610 {131}	202.030 {467}	589.592 { 57}	231.604 {446}
Units	ppm	ppm	ppm	ppm	ppm
Avg	**.00082**	**.00008**	**.00186**	**.05080**	**-.00019**
Stddev	.00372	.00005	.00045	.01947	.00041
%RSD	453.84	61.728	24.178	38.330	215.57
#1	-.00181	.00005	.00154	.06457	.00010
#2	.00345	.00012	.00217	.03703	-.00048
Check ?	Chk Pass	Chk Pass	Chk Pass	Chk Pass	Chk Pass
High Limit					
Low Limit					

Elem	P_2136	Pb2203	S_1820	Sb2068	Se1960
Line	213.618 {458}	220.353 {453}	182.034 {485}	206.833 {463}	196.090 {472}
Units	ppm	ppm	ppm	ppm	ppm
Avg	**25.02**	**-.00029**	**.01542**	**.00287**	**.00240**
Stddev	.00	.00134	.00066	.00193	.00040
%RSD	.0030	457.93	4.2778	67.331	16.844
#1	25.02	-.00124	.01589	.00151	.00211
#2	25.02	.00065	.01496	.00424	.00268
Check ?	None	Chk Pass	Chk Pass	Chk Pass	Chk Pass
High Limit					
Low Limit					

Elem	Si2881	Sn1899	Sr4077	Th2837	Ti3349
Line	288.158 {117}2	189.989 {477}	407.771 { 83}	283.730 {119}	334.904 {101}
Units	ppm	ppm	ppm	ppm	ppm
Avg	**-.01172**	**-.00035**	**.00012**	**.9947**	**-.00028**
Stddev	.00396	.00007	.00005	.0024	.00061
%RSD	33.762	20.014	41.981	.2459	215.18
#1	-.01452	-.00040	.00016	.9965	-.00071
#2	-.00892	-.00030	.00009	.9930	.00015
Check ?	Chk Pass	Chk Pass	Chk Pass	None	Chk Pass
High Limit					
Low Limit					

Sample Name: CCB-6675975 Acquired: 9/27/2021 22:34:47 Type: QC
Method: ICAP2 New stds DEC2019(v697) Mode: CONC Corr. Factor: 1.000000
User: LMH Custom ID1: Custom ID2: Custom ID3:
Comment:

Elem	Tl1908	V_2924	Zn2062	Zr3438
Line	190.856 {477}	292.402 {115}	206.200 {163}	343.823 { 98}
Units	ppm	ppm	ppm	ppm
Avg	.00055	.00037	-.00090	.9988
Stddev	.00155	.00060	.00022	.0002
%RSD	283.09	164.43	24.523	.0157
#1	.00165	.00079	-.00074	.9989
#2	-.00055	-.00006	-.00106	.9987
Check ?	Chk Pass	Chk Pass	Chk Pass	None
High Limit				
Low Limit				
Int. Std.	In2306	Y_2243	Y_3600	Y_3774
Line	230.606 {446}	224.306 {450}	360.073 { 94}	377.433 { 89}
Units	Cts/S	Cts/S	Cts/S	Cts/S
Avg	4156.5	3333.7	26398.	3618.2
Stddev	9.3	5.6	30.	22.9
%RSD	.22492	.16886	.11273	.63203
#1	4149.9	3329.8	26377.	3602.1
#2	4163.2	3337.7	26419.	3634.4

Sample Name: CCVL-6677556 Acquired: 9/27/2021 22:38:33 Type: QC
Method: ICAP2 New stds DEC2019(v697) Mode: CONC Corr. Factor: 1.000000
User: LMH Custom ID1: Custom ID2: Custom ID3:
Comment:

Elem	Ag3280	Al3082	As1890	B_2089	Ba4554-2
Line	328.068 {103}	308.215 {109}	189.042 {478}	208.959 {461}	455.403 { 74}2
Units	ppm	ppm	ppm	ppm	ppm
Avg	**.00684**	**.22093**	**.01221**	**.01979**	**.00218**
Stddev	.00106	.04012	.00216	.00007	.00004
%RSD	15.426	18.159	17.681	.35166	1.7343
#1	.00609	.19256	.01068	.01984	.00220
#2	.00759	.24930	.01374	.01974	.00215
Check ?	Chk Pass	Chk Pass	Chk Pass	Chk Pass	Chk Pass
Value					
Range					

Elem	Be3130	Ca3179	Cd2288	**Ce4040	Co2286
Line	313.042 {108}	317.933 {106}	228.802 {447}	404.076 { 83}	228.616 {447}
Units	ppm	ppm	ppm	ppm	ppm
Avg	**.00209**	**.50785**	**.00201**	**-.0056**	**.00352**
Stddev	.00012	.01014	.00002	.0365	.00009
%RSD	5.9521	1.9957	.83579	647.6	2.4381
#1	.00200	.51502	.00202	-.0314	.00345
#2	.00218	.50069	.00200	.0202	.00358
Check ?	Chk Pass	Chk Pass	Chk Pass	None	Chk Pass
Value					
Range					

Elem	Cr2677	Cu3273	Fe2599	K_7664	Li6707
Line	267.716 {126}	327.396 {103}	259.940 {130}	766.490 { 44}	670.784 { 50}
Units	ppm	ppm	ppm	ppm	ppm
Avg	**.00399**	**.01023**	**.05567**	**.60084**	**.03153**
Stddev	.00031	.00058	.00188	.07096	.00046
%RSD	7.7994	5.7072	3.3818	11.810	1.4671
#1	.00421	.01064	.05433	.55066	.03185
#2	.00377	.00982	.05700	.65101	.03120
Check ?	Chk Pass	Chk Pass	Chk Pass	Chk Pass	Chk Pass
Value					
Range					

Sample Name: CCVL-6677556 Acquired: 9/27/2021 22:38:33 Type: QC
Method: ICAP2 New stds DEC2019(v697) Mode: CONC Corr. Factor: 1.000000
User: LMH Custom ID1: Custom ID2: Custom ID3:
Comment:

Elem	Mg2790	Mn2576	Mo2020	Na5895	Ni2316
Line	279.079 {121}2	257.610 {131}	202.030 {467}	589.592 { 57}	231.604 {446}
Units	ppm	ppm	ppm	ppm	ppm
Avg	.19527	.00338	.00999	1.0408	.00874
Stddev	.00452	.00006	.00036	.0010	.00021
%RSD	2.3145	1.6766	3.5725	.09448	2.3897
#1	.19847	.00334	.00974	1.0401	.00860
#2	.19208	.00342	.01024	1.0415	.00889
Check ?	Chk Pass	Chk Pass	Chk Pass	Chk Pass	Chk Pass
Value					
Range					

Elem	P_2136	Pb2203	S_1820	Sb2068	Se1960
Line	213.618 {458}	220.353 {453}	182.034 {485}	206.833 {463}	196.090 {472}
Units	ppm	ppm	ppm	ppm	ppm
Avg	F 25.00	.00942	.20258	.02004	.02093
Stddev	.00	.00089	.00365	.00059	.00522
%RSD	.0043	9.4324	1.8042	2.9624	24.917
#1	25.00	.01005	.20516	.02046	.01724
#2	25.00	.00879	.20000	.01962	.02462
Check ?	Chk Fail	Chk Pass	Chk Pass	Chk Pass	Chk Pass
Value	.0060				
Range	50.00%				

Elem	Si2881	Sn1899	Sr4077	Th2837	Ti3349
Line	288.158 {117}2	189.989 {477}	407.771 { 83}	283.730 {119}	334.904 {101}
Units	ppm	ppm	ppm	ppm	ppm
Avg	.46260	.00792	.00515	F .9990	.00484
Stddev	.00356	.00013	.00004	.0024	.00016
%RSD	.77047	1.6874	.68170	.2444	3.2656
#1	.46008	.00782	.00513	.9973	.00473
#2	.46512	.00801	.00518	1.001	.00495
Check ?	Chk Pass	Chk Pass	Chk Pass	Chk Fail	Chk Pass
Value				.0060	
Range				50.00%	

Sample Name: CCVL-6677556 Acquired: 9/27/2021 22:38:33 Type: QC
Method: ICAP2 New stds DEC2019(v697) Mode: CONC Corr. Factor: 1.000000
User: LMH Custom ID1: Custom ID2: Custom ID3:
Comment:

Elem	Tl1908	V_2924	Zn2062	Zr3438
Line	190.856 {477}	292.402 {115}	206.200 {163}	343.823 { 98}
Units	ppm	ppm	ppm	ppm
Avg	.02034	.00517	.00852	F .9995
Stddev	.00021	.00026	.00040	.0007
%RSD	1.0141	5.0022	4.6486	.0742
#1	.02048	.00535	.00824	.9990
#2	.02019	.00499	.00880	1.000
Check ?	Chk Pass	Chk Pass	Chk Pass	Chk Fail
Value				.0060
Range				50.00%
Int. Std.	In2306	Y_2243	Y_3600	Y_3774
Line	230.606 {446}	224.306 {450}	360.073 { 94}	377.433 { 89}
Units	Cts/S	Cts/S	Cts/S	Cts/S
Avg	4135.6	3325.0	26268.	3605.2
Stddev	2.1	2.0	87.	36.3
%RSD	.05165	.06047	.33274	1.0069
#1	4137.1	3326.4	26206.	3579.6
#2	4134.0	3323.5	26330.	3630.9

Sample Name: 480-190061-G-8-A Acquired: 9/27/2021 22:42:18 Type: Unk
Method: ICAP2 New stds DEC2019(v697) Mode: CONC Corr. Factor: 1.000000
User: LMH Custom ID1: Custom ID2: Custom ID3:
Comment:

Elem	Ag3280	Al3082	As1890	B_2089	Ba4554-2
Line	328.068 {103}	308.215 {109}	189.042 {478}	208.959 {461}	455.403 { 74}2
IS Ref	(Y_3600)	(Y_3774)	(Y_2243)	(Y_2243)	(Y_3600)
Units	ppm	ppm	ppm	ppm	ppm
Avg	.00018	.07512	.00529	1.0858	.02953
Stddev	.00022	.01997	.00028	.0018	.00004
%RSD	120.89	26.589	5.3132	.16744	.12711
#1	.00034	.08924	.00509	1.0845	.02955
#2	.00003	.06100	.00548	1.0871	.02950
Check ?	Chk Pass	Chk Pass	Chk Pass	Chk Pass	Chk Pass
High Limit					
Low Limit					

Elem	Be3130	Ca3179	Cd2288	**Ce4040	Co2286
Line	313.042 {108}	317.933 {106}	228.802 {447}	404.076 { 83}	228.616 {447}
IS Ref	(Y_3774)	(Y_3774)	(Y_2243)	(Y_3774)	(In2306)
Units	ppm	ppm	ppm	ppm	ppm
Avg	.00008	54.395	.00003	-.0091	.00004
Stddev	.00004	.271	.00007	.0205	.00005
%RSD	44.918	.49840	220.96	225.9	130.13
#1	.00011	54.586	.00009	-.0236	.00000
#2	.00006	54.203	-.00002	.0054	.00008
Check ?	Chk Pass	Chk Pass	Chk Pass	Chk Pass	Chk Pass
High Limit					
Low Limit					

Elem	Cr2677	Cu3273	Fe2599	K_7664	Li6707
Line	267.716 {126}	327.396 {103}	259.940 {130}	766.490 { 44}	670.784 { 50}
IS Ref	(Y_3600)	(Y_3600)	(Y_3774)	(Y_3774)	(Y_3774)
Units	ppm	ppm	ppm	ppm	ppm
Avg	.00027	.00043	.08227	39.823	.13936
Stddev	.00039	.00094	.00180	.092	.00331
%RSD	141.80	221.89	2.1866	.23066	2.3776
#1	.00054	-.00024	.08100	39.888	.14171
#2	-.00000	.00109	.08354	39.758	.13702
Check ?	Chk Pass	Chk Pass	Chk Pass	Chk Pass	Chk Pass
High Limit					
Low Limit					

Sample Name: 480-190061-G-8-A Acquired: 9/27/2021 22:42:18 Type: Unk
Method: ICAP2 New stds DEC2019(v697) Mode: CONC Corr. Factor: 1.000000
User: LMH Custom ID1: Custom ID2: Custom ID3:
Comment:

Elem	Mg2790	Mn2576	Mo2020	Na8183	Ni2316
Line	279.079 {121}2	257.610 {131}	202.030 {467}	818.326 { 41}	231.604 {446}
IS Ref	(Y_3600)	(Y_3600)	(Y_2243)	(Y_3774)	(In2306)
Units	ppm	ppm	ppm	ppm	ppm
Avg	**.19620**	**.04070**	**.07593**	**120.66**	**.00084**
Stddev	.00127	.00005	.00019	.20	.00042
%RSD	.64533	.12316	.25637	.16981	49.914
#1	.19530	.04066	.07607	120.80	.00055
#2	.19709	.04073	.07579	120.51	.00114
Check ?	Chk Pass	Chk Pass	Chk Pass	Chk Pass	Chk Pass
High Limit					
Low Limit					

Elem	P_2136	Pb2203	S_1820	Sb2068	Se1960
Line	213.618 {458}	220.353 {453}	182.034 {485}	206.833 {463}	196.090 {472}
IS Ref	(Y_2243)	(In2306)	(Y_2243)	(Y_2243)	(Y_2243)
Units	ppm	ppm	ppm	ppm	ppm
Avg	**25.03**	**.00154**	**37.308**	**.00249**	**-.00152**
Stddev	.00	.00068	.023	.00067	.00101
%RSD	.0019	44.052	.06219	26.843	66.794
#1	25.03	.00106	37.291	.00297	-.00080
#2	25.04	.00202	37.324	.00202	-.00224
Check ?	None	Chk Pass	Chk Pass	Chk Pass	Chk Pass
High Limit					
Low Limit					

Elem	Si2881	Sn1899	Sr4077	Th2837	Ti3349
Line	288.158 {117}2	189.989 {477}	407.771 { 83}	283.730 {119}	334.904 {101}
IS Ref	(Y_3774)	(In2306)	(Y_3774)	(Y_3774)	(Y_3600)
Units	ppm	ppm	ppm	ppm	ppm
Avg	**14.512**	**.00006**	**.40106**	**.9957**	**.00021**
Stddev	.034	.00008	.00204	.0008	.00030
%RSD	.23455	142.70	.50789	.0817	146.99
#1	14.536	.00011	.40250	.9963	-.00001
#2	14.488	-.00000	.39962	.9952	.00042
Check ?	Chk Pass	Chk Pass	Chk Pass	None	Chk Pass
High Limit					
Low Limit					

Sample Name: 480-190061-G-8-A Acquired: 9/27/2021 22:42:18 Type: Unk
Method: ICAP2 New stds DEC2019(v697) Mode: CONC Corr. Factor: 1.000000
User: LMH Custom ID1: Custom ID2: Custom ID3:
Comment:

Elem	Tl1908	V_2924	Zn2062	Zr3438
Line	190.856 {477}	292.402 {115}	206.200 {163}	343.823 { 98}
IS Ref	(In2306)	(Y_3600)	(Y_3600)	(Y_3774)
Units	ppm	ppm	ppm	ppm
Avg	.00012	.00707	.00136	.9994
Stddev	.00211	.00006	.00004	.0009
%RSD	1717.5	.89756	2.6148	.0930
#1	.00161	.00702	.00138	.9987
#2	-.00137	.00711	.00133	1.000
Check ?	Chk Pass	Chk Pass	Chk Pass	None
High Limit				
Low Limit				
Int. Std.	In2306	Y_2243	Y_3600	Y_3774
Line	230.606 {446}	224.306 {450}	360.073 { 94}	377.433 { 89}
Units	Cts/S	Cts/S	Cts/S	Cts/S
Avg	3694.4	3210.7	24967.	3592.5
Stddev	1.4	3.0	109.	8.3
%RSD	.03672	.09227	.43832	.22984
#1	3695.4	3212.8	24890.	3598.3
#2	3693.5	3208.6	25045.	3586.6
Check ?	Chk Pass	Chk Pass	Chk Pass	Chk Pass
Value	90.141%	97.477%	94.791%	98.717%
Range				

Sample Name: 480-190061-G-9-A Acquired: 9/27/2021 22:46:00 Type: Unk
Method: ICAP2 New stds DEC2019(v697) Mode: CONC Corr. Factor: 1.000000
User: LMH Custom ID1: Custom ID2: Custom ID3:
Comment:

Elem	Ag3280	Al3082	As1890	B_2089	Ba4554-2
Line	328.068 {103}	308.215 {109}	189.042 {478}	208.959 {461}	455.403 { 74}2
IS Ref	(Y_3600)	(Y_3774)	(Y_2243)	(Y_2243)	(Y_3600)
Units	ppm	ppm	ppm	ppm	ppm
Avg	.00044	.33660	.00351	.51495	.02900
Stddev	.00056	.00381	.00055	.00091	.00002
%RSD	126.22	1.1320	15.674	.17736	.06202
#1	.00005	.33929	.00312	.51430	.02901
#2	.00084	.33391	.00390	.51560	.02898
Check ?	Chk Pass	Chk Pass	Chk Pass	Chk Pass	Chk Pass
High Limit					
Low Limit					

Elem	Be3130	Ca3179	Cd2288	**Ce4040	Co2286
Line	313.042 {108}	317.933 {106}	228.802 {447}	404.076 { 83}	228.616 {447}
IS Ref	(Y_3774)	(Y_3774)	(Y_2243)	(Y_3774)	(In2306)
Units	ppm	ppm	ppm	ppm	ppm
Avg	.00025	95.810	.00001	-.0440	.00001
Stddev	.00012	.028	.00002	.0446	.00004
%RSD	46.048	.02951	110.06	101.4	426.13
#1	.00017	95.830	.00000	-.0756	.00004
#2	.00033	95.790	.00002	-.0125	-.00002
Check ?	Chk Pass	Chk Pass	Chk Pass	Chk Pass	Chk Pass
High Limit					
Low Limit					

Elem	Cr2677	Cu3273	Fe2599	K_7664	Li6707
Line	267.716 {126}	327.396 {103}	259.940 {130}	766.490 { 44}	670.784 { 50}
IS Ref	(Y_3600)	(Y_3600)	(Y_3774)	(Y_3774)	(Y_3774)
Units	ppm	ppm	ppm	ppm	ppm
Avg	.00034	.00011	.14002	65.640	.13882
Stddev	.00057	.00190	.00063	.052	.00131
%RSD	169.14	1713.2	.44695	.07933	.94154
#1	.00074	.00145	.14046	65.677	.13789
#2	-.00007	-.00123	.13958	65.603	.13974
Check ?	Chk Pass	Chk Pass	Chk Pass	Chk Pass	Chk Pass
High Limit					
Low Limit					

Sample Name: 480-190061-G-9-A Acquired: 9/27/2021 22:46:00 Type: Unk
Method: ICAP2 New stds DEC2019(v697) Mode: CONC Corr. Factor: 1.000000
User: LMH Custom ID1: Custom ID2: Custom ID3:
Comment:

Elem	Mg2790	Mn2576	Mo2020	Na8183	Ni2316
Line	279.079 {121}2	257.610 {131}	202.030 {467}	818.326 { 41}	231.604 {446}
IS Ref	(Y_3600)	(Y_3600)	(Y_2243)	(Y_3774)	(In2306)
Units	ppm	ppm	ppm	ppm	ppm
Avg	**4.0478**	**.07282**	**.03645**	**172.93**	**.00079**
Stddev	.0075	.00037	.00023	.41	.00030
%RSD	.18504	.50888	.64186	.23748	37.567
#1	4.0531	.07309	.03661	172.64	.00100
#2	4.0425	.07256	.03628	173.22	.00058
Check ?	Chk Pass	Chk Pass	Chk Pass	Chk Pass	Chk Pass
High Limit					
Low Limit					

Elem	P_2136	Pb2203	S_1820	Sb2068	Se1960
Line	213.618 {458}	220.353 {453}	182.034 {485}	206.833 {463}	196.090 {472}
IS Ref	(Y_2243)	(In2306)	(Y_2243)	(Y_2243)	(Y_2243)
Units	ppm	ppm	ppm	ppm	ppm
Avg	**25.04**	**.00079**	F **97.308**	**.00313**	**-.00234**
Stddev	.00	.00009	.029	.00140	.00036
%RSD	.0037	11.999	.02929	44.808	15.480
#1	25.04	.00085	97.287	.00412	-.00209
#2	25.04	.00072	97.328	.00214	-.00260
Check ?	None	Chk Pass	Chk Fail	Chk Pass	Chk Pass
High Limit			90.000		
Low Limit			-.20000		

Elem	Si2881	Sn1899	Sr4077	Th2837	Ti3349
Line	288.158 {117}2	189.989 {477}	407.771 { 83}	283.730 {119}	334.904 {101}
IS Ref	(Y_3774)	(In2306)	(Y_3774)	(Y_3774)	(Y_3600)
Units	ppm	ppm	ppm	ppm	ppm
Avg	**9.8332**	**.00010**	**.73619**	**.9938**	**.00149**
Stddev	.0208	.00008	.00021	.0057	.00001
%RSD	.21153	75.669	.02881	.5744	.95036
#1	9.8185	.00016	.73634	.9898	.00148
#2	9.8479	.00005	.73604	.9979	.00150
Check ?	Chk Pass	Chk Pass	Chk Pass	None	Chk Pass
High Limit					
Low Limit					

Sample Name: 480-190061-G-9-A Acquired: 9/27/2021 22:46:00 Type: Unk
Method: ICAP2 New stds DEC2019(v697) Mode: CONC Corr. Factor: 1.000000
User: LMH Custom ID1: Custom ID2: Custom ID3:
Comment:

Elem	Tl1908	V_2924	Zn2062	Zr3438
Line	190.856 {477}	292.402 {115}	206.200 {163}	343.823 { 98}
IS Ref	(In2306)	(Y_3600)	(Y_3600)	(Y_3774)
Units	ppm	ppm	ppm	ppm
Avg	.00048	.00524	.00674	.9984
Stddev	.00035	.00057	.00008	.0007
%RSD	73.202	10.880	1.1423	.0699
#1	.00023	.00565	.00668	.9979
#2	.00073	.00484	.00679	.9989
Check ?	Chk Pass	Chk Pass	Chk Pass	None
High Limit				
Low Limit				
Int. Std.	In2306	Y_2243	Y_3600	Y_3774
Line	230.606 {446}	224.306 {450}	360.073 { 94}	377.433 { 89}
Units	Cts/S	Cts/S	Cts/S	Cts/S
Avg	3620.9	3204.4	24769.	3618.9
Stddev	1.6	6.2	57.	23.6
%RSD	.04548	.19350	.22909	.65146
#1	3619.7	3200.0	24729.	3635.5
#2	3622.0	3208.8	24809.	3602.2
Check ?	Chk Pass	Chk Pass	Chk Pass	Chk Pass
Value	88.346%	97.287%	94.040%	99.442%
Range				

Sample Name: 480-190050-B-1-A Acquired: 9/27/2021 22:49:42 Type: Unk
Method: ICAP2 New stds DEC2019(v697) Mode: CONC Corr. Factor: 1.000000
User: LMH Custom ID1: Custom ID2: Custom ID3:
Comment:

Elem	Ag3280	Al3082	As1890	B_2089	Ba4554-2
Line	328.068 {103}	308.215 {109}	189.042 {478}	208.959 {461}	455.403 { 74}2
IS Ref	(Y_3600)	(Y_3774)	(Y_2243)	(Y_2243)	(Y_3600)
Units	ppm	ppm	ppm	ppm	ppm
Avg	.00089	2.4162	.27061	.01654	.02039
Stddev	.00002	.0151	.00011	.00018	.00004
%RSD	2.2266	.62634	.03909	1.0938	.21285
#1	.00087	2.4055	.27053	.01666	.02042
#2	.00090	2.4269	.27068	.01641	.02036
Check ?	Chk Pass	Chk Pass	Chk Pass	Chk Pass	Chk Pass
High Limit					
Low Limit					

Elem	Be3130	Ca3179	Cd2288	**Ce4040	Co2286
Line	313.042 {108}	317.933 {106}	228.802 {447}	404.076 { 83}	228.616 {447}
IS Ref	(Y_3774)	(Y_3774)	(Y_2243)	(Y_3774)	(In2306)
Units	ppm	ppm	ppm	ppm	ppm
Avg	.00025	2.5142	.00021	.0262	.00087
Stddev	.00009	.0072	.00006	.0296	.00002
%RSD	34.862	.28453	28.092	113.0	2.2000
#1	.00019	2.5091	.00025	.0471	.00088
#2	.00032	2.5192	.00017	.0053	.00085
Check ?	Chk Pass	Chk Pass	Chk Pass	Chk Pass	Chk Pass
High Limit					
Low Limit					

Elem	Cr2677	Cu3273	Fe2599	K_7664	Li6707
Line	267.716 {126}	327.396 {103}	259.940 {130}	766.490 { 44}	670.784 { 50}
IS Ref	(Y_3600)	(Y_3600)	(Y_3774)	(Y_3774)	(Y_3774)
Units	ppm	ppm	ppm	ppm	ppm
Avg	.00385	.09798	3.3412	2.3096	.00452
Stddev	.00008	.00050	.0148	.0137	.00074
%RSD	2.0554	.51387	.44402	.59162	16.404
#1	.00380	.09833	3.3307	2.3193	.00399
#2	.00391	.09762	3.3516	2.2999	.00504
Check ?	Chk Pass	Chk Pass	Chk Pass	Chk Pass	Chk Pass
High Limit					
Low Limit					

Sample Name: 480-190050-B-1-A Acquired: 9/27/2021 22:49:42 Type: Unk
Method: ICAP2 New stds DEC2019(v697) Mode: CONC Corr. Factor: 1.000000
User: LMH Custom ID1: Custom ID2: Custom ID3:
Comment:

Elem	Mg2790	Mn2576	Mo2020	Na5895	Ni2316
Line	279.079 {121}2	257.610 {131}	202.030 {467}	589.592 { 57}	231.604 {446}
IS Ref	(Y_3600)	(Y_3600)	(Y_2243)	(Y_3774)	(In2306)
Units	ppm	ppm	ppm	ppm	ppm
Avg	**1.0133**	**.03575**	**-.00010**	**1.6213**	**.00666**
Stddev	.0003	.00013	.00010	.0091	.00001
%RSD	.02810	.35528	101.60	.55910	.13881
#1	1.0131	.03584	-.00017	1.6149	.00667
#2	1.0135	.03566	-.00003	1.6277	.00666
Check ?	Chk Pass	Chk Pass	Chk Pass	Chk Pass	Chk Pass
High Limit					
Low Limit					

Elem	P_2136	Pb2203	S_1820	Sb2068	Se1960
Line	213.618 {458}	220.353 {453}	182.034 {485}	206.833 {463}	196.090 {472}
IS Ref	(Y_2243)	(In2306)	(Y_2243)	(Y_2243)	(Y_2243)
Units	ppm	ppm	ppm	ppm	ppm
Avg	**25.11**	**.02132**	**12.393**	**1.4726**	**-.00037**
Stddev	.00	.00018	.008	.0068	.00119
%RSD	.0110	.82595	.06307	.45965	324.02
#1	25.11	.02145	12.387	1.4678	.00047
#2	25.11	.02120	12.398	1.4774	-.00121
Check ?	None	Chk Pass	Chk Pass	Chk Pass	Chk Pass
High Limit					
Low Limit					

Elem	Si2881	Sn1899	Sr4077	Th2837	Ti3349
Line	288.158 {117}2	189.989 {477}	407.771 { 83}	283.730 {119}	334.904 {101}
IS Ref	(Y_3774)	(In2306)	(Y_3774)	(Y_3774)	(Y_3600)
Units	ppm	ppm	ppm	ppm	ppm
Avg	**6.0434**	**.05734**	**.02310**	**.9931**	**.04357**
Stddev	.0563	.00019	.00004	.0034	.00023
%RSD	.93110	.33366	.18632	.3379	.51767
#1	6.0036	.05748	.02313	.9955	.04341
#2	6.0832	.05721	.02307	.9907	.04373
Check ?	Chk Pass	Chk Pass	Chk Pass	None	Chk Pass
High Limit					
Low Limit					

Sample Name: 480-190050-B-1-A Acquired: 9/27/2021 22:49:42 Type: Unk
Method: ICAP2 New stds DEC2019(v697) Mode: CONC Corr. Factor: 1.000000
User: LMH Custom ID1: Custom ID2: Custom ID3:
Comment:

Elem	Tl1908	V_2924	Zn2062	Zr3438
Line	190.856 {477}	292.402 {115}	206.200 {163}	343.823 { 98}
IS Ref	(In2306)	(Y_3600)	(Y_3600)	(Y_3774)
Units	ppm	ppm	ppm	ppm
Avg	-.00094	.00589	.57359	1.001
Stddev	.00001	.00039	.00116	.000
%RSD	.83300	6.6185	.20296	.0279
#1	-.00094	.00562	.57277	1.001
#2	-.00093	.00617	.57441	1.002
Check ?	Chk Pass	Chk Pass	Chk Pass	None
High Limit				
Low Limit				
Int. Std.	In2306	Y_2243	Y_3600	Y_3774
Line	230.606 {446}	224.306 {450}	360.073 { 94}	377.433 { 89}
Units	Cts/S	Cts/S	Cts/S	Cts/S
Avg	4290.5	3465.9	27511.	3885.0
Stddev	10.9	5.8	111.	16.0
%RSD	.25434	.16743	.40206	.41121
#1	4282.8	3461.8	27590.	3873.7
#2	4298.2	3470.0	27433.	3896.3
Check ?	Chk Pass	Chk Pass	Chk Pass	Chk Pass
Value	104.68%	105.23%	104.45%	106.76%
Range				

Sample Name: 480-190050-B-2-A Acquired: 9/27/2021 22:53:22 Type: Unk
Method: ICAP2 New stds DEC2019(v697) Mode: CONC Corr. Factor: 1.000000
User: LMH Custom ID1: Custom ID2: Custom ID3:
Comment:

Elem	Ag3280	Al3082	As1890	B_2089	Ba4554-2
Line	328.068 {103}	308.215 {109}	189.042 {478}	208.959 {461}	455.403 { 74}2
IS Ref	(Y_3600)	(Y_3774)	(Y_2243)	(Y_2243)	(Y_3600)
Units	ppm	ppm	ppm	ppm	ppm
Avg	**-.00011**	**1.3600**	**.00181**	**3.0612**	**.02311**
Stddev	.00064	.0181	.00341	.0044	.00012
%RSD	583.99	1.3314	188.56	.14404	.50971
#1	-.00056	1.3728	.00421	3.0580	.02303
#2	.00034	1.3472	-.00060	3.0643	.02320
Check ?	Chk Pass	Chk Pass	Chk Pass	Chk Pass	Chk Pass
High Limit					
Low Limit					

Elem	Be3130	Ca3179	Cd2288	**Ce4040	Co2286
Line	313.042 {108}	317.933 {106}	228.802 {447}	404.076 { 83}	228.616 {447}
IS Ref	(Y_3774)	(Y_3774)	(Y_2243)	(Y_3774)	(In2306)
Units	ppm	ppm	ppm	ppm	ppm
Avg	**.00016**	**432.09**	**.00091**	**-.0103**	**.00645**
Stddev	.00012	1.85	.00008	.0053	.00010
%RSD	71.177	.42861	9.3177	51.76	1.5600
#1	.00025	430.78	.00085	-.0140	.00638
#2	.00008	433.40	.00097	-.0065	.00652
Check ?	Chk Pass	Chk Pass	Chk Pass	Chk Pass	Chk Pass
High Limit					
Low Limit					

Elem	Cr2677	Cu3273	Fe2599	K_7664	Li6707
Line	267.716 {126}	327.396 {103}	259.940 {130}	766.490 { 44}	670.784 { 50}
IS Ref	(Y_3600)	(Y_3600)	(Y_3774)	(Y_3774)	(Y_3774)
Units	ppm	ppm	ppm	ppm	ppm
Avg	**.00151**	**.01335**	**1.0360**	**14.856**	**.60102**
Stddev	.00054	.00057	.0009	.040	.00145
%RSD	35.505	4.2682	.08564	.26857	.24113
#1	.00189	.01295	1.0367	14.884	.60204
#2	.00113	.01376	1.0354	14.827	.59999
Check ?	Chk Pass	Chk Pass	Chk Pass	Chk Pass	Chk Pass
High Limit					
Low Limit					

Sample Name: 480-190050-B-2-A Acquired: 9/27/2021 22:53:22 Type: Unk
Method: ICAP2 New stds DEC2019(v697) Mode: CONC Corr. Factor: 1.000000
User: LMH Custom ID1: Custom ID2: Custom ID3:
Comment:

Elem	Mg2790	Mn2576	Mo2020	Na8183	Ni2316
Line	279.079 {121}2	257.610 {131}	202.030 {467}	818.326 { 41}	231.604 {446}
IS Ref	(Y_3600)	(Y_3600)	(Y_2243)	(Y_3774)	(In2306)
Units	ppm	ppm	ppm	ppm	ppm
Avg	F 1356.4	2.9897	.00088	F 1848.2	.05057
Stddev	3.9	.0059	.00017	4.5	.00003
%RSD	.28820	.19769	19.144	.24370	.06787
#1	1359.1	2.9939	.00076	1851.4	.05054
#2	1353.6	2.9855	.00099	1845.0	.05059
Check ?	Chk Fail	Chk Pass	Chk Pass	Chk Fail	Chk Pass
High Limit	450.00			900.00	
Low Limit	-.20000			-1.0000	

Elem	P_2136	Pb2203	S_1820	Sb2068	Se1960
Line	213.618 {458}	220.353 {453}	182.034 {485}	206.833 {463}	196.090 {472}
IS Ref	(Y_2243)	(In2306)	(Y_2243)	(Y_2243)	(Y_2243)
Units	ppm	ppm	ppm	ppm	ppm
Avg	25.09	.00287	F 2551.7	.01197	.17368
Stddev	.00	.00082	7.6	.00236	.00504
%RSD	.0084	28.516	.29927	19.764	2.9033
#1	25.09	.00229	2546.3	.01029	.17725
#2	25.08	.00345	2557.1	.01364	.17012
Check ?	None	Chk Pass	Chk Fail	Chk Pass	Chk Pass
High Limit			90.000		
Low Limit			-.20000		

Elem	Si2881	Sn1899	Sr4077	Th2837	Ti3349
Line	288.158 {117}2	189.989 {477}	407.771 { 83}	283.730 {119}	334.904 {101}
IS Ref	(Y_3774)	(In2306)	(Y_3774)	(Y_3774)	(Y_3600)
Units	ppm	ppm	ppm	ppm	ppm
Avg	9.0209	-.00106	7.7236	.9802	.03475
Stddev	.0164	.00027	.0574	.0013	.00021
%RSD	.18133	25.000	.74337	.1336	.59255
#1	9.0325	-.00087	7.6830	.9811	.03490
#2	9.0093	-.00125	7.7642	.9793	.03461
Check ?	Chk Pass	Chk Pass	Chk Pass	None	Chk Pass
High Limit					
Low Limit					

Sample Name: 480-190050-B-2-A Acquired: 9/27/2021 22:53:22 Type: Unk
Method: ICAP2 New stds DEC2019(v697) Mode: CONC Corr. Factor: 1.000000
User: LMH Custom ID1: Custom ID2: Custom ID3:
Comment:

Elem	Tl1908	V_2924	Zn2062	Zr3438
Line	190.856 {477}	292.402 {115}	206.200 {163}	343.823 { 98}
IS Ref	(In2306)	(Y_3600)	(Y_3600)	(Y_3774)
Units	ppm	ppm	ppm	ppm
Avg	-.00132	.00028	.02016	1.002
Stddev	.00159	.00050	.00087	.001
%RSD	120.83	180.39	4.3011	.0780
#1	-.00019	.00063	.01955	1.001
#2	-.00245	-.00008	.02077	1.002
Check ?	Chk Pass	Chk Pass	Chk Pass	None
High Limit				
Low Limit				

Int. Std.	In2306	Y_2243	Y_3600	Y_3774
Line	230.606 {446}	224.306 {450}	360.073 { 94}	377.433 { 89}
Units	Cts/S	Cts/S	Cts/S	Cts/S
Avg	2782.0	2713.2	21102.	3450.6
Stddev	6.1	9.6	2.	13.2
%RSD	.21903	.35498	.00953	.38274
#1	2786.3	2720.0	21104.	3459.9
#2	2777.7	2706.4	21101.	3441.3
Check ?	Chk Pass	Chk Pass	Chk Pass	Chk Pass
Value	67.879%	82.373%	80.117%	94.818%
Range				

Sample Name: 480-190000-A-8-A Acquired: 9/27/2021 22:57:30 Type: Unk
Method: ICAP2 New stds DEC2019(v697) Mode: CONC Corr. Factor: 1.000000
User: LMH Custom ID1: Custom ID2: Custom ID3:
Comment:

Elem	Ag3280	Al3082	As1890	B_2089	Ba4554-2
Line	328.068 {103}	308.215 {109}	189.042 {478}	208.959 {461}	455.403 { 74}2
IS Ref	(Y_3600)	(Y_3774)	(Y_2243)	(Y_2243)	(Y_3600)
Units	ppm	ppm	ppm	ppm	ppm
Avg	.00102	3.9369	.00335	.20601	.16070
Stddev	.00156	.0236	.00078	.00023	.00019
%RSD	152.66	.59939	23.176	.11022	.12114
#1	.00212	3.9202	.00390	.20585	.16084
#2	-.00008	3.9536	.00280	.20618	.16056
Check ?	Chk Pass	Chk Pass	Chk Pass	Chk Pass	Chk Pass
High Limit					
Low Limit					

Elem	Be3130	Ca3179	Cd2288	**Ce4040	Co2286
Line	313.042 {108}	317.933 {106}	228.802 {447}	404.076 { 83}	228.616 {447}
IS Ref	(Y_3774)	(Y_3774)	(Y_2243)	(Y_3774)	(In2306)
Units	ppm	ppm	ppm	ppm	ppm
Avg	.00027	166.22	.00091	-.0148	.00287
Stddev	.00003	.24	.00001	.0454	.00005
%RSD	11.042	.14250	.99271	305.8	1.9083
#1	.00025	166.39	.00091	-.0469	.00283
#2	.00030	166.05	.00090	.0172	.00291
Check ?	Chk Pass	Chk Pass	Chk Pass	Chk Pass	Chk Pass
High Limit					
Low Limit					

Elem	Cr2677	Cu3273	Fe2714	K_7664	Li6707
Line	267.716 {126}	327.396 {103}	271.441 {124}	766.490 { 44}	670.784 { 50}
IS Ref	(Y_3600)	(Y_3600)	(Y_3774)	(Y_3774)	(Y_3774)
Units	ppm	ppm	ppm	ppm	ppm
Avg	.03516	.06063	50.741	7.7821	.02864
Stddev	.00032	.00068	.171	.0863	.00117
%RSD	.91825	1.1154	.33650	1.1093	4.0725
#1	.03539	.06111	50.862	7.7211	.02781
#2	.03493	.06016	50.620	7.8431	.02946
Check ?	Chk Pass	Chk Pass	Chk Pass	Chk Pass	Chk Pass
High Limit					
Low Limit					

Sample Name: 480-190000-A-8-A Acquired: 9/27/2021 22:57:30 Type: Unk
Method: ICAP2 New stds DEC2019(v697) Mode: CONC Corr. Factor: 1.000000
User: LMH Custom ID1: Custom ID2: Custom ID3:
Comment:

Elem	Mg2790	Mn2576	Mo2020	Na8183	Ni2316
Line	279.079 {121}2	257.610 {131}	202.030 {467}	818.326 { 41}	231.604 {446}
IS Ref	(Y_3600)	(Y_3600)	(Y_2243)	(Y_3774)	(In2306)
Units	ppm	ppm	ppm	ppm	ppm
Avg	**72.331**	**.34192**	**.00683**	**326.75**	**.02397**
Stddev	.015	.00005	.00045	.61	.00021
%RSD	.02020	.01540	6.5392	.18748	.88061
#1	72.341	.34195	.00651	326.32	.02412
#2	72.320	.34188	.00714	327.19	.02382
Check ?	Chk Pass	Chk Pass	Chk Pass	Chk Pass	Chk Pass
High Limit					
Low Limit					

Elem	P_2136	Pb2203	S_1820	Sb2068	Se1960
Line	213.618 {458}	220.353 {453}	182.034 {485}	206.833 {463}	196.090 {472}
IS Ref	(Y_2243)	(In2306)	(Y_2243)	(Y_2243)	(Y_2243)
Units	ppm	ppm	ppm	ppm	ppm
Avg	**32.43**	**.01383**	**59.591**	**.01361**	**.00025**
Stddev	.01	.00026	.134	.00121	.00361
%RSD	.0179	1.9141	.22463	8.8801	1452.1
#1	32.43	.01364	59.685	.01276	.00280
#2	32.44	.01401	59.496	.01447	-.00230
Check ?	None	Chk Pass	Chk Pass	Chk Pass	Chk Pass
High Limit					
Low Limit					

Elem	Si2881	Sn1899	Sr4077	Th2837	Ti3349
Line	288.158 {117}2	189.989 {477}	407.771 { 83}	283.730 {119}	334.904 {101}
IS Ref	(Y_3774)	(In2306)	(Y_3774)	(Y_3774)	(Y_3600)
Units	ppm	ppm	ppm	ppm	ppm
Avg	**13.714**	**.00455**	**.96417**	**1.019**	**.11129**
Stddev	.018	.00075	.00151	.008	.00891
%RSD	.13269	16.445	.15622	.7978	8.0106
#1	13.727	.00402	.96311	1.014	.11759
#2	13.701	.00508	.96524	1.025	.10498
Check ?	Chk Pass	Chk Pass	Chk Pass	None	Chk Pass
High Limit					
Low Limit					

Sample Name: 480-190000-A-8-A Acquired: 9/27/2021 22:57:30 Type: Unk
Method: ICAP2 New stds DEC2019(v697) Mode: CONC Corr. Factor: 1.000000
User: LMH Custom ID1: Custom ID2: Custom ID3:
Comment:

Elem	Tl1908	V_2924	Zn2062	Zr3438
Line	190.856 {477}	292.402 {115}	206.200 {163}	343.823 { 98}
IS Ref	(In2306)	(Y_3600)	(Y_3600)	(Y_3774)
Units	ppm	ppm	ppm	ppm
Avg	-.00156	.00598	.06459	1.003
Stddev	.00038	.00034	.00005	.000
%RSD	24.522	5.7459	.07743	.0347
#1	-.00183	.00574	.06455	1.003
#2	-.00129	.00623	.06462	1.003
Check ?	Chk Pass	Chk Pass	Chk Pass	None
High Limit				
Low Limit				
Int. Std.	In2306	Y_2243	Y_3600	Y_3774
Line	230.606 {446}	224.306 {450}	360.073 { 94}	377.433 { 89}
Units	Cts/S	Cts/S	Cts/S	Cts/S
Avg	3413.6	3128.8	24379.	3695.7
Stddev	2.2	1.4	38.	32.3
%RSD	.06363	.04520	.15742	.87294
#1	3412.1	3129.8	24406.	3718.6
#2	3415.1	3127.8	24352.	3672.9
Check ?	Chk Pass	Chk Pass	Chk Pass	Chk Pass
Value	83.289%	94.990%	92.557%	101.55%
Range				

Sample Name: CCVL-6677556 Acquired: 9/27/2021 23:01:17 Type: QC
Method: ICAP2 New stds DEC2019(v697) Mode: CONC Corr. Factor: 1.000000
User: LMH Custom ID1: Custom ID2: Custom ID3:
Comment:

Elem	Ag3280	Al3082	As1890	B_2089	Ba4554-2
Line	328.068 {103}	308.215 {109}	189.042 {478}	208.959 {461}	455.403 { 74}2
Units	ppm	ppm	ppm	ppm	ppm
Avg	**.00676**	**.22103**	**.01163**	**.02161**	**.00213**
Stddev	.00066	.03313	.00150	.00018	.00002
%RSD	9.8139	14.990	12.942	.82804	.77752
#1	.00629	.19760	.01269	.02174	.00212
#2	.00723	.24446	.01056	.02148	.00214
Check ?	Chk Pass	Chk Pass	Chk Pass	Chk Pass	Chk Pass
Value					
Range					

Elem	Be3130	Ca3179	Cd2288	**Ce4040	Co2286
Line	313.042 {108}	317.933 {106}	228.802 {447}	404.076 { 83}	228.616 {447}
Units	ppm	ppm	ppm	ppm	ppm
Avg	**.00209**	**.51801**	**.00196**	**.0140**	**.00362**
Stddev	.00006	.00584	.00001	.0426	.00004
%RSD	3.1046	1.1277	.48696	303.8	1.1540
#1	.00213	.51387	.00196	-.0161	.00359
#2	.00204	.52214	.00195	.0441	.00365
Check ?	Chk Pass	Chk Pass	Chk Pass	None	Chk Pass
Value					
Range					

Elem	Cr2677	Cu3273	Fe2599	K_7664	Li6707
Line	267.716 {126}	327.396 {103}	259.940 {130}	766.490 { 44}	670.784 { 50}
Units	ppm	ppm	ppm	ppm	ppm
Avg	**.00398**	**.01008**	**.05366**	**.61868**	**.03200**
Stddev	.00014	.00039	.00180	.01686	.00124
%RSD	3.5830	3.9056	3.3529	2.7258	3.8738
#1	.00388	.01036	.05239	.63060	.03112
#2	.00408	.00980	.05494	.60675	.03288
Check ?	Chk Pass	Chk Pass	Chk Pass	Chk Pass	Chk Pass
Value					
Range					

Sample Name: CCVL-6677556 Acquired: 9/27/2021 23:01:17 Type: QC
Method: ICAP2 New stds DEC2019(v697) Mode: CONC Corr. Factor: 1.000000
User: LMH Custom ID1: Custom ID2: Custom ID3:
Comment:

Elem	Mg2790	Mn2576	Mo2020	Na5895	Ni2316
Line	279.079 {121}2	257.610 {131}	202.030 {467}	589.592 { 57}	231.604 {446}
Units	ppm	ppm	ppm	ppm	ppm
Avg	.22158	.00340	.00883	1.1922	.00884
Stddev	.00207	.00002	.00007	.0143	.00038
%RSD	.93629	.68099	.84146	1.1961	4.3238
#1	.22012	.00338	.00878	1.1821	.00857
#2	.22305	.00341	.00889	1.2023	.00911
Check ?	Chk Pass	Chk Pass	Chk Pass	Chk Pass	Chk Pass
Value					
Range					

Elem	P_2136	Pb2203	S_1820	Sb2068	Se1960
Line	213.618 {458}	220.353 {453}	182.034 {485}	206.833 {463}	196.090 {472}
Units	ppm	ppm	ppm	ppm	ppm
Avg	F 25.00	.00896	F .48571	.02210	.02001
Stddev	.00	.00091	.04080	.00118	.00219
%RSD	.0031	10.122	8.3993	5.3237	10.970
#1	25.00	.00961	.45686	.02293	.01845
#2	25.00	.00832	.51455	.02126	.02156
Check ?	Chk Fail	Chk Pass	Chk Fail	Chk Pass	Chk Pass
Value	.0060		.20000		
Range	50.00%		50.000%		

Elem	Si2881	Sn1899	Sr4077	Th2837	Ti3349
Line	288.158 {117}2	189.989 {477}	407.771 { 83}	283.730 {119}	334.904 {101}
Units	ppm	ppm	ppm	ppm	ppm
Avg	.47568	.00833	.00534	F 1.002	.00461
Stddev	.00189	.00003	.00007	.006	.00041
%RSD	.39775	.38187	1.2198	.5555	8.8649
#1	.47702	.00836	.00529	.9983	.00432
#2	.47435	.00831	.00538	1.006	.00489
Check ?	Chk Pass	Chk Pass	Chk Pass	Chk Fail	Chk Pass
Value				.0060	
Range				50.00%	

Sample Name: CCVL-6677556 Acquired: 9/27/2021 23:01:17 Type: QC
Method: ICAP2 New stds DEC2019(v697) Mode: CONC Corr. Factor: 1.000000
User: LMH Custom ID1: Custom ID2: Custom ID3:
Comment:

Elem	Tl1908	V_2924	Zn2062	Zr3438
Line	190.856 {477}	292.402 {115}	206.200 {163}	343.823 { 98}
Units	ppm	ppm	ppm	ppm
Avg	.01959	.00496	.00881	F .9991
Stddev	.00132	.00004	.00029	.0000
%RSD	6.7207	.74671	3.3311	.0036
#1	.02052	.00493	.00861	.9991
#2	.01866	.00499	.00902	.9991
Check ?	Chk Pass	Chk Pass	Chk Pass	Chk Fail
Value				.0060
Range				50.00%
Int. Std.	In2306	Y_2243	Y_3600	Y_3774
Line	230.606 {446}	224.306 {450}	360.073 { 94}	377.433 { 89}
Units	Cts/S	Cts/S	Cts/S	Cts/S
Avg	4161.3	3341.4	26447.	3637.4
Stddev	4.5	9.1	46.	.6
%RSD	.10866	.27285	.17472	.01728
#1	4164.5	3347.9	26479.	3636.9
#2	4158.1	3335.0	26414.	3637.8

Sample Name: CCV-6675976 Acquired: 9/27/2021 23:05:06 Type: QC
Method: ICAP2 New stds DEC2019(v697) Mode: CONC Corr. Factor: 1.000000
User: LMH Custom ID1: Custom ID2: Custom ID3:
Comment:

Elem	Ag3280	Al3082	As1890	B_2089	Ba4554
Line	328.068 {103}	308.215 {109}	189.042 {478}	208.959 {461}	455.403 { 74}
Units	ppm	ppm	ppm	ppm	ppm
Avg	**1.0042**	**50.360**	**1.0134**	**1.0360**	**1.0061**
Stddev	.0026	.164	.0005	.0004	.0012
%RSD	.25435	.32579	.05011	.04171	.11632
#1	1.0060	50.244	1.0131	1.0363	1.0069
#2	1.0024	50.476	1.0138	1.0357	1.0053
Check ?	Chk Pass	Chk Pass	Chk Pass	Chk Pass	Chk Pass
Value					
Range					

Elem	Be3130	Ca3179	Cd2288	**Ce4040	Co2286
Line	313.042 {108}	317.933 {106}	228.802 {447}	404.076 { 83}	228.616 {447}
Units	ppm	ppm	ppm	ppm	ppm
Avg	**.99494**	**50.967**	**1.0223**	**.9025**	**.99569**
Stddev	.00106	.001	.0003	.0271	.00070
%RSD	.10689	.00211	.02575	2.999	.06991
#1	.99569	50.966	1.0225	.8833	.99520
#2	.99419	50.968	1.0221	.9216	.99619
Check ?	Chk Pass	Chk Pass	Chk Pass	None	Chk Pass
Value					
Range					

Elem	Cr2677	Cu3273	Fe2714	K_7664	Li6707
Line	267.716 {126}	327.396 {103}	271.441 {124}	766.490 { 44}	670.784 { 50}
Units	ppm	ppm	ppm	ppm	ppm
Avg	**.98610**	**1.0187**	**50.482**	**50.535**	**1.0262**
Stddev	.00172	.0040	.104	.004	.0026
%RSD	.17440	.38896	.20531	.00862	.24880
#1	.98731	1.0215	50.555	50.538	1.0280
#2	.98488	1.0159	50.409	50.532	1.0244
Check ?	Chk Pass	Chk Pass	Chk Pass	Chk Pass	Chk Pass
Value					
Range					

Sample Name: CCV-6675976 Acquired: 9/27/2021 23:05:06 Type: QC
Method: ICAP2 New stds DEC2019(v697) Mode: CONC Corr. Factor: 1.000000
User: LMH Custom ID1: Custom ID2: Custom ID3:
Comment:

Elem	Mg2790	Mn2576	Mo2020	Na5895	Ni2316
Line	279.079 {121}2	257.610 {131}	202.030 {467}	589.592 { 57}	231.604 {446}
Units	ppm	ppm	ppm	ppm	ppm
Avg	**49.405**	**.99786**	**1.0199**	**50.773**	**.99474**
Stddev	.043	.00025	.0019	.033	.00090
%RSD	.08626	.02502	.18217	.06514	.09053
#1	49.435	.99769	1.0212	50.796	.99410
#2	49.375	.99804	1.0186	50.749	.99538
Check ?	Chk Pass	Chk Pass	Chk Pass	Chk Pass	Chk Pass
Value					
Range					

Elem	P_2136	Pb2203	S_1820	Sb2068	Se1960
Line	213.618 {458}	220.353 {453}	182.034 {485}	206.833 {463}	196.090 {472}
Units	ppm	ppm	ppm	ppm	ppm
Avg	**23.42**	**1.0010**	**25.898**	**1.0371**	**.99721**
Stddev	.00	.0018	.011	.0051	.00113
%RSD	.0136	.17721	.04202	.49593	.11341
#1	23.42	.99978	25.906	1.0408	.99801
#2	23.42	1.0023	25.890	1.0335	.99641
Check ?	None	Chk Pass	Chk Pass	Chk Pass	Chk Pass
Value					
Range					

Elem	Si2881	Sn1899	Sr4077	Th2837	Ti3349
Line	288.158 {117}2	189.989 {477}	407.771 { 83}	283.730 {119}	334.904 {101}
Units	ppm	ppm	ppm	ppm	ppm
Avg	**9.9041**	**.99366**	**1.0122**	**1.487**	**1.0180**
Stddev	.0017	.00030	.0001	.001	.0039
%RSD	.01708	.02973	.00687	.0903	.37949
#1	9.9053	.99345	1.0122	1.486	1.0207
#2	9.9029	.99387	1.0121	1.488	1.0153
Check ?	Chk Pass	Chk Pass	Chk Pass	None	Chk Pass
Value					
Range					

Sample Name: CCV-6675976 Acquired: 9/27/2021 23:05:06 Type: QC
Method: ICAP2 New stds DEC2019(v697) Mode: CONC Corr. Factor: 1.000000
User: LMH Custom ID1: Custom ID2: Custom ID3:
Comment:

Elem	Tl1908	V_2924	Zn2062	Zr3438
Line	190.856 {477}	292.402 {115}	206.200 {163}	343.823 { 98}
Units	ppm	ppm	ppm	ppm
Avg	.99863	1.0022	1.0176	1.498
Stddev	.00087	.0017	.0044	.000
%RSD	.08736	.16492	.43343	.0226
#1	.99801	1.0034	1.0208	1.498
#2	.99924	1.0011	1.0145	1.498
Check ?	Chk Pass	Chk Pass	Chk Pass	None
Value				
Range				

Int. Std.	In2306	Y_2243	Y_3600	Y_3774
Line	230.606 {446}	224.306 {450}	360.073 { 94}	377.433 { 89}
Units	Cts/S	Cts/S	Cts/S	Cts/S
Avg	3571.4	3171.9	24677.	3545.8
Stddev	2.9	.8	78.	6.1
%RSD	.08042	.02408	.31441	.17267
#1	3573.4	3171.4	24732.	3550.2
#2	3569.4	3172.5	24623.	3541.5

Sample Name: CCB-6675975 Acquired: 9/27/2021 23:08:38 Type: QC
Method: ICAP2 New stds DEC2019(v697) Mode: CONC Corr. Factor: 1.000000
User: LMH Custom ID1: Custom ID2: Custom ID3:
Comment:

Elem	Ag3280	Al3082	As1890	B_2089	Ba4554-2
Line	328.068 {103}	308.215 {109}	189.042 {478}	208.959 {461}	455.403 { 74}2
Units	ppm	ppm	ppm	ppm	ppm
Avg	**.00092**	**-.00957**	**-.00175**	**.00145**	**.00006**
Stddev	.00026	.03991	.00059	.00028	.00000
%RSD	28.457	417.15	33.575	19.431	6.3450
#1	.00111	-.03779	-.00134	.00165	.00005
#2	.00074	.01865	-.00217	.00125	.00006
Check ?	Chk Pass	Chk Pass	Chk Pass	Chk Pass	Chk Pass
High Limit					
Low Limit					

Elem	Be3130	Ca3179	Cd2288	**Ce4040	Co2286
Line	313.042 {108}	317.933 {106}	228.802 {447}	404.076 { 83}	228.616 {447}
Units	ppm	ppm	ppm	ppm	ppm
Avg	**.00016**	**.00470**	**-.00013**	**-.0064**	**-.00012**
Stddev	.00006	.00072	.00007	.0338	.00009
%RSD	39.235	15.345	53.372	527.2	76.685
#1	.00012	.00521	-.00008	-.0303	-.00006
#2	.00021	.00419	-.00019	.0175	-.00019
Check ?	Chk Pass	Chk Pass	Chk Pass	None	Chk Pass
High Limit					
Low Limit					

Elem	Cr2677	Cu3273	Fe2599	K_7664	Li6707
Line	267.716 {126}	327.396 {103}	259.940 {130}	766.490 { 44}	670.784 { 50}
Units	ppm	ppm	ppm	ppm	ppm
Avg	**-.00040**	**.00024**	**.00495**	**.10081**	**.00252**
Stddev	.00013	.00024	.00070	.05328	.00144
%RSD	31.976	97.719	14.052	52.857	57.034
#1	-.00031	.00007	.00446	.13848	.00354
#2	-.00050	.00041	.00545	.06313	.00151
Check ?	Chk Pass	Chk Pass	Chk Pass	Chk Pass	Chk Pass
High Limit					
Low Limit					

Sample Name: CCB-6675975 Acquired: 9/27/2021 23:08:38 Type: QC
Method: ICAP2 New stds DEC2019(v697) Mode: CONC Corr. Factor: 1.000000
User: LMH Custom ID1: Custom ID2: Custom ID3:
Comment:

Elem	Mg2790	Mn2576	Mo2020	Na5895	Ni2316
Line	279.079 {121}2	257.610 {131}	202.030 {467}	589.592 { 57}	231.604 {446}
Units	ppm	ppm	ppm	ppm	ppm
Avg	**.01755**	**.00015**	**.00166**	**.12182**	**-.00033**
Stddev	.00045	.00005	.00037	.00144	.00022
%RSD	2.5648	34.646	22.458	1.1851	65.710
#1	.01724	.00018	.00140	.12080	-.00049
#2	.01787	.00011	.00193	.12284	-.00018
Check ?	Chk Pass	Chk Pass	Chk Pass	Chk Pass	Chk Pass
High Limit					
Low Limit					

Elem	P_2136	Pb2203	S_1820	Sb2068	Se1960
Line	213.618 {458}	220.353 {453}	182.034 {485}	206.833 {463}	196.090 {472}
Units	ppm	ppm	ppm	ppm	ppm
Avg	**25.02**	**-.00050**	**.15485**	**.00293**	**.00140**
Stddev	.00	.00050	.00537	.00061	.00450
%RSD	.0003	99.076	3.4699	20.710	320.20
#1	25.02	-.00015	.15865	.00251	-.00178
#2	25.02	-.00085	.15105	.00336	.00459
Check ?	None	Chk Pass	Chk Pass	Chk Pass	Chk Pass
High Limit					
Low Limit					

Elem	Si2881	Sn1899	Sr4077	Th2837	Ti3349
Line	288.158 {117}2	189.989 {477}	407.771 { 83}	283.730 {119}	334.904 {101}
Units	ppm	ppm	ppm	ppm	ppm
Avg	**-.00685**	**-.00017**	**.00027**	**1.001**	**.00015**
Stddev	.01510	.00005	.00011	.004	.00011
%RSD	220.56	29.405	40.498	.3492	70.922
#1	-.01752	-.00013	.00035	.9986	.00007
#2	.00383	-.00020	.00020	1.004	.00023
Check ?	Chk Pass	Chk Pass	Chk Pass	None	Chk Pass
High Limit					
Low Limit					

Sample Name: CCB-6675975 Acquired: 9/27/2021 23:08:38 Type: QC
Method: ICAP2 New stds DEC2019(v697) Mode: CONC Corr. Factor: 1.000000
User: LMH Custom ID1: Custom ID2: Custom ID3:
Comment:

Elem	Tl1908	V_2924	Zn2062	Zr3438
Line	190.856 {477}	292.402 {115}	206.200 {163}	343.823 { 98}
Units	ppm	ppm	ppm	ppm
Avg	**-.00034**	**.00029**	**-.00158**	**1.001**
Stddev	.00024	.00013	.00020	.001
%RSD	70.381	42.752	12.380	.0524
#1	-.00017	.00021	-.00145	1.001
#2	-.00051	.00038	-.00172	1.000
Check ?	Chk Pass	Chk Pass	Chk Pass	None
High Limit				
Low Limit				
Int. Std.	In2306	Y_2243	Y_3600	Y_3774
Line	230.606 {446}	224.306 {450}	360.073 { 94}	377.433 { 89}
Units	Cts/S	Cts/S	Cts/S	Cts/S
Avg	**4137.7**	**3318.7**	**26107.**	**3600.8**
Stddev	.3	1.7	43.	18.4
%RSD	.00691	.05108	.16346	.51137
#1	4137.9	3319.9	26137.	3587.8
#2	4137.5	3317.5	26076.	3613.8

Report Generated By Teledyne Leeman QuickTrace

Analyst: BufHG5

Worksheet file: C:\Users\Public\Documents\Teledyne CETAC\QuickTrace\Worksheets\L20210927A.wszf

Creation Date: 9/27/2021 1:44:53 PM

Comment:

Results

Sample Name		Type	Date/Time	Conc (ug/L)	µAbs	%RSD	Residual	Flags	DF	% Recovery
Single: icv		UNK	09/27/21 04:01:28 pm	0.00	42818	1.11			1.0000	N/A
Replicates	42952.8	43242.3	42943.0	42135.3						
Calibration Blank		STD	09/27/21 04:03:06 pm	0.00	11	118.82	-9.70		1.0000	N/A
Replicates	22.8	20.8	-5.5	6.5						
Standard #1 (0.1 ug/L)		STD	09/27/21 04:04:24 pm	0.10	1480	3.40	-3.63		1.0000	N/A
Replicates	1485.0	1522.8	1504.0	1408.3						
Standard #2 (0.5 ug/L)		STD	09/27/21 04:05:42 pm	0.50	7545	1.08	34.30		1.0000	N/A
Replicates	7555.8	7603.8	7592.3	7426.8						
Standard #3 (2.0 ug/L)		STD	09/27/21 04:07:01 pm	2.00	29345	1.14	108.54		1.0000	N/A
Replicates	29395.7	29666.2	29441.2	28878.0						
Standard #4 (10. ug/L)		STD	09/27/21 04:08:20 pm	10.00	143386	1.20	343.51		1.0000	N/A
Replicates	143858.9	144963.2	143788.4	140933.9						
Standard #5 (20. ug/L)		STD	09/27/21 04:09:39 pm	20.00	271545	1.04	-402.05		1.0000	N/A
Replicates	272126.8	274189.2	272310.9	267552.4						

Calibration

Equation: Abs = 13848.354x + 145.475

R2: 0.99908

SEE: 3746.1790

Flags:

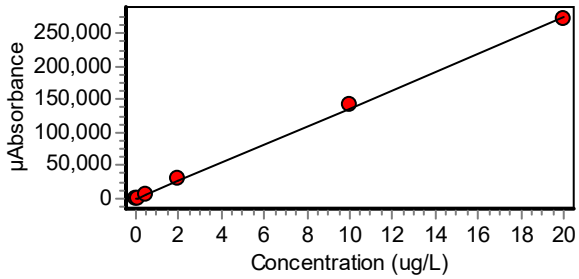

ICV		ICV	09/27/21 04:11:01 pm	3.13	43441	1.42			1.0000	104.21
Replicates	43709.3	43956.7	43541.0	42556.7						
ICB		ICB	09/27/21 04:12:19 pm	-0.01	13	9.48			1.0000	N/A
Replicates	6.0	30.4	12.9	1.9						
ICVL		CRDL	09/27/21 04:13:39 pm	0.20	2915	1.56			1.0000	99.98
Replicates	2943.2	2936.8	2927.8	2850.6						
CCV		CCV	09/27/21 04:14:59 pm	2.09	29056	1.09			1.0000	104.38
Replicates	29074.8	29378.6	29143.6	28625.1						
CCB		CCB	09/27/21 04:16:17 pm	-0.01	2	9.86			1.0000	N/A
Replicates	9.7	16.0	-1.5	-16.3						
MB 480-598020/1-A		UNK	09/27/21 04:17:34 pm	-0.01	68	16.71			1.0000	N/A
Replicates	85.3	58.6	57.3	70.1						

Sample Name					Type	Date/Time	Conc (ug/L)	µAbs	%RSD	Residual	Flags	DF	% Recovery
LCS 480-598020/2-A					UNK	09/27/21 04:18:51 pm	4.27	59296	1.63			1.0000	N/A
Replicates	59719.5	60120.8	59427.3	57915.3									
LCSD 480-598020/3-A					UNK	09/27/21 04:20:09 pm	4.34	60228	1.58			1.0000	N/A
Replicates	60592.2	61066.6	60380.3	58872.8									
480-189941-C-10-C					UNK	09/27/21 04:21:27 pm	-0.01	42	3.23			1.0000	N/A
Replicates	39.8	38.2	44.9	44.4									
480-189941-C-11-C					UNK	09/27/21 04:22:45 pm	-0.01	46	18.52			1.0000	N/A
Replicates	40.0	45.0	72.0	28.7									
480-189941-C-12-C					UNK	09/27/21 04:24:03 pm	-0.01	37	11.39			1.0000	N/A
Replicates	35.5	52.7	36.2	22.4									
480-189941-C-13-C					UNK	09/27/21 04:25:21 pm	-0.01	34	12.77			1.0000	N/A
Replicates	52.3	36.3	26.3	19.3									
480-189941-D-14-C					UNK	09/27/21 04:26:39 pm	-0.01	52	15.78			1.0000	N/A
Replicates	71.7	38.0	44.5	55.0									
480-189941-C-15-C					UNK	09/27/21 04:27:58 pm	-0.01	29	12.64			1.0000	N/A
Replicates	34.0	47.7	14.4	21.2									
480-189941-C-16-C					UNK	09/27/21 04:29:16 pm	-0.01	49	15.44			1.0000	N/A
Replicates	67.4	45.5	52.5	31.7									
CCV					CCV	09/27/21 04:30:36 pm	2.10	29248	1.03			1.0000	105.08
Replicates	29222.1	29553.2	29370.0	28847.7									
CCB					CCB	09/27/21 04:31:54 pm	-0.01	-5	7.71			1.0000	N/A
Replicates	-3.2	-16.0	10.8	-10.5									
480-189941-C-17-C					UNK	09/27/21 04:33:12 pm	-0.01	16	20.20			1.0000	N/A
Replicates	4.8	-15.0	31.8	42.8									
480-189871-C-3-G					UNK	09/27/21 04:34:31 pm	-0.01	39	11.62			1.0000	N/A
Replicates	54.7	38.1	24.4	37.6									
480-189871-C-3-Gsd@5					UNK	09/27/21 04:35:49 pm	-0.01	29	14.20			1.0000	N/A
Replicates	29.4	10.1	27.1	50.4									
480-189871-C-3-H MS					UNK	09/27/21 04:37:06 pm	4.19	58160	1.63			1.0000	N/A
Replicates	58508.9	58962.9	58379.1	56790.6									
480-189871-C-3-I MSD					UNK	09/27/21 04:38:24 pm	4.21	58501	1.49			1.0000	N/A
Replicates	58780.1	59244.8	58736.1	57242.3									
480-189874-A-1-B					UNK	09/27/21 04:39:41 pm	0.02	477	6.87			1.0000	N/A
Replicates	505.9	484.0	456.5	461.2									
480-189934-H-1-D					UNK	09/27/21 04:40:59 pm	-0.01	11	13.20			1.0000	N/A
Replicates	21.9	28.3	-11.2	5.1									
400-208486-B-1-E					UNK	09/27/21 04:42:17 pm	-0.01	57	21.51			1.0000	N/A
Replicates	77.5	33.5	65.7	50.7									

Sample Name					Type	Date/Time	Conc (ug/L)	µAbs	%RSD	Residual	Flags	DF	% Recovery
400-208486-A-2-C					UNK	09/27/21 04:43:36 pm	-0.01	58	11.66			1.0000	N/A
	Replicates	64.4	68.3	46.8	51.5								
480-190104-B-1-A					UNK	09/27/21 04:44:54 pm	-0.01	30	9.62			1.0000	N/A
	Replicates	38.5	30.7	37.0	14.2								
CCV					CCV	09/27/21 04:46:14 pm	2.10	29207	1.08			1.0000	104.93
	Replicates	29188.3	29515.1	29343.6	28782.4								
CCB					CCB	09/27/21 04:47:31 pm	-0.01	-11	12.39			1.0000	N/A
	Replicates	-10.2	14.2	-32.8	-15.1								
480-189974-E-1-B					UNK	09/27/21 04:48:50 pm	-0.01	5	11.55			1.0000	N/A
	Replicates	12.9	-8.9	-8.4	23.9								
480-189990-F-1-C					UNK	09/27/21 04:50:08 pm	0.00	86	24.56			1.0000	N/A
	Replicates	80.6	66.9	96.2	98.4								
480-189990-F-2-C					UNK	09/27/21 04:51:27 pm	-0.01	72	20.86			1.0000	N/A
	Replicates	65.5	94.8	67.8	61.0								
480-189990-F-3-C					UNK	09/27/21 04:52:46 pm	-0.01	40	15.94			1.0000	N/A
	Replicates	25.9	25.1	54.6	54.6								
480-189990-F-4-C					UNK	09/27/21 04:54:04 pm	-0.01	58	22.47			1.0000	N/A
	Replicates	59.0	84.7	50.2	38.4								
MB 480-598021/1-A					UNK	09/27/21 04:55:21 pm	-0.01	34	18.60			1.0000	N/A
	Replicates	55.5	5.6	36.6	38.1								
LCS 480-598021/2-A					UNK	09/27/21 04:56:39 pm	4.21	58472	1.61			1.0000	N/A
	Replicates	58793.8	59286.4	58693.2	57113.7								
480-190000-A-8-B					UNK	09/27/21 04:57:57 pm	-0.01	75	32.23			1.0000	N/A
	Replicates	94.5	82.4	81.4	42.4								
480-190004-L-1-B					UNK	09/27/21 04:59:15 pm	-0.01	65	15.47			1.0000	N/A
	Replicates	68.1	52.9	80.6	56.6								
480-190031-C-2-B					UNK	09/27/21 05:00:33 pm	-0.01	36	16.75			1.0000	N/A
	Replicates	40.7	34.6	12.4	56.6								
CCV					CCV	09/27/21 05:01:52 pm	2.12	29476	1.10			1.0000	105.90
	Replicates	29533.5	29781.6	29569.4	29018.4								
CCB					CCB	09/27/21 05:03:10 pm	-0.01	-4	5.54			1.0000	N/A
	Replicates	-10.9	7.4	-9.4	-3.4								
480-190031-C-3-B					UNK	09/27/21 05:04:28 pm	-0.01	9	12.31			1.0000	N/A
	Replicates	18.5	26.1	-11.9	3.8								
480-190031-C-4-B					UNK	09/27/21 05:05:47 pm	-0.01	36	10.61			1.0000	N/A
	Replicates	33.8	46.9	20.9	43.2								
480-190031-C-5-B					UNK	09/27/21 05:07:05 pm	-0.01	40	13.40			1.0000	N/A
	Replicates	48.4	52.6	20.9	39.6								

Sample Name					Type	Date/Time	Conc (ug/L)	µAbs	%RSD	Residual	Flags	DF	% Recovery
480-190031-C-6-D					UNK	09/27/21 05:08:24 pm	-0.01	29	17.50			1.0000	N/A
Replicates	9.2	41.3	15.3	51.6									
480-190031-C-7-B					UNK	09/27/21 05:09:42 pm	-0.01	20	10.19			1.0000	N/A
Replicates	25.7	4.6	34.4	16.4									
480-190008-N-1-B					UNK	09/27/21 05:11:01 pm	0.00	207	27.46			1.0000	N/A
Replicates	199.3	233.0	200.2	197.5									
480-190037-G-1-B					UNK	09/27/21 05:12:19 pm	-0.01	14	12.24			1.0000	N/A
Replicates	18.1	8.8	33.8	-4.4									
480-190039-C-1-B					UNK	09/27/21 05:13:37 pm	-0.01	32	12.93			1.0000	N/A
Replicates	45.5	41.0	26.7	13.0									
480-190039-C-1-Bsd@5					UNK	09/27/21 05:14:54 pm	-0.01	35	24.19			1.0000	N/A
Replicates	63.4	12.3	12.8	52.8									
480-190039-C-1-C MS					UNK	09/27/21 05:16:12 pm	4.24	58813	1.43			1.0000	N/A
Replicates	59028.7	59570.4	59038.6	57616.1									
CCV					CCV	09/27/21 05:17:32 pm	2.09	29106	1.08			1.0000	104.56
Replicates	29117.3	29424.2	29204.5	28677.2									
CCB					CCB	09/27/21 05:18:49 pm	-0.01	6	8.80			1.0000	N/A
Replicates	17.2	-7.0	-2.0	15.8									
480-190039-C-1-D MSD					UNK	09/27/21 05:20:07 pm	4.22	58576	1.42			1.0000	N/A
Replicates	58814.2	59310.1	58796.1	57385.1									
480-190039-C-2-B					UNK	09/27/21 05:21:25 pm	-0.01	33	16.70			1.0000	N/A
Replicates	48.5	47.5	27.5	9.0									
480-190039-C-3-B					UNK	09/27/21 05:22:44 pm	-0.01	43	5.83			1.0000	N/A
Replicates	49.6	35.5	40.5	44.5									
480-190061-G-6-B					UNK	09/27/21 05:24:02 pm	0.00	192	35.47			1.0000	N/A
Replicates	167.5	199.1	199.4	202.9									
480-190061-G-7-D					UNK	09/27/21 05:25:20 pm	-0.01	50	21.54			1.0000	N/A
Replicates	42.7	55.1	74.8	25.8									
480-190061-G-8-B					UNK	09/27/21 05:26:39 pm	-0.01	60	23.74			1.0000	N/A
Replicates	43.3	76.5	41.0	78.2									
480-190061-G-9-B					UNK	09/27/21 05:27:58 pm	0.00	144	564.72			1.0000	N/A
Replicates	153.9	143.4	128.1	148.6									
480-190081-H-1-A					UNK	09/27/21 05:29:16 pm	-0.01	34	15.95			1.0000	N/A
Replicates	30.5	55.0	39.3	12.5									
480-190097-A-2-A					UNK	09/27/21 05:30:34 pm	-0.01	23	12.83			1.0000	N/A
Replicates	14.4	5.9	30.4	40.9									
LCSD 480-598021/24-A					UNK	09/27/21 05:31:52 pm	4.05	56251	1.32			1.0000	N/A
Replicates	56462.0	56918.9	56429.4	55191.9									

Sample Name					Type	Date/Time	Conc (ug/L)	µAbs	%RSD	Residual	Flags	DF	% Recovery
CCV					CCV	09/27/21 05:33:12 pm	2.12	29493	1.30			1.0000	105.96
	Replicates	29603.2	29841.9	29577.6	28950.9								
CCB					CCB	09/27/21 05:34:30 pm	-0.01	25	6.97			1.0000	N/A
	Replicates	25.3	14.1	34.4	27.1								
MB 480-598022/1-A					UNK	09/27/21 05:35:48 pm	-0.01	27	4.26			1.0000	N/A
	Replicates	23.9	34.1	24.8	23.3								
LCS 480-598022/2-A					UNK	09/27/21 05:37:06 pm	4.18	57990	1.37			1.0000	N/A
	Replicates	58200.2	58707.0	58192.5	56860.8								
480-190076-A-1-A					UNK	09/27/21 05:38:24 pm	0.00	112	37.81			1.0000	N/A
	Replicates	125.8	108.5	118.5	97.0								
480-190090-C-1-A					UNK	09/27/21 05:39:42 pm	-0.01	20	24.85			1.0000	N/A
	Replicates	19.0	56.7	24.2	-19.3								
480-190090-B-2-A					UNK	09/27/21 05:41:00 pm	-0.01	20	9.50			1.0000	N/A
	Replicates	19.3	22.1	33.1	4.1								
480-190090-C-3-A					UNK	09/27/21 05:42:18 pm	-0.01	17	22.91			1.0000	N/A
	Replicates	57.4	-13.3	12.5	11.0								
480-190090-C-3-Asd@5					UNK	09/27/21 05:43:37 pm	-0.01	2	15.00			1.0000	N/A
	Replicates	-2.3	-21.4	30.6	2.6								
480-190090-C-3-B MS					UNK	09/27/21 05:44:55 pm	4.08	56644	1.19			1.0000	N/A
	Replicates	56791.2	57273.2	56823.9	55686.7								
480-190090-C-3-C MSD					UNK	09/27/21 05:46:14 pm	4.00	55532	1.14			1.0000	N/A
	Replicates	55691.7	56132.7	55666.9	54638.4								
480-190090-C-4-A					UNK	09/27/21 05:47:33 pm	-0.01	-16	10.34			1.0000	N/A
	Replicates	-34.5	4.5	-22.0	-10.0								
CCV					CCV	09/27/21 05:48:53 pm	2.10	29236	1.18			1.0000	105.03
	Replicates	29247.3	29570.9	29364.6	28760.4								
CCB					CCB	09/27/21 05:50:10 pm	-0.01	-6	6.43			1.0000	N/A
	Replicates	-14.3	7.9	-10.6	-5.8								
480-190104-B-2-A					UNK	09/27/21 05:51:29 pm	-0.01	29	14.50			1.0000	N/A
	Replicates	9.5	47.5	21.5	37.7								
480-190104-B-3-A					UNK	09/27/21 05:52:47 pm	-0.01	14	4.20			1.0000	N/A
	Replicates	5.9	17.3	14.3	17.8								
480-190104-B-4-A					UNK	09/27/21 05:54:05 pm	0.00	184	60.12			1.0000	N/A
	Replicates	218.7	168.9	170.6	179.1								
480-190104-B-6-A					UNK	09/27/21 05:55:23 pm	-0.01	62	15.50			1.0000	N/A
	Replicates	66.7	78.1	52.1	50.8								
480-190104-B-7-A					UNK	09/27/21 05:56:41 pm	0.00	174	59.63			1.0000	N/A
	Replicates	160.8	161.8	177.3	197.5								

Sample Name					Type	Date/Time	Conc (ug/L)	µAbs	%RSD	Residual	Flags	DF	% Recovery
480-190104-B-8-A					UNK	09/27/21 05:58:00 pm	-0.01	12	11.84			1.0000	N/A
Replicates	9.3	-1.0	5.5	35.0									
480-189941-C-7-C					UNK	09/27/21 05:59:18 pm	-0.01	26	9.14			1.0000	N/A
Replicates	21.7	41.9	23.2	17.2									
480-189941-C-8-C					UNK	09/27/21 06:00:36 pm	-0.01	13	6.42			1.0000	N/A
Replicates	1.2	20.4	12.1	17.9									
480-189941-C-14-C					UNK	09/27/21 06:01:55 pm	-0.01	3	5.66			1.0000	N/A
Replicates	-8.7	8.3	8.5	2.8									
LB 480-597982/1-C					UNK	09/27/21 06:03:13 pm	-0.01	17	19.93			1.0000	N/A
Replicates	43.8	1.3	32.1	-11.2									
CCV					CCV	09/27/21 06:04:33 pm	2.10	29220	1.19			1.0000	104.98
Replicates	29232.6	29549.8	29361.3	28737.6									
CCB					CCB	09/27/21 06:05:51 pm	-0.01	-2	9.77			1.0000	N/A
Replicates	-21.8	6.5	-1.8	10.5									
MB 480-598023/2-A					UNK	09/27/21 06:07:10 pm	-0.01	24	9.19			1.0000	N/A
Replicates	25.3	19.0	38.5	12.3									
LCS 480-598023/3-A					UNK	09/27/21 06:08:28 pm	3.77	52330	1.21			1.0000	N/A
Replicates	52418.0	52952.5	52497.2	51451.5									
480-189899-E-1-G					UNK	09/27/21 06:09:47 pm	-0.01	53	18.01			1.0000	N/A
Replicates	62.8	28.0	62.2	58.2									
480-189899-F-2-E					UNK	09/27/21 06:11:05 pm	-0.01	41	12.23			1.0000	N/A
Replicates	57.4	40.7	26.2	39.7									
480-190098-A-8-C					UNK	09/27/21 06:12:23 pm	-0.01	36	19.78			1.0000	N/A
Replicates	13.1	24.7	61.0	47.0									
480-190098-A-22-E					UNK	09/27/21 06:13:41 pm	-0.01	25	13.04			1.0000	N/A
Replicates	15.9	40.8	7.1	34.6									
480-190098-A-22-Esd@5					UNK	09/27/21 06:15:00 pm	-0.01	40	20.53			1.0000	N/A
Replicates	45.6	43.8	9.0	60.3									
480-190098-A-22-F MS					UNK	09/27/21 06:16:18 pm	3.59	49821	1.35			1.0000	N/A
Replicates	49953.6	50442.9	50014.7	48872.4									
480-190098-A-22-G MSD					UNK	09/27/21 06:17:36 pm	3.60	49959	1.28			1.0000	N/A
Replicates	50113.5	50566.6	50099.4	49058.4									
CCV					CCV	09/27/21 06:18:56 pm	2.10	29268	1.14			1.0000	105.15
Replicates	29299.7	29579.5	29387.7	28803.2									
CCB					CCB	09/27/21 06:20:14 pm	-0.01	35	20.62			1.0000	N/A
Replicates	13.0	57.8	50.3	16.8									
CCVL					CRDL	09/27/21 06:21:34 pm	0.20	2949	0.75			1.0000	101.23
Replicates	2949.1	2971.0	2956.3	2920.8									

METALS BATCH WORKSHEET

Lab Name: Eurofins TestAmerica, Buffalo Job No.: 480-190000-1

SDG No.:

Batch Number: 597955 Batch Start Date: 09/27/21 09:54 Batch Analyst: Proulx, Katelyn M

Batch Method: 3005A Batch End Date: 09/27/21 13:25

Lab Sample ID	Client Sample ID	Method Chain	Basis	InitialAmount	FinalAmount	MED_01_Si 00158	MED_01_W1 00069	MED_02_W2 00067	MED_03_Ag 00173
MB 480-597955/1		3005A, 6010C		50 mL	50 mL				
LCS 480-597955/2		3005A, 6010C		50 mL	50 mL	0.25 mL	0.25 mL	0.25 mL	0.25 mL
480-190000-A-8	IDW-2021023	3005A, 6010C	T	50 mL	50 mL				

Lab Sample ID	Client Sample ID	Method Chain	Basis	MED_04_Sn 00161	MED_05_S 00118				
MB 480-597955/1		3005A, 6010C							
LCS 480-597955/2		3005A, 6010C		0.25 mL	0.25 mL				
480-190000-A-8	IDW-2021023	3005A, 6010C	T						

Batch Notes	
Temperature - Corrected - End	93.3 Degrees C
Temperature - Corrected - Start	92.8 Degrees C
Digestion End Time	09/27/2021 13:25
Digestion Start Time	09/27/2021 09:54
Digestion Unit ID	A
Hydrochloric Acid ID	6658919
Nitric Acid ID	6669107
pH Indicator ID	HC911298
Pipette/Syringe/Dispenser ID	MDL-3
Analyst ID - Spike Analyst	KP
Sufficient Volume for Batch QC	YES
Thermometer Location ID	C5
Thermometer ID	200152384
Digestion Tube/Cup ID	2106023
Temperature - Uncorrected - End	92.6 Degrees C
Temperature - Uncorrected - Start	92.1 Degrees C

Basis	Basis Description
T	Total/NA

The pound sign (#) in the amount added field denotes that the reagent was used undiluted. All calculations are performed using the stated concentration for this reagent.

METALS BATCH WORKSHEET

Lab Name: Eurofins TestAmerica, Buffalo Job No.: 480-190000-1

SDG No.:

Batch Number: 598021 Batch Start Date: 09/27/21 13:25 Batch Analyst: Booth, Bryan M

Batch Method: 7470A Batch End Date: 09/27/21 15:25

Lab Sample ID	Client Sample ID	Method Chain	Basis	InitialAmount	FinalAmount	MEH_HG1_WKG 02664	AnalysisComment		
MB 480-598021/1		7470A, 7470A		30 mL	50 mL		KMnO4 x2		
LCS 480-598021/2		7470A, 7470A		30 mL	50 mL	2 mL	KMnO4 x2		
480-190000-A-8	IDW-2021023	7470A, 7470A	T	30 mL	50 mL				
LCSD 480-598021/24		7470A, 7470A		30 mL	50 mL	2 mL	KMnO4 x2		

Batch Notes	
Batch Comment	1 & 2 Prep 1250
Temperature - Corrected - End	96.4 Deg. C
Temperature - Corrected - Start	96.3 Deg. C
Digestion End Time	1525
Digestion Start Time	1325
Digestion Unit ID	HG-B
Sulfuric Acid ID	6595243
Nitric Acid ID	6638666
Hydroxylamine ID	6667160
Potassium Persulfate ID	6614252
Potassium Permanganate ID	6646701
Pipette/Syringe/Dispenser ID	Hg 8
Analyst ID - Spike Analyst	BB
Thermometer ID	170435802
Digestion Tube/Cup ID	2008043
Temperature - Uncorrected - End	95.4 Deg. C
Temperature - Uncorrected - Start	95.3 Deg. C

Basis	Basis Description
T	Total/NA

The pound sign (#) in the amount added field denotes that the reagent was used undiluted. All calculations are performed using the stated concentration for this reagent.

GENERAL CHEMISTRY

COVER PAGE
GENERAL CHEMISTRY

Lab Name: Eurofins TestAmerica, Buffalo Job Number: 480-190000-1

SDG No.:

Project: Staubs Textile #828160

Client Sample ID	Lab Sample ID
IDW-2021023	480-190000-8

Comments:

1B-IN
INORGANIC ANALYSIS DATA SHEET
GENERAL CHEMISTRY

Client Sample ID: IDW-2021023
Lab Sample ID: 480-190000-8
Lab Name: Eurofins TestAmerica, Buffalo
Job No.: 480-190000-1
SDG ID.:
Matrix: Water
Date Sampled: 09/23/2021 13:20
Reporting Basis: WET
Date Received: 09/23/2021 15:50

CAS No.	Analyte	Result	RL		Units	C	Q	DIL	Method
	pH	7.47	0.100		SU		HF	1	9040C
	Temperature	18.9	0.00100		Degrees C		HF	1	9040C

2-IN
CALIBRATION QUALITY CONTROL
GENERAL CHEMISTRY

Lab Name: Eurofins TestAmerica, Buffalo Job No.: 480-190000-1

SDG No.:

Analyst: JPS Batch Start Date: 09/28/2021

Reporting Units: Degrees C Analytical Batch No.: 598253

Sample Number	QC Type	Time	Analyte	Result	Spike Amount	(%) Recovery	Limits	Qual	Reagent
12	CCV	15:26	Temperature	19.50					

Note! Calculations are performed before rounding to avoid round-off errors in calculated results.

FORM II-IN

2-IN
CALIBRATION QUALITY CONTROL
GENERAL CHEMISTRY

Lab Name: Eurofins TestAmerica, Buffalo Job No.: 480-190000-1

SDG No.:

Analyst: JPS Batch Start Date: 09/28/2021

Reporting Units: SU Analytical Batch No.: 598253

Sample Number	QC Type	Time	Analyte	Result	Spike Amount	(%) Recovery	Limits	Qual	Reagent
12	CCV	15:26	pH	7.057	7.00	101	99-101		7.0 BufferICV 00327

Note! Calculations are performed before rounding to avoid round-off errors in calculated results.

FORM II-IN

7A-IN
LAB CONTROL SAMPLE
GENERAL CHEMISTRY

Lab Name: Eurofins TestAmerica, Buffalo Job No.: 480-190000-1

SDG No.:

Matrix: Water

Method	Lab Sample ID	Analyte	Result	C	Unit	Spike Amount	Pct. Rec.	Limits	RPD	RPD Limit	Q
Batch ID: 598253	Date: 09/28/2021 15:10										
						LCS Source: 7.0 BufferICV_00327					
9040C	LCS 480-598253/1	pH	7.028		SU	7.00	100	99-101			

Calculations are performed before rounding to avoid round-off errors in calculated results.

FORM VIIA-IN

9-IN
DETECTION LIMITS
GENERAL CHEMISTRY

Lab Name: Eurofins TestAmerica, Buffalo Job Number: 480-190000-1

SDG Number:

Matrix: Water Instrument ID: Titrator Robot

Method: 9040C RL Date: 03/06/2017 13:04

Analyte	Wavelength/ Mass	RL (Degrees C)	
Temperature		0.001	

FORM IX - IN

9-IN
CALIBRATION BLANK DETECTION LIMITS
GENERAL CHEMISTRY

Lab Name: Eurofins TestAmerica, Buffalo Job Number: 480-190000-1

SDG Number:

Matrix: Water Instrument ID: Titrator Robot

Method: 9040C XRL Date: 03/06/2017 13:04

Analyte	Wavelength/ Mass	XRL (Degrees C)	
Temperature		0.001	

FORM IX - IN

9-IN
DETECTION LIMITS
GENERAL CHEMISTRY

Lab Name: Eurofins TestAmerica, Buffalo Job Number: 480-190000-1

SDG Number:

Matrix: Water Instrument ID: Titrator Robot

Method: 9040C RL Date: 03/06/2017 13:04

Analyte	Wavelength/ Mass	RL (SU)	
pH		0.1	

FORM IX - IN

9-IN
CALIBRATION BLANK DETECTION LIMITS
GENERAL CHEMISTRY

Lab Name: Eurofins TestAmerica, Buffalo Job Number: 480-190000-1

SDG Number:

Matrix: Water Instrument ID: Titrator Robot

Method: 9040C XRL Date: 03/06/2017 13:04

Analyte	Wavelength/ Mass	XRL (SU)	
pH		0.1	

FORM IX - IN

13-IN
ANALYSIS RUN LOG
GENERAL CHEMISTRY

Lab Name: Eurofins TestAmerica, Buffalo Job No.: 480-190000-1

SDG No.:

Instrument ID: Titrator Robot Method: 9040C

Start Date: 09/28/2021 15:10 End Date: 09/28/2021 16:15

Lab Sample ID	D/F	Type	Time	Analytes																			
				pH	Temp																		
LCS 480-598253/1	1	T	15:10	X	X																		
ZZZZZZ			15:11																				
ZZZZZZ			15:13																				
ZZZZZZ			15:14																				
ZZZZZZ			15:15																				
480-190000-8	1	T	15:17	X	X																		
ZZZZZZ			15:18																				
ZZZZZZ			15:19																				
ZZZZZZ			15:21																				
ZZZZZZ			15:22																				
ZZZZZZ			15:25																				
CCV 480-598253/12	1		15:26	X	X																		
ZZZZZZ			15:28																				
ZZZZZZ			15:29																				
ZZZZZZ			15:30																				
ZZZZZZ			15:32																				
ZZZZZZ			15:33																				
ZZZZZZ			15:34																				
ZZZZZZ			15:36																				
ZZZZZZ			15:37																				
ZZZZZZ			15:40																				
ZZZZZZ			15:41																				
ZZZZZZ			15:43																				
ZZZZZZ			15:44																				
ZZZZZZ			15:46																				
ZZZZZZ			15:47																				
ZZZZZZ			15:49																				
ZZZZZZ			15:50																				
ZZZZZZ			15:51																				
ZZZZZZ			15:53																				
ZZZZZZ			15:56																				
ZZZZZZ			15:57																				
ZZZZZZ			15:58																				
CCV 480-598253/34			16:00																				
ZZZZZZ			16:01																				
ZZZZZZ			16:03																				
ZZZZZZ			16:04																				
ZZZZZZ			16:06																				
ZZZZZZ			16:07																				
ZZZZZZ			16:08																				
ZZZZZZ			16:11																				
ZZZZZZ			16:12																				

13-IN
ANALYSIS RUN LOG
GENERAL CHEMISTRY

Lab Name: Eurofins TestAmerica, Buffalo Job No.: 480-190000-1

SDG No.:

Instrument ID: Titrator Robot Method: 9040C

Start Date: 09/28/2021 15:10 End Date: 09/28/2021 16:15

Lab Sample ID	D/F	Type	Time	Analytes																			
				pH	Temp																		
ZZZZZZ			16:14																				
CCV 480-598253/44			16:15																				

Prep Types

T = Total/NA

598253

pH

Titrator methods

pH 4 Buffer	6630890	EXP: 1/31/2023
pH 7.0 Buffer	6622928	EXP: 08/31/2023
pH 10.0 Buffer	6571145	EXP: 05/31/2023
pH 7 Check (CCV/LCS)	6577883	EXP: 03/31/2022

SKALAR

Skalar pH/Conductivity/Alk

Unique id	Date time	Slope/CC	Unit	Value	Value Unit	Temperature	Temperature Unit	Probe	StandardName	Asymmetry	Zeropoint	ZeropointmV
118	02/17/2021 07:51:12	0.472	1/cm	1405	µS/cm	24.7	C	Probe2	EC SOL 1	N/A		
119	2021-09-28 21:12:03	96.6		6.853		21.3		TitratorProbe1	pH BUF 1		6.853	
120	2021-09-28 21:12:03	96.6		6.853		21.3		TitratorProbe1	pH BUF 2		6.853	
121	2021-09-28 21:12:03	96.6		6.853		21.3		TitratorProbe1	pH BUF 3		6.853	

MeasuredValue	Temp	Identity	DateTime	ErrorFlag	ProbeName
7.24	21.4	pH QC 2_titratorAcid	9/28/2021 3:05 PM	True	pH Meter Alk
7.25	21.4	pH QC 2_titratorAcid	9/28/2021 3:06 PM	True	pH Meter Alk
7.09	21.5	pH QC 2_titratorAcid	9/28/2021 3:24 PM	False	pH Meter Alk
7.07	21.5	pH QC 2_titratorAcid	9/28/2021 3:39 PM	False	pH Meter Alk
7.06	21.6	pH QC 2_titratorAcid	9/28/2021 3:54 PM	False	pH Meter Alk
7.05	21.8	pH QC 2_titratorAcid	9/28/2021 4:10 PM	False	pH Meter Alk
7.09	21.7	pH QC 2_titratorAcid	9/28/2021 4:17 PM	False	pH Meter Alk

Sequence	Identity	Type	pH	pH °C	End time measurement pH	End time measurement EC
1	LCS	Sample	7.028	20.8	9/28/2021 3:10 PM	
2	480-189964-f-3	Sample	7.548	19.9	9/28/2021 3:11 PM	
3	480-189964-f-3 DU	Sample	7.723	19.5	9/28/2021 3:13 PM	
4	480-189997-b-1	Sample	7.133	19.2	9/28/2021 3:14 PM	
5	480-189997-c-2	Sample	1	18.7	9/28/2021 3:15 PM	
6	480-190000-b-8	Sample	7.472	18.9	9/28/2021 3:17 PM	
7	480-190023-b-1	Sample	7.328	18.8	9/28/2021 3:18 PM	
8	480-190023-b-2	Sample	8.275	19.2	9/28/2021 3:19 PM	
9	480-190032-f-1	Sample	7.077	19.8	9/28/2021 3:21 PM	
10	480-190032-f-2	Sample	7.336	19.6	9/28/2021 3:22 PM	
11	480-190035-e-1	Sample	6.848	19.3	9/28/2021 3:25 PM	
12	CCV	Sample	7.057	19.5	9/28/2021 3:26 PM	
13	480-190038-d-1	Sample	6.111	18.9	9/28/2021 3:28 PM	
14	480-190038-d-2	Sample	6.821	18.4	9/28/2021 3:29 PM	
15	480-190062-d-1	Sample	7.66	18.6	9/28/2021 3:30 PM	
16	480-190062-d-2	Sample	8.086	18.6	9/28/2021 3:32 PM	
17	480-190093-e-1	Sample	7.7	19	9/28/2021 3:33 PM	
18	480-190093-e-2	Sample	7.624	19.5	9/28/2021 3:34 PM	
19	480-190093-e-3	Sample	7.726	19.3	9/28/2021 3:36 PM	
20	480-190093-e-4	Sample	7.502	18.9	9/28/2021 3:37 PM	
21	480-190093-e-5	Sample	7.586	19.4	9/28/2021 3:40 PM	
22	480-190093-e-6	Sample	7.476	19.2	9/28/2021 3:41 PM	
23	LCS	Sample	7.054	19.6	9/28/2021 3:43 PM	
24	480-190081-i-1	Sample	6.526	19.3	9/28/2021 3:44 PM	
25	480-190081-i-1 DU	Sample	6.581	19.3	9/28/2021 3:46 PM	
26	480-190130-b-1	Sample	5.487	19.6	9/28/2021 3:47 PM	
27	480-190130-b-2	Sample	5.473	20	9/28/2021 3:49 PM	
28	480-190130-b-3	Sample	5.438	20	9/28/2021 3:50 PM	
29	480-190130-b-4	Sample	5.498	19.8	9/28/2021 3:51 PM	
30	480-190130-b-5	Sample	5.473	19.6	9/28/2021 3:53 PM	
31	480-190130-b-6	Sample	5.463	20	9/28/2021 3:56 PM	
32	480-190130-b-7	Sample	5.469	20.1	9/28/2021 3:57 PM	
33	480-190130-b-8	Sample	5.495	20.2	9/28/2021 3:58 PM	
34	CCV	Sample	7.046	20.4	9/28/2021 4:00 PM	
35	480-190130-b-9	Sample	5.396	20.3	9/28/2021 4:01 PM	
36	480-190130-b-10	Sample	5.41	20.5	9/28/2021 4:03 PM	
37	480-190130-b-11	Sample	5.507	21	9/28/2021 4:04 PM	
38	480-190130-b-12	Sample	5.44	20.9	9/28/2021 4:06 PM	
39	480-190130-b-13	Sample	5.462	20.9	9/28/2021 4:07 PM	

SKALAR

Sequence	Identity	Type	pH	pH °C	End time measurement pH	End time measurement EC
40	480-190130-b-14	Sample	5.508	21	9/28/2021 4:08 PM	
41	480-190130-b-15	Sample	5.475	21.1	9/28/2021 4:11 PM	
42	480-190130-b-16	Sample	5.427	21.1	9/28/2021 4:12 PM	
43	480-189941-d-2	Sample	5.539	21.2	9/28/2021 4:14 PM	
44	CCV	Sample	5.809	20.8	9/28/2021 4:15 PM	

Historical Data Summary Report

For Batch 598253

Lab Sample ID	Client Sample	Method	Analyte	Prep Type	Unit	Data Points	Dilution	Result	Fail	3-Sigma Limits	Fail	Client Limits
480-189997-B-1	006	SM4500_H+	pH	Total/NA	SU	8	1.0	7.1	☐	6.225 - 8.075	☐	5.36 - 9.24
480-189997-B-1	006	SM4500_H+	Temperature	Total/NA	Degrees C	8	1.0	19.2	☐	15.816 - 24.159	☐	14.08 - 27.12
480-190023-B-1	RW-3D	9040C	pH	Total/NA	SU	8	1.0	7.33	☐	6.16 - 9.072	☐	5.552 - 10.128
480-190023-B-1	RW-3D	9040C	Temperature	Total/NA	Degrees C	8	1.0	18.8	☐	12.644 - 25.106	☐	12.4 - 25.2
480-190023-B-2	Effluent	9040C	pH	Total/NA	SU	8	1.0	8.28	☐	7.237 - 9.011	☐	6.176 - 10.26
480-190023-B-2	Effluent	9040C	Temperature	Total/NA	Degrees C	8	1.0	19.2	☐	11.8 - 26.2	☐	12.16 - 25.56
480-190032-F-1	Sed Pond C-002	SM4500_H+	pH	Total/NA	SU	4	1.0	7.1	☐	6.939 - 8.011	☐	5.76 - 9.24
480-190032-F-1	Sed Pond C-002	SM4500_H+	Temperature	Total/NA	Degrees C	4	1.0	19.8	☐	15.367 - 25.083	☐	14.24 - 26.64
480-190032-F-2	Sed Pond G-005	SM4500_H+	pH	Total/NA	SU	8	1.0	7.3	☐	6.513 - 8.987	☐	5.6 - 10.32
480-190032-F-2	Sed Pond G-005	SM4500_H+	Temperature	Total/NA	Degrees C	8	1.0	19.6	☐	8.117 - 29.158	☐	8.48 - 25.8
480-190035-E-1	Stormwater	SM4500_H+	pH	Total/NA	SU	8	1.0	6.8	☐	5.939 - 7.786	☐	5.04 - 8.76
480-190035-E-1	Stormwater	SM4500_H+	Temperature	Total/NA	Degrees C	8	1.0	19.3	☐	13.646 - 24.354	☐	12.72 - 24.96
480-190038-D-1	BLM01	SM4500_H+	pH	Total/NA	SU	2	1.0	6.1	☐	6 - 6.9	☐	5.16 - 7.74
480-190038-D-1	BLM01	SM4500_H+	Temperature	Total/NA	Degrees C	2	1.0	18.9	☑	19 - 21.1	☐	16.04 - 24.06
480-190038-D-2	BLM02	SM4500_H+	pH	Total/NA	SU	1	1.0	6.8	☑	6.5 - 6.5	☐	5.2 - 7.8
480-190038-D-2	BLM02	SM4500_H+	Temperature	Total/NA	Degrees C	1	1.0	18.4	☑	7 - 7	☑	5.6 - 8.4
480-190062-D-1	001 Inside	SM4500_H+	pH	Total/NA	SU	7	1.0	7.7	☐	7.293 - 8.192	☐	6 - 9.6
480-190062-D-1	001 Inside	SM4500_H+	Temperature	Total/NA	Degrees C	7	1.0	18.6	☐	12.639 - 25.589	☐	12.32 - 27.24
480-190062-D-2	002 Outside	SM4500_H+	pH	Total/NA	SU	6	1.0	8.1	☐	7.269 - 8.931	☐	6.24 - 10.32
480-190062-D-2	002 Outside	SM4500_H+	Temperature	Total/NA	Degrees C	6	1.0	18.6	☐	12.695 - 25.672	☐	13.12 - 27.36

GENERAL CHEMISTRY BATCH WORKSHEET

Lab Name: Eurofins TestAmerica, Buffalo Job No.: 480-190000-1

SDG No.:

Batch Number: 598253 Batch Start Date: 09/28/21 15:10 Batch Analyst: Sinnott, Jefferson P

Batch Method: 9040C Batch End Date:

Lab Sample ID	Client Sample ID	Method Chain	Basis	FinalAmount	7.0 BufferICV 00327				
LCS 480-598253/1		9040C		25 mL	25 mL				
480-190000-B-8	IDW-2021023	9040C	T	25 mL					
CCV 480-598253/12		9040C		25 mL	25 mL				

Batch Notes	

Basis	Basis Description
T	Total/NA

The pound sign (#) in the amount added field denotes that the reagent was used undiluted. All calculations are performed using the stated concentration for this reagent.

Shipping and Receiving Documents

TestAmerica Buffalo
10 Hazelwood Drive
Amherst, NY 14228
phone 716.691.2600 fax 716.691.7991

Chain of Custody Record

TestAmerica
THE LEADER IN ENVIRONMENTAL TESTING

Regulatory Program: ☐ DW ☐ NPDES ☐ RCRA ☐ Other:

Client Contact	Project Manager:	Site Contact: Chuck Porreca	Date: 9-23-21	COC No:
Chuck Porreca; Eridania Marte / Ecology and Environment, Inc.	Tel/Fax:	Lab Contact: Orlette Johnson	Carrier: pick-up	____ of ____ COCs
50 Lakefront Blvd Suite 111	Analysis Turnaround Time			Sampler:
Buffalo, NY 14202	☐ CALENDAR DAYS ☑ WORKING DAYS			For Lab Use Only:
716-684-8060	TAT if different from Below ____			Walk-in Client:
Chuck.Porreca@wsp.com Eridania.Marte@wsp.com	☑ 2 weeks			Lab Sampling:
Project Name: Staubs Textile #828160	☐ 1 week			
	☐ 3 days			Job / SDG No.:
Callout ID: 136785	☐ 1 day			

Sample Identification	Sample Date	Sample Time	Sample Type (C=Comp, G=Grab)	Matrix	# of Cont.	Perform MS / MSD (Y / N)	8260C- TCL List	6010C, 7470A	9040C- pH	Sample Specific Notes:
TB-20210923	9-23-21	-	WQ	Water	1		X			
RB-20210922		850	WQ		3		X			
MW-01-OFF-2021		910	WG		3		X			
MW-4A-2021		925	WG		2		X			
OU2-PZ-04-2021		1020	WG		3		X			
PZ-06-2021		1110	WG		3		X			
OU2-PZ-02-2021		1245	WG		3		X			
IDW-20210923		1320	C		5		X	X	X	
							2	4		

Preservation Used: 1= Ice, 2= HCl; 3= H2SO4; 4=HNO3; 5=NaOH; 6= Other ____

Possible Hazard Identification:
Are any samples from a listed EPA Hazardous Waste? Please List any EPA Waste Codes for the sample in the Comments Section if the lab is to dispose of the sample.

☑ Non-Hazard ☐ Flammable ☐ Skin Irritant ☐ Poison B ☐ Unknown

Sample Disposal (A fee may be assessed if samples are retained longer than 1 month)

☐ Return to Client ☑ Disposal by Lab ☐ Archive for ____ Months

Special Instructions/QC Requirements & Comments:

Custody Seals Intact: ☐ Yes ☐ No | Custody Seal No.: | Cooler Temp. (°C): Obs'd: 3.3 Corr'd: ____ Therm ID No.: #1

Relinquished by:	Company:	Date/Time:	Received by:	Company:	Date/Time:
[signature]	E&E / WSP	9-23-21 / 1550			
Relinquished by:	Company:	Date/Time:	Received by:	Company:	Date/Time:
Relinquished by:	Company:	Date/Time:	Received in Laboratory by: [signature]	Company: TA	Date/Time: 9/23/21 1550

480-190000 Chain of Custody

Form No. CA-C-WI-002, Rev. 4.3, dated 04/05/2017

Login Sample Receipt Checklist

Client: New York State D.E.C.

Job Number: 480-190000-1

Login Number: 190000
List Number: 1
Creator: Sabuda, Brendan D

List Source: Eurofins TestAmerica, Buffalo

Question	Answer	Comment
Radioactivity either was not measured or, if measured, is at or below background	True	
The cooler's custody seal, if present, is intact.	True	
The cooler or samples do not appear to have been compromised or tampered with.	True	
Samples were received on ice.	True	
Cooler Temperature is acceptable.	True	
Cooler Temperature is recorded.	True	3.3 #1 ICE
COC is present.	True	
COC is filled out in ink and legible.	True	
COC is filled out with all pertinent information.	True	
Is the Field Sampler's name present on COC?	True	
There are no discrepancies between the sample IDs on the containers and the COC.	True	
Samples are received within Holding Time (Excluding tests with immediate HTs)..	True	
Sample containers have legible labels.	True	
Containers are not broken or leaking.	True	
Sample collection date/times are provided.	True	
Appropriate sample containers are used.	True	
Sample bottles are completely filled.	True	
Sample Preservation Verified	True	
There is sufficient vol. for all requested analyses, incl. any requested MS/MSDs	True	
VOA sample vials do not have headspace or bubble is <6mm (1/4") in diameter.	True	
If necessary, staff have been informed of any short hold time or quick TAT needs	True	
Multiphasic samples are not present.	True	
Samples do not require splitting or compositing.	True	
Sampling Company provided.	True	
Samples received within 48 hours of sampling.	True	
Samples requiring field filtration have been filtered in the field.	True	
Chlorine Residual checked.	True	

B-3 Data Usability Summary Reports

Data Usability Summary Report	Project: Staubs GW-2021
Date Completed: December 1, 2021	Completed by: Lynne Parker

The analytical data provided by the laboratory were reviewed for precision, accuracy, and completeness based on applicable sections of the following guidelines.

- NYSDEC Division of Environmental Remediation Guidance for Data Deliverables and the Development of Data Usability Summary Reports (in DER-10, May 2010)
- EPA Region 2 Data Validation SOPs
- Eurofins TestAmerica Laboratory SOPs

Laboratory QC limits were used and deemed acceptable for data quality. Compliance with the project QA program is indicated in the checklist and tables below. Any major or minor concerns affecting data usability are listed below. The checklist and tables also indicate whether data qualification is required and/or the type of qualifier assigned.

Reference:

Project ID	Sample Delivery Group	Task Code
1705007.0004.04	480-189828-1	SM

SDG	Matrix	Sample Name	Lab ID	Sample Date	Sample Type	ID Corrections
480-189828-1	WG	TB-20210920	480-189828-1	09/20/2021 00:00	TB	
480-189828-1	WG	SB-50-2021-20210920	480-189828-2	09/20/2021 12:50	N	
480-189828-1	WG	MW-08D-2021-20210920	480-189828-3	09/20/2021 13:20	N	
480-189828-1	WG	OU2-PZ-3-2021-20210920	480-189828-4	09/20/2021 15:50	N	
480-189828-1	WG	MW-08-2021-20210920	480-189828-5	09/20/2021 16:20	N	

SDG	Matrix	Test Method	Method Name	Number of Samples	Sample Type
480-190000-1	WG	SW8260C	Volatile Organic Compounds by GC/MS	4	N
480-190000-1	WQ	SW8260C	Volatile Organic Compounds by GC/MS	1	TB

General Sample Information	
Do Samples and Analyses on COC check against Lab Sample Tracking Form?	Yes.
Did coolers arrive at lab between 2 and 6°C and in good condition as indicated on COC and Cooler Receipt Form?	Yes.
Frequency of Field QC Samples Correct? Field Duplicate - 1/20 samples Trip Blank - Every cooler with VOCs waters only Equipment Blank - 1/ set of samples per day?	A field duplicates was not collected in this SDG. A MS/MSD was not collected in this SDG. 1 trip blank was included with the VOC samples. An equipment blank was not collected in this SDG.
Case narrative present and complete?	Yes.
Any holding time violations (See table below)?	No.

The following tables are presented at the end of this DUSR and provide summaries of results outside QC criteria:

- Method Blanks Results (Table 2)
- Surrogates Outside Limits (Table 3)
- MS/MSD Outside Limits (Table 4)
- LCS Outside Limits (Table 5)
- Reanalysis Results (Table 6)
- Field Duplicate Results (Table 7)

Go to Tables List

Volatile Organics by GC/MS	
Description	**Notes and Qualifiers**
Any compounds present in method, trip, or, field blanks (see Table 2)?	No.
For samples, if results are < 5 times the blank or < 10 times the blank for common laboratory contaminants, then "U" flag data. Qualification also applies to TICs.	No qualification required. See DUSR 480-189890-1 for equipment blank evaluation associated with the sample MW-08 and MW-08D. No qualification required.
Are surrogates for method blanks and LCS within limits?	Yes.
Are surrogates for samples and MS/MSD within limits? (See Table 3). If not, were all samples reanalyzed for VOCs? Matrix effects should be established.	Yes.
Is Laboratory QC frequency at least one blank and LCS with each batch and one set of MS/MSD per 20 samples?	Unable to determine from report whether a MS/MSD was analyzed with each batch.
Is MS/MSD within QC criteria (see Table 4)? If out and LCS is compliant, then “J” flag positive data in original sample due to matrix.	Not applicable. A site-specific MS/MSD was not submitted in this SDG.
Is LCS within QC criteria (see Table 5)? If out, and the recovery is high with no positive values, then no data qualification is required.	Yes.
Do internal standards areas and retention time meet criteria? If not was sample re-analyzed to establish matrix (see Table 6)?	Yes.
Is initial calibration for target compounds <20%RSD or curve fit?	Yes.
Is continuing calibration for target compounds less than laboratory limits for percent difference.	No. Carbon tetrachloride exhibited a % difference of 24.7 in CCVIS 480-597968/3. The analyte in samples TB-20210920, MW-08D-2021, OU2-PZ-3-2021, and MW-08-2021 were UJ qualified as estimated non-detect.
Were any samples reanalyzed or diluted (see Table 6)? For any sample reanalysis or dilutions, is only one reportable result flagged?	Yes. Sample MW-08D-2021 was diluted due to foaming. Elevated reporting limits are provided. Sample MW-08-2021 and SB-50-2021 were diluted to bring the concentration of target analytes within the calibration range.
For TICs are there any system related compounds that should not be reported?	N/A
Do field duplicate results show good precision for all compounds except TICs (see Table 7)?	Not applicable. A field duplicate was not submitted in this SDG.

Summary of Impacts on Data Usability
• Carbon tetrachloride results in samples TB-20210920, MW-08D-2021, OU2-PZ-3-2021, and MW-08-2021 were UJ qualified as estimated non-detect due to the associated CCV being outside of control limits. • Samples MW-08D-2021, MW-08-2021 and SB-50-2021 were diluted by the laboratory and elevated reporting limits were provided for non-detect results. The elevated reporting limits for non-detect analytes were less than the screening criteria for compounds of concern in samples MW-08D-2021 and SB-50-2021 and should not impact data usability. The elevated reporting limits for non-detect analytes in sample MW-08-2021 were higher than the screening criteria. The concentration of compounds of concern are very high in the monitoring well and the results are consistent with historical findings and should not impact data usability.

Table 2 – List of Positive Results for Blank Samples
None

Table 2A – List of Samples Qualified for Method Blank Contamination
None

Table 2B – List of Samples Qualified for Field Blank Contamination
None

Table 3 – List of Surrogates outside Control Limits
None

Table 4 – List of MS/MSD Recoveries and RPDs outside Control Limits
Not applicable

Table 5 – List of LCS Recoveries outside Control Limits
None

Table 6 – Samples that were Reanalyzed

Sample ID	Lab ID	Method	Sample Type	Action
MW-08-2021	480-189828-5	SW8260C	N	100X: Diluted to bring target analytes within the calibration range. Elevated reporting limits provided for non-detect analytes.
MW-08D-2021	480-189828-3	SW8260C	N	2X: Diluted due to foaming. Elevated reporting limits provided for non-detect analytes.
SB-50-2021	480-189828-2	SW8260C	N	2X: Diluted to bring target analytes within the calibration range. Elevated reporting limits provided for non-detect analytes.

Table 7 – Summary of Field Duplicate Results
Not applicable

Acronym List and Table Key:

COC = chain of custody
DUSR = data usability summary report
LCS = laboratory control sample
MBLK = method blank
MS = matrix spike
MSD = matrix spike duplicate

Acronym List and Table Key:

NA	=	not applicable
NC	=	not calculated
ND	=	not detected
NYSDEC	=	New York State Department of Environmental Conservation
PQL	=	practical quantitation limit
QA	=	quality assurance
QAPP	=	quality assurance project plan
QC	=	quality control
RPD	=	relative percent difference
SDG	=	sample delivery group

Data Usability Summary Report	Project: Staubs GW-2021
Date Completed: December 1, 2021	Completed by: Lynne Parker

The analytical data provided by the laboratory were reviewed for precision, accuracy, and completeness based on applicable sections of the following guidelines.

- NYSDEC Division of Environmental Remediation Guidance for Data Deliverables and the Development of Data Usability Summary Reports (in DER-10, May 2010)
- EPA Region 2 Data Validation SOPs
- Eurofins TestAmerica Laboratory SOPs

Laboratory QC limits were used and deemed acceptable for data quality. Compliance with the project QA program is indicated in the checklist and tables below. Any major or minor concerns affecting data usability are listed below. The checklist and tables also indicate whether data qualification is required and/or the type of qualifier assigned.

Reference:

Project ID	Sample Delivery Group	Task Code
1705007.0004.04	480-189890-1	SM

SDG	Matrix	Sample Name	Lab ID	Sample Date	Sample Type	ID Corrections
480-189890-1	WQ	TB-20210921	480-189890-1	09/21/2021 00:00	TB	
480-189890-1	WH	RB-20210920	480-189890-2	09/21/2021 09:15	RB	
480-189890-1	WG	MW-01-2021	480-189890-3	09/21/2021 12:30	N	
480-189890-1	WG	MW-01-2021Q	480-189890-4	09/21/2021 12:30	N	
480-189890-1	WG	MW-09-2021	480-189890-5	09/21/2021 13:35	N/MS/ MSD	
480-189890-1	WH	RB-092121	480-189890-6	09/21/2021 14:00	RB	
480-189890-1	WG	MW-07-2021	480-189890-7	09/21/2021 15:33	N	
480-189890-1	WG	MW-05-2021	480-189890-8	09/21/2021 15:50	N	

SDG	Matrix	Test Method	Method Name	Number of Samples	Sample Type
480-190000-1	WG	SW8260C	Volatile Organic Compounds by GC/MS	5	N
480-190000-1	WH	SW8260C	Volatile Organic Compounds by GC/MS	2	RB
480-190000-1	WQ	SW8260C	Volatile Organic Compounds by GC/MS	1	TB

General Sample Information	
Do Samples and Analyses on COC check against Lab Sample Tracking Form?	Yes.
Did coolers arrive at lab between 2 and 6°C and in good condition as indicated on COC and Cooler Receipt Form?	Yes.
Frequency of Field QC Samples Correct? Field Duplicate - 1/20 samples Trip Blank - Every cooler with VOCs waters only Equipment Blank - 1/ set of samples per day?	A field duplicates was not collected in this SDG. 1 MS/MSD was collected. 1 trip blank was included with the VOC samples. Two equipment blanks were collected. RB-20210920 is associated with samples MW-08 and MW-08D in SDG 480-189828-1.

General Sample Information	
	RB-092121 is associated with samples MW-09 in SDG 480-189890-1.
Case narrative present and complete?	Yes.
Any holding time violations (See table below)?	No.

The following tables are presented at the end of this DUSR and provide summaries of results outside QC criteria:

- Method Blanks Results (Table 2)
- Surrogates Outside Limits (Table 3)
- MS/MSD Outside Limits (Table 4)
- LCS Outside Limits (Table 5)
- Reanalysis Results (Table 6)
- Field Duplicate Results (Table 7)

Go to Tables List

Volatile Organics by GC/MS	
Description	**Notes and Qualifiers**
Any compounds present in method, trip, or, field blanks (see Table 2)?	Yes. Cis1,2-dichloroethene and tetrachloroethene were detected in RB-20210920.
For samples, if results are < 5 times the blank or < 10 times the blank for common laboratory contaminants, then "U" flag data. Qualification also applies to TICs.	The analyte results in sample MW-08D-2021 were non-detect and the analyte results in MW-08-2021 were greater than five times the blank detection. No qualification of the data was required. See DUSR 480-190000-1 for equipment blank evaluation associated with the sample MW-05. No qualification required.
Are surrogates for method blanks and LCS within limits?	Yes.
Are surrogates for samples and MS/MSD within limits? (See Table 3). If not, were all samples reanalyzed for VOCs? Matrix effects should be established.	Yes.
Is Laboratory QC frequency at least one blank and LCS with each batch and one set of MS/MSD per 20 samples?	Yes.
Is MS/MSD within QC criteria (see Table 4)? If out and LCS is compliant, then “J” flag positive data in original sample due to matrix.	
Is LCS within QC criteria (see Table 5)? If out, and the recovery is high with no positive values, then no data qualification is required.	Yes.
Do internal standards areas and retention time meet criteria? If not was sample re-analyzed to establish matrix (see Table 6)?	Yes.
Is initial calibration for target compounds <20%RSD or curve fit?	Yes.
Is continuing calibration for target compounds less than laboratory limits for percent difference.	1,1-Dichloroethene exhibited a % difference of -25.6; carbon disulfide exhibited a %D of -24.4; methyl tert-butyl ether exhibited a %D of -20.3; chloroform exhibited a %D of -20.6; and carbon tetrachloride exhibited a %D of -21.7 in CCVIS 480-597970/3. If the analyte was detected, the result was J qualified as estimated. If the analyte was non-detect, the result was UJ qualified as estimated non-detect.
Were any samples reanalyzed or diluted (see Table 6)? For any sample reanalysis or dilutions, is only one reportable result flagged?	Yes. Several samples were diluted due to elevated target analyte concentrations. Elevated reporting limits were provided for non-detect results.
For TICs are there any system related compounds that should not be reported?	N/A
Do field duplicate results show good precision for all compounds except TICs (see Table 7)?	Yes.

Summary of Impacts on Data Usability
• 1,1-Dichloroethene, carbon disulfide, methyl tert-butyl ether, chloroform, and carbon tetrachloride exhibited a %D outside of control limits. If the analyte was detected, the result was J qualified as estimated. If the analyte was non-detect, the result was UJ qualified as estimated non-detect. • Samples MW-01-2021, MW-01-2021Q, MW-05-2021, and MW-07-2021 were diluted by the laboratory and elevated reporting limits were provided for non-detect results. The elevated reporting limits for non-detect analytes were less than the screening criteria for compounds of concern in samples MW-01-2021 and MW-01-2021Q and should not impact data usability. The elevated reporting limits for non-detect analytes in samples MW-05-2021 and MW-07-2021 were higher than the screening criteria. The concentration of compounds of concern are very high in the monitoring well and the results are consistent with historical findings and should not impact data usability.

Table 2 – List of Positive Results for Blank Samples

Method	Sample Name	Sample Type	Analyte	Result	Qualifier	Units	MDL	QL
SW8260C	RB-20210920	RB	Cis-1,2-Dichloroethylene	1.2		ug/L	0.81	1.0
SW8260C	RB-20210920	RB	TETRACHLOROETHYLENE(PCE)	0.55	J	ug/L	0.36	1.0

Table 2A – List of Samples Qualified for Method Blank Contamination
None

Table 2B – List of Samples Qualified for Field Blank Contamination

Method	Sample Name	Matrix	Analyte	Result	Lab Qualifier	Blank Result	Blank Qualifier	Units	MDL	QL	Sample Flag
SW8260C	MW-08D-2021	WG	Cis-1,2-Dichloroethylene	ND	U	1.2		ug/L	0.81	1.0	None
SW8260C	MW-08D-2021	WG	TETRACHLOROETHYLENE(PCE)	ND	U	0.55	J	ug/L	0.36	1.0	None
SW8260C	MW-08-2021	WG	Cis-1,2-Dichloroethylene	8900		1.2		ug/L	0.81	1.0	None
SW8260C	MW-08-2021	WG	TETRACHLOROETHYLENE(PCE)	1100		0.55	J	ug/L	0.36	1.0	None

Table 3 – List of Surrogates outside Control Limits
None

Table 4 – List of MS/MSD Recoveries and RPDs outside Control Limits
None

Table 5 – List of LCS Recoveries outside Control Limits
None

Table 6 – Samples that were Reanalyzed

Sample ID	Lab ID	Method	Sample Type	Action
MW-01-2021	480-189890-3	SW8260C	IDW	2X: Diluted due to foaming. Elevated reporting limits provided for non-detect analytes.
MW-01-2021Q	480-189890-4	SW8260C	N	2X: Diluted due to foaming. Elevated reporting limits provided for non-detect analytes.
MW-05-2021	480-189890-8	SW8260C	N	1000X: Diluted to bring target analytes within the calibration range. Elevated reporting limits provided for non-detect analytes.
MW-07-2021	480-189890-7	SW8260C	N	400X: Diluted to bring target analytes within the calibration range. Elevated reporting

Sample ID	Lab ID	Method	Sample Type	Action
				limits provided for non-detect analytes.
MW-09-2021	480-189890-5	SW8260C	N	80X: Diluted to bring target analytes within the calibration range. Elevated reporting limits provided for non-detect analytes.

Table 7 – Summary of Field Duplicate Results

Method	Analyte	Unit	Matrix	PQL	Anal Type	MW-01-2021	MW-01-2021Q	RPD	RPD Rating	Sample Qual
SW8260C	CHLOROFORM	ug/l	WG	2.0	A	4.9	4.6	6.3%	Good	None
SW8260C	CYCLOHEXANE	ug/l	WG	2.0	A	1.5	1.8	18.2%	Good	None
SW8260C	Isopropylbenzene (Cumene)	ug/l	WG	2.0	A	3.1	3.2	3.2%	Good	None
SW8260C	METHYLCYCLOHEXANE	ug/l	WG	2.0	A	5.2	5.1	1.9%	Good	None
SW8260C	TETRACHLOROETHYLENE(PCE)	ug/l	WG	2.0	A	1.5	1.4	6.9%	Good	None

Acronym List and Table Key:

COC = chain of custody
DUSR = data usability summary report
LCS = laboratory control sample
MBLK = method blank
MS = matrix spike
MSD = matrix spike duplicate
NC = not calculated
ND = not detected
NYSDEC = New York State Department of Environmental Conservation
PQL = practical quantitation limit
QA = quality assurance
QAPP = quality assurance project plan
QC = quality control
RPD = relative percent difference
SDG = sample delivery group

Data Usability Summary Report	Project: Staubs GW-2021
Date Completed: December 1, 2021	Completed by: Lynne Parker

The analytical data provided by the laboratory were reviewed for precision, accuracy, and completeness based on applicable sections of the following guidelines.

- NYSDEC Division of Environmental Remediation Guidance for Data Deliverables and the Development of Data Usability Summary Reports (in DER-10, May 2010)
- EPA Region 2 Data Validation SOPs
- Eurofins TestAmerica Laboratory SOPs

Laboratory QC limits were used and deemed acceptable for data quality. Compliance with the project QA program is indicated in the checklist and tables below. Any major or minor concerns affecting data usability are listed below. The checklist and tables also indicate whether data qualification is required and/or the type of qualifier assigned.

Reference:

Project ID	Sample Delivery Group	Task Code
1705007.0004.04	480-189927-1	SM

SDG	Matrix	Sample Name	Lab ID	Sample Date	Sample Type	ID Corrections
480-189927-1	WQ	TB-20210922	480-189927-1	09/22/2021 00:00	TB	
480-189927-1	WG	MW-09D-2021	480-189927-2	09/22/2021 09:10	N	
480-189927-1	WG	MW-06-2021	480-189927-3	09/22/2021 10:20	N	
480-189927-1	WG	MW-10D-2021	480-189927-4	09/22/2021 14:20	N	

SDG	Matrix	Test Method	Method Name	Number of Samples	Sample Type
480-189927-1	WG	SW8260C	Volatile Organic Compounds by GC/MS	3	N
480-189927-1	WQ	SW8260C	Volatile Organic Compounds by GC/MS	1	TB

General Sample Information	
Do Samples and Analyses on COC check against Lab Sample Tracking Form?	Yes.
Did coolers arrive at lab between 2 and 6°C and in good condition as indicated on COC and Cooler Receipt Form?	Yes.
Frequency of Field QC Samples Correct? Field Duplicate - 1/20 samples Trip Blank - Every cooler with VOCs waters only Equipment Blank - 1/ set of samples per day?	A field duplicates was not collected in this SDG. A MS/MSD was not collected in this SDG. 1 trip blank was included with the VOC samples. An equipment blank was not collected in this SDG.
Case narrative present and complete?	Yes.
Any holding time violations (See table below)?	No.

The following tables are presented at the end of this DUSR and provide summaries of results outside QC criteria:

- Method Blanks Results (Table 2)
- Surrogates Outside Limits (Table 3)
- MS/MSD Outside Limits (Table 4)
- LCS Outside Limits (Table 5)
- Reanalysis Results (Table 6)
- Field Duplicate Results (Table 7)

Go to Tables List

Volatile Organics by GC/MS	
Description	**Notes and Qualifiers**
Any compounds present in method, trip, or, field blanks (see Table 2)?	No.
For samples, if results are < 5 times the blank or < 10 times the blank for common laboratory contaminants, then "U" flag data. Qualification also applies to TICs.	See DUSR 480-190000-1 for equipment blank evaluation associated with the samples. No qualification required.
Are surrogates for method blanks and LCS within limits?	Yes.
Are surrogates for samples and MS/MSD within limits? (See Table 3). If not, were all samples reanalyzed for VOCs? Matrix effects should be established.	Yes.
Is Laboratory QC frequency at least one blank and LCS with each batch and one set of MS/MSD per 20 samples?	Unable to determine from report whether a MS/MSD was analyzed with each batch.
Is MS/MSD within QC criteria (see Table 4)? If out and LCS is compliant, then “J” flag positive data in original sample due to matrix.	Not applicable. A site-specific MS/MSD was not submitted in this SDG.
Is LCS within QC criteria (see Table 5)? If out, and the recovery is high with no positive values, then no data qualification is required.	Yes.
Do internal standards areas and retention time meet criteria? If not was sample re-analyzed to establish matrix (see Table 6)?	Yes.
Is initial calibration for target compounds <20%RSD or curve fit?	Yes.
Is continuing calibration for target compounds less than laboratory limits for percent difference.	1,1-Dichloroethene exhibited a % difference of -25.6; carbon disulfide exhibited a %D of -24.4; methyl tert-butyl ether exhibited a %D of -20.3; chloroform exhibited a %D of -20.6; and carbon tetrachloride exhibited a %D of -21.7 in CCVIS 480-597970/3. If the analyte was detected in samples TB-20210922, MW-09D-2021, or MW-06-2021, the result was J qualified as estimated. If the analyte was non-detect in the samples, the result was UJ qualified as estimated non-detect.
Were any samples reanalyzed or diluted (see Table 6)? For any sample reanalysis or dilutions, is only one reportable result flagged?	Yes. Several samples were diluted due to elevated target analyte concentrations. Elevated reporting limits were provided for non-detect results.
For TICs are there any system related compounds that should not be reported?	N/A
Do field duplicate results show good precision for all compounds except TICs (see Table 7)?	Not applicable.

Summary of Impacts on Data Usability

- 1,1-Dichloroethene, carbon disulfide, methyl tert-butyl ether, chloroform, and carbon tetrachloride exhibited a %D outside of control limits in the CCV associated with samples TB-20210922, MW-09D-2021, or MW-06-2021. If the analyte was detected, the result was J qualified as estimated. If the analyte was non-detect, the result was UJ qualified as estimated non-detect.
- Samples MW-06-2021 and MW-10D-2021 were diluted by the laboratory and elevated reporting limits were provided for non-detect results. The elevated reporting limits for non-detect analytes were less than the screening criteria for compounds of concern in sample MW-10D-2021 and should not impact data usability. The elevated reporting limits for non-detect analytes in sample MW-06-2021 were higher than the screening criteria. The concentration of compounds of concern are very high in the monitoring well and the results are consistent with historical findings and should not impact data usability.

Table 2 – List of Positive Results for Blank Samples
None

Table 2A – List of Samples Qualified for Method Blank Contamination
None

Table 2B – List of Samples Qualified for Field Blank Contamination
None

Table 3 – List of Surrogates outside Control Limits
None

Table 4 – List of MS/MSD Recoveries and RPDs outside Control Limits
None

Table 5 – List of LCS Recoveries outside Control Limits
None

Table 6 – Samples that were Reanalyzed

Sample ID	Lab ID	Method	Sample Type	Action
MW-06-2021	480-190000-8	SW8260C	IDW	200X & 1000X: Diluted due to elevated target analyte concentrations. Elevated reporting limits provided for non-detect analytes.
MW-10D-2021	480-190000-3	SW8260C	N	2X: Diluted due to elevated target analyte concentrations. Elevated reporting limits provided for non-detect analytes.

Table 7 – Summary of Field Duplicate Results
Not applicable

Acronym List and Table Key:

COC = chain of custody
DUSR = data usability summary report
LCS = laboratory control sample
MBLK = method blank
MS = matrix spike
MSD = matrix spike duplicate
NC = not calculated

Acronym List and Table Key:

ND	=	not detected
NYSDEC	=	New York State Department of Environmental Conservation
PQL	=	practical quantitation limit
QA	=	quality assurance
QAPP	=	quality assurance project plan
QC	=	quality control
RPD	=	relative percent difference
SDG	=	sample delivery group

Data Usability Summary Report	Project: Staubs GW-2021
Date Completed: December 1, 2021	Completed by: Lynne Parker

The analytical data provided by the laboratory were reviewed for precision, accuracy, and completeness based on applicable sections of the following guidelines.

- NYSDEC Division of Environmental Remediation Guidance for Data Deliverables and the Development of Data Usability Summary Reports (in DER-10, May 2010)
- EPA Region 2 Data Validation SOPs
- Eurofins TestAmerica Laboratory SOPs

Laboratory QC limits were used and deemed acceptable for data quality. Compliance with the project QA program is indicated in the checklist and tables below. Any major or minor concerns affecting data usability are listed below. The checklist and tables also indicate whether data qualification is required and/or the type of qualifier assigned.

Reference:

Project ID	Sample Delivery Group	Task Code
1705007.0004.04	480-190000-1	SM

SDG	Matrix	Sample Name	Lab ID	Sample Date	Sample Type	ID Corrections
480-190000-1	WG	TB-20210923	480-190000-1	09/23/2021 00:00	TB	
480-190000-1	WG	RB-20210922	480-190000-2	09/23/2021 08:50	RB	
480-190000-1	WG	MW-01-OFF-2021	480-190000-3	09/23/2021 09:10	N	
480-190000-1	WG	MW-4A-2021	480-190000-4	09/23/2021 09:25	N	
480-190000-1	WG	OU2-PZ-04-2021	480-190000-5	09/23/2021 10:20	N	
480-190000-1	WG	PZ-06-2021	480-190000-6	09/23/2021 11:10	N	
480-190000-1	WG	OU2-PZ-02-2021	480-190000-7	09/23/2021 12:45	N	
480-190000-1	WG	IDW-2021023	480-190000-8	09/23/2021 13:20	IDW	

SDG	Matrix	Test Method	Method Name	Number of Samples	Sample Type
480-190000-1	WG	SW8260C	Volatile Organic Compounds by GC/MS	5	N
480-190000-1	WQ	SW8260C	Volatile Organic Compounds by GC/MS	1	RB
480-190000-1	WQ	SW8260C	Volatile Organic Compounds by GC/MS	1	TB
480-190000-1	WC	SW8260C	Volatile Organic Compounds by GC/MS	1	IDW
480-190000-1	WC	6010C	Metals (ICP)	1	IDW
480-190000-1	WC	7470A	Mercury (CVAA)	1	IDW
480-190000-1	WC	9040C	pH	1	IDW

General Sample Information	
Do Samples and Analyses on COC check against Lab Sample Tracking Form?	Yes.
Did coolers arrive at lab between 2 and 6°C and in good condition as indicated on COC and Cooler Receipt Form?	Yes.
Frequency of Field QC Samples Correct? Field Duplicate - 1/20 samples Trip Blank - Every cooler with VOCs waters only Equipment Blank - 1/ set of samples per day?	1 field duplicate was collected. 1 MS/MSD was collected. 1 trip blank was included with the VOC samples. 1 equipment blank was collected. RB-20210922 is associated with samples MW-05 in SDG 480-189890-1, and MW-09D, MW-06, and MW-10D in SDG 480-189927-1.
Case narrative present and complete?	Yes.
Any holding time violations (See table below)?	No.

The following tables are presented at the end of this DUSR and provide summaries of results outside QC criteria:

- Method Blanks Results (Table 2)
- Surrogates Outside Limits (Table 3)
- MS/MSD Outside Limits (Table 4)
- LCS Outside Limits (Table 5)
- Reanalysis Results (Table 6)
- Field Duplicate Results (Table 7)

Go to Tables List

Volatile Organics by GC/MS	
Description	**Notes and Qualifiers**
Any compounds present in method, trip, or, field blanks (see Table 2)?	Yes. Acetone, carbon disulfide, cis-1,2-dichloroethene, and trichloroethene were detected in RB-20210922.
For samples, if results are < 5 times the blank or < 10 times the blank for common laboratory contaminants, then "U" flag data. Qualification also applies to TICs.	The sample results for acetone and carbon disulfide were non-detect in the associated samples and did not require qualification. The sample results for cis-1,2-dichloroethene and trichloroethene were either non-detect or greater than 5X the blank detection and did not require qualification.
Are surrogates for method blanks and LCS within limits?	Yes.
Are surrogates for samples and MS/MSD within limits? (See Table 3). If not, were all samples reanalyzed for VOCs? Matrix effects should be established.	Yes.
Is Laboratory QC frequency at least one blank and LCS with each batch and one set of MS/MSD per 20 samples?	Unable to determine from report whether a MS/MSD was analyzed with each batch.
Is MS/MSD within QC criteria (see Table 4)? If out and LCS is compliant, then “J” flag positive data in original sample due to matrix.	Not applicable. A site-specific MS/MSD was not submitted in this SDG.
Is LCS within QC criteria (see Table 5)? If out, and the recovery is high with no positive values, then no data qualification is required.	Yes.
Do internal standards areas and retention time meet criteria? If not was sample re-analyzed to establish matrix (see Table 6)?	Yes.
Is initial calibration for target compounds <20%RSD or curve fit?	Yes.
Is continuing calibration for target compounds less than laboratory limits for percent difference.	Yes.
Were any samples reanalyzed or diluted (see Table 6)? For any sample reanalysis or dilutions, is only one reportable result flagged?	Yes. Several samples were diluted due to elevated target analyte concentrations. Elevated reporting limits were provided for non-detect results.
For TICs are there any system related compounds that should not be reported?	N/A
Do field duplicate results show good precision for all compounds except TICs (see Table 7)?	Not applicable.

Metals by ICP/AES and Mercury by CVAA	
Description	**Notes and Qualifiers**
Are any compounds present in method and field blanks as noted on Table 2?	Yes. Potassium, magnesium, and manganese were detected below the PQL in the method blank 480-597955/1/A.
For samples, if results are < 5 times the blank then "U" flag data.	The sample results in sample IDW-2021023 were greater than 5X the blank detection; therefore, no qualification was required.
Is laboratory QC frequency one blank and LCS with each batch and one set of MS/MSD per 20 samples?	Yes.

Metals by ICP/AES and Mercury by CVAA	
Description	**Notes and Qualifiers**
Are MS/MSD within QC criteria (see Table 4)? QC limits are not applicable to sample results greater than 4 times spike amount. All N flagged data for MS are flagged J as estimated.	Not applicable. The MS/MSD was not analyzed on a client-specific sample.
Is LCS within QC criteria (see Table 5)? If out, and the recovery high with no positive values, then no data qualification is required.	Yes.
Is there one serial dilution per 20 samples? Flag all data reported with an “E” as “J”.	Yes.
Spot check ICS recoveries 80-120%. Contact lab if unacceptable.	Yes.
Spot check ICV 95-105%. Contact lab if unacceptable.	Yes.
Spot check CCV 90-110% or 80-120% for mercury. Contact lab if unacceptable.	Yes.
Do field duplicate results show good precision for all compounds (see Table 7)?	Not applicable.

Summary of Impacts on Data Usability

- Samples MW-01-OFF-2021, OU2-PZ-02-2021, OU2-PZ-04-2021 were diluted by the laboratory and elevated reporting limits were provided for non-detect results. The elevated reporting limits for non-detect analytes in the samples were higher than the screening criteria. While the results were generally consistent with historical results, the there may be detections for those compounds of concern such as benzene, ethylbenzene, toluene, and xylenes that exceed the screening level, but were reported as non-detect with elevated reporting limits. This may impact data usability.
- pH is considered a field test. The method hold time is to run as soon as possible. The laboratory analyzed the sample five days after collection. The result was J qualified as estimated.

Table 2 – List of Positive Results for Blank Samples

Method	Sample Name	Sample Type	Analyte	Result	Qualifier	Units	MDL	QL
SW8260C	RB-20210922	RB	Acetone	9.2	J	ug/L	3.0	10
SW8260C	RB-20210922	RB	Carbon Disulfide	2.4		ug/L	0.19	1.0
SW8260C	RB-20210922	RB	Cis-1,2-dichloroethene	2.0		ug/L	0.81	1.0
SW8260C	RB-20210922	RB	Trichloroethene	1.0		ug/L	0.46	1.0
SW6010C	480-598157/24	CCB	Potassium	0.119	J	mg/L	0.1	0.5
SW6010C	480-598157/57	CCB	Potassium	0.101	J	mg/L	0.1	0.5
SW6010C	480-597955/1/A	MB	Magnesium	0.0593	J	mg/L	0.0434	0.2
SW6010C	480-597955/1/A	MB	Manganese	0.000750	J	mg/L	0.0004	0.003
SW6010C	480-597955/1/A	MB	Potassium	0.122	J	mg/L	0.1	0.5

Table 2A – List of Samples Qualified for Method Blank Contamination

Method	Sample Name	Matrix	Analyte	Result	Lab Qualifier	Blank Result	Blank Qualifier	Units	MDL	QL	Sample Flag
SW6010C	IDW-2021023	WC	Potassium	7.8		0.122	J	mg/L	0.1	0.5	None
SW6010C	IDW-2021023	WC	Magnesium	72.3	B	0.0593	J	mg/L	0.0434	0.2	None
SW6010C	IDW-2021023	WC	Manganese	0.34		0.000750	J	mg/L	0.0004	0.003	None

Table 2B – List of Samples Qualified for Field Blank Contamination

Method	Sample Name	Matrix	Analyte	Result	Lab Qualifier	Blank Result	Blank Qualifier	Units	MDL	QL	Sample Flag
SW8260C	MW-05-2021	WQ	Acetone	ND	U	9.2	J	ug/L	3.0	10	None
SW8260C	MW-05-2021	WQ	Carbon Disulfide	ND	U	2.4		ug/L	0.19	1.0	None
SW8260C	MW-05-2021	WQ	Cis-1,2-dichloroethene	1400		2.0		ug/L	0.81	1.0	None
SW8260C	MW-05-2021	WQ	Trichloroethene	63000		1.0		ug/L	0.46	1.0	None
SW8260C	MW-06-2021	WQ	ACETONE	ND	U	9.2	J	ug/L	3.0	10	None
SW8260C	MW-06-2021	WQ	CARBON DISULFIDE	ND	U	2.4		ug/L	0.19	1.0	None
SW8260C	MW-06-2021	WQ	Cis-1,2-Dichloroethylene	12000		2.0		ug/L	0.81	1.0	None
SW8260C	MW-06-2021	WQ	TRICHLOROETHYLENE (TCE)	3600		1.0		ug/L	0.46	1.0	None

Method	Sample Name	Matrix	Analyte	Result	Lab Qualifier	Blank Result	Blank Qualifier	Units	MDL	QL	Sample Flag
SW8260C	MW-09D-2021	WQ	ACETONE	ND	U	9.2	J	ug/L	3.0	10	None
SW8260C	MW-09D-2021	WQ	CARBON DISULFIDE	ND	U	2.4		ug/L	0.19	1.0	None
SW8260C	MW-09D-2021	WQ	Cis-1,2-Dichloroethylene	ND	U	2.0		ug/L	0.81	1.0	None
SW8260C	MW-09D-2021	WQ	TRICHLOROETHYLENE (TCE)	ND	U	1.0		ug/L	0.46	1.0	None
SW8260C	MW-10D-2021	WQ	ACETONE	ND	U	9.2	J	ug/L	3.0	10	None
SW8260C	MW-10D-2021	WQ	CARBON DISULFIDE	ND	U	2.4		ug/L	0.19	1.0	None
SW8260C	MW-10D-2021	WQ	Cis-1,2-Dichloroethylene	ND	U	2.0		ug/L	0.81	1.0	None
SW8260C	MW-10D-2021	WQ	TRICHLOROETHYLENE (TCE)	ND	U	1.0		ug/L	0.46	1.0	None

Table 3 – List of Surrogates outside Control Limits
None

Table 4 – List of MS/MSD Recoveries and RPDs outside Control Limits
None

Table 5 – List of LCS Recoveries outside Control Limits
None

Table 6 – Samples that were Reanalyzed

Sample ID	Lab ID	Method	Sample Type	Action
IDW-2021023	480-190000-8	SW8260C	IDW	1000X: Diluted due to elevated target analyte concentrations. Elevated reporting limits provided for non-detect analytes.
MW-01-OFF-2021	480-190000-3	SW8260C	N	4X: Diluted due to elevated target analyte concentrations. Elevated reporting limits provided for non-detect analytes.
OU2-PZ-02-2021	480-190000-7	SW8260C	N	5X: Diluted due to elevated target analyte concentrations. Elevated reporting limits provided for non-detect analytes.
OU2-PZ-04-2021	480-190000-5	SW8260C	N	40X: Diluted due to elevated target analyte concentrations. Elevated reporting limits provided for non-detect analytes.

Table 7 – Summary of Field Duplicate Results
Not applicable

Acronym List and Table Key:

COC	=	chain of custody
DUSR	=	data usability summary report
LCS	=	laboratory control sample
MBLK	=	method blank
MS	=	matrix spike
MSD	=	matrix spike duplicate
NC	=	not calculated
ND	=	not detected
NYSDEC	=	New York State Department of Environmental Conservation
PQL	=	practical quantitation limit
QA	=	quality assurance
QAPP	=	quality assurance project plan
QC	=	quality control
RPD	=	relative percent difference
SDG	=	sample delivery group