

February 2026

# Soil Vapor Point Sampling Report

## December 2025 Sample Event

Prepared for:  
**Syracusa Sand and Gravel Inc.**

Site:  
**Modock Rd. Springs/DLS Sand & Gravel Inc. Site**  
**Town of Victor, Ontario County, NY**  
**NYSDEC Site No. 8-35-013**



**Marks**Engineering

4303 Routes 5 & 20  
Canandaigua, NY 14424

## TABLE OF CONTENTS

<b>Table of Contents</b> .....	<b>1</b>
<b>1.0 Introduction</b> .....	<b>2</b>
<b>2.0 Site Description and History</b> .....	<b>2</b>
<b>3.0 Scope of work</b> .....	<b>3</b>
3.1 Sampling of Soil Vapor Points .....	3
3.1.1 Purpose and Objectives .....	3
3.1.2 Collection and Analysis of Laboratory Samples .....	3
3.1.3 Reporting of Results and Data Validation .....	3
<b>4.0 Results</b> .....	<b>4</b>
4.1. Soil Vapor Sampling Results .....	4
<b>5.0 Evaluation of Results, Findings and Conclusions</b> .....	<b>4</b>
<b>6.0 References</b> .....	<b>5</b>

## LIST OF FIGURES

- 1) Site Plan and Soil Vapor Sample Location Map
- 2) Summary of Total CVOC Detections in Soil Vapor (December 2025 Sample Event)
- 3) Summary of Total CVOC Detections in Groundwater (January 2026 Sample Event)

## LIST OF TABLES

- 1) Summary of Soil Vapor Sampling Program
- 2) Summary of Soil Vapor Results VOCs

## LIST OF APPENDICES

- A) Soil Vapor Sampling Logs
- B) Chain of Custody Form

## LIST OF EXHIBITS

- A) Laboratory Report (Results Only)
- B) Laboratory Report (Full Category B Packages) (Provided electronically)
- C) Data Usability Summary Report (DUSR)
- D) Electronic Data Deliverables (EDDs) (Provided electronically)

## 1.0 INTRODUCTION

**Marks Engineering, P.C.** (Marks Engineering) conducted an on-site and off-site soil vapor sampling event in December 2025 at the Modock Rd. Springs/DLS Sand & Gravel, Inc. Site located in the Town of Victor, Ontario County, New York (herein referred to as the “Site”). A Site Plan and Soil Vapor Sample Point Location Map is presented as **Figure 1**.

The Site is a NYSDEC Class 4 Inactive Hazardous Waste Disposal Site (Site No. 8-35-013). The scope of work presented herein is consistent with the NYSDEC-approved Site Management Plan (SMP), and the NYSDEC Record of Decision (ROD), for the Site.

The December 2025 soil vapor sample event, the findings of which are discussed in this Report, is part of the SMP’s media monitoring program and ROD’s overall long-term plume management monitoring (PMM) program to evaluate plume stability and the natural reduction of the Site-related chlorinated volatile organic compounds (CVOCs) over time. This sample event included the sampling of soil vapor from 13 permanent soil vapor points.

This Report provides a summary of the soil vapor sample event and is organized as follows:

- **Site Description and History** (Section 2) – presents a summary of the history and description of the Site.
- **Scope of Work** (Section 3) – provides details on the scope of work and procedures that were used to sample the soil vapor points.
- **Results** (Section 4) – presents the field observations, findings and analytical results for laboratory samples collected during the sample event.
- **Evaluation of Results, Findings and Conclusions** (Section 5) – presents an evaluation of the results and data.

## 2.0 SITE DESCRIPTION AND HISTORY

A detailed description of the Site and History is provided in the SMP. A concise history of the Site is as follows:

The Site is comprised of a 173-acre parcel, currently operating as an active sand and gravel mine operated by Syracuse Sand and Gravel Inc. (SS&G). The Site was acquired by SS&G in 1953. Prior to SS&G’s ownership, the property was used for agricultural purposes. The Site operated under the name of D.L.S. Sand and Gravel, Inc. until 1973 when the corporate name was changed to Syracuse Sand and Gravel Inc. From 1966 to 1971, a portion of the Site was leased to Rochester Block, Inc. (NYSDEC, 2010).

A series of investigations at the Site have been conducted starting in approximately 1995. The data from the investigations generally shows that CVOCs, including trichloroethene (TCE), 1,1,1-trichloroethane (TCA), and 1,1-dichloroethene (1,1-DCE), were likely released by parties unknown on the Site in the 1960s or 1970s and have contributed to both on-site and off-site CVOC contamination in groundwater (NYSDEC, 2010). The soil into which the CVOCs were first released; however, no longer exists on the Site. On the basis of the initial investigations, in 2001, the Department listed the Site as a Class 2 site in the Registry of Inactive Hazardous Waste Disposal Sites in New York. After subsequent site characterization, remedial investigation, feasibility study and remedial alternatives analysis, the ROD for the Site was issued in 2010 selecting monitored natural attenuation (MNA) as the remedy. The SMP for the Site was initially approved by the NYSDEC in March of 2019 and was subsequently revised and approved in August of 2025. In December of 2022, the Site was reclassified by the NYSDEC as a Class 4 Site that “no longer presents a significant threat to public health and/or the environment” (NYSDEC, 2022).

In addition to MNA, the ROD selected the following additional remedial actions for the Site: (a) an environmental easement to restrict the future use of groundwater at the Site; (b) implementation of the SMP with its requirements for long-term PMM monitoring, including groundwater, surface water and soil vapor, maintenance of the Sub Slab Depressurization Systems (SSDSs) in several residences, long-term monitoring of soil vapor intrusion in residences, and periodic review reporting to the NYSDEC; and (c) a contingency for the implementation of a zero valent iron amendment injection to reduce contaminant mass in the area of highest groundwater CVOC concentrations if the results of the PMM demonstrate that the CVOC groundwater concentrations are at concentrations not acceptable to NYSDEC and are not continuing to decline.

### 3.0 SCOPE OF WORK

This section provides details on the scope of work and procedures that were used during implementation of the December 2025 soil vapor sample event taking place as part of the long-term PMM monitoring. The primary components of the scope of work were as follows:

- Completion of a 15-month frequency soil vapor sample event using 6-liter stainless steel SUMMA<sup>®</sup> vacuum canisters equipped with laboratory-calibrated fixed rate flow controllers installed at all 13 of the permanent soil vapor points (SV-01, SV-02, SV-03, SV-04, SV-05R, SV-06, SV-07, SV-08, SV-09R, SV-10, SV-11, SV-12 and SV-13).
- Collection of soil vapor samples (and one blind field duplicate) from 11 of the soil vapor points for laboratory analysis for Target Compound List (TCL) VOCs in accordance with USEPA Method TO-15, including CVOCs. Sampling equipment installed at SV-06 and SV-09R did not produce an adequate sample (due to no change in canister pressure during the sampling duration). These two locations have periodically not produced adequate sample volumes for laboratory analysis during previous sample events.
- Completion of a 3<sup>rd</sup> party Data Usability Summary Report (DUSR) to review, qualify and validate the analytical laboratory data generated during this sample event.
- Submittal of electronic data deliverables (EDDs) of the sample event data to the NYSDEC for inclusion in the Site's existing EQUS database.

### 3.1 Sampling of Soil Vapor Points

#### 3.1.1 Purpose and Objectives

The December 2025 annual soil vapor sample event, the findings of which are discussed in this Report, is part of the SMP's media monitoring program associated with the long-term PMM program for the Site. The objective of the PMM program is to evaluate plume stability and the natural reduction of the Site's CVOC contamination over time.

#### 3.1.2 Collection and Analysis of Laboratory Samples

Soil vapor sampling was conducted on December 30, 2025 at all 13 of the permanent soil vapor points (SV-01, SV-02, SV-03, SV-04, SV-05R, SV-06, SV-07, SV-08, SV-09R, SV-10, SV-11, SV-12 and SV-13), see **Table 1**. Samples were collected using the methodology described in Section 2.7.3 of the Field Sampling Plan (FSP) provided as Appendix D of the SMP.

Prior to the collection of the soil vapor samples, the sampling tubing was purged of ambient air using a photoionization detector (PID). The PID readings before and after sample collection were recorded on the Soil Vapor Sampling Log for each location (provided in **Appendix A**).

The soil vapor samples were collected using batch certified-clean 6-liter stainless steel SUMMA<sup>®</sup> vacuum canisters equipped with laboratory-calibrated fixed rate flow controllers. The flow controllers were set to collect soil vapor samples for a period of four hours, at a sample rate of approximately 0.020 liters per minute. This flow rate represents a slightly lower sample rate than specified in the FSP (0.025 liters per minute) but is the rate as recommended by the analytical laboratory. Each canister was equipped with a vacuum gauge that was periodically monitored during collection of the samples. Sample collection was terminated before the canister vacuum was exhausted, and the canister vacuum level at the beginning and end of sample collection was recorded on the Soil Vapor Sampling Log for each location (provided in **Appendix B**).

The soil vapor samples were submitted under appropriate chain of custody protocols to Pace Analytical Services located in Mansfield, Massachusetts for laboratory analysis for TCL VOCs, including CVOCs, in accordance with USEPA Method TO-15 SIM. Each SUMMA<sup>®</sup> canister was labeled with the sample identification, the start and end time of sample collection, date, project identification, and required laboratory analysis. The same information was recorded on the Soil Vapor Sampling Logs (**Appendix B**) and chain of custody forms (**Appendix C**). The soil vapor sample analytical results are summarized on **Table 2**. **Table 2** also includes the analytical results from the previous soil vapor sampling events, which were first initiated in February 2020, for comparison purposes.

#### 3.1.3 Reporting of Results and Data Validation

The laboratory reports were provided in both results only and full Category B formats. Copies of the laboratory reports are provided in **Exhibit A** and **Exhibit B**, respectively. The data was reviewed by a 3<sup>rd</sup> party data validator (Environmental Data

Usability in Dansville, New York) to review, qualify and validate the analytical laboratory data generated during this sample event and the data validator concluded that all results (100%) were found to be usable. A copy of the Data Usability Summary Report (DUSR) is presented as **Exhibit C**. At the request of the NYSDEC, the laboratory results were also provided in an electronic data deliverable (EDD) format. The EDD, which incorporated the validated laboratory results, was submitted to the NYSDEC on January 21, 2026 (see **Exhibit D**).

## 4.0 RESULTS

### 4.1. Soil Vapor Sampling Results

The soil vapor sample analytical results are summarized on **Table 2**, which segregates the three CVOCs identified as contaminants of concern in the ROD (TCE, TCA and 1,1-DCE) from the remainder of the analyzed TO-15 VOCs. As presented in **Table 2**, detectable concentrations of different combinations of these three CVOCs were found in soil vapor samples collected at 9 (of the 11) soil vapor locations which yielded a sufficient size sample to allow for laboratory analysis during this sample event (SV-01, SV-02, SV-04, SV-07, SV-08, SV-10, SV-11, SV-12 and SV-13). SV-03 and SV-05R, which are located outside of the plume to the northeast, were non-detect for all three CVOC contaminants of concern. As discussed above, sampling equipment installed at SV-06 and SV-09R did not produce an adequate sample (due to no change in canister pressure during the sampling duration). These two locations have periodically not produced adequate sample volumes for laboratory analysis during previous sample events. There are currently no applicable NYSDEC standards, criteria and/or guidance values (SCGVs) to which to compare the soil vapor analytical results. The soil vapor analytical results will be used to assist in determining trends in the concentration(s) of these CVOCs in support of the ROD.

## 5.0 EVALUATION OF RESULTS, FINDINGS AND CONCLUSIONS

The December 2025 soil vapor sample event, the evaluation of results, findings and conclusions of which are discussed below, is part of the ROD and SMP's long-term PMM program for the Site. The objective of the PMM is to evaluate plume stability and the natural reduction of the Site's CVOC contamination over time.

The soil vapor sample analytical results are summarized on **Table 2**, which segregates the three CVOCs identified as contaminants of concern in the ROD (TCE, TCA and 1,1-DCE) from the remainder of the parameters analyzed by the TO-15 VOCs methodology. As presented in **Table 2**, detectable concentrations of different combinations of these three CVOCs were found in soil vapor samples collected at 9 of the 11 soil vapor locations analyzed by the laboratory this sample event (SV-01, SV-02, SV-04, SV-07, SV-08, SV-10, SV-11, SV-12 and SV-13). SV-03 and SV-05R, which are located outside of the plume to the northeast, were non-detect for all three CVOC contaminants of concern. Sampling equipment installed at SV-06 and SV-09R did not produce an adequate sample (due to no change in canister pressure during the sampling duration). These locations have periodically not produced adequate sample volumes for laboratory analysis during previous sample events.

Consistent with previous sample events, the highest total soil vapor concentrations of TCE, TCA and 1,1-DCE correlate to the locations where the highest detections of these CVOCs were found within the corresponding groundwater plume at the Site, see **Figure 3**. Like the CVOC detections in soil vapor, the highest concentrations of CVOCs in groundwater were generally found in the groundwater monitoring wells immediately downgradient of the mine and attenuated at distance from the mine. **Figure 2** summarizes the total CVOC concentrations in soil vapor from the December 2025 soil vapor sample event and **Figure 3** summarizes the total CVOC concentrations in groundwater from the January 2025 groundwater sample event.

The objective of the PMM program is to evaluate plume stability and the natural reduction of CVOCs over time. The detected concentrations of TCE, TCA and 1,1-DCE in soil vapor during the December 2025 sample event are overall much lower (TCE was detected at concentrations ranging from non-detect [ND] to 25.3 ug/m<sup>3</sup>, TCA from ND to 453 ug/m<sup>3</sup> and 1,1-DCE from ND to 10 ug/m<sup>3</sup>) than those previously detected within the plume as summarized in the ROD (TCE was previously detected at concentrations ranging from ND to 1,700 ug/m<sup>3</sup>, TCA from ND to 5,900 ug/m<sup>3</sup> and 1,1-DCE from ND to 1,100 ug/m<sup>3</sup>)(NYSDEC, 2010) which supports that MNA is occurring.

All 13 soil vapor points were sampled this sample event. In a NYSDEC comment letter dated April 24, 2025, the frequency of soil vapor, surface water and groundwater monitoring was reduced to once every 15-months from an annual frequency. The SMP was subsequently revised in accordance with the NYSDEC comment letter dated April 24, 2025, and approved in August 2025. Therefore, the next soil vapor sampling event, conducted at a 15-month frequency, will be planned for March 2027. Consistent with recent historic sample events, soil vapor sampling will continue to be conducted at all 13 soil vapor points and will be scheduled at the same time as the groundwater and surface water sampling event.

The NYSDEC has also requested soil vapor intrusion (SVI) sampling at the four new homes located on Eagle Path this heating season (2025-2026). These homeowners will be contacted with a request to sample in March 2026, along with the previous two residents at 7532 and 7540 Dryer Road that have historically not responded to our SVI correspondence letters.

## 6.0 REFERENCES

Bristol Consulting and Marks Engineering, P.C., *Site Management Plan*, Modock Road Springs/DLS Sand and Gravel, Inc. Inactive Hazardous Waste Site, Town of Victor, Ontario County, New York Site Number 8-35-013, March 2019 (Revised August 2025)

Marks Engineering, 2026, *Annual Groundwater and Surface Water Sampling Report, January 2025 Sample Event*, Modock Road Springs/DLS Sand and Gravel, Inc. Site Town of Victor, Ontario County, New York Site Number 8-35-013, February 2026

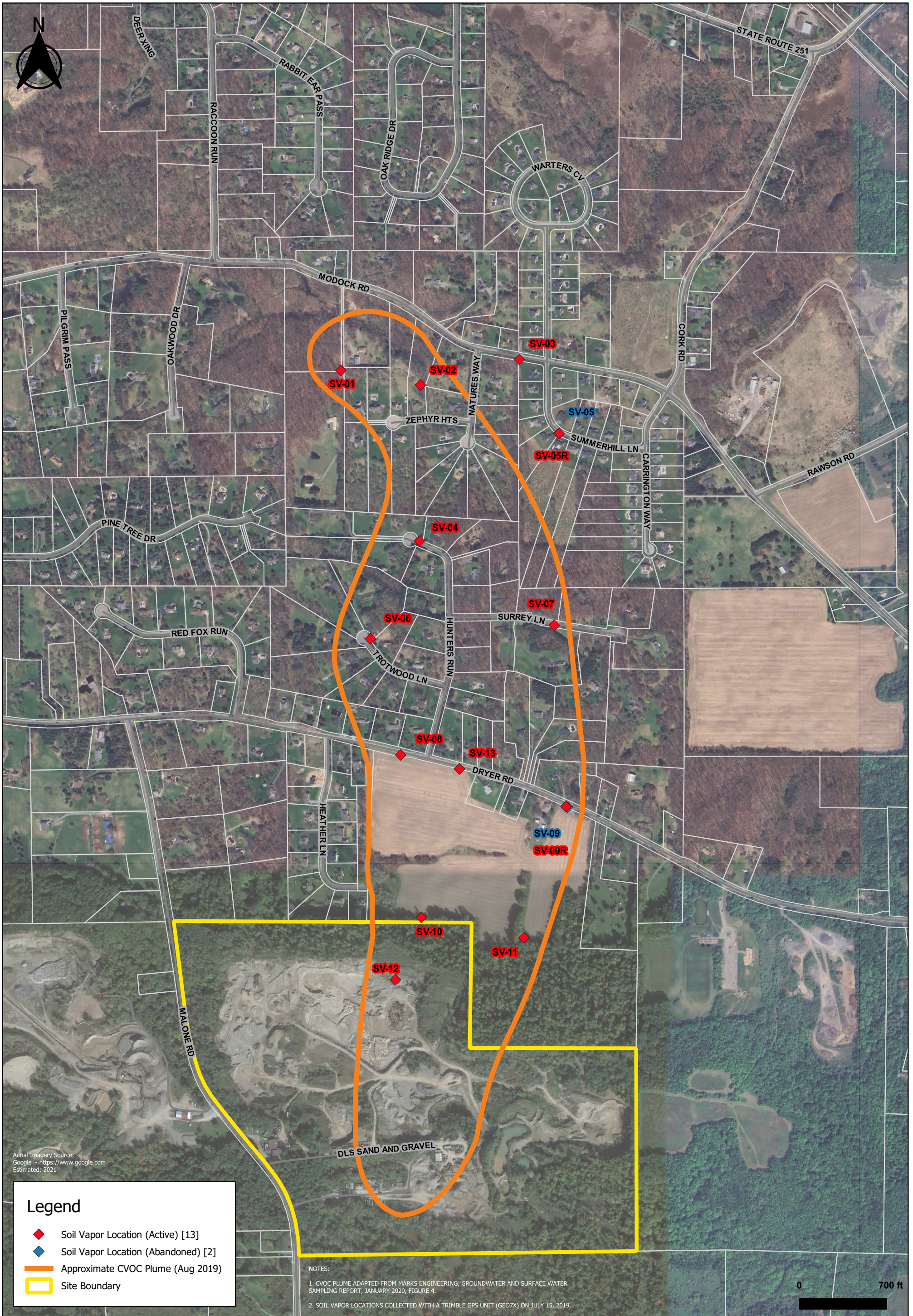
NYSDEC, 2010, *Record of Decision*, Modock Road Springs/DLS Sand and Gravel, Inc. Site Town of Victor, Ontario County, New York Site Number 8-35-013, January 2010

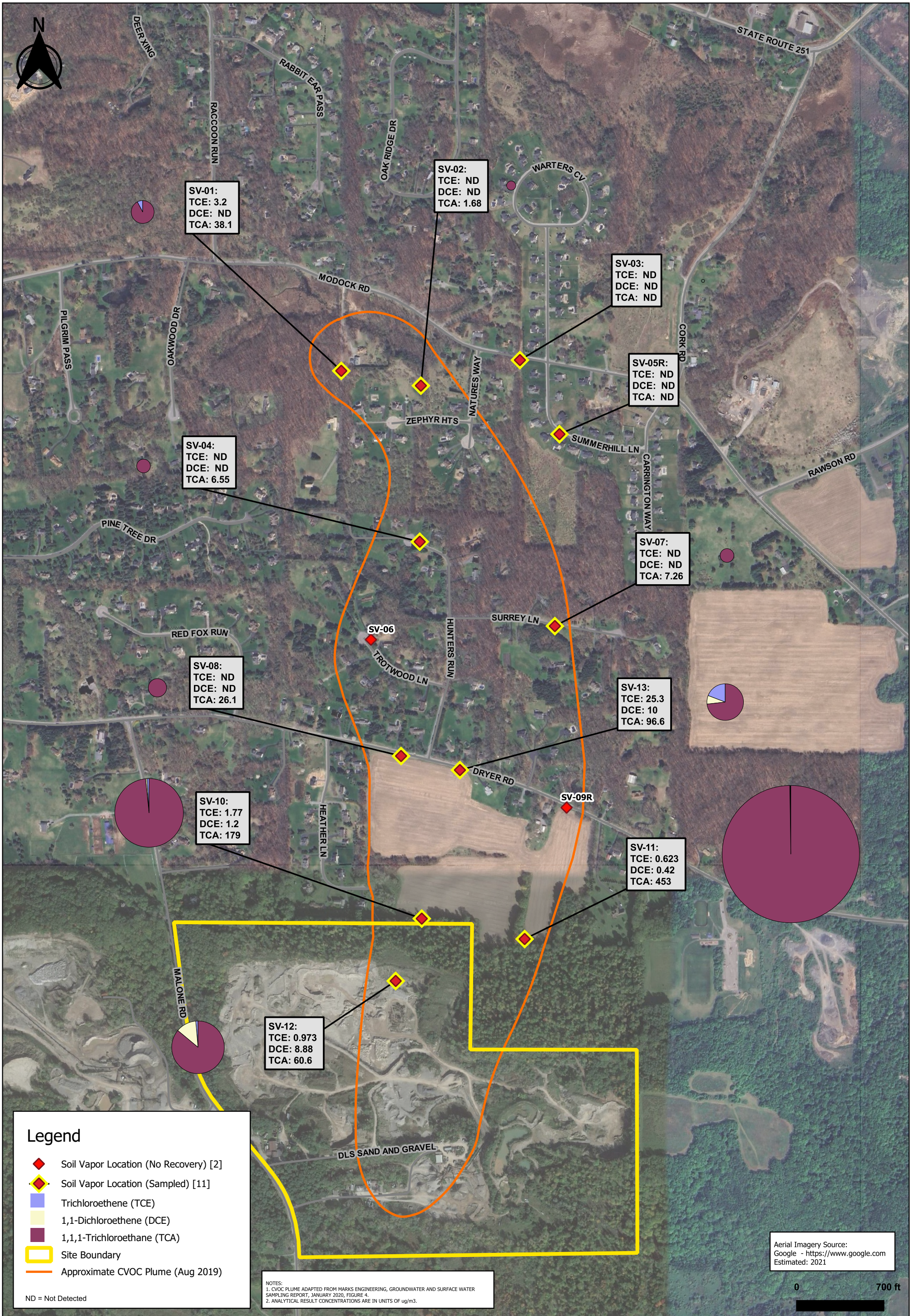
NYSDEC, 2022, *Public Notice, State Superfund Program, State Superfund Site Reclassification Notice Class 2 to Class 4* Modock Springs-DLS Sand and Gravel, Inc., Site No 83513, December 2022

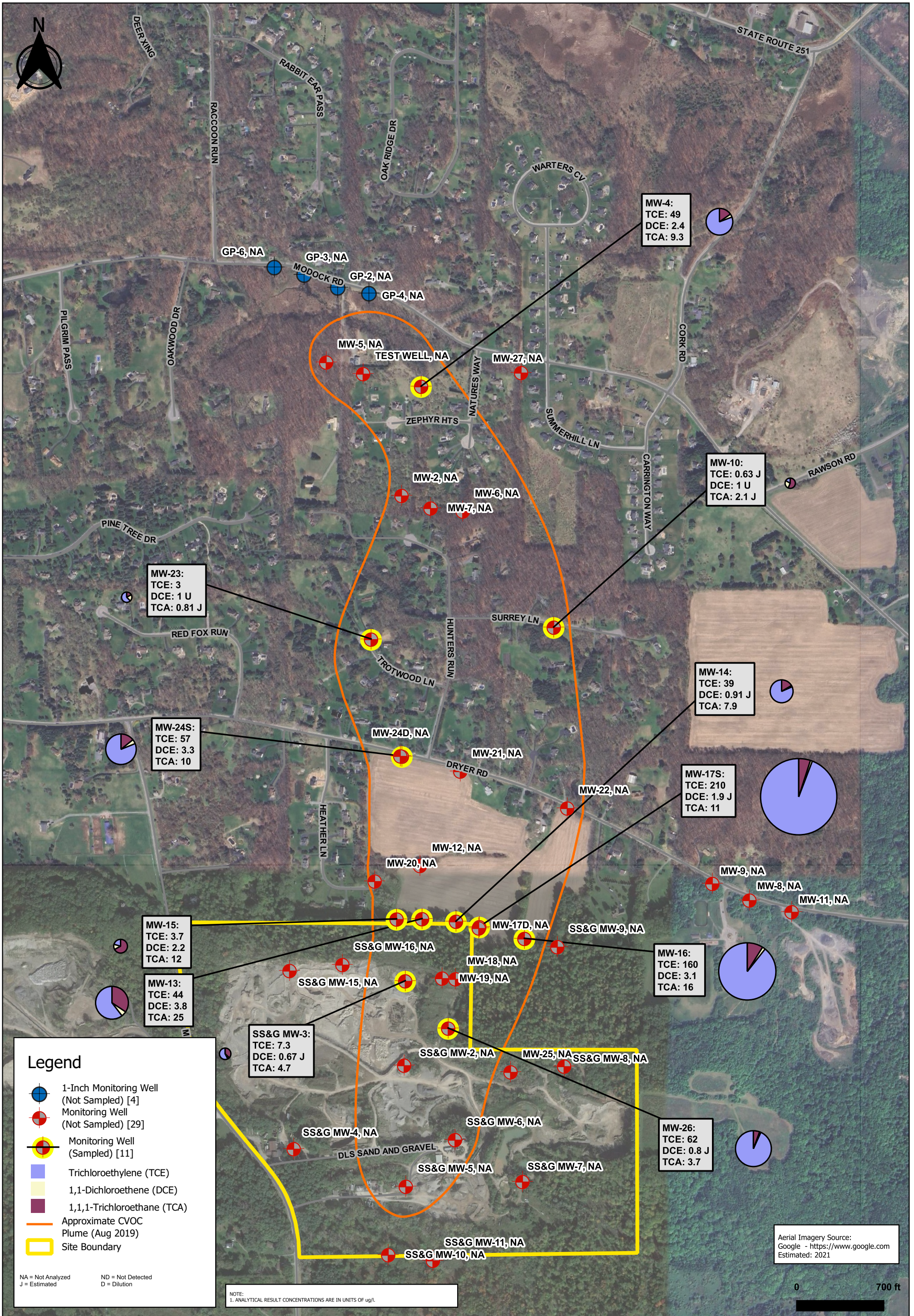
NYSDOH, 2006, *Guidance for Evaluating Soil Vapor Intrusion in the State of New York* (as amended through May 2017), October 2006



## Figures









## Tables



Table 2  
SOIL VAPOR VOCs ANALYTICAL DATA  
December 2025 Sample Event (green shading)  
Modock Road Springs/DLS Sand and Gravel, Inc. Site  
(NYSDEC HW ID 8-35-013)  
Victor, New York

CAS No.	Volatile Organic Compounds	SV-04 2/19/2020	SV-04 7/24/2020	SV-04 10/14/2020	SV-04 1/21/2021	SV-04 4/28/2021	SV-04 10/16/2022	SV-04 10/3/2023	SV-04 9/27/2024	SV-04 12/30/2025	SV-05 2/19/2020	SV-05R 10/16/2022	SV-05R 10/3/2023	SV-05R 9/27/2024	SV-05R 12/30/2025	SV-06 2/19/2020	SV-06 10/16/2022	SV-06 10/3/2023	SV-07 2/19/2020	SV-07 10/16/2022	SV-07 10/3/2023	SV-07 9/27/2024	SV-07 12/30/2025
Contaminants of Concern																							
79-01-6	Trichloroethene (TCE)	<0.107	<0.107	<0.107	<0.107	<0.107	<0.107	<0.371	<0.107	<0.107	0.15	0.175	<0.107	<0.107	<0.177	<0.107	<0.107	<0.107	<0.107	<0.107	<0.377	<0.242	<0.107
71-55-6	1,1,1-Trichloroethane (TCA)	4.63	8.95	12.6	7.31	6.27	9	13.5	11.6	6.55	0.327	0.109	0.178	0.142	<0.109	0.324	1.25	1.17	1.72	7.37	10.1	8.62	7.26
75-35-4	1,1-Dichloroethene (DCE)	<0.079	<0.079	<0.079	<0.079	<0.079	<0.079	<0.274	<0.079	<0.079	<0.079	<0.108	<0.079	<0.079	<0.079	<0.131	<0.079	<0.079	<0.079	<0.079	<0.278	<0.178	<0.079
	Total Concentrations	4.63	8.95	12.6	7.31	6.27	9	13.5	11.6	6.55	0.327	0.259	0.353	0.142	ND	0.324	1.25	1.17	1.72	7.37	10.1	8.62	7.26
Other Compounds																							
75-34-3	1,1-Dichloroethane	<0.081	<0.081	<0.081	<0.081	<0.081	<0.081	<0.28	<0.081	<0.081	<0.081	<0.081	<0.11	<0.081	<0.081	<0.134	<0.081	<0.081	<0.081	<0.081	<0.284	<0.182	<0.081
79-00-5	1,1,2-Trichloroethane	<0.109	<0.109	<0.109	<0.109	<0.109	<0.109	<0.377	<0.109	<0.109	<0.109	<0.109	<0.148	<0.109	<0.109	<0.180	<0.109	<0.109	<0.109	<0.109	<0.382	<0.246	<0.109
79-34-5	1,1,2,2-Tetrachloroethane	<0.137	<0.137	<0.137	<0.137	<0.137	0.536	<0.475	<0.137	<0.137	<0.137	0.671	<0.187	<0.137	<0.137	<0.227	0.502	<0.137	<0.137	0.61	<0.481	<0.309	<0.137
120-82-1	1,2,4-Trichlorobenzene	<0.371	<0.371 UJ	<0.371	<0.371	<0.371	<0.371	<0.371	<0.371	<0.371	<0.371	<0.371	<0.505	<0.371	<0.371	<0.612	<0.137	<0.371	<0.371	<0.371	<1.3	<0.831	<0.371
95-63-6	1,2,4-Trimethylbenzene	4.22	16.6	6.88	2.22	2.93	<0.371	<0.34	<0.098	0.457	2.98	<0.371	0.301	0.241	0.256	3.3	<0.371	0.098	2.77	<0.371	<0.345	<0.221	0.649
106-93-4	1,2-Dibromoethane	<0.154	<0.154	<0.154	<0.154	<0.154	0.639	<0.531	<0.154	<0.154	1.09	<0.209	<0.154	<0.154	<0.254	0.103	<0.154	<0.154	<0.154	<0.098	<0.539	<0.346	<0.154
95-50-1	1,2-Dichlorobenzene	<0.120	<0.120	<0.12	<0.12	<0.12	<0.154	<0.415	<0.12	<0.12	<0.120	<0.154	<0.164	<0.12	<0.12	<0.198	<0.154	<0.12	<0.120	<0.154	<0.421	<0.271	<0.12
107-06-2	1,2-Dichloroethane	<0.081	<0.081	<0.081	<0.081	<0.081	<0.12	<0.28	<0.081	<0.081	<0.12	<0.11	<0.081	<0.081	<0.134	<0.12	<0.081	<0.081	<0.12	<0.284	<0.182	<0.081	
78-87-5	1,2-Dichloropropane	<0.092	<0.092	<0.092	<0.092	<0.092	<0.081	<0.319	<0.092	<0.092	<0.092	<0.126	<0.092	<0.092	<0.092	<0.153	<0.081	<0.092	<0.092	<0.081	<0.324	<0.208	<0.092
108-67-8	1,3,5-Trimethylbenzene	2.88	10.6	4.38	1.61	2.09	<0.092	<0.34	<0.098	<0.098	1.1	<0.092	0.147	0.123	<0.098	1.26	<0.092	<0.098	1.62	<0.092	<0.345	<0.221	0.118
106-99-0	1,3-Butadiene	<0.044	<0.044	<0.044	<0.044	0.08	0.61	<0.153	<0.044	<0.044	0.206	<0.06	<0.044	<0.044	<0.073	0.103	<0.044	<0.044	<0.044	0.654	<0.155	<0.1	<0.044
541-73-1	1,3-Dichlorobenzene	<0.120	0.427	0.132	<0.12	<0.12	<0.044	<0.415	<0.12	<0.12	0.162	<0.044	<0.164	<0.12	<0.12	<0.198	<0.044	<0.12	<0.120	<0.044	<0.421	<0.271	<0.12
106-46-7	1,4-Dichlorobenzene	<0.120	<0.120	<0.12	<0.12	<0.12	<0.12	<0.415	<0.12	<0.12	<0.120	<0.12	<0.164	<0.12	<0.12	<0.198	<0.12	<0.12	<0.120	<0.12	<0.421	<0.271	<0.12
123-91-1	1,4-Dioxane	<0.360	<0.360	<0.36	<0.36	<0.36	<0.12	<1.24	<0.36	<0.36	<0.360	<0.12	<0.49	<0.36	<0.36	<0.595	<0.12	<0.36	<0.360	<0.12	<1.26	<0.811	<0.36
540-84-1	2,2,4-Trimethylpentane	<0.934	<0.934	<0.934	<0.934	<0.934	<0.36	<3.23	<0.934	<0.934	<0.36	<1.27	<0.934	<0.934	2.2	<0.36	<0.934	<0.934	<0.36	<3.27	<2.1	<0.934	
78-93-3	2-Butanone	11.3	129	62.5	10.7	115	<0.934	217	109	3.66	9.73	<0.934	133	78.5	2.52	14.7	<0.934	31.3	4.19	<0.934	207	227	<1.47
591-78-6	2-Hexanone	<0.820	8.44	3.21	<0.82	5.9	34.8	15.3	12	1.94	<0.820	65.2	20.7	14.1	<0.82	1.44	29.8	1.49	<0.820	23.2	21.9	27.8	<0.82
107-05-1	3-Chloropropene	<0.626	<0.626 UJ	<0.626	<0.626	<0.626	3.38	<2.16	<0.626	<0.626	5.74	<0.851	<0.626	<0.626	<1.03	1.06	<0.626	<0.626	2.41	<2.19	<1.41	<0.626	
622-96-8	4-Ethyltoluene	2.48	5.21	2.13	0.703	0.821	<0.626	<0.34	<0.098	<0.098	0.693	<0.626	<0.134	<0.098	<0.098	1.03	<0.626	<0.098	1.25	<0.626	<0.345	<0.221	<0.098
108-10-1	4-Methyl-2-pentanone	<2.05	<2.05	<2.05	<2.05	0.113	<7.09	<2.05	<2.05	<2.05	0.172	<2.79	<2.05	<2.05	<3.38	<0.098	<2.05	<2.05	0.334	<7.17	<4.59	<2.05	
67-64-1	Acetone	2.92	26.8	11.4	4.23	28.7	<2.05	70.3	30.9 J	2.85	3.18	<2.05	43.9	28.7 J	2.73	16.1	<2.05	18.7	3.14	<2.05	103	127 J	3.94
71-43-2	Benzene	<0.319	<0.319	<0.319	<0.319	14	<1.1	<0.319	<0.319	23	0.498 J	<0.319	<0.319	0.722	17.8	<0.319	0.511	34	<1.12	1.82	<0.319		
100-44-7	Benzyl chloride	<1.04	<1.04	<1.04	<1.04	<0.319	<1.79	<0.518 UJ	<0.518	<1.04	0.677	<0.704	<0.518 UJ	<0.518	<1.71	<0.319	<0.518	<1.04	0.831	<1.81	<1.17 UJ	<0.518	
75-27-4	Bromodichloromethane	<0.134	<0.134	<0.134	<0.134	<0.134	<0.518	<0.463	<0.134	<0.134	<0.518	<0.182	<0.134	<0.134	<0.221	<0.518	<0.134	<0.134	<0.518	<0.47	<0.301	<0.134	
75-25-2	Bromoform	<0.207	<0.207	<0.207	<0.207	<0.207	<0.134	<0.714	<0.207	<0.207	<0.134	<0.281	<0.207	<0.207	<0.341	<0.134	<0.207	<0.207	<0.134	<0.725	<0.465	<0.207	
74-83-9	Bromomethane	<0.078	0.4	<0.078	<0.078	<0.078	<0.207	<0.268	<0.078	<0.078	<0.207	<0.106	<0.078	<0.078	<0.128	<0.207	<0.078	<0.078	<0.207	<0.272	<0.175	<0.078	
75-15-0	Carbon disulfide	21.4	215 D	1.73	<0.623	2.16	<0.078	<2.15	<0.623	<0.623	16.9	<0.078	2.8	0.819	<0.623	2.46	<0.078	0.978	15.9	0.109	3.61	3.18	<0.623
56-23-5	Carbon tetrachloride	<0.126	0.132	<0.126	<0.126	<0.126	<0.623	<0.435	<0.126	<0.126	0.138	2.37	0.556	0.384	0.321	<0.208	0.76	<0.126	<0.126	0.732	<0.441	<0.283	<0.126
108-90-7	Chlorobenzene	<0.461	<0.461	<0.461	<0.461	<0.461	<0.126	<1.59	<0.461	<0.461	0.333	<0.626	<0.461	<0.461	<0.760	<0.126	<0.461	<0.461	0.176	<1.61	<1.04	<0.461	
75-00-3	Chloroethane	<0.264	<0.264	<0.264	<0.264	<0.264	<0.461	<0.91	<0.264	<0.264	<0.461	<0.359	<0.264	<0.264	<0.435	<0.461	<0.264	<0.264	<0.461	<0.924	<0.594	<0.264	
67-66-3	Chloroform	<0.098	0.234	0.127	<0.098	<0.098	<0.264	0.455	<0.098	<0.098	0.098	<0.264	1.91	1.91	0.464	<0.161	<0.264	0.435	<0.098	<0.264	<0.342	0.562	<0.098
74-87-3	Chloromethane	<0.413	<0.413	<0.413	<0.413	0.513	<1.43	<0.413	<0.413	0.273	<0.562	<0.413	<0.413	<0.681	0.342	<0.413	<0.413	0.493	<1.45	<0.929	<0.413		
156-59-2	cis-1,2-Dichloroethene	<0.079	<0.079	<0.079	<0.079	<0.079	<0.413	<0.274	<0.079	<0.079	<0.079	<0.413	<0.108	<0.079	<0.131	<0.413	<0.079	<0.079	<0.413	<0.278	<0.178	<0.079	
10061-01-1	cis-1,3-Dichloropropene	<0.091	<0.091	<0.091	<0.091	<0.091	<0.079	<0.314	<0.091	<0.091	<0.091	<0.079	<0.123	<0.091	<0.091	<0.150	<0.079	<0.091	<0.091	<0.079	<0.318	<0.204	<0.091
110-82-7	Cyclohexane	<0.688	<0.688	<0.688	<0.688	<0.688	<0.091	<2.38	<0.688	<0.688	<0.091	<0.936	<0.688	<0.688	<1.14	<0.091	<0.688	<0.688	<0.091	<2.41	<1.55	<0.688	
124-48-1	Dibromochloromethane	<0.170	<0.170	<0.17	<0.17	<0.688	<0.589	&															

Table 2  
SOIL VAPOR VOCs ANALYTICAL DATA  
December 2025 Sample Event (green shading)  
Modock Road Springs/DLS Sand and Gravel, Inc. Site  
(NYSDEC HW ID 8-35-013)  
Victor, New York

CAS No.	Volatile Organic Compounds	SV-08 2/19/2020	SV-08 7/24/2020	SV-08 10/14/2020	SV-08 1/21/2021	SV-08 4/28/2021	SV-08 10/16/2022	SV-08 9/27/2024	SV-08 12/30/2025	SV-10 2/19/2020	SV-10 DUP021920 2/19/2020	SV-10 10/16/2022	SV-10 DUP 101622 A 10/16/2022	SV-10 10/3/2023	SV-10 9/27/2024	SV-10 DUP0927A 9/27/2024	SV-10 12/30/2025	SV-10 DUP 123025A 12/30/2025
<b>Contaminants of Concern</b>																		
79-01-6	Trichloroethene (TCE)	<0.817	<0.107	<0.107	<0.107	<b>0.403</b>	<0.107	<0.113	<0.107	<b>0.597</b>	<b>0.881</b>	<b>0.371</b>	<b>0.274</b>	<b>0.527</b>	<b>2.02</b>	<b>1.99</b>	<b>1.77</b>	<b>1.74</b>
71-55-6	1,1,1-Trichloroethane (TCA)	<b>16.2</b>	<b>24.4</b>	<b>33.2</b>	<b>33.2</b>	<b>38.8</b>	<b>15.9</b>	<b>34</b>	<b>26.1</b>	<b>79.7</b>	<b>133</b>	<b>66.6</b>	<b>46.4</b>	<b>124</b>	<b>164</b>	<b>168</b>	<b>179</b>	<b>179</b>
75-35-4	1,1-Dichloroethene (DCE)	<0.603	<0.079	<0.079	<0.079	<0.238	<0.079	<0.083	<0.079	<b>0.666</b>	<b>0.896</b>	<0.079	<0.079	<0.079	<b>0.23</b>	<b>0.23</b>	<b>1.2</b>	<b>1.15</b>
	Total Concentrations	<b>16.2</b>	<b>24.4</b>	<b>33.2</b>	<b>33.20</b>	<b>39.203</b>	<b>15.9</b>	<b>34</b>	<b>26.1</b>	<b>80.963</b>	<b>134.777</b>	<b>66.971</b>	<b>46.674</b>	<b>124.527</b>	<b>166.25</b>	<b>170.22</b>	<b>181.97</b>	<b>181.89</b>
<b>Other Compounds</b>																		
75-34-3	1,1-Dichloroethane	<0.615	<0.081	<0.081	<0.081	<0.243	<0.081	<0.085	<0.081	<0.081	<0.081	<0.081	<0.081	<0.081	<0.081	<0.081	<0.081	<0.081
79-00-5	1,1,2-Trichloroethane	<0.829	<0.109	<0.109	<0.109	<0.327	<0.109	<0.115	<0.109	<0.109	<0.109	<0.109	<0.109	<0.109	<0.109	<0.109	<0.109	<0.109
79-34-5	1,1,2,2-Tetrachloroethane	<1.04	<0.137	<0.137	<0.137	<0.412	<b>0.692</b>	<b>0.151</b>	<0.137	<0.137	<0.137	<b>9.83 J</b>	<b>3.03 J</b>	<0.137	<0.137	<b>0.165</b>	<0.137	<0.137
120-82-1	1,2,4-Trichlorobenzene	<2.83 UJ	<0.371 UJ	<0.371	<0.371	<1.11	<0.137	<0.39	<0.371	<0.371 UJ	<0.371	<0.371	<0.371	<0.371	<0.371	<0.371	<0.371	<0.371
95-63-6	1,2,4-Trimethylbenzene	<0.747	<b>8.41</b>	<b>4.71</b>	<b>2.65</b>	<b>0.31</b>	<0.371	<b>0.155</b>	<b>0.379</b>	<b>1.44</b>	<b>1.85</b>	<0.371	<0.371	<b>0.216</b>	<b>2.84</b>	<b>3.28</b>	<b>0.182</b>	<b>0.241</b>
106-93-4	1,2-Dibromoethane	<1.17	<0.154	<0.154	<0.154	<0.461	<b>1.37</b>	<0.161	<0.154	<0.154	<0.154	<b>9.14 J</b>	<b>18.2 J</b>	<0.154	<0.154	<0.154	<0.154	<0.154
95-50-1	1,2-Dichlorobenzene	<0.914	<0.120	<0.12	<0.12	<0.361	<0.154	<0.126	<0.12	<0.120	<0.120	<0.154	<0.154	<0.12	<0.12	<0.12	<0.12	<0.12
107-06-2	1,2-Dichloroethane	<0.615	<0.081	<0.081	<0.081	<0.243	<0.12	<0.085	<0.081	<0.081	<0.081	<0.12	<0.12	<0.081	<0.081	<0.081	<0.081	<0.081
78-87-5	1,2-Dichloropropane	<0.702	<0.092	<0.092	<0.092	<0.277	<0.081	<0.097	<0.092	<0.092	<0.092	<0.081	<0.081	<0.092	<0.092	<0.092	<0.092	<0.092
108-67-8	1,3,5-Trimethylbenzene	<0.747	<b>7.67</b>	<b>3.89</b>	<b>2.67</b>	<0.295	<0.092	0.222	<b>0.138</b>	<b>0.359</b>	<b>0.428</b>	<0.092	<0.092	<0.098	0.708	0.836	<0.098	<0.098
106-99-0	1,3-Butadiene	<0.336	<0.044	<b>0.071</b>	<0.044	<b>0.139</b>	<b>1.66</b>	<0.047	<0.044	<0.044	<0.044	<b>3.07 J</b>	<b>1.22 J</b>	<0.044	<0.044	<0.044	<0.044	<0.044
541-73-1	1,3-Dichlorobenzene	<0.914	0.204	<0.12	<0.12	<0.361	<b>0.199</b>	<0.126	<0.12	<0.120	<0.120	<0.044	<0.044	<0.12	<0.12	<0.12	<0.12	<0.12
106-46-7	1,4-Dichlorobenzene	<0.914	<0.120	<0.12	<0.12	<0.361	<0.12	<0.126	<0.12	<0.120	<0.120	<0.12	<0.12	<0.12	<0.12	<0.12	<0.12	<0.12
123-91-1	1,4-Dioxane	<2.75	<0.360	<0.36	<0.36	<1.08	<0.12	<0.378	<0.36	<0.360	<0.360	<0.12	<0.12	<0.36	<0.36	<0.36	<0.36	<0.36
540-84-1	2,2,4-Trimethylpentane	<b>23.4</b>	<b>8.87</b>	<b>3.65</b>	<0.934	<b>3.36</b>	<0.36	<0.981	<0.934	<b>1.8</b>	<b>1.46</b>	<0.36	<0.36	<0.934	<0.934	<0.934	<0.934	<0.934
78-93-3	2-Butanone	<b>99.1</b>	<b>126</b>	<b>59.6</b>	<b>9.76</b>	<b>108</b>	<0.934	<b>76.4</b>	<1.47	<b>27.1</b>	<b>36.3</b>	<0.934	<0.934	<b>104</b>	<b>56</b>	<b>56.9</b>	<b>4.9</b>	<b>4.1</b>
591-78-6	2-Hexanone	<6.23	<b>12.5</b>	<0.82	<0.82	<2.46	<b>41.9</b>	<b>4.22</b>	<0.82	<b>1.27</b>	<b>1.92</b>	<0.934	<0.934	<b>23.9</b>	<b>7.46</b>	<b>4.09</b>	<b>4.55</b>	<0.82
107-05-1	3-Chloropropene	<4.76	<0.626 UJ	<0.626	<0.626	<1.88	<b>1.53</b>	<0.657	<0.626	<0.626	<0.626	<b>1.3</b>	<b>1.48</b>	<0.626	<0.626	<0.626	<0.626	<0.626
622-96-8	4-Ethyltoluene	<0.747	<b>3.67</b>	<b>2.11</b>	<b>0.929</b>	<0.295	<b>0.626</b>	<0.103	<0.098	0.418	0.526	<0.626	<0.626	<0.098	<b>0.477</b>	<b>0.6</b>	<0.098	<0.098
108-10-1	4-Methyl-2-pentanone	<15.6	<2.05	<2.05	<2.05	<6.15	<b>0.626</b>	<2.15	<2.05	<2.05	<2.05	<b>2.73</b>	<b>3.21</b>	<2.05	<2.05	<2.05	<2.05	<2.05
67-64-1	Acetone	<b>55.8</b>	<b>34.7</b>	<b>18.1</b>	<b>8.39</b>	<b>54.2</b>	<2.05	<b>43.7 J</b>	<b>8.55</b>	<b>11.9</b>	<b>15.1</b>	<2.05	<2.05	<b>29.5</b>	<b>13.5 J</b>	<b>15.7 J</b>	<b>2.66</b>	<b>2.42</b>
71-43-2	Benzene	<2.43	<b>0.323</b>	<0.319	<0.319	<0.958	<b>39.7</b>	<0.335	<0.319	<b>2.14</b>	<b>2.64</b>	<b>14.7</b>	<b>10.6</b>	<b>1.84</b>	<b>0.93</b>	<b>1.02</b>	<0.319	<0.319
100-44-7	Benzyl chloride	<7.87	<1.04	<1.04	<1.04	<3.11	<b>7.86</b>	<0.544 UJ	<0.518	<1.04	<1.04	<b>1.07 J</b>	<b>3.61 J</b>	<0.518	<0.518 UJ	<0.518 UJ	<0.518	<0.518
75-27-4	Bromodichloromethane	<1.02	<0.134	<0.134	<0.134	<0.402	<0.518	<0.141	<0.134	<0.134	<0.134	<0.518	<0.518	<0.134	<0.134	<0.134	<0.134	<0.134
75-25-2	Bromoform	<1.57	<0.207	<0.207	<0.207	<0.62	<0.134	<0.217	<0.207	<0.207	<0.207	<0.134	<0.134	<0.207	<0.207	<0.207	<0.207	<0.207
74-83-9	Bromomethane	<0.590	<0.078	<0.078	<0.078	<0.233	<0.207	<0.082	<0.078	<0.078	<0.078	<0.207	<0.207	<0.078	<0.078	<0.078	<0.078	<0.078
75-15-0	Carbon disulfide	<b>4.73</b>	<b>7.38</b>	<b>0.726</b>	<0.623	<1.87	<b>0.109</b>	<0.654	<0.623	0.707	<b>1.02</b>	<0.078	<0.078	<b>1.18</b>	<b>1.11</b>	<b>1.69</b>	<0.623	<0.623
56-23-5	Carbon tetrachloride	<0.956	<0.126	<0.126	<0.126	<0.377	<b>0.688</b>	<0.132	<0.126	<0.126	<0.126	<b>1.05</b>	<0.623	<b>0.138</b>	<b>0.126</b>	<0.126	<0.126	<0.126
108-90-7	Chlorobenzene	<3.51	<0.461	<0.461	<0.461	<1.38	<0.126	<0.484	<0.461	<0.461	<0.461	<0.126	<b>0.195</b>	<0.461	<0.461	<0.461	<0.461	<0.461
75-00-3	Chloroethane	<2.01	<0.264	<0.264	<0.264	<0.792	<0.461	<0.277	<0.264	<0.264	<0.264	<0.461	<0.461	<0.264	<0.264	<0.264	<0.264	<0.264
67-66-3	Chloroform	<b>1.52</b>	<b>1.44</b>	<b>0.693</b>	<b>0.107</b>	<b>1.58</b>	<0.264	<b>4.38</b>	<0.098	<0.098	<0.098	<0.264	<0.264	<0.098	<0.098	<0.098	<0.098	<0.098
74-87-3	Chloromethane	<3.14	<0.413	<0.413	<0.413	<1.24	<b>1.07</b>	<0.434	<0.413	<0.413	<0.413	<0.098	<0.098	<0.413	<0.413	<0.413	<0.413	<0.413
156-59-2	cis-1,2-Dichloroethene	<0.603	<0.079	<0.079	<0.079	<0.238	<0.413	<0.083	<0.079	<0.079	<0.079	<0.413	<0.413	<0.079	<0.079	<0.079	<0.079	<0.079
10061-01-1	cis-1,3-Dichloropropene	<0.690	<0.091	<0.091	<0.091	<0.272	<0.079	<0.095	<0.091	<0.091	<0.091	<0.079	<0.079	<0.091	<0.091	<0.091	<0.091	<0.091
110-82-7	Cyclohexane	<5.23	<b>0.902</b>	<0.688	<0.688	<2.07	<0.091	<0.723	<0.688	<0.688	<0.688	<0.091	<0.091	<0.688	<0.688	<0.688	<0.688	<0.688
124-48-1	Dibromochloromethane	<1.29	<0.170	<0.17	<0.17	<0.511	<0.688	<0.179	<0.170	<0.170	<0.170	<0.688	<0.688	<0.17	<0.17	<0.17	<0.17	<0.17
75-71-8	Dichlorodifluoromethane	<7.52	<b>1.68</b>	<b>1.28</b>	<b>2.24</b>	<2.97	<0.17	<b>1.65</b>	<b>1.84</b>	<b>1.57</b>	<b>2.23</b>	<0.17	<0.17	1.61	<b>1.61</b>	<b>1.76</b>	<b>1.77</b>	<b>1.75</b>
64-17-5	Ethanol	<71.8	<b>9.53</b>	<9.42	<9.42	<28.3	<b>2.08</b>	<b>12.5</b>	<9.42	<9.42	<9.42	<b>2.14</b>	<b>2.19</b>	<9.42	<9.42	<9.42	<9.42	<9.42
141-78-6	Ethyl Acetate	<13.7	<1.80	<1.8	<1.8	<5.41	<9.42	<1.89	<1.8	<1.80	<1.80	<9.42	<b>10.1</b>	<1.8	<1.8	<1.8	<1.8	<1.8
100-41-4	Ethylbenzene	<0.660	<b>14.8</b>	<b>2.75</b>	<b>0.63</b>	<0.261	<1.8	<0.091	<0.087	<b>4.34</b>	5.69	<1.8	<1.8	<0.087	0.56	0.851	<0.087	<0.087
76-13-1	Freon-113	<2.92	<b>0.697</b>	<b>0.606</b>	<b>0.866</b>	<1.15	<b>0.934</b>	<b>0.943</b>	<b>0.774</b>	<b>1.05</b>	<b>1.31</b>	<b>0.456 J</b>	<b>0.873 J</b>	<b>0.927</b>	<b>1.7</b>	<b>1.72</b>	<b>1.46</b>	<b>1.41</b>
76-14-2	Freon-114	<2.66	<0.349	<0.349	<0.349	<1.05	<b>0.789</b>	<0.367	<0.349	<0.349	<0.349	<b>1.13</b>	<b>0.874</b>	<0.349</				

Table 2  
 SOIL VAPOR VOCs ANALYTICAL DATA  
 December 2025 Sample Event (green shading)  
 Modock Road Springs/DLS Sand and Gravel, Inc. Site  
 (NYSDEC HW ID 8-35-013)  
 Victor, New York

CAS No.	Volatile Organic Compounds	SV-11 2/19/2020	SV-11 7/24/2020	SV-11 10/14/2020	SV-11 DUP101320 10/14/2020	SV-11 1/21/2021	SV-11 DUP012121 1/21/2021	SV-11 4/28/2021	SV-11 DUP 042821 4/28/2021	SV-11 10/16/2022	SV-11 DUP 101622 B 10/16/2022	SV-11 10/3/2023	SV-11 DUP100323B 10/3/2023	SV-11 9/27/2024	SV-11 12/30/2025	SV-11 DUP 123025B 12/30/2025	SV-12 2/19/2020	SV-12 10/16/2022	SV-12 DUP100323A 10/3/2023	SV-12 9/27/2024	SV-12 12/30/2025	SV-13 10/16/2022	SV-13 10/3/2023	SV-13 9/27/2024	SV-13 12/30/2025
Contaminants of Concern																									
79-01-6	Trichloroethene (TCE)	<0.107	<b>0.263</b>	<0.358	<b>0.461</b>	<b>0.199</b>	<b>0.177</b>	<b>0.134</b>	<b>0.204</b>	<b>0.602</b>	<b>0.559</b>	<b>0.672</b>	<b>0.742</b>	<b>1.02</b>	<b>0.613</b>	<b>0.623</b>	<b>0.29</b>	<b>7.09</b>	<b>6.18</b>	<b>9.78</b>	<b>0.973</b>	<b>33.8</b>	<b>18.4</b>	<b>42.6</b>	<b>25.3</b>
71-55-6	1,1,1-Trichloroethane (TCA)	<b>227</b>	<b>470 D</b>	<b>677</b>	<b>698</b>	<b>432</b>	<b>411</b>	<b>357</b>	<b>464</b>	<b>557</b>	<b>546</b>	<b>928</b>	<b>878</b>	<b>1060</b>	<b>453</b>	<b>401</b>	<b>10.3</b>	<b>217</b>	<b>229</b>	<b>239</b>	<b>60.6</b>	<b>56.2</b>	<b>65.5</b>	<b>61.1</b>	<b>96.6</b>
75-35-4	1,1-Dichloroethene (DCE)	<b>0.896</b>	<b>0.777</b>	<b>0.607</b>	<b>0.65</b>	<b>0.956</b>	<b>0.936</b>	<b>1.23</b>	<b>1.82 J</b>	<b>0.547</b>	<b>0.511</b>	<b>0.579</b>	<b>0.492</b>	<b>0.337</b>	<b>0.258</b>	<b>0.42</b>	<b>3.63</b>	<b>36.9</b>	<b>27.8</b>	<b>28.3</b>	<b>8.88</b>	<b>1.59</b>	<b>0.761</b>	<b>0.218</b>	<b>10</b>
Total Concentrations		<b>227.896</b>	<b>471.04</b>	<b>677.607</b>	<b>699.111</b>	<b>433.16</b>	<b>412.11</b>	<b>358.36</b>	<b>466.02</b>	<b>558.149</b>	<b>547.07</b>	<b>929.251</b>	<b>879.234</b>	<b>1061.357</b>	<b>453.871</b>	<b>402.043</b>	<b>14.22</b>	<b>260.99</b>	<b>262.98</b>	<b>277.08</b>	<b>70.45</b>	<b>91.59</b>	<b>84.661</b>	<b>103.918</b>	<b>131.9</b>
Other Compounds																									
75-34-3	1,1-Dichloroethane	<0.081	<0.081	<0.27	<0.289	<0.081	<0.081	<0.081	<0.081	<0.311	<0.337	<0.337	<0.081	<0.081	<0.081	<0.126	<0.081	<0.253	<0.126	<0.081	<0.081	<0.119	<0.123	<0.081	<b>0.093</b>
79-00-5	1,1,2-Trichloroethane	<0.109	<0.109	<0.364	<0.39	<0.109	<0.109	<0.109	<0.109	<0.42	<0.454	<0.454	<0.109	<0.109	<0.109	<0.17	<0.109	<0.341	<0.17	<0.109	<0.109	<0.16	<0.165	<0.109	<0.109
79-34-5	1,1,2,2-Tetrachloroethane	<0.137	<0.137	<0.458	<0.49	<0.137	<0.137	<0.137	<0.137	<b>13.5</b>	<b>12.8</b>	<0.572	<0.137	<0.137	<0.137	<0.214	<0.137	<0.424	<0.214	<0.137	<0.137	0.705	<0.208	<0.137	<0.137
120-82-1	1,2,4-Trichlorobenzene	<0.371 UJ	<0.371 UJ	<1.24	<1.32	<0.371	<0.371	<0.371	<0.371	<0.528	<0.572	<1.54	<0.371	<0.371	<0.371	<0.58	<0.371 UJ	<0.429	<0.58	<0.371	<0.371	<0.202	<0.563	<0.371	<0.371
95-63-6	1,2,4-Trimethylbenzene	<b>0.334</b>	<b>0.556</b>	<b>0.688</b>	<b>0.369</b>	<0.098	<0.098	<b>1.7</b>	<b>2.4 J</b>	<1.43	<1.54	<b>2.56</b>	<b>3.8</b>	<b>0.211</b>	<0.098	<b>0.176</b>	<0.098	<1.16	<b>1.83</b>	<0.098	<b>0.133</b>	<0.546	<b>0.678</b>	<0.098	<b>0.098</b>
106-93-4	1,2-Dibromoethane	<0.154	<0.154	<0.513	<0.549	<0.154	<0.154	<0.154	<0.154	<b>10.2</b>	<b>9.19</b>	<0.64	<0.154	<0.154	<0.154	<0.24	<0.154	<0.307	<0.24	<0.154	<0.154	2.84	<0.233	<0.154	<0.154
95-50-1	1,2-Dichlorobenzene	<0.120	<0.120	<0.401	<0.429	<0.12	<0.12	<0.12	<0.12	<0.591	<0.64	<0.501	<0.12	<0.12	<0.12	<0.188	<0.120	<0.48	<0.188	<0.12	<0.12	<0.226	<0.182	<0.12	<0.12
107-06-2	1,2-Dichloroethane	<0.081	<0.081	<0.27	<0.289	<0.081	<0.081	<0.081	<0.081	<0.462	<0.501	<0.337	<0.081	<0.081	<0.081	<0.126	<0.081	<0.376	<0.126	<0.081	<0.081	<0.177	<0.123	<0.081	<0.081
78-87-5	1,2-Dichloropropane	<0.092	<0.092	<0.308	<0.33	<0.092	<0.092	<0.092	<0.092	<0.311	<0.337	<0.385	<0.092	<0.092	<0.092	<0.144	<0.092	<0.253	<0.144	<0.092	<0.092	<0.119	<0.14	<0.092	<0.092
108-67-8	1,3,5-Trimethylbenzene	<b>0.123</b>	<b>0.192</b>	<0.328	<0.351	<0.098	<0.098	<b>0.369</b>	<b>0.467</b>	<0.355	<0.385	<b>0.551</b>	<b>0.831</b>	<0.098	<0.098	<0.153	<0.098	<0.289	<b>0.407</b>	<0.098	<0.098	<0.136	<b>0.194</b>	<0.098	<0.098
106-99-0	1,3-Butadiene	<0.044	<0.044	<0.148	<0.158	<0.044	<0.044	<b>0.049</b>	<b>0.08</b>	<b>2.89</b>	<b>2.58</b>	<0.184	<0.044	<0.044	<0.044	<0.069	<0.044	<0.307	<0.069	<0.044	<0.044	1.13	<0.067	<0.044	<0.044
541-73-1	1,3-Dichlorobenzene	<0.120	<0.120	<0.401	<0.429	<0.12	<0.12	<0.12	<0.12	<0.17	<0.184	<0.501	<0.12	<0.12	<0.12	<0.188	<0.120	<0.138	<0.188	<0.12	<0.12	0.094	<0.182	<0.12	<0.12
106-46-7	1,4-Dichlorobenzene	<0.120	<0.120	<0.401	<0.429	<0.12	<0.12	<0.12	<0.12	<0.462	<0.501	<0.501	<0.12	<0.12	<0.12	<0.188	<0.120	<0.376	<0.188	<0.12	<0.12	<0.177	<0.182	<0.12	<0.12
123-91-1	1,4-Dioxane	<0.360	<0.360	<1.2	<1.29	<0.36	<0.36	<0.36	<0.36	<0.462	<0.501	<1.5	<0.36	<0.36	<0.36	<0.562	<0.360	<0.376	<0.562	<0.36	<0.36	<0.177	<0.548	<0.36	<0.36
540-84-1	2,2,4-Trimethylpentane	<0.934	<0.934	<3.12	<3.33	<0.934	<0.934	<0.934	<0.934	<1.39	<1.5	<3.89	<0.934	<0.934	<0.934	<1.46	<0.934	<1.12	<1.46	<0.934	<0.934	<0.53	<1.42	<0.934	<0.934
78-93-3	2-Butanone	<b>6.37</b>	<b>109</b>	<b>7.37</b>	<b>6.61</b>	<b>4.42</b>	<b>4.48</b>	<b>26.8</b>	<b>38.9 J</b>	<3.59	<3.89	<b>35.4</b>	<b>41</b>	<b>34.8</b>	<b>3.51</b>	<b>5.01</b>	<b>48.7</b>	<b>2.92</b>	<b>164</b>	<b>324</b>	<b>9</b>	<b>&lt;1.37</b>	<b>425</b>	<b>120</b>	<b>10.7</b>
591-78-6	2-Hexanone	<b>0.988</b>	<b>25.1</b>	<2.73	<2.93	<0.82	<0.82	<b>4.59</b>	<b>7.5</b>	<b>7.61</b>	<b>7.52</b>	<b>6.07</b>	<b>7.66</b>	<b>5.82</b>	<0.82	<1.28	<b>2.93</b>	<b>202</b>	<b>12.8</b>	<b>17</b>	<0.82	<b>89.4</b>	<b>56.6</b>	<b>19.5</b>	<b>1.31</b>
107-05-1	3-Chloropropene	<0.626	<0.626 UJ	<2.09	<2.23	<0.626	<0.626	<0.626	<0.626	<3.15	<3.41	<2.61	<0.626	<0.626	<0.626	<0.977	<0.626	<b>12.3</b>	<0.977	<0.626	<0.626	9.22	<0.948	<0.626	<0.626
622-96-8	4-Ethyltoluene	<0.098	<0.098	<0.328	<0.351	<0.098	<0.098	<b>0.398</b>	<b>0.57</b>	<2.41	<2.61	<0.41	<b>0.428</b>	<0.098	<0.098	<0.153	<0.098	<1.96	<b>0.253</b>	<0.098	<0.098	<0.92	<0.149	<0.098	<0.098
108-10-1	4-Methyl-2-pentanone	<2.05	<2.05	<6.84	<7.29	<2.05	<2.05	<2.05	<2.05	<b>2.27</b>	<b>2.13</b>	<8.52	<2.05	<2.05	<2.05	<3.2	<2.05	<0.307	<3.2	<2.05	<2.05	0.405	<3.11	<2.05	<2.05
67-64-1	Acetone	<b>40.9</b>	<b>337</b>	<b>35.9</b>	<b>39</b>	<b>16.9</b>	<b>17.5</b>	<b>126</b>	<b>184</b>	<7.87	<8.52	<b>175</b>	<b>176</b>	<b>123 J</b>	<b>6.15</b>	<b>8.77</b>	<b>9.91</b>	<6.39	<b>49.9</b>	<b>46.1 J</b>	<b>3.85</b>	<b>&lt;3.01</b>	<b>156</b>	<b>41.1 J</b>	<b>4.89</b>
71-43-2	Benzene	<b>1.12</b>	<b>6.01</b>	<1.06	<1.14	<0.319	<0.319	<b>0.677</b>	<b>0.837</b>	<b>41.8</b>	<b>39.9</b>	<b>1.66 J</b>	<b>15.6 J</b>	<b>0.476</b>	<0.319	<0.498	<b>0.591</b>	<b>55.8</b>	<b>1.65</b>	<b>0.473</b>	<0.319	<b>36.1</b>	<b>0.684</b>	<0.319	<0.319
100-44-7	Benzyl chloride	<1.04	<1.04	<3.45	<3.7	<1.04	<1.04	<1.04	<1.04	<1.23	<1.33	<2.16	<0.518	<0.518 UJ	<0.518	<0.808	<1.04	<0.997	<0.808	<0.518 UJ	<0.518	<0.47	<0.787	<0.518 UJ	<0.518
75-27-4	Bromodichloromethane	<0.134	<0.134	<0.447	<0.478	<0.134	<0.134	<0.134	<0.134	<1.99	<2.16	<0.558	<0.134	<0.134	<0.134	<0.209	<0.134	<1.62	<0.209	<0.134	<0.134	<0.761	<0.203	<0.134	<0.134
75-25-2	Bromoform	<0.207	<0.207	<0.69	<0.738	<0.207	<0.207	<0.207	<0.207	<0.515	<0.558	<0.861	<0.207	<0.207	<0.207	<0.323	<0.207	<0.419	<0.323	<0.207	<0.207	<0.197	<0.313	<0.207	<0.207
74-83-9	Bromomethane	<0.078	<0.078	<0.259	<0.277	<0.078	<0.078	<0.078	<0.078	<0.795	<0.861	<0.323	<0.078	<0.078	<0.078	<0.121	<0.078	<0.646	<0.121	<0.078	<0.078	<0.304	<0.118	<0.078	<0.078
75-15-0	Carbon disulfide	<0.623	<b>2.92</b>	<2.08	<2.22	<0.623	<0.623	<0.623	<0.623	<0.299	<0.323	<2.59	<b>0.981</b>	<0.623	<0.623	<0.972	<b>2.34</b>	<0.243	<b>6.32</b>	<b>4.02</b>	<0.623	<b>&lt;0.114</b>	<b>1.3</b>	<0.623	<0.623
56-23-5	Carbon tetrachloride	<b>0.157</b>	<b>0.315</b>	<0.42	<0.449	<b>0.352</b>	<b>0.359</b>	<b>0.359</b>	<b>0.283</b>	<2.39	<2.59	<b>0.55</b>	<b>0.472</b>	<b>0.421</b>	<b>0.252</b>	<b>0.236</b>	<b>0.359</b>	<b>16.6</b>	<b>0.774</b>	<b>0.774</b>	<b>0.459</b>	<b>1.55</b>	<b>0.286</b>	<b>0.195</b>	<b>0.201</b>
108-90-7	Chlorobenzene	<0.461	<0.461	<1.53	<1.64	<0.461	<0.461	<0.461	<0.461	<0.484	<0.524	<1.92	<0.461	<0.461	<0.461	<0.718	<0.461	<b>0.629</b>	<0.718	<0.461	<0.461	0.194	<0.7	<0.461	<



# **Appendix A**

## **Soil Vapor Sampling Logs**

### Air/Soil Gas Sampling Form

Project # NYSDEC Site No. 8-35-013  
 Project Name Modock Rd. Springs/DLS Sand & Gravel

Date 12/30/2025  
 Personnell J. Wolf / J. Moore

Type of sample: (Circle one)      Indoor air      Substructure soil gas      Ambient air      Soil gas

Sample Location SU-01

Canister Record  
 Canister ID 5524  
 Flow controller ID 03031  
 Sample duration 4 hrs ~~to 7 hrs~~  
 Sampling rate 20 ml/min

Sample ID SU-01  
 Date/Time start 12/30/25 0940  
 Date/Time end 12/30/25 1215 1340

Start pressure -29.86  
 End pressure -6.10

Complete all that apply:

Air temperature (°F) 19  
 Barometric pressure 1  
 PID reading (before) 0.0  
 PID reading (after) 0.0

PID meter ID \_\_\_\_\_  
 FID meter ID \_\_\_\_\_  
 Gas analyzer ID \_\_\_\_\_  
 Ft. tubing used \_\_\_\_\_

% O<sub>2</sub> \_\_\_\_\_  
 % CO<sub>2</sub> \_\_\_\_\_  
 % CH<sub>4</sub> \_\_\_\_\_

For indoor location:

Noticeable odor \_\_\_\_\_  
 Floor slab depth \_\_\_\_\_  
 Intake height above floor (ft) \_\_\_\_\_  
 Intake depth below floor (ft) \_\_\_\_\_  
 Ground surface type \_\_\_\_\_  
 Potential vapor entry points observed \_\_\_\_\_  
 Room \_\_\_\_\_  
 Story/level \_\_\_\_\_

For outdoor location:

Noticeable odor \_\_\_\_\_  
 Distance to road (ft) \_\_\_\_\_  
 Direction to closest building (degrees) \_\_\_\_\_  
 Distance to closest building (ft) \_\_\_\_\_  
 Intake height above ground level (ft) \_\_\_\_\_  
 Intake depth below ground level (ft) \_\_\_\_\_  
 Soil type \_\_\_\_\_

Comments: \_\_\_\_\_  
 \_\_\_\_\_  
 \_\_\_\_\_  
 \_\_\_\_\_

Analytical method required USEPA Method TO-15 SIM  
 Laboratory used Pace Labs Mansfield, MA

### Air/Soil Gas Sampling Form

Project # NYSDEC Site No. 8-35-013  
 Project Name Modock Rd. Springs/DLS Sand & Gravel

Date 12/30/2025  
 Personnell J. Wolf / J. Moore

Type of sample: (Circle one)      Indoor air      Substructure soil gas      Ambient air      Soil gas

Sample Location SU-02  
 \_\_\_\_\_  
 \_\_\_\_\_  
 \_\_\_\_\_

Canister Record  
 Canister ID 5425  
 Flow controller ID 03090  
 Sample duration 4 HRS  
 Sampling rate 20ml/min

Sample ID SU-02  
 Date/Time start 12/30/25 0950  
 Date/Time end 12/30/25 1350

Start pressure -29.95  
 End pressure -2.51

Complete all that apply:

Air temperature (°F) 19°  
 Barometric pressure 1  
 PID reading (before) 0.0  
 PID reading (after) 0.0

PID meter ID \_\_\_\_\_  
 FID meter ID \_\_\_\_\_  
 Gas analyzer ID \_\_\_\_\_  
 Ft. tubing used \_\_\_\_\_

% O<sub>2</sub> \_\_\_\_\_  
 % CO<sub>2</sub> \_\_\_\_\_  
 % CH<sub>4</sub> \_\_\_\_\_

For indoor location:

Noticeable odor \_\_\_\_\_  
 Floor slab depth \_\_\_\_\_  
 Intake height above floor (ft) \_\_\_\_\_  
 Intake depth below floor (ft) \_\_\_\_\_  
 Ground surface type \_\_\_\_\_  
 Potential vapor entry points observed \_\_\_\_\_  
 Room \_\_\_\_\_  
 Story/level \_\_\_\_\_

For outdoor location:

Noticeable odor \_\_\_\_\_  
 Distance to road (ft) \_\_\_\_\_  
 Direction to closest building (degrees) \_\_\_\_\_  
 Distance to closest building (ft) \_\_\_\_\_  
 Intake height above ground level (ft) \_\_\_\_\_  
 Intake depth below ground level (ft) \_\_\_\_\_  
 Soil type \_\_\_\_\_

Comments: \_\_\_\_\_  
 \_\_\_\_\_  
 \_\_\_\_\_  
 \_\_\_\_\_

Analytical method required USEPA Method TO-15 SIM  
 Laboratory used Pace Labs Mansfield, MA

### Air/Soil Gas Sampling Form

Project # NYSDEC Site No. 8-35-013  
 Project Name Modock Rd. Springs/DLS Sand & Gravel

Date 12/30/2025  
 Personnell J. Wolf / J. Moore

Type of sample: (Circle one)      Indoor air      Substructure soil gas      Ambient air      Soil gas

Sample Location      SU-03

---



---



---

Canister Record  
 Canister ID 1636  
 Flow controller ID 03037  
 Sample duration 5 hrs 35 min  
 Sampling rate 20 ml/min

Sample ID SU-03  
 Date/Time start 12/30/25 1000  
 Date/Time end 12/31/25 1535

Start pressure -29.94  
 End pressure -24.29

**Complete all that apply:**

Air temperature (°F) 19°F  
 Barometric pressure 1  
 PID reading (before) 0.0  
 PID reading (after) 0.0

PID meter ID \_\_\_\_\_  
 FID meter ID \_\_\_\_\_  
 Gas analyzer ID \_\_\_\_\_  
 Ft. tubing used \_\_\_\_\_

% O<sub>2</sub> \_\_\_\_\_  
 % CO<sub>2</sub> \_\_\_\_\_  
 % CH<sub>4</sub> \_\_\_\_\_

For indoor location:

Noticeable odor \_\_\_\_\_  
 Floor slab depth \_\_\_\_\_  
 Intake height above floor (ft) \_\_\_\_\_  
 Intake depth below floor (ft) \_\_\_\_\_  
 Ground surface type \_\_\_\_\_  
 Potential vapor entry points observed \_\_\_\_\_  
 Room \_\_\_\_\_  
 Story/level \_\_\_\_\_

For outdoor location:

Noticeable odor \_\_\_\_\_  
 Distance to road (ft) \_\_\_\_\_  
 Direction to closest building (degrees) \_\_\_\_\_  
 Distance to closest building (ft) \_\_\_\_\_  
 Intake height above ground level (ft) \_\_\_\_\_  
 Intake depth below ground level (ft) \_\_\_\_\_  
 Soil type \_\_\_\_\_

Comments: \_\_\_\_\_  
 \_\_\_\_\_  
 \_\_\_\_\_  
 \_\_\_\_\_

Analytical method required USEPA Method TO-15 SIM  
 Laboratory used Pace Labs Mansfield, MA

### Air/Soil Gas Sampling Form

Project # NYSDEC Site No. 8-35-013 Date 12/30/2025  
 Project Name Modock Rd. Springs/DLS Sand & Gravel Personnell J. Wolf / J. Moore

Type of sample: (Circle one)      Indoor air      Substructure soil gas      Ambient air      Soil gas

Sample Location <u>SU-04</u> _____ _____ _____	Canister Record Canister ID <u>3252</u> Flow controller ID <u>03211</u> Sample duration <u>4 HRS</u> Sampling rate <u>20 ml/min</u>
---	---

Sample ID <u>SU-04</u> Date/Time start <u>12/30/25 0900</u> Date/Time end <u>12/30/25 1300</u>	Start pressure <u>-30.05</u> End pressure <u>-6.15</u>
--	---

Complete all that apply:

Air temperature (°F) <u>19°</u>	PID meter ID _____		% O <sub>2</sub> _____
Barometric pressure _____	FID meter ID _____		% CO <sub>2</sub> _____
PID reading (before) <u>0.0</u>	Gas analyzer ID _____		% CH <sub>4</sub> _____
PID reading (after) <u>0.0</u>	Ft. tubing used _____		

For indoor location:

Noticeable odor \_\_\_\_\_  
 Floor slab depth \_\_\_\_\_  
 Intake height above floor (ft) \_\_\_\_\_  
 Intake depth below floor (ft) \_\_\_\_\_  
 Ground surface type \_\_\_\_\_  
 Potential vapor entry points observed \_\_\_\_\_  
 Room \_\_\_\_\_  
 Story/level \_\_\_\_\_

For outdoor location:

Noticeable odor \_\_\_\_\_  
 Distance to road (ft) \_\_\_\_\_  
 Direction to closest building (degrees) \_\_\_\_\_  
 Distance to closest building (ft) \_\_\_\_\_  
 Intake height above ground level (ft) \_\_\_\_\_  
 Intake depth below ground level (ft) \_\_\_\_\_  
 Soil type \_\_\_\_\_

Comments: \_\_\_\_\_  
 \_\_\_\_\_  
 \_\_\_\_\_  
 \_\_\_\_\_

Analytical method required USEPA Method TO-15 SIM  
 Laboratory used Pace Labs Mansfield, MA

### Air/Soil Gas Sampling Form

Project # NYSDEC Site No. 8-35-013 Date 12/30/2025  
 Project Name Modock Rd. Springs/DLS Sand & Gravel Personnell J. Wolf / J. Moore

Type of sample: (Circle one)      Indoor air      Substructure soil gas      Ambient air      Soil gas

<p><u>Sample Location</u></p> <p><u>SV-05R</u></p> <p>_____</p> <p>_____</p> <p>_____</p>	<p><u>Canister Record</u></p> <p>Canister ID <u>704</u></p> <p>Flow controller ID <u>03099</u></p> <p>Sample duration <u>4HRS</u></p> <p>Sampling rate <u>20ml/min</u></p>
---	--

<p>Sample ID <u>SV-05R</u></p> <p>Date/Time start <u>12/30/25 1015</u></p> <p>Date/Time end <u>12/30/25 1415</u></p>	<p>Start pressure <u>-30.05</u></p> <p>End pressure <u>-3.59</u></p>
--	--

Complete all that apply:

Air temperature (°F) <u>19 F</u>	PID meter ID _____		% O <sub>2</sub> _____
Barometric pressure _____	FID meter ID _____		% CO <sub>2</sub> _____
PID reading (before) <u>0.0</u>	Gas analyzer ID _____		% CH <sub>4</sub> _____
PID reading (after) <u>0.0</u>	Ft. tubing used _____		

For indoor location:

Noticeable odor \_\_\_\_\_

Floor slab depth \_\_\_\_\_

Intake height above floor (ft) \_\_\_\_\_

Intake depth below floor (ft) \_\_\_\_\_

Ground surface type \_\_\_\_\_

Potential vapor entry points observed \_\_\_\_\_

Room \_\_\_\_\_

Story/level \_\_\_\_\_

For outdoor location:

Noticeable odor \_\_\_\_\_

Distance to road (ft) \_\_\_\_\_

Direction to closest building (degrees) \_\_\_\_\_

Distance to closest building (ft) \_\_\_\_\_

Intake height above ground level (ft) \_\_\_\_\_

Intake depth below ground level (ft) \_\_\_\_\_

Soil type \_\_\_\_\_

Comments: \_\_\_\_\_

\_\_\_\_\_

\_\_\_\_\_

\_\_\_\_\_

Analytical method required USEPA Method TO-15 SIM

Laboratory used Pace Labs Mansfield, MA

### Air/Soil Gas Sampling Form

Project # NYSDEC Site No. 8-35-013  
 Project Name Modock Rd. Springs/DLS Sand & Gravel

Date 12/30/2025  
 Personnell J. Wolf / J. Moore

Type of sample: (Circle one)      Indoor air      Substructure soil gas      Ambient air      Soil gas

Sample Location  
SV-06

Canister Record  
 Canister ID 2960  
 Flow controller ID 03106  
 Sample duration 4 hrs 10 min  
 Sampling rate 20 ml/min

Sample ID SV-06  
 Date/Time start 12/30/25 0835  
 Date/Time end 12/30/25 1248

Start pressure -30.25  
 End pressure -29.36

Complete all that apply:

Air temperature (°F) 18°  
 Barometric pressure \_\_\_\_\_  
 PID reading (before) 0.0  
 PID reading (after) 0.0

PID meter ID \_\_\_\_\_  
 FID meter ID \_\_\_\_\_  
 Gas analyzer ID \_\_\_\_\_  
 Ft. tubing used \_\_\_\_\_

% O<sub>2</sub> \_\_\_\_\_  
 % CO<sub>2</sub> \_\_\_\_\_  
 % CH<sub>4</sub> \_\_\_\_\_

For indoor location:

Noticeable odor N/A  
 Floor slab depth \_\_\_\_\_  
 Intake height above floor (ft) \_\_\_\_\_  
 Intake depth below floor (ft) \_\_\_\_\_  
 Ground surface type \_\_\_\_\_  
 Potential vapor entry points observed \_\_\_\_\_  
 Room \_\_\_\_\_  
 Story/level \_\_\_\_\_

For outdoor location:

Noticeable odor N/A  
 Distance to road (ft) \_\_\_\_\_  
 Direction to closest building (degrees) \_\_\_\_\_  
 Distance to closest building (ft) \_\_\_\_\_  
 Intake height above ground level (ft) \_\_\_\_\_  
 Intake depth below ground level (ft) \_\_\_\_\_  
 Soil type \_\_\_\_\_

Comments: Do NOT Analyze - Poor Recovery

Analytical method required USEPA Method TO-15 SIM  
 Laboratory used Pace Labs Mansfield, MA

### Air/Soil Gas Sampling Form

Project # NYSDEC Site No. 8-35-013 Date 12/30/2025  
 Project Name Modock Rd. Springs/DLS Sand & Gravel Personnell J. Wolf / J. Moore

Type of sample: (Circle one) Indoor air    Substructure soil gas    Ambient air    Soil gas

Sample Location SV-07    Canister Record 2799  
 \_\_\_\_\_ Canister ID 03199  
 \_\_\_\_\_ Flow controller ID 4 HRS  
 \_\_\_\_\_ Sample duration 20 ml / min  
 \_\_\_\_\_ Sampling rate

Sample ID SV-07    Start pressure -29.61  
 Date/Time start 12/30/25 0850    End pressure -0.50  
 Date/Time end 12/30/25 1250

Complete all that apply:

Air temperature (°F) <u>19°</u>	PID meter ID _____	% O <sub>2</sub> _____
Barometric pressure _____	FID meter ID _____	% CO <sub>2</sub> _____
PID reading (before) <u>0.0</u>	Gas analyzer ID _____	% CH <sub>4</sub> _____
PID reading (after) <u>0.0</u>	Ft. tubing used _____	

For indoor location:

Noticeable odor \_\_\_\_\_  
 Floor slab depth \_\_\_\_\_  
 Intake height above floor (ft) \_\_\_\_\_  
 Intake depth below floor (ft) \_\_\_\_\_  
 Ground surface type \_\_\_\_\_  
 Potential vapor entry points observed \_\_\_\_\_  
 Room \_\_\_\_\_  
 Story/level \_\_\_\_\_

For outdoor location:

Noticeable odor \_\_\_\_\_  
 Distance to road (ft) \_\_\_\_\_  
 Direction to closest building (degrees) \_\_\_\_\_  
 Distance to closest building (ft) \_\_\_\_\_  
 Intake height above ground level (ft) \_\_\_\_\_  
 Intake depth below ground level (ft) \_\_\_\_\_  
 Soil type \_\_\_\_\_

Comments: \_\_\_\_\_  
 \_\_\_\_\_  
 \_\_\_\_\_

Analytical method required USEPA Method TO-15 SIM  
 Laboratory used Pace Labs Mansfield, MA

### Air/Soil Gas Sampling Form

Project # NYSDEC Site No. 8-35-013  
 Project Name Modock Rd. Springs/DLS Sand & Gravel

Date 12/30/2025  
 Personnell J. Wolf / J. Moore

Type of sample:  
(Circle one)      Indoor air      Substructure soil gas      Ambient air      Soil gas

Sample Location  
SU-08

Canister Record  
 Canister ID 1852  
 Flow controller ID 01458  
 Sample duration 4 HRS  
 Sampling rate 20ml/min

Sample ID SU08  
 Date/Time start 12/30/25 0930  
 Date/Time end 12/30/25 1330

Start pressure -29.00  
 End pressure -6.43

Complete all that apply:

Air temperature (°F) 19°  
 Barometric pressure \_\_\_\_\_  
 PID reading (before) 0.0  
 PID reading (after) 0.0

PID meter ID \_\_\_\_\_  
 FID meter ID \_\_\_\_\_  
 Gas analyzer ID \_\_\_\_\_  
 Ft. tubing used \_\_\_\_\_

% O<sub>2</sub> \_\_\_\_\_  
 % CO<sub>2</sub> \_\_\_\_\_  
 % CH<sub>4</sub> \_\_\_\_\_

For indoor location:

For outdoor location:

Noticeable odor \_\_\_\_\_  
 Floor slab depth \_\_\_\_\_  
 Intake height above floor (ft) \_\_\_\_\_  
 Intake depth below floor (ft) \_\_\_\_\_  
 Ground surface type \_\_\_\_\_  
 Potential vapor entry points observed \_\_\_\_\_  
 Room \_\_\_\_\_  
 Story/level \_\_\_\_\_

Noticeable odor \_\_\_\_\_  
 Distance to road (ft) \_\_\_\_\_  
 Direction to closest building (degrees) \_\_\_\_\_  
 Distance to closest building (ft) \_\_\_\_\_  
 Intake height above ground level (ft) \_\_\_\_\_  
 Intake depth below ground level (ft) \_\_\_\_\_  
 Soil type \_\_\_\_\_

Comments: \_\_\_\_\_  
 \_\_\_\_\_  
 \_\_\_\_\_  
 \_\_\_\_\_

Analytical method required USEPA Method TO-15 SIM  
 Laboratory used Pace Labs Mansfield, MA

### Air/Soil Gas Sampling Form

Project # NYSDEC Site No. 8-35-013 Date 12/30/2025  
 Project Name Modock Rd. Springs/DLS Sand & Gravel Personnell J. Wolf / J. Moore

Type of sample: (Circle one)      Indoor air      Substructure soil gas      Ambient air      Soil gas

<u>Sample Location</u> <u>SU-09R</u>	<u>Canister Record</u>
_____	Canister ID <u>968</u>
_____	Flow controller ID <u>03112</u>
_____	Sample duration <u>4 HRS</u>
_____	Sampling rate <u>20 ml/min</u>

Sample ID <u>SU-09R</u>	Start pressure <u>-29.35</u>
Date/Time start <u>12/30/25 0920</u>	End pressure <u>-29.67</u>
Date/Time end <u>12/30/25 1320</u>	

Complete all that apply:

Air temperature (°F) <u>19°</u>	PID meter ID _____	% O <sub>2</sub> _____
Barometric pressure <u>1</u>	FID meter ID _____	% CO <sub>2</sub> _____
PID reading (before) <u>0.0</u>	Gas analyzer ID _____	% CH <sub>4</sub> _____
PID reading (after) <u>0.0</u>	Ft. tubing used _____	

For indoor location:

For outdoor location:

Noticeable odor _____	Noticeable odor _____
Floor slab depth _____	Distance to road (ft) _____
Intake height above floor (ft) _____	Direction to closest building (degrees) _____
Intake depth below floor (ft) _____	Distance to closest building (ft) _____
Ground surface type _____	Intake height above ground level (ft) _____
Potential vapor entry points observed _____	Intake depth below ground level (ft) _____
Room _____	Soil type _____
Story/level _____	

Comments: \_\_\_\_\_

Do Not Analyze - No Record

Analytical method required USEPA Method TO-15 SIM  
 Laboratory used Pace Labs Mansfield, MA

### Air/Soil Gas Sampling Form

Project # NYSDEC Site No. 8-35-013 Date 12/30/2025  
 Project Name Modock Rd. Springs/DLS Sand & Gravel Personnell J. Wolf / J. Moore

Type of sample: (Circle one)      Indoor air      Substructure soil gas      Ambient air      Soil gas

Sample Location  
SU-10

Canister Record  
 Canister ID 5454  
 Flow controller ID 02346  
 Sample duration 3 hrs 45 min  
 Sampling rate 20 ml/min

Sample ID SU-10  
 Date/Time start 12/30/25 1105 Start pressure -29.66  
 Date/Time end 12/30/25 1450 End pressure -7.25

Complete all that apply:

Air temperature (°F) <u>19°F</u>	PID meter ID	<u>/</u>	% O <sub>2</sub>	<u>/</u>
Barometric pressure	FID meter ID	<u>/</u>	% CO <sub>2</sub>	<u>/</u>
PID reading (before) <u>0.0</u>	Gas analyzer ID	<u>/</u>	% CH <sub>4</sub>	<u>/</u>
PID reading (after) <u>0.0</u>	Ft. tubing used	<u>/</u>		

For indoor location:

For outdoor location:

Noticeable odor /  
 Floor slab depth /  
 Intake height above floor (ft) /  
 Intake depth below floor (ft) /  
 Ground surface type /  
 Potential vapor entry points observed /  
 Room /  
 Story/level /

Noticeable odor /  
 Distance to road (ft) /  
 Direction to closest building (degrees) /  
 Distance to closest building (ft) /  
 Intake height above ground level (ft) /  
 Intake depth below ground level (ft) /  
 Soil type /

Comments: \_\_\_\_\_  
 \_\_\_\_\_  
 \_\_\_\_\_

Analytical method required USEPA Method TO-15 SIM  
 Laboratory used Pace Labs Mansfield, MA

*Collected Blind Dup @ this Location:*  
 DUP ID: DUP123025A Start Pressure: -29.58  
 DUP TIME: 1200 End Pressure: -7.25  
 DUP TIME END: 1545 CAN ID: 2703  
 Reg ID: 01722



### Air/Soil Gas Sampling Form

Project # NYSDEC Site No. 8-35-013 Date 12/30/2025  
 Project Name Modock Rd. Springs/DLS Sand & Gravel Personnell J. Wolf / J. Moore

Type of sample: (Circle one)      Indoor air      Substructure soil gas      Ambient air      Soil gas

<u>Sample Location</u> <u>SU-12</u>	<u>Canister Record</u>
_____	Canister ID <u>S302</u>
_____	Flow controller ID <u>03201</u>
_____	Sample duration <u>4 HRS</u>
_____	Sampling rate <u>20 ml/min</u>

Sample ID <u>SU-12</u>	Start pressure <u>-29.25</u>
Date/Time start <u>12/30/25 1035</u>	End pressure <u>-0.15</u>
Date/Time end <u>12/30/25 1435</u>	_____

Complete all that apply:

Air temperature (°F) <u>19°F</u>	PID meter ID <u>/</u>	% O <sub>2</sub> <u>/</u>
Barometric pressure _____	FID meter ID <u>/</u>	% CO <sub>2</sub> <u>/</u>
PID reading (before) <u>0.0</u>	Gas analyzer ID <u>/</u>	% CH <sub>4</sub> <u>/</u>
PID reading (after) <u>0.0</u>	Ft. tubing used _____	

For indoor location:

For outdoor location:

Noticeable odor <u>/</u>	Noticeable odor <u>/</u>
Floor slab depth _____	Distance to road (ft) _____
Intake height above floor (ft) _____	Direction to closest building (degrees) _____
Intake depth below floor (ft) _____	Distance to closest building (ft) _____
Ground surface type _____	Intake height above ground level (ft) _____
Potential vapor entry points observed _____	Intake depth below ground level (ft) _____
Room _____	Soil type _____
Story/level _____	

Comments: \_\_\_\_\_  
 \_\_\_\_\_  
 \_\_\_\_\_  
 \_\_\_\_\_

Analytical method required USEPA Method TO-15 SIM  
 Laboratory used Pace Labs Mansfield, MA

### Air/Soil Gas Sampling Form

Project # NYSDEC Site No. 8-35-013 Date 12/30/2025  
 Project Name Modock Rd. Springs/DLS Sand & Gravel Personnell J. Wolf / J. Moore

Type of sample: (Circle one)      Indoor air      Substructure soil gas      Ambient air      Soil gas

<u>Sample Location</u> <u>SU-13</u>	<u>Canister Record</u>
_____	Canister ID <u>5177</u>
_____	Flow controller ID <u>01105</u>
_____	Sample duration <u>4HRS</u>
_____	Sampling rate <u>20ml/min</u>

Sample ID <u>SU-13</u>	Start pressure <u>-29.55</u>
Date/Time start <u>12/30/25 0915</u>	End pressure <u>-5.87</u>
Date/Time end <u>12/30/25 1315</u>	

Complete all that apply:

Air temperature (°F) <u>80 19°</u>	PID meter ID _____	% O <sub>2</sub> _____
Barometric pressure _____	FID meter ID _____	% CO <sub>2</sub> _____
PID reading (before) <u>0.0</u>	Gas analyzer ID _____	% CH <sub>4</sub> _____
PID reading (after) <u>0.0</u>	Ft. tubing used _____	

For indoor location:

Noticeable odor \_\_\_\_\_  
 Floor slab depth \_\_\_\_\_  
 Intake height above floor (ft) \_\_\_\_\_  
 Intake depth below floor (ft) \_\_\_\_\_  
 Ground surface type \_\_\_\_\_  
 Potential vapor entry points observed \_\_\_\_\_  
 Room \_\_\_\_\_  
 Story/level \_\_\_\_\_

For outdoor location:

Noticeable odor \_\_\_\_\_  
 Distance to road (ft) \_\_\_\_\_  
 Direction to closest building (degrees) \_\_\_\_\_  
 Distance to closest building (ft) \_\_\_\_\_  
 Intake height above ground level (ft) \_\_\_\_\_  
 Intake depth below ground level (ft) \_\_\_\_\_  
 Soil type \_\_\_\_\_

Comments: \_\_\_\_\_  
 \_\_\_\_\_  
 \_\_\_\_\_  
 \_\_\_\_\_

Analytical method required USEPA Method TO-15 SIM  
 Laboratory used Pace Labs Mansfield, MA



# **Appendix B**

## **Chain of Custody Forms**



# AIR ANALYSIS

PAGE 1 OF 2

CHAIN OF CUSTODY

120 Forbes Blvd, Mansfield, MA 02048  
TEL: 508-822-9300 FAX: 508-822-3288**Client Information**Client: Marks Engineering  
Address: 4303 Route 59 20  
Catskill NY 14424  
Phone: 585-500-8392

Fax:

Email: JWolf@marksengineering.com These samples have been previously analyzed by Pace

Other Project Specific Requirements/Comments:

Project-Specific Target Compound List: **Project Information**Project Name: DLS/modack Rd Springs  
Project Location: Victor NY  
Project #: 25-007C  
Project Manager: Jeremy Wolf  
Pace® Quote #:**Turn-Around Time** Standard  RUSH (only confirmed if pre-approved)

Date Due: \_\_\_\_\_ Time: \_\_\_\_\_

Date Rec'd in Lab: 01/02/26**Report Information - Data Deliverables** FAX  
 ADEx  
Criteria Checker: \_\_\_\_\_  
(Default based on Regulatory Criteria Indicated)  
Other Formats: \_\_\_\_\_  
 EMAIL (standard pdf report)  
 Additional Deliverables: NYS EOD & CAT B  
Report to: (if different than Project Manager)Pace® Job #: L2600395**Billing Information** Same as Client info PO #: 25-007C**Regulatory Requirements/Report Limits**

State/Fed Program Res / Comm

**ANALYSIS**TO-15  
TO-15 SIM  
APH  
Subtract Non-petroleum HCs  
Fixed Gases  
Sulfides & Mercaptans by TO-15**All Columns Below Must Be Filled Out**

PACE Lab ID (Lab Use Only)	Sample ID	COLLECTION					Sample Matrix*	Sampler's Initials	Can Size	ID Can	ID - Flow Controller	TO-15	TO-15 SIM	APH	Subtract Non-petroleum HCs	Fixed Gases	Sulfides & Mercaptans by TO-15	Sample Comments (i.e. PID)
		End Date	Start Time	End Time	Initial Vacuum	Final Vacuum												
00395-01	SU-01	12/30/25	0940	1340	-29.86	-6.10	SU	JSW	6L	5524	03031	X						
-02	SU-02	12/30/25	0950	1350	-29.95	-2.51	SU	JSW	6L	5425	03090	X						
-03	SU-03	12/30/25	1000	1535	-24.29	-29.94	SU	JSW	6L	7636	03037	X						
-04	SU-04	12/30/25	0900	1300	-30.05	-6.15	SU	JSW	6L	3252	03211	X						
-05	SU-05R	12/30/25	1015	1415	-30.05	-3.59	SU	JSW	6L	704	03099	X						
-06	SU-06	12/30/25	0835	1245	-30.25	-29.36	SU	JSW	6L	2960	0306	X						Do Not Analyze
-07	SU-07	12/30/25	0850	1250	-29.61	-0.50	SU	JSW	6L	2799	03199	X						
-08	SU-08	12/30/25	0930	1330	-29.00	-6.43	SU	JSW	6L	1852	01458	X						
-09	SU-09R	12/30/25	0920	1320	-29.35	-29.67	SU	JSW	6L	968	03112	X						Do Not Analyze
-10	SU-10	12/30/25	1105	1450	-29.66	-7.25	SU	JSW	6L	5454	02346	X						

**\*SAMPLE MATRIX CODES**AA = Ambient Air (Indoor/Outdoor)  
SV = Soil Vapor/Landfill Gas/SVE  
Other = Please Specify

Container Type

Please print clearly, legibly and completely. Samples can not be logged in and turnaround time clock will not start until any ambiguities are resolved. All samples submitted are subject to Pace's Terms and Conditions. See reverse side.

Relinquished By: \_\_\_\_\_ Date/Time: \_\_\_\_\_

Jeff Napoli PACE  
12-31-25 1336  
1-1-26 0200

Date/Time: \_\_\_\_\_

12-31-25 1336  
1-1-26 0200

Received By: \_\_\_\_\_ Date/Time: \_\_\_\_\_

Jeff Napoli PACE  
12-31-25 1336  
1-1-26 0200

Date/Time: \_\_\_\_\_

12-31-25 1336  
1-1-26 0200



# AIR ANALYSIS

PAGE 2 OF 2

Date Rec'd in Lab: 01/02/26

Pace® Job #: L2600395

## CHAIN OF CUSTODY

120 Forbes Blvd, Mansfield, MA 02048  
 TEL: 508-822-9300 FAX: 508-822-3288

### Client Information

Client: Marks Engineering  
 Address: 4303 Route 5 #20  
Cataraugus NY 14424  
 Phone: 585-500-8392  
 Fax:  
 Email: JWolf@MarksEngineering.com

These samples have been previously analyzed by Pace

Other Project Specific Requirements/Comments:

Project-Specific Target Compound List:

### Project Information

Project Name: DLS/modack Rd Springs  
 Project Location: Victor, NY  
 Project #: 25-007C  
 Project Manager: Jeremy Wolf  
 Pace® Quote #:

### Turn-Around Time

Standard  RUSH (only confirmed if pre-approved!)

Date Due: Time:

### Report Information - Data Deliverables

FAX  
 ADEX  
 Criteria Checker:  
 (Default based on Regulatory Criteria Indicated)  
 Other Formats:  
 EMAIL (standard pdf report)  
 Additional Deliverables:  
NYS EDD & CAT B  
 Report to: (if different than Project Manager)

### Billing Information

Same as Client info PO #: 25-007C

### Regulatory Requirements/Report Limits

State/Fed Program Res / Comm

### All Columns Below Must Be Filled Out

PACE Lab ID (Lab Use Only)	Sample ID	COLLECTION						Sample Matrix*	Sampler's Initials	Can Size	I D Can	I D - Flow Controller	TO-15	TO-15 SIM	APH (except Non-petroleum HCs)	Fixed Gases	Sulfides & Mercaptans by TO-15	Sample Comments (i.e. PID)
		End Date	Start Time	End Time	Initial Vacuum	Final Vacuum												
-11	SV-11	12/30/25	1115	1515	-29.73	-6.59	SV	JSW	6L	3257	03036	X						
-12	SV-12	12/30/25	1035	1435	-29.25	-0.15	SV	JSW	6L	5302	03201	X						
-13	SV-13	12/30/25	0915	1315	-29.55	-5.87	SV	JSW	6L	5177	01105	X						
-14	DUP 123025 A	12/30/25	1200	<del>1600</del>	-29.58	-7.25	SV	JSW	6L	2703	01722	X						End Time 1545
-15	DUP 123025 B	12/30/25	1230	<del>1545</del>	-29.80	-7.06	SV	JSW	6L	3484	03213	X						End Time 1630

### \*SAMPLE MATRIX CODES

AA = Ambient Air (Indoor/Outdoor)  
 SV = Soil Vapor/Landfill Gas/SVE  
 Other = Please Specify

Container Type

Please print clearly, legibly and completely. Samples can not be logged in and turnaround time clock will not start until any ambiguities are resolved. All samples submitted are subject to Pace's Terms and Conditions. See reverse side.

Relinquished By:

Date/Time

Received By:

Date/Time:

Jeremy Wolf  
Jeff M... Pace  
Robert B...

12/31/25  
12/31/25 1336  
12/31/25 17:55  
1-1-26 0200

Jeff M... Pace  
Map Pace PCH. SA CLR  
12/31/25 0200  
1/1/26 1900

12/31/25 1254  
12/31/25 1336  
12/31/25 0200  
1/2/26 1900



**Exhibit A**  
**Laboratory Reports**  
**(Results Only)**



## ANALYTICAL REPORT

Lab Number:	L2600395
Client:	Marks Engineering, PC 42 Beeman Street Canandaigua, NY 14424
ATTN:	Jeremy Wolf
Phone:	(585) 500-8392
Project Name:	DLS/MODOCK RD. SPRINGS
Project Number:	25-007C
Report Date:	01/13/26

The original project report/data package is held by Pace Analytical Services. This report/data package is paginated and should be reproduced only in its entirety. Pace Analytical Services holds no responsibility for results and/or data that are not consistent with the original.

Certifications & Approvals: NH ELAP (2249).

---

120 Forbes Boulevard, Mansfield, MA 02048-1806  
508-822-9300 (Fax) 508-822-3288 800-624-9220 - [www.pacelabs.com](http://www.pacelabs.com)



**Project Name:** DLS/MODOCK RD. SPRINGS**Project Number:** 25-007C**Lab Number:** L2600395**Report Date:** 01/13/26

Lab Sample ID	Client ID	Matrix	Sample Location	Collection Date/Time	Receive Date
L2600395-01	SV-01	SOIL_VAPOR	VICTOR, NY	12/30/25 13:40	12/31/25
L2600395-02	SV-02	SOIL_VAPOR	VICTOR, NY	12/30/25 13:50	12/31/25
L2600395-03	SV-03	SOIL_VAPOR	VICTOR, NY	12/30/25 13:35	12/31/25
L2600395-04	SV-04	SOIL_VAPOR	VICTOR, NY	12/30/25 13:00	12/31/25
L2600395-05	SV-05R	SOIL_VAPOR	VICTOR, NY	12/30/25 14:15	12/31/25
L2600395-06	SV-06	SOIL_VAPOR	VICTOR, NY	12/30/25 12:45	12/31/25
L2600395-07	SV-07	SOIL_VAPOR	VICTOR, NY	12/30/25 12:50	12/31/25
L2600395-08	SV-08	SOIL_VAPOR	VICTOR, NY	12/30/25 13:30	12/31/25
L2600395-09	SV-09R	SOIL_VAPOR	VICTOR, NY	12/30/25 13:20	12/31/25
L2600395-10	SV-10	SOIL_VAPOR	VICTOR, NY	12/30/25 14:50	12/31/25
L2600395-11	SV-11	SOIL_VAPOR	VICTOR, NY	12/30/25 15:15	12/31/25
L2600395-12	SV-12	SOIL_VAPOR	VICTOR, NY	12/30/25 14:35	12/31/25
L2600395-13	SV-13	SOIL_VAPOR	VICTOR, NY	12/30/25 13:15	12/31/25
L2600395-14	DUP 123025A	SOIL_VAPOR	VICTOR, NY	12/30/25 15:45	12/31/25
L2600395-15	DUP 123025B	SOIL_VAPOR	VICTOR, NY	12/30/25 16:30	12/31/25

**Project Name:** DLS/MODOCK RD. SPRINGS  
**Project Number:** 25-007C

**Lab Number:** L2600395  
**Report Date:** 01/13/26

### Case Narrative

The samples were received in accordance with the Chain of Custody and no significant deviations were encountered during the preparation or analysis unless otherwise noted. Sample Receipt, Container Information, and the Chain of Custody are located at the back of the report.

Results contained within this report relate only to the samples submitted under this Pace Lab Number and meet NELAP requirements for all NELAP accredited parameters unless otherwise noted in the following narrative. The data presented in this report is organized by parameter (i.e. VOC, SVOC, etc.). Sample specific Quality Control data (i.e. Surrogate Spike Recovery) is reported at the end of the target analyte list for each individual sample, followed by the Laboratory Batch Quality Control at the end of each parameter. Tentatively Identified Compounds (TICs), if requested, are reported for compounds identified to be present and are not part of the method/program Target Compound List, even if only a subset of the TCL are being reported. If a sample was re-analyzed or re-extracted due to a required quality control corrective action and if both sets of data are reported, the Laboratory ID of the re-analysis or re-extraction is designated with an "R" or "RE", respectively.

When multiple Batch Quality Control elements are reported (e.g. more than one LCS), the associated samples for each element are noted in the grey shaded header line of each data table. Any Laboratory Batch, Sample Specific % recovery or RPD value that is outside the listed Acceptance Criteria is bolded in the report. In reference to questions H (CAM) or 4 (RCP) when "NO" is checked, the performance criteria for CAM and RCP methods allow for some quality control failures to occur and still be within method compliance. In these instances, the specific failure is not narrated but noted in the associated QC Outlier Summary Report, located directly after the Case Narrative. QC information is also incorporated in the Data Usability Assessment table (Format 11) of our Data Merger tool, where it can be reviewed in conjunction with the sample result, associated regulatory criteria and any associated data usability implications.

Soil/sediments and solids are reported on a dry weight basis unless otherwise noted. Tissues are reported "as received" or on a wet weight basis, unless otherwise noted. Definitions of all data qualifiers and acronyms used in this report are provided in the Glossary located at the back of the report.

**HOLD POLICY** - For samples submitted on hold, Pace's policy is to hold samples (with the exception of Air canisters) free of charge for 21 calendar days from the date the project is completed. After 21 calendar days, we will dispose of all samples submitted including those put on hold unless you have contacted your Pace Project Manager and made arrangements for Pace to continue to hold the samples. Air canisters will be disposed after 3 business days from the date the project is completed.

Please contact Project Management at 800-624-9220 with any questions.

---

**Project Name:** DLS/MODOCK RD. SPRINGS  
**Project Number:** 25-007C

**Lab Number:** L2600395  
**Report Date:** 01/13/26

### Case Narrative (continued)

#### Volatile Organics in Air

Canisters were released from the laboratory on December 22, 2025. The canister certification data is provided as an addendum.

L2600395-03D: Prior to sample analysis, the canisters were pressurized with UHP Nitrogen in order to perform a screen analysis. The pressurization resulted in a dilution of the samples. The reporting limits have been elevated accordingly.

L2600395-11D: The sample was re-analyzed on dilution in order to quantitate the results within the calibration range. The result(s) should be considered estimated, and are qualified with an E flag, for any compound(s) that exceeded the calibration range in the initial analysis. The re-analysis was performed only for the compound(s) that exceeded the calibration range.

L2600395-15D: The sample has elevated detection limits due to the dilution required by the elevated concentrations of target compounds in the sample.

I, the undersigned, attest under the pains and penalties of perjury that, to the best of my knowledge and belief and based upon my personal inquiry of those responsible for providing the information contained in this analytical report, such information is accurate and complete. This certificate of analysis is not complete unless this page accompanies any and all pages of this report.

Authorized Signature:  Christopher J. Anderson

Title: Technical Director/Representative

Date: 01/13/26

**AIR**

**Project Name:** DLS/MODOCK RD. SPRINGS**Lab Number:** L2600395**Project Number:** 25-007C**Report Date:** 01/13/26**SAMPLE RESULTS**

Lab ID: L2600395-01

Date Collected: 12/30/25 13:40

Client ID: SV-01

Date Received: 12/31/25

Sample Location: VICTOR, NY

Field Prep: Not Specified

Sample Depth:

Matrix: Soil\_Vapor

Analytical Method: 48,TO-15-SIM

Analytical Date: 01/11/26 21:48

Analyst: TPH

Parameter	ppbV			ug/m3			Qualifier	Dilution Factor
	Results	RL	MDL	Results	RL	MDL		
<b>Volatile Organics in Air by SIM - Mansfield Air Lab</b>								
Dichlorodifluoromethane	0.356	0.200	--	1.76	0.989	--		1
Chloromethane	ND	0.200	--	ND	0.413	--		1
Freon-114	ND	0.050	--	ND	0.349	--		1
Vinyl chloride	ND	0.020	--	ND	0.051	--		1
1,3-Butadiene	ND	0.020	--	ND	0.044	--		1
Bromomethane	ND	0.020	--	ND	0.078	--		1
Chloroethane	ND	0.100	--	ND	0.264	--		1
Ethanol	ND	5.00	--	ND	9.42	--		1
Vinyl bromide	ND	0.200	--	ND	0.874	--		1
Acetone	4.12	1.00	--	9.79	2.38	--		1
Trichlorofluoromethane	0.170	0.050	--	0.955	0.281	--		1
Isopropanol	1.37	1.00	--	3.37	2.46	--		1
1,1-Dichloroethene	ND	0.020	--	ND	0.079	--		1
Tertiary butyl Alcohol	ND	0.500	--	ND	1.52	--		1
Methylene chloride	ND	0.500	--	ND	1.74	--		1
3-Chloropropene	ND	0.200	--	ND	0.626	--		1
Carbon disulfide	ND	0.200	--	ND	0.623	--		1
Freon-113	0.066	0.050	--	0.506	0.383	--		1
trans-1,2-Dichloroethene	ND	0.020	--	ND	0.079	--		1
1,1-Dichloroethane	ND	0.020	--	ND	0.081	--		1
Methyl tert butyl ether	ND	0.200	--	ND	0.721	--		1
2-Butanone	0.656	0.500	--	1.93	1.47	--		1
cis-1,2-Dichloroethene	ND	0.020	--	ND	0.079	--		1



**Project Name:** DLS/MODOCK RD. SPRINGS**Lab Number:** L2600395**Project Number:** 25-007C**Report Date:** 01/13/26**SAMPLE RESULTS**

Lab ID: L2600395-01

Date Collected: 12/30/25 13:40

Client ID: SV-01

Date Received: 12/31/25

Sample Location: VICTOR, NY

Field Prep: Not Specified

Sample Depth:

Parameter	ppbV			ug/m3			Qualifier	Dilution Factor
	Results	RL	MDL	Results	RL	MDL		
<b>Volatile Organics in Air by SIM - Mansfield Air Lab</b>								
Ethyl Acetate	ND	0.500	--	ND	1.80	--		1
Chloroform	ND	0.020	--	ND	0.098	--		1
Tetrahydrofuran	ND	0.500	--	ND	1.47	--		1
1,2-Dichloroethane	ND	0.020	--	ND	0.081	--		1
n-Hexane	ND	0.200	--	ND	0.705	--		1
1,1,1-Trichloroethane	6.98	0.020	--	38.1	0.109	--		1
Benzene	ND	0.100	--	ND	0.319	--		1
Carbon tetrachloride	0.033	0.020	--	0.208	0.126	--		1
Cyclohexane	ND	0.200	--	ND	0.688	--		1
1,2-Dichloropropane	ND	0.020	--	ND	0.092	--		1
Bromodichloromethane	ND	0.020	--	ND	0.134	--		1
1,4-Dioxane	ND	0.100	--	ND	0.360	--		1
Trichloroethene	0.595	0.020	--	3.20	0.107	--		1
2,2,4-Trimethylpentane	ND	0.200	--	ND	0.934	--		1
Heptane	ND	0.200	--	ND	0.820	--		1
cis-1,3-Dichloropropene	ND	0.020	--	ND	0.091	--		1
4-Methyl-2-pentanone	ND	0.500	--	ND	2.05	--		1
trans-1,3-Dichloropropene	ND	0.020	--	ND	0.091	--		1
1,1,2-Trichloroethane	ND	0.020	--	ND	0.109	--		1
Toluene	ND	0.100	--	ND	0.377	--		1
2-Hexanone	ND	0.200	--	ND	0.820	--		1
Dibromochloromethane	ND	0.020	--	ND	0.170	--		1
1,2-Dibromoethane	ND	0.020	--	ND	0.154	--		1
Tetrachloroethene	ND	0.020	--	ND	0.136	--		1
Chlorobenzene	ND	0.100	--	ND	0.461	--		1
Ethylbenzene	ND	0.020	--	ND	0.087	--		1



**Project Name:** DLS/MODOCK RD. SPRINGS**Lab Number:** L2600395**Project Number:** 25-007C**Report Date:** 01/13/26**SAMPLE RESULTS**

Lab ID: L2600395-01

Date Collected: 12/30/25 13:40

Client ID: SV-01

Date Received: 12/31/25

Sample Location: VICTOR, NY

Field Prep: Not Specified

Sample Depth:

Parameter	ppbV			ug/m3			Qualifier	Dilution Factor
	Results	RL	MDL	Results	RL	MDL		
<b>Volatile Organics in Air by SIM - Mansfield Air Lab</b>								
p/m-Xylene	ND	0.040	--	ND	0.174	--		1
Bromoform	ND	0.020	--	ND	0.207	--		1
Styrene	ND	0.020	--	ND	0.085	--		1
1,1,2,2-Tetrachloroethane	ND	0.020	--	ND	0.137	--		1
o-Xylene	ND	0.020	--	ND	0.087	--		1
4-Ethyltoluene	ND	0.020	--	ND	0.098	--		1
1,3,5-Trimethylbenzene	ND	0.020	--	ND	0.098	--		1
1,2,4-Trimethylbenzene	0.030	0.020	--	0.147	0.098	--		1
Benzyl chloride	ND	0.100	--	ND	0.518	--		1
1,3-Dichlorobenzene	ND	0.020	--	ND	0.120	--		1
1,4-Dichlorobenzene	ND	0.020	--	ND	0.120	--		1
1,2-Dichlorobenzene	ND	0.020	--	ND	0.120	--		1
1,2,4-Trichlorobenzene	ND	0.050	--	ND	0.371	--		1
Naphthalene	ND	0.050	--	ND	0.262	--		1
Hexachlorobutadiene	ND	0.050	--	ND	0.533	--		1

Internal Standard	% Recovery	Qualifier	Acceptance Criteria
1,4-difluorobenzene	87		60-140
bromochloromethane	96		60-140
chlorobenzene-d5	92		60-140



**Project Name:** DLS/MODOCK RD. SPRINGS  
**Project Number:** 25-007C

**Lab Number:** L2600395  
**Report Date:** 01/13/26

### SAMPLE RESULTS

Lab ID: L2600395-02  
 Client ID: SV-02  
 Sample Location: VICTOR, NY

Date Collected: 12/30/25 13:50  
 Date Received: 12/31/25  
 Field Prep: Not Specified

Sample Depth:  
 Matrix: Soil\_Vapor  
 Analytical Method: 48,TO-15-SIM  
 Analytical Date: 01/11/26 22:27  
 Analyst: TPH

Parameter	ppbV			ug/m3			Qualifier	Dilution Factor
	Results	RL	MDL	Results	RL	MDL		
Volatile Organics in Air by SIM - Mansfield Air Lab								
Dichlorodifluoromethane	0.360	0.200	--	1.78	0.989	--		1
Chloromethane	ND	0.200	--	ND	0.413	--		1
Freon-114	ND	0.050	--	ND	0.349	--		1
Vinyl chloride	ND	0.020	--	ND	0.051	--		1
1,3-Butadiene	ND	0.020	--	ND	0.044	--		1
Bromomethane	ND	0.020	--	ND	0.078	--		1
Chloroethane	ND	0.100	--	ND	0.264	--		1
Ethanol	ND	5.00	--	ND	9.42	--		1
Vinyl bromide	ND	0.200	--	ND	0.874	--		1
Acetone	2.42	1.00	--	5.75	2.38	--		1
Trichlorofluoromethane	0.162	0.050	--	0.910	0.281	--		1
Isopropanol	ND	1.00	--	ND	2.46	--		1
1,1-Dichloroethene	ND	0.020	--	ND	0.079	--		1
Tertiary butyl Alcohol	2.66	0.500	--	8.06	1.52	--		1
Methylene chloride	ND	0.500	--	ND	1.74	--		1
3-Chloropropene	ND	0.200	--	ND	0.626	--		1
Carbon disulfide	ND	0.200	--	ND	0.623	--		1
Freon-113	0.057	0.050	--	0.437	0.383	--		1
trans-1,2-Dichloroethene	ND	0.020	--	ND	0.079	--		1
1,1-Dichloroethane	ND	0.020	--	ND	0.081	--		1
Methyl tert butyl ether	ND	0.200	--	ND	0.721	--		1
2-Butanone	0.762	0.500	--	2.25	1.47	--		1
cis-1,2-Dichloroethene	ND	0.020	--	ND	0.079	--		1



**Project Name:** DLS/MODOCK RD. SPRINGS**Lab Number:** L2600395**Project Number:** 25-007C**Report Date:** 01/13/26**SAMPLE RESULTS**

Lab ID: L2600395-02

Date Collected: 12/30/25 13:50

Client ID: SV-02

Date Received: 12/31/25

Sample Location: VICTOR, NY

Field Prep: Not Specified

Sample Depth:

Parameter	ppbV			ug/m3			Qualifier	Dilution Factor
	Results	RL	MDL	Results	RL	MDL		
<b>Volatile Organics in Air by SIM - Mansfield Air Lab</b>								
Ethyl Acetate	ND	0.500	--	ND	1.80	--		1
Chloroform	ND	0.020	--	ND	0.098	--		1
Tetrahydrofuran	ND	0.500	--	ND	1.47	--		1
1,2-Dichloroethane	ND	0.020	--	ND	0.081	--		1
n-Hexane	ND	0.200	--	ND	0.705	--		1
1,1,1-Trichloroethane	0.307	0.020	--	1.68	0.109	--		1
Benzene	ND	0.100	--	ND	0.319	--		1
Carbon tetrachloride	ND	0.020	--	ND	0.126	--		1
Cyclohexane	ND	0.200	--	ND	0.688	--		1
1,2-Dichloropropane	ND	0.020	--	ND	0.092	--		1
Bromodichloromethane	ND	0.020	--	ND	0.134	--		1
1,4-Dioxane	ND	0.100	--	ND	0.360	--		1
Trichloroethene	ND	0.020	--	ND	0.107	--		1
2,2,4-Trimethylpentane	ND	0.200	--	ND	0.934	--		1
Heptane	ND	0.200	--	ND	0.820	--		1
cis-1,3-Dichloropropene	ND	0.020	--	ND	0.091	--		1
4-Methyl-2-pentanone	ND	0.500	--	ND	2.05	--		1
trans-1,3-Dichloropropene	ND	0.020	--	ND	0.091	--		1
1,1,2-Trichloroethane	ND	0.020	--	ND	0.109	--		1
Toluene	ND	0.100	--	ND	0.377	--		1
2-Hexanone	ND	0.200	--	ND	0.820	--		1
Dibromochloromethane	ND	0.020	--	ND	0.170	--		1
1,2-Dibromoethane	ND	0.020	--	ND	0.154	--		1
Tetrachloroethene	ND	0.020	--	ND	0.136	--		1
Chlorobenzene	ND	0.100	--	ND	0.461	--		1
Ethylbenzene	ND	0.020	--	ND	0.087	--		1



**Project Name:** DLS/MODOCK RD. SPRINGS  
**Project Number:** 25-007C

**Lab Number:** L2600395  
**Report Date:** 01/13/26

### SAMPLE RESULTS

Lab ID: L2600395-02  
 Client ID: SV-02  
 Sample Location: VICTOR, NY

Date Collected: 12/30/25 13:50  
 Date Received: 12/31/25  
 Field Prep: Not Specified

Sample Depth:

Parameter	ppbV			ug/m3			Qualifier	Dilution Factor
	Results	RL	MDL	Results	RL	MDL		
<b>Volatile Organics in Air by SIM - Mansfield Air Lab</b>								
p/m-Xylene	ND	0.040	--	ND	0.174	--		1
Bromoform	ND	0.020	--	ND	0.207	--		1
Styrene	ND	0.020	--	ND	0.085	--		1
1,1,2,2-Tetrachloroethane	ND	0.020	--	ND	0.137	--		1
o-Xylene	ND	0.020	--	ND	0.087	--		1
4-Ethyltoluene	ND	0.020	--	ND	0.098	--		1
1,3,5-Trimethylbenzene	ND	0.020	--	ND	0.098	--		1
1,2,4-Trimethylbenzene	0.020	0.020	--	0.098	0.098	--		1
Benzyl chloride	ND	0.100	--	ND	0.518	--		1
1,3-Dichlorobenzene	ND	0.020	--	ND	0.120	--		1
1,4-Dichlorobenzene	ND	0.020	--	ND	0.120	--		1
1,2-Dichlorobenzene	ND	0.020	--	ND	0.120	--		1
1,2,4-Trichlorobenzene	ND	0.050	--	ND	0.371	--		1
Naphthalene	ND	0.050	--	ND	0.262	--		1
Hexachlorobutadiene	ND	0.050	--	ND	0.533	--		1

Internal Standard	% Recovery	Qualifier	Acceptance Criteria
1,4-difluorobenzene	81		60-140
bromochloromethane	93		60-140
chlorobenzene-d5	89		60-140



**Project Name:** DLS/MODOCK RD. SPRINGS  
**Project Number:** 25-007C

**Lab Number:** L2600395  
**Report Date:** 01/13/26

### SAMPLE RESULTS

Lab ID: L2600395-03 D  
 Client ID: SV-03  
 Sample Location: VICTOR, NY

Date Collected: 12/30/25 13:35  
 Date Received: 12/31/25  
 Field Prep: Not Specified

Sample Depth:  
 Matrix: Soil\_Vapor  
 Analytical Method: 48,TO-15-SIM  
 Analytical Date: 01/11/26 23:06  
 Analyst: TPH

Parameter	ppbV			ug/m3			Qualifier	Dilution Factor
	Results	RL	MDL	Results	RL	MDL		
Volatile Organics in Air by SIM - Mansfield Air Lab								
Dichlorodifluoromethane	ND	0.938	--	ND	4.64	--		4.688
Chloromethane	ND	0.938	--	ND	1.94	--		4.688
Freon-114	ND	0.234	--	ND	1.64	--		4.688
Vinyl chloride	ND	0.094	--	ND	0.240	--		4.688
1,3-Butadiene	ND	0.094	--	ND	0.208	--		4.688
Bromomethane	ND	0.094	--	ND	0.364	--		4.688
Chloroethane	ND	0.469	--	ND	1.24	--		4.688
Ethanol	ND	23.4	--	ND	44.1	--		4.688
Vinyl bromide	ND	0.938	--	ND	4.10	--		4.688
Acetone	ND	4.69	--	ND	11.1	--		4.688
Trichlorofluoromethane	ND	0.234	--	ND	1.31	--		4.688
Isopropanol	ND	4.69	--	ND	11.5	--		4.688
1,1-Dichloroethene	ND	0.094	--	ND	0.372	--		4.688
Tertiary butyl Alcohol	ND	2.34	--	ND	7.09	--		4.688
Methylene chloride	ND	2.34	--	ND	8.13	--		4.688
3-Chloropropene	ND	0.938	--	ND	2.94	--		4.688
Carbon disulfide	ND	0.938	--	ND	2.92	--		4.688
Freon-113	ND	0.234	--	ND	1.79	--		4.688
trans-1,2-Dichloroethene	ND	0.094	--	ND	0.372	--		4.688
1,1-Dichloroethane	ND	0.094	--	ND	0.380	--		4.688
Methyl tert butyl ether	ND	0.938	--	ND	3.38	--		4.688
2-Butanone	ND	2.34	--	ND	6.90	--		4.688
cis-1,2-Dichloroethene	ND	0.094	--	ND	0.372	--		4.688



**Project Name:** DLS/MODOCK RD. SPRINGS**Lab Number:** L2600395**Project Number:** 25-007C**Report Date:** 01/13/26**SAMPLE RESULTS**

Lab ID: L2600395-03 D

Date Collected: 12/30/25 13:35

Client ID: SV-03

Date Received: 12/31/25

Sample Location: VICTOR, NY

Field Prep: Not Specified

Sample Depth:

Parameter	ppbV			ug/m3			Qualifier	Dilution Factor
	Results	RL	MDL	Results	RL	MDL		
<b>Volatile Organics in Air by SIM - Mansfield Air Lab</b>								
Ethyl Acetate	ND	2.34	--	ND	8.43	--		4.688
Chloroform	ND	0.094	--	ND	0.458	--		4.688
Tetrahydrofuran	ND	2.34	--	ND	6.90	--		4.688
1,2-Dichloroethane	ND	0.094	--	ND	0.380	--		4.688
n-Hexane	ND	0.938	--	ND	3.31	--		4.688
1,1,1-Trichloroethane	ND	0.094	--	ND	0.512	--		4.688
Benzene	ND	0.469	--	ND	1.50	--		4.688
Carbon tetrachloride	ND	0.094	--	ND	0.590	--		4.688
Cyclohexane	ND	0.938	--	ND	3.23	--		4.688
1,2-Dichloropropane	ND	0.094	--	ND	0.434	--		4.688
Bromodichloromethane	ND	0.094	--	ND	0.628	--		4.688
1,4-Dioxane	ND	0.469	--	ND	1.69	--		4.688
Trichloroethene	ND	0.094	--	ND	0.504	--		4.688
2,2,4-Trimethylpentane	ND	0.938	--	ND	4.38	--		4.688
Heptane	ND	0.938	--	ND	3.84	--		4.688
cis-1,3-Dichloropropene	ND	0.094	--	ND	0.426	--		4.688
4-Methyl-2-pentanone	ND	2.34	--	ND	9.59	--		4.688
trans-1,3-Dichloropropene	ND	0.094	--	ND	0.426	--		4.688
1,1,2-Trichloroethane	ND	0.094	--	ND	0.512	--		4.688
Toluene	ND	0.469	--	ND	1.77	--		4.688
2-Hexanone	ND	0.938	--	ND	3.84	--		4.688
Dibromochloromethane	ND	0.094	--	ND	0.799	--		4.688
1,2-Dibromoethane	ND	0.094	--	ND	0.721	--		4.688
Tetrachloroethene	ND	0.094	--	ND	0.636	--		4.688
Chlorobenzene	ND	0.469	--	ND	2.16	--		4.688
Ethylbenzene	ND	0.094	--	ND	0.407	--		4.688



**Project Name:** DLS/MODOCK RD. SPRINGS  
**Project Number:** 25-007C

**Lab Number:** L2600395  
**Report Date:** 01/13/26

### SAMPLE RESULTS

Lab ID: L2600395-03 D  
 Client ID: SV-03  
 Sample Location: VICTOR, NY

Date Collected: 12/30/25 13:35  
 Date Received: 12/31/25  
 Field Prep: Not Specified

Sample Depth:

Parameter	ppbV			ug/m3			Qualifier	Dilution Factor
	Results	RL	MDL	Results	RL	MDL		
Volatile Organics in Air by SIM - Mansfield Air Lab								
p/m-Xylene	ND	0.188	--	ND	0.817	--		4.688
Bromoform	ND	0.094	--	ND	0.970	--		4.688
Styrene	ND	0.094	--	ND	0.399	--		4.688
1,1,2,2-Tetrachloroethane	ND	0.094	--	ND	0.644	--		4.688
o-Xylene	ND	0.094	--	ND	0.407	--		4.688
4-Ethyltoluene	ND	0.094	--	ND	0.461	--		4.688
1,3,5-Trimethylbenzene	ND	0.094	--	ND	0.461	--		4.688
1,2,4-Trimethylbenzene	ND	0.094	--	ND	0.461	--		4.688
Benzyl chloride	ND	0.469	--	ND	2.43	--		4.688
1,3-Dichlorobenzene	ND	0.094	--	ND	0.564	--		4.688
1,4-Dichlorobenzene	ND	0.094	--	ND	0.564	--		4.688
1,2-Dichlorobenzene	ND	0.094	--	ND	0.564	--		4.688
1,2,4-Trichlorobenzene	ND	0.234	--	ND	1.74	--		4.688
Naphthalene	ND	0.234	--	ND	1.23	--		4.688
Hexachlorobutadiene	ND	0.234	--	ND	2.50	--		4.688

Internal Standard	% Recovery	Qualifier	Acceptance Criteria
1,4-difluorobenzene	80		60-140
bromochloromethane	91		60-140
chlorobenzene-d5	88		60-140



**Project Name:** DLS/MODOCK RD. SPRINGS  
**Project Number:** 25-007C

**Lab Number:** L2600395  
**Report Date:** 01/13/26

### SAMPLE RESULTS

Lab ID: L2600395-04  
 Client ID: SV-04  
 Sample Location: VICTOR, NY

Date Collected: 12/30/25 13:00  
 Date Received: 12/31/25  
 Field Prep: Not Specified

Sample Depth:  
 Matrix: Soil\_Vapor  
 Analytical Method: 48,TO-15-SIM  
 Analytical Date: 01/11/26 23:46  
 Analyst: BJB

Parameter	ppbV			ug/m3			Qualifier	Dilution Factor
	Results	RL	MDL	Results	RL	MDL		
Volatile Organics in Air by SIM - Mansfield Air Lab								
Dichlorodifluoromethane	0.946	0.200	--	4.68	0.989	--		1
Chloromethane	ND	0.200	--	ND	0.413	--		1
Freon-114	ND	0.050	--	ND	0.349	--		1
Vinyl chloride	ND	0.020	--	ND	0.051	--		1
1,3-Butadiene	ND	0.020	--	ND	0.044	--		1
Bromomethane	ND	0.020	--	ND	0.078	--		1
Chloroethane	ND	0.100	--	ND	0.264	--		1
Ethanol	ND	5.00	--	ND	9.42	--		1
Vinyl bromide	ND	0.200	--	ND	0.874	--		1
Acetone	1.20	1.00	--	2.85	2.38	--		1
Trichlorofluoromethane	0.172	0.050	--	0.967	0.281	--		1
Isopropanol	ND	1.00	--	ND	2.46	--		1
1,1-Dichloroethene	ND	0.020	--	ND	0.079	--		1
Tertiary butyl Alcohol	ND	0.500	--	ND	1.52	--		1
Methylene chloride	ND	0.500	--	ND	1.74	--		1
3-Chloropropene	ND	0.200	--	ND	0.626	--		1
Carbon disulfide	ND	0.200	--	ND	0.623	--		1
Freon-113	0.065	0.050	--	0.498	0.383	--		1
trans-1,2-Dichloroethene	ND	0.020	--	ND	0.079	--		1
1,1-Dichloroethane	ND	0.020	--	ND	0.081	--		1
Methyl tert butyl ether	ND	0.200	--	ND	0.721	--		1
2-Butanone	1.24	0.500	--	3.66	1.47	--		1
cis-1,2-Dichloroethene	ND	0.020	--	ND	0.079	--		1



**Project Name:** DLS/MODOCK RD. SPRINGS**Lab Number:** L2600395**Project Number:** 25-007C**Report Date:** 01/13/26**SAMPLE RESULTS**

Lab ID: L2600395-04

Date Collected: 12/30/25 13:00

Client ID: SV-04

Date Received: 12/31/25

Sample Location: VICTOR, NY

Field Prep: Not Specified

Sample Depth:

Parameter	ppbV			ug/m3			Qualifier	Dilution Factor
	Results	RL	MDL	Results	RL	MDL		
<b>Volatile Organics in Air by SIM - Mansfield Air Lab</b>								
Ethyl Acetate	ND	0.500	--	ND	1.80	--		1
Chloroform	ND	0.020	--	ND	0.098	--		1
Tetrahydrofuran	ND	0.500	--	ND	1.47	--		1
1,2-Dichloroethane	ND	0.020	--	ND	0.081	--		1
n-Hexane	ND	0.200	--	ND	0.705	--		1
1,1,1-Trichloroethane	1.20	0.020	--	6.55	0.109	--		1
Benzene	ND	0.100	--	ND	0.319	--		1
Carbon tetrachloride	ND	0.020	--	ND	0.126	--		1
Cyclohexane	ND	0.200	--	ND	0.688	--		1
1,2-Dichloropropane	ND	0.020	--	ND	0.092	--		1
Bromodichloromethane	ND	0.020	--	ND	0.134	--		1
1,4-Dioxane	ND	0.100	--	ND	0.360	--		1
Trichloroethene	ND	0.020	--	ND	0.107	--		1
2,2,4-Trimethylpentane	ND	0.200	--	ND	0.934	--		1
Heptane	ND	0.200	--	ND	0.820	--		1
cis-1,3-Dichloropropene	ND	0.020	--	ND	0.091	--		1
4-Methyl-2-pentanone	ND	0.500	--	ND	2.05	--		1
trans-1,3-Dichloropropene	ND	0.020	--	ND	0.091	--		1
1,1,2-Trichloroethane	ND	0.020	--	ND	0.109	--		1
Toluene	ND	0.100	--	ND	0.377	--		1
2-Hexanone	0.473	0.200	--	1.94	0.820	--		1
Dibromochloromethane	ND	0.020	--	ND	0.170	--		1
1,2-Dibromoethane	ND	0.020	--	ND	0.154	--		1
Tetrachloroethene	ND	0.020	--	ND	0.136	--		1
Chlorobenzene	ND	0.100	--	ND	0.461	--		1
Ethylbenzene	ND	0.020	--	ND	0.087	--		1



**Project Name:** DLS/MODOCK RD. SPRINGS**Lab Number:** L2600395**Project Number:** 25-007C**Report Date:** 01/13/26**SAMPLE RESULTS**

Lab ID: L2600395-04

Date Collected: 12/30/25 13:00

Client ID: SV-04

Date Received: 12/31/25

Sample Location: VICTOR, NY

Field Prep: Not Specified

Sample Depth:

Parameter	ppbV			ug/m3			Qualifier	Dilution Factor
	Results	RL	MDL	Results	RL	MDL		
<b>Volatile Organics in Air by SIM - Mansfield Air Lab</b>								
p/m-Xylene	0.052	0.040	--	0.226	0.174	--		1
Bromoform	ND	0.020	--	ND	0.207	--		1
Styrene	ND	0.020	--	ND	0.085	--		1
1,1,2,2-Tetrachloroethane	ND	0.020	--	ND	0.137	--		1
o-Xylene	0.023	0.020	--	0.10	0.087	--		1
4-Ethyltoluene	ND	0.020	--	ND	0.098	--		1
1,3,5-Trimethylbenzene	ND	0.020	--	ND	0.098	--		1
1,2,4-Trimethylbenzene	0.093	0.020	--	0.457	0.098	--		1
Benzyl chloride	ND	0.100	--	ND	0.518	--		1
1,3-Dichlorobenzene	ND	0.020	--	ND	0.120	--		1
1,4-Dichlorobenzene	ND	0.020	--	ND	0.120	--		1
1,2-Dichlorobenzene	ND	0.020	--	ND	0.120	--		1
1,2,4-Trichlorobenzene	ND	0.050	--	ND	0.371	--		1
Naphthalene	ND	0.050	--	ND	0.262	--		1
Hexachlorobutadiene	ND	0.050	--	ND	0.533	--		1

Internal Standard	% Recovery	Qualifier	Acceptance Criteria
1,4-difluorobenzene	75		60-140
bromochloromethane	89		60-140
chlorobenzene-d5	89		60-140



**Project Name:** DLS/MODOCK RD. SPRINGS  
**Project Number:** 25-007C

**Lab Number:** L2600395  
**Report Date:** 01/13/26

### SAMPLE RESULTS

Lab ID: L2600395-05  
 Client ID: SV-05R  
 Sample Location: VICTOR, NY

Date Collected: 12/30/25 14:15  
 Date Received: 12/31/25  
 Field Prep: Not Specified

Sample Depth:  
 Matrix: Soil\_Vapor  
 Analytical Method: 48,TO-15-SIM  
 Analytical Date: 01/12/26 01:05  
 Analyst: TPH

Parameter	ppbV			ug/m3			Qualifier	Dilution Factor
	Results	RL	MDL	Results	RL	MDL		
Volatile Organics in Air by SIM - Mansfield Air Lab								
Dichlorodifluoromethane	0.368	0.200	--	1.82	0.989	--		1
Chloromethane	ND	0.200	--	ND	0.413	--		1
Freon-114	ND	0.050	--	ND	0.349	--		1
Vinyl chloride	ND	0.020	--	ND	0.051	--		1
1,3-Butadiene	ND	0.020	--	ND	0.044	--		1
Bromomethane	ND	0.020	--	ND	0.078	--		1
Chloroethane	ND	0.100	--	ND	0.264	--		1
Ethanol	ND	5.00	--	ND	9.42	--		1
Vinyl bromide	ND	0.200	--	ND	0.874	--		1
Acetone	1.15	1.00	--	2.73	2.38	--		1
Trichlorofluoromethane	0.161	0.050	--	0.905	0.281	--		1
Isopropanol	ND	1.00	--	ND	2.46	--		1
1,1-Dichloroethene	ND	0.020	--	ND	0.079	--		1
Tertiary butyl Alcohol	ND	0.500	--	ND	1.52	--		1
Methylene chloride	ND	0.500	--	ND	1.74	--		1
3-Chloropropene	ND	0.200	--	ND	0.626	--		1
Carbon disulfide	ND	0.200	--	ND	0.623	--		1
Freon-113	0.059	0.050	--	0.452	0.383	--		1
trans-1,2-Dichloroethene	ND	0.020	--	ND	0.079	--		1
1,1-Dichloroethane	ND	0.020	--	ND	0.081	--		1
Methyl tert butyl ether	ND	0.200	--	ND	0.721	--		1
2-Butanone	0.853	0.500	--	2.52	1.47	--		1
cis-1,2-Dichloroethene	ND	0.020	--	ND	0.079	--		1



**Project Name:** DLS/MODOCK RD. SPRINGS**Lab Number:** L2600395**Project Number:** 25-007C**Report Date:** 01/13/26**SAMPLE RESULTS**

Lab ID: L2600395-05

Date Collected: 12/30/25 14:15

Client ID: SV-05R

Date Received: 12/31/25

Sample Location: VICTOR, NY

Field Prep: Not Specified

Sample Depth:

Parameter	ppbV			ug/m3			Qualifier	Dilution Factor
	Results	RL	MDL	Results	RL	MDL		
<b>Volatile Organics in Air by SIM - Mansfield Air Lab</b>								
Ethyl Acetate	ND	0.500	--	ND	1.80	--		1
Chloroform	0.095	0.020	--	0.464	0.098	--		1
Tetrahydrofuran	ND	0.500	--	ND	1.47	--		1
1,2-Dichloroethane	ND	0.020	--	ND	0.081	--		1
n-Hexane	ND	0.200	--	ND	0.705	--		1
1,1,1-Trichloroethane	ND	0.020	--	ND	0.109	--		1
Benzene	ND	0.100	--	ND	0.319	--		1
Carbon tetrachloride	0.051	0.020	--	0.321	0.126	--		1
Cyclohexane	ND	0.200	--	ND	0.688	--		1
1,2-Dichloropropane	ND	0.020	--	ND	0.092	--		1
Bromodichloromethane	ND	0.020	--	ND	0.134	--		1
1,4-Dioxane	ND	0.100	--	ND	0.360	--		1
Trichloroethene	ND	0.020	--	ND	0.107	--		1
2,2,4-Trimethylpentane	ND	0.200	--	ND	0.934	--		1
Heptane	ND	0.200	--	ND	0.820	--		1
cis-1,3-Dichloropropene	ND	0.020	--	ND	0.091	--		1
4-Methyl-2-pentanone	ND	0.500	--	ND	2.05	--		1
trans-1,3-Dichloropropene	ND	0.020	--	ND	0.091	--		1
1,1,2-Trichloroethane	ND	0.020	--	ND	0.109	--		1
Toluene	ND	0.100	--	ND	0.377	--		1
2-Hexanone	ND	0.200	--	ND	0.820	--		1
Dibromochloromethane	ND	0.020	--	ND	0.170	--		1
1,2-Dibromoethane	ND	0.020	--	ND	0.154	--		1
Tetrachloroethene	ND	0.020	--	ND	0.136	--		1
Chlorobenzene	ND	0.100	--	ND	0.461	--		1
Ethylbenzene	ND	0.020	--	ND	0.087	--		1



**Project Name:** DLS/MODOCK RD. SPRINGS  
**Project Number:** 25-007C

**Lab Number:** L2600395  
**Report Date:** 01/13/26

### SAMPLE RESULTS

Lab ID: L2600395-05  
 Client ID: SV-05R  
 Sample Location: VICTOR, NY

Date Collected: 12/30/25 14:15  
 Date Received: 12/31/25  
 Field Prep: Not Specified

Sample Depth:

Parameter	ppbV			ug/m3			Qualifier	Dilution Factor
	Results	RL	MDL	Results	RL	MDL		
<b>Volatile Organics in Air by SIM - Mansfield Air Lab</b>								
p/m-Xylene	ND	0.040	--	ND	0.174	--		1
Bromoform	ND	0.020	--	ND	0.207	--		1
Styrene	ND	0.020	--	ND	0.085	--		1
1,1,2,2-Tetrachloroethane	ND	0.020	--	ND	0.137	--		1
o-Xylene	ND	0.020	--	ND	0.087	--		1
4-Ethyltoluene	ND	0.020	--	ND	0.098	--		1
1,3,5-Trimethylbenzene	ND	0.020	--	ND	0.098	--		1
1,2,4-Trimethylbenzene	0.052	0.020	--	0.256	0.098	--		1
Benzyl chloride	ND	0.100	--	ND	0.518	--		1
1,3-Dichlorobenzene	ND	0.020	--	ND	0.120	--		1
1,4-Dichlorobenzene	ND	0.020	--	ND	0.120	--		1
1,2-Dichlorobenzene	ND	0.020	--	ND	0.120	--		1
1,2,4-Trichlorobenzene	ND	0.050	--	ND	0.371	--		1
Naphthalene	ND	0.050	--	ND	0.262	--		1
Hexachlorobutadiene	ND	0.050	--	ND	0.533	--		1

Internal Standard	% Recovery	Qualifier	Acceptance Criteria
1,4-difluorobenzene	73		60-140
bromochloromethane	92		60-140
chlorobenzene-d5	82		60-140



**Project Name:** DLS/MODOCK RD. SPRINGS**Lab Number:** L2600395**Project Number:** 25-007C**Report Date:** 01/13/26**SAMPLE RESULTS**

Lab ID: L2600395-07

Date Collected: 12/30/25 12:50

Client ID: SV-07

Date Received: 12/31/25

Sample Location: VICTOR, NY

Field Prep: Not Specified

Sample Depth:

Matrix: Soil\_Vapor

Analytical Method: 48,TO-15-SIM

Analytical Date: 01/12/26 01:44

Analyst: TPH

Parameter	ppbV			ug/m3			Qualifier	Dilution Factor
	Results	RL	MDL	Results	RL	MDL		
<b>Volatile Organics in Air by SIM - Mansfield Air Lab</b>								
Dichlorodifluoromethane	0.452	0.200	--	2.24	0.989	--		1
Chloromethane	ND	0.200	--	ND	0.413	--		1
Freon-114	ND	0.050	--	ND	0.349	--		1
Vinyl chloride	ND	0.020	--	ND	0.051	--		1
1,3-Butadiene	ND	0.020	--	ND	0.044	--		1
Bromomethane	ND	0.020	--	ND	0.078	--		1
Chloroethane	ND	0.100	--	ND	0.264	--		1
Ethanol	ND	5.00	--	ND	9.42	--		1
Vinyl bromide	ND	0.200	--	ND	0.874	--		1
Acetone	1.66	1.00	--	3.94	2.38	--		1
Trichlorofluoromethane	0.253	0.050	--	1.42	0.281	--		1
Isopropanol	ND	1.00	--	ND	2.46	--		1
1,1-Dichloroethene	ND	0.020	--	ND	0.079	--		1
Tertiary butyl Alcohol	10.0	0.500	--	30.3	1.52	--		1
Methylene chloride	ND	0.500	--	ND	1.74	--		1
3-Chloropropene	ND	0.200	--	ND	0.626	--		1
Carbon disulfide	ND	0.200	--	ND	0.623	--		1
Freon-113	0.130	0.050	--	0.996	0.383	--		1
trans-1,2-Dichloroethene	ND	0.020	--	ND	0.079	--		1
1,1-Dichloroethane	ND	0.020	--	ND	0.081	--		1
Methyl tert butyl ether	ND	0.200	--	ND	0.721	--		1
2-Butanone	ND	0.500	--	ND	1.47	--		1
cis-1,2-Dichloroethene	ND	0.020	--	ND	0.079	--		1



**Project Name:** DLS/MODOCK RD. SPRINGS**Lab Number:** L2600395**Project Number:** 25-007C**Report Date:** 01/13/26**SAMPLE RESULTS**

Lab ID: L2600395-07

Date Collected: 12/30/25 12:50

Client ID: SV-07

Date Received: 12/31/25

Sample Location: VICTOR, NY

Field Prep: Not Specified

Sample Depth:

Parameter	ppbV			ug/m3			Qualifier	Dilution Factor
	Results	RL	MDL	Results	RL	MDL		
<b>Volatile Organics in Air by SIM - Mansfield Air Lab</b>								
Ethyl Acetate	ND	0.500	--	ND	1.80	--		1
Chloroform	ND	0.020	--	ND	0.098	--		1
Tetrahydrofuran	ND	0.500	--	ND	1.47	--		1
1,2-Dichloroethane	ND	0.020	--	ND	0.081	--		1
n-Hexane	ND	0.200	--	ND	0.705	--		1
1,1,1-Trichloroethane	1.33	0.020	--	7.26	0.109	--		1
Benzene	ND	0.100	--	ND	0.319	--		1
Carbon tetrachloride	ND	0.020	--	ND	0.126	--		1
Cyclohexane	ND	0.200	--	ND	0.688	--		1
1,2-Dichloropropane	ND	0.020	--	ND	0.092	--		1
Bromodichloromethane	ND	0.020	--	ND	0.134	--		1
1,4-Dioxane	ND	0.100	--	ND	0.360	--		1
Trichloroethene	ND	0.020	--	ND	0.107	--		1
2,2,4-Trimethylpentane	ND	0.200	--	ND	0.934	--		1
Heptane	ND	0.200	--	ND	0.820	--		1
cis-1,3-Dichloropropene	ND	0.020	--	ND	0.091	--		1
4-Methyl-2-pentanone	ND	0.500	--	ND	2.05	--		1
trans-1,3-Dichloropropene	ND	0.020	--	ND	0.091	--		1
1,1,2-Trichloroethane	ND	0.020	--	ND	0.109	--		1
Toluene	0.108	0.100	--	0.407	0.377	--		1
2-Hexanone	ND	0.200	--	ND	0.820	--		1
Dibromochloromethane	ND	0.020	--	ND	0.170	--		1
1,2-Dibromoethane	ND	0.020	--	ND	0.154	--		1
Tetrachloroethene	ND	0.020	--	ND	0.136	--		1
Chlorobenzene	ND	0.100	--	ND	0.461	--		1
Ethylbenzene	0.032	0.020	--	0.139	0.087	--		1



**Project Name:** DLS/MODOCK RD. SPRINGS**Lab Number:** L2600395**Project Number:** 25-007C**Report Date:** 01/13/26**SAMPLE RESULTS**

Lab ID: L2600395-07

Date Collected: 12/30/25 12:50

Client ID: SV-07

Date Received: 12/31/25

Sample Location: VICTOR, NY

Field Prep: Not Specified

Sample Depth:

Parameter	ppbV			ug/m3			Qualifier	Dilution Factor
	Results	RL	MDL	Results	RL	MDL		
<b>Volatile Organics in Air by SIM - Mansfield Air Lab</b>								
p/m-Xylene	0.091	0.040	--	0.395	0.174	--		1
Bromoform	ND	0.020	--	ND	0.207	--		1
Styrene	ND	0.020	--	ND	0.085	--		1
1,1,2,2-Tetrachloroethane	ND	0.020	--	ND	0.137	--		1
o-Xylene	0.044	0.020	--	0.191	0.087	--		1
4-Ethyltoluene	ND	0.020	--	ND	0.098	--		1
1,3,5-Trimethylbenzene	0.024	0.020	--	0.118	0.098	--		1
1,2,4-Trimethylbenzene	0.132	0.020	--	0.649	0.098	--		1
Benzyl chloride	ND	0.100	--	ND	0.518	--		1
1,3-Dichlorobenzene	ND	0.020	--	ND	0.120	--		1
1,4-Dichlorobenzene	ND	0.020	--	ND	0.120	--		1
1,2-Dichlorobenzene	ND	0.020	--	ND	0.120	--		1
1,2,4-Trichlorobenzene	ND	0.050	--	ND	0.371	--		1
Naphthalene	ND	0.050	--	ND	0.262	--		1
Hexachlorobutadiene	ND	0.050	--	ND	0.533	--		1

Internal Standard	% Recovery	Qualifier	Acceptance Criteria
1,4-difluorobenzene	77		60-140
bromochloromethane	92		60-140
chlorobenzene-d5	84		60-140



**Project Name:** DLS/MODOCK RD. SPRINGS  
**Project Number:** 25-007C

**Lab Number:** L2600395  
**Report Date:** 01/13/26

### SAMPLE RESULTS

Lab ID: L2600395-08  
 Client ID: SV-08  
 Sample Location: VICTOR, NY

Date Collected: 12/30/25 13:30  
 Date Received: 12/31/25  
 Field Prep: Not Specified

Sample Depth:  
 Matrix: Soil\_Vapor  
 Analytical Method: 48,TO-15-SIM  
 Analytical Date: 01/12/26 02:24  
 Analyst: TPH

Parameter	ppbV			ug/m3			Qualifier	Dilution Factor
	Results	RL	MDL	Results	RL	MDL		
<b>Volatile Organics in Air by SIM - Mansfield Air Lab</b>								
Dichlorodifluoromethane	0.372	0.200	--	1.84	0.989	--		1
Chloromethane	ND	0.200	--	ND	0.413	--		1
Freon-114	ND	0.050	--	ND	0.349	--		1
Vinyl chloride	ND	0.020	--	ND	0.051	--		1
1,3-Butadiene	ND	0.020	--	ND	0.044	--		1
Bromomethane	ND	0.020	--	ND	0.078	--		1
Chloroethane	ND	0.100	--	ND	0.264	--		1
Ethanol	ND	5.00	--	ND	9.42	--		1
Vinyl bromide	ND	0.200	--	ND	0.874	--		1
Acetone	3.60	1.00	--	8.55	2.38	--		1
Trichlorofluoromethane	0.239	0.050	--	1.34	0.281	--		1
Isopropanol	ND	1.00	--	ND	2.46	--		1
1,1-Dichloroethene	ND	0.020	--	ND	0.079	--		1
Tertiary butyl Alcohol	6.51	0.500	--	19.7	1.52	--		1
Methylene chloride	ND	0.500	--	ND	1.74	--		1
3-Chloropropene	ND	0.200	--	ND	0.626	--		1
Carbon disulfide	ND	0.200	--	ND	0.623	--		1
Freon-113	0.101	0.050	--	0.774	0.383	--		1
trans-1,2-Dichloroethene	ND	0.020	--	ND	0.079	--		1
1,1-Dichloroethane	ND	0.020	--	ND	0.081	--		1
Methyl tert butyl ether	ND	0.200	--	ND	0.721	--		1
2-Butanone	ND	0.500	--	ND	1.47	--		1
cis-1,2-Dichloroethene	ND	0.020	--	ND	0.079	--		1



**Project Name:** DLS/MODOCK RD. SPRINGS**Lab Number:** L2600395**Project Number:** 25-007C**Report Date:** 01/13/26**SAMPLE RESULTS**

Lab ID: L2600395-08

Date Collected: 12/30/25 13:30

Client ID: SV-08

Date Received: 12/31/25

Sample Location: VICTOR, NY

Field Prep: Not Specified

Sample Depth:

Parameter	ppbV			ug/m3			Qualifier	Dilution Factor
	Results	RL	MDL	Results	RL	MDL		
<b>Volatile Organics in Air by SIM - Mansfield Air Lab</b>								
Ethyl Acetate	ND	0.500	--	ND	1.80	--		1
Chloroform	ND	0.020	--	ND	0.098	--		1
Tetrahydrofuran	ND	0.500	--	ND	1.47	--		1
1,2-Dichloroethane	ND	0.020	--	ND	0.081	--		1
n-Hexane	ND	0.200	--	ND	0.705	--		1
1,1,1-Trichloroethane	4.78	0.020	--	26.1	0.109	--		1
Benzene	ND	0.100	--	ND	0.319	--		1
Carbon tetrachloride	ND	0.020	--	ND	0.126	--		1
Cyclohexane	ND	0.200	--	ND	0.688	--		1
1,2-Dichloropropane	ND	0.020	--	ND	0.092	--		1
Bromodichloromethane	ND	0.020	--	ND	0.134	--		1
1,4-Dioxane	ND	0.100	--	ND	0.360	--		1
Trichloroethene	ND	0.020	--	ND	0.107	--		1
2,2,4-Trimethylpentane	ND	0.200	--	ND	0.934	--		1
Heptane	ND	0.200	--	ND	0.820	--		1
cis-1,3-Dichloropropene	ND	0.020	--	ND	0.091	--		1
4-Methyl-2-pentanone	ND	0.500	--	ND	2.05	--		1
trans-1,3-Dichloropropene	ND	0.020	--	ND	0.091	--		1
1,1,2-Trichloroethane	ND	0.020	--	ND	0.109	--		1
Toluene	ND	0.100	--	ND	0.377	--		1
2-Hexanone	ND	0.200	--	ND	0.820	--		1
Dibromochloromethane	ND	0.020	--	ND	0.170	--		1
1,2-Dibromoethane	ND	0.020	--	ND	0.154	--		1
Tetrachloroethene	ND	0.020	--	ND	0.136	--		1
Chlorobenzene	ND	0.100	--	ND	0.461	--		1
Ethylbenzene	ND	0.020	--	ND	0.087	--		1



**Project Name:** DLS/MODOCK RD. SPRINGS**Lab Number:** L2600395**Project Number:** 25-007C**Report Date:** 01/13/26**SAMPLE RESULTS**

Lab ID: L2600395-08

Date Collected: 12/30/25 13:30

Client ID: SV-08

Date Received: 12/31/25

Sample Location: VICTOR, NY

Field Prep: Not Specified

Sample Depth:

Parameter	ppbV			ug/m3			Qualifier	Dilution Factor
	Results	RL	MDL	Results	RL	MDL		
<b>Volatile Organics in Air by SIM - Mansfield Air Lab</b>								
p/m-Xylene	ND	0.040	--	ND	0.174	--		1
Bromoform	ND	0.020	--	ND	0.207	--		1
Styrene	ND	0.020	--	ND	0.085	--		1
1,1,2,2-Tetrachloroethane	ND	0.020	--	ND	0.137	--		1
o-Xylene	0.023	0.020	--	0.10	0.087	--		1
4-Ethyltoluene	ND	0.020	--	ND	0.098	--		1
1,3,5-Trimethylbenzene	0.028	0.020	--	0.138	0.098	--		1
1,2,4-Trimethylbenzene	0.077	0.020	--	0.379	0.098	--		1
Benzyl chloride	ND	0.100	--	ND	0.518	--		1
1,3-Dichlorobenzene	ND	0.020	--	ND	0.120	--		1
1,4-Dichlorobenzene	ND	0.020	--	ND	0.120	--		1
1,2-Dichlorobenzene	ND	0.020	--	ND	0.120	--		1
1,2,4-Trichlorobenzene	ND	0.050	--	ND	0.371	--		1
Naphthalene	ND	0.050	--	ND	0.262	--		1
Hexachlorobutadiene	ND	0.050	--	ND	0.533	--		1

Internal Standard	% Recovery	Qualifier	Acceptance Criteria
1,4-difluorobenzene	75		60-140
bromochloromethane	89		60-140
chlorobenzene-d5	84		60-140



**Project Name:** DLS/MODOCK RD. SPRINGS**Lab Number:** L2600395**Project Number:** 25-007C**Report Date:** 01/13/26**SAMPLE RESULTS**

Lab ID: L2600395-10

Date Collected: 12/30/25 14:50

Client ID: SV-10

Date Received: 12/31/25

Sample Location: VICTOR, NY

Field Prep: Not Specified

Sample Depth:

Matrix: Soil\_Vapor

Analytical Method: 48,TO-15-SIM

Analytical Date: 01/12/26 03:04

Analyst: TPH

Parameter	ppbV			ug/m3			Qualifier	Dilution Factor
	Results	RL	MDL	Results	RL	MDL		
<b>Volatile Organics in Air by SIM - Mansfield Air Lab</b>								
Dichlorodifluoromethane	0.357	0.200	--	1.77	0.989	--		1
Chloromethane	ND	0.200	--	ND	0.413	--		1
Freon-114	ND	0.050	--	ND	0.349	--		1
Vinyl chloride	ND	0.020	--	ND	0.051	--		1
1,3-Butadiene	ND	0.020	--	ND	0.044	--		1
Bromomethane	ND	0.020	--	ND	0.078	--		1
Chloroethane	ND	0.100	--	ND	0.264	--		1
Ethanol	ND	5.00	--	ND	9.42	--		1
Vinyl bromide	ND	0.200	--	ND	0.874	--		1
Acetone	1.12	1.00	--	2.66	2.38	--		1
Trichlorofluoromethane	0.197	0.050	--	1.11	0.281	--		1
Isopropanol	ND	1.00	--	ND	2.46	--		1
1,1-Dichloroethene	0.303	0.020	--	1.20	0.079	--		1
Tertiary butyl Alcohol	ND	0.500	--	ND	1.52	--		1
Methylene chloride	ND	0.500	--	ND	1.74	--		1
3-Chloropropene	ND	0.200	--	ND	0.626	--		1
Carbon disulfide	ND	0.200	--	ND	0.623	--		1
Freon-113	0.190	0.050	--	1.46	0.383	--		1
trans-1,2-Dichloroethene	ND	0.020	--	ND	0.079	--		1
1,1-Dichloroethane	ND	0.020	--	ND	0.081	--		1
Methyl tert butyl ether	ND	0.200	--	ND	0.721	--		1
2-Butanone	1.66	0.500	--	4.90	1.47	--		1
cis-1,2-Dichloroethene	ND	0.020	--	ND	0.079	--		1



**Project Name:** DLS/MODOCK RD. SPRINGS  
**Project Number:** 25-007C

**Lab Number:** L2600395  
**Report Date:** 01/13/26

### SAMPLE RESULTS

Lab ID: L2600395-10  
 Client ID: SV-10  
 Sample Location: VICTOR, NY

Date Collected: 12/30/25 14:50  
 Date Received: 12/31/25  
 Field Prep: Not Specified

Sample Depth:

Parameter	ppbV			ug/m3			Qualifier	Dilution Factor
	Results	RL	MDL	Results	RL	MDL		
<b>Volatile Organics in Air by SIM - Mansfield Air Lab</b>								
Ethyl Acetate	ND	0.500	--	ND	1.80	--		1
Chloroform	ND	0.020	--	ND	0.098	--		1
Tetrahydrofuran	ND	0.500	--	ND	1.47	--		1
1,2-Dichloroethane	ND	0.020	--	ND	0.081	--		1
n-Hexane	ND	0.200	--	ND	0.705	--		1
1,1,1-Trichloroethane	32.8	0.020	--	179	0.109	--		1
Benzene	ND	0.100	--	ND	0.319	--		1
Carbon tetrachloride	ND	0.020	--	ND	0.126	--		1
Cyclohexane	ND	0.200	--	ND	0.688	--		1
1,2-Dichloropropane	ND	0.020	--	ND	0.092	--		1
Bromodichloromethane	ND	0.020	--	ND	0.134	--		1
1,4-Dioxane	ND	0.100	--	ND	0.360	--		1
Trichloroethene	0.330	0.020	--	1.77	0.107	--		1
2,2,4-Trimethylpentane	ND	0.200	--	ND	0.934	--		1
Heptane	ND	0.200	--	ND	0.820	--		1
cis-1,3-Dichloropropene	ND	0.020	--	ND	0.091	--		1
4-Methyl-2-pentanone	ND	0.500	--	ND	2.05	--		1
trans-1,3-Dichloropropene	ND	0.020	--	ND	0.091	--		1
1,1,2-Trichloroethane	ND	0.020	--	ND	0.109	--		1
Toluene	ND	0.100	--	ND	0.377	--		1
2-Hexanone	ND	0.200	--	ND	0.820	--		1
Dibromochloromethane	ND	0.020	--	ND	0.170	--		1
1,2-Dibromoethane	ND	0.020	--	ND	0.154	--		1
Tetrachloroethene	ND	0.020	--	ND	0.136	--		1
Chlorobenzene	ND	0.100	--	ND	0.461	--		1
Ethylbenzene	ND	0.020	--	ND	0.087	--		1



**Project Name:** DLS/MODOCK RD. SPRINGS  
**Project Number:** 25-007C

**Lab Number:** L2600395  
**Report Date:** 01/13/26

### SAMPLE RESULTS

Lab ID: L2600395-10  
 Client ID: SV-10  
 Sample Location: VICTOR, NY

Date Collected: 12/30/25 14:50  
 Date Received: 12/31/25  
 Field Prep: Not Specified

Sample Depth:

Parameter	ppbV			ug/m3			Qualifier	Dilution Factor
	Results	RL	MDL	Results	RL	MDL		
<b>Volatile Organics in Air by SIM - Mansfield Air Lab</b>								
p/m-Xylene	0.041	0.040	--	0.178	0.174	--		1
Bromoform	ND	0.020	--	ND	0.207	--		1
Styrene	ND	0.020	--	ND	0.085	--		1
1,1,2,2-Tetrachloroethane	ND	0.020	--	ND	0.137	--		1
o-Xylene	ND	0.020	--	ND	0.087	--		1
4-Ethyltoluene	ND	0.020	--	ND	0.098	--		1
1,3,5-Trimethylbenzene	ND	0.020	--	ND	0.098	--		1
1,2,4-Trimethylbenzene	0.037	0.020	--	0.182	0.098	--		1
Benzyl chloride	ND	0.100	--	ND	0.518	--		1
1,3-Dichlorobenzene	ND	0.020	--	ND	0.120	--		1
1,4-Dichlorobenzene	ND	0.020	--	ND	0.120	--		1
1,2-Dichlorobenzene	ND	0.020	--	ND	0.120	--		1
1,2,4-Trichlorobenzene	ND	0.050	--	ND	0.371	--		1
Naphthalene	ND	0.050	--	ND	0.262	--		1
Hexachlorobutadiene	ND	0.050	--	ND	0.533	--		1

Internal Standard	% Recovery	Qualifier	Acceptance Criteria
1,4-difluorobenzene	77		60-140
bromochloromethane	91		60-140
chlorobenzene-d5	85		60-140



**Project Name:** DLS/MODOCK RD. SPRINGS  
**Project Number:** 25-007C

**Lab Number:** L2600395  
**Report Date:** 01/13/26

### SAMPLE RESULTS

Lab ID: L2600395-11  
 Client ID: SV-11  
 Sample Location: VICTOR, NY

Date Collected: 12/30/25 15:15  
 Date Received: 12/31/25  
 Field Prep: Not Specified

Sample Depth:  
 Matrix: Soil\_Vapor  
 Analytical Method: 48,TO-15-SIM  
 Analytical Date: 01/12/26 03:43  
 Analyst: TPH

Parameter	ppbV			ug/m3			Qualifier	Dilution Factor
	Results	RL	MDL	Results	RL	MDL		
<b>Volatile Organics in Air by SIM - Mansfield Air Lab</b>								
Dichlorodifluoromethane	0.351	0.200	--	1.74	0.989	--		1
Chloromethane	ND	0.200	--	ND	0.413	--		1
Freon-114	ND	0.050	--	ND	0.349	--		1
Vinyl chloride	ND	0.020	--	ND	0.051	--		1
1,3-Butadiene	ND	0.020	--	ND	0.044	--		1
Bromomethane	ND	0.020	--	ND	0.078	--		1
Chloroethane	ND	0.100	--	ND	0.264	--		1
Ethanol	ND	5.00	--	ND	9.42	--		1
Vinyl bromide	ND	0.200	--	ND	0.874	--		1
Acetone	2.59	1.00	--	6.15	2.38	--		1
Trichlorofluoromethane	0.171	0.050	--	0.961	0.281	--		1
Isopropanol	ND	1.00	--	ND	2.46	--		1
1,1-Dichloroethene	0.065	0.020	--	0.258	0.079	--		1
Tertiary butyl Alcohol	ND	0.500	--	ND	1.52	--		1
Methylene chloride	ND	0.500	--	ND	1.74	--		1
3-Chloropropene	ND	0.200	--	ND	0.626	--		1
Carbon disulfide	ND	0.200	--	ND	0.623	--		1
Freon-113	0.755	0.050	--	5.79	0.383	--		1
trans-1,2-Dichloroethene	ND	0.020	--	ND	0.079	--		1
1,1-Dichloroethane	ND	0.020	--	ND	0.081	--		1
Methyl tert butyl ether	ND	0.200	--	ND	0.721	--		1
2-Butanone	1.19	0.500	--	3.51	1.47	--		1
cis-1,2-Dichloroethene	ND	0.020	--	ND	0.079	--		1



**Project Name:** DLS/MODOCK RD. SPRINGS**Lab Number:** L2600395**Project Number:** 25-007C**Report Date:** 01/13/26**SAMPLE RESULTS**

Lab ID: L2600395-11

Date Collected: 12/30/25 15:15

Client ID: SV-11

Date Received: 12/31/25

Sample Location: VICTOR, NY

Field Prep: Not Specified

Sample Depth:

Parameter	ppbV			ug/m3			Qualifier	Dilution Factor
	Results	RL	MDL	Results	RL	MDL		
<b>Volatile Organics in Air by SIM - Mansfield Air Lab</b>								
Ethyl Acetate	ND	0.500	--	ND	1.80	--		1
Chloroform	0.033	0.020	--	0.161	0.098	--		1
Tetrahydrofuran	ND	0.500	--	ND	1.47	--		1
1,2-Dichloroethane	ND	0.020	--	ND	0.081	--		1
n-Hexane	ND	0.200	--	ND	0.705	--		1
1,1,1-Trichloroethane	92.8	0.020	--	506	0.109	--	E	1
Benzene	ND	0.100	--	ND	0.319	--		1
Carbon tetrachloride	0.040	0.020	--	0.252	0.126	--		1
Cyclohexane	ND	0.200	--	ND	0.688	--		1
1,2-Dichloropropane	ND	0.020	--	ND	0.092	--		1
Bromodichloromethane	ND	0.020	--	ND	0.134	--		1
1,4-Dioxane	ND	0.100	--	ND	0.360	--		1
Trichloroethene	0.114	0.020	--	0.613	0.107	--		1
2,2,4-Trimethylpentane	ND	0.200	--	ND	0.934	--		1
Heptane	ND	0.200	--	ND	0.820	--		1
cis-1,3-Dichloropropene	ND	0.020	--	ND	0.091	--		1
4-Methyl-2-pentanone	ND	0.500	--	ND	2.05	--		1
trans-1,3-Dichloropropene	ND	0.020	--	ND	0.091	--		1
1,1,2-Trichloroethane	ND	0.020	--	ND	0.109	--		1
Toluene	ND	0.100	--	ND	0.377	--		1
2-Hexanone	ND	0.200	--	ND	0.820	--		1
Dibromochloromethane	ND	0.020	--	ND	0.170	--		1
1,2-Dibromoethane	ND	0.020	--	ND	0.154	--		1
Tetrachloroethene	ND	0.020	--	ND	0.136	--		1
Chlorobenzene	ND	0.100	--	ND	0.461	--		1
Ethylbenzene	ND	0.020	--	ND	0.087	--		1



**Project Name:** DLS/MODOCK RD. SPRINGS**Lab Number:** L2600395**Project Number:** 25-007C**Report Date:** 01/13/26**SAMPLE RESULTS**

Lab ID: L2600395-11

Date Collected: 12/30/25 15:15

Client ID: SV-11

Date Received: 12/31/25

Sample Location: VICTOR, NY

Field Prep: Not Specified

Sample Depth:

Parameter	ppbV			ug/m3			Qualifier	Dilution Factor
	Results	RL	MDL	Results	RL	MDL		
<b>Volatile Organics in Air by SIM - Mansfield Air Lab</b>								
p/m-Xylene	ND	0.040	--	ND	0.174	--		1
Bromoform	ND	0.020	--	ND	0.207	--		1
Styrene	ND	0.020	--	ND	0.085	--		1
1,1,2,2-Tetrachloroethane	ND	0.020	--	ND	0.137	--		1
o-Xylene	ND	0.020	--	ND	0.087	--		1
4-Ethyltoluene	ND	0.020	--	ND	0.098	--		1
1,3,5-Trimethylbenzene	ND	0.020	--	ND	0.098	--		1
1,2,4-Trimethylbenzene	ND	0.020	--	ND	0.098	--		1
Benzyl chloride	ND	0.100	--	ND	0.518	--		1
1,3-Dichlorobenzene	ND	0.020	--	ND	0.120	--		1
1,4-Dichlorobenzene	ND	0.020	--	ND	0.120	--		1
1,2-Dichlorobenzene	ND	0.020	--	ND	0.120	--		1
1,2,4-Trichlorobenzene	ND	0.050	--	ND	0.371	--		1
Naphthalene	ND	0.050	--	ND	0.262	--		1
Hexachlorobutadiene	ND	0.050	--	ND	0.533	--		1

Internal Standard	% Recovery	Qualifier	Acceptance Criteria
1,4-difluorobenzene	78		60-140
bromochloromethane	92		60-140
chlorobenzene-d5	85		60-140



**Project Name:** DLS/MODOCK RD. SPRINGS**Lab Number:** L2600395**Project Number:** 25-007C**Report Date:** 01/13/26**SAMPLE RESULTS**

Lab ID: L2600395-11 D

Date Collected: 12/30/25 15:15

Client ID: SV-11

Date Received: 12/31/25

Sample Location: VICTOR, NY

Field Prep: Not Specified

Sample Depth:

Matrix: Soil\_Vapor

Analytical Method: 48,TO-15-SIM

Analytical Date: 01/12/26 08:56

Analyst: TPH

Parameter	ppbV			ug/m3			Qualifier	Dilution Factor
	Results	RL	MDL	Results	RL	MDL		
Volatile Organics in Air by SIM - Mansfield Air Lab								
1,1,1-Trichloroethane	83.0	0.100	--	453	0.546	--		5

Internal Standard	% Recovery	Qualifier	Acceptance Criteria
1,4-difluorobenzene	77		60-140
bromochloromethane	88		60-140
chlorobenzene-d5	80		60-140



**Project Name:** DLS/MODOCK RD. SPRINGS**Lab Number:** L2600395**Project Number:** 25-007C**Report Date:** 01/13/26**SAMPLE RESULTS**

Lab ID: L2600395-12

Date Collected: 12/30/25 14:35

Client ID: SV-12

Date Received: 12/31/25

Sample Location: VICTOR, NY

Field Prep: Not Specified

Sample Depth:

Matrix: Soil\_Vapor

Analytical Method: 48,TO-15-SIM

Analytical Date: 01/12/26 04:22

Analyst: TPH

Parameter	ppbV			ug/m3			Qualifier	Dilution Factor
	Results	RL	MDL	Results	RL	MDL		
<b>Volatile Organics in Air by SIM - Mansfield Air Lab</b>								
Dichlorodifluoromethane	0.389	0.200	--	1.92	0.989	--		1
Chloromethane	ND	0.200	--	ND	0.413	--		1
Freon-114	ND	0.050	--	ND	0.349	--		1
Vinyl chloride	ND	0.020	--	ND	0.051	--		1
1,3-Butadiene	ND	0.020	--	ND	0.044	--		1
Bromomethane	ND	0.020	--	ND	0.078	--		1
Chloroethane	ND	0.100	--	ND	0.264	--		1
Ethanol	ND	5.00	--	ND	9.42	--		1
Vinyl bromide	ND	0.200	--	ND	0.874	--		1
Acetone	1.62	1.00	--	3.85	2.38	--		1
Trichlorofluoromethane	0.179	0.050	--	1.01	0.281	--		1
Isopropanol	ND	1.00	--	ND	2.46	--		1
1,1-Dichloroethene	2.24	0.020	--	8.88	0.079	--		1
Tertiary butyl Alcohol	0.510	0.500	--	1.55	1.52	--		1
Methylene chloride	ND	0.500	--	ND	1.74	--		1
3-Chloropropene	ND	0.200	--	ND	0.626	--		1
Carbon disulfide	ND	0.200	--	ND	0.623	--		1
Freon-113	0.190	0.050	--	1.46	0.383	--		1
trans-1,2-Dichloroethene	ND	0.020	--	ND	0.079	--		1
1,1-Dichloroethane	ND	0.020	--	ND	0.081	--		1
Methyl tert butyl ether	ND	0.200	--	ND	0.721	--		1
2-Butanone	3.05	0.500	--	9.00	1.47	--		1
cis-1,2-Dichloroethene	ND	0.020	--	ND	0.079	--		1



**Project Name:** DLS/MODOCK RD. SPRINGS**Lab Number:** L2600395**Project Number:** 25-007C**Report Date:** 01/13/26**SAMPLE RESULTS**

Lab ID: L2600395-12

Date Collected: 12/30/25 14:35

Client ID: SV-12

Date Received: 12/31/25

Sample Location: VICTOR, NY

Field Prep: Not Specified

Sample Depth:

Parameter	ppbV			ug/m3			Qualifier	Dilution Factor
	Results	RL	MDL	Results	RL	MDL		
<b>Volatile Organics in Air by SIM - Mansfield Air Lab</b>								
Ethyl Acetate	ND	0.500	--	ND	1.80	--		1
Chloroform	0.020	0.020	--	0.098	0.098	--		1
Tetrahydrofuran	ND	0.500	--	ND	1.47	--		1
1,2-Dichloroethane	ND	0.020	--	ND	0.081	--		1
n-Hexane	ND	0.200	--	ND	0.705	--		1
1,1,1-Trichloroethane	11.1	0.020	--	60.6	0.109	--		1
Benzene	ND	0.100	--	ND	0.319	--		1
Carbon tetrachloride	0.073	0.020	--	0.459	0.126	--		1
Cyclohexane	ND	0.200	--	ND	0.688	--		1
1,2-Dichloropropane	ND	0.020	--	ND	0.092	--		1
Bromodichloromethane	ND	0.020	--	ND	0.134	--		1
1,4-Dioxane	ND	0.100	--	ND	0.360	--		1
Trichloroethene	0.181	0.020	--	0.973	0.107	--		1
2,2,4-Trimethylpentane	ND	0.200	--	ND	0.934	--		1
Heptane	ND	0.200	--	ND	0.820	--		1
cis-1,3-Dichloropropene	ND	0.020	--	ND	0.091	--		1
4-Methyl-2-pentanone	ND	0.500	--	ND	2.05	--		1
trans-1,3-Dichloropropene	ND	0.020	--	ND	0.091	--		1
1,1,2-Trichloroethane	ND	0.020	--	ND	0.109	--		1
Toluene	ND	0.100	--	ND	0.377	--		1
2-Hexanone	ND	0.200	--	ND	0.820	--		1
Dibromochloromethane	ND	0.020	--	ND	0.170	--		1
1,2-Dibromoethane	ND	0.020	--	ND	0.154	--		1
Tetrachloroethene	ND	0.020	--	ND	0.136	--		1
Chlorobenzene	ND	0.100	--	ND	0.461	--		1
Ethylbenzene	ND	0.020	--	ND	0.087	--		1



**Project Name:** DLS/MODOCK RD. SPRINGS**Lab Number:** L2600395**Project Number:** 25-007C**Report Date:** 01/13/26**SAMPLE RESULTS**

Lab ID: L2600395-12

Date Collected: 12/30/25 14:35

Client ID: SV-12

Date Received: 12/31/25

Sample Location: VICTOR, NY

Field Prep: Not Specified

Sample Depth:

Parameter	ppbV			ug/m3			Qualifier	Dilution Factor
	Results	RL	MDL	Results	RL	MDL		
<b>Volatile Organics in Air by SIM - Mansfield Air Lab</b>								
p/m-Xylene	ND	0.040	--	ND	0.174	--		1
Bromoform	ND	0.020	--	ND	0.207	--		1
Styrene	ND	0.020	--	ND	0.085	--		1
1,1,2,2-Tetrachloroethane	ND	0.020	--	ND	0.137	--		1
o-Xylene	ND	0.020	--	ND	0.087	--		1
4-Ethyltoluene	ND	0.020	--	ND	0.098	--		1
1,3,5-Trimethylbenzene	ND	0.020	--	ND	0.098	--		1
1,2,4-Trimethylbenzene	0.027	0.020	--	0.133	0.098	--		1
Benzyl chloride	ND	0.100	--	ND	0.518	--		1
1,3-Dichlorobenzene	ND	0.020	--	ND	0.120	--		1
1,4-Dichlorobenzene	ND	0.020	--	ND	0.120	--		1
1,2-Dichlorobenzene	ND	0.020	--	ND	0.120	--		1
1,2,4-Trichlorobenzene	ND	0.050	--	ND	0.371	--		1
Naphthalene	ND	0.050	--	ND	0.262	--		1
Hexachlorobutadiene	ND	0.050	--	ND	0.533	--		1

Internal Standard	% Recovery	Qualifier	Acceptance Criteria
1,4-difluorobenzene	80		60-140
bromochloromethane	94		60-140
chlorobenzene-d5	87		60-140



**Project Name:** DLS/MODOCK RD. SPRINGS**Lab Number:** L2600395**Project Number:** 25-007C**Report Date:** 01/13/26**SAMPLE RESULTS**

Lab ID: L2600395-13

Date Collected: 12/30/25 13:15

Client ID: SV-13

Date Received: 12/31/25

Sample Location: VICTOR, NY

Field Prep: Not Specified

Sample Depth:

Matrix: Soil\_Vapor

Analytical Method: 48,TO-15-SIM

Analytical Date: 01/12/26 05:01

Analyst: TPH

Parameter	ppbV			ug/m3			Qualifier	Dilution Factor
	Results	RL	MDL	Results	RL	MDL		
<b>Volatile Organics in Air by SIM - Mansfield Air Lab</b>								
Dichlorodifluoromethane	0.356	0.200	--	1.76	0.989	--		1
Chloromethane	ND	0.200	--	ND	0.413	--		1
Freon-114	ND	0.050	--	ND	0.349	--		1
Vinyl chloride	ND	0.020	--	ND	0.051	--		1
1,3-Butadiene	ND	0.020	--	ND	0.044	--		1
Bromomethane	ND	0.020	--	ND	0.078	--		1
Chloroethane	ND	0.100	--	ND	0.264	--		1
Ethanol	ND	5.00	--	ND	9.42	--		1
Vinyl bromide	ND	0.200	--	ND	0.874	--		1
Acetone	2.06	1.00	--	4.89	2.38	--		1
Trichlorofluoromethane	0.264	0.050	--	1.48	0.281	--		1
Isopropanol	ND	1.00	--	ND	2.46	--		1
1,1-Dichloroethene	2.53	0.020	--	10.0	0.079	--		1
Tertiary butyl Alcohol	ND	0.500	--	ND	1.52	--		1
Methylene chloride	ND	0.500	--	ND	1.74	--		1
3-Chloropropene	ND	0.200	--	ND	0.626	--		1
Carbon disulfide	ND	0.200	--	ND	0.623	--		1
Freon-113	0.180	0.050	--	1.38	0.383	--		1
trans-1,2-Dichloroethene	ND	0.020	--	ND	0.079	--		1
1,1-Dichloroethane	0.023	0.020	--	0.093	0.081	--		1
Methyl tert butyl ether	ND	0.200	--	ND	0.721	--		1
2-Butanone	3.64	0.500	--	10.7	1.47	--		1
cis-1,2-Dichloroethene	ND	0.020	--	ND	0.079	--		1



**Project Name:** DLS/MODOCK RD. SPRINGS**Lab Number:** L2600395**Project Number:** 25-007C**Report Date:** 01/13/26**SAMPLE RESULTS**

Lab ID: L2600395-13

Date Collected: 12/30/25 13:15

Client ID: SV-13

Date Received: 12/31/25

Sample Location: VICTOR, NY

Field Prep: Not Specified

Sample Depth:

Parameter	ppbV			ug/m3			Qualifier	Dilution Factor
	Results	RL	MDL	Results	RL	MDL		
<b>Volatile Organics in Air by SIM - Mansfield Air Lab</b>								
Ethyl Acetate	ND	0.500	--	ND	1.80	--		1
Chloroform	0.054	0.020	--	0.264	0.098	--		1
Tetrahydrofuran	ND	0.500	--	ND	1.47	--		1
1,2-Dichloroethane	ND	0.020	--	ND	0.081	--		1
n-Hexane	ND	0.200	--	ND	0.705	--		1
1,1,1-Trichloroethane	17.7	0.020	--	96.6	0.109	--		1
Benzene	ND	0.100	--	ND	0.319	--		1
Carbon tetrachloride	0.032	0.020	--	0.201	0.126	--		1
Cyclohexane	ND	0.200	--	ND	0.688	--		1
1,2-Dichloropropane	ND	0.020	--	ND	0.092	--		1
Bromodichloromethane	ND	0.020	--	ND	0.134	--		1
1,4-Dioxane	ND	0.100	--	ND	0.360	--		1
Trichloroethene	4.71	0.020	--	25.3	0.107	--		1
2,2,4-Trimethylpentane	ND	0.200	--	ND	0.934	--		1
Heptane	ND	0.200	--	ND	0.820	--		1
cis-1,3-Dichloropropene	ND	0.020	--	ND	0.091	--		1
4-Methyl-2-pentanone	ND	0.500	--	ND	2.05	--		1
trans-1,3-Dichloropropene	ND	0.020	--	ND	0.091	--		1
1,1,2-Trichloroethane	ND	0.020	--	ND	0.109	--		1
Toluene	ND	0.100	--	ND	0.377	--		1
2-Hexanone	0.319	0.200	--	1.31	0.820	--		1
Dibromochloromethane	ND	0.020	--	ND	0.170	--		1
1,2-Dibromoethane	ND	0.020	--	ND	0.154	--		1
Tetrachloroethene	ND	0.020	--	ND	0.136	--		1
Chlorobenzene	ND	0.100	--	ND	0.461	--		1
Ethylbenzene	ND	0.020	--	ND	0.087	--		1



**Project Name:** DLS/MODOCK RD. SPRINGS**Lab Number:** L2600395**Project Number:** 25-007C**Report Date:** 01/13/26**SAMPLE RESULTS**

Lab ID: L2600395-13

Date Collected: 12/30/25 13:15

Client ID: SV-13

Date Received: 12/31/25

Sample Location: VICTOR, NY

Field Prep: Not Specified

Sample Depth:

Parameter	ppbV			ug/m3			Qualifier	Dilution Factor
	Results	RL	MDL	Results	RL	MDL		
<b>Volatile Organics in Air by SIM - Mansfield Air Lab</b>								
p/m-Xylene	ND	0.040	--	ND	0.174	--		1
Bromoform	ND	0.020	--	ND	0.207	--		1
Styrene	ND	0.020	--	ND	0.085	--		1
1,1,2,2-Tetrachloroethane	ND	0.020	--	ND	0.137	--		1
o-Xylene	ND	0.020	--	ND	0.087	--		1
4-Ethyltoluene	ND	0.020	--	ND	0.098	--		1
1,3,5-Trimethylbenzene	ND	0.020	--	ND	0.098	--		1
1,2,4-Trimethylbenzene	0.020	0.020	--	0.098	0.098	--		1
Benzyl chloride	ND	0.100	--	ND	0.518	--		1
1,3-Dichlorobenzene	ND	0.020	--	ND	0.120	--		1
1,4-Dichlorobenzene	ND	0.020	--	ND	0.120	--		1
1,2-Dichlorobenzene	ND	0.020	--	ND	0.120	--		1
1,2,4-Trichlorobenzene	ND	0.050	--	ND	0.371	--		1
Naphthalene	ND	0.050	--	ND	0.262	--		1
Hexachlorobutadiene	ND	0.050	--	ND	0.533	--		1

Internal Standard	% Recovery	Qualifier	Acceptance Criteria
1,4-difluorobenzene	77		60-140
bromochloromethane	92		60-140
chlorobenzene-d5	87		60-140



**Project Name:** DLS/MODOCK RD. SPRINGS**Lab Number:** L2600395**Project Number:** 25-007C**Report Date:** 01/13/26**SAMPLE RESULTS**

Lab ID: L2600395-14  
 Client ID: DUP 123025A  
 Sample Location: VICTOR, NY

Date Collected: 12/30/25 15:45  
 Date Received: 12/31/25  
 Field Prep: Not Specified

Sample Depth:  
 Matrix: Soil\_Vapor  
 Analytical Method: 48,TO-15-SIM  
 Analytical Date: 01/12/26 05:40  
 Analyst: TPH

Parameter	ppbV			ug/m3			Qualifier	Dilution Factor
	Results	RL	MDL	Results	RL	MDL		
<b>Volatile Organics in Air by SIM - Mansfield Air Lab</b>								
Dichlorodifluoromethane	0.353	0.200	--	1.75	0.989	--		1
Chloromethane	ND	0.200	--	ND	0.413	--		1
Freon-114	ND	0.050	--	ND	0.349	--		1
Vinyl chloride	ND	0.020	--	ND	0.051	--		1
1,3-Butadiene	ND	0.020	--	ND	0.044	--		1
Bromomethane	ND	0.020	--	ND	0.078	--		1
Chloroethane	ND	0.100	--	ND	0.264	--		1
Ethanol	ND	5.00	--	ND	9.42	--		1
Vinyl bromide	ND	0.200	--	ND	0.874	--		1
Acetone	1.02	1.00	--	2.42	2.38	--		1
Trichlorofluoromethane	0.198	0.050	--	1.11	0.281	--		1
Isopropanol	ND	1.00	--	ND	2.46	--		1
1,1-Dichloroethene	0.289	0.020	--	1.15	0.079	--		1
Tertiary butyl Alcohol	ND	0.500	--	ND	1.52	--		1
Methylene chloride	ND	0.500	--	ND	1.74	--		1
3-Chloropropene	ND	0.200	--	ND	0.626	--		1
Carbon disulfide	ND	0.200	--	ND	0.623	--		1
Freon-113	0.184	0.050	--	1.41	0.383	--		1
trans-1,2-Dichloroethene	ND	0.020	--	ND	0.079	--		1
1,1-Dichloroethane	ND	0.020	--	ND	0.081	--		1
Methyl tert butyl ether	ND	0.200	--	ND	0.721	--		1
2-Butanone	1.39	0.500	--	4.10	1.47	--		1
cis-1,2-Dichloroethene	ND	0.020	--	ND	0.079	--		1



**Project Name:** DLS/MODOCK RD. SPRINGS  
**Project Number:** 25-007C

**Lab Number:** L2600395  
**Report Date:** 01/13/26

### SAMPLE RESULTS

Lab ID: L2600395-14  
 Client ID: DUP 123025A  
 Sample Location: VICTOR, NY

Date Collected: 12/30/25 15:45  
 Date Received: 12/31/25  
 Field Prep: Not Specified

Sample Depth:

Parameter	ppbV			ug/m3			Qualifier	Dilution Factor
	Results	RL	MDL	Results	RL	MDL		
<b>Volatile Organics in Air by SIM - Mansfield Air Lab</b>								
Ethyl Acetate	ND	0.500	--	ND	1.80	--		1
Chloroform	ND	0.020	--	ND	0.098	--		1
Tetrahydrofuran	ND	0.500	--	ND	1.47	--		1
1,2-Dichloroethane	ND	0.020	--	ND	0.081	--		1
n-Hexane	ND	0.200	--	ND	0.705	--		1
1,1,1-Trichloroethane	32.8	0.020	--	179	0.109	--		1
Benzene	ND	0.100	--	ND	0.319	--		1
Carbon tetrachloride	ND	0.020	--	ND	0.126	--		1
Cyclohexane	ND	0.200	--	ND	0.688	--		1
1,2-Dichloropropane	ND	0.020	--	ND	0.092	--		1
Bromodichloromethane	ND	0.020	--	ND	0.134	--		1
1,4-Dioxane	ND	0.100	--	ND	0.360	--		1
Trichloroethene	0.324	0.020	--	1.74	0.107	--		1
2,2,4-Trimethylpentane	ND	0.200	--	ND	0.934	--		1
Heptane	ND	0.200	--	ND	0.820	--		1
cis-1,3-Dichloropropene	ND	0.020	--	ND	0.091	--		1
4-Methyl-2-pentanone	ND	0.500	--	ND	2.05	--		1
trans-1,3-Dichloropropene	ND	0.020	--	ND	0.091	--		1
1,1,2-Trichloroethane	ND	0.020	--	ND	0.109	--		1
Toluene	ND	0.100	--	ND	0.377	--		1
2-Hexanone	ND	0.200	--	ND	0.820	--		1
Dibromochloromethane	ND	0.020	--	ND	0.170	--		1
1,2-Dibromoethane	ND	0.020	--	ND	0.154	--		1
Tetrachloroethene	ND	0.020	--	ND	0.136	--		1
Chlorobenzene	ND	0.100	--	ND	0.461	--		1
Ethylbenzene	ND	0.020	--	ND	0.087	--		1



**Project Name:** DLS/MODOCK RD. SPRINGS**Lab Number:** L2600395**Project Number:** 25-007C**Report Date:** 01/13/26**SAMPLE RESULTS**

Lab ID: L2600395-14  
 Client ID: DUP 123025A  
 Sample Location: VICTOR, NY

Date Collected: 12/30/25 15:45  
 Date Received: 12/31/25  
 Field Prep: Not Specified

Sample Depth:

Parameter	ppbV			ug/m3			Qualifier	Dilution Factor
	Results	RL	MDL	Results	RL	MDL		
<b>Volatile Organics in Air by SIM - Mansfield Air Lab</b>								
p/m-Xylene	0.056	0.040	--	0.243	0.174	--		1
Bromoform	ND	0.020	--	ND	0.207	--		1
Styrene	ND	0.020	--	ND	0.085	--		1
1,1,2,2-Tetrachloroethane	ND	0.020	--	ND	0.137	--		1
o-Xylene	0.026	0.020	--	0.113	0.087	--		1
4-Ethyltoluene	ND	0.020	--	ND	0.098	--		1
1,3,5-Trimethylbenzene	ND	0.020	--	ND	0.098	--		1
1,2,4-Trimethylbenzene	0.049	0.020	--	0.241	0.098	--		1
Benzyl chloride	ND	0.100	--	ND	0.518	--		1
1,3-Dichlorobenzene	ND	0.020	--	ND	0.120	--		1
1,4-Dichlorobenzene	ND	0.020	--	ND	0.120	--		1
1,2-Dichlorobenzene	ND	0.020	--	ND	0.120	--		1
1,2,4-Trichlorobenzene	ND	0.050	--	ND	0.371	--		1
Naphthalene	ND	0.050	--	ND	0.262	--		1
Hexachlorobutadiene	ND	0.050	--	ND	0.533	--		1

Internal Standard	% Recovery	Qualifier	Acceptance Criteria
1,4-difluorobenzene	72		60-140
bromochloromethane	89		60-140
chlorobenzene-d5	81		60-140



**Project Name:** DLS/MODOCK RD. SPRINGS  
**Project Number:** 25-007C

**Lab Number:** L2600395  
**Report Date:** 01/13/26

### SAMPLE RESULTS

Lab ID: L2600395-15 D  
 Client ID: DUP 123025B  
 Sample Location: VICTOR, NY

Date Collected: 12/30/25 16:30  
 Date Received: 12/31/25  
 Field Prep: Not Specified

Sample Depth:  
 Matrix: Soil\_Vapor  
 Analytical Method: 48,TO-15-SIM  
 Analytical Date: 01/13/26 04:47  
 Analyst: TPH

Parameter	ppbV			ug/m3			Qualifier	Dilution Factor
	Results	RL	MDL	Results	RL	MDL		
Volatile Organics in Air by SIM - Mansfield Air Lab								
Dichlorodifluoromethane	0.423	0.312	--	2.09	1.54	--		1.563
Chloromethane	ND	0.312	--	ND	0.644	--		1.563
Freon-114	ND	0.078	--	ND	0.546	--		1.563
Vinyl chloride	ND	0.031	--	ND	0.080	--		1.563
1,3-Butadiene	ND	0.031	--	ND	0.069	--		1.563
Bromomethane	ND	0.031	--	ND	0.121	--		1.563
Chloroethane	ND	0.156	--	ND	0.412	--		1.563
Ethanol	ND	7.81	--	ND	14.7	--		1.563
Vinyl bromide	ND	0.312	--	ND	1.36	--		1.563
Acetone	3.69	1.56	--	8.77	3.71	--		1.563
Trichlorofluoromethane	0.194	0.078	--	1.09	0.439	--		1.563
Isopropanol	ND	1.56	--	ND	3.83	--		1.563
1,1-Dichloroethene	0.106	0.031	--	0.420	0.124	--		1.563
Tertiary butyl Alcohol	ND	0.781	--	ND	2.37	--		1.563
Methylene chloride	ND	0.781	--	ND	2.71	--		1.563
3-Chloropropene	ND	0.312	--	ND	0.977	--		1.563
Carbon disulfide	ND	0.312	--	ND	0.972	--		1.563
Freon-113	0.776	0.078	--	5.95	0.599	--		1.563
trans-1,2-Dichloroethene	ND	0.031	--	ND	0.124	--		1.563
1,1-Dichloroethane	ND	0.031	--	ND	0.126	--		1.563
Methyl tert butyl ether	ND	0.312	--	ND	1.12	--		1.563
2-Butanone	1.70	0.781	--	5.01	2.30	--		1.563
cis-1,2-Dichloroethene	ND	0.031	--	ND	0.124	--		1.563



**Project Name:** DLS/MODOCK RD. SPRINGS  
**Project Number:** 25-007C

**Lab Number:** L2600395  
**Report Date:** 01/13/26

### SAMPLE RESULTS

Lab ID: L2600395-15 D  
 Client ID: DUP 123025B  
 Sample Location: VICTOR, NY

Date Collected: 12/30/25 16:30  
 Date Received: 12/31/25  
 Field Prep: Not Specified

Sample Depth:

Parameter	ppbV			ug/m3			Qualifier	Dilution Factor
	Results	RL	MDL	Results	RL	MDL		
Volatile Organics in Air by SIM - Mansfield Air Lab								
Ethyl Acetate	ND	0.781	--	ND	2.81	--		1.563
Chloroform	0.039	0.031	--	0.190	0.152	--		1.563
Tetrahydrofuran	ND	0.781	--	ND	2.30	--		1.563
1,2-Dichloroethane	ND	0.031	--	ND	0.126	--		1.563
n-Hexane	ND	0.312	--	ND	1.10	--		1.563
1,1,1-Trichloroethane	73.5	0.031	--	401	0.170	--		1.563
Benzene	ND	0.156	--	ND	0.498	--		1.563
Carbon tetrachloride	0.038	0.031	--	0.236	0.196	--		1.563
Cyclohexane	ND	0.312	--	ND	1.07	--		1.563
1,2-Dichloropropane	ND	0.031	--	ND	0.144	--		1.563
Bromodichloromethane	ND	0.031	--	ND	0.209	--		1.563
1,4-Dioxane	ND	0.156	--	ND	0.562	--		1.563
Trichloroethene	0.116	0.031	--	0.623	0.168	--		1.563
2,2,4-Trimethylpentane	ND	0.312	--	ND	1.46	--		1.563
Heptane	ND	0.312	--	ND	1.28	--		1.563
cis-1,3-Dichloropropene	ND	0.031	--	ND	0.142	--		1.563
4-Methyl-2-pentanone	ND	0.781	--	ND	3.20	--		1.563
trans-1,3-Dichloropropene	ND	0.031	--	ND	0.142	--		1.563
1,1,2-Trichloroethane	ND	0.031	--	ND	0.170	--		1.563
Toluene	ND	0.156	--	ND	0.588	--		1.563
2-Hexanone	ND	0.312	--	ND	1.28	--		1.563
Dibromochloromethane	ND	0.031	--	ND	0.266	--		1.563
1,2-Dibromoethane	ND	0.031	--	ND	0.240	--		1.563
Tetrachloroethene	ND	0.031	--	ND	0.212	--		1.563
Chlorobenzene	ND	0.156	--	ND	0.718	--		1.563
Ethylbenzene	ND	0.031	--	ND	0.136	--		1.563



**Project Name:** DLS/MODOCK RD. SPRINGS  
**Project Number:** 25-007C

**Lab Number:** L2600395  
**Report Date:** 01/13/26

### SAMPLE RESULTS

Lab ID: L2600395-15 D  
 Client ID: DUP 123025B  
 Sample Location: VICTOR, NY

Date Collected: 12/30/25 16:30  
 Date Received: 12/31/25  
 Field Prep: Not Specified

Sample Depth:

Parameter	ppbV			ug/m3			Qualifier	Dilution Factor
	Results	RL	MDL	Results	RL	MDL		
<b>Volatile Organics in Air by SIM - Mansfield Air Lab</b>								
p/m-Xylene	ND	0.063	--	ND	0.271	--		1.563
Bromoform	ND	0.031	--	ND	0.323	--		1.563
Styrene	ND	0.031	--	ND	0.133	--		1.563
1,1,2,2-Tetrachloroethane	ND	0.031	--	ND	0.214	--		1.563
o-Xylene	ND	0.031	--	ND	0.136	--		1.563
4-Ethyltoluene	ND	0.031	--	ND	0.153	--		1.563
1,3,5-Trimethylbenzene	ND	0.031	--	ND	0.153	--		1.563
1,2,4-Trimethylbenzene	0.036	0.031	--	0.176	0.153	--		1.563
Benzyl chloride	ND	0.156	--	ND	0.808	--		1.563
1,3-Dichlorobenzene	ND	0.031	--	ND	0.188	--		1.563
1,4-Dichlorobenzene	ND	0.031	--	ND	0.188	--		1.563
1,2-Dichlorobenzene	ND	0.031	--	ND	0.188	--		1.563
1,2,4-Trichlorobenzene	ND	0.078	--	ND	0.580	--		1.563
Naphthalene	ND	0.078	--	ND	0.410	--		1.563
Hexachlorobutadiene	ND	0.078	--	ND	0.833	--		1.563

Internal Standard	% Recovery	Qualifier	Acceptance Criteria
1,4-difluorobenzene	95		60-140
bromochloromethane	102		60-140
chlorobenzene-d5	98		60-140



Project Name: DLS/MODOCK RD. SPRINGS

Lab Number: L2600395

Project Number: 25-007C

Report Date: 01/13/26

### Method Blank Analysis Batch Quality Control

Analytical Method: 48,TO-15-SIM

Analytical Date: 01/11/26 17:12

Parameter	ppbV			ug/m3			Qualifier	Dilution Factor
	Results	RL	MDL	Results	RL	MDL		
Volatile Organics in Air by SIM - Mansfield Air Lab for sample(s): 01-05,07-08,10-14 Batch: WG2163897-4								
Dichlorodifluoromethane	ND	0.200	--	ND	0.989	--		1
Chloromethane	ND	0.200	--	ND	0.413	--		1
Freon-114	ND	0.050	--	ND	0.349	--		1
Vinyl chloride	ND	0.020	--	ND	0.051	--		1
1,3-Butadiene	ND	0.020	--	ND	0.044	--		1
Bromomethane	ND	0.020	--	ND	0.078	--		1
Chloroethane	ND	0.100	--	ND	0.264	--		1
Ethanol	ND	5.00	--	ND	9.42	--		1
Vinyl bromide	ND	0.200	--	ND	0.874	--		1
Acetone	ND	1.00	--	ND	2.38	--		1
Trichlorofluoromethane	ND	0.050	--	ND	0.281	--		1
Isopropanol	ND	1.00	--	ND	2.46	--		1
1,1-Dichloroethene	ND	0.020	--	ND	0.079	--		1
Tertiary butyl Alcohol	ND	0.500	--	ND	1.52	--		1
Methylene chloride	ND	0.500	--	ND	1.74	--		1
3-Chloropropene	ND	0.200	--	ND	0.626	--		1
Carbon disulfide	ND	0.200	--	ND	0.623	--		1
Freon-113	ND	0.050	--	ND	0.383	--		1
trans-1,2-Dichloroethene	ND	0.020	--	ND	0.079	--		1
1,1-Dichloroethane	ND	0.020	--	ND	0.081	--		1
Methyl tert butyl ether	ND	0.200	--	ND	0.721	--		1
2-Butanone	ND	0.500	--	ND	1.47	--		1
cis-1,2-Dichloroethene	ND	0.020	--	ND	0.079	--		1
Ethyl Acetate	ND	0.500	--	ND	1.80	--		1
Chloroform	ND	0.020	--	ND	0.098	--		1



Project Name: DLS/MODOCK RD. SPRINGS

Lab Number: L2600395

Project Number: 25-007C

Report Date: 01/13/26

### Method Blank Analysis Batch Quality Control

Analytical Method: 48,TO-15-SIM

Analytical Date: 01/11/26 17:12

Parameter	ppbV			ug/m3			Qualifier	Dilution Factor
	Results	RL	MDL	Results	RL	MDL		
Volatile Organics in Air by SIM - Mansfield Air Lab for sample(s): 01-05,07-08,10-14 Batch: WG2163897-4								
Tetrahydrofuran	ND	0.500	--	ND	1.47	--		1
1,2-Dichloroethane	ND	0.020	--	ND	0.081	--		1
n-Hexane	ND	0.200	--	ND	0.705	--		1
1,1,1-Trichloroethane	ND	0.020	--	ND	0.109	--		1
Benzene	ND	0.100	--	ND	0.319	--		1
Carbon tetrachloride	ND	0.020	--	ND	0.126	--		1
Cyclohexane	ND	0.200	--	ND	0.688	--		1
1,2-Dichloropropane	ND	0.020	--	ND	0.092	--		1
Bromodichloromethane	ND	0.020	--	ND	0.134	--		1
1,4-Dioxane	ND	0.100	--	ND	0.360	--		1
Trichloroethene	ND	0.020	--	ND	0.107	--		1
2,2,4-Trimethylpentane	ND	0.200	--	ND	0.934	--		1
Heptane	ND	0.200	--	ND	0.820	--		1
cis-1,3-Dichloropropene	ND	0.020	--	ND	0.091	--		1
4-Methyl-2-pentanone	ND	0.500	--	ND	2.05	--		1
trans-1,3-Dichloropropene	ND	0.020	--	ND	0.091	--		1
1,1,2-Trichloroethane	ND	0.020	--	ND	0.109	--		1
Toluene	ND	0.100	--	ND	0.377	--		1
2-Hexanone	ND	0.200	--	ND	0.820	--		1
Dibromochloromethane	ND	0.020	--	ND	0.170	--		1
1,2-Dibromoethane	ND	0.020	--	ND	0.154	--		1
Tetrachloroethene	ND	0.020	--	ND	0.136	--		1
Chlorobenzene	ND	0.100	--	ND	0.461	--		1
Ethylbenzene	ND	0.020	--	ND	0.087	--		1
p/m-Xylene	ND	0.040	--	ND	0.174	--		1



Project Name: DLS/MODOCK RD. SPRINGS

Lab Number: L2600395

Project Number: 25-007C

Report Date: 01/13/26

### Method Blank Analysis Batch Quality Control

Analytical Method: 48,TO-15-SIM

Analytical Date: 01/11/26 17:12

Parameter	ppbV			ug/m3			Qualifier	Dilution Factor
	Results	RL	MDL	Results	RL	MDL		
Volatile Organics in Air by SIM - Mansfield Air Lab for sample(s): 01-05,07-08,10-14 Batch: WG2163897-4								
Bromoform	ND	0.020	--	ND	0.207	--		1
Styrene	ND	0.020	--	ND	0.085	--		1
1,1,2,2-Tetrachloroethane	ND	0.020	--	ND	0.137	--		1
o-Xylene	ND	0.020	--	ND	0.087	--		1
4-Ethyltoluene	ND	0.020	--	ND	0.098	--		1
1,3,5-Trimethylbenzene	ND	0.020	--	ND	0.098	--		1
1,2,4-Trimethylbenzene	ND	0.020	--	ND	0.098	--		1
Benzyl chloride	ND	0.100	--	ND	0.518	--		1
1,3-Dichlorobenzene	ND	0.020	--	ND	0.120	--		1
1,4-Dichlorobenzene	ND	0.020	--	ND	0.120	--		1
1,2-Dichlorobenzene	ND	0.020	--	ND	0.120	--		1
1,2,4-Trichlorobenzene	ND	0.050	--	ND	0.371	--		1
Naphthalene	ND	0.050	--	ND	0.262	--		1
Hexachlorobutadiene	ND	0.050	--	ND	0.533	--		1



Project Name: DLS/MODOCK RD. SPRINGS

Lab Number: L2600395

Project Number: 25-007C

Report Date: 01/13/26

### Method Blank Analysis Batch Quality Control

Analytical Method: 48,TO-15-SIM

Analytical Date: 01/12/26 19:32

Parameter	ppbV			ug/m3			Qualifier	Dilution Factor
	Results	RL	MDL	Results	RL	MDL		
Volatile Organics in Air by SIM - Mansfield Air Lab for sample(s): 15 Batch: WG2164274-4								
Dichlorodifluoromethane	ND	0.200	--	ND	0.989	--		1
Chloromethane	ND	0.200	--	ND	0.413	--		1
Freon-114	ND	0.050	--	ND	0.349	--		1
Vinyl chloride	ND	0.020	--	ND	0.051	--		1
1,3-Butadiene	ND	0.020	--	ND	0.044	--		1
Bromomethane	ND	0.020	--	ND	0.078	--		1
Chloroethane	ND	0.100	--	ND	0.264	--		1
Ethanol	ND	5.00	--	ND	9.42	--		1
Vinyl bromide	ND	0.200	--	ND	0.874	--		1
Acetone	ND	1.00	--	ND	2.38	--		1
Trichlorofluoromethane	ND	0.050	--	ND	0.281	--		1
Isopropanol	ND	1.00	--	ND	2.46	--		1
1,1-Dichloroethene	ND	0.020	--	ND	0.079	--		1
Tertiary butyl Alcohol	ND	0.500	--	ND	1.52	--		1
Methylene chloride	ND	0.500	--	ND	1.74	--		1
3-Chloropropene	ND	0.200	--	ND	0.626	--		1
Carbon disulfide	ND	0.200	--	ND	0.623	--		1
Freon-113	ND	0.050	--	ND	0.383	--		1
trans-1,2-Dichloroethene	ND	0.020	--	ND	0.079	--		1
1,1-Dichloroethane	ND	0.020	--	ND	0.081	--		1
Methyl tert butyl ether	ND	0.200	--	ND	0.721	--		1
2-Butanone	ND	0.500	--	ND	1.47	--		1
cis-1,2-Dichloroethene	ND	0.020	--	ND	0.079	--		1
Ethyl Acetate	ND	0.500	--	ND	1.80	--		1
Chloroform	ND	0.020	--	ND	0.098	--		1



Project Name: DLS/MODOCK RD. SPRINGS

Lab Number: L2600395

Project Number: 25-007C

Report Date: 01/13/26

### Method Blank Analysis Batch Quality Control

Analytical Method: 48,TO-15-SIM

Analytical Date: 01/12/26 19:32

Parameter	ppbV			ug/m3			Qualifier	Dilution Factor
	Results	RL	MDL	Results	RL	MDL		
Volatile Organics in Air by SIM - Mansfield Air Lab for sample(s): 15 Batch: WG2164274-4								
Tetrahydrofuran	ND	0.500	--	ND	1.47	--		1
1,2-Dichloroethane	ND	0.020	--	ND	0.081	--		1
n-Hexane	ND	0.200	--	ND	0.705	--		1
1,1,1-Trichloroethane	ND	0.020	--	ND	0.109	--		1
Benzene	ND	0.100	--	ND	0.319	--		1
Carbon tetrachloride	ND	0.020	--	ND	0.126	--		1
Cyclohexane	ND	0.200	--	ND	0.688	--		1
1,2-Dichloropropane	ND	0.020	--	ND	0.092	--		1
Bromodichloromethane	ND	0.020	--	ND	0.134	--		1
1,4-Dioxane	ND	0.100	--	ND	0.360	--		1
Trichloroethene	ND	0.020	--	ND	0.107	--		1
2,2,4-Trimethylpentane	ND	0.200	--	ND	0.934	--		1
Heptane	ND	0.200	--	ND	0.820	--		1
cis-1,3-Dichloropropene	ND	0.020	--	ND	0.091	--		1
4-Methyl-2-pentanone	ND	0.500	--	ND	2.05	--		1
trans-1,3-Dichloropropene	ND	0.020	--	ND	0.091	--		1
1,1,2-Trichloroethane	ND	0.020	--	ND	0.109	--		1
Toluene	ND	0.100	--	ND	0.377	--		1
2-Hexanone	ND	0.200	--	ND	0.820	--		1
Dibromochloromethane	ND	0.020	--	ND	0.170	--		1
1,2-Dibromoethane	ND	0.020	--	ND	0.154	--		1
Tetrachloroethene	ND	0.020	--	ND	0.136	--		1
Chlorobenzene	ND	0.100	--	ND	0.461	--		1
Ethylbenzene	ND	0.020	--	ND	0.087	--		1
p/m-Xylene	ND	0.040	--	ND	0.174	--		1



Project Name: DLS/MODOCK RD. SPRINGS

Lab Number: L2600395

Project Number: 25-007C

Report Date: 01/13/26

### Method Blank Analysis Batch Quality Control

Analytical Method: 48,TO-15-SIM

Analytical Date: 01/12/26 19:32

Parameter	ppbV			ug/m3			Qualifier	Dilution Factor
	Results	RL	MDL	Results	RL	MDL		
Volatile Organics in Air by SIM - Mansfield Air Lab for sample(s): 15 Batch: WG2164274-4								
Bromoform	ND	0.020	--	ND	0.207	--		1
Styrene	ND	0.020	--	ND	0.085	--		1
1,1,2,2-Tetrachloroethane	ND	0.020	--	ND	0.137	--		1
o-Xylene	ND	0.020	--	ND	0.087	--		1
4-Ethyltoluene	ND	0.020	--	ND	0.098	--		1
1,3,5-Trimethylbenzene	ND	0.020	--	ND	0.098	--		1
1,2,4-Trimethylbenzene	ND	0.020	--	ND	0.098	--		1
Benzyl chloride	ND	0.100	--	ND	0.518	--		1
1,3-Dichlorobenzene	ND	0.020	--	ND	0.120	--		1
1,4-Dichlorobenzene	ND	0.020	--	ND	0.120	--		1
1,2-Dichlorobenzene	ND	0.020	--	ND	0.120	--		1
1,2,4-Trichlorobenzene	ND	0.050	--	ND	0.371	--		1
Naphthalene	ND	0.050	--	ND	0.262	--		1
Hexachlorobutadiene	ND	0.050	--	ND	0.533	--		1



**Lab Control Sample Analysis**  
Batch Quality Control

Project Name: DLS/MODOCK RD. SPRINGS

Lab Number: L2600395

Project Number: 25-007C

Report Date: 01/13/26

Parameter	LCS %Recovery	Qual	LCSD %Recovery	Qual	%Recovery Limits	RPD	Qual	RPD Limits
Volatile Organics in Air by SIM - Mansfield Air Lab Associated sample(s): 01-05,07-08,10-14 Batch: WG2163897-3								
Dichlorodifluoromethane	96		-		70-130	-		
Chloromethane	101		-		70-130	-		
Freon-114	103		-		70-130	-		
Vinyl chloride	105		-		70-130	-		
1,3-Butadiene	105		-		70-130	-		
Bromomethane	106		-		70-130	-		
Chloroethane	110		-		70-130	-		
Ethanol	80		-		40-160	-		
Vinyl bromide	97		-		70-130	-		
Acetone	99		-		40-160	-		
Trichlorofluoromethane	92		-		70-130	-		
Isopropanol	81		-		40-160	-		
1,1-Dichloroethene	96		-		70-130	-		
Tertiary butyl Alcohol <sup>1</sup>	88		-		70-130	-		
Methylene chloride	91		-		70-130	-		
3-Chloropropene	95		-		70-130	-		
Carbon disulfide	104		-		70-130	-		
Freon-113	94		-		70-130	-		
trans-1,2-Dichloroethene	91		-		70-130	-		

### Lab Control Sample Analysis Batch Quality Control

**Project Name:** DLS/MODOCK RD. SPRINGS

**Lab Number:** L2600395

**Project Number:** 25-007C

**Report Date:** 01/13/26

Parameter	LCS %Recovery	Qual	LCSD %Recovery	Qual	%Recovery Limits	RPD	Qual	RPD Limits
Volatile Organics in Air by SIM - Mansfield Air Lab Associated sample(s): 01-05,07-08,10-14 Batch: WG2163897-3								
1,1-Dichloroethane	98		-		70-130	-		
Methyl tert butyl ether	83		-		70-130	-		
2-Butanone	91		-		70-130	-		
cis-1,2-Dichloroethene	89		-		70-130	-		
Ethyl Acetate	109		-		70-130	-		
Chloroform	92		-		70-130	-		
Tetrahydrofuran	92		-		70-130	-		
1,2-Dichloroethane	87		-		70-130	-		
n-Hexane	115		-		70-130	-		
1,1,1-Trichloroethane	106		-		70-130	-		
Benzene	107		-		70-130	-		
Carbon tetrachloride	96		-		70-130	-		
Cyclohexane	107		-		70-130	-		
1,2-Dichloropropane	114		-		70-130	-		
Bromodichloromethane	110		-		70-130	-		
1,4-Dioxane	103		-		70-130	-		
Trichloroethene	101		-		70-130	-		
2,2,4-Trimethylpentane	120		-		70-130	-		
Heptane	113		-		70-130	-		

### Lab Control Sample Analysis Batch Quality Control

**Project Name:** DLS/MODOCK RD. SPRINGS

**Lab Number:** L2600395

**Project Number:** 25-007C

**Report Date:** 01/13/26

Parameter	LCS %Recovery	Qual	LCSD %Recovery	Qual	%Recovery Limits	RPD	Qual	RPD Limits
Volatile Organics in Air by SIM - Mansfield Air Lab Associated sample(s): 01-05,07-08,10-14 Batch: WG2163897-3								
cis-1,3-Dichloropropene	109		-		70-130	-		
4-Methyl-2-pentanone	106		-		70-130	-		
trans-1,3-Dichloropropene	119		-		70-130	-		
1,1,2-Trichloroethane	108		-		70-130	-		
Toluene	105		-		70-130	-		
2-Hexanone	103		-		70-130	-		
Dibromochloromethane	106		-		70-130	-		
1,2-Dibromoethane	106		-		70-130	-		
Tetrachloroethene	98		-		70-130	-		
Chlorobenzene	104		-		70-130	-		
Ethylbenzene	99		-		70-130	-		
p/m-Xylene	106		-		70-130	-		
Bromoform	109		-		70-130	-		
Styrene	99		-		70-130	-		
1,1,2,2-Tetrachloroethane	117		-		70-130	-		
o-Xylene	105		-		70-130	-		
4-Ethyltoluene	111		-		70-130	-		
1,3,5-Trimethylbenzene	107		-		70-130	-		
1,2,4-Trimethylbenzene	109		-		70-130	-		

**Lab Control Sample Analysis**  
Batch Quality Control

Project Name: DLS/MODOCK RD. SPRINGS

Lab Number: L2600395

Project Number: 25-007C

Report Date: 01/13/26

Parameter	LCS %Recovery	Qual	LCSD %Recovery	Qual	%Recovery Limits	RPD	Qual	RPD Limits
Volatile Organics in Air by SIM - Mansfield Air Lab Associated sample(s): 01-05,07-08,10-14 Batch: WG2163897-3								
Benzyl chloride	103		-		70-130	-		
1,3-Dichlorobenzene	113		-		70-130	-		
1,4-Dichlorobenzene	108		-		70-130	-		
1,2-Dichlorobenzene	109		-		70-130	-		
1,2,4-Trichlorobenzene	116		-		70-130	-		
Naphthalene	102		-		70-130	-		
Hexachlorobutadiene	112		-		70-130	-		

### Lab Control Sample Analysis Batch Quality Control

**Project Name:** DLS/MODOCK RD. SPRINGS

**Lab Number:** L2600395

**Project Number:** 25-007C

**Report Date:** 01/13/26

Parameter	LCS %Recovery	Qual	LCSD %Recovery	Qual	%Recovery Limits	RPD	Qual	RPD Limits
Volatile Organics in Air by SIM - Mansfield Air Lab Associated sample(s): 15 Batch: WG2164274-3								
Dichlorodifluoromethane	107		-		70-130	-		
Chloromethane	116		-		70-130	-		
Freon-114	103		-		70-130	-		
Vinyl chloride	98		-		70-130	-		
1,3-Butadiene	96		-		70-130	-		
Bromomethane	105		-		70-130	-		
Chloroethane	98		-		70-130	-		
Ethanol	88		-		40-160	-		
Vinyl bromide	101		-		70-130	-		
Acetone	102		-		40-160	-		
Trichlorofluoromethane	101		-		70-130	-		
Isopropanol	86		-		40-160	-		
1,1-Dichloroethene	102		-		70-130	-		
Tertiary butyl Alcohol <sup>1</sup>	93		-		70-130	-		
Methylene chloride	100		-		70-130	-		
3-Chloropropene	101		-		70-130	-		
Carbon disulfide	100		-		70-130	-		
Freon-113	102		-		70-130	-		
trans-1,2-Dichloroethene	98		-		70-130	-		

### Lab Control Sample Analysis Batch Quality Control

**Project Name:** DLS/MODOCK RD. SPRINGS

**Lab Number:** L2600395

**Project Number:** 25-007C

**Report Date:** 01/13/26

Parameter	LCS %Recovery	Qual	LCSD %Recovery	Qual	%Recovery Limits	RPD	Qual	RPD Limits
Volatile Organics in Air by SIM - Mansfield Air Lab Associated sample(s): 15 Batch: WG2164274-3								
1,1-Dichloroethane	98		-		70-130	-		
Methyl tert butyl ether	97		-		70-130	-		
2-Butanone	109		-		70-130	-		
cis-1,2-Dichloroethene	101		-		70-130	-		
Ethyl Acetate	108		-		70-130	-		
Chloroform	104		-		70-130	-		
Tetrahydrofuran	118		-		70-130	-		
1,2-Dichloroethane	100		-		70-130	-		
n-Hexane	99		-		70-130	-		
1,1,1-Trichloroethane	105		-		70-130	-		
Benzene	105		-		70-130	-		
Carbon tetrachloride	107		-		70-130	-		
Cyclohexane	108		-		70-130	-		
1,2-Dichloropropane	106		-		70-130	-		
Bromodichloromethane	110		-		70-130	-		
1,4-Dioxane	113		-		70-130	-		
Trichloroethene	101		-		70-130	-		
2,2,4-Trimethylpentane	114		-		70-130	-		
Heptane	114		-		70-130	-		

## Lab Control Sample Analysis

### Batch Quality Control

**Project Name:** DLS/MODOCK RD. SPRINGS

**Lab Number:** L2600395

**Project Number:** 25-007C

**Report Date:** 01/13/26

Parameter	LCS %Recovery	Qual	LCSD %Recovery	Qual	%Recovery Limits	RPD	Qual	RPD Limits
Volatile Organics in Air by SIM - Mansfield Air Lab Associated sample(s): 15 Batch: WG2164274-3								
cis-1,3-Dichloropropene	128		-		70-130	-		
4-Methyl-2-pentanone	112		-		70-130	-		
trans-1,3-Dichloropropene	128		-		70-130	-		
1,1,2-Trichloroethane	106		-		70-130	-		
Toluene	104		-		70-130	-		
2-Hexanone	104		-		70-130	-		
Dibromochloromethane	105		-		70-130	-		
1,2-Dibromoethane	108		-		70-130	-		
Tetrachloroethene	99		-		70-130	-		
Chlorobenzene	102		-		70-130	-		
Ethylbenzene	104		-		70-130	-		
p/m-Xylene	105		-		70-130	-		
Bromoform	105		-		70-130	-		
Styrene	112		-		70-130	-		
1,1,2,2-Tetrachloroethane	107		-		70-130	-		
o-Xylene	101		-		70-130	-		
4-Ethyltoluene	106		-		70-130	-		
1,3,5-Trimethylbenzene	111		-		70-130	-		
1,2,4-Trimethylbenzene	108		-		70-130	-		

**Lab Control Sample Analysis**  
Batch Quality Control

**Project Name:** DLS/MODOCK RD. SPRINGS

**Lab Number:** L2600395

**Project Number:** 25-007C

**Report Date:** 01/13/26

<b>Parameter</b>	<b>LCS %Recovery</b>	<b>Qual</b>	<b>LCSD %Recovery</b>	<b>Qual</b>	<b>%Recovery Limits</b>	<b>RPD</b>	<b>Qual</b>	<b>RPD Limits</b>
Volatile Organics in Air by SIM - Mansfield Air Lab Associated sample(s): 15 Batch: WG2164274-3								
Benzyl chloride	85		-		70-130	-		
1,3-Dichlorobenzene	106		-		70-130	-		
1,4-Dichlorobenzene	101		-		70-130	-		
1,2-Dichlorobenzene	103		-		70-130	-		
1,2,4-Trichlorobenzene	112		-		70-130	-		
Naphthalene	87		-		70-130	-		
Hexachlorobutadiene	116		-		70-130	-		

## Lab Duplicate Analysis

Batch Quality Control

Project Name: DLS/MODOCK RD. SPRINGS

Project Number: 25-007C

Lab Number: L2600395

Report Date: 01/13/26

Parameter	Native Sample	Duplicate Sample	Units	RPD	Qual	RPD Limits
Volatile Organics in Air by SIM - Mansfield Air Lab Associated sample(s): 01-05,07-08,10-14 QC Batch ID: WG2163897-5 QC Sample: L2600395-04 Client ID: SV-04						
Dichlorodifluoromethane	0.946	0.928	ppbV	2		25
Chloromethane	ND	ND	ppbV	NC		25
Freon-114	ND	ND	ppbV	NC		25
Vinyl chloride	ND	ND	ppbV	NC		25
1,3-Butadiene	ND	ND	ppbV	NC		25
Bromomethane	ND	ND	ppbV	NC		25
Chloroethane	ND	ND	ppbV	NC		25
Ethanol	ND	ND	ppbV	NC		25
Vinyl bromide	ND	ND	ppbV	NC		25
Acetone	1.20	1.18	ppbV	2		25
Trichlorofluoromethane	0.172	0.170	ppbV	1		25
Isopropanol	ND	ND	ppbV	NC		25
1,1-Dichloroethene	ND	ND	ppbV	NC		25
Tertiary butyl Alcohol <sup>1</sup>	ND	ND	ppbV	NC		25
Methylene chloride	ND	ND	ppbV	NC		25
3-Chloropropene	ND	ND	ppbV	NC		25
Carbon disulfide	ND	ND	ppbV	NC		25

## Lab Duplicate Analysis

Batch Quality Control

Project Name: DLS/MODOCK RD. SPRINGS

Project Number: 25-007C

Lab Number: L2600395

Report Date: 01/13/26

Parameter	Native Sample	Duplicate Sample	Units	RPD	Qual	RPD Limits
Volatile Organics in Air by SIM - Mansfield Air Lab Associated sample(s): 01-05,07-08,10-14 QC Batch ID: WG2163897-5 QC Sample: L2600395-04 Client ID: SV-04						
Freon-113	0.065	0.064	ppbV	2		25
trans-1,2-Dichloroethene	ND	ND	ppbV	NC		25
1,1-Dichloroethane	ND	ND	ppbV	NC		25
Methyl tert butyl ether	ND	ND	ppbV	NC		25
2-Butanone	1.24	1.23	ppbV	1		25
cis-1,2-Dichloroethene	ND	ND	ppbV	NC		25
Ethyl Acetate	ND	ND	ppbV	NC		25
Chloroform	ND	ND	ppbV	NC		25
Tetrahydrofuran	ND	ND	ppbV	NC		25
1,2-Dichloroethane	ND	ND	ppbV	NC		25
n-Hexane	ND	ND	ppbV	NC		25
1,1,1-Trichloroethane	1.20	1.28	ppbV	6		25
Benzene	ND	ND	ppbV	NC		25
Carbon tetrachloride	ND	ND	ppbV	NC		25
Cyclohexane	ND	ND	ppbV	NC		25
1,2-Dichloropropane	ND	ND	ppbV	NC		25
Bromodichloromethane	ND	ND	ppbV	NC		25

## Lab Duplicate Analysis

Batch Quality Control

Project Name: DLS/MODOCK RD. SPRINGS

Project Number: 25-007C

Lab Number: L2600395

Report Date: 01/13/26

Parameter	Native Sample	Duplicate Sample	Units	RPD	Qual	RPD Limits
Volatile Organics in Air by SIM - Mansfield Air Lab Associated sample(s): 01-05,07-08,10-14 QC Batch ID: WG2163897-5 QC Sample: L2600395-04 Client ID: SV-04						
1,4-Dioxane	ND	ND	ppbV	NC		25
Trichloroethene	ND	ND	ppbV	NC		25
2,2,4-Trimethylpentane	ND	ND	ppbV	NC		25
Heptane	ND	ND	ppbV	NC		25
cis-1,3-Dichloropropene	ND	ND	ppbV	NC		25
4-Methyl-2-pentanone	ND	ND	ppbV	NC		25
trans-1,3-Dichloropropene	ND	ND	ppbV	NC		25
1,1,2-Trichloroethane	ND	ND	ppbV	NC		25
Toluene	ND	ND	ppbV	NC		25
2-Hexanone	0.473	0.468	ppbV	1		25
Dibromochloromethane	ND	ND	ppbV	NC		25
1,2-Dibromoethane	ND	ND	ppbV	NC		25
Tetrachloroethene	ND	ND	ppbV	NC		25
Chlorobenzene	ND	ND	ppbV	NC		25
Ethylbenzene	ND	ND	ppbV	NC		25
p/m-Xylene	0.052	0.052	ppbV	0		25
Bromoform	ND	ND	ppbV	NC		25

## Lab Duplicate Analysis

Batch Quality Control

Project Name: DLS/MODOCK RD. SPRINGS

Project Number: 25-007C

Lab Number: L2600395

Report Date: 01/13/26

Parameter	Native Sample	Duplicate Sample	Units	RPD	Qual	RPD Limits
Volatile Organics in Air by SIM - Mansfield Air Lab Associated sample(s): 01-05,07-08,10-14 QC Batch ID: WG2163897-5 QC Sample: L2600395-04 Client ID: SV-04						
Styrene	ND	ND	ppbV	NC		25
1,1,2,2-Tetrachloroethane	ND	ND	ppbV	NC		25
o-Xylene	0.023	0.024	ppbV	4		25
4-Ethyltoluene	ND	ND	ppbV	NC		25
1,3,5-Trimethylbenzene	ND	ND	ppbV	NC		25
1,2,4-Trimethylbenzene	0.093	0.094	ppbV	1		25
Benzyl chloride	ND	ND	ppbV	NC		25
1,3-Dichlorobenzene	ND	ND	ppbV	NC		25
1,4-Dichlorobenzene	ND	ND	ppbV	NC		25
1,2-Dichlorobenzene	ND	ND	ppbV	NC		25
1,2,4-Trichlorobenzene	ND	ND	ppbV	NC		25
Naphthalene	ND	ND	ppbV	NC		25
Hexachlorobutadiene	ND	ND	ppbV	NC		25

Project Name: DLS/MODOCK RD. SPRINGS

Serial\_No:01132616:24  
Lab Number: L2600395

Project Number: 25-007C

Report Date: 01/13/26

### Canister and Flow Controller Information

Samplenum	Client ID	Media ID	Media Type	Date Prepared	Bottle Order	Cleaning Batch ID	Can Leak Check	Initial Pressure (in. Hg)	Pressure on Receipt	Flow Controller Leak Chk	Flow Out mL/min	Flow In	% RPD
L2600395-01	SV-01	03031	Flow 3	12/22/25	547194		-	-	-	Pass	19.9	21.2	6
L2600395-01	SV-01	5524	6.0L TO Can	12/22/25	547194	L2580182-05	Pass	-28.5	-3.7	-	-	-	-
L2600395-02	SV-02	03090	Flow 3	12/22/25	547194		-	-	-	Pass	19.8	25.8	26
L2600395-02	SV-02	5425	6.0L Can	12/22/25	547194	L2580182-05	Pass	-28.5	0.0	-	-	-	-
L2600395-03	SV-03	03037	Flow 3	12/22/25	547194		-	-	-	Pass	19.8	19.9	1
L2600395-03	SV-03	1636	6.0L Can	12/22/25	547194	L2580182-06	Pass	-28.5	-23.1	-	-	-	-
L2600395-04	SV-04	03211	Flow 3	12/22/25	547194		-	-	-	Pass	20.0	20.4	2
L2600395-04	SV-04	3252	6.0L Can	12/22/25	547194	L2579577-07	Pass	-28.5	-4.0	-	-	-	-
L2600395-05	SV-05R	03099	Flow 3	12/22/25	547194		-	-	-	Pass	20.3	19.4	5
L2600395-05	SV-05R	704	6.0L Can	12/22/25	547194	L2580182-05	Pass	-28.5	-1.2	-	-	-	-
L2600395-06	SV-06	03106	Flow 3	12/22/25	547194		-	-	-	Pass	20.2	20.0	1
L2600395-06	SV-06	2960	6.0L Can	12/22/25	547194	L2579577-07	Pass	-28.6	-28.0	-	-	-	-
L2600395-07	SV-07	03199	Flow 3	12/22/25	547194		-	-	-	Pass	20.2	14.7	32
L2600395-07	SV-07	2799	6.0L Can	12/22/25	547194	L2579577-07	Pass	-28.5	2.0	-	-	-	-
L2600395-08	SV-08	01458	Flow 3	12/22/25	547194		-	-	-	Pass	20.0	20.7	3



Project Name: DLS/MODOCK RD. SPRINGS

Serial\_No:01132616:24  
Lab Number: L2600395

Project Number: 25-007C

Report Date: 01/13/26

### Canister and Flow Controller Information

Samplenum	Client ID	Media ID	Media Type	Date Prepared	Bottle Order	Cleaning Batch ID	Can Leak Check	Initial Pressure (in. Hg)	Pressure on Receipt	Flow Controler Leak Chk	Flow Out mL/min	Flow In	% RPD
L2600395-08	SV-08	1852	6.0L Can	12/22/25	547194	L2580182-05	Pass	-28.5	-4.7	-	-	-	-
L2600395-09	SV-09R	03112	Flow 3	12/22/25	547194		-	-	-	Pass	20.1	20.9	4
L2600395-09	SV-09R	968	6.0L Can	12/22/25	547194	L2580182-05	Pass	-28.5	-29.1	-	-	-	-
L2600395-10	SV-10	02346	Flow 3	12/22/25	547194		-	-	-	Pass	20.0	20.4	2
L2600395-10	SV-10	5454	6.0L Can	12/22/25	547194	L2579577-06	Pass	-28.5	-6.0	-	-	-	-
L2600395-11	SV-11	03036	Flow 3	12/22/25	547194		-	-	-	Pass	20.3	21.1	4
L2600395-11	SV-11	3257	6.0L Can	12/22/25	547194	L2580182-06	Pass	-28.5	-4.4	-	-	-	-
L2600395-12	SV-12	03201	Flow 3	12/22/25	547194		-	-	-	Pass	20.2	19.1	6
L2600395-12	SV-12	5302	6.0L Can	12/22/25	547194	L2579577-06	Pass	-28.5	1.6	-	-	-	-
L2600395-13	SV-13	01105	Flow 3	12/22/25	547194		-	-	-	Pass	20.2	20.9	3
L2600395-13	SV-13	5177	6.0L Can	12/22/25	547194	L2579577-07	Pass	-28.5	-4.1	-	-	-	-
L2600395-14	DUP 123025A	01722	Flow 3	12/22/25	547194		-	-	-	Pass	20.0	20.4	2
L2600395-14	DUP 123025A	2703	6.0L Can	12/22/25	547194	L2579577-06	Pass	-28.5	-5.9	-	-	-	-
L2600395-15	DUP 123025B	03213	Flow 3	12/22/25	547194		-	-	-	Pass	20.2	20.7	2
L2600395-15	DUP 123025B	3484	6.0L Can	12/22/25	547194	L2580182-05	Pass	-28.5	-5.2	-	-	-	-



**Project Name:** BATCH CANISTER CERTIFICATION  
**Project Number:** CANISTER QC BAT

**Lab Number:** L2579577  
**Report Date:** 01/13/26

### Air Canister Certification Results

Lab ID: L2579577-06  
 Client ID: CAN 5469 SHELF 125  
 Sample Location:

Date Collected: 12/15/25 09:40  
 Date Received: 12/15/25  
 Field Prep: Not Specified

Sample Depth:  
 Matrix: Air  
 Analytical Method: 48,TO-15  
 Analytical Date: 12/15/25 20:20  
 Analyst: KMH

Parameter	ppbV			ug/m3			Qualifier	Dilution Factor
	Results	RL	MDL	Results	RL	MDL		
<b>Volatiles in Air - Mansfield Air Lab</b>								
Chlorodifluoromethane	ND	0.200	--	ND	0.707	--		1
Propylene	ND	0.500	--	ND	0.861	--		1
Propane	ND	0.500	--	ND	0.902	--		1
Dichlorodifluoromethane	ND	0.200	--	ND	0.989	--		1
Chloromethane	ND	0.200	--	ND	0.413	--		1
Freon-114	ND	0.200	--	ND	1.40	--		1
Methanol	ND	5.00	--	ND	6.55	--		1
Vinyl chloride	ND	0.200	--	ND	0.511	--		1
1,3-Butadiene	ND	0.200	--	ND	0.442	--		1
Butane	ND	0.200	--	ND	0.475	--		1
Bromomethane	ND	0.200	--	ND	0.777	--		1
Chloroethane	ND	0.200	--	ND	0.528	--		1
Ethanol	ND	5.00	--	ND	9.42	--		1
Dichlorofluoromethane	ND	0.200	--	ND	0.842	--		1
Vinyl bromide	ND	0.200	--	ND	0.874	--		1
Acrolein	ND	0.500	--	ND	1.15	--		1
Acetone	ND	1.00	--	ND	2.38	--		1
Acetonitrile	ND	0.200	--	ND	0.336	--		1
Trichlorofluoromethane	ND	0.200	--	ND	1.12	--		1
Isopropanol	ND	1.00	--	ND	2.46	--		1
Acrylonitrile	ND	0.500	--	ND	1.09	--		1
Pentane	ND	0.200	--	ND	0.590	--		1
Ethyl ether	ND	0.200	--	ND	0.606	--		1
1,1-Dichloroethene	ND	0.200	--	ND	0.793	--		1



**Project Name:** BATCH CANISTER CERTIFICATION  
**Project Number:** CANISTER QC BAT

**Lab Number:** L2579577  
**Report Date:** 01/13/26

### Air Canister Certification Results

Lab ID: L2579577-06  
 Client ID: CAN 5469 SHELF 125  
 Sample Location:

Date Collected: 12/15/25 09:40  
 Date Received: 12/15/25  
 Field Prep: Not Specified

Sample Depth:

Parameter	ppbV			ug/m3			Qualifier	Dilution Factor
	Results	RL	MDL	Results	RL	MDL		
<b>Volatile Organics in Air - Mansfield Air Lab</b>								
Tertiary butyl Alcohol	ND	0.500	--	ND	1.52	--		1
Methylene chloride	ND	0.500	--	ND	1.74	--		1
3-Chloropropene	ND	0.200	--	ND	0.626	--		1
Carbon disulfide	ND	0.200	--	ND	0.623	--		1
Freon-113	ND	0.200	--	ND	1.53	--		1
trans-1,2-Dichloroethene	ND	0.200	--	ND	0.793	--		1
1,1-Dichloroethane	ND	0.200	--	ND	0.809	--		1
Methyl tert butyl ether	ND	0.200	--	ND	0.721	--		1
Vinyl acetate	ND	1.00	--	ND	3.52	--		1
2-Butanone	ND	0.500	--	ND	1.47	--		1
Xylenes, total	ND	0.600	--	ND	0.869	--		1
cis-1,2-Dichloroethene	ND	0.200	--	ND	0.793	--		1
Ethyl Acetate	ND	0.500	--	ND	1.80	--		1
Chloroform	ND	0.200	--	ND	0.977	--		1
Tetrahydrofuran	ND	0.500	--	ND	1.47	--		1
2,2-Dichloropropane	ND	0.200	--	ND	0.924	--		1
1,2-Dichloroethane	ND	0.200	--	ND	0.809	--		1
n-Hexane	ND	0.200	--	ND	0.705	--		1
Diisopropyl ether	ND	0.200	--	ND	0.836	--		1
tert-Butyl Ethyl Ether	ND	0.200	--	ND	0.836	--		1
1,2-Dichloroethene (total)	ND	1.00	--	ND	1.00	--		1
1,1,1-Trichloroethane	ND	0.200	--	ND	1.09	--		1
1,1-Dichloropropene	ND	0.200	--	ND	0.908	--		1
Benzene	ND	0.200	--	ND	0.639	--		1
Carbon tetrachloride	ND	0.200	--	ND	1.26	--		1
Cyclohexane	ND	0.200	--	ND	0.688	--		1
tert-Amyl Methyl Ether	ND	0.200	--	ND	0.836	--		1



**Project Name:** BATCH CANISTER CERTIFICATION  
**Project Number:** CANISTER QC BAT

**Lab Number:** L2579577  
**Report Date:** 01/13/26

### Air Canister Certification Results

Lab ID: L2579577-06  
 Client ID: CAN 5469 SHELF 125  
 Sample Location:

Date Collected: 12/15/25 09:40  
 Date Received: 12/15/25  
 Field Prep: Not Specified

Sample Depth:

Parameter	ppbV			ug/m3			Qualifier	Dilution Factor
	Results	RL	MDL	Results	RL	MDL		
<b>Volatile Organics in Air - Mansfield Air Lab</b>								
Dibromomethane	ND	0.200	--	ND	1.42	--		1
1,2-Dichloropropane	ND	0.200	--	ND	0.924	--		1
Bromodichloromethane	ND	0.200	--	ND	1.34	--		1
1,4-Dioxane	ND	0.200	--	ND	0.721	--		1
Trichloroethene	ND	0.200	--	ND	1.07	--		1
2,2,4-Trimethylpentane	ND	0.200	--	ND	0.934	--		1
Methyl Methacrylate	ND	0.500	--	ND	2.05	--		1
Heptane	ND	0.200	--	ND	0.820	--		1
cis-1,3-Dichloropropene	ND	0.200	--	ND	0.908	--		1
4-Methyl-2-pentanone	ND	0.500	--	ND	2.05	--		1
trans-1,3-Dichloropropene	ND	0.200	--	ND	0.908	--		1
1,1,2-Trichloroethane	ND	0.200	--	ND	1.09	--		1
Toluene	ND	0.200	--	ND	0.754	--		1
1,3-Dichloropropane	ND	0.200	--	ND	0.924	--		1
2-Hexanone	ND	0.200	--	ND	0.820	--		1
Dibromochloromethane	ND	0.200	--	ND	1.70	--		1
1,2-Dibromoethane	ND	0.200	--	ND	1.54	--		1
Butyl acetate	ND	0.500	--	ND	2.38	--		1
Octane	ND	0.200	--	ND	0.934	--		1
Tetrachloroethene	ND	0.200	--	ND	1.36	--		1
1,1,1,2-Tetrachloroethane	ND	0.200	--	ND	1.37	--		1
Chlorobenzene	ND	0.200	--	ND	0.921	--		1
Ethylbenzene	ND	0.200	--	ND	0.869	--		1
p/m-Xylene	ND	0.400	--	ND	1.74	--		1
Bromoform	ND	0.200	--	ND	2.07	--		1
Styrene	ND	0.200	--	ND	0.852	--		1
1,1,2,2-Tetrachloroethane	ND	0.200	--	ND	1.37	--		1



**Project Name:** BATCH CANISTER CERTIFICATION  
**Project Number:** CANISTER QC BAT

**Lab Number:** L2579577  
**Report Date:** 01/13/26

### Air Canister Certification Results

Lab ID: L2579577-06  
 Client ID: CAN 5469 SHELF 125  
 Sample Location:

Date Collected: 12/15/25 09:40  
 Date Received: 12/15/25  
 Field Prep: Not Specified

Sample Depth:

Parameter	ppbV			ug/m3			Qualifier	Dilution Factor
	Results	RL	MDL	Results	RL	MDL		
<b>Volatile Organics in Air - Mansfield Air Lab</b>								
o-Xylene	ND	0.200	--	ND	0.869	--		1
1,2,3-Trichloropropane	ND	0.200	--	ND	1.21	--		1
Nonane	ND	0.200	--	ND	1.05	--		1
Isopropylbenzene	ND	0.200	--	ND	0.983	--		1
Bromobenzene	ND	0.200	--	ND	0.793	--		1
2-Chlorotoluene	ND	0.200	--	ND	1.04	--		1
n-Propylbenzene	ND	0.200	--	ND	0.983	--		1
4-Chlorotoluene	ND	0.200	--	ND	1.04	--		1
4-Ethyltoluene	ND	0.200	--	ND	0.983	--		1
1,3,5-Trimethylbenzene	ND	0.200	--	ND	0.983	--		1
tert-Butylbenzene	ND	0.200	--	ND	1.10	--		1
1,2,4-Trimethylbenzene	ND	0.200	--	ND	0.983	--		1
Decane	ND	0.200	--	ND	1.16	--		1
Benzyl chloride	ND	0.200	--	ND	1.04	--		1
1,3-Dichlorobenzene	ND	0.200	--	ND	1.20	--		1
1,4-Dichlorobenzene	ND	0.200	--	ND	1.20	--		1
sec-Butylbenzene	ND	0.200	--	ND	1.10	--		1
p-Isopropyltoluene	ND	0.200	--	ND	1.10	--		1
1,2-Dichlorobenzene	ND	0.200	--	ND	1.20	--		1
n-Butylbenzene	ND	0.200	--	ND	1.10	--		1
1,2-Dibromo-3-chloropropane	ND	0.200	--	ND	1.93	--		1
Undecane	ND	0.200	--	ND	1.28	--		1
Dodecane	ND	0.200	--	ND	1.39	--		1
1,2,4-Trichlorobenzene	ND	0.200	--	ND	1.48	--		1
Naphthalene	ND	0.200	--	ND	0.996	--		1
1,2,3-Trichlorobenzene	ND	0.200	--	ND	1.48	--		1
Hexachlorobutadiene	ND	0.200	--	ND	2.13	--		1



**Project Name:** BATCH CANISTER CERTIFICATION  
**Project Number:** CANISTER QC BAT

**Lab Number:** L2579577  
**Report Date:** 01/13/26

### Air Canister Certification Results

Lab ID: L2579577-06  
 Client ID: CAN 5469 SHELF 125  
 Sample Location:

Date Collected: 12/15/25 09:40  
 Date Received: 12/15/25  
 Field Prep: Not Specified

Sample Depth:

Parameter	ppbV			ug/m3			Qualifier	Dilution Factor
	Results	RL	MDL	Results	RL	MDL		
Volatile Organics in Air - Mansfield Air Lab								

Results	Qualifier	Units	RDL	Dilution Factor
Tentatively Identified Compounds				

No Tentatively Identified Compounds

Internal Standard	% Recovery	Qualifier	Acceptance Criteria
1,4-Difluorobenzene	93		60-140
Bromochloromethane	96		60-140
chlorobenzene-d5	90		60-140



**Project Name:** BATCH CANISTER CERTIFICATION  
**Project Number:** CANISTER QC BAT

**Lab Number:** L2579577  
**Report Date:** 01/13/26

### Air Canister Certification Results

Lab ID: L2579577-06  
 Client ID: CAN 5469 SHELF 125  
 Sample Location:

Date Collected: 12/15/25 09:40  
 Date Received: 12/15/25  
 Field Prep: Not Specified

Sample Depth:  
 Matrix: Air  
 Analytical Method: 48,TO-15-SIM  
 Analytical Date: 12/15/25 20:20  
 Analyst: KMH

Parameter	ppbV			ug/m3			Qualifier	Dilution Factor
	Results	RL	MDL	Results	RL	MDL		
Volatile Organics in Air by SIM - Mansfield Air Lab								
Dichlorodifluoromethane	ND	0.200	--	ND	0.989	--		1
Chloromethane	ND	0.200	--	ND	0.413	--		1
Freon-114	ND	0.050	--	ND	0.349	--		1
Vinyl chloride	ND	0.020	--	ND	0.051	--		1
1,3-Butadiene	ND	0.020	--	ND	0.044	--		1
Bromomethane	ND	0.020	--	ND	0.078	--		1
Chloroethane	ND	0.100	--	ND	0.264	--		1
Acrolein	ND	0.050	--	ND	0.115	--		1
Acetone	ND	1.00	--	ND	2.38	--		1
Trichlorofluoromethane	ND	0.050	--	ND	0.281	--		1
Acrylonitrile	ND	0.500	--	ND	1.09	--		1
1,1-Dichloroethene	ND	0.020	--	ND	0.079	--		1
Methylene chloride	ND	0.500	--	ND	1.74	--		1
Freon-113	ND	0.050	--	ND	0.383	--		1
trans-1,2-Dichloroethene	ND	0.020	--	ND	0.079	--		1
1,1-Dichloroethane	ND	0.020	--	ND	0.081	--		1
Methyl tert butyl ether	ND	0.200	--	ND	0.721	--		1
2-Butanone	ND	0.500	--	ND	1.47	--		1
cis-1,2-Dichloroethene	ND	0.020	--	ND	0.079	--		1
Chloroform	ND	0.020	--	ND	0.098	--		1
1,2-Dichloroethane	ND	0.020	--	ND	0.081	--		1
1,1,1-Trichloroethane	ND	0.020	--	ND	0.109	--		1
Benzene	ND	0.100	--	ND	0.319	--		1
Carbon tetrachloride	ND	0.020	--	ND	0.126	--		1



**Project Name:** BATCH CANISTER CERTIFICATION  
**Project Number:** CANISTER QC BAT

**Lab Number:** L2579577  
**Report Date:** 01/13/26

### Air Canister Certification Results

Lab ID: L2579577-06  
 Client ID: CAN 5469 SHELF 125  
 Sample Location:

Date Collected: 12/15/25 09:40  
 Date Received: 12/15/25  
 Field Prep: Not Specified

Sample Depth:

Parameter	ppbV			ug/m3			Qualifier	Dilution Factor
	Results	RL	MDL	Results	RL	MDL		
Volatile Organics in Air by SIM - Mansfield Air Lab								
1,2-Dichloropropane	ND	0.020	--	ND	0.092	--		1
Bromodichloromethane	ND	0.020	--	ND	0.134	--		1
1,4-Dioxane	ND	0.100	--	ND	0.360	--		1
Trichloroethene	ND	0.020	--	ND	0.107	--		1
cis-1,3-Dichloropropene	ND	0.020	--	ND	0.091	--		1
4-Methyl-2-pentanone	ND	0.500	--	ND	2.05	--		1
trans-1,3-Dichloropropene	ND	0.020	--	ND	0.091	--		1
1,1,2-Trichloroethane	ND	0.020	--	ND	0.109	--		1
Toluene	ND	0.100	--	ND	0.377	--		1
Dibromochloromethane	ND	0.020	--	ND	0.170	--		1
1,2-Dibromoethane	ND	0.020	--	ND	0.154	--		1
Tetrachloroethene	ND	0.020	--	ND	0.136	--		1
1,1,1,2-Tetrachloroethane	ND	0.020	--	ND	0.137	--		1
Chlorobenzene	ND	0.100	--	ND	0.461	--		1
Ethylbenzene	ND	0.020	--	ND	0.087	--		1
p/m-Xylene	ND	0.040	--	ND	0.174	--		1
Bromoform	ND	0.020	--	ND	0.207	--		1
Styrene	ND	0.020	--	ND	0.085	--		1
1,1,2,2-Tetrachloroethane	ND	0.020	--	ND	0.137	--		1
o-Xylene	ND	0.020	--	ND	0.087	--		1
Isopropylbenzene	ND	0.200	--	ND	0.983	--		1
4-Ethyltoluene	ND	0.020	--	ND	0.098	--		1
1,3,5-Trimethylbenzene	ND	0.020	--	ND	0.098	--		1
1,2,4-Trimethylbenzene	ND	0.020	--	ND	0.098	--		1
Benzyl chloride	ND	0.100	--	ND	0.518	--		1
1,3-Dichlorobenzene	ND	0.020	--	ND	0.120	--		1
1,4-Dichlorobenzene	ND	0.020	--	ND	0.120	--		1



**Project Name:** BATCH CANISTER CERTIFICATION  
**Project Number:** CANISTER QC BAT

**Lab Number:** L2579577  
**Report Date:** 01/13/26

### Air Canister Certification Results

Lab ID: L2579577-06  
 Client ID: CAN 5469 SHELF 125  
 Sample Location:

Date Collected: 12/15/25 09:40  
 Date Received: 12/15/25  
 Field Prep: Not Specified

Sample Depth:

Parameter	ppbV			ug/m3			Qualifier	Dilution Factor
	Results	RL	MDL	Results	RL	MDL		
Volatile Organics in Air by SIM - Mansfield Air Lab								
sec-Butylbenzene	ND	0.200	--	ND	1.10	--		1
p-Isopropyltoluene	ND	0.200	--	ND	1.10	--		1
1,2-Dichlorobenzene	ND	0.020	--	ND	0.120	--		1
n-Butylbenzene	ND	0.200	--	ND	1.10	--		1
1,2,4-Trichlorobenzene	ND	0.050	--	ND	0.371	--		1
Naphthalene	ND	0.050	--	ND	0.262	--		1
1,2,3-Trichlorobenzene	ND	0.050	--	ND	0.371	--		1
Hexachlorobutadiene	ND	0.050	--	ND	0.533	--		1

Internal Standard	% Recovery	Qualifier	Acceptance Criteria
1,4-difluorobenzene	93		60-140
bromochloromethane	95		60-140
chlorobenzene-d5	90		60-140



**Project Name:** BATCH CANISTER CERTIFICATION  
**Project Number:** CANISTER QC BAT

**Lab Number:** L2579577  
**Report Date:** 01/13/26

### Air Canister Certification Results

Lab ID: L2579577-07  
 Client ID: CAN 3140 SHELF 126  
 Sample Location:

Date Collected: 12/15/25 11:00  
 Date Received: 12/15/25  
 Field Prep: Not Specified

Sample Depth:  
 Matrix: Air  
 Analytical Method: 48,TO-15  
 Analytical Date: 12/15/25 20:59  
 Analyst: KMH

Parameter	ppbV			ug/m3			Qualifier	Dilution Factor
	Results	RL	MDL	Results	RL	MDL		
Volatile Organics in Air - Mansfield Air Lab								
Chlorodifluoromethane	ND	0.200	--	ND	0.707	--		1
Propylene	ND	0.500	--	ND	0.861	--		1
Propane	ND	0.500	--	ND	0.902	--		1
Dichlorodifluoromethane	ND	0.200	--	ND	0.989	--		1
Chloromethane	ND	0.200	--	ND	0.413	--		1
Freon-114	ND	0.200	--	ND	1.40	--		1
Methanol	ND	5.00	--	ND	6.55	--		1
Vinyl chloride	ND	0.200	--	ND	0.511	--		1
1,3-Butadiene	ND	0.200	--	ND	0.442	--		1
Butane	ND	0.200	--	ND	0.475	--		1
Bromomethane	ND	0.200	--	ND	0.777	--		1
Chloroethane	ND	0.200	--	ND	0.528	--		1
Ethanol	ND	5.00	--	ND	9.42	--		1
Dichlorofluoromethane	ND	0.200	--	ND	0.842	--		1
Vinyl bromide	ND	0.200	--	ND	0.874	--		1
Acrolein	ND	0.500	--	ND	1.15	--		1
Acetone	ND	1.00	--	ND	2.38	--		1
Acetonitrile	ND	0.200	--	ND	0.336	--		1
Trichlorofluoromethane	ND	0.200	--	ND	1.12	--		1
Isopropanol	ND	1.00	--	ND	2.46	--		1
Acrylonitrile	ND	0.500	--	ND	1.09	--		1
Pentane	ND	0.200	--	ND	0.590	--		1
Ethyl ether	ND	0.200	--	ND	0.606	--		1
1,1-Dichloroethene	ND	0.200	--	ND	0.793	--		1



**Project Name:** BATCH CANISTER CERTIFICATION  
**Project Number:** CANISTER QC BAT

**Lab Number:** L2579577  
**Report Date:** 01/13/26

### Air Canister Certification Results

Lab ID: L2579577-07  
 Client ID: CAN 3140 SHELF 126  
 Sample Location:

Date Collected: 12/15/25 11:00  
 Date Received: 12/15/25  
 Field Prep: Not Specified

Sample Depth:

Parameter	ppbV			ug/m3			Qualifier	Dilution Factor
	Results	RL	MDL	Results	RL	MDL		
<b>Volatile Organics in Air - Mansfield Air Lab</b>								
Tertiary butyl Alcohol	ND	0.500	--	ND	1.52	--		1
Methylene chloride	ND	0.500	--	ND	1.74	--		1
3-Chloropropene	ND	0.200	--	ND	0.626	--		1
Carbon disulfide	ND	0.200	--	ND	0.623	--		1
Freon-113	ND	0.200	--	ND	1.53	--		1
trans-1,2-Dichloroethene	ND	0.200	--	ND	0.793	--		1
1,1-Dichloroethane	ND	0.200	--	ND	0.809	--		1
Methyl tert butyl ether	ND	0.200	--	ND	0.721	--		1
Vinyl acetate	ND	1.00	--	ND	3.52	--		1
Xylenes, total	ND	0.600	--	ND	0.869	--		1
2-Butanone	ND	0.500	--	ND	1.47	--		1
cis-1,2-Dichloroethene	ND	0.200	--	ND	0.793	--		1
Ethyl Acetate	ND	0.500	--	ND	1.80	--		1
Chloroform	ND	0.200	--	ND	0.977	--		1
Tetrahydrofuran	ND	0.500	--	ND	1.47	--		1
2,2-Dichloropropane	ND	0.200	--	ND	0.924	--		1
1,2-Dichloroethane	ND	0.200	--	ND	0.809	--		1
n-Hexane	ND	0.200	--	ND	0.705	--		1
Diisopropyl ether	ND	0.200	--	ND	0.836	--		1
tert-Butyl Ethyl Ether	ND	0.200	--	ND	0.836	--		1
1,2-Dichloroethene (total)	ND	1.00	--	ND	1.00	--		1
1,1,1-Trichloroethane	ND	0.200	--	ND	1.09	--		1
1,1-Dichloropropene	ND	0.200	--	ND	0.908	--		1
Benzene	ND	0.200	--	ND	0.639	--		1
Carbon tetrachloride	ND	0.200	--	ND	1.26	--		1
Cyclohexane	ND	0.200	--	ND	0.688	--		1
tert-Amyl Methyl Ether	ND	0.200	--	ND	0.836	--		1



**Project Name:** BATCH CANISTER CERTIFICATION  
**Project Number:** CANISTER QC BAT

**Lab Number:** L2579577  
**Report Date:** 01/13/26

### Air Canister Certification Results

Lab ID: L2579577-07  
 Client ID: CAN 3140 SHELF 126  
 Sample Location:

Date Collected: 12/15/25 11:00  
 Date Received: 12/15/25  
 Field Prep: Not Specified

Sample Depth:

Parameter	ppbV			ug/m3			Qualifier	Dilution Factor
	Results	RL	MDL	Results	RL	MDL		
<b>Volatile Organics in Air - Mansfield Air Lab</b>								
Dibromomethane	ND	0.200	--	ND	1.42	--		1
1,2-Dichloropropane	ND	0.200	--	ND	0.924	--		1
Bromodichloromethane	ND	0.200	--	ND	1.34	--		1
1,4-Dioxane	ND	0.200	--	ND	0.721	--		1
Trichloroethene	ND	0.200	--	ND	1.07	--		1
2,2,4-Trimethylpentane	ND	0.200	--	ND	0.934	--		1
Methyl Methacrylate	ND	0.500	--	ND	2.05	--		1
Heptane	ND	0.200	--	ND	0.820	--		1
cis-1,3-Dichloropropene	ND	0.200	--	ND	0.908	--		1
4-Methyl-2-pentanone	ND	0.500	--	ND	2.05	--		1
trans-1,3-Dichloropropene	ND	0.200	--	ND	0.908	--		1
1,1,2-Trichloroethane	ND	0.200	--	ND	1.09	--		1
Toluene	ND	0.200	--	ND	0.754	--		1
1,3-Dichloropropane	ND	0.200	--	ND	0.924	--		1
2-Hexanone	ND	0.200	--	ND	0.820	--		1
Dibromochloromethane	ND	0.200	--	ND	1.70	--		1
1,2-Dibromoethane	ND	0.200	--	ND	1.54	--		1
Butyl acetate	ND	0.500	--	ND	2.38	--		1
Octane	ND	0.200	--	ND	0.934	--		1
Tetrachloroethene	ND	0.200	--	ND	1.36	--		1
1,1,1,2-Tetrachloroethane	ND	0.200	--	ND	1.37	--		1
Chlorobenzene	ND	0.200	--	ND	0.921	--		1
Ethylbenzene	ND	0.200	--	ND	0.869	--		1
p/m-Xylene	ND	0.400	--	ND	1.74	--		1
Bromoform	ND	0.200	--	ND	2.07	--		1
Styrene	ND	0.200	--	ND	0.852	--		1
1,1,2,2-Tetrachloroethane	ND	0.200	--	ND	1.37	--		1



**Project Name:** BATCH CANISTER CERTIFICATION  
**Project Number:** CANISTER QC BAT

**Lab Number:** L2579577  
**Report Date:** 01/13/26

### Air Canister Certification Results

Lab ID: L2579577-07  
 Client ID: CAN 3140 SHELF 126  
 Sample Location:

Date Collected: 12/15/25 11:00  
 Date Received: 12/15/25  
 Field Prep: Not Specified

Sample Depth:

Parameter	ppbV			ug/m3			Qualifier	Dilution Factor
	Results	RL	MDL	Results	RL	MDL		
<b>Volatile Organics in Air - Mansfield Air Lab</b>								
o-Xylene	ND	0.200	--	ND	0.869	--		1
1,2,3-Trichloropropane	ND	0.200	--	ND	1.21	--		1
Nonane	ND	0.200	--	ND	1.05	--		1
Isopropylbenzene	ND	0.200	--	ND	0.983	--		1
Bromobenzene	ND	0.200	--	ND	0.793	--		1
2-Chlorotoluene	ND	0.200	--	ND	1.04	--		1
n-Propylbenzene	ND	0.200	--	ND	0.983	--		1
4-Chlorotoluene	ND	0.200	--	ND	1.04	--		1
4-Ethyltoluene	ND	0.200	--	ND	0.983	--		1
1,3,5-Trimethylbenzene	ND	0.200	--	ND	0.983	--		1
tert-Butylbenzene	ND	0.200	--	ND	1.10	--		1
1,2,4-Trimethylbenzene	ND	0.200	--	ND	0.983	--		1
Decane	ND	0.200	--	ND	1.16	--		1
Benzyl chloride	ND	0.200	--	ND	1.04	--		1
1,3-Dichlorobenzene	ND	0.200	--	ND	1.20	--		1
1,4-Dichlorobenzene	ND	0.200	--	ND	1.20	--		1
sec-Butylbenzene	ND	0.200	--	ND	1.10	--		1
p-Isopropyltoluene	ND	0.200	--	ND	1.10	--		1
1,2-Dichlorobenzene	ND	0.200	--	ND	1.20	--		1
n-Butylbenzene	ND	0.200	--	ND	1.10	--		1
1,2-Dibromo-3-chloropropane	ND	0.200	--	ND	1.93	--		1
Undecane	ND	0.200	--	ND	1.28	--		1
Dodecane	ND	0.200	--	ND	1.39	--		1
1,2,4-Trichlorobenzene	ND	0.200	--	ND	1.48	--		1
Naphthalene	ND	0.200	--	ND	0.996	--		1
1,2,3-Trichlorobenzene	ND	0.200	--	ND	1.48	--		1
Hexachlorobutadiene	ND	0.200	--	ND	2.13	--		1



**Project Name:** BATCH CANISTER CERTIFICATION  
**Project Number:** CANISTER QC BAT

**Lab Number:** L2579577  
**Report Date:** 01/13/26

### Air Canister Certification Results

Lab ID: L2579577-07  
 Client ID: CAN 3140 SHELF 126  
 Sample Location:

Date Collected: 12/15/25 11:00  
 Date Received: 12/15/25  
 Field Prep: Not Specified

Sample Depth:

Parameter	ppbV			ug/m3			Qualifier	Dilution Factor
	Results	RL	MDL	Results	RL	MDL		
Volatile Organics in Air - Mansfield Air Lab								

Results	Qualifier	Units	RDL	Dilution Factor
Tentatively Identified Compounds				

No Tentatively Identified Compounds

Internal Standard	% Recovery	Qualifier	Acceptance Criteria
1,4-Difluorobenzene	96		60-140
Bromochloromethane	97		60-140
chlorobenzene-d5	94		60-140



**Project Name:** BATCH CANISTER CERTIFICATION  
**Project Number:** CANISTER QC BAT

**Lab Number:** L2579577  
**Report Date:** 01/13/26

### Air Canister Certification Results

Lab ID: L2579577-07  
 Client ID: CAN 3140 SHELF 126  
 Sample Location:

Date Collected: 12/15/25 11:00  
 Date Received: 12/15/25  
 Field Prep: Not Specified

Sample Depth:  
 Matrix: Air  
 Analytical Method: 48,TO-15-SIM  
 Analytical Date: 12/15/25 20:59  
 Analyst: KMH

Parameter	ppbV			ug/m3			Qualifier	Dilution Factor
	Results	RL	MDL	Results	RL	MDL		
Volatile Organics in Air by SIM - Mansfield Air Lab								
Dichlorodifluoromethane	ND	0.200	--	ND	0.989	--		1
Chloromethane	ND	0.200	--	ND	0.413	--		1
Freon-114	ND	0.050	--	ND	0.349	--		1
Vinyl chloride	ND	0.020	--	ND	0.051	--		1
1,3-Butadiene	ND	0.020	--	ND	0.044	--		1
Bromomethane	ND	0.020	--	ND	0.078	--		1
Chloroethane	ND	0.100	--	ND	0.264	--		1
Acrolein	ND	0.050	--	ND	0.115	--		1
Acetone	ND	1.00	--	ND	2.38	--		1
Trichlorofluoromethane	ND	0.050	--	ND	0.281	--		1
Acrylonitrile	ND	0.500	--	ND	1.09	--		1
1,1-Dichloroethene	ND	0.020	--	ND	0.079	--		1
Methylene chloride	ND	0.500	--	ND	1.74	--		1
Freon-113	ND	0.050	--	ND	0.383	--		1
trans-1,2-Dichloroethene	ND	0.020	--	ND	0.079	--		1
1,1-Dichloroethane	ND	0.020	--	ND	0.081	--		1
Methyl tert butyl ether	ND	0.200	--	ND	0.721	--		1
2-Butanone	ND	0.500	--	ND	1.47	--		1
cis-1,2-Dichloroethene	ND	0.020	--	ND	0.079	--		1
Chloroform	ND	0.020	--	ND	0.098	--		1
1,2-Dichloroethane	ND	0.020	--	ND	0.081	--		1
1,1,1-Trichloroethane	ND	0.020	--	ND	0.109	--		1
Benzene	ND	0.100	--	ND	0.319	--		1
Carbon tetrachloride	ND	0.020	--	ND	0.126	--		1



**Project Name:** BATCH CANISTER CERTIFICATION  
**Project Number:** CANISTER QC BAT

**Lab Number:** L2579577  
**Report Date:** 01/13/26

### Air Canister Certification Results

Lab ID: L2579577-07  
 Client ID: CAN 3140 SHELF 126  
 Sample Location:

Date Collected: 12/15/25 11:00  
 Date Received: 12/15/25  
 Field Prep: Not Specified

Sample Depth:

Parameter	ppbV			ug/m3			Qualifier	Dilution Factor
	Results	RL	MDL	Results	RL	MDL		
Volatile Organics in Air by SIM - Mansfield Air Lab								
1,2-Dichloropropane	ND	0.020	--	ND	0.092	--		1
Bromodichloromethane	ND	0.020	--	ND	0.134	--		1
1,4-Dioxane	ND	0.100	--	ND	0.360	--		1
Trichloroethene	ND	0.020	--	ND	0.107	--		1
cis-1,3-Dichloropropene	ND	0.020	--	ND	0.091	--		1
4-Methyl-2-pentanone	ND	0.500	--	ND	2.05	--		1
trans-1,3-Dichloropropene	ND	0.020	--	ND	0.091	--		1
1,1,2-Trichloroethane	ND	0.020	--	ND	0.109	--		1
Toluene	ND	0.100	--	ND	0.377	--		1
Dibromochloromethane	ND	0.020	--	ND	0.170	--		1
1,2-Dibromoethane	ND	0.020	--	ND	0.154	--		1
Tetrachloroethene	ND	0.020	--	ND	0.136	--		1
1,1,1,2-Tetrachloroethane	ND	0.020	--	ND	0.137	--		1
Chlorobenzene	ND	0.100	--	ND	0.461	--		1
Ethylbenzene	ND	0.020	--	ND	0.087	--		1
p/m-Xylene	ND	0.040	--	ND	0.174	--		1
Bromoform	ND	0.020	--	ND	0.207	--		1
Styrene	ND	0.020	--	ND	0.085	--		1
1,1,2,2-Tetrachloroethane	ND	0.020	--	ND	0.137	--		1
o-Xylene	ND	0.020	--	ND	0.087	--		1
Isopropylbenzene	ND	0.200	--	ND	0.983	--		1
4-Ethyltoluene	ND	0.020	--	ND	0.098	--		1
1,3,5-Trimethylbenzene	ND	0.020	--	ND	0.098	--		1
1,2,4-Trimethylbenzene	ND	0.020	--	ND	0.098	--		1
Benzyl chloride	ND	0.100	--	ND	0.518	--		1
1,3-Dichlorobenzene	ND	0.020	--	ND	0.120	--		1
1,4-Dichlorobenzene	ND	0.020	--	ND	0.120	--		1



**Project Name:** BATCH CANISTER CERTIFICATION  
**Project Number:** CANISTER QC BAT

**Lab Number:** L2579577  
**Report Date:** 01/13/26

### Air Canister Certification Results

Lab ID: L2579577-07  
 Client ID: CAN 3140 SHELF 126  
 Sample Location:

Date Collected: 12/15/25 11:00  
 Date Received: 12/15/25  
 Field Prep: Not Specified

Sample Depth:

Parameter	ppbV			ug/m3			Qualifier	Dilution Factor
	Results	RL	MDL	Results	RL	MDL		
Volatile Organics in Air by SIM - Mansfield Air Lab								
sec-Butylbenzene	ND	0.200	--	ND	1.10	--		1
p-Isopropyltoluene	ND	0.200	--	ND	1.10	--		1
1,2-Dichlorobenzene	ND	0.020	--	ND	0.120	--		1
n-Butylbenzene	ND	0.200	--	ND	1.10	--		1
1,2,4-Trichlorobenzene	ND	0.050	--	ND	0.371	--		1
Naphthalene	ND	0.050	--	ND	0.262	--		1
1,2,3-Trichlorobenzene	ND	0.050	--	ND	0.371	--		1
Hexachlorobutadiene	ND	0.050	--	ND	0.533	--		1

Internal Standard	% Recovery	Qualifier	Acceptance Criteria
1,4-difluorobenzene	95		60-140
bromochloromethane	97		60-140
chlorobenzene-d5	95		60-140



**Project Name:** BATCH CANISTER CERTIFICATION  
**Project Number:** CANISTER QC BAT

**Lab Number:** L2580182  
**Report Date:** 01/13/26

### Air Canister Certification Results

Lab ID: L2580182-05  
 Client ID: CAN 3259 SHELF 110  
 Sample Location:

Date Collected: 12/17/25 14:00  
 Date Received: 12/17/25  
 Field Prep: Not Specified

Sample Depth:  
 Matrix: Air  
 Analytical Method: 48,TO-15  
 Analytical Date: 12/18/25 00:07  
 Analyst: KMH

Parameter	ppbV			ug/m3			Qualifier	Dilution Factor
	Results	RL	MDL	Results	RL	MDL		
<b>Volatiles in Air - Mansfield Air Lab</b>								
Chlorodifluoromethane	ND	0.200	--	ND	0.707	--		1
Propylene	ND	0.500	--	ND	0.861	--		1
Propane	ND	0.500	--	ND	0.902	--		1
Dichlorodifluoromethane	ND	0.200	--	ND	0.989	--		1
Chloromethane	ND	0.200	--	ND	0.413	--		1
Freon-114	ND	0.200	--	ND	1.40	--		1
Methanol	ND	5.00	--	ND	6.55	--		1
Vinyl chloride	ND	0.200	--	ND	0.511	--		1
1,3-Butadiene	ND	0.200	--	ND	0.442	--		1
Butane	ND	0.200	--	ND	0.475	--		1
Bromomethane	ND	0.200	--	ND	0.777	--		1
Chloroethane	ND	0.200	--	ND	0.528	--		1
Ethanol	ND	5.00	--	ND	9.42	--		1
Dichlorofluoromethane	ND	0.200	--	ND	0.842	--		1
Vinyl bromide	ND	0.200	--	ND	0.874	--		1
Acrolein	ND	0.500	--	ND	1.15	--		1
Acetone	ND	1.00	--	ND	2.38	--		1
Acetonitrile	ND	0.200	--	ND	0.336	--		1
Trichlorofluoromethane	ND	0.200	--	ND	1.12	--		1
Isopropanol	ND	1.00	--	ND	2.46	--		1
Acrylonitrile	ND	0.500	--	ND	1.09	--		1
Pentane	ND	0.200	--	ND	0.590	--		1
Ethyl ether	ND	0.200	--	ND	0.606	--		1
1,1-Dichloroethene	ND	0.200	--	ND	0.793	--		1



**Project Name:** BATCH CANISTER CERTIFICATION  
**Project Number:** CANISTER QC BAT

**Lab Number:** L2580182  
**Report Date:** 01/13/26

### Air Canister Certification Results

Lab ID: L2580182-05  
 Client ID: CAN 3259 SHELF 110  
 Sample Location:

Date Collected: 12/17/25 14:00  
 Date Received: 12/17/25  
 Field Prep: Not Specified

Sample Depth:

Parameter	ppbV			ug/m3			Qualifier	Dilution Factor
	Results	RL	MDL	Results	RL	MDL		
<b>Volatile Organics in Air - Mansfield Air Lab</b>								
Tertiary butyl Alcohol	ND	0.500	--	ND	1.52	--		1
Methylene chloride	ND	0.500	--	ND	1.74	--		1
3-Chloropropene	ND	0.200	--	ND	0.626	--		1
Carbon disulfide	ND	0.200	--	ND	0.623	--		1
Freon-113	ND	0.200	--	ND	1.53	--		1
trans-1,2-Dichloroethene	ND	0.200	--	ND	0.793	--		1
1,1-Dichloroethane	ND	0.200	--	ND	0.809	--		1
Methyl tert butyl ether	ND	0.200	--	ND	0.721	--		1
Vinyl acetate	ND	1.00	--	ND	3.52	--		1
Xylenes, total	ND	0.600	--	ND	0.869	--		1
2-Butanone	ND	0.500	--	ND	1.47	--		1
cis-1,2-Dichloroethene	ND	0.200	--	ND	0.793	--		1
Ethyl Acetate	ND	0.500	--	ND	1.80	--		1
Chloroform	ND	0.200	--	ND	0.977	--		1
Tetrahydrofuran	ND	0.500	--	ND	1.47	--		1
2,2-Dichloropropane	ND	0.200	--	ND	0.924	--		1
1,2-Dichloroethane	ND	0.200	--	ND	0.809	--		1
n-Hexane	ND	0.200	--	ND	0.705	--		1
Diisopropyl ether	ND	0.200	--	ND	0.836	--		1
tert-Butyl Ethyl Ether	ND	0.200	--	ND	0.836	--		1
1,2-Dichloroethene (total)	ND	1.00	--	ND	1.00	--		1
1,1,1-Trichloroethane	ND	0.200	--	ND	1.09	--		1
1,1-Dichloropropene	ND	0.200	--	ND	0.908	--		1
Benzene	ND	0.200	--	ND	0.639	--		1
Carbon tetrachloride	ND	0.200	--	ND	1.26	--		1
Cyclohexane	ND	0.200	--	ND	0.688	--		1
tert-Amyl Methyl Ether	ND	0.200	--	ND	0.836	--		1



**Project Name:** BATCH CANISTER CERTIFICATION  
**Project Number:** CANISTER QC BAT

**Lab Number:** L2580182  
**Report Date:** 01/13/26

### Air Canister Certification Results

Lab ID: L2580182-05  
 Client ID: CAN 3259 SHELF 110  
 Sample Location:

Date Collected: 12/17/25 14:00  
 Date Received: 12/17/25  
 Field Prep: Not Specified

Sample Depth:

Parameter	ppbV			ug/m3			Qualifier	Dilution Factor
	Results	RL	MDL	Results	RL	MDL		
Volatile Organics in Air - Mansfield Air Lab								
Dibromomethane	ND	0.200	--	ND	1.42	--		1
1,2-Dichloropropane	ND	0.200	--	ND	0.924	--		1
Bromodichloromethane	ND	0.200	--	ND	1.34	--		1
1,4-Dioxane	ND	0.200	--	ND	0.721	--		1
Trichloroethene	ND	0.200	--	ND	1.07	--		1
2,2,4-Trimethylpentane	ND	0.200	--	ND	0.934	--		1
Methyl Methacrylate	ND	0.500	--	ND	2.05	--		1
Heptane	ND	0.200	--	ND	0.820	--		1
cis-1,3-Dichloropropene	ND	0.200	--	ND	0.908	--		1
4-Methyl-2-pentanone	ND	0.500	--	ND	2.05	--		1
trans-1,3-Dichloropropene	ND	0.200	--	ND	0.908	--		1
1,1,2-Trichloroethane	ND	0.200	--	ND	1.09	--		1
Toluene	ND	0.200	--	ND	0.754	--		1
1,3-Dichloropropane	ND	0.200	--	ND	0.924	--		1
2-Hexanone	ND	0.200	--	ND	0.820	--		1
Dibromochloromethane	ND	0.200	--	ND	1.70	--		1
1,2-Dibromoethane	ND	0.200	--	ND	1.54	--		1
Butyl acetate	ND	0.500	--	ND	2.38	--		1
Octane	ND	0.200	--	ND	0.934	--		1
Tetrachloroethene	ND	0.200	--	ND	1.36	--		1
1,1,1,2-Tetrachloroethane	ND	0.200	--	ND	1.37	--		1
Chlorobenzene	ND	0.200	--	ND	0.921	--		1
Ethylbenzene	ND	0.200	--	ND	0.869	--		1
p/m-Xylene	ND	0.400	--	ND	1.74	--		1
Bromoform	ND	0.200	--	ND	2.07	--		1
Styrene	ND	0.200	--	ND	0.852	--		1
1,1,2,2-Tetrachloroethane	ND	0.200	--	ND	1.37	--		1



**Project Name:** BATCH CANISTER CERTIFICATION  
**Project Number:** CANISTER QC BAT

**Lab Number:** L2580182  
**Report Date:** 01/13/26

### Air Canister Certification Results

Lab ID: L2580182-05  
 Client ID: CAN 3259 SHELF 110  
 Sample Location:

Date Collected: 12/17/25 14:00  
 Date Received: 12/17/25  
 Field Prep: Not Specified

Sample Depth:

Parameter	ppbV			ug/m3			Qualifier	Dilution Factor
	Results	RL	MDL	Results	RL	MDL		
<b>Volatile Organics in Air - Mansfield Air Lab</b>								
o-Xylene	ND	0.200	--	ND	0.869	--		1
1,2,3-Trichloropropane	ND	0.200	--	ND	1.21	--		1
Nonane	ND	0.200	--	ND	1.05	--		1
Isopropylbenzene	ND	0.200	--	ND	0.983	--		1
Bromobenzene	ND	0.200	--	ND	0.793	--		1
2-Chlorotoluene	ND	0.200	--	ND	1.04	--		1
n-Propylbenzene	ND	0.200	--	ND	0.983	--		1
4-Chlorotoluene	ND	0.200	--	ND	1.04	--		1
4-Ethyltoluene	ND	0.200	--	ND	0.983	--		1
1,3,5-Trimethylbenzene	ND	0.200	--	ND	0.983	--		1
tert-Butylbenzene	ND	0.200	--	ND	1.10	--		1
1,2,4-Trimethylbenzene	ND	0.200	--	ND	0.983	--		1
Decane	ND	0.200	--	ND	1.16	--		1
Benzyl chloride	ND	0.200	--	ND	1.04	--		1
1,3-Dichlorobenzene	ND	0.200	--	ND	1.20	--		1
1,4-Dichlorobenzene	ND	0.200	--	ND	1.20	--		1
sec-Butylbenzene	ND	0.200	--	ND	1.10	--		1
p-Isopropyltoluene	ND	0.200	--	ND	1.10	--		1
1,2-Dichlorobenzene	ND	0.200	--	ND	1.20	--		1
n-Butylbenzene	ND	0.200	--	ND	1.10	--		1
1,2-Dibromo-3-chloropropane	ND	0.200	--	ND	1.93	--		1
Undecane	ND	0.200	--	ND	1.28	--		1
Dodecane	ND	0.200	--	ND	1.39	--		1
1,2,4-Trichlorobenzene	ND	0.200	--	ND	1.48	--		1
Naphthalene	ND	0.200	--	ND	0.996	--		1
1,2,3-Trichlorobenzene	ND	0.200	--	ND	1.48	--		1
Hexachlorobutadiene	ND	0.200	--	ND	2.13	--		1



**Project Name:** BATCH CANISTER CERTIFICATION  
**Project Number:** CANISTER QC BAT

**Lab Number:** L2580182  
**Report Date:** 01/13/26

### Air Canister Certification Results

Lab ID: L2580182-05  
 Client ID: CAN 3259 SHELF 110  
 Sample Location:

Date Collected: 12/17/25 14:00  
 Date Received: 12/17/25  
 Field Prep: Not Specified

Sample Depth:

Parameter	ppbV			ug/m3			Qualifier	Dilution Factor
	Results	RL	MDL	Results	RL	MDL		
Volatile Organics in Air - Mansfield Air Lab								

Results	Qualifier	Units	RDL	Dilution Factor
Tentatively Identified Compounds				

No Tentatively Identified Compounds

Internal Standard	% Recovery	Qualifier	Acceptance Criteria
1,4-Difluorobenzene	93		60-140
Bromochloromethane	96		60-140
chlorobenzene-d5	91		60-140



**Project Name:** BATCH CANISTER CERTIFICATION  
**Project Number:** CANISTER QC BAT

**Lab Number:** L2580182  
**Report Date:** 01/13/26

### Air Canister Certification Results

Lab ID: L2580182-05  
 Client ID: CAN 3259 SHELF 110  
 Sample Location:

Date Collected: 12/17/25 14:00  
 Date Received: 12/17/25  
 Field Prep: Not Specified

Sample Depth:  
 Matrix: Air  
 Analytical Method: 48,TO-15-SIM  
 Analytical Date: 12/18/25 00:07  
 Analyst: KMH

Parameter	ppbV			ug/m3			Qualifier	Dilution Factor
	Results	RL	MDL	Results	RL	MDL		
Volatile Organics in Air by SIM - Mansfield Air Lab								
Dichlorodifluoromethane	ND	0.200	--	ND	0.989	--		1
Chloromethane	ND	0.200	--	ND	0.413	--		1
Freon-114	ND	0.050	--	ND	0.349	--		1
Vinyl chloride	ND	0.020	--	ND	0.051	--		1
1,3-Butadiene	ND	0.020	--	ND	0.044	--		1
Bromomethane	ND	0.020	--	ND	0.078	--		1
Chloroethane	ND	0.100	--	ND	0.264	--		1
Acrolein	ND	0.050	--	ND	0.115	--		1
Acetone	ND	1.00	--	ND	2.38	--		1
Trichlorofluoromethane	ND	0.050	--	ND	0.281	--		1
Acrylonitrile	ND	0.500	--	ND	1.09	--		1
1,1-Dichloroethene	ND	0.020	--	ND	0.079	--		1
Methylene chloride	ND	0.500	--	ND	1.74	--		1
Freon-113	ND	0.050	--	ND	0.383	--		1
trans-1,2-Dichloroethene	ND	0.020	--	ND	0.079	--		1
1,1-Dichloroethane	ND	0.020	--	ND	0.081	--		1
Methyl tert butyl ether	ND	0.200	--	ND	0.721	--		1
2-Butanone	ND	0.500	--	ND	1.47	--		1
cis-1,2-Dichloroethene	ND	0.020	--	ND	0.079	--		1
Chloroform	ND	0.020	--	ND	0.098	--		1
1,2-Dichloroethane	ND	0.020	--	ND	0.081	--		1
1,1,1-Trichloroethane	ND	0.020	--	ND	0.109	--		1
Benzene	ND	0.100	--	ND	0.319	--		1
Carbon tetrachloride	ND	0.020	--	ND	0.126	--		1



**Project Name:** BATCH CANISTER CERTIFICATION  
**Project Number:** CANISTER QC BAT

**Lab Number:** L2580182  
**Report Date:** 01/13/26

### Air Canister Certification Results

Lab ID: L2580182-05  
 Client ID: CAN 3259 SHELF 110  
 Sample Location:

Date Collected: 12/17/25 14:00  
 Date Received: 12/17/25  
 Field Prep: Not Specified

Sample Depth:

Parameter	ppbV			ug/m3			Qualifier	Dilution Factor
	Results	RL	MDL	Results	RL	MDL		
Volatile Organics in Air by SIM - Mansfield Air Lab								
1,2-Dichloropropane	ND	0.020	--	ND	0.092	--		1
Bromodichloromethane	ND	0.020	--	ND	0.134	--		1
1,4-Dioxane	ND	0.100	--	ND	0.360	--		1
Trichloroethene	ND	0.020	--	ND	0.107	--		1
cis-1,3-Dichloropropene	ND	0.020	--	ND	0.091	--		1
4-Methyl-2-pentanone	ND	0.500	--	ND	2.05	--		1
trans-1,3-Dichloropropene	ND	0.020	--	ND	0.091	--		1
1,1,2-Trichloroethane	ND	0.020	--	ND	0.109	--		1
Toluene	ND	0.100	--	ND	0.377	--		1
Dibromochloromethane	ND	0.020	--	ND	0.170	--		1
1,2-Dibromoethane	ND	0.020	--	ND	0.154	--		1
Tetrachloroethene	ND	0.020	--	ND	0.136	--		1
1,1,1,2-Tetrachloroethane	ND	0.020	--	ND	0.137	--		1
Chlorobenzene	ND	0.100	--	ND	0.461	--		1
Ethylbenzene	ND	0.020	--	ND	0.087	--		1
p/m-Xylene	ND	0.040	--	ND	0.174	--		1
Bromoform	ND	0.020	--	ND	0.207	--		1
Styrene	ND	0.020	--	ND	0.085	--		1
1,1,2,2-Tetrachloroethane	ND	0.020	--	ND	0.137	--		1
o-Xylene	ND	0.020	--	ND	0.087	--		1
Isopropylbenzene	ND	0.200	--	ND	0.983	--		1
4-Ethyltoluene	ND	0.020	--	ND	0.098	--		1
1,3,5-Trimethylbenzene	ND	0.020	--	ND	0.098	--		1
1,2,4-Trimethylbenzene	ND	0.020	--	ND	0.098	--		1
Benzyl chloride	ND	0.100	--	ND	0.518	--		1
1,3-Dichlorobenzene	ND	0.020	--	ND	0.120	--		1
1,4-Dichlorobenzene	ND	0.020	--	ND	0.120	--		1



**Project Name:** BATCH CANISTER CERTIFICATION  
**Project Number:** CANISTER QC BAT

**Lab Number:** L2580182  
**Report Date:** 01/13/26

### Air Canister Certification Results

Lab ID: L2580182-05  
 Client ID: CAN 3259 SHELF 110  
 Sample Location:

Date Collected: 12/17/25 14:00  
 Date Received: 12/17/25  
 Field Prep: Not Specified

Sample Depth:

Parameter	ppbV			ug/m3			Qualifier	Dilution Factor
	Results	RL	MDL	Results	RL	MDL		
Volatile Organics in Air by SIM - Mansfield Air Lab								
sec-Butylbenzene	ND	0.200	--	ND	1.10	--		1
p-Isopropyltoluene	ND	0.200	--	ND	1.10	--		1
1,2-Dichlorobenzene	ND	0.020	--	ND	0.120	--		1
n-Butylbenzene	ND	0.200	--	ND	1.10	--		1
1,2,4-Trichlorobenzene	ND	0.050	--	ND	0.371	--		1
Naphthalene	ND	0.050	--	ND	0.262	--		1
1,2,3-Trichlorobenzene	ND	0.050	--	ND	0.371	--		1
Hexachlorobutadiene	ND	0.050	--	ND	0.533	--		1

Internal Standard	% Recovery	Qualifier	Acceptance Criteria
1,4-difluorobenzene	92		60-140
bromochloromethane	96		60-140
chlorobenzene-d5	90		60-140



**Project Name:** BATCH CANISTER CERTIFICATION  
**Project Number:** CANISTER QC BAT

**Lab Number:** L2580182  
**Report Date:** 01/13/26

### Air Canister Certification Results

Lab ID: L2580182-06  
 Client ID: CAN 3596 SHELF 111  
 Sample Location:

Date Collected: 12/17/25 14:00  
 Date Received: 12/17/25  
 Field Prep: Not Specified

Sample Depth:  
 Matrix: Air  
 Analytical Method: 48,TO-15  
 Analytical Date: 12/18/25 00:46  
 Analyst: KMH

Parameter	ppbV			ug/m3			Qualifier	Dilution Factor
	Results	RL	MDL	Results	RL	MDL		
<b>Volatile Organics in Air - Mansfield Air Lab</b>								
Chlorodifluoromethane	ND	0.200	--	ND	0.707	--		1
Propylene	ND	0.500	--	ND	0.861	--		1
Propane	ND	0.500	--	ND	0.902	--		1
Dichlorodifluoromethane	ND	0.200	--	ND	0.989	--		1
Chloromethane	ND	0.200	--	ND	0.413	--		1
Freon-114	ND	0.200	--	ND	1.40	--		1
Methanol	ND	5.00	--	ND	6.55	--		1
Vinyl chloride	ND	0.200	--	ND	0.511	--		1
1,3-Butadiene	ND	0.200	--	ND	0.442	--		1
Butane	ND	0.200	--	ND	0.475	--		1
Bromomethane	ND	0.200	--	ND	0.777	--		1
Chloroethane	ND	0.200	--	ND	0.528	--		1
Ethanol	ND	5.00	--	ND	9.42	--		1
Dichlorofluoromethane	ND	0.200	--	ND	0.842	--		1
Vinyl bromide	ND	0.200	--	ND	0.874	--		1
Acrolein	ND	0.500	--	ND	1.15	--		1
Acetone	ND	1.00	--	ND	2.38	--		1
Acetonitrile	ND	0.200	--	ND	0.336	--		1
Trichlorofluoromethane	ND	0.200	--	ND	1.12	--		1
Isopropanol	ND	1.00	--	ND	2.46	--		1
Acrylonitrile	ND	0.500	--	ND	1.09	--		1
Pentane	ND	0.200	--	ND	0.590	--		1
Ethyl ether	ND	0.200	--	ND	0.606	--		1
1,1-Dichloroethene	ND	0.200	--	ND	0.793	--		1



**Project Name:** BATCH CANISTER CERTIFICATION  
**Project Number:** CANISTER QC BAT

**Lab Number:** L2580182  
**Report Date:** 01/13/26

### Air Canister Certification Results

Lab ID: L2580182-06  
 Client ID: CAN 3596 SHELF 111  
 Sample Location:

Date Collected: 12/17/25 14:00  
 Date Received: 12/17/25  
 Field Prep: Not Specified

Sample Depth:

Parameter	ppbV			ug/m3			Qualifier	Dilution Factor
	Results	RL	MDL	Results	RL	MDL		
<b>Volatile Organics in Air - Mansfield Air Lab</b>								
Tertiary butyl Alcohol	ND	0.500	--	ND	1.52	--		1
Methylene chloride	ND	0.500	--	ND	1.74	--		1
3-Chloropropene	ND	0.200	--	ND	0.626	--		1
Carbon disulfide	ND	0.200	--	ND	0.623	--		1
Freon-113	ND	0.200	--	ND	1.53	--		1
trans-1,2-Dichloroethene	ND	0.200	--	ND	0.793	--		1
1,1-Dichloroethane	ND	0.200	--	ND	0.809	--		1
Methyl tert butyl ether	ND	0.200	--	ND	0.721	--		1
Vinyl acetate	ND	1.00	--	ND	3.52	--		1
Xylenes, total	ND	0.600	--	ND	0.869	--		1
2-Butanone	ND	0.500	--	ND	1.47	--		1
cis-1,2-Dichloroethene	ND	0.200	--	ND	0.793	--		1
Ethyl Acetate	ND	0.500	--	ND	1.80	--		1
Chloroform	ND	0.200	--	ND	0.977	--		1
Tetrahydrofuran	ND	0.500	--	ND	1.47	--		1
2,2-Dichloropropane	ND	0.200	--	ND	0.924	--		1
1,2-Dichloroethane	ND	0.200	--	ND	0.809	--		1
n-Hexane	ND	0.200	--	ND	0.705	--		1
Diisopropyl ether	ND	0.200	--	ND	0.836	--		1
tert-Butyl Ethyl Ether	ND	0.200	--	ND	0.836	--		1
1,2-Dichloroethene (total)	ND	1.00	--	ND	1.00	--		1
1,1,1-Trichloroethane	ND	0.200	--	ND	1.09	--		1
1,1-Dichloropropene	ND	0.200	--	ND	0.908	--		1
Benzene	ND	0.200	--	ND	0.639	--		1
Carbon tetrachloride	ND	0.200	--	ND	1.26	--		1
Cyclohexane	ND	0.200	--	ND	0.688	--		1
tert-Amyl Methyl Ether	ND	0.200	--	ND	0.836	--		1



**Project Name:** BATCH CANISTER CERTIFICATION  
**Project Number:** CANISTER QC BAT

**Lab Number:** L2580182  
**Report Date:** 01/13/26

### Air Canister Certification Results

Lab ID: L2580182-06  
 Client ID: CAN 3596 SHELF 111  
 Sample Location:

Date Collected: 12/17/25 14:00  
 Date Received: 12/17/25  
 Field Prep: Not Specified

Sample Depth:

Parameter	ppbV			ug/m3			Qualifier	Dilution Factor
	Results	RL	MDL	Results	RL	MDL		
<b>Volatile Organics in Air - Mansfield Air Lab</b>								
Dibromomethane	ND	0.200	--	ND	1.42	--		1
1,2-Dichloropropane	ND	0.200	--	ND	0.924	--		1
Bromodichloromethane	ND	0.200	--	ND	1.34	--		1
1,4-Dioxane	ND	0.200	--	ND	0.721	--		1
Trichloroethene	ND	0.200	--	ND	1.07	--		1
2,2,4-Trimethylpentane	ND	0.200	--	ND	0.934	--		1
Methyl Methacrylate	ND	0.500	--	ND	2.05	--		1
Heptane	ND	0.200	--	ND	0.820	--		1
cis-1,3-Dichloropropene	ND	0.200	--	ND	0.908	--		1
4-Methyl-2-pentanone	ND	0.500	--	ND	2.05	--		1
trans-1,3-Dichloropropene	ND	0.200	--	ND	0.908	--		1
1,1,2-Trichloroethane	ND	0.200	--	ND	1.09	--		1
Toluene	ND	0.200	--	ND	0.754	--		1
1,3-Dichloropropane	ND	0.200	--	ND	0.924	--		1
2-Hexanone	ND	0.200	--	ND	0.820	--		1
Dibromochloromethane	ND	0.200	--	ND	1.70	--		1
1,2-Dibromoethane	ND	0.200	--	ND	1.54	--		1
Butyl acetate	ND	0.500	--	ND	2.38	--		1
Octane	ND	0.200	--	ND	0.934	--		1
Tetrachloroethene	ND	0.200	--	ND	1.36	--		1
1,1,1,2-Tetrachloroethane	ND	0.200	--	ND	1.37	--		1
Chlorobenzene	ND	0.200	--	ND	0.921	--		1
Ethylbenzene	ND	0.200	--	ND	0.869	--		1
p/m-Xylene	ND	0.400	--	ND	1.74	--		1
Bromoform	ND	0.200	--	ND	2.07	--		1
Styrene	ND	0.200	--	ND	0.852	--		1
1,1,2,2-Tetrachloroethane	ND	0.200	--	ND	1.37	--		1



**Project Name:** BATCH CANISTER CERTIFICATION  
**Project Number:** CANISTER QC BAT

**Lab Number:** L2580182  
**Report Date:** 01/13/26

### Air Canister Certification Results

Lab ID: L2580182-06  
 Client ID: CAN 3596 SHELF 111  
 Sample Location:

Date Collected: 12/17/25 14:00  
 Date Received: 12/17/25  
 Field Prep: Not Specified

Sample Depth:

Parameter	ppbV			ug/m3			Qualifier	Dilution Factor
	Results	RL	MDL	Results	RL	MDL		
<b>Volatile Organics in Air - Mansfield Air Lab</b>								
o-Xylene	ND	0.200	--	ND	0.869	--		1
1,2,3-Trichloropropane	ND	0.200	--	ND	1.21	--		1
Nonane	ND	0.200	--	ND	1.05	--		1
Isopropylbenzene	ND	0.200	--	ND	0.983	--		1
Bromobenzene	ND	0.200	--	ND	0.793	--		1
2-Chlorotoluene	ND	0.200	--	ND	1.04	--		1
n-Propylbenzene	ND	0.200	--	ND	0.983	--		1
4-Chlorotoluene	ND	0.200	--	ND	1.04	--		1
4-Ethyltoluene	ND	0.200	--	ND	0.983	--		1
1,3,5-Trimethylbenzene	ND	0.200	--	ND	0.983	--		1
tert-Butylbenzene	ND	0.200	--	ND	1.10	--		1
1,2,4-Trimethylbenzene	ND	0.200	--	ND	0.983	--		1
Decane	ND	0.200	--	ND	1.16	--		1
Benzyl chloride	ND	0.200	--	ND	1.04	--		1
1,3-Dichlorobenzene	ND	0.200	--	ND	1.20	--		1
1,4-Dichlorobenzene	ND	0.200	--	ND	1.20	--		1
sec-Butylbenzene	ND	0.200	--	ND	1.10	--		1
p-Isopropyltoluene	ND	0.200	--	ND	1.10	--		1
1,2-Dichlorobenzene	ND	0.200	--	ND	1.20	--		1
n-Butylbenzene	ND	0.200	--	ND	1.10	--		1
1,2-Dibromo-3-chloropropane	ND	0.200	--	ND	1.93	--		1
Undecane	ND	0.200	--	ND	1.28	--		1
Dodecane	ND	0.200	--	ND	1.39	--		1
1,2,4-Trichlorobenzene	ND	0.200	--	ND	1.48	--		1
Naphthalene	ND	0.200	--	ND	0.996	--		1
1,2,3-Trichlorobenzene	ND	0.200	--	ND	1.48	--		1
Hexachlorobutadiene	ND	0.200	--	ND	2.13	--		1



**Project Name:** BATCH CANISTER CERTIFICATION  
**Project Number:** CANISTER QC BAT

**Lab Number:** L2580182  
**Report Date:** 01/13/26

### Air Canister Certification Results

Lab ID: L2580182-06  
 Client ID: CAN 3596 SHELF 111  
 Sample Location:

Date Collected: 12/17/25 14:00  
 Date Received: 12/17/25  
 Field Prep: Not Specified

Sample Depth:

Parameter	ppbV			ug/m3			Qualifier	Dilution Factor
	Results	RL	MDL	Results	RL	MDL		
Volatile Organics in Air - Mansfield Air Lab								

Results	Qualifier	Units	RDL	Dilution Factor
Tentatively Identified Compounds				

No Tentatively Identified Compounds

Internal Standard	% Recovery	Qualifier	Acceptance Criteria
1,4-Difluorobenzene	92		60-140
Bromochloromethane	95		60-140
chlorobenzene-d5	92		60-140



**Project Name:** BATCH CANISTER CERTIFICATION  
**Project Number:** CANISTER QC BAT

**Lab Number:** L2580182  
**Report Date:** 01/13/26

### Air Canister Certification Results

Lab ID: L2580182-06  
 Client ID: CAN 3596 SHELF 111  
 Sample Location:

Date Collected: 12/17/25 14:00  
 Date Received: 12/17/25  
 Field Prep: Not Specified

Sample Depth:  
 Matrix: Air  
 Analytical Method: 48,TO-15-SIM  
 Analytical Date: 12/18/25 00:46  
 Analyst: KMH

Parameter	ppbV			ug/m3			Qualifier	Dilution Factor
	Results	RL	MDL	Results	RL	MDL		
Volatile Organics in Air by SIM - Mansfield Air Lab								
Dichlorodifluoromethane	ND	0.200	--	ND	0.989	--		1
Chloromethane	ND	0.200	--	ND	0.413	--		1
Freon-114	ND	0.050	--	ND	0.349	--		1
Vinyl chloride	ND	0.020	--	ND	0.051	--		1
1,3-Butadiene	ND	0.020	--	ND	0.044	--		1
Bromomethane	ND	0.020	--	ND	0.078	--		1
Chloroethane	ND	0.100	--	ND	0.264	--		1
Acrolein	ND	0.050	--	ND	0.115	--		1
Acetone	ND	1.00	--	ND	2.38	--		1
Trichlorofluoromethane	ND	0.050	--	ND	0.281	--		1
Acrylonitrile	ND	0.500	--	ND	1.09	--		1
1,1-Dichloroethene	ND	0.020	--	ND	0.079	--		1
Methylene chloride	ND	0.500	--	ND	1.74	--		1
Freon-113	ND	0.050	--	ND	0.383	--		1
trans-1,2-Dichloroethene	ND	0.020	--	ND	0.079	--		1
1,1-Dichloroethane	ND	0.020	--	ND	0.081	--		1
Methyl tert butyl ether	ND	0.200	--	ND	0.721	--		1
2-Butanone	ND	0.500	--	ND	1.47	--		1
cis-1,2-Dichloroethene	ND	0.020	--	ND	0.079	--		1
Chloroform	ND	0.020	--	ND	0.098	--		1
1,2-Dichloroethane	ND	0.020	--	ND	0.081	--		1
1,1,1-Trichloroethane	ND	0.020	--	ND	0.109	--		1
Benzene	ND	0.100	--	ND	0.319	--		1
Carbon tetrachloride	ND	0.020	--	ND	0.126	--		1



**Project Name:** BATCH CANISTER CERTIFICATION  
**Project Number:** CANISTER QC BAT

**Lab Number:** L2580182  
**Report Date:** 01/13/26

### Air Canister Certification Results

Lab ID: L2580182-06  
 Client ID: CAN 3596 SHELF 111  
 Sample Location:

Date Collected: 12/17/25 14:00  
 Date Received: 12/17/25  
 Field Prep: Not Specified

Sample Depth:

Parameter	ppbV			ug/m3			Qualifier	Dilution Factor
	Results	RL	MDL	Results	RL	MDL		
Volatile Organics in Air by SIM - Mansfield Air Lab								
1,2-Dichloropropane	ND	0.020	--	ND	0.092	--		1
Bromodichloromethane	ND	0.020	--	ND	0.134	--		1
1,4-Dioxane	ND	0.100	--	ND	0.360	--		1
Trichloroethene	ND	0.020	--	ND	0.107	--		1
cis-1,3-Dichloropropene	ND	0.020	--	ND	0.091	--		1
4-Methyl-2-pentanone	ND	0.500	--	ND	2.05	--		1
trans-1,3-Dichloropropene	ND	0.020	--	ND	0.091	--		1
1,1,2-Trichloroethane	ND	0.020	--	ND	0.109	--		1
Toluene	ND	0.100	--	ND	0.377	--		1
Dibromochloromethane	ND	0.020	--	ND	0.170	--		1
1,2-Dibromoethane	ND	0.020	--	ND	0.154	--		1
Tetrachloroethene	ND	0.020	--	ND	0.136	--		1
1,1,1,2-Tetrachloroethane	ND	0.020	--	ND	0.137	--		1
Chlorobenzene	ND	0.100	--	ND	0.461	--		1
Ethylbenzene	ND	0.020	--	ND	0.087	--		1
p/m-Xylene	ND	0.040	--	ND	0.174	--		1
Bromoform	ND	0.020	--	ND	0.207	--		1
Styrene	ND	0.020	--	ND	0.085	--		1
1,1,1,2-Tetrachloroethane	ND	0.020	--	ND	0.137	--		1
o-Xylene	ND	0.020	--	ND	0.087	--		1
Isopropylbenzene	ND	0.200	--	ND	0.983	--		1
4-Ethyltoluene	ND	0.020	--	ND	0.098	--		1
1,3,5-Trimethylbenzene	ND	0.020	--	ND	0.098	--		1
1,2,4-Trimethylbenzene	ND	0.020	--	ND	0.098	--		1
Benzyl chloride	ND	0.100	--	ND	0.518	--		1
1,3-Dichlorobenzene	ND	0.020	--	ND	0.120	--		1
1,4-Dichlorobenzene	ND	0.020	--	ND	0.120	--		1



**Project Name:** BATCH CANISTER CERTIFICATION  
**Project Number:** CANISTER QC BAT

**Lab Number:** L2580182  
**Report Date:** 01/13/26

### Air Canister Certification Results

Lab ID: L2580182-06  
 Client ID: CAN 3596 SHELF 111  
 Sample Location:

Date Collected: 12/17/25 14:00  
 Date Received: 12/17/25  
 Field Prep: Not Specified

Sample Depth:

Parameter	ppbV			ug/m3			Qualifier	Dilution Factor
	Results	RL	MDL	Results	RL	MDL		
Volatile Organics in Air by SIM - Mansfield Air Lab								
sec-Butylbenzene	ND	0.200	--	ND	1.10	--		1
p-Isopropyltoluene	ND	0.200	--	ND	1.10	--		1
1,2-Dichlorobenzene	ND	0.020	--	ND	0.120	--		1
n-Butylbenzene	ND	0.200	--	ND	1.10	--		1
1,2,4-Trichlorobenzene	ND	0.050	--	ND	0.371	--		1
Naphthalene	ND	0.050	--	ND	0.262	--		1
1,2,3-Trichlorobenzene	ND	0.050	--	ND	0.371	--		1
Hexachlorobutadiene	ND	0.050	--	ND	0.533	--		1

Internal Standard	% Recovery	Qualifier	Acceptance Criteria
1,4-difluorobenzene	92		60-140
bromochloromethane	96		60-140
chlorobenzene-d5	91		60-140



**Project Name:** DLS/MODOCK RD. SPRINGS**Lab Number:** L2600395**Project Number:** 25-007C**Report Date:** 01/13/26**Sample Receipt and Container Information**

Were project specific reporting limits specified?

YES

**Cooler Information**

<b>Cooler</b>	<b>Custody Seal</b>
NA	Present/Intact

**Container Information**

<b>Container ID</b>	<b>Container Type</b>	<b>Cooler</b>	<b>Initial pH</b>	<b>Final pH</b>	<b>Temp deg C</b>	<b>Pres</b>	<b>Seal</b>	<b>Frozen Date/Time</b>	<b>Analysis(*)</b>
L2600395-01A	Canister - 6L (Batch Certified)	NA	NA			Y	Absent		TO15-SIM(30)
L2600395-02A	Canister - 6L (Batch Certified)	NA	NA			Y	Absent		TO15-SIM(30)
L2600395-03A	Canister - 6L (Batch Certified)	NA	NA			Y	Absent		TO15-SIM(30)
L2600395-04A	Canister - 6L (Batch Certified)	NA	NA			Y	Absent		TO15-SIM(30)
L2600395-05A	Canister - 6L (Batch Certified)	NA	NA			Y	Absent		TO15-SIM(30)
L2600395-06A	Canister - 6L (Batch Certified)	NA	NA			Y	Absent		CANCELLED(),CLEAN-FEE()
L2600395-07A	Canister - 6L (Batch Certified)	NA	NA			Y	Absent		TO15-SIM(30)
L2600395-08A	Canister - 6L (Batch Certified)	NA	NA			Y	Absent		TO15-SIM(30)
L2600395-09A	Canister - 6L (Batch Certified)	NA	NA			Y	Absent		CANCELLED(),CLEAN-FEE()
L2600395-10A	Canister - 6L (Batch Certified)	NA	NA			Y	Absent		TO15-SIM(30)
L2600395-11A	Canister - 6L (Batch Certified)	NA	NA			Y	Absent		TO15-SIM(30)
L2600395-12A	Canister - 6L (Batch Certified)	NA	NA			Y	Absent		TO15-SIM(30)
L2600395-13A	Canister - 6L (Batch Certified)	NA	NA			Y	Absent		TO15-SIM(30)
L2600395-14A	Canister - 6L (Batch Certified)	NA	NA			Y	Absent		TO15-SIM(30)
L2600395-15A	Canister - 6L (Batch Certified)	NA	NA			Y	Absent		TO15-SIM(30)

**Project Name:** DLS/MODOCK RD. SPRINGS  
**Project Number:** 25-007C

**Lab Number:** L2600395  
**Report Date:** 01/13/26

## GLOSSARY

### Acronyms

DL	- Detection Limit: This value represents the level to which target analyte concentrations are reported as estimated values, when those target analyte concentrations are quantified below the limit of quantitation (LOQ). The DL includes any adjustments from dilutions, concentrations or moisture content, where applicable. (DoD report formats only.)
EDL	- Estimated Detection Limit: This value represents the level to which target analyte concentrations are reported as estimated values, when those target analyte concentrations are quantified below the reporting limit (RL). The EDL includes any adjustments from dilutions, concentrations or moisture content, where applicable. The use of EDLs is specific to the analysis of PAHs using Solid-Phase Microextraction (SPME).
EMPC	- Estimated Maximum Possible Concentration: The concentration that results from the signal present at the retention time of an analyte when the ions meet all of the identification criteria except the ion abundance ratio criteria. An EMPC is a worst-case estimate of the concentration.
EPA	- Environmental Protection Agency.
LCS	- Laboratory Control Sample: A sample matrix, free from the analytes of interest, spiked with verified known amounts of analytes or a material containing known and verified amounts of analytes.
LCSD	- Laboratory Control Sample Duplicate: Refer to LCS.
LFB	- Laboratory Fortified Blank: A sample matrix, free from the analytes of interest, spiked with verified known amounts of analytes or a material containing known and verified amounts of analytes.
LOD	- Limit of Detection: This value represents the level to which a target analyte can reliably be detected for a specific analyte in a specific matrix by a specific method. The LOD includes any adjustments from dilutions, concentrations or moisture content, where applicable. (DoD report formats only.)
LOQ	- Limit of Quantitation: The value at which an instrument can accurately measure an analyte at a specific concentration. The LOQ includes any adjustments from dilutions, concentrations or moisture content, where applicable. (DoD report formats only.)  Limit of Quantitation: The value at which an instrument can accurately measure an analyte at a specific concentration. The LOQ includes any adjustments from dilutions, concentrations or moisture content, where applicable. (DoD report formats only.)
MDL	- Method Detection Limit: This value represents the level to which target analyte concentrations are reported as estimated values, when those target analyte concentrations are quantified below the reporting limit (RL). The MDL includes any adjustments from dilutions, concentrations or moisture content, where applicable.
MS	- Matrix Spike Sample: A sample prepared by adding a known mass of target analyte to a specified amount of matrix sample for which an independent estimate of target analyte concentration is available. For Method 332.0, the spike recovery is calculated using the native concentration, including estimated values.
MSD	- Matrix Spike Sample Duplicate: Refer to MS.
NA	- Not Applicable.
NC	- Not Calculated: Term is utilized when one or more of the results utilized in the calculation are non-detect at the parameter's reporting unit.
NDPA/DPA	- N-Nitrosodiphenylamine/Diphenylamine.
NI	- Not Ignitable.
NP	- Non-Plastic: Term is utilized for the analysis of Atterberg Limits in soil.
NR	- No Results: Term is utilized when 'No Target Compounds Requested' is reported for the analysis of Volatile or Semivolatile Organic TIC only requests.
RL	- Reporting Limit: The value at which an instrument can accurately measure an analyte at a specific concentration. The RL includes any adjustments from dilutions, concentrations or moisture content, where applicable.
RPD	- Relative Percent Difference: The results from matrix and/or matrix spike duplicates are primarily designed to assess the precision of analytical results in a given matrix and are expressed as relative percent difference (RPD). Values which are less than five times the reporting limit for any individual parameter are evaluated by utilizing the absolute difference between the values; although the RPD value will be provided in the report.
SRM	- Standard Reference Material: A reference sample of a known or certified value that is of the same or similar matrix as the associated field samples.
STLP	- Semi-dynamic Tank Leaching Procedure per EPA Method 1315.
TEF	- Toxic Equivalency Factors: The values assigned to each dioxin and furan to evaluate their toxicity relative to 2,3,7,8-TCDD.
TEQ	- Toxic Equivalent: The measure of a sample's toxicity derived by multiplying each dioxin and furan by its corresponding TEF and then summing the resulting values.
TIC	- Tentatively Identified Compound: A compound that has been identified to be present and is not part of the target compound list (TCL) for the method and/or program. All TICs are qualitatively identified and reported as estimated concentrations.

Report Format: Data Usability Report



**Project Name:** DLS/MODOCK RD. SPRINGS  
**Project Number:** 25-007C

**Lab Number:** L2600395  
**Report Date:** 01/13/26

#### Footnotes

- 1 - The reference for this analyte should be considered modified since this analyte is absent from the target analyte list of the original method.

#### Terms

**Analytical Method:** Both the document from which the method originates and the analytical reference method. (Example: EPA 8260B is shown as 1,8260B.) The codes for the reference method documents are provided in the References section of the Addendum.

**Chlordane:** The target compound Chlordane (CAS No. 57-74-9) is reported for GC ECD analyses. Per EPA, this compound "refers to a mixture of chlordane isomers, other chlorinated hydrocarbons and numerous other components." (Reference: USEPA Toxicological Review of Chlordane, In Support of Summary Information on the Integrated Risk Information System (IRIS), December 1997.)

**Difference:** With respect to Total Oxidizable Precursor (TOP) Assay analysis, the difference is defined as the Post-Treatment value minus the Pre-Treatment value.

**Final pH:** As it pertains to Sample Receipt & Container Information section of the report, Final pH reflects pH of container determined after adjustment at the laboratory, if applicable. If no adjustment required, value reflects Initial pH.

**Frozen Date/Time:** With respect to Volatile Organics in soil, Frozen Date/Time reflects the date/time at which associated Reagent Water-preserved vials were initially frozen. Note: If frozen date/time is beyond 48 hours from sample collection, value will be reflected in 'bold'.

**Gasoline Range Organics (GRO):** Gasoline Range Organics (GRO) results include all chromatographic peaks eluting from Methyl tert butyl ether through Naphthalene, with the exception of GRO analysis in support of State of Ohio programs, which includes all chromatographic peaks eluting from Hexane through Dodecane.

**Initial pH:** As it pertains to Sample Receipt & Container Information section of the report, Initial pH reflects pH of container determined upon receipt, if applicable.

**PAH Total:** With respect to Alkylated PAH analyses, the 'PAHs, Total' result is defined as the summation of results for all or a subset of the following compounds: Naphthalene, C1-C4 Naphthalenes, 2-Methylnaphthalene, 1-Methylnaphthalene, Biphenyl, Acenaphthylene, Acenaphthene, Fluorene, C1-C3 Fluorenes, Phenanthrene, C1-C4 Phenanthrenes/Anthracenes, Anthracene, Fluoranthene, Pyrene, C1-C4 Fluoranthenes/Pyrenes, Benz(a)anthracene, Chrysene, C1-C4 Chrysenes, Benzo(b)fluoranthene, Benzo(j)+(k)fluoranthene, Benzo(e)pyrene, Benzo(a)pyrene, Perylene, Indeno(1,2,3-cd)pyrene, Dibenz(ah)+(ac)anthracene, Benzo(g,h,i)perylene. If a 'Total' result is requested, the results of its individual components will also be reported.

**PFAS Total:** With respect to PFAS analyses, the 'PFAS, Total (5)' result is defined as the summation of results for: PFHpA, PFHxS, PFOA, PFNA and PFOS. In addition, the 'PFAS, Total (6)' result is defined as the summation of results for: PFHpA, PFHxS, PFOA, PFNA, PFDA and PFOS. For MassDEP DW compliance analysis only, the 'PFAS, Total (6)' result is defined as the summation of results at or above the RL. Note: If a 'Total' result is requested, the results of its individual components will also be reported.

**Total:** With respect to Organic analyses, a 'Total' result is defined as the summation of results for individual isomers or Aroclors. If a 'Total' result is requested, the results of its individual components will also be reported. This is applicable to 'Total' results for methods 8260, 8081 and 8082.

#### Data Qualifiers

- A** - Spectra identified as "Aldol Condensates" are byproducts of the extraction/concentration procedures when acetone is introduced in the process.
- B** - The analyte was detected above the reporting limit in the associated method blank. Flag only applies to associated field samples that have detectable concentrations of the analyte at less than ten times (10x) the concentration found in the blank. For MCP-related projects, flag only applies to associated field samples that have detectable concentrations of the analyte at less than ten times (10x) the concentration found in the blank. For DOD-related projects, flag only applies to associated field samples that have detectable concentrations of the analyte at less than ten times (10x) the concentration found in the blank AND the analyte was detected above one-half the reporting limit (or above the reporting limit for common lab contaminants) in the associated method blank. For NJ-Air-related projects, flag only applies to associated field samples that have detectable concentrations of the analyte above the reporting limit. For NJ-related projects (excluding Air), flag only applies to associated field samples that have detectable concentrations of the analyte, which was detected above the reporting limit in the associated method blank or above five times the reporting limit for common lab contaminants (Phthalates, Acetone, Methylene Chloride, 2-Butanone).
- C** - Co-elution: The target analyte co-elutes with a known lab standard (i.e. surrogate, internal standards, etc.) for co-extracted analyses.
- D** - Concentration of analyte was quantified from diluted analysis. Flag only applies to field samples that have detectable concentrations of the analyte.
- E** - Concentration of analyte exceeds the range of the calibration curve and/or linear range of the instrument.
- F** - The ratio of quantifier ion response to qualifier ion response falls outside of the laboratory criteria. Results are considered to be an estimated maximum concentration.
- G** - The concentration may be biased high due to matrix interferences (i.e. co-elution) with non-target compound(s). The result should be considered estimated.
- H** - The analysis of pH was performed beyond the regulatory-required holding time of 15 minutes from the time of sample collection.
- I** - The lower value for the two columns has been reported due to obvious interference.
- J** - Estimated value. This represents an estimated concentration for Tentatively Identified Compounds (TICs).
- M** - Reporting Limit (RL) exceeds the MCP CAM Reporting Limit for this analyte.

Report Format: Data Usability Report



**Project Name:** DLS/MODOCK RD. SPRINGS  
**Project Number:** 25-007C

**Lab Number:** L2600395  
**Report Date:** 01/13/26

**Data Qualifiers**

- ND** - Not detected at the reporting limit (RL) for the sample.
- NJ** - Presumptive evidence of compound. This represents an estimated concentration for Tentatively Identified Compounds (TICs), where the identification is based on a mass spectral library search.
- P** - The RPD between the results for the two columns exceeds the method-specified criteria.
- Q** - The quality control sample exceeds the associated acceptance criteria. For DOD-related projects, LCS and/or Continuing Calibration Standard exceedences are also qualified on all associated sample results. Note: This flag is not applicable for matrix spike recoveries when the sample concentration is greater than 4x the spike added or for batch duplicate RPD when the sample concentrations are less than 5x the RL. (Metals only.)
- R** - Analytical results are from sample re-analysis.
- RE** - Analytical results are from sample re-extraction.
- S** - Analytical results are from modified screening analysis.
- V** - The surrogate associated with this target analyte has a recovery outside the QC acceptance limits. (Applicable to MassDEP DW Compliance samples only.)
- Z** - The batch matrix spike and/or duplicate associated with this target analyte has a recovery/RPD outside the QC acceptance limits. (Applicable to MassDEP DW Compliance samples only.)

**Project Name:** DLS/MODOCK RD. SPRINGS  
**Project Number:** 25-007C

**Lab Number:** L2600395  
**Report Date:** 01/13/26

## REFERENCES

- 48 Compendium of Methods for the Determination of Toxic Organic Compounds in Ambient Air. Second Edition. EPA/625/R-96/010b, January 1999.

## LIMITATION OF LIABILITIES

Pace Analytical Services performs services with reasonable care and diligence normal to the analytical testing laboratory industry. In the event of an error, the sole and exclusive responsibility of Pace Analytical Services shall be to re-perform the work at it's own expense. In no event shall Pace Analytical Services be held liable for any incidental, consequential or special damages, including but not limited to, damages in any way connected with the use of, interpretation of, information or analysis provided by Pace Analytical Services.

We strongly urge our clients to comply with EPA protocol regarding sample volume, preservation, cooling, containers, sampling procedures, holding time and splitting of samples in the field.



## ENV-FORM-WES2-0065 v02 Certificate/Approval Program Summary

### Certification Information

The following analytes are not included in our Primary NELAP Scope of Accreditation:

**PAS-WES2 Westborough Facility – 8 Walkup Dr. Westborough, MA 01581**

**EPA 624.1:** m/p-xylene, o-xylene, Naphthalene

**EPA 625.1:** alpha-Terpineol

**EPA 8260D:** NPW: 1,2,4,5-Tetramethylbenzene; 4-Ethyltoluene; SCM: Iodomethane (methyl iodide), 1,2,4,5-Tetramethylbenzene; 4-Ethyltoluene.

**EPA 8270E:** NPW: Dimethylnaphthalene, 1,4-Diphenylhydrazine, alpha-Terpineol, Azobenzene; SCM: Dimethylnaphthalene, 1,4-Diphenylhydrazine.

**SM4500:** NPW: Amenable Cyanide; SCM: Total Phosphorus, TKN, NO<sub>2</sub>, NO<sub>3</sub>.

**PAS-MANS Mansfield Facility – 320 Forbes Blvd. Mansfield, MA 02048**

**SM 2540D:** TSS.

**Biological Tissue Matrix:** EPA 3050B

**PAS-MAN1 Mansfield Facility – 120 Forbes Blvd. Mansfield, MA 02048**

**EPA TO-15:** Halothane, 2,4,4-Trimethyl-2-pentene, 2,4,4-Trimethyl-1-pentene, Thiophene, 2-Methylthiophene,

3-Methylthiophene, 2-Ethylthiophene, 1,2,3-Trimethylbenzene, Indan, Indene, 1,2,4,5-Tetramethylbenzene, Benzothiophene, 1-Methylnaphthalene.

**MADEP-APH.**

**PAS-ELON East Longmeadow Facility – 39 Spruce Street East Longmeadow, MA 01028**

**EPA 524.2:** 1,3,5-Trichlorobenzene, m/p-Xylene, o-xylene.

**EPA 625.1:** 1,2-Dichlorobenzene, 1,3-Dichlorobenzene, 1,4-Dichlorobenzene, N-Nitrosodiphenylamine.

**EPA 8081B NPW and SCM:** Alachlor, Endrin Ketone, Hexachlorobenzene.

**EPA 8260D NPW:** Tetrahydrofuran, 1,3,5-Trichlorobenzene; **SCM:** TAME, TBEE, Diethyl ether, DIPE, Tetrahydrofuran, 1,3,5-Trichlorobenzene, Freon-113.

**EPA 8270E:** **NPW:** Carbazole, 1-Methylnaphthalene, Pentachloronitrobenzene; **SCM:** Carbazole, 1-Methylnaphthalene.

**EPA TO-13:** Air: Benzo(e)pyrene, 1-Methylnaphthalene, 2-Methylnaphthalene, Perylene.

**EPA TO-4A Pesticide Air:** delta-BHC, Endosulfan I, Endosulfan II, Endosulfan Sulfate, Endrin, Endrin Aldehyde, Endrin Ketone, Hexachlorobenzene, Methoxychlor.

**SM4500:** **NPW:** Amenable Cyanide; **SCM:** Total Phosphorus, TKN, NH<sub>3</sub>, NECi: NO<sub>2</sub>, NO<sub>3</sub>, ASTM516.

The following test method is not included in our New Jersey Secondary NELAP Scope of Accreditation:

**PAS-MANS Mansfield Facility – 320 Forbes Blvd. Mansfield, MA 02048**

**Determination of Selected Perfluorinated Alkyl Substances by Solid Phase Extraction and Liquid Chromatography/Tandem Mass Spectrometry Isotope Dilution (via Alpha SOP 23528)**

The following analytes are included in our Massachusetts DEP Scope of Accreditation:

**PAS-WES2 Westborough Facility – 8 Walkup Dr. Westborough, MA 01581**

**Drinking Water**

**EPA 300.0:** Chloride, Nitrate-N, Fluoride, Sulfate; **EPA 353.2:** Nitrate-N, Nitrite-N; **SM4500NO3-F:** Nitrate-N, Nitrite-N; **SM4500F-C, SM4500CN-CE,**

**EPA 180.1, SM2130B, SM4500CI-D, SM2320B, SM2540C, SM4500H-B, SM4500NO2-B**

**EPA 524.2:** THMs and VOCs; **EPA 504.1:** EDB, DBCP.

**Microbiology:** **SM9215B; SM9223-P/A, SM9223B-Colilert-QT, SM9222D.**

**Non-Potable Water**

**SM4500H,B, EPA 120.1, SM2510B, SM2540C, SM2320B, SM4500CL-E, SM4500F-BC, SM4500NH3-BH:** Ammonia-N and Kjeldahl-N, **EPA 350.1:**

Ammonia-N, **LCHAT 10-107-06-1-B:** Ammonia-N, **EPA 351.1, SM4500NO3-F, EPA 353.2:** Nitrate-N, **SM4500P-E, SM4500P-B, E, SM4500SO4-E, SM5220D, EPA 410.4, SM5210B, SM5310C, SM4500CL-G, EPA 1664, EPA 420.1, SM4500-CN-CE, SM2540D, EPA 300:** Chloride, Sulfate, Nitrate.

**EPA 624.1:** Volatile Halocarbons & Aromatics,

**EPA 608.3:** Chlordane, Toxaphene, Aldrin, alpha-BHC, beta-BHC, gamma-BHC, delta-BHC, Dieldrin, DDD, DDE, DDT, Endosulfan I, Endosulfan II, Endosulfan sulfate, Endrin, Endrin Aldehyde, Heptachlor, Heptachlor Epoxide, PCBs

**EPA 625.1:** SVOC (Acid/Base/Neutral Extractables).

**Microbiology:** **SM9223B-Colilert-QT; Enterolert-QT.**

## ENV-FORM-WES2-0065 v02 Certificate/Approval Program Summary

---

### PAS-MANS Mansfield Facility – 320 Forbes Blvd. Mansfield, MA 02048

#### *Drinking Water*

**EPA 200.7:** Al, Ba, Cd, Cr, Cu, Fe, Mn, Ni, Na, Ag, Ca, Zn. **EPA 200.8:** Al, Sb, As, Ba, Be, Cd, Cr, Cu, Pb, Mn, Ni, Se, Ag, TL, Zn. **EPA 245.1** Hg. **EPA 522, EPA 537.1.**

#### *Non-Potable Water*

**EPA 200.7:** Al, Sb, As, Be, Cd, Ca, Cr, Co, Cu, Fe, Pb, Mg, Mn, Mo, Ni, K, Se, Ag, Na, Sr, TL, Ti, V, Zn.

**EPA 200.8:** Al, Sb, As, Be, Cd, Ca, Cr, Cu, Fe, Pb, Mg, Mn, Ni, K, Se, Ag, Na, TL, Zn.

**EPA 245.1:** Hg. **EPA 245.7:** Hg.

**SM2340B**

### PAS-ELON East Longmeadow Facility – 39 Spruce Street East Longmeadow, MA 01028

#### *Drinking Water*

**EPA 300.0:** NO<sub>3</sub>, NO<sub>2</sub>, FI, Cl, SO<sub>4</sub>. **NECI Reductase:** NO<sub>3</sub>, NO<sub>2</sub>.

**SM4500F-C, SM4500CI-B, ASTM D516, SM4500CN-C,E, EPA 180.1, SM2320B, SM 2540C, SM4500H-B, SM4500SO4-E.**

**EPA 537.1; EPA 524.2:** THMs and VOCs; **EPA 504.1:** EDB, DBCP.

**Microbiology: SM9223-P/A: TC/EC; SM9223B-Colilert-enumeration: TC/EC; HPC-Simplate.**

#### *Non-Potable Water*

**SM4500H-B, SM2510B, SM2540C, SM2320B, SM4500CI-B, ASTMD516, SM4500NH3-B, C, EPA 350.1, NECI: NO<sub>3</sub>, SM4500NH3-B, C: TKN, SM4500P-E: Ortho Phosphate, SM4500P-B, E: Total Phosphorus, EPA 410.4, SM5210B, SM5310C, SM4500CN-C, E, SM2540D, SM4500CI-G, SM4500SO4-E, EPA 1664, EPA 420.1, EPA 300.0:** Cl, SO<sub>4</sub>, NO<sub>3</sub>.

**EPA 624.1:** Volatile Halocarbons, Volatile Aromatics.

**EPA 608.3:** Chlordane, Toxaphene, Aldrin, Alpha-BHC, Beta-BHC, Gamma-BHC, Delta-BHC, Dieldrin, DDD, DDE, DDT, Endosulfan I, Endosulfan II, Endosulfan Sulfate, Endrin, Endrin Aldehyde, Heptachlor, Heptachlor Epoxide, PCBs.

**EPA 625.1:** SVOC-Acid Extractables and Base/Neutrals

**Microbiology: SM9223B-Colilert:** E. coli (Ambient and Wastewater), **SM9223B-Colilert-18:** Fecal Coliform (Wastewater).

#### Certification IDs:

##### **PAS-WES2 Westborough Facility – 8 Walkup Dr. Westborough, MA 01581**

CT PH-0826, IL 200077, IN C-MA-03, KY KY98045, ME MA00086, MD 348, MA M-MA086, NH 2064, NJ MA935, NY 11148, NC (DW) 25700, NC (NPW/SCM) 666, OR MA-1316, PA 68-03671, RI LAO00065, TX T104704476, VT VT-0935, VA 460195.

##### **PAS-MANS Mansfield Facility – 320 Forbes Blvd. Mansfield, MA 02048**

ANAB/DoD L2474, CA 3117, CO MA00030, CT PH-0825, IL 200081, IN C-MA-04, KY KY98046, LA 85084, ME MA00030, MD 350, MA M-MA00030, MI 9110, MN 025-999-495, NH 2062, NJ MA015, NY 11627, NC (NPW/SCM) 685, OR MA-0262, PA 68-02089, RI LAO00299, TX T-104704419, UT MA00030, VT VT-0015, VA 460194, WA C954.

##### **PAS-MAN1 Mansfield Air Lab Facility – 120 Forbes Blvd. Mansfield, MA 02048**

ANAB/DoD L2474, LA 245052, ME MA01156, MN 025-999-498, NH 2249, NJ MA025, NY 12191, OR 4203, TX T104704583, VA 460311, WA C1104.

##### **PAS-ELON East Longmeadow Facility – 39 Spruce St. East Longmeadow, MA 01028**

CT PH-0821, ME MA00100, MI 9100, NC (DENR) 652, NC (DW) 25703, MA M-MA100, NH (Secondary) 2516, NH (Primary) 2557, NJ MA007, NY 10899, PA 68-05812, RI LAO00373, VA 460217, VT-255716, WV DEP 419, WV-DW 9979C, LA 05130, LA-DW LA042, MD-DW 373, OH 87781.

For a complete listing of analytes and methods, please contact your Project Manager.



# AIR ANALYSIS

PAGE 1 OF 2

CHAIN OF CUSTODY

120 Forbes Blvd, Mansfield, MA 02048  
TEL: 508-822-9300 FAX: 508-822-3288

**Client Information**

Client: Marks Engineering  
Address: 4303 Route 59 20  
Catskill NY 14424  
Phone: 585-500-8392

Fax:  
Email: JWolf@marksengineering.com

These samples have been previously analyzed by Pace

Other Project Specific Requirements/Comments:

Project-Specific Target Compound List:

**Project Information**

Project Name: DLS/modack Rd Springs  
Project Location: Victor NY  
Project #: 25-007C  
Project Manager: Jeremy Wolf  
Pace® Quote #:

**Turn-Around Time**

Standard  RUSH (only confirmed if pre-approved)

Date Due: Time:

Date Rec'd in Lab: 01/02/26

**Report Information - Data Deliverables**

FAX  
 ADEx  
Criteria Checker:  
(Default based on Regulatory Criteria Indicated)  
Other Formats:  
 EMAIL (standard pdf report)  
 Additional Deliverables:  
NYS EOD & CAT B  
Report to: (if different than Project Manager)

Pace® Job #: L2600395

**Billing Information**

Same as Client info PO #: 25-007C

**Regulatory Requirements/Report Limits**

State/Fed	Program	Res / Comm

**ANALYSIS**

TO-15  
TO-15 SIM  
APH  
Fixed Gases  
Sulfides & Mercaptans by TO-15

**All Columns Below Must Be Filled Out**

PACE Lab ID (Lab Use Only)	Sample ID	COLLECTION					Sample Matrix*	Sampler's Initials	Can Size	ID Can	ID - Flow Controller	TO-15	TO-15 SIM	APH	Fixed Gases	Sulfides & Mercaptans by TO-15	Sample Comments (i.e. PID)
		End Date	Start Time	End Time	Initial Vacuum	Final Vacuum											
00395-01	SU-01	12/30/25	0940	1340	-29.86	-6.10	SU	JSW	6L	5524	03031	X					
-02	SU-02	12/30/25	0950	1350	-29.95	-2.51	SU	JSW	6L	5425	03090	X					
-03	SU-03	12/30/25	1000	1535	-24.29	-29.94	SU	JSW	6L	7636	03037	X					
-04	SU-04	12/30/25	0900	1300	-30.05	-6.15	SU	JSW	6L	3252	03211	X					
-05	SU-05R	12/30/25	1015	1415	-30.05	-3.59	SU	JSW	6L	704	03099	X					
-06	SU-06	12/30/25	0835	1245	-30.25	-29.36	SU	JSW	6L	2960	0306	X					Do Not Analyze
-07	SU-07	12/30/25	0850	1250	-29.61	-0.50	SU	JSW	6L	2799	03199	X					
-08	SU-08	12/30/25	0930	1330	-29.00	-6.43	SU	JSW	6L	1852	01458	X					
-09	SU-09R	12/30/25	0920	1320	-29.35	-29.67	SU	JSW	6L	968	03112	X					Do Not Analyze
-10	SU-10	12/30/25	1105	1450	-29.66	-7.25	SU	JSW	6L	5454	02346	X					

**\*SAMPLE MATRIX CODES**

AA = Ambient Air (Indoor/Outdoor)  
SV = Soil Vapor/Landfill Gas/SVE  
Other = Please Specify

Container Type

Please print clearly, legibly and completely. Samples can not be logged in and turnaround time clock will not start until any ambiguities are resolved. All samples submitted are subject to Pace's Terms and Conditions. See reverse side.

Relinquished By:

Date/Time

Received By:

Date/Time:

Jeff Napoli PACE  
12-31-25 1336

12-31-25 1336  
1-1-26 0200

Jeff Napoli PACE  
ROGH SVE CTR  
12/26 1500

12/31/25 1254  
12/31/25 1336  
12-31-25 1200



# AIR ANALYSIS

PAGE 2 OF 2

Date Rec'd in Lab: 01/02/26

Pace® Job #: L2600395

120 Forbes Blvd, Mansfield, MA 02048  
 TEL: 508-822-9300 FAX: 508-822-3288

**Client Information**

Client: Marks Engineering  
 Address: 4303 Route 5 #20  
Cataraugus NY 14424  
 Phone: 585-500-8392  
 Fax:  
 Email: JWolf@MarksEngineering.com

These samples have been previously analyzed by Pace

Other Project Specific Requirements/Comments:

Project-Specific Target Compound List:

**Project Information**

Project Name: DLS/modack Rd Springs  
 Project Location: Victor, NY  
 Project #: 25-007C  
 Project Manager: Jeremy Wolf  
 Pace® Quote #:

**Turn-Around Time**

Standard  RUSH (only confirmed if pre-approved!)

Date Due: Time:

**Report Information - Data Deliverables**

FAX  
 ADEX  
 Criteria Checker:  
 (Default based on Regulatory Criteria Indicated)  
 Other Formats:  
 EMAIL (standard pdf report)  
 Additional Deliverables:  
NYS EDD & CAT B  
 Report to: (if different than Project Manager)

**Billing Information**

Same as Client info PO #: 25-007C

**Regulatory Requirements/Report Limits**

State/Fed Program Res / Comm

**All Columns Below Must Be Filled Out**

PACE Lab ID (Lab Use Only)	Sample ID	COLLECTION						Sample Matrix*	Sampler's Initials	Can Size	I D Can	I D - Flow Controller	ANALYSIS				Sample Comments (i.e. PID)
		End Date	Start Time	End Time	Initial Vacuum	Final Vacuum	TO-15						TO-15 SIM	APH (except Non-petroleum HCs)	Fixed Gases	Sulfides & Mercaptans by TO-15	
-11	SV-11	12/30/25	1115	1515	-29.73	-6.59	SV	JSW	6L	3257	03036	X					
-12	SV-12	12/30/25	1035	1435	-29.25	-0.15	SV	JSW	6L	5302	03201	X					
-13	SV-13	12/30/25	0915	1315	-29.55	-5.87	SV	JSW	6L	5177	01105	X					
-14	DUP 123025 A	12/30/25	1200	<del>1600</del>	-29.58	-7.25	SV	JSW	6L	2703	01722	X					End Time 1545
-15	DUP 123025 B	12/30/25	1230	<del>1545</del>	-29.80	-7.06	SV	JSW	6L	3484	03213	X					End Time 1630

**\*SAMPLE MATRIX CODES**

AA = Ambient Air (Indoor/Outdoor)  
 SV = Soil Vapor/Landfill Gas/SVE  
 Other = Please Specify

Container Type

Please print clearly, legibly and completely. Samples can not be logged in and turnaround time clock will not start until any ambiguities are resolved. All samples submitted are subject to Pace's Terms and Conditions. See reverse side.

Relinquished By:	Date/Time	Received By:	Date/Time
<u>Jeremy Wolf</u>	<u>12/31/25</u>	<u>Jeff M... Pace</u>	<u>12/31/25 1254</u>
<u>Robert B...</u>	<u>12/31/25 1336</u>	<u>Map Pace Rach. Sr. Gr.</u>	<u>12/31/25 1336</u>
	<u>12/31/25 17:55</u>		<u>12/31/25 09200</u>
	<u>1-1-26 0200</u>		<u>1/2/26 1900</u>



## Sample Delivery Group Summary

Pace Job Number : L2600395

Received : 31-DEC-2025

Account Name : Marks Engineering, PC

Reviewer : Christopher J Anderson

Project Number : 25-007C

Project Name : DLS/MODOCK RD. SPRINGS

### Delivery Information

Samples Delivered By : Pace Courier

Chain of Custody : Present

### Cooler Information

Cooler	Seal/Seal#	Preservation	Temperature(°C)	Additional Information
NA	Present/Intact/N/A			

### Condition Information

- |  |     |
|--|-----|
| 1) All samples on COC received?                                  | YES |
| 2) Extra samples received?                                       | NO  |
| 3) Are there any sample container discrepancies?                 | NO  |
| 4) Are there any discrepancies between COC & sample labels?      | NO  |
| 5) Are samples in appropriate containers for requested analysis? | YES |
| 6) Are samples properly preserved for requested analysis?        | YES |
| 7) Are samples within holding time for requested analysis?       | YES |
| 8) All sampling equipment returned?                              | YES |

### Volatile Organics/VPH

- |  |    |
|--|----|
| 1) Reagent Water Vials Frozen by Client? | NA |
|--|----|



**Exhibit B**  
**Laboratory Reports**  
**(Full Category B Packages)**  
**(Provided Electronically)**

# Table of Contents

New York ASP Category B Data Deliverable Package.....	1
Table of Contents .....	2
Sample ID Cross Reference .....	4
SDG Narrative .....	5
Data Qualifier Definitions .....	7
Instrument Information .....	10
Sample Log-in Sheet .....	13
Lims COC (LN01) .....	14
External Chain of Custody .....	17
Supporting Documentation .....	19
Air Canister Report .....	20
Air Canister Certification Results .....	22
Organics Analysis .....	54
GCMS SIM Air Analysis .....	55
Volatiles QC Summary .....	56
Form 3 - Organics .....	57
Form 4 - Organics .....	66
Form 5 - Organics .....	68
Form 8 - Organics .....	72
MDL Study - Volatile Organics in Air: TO-15 SIM .....	74
Volatiles Sample Data .....	76
Form 1 - Organics .....	77
SV-01 (L2600395-01) Analyzed: 01/11/26 21:48 .....	126
SV-02 (L2600395-02) Analyzed: 01/11/26 22:27 .....	163
SV-03 (L2600395-03) Analyzed: 01/11/26 23:06 .....	192
SV-04 (L2600395-04) Analyzed: 01/11/26 23:46 .....	211
SV-05R (L2600395-05) Analyzed: 01/12/26 01:05 .....	243
SV-07 (L2600395-07) Analyzed: 01/12/26 01:44 .....	274
SV-08 (L2600395-08) Analyzed: 01/12/26 02:24 .....	307
SV-10 (L2600395-10) Analyzed: 01/12/26 03:04 .....	338
SV-11 (L2600395-11) Analyzed: 01/12/26 03:43 .....	374
SV-12 (L2600395-12) Analyzed: 01/12/26 04:22 .....	407
SV-13 (L2600395-13) Analyzed: 01/12/26 05:01 .....	445
DUP 123025A (L2600395-14) Analyzed: 01/12/26 05:40 .....	477
SV-11 (L2600395-11) Analyzed: 01/12/26 08:56 .....	515
DUP 123025B (L2600395-15) Analyzed: 01/13/26 04:47 .....	519
Volatile Standards Data .....	556
Initial Calibration .....	557
Form 6 - Organics .....	558
ICAL for AIRLAB26 on 01/08/26 ICAL22940 .....	564
Initial Calibration Summary - Cal Date: 01/08/26 00:00 .....	564
BFB Tune Injected on: 01/07/26 20:31 .....	570
STD0.02 Injected on: 01/07/26 21:01 .....	571
STD0.05 Injected on: 01/07/26 21:31 .....	620
STD0.1 Injected on: 01/07/26 22:04 .....	661
STD0.2 Injected on: 01/07/26 22:38 .....	697
STD0.5 Injected on: 01/07/26 23:13 .....	722
STD1.0 Injected on: 01/07/26 23:50 .....	741
STD5.0 Injected on: 01/08/26 00:23 .....	756
STD010 Injected on: 01/08/26 00:59 .....	793

## Table of Contents

STD020 Injected on: 01/08/26 01:32 .....	806
STD050 Injected on: 01/08/26 02:05 .....	820
ICV Summary Injected on: 01/08/26 11:44 .....	833
ICV Quant Injected on: 01/08/26 11:44 .....	836
ICAL for AIRLAB23 on 11/23/25 ICAL22841 .....	851
Initial Calibration Summary - Cal Date: 11/23/25 00:00 .....	851
BFB Injected on: 11/21/25 20:09 .....	857
STD0.02 Injected on: 11/21/25 20:44 .....	858
STD0.05 Injected on: 11/21/25 21:20 .....	870
STD0.1 Injected on: 11/21/25 21:58 .....	882
STD0.2 Injected on: 11/21/25 22:35 .....	893
STD0.5 Injected on: 11/21/25 23:14 .....	905
STD1.0 Injected on: 11/21/25 23:55 .....	913
STD5.0 Injected on: 11/22/25 00:33 .....	920
STD010 Injected on: 11/22/25 01:14 .....	926
STD020 Injected on: 11/22/25 01:52 .....	931
STD050 Injected on: 11/22/25 02:30 .....	936
ICV SUMMARY Injected on: 11/22/25 05:56 .....	941
ICV QUANT Injected on: 11/22/25 05:56 .....	944
Continuing Calibration .....	949
Form 7 - Organics .....	950
CC Summary - AIRLAB23 Run: 01/11/26 13:30 .....	954
CC Quant - WG2163897-2 AIRLAB23 Run: 01/11/26 13:30 .....	957
CC Summary - AIRLAB26 Run: 01/12/26 11:42 .....	962
CC Quant - WG2164274-2 AIRLAB26 Run: 01/12/26 11:42 .....	965
bfb tune - Inst. AIRLAB23 01/11/26 10:43 .....	977
bfb tune - Inst. AIRLAB26 01/12/26 09:47 .....	978
Volatiles Raw QC Data .....	979
Laboratory Method BI (WG2163897-4) Analyzed: 01/11/26 17:12 .....	980
Laboratory Method BI (WG2164274-4) Analyzed: 01/12/26 19:32 .....	991
LCS Summary for WG2163897-3 .....	1001
LCS Summary for WG2164274-3 .....	1004
Laboratory Control S (WG2163897-3) Analyzed: 01/11/26 13:30 .....	1007
Laboratory Control S (WG2164274-3) Analyzed: 01/12/26 11:42 .....	1075
Duplicate Sample (WG2163897-5) Analyzed: 01/12/26 00:26 .....	1150
Duplicate Sample (WG2164274-5) Analyzed: 01/12/26 23:51 .....	1184
Air Calculations .....	1189
QC Batch WG2163897 .....	1191
QC Batch WG2164274 .....	1192
ICAL Sequence for AIRLAB26 on 08-JAN-2026 00:00 ICAL22940 .....	1193
ICAL Sequence for AIRLAB23 on 23-NOV-2025 00:00 ICAL22841 .....	1194
Instrument AIRLAB23 Run Date 01/11/26 Run ID R2057510 .....	1196
Instrument AIRLAB26 Run Date 01/12/26 Run ID R2057825 .....	1198
Canister Dilution Calculation Worksheet .....	1200



**Exhibit C**  
**Data Usability Summary Report**  
**(DUSR)**

# **DATA USABILITY SUMMARY REPORT (DUSR)**

**Site: Modock Road Springs/DLS  
Victor, NY  
Project #: 25-007C**

**SDGs: L2600395  
13 Air Samples**

Prepared for:

**Marks Engineering  
4303 Routes 5 & 20  
Canandaigua, NY 14424  
Attention: Jeremy Wolf**

**January 2026**



*Environmental Data Usability 10028 Deer Park Dr. Dansville, NY 14437 585-991-9156*

# *Table of Contents*

	<u>Page No.</u>
REVIEWER'S NARRATIVE	
1.0 SUMMARY	1
2.0 INTRODUCTION	1
3.0 SAMPLE AND ANALYSIS SUMMARY	2
4.0 GUIDANCE DOCUMENTS AND DATA REVIEW CRITERIA	2
5.0 DATA VALIDATION QUALIFIERS	3
6.0 RESULTS OF THE DATA REVIEW	4
7.0 TOTAL USABLE DATA	4

---

<b>APPENDIX A</b>	Validated Analytical Results
<b>APPENDIX B</b>	Laboratory QC Documentation
<b>APPENDIX C</b>	Validator Qualifications

## *Tables*

Table 4-1	Data Validation Guidance Documents
Table 4-2	Quality Control Criteria for Validating Laboratory Analytical Data

## **Summaries of Validated Results**

Table 6-1	TO-15-SIM
-----------	-----------

**REVIEWER'S NARRATIVE**

**SDG L2600395 Marks Engineering Modock Road Springs/DLS**

The data associated with this Sample Delivery Group (SDG), analyzed by Pace Analytical Mansfield, MA have been reviewed in accordance with assessment criteria provided by the New York State Department of Environmental Conservation following the review procedures provided in the USEPA Functional Guidelines for evaluating organic and inorganic data.

All analytical results reported by the laboratory are considered valid and acceptable except results that have been qualified as rejected, "R". Results qualified as estimated "J", or as non-detects, "U", are considered usable for the purpose of evaluating water and/or soil quality. However, these qualifiers indicate that the accuracy and/or precision of the analytical result is questionable. A summary of all data that have been qualified and the reasons for qualification are provided in the following data usability summary report (DUSR).

Two facts should be noted by all data users. First, the "R" qualifier means that the associated value is unusable. In other words, due to significant quality control (QC) problems, the analysis is invalid and provides no information as to whether the analyte is present or not. Values qualified with an "R" should not appear on the final data tables because they cannot be relied upon, even as the last resort. Second, no analyte concentration, even if it has passed all QC tests, is guaranteed to be accurate. Strict QC serves to increase confidence in data, but any value potentially contains error.

Reviewer's Signature: Michael K Perry Date: 1/16/2026

Michael K. Perry  
Chemist

## 1.0 SUMMARY

<b>SITE:</b>	Modock Road Springs/DLS Victor, NY Project No. 25-007C
<b>SAMPLING DATE:</b>	December 30, 2025
<b>SAMPLE TYPE:</b>	13 air samples
<b>LABORATORY:</b>	Alpha Analytical Westborough, MA
<b>SDG No.:</b>	L2600395

## 2.0 INTRODUCTION

This data usability summary report (DUSR) was prepared in accordance with guidance provided by the New York State Department of Environmental Conservation (NYSDEC). The DUSR is based on a review and evaluation of the laboratory analytical data package. Specifically, the NYSDEC guidance recommends review and evaluation of the following elements of the data package:

- Completeness of the data package as defined under the requirements of the NYSDEC Analytical Services Protocols (ASP) Category B or the United States Environmental Protection Agency (USEPA) Contract Laboratory Program (CLP) deliverables,
- Compliance with established analyte holding times,
- Adherence to quality control (QC) limits and specifications for blanks, instrument tuning and calibration, surrogate recoveries, spike recoveries, laboratory duplicate analyses, and other QC criteria,
- Adherence to established analytical protocols,
- Conformance of data summary sheets with raw analytical data, and
- Use of correct data qualifiers.

Data deficiencies, analytical protocol deviations, and quality control problems identified using the review criteria above and their effect on the analytical results are discussed in this report.

### **3.0 SAMPLE AND ANALYSIS SUMMARY**

The data package consists of analytical results for thirteen air samples collected on December 30, 2025. These samples were analyzed for TO-15-SIM Volatile Organic Compounds.

All laboratory analyses were performed by Pace Analytical, Mansfield, MA and analyzed as SDG L2600395. The analytical results were provided in NYSDEC ASP Category B format, which includes all raw analytical data and laboratory QC data.

### **4.0 GUIDANCE DOCUMENTS AND DATA REVIEW CRITERIA**

The guidance documents appropriate for reviewing laboratory quality control (QC) data and assigning data qualifiers (flags) to analytical results were selected from those listed in Table 4-1. The QC limits established in the documents applicable to this data review were used to assess the quality of the analytical results. In some cases, however, QC limits established internally by the laboratory were taken into account to determine data quality.

The QC criteria considered for assessing the usability of the reported analytical results provided for each analyte type (i.e. VOCs, SVOCs, metals, etc.) are listed in Table 4-2. These criteria may vary with the analytical method utilized by the laboratory. These criteria comply with the guidance recommended in Section 2.0 above.

### **5.0 DATA VALIDATION QUALIFIERS**

The letter qualifiers (flags) used to define data usability are described briefly below. These letters are assigned by the data validator to analytical results having questionable accuracy and/or precision as determined by reviewing the laboratory QC data associated with the analytical results.

**TABLE 4-1**

**Guidance Used For Validating Laboratory Analytical Data**

<b>Analyte Group</b>	<b>Guidance</b>	<b>Date</b>
Metals (ICP-AES)	USEPA SOP HW-3a, Rev. 1	September 2016
Metals (Hg & CN)	USEPA SOP HW-3c, Rev. 1	September 2016
Volatile Organic Compounds (by Methods 8260B & 8260C)	USEPA SOP HW-24, Rev. 4	September 2014
Semi-Volatile Organic Compounds (by Method 8270D)	USEPA SOP HW-22 Rev. 5	December 2010
Pesticides (by Method 8181B)	USEPA SOP HW-44, Rev. 1.1	December 2010
Chlorinated Herbicides (by Method 8151A)	USEPA SOP HW-17, Rev. 3.1	December 2010
Polychlorinated Biphenyls (PCBs)	USEPA SOP HW-37A, Rev. 0	June 2015
Volatile Organic Compounds (Air) (by Method TO-15)	USEPA SOP HW-31, Rev. 6	September 2016
Per- and PolyFluoroAlkyl Substances (PFAS)	* NYSDEC ** US Dept. of Defense	January 2021 November 2022
Radiological Analysis Uranium	USEPA Method 908.0	June 1999
Radium-226	USEPA Method 903.1	1980
General Chemistry Parameters	per NYSDEC ASP	July 2005

\* Sampling, Analysis, and Assessment of Per- and Polyfluoroalkyl Substances (PFAS) Under NYSDEC's Part 375 Remedial Programs, Appendix I

\*\* Data Validation Guidelines Module 6: Data Validation Procedures for Per- and Polyfluoroalkyl Substances Analysis by QSM Table B-24

**TABLE 4-2**

**QUALITY CONTROL CRITERIA USED FOR VALIDATING  
LABORATORY ANALYTICAL DATA**

<b>VOCs</b>	<b>SVOCs</b>	<b>Pesticides/PCBs</b>	<b>Metals</b>	<b>Gen Chemistry</b>	<b>PFAS</b>
Completeness of Pkg Sample Preservation Holding Time System Monitoring Compounds Lab Control Sample Matrix Spikes Blanks Instrument Tuning Internal Standards Initial Calibration Continuing Calibration Lab Qualifiers Field Duplicate	Completeness of Pkg Sample Preservation Holding Time Surrogate Recoveries Lab Control Sample Matrix Spikes Blanks Instrument Tuning Internal Standards Initial Calibration Continuing Calibration Lab Qualifiers Field Duplicate	Completeness of Pkg Sample Preservation Holding Time Surrogate Recoveries Matrix Spikes Blanks Instrument Calibration & Verification Comparison of duplicate GC column results Analyte ID Lab Qualifiers Field Duplicate	Completeness of Pkg Sample Preservation Holding Time Initial/Continuing Calibration CRDL Standards Blanks Interference Check Sample Spike Recoveries Lab Duplicate Lab Control Sample ICP Serial Dilutions Lab Qualifiers Field Duplicate	Completeness of Pkg Sample Preservation Holding Times Calibration Lab Control Samples Blanks Spike Recoveries Lab Duplicates	Completeness of Pkg Sample Preservation Holding Time Instr Performance Check Initial Calibration Continuing Calibration Blanks Surrogates Lab Fortified Blank Matrix Spikes Internal Standards

<b>Method TO-15 (Air)</b>	<b>Radiological (U and Ra)</b>
Completeness of Pkg Sample Preservation Holding Time Canister Certification Instrument Tuning Initial Calibration and Instrument Performance Daily Calibration Blanks Lab Control Sample Field Duplicate	Completeness of Pkg Sample Preservation Holding Time Sample Specific Yield Required Detection Limit Laboratory Control Sample Matrix Spikes Method Blank Instrument Calibration

The laboratory may also use various letters and symbols to flag analytical results generated when QC limits were exceeded. The meanings of these flags may differ from those used by the independent data validator. Those used by the laboratory are provided with the analytical results.

**NOTE:** The assignment of data qualifiers by the data reviewer (validator) to laboratory analytical results should not necessarily be interpreted by the data user as a measure of laboratory ability or proficiency. Rather, the qualifiers are intended to provide a measure of data accuracy and precision to the data user, which, for example, may provide a level of confidence in determining whether or not standards or cleanup objectives have been met.

- U** The analyte was analyzed for but was not detected at or above the sample quantitation limit.
- J** The analyte was positively identified; the associated numerical value is the *approximate* concentration of the analyte in the sample. (The magnitude of any  $\pm$  value associated with the result is not determined by data validation).
- J+** The result is an estimated quantity and may be biased high.
- J-** The result is an estimated quantity and may be biased low.
- UJ** The analyte was analyzed for but not detected. The reported quantitation limit is approximate and may be inaccurate or imprecise.
- R** The sample result is rejected (i.e., is unusable) due to serious deficiencies in the ability to analyze the sample and meet quality control criteria. The presence or absence of the analyte cannot be verified.
- NJ** The analysis indicates the presence of an analyte that has been “tentatively identified” and the associated numerical value represents its approximate concentration.

The validated analytical results are attached to this report. Validation qualifiers (flags) are indicated in red print. Data sheets having qualified data are signed and dated by the data reviewer.

## **6.0 RESULTS OF THE DATA REVIEW**

The results of the data review are summarized in Table 6-1. The table lists the samples where QC criteria were found to exceed acceptable limits and the actions taken to qualify the associated analytical results.

## **7.0 TOTAL USABLE DATA**

For SDG L2600395, thirteen samples were analyzed and results were reported for 845 analytes. Even though some results were flagged with a “J” as estimated, all results (100 %) are considered usable. See the summary table for the analyses that have been rejected and the associated QC reasons.

Note 1): Samples SV06 and SV09R were not analyzed.

L2600395

**Table 6-1 TO-15-SIM**

<b>SAMPLES AFFECTED</b>	<b>ANALYTES</b>	<b>ACTION</b>	<b>QC VIOLATION</b>	<b>COMMENTS</b>
SV-11	1,1,1-Trichloroethane	J detects	Analyte concentration over the ICAL linear range (lab "E" flagged)	Data are estimated

## ACRONYMS

BSP	Blank Spike
CCAL	Continuing Calibration
CCB	Continuing Calibration Blank
CCV	Continuing Calibration Verification
CRDL	Contract Required Detection Limit
CRQL	Contract Required Quantitation Limit
%D	Percent Difference
ICAL	Initial Calibration
ICB	Initial Calibration Blank
IS	Internal Standard
LCS	Laboratory Control Sample
MS/MSD	Matrix Spike/Matrix Spike Duplicate
QA	Quality Assurance
QC	Quality Control
%R	Percent recovery
RPD	Relative Percent Difference
RRF	Relative Response Factor
%RSD	Percent Relative Standard Deviation
TAL	Target Analyte List (metals)
TCL	Target Compound List (organics)

*Appendix A*

---

*Validated  
Analytical  
Results*



**Pace Analytical Services**

**Laboratory Code: 11148**

**SDG Number: L2600395**

*The original project report/data package is held by Pace Analytical Services. This report/data package is paginated and should be reproduced only in its entirety. Pace Analytical Services holds no responsibility for results and/or data that are not consistent with the original.*

**Project Name:** DLS/MODOCK RD. SPRINGS  
**Project Number:** 25-007C

**Lab Number:** L2600395  
**Report Date:** 01/13/26

<b>Lab Sample ID</b>	<b>Client ID</b>	<b>Matrix</b>	<b>Sample Location</b>	<b>Collection Date/Time</b>	<b>Receive Date</b>
L2600395-01	SV-01	SOIL_VAPOR	VICTOR, NY	12/30/25 13:40	12/31/25
L2600395-02	SV-02	SOIL_VAPOR	VICTOR, NY	12/30/25 13:50	12/31/25
L2600395-03	SV-03	SOIL_VAPOR	VICTOR, NY	12/30/25 13:35	12/31/25
L2600395-04	SV-04	SOIL_VAPOR	VICTOR, NY	12/30/25 13:00	12/31/25
L2600395-05	SV-05R	SOIL_VAPOR	VICTOR, NY	12/30/25 14:15	12/31/25
L2600395-06	SV-06	SOIL_VAPOR	VICTOR, NY	12/30/25 12:45	12/31/25
L2600395-07	SV-07	SOIL_VAPOR	VICTOR, NY	12/30/25 12:50	12/31/25
L2600395-08	SV-08	SOIL_VAPOR	VICTOR, NY	12/30/25 13:30	12/31/25
L2600395-09	SV-09R	SOIL_VAPOR	VICTOR, NY	12/30/25 13:20	12/31/25
L2600395-10	SV-10	SOIL_VAPOR	VICTOR, NY	12/30/25 14:50	12/31/25
L2600395-11	SV-11	SOIL_VAPOR	VICTOR, NY	12/30/25 15:15	12/31/25
L2600395-12	SV-12	SOIL_VAPOR	VICTOR, NY	12/30/25 14:35	12/31/25
L2600395-13	SV-13	SOIL_VAPOR	VICTOR, NY	12/30/25 13:15	12/31/25
L2600395-14	DUP 123025A	SOIL_VAPOR	VICTOR, NY	12/30/25 15:45	12/31/25
L2600395-15	DUP 123025B	SOIL_VAPOR	VICTOR, NY	12/30/25 16:30	12/31/25

**Project Name:** DLS/MODOCK RD. SPRINGS  
**Project Number:** 25-007C

**Lab Number:** L2600395  
**Report Date:** 01/13/26

**Case Narrative (continued)**

Volatile Organics in Air

Canisters were released from the laboratory on December 22, 2025. The canister certification data is provided as an addendum.

L2600395-03D: Prior to sample analysis, the canisters were pressurized with UHP Nitrogen in order to perform a screen analysis. The pressurization resulted in a dilution of the samples. The reporting limits have been elevated accordingly.

L2600395-11D: The sample was re-analyzed on dilution in order to quantitate the results within the calibration range. The result(s) should be considered estimated, and are qualified with an E flag, for any compound(s) that exceeded the calibration range in the initial analysis. The re-analysis was performed only for the compound(s) that exceeded the calibration range.

L2600395-15D: The sample has elevated detection limits due to the dilution required by the elevated concentrations of target compounds in the sample.

I, the undersigned, attest under the pains and penalties of perjury that, to the best of my knowledge and belief and based upon my personal inquiry of those responsible for providing the information contained in this analytical report, such information is accurate and complete. This certificate of analysis is not complete unless this page accompanies any and all pages of this report.

Authorized Signature: *Christopher J. Anderson*

Report Date: 01/13/26

Title: Technical Director/Representative





# Sample Delivery Group Summary

Pace Job Number : L2600395  
 Account Name : Marks Engineering, PC  
 Project Number : 25-007C  
 Project Name : DLS/MODOCK RD. SPRINGS

Received : 31-DEC-2025  
 Reviewer : Christopher J Anderson

### Delivery Information

Samples Delivered By : Pace Courier

Chain of Custody : Present

### Cooler Information

Cooler	Seal/Seal#	Preservation	Temperature(°C)	Additional Information
NA	Present/Intact/N/A			

### Condition Information

- 1) All samples on COC received? **YES**
- 2) Extra samples received? **NO**
- 3) Are there any sample container discrepancies? **NO**
- 4) Are there any discrepancies between COC & sample labels? **NO**
- 5) Are samples in appropriate containers for requested analysis? **YES**
- 6) Are samples properly preserved for requested analysis? **YES**
- 7) Are samples within holding time for requested analysis? **YES**
- 8) All sampling equipment returned? **YES**

### Volatile Organics/VPH

- 1) Reagent Water Vials Frozen by Client? **NA**



# AIR ANALYSIS

PAGE 1 OF 2

CHAIN OF CUSTODY

120 Forbes Blvd, Mansfield, MA 02048  
TEL: 508-822-9300 FAX: 508-822-3288**Client Information**Client: Marks Engineering  
Address: 4303 Route 59 20  
Catskill NY 14424  
Phone: 585-500-8392

Fax:

Email: JWolf@marksengineering.com These samples have been previously analyzed by Pace

Other Project Specific Requirements/Comments:

Project-Specific Target Compound List: **Project Information**Project Name: DLS/modack Rd Springs  
Project Location: Victor NY  
Project #: 25-007C  
Project Manager: Jeremy Wolf  
Pace® Quote #:**Turn-Around Time** Standard  RUSH (only confirmed if pre-approved)

Date Due: \_\_\_\_\_ Time: \_\_\_\_\_

Date Rec'd in Lab: 01/02/26**Report Information - Data Deliverables** FAX  
 ADEx  
Criteria Checker: \_\_\_\_\_  
(Default based on Regulatory Criteria Indicated)  
Other Formats: \_\_\_\_\_  
 EMAIL (standard pdf report)  
 Additional Deliverables: NYS EDD & CAT B  
Report to: (if different than Project Manager)Pace® Job #: L2600395**Billing Information** Same as Client info PO #: 25-007C**Regulatory Requirements/Report Limits**

State/Fed Program Res / Comm

**ANALYSIS**TO-15  
TO-15 SIM  
APH  
Subtract Non-petroleum HCs  
Fixed Gases  
Sulfides & Mercaptans by TO-15**All Columns Below Must Be Filled Out**

PACE Lab ID (Lab Use Only)	Sample ID	COLLECTION					Sample Matrix*	Sampler's Initials	Can Size	ID Can	ID - Flow Controller	TO-15	TO-15 SIM	APH	Subtract Non-petroleum HCs	Fixed Gases	Sulfides & Mercaptans by TO-15	Sample Comments (i.e. PID)
		End Date	Start Time	End Time	Initial Vacuum	Final Vacuum												
00395-01	SV-01	12/30/25	0940	1340	-29.86	-6.10	SV	JSW	6L	5524	03031	X						
-02	SV-02	12/30/25	0950	1350	-29.95	-2.51	SV	JSW	6L	5425	03090	X						
-03	SV-03	12/30/25	1000	1535	-24.29	-29.94	SV	JSW	6L	7636	03037	X						
-04	SV-04	12/31/25	0900	1300	-30.05	-6.15	SV	JSW	6L	3252	03211	X						
-05	SV-05R	12/30/25	1015	1415	-30.05	-3.59	SV	JSW	6L	704	03099	X						
-06	SV-06	12/30/25	0835	1245	-30.25	-29.36	SV	JSW	6L	2960	0306	X						Do Not Analyze
-07	SV-07	12/30/25	0850	1250	-29.61	-0.50	SV	JSW	6L	2799	03199	X						
-08	SV-08	12/30/25	0930	1330	-29.00	-6.43	SV	JSW	6L	1852	01458	X						
-09	SV-09R	12/30/25	0920	1320	-29.35	-29.67	SV	JSW	6L	968	03112	X						Do Not Analyze
-10	SV-10	12/30/25	1105	1450	-29.66	-7.25	SV	JSW	6L	5454	02346	X						

**\*SAMPLE MATRIX CODES**AA = Ambient Air (Indoor/Outdoor)  
SV = Soil Vapor/Landfill Gas/SVE  
Other = Please Specify

Container Type

Please print clearly, legibly and completely. Samples can not be logged in and turnaround time clock will not start until any ambiguities are resolved. All samples submitted are subject to Pace's Terms and Conditions. See reverse side.

Relinquished By: \_\_\_\_\_ Date/Time: \_\_\_\_\_

Jeff Napoli PACE  
Russell B. Bishop12/31/25 1336  
12-31-25 1336  
1-1-26 0200

Received By: \_\_\_\_\_ Date/Time: \_\_\_\_\_

Jeff Napoli PACE  
Jeff Napoli PACE ROUGH SKETCH  
12/31/25 1336  
12-31-25 1336  
12/26 1500



# AIR ANALYSIS

PAGE 2 OF 2Date Rec'd in Lab: 01/02/26Pace® Job #: L2600395

## CHAIN OF CUSTODY

120 Forbes Blvd, Mansfield, MA 02048  
TEL: 508-822-9300 FAX: 508-822-3288

### Client Information

Client: Marks Engineering  
Address: 4303 Route 5 #20  
Cataraugus NY 14424  
Phone: 585-500-8392  
Fax:Email: JWolf@MarksEngineering.com These samples have been previously analyzed by Pace

Other Project Specific Requirements/Comments:

Project-Specific Target Compound List: 

### Project Information

Project Name: DLS/modack Rd Springs  
Project Location: Victor, NY  
Project #: 25-007C  
Project Manager: Jeremy Wolf  
Pace® Quote #:

### Turn-Around Time

 Standard  RUSH (only confirmed if pre-approved)

Date Due: \_\_\_\_\_ Time: \_\_\_\_\_

### Report Information - Data Deliverables

 FAX  
 ADEX  
Criteria Checker: \_\_\_\_\_  
(Default based on Regulatory Criteria Indicated)  
Other Formats:  
 EMAIL (standard pdf report)  
 Additional Deliverables:  
NYS EDD & CAT B  
Report to: (if different than Project Manager)

### Billing Information

 Same as Client info PO #: 25-007C

### Regulatory Requirements/Report Limits

State/Fed Program Res / Comm

### ANALYSIS

TO-15  
TO-15 SIM  
APH (except Non-petroleum HCs)  
Fixed Gases  
Sulfides & Mercaptans by TO-15

### All Columns Below Must Be Filled Out

PACE Lab ID (Lab Use Only)	Sample ID	COLLECTION						Sample Matrix*	Sampler's Initials	Can Size	I D Can	I D - Flow Controller	TO-15	TO-15 SIM	APH (except Non-petroleum HCs)	Fixed Gases	Sulfides & Mercaptans by TO-15	Sample Comments (i.e. PID)
		End Date	Start Time	End Time	Initial Vacuum	Final Vacuum												
-11	SV-11	12/30/25	1115	1515	-29.73	-6.59	SV	JSW	6L	3257	03036	X						
-12	SV-12	12/30/25	1035	1435	-29.25	-0.15	SV	JSW	6L	5302	03201	X						
-13	SV-13	12/30/25	0915	1315	-29.55	-5.87	SV	JSW	6L	5177	01105	X						
-14	DUP 123025 A	12/30/25	1200	<del>1600</del>	-29.58	-7.25	SV	JSW	6L	2703	01722	X						End Time 1545
-15	DUP 123025 B	12/30/25	1230	<del>1545</del>	-29.80	-7.06	SV	JSW	6L	3484	03213	X						End Time 1630

### \*SAMPLE MATRIX CODES

AA = Ambient Air (Indoor/Outdoor)  
SV = Soil Vapor/Landfill Gas/SVE  
Other = Please Specify

### Container Type

Please print clearly, legibly and completely. Samples can not be logged in and turnaround time clock will not start until any ambiguities are resolved. All samples submitted are subject to Pace's Terms and Conditions. See reverse side.

Relinquished By:	Date/Time	Received By:	Date/Time
<u>Jeremy Wolf</u>	<u>12/31/25</u>	<u>Jeff M... Pace</u>	<u>12/31/25 1254</u>
<u>Jeff M... Pace</u>	<u>12/31/25 1336</u>	<u>Map Pace PCH. SA CLR</u>	<u>12/31/25 1336</u>
<u>Robert B...</u>	<u>12/31/25 1755</u>		<u>12/31/25 0920</u>
	<u>1-1-26 0200</u>		<u>1/2/26 1900</u>

Project Name: DLS/MODOCK RD. SPRINGS

Lab Number: L2600395

Project Number: 25-007C

Report Date: 01/13/26

### Canister and Flow Controller Information

Samplenum	Client ID	Media ID	Media Type	Date Prepared	Bottle Order	Cleaning Batch ID	Can Leak Check	Initial Pressure (in. Hg)	Pressure on Receipt (in. Hg)	Flow Controller Leak Chk	Flow Out mL/min	Flow In mL/min	% RPD
L2600395-01	SV-01	03031	Flow 3	12/22/25	547194		-	-	-	Pass	19.9	21.2	6
L2600395-01	SV-01	5524	6.0L TO Can	12/22/25	547194	L2580182-05	Pass	-28.5	-3.7	-	-	-	-
L2600395-02	SV-02	03090	Flow 3	12/22/25	547194		-	-	-	Pass	19.8	25.8	26
L2600395-02	SV-02	5425	6.0L Can	12/22/25	547194	L2580182-05	Pass	-28.5	0.0	-	-	-	-
L2600395-03	SV-03	03037	Flow 3	12/22/25	547194		-	-	-	Pass	19.8	19.9	1
L2600395-03	SV-03	1636	6.0L Can	12/22/25	547194	L2580182-06	Pass	-28.5	-23.1	-	-	-	-
L2600395-04	SV-04	03211	Flow 3	12/22/25	547194		-	-	-	Pass	20.0	20.4	2
L2600395-04	SV-04	3252	6.0L Can	12/22/25	547194	L2579577-07	Pass	-28.5	-4.0	-	-	-	-
L2600395-05	SV-05R	03099	Flow 3	12/22/25	547194		-	-	-	Pass	20.3	19.4	5
L2600395-05	SV-05R	704	6.0L Can	12/22/25	547194	L2580182-05	Pass	-28.5	-1.2	-	-	-	-
L2600395-06	SV-06	03106	Flow 3	12/22/25	547194		-	-	-	Pass	20.2	20.0	1
L2600395-06	SV-06	2960	6.0L Can	12/22/25	547194	L2579577-07	Pass	-28.6	-28.0	-	-	-	-
L2600395-07	SV-07	03199	Flow 3	12/22/25	547194		-	-	-	Pass	20.2	14.7	32
L2600395-07	SV-07	2799	6.0L Can	12/22/25	547194	L2579577-07	Pass	-28.5	2.0	-	-	-	-
L2600395-08	SV-08	01458	Flow 3	12/22/25	547194		-	-	-	Pass	20.0	20.7	3



Project Name: DLS/MODOCK RD. SPRINGS

Lab Number: L2600395

Project Number: 25-007C

Report Date: 01/13/26

### Canister and Flow Controller Information

Samplenum	Client ID	Media ID	Media Type	Date Prepared	Bottle Order	Cleaning Batch ID	Can Leak Check	Initial Pressure (in. Hg)	Pressure on Receipt (in. Hg)	Flow Controller Leak Chk	Flow Out mL/min	Flow In mL/min	% RPD
L2600395-08	SV-08	1852	6.0L Can	12/22/25	547194	L2580182-05	Pass	-28.5	-4.7	-	-	-	-
L2600395-09	SV-09R	03112	Flow 3	12/22/25	547194		-	-	-	Pass	20.1	20.9	4
L2600395-09	SV-09R	968	6.0L Can	12/22/25	547194	L2580182-05	Pass	-28.5	-29.1	-	-	-	-
L2600395-10	SV-10	02346	Flow 3	12/22/25	547194		-	-	-	Pass	20.0	20.4	2
L2600395-10	SV-10	5454	6.0L Can	12/22/25	547194	L2579577-06	Pass	-28.5	-6.0	-	-	-	-
L2600395-11	SV-11	03036	Flow 3	12/22/25	547194		-	-	-	Pass	20.3	21.1	4
L2600395-11	SV-11	3257	6.0L Can	12/22/25	547194	L2580182-06	Pass	-28.5	-4.4	-	-	-	-
L2600395-12	SV-12	03201	Flow 3	12/22/25	547194		-	-	-	Pass	20.2	19.1	6
L2600395-12	SV-12	5302	6.0L Can	12/22/25	547194	L2579577-06	Pass	-28.5	1.6	-	-	-	-
L2600395-13	SV-13	01105	Flow 3	12/22/25	547194		-	-	-	Pass	20.2	20.9	3
L2600395-13	SV-13	5177	6.0L Can	12/22/25	547194	L2579577-07	Pass	-28.5	-4.1	-	-	-	-
L2600395-14	DUP 123025A	01722	Flow 3	12/22/25	547194		-	-	-	Pass	20.0	20.4	2
L2600395-14	DUP 123025A	2703	6.0L Can	12/22/25	547194	L2579577-06	Pass	-28.5	-5.9	-	-	-	-
L2600395-15	DUP 123025B	03213	Flow 3	12/22/25	547194		-	-	-	Pass	20.2	20.7	2
L2600395-15	DUP 123025B	3484	6.0L Can	12/22/25	547194	L2580182-05	Pass	-28.5	-5.2	-	-	-	-

**GC/MS VOA**  
**Air Analysis**  
**Selective Ion Monitoring**

# Results Summary

## Form 1

### Volatile Organics in Air by SIM

Client : Marks Engineering, PC  
 Project Name : DLS/MODOCK RD. SPRINGS  
 Lab ID : L2600395-01  
 Client ID : SV-01  
 Sample Location : VICTOR, NY  
 Sample Matrix : SOIL\_VAPOR  
 Analytical Method : 48,TO-15-SIM  
 Lab File ID : R237843  
 Sample Amount : 250 ml

Lab Number : L2600395  
 Project Number : 25-007C  
 Date Collected : 12/30/25 13:40  
 Date Received : 12/31/25  
 Date Analyzed : 01/11/26 21:48  
 Dilution Factor : 1  
 Analyst : TPH  
 Instrument ID : AIRLAB23  
 GC Column : RTX-1

CAS NO.	Parameter	ppbV			ug/m3			Qualifier
		Results	RL	MDL	Results	RL	MDL	
75-71-8	Dichlorodifluoromethane	0.356	0.200	--	1.76	0.989	--	
74-87-3	Chloromethane	ND	0.200	--	ND	0.413	--	U
76-14-2	Freon-114	ND	0.050	--	ND	0.349	--	U
75-01-4	Vinyl chloride	ND	0.020	--	ND	0.051	--	U
106-99-0	1,3-Butadiene	ND	0.020	--	ND	0.044	--	U
74-83-9	Bromomethane	ND	0.020	--	ND	0.078	--	U
75-00-3	Chloroethane	ND	0.100	--	ND	0.264	--	U
64-17-5	Ethanol	ND	5.00	--	ND	9.42	--	U
593-60-2	Vinyl bromide	ND	0.200	--	ND	0.874	--	U
67-64-1	Acetone	4.12	1.00	--	9.79	2.38	--	
75-69-4	Trichlorofluoromethane	0.170	0.050	--	0.955	0.281	--	
67-63-0	Isopropanol	1.37	1.00	--	3.37	2.46	--	
75-35-4	1,1-Dichloroethene	ND	0.020	--	ND	0.079	--	U
75-65-0	Tertiary butyl Alcohol	ND	0.500	--	ND	1.52	--	U
75-09-2	Methylene chloride	ND	0.500	--	ND	1.74	--	U
107-05-1	3-Chloropropene	ND	0.200	--	ND	0.626	--	U
75-15-0	Carbon disulfide	ND	0.200	--	ND	0.623	--	U
76-13-1	Freon-113	0.066	0.050	--	0.506	0.383	--	
156-60-5	trans-1,2-Dichloroethene	ND	0.020	--	ND	0.079	--	U
75-34-3	1,1-Dichloroethane	ND	0.020	--	ND	0.081	--	U
1634-04-4	Methyl tert butyl ether	ND	0.200	--	ND	0.721	--	U
78-93-3	2-Butanone	0.656	0.500	--	1.93	1.47	--	
156-59-2	cis-1,2-Dichloroethene	ND	0.020	--	ND	0.079	--	U
141-78-6	Ethyl Acetate	ND	0.500	--	ND	1.80	--	U
67-66-3	Chloroform	ND	0.020	--	ND	0.098	--	U
109-99-9	Tetrahydrofuran	ND	0.500	--	ND	1.47	--	U



# Results Summary

## Form 1

### Volatile Organics in Air by SIM

Client : Marks Engineering, PC  
 Project Name : DLS/MODOCK RD. SPRINGS  
 Lab ID : L2600395-01  
 Client ID : SV-01  
 Sample Location : VICTOR, NY  
 Sample Matrix : SOIL\_VAPOR  
 Analytical Method : 48,TO-15-SIM  
 Lab File ID : R237843  
 Sample Amount : 250 ml

Lab Number : L2600395  
 Project Number : 25-007C  
 Date Collected : 12/30/25 13:40  
 Date Received : 12/31/25  
 Date Analyzed : 01/11/26 21:48  
 Dilution Factor : 1  
 Analyst : TPH  
 Instrument ID : AIRLAB23  
 GC Column : RTX-1

CAS NO.	Parameter	ppbV			ug/m3			Qualifier
		Results	RL	MDL	Results	RL	MDL	
107-06-2	1,2-Dichloroethane	ND	0.020	--	ND	0.081	--	U
110-54-3	n-Hexane	ND	0.200	--	ND	0.705	--	U
71-55-6	1,1,1-Trichloroethane	6.98	0.020	--	38.1	0.109	--	
71-43-2	Benzene	ND	0.100	--	ND	0.319	--	U
56-23-5	Carbon tetrachloride	0.033	0.020	--	0.208	0.126	--	
110-82-7	Cyclohexane	ND	0.200	--	ND	0.688	--	U
78-87-5	1,2-Dichloropropane	ND	0.020	--	ND	0.092	--	U
75-27-4	Bromodichloromethane	ND	0.020	--	ND	0.134	--	U
123-91-1	1,4-Dioxane	ND	0.100	--	ND	0.360	--	U
79-01-6	Trichloroethene	0.595	0.020	--	3.20	0.107	--	
540-84-1	2,2,4-Trimethylpentane	ND	0.200	--	ND	0.934	--	U
142-82-5	Heptane	ND	0.200	--	ND	0.820	--	U
10061-01-5	cis-1,3-Dichloropropene	ND	0.020	--	ND	0.091	--	U
108-10-1	4-Methyl-2-pentanone	ND	0.500	--	ND	2.05	--	U
10061-02-6	trans-1,3-Dichloropropene	ND	0.020	--	ND	0.091	--	U
79-00-5	1,1,2-Trichloroethane	ND	0.020	--	ND	0.109	--	U
108-88-3	Toluene	ND	0.100	--	ND	0.377	--	U
591-78-6	2-Hexanone	ND	0.200	--	ND	0.820	--	U
124-48-1	Dibromochloromethane	ND	0.020	--	ND	0.170	--	U
106-93-4	1,2-Dibromoethane	ND	0.020	--	ND	0.154	--	U
127-18-4	Tetrachloroethene	ND	0.020	--	ND	0.136	--	U
108-90-7	Chlorobenzene	ND	0.100	--	ND	0.461	--	U
100-41-4	Ethylbenzene	ND	0.020	--	ND	0.087	--	U
179601-23-1	p/m-Xylene	ND	0.040	--	ND	0.174	--	U
75-25-2	Bromoform	ND	0.020	--	ND	0.207	--	U
100-42-5	Styrene	ND	0.020	--	ND	0.085	--	U



**Results Summary**  
**Form 1**  
**Volatile Organics in Air by SIM**

Client : Marks Engineering, PC  
 Project Name : DLS/MODOCK RD. SPRINGS  
 Lab ID : L2600395-01  
 Client ID : SV-01  
 Sample Location : VICTOR, NY  
 Sample Matrix : SOIL\_VAPOR  
 Analytical Method : 48,TO-15-SIM  
 Lab File ID : R237843  
 Sample Amount : 250 ml

Lab Number : L2600395  
 Project Number : 25-007C  
 Date Collected : 12/30/25 13:40  
 Date Received : 12/31/25  
 Date Analyzed : 01/11/26 21:48  
 Dilution Factor : 1  
 Analyst : TPH  
 Instrument ID : AIRLAB23  
 GC Column : RTX-1

CAS NO.	Parameter	ppbV			ug/m3			Qualifier
		Results	RL	MDL	Results	RL	MDL	
79-34-5	1,1,2,2-Tetrachloroethane	ND	0.020	--	ND	0.137	--	U
95-47-6	o-Xylene	ND	0.020	--	ND	0.087	--	U
622-96-8	4-Ethyltoluene	ND	0.020	--	ND	0.098	--	U
108-67-8	1,3,5-Trimethylbenzene	ND	0.020	--	ND	0.098	--	U
95-63-6	1,2,4-Trimethylbenzene	0.030	0.020	--	0.147	0.098	--	
100-44-7	Benzyl chloride	ND	0.100	--	ND	0.518	--	U
541-73-1	1,3-Dichlorobenzene	ND	0.020	--	ND	0.120	--	U
106-46-7	1,4-Dichlorobenzene	ND	0.020	--	ND	0.120	--	U
95-50-1	1,2-Dichlorobenzene	ND	0.020	--	ND	0.120	--	U
120-82-1	1,2,4-Trichlorobenzene	ND	0.050	--	ND	0.371	--	U
91-20-3	Naphthalene	ND	0.050	--	ND	0.262	--	U
87-68-3	Hexachlorobutadiene	ND	0.050	--	ND	0.533	--	U



# Results Summary

## Form 1

### Volatile Organics in Air by SIM

Client : Marks Engineering, PC  
 Project Name : DLS/MODOCK RD. SPRINGS  
 Lab ID : L2600395-02  
 Client ID : SV-02  
 Sample Location : VICTOR, NY  
 Sample Matrix : SOIL\_VAPOR  
 Analytical Method : 48,TO-15-SIM  
 Lab File ID : R237844  
 Sample Amount : 250 ml

Lab Number : L2600395  
 Project Number : 25-007C  
 Date Collected : 12/30/25 13:50  
 Date Received : 12/31/25  
 Date Analyzed : 01/11/26 22:27  
 Dilution Factor : 1  
 Analyst : TPH  
 Instrument ID : AIRLAB23  
 GC Column : RTX-1

CAS NO.	Parameter	ppbV			ug/m3			Qualifier
		Results	RL	MDL	Results	RL	MDL	
75-71-8	Dichlorodifluoromethane	0.360	0.200	--	1.78	0.989	--	
74-87-3	Chloromethane	ND	0.200	--	ND	0.413	--	U
76-14-2	Freon-114	ND	0.050	--	ND	0.349	--	U
75-01-4	Vinyl chloride	ND	0.020	--	ND	0.051	--	U
106-99-0	1,3-Butadiene	ND	0.020	--	ND	0.044	--	U
74-83-9	Bromomethane	ND	0.020	--	ND	0.078	--	U
75-00-3	Chloroethane	ND	0.100	--	ND	0.264	--	U
64-17-5	Ethanol	ND	5.00	--	ND	9.42	--	U
593-60-2	Vinyl bromide	ND	0.200	--	ND	0.874	--	U
67-64-1	Acetone	2.42	1.00	--	5.75	2.38	--	
75-69-4	Trichlorofluoromethane	0.162	0.050	--	0.910	0.281	--	
67-63-0	Isopropanol	ND	1.00	--	ND	2.46	--	U
75-35-4	1,1-Dichloroethene	ND	0.020	--	ND	0.079	--	U
75-65-0	Tertiary butyl Alcohol	2.66	0.500	--	8.06	1.52	--	
75-09-2	Methylene chloride	ND	0.500	--	ND	1.74	--	U
107-05-1	3-Chloropropene	ND	0.200	--	ND	0.626	--	U
75-15-0	Carbon disulfide	ND	0.200	--	ND	0.623	--	U
76-13-1	Freon-113	0.057	0.050	--	0.437	0.383	--	
156-60-5	trans-1,2-Dichloroethene	ND	0.020	--	ND	0.079	--	U
75-34-3	1,1-Dichloroethane	ND	0.020	--	ND	0.081	--	U
1634-04-4	Methyl tert butyl ether	ND	0.200	--	ND	0.721	--	U
78-93-3	2-Butanone	0.762	0.500	--	2.25	1.47	--	
156-59-2	cis-1,2-Dichloroethene	ND	0.020	--	ND	0.079	--	U
141-78-6	Ethyl Acetate	ND	0.500	--	ND	1.80	--	U
67-66-3	Chloroform	ND	0.020	--	ND	0.098	--	U
109-99-9	Tetrahydrofuran	ND	0.500	--	ND	1.47	--	U



# Results Summary

## Form 1

### Volatile Organics in Air by SIM

Client : Marks Engineering, PC  
 Project Name : DLS/MODOCK RD. SPRINGS  
 Lab ID : L2600395-02  
 Client ID : SV-02  
 Sample Location : VICTOR, NY  
 Sample Matrix : SOIL\_VAPOR  
 Analytical Method : 48,TO-15-SIM  
 Lab File ID : R237844  
 Sample Amount : 250 ml

Lab Number : L2600395  
 Project Number : 25-007C  
 Date Collected : 12/30/25 13:50  
 Date Received : 12/31/25  
 Date Analyzed : 01/11/26 22:27  
 Dilution Factor : 1  
 Analyst : TPH  
 Instrument ID : AIRLAB23  
 GC Column : RTX-1

CAS NO.	Parameter	ppbV			ug/m3			Qualifier
		Results	RL	MDL	Results	RL	MDL	
107-06-2	1,2-Dichloroethane	ND	0.020	--	ND	0.081	--	U
110-54-3	n-Hexane	ND	0.200	--	ND	0.705	--	U
71-55-6	1,1,1-Trichloroethane	0.307	0.020	--	1.68	0.109	--	
71-43-2	Benzene	ND	0.100	--	ND	0.319	--	U
56-23-5	Carbon tetrachloride	ND	0.020	--	ND	0.126	--	U
110-82-7	Cyclohexane	ND	0.200	--	ND	0.688	--	U
78-87-5	1,2-Dichloropropane	ND	0.020	--	ND	0.092	--	U
75-27-4	Bromodichloromethane	ND	0.020	--	ND	0.134	--	U
123-91-1	1,4-Dioxane	ND	0.100	--	ND	0.360	--	U
79-01-6	Trichloroethene	ND	0.020	--	ND	0.107	--	U
540-84-1	2,2,4-Trimethylpentane	ND	0.200	--	ND	0.934	--	U
142-82-5	Heptane	ND	0.200	--	ND	0.820	--	U
10061-01-5	cis-1,3-Dichloropropene	ND	0.020	--	ND	0.091	--	U
108-10-1	4-Methyl-2-pentanone	ND	0.500	--	ND	2.05	--	U
10061-02-6	trans-1,3-Dichloropropene	ND	0.020	--	ND	0.091	--	U
79-00-5	1,1,2-Trichloroethane	ND	0.020	--	ND	0.109	--	U
108-88-3	Toluene	ND	0.100	--	ND	0.377	--	U
591-78-6	2-Hexanone	ND	0.200	--	ND	0.820	--	U
124-48-1	Dibromochloromethane	ND	0.020	--	ND	0.170	--	U
106-93-4	1,2-Dibromoethane	ND	0.020	--	ND	0.154	--	U
127-18-4	Tetrachloroethene	ND	0.020	--	ND	0.136	--	U
108-90-7	Chlorobenzene	ND	0.100	--	ND	0.461	--	U
100-41-4	Ethylbenzene	ND	0.020	--	ND	0.087	--	U
179601-23-1	p/m-Xylene	ND	0.040	--	ND	0.174	--	U
75-25-2	Bromoform	ND	0.020	--	ND	0.207	--	U
100-42-5	Styrene	ND	0.020	--	ND	0.085	--	U



**Results Summary  
Form 1  
Volatile Organics in Air by SIM**

Client : Marks Engineering, PC  
 Project Name : DLS/MODOCK RD. SPRINGS  
 Lab ID : L2600395-02  
 Client ID : SV-02  
 Sample Location : VICTOR, NY  
 Sample Matrix : SOIL\_VAPOR  
 Analytical Method : 48,TO-15-SIM  
 Lab File ID : R237844  
 Sample Amount : 250 ml

Lab Number : L2600395  
 Project Number : 25-007C  
 Date Collected : 12/30/25 13:50  
 Date Received : 12/31/25  
 Date Analyzed : 01/11/26 22:27  
 Dilution Factor : 1  
 Analyst : TPH  
 Instrument ID : AIRLAB23  
 GC Column : RTX-1

CAS NO.	Parameter	ppbV			ug/m3			Qualifier
		Results	RL	MDL	Results	RL	MDL	
79-34-5	1,1,2,2-Tetrachloroethane	ND	0.020	--	ND	0.137	--	U
95-47-6	o-Xylene	ND	0.020	--	ND	0.087	--	U
622-96-8	4-Ethyltoluene	ND	0.020	--	ND	0.098	--	U
108-67-8	1,3,5-Trimethylbenzene	ND	0.020	--	ND	0.098	--	U
95-63-6	1,2,4-Trimethylbenzene	0.020	0.020	--	0.098	0.098	--	
100-44-7	Benzyl chloride	ND	0.100	--	ND	0.518	--	U
541-73-1	1,3-Dichlorobenzene	ND	0.020	--	ND	0.120	--	U
106-46-7	1,4-Dichlorobenzene	ND	0.020	--	ND	0.120	--	U
95-50-1	1,2-Dichlorobenzene	ND	0.020	--	ND	0.120	--	U
120-82-1	1,2,4-Trichlorobenzene	ND	0.050	--	ND	0.371	--	U
91-20-3	Naphthalene	ND	0.050	--	ND	0.262	--	U
87-68-3	Hexachlorobutadiene	ND	0.050	--	ND	0.533	--	U



# Results Summary

## Form 1

### Volatile Organics in Air by SIM

**Client** : Marks Engineering, PC  
**Project Name** : DLS/MODOCK RD. SPRINGS  
**Lab ID** : L2600395-03D  
**Client ID** : SV-03  
**Sample Location** : VICTOR, NY  
**Sample Matrix** : SOIL\_VAPOR  
**Analytical Method** : 48,TO-15-SIM  
**Lab File ID** : R237845  
**Sample Amount** : 53.3 ml

**Lab Number** : L2600395  
**Project Number** : 25-007C  
**Date Collected** : 12/30/25 13:35  
**Date Received** : 12/31/25  
**Date Analyzed** : 01/11/26 23:06  
**Dilution Factor** : 4.688  
**Analyst** : TPH  
**Instrument ID** : AIRLAB23  
**GC Column** : RTX-1

CAS NO.	Parameter	ppbV			ug/m3			Qualifier
		Results	RL	MDL	Results	RL	MDL	
75-71-8	Dichlorodifluoromethane	ND	0.938	--	ND	4.64	--	U
74-87-3	Chloromethane	ND	0.938	--	ND	1.94	--	U
76-14-2	Freon-114	ND	0.234	--	ND	1.64	--	U
75-01-4	Vinyl chloride	ND	0.094	--	ND	0.240	--	U
106-99-0	1,3-Butadiene	ND	0.094	--	ND	0.208	--	U
74-83-9	Bromomethane	ND	0.094	--	ND	0.364	--	U
75-00-3	Chloroethane	ND	0.469	--	ND	1.24	--	U
64-17-5	Ethanol	ND	23.4	--	ND	44.1	--	U
593-60-2	Vinyl bromide	ND	0.938	--	ND	4.10	--	U
67-64-1	Acetone	ND	4.69	--	ND	11.1	--	U
75-69-4	Trichlorofluoromethane	ND	0.234	--	ND	1.31	--	U
67-63-0	Isopropanol	ND	4.69	--	ND	11.5	--	U
75-35-4	1,1-Dichloroethene	ND	0.094	--	ND	0.372	--	U
75-65-0	Tertiary butyl Alcohol	ND	2.34	--	ND	7.09	--	U
75-09-2	Methylene chloride	ND	2.34	--	ND	8.13	--	U
107-05-1	3-Chloropropene	ND	0.938	--	ND	2.94	--	U
75-15-0	Carbon disulfide	ND	0.938	--	ND	2.92	--	U
76-13-1	Freon-113	ND	0.234	--	ND	1.79	--	U
156-60-5	trans-1,2-Dichloroethene	ND	0.094	--	ND	0.372	--	U
75-34-3	1,1-Dichloroethane	ND	0.094	--	ND	0.380	--	U
1634-04-4	Methyl tert butyl ether	ND	0.938	--	ND	3.38	--	U
78-93-3	2-Butanone	ND	2.34	--	ND	6.90	--	U
156-59-2	cis-1,2-Dichloroethene	ND	0.094	--	ND	0.372	--	U
141-78-6	Ethyl Acetate	ND	2.34	--	ND	8.43	--	U
67-66-3	Chloroform	ND	0.094	--	ND	0.458	--	U
109-99-9	Tetrahydrofuran	ND	2.34	--	ND	6.90	--	U



# Results Summary

## Form 1

### Volatile Organics in Air by SIM

Client : Marks Engineering, PC  
 Project Name : DLS/MODOCK RD. SPRINGS  
 Lab ID : L2600395-03D  
 Client ID : SV-03  
 Sample Location : VICTOR, NY  
 Sample Matrix : SOIL\_VAPOR  
 Analytical Method : 48,TO-15-SIM  
 Lab File ID : R237845  
 Sample Amount : 53.3 ml

Lab Number : L2600395  
 Project Number : 25-007C  
 Date Collected : 12/30/25 13:35  
 Date Received : 12/31/25  
 Date Analyzed : 01/11/26 23:06  
 Dilution Factor : 4.688  
 Analyst : TPH  
 Instrument ID : AIRLAB23  
 GC Column : RTX-1

CAS NO.	Parameter	ppbV			ug/m3			Qualifier
		Results	RL	MDL	Results	RL	MDL	
107-06-2	1,2-Dichloroethane	ND	0.094	--	ND	0.380	--	U
110-54-3	n-Hexane	ND	0.938	--	ND	3.31	--	U
71-55-6	1,1,1-Trichloroethane	ND	0.094	--	ND	0.512	--	U
71-43-2	Benzene	ND	0.469	--	ND	1.50	--	U
56-23-5	Carbon tetrachloride	ND	0.094	--	ND	0.590	--	U
110-82-7	Cyclohexane	ND	0.938	--	ND	3.23	--	U
78-87-5	1,2-Dichloropropane	ND	0.094	--	ND	0.434	--	U
75-27-4	Bromodichloromethane	ND	0.094	--	ND	0.628	--	U
123-91-1	1,4-Dioxane	ND	0.469	--	ND	1.69	--	U
79-01-6	Trichloroethene	ND	0.094	--	ND	0.504	--	U
540-84-1	2,2,4-Trimethylpentane	ND	0.938	--	ND	4.38	--	U
142-82-5	Heptane	ND	0.938	--	ND	3.84	--	U
10061-01-5	cis-1,3-Dichloropropene	ND	0.094	--	ND	0.426	--	U
108-10-1	4-Methyl-2-pentanone	ND	2.34	--	ND	9.59	--	U
10061-02-6	trans-1,3-Dichloropropene	ND	0.094	--	ND	0.426	--	U
79-00-5	1,1,2-Trichloroethane	ND	0.094	--	ND	0.512	--	U
108-88-3	Toluene	ND	0.469	--	ND	1.77	--	U
591-78-6	2-Hexanone	ND	0.938	--	ND	3.84	--	U
124-48-1	Dibromochloromethane	ND	0.094	--	ND	0.799	--	U
106-93-4	1,2-Dibromoethane	ND	0.094	--	ND	0.721	--	U
127-18-4	Tetrachloroethene	ND	0.094	--	ND	0.636	--	U
108-90-7	Chlorobenzene	ND	0.469	--	ND	2.16	--	U
100-41-4	Ethylbenzene	ND	0.094	--	ND	0.407	--	U
179601-23-1	p/m-Xylene	ND	0.188	--	ND	0.817	--	U
75-25-2	Bromoform	ND	0.094	--	ND	0.970	--	U
100-42-5	Styrene	ND	0.094	--	ND	0.399	--	U



# Results Summary

## Form 1

### Volatile Organics in Air by SIM

**Client** : Marks Engineering, PC  
**Project Name** : DLS/MODOCK RD. SPRINGS  
**Lab ID** : L2600395-03D  
**Client ID** : SV-03  
**Sample Location** : VICTOR, NY  
**Sample Matrix** : SOIL\_VAPOR  
**Analytical Method** : 48,TO-15-SIM  
**Lab File ID** : R237845  
**Sample Amount** : 53.3 ml

**Lab Number** : L2600395  
**Project Number** : 25-007C  
**Date Collected** : 12/30/25 13:35  
**Date Received** : 12/31/25  
**Date Analyzed** : 01/11/26 23:06  
**Dilution Factor** : 4.688  
**Analyst** : TPH  
**Instrument ID** : AIRLAB23  
**GC Column** : RTX-1

CAS NO.	Parameter	ppbV			ug/m3			Qualifier
		Results	RL	MDL	Results	RL	MDL	
79-34-5	1,1,2,2-Tetrachloroethane	ND	0.094	--	ND	0.644	--	U
95-47-6	o-Xylene	ND	0.094	--	ND	0.407	--	U
622-96-8	4-Ethyltoluene	ND	0.094	--	ND	0.461	--	U
108-67-8	1,3,5-Trimethylbenzene	ND	0.094	--	ND	0.461	--	U
95-63-6	1,2,4-Trimethylbenzene	ND	0.094	--	ND	0.461	--	U
100-44-7	Benzyl chloride	ND	0.469	--	ND	2.43	--	U
541-73-1	1,3-Dichlorobenzene	ND	0.094	--	ND	0.564	--	U
106-46-7	1,4-Dichlorobenzene	ND	0.094	--	ND	0.564	--	U
95-50-1	1,2-Dichlorobenzene	ND	0.094	--	ND	0.564	--	U
120-82-1	1,2,4-Trichlorobenzene	ND	0.234	--	ND	1.74	--	U
91-20-3	Naphthalene	ND	0.234	--	ND	1.23	--	U
87-68-3	Hexachlorobutadiene	ND	0.234	--	ND	2.50	--	U



# Results Summary

## Form 1

### Volatile Organics in Air by SIM

Client : Marks Engineering, PC  
 Project Name : DLS/MODOCK RD. SPRINGS  
 Lab ID : L2600395-04  
 Client ID : SV-04  
 Sample Location : VICTOR, NY  
 Sample Matrix : SOIL\_VAPOR  
 Analytical Method : 48,TO-15-SIM  
 Lab File ID : R237846  
 Sample Amount : 250 ml

Lab Number : L2600395  
 Project Number : 25-007C  
 Date Collected : 12/30/25 13:00  
 Date Received : 12/31/25  
 Date Analyzed : 01/11/26 23:46  
 Dilution Factor : 1  
 Analyst : BJB  
 Instrument ID : AIRLAB23  
 GC Column : RTX-1

CAS NO.	Parameter	ppbV			ug/m3			Qualifier
		Results	RL	MDL	Results	RL	MDL	
75-71-8	Dichlorodifluoromethane	0.946	0.200	--	4.68	0.989	--	
74-87-3	Chloromethane	ND	0.200	--	ND	0.413	--	U
76-14-2	Freon-114	ND	0.050	--	ND	0.349	--	U
75-01-4	Vinyl chloride	ND	0.020	--	ND	0.051	--	U
106-99-0	1,3-Butadiene	ND	0.020	--	ND	0.044	--	U
74-83-9	Bromomethane	ND	0.020	--	ND	0.078	--	U
75-00-3	Chloroethane	ND	0.100	--	ND	0.264	--	U
64-17-5	Ethanol	ND	5.00	--	ND	9.42	--	U
593-60-2	Vinyl bromide	ND	0.200	--	ND	0.874	--	U
67-64-1	Acetone	1.20	1.00	--	2.85	2.38	--	
75-69-4	Trichlorofluoromethane	0.172	0.050	--	0.967	0.281	--	
67-63-0	Isopropanol	ND	1.00	--	ND	2.46	--	U
75-35-4	1,1-Dichloroethene	ND	0.020	--	ND	0.079	--	U
75-65-0	Tertiary butyl Alcohol	ND	0.500	--	ND	1.52	--	U
75-09-2	Methylene chloride	ND	0.500	--	ND	1.74	--	U
107-05-1	3-Chloropropene	ND	0.200	--	ND	0.626	--	U
75-15-0	Carbon disulfide	ND	0.200	--	ND	0.623	--	U
76-13-1	Freon-113	0.065	0.050	--	0.498	0.383	--	
156-60-5	trans-1,2-Dichloroethene	ND	0.020	--	ND	0.079	--	U
75-34-3	1,1-Dichloroethane	ND	0.020	--	ND	0.081	--	U
1634-04-4	Methyl tert butyl ether	ND	0.200	--	ND	0.721	--	U
78-93-3	2-Butanone	1.24	0.500	--	3.66	1.47	--	
156-59-2	cis-1,2-Dichloroethene	ND	0.020	--	ND	0.079	--	U
141-78-6	Ethyl Acetate	ND	0.500	--	ND	1.80	--	U
67-66-3	Chloroform	ND	0.020	--	ND	0.098	--	U
109-99-9	Tetrahydrofuran	ND	0.500	--	ND	1.47	--	U



# Results Summary

## Form 1

### Volatile Organics in Air by SIM

**Client** : Marks Engineering, PC  
**Project Name** : DLS/MODOCK RD. SPRINGS  
**Lab ID** : L2600395-04  
**Client ID** : SV-04  
**Sample Location** : VICTOR, NY  
**Sample Matrix** : SOIL\_VAPOR  
**Analytical Method** : 48,TO-15-SIM  
**Lab File ID** : R237846  
**Sample Amount** : 250 ml

**Lab Number** : L2600395  
**Project Number** : 25-007C  
**Date Collected** : 12/30/25 13:00  
**Date Received** : 12/31/25  
**Date Analyzed** : 01/11/26 23:46  
**Dilution Factor** : 1  
**Analyst** : BJB  
**Instrument ID** : AIRLAB23  
**GC Column** : RTX-1

CAS NO.	Parameter	ppbV			ug/m3			Qualifier
		Results	RL	MDL	Results	RL	MDL	
107-06-2	1,2-Dichloroethane	ND	0.020	--	ND	0.081	--	U
110-54-3	n-Hexane	ND	0.200	--	ND	0.705	--	U
71-55-6	1,1,1-Trichloroethane	1.20	0.020	--	6.55	0.109	--	
71-43-2	Benzene	ND	0.100	--	ND	0.319	--	U
56-23-5	Carbon tetrachloride	ND	0.020	--	ND	0.126	--	U
110-82-7	Cyclohexane	ND	0.200	--	ND	0.688	--	U
78-87-5	1,2-Dichloropropane	ND	0.020	--	ND	0.092	--	U
75-27-4	Bromodichloromethane	ND	0.020	--	ND	0.134	--	U
123-91-1	1,4-Dioxane	ND	0.100	--	ND	0.360	--	U
79-01-6	Trichloroethene	ND	0.020	--	ND	0.107	--	U
540-84-1	2,2,4-Trimethylpentane	ND	0.200	--	ND	0.934	--	U
142-82-5	Heptane	ND	0.200	--	ND	0.820	--	U
10061-01-5	cis-1,3-Dichloropropene	ND	0.020	--	ND	0.091	--	U
108-10-1	4-Methyl-2-pentanone	ND	0.500	--	ND	2.05	--	U
10061-02-6	trans-1,3-Dichloropropene	ND	0.020	--	ND	0.091	--	U
79-00-5	1,1,2-Trichloroethane	ND	0.020	--	ND	0.109	--	U
108-88-3	Toluene	ND	0.100	--	ND	0.377	--	U
591-78-6	2-Hexanone	0.473	0.200	--	1.94	0.820	--	
124-48-1	Dibromochloromethane	ND	0.020	--	ND	0.170	--	U
106-93-4	1,2-Dibromoethane	ND	0.020	--	ND	0.154	--	U
127-18-4	Tetrachloroethene	ND	0.020	--	ND	0.136	--	U
108-90-7	Chlorobenzene	ND	0.100	--	ND	0.461	--	U
100-41-4	Ethylbenzene	ND	0.020	--	ND	0.087	--	U
179601-23-1	p/m-Xylene	0.052	0.040	--	0.226	0.174	--	
75-25-2	Bromoform	ND	0.020	--	ND	0.207	--	U
100-42-5	Styrene	ND	0.020	--	ND	0.085	--	U



**Results Summary**  
**Form 1**  
**Volatile Organics in Air by SIM**

Client : Marks Engineering, PC  
 Project Name : DLS/MODOCK RD. SPRINGS  
 Lab ID : L2600395-04  
 Client ID : SV-04  
 Sample Location : VICTOR, NY  
 Sample Matrix : SOIL\_VAPOR  
 Analytical Method : 48,TO-15-SIM  
 Lab File ID : R237846  
 Sample Amount : 250 ml

Lab Number : L2600395  
 Project Number : 25-007C  
 Date Collected : 12/30/25 13:00  
 Date Received : 12/31/25  
 Date Analyzed : 01/11/26 23:46  
 Dilution Factor : 1  
 Analyst : BJB  
 Instrument ID : AIRLAB23  
 GC Column : RTX-1

CAS NO.	Parameter	ppbV			ug/m3			Qualifier
		Results	RL	MDL	Results	RL	MDL	
79-34-5	1,1,2,2-Tetrachloroethane	ND	0.020	--	ND	0.137	--	U
95-47-6	o-Xylene	0.023	0.020	--	0.10	0.087	--	
622-96-8	4-Ethyltoluene	ND	0.020	--	ND	0.098	--	U
108-67-8	1,3,5-Trimethylbenzene	ND	0.020	--	ND	0.098	--	U
95-63-6	1,2,4-Trimethylbenzene	0.093	0.020	--	0.457	0.098	--	
100-44-7	Benzyl chloride	ND	0.100	--	ND	0.518	--	U
541-73-1	1,3-Dichlorobenzene	ND	0.020	--	ND	0.120	--	U
106-46-7	1,4-Dichlorobenzene	ND	0.020	--	ND	0.120	--	U
95-50-1	1,2-Dichlorobenzene	ND	0.020	--	ND	0.120	--	U
120-82-1	1,2,4-Trichlorobenzene	ND	0.050	--	ND	0.371	--	U
91-20-3	Naphthalene	ND	0.050	--	ND	0.262	--	U
87-68-3	Hexachlorobutadiene	ND	0.050	--	ND	0.533	--	U



# Results Summary

## Form 1

### Volatile Organics in Air by SIM

**Client** : Marks Engineering, PC  
**Project Name** : DLS/MODOCK RD. SPRINGS  
**Lab ID** : L2600395-05  
**Client ID** : SV-05R  
**Sample Location** : VICTOR, NY  
**Sample Matrix** : SOIL\_VAPOR  
**Analytical Method** : 48,TO-15-SIM  
**Lab File ID** : R237848  
**Sample Amount** : 250 ml

**Lab Number** : L2600395  
**Project Number** : 25-007C  
**Date Collected** : 12/30/25 14:15  
**Date Received** : 12/31/25  
**Date Analyzed** : 01/12/26 01:05  
**Dilution Factor** : 1  
**Analyst** : TPH  
**Instrument ID** : AIRLAB23  
**GC Column** : RTX-1

CAS NO.	Parameter	ppbV			ug/m3			Qualifier
		Results	RL	MDL	Results	RL	MDL	
75-71-8	Dichlorodifluoromethane	0.368	0.200	--	1.82	0.989	--	
74-87-3	Chloromethane	ND	0.200	--	ND	0.413	--	U
76-14-2	Freon-114	ND	0.050	--	ND	0.349	--	U
75-01-4	Vinyl chloride	ND	0.020	--	ND	0.051	--	U
106-99-0	1,3-Butadiene	ND	0.020	--	ND	0.044	--	U
74-83-9	Bromomethane	ND	0.020	--	ND	0.078	--	U
75-00-3	Chloroethane	ND	0.100	--	ND	0.264	--	U
64-17-5	Ethanol	ND	5.00	--	ND	9.42	--	U
593-60-2	Vinyl bromide	ND	0.200	--	ND	0.874	--	U
67-64-1	Acetone	1.15	1.00	--	2.73	2.38	--	
75-69-4	Trichlorofluoromethane	0.161	0.050	--	0.905	0.281	--	
67-63-0	Isopropanol	ND	1.00	--	ND	2.46	--	U
75-35-4	1,1-Dichloroethene	ND	0.020	--	ND	0.079	--	U
75-65-0	Tertiary butyl Alcohol	ND	0.500	--	ND	1.52	--	U
75-09-2	Methylene chloride	ND	0.500	--	ND	1.74	--	U
107-05-1	3-Chloropropene	ND	0.200	--	ND	0.626	--	U
75-15-0	Carbon disulfide	ND	0.200	--	ND	0.623	--	U
76-13-1	Freon-113	0.059	0.050	--	0.452	0.383	--	
156-60-5	trans-1,2-Dichloroethene	ND	0.020	--	ND	0.079	--	U
75-34-3	1,1-Dichloroethane	ND	0.020	--	ND	0.081	--	U
1634-04-4	Methyl tert butyl ether	ND	0.200	--	ND	0.721	--	U
78-93-3	2-Butanone	0.853	0.500	--	2.52	1.47	--	
156-59-2	cis-1,2-Dichloroethene	ND	0.020	--	ND	0.079	--	U
141-78-6	Ethyl Acetate	ND	0.500	--	ND	1.80	--	U
67-66-3	Chloroform	0.095	0.020	--	0.464	0.098	--	
109-99-9	Tetrahydrofuran	ND	0.500	--	ND	1.47	--	U



# Results Summary

## Form 1

### Volatile Organics in Air by SIM

Client : Marks Engineering, PC  
 Project Name : DLS/MODOCK RD. SPRINGS  
 Lab ID : L2600395-05  
 Client ID : SV-05R  
 Sample Location : VICTOR, NY  
 Sample Matrix : SOIL\_VAPOR  
 Analytical Method : 48,TO-15-SIM  
 Lab File ID : R237848  
 Sample Amount : 250 ml

Lab Number : L2600395  
 Project Number : 25-007C  
 Date Collected : 12/30/25 14:15  
 Date Received : 12/31/25  
 Date Analyzed : 01/12/26 01:05  
 Dilution Factor : 1  
 Analyst : TPH  
 Instrument ID : AIRLAB23  
 GC Column : RTX-1

CAS NO.	Parameter	ppbV			ug/m3			Qualifier
		Results	RL	MDL	Results	RL	MDL	
107-06-2	1,2-Dichloroethane	ND	0.020	--	ND	0.081	--	U
110-54-3	n-Hexane	ND	0.200	--	ND	0.705	--	U
71-55-6	1,1,1-Trichloroethane	ND	0.020	--	ND	0.109	--	U
71-43-2	Benzene	ND	0.100	--	ND	0.319	--	U
56-23-5	Carbon tetrachloride	0.051	0.020	--	0.321	0.126	--	
110-82-7	Cyclohexane	ND	0.200	--	ND	0.688	--	U
78-87-5	1,2-Dichloropropane	ND	0.020	--	ND	0.092	--	U
75-27-4	Bromodichloromethane	ND	0.020	--	ND	0.134	--	U
123-91-1	1,4-Dioxane	ND	0.100	--	ND	0.360	--	U
79-01-6	Trichloroethene	ND	0.020	--	ND	0.107	--	U
540-84-1	2,2,4-Trimethylpentane	ND	0.200	--	ND	0.934	--	U
142-82-5	Heptane	ND	0.200	--	ND	0.820	--	U
10061-01-5	cis-1,3-Dichloropropene	ND	0.020	--	ND	0.091	--	U
108-10-1	4-Methyl-2-pentanone	ND	0.500	--	ND	2.05	--	U
10061-02-6	trans-1,3-Dichloropropene	ND	0.020	--	ND	0.091	--	U
79-00-5	1,1,2-Trichloroethane	ND	0.020	--	ND	0.109	--	U
108-88-3	Toluene	ND	0.100	--	ND	0.377	--	U
591-78-6	2-Hexanone	ND	0.200	--	ND	0.820	--	U
124-48-1	Dibromochloromethane	ND	0.020	--	ND	0.170	--	U
106-93-4	1,2-Dibromoethane	ND	0.020	--	ND	0.154	--	U
127-18-4	Tetrachloroethene	ND	0.020	--	ND	0.136	--	U
108-90-7	Chlorobenzene	ND	0.100	--	ND	0.461	--	U
100-41-4	Ethylbenzene	ND	0.020	--	ND	0.087	--	U
179601-23-1	p/m-Xylene	ND	0.040	--	ND	0.174	--	U
75-25-2	Bromoform	ND	0.020	--	ND	0.207	--	U
100-42-5	Styrene	ND	0.020	--	ND	0.085	--	U



**Results Summary  
Form 1  
Volatile Organics in Air by SIM**

Client : Marks Engineering, PC  
 Project Name : DLS/MODOCK RD. SPRINGS  
 Lab ID : L2600395-05  
 Client ID : SV-05R  
 Sample Location : VICTOR, NY  
 Sample Matrix : SOIL\_VAPOR  
 Analytical Method : 48,TO-15-SIM  
 Lab File ID : R237848  
 Sample Amount : 250 ml

Lab Number : L2600395  
 Project Number : 25-007C  
 Date Collected : 12/30/25 14:15  
 Date Received : 12/31/25  
 Date Analyzed : 01/12/26 01:05  
 Dilution Factor : 1  
 Analyst : TPH  
 Instrument ID : AIRLAB23  
 GC Column : RTX-1

CAS NO.	Parameter	ppbV			ug/m3			Qualifier
		Results	RL	MDL	Results	RL	MDL	
79-34-5	1,1,2,2-Tetrachloroethane	ND	0.020	--	ND	0.137	--	U
95-47-6	o-Xylene	ND	0.020	--	ND	0.087	--	U
622-96-8	4-Ethyltoluene	ND	0.020	--	ND	0.098	--	U
108-67-8	1,3,5-Trimethylbenzene	ND	0.020	--	ND	0.098	--	U
95-63-6	1,2,4-Trimethylbenzene	0.052	0.020	--	0.256	0.098	--	
100-44-7	Benzyl chloride	ND	0.100	--	ND	0.518	--	U
541-73-1	1,3-Dichlorobenzene	ND	0.020	--	ND	0.120	--	U
106-46-7	1,4-Dichlorobenzene	ND	0.020	--	ND	0.120	--	U
95-50-1	1,2-Dichlorobenzene	ND	0.020	--	ND	0.120	--	U
120-82-1	1,2,4-Trichlorobenzene	ND	0.050	--	ND	0.371	--	U
91-20-3	Naphthalene	ND	0.050	--	ND	0.262	--	U
87-68-3	Hexachlorobutadiene	ND	0.050	--	ND	0.533	--	U



# Results Summary

## Form 1

### Volatile Organics in Air by SIM

Client : Marks Engineering, PC  
 Project Name : DLS/MODOCK RD. SPRINGS  
 Lab ID : L2600395-07  
 Client ID : SV-07  
 Sample Location : VICTOR, NY  
 Sample Matrix : SOIL\_VAPOR  
 Analytical Method : 48,TO-15-SIM  
 Lab File ID : R237849  
 Sample Amount : 250 ml

Lab Number : L2600395  
 Project Number : 25-007C  
 Date Collected : 12/30/25 12:50  
 Date Received : 12/31/25  
 Date Analyzed : 01/12/26 01:44  
 Dilution Factor : 1  
 Analyst : TPH  
 Instrument ID : AIRLAB23  
 GC Column : RTX-1

CAS NO.	Parameter	ppbV			ug/m3			Qualifier
		Results	RL	MDL	Results	RL	MDL	
75-71-8	Dichlorodifluoromethane	0.452	0.200	--	2.24	0.989	--	
74-87-3	Chloromethane	ND	0.200	--	ND	0.413	--	U
76-14-2	Freon-114	ND	0.050	--	ND	0.349	--	U
75-01-4	Vinyl chloride	ND	0.020	--	ND	0.051	--	U
106-99-0	1,3-Butadiene	ND	0.020	--	ND	0.044	--	U
74-83-9	Bromomethane	ND	0.020	--	ND	0.078	--	U
75-00-3	Chloroethane	ND	0.100	--	ND	0.264	--	U
64-17-5	Ethanol	ND	5.00	--	ND	9.42	--	U
593-60-2	Vinyl bromide	ND	0.200	--	ND	0.874	--	U
67-64-1	Acetone	1.66	1.00	--	3.94	2.38	--	
75-69-4	Trichlorofluoromethane	0.253	0.050	--	1.42	0.281	--	
67-63-0	Isopropanol	ND	1.00	--	ND	2.46	--	U
75-35-4	1,1-Dichloroethene	ND	0.020	--	ND	0.079	--	U
75-65-0	Tertiary butyl Alcohol	10.0	0.500	--	30.3	1.52	--	
75-09-2	Methylene chloride	ND	0.500	--	ND	1.74	--	U
107-05-1	3-Chloropropene	ND	0.200	--	ND	0.626	--	U
75-15-0	Carbon disulfide	ND	0.200	--	ND	0.623	--	U
76-13-1	Freon-113	0.130	0.050	--	0.996	0.383	--	
156-60-5	trans-1,2-Dichloroethene	ND	0.020	--	ND	0.079	--	U
75-34-3	1,1-Dichloroethane	ND	0.020	--	ND	0.081	--	U
1634-04-4	Methyl tert butyl ether	ND	0.200	--	ND	0.721	--	U
78-93-3	2-Butanone	ND	0.500	--	ND	1.47	--	U
156-59-2	cis-1,2-Dichloroethene	ND	0.020	--	ND	0.079	--	U
141-78-6	Ethyl Acetate	ND	0.500	--	ND	1.80	--	U
67-66-3	Chloroform	ND	0.020	--	ND	0.098	--	U
109-99-9	Tetrahydrofuran	ND	0.500	--	ND	1.47	--	U



# Results Summary

## Form 1

### Volatile Organics in Air by SIM

Client : Marks Engineering, PC  
 Project Name : DLS/MODOCK RD. SPRINGS  
 Lab ID : L2600395-07  
 Client ID : SV-07  
 Sample Location : VICTOR, NY  
 Sample Matrix : SOIL\_VAPOR  
 Analytical Method : 48,TO-15-SIM  
 Lab File ID : R237849  
 Sample Amount : 250 ml

Lab Number : L2600395  
 Project Number : 25-007C  
 Date Collected : 12/30/25 12:50  
 Date Received : 12/31/25  
 Date Analyzed : 01/12/26 01:44  
 Dilution Factor : 1  
 Analyst : TPH  
 Instrument ID : AIRLAB23  
 GC Column : RTX-1

CAS NO.	Parameter	ppbV			ug/m3			Qualifier
		Results	RL	MDL	Results	RL	MDL	
107-06-2	1,2-Dichloroethane	ND	0.020	--	ND	0.081	--	U
110-54-3	n-Hexane	ND	0.200	--	ND	0.705	--	U
71-55-6	1,1,1-Trichloroethane	1.33	0.020	--	7.26	0.109	--	
71-43-2	Benzene	ND	0.100	--	ND	0.319	--	U
56-23-5	Carbon tetrachloride	ND	0.020	--	ND	0.126	--	U
110-82-7	Cyclohexane	ND	0.200	--	ND	0.688	--	U
78-87-5	1,2-Dichloropropane	ND	0.020	--	ND	0.092	--	U
75-27-4	Bromodichloromethane	ND	0.020	--	ND	0.134	--	U
123-91-1	1,4-Dioxane	ND	0.100	--	ND	0.360	--	U
79-01-6	Trichloroethene	ND	0.020	--	ND	0.107	--	U
540-84-1	2,2,4-Trimethylpentane	ND	0.200	--	ND	0.934	--	U
142-82-5	Heptane	ND	0.200	--	ND	0.820	--	U
10061-01-5	cis-1,3-Dichloropropene	ND	0.020	--	ND	0.091	--	U
108-10-1	4-Methyl-2-pentanone	ND	0.500	--	ND	2.05	--	U
10061-02-6	trans-1,3-Dichloropropene	ND	0.020	--	ND	0.091	--	U
79-00-5	1,1,2-Trichloroethane	ND	0.020	--	ND	0.109	--	U
108-88-3	Toluene	0.108	0.100	--	0.407	0.377	--	
591-78-6	2-Hexanone	ND	0.200	--	ND	0.820	--	U
124-48-1	Dibromochloromethane	ND	0.020	--	ND	0.170	--	U
106-93-4	1,2-Dibromoethane	ND	0.020	--	ND	0.154	--	U
127-18-4	Tetrachloroethene	ND	0.020	--	ND	0.136	--	U
108-90-7	Chlorobenzene	ND	0.100	--	ND	0.461	--	U
100-41-4	Ethylbenzene	0.032	0.020	--	0.139	0.087	--	
179601-23-1	p/m-Xylene	0.091	0.040	--	0.395	0.174	--	
75-25-2	Bromoform	ND	0.020	--	ND	0.207	--	U
100-42-5	Styrene	ND	0.020	--	ND	0.085	--	U



# Results Summary

## Form 1

### Volatile Organics in Air by SIM

**Client** : Marks Engineering, PC  
**Project Name** : DLS/MODOCK RD. SPRINGS  
**Lab ID** : L2600395-07  
**Client ID** : SV-07  
**Sample Location** : VICTOR, NY  
**Sample Matrix** : SOIL\_VAPOR  
**Analytical Method** : 48,TO-15-SIM  
**Lab File ID** : R237849  
**Sample Amount** : 250 ml

**Lab Number** : L2600395  
**Project Number** : 25-007C  
**Date Collected** : 12/30/25 12:50  
**Date Received** : 12/31/25  
**Date Analyzed** : 01/12/26 01:44  
**Dilution Factor** : 1  
**Analyst** : TPH  
**Instrument ID** : AIRLAB23  
**GC Column** : RTX-1

CAS NO.	Parameter	ppbV			ug/m3			Qualifier
		Results	RL	MDL	Results	RL	MDL	
79-34-5	1,1,2,2-Tetrachloroethane	ND	0.020	--	ND	0.137	--	U
95-47-6	o-Xylene	0.044	0.020	--	0.191	0.087	--	
622-96-8	4-Ethyltoluene	ND	0.020	--	ND	0.098	--	U
108-67-8	1,3,5-Trimethylbenzene	0.024	0.020	--	0.118	0.098	--	
95-63-6	1,2,4-Trimethylbenzene	0.132	0.020	--	0.649	0.098	--	
100-44-7	Benzyl chloride	ND	0.100	--	ND	0.518	--	U
541-73-1	1,3-Dichlorobenzene	ND	0.020	--	ND	0.120	--	U
106-46-7	1,4-Dichlorobenzene	ND	0.020	--	ND	0.120	--	U
95-50-1	1,2-Dichlorobenzene	ND	0.020	--	ND	0.120	--	U
120-82-1	1,2,4-Trichlorobenzene	ND	0.050	--	ND	0.371	--	U
91-20-3	Naphthalene	ND	0.050	--	ND	0.262	--	U
87-68-3	Hexachlorobutadiene	ND	0.050	--	ND	0.533	--	U



# Results Summary

## Form 1

### Volatile Organics in Air by SIM

Client : Marks Engineering, PC  
 Project Name : DLS/MODOCK RD. SPRINGS  
 Lab ID : L2600395-08  
 Client ID : SV-08  
 Sample Location : VICTOR, NY  
 Sample Matrix : SOIL\_VAPOR  
 Analytical Method : 48,TO-15-SIM  
 Lab File ID : R237850  
 Sample Amount : 250 ml

Lab Number : L2600395  
 Project Number : 25-007C  
 Date Collected : 12/30/25 13:30  
 Date Received : 12/31/25  
 Date Analyzed : 01/12/26 02:24  
 Dilution Factor : 1  
 Analyst : TPH  
 Instrument ID : AIRLAB23  
 GC Column : RTX-1

CAS NO.	Parameter	ppbV			ug/m3			Qualifier
		Results	RL	MDL	Results	RL	MDL	
75-71-8	Dichlorodifluoromethane	0.372	0.200	--	1.84	0.989	--	
74-87-3	Chloromethane	ND	0.200	--	ND	0.413	--	U
76-14-2	Freon-114	ND	0.050	--	ND	0.349	--	U
75-01-4	Vinyl chloride	ND	0.020	--	ND	0.051	--	U
106-99-0	1,3-Butadiene	ND	0.020	--	ND	0.044	--	U
74-83-9	Bromomethane	ND	0.020	--	ND	0.078	--	U
75-00-3	Chloroethane	ND	0.100	--	ND	0.264	--	U
64-17-5	Ethanol	ND	5.00	--	ND	9.42	--	U
593-60-2	Vinyl bromide	ND	0.200	--	ND	0.874	--	U
67-64-1	Acetone	3.60	1.00	--	8.55	2.38	--	
75-69-4	Trichlorofluoromethane	0.239	0.050	--	1.34	0.281	--	
67-63-0	Isopropanol	ND	1.00	--	ND	2.46	--	U
75-35-4	1,1-Dichloroethene	ND	0.020	--	ND	0.079	--	U
75-65-0	Tertiary butyl Alcohol	6.51	0.500	--	19.7	1.52	--	
75-09-2	Methylene chloride	ND	0.500	--	ND	1.74	--	U
107-05-1	3-Chloropropene	ND	0.200	--	ND	0.626	--	U
75-15-0	Carbon disulfide	ND	0.200	--	ND	0.623	--	U
76-13-1	Freon-113	0.101	0.050	--	0.774	0.383	--	
156-60-5	trans-1,2-Dichloroethene	ND	0.020	--	ND	0.079	--	U
75-34-3	1,1-Dichloroethane	ND	0.020	--	ND	0.081	--	U
1634-04-4	Methyl tert butyl ether	ND	0.200	--	ND	0.721	--	U
78-93-3	2-Butanone	ND	0.500	--	ND	1.47	--	U
156-59-2	cis-1,2-Dichloroethene	ND	0.020	--	ND	0.079	--	U
141-78-6	Ethyl Acetate	ND	0.500	--	ND	1.80	--	U
67-66-3	Chloroform	ND	0.020	--	ND	0.098	--	U
109-99-9	Tetrahydrofuran	ND	0.500	--	ND	1.47	--	U



# Results Summary

## Form 1

### Volatile Organics in Air by SIM

**Client** : Marks Engineering, PC  
**Project Name** : DLS/MODOCK RD. SPRINGS  
**Lab ID** : L2600395-08  
**Client ID** : SV-08  
**Sample Location** : VICTOR, NY  
**Sample Matrix** : SOIL\_VAPOR  
**Analytical Method** : 48,TO-15-SIM  
**Lab File ID** : R237850  
**Sample Amount** : 250 ml

**Lab Number** : L2600395  
**Project Number** : 25-007C  
**Date Collected** : 12/30/25 13:30  
**Date Received** : 12/31/25  
**Date Analyzed** : 01/12/26 02:24  
**Dilution Factor** : 1  
**Analyst** : TPH  
**Instrument ID** : AIRLAB23  
**GC Column** : RTX-1

CAS NO.	Parameter	ppbV			ug/m3			Qualifier
		Results	RL	MDL	Results	RL	MDL	
107-06-2	1,2-Dichloroethane	ND	0.020	--	ND	0.081	--	U
110-54-3	n-Hexane	ND	0.200	--	ND	0.705	--	U
71-55-6	1,1,1-Trichloroethane	4.78	0.020	--	26.1	0.109	--	
71-43-2	Benzene	ND	0.100	--	ND	0.319	--	U
56-23-5	Carbon tetrachloride	ND	0.020	--	ND	0.126	--	U
110-82-7	Cyclohexane	ND	0.200	--	ND	0.688	--	U
78-87-5	1,2-Dichloropropane	ND	0.020	--	ND	0.092	--	U
75-27-4	Bromodichloromethane	ND	0.020	--	ND	0.134	--	U
123-91-1	1,4-Dioxane	ND	0.100	--	ND	0.360	--	U
79-01-6	Trichloroethene	ND	0.020	--	ND	0.107	--	U
540-84-1	2,2,4-Trimethylpentane	ND	0.200	--	ND	0.934	--	U
142-82-5	Heptane	ND	0.200	--	ND	0.820	--	U
10061-01-5	cis-1,3-Dichloropropene	ND	0.020	--	ND	0.091	--	U
108-10-1	4-Methyl-2-pentanone	ND	0.500	--	ND	2.05	--	U
10061-02-6	trans-1,3-Dichloropropene	ND	0.020	--	ND	0.091	--	U
79-00-5	1,1,2-Trichloroethane	ND	0.020	--	ND	0.109	--	U
108-88-3	Toluene	ND	0.100	--	ND	0.377	--	U
591-78-6	2-Hexanone	ND	0.200	--	ND	0.820	--	U
124-48-1	Dibromochloromethane	ND	0.020	--	ND	0.170	--	U
106-93-4	1,2-Dibromoethane	ND	0.020	--	ND	0.154	--	U
127-18-4	Tetrachloroethene	ND	0.020	--	ND	0.136	--	U
108-90-7	Chlorobenzene	ND	0.100	--	ND	0.461	--	U
100-41-4	Ethylbenzene	ND	0.020	--	ND	0.087	--	U
179601-23-1	p/m-Xylene	ND	0.040	--	ND	0.174	--	U
75-25-2	Bromoform	ND	0.020	--	ND	0.207	--	U
100-42-5	Styrene	ND	0.020	--	ND	0.085	--	U



# Results Summary

## Form 1

### Volatile Organics in Air by SIM

**Client** : Marks Engineering, PC  
**Project Name** : DLS/MODOCK RD. SPRINGS  
**Lab ID** : L2600395-08  
**Client ID** : SV-08  
**Sample Location** : VICTOR, NY  
**Sample Matrix** : SOIL\_VAPOR  
**Analytical Method** : 48,TO-15-SIM  
**Lab File ID** : R237850  
**Sample Amount** : 250 ml

**Lab Number** : L2600395  
**Project Number** : 25-007C  
**Date Collected** : 12/30/25 13:30  
**Date Received** : 12/31/25  
**Date Analyzed** : 01/12/26 02:24  
**Dilution Factor** : 1  
**Analyst** : TPH  
**Instrument ID** : AIRLAB23  
**GC Column** : RTX-1

CAS NO.	Parameter	ppbV			ug/m3			Qualifier
		Results	RL	MDL	Results	RL	MDL	
79-34-5	1,1,2,2-Tetrachloroethane	ND	0.020	--	ND	0.137	--	U
95-47-6	o-Xylene	0.023	0.020	--	0.10	0.087	--	
622-96-8	4-Ethyltoluene	ND	0.020	--	ND	0.098	--	U
108-67-8	1,3,5-Trimethylbenzene	0.028	0.020	--	0.138	0.098	--	
95-63-6	1,2,4-Trimethylbenzene	0.077	0.020	--	0.379	0.098	--	
100-44-7	Benzyl chloride	ND	0.100	--	ND	0.518	--	U
541-73-1	1,3-Dichlorobenzene	ND	0.020	--	ND	0.120	--	U
106-46-7	1,4-Dichlorobenzene	ND	0.020	--	ND	0.120	--	U
95-50-1	1,2-Dichlorobenzene	ND	0.020	--	ND	0.120	--	U
120-82-1	1,2,4-Trichlorobenzene	ND	0.050	--	ND	0.371	--	U
91-20-3	Naphthalene	ND	0.050	--	ND	0.262	--	U
87-68-3	Hexachlorobutadiene	ND	0.050	--	ND	0.533	--	U



# Results Summary

## Form 1

### Volatile Organics in Air by SIM

Client : Marks Engineering, PC  
 Project Name : DLS/MODOCK RD. SPRINGS  
 Lab ID : L2600395-10  
 Client ID : SV-10  
 Sample Location : VICTOR, NY  
 Sample Matrix : SOIL\_VAPOR  
 Analytical Method : 48,TO-15-SIM  
 Lab File ID : R237851  
 Sample Amount : 250 ml

Lab Number : L2600395  
 Project Number : 25-007C  
 Date Collected : 12/30/25 14:50  
 Date Received : 12/31/25  
 Date Analyzed : 01/12/26 03:04  
 Dilution Factor : 1  
 Analyst : TPH  
 Instrument ID : AIRLAB23  
 GC Column : RTX-1

CAS NO.	Parameter	ppbV			ug/m3			Qualifier
		Results	RL	MDL	Results	RL	MDL	
75-71-8	Dichlorodifluoromethane	0.357	0.200	--	1.77	0.989	--	
74-87-3	Chloromethane	ND	0.200	--	ND	0.413	--	U
76-14-2	Freon-114	ND	0.050	--	ND	0.349	--	U
75-01-4	Vinyl chloride	ND	0.020	--	ND	0.051	--	U
106-99-0	1,3-Butadiene	ND	0.020	--	ND	0.044	--	U
74-83-9	Bromomethane	ND	0.020	--	ND	0.078	--	U
75-00-3	Chloroethane	ND	0.100	--	ND	0.264	--	U
64-17-5	Ethanol	ND	5.00	--	ND	9.42	--	U
593-60-2	Vinyl bromide	ND	0.200	--	ND	0.874	--	U
67-64-1	Acetone	1.12	1.00	--	2.66	2.38	--	
75-69-4	Trichlorofluoromethane	0.197	0.050	--	1.11	0.281	--	
67-63-0	Isopropanol	ND	1.00	--	ND	2.46	--	U
75-35-4	1,1-Dichloroethene	0.303	0.020	--	1.20	0.079	--	
75-65-0	Tertiary butyl Alcohol	ND	0.500	--	ND	1.52	--	U
75-09-2	Methylene chloride	ND	0.500	--	ND	1.74	--	U
107-05-1	3-Chloropropene	ND	0.200	--	ND	0.626	--	U
75-15-0	Carbon disulfide	ND	0.200	--	ND	0.623	--	U
76-13-1	Freon-113	0.190	0.050	--	1.46	0.383	--	
156-60-5	trans-1,2-Dichloroethene	ND	0.020	--	ND	0.079	--	U
75-34-3	1,1-Dichloroethane	ND	0.020	--	ND	0.081	--	U
1634-04-4	Methyl tert butyl ether	ND	0.200	--	ND	0.721	--	U
78-93-3	2-Butanone	1.66	0.500	--	4.90	1.47	--	
156-59-2	cis-1,2-Dichloroethene	ND	0.020	--	ND	0.079	--	U
141-78-6	Ethyl Acetate	ND	0.500	--	ND	1.80	--	U
67-66-3	Chloroform	ND	0.020	--	ND	0.098	--	U
109-99-9	Tetrahydrofuran	ND	0.500	--	ND	1.47	--	U



# Results Summary

## Form 1

### Volatile Organics in Air by SIM

**Client** : Marks Engineering, PC  
**Project Name** : DLS/MODOCK RD. SPRINGS  
**Lab ID** : L2600395-10  
**Client ID** : SV-10  
**Sample Location** : VICTOR, NY  
**Sample Matrix** : SOIL\_VAPOR  
**Analytical Method** : 48,TO-15-SIM  
**Lab File ID** : R237851  
**Sample Amount** : 250 ml

**Lab Number** : L2600395  
**Project Number** : 25-007C  
**Date Collected** : 12/30/25 14:50  
**Date Received** : 12/31/25  
**Date Analyzed** : 01/12/26 03:04  
**Dilution Factor** : 1  
**Analyst** : TPH  
**Instrument ID** : AIRLAB23  
**GC Column** : RTX-1

CAS NO.	Parameter	ppbV			ug/m3			Qualifier
		Results	RL	MDL	Results	RL	MDL	
107-06-2	1,2-Dichloroethane	ND	0.020	--	ND	0.081	--	U
110-54-3	n-Hexane	ND	0.200	--	ND	0.705	--	U
71-55-6	1,1,1-Trichloroethane	32.8	0.020	--	179	0.109	--	
71-43-2	Benzene	ND	0.100	--	ND	0.319	--	U
56-23-5	Carbon tetrachloride	ND	0.020	--	ND	0.126	--	U
110-82-7	Cyclohexane	ND	0.200	--	ND	0.688	--	U
78-87-5	1,2-Dichloropropane	ND	0.020	--	ND	0.092	--	U
75-27-4	Bromodichloromethane	ND	0.020	--	ND	0.134	--	U
123-91-1	1,4-Dioxane	ND	0.100	--	ND	0.360	--	U
79-01-6	Trichloroethene	0.330	0.020	--	1.77	0.107	--	
540-84-1	2,2,4-Trimethylpentane	ND	0.200	--	ND	0.934	--	U
142-82-5	Heptane	ND	0.200	--	ND	0.820	--	U
10061-01-5	cis-1,3-Dichloropropene	ND	0.020	--	ND	0.091	--	U
108-10-1	4-Methyl-2-pentanone	ND	0.500	--	ND	2.05	--	U
10061-02-6	trans-1,3-Dichloropropene	ND	0.020	--	ND	0.091	--	U
79-00-5	1,1,2-Trichloroethane	ND	0.020	--	ND	0.109	--	U
108-88-3	Toluene	ND	0.100	--	ND	0.377	--	U
591-78-6	2-Hexanone	ND	0.200	--	ND	0.820	--	U
124-48-1	Dibromochloromethane	ND	0.020	--	ND	0.170	--	U
106-93-4	1,2-Dibromoethane	ND	0.020	--	ND	0.154	--	U
127-18-4	Tetrachloroethene	ND	0.020	--	ND	0.136	--	U
108-90-7	Chlorobenzene	ND	0.100	--	ND	0.461	--	U
100-41-4	Ethylbenzene	ND	0.020	--	ND	0.087	--	U
179601-23-1	p/m-Xylene	0.041	0.040	--	0.178	0.174	--	
75-25-2	Bromoform	ND	0.020	--	ND	0.207	--	U
100-42-5	Styrene	ND	0.020	--	ND	0.085	--	U



**Results Summary  
Form 1  
Volatile Organics in Air by SIM**

Client : Marks Engineering, PC  
 Project Name : DLS/MODOCK RD. SPRINGS  
 Lab ID : L2600395-10  
 Client ID : SV-10  
 Sample Location : VICTOR, NY  
 Sample Matrix : SOIL\_VAPOR  
 Analytical Method : 48,TO-15-SIM  
 Lab File ID : R237851  
 Sample Amount : 250 ml

Lab Number : L2600395  
 Project Number : 25-007C  
 Date Collected : 12/30/25 14:50  
 Date Received : 12/31/25  
 Date Analyzed : 01/12/26 03:04  
 Dilution Factor : 1  
 Analyst : TPH  
 Instrument ID : AIRLAB23  
 GC Column : RTX-1

CAS NO.	Parameter	ppbV			ug/m3			Qualifier
		Results	RL	MDL	Results	RL	MDL	
79-34-5	1,1,2,2-Tetrachloroethane	ND	0.020	--	ND	0.137	--	U
95-47-6	o-Xylene	ND	0.020	--	ND	0.087	--	U
622-96-8	4-Ethyltoluene	ND	0.020	--	ND	0.098	--	U
108-67-8	1,3,5-Trimethylbenzene	ND	0.020	--	ND	0.098	--	U
95-63-6	1,2,4-Trimethylbenzene	0.037	0.020	--	0.182	0.098	--	
100-44-7	Benzyl chloride	ND	0.100	--	ND	0.518	--	U
541-73-1	1,3-Dichlorobenzene	ND	0.020	--	ND	0.120	--	U
106-46-7	1,4-Dichlorobenzene	ND	0.020	--	ND	0.120	--	U
95-50-1	1,2-Dichlorobenzene	ND	0.020	--	ND	0.120	--	U
120-82-1	1,2,4-Trichlorobenzene	ND	0.050	--	ND	0.371	--	U
91-20-3	Naphthalene	ND	0.050	--	ND	0.262	--	U
87-68-3	Hexachlorobutadiene	ND	0.050	--	ND	0.533	--	U



# Results Summary

## Form 1

### Volatile Organics in Air by SIM

Client : Marks Engineering, PC  
 Project Name : DLS/MODOCK RD. SPRINGS  
 Lab ID : L2600395-11  
 Client ID : SV-11  
 Sample Location : VICTOR, NY  
 Sample Matrix : SOIL\_VAPOR  
 Analytical Method : 48,TO-15-SIM  
 Lab File ID : R237852  
 Sample Amount : 250 ml

Lab Number : L2600395  
 Project Number : 25-007C  
 Date Collected : 12/30/25 15:15  
 Date Received : 12/31/25  
 Date Analyzed : 01/12/26 03:43  
 Dilution Factor : 1  
 Analyst : TPH  
 Instrument ID : AIRLAB23  
 GC Column : RTX-1

CAS NO.	Parameter	ppbV			ug/m3			Qualifier
		Results	RL	MDL	Results	RL	MDL	
75-71-8	Dichlorodifluoromethane	0.351	0.200	--	1.74	0.989	--	
74-87-3	Chloromethane	ND	0.200	--	ND	0.413	--	U
76-14-2	Freon-114	ND	0.050	--	ND	0.349	--	U
75-01-4	Vinyl chloride	ND	0.020	--	ND	0.051	--	U
106-99-0	1,3-Butadiene	ND	0.020	--	ND	0.044	--	U
74-83-9	Bromomethane	ND	0.020	--	ND	0.078	--	U
75-00-3	Chloroethane	ND	0.100	--	ND	0.264	--	U
64-17-5	Ethanol	ND	5.00	--	ND	9.42	--	U
593-60-2	Vinyl bromide	ND	0.200	--	ND	0.874	--	U
67-64-1	Acetone	2.59	1.00	--	6.15	2.38	--	
75-69-4	Trichlorofluoromethane	0.171	0.050	--	0.961	0.281	--	
67-63-0	Isopropanol	ND	1.00	--	ND	2.46	--	U
75-35-4	1,1-Dichloroethene	0.065	0.020	--	0.258	0.079	--	
75-65-0	Tertiary butyl Alcohol	ND	0.500	--	ND	1.52	--	U
75-09-2	Methylene chloride	ND	0.500	--	ND	1.74	--	U
107-05-1	3-Chloropropene	ND	0.200	--	ND	0.626	--	U
75-15-0	Carbon disulfide	ND	0.200	--	ND	0.623	--	U
76-13-1	Freon-113	0.755	0.050	--	5.79	0.383	--	
156-60-5	trans-1,2-Dichloroethene	ND	0.020	--	ND	0.079	--	U
75-34-3	1,1-Dichloroethane	ND	0.020	--	ND	0.081	--	U
1634-04-4	Methyl tert butyl ether	ND	0.200	--	ND	0.721	--	U
78-93-3	2-Butanone	1.19	0.500	--	3.51	1.47	--	
156-59-2	cis-1,2-Dichloroethene	ND	0.020	--	ND	0.079	--	U
141-78-6	Ethyl Acetate	ND	0.500	--	ND	1.80	--	U
67-66-3	Chloroform	0.033	0.020	--	0.161	0.098	--	
109-99-9	Tetrahydrofuran	ND	0.500	--	ND	1.47	--	U



# Results Summary

## Form 1

### Volatile Organics in Air by SIM

Client : Marks Engineering, PC  
 Project Name : DLS/MODOCK RD. SPRINGS  
 Lab ID : L2600395-11  
 Client ID : SV-11  
 Sample Location : VICTOR, NY  
 Sample Matrix : SOIL\_VAPOR  
 Analytical Method : 48,TO-15-SIM  
 Lab File ID : R237852  
 Sample Amount : 250 ml

Lab Number : L2600395  
 Project Number : 25-007C  
 Date Collected : 12/30/25 15:15  
 Date Received : 12/31/25  
 Date Analyzed : 01/12/26 03:43  
 Dilution Factor : 1  
 Analyst : TPH  
 Instrument ID : AIRLAB23  
 GC Column : RTX-1

CAS NO.	Parameter	ppbV			ug/m3			Qualifier
		Results	RL	MDL	Results	RL	MDL	
107-06-2	1,2-Dichloroethane	ND	0.020	--	ND	0.081	--	U
110-54-3	n-Hexane	ND	0.200	--	ND	0.705	--	U
71-55-6	1,1,1-Trichloroethane	92.8	0.020	--	506	0.109	--	E J
71-43-2	Benzene	ND	0.100	--	ND	0.319	--	U
56-23-5	Carbon tetrachloride	0.040	0.020	--	0.252	0.126	--	
110-82-7	Cyclohexane	ND	0.200	--	ND	0.688	--	U
78-87-5	1,2-Dichloropropane	ND	0.020	--	ND	0.092	--	U
75-27-4	Bromodichloromethane	ND	0.020	--	ND	0.134	--	U
123-91-1	1,4-Dioxane	ND	0.100	--	ND	0.360	--	U
79-01-6	Trichloroethene	0.114	0.020	--	0.613	0.107	--	
540-84-1	2,2,4-Trimethylpentane	ND	0.200	--	ND	0.934	--	U
142-82-5	Heptane	ND	0.200	--	ND	0.820	--	U
10061-01-5	cis-1,3-Dichloropropene	ND	0.020	--	ND	0.091	--	U
108-10-1	4-Methyl-2-pentanone	ND	0.500	--	ND	2.05	--	U
10061-02-6	trans-1,3-Dichloropropene	ND	0.020	--	ND	0.091	--	U
79-00-5	1,1,2-Trichloroethane	ND	0.020	--	ND	0.109	--	U
108-88-3	Toluene	ND	0.100	--	ND	0.377	--	U
591-78-6	2-Hexanone	ND	0.200	--	ND	0.820	--	U
124-48-1	Dibromochloromethane	ND	0.020	--	ND	0.170	--	U
106-93-4	1,2-Dibromoethane	ND	0.020	--	ND	0.154	--	U
127-18-4	Tetrachloroethene	ND	0.020	--	ND	0.136	--	U
108-90-7	Chlorobenzene	ND	0.100	--	ND	0.461	--	U
100-41-4	Ethylbenzene	ND	0.020	--	ND	0.087	--	U
179601-23-1	p/m-Xylene	ND	0.040	--	ND	0.174	--	U
75-25-2	Bromoform	ND	0.020	--	ND	0.207	--	U
100-42-5	Styrene	ND	0.020	--	ND	0.085	--	U



**Results Summary  
Form 1  
Volatile Organics in Air by SIM**

Client : Marks Engineering, PC  
 Project Name : DLS/MODOCK RD. SPRINGS  
 Lab ID : L2600395-11  
 Client ID : SV-11  
 Sample Location : VICTOR, NY  
 Sample Matrix : SOIL\_VAPOR  
 Analytical Method : 48,TO-15-SIM  
 Lab File ID : R237852  
 Sample Amount : 250 ml

Lab Number : L2600395  
 Project Number : 25-007C  
 Date Collected : 12/30/25 15:15  
 Date Received : 12/31/25  
 Date Analyzed : 01/12/26 03:43  
 Dilution Factor : 1  
 Analyst : TPH  
 Instrument ID : AIRLAB23  
 GC Column : RTX-1

CAS NO.	Parameter	ppbV			ug/m3			Qualifier
		Results	RL	MDL	Results	RL	MDL	
79-34-5	1,1,2,2-Tetrachloroethane	ND	0.020	--	ND	0.137	--	U
95-47-6	o-Xylene	ND	0.020	--	ND	0.087	--	U
622-96-8	4-Ethyltoluene	ND	0.020	--	ND	0.098	--	U
108-67-8	1,3,5-Trimethylbenzene	ND	0.020	--	ND	0.098	--	U
95-63-6	1,2,4-Trimethylbenzene	ND	0.020	--	ND	0.098	--	U
100-44-7	Benzyl chloride	ND	0.100	--	ND	0.518	--	U
541-73-1	1,3-Dichlorobenzene	ND	0.020	--	ND	0.120	--	U
106-46-7	1,4-Dichlorobenzene	ND	0.020	--	ND	0.120	--	U
95-50-1	1,2-Dichlorobenzene	ND	0.020	--	ND	0.120	--	U
120-82-1	1,2,4-Trichlorobenzene	ND	0.050	--	ND	0.371	--	U
91-20-3	Naphthalene	ND	0.050	--	ND	0.262	--	U
87-68-3	Hexachlorobutadiene	ND	0.050	--	ND	0.533	--	U



**Results Summary**  
**Form 1**  
**Volatile Organics in Air by SIM**

<b>Client</b> : Marks Engineering, PC <b>Project Name</b> : DLS/MODOCK RD. SPRINGS <b>Lab ID</b> : L2600395-11D <b>Client ID</b> : SV-11 <b>Sample Location</b> : VICTOR, NY <b>Sample Matrix</b> : SOIL_VAPOR <b>Analytical Method</b> : 48,TO-15-SIM <b>Lab File ID</b> : R237859 <b>Sample Amount</b> : 50.0 ml	<b>Lab Number</b> : L2600395 <b>Project Number</b> : 25-007C <b>Date Collected</b> : 12/30/25 15:15 <b>Date Received</b> : 12/31/25 <b>Date Analyzed</b> : 01/12/26 08:56 <b>Dilution Factor</b> : 5 <b>Analyst</b> : TPH <b>Instrument ID</b> : AIRLAB23 <b>GC Column</b> : RTX-1
--	--

CAS NO.	Parameter	ppbV			ug/m3			Qualifier
		Results	RL	MDL	Results	RL	MDL	
71-55-6	1,1,1-Trichloroethane	83.0	0.100	--	453	0.546	--	



# Results Summary

## Form 1

### Volatile Organics in Air by SIM

Client : Marks Engineering, PC  
 Project Name : DLS/MODOCK RD. SPRINGS  
 Lab ID : L2600395-12  
 Client ID : SV-12  
 Sample Location : VICTOR, NY  
 Sample Matrix : SOIL\_VAPOR  
 Analytical Method : 48,TO-15-SIM  
 Lab File ID : R237853  
 Sample Amount : 250 ml

Lab Number : L2600395  
 Project Number : 25-007C  
 Date Collected : 12/30/25 14:35  
 Date Received : 12/31/25  
 Date Analyzed : 01/12/26 04:22  
 Dilution Factor : 1  
 Analyst : TPH  
 Instrument ID : AIRLAB23  
 GC Column : RTX-1

CAS NO.	Parameter	ppbV			ug/m3			Qualifier
		Results	RL	MDL	Results	RL	MDL	
75-71-8	Dichlorodifluoromethane	0.389	0.200	--	1.92	0.989	--	
74-87-3	Chloromethane	ND	0.200	--	ND	0.413	--	U
76-14-2	Freon-114	ND	0.050	--	ND	0.349	--	U
75-01-4	Vinyl chloride	ND	0.020	--	ND	0.051	--	U
106-99-0	1,3-Butadiene	ND	0.020	--	ND	0.044	--	U
74-83-9	Bromomethane	ND	0.020	--	ND	0.078	--	U
75-00-3	Chloroethane	ND	0.100	--	ND	0.264	--	U
64-17-5	Ethanol	ND	5.00	--	ND	9.42	--	U
593-60-2	Vinyl bromide	ND	0.200	--	ND	0.874	--	U
67-64-1	Acetone	1.62	1.00	--	3.85	2.38	--	
75-69-4	Trichlorofluoromethane	0.179	0.050	--	1.01	0.281	--	
67-63-0	Isopropanol	ND	1.00	--	ND	2.46	--	U
75-35-4	1,1-Dichloroethene	2.24	0.020	--	8.88	0.079	--	
75-65-0	Tertiary butyl Alcohol	0.510	0.500	--	1.55	1.52	--	
75-09-2	Methylene chloride	ND	0.500	--	ND	1.74	--	U
107-05-1	3-Chloropropene	ND	0.200	--	ND	0.626	--	U
75-15-0	Carbon disulfide	ND	0.200	--	ND	0.623	--	U
76-13-1	Freon-113	0.190	0.050	--	1.46	0.383	--	
156-60-5	trans-1,2-Dichloroethene	ND	0.020	--	ND	0.079	--	U
75-34-3	1,1-Dichloroethane	ND	0.020	--	ND	0.081	--	U
1634-04-4	Methyl tert butyl ether	ND	0.200	--	ND	0.721	--	U
78-93-3	2-Butanone	3.05	0.500	--	9.00	1.47	--	
156-59-2	cis-1,2-Dichloroethene	ND	0.020	--	ND	0.079	--	U
141-78-6	Ethyl Acetate	ND	0.500	--	ND	1.80	--	U
67-66-3	Chloroform	0.020	0.020	--	0.098	0.098	--	
109-99-9	Tetrahydrofuran	ND	0.500	--	ND	1.47	--	U



# Results Summary

## Form 1

### Volatile Organics in Air by SIM

**Client** : Marks Engineering, PC  
**Project Name** : DLS/MODOCK RD. SPRINGS  
**Lab ID** : L2600395-12  
**Client ID** : SV-12  
**Sample Location** : VICTOR, NY  
**Sample Matrix** : SOIL\_VAPOR  
**Analytical Method** : 48,TO-15-SIM  
**Lab File ID** : R237853  
**Sample Amount** : 250 ml

**Lab Number** : L2600395  
**Project Number** : 25-007C  
**Date Collected** : 12/30/25 14:35  
**Date Received** : 12/31/25  
**Date Analyzed** : 01/12/26 04:22  
**Dilution Factor** : 1  
**Analyst** : TPH  
**Instrument ID** : AIRLAB23  
**GC Column** : RTX-1

CAS NO.	Parameter	ppbV			ug/m3			Qualifier
		Results	RL	MDL	Results	RL	MDL	
107-06-2	1,2-Dichloroethane	ND	0.020	--	ND	0.081	--	U
110-54-3	n-Hexane	ND	0.200	--	ND	0.705	--	U
71-55-6	1,1,1-Trichloroethane	11.1	0.020	--	60.6	0.109	--	
71-43-2	Benzene	ND	0.100	--	ND	0.319	--	U
56-23-5	Carbon tetrachloride	0.073	0.020	--	0.459	0.126	--	
110-82-7	Cyclohexane	ND	0.200	--	ND	0.688	--	U
78-87-5	1,2-Dichloropropane	ND	0.020	--	ND	0.092	--	U
75-27-4	Bromodichloromethane	ND	0.020	--	ND	0.134	--	U
123-91-1	1,4-Dioxane	ND	0.100	--	ND	0.360	--	U
79-01-6	Trichloroethene	0.181	0.020	--	0.973	0.107	--	
540-84-1	2,2,4-Trimethylpentane	ND	0.200	--	ND	0.934	--	U
142-82-5	Heptane	ND	0.200	--	ND	0.820	--	U
10061-01-5	cis-1,3-Dichloropropene	ND	0.020	--	ND	0.091	--	U
108-10-1	4-Methyl-2-pentanone	ND	0.500	--	ND	2.05	--	U
10061-02-6	trans-1,3-Dichloropropene	ND	0.020	--	ND	0.091	--	U
79-00-5	1,1,2-Trichloroethane	ND	0.020	--	ND	0.109	--	U
108-88-3	Toluene	ND	0.100	--	ND	0.377	--	U
591-78-6	2-Hexanone	ND	0.200	--	ND	0.820	--	U
124-48-1	Dibromochloromethane	ND	0.020	--	ND	0.170	--	U
106-93-4	1,2-Dibromoethane	ND	0.020	--	ND	0.154	--	U
127-18-4	Tetrachloroethene	ND	0.020	--	ND	0.136	--	U
108-90-7	Chlorobenzene	ND	0.100	--	ND	0.461	--	U
100-41-4	Ethylbenzene	ND	0.020	--	ND	0.087	--	U
179601-23-1	p/m-Xylene	ND	0.040	--	ND	0.174	--	U
75-25-2	Bromoform	ND	0.020	--	ND	0.207	--	U
100-42-5	Styrene	ND	0.020	--	ND	0.085	--	U



**Results Summary**  
**Form 1**  
**Volatile Organics in Air by SIM**

Client : Marks Engineering, PC  
 Project Name : DLS/MODOCK RD. SPRINGS  
 Lab ID : L2600395-12  
 Client ID : SV-12  
 Sample Location : VICTOR, NY  
 Sample Matrix : SOIL\_VAPOR  
 Analytical Method : 48,TO-15-SIM  
 Lab File ID : R237853  
 Sample Amount : 250 ml

Lab Number : L2600395  
 Project Number : 25-007C  
 Date Collected : 12/30/25 14:35  
 Date Received : 12/31/25  
 Date Analyzed : 01/12/26 04:22  
 Dilution Factor : 1  
 Analyst : TPH  
 Instrument ID : AIRLAB23  
 GC Column : RTX-1

CAS NO.	Parameter	ppbV			ug/m3			Qualifier
		Results	RL	MDL	Results	RL	MDL	
79-34-5	1,1,2,2-Tetrachloroethane	ND	0.020	--	ND	0.137	--	U
95-47-6	o-Xylene	ND	0.020	--	ND	0.087	--	U
622-96-8	4-Ethyltoluene	ND	0.020	--	ND	0.098	--	U
108-67-8	1,3,5-Trimethylbenzene	ND	0.020	--	ND	0.098	--	U
95-63-6	1,2,4-Trimethylbenzene	0.027	0.020	--	0.133	0.098	--	
100-44-7	Benzyl chloride	ND	0.100	--	ND	0.518	--	U
541-73-1	1,3-Dichlorobenzene	ND	0.020	--	ND	0.120	--	U
106-46-7	1,4-Dichlorobenzene	ND	0.020	--	ND	0.120	--	U
95-50-1	1,2-Dichlorobenzene	ND	0.020	--	ND	0.120	--	U
120-82-1	1,2,4-Trichlorobenzene	ND	0.050	--	ND	0.371	--	U
91-20-3	Naphthalene	ND	0.050	--	ND	0.262	--	U
87-68-3	Hexachlorobutadiene	ND	0.050	--	ND	0.533	--	U



# Results Summary

## Form 1

### Volatile Organics in Air by SIM

Client : Marks Engineering, PC  
 Project Name : DLS/MODOCK RD. SPRINGS  
 Lab ID : L2600395-13  
 Client ID : SV-13  
 Sample Location : VICTOR, NY  
 Sample Matrix : SOIL\_VAPOR  
 Analytical Method : 48,TO-15-SIM  
 Lab File ID : R237854  
 Sample Amount : 250 ml

Lab Number : L2600395  
 Project Number : 25-007C  
 Date Collected : 12/30/25 13:15  
 Date Received : 12/31/25  
 Date Analyzed : 01/12/26 05:01  
 Dilution Factor : 1  
 Analyst : TPH  
 Instrument ID : AIRLAB23  
 GC Column : RTX-1

CAS NO.	Parameter	ppbV			ug/m3			Qualifier
		Results	RL	MDL	Results	RL	MDL	
75-71-8	Dichlorodifluoromethane	0.356	0.200	--	1.76	0.989	--	
74-87-3	Chloromethane	ND	0.200	--	ND	0.413	--	U
76-14-2	Freon-114	ND	0.050	--	ND	0.349	--	U
75-01-4	Vinyl chloride	ND	0.020	--	ND	0.051	--	U
106-99-0	1,3-Butadiene	ND	0.020	--	ND	0.044	--	U
74-83-9	Bromomethane	ND	0.020	--	ND	0.078	--	U
75-00-3	Chloroethane	ND	0.100	--	ND	0.264	--	U
64-17-5	Ethanol	ND	5.00	--	ND	9.42	--	U
593-60-2	Vinyl bromide	ND	0.200	--	ND	0.874	--	U
67-64-1	Acetone	2.06	1.00	--	4.89	2.38	--	
75-69-4	Trichlorofluoromethane	0.264	0.050	--	1.48	0.281	--	
67-63-0	Isopropanol	ND	1.00	--	ND	2.46	--	U
75-35-4	1,1-Dichloroethene	2.53	0.020	--	10.0	0.079	--	
75-65-0	Tertiary butyl Alcohol	ND	0.500	--	ND	1.52	--	U
75-09-2	Methylene chloride	ND	0.500	--	ND	1.74	--	U
107-05-1	3-Chloropropene	ND	0.200	--	ND	0.626	--	U
75-15-0	Carbon disulfide	ND	0.200	--	ND	0.623	--	U
76-13-1	Freon-113	0.180	0.050	--	1.38	0.383	--	
156-60-5	trans-1,2-Dichloroethene	ND	0.020	--	ND	0.079	--	U
75-34-3	1,1-Dichloroethane	0.023	0.020	--	0.093	0.081	--	
1634-04-4	Methyl tert butyl ether	ND	0.200	--	ND	0.721	--	U
78-93-3	2-Butanone	3.64	0.500	--	10.7	1.47	--	
156-59-2	cis-1,2-Dichloroethene	ND	0.020	--	ND	0.079	--	U
141-78-6	Ethyl Acetate	ND	0.500	--	ND	1.80	--	U
67-66-3	Chloroform	0.054	0.020	--	0.264	0.098	--	
109-99-9	Tetrahydrofuran	ND	0.500	--	ND	1.47	--	U



# Results Summary

## Form 1

### Volatile Organics in Air by SIM

Client : Marks Engineering, PC  
 Project Name : DLS/MODOCK RD. SPRINGS  
 Lab ID : L2600395-13  
 Client ID : SV-13  
 Sample Location : VICTOR, NY  
 Sample Matrix : SOIL\_VAPOR  
 Analytical Method : 48,TO-15-SIM  
 Lab File ID : R237854  
 Sample Amount : 250 ml

Lab Number : L2600395  
 Project Number : 25-007C  
 Date Collected : 12/30/25 13:15  
 Date Received : 12/31/25  
 Date Analyzed : 01/12/26 05:01  
 Dilution Factor : 1  
 Analyst : TPH  
 Instrument ID : AIRLAB23  
 GC Column : RTX-1

CAS NO.	Parameter	ppbV			ug/m3			Qualifier
		Results	RL	MDL	Results	RL	MDL	
107-06-2	1,2-Dichloroethane	ND	0.020	--	ND	0.081	--	U
110-54-3	n-Hexane	ND	0.200	--	ND	0.705	--	U
71-55-6	1,1,1-Trichloroethane	17.7	0.020	--	96.6	0.109	--	
71-43-2	Benzene	ND	0.100	--	ND	0.319	--	U
56-23-5	Carbon tetrachloride	0.032	0.020	--	0.201	0.126	--	
110-82-7	Cyclohexane	ND	0.200	--	ND	0.688	--	U
78-87-5	1,2-Dichloropropane	ND	0.020	--	ND	0.092	--	U
75-27-4	Bromodichloromethane	ND	0.020	--	ND	0.134	--	U
123-91-1	1,4-Dioxane	ND	0.100	--	ND	0.360	--	U
79-01-6	Trichloroethene	4.71	0.020	--	25.3	0.107	--	
540-84-1	2,2,4-Trimethylpentane	ND	0.200	--	ND	0.934	--	U
142-82-5	Heptane	ND	0.200	--	ND	0.820	--	U
10061-01-5	cis-1,3-Dichloropropene	ND	0.020	--	ND	0.091	--	U
108-10-1	4-Methyl-2-pentanone	ND	0.500	--	ND	2.05	--	U
10061-02-6	trans-1,3-Dichloropropene	ND	0.020	--	ND	0.091	--	U
79-00-5	1,1,2-Trichloroethane	ND	0.020	--	ND	0.109	--	U
108-88-3	Toluene	ND	0.100	--	ND	0.377	--	U
591-78-6	2-Hexanone	0.319	0.200	--	1.31	0.820	--	
124-48-1	Dibromochloromethane	ND	0.020	--	ND	0.170	--	U
106-93-4	1,2-Dibromoethane	ND	0.020	--	ND	0.154	--	U
127-18-4	Tetrachloroethene	ND	0.020	--	ND	0.136	--	U
108-90-7	Chlorobenzene	ND	0.100	--	ND	0.461	--	U
100-41-4	Ethylbenzene	ND	0.020	--	ND	0.087	--	U
179601-23-1	p/m-Xylene	ND	0.040	--	ND	0.174	--	U
75-25-2	Bromoform	ND	0.020	--	ND	0.207	--	U
100-42-5	Styrene	ND	0.020	--	ND	0.085	--	U



# Results Summary

## Form 1

### Volatile Organics in Air by SIM

**Client** : Marks Engineering, PC  
**Project Name** : DLS/MODOCK RD. SPRINGS  
**Lab ID** : L2600395-13  
**Client ID** : SV-13  
**Sample Location** : VICTOR, NY  
**Sample Matrix** : SOIL\_VAPOR  
**Analytical Method** : 48,TO-15-SIM  
**Lab File ID** : R237854  
**Sample Amount** : 250 ml

**Lab Number** : L2600395  
**Project Number** : 25-007C  
**Date Collected** : 12/30/25 13:15  
**Date Received** : 12/31/25  
**Date Analyzed** : 01/12/26 05:01  
**Dilution Factor** : 1  
**Analyst** : TPH  
**Instrument ID** : AIRLAB23  
**GC Column** : RTX-1

CAS NO.	Parameter	ppbV			ug/m3			Qualifier
		Results	RL	MDL	Results	RL	MDL	
79-34-5	1,1,2,2-Tetrachloroethane	ND	0.020	--	ND	0.137	--	U
95-47-6	o-Xylene	ND	0.020	--	ND	0.087	--	U
622-96-8	4-Ethyltoluene	ND	0.020	--	ND	0.098	--	U
108-67-8	1,3,5-Trimethylbenzene	ND	0.020	--	ND	0.098	--	U
95-63-6	1,2,4-Trimethylbenzene	0.020	0.020	--	0.098	0.098	--	
100-44-7	Benzyl chloride	ND	0.100	--	ND	0.518	--	U
541-73-1	1,3-Dichlorobenzene	ND	0.020	--	ND	0.120	--	U
106-46-7	1,4-Dichlorobenzene	ND	0.020	--	ND	0.120	--	U
95-50-1	1,2-Dichlorobenzene	ND	0.020	--	ND	0.120	--	U
120-82-1	1,2,4-Trichlorobenzene	ND	0.050	--	ND	0.371	--	U
91-20-3	Naphthalene	ND	0.050	--	ND	0.262	--	U
87-68-3	Hexachlorobutadiene	ND	0.050	--	ND	0.533	--	U



# Results Summary

## Form 1

### Volatile Organics in Air by SIM

**Client** : Marks Engineering, PC  
**Project Name** : DLS/MODOCK RD. SPRINGS  
**Lab ID** : L2600395-14  
**Client ID** : DUP 123025A  
**Sample Location** : VICTOR, NY  
**Sample Matrix** : SOIL\_VAPOR  
**Analytical Method** : 48,TO-15-SIM  
**Lab File ID** : R237855  
**Sample Amount** : 250 ml

**Lab Number** : L2600395  
**Project Number** : 25-007C  
**Date Collected** : 12/30/25 15:45  
**Date Received** : 12/31/25  
**Date Analyzed** : 01/12/26 05:40  
**Dilution Factor** : 1  
**Analyst** : TPH  
**Instrument ID** : AIRLAB23  
**GC Column** : RTX-1

CAS NO.	Parameter	ppbV			ug/m3			Qualifier
		Results	RL	MDL	Results	RL	MDL	
75-71-8	Dichlorodifluoromethane	0.353	0.200	--	1.75	0.989	--	
74-87-3	Chloromethane	ND	0.200	--	ND	0.413	--	U
76-14-2	Freon-114	ND	0.050	--	ND	0.349	--	U
75-01-4	Vinyl chloride	ND	0.020	--	ND	0.051	--	U
106-99-0	1,3-Butadiene	ND	0.020	--	ND	0.044	--	U
74-83-9	Bromomethane	ND	0.020	--	ND	0.078	--	U
75-00-3	Chloroethane	ND	0.100	--	ND	0.264	--	U
64-17-5	Ethanol	ND	5.00	--	ND	9.42	--	U
593-60-2	Vinyl bromide	ND	0.200	--	ND	0.874	--	U
67-64-1	Acetone	1.02	1.00	--	2.42	2.38	--	
75-69-4	Trichlorofluoromethane	0.198	0.050	--	1.11	0.281	--	
67-63-0	Isopropanol	ND	1.00	--	ND	2.46	--	U
75-35-4	1,1-Dichloroethene	0.289	0.020	--	1.15	0.079	--	
75-65-0	Tertiary butyl Alcohol	ND	0.500	--	ND	1.52	--	U
75-09-2	Methylene chloride	ND	0.500	--	ND	1.74	--	U
107-05-1	3-Chloropropene	ND	0.200	--	ND	0.626	--	U
75-15-0	Carbon disulfide	ND	0.200	--	ND	0.623	--	U
76-13-1	Freon-113	0.184	0.050	--	1.41	0.383	--	
156-60-5	trans-1,2-Dichloroethene	ND	0.020	--	ND	0.079	--	U
75-34-3	1,1-Dichloroethane	ND	0.020	--	ND	0.081	--	U
1634-04-4	Methyl tert butyl ether	ND	0.200	--	ND	0.721	--	U
78-93-3	2-Butanone	1.39	0.500	--	4.10	1.47	--	
156-59-2	cis-1,2-Dichloroethene	ND	0.020	--	ND	0.079	--	U
141-78-6	Ethyl Acetate	ND	0.500	--	ND	1.80	--	U
67-66-3	Chloroform	ND	0.020	--	ND	0.098	--	U
109-99-9	Tetrahydrofuran	ND	0.500	--	ND	1.47	--	U



# Results Summary Form 1 Volatile Organics in Air by SIM

**Client** : Marks Engineering, PC  
**Project Name** : DLS/MODOCK RD. SPRINGS  
**Lab ID** : L2600395-14  
**Client ID** : DUP 123025A  
**Sample Location** : VICTOR, NY  
**Sample Matrix** : SOIL\_VAPOR  
**Analytical Method** : 48,TO-15-SIM  
**Lab File ID** : R237855  
**Sample Amount** : 250 ml

**Lab Number** : L2600395  
**Project Number** : 25-007C  
**Date Collected** : 12/30/25 15:45  
**Date Received** : 12/31/25  
**Date Analyzed** : 01/12/26 05:40  
**Dilution Factor** : 1  
**Analyst** : TPH  
**Instrument ID** : AIRLAB23  
**GC Column** : RTX-1

CAS NO.	Parameter	ppbV			ug/m3			Qualifier
		Results	RL	MDL	Results	RL	MDL	
107-06-2	1,2-Dichloroethane	ND	0.020	--	ND	0.081	--	U
110-54-3	n-Hexane	ND	0.200	--	ND	0.705	--	U
71-55-6	1,1,1-Trichloroethane	32.8	0.020	--	179	0.109	--	
71-43-2	Benzene	ND	0.100	--	ND	0.319	--	U
56-23-5	Carbon tetrachloride	ND	0.020	--	ND	0.126	--	U
110-82-7	Cyclohexane	ND	0.200	--	ND	0.688	--	U
78-87-5	1,2-Dichloropropane	ND	0.020	--	ND	0.092	--	U
75-27-4	Bromodichloromethane	ND	0.020	--	ND	0.134	--	U
123-91-1	1,4-Dioxane	ND	0.100	--	ND	0.360	--	U
79-01-6	Trichloroethene	0.324	0.020	--	1.74	0.107	--	
540-84-1	2,2,4-Trimethylpentane	ND	0.200	--	ND	0.934	--	U
142-82-5	Heptane	ND	0.200	--	ND	0.820	--	U
10061-01-5	cis-1,3-Dichloropropene	ND	0.020	--	ND	0.091	--	U
108-10-1	4-Methyl-2-pentanone	ND	0.500	--	ND	2.05	--	U
10061-02-6	trans-1,3-Dichloropropene	ND	0.020	--	ND	0.091	--	U
79-00-5	1,1,2-Trichloroethane	ND	0.020	--	ND	0.109	--	U
108-88-3	Toluene	ND	0.100	--	ND	0.377	--	U
591-78-6	2-Hexanone	ND	0.200	--	ND	0.820	--	U
124-48-1	Dibromochloromethane	ND	0.020	--	ND	0.170	--	U
106-93-4	1,2-Dibromoethane	ND	0.020	--	ND	0.154	--	U
127-18-4	Tetrachloroethene	ND	0.020	--	ND	0.136	--	U
108-90-7	Chlorobenzene	ND	0.100	--	ND	0.461	--	U
100-41-4	Ethylbenzene	ND	0.020	--	ND	0.087	--	U
179601-23-1	p/m-Xylene	0.056	0.040	--	0.243	0.174	--	
75-25-2	Bromoform	ND	0.020	--	ND	0.207	--	U
100-42-5	Styrene	ND	0.020	--	ND	0.085	--	U



**Results Summary  
Form 1  
Volatile Organics in Air by SIM**

Client : Marks Engineering, PC  
 Project Name : DLS/MODOCK RD. SPRINGS  
 Lab ID : L2600395-14  
 Client ID : DUP 123025A  
 Sample Location : VICTOR, NY  
 Sample Matrix : SOIL\_VAPOR  
 Analytical Method : 48,TO-15-SIM  
 Lab File ID : R237855  
 Sample Amount : 250 ml

Lab Number : L2600395  
 Project Number : 25-007C  
 Date Collected : 12/30/25 15:45  
 Date Received : 12/31/25  
 Date Analyzed : 01/12/26 05:40  
 Dilution Factor : 1  
 Analyst : TPH  
 Instrument ID : AIRLAB23  
 GC Column : RTX-1

CAS NO.	Parameter	ppbV			ug/m3			Qualifier
		Results	RL	MDL	Results	RL	MDL	
79-34-5	1,1,2,2-Tetrachloroethane	ND	0.020	--	ND	0.137	--	U
95-47-6	o-Xylene	0.026	0.020	--	0.113	0.087	--	
622-96-8	4-Ethyltoluene	ND	0.020	--	ND	0.098	--	U
108-67-8	1,3,5-Trimethylbenzene	ND	0.020	--	ND	0.098	--	U
95-63-6	1,2,4-Trimethylbenzene	0.049	0.020	--	0.241	0.098	--	
100-44-7	Benzyl chloride	ND	0.100	--	ND	0.518	--	U
541-73-1	1,3-Dichlorobenzene	ND	0.020	--	ND	0.120	--	U
106-46-7	1,4-Dichlorobenzene	ND	0.020	--	ND	0.120	--	U
95-50-1	1,2-Dichlorobenzene	ND	0.020	--	ND	0.120	--	U
120-82-1	1,2,4-Trichlorobenzene	ND	0.050	--	ND	0.371	--	U
91-20-3	Naphthalene	ND	0.050	--	ND	0.262	--	U
87-68-3	Hexachlorobutadiene	ND	0.050	--	ND	0.533	--	U



# Results Summary

## Form 1

### Volatile Organics in Air by SIM

**Client** : Marks Engineering, PC  
**Project Name** : DLS/MODOCK RD. SPRINGS  
**Lab ID** : L2600395-15D  
**Client ID** : DUP 123025B  
**Sample Location** : VICTOR, NY  
**Sample Matrix** : SOIL\_VAPOR  
**Analytical Method** : 48,TO-15-SIM  
**Lab File ID** : R267762  
**Sample Amount** : 160 ml

**Lab Number** : L2600395  
**Project Number** : 25-007C  
**Date Collected** : 12/30/25 16:30  
**Date Received** : 12/31/25  
**Date Analyzed** : 01/13/26 04:47  
**Dilution Factor** : 1.563  
**Analyst** : TPH  
**Instrument ID** : AIRLAB26  
**GC Column** : RTX-1

CAS NO.	Parameter	ppbV			ug/m3			Qualifier
		Results	RL	MDL	Results	RL	MDL	
75-71-8	Dichlorodifluoromethane	0.423	0.312	--	2.09	1.54	--	
74-87-3	Chloromethane	ND	0.312	--	ND	0.644	--	U
76-14-2	Freon-114	ND	0.078	--	ND	0.546	--	U
75-01-4	Vinyl chloride	ND	0.031	--	ND	0.080	--	U
106-99-0	1,3-Butadiene	ND	0.031	--	ND	0.069	--	U
74-83-9	Bromomethane	ND	0.031	--	ND	0.121	--	U
75-00-3	Chloroethane	ND	0.156	--	ND	0.412	--	U
64-17-5	Ethanol	ND	7.81	--	ND	14.7	--	U
593-60-2	Vinyl bromide	ND	0.312	--	ND	1.36	--	U
67-64-1	Acetone	3.69	1.56	--	8.77	3.71	--	
75-69-4	Trichlorofluoromethane	0.194	0.078	--	1.09	0.439	--	
67-63-0	Isopropanol	ND	1.56	--	ND	3.83	--	U
75-35-4	1,1-Dichloroethene	0.106	0.031	--	0.420	0.124	--	
75-65-0	Tertiary butyl Alcohol	ND	0.781	--	ND	2.37	--	U
75-09-2	Methylene chloride	ND	0.781	--	ND	2.71	--	U
107-05-1	3-Chloropropene	ND	0.312	--	ND	0.977	--	U
75-15-0	Carbon disulfide	ND	0.312	--	ND	0.972	--	U
76-13-1	Freon-113	0.776	0.078	--	5.95	0.599	--	
156-60-5	trans-1,2-Dichloroethene	ND	0.031	--	ND	0.124	--	U
75-34-3	1,1-Dichloroethane	ND	0.031	--	ND	0.126	--	U
1634-04-4	Methyl tert butyl ether	ND	0.312	--	ND	1.12	--	U
78-93-3	2-Butanone	1.70	0.781	--	5.01	2.30	--	
156-59-2	cis-1,2-Dichloroethene	ND	0.031	--	ND	0.124	--	U
141-78-6	Ethyl Acetate	ND	0.781	--	ND	2.81	--	U
67-66-3	Chloroform	0.039	0.031	--	0.190	0.152	--	
109-99-9	Tetrahydrofuran	ND	0.781	--	ND	2.30	--	U



# Results Summary

## Form 1

### Volatile Organics in Air by SIM

Client : Marks Engineering, PC  
 Project Name : DLS/MODOCK RD. SPRINGS  
 Lab ID : L2600395-15D  
 Client ID : DUP 123025B  
 Sample Location : VICTOR, NY  
 Sample Matrix : SOIL\_VAPOR  
 Analytical Method : 48,TO-15-SIM  
 Lab File ID : R267762  
 Sample Amount : 160 ml

Lab Number : L2600395  
 Project Number : 25-007C  
 Date Collected : 12/30/25 16:30  
 Date Received : 12/31/25  
 Date Analyzed : 01/13/26 04:47  
 Dilution Factor : 1.563  
 Analyst : TPH  
 Instrument ID : AIRLAB26  
 GC Column : RTX-1

CAS NO.	Parameter	ppbV			ug/m3			Qualifier
		Results	RL	MDL	Results	RL	MDL	
107-06-2	1,2-Dichloroethane	ND	0.031	--	ND	0.126	--	U
110-54-3	n-Hexane	ND	0.312	--	ND	1.10	--	U
71-55-6	1,1,1-Trichloroethane	73.5	0.031	--	401	0.170	--	
71-43-2	Benzene	ND	0.156	--	ND	0.498	--	U
56-23-5	Carbon tetrachloride	0.038	0.031	--	0.236	0.196	--	
110-82-7	Cyclohexane	ND	0.312	--	ND	1.07	--	U
78-87-5	1,2-Dichloropropane	ND	0.031	--	ND	0.144	--	U
75-27-4	Bromodichloromethane	ND	0.031	--	ND	0.209	--	U
123-91-1	1,4-Dioxane	ND	0.156	--	ND	0.562	--	U
79-01-6	Trichloroethene	0.116	0.031	--	0.623	0.168	--	
540-84-1	2,2,4-Trimethylpentane	ND	0.312	--	ND	1.46	--	U
142-82-5	Heptane	ND	0.312	--	ND	1.28	--	U
10061-01-5	cis-1,3-Dichloropropene	ND	0.031	--	ND	0.142	--	U
108-10-1	4-Methyl-2-pentanone	ND	0.781	--	ND	3.20	--	U
10061-02-6	trans-1,3-Dichloropropene	ND	0.031	--	ND	0.142	--	U
79-00-5	1,1,2-Trichloroethane	ND	0.031	--	ND	0.170	--	U
108-88-3	Toluene	ND	0.156	--	ND	0.588	--	U
591-78-6	2-Hexanone	ND	0.312	--	ND	1.28	--	U
124-48-1	Dibromochloromethane	ND	0.031	--	ND	0.266	--	U
106-93-4	1,2-Dibromoethane	ND	0.031	--	ND	0.240	--	U
127-18-4	Tetrachloroethene	ND	0.031	--	ND	0.212	--	U
108-90-7	Chlorobenzene	ND	0.156	--	ND	0.718	--	U
100-41-4	Ethylbenzene	ND	0.031	--	ND	0.136	--	U
179601-23-1	p/m-Xylene	ND	0.063	--	ND	0.271	--	U
75-25-2	Bromoform	ND	0.031	--	ND	0.323	--	U
100-42-5	Styrene	ND	0.031	--	ND	0.133	--	U



**Results Summary  
Form 1  
Volatile Organics in Air by SIM**

Client : Marks Engineering, PC  
 Project Name : DLS/MODOCK RD. SPRINGS  
 Lab ID : L2600395-15D  
 Client ID : DUP 123025B  
 Sample Location : VICTOR, NY  
 Sample Matrix : SOIL\_VAPOR  
 Analytical Method : 48,TO-15-SIM  
 Lab File ID : R267762  
 Sample Amount : 160 ml

Lab Number : L2600395  
 Project Number : 25-007C  
 Date Collected : 12/30/25 16:30  
 Date Received : 12/31/25  
 Date Analyzed : 01/13/26 04:47  
 Dilution Factor : 1.563  
 Analyst : TPH  
 Instrument ID : AIRLAB26  
 GC Column : RTX-1

CAS NO.	Parameter	ppbV			ug/m3			Qualifier
		Results	RL	MDL	Results	RL	MDL	
79-34-5	1,1,2,2-Tetrachloroethane	ND	0.031	--	ND	0.214	--	U
95-47-6	o-Xylene	ND	0.031	--	ND	0.136	--	U
622-96-8	4-Ethyltoluene	ND	0.031	--	ND	0.153	--	U
108-67-8	1,3,5-Trimethylbenzene	ND	0.031	--	ND	0.153	--	U
95-63-6	1,2,4-Trimethylbenzene	0.036	0.031	--	0.176	0.153	--	
100-44-7	Benzyl chloride	ND	0.156	--	ND	0.808	--	U
541-73-1	1,3-Dichlorobenzene	ND	0.031	--	ND	0.188	--	U
106-46-7	1,4-Dichlorobenzene	ND	0.031	--	ND	0.188	--	U
95-50-1	1,2-Dichlorobenzene	ND	0.031	--	ND	0.188	--	U
120-82-1	1,2,4-Trichlorobenzene	ND	0.078	--	ND	0.580	--	U
91-20-3	Naphthalene	ND	0.078	--	ND	0.410	--	U
87-68-3	Hexachlorobutadiene	ND	0.078	--	ND	0.833	--	U



*Appendix B*

---

*Laboratory  
QC  
Documentation*

## *Appendix C*

---

### *Validator Qualifications*

**KENNETH R. APPLIN**  
**Geochemist/Data Validator**

Ph.D., Geochemistry and Mineralogy, The Pennsylvania State University

M.S., Geochemistry and Mineralogy, The Pennsylvania State University

B.A., Geological Sciences, SUNY at Geneseo, NY

Dr. Applin has over 35 years of experience working with the geochemistry of natural waters. His prior experience includes working as an Assistant Professor of Geology at the University of Missouri-Columbia and as Chief Hydrogeologist and Geochemist with a leading engineering firm in Rochester, NY. In 1993, he established KR Applin and Associates, a small consulting business that focuses on the geochemistry of natural waters, especially as applied to problems involving the contamination of groundwater and surface water.

Dr. Applin is also an experienced analytical data validator and has provided data validation services since 1994 to a variety of clients performing brownfield cleanup projects, hazardous waste remediation, groundwater monitoring at solid waste facilities, and other projects requiring third-party data validation. Dr. Applin has several years of hands-on experience with the laboratory analysis of natural waters and has successfully completed the USEPA Region II certification courses for performing inorganic and organic analytical data validation.

**MICHAEL K. PERRY**  
**Chemist/Data Validator**

B.S. Chemistry, Georgia State University, Atlanta, GA

A.A.S., Chemical Technology, Alfred State College, Alfred, NY

Mr. Perry has over 30 years of experience in the analytical laboratory business. During his early career, he spent several years as a laboratory analyst performing the analysis of soil, water, and air samples for inorganic and organic chemical parameters. During his last 20 years in the environmental laboratory business, he managed and directed two major analytical laboratories in Rochester, NY. His management responsibilities included oversight of the daily operations of the lab, staff training and supervision, the selection, purchase, and maintenance of analytical instruments, the introduction of new laboratory methods, analytical quality assurance and quality control, data acquisition and management, and other business-related activities.

Mr. Perry has an extensive working knowledge of the methods and procedures used for sampling and analyzing both inorganic and organic analytes in soil, water, and air. He is an accomplished laboratory chemist and is familiar with the analytical methods and procedures established under the USEPA Contract Laboratory Protocols (CLP), the NYSDEC Analytical Services Protocols (ASP), and the NYSDOH Environmental Laboratory Approval Program (ELAP).



**Exhibit D**  
**Electronic Data Deliverable**  
**(EDD)**  
**(Provided Electronically)**

---

## New EDD set for Modock Springs-DLS Sand and Gravel, Inc., Site 835013


---

**From** Noll, Rebecca <rroll@LaBellaPC.com>

**Date** Wed 1/21/2026 2:09 PM

**To** nyenvedd@dec.ny.gov <nyenvedd@dec.ny.gov>; jeffrey.dyber@dec.ny.gov <jeffrey.dyber@dec.ny.gov>

**Cc** Jeremy Wolf <jwolf@marksengineering.com>

 1 attachment (14 KB)

20260121 1324.835013.NYSDEC\_v5\_MERGE.zip;

Attached please find a new EDD set for Modock Springs-DLS Sand and Gravel, Inc., Site 835013.

### **Rebecca Noll**

LaBella Associates | GIS & Environmental Specialist



300 State Street, Suite 201

Rochester, NY 14614

[labellapc.com](http://labellapc.com)