



URS Corporation
77 Goodell Street
Buffalo NY 14203
Tel: 716.856.5636
Fax: 716.856.2545
www.urscorp.com

Letter of Transmittal

To: David Chiusano
Division of Environmental Remediation
NYSDEC
625 Broadway
Albany, New York 12233-7020

Date: 3/30/05
Job No.: 35388
Subject: Site #8-49-002
North Franklin St.
Watkins Glen, Schulyer, NY
Work Authorization # D003825.093

We are sending you ☒ Attached ☐ Under Separate Cover the following items:

<input type="checkbox"/> Shop Drawings	<input type="checkbox"/> Drawings (Prints)	<input type="checkbox"/> Proposal Request	<input type="checkbox"/> Copy of Letter
<input type="checkbox"/> Product Data	<input type="checkbox"/> Project Manual	<input type="checkbox"/> Change Order	<input type="checkbox"/> See Below
<input type="checkbox"/> Samples	<input type="checkbox"/> Tracings	<input type="checkbox"/> Technical Specifications	

COPIES	PR #	DESCRIPTION
2		Bimonthly Letter Report, Active Venting System, O&M, February 2005
		Sampling Event


These are transmitted for the following disposition:

<input type="checkbox"/> For Your Approval	<input checked="" type="checkbox"/> For Review and Comment	<input type="checkbox"/> Conform As Is
<input checked="" type="checkbox"/> For Your Use and Information	<input type="checkbox"/> For Bidding	<input type="checkbox"/> Conforms As Noted
<input type="checkbox"/> As Requested	<input type="checkbox"/> For Construction	<input type="checkbox"/> Sign And Return Both Copies. One Fully Executed Copy Will Be Returned To You.

Remarks:

Copy to: File 35388 (C-1)/R-1

Signed



During the inspection of the souvenir store (The SHOP), store employees complained of respiratory problems, which they attribute to wood dust/debris from the southeastern adjacent Seneca Hardwoods (saw mill) operations.

Monitoring Well Repairs/Maintenance


Earlier this month, URS was contacted by the Village of Watkins Glen Department of Public Works (DPW) regarding their observation that the flush mount lid to monitoring well MW-20S was missing. However, in phone conversations with the DPW on February 11, 2004, URS learned that the DPW found MW-20S' lid and placed it on its outer casing, but could not secure it with hex bolts because the outer casing's female thread receptors were too corroded.

While on site, URS conducted the necessary repairs to MW-20S (via a dye tap wrench, new hex bolts, etc.). In addition, URS surveyed the remaining flush mount wells sampled during the October 2004 groundwater-monitoring event, and made repairs where warranted, with exception to MW-19S (southeast/upgradient well). MW-19S could not be sealed because its casing's female thread receptors were corroded away. Therefore, URS sealed MW-19S' outer casing with silicone caulk, pending a decision from the New York State Department of Environmental Conservation (see Attachment 1).

Should you have any questions or comments, please do not hesitate to contact me at 716-856-5636.

Sincerely,

URS Corporation



Charles E. Dusel, Jr.
Sr. Project Manager

Attachments

CED/kjm

cc: Kevin J. McGovern, P.G., CPG -URS
File: 05.35388 (C-1) (11173258)

During the inspection of the souvenir store (The SHOP), store employees complained of respiratory problems, which they attribute to wood dust/debris from the southeastern adjacent Seneca Hardwoods (saw mill) operations.

Monitoring Well Repairs/Maintenance


Earlier this month, URS was contacted by the Village of Watkins Glen Department of Public Works (DPW) regarding their observation that the flush mount lid to monitoring well MW-20S was missing. However, in phone conversations with the DPW on February 11, 2004, URS learned that the DPW found MW-20S' lid and placed it on its outer casing, but could not secure it with hex bolts because the outer casing's female thread receptors were too corroded.

While on site, URS conducted the necessary repairs to MW-20S (via a dye tap wrench, new hex bolts, etc.). In addition, URS surveyed the remaining flush mount wells sampled during the October 2004 groundwater-monitoring event, and made repairs where warranted, with exception to MW-19S (southeast/upgradient well). MW-19S could not be sealed because its casing's female thread receptors were corroded away. Therefore, URS sealed MW-19S' outer casing with silicone caulk, pending a decision from the New York State Department of Environmental Conservation (see Attachment 1).

Should you have any questions or comments, please do not hesitate to contact me at 716-856-5636.

Sincerely,

URS Corporation



Charles E. Dusek, Jr.
Sr. Project Manager

Attachments

CED/kjm

cc: Kevin J. McGovern, P.G., CPG -URS
File: 05.35388 (C-1) (11173258)

During the inspection of the souvenir store (The SHOP), store employees complained of respiratory problems, which they attribute to wood dust/debris from the southeastern adjacent Seneca Hardwoods (saw mill) operations.

Monitoring Well Repairs/Maintenance


Earlier this month, URS was contacted by the Village of Watkins Glen Department of Public Works (DPW) regarding their observation that the flush mount lid to monitoring well MW-20S was missing. However, in phone conversations with the DPW on February 11, 2004, URS learned that the DPW found MW-20S' lid and placed it on its outer casing, but could not secure it with hex bolts because the outer casing's female thread receptors were too corroded.

While on site, URS conducted the necessary repairs to MW-20S (via a dye tap wrench, new hex bolts, etc.). In addition, URS surveyed the remaining flush mount wells sampled during the October 2004 groundwater-monitoring event, and made repairs where warranted, with exception to MW-19S (southeast/upgradient well). MW-19S could not be sealed because its casing's female thread receptors were corroded away. Therefore, URS sealed MW-19S' outer casing with silicone caulk, pending a decision from the New York State Department of Environmental Conservation (see Attachment 1).

Should you have any questions or comments, please do not hesitate to contact me at 716-856-5636.

Sincerely,

URS Corporation



Charles E. Dusel, Jr.
Sr. Project Manager

Attachments

CED/kjm

cc: Kevin J. McGovern, P.G., CPG -URS
File: 05.35388 (C-1) (11173258)

**BI-MONTHLY LETTER REPORT
ACTIVE VENTING SYSTEM
OPERATION AND MAINTENANCE
FEBRUARY 2005 SAMPLING EVENT
NORTH FRANKLIN STREET SITE
SITE #8-49-002
VILLAGE OF WATKINS GLEN, NEW YORK**

Prepared For:

**NEW YORK STATE DEPARTMENT OF ENVIRONMENTAL CONSERVATION
DIVISION OF ENVIRONMENTAL REMEDIATION
WORK ASSIGNMENT D003825-09.3**

FINAL

Prepared By:

**URS CORPORATION
77 GOODELL STREET
BUFFALO, NEW YORK 14203**

March 30, 2005

Mr. David J. Chiusano, Project Manager
New York State Department of Environmental Conservation
Division of Environmental Remediation
625 Broadway
12th Floor
Albany, New York 12233-7013

**RE: NYSDEC Standby Contract
Active Venting System Operation and Maintenance # D003825-09.3
February 2005 Sampling Event
North Franklin Street Site, Site No. 8-49-002
Summary of Operation and Maintenance Activities: Bi-Monthly Letter Report**

Dear Mr. Chiusano:

URS Corporation (URS) has completed the fifth of six visits to the above-referenced system to conduct bi-monthly operation and maintenance (O&M). This work was performed in accordance with the New York State Department of Environmental Conservation (NYSDEC) Project Management Work Plan (PMWP)/Budget Estimate (NYSDEC, July 2003).

The O&M consisted of performing system checks to ensure that the system is operating properly and to collect representative samples of the indoor air and the system's soil gas exhaust. The O&M activities were conducted by URS personnel on February 15, 2005. Documentation of the O&M activities is provided in the Daily Construction Report, included in Attachment 1.

Inspection

URS's inspection of the system revealed that it was working properly, expelling soil gas at a rate of 910 feet per minute. The velocity of the exhaust was measured by inserting the probe of an air velocity meter (TSI Velocichuck Model 8340) into a sampling port located on the side of the exhaust stack. The site's landlord was not present during this O&M event. It should be noted that the site building has not been occupied since before the June 2004 O&M event. However, during this O&M event, a new tenant (Past & Presents) was preparing to take up residence. The presence of paints, cleaners and solvents were noted in the back room of the site building (indoor air sampling location). Inspection details are also included in Attachment 1. A photo log is included in Attachment 2.

Bi-Monthly Air Sampling

As part of the O&M, URS collected two (2) air samples from the following locations:

- One (1) 4-hour indoor air sample was collected in the back room of the site building (INDOOR-0205), adjacent to the above-mentioned paints, cleaners, and solvents; and,
- One (1) soil gas grab sample was collected from the venting system's exhaust stack (SOILGAS-0205).

These samples were collected using SUMMA canisters, in accordance with the protocols outlined in Section 7.1.1 of the United States Environmental Protection Agency's (USEPA's) "SUMMA Canister Sampling" procedures (SOP#: 1704, 7/27/1995). Sampling logs are provided in Attachment 3. Once collected, these samples and corresponding chain of custody (see Attachment 3) were sent to Severn Trent Laboratories (STL) in Knoxville, Tennessee (a New York State Department of Health [NYSDOH] approved laboratory) for volatile organic compound (VOC) analysis via USEPA Method TO-15. The table below summarizes the analytical data. A copy of the laboratory report is included in Attachment 4.

Compound	Units	Sample I.D.		OSHA Permissible Exposure Level ⁽¹⁾	NYSDOH Indoor Air Criteria
		INDOOR-0205	SOILGAS-0205		
Acetone	ug/m ³	20 (estimated)	3.0 (estimated)	2,400,000	None Available
Benzene	ug/m ³	1.5	Not Detected	31,946.83	None Available
Chloroform	ug/m ³	Not Detected	1.2 (estimated)	240,000	None Available
Chloromethane	ug/m ³	1.2 (estimated)	Not Detected	206,503.07	None Available
cis-1,2-Dichloroethene	ug/m ³	Not Detected	5.9	Not Available	None Available
Ethylbenzene	ug/m ³	15	Not Detected	435,000	None Available
Methylene Chloride	ug/m ³	0.70 (estimated)	0.60 (estimated)	86,850.72	None Available
Styrene	ug/m ³	0.84 (estimated)	Not Detected	425,930.47	None Available
Tetrachloroethene	ug/m ³	1.7 (estimated)	130	678,323.11	100 ⁽²⁾
Toluene	ug/m ³	8.2	0.79 (estimated)	753,619.63	None Available
Trichloroethene	ug/m ³	Not Detected	6.1	537,423.31	5 ⁽³⁾
o-Xylene	ug/m ³	19	Not Detected	435,000	None Available
m&p-Xylene	ug/m ³	55	1.4	435,000	None Available
2-Butanone (MEK)	ug/m ³	2.5 (estimated)	Not Detected	590,000	None Available

1 – Sources: 29 CFR 1910.1000 and 29 CFR 1910.1052

2 – Source: Fact Sheet Tetrachloroethene (PERC) Indoor Outdoor Air, NYSDOH (May 2003)

3 - Source: NYSDOH letter from N. Kim to D. Desnoyers, Division of Environmental Remediation, NYSDEC (October 31, 2003)

Mr. David J. Chiusano, Project Manager

March 30, 2005

Continued – page 3


As shown in the table above, the concentration of VOCs detected in the indoor air sample complies with applicable OSHA criteria, with the estimated concentration of tetrachloroethene detected (1.7 ug/m^3) well below the NYSDOH indoor air criteria (100 ug/m^3).

It should be noted that the concentration of xylenes and toluene detected in the indoor air sample have increased since the December O&M event. These increases are most likely the result of the above-mentioned paints and solvents staged adjacent to the indoor air sampling location. The remainder of the compounds detected had concentrations at or near their corresponding reporting limits.

Should you have any questions or comments, please do not hesitate to contact me at 716-856-5636.

Sincerely,

URS Corporation



Charles E. Dusel, Jr.
Sr. Project Manager

Attachments

CED/kjm

cc: Kevin J. McGovern, P.G., CPG -URS
File: 05.35388 (C-1) (11173258)

ATTACHMENT 1

DAILY CONSTRUCTION REPORT

URS

CORPORATION, INC

77 Goodell Street

DATE 2/15/05

Buffalo, New York 14203
(716) 856-5636

DAY S M T W TH F S

DAILY CONSTRUCTION REPORT

PROJECT: N. FRANKLIN
OWNER: NYSDEC
CONTRACT No. _____
CONTRACTOR _____
URS JOB No. 11173238.6100
URS PROJECT MANAGER: CHRISTOPHER

WEATHER	Bright Sun	<u>Clear</u>	Overcast	Rain	Snow
TEMP	To 32	<u>32-50</u>	50-70	70-85	85 and up
WIND	<u>Still</u>	Moder	High	Report No.	
HUMIDITY	Dry	<u>Moder</u>			
				Humid	

AVERAGE FIELD FORCE			
Name of Contractor	Non-manual	Manual	Remarks
VISITORS			
Time	Representing	Representing	Remarks

EQUIPMENT AT THE SITE	<u>TSI VERMICULITE 8340, HAND TOOLS</u>
CONSTRUCTION ACTIVITIES	
09:30 -	<u>RTM ON-SITE, MET W/ TIM MITCHELL (LEADER), TOURING ACCESSIBLE AREAS OF 2 N FRANKLIN, Took Photos See Section</u>
09:45 -	<u>FINISHED TOURING 2 N FRANKLIN, BEGAN SAMPLING @ 20 N FRANKLIN</u>
	<u>NEW TENANTS @ 20 N FRANKLIN (P&H + PATIENTS) NOT INDENT</u>
	<u>SAMPLE LOCATION (CONTAINING CANALS/SUMPS FOR REMEDIATION)</u>
	<u>NEW SVC SYSTEM OPERATING (910 4/4 IN)</u>
12:15	<u>FINISHED SAMPLING GAS EXHAUST</u>
12:50 -	<u>MET W/ HARRY @ WATERING GROUND OPEN HOLE 205 PRODS TO PG PERSONAL</u>
13:30 -	<u>FINISH PMW MAINTENANCE, HAD TO SEAL HW-195 W/ SIL CONE</u>
13:50 -	<u>FINISHED AIR SAMPLING, BEGAN CLEANUP</u>
14:15 -	<u>RTM OFF-SITE</u>

SHEET 1 OF 1

☒ X - designates info on
backside of page

BY KEVIN J. MCGOWAN TITLE GEOSCIST
REVIEWED BY: _____ PROJECT MANAGER

ATTACHMENT 2

PHOTO LOG



PHOTOGRAPHIC LOG


Client Name: New York State Department of Environmental Conservation		Site Location: 20 N. Franklin St., Watkins Glen, New York	Project No. 11173258.61000
Photo No. 1	Date: 2-15-05		
Direction Photo Taken: Southeast			
Description: Site Building (20 N. Franklin St.), with new tenant (Past & Presents).			

Photo No. 2	Date: 2-15-05	
Direction Photo Taken: Southwest		
Description: Back room of site building (indoor air sampling location). Paints and other assorted solvents designated for remodeling present.		



Client Name: New York State Department of Environmental Conservation		Site Location: 20 N. Franklin St., Watkins Glen, New York	Project No. 11173258.61000
Photo No. 3	Date: 2-15-05		
Direction Photo Taken: Southeast			
Description: Back room of site building (indoor air sampling location). Paints and other assorted solvents designated for remodeling present.			

Photo No. 4	Date: 2-15-05	
Direction Photo Taken: Northeast		
Description: Back room of site building, with ambient air sample "INDOOR-0205" being collected. Pipe to soil gas venting system in background.		

ATTACHMENT 3

**CHAIN OF CUSTODY/
SAMPLING DATA SHEET**

Summa Canister Sampling Field Data Sheet

Site: NYSDEC - 20 N. Franklin Site, Watkins Glen, NY

Samplers: Kevin J. McGovern

Date: 2/15/05

Sample #	INDOOR-0205	SOILGAS-0205			
Location	Indoors	Gas Exhaust			
Summa Canister ID (Lab ID, if provided)	2967	93104			
Additional Tubing Added	NO/ YES - How much	NO/ YES - How much 2' Teflon Piping	NO/ YES - How much	NO/ YES - How much	NO/ YES - How much
Purge Time (Start)	N/A	09:50			
Purge Time (Stop)		10:15			
Total Purge Time (min) [recommended time is 20 min for 1L canister]		20 min			
Pressure Gauge - before sampling		N/A			
Sample Time (Start)	09:50	10:13			
Sample Time (Stop)	13:50	10:15			
Total Sample Time (min)	240	2			
Pressure Gauge - after sampling	N/A	N/A			
Canister Pressure Went To Ambient Pressure?	YES/NO	YES/NO	YES/NO	YES/NO	YES/NO
General Comments: <i>See Drawing An AFTER 4-Hours</i>					

ATTACHMENT 4

LABORATORY REPORT

URS CORP NYSDEC
Client Sample ID: INDOOR-0205
GC/MS Volatiles

Lot-Sample # H5B160106 - 001

Work Order # G4HGE1AC

Matrix.....: AIR

Date Sampled...: 2/15/05
Prep Date.....: 2/18/05
Prep Batch #....: 5053200
Dilution Factor.: 1.85

Date Received..: 2/16/05
Analysis Date...: 2/18/05
Method.....: TO-14

PARAMETER	RESULTS (ppb(v/v))	REPORTING LIMIT (ppb(v/v))	RESULTS (ug/m3)	REPORTING LIMIT (ug/m3)
trans-1,3-Dichloropropene	ND	0.37	ND	1.7
Acetone	8.3	9.2	20 J	22
Ethylbenzene	3.4	0.37	15	1.6
2-Hexanone	ND	0.92	ND	3.8
Methylene chloride	0.20	0.92	0.70 J	3.2
Benzene	0.46	0.37	1.5	1.2
Styrene	0.20	0.37	0.84 J	1.6
1,1,2,2-Tetrachloroethane	ND	0.37	ND	2.5
Tetrachloroethene	0.25	0.37	1.7 J	2.5
Toluene	2.2	0.37	8.2	1.4
1,1,1-Trichloroethane	ND	0.37	ND	2.0
1,1,2-Trichloroethane	ND	0.37	ND	2.0
Trichloroethene	ND	0.37	ND	2.0
Vinyl chloride	ND	0.37	ND	0.95
o-Xylene	4.3	0.37	19	1.6
m-Xylene & p-Xylene	13	0.37	55	1.6
Bromodichloromethane	ND	0.37	ND	2.5
2-Butanone (MEK)	0.83	0.92	2.5 J	2.7
4-Methyl-2-pentanone (MIBK)	ND	0.92	ND	3.8
Bromoform	ND	0.37	ND	3.8
Bromomethane	ND	0.37	ND	1.4
Carbon disulfide	ND	0.37	ND	1.2
Carbon tetrachloride	ND	0.37	ND	2.3
Chlorobenzene	ND	0.37	ND	1.7
Dibromochloromethane	ND	0.37	ND	3.2
Chloroethane	ND	0.37	ND	0.98
Chloroform	ND	0.37	ND	1.8
Chloromethane	0.96	0.92	1.2 J	1.9
1,1-Dichloroethane	ND	0.37	ND	1.5
1,2-Dichloroethane	ND	0.37	ND	1.5
1,1-Dichloroethene	ND	0.37	ND	1.5
cis-1,2-Dichloroethene	ND	0.37	ND	1.5
trans-1,2-Dichloroethene	ND	0.37	ND	1.5
1,2-Dichloropropane	ND	0.37	ND	1.7
cis-1,3-Dichloropropene	ND	0.37	ND	1.7

URS CORP NYSDEC
Client Sample ID: INDOOR-0205
GC/MS Volatiles

Lot-Sample # H5B160106 - 001

Work Order # G4HGE1AC

Matrix.....: AIR

SURROGATE	PERCENT RECOVERY	LABORATORY CONTROL LIMITS (%)
1,2-Dichloroethane-d4	109	70 - 130
Toluene-d8	104	70 - 130
4-Bromofluorobenzene	117	70 - 130

Qualifiers

J Estimated result. Result is less than RL.

The 'Result' in ug/m3 is calculated using the following equation: Amount Found(before rounding)*(Molecular Weight/24.45)

The 'Reporting Limit' in ug/m3 is calculated using the following equation: (Reporting Limit(before rounding) * Dilution Factor) * (Molecular Weight/24.45)

URS CORP NYSDEC
Client Sample ID: SOILGAS-0205
GC/MS Volatiles

Lot-Sample # H5B160106 - 002

Work Order # G4HGF1AC

Matrix.....: AIR

Date Sampled...: 2/15/05

Date Received...: 2/16/05

Prep Date.....: 2/18/05

Analysis Date...: 2/18/05

Prep Batch #....: 5053200

Dilution Factor..: 1.35

Method.....: TO-14

PARAMETER	RESULTS (ppb(v/v))	REPORTING LIMIT (ppb(v/v))	RESULTS (ug/m3)	REPORTING LIMIT (ug/m3)
trans-1,3-Dichloropropene	ND	0.27	ND	1.2
Acetone	1.3	6.8	3.0 J	16
Ethylbenzene	ND	0.27	ND	1.2
2-Hexanone	ND	0.68	ND	2.8
Methylene chloride	0.17	0.68	0.60 J	2.3
Benzene	ND	0.27	ND	0.86
Styrene	ND	0.27	ND	1.2
1,1,2,2-Tetrachloroethane	ND	0.27	ND	1.9
Tetrachloroethene	20	0.27	130	1.8
Toluene	0.21	0.27	0.79 J	1.0
1,1,1-Trichloroethane	ND	0.27	ND	1.5
1,1,2-Trichloroethane	ND	0.27	ND	1.5
Trichloroethene	1.1	0.27	6.1	1.5
Vinyl chloride	ND	0.27	ND	0.69
o-Xylene	ND	0.27	ND	1.2
m-Xylene & p-Xylene	0.31	0.27	1.4	1.2
Bromodichloromethane	ND	0.27	ND	1.8
2-Butanone (MEK)	ND	0.68	ND	2.0
4-Methyl-2-pentanone (MIBK)	ND	0.68	ND	2.8
Bromoform	ND	0.27	ND	2.8
Bromomethane	ND	0.27	ND	1.0
Carbon disulfide	ND	0.27	ND	0.84
Carbon tetrachloride	ND	0.27	ND	1.7
Chlorobenzene	ND	0.27	ND	1.2
Dibromochloromethane	ND	0.27	ND	2.3
Chloroethane	ND	0.27	ND	0.71
Chloroform	0.24	0.27	1.2 J	1.3
Chloromethane	ND	0.68	ND	1.4
1,1-Dichloroethane	ND	0.27	ND	1.1
1,2-Dichloroethane	ND	0.27	ND	1.1
1,1-Dichloroethene	ND	0.27	ND	1.1
cis-1,2-Dichloroethene	1.5	0.27	5.9	1.1
trans-1,2-Dichloroethene	ND	0.27	ND	1.1
1,2-Dichloropropane	ND	0.27	ND	1.2
cis-1,3-Dichloropropene	ND	0.27	ND	1.2

URS CORP NYSDEC
Client Sample ID: SOILGAS-0205
GC/MS Volatiles

Lot-Sample # H5B160106 - 002

Work Order # G4HGF1AC

Matrix.....: AIR

<u>SURROGATE</u>	<u>PERCENT RECOVERY</u>	<u>LABORATORY CONTROL LIMITS (%)</u>
1,2-Dichloroethane-d4	112	70 - 130
Toluene-d8	101	70 - 130
4-Bromofluorobenzene	112	70 - 130

Qualifiers

J Estimated result. Result is less than RL.

The 'Result' in ug/m3 is calculated using the following equation: Amount Found(before rounding)*(Molecular Weight/24.45)

The 'Reporting Limit' in ug/m3 is calculated using the following equation: (Reporting Limit(before rounding) * Dilution Factor) * (Molecular Weight/24.45)

**BI-MONTHLY LETTER REPORT
ACTIVE VENTING SYSTEM
OPERATION AND MAINTENANCE
FEBRUARY 2005 SAMPLING EVENT
NORTH FRANKLIN STREET SITE
SITE #8-49-002
VILLAGE OF WATKINS GLEN, NEW YORK**

Prepared For:

**NEW YORK STATE DEPARTMENT OF ENVIRONMENTAL CONSERVATION
DIVISION OF ENVIRONMENTAL REMEDIATION
WORK ASSIGNMENT D003825-09.3**

FINAL

Prepared By:

**URS CORPORATION
77 GOODELL STREET
BUFFALO, NEW YORK 14203**

March 30, 2005

Mr. David J. Chiusano, Project Manager
New York State Department of Environmental Conservation
Division of Environmental Remediation
625 Broadway
12th Floor
Albany, New York 12233-7013

**RE: NYSDEC Standby Contract
Active Venting System Operation and Maintenance # D003825-09.3
February 2005 Sampling Event
North Franklin Street Site, Site No. 8-49-002
Summary of Operation and Maintenance Activities: Bi-Monthly Letter Report**

Dear Mr. Chiusano:

URS Corporation (URS) has completed the fifth of six visits to the above-referenced system to conduct bi-monthly operation and maintenance (O&M). This work was performed in accordance with the New York State Department of Environmental Conservation (NYSDEC) Project Management Work Plan (PMWP)/Budget Estimate (NYSDEC, July 2003).

The O&M consisted of performing system checks to ensure that the system is operating properly and to collect representative samples of the indoor air and the system's soil gas exhaust. The O&M activities were conducted by URS personnel on February 15, 2005. Documentation of the O&M activities is provided in the Daily Construction Report, included in Attachment 1.

Inspection

URS's inspection of the system revealed that it was working properly, expelling soil gas at a rate of 910 feet per minute. The velocity of the exhaust was measured by inserting the probe of an air velocity meter (TSI Velocichuck Model 8340) into a sampling port located on the side of the exhaust stack. The site's landlord was not present during this O&M event. It should be noted that the site building has not been occupied since before the June 2004 O&M event. However, during this O&M event, a new tenant (Past & Presents) was preparing to take up residence. The presence of paints, cleaners and solvents were noted in the back room of the site building (indoor air sampling location). Inspection details are also included in Attachment 1. A photo log is included in Attachment 2.

Bi-Monthly Air Sampling

As part of the O&M, URS collected two (2) air samples from the following locations:

- One (1) 4-hour indoor air sample was collected in the back room of the site building (INDOOR-0205), adjacent to the above-mentioned paints, cleaners, and solvents; and,
- One (1) soil gas grab sample was collected from the venting system's exhaust stack (SOILGAS-0205).

These samples were collected using SUMMA canisters, in accordance with the protocols outlined in Section 7.1.1 of the United States Environmental Protection Agency's (USEPA's) "SUMMA Canister Sampling" procedures (SOP#: 1704, 7/27/1995). Sampling logs are provided in Attachment 3. Once collected, these samples and corresponding chain of custody (see Attachment 3) were sent to Severn Trent Laboratories (STL) in Knoxville, Tennessee (a New York State Department of Health [NYSDOH] approved laboratory) for volatile organic compound (VOC) analysis via USEPA Method TO-15. The table below summarizes the analytical data. A copy of the laboratory report is included in Attachment 4.

Compound	Units	Sample I.D.		OSHA Permissible Exposure Level ⁽¹⁾	NYSDOH Indoor Air Criteria
		INDOOR-0205	SOILGAS-0205		
Acetone	ug/m ³	20 (estimated)	3.0 (estimated)	2,400,000	None Available
Benzene	ug/m ³	1.5	Not Detected	31,946.83	None Available
Chloroform	ug/m ³	Not Detected	1.2 (estimated)	240,000	None Available
Chloromethane	ug/m ³	1.2 (estimated)	Not Detected	206,503.07	None Available
cis-1,2-Dichloroethene	ug/m ³	Not Detected	5.9	Not Available	None Available
Ethylbenzene	ug/m ³	15	Not Detected	435,000	None Available
Methylene Chloride	ug/m ³	0.70 (estimated)	0.60 (estimated)	86,850.72	None Available
Styrene	ug/m ³	0.84 (estimated)	Not Detected	425,930.47	None Available
Tetrachloroethene	ug/m ³	1.7 (estimated)	130	678,323.11	100 ⁽²⁾
Toluene	ug/m ³	8.2	0.79 (estimated)	753,619.63	None Available
Trichloroethene	ug/m ³	Not Detected	6.1	537,423.31	5 ⁽³⁾
o-Xylene	ug/m ³	19	Not Detected	435,000	None Available
m&p-Xylene	ug/m ³	55	1.4	435,000	None Available
2-Butanone (MEK)	ug/m ³	2.5 (estimated)	Not Detected	590,000	None Available

1 – Sources: 29 CFR 1910.1000 and 29 CFR 1910.1052

2 – Source: Fact Sheet Tetrachloroethene (PERC) Indoor Outdoor Air, NYSDOH (May 2003)

3 - Source: NYSDOH letter from N. Kim to D. Desnoyers, Division of Environmental Remediation, NYSDEC (October 31, 2003)

March 30, 2005

Continued – page 3


As shown in the table above, the concentration of VOCs detected in the indoor air sample complies with applicable OSHA criteria, with the estimated concentration of tetrachloroethene detected (1.7 ug/m^3) well below the NYSDOH indoor air criteria (100 ug/m^3).

It should be noted that the concentration of xylenes and toluene detected in the indoor air sample have increased since the December O&M event. These increases are most likely the result of the above-mentioned paints and solvents staged adjacent to the indoor air sampling location. The remainder of the compounds detected had concentrations at or near their corresponding reporting limits.

Should you have any questions or comments, please do not hesitate to contact me at 716-856-5636.

Sincerely,

URS Corporation



Charles E. Dusel, Jr.
Sr. Project Manager

Attachments

CED/kjm

cc: Kevin J. McGovern, P.G., CPG -URS
File: 05.35388 (C-1) (11173258)

ATTACHMENT 1

DAILY CONSTRUCTION REPORT

URS

CORPORATION, INC

77 Goodell Street

DATE 2/15/05

Buffalo, New York 14203
(716) 856-5636

DAY S M T W TH F S

DAILY CONSTRUCTION REPORT

PROJECT: N. FRANKLIN
OWNER: NYSDEC
CONTRACT No. _____
CONTRACTOR _____
URS JOB No. 11173238.6100
URS PROJECT MANAGER: CHRISTOPHER

WEATHER	Bright Sun	<u>Clear</u>	Overcast	Rain	Snow
TEMP	To 32	<u>32-50</u>	50-70	70-85	85 and up
WIND	<u>Still</u>	Moder	High	Report No.	
HUMIDITY	Dry	<u>Moder</u>			
				Humid	

AVERAGE FIELD FORCE			
Name of Contractor	Non-manual	Manual	Remarks

VISITORS			
Time	Representing	Representing	Remarks

EQUIPMENT AT THE SITE	<u>TSI VERMICULITE 8340, HAND TOOLS</u>
CONSTRUCTION ACTIVITIES	
<u>09:30 - KTM ON-SITE, MET W/ TIM MITCHELL (KTM), TOURED ACCESSIBLE AREAS OF 2 N FRANKLIN, TOWN PROPOS. SEE SITES</u>	
<u>09:45 - FINISHED TOURING 2 N. FRANKLIN, BEGAN SAMPLING @ 2 N. FRANKLIN NEW TOWNS @ 20 N. FRANKLIN. (LAST + PREVIOUS) NEW INDENT SAMPLE LOCATION (CONTAINING RAINWATER/SUBSTRATE FOR REMEDIATION)</u>	
<u>10:15 - FINISHED SAMPLING - GAS EXHAUST</u>	
<u>10:50 - MET W/ HANCOCK (A) WARNING GUILD OPEN MULTIPLE PRODS TO BE RECOVERED</u>	
<u>13:00 - FINISH PMW MAINTENANCE, HAD TO SEAL HW-195 W/ SIL. COAT</u>	
<u>13:50 - FINISH AIR SAMPLING, DUE TO CLEANUP</u>	
<u>14:00 - KTM OFF-SITE</u>	

SHEET 1 OF 1

☒ X - designates info on backside of page

BY KEVIN J. MCGOWAN TITLE GEOSCIST
REVIEWED BY: _____ PROJECT MANAGER

ATTACHMENT 2

PHOTO LOG



PHOTOGRAPHIC LOG

Client Name:

New York State Department of
Environmental Conservation

Site Location:

20 N. Franklin St., Watkins Glen, New York

Project No.

11173258.61000

Photo No.

1

Date:

2-15-05

**Direction Photo
Taken:**

Southeast

Description:

Site Building (20 N.
Franklin St.), with new
tenant (Past & Presents).

**Photo No.**

2

Date:

2-15-05

**Direction Photo
Taken:**

Southwest

Description:

Back room of site building
(indoor air sampling
location). Paints and
other assorted solvents
designated for remodeling
present.





PHOTOGRAPHIC LOG



Client Name: New York State Department of Environmental Conservation		Site Location: 20 N. Franklin St., Watkins Glen, New York	Project No. 11173258.61000
Photo No. 3	Date: 2-15-05		
Direction Photo Taken: Southeast			
Description: Back room of site building (indoor air sampling location). Paints and other assorted solvents designated for remodeling present.			

Photo No. 4	Date: 2-15-05	
Direction Photo Taken: Northeast		
Description: Back room of site building, with ambient air sample "INDOOR-0205" being collected. Pipe to soil gas venting system in background.		

ATTACHMENT 3

**CHAIN OF CUSTODY/
SAMPLING DATA SHEET**

CHAIN OF CUSTODY RECORD

PROJECT NO. 1173258, 5000
 SITE NAME Middle N Franklin St
 SAMPLERS (PRINT/SIGNATURE) Kevin T. McGowan

DELIVERY SERVICE: Fed Ex

AIRBILL NO. 792205292853

LOCATION IDENTIFIER	DATE	TIME	COMP/GRAB	SAMPLE ID	MATRIX
Traverse	2/13/05	13:50	COMP	IN2002-02.05	AA
Quarry	2/13/05	10:15	GRAB	SOILGAS-02.05	GS

TOTAL NO. OF CONTAINERS 1

TESTS

720 VOCs
 1 in 70-15

BOTTLE TYPE AND PRESERVATIVE

6L Sealed
 Consistent

URS

LAB 576 Knowledge
 COOLER 1 of 1
 PAGE 1 of 1

REMARKS
 STD 15

SAMPLE TYPE
 BEGINNING DEPTH (IN FEET)
 ENDING DEPTH (IN FEET)
 FIELD LOT NO. # (HRPMS)

HAZARDOUS LIQUID WASTE
 FLOATING/FREE PRODUCT ON GW TABLE

OCEAN WATER
 SURFACE WATER
 DRILLING WATER

LEACHATE
 SOIL GAS
 DRILLING WATER

GROUND WATER
 SOIL
 DRILL CUTTINGS

SLUDGE
 DRINKING WATER
 WASTE WATER

AMBIENT AIR
 SEDIMENT
 HAZARDOUS SOLID WASTE

TRIP BLANK
 MATRIX SPIKE DUPLICATE

SEQUENTIAL NUMBER (FROM 1 TO 9) TO ACCOMMODATE MULTIPLE SAMPLES IN A SINGLE DAY

RECEIVED BY (SIGNATURE)

DATE

RECEIVED BY (SIGNATURE)

DATE

DATE

RECEIVED FOR LAB BY (SIGNATURE)

DATE

DATE

DATE

DATE

DATE

SPECIAL INSTRUCTIONS

Send to Enviro 76

ATTN: ANN Marie Knowledge
 72 Goodwin St.
 Buffalo, NY 14203
 (716) 886 5636

Report Results
 in 10/10/05


Distribution: Original accompanies shipment, copy to coordinator field files

Summa Canister Sampling Field Data Sheet

Site: NYSDEC - 20 N. Franklin Site, Watkins Glen, NY

Samplers: Kevin J. McGovern

Date: 2/15/05

Sample #	INDOOR-0205	SOILGAS-0205			
Location	Indoors	Gas Exhaust			
Summa Canister ID (Lab ID, if provided)	2967	93104			
Additional Tubing Added	NO/ YES - How much	NO/ YES - How much 2' Teflon Pvc	NO/ YES - How much	NO/ YES - How much	NO/ YES - How much
Purge Time (Start)	N/A	09:50			
Purge Time (Stop)	↓	10:10			
Total Purge Time (min) [recommended time is 20 min for 1L canister]		20 min			
Pressure Gauge - before sampling	↓	N/A			
Sample Time (Start)	09:50	10:13			
Sample Time (Stop)	13:50	10:15			
Total Sample Time (min)	240	2			
Pressure Gauge - after sampling	N/A	N/A			
Canister Pressure Went To Ambient Pressure?	YES (NO)	(YES) / NO	YES / NO	YES / NO	YES / NO
General Comments: <div style="text-align: center;">  </div>					

ATTACHMENT 4

LABORATORY REPORT

URS CORP NYSDEC
Client Sample ID: INDOOR-0205
GC/MS Volatiles

Lot-Sample # H5B160106 - 001

Work Order # G4HGE1AC

Matrix.....: AIR

Date Sampled...: 2/15/05
Prep Date.....: 2/18/05
Prep Batch #.....: 5053200
Dilution Factor..: 1.85

Date Received...: 2/16/05
Analysis Date...: 2/18/05
Method.....: TO-14

PARAMETER	RESULTS (ppb(v/v))	REPORTING LIMIT (ppb(v/v))	RESULTS (ug/m3)	REPORTING LIMIT (ug/m3)
trans-1,3-Dichloropropene	ND	0.37	ND	1.7
Acetone	8.3	9.2	20 J	22
Ethylbenzene	3.4	0.37	15	1.6
2-Hexanone	ND	0.92	ND	3.8
Methylene chloride	0.20	0.92	0.70 J	3.2
Benzene	0.46	0.37	1.5	1.2
Styrene	0.20	0.37	0.84 J	1.6
1,1,2,2-Tetrachloroethane	ND	0.37	ND	2.5
Tetrachloroethene	0.25	0.37	1.7 J	2.5
Toluene	2.2	0.37	8.2	1.4
1,1,1-Trichloroethane	ND	0.37	ND	2.0
1,1,2-Trichloroethane	ND	0.37	ND	2.0
Trichloroethene	ND	0.37	ND	2.0
Vinyl chloride	ND	0.37	ND	0.95
o-Xylene	4.3	0.37	19	1.6
m-Xylene & p-Xylene	13	0.37	55	1.6
Bromodichloromethane	ND	0.37	ND	2.5
2-Butanone (MEK)	0.83	0.92	2.5 J	2.7
4-Methyl-2-pentanone (MIBK)	ND	0.92	ND	3.8
Bromoform	ND	0.37	ND	3.8
Bromomethane	ND	0.37	ND	1.4
Carbon disulfide	ND	0.37	ND	1.2
Carbon tetrachloride	ND	0.37	ND	2.3
Chlorobenzene	ND	0.37	ND	1.7
Dibromochloromethane	ND	0.37	ND	3.2
Chloroethane	ND	0.37	ND	0.98
Chloroform	ND	0.37	ND	1.8
Chloromethane	0.56	0.92	1.2 J	1.9
1,1-Dichloroethane	ND	0.37	ND	1.5
1,2-Dichloroethane	ND	0.37	ND	1.5
1,1-Dichloroethene	ND	0.37	ND	1.5
cis-1,2-Dichloroethene	ND	0.37	ND	1.5
trans-1,2-Dichloroethene	ND	0.37	ND	1.5
1,2-Dichloropropane	ND	0.37	ND	1.7
cis-1,3-Dichloropropene	ND	0.37	ND	1.7

URS CORP NYSDEC
Client Sample ID: INDOOR-0205
GC/MS Volatiles

Lot-Sample # H5B160106 - 001

Work Order # G4HGE1AC

Matrix.....: AIR

SURROGATE	PERCENT RECOVERY	LABORATORY CONTROL LIMITS (%)
1,2-Dichloroethane-d4	109	70 - 130
Toluene-d8	104	70 - 130
4-Bromofluorobenzene	117	70 - 130

Qualifiers

J Estimated result. Result is less than RL.

The 'Result' in ug/m3 is calculated using the following equation: Amount Found(before rounding)*(Molecular Weight/24.45)

The 'Reporting Limit' in ug/m3 is calculated using the following equation: (Reporting Limit(before rounding) * Dilution Factor) * (Molecular Weight/24.45)

URS CORP NYSDEC
Client Sample ID: SOILGAS-0205
GC/MS Volatiles

Lot-Sample # HSB160106 - 002

Work Order # G4HGF1AC

Matrix.....: AIR

Date Sampled...: 2/15/05

Date Received...: 2/16/05

Prep Date.....: 2/18/05

Analysis Date...: 2/18/05

Prep Batch #.....: 5053200

Dilution Factor..: 1.35

Method.....: TO-14

PARAMETER	RESULTS (ppb(v/v))	REPORTING LIMIT (ppb(v/v))	RESULTS (ug/m3)	REPORTING LIMIT (ug/m3)
trans-1,3-Dichloropropene	ND	0.27	ND	1.2
Acetone	1.3	6.8	3.0 J	16
Ethylbenzene	ND	0.27	ND	1.2
2-Hexanone	ND	0.68	ND	2.8
Methylene chloride	0.17	0.68	0.60 J	2.3
Benzene	ND	0.27	ND	0.86
Styrene	ND	0.27	ND	1.2
1,1,2,2-Tetrachloroethane	ND	0.27	ND	1.9
Tetrachloroethene	20	0.27	130	1.8
Toluene	0.21	0.27	0.79 J	1.0
1,1,1-Trichloroethane	ND	0.27	ND	1.5
1,1,2-Trichloroethane	ND	0.27	ND	1.5
Trichloroethene	1.1	0.27	6.1	1.5
Vinyl chloride	ND	0.27	ND	0.69
o-Xylene	ND	0.27	ND	1.2
m-Xylene & p-Xylene	0.31	0.27	1.4	1.2
Bromodichloromethane	ND	0.27	ND	1.8
2-Butanone (MEK)	ND	0.68	ND	2.0
4-Methyl-2-pentanone (MIBK)	ND	0.68	ND	2.8
Bromoform	ND	0.27	ND	2.8
Bromomethane	ND	0.27	ND	1.0
Carbon disulfide	ND	0.27	ND	0.84
Carbon tetrachloride	ND	0.27	ND	1.7
Chlorobenzene	ND	0.27	ND	1.2
Dibromochloromethane	ND	0.27	ND	2.3
Chloroethane	ND	0.27	ND	0.71
Chloroform	0.24	0.27	1.2 J	1.3
Chloromethane	ND	0.68	ND	1.4
1,1-Dichloroethane	ND	0.27	ND	1.1
1,2-Dichloroethane	ND	0.27	ND	1.1
1,1-Dichloroethene	ND	0.27	ND	1.1
cis-1,2-Dichloroethene	1.5	0.27	5.9	1.1
trans-1,2-Dichloroethene	ND	0.27	ND	1.1
1,2-Dichloropropane	ND	0.27	ND	1.2
cis-1,3-Dichloropropene	ND	0.27	ND	1.2

URS CORP NYSDEC
Client Sample ID: SOILGAS-0205
GC/MS Volatiles

Lot-Sample # H5B160106 - 002

Work Order # G4HGF1AC

Matrix.....: AIR

SURROGATE	PERCENT RECOVERY	LABORATORY CONTROL LIMITS (%)
1,2-Dichloroethane-d4	112	70 - 130
Toluene-d8	101	70 - 130
4-Bromofluorobenzene	112	70 - 130

Qualifiers

J Estimated result. Result is less than RL.

The 'Result' in ug/m3 is calculated using the following equation: Amount Found(before rounding)*(Molecular Weight/24.45)

The 'Reporting Limit' in ug/m3 is calculated using the following equation: (Reporting Limit(before rounding) * Dilution Factor) * (Molecular Weight/24.45)