

**GROUNDWATER SAMPLING EVENT
LETTER REPORT
NORTH FRANKLIN STREET SITE
SITE #8-49-002
VILLAGE OF WATKINS GLEN, NEW YORK**

RECEIVED
AUG 07 2006
DE/HAZ. WASTE REMED
REGION 8

FINAL

Prepared For:

**NEW YORK STATE DEPARTMENT OF ENVIRONMENTAL CONSERVATION
DIVISION OF ENVIRONMENTAL REMEDIATION
WORK ASSIGNMENT D003825-09.5**

Prepared By:

**URS CORPORATION
77 GOODELL STREET
BUFFALO, NEW YORK 14203**

RECEIVED
AUG 2 2006
REMEDIAL BUREAU E



August 1, 2006

Mr. David J. Chiusano, Project Manager
New York State Department of Environmental Conservation
Division of Environmental Remediation
625 Broadway
12th Floor
Albany, New York 12233-7017

**RE: NYSDEC Standby Contract
Active Venting System Operation and Maintenance # D003825-09.5
Groundwater Sampling Event
North Franklin Street Site, Site No. 8-49-002
Summary of Groundwater Sampling Activities: Letter Report**

Dear Mr. Chiusano:

URS Corporation (URS) has completed the groundwater-sampling event at the above-referenced site. This work was performed in accordance with the New York State Department of Environmental Conservation (NYSDEC) Project Management Work Plan (PMWP)/Budget Estimate (NYSDEC, May 2005).

The sampling events consisted of collecting depth to water and depth to bottom data from the wells to be sampled, and collecting representative samples of the groundwater present in each well. URS personnel conducted the groundwater sampling activities between May 9, 2006 and May 10, 2006.

Groundwater Sampling Activities

A total of eleven monitoring wells were sampled on May 9 and 10, 2006 (MW-01, MW-03, MW-04, MW-05D, MW-07S, MW-08S, MW-09s, MW-12S, MW-16S, MW-19S and MW-20S). The well locations are shown on Figure 1. The potentiometric surface found at the site on May 9 and 10, 2006 is shown on Figure 2. Prior to sampling, each well was purged a minimum of three well volumes using a dedicated/disposable high-density polyethylene (HDPE) bailer. Water quality parameters (i.e., pH, conductivity, dissolved oxygen, etc.) were collected after each volume was purged from a well. A representative sample of groundwater was collected using a dedicated/disposable HDPE bailer after a minimum of three well volumes had been purged, and the water quality parameters had stabilized for three consecutive readings. Well purge logs may be found in Appendix A. The groundwater samples from the monitoring wells were analyzed for Target Compound List (TCL) Volatile Organic Compounds (VOCs) via EPA Method 8260B.

Groundwater samples collected for laboratory analysis were placed in laboratory-supplied sample containers. All samples were labeled with a unique sample identification number and maintained at approximately 4°C in designated ice chests. The samples were delivered to Mitkem Corporation (Mitkem) in Warwick, Rhode Island, for analysis within the allowable holding times. A chain-of-custody record form was maintained and accompanied the samples during transport.

URS Corporation
77 Goodell Street
Buffalo, NY 14203
Tel: 716.856.5636
Fax: 716.856.2545

The purge water generated during the sampling event was containerized in U.S. Department of Transportation (DOT) approved 55-gallon 1A2 steel drums, which were temporarily staged onsite pending transportation to an approved facility for disposal.

Analyses and Data Usability

The groundwater samples were analyzed for TCL VOCs via EPA Method 8260B. The data packages were prepared by the laboratory in accordance with the NYSDEC's Category B Deliverables requirements. The deliverables were reviewed by a URS chemist for compliance with the referenced method and United States Environmental Protection Agency (USEPA) Contract Laboratory Program (CLP) National Functional Guidelines for Organic Data Review, EPA-540-R-99-008, October 1999. A Data Usability Summary Report (DUSR) was prepared by a URS chemist following the guidelines provided in NYSDEC Division of Environmental Remediation Guidance for the Development of Data Usability Summary Reports, dated June 1999. The DUSR may be found in Appendix B.

All samples were received by the laboratory intact, properly preserved and under proper chain-of-custody, and all were analyzed within the required holding times. The percent difference between the average relative response factor (RRF) in the initial calibration (ICAL) and the RRF in the continuing calibration (CCAL) standard exceeded the quality control (QC) limit for acetone. All quantitation/reporting limits were reported in accordance with method requirements and were adjusted for sample size and dilution factors. Those results qualified 'J' (estimated) or 'UJ' (estimated quantitation limit) are considered conditionally usable. All other sample results are usable as reported.

Summary of Groundwater Analytical Results

- Table 1 compares the validated groundwater sampling results against applicable NYSDEC groundwater criteria [TOGS (1.1.1), Ambient Water Quality Standards and Guidance Values and Groundwater Effluent Limitations. 1998, Revised April 2000, Class GA].
- The primary compounds detected in the groundwater were chlorinated VOCs, including tetrachloroethene (PCE), trichloroethene (TCE), cis-1,2-dichloroethene (1,2-DCE), and vinyl chloride (VC). The location and concentration of compounds exceeding groundwater criteria are shown on Figure 3. The wells exhibiting the most compounds at concentrations exceeding groundwater criteria were MW-03 and MW-05D, which are located just north of the former site building. In MW-03 these compounds were detected at concentrations of 110 ug/L (PCE), 120 ug/L (TCE), 1,700 ug/L (1,2-DCE), and 170 ug/L (VC). In MW-05D, these compounds were detected at concentrations of 1,100 ug/L (PCE), 620 ug/L (TCE), 700 ug/L (1,2-DCE), and 30 ug/L (VC). The total concentrations of chlorinated VOCs in the remaining wells sampled were considerably lower, typically by two to three orders of magnitude.
- Benzene, ethylbenzene and xylenes were detected at concentrations exceeding groundwater criteria in MW-08S. This well, which is located on the east side of the former bus garage, and has historically been impacted by these compounds.
- Monitoring wells to the south of the site (MW-16S and MW-19S) showed no compounds exceeding groundwater criteria, with the only exception being PCE detected in MW-19S, at a concentration of 6 ug/l, slightly exceeding its groundwater quality criteria of 5 ug/l.

- Monitoring wells to the north of the site (MW-01, MW-04, MW-07S, MW-09S and MW-20S) showed exceedances of groundwater criteria. The exceedances for groundwater quality criteria in these wells are as follows:
 - MW-01: PCE at 46 ug/L, TCE at 9 ug/L, and 1,2-DCE at 51 ug/L;
 - MW-04: PCE at 19 ug/L, TCE at 12 ug/L, 1,2-DCE at 17 ug/L and Methyl tert-Butyl Ether (MTBE) at 11 ug/L;
 - MW-07S: PCE at 38 ug/L, TCE at 12 ug/L, 1,2-DCE at 100 ug/L and VC at 3 ug/L; and,
 - MW-20S: PCE at 39 ug/L TCE at 13 ug/L, 1,2-DCE at 100 ug/L and VC at 3 ug/L.

No TCL VOCs were detected in the samples collected from downgradient monitoring wells MW-09S and MW-12S

Figure 4 shows isoconcentration contours for Total VOCs detected in the sampled monitoring wells. The northern extent of the Total VOCs plume appears to have maintained a terminus between MW-01 and MW-12; however, the southern terminus extends past MW-16S. The eastern and western extents of the Total VOCs plume remain undefined.

Figure 5 shows isoconcentration contours for Total Chlorinated VOCs detected in the monitoring wells sampled. The northern, southern and western extents of the Total Chlorinated VOCs plume are similar to the Total VOCs plume. However, the eastern extent of the Total Chlorinated VOCs plume terminates at MW-08S and MW-09S. This is due in large part to the fact that the VOCs detected in MW-08S are not chlorinated VOCs, but petroleum related VOCs. Figure 5 also shows a single chlorinated VOC exceedance at MW-19S.

Table 2 provides a historical summary of analytical results from March 2000 to present compared to NYSDEC groundwater criteria [TOGS (1.1.1), Ambient Water Quality Standards and Guidance Values and Groundwater Effluent Limitations. 1998, Revised April 2000, Class GA].

IDW Disposal

On May 22, 2006, the investigation-derived waste (IDW), consisting of two (2) drums of purgewater, was removed off-site by Frank's Vacuum Truck Service, Inc. (NYSDEC #9A-332/ EPA ID #NYD982792814), for disposal at the Chemical Waste Management facility in Model City, New York (EPA ID #NYD049836679). The IDW shipment and disposal was performed in accordance with applicable regulations/guidelines. Copies of the waste manifests are included in Appendix C.

Attachments:

Tables

- Table 1: Summary of Detected Groundwater Analytical Results - May 2006
 Table 2: Summary of Detected Historical Groundwater Analytical Results

Figures

- Figure 1: Groundwater Sample Locations
Figure 2: Potentiometric Surface Map – May 9 and 10, 2006
Figure 3: VOC Detections Exceeding Class GA Groundwater Standards (May 2006)
Figure 4: Total VOC Isoconcentration Contours (May 2006)
Figure 5: Total Chlorinated VOC Isoconcentration Contours (May 2006)


Appendices

- Appendix A: Well Purge Logs
Appendix B: Data Usability Summary Report
Appendix C: IDW Manifests

Should you have any questions or comments, please do not hesitate to contact me at 716-856-5636.

Sincerely,

URS Corporation



Charles E. Dusel, Jr.
Sr. Project Manager

Attachments

cc: File: 05.35388 (C-1) (11173258)

TABLES

TABLE 1
SUMMARY OF DETECTED GROUNDWATER ANALYTICAL RESULTS
NORTH FRANKLIN ST. SITE (8-49-002)
MAY 2006

Location ID			MW-01	MW-03	MW-04	MW-05D	MW-07S
Sample ID			WG-01-050906	WG-03-051006	WG-04-0580906	WG-05D-051006	WG-07S-050906
Matrix			Groundwater	Groundwater	Groundwater	Groundwater	Groundwater
Depth Interval (ft)			-	-	-	-	-
Date Sampled			05/09/06	05/10/06	05/09/06	05/10/06	05/09/06
Parameter	Units	Criteria*					
Volatile Organic Compounds							
Vinyl Chloride	UG/L	2	1 J	170 D	1 J	30	3 J
1,1-Dichloroethene	UG/L	5		4 J		3 J	
Trichloroethene	UG/L	5	9	120	12	620 D	12
Benzene	UG/L	1					
Tetrachloroethene	UG/L	5	46	110	19	1,100 D	38
Ethylbenzene	UG/L	5					
Xylene (total)	UG/L	5					
1,2-Dichloroethene (cis)	UG/L	5	51	1,700 D	17	700 D	100
1,2-Dichloroethene (trans)	UG/L	5		17		5	
1,2,4-Trimethylbenzene	UG/L	5					
1,3,5-Trimethylbenzene	UG/L	5					
Methyl tert-Butyl Ether	UG/L	10	2 J	8	11	9	2 J
Isopropylbenzene	UG/L	5					
4-Isopropyltoluene	UG/L	5					
Naphthalene	UG/L	10					
n-Propylbenzene	UG/L	5					
Total Chlorinated Hydrocarbons	UG/L	-	55	230	31	1,720	50
Total Volatile Organic Compounds	UG/L	-	109	2,129	60	2,467	155

*Criteria- NYSDEC TOGS (1.1.1), Ambient Water Quality Standards and Guidance Values and Groundwater Effluent Limitations Revised April 2000, Class GA.

Flags assigned during chemistry validation are shown.



Concentration Exceeds Criteria

U - The analyte was analyzed for, but not detected. The associated numerical value is at or below the method detection limit.

J - Estimated value

D - Result reported from a secondary dilution analysis.

Only Detected Results Reported.

TABLE 1
SUMMARY OF DETECTED GROUNDWATER ANALYTICAL RESULTS
NORTH FRANKLIN ST. SITE (8-49-002)
MAY 2006

Location ID			MW-08S	MW-09S	MW-12S	MW-16S	MW-19S
Sample ID			WG-08S-050906	WG-09S-050906	WG-12S-050906	WG-16S-050906	WG-19S-050906
Matrix			Groundwater	Groundwater	Groundwater	Groundwater	Groundwater
Depth Interval (ft)			-	-	-	-	-
Date Sampled			05/09/06	05/09/06	05/09/06	05/09/06	05/09/06
Parameter	Units	Criteria*					
Volatile Organic Compounds							
Vinyl Chloride	UG/L	2					
1,1-Dichloroethene	UG/L	5					
Trichloroethene	UG/L	5					
Benzene	UG/L	1	6				
Tetrachloroethene	UG/L	5				5	6
Ethylbenzene	UG/L	5	18				
Xylene (total)	UG/L	5	46				
1,2-Dichloroethene (cis)	UG/L	5					
1,2-Dichloroethene (trans)	UG/L	5					
1,2,4-Trimethylbenzene	UG/L	5	57				
1,3,5-Trimethylbenzene	UG/L	5	38				
Methyl tert-Butyl Ether	UG/L	10					
Isopropylbenzene	UG/L	5	3 J				
4-Isopropyltoluene	UG/L	5	1 J				
Naphthalene	UG/L	10	14				
n-Propylbenzene	UG/L	5	2 J				
Total Chlorinated Hydrocarbons	UG/L	-	ND	ND	ND	5	6
Total Volatile Organic Compounds	UG/L	-	185	ND	ND	5	6

*Criteria- NYSDEC TOGS (1.1.1), Ambient Water Quality Standards and Guidance Values and Groundwater Effluent Limitations.Revised April 2000, Class GA.

Flags assigned during chemistry validation are shown.

 Concentration Exceeds Criteria

U - The analyte was analyzed for, but not detected. The associated numerical value is at or below the method detection limit.

J - Estimated value

D - Result reported from a secondary dilution analysis.

Only Detected Results Reported.

TABLE 1
SUMMARY OF DETECTED GROUNDWATER ANALYTICAL RESULTS
NORTH FRANKLIN ST. SITE (8-49-002)
MAY 2006

Location ID			MW-20S
Sample ID			WG-20S-050906
Matrix			Groundwater
Depth Interval (ft)			-
Date Sampled			05/09/06
Parameter	Units	Criteria*	
Volatile Organic Compounds			
Vinyl Chloride	UG/L	2	3 J
1,1-Dichloroethene	UG/L	5	
Trichloroethene	UG/L	5	13
Benzene	UG/L	1	
Tetrachloroethene	UG/L	5	39
Ethylbenzene	UG/L	5	
Xylene (total)	UG/L	5	
1,2-Dichloroethene (cis)	UG/L	5	100
1,2-Dichloroethene (trans)	UG/L	5	
1,2,4-Trimethylbenzene	UG/L	5	
1,3,5-Trimethylbenzene	UG/L	5	
Methyl tert-Butyl Ether	UG/L	10	
Isopropylbenzene	UG/L	5	
4-Isopropyltoluene	UG/L	5	
Naphthalene	UG/L	10	
n-Propylbenzene	UG/L	5	
Total Chlorinated Hydrocarbons	UG/L	-	52
Total Volatile Organic Compounds	UG/L	-	155

*Criteria- NYSDEC TOGS (1.1.1), Ambient Water Quality Standards and Guidance Values and Groundwater Effluent Limitations.Revised April 2000, Class GA.

Flags assigned during chemistry validation are shown.

 Concentration Exceeds Criteria

U - The analyte was analyzed for, but not detected. The associated numerical value is at or below the method detection limit.

J - Estimated value

D - Result reported from a secondary dilution analysis.

Only Detected Results Reported.

TABLE 2
SUMMARY OF DETECTED HISTORICAL GROUNDWATER ANALYTICAL RESULTS
NORTH FRANKLIN ST. SITE (8-49-002)

Location ID			MW-01	MW-01	MW-02	MW-02	MW-03
Sample ID			MW-01	WG-01-050906	MW-2	MW-2	MW-3
Matrix			Groundwater	Groundwater	Groundwater	Groundwater	Groundwater
Depth Interval (ft)			-	-	-	-	-
Date Sampled			10/22/04	05/09/06	03/16/00	10/20/00	03/16/00
Parameter	Units	Criteria*					
Volatile Organic Compounds							
Vinyl Chloride	UG/L	2		1 J			17
Acetone	UG/L	50					
Carbon Disulfide	UG/L	60					
1,1-Dichloroethene	UG/L	5					1 J
1,2-Dichloroethane	UG/L	0.6					
1,2-Dichloroethene (total)	UG/L	-	NA	NA			1,900 D
Trichloroethene	UG/L	5	4 J	9			83
Benzene	UG/L	1					
Tetrachloroethene	UG/L	5	15	46			77
Toluene	UG/L	5					
Ethylbenzene	UG/L	5					
Xylene (total)	UG/L	5					
1,2-Dichloroethene (cis)	UG/L	5	30	51	NA	NA	NA
1,2-Dichloroethene (trans)	UG/L	5			NA	NA	NA
1,2,4-Trimethylbenzene	UG/L	5	NA		NA	NA	NA
1,3,5-Trimethylbenzene	UG/L	5	NA		NA	NA	NA
Methyl tert-Butyl Ether	UG/L	10		2 J	NA	NA	NA
Methylcyclohexane	UG/L	-		NA	NA	NA	NA
Cyclohexane	UG/L	-		NA	NA	NA	NA
Isopropylbenzene	UG/L	5			NA	NA	NA
4-Isopropyltoluene	UG/L	5	NA		NA	NA	NA
Naphthalene	UG/L	10	NA		NA	NA	NA

*Criteria- NYSDEC TOGS (1.1.1), Ambient Water Quality Standards and Guidance Values and Groundwater Effluent Limitations. Revised April 2000, Class GA.

Flags assigned during chemistry validation are shown.

 Concentration Exceeds Criteria

U - The analyte was analyzed for, but not detected. The associated numerical value is at or below the method detection limit.

NA - Not analyzed; J - Estimated value

D - Result reported from a secondary dilution analysis.

Only Detected Results Reported.

TABLE 2
SUMMARY OF DETECTED HISTORICAL GROUNDWATER ANALYTICAL RESULTS
NORTH FRANKLIN ST. SITE (8-49-002)

Location ID			MW-01	MW-01	MW-02	MW-02	MW-03
Sample ID			MW-01	WG-01-050906	MW-2	MW-2	MW-3
Matrix			Groundwater	Groundwater	Groundwater	Groundwater	Groundwater
Depth Interval (ft)			-	-	-	-	-
Date Sampled			10/22/04	05/09/06	03/16/00	10/20/00	03/16/00
Parameter	Units	Criteria*					
Volatile Organic Compounds							
n-Propylbenzene	UG/L	5	NA		NA	NA	NA
Total Chlorinated Hydrocarbons	UG/L	-	19	55	ND	ND	2,060
Total Volatile Organic Compounds	UG/L	-	49	109	ND	ND	2,078
Metals							
Iron	UG/L	300	NA	NA	1,420	314	5,990
Miscellaneous Parameters							
Petroleum Hydrocarbons	MG/L	-	NA	NA			
Total Dissolved Solids	MG/L	-	NA	NA	440	612	521
Total Organic Carbon (TOC)	MG/L	-	NA	NA	3.7	5.2	6.0

*Criteria- NYSDEC TOGS (1.1.1), Ambient Water Quality Standards and Guidance Values and Groundwater Effluent Limitations. Revised April 2000, Class GA.

Flags assigned during chemistry validation are shown.

 Concentration Exceeds Criteria

U - The analyte was analyzed for, but not detected. The associated numerical value is at or below the method detection limit.

NA - Not analyzed; J - Estimated value

D - Result reported from a secondary dilution analysis.

Only Detected Results Reported.

TABLE 2
SUMMARY OF DETECTED HISTORICAL GROUNDWATER ANALYTICAL RESULTS
NORTH FRANKLIN ST. SITE (8-49-002)

Location ID			MW-03	MW-03	MW-03	MW-03	MW-04
Sample ID			MW-3	MW-3	MW-03	WG-03-051006	MW-4
Matrix			Groundwater	Groundwater	Groundwater	Groundwater	Groundwater
Depth Interval (ft)			-	-	-	-	-
Date Sampled			06/23/00	10/19/00	10/21/04	05/10/06	03/16/00
Parameter	Units	Criteria*					
Volatile Organic Compounds							
Vinyl Chloride	UG/L	2	420 J	390 J	310 J	170 D	
Acetone	UG/L	50	24 J				3 J
Carbon Disulfide	UG/L	60	29				
1,1-Dichloroethene	UG/L	5	13	4 J		4 J	
1,2-Dichloroethene	UG/L	0.6					
1,2-Dichloroethene (total)	UG/L	-	5,500 D	2,200 D	NA	NA	
Trichloroethene	UG/L	5	200 J	14	98 J	120	
Benzene	UG/L	1	2 J				
Tetrachloroethene	UG/L	5	83		50 J	110	
Toluene	UG/L	5					
Ethylbenzene	UG/L	5					
Xylene (total)	UG/L	5	6				
1,2-Dichloroethene (cis)	UG/L	5	NA	NA	5,000	1,700 D	NA
1,2-Dichloroethene (trans)	UG/L	5	NA	NA		17	NA
1,2,4-Trimethylbenzene	UG/L	5	NA	NA	NA		NA
1,3,5-Trimethylbenzene	UG/L	5	NA	NA	NA		NA
Methyl tert-Butyl Ether	UG/L	10	NA	NA		8	NA
Methylcyclohexane	UG/L	-	NA	NA		NA	NA
Cyclohexane	UG/L	-	NA	NA		NA	NA
Isopropylbenzene	UG/L	5	NA	NA			NA
4-Isopropyltoluene	UG/L	5	NA	NA	NA		NA
Naphthalene	UG/L	10	NA	NA	NA		NA

*Criteria- NYSDEC TOGS (1.1.1), Ambient Water Quality Standards and Guidance Values and Groundwater Effluent Limitations, Revised April 2000, Class GA.

Flags assigned during chemistry validation are shown.



Concentration Exceeds Criteria

U - The analyte was analyzed for, but not detected. The associated numerical value is at or below the method detection limit.

NA - Not analyzed; J - Estimated value

D - Result reported from a secondary dilution analysis.

Only Detected Results Reported.

TABLE 2
SUMMARY OF DETECTED HISTORICAL GROUNDWATER ANALYTICAL RESULTS
NORTH FRANKLIN ST. SITE (8-49-002)

Location ID			MW-03	MW-03	MW-03	MW-03	MW-04
Sample ID			MW-3	MW-3	MW-03	WG-03-051006	MW-4
Matrix			Groundwater	Groundwater	Groundwater	Groundwater	Groundwater
Depth Interval (ft)			-	-	-	-	-
Date Sampled			06/23/00	10/19/00	10/21/04	05/10/06	03/16/00
Parameter	Units	Criteria*					
Volatile Organic Compounds							
n-Propylbenzene	UG/L	5	NA	NA	NA		NA
Total Chlorinated Hydrocarbons	UG/L	-	5,783	2,214	148	230	ND
Total Volatile Organic Compounds	UG/L	-	6,277	2,608	5,458	2,129	3
Metals							
Iron	UG/L	300	24,200	25,800	NA	NA	12,400
Miscellaneous Parameters							
Petroleum Hydrocarbons	MG/L	-			NA	NA	
Total Dissolved Solids	MG/L	-	852	1,110	NA	NA	1,000
Total Organic Carbon (TOC)	MG/L	-	36.6 J	23.9	NA	NA	12.5

*Criteria- NYSDEC TOGS (1.1.1), Ambient Water Quality Standards and Guidance Values and Groundwater Effluent Limitations. Revised April 2000, Class GA.

Flags assigned during chemistry validation are shown.

 Concentration Exceeds Criteria

U - The analyte was analyzed for, but not detected. The associated numerical value is at or below the method detection limit.

NA - Not analyzed; J - Estimated value

D - Result reported from a secondary dilution analysis.

Only Detected Results Reported.

TABLE 2
SUMMARY OF DETECTED HISTORICAL GROUNDWATER ANALYTICAL RESULTS
NORTH FRANKLIN ST. SITE (8-49-002)

Location ID			MW-04	MW-04	MW-04	MW-05D	MW-05D
Sample ID			MW-4	MW-04	WG-04-0580906	MW-5D	MW-5D
Matrix			Groundwater	Groundwater	Groundwater	Groundwater	Groundwater
Depth Interval (ft)			-	-	-	-	-
Date Sampled			10/20/00	10/21/04	05/09/06	03/16/00	06/23/00
Parameter	Units	Criteria*					
Volatile Organic Compounds							
Vinyl Chloride	UG/L	2	3 J		1 J		110
Acetone	UG/L	50	10 J			2 J	
Carbon Disulfide	UG/L	60					
1,1-Dichloroethene	UG/L	5					4 J
1,2-Dichloroethane	UG/L	0.6					
1,2-Dichloroethene (total)	UG/L	-	31 NJ	NA	NA	16	680 D
Trichloroethene	UG/L	5	24 NJ	10	12		1,200 D
Benzene	UG/L	1					
Tetrachloroethene	UG/L	5	75 NJ	17	19		3,900 D
Toluene	UG/L	5					1 J
Ethylbenzene	UG/L	5					
Xylene (total)	UG/L	5					
1,2-Dichloroethene (cis)	UG/L	5	NA	12	17	NA	NA
1,2-Dichloroethene (trans)	UG/L	5	NA			NA	NA
1,2,4-Trimethylbenzene	UG/L	5	NA	NA		NA	NA
1,3,5-Trimethylbenzene	UG/L	5	NA	NA		NA	NA
Methyl tert-Butyl Ether	UG/L	10	NA	20	11	NA	NA
Methylcyclohexane	UG/L	-	NA		NA	NA	NA
Cyclohexane	UG/L	-	NA		NA	NA	NA
Isopropylbenzene	UG/L	5	NA			NA	NA
4-Isopropyltoluene	UG/L	5	NA	NA		NA	NA
Naphthalene	UG/L	10	NA	NA		NA	NA

*Criteria- NYSDEC TOGS (1.1.1), Ambient Water Quality Standards and Guidance Values and Groundwater Effluent Limitations. Revised April 2000, Class GA.

Flags assigned during chemistry validation are shown.

 Concentration Exceeds Criteria

U - The analyte was analyzed for, but not detected. The associated numerical value is at or below the method detection limit.

NA - Not analyzed; J - Estimated value

D - Result reported from a secondary dilution analysis.

Only Detected Results Reported.

TABLE 2
SUMMARY OF DETECTED HISTORICAL GROUNDWATER ANALYTICAL RESULTS
NORTH FRANKLIN ST. SITE (8-49-002)

Location ID			MW-04	MW-04	MW-04	MW-05D	MW-05D
Sample ID			MW-4	MW-04	WG-04-0580906	MW-5D	MW-5D
Matrix			Groundwater	Groundwater	Groundwater	Groundwater	Groundwater
Depth Interval (ft)			-	-	-	-	-
Date Sampled			10/20/00	10/21/04	05/09/06	03/16/00	06/23/00
Parameter	Units	Criteria*					
Volatile Organic Compounds							
n-Propylbenzene	UG/L	5	NA	NA		NA	NA
Total Chlorinated Hydrocarbons	UG/L	-	130	27	31	16	5,780
Total Volatile Organic Compounds	UG/L	-	143	59	60	18	5,895
Metals							
Iron	UG/L	300	4,960	NA	NA	1,450	3,350
Miscellaneous Parameters							
Petroleum Hydrocarbons	MG/L	-		NA	NA		
Total Dissolved Solids	MG/L	-	1,390	NA	NA	1,670	7,460
Total Organic Carbon (TOC)	MG/L	-	7.2	NA	NA	7.5	4.2 J

*Criteria- NYSDEC TOGS (1.1.1), Ambient Water Quality Standards and Guidance Values and Groundwater Effluent Limitations. Revised April 2000, Class GA.

Flags assigned during chemistry validation are shown.

 Concentration Exceeds Criteria

U - The analyte was analyzed for, but not detected. The associated numerical value is at or below the method detection limit.

NA - Not analyzed; J - Estimated value

D - Result reported from a secondary dilution analysis.

Only Detected Results Reported.

TABLE 2
SUMMARY OF DETECTED HISTORICAL GROUNDWATER ANALYTICAL RESULTS
NORTH FRANKLIN ST. SITE (8-49-002)

Location ID			MW-05D	MW-05D	MW-05D	MW-05S	MW-05S
Sample ID			MW-5D	MW-05D	WG-05D-051006	MW-5S	MW-5S
Matrix			Groundwater	Groundwater	Groundwater	Groundwater	Groundwater
Depth Interval (ft)			-	-	-	-	-
Date Sampled			10/19/00	10/21/04	05/10/06	03/16/00	06/23/00
Parameter	Units	Criteria*					
Volatile Organic Compounds							
Vinyl Chloride	UG/L	2	31 J		30	560 D	740 J
Acetone	UG/L	50					
Carbon Disulfide	UG/L	60					8 J
1,1-Dichloroethene	UG/L	5	3 J		3 J	2 J	11
1,2-Dichloroethane	UG/L	0.6					
1,2-Dichloroethene (total)	UG/L	-	650 D	NA	NA	1,400 D	4,700 D
Trichloroethene	UG/L	5	230 D	1,100	620 D	33	580 D
Benzene	UG/L	1					
Tetrachloroethene	UG/L	5	900 D	2,900	1,100 D	120	4,500 D
Toluene	UG/L	5					
Ethylbenzene	UG/L	5					
Xylene (total)	UG/L	5					6 J
1,2-Dichloroethene (cis)	UG/L	5	NA	480	700 D	NA	NA
1,2-Dichloroethene (trans)	UG/L	5	NA		5	NA	NA
1,2,4-Trimethylbenzene	UG/L	5	NA	NA		NA	NA
1,3,5-Trimethylbenzene	UG/L	5	NA	NA		NA	NA
Methyl tert-Butyl Ether	UG/L	10	NA		9	NA	NA
Methylcyclohexane	UG/L	-	NA		NA	NA	NA
Cyclohexane	UG/L	-	NA		NA	NA	NA
Isopropylbenzene	UG/L	5	NA			NA	NA
4-Isopropyltoluene	UG/L	5	NA	NA		NA	NA
Naphthalene	UG/L	10	NA	NA		NA	NA

*Criteria- NYSDEC TOGS (1.1.1), Ambient Water Quality Standards and Guidance Values and Groundwater Effluent Limitations. Revised April 2000, Class GA.

Flags assigned during chemistry validation are shown.

 Concentration Exceeds Criteria

U - The analyte was analyzed for, but not detected. The associated numerical value is at or below the method detection limit.

NA - Not analyzed; J - Estimated value

D - Result reported from a secondary dilution analysis.

Only Detected Results Reported.

TABLE 2
SUMMARY OF DETECTED HISTORICAL GROUNDWATER ANALYTICAL RESULTS
NORTH FRANKLIN ST. SITE (8-49-002)

Location ID			MW-05D	MW-05D	MW-05D	MW-05S	MW-05S
Sample ID			MW-5D	MW-05D	WG-05D-051006	MW-5S	MW-5S
Matrix			Groundwater	Groundwater	Groundwater	Groundwater	Groundwater
Depth Interval (ft)			-	-	-	-	-
Date Sampled			10/19/00	10/21/04	05/10/06	03/16/00	06/23/00
Parameter	Units	Criteria*					
Volatile Organic Compounds							
n-Propylbenzene	UG/L	5	NA	NA		NA	NA
Total Chlorinated Hydrocarbons	UG/L	-	1,780	4,000	1,720	1,553	9,780
Total Volatile Organic Compounds	UG/L	-	1,814	4,480	2,467	2,115	10,545
Metals							
Iron	UG/L	300	1,380	NA	NA	12,300	8,930
Miscellaneous Parameters							
Petroleum Hydrocarbons	MG/L	-		NA	NA		
Total Dissolved Solids	MG/L	-	3,270 J	NA	NA	536	1,130
Total Organic Carbon (TOC)	MG/L	-	5.4	NA	NA	7.3	18.6 J

*Criteria- NYSDEC TOGS (1.1.1), Ambient Water Quality Standards and Guidance Values and Groundwater Effluent Limitations. Revised April 2000, Class GA.

Flags assigned during chemistry validation are shown.

 Concentration Exceeds Criteria

U - The analyte was analyzed for, but not detected. The associated numerical value is at or below the method detection limit.

NA - Not analyzed; J - Estimated value

D - Result reported from a secondary dilution analysis.

Only Detected Results Reported.

TABLE 2
SUMMARY OF DETECTED HISTORICAL GROUNDWATER ANALYTICAL RESULTS
NORTH FRANKLIN ST. SITE (8-49-002)

Location ID			MW-05S	MW-07S	MW-07S	MW-07S	MW-07S
Sample ID			MW-5S	MW-7S	MW-7S	MW-7S	MW-07S
Matrix			Groundwater	Groundwater	Groundwater	Groundwater	Groundwater
Depth Interval (ft)			-	-	-	-	-
Date Sampled			10/19/00	03/16/00	06/23/00	10/20/00	10/21/04
Parameter	Units	Criteria*					
Volatile Organic Compounds							
Vinyl Chloride	UG/L	2	180 J	1 J	3 J		
Acetone	UG/L	50					
Carbon Disulfide	UG/L	60					
1,1-Dichloroethene	UG/L	5	3 J				
1,2-Dichloroethane	UG/L	0.6					
1,2-Dichloroethene (total)	UG/L	-	970 D	6 J	36	6 J	NA
Trichloroethene	UG/L	5	71		4 J	2 J	
Benzene	UG/L	1		7 J	11		
Tetrachloroethene	UG/L	5	420 D		5 J	6 J	
Toluene	UG/L	5			2 J		
Ethylbenzene	UG/L	5					
Xylene (total)	UG/L	5					
1,2-Dichloroethene (cis)	UG/L	5	NA	NA	NA	NA	7 J
1,2-Dichloroethene (trans)	UG/L	5	NA	NA	NA	NA	
1,2,4-Trimethylbenzene	UG/L	5	NA	NA	NA	NA	NA
1,3,5-Trimethylbenzene	UG/L	5	NA	NA	NA	NA	NA
Methyl tert-Butyl Ether	UG/L	10	NA	NA	NA	NA	5 J
Methylcyclohexane	UG/L	-	NA	NA	NA	NA	
Cyclohexane	UG/L	-	NA	NA	NA	NA	2 J
Isopropylbenzene	UG/L	5	NA	NA	NA	NA	
4-Isopropyltoluene	UG/L	5	NA	NA	NA	NA	NA
Naphthalene	UG/L	10	NA	NA	NA	NA	NA

*Criteria- NYSDEC TOGS (1.1.1), Ambient Water Quality Standards and Guidance Values and Groundwater Effluent Limitations. Revised April 2000, Class GA.

Flags assigned during chemistry validation are shown.

 Concentration Exceeds Criteria

U - The analyte was analyzed for, but not detected. The associated numerical value is at or below the method detection limit.

NA - Not analyzed; J - Estimated value

D - Result reported from a secondary dilution analysis.

Only Detected Results Reported.

TABLE 2
SUMMARY OF DETECTED HISTORICAL GROUNDWATER ANALYTICAL RESULTS
NORTH FRANKLIN ST. SITE (8-49-002)

Location ID			MW-05S	MW-07S	MW-07S	MW-07S	MW-07S
Sample ID			MW-5S	MW-7S	MW-7S	MW-7S	MW-7S
Matrix			Groundwater	Groundwater	Groundwater	Groundwater	Groundwater
Depth Interval (ft)			-	-	-	-	-
Date Sampled			10/19/00	03/16/00	06/23/00	10/20/00	10/21/04
Parameter	Units	Criteria*					
Volatile Organic Compounds							
n-Propylbenzene	UG/L	5	NA	NA	NA	NA	NA
Total Chlorinated Hydrocarbons	UG/L	-	1,461	6	45	14	ND
Total Volatile Organic Compounds	UG/L	-	1,644	14	61	14	14
Metals							
Iron	UG/L	300	11,700	13,700	15,600	4,640	NA
Miscellaneous Parameters							
Petroleum Hydrocarbons	MG/L	-					NA
Total Dissolved Solids	MG/L	-	812	1,180	903	1,090	NA
Total Organic Carbon (TOC)	MG/L	-	10.0	9.5	8.0 J	12.4	NA

*Criteria- NYSDEC TOGS (1.1.1), Ambient Water Quality Standards and Guidance Values and Groundwater Effluent Limitations, Revised April 2000, Class GA.

Flags assigned during chemistry validation are shown.

 Concentration Exceeds Criteria

U - The analyte was analyzed for, but not detected. The associated numerical value is at or below the method detection limit.

NA - Not analyzed; J - Estimated value

D - Result reported from a secondary dilution analysis.

Only Detected Results Reported.

TABLE 2
SUMMARY OF DETECTED HISTORICAL GROUNDWATER ANALYTICAL RESULTS
NORTH FRANKLIN ST. SITE (8-49-002)

Location ID			MW-07S	MW-08S	MW-08S	MW-08S	MW-08S
Sample ID			WG-07S-050906	MW-8S	MW-8S	MW-08S	WG-08S-050906
Matrix			Groundwater	Groundwater	Groundwater	Groundwater	Groundwater
Depth Interval (ft)			-	-	-	-	-
Date Sampled			05/09/06	03/16/00	06/23/00	10/22/04	05/09/06
Parameter	Units	Criteria*					
Volatile Organic Compounds							
Vinyl Chloride	UG/L	2	3 J				
Acetone	UG/L	50					
Carbon Disulfide	UG/L	60					
1,1-Dichloroethene	UG/L	5					
1,2-Dichloroethane	UG/L	0.6					
1,2-Dichloroethene (total)	UG/L	-	NA		47	NA	NA
Trichloroethene	UG/L	5	12		7 J		
Benzene	UG/L	1		33	10	5 J	6
Tetrachloroethene	UG/L	5	38		20		
Toluene	UG/L	5		6 J	3 J		
Ethylbenzene	UG/L	5		260 D	140	49	18
Xylene (total)	UG/L	5		660 D	320	67	46
1,2-Dichloroethene (cis)	UG/L	5	100	NA	NA		
1,2-Dichloroethene (trans)	UG/L	5		NA	NA		
1,2,4-Trimethylbenzene	UG/L	5		NA	NA	NA	57
1,3,5-Trimethylbenzene	UG/L	5		NA	NA	NA	38
Methyl tert-Butyl Ether	UG/L	10	2 J	NA	NA		
Methylcyclohexane	UG/L	-	NA	NA	NA	76	NA
Cyclohexane	UG/L	-	NA	NA	NA	68	NA
Isopropylbenzene	UG/L	5		NA	NA	8 J	3 J
4-Isopropyltoluene	UG/L	5		NA	NA	NA	1 J
Naphthalene	UG/L	10		NA	NA	NA	14

*Criteria- NYSDEC TOGS (1.1.1), Ambient Water Quality Standards and Guidance Values and Groundwater Effluent Limitations.Revised April 2000, Class GA.

Flags assigned during chemistry validation are shown.

 Concentration Exceeds Criteria

U - The analyte was analyzed for, but not detected. The associated numerical value is at or below the method detection limit.

NA - Not analyzed; J - Estimated value

D - Result reported from a secondary dilution analysis.

Only Detected Results Reported.

TABLE 2
SUMMARY OF DETECTED HISTORICAL GROUNDWATER ANALYTICAL RESULTS
NORTH FRANKLIN ST. SITE (8-49-002)

Location ID			MW-07S	MW-08S	MW-08S	MW-08S	MW-08S
Sample ID			WG-07S-050906	MW-8S	MW-8S	MW-08S	WG-08S-050906
Matrix			Groundwater	Groundwater	Groundwater	Groundwater	Groundwater
Depth Interval (ft)			-	-	-	-	-
Date Sampled			05/09/06	03/16/00	06/23/00	10/22/04	05/09/06
Parameter	Units	Criteria*					
Volatile Organic Compounds							
n-Propylbenzene	UG/L	5		NA	NA	NA	2 J
Total Chlorinated Hydrocarbons	UG/L	-	50	ND	74	ND	ND
Total Volatile Organic Compounds	UG/L	-	155	959	547	273	185
Metals							
Iron	UG/L	300	NA	31,500	38,200	NA	NA
Miscellaneous Parameters							
Petroleum Hydrocarbons	MG/L	-	NA	4.4		NA	NA
Total Dissolved Solids	MG/L	-	NA	996	1,930	NA	NA
Total Organic Carbon (TOC)	MG/L	-	NA	20.8	7.7 J	NA	NA

*Criteria- NYSDEC TOGS (1.1.1), Ambient Water Quality Standards and Guidance Values and Groundwater Effluent Limitations. Revised April 2000, Class GA.

Flags assigned during chemistry validation are shown.

 Concentration Exceeds Criteria

U - The analyte was analyzed for, but not detected. The associated numerical value is at or below the method detection limit.

NA - Not analyzed; J - Estimated value

D - Result reported from a secondary dilution analysis.

Only Detected Results Reported.

TABLE 2
SUMMARY OF DETECTED HISTORICAL GROUNDWATER ANALYTICAL RESULTS
NORTH FRANKLIN ST. SITE (8-49-002)

Location ID			MW-09S	MW-09S	MW-09S	MW-09S	MW-09S
Sample ID			MW-9S	MW-9S	MW-9S	MW-9S	WG-09S-050906
Matrix			Groundwater	Groundwater	Groundwater	Groundwater	Groundwater
Depth Interval (ft)			-	-	-	-	-
Date Sampled			03/16/00	06/26/00	10/20/00	10/22/04	05/09/06
Parameter	Units	Criteria*					
Volatile Organic Compounds							
Vinyl Chloride	UG/L	2					
Acetone	UG/L	50					
Carbon Disulfide	UG/L	60					
1,1-Dichloroethene	UG/L	5					
1,2-Dichloroethane	UG/L	0.6					
1,2-Dichloroethene (total)	UG/L	-		4 J	4 J	NA	NA
Trichloroethene	UG/L	5		2 J	2 J		
Benzene	UG/L	1					
Tetrachloroethene	UG/L	5	1 J	8 J	6 J		
Toluene	UG/L	5		2 J			
Ethylbenzene	UG/L	5					
Xylene (total)	UG/L	5					
1,2-Dichloroethene (cis)	UG/L	5	NA	NA	NA		
1,2-Dichloroethene (trans)	UG/L	5	NA	NA	NA		
1,2,4-Trimethylbenzene	UG/L	5	NA	NA	NA	NA	
1,3,5-Trimethylbenzene	UG/L	5	NA	NA	NA	NA	
Methyl tert-Butyl Ether	UG/L	10	NA	NA	NA		
Methylcyclohexane	UG/L	-	NA	NA	NA		NA
Cyclohexane	UG/L	-	NA	NA	NA		NA
Isopropylbenzene	UG/L	5	NA	NA	NA		
4-Isopropyltoluene	UG/L	5	NA	NA	NA	NA	
Naphthalene	UG/L	10	NA	NA	NA	NA	

*Criteria- NYSDEC TOGS (1.1.1), Ambient Water Quality Standards and Guidance Values and Groundwater Effluent Limitations.Revised April 2000, Class GA.

Flags assigned during chemistry validation are shown.

 Concentration Exceeds Criteria

U - The analyte was analyzed for, but not detected. The associated numerical value is at or below the method detection limit.

NA - Not analyzed; J - Estimated value

D - Result reported from a secondary dilution analysis.

Only Detected Results Reported.

TABLE 2
SUMMARY OF DETECTED HISTORICAL GROUNDWATER ANALYTICAL RESULTS
NORTH FRANKLIN ST. SITE (8-49-002)

Location ID			MW-09S	MW-09S	MW-09S	MW-09S	MW-09S
Sample ID			MW-9S	MW-9S	MW-9S	MW-9S	WG-09S-050906
Matrix			Groundwater	Groundwater	Groundwater	Groundwater	Groundwater
Depth Interval (ft)			-	-	-	-	-
Date Sampled			03/16/00	06/26/00	10/20/00	10/22/04	05/09/06
Parameter	Units	Criteria*					
Volatile Organic Compounds							
n-Propylbenzene	UG/L	5	NA	NA	NA	NA	
Total Chlorinated Hydrocarbons	UG/L	-	1	14	12	ND	ND
Total Volatile Organic Compounds	UG/L	-	1	16	12	ND	ND
Metals							
Iron	UG/L	300	7,990	73,300	2,360	NA	NA
Miscellaneous Parameters							
Petroleum Hydrocarbons	MG/L	-				NA	NA
Total Dissolved Solids	MG/L	-	917	920	972	NA	NA
Total Organic Carbon (TOC)	MG/L	-	1.6	2.1 J	2.7	NA	NA

*Criteria- NYSDEC TOGS (1.1.1), Ambient Water Quality Standards and Guidance Values and Groundwater Effluent Limitations. Revised April 2000, Class GA.

Flags assigned during chemistry validation are shown.

 Concentration Exceeds Criteria

U - The analyte was analyzed for, but not detected. The associated numerical value is at or below the method detection limit.

NA - Not analyzed; J - Estimated value

D - Result reported from a secondary dilution analysis.

Only Detected Results Reported.

TABLE 2
SUMMARY OF DETECTED HISTORICAL GROUNDWATER ANALYTICAL RESULTS
NORTH FRANKLIN ST. SITE (8-49-002)

Location ID			MW-11D	MW-11S	MW-12S	MW-12S	MW-12S
Sample ID			MW-11D	MW-11S	MW-12S	MW-12S	MW-12S
Matrix			Groundwater	Groundwater	Groundwater	Groundwater	Groundwater
Depth Interval (ft)			-	-	-	-	-
Date Sampled			06/26/00	06/26/00	06/26/00	10/20/00	12/29/04
Parameter	Units	Criteria*					
Volatile Organic Compounds							
Vinyl Chloride	UG/L	2		14			
Acetone	UG/L	50					
Carbon Disulfide	UG/L	60					
1,1-Dichloroethene	UG/L	5					
1,2-Dichloroethane	UG/L	0.6			10 J		
1,2-Dichloroethene (total)	UG/L	-	2 J	150	1 J		NA
Trichloroethene	UG/L	5	1 J	26			
Benzene	UG/L	1					
Tetrachloroethene	UG/L	5	6 J	200 D	3 NJ		
Toluene	UG/L	5			2 J		
Ethylbenzene	UG/L	5					
Xylene (total)	UG/L	5					
1,2-Dichloroethene (cis)	UG/L	5	NA	NA	NA	NA	
1,2-Dichloroethene (trans)	UG/L	5	NA	NA	NA	NA	
1,2,4-Trimethylbenzene	UG/L	5	NA	NA	NA	NA	NA
1,3,5-Trimethylbenzene	UG/L	5	NA	NA	NA	NA	NA
Methyl tert-Butyl Ether	UG/L	10	NA	NA	NA	NA	
Methylcyclohexane	UG/L	-	NA	NA	NA	NA	
Cyclohexane	UG/L	-	NA	NA	NA	NA	
Isopropylbenzene	UG/L	5	NA	NA	NA	NA	
4-Isopropyltoluene	UG/L	5	NA	NA	NA	NA	NA
Naphthalene	UG/L	10	NA	NA	NA	NA	NA

*Criteria- NYSDEC TOGS (1.1.1), Ambient Water Quality Standards and Guidance Values and Groundwater Effluent Limitations.Revised April 2000, Class GA.

Flags assigned during chemistry validation are shown.

 Concentration Exceeds Criteria

U - The analyte was analyzed for, but not detected. The associated numerical value is at or below the method detection limit.

NA - Not analyzed; J - Estimated value

D - Result reported from a secondary dilution analysis.

Only Detected Results Reported.

TABLE 2
SUMMARY OF DETECTED HISTORICAL GROUNDWATER ANALYTICAL RESULTS
NORTH FRANKLIN ST. SITE (8-49-002)

Location ID			MW-11D	MW-11S	MW-12S	MW-12S	MW-12S
Sample ID			MW-11D	MW-11S	MW-12S	MW-12S	MW-12S
Matrix			Groundwater	Groundwater	Groundwater	Groundwater	Groundwater
Depth Interval (ft)			-	-	-	-	-
Date Sampled			06/26/00	06/26/00	06/26/00	10/20/00	12/29/04
Parameter	Units	Criteria*					
Volatile Organic Compounds							
n-Propylbenzene	UG/L	5	NA	NA	NA	NA	NA
Total Chlorinated Hydrocarbons	UG/L	-	9	376	4	ND	ND
Total Volatile Organic Compounds	UG/L	-	9	390	16	ND	ND
Metals							
Iron	UG/L	300	31,800	20,500	14,000	2,130	NA
Miscellaneous Parameters							
Petroleum Hydrocarbons	MG/L	-					NA
Total Dissolved Solids	MG/L	-	10,500	1,220	1,910	752	NA
Total Organic Carbon (TOC)	MG/L	-	5.5 J	2.2 J	1.3 J	2.4	NA

*Criteria- NYSDEC TOGS (1.1.1), Ambient Water Quality Standards and Guidance Values and Groundwater Effluent Limitations. Revised April 2000, Class GA.

Flags assigned during chemistry validation are shown.



Concentration Exceeds Criteria

U - The analyte was analyzed for, but not detected. The associated numerical value is at or below the method detection limit.

NA - Not analyzed; J - Estimated value

D - Result reported from a secondary dilution analysis.

Only Detected Results Reported.

TABLE 2
SUMMARY OF DETECTED HISTORICAL GROUNDWATER ANALYTICAL RESULTS
NORTH FRANKLIN ST. SITE (8-49-002)

Location ID			MW-12S	MW-16S	MW-16S	MW-19S	MW-19S
Sample ID			WG-12S-050906	MW-16S	WG-16S-050906	MW-19S	WG-19S-050906
Matrix			Groundwater	Groundwater	Groundwater	Groundwater	Groundwater
Depth Interval (ft)			-	-	-	-	-
Date Sampled			05/09/06	10/22/04	05/09/06	10/22/04	05/09/06
Parameter	Units	Criteria*					
Volatile Organic Compounds							
Vinyl Chloride	UG/L	2					
Acetone	UG/L	50					
Carbon Disulfide	UG/L	60					
1,1-Dichloroethene	UG/L	5					
1,2-Dichloroethane	UG/L	0.6					
1,2-Dichloroethene (total)	UG/L	-	NA	NA	NA	NA	NA
Trichloroethene	UG/L	5					
Benzene	UG/L	1					
Tetrachloroethene	UG/L	5			5	6 J	6
Toluene	UG/L	5					
Ethylbenzene	UG/L	5					
Xylene (total)	UG/L	5					
1,2-Dichloroethene (cis)	UG/L	5					
1,2-Dichloroethene (trans)	UG/L	5					
1,2,4-Trimethylbenzene	UG/L	5		NA		NA	
1,3,5-Trimethylbenzene	UG/L	5		NA		NA	
Methyl tert-Butyl Ether	UG/L	10					
Methylcyclohexane	UG/L	-	NA		NA		NA
Cyclohexane	UG/L	-	NA		NA		NA
Isopropylbenzene	UG/L	5					
4-Isopropyltoluene	UG/L	5		NA		NA	
Naphthalene	UG/L	10		NA		NA	

*Criteria- NYSDEC TOGS (1.1.1), Ambient Water Quality Standards and Guidance Values and Groundwater Effluent Limitations.Revised April 2000, Class GA.

Flags assigned during chemistry validation are shown.

 Concentration Exceeds Criteria

U - The analyte was analyzed for, but not detected. The associated numerical value is at or below the method detection limit.

NA - Not analyzed; J - Estimated value

D - Result reported from a secondary dilution analysis.

Only Detected Results Reported.

TABLE 2
SUMMARY OF DETECTED HISTORICAL GROUNDWATER ANALYTICAL RESULTS
NORTH FRANKLIN ST. SITE (8-49-002)

Location ID			MW-12S	MW-16S	MW-16S	MW-19S	MW-19S
Sample ID			WG-12S-050906	MW-16S	WG-16S-050906	MW-19S	WG-19S-050906
Matrix			Groundwater	Groundwater	Groundwater	Groundwater	Groundwater
Depth Interval (ft)			-	-	-	-	-
Date Sampled			05/09/06	10/22/04	05/09/06	10/22/04	05/09/06
Parameter	Units	Criteria*					
Volatile Organic Compounds							
n-Propylbenzene	UG/L	5		NA		NA	
Total Chlorinated Hydrocarbons	UG/L	-	ND	ND	5	6	6
Total Volatile Organic Compounds	UG/L	-	ND	ND	5	6	6
Metals							
Iron	UG/L	300	NA	NA	NA	NA	NA
Miscellaneous Parameters							
Petroleum Hydrocarbons	MG/L	-	NA	NA	NA	NA	NA
Total Dissolved Solids	MG/L	-	NA	NA	NA	NA	NA
Total Organic Carbon (TOC)	MG/L	-	NA	NA	NA	NA	NA

*Criteria- NYSDEC TOGS (1.1.1), Ambient Water Quality Standards and Guidance Values and Groundwater Effluent Limitations. Revised April 2000, Class GA.

Flags assigned during chemistry validation are shown.

 Concentration Exceeds Criteria

U - The analyte was analyzed for, but not detected. The associated numerical value is at or below the method detection limit.

NA - Not analyzed; J - Estimated value

D - Result reported from a secondary dilution analysis.

Only Detected Results Reported.

TABLE 2
SUMMARY OF DETECTED HISTORICAL GROUNDWATER ANALYTICAL RESULTS
NORTH FRANKLIN ST. SITE (8-49-002)

Location ID			MW-20S	MW-20S	MW-20S
Sample ID			MW-20S	MW-20S	WG-20S-050906
Matrix			Groundwater	Groundwater	Groundwater
Depth Interval (ft)			-	-	-
Date Sampled			06/26/00	10/22/04	05/09/06
Parameter	Units	Criteria*			
Volatile Organic Compounds					
Vinyl Chloride	UG/L	2	41	1 J	3 J
Acetone	UG/L	50			
Carbon Disulfide	UG/L	60			
1,1-Dichloroethene	UG/L	5			
1,2-Dichloroethane	UG/L	0.6			
1,2-Dichloroethene (total)	UG/L	-	370 J	NA	NA
Trichloroethene	UG/L	5	52	20	13
Benzene	UG/L	1			
Tetrachloroethene	UG/L	5	150 D	73	39
Toluene	UG/L	5	2 J		
Ethylbenzene	UG/L	5			
Xylene (total)	UG/L	5			
1,2-Dichloroethene (cis)	UG/L	5	NA	170	100
1,2-Dichloroethene (trans)	UG/L	5	NA		
1,2,4-Trimethylbenzene	UG/L	5	NA	NA	
1,3,5-Trimethylbenzene	UG/L	5	NA	NA	
Methyl tert-Butyl Ether	UG/L	10	NA	2 J	
Methylcyclohexane	UG/L	-	NA		NA
Cyclohexane	UG/L	-	NA		NA
Isopropylbenzene	UG/L	5	NA		
4-Isopropyltoluene	UG/L	5	NA	NA	
Naphthalene	UG/L	10	NA	NA	

*Criteria- NYSDEC TOGS (1.1.1), Ambient Water Quality Standards and Guidance Values and Groundwater Effluent Limitations. Revised April 2000, Class GA.

Flags assigned during chemistry validation are shown.



Concentration Exceeds Criteria

U - The analyte was analyzed for, but not detected. The associated numerical value is at or below the method detection limit.

NA - Not analyzed; J - Estimated value

D - Result reported from a secondary dilution analysis.

Only Detected Results Reported.

TABLE 2
SUMMARY OF DETECTED HISTORICAL GROUNDWATER ANALYTICAL RESULTS
NORTH FRANKLIN ST. SITE (8-49-002)

Location ID			MW-20S	MW-20S	MW-20S
Sample ID			MW-20S	MW-20S	WG-20S-050906
Matrix			Groundwater	Groundwater	Groundwater
Depth Interval (ft)			-	-	-
Date Sampled			06/26/00	10/22/04	05/09/06
Parameter	Units	Criteria*			
Volatile Organic Compounds					
n-Propylbenzene	UG/L	5	NA	NA	
Total Chlorinated Hydrocarbons	UG/L	-	572	93	52
Total Volatile Organic Compounds	UG/L	-	615	266	155
Metals					
Iron	UG/L	300	8,190	NA	NA
Miscellaneous Parameters					
Petroleum Hydrocarbons	MG/L	-		NA	NA
Total Dissolved Solids	MG/L	-	747	NA	NA
Total Organic Carbon (TOC)	MG/L	-	3.8 J	NA	NA

*Criteria- NYSDEC TOGS (1.1.1), Ambient Water Quality Standards and Guidance Values and Groundwater Effluent Limitations. Revised April 2000, Class GA.

Flags assigned during chemistry validation are shown.

 Concentration Exceeds Criteria

U - The analyte was analyzed for, but not detected. The associated numerical value is at or below the method detection limit.

NA - Not analyzed; J - Estimated value

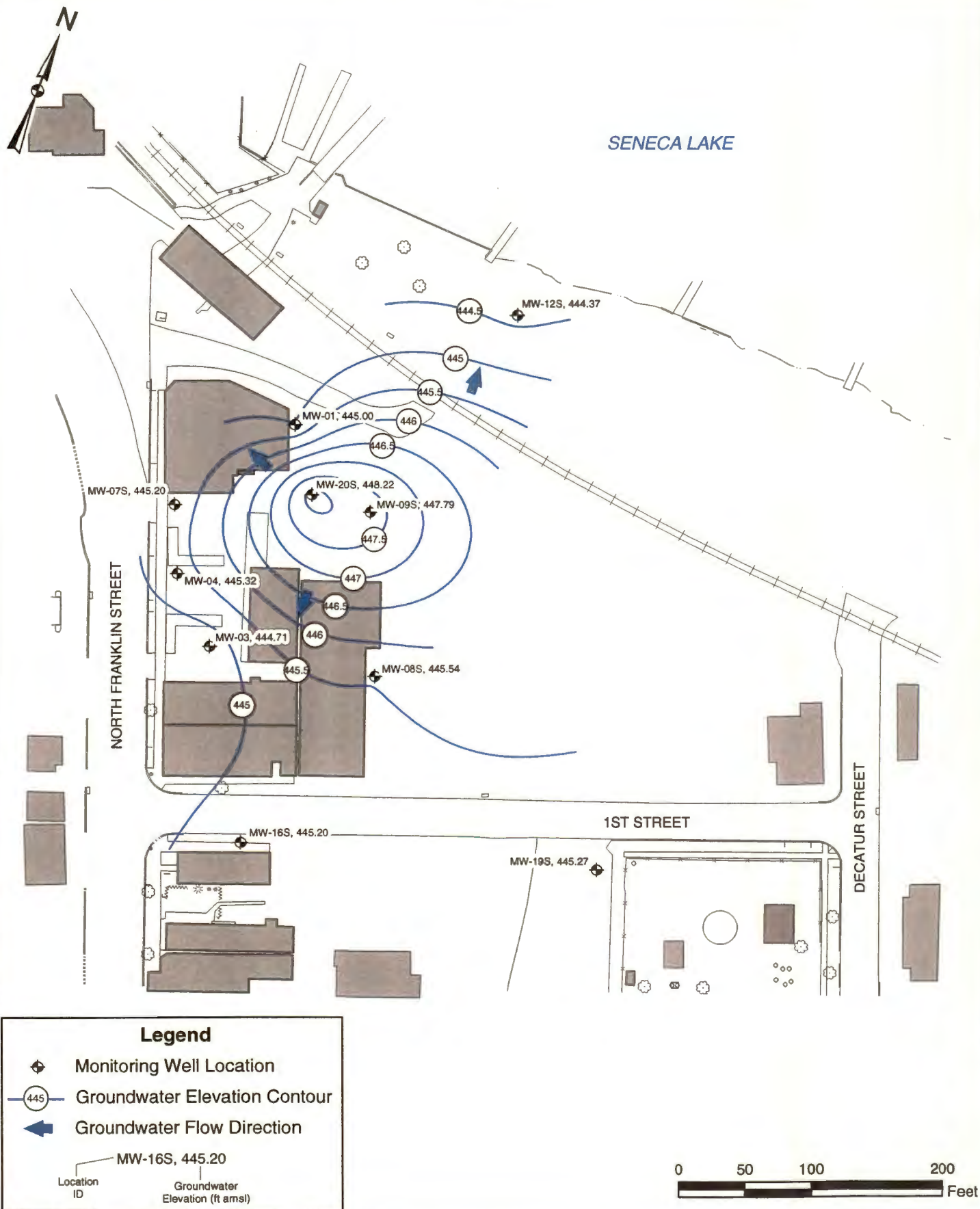
D - Result reported from a secondary dilution analysis.

Only Detected Results Reported.

FIGURES



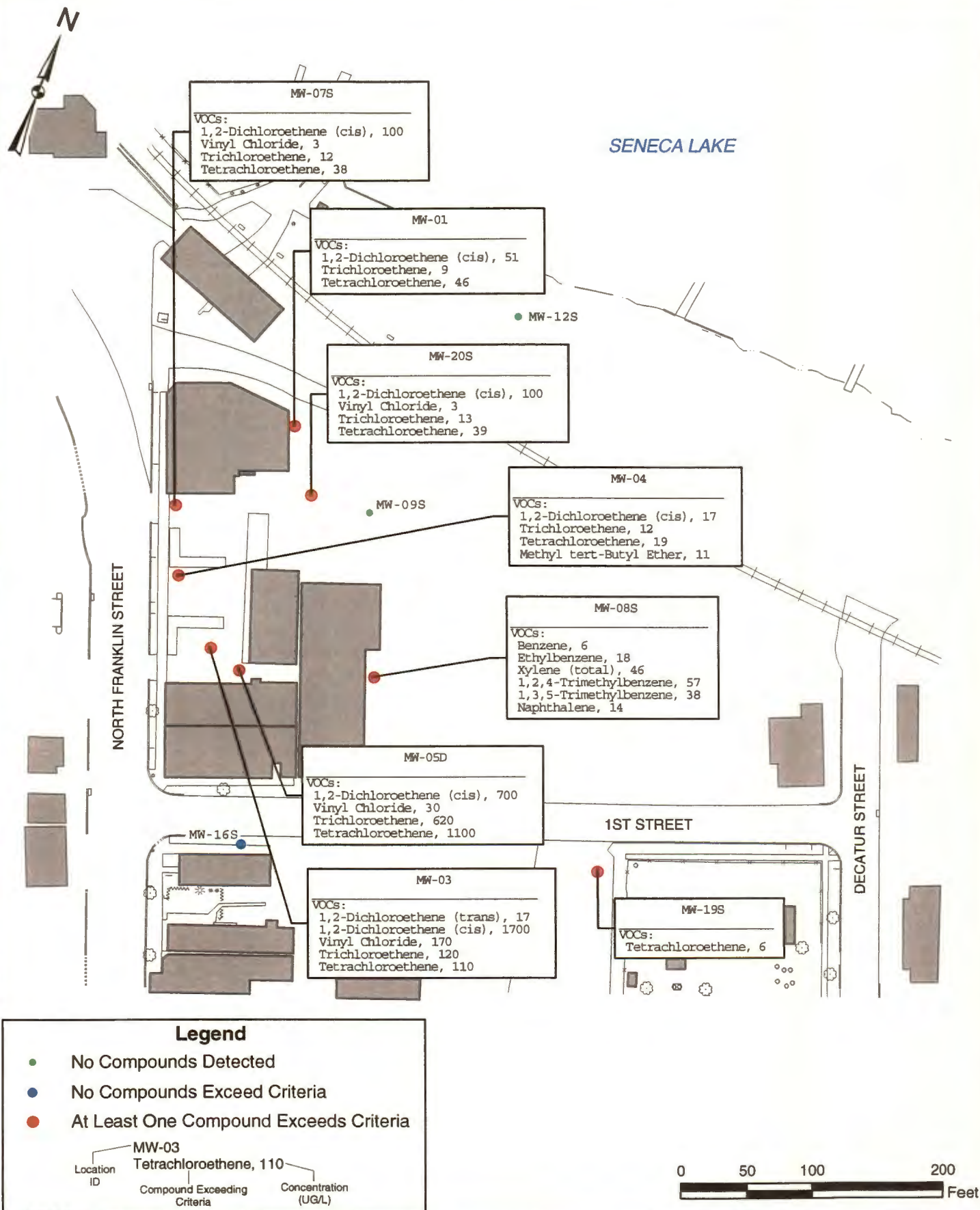
N:\1173258_000000\DWG\ISID\EC2000\N483\Map050906_wgcn.mxd Date: 7/17/2006 2:46:24 PM Name: Mccabe, S



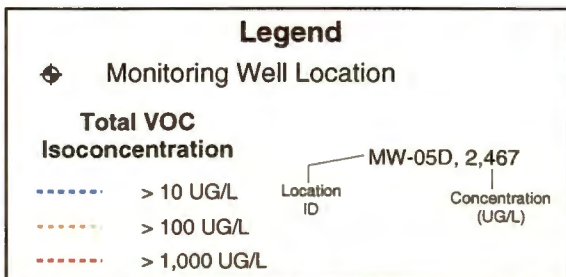
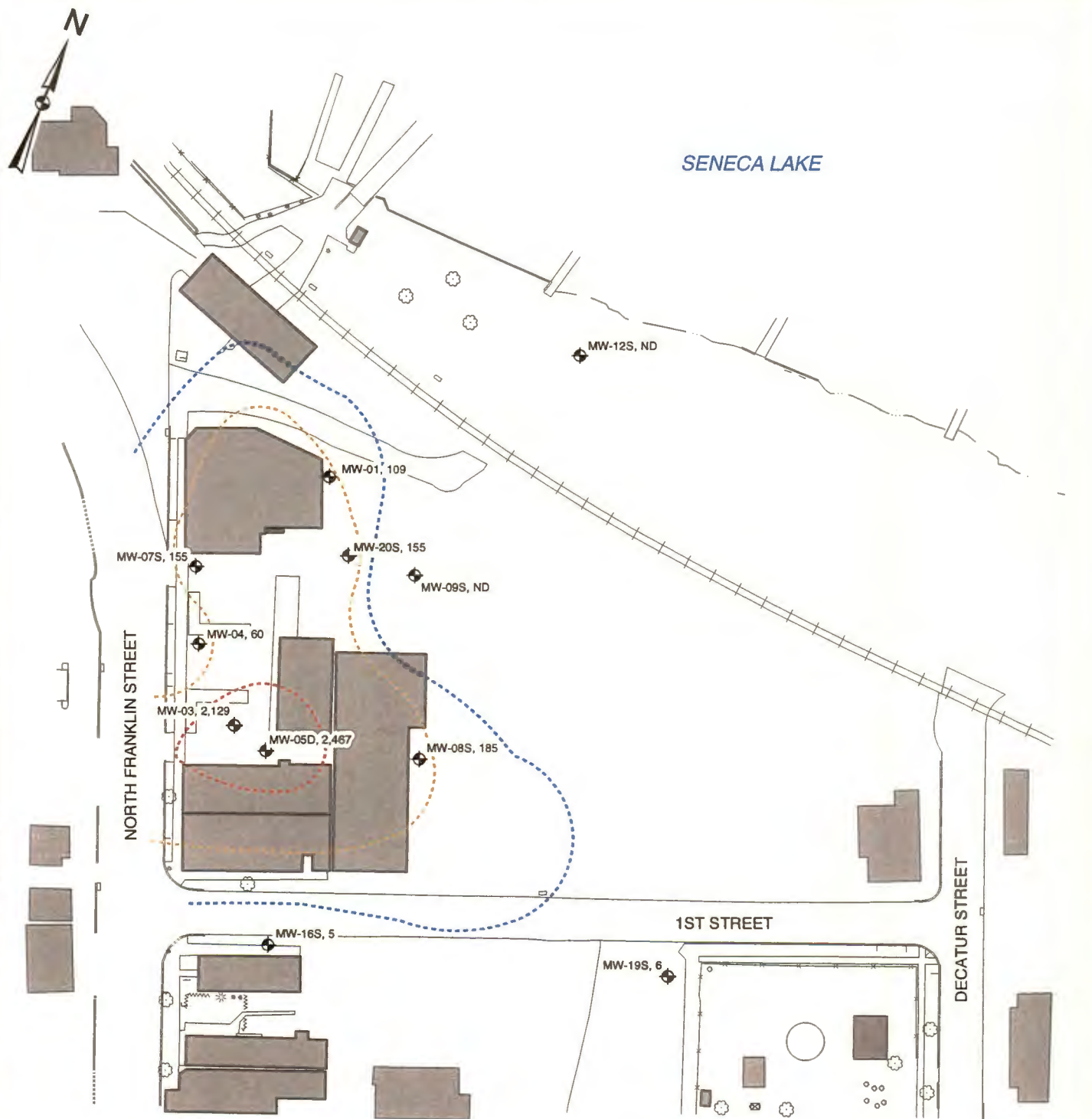
URS

NORTH FRANKLIN STREET
GROUNDWATER POTENTIOMETRIC SURFACE
MAP (MAY 9 & 10, 2006)


FIGURE 2



N:\1173268_000000\BGS\GIS\DECEMBER2000\NAD83\ArcMap\0506_totalsvoc.mxd Date: 7/17/2006 1:32:52 PM Name: Mccalbie S



NOTE:
ND - Not Detected

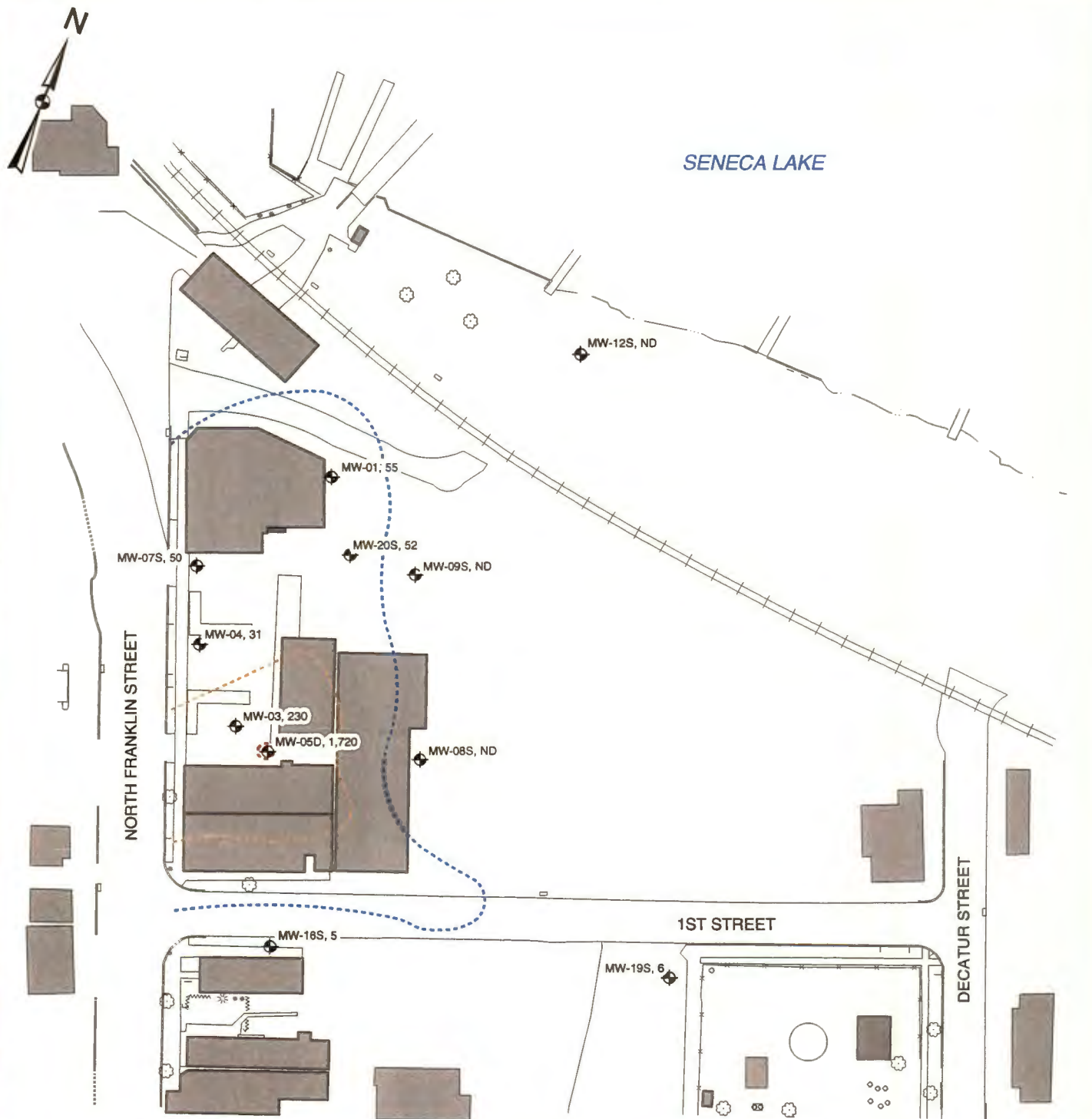


URS

**NORTH FRANKLIN STREET
TOTAL VOC ISOCONCENTRATION CONTOURS
(MAY 2006)**

FIGURE 4

N:\1173258.000\00\GIS\GISEC2000\NAD83\Arch\Map\0506.txd Date: 7/17/2006 1:41:02 PM Name: Mapfile S




Legend

◆ Monitoring Well Location

Total Chlorinated Hydrocarbon Isoconcentration

<p>--- > 10 UG/L</p> <p>--- > 100 UG/L</p> <p>--- > 1,000 UG/L</p>	<p>MW-05D, 1,720</p> <p>Location ID Concentration (UG/L)</p>
---	---

NOTE:
ND - Not Detected



NORTH FRANKLIN STREET
TOTAL CHLORINATED HYDROCARBON
ISOCONCENTRATION CONTOURS (MAY 2006)

FIGURE 5

APPENDIX A
WELL PURGE LOGS

WELL PURGING AND SAMPLING LOG

URS

PROJECT TITLE: NYSDEC - 20 N. Franklin St., Watkins Glen, NY WELL NO.: MW-01

PROJECT NO.: 11174211 TIMES: START PURGE- 13:46

STAFF: Kevin J. McGovern END PURGE- 14:01

DATE (S): 05/09/06 SAMPLE 14:10

PURGING METHOD: Disposable HDPE bailer and poly twine

SAMPLING METHOD: Disposable HDPE bailer and poly twine

SCREENED INTERVAL OF WELL FROM CONSTRUCTION LOG (depths below top of riser) = _____

1. WELL DEPTH- BELOW TOP OF RISER (BTOR) (FEET) = 13.89

2. WATER LEVEL- BELOW TOP OF RISER (FEET) = 5.64

3. VOLUME OF WATER IN WELL (#2 X 0.17) (GAL.) = 1.40 WELL I.D. 2" VOL. (GAL/FT) 0.17

4. TOTAL VOLUME OF WATER TO BE REMOVED (#3 X 3) (GAL.) = 4.2

5. VOLUME OF WATER ACTUALLY REMOVED (GAL.) = 5.3

PARAMETERS	WELL VOLUMES PURGED (TOTAL GALLONS PURGED)							SAMPLE	INSTRUMENT I.D./ DESCRIPTION
	BAILER								
	0 (init.)	1 (1)	2 (2)	3 (3)	4 (4)	5 (5)	6 ()		
pH	7.04	6.97	6.99	7.00	7.03	7.02		7.01	Horiba U-10 Water Quality Checker
COND. (ms/cm)	1.91	2.43	2.50	2.50	2.46	2.44		2.31	Horiba U-10 Water Quality Checker
DO (mg/l)	1.44	1.29	1.45	1.65	1.62	1.60		1.68	Horiba U-10 Water Quality Checker
TEMPERATURE (°C)	13.2	11.9	11.8	11.7	11.8	11.6		12.1	Horiba U-10 Water Quality Checker
TURBIDITY (NTU)	24	149	122	71	106	84		128	LaMotte 2020 Turbidity Meter
WATER LEVEL (BTOR-feet)	NA	NA	NA	NA	NA	NA		NA	Solinst
TIME	13:46	13:48	13:51	13:54	13:58	14:01		14:10	Watch

COMMENTS: Pale gray purge water.

- Sample parameters: VOCs (EPA 8260B TCL)
- Sample I.D: WG-01-050906
- QA/QC: None

WELL PURGING AND SAMPLING LOG

URS

PROJECT TITLE: NYSDEC - 20 N. Franklin St., Watkins Glen, NY WELL NO.: MW-03

PROJECT NO.: 11174211 TIMES: START PURGE- 8:12

STAFF: Kevin J. McGovern END PURGE- 8:25

DATE (S): 05/10/06 SAMPLE 8:35

PURGING METHOD: Disposable HDPE bailer and poly twine

SAMPLING METHOD: Disposable HDPE bailer and poly twine

SCREENED INTERVAL OF WELL FROM CONSTRUCTION LOG (depths below top of riser) = _____

1. WELL DEPTH- BELOW TOP OF RISER (BTOR) (FEET) = 12.72

2. WATER LEVEL- BELOW TOP OF RISER (FEET) = 6.00

3. VOLUME OF WATER IN WELL (#2 X 0.17) (GAL.) = 1.14 WELL I.D. 2" VOL. (GAL/FT) 0.17

4. TOTAL VOLUME OF WATER TO BE REMOVED (#3 X 3) (GAL.) = 3.4

5. VOLUME OF WATER ACTUALLY REMOVED (GAL.) = 4.3

PARAMETERS	WELL VOLUMES PURGED (TOTAL GALLONS PURGED)							SAMPLE	INSTRUMENT I.D./ DESCRIPTION
	BAILER								
	0 (init.)	1 (1)	2 (2)	3 (3)	4 (4)	5 ()	6 ()		
pH	6.14	6.56	6.59	6.61	6.61			6.63	Horiba U-10 Water Quality Checker
COND. (ms/cm)	1.32	1.76	1.70	1.71	1.65			1.80	Horiba U-10 Water Quality Checker
DO (mg/l)	1.51	1.32	1.14	1.15	1.16			1.24	Horiba U-10 Water Quality Checker
TEMPERATURE (°C)	10.4	10.0	9.9	9.9	10.0			10.6	Horiba U-10 Water Quality Checker
TURBIDITY (NTU)	228	>999	771	>999	>999			592	LaMotte 2020 Turbidity Meter
WATER LEVEL (BTOR-feet)	NA	NA	NA	NA	NA			NA	Solinst
TIME	8:12	8:16	8:19	8:22	8:25			8:35	Watch

COMMENTS: Brown purge water. - Sample parameters: VOCs (EPA 8260B TCL)

- Sample I.D: WG-03-051006

- QA/QC: None

WELL PURGING AND SAMPLING LOG

URS

PROJECT TITLE: NYSDEC - 20 N. Franklin St., Watkins Glen, NY WELL NO.: MW-04

PROJECT NO.: 11174211 TIMES: START PURGE- 15:29

STAFF: Kevin J. McGovern END PURGE- 15:41

DATE (S): 05/09/06 SAMPLE 15:50

PURGING METHOD: Disposable HDPE bailer and poly twine

SAMPLING METHOD: Disposable HDPE bailer and poly twine

SCREENED INTERVAL OF WELL FROM CONSTRUCTION LOG (depths below top of riser) = _____

1. WELL DEPTH- BELOW TOP OF RISER (BTOR) (FEET) = 11.48

2. WATER LEVEL- BELOW TOP OF RISER (FEET) = 4.85

3. VOLUME OF WATER IN WELL (#2 X 0.17) (GAL.) = 1.13 WELL I.D. 2" VOL. (GAL/FT) 0.17

4. TOTAL VOLUME OF WATER TO BE REMOVED (#3 X 3) (GAL.) = 3.4

5. VOLUME OF WATER ACTUALLY REMOVED (GAL.) = 4.3

PARAMETERS	WELL VOLUMES PURGED (TOTAL GALLONS PURGED)							SAMPLE	INSTRUMENT I.D./ DESCRIPTION
	BAILER								
	0 (init.)	1 (1)	2 (2)	3 (3)	4 (4)	5 ()	6 ()		
pH	7.19	7.07	6.99	7.05	7.00			7.10	Horiba U-10 Water Quality Checker
COND. (ms/cm)	1.57	1.64	1.86	1.89	1.90			2.54	Horiba U-10 Water Quality Checker
DO (mg/l)	1.00	1.49	1.65	1.67	1.69			1.77	Horiba U-10 Water Quality Checker
TEMPERATURE (°C)	12.3	11.3	10.9	11.2	10.9			11.8	Horiba U-10 Water Quality Checker
TURBIDITY (NTU)	14	566	714	682	618			65	LaMotte 2020 Turbidity Meter
WATER LEVEL (BTOR-feet)	NA	NA	NA	NA	NA			NA	Solinst
TIME	15:29	15:32	15:34	15:37	15:41			15:50	Watch

COMMENTS: Pale gray purge water. - Sample parameters: VOCs (EPA 8260B TCL)
 Filter pack in purge water. - Sample I.D: WG-04-050906
 - QA/QC: None

WELL PURGING AND SAMPLING LOG

URS

PROJECT TITLE: NYSDEC - 20 N. Franklin St., Watkins Glen, NY WELL NO.: MW-05D

PROJECT NO.: 11174211 TIMES: START PURGE- 8:59

STAFF: Kevin J. McGovern END PURGE- 9:30

DATE (S): 05/10/06 SAMPLE 9:40

PURGING METHOD: Disposable HDPE bailer and poly twine

SAMPLING METHOD: Disposable HDPE bailer and poly twine

SCREENED INTERVAL OF WELL FROM CONSTRUCTION LOG (depths below top of riser) = _____

1. WELL DEPTH- BELOW TOP OF RISER (BTOR) (FEET) = 29.48
2. WATER LEVEL- BELOW TOP OF RISER (FEET) = 6.05
3. VOLUME OF WATER IN WELL (#2 X 0.17) (GAL.) = 3.98 WELL I.D. 2" VOL. (GAL/FT) 0.17
4. TOTAL VOLUME OF WATER TO BE REMOVED (#3 X 3) (GAL.) = 11.9
5. VOLUME OF WATER ACTUALLY REMOVED (GAL.) = 12.5

PARAMETERS	WELL VOLUMES PURGED (TOTAL GALLONS PURGED)							SAMPLE	INSTRUMENT I.D./ DESCRIPTION
	BAILER								
	0 (init.)	1 (3)	2 (6)	3 (9)	4 (12)	5 ()	6 ()		
pH	7.18	6.77	6.75	6.73	6.77			6.77	Horiba U-10 Water Quality Checker
COND. (ms/cm)	0.92	1.98	9.90	8.80	9.14			6.39	Horiba U-10 Water Quality Checker
DO (mg/l)	1.16	2.14	1.68	1.71	1.76			1.89	Horiba U-10 Water Quality Checker
TEMPERATURE (°C)	11.6	12.3	12.7	12.9	12.9			13.3	Horiba U-10 Water Quality Checker
TURBIDITY (NTU)	15	21	60	92	170			49	LaMotte 2020 Turbidity Meter
WATER LEVEL (BTOR-feet)	NA	NA	NA	NA	NA			NA	Solinst
TIME	8:59	9:05	9:13	9:21	9:30			9:40	Watch

COMMENTS: Colorless purge water.

- Sample parameters: VOCs (EPA 8260B TCL)

- Sample I.D: WG-05D-051006

- QA/QC: MD/MSD

WELL PURGING AND SAMPLING LOG

URS

PROJECT TITLE: NYSDEC - 20 N. Franklin St., Watkins Glen, NY WELL NO.: MW-07S

PROJECT NO.: 11174211 TIMES: START PURGE- 17:00

STAFF: Kevin J. McGovern END PURGE- 17:12

DATE (S): 05/09/06 SAMPLE: 17:27

PURGING METHOD: Disposable HDPE bailer and poly twine

SAMPLING METHOD: Disposable HDPE bailer and poly twine

SCREENED INTERVAL OF WELL FROM CONSTRUCTION LOG (depths below top of riser) = _____

1. WELL DEPTH- BELOW TOP OF RISER (BTOR) (FEET) = 16.12

2. WATER LEVEL- BELOW TOP OF RISER (FEET) = 5.11

3. VOLUME OF WATER IN WELL (#2 X 0.17) (GAL.) = 1.87 WELL I.D. 2" VOL. (GAL/FT) 0.17

4. TOTAL VOLUME OF WATER TO BE REMOVED (#3 X 3) (GAL.) = 5.6

5. VOLUME OF WATER ACTUALLY REMOVED (GAL.) = 6.5

PARAMETERS	WELL VOLUMES PURGED (TOTAL GALLONS PURGED)							SAMPLE	INSTRUMENT I.D./ DESCRIPTION
	BAILER								
	0 (init.)	1 (1)	2 (2)	3 (3)	4 (4)	5 (5)	6 (6)		
pH	6.93	6.99	7.01	7.00	7.01	7.02	7.00	6.96	Horiba U-10 Water Quality Checker
COND. (ms/cm)	1.58	1.74	1.63	1.59	1.57	1.56	1.58	1.59	Horiba U-10 Water Quality Checker
DO (mg/l)	2.35	1.45	1.31	1.30	1.25	1.20	1.18	1.61	Horiba U-10 Water Quality Checker
TEMPERATURE (°C)	13.5	12.1	11.8	11.3	11.4	11.5	11.3	11.8	Horiba U-10 Water Quality Checker
TURBIDITY (NTU)	23	>999	821	655	433	391	421	211	LaMotte 2020 Turbidity Meter
WATER LEVEL (BTOR-feet)	NA	NA	NA	NA	NA	NA	NA	NA	Solinst
TIME	17:00	17:03	17:06	17:09	17:12	17:15	17:18	17:27	Watch

COMMENTS: Brown purge water.

- Sample parameters: VOCs (EPA 8260B TCL)

- Sample I.D: WG-07S-050906

- QA/QC: None

WELL PURGING AND SAMPLING LOG

URS

PROJECT TITLE: <u>NYSDEC - 20 N. Franklin St., Watkins Glen, NY</u>	WELL NO.: <u>MW-12S</u>
PROJECT NO.: <u>11174211</u>	TIMES: START PURGE- <u>10:32</u>
STAFF: <u>Kevin J. McGovern</u>	END PURGE- <u>10:46</u>
DATE (S): <u>05/09/06</u>	SAMPLE <u>10:50</u>
PURGING METHOD: <u>Disposable HDPE bailer and poly twine</u>	
SAMPLING METHOD: <u>Disposable HDPE bailer and poly twine</u>	

SCREENED INTERVAL OF WELL FROM CONSTRUCTION LOG (depths below top of riser) = _____

1. WELL DEPTH- BELOW TOP OF RISER (BTOR) (FEET)	=	<u>10.71</u>	
2. WATER LEVEL- BELOW TOP OF RISER (FEET)	=	<u>5.95</u>	
3. VOLUME OF WATER IN WELL (#2 X 0.17) (GAL.)	=	<u>0.81</u>	<div style="display: inline-block; text-align: left; width: 50%;"> <u>WELL I.D.</u> 2" </div> <div style="display: inline-block; text-align: left; width: 50%;"> <u>VOL. (GAL/FT)</u> 0.17 </div>
4. TOTAL VOLUME OF WATER TO BE REMOVED (#3 X 3) (GAL.)	=	<u>2.4</u>	
5. VOLUME OF WATER ACTUALLY REMOVED (GAL.)	=	<u>4.25</u>	

PARAMETERS	WELL VOLUMES PURGED (TOTAL GALLONS PURGED)							SAMPLE	INSTRUMENT I.D./ DESCRIPTION
	BAILER								
	0 (init.)	1 (1)	2 (2)	3 (3)	4 (4)	5 ()	6 ()		
pH	6.29	6.56	6.68	6.74	6.76			6.73	Horiba U-10 Water Quality Checker
COND. (ms/cm)	1.66	1.63	1.63	1.64	1.65			1.65	Horiba U-10 Water Quality Checker
DO (mg/l)	0.83	1.95	0.93	0.98	0.95			0.98	Horiba U-10 Water Quality. Checker
TEMPERATURE (°C)	11.2	11.1	10.7	10.7	10.5			11.5	Horiba U-10 Water Quality Checker
TURBIDITY (NTU)	>999	>999	840	731	>999			>999	LaMotte 2020 Turbidity Meter
WATER LEVEL (BTOR-feet)	NA	NA	NA	NA	NA			NA	Solinst
TIME	10:32	10:36	10:39	10:42	10:46			10:50	Watch

COMMENTS: Rust colored purge water.

- Sample parameters: VOCs (EPA 8260B TCL)
- Sample I.D: WG-12S-050906
- QA/QC: None

WELL PURGING AND SAMPLING LOG

URS

PROJECT TITLE: NYSDEC - 20 N. Franklin St., Watkins Glen, NY WELL NO.: MW-16S

PROJECT NO.: 11174211 TIMES: START PURGE- 16:30

STAFF: Kevin J. McGovern END PURGE- 16:42

DATE (S): 05/09/06 SAMPLE 16:50

PURGING METHOD: Disposable HDPE bailer and poly twine

SAMPLING METHOD: Disposable HDPE bailer and poly twine

SCREENED INTERVAL OF WELL FROM CONSTRUCTION LOG (depths below top of riser) = _____

1. WELL DEPTH- BELOW TOP OF RISER (BTOR) (FEET) = 14.05

2. WATER LEVEL- BELOW TOP OF RISER (FEET) = 6.53

3. VOLUME OF WATER IN WELL (#2 X 0.17) (GAL.) = 1.28 WELL I.D. 2" VOL. (GAL/FT) 0.17

4. TOTAL VOLUME OF WATER TO BE REMOVED (#3 X 3) (GAL.) = 3.8

5. VOLUME OF WATER ACTUALLY REMOVED (GAL.) = 4.25

PARAMETERS	WELL VOLUMES PURGED (TOTAL GALLONS PURGED)							SAMPLE	INSTRUMENT I.D./ DESCRIPTION
	BAILER								
	0 (init.)	1 (1)	2 (2)	3 (3)	4 (4)	5 ()	6 ()		
pH	7.09	7.05	7.02	6.97	6.95			6.93	Horiba U-10 Water Quality Checker
COND. (ms/cm)	2.31	2.43	2.11	2.13	2.12			2.15	Horiba U-10 Water Quality Checker
DO (mg/l)	0.88	1.31	1.69	1.68	1.71			1.72	Horiba U-10 Water Quality Checker
TEMPERATURE (°C)	13.5	11.8	11.7	11.4	11.3			11.5	Horiba U-10 Water Quality Checker
TURBIDITY (NTU)	181	>999	>999	>999	>999			>999	LaMotte 2020 Turbidity Meter
WATER LEVEL (BTOR-feet)	NA	NA	NA	NA	NA			NA	Solinst
TIME	16:30	16:33	16:36	16:39	16:42			16:50	Watch

COMMENTS: Rust colored purge water. - Sample parameters: VOCs (EPA 8260B TCL)

- Sample I.D: WG-16S-050906

- QA/QC: None

UTRS

PROJECT TITLE:	<u>NYSDEC - 20 N. Franklin St., Watkins Glen, NY</u>	WELL NO.:	<u>MW-19S</u>
PROJECT NO.:	<u>11174211</u>	TIMES: START PURGE-	<u>12:47</u>
STAFF:	<u>Kevin J. McGovern</u>	END PURGE-	<u>13:01</u>
DATE (S):	<u>05/09/06</u>	SAMPLE	<u>13:07</u>
PURGING METHOD:	<u>Disposable HDPE bailer and poly twine</u>		
<u> </u>			
SAMPLING METHOD:	<u>Disposable HDPE bailer and poly twine</u>		

SCREENED INTERVAL OF WELL FROM CONSTRUCTION LOG (depths below top of riser) =

- | | | | | |
|--|---|--------------|------------------|----------------------|
| 1. WELL DEPTH- BELOW TOP OF RISER (BTOR) (FEET) | = | <u>13.91</u> | | |
| 2. WATER LEVEL- BELOW TOP OF RISER (FEET) | = | <u>6.14</u> | | |
| 3. VOLUME OF WATER IN WELL (#2 X 0.17) (GAL.) | = | <u>1.32</u> | <u>WELL I.D.</u> | <u>VOL. (GAL/FT)</u> |
| | | | 2" | 0.17 |
| 4. TOTAL VOLUME OF WATER TO BE REMOVED (#3 X 3) (GAL.) | = | <u>4.0</u> | | |
| 5. VOLUME OF WATER ACTUALLY REMOVED (GAL.) | = | <u>4.25</u> | | |

PARAMETERS	WELL VOLUMES PURGED (TOTAL GALLONS PURGED)							SAMPLE	INSTRUMENT I.D./ DESCRIPTION
	BAILER								
	0 (init.)	1 (1)	2 (2)	3 (3)	4 (4)	5 ()	6 ()		
pH	7.15	7.02	7.01	6.98	6.96			6.94	Horiba U-10 Water Quality Checker
COND. (ms/cm)	1.07	1.09	1.12	1.11	1.12			1.12	Horiba U-10 Water Quality Checker
DO (mg/l)	0.75	1.10	1.58	1.63	1.62			1.69	Horiba U-10 Water Quality Checker
TEMPERATURE (°C)	13.1	11.6	11.4	11.3	11.1			11.6	Horiba U-10 Water Quality Checker
TURBIDITY (NTU)	980	>999	>999	>999	>999			>999	LaMotte 2020 Turbidity Meter
WATER LEVEL (BTOR-feet)	NA	NA	NA	NA	NA			NA	Solinst
TIME	12:47	12:51	12:54	12:58	13:01			13:07	Watch

COMMENTS:	Rust colored purge water.	- Sample parameters: VOCs (EPA 8260B TCL) - Sample I.D: WG-19S-050906 - QA/QC: None
-----------	---------------------------	---

WELL PURGING AND SAMPLING LOG

URS

PROJECT TITLE: NYSDEC - 20 N. Franklin St., Watkins Glen, NY WELL NO.: MW-20S

PROJECT NO.: 11174211 TIMES: START PURGE- 14:35

STAFF: Kevin J. McGovern END PURGE- 14:53

DATE (S): 05/09/06 SAMPLE 15:03

PURGING METHOD: Disposable HDPE bailer and poly twine

SAMPLING METHOD: Disposable HDPE bailer and poly twine

SCREENED INTERVAL OF WELL FROM CONSTRUCTION LOG (depths below top of riser) = _____

1. WELL DEPTH- BELOW TOP OF RISER (BTOR) (FEET) = 17.40

2. WATER LEVEL- BELOW TOP OF RISER (FEET) = 5.62

3. VOLUME OF WATER IN WELL (#2 X 0.17) (GAL.) = 2.00 WELL I.D. 2" VOL. (GAL/FT) 0.17

4. TOTAL VOLUME OF WATER TO BE REMOVED (#3 X 3) (GAL.) = 6.0

5. VOLUME OF WATER ACTUALLY REMOVED (GAL.) = 6.5

PARAMETERS	WELL VOLUMES PURGED (TOTAL GALLONS PURGED)							SAMPLE	INSTRUMENT I.D./ DESCRIPTION
	BAILER								
	0 (init.)	1 (1.5)	2 (3)	3 (4.5)	4 (6)	5 ()	6 ()		
pH	6.50	5.75	5.71	5.70	5.70			5.71	Horiba U-10 Water Quality Checker
COND. (ms/cm)	0.33	1.20	1.40	1.45	1.45			1.45	Horiba U-10 Water Quality Checker
DO (mg/l)	2.16	1.10	1.09	1.09	1.11			1.09	Horiba U-10 Water Quality Checker
TEMPERATURE (°C)	16.2	15.7	15.5	15.5	15.5			15.5	Horiba U-10 Water Quality Checker
TURBIDITY (NTU)	97	889	717	527	532			525	LaMotte 2020 Turbidity Meter
WATER LEVEL (BTOR-feet)	NA	NA	NA	NA	NA			NA	Solinst
TIME	9:12	9:17	9:21	9:25	9:29			9:35	Watch

COMMENTS:
Brown Colored Purgewater

- Sample parameters: VOCs (EPA 8260B TCL)
- Sample I.D: WG-01-050906
- QA/QC: None

APPENDIX B

DATA USABILITY SUMMARY REPORT

DATA USABILITY SUMMARY REPORT

**GROUNDWATER MONITORING
NORTH FRANKLIN STREET SITE
WATKINS GLEN, NY**

Analyses Performed by:

**MITKEM CORPORATION
WARWICK, RI 02886**

Prepared by:

**URS CORPORATION
77 GOODELL STREET
BUFFALO, NY 14203**

JUNE 2006

TABLE OF CONTENTS

	<u>Page No.</u>
I. INTRODUCTION	1
II. ANALYTICAL METHODOLOGIES	1
III. DATA DELIVERABLE COMPLETENESS	2
IV. PRESERVATION/HOLDING TIMES/SAMPLE RECEIPT	2
V. NON-CONFORMANCES	2
VI. SUMMARY	3

TABLES (Following Text)

Table 1	Summary of Data Qualifications
Table 2	Validated Groundwater Sample Results
Table 3	Validated Field QC Sample Results

APPENDICES

Attachment A – Support Documentation
Attachment B – Validated Form Is

I. INTRODUCTION

This Data Usability Summary Report (DUSR) has been prepared following the guidelines provided in New York State Department of Environmental Conservation (NYSDEC) Division of Environmental Remediation *Guidance for the Development of Data Usability Summary Reports*, dated June 1999. The results from laboratory analyses of samples collected during the groundwater monitoring program at the North Franklin Street Site are discussed in this DUSR.

II. ANALYTICAL METHODOLOGIES

The groundwater data being evaluated is from the May 9-10, 2006 sampling of eleven groundwater samples, one matrix spike/matrix spike duplicate (MS/MSD) pair, and one trip blank. The analytical laboratory that performed the analyses is Mitkem Corporation (Warwick, RI). The samples were analyzed for target compound list (TCL) Volatile Organic Compounds (VOCs) following United States Environmental Protection Agency (USEPA) Method 8260B.

Table 1 summarizes the qualifications applied to the sample results. The validated analytical results are presented on Tables 2 and 3.

A limited data validation was performed following the guidelines in USEPA Region II Contract Laboratory Program (CLP) Organics Validation Guidelines, SOP HW-6, Rev. 12, March 2001, and consisted of a review of the deliverable completeness, quality control problems, sample quantitation limits, and verification of sample results. Qualifications applied to the data include 'J' (estimated concentration) and 'UJ' (estimated quantitation limit). Definitions of USEPA data qualifiers are presented at the end of this text. Documentation supporting the qualification of data is presented in Attachment A. Copies of the validated laboratory results (i.e., Form Is) are presented in Attachment B. Only analytical deviations affecting data usability are discussed in this report.

III. DATA DELIVERABLE COMPLETENESS

Full deliverable data packages (i.e., NYSDEC ASP Category B) were provided by the laboratory, and included all reporting forms and raw data necessary to fully evaluate and the verify the reported analytical results.

IV. PRESERVATION/HOLDING TIMES/SAMPLE RECEIPT

All samples were received by the laboratory intact, properly preserved and under proper chain-of-custody, and all were analyzed within the required holding times.

V. NON-CONFORMANCES

- Continuing Calibration Standard

The percent difference between the average relative response factor (RRF) in the initial calibration (ICAL) and the RRF in the continuing calibration (CCAL) standard exceeded the quality control (QC) limit for acetone. The results for acetone in the samples listed on Table 1 were qualified 'UJ.'

Documentation supporting the qualification of data (i.e., Form 5, Form 7) is presented in Attachment A.

- Sample Quantitation Limits

All quantitation/reporting limits were reported in accordance with method requirements and were adjusted for sample size and dilution factors.

Sample WG-03 was initially analyzed undiluted. A further dilution of 20 was required due to elevated levels of cis-1,2-dichloroethene and vinyl chloride.


Sample WG-05 was initially analyzed undiluted. A further dilution of 10 was required due to elevated levels of cis-1,2-dichloroethene, trichloroethene, and tetrachloroethene.

Results less than the quantitation/reporting limits were qualified 'J' by the laboratory.

VI. SUMMARY

All sample analyses were found to be compliant with the method criteria, except where previously noted. Those results qualified 'J' (estimated) or 'UJ' (estimated quantitation limit) are considered conditionally usable. All other sample results are usable as reported. URS does not recommend the re-collection of any samples at this time.

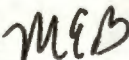
Prepared By: Ann Marie Kropovitch, Chemist



Date:

6/29/06

Reviewed By: Mary E. Bitka, Principal Chemist



Date:

6/29/06

DEFINITIONS OF USEPA DATA QUALIFIERS

- U** – The analyte was analyzed for, but was not detected above the reported sample quantitation limit.
- J** – The result is an estimated quantity. The associated numerical value is the approximate concentration of the analyte in the sample.
- UJ** – The analyte was analyzed for, but not detected. The reported quantitation limit is approximate and may be inaccurate or imprecise.
- R** – The data are unusable. The sample results are rejected due to serious deficiencies in meeting quality control criteria. The analyte may or may not be present in the sample.

TABLE 1

SUMMARY OF DATA QUALIFICATIONS

SAMPLE ID	FRACTION	ANALTICAL DEVIATION	QUALIFICATION
TB, WG-01, WG-03, WG-04, WG-05D, WG-07S, WG-08S, WG-09S, WG-12S, WG-16S, WG-19S, and WG-20S	VOCs	CCAL %D > 25% for acetone.	Qualify non-detects 'UJ.'

TABLE 2
VALIDATED GROUNDWATER ANALYTICAL RESULTS
NORTH FRANKLIN STREET SITE

Location ID			MW-01	MW-03	MW-04	MW-05D	MW-07S
Sample ID			WG-01-050906	WG-03-051006	WG-04-0580906	WG-05D-051006	WG-07S-050906
Matrix			Groundwater	Groundwater	Groundwater	Groundwater	Groundwater
Depth Interval (ft)			-	-	-	-	-
Date Sampled			05/09/06	05/10/06	05/09/06	05/10/06	05/09/06
Parameter	Units	*					
Volatile Organic Compounds							
Chloromethane	UG/L	5	5 U	5 U	5 U	5 U	5 U
Bromomethane	UG/L	5	5 U	5 U	5 U	5 U	5 U
Vinyl Chloride	UG/L	2	1 J	170 D	1 J	30	3 J
Chloroethane	UG/L	5	5 U	5 U	5 U	5 U	5 U
Methylene Chloride	UG/L	5	5 U	5 U	5 U	5 U	5 U
Acetone	UG/L	50	5 UJ	5 UJ	5 UJ	5 UJ	5 UJ
Carbon Disulfide	UG/L	60	5 U	5 U	5 U	5 U	5 U
1,1-Dichloroethene	UG/L	5	5 U	4 J	5 U	3 J	5 U
1,1-Dichloroethane	UG/L	5	5 U	5 U	5 U	5 U	5 U
Methyl ethyl ketone (2-Butanone)	UG/L	50	5 U	5 U	5 U	5 U	5 U
Chloroform	UG/L	7	5 U	5 U	5 U	5 U	5 U
1,2-Dichloroethane	UG/L	0.6	5 U	5 U	5 U	5 U	5 U
1,1,1-Trichloroethane	UG/L	5	5 U	5 U	5 U	5 U	5 U
Carbon Tetrachloride	UG/L	5	5 U	5 U	5 U	5 U	5 U
Bromodichloromethane	UG/L	50	5 U	5 U	5 U	5 U	5 U
Bromochloromethane	UG/L	5	5 U	5 U	5 U	5 U	5 U
1,2-Dichloropropane	UG/L	1	5 U	5 U	5 U	5 U	5 U
1,3-Dichloropropene (cis)	UG/L	0.4	5 U	5 U	5 U	5 U	5 U
Trichloroethene	UG/L	5	9	120	12	620 D	12
Benzene	UG/L	1	5 U	5 U	5 U	5 U	5 U
Dibromochloromethane	UG/L	50	5 U	5 U	5 U	5 U	5 U
1,3-Dichloropropene (trans)	UG/L	0.4	5 U	5 U	5 U	5 U	5 U

* - NYSDEC TOGS (1.1.1), Ambient Water Quality Standards and Guidance Values and Groundwater Effluent Limitations. Revised April 2000, Class GA.

Flags assigned during chemistry validation are shown.

 Concentration Exceeds

Made by AMK 6/27/06

Checked by MEB 6/28/06

Detection Limits shown are PQL

TABLE 2
VALIDATED GROUNDWATER ANALYTICAL RESULTS
NORTH FRANKLIN STREET SITE

Location ID			MW-01	MW-03	MW-04	MW-05D	MW-07S
Sample ID			WG-01-050906	WG-03-051006	WG-04-050906	WG-05D-051006	WG-07S-050906
Matrix			Groundwater	Groundwater	Groundwater	Groundwater	Groundwater
Depth Interval (ft)			-	-	-	-	-
Date Sampled			05/09/06	05/10/06	05/09/06	05/10/06	05/09/06
Parameter	Units	*					
Volatile Organic Compounds							
1,1,2-Trichloroethane	UG/L	1	5 U	5 U	5 U	5 U	5 U
Bromoform	UG/L	50	5 U	5 U	5 U	5 U	5 U
4-Methyl-2-Pentanone	UG/L	-	5 U	5 U	5 U	5 U	5 U
2-Hexanone	UG/L	50	5 U	5 U	5 U	5 U	5 U
Tetrachloroethene	UG/L	5	46	110	19	1,100 D	38
1,1,2,2-Tetrachloroethane	UG/L	5	5 U	5 U	5 U	5 U	5 U
Toluene	UG/L	5	5 U	5 U	5 U	5 U	5 U
Chlorobenzene	UG/L	5	5 U	5 U	5 U	5 U	5 U
Ethylbenzene	UG/L	5	5 U	5 U	5 U	5 U	5 U
Styrene	UG/L	5	5 U	5 U	5 U	5 U	5 U
Xylene (total)	UG/L	5	5 U	5 U	5 U	5 U	5 U
1,2-Dichloroethene (cis)	UG/L	5	51	1,700 D	17	700 D	100
1,2-Dichloroethene (trans)	UG/L	5	5 U	17	5 U	5	5 U
1,2-Dichlorobenzene	UG/L	3	5 U	5 U	5 U	5 U	5 U
1,3-Dichlorobenzene	UG/L	3	5 U	5 U	5 U	5 U	5 U
1,4-Dichlorobenzene	UG/L	3	5 U	5 U	5 U	5 U	5 U
1,2,4-Trichlorobenzene	UG/L	5	5 U	5 U	5 U	5 U	5 U
1,2,4-Trimethylbenzene	UG/L	5	5 U	5 U	5 U	5 U	5 U
1,2-Dibromo-3-chloropropane	UG/L	0.04	5 U	5 U	5 U	5 U	5 U
1,3,5-Trimethylbenzene	UG/L	5	5 U	5 U	5 U	5 U	5 U
Vinyl Acetate	UG/L	50	5 U	5 U	5 U	5 U	5 U
Methyl tert-Butyl Ether	UG/L	10	2 J	8	11	9	2 J

*- NYSDEC TOGS (1.1.1), Ambient Water Quality Standards and Guidance Values and Groundwater Effluent Limitations, Revised April 2000, Class GA.

Flags assigned during chemistry validation are shown.



Concentration Exceeds

Made by AMK 6/27/06

Checked by MEB 6/28/06


Detection Limits shown are PQL

TABLE 2
VALIDATED GROUNDWATER ANALYTICAL RESULTS
NORTH FRANKLIN STREET SITE

Location ID			MW-01	MW-03	MW-04	MW-05D	MW-07S
Sample ID			WG-01-050906	WG-03-051006	WG-04-0580906	WG-05D-051006	WG-07S-050906
Matrix			Groundwater	Groundwater	Groundwater	Groundwater	Groundwater
Depth Interval (ft)			-	-	-	-	-
Date Sampled			05/09/06	05/10/06	05/09/06	05/10/06	05/09/06
Parameter	Units	*					
Volatile Organic Compounds							
Ethylene Dibromide	UG/L	6.00E-04	5 U	5 U	5 U	5 U	5 U
Hexachlorobutadiene	UG/L	0.5	5 U	5 U	5 U	5 U	5 U
Isopropylbenzene	UG/L	5	5 U	5 U	5 U	5 U	5 U
Trichlorofluoromethane	UG/L	5	5 U	5 U	5 U	5 U	5 U
Dichlorodifluoromethane	UG/L	5	5 U	5 U	5 U	5 U	5 U
1,2,3-Trichloropropane	UG/L	0.04	5 U	5 U	5 U	5 U	5 U
1,3-Dichloropropane	UG/L	5	5 U	5 U	5 U	5 U	5 U
2,2-Dichloropropane	UG/L	5	5 U	5 U	5 U	5 U	5 U
2-Chlorotoluene	UG/L	5	5 U	5 U	5 U	5 U	5 U
4-Chlorotoluene	UG/L	5	5 U	5 U	5 U	5 U	5 U
4-Isopropyltoluene	UG/L	5	5 U	5 U	5 U	5 U	5 U
Bromobenzene	UG/L	5	5 U	5 U	5 U	5 U	5 U
Dibromomethane	UG/L	5	5 U	5 U	5 U	5 U	5 U
Iodomethane	UG/L	5	5 U	5 U	5 U	5 U	5 U
Naphthalene	UG/L	10	5 U	5 U	5 U	5 U	5 U
n-Butylbenzene	UG/L	5	5 U	5 U	5 U	5 U	5 U
n-Propylbenzene	UG/L	5	5 U	5 U	5 U	5 U	5 U
sec-Butylbenzene	UG/L	5	5 U	5 U	5 U	5 U	5 U
tert-Butylbenzene	UG/L	5	5 U	5 U	5 U	5 U	5 U
1,1,1,2-Tetrachloroethane	UG/L	5	5 U	5 U	5 U	5 U	5 U
1,1-Dichloropropene	UG/L	5	5 U	5 U	5 U	5 U	5 U
1,2,3-Trichlorobenzene	UG/L	5	5 U	5 U	5 U	5 U	5 U

*- NYSDEC TOGS (1.1.1), Ambient Water Quality Standards and Guidance Values and Groundwater Effluent Limitations. Revised April 2000, Class GA.

Flags assigned during chemistry validation are shown.

 Concentration Exceeds

Made by AMK 6/27/06

Checked by MEB 6/28/06


Detection Limits shown are PQL

TABLE 2
VALIDATED GROUNDWATER ANALYTICAL RESULTS
NORTH FRANKLIN STREET SITE

Location ID			MW-08S	MW-09S	MW-12S	MW-16S	MW-19S
Sample ID			WG-08S-050906	WG-09S-050906	WG-12S-050906	WG-16S-050906	WG-19S-050906
Matrix			Groundwater	Groundwater	Groundwater	Groundwater	Groundwater
Depth Interval (ft)			-	-	-	-	-
Date Sampled			05/09/06	05/09/06	05/09/06	05/09/06	05/09/06
Parameter	Units	*					
Volatile Organic Compounds							
Chloromethane	UG/L	5	5 U	5 U	5 U	5 U	5 U
Bromomethane	UG/L	5	5 U	5 U	5 U	5 U	5 U
Vinyl Chloride	UG/L	2	5 U	5 U	5 U	5 U	5 U
Chloroethane	UG/L	5	5 U	5 U	5 U	5 U	5 U
Methylene Chloride	UG/L	5	5 U	5 U	5 U	5 U	5 U
Acetone	UG/L	50	5 UJ	5 UJ	5 UJ	5 UJ	5 UJ
Carbon Disulfide	UG/L	60	5 U	5 U	5 U	5 U	5 U
1,1-Dichloroethene	UG/L	5	5 U	5 U	5 U	5 U	5 U
1,1-Dichloroethane	UG/L	5	5 U	5 U	5 U	5 U	5 U
Methyl ethyl ketone (2-Butanone)	UG/L	50	5 U	5 U	5 U	5 U	5 U
Chloroform	UG/L	7	5 U	5 U	5 U	5 U	5 U
1,2-Dichloroethane	UG/L	0.6	5 U	5 U	5 U	5 U	5 U
1,1,1-Trichloroethane	UG/L	5	5 U	5 U	5 U	5 U	5 U
Carbon Tetrachloride	UG/L	5	5 U	5 U	5 U	5 U	5 U
Bromodichloromethane	UG/L	50	5 U	5 U	5 U	5 U	5 U
Bromochloromethane	UG/L	5	5 U	5 U	5 U	5 U	5 U
1,2-Dichloropropane	UG/L	1	5 U	5 U	5 U	5 U	5 U
1,3-Dichloropropene (cis)	UG/L	0.4	5 U	5 U	5 U	5 U	5 U
Trichloroethene	UG/L	5	5 U	5 U	5 U	5 U	5 U
Benzene	UG/L	1	6	5 U	5 U	5 U	5 U
Dibromochloromethane	UG/L	50	5 U	5 U	5 U	5 U	5 U
1,3-Dichloropropene (trans)	UG/L	0.4	5 U	5 U	5 U	5 U	5 U

*- NYSDEC TOGS (1.1.1), Ambient Water Quality Standards and Guidance Values and Groundwater Effluent Limitations. Revised April 2000, Class GA.

Flags assigned during chemistry validation are shown.

 Concentration Exceeds

Made by AMK 6/27/06

Checked by MEB 6/28/06


Detection Limits shown are PQL

TABLE 2
VALIDATED GROUNDWATER ANALYTICAL RESULTS
NORTH FRANKLIN STREET SITE

Location ID			MW-08S	MW-09S	MW-12S	MW-16S	MW-19S
Sample ID			WG-08S-050906	WG-09S-050906	WG-12S-050906	WG-16S-050906	WG-19S-050906
Matrix			Groundwater	Groundwater	Groundwater	Groundwater	Groundwater
Depth Interval (ft)			-	-	-	-	-
Date Sampled			05/09/06	05/09/06	05/09/06	05/09/06	05/09/06
Parameter	Units	*					
Volatile Organic Compounds							
1,1,2-Trichloroethane	UG/L	1	5 U	5 U	5 U	5 U	5 U
Bromoform	UG/L	50	5 U	5 U	5 U	5 U	5 U
4-Methyl-2-Pentanone	UG/L	-	5 U	5 U	5 U	5 U	5 U
2-Hexanone	UG/L	50	5 U	5 U	5 U	5 U	5 U
Tetrachloroethene	UG/L	5	5 U	5 U	5 U	5	6
1,1,2,2-Tetrachloroethane	UG/L	5	5 U	5 U	5 U	5 U	5 U
Toluene	UG/L	5	5 U	5 U	5 U	5 U	5 U
Chlorobenzene	UG/L	5	5 U	5 U	5 U	5 U	5 U
Ethylbenzene	UG/L	5	18	5 U	5 U	5 U	5 U
Styrene	UG/L	5	5 U	5 U	5 U	5 U	5 U
Xylene (total)	UG/L	5	46	5 U	5 U	5 U	5 U
1,2-Dichloroethene (cis)	UG/L	5	5 U	5 U	5 U	5 U	5 U
1,2-Dichloroethene (trans)	UG/L	5	5 U	5 U	5 U	5 U	5 U
1,2-Dichlorobenzene	UG/L	3	5 U	5 U	5 U	5 U	5 U
1,3-Dichlorobenzene	UG/L	3	5 U	5 U	5 U	5 U	5 U
1,4-Dichlorobenzene	UG/L	3	5 U	5 U	5 U	5 U	5 U
1,2,4-Trichlorobenzene	UG/L	5	5 U	5 U	5 U	5 U	5 U
1,2,4-Trimethylbenzene	UG/L	5	57	5 U	5 U	5 U	5 U
1,2-Dibromo-3-chloropropane	UG/L	0.04	5 U	5 U	5 U	5 U	5 U
1,3,5-Trimethylbenzene	UG/L	5	38	5 U	5 U	5 U	5 U
Vinyl Acetate	UG/L	50	5 U	5 U	5 U	5 U	5 U
Methyl tert-Butyl Ether	UG/L	10	5 U	5 U	5 U	5 U	5 U

* - NYSDEC TOGS (1.1.1), Ambient Water Quality Standards and Guidance Values and Groundwater Effluent Limitations. Revised April 2000, Class GA.

Flags assigned during chemistry validation are shown.

 Concentration Exceeds

Made by AMK 6/27/06

Checked by MEB 6/28/06

Detection Limits shown are PQL

TABLE 2
VALIDATED GROUNDWATER ANALYTICAL RESULTS
NORTH FRANKLIN STREET SITE

Location ID			MW-08S	MW-09S	MW-12S	MW-16S	MW-19S
Sample ID			WG-08S-050906	WG-09S-050906	WG-12S-050906	WG-16S-050906	WG-19S-050906
Matrix			Groundwater	Groundwater	Groundwater	Groundwater	Groundwater
Depth Interval (ft)			-	-	-	-	-
Date Sampled			05/09/06	05/09/06	05/09/06	05/09/06	05/09/06
Parameter	Units	*					
Volatile Organic Compounds							
Ethylene Dibromide	UG/L	6.00E-04	5 U	5 U	5 U	5 U	5 U
Hexachlorobutadiene	UG/L	0.5	5 U	5 U	5 U	5 U	5 U
Isopropylbenzene	UG/L	5	3 J	5 U	5 U	5 U	5 U
Trichlorofluoromethane	UG/L	5	5 U	5 U	5 U	5 U	5 U
Dichlorodifluoromethane	UG/L	5	5 U	5 U	5 U	5 U	5 U
1,2,3-Trichloropropane	UG/L	0.04	5 U	5 U	5 U	5 U	5 U
1,3-Dichloropropane	UG/L	5	5 U	5 U	5 U	5 U	5 U
2,2-Dichloropropane	UG/L	5	5 U	5 U	5 U	5 U	5 U
2-Chlorotoluene	UG/L	5	5 U	5 U	5 U	5 U	5 U
4-Chlorotoluene	UG/L	5	5 U	5 U	5 U	5 U	5 U
4-Isopropyltoluene	UG/L	5	1 J	5 U	5 U	5 U	5 U
Bromobenzene	UG/L	5	5 U	5 U	5 U	5 U	5 U
Dibromomethane	UG/L	5	5 U	5 U	5 U	5 U	5 U
Iodomethane	UG/L	5	5 U	5 U	5 U	5 U	5 U
Naphthalene	UG/L	10	14	5 U	5 U	5 U	5 U
n-Butylbenzene	UG/L	5	5 U	5 U	5 U	5 U	5 U
n-Propylbenzene	UG/L	5	2 J	5 U	5 U	5 U	5 U
sec-Butylbenzene	UG/L	5	5 U	5 U	5 U	5 U	5 U
tert-Butylbenzene	UG/L	5	5 U	5 U	5 U	5 U	5 U
1,1,1,2-Tetrachloroethane	UG/L	5	5 U	5 U	5 U	5 U	5 U
1,1-Dichloropropene	UG/L	5	5 U	5 U	5 U	5 U	5 U
1,2,3-Trichlorobenzene	UG/L	5	5 U	5 U	5 U	5 U	5 U

*- NYSDEC TOGS (1.1.1), Ambient Water Quality Standards and Guidance Values and Groundwater Effluent Limitations. Revised April 2000, Class GA.

Flags assigned during chemistry validation are shown.

 Concentration Exceeds

Made by AMK 6/27/06

Checked by MEB 6/28/06

Detection Limits shown are PQL

TABLE 2
VALIDATED GROUNDWATER ANALYTICAL RESULTS
NORTH FRANKLIN STREET SITE

Location ID			MW-20S
Sample ID			WG-20S-060906
Matrix			Groundwater
Depth Interval (ft)			-
Date Sampled			05/09/06
Parameter	Units	*	
Volatile Organic Compounds			
Chloromethane	UG/L	5	5 U
Bromomethane	UG/L	5	5 U
Vinyl Chloride	UG/L	2	3 J
Chloroethane	UG/L	5	5 U
Methylene Chloride	UG/L	5	5 U
Acetone	UG/L	50	5 UJ
Carbon Disulfide	UG/L	60	5 U
1,1-Dichloroethene	UG/L	5	5 U
1,1-Dichloroethane	UG/L	5	5 U
Methyl ethyl ketone (2-Butanone)	UG/L	50	5 U
Chloroform	UG/L	7	5 U
1,2-Dichloroethane	UG/L	0.6	5 U
1,1,1-Trichloroethane	UG/L	5	5 U
Carbon Tetrachloride	UG/L	5	5 U
Bromodichloromethane	UG/L	50	5 U
Bromochloromethane	UG/L	5	5 U
1,2-Dichloropropane	UG/L	1	5 U
1,3-Dichloropropene (cis)	UG/L	0.4	5 U
Trichloroethene	UG/L	5	13
Benzene	UG/L	1	5 U
Dibromochloromethane	UG/L	50	5 U
1,3-Dichloropropene (trans)	UG/L	0.4	5 U

*- NYSDEC TOGS (1.1.1), Ambient Water Quality Standards and Guidance Values and Groundwater Effluent Limitations. Revised April 2000, Class GA.

Flags assigned during chemistry validation are shown.

 Concentration Exceeds

Made by AMK 6/27/06

Checked by MEB 6/28/06

Detection Limits shown are PQL

TABLE 2
VALIDATED GROUNDWATER ANALYTICAL RESULTS
NORTH FRANKLIN STREET SITE

Location ID			MW-20S
Sample ID			WG-20S-050906
Matrix			Groundwater
Depth Interval (ft)			-
Date Sampled			05/09/06
Parameter	Units	*	
Volatile Organic Compounds			
1,1,2-Trichloroethane	UG/L	1	5 U
Bromoform	UG/L	50	5 U
4-Methyl-2-Pentanone	UG/L	-	5 U
2-Hexanone	UG/L	50	5 U
Tetrachloroethene	UG/L	5	39
1,1,2,2-Tetrachloroethane	UG/L	5	5 U
Toluene	UG/L	5	5 U
Chlorobenzene	UG/L	5	5 U
Ethylbenzene	UG/L	5	5 U
Styrene	UG/L	5	5 U
Xylene (total)	UG/L	5	5 U
1,2-Dichloroethene (cis)	UG/L	5	100
1,2-Dichloroethene (trans)	UG/L	5	5 U
1,2-Dichlorobenzene	UG/L	3	5 U
1,3-Dichlorobenzene	UG/L	3	5 U
1,4-Dichlorobenzene	UG/L	3	5 U
1,2,4-Trichlorobenzene	UG/L	5	5 U
1,2,4-Trimethylbenzene	UG/L	5	5 U
1,2-Dibromo-3-chloropropane	UG/L	0.04	5 U
1,3,5-Trimethylbenzene	UG/L	5	5 U
Vinyl Acetate	UG/L	50	5 U
Methyl tert-Butyl Ether	UG/L	10	5 U

* - NYSDEC TOGS (1.1.1), Ambient Water Quality Standards and Guidance Values and Groundwater Effluent Limitations. Revised April 2000, Class GA.

Flags assigned during chemistry validation are shown.



Concentration Exceeds

Made by AMK 6/27/06

Checked by MEB 6/28/06


Detection Limits shown are PQL

TABLE 2
VALIDATED GROUNDWATER ANALYTICAL RESULTS
NORTH FRANKLIN STREET SITE

Location ID			MW-20S
Sample ID			WG-20S-060906
Matrix			Groundwater
Depth Interval (ft)			-
Date Sampled			05/09/06
Parameter	Units	*	
Volatile Organic Compounds			
Ethylene Dibromide	UG/L	6.00E-04	5 U
Hexachlorobutadiene	UG/L	0.5	5 U
Isopropylbenzene	UG/L	5	5 U
Trichlorofluoromethane	UG/L	5	5 U
Dichlorodifluoromethane	UG/L	5	5 U
1,2,3-Trichloropropane	UG/L	0.04	5 U
1,3-Dichloropropane	UG/L	5	5 U
2,2-Dichloropropane	UG/L	5	5 U
2-Chlorotoluene	UG/L	5	5 U
4-Chlorotoluene	UG/L	5	5 U
4-Isopropyltoluene	UG/L	5	5 U
Bromobenzene	UG/L	5	5 U
Dibromomethane	UG/L	5	5 U
Iodomethane	UG/L	5	5 U
Naphthalene	UG/L	10	5 U
n-Butylbenzene	UG/L	5	5 U
n-Propylbenzene	UG/L	5	5 U
sec-Butylbenzene	UG/L	5	5 U
tert-Butylbenzene	UG/L	5	5 U
1,1,1,2-Tetrachloroethane	UG/L	5	5 U
1,1-Dichloropropene	UG/L	5	5 U
1,2,3-Trichlorobenzene	UG/L	5	5 U

*- NYSDEC TOGS (1.1.1), Ambient Water Quality Standards and Guidance Values and Groundwater Effluent Limitations. Revised April 2000, Class GA.

Flags assigned during chemistry validation are shown.

 Concentration Exceeds

Made by AMK 6/27/06

Checked by MEB 6/28/06


Detection Limits shown are PQL

TABLE 3
VALIDATED FIELD QC SAMPLE RESULTS
NORTH FRANKLIN STREET SITE

Location ID			FIELDQC
Sample ID			TRIP BLANK
Matrix			Water Quality
Depth Interval (ft)			-
Date Sampled			05/10/06
Parameter	Units	*	Trip Blank (1-1)
Volatile Organic Compounds			
Chloromethane	UG/L	5	5 U
Bromomethane	UG/L	5	5 U
Vinyl Chloride	UG/L	2	5 U
Chloroethane	UG/L	5	5 U
Methylene Chloride	UG/L	5	2 J
Acetone	UG/L	50	5 UJ
Carbon Disulfide	UG/L	60	5 U
1,1-Dichloroethene	UG/L	5	5 U
1,1-Dichloroethane	UG/L	5	5 U
Methyl ethyl ketone (2-Butanone)	UG/L	50	5 U
Chloroform	UG/L	7	4 J
1,2-Dichloroethane	UG/L	0.6	5 U
1,1,1-Trichloroethane	UG/L	5	5 U
Carbon Tetrachloride	UG/L	5	5 U
Bromodichloromethane	UG/L	50	5 U
Bromochloromethane	UG/L	5	5 U
1,2-Dichloropropane	UG/L	1	5 U
1,3-Dichloropropene (cis)	UG/L	0.4	5 U
Trichloroethene	UG/L	5	5 U
Benzene	UG/L	1	5 U
Dibromochloromethane	UG/L	50	5 U
1,3-Dichloropropene (trans)	UG/L	0.4	5 U

*- NYSDEC TOGS (1.1.1), Ambient Water Quality Standards and Guidance Values and Groundwater Effluent Limitations. Revised April 2000, Class GA.

Flags assigned during chemistry validation are shown.



Concentration Exceeds

Made by AMK 6/27/06

Checked by MEB 6/28/06

Detection Limits shown are PQL

TABLE 3
VALIDATED FIELD QC SAMPLE RESULTS
NORTH FRANKLIN STREET SITE

Location ID			FIELDQC
Sample ID			TRIP BLANK
Matrix			Water Quality
Depth Interval (ft)			-
Date Sampled			05/10/06
Parameter	Units	*	Trip Blank (1-1)
Volatile Organic Compounds			
1,1,2-Trichloroethane	UG/L	1	5 U
Bromoform	UG/L	50	5 U
4-Methyl-2-Pentanone	UG/L	-	5 U
2-Hexanone	UG/L	50	5 U
Tetrachloroethene	UG/L	5	5 U
1,1,2,2-Tetrachloroethane	UG/L	5	5 U
Toluene	UG/L	5	5 U
Chlorobenzene	UG/L	5	5 U
Ethylbenzene	UG/L	5	5 U
Styrene	UG/L	5	5 U
Xylene (total)	UG/L	5	5 U
1,2-Dichloroethene (cis)	UG/L	5	2 J
1,2-Dichloroethene (trans)	UG/L	5	5 U
1,2-Dichlorobenzene	UG/L	3	5 U
1,3-Dichlorobenzene	UG/L	3	5 U
1,4-Dichlorobenzene	UG/L	3	5 U
1,2,4-Trichlorobenzene	UG/L	5	5 U
1,2,4-Trimethylbenzene	UG/L	5	5 U
1,2-Dibromo-3-chloropropane	UG/L	0.04	5 U
1,3,5-Trimethylbenzene	UG/L	5	5 U
Vinyl Acetate	UG/L	50	5 U
Methyl tert-Butyl Ether	UG/L	10	5 U

*- NYSDEC TOGS (1.1.1), Ambient Water Quality Standards and Guidance Values and Groundwater Effluent Limitations. Revised April 2000, Class GA.

Flags assigned during chemistry validation are shown.



Concentration Exceeds

Made by AMK 6/27/06

Checked by MEB 6/28/06


Detection Limits shown are PQL

TABLE 3
VALIDATED FIELD QC SAMPLE RESULTS
NORTH FRANKLIN STREET SITE

Location ID			FIELDQC
Sample ID			TRIP BLANK
Matrix			Water Quality
Depth Interval (ft)			-
Date Sampled			05/10/06
Parameter	Units	*	Trip Blank (1-1)
Volatile Organic Compounds			
Ethylene Dibromide	UG/L	6.00E-04	5 U
Hexachlorobutadiene	UG/L	0.5	5 U
Isopropylbenzene	UG/L	5	5 U
Trichlorofluoromethane	UG/L	5	5 U
Dichlorodifluoromethane	UG/L	5	5 U
1,2,3-Trichloropropane	UG/L	0.04	5 U
1,3-Dichloropropane	UG/L	5	5 U
2,2-Dichloropropane	UG/L	5	5 U
2-Chlorotoluene	UG/L	5	5 U
4-Chlorotoluene	UG/L	5	5 U
4-Isopropyltoluene	UG/L	5	5 U
Bromobenzene	UG/L	5	5 U
Dibromomethane	UG/L	5	5 U
Iodomethane	UG/L	5	5 U
Naphthalene	UG/L	10	5 U
n-Butylbenzene	UG/L	5	5 U
n-Propylbenzene	UG/L	5	5 U
sec-Butylbenzene	UG/L	5	5 U
tert-Butylbenzene	UG/L	5	5 U
1,1,1,2-Tetrachloroethane	UG/L	5	5 U
1,1-Dichloropropene	UG/L	5	5 U
1,2,3-Trichlorobenzene	UG/L	5	5 U

*- NYSDEC TOGS (1.1.1), Ambient Water Quality Standards and Guidance Values and Groundwater Effluent Limitations.Revised April 2000, Class GA.

Flags assigned during chemistry validation are shown.



Concentration Exceeds

Made by AMK 6/27/06

Checked by MEB 6/28/06

Detection Limits shown are PQL

ATTACHMENT A

SUPPORT DOCUMENTATION

SDG Narrative

Mitkem Corporation submits the enclosed data package in response to URS Corporation's N. Franklin Street project. Under this deliverable, analysis results are presented for twelve aqueous samples that were received on May 11, 2006. Analyses were performed per specifications in the project's contract and the chain of custody forms. Following the narrative is the Mitkem Work Order for cross-referencing sample client ID with laboratory sample ID.

The analyses were performed according to NYSDEC ASP protocols (2000 update) and reported per NYSDEC ASP requirement for Category B deliverable.

The following observation and/or deviations are observed for the following analyses:

1. Overall Observation:

Where needed, manual integrations were performed to improve data quality. The corrections were reviewed and associated hardcopies generated and reported as required. Manual integrations are coded to provide the data reviewer justification for such action. The codes are labeled on the ion chromatogram signal (GC/MS signal) and chromatogram for GC based analysis as follows:

- M1 peak tailing or fronting.
- M2 peak co-elution.
- M3 rising or falling baseline.
- M4 retention time shift.
- M5 miscellaneous – under this category, the justification is explained.

The enclosed report includes the originals of all data with the exception of logbook pages and certain initial calibrations. Photocopies of logbook pages are included, with the originals maintained on file at the laboratory. The originals of initial calibrations that are shared among several cases are maintained on file at the laboratory, with photocopies included in the data package.

2. Volatile Analysis:

Surrogate recovery: recoveries were within the QC limits.


Lab control sample/lab control sample duplicate: spike recoveries and replicate RPDs were within the QC limits.

Matrix spike/matrix spike duplicate: duplicate matrix spikes were performed on sample WG-05D. Spike recoveries were within the QC limits with the exception of vinyl chloride in the matrix spike duplicate. Replicate RPDs were within the QC limits with the exception of dichlorodifluoromethane. Spike recovery and replicate precision for cis-1,2-dichloroethane, trichloroethene and tetrachloroethene could not be accurately determined due to their high concentration in the native sample.

Sample analysis: due to the high concentration of target analytes, the following samples were re-analyzed at dilution: WG-03 (20x) and WG-05D (10x). No other unusual observation was made for the analysis.

All pages in this report have been numbered consecutively, starting with the title page and ending with a page saying only "Last Page of Data Report".

I certify that this data package is in compliance, both technically and for completeness, for other than the conditions detailed above. Release of the data contained in this hardcopy data package has been authorized by the laboratory manager or his designee, as verified by the following signature.



Agnes Ng
CLP Project Manager
05/25/06

5A
VOLATILE ORGANIC INSTRUMENT PERFORMANCE CHECK
BROMOFLUOROBENZENE (BFB)

Lab Name: MITKEM CORPORATION

Contract:

Lab Code: MITKEM

Case No.:

SAS No.:

SDG No.: ME0610

Lab File ID: V2H4730

BFB Injection Date: 05/11/06

Instrument ID: V2

BFB Injection Time: 1034

GC Column: DB-624

ID: 0.25 (mm)

Heated Purge: (Y/N) N

m/e	ION ABUNDANCE CRITERIA	% RELATIVE ABUNDANCE
50	15.0 - 40.0% of mass 95	19.6
75	30.0 - 60.0% of mass 95	52.9
95	Base Peak, 100% relative abundance	100.0
96	5.0 - 9.0% of mass 95	6.7
173	Less than 2.0% of mass 174	0.1 (0.1)1
174	50.0 - 100.0% of mass 95	84.4
175	5.0 - 9.0% of mass 174	6.2 (7.4)1
176	95.0 - 101.0% of mass 174	81.2 (96.2)1
177	5.0 - 9.0% of mass 176	5.4 (6.7)2

1-Value is % mass 174

2-Value is % mass 176

THIS CHECK APPLIES TO THE FOLLOWING SAMPLES, MS, MSD, BLANKS, AND STANDARDS:

	EPA SAMPLE NO.	LAB SAMPLE ID	LAB FILE ID	DATE ANALYZED	TIME ANALYZED
01	VSTD0502B	VSTD0502B	V2H4731	05/11/06	1100
02	VBLK2B	MB-23644	V2H4732	05/11/06	1144
03	V2BLCS	LCS-23644	V2H4733	05/11/06	1246
04	WG-12S	E0610-01A	V2H4741	05/11/06	1638
05	WG-08S	E0610-02A	V2H4742	05/11/06	1706
06	WG-19S	E0610-03A	V2H4743	05/11/06	1734
07	WG-01	E0610-04A	V2H4744	05/11/06	1802
08	WG-20S	E0610-05A	V2H4745	05/11/06	1830
09	WG-04	E0610-06A	V2H4746	05/11/06	1857
10	WG-16S	E0610-07A	V2H4747	05/11/06	1925
11	WG-07S	E0610-08A	V2H4748	05/11/06	1953
12	WG-09S	E0610-09A	V2H4749	05/11/06	2021
13	WG-03	E0610-10A	V2H4750	05/11/06	2049
14	TB	E0610-12A	V2H4751	05/11/06	2117
15	WG-05D	E0610-11A	V2H4752	05/11/06	2145
16	WG-05DMS	E0610-11AMS	V2H4753	05/11/06	2212
17					
18					
19					
20					
21					
22					

FORM 7
VOLATILE CONTINUING CALIBRATION CHECK

Lab Name: MITKEM CORPORATION

Contract:

Lab Code: MITKEM

Case No.:

SAS No.:

SDG No.: ME0610

Instrument ID: V2

Calibration Date: 05/11/06

Time: 1100

Lab File ID: V2H4731

Init. Calib. Date(s): 05/09/06

05/09/06

Heated Purge: (Y/N) N

Init. Calib. Times: 2037

2229

GC Column: DB-624

ID: 0.25 (mm)

COMPOUND	RRF	RRF50	MIN RRF	%D	MAX %D	
Dichlorodifluoromethane	0.364	0.275	0.01	24.4	20.0	<-
Chloromethane	0.350	0.276	0.1	21.1	20.0	<-
Vinyl Chloride	0.322	0.287	0.01	10.9	20.0	
Bromomethane	0.265	0.240	0.01	9.4	20.0	
Chloroethane	0.167	0.162	0.01	3.0	20.0	
Trichlorofluoromethane	0.534	0.513	0.01	3.9	20.0	
1,1-Dichloroethene	0.256	0.236	0.01	7.8	20.0	
Acetone	0.207	0.150	0.01	27.5	20.0	<-
Iodomethane	0.753	0.722	0.01	4.1	20.0	
Carbon Disulfide	1.029	0.846	0.01	17.8	20.0	
Methylene Chloride	0.293	0.270	0.01	7.8	20.0	
trans-1,2-Dichloroethene	0.270	0.250	0.01	7.4	20.0	
Methyl tert-butyl ether	0.976	0.962	0.01	1.4	20.0	
1,1-Dichloroethane	0.621	0.616	0.1	0.8	20.0	
Vinyl acetate	1.274	1.238	0.01	2.8	20.0	
2-Butanone	0.227	0.199	0.01	12.3	20.0	
cis-1,2-Dichloroethene	0.330	0.315	0.01	4.5	20.0	
2,2-Dichloropropane	0.484	0.471	0.01	2.7	20.0	
Bromochloromethane	0.211	0.207	0.01	1.9	20.0	
Chloroform	0.665	0.626	0.01	5.9	20.0	
1,1,1-Trichloroethane	0.529	0.521	0.01	1.5	20.0	
1,1-Dichloropropene	0.151	0.147	0.01	2.6	20.0	
Carbon Tetrachloride	0.475	0.477	0.01	0.4	20.0	
1,2-Dichloroethane	0.565	0.566	0.01	0.2	20.0	
Benzene	1.186	1.135	0.01	4.3	20.0	
Trichloroethene	0.375	0.348	0.01	7.2	20.0	
1,2-Dichloropropane	0.298	0.287	0.01	3.7	20.0	
Dibromomethane	0.245	0.246	0.01	0.4	20.0	
Bromodichloromethane	0.445	0.442	0.01	0.7	20.0	
cis-1,3-Dichloropropene	0.522	0.525	0.01	0.6	20.0	
4-Methyl-2-pentanone	0.343	0.344	0.01	0.3	20.0	
Toluene	1.116	1.070	0.01	4.1	20.0	
trans-1,3-Dichloropropene	0.511	0.512	0.01	0.2	20.0	
1,1,2-Trichloroethane	0.275	0.263	0.01	4.4	20.0	
1,3-Dichloropropane	0.717	0.693	0.01	3.3	20.0	
Tetrachloroethene	0.386	0.330	0.01	14.5	20.0	
2-Hexanone	0.377	0.345	0.01	8.5	20.0	

ATTACHMENT B

VALIDATED FORM Is

1A
VOLATILE ORGANICS ANALYSIS DATA SHEET

EPA SAMPLE NO.

WG-01

Lab Name: MITKEM CORPORATION

Contract:

Lab Code: MITKEM

Case No.:

SAS No.:

SDG No.: ME0610

Matrix: (soil/water) WATER

Lab Sample ID: E0610-04A

Sample wt/vol: 5.000 (g/mL) ML

Lab File ID: V2H4744

Level: (low/med) LOW

Date Received: 05/11/06

% Moisture: not dec. _____

Date Analyzed: 05/11/06

GC Column: DB-624 ID: 0.25 (mm)

Dilution Factor: 1.0

Soil Extract Volume: _____ (uL)

Soil Aliquot Volume: _____ (uL)

CAS NO.	COMPOUND	CONCENTRATION UNITS: (ug/L or ug/Kg) UG/L	Q
---------	----------	--	---

75-71-8-----	Dichlorodifluoromethane	5	U
74-87-3-----	Chloromethane	5	U
75-01-4-----	Vinyl Chloride	1	J
74-83-9-----	Bromomethane	5	U
75-00-3-----	Chloroethane	5	U
75-69-4-----	Trichlorofluoromethane	5	U
75-35-4-----	1,1-Dichloroethene	5	U
67-64-1-----	Acetone	5	U
74-88-4-----	Iodomethane	5	U
75-15-0-----	Carbon Disulfide	5	U
75-09-2-----	Methylene Chloride	5	U
156-60-5-----	trans-1,2-Dichloroethene	5	U
1634-04-4-----	Methyl tert-butyl ether	2	J
75-34-3-----	1,1-Dichloroethane	5	U
108-05-4-----	Vinyl acetate	5	U
78-93-3-----	2-Butanone	5	U
156-59-2-----	cis-1,2-Dichloroethene	51	
590-20-7-----	2,2-Dichloropropane	5	U
74-97-5-----	Bromochloromethane	5	U
67-66-3-----	Chloroform	5	U
71-55-6-----	1,1,1-Trichloroethane	5	U
563-58-6-----	1,1-Dichloropropene	5	U
56-23-5-----	Carbon Tetrachloride	5	U
107-06-2-----	1,2-Dichloroethane	5	U
71-43-2-----	Benzene	5	U
79-01-6-----	Trichloroethene	9	
78-87-5-----	1,2-Dichloropropane	5	U
74-95-3-----	Dibromomethane	5	U
75-27-4-----	Bromodichloromethane	5	U
10061-01-5-----	cis-1,3-Dichloropropene	5	U
108-10-1-----	4-Methyl-2-pentanone	5	U
108-88-3-----	Toluene	5	U
10061-02-6-----	trans-1,3-Dichloropropene	5	U
79-00-5-----	1,1,2-Trichloroethane	5	U

FORM I VOA

OLM03.0

Handwritten: 05/11/06

1A
VOLATILE ORGANICS ANALYSIS DATA SHEET

EPA SAMPLE NO.

WG-01

Lab Name: MITKEM CORPORATION

Contract:

Lab Code: MITKEM

Case No.:

SAS No.:

SDG No.: ME0610

Matrix: (soil/water) WATER

Lab Sample ID: E0610-04A

Sample wt/vol: 5.000 (g/mL) ML

Lab File ID: V2H4744

Level: (low/med) LOW

Date Received: 05/11/06

% Moisture: not dec. _____

Date Analyzed: 05/11/06

GC Column: DB-624 ID: 0.25 (mm)

Dilution Factor: 1.0

Soil Extract Volume: _____ (uL)

Soil Aliquot Volume: _____ (uL)

CAS NO.	COMPOUND	CONCENTRATION UNITS: (ug/L or ug/Kg) UG/L	Q
---------	----------	--	---

142-28-9-----	1,3-Dichloropropane	5	U
127-18-4-----	Tetrachloroethene	46	
591-78-6-----	2-Hexanone	5	U
124-48-1-----	Dibromochloromethane	5	U
106-93-4-----	1,2-Dibromoethane	5	U
108-90-7-----	Chlorobenzene	5	U
630-20-6-----	1,1,1,2-Tetrachloroethane	5	U
100-41-4-----	Ethylbenzene	5	U
-----	m,p-Xylene	5	U
95-47-6-----	o-Xylene	5	U
1330-20-7-----	Xylene (Total)	5	U
100-42-5-----	Styrene	5	U
75-25-2-----	Bromoform	5	U
98-82-8-----	Isopropylbenzene	5	U
79-34-5-----	1,1,2,2-Tetrachloroethane	5	U
108-86-1-----	Bromobenzene	5	U
96-18-4-----	1,2,3-Trichloropropane	5	U
103-65-1-----	n-Propylbenzene	5	U
95-49-8-----	2-Chlorotoluene	5	U
108-67-8-----	1,3,5-Trimethylbenzene	5	U
106-43-4-----	4-Chlorotoluene	5	U
98-06-6-----	tert-Butylbenzene	5	U
95-63-6-----	1,2,4-Trimethylbenzene	5	U
135-98-8-----	sec-Butylbenzene	5	U
99-87-6-----	4-Isopropyltoluene	5	U
541-73-1-----	1,3-Dichlorobenzene	5	U
106-46-7-----	1,4-Dichlorobenzene	5	U
104-51-8-----	n-Butylbenzene	5	U
95-50-1-----	1,2-Dichlorobenzene	5	U
96-12-8-----	1,2-Dibromo-3-chloropropane	5	U
120-82-1-----	1,2,4-Trichlorobenzene	5	U
87-68-3-----	Hexachlorobutadiene	5	U
91-20-3-----	Naphthalene	5	U
87-61-6-----	1,2,3-Trichlorobenzene	5	U

1A
VOLATILE ORGANICS ANALYSIS DATA SHEET

EPA SAMPLE NO.

WG-03

Lab Name: MITKEM CORPORATION

Contract:

Lab Code: MITKEM

Case No.:

SAS No.:

SDG No.: ME0610

Matrix: (soil/water) WATER

Lab Sample ID: E0610-10A

Sample wt/vol: 5.000 (g/mL) ML

Lab File ID: V2H4750

Level: (low/med) LOW

Date Received: 05/11/06

% Moisture: not dec. _____

Date Analyzed: 05/11/06

GC Column: DB-624 ID: 0.25 (mm)

Dilution Factor: 1.0

Soil Extract Volume: _____ (uL)

Soil Aliquot Volume: _____ (uL)

CAS NO. COMPOUND CONCENTRATION UNITS:
(ug/L or ug/Kg) UG/L Q

75-71-8-----	Dichlorodifluoromethane	5	U
74-87-3-----	Chloromethane	5	U
75-01-4-----	Vinyl Chloride	170210	U
74-83-9-----	Bromomethane	5	U
75-00-3-----	Chloroethane	5	U
75-69-4-----	Trichlorofluoromethane	5	U
75-35-4-----	1,1-Dichloroethene	4	J
67-64-1-----	Acetone	5	U
74-88-4-----	Iodomethane	5	U
75-15-0-----	Carbon Disulfide	5	U
75-09-2-----	Methylene Chloride	5	U
156-60-5-----	trans-1,2-Dichloroethene	17	
1634-04-4-----	Methyl tert-butyl ether	8	
75-34-3-----	1,1-Dichloroethane	5	U
108-05-4-----	Vinyl acetate	5	U
78-93-3-----	2-Butanone	5	U
156-59-2-----	cis-1,2-Dichloroethene	1700 1600	U
590-20-7-----	2,2-Dichloropropane	5	U
74-97-5-----	Bromochloromethane	5	U
67-66-3-----	Chloroform	5	U
71-55-6-----	1,1,1-Trichloroethane	5	U
563-58-6-----	1,1-Dichloropropene	5	U
56-23-5-----	Carbon Tetrachloride	5	U
107-06-2-----	1,2-Dichloroethane	5	U
71-43-2-----	Benzene	5	U
79-01-6-----	Trichloroethene	120	
78-87-5-----	1,2-Dichloropropane	5	U
74-95-3-----	Dibromomethane	5	U
75-27-4-----	Bromodichloromethane	5	U
10061-01-5-----	cis-1,3-Dichloropropene	5	U
108-10-1-----	4-Methyl-2-pentanone	5	U
108-88-3-----	Toluene	5	U
10061-02-6-----	trans-1,3-Dichloropropene	5	U
79-00-5-----	1,1,2-Trichloroethane	5	U

FORM I VOA

OLM03.0

Handwritten signature and date: 4/25/06

1A
VOLATILE ORGANICS ANALYSIS DATA SHEET

EPA SAMPLE NO.

WG-03

Lab Name: MITKEM CORPORATION

Contract:

Lab Code: MITKEM

Case No.:

SAS No.:

SDG No.: ME0610

Matrix: (soil/water) WATER

Lab Sample ID: E0610-10A

Sample wt/vol: 5.000 (g/mL) ML

Lab File ID: V2H4750

Level: (low/med) LOW

Date Received: 05/11/06

% Moisture: not dec. _____

Date Analyzed: 05/11/06

GC Column: DB-624 ID: 0.25 (mm)

Dilution Factor: 1.0

Soil Extract Volume: _____ (uL)

Soil Aliquot Volume: _____ (uL)

CAS NO. COMPOUND CONCENTRATION UNITS:
(ug/L or ug/Kg) UG/L Q

142-28-9-----	1,3-Dichloropropane	5	U
127-18-4-----	Tetrachloroethene	110	
591-78-6-----	2-Hexanone	5	U
124-48-1-----	Dibromochloromethane	5	U
106-93-4-----	1,2-Dibromoethane	5	U
108-90-7-----	Chlorobenzene	5	U
630-20-6-----	1,1,1,2-Tetrachloroethane	5	U
100-41-4-----	Ethylbenzene	5	U
-----	m,p-Xylene	5	U
95-47-6-----	o-Xylene	5	U
1330-20-7-----	Xylene (Total)	5	U
100-42-5-----	Styrene	5	U
75-25-2-----	Bromoform	5	U
98-82-8-----	Isopropylbenzene	5	U
79-34-5-----	1,1,2,2-Tetrachloroethane	5	U
108-86-1-----	Bromobenzene	5	U
96-18-4-----	1,2,3-Trichloropropane	5	U
103-65-1-----	n-Propylbenzene	5	U
95-49-8-----	2-Chlorotoluene	5	U
108-67-8-----	1,3,5-Trimethylbenzene	5	U
106-43-4-----	4-Chlorotoluene	5	U
98-06-6-----	tert-Butylbenzene	5	U
95-63-6-----	1,2,4-Trimethylbenzene	5	U
135-98-8-----	sec-Butylbenzene	5	U
99-87-6-----	4-Isopropyltoluene	5	U
541-73-1-----	1,3-Dichlorobenzene	5	U
106-46-7-----	1,4-Dichlorobenzene	5	U
104-51-8-----	n-Butylbenzene	5	U
95-50-1-----	1,2-Dichlorobenzene	5	U
96-12-8-----	1,2-Dibromo-3-chloropropane	5	U
120-82-1-----	1,2,4-Trichlorobenzene	5	U
87-68-3-----	Hexachlorobutadiene	5	U
91-20-3-----	Naphthalene	5	U
87-61-6-----	1,2,3-Trichlorobenzene	5	U

FORM I VOA

OLM03.0

1A
VOLATILE ORGANICS ANALYSIS DATA SHEET

EPA SAMPLE NO.

WG-03DL

Lab Name: MITKEM CORPORATION

Contract:

Lab Code: MITKEM

Case No.:

SAS No.:

SDG No.: ME0610

Matrix: (soil/water) WATER

Lab Sample ID: E0610-10ADL

Sample wt/vol: 5.000 (g/mL) ML

Lab File ID: V2H4775

Level: (low/med) LOW

Date Received: 05/11/06

% Moisture: not dec. _____

Date Analyzed: 05/12/06

GC Column: DB-624 ID: 0.25 (mm)

Dilution Factor: 20.0

Soil Extract Volume: _____ (uL)

Soil Aliquot Volume: _____ (uL)

CAS NO. COMPOUND CONCENTRATION UNITS:
(ug/L or ug/Kg) UG/L Q

75-71-8-----	Dichlorodifluoromethane	100	U
74-87-3-----	Chloromethane	100	U
75-01-4-----	Vinyl Chloride	170	D
74-83-9-----	Bromomethane	100	U
75-00-3-----	Chloroethane	100	U
75-69-4-----	Trichlorofluoromethane	100	U
75-35-4-----	1,1-Dichloroethene	100	U
67-64-1-----	Acetone	100	U
74-88-4-----	Iodomethane	100	U
75-15-0-----	Carbon Disulfide	100	U
75-09-2-----	Methylene Chloride	100	U
156-60-5-----	trans-1,2-Dichloroethene	100	U
1634-04-4-----	Methyl tert-butyl ether	100	U
75-34-3-----	1,1-Dichloroethane	100	U
108-05-4-----	Vinyl acetate	100	U
78-93-3-----	2-Butanone	100	U
156-59-2-----	cis-1,2-Dichloroethene	1700	D
590-20-7-----	2,2-Dichloropropane	100	U
74-97-5-----	Bromochloromethane	100	U
67-66-3-----	Chloroform	100	U
71-55-6-----	1,1,1-Trichloroethane	100	U
563-58-6-----	1,1-Dichloropropene	100	U
56-23-5-----	Carbon Tetrachloride	100	U
107-06-2-----	1,2-Dichloroethane	100	U
71-43-2-----	Benzene	100	U
79-01-6-----	Trichloroethene	94	DJ
78-87-5-----	1,2-Dichloropropane	100	U
74-95-3-----	Dibromomethane	100	U
75-27-4-----	Bromodichloromethane	100	U
10061-01-5-----	cis-1,3-Dichloropropene	100	U
108-10-1-----	4-Methyl-2-pentanone	100	U
108-88-3-----	Toluene	100	U
10061-02-6-----	trans-1,3-Dichloropropene	100	U
79-00-5-----	1,1,2-Trichloroethane	100	U

FORM I VOA

OLM03.0

Handwritten signature and date: 4/25/06

1A
VOLATILE ORGANICS ANALYSIS DATA SHEET

EPA SAMPLE NO.

WG-03DL

Lab Name: MITKEM CORPORATION

Contract:

Lab Code: MITKEM

Case No.:

SAS No.:

SDG No.: ME0610

Matrix: (soil/water) WATER

Lab Sample ID: E0610-10ADL

Sample wt/vol: 5.000 (g/mL) ML

Lab File ID: V2H4775

Level: (low/med) LOW

Date Received: 05/11/06

% Moisture: not dec. _____

Date Analyzed: 05/12/06

GC Column: DB-624 ID: 0.25 (mm)

Dilution Factor: 20.0

Soil Extract Volume: _____ (uL)

Soil Aliquot Volume: _____ (uL)

CAS NO. COMPOUND CONCENTRATION UNITS:
(ug/L or ug/Kg) UG/L Q

142-28-9	1,3-Dichloropropane	100	U
127-18-4	Tetrachloroethene	100	D
591-78-6	2-Hexanone	100	U
124-48-1	Dibromochloromethane	100	U
106-93-4	1,2-Dibromoethane	100	U
108-90-7	Chlorobenzene	100	U
630-20-6	1,1,1,2-Tetrachloroethane	100	U
100-41-4	Ethylbenzene	100	U
	m,p-Xylene	100	U
95-47-6	o-Xylene	100	U
1330-20-7	Xylene (Total)	100	U
100-42-5	Styrene	100	U
75-25-2	Bromoform	100	U
98-82-8	Isopropylbenzene	100	U
79-34-5	1,1,2,2-Tetrachloroethane	100	U
108-86-1	Bromobenzene	100	U
96-18-4	1,2,3-Trichloropropane	100	U
103-65-1	n-Propylbenzene	100	U
95-49-8	2-Chlorotoluene	100	U
108-67-8	1,3,5-Trimethylbenzene	100	U
106-43-4	4-Chlorotoluene	100	U
98-06-6	tert-Butylbenzene	100	U
95-63-6	1,2,4-Trimethylbenzene	100	U
135-98-8	sec-Butylbenzene	100	U
99-87-6	4-Isopropyltoluene	100	U
541-73-1	1,3-Dichlorobenzene	100	U
106-46-7	1,4-Dichlorobenzene	100	U
104-51-8	n-Butylbenzene	100	U
95-50-1	1,2-Dichlorobenzene	100	U
96-12-8	1,2-Dibromo-3-chloropropane	100	U
120-82-1	1,2,4-Trichlorobenzene	100	U
87-68-3	Hexachlorobutadiene	100	U
91-20-3	Naphthalene	100	U
87-61-6	1,2,3-Trichlorobenzene	100	U

FORM I VOA

OLM03.0

0070

1A
VOLATILE ORGANICS ANALYSIS DATA SHEET

EPA SAMPLE NO.

WG-04

Lab Name: MITKEM CORPORATION

Contract:

Lab Code: MITKEM

Case No.:

SAS No.:

SDG No.: ME0610

Matrix: (soil/water) WATER

Lab Sample ID: E0610-06A

Sample wt/vol: 5.000 (g/mL) ML

Lab File ID: V2H4746

Level: (low/med) LOW

Date Received: 05/11/06

% Moisture: not dec. _____

Date Analyzed: 05/11/06

GC Column: DB-624 ID: 0.25 (mm)

Dilution Factor: 1.0

Soil Extract Volume: _____ (uL)

Soil Aliquot Volume: _____ (uL)

CAS NO.

COMPOUND

CONCENTRATION UNITS:
(ug/L or ug/Kg) UG/L

Q

75-71-8-----	Dichlorodifluoromethane	5	U
74-87-3-----	Chloromethane	5	U
75-01-4-----	Vinyl Chloride	1	J
74-83-9-----	Bromomethane	5	U
75-00-3-----	Chloroethane	5	U
75-69-4-----	Trichlorofluoromethane	5	U
75-35-4-----	1,1-Dichloroethene	5	U
67-64-1-----	Acetone	5	U
74-88-4-----	Iodomethane	5	U
75-15-0-----	Carbon Disulfide	5	U
75-09-2-----	Methylene Chloride	5	U
156-60-5-----	trans-1,2-Dichloroethene	5	U
1634-04-4-----	Methyl tert-butyl ether	11	
75-34-3-----	1,1-Dichloroethane	5	U
108-05-4-----	Vinyl acetate	5	U
78-93-3-----	2-Butanone	5	U
156-59-2-----	cis-1,2-Dichloroethene	17	
590-20-7-----	2,2-Dichloropropane	5	U
74-97-5-----	Bromochloromethane	5	U
67-66-3-----	Chloroform	5	U
71-55-6-----	1,1,1-Trichloroethane	5	U
563-58-6-----	1,1-Dichloropropene	5	U
56-23-5-----	Carbon Tetrachloride	5	U
107-06-2-----	1,2-Dichloroethane	5	U
71-43-2-----	Benzene	5	U
79-01-6-----	Trichloroethene	12	
78-87-5-----	1,2-Dichloropropane	5	U
74-95-3-----	Dibromomethane	5	U
75-27-4-----	Bromodichloromethane	5	U
10061-01-5-----	cis-1,3-Dichloropropene	5	U
108-10-1-----	4-Methyl-2-pentanone	5	U
108-88-3-----	Toluene	5	U
10061-02-6-----	trans-1,3-Dichloropropene	5	U
79-00-5-----	1,1,2-Trichloroethane	5	U

FORM I VOA

OLM03.0

Handwritten signature and date: 6/25/06

0079

1A
VOLATILE ORGANICS ANALYSIS DATA SHEET

EPA SAMPLE NO.

WG-04

Lab Name: MITKEM CORPORATION

Contract:

Lab Code: MITKEM

Case No.:

SAS No.:

SDG No.: ME0610

Matrix: (soil/water) WATER

Lab Sample ID: E0610-06A

Sample wt/vol: 5.000 (g/mL) ML

Lab File ID: V2H4746

Level: (low/med) LOW

Date Received: 05/11/06

% Moisture: not dec. _____

Date Analyzed: 05/11/06

GC Column: DB-624 ID: 0.25 (mm)

Dilution Factor: 1.0

Soil Extract Volume: _____ (uL)

Soil Aliquot Volume: _____ (uL)

CAS NO. COMPOUND CONCENTRATION UNITS:
(ug/L or ug/Kg) UG/L Q

142-28-9-----	1,3-Dichloropropane	5	U
127-18-4-----	Tetrachloroethene	19	
591-78-6-----	2-Hexanone	5	U
124-48-1-----	Dibromochloromethane	5	U
106-93-4-----	1,2-Dibromoethane	5	U
108-90-7-----	Chlorobenzene	5	U
630-20-6-----	1,1,1,2-Tetrachloroethane	5	U
100-41-4-----	Ethylbenzene	5	U
-----	m,p-Xylene	5	U
95-47-6-----	o-Xylene	5	U
1330-20-7-----	Xylene (Total)	5	U
100-42-5-----	Styrene	5	U
75-25-2-----	Bromoform	5	U
98-82-8-----	Isopropylbenzene	5	U
79-34-5-----	1,1,2,2-Tetrachloroethane	5	U
108-86-1-----	Bromobenzene	5	U
96-18-4-----	1,2,3-Trichloropropane	5	U
103-65-1-----	n-Propylbenzene	5	U
95-49-8-----	2-Chlorotoluene	5	U
108-67-8-----	1,3,5-Trimethylbenzene	5	U
106-43-4-----	4-Chlorotoluene	5	U
98-06-6-----	tert-Butylbenzene	5	U
95-63-6-----	1,2,4-Trimethylbenzene	5	U
135-98-8-----	sec-Butylbenzene	5	U
99-87-6-----	4-Isopropyltoluene	5	U
541-73-1-----	1,3-Dichlorobenzene	5	U
106-46-7-----	1,4-Dichlorobenzene	5	U
104-51-8-----	n-Butylbenzene	5	U
95-50-1-----	1,2-Dichlorobenzene	5	U
96-12-8-----	1,2-Dibromo-3-chloropropane	5	U
120-82-1-----	1,2,4-Trichlorobenzene	5	U
87-68-3-----	Hexachlorobutadiene	5	U
91-20-3-----	Naphthalene	5	U
87-61-6-----	1,2,3-Trichlorobenzene	5	U

FORM I VOA

OLM03.0

0080

1A
VOLATILE ORGANICS ANALYSIS DATA SHEET

EPA SAMPLE NO.

WG-05D

Lab Name: MITKEM CORPORATION

Contract:

Lab Code: MITKEM

Case No.:

SAS No.:

SDG No.: ME0610

Matrix: (soil/water) WATER

Lab Sample ID: E0610-11A

Sample wt/vol: 5.000 (g/mL) ML

Lab File ID: V2H4752

Level: (low/med) LOW

Date Received: 05/11/06

% Moisture: not dec. _____

Date Analyzed: 05/11/06

GC Column: DB-624 ID: 0.25 (mm)

Dilution Factor: 1.0

Soil Extract Volume: _____ (uL)

Soil Aliquot Volume: _____ (uL)

CAS NO. COMPOUND CONCENTRATION UNITS:
(ug/L or ug/Kg) UG/L Q

75-71-8-----	Dichlorodifluoromethane	5	U
74-87-3-----	Chloromethane	5	U
75-01-4-----	Vinyl Chloride	30	
74-83-9-----	Bromomethane	5	U
75-00-3-----	Chloroethane	5	U
75-69-4-----	Trichlorofluoromethane	5	U
75-35-4-----	1,1-Dichloroethene	3	J
67-64-1-----	Acetone	5	U
74-88-4-----	Iodomethane	5	U
75-15-0-----	Carbon Disulfide	5	U
75-09-2-----	Methylene Chloride	5	U
156-60-5-----	trans-1,2-Dichloroethene	5	
1634-04-4-----	Methyl tert-butyl ether	9	
75-34-3-----	1,1-Dichloroethane	5	U
108-05-4-----	Vinyl acetate	5	U
78-93-3-----	2-Butanone	5	U
156-59-2-----	cis-1,2-Dichloroethene	700	770 D
590-20-7-----	2,2-Dichloropropane	5	U
74-97-5-----	Bromochloromethane	5	U
67-66-3-----	Chloroform	5	U
71-55-6-----	1,1,1-Trichloroethane	5	U
563-58-6-----	1,1-Dichloropropene	5	U
56-23-5-----	Carbon Tetrachloride	5	U
107-06-2-----	1,2-Dichloroethane	5	U
71-43-2-----	Benzene	5	U
79-01-6-----	Trichloroethene	620	730 D
78-87-5-----	1,2-Dichloropropane	5	U
74-95-3-----	Dibromomethane	5	U
75-27-4-----	Bromodichloromethane	5	U
10061-01-5-----	cis-1,3-Dichloropropene	5	U
108-10-1-----	4-Methyl-2-pentanone	5	U
108-88-3-----	Toluene	5	U
10061-02-6-----	trans-1,3-Dichloropropene	5	U
79-00-5-----	1,1,2-Trichloroethane	5	U

FORM I VOA

OLM03.0

0000

1A
VOLATILE ORGANICS ANALYSIS DATA SHEET

EPA SAMPLE NO.

WG-05D

Lab Name: MITKEM CORPORATION

Contract:

Lab Code: MITKEM

Case No.:

SAS No.:

SDG No.: ME0610

Matrix: (soil/water) WATER

Lab Sample ID: E0610-11A

Sample wt/vol: 5.000 (g/mL) ML

Lab File ID: V2H4752

Level: (low/med) LOW

Date Received: 05/11/06

% Moisture: not dec. _____

Date Analyzed: 05/11/06

GC Column: DB-624 ID: 0.25 (mm)

Dilution Factor: 1.0

Soil Extract Volume: _____ (uL)

Soil Aliquot Volume: _____ (uL)

CAS NO. COMPOUND CONCENTRATION UNITS:
(ug/L or ug/Kg) UG/L Q

142-28-9-----	1,3-Dichloropropane	5	U
127-18-4-----	Tetrachloroethene	1100	1200 E D
591-78-6-----	2-Hexanone	5	U
124-48-1-----	Dibromochloromethane	5	U
106-93-4-----	1,2-Dibromoethane	5	U
108-90-7-----	Chlorobenzene	5	U
630-20-6-----	1,1,1,2-Tetrachloroethane	5	U
100-41-4-----	Ethylbenzene	5	U
-----	m,p-Xylene	5	U
95-47-6-----	o-Xylene	5	U
1330-20-7-----	Xylene (Total)	5	U
100-42-5-----	Styrene	5	U
75-25-2-----	Bromoform	5	U
98-82-8-----	Isopropylbenzene	5	U
79-34-5-----	1,1,2,2-Tetrachloroethane	5	U
108-86-1-----	Bromobenzene	5	U
96-18-4-----	1,2,3-Trichloropropane	5	U
103-65-1-----	n-Propylbenzene	5	U
95-49-8-----	2-Chlorotoluene	5	U
108-67-8-----	1,3,5-Trimethylbenzene	5	U
106-43-4-----	4-Chlorotoluene	5	U
98-06-6-----	tert-Butylbenzene	5	U
95-63-6-----	1,2,4-Trimethylbenzene	5	U
135-98-8-----	sec-Butylbenzene	5	U
99-87-6-----	4-Isopropyltoluene	5	U
541-73-1-----	1,3-Dichlorobenzene	5	U
106-46-7-----	1,4-Dichlorobenzene	5	U
104-51-8-----	n-Butylbenzene	5	U
95-50-1-----	1,2-Dichlorobenzene	5	U
96-12-8-----	1,2-Dibromo-3-chloropropane	5	U
120-82-1-----	1,2,4-Trichlorobenzene	5	U
87-68-3-----	Hexachlorobutadiene	5	U
91-20-3-----	Naphthalene	5	U
87-61-6-----	1,2,3-Trichlorobenzene	5	U

FORM I VOA

OLM03.0

Handwritten signature and date: 6/25/06

0031

1A
VOLATILE ORGANICS ANALYSIS DATA SHEET

EPA SAMPLE NO.

WG-05DDL

Lab Name: MITKEM CORPORATION

Contract:

Lab Code: MITKEM

Case No.:

SAS No.:

SDG No.: ME0610

Matrix: (soil/water) WATER

Lab Sample ID: E0610-11ADL

Sample wt/vol: 5.000 (g/mL) ML

Lab File ID: V2H4776

Level: (low/med) LOW

Date Received: 05/11/06

% Moisture: not dec. _____

Date Analyzed: 05/12/06

GC Column: DB-624 ID: 0.25 (mm)

Dilution Factor: 10.0

Soil Extract Volume: _____ (uL)

Soil Aliquot Volume: _____ (uL)

CAS NO.

COMPOUND

CONCENTRATION UNITS:
(ug/L or ug/Kg) UG/L

Q

142-28-9-----	1,3-Dichloropropane	50	U
127-18-4-----	Tetrachloroethene	1100	D
591-78-6-----	2-Hexanone	50	U
124-48-1-----	Dibromochloromethane	50	U
106-93-4-----	1,2-Dibromoethane	50	U
108-90-7-----	Chlorobenzene	50	U
630-20-6-----	1,1,1,2-Tetrachloroethane	50	U
100-41-4-----	Ethylbenzene	50	U
-----	m,p-Xylene	50	U
95-47-6-----	o-Xylene	50	U
1330-20-7-----	Xylene (Total)	50	U
100-42-5-----	Styrene	50	U
75-25-2-----	Bromoform	50	U
98-82-8-----	Isopropylbenzene	50	U
79-34-5-----	1,1,2,2-Tetrachloroethane	50	U
108-86-1-----	Bromobenzene	50	U
96-18-4-----	1,2,3-Trichloropropane	50	U
103-65-1-----	n-Propylbenzene	50	U
95-49-8-----	2-Chlorotoluene	50	U
108-67-8-----	1,3,5-Trimethylbenzene	50	U
106-43-4-----	4-Chlorotoluene	50	U
98-06-6-----	tert-Butylbenzene	50	U
95-63-6-----	1,2,4-Trimethylbenzene	50	U
135-98-8-----	sec-Butylbenzene	50	U
99-87-6-----	4-Isopropyltoluene	50	U
541-73-1-----	1,3-Dichlorobenzene	50	U
106-46-7-----	1,4-Dichlorobenzene	50	U
104-51-8-----	n-Butylbenzene	50	U
95-50-1-----	1,2-Dichlorobenzene	50	U
96-12-8-----	1,2-Dibromo-3-chloropropane	50	U
120-82-1-----	1,2,4-Trichlorobenzene	50	U
87-68-3-----	Hexachlorobutadiene	50	U
91-20-3-----	Naphthalene	50	U
87-61-6-----	1,2,3-Trichlorobenzene	50	U

FORM I VOA

OLM03.0

1A
VOLATILE ORGANICS ANALYSIS DATA SHEET

EPA SAMPLE NO.

WG-05DDL

Lab Name: MITKEM CORPORATION

Contract:

Lab Code: MITKEM

Case No.:

SAS No.:

SDG No.: ME0610

Matrix: (soil/water) WATER

Lab Sample ID: E0610-11ADL

Sample wt/vol: 5.000 (g/mL) ML

Lab File ID: V2H4776

Level: (low/med) LOW

Date Received: 05/11/06

% Moisture: not dec. _____

Date Analyzed: 05/12/06

GC Column: DB-624 ID: 0.25 (mm)

Dilution Factor: 10.0

Soil Extract Volume: _____ (uL)

Soil Aliquot Volume: _____ (uL)

CAS NO.	COMPOUND	CONCENTRATION UNITS: (ug/L or ug/Kg) UG/L	Q
75-71-8	Dichlorodifluoromethane	50	U
74-87-3	Chloromethane	50	U
75-01-4	Vinyl Chloride	20	DJ
74-83-9	Bromomethane	50	U
75-00-3	Chloroethane	50	U
75-69-4	Trichlorofluoromethane	50	U
75-35-4	1,1-Dichloroethene	50	U
67-64-1	Acetone	50	U
74-88-4	Iodomethane	50	U
75-15-0	Carbon Disulfide	50	U
75-09-2	Methylene Chloride	50	U
156-60-5	trans-1,2-Dichloroethene	50	U
1634-04-4	Methyl tert-butyl ether	50	U
75-34-3	1,1-Dichloroethane	50	U
108-05-4	Vinyl acetate	50	U
78-93-3	2-Butanone	50	U
156-59-2	cis-1,2-Dichloroethene	700	D
590-20-7	2,2-Dichloropropane	50	U
74-97-5	Bromochloromethane	50	U
67-66-3	Chloroform	50	U
71-55-6	1,1,1-Trichloroethane	50	U
563-58-6	1,1-Dichloropropene	50	U
56-23-5	Carbon Tetrachloride	50	U
107-06-2	1,2-Dichloroethane	50	U
71-43-2	Benzene	50	U
79-01-6	Trichloroethene	620	D
78-87-5	1,2-Dichloropropane	50	U
74-95-3	Dibromomethane	50	U
75-27-4	Bromodichloromethane	50	U
10061-01-5	cis-1,3-Dichloropropene	50	U
108-10-1	4-Methyl-2-pentanone	50	U
108-88-3	Toluene	50	U
10061-02-6	trans-1,3-Dichloropropene	50	U
79-00-5	1,1,2-Trichloroethane	50	U

FORM I VOA

OLM03.0

1A
VOLATILE ORGANICS ANALYSIS DATA SHEET

EPA SAMPLE NO.

WG-07S

Lab Name: MITKEM CORPORATION

Contract:

Lab Code: MITKEM

Case No.:

SAS No.:

SDG No.: ME0610

Matrix: (soil/water) WATER

Lab Sample ID: E0610-08A

Sample wt/vol: 5.000 (g/mL) ML

Lab File ID: V2H4748

Level: (low/med) LOW

Date Received: 05/11/06

% Moisture: not dec. _____

Date Analyzed: 05/11/06

GC Column: DB-624 ID: 0.25 (mm)

Dilution Factor: 1.0

Soil Extract Volume: _____ (uL)

Soil Aliquot Volume: _____ (uL)

CAS NO.	COMPOUND	CONCENTRATION UNITS: (ug/L or ug/Kg) UG/L	Q
---------	----------	--	---

75-71-8-----	Dichlorodifluoromethane	5	U
74-87-3-----	Chloromethane	5	U
75-01-4-----	Vinyl Chloride	3	J
74-83-9-----	Bromomethane	5	U
75-00-3-----	Chloroethane	5	U
75-69-4-----	Trichlorofluoromethane	5	U
75-35-4-----	1,1-Dichloroethene	5	U
67-64-1-----	Acetone	5	U
74-88-4-----	Iodomethane	5	U
75-15-0-----	Carbon Disulfide	5	U
75-09-2-----	Methylene Chloride	5	U
156-60-5-----	trans-1,2-Dichloroethene	5	U
1634-04-4-----	Methyl tert-butyl ether	2	J
75-34-3-----	1,1-Dichloroethane	5	U
108-05-4-----	Vinyl acetate	5	U
78-93-3-----	2-Butanone	5	U
156-59-2-----	cis-1,2-Dichloroethene	100	
590-20-7-----	2,2-Dichloropropane	5	U
74-97-5-----	Bromochloromethane	5	U
67-66-3-----	Chloroform	5	U
71-55-6-----	1,1,1-Trichloroethane	5	U
563-58-6-----	1,1-Dichloropropene	5	U
56-23-5-----	Carbon Tetrachloride	5	U
107-06-2-----	1,2-Dichloroethane	5	U
71-43-2-----	Benzene	5	U
79-01-6-----	Trichloroethene	12	
78-87-5-----	1,2-Dichloropropane	5	U
74-95-3-----	Dibromomethane	5	U
75-27-4-----	Bromodichloromethane	5	U
10061-01-5-----	cis-1,3-Dichloropropene	5	U
108-10-1-----	4-Methyl-2-pentanone	5	U
108-88-3-----	Toluene	5	U
10061-02-6-----	trans-1,3-Dichloropropene	5	U
79-00-5-----	1,1,2-Trichloroethane	5	U

FORM I VOA

OLM03.0

Handwritten: 6/25/06

1A
VOLATILE ORGANICS ANALYSIS DATA SHEET

EPA SAMPLE NO.

WG-07S

Lab Name: MITKEM CORPORATION

Contract:

Lab Code: MITKEM

Case No.:

SAS No.:

SDG No.: ME0610

Matrix: (soil/water) WATER

Lab Sample ID: E0610-08A

Sample wt/vol: 5.000 (g/mL) ML

Lab File ID: V2H4748

Level: (low/med) LOW

Date Received: 05/11/06

% Moisture: not dec. _____

Date Analyzed: 05/11/06

GC Column: DB-624 ID: 0.25 (mm)

Dilution Factor: 1.0

Soil Extract Volume: _____ (uL)

Soil Aliquot Volume: _____ (uL)

CAS NO.	COMPOUND	CONCENTRATION UNITS: (ug/L or ug/Kg) UG/L	Q
---------	----------	--	---

142-28-9-----	1,3-Dichloropropane	5	U
127-18-4-----	Tetrachloroethene	38	
591-78-6-----	2-Hexanone	5	U
124-48-1-----	Dibromochloromethane	5	U
106-93-4-----	1,2-Dibromoethane	5	U
108-90-7-----	Chlorobenzene	5	U
630-20-6-----	1,1,1,2-Tetrachloroethane	5	U
100-41-4-----	Ethylbenzene	5	U
-----	m,p-Xylene	5	U
95-47-6-----	o-Xylene	5	U
1330-20-7-----	Xylene (Total)	5	U
100-42-5-----	Styrene	5	U
75-25-2-----	Bromoform	5	U
98-82-8-----	Isopropylbenzene	5	U
79-34-5-----	1,1,2,2-Tetrachloroethane	5	U
108-86-1-----	Bromobenzene	5	U
96-18-4-----	1,2,3-Trichloropropane	5	U
103-65-1-----	n-Propylbenzene	5	U
95-49-8-----	2-Chlorotoluene	5	U
108-67-8-----	1,3,5-Trimethylbenzene	5	U
106-43-4-----	4-Chlorotoluene	5	U
98-06-6-----	tert-Butylbenzene	5	U
95-63-6-----	1,2,4-Trimethylbenzene	5	U
135-98-8-----	sec-Butylbenzene	5	U
99-87-6-----	4-Isopropyltoluene	5	U
541-73-1-----	1,3-Dichlorobenzene	5	U
106-46-7-----	1,4-Dichlorobenzene	5	U
104-51-8-----	n-Butylbenzene	5	U
95-50-1-----	1,2-Dichlorobenzene	5	U
96-12-8-----	1,2-Dibromo-3-chloropropane	5	U
120-82-1-----	1,2,4-Trichlorobenzene	5	U
87-68-3-----	Hexachlorobutadiene	5	U
91-20-3-----	Naphthalene	5	U
87-61-6-----	1,2,3-Trichlorobenzene	5	U

FORM I VOA

OLM03.0

1A
VOLATILE ORGANICS ANALYSIS DATA SHEET

EPA SAMPLE NO.

WG-08S

Lab Name: MITKEM CORPORATION

Contract:

Lab Code: MITKEM

Case No.:

SAS No.:

SDG No.: ME0610

Matrix: (soil/water) WATER

Lab Sample ID: E0610-02A

Sample wt/vol: 5.000 (g/mL) ML

Lab File ID: V2H4742

Level: (low/med) LOW

Date Received: 05/11/06

% Moisture: not dec. _____

Date Analyzed: 05/11/06

GC Column: DB-624 ID: 0.25 (mm)

Dilution Factor: 1.0

Soil Extract Volume: _____ (uL)

Soil Aliquot Volume: _____ (uL)

CAS NO.	COMPOUND	CONCENTRATION UNITS: (ug/L or ug/Kg) UG/L	Q
---------	----------	--	---

75-71-8	Dichlorodifluoromethane	5	U
74-87-3	Chloromethane	5	U
75-01-4	Vinyl Chloride	5	U
74-83-9	Bromomethane	5	U
75-00-3	Chloroethane	5	U
75-69-4	Trichlorofluoromethane	5	U
75-35-4	1,1-Dichloroethene	5	U
67-64-1	Acetone	5	U
74-88-4	Iodomethane	5	U
75-15-0	Carbon Disulfide	5	U
75-09-2	Methylene Chloride	5	U
156-60-5	trans-1,2-Dichloroethene	5	U
1634-04-4	Methyl tert-butyl ether	5	U
75-34-3	1,1-Dichloroethane	5	U
108-05-4	Vinyl acetate	5	U
78-93-3	2-Butanone	5	U
156-59-2	cis-1,2-Dichloroethene	5	U
590-20-7	2,2-Dichloropropane	5	U
74-97-5	Bromochloromethane	5	U
67-66-3	Chloroform	5	U
71-55-6	1,1,1-Trichloroethane	5	U
563-58-6	1,1-Dichloropropene	5	U
56-23-5	Carbon Tetrachloride	5	U
107-06-2	1,2-Dichloroethane	5	U
71-43-2	Benzene	6	
79-01-6	Trichloroethene	5	U
78-87-5	1,2-Dichloropropane	5	U
74-95-3	Dibromomethane	5	U
75-27-4	Bromodichloromethane	5	U
10061-01-5	cis-1,3-Dichloropropene	5	U
108-10-1	4-Methyl-2-pentanone	5	U
108-88-3	Toluene	5	U
10061-02-6	trans-1,3-Dichloropropene	5	U
79-00-5	1,1,2-Trichloroethane	5	U

FORM I VOA

OLM03.0

Handwritten: 6/25/06

0124

1A
VOLATILE ORGANICS ANALYSIS DATA SHEET

EPA SAMPLE NO.

WG-08S

Lab Name: MITKEM CORPORATION

Contract:

Lab Code: MITKEM

Case No.:

SAS No.:

SDG No.: ME0610

Matrix: (soil/water) WATER

Lab Sample ID: E0610-02A

Sample wt/vol: 5.000 (g/mL) ML

Lab File ID: V2H4742

Level: (low/med) LOW

Date Received: 05/11/06

% Moisture: not dec. _____

Date Analyzed: 05/11/06

GC Column: DB-624 ID: 0.25 (mm)

Dilution Factor: 1.0

Soil Extract Volume: _____ (uL)

Soil Aliquot Volume: _____ (uL)

CAS NO.	COMPOUND	CONCENTRATION UNITS: (ug/L or ug/Kg) UG/L	Q
142-28-9-----	1,3-Dichloropropane	5	U
127-18-4-----	Tetrachloroethene	5	U
591-78-6-----	2-Hexanone	5	U
124-48-1-----	Dibromochloromethane	5	U
106-93-4-----	1,2-Dibromoethane	5	U
108-90-7-----	Chlorobenzene	5	U
630-20-6-----	1,1,1,2-Tetrachloroethane	5	U
100-41-4-----	Ethylbenzene	18	
-----	m,p-Xylene	45	
95-47-6-----	o-Xylene	2	J
1330-20-7-----	Xylene (Total)	46	
100-42-5-----	Styrene	5	U
75-25-2-----	Bromoform	5	U
98-82-8-----	Isopropylbenzene	3	J
79-34-5-----	1,1,2,2-Tetrachloroethane	5	U
108-86-1-----	Bromobenzene	5	U
96-18-4-----	1,2,3-Trichloropropane	5	U
103-65-1-----	n-Propylbenzene	2	J
95-49-8-----	2-Chlorotoluene	5	U
108-67-8-----	1,3,5-Trimethylbenzene	38	
106-43-4-----	4-Chlorotoluene	5	U
98-06-6-----	tert-Butylbenzene	5	U
95-63-6-----	1,2,4-Trimethylbenzene	57	
135-98-8-----	sec-Butylbenzene	5	U
99-87-6-----	4-Isopropyltoluene	1	J
541-73-1-----	1,3-Dichlorobenzene	5	U
106-46-7-----	1,4-Dichlorobenzene	5	U
104-51-8-----	n-Butylbenzene	5	U
95-50-1-----	1,2-Dichlorobenzene	5	U
96-12-8-----	1,2-Dibromo-3-chloropropane	5	U
120-82-1-----	1,2,4-Trichlorobenzene	5	U
87-68-3-----	Hexachlorobutadiene	5	U
91-20-3-----	Naphthalene	14	
87-61-6-----	1,2,3-Trichlorobenzene	5	U

FORM I VOA

OLM03.0

6125

1A
VOLATILE ORGANICS ANALYSIS DATA SHEET

EPA SAMPLE NO.

WG-09S

Lab Name: MITKEM CORPORATION

Contract:

Lab Code: MITKEM

Case No.:

SAS No.:

SDG No.: ME0610

Matrix: (soil/water) WATER

Lab Sample ID: E0610-09A

Sample wt/vol: 5.000 (g/mL) ML

Lab File ID: V2H4749

Level: (low/med) LOW

Date Received: 05/11/06

% Moisture: not dec. _____

Date Analyzed: 05/11/06

GC Column: DB-624 ID: 0.25 (mm)

Dilution Factor: 1.0

Soil Extract Volume: _____ (uL)

Soil Aliquot Volume: _____ (uL)

CAS NO.

COMPOUND

CONCENTRATION UNITS:
(ug/L or ug/Kg) UG/L

Q

75-71-8-----	Dichlorodifluoromethane	5	U
74-87-3-----	Chloromethane	5	U
75-01-4-----	Vinyl Chloride	5	U
74-83-9-----	Bromomethane	5	U
75-00-3-----	Chloroethane	5	U
75-69-4-----	Trichlorofluoromethane	5	U
75-35-4-----	1,1-Dichloroethene	5	U
67-64-1-----	Acetone	5	U
74-88-4-----	Iodomethane	5	U
75-15-0-----	Carbon Disulfide	5	U
75-09-2-----	Methylene Chloride	5	U
156-60-5-----	trans-1,2-Dichloroethene	5	U
1634-04-4-----	Methyl tert-butyl ether	5	U
75-34-3-----	1,1-Dichloroethane	5	U
108-05-4-----	Vinyl acetate	5	U
78-93-3-----	2-Butanone	5	U
156-59-2-----	cis-1,2-Dichloroethene	5	U
590-20-7-----	2,2-Dichloropropane	5	U
74-97-5-----	Bromochloromethane	5	U
67-66-3-----	Chloroform	5	U
71-55-6-----	1,1,1-Trichloroethane	5	U
563-58-6-----	1,1-Dichloropropene	5	U
56-23-5-----	Carbon Tetrachloride	5	U
107-06-2-----	1,2-Dichloroethane	5	U
71-43-2-----	Benzene	5	U
79-01-6-----	Trichloroethene	5	U
78-87-5-----	1,2-Dichloropropane	5	U
74-95-3-----	Dibromomethane	5	U
75-27-4-----	Bromodichloromethane	5	U
10061-01-5-----	cis-1,3-Dichloropropene	5	U
108-10-1-----	4-Methyl-2-pentanone	5	U
108-88-3-----	Toluene	5	U
10061-02-6-----	trans-1,3-Dichloropropene	5	U
79-00-5-----	1,1,2-Trichloroethane	5	U

FORM I VOA

OLM03.0

1A
VOLATILE ORGANICS ANALYSIS DATA SHEET

EPA SAMPLE NO.

WG-09S

Lab Name: MITKEM CORPORATION

Contract:

Lab Code: MITKEM

Case No.:

SAS No.:

SDG No.: ME0610

Matrix: (soil/water) WATER

Lab Sample ID: E0610-09A

Sample wt/vol: 5.000 (g/mL) ML

Lab File ID: V2H4749

Level: (low/med) LOW

Date Received: 05/11/06

% Moisture: not dec. _____

Date Analyzed: 05/11/06

GC Column: DB-624 ID: 0.25 (mm)

Dilution Factor: 1.0

Soil Extract Volume: _____ (uL)

Soil Aliquot Volume: _____ (uL)

CAS NO.

COMPOUND

CONCENTRATION UNITS:
(ug/L or ug/Kg) UG/L

Q

142-28-9-----	1,3-Dichloropropane	5	U
127-18-4-----	Tetrachloroethene	5	U
591-78-6-----	2-Hexanone	5	U
124-48-1-----	Dibromochloromethane	5	U
106-93-4-----	1,2-Dibromoethane	5	U
108-90-7-----	Chlorobenzene	5	U
630-20-6-----	1,1,1,2-Tetrachloroethane	5	U
100-41-4-----	Ethylbenzene	5	U
-----	m,p-Xylene	5	U
95-47-6-----	o-Xylene	5	U
1330-20-7-----	Xylene (Total)	5	U
100-42-5-----	Styrene	5	U
75-25-2-----	Bromoform	5	U
98-82-8-----	Isopropylbenzene	5	U
79-34-5-----	1,1,2,2-Tetrachloroethane	5	U
108-86-1-----	Bromobenzene	5	U
96-18-4-----	1,2,3-Trichloropropane	5	U
103-65-1-----	n-Propylbenzene	5	U
95-49-8-----	2-Chlorotoluene	5	U
108-67-8-----	1,3,5-Trimethylbenzene	5	U
106-43-4-----	4-Chlorotoluene	5	U
98-06-6-----	tert-Butylbenzene	5	U
95-63-6-----	1,2,4-Trimethylbenzene	5	U
135-98-8-----	sec-Butylbenzene	5	U
99-87-6-----	4-Isopropyltoluene	5	U
541-73-1-----	1,3-Dichlorobenzene	5	U
106-46-7-----	1,4-Dichlorobenzene	5	U
104-51-8-----	n-Butylbenzene	5	U
95-50-1-----	1,2-Dichlorobenzene	5	U
96-12-8-----	1,2-Dibromo-3-chloropropane	5	U
120-82-1-----	1,2,4-Trichlorobenzene	5	U
87-68-3-----	Hexachlorobutadiene	5	U
91-20-3-----	Naphthalene	5	U
87-61-6-----	1,2,3-Trichlorobenzene	5	U

FORM I VOA

OLM03.0

1A
VOLATILE ORGANICS ANALYSIS DATA SHEET

EPA SAMPLE NO.

WG-12S

Lab Name: MITKEM CORPORATION

Contract:

Lab Code: MITKEM

Case No.:

SAS No.:

SDG No.: ME0610

Matrix: (soil/water) WATER

Lab Sample ID: E0610-01A

Sample wt/vol: 5.000 (g/mL) ML

Lab File ID: V2H4741

Level: (low/med) LOW

Date Received: 05/11/06

% Moisture: not dec. _____

Date Analyzed: 05/11/06

GC Column: DB-624 ID: 0.25 (mm)

Dilution Factor: 1.0

Soil Extract Volume: _____ (uL)

Soil Aliquot Volume: _____ (uL)

CAS NO.

COMPOUND

CONCENTRATION UNITS:
(ug/L or ug/Kg) UG/L

Q

75-71-8-----	Dichlorodifluoromethane	5	U
74-87-3-----	Chloromethane	5	U
75-01-4-----	Vinyl Chloride	5	U
74-83-9-----	Bromomethane	5	U
75-00-3-----	Chloroethane	5	U
75-69-4-----	Trichlorofluoromethane	5	U
75-35-4-----	1,1-Dichloroethene	5	U
67-64-1-----	Acetone	5	U
74-88-4-----	Iodomethane	5	U
75-15-0-----	Carbon Disulfide	5	U
75-09-2-----	Methylene Chloride	5	U
156-60-5-----	trans-1,2-Dichloroethene	5	U
1634-04-4-----	Methyl tert-butyl ether	5	U
75-34-3-----	1,1-Dichloroethane	5	U
108-05-4-----	Vinyl acetate	5	U
78-93-3-----	2-Butanone	5	U
156-59-2-----	cis-1,2-Dichloroethene	5	U
590-20-7-----	2,2-Dichloropropane	5	U
74-97-5-----	Bromochloromethane	5	U
67-66-3-----	Chloroform	5	U
71-55-6-----	1,1,1-Trichloroethane	5	U
563-58-6-----	1,1-Dichloropropene	5	U
56-23-5-----	Carbon Tetrachloride	5	U
107-06-2-----	1,2-Dichloroethane	5	U
71-43-2-----	Benzene	5	U
79-01-6-----	Trichloroethene	5	U
78-87-5-----	1,2-Dichloropropane	5	U
74-95-3-----	Dibromomethane	5	U
75-27-4-----	Bromodichloromethane	5	U
10061-01-5-----	cis-1,3-Dichloropropene	5	U
108-10-1-----	4-Methyl-2-pentanone	5	U
108-88-3-----	Toluene	5	U
10061-02-6-----	trans-1,3-Dichloropropene	5	U
79-00-5-----	1,1,2-Trichloroethane	5	U

FORM I VOA

OLM03.0

Handwritten signature/initials

1A
VOLATILE ORGANICS ANALYSIS DATA SHEET

EPA SAMPLE NO.

WG-12S

Lab Name: MITKEM CORPORATION

Contract:

Lab Code: MITKEM

Case No.:

SAS No.:

SDG No.: ME0610

Matrix: (soil/water) WATER

Lab Sample ID: E0610-01A

Sample wt/vol: 5.000 (g/mL) ML

Lab File ID: V2H4741

Level: (low/med) LOW

Date Received: 05/11/06

% Moisture: not dec. _____

Date Analyzed: 05/11/06

GC Column: DB-624 ID: 0.25 (mm)

Dilution Factor: 1.0

Soil Extract Volume: _____ (uL)

Soil Aliquot Volume: _____ (uL)

CAS NO.

COMPOUND

CONCENTRATION UNITS:
(ug/L or ug/Kg) UG/L

Q

142-28-9-----	1,3-Dichloropropane	5	U
127-18-4-----	Tetrachloroethene	5	U
591-78-6-----	2-Hexanone	5	U
124-48-1-----	Dibromochloromethane	5	U
106-93-4-----	1,2-Dibromoethane	5	U
108-90-7-----	Chlorobenzene	5	U
630-20-6-----	1,1,1,2-Tetrachloroethane	5	U
100-41-4-----	Ethylbenzene	5	U
-----	m,p-Xylene	5	U
95-47-6-----	o-Xylene	5	U
1330-20-7-----	Xylene (Total)	5	U
100-42-5-----	Styrene	5	U
75-25-2-----	Bromoform	5	U
98-82-8-----	Isopropylbenzene	5	U
79-34-5-----	1,1,2,2-Tetrachloroethane	5	U
108-86-1-----	Bromobenzene	5	U
96-18-4-----	1,2,3-Trichloropropane	5	U
103-65-1-----	n-Propylbenzene	5	U
95-49-8-----	2-Chlorotoluene	5	U
108-67-8-----	1,3,5-Trimethylbenzene	5	U
106-43-4-----	4-Chlorotoluene	5	U
98-06-6-----	tert-Butylbenzene	5	U
95-63-6-----	1,2,4-Trimethylbenzene	5	U
135-98-8-----	sec-Butylbenzene	5	U
99-87-6-----	4-Isopropyltoluene	5	U
541-73-1-----	1,3-Dichlorobenzene	5	U
106-46-7-----	1,4-Dichlorobenzene	5	U
104-51-8-----	n-Butylbenzene	5	U
95-50-1-----	1,2-Dichlorobenzene	5	U
96-12-8-----	1,2-Dibromo-3-chloropropane	5	U
120-82-1-----	1,2,4-Trichlorobenzene	5	U
87-68-3-----	Hexachlorobutadiene	5	U
91-20-3-----	Naphthalene	5	U
87-61-6-----	1,2,3-Trichlorobenzene	5	U

FORM I VOA

OLM03.0

1A
VOLATILE ORGANICS ANALYSIS DATA SHEET

EPA SAMPLE NO.

WG-16S

Lab Name: MITKEM CORPORATION

Contract:

Lab Code: MITKEM

Case No.:

SAS No.:

SDG No.: ME0610

Matrix: (soil/water) WATER

Lab Sample ID: E0610-07A

Sample wt/vol: 5.000 (g/mL) ML

Lab File ID: V2H4747

Level: (low/med) LOW

Date Received: 05/11/06

% Moisture: not dec. _____

Date Analyzed: 05/11/06

GC Column: DB-624 ID: 0.25 (mm)

Dilution Factor: 1.0

Soil Extract Volume: _____ (uL)

Soil Aliquot Volume: _____ (uL)

CAS NO.	COMPOUND	CONCENTRATION UNITS: (ug/L or ug/Kg) UG/L	Q
---------	----------	--	---

75-71-8-----	Dichlorodifluoromethane	5	U
74-87-3-----	Chloromethane	5	U
75-01-4-----	Vinyl Chloride	5	U
74-83-9-----	Bromomethane	5	U
75-00-3-----	Chloroethane	5	U
75-69-4-----	Trichlorofluoromethane	5	U
75-35-4-----	1,1-Dichloroethene	5	U
67-64-1-----	Acetone	5	U
74-88-4-----	Iodomethane	5	U
75-15-0-----	Carbon Disulfide	5	U
75-09-2-----	Methylene Chloride	5	U
156-60-5-----	trans-1,2-Dichloroethene	5	U
1634-04-4-----	Methyl tert-butyl ether	5	U
75-34-3-----	1,1-Dichloroethane	5	U
108-05-4-----	Vinyl acetate	5	U
78-93-3-----	2-Butanone	5	U
156-59-2-----	cis-1,2-Dichloroethene	5	U
590-20-7-----	2,2-Dichloropropane	5	U
74-97-5-----	Bromochloromethane	5	U
67-66-3-----	Chloroform	5	U
71-55-6-----	1,1,1-Trichloroethane	5	U
563-58-6-----	1,1-Dichloropropene	5	U
56-23-5-----	Carbon Tetrachloride	5	U
107-06-2-----	1,2-Dichloroethane	5	U
71-43-2-----	Benzene	5	U
79-01-6-----	Trichloroethene	5	U
78-87-5-----	1,2-Dichloropropane	5	U
74-95-3-----	Dibromomethane	5	U
75-27-4-----	Bromodichloromethane	5	U
10061-01-5-----	cis-1,3-Dichloropropene	5	U
108-10-1-----	4-Methyl-2-pentanone	5	U
108-88-3-----	Toluene	5	U
10061-02-6-----	trans-1,3-Dichloropropene	5	U
79-00-5-----	1,1,2-Trichloroethane	5	U

FORM I VOA

OLM03.0

1A
VOLATILE ORGANICS ANALYSIS DATA SHEET

EPA SAMPLE NO.

WG-16S

Lab Name: MITKEM CORPORATION

Contract:

Lab Code: MITKEM

Case No.:

SAS No.:

SDG No.: ME0610

Matrix: (soil/water) WATER

Lab Sample ID: E0610-07A

Sample wt/vol: 5.000 (g/mL) ML

Lab File ID: V2H4747

Level: (low/med) LOW

Date Received: 05/11/06

% Moisture: not dec. _____

Date Analyzed: 05/11/06

GC Column: DB-624 ID: 0.25 (mm)

Dilution Factor: 1.0

Soil Extract Volume: _____ (uL)

Soil Aliquot Volume: _____ (uL)

CAS NO.

COMPOUND

CONCENTRATION UNITS:
(ug/L or ug/Kg) UG/L

Q

142-28-9-----	1,3-Dichloropropane	5	U
127-18-4-----	Tetrachloroethene	5	
591-78-6-----	2-Hexanone	5	U
124-48-1-----	Dibromochloromethane	5	U
106-93-4-----	1,2-Dibromoethane	5	U
108-90-7-----	Chlorobenzene	5	U
630-20-6-----	1,1,1,2-Tetrachloroethane	5	U
100-41-4-----	Ethylbenzene	5	U
-----	m,p-Xylene	5	U
95-47-6-----	o-Xylene	5	U
1330-20-7-----	Xylene (Total)	5	U
100-42-5-----	Styrene	5	U
75-25-2-----	Bromoform	5	U
98-82-8-----	Isopropylbenzene	5	U
79-34-5-----	1,1,2,2-Tetrachloroethane	5	U
108-86-1-----	Bromobenzene	5	U
96-18-4-----	1,2,3-Trichloropropane	5	U
103-65-1-----	n-Propylbenzene	5	U
95-49-8-----	2-Chlorotoluene	5	U
108-67-8-----	1,3,5-Trimethylbenzene	5	U
106-43-4-----	4-Chlorotoluene	5	U
98-06-6-----	tert-Butylbenzene	5	U
95-63-6-----	1,2,4-Trimethylbenzene	5	U
135-98-8-----	sec-Butylbenzene	5	U
99-87-6-----	4-Isopropyltoluene	5	U
541-73-1-----	1,3-Dichlorobenzene	5	U
106-46-7-----	1,4-Dichlorobenzene	5	U
104-51-8-----	n-Butylbenzene	5	U
95-50-1-----	1,2-Dichlorobenzene	5	U
96-12-8-----	1,2-Dibromo-3-chloropropane	5	U
120-82-1-----	1,2,4-Trichlorobenzene	5	U
87-68-3-----	Hexachlorobutadiene	5	U
91-20-3-----	Naphthalene	5	U
87-61-6-----	1,2,3-Trichlorobenzene	5	U

FORM I VOA

OLM03.0

1A
VOLATILE ORGANICS ANALYSIS DATA SHEET

EPA SAMPLE NO.

WG-19S

Lab Name: MITKEM CORPORATION

Contract:

Lab Code: MITKEM

Case No.:

SAS No.:

SDG No.: ME0610

Matrix: (soil/water) WATER

Lab Sample ID: E0610-03A

Sample wt/vol: 5.000 (g/mL) ML

Lab File ID: V2H4743

Level: (low/med) LOW

Date Received: 05/11/06

% Moisture: not dec. _____

Date Analyzed: 05/11/06

GC Column: DB-624 ID: 0.25 (mm)

Dilution Factor: 1.0

Soil Extract Volume: _____ (uL)

Soil Aliquot Volume: _____ (uL)

CAS NO.	COMPOUND	CONCENTRATION UNITS: (ug/L or ug/Kg) UG/L	Q
---------	----------	--	---

75-71-8-----	Dichlorodifluoromethane	5	U
74-87-3-----	Chloromethane	5	U
75-01-4-----	Vinyl Chloride	5	U
74-83-9-----	Bromomethane	5	U
75-00-3-----	Chloroethane	5	U
75-69-4-----	Trichlorofluoromethane	5	U
75-35-4-----	1,1-Dichloroethene	5	U
67-64-1-----	Acetone	5	U
74-88-4-----	Iodomethane	5	U
75-15-0-----	Carbon Disulfide	5	U
75-09-2-----	Methylene Chloride	5	U
156-60-5-----	trans-1,2-Dichloroethene	5	U
1634-04-4-----	Methyl tert-butyl ether	5	U
75-34-3-----	1,1-Dichloroethane	5	U
108-05-4-----	Vinyl acetate	5	U
78-93-3-----	2-Butanone	5	U
156-59-2-----	cis-1,2-Dichloroethene	5	U
590-20-7-----	2,2-Dichloropropane	5	U
74-97-5-----	Bromochloromethane	5	U
67-66-3-----	Chloroform	5	U
71-55-6-----	1,1,1-Trichloroethane	5	U
563-58-6-----	1,1-Dichloropropene	5	U
56-23-5-----	Carbon Tetrachloride	5	U
107-06-2-----	1,2-Dichloroethane	5	U
71-43-2-----	Benzene	5	U
79-01-6-----	Trichloroethene	5	U
78-87-5-----	1,2-Dichloropropane	5	U
74-95-3-----	Dibromomethane	5	U
75-27-4-----	Bromodichloromethane	5	U
10061-01-5-----	cis-1,3-Dichloropropene	5	U
108-10-1-----	4-Methyl-2-pentanone	5	U
108-88-3-----	Toluene	5	U
10061-02-6-----	trans-1,3-Dichloropropene	5	U
79-00-5-----	1,1,2-Trichloroethane	5	U

FORM I VOA

OLM03.0

1A
VOLATILE ORGANICS ANALYSIS DATA SHEET

EPA SAMPLE NO.

WG-19S

Lab Name: MITKEM CORPORATION

Contract:

Lab Code: MITKEM

Case No.:

SAS No.:

SDG No.: ME0610

Matrix: (soil/water) WATER

Lab Sample ID: E0610-03A

Sample wt/vol: 5.000 (g/mL) ML

Lab File ID: V2H4743

Level: (low/med) LOW

Date Received: 05/11/06

% Moisture: not dec. _____

Date Analyzed: 05/11/06

GC Column: DB-624 ID: 0.25 (mm)

Dilution Factor: 1.0

Soil Extract Volume: _____ (uL)

Soil Aliquot Volume: _____ (uL)

CAS NO.	COMPOUND	CONCENTRATION UNITS: (ug/L or ug/Kg) UG/L	Q
---------	----------	--	---

142-28-9-----	1,3-Dichloropropane	5	U
127-18-4-----	Tetrachloroethene	6	
591-78-6-----	2-Hexanone	5	U
124-48-1-----	Dibromochloromethane	5	U
106-93-4-----	1,2-Dibromoethane	5	U
108-90-7-----	Chlorobenzene	5	U
630-20-6-----	1,1,1,2-Tetrachloroethane	5	U
100-41-4-----	Ethylbenzene	5	U
-----	m,p-Xylene	5	U
95-47-6-----	o-Xylene	5	U
1330-20-7-----	Xylene (Total)	5	U
100-42-5-----	Styrene	5	U
75-25-2-----	Bromoform	5	U
98-82-8-----	Isopropylbenzene	5	U
79-34-5-----	1,1,2,2-Tetrachloroethane	5	U
108-86-1-----	Bromobenzene	5	U
96-18-4-----	1,2,3-Trichloropropane	5	U
103-65-1-----	n-Propylbenzene	5	U
95-49-8-----	2-Chlorotoluene	5	U
108-67-8-----	1,3,5-Trimethylbenzene	5	U
106-43-4-----	4-Chlorotoluene	5	U
98-06-6-----	tert-Butylbenzene	5	U
95-63-6-----	1,2,4-Trimethylbenzene	5	U
135-98-8-----	sec-Butylbenzene	5	U
99-87-6-----	4-Isopropyltoluene	5	U
541-73-1-----	1,3-Dichlorobenzene	5	U
106-46-7-----	1,4-Dichlorobenzene	5	U
104-51-8-----	n-Butylbenzene	5	U
95-50-1-----	1,2-Dichlorobenzene	5	U
96-12-8-----	1,2-Dibromo-3-chloropropane	5	U
120-82-1-----	1,2,4-Trichlorobenzene	5	U
87-68-3-----	Hexachlorobutadiene	5	U
91-20-3-----	Naphthalene	5	U
87-61-6-----	1,2,3-Trichlorobenzene	5	U

FORM I VOA

OLM03.0

0193

1A
VOLATILE ORGANICS ANALYSIS DATA SHEET

EPA SAMPLE NO.

WG-20S

Lab Name: MITKEM CORPORATION

Contract:

Lab Code: MITKEM

Case No.:

SAS No.:

SDG No.: ME0610

Matrix: (soil/water) WATER

Lab Sample ID: E0610-05A

Sample wt/vol: 5.000 (g/mL) ML

Lab File ID: V2H4745

Level: (low/med) LOW

Date Received: 05/11/06

% Moisture: not dec. _____

Date Analyzed: 05/11/06

GC Column: DB-624 ID: 0.25 (mm)

Dilution Factor: 1.0

Soil Extract Volume: _____ (uL)

Soil Aliquot Volume: _____ (uL)

CAS NO. COMPOUND CONCENTRATION UNITS:
(ug/L or ug/Kg) UG/L Q

75-71-8-----	Dichlorodifluoromethane	5	U
74-87-3-----	Chloromethane	5	U
75-01-4-----	Vinyl Chloride	3	J
74-83-9-----	Bromomethane	5	U
75-00-3-----	Chloroethane	5	U
75-69-4-----	Trichlorofluoromethane	5	U
75-35-4-----	1,1-Dichloroethene	5	U
67-64-1-----	Acetone	5	U
74-88-4-----	Iodomethane	5	U
75-15-0-----	Carbon Disulfide	5	U
75-09-2-----	Methylene Chloride	5	U
156-60-5-----	trans-1,2-Dichloroethene	5	U
1634-04-4-----	Methyl tert-butyl ether	5	U
75-34-3-----	1,1-Dichloroethane	5	U
108-05-4-----	Vinyl acetate	5	U
78-93-3-----	2-Butanone	5	U
156-59-2-----	cis-1,2-Dichloroethene	100	U
590-20-7-----	2,2-Dichloropropane	5	U
74-97-5-----	Bromochloromethane	5	U
67-66-3-----	Chloroform	5	U
71-55-6-----	1,1,1-Trichloroethane	5	U
563-58-6-----	1,1-Dichloropropene	5	U
56-23-5-----	Carbon Tetrachloride	5	U
107-06-2-----	1,2-Dichloroethane	5	U
71-43-2-----	Benzene	5	U
79-01-6-----	Trichloroethene	13	U
78-87-5-----	1,2-Dichloropropane	5	U
74-95-3-----	Dibromomethane	5	U
75-27-4-----	Bromodichloromethane	5	U
10061-01-5-----	cis-1,3-Dichloropropene	5	U
108-10-1-----	4-Methyl-2-pentanone	5	U
108-88-3-----	Toluene	5	U
10061-02-6-----	trans-1,3-Dichloropropene	5	U
79-00-5-----	1,1,2-Trichloroethane	5	U

FORM I VOA

OLM03.0

Handwritten signature and date: 6/5/06

1A
VOLATILE ORGANICS ANALYSIS DATA SHEET

EPA SAMPLE NO.

WG-20S

Lab Name: MITKEM CORPORATION

Contract:

Lab Code: MITKEM

Case No.:

SAS No.:

SDG No.: ME0610

Matrix: (soil/water) WATER

Lab Sample ID: E0610-05A

Sample wt/vol: 5.000 (g/mL) ML

Lab File ID: V2H4745

Level: (low/med) LOW

Date Received: 05/11/06

% Moisture: not dec. _____

Date Analyzed: 05/11/06

GC Column: DB-624 ID: 0.25 (mm)

Dilution Factor: 1.0

Soil Extract Volume: _____ (uL)

Soil Aliquot Volume: _____ (uL)

CAS NO.	COMPOUND	CONCENTRATION UNITS: (ug/L or ug/Kg) UG/L		Q
142-28-9	1,3-Dichloropropane	5	U	
127-18-4	Tetrachloroethene	39		
591-78-6	2-Hexanone	5	U	
124-48-1	Dibromochloromethane	5	U	
106-93-4	1,2-Dibromoethane	5	U	
108-90-7	Chlorobenzene	5	U	
630-20-6	1,1,1,2-Tetrachloroethane	5	U	
100-41-4	Ethylbenzene	5	U	
	m,p-Xylene	5	U	
95-47-6	o-Xylene	5	U	
1330-20-7	Xylene (Total)	5	U	
100-42-5	Styrene	5	U	
75-25-2	Bromoform	5	U	
98-82-8	Isopropylbenzene	5	U	
79-34-5	1,1,2,2-Tetrachloroethane	5	U	
108-86-1	Bromobenzene	5	U	
96-18-4	1,2,3-Trichloropropane	5	U	
103-65-1	n-Propylbenzene	5	U	
95-49-8	2-Chlorotoluene	5	U	
108-67-8	1,3,5-Trimethylbenzene	5	U	
106-43-4	4-Chlorotoluene	5	U	
98-06-6	tert-Butylbenzene	5	U	
95-63-6	1,2,4-Trimethylbenzene	5	U	
135-98-8	sec-Butylbenzene	5	U	
99-87-6	4-Isopropyltoluene	5	U	
541-73-1	1,3-Dichlorobenzene	5	U	
106-46-7	1,4-Dichlorobenzene	5	U	
104-51-8	n-Butylbenzene	5	U	
95-50-1	1,2-Dichlorobenzene	5	U	
96-12-8	1,2-Dibromo-3-chloropropane	5	U	
120-82-1	1,2,4-Trichlorobenzene	5	U	
87-68-3	Hexachlorobutadiene	5	U	
91-20-3	Naphthalene	5	U	
87-61-6	1,2,3-Trichlorobenzene	5	U	

FORM I VOA

OLM03.0

1A
VOLATILE ORGANICS ANALYSIS DATA SHEET

EPA SAMPLE NO.

TB

Lab Name: MITKEM CORPORATION

Contract:

Lab Code: MITKEM

Case No.:

SAS No.:

SDG No.: ME0610

Matrix: (soil/water) WATER

Lab Sample ID: E0610-12A

Sample wt/vol: 5.000 (g/mL) ML

Lab File ID: V2H4751

Level: (low/med) LOW

Date Received: 05/11/06

% Moisture: not dec. _____

Date Analyzed: 05/11/06

GC Column: DB-624 ID: 0.25 (mm)

Dilution Factor: 1.0

Soil Extract Volume: _____ (uL)

Soil Aliquot Volume: _____ (uL)

CAS NO. COMPOUND CONCENTRATION UNITS:
(ug/L or ug/Kg) UG/L Q

75-71-8-----	Dichlorodifluoromethane	5	U
74-87-3-----	Chloromethane	5	U
75-01-4-----	Vinyl Chloride	5	U
74-83-9-----	Bromomethane	5	U
75-00-3-----	Chloroethane	5	U
75-69-4-----	Trichlorofluoromethane	5	U
75-35-4-----	1,1-Dichloroethene	5	U
67-64-1-----	Acetone	5	U
74-88-4-----	Iodomethane	5	U
75-15-0-----	Carbon Disulfide	5	U
75-09-2-----	Methylene Chloride	2	J
156-60-5-----	trans-1,2-Dichloroethene	5	U
1634-04-4-----	Methyl tert-butyl ether	5	U
75-34-3-----	1,1-Dichloroethane	5	U
108-05-4-----	Vinyl acetate	5	U
78-93-3-----	2-Butanone	5	U
156-59-2-----	cis-1,2-Dichloroethene	2	J
590-20-7-----	2,2-Dichloropropane	5	U
74-97-5-----	Bromochloromethane	5	U
67-66-3-----	Chloroform	4	J
71-55-6-----	1,1,1-Trichloroethane	5	U
563-58-6-----	1,1-Dichloropropene	5	U
56-23-5-----	Carbon Tetrachloride	5	U
107-06-2-----	1,2-Dichloroethane	5	U
71-43-2-----	Benzene	5	U
79-01-6-----	Trichloroethene	5	U
78-87-5-----	1,2-Dichloropropane	5	U
74-95-3-----	Dibromomethane	5	U
75-27-4-----	Bromodichloromethane	5	U
10061-01-5-----	cis-1,3-Dichloropropene	5	U
108-10-1-----	4-Methyl-2-pentanone	5	U
108-88-3-----	Toluene	5	U
10061-02-6-----	trans-1,3-Dichloropropene	5	U
79-00-5-----	1,1,2-Trichloroethane	5	U

FORM I VOA

OLM03.0

Handwritten signature and date 6/25/06

8834

1A
VOLATILE ORGANICS ANALYSIS DATA SHEET

EPA SAMPLE NO.

TB

Lab Name: MITKEM CORPORATION

Contract:

Lab Code: MITKEM

Case No.:

SAS No.:

SDG No.: ME0610

Matrix: (soil/water) WATER

Lab Sample ID: E0610-12A

Sample wt/vol: 5.000 (g/mL) ML

Lab File ID: V2H4751

Level: (low/med) LOW

Date Received: 05/11/06

% Moisture: not dec. _____

Date Analyzed: 05/11/06

GC Column: DB-624 ID: 0.25 (mm)

Dilution Factor: 1.0

Soil Extract Volume: _____ (uL)

Soil Aliquot Volume: _____ (uL)

CAS NO.	COMPOUND	CONCENTRATION UNITS: (ug/L or ug/Kg) UG/L	Q
---------	----------	--	---

142-28-9-----	1,3-Dichloropropane	5	U
127-18-4-----	Tetrachloroethene	5	U
591-78-6-----	2-Hexanone	5	U
124-48-1-----	Dibromochloromethane	5	U
106-93-4-----	1,2-Dibromoethane	5	U
108-90-7-----	Chlorobenzene	5	U
630-20-6-----	1,1,1,2-Tetrachloroethane	5	U
100-41-4-----	Ethylbenzene	5	U
-----	m,p-Xylene	5	U
95-47-6-----	o-Xylene	5	U
1330-20-7-----	Xylene (Total)	5	U
100-42-5-----	Styrene	5	U
75-25-2-----	Bromoform	5	U
98-82-8-----	Isopropylbenzene	5	U
79-34-5-----	1,1,2,2-Tetrachloroethane	5	U
108-86-1-----	Bromobenzene	5	U
96-18-4-----	1,2,3-Trichloropropane	5	U
103-65-1-----	n-Propylbenzene	5	U
95-49-8-----	2-Chlorotoluene	5	U
108-67-8-----	1,3,5-Trimethylbenzene	5	U
106-43-4-----	4-Chlorotoluene	5	U
98-06-6-----	tert-Butylbenzene	5	U
95-63-6-----	1,2,4-Trimethylbenzene	5	U
135-98-8-----	sec-Butylbenzene	5	U
99-87-6-----	4-Isopropyltoluene	5	U
541-73-1-----	1,3-Dichlorobenzene	5	U
106-46-7-----	1,4-Dichlorobenzene	5	U
104-51-8-----	n-Butylbenzene	5	U
95-50-1-----	1,2-Dichlorobenzene	5	U
96-12-8-----	1,2-Dibromo-3-chloropropane	5	U
120-82-1-----	1,2,4-Trichlorobenzene	5	U
87-68-3-----	Hexachlorobutadiene	5	U
91-20-3-----	Naphthalene	5	U
87-61-6-----	1,2,3-Trichlorobenzene	5	U

FORM I VOA

OLM03.0

APPENDIX C
IDW MANIFESTS

NYG 4019112

STATE OF NEW YORK
DEPARTMENT OF ENVIRONMENTAL CONSERVATION
DIVISION OF SOLID & HAZARDOUS MATERIALS

RECEIVED
URS



HAZARDOUS WASTE MANIFEST
P.O. Box 12820, Albany, New York 12212

Please type or print. Do not staple

JUN 12 2006

(Hazardous Waste Manifest 1/23/03)

cc:CD

S. McG
D. Chin
NY103

UNIFORM HAZARDOUS WASTE MANIFEST		1. Generator's US EPA ID No C E S O C		Manifest Doc. No.		2. Page 1 of 1		Information within heavy bold line is not required by Federal Law.	
3. Generator's Name and Mailing Address 425 BROADWAY, 12th FLOOR, ALBANY, NY 12233-7013		6. US EPA ID Number 8 T 0 9 8 2 7 9 2 8 1 4		A. NYG 4019112		B. Generator's ID NORTH FRANKLIN ST. HATKINS CLEN, NY 14891		C. State Transporter's ID	
4. Generator's Telephone Number 518 402-9813		7. Transporter 2 (Company Name)		8. US EPA ID Number		D. Transporter's Telephone 716 284-2132		E. State Transporter's ID	
5. Transporter 1 (Company Name) FRANK'S VACUUM TRUCK SERVICE		9. Designated Facility Name and Site Address CHEMICAL SERVICES LLC 1580 BALMER ROAD MODEL CITY, NY 14107		10. US EPA ID Number NY 0 0 4 9 8 3 6 6 7 9		F. Transporter's Telephone		G. State Facility ID	
11. US DOT Description (Including Proper Shipping Name, Hazard Class and ID Number) 9. HAZARDOUS WASTE LIQUID NOS (0039, 0040) 9, HAZ302, PGIII		12. Containers Number Type 002 D N		13. Total Quantity 000085		14. Unit Wt/Vol G		I. Waste No. EPA 0040, 0039 STATE	
J. Additional Descriptions for Materials listed Above		K. Handling Codes for Wastes Listed Above							
15. Special Handling Instructions and Additional Information 11b) CTS949 S/R									
16. GENERATOR'S CERTIFICATION: I hereby declare that the contents of this consignment are fully and accurately described above by proper shipping name and are classified, packed, marked and labeled, and are in all respects in proper condition for transport by highway according to applicable international and national government regulations and state laws and regulations.									
Printed/Typed Name		Signature		Mo.		Day		Year	
17. Transporter 1 Acknowledgement of Receipt of Materials									
Printed/Typed Name		Signature		Mo.		Day		Year	
18. Transporter 2 Acknowledgement of Receipt of Materials									
Printed/Typed Name		Signature		Mo.		Day		Year	
19. Discrepancy Indication Space									
20. Facility Owner or Operator: Certification of receipt of hazardous materials covered by this manifest except as noted in item 19.									
Printed/Typed Name		Signature		Mo.		Day		Year	