From: <Chuck_Dusel@URSCorp.com>
To: "David Chiusano" <djchiusa@gw.dec.state.ny.us>
Date: 12/2/04 9:03AM
Subject: Re: NF Street

Dave: The following is the status of the results and report for the groundwater sampling event at NF street. URS received the data from the lab on 11/17/04. The DUSR will be complete by 12/3/04. Kevin will begin to draft the report next week. The scope in the PMWP simply states that the report will consist of "one groundwater monitoring report with DUSR". Please let me know if there is anything special you would like to see in this report, otherwise it will be a data dump.
Thanks! Chuck

Charles E. Dusel Jr.
Sr. Project Manager
URS Corporation
77 Goodell Street
Buffalo, NY 14203-1205
Tel:716.856.5636; Fax: 716.856.2545
e-mail: chuck_dusel@urscorp.com

"David Chiusano" <djchiusa@gw.dec.state.ny.us> 11/30/2004 08:31 PM

To: <Chuck_Dusel@urscorp.com>
cc:
Subject: NF Street

chuck, thanks for active venting system report. System appears to be working very well.What is status of gw well analytical results from samples recently collected?

David J. Chiusano
Remedial Bureau E, Section A
Div. Environmental Remediation
NYSDEC
625 Broadway, 12th Floor, Albany, NY 12233-7013
Phone - (518) 402-9813
Fax - (518) 402-9819
E-Mail:djchiusa@gw.dec.state.ny.us

CC: <Ann_Marie_Kropovitch@URSCorp.com>, <George_Kisluk@urscorp.com>, <Kevin_McGovern@URSCorp.com>, <Stephen_Gallivan@URSCorp.com>

From: <Chuck_Dusel@URSCorp.com>
To: <djchiusa@gw.dec.state.ny.us>
Date: 12/3/04 10:35AM
Subject: RE: DUSR for N. Franklin St. attached

Dave: Attached is an advanced electronic copy of the DUSR. The data has been checked and will not change. We will submit officially with the monitoring report. After a quick glance at the data I see there are some hits in MW-05D and 03. All the data has been entered into our database, and during the preparation of the report we will identify exceedances, etc. Have a nice weekend. Chuck

Charles E. Dusel Jr.
Sr. Project Manager
URS Corporation
77 Goodell Street
Buffalo, NY 14203-1205
Tel:716.856.5636; Fax: 716.856.2545
e-mail: chuck_dusel@urscorp.com
----- Forwarded by Chuck Dusel/Buffalo/URSCorp on 12/03/2004 10:03 AM -----

Ann Marie Kropovitch 12/03/2004 09:53 AM

To: Kevin McGovern/Rochester/URSCorp@URSCorp
cc: Chuck Dusel/Buffalo/URSCorp@URSCORP
Subject: RE: DUSR for N. Franklin St. attached

Hi Kevin,

At Chuck's request I've attached a copy of the DUSR for the N. Franklin Street groundwaters.

Thanks,
Ann Marie

(See attached file: N. Franklin St. GW DUSR.pdf)

CC: <Kevin_McGovern@URSCorp.com>

DATA USABILITY SUMMARY REPORT

GROUNDWATER MONITORING
NORTH FRANKLIN STREET SITE
WATKINS GLEN, NY

Analyses Performed by:

MITKEM CORPORATION
WARWICK, RI 02886

Prepared by:

URS CORPORATION
77 GOODELL STREET
BUFFALO, NY 14203

DECEMBER 2004

TABLE OF CONTENTS

TABLES
(Following Text)

APPENDICES

I. INTRODUCTION

This Data Usability Summary Report (DUSR) has been prepared following the guidelines provided in New York State Department of Environmental Conservation (NYSDEC) Division of Environmental Remediation *Guidance for the Development of Data Usability Summary Reports*, dated June 1999. The results from laboratory analyses of samples collected during the groundwater monitoring program at the North Franklin Street Site are discussed in this DUSR.

II. ANALYTICAL METHODOLOGIES

The groundwater data being evaluated is from the October 21-22, 2004 sampling of ten groundwater samples, one matrix spike/matrix spike duplicate (MS/MSD) pair, and one trip blank. The analytical laboratory that performed the analyses is Mitkem Corporation (Warwick, RI). The samples were analyzed for target compound list (TCL) Volatile Organic Compounds (VOCs) following United States Environmental Protection Agency (USEPA) Contract Laboratory Program (CLP) Statement of Work (SOW) OLMO4.3.

Data validation was performed following the guidelines in the reference method and USEPA *Contract Laboratory Program (CLP) National Functional Guidelines for Organic Data Review*, EPA-540-R-99-008, October 1999.

Qualifications applied to the data include "J/UJ" (estimated concentration/estimated quantitation limit) and "U" (not detected). Definitions of USEPA data qualifiers are presented at the end of this text. A summary of data qualifications is presented on Table 1. The validated analytical results are presented on Tables 2 and 3. Documentation supporting the qualification of data is presented in Appendix A. Copies of the validated laboratory results (i.e., sample reporting forms) are presented in Appendix B. Only analytical deviations affecting data usability are discussed in this report.

III. DATA DELIVERABLE COMPLETENESS

NYSDEC Category B deliverable data packages were provided by the laboratory.

IV. PRESERVATION/HOLDING TIMES/SAMPLE RECEIPT

All samples were received by the laboratory intact, properly preserved and under proper chain-of-custody, and all were analyzed within the required holding times.

V. NON-CONFORMANCES

- Blanks

  Methylene chloride was detected in one or more of the VOC method blanks/trip blanks. The results for methylene chloride in the samples listed on Table 1 were qualified "U" because the concentration detected in the associated samples were less than ten times the concentration detected in the method blanks.

  Documentation supporting the qualification of data (i.e., Form 4, method blank Form 1) is presented in Appendix A.

- Continuing Calibration Standard

  The percent difference between the average relative response factor (RRF) in the initial calibration and the RRF in one or more of the continuing calibration (CCAL) standards exceeded the QC limit for acetone, 4-methyl-2-pentanone, 2-hexanone, and/or 2-butanone. The results for these compounds in the samples listed on Table 1 were qualified "UJ."

  Documentation supporting the qualification of data (i.e., Form 5, Form 7) is presented in Appendix A.

VI. SAMPLE RESULTS AND REPORTING

All quantitation/reporting limits were reported in accordance with method requirements and were adjusted for sample size and dilution factors.

Sample MW-03W was analyzed at a dilution of forty and sample MW-05D was analyzed at a dilution of twenty due to the elevated levels of target compounds present. The detection limits reported for the non-detect compounds are the lowest possible at the dilutions utilized.

VII. SUMMARY

All sample analyses were found to be compliant with the method criteria, except where previously noted. Those results qualified "UJ" are considered conditionally usable. All other sample results are usable as reported.

Prepared By: **Ann Marie Kropovitch, Chemist** **Date:** 12/3/04

Reviewed By: **George Kisluk, Senior Chemist** **Date:** 12/3/04

DEFINITIONS OF USEPA DATA QUALIFIERS

U – The analyte was analyzed for, but was not detected above the level of the reported sample quantitation limit.

J – The result is an estimated quantity. The associated numerical value is the approximate concentration of the analyte in the sample.

UJ – The analyte was analyzed for, but not detected. The reported quantitation limit is approximate and may be inaccurate or imprecise.

R – The data are unusable. The sample results are rejected due to serious deficiencies in meeting quality control criteria. The analyte may or may not be present in the sample.

TABLE 1

SUMMARY OF DATA QUALIFICATIONS

SAMPLE ID	FRACTION	ANALTICAL DEVIATION	QUALIFICATION
MW-01, MW-03, MW-04, MW-05D, MW-07S, MW-16S, MW-19S	Volatile Organic Compounds (VOCs)	Sample concentration of methylene chloride less than ten times associated blank concentration.	Qualify sample result "U" at the contract required quantition limit (CRQL).
MW-01, MW-04, MW-07S, MW-08S, MW-09S, MW-16S, MW-19S, TB	VOCs	CCAL %D > 25% for acetone.	Qualify non-detects "UJ."
MW-03, MW-05D	VOCs	CCAL %D > 25% for acetone, 4-methyl-2-pentanone, and 2-hexanone.	Qualify non-detects "UJ."
MW-20S	VOCs	CCAL %D > 25% for 2-butanone.	Qualify non-detects "UJ."

TABLE 2
VALIDATED GROUNDWATER SAMPLE RESULTS
NORTH FRANKLIN ST. SITE

Location ID		MW-01	MW-03	MW-04	MW-05D	MW-07S
Sample ID		MW-01	MW-03	MW-04	MW-05D	MW-07S
Matrix		Groundwater	Groundwater	Groundwater	Groundwater	Groundwater
Depth Interval (ft)		-	-	-	-	-
Date Sampled		10/22/04	10/21/04	10/21/04	10/21/04	10/21/04
Parameter	**Units**					
Volatiles						
Chloromethane	UG/L	10 U	400 U	10 U	200 U	10 U
Bromomethane	UG/L	10 U	400 U	10 U	200 U	10 U
Vinyl Chloride	UG/L	10 U	310 J	10 U	200 U	10 U
Chloroethane	UG/L	10 U	400 U	10 U	200 U	10 U
Methylene Chloride	UG/L	10 U	400 U	10 U	200 U	10 U
Acetone	UG/L	10 UJ	400 UJ	10 UJ	200 UJ	10 UJ
Carbon Disulfide	UG/L	10 U	400 U	10 U	200 U	10 U
1,1-Dichloroethene	UG/L	10 U	400 U	10 U	200 U	10 U
1,1-Dichloroethane	UG/L	10 U	400 U	10 U	200 U	10 U
2-Butanone	UG/L	10 U	400 U	10 U	200 U	10 U
Chloroform	UG/L	10 U	400 U	10 U	200 U	10 U
1,2-Dichloroethane	UG/L	10 U	400 U	10 U	200 U	10 U
1,1,1-Trichloroethane	UG/L	10 U	400 U	10 U	200 U	10 U
Carbon Tetrachloride	UG/L	10 U	400 U	10 U	200 U	10 U
Bromodichloromethane	UG/L	10 U	400 U	10 U	200 U	10 U
1,2-Dichloropropane	UG/L	10 U	400 U	10 U	200 U	10 U
cis-1,3-Dichloropropene	UG/L	10 U	400 U	10 U	200 U	10 U
Trichloroethene	UG/L	4 J	98 J	10	1100	10 U
Trichlorofluoromethane	UG/L	10 U	400 U	10 U	200 U	10 U
Benzene	UG/L	10 U	400 U	10 U	200 U	10 U
Dibromochloromethane	UG/L	10 U	400 U	10 U	200 U	10 U
trans-1,3-Dichloropropene	UG/L	10 U	400 U	10 U	200 U	10 U
1,1,2-Trichloroethane	UG/L	10 U	400 U	10 U	200 U	10 U
Bromoform	UG/L	10 U	400 U	10 U	200 U	10 U

Flags assigned during chemistry validation are shown.

Made by AMK 12/2/04
Check by [illegible] 12/2/04

TABLE 2
VALIDATED GROUNDWATER SAMPLE RESULTS
NORTH FRANKLIN ST. SITE

Location ID		MW-01	MW-03	MW-04	MW-05D	MW-07S
Sample ID		MW-01	MW-03	MW-04	MW-05D	MW-07S
Matrix		Groundwater	Groundwater	Groundwater	Groundwater	Groundwater
Depth Interval (ft)		-	-	-	-	-
Date Sampled		10/22/04	10/21/04	10/21/04	10/21/04	10/21/04
Parameter	Units					
Volatiles						
4-Methyl-2-Pentanone	UG/L	10 U	400 UJ	10 U	200 UJ	10 U
2-Hexanone	UG/L	10 U	400 UJ	10 U	200 UJ	10 U
Tetrachloroethene	UG/L	15	50 J	17	2900	10 U
1,1,2,2-Tetrachloroethane	UG/L	10 U	400 U	10 U	200 U	10 U
Toluene	UG/L	10 U	400 U	10 U	200 U	10 U
Chlorobenzene	UG/L	10 U	400 U	10 U	200 U	10 U
Ethylbenzene	UG/L	10 U	400 U	10 U	200 U	10 U
Styrene	UG/L	10 U	400 U	10 U	200 U	10 U
Xylene (Total)	UG/L	10 U	400 U	10 U	200 U	10 U
Methyl Acetate	UG/L	10 U	400 U	10 U	200 U	10 U
cis-1,2-Dichloroethene	UG/L	30	5000	12	480	7 J
trans-1,2-Dichloroethene	UG/L	10 U	400 U	10 U	200 U	10 U
1,2-Dichlorobenzene	UG/L	10 U	400 U	10 U	200 U	10 U
1,3-Dichlorobenzene	UG/L	10 U	400 U	10 U	200 U	10 U
1,4-Dichlorobenzene	UG/L	10 U	400 U	10 U	200 U	10 U
1,2,4-Trichlorobenzene	UG/L	10 U	400 U	10 U	200 U	10 U
1,2-Dibromo-3-chloropropane	UG/L	10 U	400 U	10 U	200 U	10 U
Methyl tert-Butyl Ether	UG/L	10 U	400 U	20	200 U	5 J
Methylcyclohexane	UG/L	10 U	400 U	10 U	200 U	10 U
Cyclohexane	UG/L	10 U	400 U	10 U	200 U	2 J
Ethylene Dibromide	UG/L	10 U	400 U	10 U	200 U	10 U
Isopropylbenzene	UG/L	10 U	400 U	10 U	200 U	10 U
Freon 113	UG/L	10 U	400 U	10 U	200 U	10 U
Freon 12	UG/L	10 U	400 U	10 U	200 U	10 U

Flags assigned during chemistry validation are shown.

Made by AMK 12/2/04
Check by [illegible] 12/4/04

TABLE 2
VALIDATED GROUNDWATER SAMPLE RESULTS
NORTH FRANKLIN ST. SITE

Location ID		MW-08S	MW-09S	MW-16S	MW-19S	MW-20S
Sample ID		MW-08S	MW-09S	MW-16S	MW-19S	MW-20S
Matrix		Groundwater	Groundwater	Groundwater	Groundwater	Groundwater
Depth Interval (ft)		-	-	-	-	-
Date Sampled		10/22/04	10/22/04	10/22/04	10/22/04	10/22/04
Parameter	Units					
Volatiles						
Chloromethane	UG/L	10 U	10 U	10 U	10 U	10 U
Bromomethane	UG/L	10 U	10 U	10 U	10 U	10 U
Vinyl Chloride	UG/L	10 U	10 U	10 U	10 U	1 J
Chloroethane	UG/L	10 U	10 U	10 U	10 U	10 U
Methylene Chloride	UG/L	10 U	10 U	10 U	10 U	10 U
Acetone	UG/L	10 UJ	10 UJ	10 UJ	10 UJ	10 U
Carbon Disulfide	UG/L	10 U	10 U	10 U	10 U	10 U
1,1-Dichloroethene	UG/L	10 U	10 U	10 U	10 U	10 U
1,1-Dichloroethane	UG/L	10 U	10 U	10 U	10 U	10 U
2-Butanone	UG/L	10 U	10 U	10 U	10 U	10 UJ
Chloroform	UG/L	10 U	10 U	10 U	10 U	10 U
1,2-Dichloroethane	UG/L	10 U	10 U	10 U	10 U	10 U
1,1,1-Trichloroethane	UG/L	10 U	10 U	10 U	10 U	10 U
Carbon Tetrachloride	UG/L	10 U	10 U	10 U	10 U	10 U
Bromodichloromethane	UG/L	10 U	10 U	10 U	10 U	10 U
1,2-Dichloropropane	UG/L	10 U	10 U	10 U	10 U	10 U
cis-1,3-Dichloropropene	UG/L	10 U	10 U	10 U	10 U	10 U
Trichloroethene	UG/L	10 U	10 U	10 U	10 U	20
Trichlorofluoromethane	UG/L	10 U	10 U	10 U	10 U	10 U
Benzene	UG/L	5 J	10 U	10 U	10 U	10 U
Dibromochloromethane	UG/L	10 U	10 U	10 U	10 U	10 U
trans-1,3-Dichloropropene	UG/L	10 U	10 U	10 U	10 U	10 U
1,1,2-Trichloroethane	UG/L	10 U	10 U	10 U	10 U	10 U
Bromoform	UG/L	10 U	10 U	10 U	10 U	10 U

Flags assigned during chemistry validation are shown.

Made by AMK 12/2/04
Check by GAL 12/4/04

TABLE 2
VALIDATED GROUNDWATER SAMPLE RESULTS
NORTH FRANKLIN ST. SITE

Location ID		MW-08S	MW-09S	MW-16S	MW-19S	MW-20S
Sample ID		MW-08S	MW-09S	MW-16S	MW-19S	MW-20S
Matrix		Groundwater	Groundwater	Groundwater	Groundwater	Groundwater
Depth Interval (ft)		-	-	-	-	-
Date Sampled		10/22/04	10/22/04	10/22/04	10/22/04	10/22/04
Parameter	Units					
Volatiles						
4-Methyl-2-Pentanone	UG/L	10 U	10 U	10 U	10 U	10 U
2-Hexanone	UG/L	10 U	10 U	10 U	10 U	10 U
Tetrachloroethene	UG/L	10 U	10 U	10 U	6 J	73
1,1,2,2-Tetrachloroethane	UG/L	10 U	10 U	10 U	10 U	10 U
Toluene	UG/L	10 U	10 U	10 U	10 U	10 U
Chlorobenzene	UG/L	10 U	10 U	10 U	10 U	10 U
Ethylbenzene	UG/L	49	10 U	10 U	10 U	10 U
Styrene	UG/L	10 U	10 U	10 U	10 U	10 U
Xylene (Total)	UG/L	67	10 U	10 U	10 U	10 U
Methyl Acetate	UG/L	10 U	10 U	10 U	10 U	10 U
cis-1,2-Dichloroethene	UG/L	10 U	10 U	10 U	10 U	170
trans-1,2-Dichloroethene	UG/L	10 U	10 U	10 U	10 U	10 U
1,2-Dichlorobenzene	UG/L	10 U	10 U	10 U	10 U	10 U
1,3-Dichlorobenzene	UG/L	10 U	10 U	10 U	10 U	10 U
1,4-Dichlorobenzene	UG/L	10 U	10 U	10 U	10 U	10 U
1,2,4-Trichlorobenzene	UG/L	10 U	10 U	10 U	10 U	10 U
1,2-Dibromo-3-chloropropane	UG/L	10 U	10 U	10 U	10 U	10 U
Methyl tert-Butyl Ether	UG/L	10 U	10 U	10 U	10 U	2 J
Methylcyclohexane	UG/L	76	10 U	10 U	10 U	10 U
Cyclohexane	UG/L	68	10 U	10 U	10 U	10 U
Ethylene Dibromide	UG/L	10 U	10 U	10 U	10 U	10 U
Isopropylbenzene	UG/L	8 J	10 U	10 U	10 U	10 U
Freon 113	UG/L	10 U	10 U	10 U	10 U	10 U
Freon 12	UG/L	10 U	10 U	10 U	10 U	10 U

Flags assigned during chemistry validation are shown.

Made by AMK 12/2/04
Check by BAR 12/2/04

TABLE 3
VALIDATED FIELD QC SAMPLE RESULTS
NORTH FRANKLIN ST. SITE

Location ID		FIELDQC
Sample ID		TB
Matrix		Quality Control
Depth Interval (ft)		-
Date Sampled		10/22/04
Parameter	**Units**	Trip Blank (1-1)
Volatiles		
Chloromethane	UG/L	10 U
Bromomethane	UG/L	10 U
Vinyl Chloride	UG/L	10 U
Chloroethane	UG/L	10 U
Methylene Chloride	UG/L	2 J
Acetone	UG/L	10 UJ
Carbon Disulfide	UG/L	10 U
1,1-Dichloroethene	UG/L	10 U
1,1-Dichloroethane	UG/L	10 U
2-Butanone	UG/L	10 U
Chloroform	UG/L	1 J
1,2-Dichloroethane	UG/L	10 U
1,1,1-Trichloroethane	UG/L	10 U
Carbon Tetrachloride	UG/L	10 U
Bromodichloromethane	UG/L	10 U
1,2-Dichloropropane	UG/L	10 U
cis-1,3-Dichloropropene	UG/L	10 U
Trichloroethene	UG/L	10 U
Trichlorofluoromethane	UG/L	10 U
Benzene	UG/L	10 U
Dibromochloromethane	UG/L	10 U
trans-1,3-Dichloropropene	UG/L	10 U
1,1,2-Trichloroethane	UG/L	10 U
Bromoform	UG/L	10 U

Flags assigned during chemistry validation are shown.

Made by Amk 12/2/04
Check by GM 12/2/04

TABLE 3
VALIDATED FIELD QC SAMPLE RESULTS
NORTH FRANKLIN ST. SITE

Location ID		FIELDQC
Sample ID		TB
Matrix		Quality Control
Depth Interval (ft)		-
Date Sampled		10/22/04
Parameter	**Units**	Trip Blank (1-1)
Volatiles		
4-Methyl-2-Pentanone	UG/L	10 U
2-Hexanone	UG/L	10 U
Tetrachloroethene	UG/L	10 U
1,1,2,2-Tetrachloroethane	UG/L	10 U
Toluene	UG/L	10 U
Chlorobenzene	UG/L	10 U
Ethylbenzene	UG/L	10 U
Styrene	UG/L	10 U
Xylene (Total)	UG/L	10 U
Methyl Acetate	UG/L	10 U
cis-1,2-Dichloroethene	UG/L	10 U
trans-1,2-Dichloroethene	UG/L	10 U
1,2-Dichlorobenzene	UG/L	10 U
1,3-Dichlorobenzene	UG/L	10 U
1,4-Dichlorobenzene	UG/L	10 U
1,2,4-Trichlorobenzene	UG/L	10 U
1,2-Dibromo-3-chloropropane	UG/L	10 U
Methyl tert-Butyl Ether	UG/L	10 U
Methylcyclohexane	UG/L	10 U
Cyclohexane	UG/L	10 U
Ethylene Dibromide	UG/L	10 U
Isopropylbenzene	UG/L	10 U
Freon 113	UG/L	10 U
Freon 12	UG/L	10 U

Flags assigned during chemistry validation are shown.

Made by Amk 10/8/04
Check by [illegible] 11/4/04

APPENDIX A

SUPPORT DOCUMENTATION

SDG Narrative

Mitkem Corporation submits the enclosed data package in response to URS Greiner's North Franklin Street project. Under this deliverable, analysis results are presented for eleven aqueous samples that were received on October 23, 2004. Analyses were performed per specifications in the project's contract and the chain of custody forms. Following the narrative is the Mitkem Work Order for cross-referencing sample client ID with laboratory sample ID.

The analyses were performed according to NYSDEC ASP protocols (2000 update) and reported per NYSDEC ASP requirement for Category B deliverable.

The following observation and/or deviations are observed for the following analyses:

1. Overall Observation:

Where needed, manual integrations were performed to improve data quality. The corrections were reviewed and associated hardcopies generated and reported as required. Manual integrations are coded to provide the data reviewer justification for such action. The codes are labeled on the ion chromatogram signal (GC/MS signal) and chromatogram for GC based analysis as follows:

- M1 peak tailing or fronting.
- M2 peak co-elution.
- M3 rising or falling baseline.
- M4 retention time shift.
- M5 miscellaneous – under this category, the justification is explained.

The enclosed report includes the originals of all data with the exception of logbook pages and certain initial calibrations. Photocopies of logbook pages are included, with the originals maintained on file at the laboratory. The originals of initial calibrations that are shared among several cases are maintained on file at the laboratory, with photocopies included in the data package.

2. Volatile Analysis:

Trap used for instrument V6: OI Analytical #10 trap containing 8 cm each of Tenax, silica gel and carbon molecular sieve.

GC column used: 30 m x 0.25 mm id (1.4 um film thickness) DB-624 capillary column.

The aqueous samples were acid preserved to pH <2.

Alkanes were determined as part of TICs. The alkanes are reported in the Alkane Narrative Report following the SDG narrative.

Surrogate recovery: recoveries were within the QC limits.

Lab control sample: spike recoveries were within the QC limits.

Matrix spike/matrix spike duplicate: duplicate matrix spikes were performed on sample MW-05D. Spike recoveries and replicate RPDs were within the QC limits. Please note that the matrix spike and matrix spike duplicate were analyzed at 40x dilution.

Sample analysis: due to high concentration of target analytes, the following samples were analyzed at dilution: MW-05D (20x) and MW-03 (40x). No other unusual observation was made for the analysis.

All pages in this report have been numbered consecutively, starting with the title page and ending with a page saying only "Last Page of Data Report".

I certify that this data package is in compliance, both technically and for completeness, for other than the conditions detailed above. Release of the data contained in this hardcopy data package has been authorized by the laboratory manager or his designee, as verified by the following signature.

Agnes Ng
CLP Project Manager
11/16/04

CHAIN OF CUSTODY RECORD

URS

PROJECT NO. 11173258.55000

SITE NAME NYSDEC N. FRANKLIN ST.

SAMPLERS (PRINT/SIGNATURE) KEVIN J. McGOVERN / [signature]

DELIVERY SERVICE: FED EX AIRBILL NO.: 7919 6049 5873

LAB MITKEM CORP

COOLER 1 of 1

PAGE 1 of 1

TESTS: TCL VOCs VIA 8260 B

BOTTLE TYPE AND PRESERVATIVE: 40 mL AMBER VIALS

	LOCATION IDENTIFIER	DATE	TIME	COMP/ GRAB	SAMPLE ID	MATRIX	TOTAL NO. OF CONTAINERS	40 mL AMBER VIALS	REMARKS	SAMPLE TYPE	BEGINNING DEPTH (IN FEET)	ENDING DEPTH (IN FEET)	FIELD LOT NO. # (ERPIMS)
	MW-05D	10/21/04	14:25	GRAB	MW-05D	WG	2	2		N1			
01					MW-05D-MS					MS1			
					MW-05D-MSD					SD1			
02	MW-03		15:05		MW-03	WG				N1			
03	MW-04		15:50		MW-04								
04	MW-07S		16:40		MW-07S								
05	MW-01	10/22/04	08:55		MW-01					N2			
06	MW-08S		10:30		MW-08S								
07	MW-09S		08:15		MW-09S								
08	MW-16S		11:50		MW-16S								
09	MW-19S		11:05		MW-19S								
10	MW-20S		09:35		MW-20S								
11	TB	—	—	—	TRIP BLANK	WG				TB1			

MATRIX CODES: AA - AMBIENT AIR; SE - SEDIMENT; SH - HAZARDOUS SOLID WASTE; SL - SLUDGE; WP - DRINKING WATER; WW - WASTE WATER; WG - GROUND WATER; SO - SOIL; DC - DRILL CUTTINGS; WL - LEACHATE; GS - SOIL GAS; WC - DRILLING WATER; WO - OCEAN WATER; WS - SURFACE WATER; WQ - WATER FIELD QC; LH - HAZARDOUS LIQUID WASTE; LF - FLOATING/FREE PRODUCT ON GW TABLE

SAMPLE TYPE CODES: TB# - TRIP BLANK; SD# - MATRIX SPIKE DUPLICATE; RB# - RINSE BLANK; FR# - FIELD REPLICATE; N# - NORMAL ENVIRONMENTAL SAMPLE; MS# - MATRIX SPIKE; (# - SEQUENTIAL NUMBER (FROM 1 TO 9) TO ACCOMMODATE MULTIPLE SAMPLES IN A SINGLE DAY)

RELINQUISHED BY (SIGNATURE)	DATE	TIME	RECEIVED BY (SIGNATURE)	DATE	TIME
[signature]	10/22/04	16:00			
RELINQUISHED BY (SIGNATURE)	**DATE**	**TIME**	**RECEIVED FOR LAB BY (SIGNATURE)**	**DATE**	**TIME**
			[signature] JOL	10-23-04	0915

SPECIAL INSTRUCTIONS SEND INVOICE, CATEGORY B DATA PACKAGE + EDD TO ATTN: ANN-MARIE KROPOVITCH URS CORPORATION 77 GOODELL ST. BUFFALO, NY 14203 (716) 856-5636

Distribution: Original accompanies shipment, copy to coordinator field files

URSF-075C/1 OF 1/CofCR/GCM

4A

VOLATILE METHOD BLANK SUMMARY

EPA SAMPLE NO.

VBLK6F

Lab Name: MITKEM CORPORATION Contract: _____

Lab Code: MITKEM Case No.: _____ SAS No.: _____ SDG No.: C1343

Lab File ID: V6D3952 Lab Sample ID: MB-15461

Date Analyzed: 10/26/04 Time Analyzed: 1615

GC Column: DB-624 ID: 0.25 (mm) Heated Purge: (Y/N) N

Instrument ID: V6

THIS METHOD BLANK APPLIES TO THE FOLLOWING SAMPLES, MS, and MSD:

	EPA SAMPLE NO.	LAB SAMPLE ID	LAB FILE ID	TIME ANALYZED
01	V6FLCS	LCS-15461	V6D3953	1644
02	MW-04	C1343-03A	V6D3954	1710
03	MW-08S	C1343-06A	V6D3955	1737
04	MW-07S	C1343-04A	V6D3956	1804
05	MW-01	C1343-05A	V6D3957	1831
06	MW-09S	C1343-07A	V6D3958	1858
07	MW-16S	C1343-08A	V6D3959	1925
08	MW-19S	C1343-09A	V6D3960	1952
09	TB	C1343-11A	V6D3961	2019
10	MW-05DMS	C1343-01AMS	V6D3965	2206
11	MW-05DMSD	C1343-01AMSD	V6D3966	2233
12				
13				
14				
15				
16				
17				
18				
19				
20				
21				
22				
23				
24				
25				
26				
27				
28				
29				
30				

COMMENTS: _____

1A
VOLATILE ORGANICS ANALYSIS DATA SHEET

EPA SAMPLE NO.

VBLK6F

Lab Name: MITKEM CORPORATION Contract: _____

Lab Code: MITKEM Case No.: _____ SAS No.: _____ SDG No.: C1343

Matrix: (soil/water) WATER Lab Sample ID: MB-15461

Sample wt/vol: 5.000 (g/mL) ML Lab File ID: V6D3952

Level: (low/med) LOW Date Received: _____

% Moisture: not dec. _____ Date Analyzed: 10/26/04

GC Column: DB-624 ID: 0.25 (mm) Dilution Factor: 1.0

Soil Extract Volume: _____ (uL) Soil Aliquot Volume: _____ (uL)

CAS NO.	COMPOUND	CONCENTRATION UNITS: (ug/L or ug/Kg) UG/L	Q
75-71-8	Dichlorodifluoromethane	10	U
74-87-3	Chloromethane	10	U
75-01-4	Vinyl Chloride	10	U
74-83-9	Bromomethane	10	U
75-00-3	Chloroethane	10	U
75-69-4	Trichlorofluoromethane	10	U
75-35-4	1,1-Dichloroethene	10	U
76-13-1	Freon113	10	U
67-64-1	Acetone	10	U
75-15-0	Carbon Disulfide	10	U
79-20-9	Methyl Acetate	10	U
75-09-2	Methylene Chloride	2	J
156-60-5	trans-1,2-Dichloroethene	10	U
1634-04-4	Methyl tert-Butyl Ether	10	U
75-34-3	1,1-Dichloroethane	10	U
156-59-2	cis-1,2-Dichloroethene	10	U
78-93-3	2-Butanone	10	U
67-66-3	Chloroform	10	U
71-55-6	1,1,1-Trichloroethane	10	U
110-82-7	Cyclohexane	10	U
56-23-5	Carbon Tetrachloride	10	U
71-43-2	Benzene	10	U
107-06-2	1,2-Dichloroethane	10	U

4A

VOLATILE METHOD BLANK SUMMARY

EPA SAMPLE NO.

VBLK6G

Lab Name: MITKEM CORPORATION Contract: _____

Lab Code: MITKEM Case No.: _____ SAS No.: _____ SDG No.: C1343

Lab File ID: V6D3972 Lab Sample ID: MB-15462

Date Analyzed: 10/27/04 Time Analyzed: 0946

GC Column: DB-624 ID: 0.25 (mm) Heated Purge: (Y/N) N

Instrument ID: V6

THIS METHOD BLANK APPLIES TO THE FOLLOWING SAMPLES, MS, and MSD:

	EPA SAMPLE NO.	LAB SAMPLE ID	LAB FILE ID	TIME ANALYZED
01	MW-05D	C1343-01A	V6D3974	1107
02	MW-03	C1343-02A	V6D3975	1134
03				
04				
05				
06				
07				
08				
09				
10				
11				
12				
13				
14				
15				
16				
17				
18				
19				
20				
21				
22				
23				
24				
25				
26				
27				
28				
29				
30				

COMMENTS: _____

1A
VOLATILE ORGANICS ANALYSIS DATA SHEET

EPA SAMPLE NO.

VBLK6G

Lab Name: MITKEM CORPORATION Contract: _____

Lab Code: MITKEM Case No.: _____ SAS No.: _____ SDG No.: C1343

Matrix: (soil/water) WATER Lab Sample ID: MB-15462

Sample wt/vol: 5.000 (g/mL) ML Lab File ID: V6D3972

Level: (low/med) LOW Date Received: _____

% Moisture: not dec. _____ Date Analyzed: 10/27/04

GC Column: DB-624 ID: 0.25 (mm) Dilution Factor: 1.0

Soil Extract Volume: _____ (uL) Soil Aliquot Volume: _____ (uL)

CAS NO.	COMPOUND	CONCENTRATION UNITS: (ug/L or ug/Kg) UG/L	Q
75-71-8	Dichlorodifluoromethane	10	U
74-87-3	Chloromethane	10	U
75-01-4	Vinyl Chloride	10	U
74-83-9	Bromomethane	10	U
75-00-3	Chloroethane	10	U
75-69-4	Trichlorofluoromethane	10	U
75-35-4	1,1-Dichloroethene	10	U
76-13-1	Freon113	10	U
67-64-1	Acetone	10	U
75-15-0	Carbon Disulfide	10	U
79-20-9	Methyl Acetate	10	U
75-09-2	Methylene Chloride	2	J
156-60-5	trans-1,2-Dichloroethene	10	U
1634-04-4	Methyl tert-Butyl Ether	10	U
75-34-3	1,1-Dichloroethane	10	U
156-59-2	cis-1,2-Dichloroethene	10	U
78-93-3	2-Butanone	10	U
67-66-3	Chloroform	10	U
71-55-6	1,1,1-Trichloroethane	10	U
110-82-7	Cyclohexane	10	U
56-23-5	Carbon Tetrachloride	10	U
71-43-2	Benzene	10	U
107-06-2	1,2-Dichloroethane	10	U

5A
VOLATILE ORGANIC INSTRUMENT PERFORMANCE CHECK
BROMOFLUOROBENZENE (BFB)

Lab Name: MITKEM CORPORATION Contract: _____

Lab Code: MITKEM Case No.: _____ SAS No.: _____ SDG No.: C1343

Lab File ID: V6D3950 BFB Injection Date: 10/26/04

Instrument ID: V6 BFB Injection Time: 1522

GC Column: DB-624 ID: 0.25 (mm)

m/e	ION ABUNDANCE CRITERIA	% RELATIVE ABUNDANCE
50	8.0 - 40.0% of mass 95	20.0
75	30.0 - 66.0% of mass 95	59.9
95	Base Peak, 100% relative abundance	100.0
96	5.0 - 9.0% of mass 95	5.6
173	Less than 2.0% of mass 174	0.9 (1.1)1
174	50.0 - 120.0% of mass 95	80.3
175	4.0 - 9.0% of mass 174	5.4 (6.7)1
176	93.0 - 101.0% of mass 174	78.4 (97.6)1
177	5.0 - 9.0% of mass 176	6.0 (7.6)2

1-Value is % mass 174 2-Value is % mass 176

THIS CHECK APPLIES TO THE FOLLOWING SAMPLES, MS, MSD, BLANKS, AND STANDARDS:

	EPA SAMPLE NO.	LAB SAMPLE ID	LAB FILE ID	DATE ANALYZED	TIME ANALYZED
01	VSTD0506F	VSTD0506F	V6D3951	10/26/04	1544
02	VBLK6F	MB-15461	V6D3952	10/26/04	1615
03	V6FLCS	LCS-15461	V6D3953	10/26/04	1644
04	MW-04	C1343-03A	V6D3954	10/26/04	1710
05	MW-08S	C1343-06A	V6D3955	10/26/04	1737
06	MW-07S	C1343-04A	V6D3956	10/26/04	1804
07	MW-01	C1343-05A	V6D3957	10/26/04	1831
08	MW-09S	C1343-07A	V6D3958	10/26/04	1858
09	MW-16S	C1343-08A	V6D3959	10/26/04	1925
10	MW-19S	C1343-09A	V6D3960	10/26/04	1952
11	TB	C1343-11A	V6D3961	10/26/04	2019
12	MW-05DMS	C1343-01AMS	V6D3965	10/26/04	2206
13	MW-05DMSD	C1343-01AMSD	V6D3966	10/26/04	2233
14					
15					
16					
17					
18					
19					
20					
21					
22					

7A
VOLATILE CONTINUING CALIBRATION CHECK

Lab Name: MITKEM CORPORATION Contract: _____

Lab Code: MITKEM Case No.: _____ SAS No.: _____ SDG No.: C1343

Instrument ID: V6 Calibration Date: 10/26/04 Time: 1544

Lab File ID: V6D3951 Init. Calib. Date(s): 10/18/04 10/18/04

EPA Sample No.(VSTD050##): VSTD0506F Init. Calib. Times: 1535 1722

Heated Purge: (Y/N) N

GC Column: DB-624 ID: 0.25 (mm)

COMPOUND	$\overline{RRF}$	RRF50	MIN RRF	%D	MAX %D
Dichlorodifluoromethane	3.258	3.069		-5.8	
Chloromethane	1.825	1.766		-3.2	
Vinyl Chloride	2.024	2.063	0.100	1.9	25.0
Bromomethane	1.742	1.574	0.100	-9.6	25.0
Chloroethane	1.238	1.146		-7.4	
Trichlorofluoromethane	5.062	4.827		-4.6	
1,1-Dichloroethene	1.665	1.711	0.100	2.8	25.0
Freon113	2.107	2.139		1.5	
Acetone	0.806	0.566		-29.8	
Carbon Disulfide	6.296	5.988		-4.9	
Methyl Acetate	1.004	0.939		-6.5	
Methylene Chloride	1.820	2.037		11.9	
trans-1,2-Dichloroethene	2.232	2.006		-10.1	
Methyl tert-Butyl Ether	6.526	6.156		-5.7	
1,1-Dichloroethane	4.709	4.170	0.200	-11.4	25.0
cis-1,2-Dichloroethene	2.096	1.926		-8.1	
2-Butanone	0.838	0.679		-19.0	
Chloroform	5.056	4.807	0.200	-4.9	25.0
1,1,1-Trichloroethane	0.945	0.886	0.100	-6.2	25.0
Cyclohexane	0.638	0.559		-12.4	
Carbon Tetrachloride	0.882	0.843	0.100	-4.4	25.0
Benzene	1.660	1.461	0.500	-12.0	25.0
1,2-Dichloroethane	4.518	4.354	0.100	-3.6	25.0
Trichloroethene	0.381	0.339	0.300	-11.0	25.0
Methylcyclohexane	0.633	0.564		-10.9	

All other compounds must meet a minimum RRF of 0.010.

5A
VOLATILE ORGANIC INSTRUMENT PERFORMANCE CHECK
BROMOFLUOROBENZENE (BFB)

Lab Name: MITKEM CORPORATION Contract: _____

Lab Code: MITKEM Case No.: _____ SAS No.: _____ SDG No.: C1343

Lab File ID: V6D3970 BFB Injection Date: 10/27/04

Instrument ID: V6 BFB Injection Time: 0835

GC Column: DB-624 ID: 0.25 (mm)

m/e	ION ABUNDANCE CRITERIA	% RELATIVE ABUNDANCE
50	8.0 - 40.0% of mass 95	19.3
75	30.0 - 66.0% of mass 95	59.3
95	Base Peak, 100% relative abundance	100.0
96	5.0 - 9.0% of mass 95	6.0
173	Less than 2.0% of mass 174	0.5 (0.6)1
174	50.0 - 120.0% of mass 95	86.3
175	4.0 - 9.0% of mass 174	6.1 (7.1)1
176	93.0 - 101.0% of mass 174	84.4 (97.8)1
177	5.0 - 9.0% of mass 176	5.2 (6.2)2

1-Value is % mass 174 2-Value is % mass 176

THIS CHECK APPLIES TO THE FOLLOWING SAMPLES, MS, MSD, BLANKS, AND STANDARDS:

	EPA SAMPLE NO.	LAB SAMPLE ID	LAB FILE ID	DATE ANALYZED	TIME ANALYZED
01	VSTD0506G	VSTD0506G	V6D3971	10/27/04	0858
02	VBLK6G	MB-15462	V6D3972	10/27/04	0946
03	MW-05D	C1343-01A	V6D3974	10/27/04	1107
04	MW-03	C1343-02A	V6D3975	10/27/04	1134
05					
06					
07					
08					
09					
10					
11					
12					
13					
14					
15					
16					
17					
18					
19					
20					
21					
22					

7A

VOLATILE CONTINUING CALIBRATION CHECK

Lab Name: MITKEM CORPORATION Contract: _____

Lab Code: MITKEM Case No.: _____ SAS No.: _____ SDG No.: C1343

Instrument ID: V6 Calibration Date: 10/27/04 Time: 0858

Lab File ID: V6D3971 Init. Calib. Date(s): 10/18/04 10/18/04

EPA Sample No.(VSTD050##): VSTD0506G Init. Calib. Times: 1535 1722

Heated Purge: (Y/N) N

GC Column: DB-624 ID: 0.25 (mm)

COMPOUND	$\overline{RRF}$	RRF50	MIN RRF	%D	MAX %D
Dichlorodifluoromethane	3.258	2.753		-15.5	
Chloromethane	1.825	1.644		-9.9	
Vinyl Chloride	2.024	1.838	0.100	-9.2	25.0
Bromomethane	1.742	1.475	0.100	-15.3	25.0
Chloroethane	1.238	1.030		-16.8	
Trichlorofluoromethane	5.062	4.476		-11.6	
1,1-Dichloroethene	1.665	1.580	0.100	-5.1	25.0
Freon113	2.107	1.990		-5.6	
Acetone	0.806	0.575		-28.7	
Carbon Disulfide	6.296	5.525		-12.2	
Methyl Acetate	1.004	0.903		-10.1	
Methylene Chloride	1.820	1.781		-2.1	
trans-1,2-Dichloroethene	2.232	1.864		-16.5	
Methyl tert-Butyl Ether	6.526	5.451		-16.5	
1,1-Dichloroethane	4.709	3.949	0.200	-16.1	25.0
cis-1,2-Dichloroethene	2.096	1.829		-12.7	
2-Butanone	0.838	0.664		-20.8	
Chloroform	5.056	4.559	0.200	-9.8	25.0
1,1,1-Trichloroethane	0.945	0.848	0.100	-10.3	25.0
Cyclohexane	0.638	0.508		-20.4	
Carbon Tetrachloride	0.882	0.807	0.100	-8.5	25.0
Benzene	1.660	1.396	0.500	-15.9	25.0
1,2-Dichloroethane	4.518	4.166	0.100	-7.8	25.0
Trichloroethene	0.381	0.332	0.300	-12.9	25.0
Methylcyclohexane	0.633	0.527		-16.7	

All other compounds must meet a minimum RRF of 0.010.

7B
VOLATILE CONTINUING CALIBRATION CHECK

Lab Name: MITKEM CORPORATION Contract: _____

Lab Code: MITKEM Case No.: _____ SAS No.: _____ SDG No.: C1343

Instrument ID: V6 Calibration Date: 10/27/04 Time: 0858

Lab File ID: V6D3971 Init. Calib. Date(s): 10/18/04 10/18/04

EPA Sample No.(VSTD050##): VSTD0506G Init. Calib. Times: 1535 1722

Heated Purge: (Y/N) N

GC Column: DB-624 ID: 0.25 (mm)

COMPOUND	$\overline{RRF}$	RRF50	MIN RRF	%D	MAX %D
1,2-Dichloropropane	0.447	0.357		-20.1	
Bromodichloromethane	0.699	0.625	0.200	-10.6	25.0
cis-1,3-Dichloropropene	0.650	0.568	0.200	-12.6	25.0
4-Methyl-2-Pentanone	0.318	0.236		-25.8	
Toluene	1.843	1.552	0.400	-15.8	25.0
trans-1,3-Dichloropropene	0.703	0.636	0.100	-9.5	25.0
1,1,2-Trichloroethane	0.358	0.318	0.100	-11.2	25.0
Tetrachloroethene	0.381	0.339	0.200	-11.0	25.0
2-Hexanone	0.205	0.149		-27.3	
Dibromochloromethane	0.482	0.450	0.100	-6.6	25.0
1,2-Dibromoethane	0.426	0.362		-15.0	
Chlorobenzene	1.145	0.966	0.500	-15.6	25.0
Ethylbenzene	0.602	0.515	0.100	-14.5	25.0
Xylene (Total)	2.243	2.018	0.300	-10.0	25.0
Styrene	1.056	0.937	0.300	-11.3	25.0
Bromoform	0.364	0.338	0.100	-7.1	25.0
Isopropylbenzene	1.982	1.792		-9.6	
1,1,2,2-Tetrachloroethane	0.506	0.418	0.300	-17.4	25.0
1,3-Dichlorobenzene	0.831	0.763	0.600	-8.2	25.0
1,4-Dichlorobenzene	0.887	0.813	0.500	-8.3	25.0
1,2-Dichlorobenzene	0.800	0.726	0.400	-9.3	25.0
1,2-Dibromo-3-chloropropane	0.111	0.093		-16.2	
1,2,4-Trichlorobenzene	0.479	0.424	0.200	-11.5	25.0
Toluene-d8	1.515	1.575		4.0	
Bromofluorobenzene	0.623	0.675	0.200	8.3	25.0
1,2-Dichloroethane-d4	3.632	3.891		7.1	

All other compounds must meet a minimum RRF of 0.010.

5A
VOLATILE ORGANIC INSTRUMENT PERFORMANCE CHECK
BROMOFLUOROBENZENE (BFB)

Lab Name: MITKEM CORPORATION Contract: _____

Lab Code: MITKEM Case No.: _____ SAS No.: _____ SDG No.: C1343

Lab File ID: V6D4030 BFB Injection Date: 11/01/04

Instrument ID: V6 BFB Injection Time: 0938

GC Column: DB-624 ID: 0.25 (mm)

m/e	ION ABUNDANCE CRITERIA	% RELATIVE ABUNDANCE
50	8.0 - 40.0% of mass 95	20.8
75	30.0 - 66.0% of mass 95	58.9
95	Base Peak, 100% relative abundance	100.0
96	5.0 - 9.0% of mass 95	6.6
173	Less than 2.0% of mass 174	0.3 (0.4)1
174	50.0 - 120.0% of mass 95	78.4
175	4.0 - 9.0% of mass 174	5.6 (7.2)1
176	93.0 - 101.0% of mass 174	77.0 (98.3)1
177	5.0 - 9.0% of mass 176	5.1 (6.7)2

1-Value is % mass 174 2-Value is % mass 176

THIS CHECK APPLIES TO THE FOLLOWING SAMPLES, MS, MSD, BLANKS, AND STANDARDS:

	EPA SAMPLE NO.	LAB SAMPLE ID	LAB FILE ID	DATE ANALYZED	TIME ANALYZED
01	VSTD0506K	VSTD0506K	V6D4031	11/01/04	1044
02	VBLK6K	MB-15514	V6D4032	11/01/04	1141
03	MW-20S	C1343-10A	V6D4033	11/01/04	1221
04	VHBLK6K	VHBLK6K	V6D4034	11/01/04	1251
05					
06					
07					
08					
09					
10					
11					
12					
13					
14					
15					
16					
17					
18					
19					
20					
21					
22					

7A
VOLATILE CONTINUING CALIBRATION CHECK

Lab Name: MITKEM CORPORATION Contract: _____

Lab Code: MITKEM Case No.: _____ SAS No.: _____ SDG No.: C1343

Instrument ID: V6 Calibration Date: 11/01/04 Time: 1044

Lab File ID: V6D4031 Init. Calib. Date(s): 10/18/04 10/18/04

EPA Sample No.(VSTD050##): VSTD0506K Init. Calib. Times: 1535 1722

Heated Purge: (Y/N) N

GC Column: DB-624 ID: 0.25 (mm)

COMPOUND	$\overline{RRF}$	RRF50	MIN RRF	%D	MAX %D
Dichlorodifluoromethane	3.258	2.861		-12.2	
Chloromethane	1.825	1.753		-3.9	
Vinyl Chloride	2.024	2.012	0.100	-0.6	25.0
Bromomethane	1.742	1.624	0.100	-6.8	25.0
Chloroethane	1.238	1.171		-5.4	
Trichlorofluoromethane	5.062	4.810		-5.0	
1,1-Dichloroethene	1.665	1.738	0.100	4.4	25.0
Freon113	2.107	2.202		4.5	
Acetone	0.806	0.631		-21.7	
Carbon Disulfide	6.296	6.225		-1.1	
Methyl Acetate	1.004	0.954		-5.0	
Methylene Chloride	1.820	1.756		-3.5	
trans-1,2-Dichloroethene	2.232	2.007		-10.1	
Methyl tert-Butyl Ether	6.526	5.621		-13.9	
1,1-Dichloroethane	4.709	4.126	0.200	-12.4	25.0
cis-1,2-Dichloroethene	2.096	1.847		-11.9	
2-Butanone	0.838	0.602		-28.2	
Chloroform	5.056	4.837	0.200	-4.3	25.0
1,1,1-Trichloroethane	0.945	0.981	0.100	3.8	25.0
Cyclohexane	0.638	0.563		-11.8	
Carbon Tetrachloride	0.882	0.930	0.100	5.4	25.0
Benzene	1.660	1.497	0.500	-9.8	25.0
1,2-Dichloroethane	4.518	4.355	0.100	-3.6	25.0
Trichloroethene	0.381	0.359	0.300	-5.8	25.0
Methylcyclohexane	0.633	0.587		-7.3	

All other compounds must meet a minimum RRF of 0.010.

APPENDIX B

VALIDATED SAMPLE REPORTING FORMS

1A
VOLATILE ORGANICS ANALYSIS DATA SHEET

EPA SAMPLE NO.

MW-01

Lab Name: MITKEM CORPORATION Contract: _____

Lab Code: MITKEM Case No.: _____ SAS No.: _____ SDG No.: C1343

Matrix: (soil/water) WATER Lab Sample ID: C1343-05A

Sample wt/vol: 5.000 (g/mL) ML Lab File ID: V6D3957

Level: (low/med) LOW Date Received: 10/23/04

% Moisture: not dec. _____ Date Analyzed: 10/26/04

GC Column: DB-624 ID: 0.25 (mm) Dilution Factor: 1.0

Soil Extract Volume: _____ (uL) Soil Aliquot Volume: _____ (uL)

CAS NO.	COMPOUND	CONCENTRATION UNITS: (ug/L or ug/Kg) UG/L	Q
75-71-8	Dichlorodifluoromethane	10	U
74-87-3	Chloromethane	10	U
75-01-4	Vinyl Chloride	10	U
74-83-9	Bromomethane	10	U
75-00-3	Chloroethane	10	U
75-69-4	Trichlorofluoromethane	10	U
75-35-4	1,1-Dichloroethene	10	U
76-13-1	Freon113	10	U
67-64-1	Acetone	10	~~U~~ J
75-15-0	Carbon Disulfide	10	U
79-20-9	Methyl Acetate	10	U
75-09-2	Methylene Chloride	10 ~~2~~	~~JB~~ U
156-60-5	trans-1,2-Dichloroethene	10	U
1634-04-4	Methyl tert-Butyl Ether	10	U
75-34-3	1,1-Dichloroethane	10	U
156-59-2	cis-1,2-Dichloroethene	30	
78-93-3	2-Butanone	10	U
67-66-3	Chloroform	10	U
71-55-6	1,1,1-Trichloroethane	10	U
110-82-7	Cyclohexane	10	U
56-23-5	Carbon Tetrachloride	10	U
71-43-2	Benzene	10	U
107-06-2	1,2-Dichloroethane	10	U

11/29/04

1B
VOLATILE ORGANICS ANALYSIS DATA SHEET

EPA SAMPLE NO.

MW-01

Lab Name: MITKEM CORPORATION Contract: _____

Lab Code: MITKEM Case No.: _____ SAS No.: _____ SDG No.: C1343

Matrix: (soil/water) WATER Lab Sample ID: C1343-05A

Sample wt/vol: 5.000 (g/mL) ML Lab File ID: V6D3957

Level: (low/med) LOW Date Received: 10/23/04

% Moisture: not dec. _____ Date Analyzed: 10/26/04

GC Column: DB-624 ID: 0.25 (mm) Dilution Factor: 1.0

Soil Extract Volume: _____ (uL) Soil Aliquot Volume: _____ (uL)

CAS NO.	COMPOUND	CONCENTRATION UNITS: (ug/L or ug/Kg) UG/L	Q
79-01-6	Trichloroethene	4	J
108-87-2	Methylcyclohexane	10	U
78-87-5	1,2-Dichloropropane	10	U
75-27-4	Bromodichloromethane	10	U
10061-01-5	cis-1,3-Dichloropropene	10	U
108-10-1	4-Methyl-2-Pentanone	10	U
108-88-3	Toluene	10	U
10061-02-6	trans-1,3-Dichloropropene	10	U
79-00-5	1,1,2-Trichloroethane	10	U
127-18-4	Tetrachloroethene	15	
591-78-6	2-Hexanone	10	U
124-48-1	Dibromochloromethane	10	U
106-93-4	1,2-Dibromoethane	10	U
108-90-7	Chlorobenzene	10	U
100-41-4	Ethylbenzene	10	U
1330-20-7	Xylene (Total)	10	U
100-42-5	Styrene	10	U
75-25-2	Bromoform	10	U
98-82-8	Isopropylbenzene	10	U
79-34-5	1,1,2,2-Tetrachloroethane	10	U
541-73-1	1,3-Dichlorobenzene	10	U
106-46-7	1,4-Dichlorobenzene	10	U
95-50-1	1,2-Dichlorobenzene	10	U
96-12-8	1,2-Dibromo-3-chloropropane	10	U
120-82-1	1,2,4-Trichlorobenzene	10	U

1A
VOLATILE ORGANICS ANALYSIS DATA SHEET

EPA SAMPLE NO.

MW-03

Lab Name: MITKEM CORPORATION Contract: _____

Lab Code: MITKEM Case No.: _____ SAS No.: _____ SDG No.: C1343

Matrix: (soil/water) WATER Lab Sample ID: C1343-02A

Sample wt/vol: 5.000 (g/mL) ML Lab File ID: V6D3975

Level: (low/med) LOW Date Received: 10/23/04

% Moisture: not dec. _____ Date Analyzed: 10/27/04

GC Column: DB-624 ID: 0.25 (mm) Dilution Factor: 40.0

Soil Extract Volume: _____ (uL) Soil Aliquot Volume: _____ (uL)

CAS NO.	COMPOUND	CONCENTRATION UNITS: (ug/L or ug/Kg) UG/L	Q
75-71-8	Dichlorodifluoromethane	400	U
74-87-3	Chloromethane	400	U
75-01-4	Vinyl Chloride	310	J
74-83-9	Bromomethane	400	U
75-00-3	Chloroethane	400	U
75-69-4	Trichlorofluoromethane	400	U
75-35-4	1,1-Dichloroethene	400	U
76-13-1	Freon113	400	U
67-64-1	Acetone	400	U ~~J~~
75-15-0	Carbon Disulfide	400	U
79-20-9	Methyl Acetate	400	U
75-09-2	Methylene Chloride	400 ~~72~~	~~JB~~ U
156-60-5	trans-1,2-Dichloroethene	400	U
1634-04-4	Methyl tert-Butyl Ether	400	U
75-34-3	1,1-Dichloroethane	400	U
156-59-2	cis-1,2-Dichloroethene	5000	
78-93-3	2-Butanone	400	U
67-66-3	Chloroform	400	U
71-55-6	1,1,1-Trichloroethane	400	U
110-82-7	Cyclohexane	400	U
56-23-5	Carbon Tetrachloride	400	U
71-43-2	Benzene	400	U
107-06-2	1,2-Dichloroethane	400	U

11/29/04

1B
VOLATILE ORGANICS ANALYSIS DATA SHEET

EPA SAMPLE NO.

MW-03

Lab Name: MITKEM CORPORATION Contract: _____

Lab Code: MITKEM Case No.: _____ SAS No.: _____ SDG No.: C1343

Matrix: (soil/water) WATER Lab Sample ID: C1343-02A

Sample wt/vol: 5.000 (g/mL) ML Lab File ID: V6D3975

Level: (low/med) LOW Date Received: 10/23/04

% Moisture: not dec. _____ Date Analyzed: 10/27/04

GC Column: DB-624 ID: 0.25 (mm) Dilution Factor: 40.0

Soil Extract Volume: _____ (uL) Soil Aliquot Volume: _____ (uL)

CAS NO.	COMPOUND	CONCENTRATION UNITS: (ug/L or ug/Kg) UG/L	Q
79-01-6	Trichloroethene	98	J
108-87-2	Methylcyclohexane	400	U
78-87-5	1,2-Dichloropropane	400	U
75-27-4	Bromodichloromethane	400	U
10061-01-5	cis-1,3-Dichloropropene	400	U
108-10-1	4-Methyl-2-Pentanone	400	U J
108-88-3	Toluene	400	U
10061-02-6	trans-1,3-Dichloropropene	400	U
79-00-5	1,1,2-Trichloroethane	400	U
127-18-4	Tetrachloroethene	50	J
591-78-6	2-Hexanone	400	U J
124-48-1	Dibromochloromethane	400	U
106-93-4	1,2-Dibromoethane	400	U
108-90-7	Chlorobenzene	400	U
100-41-4	Ethylbenzene	400	U
1330-20-7	Xylene (Total)	400	U
100-42-5	Styrene	400	U
75-25-2	Bromoform	400	U
98-82-8	Isopropylbenzene	400	U
79-34-5	1,1,2,2-Tetrachloroethane	400	U
541-73-1	1,3-Dichlorobenzene	400	U
106-46-7	1,4-Dichlorobenzene	400	U
95-50-1	1,2-Dichlorobenzene	400	U
96-12-8	1,2-Dibromo-3-chloropropane	400	U
120-82-1	1,2,4-Trichlorobenzene	400	U

1A
VOLATILE ORGANICS ANALYSIS DATA SHEET

EPA SAMPLE NO.

MW-04

Lab Name: MITKEM CORPORATION Contract: _____

Lab Code: MITKEM Case No.: _____ SAS No.: _____ SDG No.: C1343

Matrix: (soil/water) WATER Lab Sample ID: C1343-03A

Sample wt/vol: 5.000 (g/mL) ML Lab File ID: V6D3954

Level: (low/med) LOW Date Received: 10/23/04

% Moisture: not dec. _____ Date Analyzed: 10/26/04

GC Column: DB-624 ID: 0.25 (mm) Dilution Factor: 1.0

Soil Extract Volume: _____(uL) Soil Aliquot Volume: _____(uL)

CAS NO.	COMPOUND	CONCENTRATION UNITS: (ug/L or ug/Kg) UG/L	Q
75-71-8	Dichlorodifluoromethane	10	U
74-87-3	Chloromethane	10	U
75-01-4	Vinyl Chloride	10	U
74-83-9	Bromomethane	10	U
75-00-3	Chloroethane	10	U
75-69-4	Trichlorofluoromethane	10	U
75-35-4	1,1-Dichloroethene	10	U
76-13-1	Freon113	10	U
67-64-1	Acetone	10	~~U~~ J
75-15-0	Carbon Disulfide	10	U
79-20-9	Methyl Acetate	10	U
75-09-2	Methylene Chloride	10 ~~1~~	~~B~~ U
156-60-5	trans-1,2-Dichloroethene	10	U
1634-04-4	Methyl tert-Butyl Ether	20	
75-34-3	1,1-Dichloroethane	10	U
156-59-2	cis-1,2-Dichloroethene	12	
78-93-3	2-Butanone	10	U
67-66-3	Chloroform	10	U
71-55-6	1,1,1-Trichloroethane	10	U
110-82-7	Cyclohexane	10	U
56-23-5	Carbon Tetrachloride	10	U
71-43-2	Benzene	10	U
107-06-2	1,2-Dichloroethane	10	U

11/29/04

1B
VOLATILE ORGANICS ANALYSIS DATA SHEET

EPA SAMPLE NO.

MW-04

Lab Name: MITKEM CORPORATION Contract: _____

Lab Code: MITKEM Case No.: _____ SAS No.: _____ SDG No.: C1343

Matrix: (soil/water) WATER Lab Sample ID: C1343-03A

Sample wt/vol: 5.000 (g/mL) ML Lab File ID: V6D3954

Level: (low/med) LOW Date Received: 10/23/04

% Moisture: not dec. _____ Date Analyzed: 10/26/04

GC Column: DB-624 ID: 0.25 (mm) Dilution Factor: 1.0

Soil Extract Volume: _____ (uL) Soil Aliquot Volume: _____ (uL)

CAS NO.	COMPOUND	CONCENTRATION UNITS: (ug/L or ug/Kg) UG/L	Q
79-01-6	Trichloroethene	10	
108-87-2	Methylcyclohexane	10	U
78-87-5	1,2-Dichloropropane	10	U
75-27-4	Bromodichloromethane	10	U
10061-01-5	cis-1,3-Dichloropropene	10	U
108-10-1	4-Methyl-2-Pentanone	10	U
108-88-3	Toluene	10	U
10061-02-6	trans-1,3-Dichloropropene	10	U
79-00-5	1,1,2-Trichloroethane	10	U
127-18-4	Tetrachloroethene	17	
591-78-6	2-Hexanone	10	U
124-48-1	Dibromochloromethane	10	U
106-93-4	1,2-Dibromoethane	10	U
108-90-7	Chlorobenzene	10	U
100-41-4	Ethylbenzene	10	U
1330-20-7	Xylene (Total)	10	U
100-42-5	Styrene	10	U
75-25-2	Bromoform	10	U
98-82-8	Isopropylbenzene	10	U
79-34-5	1,1,2,2-Tetrachloroethane	10	U
541-73-1	1,3-Dichlorobenzene	10	U
106-46-7	1,4-Dichlorobenzene	10	U
95-50-1	1,2-Dichlorobenzene	10	U
96-12-8	1,2-Dibromo-3-chloropropane	10	U
120-82-1	1,2,4-Trichlorobenzene	10	U

1A
VOLATILE ORGANICS ANALYSIS DATA SHEET

EPA SAMPLE NO.

MW-05D

Lab Name: MITKEM CORPORATION Contract: _____

Lab Code: MITKEM Case No.: _____ SAS No.: _____ SDG No.: C1343

Matrix: (soil/water) WATER Lab Sample ID: C1343-01A

Sample wt/vol: 5.000 (g/mL) ML Lab File ID: V6D3974

Level: (low/med) LOW Date Received: 10/23/04

% Moisture: not dec. _____ Date Analyzed: 10/27/04

GC Column: DB-624 ID: 0.25 (mm) Dilution Factor: 20.0

Soil Extract Volume: _____ (uL) Soil Aliquot Volume: _____ (uL)

CAS NO.	COMPOUND	CONCENTRATION UNITS: (ug/L or ug/Kg) UG/L	Q
75-71-8	Dichlorodifluoromethane	200	U
74-87-3	Chloromethane	200	U
75-01-4	Vinyl Chloride	200	U
74-83-9	Bromomethane	200	U
75-00-3	Chloroethane	200	U
75-69-4	Trichlorofluoromethane	200	U
75-35-4	1,1-Dichloroethene	200	U
76-13-1	Freon113	200	U
67-64-1	Acetone	200	U J
75-15-0	Carbon Disulfide	200	U
79-20-9	Methyl Acetate	200	U
75-09-2	Methylene Chloride	200 ~~35~~	~~JB~~ U
156-60-5	trans-1,2-Dichloroethene	200	U
1634-04-4	Methyl tert-Butyl Ether	200	U
75-34-3	1,1-Dichloroethane	200	U
156-59-2	cis-1,2-Dichloroethene	480	
78-93-3	2-Butanone	200	U
67-66-3	Chloroform	200	U
71-55-6	1,1,1-Trichloroethane	200	U
110-82-7	Cyclohexane	200	U
56-23-5	Carbon Tetrachloride	200	U
71-43-2	Benzene	200	U
107-06-2	1,2-Dichloroethane	200	U

11/29/04

1B
VOLATILE ORGANICS ANALYSIS DATA SHEET

EPA SAMPLE NO.

MW-05D

Lab Name: MITKEM CORPORATION Contract: _____

Lab Code: MITKEM Case No.: _____ SAS No.: _____ SDG No.: C1343

Matrix: (soil/water) WATER Lab Sample ID: C1343-01A

Sample wt/vol: 5.000 (g/mL) ML Lab File ID: V6D3974

Level: (low/med) LOW Date Received: 10/23/04

% Moisture: not dec. _____ Date Analyzed: 10/27/04

GC Column: DB-624 ID: 0.25 (mm) Dilution Factor: 20.0

Soil Extract Volume: _____ (uL) Soil Aliquot Volume: _____ (uL)

CAS NO.	COMPOUND	CONCENTRATION UNITS: (ug/L or ug/Kg) UG/L	Q
79-01-6	Trichloroethene	1100	
108-87-2	Methylcyclohexane	200	U
78-87-5	1,2-Dichloropropane	200	U
75-27-4	Bromodichloromethane	200	U
10061-01-5	cis-1,3-Dichloropropene	200	U
108-10-1	4-Methyl-2-Pentanone	200	U J
108-88-3	Toluene	200	U
10061-02-6	trans-1,3-Dichloropropene	200	U
79-00-5	1,1,2-Trichloroethane	200	U
127-18-4	Tetrachloroethene	2900	
591-78-6	2-Hexanone	200	U J
124-48-1	Dibromochloromethane	200	U
106-93-4	1,2-Dibromoethane	200	U
108-90-7	Chlorobenzene	200	U
100-41-4	Ethylbenzene	200	U
1330-20-7	Xylene (Total)	200	U
100-42-5	Styrene	200	U
75-25-2	Bromoform	200	U
98-82-8	Isopropylbenzene	200	U
79-34-5	1,1,2,2-Tetrachloroethane	200	U
541-73-1	1,3-Dichlorobenzene	200	U
106-46-7	1,4-Dichlorobenzene	200	U
95-50-1	1,2-Dichlorobenzene	200	U
96-12-8	1,2-Dibromo-3-chloropropane	200	U
120-82-1	1,2,4-Trichlorobenzene	200	U

11/29/04

1A
VOLATILE ORGANICS ANALYSIS DATA SHEET

EPA SAMPLE NO.

MW-07S

Lab Name: MITKEM CORPORATION Contract: _____

Lab Code: MITKEM Case No.: _____ SAS No.: _____ SDG No.: C1343

Matrix: (soil/water) WATER Lab Sample ID: C1343-04A

Sample wt/vol: 5.000 (g/mL) ML Lab File ID: V6D3956

Level: (low/med) LOW Date Received: 10/23/04

% Moisture: not dec. _____ Date Analyzed: 10/26/04

GC Column: DB-624 ID: 0.25 (mm) Dilution Factor: 1.0

Soil Extract Volume: _____ (uL) Soil Aliquot Volume: _____ (uL)

CAS NO.	COMPOUND	CONCENTRATION UNITS: (ug/L or ug/Kg) UG/L	Q
75-71-8	Dichlorodifluoromethane	10	U
74-87-3	Chloromethane	10	U
75-01-4	Vinyl Chloride	10	U
74-83-9	Bromomethane	10	U
75-00-3	Chloroethane	10	U
75-69-4	Trichlorofluoromethane	10	U
75-35-4	1,1-Dichloroethene	10	U
76-13-1	Freon113	10	U
67-64-1	Acetone	10	U J
75-15-0	Carbon Disulfide	10	U
79-20-9	Methyl Acetate	10	U
75-09-2	Methylene Chloride	~~10~~	~~JB~~ U
156-60-5	trans-1,2-Dichloroethene	10	U
1634-04-4	Methyl tert-Butyl Ether	5	J
75-34-3	1,1-Dichloroethane	10	U
156-59-2	cis-1,2-Dichloroethene	7	J
78-93-3	2-Butanone	10	U
67-66-3	Chloroform	10	U
71-55-6	1,1,1-Trichloroethane	10	U
110-82-7	Cyclohexane	2	J
56-23-5	Carbon Tetrachloride	10	U
71-43-2	Benzene	10	U
107-06-2	1,2-Dichloroethane	10	U

11/29/04

1B
VOLATILE ORGANICS ANALYSIS DATA SHEET

EPA SAMPLE NO.

MW-07S

Lab Name: MITKEM CORPORATION Contract: _____

Lab Code: MITKEM Case No.: _____ SAS No.: _____ SDG No.: C1343

Matrix: (soil/water) WATER Lab Sample ID: C1343-04A

Sample wt/vol: 5.000 (g/mL) ML Lab File ID: V6D3956

Level: (low/med) LOW Date Received: 10/23/04

% Moisture: not dec. _____ Date Analyzed: 10/26/04

GC Column: DB-624 ID: 0.25 (mm) Dilution Factor: 1.0

Soil Extract Volume: _____ (uL) Soil Aliquot Volume: _____ (uL)

CAS NO.	COMPOUND	CONCENTRATION UNITS: (ug/L or ug/Kg) UG/L	Q
79-01-6	Trichloroethene	10	U
108-87-2	Methylcyclohexane	10	U
78-87-5	1,2-Dichloropropane	10	U
75-27-4	Bromodichloromethane	10	U
10061-01-5	cis-1,3-Dichloropropene	10	U
108-10-1	4-Methyl-2-Pentanone	10	U
108-88-3	Toluene	10	U
10061-02-6	trans-1,3-Dichloropropene	10	U
79-00-5	1,1,2-Trichloroethane	10	U
127-18-4	Tetrachloroethene	10	U
591-78-6	2-Hexanone	10	U
124-48-1	Dibromochloromethane	10	U
106-93-4	1,2-Dibromoethane	10	U
108-90-7	Chlorobenzene	10	U
100-41-4	Ethylbenzene	10	U
1330-20-7	Xylene (Total)	10	U
100-42-5	Styrene	10	U
75-25-2	Bromoform	10	U
98-82-8	Isopropylbenzene	10	U
79-34-5	1,1,2,2-Tetrachloroethane	10	U
541-73-1	1,3-Dichlorobenzene	10	U
106-46-7	1,4-Dichlorobenzene	10	U
95-50-1	1,2-Dichlorobenzene	10	U
96-12-8	1,2-Dibromo-3-chloropropane	10	U
120-82-1	1,2,4-Trichlorobenzene	10	U

1A
VOLATILE ORGANICS ANALYSIS DATA SHEET

EPA SAMPLE NO.

MW-08S

Lab Name: MITKEM CORPORATION Contract: _____

Lab Code: MITKEM Case No.: _____ SAS No.: _____ SDG No.: C1343

Matrix: (soil/water) WATER Lab Sample ID: C1343-06A

Sample wt/vol: 5.000 (g/mL) ML Lab File ID: V6D3955

Level: (low/med) LOW Date Received: 10/23/04

% Moisture: not dec. _____ Date Analyzed: 10/26/04

GC Column: DB-624 ID: 0.25 (mm) Dilution Factor: 1.0

Soil Extract Volume: _____ (uL) Soil Aliquot Volume: _____ (uL)

CAS NO.	COMPOUND	CONCENTRATION UNITS: (ug/L or ug/Kg) UG/L	Q
75-71-8	Dichlorodifluoromethane	10	U
74-87-3	Chloromethane	10	U
75-01-4	Vinyl Chloride	10	U
74-83-9	Bromomethane	10	U
75-00-3	Chloroethane	10	U
75-69-4	Trichlorofluoromethane	10	U
75-35-4	1,1-Dichloroethene	10	U
76-13-1	Freon113	10	U
67-64-1	Acetone	10	U J
75-15-0	Carbon Disulfide	10	U
79-20-9	Methyl Acetate	10	U
75-09-2	Methylene Chloride	10	U
156-60-5	trans-1,2-Dichloroethene	10	U
1634-04-4	Methyl tert-Butyl Ether	10	U
75-34-3	1,1-Dichloroethane	10	U
156-59-2	cis-1,2-Dichloroethene	10	U
78-93-3	2-Butanone	10	U
67-66-3	Chloroform	10	U
71-55-6	1,1,1-Trichloroethane	10	U
110-82-7	Cyclohexane	68	
56-23-5	Carbon Tetrachloride	10	U
71-43-2	Benzene	5	J
107-06-2	1,2-Dichloroethane	10	U

11/29/04

1B
VOLATILE ORGANICS ANALYSIS DATA SHEET

EPA SAMPLE NO.

MW-08S

Lab Name: MITKEM CORPORATION Contract: _____

Lab Code: MITKEM Case No.: _____ SAS No.: _____ SDG No.: C1343

Matrix: (soil/water) WATER Lab Sample ID: C1343-06A

Sample wt/vol: 5.000 (g/mL) ML Lab File ID: V6D3955

Level: (low/med) LOW Date Received: 10/23/04

% Moisture: not dec. _____ Date Analyzed: 10/26/04

GC Column: DB-624 ID: 0.25 (mm) Dilution Factor: 1.0

Soil Extract Volume: _____ (uL) Soil Aliquot Volume: _____ (uL)

CAS NO.	COMPOUND	CONCENTRATION UNITS: (ug/L or ug/Kg) UG/L	Q
79-01-6	Trichloroethene	10	U
108-87-2	Methylcyclohexane	76	
78-87-5	1,2-Dichloropropane	10	U
75-27-4	Bromodichloromethane	10	U
10061-01-5	cis-1,3-Dichloropropene	10	U
108-10-1	4-Methyl-2-Pentanone	10	U
108-88-3	Toluene	10	U
10061-02-6	trans-1,3-Dichloropropene	10	U
79-00-5	1,1,2-Trichloroethane	10	U
127-18-4	Tetrachloroethene	10	U
591-78-6	2-Hexanone	10	U
124-48-1	Dibromochloromethane	10	U
106-93-4	1,2-Dibromoethane	10	U
108-90-7	Chlorobenzene	10	U
100-41-4	Ethylbenzene	49	
1330-20-7	Xylene (Total)	67	
100-42-5	Styrene	10	U
75-25-2	Bromoform	10	U
98-82-8	Isopropylbenzene	8	J
79-34-5	1,1,2,2-Tetrachloroethane	10	U
541-73-1	1,3-Dichlorobenzene	10	U
106-46-7	1,4-Dichlorobenzene	10	U
95-50-1	1,2-Dichlorobenzene	10	U
96-12-8	1,2-Dibromo-3-chloropropane	10	U
120-82-1	1,2,4-Trichlorobenzene	10	U

1A
VOLATILE ORGANICS ANALYSIS DATA SHEET

EPA SAMPLE NO.

MW-09S

Lab Name: MITKEM CORPORATION Contract: _____

Lab Code: MITKEM Case No.: _____ SAS No.: _____ SDG No.: C1343

Matrix: (soil/water) WATER Lab Sample ID: C1343-07A

Sample wt/vol: 5.000 (g/mL) ML Lab File ID: V6D3958

Level: (low/med) LOW Date Received: 10/23/04

% Moisture: not dec. _____ Date Analyzed: 10/26/04

GC Column: DB-624 ID: 0.25 (mm) Dilution Factor: 1.0

Soil Extract Volume: _____ (uL) Soil Aliquot Volume: _____ (uL)

CAS NO.	COMPOUND	CONCENTRATION UNITS: (ug/L or ug/Kg) UG/L	Q
75-71-8	Dichlorodifluoromethane	10	U
74-87-3	Chloromethane	10	U
75-01-4	Vinyl Chloride	10	U
74-83-9	Bromomethane	10	U
75-00-3	Chloroethane	10	U
75-69-4	Trichlorofluoromethane	10	U
75-35-4	1,1-Dichloroethene	10	U
76-13-1	Freon113	10	U
67-64-1	Acetone	10	U-J
75-15-0	Carbon Disulfide	10	U
79-20-9	Methyl Acetate	10	U
75-09-2	Methylene Chloride	10	U
156-60-5	trans-1,2-Dichloroethene	10	U
1634-04-4	Methyl tert-Butyl Ether	10	U
75-34-3	1,1-Dichloroethane	10	U
156-59-2	cis-1,2-Dichloroethene	10	U
78-93-3	2-Butanone	10	U
67-66-3	Chloroform	10	U
71-55-6	1,1,1-Trichloroethane	10	U
110-82-7	Cyclohexane	10	U
56-23-5	Carbon Tetrachloride	10	U
71-43-2	Benzene	10	U
107-06-2	1,2-Dichloroethane	10	U

11/29/04

1B
VOLATILE ORGANICS ANALYSIS DATA SHEET

EPA SAMPLE NO.

MW-09S

Lab Name: MITKEM CORPORATION Contract: _____

Lab Code: MITKEM Case No.: _____ SAS No.: _____ SDG No.: C1343

Matrix: (soil/water) WATER Lab Sample ID: C1343-07A

Sample wt/vol: 5.000 (g/mL) ML Lab File ID: V6D3958

Level: (low/med) LOW Date Received: 10/23/04

% Moisture: not dec. _____ Date Analyzed: 10/26/04

GC Column: DB-624 ID: 0.25 (mm) Dilution Factor: 1.0

Soil Extract Volume: _____ (uL) Soil Aliquot Volume: _____ (uL)

CAS NO.	COMPOUND	CONCENTRATION UNITS: (ug/L or ug/Kg) UG/L	Q
79-01-6	Trichloroethene	10	U
108-87-2	Methylcyclohexane	10	U
78-87-5	1,2-Dichloropropane	10	U
75-27-4	Bromodichloromethane	10	U
10061-01-5	cis-1,3-Dichloropropene	10	U
108-10-1	4-Methyl-2-Pentanone	10	U
108-88-3	Toluene	10	U
10061-02-6	trans-1,3-Dichloropropene	10	U
79-00-5	1,1,2-Trichloroethane	10	U
127-18-4	Tetrachloroethene	10	U
591-78-6	2-Hexanone	10	U
124-48-1	Dibromochloromethane	10	U
106-93-4	1,2-Dibromoethane	10	U
108-90-7	Chlorobenzene	10	U
100-41-4	Ethylbenzene	10	U
1330-20-7	Xylene (Total)	10	U
100-42-5	Styrene	10	U
75-25-2	Bromoform	10	U
98-82-8	Isopropylbenzene	10	U
79-34-5	1,1,2,2-Tetrachloroethane	10	U
541-73-1	1,3-Dichlorobenzene	10	U
106-46-7	1,4-Dichlorobenzene	10	U
95-50-1	1,2-Dichlorobenzene	10	U
96-12-8	1,2-Dibromo-3-chloropropane	10	U
120-82-1	1,2,4-Trichlorobenzene	10	U

1A
VOLATILE ORGANICS ANALYSIS DATA SHEET

EPA SAMPLE NO.

MW-16S

Lab Name: MITKEM CORPORATION Contract: _____

Lab Code: MITKEM Case No.: _____ SAS No.: _____ SDG No.: C1343

Matrix: (soil/water) WATER Lab Sample ID: C1343-08A

Sample wt/vol: 5.000 (g/mL) ML Lab File ID: V6D3959

Level: (low/med) LOW Date Received: 10/23/04

% Moisture: not dec. _____ Date Analyzed: 10/26/04

GC Column: DB-624 ID: 0.25 (mm) Dilution Factor: 1.0

Soil Extract Volume: _____ (uL) Soil Aliquot Volume: _____ (uL)

CAS NO.	COMPOUND	CONCENTRATION UNITS: (ug/L or ug/Kg) UG/L	Q
75-71-8	Dichlorodifluoromethane	10	U
74-87-3	Chloromethane	10	U
75-01-4	Vinyl Chloride	10	U
74-83-9	Bromomethane	10	U
75-00-3	Chloroethane	10	U
75-69-4	Trichlorofluoromethane	10	U
75-35-4	1,1-Dichloroethene	10	U
76-13-1	Freon113	10	U
67-64-1	Acetone	10	U J
75-15-0	Carbon Disulfide	10	U
79-20-9	Methyl Acetate	10	U
75-09-2	Methylene Chloride	10 ~~2~~	~~JB~~ U
156-60-5	trans-1,2-Dichloroethene	10	U
1634-04-4	Methyl tert-Butyl Ether	10	U
75-34-3	1,1-Dichloroethane	10	U
156-59-2	cis-1,2-Dichloroethene	10	U
78-93-3	2-Butanone	10	U
67-66-3	Chloroform	10	U
71-55-6	1,1,1-Trichloroethane	10	U
110-82-7	Cyclohexane	10	U
56-23-5	Carbon Tetrachloride	10	U
71-43-2	Benzene	10	U
107-06-2	1,2-Dichloroethane	10	U

11/29/04

1B
VOLATILE ORGANICS ANALYSIS DATA SHEET

EPA SAMPLE NO.

MW-16S

Lab Name: MITKEM CORPORATION Contract: _____

Lab Code: MITKEM Case No.: _____ SAS No.: _____ SDG No.: C1343

Matrix: (soil/water) WATER Lab Sample ID: C1343-08A

Sample wt/vol: 5.000 (g/mL) ML Lab File ID: V6D3959

Level: (low/med) LOW Date Received: 10/23/04

% Moisture: not dec. _____ Date Analyzed: 10/26/04

GC Column: DB-624 ID: 0.25 (mm) Dilution Factor: 1.0

Soil Extract Volume: _____ (uL) Soil Aliquot Volume: _____ (uL)

CAS NO.	COMPOUND	CONCENTRATION UNITS: (ug/L or ug/Kg) UG/L	Q
79-01-6	Trichloroethene	10	U
108-87-2	Methylcyclohexane	10	U
78-87-5	1,2-Dichloropropane	10	U
75-27-4	Bromodichloromethane	10	U
10061-01-5	cis-1,3-Dichloropropene	10	U
108-10-1	4-Methyl-2-Pentanone	10	U
108-88-3	Toluene	10	U
10061-02-6	trans-1,3-Dichloropropene	10	U
79-00-5	1,1,2-Trichloroethane	10	U
127-18-4	Tetrachloroethene	10	U
591-78-6	2-Hexanone	10	U
124-48-1	Dibromochloromethane	10	U
106-93-4	1,2-Dibromoethane	10	U
108-90-7	Chlorobenzene	10	U
100-41-4	Ethylbenzene	10	U
1330-20-7	Xylene (Total)	10	U
100-42-5	Styrene	10	U
75-25-2	Bromoform	10	U
98-82-8	Isopropylbenzene	10	U
79-34-5	1,1,2,2-Tetrachloroethane	10	U
541-73-1	1,3-Dichlorobenzene	10	U
106-46-7	1,4-Dichlorobenzene	10	U
95-50-1	1,2-Dichlorobenzene	10	U
96-12-8	1,2-Dibromo-3-chloropropane	10	U
120-82-1	1,2,4-Trichlorobenzene	10	U

1A
VOLATILE ORGANICS ANALYSIS DATA SHEET

EPA SAMPLE NO.

MW-19S

Lab Name: MITKEM CORPORATION Contract: _____

Lab Code: MITKEM Case No.: _____ SAS No.: _____ SDG No.: C1343

Matrix: (soil/water) WATER Lab Sample ID: C1343-09A

Sample wt/vol: 5.000 (g/mL) ML Lab File ID: V6D3960

Level: (low/med) LOW Date Received: 10/23/04

% Moisture: not dec. _____ Date Analyzed: 10/26/04

GC Column: DB-624 ID: 0.25 (mm) Dilution Factor: 1.0

Soil Extract Volume: _____ (uL) Soil Aliquot Volume: _____ (uL)

CAS NO.	COMPOUND	CONCENTRATION UNITS: (ug/L or ug/Kg) UG/L	Q
75-71-8	Dichlorodifluoromethane	10	U
74-87-3	Chloromethane	10	U
75-01-4	Vinyl Chloride	10	U
74-83-9	Bromomethane	10	U
75-00-3	Chloroethane	10	U
75-69-4	Trichlorofluoromethane	10	U
75-35-4	1,1-Dichloroethene	10	U
76-13-1	Freon113	10	U
67-64-1	Acetone	10	U J
75-15-0	Carbon Disulfide	10	U
79-20-9	Methyl Acetate	10	U
75-09-2	Methylene Chloride	10 ~~2~~	~~JB~~ U
156-60-5	trans-1,2-Dichloroethene	10	U
1634-04-4	Methyl tert-Butyl Ether	10	U
75-34-3	1,1-Dichloroethane	10	U
156-59-2	cis-1,2-Dichloroethene	10	U
78-93-3	2-Butanone	10	U
67-66-3	Chloroform	10	U
71-55-6	1,1,1-Trichloroethane	10	U
110-82-7	Cyclohexane	10	U
56-23-5	Carbon Tetrachloride	10	U
71-43-2	Benzene	10	U
107-06-2	1,2-Dichloroethane	10	U

11/29/04

1B
VOLATILE ORGANICS ANALYSIS DATA SHEET

EPA SAMPLE NO.

MW-19S

Lab Name: MITKEM CORPORATION Contract: _____

Lab Code: MITKEM Case No.: _____ SAS No.: _____ SDG No.: C1343

Matrix: (soil/water) WATER Lab Sample ID: C1343-09A

Sample wt/vol: 5.000 (g/mL) ML Lab File ID: V6D3960

Level: (low/med) LOW Date Received: 10/23/04

% Moisture: not dec. _____ Date Analyzed: 10/26/04

GC Column: DB-624 ID: 0.25 (mm) Dilution Factor: 1.0

Soil Extract Volume: _____ (uL) Soil Aliquot Volume: _____ (uL)

CAS NO.	COMPOUND	CONCENTRATION UNITS: (ug/L or ug/Kg) UG/L	Q
79-01-6	Trichloroethene	10	U
108-87-2	Methylcyclohexane	10	U
78-87-5	1,2-Dichloropropane	10	U
75-27-4	Bromodichloromethane	10	U
10061-01-5	cis-1,3-Dichloropropene	10	U
108-10-1	4-Methyl-2-Pentanone	10	U
108-88-3	Toluene	10	U
10061-02-6	trans-1,3-Dichloropropene	10	U
79-00-5	1,1,2-Trichloroethane	10	U
127-18-4	Tetrachloroethene	6	J
591-78-6	2-Hexanone	10	U
124-48-1	Dibromochloromethane	10	U
106-93-4	1,2-Dibromoethane	10	U
108-90-7	Chlorobenzene	10	U
100-41-4	Ethylbenzene	10	U
1330-20-7	Xylene (Total)	10	U
100-42-5	Styrene	10	U
75-25-2	Bromoform	10	U
98-82-8	Isopropylbenzene	10	U
79-34-5	1,1,2,2-Tetrachloroethane	10	U
541-73-1	1,3-Dichlorobenzene	10	U
106-46-7	1,4-Dichlorobenzene	10	U
95-50-1	1,2-Dichlorobenzene	10	U
96-12-8	1,2-Dibromo-3-chloropropane	10	U
120-82-1	1,2,4-Trichlorobenzene	10	U

1A
VOLATILE ORGANICS ANALYSIS DATA SHEET

EPA SAMPLE NO.

MW-20S

Lab Name: MITKEM CORPORATION Contract: _____

Lab Code: MITKEM Case No.: _____ SAS No.: _____ SDG No.: C1343

Matrix: (soil/water) WATER Lab Sample ID: C1343-10A

Sample wt/vol: 5.000 (g/mL) ML Lab File ID: V6D4033

Level: (low/med) LOW Date Received: 10/23/04

% Moisture: not dec. _____ Date Analyzed: 11/01/04

GC Column: DB-624 ID: 0.25 (mm) Dilution Factor: 1.0

Soil Extract Volume: _____ (uL) Soil Aliquot Volume: _____ (uL)

CAS NO.	COMPOUND	CONCENTRATION UNITS: (ug/L or ug/Kg) UG/L	Q
75-71-8	Dichlorodifluoromethane	10	U
74-87-3	Chloromethane	10	U
75-01-4	Vinyl Chloride	1	J
74-83-9	Bromomethane	10	U
75-00-3	Chloroethane	10	U
75-69-4	Trichlorofluoromethane	10	U
75-35-4	1,1-Dichloroethene	10	U
76-13-1	Freon113	10	U
67-64-1	Acetone	10	U
75-15-0	Carbon Disulfide	10	U
79-20-9	Methyl Acetate	10	U
75-09-2	Methylene Chloride	10	U
156-60-5	trans-1,2-Dichloroethene	10	U
1634-04-4	Methyl tert-Butyl Ether	2	J
75-34-3	1,1-Dichloroethane	10	U
156-59-2	cis-1,2-Dichloroethene	170	
78-93-3	2-Butanone	10	U-J
67-66-3	Chloroform	10	U
71-55-6	1,1,1-Trichloroethane	10	U
110-82-7	Cyclohexane	10	U
56-23-5	Carbon Tetrachloride	10	U
71-43-2	Benzene	10	U
107-06-2	1,2-Dichloroethane	10	U

11/30/04

1B
VOLATILE ORGANICS ANALYSIS DATA SHEET

EPA SAMPLE NO.

MW-20S

Lab Name: MITKEM CORPORATION Contract: _____

Lab Code: MITKEM Case No.: _____ SAS No.: _____ SDG No.: C1343

Matrix: (soil/water) WATER Lab Sample ID: C1343-10A

Sample wt/vol: 5.000 (g/mL) ML Lab File ID: V6D4033

Level: (low/med) LOW Date Received: 10/23/04

% Moisture: not dec. _____ Date Analyzed: 11/01/04

GC Column: DB-624 ID: 0.25 (mm) Dilution Factor: 1.0

Soil Extract Volume: _____ (uL) Soil Aliquot Volume: _____ (uL)

CAS NO.	COMPOUND	CONCENTRATION UNITS: (ug/L or ug/Kg) UG/L	Q
79-01-6	Trichloroethene	20	
108-87-2	Methylcyclohexane	10	U
78-87-5	1,2-Dichloropropane	10	U
75-27-4	Bromodichloromethane	10	U
10061-01-5	cis-1,3-Dichloropropene	10	U
108-10-1	4-Methyl-2-Pentanone	10	U
108-88-3	Toluene	10	U
10061-02-6	trans-1,3-Dichloropropene	10	U
79-00-5	1,1,2-Trichloroethane	10	U
127-18-4	Tetrachloroethene	73	
591-78-6	2-Hexanone	10	U
124-48-1	Dibromochloromethane	10	U
106-93-4	1,2-Dibromoethane	10	U
108-90-7	Chlorobenzene	10	U
100-41-4	Ethylbenzene	10	U
1330-20-7	Xylene (Total)	10	U
100-42-5	Styrene	10	U
75-25-2	Bromoform	10	U
98-82-8	Isopropylbenzene	10	U
79-34-5	1,1,2,2-Tetrachloroethane	10	U
541-73-1	1,3-Dichlorobenzene	10	U
106-46-7	1,4-Dichlorobenzene	10	U
95-50-1	1,2-Dichlorobenzene	10	U
96-12-8	1,2-Dibromo-3-chloropropane	10	U
120-82-1	1,2,4-Trichlorobenzene	10	U

1A
VOLATILE ORGANICS ANALYSIS DATA SHEET

EPA SAMPLE NO.

TB

Lab Name: MITKEM CORPORATION Contract: _____

Lab Code: MITKEM Case No.: _____ SAS No.: _____ SDG No.: C1343

Matrix: (soil/water) WATER Lab Sample ID: C1343-11A

Sample wt/vol: 5.000 (g/mL) ML Lab File ID: V6D3961

Level: (low/med) LOW Date Received: 10/23/04

% Moisture: not dec. _____ Date Analyzed: 10/26/04

GC Column: DB-624 ID: 0.25 (mm) Dilution Factor: 1.0

Soil Extract Volume: _____ (uL) Soil Aliquot Volume: _____ (uL)

CAS NO.	COMPOUND	CONCENTRATION UNITS: (ug/L or ug/Kg) UG/L	Q
75-71-8	Dichlorodifluoromethane	10	U
74-87-3	Chloromethane	10	U
75-01-4	Vinyl Chloride	10	U
74-83-9	Bromomethane	10	U
75-00-3	Chloroethane	10	U
75-69-4	Trichlorofluoromethane	10	U
75-35-4	1,1-Dichloroethene	10	U
76-13-1	Freon113	10	U
67-64-1	Acetone	10	~~U~~ J
75-15-0	Carbon Disulfide	10	U
79-20-9	Methyl Acetate	10	U
75-09-2	Methylene Chloride	2	~~J~~ B
156-60-5	trans-1,2-Dichloroethene	10	U
1634-04-4	Methyl tert-Butyl Ether	10	U
75-34-3	1,1-Dichloroethane	10	U
156-59-2	cis-1,2-Dichloroethene	10	U
78-93-3	2-Butanone	10	U
67-66-3	Chloroform	1	J
71-55-6	1,1,1-Trichloroethane	10	U
110-82-7	Cyclohexane	10	U
56-23-5	Carbon Tetrachloride	10	U
71-43-2	Benzene	10	U
107-06-2	1,2-Dichloroethane	10	U

11/29/04

1B
VOLATILE ORGANICS ANALYSIS DATA SHEET

EPA SAMPLE NO.

TB

Lab Name: MITKEM CORPORATION Contract: _____

Lab Code: MITKEM Case No.: _____ SAS No.: _____ SDG No.: C1343

Matrix: (soil/water) WATER Lab Sample ID: C1343-11A

Sample wt/vol: 5.000 (g/mL) ML Lab File ID: V6D3961

Level: (low/med) LOW Date Received: 10/23/04

% Moisture: not dec. _____ Date Analyzed: 10/26/04

GC Column: DB-624 ID: 0.25 (mm) Dilution Factor: 1.0

Soil Extract Volume: _____ (uL) Soil Aliquot Volume: _____ (uL)

CAS NO.	COMPOUND	CONCENTRATION UNITS: (ug/L or ug/Kg) UG/L	Q
79-01-6	Trichloroethene	10	U
108-87-2	Methylcyclohexane	10	U
78-87-5	1,2-Dichloropropane	10	U
75-27-4	Bromodichloromethane	10	U
10061-01-5	cis-1,3-Dichloropropene	10	U
108-10-1	4-Methyl-2-Pentanone	10	U
108-88-3	Toluene	10	U
10061-02-6	trans-1,3-Dichloropropene	10	U
79-00-5	1,1,2-Trichloroethane	10	U
127-18-4	Tetrachloroethene	10	U
591-78-6	2-Hexanone	10	U
124-48-1	Dibromochloromethane	10	U
106-93-4	1,2-Dibromoethane	10	U
108-90-7	Chlorobenzene	10	U
100-41-4	Ethylbenzene	10	U
1330-20-7	Xylene (Total)	10	U
100-42-5	Styrene	10	U
75-25-2	Bromoform	10	U
98-82-8	Isopropylbenzene	10	U
79-34-5	1,1,2,2-Tetrachloroethane	10	U
541-73-1	1,3-Dichlorobenzene	10	U
106-46-7	1,4-Dichlorobenzene	10	U
95-50-1	1,2-Dichlorobenzene	10	U
96-12-8	1,2-Dibromo-3-chloropropane	10	U
120-82-1	1,2,4-Trichlorobenzene	10	U

URS CORPORATION
640 Ellicott Street
Buffalo, New York 14203 (716)-856-5636 FAX: (716) 856-2545

Letter of Transmittal

Mr. Dave J. Chiusano – Project Manager

NYSDEC Department of Environmental Remediation

625 Broadway

Albany, NY 12233-1010

Date: 5/6/04 Job No.: 11173257

Re: Summary of air results for EQ Northeast

10

We are sending you ☒ Attached ☐☐ Under Separate Cover the following Items:

~ Shop Drawings ~ Prints ~ Plans ~

~ Copy of letter ~ Change Order X See Below

COPIES	DATE	DESCRIPTION
1	5/6/04	Summary of air results for EQ Northeast.

THESE ARE TRANSMITTED as checked below:

~ For approval ~ No Exceptions Taken ~ Resubmit ____ copies for approval

X For your use ~ Revise as Noted ~ Submit ____ copies for distribution

~ As requested ~ Amend and Resubmit ~ Return ____ corrected prints

~ For review and comment ~ Rejected - See Remarks ~ _____

Remarks:

Chuck Dusel requested that I send this summary for your use. Please feel free to contact Chuck at (716) 856-5636 with any questions or comments.

ACTIVE VENTING SYSTEM SAMPLING EVENT #1

RE: NORTH FRANKLIN ST. SITE

8-49-002

J:MISC\\LOT.MAS

SEVERN TRENT STL

STL Burlington
208 South Park Drive, Suite 1
Colchester, VT 05446

Tel: 802 655 1203 Fax: 802 655 1248
www.stl-inc.com

April 14, 2004

Mr. Edward Twilley
EQ Northeast
185 Industrial Road
P.O. Box 617
Wrenthem, MA 02093

Re: Laboratory Project No.: 24000
Case: 24000 SDG: 99545

Dear Mr. Twilley:

Enclosed are the analytical results for samples received by STL Burlington on April 12, 2004. This report is sequentially numbered starting with page 0001 and ending with page 0157.

Laboratory numbers have been assigned and designated as follows:

Lab ID	Client Sample ID	Sample Date	Sample Matrix
	Received: 04/12/04 ETR No: 99545		
566839	NFA-1	04/04/04	Air
566840	NFA-2	04/07/04	Air
566841	NFA-3	04/07/04	Air

Documentation that identifies the condition of the samples at the time of sample receipt and the issues arising at the time of sample log-in is included in the Sample Handling section of this submittal.

The initial calibration exhibited an outage for 1,2,4-Trichlorobenzene (34.2%) as noted on the associated Form 6. The quality control criteria outlined in STL Burlington's TO-15 SOP allows for two target compound to have %RSDs greater than 30% but less than 40%.

The continuing calibration exhibited an outage for Chloromethane (33.0%) as noted on the associated Form 7. The quality control criteria outlined in STL Burlington's TO-15 SOP allows for two target compound to have %RSDs greater than 30% but less than 40%.

Manual integration was employed in deriving results for the analytical work. The values that have been derived from manual integration are qualified on the quantitation reports and extracted ion current profiles are included in the data package. The manual integration documentation is provided for both before and after.

The analytical results presented in this data report were generated under a quality system that

Leaders in Environmental Testing

Severn Trent Laboratories, Inc.

The analytical results presented in this data report were generated under a quality system that adheres to the requirements specified in the NELAC standard. This report shall not be reproduced, except in full, without the written approval of the laboratory. The release of the data in this report is authorized by the Laboratory Director or his designee, as verified by the following signature.

If there are any questions regarding this submittal, please contact Chris Anderson at (802) 655-1203.

Sincerely,

Michael F. Wheeler, Ph.D.
Laboratory Director

Enclosure

SEVERN TRENT **STL**

SEVERN TRENT LABORATORIES, INC.

STL Burlington
208 South Park Drive, Suite 1
Colchester, VT 05446 Tel 802 655 1203

CHAIN OF CUSTODY RECORD

Report to:
Company: EQ NORTHEAST
Address: 185 INDUSTRIAL ROAD P.O. 617
WRENTHAM MA 02093
Contact: ED TWILLEY
Phone: 508 245-2456
Fax: 508 384-6028
Contract/ Quote:

Invoice to:
Company: EQ NORTHEAST
Address: 185 INDUSTRIAL RD P.O. Box 617
WRENTHAM, MA, 02093
Contact: ED TWILLEY
Phone: 508 245-2456
Fax: 508 384-6028

ANALYSIS REQUESTED: TO 15 VO

Lab Use Only
Due Date:

Temp. of coolers when received (C°): 1 | 2 | 3 | 4 | 5

Custody Seal N / Y
Intact N / Y

Screened For Radioactivity ☐

Sampler's Name: ED. TWILLEY
Sampler's Signature: [signature]

Proj. No.:
Project Name: NORTH FRANKLIN STREET
No/Type of Containers[2]: 3

Matrix[1]	Date	Time	Comp	Grab	Identifying Marks of Sample(s)	VOA	A/G 1 Lt.	250 ml	P/O	Lab/Sample ID (Lab Use Only)
A	4/4	0800	✓		NEA-1 ROOM				1	
A	4/7	1151		✓	NEA-2 SOIL GAS				1	
A	4/7	1143		✓	NEA-3 AMBIENT				1	

Relinquished by: (Signature)	Date	Time	Received by: (Signature	Date	Time
[signature]	4/8/04	11 45	Eva Paulsen	4/12/04	1545
Relinquished by: (Signature)	Date	Time	Received by: (Signature	Date	Time
Relinquished by: (Signature)	Date	Time	Received by: (Signature	Date	Time

Remarks

Client's delivery of samples constitutes acceptance of Severn Trent Laboratories terms and conditions contained in the Price Schedule.

[1]Matrix WW - Wastewater W - Water S - Soil L - Liquid A - Air bag C - Charcoal Tube SL - Sludge O - Oil
[2]Container VOA - 40 ml vial A/G - Amber / Or Glass 1 Liter 250 ml - Glass wide mouth P/O - Plastic or other SUMMA CANISTER

STL cannot accept verbal changes. Please Fax written changes to (802) 655-1248

STL8234-200 (12/02)

TO-14/15
Result Summary

CLIENT SAMPLE NO.

NFA-1

Lab Name: STL Burlington

SDG Number: 99545

Case Number:

Sample Matrix: AIR

Lab Sample No.: 566839

Date Analyzed: 4/14/2004

Date Received: 4/12/2004

Target Compound	CAS Number	Results in ppbv	Q	RL in ppbv	Results in ug/m3	Q	RL in ug/m3
Dichlorodifluoromethane	75-71-8	0.60		0.50	3.0		2.5
Chloromethane	74-87-3	0.96		0.50	2.0		1.0
Vinyl Chloride	75-01-4	0.50	U	0.50	1.3	U	1.3
Bromomethane	74-83-9	0.50	U	0.50	1.9	U	1.9
Chloroethane	75-00-3	0.50	U	0.50	1.3	U	1.3
Trichlorofluoromethane	75-69-4	0.50	U	0.50	2.8	U	2.8
Freon TF	76-13-1	0.50	U	0.50	3.8	U	3.8
1,1-Dichloroethene	75-35-4	0.50	U	0.50	2.0	U	2.0
Methylene Chloride	75-09-2	0.50		0.50	1.7		1.7
1,1-Dichloroethane	75-34-3	0.50	U	0.50	2.0	U	2.0
cis-1,2-Dichloroethene	156-59-2	0.50	U	0.50	2.0	U	2.0
Chloroform	67-66-3	0.50	U	0.50	2.4	U	2.4
1,1,1-Trichloroethane	71-55-6	0.50	U	0.50	2.7	U	2.7
Carbon Tetrachloride	56-23-5	0.50	U	0.50	3.1	U	3.1
Benzene	71-43-2	0.50	U	0.50	1.6	U	1.6
1,2-Dichloroethane	107-06-2	0.50	U	0.50	2.0	U	2.0
Trichloroethene	79-01-6	0.50	U	0.50	2.7	U	2.7
1,2-Dichloropropane	78-87-5	0.50	U	0.50	2.3	U	2.3
cis-1,3-Dichloropropene	10061-01-5	0.50	U	0.50	2.3	U	2.3
Toluene	108-88-3	0.93		0.50	3.5		1.9
trans-1,3-Dichloropropene	10061-02-6	0.50	U	0.50	2.3	U	2.3
1,1,2-Trichloroethane	79-00-5	0.50	U	0.50	2.7	U	2.7
Tetrachloroethene	127-18-4	0.50	U	0.50	3.4	U	3.4
Chlorobenzene	108-90-7	0.50	U	0.50	2.3	U	2.3
Ethylbenzene	100-41-4	0.50	U	0.50	2.2	U	2.2
Xylene (m,p)	1330-20-7	0.51		0.50	2.2		2.2
Styrene	100-42-5	0.50	U	0.50	2.1	U	2.1
Xylene (o)	95-47-6	0.50	U	0.50	2.2	U	2.2
1,1,2,2-Tetrachloroethane	79-34-5	0.50	U	0.50	3.4	U	3.4
1,3-Dichlorobenzene	541-73-1	0.50	U	0.50	3.0	U	3.0
1,4-Dichlorobenzene	106-46-7	0.50	U	0.50	3.0	U	3.0
1,2-Dichlorobenzene	95-50-1	0.50	U	0.50	3.0	U	3.0

TO-14/15
Result Summary

CLIENT SAMPLE NO.

NFA-1

Lab Name: STL Burlington

SDG Number: 99545

Case Number:

Sample Matrix: AIR

Lab Sample No.: 566839

Date Analyzed: 4/14/2004

Date Received: 4/12/2004

Target Compound	CAS Number	Results in ppbv	Q	RL in ppbv	Results in ug/m3	Q	RL in ug/m3
1,2,4-Trichlorobenzene	120-82-1	0.50	U	0.50	3.7	U	3.7
Hexachlorobutadiene	87-68-3	0.50	U	0.50	5.3	U	5.3
1,3,5-Trimethylbenzene	108-67-8	0.50	U	0.50	2.5	U	2.5
1,2,4-Trimethylbenzene	95-63-6	0.50	U	0.50	2.5	U	2.5
1,2-Dichlorotetrafluoroethane	76-14-2	0.50	U	0.50	3.5	U	3.5
1,2-Dibromoethane	106-93-4	0.50	U	0.50	3.8	U	3.8
1,3-Butadiene	106-99-0	0.50	U	0.50	1.1	U	1.1
Carbon Disulfide	75-15-0	0.50	U	0.50	1.6	U	1.6
Acetone	67-64-1	5.0	U	5.0	12	U	12
Isopropyl Alcohol	67-63-0	5.0	U	5.0	12	U	12
Methyl tert-Butyl Ether	1634-04-4	0.50	U	0.50	1.8	U	1.8
Cyclohexane	110-82-7	0.50	U	0.50	1.7	U	1.7
Dibromochloromethane	124-48-1	0.50	U	0.50	4.3	U	4.3
Methyl Ethyl Ketone	78-93-3	0.50	U	0.50	1.5	U	1.5
1,4-Dioxane	123-91-1	5.0	U	5.0	18	U	18
Methyl Isobutyl Ketone	108-10-1	0.50	U	0.50	2.0	U	2.0
Methyl Butyl Ketone	591-78-6	0.50	U	0.50	2.0	U	2.0
Bromoform	75-25-2	0.50	U	0.50	5.2	U	5.2
Bromodichloromethane	75-27-4	0.50	U	0.50	3.4	U	3.4
trans-1,2-Dichloroethene	156-60-5	0.50	U	0.50	2.0	U	2.0
4-Ethyltoluene	622-96-8	0.50	U	0.50	2.5	U	2.5
3-Chloropropene	107-05-1	0.50	U	0.50	1.6	U	1.6
2,2,4-Trimethylpentane	540-84-1	0.50	U	0.50	2.3	U	2.3
Bromoethene	593-60-2	0.50	U	0.50	2.2	U	2.2
2-Chlorotoluene	95-49-8	0.50	U	0.50	2.6	U	2.6
n-Hexane	110-54-3	0.50	U	0.50	1.8	U	1.8
Tetrahydrofuran	109-99-9	5.0	U	5.0	15	U	15
n-Heptane	142-82-5	0.50	U	0.50	2.0	U	2.0
1,2-Dichloroethene (total)	540-59-0	0.50	U	0.50	2.0	U	2.0
Xylene (total)	1330-20-7	0.52		0.50	2.3		2.2
tert-Butyl Alcohol	75-65-0	5.0	U	5.0	15	U	15

TO-14/15
Result Summary

CLIENT SAMPLE NO.

NFA-2

Lab Name: STL Burlington

SDG Number: 99545

Case Number:

Sample Matrix: AIR

Lab Sample No.: 566840

Date Analyzed: 4/15/2004

Date Received: 4/12/2004

Target Compound	CAS Number	Results in ppbv	Q	RL in ppbv	Results in ug/m3	Q	RL in ug/m3
Dichlorodifluoromethane	75-71-8	0.60		0.50	3.0		2.5
Chloromethane	74-87-3	0.50	U	0.50	1.0	U	1.0
Vinyl Chloride	75-01-4	0.50	U	0.50	1.3	U	1.3
Bromomethane	74-83-9	0.50	U	0.50	1.9	U	1.9
Chloroethane	75-00-3	0.50	U	0.50	1.3	U	1.3
Trichlorofluoromethane	75-69-4	0.50	U	0.50	2.8	U	2.8
Freon TF	76-13-1	0.50	U	0.50	3.8	U	3.8
1,1-Dichloroethene	75-35-4	0.50	U	0.50	2.0	U	2.0
Methylene Chloride	75-09-2	0.50	U	0.50	1.7	U	1.7
1,1-Dichloroethane	75-34-3	0.50	U	0.50	2.0	U	2.0
cis-1,2-Dichloroethene	156-59-2	5.6		0.50	22		2.0
Chloroform	67-66-3	0.50	U	0.50	2.4	U	2.4
1,1,1-Trichloroethane	71-55-6	0.50	U	0.50	2.7	U	2.7
Carbon Tetrachloride	56-23-5	0.50	U	0.50	3.1	U	3.1
Benzene	71-43-2	0.50	U	0.50	1.6	U	1.6
1,2-Dichloroethane	107-06-2	0.50	U	0.50	2.0	U	2.0
Trichloroethene	79-01-6	1.6		0.50	8.6		2.7
1,2-Dichloropropane	78-87-5	0.50	U	0.50	2.3	U	2.3
cis-1,3-Dichloropropene	10061-01-5	0.50	U	0.50	2.3	U	2.3
Toluene	108-88-3	0.50	U	0.50	1.9	U	1.9
trans-1,3-Dichloropropene	10061-02-6	0.50	U	0.50	2.3	U	2.3
1,1,2-Trichloroethane	79-00-5	0.50	U	0.50	2.7	U	2.7
Tetrachloroethene	127-18-4	30		0.50	200		3.4
Chlorobenzene	108-90-7	0.50	U	0.50	2.3	U	2.3
Ethylbenzene	100-41-4	0.50	U	0.50	2.2	U	2.2
Xylene (m,p)	1330-20-7	0.50	U	0.50	2.2	U	2.2
Styrene	100-42-5	0.50	U	0.50	2.1	U	2.1
Xylene (o)	95-47-6	0.50	U	0.50	2.2	U	2.2
1,1,2,2-Tetrachloroethane	79-34-5	0.50	U	0.50	3.4	U	3.4
1,3-Dichlorobenzene	541-73-1	0.50	U	0.50	3.0	U	3.0
1,4-Dichlorobenzene	106-46-7	0.50	U	0.50	3.0	U	3.0
1,2-Dichlorobenzene	95-50-1	0.50	U	0.50	3.0	U	3.0

TO-14/15
Result Summary

CLIENT SAMPLE NO.

NFA-2

Lab Name: STL Burlington

SDG Number: 99545

Case Number:

Sample Matrix: AIR

Lab Sample No.: 566840

Date Analyzed: 4/15/2004

Date Received: 4/12/2004

Target Compound	CAS Number	Results in ppbv	Q	RL in ppbv	Results in ug/m3	Q	RL in ug/m3
1,2,4-Trichlorobenzene	120-82-1	0.50	U	0.50	3.7	U	3.7
Hexachlorobutadiene	87-68-3	0.50	U	0.50	5.3	U	5.3
1,3,5-Trimethylbenzene	108-67-8	0.50	U	0.50	2.5	U	2.5
1,2,4-Trimethylbenzene	95-63-6	2.0		0.50	9.8		2.5
1,2-Dichlorotetrafluoroethane	76-14-2	0.50	U	0.50	3.5	U	3.5
1,2-Dibromoethane	106-93-4	0.50	U	0.50	3.8	U	3.8
1,3-Butadiene	106-99-0	0.50	U	0.50	1.1	U	1.1
Carbon Disulfide	75-15-0	0.50	U	0.50	1.6	U	1.6
Acetone	67-64-1	34		5.0	81		12
Isopropyl Alcohol	67-63-0	5.0	U	5.0	12	U	12
Methyl tert-Butyl Ether	1634-04-4	0.50	U	0.50	1.8	U	1.8
Cyclohexane	110-82-7	0.50	U	0.50	1.7	U	1.7
Dibromochloromethane	124-48-1	0.50	U	0.50	4.3	U	4.3
Methyl Ethyl Ketone	78-93-3	0.50	U	0.50	1.5	U	1.5
1,4-Dioxane	123-91-1	5.0	U	5.0	18	U	18
Methyl Isobutyl Ketone	108-10-1	0.50	U	0.50	2.0	U	2.0
Methyl Butyl Ketone	591-78-6	0.50	U	0.50	2.0	U	2.0
Bromoform	75-25-2	0.50	U	0.50	5.2	U	5.2
Bromodichloromethane	75-27-4	0.50	U	0.50	3.4	U	3.4
trans-1,2-Dichloroethene	156-60-5	0.50	U	0.50	2.0	U	2.0
4-Ethyltoluene	622-96-8	2.0		0.50	9.8		2.5
3-Chloropropene	107-05-1	0.50	U	0.50	1.6	U	1.6
2,2,4-Trimethylpentane	540-84-1	0.50	U	0.50	2.3	U	2.3
Bromoethene	593-60-2	0.50	U	0.50	2.2	U	2.2
2-Chlorotoluene	95-49-8	0.50	U	0.50	2.6	U	2.6
n-Hexane	110-54-3	0.86		0.50	3.0		1.8
Tetrahydrofuran	109-99-9	5.0	U	5.0	15	U	15
n-Heptane	142-82-5	0.68		0.50	2.8		2.0
1,2-Dichloroethene (total)	540-59-0	6.2		0.50	25		2.0
Xylene (total)	1330-20-7	0.50	U	0.50	2.2	U	2.2
tert-Butyl Alcohol	75-65-0	5.0	U	5.0	15	U	15

TO-14/15
Result Summary

CLIENT SAMPLE NO.

NFA-3

Lab Name: STL Burlington

SDG Number: 99545

Case Number:

Sample Matrix: AIR

Lab Sample No.: 566841

Date Analyzed: 4/15/2004

Date Received: 4/12/2004

Target Compound	CAS Number	Results in ppbv	Q	RL in ppbv	Results in ug/m3	Q	RL in ug/m3
Dichlorodifluoromethane	75-71-8	0.61		0.50	3.0		2.5
Chloromethane	74-87-3	0.93		0.50	1.9		1.0
Vinyl Chloride	75-01-4	0.50	U	0.50	1.3	U	1.3
Bromomethane	74-83-9	0.50	U	0.50	1.9	U	1.9
Chloroethane	75-00-3	0.50	U	0.50	1.3	U	1.3
Trichlorofluoromethane	75-69-4	0.50	U	0.50	2.8	U	2.8
Freon TF	76-13-1	0.50	U	0.50	3.8	U	3.8
1,1-Dichloroethene	75-35-4	0.50	U	0.50	2.0	U	2.0
Methylene Chloride	75-09-2	0.50	U	0.50	1.7	U	1.7
1,1-Dichloroethane	75-34-3	0.50	U	0.50	2.0	U	2.0
cis-1,2-Dichloroethene	156-59-2	0.50	U	0.50	2.0	U	2.0
Chloroform	67-66-3	0.50	U	0.50	2.4	U	2.4
1,1,1-Trichloroethane	71-55-6	0.50	U	0.50	2.7	U	2.7
Carbon Tetrachloride	56-23-5	0.50	U	0.50	3.1	U	3.1
Benzene	71-43-2	0.50	U	0.50	1.6	U	1.6
1,2-Dichloroethane	107-06-2	0.50	U	0.50	2.0	U	2.0
Trichloroethene	79-01-6	0.50	U	0.50	2.7	U	2.7
1,2-Dichloropropane	78-87-5	0.50	U	0.50	2.3	U	2.3
cis-1,3-Dichloropropene	10061-01-5	0.50	U	0.50	2.3	U	2.3
Toluene	108-88-3	0.50	U	0.50	1.9	U	1.9
trans-1,3-Dichloropropene	10061-02-6	0.50	U	0.50	2.3	U	2.3
1,1,2-Trichloroethane	79-00-5	0.50	U	0.50	2.7	U	2.7
Tetrachloroethene	127-18-4	0.50	U	0.50	3.4	U	3.4
Chlorobenzene	108-90-7	0.50	U	0.50	2.3	U	2.3
Ethylbenzene	100-41-4	0.50	U	0.50	2.2	U	2.2
Xylene (m,p)	1330-20-7	0.50	U	0.50	2.2	U	2.2
Styrene	100-42-5	0.50	U	0.50	2.1	U	2.1
Xylene (o)	95-47-6	0.50	U	0.50	2.2	U	2.2
1,1,2,2-Tetrachloroethane	79-34-5	0.50	U	0.50	3.4	U	3.4
1,3-Dichlorobenzene	541-73-1	0.50	U	0.50	3.0	U	3.0
1,4-Dichlorobenzene	106-46-7	0.50	U	0.50	3.0	U	3.0
1,2-Dichlorobenzene	95-50-1	0.50	U	0.50	3.0	U	3.0

TO-14/15
Result Summary

CLIENT SAMPLE NO.

NFA-3

Lab Name: STL Burlington

SDG Number: 99545

Case Number:

Sample Matrix: AIR

Lab Sample No.: 566841

Date Analyzed: 4/15/2004

Date Received: 4/12/2004

Target Compound	CAS Number	Results in ppbv	Q	RL in ppbv	Results in ug/m3	Q	RL in ug/m3
1,2,4-Trichlorobenzene	120-82-1	0.50	U	0.50	3.7	U	3.7
Hexachlorobutadiene	87-68-3	0.50	U	0.50	5.3	U	5.3
1,3,5-Trimethylbenzene	108-67-8	0.50	U	0.50	2.5	U	2.5
1,2,4-Trimethylbenzene	95-63-6	0.50	U	0.50	2.5	U	2.5
1,2-Dichlorotetrafluoroethane	76-14-2	0.50	U	0.50	3.5	U	3.5
1,2-Dibromoethane	106-93-4	0.50	U	0.50	3.8	U	3.8
1,3-Butadiene	106-99-0	0.50	U	0.50	1.1	U	1.1
Carbon Disulfide	75-15-0	0.50	U	0.50	1.6	U	1.6
Acetone	67-64-1	5.0	U	5.0	12	U	12
Isopropyl Alcohol	67-63-0	5.0	U	5.0	12	U	12
Methyl tert-Butyl Ether	1634-04-4	0.50	U	0.50	1.8	U	1.8
Cyclohexane	110-82-7	0.50	U	0.50	1.7	U	1.7
Dibromochloromethane	124-48-1	0.50	U	0.50	4.3	U	4.3
Methyl Ethyl Ketone	78-93-3	0.50	U	0.50	1.5	U	1.5
1,4-Dioxane	123-91-1	5.0	U	5.0	18	U	18
Methyl Isobutyl Ketone	108-10-1	0.50	U	0.50	2.0	U	2.0
Methyl Butyl Ketone	591-78-6	0.50	U	0.50	2.0	U	2.0
Bromoform	75-25-2	0.50	U	0.50	5.2	U	5.2
Bromodichloromethane	75-27-4	0.50	U	0.50	3.4	U	3.4
trans-1,2-Dichloroethene	156-60-5	0.50	U	0.50	2.0	U	2.0
4-Ethyltoluene	622-96-8	0.50	U	0.50	2.5	U	2.5
3-Chloropropene	107-05-1	0.50	U	0.50	1.6	U	1.6
2,2,4-Trimethylpentane	540-84-1	0.50	U	0.50	2.3	U	2.3
Bromoethene	593-60-2	0.50	U	0.50	2.2	U	2.2
2-Chlorotoluene	95-49-8	0.50	U	0.50	2.6	U	2.6
n-Hexane	110-54-3	0.50	U	0.50	1.8	U	1.8
Tetrahydrofuran	109-99-9	5.0	U	5.0	15	U	15
n-Heptane	142-82-5	0.50	U	0.50	2.0	U	2.0
1,2-Dichloroethene (total)	540-59-0	0.50	U	0.50	2.0	U	2.0
Xylene (total)	1330-20-7	0.50	U	0.50	2.2	U	2.2
tert-Butyl Alcohol	75-65-0	5.0	U	5.0	15	U	15

FAX TRANSMITTAL

URS CORPORATION

640 ELLICOTT STREET, 3RD FLOOR
BUFFALO, NY 14203
TEL: (716) 856-5636 ▪ FAX: (716) 856-2545

DATE: 5/14/04

PAGE 1 OF: 4

TO: Dave Chiusano

FROM: Chuck Quasel

FIRM: NYSDEC

SUBJECT:

FAX NO: 518-402-9819

CC:

MEMO:

The Great Northern

RECEIVED
URS
MAY 1 4 2004
JOB# 35388 (-1)

cc: CD
Dave Chiusano, DEC
FAX 5/14

FACSIMILE TRANSMITTAL SHEET

TO: RON SWIATAK

FROM: ED SANDEL

COMPANY:

DATE: 5/7/04

FAX NUMBER:

TOTAL NO. OF PAGES INCLUDING COVER: 3

RE:

☐ URGENT ☐ FOR REVIEW ☐ PLEASE COMMENT ☐ PLEASE REPLY ☐ PLEASE RECYCLE

NOTES/COMMENTS:

3918 BROADWAY BUFFALO NEW YORK 14227 (716) 684-2511 FAX (716)706-0367

GREAT NORTHERN 2002

SPECIFICATION SHEET

DESCRIPTION: THE INSTALLER'S CHOICE 2002 FAST GRAB CARPET ADHESIVE

2002 is a latex-based adhesive specially formulated for difficult to hold backing. 2002 may be used to install a wide range of carpet and resilient floor coverings, except those with vinyl backs. 2002 offers quick grab, aggressive tack and a strong permanent bond. 2002 is recommended over both plywood and concrete (above, on or below grade) and other substrates in the absence of excessive moisture and alkali. 2002 is freeze/thaw stable at10°F.

APPLICATIONS

Apply adhesive with a notched trowel. Minimum trowel size is 3/32"x3/32"x3/32" V-Notch. Most applications will require more adhesive. Lay most flooring into wet adhesive. When installing non-porous surface, allow adhesive to become slightly "tacky" before laying. Follow all label instructions before installing.

PHYSICAL PROPERTIES

V.O.C.:	Zero grams per liter (calculated)
Base:	Synthetic rubber
Solids:	65%
Color:	Off White
Consistency:	Medium paste
Open Time:	20-30 minutes under normal conditions
Shelf Life:	One year in unopened container at 70°F
Coverage:	Sheet goods and moderate back carpets 120-180 sq. ft. per gallon, heavy back carpets 90-110 sq. ft. per gallon.
Other Features:	Freeze/thaw stable. Anti-microbial wet and dry state. Water resistant when dry and cured.
Flammability:	Non-flammable, qualified for NFPA Class A and UBC Class 1 fire ratings as determined by the ASTM E84 Tunnel Test. Conforms to the requirements of the Hill-Burton Act and passes the Pill Test.
Clean Up:	Use warm soapy water when wet; use Taylor Touchdown #9 Adhesive Remover/Stripper when dry.

CAUTION

DO NOT take internally. If swallowed, DO NOT induce vomiting. Call a physician immediately. KEEP OUT OF REACH OF CHILDREN.

LIMITED WARRANTY

This adhesive is manufactured according to exacting quality control standards and warranted to be free from manufacturing defects. Defective material called to our attention within one year of manufacture will be replaced. No guarantee, expressed or implied, is made regarding the performance of this product, since the manner and conditions of application are beyond our control.

GNA 2002 MATERIAL SAFETY DATA SHEET

SECTION I

Manufactured For: Great Northern Associates
Address/Phone: 3916 Broadway
Buffalo, NY 14227
(716) 664-2511
Emergency Telephone No.: (800) 535-5053
Product Class: Synthetic rubber, resin blend
Manufacturer's Code Identification: 2002
Trade Name: Great Northern "The Installers Choice" 2002

Date Revised: 04/05/02

SECTION II

HAZARDOUS INGREDIENTS

None per OSHA Regulation: 29 CFR 1910.1200
SARA Title III Section 313 Chemicals: None

NFPA HMIS
H = 0
F = 0
R = 0

SECTION III

PHYSICAL DATA

Boiling Point: 212 degrees F
Evaporation Rate/Vapor Density: Same as water
Vapor Pressure: Same as water
LBS/GAL: 10 – 10.6
Percent Volatile: 33 - 36 (by weight)
Odor: Nil
Color: Off White
Grams V.O.C. per liter of material: 0 (calculated)
Grams V.O.C. per liter of coating: 0 (calculated)

SECTION IV

FIRE AND EXPLOSION HAZARD DATA

DOT Category: Not regulated
Flash Point: None
LEL: N/A
Extinguishing Media: Non-flammable
Unusual Fire and Explosion Hazards: None
Special Fire Fighting Procedures: None

SECTION V

HEALTH HAZARD DATA

SYMPTOMS OF OVER EXPOSURE:
Inhalation / Ingestion / Skin: None Known
Eyes: May cause mild irritation

FIRST AID PROCEDURES:
Eyes: Flush with water
Skin: Wash with soap and water
Inhalation: Remove to fresh air if needed

SECTION VI

REACTIVITY DATA

Stability: Stable
Conditions to avoid: None known
Hazardous decomposition products: None known
Hazardous polymerization: Will not occur
Incompatibility/Materials to avoid: None known

SECTION VII

SPILL OR LEAK PROCEDURES

STEPS TO BE TAKEN IF MATERIAL IS SPILLED: Use absorbent material to collect and contain for salvage or disposal.

WASTE DISPOSAL: Abide by all state, federal and local regulations.

SECTION VIII

SPECIAL PROTECTION INFORMATION

Respiratory protection: None should be needed
Ventilation: Local exhaust
Protective gloves: None required
Eyes: Goggles
Other protective equipment: None

SECTION IX

SPECIAL PRECAUTIONS

PRECAUTION FOR HANDLING AND STORING: Do not puncture.

KEEP OUT OF REACH OF CHILDREN

From: <Ann_Marie_Kropovitch@URSCorp.com>
To: <djchiusa@gw.dec.state.ny.us>
Date: 5/7/04 3:19PM
Subject: RE: EQ Northeast Air results

Dave,

Chuck asked me to send you a revised table of detections for EQ Northeast that has the units in ug/m3 (see attached file).

The laboratory did report both sets of units so the report summary you will receive in the mail does show them both ways. If you need any further information please don't hesitate to contact Chuck.

(See attached file: EQ Northeast Detections only.xls)

Thanks,
Ann Marie

Chemist
URS Corporation - Buffalo, NY
phone: 1.716.856.5636 ext 1137
fax: 1.716.856.2545
e-mail: ann_marie_kropovitch@urscorp.com

URS-Celebrating 32 years in Western New York 1972-2004
Planners, Designers, Builders, and Environmental Specialists for the 21st Century

CC: <Chuck_Dusel@URSCorp.com>

smpl_id		s_date	a_date	matrix	method	parameter	conc	qual	units	conc	units
NFA-1	Room	04/04/2004	04/14/2004	Air	TO-15	Dichlorodifluoromethane	0.6		ppbv	3	ug/m3
NFA-1	Room	04/04/2004	04/14/2004	Air	TO-15	Chloromethane	0.96		ppbv	2	ug/m3
NFA-1	Room	04/04/2004	04/14/2004	Air	TO-15	Methylene Chloride	0.5		ppbv	1.7	ug/m3
NFA-1	Room	04/04/2004	04/14/2004	Air	TO-15	Toluene	0.93		ppbv	3.5	ug/m3
NFA-1	Room	04/04/2004	04/14/2004	Air	TO-15	Xylene (m,p)	0.51		ppbv	2.2	ug/m3
NFA-1	Room	04/04/2004	04/14/2004	Air	TO-15	Xylene (total)	0.52		ppbv	2.3	ug/m3
NFA-2	Soil Gas	04/07/2004	04/15/2004	Air	TO-15	Dichlorodifluoromethane	0.6		ppbv	3	ug/m3
NFA-2	Soil Gas	04/07/2004	04/15/2004	Air	TO-15	cis-1,2-Dichloroethene	5.6		ppbv	22	ug/m3
NFA-2	Soil Gas	04/07/2004	04/15/2004	Air	TO-15	Trichloroethene	1.6		ppbv	8.6	ug/m3
NFA-2	Soil Gas	04/07/2004	04/15/2004	Air	TO-15	Tetrachloroethene	30		ppbv	200	ug/m3
NFA-2	Soil Gas	04/07/2004	04/15/2004	Air	TO-15	1,2,4-Trimethylbenzene	2		ppbv	9.8	ug/m3
NFA-2	Soil Gas	04/07/2004	04/15/2004	Air	TO-15	Acetone	34		ppbv	81	ug/m3
NFA-2	Soil Gas	04/07/2004	04/15/2004	Air	TO-15	4-Ethyltoluene	2		ppbv	9.8	ug/m3
NFA-2	Soil Gas	04/07/2004	04/15/2004	Air	TO-15	n-Hexane	0.86		ppbv	3	ug/m3
NFA-2	Soil Gas	04/07/2004	04/15/2004	Air	TO-15	n-Heptane	0.68		ppbv	2.8	ug/m3
NFA-2	Soil Gas	04/07/2004	04/15/2004	Air	TO-15	1,2-Dichloroethene (total)	6.2		ppbv	25	ug/m3
NFA-3	Ambient	04/07/2004	04/15/2004	Air	TO-15	Dichlorodifluoromethane	0.61		ppbv	3	ug/m3
NFA-3	Ambient	04/07/2004	04/15/2004	Air	TO-15	Chloromethane	0.93		ppbv	1.9	ug/m3

FAX TRANSMITTAL

URS CORPORATION

640 ELLICOTT STREET, 3RD FLOOR
BUFFALO, NY 14203
TEL: (716) 856-5636 ▪ FAX: (716) 856-2545

-7-

DATE: 5/7/04

PAGE 1 OF: 10

TO: Dave Chiusano

FIRM: NYSDEC

FAX NO: 518-402-9819

FROM: Chuck Diesel

SUBJECT:

CC:

MEMO:

DAYTON SUPERIOR
Specialty Chemical Corp.

4226 KANSAS AVE
KANSAS CITY, KS 66106

RECEIVED
URS
MAY 0 7 2004
JOB # 35388(c-c)

cc: CP
Dave Chiarano-DC

FAX TRANSMISSION

NO. OF PAGES INCLUDING COVER: 9

DATE: May 7 2004

ATTN: Ron Swiatek

COMPANY: URS-

FROM: JOHN HUKEY
TECHNICAL SERVICE SPECIALIST
TELEPHONE: (913) 279-4800 X204
FAX: (913) 279-4806

FAX NO: 716-856-2545

RE: Core & Seal Lab

Ron per your request I am enclosing the MSDS + Technical Data Sheet

John

TECHNICAL DATA

Cure & Seal WB

Acrylic Emulsion

Description

A V.O.C. compliant, sprayable, water base, acrylic polymer resin specifically formulated for curing, hardening, dustproofing and sealing freshly placed concrete. Provides maximum protection to slabs against common staining materials. Reduces slab clean up costs up to 50%.

Manufacturer

Conspec Marketing & Manufacturing Co., Inc.
636 South 66th Terrace
Kansas City, Kansas 66111
Telephone: (913) 287-1700
(800) 348-7351

Use

Freshly Placed Concrete: Cure & Seal WB is formulated for curing and sealing freshly cast and finished concrete by retaining the hydration water. It also improves concrete abrasion resistance and provides protection from common staining materials.

Cure & Seal WB can be applied in most applications that prohibit use of conventional solvent based compounds for reasons relating to strong solvent odor or Volatile Organic Content (V.O.C.).

When applied to freshly placed and finished concrete surfaces, Cure & Seal WB forms a vapor seal that minimizes moisture loss through evaporation allowing concrete to develop maximum strength and hardness. By preventing rapid moisture loss, Cure & Seal WB restricts the major cause of concrete crazing and cracking.

Apply a second coat of Cure & Seal WB following final clean-up to beautify concrete surfaces.

Aged Concrete: Cure & Seal WB can also be applied to aged concrete, terrazzo, brick and masonry tiles to dust-proof, to impart abrasion resistance, and to seal surfaces against staining and mild chemical attack. These surfaces will be easier to maintain.

Sealing Characteristics: Cure & Seal WB can be applied as a sealing compound to provide resistance against de-icing salts. The product also makes concrete resistant to attack from alkalis, salts, soaps and detergents.

The life span of Cure & Seal WB depends upon application conditions, exposure (interior vs. exterior) and use conditions. Treated surfaces are readily recoatable.

Benefits

- Protects against common staining materials
- Prevents the adhesion of cementitious droppings and the penetration of most oils and greases
- Maintenance and clean-up costs are greatly reduced for the occupant

Applicable Standards

ASTM C-309, Type I, Type I-D, Class A and B. AASHTO M-148, NAVDOCK 13 YF. All local, state and federal V.O.C. and air quality regulations.

Architectural Specifications

Acrylic Emulsion Curing And Sealing Compound: Immediately after final trowel, apply an approved curing and sealing compound. Material must comply with ASTM C-309, Type I, Class A and B and meet all local, state and federal V.O.C. and air quality regulations. Approved product: Conspec Cure & Seal WB or approved equivalent.

Application

Coverage:	ft²/gal.	m²/l
Curing	200	(4.9)
Sealing	200-400	(4.9 - 9.8)

Coverage will vary depending on the texture and porosity of the concrete. For optimum performance, apply two coats at 90 degree angles.

Cure & Seal WB is made ready to use. Agitate well before using. Avoid incorporating air into liquid. Do not thin or dilute. Cure & Seal WB can be applied with brushes or rollers, but lamb's wool applicators or low pressure spray followed by roller applications provide the best results. Spray equipment should be supplied with neoprene hoses and gaskets.

Best results are obtained when product is applied in temperatures above 55°F(12.8°C) or up to 80% of relative humidity. Cure & Seal WB may be applied at substrate temperatures above freezing but extended cure time is required. Do not apply at temperatures below 45°F(7.2°C) or when relative humidity is above 90%.

Freshly Placed Concrete: Apply a uniform film immediately following final finishing and after the complete disappearance of the bleed water. A

TEST DATA

Specification Compliance
Complies with all specification requirements of ASTM C-309, Type I, Class A and B.

Moisture Loss	
Applied at 200 sq. ft. per gal.(4.9 m²/l)	0.51 gm/cm²
Test Requirement	0.055 gm/cm² max.

CONSPEC®

continuous film of Cure & Seal WB must be achieved. At this point, the concrete should be damp but not wet on the surface. Apply to vertical surfaces immediately following form removal. Avoid runs or puddles, and over-application. (Note: Application of product prior to complete concrete bleeding, to concrete placed over saturated or poorly drained subgrade, or to excessively dense steel trowelled surfaces can result in water induced product adhesion failure.) Over application can result in a soft film.

To achieve maximum sealing and dustproofing benefits, a second application should be made following final clean-up. Surfaces to be treated should be clean and dry. Again, apply to point of appearance of continuous surface film, avoiding runs, puddles and over-application.

Aged Concrete: Adequately remove accumulations of grease, oil, bondbreaker residue, foreign curing compound residue, paint or other substances not natural to concrete with 10% caustic solution and/or Conspec Orange Peel or Stripper 722. Rinse surfaces thoroughly and apply Cure & Seal WB while surface is dry or damp but not wet. Successive applications can be applied one to two hours later or when first coat is tack-free.

Immediately after use, application equipment should be cleaned with warm soap and water.

Composition

Cure & Seal WB contains ultra-violet resistant acrylic polymers in a water base. Cure & Seal WB does not contain any cheapening agents or fillers including gums, resin, oils, waxes, etc.

Cure & Seal WB complies with all California V.O.C. requirements and other Federal and State clean air legislation.

Packaging

55 gallon drums (208.2 liters)
5 gallon pails (18.9 liters)
1 gallon cans (6 to a case)(3.8 liters)

Limitations/Precautions

Avoid application in high humidity (i.e. +95% R.H.) conditions. High relative humidity may extend drying time and/or blushing. Do not apply when relative humidity is above 90%. Does not provide a base for cementitious materials. When used over colored concrete, Cure & Seal WB may enhance color variation or imperfections. Rubber wheeled vehicles may leave black marks. It should not be used when other sealers are to be used without consulting Conspec. When used as an exterior sealer, an amber color may develop under certain circumstances.

Care should be taken not to apply Cure & Seal WB to the interfacing of channels to be caulked with elastomeric sealants. This can be avoided by masking. Surfaces can be damp, but not wet.

Cure & Seal WB is compatible with most carpet, tile and floor covering adhesive. A test section is recommended for questionable adhesives.

Caution...Combustible. Contains petroleum distillates. Keep out of reach of children. Do not take internally. Do not breathe vapors. Avoid prolonged contact with skin. If swallowed, do not induce vomiting - call physician. If splashed in eyes, wash repeatedly with clean water and call physician. Keep away from heat, sparks and open flame.

Recommended Safety Equipment: Rubber gloves, goggles, and if applied in areas of poor or inadequate ventilation, use mine safety appliances, mask and canister:
Organic Vapor Mask
(No. 457081)
Organic Vapor Canister
(No. 77705GAM)

Threshold Limit Value: 100 PPM. Ventilation system should be capable of exchanging total air volume in application area in 30 minutes or less.

Avoid hazards by following all precautions found in the Material Safety Data Sheet (MSDS), product labels and technical literature. Please read this information prior to using the product.

V.O.C. Content

Less than 350 g/l. Complies with Federal V.O.C. standards for Curing Compounds. Do not thin or dilute.

Warranty

Conspec Marketing & Manufacturing Co., Inc. warrants that at the time and place we make shipment, our materials will be of good quality and will conform with our published specifications in force on the date of acceptance of the order. THE FOREGOING WARRANTY SHALL BE EXCLUSIVE AND IN LIEU OF ANY OTHER WARRANTY, EXPRESS OR IMPLIED WARRANTIES OF MERCHANTABILITY AND FITNESS FOR A PARTICULAR PURPOSE AND ALL OTHER WARRANTIES OTHERWISE ARISING BY OPERATION OF LAW, COURSE OF DEALING, CUSTOM OR TRADE OR OTHERWISE. As the exclusive remedy for breach of this Warranty, we will replace defective materials, provided, however, that the buyer examine the materials when received and promptly notify us in writing of any defect before the materials are used or incorporated into a structure. Twelve (12) months after Conspec Marketing & Manufacturing Co., Inc. has shipped the materials, all our Warranty and other duties with respect to the quality of the materials delivered shall conclusively be presumed to have been satisfied, all liability therefore terminates, and no action for breach of any duties may thereafter commence. Conspec Marketing & Manufacturing Co., Inc. shall in no event be liable for consequential damages. Unless otherwise agreed to in writing, no warranty is made with respect to materials not manufactured by Conspec Marketing & Manufacturing Co., Inc. We cannot warrant or in any way guarantee any particular method of use of application or the performance of materials under any particular condition. Neither this Warranty nor our liability may be extended or amended by our salespeople, distributors or representatives or by any sales information or drawings.

Storage

Cure & Seal WB should be stored in tightly sealed original factory containers. Store in a horizontal position to prevent moisture accumulation on the drum head. Agitate well before use!

Do Not Allow To Freeze!

Technical Services

Complete technical and specification services are available from the manufacturer and their authorized representatives and distributors.

Filing System

Additional literature and the Material Safety Data Sheet can be obtained from Conspec upon request.

Fax-On-Demand

Request Document 1000 for a complete index of Conspec Product Information. For Cure & Seal WB documents request 1057 for literature and 1058 for the MSDS.

Fax-On-Demand

Material Safety Data Sheet
acc. to ISO/DIS 11014

Printing date 07/23/2003 Reviewed on 07/23/2003

1 Identification of substance

· Product details

· Trade name: Cure & Seal WB

· Article number: 21-302443

· Application of the substance / the preparation

· Manufacturer/Supplier:
Conspec
4226 Kansas Avenue
Kansas City, KS 66106
Tel.: (877) 266-7732

Emergency Telephone Number: Use only in the event of an emergency involving a spill, leak, fire, exposure, or accident involving chemicals. Within the U.S., Canada, or the U.S. Virgin Islands, call ChemTrec at (800) 424-9300, 24 hours a day. Or, outside these areas, call (703) 527-3887. Collect calls are accepted.

· Information department: Environmental, Health, and Safety department.

2 Composition/Data on components

· Chemical characterization

· Description: Mixture of the substances listed below with nonhazardous additions.

· Dangerous components:		
64742-94-5	Solvent naphtha (petroleum), heavy arom.	14.336%
25265-77-4	Trime-1,3-pentanediol, monoisobutyrate	6.814%
1336-21-6	ammonia	0.171%

· Additional information: For the wording of the listed risk phrases refer to section 16.

3 Hazards identification

· Hazard description:
Harmful

· Information pertaining to particular dangers for man and environment:
The product has to be labelled due to internationally acknowledged calculation procedures using the latest valid versions.
Harmful: may cause lung damage if swallowed.

· Classification system:
The classification was made according to the latest editions of international substances lists, and expanded upon from company and literature data.

· NFPA ratings (scale 0 - 4)

Health = 0
Fire = 1
Reactivity = 0

(Contd. on page 2)

Material Safety Data Sheet
acc. to ISO/DIS 11014

Printing date 07/23/2003 Reviewed on 07/23/2003

Trade name: Cure & Seal WB

(Contd. of page 1)

· **HMIS-ratings (scale 0 - 4)**

Health = 0
Fire = 1
Reactivity = 0

4 First aid measures

· **After inhalation:** Supply fresh air; consult doctor in case of complaints.
· **After skin contact:**
Immediately wash with water and soap and rinse thoroughly.
If skin irritation continues, consult a doctor.
· **After eye contact:**
Rinse opened eye for several minutes under running water. Then consult a doctor.
Rinse opened eye for several minutes under running water. If symptoms persist, consult a doctor.
· **After swallowing:** If symptoms persist consult doctor.

5 Fire fighting measures

· **Suitable extinguishing agents:** Use fire fighting measures that suit the environment.
· **Protective equipment:**
Because fire may produce thermal decomposition products, wear a self-contained breathing apparatus (SCBA) with a full face piece operated in pressure-demand or positive-pressure mode.

6 Accidental release measures

· **Person-related safety precautions:** Not required.
· **Measures for environmental protection:**
Dilute with plenty of water.
Do not allow to enter sewers/ surface or ground water.
· **Measures for cleaning/collecting:**
Absorb with liquid-binding material (sand, diatomite, acid binders, universal binders, sawdust).
Dispose contaminated material as waste according to item 13.
Ensure adequate ventilation.

7 Handling and storage

· **Handling:**
· **Information for safe handling:**
Ensure good ventilation/exhaustion at the workplace.
Prevent formation of aerosols.
· **Information about protection against explosions and fires:** No special measures required.

· **Storage:**
· **Requirements to be met by storerooms and receptacles:** No special requirements.
· **Information about storage in one common storage facility:** Not required.

(Contd. on page 3)

Material Safety Data Sheet
acc. to ISO/DIS 11014

Printing date 07/23/2003 Reviewed on 07/23/2003

Trade name: Cure & Seal WB

(Contd. of page 2)

· Further information about storage conditions: None.

8 Exposure controls and personal protection

· Additional information about design of technical systems: No further data; see item 7.

· Components with limit values that require monitoring at the workplace:
The product does not contain any relevant quantities of materials with critical values that have to be monitored at the workplace.
· Additional information: The lists that were valid during the creation were used as basis.

· Personal protective equipment:
· General protective and hygienic measures:
Keep away from foodstuffs, beverages and feed.
Wash hands before breaks and at the end of work.
· Breathing equipment:
In case of brief exposure or low pollution use respiratory filter device. In case of intensive or longer exposure use respiratory protective device that is independent of circulating air.
· Protection of hands:

Protective gloves

The glove material has to be impermeable and resistant to the product/ the substance/ the preparation.
Due to missing tests, no recommendation to the glove material can be given for the product.
Select the glove material upon consideration of the penetration times, rates of diffusion and the degradation.
· Material of gloves
The selection of the suitable gloves does not only depend on the material, but also on further marks of quality and varies from manufacturer to manufacturer. As the product is a preparation of several substances, the resistance of the glove material can not be calculated in advance and has therefore to be checked prior to the application.
· Penetration time of glove material
The exact break trough time has to be found out by the manufacturer of the protective gloves and has to be observed.
· Eye protection: Goggles recommended during refilling.

9 Physical and chemical properties

· General Information

Form:	Fluid
Color:	According to product specification
Odor:	Characteristic
· Change in condition	
Melting point/Melting range:	Undetermined.
Boiling point/Boiling range:	100°C (212°F)
· Flash point:	> 120°C (> 248°F)
· Auto igniting:	Product is not selfigniting.
· Danger of explosion:	Product does not present an explosion hazard.

(Contd. on page 4)

Material Safety Data Sheet
acc. to ISO/DIS 11014

Printing date 07/23/2003 Reviewed on 07/23/2003

Trade name: Cure & Seal WB

(Contd. of page 3)

· Vapor pressure at 20°C (68°F):	23.0 hPa (17 mm Hg)
· Density at 20°C (68°F):	1.035 g/cm³
· Solubility in / Miscibility with Water:	Fully miscible.
· Solvent content:	
Organic solvents:	0.3 %
Water:	45.3 %
· Solids content:	34.5 %

10 Stability and reactivity

· Thermal decomposition / conditions to be avoided: No decomposition if used according to specifications.
· Dangerous reactions No dangerous reactions known.
· Dangerous products of decomposition: No dangerous decomposition products known.

11 Toxicological information

· Acute toxicity:
· Primary irritant effect:
· on the skin: No irritant effect.
· on the eye: No irritating effect.
· Sensitization: No sensitizing effects known.
· Additional toxicological information:
The product shows the following dangers according to internally approved calculation methods for preparations:

12 Ecological information

· General notes:
Water hazard class 2 (Self-assessment): hazardous for water
Do not allow product to reach ground water, water course or sewage system.
Danger to drinking water if even small quantities leak into the ground.

13 Disposal considerations

· Product:
· Recommendation: Must not be disposed of as normal garbage. Do not allow product to reach sewage system.

· Uncleaned packagings:
· Recommendation: Disposal must be made according to Federal, State and Local regulations.
· Recommended cleansing agent: Water, if necessary with cleansing agents.

USA

(Contd. on page 5)

Material Safety Data Sheet
acc. to ISO/DIS 11014

Printing date 07/23/2003 Reviewed on 07/23/2003

Trade name: Cure & Seal WB

(Contd. of page 4)

14 Transport information

· DOT regulations:	
· Hazard class:	-
· Limited Quantity Exemption:	No Limited Quantity exemption applies for this shipping class.
· U.S. Domestic Ground Shipments:	Same as listed for Standard Shipments above.
· U.S. Domestic Ground Non-Bulk (119 gal or less per container) Shipments:	Same as listed for Standard Shipments above.
· Land transport ADR/RID (cross-border):	
· ADR/RID class:	-
· Maritime transport IMDG:	
· IMDG Class:	-
· Marine pollutant:	No
· Air transport ICAO-TI and IATA-DGR:	
· ICAO/IATA Class:	-

15 Regulations

· Sara

· Section 355 (extremely hazardous substances):

7664-41-7	ammonia, anhydrous
50-00-0	formaldehyde

· Section 313 (Specific toxic chemical listings):
This product may contain 1 or more toxic chemicals subject to the reporting requirements of Section 313 of Title III of the Superfund Amendments and Reauthorization Act (SARA) of 1986 and 40 CFR part 372. If so, the chemicals are listed below.

7664-41-7	ammonia, anhydrous	≤0.1%
50-00-0	formaldehyde	≤0.01%

· TSCA (Toxic Substances Control Act):
All ingredients are listed.

· Proposition 65

· Chemicals known to the State of California (Prop. 65) to cause cancer:

50-00-0	formaldehyde

· Chemicals known to the State of California (Prop. 65) to cause reproductive toxicity:
None of the ingredients is listed.

· Cancerogenity categories

· EPA (Environmental Protection Agency)
None of the ingredients is listed.

· IARC (International Agency for Research on Cancer)

69012-64-2	Silica-Amorphous Silica fume	3

· NTP (National Toxicology Program)
None of the ingredients is listed.

· TLV (Threshold Limit Value established by ACGIH)
None of the ingredients is listed.

(Contd. on page 6)

Material Safety Data Sheet
acc. to ISO/DIS 11014

Printing date 07/23/2003 Reviewed on 07/23/2003

Trade name: Cure & Seal WB

(Contd. of page 5)

· **MAK (German Maximum Workplace Concentration)**
None of the ingredients is listed.

· **NIOSH-Ca (National Institute for Occupational Safety and Health)**
None of the ingredients is listed.

· **OSHA-Ca (Occupational Safety & Health Administration)**
None of the ingredients is listed.

· **Product related hazard informations:**
The product has been classified and marked in accordance with directives on hazardous materials.

· **Hazard symbols:**
Harmful

· **Hazard-determining components of labelling:**
Solvent naphtha (petroleum), heavy arom.

· **Risk phrases:**
Harmful; may cause lung damage if swallowed.

· **Safety phrases:**
Keep out of the reach of children.
Keep away from food, drink and animal feedingstuffs.
Do not breathe gas/fumes/vapour/spray (appropriate wording to be specified by the manufacturer).
Avoid contact with skin and eyes.
In case of contact with eyes, rinse immediately with plenty of water and seek medical advice.
After contact with skin, wash immediately with plenty of soap and water.
Wear suitable protective clothing.
If swallowed, seek medical advice immediately and show this container or label.

· **National regulations:**

· **Water hazard class:** Water hazard class 2 (Self-assessment): hazardous for water.

16 Other information

This information is based on our present knowledge. However, this shall not constitute a guarantee for any specific product features and shall not establish a legally valid contractual relationship.

· **Department issuing MSDS:** Environmental, Health and Safety department
· **Contact:** Matthew Paquette

USA

From: <Chuck_Dusel@URSCorp.com>
To: <djchiusa@gw.dec.state.ny.us>
Date: 5/6/04 7:32PM
Subject: EQ Northeast NFS air results

Dave; Attached to Ann Marie's email are the detections that were observed in the air samples that EQ collected. We are sending you a more complete package in todays mail. There are some very low hits of BTEX components in the room sample. The room sample also contained two other compounds that were also detected in the ambient sample. I do not think the room sample results are alarming as they are probably a result of the concrete sealer which contained volatiles. Ed Twilley could smell the sealer during the collection of the 8 hour sample. There are enough hits in the air sample to confirm that the active venting was a very good idea, not to mention that it was also designed and installed properly. We will resample once every two months over a 1 year period. We budgeted two samples per event. Let me know when you would like us to start. Thanks! Chuck

Charles E. Dusel Jr.
Sr. Project Manager
URS Corporation
640 Ellicott Street
Buffalo, NY 14203
Tel:716.856.5636; Fax: 716.856.2545
e-mail: chuck_dusel@urscorp.com
----- Forwarded by Chuck Dusel/Buffalo/URSCorp on 05/06/2004 07:07 PM -----

Ann Marie Kropovitch 05/06/2004 10:21 AM
To: Chuck Dusel/Buffalo/URSCorp@URSCORP
cc:
Subject: EQ Northeast

Hi Chuck,

I'm attaching a table for EQ Northeast that shows just the detections for the samples. (You asked me to let you know if there were any detects). I've sent the EDD file to Shawn. Please let me know if I need to do any further with this package such as a review or/and or a report.

Thanks,
Ann Marie

(See attached file: EQ Northeast Detections only.xls)

CC: <Craig_Pawlewski@urscorp.com>, <Ed.Twilley@EQonline.com>

smpl_id		s_date	a_date	matrix	method	parameter	conc	qual	units	
NFA-1	Room	04/04/2004	04/14/2004	Air	TO-15	Dichlorodifluoromethane	0.6		ppbv	
NFA-1	Room	04/04/2004	04/14/2004	Air	TO-15	Chloromethane	0.96		ppbv	
NFA-1	Room	04/04/2004	04/14/2004	Air	TO-15	Methylene Chloride	0.5		ppbv	
NFA-1	Room	04/04/2004	04/14/2004	Air	TO-15	Toluene	0.93		ppbv	
NFA-1	Room	04/04/2004	04/14/2004	Air	TO-15	Xylene (m,p)	0.51		ppbv	
NFA-1	Room	04/04/2004	04/14/2004	Air	TO-15	Xylene (total)	0.52		ppbv	
NFA-2	Soil Gas	04/07/2004	04/15/2004	Air	TO-15	Dichlorodifluoromethane	0.6		ppbv	
NFA-2	Soil Gas	04/07/2004	04/15/2004	Air	TO-15	cis-1,2-Dichloroethene	5.6		ppbv	
NFA-2	Soil Gas	04/07/2004	04/15/2004	Air	TO-15	Trichloroethene	1.6		ppbv	8.6 ug/m3
NFA-2	Soil Gas	04/07/2004	04/15/2004	Air	TO-15	Tetrachloroethene	30		ppbv	203 ug/m3
NFA-2	Soil Gas	04/07/2004	04/15/2004	Air	TO-15	1,2,4-Trimethylbenzene	2		ppbv	
NFA-2	Soil Gas	04/07/2004	04/15/2004	Air	TO-15	Acetone	34		ppbv	
NFA-2	Soil Gas	04/07/2004	04/15/2004	Air	TO-15	4-Ethyltoluene	2		ppbv	
NFA-2	Soil Gas	04/07/2004	04/15/2004	Air	TO-15	n-Hexane	0.86		ppbv	
NFA-2	Soil Gas	04/07/2004	04/15/2004	Air	TO-15	n-Heptane	0.68		ppbv	
NFA-2	Soil Gas	04/07/2004	04/15/2004	Air	TO-15	1,2-Dichloroethene (total)	6.2		ppbv	
NFA-3	Ambient	04/07/2004	04/15/2004	Air	TO-15	Dichlorodifluoromethane	0.61		ppbv	
NFA-3	Ambient	04/07/2004	04/15/2004	Air	TO-15	Chloromethane	0.93		ppbv	

SIENNA
ENVIRONMENTAL TECHNOLOGIES, LLC

4169 Allendale Parkway
Suite 200
Blasdell, New York 14219
ph 716.312.8296
fax 716.312.8297

RECEIVED
MAY 7 2004

April 27, 2004

RECEIVED
URS
MAY 04 2004
JOB # 35388 (C-1)

Mr. Chuck Dusel
URS Corporation
640 Ellicott Street, 3rd Floor
Buffalo, New York 14202-1805

cc: CD.
K. McGovern - Roc
D. Chiarano, NYSDE
Alby -

Re: Asbestos Abatement
20 North Franklin Street
Watkins Glen, New York

Dear Mr. Dusel:

Enclosed please find the Air Monitoring Report for the above referenced project. Should you have any questions or concerns regarding this report, please feel free to contact our office at 716.312.8296.

Sincerely,

Susanne Kelley

Susanne Kelley

enc.

AIR MONITORING REPORT

FOR

ASBESTOS ABATEMENT

LOCATED AT:

20 North Franklin Street
Watkins Glen, New York

PREPARED FOR:

URS Corporation
640 Ellicott Street
Buffalo, New York 14202-1805

Conditions as of:

April 6, 2004

SIENNA

ENVIRONMENTAL TECHNOLOGIES, LLC

TABLE OF CONTENTS

SIENNA

ENVIRONMENTAL TECHNOLOGIES, LLC

1. INTRODUCTION

Sienna Environmental Technologies was contracted by URS Corporation to provide Air Monitoring Services for a small Asbestos Abatement Project located at 20 North Franklin Street in Watkins Glen, New York. The project began on April 6, 2004 and received final clearance air sampling results on April 6, 2004.

A Large Project is defined as the removal of greater than one hundred and sixty (160) square feet or two hundred and sixty (260) linear feet of Asbestos Containing Material. A Small Project is defined as the removal of greater than ten (10) square feet but less than one hundred and sixty (160) square feet, or greater than twenty five (25) but less than two hundred and sixty (260) linear feet of ACM. A Minor Project is defined as the removal of less than ten (10) square feet, or less than twenty-five (25) linear feet of ACM.

Air sampling is required on all large and small abatement projects. "Background", "Pre-Abatement", "Abatement", and "Post-Abatement" sampling is required for large abatement projects, and "Background", "Pre-Abatement", And "Post-Abatement" sampling is required for small projects.

Background Sampling is conducted prior to any abatement activity. It is used to determine existing conditions before the start of the project. Pre-Abatement sampling is conducted during the preparation of the work area to determine if any Asbestos Material was disturbed during area preparation. Abatement sampling is conducted while the abatement is being performed to determine whether any airborne Asbestos is escaping the contained work area. Post-Abatement sampling is conducted after the completion of abatement activity to determine that the area abated is safe for re-occupancy. Post-Abatement Sampling is also referred to as Final or Clearance Air Monitoring.

Asbestos Air Samples are analyzed under Phase Contrast Microscopy (PCM) using the NIOSH 7400 methodology. This methodology is non- specific for asbestos. All fibers and fiber-like particles having a length greater than 5 micrometers and a length to width ratio of 3:1 must be counted.

Area clearance is obtained when all post abatement sample levels are less than 0.01 fibers/cubic centimeter or the background level, whichever is greater.

SIENNA

ENVIRONMENTAL TECHNOLOGIES, LLC

2. EXECUTIVE SUMMARY

The Asbestos Abatement Project located at 20 North Franklin Street in Watkins Glen, New York, consisted of the removal of asbestos-containing floor tile and is categorized as a small project as defined in NYSDOL ICR 56.

The abatement was conducted within the conditions outlined in New York State Industrial Code Rule 56 and a Specific Variance as granted by the New York State Department of Labor.

The Asbestos Abatement was performed by Marcor Remediation.

A total of twenty four (24) PCM air samples were taken throughout the course of the project.

Final clearance air sampling was performed and all work areas were cleared with sample results of below 0.01 fibers per cubic centimeter (0.01 f/cc) or background levels, the threshold for work area clearance.

3. GENERAL CONDITIONS OF REPORT

Sienna Environmental Technologies and Hillman Environmental Group performed the analysis on the air sampling cassettes provided to them by their personnel.

SIENNA

ENVIRONMENTAL TECHNOLOGIES, LLC

4. LABORATORY REPORTS

SIENNA
ENVIRONMENTAL TECHNOLOGIES, LLC

4169 Allendale Parkway
Suite 200
Blasdell, New York 14219
ph 716.312.8296
fax 716.312.8297

LABORATORY REPORT

Attention: Mr. Steven Sherman
Client: URS Corporation
640 Ellicott Street, 3rd Floor
Buffalo, New York 14202-1805
Project: SET 312 Watkins Glen

Lab Project #: S10317
Sample Date: 04/06/2004
Analysis Date: 04/16/2004

PHASE CONTRAST MICROSCOPY BY NIOSH METHOD 7400

Sample	Location	Type	Sample Date	Volume	Fibers	Fields	Fibers/mm2	Fibers/cc
0406URS 01	Front Door R Side	B	04/06/2004	600	13.5	100	15.920	0.01
0406URS 02	Display Wall	B	04/06/2004	600	17.0	100	20.380	0.013
0406URS 03	Arch Way	B	04/06/2004	600	6.0	100	6.370	<LOD
0406URS 04	Back Room Side Door	B	04/06/2004	600	11.0	100	12.740	0.008
0406URS 05	Machine Table	B	04/06/2004	600	5.0	100	5.100	<LOD
0406URS 06	Bath Room	B	04/06/2004	600	3.5	100	3.180	<LOD
0406URS 07	Blank	BL	04/06/2004	0	1.0	100	1.270	
0406URS 08	Blank	BL	04/06/2004	0	0.0	100		

Susanne Kelley
Analyst

Approved Signatory

B = Background, P = Pre-Abatement, E = Environmental, F = Final, FR = Rush Final, BL = Blank, EX = Short-term Exposure Limit, PE = 8-hour TWA PEL

Disclaimers <LOD = The limit of detection using NIOSH Method 7400 is 7 fibers/mm2. Sample results relate only to the samples as provided by client. This report shall not be reproduced execpt in full, without written approval of Sienna Environmental Technologies, LLC
This laboratory is not responsible for data reported in fibers/cc, which is dependent on volume collected by non-laboratory personnel
NYS ELAP # 11727

SIENNA
ENVIRONMENTAL TECHNOLOGIES, LLC

4169 Allendale Parkway
Suite 200
Blasdell, New York 14219
ph 716.312.8296
fax 716.312.8297

LABORATORY REPORT

Attention: Mr. Steven Sherman
Client: URS Corporation
640 Ellicott Street, 3rd Floor
Buffalo, New York 14202-1805
Project: SET312 Watkins Glen

Lab Project #: S10316
Sample Date: 04/06/2004
Analysis Date: 04/14/2004

PHASE CONTRAST MICROSCOPY BY NIOSH METHOD 7400

Sample	Location	Type	Sample Date	Volume	Fibers	Fields	Fibers/mm2	Fibers/cc
0406URS1	Entrance Main	P	04/06/2004	600	9.5	100	11.460	0.007
0406URS2	East Wall	P	04/06/2004	600	1.5	100	1.270	<LOD
0406URS3	Archway	P	04/06/2004	600	1.5	100	1.270	<LOD
0406URS4	Back Room Side Door	P	04/06/2004	600	6.0	100	7.010	0.004
0406URS5	Back Room Rest Room	P	04/06/2004	600	0.5	100		<LOD
0406URS6	Machine Table Center of Room	P	04/06/2004	600	3.0	100	3.180	<LOD
0406URS7	Blank	BL	04/06/2004	0	0.0	100		
0406URS8	Blank	BL	04/06/2004	0	0.5	100		

Susanne Kelley
Analyst

Approved Signatory

B = Background, P = Pre-Abatement, E = Environmental, F = Final, FR = Rush Final, BL = Blank, EX = Short-term Exposure Limit, PE = 8-hour TWA PEL

Disclaimers : <LOD = The limit of detection using NIOSH Method 7400 is 7 fibers/mm2 Sample results relate only to the samples as provided by client This report shall not be reproduced execpt in full without written approval of Sienna Environmental Technologies LLC
This laboratory is not responsible for data reported in fibers/cc, which is dependent on volume collected by non-laboratory personnel
NYS ELAP # 11727

HILLMANN ENVIRONMENTAL GROUP, LLC
ENVIRONMENTAL CONSULTING & LAB SERVICES

PO Box 6, Skinner Road
Cowanesque, PA 16918
E-MAIL: millmann@hillmanngroup.com
(814) 367-5162
(814) 367-2819-Fax
www.hillmanngroup.com

DATE OF SAMPLING: April 6, 2004

TO: Ms. Susanne Kelley
Sienna Environmental Technologies
4169 Allendale Pkwy., Suite 200
Blasdell, NY 14219

RE: Air Test Results: URS/Watkins Glen, NY/ Set 312
Final Air Tests/ Mail-In Air Samples/ Hillmann Job #P1-0883

Field Technician: Rosemary Capobianco
Date of Analysis: April 6, 2004

CERTIFICATE OF ANALYSIS

Method of Analysis: Phase Contrast Microscopy; NIOSH 7400 A Rules Issue #2 8/94

LAB ID #	SAMPLE ID/LOCATION	VOLUME	f/mm^2	FIBERS/cc
P11004	0406URS1/FAT/IWA/Front Room Tent/North	1200 Liters	N.D.	<0.002
P11005	0406URS2/FAT/IWA/Front Room Tent/South	1200 Liters	N.D.	<0.002
P11006	0406URS3/FAT/IWA/Front Room Tent/West	1200 Liters	N.D.	<0.002
P11007	0406URS4/FAT/OWA/Rest Room	1200 Liters	N.D.	<0.002
P11008	0406URS5/FAT/OWA/Machine Table	1200 Liters	2.5	<0.002
P11009	0406URS6/FAT/OWA/Side Door Exit	1200 Liters	N.D.	<0.002
P11010	0406URS7/Field Blank	N/A	N.D.	
P11011	0406URS8/Field Blank	N/A	N.D.	

Laboratory Technician: MHillmann
Marianne Hillmann, Laboratory Director

(<) Indicates results are below the limit of detection.

IWA=Inside Work Area
OWA=Outside Work Area
DCU=During Clean-Up
DGB=During Glove bag
TP=Tent Procedure
STEL=Short Term Excursion Level

PRE= Pre-Test
PREP=Preparation
DR= During Removal
AQ=Air Quality Test
GBF=Glove Bag Final

FAT=Final Air Test
PAS=Personal Air Sample
CR=Clean Room
DC=Dust Control
BDC=Bagging Decon Chamber
N.D.=None Detected

NY ELAP ID# 11821

FROM : HEGPA FAX NO. : 8143672819 Apr. 06 2004 09:08PM P1

SIENNA

ENVIRONMENTAL TECHNOLOGIES, LLC

5. CHAIN OF CUSTODY DOCUMENTS

SIENNA ENVIRONMENTAL TECHNOLOGIES, LLC

4169 Allendale Parkway, Suite 200
ph 716.312.8296 Blasdell, New York 14219 fax 716.312.8297

Air Sampling Worksheet
Chain of Custody

Temp/Rain/Wind: IN Doors	Date: 4-6-04
Filter lot #:	Job Name: Watkins Color
Calibrator #: R 2002-24	Job #: Set 312

Client: URS
Client Job #:
Client Contact & Phone: 585 353-3016

Turnaround (circle): RUSH 48 hour 24 hour 72 hour
Analysis (circle): PCM TEM other

Field Number	Pump #	Location	IB OB	IWA OWA	B E EX / P F PE	Time (military) Start	Stop	Tot	Flow (LPM) Beg	End	Avg	Volume (liters)	Results (f/cc)
04-06 URS	1	[ ] Front Door (R) → side	IB	IWA	B	8—	9—	60	10	10	10	600	
" "	2	[ ] Display Wall		↓		802	902						
	3	[ ] Arch way				804	904						
	4	[ ] Back Room Side Door		OWA		806	906						
	5	[ ] Machine Table				808	908						
	6	[ ] Bath Room	↓	↓	↓	810	910	↓	↓	↓	↓	↓	
	7	[ ] Blank											
" "	8	[ ] Blank											
		[ ]											
		[ ]											
		[ ]											
		[ ]											
		[ ]											
		[ ]											

Rosemary Capobianco (Sampler)	4/6/04	:	Received by
	/ /	:	Received by lab: Gloria Kelley 4/12/04
Relinquished by			

Comments/Special Conditions

7(R)

57-317

SIENNA ENVIRONMENTAL TECHNOLOGIES, LLC

4169 Allendale Parkway, Suite 200
ph 716.312.8296 Blasdell, New York 14219 fax 716.312.8297

Air Sampling Worksheet
Chain of Custody

In Building — Temp/Rain/Wind	4-6-04 — Date
	Watkins Glen, NY — Job Name
Filter lot #	
R20002-24 — Calibrator #	Set 312 — Job #

URS — Client	
Kevin — Client Job #	
585-353-3016 — Client Contact & Phone	

Turnaround (circle): RUSH, 48 hour, 24 hour, 72 hour

Analysis (circle): PCM, TEM, ____ other

Field Number	Pump #	Location	IB OB	IWA OWA	B E EX / P F PE	Time (military) Start	Stop	Tot	Flow (LPM) Beg	End	Avg	Volume (liters)	Results (f/cc)
0406 URS	1	[ ] Entance (Main) — Removal Room	IB	IWA	P	10-	12	60	5	5	5	600	
" "	2	[ ] East Wall				1001	1201						
	3	[ ] Arch Way				1002	1202						
	4	[ ] Back Room side Door		OWA		1003	1203						
	5	[ ] Rest Room				1004	1204						
	6	[ ] Machine Table Center of Room				1005	1205						
	7	[ ] Blank											
" "	8	[ ] Blank											
		[ ]											
		[ ]											
		[ ]											
		[ ]											
		[ ]											
		[ ]											

Rosemary Capobianco — Sampler	4/6/04	:	Received by
	/ /	:	[illegible signature] 4/6/04 9:00
Relinquished by			Received by lab

S10316

Comments/Special Conditions

SIENNA ENVIRONMENTAL TECHNOLOGIES, LLC
4169 Allendale Parkway, Suite 200
ph 716.312.8296 Blasdell, New York 14219 fax 716.312.8297

Air Sampling Worksheet
Chain of Custody

Temp/Rain/Wind: IN Doors	Date: 4-6-04
Filter lot #:	Job Name: Watkins Glen, NY
Calibrator #: R 2002-24	Job #: Set 312

Client: URS	
Client Contact & Phone: Kevin 585-314-3259	Client Job #: marcor
	AL 585 303-4066

Turnaround (circle): RUSH 48 hour 24 hour 72 hour
Analysis (circle): PCM TEM ____ other

	Field Number	Pump #	Location	IB OB	IWA OWA	B E EX / P F PE	Time (military) Start	Stop	Tot	Flow (LPM) Beg	End	Avg	Volume (liters)	Results (f/cc)	
PINOY	0406 URS 1		[ ] Front Room North wall	IB	IWA	F	550	710	80	15	15	15	1200	<0.002	N.D.
5	" " 2		[ ] " " South wall				551	711						<0.002	N.D.
6	3		[ ] " " West wall				552	712						<0.002	N.D.
7	4		[ ] Rest Room		OWA		553	713						<0.002	N.D.
8	5		[ ] Machine Table				554	714						<0.002	2/100
9	6		[ ] Side Door Exit				555	715						<0.002	N.D.
10	7		[ ] Blank												N.D.
11011	" 8		[ ] Blank												N.D.
			[ ]												
			[ ]												
			[ ]												
			[ ]												
			[ ]												
			[ ]												

Rose Capotianco (Sampler)	4/6/04	:	Received by
	4/6/04	8:30	M Ullmann
Relinquished by			Received by lab

Comments/Special Conditions
Please CALL Both People with results

SIENNA

ENVIRONMENTAL TECHNOLOGIES, LLC

6. CERTIFICATIONS AND LICENSES

STATE OF NEW YORK - DEPARTMENT OF LABOR
DIVISION OF SAFETY AND HEALTH
License and Certificate Unit
BUILDING 12, STATE CAMPUS
ALBANY, NY 12240

ASBESTOS HANDLING LICENSE

RESTRICTED LICENSE-ASBESTOS REMOVAL NOT PERMITTED

LICENSE NUMBER: **00-1037**
DATE OF ISSUE: **Jan. 27, 2004**
EXPIRATION DATE: **Jan. 31, 2005**

Contractor: **SIENNA ENVIRONMENTAL TECHNOLOGIES LLC**

Address: **4169 Allendale Parkway - Ste. 200**
Blasdell NY 14219

Duly Authorized Representative: **SUSANNE M. KELLEY**

This license has been issued in accordance with applicable provisions of Article 30 of the Labor Law of New York State and of the New York State Codes, Rules and Regulations (12NYCRR Part 56). It is subject to suspension or revocation for a (1) serious violation of state, federal or local laws with regard to the conduct of an asbestos project, or (2) demonstrated lack of responsibility in the conduct of any job involving asbestos or asbestos material.

This license is valid only for the contractor named above and this license or a photocopy must be prominently displayed at the asbestos project worksite. This license verifies that all persons employed by the licensee on an asbestos project in New York State have been issued an Asbestos Certificate, appropriate for the type of work they perform, by the New York State Department of Labor.

Anthony Germano, Acting Director
FOR THE COMMISSIONER OF LABOR

SH 432 (6-03)

STATE OF NEW YORK - DEPARTMENT OF LABOR

ASBESTOS CERTIFICATE

ROSEMARY CAPOBIANCO
CLASS(EXPIRES)
C AIEC(02/05) H PM (02/05)

CERT# 99-16527

MUST BE CARRIED ON ASBESTOS PROJECTS

DMV# 314787663
EYES BRO
HAIR BRO
HGT 5' 01"

IF FOUND RETURN TO:
NYSDOL - L&C UNIT
ROOM 161 BUILDING 12
STATE OFFICE CAMPUS
ALBANY NY 12240

SIENNA

ENVIRONMENTAL TECHNOLOGIES, LLC

7. LABORATORY ACCREDIDATIONS

NEW YORK STATE DEPARTMENT OF HEALTH
WADSWORTH CENTER
Antonia C. Novello, M.d., M.p.h., Dr.p.h.

Expires 12:01 AM April 01, 2005
Issued April 01, 2004

CERTIFICATE OF APPROVAL FOR LABORATORY SERVICE

Issued in accordance with and pursuant to section 502 Public Health Law of New York State

MS. SUSANNE KELLEY
SIENNA ENVIRONMENTAL TECHNOLOGIES, LLC
4169 ALLENDALE PARKWAY - STE 200
BLASDELL NY 14219 United States

NY Lab Id No: 11727
EPA Lab Code:

is hereby APPROVED as an Environmental Laboratory for the category
ENVIRONMENTAL ANALYSES AIR AND EMISSIONS
All approved subcategories and/or analytes are listed below:

Miscellaneous Air

Fibers	NIOSH 7400 A RULES

Serial No.: 23268

Property of the New York State Department of Health. Valid only at the address shown. Must be conspicuously posted. Valid certificates have a raised seal and may be verified by calling (518) 485-5570.

DOH-3317 (3/97)

SIENNA
ENVIRONMENTAL TECHNOLOGIES, LLC

4169 Allendale Parkway
Suite 200
Blasdell, New York 14219
ph 716.312.8296
fax 716.312.8297

RECEIVED
URS
APR 2 6 2004
JOB # 35388 (C-1)

cc: CD
D. Chiusano - DEC
K McCarew - Roch

FAX COVER SHEET:

To:	Chuck Dusel	**From:**	Tracy Skalski
Fax:	856-2545	**Pages:**	7 (including cover)
Phone:	856-5636	**Date:**	04/26/04
Re:	Watkins Glen	**CC:**	

☐ **Urgent** X **For Review** ☐ **Please Comment** ☐ **Please Reply** ☐ **Please Recycle**

- **Comments:**

Mr. Sherman,

Please find attached the requested laboratory reports and chains of custody for the above referenced project.

Please call 312-8296 with any questions regarding these documents.

Thank you,

30 2004

Tracy Skalski

The information presented on the following page(s) is confidential and is intended for the exclusive use of the addressee.
If you received this document in error, please contact us immediately at the above referenced phone number.

SIENNA
ENVIRONMENTAL TECHNOLOGIES, LLC

4169 Allendale Parkway
Suite 200
Blasdell, New York 14219
ph 716.312.8296
fax 716.312.8297

LABORATORY REPORT

Attention: Mr. Steven Sherman
Client: URS Corporation
640 Ellicott Street, 3rd Floor
Buffalo, New York 14202-1805
Project: SET 312 Watkins Glen

Lab Project #: S10317
Sample Date: 04/06/2004
Analysis Date: 04/16/2004

PHASE CONTRAST MICROSCOPY BY NIOSH METHOD 7400

Sample	Location	Type	Sample Date	Volume	Fibers	Fields	Fibers/mm2	Fibers/cc
0406URS 01	Front Door R Side	B	04/06/2004	600	13.5	100	15.920	0.01
0406URS 02	Display Wall	B	04/06/2004	600	17.0	100	20.380	0.013
0406URS 03	Arch Way	B	04/06/2004	600	6.0	100	6.370	<LOD
0406URS 04	Back Room Side Door	B	04/06/2004	600	11.0	100	12.740	0.008
0406URS 05	Machine Table	B	04/06/2004	600	5.0	100	5.100	<LOD
0406URS 06	Bath Room	B	04/06/2004	600	3.5	100	3.180	<LOD
0406URS 07	Blank	BL	04/06/2004	0	1.0	100	1.270	
0406URS 08	Blank	BL	04/06/2004	0	0.0	100		

Susanne Kelley
Analyst

Approved Signatory

B = Background, P = Pre-Abatement, E = Environmental, F = Final, FR = Rush Final, BL = Blank, EX = Short-term Exposure Limit, PE = 8-hour TWA PEL

Disclaimers: <LOD = The limit of detection using NIOSH Method 7400 is 7 fibers/mm2. Sample results relate only to the samples as provided by client. This report shall not be reproduced except in full, without written approval of Sienna Environmental Technologies, LLC. This laboratory is not responsible for data reported in fibers/cc, which is dependent on volume collected by non-laboratory personnel.
NYS ELAP # 11727

SIENNA ENVIRONMENTAL TECHNOLOGIES, LLC
4169 Allendale Parkway, Suite 200
ph 716.312.8296 Blasdell, New York 14219 fax 716.312.8297

Air Sampling Worksheet
Chain of Custody

Temp/Rain/Wind: IN Doors	Date: 4-6-04
Filter lot #:	Job Name: Watkins Color
Calibrator #: R 2002-24	Job #: Set 312
Client: URS	Client Job #:
Client Contact & Phone: 585 353-3016	

Turnaround (circle): RUSH 48 hour 24 hour 72 hour

Analysis (circle): PCM TEM other

Field Number	Pump #	Location	IB OB	IWA OWA	B E EX	P F PE	Time (military) Start	Stop	Tot	Flow (LPM) Beg	End	Avg	Volume (liters)	Results (f/cc)
		Front + Back Room												
04-06 URS	1	[ ] Front Door (R) → side	IB	IWA	B		8—	9—	60	10	10	10	600	
" "	2	[ ] Display Wall					802	902						
	3	[ ] Arch way					804	904						
	4	[ ] Back Room Side Door		OWA			806	906						
	5	[ ] Machine Table					808	908						
	6	[ ] Bath Room					810	910						
	7	[ ] Blank												
" "	8	[ ] Blank												
		[ ]												
		[ ]												
		[ ]												
		[ ]												
		[ ]												
		[ ]												

Rosemary Capobianco	4/6/04	:	
Sampler			Received by
	/ /	:	Gil Sanchez Kelley
Relinquished by			Received by lab 4/12 9AM

5/0317

Comments/Special Conditions

SIENNA
ENVIRONMENTAL TECHNOLOGIES, LLC

4169 Allendale Parkway
Suite 200
Blasdell, New York 14219
ph 716.312.8296
fax 716.312.8297

LABORATORY REPORT

Attention: Mr. Steven Sherman
Client: URS Corporation
640 Ellicott Street, 3rd Floor
Buffalo, New York 14202-1805
Project: SET312 Watkins Glen

Lab Project #: S10316
Sample Date: 04/06/2004
Analysis Date: 04/14/2004

PHASE CONTRAST MICROSCOPY BY NIOSH METHOD 7400

Sample	Location	Type	Sample Date	Volume	Fibers	Fields	Fibers/mm2	Fibers/cc
0406URS1	Entrance Main	P	04/06/2004	600	9.5	100	11.460	0.007
0406URS2	East Wall	P	04/06/2004	600	1.5	100	1.270	<LOD
0406URS3	Archway	P	04/06/2004	600	1.5	100	1.270	<LOD
0406URS4	Back Room Side Door	P	04/06/2004	600	6.0	100	7.010	0.004
0406URS5	Back Room Rest Room	P	04/06/2004	600	0.5	100		<LOD
0406URS6	Machine Table Center of Room	P	04/06/2004	600	3.0	100	3.180	<LOD
0406URS7	Blank	BL	04/06/2004	0	0.0	100		
0406URS8	Blank	BL	04/06/2004	0	0.5	100		

Susanne Kelley
Analyst

Approved Signatory

B = Background, P = Pre-Abatement, E = Environmental, F = Final, FR = Rush Final, BL = Blank, EX = Short-term Exposure Limit, PE = 8-hour TWA PEL

Disclaimers : <LOD = The limit of detection using NIOSH Method 7400 is 7 fibers/mm2. Sample results relate only to the samples as provided by client. This report shall not be reproduced except in full, without written approval of Sienna Environmental Technologies LLC.
This laboratory is not responsible for data reported in fibers/cc, which is dependent on volume collected by non-laboratory personnel.
NYS ELAP # 11727

SIENNA ENVIRONMENTAL TECHNOLOGIES, LLC
4169 Allendale Parkway, Suite 200
ph 716.312.8296 Blasdell, New York 14219 fax 716.312.8297

Air Sampling Worksheet
Chain of Custody

Temp/Rain/Wind: IN Building	Date: 4-6-04
Filter lot #:	Job Name: Watkins Glen, NY
Calibrator #: R20002-24	Job #: Set 312
Client: URS	Client Job #: Keven
Client Contact & Phone: 585-353-3016	

Turnaround (circle): RUSH 48 hour 24 hour (72 hour)

Analysis (circle): (PCM) TEM ____ other

Field Number	Pump #	Location	IB OB	IWA OWA	B E EX / P F PE	Time (military) Start	Stop	Tot	Flow (LPM) Beg	End	Avg	Volume (liters)	Results (f/cc)
0406 URS	1	[ ] Entance (Main)	IB	IWA	P	10-	12-	60	5	5	5	600	
" "	2	[ ] East Wall Removal Room				1001	1201						
	3	[ ] Arch Way				1002	1202						
	4	[ ] Back Room side Door		OWA		1003	1203						
	5	[ ] Rest Room				1004	1204						
	6	[ ] Machine Table Center of Room				1005	1205						
	7	[ ] Blank											
" "	8	[ ] Blank											
		[ ]											
		[ ]											
		[ ]											
		[ ]											
		[ ]											
		[ ]											

Rosemary Capobianco	4/6/04	:	
Sampler			Received by
	/ /	:	Suzanne Kelly 4/6/04 900
Relinquished by			Received by lab

S10316

Comments/Special Conditions

HILLMANN ENVIRONMENTAL GROUP, LLC
ENVIRONMENTAL CONSULTING & LAB SERVICES
PO Box 6, Skinner Road
Cowaneseque, PA 16918
E-MAIL: millmann@hillmanngroup.com
(814) 367-5162
(814) 367-2819-Fax
www.hillmanngroup.com

DATE OF SAMPLING: April 6, 2004

TO: Ms. Susanne Kelley
Sienna Environmental Technologies
4169 Allendale Pkwy., Suite 200
Blasdell, NY 14219

RE: Air Test Results: URS/Watkins Glen, NY/ Set 312
Final Air Tests/ Mail-In Air Samples/ Hillmann Job #P1-0883

Field Technician: Rosemary Capobianco
Date of Analysis: April 6, 2004

CERTIFICATE OF ANALYSIS

Method of Analysis: Phase Contrast Microscopy; NIOSH 7400 A Rules Issue #2 8/94

LAB ID #	SAMPLE ID/LOCATION	VOLUME	f/mm²	FIBERS/cc
P11004	0406URS1/FAT/TWA/Front Room Tent/North	1200 Liters	N.D.	<0.002
P11005	0406URS2/FAT/TWA/Front Room Tent/South	1200 Liters	N.D.	<0.002
P11006	0406URS3/FAT/TWA/Front Room Tent/West	1200 Liters	N.D.	<0.002
P11007	0406URS4/FAT/OWA/Rest Room	1200 Liters	N.D.	<0.002
P11008	0406URS5/FAT/OWA/Machine Table	1200 Liters	2.5	<0.002
P11009	0406URS6/FAT/OWA/Side Door Exit	1200 Liters	N.D.	<0.002
P11010	0406URS7/Field Blank	N/A	N.D.	
P11011	0406URS8/Field Blank	N/A	N.D.	

Laboratory Technician: MHillmann
Marianne Hillmann, Laboratory Director

(<) Indicates results are below the limit of detection.

IWA=Inside Work Area
OWA=Outside Work Area
DCU=During Clean-Up
DGB=During Glove bag
TP=Tent Procedure
STEL=Short Term Excursion Level

PRE= Pre-Test
PREP=Preparation
DR= During Removal
AQ=Air Quality Test
GBF=Glove Bag Final

FAT=Final Air Test
PAS=Personal Air Sample
CR=Clean Room
DC=Dust Control
BDC=Bagging Decon Chamber
N.D.=None Detected

NY ELAP ID# 11821

SIENNA ENVIRONMENTAL TECHNOLOGIES, LLC

4169 Allendale Parkway, Suite 200
ph 716.312.8296 Blasdell, New York 14219 fax 716.312.8297

Air Sampling Worksheet
Chain of Custody

Temp/Rain/Wind: IN Doors	Date: 4-6-04
Filter lot #: R 2002-24	Job Name: Watkins Glen, NY
Calibrator #:	Job #: Set 312
Client: URS	
Client Contact & Phone: Kevin 585-314-3259	Client Job #: marcor
Client Contact & Phone: AL 585 303-4066	

Turnaround (circle): RUSH 48 hour 24 hour 72 hour

Analysis (circle): PCM TEM other

	Field Number	Pump #	Location	IB OB	IWA OWA	B E EX / P F PE	Time (military) Start	Stop	Tot	Flow (LPM) Beg	End	Avg	Volume (liters)	Results (f/cc)	
04	0406 URS 1		[ ] Front Room North wall	IB	IWA	F	550	710	80	15	15	15	1200	<0.002	N.D.
5	" " 2		[ ] " " South wall				551	711						<0.002	N.D.
6	3		[ ] " " West wall				552	712						<0.002	N.D.
7	4		[ ] Rest Room		OWA		553	713						<0.002	N.D.
8	5		[ ] Machine Table				554	714						<0.002	2/100
9	6		[ ] Side Door Exit				555	715						<0.002	N.D.
10	7		[ ] Blank												N.D.
11	" 8		[ ] Blank												N.D.
			[ ]												
			[ ]												
			[ ]												
			[ ]												
			[ ]												
			[ ]												

Rose Capotianco (Sampler)	4/6/04	:	Received by
	4/6/04	8:30	M Ullmann
Relinquished by			Received by lab

Comments/Special Conditions

Please CALL Both People with results

RECEIVED
URS
APR 0 2 2004
JOB# 35388(c-1)

CC: ⊕

Dave Chingowo - DEC
Kevin McGovern URS Rad
Jamie Newtown @ Mamor.
(FAX. 585 247-6852

SEVERN TRENT **STL**

Fax message

Susanne Kelly Sienna ENV. T.
FAX 716-823-0734

Date: April 2, 2004

To: Chuck Dusel

Company: URS Corp

Fax: 716-856-2545

From: Paul Simms

Subject: Asbestos reults

Pages: 3

STL Edison
777 New Durham Road
Edison, NJ 08817

Tel 732 549 3900
Fax 732 549 3679
www.stl-inc.com

Chuck

Ed Twilley from EQ Northeast asked me to fax these asbestos results over to you. If you have any questions, please do not hesitate to contact me.

Thanks,

Paul Simms
Severn Trent Laboratories
Account Executive
(p) 732-549-3900
(f) 732-549-3679
Mobile-201-306-3701
Email: psimms@stl-inc.com

R -- 5 2004

IATL International Asbestos Testing Laboratories
16000 Horizon Way Unit 100 Mt. Laurel, NJ 08054
Telephone: 856-231-9449 Fax: 856-231-9818

CERTIFICATE OF ANALYSIS

Client: STL-Edison
777 New Durham Rd
Edison NJ 08817

Report Date: 3/31/2004
Project: North Franklin St.; 3/24/04
Project No.:

TEM BULK SAMPLE ANALYSIS SUMMARY

IATL No.: 1937688
Client No.: A726-514225

Description / Location: Yellow Mastic

Gravimetrically Reduced Subsample:	29.2%	
Percent Asbestos Detected:	ND	None Detected
Percent Non-Asbestos Fibrous Material:	ND	None Detected
Percent Non-Fibrous Material:	100%	Particulate:

Comments:

Member AIHA Analysts Registry **AIHA Lab No. 444** **NIST-NVLAP No. 1165** **NYS-DOH No. 11021**

Methodology: Transmission Electron Microscopy (TEM) In Accordance With ELAP "TEM Method For Identifying And Quantitating Asbestos In Non-Friable Organically Bound Bulk Samples", Revision 198.4, 8/3/92

IATL assumes that all sampling methods and data upon which these results are based have been accurately supplied by the client. This confidential report relates only to those item(s) tested and does not represent an endorsement by NIST-NVLAP, AIHA or any agency of the U.S. government. Results are verifiable for only those operations and analyses performed in the laboratory.

Analysis Performed By: C. Winkler

Date: 3/31/2004

IATL International Asbestos Testing Laboratories
16000 Horizon Way Unit 100 Mt. Laurel, NJ 08054
Telephone: 856-231-9449 Fax: 856-231-9818

CERTIFICATE OF ANALYSIS

Client: STL-Edison
777 New Durham Rd
Edison NJ 08817

Report Date: 3/31/2004
Project: North Franklin St.; 3/24/04
Project No.:

TEM BULK SAMPLE ANALYSIS SUMMARY

IATL No.: 1937687
Client No.: A726-514224
Description / Location: Brown Floor Tile

Gravimetrically Reduced Subsample:	33.4%	
Percent Asbestos Detected:	23.4%	Chrysotile
Percent Non-Asbestos Fibrous Material:	ND	None Detected
Percent Non-Fibrous Material:	76.6%	Particulate: Ti, SiMg

Comments:

Member AIHA Analysts Registry **AIHA Lab No. 444** **NIST-NVLAP No. 116S** **NYS-DOH No. 11021**

Methodology: Transmission Electron Microscopy (TEM) In Accordance With ELAP "TEM Method For Identifying And Quantitating Asbestos In Non-Friable Organically Bound Bulk Samples". Revision 1.0.4, 3/2/92

IATL assumes that all sampling methods and data upon which these results are based have been accurately supplied by the client. This confidential report relates only to those item(s) tested and does not represent an endorsement by NIST-NVLAP, AIHA or any agency of the U.S. government. Results are verifiable for only those operations and analyses performed in the laboratory.

Analysis Performed By: C. Winkler
Approved By:
Date: 3/31/2004

Frank E. Ehrenfeld, III
Laboratory Director

From: <Chuck_Dusel@URSCorp.com>
To: <djchiusa@gw.dec.state.ny.us>
Date: 3/31/04 4:25PM
Subject: Fwd: Results

Dave:
The results from the soil sample collected from the roll- off are attached below. The load will be classified as non haz. and will be sent to the Ontario County Landfill a solid waste facility. STL subcontracted out the asbestos testing to a NY certified lab and it will still be another day until we get results.
To summarize the air sampling we discussed today: EQ-EWMI will collect one 8 hour indoor air sample, one soil gas sample from the system at the sample collection port, and one new ambient air sample which the Department requested. The out of scope new ambient air sample will be collected in the parking lot away from the road. The unit price for the air sample is $600. This will be an extra cost. Ed Twilley will be on site Saturday 4/3/04 to collect the indoor air sample. The carpet sub will begin installing the carpet at 8:30am 4/4/04.
Are you still going to the site for a final inspection on Monday 4/5/04?
Ron sent a site key (by fed x) to Twilley.
If you should have any questions please contact me.
Chuck

Charles E. Dusel Jr.
Sr. Project Manager
URS Corporation
640 Ellicott Street
Buffalo, NY 14203
Tel:716.856.5636; Fax: 716.856.2545
e-mail: chuck_dusel@urscorp.com
----- Forwarded by Chuck Dusel/Buffalo/URSCorp on 03/31/2004 03:53 PM -----

"Ed Twilley" <ed.twilley@eqonline.com> 03/31/2004 02:30 PM
To: chuck_dusel@urscorp.com
cc:
Subject: Fwd: Results

----- Message from psimms@stl-inc.com on Tue, 30 Mar 2004 15:56:49 -0700 -----

To: ed.twilley@eqonline.com

Subject: Results

Ed,

Here are the results of the analysis. We're still waiting for the asbestos results, but as soon as I have those I will get them over to you. Any questions, please let me know.

Thanks

Paul Simms

Severn Trent Laboratories

Account Executive

(p) 732-549-3900

(f) 732-549-3679

Mobile-201-306-3701

Email: psimms@stl-inc.com

STL

updates...

Toxic Mold update...

P&K Microbiology Services provides environmental microbiology testing for:-

* Identification and quantification of mold, fungi and bacteria.
* Quantitive real time PCR analysis and total spore counts of air samples.

Ask your account executive or project manager for more details.

<http://www.stl-inc.com/> www.stl-inc.com

866-STL-LABS

The Action Levels listed reflect current STL Edison knowledge of the standards and are intended as general guidance for the user. Please consult appropriate regulations and cleanup standards for your specific application.

Sample ID Lab Sample Number Sampling Date Matrix Dilution Factor Units	New Jersey Residential Direct Contact Soil Cleanup Criteria (ug/kg)	New Jersey Non-Residential Direct Contact Soil Cleanup Criteria (ug/kg)	New Jersey Impact to Ground Water Soil Cleanup Criteria (ug/kg)	New Jersey Higher of PQLs and Ground Water Quality Criteria (ug/l)	NFS-1 514223 03/24/04 SOLID 1.0 mg/kg
VOLATILE COMPOUNDS (GC/MS)					
Chloromethane	520,000	1,000,000	10,000	30	0.0058 U
Bromomethane	79,000	1,000,000	1,000	10	0.0058 U
VinylChloride	2,000	7,000	10,000	5	0.0058 U
Chloroethane	NA	NA	NA	NA	0.0058 U
MethyleneChloride	49,000	210,000	1,000	3^	0.0013 JB
Acetone	1,000,000	1,000,000	100,000	700	0.0058 U
CarbonDisulfide	NA	NA	NA	NA	0.0058 U
1,1-Dichloroethene	8,000	150,000	10,000	2	0.0023 U
1,1-Dichloroethane	570,000	1,000,000	10,000	50^	0.0058 U
trans-1,2-Dichloroethene	1,000,000	1,000,000	50,000	100	0.0058 U
cis-1,2-Dichloroethene	79,000	1,000,000	1,000	70^	0.0027 J
Chloroform	19,000	28,000	1,000	6	0.0058 U
1,2-Dichloroethane	6,000	24,000	1,000	2	0.0023 U
2-Butanone	1,000,000	1,000,000	50,000	300	0.0058 U
1,1,1-Trichloroethane	210,000	1,000,000	50,000	30	0.0058 U
CarbonTetrachloride	2,000	4,000	1,000	2	0.0023 U
Bromodichloromethane	11,000	46,000	1,000	1	0.0012 U
1,2-Dichloropropane	10,000	43,000	NA	1	0.0012 U
(1) cis-1,3-Dichloropropene	4,000	5,000	1,000	NA	0.0058 U
Trichloroethene	23,000	54,000	1,000	1	0.0029
Dibromochloromethane	110,000	1,000,000	1,000	10	0.0058 U
1,1,2-Trichloroethane	22,000	420,000	1,000	3	0.0035 U
Benzene	3,000	13,000	1,000	1	0.0012 U
(1) trans-1,3-Dichloropropene	4,000	5,000	1,000	NA	0.0058 U
Bromoform	86,000	370,000	1,000	4	0.0047 U
4-Methyl-2-Pentanone	1,000,000	1,000,000	50,000	400	0.0058 U
2-Hexanone	NA	NA	NA	NA	0.0058 U
Tetrachloroethene	4,000	6,000	1,000	1	0.070
1,1,2,2-Tetrachloroethane	34,000	70,000	1,000	1^	0.0012 U
Toluene	1,000,000	1,000,000	500,000	1,000	0.0058 U
Chlorobenzene	37,000	680,000	1,000	50^	0.0058 U
Ethylbenzene	1,000,000	1,000,000	100,000	700	0.0047 U
Styrene	23,000	97,000	100,000	100	0.0058 U
Xylene(Total)	410,000	1,000,000	67,000	1000^	0.0058 U
Total Confident Conc. VOAs (s)					73
Total Estimated Conc. VOA TICs (s)					NA

(1) Values listed reflect the combined standards for the cis and trans isomers of 1,3-Dichloropropene.
^ Value is a revision to the Class IIA ground water quality standard based upon the November 18, 1996 Safe Drinking Water Act maximum contaminant level changes and the February 5, 1997 policy memo issued by Assistant Commissioner R. Gimello.

Qualifiers

U - The compound was not detected at the indicated concentration
J - Data indicates the presence of a compound that meets the identification criteria The result is less than the quantitation limit but greater than zero. The concentration given is an approximate value
B - The analyte was found in the laboratory blank as well as the sample This indicates possible laboratory contamination of the environmental sample
NR - Not analyzed

Checked By: _____
___ OK
___ Make Corrections

File 35885(c-
cc: CD.

D. Chiusano
NYSDEC - Alby
(ucmail)

MITKEM CORPORATION

"Environmental Testing For The New Millennium"

175 Metro Center Boulevard
Warwick, Rhode Island 02886-1755
Phone: (401) 732-3400 Fax: (401) 732-3499
www.mitkem.com

FACSIMILE COVER SHEET

TO: Ms. Ann Marie Kropovitch

FROM: Agnes Ng, CLP Project Manager

COMPANY: URS

DATE: January 5, 2005

FAX NUMBER: 716-856-2545

NUMBER OF PAGES: 5
(Including cover sheet)

Enclosed are the preliminary analytical results for your project N. Franklin Street. Preliminary VOA data

Hard copies of the report will follow upon completion of final QA\QC review.

This is a preliminary report that contains incomplete data or data that has not been fully reviewed. Caution should be exercised in the use of any data presented, as final reported results are subject to change pending final QA/QC review.

This message is intended only for the use of the individual to whom it is addressed and may contain information that is privileged, confidential, and exempt from disclosure under applicable law. If the reader of this message is not the intended recipient, or the employee responsible for delivering the message to the intended recipient, you are hereby notified that any dissemination, distribution or copying of this communication is strictly prohibited. If you have received this communication in error, please notify us immediately by telephone.

1A
VOLATILE ORGANICS ANALYSIS DATA SHEET

EPA SAMPLE NO.

MW-12S

Lab Name: MITKEM CORPORATION Contract: _____

Lab Code: MITKEM Case No.: _____ SAS No.: _____ SDG No.: C1608

Matrix: (soil/water) WATER Lab Sample ID: C1608-01A

Sample wt/vol: 5.000 (g/mL) ML Lab File ID: V1G5224

Level: (low/med) LOW Date Received: 12/30/04

% Moisture: not dec. _____ Date Analyzed: 01/04/05

GC Column: DB-624 ID: 0.25 (mm) Dilution Factor: 1.0

Soil Extract Volume: _____ (uL) Soil Aliquot Volume: _____ (uL)

CAS NO.	COMPOUND	CONCENTRATION UNITS: (ug/L or ug/Kg) UG/L	Q
75-71-8	Dichlorodifluoromethane	10	U
74-87-3	Chloromethane	10	U
75-01-4	Vinyl Chloride	10	U
74-83-9	Bromomethane	10	U
75-00-3	Chloroethane	10	U
75-69-4	Trichlorofluoromethane	10	U
75-35-4	1,1-Dichloroethene	10	U
76-13-1	1,1,2-Trichloro-1,2,2-trifluoroethane	10	U
67-64-1	Acetone	10	U
75-15-0	Carbon Disulfide	10	U
79-20-9	Methyl Acetate	10	U
75-09-2	Methylene Chloride	10	U
156-60-5	trans-1,2-Dichloroethene	10	U
1634-04-4	Methyl tert-Butyl Ether	10	U
75-34-3	1,1-Dichloroethane	10	U
156-59-2	cis-1,2-Dichloroethene	10	U
78-93-3	2-Butanone	10	U
67-66-3	Chloroform	10	U
71-55-6	1,1,1-Trichloroethane	10	U
110-82-7	Cyclohexane	10	U
56-23-5	Carbon Tetrachloride	10	U
71-43-2	Benzene	10	U
107-06-2	1,2-Dichloroethane	10	U

PRELIMINARY

1B
VOLATILE ORGANICS ANALYSIS DATA SHEET

EPA SAMPLE NO.

MW-12S

Lab Name: MITKEM CORPORATION Contract: _____

Lab Code: MITKEM Case No.: _____ SAS No.: _____ SDG No.: C1608

Matrix: (soil/water) WATER Lab Sample ID: C1608-01A

Sample wt/vol: 5.000 (g/mL) ML Lab File ID: V1G5224

Level: (low/med) LOW Date Received: 12/30/04

% Moisture: not dec. _____ Date Analyzed: 01/04/05

GC Column: DB-624 ID: 0.25 (mm) Dilution Factor: 1.0

Soil Extract Volume: _____ (uL) Soil Aliquot Volume: _____ (uL)

CAS NO.	COMPOUND	CONCENTRATION UNITS: (ug/L or ug/Kg) UG/L	Q
79-01-6	Trichloroethene	10	U
108-87-2	Methylcyclohexane	10	U
78-87-5	1,2-Dichloropropane	10	U
75-27-4	Bromodichloromethane	10	U
10061-01-5	cis-1,3-Dichloropropene	10	U
108-10-1	4-Methyl-2-Pentanone	10	U
108-88-3	Toluene	10	U
10061-02-6	trans-1,3-Dichloropropene	10	U
79-00-5	1,1,2-Trichloroethane	10	U
127-18-4	Tetrachloroethene	10	U
591-78-6	2-Hexanone	10	U
124-48-1	Dibromochloromethane	10	U
106-93-4	1,2-Dibromoethane	10	U
108-90-7	Chlorobenzene	10	U
100-41-4	Ethylbenzene	10	U
1330-20-7	Xylene (Total)	10	U
100-42-5	Styrene	10	U
75-25-2	Bromoform	10	U
98-82-8	Isopropylbenzene	10	U
79-34-5	1,1,2,2-Tetrachloroethane	10	U
541-73-1	1,3-Dichlorobenzene	10	U
106-46-7	1,4-Dichlorobenzene	10	U
95-50-1	1,2-Dichlorobenzene	10	U
96-12-8	1,2-Dibromo-3-chloropropane	10	U
120-82-1	1,2,4-Trichlorobenzene	10	U

PRELIMINARY

1A

VOLATILE ORGANICS ANALYSIS DATA SHEET

EPA SAMPLE NO.

TB

Lab Name: MITKEM CORPORATION Contract: _____

Lab Code: MITKEM Case No.: _____ SAS No.: _____ SDG No.: C1608

Matrix: (soil/water) WATER Lab Sample ID: C1608-02A

Sample wt/vol: 5.000 (g/mL) ML Lab File ID: V1G5187

Level: (low/med) LOW Date Received: 12/30/04

% Moisture: not dec. _____ Date Analyzed: 12/31/04

GC Column: DB-624 ID: 0.25 (mm) Dilution Factor: 1.0

Soil Extract Volume: _____ (uL) Soil Aliquot Volume: _____ (uL)

CAS NO.	COMPOUND	CONCENTRATION UNITS: (ug/L or ug/Kg) UG/L	Q
75-71-8	Dichlorodifluoromethane	10	U
74-87-3	Chloromethane	10	U
75-01-4	Vinyl Chloride	10	U
74-83-9	Bromomethane	10	U
75-00-3	Chloroethane	10	U
75-69-4	Trichlorofluoromethane	10	U
75-35-4	1,1-Dichloroethene	10	U
76-13-1	1,1,2-Trichloro-1,2,2-trifluoroethane	10	U
67-64-1	Acetone	10	U
75-15-0	Carbon Disulfide	10	U
79-20-9	Methyl Acetate	10	U
75-09-2	Methylene Chloride	2	J
156-60-5	trans-1,2-Dichloroethene	10	U
1634-04-4	Methyl tert-Butyl Ether	10	U
75-34-3	1,1-Dichloroethane	10	U
156-59-2	cis-1,2-Dichloroethene	10	U
78-93-3	2-Butanone	10	U
67-66-3	Chloroform	1	J
71-55-6	1,1,1-Trichloroethane	10	U
110-82-7	Cyclohexane	10	U
56-23-5	Carbon Tetrachloride	10	U
71-43-2	Benzene	10	U
107-06-2	1,2-Dichloroethane	10	U

PRELIMINARY

1B
VOLATILE ORGANICS ANALYSIS DATA SHEET

EPA SAMPLE NO.

TB

Lab Name: MITKEM CORPORATION Contract: _____

Lab Code: MITKEM Case No.: _____ SAS No.: _____ SDG No.: C1608

Matrix: (soil/water) WATER Lab Sample ID: C1608-02A

Sample wt/vol: 5.000 (g/mL) ML Lab File ID: V1G5187

Level: (low/med) LOW Date Received: 12/30/04

% Moisture: not dec. _____ Date Analyzed: 12/31/04

GC Column: DB-624 ID: 0.25 (mm) Dilution Factor: 1.0

Soil Extract Volume: _____ (uL) Soil Aliquot Volume: _____ (uL)

CAS NO.	COMPOUND	CONCENTRATION UNITS: (ug/L or ug/Kg) UG/L	Q
79-01-6	Trichloroethene	10	U
108-87-2	Methylcyclohexane	10	U
78-87-5	1,2-Dichloropropane	10	U
75-27-4	Bromodichloromethane	10	U
10061-01-5	cis-1,3-Dichloropropene	10	U
108-10-1	4-Methyl-2-Pentanone	10	U
108-88-3	Toluene	10	U
10061-02-6	trans-1,3-Dichloropropene	10	U
79-00-5	1,1,2-Trichloroethane	10	U
127-18-4	Tetrachloroethene	10	U
591-78-6	2-Hexanone	10	U
124-48-1	Dibromochloromethane	10	U
106-93-4	1,2-Dibromoethane	10	U
108-90-7	Chlorobenzene	10	U
100-41-4	Ethylbenzene	10	U
1330-20-7	Xylene (Total)	10	U
100-42-5	Styrene	10	U
75-25-2	Bromoform	10	U
98-82-8	Isopropylbenzene	10	U
79-34-5	1,1,2,2-Tetrachloroethane	10	U
541-73-1	1,3-Dichlorobenzene	10	U
106-46-7	1,4-Dichlorobenzene	10	U
95-50-1	1,2-Dichlorobenzene	10	U
96-12-8	1,2-Dibromo-3-chloropropane	10	U
120-82-1	1,2,4-Trichlorobenzene	1	J

PRELIMINARY

FEBRUARY 2005 SUPPLEMENTAL INSPECTION REPORT NORTH FRANKLIN STREET SITE SITE #8-49-002 VILLAGE OF WATKINS GLEN, NEW YORK

Prepared For:

NEW YORK STATE DEPARTMENT OF ENVIRONMENTAL CONSERVATION
DIVISION OF ENVIRONMENTAL REMEDIATION
WORK ASSIGNMENT D003825-09.3

FINAL

Prepared By:

URS CORPORATION
77 GOODELL STREET
BUFFALO, NEW YORK 14203

February 25, 2005

Mr. David J. Chiusano, Project Manager
New York State Department of Environmental Conservation
Division of Environmental Remediation
625 Broadway
12th Floor
Albany, New York 12233-7013

RE: NYSDEC Standby Contract
Active Venting System Operation and Maintenance # D003825-09.3
February 2005 Supplemental Inspection Report
North Franklin Street Site, Site No. 8-49-002
Summary of Adjacent Property Inspection/Monitoring Well Maintenance Letter Report

Dear Mr. Chiusano:

On February 15, 2005, URS Corporation (URS) completed an inspection of the northern abutting building (Seneca Market, 2 N. Franklin St.), and conducted repairs to the flush mount monitoring wells sampled during the October 2004 groundwater-monitoring event. This work (summarized below) was performed in conjunction with the operation and maintenance (O&M) of the above-referenced active venting system (reported under separate cover).

Seneca Market Building (2 N. Franklin St.) Inspection

In preparation for an upcoming indoor air-sampling event at the above-referenced building, URS conducted a building inspection to ascertain its construction and usage. During this inspection, URS was accompanied by Tim Mitchell of the Krog Corporation (landlord/owner). This inspection revealed that the building contains three (3) stories that house the following tenants:

- Seneca Harbor Wine Center, 1st-3rd floors;
- The SHOP (Watkins Glen Raceway Souvenir Store), 1st floor;
- Watkins Glen Intl Raceway Promotion Offices, 2nd and 3rd floors;
- Ziff Law Offices, 3rd floor;
- Seneca Lake Winery Association, 3rd floor; and,
- Schuyler County Partnership for Economic Development, 3rd floor.

Inspection photos are included in Attachment 1. Floor plans derived from site sketches are depicted in Figures 1-3, included in Attachment 2.

It should be noted that the portions of the building occupied by the Seneca Harbor Wine Center were inaccessible during this inspection, because the wine center was closed for the winter and Mr. Mitchell did not have a key.

In a telephone conversation with Mike Quinlan (Krog Corporation) on February 14, 2005, Mr. Quinlan stated that this building is of slab-on-grade construction, with no basement. URS confirmed this during the site inspection.

During the inspection of the souvenir store (The SHOP), store employees complained of respiratory problems, which they attribute to wood dust/debris from the southeastern adjacent Seneca Hardwoods (saw mill) operations.

Monitoring Well Repairs/Maintenance

Earlier this month, URS was contacted by the Village of Watkins Glen Department of Public Works (DPW) regarding their observation that the flush mount lid to monitoring well MW-20S was missing. However, in phone conversations with the DPW on February 11, 2004, URS learned that the DPW found MW-20S' lid and placed it on its outer casing, but could not secure it with hex bolts because the outer casing's female thread receptors were too corroded.

While on site, URS conducted the necessary repairs to MW-20S (via a dye tap wrench, new hex bolts, etc.). In addition, URS surveyed the remaining flush mount wells sampled during the October 2004 groundwater-monitoring event, and made repairs where warranted, with exception to MW-19S (southeast/upgradient well). MW-19S could not be sealed because its casing's female thread receptors were corroded away. Therefore, URS sealed MW-19S' outer casing with silicone caulk, pending a decision from the New York State Department of Environmental Conservation (see Attachment 1).

Should you have any questions or comments, please do not hesitate to contact me at 716-856-5636.

Sincerely,

URS Corporation

Charles E. Dusel, Jr.
Sr. Project Manager

Attachments

CED/kjm

cc: Kevin J. McGovern, P.G., CPG -URS
File: 05.35388 (C-1) (11173258)

ATTACHMENT 1

PHOTO LOG

URS

PHOTOGRAPHIC LOG

Client Name:	Site Location:	Project No.
New York State Department of Environmental Conservation	20 N. Franklin St., Watkins Glen, New York	11173258.61000

Photo No.	Date:
1	2-15-05

Direction Photo Taken:

Southeast

Description:

Seneca Market Building (2 N. Franklin St.)

Photo No.	Date:
2	2-15-05

Direction Photo Taken:

Northwest

Description:

Seneca Market Building (2 N. Franklin St.)



URS

PHOTOGRAPHIC LOG

Client Name:	Site Location:	Project No.
New York State Department of Environmental Conservation	20 N. Franklin St., Watkins Glen, New York	11173258.61000

Photo No.	Date:
3	2-15-05

Direction Photo Taken:

West-northwest

Description:

Seneca Market Building (2 N. Franklin St.).

Photo No.	Date:
4	2-15-05

Direction Photo Taken:

North

Description:

The SHOP. Watkins Glen Intl Raceway Souvenir Shop, 2 N. Franklin St. (1st floor).

URS

PHOTOGRAPHIC LOG

Client Name:	Site Location:	Project No.
New York State Department of Environmental Conservation	20 N. Franklin St., Watkins Glen, New York	11173258.61000

Photo No.	Date:
5	2-15-05

Direction Photo Taken:

North

Description:

Lobby, 2 N. Franklin St. (1st floor).

Photo No.	Date:
6	2-15-05

Direction Photo Taken:

North

Description:

Watkins Glen Intl Raceway Promotions Department, 2 N. Franklin St. (2nd floor).

URS

PHOTOGRAPHIC LOG

Client Name:	Site Location:	Project No.
New York State Department of Environmental Conservation	20 N. Franklin St., Watkins Glen, New York	11173258.61000

Photo No.	Date:
7	2-15-05

Direction Photo Taken:

East

Description:

Watkins Glen Intl Raceway Promotions Department, 2 N. Franklin St. (2nd floor).

Photo No.	Date:
8	2-15-05

Direction Photo Taken:

South

Description:

Emergency exit, 2 N. Franklin St. (3rd floor).

URS

PHOTOGRAPHIC LOG

Client Name:	Site Location:	Project No.
New York State Department of Environmental Conservation	20 N. Franklin St., Watkins Glen, New York	11173258.61000

Photo No.	Date:
9	2-15-05

Direction Photo Taken:

South

Description:

North end, 2 N. Franklin St. (3rd floor).

Photo No.	Date:
10	2-15-05

Direction Photo Taken:

North

Description:

South end, 2 N. Franklin St. (3rd floor).

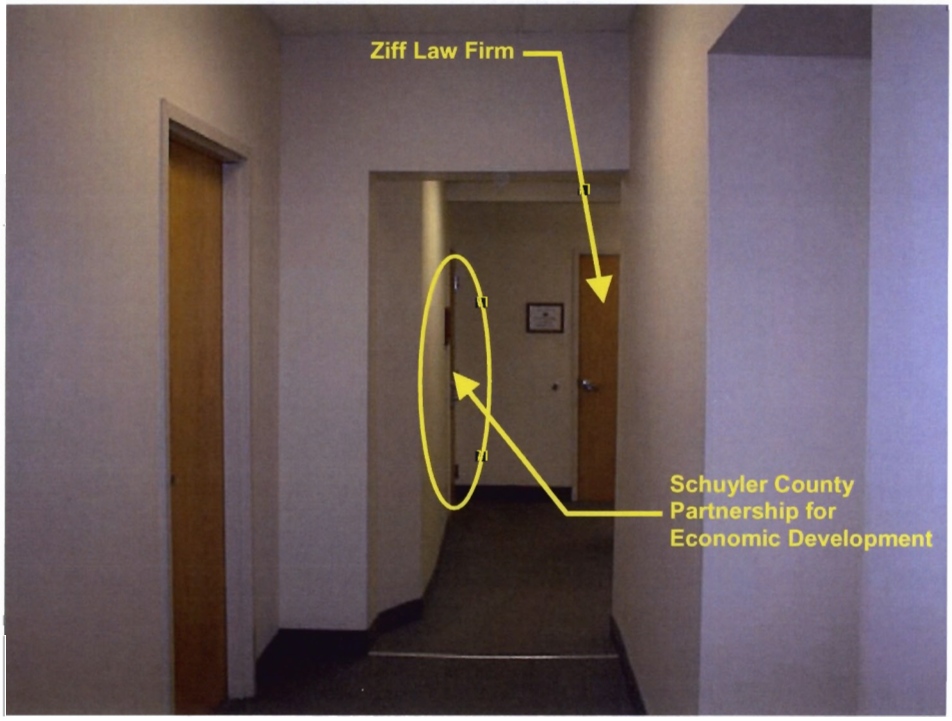

URS

PHOTOGRAPHIC LOG

Client Name:	Site Location:	Project No.
New York State Department of Environmental Conservation	20 N. Franklin St., Watkins Glen, New York	11173258.61000

Photo No.	Date:
11	2-15-05

Direction Photo Taken:

Northeast

Description:

MW-20S, before O&M. Unsealed as reported by Watkins Glen DPW.

Photo No.	Date:
12	2-15-05

Direction Photo Taken:

East

Description:

MW-20S, properly sealed.

URS

PHOTOGRAPHIC LOG

Client Name:	Site Location:	Project No.
New York State Department of Environmental Conservation	20 N. Franklin St., Watkins Glen, New York	11173258.61000

Photo No.	Date:
13	2-15-05

Direction Photo Taken:

Northeast

Description:

MW-1, properly sealed

Photo No.	Date:
14	2-15-05

Direction Photo Taken:

Down

Description:

MW-7S, properly sealed.

URS

PHOTOGRAPHIC LOG

Client Name:	Site Location:	Project No.
New York State Department of Environmental Conservation	20 N. Franklin St., Watkins Glen, New York	11173258.61000

Photo No.	Date:
15	2-15-05

Direction Photo Taken:

East

Description:

MW-19S, w/o outer hex bolts (unsealed).

Photo No.	Date:
16	2-15-05

Direction Photo Taken:

Northwest

Description:

MW-19S, open. Note absence of female thread bolt receptors.

URS

PHOTOGRAPHIC LOG

Client Name:	Site Location:	Project No.
New York State Department of Environmental Conservation	20 N. Franklin St., Watkins Glen, New York	11173258.61000

Photo No.	Date:
17	2-15-05

Direction Photo Taken:

Northwest

Description:

MW-19S, open. Silicone caulk applied.

Photo No.	Date:
18	2-15-05

Direction Photo Taken:

Southeast

Description:

MW-19S, sealed w/ silicone caulk

ATTACHMENT 2

SENECA MARKET BUILDING
(2 N. FRANKLIN ST.)
FLOOR PLANS

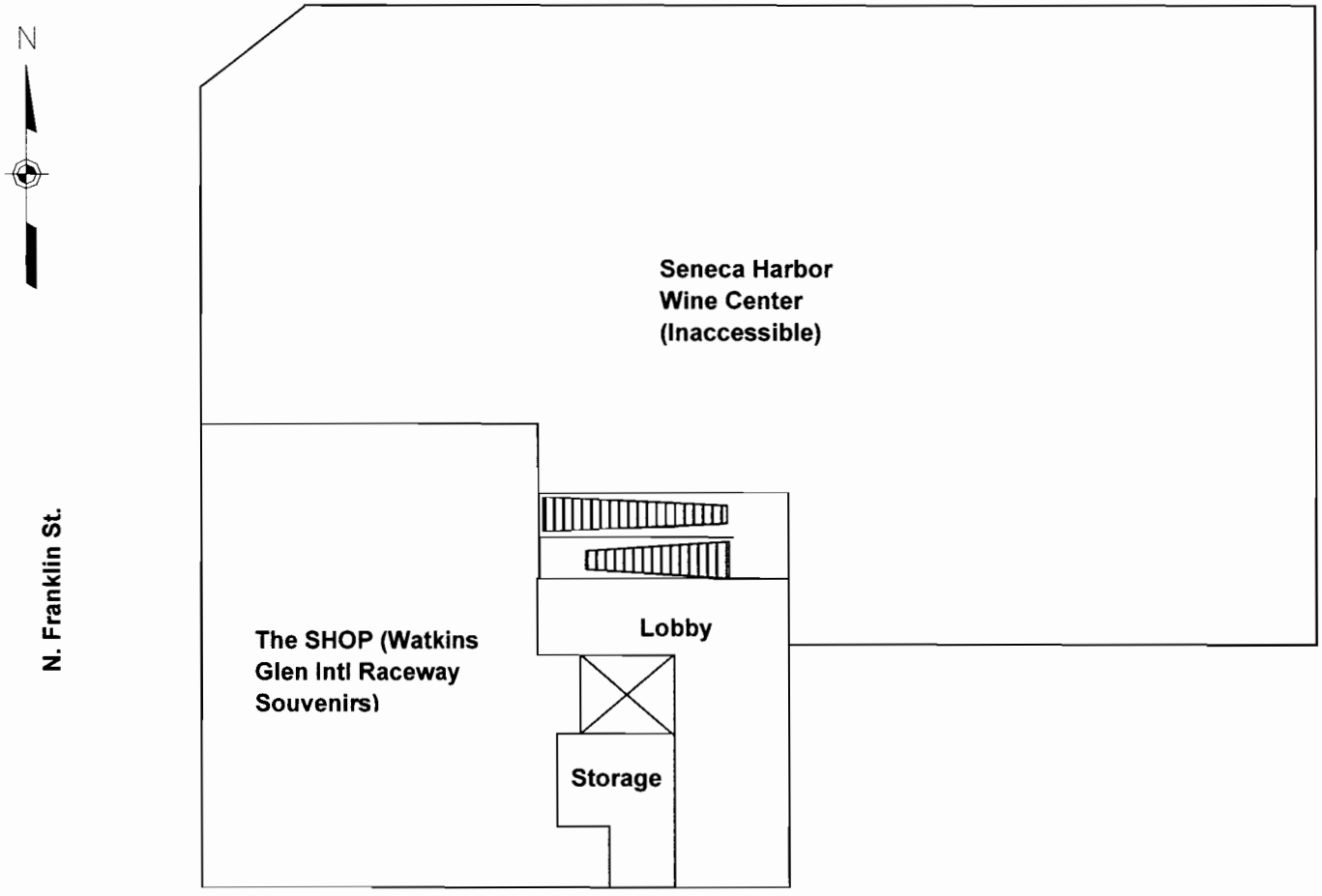

Figure Not to Scale
Location of Tenants are Approximate

URS	SENECA MARKET BUILDING, 2 N. FRANKLIN ST. FIRST FLOOR LAYOUT	FIGURE 1

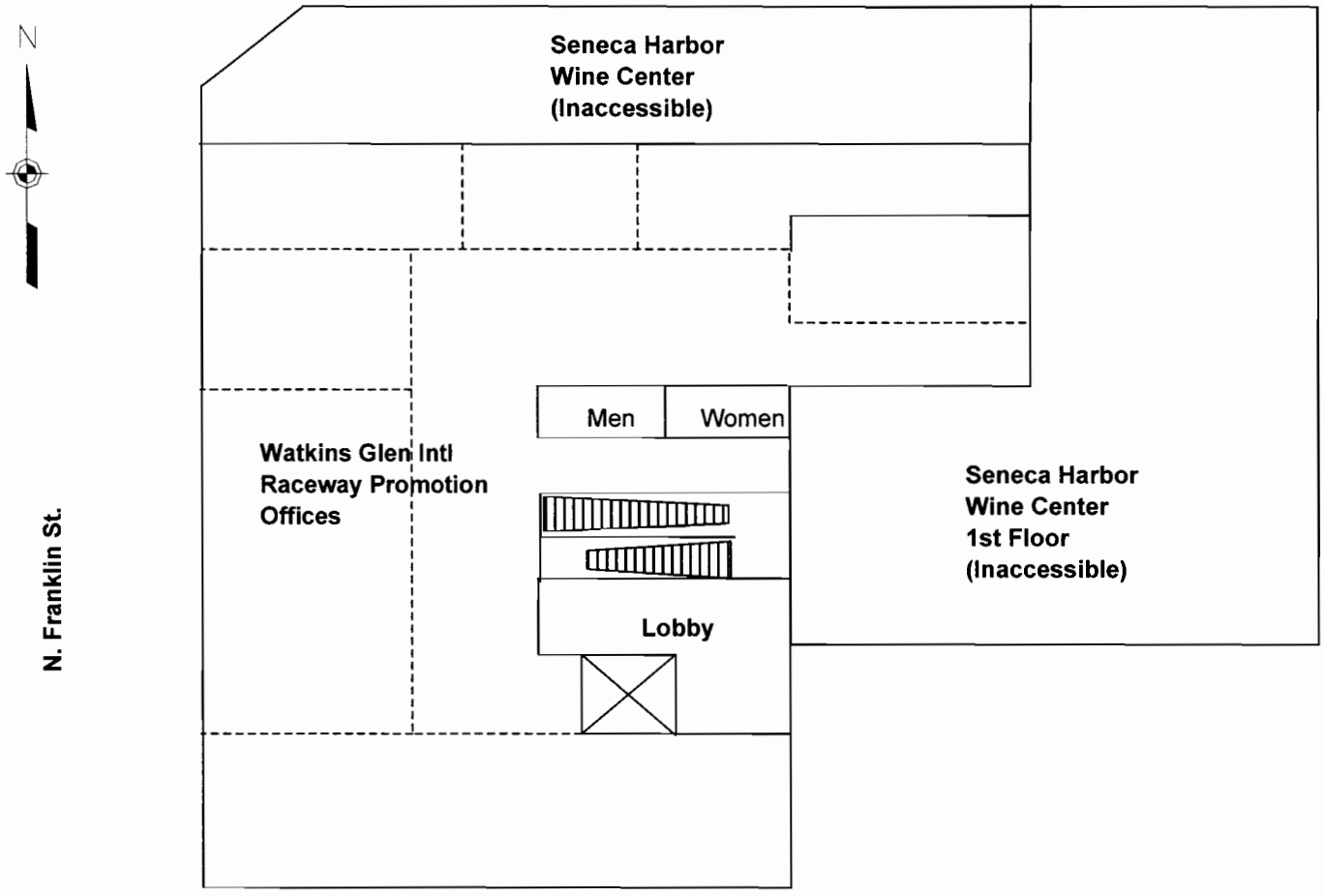

Figure Not to Scale
Location of Tenants are Approximate

URS	SENECA MARKET BUILDING, 2 N. FRANKLIN ST. SECOND FLOOR LAYOUT	FIGURE 2

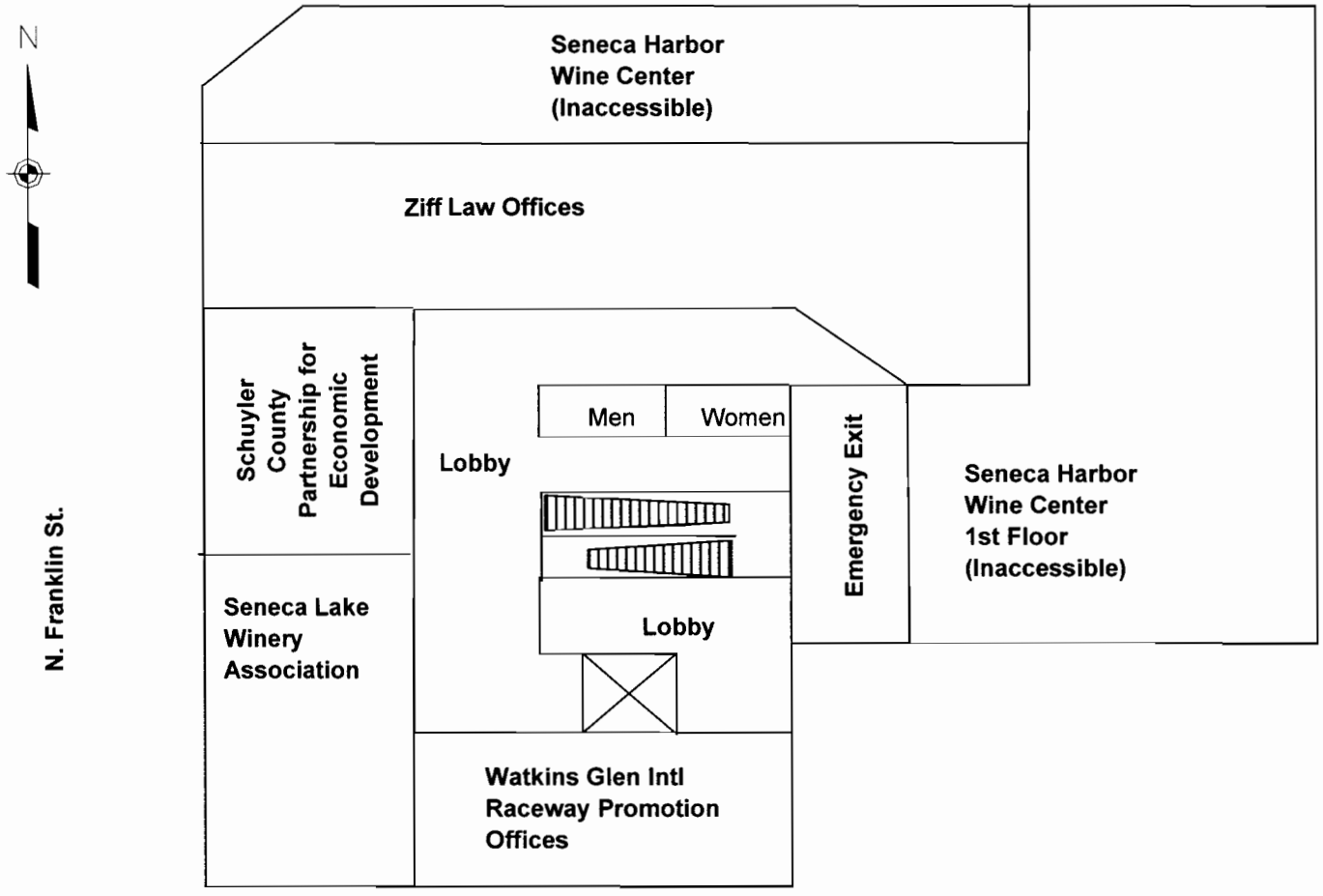

Figure Not to Scale
Location of Tenants are Approximate

URS	SENECA MARKET BUILDING, 2 N. FRANKLIN ST. THIRD FLOOR LAYOUT	FIGURE 3

H5C240102

CHAIN OF CUSTODY RECORD

URS

PROJECT NO. 11173258

SITE NAME 2 NORTH FRANKLIN ST.

SAMPLERS (PRINT/SIGNATURE) SCOTT MCCABE

DELIVERY SERVICE: FEDEX AIRBILL NO.: 8507 2853 6724

LAB STL KNOXVILLE

COOLER 1 of 2

PAGE 1 of 1

TESTS: VOC (TO-15)

BOTTLE TYPE AND PRESERVATIVE: Summa Canister

LOCATION IDENTIFIER	DATE	STOP TIME	COMP/GRAB	SAMPLE ID	MATRIX	TOTAL NO. # OF CONTAINERS	Summa Canister	REMARKS Summa #	SAMPLE TYPE	BEGINNING DEPTH (IN FEET)	ENDING DEPTH (IN FEET)	FIELD LOT NO. # (ERPIMS)
	3/22/05	16:40	8hr	H-001-IA-1	AA	1	1	1411				
		1641		H-001-SS-1		1	1	3368				
		1692		H-002-IA-1		1	1	92071				
		1643		H-002-SS-1		1	1	04419				
		1650		H-003-IA-1		1	1	94618				
		1641		20050322-FD-1		1	1	1811				
		1642		20050322-FD-2		1	1	2974				
		1645		20050322-OA-1		1	1	92074				
				Rec'd temp. NA								
				Custody Seals intact								
				2 Boxes Fedex# 850728536724								
				MFH 3-23-05								
				Rec'd 8 cans, 8 flows.								

N. FRANKLIN ST (SENECA MARKET) Indoor AIR data Collected 3/05

MATRIX CODES					
	AA - AMBIENT AIR	SL - SLUDGE	WG - GROUND WATER	WL - LEACHATE	WO - OCEAN WATER	LH - HAZARDOUS LIQUID WASTE
	SE - SEDIMENT	WP - DRINKING WATER	SO - SOIL	GS - SOIL GAS	WS - SURFACE WATER	LF - FLOATING/FREE PRODUCT ON GW TABLE
	SH - HAZARDOUS SOLID WASTE	WW - WASTE WATER	DC - DRILL CUTTINGS	WC - DRILLING WATER	WQ - WATER FIELD QC	

SAMPLE TYPE CODES				
	TB# - TRIP BLANK	RB# - RINSE BLANK	N# - NORMAL ENVIRONMENTAL SAMPLE	(# - SEQUENTIAL NUMBER (FROM 1 TO 9) TO ACCOMMODATE MULTIPLE SAMPLES IN A SINGLE DAY)
	SD# - MATRIX SPIKE DUPLICATE	FR# - FIELD REPLICATE	MS# - MATRIX SPIKE	

RELINQUISHED BY (SIGNATURE)	DATE	TIME	RECEIVED BY (SIGNATURE)	DATE	TIME
[signature]	3/22/05	1730			
RELINQUISHED BY (SIGNATURE)	DATE	TIME	RECEIVED FOR LAB BY (SIGNATURE)	DATE	TIME
			Matthew F Howard	3/23/05	09:00

SPECIAL INSTRUCTIONS

NOTE: Initial pressure readings on 20050322-FD-1 was 0, not sure if regulator broken, let sit for 8hr.

Distribution: Original accompanies shipment, copy to coordinator field files

URSF-075C/1 OF 1/CofCR/GCM

URS Corp/ NYSDEC

Client Sample ID: H-001-IA-1

GC/MS Volatiles

Lot-Sample # H5C240102 - 001 **Work Order #** G6WKD1AE **Matrix.....:** AIR

Date Sampled...: 3/22/05 **Date Received..:** 3/23/05
Prep Date.....: 3/25/05 **Analysis Date...** 3/25/05
Prep Batch #.....: 5086056
Dilution Factor.: 1.42 **Method.....:** TO-15

PARAMETER	RESULTS (ppb(v/v))	REPORTING LIMIT (ppb(v/v))	RESULTS (ug/m3)		REPORTING LIMIT (ug/m3)
trans-1,3-Dichloropropene	ND	0.28	ND		1.3
Acetone	**5.8**	**7.1**	**14**	**J B**	**17**
Ethylbenzene	ND	0.28	ND		1.2
2-Hexanone	ND	0.71	ND		2.9
Methylene chloride	ND	0.71	ND		2.5
Benzene	**0.14**	**0.28**	**0.44**	**J**	**0.91**
Styrene	ND	0.28	ND		1.2
1,1,2,2-Tetrachloroethane	ND	0.28	ND		1.9
Tetrachloroethene	ND	0.28	ND		1.9
Toluene	**0.41**	**0.28**	**1.5**		**1.1**
1,1,1-Trichloroethane	ND	0.28	ND		1.5
1,1,2-Trichloroethane	ND	0.28	ND		1.5
Trichloroethene	ND	0.28	ND		1.5
Vinyl chloride	ND	0.28	ND		0.73
o-Xylene	ND	0.28	ND		1.2
m-Xylene & p-Xylene	ND	0.28	ND		1.2
Bromodichloromethane	ND	0.28	ND		1.9
2-Butanone (MEK)	**0.46**	**0.71**	**1.3**	**J**	**2.1**
4-Methyl-2-pentanone (MIBK)	ND	0.71	ND		2.9
Bromoform	ND	0.28	ND		2.9
Bromomethane	ND	0.28	ND		1.1
Carbon disulfide	ND	0.28	ND		0.88
Carbon tetrachloride	ND	0.28	ND		1.8
Chlorobenzene	ND	0.28	ND		1.3
Dibromochloromethane	ND	0.28	ND		2.4
Chloroethane	ND	0.28	ND		0.75
Chloroform	ND	0.28	ND		1.4
Chloromethane	**0.68**	**0.71**	**1.4**	**J**	**1.5**
1,1-Dichloroethane	ND	0.28	ND		1.1
1,2-Dichloroethane	ND	0.28	ND		1.1
1,1-Dichloroethene	ND	0.28	ND		1.1
cis-1,2-Dichloroethene	ND	0.28	ND		1.1
trans-1,2-Dichloroethene	ND	0.28	ND		1.1
1,2-Dichloropropane	ND	0.28	ND		1.3
cis-1,3-Dichloropropene	ND	0.28	ND		1.3

URS Corp/ NYSDEC

Client Sample ID: H-001-IA-1

GC/MS Volatiles

Lot-Sample # H5C240102 - 001 **Work Order #** G6WKD1AE **Matrix.....:** AIR

SURROGATE	PERCENT RECOVERY	LABORATORY CONTROL LIMITS (%)
1,2-Dichloroethane-d4	99	70 - 130
Toluene-d8	96	70 - 130
4-Bromofluorobenzene	94	70 - 130

Qualifiers

B	Method blank contamination. The associated method blank contains the target analyte at a reportable level.
J	Estimated result. Result is less than RL.

The 'Result' in ug/m3 is calculated using the following equation: Amount Found(before rounding)*(Molecular Weight/24.45)

The 'Reporting Limit' in ug/m3 is calculated using the following equation: (Reporting Limit(before rounding) * Dilution Factor) * (Molecular Weight/24.45)

URS Corp/ NYSDEC

Client Sample ID: H-001-SS-1

GC/MS Volatiles

Lot-Sample # H5C240102 - 002 **Work Order #** G6WKF1AE **Matrix.....:** AIR

Date Sampled...: 3/22/05 **Date Received..:** 3/23/05
Prep Date.....: 3/25/05 **Analysis Date...** 3/25/05
Prep Batch #.....: 5086056
Dilution Factor.: 1.48 **Method.....:** TO-15

PARAMETER	RESULTS (ppb(v/v))	REPORTING LIMIT (ppb(v/v))	RESULTS (ug/m3)		REPORTING LIMIT (ug/m3)
trans-1,3-Dichloropropene	ND	0.30	ND		1.3
Acetone	**8.6**	**7.4**	**20**	**B**	**18**
Ethylbenzene	ND	0.30	ND		1.3
2-Hexanone	ND	0.74	ND		3.0
Methylene chloride	ND	0.74	ND		2.6
Benzene	**0.34**	**0.30**	**1.1**		**0.95**
Styrene	ND	0.30	ND		1.3
1,1,2,2-Tetrachloroethane	ND	0.30	ND		2.0
Tetrachloroethene	**0.13**	**0.30**	**0.89**	**J**	**2.0**
Toluene	**0.38**	**0.30**	**1.4**		**1.1**
1,1,1-Trichloroethane	**0.21**	**0.30**	**1.1**	**J**	**1.6**
1,1,2-Trichloroethane	ND	0.30	ND		1.6
Trichloroethene	ND	0.30	ND		1.6
Vinyl chloride	ND	0.30	ND		0.76
o-Xylene	ND	0.30	ND		1.3
m-Xylene & p-Xylene	**0.11**	**0.30**	**0.46**	**J**	**1.3**
Bromodichloromethane	ND	0.30	ND		2.0
2-Butanone (MEK)	**0.29**	**0.74**	**0.85**	**J**	**2.2**
4-Methyl-2-pentanone (MIBK)	ND	0.74	ND		3.0
Bromoform	ND	0.30	ND		3.1
Bromomethane	ND	0.30	ND		1.1
Carbon disulfide	**0.22**	**0.30**	**0.69**	**J**	**0.92**
Carbon tetrachloride	ND	0.30	ND		1.9
Chlorobenzene	ND	0.30	ND		1.4
Dibromochloromethane	ND	0.30	ND		2.5
Chloroethane	ND	0.30	ND		0.78
Chloroform	ND	0.30	ND		1.4
Chloromethane	ND	0.74	ND		1.5
1,1-Dichloroethane	ND	0.30	ND		1.2
1,2-Dichloroethane	ND	0.30	ND		1.2
1,1-Dichloroethene	ND	0.30	ND		1.2
cis-1,2-Dichloroethene	ND	0.30	ND		1.2
trans-1,2-Dichloroethene	ND	0.30	ND		1.2
1,2-Dichloropropane	ND	0.30	ND		1.4
cis-1,3-Dichloropropene	ND	0.30	ND		1.3

URS Corp/ NYSDEC

Client Sample ID: H-001-SS-1

GC/MS Volatiles

Lot-Sample # H5C240102 - 002 **Work Order #** G6WKF1AE **Matrix.....:** AIR

SURROGATE	PERCENT RECOVERY	LABORATORY CONTROL LIMITS (%)
1,2-Dichloroethane-d4	96	70 - 130
Toluene-d8	96	70 - 130
4-Bromofluorobenzene	95	70 - 130

Qualifiers

B	Method blank contamination. The associated method blank contains the target analyte at a reportable level.
J	Estimated result. Result is less than RL.

The 'Result' in ug/m3 is calculated using the following equation: Amount Found(before rounding)*(Molecular Weight/24.45)

The 'Reporting Limit' in ug/m3 is calculated using the following equation: (Reporting Limit(before rounding) * Dilution Factor) * (Molecular Weight/24.45)

URS Corp/ NYSDEC

Client Sample ID: H-002-IA-1

GC/MS Volatiles

Lot-Sample # H5C240102 - 003 **Work Order #** G6WKG1AE **Matrix.....:** AIR

Date Sampled...: 3/22/05 **Date Received..:** 3/23/05
Prep Date.....: 3/25/05 **Analysis Date...** 3/26/05
Prep Batch #.....: 5086056
Dilution Factor.: 1.42 **Method.....:** TO-15

PARAMETER	RESULTS (ppb(v/v))	REPORTING LIMIT (ppb(v/v))	RESULTS (ug/m3)		REPORTING LIMIT (ug/m3)
trans-1,3-Dichloropropene	ND	0.28	ND		1.3
Acetone	**4.6**	**7.1**	**11**	**J B**	**17**
Ethylbenzene	ND	0.28	ND		1.2
2-Hexanone	ND	0.71	ND		2.9
Methylene chloride	ND	0.71	ND		2.5
Benzene	**0.12**	**0.28**	**0.38**	**J**	**0.91**
Styrene	ND	0.28	ND		1.2
1,1,2,2-Tetrachloroethane	ND	0.28	ND		1.9
Tetrachloroethene	ND	0.28	ND		1.9
Toluene	**0.20**	**0.28**	**0.75**	**J**	**1.1**
1,1,1-Trichloroethane	ND	0.28	ND		1.5
1,1,2-Trichloroethane	ND	0.28	ND		1.5
Trichloroethene	ND	0.28	ND		1.5
Vinyl chloride	ND	0.28	ND		0.73
o-Xylene	ND	0.28	ND		1.2
m-Xylene & p-Xylene	ND	0.28	ND		1.2
Bromodichloromethane	ND	0.28	ND		1.9
2-Butanone (MEK)	**0.30**	**0.71**	**0.89**	**J**	**2.1**
4-Methyl-2-pentanone (MIBK)	ND	0.71	ND		2.9
Bromoform	ND	0.28	ND		2.9
Bromomethane	ND	0.28	ND		1.1
Carbon disulfide	ND	0.28	ND		0.88
Carbon tetrachloride	ND	0.28	ND		1.8
Chlorobenzene	ND	0.28	ND		1.3
Dibromochloromethane	ND	0.28	ND		2.4
Chloroethane	ND	0.28	ND		0.75
Chloroform	ND	0.28	ND		1.4
Chloromethane	**0.84**	**0.71**	**1.7**		**1.5**
1,1-Dichloroethane	ND	0.28	ND		1.1
1,2-Dichloroethane	ND	0.28	ND		1.1
1,1-Dichloroethene	ND	0.28	ND		1.1
cis-1,2-Dichloroethene	ND	0.28	ND		1.1
trans-1,2-Dichloroethene	ND	0.28	ND		1.1
1,2-Dichloropropane	ND	0.28	ND		1.3
cis-1,3-Dichloropropene	ND	0.28	ND		1.3

URS Corp/ NYSDEC

Client Sample ID: H-002-IA-1

GC/MS Volatiles

Lot-Sample # H5C240102 - 003 **Work Order #** G6WKG1AE **Matrix.....:** AIR

SURROGATE	PERCENT RECOVERY	LABORATORY CONTROL LIMITS (%)
1,2-Dichloroethane-d4	99	70 - 130
Toluene-d8	100	70 - 130
4-Bromofluorobenzene	93	70 - 130

Qualifiers

B	Method blank contamination. The associated method blank contains the target analyte at a reportable level.
J	Estimated result. Result is less than RL.

The 'Result' in ug/m3 is calculated using the following equation: Amount Found(before rounding)*(Molecular Weight/24.45)

The 'Reporting Limit' in ug/m3 is calculated using the following equation: (Reporting Limit(before rounding) * Dilution Factor) * (Molecular Weight/24.45)

URS Corp/ NYSDEC

Client Sample ID: H-003-IA-1

GC/MS Volatiles

Lot-Sample # H5C240102 - 005 **Work Order #** G6WKK1AE **Matrix.....:** AIR

Date Sampled...: 3/22/05 **Date Received..:** 3/23/05
Prep Date.....: 3/25/05 **Analysis Date...** 3/25/05
Prep Batch #.....: 5086056
Dilution Factor.: 1.43 **Method.....:** TO-15

PARAMETER	RESULTS (ppb(v/v))	REPORTING LIMIT (ppb(v/v))	RESULTS (ug/m3)		REPORTING LIMIT (ug/m3)
trans-1,3-Dichloropropene	ND	0.29	ND		1.3
Acetone	**8.6**	**7.2**	**20**	**B**	**17**
Ethylbenzene	ND	0.29	ND		1.2
2-Hexanone	ND	0.72	ND		2.9
Methylene chloride	ND	0.72	ND		2.5
Benzene	**0.31**	**0.29**	**1.00**		**0.91**
Styrene	ND	0.29	ND		1.2
1,1,2,2-Tetrachloroethane	ND	0.29	ND		2.0
Tetrachloroethene	**0.15**	**0.29**	**1.0**	**J**	**1.9**
Toluene	**0.52**	**0.29**	**1.9**		**1.1**
1,1,1-Trichloroethane	ND	0.29	ND		1.6
1,1,2-Trichloroethane	ND	0.29	ND		1.6
Trichloroethene	ND	0.29	ND		1.5
Vinyl chloride	ND	0.29	ND		0.73
o-Xylene	ND	0.29	ND		1.2
m-Xylene & p-Xylene	**0.14**	**0.29**	**0.61**	**J**	**1.2**
Bromodichloromethane	ND	0.29	ND		1.9
2-Butanone (MEK)	**0.34**	**0.72**	**1.0**	**J**	**2.1**
4-Methyl-2-pentanone (MIBK)	ND	0.72	ND		2.9
Bromoform	ND	0.29	ND		3.0
Bromomethane	ND	0.29	ND		1.1
Carbon disulfide	ND	0.29	ND		0.89
Carbon tetrachloride	ND	0.29	ND		1.8
Chlorobenzene	ND	0.29	ND		1.3
Dibromochloromethane	ND	0.29	ND		2.4
Chloroethane	ND	0.29	ND		0.75
Chloroform	ND	0.29	ND		1.4
Chloromethane	**0.72**	**0.72**	**1.5**		**1.5**
1,1-Dichloroethane	ND	0.29	ND		1.2
1,2-Dichloroethane	ND	0.29	ND		1.2
1,1-Dichloroethene	ND	0.29	ND		1.1
cis-1,2-Dichloroethene	ND	0.29	ND		1.1
trans-1,2-Dichloroethene	ND	0.29	ND		1.1
1,2-Dichloropropane	ND	0.29	ND		1.3
cis-1,3-Dichloropropene	ND	0.29	ND		1.3

URS Corp/ NYSDEC

Client Sample ID: H-003-IA-1

GC/MS Volatiles

Lot-Sample # H5C240102 - 005 **Work Order #** G6WKK1AE **Matrix.....:** AIR

SURROGATE	PERCENT RECOVERY	LABORATORY CONTROL LIMITS (%)
1,2-Dichloroethane-d4	96	70 - 130
Toluene-d8	94	70 - 130
4-Bromofluorobenzene	93	70 - 130

Qualifiers

B	Method blank contamination. The associated method blank contains the target analyte at a reportable level.
J	Estimated result. Result is less than RL.

The 'Result' in ug/m3 is calculated using the following equation: Amount Found(before rounding)*(Molecular Weight/24.45)

The 'Reporting Limit' in ug/m3 is calculated using the following equation: (Reporting Limit(before rounding) * Dilution Factor) * (Molecular Weight/24.45)

URS Corp/ NYSDEC

Client Sample ID: 20050322-FD-1

GC/MS Volatiles

Lot-Sample # H5C240102 - 006 **Work Order #** G6WKL1AE **Matrix.....:** AIR

Date Sampled...: 3/22/05 **Date Received..:** 3/23/05
Prep Date.....: 3/25/05 **Analysis Date...** 3/25/05
Prep Batch #.....: 5086056
Dilution Factor.: 1.42 **Method.....:** TO-15

PARAMETER	RESULTS (ppb(v/v))	REPORTING LIMIT (ppb(v/v))	RESULTS (ug/m3)		REPORTING LIMIT (ug/m3)
trans-1,3-Dichloropropene	ND	0.28	ND		1.3
Acetone	**4.8**	**7.1**	**11**	**J B**	**17**
Ethylbenzene	ND	0.28	ND		1.2
2-Hexanone	ND	0.71	ND		2.9
Methylene chloride	ND	0.71	ND		2.5
Benzene	ND	0.28	ND		0.91
Styrene	ND	0.28	ND		1.2
1,1,2,2-Tetrachloroethane	ND	0.28	ND		1.9
Tetrachloroethene	ND	0.28	ND		1.9
Toluene	ND	0.28	ND		1.1
1,1,1-Trichloroethane	ND	0.28	ND		1.5
1,1,2-Trichloroethane	ND	0.28	ND		1.5
Trichloroethene	ND	0.28	ND		1.5
Vinyl chloride	ND	0.28	ND		0.73
o-Xylene	ND	0.28	ND		1.2
m-Xylene & p-Xylene	ND	0.28	ND		1.2
Bromodichloromethane	ND	0.28	ND		1.9
2-Butanone (MEK)	ND	0.71	ND		2.1
4-Methyl-2-pentanone (MIBK)	ND	0.71	ND		2.9
Bromoform	ND	0.28	ND		2.9
Bromomethane	ND	0.28	ND		1.1
Carbon disulfide	ND	0.28	ND		0.88
Carbon tetrachloride	ND	0.28	ND		1.8
Chlorobenzene	ND	0.28	ND		1.3
Dibromochloromethane	ND	0.28	ND		2.4
Chloroethane	ND	0.28	ND		0.75
Chloroform	ND	0.28	ND		1.4
Chloromethane	**0.85**	**0.71**	**1.8**		**1.5**
1,1-Dichloroethane	ND	0.28	ND		1.1
1,2-Dichloroethane	ND	0.28	ND		1.1
1,1-Dichloroethene	ND	0.28	ND		1.1
cis-1,2-Dichloroethene	ND	0.28	ND		1.1
trans-1,2-Dichloroethene	ND	0.28	ND		1.1
1,2-Dichloropropane	ND	0.28	ND		1.3
cis-1,3-Dichloropropene	ND	0.28	ND		1.3

URS Corp/ NYSDEC

Client Sample ID: 20050322-FD-1

GC/MS Volatiles

Lot-Sample # H5C240102 - 006 **Work Order #** G6WKL1AE **Matrix.....:** AIR

SURROGATE	PERCENT RECOVERY	LABORATORY CONTROL LIMITS (%)
1,2-Dichloroethane-d4	99	70 - 130
Toluene-d8	98	70 - 130
4-Bromofluorobenzene	92	70 - 130

Qualifiers

B	Method blank contamination. The associated method blank contains the target analyte at a reportable level.
J	Estimated result. Result is less than RL.

The 'Result' in ug/m3 is calculated using the following equation: Amount Found(before rounding)*(Molecular Weight/24.45)

The 'Reporting Limit' in ug/m3 is calculated using the following equation: (Reporting Limit(before rounding) * Dilution Factor) * (Molecular Weight/24.45)

URS Corp/ NYSDEC

Client Sample ID: H-002-SS-1

GC/MS Volatiles

Lot-Sample # H5C240102 - 004 **Work Order #** G6WKH1AE **Matrix.....:** AIR

Date Sampled...: 3/22/05 **Date Received..:** 3/23/05
Prep Date.....: 3/25/05 **Analysis Date...** 3/25/05
Prep Batch #.....: 5086056
Dilution Factor.: 14.1 **Method.....:** TO-15

PARAMETER	RESULTS (ppb(v/v))	REPORTING LIMIT (ppb(v/v))	RESULTS (ug/m3)		REPORTING LIMIT (ug/m3)
trans-1,3-Dichloropropene	ND	2.8	ND		13
Acetone	**10**	**70**	**24**	**J B**	**170**
Ethylbenzene	ND	2.8	ND		12
2-Hexanone	ND	7.0	ND		29
Methylene chloride	ND	7.0	ND		24
Benzene	ND	2.8	ND		9.0
Styrene	ND	2.8	ND		12
1,1,2,2-Tetrachloroethane	ND	2.8	ND		19
Tetrachloroethene	**200**	**2.8**	**1300**		**19**
Toluene	ND	2.8	ND		11
1,1,1-Trichloroethane	ND	2.8	ND		15
1,1,2-Trichloroethane	ND	2.8	ND		15
Trichloroethene	ND	2.8	ND		15
Vinyl chloride	ND	2.8	ND		7.2
o-Xylene	ND	2.8	ND		12
m-Xylene & p-Xylene	ND	2.8	ND		12
Bromodichloromethane	ND	2.8	ND		19
2-Butanone (MEK)	ND	7.0	ND		21
4-Methyl-2-pentanone (MIBK)	ND	7.0	ND		29
Bromoform	ND	2.8	ND		29
Bromomethane	ND	2.8	ND		11
Carbon disulfide	ND	2.8	ND		8.8
Carbon tetrachloride	ND	2.8	ND		18
Chlorobenzene	ND	2.8	ND		13
Dibromochloromethane	ND	2.8	ND		24
Chloroethane	ND	2.8	ND		7.4
Chloroform	ND	2.8	ND		14
Chloromethane	ND	7.0	ND		15
1,1-Dichloroethane	ND	2.8	ND		11
1,2-Dichloroethane	ND	2.8	ND		11
1,1-Dichloroethene	ND	2.8	ND		11
cis-1,2-Dichloroethene	ND	2.8	ND		11
trans-1,2-Dichloroethene	ND	2.8	ND		11
1,2-Dichloropropane	ND	2.8	ND		13
cis-1,3-Dichloropropene	ND	2.8	ND		13

URS Corp/ NYSDEC

Client Sample ID: H-002-SS-1

GC/MS Volatiles

Lot-Sample # H5C240102 - 004 Work Order # G6WKH1AE Matrix.....: AIR

SURROGATE	PERCENT RECOVERY	LABORATORY CONTROL LIMITS (%)
1,2-Dichloroethane-d4	97	70 - 130
Toluene-d8	97	70 - 130
4-Bromofluorobenzene	94	70 - 130

Qualifiers

B	Method blank contamination. The associated method blank contains the target analyte at a reportable level.
J	Estimated result. Result is less than RL.

The 'Result' in ug/m3 is calculated using the following equation: Amount Found(before rounding)*(Molecular Weight/24.45)

The 'Reporting Limit' in ug/m3 is calculated using the following equation: (Reporting Limit(before rounding) * Dilution Factor) * (Molecular Weight/24.45)

URS Corp/ NYSDEC

Client Sample ID: 20050322-FD-2

GC/MS Volatiles

Lot-Sample # H5C240102 - 007 **Work Order #** G6WKN1AE **Matrix.....:** AIR

Date Sampled...: 3/22/05 **Date Received..:** 3/23/05
Prep Date.....: 3/25/05 **Analysis Date...** 3/25/05
Prep Batch #.....: 5086056
Dilution Factor.: 13.9 **Method.....:** TO-15

PARAMETER	RESULTS (ppb(v/v))	REPORTING LIMIT (ppb(v/v))	RESULTS (ug/m3)		REPORTING LIMIT (ug/m3)
trans-1,3-Dichloropropene	ND	2.8	ND		13
Acetone	**10**	**70**	**24**	**J B**	**170**
Ethylbenzene	ND	2.8	ND		12
2-Hexanone	ND	7.0	ND		28
Methylene chloride	ND	7.0	ND		24
Benzene	ND	2.8	ND		8.9
Styrene	ND	2.8	ND		12
1,1,2,2-Tetrachloroethane	ND	2.8	ND		19
Tetrachloroethene	**190**	**2.8**	**1300**		**19**
Toluene	ND	2.8	ND		10
1,1,1-Trichloroethane	ND	2.8	ND		15
1,1,2-Trichloroethane	ND	2.8	ND		15
Trichloroethene	ND	2.8	ND		15
Vinyl chloride	ND	2.8	ND		7.1
o-Xylene	ND	2.8	ND		12
m-Xylene & p-Xylene	ND	2.8	ND		12
Bromodichloromethane	ND	2.8	ND		19
2-Butanone (MEK)	ND	7.0	ND		20
4-Methyl-2-pentanone (MIBK)	ND	7.0	ND		28
Bromoform	ND	2.8	ND		29
Bromomethane	ND	2.8	ND		11
Carbon disulfide	ND	2.8	ND		8.7
Carbon tetrachloride	ND	2.8	ND		17
Chlorobenzene	ND	2.8	ND		13
Dibromochloromethane	ND	2.8	ND		24
Chloroethane	ND	2.8	ND		7.3
Chloroform	ND	2.8	ND		14
Chloromethane	ND	7.0	ND		14
1,1-Dichloroethane	ND	2.8	ND		11
1,2-Dichloroethane	ND	2.8	ND		11
1,1-Dichloroethene	ND	2.8	ND		11
cis-1,2-Dichloroethene	ND	2.8	ND		11
trans-1,2-Dichloroethene	ND	2.8	ND		11
1,2-Dichloropropane	ND	2.8	ND		13
cis-1,3-Dichloropropene	ND	2.8	ND		13

URS Corp/ NYSDEC

Client Sample ID: 20050322-FD-2

GC/MS Volatiles

Lot-Sample # H5C240102 - 007 **Work Order #** G6WKN1AE **Matrix.....:** AIR

SURROGATE	PERCENT RECOVERY	LABORATORY CONTROL LIMITS (%)
1,2-Dichloroethane-d4	98	70 - 130
Toluene-d8	97	70 - 130
4-Bromofluorobenzene	92	70 - 130

Qualifiers

B	Method blank contamination. The associated method blank contains the target analyte at a reportable level.
J	Estimated result. Result is less than RL.

The 'Result' in ug/m3 is calculated using the following equation: Amount Found(before rounding)*(Molecular Weight/24.45)

The 'Reporting Limit' in ug/m3 is calculated using the following equation: (Reporting Limit(before rounding) * Dilution Factor) * (Molecular Weight/24.45)

URS Corp/ NYSDEC

Client Sample ID: 20050322-OA-1

GC/MS Volatiles

Lot-Sample # H5C240102 - 008 **Work Order #** G6WKP1AE **Matrix.....:** AIR

Date Sampled...: 3/22/05 **Date Received..:** 3/23/05
Prep Date.....: 3/25/05 **Analysis Date...** 3/25/05
Prep Batch #.....: 5086056
Dilution Factor.: 1.4 **Method.....:** TO-15

PARAMETER	RESULTS (ppb(v/v))	REPORTING LIMIT (ppb(v/v))	RESULTS (ug/m3)		REPORTING LIMIT (ug/m3)
trans-1,3-Dichloropropene	ND	0.28	ND		1.3
Acetone	**2.2**	**7.0**	**5.3**	**J B**	**17**
Ethylbenzene	ND	0.28	ND		1.2
2-Hexanone	ND	0.70	ND		2.9
Methylene chloride	ND	0.70	ND		2.4
Benzene	ND	0.28	ND		0.89
Styrene	ND	0.28	ND		1.2
1,1,2,2-Tetrachloroethane	ND	0.28	ND		1.9
Tetrachloroethene	ND	0.28	ND		1.9
Toluene	ND	0.28	ND		1.1
1,1,1-Trichloroethane	ND	0.28	ND		1.5
1,1,2-Trichloroethane	ND	0.28	ND		1.5
Trichloroethene	ND	0.28	ND		1.5
Vinyl chloride	ND	0.28	ND		0.72
o-Xylene	ND	0.28	ND		1.2
m-Xylene & p-Xylene	ND	0.28	ND		1.2
Bromodichloromethane	ND	0.28	ND		1.9
2-Butanone (MEK)	ND	0.70	ND		2.1
4-Methyl-2-pentanone (MIBK)	ND	0.70	ND		2.9
Bromoform	ND	0.28	ND		2.9
Bromomethane	ND	0.28	ND		1.1
Carbon disulfide	ND	0.28	ND		0.87
Carbon tetrachloride	ND	0.28	ND		1.8
Chlorobenzene	ND	0.28	ND		1.3
Dibromochloromethane	ND	0.28	ND		2.4
Chloroethane	ND	0.28	ND		0.74
Chloroform	ND	0.28	ND		1.4
Chloromethane	**0.65**	**0.70**	**1.3**	**J**	**1.4**
1,1-Dichloroethane	ND	0.28	ND		1.1
1,2-Dichloroethane	ND	0.28	ND		1.1
1,1-Dichloroethene	ND	0.28	ND		1.1
cis-1,2-Dichloroethene	ND	0.28	ND		1.1
trans-1,2-Dichloroethene	ND	0.28	ND		1.1
1,2-Dichloropropane	ND	0.28	ND		1.3
cis-1,3-Dichloropropene	ND	0.28	ND		1.3

URS Corp/ NYSDEC

Client Sample ID: 20050322-OA-1

GC/MS Volatiles

Lot-Sample # H5C240102 - 008 **Work Order #** G6WKP1AE **Matrix.....:** AIR

SURROGATE	PERCENT RECOVERY	LABORATORY CONTROL LIMITS (%)
1,2-Dichloroethane-d4	100	70 - 130
Toluene-d8	97	70 - 130
4-Bromofluorobenzene	92	70 - 130

Qualifiers

B	Method blank contamination. The associated method blank contains the target analyte at a reportable level.
J	Estimated result. Result is less than RL.

The 'Result' in ug/m3 is calculated using the following equation: Amount Found(before rounding)*(Molecular Weight/24.45)

The 'Reporting Limit' in ug/m3 is calculated using the following equation: (Reporting Limit(before rounding) * Dilution Factor) * (Molecular Weight/24.45)

BI-MONTHLY LETTER REPORT
ACTIVE VENTING SYSTEM
OPERATION AND MAINTENANCE
FEBRUARY 2005 SAMPLING EVENT
NORTH FRANKLIN STREET SITE
SITE #8-49-002
VILLAGE OF WATKINS GLEN, NEW YORK

Prepared For:

NEW YORK STATE DEPARTMENT OF ENVIRONMENTAL CONSERVATION
DIVISION OF ENVIRONMENTAL REMEDIATION
WORK ASSIGNMENT D003825-09.3

FINAL

Prepared By:

URS CORPORATION
77 GOODELL STREET
BUFFALO, NEW YORK 14203

March 30, 2005

Mr. David J. Chiusano, Project Manager
New York State Department of Environmental Conservation
Division of Environmental Remediation
625 Broadway
12th Floor
Albany, New York 12233-7013

RE: NYSDEC Standby Contract
Active Venting System Operation and Maintenance # D003825-09.3
February 2005 Sampling Event
North Franklin Street Site, Site No. 8-49-002
Summary of Operation and Maintenance Activities: Bi-Monthly Letter Report

Dear Mr. Chiusano:

URS Corporation (URS) has completed the fifth of six visits to the above-referenced system to conduct bi-monthly operation and maintenance (O&M). This work was performed in accordance with the New York State Department of Environmental Conservation (NYSDEC) Project Management Work Plan (PMWP)/Budget Estimate (NYSDEC, July 2003).

The O&M consisted of performing system checks to ensure that the system is operating properly and to collect representative samples of the indoor air and the system's soil gas exhaust. The O&M activities were conducted by URS personnel on February 15, 2005. Documentation of the O&M activities is provided in the Daily Construction Report, included in Attachment 1.

Inspection

URS's inspection of the system revealed that it was working properly, expulsing soil gas at a rate of 910 feet per minute. The velocity of the exhaust was measured by inserting the probe of an air velocity meter (TSI Velocicheck Model 8340) into a sampling port located on the side of the exhaust stack. The site's landlord was not present during this O&M event. It should be noted that the site building has not been occupied since before the June 2004 O&M event. However, during this O&M event, a new tenant (Past & Presents) was preparing to take up residence. The presence of paints, cleaners and solvents were noted in the back room of the site building (indoor air sampling location). Inspection details are also included in Attachment 1. A photo log is included in Attachment 2.

Bi-Monthly Air Sampling

As part of the O&M, URS collected two (2) air samples from the following locations:

- One (1) 4-hour indoor air sample was collected in the back room of the site building (INDOOR-0205), adjacent to the above-mentioned paints, cleaners, and solvents; and,
- One (1) soil gas grab sample was collected from the venting system's exhaust stack (SOILGAS-0205).

These samples were collected using SUMMA canisters, in accordance with the protocols outlined in Section 7.1.1 of the United States Environmental Protection Agency's (USEPA's) "SUMMA Canister Sampling" procedures (SOP#: 1704, 7/27/1995). Sampling logs are provided in Attachment 3. Once collected, these samples and corresponding chain of custody (see Attachment 3) were sent to Severn Trent Laboratories (STL) in Knoxville, Tennessee (a New York State Department of Health [NYSDOH] approved laboratory) for volatile organic compound (VOC) analysis via USEPA Method TO-15. The table below summarizes the analytical data. A copy of the laboratory report is included in Attachment 4.

Compound	**Units**	**Sample I.D.**		**OSHA Permissible Exposure Level (1)**	**NYSDOH Indoor Air Criteria**
		INDOOR-0205	**SOILGAS-0205**		
Acetone	ug/m^3	20 (estimated)	3.0 (estimated)	2,400,000	None Available
Benzene	ug/m^3	1.5	Not Detected	31,946.83	None Available
Chloroform	ug/m^3	Not Detected	1.2 (estimated)	240,000	None Available
Chloromethane	ug/m^3	1.2 (estimated)	Not Detected	206,503.07	None Available
cis-1,2-Dichloroethene	ug/m^3	Not Detected	5.9	Not Available	None Available
Ethylbenzene	ug/m^3	15	Not Detected	435,000	None Available
Methylene Chloride	ug/m^3	0.70 (estimated)	0.60 (estimated)	86,850.72	None Available
Styrene	ug/m^3	0.84 (estimated)	Not Detected	425,930.47	None Available
Tetrachloroethene	ug/m^3	1.7 (estimated)	130	678,323.11	100(2)
Toluene	ug/m^3	8.2	0.79 (estimated)	753,619.63	None Available
Trichloroethene	ug/m^3	Not Detected	6.1	537,423.31	5(3)
o-Xylene	ug/m^3	19	Not Detected	435,000	None Available
m&p-Xylene	ug/m^3	55	1.4	435,000	None Available
2-Butanone (MEK)	ug/m^3	2.5 (estimated)	Not Detected	590,000	None Available

1 – Sources: 29 CFR 1910.1000 and 29 CFR 1910.1052

2 – Source: Fact Sheet Tetrachloroethene (PERC) Indoor Outdoor Air, NYSDOH (May 2003)

3 - Source: NYSDOH letter from N. Kim to D. Desnoyers, Division of Environmental Remediation, NYSDEC (October 31, 2003)

As shown in the table above, the concentration of VOCs detected in the indoor air sample complies with applicable OSHA criteria, with the estimated concentration of tetrachloroethene detected (1.7 ug/m^3) well below the NYSDOH indoor air criteria (100 ug/m^3).

It should be noted that the concentration of xylenes and toluene detected in the indoor air sample have increased since the December O&M event. These increases are most likely the result of the above-mentioned paints and solvents staged adjacent to the indoor air sampling location. The remainder of the compounds detected had concentrations at or near their corresponding reporting limits.

Should you have any questions or comments, please do not hesitate to contact me at 716-856-5636.

Sincerely,

URS Corporation

Charles E. Dusel, Jr.
Sr. Project Manager

Attachments

CED/kjm

cc: Kevin J. McGovern, P.G., CPG -URS
File: 05.35388 (C-1) (11173258)

ATTACHMENT 1

DAILY CONSTRUCTION REPORT

URS

CORPORATION, INC

77 Goodell Street

Buffalo, New York 14203
(716) 856-5636

DATE 2/15/05

DAY	S	M	T	W	TH	F	S

DAILY CONSTRUCTION REPORT

WEATHER	Bright Sun	Clear	Overcast	Rain	Snow
TEMP	To 32	32-50	50-70	70-85	85 and up
WIND	Still	Moder	High	Report No.	
HUMIDITY	Dry	Moder		Humid	

PROJECT: N. FRANKLIN
OWNER: NYSDEC
CONTRACT No.
CONTRACTOR
URS JOB No. 11173218.61000
URS PROJECT MANAGER: GREGG DUSCH

AVERAGE FIELD FORCE

Name of Contractor	Non-manual	Manual	Remarks

VISITORS

Time	Representing	Representing	Remarks

EQUIPMENT AT THE SITE TSI VERIFICHECK 8340, HAND TOOLS

CONSTRUCTION ACTIVITIES

09:00 - KTM ON-SITE, MET W/ TIM MITCHELL (IGNITE), TOURED ACCESSIBLE AREAS OF 2 N FRANKLIN, TOOK PHOTOS SEE STACY

09:45 - FINISHED TOURING 2 N. FRANKLIN, BEGAN SAMPLING @ 20 N. FRANKLIN
NEW TENANTS @ 20 N. FRANKLIN. (CAIT + FRIENDS), ~~[illegible]~~ INDOOR
SAMPLE LOCATION CONTAINING BANANAS / SOURCE FOR REMEDIATING
~~[illegible]~~ SUB SYSTEM OPERATING (9.0 L/MIN)

10:15 FINISHED SAMPLING GAS EXHAUST

11:50 - MET W/ IGNITE @ WATKINS GOOD OPIN ALL 225 PROBES TO BE PROBED
13:15 - FINISH ~~[illegible]~~ W MAINTENANCE, HAD TO SEAL MW-19S W/ SIL. CONC
13:50 - FINISHED AIR SAMPLING, BEGAN CLEANUP
14:05 - KTM OFF-SITE

SHEET 1 OF 1

☐ X - designates info on backside of page

BY KEVIN J. MCGOVERN TITLE GEOLOGIST
REVIEWED BY: PROJECT MANAGER

ATTACHMENT 2

PHOTO LOG

URS

PHOTOGRAPHIC LOG

Client Name:	Site Location:	Project No.
New York State Department of Environmental Conservation	20 N. Franklin St., Watkins Glen, New York	11173258.61000

Photo No.	Date:
1	2-15-05

Direction Photo Taken:

Southeast

Description:

Site Building (20 N. Franklin St.), with new tenant (Past & Presents).

Photo No.	Date:
2	2-15-05

Direction Photo Taken:

Southwest

Description:

Back room of site building (indoor air sampling location). Paints and other assorted solvents designated for remodeling present.

URS

PHOTOGRAPHIC LOG

Client Name:	Site Location:	Project No.
New York State Department of Environmental Conservation	20 N. Franklin St., Watkins Glen, New York	11173258.61000

Photo No.	Date:
3	2-15-05

Direction Photo Taken:

Southeast

Description:

Back room of site building (indoor air sampling location). Paints and other assorted solvents designated for remodeling present.

Photo No.	Date:
4	2-15-05

Direction Photo Taken:

Northeast

Description:

Back room of site building, with ambient air sample "INDOOR-0205" being collected. Pipe to soil gas venting system in background.

ATTACHMENT 3

CHAIN OF CUSTODY/
SAMPLING DATA SHEET

CHAIN OF CUSTODY RECORD

URS

PROJECT NO. 11173258.5000

SITE NAME N. STAR N. FRANKLIN ST

SAMPLERS (PRINT/SIGNATURE) KEVIN T. McGOWAN

LAB STL KNOXVILLE

COOLER 1 of 1

PAGE 1 of 1

DELIVERY SERVICE: Fed Ex AIRBILL NO.: 792205292883

TESTS: TCL VOCs in TO-15

BOTTLE TYPE AND PRESERVATIVE: 6L Summa Canister

LOCATION IDENTIFIER	DATE	TIME	COMP/ GRAB	SAMPLE ID	MATRIX	TOTAL NO. # OF CONTAINERS	6L Summa Canister	REMARKS	SAMPLE TYPE	BEGINNING DEPTH (IN FEET)	ENDING DEPTH (IN FEET)	FIELD LOT NO. # (ERPIMS)
INDOOR	2/15/05	13:50	COMP	INDOOR-0205	AA	1	X	STD TAT	NI			
OUTDOOR	2/15/05	10:15	GRAB	SOILGAS-0205	GS	1	X					

MATRIX CODES

AA - AMBIENT AIR
SE - SEDIMENT
SH - HAZARDOUS SOLID WASTE
SL - SLUDGE
WP - DRINKING WATER
WW - WASTE WATER
WG - GROUND WATER
SO - SOIL
DC - DRILL CUTTINGS
WL - LEACHATE
GS - SOIL GAS
WC - DRILLING WATER
WO - OCEAN WATER
WS - SURFACE WATER
WQ - WATER FIELD QC
LH - HAZARDOUS LIQUID WASTE
LF - FLOATING/FREE PRODUCT ON GW TABLE

SAMPLE TYPE CODES

TB# - TRIP BLANK
SD# - MATRIX SPIKE DUPLICATE
RB# - RINSE BLANK
FR# - FIELD REPLICATE
N# - NORMAL ENVIRONMENTAL SAMPLE
MS# - MATRIX SPIKE
(# - SEQUENTIAL NUMBER (FROM 1 TO 9) TO ACCOMMODATE MULTIPLE SAMPLES IN A SINGLE DAY)

RELINQUISHED BY (SIGNATURE)	DATE	TIME	RECEIVED BY (SIGNATURE)	DATE	TIME
	4/15/05	16:00			
RELINQUISHED BY (SIGNATURE)	**DATE**	**TIME**	**RECEIVED FOR LAB BY (SIGNATURE)**	**DATE**	**TIME**

SPECIAL INSTRUCTIONS Send Report + Invoice To:
ATTN. ANN MARIE KNOWLTON
URS Corporation
77 Goodell St
Buffalo, NY 14203
(716) 856 5636

Report Results in ug/m3

Distribution: Original accompanies shipment, copy to coordinator field files

URSF-075C/1 OF 1/CofCR/GCM

Summa Canister Sampling Field Data Sheet

Site:	NYSDEC - 20 N. Franklin Site, Watkins Glen, NY
Samplers:	Kevin J. McGovern
Date:	2/15/05

Sample #	INDOOR-0205	SOILGAS-0205			
Location	Indoors	Gas Exhaust			
Summa Canister ID (Lab ID, if provided)	2967	93104			
Additional Tubing Added	NO/ YES - How much	NO/ YES - How much 2' Teflon Poly	NO/ YES - How much	NO/ YES - How much	NO/ YES - How much
Purge Time (Start)	NA	09.50			
Purge Time (Stop)		10:10			
Total Purge Time (min) [recommended time is 20 min for 1L canister]		20 min			
Pressure Gauge - before sampling		NA			
Sample Time (Start)	09.50	10:13			
Sample Time (Stop)	13.50	10:15			
Total Sample Time (min)	240	2			
Pressure Gauge - after sampling	NA	NA			
Canister Pressure Went To Ambient Pressure?	YES / NO	YES / NO	YES / NO	YES / NO	YES / NO

General Comments: Still drawing air after 4-hours

ATTACHMENT 4

LABORATORY REPORT

URS CORP NYSDEC

Client Sample ID: INDOOR-0205

GC/MS Volatiles

Lot-Sample # H5B160106 - 001 Work Order # G4HGE1AC Matrix.....: AIR

Date Sampled...: 2/15/05 Date Received..: 2/16/05
Prep Date.....: 2/18/05 Analysis Date... 2/18/05
Prep Batch #.....: 5053200
Dilution Factor.: 1.85 Method.....: TO-14

PARAMETER	RESULTS (ppb(v/v))	REPORTING LIMIT (ppb(v/v))	RESULTS (ug/m3)		REPORTING LIMIT (ug/m3)
trans-1,3-Dichloropropene	ND	0.37	ND		1.7
Acetone	**8.3**	**9.2**	**20**	**J**	**22**
Ethylbenzene	**3.4**	**0.37**	**15**		**1.6**
2-Hexanone	ND	0.92	ND		3.8
Methylene chloride	**0.20**	**0.92**	**0.70**	**J**	**3.2**
Benzene	**0.46**	**0.37**	**1.5**		**1.2**
Styrene	**0.20**	**0.37**	**0.84**	**J**	**1.6**
1,1,2,2-Tetrachloroethane	ND	0.37	ND		2.5
Tetrachloroethene	**0.25**	**0.37**	**1.7**	**J**	**2.5**
Toluene	**2.2**	**0.37**	**8.2**		**1.4**
1,1,1-Trichloroethane	ND	0.37	ND		2.0
1,1,2-Trichloroethane	ND	0.37	ND		2.0
Trichloroethene	ND	0.37	ND		2.0
Vinyl chloride	ND	0.37	ND		0.95
o-Xylene	**4.3**	**0.37**	**19**		**1.6**
m-Xylene & p-Xylene	**13**	**0.37**	**55**		**1.6**
Bromodichloromethane	ND	0.37	ND		2.5
2-Butanone (MEK)	**0.83**	**0.92**	**2.5**	**J**	**2.7**
4-Methyl-2-pentanone (MIBK)	ND	0.92	ND		3.8
Bromoform	ND	0.37	ND		3.8
Bromomethane	ND	0.37	ND		1.4
Carbon disulfide	ND	0.37	ND		1.2
Carbon tetrachloride	ND	0.37	ND		2.3
Chlorobenzene	ND	0.37	ND		1.7
Dibromochloromethane	ND	0.37	ND		3.2
Chloroethane	ND	0.37	ND		0.98
Chloroform	ND	0.37	ND		1.8
Chloromethane	**0.56**	**0.92**	**1.2**	**J**	**1.9**
1,1-Dichloroethane	ND	0.37	ND		1.5
1,2-Dichloroethane	ND	0.37	ND		1.5
1,1-Dichloroethene	ND	0.37	ND		1.5
cis-1,2-Dichloroethene	ND	0.37	ND		1.5
trans-1,2-Dichloroethene	ND	0.37	ND		1.5
1,2-Dichloropropane	ND	0.37	ND		1.7
cis-1,3-Dichloropropene	ND	0.37	ND		1.7

URS CORP NYSDEC

Client Sample ID: INDOOR-0205

GC/MS Volatiles

Lot-Sample # H5B160106 - 001 Work Order # G4HGE1AC Matrix.....: AIR

SURROGATE	PERCENT RECOVERY	LABORATORY CONTROL LIMITS (%)
1,2-Dichloroethane-d4	109	70 - 130
Toluene-d8	104	70 - 130
4-Bromofluorobenzene	117	70 - 130

Qualifiers

J Estimated result. Result is less than RL.

The 'Result' in ug/m3 is calculated using the following equation: Amount Found(before rounding)*(Molecular Weight/24.45)

The 'Reporting Limit' in ug/m3 is calculated using the following equation: (Reporting Limit(before rounding) * Dilution Factor) * (Molecular Weight/24.45)

URS CORP NYSDEC

Client Sample ID: SOILGAS-0205

GC/MS Volatiles

Lot-Sample # H5B160106 - 002 Work Order # G4HGF1AC Matrix.....: AIR

Date Sampled...: 2/15/05 Date Received..: 2/16/05
Prep Date.....: 2/18/05 Analysis Date... 2/18/05
Prep Batch #.....: 5053200
Dilution Factor.: 1.35 Method.....: TO-14

PARAMETER	RESULTS (ppb(v/v))	REPORTING LIMIT (ppb(v/v))	RESULTS (ug/m3)		REPORTING LIMIT (ug/m3)
trans-1,3-Dichloropropene	ND	0.27	ND		1.2
Acetone	**1.3**	**6.8**	**3.0**	**J**	**16**
Ethylbenzene	ND	0.27	ND		1.2
2-Hexanone	ND	0.68	ND		2.8
Methylene chloride	**0.17**	**0.68**	**0.60**	**J**	**2.3**
Benzene	ND	0.27	ND		0.86
Styrene	ND	0.27	ND		1.2
1,1,2,2-Tetrachloroethane	ND	0.27	ND		1.9
Tetrachloroethene	**20**	**0.27**	**130**		**1.8**
Toluene	**0.21**	**0.27**	**0.79**	**J**	**1.0**
1,1,1-Trichloroethane	ND	0.27	ND		1.5
1,1,2-Trichloroethane	ND	0.27	ND		1.5
Trichloroethene	**1.1**	**0.27**	**6.1**		**1.5**
Vinyl chloride	ND	0.27	ND		0.69
o-Xylene	ND	0.27	ND		1.2
m-Xylene & p-Xylene	**0.31**	**0.27**	**1.4**		**1.2**
Bromodichloromethane	ND	0.27	ND		1.8
2-Butanone (MEK)	ND	0.68	ND		2.0
4-Methyl-2-pentanone (MIBK)	ND	0.68	ND		2.8
Bromoform	ND	0.27	ND		2.8
Bromomethane	ND	0.27	ND		1.0
Carbon disulfide	ND	0.27	ND		0.84
Carbon tetrachloride	ND	0.27	ND		1.7
Chlorobenzene	ND	0.27	ND		1.2
Dibromochloromethane	ND	0.27	ND		2.3
Chloroethane	ND	0.27	ND		0.71
Chloroform	**0.24**	**0.27**	**1.2**	**J**	**1.3**
Chloromethane	ND	0.68	ND		1.4
1,1-Dichloroethane	ND	0.27	ND		1.1
1,2-Dichloroethane	ND	0.27	ND		1.1
1,1-Dichloroethene	ND	0.27	ND		1.1
cis-1,2-Dichloroethene	**1.5**	**0.27**	**5.9**		**1.1**
trans-1,2-Dichloroethene	ND	0.27	ND		1.1
1,2-Dichloropropane	ND	0.27	ND		1.2
cis-1,3-Dichloropropene	ND	0.27	ND		1.2

URS CORP NYSDEC

Client Sample ID: SOILGAS-0205

GC/MS Volatiles

Lot-Sample # H5B160106 - 002 **Work Order #** G4HGF1AC **Matrix.....:** AIR

SURROGATE	PERCENT RECOVERY	LABORATORY CONTROL LIMITS (%)
1,2-Dichloroethane-d4	112	70 - 130
Toluene-d8	101	70 - 130
4-Bromofluorobenzene	112	70 - 130

Qualifiers

J Estimated result. Result is less than RL.

The 'Result' in ug/m3 is calculated using the following equation: Amount Found(before rounding)*(Molecular Weight/24.45)

The 'Reporting Limit' in ug/m3 is calculated using the following equation: (Reporting Limit(before rounding) * Dilution Factor) * (Molecular Weight/24.45)

URS Corporation
640 Ellicott Street
Buffalo, New York 14203 (716)-856-5636 FAX: (716) 856-2545

Letter of Transmittal

TO: **NYSDEC**
625 Broadway
Albany, NY 12233-7020

DATE: **6/21/05** JOB NO.: **35388**
ATTN: **David Chiusano**
RE: **Site #8-49-002**
North Franklin Street
Watkins Glen, Schulyer, New York
Work Authorization # D003825.093

We are sending you ☐ ***Attached*** ☐ Under Separate Cover the following items:

☐ Shop Drawings ☐ Prints ☐ Plans ☐ Specifications
☐ Copy of letter ☐ Change Order ☐ Payment Request

RECEIVED
JUN 23 2005
REMEDIAL BUREAU E

COPIES	DRWG	DATE	DESCRIPTION
3		June 2005	Bi-Monthly Letter Report, Active Venting System Operation and Maintenance, April 2005 Sampling Event

THESE ARE TRANSMITTED as checked below:

☐ For approval ☐ No Exceptions Taken ☐ Resubmit ____ copies for approval
■ For your use and information ☐ Revise as Noted ☐ Submit ____ copies for distribution
☐ As requested ☐ Amend and Resubmit ☐ Return ____ corrected prints
☐ For review and comment ☐ Rejected - See Remarks ☐ _____
☐ FOR BIDS DUE _____, 20 _____ PRINTS RETURNED AFTER LOAN TO US

REMARKS: _____

Copies to: File: 35388 (C-1)

Charles E. Dusel, Jr., Senior Project Manager

N:\11173258.00000\WORD\DRAFT\Chiusano LOT 6-3-05.doc

BI-MONTHLY LETTER REPORT
ACTIVE VENTING SYSTEM
OPERATION AND MAINTENANCE
APRIL 2005 SAMPLING EVENT
NORTH FRANKLIN STREET SITE
SITE #8-49-002
VILLAGE OF WATKINS GLEN, NEW YORK

Prepared For:

NEW YORK STATE DEPARTMENT OF ENVIRONMENTAL CONSERVATION
DIVISION OF ENVIRONMENTAL REMEDIATION
WORK ASSIGNMENT D003825-09.3

FINAL

Prepared By:

URS CORPORATION
77 GOODELL STREET
BUFFALO, NEW YORK 14203

June 17, 2005

Mr. David J. Chiusano, Project Manager
New York State Department of Environmental Conservation
Division of Environmental Remediation
625 Broadway
12th Floor
Albany, New York 12233-7013

RE: NYSDEC Standby Contract
Active Venting System Operation and Maintenance # D003825-09.3
April 2005 Sampling Event
North Franklin Street Site, Site No. 8-49-002
Summary of Operation and Maintenance Activities: Bi-Monthly Letter Report

Dear Mr. Chiusano:

URS Corporation (URS) has completed the last of six visits to the above-referenced system to conduct bi-monthly operation and maintenance (O&M). This work was performed in accordance with the New York State Department of Environmental Conservation (NYSDEC) Project Management Work Plan (PMWP)/Budget estimate (NYSDEC, July 2003).

The O&M consisted of performing system checks to ensure that the system is operating properly and to collect representative samples of the indoor air and the system's soil gas exhaust. The O&M activities were conducted by URS personnel on April 20, 2005. Documentation of the O&M activities is provided in the Field Notes, included in Attachment 1.

Inspection

URS' inspection of the system revealed that it was working properly, expulsing soil gas at a rate of 940 feet per minute. The velocity of the exhaust was measured by inserting the probe of an air velocity meter (TSI Velocicheck Model 8330) into a sampling port located on the side of the exhaust stack. Wally Burnett of Action Real Estate, the site's current tenant, had no issues with the operation of the above-referenced system. Inspection details are also included in Attachment 1.

Bi-Monthly Air Sampling

As part of the O&M, URS collected two (2) air samples from the following locations:

- One (1) 4-hour indoor air sample, collected in the back room of the site building (INDOOR-0405); and,
- One (1) soil vapor grab sample, collected from the venting system's exhaust stack (SOILGAS-0405).

These samples were collected using SUMMA canisters, in accordance with the protocols outlined in Section 7.1.1 of the United States Environmental Protection Agency's (USEPA's) "SUMMA Canister Sampling" procedures (SOP#: 1704, 7/27/1995). Sampling logs are provided in Attachment 2. Once collected, these samples and corresponding chain of custody (see Attachment 2) were sent to Severn Trent Laboratories (STL) in Knoxville, Tennessee (a New York State Department of Health [NYSDOH] approved laboratory) for volatile organic compound (VOC) analysis via USEPA Method TO-15. The table below summarizes the analytical data. A copy of the laboratory report is included in Attachment 3.

Compound	Units	Sample I.D.		OSHA Permissible Exposure Level (1)	NYSDOH Indoor Air Criteria
		INDOOR-0405	SOILGAS-0405		
Acetone	ug/m^3	83 (method blank contamination)	15 (estimated, method blank contamination)	2,400,000	None Available
Benzene	ug/m^3	3.0	0.46 (estimated)	31,946.83	None Available
Bromodichloro-methane	ug/m^3	Not Detected	1.3 (estimated)	None Available	None Available
Carbon Disulfide	ug/m^3	Not Detected	0.41 (estimated)	62,282.21	None Available
Chloromethane	ug/m^3	3.2	Not Detected	206,503.07	None Available
Chloroform	ug/m^3	Not Detected	1.6	240,000	None Available
cis-1,2-Dichloroethene	ug/m^3	Not Detected	17	None Available	None Available
Ethylbenzene	ug/m^3	3.1	Not Detected	435,000	None Available
Methylene Chloride	ug/m^3	Not Detected	6.4	86,850.72	None Available
4-Methyl-2-pentanone (MIBK)	ug/m^3	1.9 (estimated)	Not Detected	410,000	None Available
Styrene	ug/m^3	1.1 (estimated)	Not Detected	425,930.47	None Available
Tetrachloroethene	ug/m^3	2.3 (estimated)	200	678,323.11	100(2)
Toluene	ug/m^3	15	1.0	753,619.63	None Available
Trichloroethene	ug/m^3	Not Detected	13	537,423.31	5(3)
o-Xylene	ug/m^3	2.0	Not Detected	435,000	None Available
m&p-Xylene	ug/m^3	7.7	Not Detected	435,000	None Available
2-Butanone (MEK)	ug/m^3	10	1.4 (estimated)	590,000	None Available

1 – Sources: 29 CFR 1910.1000 and 29 CFR 1910.1052

2 – Source: Fact Sheet Tetrachloroethene (PERC) Indoor Outdoor Air, NYSDOH (May 2003)

3 - Source: NYSDOH letter from N. Kim to D. Desnoyers, Division of Environmental Remediation, NYSDEC (October 31, 2003)

As shown in the table above, the concentration of VOCs detected in the indoor air sample complies with applicable OSHA criteria, with the estimated concentration of tetrachloroethene detected (2.3 ug/m^3) well below the NYSDOH indoor air criteria (100 ug/m^3).

It should be noted that the concentration of xylenes and toluene detected in the indoor air sample have remained constant since the February O&M event. The remainder of the compounds detected in the indoor air sample had concentrations at or near their corresponding reporting limits.

Should you have any questions or comments, please do not hesitate to contact me at 716-856-5636.

Sincerely,

URS Corporation

Charles E. Dusel, Jr.
Sr. Project Manager

cc: File: 05.35388 (C-1) (11173258)

ATTACHMENT 1

FIELD NOTES

PROJECT 20 N. FRANKLIN ST.

Notebook No. _____

Continued From Page _____

START APRIL BI-MONTHLY SVE OTM

09:15 - K. McGOVERN ON-SITE, MET W/ WALLY BURNETT (LEASEE). WALLY HAS NO PROBLEMS W/ SVE SYSTEM.

SVE SYSTEM APPEARS TO BE OPERATING PROPERLY, EXPELLING SOIL GAS AT A RATE OF 940 FT/MIN

09:25 - BEGAN INDOOR AIR COMPOSITE SAMPLING VIA a 6L SUMMA CANISTER W/ 4-HOUR REGULATOR (INDOOR-0405). BEGAN SOILGAS GRAB SAMPLING VIA 6L SUMMA CANISTER & 2' TEFLON COATED POLY TUBING AGAINST SVE EXHAUST SAMPLING PORT. ~~[illegible]~~ KEM

DETAILS IN SUMMA CANISTER SAMPLING DATA SHEET

09:47 - FINISHED SAMPLING SOIL GAS (SOILGAS-0405), BEGAN DTW DATA COLLECTION

WELL ID	DTW from TOC (FT)	DTB FROM TOC	DISTANCE FROM TOC TO SURFACE
MW-01	4.19'	13.91'	0.3'
MW-03	4.54'	12.72' H	0.15'
MW-04	3.04'	11.50'	0.55'
MW-05D	4.48'	29.50'	0.65'
MW-07S	3.72'	16.15'	0.4'
MW-08S	6.40'	13.60'	-1.2'
MW-12S	~~5.22'~~ 4.70'	10.71' H	≈ 0.075
MW-16S	~~4.70~~	SEE NOTES	BELOW
MW-19S	4.65'	13.93'	≈ 0.1'
MW-20S	4.30	17.35'	0.425
MW-09S	5.22'	13.95' H	0.2'

H = HARD

13:00 - FINISHED DTW DATA COLLECTION W/O MW-16S DATA. COULD NOT OPEN OUTER CASING LID. SPENT > 1.5 HOURS USING VARIOUS TOOLS / TECHNIQUES

Continued on Page 7

Read and Understood By

Signed: [signature] Date: 4/20/05

Signed: _____ Date: _____

13:23 - FINISHED INDOOR AIR COMPOSITE SAMPLING (4-HR COMPOSITE). PACKAGED SUMMA CANISTERS FOR SHIPMENT TO LAB.

13:34 - CALLED CHUCK DUSON. CHUCK SUGGESTED AN EXTRA 0.5 HRS ON MW-165

14:18 - STILL NO SUCCESS CALLED CHUCK D. AGAIN, LE

14:20 - LEFT SITE

Continued on Page

Read and Understood By

Signed: [signature] Date: 4/20/05

Signed: _____ Date: _____

ATTACHMENT 2

CHAIN OF CUSTODY/
SAMPLING DATA SHEET

CHAIN OF CUSTODY RECORD

URS

PROJECT NO. 11173258.55000

SITE NAME NYSDEC N. FRANKLIN ST.

SAMPLERS (PRINT/SIGNATURE) KEVIN J. McGOVERN /

LAB STL KNOXVILLE

COOLER 1 of 1

PAGE 1 of 1

DELIVERY SERVICE: FED EX AIRBILL NO.: 7910 4296 9512

TESTS: TCL VOCs via TO-15

BOTTLE TYPE AND PRESERVATIVE: 6L Summa Canister

LOCATION IDENTIFIER	DATE	TIME	COMP/GRAB	SAMPLE ID	MATRIX	TOTAL NO. # OF CONTAINERS	6L Summa Canister	REMARKS	SAMPLE TYPE	BEGINNING DEPTH (IN FEET)	ENDING DEPTH (IN FEET)	FIELD LOT NO. # (ERPIMS)
INDOOR S	4/20/05	13:23	Comp	INDOOR-0405	AA	1	X	STD TAT	NI			
OUTDOOR	4/20/05	09:47	GRAB	SOILGAS-0405	GS	1	X	" "	L			

MATRIX CODES
AA - AMBIENT AIR; SE - SEDIMENT; SH - HAZARDOUS SOLID WASTE; SL - SLUDGE; WP - DRINKING WATER; WW - WASTE WATER; WG - GROUND WATER; SO - SOIL; DC - DRILL CUTTINGS; WL - LEACHATE; GS - SOIL GAS; WC - DRILLING WATER; WO - OCEAN WATER; WS - SURFACE WATER; WQ - WATER FIELD QC; LH - HAZARDOUS LIQUID WASTE; LF - FLOATING/FREE PRODUCT ON GW TABLE

SAMPLE TYPE CODES
TB# - TRIP BLANK; SD# - MATRIX SPIKE DUPLICATE; RB# - RINSE BLANK; FR# - FIELD REPLICATE; N# - NORMAL ENVIRONMENTAL SAMPLE; MS# - MATRIX SPIKE; (# - SEQUENTIAL NUMBER (FROM 1 TO 9) TO ACCOMMODATE MULTIPLE SAMPLES IN A SINGLE DAY)

RELINQUISHED BY (SIGNATURE)	DATE	TIME	RECEIVED BY (SIGNATURE)	DATE	TIME
	4/20/05	16:00			
RELINQUISHED BY (SIGNATURE)	**DATE**	**TIME**	**RECEIVED FOR LAB BY (SIGNATURE)**	**DATE**	**TIME**

SPECIAL INSTRUCTIONS SEND REPORT & INVOICE TO:
ATTN: ANN MARIE KROPOVITCH
URS CORPORATION
77 GOODELL ST.
BUFFALO, NY 14203
(716) 856-5636

REPORT RESULTS IN ug/m3

Distribution: Original accompanies shipment, copy to coordinator field files

URSF-075C/1 OF 1/CofCR/GCM

Summa Canister Sampling Field Data Sheet

Site:	NYSDEC - 20 N. Franklin Site, Watkins Glen, NY
Samplers:	Kevin J. McGovern
Date:	4/20/05

Sample #	INDOOR-0405	SOILGAS-0405			
Location	Indoors	Gas Exhaust			
Summa Canister ID (Lab ID, if provided)	02801 ~~[illegible]~~	12582			
Additional Tubing Added	NO/ YES - How much	NO/ YES - How much 2' TEFLON ONLY	NO/ YES - How much	NO/ YES - How much	NO/ YES - How much
Purge Time (Start)	NA	09:25			
Purge Time (Stop)		09:45			
Total Purge Time (min) [recommended time is 20 min for 1L canister]		20 MIN			
Pressure Gauge - before sampling		NA			
Sample Time (Start)	09:23	09:45			
Sample Time (Stop)	13:23	09:47			
Total Sample Time (min)	240	~~[illegible]~~ 2.0			
Pressure Gauge - after sampling	NA	NA			
Canister Pressure Went To Ambient Pressure?	YES / NO	YES / NO	YES / NO	YES / NO	YES / NO
General Comments:	STILL DRAWING AIR AFTER 4 HOURS				

ATTACHMENT 3

LABORATORY REPORT

SEVERN TRENT STL

STL Knoxville
5815 Middlebrook Pike
Knoxville, TN 37921

Tel: 865 291 3000 Fax: 865 584 4315
www.stl-inc.com

ANALYTICAL REPORT

North Franklin St.

Lot #: H5D210116

Ann Marie Kropovitch

URS Corp/ NYSDEC
640 Ellicott St.
Buffalo, NY 14203-

SEVERN TRENT LABORATORIES, INC.

Jamie A. McKinney
Project Manager

May 3, 2005

ANALYTICAL METHODS SUMMARY

H5D210116

PARAMETER	ANALYTICAL METHOD
Volatile Organics by TO15	EPA-2 TO-15

References:

EPA-2 "Compendium of Methods for the Determination of Toxic Organic Compounds in Ambient Air", EPA-625/R-96/010b, January 1999.

PROJECT NARRATIVE
H5D210116

The results reported herein are applicable to the samples submitted for analysis only.

This report shall not be reproduced except in full, without the written approval of the laboratory.

The original chain of custody documentation is included with this report.

Sample Receipt

There were no problems with the condition of the samples received.

Quality Control

Unless otherwise noted, all holding times and QC criteria were met and the test results shown in this report meet all applicable NELAC requirements.

STL Knoxville maintains the following certifications, approvals and accreditations: Arkansas DEQ Cert. #04-041-0, California DHS ELAP Cert. #2423, Colorado DPHE, Connecticut DPH Cert. #PH-0223, Florida DOH Cert. #E87177, Georgia DNR Cert. #906 (SDWA, expires 6/24/05), Hawaii DOH, Illinois EPA Cert. #000687, Indiana DOH Cert. #C-TN-02, Iowa DNR Cert. #375, Kansas DHE Cert. #E-10349, Kentucky DEP Lab ID #90101, Louisiana DEQ Cert. #03079, Louisiana DOHH Cert. #LA030024, Maryland DHMH Cert. #277, Massachusetts DEP Cert. #M-TN009, Michigan DEQ Lab ID #9933, New Jersey DEP Cert. #TN001, New York DOH Lab #10781, North Carolina DPH Lab ID #21705, North Carolina DEHNR Cert. #64, Oklahoma DEQ ID #9415, Pennsylvania DEP Cert. #68-576, South Carolina DHEC Lab ID #84001001, Tennessee DOH Lab ID #02014, Utah DOH Cert. # QUAN3, Virginia DGS Lab ID #00165, Washington DOE Lab #C120, Wisconsin DNR Lab ID #998044300, US Army Corps of Engineers, Naval Facilities Engineering Service Center, US EPA Perchlorate Approval and USDA Soil Permit #S-46424. This list of approvals is subject to change and does not imply that laboratory certification is available for all parameters reported in this environmental sample data report.

Sample Data Summary

URS Corp/ NYSDEC

Client Sample ID: INDOOR-0405

GC/MS Volatiles

Lot-Sample # H5D210116 - 001 **Work Order #** G8TJQ1AD **Matrix.....:** AIR

Date Sampled...: 4/20/05 **Date Received..:** 4/21/05
Prep Date.....: 4/27/05 **Analysis Date...** 4/27/05
Prep Batch #.....: 5118209
Dilution Factor.: 1.86 **Method.....:** TO-15

PARAMETER	RESULTS (ppb(v/v))	REPORTING LIMIT (ppb(v/v))	RESULTS (ug/m3)		REPORTING LIMIT (ug/m3)
trans-1,3-Dichloropropene	ND	0.37	ND		1.7
Acetone	**35**	**9.3**	**83**	**B**	**22**
Ethylbenzene	**0.71**	**0.37**	**3.1**		**1.6**
2-Hexanone	ND	0.93	ND		3.8
Methylene chloride	ND	0.93	ND		3.2
Benzene	**0.95**	**0.37**	**3.0**		**1.2**
Styrene	**0.25**	**0.37**	**1.1**	**J**	**1.6**
1,1,2,2-Tetrachloroethane	ND	0.37	ND		2.6
Tetrachloroethene	**0.34**	**0.37**	**2.3**	**J**	**2.5**
Toluene	**4.0**	**0.37**	**15**		**1.4**
1,1,1-Trichloroethane	ND	0.37	ND		2.0
1,1,2-Trichloroethane	ND	0.37	ND		2.0
Trichloroethene	ND	0.37	ND		2.0
Vinyl chloride	ND	0.37	ND		0.95
o-Xylene	**0.46**	**0.37**	**2.0**		**1.6**
m-Xylene & p-Xylene	**1.8**	**0.37**	**7.7**		**1.6**
Bromodichloromethane	ND	0.37	ND		2.5
2-Butanone (MEK)	**3.4**	**0.93**	**10**		**2.7**
4-Methyl-2-pentanone (MIBK)	**0.46**	**0.93**	**1.9**	**J**	**3.8**
Bromoform	ND	0.37	ND		3.8
Bromomethane	ND	0.37	ND		1.4
Carbon disulfide	ND	0.37	ND		1.2
Carbon tetrachloride	ND	0.37	ND		2.3
Chlorobenzene	ND	0.37	ND		1.7
Dibromochloromethane	ND	0.37	ND		3.2
Chloroethane	ND	0.37	ND		0.98
Chloroform	ND	0.37	ND		1.8
Chloromethane	**1.5**	**0.93**	**3.2**		**1.9**
1,1-Dichloroethane	ND	0.37	ND		1.5
1,2-Dichloroethane	ND	0.37	ND		1.5
1,1-Dichloroethene	ND	0.37	ND		1.5
cis-1,2-Dichloroethene	ND	0.37	ND		1.5
trans-1,2-Dichloroethene	ND	0.37	ND		1.5
1,2-Dichloropropane	ND	0.37	ND		1.7
cis-1,3-Dichloropropene	ND	0.37	ND		1.7

URS Corp/ NYSDEC

Client Sample ID: INDOOR-0405

GC/MS Volatiles

Lot-Sample # H5D210116 - 001 **Work Order #** G8TJQ1AD **Matrix.....:** AIR

SURROGATE	PERCENT RECOVERY	LABORATORY CONTROL LIMITS (%)
1,2-Dichloroethane-d4	94	70 - 130
Toluene-d8	99	70 - 130
4-Bromofluorobenzene	95	70 - 130

Qualifiers

B	Method blank contamination. The associated method blank contains the target analyte at a reportable level.
J	Estimated result. Result is less than RL.

The 'Result' in ug/m3 is calculated using the following equation: Amount Found(before rounding)*(Molecular Weight/24.45)

The 'Reporting Limit' in ug/m3 is calculated using the following equation: (Reporting Limit(before rounding) * Dilution Factor) * (Molecular Weight/24.45)

URS Corp/ NYSDEC

Client Sample ID: SOILGAS-0405

GC/MS Volatiles

Lot-Sample # H5D210116 - 002 **Work Order #** G8TJW1AC **Matrix.....:** AIR

Date Sampled...: 4/20/05 **Date Received..:** 4/21/05
Prep Date.....: 4/27/05 **Analysis Date...** 4/27/05
Prep Batch #.....: 5118209
Dilution Factor.: 1.3 **Method.....:** TO-15

PARAMETER	RESULTS (ppb(v/v))	REPORTING LIMIT (ppb(v/v))	RESULTS (ug/m3)		REPORTING LIMIT (ug/m3)
trans-1,3-Dichloropropene	ND	0.26	ND		1.2
Acetone	**6.1**	**6.5**	**15**	**J B**	**15**
Ethylbenzene	ND	0.26	ND		1.1
2-Hexanone	ND	0.65	ND		2.7
Methylene chloride	**1.8**	**0.65**	**6.4**		**2.3**
Benzene	**0.14**	**0.26**	**0.46**	**J**	**0.83**
Styrene	ND	0.26	ND		1.1
1,1,2,2-Tetrachloroethane	ND	0.26	ND		1.8
Tetrachloroethene	**30**	**0.26**	**200**		**1.8**
Toluene	**0.27**	**0.26**	**1.0**		**0.98**
1,1,1-Trichloroethane	ND	0.26	ND		1.4
1,1,2-Trichloroethane	ND	0.26	ND		1.4
Trichloroethene	**2.5**	**0.26**	**13**		**1.4**
Vinyl chloride	ND	0.26	ND		0.66
o-Xylene	ND	0.26	ND		1.1
m-Xylene & p-Xylene	ND	0.26	ND		1.1
Bromodichloromethane	**0.19**	**0.26**	**1.3**	**J**	**1.7**
2-Butanone (MEK)	**0.46**	**0.65**	**1.4**	**J**	**1.9**
4-Methyl-2-pentanone (MIBK)	ND	0.65	ND		2.7
Bromoform	ND	0.26	ND		2.7
Bromomethane	ND	0.26	ND		1.0
Carbon disulfide	**0.13**	**0.26**	**0.41**	**J**	**0.81**
Carbon tetrachloride	ND	0.26	ND		1.6
Chlorobenzene	ND	0.26	ND		1.2
Dibromochloromethane	ND	0.26	ND		2.2
Chloroethane	ND	0.26	ND		0.69
Chloroform	**0.33**	**0.26**	**1.6**		**1.3**
Chloromethane	ND	0.65	ND		1.3
1,1-Dichloroethane	ND	0.26	ND		1.1
1,2-Dichloroethane	ND	0.26	ND		1.1
1,1-Dichloroethene	ND	0.26	ND		1.0
cis-1,2-Dichloroethene	**4.2**	**0.26**	**17**		**1.0**
trans-1,2-Dichloroethene	ND	0.26	ND		1.0
1,2-Dichloropropane	ND	0.26	ND		1.2
cis-1,3-Dichloropropene	ND	0.26	ND		1.2

URS Corp/ NYSDEC

Client Sample ID: SOILGAS-0405

GC/MS Volatiles

Lot-Sample # H5D210116 - 002 **Work Order #** G8TJW1AC **Matrix.....:** AIR

SURROGATE	PERCENT RECOVERY	LABORATORY CONTROL LIMITS (%)
1,2-Dichloroethane-d4	96	70 - 130
Toluene-d8	102	70 - 130
4-Bromofluorobenzene	93	70 - 130

Qualifiers

B	Method blank contamination. The associated method blank contains the target analyte at a reportable level.
J	Estimated result. Result is less than RL.

The 'Result' in ug/m3 is calculated using the following equation: Amount Found(before rounding)*(Molecular Weight/24.45)

The 'Reporting Limit' in ug/m3 is calculated using the following equation: (Reporting Limit(before rounding) * Dilution Factor) * (Molecular Weight/24.45)

URS Corp/ NYSDEC

Client Sample ID: INTRA-LAB BLANK

GC/MS Volatiles

Lot-Sample # H5D280000 - 209B **Work Order #** G9DCJ1AA **Matrix.....:** AIR

Prep Date.....: 4/27/05
Prep Batch #.....: 5118209
Dilution Factor.: 1

Date Received..: 4/15/05
Analysis Date... 4/27/05

Method.....: TO-15

PARAMETER	RESULTS (ppb(v/v))	REPORTING LIMIT (ppb(v/v))	RESULTS (ug/m3)		REPORTING LIMIT (ug/m3)
trans-1,3-Dichloropropene	ND	0.20	ND		0.91
Acetone	**0.70**	**5.0**	**1.7**	**J**	**12**
Ethylbenzene	ND	0.20	ND		0.87
2-Hexanone	ND	0.50	ND		2.0
Methylene chloride	ND	0.50	ND		1.7
Benzene	ND	0.20	ND		0.64
Styrene	ND	0.20	ND		0.85
1,1,2,2-Tetrachloroethane	ND	0.20	ND		1.4
Tetrachloroethene	ND	0.20	ND		1.4
Toluene	ND	0.20	ND		0.75
1,1,1-Trichloroethane	ND	0.20	ND		1.1
1,1,2-Trichloroethane	ND	0.20	ND		1.1
Trichloroethene	ND	0.20	ND		1.1
Vinyl chloride	ND	0.20	ND		0.51
o-Xylene	ND	0.20	ND		0.87
m-Xylene & p-Xylene	ND	0.20	ND		0.87
Bromodichloromethane	ND	0.20	ND		1.3
2-Butanone (MEK)	ND	0.50	ND		1.5
4-Methyl-2-pentanone (MIBK)	ND	0.50	ND		2.0
Bromoform	ND	0.20	ND		2.1
Bromomethane	ND	0.20	ND		0.78
Carbon disulfide	ND	0.20	ND		0.62
Carbon tetrachloride	ND	0.20	ND		1.3
Chlorobenzene	ND	0.20	ND		0.92
Dibromochloromethane	ND	0.20	ND		1.7
Chloroethane	ND	0.20	ND		0.53
Chloroform	ND	0.20	ND		0.98
Chloromethane	ND	0.50	ND		1.0
1,1-Dichloroethane	ND	0.20	ND		0.81
1,2-Dichloroethane	ND	0.20	ND		0.81
1,1-Dichloroethene	ND	0.20	ND		0.79
cis-1,2-Dichloroethene	ND	0.20	ND		0.79
trans-1,2-Dichloroethene	ND	0.20	ND		0.79
1,2-Dichloropropane	ND	0.20	ND		0.92
cis-1,3-Dichloropropene	ND	0.20	ND		0.91

URS Corp/ NYSDEC

Client Sample ID: INTRA-LAB BLANK

GC/MS Volatiles

Lot-Sample # H5D280000 - 209B **Work Order #** G9DCJ1AA **Matrix.....:** AIR

SURROGATE	PERCENT RECOVERY	LABORATORY CONTROL LIMITS (%)
1,2-Dichloroethane-d4	94	70 - 130
Toluene-d8	102	70 - 130
4-Bromofluorobenzene	99	70 - 130

Qualifiers

J Estimated result. Result is less than RL.

The 'Result' in ug/m3 is calculated using the following equation: Amount Found(before rounding)*(Molecular Weight/24.45)

The 'Reporting Limit' in ug/m3 is calculated using the following equation: (Reporting Limit(before rounding) * Dilution Factor) * (Molecular Weight/24.45)

URS Corp/ NYSDEC

Client Sample ID: CHECK SAMPLE

GC/MS Volatiles

Lot-Sample # H5D280000 - 209C **Work Order #** G9DCJ1AC **Matrix.....:** AIR

Date Received..: 4/15/05
Prep Date.....: 4/27/05 **Analysis Date...** 4/27/05
Prep Batch #.....: 5118209
Dilution Factor.: 1 **Method.....:** TO-15

PARAMETER	SPIKE AMOUNT (ppb(v/v))	MEASURED AMOUNT (ppb(v/v))	SPIKE AMOUNT (ug/m3)	MEASURED AMOUNT (ug/m3)	PERCENT RECOVERY	RECOVERY LIMITS
Benzene	10.0	9.12	32	29	91	70 - 130
Toluene	10.0	8.77	38	33	88	70 - 130
Trichloroethene	10.0	9.69	54	52	97	70 - 130
Chlorobenzene	10.0	8.99	46	41	90	70 - 130
1,1-Dichloroethene	10.0	9.76	40	39	98	70 - 130

SURROGATE	PERCENT RECOVERY	LABORATORY CONTROL LIMITS (%)
1,2-Dichloroethane-d4	109	70 - 130
Toluene-d8	98	70 - 130
4-Bromofluorobenzene	101	70 - 130

The 'Result' in ug/m3 is calculated using the following equation: Amount Found(before rounding)*(Molecular Weight/24.45)

The 'Reporting Limit' in ug/m3 is calculated using the following equation: (Reporting Limit(before rounding) * Dilution Factor) * (Molecular Weight/24.45)

Sample Receipt Documentation

HSD210116

1003

CHAIN OF CUSTODY RECORD

URS

PROJECT NO. 11173258.55000

SITE NAME NYSDEC N. FRANKLIN ST.

SAMPLERS (PRINT/SIGNATURE) KERN J. McGOVERN /

LAB STL KNOXVILLE

COOLER 1 of 1

PAGE 1 of 1

DELIVERY SERVICE: FedEx AIRBILL NO.: 7910 4296 9512

TESTS: TCL VOCs VIA TO-15

BOTTLE TYPE AND PRESERVATIVE: 6L SUMMA CANISTER

LOCATION IDENTIFIER	DATE	TIME	COMP/GRAB	SAMPLE ID	MATRIX	TOTAL NO. OF CONTAINERS	6L SUMMA CANISTER	REMARKS	SAMPLE TYPE	BEGINNING DEPTH (IN FEET)	ENDING DEPTH (IN FEET)	FIELD LOT NO. # (ERPIMS)
INDOOR	4/20/05	13:23	COMP	INDOOR-0405	AA	1	X	STD TAT	NI			
OUTDOOR	4/20/05	09:47	GRAB	SOILGAS-0405	GS	1	X	" "	L			
				Custody Seals Intact								
				Rec'd Temp. Ambient								
				1 Box / FEDEX								
				T# 7910 4296 9512								
				AOF 042105								
				2 cans 1 flow								

MATRIX CODES: AA - AMBIENT AIR; SE - SEDIMENT; SH - HAZARDOUS SOLID WASTE; SL - SLUDGE; WP - DRINKING WATER; WW - WASTE WATER; WG - GROUND WATER; SO - SOIL; DC - DRILL CUTTINGS; WL - LEACHATE; GS - SOIL GAS; WC - DRILLING WATER; WO - OCEAN WATER; WS - SURFACE WATER; WQ - WATER FIELD QC; LH - HAZARDOUS LIQUID WASTE; LF - FLOATING/FREE PRODUCT ON GW TABLE

SAMPLE TYPE CODES: TB# - TRIP BLANK; SD# - MATRIX SPIKE DUPLICATE; RB# - RINSE BLANK; FR# - FIELD REPLICATE; N# - NORMAL ENVIRONMENTAL SAMPLE; MS# - MATRIX SPIKE; (# - SEQUENTIAL NUMBER (FROM 1 TO 9) TO ACCOMMODATE MULTIPLE SAMPLES IN A SINGLE DAY)

RELINQUISHED BY (SIGNATURE)	DATE	TIME	RECEIVED BY (SIGNATURE)	DATE	TIME
	4/20/05	1600			
RELINQUISHED BY (SIGNATURE)	**DATE**	**TIME**	**RECEIVED FOR LAB BY (SIGNATURE)**	**DATE**	**TIME**
			Andrew D. Fisher	042105	0900

SPECIAL INSTRUCTIONS: SEND REPORT + INVOICE TO: ATTN: ANN MARIE KNOPVICH, URS CORPORATION, 77 GOODELL ST., BUFFALO, NY 14203, (716) 856-5636

REPORT RESULTS IN ug/m3

Distribution: Original accompanies shipment, copy to coordinator field files

URSF-075C/1 OF 1/CofCR/GCM

13

STL KNOXVILLE SAMPLE RECEIPT/CONDITION UPON RECEIPT ANOMALY CHECKLIST

Client: URS **Project:** NYSDES N. FRANKLIN ST. **Lot Number:** HSD210116

Review Items	Yes	No	NA	If No, what was the problem?	Comments/Actions Taken
1. Do sample container labels match COC? (IDs, Dates, Times)	✓			☐ **1a** Do not match COC ☐ **1b** Incomplete information ☐ **1c** Marking smeared ☐ **1d** Label torn ☐ **1e** No label ☐ **1f** COC not received ☐ **1g** Other:	
2. Is the cooler temperature within limits? (North Carolina, 1668, 1613B: 0-4°C; VOST: 10°C) (Cooler temp should be used only if no temp blank.)			✓	☐ **2a** Temp Blank = _____ ☐ **2b** Cooler Temp = _____	
3. Were samples received with correct chemical preservative (excluding Encore)?			✓	☐ **3a** Sample preservative =	
4. Were custody seals present/intact on cooler and/or containers?	✓			☐ **4a** Not present ☐ **4b** Not intact ☐ **4c** Other:	
5. Were all of the samples listed on the COC received?	✓			☐ **5a** Samples received-not on COC ☐ **5b** Samples not received-on COC	
6. Were all of the sample containers received intact?	✓			☐ **6a** Leaking ☐ **6b** Broken	
7. Were VOA samples received without headspace?			✓	☐ **7a** Headspace (VOA only)	
8. Were samples received in appropriate containers?	✓			☐ **8a** Improper container	
9. Did you check for residual chlorine, if necessary?			✓	☐ **9a** Could not be determined due to matrix interference	
10. Were samples received within holding time?	✓			☐ **10a** Holding time expired	
11. For rad samples, was sample activity info. provided?			✓	☐ Incomplete information	
12. For SOG water samples (1613B, 1668A, 8290, LR PAHs), do samples have visible solids present?			✓	If yes, was SOG notified? _____	
13. Are the shipping containers intact?	✓			☐ **13a** Leaking ☐ **13b** Other:	
14. Was COC relinquished? (Signed/Dated/Timed)	✓			☐ **14a** Not relinquished by client	
15. Are tests/parameters listed for each sample?	✓			☐ **15a** Incomplete information	
16. Is the matrix of the samples noted?	✓			☐ **15a** Incomplete information	
17. Is the date/time of sample collection noted?	✓			☐ **15a** Incomplete information	
18. Is the client and project name/# identified?	✓			☐ **15a** Incomplete information	
19. Was the sampler identified on the COC?	✓				

Quote #: 59057 PM Instructions: _____

Sample Receiving Associate: Andrew D. Flores Date: 042105

QA026R15.doc, 11/15/04

URS Corporation
640 Ellicott Street
Buffalo, New York 14203 (716)-856-5636 FAX: (716) 856-2545

Letter of Transmittal

TO: **NYSDEC**
625 Broadway
Albany, NY 12233-7020

DATE: **2/23/06** JOB NO.: **35388**
ATTN: **David Chiusano**
RE: **Site #8-49-002**
North Franklin Street
Watkins Glen, Schulyer, New York
Work Authorization # D003825-09.5

We are sending you ☑ ***Attached*** ☐ Under Separate Cover the following items:

☐ Shop Drawings ☐ Prints ☐ Plans ☐ Specifications
☐ Copy of letter ☐ Change Order ☐ Payment Request

RECEIVED
FEB 27 2006
REMEDIAL BUREAU E

COPIES	DRWG	DATE	DESCRIPTION
3		February 2006	Bi-Monthly Letter Report, Active Venting System Operation and Maintenance, December 2005 Sampling Event

THESE ARE TRANSMITTED as checked below:

☐ For approval ☐ No Exceptions Taken ☐ Resubmit ____ copies for approval
■ For your use and information ☐ Revise as Noted ☐ Submit ____ copies for distribution
☐ As requested ☐ Amend and Resubmit ☐ Return ____ corrected prints
☐ For review and comment ☐ Rejected - See Remarks ☐ _____
☐ FOR BIDS DUE _____, 20 _____ PRINTS RETURNED AFTER LOAN TO US

REMARKS: Dave - we sent you an electronic copy and per our conversation this afternoon we are sending you the 3 hard copies you requested
Chuck

Copies to: File: 35388 (C-1)

Charles E. Dusel, Jr., Senior Project Manager

N:\11173258.00000\WORD\DRAFT\Chiusano LOT 2-23-06.doc

DECEMBER 2005 SAMPLING EVENT
BIANNUAL LETTER REPORT
ACTIVE VENTING SYSTEM
OPERATION AND MAINTENANCE
NORTH FRANKLIN STREET SITE
SITE #8-49-002
VILLAGE OF WATKINS GLEN, NEW YORK

Prepared For:

NEW YORK STATE DEPARTMENT OF ENVIRONMENTAL CONSERVATION
DIVISION OF ENVIRONMENTAL REMEDIATION
WORK ASSIGNMENT D003825-09.5

FINAL

Prepared By:

URS CORPORATION
77 GOODELL STREET
BUFFALO, NEW YORK 14203

URS

February 22, 2006

Mr. David J. Chiusano, Project Manager
New York State Department of Environmental Conservation
Division of Environmental Remediation
625 Broadway
12th Floor
Albany, New York 12233-7013

RE: NYSDEC Standby Contract
Active Venting System Operation and Maintenance #D003825-09.5
North Franklin Street Site, Site No. 8-49-002
Summary of Operation and Maintenance Activities: December 2005 Sampling Event
Biannual Letter Report

Dear Mr. Chiusano:

URS Corporation (URS) has completed the first of four scheduled visits to the above-referenced system to conduct biannual operation and maintenance (O&M). This work was performed in accordance with the New York State Department of Environmental Conservation (NYSDEC) Project Management Work Plan (PMWP)/Budget estimate (NYSDEC, May 2005).

The O&M consisted of performing system checks to ensure that the system is operating properly and to collect representative samples of the indoor air and the system's soil gas exhaust. The O&M activities were conducted by URS personnel on December 15, 2005. A photo log is included in Attachment 1. Documentation of the O&M activities is provided in the Field Notes, included in Attachment 2.

The former dry cleaners building containing the active venting system is currently vacant and schedule to be demolished by the new owner (The Krog Corporation). URS has been instructed by the Department in an e-mail dated December 21, 2005, to shut down the system and dismantle the fan. The system will be shut down during an upcoming indoor sampling event at the VFW Post, which is located adjacent to the former dry cleaners building.

Inspection

URS' inspection of the system revealed that it was running; however, it was expulsing soil gas at a rate of 420 feet per minute (ft/min), less than half of the usual rate of 930 ft/min. The reduced expulsion rate could be attributed to the ice accumulation observed within the exhaust pipe, and within the sampling ports of the system. The field technician did not have an extendable ladder to remove the ice buildup. The velocity of the exhaust was measured by inserting the probe of an air velocity meter (TSI Velocicheck Model 8330) into a sampling port located on the side of the exhaust stack. Field notes are included in Attachment 2.

URS Corporation
77 Goodell Street
Buffalo, NY 14203
Tel: 716.856.5636
Fax: 716.856.2545

Biannual Air Sampling

As part of the O&M, URS collected two air samples from the following locations:

- One ambient air 4-hour composite sample, collected in the back room of the site building (INDOOR-1205); and,
- One soil gas grab sample, collected from the venting system's exhaust stack (SOILGAS-1205).

These samples were collected using SUMMA canisters in accordance with the protocols outlined in Section 7.1.1 of the United States Environmental Protection Agency's (USEPA's) "SUMMA Canister Sampling" procedures (SOP#: 1704, 7/27/1995). The Summa canister sampling sheet and a copy of the chin of custody (COC) are provided in Attachment 3. The Summa canisters were sent under COC control to Severn Trent Laboratories (STL) in Knoxville, Tennessee (a New York State Department of Health [NYSDOH] approved laboratory) to be analyzed for volatile organic compound (VOC) using USEPA Method TO-15. The table below summarizes the analytical data. A copy of the laboratory report is included in Attachment 4.

Compound	Units	Sample I.D.		OSHA Permissible Exposure Level (1)	NYSDOH Indoor Air Criteria
		INDOOR-1205	SOILGAS-1205		
Acetone	$\mu g/m^3$	6.2 (estimated, method blank contamination)	21 (estimated, method blank contamination)	2,400,000	None Available
Benzene	$\mu g/m^3$	1.5	2.9 (Estimated)	31,947	None Available
Carbon Tetrachloride	$\mu g/m^3$	0.58 (Estimated)	Not Detected	62,920	None Available
Chloromethane	$\mu g/m^3$	1.1 (Estimated)	3.2 (Estimated)	206,503	None Available
1,1-Dichloroethene	$\mu g/m^3$	0.34 (Estimated)	Not Detected	None Available	None Available
cis-1,2-Dichloroethene	$\mu g/m^3$	0.33 (Estimated)	Not Detected	None Available	None Available
Ethylbenzene	$\mu g/m^3$	0.43 (Estimated)	Not Detected	435,000	None Available
Tetrachloroethene	$\mu g/m^3$	3.0	Not Detected	678,323.11	100(2)
Toluene	$\mu g/m^3$	2.8	Not Detected	753,620	None Available
Trichloroethene	$\mu g/m^3$	0.38 (Estimated)	Not Detected	None Available	5(2)
1,1,1-Trichloroethane	$\mu g/m^3$	2.5	Not Detected	1,900,000	100(2)
o-Xylene	$\mu g/m^3$	0.42 (Estimated)	Not Detected	435,000	None Available

Compound	Units	Sample I.D.		OSHA Permissible Exposure Level (1)	NYSDOH Indoor Air Criteria
		INDOOR-1205	SOILGAS-1205		
m&p-Xylene	$\mu g/m^3$	1.1	Not Detected	435,000	None Available
2-Butanone (MEK)	$\mu g/m^3$	0.95 (Estimated)	Not Detected	590,000	None Available

1 – Sources: 29 CFR 1910.1000 and 29 CFR 1910.1052

2 – Source: Guidance for Evaluating Soil Vapor Intrusion in the state of New York, NYSDOH (February 2005)

As shown in the table above, the concentration of VOCs detected in the indoor air sample are below the applicable OSHA criteria. The concentration of tetrachloroethene [3.0 micro grams per cubic meter ($\mu g/m^3$)] and 1,1,1-trichloroethane (2.5 $\mu g/m^3$) were detected below the NYSDOH indoor air criteria of 100 $\mu g/m^3$. The concentration of trichloroethene (0.38 $\mu g/m^3$) was detected below the NYSDOH indoor air criteria of 5.0 $\mu g/m^3$.

As previously stated, the former dry cleaners building containing the active venting system is currently vacant and schedule to be demolished by the new owner. The Department has instructed URS to shut down the system and dismantle the fan. Therefore, the December 2005 Sampling Event will the last biannual O&M sampling of the system.

Should you have any questions or comments, please do not hesitate to contact me at 716-856-5636.

Sincerely,

URS CORPORATION

Charles E. Dusel, Jr.
Sr. Project Manager

Attachments

cc: File: 11174211 (C-1)

ATTACHMENT 1

PHOTO LOG

URS

PHOTOGRAPHIC LOG

Client Name:	Site Location:	Project No.
New York State Department of Environmental Conservation	20 N. Franklin St., Watkins Glen, New York	11174211.84000

Photo No.	Date:
1	12-15-05

Direction Photo Taken:

Southeast

Description:

West face (front) of site building (unoccupied).

Photo No.	Date:
2	12-15-05

Direction Photo Taken:

West

Description:

Interior of site building (unoccupied).

URS

PHOTOGRAPHIC LOG

Client Name:	Site Location:	Project No.
New York State Department of Environmental Conservation	20 N. Franklin St., Watkins Glen, New York	11174211.84000

Photo No.	Date:
3	12-15-05

Direction Photo Taken:

Southeast

Description:

Six (6) liter SUMMA canister in rear of site building, collecting indoor air sample "INDOOR-1205".

Photo No.	Date:
4	12-15-05

Direction Photo Taken:

West

Description:

Exhaust stack of SVE system, along north face of site building. Note ice build-up along west face of exhaust motor.

URS

PHOTOGRAPHIC LOG

Client Name:	Site Location:	Project No.
New York State Department of Environmental Conservation	20 N. Franklin St., Watkins Glen, New York	11174211.84000

Photo No.	Date:
5	12-15-05

Direction Photo Taken:

North

Description:

Exhaust tip of SVE system. Note ice accumulation in opening.

ATTACHMENT 2

FIELD NOTES

~~Start December 2B, Annual SVE O+M~~
Start December Bi-Annual SVE O+M

~~09:00~~ -
09:00 - K. McGovern on-site. Building at 20 N. Franklin St. unoccupied.

SVE System running; however, system expulsing soil-gas at a rate of 420 ft/min. Normal expulsion rate is ≈ 930 ft/min. The 50% reduction in expulsion rate is most likely due to the noticable ice accumulation within the system's ~~PVC~~ SCH 40 PVC piping.

09:20 - Began Indoor Air ~~Sampling~~ Composite Sampling via a 6L Summa canister w/ 4-Hour regulator (INDOOR-1205). Began Soil Gas Grab Sampling via a 6L Summa canister & 2' Teflon Coated Poly Tubing against SVE exhaust sampling port. Details in Summa Canister Sampling Field Data Sheet.

09:44 - Finished sampling soil gas (SOILGAS-1205).

10:35 - Called S. McCabe in Buffalo re reduced expulsion ~~rate~~ rate. Conveyed to Scott that reduction is due to ice buildup in SCH 40 PVC pipe, and that ice could not be ~~defrosted~~ melted via torches due to PVC construction of system. In addition, according to McCabe's recent conversation w/ landlord (Krog), the ~~bldg~~ building is slated to be demolished within ~~the~~ the next few months, taking the exposed portion of the SVE system (~~motor~~ motor, ~~sampling~~ sampling ports) with it. Determined that ice buildup/reduced expulsion rate not ~~significant~~ significant due to upcoming building demolition.

13:20 - Finishing Indoor Air Composite Sampling (4-Hr Composite). Regarded Summa canisters for shipment to lab.

13:40 - KJM off site.

Continued on Page

Read and Understood By

Signed _____ Date 12/15/05 Signed _____ Date _____

ATTACHMENT 3

CHAIN OF CUSTODY/
SAMPLING DATA SHEET

Summa Canister Sampling Field Data Sheet

Site:	NYSDEC - 20 N. Franklin Site, Watkins Glen, NY
Samplers:	Kevin J. McGovern
Date:	12/15/05

Sample #	INDOOR-1205	SOILGAS-1205			
Location	Indoors	Gas Exhaust			
Summa Canister ID (Lab ID, if provided)	2989	0156			
Additional Tubing Added	NO/ YES - How much	NO/ YES - How much 2'	NO/ YES - How much	NO/ YES - How much	NO/ YES - How much
Purge Time (Start)	NA	09:05			
Purge Time (Stop)	↓	09:40			
Total Purge Time (min) [recommended time is 20 min for 1L canister]	NA	35			
Pressure Gauge - before sampling	-29" Hg	-29" Hg			
Sample Time (Start)	09:20	09:41			
Sample Time (Stop)	13:20	09:44			
Total Sample Time (min)	240	3.0			
Pressure Gauge - after sampling	-2" Hg	-1" Hg			
Canister Pressure Went To Ambient Pressure?	YES / NO	YES / NO	YES / NO	YES / NO	YES / NO
General Comments:					

CHAIN OF CUSTODY RECORD

URS

PROJECT NO. 11174211.99998

SITE NAME NYSDEC N FRANKLIN ST.

SAMPLERS (PRINT/SIGNATURE) KEVIN J. McGOVERN / [signature]

LAB STL - KNOXVILLE

COOLER ___ of 1

PAGE 1 of 1

DELIVERY SERVICE: FED EX AIRBILL NO.: 7902 5195 0598

TESTS: TCL VOCs VIA TO-15

BOTTLE TYPE AND PRESERVATIVE: 6L SUMMA CANISTER

LOCATION IDENTIFIER	DATE	TIME	COMP/ GRAB	SAMPLE ID	MATRIX	TOTAL NO.# O CONTAINERS	6L SUMMA CANISTER								REMARKS	SAMPLE TYPE	BEGINNING DEPTH (IN FEET)	ENDING DEPTH (IN FEET)	FIELD LOT NO # (ERPIMS)
INDOORS	12/15/05	13:20	COMP	INDOOR-1205	AA	1	X								STD TAT	N1			
OUTDOORS	"	09:44	GRAB	SOIL GAS-1205	GS	1	X								" "	"			

MATRIX CODES

AA - AMBIENT AIR; SE - SEDIMENT; SH - HAZARDOUS SOLID WASTE; SL - SLUDGE; WP - DRINKING WATER; WW - WASTE WATER; WG - GROUND WATER; SO - SOIL; DC - DRILL CUTTINGS; WL - LEACHATE; GS - SOIL GAS; WC - DRILLING WATER; WO - OCEAN WATER; WS - SURFACE WATER; WQ - WATER FIELD QC; LH - HAZARDOUS LIQUID WASTE; LF - FLOATING/FREE PRODUCT ON GW TABLE

SAMPLE TYPE CODES

TB# - TRIP BLANK; SD# - MATRIX SPIKE DUPLICATE; RB# - RINSE BLANK; FR# - FIELD REPLICATE; N# - NORMAL ENVIRONMENTAL SAMPLE; MS# - MATRIX SPIKE; (# - SEQUENTIAL NUMBER (FROM 1 TO 9) TO ACCOMMODATE MULTIPLE SAMPLES IN A SINGLE DAY)

RELINQUISHED BY (SIGNATURE)	DATE	TIME	RECEIVED BY (SIGNATURE)	DATE	TIME
[signature]	12/15/05	16:00			
RELINQUISHED BY (SIGNATURE)	**DATE**	**TIME**	**RECEIVED FOR LAB BY (SIGNATURE)**	**DATE**	**TIME**

SPECIAL INSTRUCTIONS: SEND REPORT / INVOICE TO: ATTN: ANN-MARIE KROPOVITCH CORPORATION 77 GOODELL ST. BUFFALO, NY 14203 (716) 856-5636

REPORT RESULTS IN ug/m³

Distribution: Original accompanies shipment, copy to coordinator field files

URSF-075C/1 OF 1/CofCR/GCM

ATTACHMENT 4

LABORATORY REPORT

SEVERN TRENT STL

STL Knoxville
5815 Middlebrook Pike
Knoxville, TN 37921

Tel: 865 291 3000 Fax: 865 584 4315
www.stl-inc.com

ANALYTICAL REPORT

PROJECT NO. 11174211.99998

North Franklin St.

Lot #: H5L160134

Ann Marie Kropovitch

URS Corp/ NYSDEC
640 Ellicott St.
Buffalo, NY 14203-

SEVERN TRENT LABORATORIES, INC.

Jamie A. McKinney
Project Manager

December 27, 2005

ANALYTICAL METHODS SUMMARY

H5L160134

PARAMETER	ANALYTICAL METHOD
Volatile Organics by TO15	EPA-2 TO-15

References:

EPA-2 "Compendium of Methods for the Determination of Toxic Organic Compounds in Ambient Air", EPA-625/R-96/010b, January 1999.

SAMPLE SUMMARY

H5L160134

WO #	SAMPLE#	CLIENT SAMPLE ID	SAMPLED DATE	SAMP TIME
HR81H	001	INDOOR-1205	12/15/05	13:20
HR81J	002	SOIL GAS-1205	12/15/05	09:44

NOTE(S):

- The analytical results of the samples listed above are presented on the following pages.
- All calculations are performed before rounding to avoid round-off errors in calculated results.
- Results noted as "ND" were not detected at or above the stated limit.
- This report must not be reproduced, except in full, without the written approval of the laboratory.
- Results for the following parameters are never reported on a dry weight basis: color, corrosivity, density, flashpoint, ignitability, layers, odor, paint filter test, pH, porosity pressure, reactivity, redox potential, specific gravity, spot tests, solids, solubility, temperature, viscosity, and weight.

PROJECT NARRATIVE
H5L160134

The results reported herein are applicable to the samples submitted for analysis only.

This report shall not be reproduced except in full, without the written approval of the laboratory.

The original chain of custody documentation is included with this report.

Sample Receipt

There were no problems with the condition of the samples received.

Quality Control

Unless otherwise noted, all holding times and QC criteria were met and the test results shown in this report meet all applicable NELAC requirements.

STL Knoxville maintains the following certifications, approvals and accreditations: Arkansas DEQ Cert. #05-043-0, California DHS ELAP Cert. #2423, Colorado DPHE, Connecticut DPH Cert. #PH-0223, Florida DOH Cert. #E87177, Georgia DNR Cert. #906 (SDWA, expires 6/24/05), Hawaii DOH, Illinois EPA Cert. #000687, Indiana DOH Cert. #C-TN-02, Iowa DNR Cert. #375, Kansas DHE Cert. #E-10349, Kentucky DEP Lab ID #90101, Louisiana DEQ Cert. #03079, Louisiana DOHH Cert. #LA030024, Maryland DHMH Cert. #277, Massachusetts DEP Cert. #M-TN009, Michigan DEQ Lab ID #9933, New Jersey DEP Cert. #TN001, New York DOH Lab #10781, North Carolina DPH Lab ID #21705, North Carolina DEHNR Cert. #64, Ohio EPA VAP Cert. #CL0059, Oklahoma DEQ ID #9415, Pennsylvania DEP Cert. #68-00576, South Carolina DHEC Lab ID #84001001, Tennessee DOH Lab ID #02014, Utah DOH Cert. # QUAN3, Virginia DGS Lab ID #00165, Washington DOE Lab #C120, West Virginia DEP Cert. #345, Wisconsin DNR Lab ID #998044300, US Army Corps of Engineers, Naval Facilities Engineering Service Center and USDA Soil Permit #S-46424. This list of approvals is subject to change and does not imply that laboratory certification is available for all parameters reported in this environmental sample data report.

Sample Data Summary

URS Corp/ NYSDEC

Client Sample ID: INDOOR-1205

GC/MS Volatiles

Lot-Sample # H5L160134 - 001 **Work Order #** HR81H1AC **Matrix.....:** AIR

Date Sampled...: 12/15/05 **Date Received..:** 12/16/05
Prep Date.....: 12/19/05 **Analysis Date...** 12/20/05
Prep Batch #.....: 5354412
Dilution Factor.: 1.12 **Method.....:** TO-15

PARAMETER	RESULTS (ppb(v/v))	REPORTING LIMIT (ppb(v/v))	RESULTS (ug/m3)		REPORTING LIMIT (ug/m3)
trans-1,3-Dichloropropene	ND	0.22	ND		1.0
Acetone	**2.6**	**5.6**	**6.2**	**J B**	**13**
Ethylbenzene	**0.098**	**0.22**	**0.43**	**J**	**0.97**
2-Hexanone	ND	0.56	ND		2.3
Methylene chloride	ND	0.56	ND		1.9
Benzene	**0.46**	**0.22**	**1.5**		**0.72**
Styrene	ND	0.22	ND		0.95
1,1,2,2-Tetrachloroethane	ND	0.22	ND		1.5
Tetrachloroethene	**0.44**	**0.22**	**3.0**		**1.5**
Toluene	**0.74**	**0.22**	**2.8**		**0.84**
1,1,1-Trichloroethane	**0.46**	**0.22**	**2.5**		**1.2**
1,1,2-Trichloroethane	ND	0.22	ND		1.2
Trichloroethene	**0.071**	**0.22**	**0.38**	**J**	**1.2**
Vinyl chloride	ND	0.22	ND		0.57
o-Xylene	**0.096**	**0.22**	**0.42**	**J**	**0.97**
m-Xylene & p-Xylene	**0.25**	**0.22**	**1.1**		**0.97**
Bromodichloromethane	ND	0.22	ND		1.5
2-Butanone (MEK)	**0.32**	**0.56**	**0.95**	**J**	**1.7**
4-Methyl-2-pentanone (MIBK)	ND	0.56	ND		2.3
Bromoform	ND	0.22	ND		2.3
Bromomethane	ND	0.22	ND		0.87
Carbon disulfide	ND	0.22	ND		0.70
Carbon tetrachloride	**0.092**	**0.22**	**0.58**	**J**	**1.4**
Chlorobenzene	ND	0.22	ND		1.0
Dibromochloromethane	ND	0.22	ND		1.9
Chloroethane	ND	0.22	ND		0.59
Chloroform	ND	0.22	ND		1.1
Chloromethane	**0.53**	**0.56**	**1.1**	**J**	**1.2**
1,1-Dichloroethane	ND	0.22	ND		0.91
1,2-Dichloroethane	ND	0.22	ND		0.91
1,1-Dichloroethene	**0.086**	**0.22**	**0.34**	**J**	**0.89**
cis-1,2-Dichloroethene	**0.084**	**0.22**	**0.33**	**J**	**0.89**
trans-1,2-Dichloroethene	ND	0.22	ND		0.89
1,2-Dichloropropane	ND	0.22	ND		1.0
cis-1,3-Dichloropropene	ND	0.22	ND		1.0

URS Corp/ NYSDEC

Client Sample ID: INDOOR-1205

GC/MS Volatiles

Lot-Sample # H5L160134 - 001 **Work Order #** HR81H1AC **Matrix.....:** AIR

SURROGATE	PERCENT RECOVERY	LABORATORY CONTROL LIMITS (%)
1,2-Dichloroethane-d4	100	70 - 130
Toluene-d8	102	70 - 130
4-Bromofluorobenzene	97	70 - 130

Qualifiers

B	Method blank contamination. The associated method blank contains the target analyte at a reportable level.
J	Estimated result. Result is less than RL.

The 'Result' in ug/m3 is calculated using the following equation: Amount Found(before rounding)*(Molecular Weight/24.45)

The 'Reporting Limit' in ug/m3 is calculated using the following equation: (Reporting Limit(before rounding) * Dilution Factor) * (Molecular Weight/24.45)

URS Corp/ NYSDEC

Client Sample ID: SOIL GAS-1205

GC/MS Volatiles

Lot-Sample # H5L160134 - 002 **Work Order #** HR81J1AD **Matrix.....:** AIR

Date Sampled...: 12/15/05 **Date Received..:** 12/16/05
Prep Date.....: 12/19/05 **Analysis Date...** 12/20/05
Prep Batch #.....: 5354412
Dilution Factor.: 10 **Method.....:** TO-15

PARAMETER	RESULTS (ppb(v/v))	REPORTING LIMIT (ppb(v/v))	RESULTS (ug/m3)		REPORTING LIMIT (ug/m3)
trans-1,3-Dichloropropene	ND	2.0	ND		9.1
Acetone	**9.0**	**50**	**21**	**J B**	**120**
Ethylbenzene	ND	2.0	ND		8.7
2-Hexanone	ND	5.0	ND		20
Methylene chloride	ND	5.0	ND		17
Benzene	**0.92**	**2.0**	**2.9**	**J**	**6.4**
Styrene	ND	2.0	ND		8.5
1,1,2,2-Tetrachloroethane	ND	2.0	ND		14
Tetrachloroethene	ND	2.0	ND		14
Toluene	ND	2.0	ND		7.5
1,1,1-Trichloroethane	ND	2.0	ND		11
1,1,2-Trichloroethane	ND	2.0	ND		11
Trichloroethene	ND	2.0	ND		11
Vinyl chloride	ND	2.0	ND		5.1
o-Xylene	ND	2.0	ND		8.7
m-Xylene & p-Xylene	ND	2.0	ND		8.7
Bromodichloromethane	ND	2.0	ND		13
2-Butanone (MEK)	ND	5.0	ND		15
4-Methyl-2-pentanone (MIBK)	ND	5.0	ND		20
Bromoform	ND	2.0	ND		21
Bromomethane	ND	2.0	ND		7.8
Carbon disulfide	ND	2.0	ND		6.2
Carbon tetrachloride	ND	2.0	ND		13
Chlorobenzene	ND	2.0	ND		9.2
Dibromochloromethane	ND	2.0	ND		17
Chloroethane	ND	2.0	ND		5.3
Chloroform	ND	2.0	ND		9.8
Chloromethane	**1.5**	**5.0**	**3.2**	**J**	**10**
1,1-Dichloroethane	ND	2.0	ND		8.1
1,2-Dichloroethane	ND	2.0	ND		8.1
1,1-Dichloroethene	ND	2.0	ND		7.9
cis-1,2-Dichloroethene	ND	2.0	ND		7.9
trans-1,2-Dichloroethene	ND	2.0	ND		7.9
1,2-Dichloropropane	ND	2.0	ND		9.2
cis-1,3-Dichloropropene	ND	2.0	ND		9.1

URS Corp/ NYSDEC

Client Sample ID: SOIL GAS-1205

GC/MS Volatiles

Lot-Sample # H5L160134 - 002 **Work Order #** HR81J1AD **Matrix.....:** AIR

SURROGATE	PERCENT RECOVERY	LABORATORY CONTROL LIMITS (%)
1,2-Dichloroethane-d4	98	70 - 130
Toluene-d8	98	70 - 130
4-Bromofluorobenzene	96	70 - 130

Qualifiers

B	Method blank contamination. The associated method blank contains the target analyte at a reportable level.
J	Estimated result. Result is less than RL.

The 'Result' in ug/m3 is calculated using the following equation: Amount Found(before rounding)*(Molecular Weight/24.45)

The 'Reporting Limit' in ug/m3 is calculated using the following equation: (Reporting Limit(before rounding) * Dilution Factor) * (Molecular Weight/24.45)

URS Corp/ NYSDEC

Client Sample ID: INTRA-LAB BLANK

GC/MS Volatiles

Lot-Sample # H5L200000 - 412B **Work Order #** HTGRH1AA **Matrix.....:** AIR

Date Received..: 12/16/05
Prep Date.....: 12/19/05 **Analysis Date...** 12/19/05
Prep Batch #.....: 5354412
Dilution Factor.: 1 **Method.....:** TO-15

PARAMETER	RESULTS (ppb(v/v))	REPORTING LIMIT (ppb(v/v))	RESULTS (ug/m3)		REPORTING LIMIT (ug/m3)
trans-1,3-Dichloropropene	ND	0.20	ND		0.91
Acetone	**0.24**	**5.0**	**0.57**	**J**	**12**
Ethylbenzene	ND	0.20	ND		0.87
2-Hexanone	ND	0.50	ND		2.0
Methylene chloride	ND	0.50	ND		1.7
Benzene	ND	0.20	ND		0.64
Styrene	ND	0.20	ND		0.85
1,1,2,2-Tetrachloroethane	ND	0.20	ND		1.4
Tetrachloroethene	ND	0.20	ND		1.4
Toluene	ND	0.20	ND		0.75
1,1,1-Trichloroethane	ND	0.20	ND		1.1
1,1,2-Trichloroethane	ND	0.20	ND		1.1
Trichloroethene	ND	0.20	ND		1.1
Vinyl chloride	ND	0.20	ND		0.51
o-Xylene	ND	0.20	ND		0.87
m-Xylene & p-Xylene	ND	0.20	ND		0.87
Bromodichloromethane	ND	0.20	ND		1.3
2-Butanone (MEK)	ND	0.50	ND		1.5
4-Methyl-2-pentanone (MIBK)	ND	0.50	ND		2.0
Bromoform	ND	0.20	ND		2.1
Bromomethane	ND	0.20	ND		0.78
Carbon disulfide	ND	0.20	ND		0.62
Carbon tetrachloride	ND	0.20	ND		1.3
Chlorobenzene	ND	0.20	ND		0.92
Dibromochloromethane	ND	0.20	ND		1.7
Chloroethane	ND	0.20	ND		0.53
Chloroform	ND	0.20	ND		0.98
Chloromethane	ND	0.50	ND		1.0
1,1-Dichloroethane	ND	0.20	ND		0.81
1,2-Dichloroethane	ND	0.20	ND		0.81
1,1-Dichloroethene	ND	0.20	ND		0.79
cis-1,2-Dichloroethene	ND	0.20	ND		0.79
trans-1,2-Dichloroethene	ND	0.20	ND		0.79
1,2-Dichloropropane	ND	0.20	ND		0.92
cis-1,3-Dichloropropene	ND	0.20	ND		0.91

URS Corp/ NYSDEC

Client Sample ID: INTRA-LAB BLANK

GC/MS Volatiles

Lot-Sample # H5L200000 - 412B **Work Order #** HTGRH1AA **Matrix.....:** AIR

SURROGATE	PERCENT RECOVERY	LABORATORY CONTROL LIMITS (%)
1,2-Dichloroethane-d4	101	70 - 130
Toluene-d8	101	70 - 130
4-Bromofluorobenzene	99	70 - 130

Qualifiers

J Estimated result. Result is less than RL.

The 'Result' in ug/m3 is calculated using the following equation: Amount Found(before rounding)*(Molecular Weight/24.45)

The 'Reporting Limit' in ug/m3 is calculated using the following equation: (Reporting Limit(before rounding) * Dilution Factor) * (Molecular Weight/24.45)

URS Corp/ NYSDEC

Client Sample ID: CHECK SAMPLE

GC/MS Volatiles

Lot-Sample # H5L200000 - 412C **Work Order #** HTGRH1AC **Matrix.....:** AIR

Prep Date.....: 12/19/05
Prep Batch #.....: 5354412
Dilution Factor.: 1

Date Received..: 12/16/05
Analysis Date... 12/19/05

Method.....: TO-15

PARAMETER	SPIKE AMOUNT (ppb(v/v))	MEASURED AMOUNT (ppb(v/v))	SPIKE AMOUNT (ug/m3)	MEASURED AMOUNT (ug/m3)	PERCENT RECOVERY	RECOVERY LIMITS
Benzene	10.0	7.65	32	24	76	70 - 130
Toluene	10.0	8.02	38	30	80	70 - 130
Trichloroethene	10.0	7.86	54	42	79	70 - 130
Chlorobenzene	10.0	8.04	46	37	80	70 - 130
1,1-Dichloroethene	10.0	8.86	40	35	89	70 - 130

SURROGATE	PERCENT RECOVERY	LABORATORY CONTROL LIMITS (%)
1,2-Dichloroethane-d4	101	70 - 130
Toluene-d8	101	70 - 130
4-Bromofluorobenzene	99	70 - 130

The 'Result' in ug/m3 is calculated using the following equation: Amount Found(before rounding)*(Molecular Weight/24.45)

The 'Reporting Limit' in ug/m3 is calculated using the following equation: (Reporting Limit(before rounding) * Dilution Factor) * (Molecular Weight/24.45)

FIELD INVESTIGATION LETTER REPORT
INDOOR AIR SAMPLING AT
2 NORTH FRANKLIN STREET

NORTH FRANKLIN STREET SITE
SITE #8-49-002
VILLAGE OF WATKINS GLEN, NEW YORK

Prepared For:

NEW YORK STATE DEPARTMENT OF ENVIRONMENTAL CONSERVATION
DIVISION OF ENVIRONMENTAL REMEDIATION
WORK ASSIGNMENT D003825-09.3

DRAFT

Prepared By:

URS CORPORATION
77 GOODELL STREET
BUFFALO, NEW YORK 14203

RECEIVED
9 2005

URS

May 6, 2005

Mr. David J. Chiusano, Project Manager
New York State Department of Environmental Conservation
Division of Environmental Remediation
625 Broadway
12th Floor
Albany, New York 12233-7013

RE: NYSDEC Standby Contract
Active Venting System Operation and Maintenance # D003825-09.3
Indoor Air Sampling
North Franklin Street Site, Site No. 8-49-002
Summary of Indoor Air Sampling at 2 North Franklin Street: Letter Report

Dear Mr. Chiusano:

URS Corporation (URS) has completed the indoor air sampling of 2 North Franklin Street (Seneca Market Building), which is located 100 feet north of the above-referenced site (Figure 1). This work was performed in accordance with the Field Sampling Plan (URS, 2005).

The sampling event consisted of a pre-sampling questionnaire and inventory, collection of indoor air samples, sub-slab vapor samples, and an outdoor air sample URS personnel conducted a pre-sampling questionnaire and inventory on March 21, 2005, and the indoor air samples, sub-slab vapor samples, and an outdoor air sample were collected on March 22, 2005.

Pre Sampling Questionnaire and Inventory

Prior to the indoor air sampling, a pre-sampling questionnaire and inventory was conducted on the first floor of the Seneca Market Building, which currently is occupied by two tenants, Seneca Harbor Wine Center (Seneca Harbor) and Watkins Glen International. Mr. Michael Quinian of the Krog Corporation (on behalf of Peter Krog, owner of the Seneca Market Building) completed the questionnaire concerning the buildings characteristics. URS personnel completed an inventory of household chemicals present in each tenant's space, which may have potentially impacted the air sample results. A RAE Systems ppb RAE was used to survey each household chemical for the presence of volatile organic compounds (VOCs). The pre-sampling questionnaire and inventory forms are included in Attachment 1. A photographic log containing pictures of the interior of each tenant's space and household chemicals exhibiting elevated levels of VOCs is included in Attachment 2.

Air and Vapor Sampling

All samples were collected using six-liter SUMMA canisters, in accordance with the procedures outlined in the Field Sampling Plan (URS, 2005). Completed sampling logs are provided in Attachment 3. After the sampling was completed, the samples were shipped under chain-of-custody control for VOC analysis via USEPA Method TO-15 to Severn Trent Laboratories (STL) located in Knoxville, Tennessee. STL is a New York State Department of Health (NYSDOH) approved laboratory.

URS Corporation
77 Goodell Street
Buffalo, NY 14203
Tel: 716.856.5636
Fax: 716.856.2545

Indoor Air Sampling

URS collected three 8-hour indoor air samples plus a field duplicate from the first floor tenant spaces in the Seneca Market Building, as shown on Figure 2. Two indoor air samples plus a field duplicate were collected from the Seneca Harbor space. Sample H-001-IA-1 and the field duplicate (20050322-FD-1) were located in the bar area, and sample H-002-IA-1 was located in the storage room. One indoor air sample (H-0030IA-1) was collected from the Watkins Glen International space. A photographic log containing pictures of the sample locations is included in Attachment 2.

Sub-Slab Vapor Sampling

Two 8-hour sub-slab vapor samples plus a field duplicate were collected in the Seneca Harbor space, which occupies the majority (central to northern portion) of the first floor. One sub-slab vapor sample (H-001-SS-1) was collected in the bar area. Sub-slab sample H-002-SS-1 and one field duplicate (20050322-FD-2) were collected in the storage room. No sub-slab samples were collected from beneath Watkins Glen International space. The sub-slab vapor sample locations are shown on Figure 2. A photographic log containing pictures of the sample locations is included in Attachment 2.

Outdoor Air Sampling

URS collected one 8-hour outdoor air sample (20050322-OA-1) from an upwind location located approximately 100 feet northeast of the northeastern corner of the Seneca Market Building, as shown on Figure 2. A photographic log containing a picture of the sample location is included in Attachment 2.

Analytical Summary

The analytical results from the of indoor air samples, sub-slab vapor samples, and the outdoor air sample have been compared to both OSHA criteria and NYSDOH indoor air criteria (Table 1). Concentrations of detected compounds at each sample location are shown on Figure 3. As shown in Table 1, the concentration of VOCs detected in the indoor air samples are below the applicable NYSDOH indoor air and OSHA criteria. The indoor air samples from Seneca Harbor space did not indicate the presence of any chlorinated hydrocarbons. The indoor air sample from Watkins Glen International indicated the presence of tetrachloroethene, at 1.0ug/m^3.

At sub-slab vapor sample location H-001-SS-1, tetrachloroetheneand 1,1,1-trichloroethane were detected at concentrations of 0.89 ug/m^3 and 1.1 ug/m^3, respectively, which are below the applicable NYSDOH sub-slab criteria (i.e., 100 ug/m^3). At sub-slab vapor sample location H-002-SS-1 and the associated field duplicate (20050322-FD-2), the concentration of tetrachloroethene detected (i.e., 1290 and 1360ug/m^3, respectively) was well above the NYSDOH 100ug/m^3 sub-slab criteria.

Concentrations of VOCs in the outdoor air sample did not indicate an outside source of contamination. A copy of the laboratory report is included in Attachment 4.

It should be noted that the concentrations listed in Table 1 and Figure 3 were obtained by converting parts per billion, by volume (ppbv) to ug/m^3. Because the ppbv values were rounded to two significant figures, the ug/m^3 results are slightly different from the ug/m^3 values listed on the laboratory forms in Attachment 4.

The following tables, figures andattachments are included as part of this IIWA field investigation letter report:

Tables

Table 1	Air Analytical Results

Figures

Figure 1	Project Site
Figure 2	Indoor/Sub Slab/Outdoor Air Samples
Figure 3	Indoor/Sub Slab/Outdoor Air Sampling Results

Attachments

Attachment 1	Pre-Sampling Questionnaire And Inventory Forms
Attachment 2	Photographic Log
Attachment 3	Sampling Logs
Attachment 4	Laboratory Reporting Formsand Chain-of-Custody

Should you have any questions or comments, please do not hesitate to contact me at 716-856-5636.

Sincerely,

URS Corporation

Charles E. Dusel, Jr.
Sr. Project Manager

cc: File: 05.35388 (C-1) (11173258)

TABLES

TABLE 1
AIR ANALYTICAL RESULTS
NORTH FRANKLIN ST. SITE

Location ID				H-001	H-001	H-001	H-002	H-002
Sample ID				20050322-FD-1	H-001-IA-1	H-001-SS-1	H-002-IA-1	20050322-FD-2
Matrix				Indoor Air	Indoor Air	Sub Slab Air	Indoor Air	Sub Slab Air
Depth Interval (ft)				-	-	-	-	-
Date Sampled				03/22/05	03/22/05	03/22/05	03/22/05	03/22/05
Parameter	Units	(1)	(2)	Field Duplicate (1-1)				Field Duplicate (1-1)
Volatiles								
Chloromethane	UG/M3	2.07E+05	-	1.76	1.40 J	1.53 U	1.73	14.45 U
Bromomethane	UG/M3	-	-	1.09 U	1.09 U	1.16 U	1.09 U	10.87 U
Vinyl Chloride	UG/M3	-	-	0.72 U	0.72 U	0.77 U	0.72 U	7.16 U
Chloroethane	UG/M3	-	-	0.74 U	0.74 U	0.79 U	0.74 U	7.39 U
Methylene Chloride	UG/M3	86850.72	-	2.47 U	2.47 U	2.57 U	2.47 U	24.32 U
Acetone	UG/M3	2.40E+06	-	11.40 JB	13.78 JB	20.43 B	10.93 JB	23.75 JB
Carbon Disulfide	UG/M3	-	-	0.87 U	0.87 U	0.69 J	0.87 U	8.72 U
1,1-Dichloroethene	UG/M3	-	-	1.11 U	1.11 U	1.19 U	1.11 U	11.10 U
1,1-Dichloroethane	UG/M3	-	-	1.13 U	1.13 U	1.21 U	1.13 U	11.33 U
2-Butanone	UG/M3	5.90E+05	-	2.09 U	1.36 J	0.86 J	0.88 J	20.64 U
Chloroform	UG/M3	2.40E+05	-	1.37 U	1.37 U	1.46 U	1.37 U	13.67 U
1,2-Dichloroethane	UG/M3	-	-	1.13 U	1.13 U	1.21 U	1.13 U	11.33 U
1,1,1-Trichloroethane	UG/M3	-	-	1.53 U	1.53 U	1.15 J	1.53 U	15.28 U
Carbon Tetrachloride	UG/M3	-	-	1.76 U	1.76 U	1.89 U	1.76 U	17.62 U
Bromodichloromethane	UG/M3	-	-	1.88 U	1.88 U	2.01 U	1.88 U	18.76 U
1,2-Dichloropropane	UG/M3	-	-	1.29 U	1.29 U	1.39 U	1.29 U	12.94 U
cis-1,3-Dichloropropene	UG/M3	-	-	1.27 U	1.27 U	1.36 U	1.27 U	12.71 U
Trichloroethene	UG/M3	5.37E+05	5	1.50 U	1.50 U	1.61 U	1.50 U	15.05 U
Benzene	UG/M3	31946.83	-	0.89 U	0.45 J	1.09	0.38 J	8.95 U
Dibromochloromethane	UG/M3	-	-	2.39 U	2.39 U	2.56 U	2.39 U	23.85 U

(1)- 29 CFR 1910.1000 and 29 CFR 1910.1052

(2)- NYSDOH letter from N. Kim to D. Desnoyers, Division of Environmental Remediation, NYSDEC (October 31, 2003)

Flags assigned during chemistry validation are shown.

Concentration Exceeds (1)

Concentration Exceeds (2)

U - The analyte was analyzed for, but not detected. The associated numerical value is at or below the method detection limit.

J - The analyte was positively identified, the quantitation is an estimation.

B - The analyte was found in an associated blank, as well as in the sample.

Detection Limits shown are PQL

N:\11173258.00000\DB\PROGRAM\program.mdb
Printed: 5/6/2005 4:12:39 PM
[LOGDATE] = #3/22/2005# AND [MATRIX] <> 'AQ

TABLE 1
AIR ANALYTICAL RESULTS
NORTH FRANKLIN ST. SITE

Location ID				H-001	H-001	H-001	H-002	H-002
Sample ID				20050322-FD-1	H-001-IA-1	H-001-SS-1	H-002-IA-1	20050322-FD-2
Matrix				Indoor Air	Indoor Air	Sub Slab Air	Indoor Air	Sub Slab Air
Depth Interval (ft)				-	-	-	-	-
Date Sampled				03/22/05	03/22/05	03/22/05	03/22/05	03/22/05
Parameter	Units	(1)	(2)	Field Duplicate (1-1)				Field Duplicate (1-1)
Volatiles								
trans-1,3-Dichloropropene	UG/M3	-	-	1.27 U	1.27 U	1.36 U	1.27 U	12.71 U
1,1,2-Trichloroethane	UG/M3	-	-	1.53 U	1.53 U	1.64 U	1.53 U	15.28 U
Bromoform	UG/M3	-	-	2.89 U	2.89 U	3.10 U	2.89 U	28.94 U
4-Methyl-2-Pentanone	UG/M3	-	-	2.91 U	2.91 U	3.03 U	2.91 U	28.68 U
2-Hexanone	UG/M3	-	-	2.91 U	2.91 U	3.03 U	2.91 U	28.68 U
Tetrachloroethene	UG/M3	6.78E+05	100	1.90 U	1.90 U	0.88 J	1.90 U	1,288.69
1,1,2,2-Tetrachloroethane	UG/M3	-	-	1.92 U	1.92 U	2.06 U	1.92 U	19.22 U
Toluene	UG/M3	7.54E+05	-	1.06 U	1.55	1.43	0.75 J	10.55 U
Chlorobenzene	UG/M3	-	-	1.29 U	1.29 U	1.38 U	1.29 U	12.89 U
Ethylbenzene	UG/M3	4.35E+05	-	1.22 U	1.22 U	1.30 U	1.22 U	12.16 U
Styrene	UG/M3	4.26E+05	-	1.19 U	1.19 U	1.28 U	1.19 U	11.93 U
m,p-Xylene	UG/M3	4.35E+05	-	2.43 U	2.43 U	0.96 J	2.43 U	24.32 U
o-Xylene	UG/M3	4.35E+05	-	1.22 U	1.22 U	1.30 U	1.22 U	12.16 U
cis-1,2-Dichloroethene	UG/M3	-	-	1.11 U	1.11 U	1.19 U	1.11 U	11.10 U
trans-1,2-Dichloroethene	UG/M3	-	-	1.11 U	1.11 U	1.19 U	1.11 U	11.10 U

(1)- 29 CFR 1910.1000 and 29 CFR 1910.1052

(2)- NYSDOH letter from N. Kim to D. Desnoyers, Division of Environmental Remediation, NYSDEC (October 31, 2003)

Flags assigned during chemistry validation are shown.

(oval) Concentration Exceeds (1)

(rectangle) Concentration Exceeds (2)

U - The analyte was analyzed for, but not detected. The associated numerical value is at or below the method detection limit.
J - The analyte was positively identified, the quantitation is an estimation.
B - The analyte was found in an associated blank, as well as in the sample.

Detection Limits shown are PQL

TABLE 1
AIR ANALYTICAL RESULTS
NORTH FRANKLIN ST. SITE

Location ID				H-002	H-003	OA-01
Sample ID				H-002-SS-1	H-003-IA-1	20050322-OA-1
Matrix				Sub Slab Air	Indoor Air	Ambient Air
Depth Interval (ft)				-	-	-
Date Sampled				03/22/05	03/22/05	03/22/05
Parameter	Units	(1)	(2)			
Volatiles						
Chloromethane	UG/M3	2.07E+05	-	14.45 U	1.49	1.34 J
Bromomethane	UG/M3	-	-	10.87 U	1.13 U	1.09 U
Vinyl Chloride	UG/M3	-	-	7.16 U	0.74 U	0.72 U
Chloroethane	UG/M3	-	-	7.39 U	0.77 U	0.74 U
Methylene Chloride	UG/M3	86850.72	-	24.32 U	2.50 U	2.43 U
Acetone	UG/M3	2.40E+06	-	23.75 JB	20.43 B	5.23 JB
Carbon Disulfide	UG/M3	-	-	8.72 U	0.90 U	0.87 U
1,1-Dichloroethene	UG/M3	-	-	11.10 U	1.15 U	1.11 U
1,1-Dichloroethane	UG/M3	-	-	11.33 U	1.17 U	1.13 U
2-Butanone	UG/M3	5.90E+05	-	20.64 U	1.00 J	2.06 U
Chloroform	UG/M3	2.40E+05	-	13.67 U	1.42 U	1.37 U
1,2-Dichloroethane	UG/M3	-	-	11.33 U	1.17 U	1.13 U
1,1,1-Trichloroethane	UG/M3	-	-	15.28 U	1.58 U	1.53 U
Carbon Tetrachloride	UG/M3	-	-	17.62 U	1.82 U	1.76 U
Bromodichloromethane	UG/M3	-	-	18.76 U	1.94 U	1.88 U
1,2-Dichloropropane	UG/M3	-	-	12.94 U	1.34 U	1.29 U
cis-1,3-Dichloropropene	UG/M3	-	-	12.71 U	1.32 U	1.27 U
Trichloroethene	UG/M3	5.37E+05	5	15.05 U	1.56 U	1.50 U
Benzene	UG/M3	31946.83	-	8.95 U	0.99	0.89 U
Dibromochloromethane	UG/M3	-	-	23.85 U	2.47 U	2.39 U

(1)- 29 CFR 1910.1000 and 29 CFR 1910.1052

(2)- NYSDOH letter from N. Kim to D. Desnoyers, Division of Environmental Remediation, NYSDEC (October 31, 2003)

Flags assigned during chemistry validation are shown.

Concentration Exceeds (1)

Concentration Exceeds (2)

U - The analyte was analyzed for, but not detected. The associated numerical value is at or below the method detection limit.
J - The analyte was positively identified, the quantitation is an estimation.
B - The analyte was found in an associated blank, as well as in the sample.

Detection Limits shown are PQL

TABLE 1
AIR ANALYTICAL RESULTS
NORTH FRANKLIN ST. SITE

Location ID				H-002	H-003	OA-01
Sample ID				H-002-SS-1	H-003-IA-1	20050322-OA-1
Matrix				Sub Slab Air	Indoor Air	Ambient Air
Depth Interval (ft)				-	-	-
Date Sampled				03/22/05	03/22/05	03/22/05
Parameter	Units	(1)	(2)			
Volatiles						
trans-1,3-Dichloropropene	UG/M3	-	-	12.71 U	1.32 U	1.27 U
1,1,2-Trichloroethane	UG/M3	-	-	15.28 U	1.58 U	1.53 U
Bromoform	UG/M3	-	-	28.94 U	3.00 U	2.89 U
4-Methyl-2-Pentanone	UG/M3	-	-	28.68 U	2.95 U	2.87 U
2-Hexanone	UG/M3	-	-	28.68 U	2.95 U	2.87 U
Tetrachloroethene	UG/M3	6.78E+05	100	1,356.52	1.02 J	1.90 U
1,1,2,2-Tetrachloroethane	UG/M3	-	-	19.22 U	1.99 U	1.92 U
Toluene	UG/M3	7.54E+05	-	10.55 U	1.96	1.06 U
Chlorobenzene	UG/M3	-	-	12.89 U	1.34 U	1.29 U
Ethylbenzene	UG/M3	4.35E+05	-	12.16 U	1.26 U	1.22 U
Styrene	UG/M3	4.26E+05	-	11.93 U	1.24 U	1.19 U
m,p-Xylene	UG/M3	4.35E+05	-	24.32 U	1.22 J	2.43 U
o-Xylene	UG/M3	4.35E+05	-	12.16 U	1.26 U	1.22 U
cis-1,2-Dichloroethene	UG/M3	-	-	11.10 U	1.15 U	1.11 U
trans-1,2-Dichloroethene	UG/M3	-	-	11.10 U	1.15 U	1.11 U

(1)- 29 CFR 1910.1000 and 29 CFR 1910.1052

(2)- NYSDOH letter from N. Kim to D. Desnoyers, Division of Environmental Remediation, NYSDEC (October 31, 2003)

Flags assigned during chemistry validation are shown.

Concentration Exceeds (1)

Concentration Exceeds (2)

U - The analyte was analyzed for, but not detected. The associated numerical value is at or below the method detection limit.
J - The analyte was positively identified, the quantitation is an estimation.
B - The analyte was found in an associated blank, as well as in the sample.

Detection Limits shown are PQL

N:\11173258.00000\DB\PROGRAM\program.mdb
Printed: 5/6/2005 4:12.40 PM
[LOGDATE] = #3/22/2005# AND [MATRIX] <> 'AQ

FIGURES

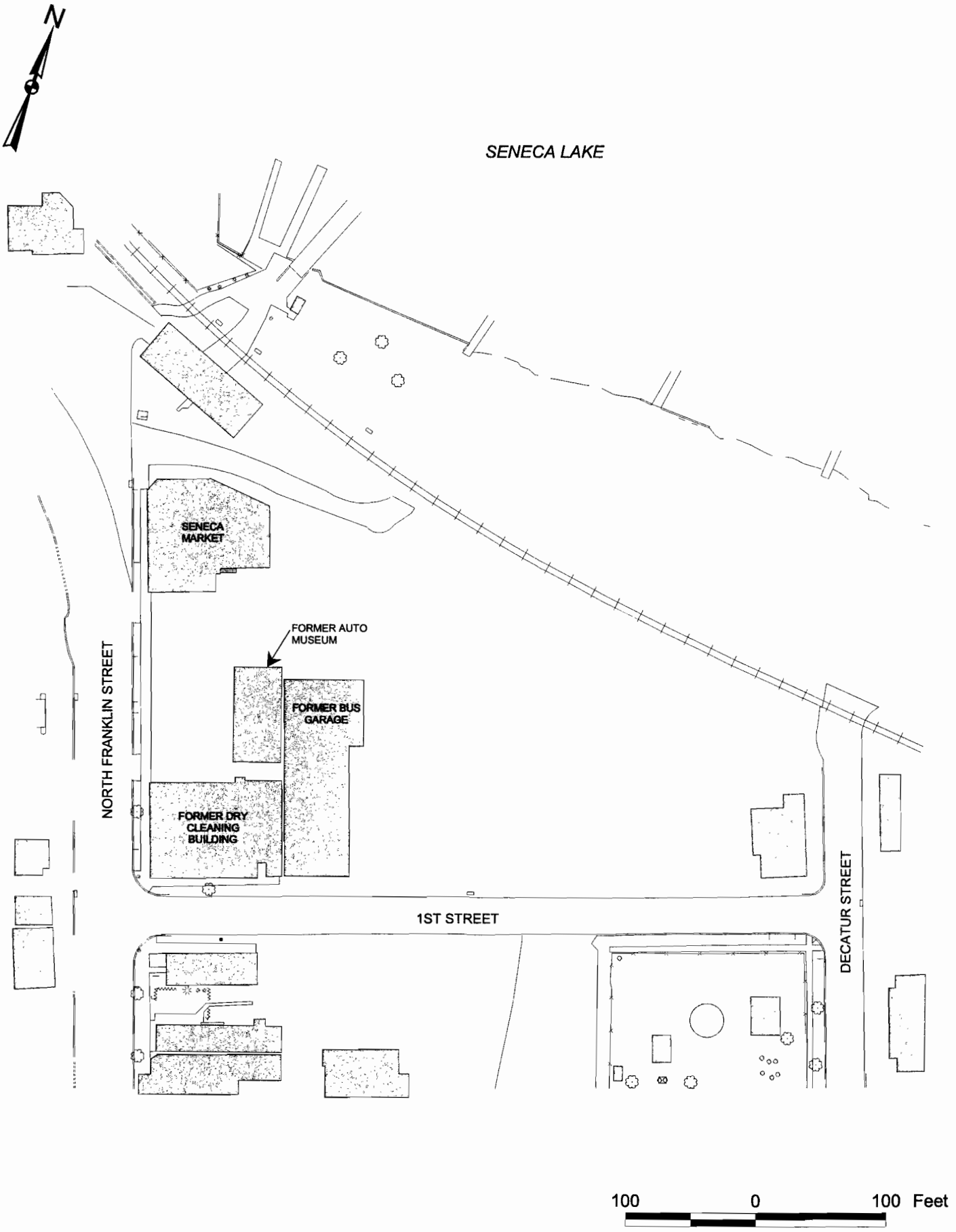

N:\11173258.00000\DBIGIS\DEC2000\n_franklin.apr SITEPLAN (II)
5/6/2005

URS

NORTH FRANKLIN STREET
PROJECT SITE

FIGURE 1

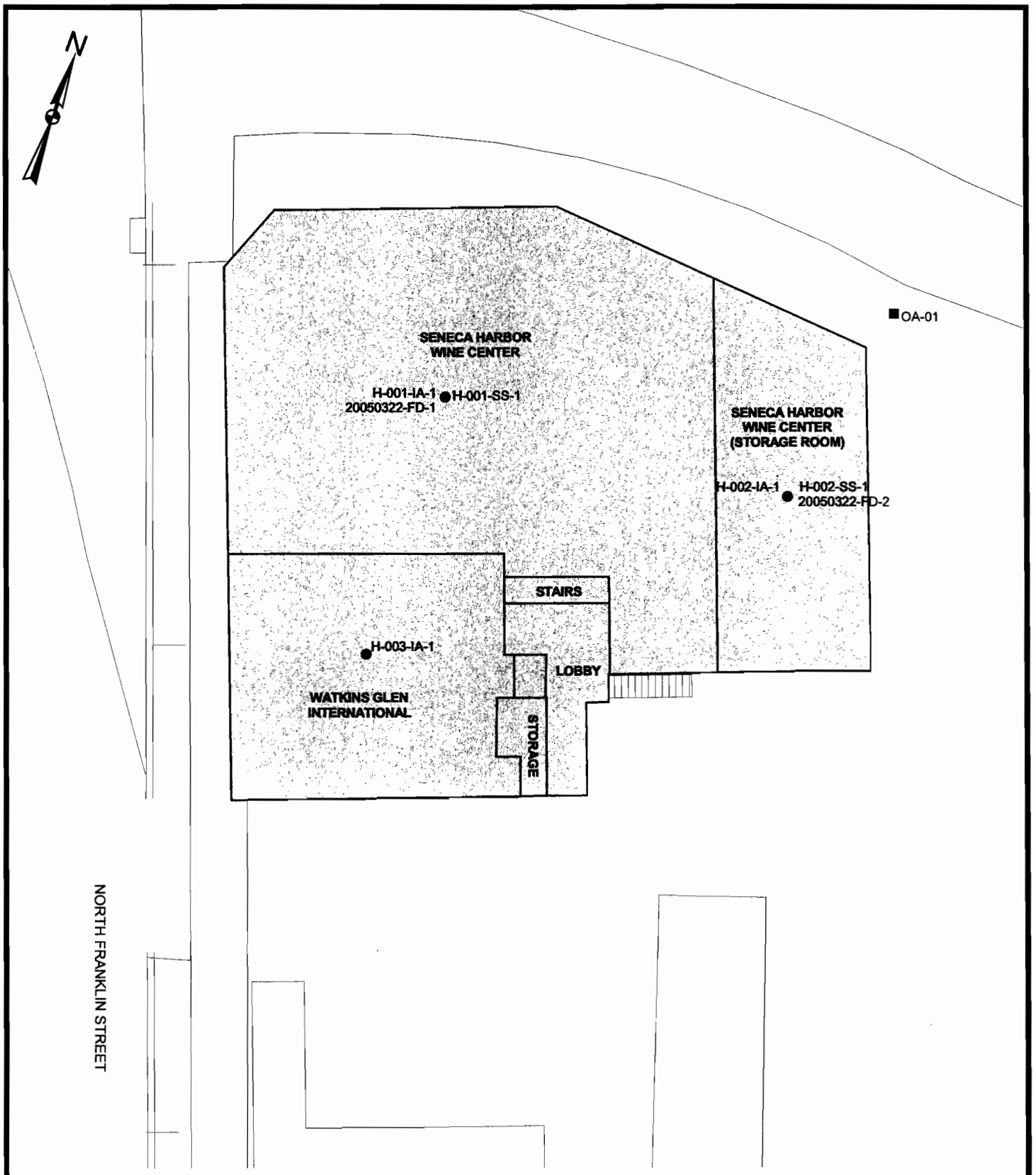

Legend

- ■ Outdoor Air Sample Location
- ● Indoor and Subslab Air Sample Location

NOTES:
IA - Indoor Air Sample
SS- Sub-Slab Air Sample
FD - Field Duplicate Sample

20 0 20 Feet

URS

SENECA MARKET BUILDING
2 NORTH FRANKLIN STREET
INDOOR/SUB-SLAB/OUTDOOR AIR SAMPLES

FIGURE 2

N:\11173258.00000\DB\GIS\DEC2000\n_franklin.apr AIR SAMPLE LOCATIONS
5/6/2005

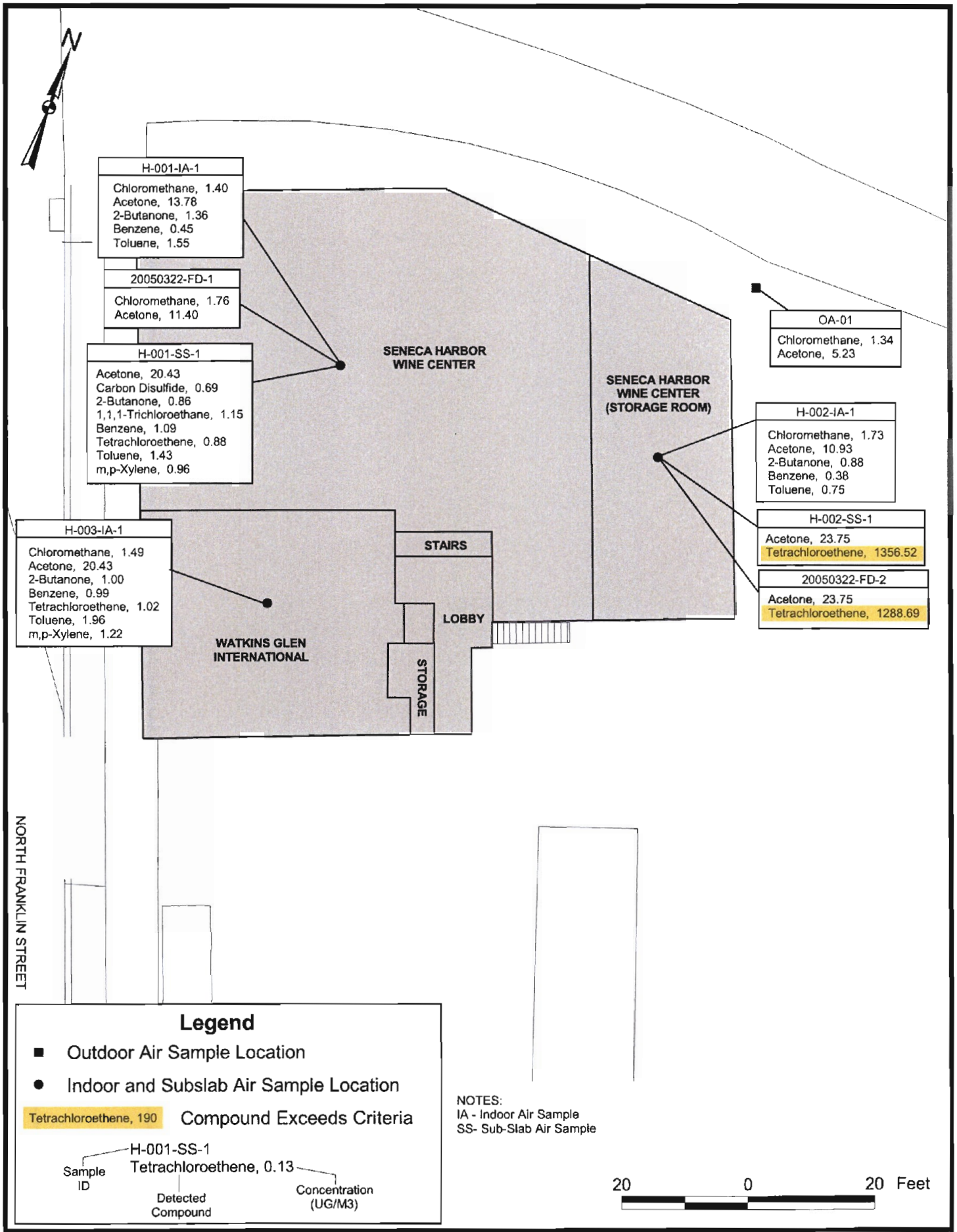

URS

SENECA MARKET BUILDING
2 NORTH FRANKLIN STREET
INDOOR/SUB-SLAB/OUTDOOR AIR SAMPLING RESULTS

FIGURE 3

N:\11173258.00000\DB\GIS\DEC2000\n_franklin.apr AIR SAMPLE RESULTS
5/5/2005

ATTACHMENT 1

PRE-SAMPLING QUESTIONNAIRE AND INVENTORY FORMS

Seneca Harbor

NEW YORK STATE DEPARTMENT OF HEALTH
INDOOR AIR QUALITY QUESTIONNAIRE AND BUILDING INVENTORY
CENTER FOR ENVIRONMENTAL HEALTH

This form must be completed for each building involved in indoor air testing.

Preparer's Name Scott Meeson Date 3/21/05 Time 1130

Preparer's Affiliation URS-Corporation Phone No. 716-856-5636

1. OCCUPANT:

Interviewed: Y / N

Last Name: _____ First Name: _____

Address: _____

County: _____

Home Phone: _____ Office Phone: _____

Number of Occupants/persons at this location _____ Age of Occupants _____

2. OWNER OR LANDLORD: (Check if same as occupant ✓)

Interviewed: (Y) / N

Last Name: Krog First Name: Peter

Address: 4 Cent the Drive Orchard Park, NY 14127

County: Erie

Home Phone: 716 667 1234 Office Phone: 716 667 1234

3. BUILDING CHARACTERISTICS

Type of Building: (Circle appropriate response)

Residential	School	Commercial/Multi-Use
Industrial	Church	Other: _____

If the property is residential, type? (Circle appropriate response)

Ranch	2-Family	3-Family
Raised Ranch	Split Level	Colonial
Cape Cod	Contemporary	Mobile Home
Duplex	Apartment House	Townhouses/Condos
Modular	Log Home	Other: _____

If multiple units, how many? 7

If the property is commercial, type?

Business Type(s) office | retail

Does it include residences (i.e. multi-use)? Y / N If yes, how many? _____

Other characteristics:

Number of floors 3 Building age ± 140 yrs

Is the building insulated? Y / N How air tight? Tight / Average / Not Tight

4. BASEMENT AND CONSTRUCTION CHARACTERISTICS (Circle all that apply)

a. Above grade construction:	wood frame	concrete	stone	brick
b. Basement type:	full	crawlspace	slab	other None
c. Basement floor:	concrete	dirt	stone	other _____
d. ~~Basement floor:~~	uncovered	covered	covered with paint / carpet / ceramic tile	
e. Concrete floor:	unsealed	sealed	sealed with _____	
f. Foundation walls:	poured	block	stone	other _____
g. Foundation walls:	unsealed	sealed	sealed with _____	
h. The basement is:	wet	damp	dry	moldy
i. The basement is:	finished	unfinished	partially finished	

r, basement

No basement, slab on grade

j. Sump present? Y / N

k. Water in sump? Y / N / not applicable

Basement/Lowest level depth below grade: _____ (feet)

Identify potential soil vapor entry points and approximate size (e.g., cracks, utility ports, drains)

_____

_____

5. HEATING, VENTING and AIR CONDITIONING (Circle all that apply)

Type of heating system(s) used in this building:

Hot air circulation	Heat pump	Hot water baseboard
Kerosene Heater	Steam radiation	Radiant floor
Electric baseboard	Wood stove	Other _____

The type of fuel used is:

Natural Gas	Fuel Oil	Kerosene
Electric	Propane	Solar
Wood	Coal	

Hot water tank fueled by: electricity

Boiler/furnace located in: Basement Outdoors Main Floor Other _____

Air Conditioning: Central Air Window units Open Windows None

Are there air distribution ducts present? Y / N

Describe the supply and cold air return ductwork in the basement including whether there is a cold air return and the tightness of duct joints. Indicate the locations on the floor plan diagram.

No basement

_____

_____

6. OCCUPANCY

Basement / lowest level occupancy?

Full time Occasionally Seldom Almost Never

retail space

Level	General Use of Each Floor (e.g., family/playroom, bedroom, laundry, workshop, storage, office)
Basement	None
1st Floor	retail, storage
2nd Floor	office
3rd Floor	office
4th Floor	

7. FACTORS THAT MAY INFLUENCE INDOOR AIR QUALITY

a. Is there an attached garage?	Y / (N)	
b. Does the garage have a separate heating unit?	Y / N / (NA)	
c. Are petroleum-powered machines or vehicles stored in the garage (e.g., lawnmower, atv, car etc.)	Y / N / (NA)	Please specify _____
d. Has the building ever had a fire?	Y / N	When? Not that I know of
e. Is there a kerosene heater present?	Y / (N)	Where? _____
f. Is there a workshop or hobby/craft area?	Y / (N)	Where & Type? _____
g. Is there smoking in the building?	Y / (N)	How frequently? _____
h. Have cleaning products been used recently?	(Y) / N	When & Type? to clean office space
i. Have cosmetic products been used recently?	Y / N	When & Type? ?
j. Has painting/staining been done in the last 6 months?	Y / (N)	Where & When? _____
k. Is there new carpet, drapes or other textiles?	Y / (N)	Where & When? _____
l. Have air fresheners been used recently?	Y / (N)	When & Type? _____
m. Is there a kitchen exhaust fan?	Y / (N)	If yes, where vented? _____
n. Is there a clothes dryer?	Y / (N)	If yes, is it vented outside? Y / N
o. Has there been a pesticide application?	(Y) / N	When & Type? 2 yrs ago

Are there odors in the building? Y / N

If yes, please describe: _____

Do any of the building occupants use solvents at work? Y / N
(e.g., chemical manufacturing or laboratory, automechanic or autobody shop, painting, fuel oil delivery, boiler mechanic, pesticide application, cosmetologist etc.)

If yes, what types of solvents are used? _____

If yes, are their clothes washed at work? Y / N

Do any of the building occupants regularly use or work at a dry-cleaning service? (Circle appropriate response)

Yes, use dry-cleaning regularly (weekly) No
Yes, use dry-cleaning infrequently (monthly or less) Unknown
Yes, work at a dry-cleaning service

Is there a radon mitigation system for the building/structure? Y / N

Date of Installation: _____

8. WATER AND SEWAGE

Water Supply: Public Water Drilled Well Driven Well Dug Well Other: _____

Sewage Disposal: Public Sewer Septic Tank Leach Field Other: _____

9. RELOCATION INFORMATION (for oil spill residential emergency)

a. Provide reasons why relocation is recommended: _____

b. Residents choose to: remain in home relocate to friends/family relocate to hotel/motel

c. Responsibility for costs associated with reimbursement explained? Y / N

d. Relocation package provided and explained to residents? Y / N

Seneca Harbor Wine Center.

10. FLOOR PLANS

Draw a plan view sketch of the basement and first floor of the building. Indicate air sampling locations, possible indoor air pollution sources and PID meter readings. If the building does not have a basement, please note.

~~**Basement:**~~ Front Room

W = wine

N

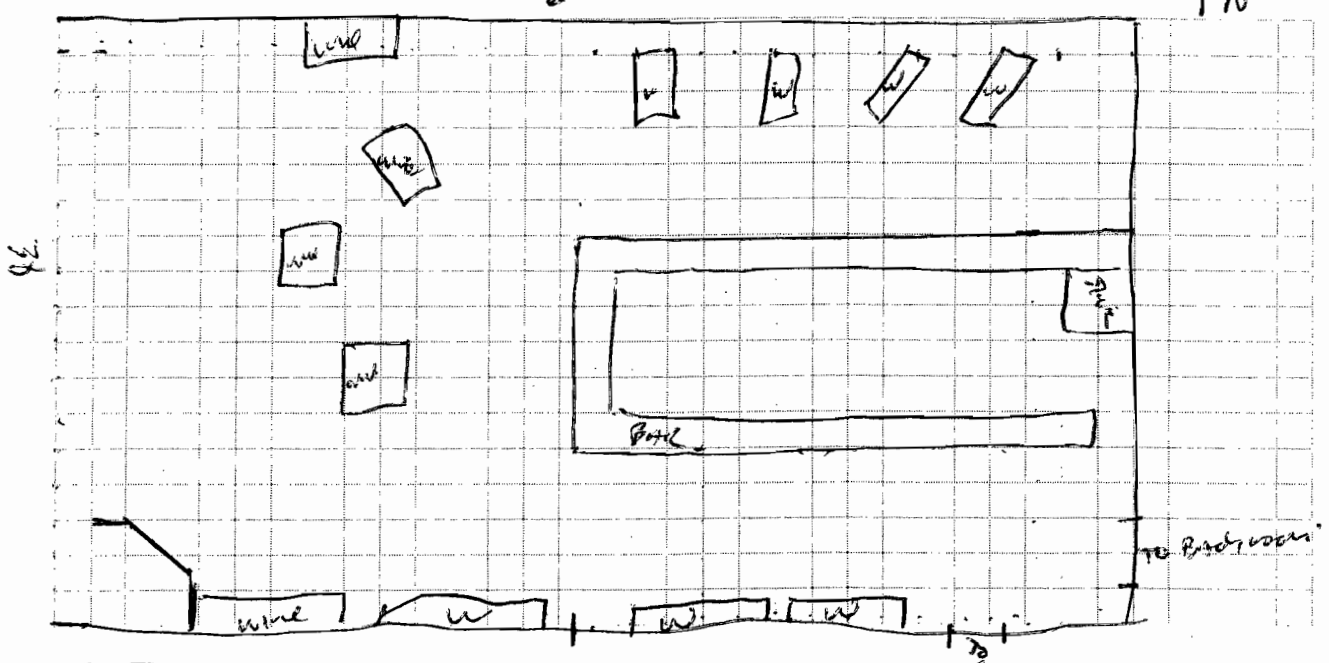

~~**First Floor:**~~ Back Room.

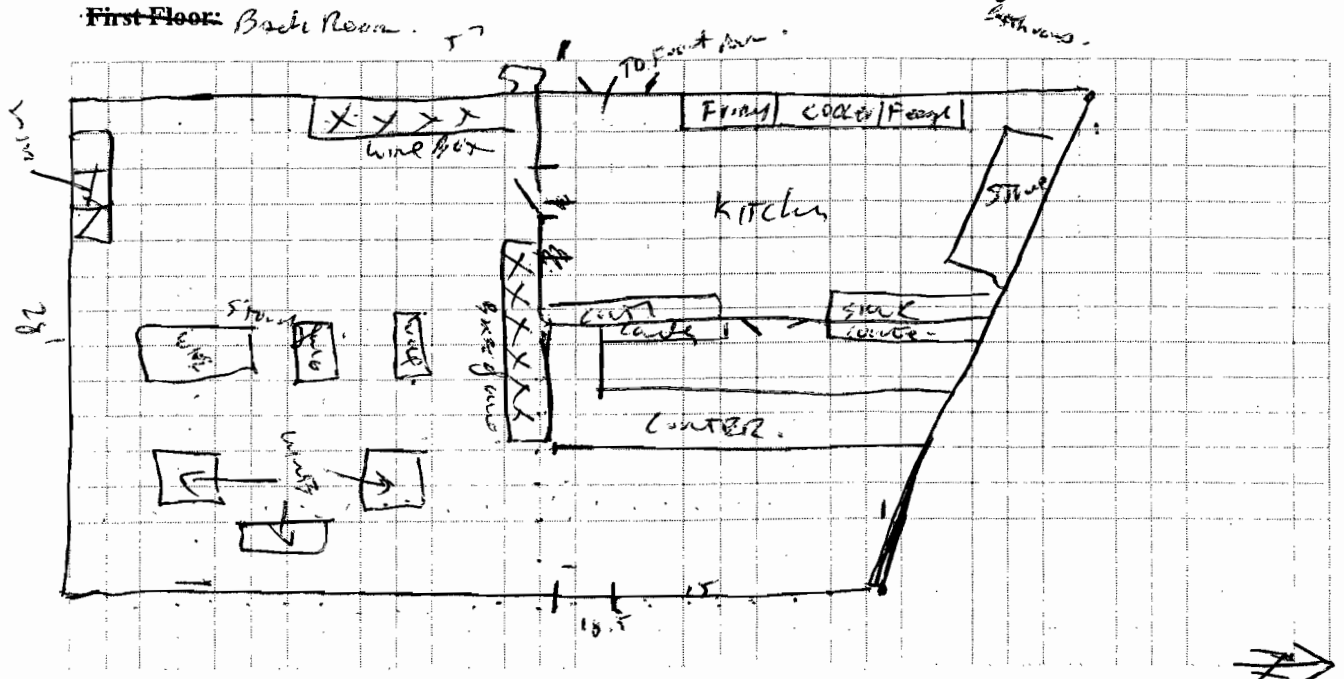

11. OUTDOOR PLOT

Draw a sketch of the area surrounding the building being sampled. If applicable, provide information on spill locations, potential air contamination sources (industries, gas stations, repair shops, landfills, etc.), outdoor air sampling location(s) and PID meter readings.

Also indicate compass direction, wind direction and speed during sampling, the locations of the well and septic system, if applicable, and a qualifying statement to help locate the site on a topographic map.

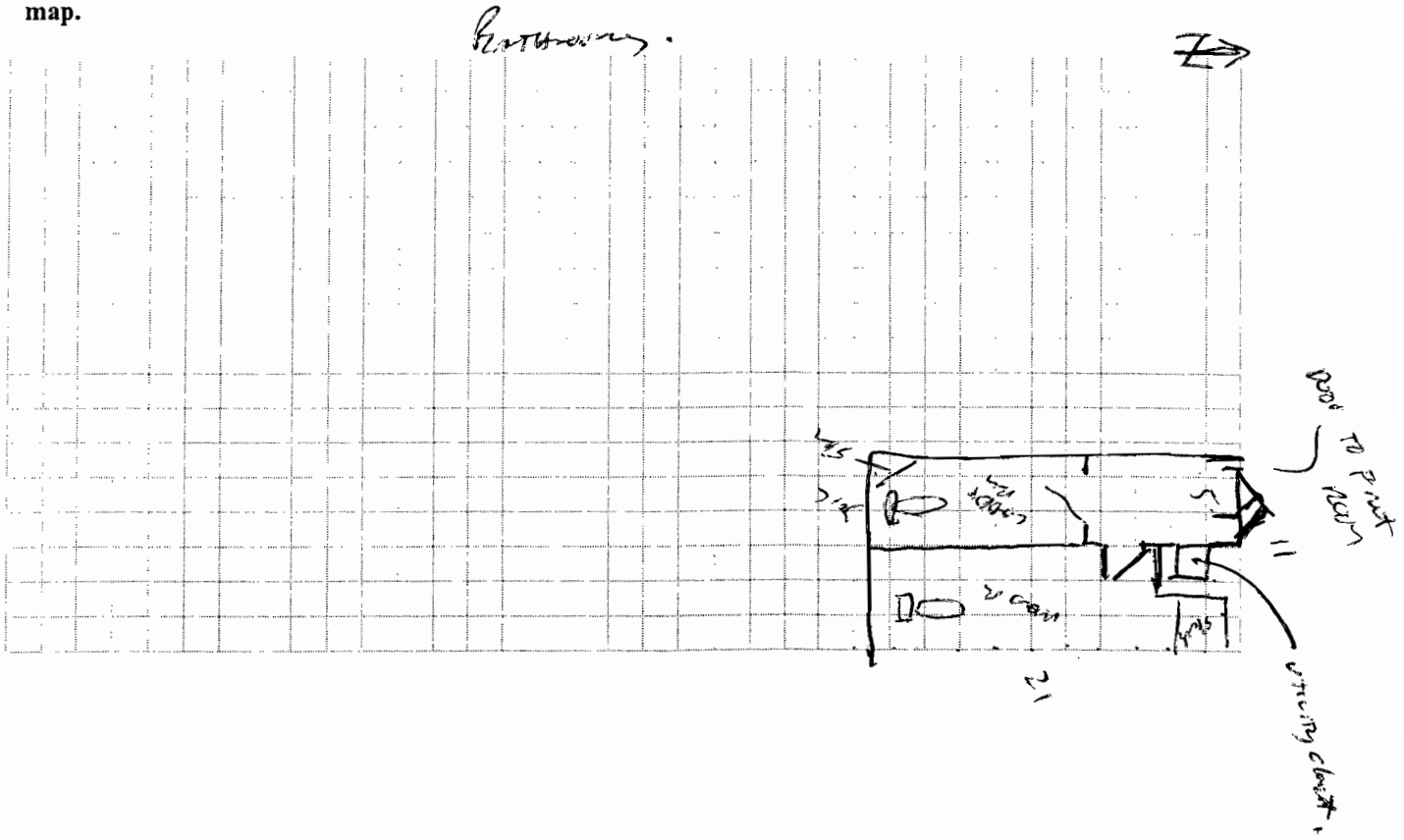

13. PRODUCT INVENTORY FORM

Make & Model of field instrument used: Rae - ppbRAE

List specific products found in the residence that have the potential to affect indoor air quality.

1 of 2

Location	Product Description	Size (units)	Condition*	Chemical Ingredients	Field Instrument Reading (units)	Photo ** Y / N
Front room	WINDEX	32 fl oz	U	Ammonia	1 ppb	N
" "	hand lotion	4 oz	U	mineral oil, distilled water, triethanolamine, Dimethicon	9 ppb	N
" "	Red wine (1 case = 12 x 750 ml bottle)	16 cases	UO	12% alcohol	0 ppb	N
" "	Blush wine (1 case = 6 x 1.5 liter)	4 case	UO	17% alcohol	0 ppb	N
" "	Dry sherry wine (1 case = 12 x 750 ml)	32 cases	UO	11% alcohol	0 ppb	N
" "	Great western champagne (1 case = 12 x 750 ml)	26 cases	UO	12% alcohol	0 ppb	N
" "	Various champagne (1 case = 12 x 750 ml)	31 case	UO	12% alcohol	0 ppb	N
" "	white wine (1 case = 12 x 750 ml)	22 cases	UO	6% alcohol	0 ppb	N
" "	Riesling (1 case 12 x 750 ml)	11 cases	UO	11% alcohol	0 ppb	N
" "	Red table wine (1 case = 12 x 750 ml)	24 cases	UO	11-18% alcohol	0 ppb	N
" "	Sherry wine (1 case = 12 x 750 ml)	20 cases	UO	17% alcohol	0 ppb	N
" "	champagne (1 case = 12 x 750 ml)	7 case	UO	11-16% alcohol	0 ppb	N
Bathroom closet	WINDEX	3x 32 oz	UO	Ammonia	1 ppb	N
" "	Scrubbing bubbles	2x 32 oz	U	unknown	0 ppb	N
" "	Spritzer soap scum Bathroom cleaner	2x 32 oz	UO	dimethyl benzyl ammonia, octyl decyl dimethyl, amine, etc	0-13 ppb	N
" "	Soft soap - Hand soap	1.25 gal	UO	Tri closan, sodium C-14-16 olefin sulfonate, sodium chloride etc	11-13 ppb	N
" "	Closet - Reline with absorbent paper (8.5x11")	8	UD	unknown	23 ppb	N
throughout	Lysol - disinfectant spray	19 oz	U	Alkyl, Dimethyl Benzyl, Ammonium Saccharinate, ethanol	42 ppb	N
" "	Soft soap dispenser	?	U	unknown	9-11 ppb	

* Describe the condition of the product containers as **Unopened (UO), Used (U),** or **Deteriorated (D)**
** Photographs of the **front and back** of product containers can replace the handwritten list of chemical ingredients. However, the photographs must be of good quality and ingredient labels must be legible.

13. PRODUCT INVENTORY FORM

Make & Model of field instrument used: Rae - ppb RAE

List specific products found in the residence that have the potential to affect indoor air quality.

Zoe Z

Location	Product Description	Size (units)	Condition*	Chemical Ingredients	Field Instrument Reading (units)	Photo ** Y / N
Kitchen	hand disinfectant	32oz	U	w-Alkyl, Benzyl amines chlor 95% inert	0 ppb	N
" "	SOFT Scrub w/ bleach	36oz	UO	Sodium hypochlorite 95.9% inert	3 ppb	N
" "	ORTHO home & garden killer	15oz	UO	Tetramethrin, 2-dimethyl-3 petroleum distillates	3 ppb	N
Storage room	cases of wine (1 case = 12 x 750 ml)	12 cases	UO	Alcohol	0 ppb.	N
" "	latex paint	2 + 1 gal	U	unknown	3 ppb	N

* Describe the condition of the product containers as **Unopened (UO), Used (U),** or **Deteriorated (D)**
** Photographs of the **front and back** of product containers can replace the handwritten list of chemical ingredients. However, the photographs must be of good quality and ingredient labels must be legible.

NEW YORK STATE DEPARTMENT OF HEALTH
INDOOR AIR QUALITY QUESTIONNAIRE AND BUILDING INVENTORY
CENTER FOR ENVIRONMENTAL HEALTH

This form must be completed for each building involved in indoor air testing.

Preparer's Name Scott [illegible] Date 3/31/05 Time 1400

Preparer's Affiliation [illegible] Corporation Phone No: 716-856-[illegible]

1. OCCUPANT:

Interviewed: (Y) / N Watkins Glen International Attn: Tonya

Last Name: _____ First Name: _____

Address: 2 North Franklin St. Watkins Glen, NY 14891

County: Schuyler

Home Phone: _____ Office Phone: 607-535-2486- x201

Number of Occupants/persons at this location _____ Age of Occupants _____

2. OWNER OR LANDLORD: (Check if same as occupant ___)

Interviewed: (Y) / N

Last Name: Krog First Name: Peter

Address: 4 Centre Drive Orchard Park, NY 14127

County: Erie

Home Phone: 716 667 1234 Office Phone: 716 667 1234

3. BUILDING CHARACTERISTICS

Type of Building: (Circle appropriate response)

Residential	School	Commercial/Multi-Use
Industrial	Church	Other: _____

If the property is residential, type? (Circle appropriate response)

Ranch	2-Family	3-Family
Raised Ranch	Split Level	Colonial
Cape Cod	Contemporary	Mobile Home
Duplex	Apartment House	Townhouses/Condos
Modular	Log Home	Other:_____

If multiple units, how many? 7

If the property is commercial, type?

Business Type(s) office / retail

Does it include residences (i.e. multi-use)? Y / N If yes, how many? _____

Other characteristics:

Number of floors 3 Building age ± 140 yrs

Is the building insulated? Y / N How air tight? Tight / Average / Not Tight

4. BASEMENT AND CONSTRUCTION CHARACTERISTICS (Circle all that apply)

a. Above grade construction:	wood frame	concrete	stone	brick
b. Basement type:	full	crawlspace	slab	other None
c. Basement floor:	concrete	dirt	stone	other _____
d. Basement floor:	uncovered	covered	covered with _____	
e. Concrete floor:	unsealed	sealed	sealed with paint / carpet / ceramic tile	
f. Foundation walls:	poured	block	stone	other _____
g. Foundation walls:	unsealed	sealed	sealed with _____	
h. The basement is:	wet	damp	dry	moldy
i. The basement is:	finished	unfinished	partially finished	

No basement – slab on grade

j. Sump present? Y / N

k. Water in sump? Y / N / not applicable

Basement/Lowest level depth below grade: _____ (feet) Slab on grade

Identify potential soil vapor entry points and approximate size (e.g., cracks, utility ports, drains)

_____

_____

5. HEATING, VENTING and AIR CONDITIONING (Circle all that apply)

Type of heating system(s) used in this building:

Hot air circulation	Heat pump	Hot water baseboard
Kerosene Heater	Stream radiation	Radiant floor
Electric baseboard	Wood stove	Other _____

The type of fuel used is:

Natural Gas	Fuel Oil	Kerosene
Electric	Propane	Solar
Wood	Coal	

Hot water tank fueled by: electricity

Boiler/furnace located in: Basement Outdoors Main Floor Other _____

Air Conditioning: Central Air Window units Open Windows None

Are there air distribution ducts present? Y / N

Describe the supply and cold air return ductwork in the basement including whether there is a cold air return and the tightness of duct joints. Indicate the locations on the floor plan diagram.

No basement

_____

6. OCCUPANCY

Basement / lowest level occupancy?

Full time Occasionally Seldom Almost Never

retail space

Are there odors in the building? Y / N

If yes, please describe: _____

Do any of the building occupants use solvents at work? Y / N
(e.g., chemical manufacturing or laboratory, automechanic or autobody shop, painting, fuel oil delivery, boiler mechanic, pesticide application, cosmetologist etc.)

If yes, what types of solvents are used? _____

If yes, are their clothes washed at work? Y / N

Do any of the building occupants regularly use or work at a dry-cleaning service? (Circle appropriate response)

Yes, use dry-cleaning regularly (weekly)
Yes, use dry-cleaning infrequently (monthly or less)
Yes, work at a dry-cleaning service

~~No~~
Unknown

Is there a radon mitigation system for the building/structure? Y / N

Date of Installation: _____

8. WATER AND SEWAGE

Water Supply: Public Water Drilled Well Driven Well Dug Well Other: _____

Sewage Disposal: Public Sewer Septic Tank Leach Field Other: _____

9. RELOCATION INFORMATION (for oil spill residential emergency)

a. Provide reasons why relocation is recommended: _____

b. Residents choose to: remain in home relocate to friends/family relocate to hotel/motel

c. Responsibility for costs associated with reimbursement explained? Y / N

d. Relocation package provided and explained to residents? Y / N

13. PRODUCT INVENTORY FORM

Make & Model of field instrument used: RAE -ppbRAE

List specific products found in the residence that have the potential to affect indoor air quality.

2 of 2

Location	Product Description	Size (units)	Condition*	Chemical Ingredients	Field Instrument Reading (units)	Photo ** Y / N
Bathroom	Enforcer - wasp & hornet killer	16 oz	UO	99% inert ingredient, petroleum distillate	100 ppb	N
" "	Magic - stick free (carpet treatment)	13 oz	UO	unknown	0 ppb	N
" "	Woolite, Liquid carpet cleaner grain scent	8.5 fl oz	U	unknown	2 ppb	N
" "	Behlen - furniture polish	2 x 16 oz	UO	unknown	5 ppb	N
" "	printed posters	100's units	UO	unknown	0-3 ppm	N
Carpet	Front door	—	—		0-19 ppb	
	west of sliding door	—	—		0-5 ppb	

* Describe the condition of the product containers as **Unopened (UO), Used (U),** or **Deteriorated (D)**
** Photographs of the **front and back** of product containers can replace the handwritten list of chemical ingredients. However, the photographs must be of good quality and ingredient labels must be legible.

13. PRODUCT INVENTORY FORM

Make & Model of field instrument used: RAE - ppbRAE

List specific products found in the residence that have the potential to affect indoor air quality.

1 OF 2

Location	Product Description	Size (units)	Condition*	Chemical Ingredients	Field Instrument Reading (units)	Photo ** Y / N
Front Room	sun screen	8 oz	UO	water, glycerin -26, aloe, Tocopheryl Acetate	0 ppb	N
" "	vinyl pillows (12" x 12")	3 units	UO	unknown	0-37 ppb	Y
" "	various new clothing (shirts, hats, sweatshirts)	100's units	UO	unknown	0-42 ppb	Y
" "	Sharpie markers	50 units	UO	unknown	0-36 ppb	Y
" "	various colored markers	100's units	UO	unknown	0-14 ppb	Y
" "	various painted posters	100's units	UO	unknown	0-26 ppb	Y
" "	Jeff Gordon - Bobble head in Box	40 units	UO	unknown	0-21 ppb	N
Showroom	Bumper stickers	75 units	UO	unknown	0-9 ppb	N
" "	Zippo - Butane Fuel	24 x 2.5 oz	UO	Butane	125 ppb	Y
" "	Zippo - Premium Lighter Fluid	21 x 4 oz	UO	petroleum distillates - Naphtha	831 ppb	Y
" "	Zippo - rechargable Butane Lighters	53 units	UO	Butane	63 ppb	Y
" "	Zippo fluid filled lighters	150 units	UO	not filled	0 ppb	N
Desk area	Lysol disinfectant	6 oz	U	Alkyl Dimethyl, benzyl, Ammonium Saccharate, ethanol	9 ppb	N
" "	scented candle 2" Φ x 1" High	1 unit	U	unknown	3 ppb	N
" "	glass cleaner	750 ml	U	NA (Refillable bottle)	1156 ppb	Y
" "	Bath & Body works Anti Bacterial gel	2 fl oz	U	unknown	0	N
" "	Kutol - sani gel	4 fl oz	U	water, ethyl alcohol, Triethanolamine	1101 ppb	Y
" "	Bio-odorant plus	20 ml	U	unknown	0	N
" "	Thermal Cameras	150 units	UO	unknown	0-17 ppb	Y

* Describe the condition of the product containers as **Unopened (UO), Used (U),** or **Deteriorated (D)**
** Photographs of the **front and back** of product containers can replace the handwritten list of chemical ingredients. However, the photographs must be of good quality and ingredient labels must be legible.

ATTACHMENT 2

PHOTOGRAPHIC LOG

SENECA MARKET BUILDING
Photographic Log

Photo 1: Photograph looking east towards bar in Seneca Harbor Wine Center.

Photo 2: Photograph looking west towards North Franklin Street in Seneca Harbor Wine Center.

URS

SENECA MARKET BUILDING
Photographic Log

Photo 3: Photograph looking south to bathroom in Seneca Harbor Wine Center.

URS

SENECA MARKET BUILDING
Photographic Log

Photo 4: Photograph looking north into kitchen area of Seneca Harbor Wine Center.

URS

SENECA MARKET BUILDING
Photographic Log

Photo 5: Photograph looking south in rear storage room of Seneca Harbor Wine Center.

Photo 6: Photograph looking north in rear storage room of Seneca Harbor Wine Center.

SENECA MARKET BUILDING
Photographic Log

Photo 7: Photograph looking north along western wall of Watkins Glen International.

Photo 8: Photograph looking at northeast corner of Watkins Glen International.

SENECA MARKET BUILDING
Photographic Log

Photo 9: Photograph looking south along western wall of Watkins Glen International.

Photo 10: Photograph looking south along eastern wall in Watkins Glen International.

URS

SENECA MARKET BUILDING
Photographic Log

Photo 11: Photograph looking west into storage room of Watkins Glen International.

URS

SENECA MARKET BUILDING
Photographic Log

Photo 12: Photograph of vinyl pillows (0-37 ppb).

Photo 13: Photograph of various clothing exhibits (0-42 ppb).

SENECA MARKET BUILDING
Photographic Log

Photo 14: Photograph of sharpie markers (0-36 ppb).



Photo 15: Photograph of various colored erasers (0-19 ppb).

SENECA MARKET BUILDING
Photographic Log

Photo 16: Photograph of various posters (0-26 ppb).

Photo 17: Photograph of Zippo butane and Zippo lighter fluid (125 and 831 ppb respectively).

SENECA MARKET BUILDING
Photographic Log

Photo 18: Photograph of filled butane lighters (63 ppb).

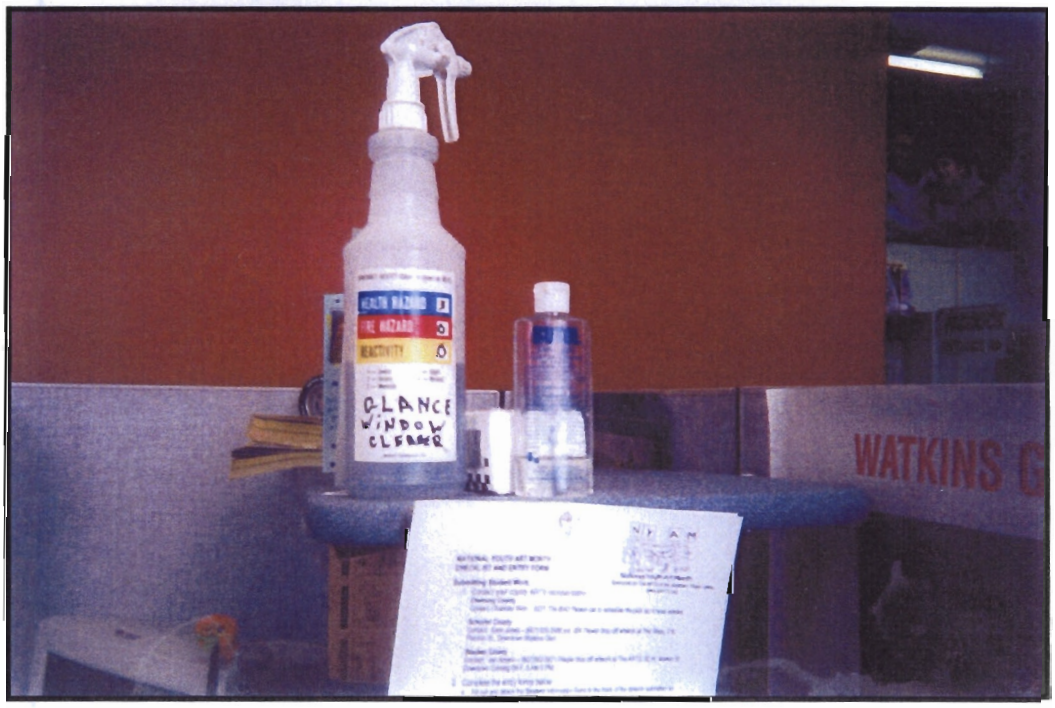

Photo 19: Photograph of window cleaner with 1,156 ppb reading and Kutol sanitary gel (1,101 ppb).

SENECA MARKET BUILDING
Photographic Log

Photo 20: Photograph of throw away cameras (0-17 ppb).

Photo 21: Photograph looking south of H-001-IA-1 and 20050322-FD-1 location.

SENECA MARKET BUILDING
Photographic Log

Photo 22: Photograph of H-001-SS-1 location.

Photo 23: Photograph of H-002-SS-1 and 20050322-FD-2 location.

SENECA MARKET BUILDING
Photographic Log



Photo 24: Photograph looking south of H-002-IA-1 location.

URS

SENECA MARKET BUILDING
Photographic Log



Photo 25: Photograph looking south of H-003-IA-1 location.

Photo 26: Photograph looking north of outdoor air sampler.

ATTACHMENT 3

SAMPLING LOGS

Summa Canister Sampling Field Data Sheet

Site: 2 North Franklin Street
Samplers: SCM
Date: 3/22/05

Sample #	H-001-IA-1	20050322-FD1	H-001-SS-1		
Location	Seneca Harbor Front room 1st Floor	Seneca Harbor Front room 1st Floor Dup.	Seneca Harbor Front Room Sub slab		
Summa Canister ID (Lab ID, if provided)	1411	2974	3368		
Additional Tubing Added	NO/ YES - How much	NO/ YES - How much	NO/ YES - How much 36"	NO/ YES - How much	NO/ YES - How much
Purge Time (Start)	—	—	08:48		
Purge Time (Stop)	—	—	08:49		
Total Purge Time (min)	—	—	1 min		
Pressure Gauge - before sampling inHg	-30	0	-28		
Sample Time (Start)	08:46	08:47	08:49		
Sample Time (Stop)	16:40	1641	1641		
Total Sample Time (min)					
Pressure Gauge - after sampling	-6	0	-1		
Canister Pressure Went To Ambient Pressure?	YES / NO	YES / NO	YES / NO	YES / NO	YES / NO

General Comments: canister 2974 (20050322-FD-1) had 0 vacuum, let run increase just false reading on gauge
purge of H-001-SS-1 → 1 Liter purge, reading on purge air was 462ppb.

Summa Canister Sampling Field Data Sheet

Site: 2 NORTH FRANKLIN STREET
Samplers: SCM
Date: 3/22/05

Sample #	H-002-IA-1	H-002-SS-1	20050322-FD2	20050322-OA-1	H-003-IA-1
Location	Seneca Harbor Back room 1st Floor	Seneca Harbor Back room sub slab	Seneca Harbor Backroom sub slab Dup.	OUTDOOR AIR sample	WATKINS Glen Interactive 1st Floor
Summa Canister ID (Lab ID, if provided)	92071	04419	92074	1811	94/61B
Additional Tubing Added	NO/ YES - How much	NO/ YES - How much 36"	NO/ YES - How much 36"	NO/ YES - How much	NO/ YES - How much
Purge Time (Start)	—	0850	0850	—	—
Purge Time (Stop)	—	0851	0851	—	—
Total Purge Time (min)	—	1 min	1 min	—	—
Pressure Gauge - before sampling in Hg	-29	-30	-30	-28	-30
Sample Time (Start)	0850	0851	0851	0858	0902
Sample Time (Stop)	1642	1643	1642	1645	1650
Total Sample Time (min)					
Pressure Gauge - after sampling	-5	-5	-5	-6	-6
Canister Pressure Went To Ambient Pressure?	YES / NO	YES / NO	YES / NO	YES / NO	YES / NO

General Comments:
PURGE OF H-002-SS-1 & 20050322-FD-2 —> 1 Liter purge, READING ON PURGE AIR WAS 674 ppb.

ATTACHMENT 4

LABORATORY REPORTING FORMS
and
CHAIN-OF-CUSTODY

URS Corp/ NYSDEC

Client Sample ID: H-001-IA-1

GC/MS Volatiles

Lot-Sample # H5C240102 - 001 **Work Order #** G6WKD1AE **Matrix.....:** AIR

Date Sampled...: 3/22/05 **Date Received..:** 3/23/05
Prep Date.....: 3/25/05 **Analysis Date...** 3/25/05
Prep Batch #.....: 5086056
Dilution Factor.: 1.42 **Method.....:** TO-15

PARAMETER	RESULTS (ppb(v/v))	REPORTING LIMIT (ppb(v/v))	RESULTS (ug/m3)		REPORTING LIMIT (ug/m3)
trans-1,3-Dichloropropene	ND	0.28	ND		1.3
Acetone	**5.8**	**7.1**	**14**	**J B**	**17**
Ethylbenzene	ND	0.28	ND		1.2
2-Hexanone	ND	0.71	ND		2.9
Methylene chloride	ND	0.71	ND		2.5
Benzene	**0.14**	**0.28**	**0.44**	**J**	**0.91**
Styrene	ND	0.28	ND		1.2
1,1,2,2-Tetrachloroethane	ND	0.28	ND		1.9
Tetrachloroethene	ND	0.28	ND		1.9
Toluene	**0.41**	**0.28**	**1.5**		**1.1**
1,1,1-Trichloroethane	ND	0.28	ND		1.5
1,1,2-Trichloroethane	ND	0.28	ND		1.5
Trichloroethene	ND	0.28	ND		1.5
Vinyl chloride	ND	0.28	ND		0.73
o-Xylene	ND	0.28	ND		1.2
m-Xylene & p-Xylene	ND	0.28	ND		1.2
Bromodichloromethane	ND	0.28	ND		1.9
2-Butanone (MEK)	**0.46**	**0.71**	**1.3**	**J**	**2.1**
4-Methyl-2-pentanone (MIBK)	ND	0.71	ND		2.9
Bromoform	ND	0.28	ND		2.9
Bromomethane	ND	0.28	ND		1.1
Carbon disulfide	ND	0.28	ND		0.88
Carbon tetrachloride	ND	0.28	ND		1.8
Chlorobenzene	ND	0.28	ND		1.3
Dibromochloromethane	ND	0.28	ND		2.4
Chloroethane	ND	0.28	ND		0.75
Chloroform	ND	0.28	ND		1.4
Chloromethane	**0.68**	**0.71**	**1.4**	**J**	**1.5**
1,1-Dichloroethane	ND	0.28	ND		1.1
1,2-Dichloroethane	ND	0.28	ND		1.1
1,1-Dichloroethene	ND	0.28	ND		1.1
cis-1,2-Dichloroethene	ND	0.28	ND		1.1
trans-1,2-Dichloroethene	ND	0.28	ND		1.1
1,2-Dichloropropane	ND	0.28	ND		1.3
cis-1,3-Dichloropropene	ND	0.28	ND		1.3

URS Corp/ NYSDEC

Client Sample ID: H-001-IA-1

GC/MS Volatiles

Lot-Sample # H5C240102 - 001 **Work Order #** G6WKD1AE **Matrix.....:** AIR

SURROGATE	PERCENT RECOVERY	LABORATORY CONTROL LIMITS (%)
1,2-Dichloroethane-d4	99	70 - 130
Toluene-d8	96	70 - 130
4-Bromofluorobenzene	94	70 - 130

Qualifiers

B	Method blank contamination. The associated method blank contains the target analyte at a reportable level.
J	Estimated result. Result is less than RL.

The 'Result' in ug/m3 is calculated using the following equation: Amount Found(before rounding)*(Molecular Weight/24.45)

The 'Reporting Limit' in ug/m3 is calculated using the following equation: (Reporting Limit(before rounding) * Dilution Factor) * (Molecular Weight/24.45)

URS Corp/ NYSDEC

Client Sample ID: H-001-SS-1

GC/MS Volatiles

Lot-Sample # H5C240102 - 002 **Work Order #** G6WKF1AE **Matrix.....:** AIR

Date Sampled...: 3/22/05 **Date Received..:** 3/23/05
Prep Date.....: 3/25/05 **Analysis Date...** 3/25/05
Prep Batch #.....: 5086056
Dilution Factor.: 1.48 **Method.....:** TO-15

PARAMETER	RESULTS (ppb(v/v))	REPORTING LIMIT (ppb(v/v))	RESULTS (ug/m3)		REPORTING LIMIT (ug/m3)
trans-1,3-Dichloropropene	ND	0.30	ND		1.3
Acetone	**8.6**	**7.4**	**20**	**B**	**18**
Ethylbenzene	ND	0.30	ND		1.3
2-Hexanone	ND	0.74	ND		3.0
Methylene chloride	ND	0.74	ND		2.6
Benzene	**0.34**	**0.30**	**1.1**		**0.95**
Styrene	ND	0.30	ND		1.3
1,1,2,2-Tetrachloroethane	ND	0.30	ND		2.0
Tetrachloroethene	**0.13**	**0.30**	**0.89**	**J**	**2.0**
Toluene	**0.38**	**0.30**	**1.4**		**1.1**
1,1,1-Trichloroethane	**0.21**	**0.30**	**1.1**	**J**	**1.6**
1,1,2-Trichloroethane	ND	0.30	ND		1.6
Trichloroethene	ND	0.30	ND		1.6
Vinyl chloride	ND	0.30	ND		0.76
o-Xylene	ND	0.30	ND		1.3
m-Xylene & p-Xylene	**0.11**	**0.30**	**0.46**	**J**	**1.3**
Bromodichloromethane	ND	0.30	ND		2.0
2-Butanone (MEK)	**0.29**	**0.74**	**0.85**	**J**	**2.2**
4-Methyl-2-pentanone (MIBK)	ND	0.74	ND		3.0
Bromoform	ND	0.30	ND		3.1
Bromomethane	ND	0.30	ND		1.1
Carbon disulfide	**0.22**	**0.30**	**0.69**	**J**	**0.92**
Carbon tetrachloride	ND	0.30	ND		1.9
Chlorobenzene	ND	0.30	ND		1.4
Dibromochloromethane	ND	0.30	ND		2.5
Chloroethane	ND	0.30	ND		0.78
Chloroform	ND	0.30	ND		1.4
Chloromethane	ND	0.74	ND		1.5
1,1-Dichloroethane	ND	0.30	ND		1.2
1,2-Dichloroethane	ND	0.30	ND		1.2
1,1-Dichloroethene	ND	0.30	ND		1.2
cis-1,2-Dichloroethene	ND	0.30	ND		1.2
trans-1,2-Dichloroethene	ND	0.30	ND		1.2
1,2-Dichloropropane	ND	0.30	ND		1.4
cis-1,3-Dichloropropene	ND	0.30	ND		1.3

URS Corp/ NYSDEC

Client Sample ID: H-001-SS-1

GC/MS Volatiles

Lot-Sample # H5C240102 - 002 **Work Order #** G6WKF1AE **Matrix.....:** AIR

SURROGATE	PERCENT RECOVERY	LABORATORY CONTROL LIMITS (%)
1,2-Dichloroethane-d4	96	70 - 130
Toluene-d8	96	70 - 130
4-Bromofluorobenzene	95	70 - 130

Qualifiers

B	Method blank contamination. The associated method blank contains the target analyte at a reportable level.
J	Estimated result. Result is less than RL.

The 'Result' in ug/m3 is calculated using the following equation: Amount Found(before rounding)*(Molecular Weight/24.45)

The 'Reporting Limit' in ug/m3 is calculated using the following equation: (Reporting Limit(before rounding) * Dilution Factor) * (Molecular Weight/24.45)

URS Corp/ NYSDEC

Client Sample ID: H-002-IA-1

GC/MS Volatiles

Lot-Sample # H5C240102 - 003 **Work Order #** G6WKG1AE **Matrix.....:** AIR

Date Sampled...: 3/22/05 **Date Received..:** 3/23/05
Prep Date.....: 3/25/05 **Analysis Date...** 3/26/05
Prep Batch #.....: 5086056
Dilution Factor.: 1.42 **Method.....:** TO-15

PARAMETER	RESULTS (ppb(v/v))	REPORTING LIMIT (ppb(v/v))	RESULTS (ug/m3)		REPORTING LIMIT (ug/m3)
trans-1,3-Dichloropropene	ND	0.28	ND		1.3
Acetone	**4.6**	**7.1**	**11**	**J B**	**17**
Ethylbenzene	ND	0.28	ND		1.2
2-Hexanone	ND	0.71	ND		2.9
Methylene chloride	ND	0.71	ND		2.5
Benzene	**0.12**	**0.28**	**0.38**	**J**	**0.91**
Styrene	ND	0.28	ND		1.2
1,1,2,2-Tetrachloroethane	ND	0.28	ND		1.9
Tetrachloroethene	ND	0.28	ND		1.9
Toluene	**0.20**	**0.28**	**0.75**	**J**	**1.1**
1,1,1-Trichloroethane	ND	0.28	ND		1.5
1,1,2-Trichloroethane	ND	0.28	ND		1.5
Trichloroethene	ND	0.28	ND		1.5
Vinyl chloride	ND	0.28	ND		0.73
o-Xylene	ND	0.28	ND		1.2
m-Xylene & p-Xylene	ND	0.28	ND		1.2
Bromodichloromethane	ND	0.28	ND		1.9
2-Butanone (MEK)	**0.30**	**0.71**	**0.89**	**J**	**2.1**
4-Methyl-2-pentanone (MIBK)	ND	0.71	ND		2.9
Bromoform	ND	0.28	ND		2.9
Bromomethane	ND	0.28	ND		1.1
Carbon disulfide	ND	0.28	ND		0.88
Carbon tetrachloride	ND	0.28	ND		1.8
Chlorobenzene	ND	0.28	ND		1.3
Dibromochloromethane	ND	0.28	ND		2.4
Chloroethane	ND	0.28	ND		0.75
Chloroform	ND	0.28	ND		1.4
Chloromethane	**0.84**	**0.71**	**1.7**		**1.5**
1,1-Dichloroethane	ND	0.28	ND		1.1
1,2-Dichloroethane	ND	0.28	ND		1.1
1,1-Dichloroethene	ND	0.28	ND		1.1
cis-1,2-Dichloroethene	ND	0.28	ND		1.1
trans-1,2-Dichloroethene	ND	0.28	ND		1.1
1,2-Dichloropropane	ND	0.28	ND		1.3
cis-1,3-Dichloropropene	ND	0.28	ND		1.3

URS Corp/ NYSDEC

Client Sample ID: H-002-IA-1

GC/MS Volatiles

Lot-Sample # H5C240102 - 003 **Work Order #** G6WKG1AE **Matrix.....:** AIR

SURROGATE	PERCENT RECOVERY	LABORATORY CONTROL LIMITS (%)
1,2-Dichloroethane-d4	99	70 - 130
Toluene-d8	100	70 - 130
4-Bromofluorobenzene	93	70 - 130

Qualifiers

B	Method blank contamination. The associated method blank contains the target analyte at a reportable level.
J	Estimated result. Result is less than RL.

The 'Result' in ug/m3 is calculated using the following equation: Amount Found(before rounding)*(Molecular Weight/24.45)

The 'Reporting Limit' in ug/m3 is calculated using the following equation: (Reporting Limit(before rounding) * Dilution Factor) * (Molecular Weight/24.45)

URS Corp/ NYSDEC

Client Sample ID: H-002-SS-1

GC/MS Volatiles

Lot-Sample # H5C240102 - 004 **Work Order #** G6WKH1AE **Matrix.....:** AIR

Date Sampled...: 3/22/05 **Date Received..:** 3/23/05
Prep Date.....: 3/25/05 **Analysis Date...** 3/25/05
Prep Batch #.....: 5086056
Dilution Factor.: 14.1 **Method.....:** TO-15

PARAMETER	RESULTS (ppb(v/v))	REPORTING LIMIT (ppb(v/v))	RESULTS (ug/m3)		REPORTING LIMIT (ug/m3)
trans-1,3-Dichloropropene	ND	2.8	ND		13
Acetone	**10**	**70**	**24**	**J B**	**170**
Ethylbenzene	ND	2.8	ND		12
2-Hexanone	ND	7.0	ND		29
Methylene chloride	ND	7.0	ND		24
Benzene	ND	2.8	ND		9.0
Styrene	ND	2.8	ND		12
1,1,2,2-Tetrachloroethane	ND	2.8	ND		19
Tetrachloroethene	**200**	**2.8**	**1300**		**19**
Toluene	ND	2.8	ND		11
1,1,1-Trichloroethane	ND	2.8	ND		15
1,1,2-Trichloroethane	ND	2.8	ND		15
Trichloroethene	ND	2.8	ND		15
Vinyl chloride	ND	2.8	ND		7.2
o-Xylene	ND	2.8	ND		12
m-Xylene & p-Xylene	ND	2.8	ND		12
Bromodichloromethane	ND	2.8	ND		19
2-Butanone (MEK)	ND	7.0	ND		21
4-Methyl-2-pentanone (MIBK)	ND	7.0	ND		29
Bromoform	ND	2.8	ND		29
Bromomethane	ND	2.8	ND		11
Carbon disulfide	ND	2.8	ND		8.8
Carbon tetrachloride	ND	2.8	ND		18
Chlorobenzene	ND	2.8	ND		13
Dibromochloromethane	ND	2.8	ND		24
Chloroethane	ND	2.8	ND		7.4
Chloroform	ND	2.8	ND		14
Chloromethane	ND	7.0	ND		15
1,1-Dichloroethane	ND	2.8	ND		11
1,2-Dichloroethane	ND	2.8	ND		11
1,1-Dichloroethene	ND	2.8	ND		11
cis-1,2-Dichloroethene	ND	2.8	ND		11
trans-1,2-Dichloroethene	ND	2.8	ND		11
1,2-Dichloropropane	ND	2.8	ND		13
cis-1,3-Dichloropropene	ND	2.8	ND		13

URS Corp/ NYSDEC

Client Sample ID: H-002-SS-1

GC/MS Volatiles

Lot-Sample # H5C240102 - 004 **Work Order #** G6WKH1AE **Matrix.....:** AIR

SURROGATE	PERCENT RECOVERY	LABORATORY CONTROL LIMITS (%)
1,2-Dichloroethane-d4	97	70 - 130
Toluene-d8	97	70 - 130
4-Bromofluorobenzene	94	70 - 130

Qualifiers

B	Method blank contamination. The associated method blank contains the target analyte at a reportable level.
J	Estimated result. Result is less than RL.

The 'Result' in ug/m3 is calculated using the following equation: Amount Found(before rounding)*(Molecular Weight/24.45)

The 'Reporting Limit' in ug/m3 is calculated using the following equation: (Reporting Limit(before rounding) * Dilution Factor) * (Molecular Weight/24.45)

URS Corp/ NYSDEC

Client Sample ID: H-003-IA-1

GC/MS Volatiles

Lot-Sample # H5C240102 - 005 **Work Order #** G6WKK1AE **Matrix.....:** AIR

Date Sampled...: 3/22/05 **Date Received..:** 3/23/05
Prep Date.....: 3/25/05 **Analysis Date...** 3/25/05
Prep Batch #.....: 5086056
Dilution Factor.: 1.43 **Method.....:** TO-15

PARAMETER	RESULTS (ppb(v/v))	REPORTING LIMIT (ppb(v/v))	RESULTS (ug/m3)		REPORTING LIMIT (ug/m3)
trans-1,3-Dichloropropene	ND	0.29	ND		1.3
Acetone	**8.6**	**7.2**	**20**	**B**	**17**
Ethylbenzene	ND	0.29	ND		1.2
2-Hexanone	ND	0.72	ND		2.9
Methylene chloride	ND	0.72	ND		2.5
Benzene	**0.31**	**0.29**	**1.00**		**0.91**
Styrene	ND	0.29	ND		1.2
1,1,2,2-Tetrachloroethane	ND	0.29	ND		2.0
Tetrachloroethene	**0.15**	**0.29**	**1.0**	**J**	**1.9**
Toluene	**0.52**	**0.29**	**1.9**		**1.1**
1,1,1-Trichloroethane	ND	0.29	ND		1.6
1,1,2-Trichloroethane	ND	0.29	ND		1.6
Trichloroethene	ND	0.29	ND		1.5
Vinyl chloride	ND	0.29	ND		0.73
o-Xylene	ND	0.29	ND		1.2
m-Xylene & p-Xylene	**0.14**	**0.29**	**0.61**	**J**	**1.2**
Bromodichloromethane	ND	0.29	ND		1.9
2-Butanone (MEK)	**0.34**	**0.72**	**1.0**	**J**	**2.1**
4-Methyl-2-pentanone (MIBK)	ND	0.72	ND		2.9
Bromoform	ND	0.29	ND		3.0
Bromomethane	ND	0.29	ND		1.1
Carbon disulfide	ND	0.29	ND		0.89
Carbon tetrachloride	ND	0.29	ND		1.8
Chlorobenzene	ND	0.29	ND		1.3
Dibromochloromethane	ND	0.29	ND		2.4
Chloroethane	ND	0.29	ND		0.75
Chloroform	ND	0.29	ND		1.4
Chloromethane	**0.72**	**0.72**	**1.5**		**1.5**
1,1-Dichloroethane	ND	0.29	ND		1.2
1,2-Dichloroethane	ND	0.29	ND		1.2
1,1-Dichloroethene	ND	0.29	ND		1.1
cis-1,2-Dichloroethene	ND	0.29	ND		1.1
trans-1,2-Dichloroethene	ND	0.29	ND		1.1
1,2-Dichloropropane	ND	0.29	ND		1.3
cis-1,3-Dichloropropene	ND	0.29	ND		1.3

URS Corp/ NYSDEC

Client Sample ID: H-003-IA-1

GC/MS Volatiles

Lot-Sample # H5C240102 - 005 **Work Order #** G6WKK1AE **Matrix.....:** AIR

SURROGATE	PERCENT RECOVERY	LABORATORY CONTROL LIMITS (%)
1,2-Dichloroethane-d4	96	70 - 130
Toluene-d8	94	70 - 130
4-Bromofluorobenzene	93	70 - 130

Qualifiers

B	Method blank contamination. The associated method blank contains the target analyte at a reportable level.
J	Estimated result. Result is less than RL.

The 'Result' in ug/m3 is calculated using the following equation: Amount Found(before rounding)*(Molecular Weight/24.45)

The 'Reporting Limit' in ug/m3 is calculated using the following equation: (Reporting Limit(before rounding) * Dilution Factor) * (Molecular Weight/24.45)

URS Corp/ NYSDEC

Client Sample ID: 20050322-FD-1

GC/MS Volatiles

Lot-Sample # H5C240102 - 006 **Work Order #** G6WKL1AE **Matrix.....:** AIR

Date Sampled...: 3/22/05 **Date Received..:** 3/23/05
Prep Date.....: 3/25/05 **Analysis Date...** 3/25/05
Prep Batch #.....: 5086056
Dilution Factor.: 1.42 **Method.....:** TO-15

PARAMETER	RESULTS (ppb(v/v))	REPORTING LIMIT (ppb(v/v))	RESULTS (ug/m3)		REPORTING LIMIT (ug/m3)
trans-1,3-Dichloropropene	ND	0.28	ND		1.3
Acetone	**4.8**	**7.1**	**11**	**J B**	**17**
Ethylbenzene	ND	0.28	ND		1.2
2-Hexanone	ND	0.71	ND		2.9
Methylene chloride	ND	0.71	ND		2.5
Benzene	ND	0.28	ND		0.91
Styrene	ND	0.28	ND		1.2
1,1,2,2-Tetrachloroethane	ND	0.28	ND		1.9
Tetrachloroethene	ND	0.28	ND		1.9
Toluene	ND	0.28	ND		1.1
1,1,1-Trichloroethane	ND	0.28	ND		1.5
1,1,2-Trichloroethane	ND	0.28	ND		1.5
Trichloroethene	ND	0.28	ND		1.5
Vinyl chloride	ND	0.28	ND		0.73
o-Xylene	ND	0.28	ND		1.2
m-Xylene & p-Xylene	ND	0.28	ND		1.2
Bromodichloromethane	ND	0.28	ND		1.9
2-Butanone (MEK)	ND	0.71	ND		2.1
4-Methyl-2-pentanone (MIBK)	ND	0.71	ND		2.9
Bromoform	ND	0.28	ND		2.9
Bromomethane	ND	0.28	ND		1.1
Carbon disulfide	ND	0.28	ND		0.88
Carbon tetrachloride	ND	0.28	ND		1.8
Chlorobenzene	ND	0.28	ND		1.3
Dibromochloromethane	ND	0.28	ND		2.4
Chloroethane	ND	0.28	ND		0.75
Chloroform	ND	0.28	ND		1.4
Chloromethane	**0.85**	**0.71**	**1.8**		**1.5**
1,1-Dichloroethane	ND	0.28	ND		1.1
1,2-Dichloroethane	ND	0.28	ND		1.1
1,1-Dichloroethene	ND	0.28	ND		1.1
cis-1,2-Dichloroethene	ND	0.28	ND		1.1
trans-1,2-Dichloroethene	ND	0.28	ND		1.1
1,2-Dichloropropane	ND	0.28	ND		1.3
cis-1,3-Dichloropropene	ND	0.28	ND		1.3

URS Corp/ NYSDEC

Client Sample ID: 20050322-FD-1

GC/MS Volatiles

Lot-Sample # H5C240102 - 006 **Work Order #** G6WKL1AE **Matrix.....:** AIR

SURROGATE	PERCENT RECOVERY	LABORATORY CONTROL LIMITS (%)
1,2-Dichloroethane-d4	99	70 - 130
Toluene-d8	98	70 - 130
4-Bromofluorobenzene	92	70 - 130

Qualifiers

B	Method blank contamination. The associated method blank contains the target analyte at a reportable level.
J	Estimated result. Result is less than RL.

The 'Result' in ug/m3 is calculated using the following equation: Amount Found(before rounding)*(Molecular Weight/24.45)

The 'Reporting Limit' in ug/m3 is calculated using the following equation: (Reporting Limit(before rounding) * Dilution Factor) * (Molecular Weight/24.45)

URS Corp/ NYSDEC

Client Sample ID: 20050322-FD-2

GC/MS Volatiles

Lot-Sample # H5C240102 - 007 **Work Order #** G6WKN1AE **Matrix.....:** AIR

Date Sampled...: 3/22/05 **Date Received..:** 3/23/05
Prep Date.....: 3/25/05 **Analysis Date...** 3/25/05
Prep Batch #.....: 5086056
Dilution Factor.: 13.9 **Method.....:** TO-15

PARAMETER	RESULTS (ppb(v/v))	REPORTING LIMIT (ppb(v/v))	RESULTS (ug/m3)		REPORTING LIMIT (ug/m3)
trans-1,3-Dichloropropene	ND	2.8	ND		13
Acetone	**10**	**70**	**24**	**J B**	**170**
Ethylbenzene	ND	2.8	ND		12
2-Hexanone	ND	7.0	ND		28
Methylene chloride	ND	7.0	ND		24
Benzene	ND	2.8	ND		8.9
Styrene	ND	2.8	ND		12
1,1,2,2-Tetrachloroethane	ND	2.8	ND		19
Tetrachloroethene	**190**	**2.8**	**1300**		**19**
Toluene	ND	2.8	ND		10
1,1,1-Trichloroethane	ND	2.8	ND		15
1,1,2-Trichloroethane	ND	2.8	ND		15
Trichloroethene	ND	2.8	ND		15
Vinyl chloride	ND	2.8	ND		7.1
o-Xylene	ND	2.8	ND		12
m-Xylene & p-Xylene	ND	2.8	ND		12
Bromodichloromethane	ND	2.8	ND		19
2-Butanone (MEK)	ND	7.0	ND		20
4-Methyl-2-pentanone (MIBK)	ND	7.0	ND		28
Bromoform	ND	2.8	ND		29
Bromomethane	ND	2.8	ND		11
Carbon disulfide	ND	2.8	ND		8.7
Carbon tetrachloride	ND	2.8	ND		17
Chlorobenzene	ND	2.8	ND		13
Dibromochloromethane	ND	2.8	ND		24
Chloroethane	ND	2.8	ND		7.3
Chloroform	ND	2.8	ND		14
Chloromethane	ND	7.0	ND		14
1,1-Dichloroethane	ND	2.8	ND		11
1,2-Dichloroethane	ND	2.8	ND		11
1,1-Dichloroethene	ND	2.8	ND		11
cis-1,2-Dichloroethene	ND	2.8	ND		11
trans-1,2-Dichloroethene	ND	2.8	ND		11
1,2-Dichloropropane	ND	2.8	ND		13
cis-1,3-Dichloropropene	ND	2.8	ND		13

URS Corp/ NYSDEC

Client Sample ID: 20050322-FD-2

GC/MS Volatiles

Lot-Sample # H5C240102 - 007 **Work Order #** G6WKN1AE **Matrix.....:** AIR

SURROGATE	PERCENT RECOVERY	LABORATORY CONTROL LIMITS (%)
1,2-Dichloroethane-d4	98	70 - 130
Toluene-d8	97	70 - 130
4-Bromofluorobenzene	92	70 - 130

Qualifiers

B	Method blank contamination. The associated method blank contains the target analyte at a reportable level.
J	Estimated result. Result is less than RL.

The 'Result' in ug/m3 is calculated using the following equation: Amount Found(before rounding)*(Molecular Weight/24.45)

The 'Reporting Limit' in ug/m3 is calculated using the following equation: (Reporting Limit(before rounding) * Dilution Factor) * (Molecular Weight/24.45)

URS Corp/ NYSDEC

Client Sample ID: 20050322-OA-1

GC/MS Volatiles

Lot-Sample # H5C240102 - 008 **Work Order #** G6WKP1AE **Matrix.....:** AIR

Date Sampled...: 3/22/05 **Date Received..:** 3/23/05
Prep Date.....: 3/25/05 **Analysis Date...** 3/25/05
Prep Batch #.....: 5086056
Dilution Factor.: 1.4 **Method.....:** TO-15

PARAMETER	RESULTS (ppb(v/v))	REPORTING LIMIT (ppb(v/v))	RESULTS (ug/m3)		REPORTING LIMIT (ug/m3)
trans-1,3-Dichloropropene	ND	0.28	ND		1.3
Acetone	**2.2**	**7.0**	**5.3**	**J B**	**17**
Ethylbenzene	ND	0.28	ND		1.2
2-Hexanone	ND	0.70	ND		2.9
Methylene chloride	ND	0.70	ND		2.4
Benzene	ND	0.28	ND		0.89
Styrene	ND	0.28	ND		1.2
1,1,2,2-Tetrachloroethane	ND	0.28	ND		1.9
Tetrachloroethene	ND	0.28	ND		1.9
Toluene	ND	0.28	ND		1.1
1,1,1-Trichloroethane	ND	0.28	ND		1.5
1,1,2-Trichloroethane	ND	0.28	ND		1.5
Trichloroethene	ND	0.28	ND		1.5
Vinyl chloride	ND	0.28	ND		0.72
o-Xylene	ND	0.28	ND		1.2
m-Xylene & p-Xylene	ND	0.28	ND		1.2
Bromodichloromethane	ND	0.28	ND		1.9
2-Butanone (MEK)	ND	0.70	ND		2.1
4-Methyl-2-pentanone (MIBK)	ND	0.70	ND		2.9
Bromoform	ND	0.28	ND		2.9
Bromomethane	ND	0.28	ND		1.1
Carbon disulfide	ND	0.28	ND		0.87
Carbon tetrachloride	ND	0.28	ND		1.8
Chlorobenzene	ND	0.28	ND		1.3
Dibromochloromethane	ND	0.28	ND		2.4
Chloroethane	ND	0.28	ND		0.74
Chloroform	ND	0.28	ND		1.4
Chloromethane	**0.65**	**0.70**	**1.3**	**J**	**1.4**
1,1-Dichloroethane	ND	0.28	ND		1.1
1,2-Dichloroethane	ND	0.28	ND		1.1
1,1-Dichloroethene	ND	0.28	ND		1.1
cis-1,2-Dichloroethene	ND	0.28	ND		1.1
trans-1,2-Dichloroethene	ND	0.28	ND		1.1
1,2-Dichloropropane	ND	0.28	ND		1.3
cis-1,3-Dichloropropene	ND	0.28	ND		1.3

URS Corp/ NYSDEC

Client Sample ID: 20050322-OA-1

GC/MS Volatiles

Lot-Sample # H5C240102 - 008 **Work Order #** G6WKP1AE **Matrix.....:** AIR

SURROGATE	PERCENT RECOVERY	LABORATORY CONTROL LIMITS (%)
1,2-Dichloroethane-d4	100	70 - 130
Toluene-d8	97	70 - 130
4-Bromofluorobenzene	92	70 - 130

Qualifiers

B	Method blank contamination. The associated method blank contains the target analyte at a reportable level.
J	Estimated result. Result is less than RL.

The 'Result' in ug/m3 is calculated using the following equation: Amount Found(before rounding)*(Molecular Weight/24.45)

The 'Reporting Limit' in ug/m3 is calculated using the following equation: (Reporting Limit(before rounding) * Dilution Factor) * (Molecular Weight/24.45)

HSC240102

CHAIN OF CUSTODY RECORD

URS

PROJECT NO. 11173258

SITE NAME 2 NORTH FRANKLIN ST.

SAMPLERS (PRINT/SIGNATURE) SCOTT MCCABE

LAB SDL KNOXVILLE

COOLER 1 of 2

PAGE 1 of 1

DELIVERY SERVICE: FEDEX AIRBILL NO.: 8507 2853 6724

TESTS: VOC (TO-15)

BOTTLE TYPE AND PRESERVATIVE: SUMMA CANISTER

LOCATION IDENTIFIER	DATE	STOP TIME	COMP/GRAB	SAMPLE ID	MATRIX	TOTAL NO. # OF CONTAINERS	SUMMA CANISTER	REMARKS (SUMMA #)	SAMPLE TYPE	BEGINNING DEPTH (IN FEET)	ENDING DEPTH (IN FEET)	FIELD LOT NO. # (FRPIMS)
	3/22/05	16:40	Grab	H-001-IA-1	AA	1	1	1411				
		1641		H-001-SS-1		1	1	3368				
		1642		H-002-IA-1		1	1	92071				
		1643		H-002-SS-1		1	1	04419				
		1650		H-003-IA-1		1	1	94618				
		1641		20050322-FD-1		1	1	1811				
		1642		20050322-FD-2		1	1	2974				
		1645		20050322-OA-1		1	1	92074				
				Rec'd temp. NA								
				Custody Seals intact								
				2 Boxes Fedex# 850728536724								
				MFH 3-23-05								
				Rec'd 8 cans, 8 flows.								

MATRIX CODES: AA - AMBIENT AIR; SE - SEDIMENT; SH - HAZARDOUS SOLID WASTE; SL - SLUDGE; WP - DRINKING WATER; WW - WASTE WATER; WG - GROUND WATER; SO - SOIL; DC - DRILL CUTTINGS; WL - LEACHATE; GS - SOIL GAS; WC - DRILLING WATER; WO - OCEAN WATER; WS - SURFACE WATER; WQ - WATER FIELD QC; LH - HAZARDOUS LIQUID WASTE; LF - FLOATING/FREE PRODUCT ON GW TABLE

SAMPLE TYPE CODES: TB# - TRIP BLANK; SD# - MATRIX SPIKE DUPLICATE; RB# - RINSE BLANK; FR# - FIELD REPLICATE; N# - NORMAL ENVIRONMENTAL SAMPLE; MS# - MATRIX SPIKE; (# - SEQUENTIAL NUMBER (FROM 1 TO 9) TO ACCOMMODATE MULTIPLE SAMPLES IN A SINGLE DAY)

RELINQUISHED BY (SIGNATURE)	DATE	TIME	RECEIVED BY (SIGNATURE)	DATE	TIME
[signature]	3/22/05	1730			
RELINQUISHED BY (SIGNATURE)	DATE	TIME	RECEIVED FOR LAB BY (SIGNATURE)	DATE	TIME
			Matthew F Howard	3/23/05	09:00

SPECIAL INSTRUCTIONS: NOTE: Initial pressure readings on 20050322-FD-1 was 0, not sure if regulator broken, let sit for 8hr.

Distribution: Original accompanies shipment, copy to coordinator field files

URSF-075C/1 OF 1/ColCR/GCM