

2025 Periodic Review Report

**Penn Yan Former Manufactured Gas Plant Site
NYSDEC Site Number: 862009**

November 2025

2025 Periodic Review Report

Penn Yan Former Manufactured Gas Plant Site

NYSDEC Site Number: 862009

November 2025

Prepared By:

Arcadis of New York, Inc.
100 Chestnut Street, Suite 1020
Rochester
New York 14604
Phone: 585 385 0090
Fax: 585 546 1973

Prepared For:

New York State Electric & Gas
18 Link Drive
Binghamton, New York 13904

Our Ref:

30269587

This document is intended only for the use of the individual or entity for which it was prepared and may contain information that is privileged, confidential and exempt from disclosure under applicable law. Any dissemination, distribution or copying of this document is strictly prohibited.

Contents

- Acronyms and Abbreviations..... iii
- 1 Introduction 1
 - 1.1 Background..... 1
 - 1.1.1 Remedial Construction 1
 - 1.1.2 Site Management Plan Revisions 2
- 2 Site Management Plan Compliance 3
 - 2.1 Site Management Plan Requirements 3
 - 2.1.1 Institutional and Engineering Controls 3
 - 2.1.2 Monitoring and Sampling..... 3
 - 2.1.3 Operation and Maintenance..... 4
 - 2.1.4 Reporting 4
 - 2.2 Site Management Plan Compliance Activities 4
- 3 Institutional and Engineering Controls 5
- 4 Monitoring and Results 6
 - 4.1 Potentiometric Surfaces and Groundwater Flow 6
 - 4.2 Groundwater Quality 6
 - 4.2.1 Shallow Groundwater-Bearing Unit 7
 - 4.2.1.1 BTEX.....7
 - 4.2.1.2 PAHs.....7
 - 4.2.1.3 Total Cyanide.....8
 - 4.2.2 Deep Groundwater-Bearing Unit 8
 - 4.2.2.1 BTEX.....8
 - 4.2.2.2 PAHs.....9
 - 4.2.2.3 Total Cyanide.....9
 - 4.3 Keuka Lake Outlet Visual Monitoring 9
- 5 Operation and Maintenance 10
 - 5.1 Monitoring Well Network..... 10
 - 5.1.1 Monitoring Well Inspection..... 10
 - 5.1.2 Monitoring Well Maintenance 10
 - 5.1.3 Monitoring Well Depth Monitoring 10
- 6 Disturbance Activities in Potentially Impacted Areas 11

7 Conclusions and Recommendations 12
 7.1 Conclusions 12
 7.2 Recommendations..... 12
8 Certification Statement 13
9 References 14

Tables

- Table 1 Site Management Plan Compliance Activities (in text)**
- Table 2 Gauging Data**
- Table 3 Groundwater Analytical Results**

Figures

- Figure 1 Site Location**
- Figure 2 Site Layout**
- Figure 3 Shallow Groundwater Contours – February 10, 2025**
- Figure 4 Deep Groundwater Contours – February 10, 2025**
- Figure 5 Shallow Groundwater Contours – August 19, 2025**
- Figure 6 Deep Groundwater Contours – August 19, 2025**

Appendices

- Appendix A Site Inspection Form**
- Appendix B Site Inspection Photographic Log**
- Appendix C Laboratory Data Packages**
- Appendix D Data Usability Summary Reports**
- Appendix E Field Sampling Logs**
- Appendix F Certification Statements**

Acronyms and Abbreviations

| | |
|------------------|---|
| µg/L | micrograms per liter |
| Arcadis | Arcadis of New York, Inc. |
| BTEX | benzene, toluene, ethyl benzene, and xylenes |
| CLSM | controlled low-strength material |
| MGP | manufactured gas plant |
| mg/kg | milligram per kilogram |
| mg/L | milligrams per liter |
| NAPL | non-aqueous phase liquid |
| NYSDEC | New York State Department of Environmental Conservation |
| NYSEG | New York State Electric & Gas |
| O&M | operation and maintenance |
| PAH | polycyclic aromatic hydrocarbon |
| PRR | Periodic Review Report |
| reporting period | December 2023 through November 2024 |
| site | Penn Yan former manufactured gas plant site |
| SMP | Site Management Plan |
| USEPA | United States Environmental Protection Agency |

1 Introduction

This Periodic Review Report (PRR) summarizes monitoring results obtained and operation and maintenance (O&M) activities conducted for the New York State Department of Environmental Conservation (NYSDEC)-selected remedy for the New York State Electric & Gas (NYSEG) Penn Yan former manufactured gas plant (MGP) site (site). The former MGP site is located in the Village of Penn Yan, Yates County, New York (Figure 1). The site is approximately 0.889 acres in size and is occupied by a vacant masonry building. The remaining land is comprised of an engineered grass-covered area, an asphalt driveway and gravel parking area, and a section of riparian land along the Keuka Lake Outlet. The site is zoned as a Waterfront Development and Conservation District, which permits commercial and residential uses (AECOM 2023). A site layout is provided as Figure 2.

This PRR covers the period from October 31, 2024 through October 31, 2025 (reporting period) and includes data collected during the 2025 semi-annual site visits (i.e., February and August 2025). Additionally, this PRR provides documentation of monitoring well repairs completed during the reporting period.

Certification that site controls were in place and effective and that no changes have occurred at the site during this reporting period that would impair the ability of the controls to protect public health and the environment is also included herein.

1.1 Background

Relevant site background information is presented in the following subsections.

1.1.1 Remedial Construction

The NYSDEC-selected soil, sediment, and groundwater remedial components are presented in the Record of Decision (NYSDEC 2012). NYSEG completed the soil and sediment remedial activities at the site between July 2015 and May 2020, with a pause in work between July 2017 and August 2018 to address changed conditions with design modifications necessary to achieve the remedial objectives in the Record of Decision.

The soil remedy consisted of the following:

- Excavation and offsite disposal of exposed surface soil exceeding NYSDEC Title 6 New York Codes, Rules, and Regulations Part 375-6.8 (b) restricted residential use soil cleanup objectives to a depth sufficient to allow placing a 2-foot soil cover;
- Excavation and offsite disposal of subsurface soil (greater than 2 feet below ground surface) that exceeds 500 milligrams per kilogram (mg/kg) of total semi-volatile organic compounds, exceeds 10 mg/kg of total volatile organic compounds, or is visually impacted with non-aqueous phase liquid (NAPL) (including hardened tar) and/or NAPL sheens; and
- Removal of former MGP structures, debris, piping, and major obstructions in the subsurface to the extent practicable.

The soil remedy included removing soil from beneath the former MGP building. However, in areas where the building's foundation was shallower than anticipated, MGP impacts remain on or below the existing foundation between grade beams and controlled low-strength material (CLSM) installed during the remedy.

The sediment remedy consisted of excavation and offsite disposal of sediment from the Keuka Lake Outlet that contained a visible NAPL sheen or that produced a visible sheen when agitated. Additionally, sediment that contained total polycyclic aromatic hydrocarbon (PAH) compounds at concentrations greater than the site-specific background concentration of 43 mg/kg total PAHs was removed to a maximum depth of 2 feet below sediment surface.

1.1.2 Site Management Plan Revisions

The NYSDEC approved the following changes to the groundwater monitoring and sampling plan, which is described in the Site Management Plan (SMP) (AECOM 2023), that were recommended in the Second Quarter 2023 Groundwater Monitoring Report (Arcadis of New York, Inc. [Arcadis] 2023):

- Discontinue groundwater sampling and decommission monitoring wells TMW-1D, TMW-2D, and TMW-2DR (decommissioned in July 2024);

and recommended in the First Quarter 2024 Groundwater Monitoring Report (Arcadis 2024):

- Reduce the groundwater monitoring frequency from quarterly to semi-annually with the monitoring events to occur in February and August; and
- Discontinue quarterly reporting with the submission of the First Quarterly 2024 Groundwater Monitoring Report and continue with an annual PRR.

2 Site Management Plan Compliance

This section identifies the key SMP (AECOM 2023) requirements for the site and identifies the activities completed during the reporting period to meet these requirements.

2.1 Site Management Plan Requirements

The SMP (AECOM 2023) details the controls to be implemented at the site, as well as the site inspection, monitoring, maintenance, and reporting requirements. SMP requirements are summarized in the following sections.

2.1.1 Institutional and Engineering Controls

Institutional Controls for this site require the imposition of an Environmental Easement that will:

- Limit the use and development of the property to restricted residential use only;
- Prohibit the use of site groundwater as a source of potable or process water without appropriate treatment;
- Require annual inspection of the Engineering Controls;
- Require periodic certification of the Institutional and Engineering Controls; and
- Require compliance with the SMP (AECOM 2023).

Engineering Controls at the site are as follows:

- Inspect (annually and following severe weather events) and maintain the existing site covers (soil engineered cover system and CLSM);
- Implement notification and procedural protocols when soil disturbance activities are conducted within the soil and engineered cover system areas, as applicable; and
- Execute soil disturbances within the soil and engineered cover system areas in accordance with the Excavation Work Plan (Appendix D of the SMP [AECOM 2023]) and maintain minimum health and safety protocols for contractors performing work within areas potentially containing residual MGP impacts.

2.1.2 Monitoring and Sampling

Monitoring and sampling requirements are as follows:

- Perform semi-annual gauging of monitoring wells.
- Perform semi-annual groundwater sampling for benzene, toluene, ethylbenzene, and xylenes (BTEX); PAHs; and total cyanide laboratory analysis.
- Perform an annual site-wide inspection.
- Perform an annual inspection of the Keuka Lake Outlet water surface near the outlet control structure (flood control gates at the Main Street bridge) during the summer months for the presence of sheen and/or NAPL; and
- Consider the potential for vapor intrusion if structures within areas potentially containing residual MGP impacts are developed in the future.

2.1.3 Operation and Maintenance

O&M requirements consist of maintaining the site monitoring wells, as needed, based on the site inspection and monitoring well inspection results.

2.1.4 Reporting

A PRR will be submitted annually to the NYSDEC that will include the following:

- Certification that Institutional and Engineering Controls are in place and operating as designed;
- Site inspection results; and
- Monitoring and sampling results.

2.2 Site Management Plan Compliance Activities

A summary of the SMP (AECOM 2023) compliance activities completed during the reporting period is presented in Table 1 below.

Table 1 – Site Management Plan Compliance Activities

| SMP Requirement: | | Engineering Controls | Monitoring and Sampling | O&M |
|---------------------|----------------------|----------------------|--------------------------------|------------------|
| Event | Dates Completed | Site Inspection | Groundwater Quality Monitoring | Well Inspections |
| February Monitoring | February 10-11, 2025 | | X | X |
| August Monitoring | August 19-22, 2025 | X | X | X |

For comparison purposes and to support the conclusions and recommendations presented in Section 7, data collected during the previous monitoring events are included in tables where appropriate. Groundwater monitoring, site inspections, and O&M activities for the current reporting period were conducted in accordance with the SMP (AECOM 2023) and are summarized in this PRR.

3 Institutional and Engineering Controls

The environmental easement for the site was in place during the reporting period.

Arcadis completed an annual site inspection on August 20, 2025. The Upland and Bank covers were visually inspected for sparse vegetation, erosion, and settling. The offsite soil Engineered Cap Cover (AquaGate and AquaBlok) is a subsurface engineered cap overlain by topsoil (above water) and a habitat layer material (below water). The Engineered Cap Cover was not observed during the site inspection, and evidence (soil disturbance/excavation) that the Engineered Cap Cover was potentially breached was not observed.

The Site Inspection Form is included as Appendix A, and a photographic log documenting site conditions observed during the annual inspection is included as Appendix B. The location where each photograph was taken, and the direction that the photographer was facing, is shown on Figure B-1 in Appendix B. The annual site inspection results indicate that the soil engineered covers are in good condition, and:

- Maintenance to the Upland and Bank covers is not required.
- Maintenance to the Engineered Cap cover is not required.

The CLSM (used as subsurface backfill under the former MGP building walls and between the grade beams) is not visible and, therefore, cannot be visually inspected without undermining the structure. However, during the annual inspection, no evidence (e.g., disturbed soil near the building foundation) was observed that would suggest that the CLSM may have been disturbed.

4 Monitoring and Results

As described in the SMP (AECOM 2023), along with the NYSDEC-approved modifications to the monitoring program summarized in Section 1.1.2, monitoring during the reporting period consisted of:

- Semi-annual groundwater elevation measurements in 10 monitoring wells (PRMW-1S, PRMW-2S, PRMW-2D, PRMW-3S, PRMW-3D, PRMW-4S, PRMW-5S, PRMW-5D, PRMW-6S, and PRMW-6D).
- Semi-annual groundwater sampling from 10 monitoring wells (PRMW-1S, PRMW-2S, PRMW-2D, PRMW-3S, PRMD-3D, PRMW-4S, PRMW-5S, PRMW-5D, PRMW-6S, and PRMW-6D) for BTEX, PAHs, and total cyanide analysis;
- An annual site-wide inspection (discussed in Section 3); and
- An annual inspection of the Keuka Lake Outlet water surface near the outlet control structure.

Monitoring and gauging results are presented below.

4.1 Potentiometric Surfaces and Groundwater Flow

To document groundwater elevation and flow direction during the reporting period monitoring events, field personnel measured the depth to groundwater, depth to NAPL, and depth to monitoring well bottom from surveyed measuring points at the following monitoring wells screened in the shallow (i.e., water table) and deep groundwater-bearing units, as described in the SMP (AECOM 2023):

- Shallow groundwater-bearing unit: PRMW-1S, PRMW-2S, PRMW-3S, PRMW-4S, PRMW-5S, and PRMW-6S; and
- Deep groundwater-bearing unit: PRMW-2D, PRMW-3D, PRMW-5D, and PRMW-6D.

Gauging results, including calculated groundwater elevations and sediment thickness, during this reporting period and previous monitoring events are summarized in Table 2.

The February 2025 monitoring event shallow water table and deep potentiometric contour maps are presented on Figures 3 and 4, respectively, and the August 2025 monitoring event shallow water table and deep potentiometric contour maps are presented on Figures 5 and 6, respectively. As shown on the figures, the shallow and deep groundwater flow directions were generally to the southeast, toward the Keuka Lake Outlet. When compared to previous monitoring periods, no significant changes to site-wide groundwater flow directions are observed in the shallow water tables and deep potentiometric surfaces during the reporting period.

4.2 Groundwater Quality

Arcadis field personnel collected groundwater samples from 10 monitoring wells (PRMW-1S, PRMW-2S, PRMW-2D, PRMW-3S, PRMW-3D, PRMW-4S, PRMW-5S, PRMW-5D, PRMW-6S, and PRMW-6D) using low-flow groundwater purging and sampling techniques.

Groundwater samples and appropriate quality assurance/quality control samples, to facilitate data validation, were submitted to Eurofins Laboratories, located in Amherst, New York, for the following analysis:

- BTEX using United States Environmental Protection Agency (USEPA) SW-846 Method 8260C;
- PAHs using USEPA SW-846 Method 8270D; and
- Total cyanide using USEPA SW-846 Method 9012B.

Arcadis reviewed the February and August 2025 monitoring event laboratory data packages, conducted data validation, and prepared Data Usability Summary Reports. The data review indicated that overall laboratory performance was acceptable, and the overall data quality was within guidelines specified in the respective methods. The data was appropriately qualified for any instances where data quality was not within the respective method guidelines. Laboratory reports are included as Appendix C, and the Data Usability Summary Reports are included as Appendix D. Field sampling logs are included as Appendix E.

The groundwater analytical results presented in Table 3 are compared to the NYSDEC Class GA (NYSDEC 1998) groundwater quality standards/guidance values. Table 3 also includes analytical results for groundwater samples collected during previous groundwater sampling events (conducted by Arcadis and AECOM).

Groundwater analytical results for samples collected during the reporting period are summarized below.

4.2.1 Shallow Groundwater-Bearing Unit

BTEX, PAH, and total cyanide analytical results for groundwater samples collected from the shallow monitoring wells (PRMW-1S, PRMW-2S, PRMW-3S, PRMW-4S, PRMW-5S, and PRMW-6S) during the reporting period are summarized below.

4.2.1.1 BTEX

BTEX analytical results for samples collected during the February 2025 monitoring event are summarized below:

- Benzene (1.4 micrograms per liter [$\mu\text{g/L}$]) was detected in the groundwater sample collected from monitoring well PRMW-5S at a concentration slightly greater than the Class GA (NYSDEC 1998) groundwater quality standard.
- BTEX was not detected in groundwater samples collected from the remaining shallow monitoring wells.

BTEX analytical results for samples collected during the August 2025 monitoring event are summarized below:

- Benzene (4.3 $\mu\text{g/L}$) was detected in the groundwater sample collected from monitoring well PRMW-5S at a concentration greater than the Class GA (NYSDEC 1998) groundwater quality standard.
- Toluene, ethylbenzene, and total xylenes were also detected in the groundwater sample collected from monitoring well PRMW-5S at concentrations less than their respective Class GA groundwater quality standard.
- BTEX was not detected in groundwater samples collected from the remaining shallow monitoring wells.

BTEX detections and concentration trends in the shallow monitoring wells are consistent with historical results. Total BTEX concentrations in monitoring well PRMW-5S increased slightly during the reporting period when compared to recent historical results (i.e., May 2023 to August 2024). However, the data still indicates an overall decreasing concentration trend.

4.2.1.2 PAHs

PAH analytical results for samples collected during the February 2025 monitoring event are summarized below:

- Acenaphthene was detected in groundwater samples collected from monitoring wells PRMW-1S, PRMW-3S, and PRMW-5S at concentrations less than the respective Class GA groundwater quality guidance value.
- Acenaphthylene, anthracene, fluoranthene, fluorene, naphthalene, phenanthrene, and pyrene were also detected in the groundwater sample collected from monitoring well PRMW-5S at concentrations less than their respective Class GA groundwater quality guidance values.
- PAHs were not detected in groundwater samples collected from the remaining shallow monitoring wells.

PAH analytical results for samples collected during the August 2025 monitoring event are summarized below:

- Benzo(a)anthracene (0.16 µg/L) and naphthalene (26 µg/L) were detected in the groundwater sample collected from monitoring well PRMW-5S at concentrations greater than their respective Class GA groundwater quality or guidance values.
- Acenaphthene, acenaphthylene, anthracene, fluoranthene, fluorene, phenanthrene, and pyrene were also detected in the groundwater sample collected from monitoring well PRMW-5S at concentrations less than their respective Class GA groundwater quality guidance values.
- PAHs were not detected in groundwater samples collected from the remaining shallow monitoring wells.

PAH detections and concentration trends in shallow monitoring wells are consistent with historical results, except that total PAHs (59.1 µg/L) in groundwater collected from monitoring well PRMW-5S in August 2025 were the highest since the May 2022 sampling event (63 µg/L), which is mostly attributed to greater than normal acenaphthene and naphthalene concentrations during this sampling event. However, total PAH concentrations in PRMW-5S remain decreased when compared to historical results and indicate an overall decreasing trend.

4.2.1.3 Total Cyanide

Total cyanide analytical results for samples collected during the February 2025 monitoring event are summarized below:

- Total cyanide was detected in groundwater samples collected from monitoring wells PRMW-2S (0.11 milligrams per liter [mg/L]) and PRMW-5S (0.043 mg/L) at concentrations less than the Class GA groundwater quality standard.
- Total cyanide was not detected in groundwater samples collected from the remaining shallow monitoring wells.

Total cyanide analytical results for samples collected during the August 2025 monitoring event are summarized below:

- Total cyanide was detected in groundwater samples collected from monitoring wells PRMW-2S (0.059 mg/L) and PRMW-5S (0.023 mg/L) at concentrations less than the Class GA groundwater quality standard.
- Total cyanide was not detected in groundwater samples collected from the remaining shallow monitoring wells.

Total cyanide concentrations in shallow monitoring wells are consistent with historical results.

4.2.2 Deep Groundwater-Bearing Unit

BTEX, PAHs, and total cyanide analytical results for groundwater samples collected from the deep monitoring wells (PRMW-2D, PRMW-3D, PRMW-5D, and PRMW-6D) during the reporting period are summarized below.

4.2.2.1 BTEX

BTEX was not detected in groundwater samples collected from the deep monitoring wells during either the February 2025 or the August 2025 monitoring event. This is consistent with historical results.

4.2.2.2 PAHs

PAH analytical results for samples collected during the February 2025 monitoring event are summarized below:

- Acenaphthene (0.036 µg/L) was detected in the groundwater sample collected from monitoring well PRMW-3D at a concentration less than the Class GA (NYSDEC 1998) groundwater quality guidance value.
- PAHs were not detected in groundwater samples collected from the remaining deep monitoring wells.

PAH analytical results for samples collected during the August 2025 monitoring event are summarized below:

- PAHs were not detected in groundwater samples collected from the deep monitoring wells.

PAH detections and concentration trends in deep monitoring wells have been consistently less than respective Class GA groundwater quality guidance values since post-remedial construction monitoring began in May 2021.

4.2.2.3 Total Cyanide

Total cyanide was not detected in groundwater samples collected from the deep monitoring wells during either the February 2025 or the August 2025 monitoring event. This is consistent with historical results.

4.3 Keuka Lake Outlet Visual Monitoring

The SMP (AECOM 2023) requires annual inspection of the Keuka Lake Outlet water surface near the outlet control structure (flood control gates) at the Main Street Bridge. Results of the August 20, 2025 inspection indicated that a petroleum-based sheen and/or coal tar NAPL was not observed on the water surface near the outlet control structure. A photograph of the observed water surface is provided as photograph 12 in Appendix B.

5 Operation and Maintenance

O&M activities conducted during the reporting period, which included the annual site monitoring well network inspection, are presented in Table 1. A summary of these activities is presented in the following subsections.

5.1 Monitoring Well Network

Inspection activities/findings are presented in the following subsections.

5.1.1 Monitoring Well Inspection

Arcadis visually inspected site monitoring wells, including protective covers, well caps, and general well integrity, during the August 2025 monitoring event to confirm protective road box/standpipe and surrounding concrete apron integrity and to identify potential repairs. A Monitoring Well Integrity Assessment Form, which documents the condition of each monitoring well associated with the site that was accessible at the time of inspection, was completed and is saved in the project file.

5.1.2 Monitoring Well Maintenance

As a part of continued monitoring well maintenance, and consistent with previous report recommendations, sediment was removed from monitoring well PRMW-5D during the February 2025 monitoring event and from monitoring wells PRMW-2D and PRMW-5D during the August 2025 monitoring event.

Due to non-subsurface-intrusive site improvements completed in August 2024, monitoring well PRMW-1S became buried by a new gravel parking area and required repair to bring the surface completion up to current grade. As such, Arcadis subcontracted a driller to install a replacement flush-mount surface completion at PRMW-1S on August 22, 2025.

5.1.3 Monitoring Well Depth Monitoring

Arcadis field personnel measured the depth to bottom and accumulated sediment thickness (e.g., silts, sands) at each monitoring well during the reporting period. Depth to bottom measurements were compared to the installed depth, as reported on each monitoring well's construction or development log, to determine whether re-development and/or sediment removal is needed.

During the August 2025 monitoring event, sediment was removed from monitoring wells PRMW-2D and PRMW-5D (as detailed in Section 5.1.2). Table 2 summarizes depth to bottom measurements following sediment removal activities, if applicable. Using data from the August 2025 site visit, less than 1 foot of accumulated sediment was measured in all monitoring wells gauged. Based on data collected during the August monitoring event, sediment quantities are consistent with quantities previously reported and do not appear to be significantly increasing or decreasing.

6 Disturbance Activities in Potentially Impacted Areas

NYSEG is not aware of any intrusive activities that were conducted in potentially impacted areas during the reporting period, except for the well maintenance activities detailed in Section 5.1.3.

7 Conclusions and Recommendations

Conclusions and recommendations, based on the fifth year of site O&M, are presented below.

7.1 Conclusions

Conclusions based on results from the 2025 monitoring events are summarized below.

- Monitoring requirements were met during the reporting period.
- Annual site inspection:
 - Maintenance to the Upland and Bank covers is not required.
 - Maintenance to the Engineered Cap cover is not required.
- The groundwater flow direction in the shallow and deep groundwater-bearing units is generally consistent with historical conditions.
- Groundwater quality:
 - BTEX and PAH concentrations in shallow and deep groundwater were consistent with historical results and show an overall decreasing trend (where detected).
 - Total cyanide concentrations in shallow groundwater are consistent with historical results and indicate stable concentrations. Total cyanide concentrations in deep groundwater are consistent with historical results and remain less than detection limits.
- Monitoring well network:
 - The surface completion for monitoring well PRMW-1S was repaired to bring it up to the current grade during the August 2025 monitoring event. No deficiencies in the monitoring well network were identified during the reporting period that required repair.

7.2 Recommendations

Recommendations based on O&M of the NYSDEC-selected remedy during the reporting period are provided below.

- Monitoring and sampling:
 - Continue conducting monitoring and sampling as described in the SMP (AECOM 2023).
 - Continue semi-annual monitoring well gauging as described in the SMP.
 - Continue semi-annual groundwater monitoring as described in the SMP.
- Continue preparing annual PRRs as described in the SMP.

8 Certification Statement

The completed NYSDEC Site Management PRR Institutional and Engineering Controls Certification Submittal Form, which certifies that site controls were in place and effective and no changes occurred during the reporting period that would impair the ability of the controls to protect public health and the environment, is included as Appendix F.

9 References

AECOM. 2023. Site Management Plan. Prepared for New York State Electric & Gas Corporation, Penn Yan Former Manufactured Gas Plant Site, Yates County, Penn Yan, New York. January.

Arcadis. 2023. Second Quarter 2023 Groundwater Monitoring Report, New York State Electric & Gas Corporation, Penn Yan Former Manufactured Gas Plant, Penn Yan, New York, NYSDEC Site No. 862009. August 25.

Arcadis. 2024. First Quarter 2024 Groundwater Monitoring Report, New York State Electric & Gas Corporation, Penn Yan Former Manufactured Gas Plant, Penn Yan, New York, NYSDEC Site No. 862009. April 22.

NYSDEC. 1998. Division of Water Technical and Operational Guidance Series (1.1.1) Ambient Water Quality Standards and Guidance Values and Groundwater Effluent Limitations. October 22, 1993, reissued June 1998.

NYSDEC 2012. Record of Decision, NYSEG Penn Yan Water St. MGP Site, Site Number 862009. December.

Tables

Table 2
Gauging Data
2025 Periodic Review Report
New York State Electric & Gas
Penn Yan Former Manufactured Gas Plant
Penn Yan, New York



| Well ID | Measuring Point Elevation | Actual Depth to Bottom | Screen Interval | Date | Depth to Water (feet TOC) | Groundwater Elevation | Depth to Product (feet TOC) | Depth to Bottom (feet TOC) | Accumulated Sediment Thickness (feet) |
|-------------------|---------------------------|------------------------|-----------------|-------------------|---------------------------|-----------------------|-----------------------------|----------------------------|---------------------------------------|
| PRMW-1S | 731.11 | 29.90 | 20 - 30 | February 22, 2021 | 15.40 | 715.71 | - | 29.90 | 0.00 |
| | | | | May 24, 2021 | 11.23 | 719.88 | - | 29.75 | 0.15 |
| | | | | August 23, 2021 | 6.52 | 724.59 | - | 29.68 | 0.22 |
| | | | | November 29, 2021 | 10.10 | 721.01 | - | 29.63 | 0.27 |
| | | | | February 24, 2022 | 10.20 | 720.91 | - | 29.69 | 0.21 |
| | | | | May 31, 2022 | 10.86 | 720.25 | - | 29.67 | 0.23 |
| | | | | August 3, 2022 | 10.84 | 720.27 | - | 29.61 | 0.29 |
| | | | | November 22, 2022 | 10.43 | 720.68 | - | 29.70 | 0.20 |
| | | | | February 8, 2023 | 10.78 | 720.33 | - | 29.68 | 0.22 |
| | | | | May 25, 2023 | 11.05 | 720.06 | - | 29.67 | 0.23 |
| | | | | August 23, 2023 | 10.39 | 720.72 | - | 29.70 | 0.20 |
| | | | | November 9, 2023 | 10.91 | 720.20 | - | 29.65 | 0.25 |
| | | | | February 5, 2024 | 9.91 | 721.20 | - | 29.66 | 0.24 |
| | | | | August 28, 2024 | 10.57 | 720.54 | - | 29.68 | 0.22 |
| February 10, 2025 | 11.46 | 719.65 | - | 29.66 | 0.24 | | | | |
| August 19, 2025 | 11.05 | 720.06 | - | 29.75 | 0.15 | | | | |
| PRMW-2S | 734.55 | 23.09 | 10 - 20 | February 22, 2021 | 16.10 | 718.45 | - | 23.09 | 0.00 |
| | | | | May 24, 2021 | 15.63 | 718.92 | - | 23.07 | 0.02 |
| | | | | August 23, 2021 | 14.19 | 720.36 | - | 23.02 | 0.07 |
| | | | | November 29, 2021 | 12.13 | 722.42 | - | 23.00 | 0.09 |
| | | | | February 24, 2022 | 14.87 | 719.68 | - | 22.98 | 0.11 |
| | | | | May 31, 2022 | 15.71 | 718.84 | - | 22.98 | 0.11 |
| | | | | August 3, 2022 | 16.26 | 718.29 | - | 22.94 | 0.15 |
| | | | | November 22, 2022 | 15.76 | 718.79 | - | 23.05 | 0.04 |
| | | | | February 8, 2023 | 15.40 | 719.15 | - | 22.99 | 0.10 |
| | | | | May 25, 2023 | 15.52 | 719.03 | - | 22.96 | 0.13 |
| | | | | August 23, 2023 | 15.44 | 719.11 | - | 23.00 | 0.09 |
| | | | | November 9, 2023 | 16.26 | 718.29 | - | 23.00 | 0.09 |
| | | | | February 5, 2024 | 15.13 | 719.42 | - | 22.96 | 0.13 |
| | | | | August 28, 2024 | 15.91 | 718.64 | - | 23.03 | 0.06 |
| February 10, 2025 | 16.32 | 718.23 | - | 22.98 | 0.11 | | | | |
| August 19, 2025 | 15.96 | 718.59 | - | 22.99 | 0.10 | | | | |
| PRMW-2D | 734.64 | 38.55 | 25 - 35 | February 22, 2021 | 16.47 | 718.17 | - | 38.55 | 0.00 |
| | | | | May 24, 2021 | 15.84 | 718.80 | - | 37.92 | 0.63 |
| | | | | August 23, 2021 | 14.59 | 720.05 | - | 37.73 | 0.82 |
| | | | | November 29, 2021 | 15.14 | 719.50 | - | 37.76 | 0.79 |
| | | | | February 24, 2022 | 15.08 | 719.56 | - | 37.86 | 0.69 |
| | | | | May 31, 2022 | 15.68 | 718.96 | - | 37.82 | 0.73 |
| | | | | August 3, 2022 | 15.89 | 718.75 | - | 37.78 | 0.77 |
| | | | | November 22, 2022 | 15.82 | 718.82 | - | 38.09 | 0.46 |
| | | | | February 8, 2023 | 15.60 | 719.04 | - | 37.81 | 0.74 |
| | | | | May 25, 2023 | 15.49 | 719.15 | - | 37.84 | 0.71 |
| | | | | August 23, 2023 | 15.47 | 719.17 | - | 37.95 | 0.60 |
| | | | | November 9, 2023 | 16.03 | 718.61 | - | 37.10 | 1.45 |
| | | | | February 5, 2024 | 15.20 | 719.44 | - | 37.35 | 1.20 |
| | | | | August 28, 2024 | 15.77 | 718.87 | - | 38.10 | 0.45 |
| February 10, 2025 | 16.49 | 718.15 | - | 37.92 | 0.63 | | | | |
| August 19, 2025 | 16.02 | 718.62 | - | 37.93 | 0.62 | | | | |
| PRMW-3S | 723.73 | 22.90 | 10 - 20 | February 22, 2021 | 7.72 | 716.01 | - | 22.90 | 0.00 |
| | | | | May 24, 2021 | 7.42 | 716.31 | - | 22.98 | -0.08 |
| | | | | August 23, 2021 | 6.31 | 717.42 | - | 22.68 | 0.22 |
| | | | | November 29, 2021 | 6.90 | 716.83 | - | 22.79 | 0.11 |
| | | | | February 24, 2022 | 6.88 | 716.85 | - | 22.85 | 0.05 |
| | | | | May 31, 2022 | 7.18 | 716.55 | - | 22.80 | 0.10 |
| | | | | August 3, 2022 | 7.25 | 716.48 | - | 22.76 | 0.14 |
| | | | | November 22, 2022 | 7.42 | 716.31 | - | 22.80 | 0.10 |
| February 8, 2023 | 7.26 | 716.47 | - | 22.82 | 0.08 | | | | |

See Notes on Page 4.

Table 2
Gauging Data
2025 Periodic Review Report
New York State Electric & Gas
Penn Yan Former Manufactured Gas Plant
Penn Yan, New York



| Well ID | Measuring Point Elevation | Actual Depth to Bottom | Screen Interval | Date | Depth to Water (feet TOC) | Groundwater Elevation | Depth to Product (feet TOC) | Depth to Bottom (feet TOC) | Accumulated Sediment Thickness (feet) |
|------------------------|---------------------------|------------------------|-----------------|-------------------|---------------------------|-----------------------|-----------------------------|----------------------------|---------------------------------------|
| PRMW-3S (continued) | 723.73 | 22.90 | 10 - 20 | May 25, 2023 | 7.13 | 716.60 | - | 22.80 | 0.10 |
| | | | | August 23, 2023 | 7.10 | 716.63 | - | 22.80 | 0.10 |
| | | | | November 9, 2023 | 7.38 | 716.35 | - | 22.83 | 0.07 |
| | | | | February 5, 2024 | 6.92 | 716.81 | - | 22.80 | 0.10 |
| | | | | August 28, 2024 | 7.18 | 716.55 | - | 22.79 | 0.11 |
| | | | | February 10, 2025 | 7.82 | 715.91 | - | 22.79 | 0.11 |
| | | | | August 19, 2025 | 7.44 | 716.29 | - | 22.81 | 0.09 |
| PRMW-3D | 723.81 | 36.25 | 25 - 35 | February 22, 2021 | 6.80 | 717.01 | - | 36.25 | 0.00 |
| | | | | May 24, 2021 | 5.64 | 718.17 | - | 36.01 | 0.24 |
| | | | | August 23, 2021 | 4.89 | 718.92 | - | 35.84 | 0.41 |
| | | | | November 29, 2021 | 4.94 | 718.87 | - | 35.88 | 0.37 |
| | | | | February 24, 2022 | 4.93 | 718.88 | - | 35.90 | 0.35 |
| | | | | May 31, 2022 | 5.04 | 718.77 | - | 35.85 | 0.40 |
| | | | | August 3, 2022 | 5.85 | 717.96 | - | 35.78 | 0.47 |
| | | | | November 22, 2022 | 6.42 | 717.39 | - | 35.85 | 0.40 |
| | | | | February 8, 2023 | 6.04 | 717.77 | - | 35.81 | 0.44 |
| | | | | May 25, 2023 | 4.98 | 718.83 | - | 35.75 | 0.50 |
| | | | | August 23, 2023 | 5.75 | 718.06 | - | 36.15 | 0.10 |
| | | | | November 9, 2023 | 6.30 | 717.51 | - | 35.85 | 0.40 |
| | | | | February 5, 2024 | 5.53 | 718.28 | - | 35.80 | 0.45 |
| | | | | August 28, 2024 | 5.83 | 717.98 | - | 35.75 | 0.50 |
| | | | | February 10, 2025 | 6.55 | 717.26 | - | 35.73 | 0.52 |
| | | | | August 19, 2025 | 5.92 | 717.89 | - | 35.76 | 0.49 |
| | | | | PRMW-4S | 721.92 | 27.30 | 14 - 24 | February 22, 2021 | 7.52 |
| May 24, 2021 | 7.26 | 714.66 | - | | | | | 27.20 | 0.10 |
| August 23, 2021 | 6.00 | 715.92 | - | | | | | 27.04 | 0.26 |
| November 29, 2021 | 6.89 | 715.03 | - | | | | | 27.06 | 0.24 |
| February 24, 2022 | 6.26 | 715.66 | - | | | | | 27.10 | 0.20 |
| May 31, 2022 | 7.16 | 714.76 | - | | | | | 27.09 | 0.21 |
| August 3, 2022 | 7.20 | 714.72 | - | | | | | 27.05 | 0.25 |
| November 22, 2022 | 7.40 | 714.52 | - | | | | | 27.12 | 0.18 |
| February 8, 2023 | 7.10 | 714.82 | - | | | | | 27.10 | 0.20 |
| May 25, 2023 | 7.13 | 714.79 | - | | | | | 27.09 | 0.21 |
| August 23, 2023 | 7.02 | 714.90 | - | | | | | 27.11 | 0.19 |
| November 9, 2023 | 7.50 | 714.42 | - | | | | | 27.12 | 0.18 |
| February 5, 2024 | 6.44 | 715.48 | - | | | | | 27.10 | 0.20 |
| August 28, 2024 | 6.86 | 715.06 | - | | | | | 27.10 | 0.20 |
| February 10, 2025 | 7.73 | 714.19 | - | | | | | 27.08 | 0.22 |
| August 19, 2025 | 7.53 | 714.39 | - | | | | | 27.11 | 0.19 |
| PRMW-5S | 720.72 | 22.70 | 10 - 20 | | | | | February 22, 2021 | 7.10 |
| | | | | May 24, 2021 | 6.66 | 714.06 | - | 22.67 | 0.03 |
| | | | | August 23, 2021 | 6.17 | 714.55 | - | 22.54 | 0.16 |
| | | | | November 29, 2021 | 6.88 | 713.84 | - | 22.60 | 0.10 |
| | | | | February 24, 2022 | 6.48 | 714.24 | - | 22.61 | 0.09 |
| | | | | May 31, 2022 | 6.45 | 714.27 | - | 22.59 | 0.11 |
| | | | | August 3, 2022 | 6.84 | 713.88 | - | 22.54 | 0.16 |
| | | | | November 22, 2022 | 7.17 | 713.55 | - | 22.60 | 0.10 |
| | | | | February 8, 2023 | 7.34 | 713.38 | - | 22.59 | 0.11 |
| | | | | May 25, 2023 | 6.53 | 714.19 | - | 22.57 | 0.13 |
| | | | | August 23, 2023 | 6.59 | 714.13 | - | 22.63 | 0.07 |
| | | | | November 9, 2023 | 7.17 | 713.55 | - | 22.62 | 0.08 |
| | | | | February 5, 2024 | 6.60 | 714.12 | - | 22.58 | 0.12 |
| | | | | August 28, 2024 | 6.28 | 714.44 | - | 22.58 | 0.12 |
| | | | | February 10, 2025 | 6.77 | 713.95 | - | 22.58 | 0.12 |
| | | | | August 19, 2025 | 6.33 | 714.39 | - | 22.60 | 0.10 |

See Notes on Page 4.

Table 2
Gauging Data
2025 Periodic Review Report
New York State Electric & Gas
Penn Yan Former Manufactured Gas Plant
Penn Yan, New York



| Well ID | Measuring Point Elevation | Actual Depth to Bottom | Screen Interval | Date | Depth to Water (feet TOC) | Groundwater Elevation | Depth to Product (feet TOC) | Depth to Bottom (feet TOC) | Accumulated Sediment Thickness (feet) |
|-------------------|---------------------------|------------------------|-----------------|-------------------|---------------------------|-----------------------|-----------------------------|----------------------------|---------------------------------------|
| PRMW-5D | 720.74 | 33.27 | 20 - 30 | February 22, 2021 | 4.32 | 716.42 | - | 33.27 | 0.00 |
| | | | | May 24, 2021 | 3.24 | 717.50 | - | 32.45 | 0.82 |
| | | | | August 23, 2021 | 2.62 | 718.12 | - | 32.23 | 1.04 |
| | | | | November 29, 2021 | 2.63 | 718.11 | - | 32.00 | 1.27 |
| | | | | February 24, 2022 | 3.30 | 717.44 | - | 32.54 | 0.73 |
| | | | | May 31, 2022 | 2.80 | 717.94 | - | 31.71 | 1.56 |
| | | | | August 3, 2022 | 3.58 | 717.16 | - | 31.59 | 1.68 |
| | | | | November 22, 2022 | 4.00 | 716.74 | - | 31.55 | 1.72 |
| | | | | February 8, 2023 | 3.63 | 717.11 | - | 31.59 | 1.68 |
| | | | | May 25, 2023 | 2.57 | 718.17 | - | 31.45 | 1.82 |
| | | | | August 23, 2023 | 3.31 | 717.43 | - | 33.02 | 0.25 |
| | | | | November 9, 2023 | 3.71 | 717.03 | - | 31.45 | 1.82 |
| | | | | February 5, 2024 | 2.91 | 717.83 | - | 33.08 | 0.19 |
| | | | | August 28, 2024 | 3.17 | 717.57 | - | 33.20 | 0.07 |
| February 10, 2025 | 3.83 | 716.91 | - | 32.12 | 1.15 | | | | |
| August 19, 2025 | 3.21 | 717.53 | - | 33.10 | 0.17 | | | | |
| PRMW-6S | 721.10 | 23.20 | 10 - 20 | February 22, 2021 | 6.52 | 714.58 | - | 23.20 | 0.00 |
| | | | | May 24, 2021 | 6.28 | 714.82 | - | 23.10 | 0.10 |
| | | | | August 23, 2021 | 6.05 | 715.05 | - | 23.02 | 0.18 |
| | | | | November 29, 2021 | 6.04 | 715.06 | - | 23.08 | 0.12 |
| | | | | February 24, 2022 | 6.13 | 714.97 | - | 23.08 | 0.12 |
| | | | | May 31, 2022 | 6.09 | 715.01 | - | 23.05 | 0.15 |
| | | | | August 3, 2022 | 6.08 | 715.02 | - | 23.00 | 0.20 |
| | | | | November 22, 2022 | 8.75 | 712.35 | - | 23.04 | 0.16 |
| | | | | February 8, 2023 | 6.16 | 714.94 | - | 23.05 | 0.15 |
| | | | | May 25, 2023 | 5.77 | 715.33 | - | 23.03 | 0.17 |
| | | | | August 23, 2023 | 5.85 | 715.25 | - | 23.09 | 0.11 |
| | | | | November 9, 2023 | 6.03 | 715.07 | - | 23.18 | 0.02 |
| | | | | February 5, 2024 | 5.88 | 715.22 | - | 23.05 | 0.15 |
| | | | | August 28, 2024 | 6.02 | 715.08 | - | 23.09 | 0.11 |
| February 10, 2025 | 6.37 | 714.73 | - | 23.03 | 0.17 | | | | |
| August 19, 2025 | 6.07 | 715.03 | - | 23.07 | 0.13 | | | | |
| PRMW-6D | 721.22 | 37.05 | 24 - 34 | February 22, 2021 | 4.85 | 716.37 | - | 37.05 | 0.00 |
| | | | | May 24, 2021 | 3.75 | 717.47 | - | 37.05 | 0.00 |
| | | | | August 23, 2021 | 2.99 | 718.23 | - | 36.87 | 0.18 |
| | | | | November 29, 2021 | 3.06 | 718.16 | - | 36.90 | 0.15 |
| | | | | February 24, 2022 | 3.97 | 717.25 | - | 36.94 | 0.11 |
| | | | | May 31, 2022 | 3.17 | 718.05 | - | 36.89 | 0.16 |
| | | | | August 3, 2022 | 3.82 | 717.40 | - | 36.84 | 0.21 |
| | | | | November 22, 2022 | 4.39 | 716.83 | - | 36.90 | 0.15 |
| | | | | February 8, 2023 | 4.10 | 717.12 | - | 36.90 | 0.15 |
| | | | | May 25, 2023 | 3.01 | 718.21 | - | 36.89 | 0.16 |
| | | | | August 23, 2023 | 2.72 | 718.50 | - | 36.90 | 0.15 |
| | | | | November 9, 2023 | 4.31 | 716.91 | - | 36.93 | 0.12 |
| | | | | February 5, 2024 | 3.62 | 717.60 | - | 36.89 | 0.16 |
| | | | | August 28, 2024 | 3.79 | 717.43 | - | 36.88 | 0.17 |
| February 10, 2025 | 4.56 | 716.66 | - | 36.87 | 0.18 | | | | |
| August 19, 2025 | 3.89 | 717.33 | - | 36.90 | 0.15 | | | | |
| TMW-1D | 723.45 | - | 54 - 64 | May 24, 2021 | 5.17 | 718.28 | - | 63.38 | - |
| | | | | August 23, 2021 | 3.07 | 720.38 | - | 63.14 | - |
| | | | | November 29, 2021 | 4.40 | 719.05 | - | 63.25 | - |
| | | | | February 24, 2022 | 4.43 | 719.02 | - | 63.37 | - |
| | | | | May 31, 2022 | 4.76 | 718.69 | - | 63.42 | - |
| | | | | August 3, 2022 | 5.45 | 718.00 | - | 63.25 | - |
| | | | | November 22, 2022 | 5.86 | 717.59 | - | 63.60 | - |
| | | | | February 8, 2023 | 5.58 | 717.87 | - | 63.28 | - |
| May 25, 2023 | 4.58 | 718.87 | - | 63.24 | - | | | | |

See Notes on Page 4.

Table 2
Gauging Data
2025 Periodic Review Report
New York State Electric & Gas
Penn Yan Former Manufactured Gas Plant
Penn Yan, New York



| Well ID | Measuring Point Elevation | Actual Depth to Bottom | Screen Interval | Date | Depth to Water (feet TOC) | Groundwater Elevation | Depth to Product (feet TOC) | Depth to Bottom (feet TOC) | Accumulated Sediment Thickness (feet) |
|-----------------------|---------------------------|------------------------|-----------------|-------------------|---------------------------|-----------------------|-----------------------------|----------------------------|---------------------------------------|
| TMW-1D (continued) | 723.45 | - | 54 - 64 | August 23, 2023 | 5.49 | 717.96 | - | 63.25 | - |
| | | | | November 9, 2023 | 5.80 | 717.65 | - | 63.30 | - |
| | | | | February 5, 2024 | 5.10 | 718.35 | - | 63.25 | - |
| | | | | July 16, 2024 | Decommissioned | | | | |
| TMW-2D | 719.24 | - | 50 - 60 | February 22, 2021 | 2.03 | 717.21 | - | - | - |
| | | | | May 24, 2021 | 0.79 | 718.45 | - | - | - |
| | | | | August 23, 2021 | 0.40 | 718.84 | - | - | - |
| | | | | November 29, 2021 | 0.09 | 719.15 | - | - | - |
| | | | | February 24, 2022 | 0.15 | 719.09 | - | - | - |
| | | | | May 31, 2022 | 0.15 | 719.09 | - | - | - |
| | | | | August 3, 2022 | 1.07 | 718.17 | - | - | - |
| | | | | November 22, 2022 | - | - | - | - | - |
| | | | | February 8, 2023 | 1.32 | 717.92 | - | - | - |
| | | | | May 25, 2023 | 0.20 | 719.04 | - | - | - |
| | | | | August 23, 2023 | 0.98 | 718.26 | - | - | - |
| | | | | November 9, 2023 | 1.61 | 717.63 | - | - | - |
| | | | | February 5, 2024 | 0.81 | 718.43 | - | - | - |
| | | | | July 16, 2024 | Decommissioned | | | | |
| TMW-2DR | 719.23 | 60.18 | 50 - 60 | August 3, 2022 | 1.17 | 718.06 | - | 59.20 | 0.98 |
| | | | | November 22, 2022 | 1.57 | 717.66 | - | 59.50 | 0.68 |
| | | | | February 8, 2023 | 1.35 | 717.88 | - | 59.08 | 1.10 |
| | | | | May 25, 2023 | 0.56 | 718.67 | - | 58.99 | 1.19 |
| | | | | August 23, 2023 | 1.31 | 717.92 | - | 59.32 | 0.86 |
| | | | | November 9, 2023 | 1.62 | 717.61 | - | 59.29 | 0.89 |
| | | | | February 5, 2024 | 1.00 | 718.23 | - | 59.14 | 1.04 |
| | | | | July 16, 2024 | Decommissioned | | | | |

Notes:

- Elevations in feet above mean sea level, 1929 National Geodetic Vertical Datum.
- Depth calculated based on well installation information provided by Arcadis (TMW-2DR) and AECOM (all other wells).

Acronyms and Abbreviations:

"-" - measurement not taken or not available
 TOC - top of casing

Table 3
Groundwater Analytical Results
2025 Periodic Review Report
New York State Electric & Gas
Penn Yan Former Manufactured Gas Plant
Penn Yan, New York



| Location ID: | NYSDEC TOGS 1.1.1 Standards or Guidance Values | Units | PRMW-1S | | | | | | | | | | | |
|------------------------|--|-------|----------|----------|----------|----------|----------|----------|----------|----------|----------|----------|----------------|----------|
| | | | 05/26/21 | 08/23/21 | 11/29/21 | 02/25/22 | 06/01/22 | 08/04/22 | 11/22/22 | 02/08/23 | 05/25/23 | 08/23/23 | 11/09/23 | 02/05/24 |
| Date Collected: | | | | | | | | | | | | | | |
| BTEX | | | | | | | | | | | | | | |
| Benzene | 1 | µg/L | 1.0 U | 1.0 U | 1.0 U | 1.0 U | 1.0 U | 1.0 U | 1.0 U | 1.0 U | 1.0 U | 1.0 U | 1.0 U | 1.0 U |
| Ethylbenzene | 5 | µg/L | 1.0 UJ | 1.0 U | 1.0 U | 1.0 U | 1.0 U | 1.0 U | 1.0 U | 1.0 U | 1.0 U | 1.0 U | 1.0 U | 1.0 U |
| Toluene | 5 | µg/L | 1.0 UJ | 1.0 U | 1.0 U | 1.0 U | 1.0 U | 1.0 U | 1.0 U | 1.0 U | 1.0 U | 1.0 U | 1.0 U | 1.0 U |
| Xylenes (total) | 5 | µg/L | 2.0 UJ | 2.0 U | 2.0 U | 2.0 U | 2.0 U | 2.0 U | 2.0 U | 2.0 U | 2.0 U | 2.0 U | 2.0 U | 2.0 U |
| Total BTEX | -- | µg/L | ND | ND | ND | ND | ND | ND | ND | ND | ND | ND | ND | ND |
| PAHs | | | | | | | | | | | | | | |
| Acenaphthene | 20 | µg/L | 5.2 U | 5.0 U | 5.0 U | 0.50 U | 0.49 U | 5.0 U | 0.48 U | 0.48 U | 0.51 U | 0.48 U | 0.52 U | 0.54 U |
| Acenaphthylene | -- | µg/L | 5.2 U | 5.0 U | 5.0 U | 0.30 U | 0.29 U | 5.0 U | 0.29 U | 0.29 U | 0.30 U | 0.29 U | 0.31 U | 0.32 U |
| Anthracene | 50 | µg/L | 5.2 U | 5.0 U | 5.0 U | 0.50 U | 0.49 U | 5.0 U | 0.48 U | 0.48 U | 0.51 U | 0.48 U | 0.52 U | 0.54 U |
| Benzo(a)anthracene | 0.002 | µg/L | 5.2 U | 5.0 U | 5.0 U | 0.30 U | 0.29 U | 5.0 U | 0.29 U | 0.29 U | 0.30 U | 0.29 U | 0.31 U | 0.32 U |
| Benzo(a)pyrene | 0 | µg/L | 5.2 U | 5.0 U | 5.0 U | 0.18 U | 0.17 U | 5.0 U | 0.17 U | 0.17 U | 0.18 U | 0.17 U | 0.19 U | 0.19 U |
| Benzo(b)fluoranthene | 0.002 | µg/L | 5.2 U | 5.0 U | 5.0 U | 0.30 U | 0.29 U | 5.0 U | 0.29 U | 0.29 U | 0.30 U | 0.29 U | 0.31 U | 0.32 U |
| Benzo(g,h,i)perylene | -- | µg/L | 5.2 U | 5.0 U | 5.0 U | 0.50 U | 0.49 U | 5.0 U | 0.48 U | 0.48 U | 0.51 U | 0.48 U | 0.52 U | 0.54 U |
| Benzo(k)fluoranthene | 0.002 | µg/L | 5.2 U | 5.0 U | 5.0 U | 0.30 U | 0.29 U | 5.0 U | 0.29 U | 0.29 U | 0.30 U | 0.29 U | 0.31 U | 0.32 UJ |
| Chrysene | 0.002 | µg/L | 5.2 U | 5.0 U | 5.0 U | 0.50 U | 0.49 U | 5.0 U | 0.48 U | 0.48 U | 0.51 U | 0.48 U | 0.52 U | 0.54 U |
| Dibenzo(a,h)anthracene | -- | µg/L | 5.2 U | 5.0 U | 5.0 U | 0.50 U | 0.49 U | 5.0 U | 0.48 U | 0.48 U | 0.51 U | 0.48 U | 0.52 U | 0.54 U |
| Fluoranthene | 50 | µg/L | 5.2 U | 5.0 U | 5.0 U | 0.50 U | 0.49 U | 5.0 U | 0.48 U | 0.48 U | 0.51 U | 0.48 U | 0.52 U | 0.54 U |
| Fluorene | 50 | µg/L | 5.2 U | 5.0 U | 5.0 U | 0.50 U | 0.49 U | 5.0 U | 0.48 U | 0.48 U | 0.51 U | 0.48 U | 0.52 U | 0.54 U |
| Indeno(1,2,3-cd)pyrene | 0.002 | µg/L | 5.2 U | 5.0 U | 5.0 U | 0.50 U | 0.49 U | 5.0 U | 0.48 U | 0.48 U | 0.51 U | 0.48 U | 0.52 U | 0.54 U |
| Naphthalene | 10 | µg/L | 5.2 U | 5.0 U | 5.0 U | 1.0 U | 0.97 U | 5.0 U | 0.95 U | 0.95 U | 1.0 U | 0.95 U | 0.094 J | 1.1 U |
| Phenanthrene | 50 | µg/L | 5.2 U | 5.0 UJB | 5.0 U | 0.20 U | 0.19 U | 5.0 U | 0.19 U | 0.19 U | 0.20 U | 0.19 U | 0.21 U | 0.22 U |
| Pyrene | 50 | µg/L | 5.2 U | 5.0 U | 5.0 U | 0.50 U | 0.49 U | 5.0 U | 0.48 U | 0.48 U | 0.51 U | 0.48 U | 0.52 U | 0.54 U |
| Total PAHs | -- | µg/L | ND | ND | ND | ND | ND | ND | ND | ND | ND | ND | 0.094 J | ND |
| Inorganics | | | | | | | | | | | | | | |
| Cyanide, Total | 0.2 | mg/L | 0.01 U | 0.01 U | 0.01 U | 0.010 U | 0.010 U | 0.010 UB | 0.0100 U | 0.010 U | 0.010 UB | 0.010 U | 0.010 U | 0.010 U |

See Notes on Page 15.

Table 3
Groundwater Analytical Results
2025 Periodic Review Report
New York State Electric & Gas
Penn Yan Former Manufactured Gas Plant
Penn Yan, New York



| Location ID: | NYSDEC TOGS 1.1.1 Standards or Guidance Values | Units | PRMW-1S (continued) | | | | | PRMW-2D | | | | | | |
|------------------------|--|-------|---------------------|----------------|----------|----------|----------|----------|----------|----------|----------|----------------|----------|----------|
| | | | 08/28/24 | 02/11/25 | 08/19/25 | 05/25/21 | 08/25/21 | 11/30/21 | 02/25/22 | 06/01/22 | 08/04/22 | 11/22/22 | 02/08/23 | 05/25/23 |
| BTEX | | | | | | | | | | | | | | |
| Benzene | 1 | µg/L | 1.0 U | 1.0 U | 1.0 U | 1.0 U | 1.0 U | 1.0 U | 1.0 U | 1.0 U | 1.0 U | 1.0 U | 1.0 U | 1.0 U |
| Ethylbenzene | 5 | µg/L | 1.0 U | 1.0 U | 1.0 U | 1.0 UJ | 1.0 U | 1.0 U | 1.0 U | 1.0 U | 1.0 U | 1.0 U | 1.0 U | 1.0 U |
| Toluene | 5 | µg/L | 1.0 U | 1.0 U | 1.0 U | 1.0 UJ | 1.0 U | 1.0 U | 1.0 U | 1.0 U | 1.0 U | 1.0 U | 1.0 U | 1.0 U |
| Xylenes (total) | 5 | µg/L | 2.0 U | 2.0 U | 2.0 U | 2.0 UJ | 2.0 U | 2.0 U | 2.0 U | 2.0 U | 2.0 U | 2.0 U | 2.0 U | 2.0 U |
| Total BTEX | -- | µg/L | ND | ND | ND | ND | ND | ND | ND | ND | ND | ND | ND | ND |
| PAHs | | | | | | | | | | | | | | |
| Acenaphthene | 20 | µg/L | 0.53 U | 0.052 J | 0.48 U | 5.2 U | 5.0 U | 5.0 U | 0.52 U | 0.50 U | 5.0 U | 0.52 U | 0.53 U | 0.52 U |
| Acenaphthylene | -- | µg/L | 0.32 U | 0.29 U | 0.29 U | 5.2 U | 5.0 U | 5.0 U | 0.31 U | 0.30 U | 5.0 U | 0.31 U | 0.32 U | 0.31 U |
| Anthracene | 50 | µg/L | 0.53 U | 0.49 U | 0.48 U | 5.2 U | 5.0 U | 5.0 U | 0.52 U | 0.50 U | 5.0 U | 0.52 U | 0.53 U | 0.52 U |
| Benzo(a)anthracene | 0.002 | µg/L | 0.32 U | 0.29 U | 0.29 U | 5.2 U | 5.0 U | 5.0 U | 0.31 UJ | 0.30 U | 5.0 U | 0.31 U | 0.32 U | 0.31 U |
| Benzo(a)pyrene | 0 | µg/L | 0.19 U | 0.18 U | 0.17 U | 5.2 U | 5.0 U | 5.0 U | 0.19 UJ | 0.18 U | 5.0 U | 0.19 U | 0.19 U | 0.19 U |
| Benzo(b)fluoranthene | 0.002 | µg/L | 0.32 U | 0.29 U | 0.29 U | 5.2 U | 5.0 U | 5.0 U | 0.31 UJ | 0.30 U | 5.0 U | 0.31 U | 0.32 U | 0.31 U |
| Benzo(g,h,i)perylene | -- | µg/L | 0.53 U | 0.49 U | 0.48 U | 5.2 U | 5.0 U | 5.0 U | 0.52 UJ | 0.50 U | 5.0 U | 0.52 U | 0.53 U | 0.52 U |
| Benzo(k)fluoranthene | 0.002 | µg/L | 0.32 U | 0.29 U | 0.29 U | 5.2 U | 5.0 U | 5.0 U | 0.31 UJ | 0.30 U | 5.0 U | 0.31 U | 0.32 U | 0.31 U |
| Chrysene | 0.002 | µg/L | 0.53 U | 0.49 U | 0.48 U | 5.2 U | 5.0 U | 5.0 U | 0.52 UJ | 0.50 U | 5.0 U | 0.52 U | 0.53 U | 0.52 U |
| Dibenzo(a,h)anthracene | -- | µg/L | 0.53 U | 0.49 U | 0.48 U | 5.2 U | 5.0 U | 5.0 U | 0.52 UJ | 0.50 U | 5.0 U | 0.52 U | 0.53 U | 0.52 U |
| Fluoranthene | 50 | µg/L | 0.53 U | 0.49 U | 0.48 U | 5.2 U | 5.0 U | 5.0 U | 0.52 U | 0.50 U | 5.0 U | 0.52 U | 0.53 U | 0.52 U |
| Fluorene | 50 | µg/L | 0.53 U | 0.49 U | 0.48 U | 5.2 U | 5.0 U | 5.0 U | 0.52 U | 0.50 U | 5.0 U | 0.52 U | 0.53 U | 0.52 U |
| Indeno(1,2,3-cd)pyrene | 0.002 | µg/L | 0.53 U | 0.49 U | 0.48 U | 5.2 U | 5.0 U | 5.0 U | 0.52 UJ | 0.50 U | 5.0 U | 0.52 U | 0.53 U | 0.52 U |
| Naphthalene | 10 | µg/L | 1.1 U | 0.98 U | 0.95 U | 5.2 U | 5.0 U | 5.0 U | 1.0 U | 1.0 U | 5.0 U | 0.098 J | 1.1 U | 1.0 U |
| Phenanthrene | 50 | µg/L | 0.21 U | 0.20 U | 0.19 U | 5.2 U | 5.0 U | 5.0 U | 0.21 U | 0.20 U | 5.0 U | 0.21 U | 0.21 U | 0.21 U |
| Pyrene | 50 | µg/L | 0.53 U | 0.49 U | 0.48 U | 5.2 U | 5.0 U | 5.0 U | 0.52 U | 0.50 U | 5.0 U | 0.52 U | 0.53 U | 0.52 U |
| Total PAHs | -- | µg/L | ND | 0.052 J | ND | ND | ND | ND | ND | ND | ND | 0.098 J | ND | ND |
| Inorganics | | | | | | | | | | | | | | |
| Cyanide, Total | 0.2 | mg/L | 0.010 UJ | 0.010 U | 0.010 U | 0.01 U | 0.01 U | 0.01 U | 0.010 U | 0.010 UB | 0.010 UB | 0.0100 U | 0.010 U | 0.010 UB |

See Notes on Page 15.

Table 3
Groundwater Analytical Results
2025 Periodic Review Report
New York State Electric & Gas
Penn Yan Former Manufactured Gas Plant
Penn Yan, New York



| Location ID: | NYSDEC TOGS 1.1.1 Standards or Guidance Values | Units | PRMW-2D (continued) | | | | | | PRMW-2S | | | | | | |
|------------------------|--|-------|---------------------|----------|----------|----------|----------|----------|----------|----------|----------|----------|----------|----------|---------|
| | | | 08/23/23 | 11/09/23 | 02/05/24 | 08/28/24 | 02/11/25 | 08/20/25 | 05/25/21 | 08/24/21 | 11/30/21 | 02/25/22 | 06/01/22 | 08/04/22 | |
| BTEX | | | | | | | | | | | | | | | |
| Benzene | 1 | µg/L | 1.0 U | 1.0 U | 1.0 U | 1.0 U | 1.0 U | 1.0 U | 1.0 U | 1.0 U | 1.0 U | 1.0 U | 1.0 U | 1.0 U | |
| Ethylbenzene | 5 | µg/L | 1.0 U | 1.0 U | 1.0 U | 1.0 U | 1.0 U | 1.0 U | 1.0 U | 1.0 U | 1.0 U | 1.0 U | 1.0 U | 1.0 U | |
| Toluene | 5 | µg/L | 1.0 U | 1.0 U | 1.0 U | 1.0 U | 1.0 U | 1.0 U | 1.0 U | 1.0 U | 1.0 U | 1.0 U | 1.0 U | 1.0 U | |
| Xylenes (total) | 5 | µg/L | 2.0 U | 2.0 U | 2.0 U | 2.0 U | 2.0 U | 2.0 U | 2.0 U | 2.0 U | 2.0 U | 2.0 U | 2.0 U | 2.0 U | |
| Total BTEX | -- | µg/L | ND | ND | ND | ND | ND | ND | ND | ND | ND | ND | ND | ND | |
| PAHs | | | | | | | | | | | | | | | |
| Acenaphthene | 20 | µg/L | 0.49 U | 0.51 U | 0.52 U | 0.50 U | 0.48 U | 0.48 U | 5.2 U | 5.0 U | 5.0 U | 0.50 U | 0.51 U | 5.0 U | |
| Acenaphthylene | -- | µg/L | 0.29 U | 0.31 U | 0.31 U | 0.30 U | 0.29 U | 0.29 U | 5.2 U | 5.0 U | 5.0 U | 0.30 U | 0.30 U | 5.0 U | |
| Anthracene | 50 | µg/L | 0.49 U | 0.51 U | 0.52 U | 0.50 U | 0.48 U | 0.48 U | 5.2 U | 5.0 U | 5.0 U | 0.50 U | 0.51 U | 5.0 U | |
| Benzo(a)anthracene | 0.002 | µg/L | 0.29 U | 0.31 U | 0.31 U | 0.30 U | 0.29 U | 0.29 U | 5.2 U | 5.0 U | 5.0 U | 0.30 U | 0.30 U | 5.0 U | |
| Benzo(a)pyrene | 0 | µg/L | 0.17 U | 0.18 U | 0.19 U | 0.18 U | 0.17 U | 0.17 U | 5.2 U | 5.0 U | 5.0 U | 0.18 U | 0.18 U | 5.0 U | |
| Benzo(b)fluoranthene | 0.002 | µg/L | 0.29 U | 0.31 U | 0.31 U | 0.30 U | 0.29 U | 0.29 U | 5.2 U | 5.0 U | 5.0 U | 0.30 U | 0.30 U | 5.0 U | |
| Benzo(g,h,i)perylene | -- | µg/L | 0.49 U | 0.51 U | 0.52 U | 0.50 U | 0.48 U | 0.48 U | 5.2 U | 5.0 U | 5.0 U | 0.50 U | 0.51 U | 5.0 U | |
| Benzo(k)fluoranthene | 0.002 | µg/L | 0.29 U | 0.31 U | 0.31 U | 0.30 U | 0.29 U | 0.29 U | 5.2 U | 5.0 U | 5.0 U | 0.30 U | 0.30 U | 5.0 U | |
| Chrysene | 0.002 | µg/L | 0.49 U | 0.51 U | 0.52 U | 0.50 U | 0.48 U | 0.48 U | 5.2 U | 5.0 U | 5.0 U | 0.50 U | 0.51 U | 5.0 U | |
| Dibenzo(a,h)anthracene | -- | µg/L | 0.49 U | 0.51 U | 0.52 U | 0.50 U | 0.48 U | 0.48 U | 5.2 U | 5.0 U | 5.0 U | 0.50 U | 0.51 U | 5.0 U | |
| Fluoranthene | 50 | µg/L | 0.49 U | 0.51 U | 0.52 U | 0.50 U | 0.48 U | 0.48 U | 5.2 U | 5.0 U | 5.0 U | 0.50 U | 0.51 U | 5.0 U | |
| Fluorene | 50 | µg/L | 0.49 U | 0.51 U | 0.52 U | 0.50 U | 0.48 U | 0.48 U | 5.2 U | 5.0 U | 5.0 U | 0.50 U | 0.51 U | 5.0 U | |
| Indeno(1,2,3-cd)pyrene | 0.002 | µg/L | 0.49 U | 0.51 U | 0.52 U | 0.50 U | 0.48 U | 0.48 U | 5.2 U | 5.0 U | 5.0 U | 0.50 U | 0.51 U | 5.0 U | |
| Naphthalene | 10 | µg/L | 0.97 U | 1.0 U | 1.0 U | 1.0 U | 0.95 U | 0.95 U | 5.2 U | 5.0 U | 5.0 U | 1.0 U | 1.0 U | 5.0 U | |
| Phenanthrene | 50 | µg/L | 0.19 U | 0.20 U | 0.21 U | 0.20 U | 0.19 U | 0.19 U | 5.2 U | 5.0 U | 5.0 U | 0.20 U | 0.20 U | 5.0 U | |
| Pyrene | 50 | µg/L | 0.49 U | 0.51 U | 0.52 U | 0.50 U | 0.48 U | 0.48 U | 5.2 U | 5.0 U | 5.0 U | 0.50 U | 0.51 U | 5.0 U | |
| Total PAHs | -- | µg/L | ND | ND | ND | ND | ND | ND | ND | ND | ND | ND | ND | ND | |
| Inorganics | | | | | | | | | | | | | | | |
| Cyanide, Total | 0.2 | mg/L | 0.010 U | 0.010 U | 0.010 U | 0.010 U | 0.010 U | 0.010 U | 0.010 U | 0.015 J | 0.064 | 0.09 | 0.077 | 0.078 J | 0.010 U |

See Notes on Page 15.

Table 3
Groundwater Analytical Results
2025 Periodic Review Report
New York State Electric & Gas
Penn Yan Former Manufactured Gas Plant
Penn Yan, New York



| Location ID: | NYSDEC TOGS 1.1.1 Standards or Guidance Values | Units | PRMW-2S (continued) | | | | | | | | | PRMW-3D | | |
|------------------------|--|-------|---------------------|--------------|----------------|--------------|-------------|--------------|---------------|-------------|--------------|----------|----------|----------|
| | | | 11/22/22 | 02/08/23 | 05/25/23 | 08/23/23 | 11/09/23 | 02/05/24 | 08/28/24 | 02/11/25 | 08/20/25 | 05/24/21 | 08/24/21 | 11/30/21 |
| BTEX | | | | | | | | | | | | | | |
| Benzene | 1 | µg/L | 1.0 U | 1.0 U | 1.0 U | 1.0 U | 1.0 U | 1.0 U | 1.0 U | 1.0 U | 1.0 U | 1.0 U | 1.0 U | 1.0 U |
| Ethylbenzene | 5 | µg/L | 1.0 U | 1.0 U | 1.0 U | 1.0 U | 1.0 U | 1.0 U | 1.0 U | 1.0 U | 1.0 U | 1.0 U | 1.0 U | 1.0 U |
| Toluene | 5 | µg/L | 1.0 U | 1.0 U | 1.0 U | 1.0 U | 1.0 U | 1.0 U | 1.0 U | 1.0 U | 1.0 U | 1.0 U | 1.0 U | 1.0 U |
| Xylenes (total) | 5 | µg/L | 2.0 U | 2.0 U | 2.0 U | 2.0 U | 2.0 U | 2.0 U | 2.0 U | 2.0 U | 2.0 U | 2.0 U | 2.0 U | 2.0 U |
| Total BTEX | -- | µg/L | ND | ND | ND | ND | ND | ND | ND | ND | ND | ND | ND | ND |
| PAHs | | | | | | | | | | | | | | |
| Acenaphthene | 20 | µg/L | 0.49 U | 0.48 U | 0.51 U | 0.48 U | 0.48 U | 0.52 U | 0.52 U | 0.48 U | 0.48 U | 5.2 U | 5.0 U | 5.0 U |
| Acenaphthylene | -- | µg/L | 0.29 U | 0.29 U | 0.31 U | 0.29 U | 0.29 U | 0.31 U | 0.31 U | 0.29 U | 0.29 U | 5.2 U | 5.0 U | 5.0 U |
| Anthracene | 50 | µg/L | 0.49 U | 0.48 U | 0.51 U | 0.48 U | 0.48 U | 0.52 U | 0.52 U | 0.48 U | 0.48 U | 5.2 U | 5.0 U | 5.0 U |
| Benzo(a)anthracene | 0.002 | µg/L | 0.29 U | 0.29 U | 0.31 U | 0.29 U | 0.29 U | 0.31 U | 0.31 U | 0.29 U | 0.29 U | 5.2 U | 5.0 U | 5.0 U |
| Benzo(a)pyrene | 0 | µg/L | 0.18 U | 0.17 U | 0.18 U | 0.17 U | 0.17 U | 0.19 U | 0.19 U | 0.17 U | 0.17 U | 5.2 U | 5.0 U | 5.0 U |
| Benzo(b)fluoranthene | 0.002 | µg/L | 0.29 U | 0.29 U | 0.31 U | 0.29 U | 0.29 U | 0.31 U | 0.31 U | 0.29 U | 0.29 U | 5.2 U | 5.0 U | 5.0 U |
| Benzo(g,h,i)perylene | -- | µg/L | 0.49 U | 0.48 U | 0.51 U | 0.48 U | 0.48 U | 0.52 U | 0.52 U | 0.48 U | 0.48 U | 5.2 U | 5.0 U | 5.0 U |
| Benzo(k)fluoranthene | 0.002 | µg/L | 0.29 U | 0.29 U | 0.31 U | 0.29 U | 0.29 U | 0.31 U | 0.31 U | 0.29 U | 0.29 U | 5.2 U | 5.0 U | 5.0 U |
| Chrysene | 0.002 | µg/L | 0.49 U | 0.48 U | 0.51 U | 0.48 U | 0.48 U | 0.52 U | 0.52 U | 0.48 U | 0.48 U | 5.2 U | 5.0 U | 5.0 U |
| Dibenzo(a,h)anthracene | -- | µg/L | 0.49 U | 0.48 U | 0.51 U | 0.48 U | 0.48 U | 0.52 U | 0.52 U | 0.48 U | 0.48 U | 5.2 U | 5.0 U | 5.0 U |
| Fluoranthene | 50 | µg/L | 0.49 U | 0.48 U | 0.51 U | 0.48 U | 0.48 U | 0.52 U | 0.52 U | 0.48 U | 0.48 U | 5.2 U | 5.0 U | 5.0 U |
| Fluorene | 50 | µg/L | 0.49 U | 0.48 U | 0.51 U | 0.48 U | 0.48 U | 0.52 U | 0.52 U | 0.48 U | 0.48 U | 5.2 U | 5.0 U | 5.0 U |
| Indeno(1,2,3-cd)pyrene | 0.002 | µg/L | 0.49 U | 0.48 U | 0.51 U | 0.48 U | 0.48 U | 0.52 U | 0.52 U | 0.48 U | 0.48 U | 5.2 U | 5.0 U | 5.0 U |
| Naphthalene | 10 | µg/L | 0.98 U | 0.95 U | 1.0 U | 0.95 U | 0.95 U | 1.0 UB | 1.0 U | 0.95 U | 0.95 U | 5.2 U | 5.0 U | 5.0 U |
| Phenanthrene | 50 | µg/L | 0.20 U | 0.19 U | 0.20 U | 0.19 U | 0.19 U | 0.21 U | 0.21 U | 0.19 U | 0.19 U | 5.2 U | 5.0 U | 5.0 U |
| Pyrene | 50 | µg/L | 0.49 U | 0.48 U | 0.51 U | 0.48 U | 0.48 U | 0.52 U | 0.52 U | 0.48 U | 0.48 U | 5.2 U | 5.0 U | 5.0 U |
| Total PAHs | -- | µg/L | ND | ND | ND | ND | ND | ND | ND | ND | ND | ND | ND | ND |
| Inorganics | | | | | | | | | | | | | | |
| Cyanide, Total | 0.2 | mg/L | 0.0690 UB | 0.078 | 0.086 B | 0.094 | 0.11 | 0.100 | 0.11 J | 0.11 | 0.059 | 0.01 U | 0.01 U | 0.01 U |

See Notes on Page 15.

Table 3
Groundwater Analytical Results
2025 Periodic Review Report
New York State Electric & Gas
Penn Yan Former Manufactured Gas Plant
Penn Yan, New York



| Location ID: | NYSDEC TOGS 1.1.1 Standards or Guidance Values | Units | PRMW-3D (continued) | | | | | | | | | | | |
|------------------------|--|-------|---------------------|----------|----------|----------|----------|----------|----------|----------|----------|----------|----------|----------|
| | | | 02/25/22 | 06/01/22 | 08/04/22 | 11/21/22 | 02/08/23 | 05/25/23 | 08/23/23 | 11/09/23 | 02/05/24 | 08/28/24 | 02/11/25 | 08/20/25 |
| Date Collected: | | | | | | | | | | | | | | |
| BTEX | | | | | | | | | | | | | | |
| Benzene | 1 | µg/L | 1.0 U | 1.0 U | 1.0 U | 1.0 U | 1.0 U | 1.0 U | 1.0 U | 1.0 U | 1.0 U | 1.0 U | 1.0 U | 1.0 U |
| Ethylbenzene | 5 | µg/L | 1.0 U | 1.0 U | 1.0 U | 1.0 U | 1.0 U | 1.0 U | 1.0 U | 1.0 U | 1.0 U | 1.0 U | 1.0 U | 1.0 U |
| Toluene | 5 | µg/L | 1.0 U | 1.0 U | 1.0 U | 1.0 U | 1.0 U | 1.0 U | 1.0 U | 1.0 U | 1.0 U | 1.0 U | 1.0 U | 1.0 U |
| Xylenes (total) | 5 | µg/L | 2.0 U | 2.0 U | 2.0 U | 2.0 U | 2.0 U | 2.0 U | 2.0 U | 2.0 U | 2.0 U | 2.0 U | 2.0 U | 2.0 U |
| Total BTEX | -- | µg/L | ND | ND | ND | ND | ND | ND | ND | ND | ND | ND | ND | ND |
| PAHs | | | | | | | | | | | | | | |
| Acenaphthene | 20 | µg/L | 0.52 U | 0.49 U | 5.0 U | 0.50 U | 0.50 U | 0.48 U | 0.51 U | 0.53 U | 0.53 U | 0.48 U | 0.036 J | 0.48 U |
| Acenaphthylene | -- | µg/L | 0.31 U | 0.29 U | 5.0 U | 0.30 U | 0.30 U | 0.29 U | 0.31 U | 0.32 U | 0.32 U | 0.29 U | 0.29 U | 0.29 U |
| Anthracene | 50 | µg/L | 0.52 U | 0.49 U | 5.0 U | 0.50 U | 0.50 U | 0.48 U | 0.51 U | 0.53 U | 0.53 U | 0.48 U | 0.48 U | 0.48 U |
| Benzo(a)anthracene | 0.002 | µg/L | 0.31 U | 0.29 U | 5.0 U | 0.30 U | 0.30 U | 0.29 U | 0.31 U | 0.32 U | 0.32 U | 0.29 U | 0.29 U | 0.29 U |
| Benzo(a)pyrene | 0 | µg/L | 0.19 U | 0.17 U | 5.0 U | 0.18 U | 0.18 U | 0.17 U | 0.18 U | 0.19 U | 0.19 U | 0.17 U | 0.17 U | 0.17 U |
| Benzo(b)fluoranthene | 0.002 | µg/L | 0.31 U | 0.29 U | 5.0 U | 0.30 U | 0.30 U | 0.29 U | 0.31 U | 0.32 U | 0.32 U | 0.29 U | 0.29 U | 0.29 U |
| Benzo(g,h,i)perylene | -- | µg/L | 0.52 U | 0.49 U | 5.0 U | 0.50 U | 0.50 U | 0.48 U | 0.51 U | 0.53 U | 0.53 U | 0.48 U | 0.48 U | 0.48 U |
| Benzo(k)fluoranthene | 0.002 | µg/L | 0.31 U | 0.29 U | 5.0 U | 0.30 U | 0.30 U | 0.29 U | 0.31 U | 0.32 U | 0.32 UJ | 0.29 U | 0.29 U | 0.29 U |
| Chrysene | 0.002 | µg/L | 0.52 U | 0.49 U | 5.0 U | 0.50 U | 0.50 U | 0.48 U | 0.51 U | 0.53 U | 0.53 U | 0.48 U | 0.48 U | 0.48 U |
| Dibenzo(a,h)anthracene | -- | µg/L | 0.52 U | 0.49 U | 5.0 U | 0.50 U | 0.50 U | 0.48 U | 0.51 U | 0.53 U | 0.53 U | 0.48 U | 0.48 U | 0.48 U |
| Fluoranthene | 50 | µg/L | 0.52 U | 0.49 U | 5.0 U | 0.50 U | 0.50 U | 0.48 U | 0.51 U | 0.53 U | 0.53 U | 0.48 U | 0.48 U | 0.48 U |
| Fluorene | 50 | µg/L | 0.52 U | 0.49 U | 5.0 U | 0.50 U | 0.50 U | 0.48 U | 0.51 U | 0.53 U | 0.53 U | 0.48 U | 0.48 U | 0.48 U |
| Indeno(1,2,3-cd)pyrene | 0.002 | µg/L | 0.52 U | 0.49 U | 5.0 U | 0.50 U | 0.50 U | 0.48 U | 0.51 U | 0.53 U | 0.53 U | 0.48 U | 0.48 U | 0.48 U |
| Naphthalene | 10 | µg/L | 1.0 U | 0.97 U | 5.0 U | 0.99 U | 1.0 U | 0.96 U | 1.0 U | 1.1 U | 1.1 UB | 0.95 U | 0.95 U | 0.95 U |
| Phenanthrene | 50 | µg/L | 0.21 U | 0.19 U | 5.0 U | 0.20 U | 0.20 U | 0.19 U | 0.20 U | 0.21 U | 0.21 U | 0.19 U | 0.19 U | 0.19 U |
| Pyrene | 50 | µg/L | 0.52 U | 0.49 U | 5.0 U | 0.50 U | 0.50 U | 0.48 U | 0.51 U | 0.53 U | 0.53 U | 0.48 U | 0.48 U | 0.48 U |
| Total PAHs | -- | µg/L | ND | ND | ND | ND | ND | ND | ND | ND | ND | ND | 0.036 J | ND |
| Inorganics | | | | | | | | | | | | | | |
| Cyanide, Total | 0.2 | mg/L | 0.010 U | 0.010 U | 0.010 UB | 0.0100 U | 0.010 U | 0.010 UB | 0.010 U | 0.010 U | 0.010 U | 0.010 UJ | 0.010 U | 0.010 U |

See Notes on Page 15.

Table 3
Groundwater Analytical Results
2025 Periodic Review Report
New York State Electric & Gas
Penn Yan Former Manufactured Gas Plant
Penn Yan, New York



| Location ID: | NYSDEC TOGS 1.1.1 Standards or Guidance Values | Units | PRMW-3S | | | | | | | | | | | |
|------------------------|--|-------|--------------|----------|-------------|----------|----------|-----------|----------|----------|----------|--------------|----------|----------|
| | | | 05/24/21 | 08/24/21 | 11/30/21 | 02/25/22 | 05/31/22 | 08/04/22 | 11/21/22 | 02/08/23 | 05/25/23 | 08/23/23 | 11/09/23 | 02/05/24 |
| BTEX | | | | | | | | | | | | | | |
| Benzene | 1 | µg/L | 1.0 U | 1.0 U | 1.0 U | 1.0 U | 1.0 U | 1.0 U | 1.0 U | 1.0 U | 1.0 U | 1.0 U | 1.0 U | 1.0 U |
| Ethylbenzene | 5 | µg/L | 1.0 UJ | 1.0 U | 1.0 U | 1.0 U | 1.0 U | 1.0 U | 1.0 U | 1.0 U | 1.0 U | 1.0 U | 1.0 U | 1.0 U |
| Toluene | 5 | µg/L | 1.0 UJ | 1.0 U | 1.0 U | 1.0 U | 1.0 U | 1.0 U | 1.0 U | 1.0 UJ | 1.0 U | 1.0 U | 1.0 U | 1.0 U |
| Xylenes (total) | 5 | µg/L | 2.0 UJ | 2.0 U | 2.0 U | 2.0 U | 2.0 U | 2.0 U | 2.0 U | 2.0 U | 2.0 U | 2.0 U | 2.0 U | 2.0 U |
| Total BTEX | -- | µg/L | ND | ND | ND | ND | ND | ND | ND | ND | ND | ND | ND | ND |
| PAHs | | | | | | | | | | | | | | |
| Acenaphthene | 20 | µg/L | 5.2 U | 5.0 U | 5.0 U | 0.51 U | 0.49 U | 5.0 U | 0.49 U | 0.49 U | 0.49 U | 0.52 U | 0.53 U | 0.50 U |
| Acenaphthylene | -- | µg/L | 5.2 U | 5.0 U | 5.0 U | 0.31 U | 0.29 U | 5.0 U | 0.29 U | 0.29 U | 0.29 U | 0.31 U | 0.32 U | 0.30 U |
| Anthracene | 50 | µg/L | 5.2 U | 5.0 U | 5.0 U | 0.51 U | 0.49 U | 5.0 U | 0.49 U | 0.49 U | 0.49 U | 0.52 U | 0.53 U | 0.50 U |
| Benzo(a)anthracene | 0.002 | µg/L | 5.2 U | 5.0 U | 5.0 U | 0.31 U | 0.29 UJ | 5.0 U | 0.29 UJ | 0.29 U | 0.29 U | 0.31 UJ | 0.32 U | 0.30 UJ |
| Benzo(a)pyrene | 0 | µg/L | 5.2 U | 5.0 U | 5.0 U | 0.18 U | 0.17 UJ | 5.0 U | 0.18 UJ | 0.18 U | 0.18 U | 0.19 UJ | 0.19 U | 0.18 UJ |
| Benzo(b)fluoranthene | 0.002 | µg/L | 5.2 U | 5.0 U | 5.0 U | 0.31 U | 0.29 UJ | 5.0 U | 0.29 UJ | 0.29 U | 0.29 U | 0.31 UJ | 0.32 U | 0.30 UJ |
| Benzo(g,h,i)perylene | -- | µg/L | 5.2 U | 5.0 U | 5.0 U | 0.51 U | 0.49 UJ | 5.0 U | 0.49 U | 0.49 U | 0.49 U | 0.52 UJ | 0.53 U | 0.50 UJ |
| Benzo(k)fluoranthene | 0.002 | µg/L | 5.2 U | 5.0 U | 5.0 U | 0.31 U | 0.29 UJ | 5.0 U | 0.29 U | 0.29 U | 0.29 U | 0.31 UJ | 0.32 U | 0.30 UJ |
| Chrysene | 0.002 | µg/L | 5.2 U | 5.0 U | 5.0 U | 0.51 U | 0.49 UJ | 5.0 U | 0.49 UJ | 0.49 UJ | 0.49 U | 0.52 UJ | 0.53 U | 0.50 UJ |
| Dibenzo(a,h)anthracene | -- | µg/L | 5.2 U | 5.0 U | 5.0 U | 0.51 U | 0.49 UJ | 5.0 U | 0.49 U | 0.49 U | 0.49 U | 0.52 UJ | 0.53 U | 0.50 UJ |
| Fluoranthene | 50 | µg/L | 5.2 U | 5.0 U | 5.0 U | 0.51 U | 0.49 U | 5.0 U | 0.49 U | 0.49 U | 0.49 U | 0.52 U | 0.53 U | 0.50 U |
| Fluorene | 50 | µg/L | 5.2 U | 5.0 U | 5.0 U | 0.51 U | 0.49 U | 5.0 U | 0.49 U | 0.49 UJ | 0.49 U | 0.52 U | 0.53 U | 0.50 U |
| Indeno(1,2,3-cd)pyrene | 0.002 | µg/L | 5.2 U | 5.0 U | 5.0 U | 0.51 U | 0.49 UJ | 5.0 U | 0.49 U | 0.49 U | 0.49 U | 0.52 UJ | 0.53 U | 0.50 UJ |
| Naphthalene | 10 | µg/L | 5.2 U | 5.0 U | 5.0 U | 1.0 U | 0.97 U | 5.0 U | 0.98 U | 0.98 U | 0.98 U | 1.0 U | 1.1 U | 1.0 UB |
| Phenanthrene | 50 | µg/L | 5.2 U | 5.0 U | 5.0 U | 0.20 U | 0.19 U | 5.0 U | 0.20 U | 0.20 U | 0.20 U | 0.21 U | 0.21 U | 0.20 U |
| Pyrene | 50 | µg/L | 5.2 U | 5.0 U | 5.0 U | 0.51 U | 0.49 U | 5.0 U | 0.49 U | 0.49 U | 0.49 U | 0.52 U | 0.53 U | 0.50 U |
| Total PAHs | -- | µg/L | ND | ND | ND | ND | ND | ND | ND | ND | ND | ND | ND | ND |
| Inorganics | | | | | | | | | | | | | | |
| Cyanide, Total | 0.2 | mg/L | 0.011 | 0.01 U | 0.27 | 0.010 U | 0.010 U | 0.010 UBJ | 0.0100 U | 0.010 U | 0.010 UB | 0.011 | 0.010 U | 0.010 UB |

See Notes on Page 15.

Table 3
Groundwater Analytical Results
2025 Periodic Review Report
New York State Electric & Gas
Penn Yan Former Manufactured Gas Plant
Penn Yan, New York



| Location ID: | NYSDEC TOGS 1.1.1 Standards or Guidance Values | Units | PRMW-3S (continued) | | | | | PRMW-4S | | | | | | |
|------------------------|--|-------|---------------------|----------------|----------|----------|-----------------|----------|----------|-----------------|----------|----------|----------|----------|
| | | | 08/28/24 | 02/11/25 | 08/20/25 | 05/25/21 | 08/23/21 | 11/29/21 | 02/25/22 | 05/31/22 | 08/04/22 | 11/22/22 | 02/09/23 | 05/26/23 |
| BTEX | | | | | | | | | | | | | | |
| Benzene | 1 | µg/L | 1.0 U | 1.0 U | 1.0 U | 1.0 U | 1.0 U | 1.0 U | 1.0 U | 1.0 U | 1.0 U | 1.0 U | 1.0 U | 1.0 U |
| Ethylbenzene | 5 | µg/L | 1.0 U | 1.0 U | 1.0 U | 1.0 UJ | 1.0 U | 1.0 U | 1.0 U | 1.0 U | 1.0 U | 1.0 U | 1.0 U | 1.0 U |
| Toluene | 5 | µg/L | 1.0 U | 1.0 U | 1.0 U | 1.0 UJ | 1.0 U | 1.0 U | 1.0 U | 1.0 U | 1.0 U | 1.0 U | 1.0 U | 1.0 U |
| Xylenes (total) | 5 | µg/L | 2.0 U | 2.0 U | 2.0 U | 2.0 UJ | 2.0 U | 2.0 U | 2.0 U | 2.0 U | 2.0 U | 2.0 U | 2.0 U | 2.0 U |
| Total BTEX | -- | µg/L | ND | ND | ND | ND | ND | ND | ND | ND | ND | ND | ND | ND |
| PAHs | | | | | | | | | | | | | | |
| Acenaphthene | 20 | µg/L | 0.48 U | 0.055 J | 0.48 U | 5.2 U | 5.0 U | 5.0 U | 10 U | 0.48 U | 5.0 U | 0.48 U | 0.50 U | 0.51 U |
| Acenaphthylene | -- | µg/L | 0.29 U | 0.29 U | 0.29 U | 5.2 U | 5.0 U | 5.0 U | 6.1 U | 0.29 U | 5.0 U | 0.29 U | 0.30 U | 0.30 U |
| Anthracene | 50 | µg/L | 0.48 U | 0.48 U | 0.48 U | 5.2 U | 5.0 U | 5.0 U | 10 U | 0.48 U | 5.0 U | 0.48 U | 0.50 U | 0.51 U |
| Benzo(a)anthracene | 0.002 | µg/L | 0.29 U | 0.29 U | 0.29 U | 5.2 U | 5.0 U | 5.0 U | 6.1 U | 0.29 U | 5.0 U | 0.29 U | 0.30 U | 0.30 U |
| Benzo(a)pyrene | 0 | µg/L | 0.17 U | 0.17 U | 0.17 U | 5.2 U | 5.0 U | 5.0 U | 3.7 U | 0.17 U | 5.0 U | 0.17 U | 0.18 U | 0.18 U |
| Benzo(b)fluoranthene | 0.002 | µg/L | 0.29 U | 0.29 U | 0.29 U | 5.2 U | 5.0 U | 5.0 U | 6.1 U | 0.29 U | 5.0 U | 0.29 U | 0.30 U | 0.30 U |
| Benzo(g,h,i)perylene | -- | µg/L | 0.48 U | 0.48 U | 0.48 U | 5.2 U | 5.0 U | 5.0 U | 10 U | 0.48 U | 5.0 U | 0.48 U | 0.50 U | 0.51 U |
| Benzo(k)fluoranthene | 0.002 | µg/L | 0.29 U | 0.29 U | 0.29 U | 5.2 U | 5.0 U | 5.0 U | 6.1 U | 0.29 U | 5.0 U | 0.29 U | 0.30 U | 0.30 U |
| Chrysene | 0.002 | µg/L | 0.48 U | 0.48 U | 0.48 U | 5.2 U | 5.0 U | 5.0 U | 10 U | 0.48 U | 5.0 U | 0.48 U | 0.50 U | 0.51 U |
| Dibenzo(a,h)anthracene | -- | µg/L | 0.48 U | 0.48 U | 0.48 U | 5.2 U | 5.0 U | 5.0 U | 10 U | 0.48 U | 5.0 U | 0.48 U | 0.50 U | 0.51 U |
| Fluoranthene | 50 | µg/L | 0.48 U | 0.48 U | 0.48 U | 5.2 U | 5.0 U | 5.0 U | 10 U | 0.48 U | 5.0 U | 0.48 U | 0.50 U | 0.51 U |
| Fluorene | 50 | µg/L | 0.48 U | 0.48 U | 0.48 U | 5.2 U | 5.0 U | 5.0 U | 10 U | 0.48 U | 5.0 U | 0.48 U | 0.50 U | 0.51 U |
| Indeno(1,2,3-cd)pyrene | 0.002 | µg/L | 0.48 U | 0.48 U | 0.48 U | 5.2 U | 5.0 U | 5.0 U | 10 U | 0.48 U | 5.0 U | 0.48 U | 0.50 U | 0.51 U |
| Naphthalene | 10 | µg/L | 0.95 U | 0.95 U | 0.96 U | 5.2 U | 5.0 U | 5.0 U | 20 U | 0.95.0 U | 5.0 U | 0.95 U | 1.0 U | 1.0 U |
| Phenanthrene | 50 | µg/L | 0.19 U | 0.19 U | 0.19 U | 5.2 U | 5.0 U | 5.0 U | 4.1 U | 0.19 U | 5.0 U | 0.19 U | 0.20 U | 0.20 U |
| Pyrene | 50 | µg/L | 0.48 U | 0.48 U | 0.48 U | 5.2 U | 5.0 U | 5.0 U | 10 U | 0.48 U | 5.0 U | 0.48 U | 0.50 U | 0.51 U |
| Total PAHs | -- | µg/L | ND | 0.055 J | ND | ND | ND | ND | ND | ND | ND | ND | ND | ND |
| Inorganics | | | | | | | | | | | | | | |
| Cyanide, Total | 0.2 | mg/L | 0.010 U | 0.010 U | 0.010 U | 0.01 U | 0.0072 J | 0.01 U | 0.010 U | 0.0056 J | 0.011 UB | 0.0100 U | 0.010 U | 0.010 UB |

See Notes on Page 15.

Table 3
Groundwater Analytical Results
2025 Periodic Review Report
New York State Electric & Gas
Penn Yan Former Manufactured Gas Plant
Penn Yan, New York



| Location ID: | NYSDEC TOGS 1.1.1 Standards or Guidance Values | Units | PRMW-4S (continued) | | | | | | PRMW-5D | | | | | |
|------------------------|--|-------|---------------------|----------|----------|----------|----------|----------|----------|----------|----------|----------|----------|----------|
| | | | 08/24/23 | 11/09/23 | 02/05/24 | 08/29/24 | 02/11/25 | 08/19/25 | 05/24/21 | 08/24/21 | 11/30/21 | 02/25/22 | 05/31/22 | 08/03/22 |
| BTEX | | | | | | | | | | | | | | |
| Benzene | 1 | µg/L | 1.0 U | 1.0 U | 1.0 U | 1.0 U | 1.0 U | 1.0 U | 1.0 U | 1.0 U | 1.0 U | 1.0 U | 1.0 U | 1.0 U |
| Ethylbenzene | 5 | µg/L | 1.0 U | 1.0 U | 1.0 U | 1.0 U | 1.0 U | 1.0 U | 1.0 U | 1.0 U | 1.0 U | 1.0 U | 1.0 U | 1.0 U |
| Toluene | 5 | µg/L | 1.0 U | 1.0 U | 1.0 U | 1.0 U | 1.0 U | 1.0 U | 1.0 U | 1.0 U | 1.0 U | 1.0 U | 1.0 U | 1.0 U |
| Xylenes (total) | 5 | µg/L | 2.0 U | 2.0 U | 2.0 U | 2.0 U | 2.0 U | 2.0 U | 2.0 U | 2.0 U | 2.0 U | 2.0 U | 2.0 U | 2.0 U |
| Total BTEX | -- | µg/L | ND | ND | ND | ND | ND | ND | ND | ND | ND | ND | ND | ND |
| PAHs | | | | | | | | | | | | | | |
| Acenaphthene | 20 | µg/L | 0.48 U | 0.52 U | 0.54 U | 0.51 U | 0.49 U | 0.48 U | 5.2 U | 5.0 U | 5.0 U | 0.055 J | 0.048 J | 5.0 U |
| Acenaphthylene | -- | µg/L | 0.29 U | 0.31 U | 0.32 U | 0.30 U | 0.29 U | 0.29 U | 5.2 U | 5.0 U | 5.0 U | 0.30 U | 0.31 U | 5.0 U |
| Anthracene | 50 | µg/L | 0.48 U | 0.52 U | 0.54 U | 0.51 U | 0.49 U | 0.48 U | 5.2 U | 5.0 U | 5.0 U | 0.51 U | 0.51 U | 5.0 U |
| Benzo(a)anthracene | 0.002 | µg/L | 0.29 U | 0.31 U | 0.32 U | 0.30 U | 0.29 U | 0.29 U | 5.2 U | 5.0 U | 5.0 U | 0.30 U | 0.31 U | 5.0 U |
| Benzo(a)pyrene | 0 | µg/L | 0.17 U | 0.19 U | 0.19 U | 0.18 U | 0.18 U | 0.17 U | 5.2 U | 5.0 U | 5.0 U | 0.18 U | 0.18 U | 5.0 U |
| Benzo(b)fluoranthene | 0.002 | µg/L | 0.29 U | 0.31 U | 0.32 U | 0.30 U | 0.29 U | 0.29 U | 5.2 U | 5.0 U | 5.0 U | 0.30 U | 0.31 U | 5.0 U |
| Benzo(g,h,i)perylene | -- | µg/L | 0.48 U | 0.52 U | 0.54 U | 0.51 U | 0.49 U | 0.48 U | 5.2 U | 5.0 U | 5.0 U | 0.51 U | 0.51 U | 5.0 U |
| Benzo(k)fluoranthene | 0.002 | µg/L | 0.29 U | 0.31 U | 0.32 U | 0.30 U | 0.29 U | 0.29 U | 5.2 U | 5.0 U | 5.0 U | 0.30 U | 0.31 U | 5.0 U |
| Chrysene | 0.002 | µg/L | 0.48 U | 0.52 U | 0.54 U | 0.51 U | 0.49 U | 0.48 U | 5.2 U | 5.0 U | 5.0 U | 0.51 U | 0.51 U | 5.0 U |
| Dibenzo(a,h)anthracene | -- | µg/L | 0.48 U | 0.52 U | 0.54 U | 0.51 U | 0.49 U | 0.48 U | 5.2 U | 5.0 U | 5.0 U | 0.51 U | 0.51 U | 5.0 U |
| Fluoranthene | 50 | µg/L | 0.48 U | 0.52 U | 0.54 U | 0.51 U | 0.49 U | 0.48 U | 5.2 U | 5.0 U | 5.0 U | 0.51 U | 0.51 U | 5.0 U |
| Fluorene | 50 | µg/L | 0.48 U | 0.52 U | 0.54 U | 0.51 U | 0.49 U | 0.48 U | 5.2 U | 5.0 U | 5.0 U | 0.51 U | 0.51 U | 5.0 U |
| Indeno(1,2,3-cd)pyrene | 0.002 | µg/L | 0.48 U | 0.52 U | 0.54 U | 0.51 U | 0.49 U | 0.48 U | 5.2 U | 5.0 U | 5.0 U | 0.51 U | 0.51 U | 5.0 U |
| Naphthalene | 10 | µg/L | 0.95 U | 1.0 U | 1.1 U | 1.0 U | 0.98 U | 0.95 U | 5.2 U | 5.0 U | 5.0 U | 1.0 U | 1.0 U | 5.0 U |
| Phenanthrene | 50 | µg/L | 0.19 U | 0.21 U | 0.22 U | 0.20 U | 0.20 U | 0.19 U | 5.2 U | 5.0 U | 5.0 U | 0.066 J | 0.20 U | 5.0 U |
| Pyrene | 50 | µg/L | 0.48 U | 0.52 U | 0.54 U | 0.51 U | 0.49 U | 0.48 U | 5.2 U | 5.0 U | 5.0 U | 0.51 U | 0.51 U | 5.0 U |
| Total PAHs | -- | µg/L | ND | ND | ND | ND | ND | ND | ND | ND | ND | 0.12 J | 0.048 J | ND |
| Inorganics | | | | | | | | | | | | | | |
| Cyanide, Total | 0.2 | mg/L | 0.010 U | 0.010 U | 0.010 UB | 0.010 UJ | 0.010 UB | 0.010 U | 0.01 U | 0.01 U | 0.01 U | 0.010 U | 0.010 U | 0.010 UB |

See Notes on Page 15.

Table 3
Groundwater Analytical Results
2025 Periodic Review Report
New York State Electric & Gas
Penn Yan Former Manufactured Gas Plant
Penn Yan, New York



| Location ID: | NYSDEC TOGS 1.1.1 Standards or Guidance Values | Units | PRMW-5D (continued) | | | | | | | | | PRMW-5S | | | |
|------------------------|--|-------|---------------------|----------|----------|----------|----------|----------|----------|----------|----------|----------|----------|----------|--------|
| | | | 11/21/22 | 02/09/23 | 05/26/23 | 08/24/23 | 11/10/23 | 02/06/24 | 08/28/24 | 02/11/25 | 08/19/25 | 05/25/21 | 08/25/21 | 11/30/21 | |
| BTEX | | | | | | | | | | | | | | | |
| Benzene | 1 | µg/L | 1.0 U | 1.0 U | 1.0 U | 1.0 U | 1.0 U | 1.0 U | 1.0 U | 1.0 U | 1.0 U | 1.0 U | 23 | 21 | 27 |
| Ethylbenzene | 5 | µg/L | 1.0 U | 1.0 U | 1.0 U | 1.0 U | 1.0 U | 1.0 U | 1.0 U | 1.0 U | 1.0 U | 1.0 U | 2.4 J | 3 | 5.9 |
| Toluene | 5 | µg/L | 1.0 U | 1.0 U | 1.0 U | 1.0 U | 1.0 U | 1.0 U | 1.0 U | 1.0 U | 1.0 U | 1.0 U | 0.75 J | 0.9 J | 1.6 |
| Xylenes (total) | 5 | µg/L | 2.0 U | 2.0 U | 2.0 U | 2.0 U | 2.0 U | 2.0 U | 2.0 U | 2.0 U | 2.0 U | 2.0 U | 4.9 J | 3.3 | 6.6 |
| Total BTEX | -- | µg/L | ND | ND | ND | ND | ND | ND | ND | ND | ND | ND | 31 J | 28 J | 41 |
| PAHs | | | | | | | | | | | | | | | |
| Acenaphthene | 20 | µg/L | 0.039 J | 0.50 U | 0.041 J | 0.058 J | 0.058 J | 0.53 U | 0.48 U | 0.50 U | 0.48 U | 0.48 U | 22 | 39 | 15 |
| Acenaphthylene | -- | µg/L | 0.29 U | 0.30 U | 0.30 U | 0.30 U | 0.29 U | 0.32 U | 0.29 U | 0.30 U | 0.29 U | 0.29 U | 4.4 J | 7.6 | 3.4 J |
| Anthracene | 50 | µg/L | 0.48 U | 0.50 U | 0.50 U | 0.50 U | 0.50 U | 0.53 U | 0.48 U | 0.50 U | 0.48 U | 0.48 U | 1.5 J | 1.6 J | 0.52 J |
| Benzo(a)anthracene | 0.002 | µg/L | 0.29 U | 0.30 U | 0.30 U | 0.30 U | 0.29 U | 0.32 U | 0.29 U | 0.30 U | 0.29 U | 0.29 U | 5.2 U | 0.39 J | 5.0 U |
| Benzo(a)pyrene | 0 | µg/L | 0.17 U | 0.18 U | 0.18 U | 0.18 U | 0.17 U | 0.19 U | 0.17 U | 0.18 U | 0.17 U | 0.17 U | 5.2 U | 5.0 U | 5.0 U |
| Benzo(b)fluoranthene | 0.002 | µg/L | 0.29 U | 0.30 U | 0.30 U | 0.30 U | 0.29 U | 0.32 U | 0.29 U | 0.30 U | 0.29 U | 0.29 U | 5.2 U | 5.0 U | 5.0 U |
| Benzo(g,h,i)perylene | -- | µg/L | 0.48 U | 0.50 U | 0.50 U | 0.50 U | 0.49 U | 0.53 U | 0.48 U | 0.50 U | 0.48 U | 0.48 U | 5.2 U | 5.0 U | 5.0 U |
| Benzo(k)fluoranthene | 0.002 | µg/L | 0.29 U | 0.30 U | 0.30 U | 0.30 U | 0.29 U | 0.32 U | 0.29 U | 0.30 U | 0.29 U | 0.29 U | 5.2 U | 5.0 U | 5.0 U |
| Chrysene | 0.002 | µg/L | 0.48 U | 0.50 U | 0.50 U | 0.50 U | 0.49 U | 0.53 U | 0.48 U | 0.50 U | 0.48 U | 0.48 U | 5.2 U | 5.0 U | 5.0 U |
| Dibenzo(a,h)anthracene | -- | µg/L | 0.48 U | 0.50 U | 0.50 U | 0.50 U | 0.49 U | 0.53 U | 0.48 U | 0.50 U | 0.48 U | 0.48 U | 5.2 U | 5.0 U | 5.0 U |
| Fluoranthene | 50 | µg/L | 0.48 U | 0.50 U | 0.50 U | 0.50 U | 0.12 J | 0.11 J | 0.53 U | 0.48 U | 0.50 U | 0.48 U | 3 J | 5.5 | 2.1 J |
| Fluorene | 50 | µg/L | 0.48 U | 0.50 U | 0.50 U | 0.50 U | 0.49 U | 0.53 U | 0.48 U | 0.50 U | 0.48 U | 0.48 U | 7 | 12 | 5.5 |
| Indeno(1,2,3-cd)pyrene | 0.002 | µg/L | 0.48 U | 0.50 U | 0.50 U | 0.50 U | 0.49 U | 0.53 U | 0.48 U | 0.50 U | 0.48 U | 0.48 U | 5.2 U | 5.0 U | 5.0 U |
| Naphthalene | 10 | µg/L | 0.95 U | 1.0 U | 0.99 U | 1.0 U | 0.97 U | 1.1 U | 0.95 U | 0.99 U | 0.95 U | 0.95 U | 44 | 45 | 44 |
| Phenanthrene | 50 | µg/L | 0.19 U | 0.20 U | 0.20 U | 0.064 J | 0.064 J | 0.21 U | 0.19 U | 0.20 U | 0.19 U | 0.19 U | 8.2 | 21 B | 5.7 |
| Pyrene | 50 | µg/L | 0.48 U | 0.50 U | 0.50 U | 0.087 J | 0.080 J | 0.53 U | 0.48 U | 0.50 U | 0.48 U | 0.48 U | 2 J | 3.4 J | 1.3 J |
| Total PAHs | -- | µg/L | 0.039 J | ND | 0.041 J | 0.33 J | 0.349 J | ND | ND | ND | ND | ND | 92 J | 140 J | 78 J |
| Inorganics | | | | | | | | | | | | | | | |
| Cyanide, Total | 0.2 | mg/L | 0.0100 U | 0.010 U | 0.010 UB | 0.010 U | 0.010 U | 0.010 U | 0.010 U | 0.010 U | 0.010 U | 0.010 U | 0.016 | 0.11 | 0.01 U |

See Notes on Page 15.

Table 3
Groundwater Analytical Results
2025 Periodic Review Report
New York State Electric & Gas
Penn Yan Former Manufactured Gas Plant
Penn Yan, New York



| Location ID: | NYSDEC TOGS 1.1.1 Standards or Guidance Values | Units | PRMW-5S (continued) | | | | | | | | | | | |
|------------------------|--|-------|---------------------|----------|----------|-----------|----------|----------|----------|----------|----------|----------|----------|----------|
| | | | 02/25/22 | 05/31/22 | 08/03/22 | 11/21/22 | 02/09/23 | 05/26/23 | 08/24/23 | 11/10/23 | 02/06/24 | 08/29/24 | 02/10/25 | 08/19/25 |
| BTEX | | | | | | | | | | | | | | |
| Benzene | 1 | µg/L | 14 | 16 | 12 | 6.1 | 7.6 | 1.4 | 4.3 | 2.6 | 1.7 | 1.9 | 1.4 | 4.3 |
| Ethylbenzene | 5 | µg/L | 3.3 | 5.7 | 4.5 | 2.4 | 2.0 | 0.89 J | 2.3 | 1.2 | 0.82 J | 1.1 | 1.0 U | 1.6 |
| Toluene | 5 | µg/L | 0.65 J | 0.95 J | 0.69 J | 1.0 U | 1.0 U | 1.0 U | 1.0 U | 1.0 U | 1.0 U | 1.0 U | 1.0 U | 0.53 J |
| Xylenes (total) | 5 | µg/L | 2.9 | 4.1 | 2.2 | 1.4 J | 1.3 | 2.0 U | 0.77 J | 2.0 U | 2.0 U | 2.0 U | 2.0 U | 2.2 |
| Total BTEX | -- | µg/L | 21 J | 27 J | 19 J | 9.9 J | 10.9 J | 2.30 J | 7.40 J | 3.80 | 2.52 J | 3.00 | 1.40 | 8.63 J |
| PAHs | | | | | | | | | | | | | | |
| Acenaphthene | 20 | µg/L | 26 D | 18 D | 14 J | 11 | 16 | 14 | 15 | 12 | 13 | 4.5 | 12 J | 18 |
| Acenaphthylene | -- | µg/L | 5.2 | 3.5 | 2.7 J | 1.9 | 2.6 | 2.2 | 2.3 | 1.9 | 1.8 | 0.61 J | 1.4 | 2.0 |
| Anthracene | 50 | µg/L | 0.73 | 0.32 J | 25.0 U | 2.4 U | 2.5 U | 0.32 J | 0.29 J | 0.22 J | 0.16 J | 0.19 J | 0.20 J | 0.62 J |
| Benzo(a)anthracene | 0.002 | µg/L | 0.32 U | 0.055 J | 25.0 U | 1.4 U | 1.5 U | 1.4 U | 1.5 U | 1.5 U | 0.31 U | 1.4 U | 1.4 U | 0.16 J |
| Benzo(a)pyrene | 0 | µg/L | 0.19 U | 0.18 U | 25.0 U | 0.86 U | 0.90 U | 0.86 U | 0.93 U | 0.90 U | 0.19 U | 0.86 U | 0.86 U | 0.86 U |
| Benzo(b)fluoranthene | 0.002 | µg/L | 0.32 U | 0.31 U | 25.0 U | 1.4 U | 1.5 U | 1.4 U | 1.5 U | 1.5 U | 0.31 U | 1.4 U | 1.4 U | 1.4 U |
| Benzo(g,h,i)perylene | -- | µg/L | 0.53 U | 0.51 U | 25.0 U | 2.4 U | 2.5 U | 2.4 U | 2.6 U | 2.5 U | 0.52 U | 2.4 U | 2.4 U | 2.4 U |
| Benzo(k)fluoranthene | 0.002 | µg/L | 0.32 U | 0.31 U | 25.0 U | 1.4 U | 1.5 U | 1.4 U | 1.5 U | 1.5 U | 0.31 UJ | 1.4 U | 1.4 U | 1.4 U |
| Chrysene | 0.002 | µg/L | 0.084 J | 0.51 U | 25.0 U | 2.4 U | 2.5 U | 2.4 U | 2.6 U | 2.5 U | 0.52 U | 2.4 U | 2.4 U | 2.4 U |
| Dibenzo(a,h)anthracene | -- | µg/L | 0.53 U | 0.51 U | 25.0 U | 2.4 U | 2.5 U | 2.4 U | 2.6 U | 2.5 U | 0.52 U | 2.4 U | 2.4 U | 2.4 U |
| Fluoranthene | 50 | µg/L | 2.5 | 1.5 | 25.0 U | 1.3 J | 1.3 | 1.5 J | 1.4 J | 0.95 J | 0.78 | 0.66 J | 1.4 J | 2.9 |
| Fluorene | 50 | µg/L | 10 | 5.6 | 4.9 J | 3.5 | 6.3 | 5.0 | 5.3 | 4.2 | 4.5 | 1.6 J | 4.5 | 5.8 |
| Indeno(1,2,3-cd)pyrene | 0.002 | µg/L | 0.53 U | 0.51 U | 25.0 U | 2.4 U | 2.5 U | 2.4 U | 2.6 U | 2.5 U | 0.52 U | 2.4 U | 2.4 U | 2.4 U |
| Naphthalene | 10 | µg/L | 26 D | 29 D | 6.4 J | 12 | 13 | 18 | 14 | 16 | 6.4 | 3.4 J | 7.4 J | 26 J |
| Phenanthrene | 50 | µg/L | 9.8 | 3.8 | 2.8 J | 1.4 | 2.4 | 2.3 | 1.7 | 0.95 J | 0.94 | 0.37 J | 0.90 J | 1.8 |
| Pyrene | 50 | µg/L | 1.5 | 0.85 | 25.0 U | 0.83 J | 0.95 | 0.81 J | 0.84 J | 0.61 J | 0.46 J | 0.40 J | 0.78 J | 1.8 J |
| Total PAHs | -- | µg/L | 82 J | 63 J | 31 J | 31.9 J | 42.6 J | 44.1 J | 41 J | 36.8 J | 28.0 J | 11.7 J | 28.6 J | 59.1 J |
| Inorganics | | | | | | | | | | | | | | |
| Cyanide, Total | 0.2 | mg/L | 0.076 | 0.047 J | 0.045 | 0.0110 UB | 0.041 UB | 0.030 UB | 0.032 | 0.019 UB | 0.0290 | 0.020 | 0.043 | 0.023 J |

See Notes on Page 15.

Table 3
Groundwater Analytical Results
2025 Periodic Review Report
New York State Electric & Gas
Penn Yan Former Manufactured Gas Plant
Penn Yan, New York



| Location ID: | NYSDEC TOGS 1.1.1 Standards or Guidance Values | Units | PRMW-6D | | | | | | | | | | | |
|------------------------|--|-------|----------|----------|----------|----------|-----------------|----------|----------|----------|----------|----------|----------|----------------|
| | | | 05/25/21 | 08/24/21 | 11/30/21 | 02/25/22 | 05/31/22 | 08/03/22 | 11/21/22 | 02/09/23 | 05/26/23 | 08/24/23 | 11/10/23 | 02/06/24 |
| BTEX | | | | | | | | | | | | | | |
| Benzene | 1 | µg/L | 1.0 U | 1.0 U | 1.0 U | 1.0 U | 1.0 U | 1.0 U | 1.0 U | 1.0 U | 1.0 U | 1.0 U | 1.0 U | 1.0 U |
| Ethylbenzene | 5 | µg/L | 1.0 UJ | 1.0 U | 1.0 U | 1.0 U | 1.0 U | 1.0 U | 1.0 U | 1.0 U | 1.0 U | 1.0 U | 1.0 U | 1.0 U |
| Toluene | 5 | µg/L | 1.0 UJ | 1.0 U | 1.0 U | 1.0 U | 1.0 U | 1.0 U | 1.0 U | 1.0 U | 1.0 U | 1.0 U | 1.0 U | 1.0 U |
| Xylenes (total) | 5 | µg/L | 2.0 UJ | 2.0 U | 2.0 U | 2.0 U | 2.0 U | 2.0 U | 2.0 U | 2.0 U | 2.0 U | 2.0 U | 2.0 U | 2.0 U |
| Total BTEX | -- | µg/L | ND | ND | ND | ND | ND | ND | ND | ND | ND | ND | ND | ND |
| PAHs | | | | | | | | | | | | | | |
| Acenaphthene | 20 | µg/L | 5.2 U | 5.0 U | 5.0 U | 0.50 U | 0.48 U | 5.0 U | 0.48 U | 0.49 U | 0.49 U | 0.48 U | 0.51 U | 0.089 J |
| Acenaphthylene | -- | µg/L | 5.2 U | 5.0 U | 5.0 U | 0.30 U | 0.29 U | 5.0 U | 0.29 U | 0.29 U | 0.29 U | 0.29 U | 0.31 U | 0.29 U |
| Anthracene | 50 | µg/L | 5.2 U | 5.0 U | 5.0 U | 0.50 U | 0.48 U | 5.0 U | 0.48 U | 0.49 U | 0.49 U | 0.48 U | 0.51 U | 0.48 U |
| Benzo(a)anthracene | 0.002 | µg/L | 5.2 U | 5.0 U | 5.0 U | 0.30 U | 0.29 U | 5.0 U | 0.29 U | 0.29 U | 0.29 U | 0.29 U | 0.31 U | 0.29 U |
| Benzo(a)pyrene | 0 | µg/L | 5.2 U | 5.0 U | 5.0 U | 0.18 U | 0.17 U | 5.0 U | 0.17 U | 0.18 U | 0.18 U | 0.17 U | 0.18 U | 0.17 U |
| Benzo(b)fluoranthene | 0.002 | µg/L | 5.2 U | 5.0 U | 5.0 U | 0.30 U | 0.29 U | 5.0 U | 0.29 U | 0.29 U | 0.29 U | 0.29 U | 0.31 U | 0.29 U |
| Benzo(g,h,i)perylene | -- | µg/L | 5.2 U | 5.0 U | 5.0 U | 0.50 U | 0.48 U | 5.0 U | 0.48 U | 0.49 U | 0.49 U | 0.48 U | 0.51 U | 0.48 U |
| Benzo(k)fluoranthene | 0.002 | µg/L | 5.2 U | 5.0 U | 5.0 U | 0.30 U | 0.29 U | 5.0 U | 0.29 U | 0.29 U | 0.29 U | 0.29 U | 0.31 U | 0.29 UJ |
| Chrysene | 0.002 | µg/L | 5.2 U | 5.0 U | 5.0 U | 0.50 U | 0.48 U | 5.0 U | 0.48 U | 0.49 U | 0.49 U | 0.48 U | 0.51 U | 0.48 U |
| Dibenzo(a,h)anthracene | -- | µg/L | 5.2 U | 5.0 U | 5.0 U | 0.50 U | 0.48 U | 5.0 U | 0.48 U | 0.49 U | 0.49 U | 0.48 U | 0.51 U | 0.48 U |
| Fluoranthene | 50 | µg/L | 5.2 U | 5.0 U | 5.0 U | 0.50 U | 0.48 U | 5.0 U | 0.48 U | 0.49 U | 0.49 U | 0.48 U | 0.51 U | 0.48 U |
| Fluorene | 50 | µg/L | 5.2 U | 5.0 U | 5.0 U | 0.50 U | 0.48 U | 5.0 U | 0.48 U | 0.49 U | 0.49 U | 0.48 U | 0.51 U | 0.48 U |
| Indeno(1,2,3-cd)pyrene | 0.002 | µg/L | 5.2 U | 5.0 U | 5.0 U | 0.50 U | 0.48 U | 5.0 U | 0.48 U | 0.49 U | 0.49 U | 0.48 U | 0.51 U | 0.48 U |
| Naphthalene | 10 | µg/L | 5.2 U | 5.0 U | 5.0 U | 1.0 U | 0.95.0 U | 5.0 U | 0.95 U | 0.98 U | 0.98 U | 0.96 U | 1.0 U | 0.95 UB |
| Phenanthrene | 50 | µg/L | 5.2 U | 5.0 U | 5.0 U | 0.20 U | 0.19 U | 5.0 U | 0.19 U | 0.20 U | 0.20 U | 0.19 U | 0.20 U | 0.19 U |
| Pyrene | 50 | µg/L | 5.2 U | 5.0 U | 5.0 U | 0.50 U | 0.48 U | 5.0 U | 0.48 U | 0.49 U | 0.49 U | 0.48 U | 0.51 U | 0.074 J |
| Total PAHs | -- | µg/L | ND | ND | ND | ND | ND | ND | ND | ND | ND | ND | ND | 0.163 J |
| Inorganics | | | | | | | | | | | | | | |
| Cyanide, Total | 0.2 | mg/L | 0.01 U | 0.01 U | 0.01 U | 0.010 U | 0.0060 J | 0.010 UB | 0.0100 U | 0.010 U | 0.010 UB | 0.010 U | 0.010 U | 0.010 U |

See Notes on Page 15.

Table 3
Groundwater Analytical Results
2025 Periodic Review Report
New York State Electric & Gas
Penn Yan Former Manufactured Gas Plant
Penn Yan, New York



| Location ID: | NYSDEC TOGS 1.1.1 Standards or Guidance Values | Units | PRMW-6D (continued) | | | | PRMW-6S | | | | | | | |
|------------------------|--|-------|---------------------|----------|----------|----------|----------|--------------|----------|----------|----------|----------|----------|----------|
| | | | 08/28/24 | 02/10/25 | 08/19/25 | 05/25/21 | 08/24/21 | 11/30/21 | 02/25/22 | 05/31/22 | 08/03/22 | 11/21/22 | 02/09/23 | 05/26/23 |
| BTEX | | | | | | | | | | | | | | |
| Benzene | 1 | µg/L | 1.0 U | 1.0 U | 1.0 U | 1.0 U | 1.0 U | 1.0 U | 1.0 U | 1.0 U | 1.0 U | 1.0 U | 1.0 U | 1.0 U |
| Ethylbenzene | 5 | µg/L | 1.0 U | 1.0 U | 1.0 U | 1.0 UJ | 1.0 U | 1.0 U | 1.0 U | 1.0 U | 1.0 U | 1.0 U | 1.0 U | 1.0 U |
| Toluene | 5 | µg/L | 1.0 U | 1.0 U | 1.0 U | 1.0 UJ | 1.0 U | 1.0 U | 1.0 U | 1.0 U | 1.0 U | 1.0 U | 1.0 U | 1.0 U |
| Xylenes (total) | 5 | µg/L | 2.0 U | 2.0 U | 2.0 U | 2.0 UJ | 2.0 U | 2.0 U | 2.0 U | 2.0 U | 2.0 U | 2.0 U | 2.0 U | 2.0 U |
| Total BTEX | -- | µg/L | ND | ND | ND | ND | ND | ND | ND | ND | ND | ND | ND | ND |
| PAHs | | | | | | | | | | | | | | |
| Acenaphthene | 20 | µg/L | 0.48 U | 0.50 U | 0.48 U | 5.4 U | 5.0 U | 5.0 U | 0.51 U | 0.48 U | 5.0 U | 0.48 U | 0.50 U | 0.52 U |
| Acenaphthylene | -- | µg/L | 0.29 U | 0.30 U | 0.29 U | 5.4 U | 5.0 U | 5.0 U | 0.31 U | 0.29 U | 5.0 U | 0.29 U | 0.30 U | 0.31 U |
| Anthracene | 50 | µg/L | 0.48 U | 0.50 U | 0.48 U | 5.4 U | 5.0 U | 5.0 U | 0.51 U | 0.48 U | 5.0 U | 0.48 U | 0.50 U | 0.52 U |
| Benzo(a)anthracene | 0.002 | µg/L | 0.29 U | 0.30 U | 0.29 U | 5.4 U | 5.0 U | 5.0 U | 0.31 U | 0.29 U | 5.0 U | 0.29 U | 0.30 U | 0.31 U |
| Benzo(a)pyrene | 0 | µg/L | 0.17 U | 0.18 U | 0.17 U | 5.4 U | 5.0 U | 5.0 U | 0.18 U | 0.17 U | 5.0 U | 0.17 U | 0.18 U | 0.19 U |
| Benzo(b)fluoranthene | 0.002 | µg/L | 0.29 U | 0.30 U | 0.29 U | 5.4 U | 5.0 U | 5.0 U | 0.31 U | 0.29 U | 5.0 U | 0.29 U | 0.30 U | 0.31 U |
| Benzo(g,h,i)perylene | -- | µg/L | 0.48 U | 0.50 U | 0.48 U | 5.4 U | 5.0 U | 5.0 U | 0.51 U | 0.48 U | 5.0 U | 0.48 U | 0.50 U | 0.52 U |
| Benzo(k)fluoranthene | 0.002 | µg/L | 0.29 U | 0.30 U | 0.29 U | 5.4 U | 5.0 U | 5.0 U | 0.31 U | 0.29 U | 5.0 U | 0.29 U | 0.30 U | 0.31 U |
| Chrysene | 0.002 | µg/L | 0.48 U | 0.50 U | 0.48 U | 5.4 U | 5.0 U | 5.0 U | 0.51 U | 0.48 U | 5.0 U | 0.48 U | 0.50 U | 0.52 U |
| Dibenzo(a,h)anthracene | -- | µg/L | 0.48 U | 0.50 U | 0.48 U | 5.4 U | 5.0 U | 5.0 U | 0.51 U | 0.48 U | 5.0 U | 0.48 U | 0.50 U | 0.52 U |
| Fluoranthene | 50 | µg/L | 0.48 U | 0.50 U | 0.48 U | 5.4 U | 5.0 U | 5.0 U | 0.51 U | 0.48 U | 5.0 U | 0.48 U | 0.50 U | 0.52 U |
| Fluorene | 50 | µg/L | 0.48 U | 0.50 U | 0.48 U | 5.4 U | 5.0 U | 5.0 U | 0.51 U | 0.48 U | 5.0 U | 0.48 U | 0.50 U | 0.52 U |
| Indeno(1,2,3-cd)pyrene | 0.002 | µg/L | 0.48 U | 0.50 U | 0.48 U | 5.4 U | 5.0 U | 5.0 U | 0.51 U | 0.48 U | 5.0 U | 0.48 U | 0.50 U | 0.52 U |
| Naphthalene | 10 | µg/L | 0.95 U | 0.99 U | 0.96 U | 5.4 U | 5.0 U | 5.0 U | 1.0 U | 0.96 U | 5.0 U | 0.95 U | 1.0 U | 1.0 U |
| Phenanthrene | 50 | µg/L | 0.19 U | 0.20 U | 0.19 U | 5.4 U | 5.0 U | 5.0 U | 0.20 U | 0.19 U | 5.0 U | 0.19 U | 0.20 U | 0.21 U |
| Pyrene | 50 | µg/L | 0.48 U | 0.50 U | 0.48 U | 5.4 U | 5.0 U | 5.0 U | 0.51 U | 0.48 U | 5.0 U | 0.48 U | 0.50 U | 0.52 U |
| Total PAHs | -- | µg/L | ND | ND | ND | ND | ND | ND | ND | ND | ND | ND | ND | ND |
| Inorganics | | | | | | | | | | | | | | |
| Cyanide, Total | 0.2 | mg/L | 0.010 | 0.010 U | 0.010 U | 0.01 U | 0.01 U | 0.051 | 0.010 U | 0.010 U | 0.010 UB | 0.0100 U | 0.010 U | 0.010 UB |

See Notes on Page 15.

Table 3
Groundwater Analytical Results
2025 Periodic Review Report
New York State Electric & Gas
Penn Yan Former Manufactured Gas Plant
Penn Yan, New York



| Location ID: | NYSDEC TOGS 1.1.1 Standards or Guidance Values | Units | PRMW-6S (continued) | | | | | | TMW-1D | | | | | |
|------------------------|--|-------|---------------------|----------------|----------|----------|----------|----------|----------|----------|----------|----------|----------|----------|
| | | | 08/24/23 | 11/10/23 | 02/06/24 | 08/28/24 | 02/10/25 | 08/19/25 | 05/26/21 | 08/25/21 | 11/30/21 | 02/25/22 | 06/01/22 | 08/03/22 |
| BTEX | | | | | | | | | | | | | | |
| Benzene | 1 | µg/L | 1.0 U | 1.0 U | 1.0 U | 1.0 U | 1.0 U | 1.0 U | 1.0 U | 1.0 U | 1.0 U | 1.0 U | 1.0 U | 1.0 U |
| Ethylbenzene | 5 | µg/L | 1.0 U | 1.0 U | 1.0 U | 1.0 U | 1.0 U | 1.0 U | 1.0 U | 1.0 U | 1.0 U | 1.0 U | 1.0 U | 1.0 U |
| Toluene | 5 | µg/L | 1.0 U | 1.0 U | 1.0 U | 1.0 U | 1.0 U | 1.0 U | 1.0 U | 1.0 U | 1.0 U | 1.0 U | 1.0 U | 1.0 U |
| Xylenes (total) | 5 | µg/L | 2.0 U | 2.0 U | 2.0 U | 2.0 U | 2.0 U | 2.0 U | 2.0 U | 2.0 U | 2.0 U | 2.0 U | 2.0 U | 2.0 U |
| Total BTEX | -- | µg/L | ND | ND | ND | ND | ND | ND | ND | ND | ND | ND | ND | ND |
| PAHs | | | | | | | | | | | | | | |
| Acenaphthene | 20 | µg/L | 0.48 U | 0.48 U | 0.56 U | 0.48 U | 0.49 U | 0.48 U | 5.2 U | 5.0 U | 5.0 U | 0.52 U | 0.48 U | 5.0 U |
| Acenaphthylene | -- | µg/L | 0.29 U | 0.29 U | 0.33 U | 0.29 U | 0.29 U | 0.29 U | 5.2 U | 5.0 U | 5.0 U | 0.31 U | 0.29 U | 5.0 U |
| Anthracene | 50 | µg/L | 0.48 U | 0.48 U | 0.56 U | 0.48 U | 0.49 U | 0.48 U | 5.2 U | 5.0 U | 5.0 U | 0.52 U | 0.48 U | 5.0 U |
| Benzo(a)anthracene | 0.002 | µg/L | 0.29 U | 0.29 U | 0.33 U | 0.29 U | 0.29 U | 0.29 U | 5.2 U | 5.0 U | 5.0 U | 0.31 U | 0.29 U | 5.0 U |
| Benzo(a)pyrene | 0 | µg/L | 0.17 U | 0.17 U | 0.20 U | 0.17 U | 0.17 U | 0.17 U | 5.2 U | 5.0 U | 5.0 U | 0.19 U | 0.17 U | 5.0 U |
| Benzo(b)fluoranthene | 0.002 | µg/L | 0.29 U | 0.29 U | 0.33 U | 0.29 U | 0.29 U | 0.29 U | 5.2 U | 5.0 U | 5.0 U | 0.31 U | 0.29 U | 5.0 U |
| Benzo(g,h,i)perylene | -- | µg/L | 0.48 U | 0.48 U | 0.56 U | 0.48 U | 0.49 U | 0.48 U | 5.2 U | 5.0 U | 5.0 U | 0.52 U | 0.48 U | 5.0 U |
| Benzo(k)fluoranthene | 0.002 | µg/L | 0.29 U | 0.29 U | 0.33 U | 0.29 U | 0.29 U | 0.29 U | 5.2 U | 5.0 U | 5.0 U | 0.31 U | 0.29 U | 5.0 U |
| Chrysene | 0.002 | µg/L | 0.48 U | 0.48 U | 0.56 U | 0.48 U | 0.49 U | 0.48 U | 5.2 U | 5.0 U | 5.0 U | 0.52 U | 0.48 U | 5.0 U |
| Dibenzo(a,h)anthracene | -- | µg/L | 0.48 U | 0.48 U | 0.56 U | 0.48 U | 0.49 U | 0.48 U | 5.2 U | 5.0 U | 5.0 U | 0.52 U | 0.48 U | 5.0 U |
| Fluoranthene | 50 | µg/L | 0.48 U | 0.48 U | 0.56 U | 0.48 U | 0.49 U | 0.48 U | 5.2 U | 5.0 U | 5.0 U | 0.52 U | 0.48 U | 5.0 U |
| Fluorene | 50 | µg/L | 0.48 U | 0.48 U | 0.56 U | 0.48 U | 0.49 U | 0.48 U | 5.2 U | 5.0 U | 5.0 U | 0.52 U | 0.48 U | 5.0 U |
| Indeno(1,2,3-cd)pyrene | 0.002 | µg/L | 0.48 U | 0.48 U | 0.56 U | 0.48 U | 0.49 U | 0.48 U | 5.2 U | 5.0 U | 5.0 U | 0.52 U | 0.48 U | 5.0 U |
| Naphthalene | 10 | µg/L | 0.95 U | 0.086 J | 1.1 UB | 0.95 U | 0.97 U | 0.95 U | 5.2 U | 5.0 U | 5.0 U | 1.0 U | 0.96 U | 5.0 U |
| Phenanthrene | 50 | µg/L | 0.19 U | 0.19 U | 0.22 U | 0.19 U | 0.19 U | 0.19 U | 5.2 U | 5.0 U | 5.0 U | 0.21 U | 0.19 U | 5.0 U |
| Pyrene | 50 | µg/L | 0.48 U | 0.48 U | 0.56 U | 0.48 U | 0.49 U | 0.48 U | 5.2 U | 5.0 U | 5.0 U | 0.52 U | 0.48 U | 5.0 U |
| Total PAHs | -- | µg/L | ND | 0.086 J | ND | ND | ND | ND | ND | ND | ND | ND | ND | ND |
| Inorganics | | | | | | | | | | | | | | |
| Cyanide, Total | 0.2 | mg/L | 0.010 U | 0.010 U | 0.010 U | 0.010 U | 0.010 U | 0.010 U | 0.01 U | 0.01 U | 0.01 U | 0.010 U | 0.010 U | 0.010 UB |

See Notes on Page 15.

Table 3
Groundwater Analytical Results
2025 Periodic Review Report
New York State Electric & Gas
Penn Yan Former Manufactured Gas Plant
Penn Yan, New York



| Location ID: | NYSDEC TOGS 1.1.1 Standards or Guidance Values | Units | TMW-1D (continued) | | | | TMW-2D | TMW-2DR | | | | |
|------------------------|--|-------|--------------------|----------|----------|----------|-----------------|----------|----------|----------|----------|----------|
| | | | 11/21/22 | 02/09/23 | 05/26/23 | 08/23/23 | 02/24/21 | 08/03/22 | 11/21/22 | 02/08/23 | 05/25/23 | 08/23/23 |
| BTEX | | | | | | | | | | | | |
| Benzene | 1 | µg/L | 1.0 U | 1.0 U | 1.0 U | 1.0 U | 1.0 U | 1.0 U | 1.0 U | 1.0 U | 1.0 U | 1.0 U |
| Ethylbenzene | 5 | µg/L | 1.0 U | 1.0 U | 1.0 U | 1.0 U | 1.0 U | 1.0 U | 1.0 U | 1.0 U | 1.0 U | 1.0 U |
| Toluene | 5 | µg/L | 1.0 U | 1.0 U | 1.0 U | 1.0 U | 1.0 U | 1.0 U | 1.0 U | 1.0 U | 1.0 U | 1.0 U |
| Xylenes (total) | 5 | µg/L | 2.0 U | 2.0 U | 2.0 U | 2.0 U | 2.0 U | 2.0 U | 2.0 U | 2.0 U | 2.0 U | 2.0 U |
| Total BTEX | -- | µg/L | ND | ND | ND | ND | ND | ND | ND | ND | ND | ND |
| PAHs | | | | | | | | | | | | |
| Acenaphthene | 20 | µg/L | 0.50 U | 0.50 U | 0.50 U | 0.50 U | 5.4 U | 5.0 U | 0.52 U | 0.49 U | 0.48 U | 0.48 U |
| Acenaphthylene | -- | µg/L | 0.30 U | 0.30 U | 0.30 U | 0.30 U | 5.4 U | 5.0 U | 0.31 U | 0.29 U | 0.29 U | 0.29 U |
| Anthracene | 50 | µg/L | 0.50 U | 0.50 U | 0.50 U | 0.50 U | 5.4 U | 5.0 U | 0.52 U | 0.49 U | 0.48 U | 0.48 U |
| Benzo(a)anthracene | 0.002 | µg/L | 0.30 U | 0.30 U | 0.30 U | 0.30 U | 5.4 U | 5.0 U | 0.31 U | 0.29 U | 0.29 U | 0.29 U |
| Benzo(a)pyrene | 0 | µg/L | 0.18 U | 0.18 U | 0.18 U | 0.18 U | 5.4 U | 5.0 U | 0.19 U | 0.18 U | 0.17 U | 0.17 U |
| Benzo(b)fluoranthene | 0.002 | µg/L | 0.30 U | 0.30 U | 0.30 U | 0.30 U | 5.4 U | 5.0 U | 0.31 U | 0.29 U | 0.29 U | 0.29 U |
| Benzo(g,h,i)perylene | -- | µg/L | 0.50 U | 0.50 U | 0.50 U | 0.50 U | 5.4 U | 5.0 U | 0.52 U | 0.49 U | 0.48 U | 0.48 U |
| Benzo(k)fluoranthene | 0.002 | µg/L | 0.30 U | 0.30 U | 0.30 U | 0.30 U | 5.4 U | 5.0 U | 0.31 U | 0.29 U | 0.29 U | 0.29 U |
| Chrysene | 0.002 | µg/L | 0.50 U | 0.50 U | 0.50 U | 0.50 U | 5.4 U | 5.0 U | 0.52 U | 0.49 U | 0.48 U | 0.48 U |
| Dibenzo(a,h)anthracene | -- | µg/L | 0.50 U | 0.50 U | 0.50 U | 0.50 U | 5.4 U | 5.0 U | 0.52 U | 0.49 U | 0.48 U | 0.48 U |
| Fluoranthene | 50 | µg/L | 0.50 U | 0.50 U | 0.50 U | 0.50 U | 5.4 U | 5.0 U | 0.52 U | 0.49 U | 0.48 U | 0.48 U |
| Fluorene | 50 | µg/L | 0.50 U | 0.50 U | 0.50 U | 0.50 U | 5.4 U | 5.0 U | 0.52 U | 0.49 U | 0.48 U | 0.48 U |
| Indeno(1,2,3-cd)pyrene | 0.002 | µg/L | 0.50 U | 0.50 U | 0.50 U | 0.50 U | 5.4 U | 5.0 U | 0.52 U | 0.49 U | 0.48 U | 0.48 U |
| Naphthalene | 10 | µg/L | 0.99 U | 1.0 U | 1.0 U | 1.0 U | 5.4 U | 5.0 U | 1.0 U | 0.98 U | 0.95 U | 0.95 U |
| Phenanthrene | 50 | µg/L | 0.20 U | 0.20 U | 0.20 U | 0.20 U | 5.4 U | 5.0 U | 0.21 U | 0.20 U | 0.19 U | 0.19 U |
| Pyrene | 50 | µg/L | 0.50 U | 0.50 U | 0.50 U | 0.50 U | 5.4 U | 5.0 U | 0.52 U | 0.49 U | 0.48 U | 0.48 U |
| Total PAHs | -- | µg/L | ND | ND | ND | ND | ND | ND | ND | ND | ND | ND |
| Inorganics | | | | | | | | | | | | |
| Cyanide, Total | 0.2 | mg/L | 0.0100 U | 0.010 U | 0.010 UB | 0.010 U | 0.0081 J | 0.010 U | 0.0100 U | 0.010 U | 0.010 UB | 0.010 UB |

See Notes on Page 15.

Table 3
Groundwater Analytical Results
2025 Periodic Review Report
New York State Electric & Gas
Penn Yan Former Manufactured Gas Plant
Penn Yan, New York

Notes:

1. Samples were submitted to Eurofins, Buffalo, New York, for analysis using United States Environmental Protection Agency SW-846 Methods 8260B (BTEX), 8270C (PAHs), and 9012B (cyanide).
2. Sample results detected above the Method Detection Limit are presented in bold font.
3. Shading indicates that the result exceeds the NYSDEC TOGS 1.1.1 Water Quality Standard or Guidance Value (NYSDEC 1998).
4. Groundwater samples were not collected from wells TMW-1D and TMW-2DR per NYSDEC approval of the Second Quarter 2023 Groundwater Monitoring Report (Arcadis 2023) in a letter dated October 20, 2023 (NYSDEC 2023).

Acronyms and Abbreviations:

"- "- standard or guidance value not established

µg/L - micrograms per liter

BTEX - benzene, ethylbenzene, toluene, and xylenes

mg/L - milligrams per liter

ND - not detected

NYSDEC - New York State Department of Environmental Conservation

PAH - polycyclic aromatic hydrocarbon

TOGS - Technical and Operational Guidance Series

Laboratory Qualifiers:

B - The compound has been detected in the sample as well as its associated blank, its presence in the sample may be suspect.

D - Concentration is based on diluted sample analysis.

J - The compound was positively identified; however, the associated numerical value is an estimated concentration only.

U - The compound was analyzed for but not detected. The associated value is the compound quantitation limit.

UB - Compound is considered non-detect at the listed value due to associated blank contamination.

UJ - The compound was not detected above the reported sample quantitation limit. However, the reported limit is approximate and may or may not represent the actual limit of quantitation.

References:

Arcadis. 2023. Second Quarter 2023 Groundwater Monitoring Report, New York State Electric & Gas Corporation, Penn Yan Former Manufactured Gas Plant, Penn Yan, New York, NYSDEC Site No. August 25.

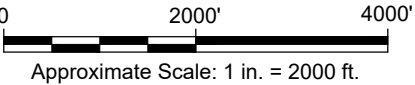
NYSDEC. 1998. Division of Water Technical and Operational Guidance Series (1.1.1) Ambient Water Quality Standards and Guidance Values and Groundwater Effluent Limitations. October 22, 1993 reissued June 1998.

NYSDEC. 2023. Letter from Gerald Pratt (NYSDEC) to John Ruspantini (NYSEG). Re: Second Quarter 2023 Groundwater Monitoring Report, Penn Yan Water St. MGP. October 20.


Figures



REFERENCE: BASE MAP USGS 7.5. MIN. TOPO. QUAD., PENN YAN, NY, 2019.

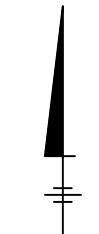
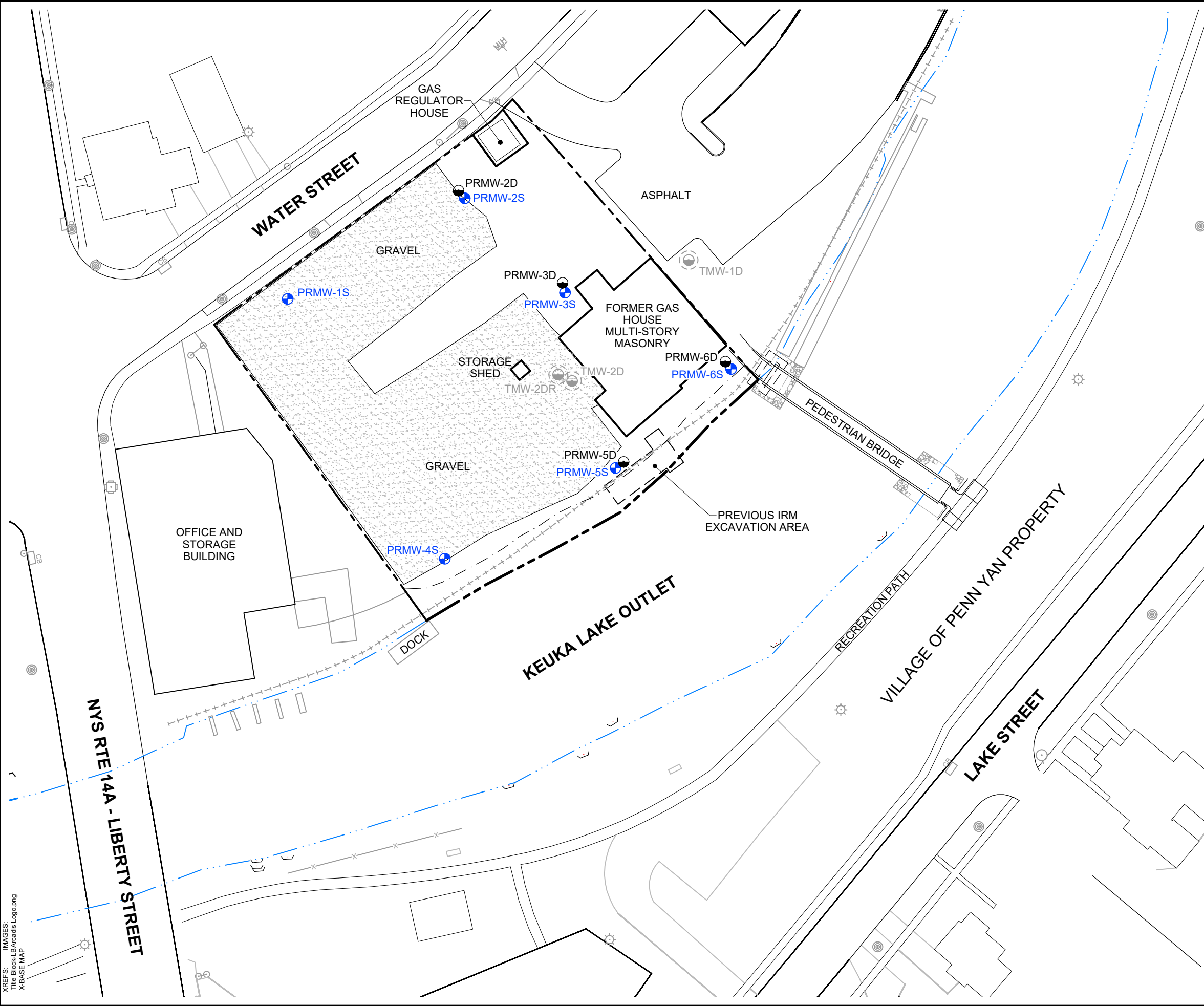


NEW YORK







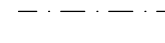

| | |
|--|--------------------|
| NYSEG FORMER MGP SITE PENN YAN, NEW YORK | |
| SITE LOCATION | |
|  | FIGURE 1 |

XREFS: TITLE BLOCK-LB
 IMAGES: PROJECTNAME: ---
 Arcadis Logo.png
 NY_Penn_Yan_20190920_TM_geo.png
 Arcadis Logo.png

C:\Users\krahmer\OneDrive\Arcadis\ACC.US\AUS-98999999-NYSEG_FMR_MGP_PENN_YAN_NY\Project Files\10_WIP\10T_ARC_ENV\202501-DWG\PPY-NY_MGP_SITE_LAYOUT.dwg LAYOUT: 2. PLOTTED: 11/17/2025 1:08 PM BY: KRAHMER, ERIC
 XREFS: IMAGES: Title Block\Arcadis_Logo.png X-BASE MAP

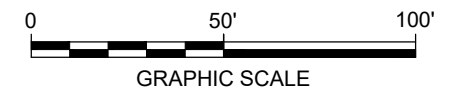



LEGEND:

-  SHALLOW MONITORING WELL
-  DEEP MONITORING WELL
-  DECOMMISSIONED WELL
-  CURRENT SITE FEATURE
-  APPROXIMATE PROPERTY LINE
-  APPROXIMATE SHORE LINE
-  TOP OF BANK
-  HISTORICAL RAILROAD TRACKS

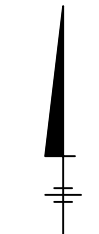
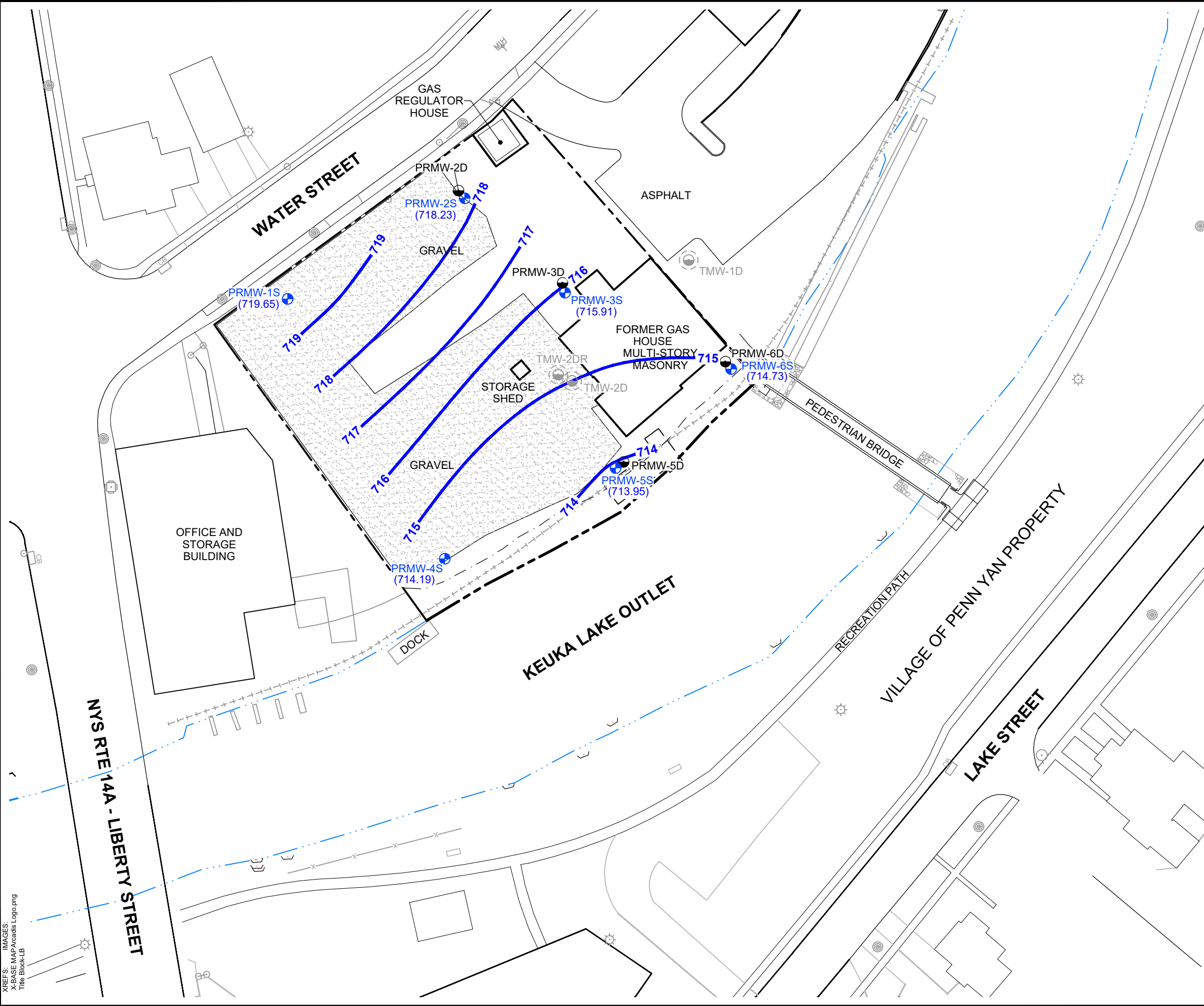
NOTES:

1. ALL LOCATIONS ARE APPROXIMATE.
2. FIGURE BASED ON "MONITORING WELL LOCATION PLAN" BY AECOM, DATED SEPTEMBER 2021.





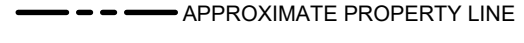
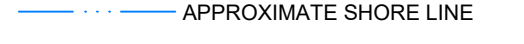
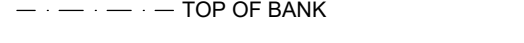





| | |
|---|--------------------|
| NYSEG FORMER MGP SITE PENN YAN, NEW YORK | |
| SITE LAYOUT | |
|  | FIGURE 2 |

C:\Users\krahmer\OneDrive\Documents\Arcadis\ACC.US\AUS\98999999\NYSEG_FMR_MGP_PENN_YAN_NY\Project Files\10_WIP\10T_ARC_ENV\2025\01-DWG\PPY-NY_MGP_SHALLOW_GW_2025 Q1 GWMR.dwg LAYOUT: 3 SAVED: 1/17/2025 9:12 AM ACADVER: 25.1S (LMS TECH) PAGESETUP: ---
 PLOTSTYLETABLE: --- PLOTTED: 1/17/2025 1:10 PM BY: KRAHMER, ERIC
 XREFS: IMAGES: X-BASE MAP/Arcadis Logo.png Title Block.LB



LEGEND:

-  SHALLOW MONITORING WELL
-  DEEP MONITORING WELL
-  DECOMMISSIONED WELL
-  CURRENT SITE FEATURE
-  APPROXIMATE PROPERTY LINE
-  APPROXIMATE SHORE LINE
-  TOP OF BANK
-  HISTORICAL RAILROAD TRACKS
-  (713.95) GROUNDWATER ELEVATION (ASML)
-  718 GROUNDWATER CONTOUR

NOTES:

1. ALL LOCATIONS ARE APPROXIMATE.
2. FIGURE BASED ON "MONITORING WELL LOCATION PLAN" BY AECOM, DATED SEPTEMBER 2021.



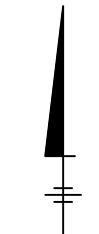
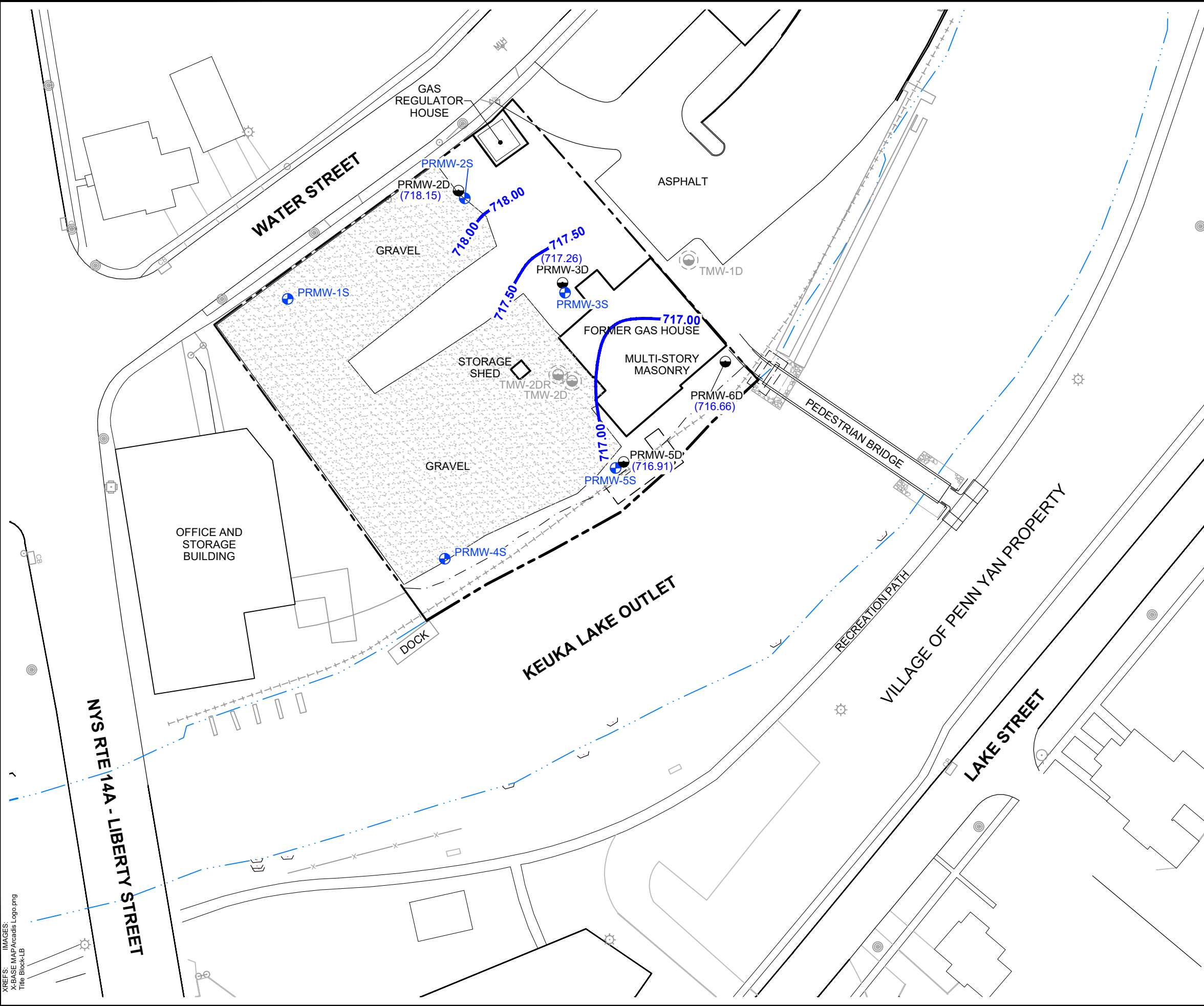
NYSEG
FORMER MGP SITE
PENN YAN, NEW YORK

**SHALLOW GROUNDWATER CONTOURS
FEBRUARY 10, 2025**





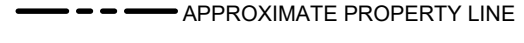
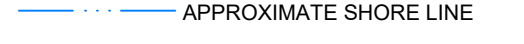
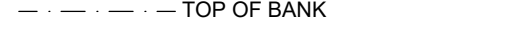





FIGURE
3

C:\Users\krahmer\OneDrive\Documents\Arcadis\ACC.US\AUS\98999999\NYSEG_FMR_MGP_PENN_YAN_NYP\Project Files\10_WIP\10T_ARC_ENV\2025\01-DWG\PPY-NY_MGP_DEEP_GW_2025\01_GWDR.dwg LAYOUT:4_SAVED:11/7/2025 9:14 AM ACADVER:25.1S (LMS TECH) PAGESETUP: ---
 PLOTSTYLETABLE: --- PLOTTED: 11/7/2025 1:11 PM BY: KRAHMER, ERIC
 XREFS: IMAGES: X-BASE MAP/Arcadis Logo.png Title Block.LB

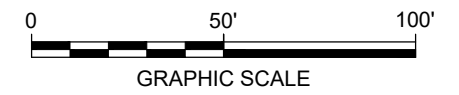


LEGEND:

-  SHALLOW MONITORING WELL
-  DEEP MONITORING WELL
-  DECOMMISSIONED WELL
-  CURRENT SITE FEATURE
-  APPROXIMATE PROPERTY LINE
-  APPROXIMATE SHORE LINE
-  TOP OF BANK
-  HISTORICAL RAILROAD TRACKS
-  (716.66) GROUNDWATER ELEVATION (ASML)
-  718.00 GROUNDWATER CONTOUR

NOTES:

1. ALL LOCATIONS ARE APPROXIMATE.
2. FIGURE BASED ON "MONITORING WELL LOCATION PLAN" BY AECOM, DATED SEPTEMBER 2021.

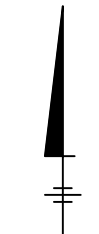
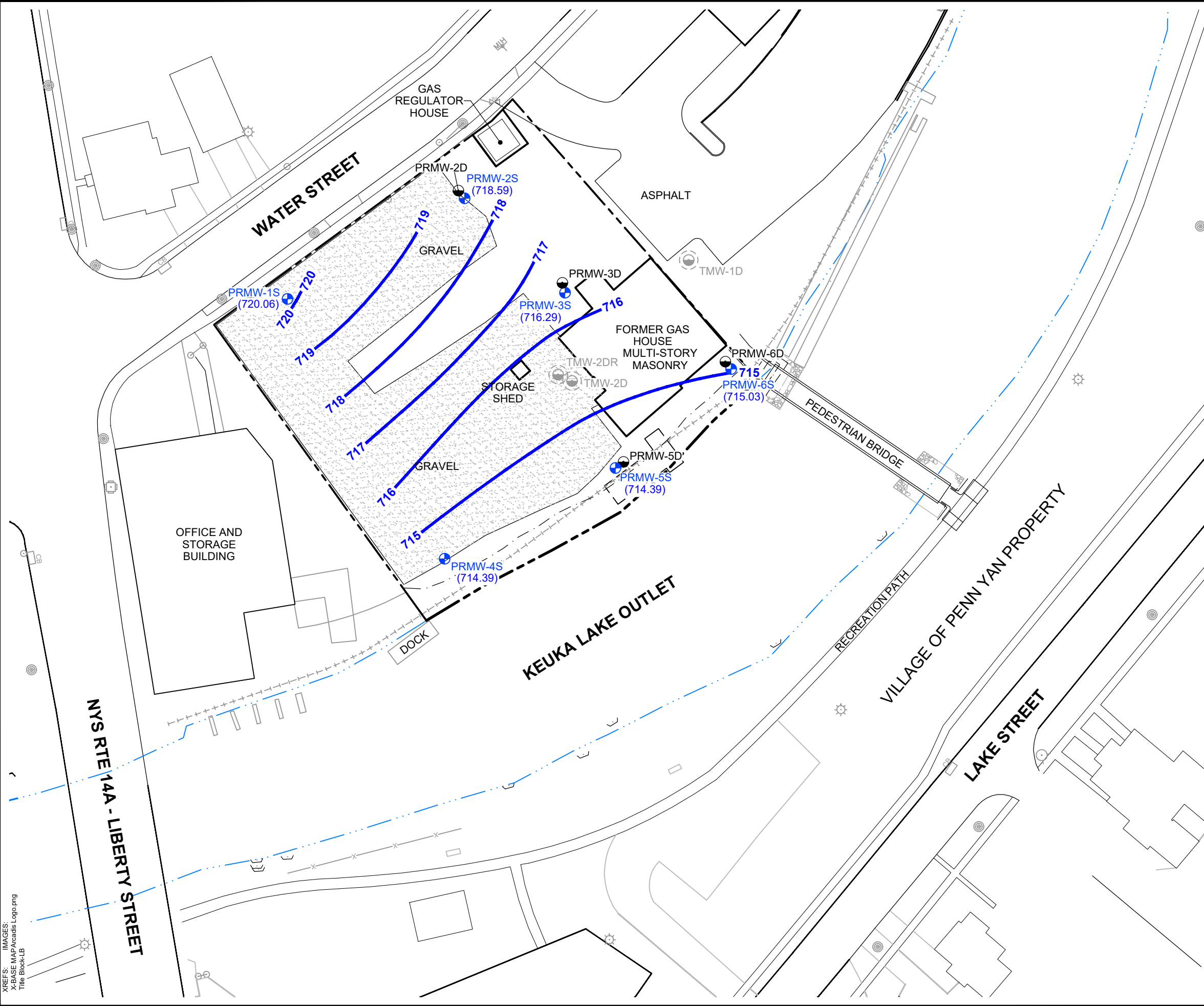


NYSEG
FORMER MGP SITE
PENN YAN, NEW YORK

**DEEP GROUNDWATER CONTOURS
FEBRUARY 10, 2025**



FIGURE
4

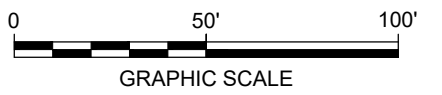


LEGEND:

- SHALLOW MONITORING WELL
- DEEP MONITORING WELL
- DECOMMISSIONED WELL
- CURRENT SITE FEATURE
- APPROXIMATE PROPERTY LINE
- APPROXIMATE SHORE LINE
- TOP OF BANK
- HISTORICAL RAILROAD TRACKS
- (714.39) GROUNDWATER ELEVATION (ASML)
- 718 GROUNDWATER CONTOUR

NOTES:

1. ALL LOCATIONS ARE APPROXIMATE.
2. FIGURE BASED ON "MONITORING WELL LOCATION PLAN" BY AECOM, DATED SEPTEMBER 2021.

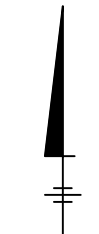
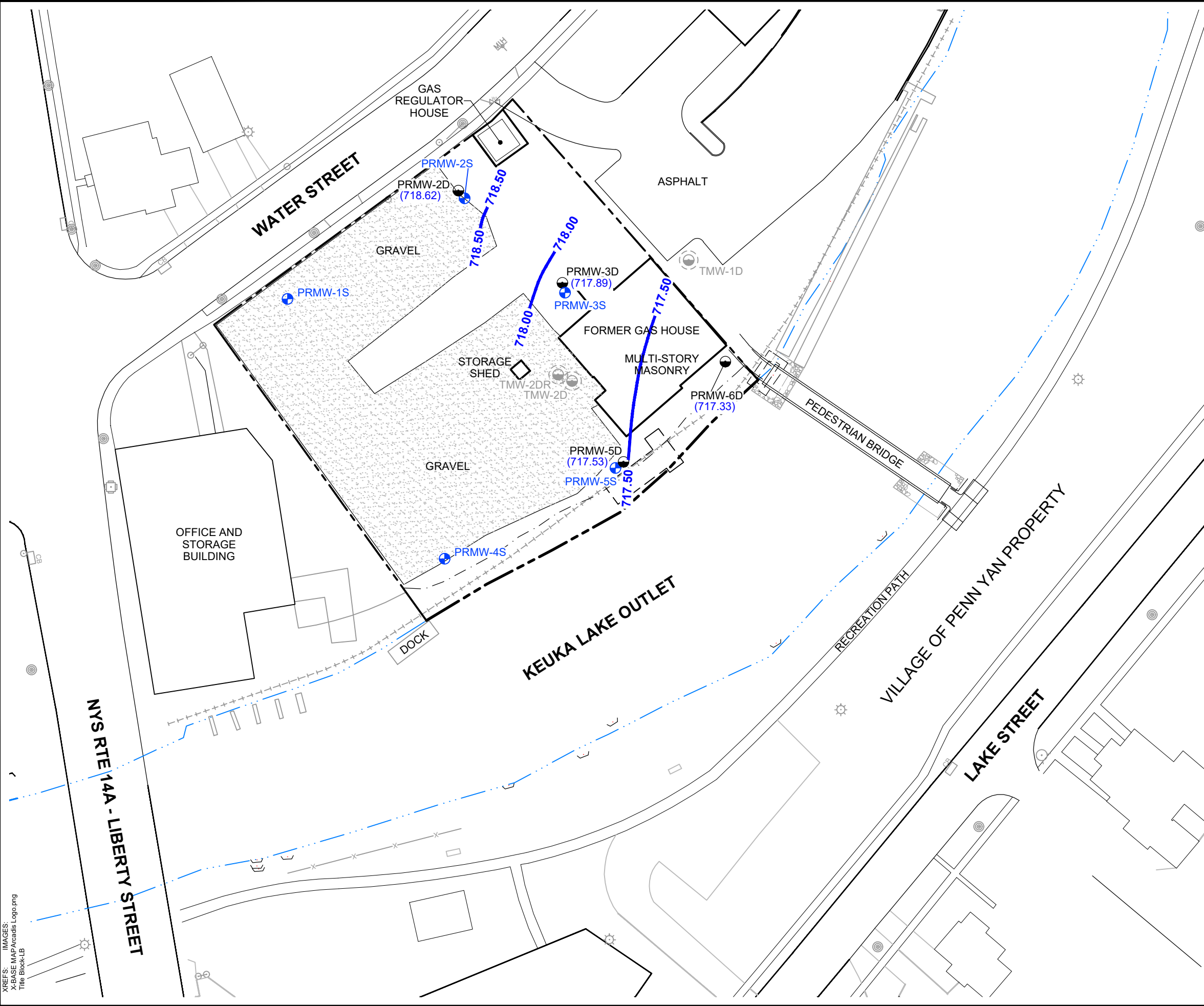


NYSEG
FORMER MGP SITE
PENN YAN, NEW YORK





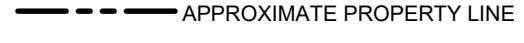
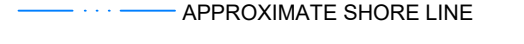


**SHALLOW GROUNDWATER CONTOURS
AUGUST 19, 2025**

FIGURE
5

C:\Users\krahmer\OneDrive\Documents\Arcadis\ACC.US\AUS-99999999\NYSEG_FMR_MGP_PENN_YAN_NYP\Project Files\10_WIP\10T_ARC_ENV\2025\01-DWG\PPY-NY_MGP_DEEP_GW_2025\03_GWMR.dwg LAYOUT:6 SAVED: 11/7/2025 9:16 AM ACADVER: 25.1S (LMS TECH) PAGESETUP: ---
 PLOTSTYLETABLE: --- PLOTTED: 11/7/2025 1:15 PM BY: KRAHMER, ERIC
 XREFS: IMAGES: X-BASE MAP/Arcadis Logo.png Title Block.LB



LEGEND:

-  SHALLOW MONITORING WELL
-  DEEP MONITORING WELL
-  DECOMMISSIONED WELL
-  CURRENT SITE FEATURE
-  APPROXIMATE PROPERTY LINE
-  APPROXIMATE SHORE LINE
-  TOP OF BANK
-  HISTORICAL RAILROAD TRACKS
- (717.33) GROUNDWATER ELEVATION (ASML)
- 718.00 GROUNDWATER CONTOUR

NOTES:

1. ALL LOCATIONS ARE APPROXIMATE.
2. FIGURE BASED ON "MONITORING WELL LOCATION PLAN" BY AECOM, DATED SEPTEMBER 2021.



NYSEG
FORMER MGP SITE
PENN YAN, NEW YORK

**DEEP GROUNDWATER CONTOURS
AUGUST 19, 2025**

 **ARCADIS**

FIGURE
6

Appendix A

Site Inspection Form

Site-Wide Inspection Form
NYSEG Penn Yan Former Manufactured Gas Plant Site
(NYSDEC Site #862009)
Penn Yan, New York

Engineering Control (s): Site Cover

Inspection Date: August 20, 2025

| Item | Yes | No | N/A | Comments |
|--|-----|----|-----|--|
| Does the Engineering Control continue to perform as designed? | X | | | |
| Does the Engineering Control continue to protect human health and the environment? | X | | | |
| Does the Engineering Control comply with requirements established in the SMP? | X | | | |
| Has remedial performance criteria been achieved or maintained? | X | | | |
| Has sampling and analysis of appropriate media been performed during the monitoring event? | X | | | Semi-annual groundwater monitoring for BTEX, PAHs, and total cyanide. |
| Have there been any modifications made to the remedial or monitoring system? | | X | | |
| Does the remedial or monitoring system need to be changed or altered at this time? | | X | | |
| Has there been any intrusive activity, excavation, or construction occurred at the site? | | X | | |
| Were the activities mentioned above, performed in accordance with the SMP? | | | X | |
| Was there a change in the use of the site or were there new structures constructed on the site? | | | X | |
| In case a new occupied structure is constructed or the use of the current building changed, was a vapor intrusion evaluation done? | | | X | |
| Were new mitigation systems installed based on monitoring results? | | X | | |
| Were the groundwater wells in the monitoring network inspected during this site inspection? If so, were the Monitoring Well Field Inspection Logs Completed? | X | | | Monitoring well inspection logs were completed and kept in the project file. No deficiencies were noted. |

Note: Upon completion of the form any non-conforming items warranting corrective action should be identified here within.

Name of Inspector: Kaitlyn Fleming
 Inspector's Company: Arcadis

Signature of Inspector: *Kaitlyn Fleming*
 Date: August 20, 2025

Appendix B

Site Inspection Photographic Log

Appendix B
Site Inspection Photographic Log

2025 Periodic Review Report
New York State Electric & Gas
Penn Yan Former Manufactured Gas Plant
Penn Yan, New York



Photograph: 1

Description:
Upland cover in good condition, no repair needed.

Direction: SE

Photograph taken by:
KCF

Date: 8/20/2025



Photograph: 2

Description:
Upland cover in good condition, no repair needed.

Direction: SW

Photograph taken by:
KCF

Date: 8/20/2025

Appendix B
Site Inspection Photographic Log

2025 Periodic Review Report
New York State Electric & Gas
Penn Yan Former Manufactured Gas Plant
Penn Yan, New York



Photograph: 3

Description:
Upland cover in good condition, no repair needed.

Direction: E

Photograph taken by:
KCF

Date: 8/20/2025



Photograph: 4

Description:
Upland cover in good condition, no repair needed.

Direction: NE

Photograph taken by:
KCF

Date: 8/20/2025

Appendix B Site Inspection Photographic Log

2025 Periodic Review Report
New York State Electric & Gas
Penn Yan Former Manufactured Gas Plant
Penn Yan, New York



Photograph: 5

Description:

Upland cover in good condition, no repair needed.

Direction: NE

Photograph taken by:
KCF

Date: 8/20/2025



Photograph: 6

Description:

Upland cover in good condition, no repair needed.

Direction: NE

Photograph taken by:
KCF

Date: 8/20/2025

Appendix B Site Inspection Photographic Log

2025 Periodic Review Report
New York State Electric & Gas
Penn Yan Former Manufactured Gas Plant
Penn Yan, New York



Photograph: 7

Description:

Upland cover in good condition, no repair needed.

Direction: NE

Photograph taken by:
KCF

Date: 8/20/2025



Photograph: 8

Description:

Upland cover in good condition, no repair needed.

Direction: NE

Photograph taken by:
KCF

Date: 8/20/2025

Appendix B Site Inspection Photographic Log

2025 Periodic Review Report
New York State Electric & Gas
Penn Yan Former Manufactured Gas Plant
Penn Yan, New York



Photograph: 9

Description:
Bank cover in good condition, no repair needed.

Direction: NE

Photograph taken by:
KCF

Date: 8/20/2025



Photograph: 10

Description:
Bank cover in good condition, no repair needed.

Direction: NE

Photograph taken by:
KCF

Date: 8/20/2025

Appendix B
Site Inspection Photographic Log

2025 Periodic Review Report
New York State Electric & Gas
Penn Yan Former Manufactured Gas Plant
Penn Yan, New York



Photograph: 11

Description:
Bank cover in good condition, no repair needed.

Direction: NE

Photograph taken by:
KCF

Date: 8/20/2025



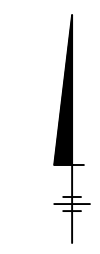
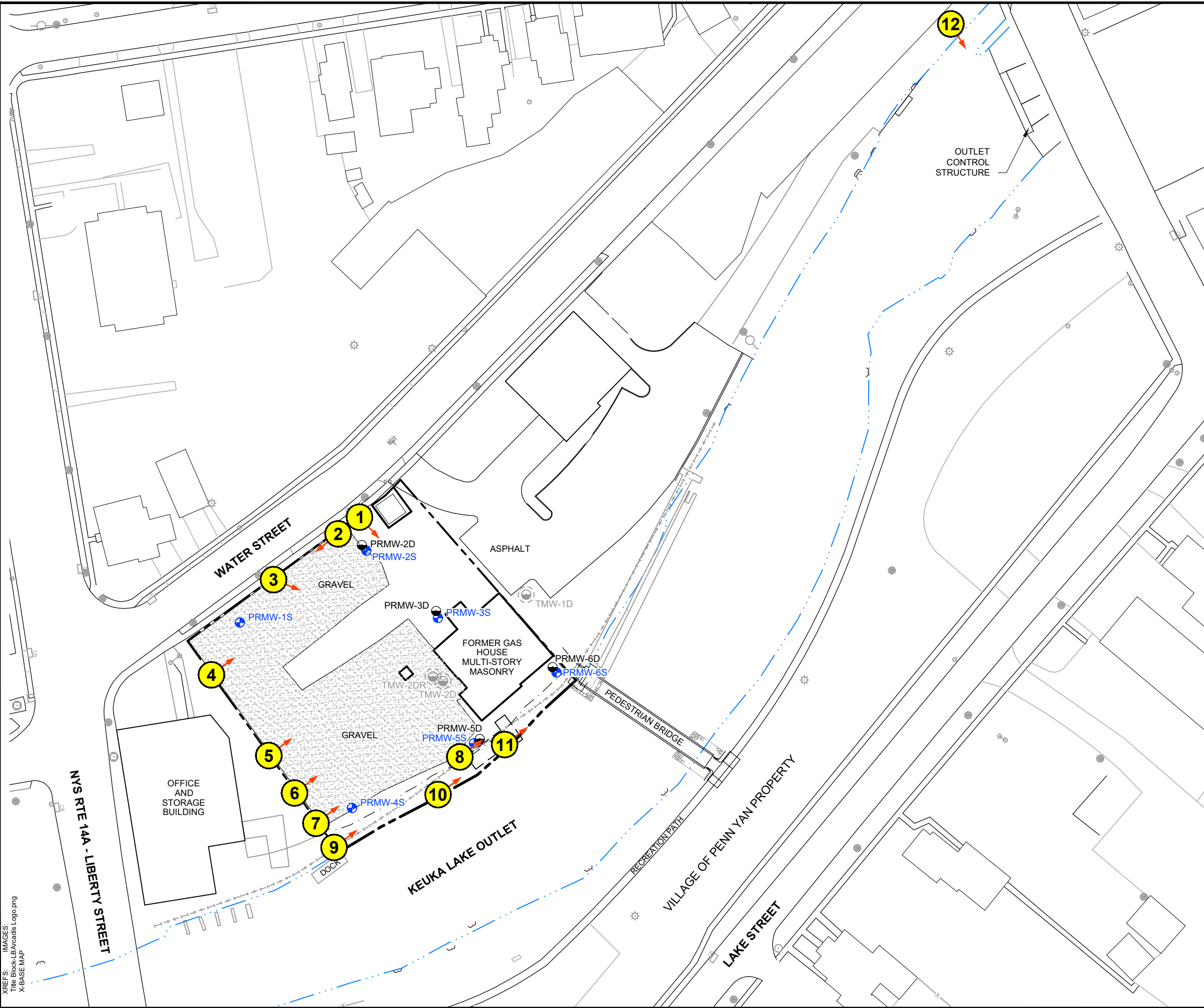
Photograph: 12

Description:
Keuka Lake Outlet water surface at outlet control structure.










Direction: SE

Photograph taken by:
KCF

Date: 8/20/2025



LEGEND:

-  SHALLOW MONITORING WELL
-  DEEP MONITORING WELL
-  DECOMMISSIONED WELL
-  CURRENT SITE FEATURE
-  APPROXIMATE PROPERTY LINE
-  APPROXIMATE SHORE LINE
-  TOP OF BANK
-  HISTORICAL RAILROAD TRACKS
-  PHOTOGRAPH LOCATION / ORIENTATION / NUMBER

NOTES:

1. ALL LOCATIONS ARE APPROXIMATE.
2. FIGURE BASED ON "MONITORING WELL LOCATION PLAN" BY AECOM, DATED SEPTEMBER 2021.



NYSEG
FORMER MGP SITE
PENN YAN, NEW YORK

PHOTOGRAPHIC ORIENTATION MAP




FIGURE
B-1

Appendix C

Laboratory Data Packages



ANALYTICAL REPORT

PREPARED FOR

Attn: Mr. John J Ruspantini
New York State Electric & Gas
18 Link Drive
Binghamton, New York 13902

Generated 2/20/2025 10:10:26 AM

JOB DESCRIPTION

NYSEG Former MGP Site - Penn Yan
NYSEG - Penn Yan Former MGP

JOB NUMBER

480-227320-1


Eurofins Buffalo

Job Notes

This report may not be reproduced except in full, and with written approval from the laboratory. The results relate only to the samples tested. For questions please contact the Project Manager at the e-mail address or telephone number listed on this page.

The test results in this report relate only to the samples as received by the laboratory and will meet all requirements of the methodology, with any exceptions noted. This report shall not be reproduced except in full, without the express written approval of the laboratory. All questions should be directed to the Eurofins Environment Testing Northeast, LLC Project Manager.

Authorization



Generated
2/20/2025 10:10:26 AM

Authorized for release by
Anton Gruning, Project Management Assistant I
Anton.Gruning@et.eurofinsus.com
Designee for
John Schove, Project Manager II
John.Schove@et.eurofinsus.com
(716)504-9838



Table of Contents

| | |
|----------------------------------|----|
| Cover Page | 1 |
| Table of Contents | 3 |
| Definitions/Glossary | 4 |
| Case Narrative | 5 |
| Detection Summary | 6 |
| Client Sample Results | 8 |
| Surrogate Summary | 20 |
| QC Sample Results | 22 |
| QC Association Summary | 28 |
| Lab Chronicle | 30 |
| Certification Summary | 33 |
| Method Summary | 34 |
| Sample Summary | 35 |
| Chain of Custody | 36 |
| Receipt Checklists | 38 |

Definitions/Glossary

Client: New York State Electric & Gas
Project/Site: NYSEG Former MGP Site - Penn Yan

Job ID: 480-227320-1

Qualifiers

GC/MS VOA

| Qualifier | Qualifier Description |
|-----------|---|
| S1+ | Surrogate recovery exceeds control limits, high biased. |

GC/MS Semi VOA

| Qualifier | Qualifier Description |
|-----------|--|
| F1 | MS and/or MSD recovery exceeds control limits. |
| J | Result is less than the RL but greater than or equal to the MDL and the concentration is an approximate value. |

General Chemistry

| Qualifier | Qualifier Description |
|-----------|--|
| B | Compound was found in the blank and sample. |
| J | Result is less than the RL but greater than or equal to the MDL and the concentration is an approximate value. |

Glossary

| Abbreviation | These commonly used abbreviations may or may not be present in this report. |
|----------------|---|
| ☼ | Listed under the "D" column to designate that the result is reported on a dry weight basis |
| %R | Percent Recovery |
| CFL | Contains Free Liquid |
| CFU | Colony Forming Unit |
| CNF | Contains No Free Liquid |
| DER | Duplicate Error Ratio (normalized absolute difference) |
| Dil Fac | Dilution Factor |
| DL | Detection Limit (DoD/DOE) |
| DL, RA, RE, IN | Indicates a Dilution, Re-analysis, Re-extraction, or additional Initial metals/anion analysis of the sample |
| DLC | Decision Level Concentration (Radiochemistry) |
| EDL | Estimated Detection Limit (Dioxin) |
| LOD | Limit of Detection (DoD/DOE) |
| LOQ | Limit of Quantitation (DoD/DOE) |
| MCL | EPA recommended "Maximum Contaminant Level" |
| MDA | Minimum Detectable Activity (Radiochemistry) |
| MDC | Minimum Detectable Concentration (Radiochemistry) |
| MDL | Method Detection Limit |
| ML | Minimum Level (Dioxin) |
| MPN | Most Probable Number |
| MQL | Method Quantitation Limit |
| NC | Not Calculated |
| ND | Not Detected at the reporting limit (or MDL or EDL if shown) |
| NEG | Negative / Absent |
| POS | Positive / Present |
| PQL | Practical Quantitation Limit |
| PRES | Presumptive |
| QC | Quality Control |
| RER | Relative Error Ratio (Radiochemistry) |
| RL | Reporting Limit or Requested Limit (Radiochemistry) |
| RPD | Relative Percent Difference, a measure of the relative difference between two points |
| TEF | Toxicity Equivalent Factor (Dioxin) |
| TEQ | Toxicity Equivalent Quotient (Dioxin) |
| TNTC | Too Numerous To Count |

Case Narrative

Client: New York State Electric & Gas
Project: NYSEG Former MGP Site - Penn Yan

Job ID: 480-227320-1

Job ID: 480-227320-1

Eurofins Buffalo

Job Narrative 480-227320-1

Analytical test results meet all requirements of the associated regulatory program listed on the Accreditation/Certification Summary Page unless otherwise noted under the individual analysis. Data qualifiers and/or narrative comments are included to explain any exceptions, if applicable.

- Matrix QC may not be reported if insufficient sample is provided or site-specific QC samples were not submitted. In these situations, to demonstrate precision and accuracy at a batch level, a LCS/LCSD may be performed, unless otherwise specified in the method.
- Surrogate and/or isotope dilution analyte recoveries (if applicable) which are outside of the QC window are confirmed unless attributed to a dilution or otherwise noted in the narrative.

Regulated compliance samples (e.g. SDWA, NPDES) must comply with the associated agency requirements/permits.

Receipt

The samples were received on 2/12/2025 1:00 PM. Unless otherwise noted below, the samples arrived in good condition, and, where required, properly preserved and on ice. The temperatures of the 3 coolers at receipt time were 3.4°C, 4.2°C and 4.4°C.

Receipt Exceptions

Only 1 TB other vials received broken: TRIP BLANK (480-227320-11).

GC/MS VOA

Method 8260C: Surrogate recovery for the following samples were outside the upper control limit: PRMW-2D (480-227320-2), PRMW-2S (480-227320-3), PRMW-3D (480-227320-4) and TRIP BLANK (480-227320-11). This sample did not contain any target analytes; therefore, re-extraction and/or re-analysis was not performed.

No additional analytical or quality issues were noted, other than those described above or in the Definitions/ Glossary page.

GC/MS Semi VOA

Method 8270D_LL: The matrix spike / matrix spike duplicate (MS/MSD) recoveries for preparation batch 480-739121 and analytical batch 480-739169 were outside control limits for one or more analytes. See QC Sample Results for detail. Sample matrix interference and/or non-homogeneity are suspected because the associated laboratory control sample (LCS) recovery is within acceptance limits.

Method 8270D_LL: The following sample(s) was diluted due to color, appearance, and viscosity. PRMW-5S (480-227320-8), PRMW-5S (480-227320-8[MSJ]) and PRMW-5S (480-227320-8[MSD]). Elevated reporting limits (RL) are provided.

No additional analytical or quality issues were noted, other than those described above or in the Definitions/ Glossary page.

General Chemistry

No additional analytical or quality issues were noted, other than those described above or in the Definitions/ Glossary page.

Eurofins Buffalo

Detection Summary

Client: New York State Electric & Gas
Project/Site: NYSEG Former MGP Site - Penn Yan

Job ID: 480-227320-1

Client Sample ID: PRMW-1S

Lab Sample ID: 480-227320-1

| Analyte | Result | Qualifier | RL | MDL | Unit | Dil Fac | D | Method | Prep Type |
|--------------|--------|-----------|------|-------|------|---------|---|----------|-----------|
| Acenaphthene | 0.052 | J | 0.49 | 0.035 | ug/L | 1 | | 8270D LL | Total/NA |

Client Sample ID: PRMW-2D

Lab Sample ID: 480-227320-2

No Detections.

Client Sample ID: PRMW-2S

Lab Sample ID: 480-227320-3

| Analyte | Result | Qualifier | RL | MDL | Unit | Dil Fac | D | Method | Prep Type |
|----------------|--------|-----------|-------|--------|------|---------|---|--------|-----------|
| Cyanide, Total | 0.11 | B | 0.010 | 0.0041 | mg/L | 1 | | 9012B | Total/NA |

Client Sample ID: PRMW-3D

Lab Sample ID: 480-227320-4

| Analyte | Result | Qualifier | RL | MDL | Unit | Dil Fac | D | Method | Prep Type |
|--------------|--------|-----------|------|-------|------|---------|---|----------|-----------|
| Acenaphthene | 0.036 | J | 0.48 | 0.034 | ug/L | 1 | | 8270D LL | Total/NA |

Client Sample ID: PRMW-3S

Lab Sample ID: 480-227320-5

| Analyte | Result | Qualifier | RL | MDL | Unit | Dil Fac | D | Method | Prep Type |
|--------------|--------|-----------|------|-------|------|---------|---|----------|-----------|
| Acenaphthene | 0.055 | J | 0.48 | 0.034 | ug/L | 1 | | 8270D LL | Total/NA |

Client Sample ID: PRMW-4S

Lab Sample ID: 480-227320-6

| Analyte | Result | Qualifier | RL | MDL | Unit | Dil Fac | D | Method | Prep Type |
|----------------|--------|-----------|-------|--------|------|---------|---|--------|-----------|
| Cyanide, Total | 0.0053 | J B | 0.010 | 0.0041 | mg/L | 1 | | 9012B | Total/NA |

Client Sample ID: PRMW-5D

Lab Sample ID: 480-227320-7

No Detections.

Client Sample ID: PRMW-5S

Lab Sample ID: 480-227320-8

| Analyte | Result | Qualifier | RL | MDL | Unit | Dil Fac | D | Method | Prep Type |
|----------------|--------|-----------|-------|--------|------|---------|---|----------|-----------|
| Benzene | 1.4 | | 1.0 | 0.41 | ug/L | 1 | | 8260C | Total/NA |
| Acenaphthene | 12 | F1 | 2.4 | 0.17 | ug/L | 5 | | 8270D LL | Total/NA |
| Acenaphthylene | 1.4 | | 1.4 | 0.27 | ug/L | 5 | | 8270D LL | Total/NA |
| Anthracene | 0.20 | J | 2.4 | 0.16 | ug/L | 5 | | 8270D LL | Total/NA |
| Fluoranthene | 1.4 | J | 2.4 | 0.38 | ug/L | 5 | | 8270D LL | Total/NA |
| Fluorene | 4.5 | | 2.4 | 0.28 | ug/L | 5 | | 8270D LL | Total/NA |
| Naphthalene | 7.4 | F1 | 4.8 | 0.30 | ug/L | 5 | | 8270D LL | Total/NA |
| Phenanthrene | 0.90 | J | 0.95 | 0.30 | ug/L | 5 | | 8270D LL | Total/NA |
| Pyrene | 0.78 | J | 2.4 | 0.36 | ug/L | 5 | | 8270D LL | Total/NA |
| Cyanide, Total | 0.043 | B | 0.010 | 0.0041 | mg/L | 1 | | 9012B | Total/NA |

Client Sample ID: PRMW-6D

Lab Sample ID: 480-227320-9

No Detections.

Client Sample ID: PRMW-6S

Lab Sample ID: 480-227320-10

No Detections.

Client Sample ID: TRIP BLANK

Lab Sample ID: 480-227320-11

No Detections.

This Detection Summary does not include radiochemical test results.

Eurofins Buffalo

Detection Summary

Client: New York State Electric & Gas
Project/Site: NYSEG Former MGP Site - Penn Yan

Job ID: 480-227320-1

Client Sample ID: DUP-01-20250210

Lab Sample ID: 480-227320-12

| Analyte | Result | Qualifier | RL | MDL | Unit | Dil Fac | D | Method | Prep Type |
|--------------------|--------|-----------|-------|--------|------|---------|---|----------|-----------|
| Benzene | 1.3 | | 1.0 | 0.41 | ug/L | 1 | | 8260C | Total/NA |
| Acenaphthene | 6.9 | | 0.48 | 0.034 | ug/L | 1 | | 8270D LL | Total/NA |
| Acenaphthylene | 0.84 | | 0.29 | 0.053 | ug/L | 1 | | 8270D LL | Total/NA |
| Anthracene | 0.17 | J | 0.48 | 0.032 | ug/L | 1 | | 8270D LL | Total/NA |
| Benzo[a]anthracene | 0.050 | J | 0.29 | 0.032 | ug/L | 1 | | 8270D LL | Total/NA |
| Fluoranthene | 1.0 | | 0.48 | 0.076 | ug/L | 1 | | 8270D LL | Total/NA |
| Fluorene | 2.7 | | 0.48 | 0.055 | ug/L | 1 | | 8270D LL | Total/NA |
| Naphthalene | 4.1 | | 0.95 | 0.061 | ug/L | 1 | | 8270D LL | Total/NA |
| Phenanthrene | 0.61 | | 0.19 | 0.059 | ug/L | 1 | | 8270D LL | Total/NA |
| Pyrene | 0.64 | | 0.48 | 0.072 | ug/L | 1 | | 8270D LL | Total/NA |
| Cyanide, Total | 0.039 | B | 0.010 | 0.0041 | mg/L | 1 | | 9012B | Total/NA |

This Detection Summary does not include radiochemical test results.

Eurofins Buffalo

Client Sample Results

Client: New York State Electric & Gas
 Project/Site: NYSEG Former MGP Site - Penn Yan

Job ID: 480-227320-1

Client Sample ID: PRMW-1S

Lab Sample ID: 480-227320-1

Date Collected: 02/11/25 12:40

Matrix: Ground Water

Date Received: 02/12/25 13:00

Method: SW846 8260C - Volatile Organic Compounds by GC/MS

| Analyte | Result | Qualifier | RL | MDL | Unit | D | Prepared | Analyzed | Dil Fac |
|----------------|--------|-----------|-----|------|------|---|----------|----------------|---------|
| Benzene | ND | | 1.0 | 0.41 | ug/L | | | 02/12/25 17:46 | 1 |
| Ethylbenzene | ND | | 1.0 | 0.74 | ug/L | | | 02/12/25 17:46 | 1 |
| Toluene | ND | | 1.0 | 0.51 | ug/L | | | 02/12/25 17:46 | 1 |
| Xylenes, Total | ND | | 2.0 | 0.66 | ug/L | | | 02/12/25 17:46 | 1 |

| Surrogate | %Recovery | Qualifier | Limits | Prepared | Analyzed | Dil Fac |
|------------------------------|-----------|-----------|----------|----------|----------------|---------|
| 1,2-Dichloroethane-d4 (Surr) | 110 | | 77 - 120 | | 02/12/25 17:46 | 1 |
| 4-Bromofluorobenzene (Surr) | 91 | | 73 - 120 | | 02/12/25 17:46 | 1 |
| Dibromofluoromethane (Surr) | 114 | | 75 - 123 | | 02/12/25 17:46 | 1 |
| Toluene-d8 (Surr) | 117 | | 80 - 120 | | 02/12/25 17:46 | 1 |

Method: SW846 8270D LL - Semivolatile Organic Compounds by GC/MS - Low Level

| Analyte | Result | Qualifier | RL | MDL | Unit | D | Prepared | Analyzed | Dil Fac |
|------------------------|--------------|-----------|------|-------|------|---|----------------|----------------|---------|
| Acenaphthene | 0.052 | J | 0.49 | 0.035 | ug/L | | 02/17/25 09:03 | 02/19/25 00:01 | 1 |
| Acenaphthylene | ND | | 0.29 | 0.055 | ug/L | | 02/17/25 09:03 | 02/19/25 00:01 | 1 |
| Anthracene | ND | | 0.49 | 0.033 | ug/L | | 02/17/25 09:03 | 02/19/25 00:01 | 1 |
| Benzo[a]anthracene | ND | | 0.29 | 0.033 | ug/L | | 02/17/25 09:03 | 02/19/25 00:01 | 1 |
| Benzo[a]pyrene | ND | | 0.18 | 0.13 | ug/L | | 02/17/25 09:03 | 02/19/25 00:01 | 1 |
| Benzo[b]fluoranthene | ND | | 0.29 | 0.062 | ug/L | | 02/17/25 09:03 | 02/19/25 00:01 | 1 |
| Benzo[g,h,i]perylene | ND | | 0.49 | 0.057 | ug/L | | 02/17/25 09:03 | 02/19/25 00:01 | 1 |
| Benzo[k]fluoranthene | ND | | 0.29 | 0.069 | ug/L | | 02/17/25 09:03 | 02/19/25 00:01 | 1 |
| Chrysene | ND | | 0.49 | 0.073 | ug/L | | 02/17/25 09:03 | 02/19/25 00:01 | 1 |
| Dibenz(a,h)anthracene | ND | | 0.49 | 0.069 | ug/L | | 02/17/25 09:03 | 02/19/25 00:01 | 1 |
| Fluoranthene | ND | | 0.49 | 0.078 | ug/L | | 02/17/25 09:03 | 02/19/25 00:01 | 1 |
| Fluorene | ND | | 0.49 | 0.057 | ug/L | | 02/17/25 09:03 | 02/19/25 00:01 | 1 |
| Indeno[1,2,3-cd]pyrene | ND | | 0.49 | 0.11 | ug/L | | 02/17/25 09:03 | 02/19/25 00:01 | 1 |
| Naphthalene | ND | | 0.98 | 0.063 | ug/L | | 02/17/25 09:03 | 02/19/25 00:01 | 1 |
| Phenanthrene | ND | | 0.20 | 0.061 | ug/L | | 02/17/25 09:03 | 02/19/25 00:01 | 1 |
| Pyrene | ND | | 0.49 | 0.075 | ug/L | | 02/17/25 09:03 | 02/19/25 00:01 | 1 |

| Surrogate | %Recovery | Qualifier | Limits | Prepared | Analyzed | Dil Fac |
|-------------------------|-----------|-----------|----------|----------------|----------------|---------|
| 2-Fluorobiphenyl (Surr) | 92 | | 37 - 120 | 02/17/25 09:03 | 02/19/25 00:01 | 1 |
| Nitrobenzene-d5 (Surr) | 82 | | 26 - 120 | 02/17/25 09:03 | 02/19/25 00:01 | 1 |
| p-Terphenyl-d14 (Surr) | 99 | | 64 - 127 | 02/17/25 09:03 | 02/19/25 00:01 | 1 |

General Chemistry

| Analyte | Result | Qualifier | RL | MDL | Unit | D | Prepared | Analyzed | Dil Fac |
|------------------------------|--------|-----------|-------|--------|------|---|----------|----------------|---------|
| Cyanide, Total (SW846 9012B) | ND | | 0.010 | 0.0041 | mg/L | | | 02/16/25 17:22 | 1 |

Client Sample Results

Client: New York State Electric & Gas
 Project/Site: NYSEG Former MGP Site - Penn Yan

Job ID: 480-227320-1

Client Sample ID: PRMW-2D

Lab Sample ID: 480-227320-2

Date Collected: 02/11/25 10:25

Matrix: Ground Water

Date Received: 02/12/25 13:00

Method: SW846 8260C - Volatile Organic Compounds by GC/MS

| Analyte | Result | Qualifier | RL | MDL | Unit | D | Prepared | Analyzed | Dil Fac |
|----------------|--------|-----------|-----|------|------|---|----------|----------------|---------|
| Benzene | ND | | 1.0 | 0.41 | ug/L | | | 02/12/25 18:10 | 1 |
| Ethylbenzene | ND | | 1.0 | 0.74 | ug/L | | | 02/12/25 18:10 | 1 |
| Toluene | ND | | 1.0 | 0.51 | ug/L | | | 02/12/25 18:10 | 1 |
| Xylenes, Total | ND | | 2.0 | 0.66 | ug/L | | | 02/12/25 18:10 | 1 |

| Surrogate | %Recovery | Qualifier | Limits | Prepared | Analyzed | Dil Fac |
|------------------------------|-----------|-----------|----------|----------|----------------|---------|
| 1,2-Dichloroethane-d4 (Surr) | 112 | | 77 - 120 | | 02/12/25 18:10 | 1 |
| 4-Bromofluorobenzene (Surr) | 97 | | 73 - 120 | | 02/12/25 18:10 | 1 |
| Dibromofluoromethane (Surr) | 116 | | 75 - 123 | | 02/12/25 18:10 | 1 |
| Toluene-d8 (Surr) | 121 | S1+ | 80 - 120 | | 02/12/25 18:10 | 1 |

Method: SW846 8270D LL - Semivolatile Organic Compounds by GC/MS - Low Level

| Analyte | Result | Qualifier | RL | MDL | Unit | D | Prepared | Analyzed | Dil Fac |
|------------------------|--------|-----------|------|-------|------|---|----------------|----------------|---------|
| Acenaphthene | ND | | 0.48 | 0.034 | ug/L | | 02/17/25 09:03 | 02/19/25 00:28 | 1 |
| Acenaphthylene | ND | | 0.29 | 0.053 | ug/L | | 02/17/25 09:03 | 02/19/25 00:28 | 1 |
| Anthracene | ND | | 0.48 | 0.032 | ug/L | | 02/17/25 09:03 | 02/19/25 00:28 | 1 |
| Benzo[a]anthracene | ND | | 0.29 | 0.032 | ug/L | | 02/17/25 09:03 | 02/19/25 00:28 | 1 |
| Benzo[a]pyrene | ND | | 0.17 | 0.12 | ug/L | | 02/17/25 09:03 | 02/19/25 00:28 | 1 |
| Benzo[b]fluoranthene | ND | | 0.29 | 0.060 | ug/L | | 02/17/25 09:03 | 02/19/25 00:28 | 1 |
| Benzo[g,h,i]perylene | ND | | 0.48 | 0.055 | ug/L | | 02/17/25 09:03 | 02/19/25 00:28 | 1 |
| Benzo[k]fluoranthene | ND | | 0.29 | 0.067 | ug/L | | 02/17/25 09:03 | 02/19/25 00:28 | 1 |
| Chrysene | ND | | 0.48 | 0.070 | ug/L | | 02/17/25 09:03 | 02/19/25 00:28 | 1 |
| Dibenz(a,h)anthracene | ND | | 0.48 | 0.067 | ug/L | | 02/17/25 09:03 | 02/19/25 00:28 | 1 |
| Fluoranthene | ND | | 0.48 | 0.076 | ug/L | | 02/17/25 09:03 | 02/19/25 00:28 | 1 |
| Fluorene | ND | | 0.48 | 0.055 | ug/L | | 02/17/25 09:03 | 02/19/25 00:28 | 1 |
| Indeno[1,2,3-cd]pyrene | ND | | 0.48 | 0.10 | ug/L | | 02/17/25 09:03 | 02/19/25 00:28 | 1 |
| Naphthalene | ND | | 0.95 | 0.061 | ug/L | | 02/17/25 09:03 | 02/19/25 00:28 | 1 |
| Phenanthrene | ND | | 0.19 | 0.059 | ug/L | | 02/17/25 09:03 | 02/19/25 00:28 | 1 |
| Pyrene | ND | | 0.48 | 0.072 | ug/L | | 02/17/25 09:03 | 02/19/25 00:28 | 1 |

| Surrogate | %Recovery | Qualifier | Limits | Prepared | Analyzed | Dil Fac |
|-------------------------|-----------|-----------|----------|----------------|----------------|---------|
| 2-Fluorobiphenyl (Surr) | 89 | | 37 - 120 | 02/17/25 09:03 | 02/19/25 00:28 | 1 |
| Nitrobenzene-d5 (Surr) | 80 | | 26 - 120 | 02/17/25 09:03 | 02/19/25 00:28 | 1 |
| p-Terphenyl-d14 (Surr) | 96 | | 64 - 127 | 02/17/25 09:03 | 02/19/25 00:28 | 1 |

General Chemistry

| Analyte | Result | Qualifier | RL | MDL | Unit | D | Prepared | Analyzed | Dil Fac |
|------------------------------|--------|-----------|-------|--------|------|---|----------|----------------|---------|
| Cyanide, Total (SW846 9012B) | ND | | 0.010 | 0.0041 | mg/L | | | 02/16/25 17:25 | 1 |

Client Sample Results

Client: New York State Electric & Gas
 Project/Site: NYSEG Former MGP Site - Penn Yan

Job ID: 480-227320-1

Client Sample ID: PRMW-2S

Lab Sample ID: 480-227320-3

Date Collected: 02/11/25 08:45

Matrix: Ground Water

Date Received: 02/12/25 13:00

Method: SW846 8260C - Volatile Organic Compounds by GC/MS

| Analyte | Result | Qualifier | RL | MDL | Unit | D | Prepared | Analyzed | Dil Fac |
|----------------|--------|-----------|-----|------|------|---|----------|----------------|---------|
| Benzene | ND | | 1.0 | 0.41 | ug/L | | | 02/12/25 18:35 | 1 |
| Ethylbenzene | ND | | 1.0 | 0.74 | ug/L | | | 02/12/25 18:35 | 1 |
| Toluene | ND | | 1.0 | 0.51 | ug/L | | | 02/12/25 18:35 | 1 |
| Xylenes, Total | ND | | 2.0 | 0.66 | ug/L | | | 02/12/25 18:35 | 1 |

| Surrogate | %Recovery | Qualifier | Limits | Prepared | Analyzed | Dil Fac |
|------------------------------|-----------|-----------|----------|----------|----------------|---------|
| 1,2-Dichloroethane-d4 (Surr) | 111 | | 77 - 120 | | 02/12/25 18:35 | 1 |
| 4-Bromofluorobenzene (Surr) | 97 | | 73 - 120 | | 02/12/25 18:35 | 1 |
| Dibromofluoromethane (Surr) | 113 | | 75 - 123 | | 02/12/25 18:35 | 1 |
| Toluene-d8 (Surr) | 121 | S1+ | 80 - 120 | | 02/12/25 18:35 | 1 |

Method: SW846 8270D LL - Semivolatile Organic Compounds by GC/MS - Low Level

| Analyte | Result | Qualifier | RL | MDL | Unit | D | Prepared | Analyzed | Dil Fac |
|------------------------|--------|-----------|------|-------|------|---|----------------|----------------|---------|
| Acenaphthene | ND | | 0.48 | 0.034 | ug/L | | 02/17/25 09:03 | 02/19/25 00:54 | 1 |
| Acenaphthylene | ND | | 0.29 | 0.053 | ug/L | | 02/17/25 09:03 | 02/19/25 00:54 | 1 |
| Anthracene | ND | | 0.48 | 0.032 | ug/L | | 02/17/25 09:03 | 02/19/25 00:54 | 1 |
| Benzo[a]anthracene | ND | | 0.29 | 0.032 | ug/L | | 02/17/25 09:03 | 02/19/25 00:54 | 1 |
| Benzo[a]pyrene | ND | | 0.17 | 0.12 | ug/L | | 02/17/25 09:03 | 02/19/25 00:54 | 1 |
| Benzo[b]fluoranthene | ND | | 0.29 | 0.060 | ug/L | | 02/17/25 09:03 | 02/19/25 00:54 | 1 |
| Benzo[g,h,i]perylene | ND | | 0.48 | 0.055 | ug/L | | 02/17/25 09:03 | 02/19/25 00:54 | 1 |
| Benzo[k]fluoranthene | ND | | 0.29 | 0.067 | ug/L | | 02/17/25 09:03 | 02/19/25 00:54 | 1 |
| Chrysene | ND | | 0.48 | 0.070 | ug/L | | 02/17/25 09:03 | 02/19/25 00:54 | 1 |
| Dibenz(a,h)anthracene | ND | | 0.48 | 0.067 | ug/L | | 02/17/25 09:03 | 02/19/25 00:54 | 1 |
| Fluoranthene | ND | | 0.48 | 0.076 | ug/L | | 02/17/25 09:03 | 02/19/25 00:54 | 1 |
| Fluorene | ND | | 0.48 | 0.055 | ug/L | | 02/17/25 09:03 | 02/19/25 00:54 | 1 |
| Indeno[1,2,3-cd]pyrene | ND | | 0.48 | 0.10 | ug/L | | 02/17/25 09:03 | 02/19/25 00:54 | 1 |
| Naphthalene | ND | | 0.95 | 0.061 | ug/L | | 02/17/25 09:03 | 02/19/25 00:54 | 1 |
| Phenanthrene | ND | | 0.19 | 0.059 | ug/L | | 02/17/25 09:03 | 02/19/25 00:54 | 1 |
| Pyrene | ND | | 0.48 | 0.072 | ug/L | | 02/17/25 09:03 | 02/19/25 00:54 | 1 |

| Surrogate | %Recovery | Qualifier | Limits | Prepared | Analyzed | Dil Fac |
|-------------------------|-----------|-----------|----------|----------------|----------------|---------|
| 2-Fluorobiphenyl (Surr) | 97 | | 37 - 120 | 02/17/25 09:03 | 02/19/25 00:54 | 1 |
| Nitrobenzene-d5 (Surr) | 86 | | 26 - 120 | 02/17/25 09:03 | 02/19/25 00:54 | 1 |
| p-Terphenyl-d14 (Surr) | 104 | | 64 - 127 | 02/17/25 09:03 | 02/19/25 00:54 | 1 |

General Chemistry

| Analyte | Result | Qualifier | RL | MDL | Unit | D | Prepared | Analyzed | Dil Fac |
|------------------------------|--------|-----------|-------|--------|------|---|----------|----------------|---------|
| Cyanide, Total (SW846 9012B) | 0.11 | B | 0.010 | 0.0041 | mg/L | | | 02/16/25 17:29 | 1 |

Client Sample Results

Client: New York State Electric & Gas
 Project/Site: NYSEG Former MGP Site - Penn Yan

Job ID: 480-227320-1

Client Sample ID: PRMW-3D

Lab Sample ID: 480-227320-4

Date Collected: 02/11/25 12:15

Matrix: Ground Water

Date Received: 02/12/25 13:00

Method: SW846 8260C - Volatile Organic Compounds by GC/MS

| Analyte | Result | Qualifier | RL | MDL | Unit | D | Prepared | Analyzed | Dil Fac |
|----------------|--------|-----------|-----|------|------|---|----------|----------------|---------|
| Benzene | ND | | 1.0 | 0.41 | ug/L | | | 02/12/25 18:59 | 1 |
| Ethylbenzene | ND | | 1.0 | 0.74 | ug/L | | | 02/12/25 18:59 | 1 |
| Toluene | ND | | 1.0 | 0.51 | ug/L | | | 02/12/25 18:59 | 1 |
| Xylenes, Total | ND | | 2.0 | 0.66 | ug/L | | | 02/12/25 18:59 | 1 |

| Surrogate | %Recovery | Qualifier | Limits | Prepared | Analyzed | Dil Fac |
|------------------------------|-----------|-----------|----------|----------|----------------|---------|
| 1,2-Dichloroethane-d4 (Surr) | 111 | | 77 - 120 | | 02/12/25 18:59 | 1 |
| 4-Bromofluorobenzene (Surr) | 96 | | 73 - 120 | | 02/12/25 18:59 | 1 |
| Dibromofluoromethane (Surr) | 115 | | 75 - 123 | | 02/12/25 18:59 | 1 |
| Toluene-d8 (Surr) | 121 | S1+ | 80 - 120 | | 02/12/25 18:59 | 1 |

Method: SW846 8270D LL - Semivolatile Organic Compounds by GC/MS - Low Level

| Analyte | Result | Qualifier | RL | MDL | Unit | D | Prepared | Analyzed | Dil Fac |
|------------------------|--------------|-----------|------|-------|------|---|----------------|----------------|---------|
| Acenaphthene | 0.036 | J | 0.48 | 0.034 | ug/L | | 02/17/25 09:03 | 02/19/25 01:20 | 1 |
| Acenaphthylene | ND | | 0.29 | 0.053 | ug/L | | 02/17/25 09:03 | 02/19/25 01:20 | 1 |
| Anthracene | ND | | 0.48 | 0.032 | ug/L | | 02/17/25 09:03 | 02/19/25 01:20 | 1 |
| Benzo[a]anthracene | ND | | 0.29 | 0.032 | ug/L | | 02/17/25 09:03 | 02/19/25 01:20 | 1 |
| Benzo[a]pyrene | ND | | 0.17 | 0.12 | ug/L | | 02/17/25 09:03 | 02/19/25 01:20 | 1 |
| Benzo[b]fluoranthene | ND | | 0.29 | 0.060 | ug/L | | 02/17/25 09:03 | 02/19/25 01:20 | 1 |
| Benzo[g,h,i]perylene | ND | | 0.48 | 0.055 | ug/L | | 02/17/25 09:03 | 02/19/25 01:20 | 1 |
| Benzo[k]fluoranthene | ND | | 0.29 | 0.067 | ug/L | | 02/17/25 09:03 | 02/19/25 01:20 | 1 |
| Chrysene | ND | | 0.48 | 0.070 | ug/L | | 02/17/25 09:03 | 02/19/25 01:20 | 1 |
| Dibenz(a,h)anthracene | ND | | 0.48 | 0.067 | ug/L | | 02/17/25 09:03 | 02/19/25 01:20 | 1 |
| Fluoranthene | ND | | 0.48 | 0.076 | ug/L | | 02/17/25 09:03 | 02/19/25 01:20 | 1 |
| Fluorene | ND | | 0.48 | 0.055 | ug/L | | 02/17/25 09:03 | 02/19/25 01:20 | 1 |
| Indeno[1,2,3-cd]pyrene | ND | | 0.48 | 0.10 | ug/L | | 02/17/25 09:03 | 02/19/25 01:20 | 1 |
| Naphthalene | ND | | 0.95 | 0.061 | ug/L | | 02/17/25 09:03 | 02/19/25 01:20 | 1 |
| Phenanthrene | ND | | 0.19 | 0.059 | ug/L | | 02/17/25 09:03 | 02/19/25 01:20 | 1 |
| Pyrene | ND | | 0.48 | 0.072 | ug/L | | 02/17/25 09:03 | 02/19/25 01:20 | 1 |

| Surrogate | %Recovery | Qualifier | Limits | Prepared | Analyzed | Dil Fac |
|-------------------------|-----------|-----------|----------|----------------|----------------|---------|
| 2-Fluorobiphenyl (Surr) | 89 | | 37 - 120 | 02/17/25 09:03 | 02/19/25 01:20 | 1 |
| Nitrobenzene-d5 (Surr) | 79 | | 26 - 120 | 02/17/25 09:03 | 02/19/25 01:20 | 1 |
| p-Terphenyl-d14 (Surr) | 97 | | 64 - 127 | 02/17/25 09:03 | 02/19/25 01:20 | 1 |

General Chemistry

| Analyte | Result | Qualifier | RL | MDL | Unit | D | Prepared | Analyzed | Dil Fac |
|------------------------------|--------|-----------|-------|--------|------|---|----------|----------------|---------|
| Cyanide, Total (SW846 9012B) | ND | | 0.010 | 0.0041 | mg/L | | | 02/16/25 17:33 | 1 |

Client Sample Results

Client: New York State Electric & Gas
 Project/Site: NYSEG Former MGP Site - Penn Yan

Job ID: 480-227320-1

Client Sample ID: PRMW-3S

Lab Sample ID: 480-227320-5

Date Collected: 02/11/25 13:50

Matrix: Ground Water

Date Received: 02/12/25 13:00

Method: SW846 8260C - Volatile Organic Compounds by GC/MS

| Analyte | Result | Qualifier | RL | MDL | Unit | D | Prepared | Analyzed | Dil Fac |
|----------------|--------|-----------|-----|------|------|---|----------|----------------|---------|
| Benzene | ND | | 1.0 | 0.41 | ug/L | | | 02/12/25 19:24 | 1 |
| Ethylbenzene | ND | | 1.0 | 0.74 | ug/L | | | 02/12/25 19:24 | 1 |
| Toluene | ND | | 1.0 | 0.51 | ug/L | | | 02/12/25 19:24 | 1 |
| Xylenes, Total | ND | | 2.0 | 0.66 | ug/L | | | 02/12/25 19:24 | 1 |

| Surrogate | %Recovery | Qualifier | Limits | Prepared | Analyzed | Dil Fac |
|------------------------------|-----------|-----------|----------|----------|----------------|---------|
| 1,2-Dichloroethane-d4 (Surr) | 116 | | 77 - 120 | | 02/12/25 19:24 | 1 |
| 4-Bromofluorobenzene (Surr) | 95 | | 73 - 120 | | 02/12/25 19:24 | 1 |
| Dibromofluoromethane (Surr) | 116 | | 75 - 123 | | 02/12/25 19:24 | 1 |
| Toluene-d8 (Surr) | 120 | | 80 - 120 | | 02/12/25 19:24 | 1 |

Method: SW846 8270D LL - Semivolatile Organic Compounds by GC/MS - Low Level

| Analyte | Result | Qualifier | RL | MDL | Unit | D | Prepared | Analyzed | Dil Fac |
|------------------------|--------------|-----------|------|-------|------|---|----------------|----------------|---------|
| Acenaphthene | 0.055 | J | 0.48 | 0.034 | ug/L | | 02/17/25 09:03 | 02/19/25 01:46 | 1 |
| Acenaphthylene | ND | | 0.29 | 0.053 | ug/L | | 02/17/25 09:03 | 02/19/25 01:46 | 1 |
| Anthracene | ND | | 0.48 | 0.032 | ug/L | | 02/17/25 09:03 | 02/19/25 01:46 | 1 |
| Benzo[a]anthracene | ND | | 0.29 | 0.032 | ug/L | | 02/17/25 09:03 | 02/19/25 01:46 | 1 |
| Benzo[a]pyrene | ND | | 0.17 | 0.12 | ug/L | | 02/17/25 09:03 | 02/19/25 01:46 | 1 |
| Benzo[b]fluoranthene | ND | | 0.29 | 0.060 | ug/L | | 02/17/25 09:03 | 02/19/25 01:46 | 1 |
| Benzo[g,h,i]perylene | ND | | 0.48 | 0.055 | ug/L | | 02/17/25 09:03 | 02/19/25 01:46 | 1 |
| Benzo[k]fluoranthene | ND | | 0.29 | 0.067 | ug/L | | 02/17/25 09:03 | 02/19/25 01:46 | 1 |
| Chrysene | ND | | 0.48 | 0.070 | ug/L | | 02/17/25 09:03 | 02/19/25 01:46 | 1 |
| Dibenz(a,h)anthracene | ND | | 0.48 | 0.067 | ug/L | | 02/17/25 09:03 | 02/19/25 01:46 | 1 |
| Fluoranthene | ND | | 0.48 | 0.076 | ug/L | | 02/17/25 09:03 | 02/19/25 01:46 | 1 |
| Fluorene | ND | | 0.48 | 0.055 | ug/L | | 02/17/25 09:03 | 02/19/25 01:46 | 1 |
| Indeno[1,2,3-cd]pyrene | ND | | 0.48 | 0.10 | ug/L | | 02/17/25 09:03 | 02/19/25 01:46 | 1 |
| Naphthalene | ND | | 0.95 | 0.061 | ug/L | | 02/17/25 09:03 | 02/19/25 01:46 | 1 |
| Phenanthrene | ND | | 0.19 | 0.059 | ug/L | | 02/17/25 09:03 | 02/19/25 01:46 | 1 |
| Pyrene | ND | | 0.48 | 0.072 | ug/L | | 02/17/25 09:03 | 02/19/25 01:46 | 1 |

| Surrogate | %Recovery | Qualifier | Limits | Prepared | Analyzed | Dil Fac |
|-------------------------|-----------|-----------|----------|----------------|----------------|---------|
| 2-Fluorobiphenyl (Surr) | 89 | | 37 - 120 | 02/17/25 09:03 | 02/19/25 01:46 | 1 |
| Nitrobenzene-d5 (Surr) | 79 | | 26 - 120 | 02/17/25 09:03 | 02/19/25 01:46 | 1 |
| p-Terphenyl-d14 (Surr) | 100 | | 64 - 127 | 02/17/25 09:03 | 02/19/25 01:46 | 1 |

General Chemistry

| Analyte | Result | Qualifier | RL | MDL | Unit | D | Prepared | Analyzed | Dil Fac |
|------------------------------|--------|-----------|-------|--------|------|---|----------|----------------|---------|
| Cyanide, Total (SW846 9012B) | ND | | 0.010 | 0.0041 | mg/L | | | 02/16/25 17:36 | 1 |

Client Sample Results

Client: New York State Electric & Gas
 Project/Site: NYSEG Former MGP Site - Penn Yan

Job ID: 480-227320-1

Client Sample ID: PRMW-4S

Lab Sample ID: 480-227320-6

Date Collected: 02/11/25 10:30

Matrix: Ground Water

Date Received: 02/12/25 13:00

Method: SW846 8260C - Volatile Organic Compounds by GC/MS

| Analyte | Result | Qualifier | RL | MDL | Unit | D | Prepared | Analyzed | Dil Fac |
|----------------|--------|-----------|-----|------|------|---|----------|----------------|---------|
| Benzene | ND | | 1.0 | 0.41 | ug/L | | | 02/12/25 19:48 | 1 |
| Ethylbenzene | ND | | 1.0 | 0.74 | ug/L | | | 02/12/25 19:48 | 1 |
| Toluene | ND | | 1.0 | 0.51 | ug/L | | | 02/12/25 19:48 | 1 |
| Xylenes, Total | ND | | 2.0 | 0.66 | ug/L | | | 02/12/25 19:48 | 1 |

| Surrogate | %Recovery | Qualifier | Limits | Prepared | Analyzed | Dil Fac |
|------------------------------|-----------|-----------|----------|----------|----------------|---------|
| 1,2-Dichloroethane-d4 (Surr) | 115 | | 77 - 120 | | 02/12/25 19:48 | 1 |
| 4-Bromofluorobenzene (Surr) | 96 | | 73 - 120 | | 02/12/25 19:48 | 1 |
| Dibromofluoromethane (Surr) | 118 | | 75 - 123 | | 02/12/25 19:48 | 1 |
| Toluene-d8 (Surr) | 119 | | 80 - 120 | | 02/12/25 19:48 | 1 |

Method: SW846 8270D LL - Semivolatile Organic Compounds by GC/MS - Low Level

| Analyte | Result | Qualifier | RL | MDL | Unit | D | Prepared | Analyzed | Dil Fac |
|------------------------|--------|-----------|------|-------|------|---|----------------|----------------|---------|
| Acenaphthene | ND | | 0.49 | 0.035 | ug/L | | 02/17/25 09:03 | 02/19/25 02:13 | 1 |
| Acenaphthylene | ND | | 0.29 | 0.055 | ug/L | | 02/17/25 09:03 | 02/19/25 02:13 | 1 |
| Anthracene | ND | | 0.49 | 0.033 | ug/L | | 02/17/25 09:03 | 02/19/25 02:13 | 1 |
| Benzo[a]anthracene | ND | | 0.29 | 0.033 | ug/L | | 02/17/25 09:03 | 02/19/25 02:13 | 1 |
| Benzo[a]pyrene | ND | | 0.18 | 0.13 | ug/L | | 02/17/25 09:03 | 02/19/25 02:13 | 1 |
| Benzo[b]fluoranthene | ND | | 0.29 | 0.062 | ug/L | | 02/17/25 09:03 | 02/19/25 02:13 | 1 |
| Benzo[g,h,i]perylene | ND | | 0.49 | 0.057 | ug/L | | 02/17/25 09:03 | 02/19/25 02:13 | 1 |
| Benzo[k]fluoranthene | ND | | 0.29 | 0.069 | ug/L | | 02/17/25 09:03 | 02/19/25 02:13 | 1 |
| Chrysene | ND | | 0.49 | 0.073 | ug/L | | 02/17/25 09:03 | 02/19/25 02:13 | 1 |
| Dibenz(a,h)anthracene | ND | | 0.49 | 0.069 | ug/L | | 02/17/25 09:03 | 02/19/25 02:13 | 1 |
| Fluoranthene | ND | | 0.49 | 0.078 | ug/L | | 02/17/25 09:03 | 02/19/25 02:13 | 1 |
| Fluorene | ND | | 0.49 | 0.057 | ug/L | | 02/17/25 09:03 | 02/19/25 02:13 | 1 |
| Indeno[1,2,3-cd]pyrene | ND | | 0.49 | 0.11 | ug/L | | 02/17/25 09:03 | 02/19/25 02:13 | 1 |
| Naphthalene | ND | | 0.98 | 0.063 | ug/L | | 02/17/25 09:03 | 02/19/25 02:13 | 1 |
| Phenanthrene | ND | | 0.20 | 0.061 | ug/L | | 02/17/25 09:03 | 02/19/25 02:13 | 1 |
| Pyrene | ND | | 0.49 | 0.075 | ug/L | | 02/17/25 09:03 | 02/19/25 02:13 | 1 |

| Surrogate | %Recovery | Qualifier | Limits | Prepared | Analyzed | Dil Fac |
|-------------------------|-----------|-----------|----------|----------------|----------------|---------|
| 2-Fluorobiphenyl (Surr) | 47 | | 37 - 120 | 02/17/25 09:03 | 02/19/25 02:13 | 1 |
| Nitrobenzene-d5 (Surr) | 43 | | 26 - 120 | 02/17/25 09:03 | 02/19/25 02:13 | 1 |
| p-Terphenyl-d14 (Surr) | 77 | | 64 - 127 | 02/17/25 09:03 | 02/19/25 02:13 | 1 |

General Chemistry

| Analyte | Result | Qualifier | RL | MDL | Unit | D | Prepared | Analyzed | Dil Fac |
|------------------------------|--------|-----------|-------|--------|------|---|----------|----------------|---------|
| Cyanide, Total (SW846 9012B) | 0.0053 | J B | 0.010 | 0.0041 | mg/L | | | 02/16/25 17:59 | 1 |

Client Sample Results

Client: New York State Electric & Gas
 Project/Site: NYSEG Former MGP Site - Penn Yan

Job ID: 480-227320-1

Client Sample ID: PRMW-5D

Lab Sample ID: 480-227320-7

Date Collected: 02/11/25 15:10

Matrix: Ground Water

Date Received: 02/12/25 13:00

Method: SW846 8260C - Volatile Organic Compounds by GC/MS

| Analyte | Result | Qualifier | RL | MDL | Unit | D | Prepared | Analyzed | Dil Fac |
|----------------|--------|-----------|-----|------|------|---|----------|----------------|---------|
| Benzene | ND | | 1.0 | 0.41 | ug/L | | | 02/12/25 20:13 | 1 |
| Ethylbenzene | ND | | 1.0 | 0.74 | ug/L | | | 02/12/25 20:13 | 1 |
| Toluene | ND | | 1.0 | 0.51 | ug/L | | | 02/12/25 20:13 | 1 |
| Xylenes, Total | ND | | 2.0 | 0.66 | ug/L | | | 02/12/25 20:13 | 1 |

| Surrogate | %Recovery | Qualifier | Limits | Prepared | Analyzed | Dil Fac |
|------------------------------|-----------|-----------|----------|----------|----------------|---------|
| 1,2-Dichloroethane-d4 (Surr) | 115 | | 77 - 120 | | 02/12/25 20:13 | 1 |
| 4-Bromofluorobenzene (Surr) | 96 | | 73 - 120 | | 02/12/25 20:13 | 1 |
| Dibromofluoromethane (Surr) | 119 | | 75 - 123 | | 02/12/25 20:13 | 1 |
| Toluene-d8 (Surr) | 119 | | 80 - 120 | | 02/12/25 20:13 | 1 |

Method: SW846 8270D LL - Semivolatile Organic Compounds by GC/MS - Low Level

| Analyte | Result | Qualifier | RL | MDL | Unit | D | Prepared | Analyzed | Dil Fac |
|------------------------|--------|-----------|------|-------|------|---|----------------|----------------|---------|
| Acenaphthene | ND | | 0.50 | 0.036 | ug/L | | 02/17/25 09:03 | 02/19/25 02:39 | 1 |
| Acenaphthylene | ND | | 0.30 | 0.055 | ug/L | | 02/17/25 09:03 | 02/19/25 02:39 | 1 |
| Anthracene | ND | | 0.50 | 0.034 | ug/L | | 02/17/25 09:03 | 02/19/25 02:39 | 1 |
| Benzo[a]anthracene | ND | | 0.30 | 0.034 | ug/L | | 02/17/25 09:03 | 02/19/25 02:39 | 1 |
| Benzo[a]pyrene | ND | | 0.18 | 0.13 | ug/L | | 02/17/25 09:03 | 02/19/25 02:39 | 1 |
| Benzo[b]fluoranthene | ND | | 0.30 | 0.062 | ug/L | | 02/17/25 09:03 | 02/19/25 02:39 | 1 |
| Benzo[g,h,i]perylene | ND | | 0.50 | 0.057 | ug/L | | 02/17/25 09:03 | 02/19/25 02:39 | 1 |
| Benzo[k]fluoranthene | ND | | 0.30 | 0.069 | ug/L | | 02/17/25 09:03 | 02/19/25 02:39 | 1 |
| Chrysene | ND | | 0.50 | 0.073 | ug/L | | 02/17/25 09:03 | 02/19/25 02:39 | 1 |
| Dibenz(a,h)anthracene | ND | | 0.50 | 0.069 | ug/L | | 02/17/25 09:03 | 02/19/25 02:39 | 1 |
| Fluoranthene | ND | | 0.50 | 0.079 | ug/L | | 02/17/25 09:03 | 02/19/25 02:39 | 1 |
| Fluorene | ND | | 0.50 | 0.057 | ug/L | | 02/17/25 09:03 | 02/19/25 02:39 | 1 |
| Indeno[1,2,3-cd]pyrene | ND | | 0.50 | 0.11 | ug/L | | 02/17/25 09:03 | 02/19/25 02:39 | 1 |
| Naphthalene | ND | | 0.99 | 0.063 | ug/L | | 02/17/25 09:03 | 02/19/25 02:39 | 1 |
| Phenanthrene | ND | | 0.20 | 0.061 | ug/L | | 02/17/25 09:03 | 02/19/25 02:39 | 1 |
| Pyrene | ND | | 0.50 | 0.075 | ug/L | | 02/17/25 09:03 | 02/19/25 02:39 | 1 |

| Surrogate | %Recovery | Qualifier | Limits | Prepared | Analyzed | Dil Fac |
|-------------------------|-----------|-----------|----------|----------------|----------------|---------|
| 2-Fluorobiphenyl (Surr) | 48 | | 37 - 120 | 02/17/25 09:03 | 02/19/25 02:39 | 1 |
| Nitrobenzene-d5 (Surr) | 43 | | 26 - 120 | 02/17/25 09:03 | 02/19/25 02:39 | 1 |
| p-Terphenyl-d14 (Surr) | 64 | | 64 - 127 | 02/17/25 09:03 | 02/19/25 02:39 | 1 |

General Chemistry

| Analyte | Result | Qualifier | RL | MDL | Unit | D | Prepared | Analyzed | Dil Fac |
|------------------------------|--------|-----------|-------|--------|------|---|----------|----------------|---------|
| Cyanide, Total (SW846 9012B) | ND | | 0.010 | 0.0041 | mg/L | | | 02/16/25 18:06 | 1 |

Client Sample Results

Client: New York State Electric & Gas
 Project/Site: NYSEG Former MGP Site - Penn Yan

Job ID: 480-227320-1

Client Sample ID: PRMW-5S

Lab Sample ID: 480-227320-8

Date Collected: 02/10/25 15:05

Matrix: Ground Water

Date Received: 02/12/25 13:00

Method: SW846 8260C - Volatile Organic Compounds by GC/MS

| Analyte | Result | Qualifier | RL | MDL | Unit | D | Prepared | Analyzed | Dil Fac |
|----------------|------------|-----------|-----|------|------|---|----------|----------------|---------|
| Benzene | 1.4 | | 1.0 | 0.41 | ug/L | | | 02/13/25 19:01 | 1 |
| Ethylbenzene | ND | | 1.0 | 0.74 | ug/L | | | 02/13/25 19:01 | 1 |
| Toluene | ND | | 1.0 | 0.51 | ug/L | | | 02/13/25 19:01 | 1 |
| Xylenes, Total | ND | | 2.0 | 0.66 | ug/L | | | 02/13/25 19:01 | 1 |

| Surrogate | %Recovery | Qualifier | Limits | Prepared | Analyzed | Dil Fac |
|------------------------------|-----------|-----------|----------|----------|----------------|---------|
| 1,2-Dichloroethane-d4 (Surr) | 107 | | 77 - 120 | | 02/13/25 19:01 | 1 |
| 4-Bromofluorobenzene (Surr) | 92 | | 73 - 120 | | 02/13/25 19:01 | 1 |
| Dibromofluoromethane (Surr) | 100 | | 75 - 123 | | 02/13/25 19:01 | 1 |
| Toluene-d8 (Surr) | 96 | | 80 - 120 | | 02/13/25 19:01 | 1 |

Method: SW846 8270D LL - Semivolatile Organic Compounds by GC/MS - Low Level

| Analyte | Result | Qualifier | RL | MDL | Unit | D | Prepared | Analyzed | Dil Fac |
|------------------------|-------------|-----------|------|------|------|---|----------------|----------------|---------|
| Acenaphthene | 12 | F1 | 2.4 | 0.17 | ug/L | | 02/17/25 09:03 | 02/18/25 23:35 | 5 |
| Acenaphthylene | 1.4 | | 1.4 | 0.27 | ug/L | | 02/17/25 09:03 | 02/18/25 23:35 | 5 |
| Anthracene | 0.20 | J | 2.4 | 0.16 | ug/L | | 02/17/25 09:03 | 02/18/25 23:35 | 5 |
| Benzo[a]anthracene | ND | | 1.4 | 0.16 | ug/L | | 02/17/25 09:03 | 02/18/25 23:35 | 5 |
| Benzo[a]pyrene | ND | | 0.86 | 0.62 | ug/L | | 02/17/25 09:03 | 02/18/25 23:35 | 5 |
| Benzo[b]fluoranthene | ND | | 1.4 | 0.30 | ug/L | | 02/17/25 09:03 | 02/18/25 23:35 | 5 |
| Benzo[g,h,i]perylene | ND | | 2.4 | 0.28 | ug/L | | 02/17/25 09:03 | 02/18/25 23:35 | 5 |
| Benzo[k]fluoranthene | ND | | 1.4 | 0.33 | ug/L | | 02/17/25 09:03 | 02/18/25 23:35 | 5 |
| Chrysene | ND | | 2.4 | 0.35 | ug/L | | 02/17/25 09:03 | 02/18/25 23:35 | 5 |
| Dibenz(a,h)anthracene | ND | | 2.4 | 0.33 | ug/L | | 02/17/25 09:03 | 02/18/25 23:35 | 5 |
| Fluoranthene | 1.4 | J | 2.4 | 0.38 | ug/L | | 02/17/25 09:03 | 02/18/25 23:35 | 5 |
| Fluorene | 4.5 | | 2.4 | 0.28 | ug/L | | 02/17/25 09:03 | 02/18/25 23:35 | 5 |
| Indeno[1,2,3-cd]pyrene | ND | | 2.4 | 0.52 | ug/L | | 02/17/25 09:03 | 02/18/25 23:35 | 5 |
| Naphthalene | 7.4 | F1 | 4.8 | 0.30 | ug/L | | 02/17/25 09:03 | 02/18/25 23:35 | 5 |
| Phenanthrene | 0.90 | J | 0.95 | 0.30 | ug/L | | 02/17/25 09:03 | 02/18/25 23:35 | 5 |
| Pyrene | 0.78 | J | 2.4 | 0.36 | ug/L | | 02/17/25 09:03 | 02/18/25 23:35 | 5 |

| Surrogate | %Recovery | Qualifier | Limits | Prepared | Analyzed | Dil Fac |
|-------------------------|-----------|-----------|----------|----------------|----------------|---------|
| 2-Fluorobiphenyl (Surr) | 86 | | 37 - 120 | 02/17/25 09:03 | 02/18/25 23:35 | 5 |
| Nitrobenzene-d5 (Surr) | 73 | | 26 - 120 | 02/17/25 09:03 | 02/18/25 23:35 | 5 |
| p-Terphenyl-d14 (Surr) | 88 | | 64 - 127 | 02/17/25 09:03 | 02/18/25 23:35 | 5 |

General Chemistry

| Analyte | Result | Qualifier | RL | MDL | Unit | D | Prepared | Analyzed | Dil Fac |
|-------------------------------------|--------------|-----------|-------|--------|------|---|----------|----------------|---------|
| Cyanide, Total (SW846 9012B) | 0.043 | B | 0.010 | 0.0041 | mg/L | | | 02/16/25 17:07 | 1 |

Client Sample Results

Client: New York State Electric & Gas
 Project/Site: NYSEG Former MGP Site - Penn Yan

Job ID: 480-227320-1

Client Sample ID: PRMW-6D

Lab Sample ID: 480-227320-9

Date Collected: 02/10/25 15:10

Matrix: Ground Water

Date Received: 02/12/25 13:00

Method: SW846 8260C - Volatile Organic Compounds by GC/MS

| Analyte | Result | Qualifier | RL | MDL | Unit | D | Prepared | Analyzed | Dil Fac |
|----------------|--------|-----------|-----|------|------|---|----------|----------------|---------|
| Benzene | ND | | 1.0 | 0.41 | ug/L | | | 02/12/25 21:02 | 1 |
| Ethylbenzene | ND | | 1.0 | 0.74 | ug/L | | | 02/12/25 21:02 | 1 |
| Toluene | ND | | 1.0 | 0.51 | ug/L | | | 02/12/25 21:02 | 1 |
| Xylenes, Total | ND | | 2.0 | 0.66 | ug/L | | | 02/12/25 21:02 | 1 |

| Surrogate | %Recovery | Qualifier | Limits | Prepared | Analyzed | Dil Fac |
|------------------------------|-----------|-----------|----------|----------|----------------|---------|
| 1,2-Dichloroethane-d4 (Surr) | 108 | | 77 - 120 | | 02/12/25 21:02 | 1 |
| 4-Bromofluorobenzene (Surr) | 94 | | 73 - 120 | | 02/12/25 21:02 | 1 |
| Dibromofluoromethane (Surr) | 114 | | 75 - 123 | | 02/12/25 21:02 | 1 |
| Toluene-d8 (Surr) | 119 | | 80 - 120 | | 02/12/25 21:02 | 1 |

Method: SW846 8270D LL - Semivolatile Organic Compounds by GC/MS - Low Level

| Analyte | Result | Qualifier | RL | MDL | Unit | D | Prepared | Analyzed | Dil Fac |
|------------------------|--------|-----------|------|-------|------|---|----------------|----------------|---------|
| Acenaphthene | ND | | 0.50 | 0.036 | ug/L | | 02/17/25 09:03 | 02/19/25 03:05 | 1 |
| Acenaphthylene | ND | | 0.30 | 0.055 | ug/L | | 02/17/25 09:03 | 02/19/25 03:05 | 1 |
| Anthracene | ND | | 0.50 | 0.034 | ug/L | | 02/17/25 09:03 | 02/19/25 03:05 | 1 |
| Benzo[a]anthracene | ND | | 0.30 | 0.034 | ug/L | | 02/17/25 09:03 | 02/19/25 03:05 | 1 |
| Benzo[a]pyrene | ND | | 0.18 | 0.13 | ug/L | | 02/17/25 09:03 | 02/19/25 03:05 | 1 |
| Benzo[b]fluoranthene | ND | | 0.30 | 0.062 | ug/L | | 02/17/25 09:03 | 02/19/25 03:05 | 1 |
| Benzo[g,h,i]perylene | ND | | 0.50 | 0.057 | ug/L | | 02/17/25 09:03 | 02/19/25 03:05 | 1 |
| Benzo[k]fluoranthene | ND | | 0.30 | 0.069 | ug/L | | 02/17/25 09:03 | 02/19/25 03:05 | 1 |
| Chrysene | ND | | 0.50 | 0.073 | ug/L | | 02/17/25 09:03 | 02/19/25 03:05 | 1 |
| Dibenz(a,h)anthracene | ND | | 0.50 | 0.069 | ug/L | | 02/17/25 09:03 | 02/19/25 03:05 | 1 |
| Fluoranthene | ND | | 0.50 | 0.079 | ug/L | | 02/17/25 09:03 | 02/19/25 03:05 | 1 |
| Fluorene | ND | | 0.50 | 0.057 | ug/L | | 02/17/25 09:03 | 02/19/25 03:05 | 1 |
| Indeno[1,2,3-cd]pyrene | ND | | 0.50 | 0.11 | ug/L | | 02/17/25 09:03 | 02/19/25 03:05 | 1 |
| Naphthalene | ND | | 0.99 | 0.063 | ug/L | | 02/17/25 09:03 | 02/19/25 03:05 | 1 |
| Phenanthrene | ND | | 0.20 | 0.061 | ug/L | | 02/17/25 09:03 | 02/19/25 03:05 | 1 |
| Pyrene | ND | | 0.50 | 0.075 | ug/L | | 02/17/25 09:03 | 02/19/25 03:05 | 1 |

| Surrogate | %Recovery | Qualifier | Limits | Prepared | Analyzed | Dil Fac |
|-------------------------|-----------|-----------|----------|----------------|----------------|---------|
| 2-Fluorobiphenyl (Surr) | 51 | | 37 - 120 | 02/17/25 09:03 | 02/19/25 03:05 | 1 |
| Nitrobenzene-d5 (Surr) | 46 | | 26 - 120 | 02/17/25 09:03 | 02/19/25 03:05 | 1 |
| p-Terphenyl-d14 (Surr) | 75 | | 64 - 127 | 02/17/25 09:03 | 02/19/25 03:05 | 1 |

General Chemistry

| Analyte | Result | Qualifier | RL | MDL | Unit | D | Prepared | Analyzed | Dil Fac |
|------------------------------|--------|-----------|-------|--------|------|---|----------|----------------|---------|
| Cyanide, Total (SW846 9012B) | ND | | 0.010 | 0.0041 | mg/L | | | 02/16/25 18:09 | 1 |

Client Sample Results

Client: New York State Electric & Gas
 Project/Site: NYSEG Former MGP Site - Penn Yan

Job ID: 480-227320-1

Client Sample ID: PRMW-6S

Lab Sample ID: 480-227320-10

Date Collected: 02/10/25 12:30

Matrix: Ground Water

Date Received: 02/12/25 13:00

Method: SW846 8260C - Volatile Organic Compounds by GC/MS

| Analyte | Result | Qualifier | RL | MDL | Unit | D | Prepared | Analyzed | Dil Fac |
|----------------|--------|-----------|-----|------|------|---|----------|----------------|---------|
| Benzene | ND | | 1.0 | 0.41 | ug/L | | | 02/12/25 21:27 | 1 |
| Ethylbenzene | ND | | 1.0 | 0.74 | ug/L | | | 02/12/25 21:27 | 1 |
| Toluene | ND | | 1.0 | 0.51 | ug/L | | | 02/12/25 21:27 | 1 |
| Xylenes, Total | ND | | 2.0 | 0.66 | ug/L | | | 02/12/25 21:27 | 1 |

| Surrogate | %Recovery | Qualifier | Limits | Prepared | Analyzed | Dil Fac |
|------------------------------|-----------|-----------|----------|----------|----------------|---------|
| 1,2-Dichloroethane-d4 (Surr) | 115 | | 77 - 120 | | 02/12/25 21:27 | 1 |
| 4-Bromofluorobenzene (Surr) | 96 | | 73 - 120 | | 02/12/25 21:27 | 1 |
| Dibromofluoromethane (Surr) | 117 | | 75 - 123 | | 02/12/25 21:27 | 1 |
| Toluene-d8 (Surr) | 119 | | 80 - 120 | | 02/12/25 21:27 | 1 |

Method: SW846 8270D LL - Semivolatile Organic Compounds by GC/MS - Low Level

| Analyte | Result | Qualifier | RL | MDL | Unit | D | Prepared | Analyzed | Dil Fac |
|------------------------|--------|-----------|------|-------|------|---|----------------|----------------|---------|
| Acenaphthene | ND | | 0.49 | 0.035 | ug/L | | 02/17/25 09:03 | 02/19/25 03:32 | 1 |
| Acenaphthylene | ND | | 0.29 | 0.054 | ug/L | | 02/17/25 09:03 | 02/19/25 03:32 | 1 |
| Anthracene | ND | | 0.49 | 0.033 | ug/L | | 02/17/25 09:03 | 02/19/25 03:32 | 1 |
| Benzo[a]anthracene | ND | | 0.29 | 0.033 | ug/L | | 02/17/25 09:03 | 02/19/25 03:32 | 1 |
| Benzo[a]pyrene | ND | | 0.17 | 0.13 | ug/L | | 02/17/25 09:03 | 02/19/25 03:32 | 1 |
| Benzo[b]fluoranthene | ND | | 0.29 | 0.061 | ug/L | | 02/17/25 09:03 | 02/19/25 03:32 | 1 |
| Benzo[g,h,i]perylene | ND | | 0.49 | 0.056 | ug/L | | 02/17/25 09:03 | 02/19/25 03:32 | 1 |
| Benzo[k]fluoranthene | ND | | 0.29 | 0.068 | ug/L | | 02/17/25 09:03 | 02/19/25 03:32 | 1 |
| Chrysene | ND | | 0.49 | 0.072 | ug/L | | 02/17/25 09:03 | 02/19/25 03:32 | 1 |
| Dibenz(a,h)anthracene | ND | | 0.49 | 0.068 | ug/L | | 02/17/25 09:03 | 02/19/25 03:32 | 1 |
| Fluoranthene | ND | | 0.49 | 0.078 | ug/L | | 02/17/25 09:03 | 02/19/25 03:32 | 1 |
| Fluorene | ND | | 0.49 | 0.056 | ug/L | | 02/17/25 09:03 | 02/19/25 03:32 | 1 |
| Indeno[1,2,3-cd]pyrene | ND | | 0.49 | 0.11 | ug/L | | 02/17/25 09:03 | 02/19/25 03:32 | 1 |
| Naphthalene | ND | | 0.97 | 0.062 | ug/L | | 02/17/25 09:03 | 02/19/25 03:32 | 1 |
| Phenanthrene | ND | | 0.19 | 0.060 | ug/L | | 02/17/25 09:03 | 02/19/25 03:32 | 1 |
| Pyrene | ND | | 0.49 | 0.074 | ug/L | | 02/17/25 09:03 | 02/19/25 03:32 | 1 |

| Surrogate | %Recovery | Qualifier | Limits | Prepared | Analyzed | Dil Fac |
|-------------------------|-----------|-----------|----------|----------------|----------------|---------|
| 2-Fluorobiphenyl (Surr) | 50 | | 37 - 120 | 02/17/25 09:03 | 02/19/25 03:32 | 1 |
| Nitrobenzene-d5 (Surr) | 46 | | 26 - 120 | 02/17/25 09:03 | 02/19/25 03:32 | 1 |
| p-Terphenyl-d14 (Surr) | 72 | | 64 - 127 | 02/17/25 09:03 | 02/19/25 03:32 | 1 |

General Chemistry

| Analyte | Result | Qualifier | RL | MDL | Unit | D | Prepared | Analyzed | Dil Fac |
|------------------------------|--------|-----------|-------|--------|------|---|----------|----------------|---------|
| Cyanide, Total (SW846 9012B) | ND | | 0.010 | 0.0041 | mg/L | | | 02/16/25 18:12 | 1 |

Client Sample Results

Client: New York State Electric & Gas
 Project/Site: NYSEG Former MGP Site - Penn Yan

Job ID: 480-227320-1

Client Sample ID: TRIP BLANK

Lab Sample ID: 480-227320-11

Date Collected: 02/11/25 00:00

Matrix: WQ

Date Received: 02/12/25 13:00

Method: SW846 8260C - Volatile Organic Compounds by GC/MS

| Analyte | Result | Qualifier | RL | MDL | Unit | D | Prepared | Analyzed | Dil Fac |
|----------------|--------|-----------|-----|------|------|---|----------|----------------|---------|
| Benzene | ND | | 1.0 | 0.41 | ug/L | | | 02/12/25 21:52 | 1 |
| Ethylbenzene | ND | | 1.0 | 0.74 | ug/L | | | 02/12/25 21:52 | 1 |
| Toluene | ND | | 1.0 | 0.51 | ug/L | | | 02/12/25 21:52 | 1 |
| Xylenes, Total | ND | | 2.0 | 0.66 | ug/L | | | 02/12/25 21:52 | 1 |

| Surrogate | %Recovery | Qualifier | Limits | Prepared | Analyzed | Dil Fac |
|------------------------------|-----------|-----------|----------|----------|----------------|---------|
| 1,2-Dichloroethane-d4 (Surr) | 111 | | 77 - 120 | | 02/12/25 21:52 | 1 |
| 4-Bromofluorobenzene (Surr) | 96 | | 73 - 120 | | 02/12/25 21:52 | 1 |
| Dibromofluoromethane (Surr) | 116 | | 75 - 123 | | 02/12/25 21:52 | 1 |
| Toluene-d8 (Surr) | 122 | S1+ | 80 - 120 | | 02/12/25 21:52 | 1 |

Client Sample Results

Client: New York State Electric & Gas
 Project/Site: NYSEG Former MGP Site - Penn Yan

Job ID: 480-227320-1

Client Sample ID: DUP-01-20250210

Lab Sample ID: 480-227320-12

Date Collected: 02/10/25 00:00

Matrix: Water

Date Received: 02/12/25 13:00

Method: SW846 8260C - Volatile Organic Compounds by GC/MS

| Analyte | Result | Qualifier | RL | MDL | Unit | D | Prepared | Analyzed | Dil Fac |
|------------------------------|------------------|------------------|---------------|------|------|---|-----------------|-----------------|----------------|
| Benzene | 1.3 | | 1.0 | 0.41 | ug/L | | | 02/12/25 22:17 | 1 |
| Ethylbenzene | ND | | 1.0 | 0.74 | ug/L | | | 02/12/25 22:17 | 1 |
| Toluene | ND | | 1.0 | 0.51 | ug/L | | | 02/12/25 22:17 | 1 |
| Xylenes, Total | ND | | 2.0 | 0.66 | ug/L | | | 02/12/25 22:17 | 1 |
| Surrogate | %Recovery | Qualifier | Limits | | | | Prepared | Analyzed | Dil Fac |
| 1,2-Dichloroethane-d4 (Surr) | 111 | | 77 - 120 | | | | | 02/12/25 22:17 | 1 |
| 4-Bromofluorobenzene (Surr) | 96 | | 73 - 120 | | | | | 02/12/25 22:17 | 1 |
| Dibromofluoromethane (Surr) | 115 | | 75 - 123 | | | | | 02/12/25 22:17 | 1 |
| Toluene-d8 (Surr) | 119 | | 80 - 120 | | | | | 02/12/25 22:17 | 1 |

Method: SW846 8270D LL - Semivolatile Organic Compounds by GC/MS - Low Level

| Analyte | Result | Qualifier | RL | MDL | Unit | D | Prepared | Analyzed | Dil Fac |
|---------------------------|------------------|------------------|---------------|-------|------|---|-----------------|-----------------|----------------|
| Acenaphthene | 6.9 | | 0.48 | 0.034 | ug/L | | 02/17/25 09:03 | 02/19/25 03:59 | 1 |
| Acenaphthylene | 0.84 | | 0.29 | 0.053 | ug/L | | 02/17/25 09:03 | 02/19/25 03:59 | 1 |
| Anthracene | 0.17 | J | 0.48 | 0.032 | ug/L | | 02/17/25 09:03 | 02/19/25 03:59 | 1 |
| Benzo[a]anthracene | 0.050 | J | 0.29 | 0.032 | ug/L | | 02/17/25 09:03 | 02/19/25 03:59 | 1 |
| Benzo[a]pyrene | ND | | 0.17 | 0.12 | ug/L | | 02/17/25 09:03 | 02/19/25 03:59 | 1 |
| Benzo[b]fluoranthene | ND | | 0.29 | 0.060 | ug/L | | 02/17/25 09:03 | 02/19/25 03:59 | 1 |
| Benzo[g,h,i]perylene | ND | | 0.48 | 0.055 | ug/L | | 02/17/25 09:03 | 02/19/25 03:59 | 1 |
| Benzo[k]fluoranthene | ND | | 0.29 | 0.067 | ug/L | | 02/17/25 09:03 | 02/19/25 03:59 | 1 |
| Chrysene | ND | | 0.48 | 0.070 | ug/L | | 02/17/25 09:03 | 02/19/25 03:59 | 1 |
| Dibenz(a,h)anthracene | ND | | 0.48 | 0.067 | ug/L | | 02/17/25 09:03 | 02/19/25 03:59 | 1 |
| Fluoranthene | 1.0 | | 0.48 | 0.076 | ug/L | | 02/17/25 09:03 | 02/19/25 03:59 | 1 |
| Fluorene | 2.7 | | 0.48 | 0.055 | ug/L | | 02/17/25 09:03 | 02/19/25 03:59 | 1 |
| Indeno[1,2,3-cd]pyrene | ND | | 0.48 | 0.10 | ug/L | | 02/17/25 09:03 | 02/19/25 03:59 | 1 |
| Naphthalene | 4.1 | | 0.95 | 0.061 | ug/L | | 02/17/25 09:03 | 02/19/25 03:59 | 1 |
| Phenanthrene | 0.61 | | 0.19 | 0.059 | ug/L | | 02/17/25 09:03 | 02/19/25 03:59 | 1 |
| Pyrene | 0.64 | | 0.48 | 0.072 | ug/L | | 02/17/25 09:03 | 02/19/25 03:59 | 1 |
| Surrogate | %Recovery | Qualifier | Limits | | | | Prepared | Analyzed | Dil Fac |
| 2-Fluorobiphenyl (Surr) | 48 | | 37 - 120 | | | | 02/17/25 09:03 | 02/19/25 03:59 | 1 |
| Nitrobenzene-d5 (Surr) | 45 | | 26 - 120 | | | | 02/17/25 09:03 | 02/19/25 03:59 | 1 |
| p-Terphenyl-d14 (Surr) | 67 | | 64 - 127 | | | | 02/17/25 09:03 | 02/19/25 03:59 | 1 |

General Chemistry

| Analyte | Result | Qualifier | RL | MDL | Unit | D | Prepared | Analyzed | Dil Fac |
|-------------------------------------|--------------|-----------|-------|--------|------|---|----------|----------------|---------|
| Cyanide, Total (SW846 9012B) | 0.039 | B | 0.010 | 0.0041 | mg/L | | | 02/16/25 18:15 | 1 |

Surrogate Summary

Client: New York State Electric & Gas
 Project/Site: NYSEG Former MGP Site - Penn Yan

Job ID: 480-227320-1

Method: 8260C - Volatile Organic Compounds by GC/MS

Matrix: Ground Water

Prep Type: Total/NA

| Lab Sample ID | Client Sample ID | Percent Surrogate Recovery (Acceptance Limits) | | | |
|------------------|------------------|--|-----------------|------------------|-----------------|
| | | DCA (77-120) | BFB (73-120) | DBFM (75-123) | TOL (80-120) |
| 480-227320-1 | PRMW-1S | 110 | 91 | 114 | 117 |
| 480-227320-2 | PRMW-2D | 112 | 97 | 116 | 121 S1+ |
| 480-227320-3 | PRMW-2S | 111 | 97 | 113 | 121 S1+ |
| 480-227320-4 | PRMW-3D | 111 | 96 | 115 | 121 S1+ |
| 480-227320-5 | PRMW-3S | 116 | 95 | 116 | 120 |
| 480-227320-6 | PRMW-4S | 115 | 96 | 118 | 119 |
| 480-227320-7 | PRMW-5D | 115 | 96 | 119 | 119 |
| 480-227320-8 | PRMW-5S | 107 | 92 | 100 | 96 |
| 480-227320-8 MS | PRMW-5S | 107 | 90 | 103 | 94 |
| 480-227320-8 MSD | PRMW-5S | 105 | 88 | 99 | 96 |
| 480-227320-9 | PRMW-6D | 108 | 94 | 114 | 119 |
| 480-227320-10 | PRMW-6S | 115 | 96 | 117 | 119 |

Surrogate Legend
 DCA = 1,2-Dichloroethane-d4 (Surr)
 BFB = 4-Bromofluorobenzene (Surr)
 DBFM = Dibromofluoromethane (Surr)
 TOL = Toluene-d8 (Surr)

Method: 8260C - Volatile Organic Compounds by GC/MS

Matrix: Water

Prep Type: Total/NA

| Lab Sample ID | Client Sample ID | Percent Surrogate Recovery (Acceptance Limits) | | | |
|------------------|--------------------|--|-----------------|------------------|-----------------|
| | | DCA (77-120) | BFB (73-120) | DBFM (75-123) | TOL (80-120) |
| 480-227320-12 | DUP-01-20250210 | 111 | 96 | 115 | 119 |
| LCS 480-738822/6 | Lab Control Sample | 111 | 99 | 119 | 119 |
| LCS 480-738893/6 | Lab Control Sample | 105 | 92 | 101 | 98 |
| MB 480-738822/8 | Method Blank | 109 | 96 | 116 | 117 |
| MB 480-738893/9 | Method Blank | 100 | 90 | 96 | 96 |

Surrogate Legend
 DCA = 1,2-Dichloroethane-d4 (Surr)
 BFB = 4-Bromofluorobenzene (Surr)
 DBFM = Dibromofluoromethane (Surr)
 TOL = Toluene-d8 (Surr)

Method: 8260C - Volatile Organic Compounds by GC/MS

Matrix: WQ

Prep Type: Total/NA

| Lab Sample ID | Client Sample ID | Percent Surrogate Recovery (Acceptance Limits) | | | |
|---------------|------------------|--|-----------------|------------------|-----------------|
| | | DCA (77-120) | BFB (73-120) | DBFM (75-123) | TOL (80-120) |
| 480-227320-11 | TRIP BLANK | 111 | 96 | 116 | 122 S1+ |

Surrogate Legend
 DCA = 1,2-Dichloroethane-d4 (Surr)
 BFB = 4-Bromofluorobenzene (Surr)
 DBFM = Dibromofluoromethane (Surr)
 TOL = Toluene-d8 (Surr)

Surrogate Summary

Client: New York State Electric & Gas
 Project/Site: NYSEG Former MGP Site - Penn Yan

Job ID: 480-227320-1

Method: 8270D LL - Semivolatile Organic Compounds by GC/MS - Low Level

Matrix: Ground Water

Prep Type: Total/NA

Percent Surrogate Recovery (Acceptance Limits)

| Lab Sample ID | Client Sample ID | FBP (37-120) | NBZ (26-120) | TPHd14 (64-127) |
|------------------|------------------|-----------------|-----------------|--------------------|
| 480-227320-1 | PRMW-1S | 92 | 82 | 99 |
| 480-227320-2 | PRMW-2D | 89 | 80 | 96 |
| 480-227320-3 | PRMW-2S | 97 | 86 | 104 |
| 480-227320-4 | PRMW-3D | 89 | 79 | 97 |
| 480-227320-5 | PRMW-3S | 89 | 79 | 100 |
| 480-227320-6 | PRMW-4S | 47 | 43 | 77 |
| 480-227320-7 | PRMW-5D | 48 | 43 | 64 |
| 480-227320-8 | PRMW-5S | 86 | 73 | 88 |
| 480-227320-8 MS | PRMW-5S | 91 | 89 | 84 |
| 480-227320-8 MSD | PRMW-5S | 91 | 86 | 85 |
| 480-227320-9 | PRMW-6D | 51 | 46 | 75 |
| 480-227320-10 | PRMW-6S | 50 | 46 | 72 |

Surrogate Legend

FBP = 2-Fluorobiphenyl (Surr)
 NBZ = Nitrobenzene-d5 (Surr)
 TPHd14 = p-Terphenyl-d14 (Surr)

Method: 8270D LL - Semivolatile Organic Compounds by GC/MS - Low Level

Matrix: Water

Prep Type: Total/NA

Percent Surrogate Recovery (Acceptance Limits)

| Lab Sample ID | Client Sample ID | FBP (37-120) | NBZ (26-120) | TPHd14 (64-127) |
|--------------------|--------------------|-----------------|-----------------|--------------------|
| 480-227320-12 | DUP-01-20250210 | 48 | 45 | 67 |
| LCS 480-739121/2-A | Lab Control Sample | 94 | 94 | 99 |
| MB 480-739121/1-A | Method Blank | 90 | 82 | 96 |

Surrogate Legend

FBP = 2-Fluorobiphenyl (Surr)
 NBZ = Nitrobenzene-d5 (Surr)
 TPHd14 = p-Terphenyl-d14 (Surr)

QC Sample Results

Client: New York State Electric & Gas
 Project/Site: NYSEG Former MGP Site - Penn Yan

Job ID: 480-227320-1

Method: 8260C - Volatile Organic Compounds by GC/MS

Lab Sample ID: MB 480-738822/8
Matrix: Water
Analysis Batch: 738822

Client Sample ID: Method Blank
Prep Type: Total/NA

| Analyte | MB Result | MB Qualifier | RL | MDL | Unit | D | Prepared | Analyzed | Dil Fac |
|----------------|-----------|--------------|-----|------|------|---|----------|----------------|---------|
| Benzene | ND | | 1.0 | 0.41 | ug/L | | | 02/12/25 13:37 | 1 |
| Ethylbenzene | ND | | 1.0 | 0.74 | ug/L | | | 02/12/25 13:37 | 1 |
| Toluene | ND | | 1.0 | 0.51 | ug/L | | | 02/12/25 13:37 | 1 |
| Xylenes, Total | ND | | 2.0 | 0.66 | ug/L | | | 02/12/25 13:37 | 1 |

| Surrogate | MB %Recovery | MB Qualifier | Limits | Prepared | Analyzed | Dil Fac |
|------------------------------|--------------|--------------|----------|----------|----------------|---------|
| 1,2-Dichloroethane-d4 (Surr) | 109 | | 77 - 120 | | 02/12/25 13:37 | 1 |
| 4-Bromofluorobenzene (Surr) | 96 | | 73 - 120 | | 02/12/25 13:37 | 1 |
| Dibromofluoromethane (Surr) | 116 | | 75 - 123 | | 02/12/25 13:37 | 1 |
| Toluene-d8 (Surr) | 117 | | 80 - 120 | | 02/12/25 13:37 | 1 |

Lab Sample ID: LCS 480-738822/6
Matrix: Water
Analysis Batch: 738822

Client Sample ID: Lab Control Sample
Prep Type: Total/NA

| Analyte | Spike Added | LCS Result | LCS Qualifier | Unit | D | %Rec | %Rec Limits |
|----------------|-------------|------------|---------------|------|---|------|-------------|
| Benzene | 25.0 | 23.2 | | ug/L | | 93 | 71 - 124 |
| Ethylbenzene | 25.0 | 22.5 | | ug/L | | 90 | 77 - 123 |
| Toluene | 25.0 | 21.1 | | ug/L | | 84 | 80 - 122 |
| Xylenes, Total | 50.0 | 46.2 | | ug/L | | 92 | 76 - 122 |

| Surrogate | LCS %Recovery | LCS Qualifier | Limits |
|------------------------------|---------------|---------------|----------|
| 1,2-Dichloroethane-d4 (Surr) | 111 | | 77 - 120 |
| 4-Bromofluorobenzene (Surr) | 99 | | 73 - 120 |
| Dibromofluoromethane (Surr) | 119 | | 75 - 123 |
| Toluene-d8 (Surr) | 119 | | 80 - 120 |

Lab Sample ID: MB 480-738893/9
Matrix: Water
Analysis Batch: 738893

Client Sample ID: Method Blank
Prep Type: Total/NA

| Analyte | MB Result | MB Qualifier | RL | MDL | Unit | D | Prepared | Analyzed | Dil Fac |
|----------------|-----------|--------------|-----|------|------|---|----------|----------------|---------|
| Benzene | ND | | 1.0 | 0.41 | ug/L | | | 02/13/25 11:56 | 1 |
| Ethylbenzene | ND | | 1.0 | 0.74 | ug/L | | | 02/13/25 11:56 | 1 |
| Toluene | ND | | 1.0 | 0.51 | ug/L | | | 02/13/25 11:56 | 1 |
| Xylenes, Total | ND | | 2.0 | 0.66 | ug/L | | | 02/13/25 11:56 | 1 |

| Surrogate | MB %Recovery | MB Qualifier | Limits | Prepared | Analyzed | Dil Fac |
|------------------------------|--------------|--------------|----------|----------|----------------|---------|
| 1,2-Dichloroethane-d4 (Surr) | 100 | | 77 - 120 | | 02/13/25 11:56 | 1 |
| 4-Bromofluorobenzene (Surr) | 90 | | 73 - 120 | | 02/13/25 11:56 | 1 |
| Dibromofluoromethane (Surr) | 96 | | 75 - 123 | | 02/13/25 11:56 | 1 |
| Toluene-d8 (Surr) | 96 | | 80 - 120 | | 02/13/25 11:56 | 1 |

QC Sample Results

Client: New York State Electric & Gas
 Project/Site: NYSEG Former MGP Site - Penn Yan

Job ID: 480-227320-1

Method: 8260C - Volatile Organic Compounds by GC/MS (Continued)

Lab Sample ID: LCS 480-738893/6
Matrix: Water
Analysis Batch: 738893

Client Sample ID: Lab Control Sample
Prep Type: Total/NA

| Analyte | Spike Added | LCS Result | LCS Qualifier | Unit | D | %Rec | %Rec Limits |
|----------------|-------------|------------|---------------|------|---|------|-------------|
| Benzene | 25.0 | 23.4 | | ug/L | | 94 | 71 - 124 |
| Ethylbenzene | 25.0 | 24.4 | | ug/L | | 98 | 77 - 123 |
| Toluene | 25.0 | 22.7 | | ug/L | | 91 | 80 - 122 |
| Xylenes, Total | 50.0 | 46.2 | | ug/L | | 92 | 76 - 122 |

| Surrogate | LCS %Recovery | LCS Qualifier | Limits |
|------------------------------|---------------|---------------|----------|
| 1,2-Dichloroethane-d4 (Surr) | 105 | | 77 - 120 |
| 4-Bromofluorobenzene (Surr) | 92 | | 73 - 120 |
| Dibromofluoromethane (Surr) | 101 | | 75 - 123 |
| Toluene-d8 (Surr) | 98 | | 80 - 120 |

Lab Sample ID: 480-227320-8 MS
Matrix: Ground Water
Analysis Batch: 738893

Client Sample ID: PRMW-5S
Prep Type: Total/NA

| Analyte | Sample Result | Sample Qualifier | Spike Added | MS Result | MS Qualifier | Unit | D | %Rec | %Rec Limits |
|----------------|---------------|------------------|-------------|-----------|--------------|------|---|------|-------------|
| Benzene | 1.4 | | 25.0 | 28.0 | | ug/L | | 107 | 71 - 124 |
| Ethylbenzene | ND | | 25.0 | 26.9 | | ug/L | | 108 | 77 - 123 |
| Toluene | ND | | 25.0 | 24.1 | | ug/L | | 96 | 80 - 122 |
| Xylenes, Total | ND | | 50.0 | 48.5 | | ug/L | | 97 | 76 - 122 |

| Surrogate | MS %Recovery | MS Qualifier | Limits |
|------------------------------|--------------|--------------|----------|
| 1,2-Dichloroethane-d4 (Surr) | 107 | | 77 - 120 |
| 4-Bromofluorobenzene (Surr) | 90 | | 73 - 120 |
| Dibromofluoromethane (Surr) | 103 | | 75 - 123 |
| Toluene-d8 (Surr) | 94 | | 80 - 120 |

Lab Sample ID: 480-227320-8 MSD
Matrix: Ground Water
Analysis Batch: 738893

Client Sample ID: PRMW-5S
Prep Type: Total/NA

| Analyte | Sample Result | Sample Qualifier | Spike Added | MSD Result | MSD Qualifier | Unit | D | %Rec | %Rec Limits | RPD | RPD Limit |
|----------------|---------------|------------------|-------------|------------|---------------|------|---|------|-------------|-----|-----------|
| Benzene | 1.4 | | 25.0 | 26.0 | | ug/L | | 98 | 71 - 124 | 8 | 13 |
| Ethylbenzene | ND | | 25.0 | 25.8 | | ug/L | | 103 | 77 - 123 | 4 | 15 |
| Toluene | ND | | 25.0 | 23.5 | | ug/L | | 94 | 80 - 122 | 3 | 15 |
| Xylenes, Total | ND | | 50.0 | 47.5 | | ug/L | | 95 | 76 - 122 | 2 | 16 |

| Surrogate | MSD %Recovery | MSD Qualifier | Limits |
|------------------------------|---------------|---------------|----------|
| 1,2-Dichloroethane-d4 (Surr) | 105 | | 77 - 120 |
| 4-Bromofluorobenzene (Surr) | 88 | | 73 - 120 |
| Dibromofluoromethane (Surr) | 99 | | 75 - 123 |
| Toluene-d8 (Surr) | 96 | | 80 - 120 |

QC Sample Results

Client: New York State Electric & Gas
 Project/Site: NYSEG Former MGP Site - Penn Yan

Job ID: 480-227320-1

Method: 8270D LL - Semivolatile Organic Compounds by GC/MS - Low Level

Lab Sample ID: MB 480-739121/1-A
Matrix: Water
Analysis Batch: 739169

Client Sample ID: Method Blank
Prep Type: Total/NA
Prep Batch: 739121

| Analyte | MB | MB | RL | MDL | Unit | D | Prepared | Analyzed | Dil Fac |
|------------------------|--------|-----------|------|-------|------|---|----------------|----------------|---------|
| | Result | Qualifier | | | | | | | |
| Acenaphthene | ND | | 0.50 | 0.036 | ug/L | | 02/17/25 09:03 | 02/18/25 21:50 | 1 |
| Acenaphthylene | ND | | 0.30 | 0.056 | ug/L | | 02/17/25 09:03 | 02/18/25 21:50 | 1 |
| Anthracene | ND | | 0.50 | 0.034 | ug/L | | 02/17/25 09:03 | 02/18/25 21:50 | 1 |
| Benzo[a]anthracene | ND | | 0.30 | 0.034 | ug/L | | 02/17/25 09:03 | 02/18/25 21:50 | 1 |
| Benzo[a]pyrene | ND | | 0.18 | 0.13 | ug/L | | 02/17/25 09:03 | 02/18/25 21:50 | 1 |
| Benzo[b]fluoranthene | ND | | 0.30 | 0.063 | ug/L | | 02/17/25 09:03 | 02/18/25 21:50 | 1 |
| Benzo[g,h,i]perylene | ND | | 0.50 | 0.058 | ug/L | | 02/17/25 09:03 | 02/18/25 21:50 | 1 |
| Benzo[k]fluoranthene | ND | | 0.30 | 0.070 | ug/L | | 02/17/25 09:03 | 02/18/25 21:50 | 1 |
| Chrysene | ND | | 0.50 | 0.074 | ug/L | | 02/17/25 09:03 | 02/18/25 21:50 | 1 |
| Dibenz(a,h)anthracene | ND | | 0.50 | 0.070 | ug/L | | 02/17/25 09:03 | 02/18/25 21:50 | 1 |
| Fluoranthene | ND | | 0.50 | 0.080 | ug/L | | 02/17/25 09:03 | 02/18/25 21:50 | 1 |
| Fluorene | ND | | 0.50 | 0.058 | ug/L | | 02/17/25 09:03 | 02/18/25 21:50 | 1 |
| Indeno[1,2,3-cd]pyrene | ND | | 0.50 | 0.11 | ug/L | | 02/17/25 09:03 | 02/18/25 21:50 | 1 |
| Naphthalene | ND | | 1.0 | 0.064 | ug/L | | 02/17/25 09:03 | 02/18/25 21:50 | 1 |
| Phenanthrene | ND | | 0.20 | 0.062 | ug/L | | 02/17/25 09:03 | 02/18/25 21:50 | 1 |
| Pyrene | ND | | 0.50 | 0.076 | ug/L | | 02/17/25 09:03 | 02/18/25 21:50 | 1 |

| Surrogate | MB | MB | Limits | Prepared | Analyzed | Dil Fac |
|-------------------------|-----------|-----------|----------|----------------|----------------|---------|
| | %Recovery | Qualifier | | | | |
| 2-Fluorobiphenyl (Surr) | 90 | | 37 - 120 | 02/17/25 09:03 | 02/18/25 21:50 | 1 |
| Nitrobenzene-d5 (Surr) | 82 | | 26 - 120 | 02/17/25 09:03 | 02/18/25 21:50 | 1 |
| p-Terphenyl-d14 (Surr) | 96 | | 64 - 127 | 02/17/25 09:03 | 02/18/25 21:50 | 1 |

Lab Sample ID: LCS 480-739121/2-A
Matrix: Water
Analysis Batch: 739169

Client Sample ID: Lab Control Sample
Prep Type: Total/NA
Prep Batch: 739121

| Analyte | Spike Added | LCS | LCS | Unit | D | %Rec | %Rec |
|------------------------|-------------|--------|-----------|------|---|------|----------|
| | | Result | Qualifier | | | | |
| Acenaphthene | 8.00 | 7.94 | | ug/L | | 99 | 62 - 120 |
| Acenaphthylene | 8.00 | 8.15 | | ug/L | | 102 | 57 - 120 |
| Anthracene | 8.00 | 8.37 | | ug/L | | 105 | 65 - 123 |
| Benzo[a]anthracene | 8.00 | 8.25 | | ug/L | | 103 | 77 - 123 |
| Benzo[a]pyrene | 8.00 | 8.61 | | ug/L | | 108 | 72 - 120 |
| Benzo[b]fluoranthene | 8.00 | 8.73 | | ug/L | | 109 | 73 - 123 |
| Benzo[g,h,i]perylene | 8.00 | 8.47 | | ug/L | | 106 | 48 - 150 |
| Benzo[k]fluoranthene | 8.00 | 8.51 | | ug/L | | 106 | 68 - 120 |
| Chrysene | 8.00 | 8.28 | | ug/L | | 104 | 75 - 120 |
| Dibenz(a,h)anthracene | 8.00 | 8.20 | | ug/L | | 102 | 54 - 147 |
| Fluoranthene | 8.00 | 8.45 | | ug/L | | 106 | 74 - 133 |
| Fluorene | 8.00 | 8.05 | | ug/L | | 101 | 64 - 120 |
| Indeno[1,2,3-cd]pyrene | 8.00 | 8.39 | | ug/L | | 105 | 55 - 150 |
| Naphthalene | 8.00 | 7.20 | | ug/L | | 90 | 40 - 138 |
| Phenanthrene | 8.00 | 8.16 | | ug/L | | 102 | 71 - 122 |
| Pyrene | 8.00 | 8.53 | | ug/L | | 107 | 65 - 126 |

| Surrogate | LCS | LCS | Limits |
|-------------------------|-----------|-----------|----------|
| | %Recovery | Qualifier | |
| 2-Fluorobiphenyl (Surr) | 94 | | 37 - 120 |
| Nitrobenzene-d5 (Surr) | 94 | | 26 - 120 |
| p-Terphenyl-d14 (Surr) | 99 | | 64 - 127 |

Eurofins Buffalo

QC Sample Results

Client: New York State Electric & Gas
 Project/Site: NYSEG Former MGP Site - Penn Yan

Job ID: 480-227320-1

Method: 8270D LL - Semivolatile Organic Compounds by GC/MS - Low Level

Lab Sample ID: 480-227320-8 MS

Matrix: Ground Water

Analysis Batch: 739169

Client Sample ID: PRMW-5S

Prep Type: Total/NA

Prep Batch: 739121

| Analyte | Sample | Sample | Spike | MS | MS | Unit | D | %Rec | %Rec | Limits |
|------------------------|--------|-----------|-------|--------|-----------|------|---|------|------|----------|
| | Result | Qualifier | Added | Result | Qualifier | | | | | |
| Acenaphthene | 12 | F1 | 7.62 | 21.9 | | ug/L | | 125 | | 35 - 125 |
| Acenaphthylene | 1.4 | | 7.62 | 9.26 | | ug/L | | 103 | | 43 - 141 |
| Anthracene | 0.20 | J | 7.62 | 7.63 | | ug/L | | 98 | | 65 - 123 |
| Benzo[a]anthracene | ND | | 7.62 | 7.64 | | ug/L | | 100 | | 68 - 132 |
| Benzo[a]pyrene | ND | | 7.62 | 6.94 | | ug/L | | 91 | | 60 - 137 |
| Benzo[b]fluoranthene | ND | | 7.62 | 7.59 | | ug/L | | 100 | | 68 - 129 |
| Benzo[g,h,i]perylene | ND | | 7.62 | 6.44 | | ug/L | | 85 | | 48 - 150 |
| Benzo[k]fluoranthene | ND | | 7.62 | 6.54 | | ug/L | | 86 | | 55 - 142 |
| Chrysene | ND | | 7.62 | 7.32 | | ug/L | | 96 | | 66 - 144 |
| Dibenz(a,h)anthracene | ND | | 7.62 | 6.06 | | ug/L | | 80 | | 54 - 138 |
| Fluoranthene | 1.4 | J | 7.62 | 9.18 | | ug/L | | 102 | | 63 - 146 |
| Fluorene | 4.5 | | 7.62 | 12.9 | | ug/L | | 110 | | 54 - 137 |
| Indeno[1,2,3-cd]pyrene | ND | | 7.62 | 6.29 | | ug/L | | 82 | | 55 - 140 |
| Naphthalene | 7.4 | F1 | 7.62 | 18.4 | F1 | ug/L | | 145 | | 25 - 138 |
| Phenanthrene | 0.90 | J | 7.62 | 8.69 | | ug/L | | 102 | | 60 - 143 |
| Pyrene | 0.78 | J | 7.62 | 8.81 | | ug/L | | 105 | | 65 - 139 |

| Surrogate | MS | MS | Limits |
|-------------------------|-----------|-----------|----------|
| | %Recovery | Qualifier | |
| 2-Fluorobiphenyl (Surr) | 91 | | 37 - 120 |
| Nitrobenzene-d5 (Surr) | 89 | | 26 - 120 |
| p-Terphenyl-d14 (Surr) | 84 | | 64 - 127 |

Lab Sample ID: 480-227320-8 MSD

Matrix: Ground Water

Analysis Batch: 739169

Client Sample ID: PRMW-5S

Prep Type: Total/NA

Prep Batch: 739121

| Analyte | Sample | Sample | Spike | MSD | MSD | Unit | D | %Rec | %Rec | Limits | RPD | Limit |
|------------------------|--------|-----------|-------|--------|-----------|------|---|------|------|----------|-----|-------|
| | Result | Qualifier | Added | Result | Qualifier | | | | | | | |
| Acenaphthene | 12 | F1 | 7.62 | 22.3 | F1 | ug/L | | 130 | | 35 - 125 | 2 | 24 |
| Acenaphthylene | 1.4 | | 7.62 | 9.31 | | ug/L | | 104 | | 43 - 141 | 1 | 18 |
| Anthracene | 0.20 | J | 7.62 | 7.71 | | ug/L | | 99 | | 65 - 123 | 1 | 15 |
| Benzo[a]anthracene | ND | | 7.62 | 7.51 | | ug/L | | 99 | | 68 - 132 | 2 | 15 |
| Benzo[a]pyrene | ND | | 7.62 | 7.06 | | ug/L | | 93 | | 60 - 137 | 2 | 15 |
| Benzo[b]fluoranthene | ND | | 7.62 | 7.57 | | ug/L | | 99 | | 68 - 129 | 0 | 15 |
| Benzo[g,h,i]perylene | ND | | 7.62 | 6.58 | | ug/L | | 86 | | 48 - 150 | 2 | 15 |
| Benzo[k]fluoranthene | ND | | 7.62 | 6.88 | | ug/L | | 90 | | 55 - 142 | 5 | 22 |
| Chrysene | ND | | 7.62 | 7.25 | | ug/L | | 95 | | 66 - 144 | 1 | 15 |
| Dibenz(a,h)anthracene | ND | | 7.62 | 6.29 | | ug/L | | 83 | | 54 - 138 | 4 | 15 |
| Fluoranthene | 1.4 | J | 7.62 | 9.19 | | ug/L | | 103 | | 63 - 146 | 0 | 15 |
| Fluorene | 4.5 | | 7.62 | 13.2 | | ug/L | | 113 | | 54 - 137 | 2 | 15 |
| Indeno[1,2,3-cd]pyrene | ND | | 7.62 | 6.47 | | ug/L | | 85 | | 55 - 140 | 3 | 15 |
| Naphthalene | 7.4 | F1 | 7.62 | 18.8 | F1 | ug/L | | 149 | | 25 - 138 | 2 | 29 |
| Phenanthrene | 0.90 | J | 7.62 | 8.96 | | ug/L | | 106 | | 60 - 143 | 3 | 15 |
| Pyrene | 0.78 | J | 7.62 | 8.77 | | ug/L | | 105 | | 65 - 139 | 0 | 19 |

| Surrogate | MSD | MSD | Limits |
|-------------------------|-----------|-----------|----------|
| | %Recovery | Qualifier | |
| 2-Fluorobiphenyl (Surr) | 91 | | 37 - 120 |
| Nitrobenzene-d5 (Surr) | 86 | | 26 - 120 |
| p-Terphenyl-d14 (Surr) | 85 | | 64 - 127 |

Eurofins Buffalo

QC Sample Results

Client: New York State Electric & Gas
 Project/Site: NYSEG Former MGP Site - Penn Yan

Job ID: 480-227320-1

Method: 9012B - Cyanide, Total and/or Amenable

Lab Sample ID: MB 480-739142/21
Matrix: Water
Analysis Batch: 739142

Client Sample ID: Method Blank
Prep Type: Total/NA

| Analyte | MB Result | MB Qualifier | RL | MDL | Unit | D | Prepared | Analyzed | Dil Fac |
|----------------|-----------|--------------|-------|--------|------|---|----------|----------------|---------|
| Cyanide, Total | ND | | 0.010 | 0.0041 | mg/L | | | 02/16/25 14:52 | 1 |

Lab Sample ID: MB 480-739142/47
Matrix: Water
Analysis Batch: 739142

Client Sample ID: Method Blank
Prep Type: Total/NA

| Analyte | MB Result | MB Qualifier | RL | MDL | Unit | D | Prepared | Analyzed | Dil Fac |
|----------------|-----------|--------------|-------|--------|------|---|----------|----------------|---------|
| Cyanide, Total | 0.00500 | J | 0.010 | 0.0041 | mg/L | | | 02/16/25 16:20 | 1 |

Lab Sample ID: MB 480-739142/75
Matrix: Water
Analysis Batch: 739142

Client Sample ID: Method Blank
Prep Type: Total/NA

| Analyte | MB Result | MB Qualifier | RL | MDL | Unit | D | Prepared | Analyzed | Dil Fac |
|----------------|-----------|--------------|-------|--------|------|---|----------|----------------|---------|
| Cyanide, Total | 0.00560 | J | 0.010 | 0.0041 | mg/L | | | 02/16/25 17:53 | 1 |

Lab Sample ID: HLCS 480-739142/22
Matrix: Water
Analysis Batch: 739142

Client Sample ID: Lab Control Sample
Prep Type: Total/NA

| Analyte | Spike Added | HLCS Result | HLCS Qualifier | Unit | D | %Rec | %Rec Limits |
|----------------|-------------|-------------|----------------|------|---|------|-------------|
| Cyanide, Total | 0.400 | 0.411 | | mg/L | | 103 | 90 - 110 |

Lab Sample ID: LCS 480-739142/23
Matrix: Water
Analysis Batch: 739142

Client Sample ID: Lab Control Sample
Prep Type: Total/NA

| Analyte | Spike Added | LCS Result | LCS Qualifier | Unit | D | %Rec | %Rec Limits |
|----------------|-------------|------------|---------------|------|---|------|-------------|
| Cyanide, Total | 0.250 | 0.251 | | mg/L | | 100 | 90 - 110 |

Lab Sample ID: LCS 480-739142/48
Matrix: Water
Analysis Batch: 739142

Client Sample ID: Lab Control Sample
Prep Type: Total/NA

| Analyte | Spike Added | LCS Result | LCS Qualifier | Unit | D | %Rec | %Rec Limits |
|----------------|-------------|------------|---------------|------|---|------|-------------|
| Cyanide, Total | 0.250 | 0.255 | | mg/L | | 102 | 90 - 110 |

Lab Sample ID: LCS 480-739142/76
Matrix: Water
Analysis Batch: 739142

Client Sample ID: Lab Control Sample
Prep Type: Total/NA

| Analyte | Spike Added | LCS Result | LCS Qualifier | Unit | D | %Rec | %Rec Limits |
|----------------|-------------|------------|---------------|------|---|------|-------------|
| Cyanide, Total | 0.250 | 0.245 | | mg/L | | 98 | 90 - 110 |

Lab Sample ID: 480-227320-6 MS
Matrix: Ground Water
Analysis Batch: 739142

Client Sample ID: PRMW-4S
Prep Type: Total/NA

| Analyte | Sample Result | Sample Qualifier | Spike Added | MS Result | MS Qualifier | Unit | D | %Rec | %Rec Limits |
|----------------|---------------|------------------|-------------|-----------|--------------|------|---|------|-------------|
| Cyanide, Total | 0.0053 | J B | 0.100 | 0.0981 | | mg/L | | 93 | 90 - 110 |

Eurofins Buffalo

QC Sample Results

Client: New York State Electric & Gas
 Project/Site: NYSEG Former MGP Site - Penn Yan

Job ID: 480-227320-1

Method: 9012B - Cyanide, Total and/or Amenable

Lab Sample ID: 480-227320-8 MS
Matrix: Ground Water
Analysis Batch: 739142

Client Sample ID: PRMW-5S
Prep Type: Total/NA

| Analyte | Sample Result | Sample Qualifier | Spike Added | MS Result | MS Qualifier | Unit | D | %Rec | %Rec Limits |
|----------------|---------------|------------------|-------------|-----------|--------------|------|---|------|-------------|
| Cyanide, Total | 0.043 | B | 0.100 | 0.143 | | mg/L | | 100 | 90 - 110 |

Lab Sample ID: 480-227320-8 MSD
Matrix: Ground Water
Analysis Batch: 739142

Client Sample ID: PRMW-5S
Prep Type: Total/NA

| Analyte | Sample Result | Sample Qualifier | Spike Added | MSD Result | MSD Qualifier | Unit | D | %Rec | %Rec Limits | RPD | RPD Limit |
|----------------|---------------|------------------|-------------|------------|---------------|------|---|------|-------------|-----|-----------|
| Cyanide, Total | 0.043 | B | 0.100 | 0.145 | | mg/L | | 102 | 90 - 110 | 2 | 15 |

QC Association Summary

Client: New York State Electric & Gas
 Project/Site: NYSEG Former MGP Site - Penn Yan

Job ID: 480-227320-1

GC/MS VOA

Analysis Batch: 738822

| Lab Sample ID | Client Sample ID | Prep Type | Matrix | Method | Prep Batch |
|------------------|--------------------|-----------|--------------|--------|------------|
| 480-227320-1 | PRMW-1S | Total/NA | Ground Water | 8260C | |
| 480-227320-2 | PRMW-2D | Total/NA | Ground Water | 8260C | |
| 480-227320-3 | PRMW-2S | Total/NA | Ground Water | 8260C | |
| 480-227320-4 | PRMW-3D | Total/NA | Ground Water | 8260C | |
| 480-227320-5 | PRMW-3S | Total/NA | Ground Water | 8260C | |
| 480-227320-6 | PRMW-4S | Total/NA | Ground Water | 8260C | |
| 480-227320-7 | PRMW-5D | Total/NA | Ground Water | 8260C | |
| 480-227320-9 | PRMW-6D | Total/NA | Ground Water | 8260C | |
| 480-227320-10 | PRMW-6S | Total/NA | Ground Water | 8260C | |
| 480-227320-11 | TRIP BLANK | Total/NA | WQ | 8260C | |
| 480-227320-12 | DUP-01-20250210 | Total/NA | Water | 8260C | |
| MB 480-738822/8 | Method Blank | Total/NA | Water | 8260C | |
| LCS 480-738822/6 | Lab Control Sample | Total/NA | Water | 8260C | |

Analysis Batch: 738893

| Lab Sample ID | Client Sample ID | Prep Type | Matrix | Method | Prep Batch |
|------------------|--------------------|-----------|--------------|--------|------------|
| 480-227320-8 | PRMW-5S | Total/NA | Ground Water | 8260C | |
| MB 480-738893/9 | Method Blank | Total/NA | Water | 8260C | |
| LCS 480-738893/6 | Lab Control Sample | Total/NA | Water | 8260C | |
| 480-227320-8 MS | PRMW-5S | Total/NA | Ground Water | 8260C | |
| 480-227320-8 MSD | PRMW-5S | Total/NA | Ground Water | 8260C | |

GC/MS Semi VOA

Prep Batch: 739121

| Lab Sample ID | Client Sample ID | Prep Type | Matrix | Method | Prep Batch |
|--------------------|--------------------|-----------|--------------|--------|------------|
| 480-227320-1 | PRMW-1S | Total/NA | Ground Water | 3510C | |
| 480-227320-2 | PRMW-2D | Total/NA | Ground Water | 3510C | |
| 480-227320-3 | PRMW-2S | Total/NA | Ground Water | 3510C | |
| 480-227320-4 | PRMW-3D | Total/NA | Ground Water | 3510C | |
| 480-227320-5 | PRMW-3S | Total/NA | Ground Water | 3510C | |
| 480-227320-6 | PRMW-4S | Total/NA | Ground Water | 3510C | |
| 480-227320-7 | PRMW-5D | Total/NA | Ground Water | 3510C | |
| 480-227320-8 | PRMW-5S | Total/NA | Ground Water | 3510C | |
| 480-227320-9 | PRMW-6D | Total/NA | Ground Water | 3510C | |
| 480-227320-10 | PRMW-6S | Total/NA | Ground Water | 3510C | |
| 480-227320-12 | DUP-01-20250210 | Total/NA | Water | 3510C | |
| MB 480-739121/1-A | Method Blank | Total/NA | Water | 3510C | |
| LCS 480-739121/2-A | Lab Control Sample | Total/NA | Water | 3510C | |
| 480-227320-8 MS | PRMW-5S | Total/NA | Ground Water | 3510C | |
| 480-227320-8 MSD | PRMW-5S | Total/NA | Ground Water | 3510C | |

Analysis Batch: 739169

| Lab Sample ID | Client Sample ID | Prep Type | Matrix | Method | Prep Batch |
|---------------|------------------|-----------|--------------|----------|------------|
| 480-227320-1 | PRMW-1S | Total/NA | Ground Water | 8270D LL | 739121 |
| 480-227320-2 | PRMW-2D | Total/NA | Ground Water | 8270D LL | 739121 |
| 480-227320-3 | PRMW-2S | Total/NA | Ground Water | 8270D LL | 739121 |
| 480-227320-4 | PRMW-3D | Total/NA | Ground Water | 8270D LL | 739121 |
| 480-227320-5 | PRMW-3S | Total/NA | Ground Water | 8270D LL | 739121 |
| 480-227320-6 | PRMW-4S | Total/NA | Ground Water | 8270D LL | 739121 |
| 480-227320-7 | PRMW-5D | Total/NA | Ground Water | 8270D LL | 739121 |

Eurofins Buffalo

QC Association Summary

Client: New York State Electric & Gas
Project/Site: NYSEG Former MGP Site - Penn Yan

Job ID: 480-227320-1

GC/MS Semi VOA (Continued)

Analysis Batch: 739169 (Continued)

| Lab Sample ID | Client Sample ID | Prep Type | Matrix | Method | Prep Batch |
|--------------------|--------------------|-----------|--------------|----------|------------|
| 480-227320-8 | PRMW-5S | Total/NA | Ground Water | 8270D LL | 739121 |
| 480-227320-9 | PRMW-6D | Total/NA | Ground Water | 8270D LL | 739121 |
| 480-227320-10 | PRMW-6S | Total/NA | Ground Water | 8270D LL | 739121 |
| 480-227320-12 | DUP-01-20250210 | Total/NA | Water | 8270D LL | 739121 |
| MB 480-739121/1-A | Method Blank | Total/NA | Water | 8270D LL | 739121 |
| LCS 480-739121/2-A | Lab Control Sample | Total/NA | Water | 8270D LL | 739121 |
| 480-227320-8 MS | PRMW-5S | Total/NA | Ground Water | 8270D LL | 739121 |
| 480-227320-8 MSD | PRMW-5S | Total/NA | Ground Water | 8270D LL | 739121 |

General Chemistry

Analysis Batch: 739142

| Lab Sample ID | Client Sample ID | Prep Type | Matrix | Method | Prep Batch |
|--------------------|--------------------|-----------|--------------|--------|------------|
| 480-227320-1 | PRMW-1S | Total/NA | Ground Water | 9012B | |
| 480-227320-2 | PRMW-2D | Total/NA | Ground Water | 9012B | |
| 480-227320-3 | PRMW-2S | Total/NA | Ground Water | 9012B | |
| 480-227320-4 | PRMW-3D | Total/NA | Ground Water | 9012B | |
| 480-227320-5 | PRMW-3S | Total/NA | Ground Water | 9012B | |
| 480-227320-6 | PRMW-4S | Total/NA | Ground Water | 9012B | |
| 480-227320-7 | PRMW-5D | Total/NA | Ground Water | 9012B | |
| 480-227320-8 | PRMW-5S | Total/NA | Ground Water | 9012B | |
| 480-227320-9 | PRMW-6D | Total/NA | Ground Water | 9012B | |
| 480-227320-10 | PRMW-6S | Total/NA | Ground Water | 9012B | |
| 480-227320-12 | DUP-01-20250210 | Total/NA | Water | 9012B | |
| MB 480-739142/21 | Method Blank | Total/NA | Water | 9012B | |
| MB 480-739142/47 | Method Blank | Total/NA | Water | 9012B | |
| MB 480-739142/75 | Method Blank | Total/NA | Water | 9012B | |
| HLCS 480-739142/22 | Lab Control Sample | Total/NA | Water | 9012B | |
| LCS 480-739142/23 | Lab Control Sample | Total/NA | Water | 9012B | |
| LCS 480-739142/48 | Lab Control Sample | Total/NA | Water | 9012B | |
| LCS 480-739142/76 | Lab Control Sample | Total/NA | Water | 9012B | |
| 480-227320-6 MS | PRMW-4S | Total/NA | Ground Water | 9012B | |
| 480-227320-8 MS | PRMW-5S | Total/NA | Ground Water | 9012B | |
| 480-227320-8 MSD | PRMW-5S | Total/NA | Ground Water | 9012B | |

Lab Chronicle

Client: New York State Electric & Gas
 Project/Site: NYSEG Former MGP Site - Penn Yan

Job ID: 480-227320-1

Client Sample ID: PRMW-1S

Lab Sample ID: 480-227320-1

Date Collected: 02/11/25 12:40

Matrix: Ground Water

Date Received: 02/12/25 13:00

| Prep Type | Batch Type | Batch Method | Run | Dilution Factor | Batch Number | Analyst | Lab | Prepared or Analyzed |
|-----------|------------|--------------|-----|-----------------|--------------|---------|---------|----------------------|
| Total/NA | Analysis | 8260C | | 1 | 738822 | ZN | EET BUF | 02/12/25 17:46 |
| Total/NA | Prep | 3510C | | | 739121 | JMP | EET BUF | 02/17/25 09:03 |
| Total/NA | Analysis | 8270D LL | | 1 | 739169 | AF | EET BUF | 02/19/25 00:01 |
| Total/NA | Analysis | 9012B | | 1 | 739142 | GW | EET BUF | 02/16/25 17:22 |

Client Sample ID: PRMW-2D

Lab Sample ID: 480-227320-2

Date Collected: 02/11/25 10:25

Matrix: Ground Water

Date Received: 02/12/25 13:00

| Prep Type | Batch Type | Batch Method | Run | Dilution Factor | Batch Number | Analyst | Lab | Prepared or Analyzed |
|-----------|------------|--------------|-----|-----------------|--------------|---------|---------|----------------------|
| Total/NA | Analysis | 8260C | | 1 | 738822 | ZN | EET BUF | 02/12/25 18:10 |
| Total/NA | Prep | 3510C | | | 739121 | JMP | EET BUF | 02/17/25 09:03 |
| Total/NA | Analysis | 8270D LL | | 1 | 739169 | AF | EET BUF | 02/19/25 00:28 |
| Total/NA | Analysis | 9012B | | 1 | 739142 | GW | EET BUF | 02/16/25 17:25 |

Client Sample ID: PRMW-2S

Lab Sample ID: 480-227320-3

Date Collected: 02/11/25 08:45

Matrix: Ground Water

Date Received: 02/12/25 13:00

| Prep Type | Batch Type | Batch Method | Run | Dilution Factor | Batch Number | Analyst | Lab | Prepared or Analyzed |
|-----------|------------|--------------|-----|-----------------|--------------|---------|---------|----------------------|
| Total/NA | Analysis | 8260C | | 1 | 738822 | ZN | EET BUF | 02/12/25 18:35 |
| Total/NA | Prep | 3510C | | | 739121 | JMP | EET BUF | 02/17/25 09:03 |
| Total/NA | Analysis | 8270D LL | | 1 | 739169 | AF | EET BUF | 02/19/25 00:54 |
| Total/NA | Analysis | 9012B | | 1 | 739142 | GW | EET BUF | 02/16/25 17:29 |

Client Sample ID: PRMW-3D

Lab Sample ID: 480-227320-4

Date Collected: 02/11/25 12:15

Matrix: Ground Water

Date Received: 02/12/25 13:00

| Prep Type | Batch Type | Batch Method | Run | Dilution Factor | Batch Number | Analyst | Lab | Prepared or Analyzed |
|-----------|------------|--------------|-----|-----------------|--------------|---------|---------|----------------------|
| Total/NA | Analysis | 8260C | | 1 | 738822 | ZN | EET BUF | 02/12/25 18:59 |
| Total/NA | Prep | 3510C | | | 739121 | JMP | EET BUF | 02/17/25 09:03 |
| Total/NA | Analysis | 8270D LL | | 1 | 739169 | AF | EET BUF | 02/19/25 01:20 |
| Total/NA | Analysis | 9012B | | 1 | 739142 | GW | EET BUF | 02/16/25 17:33 |

Client Sample ID: PRMW-3S

Lab Sample ID: 480-227320-5

Date Collected: 02/11/25 13:50

Matrix: Ground Water

Date Received: 02/12/25 13:00

| Prep Type | Batch Type | Batch Method | Run | Dilution Factor | Batch Number | Analyst | Lab | Prepared or Analyzed |
|-----------|------------|--------------|-----|-----------------|--------------|---------|---------|----------------------|
| Total/NA | Analysis | 8260C | | 1 | 738822 | ZN | EET BUF | 02/12/25 19:24 |
| Total/NA | Prep | 3510C | | | 739121 | JMP | EET BUF | 02/17/25 09:03 |
| Total/NA | Analysis | 8270D LL | | 1 | 739169 | AF | EET BUF | 02/19/25 01:46 |
| Total/NA | Analysis | 9012B | | 1 | 739142 | GW | EET BUF | 02/16/25 17:36 |

Lab Chronicle

Client: New York State Electric & Gas
 Project/Site: NYSEG Former MGP Site - Penn Yan

Job ID: 480-227320-1

Client Sample ID: PRMW-4S

Lab Sample ID: 480-227320-6

Date Collected: 02/11/25 10:30

Matrix: Ground Water

Date Received: 02/12/25 13:00

| Prep Type | Batch Type | Batch Method | Run | Dilution Factor | Batch Number | Analyst | Lab | Prepared or Analyzed |
|-----------|------------|--------------|-----|-----------------|--------------|---------|---------|----------------------|
| Total/NA | Analysis | 8260C | | 1 | 738822 | ZN | EET BUF | 02/12/25 19:48 |
| Total/NA | Prep | 3510C | | | 739121 | JMP | EET BUF | 02/17/25 09:03 |
| Total/NA | Analysis | 8270D LL | | 1 | 739169 | AF | EET BUF | 02/19/25 02:13 |
| Total/NA | Analysis | 9012B | | 1 | 739142 | GW | EET BUF | 02/16/25 17:59 |

Client Sample ID: PRMW-5D

Lab Sample ID: 480-227320-7

Date Collected: 02/11/25 15:10

Matrix: Ground Water

Date Received: 02/12/25 13:00

| Prep Type | Batch Type | Batch Method | Run | Dilution Factor | Batch Number | Analyst | Lab | Prepared or Analyzed |
|-----------|------------|--------------|-----|-----------------|--------------|---------|---------|----------------------|
| Total/NA | Analysis | 8260C | | 1 | 738822 | ZN | EET BUF | 02/12/25 20:13 |
| Total/NA | Prep | 3510C | | | 739121 | JMP | EET BUF | 02/17/25 09:03 |
| Total/NA | Analysis | 8270D LL | | 1 | 739169 | AF | EET BUF | 02/19/25 02:39 |
| Total/NA | Analysis | 9012B | | 1 | 739142 | GW | EET BUF | 02/16/25 18:06 |

Client Sample ID: PRMW-5S

Lab Sample ID: 480-227320-8

Date Collected: 02/10/25 15:05

Matrix: Ground Water

Date Received: 02/12/25 13:00

| Prep Type | Batch Type | Batch Method | Run | Dilution Factor | Batch Number | Analyst | Lab | Prepared or Analyzed |
|-----------|------------|--------------|-----|-----------------|--------------|---------|---------|----------------------|
| Total/NA | Analysis | 8260C | | 1 | 738893 | ZN | EET BUF | 02/13/25 19:01 |
| Total/NA | Prep | 3510C | | | 739121 | JMP | EET BUF | 02/17/25 09:03 |
| Total/NA | Analysis | 8270D LL | | 5 | 739169 | AF | EET BUF | 02/18/25 23:35 |
| Total/NA | Analysis | 9012B | | 1 | 739142 | GW | EET BUF | 02/16/25 17:07 |

Client Sample ID: PRMW-6D

Lab Sample ID: 480-227320-9

Date Collected: 02/10/25 15:10

Matrix: Ground Water

Date Received: 02/12/25 13:00

| Prep Type | Batch Type | Batch Method | Run | Dilution Factor | Batch Number | Analyst | Lab | Prepared or Analyzed |
|-----------|------------|--------------|-----|-----------------|--------------|---------|---------|----------------------|
| Total/NA | Analysis | 8260C | | 1 | 738822 | ZN | EET BUF | 02/12/25 21:02 |
| Total/NA | Prep | 3510C | | | 739121 | JMP | EET BUF | 02/17/25 09:03 |
| Total/NA | Analysis | 8270D LL | | 1 | 739169 | AF | EET BUF | 02/19/25 03:05 |
| Total/NA | Analysis | 9012B | | 1 | 739142 | GW | EET BUF | 02/16/25 18:09 |

Client Sample ID: PRMW-6S

Lab Sample ID: 480-227320-10

Date Collected: 02/10/25 12:30

Matrix: Ground Water

Date Received: 02/12/25 13:00

| Prep Type | Batch Type | Batch Method | Run | Dilution Factor | Batch Number | Analyst | Lab | Prepared or Analyzed |
|-----------|------------|--------------|-----|-----------------|--------------|---------|---------|----------------------|
| Total/NA | Analysis | 8260C | | 1 | 738822 | ZN | EET BUF | 02/12/25 21:27 |
| Total/NA | Prep | 3510C | | | 739121 | JMP | EET BUF | 02/17/25 09:03 |
| Total/NA | Analysis | 8270D LL | | 1 | 739169 | AF | EET BUF | 02/19/25 03:32 |
| Total/NA | Analysis | 9012B | | 1 | 739142 | GW | EET BUF | 02/16/25 18:12 |

Lab Chronicle

Client: New York State Electric & Gas
Project/Site: NYSEG Former MGP Site - Penn Yan

Job ID: 480-227320-1

Client Sample ID: TRIP BLANK

Date Collected: 02/11/25 00:00

Date Received: 02/12/25 13:00

Lab Sample ID: 480-227320-11

Matrix: WQ

| Prep Type | Batch Type | Batch Method | Run | Dilution Factor | Batch Number | Analyst | Lab | Prepared or Analyzed |
|-----------|------------|--------------|-----|-----------------|--------------|---------|---------|----------------------|
| Total/NA | Analysis | 8260C | | 1 | 738822 | ZN | EET BUF | 02/12/25 21:52 |

Client Sample ID: DUP-01-20250210

Date Collected: 02/10/25 00:00

Date Received: 02/12/25 13:00

Lab Sample ID: 480-227320-12

Matrix: Water

| Prep Type | Batch Type | Batch Method | Run | Dilution Factor | Batch Number | Analyst | Lab | Prepared or Analyzed |
|-----------|------------|--------------|-----|-----------------|--------------|---------|---------|----------------------|
| Total/NA | Analysis | 8260C | | 1 | 738822 | ZN | EET BUF | 02/12/25 22:17 |
| Total/NA | Prep | 3510C | | | 739121 | JMP | EET BUF | 02/17/25 09:03 |
| Total/NA | Analysis | 8270D LL | | 1 | 739169 | AF | EET BUF | 02/19/25 03:59 |
| Total/NA | Analysis | 9012B | | 1 | 739142 | GW | EET BUF | 02/16/25 18:15 |

Laboratory References:

EET BUF = Eurofins Buffalo, 10 Hazelwood Drive, Amherst, NY 14228-2298, TEL (716)691-2600

Accreditation/Certification Summary

Client: New York State Electric & Gas
Project/Site: NYSEG Former MGP Site - Penn Yan

Job ID: 480-227320-1

Laboratory: Eurofins Buffalo

The accreditations/certifications listed below are applicable to this report.

| Authority | Program | Identification Number | Expiration Date |
|-----------|---------|-----------------------|-----------------|
| New York | NELAP | 10026 | 03-31-25 |

- 1
- 2
- 3
- 4
- 5
- 6
- 7
- 8
- 9
- 10
- 11
- 12
- 13
- 14
- 15

Method Summary

Client: New York State Electric & Gas
Project/Site: NYSEG Former MGP Site - Penn Yan

Job ID: 480-227320-1

| Method | Method Description | Protocol | Laboratory |
|----------|---|----------|------------|
| 8260C | Volatile Organic Compounds by GC/MS | SW846 | EET BUF |
| 8270D LL | Semivolatile Organic Compounds by GC/MS - Low Level | SW846 | EET BUF |
| 9012B | Cyanide, Total and/or Amenable | SW846 | EET BUF |
| 3510C | Liquid-Liquid Extraction (Separatory Funnel) | SW846 | EET BUF |
| 5030C | Purge and Trap | SW846 | EET BUF |

Protocol References:

SW846 = "Test Methods For Evaluating Solid Waste, Physical/Chemical Methods", Third Edition, November 1986 And Its Updates.

Laboratory References:

EET BUF = Eurofins Buffalo, 10 Hazelwood Drive, Amherst, NY 14228-2298, TEL (716)691-2600



Sample Summary

Client: New York State Electric & Gas
Project/Site: NYSEG Former MGP Site - Penn Yan

Job ID: 480-227320-1

| Lab Sample ID | Client Sample ID | Matrix | Collected | Received |
|---------------|------------------|--------------|----------------|----------------|
| 480-227320-1 | PRMW-1S | Ground Water | 02/11/25 12:40 | 02/12/25 13:00 |
| 480-227320-2 | PRMW-2D | Ground Water | 02/11/25 10:25 | 02/12/25 13:00 |
| 480-227320-3 | PRMW-2S | Ground Water | 02/11/25 08:45 | 02/12/25 13:00 |
| 480-227320-4 | PRMW-3D | Ground Water | 02/11/25 12:15 | 02/12/25 13:00 |
| 480-227320-5 | PRMW-3S | Ground Water | 02/11/25 13:50 | 02/12/25 13:00 |
| 480-227320-6 | PRMW-4S | Ground Water | 02/11/25 10:30 | 02/12/25 13:00 |
| 480-227320-7 | PRMW-5D | Ground Water | 02/11/25 15:10 | 02/12/25 13:00 |
| 480-227320-8 | PRMW-5S | Ground Water | 02/10/25 15:05 | 02/12/25 13:00 |
| 480-227320-9 | PRMW-6D | Ground Water | 02/10/25 15:10 | 02/12/25 13:00 |
| 480-227320-10 | PRMW-6S | Ground Water | 02/10/25 12:30 | 02/12/25 13:00 |
| 480-227320-11 | TRIP BLANK | WQ | 02/11/25 00:00 | 02/12/25 13:00 |
| 480-227320-12 | DUP-01-20250210 | Water | 02/10/25 00:00 | 02/12/25 13:00 |

Chain of Custody Record



Environment Testing

10 Hazelwood Drive
Amherst, NY 14228-2298
Phone: 716-691-2600 Fax: 716-691-7991

| Client Information | | Lab PM: Schove, John R | Carrier Tracking No(s): 480-201949-36782.1 | | | | | | | |
|--|-------------|--|--|---|-------------------|---|---|---|-----------|---------------------------|
| Client Contact: Nicholas Beyrie | | E-Mail: John.Schove@eurofins.com | Page: Page 1 of 2 | | | | | | | |
| Company: Arcadis US Inc. | | PWSID: 716-909-9063 | Job #: 480-227320 Chain of Custody | | | | | | | |
| Address: 295 Woodcliff Drive, Suite 301 | | Analysis Requested | | | | | | | | |
| City: Fairport | | Preservation Codes: A - HCL N - None B - NaOH | | | | | | | | |
| State, Zip: NY, 14450 | | Special Instructions/Note: | | | | | | | | |
| Phone: 4506628846 | | Total Num | | | | | | | | |
| Email: nicholas.beyrie@arcadis.com | | | | | | | | | | |
| Project Name: NYSEG Former MGP Site - Penn Yan | | | | | | | | | | |
| Site: New York | | | | | | | | | | |
| Due Date Requested: | | | | | | | | | | |
| TAT Requested (days): | | | | | | | | | | |
| Compliance Project: <input type="checkbox"/> Yes <input checked="" type="checkbox"/> No | | | | | | | | | | |
| PO # 4506628846 | | | | | | | | | | |
| WO # | | | | | | | | | | |
| Project # 48024595 | | | | | | | | | | |
| SSOW# | | | | | | | | | | |
| Field Filtered Sample (Yes or No) | | | | | | | | | | |
| Perform MS/MSD (Yes or No) | | | | | | | | | | |
| 8260C - BTEX | | | | | | | | | | |
| 8270D_LL - Low Level PAH Semivolatiles | | | | | | | | | | |
| 9012B_NP - Cyanide, Total | | | | | | | | | | |
| Sample Identification | | | | | | | | | | |
| Sample ID | Sample Date | Sample Time | Sample Type (G=Comp, G=grab) | Matrix (W=water, S=solid, O=water, H=oil, BT=Tissue, A=air) | Preservation Code | A | N | B | Total Num | Special Instructions/Note |
| PRMW-1S | 2/11/25 | 1240 | G | Water | | X | X | X | 6 | |
| PRMW-2S | 2/11/25 | 0845 | G | Water | | X | X | X | 6 | |
| PRMW-2D | 2/11/25 | 1025 | G | Water | | X | X | X | 6 | |
| PRMW-3S | 2/11/25 | 1350 | G | Water | | X | X | X | 6 | |
| PRMW-3D | 2/11/25 | 1215 | G | Water | | X | X | X | 6 | |
| PRMW-4S | 2/11/25 | 1030 | G | Water | | X | X | X | 6 | |
| PRMW-5S | 2/10/25 | 1505 | G | Water | | X | X | X | 18 | |
| PRMW-5D | 2/11/25 | 1510 | G | Water | | X | X | X | 6 | |
| PRMW-6S | 2/10/25 | 1230 | G | Water | | X | X | X | 6 | |
| PRMW-6D | 2/10/25 | 1510 | G | Water | | X | X | X | 6 | |
| DUP-01-20250210 | | | | | | | | | | |
| Possible Hazard Identification | | | | | | | | | | |
| <input type="checkbox"/> Non-Hazard <input type="checkbox"/> Flammable <input type="checkbox"/> Skin Irritant <input type="checkbox"/> Poison B <input type="checkbox"/> Unknown <input type="checkbox"/> Radiological | | | | | | | | | | |
| Deliverable Requested: I, II, III, IV, Other (specify) | | | | | | | | | | |
| Empty Kit Relinquished by | | | | | | | | | | |
| Relinquished by: Robbie Sullivan | | | | | | | | | | |
| Relinquished by: [Signature] | | | | | | | | | | |
| Relinquished by: [Signature] | | | | | | | | | | |
| Custody Seals Intact: <input type="checkbox"/> Yes <input checked="" type="checkbox"/> No | | | | | | | | | | |
| Custody Seal No.: | | | | | | | | | | |
| Cooler Temperature(s) C and Other Remarks: 3.4 4.2 4.4 10E 15H 50 | | | | | | | | | | |
| Sample Disposal (A fee may be assessed if samples are retained longer than 1 month) | | | | | | | | | | |
| <input type="checkbox"/> Return To Client <input type="checkbox"/> Disposal By Lab <input type="checkbox"/> Archive For _____ Months | | | | | | | | | | |
| Special Instructions/QC Requirements: | | | | | | | | | | |
| Received by: [Signature] | | | | | | | | | | |
| Date/Time: 2/11/25 18:30 | | | | | | | | | | |
| Company: ARCADIS | | | | | | | | | | |
| Received by: [Signature] | | | | | | | | | | |
| Date/Time: 2/12/25 13:00 | | | | | | | | | | |
| Company: C&E | | | | | | | | | | |
| Received by: [Signature] | | | | | | | | | | |
| Date/Time: 2/12/25 13:00 | | | | | | | | | | |
| Company: MTD | | | | | | | | | | |

Ver: 10/10/2024



Login Sample Receipt Checklist

Client: New York State Electric & Gas

Job Number: 480-227320-1

Login Number: 227320

List Number: 1

Creator: Stopa, Erik S

List Source: Eurofins Buffalo

| Question | Answer | Comment |
|--|--------|---------|
| Radioactivity either was not measured or, if measured, is at or below background | True | |
| The cooler's custody seal, if present, is intact. | True | |
| The cooler or samples do not appear to have been compromised or tampered with. | True | |
| Samples were received on ice. | True | |
| Cooler Temperature is acceptable. | True | |
| Cooler Temperature is recorded. | True | |
| COC is present. | True | |
| COC is filled out in ink and legible. | True | |
| COC is filled out with all pertinent information. | True | |
| Is the Field Sampler's name present on COC? | True | |
| There are no discrepancies between the sample IDs on the containers and the COC. | True | |
| Samples are received within Holding Time (Excluding tests with immediate HTs).. | True | |
| Sample containers have legible labels. | True | |
| Containers are not broken or leaking. | True | |
| Sample collection date/times are provided. | True | |
| Appropriate sample containers are used. | True | |
| Sample bottles are completely filled. | True | |
| Sample Preservation Verified | True | |
| There is sufficient vol. for all requested analyses, incl. any requested MS/MSDs | True | |
| VOA sample vials do not have headspace or bubble is <6mm (1/4") in diameter. | True | |
| If necessary, staff have been informed of any short hold time or quick TAT needs | True | |
| Multiphasic samples are not present. | True | |
| Samples do not require splitting or compositing. | True | |
| Sampling Company provided. | True | ARCADIS |
| Samples received within 48 hours of sampling. | True | |
| Samples requiring field filtration have been filtered in the field. | N/A | |
| Chlorine Residual checked. | N/A | |





ANALYTICAL REPORT

PREPARED FOR

Attn: Mr. John J Ruspantini
New York State Electric & Gas
18 Link Drive
Binghamton, New York 13902

Generated 8/28/2025 1:24:10 PM

JOB DESCRIPTION

NYSEG Former MGP Site - Penn Yan
NYSEG - Penn Yan Former MGP

JOB NUMBER

480-231999-1

Eurofins Buffalo

Job Notes

This report may not be reproduced except in full, and with written approval from the laboratory. The results relate only to the samples tested. For questions please contact the Project Manager at the e-mail address or telephone number listed on this page.

The test results in this report relate only to the samples as received by the laboratory and will meet all requirements of the methodology, with any exceptions noted. This report shall not be reproduced except in full, without the express written approval of the laboratory. All questions should be directed to the Eurofins Environment Testing Northeast, LLC Project Manager.

Authorization



Generated
8/28/2025 1:24:10 PM

Authorized for release by
John Schove, Project Manager II
John.Schove@et.eurofinsus.com
(716)504-9838



Table of Contents

| | |
|----------------------------------|----|
| Cover Page | 1 |
| Table of Contents | 3 |
| Definitions/Glossary | 4 |
| Case Narrative | 5 |
| Detection Summary | 6 |
| Client Sample Results | 8 |
| Surrogate Summary | 21 |
| QC Sample Results | 23 |
| QC Association Summary | 29 |
| Lab Chronicle | 31 |
| Certification Summary | 34 |
| Method Summary | 35 |
| Sample Summary | 36 |
| Chain of Custody | 37 |
| Receipt Checklists | 39 |

Definitions/Glossary

Client: New York State Electric & Gas
Project/Site: NYSEG Former MGP Site - Penn Yan

Job ID: 480-231999-1

Qualifiers

GC/MS VOA

| Qualifier | Qualifier Description |
|-----------|--|
| J | Result is less than the RL but greater than or equal to the MDL and the concentration is an approximate value. |

GC/MS Semi VOA

| Qualifier | Qualifier Description |
|-----------|--|
| E | Result exceeded calibration range. |
| F1 | MS and/or MSD recovery exceeds control limits. |
| F2 | MS/MSD RPD exceeds control limits |
| J | Result is less than the RL but greater than or equal to the MDL and the concentration is an approximate value. |

General Chemistry

| Qualifier | Qualifier Description |
|-----------|--|
| ^+ | Continuing Calibration Verification (CCV) is outside acceptance limits, high biased. |
| B | Compound was found in the blank and sample. |
| F1 | MS and/or MSD recovery exceeds control limits. |
| J | Result is less than the RL but greater than or equal to the MDL and the concentration is an approximate value. |

Glossary

| Abbreviation | These commonly used abbreviations may or may not be present in this report. |
|----------------|---|
| ☼ | Listed under the "D" column to designate that the result is reported on a dry weight basis |
| %R | Percent Recovery |
| CFL | Contains Free Liquid |
| CFU | Colony Forming Unit |
| CNF | Contains No Free Liquid |
| DER | Duplicate Error Ratio (normalized absolute difference) |
| Dil Fac | Dilution Factor |
| DL | Detection Limit (DoD/DOE) |
| DL, RA, RE, IN | Indicates a Dilution, Re-analysis, Re-extraction, or additional Initial metals/anion analysis of the sample |
| DLC | Decision Level Concentration (Radiochemistry) |
| EDL | Estimated Detection Limit (Dioxin) |
| LOD | Limit of Detection (DoD/DOE) |
| LOQ | Limit of Quantitation (DoD/DOE) |
| MCL | EPA recommended "Maximum Contaminant Level" |
| MDA | Minimum Detectable Activity (Radiochemistry) |
| MDC | Minimum Detectable Concentration (Radiochemistry) |
| MDL | Method Detection Limit |
| ML | Minimum Level (Dioxin) |
| MPN | Most Probable Number |
| MQL | Method Quantitation Limit |
| NC | Not Calculated |
| ND | Not Detected at the reporting limit (or MDL or EDL if shown) |
| NEG | Negative / Absent |
| POS | Positive / Present |
| PQL | Practical Quantitation Limit |
| PRES | Presumptive |
| QC | Quality Control |
| RER | Relative Error Ratio (Radiochemistry) |
| RL | Reporting Limit or Requested Limit (Radiochemistry) |
| RPD | Relative Percent Difference, a measure of the relative difference between two points |
| TEF | Toxicity Equivalent Factor (Dioxin) |
| TEQ | Toxicity Equivalent Quotient (Dioxin) |
| TNTC | Too Numerous To Count |

Case Narrative

Client: New York State Electric & Gas
Project: NYSEG Former MGP Site - Penn Yan

Job ID: 480-231999-1

Job ID: 480-231999-1

Eurofins Buffalo

Job Narrative 480-231999-1

Receipt

The samples were received on 8/21/2025 11:30 AM. Unless otherwise noted below, the samples arrived in good condition, and where required, properly preserved and on ice. The temperatures of the 5 coolers at receipt time were 2.5° C, 2.6° C, 2.8° C, 3.0° C and 3.1° C.

GC/MS VOA

No analytical or quality issues were noted, other than those described in the Definitions/Glossary page.

GC/MS Semi VOA

Method 8270D LL: The following samples were diluted to bring the concentration of target analytes within the calibration range: PRMW-5S (480-231999-7), PRMW-5S (480-231999-7[MS]) and PRMW-5S (480-231999-7[MSD]). Elevated reporting limits (RLs) are provided.

Method 8270D LL: The matrix spike / matrix spike duplicate (MS/MSD) recoveries for preparation batch 480-754996 and analytical batch 480-755052 were outside control limits for one or more analytes. See QC Sample Results for detail. Sample matrix interference and/or non-homogeneity are suspected because the associated laboratory control sample (LCS) recovery is within acceptance limits.

Method 8270D LL: The following sample was diluted to bring the concentration of target analytes within the calibration range: DUP-01-20250819 (480-231999-11). Elevated reporting limits (RLs) are provided.

No additional analytical or quality issues were noted, other than those described above or in the Definitions/Glossary page.

General Chemistry

No analytical or quality issues were noted, other than those described in the Definitions/Glossary page.

Organic Prep

No analytical or quality issues were noted, other than those described in the Definitions/Glossary page.

Eurofins Buffalo

Detection Summary

Client: New York State Electric & Gas
Project/Site: NYSEG Former MGP Site - Penn Yan

Job ID: 480-231999-1

Client Sample ID: PRMW-1S

Lab Sample ID: 480-231999-1

No Detections.

Client Sample ID: PRMW-2S

Lab Sample ID: 480-231999-2

| Analyte | Result | Qualifier | RL | MDL | Unit | Dil Fac | D | Method | Prep Type |
|----------------|--------|-----------|-------|--------|------|---------|---|--------|-----------|
| Cyanide, Total | 0.059 | B | 0.010 | 0.0041 | mg/L | 1 | | 9012B | Total/NA |

Client Sample ID: PRMW-2D

Lab Sample ID: 480-231999-3

No Detections.

Client Sample ID: PRMW-3S

Lab Sample ID: 480-231999-4

No Detections.

Client Sample ID: PRMW-3D

Lab Sample ID: 480-231999-5

No Detections.

Client Sample ID: PRMW-4S

Lab Sample ID: 480-231999-6

No Detections.

Client Sample ID: PRMW-5S

Lab Sample ID: 480-231999-7

| Analyte | Result | Qualifier | RL | MDL | Unit | Dil Fac | D | Method | Prep Type |
|--------------------|--------|-----------|-------|--------|------|---------|---|----------|-----------|
| Benzene | 4.3 | | 1.0 | 0.41 | ug/L | 1 | | 8260C | Total/NA |
| Ethylbenzene | 1.6 | | 1.0 | 0.74 | ug/L | 1 | | 8260C | Total/NA |
| Toluene | 0.53 | J | 1.0 | 0.51 | ug/L | 1 | | 8260C | Total/NA |
| Xylenes, Total | 2.2 | | 2.0 | 0.66 | ug/L | 1 | | 8260C | Total/NA |
| Acenaphthene | 18 | | 2.4 | 0.17 | ug/L | 5 | | 8270D LL | Total/NA |
| Acenaphthylene | 2.0 | | 1.4 | 0.27 | ug/L | 5 | | 8270D LL | Total/NA |
| Anthracene | 0.62 | J | 2.4 | 0.16 | ug/L | 5 | | 8270D LL | Total/NA |
| Benzo[a]anthracene | 0.16 | J | 1.4 | 0.16 | ug/L | 5 | | 8270D LL | Total/NA |
| Fluoranthene | 2.9 | | 2.4 | 0.38 | ug/L | 5 | | 8270D LL | Total/NA |
| Fluorene | 5.8 | | 2.4 | 0.28 | ug/L | 5 | | 8270D LL | Total/NA |
| Naphthalene | 26 | F1 F2 | 4.8 | 0.30 | ug/L | 5 | | 8270D LL | Total/NA |
| Phenanthrene | 1.8 | | 0.95 | 0.30 | ug/L | 5 | | 8270D LL | Total/NA |
| Pyrene | 1.8 | J | 2.4 | 0.36 | ug/L | 5 | | 8270D LL | Total/NA |
| Cyanide, Total | 0.023 | B F1 | 0.010 | 0.0041 | mg/L | 1 | | 9012B | Total/NA |

Client Sample ID: PRMW-5D

Lab Sample ID: 480-231999-8

No Detections.

Client Sample ID: PRMW-6S

Lab Sample ID: 480-231999-9

No Detections.

Client Sample ID: PRMW-6D

Lab Sample ID: 480-231999-10

No Detections.

Client Sample ID: DUP-01-20250819

Lab Sample ID: 480-231999-11

| Analyte | Result | Qualifier | RL | MDL | Unit | Dil Fac | D | Method | Prep Type |
|----------------|--------|-----------|-----|------|------|---------|---|--------|-----------|
| Benzene | 4.2 | | 1.0 | 0.41 | ug/L | 1 | | 8260C | Total/NA |
| Ethylbenzene | 1.5 | | 1.0 | 0.74 | ug/L | 1 | | 8260C | Total/NA |
| Xylenes, Total | 1.9 | J | 2.0 | 0.66 | ug/L | 1 | | 8260C | Total/NA |

This Detection Summary does not include radiochemical test results.

Eurofins Buffalo

Detection Summary

Client: New York State Electric & Gas
Project/Site: NYSEG Former MGP Site - Penn Yan

Job ID: 480-231999-1

Client Sample ID: DUP-01-20250819 (Continued)

Lab Sample ID: 480-231999-11

| Analyte | Result | Qualifier | RL | MDL | Unit | Dil Fac | D | Method | Prep Type |
|---------------------|--------|-----------|-------|--------|------|---------|---|----------|-----------|
| Acenaphthene | 12 | | 0.48 | 0.034 | ug/L | 1 | | 8270D LL | Total/NA |
| Acenaphthylene | 1.4 | | 0.29 | 0.053 | ug/L | 1 | | 8270D LL | Total/NA |
| Anthracene | 0.37 | J | 0.48 | 0.032 | ug/L | 1 | | 8270D LL | Total/NA |
| Benzo[a]anthracene | 0.089 | J | 0.29 | 0.032 | ug/L | 1 | | 8270D LL | Total/NA |
| Chrysene | 0.094 | J | 0.48 | 0.070 | ug/L | 1 | | 8270D LL | Total/NA |
| Fluoranthene | 2.0 | | 0.48 | 0.076 | ug/L | 1 | | 8270D LL | Total/NA |
| Fluorene | 4.0 | | 0.48 | 0.055 | ug/L | 1 | | 8270D LL | Total/NA |
| Naphthalene | 16 | E | 0.95 | 0.061 | ug/L | 1 | | 8270D LL | Total/NA |
| Phenanthrene | 1.3 | | 0.19 | 0.059 | ug/L | 1 | | 8270D LL | Total/NA |
| Pyrene | 1.3 | | 0.48 | 0.072 | ug/L | 1 | | 8270D LL | Total/NA |
| Acenaphthene - DL | 12 | | 2.4 | 0.17 | ug/L | 5 | | 8270D LL | Total/NA |
| Acenaphthylene - DL | 1.3 | J | 1.4 | 0.27 | ug/L | 5 | | 8270D LL | Total/NA |
| Anthracene - DL | 0.35 | J | 2.4 | 0.16 | ug/L | 5 | | 8270D LL | Total/NA |
| Fluoranthene - DL | 2.1 | J | 2.4 | 0.38 | ug/L | 5 | | 8270D LL | Total/NA |
| Fluorene - DL | 3.8 | | 2.4 | 0.28 | ug/L | 5 | | 8270D LL | Total/NA |
| Naphthalene - DL | 15 | | 4.8 | 0.30 | ug/L | 5 | | 8270D LL | Total/NA |
| Phenanthrene - DL | 1.3 | | 0.95 | 0.30 | ug/L | 5 | | 8270D LL | Total/NA |
| Pyrene - DL | 1.2 | J | 2.4 | 0.36 | ug/L | 5 | | 8270D LL | Total/NA |
| Cyanide, Total | 0.024 | B | 0.010 | 0.0041 | mg/L | 1 | | 9012B | Total/NA |

Client Sample ID: TRIP BLANK

Lab Sample ID: 480-231999-12

No Detections.

This Detection Summary does not include radiochemical test results.

Eurofins Buffalo

Client Sample Results

Client: New York State Electric & Gas
 Project/Site: NYSEG Former MGP Site - Penn Yan

Job ID: 480-231999-1

Client Sample ID: PRMW-1S

Lab Sample ID: 480-231999-1

Date Collected: 08/19/25 14:00

Matrix: Ground Water

Date Received: 08/21/25 11:30

Method: SW846 8260C - Volatile Organic Compounds by GC/MS

| Analyte | Result | Qualifier | RL | MDL | Unit | D | Prepared | Analyzed | Dil Fac |
|------------------------------|------------------|------------------|---------------|------|------|---|-----------------|-----------------|----------------|
| Benzene | ND | | 1.0 | 0.41 | ug/L | | | 08/25/25 18:14 | 1 |
| Ethylbenzene | ND | | 1.0 | 0.74 | ug/L | | | 08/25/25 18:14 | 1 |
| Toluene | ND | | 1.0 | 0.51 | ug/L | | | 08/25/25 18:14 | 1 |
| Xylenes, Total | ND | | 2.0 | 0.66 | ug/L | | | 08/25/25 18:14 | 1 |
| Surrogate | %Recovery | Qualifier | Limits | | | | Prepared | Analyzed | Dil Fac |
| 1,2-Dichloroethane-d4 (Surr) | 96 | | 77 - 120 | | | | | 08/25/25 18:14 | 1 |
| 4-Bromofluorobenzene (Surr) | 104 | | 73 - 120 | | | | | 08/25/25 18:14 | 1 |
| Dibromofluoromethane (Surr) | 91 | | 75 - 123 | | | | | 08/25/25 18:14 | 1 |
| Toluene-d8 (Surr) | 101 | | 80 - 120 | | | | | 08/25/25 18:14 | 1 |

Method: SW846 8270D LL - Semivolatile Organic Compounds by GC/MS - Low Level

| Analyte | Result | Qualifier | RL | MDL | Unit | D | Prepared | Analyzed | Dil Fac |
|-------------------------|------------------|------------------|---------------|-------|------|---|-----------------|-----------------|----------------|
| Acenaphthene | ND | | 0.48 | 0.034 | ug/L | | 08/21/25 13:30 | 08/22/25 14:54 | 1 |
| Acenaphthylene | ND | | 0.29 | 0.053 | ug/L | | 08/21/25 13:30 | 08/22/25 14:54 | 1 |
| Anthracene | ND | | 0.48 | 0.032 | ug/L | | 08/21/25 13:30 | 08/22/25 14:54 | 1 |
| Benzo[a]anthracene | ND | | 0.29 | 0.032 | ug/L | | 08/21/25 13:30 | 08/22/25 14:54 | 1 |
| Benzo[a]pyrene | ND | | 0.17 | 0.12 | ug/L | | 08/21/25 13:30 | 08/22/25 14:54 | 1 |
| Benzo[b]fluoranthene | ND | | 0.29 | 0.060 | ug/L | | 08/21/25 13:30 | 08/22/25 14:54 | 1 |
| Benzo[g,h,i]perylene | ND | | 0.48 | 0.055 | ug/L | | 08/21/25 13:30 | 08/22/25 14:54 | 1 |
| Benzo[k]fluoranthene | ND | | 0.29 | 0.067 | ug/L | | 08/21/25 13:30 | 08/22/25 14:54 | 1 |
| Chrysene | ND | | 0.48 | 0.070 | ug/L | | 08/21/25 13:30 | 08/22/25 14:54 | 1 |
| Dibenz(a,h)anthracene | ND | | 0.48 | 0.067 | ug/L | | 08/21/25 13:30 | 08/22/25 14:54 | 1 |
| Fluoranthene | ND | | 0.48 | 0.076 | ug/L | | 08/21/25 13:30 | 08/22/25 14:54 | 1 |
| Fluorene | ND | | 0.48 | 0.055 | ug/L | | 08/21/25 13:30 | 08/22/25 14:54 | 1 |
| Indeno[1,2,3-cd]pyrene | ND | | 0.48 | 0.10 | ug/L | | 08/21/25 13:30 | 08/22/25 14:54 | 1 |
| Naphthalene | ND | | 0.95 | 0.061 | ug/L | | 08/21/25 13:30 | 08/22/25 14:54 | 1 |
| Phenanthrene | ND | | 0.19 | 0.059 | ug/L | | 08/21/25 13:30 | 08/22/25 14:54 | 1 |
| Pyrene | ND | | 0.48 | 0.072 | ug/L | | 08/21/25 13:30 | 08/22/25 14:54 | 1 |
| Surrogate | %Recovery | Qualifier | Limits | | | | Prepared | Analyzed | Dil Fac |
| 2-Fluorobiphenyl (Surr) | 93 | | 37 - 120 | | | | 08/21/25 13:30 | 08/22/25 14:54 | 1 |
| Nitrobenzene-d5 (Surr) | 89 | | 26 - 120 | | | | 08/21/25 13:30 | 08/22/25 14:54 | 1 |
| p-Terphenyl-d14 (Surr) | 103 | | 64 - 127 | | | | 08/21/25 13:30 | 08/22/25 14:54 | 1 |

General Chemistry

| Analyte | Result | Qualifier | RL | MDL | Unit | D | Prepared | Analyzed | Dil Fac |
|------------------------------|--------|-----------|-------|--------|------|---|----------|----------------|---------|
| Cyanide, Total (SW846 9012B) | ND | | 0.010 | 0.0041 | mg/L | | | 08/26/25 18:05 | 1 |

Client Sample Results

Client: New York State Electric & Gas
 Project/Site: NYSEG Former MGP Site - Penn Yan

Job ID: 480-231999-1

Client Sample ID: PRMW-2S

Lab Sample ID: 480-231999-2

Date Collected: 08/20/25 09:30

Matrix: Ground Water

Date Received: 08/21/25 11:30

Method: SW846 8260C - Volatile Organic Compounds by GC/MS

| Analyte | Result | Qualifier | RL | MDL | Unit | D | Prepared | Analyzed | Dil Fac |
|----------------|--------|-----------|-----|------|------|---|----------|----------------|---------|
| Benzene | ND | | 1.0 | 0.41 | ug/L | | | 08/25/25 18:36 | 1 |
| Ethylbenzene | ND | | 1.0 | 0.74 | ug/L | | | 08/25/25 18:36 | 1 |
| Toluene | ND | | 1.0 | 0.51 | ug/L | | | 08/25/25 18:36 | 1 |
| Xylenes, Total | ND | | 2.0 | 0.66 | ug/L | | | 08/25/25 18:36 | 1 |

| Surrogate | %Recovery | Qualifier | Limits | Prepared | Analyzed | Dil Fac |
|------------------------------|-----------|-----------|----------|----------|----------------|---------|
| 1,2-Dichloroethane-d4 (Surr) | 97 | | 77 - 120 | | 08/25/25 18:36 | 1 |
| 4-Bromofluorobenzene (Surr) | 104 | | 73 - 120 | | 08/25/25 18:36 | 1 |
| Dibromofluoromethane (Surr) | 90 | | 75 - 123 | | 08/25/25 18:36 | 1 |
| Toluene-d8 (Surr) | 101 | | 80 - 120 | | 08/25/25 18:36 | 1 |

Method: SW846 8270D LL - Semivolatile Organic Compounds by GC/MS - Low Level

| Analyte | Result | Qualifier | RL | MDL | Unit | D | Prepared | Analyzed | Dil Fac |
|------------------------|--------|-----------|------|-------|------|---|----------------|----------------|---------|
| Acenaphthene | ND | | 0.48 | 0.034 | ug/L | | 08/21/25 13:30 | 08/22/25 15:21 | 1 |
| Acenaphthylene | ND | | 0.29 | 0.053 | ug/L | | 08/21/25 13:30 | 08/22/25 15:21 | 1 |
| Anthracene | ND | | 0.48 | 0.032 | ug/L | | 08/21/25 13:30 | 08/22/25 15:21 | 1 |
| Benzo[a]anthracene | ND | | 0.29 | 0.032 | ug/L | | 08/21/25 13:30 | 08/22/25 15:21 | 1 |
| Benzo[a]pyrene | ND | | 0.17 | 0.12 | ug/L | | 08/21/25 13:30 | 08/22/25 15:21 | 1 |
| Benzo[b]fluoranthene | ND | | 0.29 | 0.060 | ug/L | | 08/21/25 13:30 | 08/22/25 15:21 | 1 |
| Benzo[g,h,i]perylene | ND | | 0.48 | 0.055 | ug/L | | 08/21/25 13:30 | 08/22/25 15:21 | 1 |
| Benzo[k]fluoranthene | ND | | 0.29 | 0.067 | ug/L | | 08/21/25 13:30 | 08/22/25 15:21 | 1 |
| Chrysene | ND | | 0.48 | 0.070 | ug/L | | 08/21/25 13:30 | 08/22/25 15:21 | 1 |
| Dibenz(a,h)anthracene | ND | | 0.48 | 0.067 | ug/L | | 08/21/25 13:30 | 08/22/25 15:21 | 1 |
| Fluoranthene | ND | | 0.48 | 0.076 | ug/L | | 08/21/25 13:30 | 08/22/25 15:21 | 1 |
| Fluorene | ND | | 0.48 | 0.055 | ug/L | | 08/21/25 13:30 | 08/22/25 15:21 | 1 |
| Indeno[1,2,3-cd]pyrene | ND | | 0.48 | 0.10 | ug/L | | 08/21/25 13:30 | 08/22/25 15:21 | 1 |
| Naphthalene | ND | | 0.95 | 0.061 | ug/L | | 08/21/25 13:30 | 08/22/25 15:21 | 1 |
| Phenanthrene | ND | | 0.19 | 0.059 | ug/L | | 08/21/25 13:30 | 08/22/25 15:21 | 1 |
| Pyrene | ND | | 0.48 | 0.072 | ug/L | | 08/21/25 13:30 | 08/22/25 15:21 | 1 |

| Surrogate | %Recovery | Qualifier | Limits | Prepared | Analyzed | Dil Fac |
|-------------------------|-----------|-----------|----------|----------------|----------------|---------|
| 2-Fluorobiphenyl (Surr) | 93 | | 37 - 120 | 08/21/25 13:30 | 08/22/25 15:21 | 1 |
| Nitrobenzene-d5 (Surr) | 89 | | 26 - 120 | 08/21/25 13:30 | 08/22/25 15:21 | 1 |
| p-Terphenyl-d14 (Surr) | 101 | | 64 - 127 | 08/21/25 13:30 | 08/22/25 15:21 | 1 |

General Chemistry

| Analyte | Result | Qualifier | RL | MDL | Unit | D | Prepared | Analyzed | Dil Fac |
|------------------------------|--------|-----------|-------|--------|------|---|----------|----------------|---------|
| Cyanide, Total (SW846 9012B) | 0.059 | B | 0.010 | 0.0041 | mg/L | | | 08/26/25 18:08 | 1 |

Client Sample Results

Client: New York State Electric & Gas
 Project/Site: NYSEG Former MGP Site - Penn Yan

Job ID: 480-231999-1

Client Sample ID: PRMW-2D

Lab Sample ID: 480-231999-3

Date Collected: 08/20/25 10:55

Matrix: Ground Water

Date Received: 08/21/25 11:30

Method: SW846 8260C - Volatile Organic Compounds by GC/MS

| Analyte | Result | Qualifier | RL | MDL | Unit | D | Prepared | Analyzed | Dil Fac |
|------------------------------|------------------|------------------|---------------|------|------|---|-----------------|-----------------|----------------|
| Benzene | ND | | 1.0 | 0.41 | ug/L | | | 08/25/25 18:59 | 1 |
| Ethylbenzene | ND | | 1.0 | 0.74 | ug/L | | | 08/25/25 18:59 | 1 |
| Toluene | ND | | 1.0 | 0.51 | ug/L | | | 08/25/25 18:59 | 1 |
| Xylenes, Total | ND | | 2.0 | 0.66 | ug/L | | | 08/25/25 18:59 | 1 |
| Surrogate | %Recovery | Qualifier | Limits | | | | Prepared | Analyzed | Dil Fac |
| 1,2-Dichloroethane-d4 (Surr) | 100 | | 77 - 120 | | | | | 08/25/25 18:59 | 1 |
| 4-Bromofluorobenzene (Surr) | 98 | | 73 - 120 | | | | | 08/25/25 18:59 | 1 |
| Dibromofluoromethane (Surr) | 93 | | 75 - 123 | | | | | 08/25/25 18:59 | 1 |
| Toluene-d8 (Surr) | 97 | | 80 - 120 | | | | | 08/25/25 18:59 | 1 |

Method: SW846 8270D LL - Semivolatile Organic Compounds by GC/MS - Low Level

| Analyte | Result | Qualifier | RL | MDL | Unit | D | Prepared | Analyzed | Dil Fac |
|-------------------------|------------------|------------------|---------------|-------|------|---|-----------------|-----------------|----------------|
| Acenaphthene | ND | | 0.48 | 0.034 | ug/L | | 08/21/25 13:30 | 08/22/25 15:48 | 1 |
| Acenaphthylene | ND | | 0.29 | 0.053 | ug/L | | 08/21/25 13:30 | 08/22/25 15:48 | 1 |
| Anthracene | ND | | 0.48 | 0.032 | ug/L | | 08/21/25 13:30 | 08/22/25 15:48 | 1 |
| Benzo[a]anthracene | ND | | 0.29 | 0.032 | ug/L | | 08/21/25 13:30 | 08/22/25 15:48 | 1 |
| Benzo[a]pyrene | ND | | 0.17 | 0.12 | ug/L | | 08/21/25 13:30 | 08/22/25 15:48 | 1 |
| Benzo[b]fluoranthene | ND | | 0.29 | 0.060 | ug/L | | 08/21/25 13:30 | 08/22/25 15:48 | 1 |
| Benzo[g,h,i]perylene | ND | | 0.48 | 0.055 | ug/L | | 08/21/25 13:30 | 08/22/25 15:48 | 1 |
| Benzo[k]fluoranthene | ND | | 0.29 | 0.067 | ug/L | | 08/21/25 13:30 | 08/22/25 15:48 | 1 |
| Chrysene | ND | | 0.48 | 0.070 | ug/L | | 08/21/25 13:30 | 08/22/25 15:48 | 1 |
| Dibenz(a,h)anthracene | ND | | 0.48 | 0.067 | ug/L | | 08/21/25 13:30 | 08/22/25 15:48 | 1 |
| Fluoranthene | ND | | 0.48 | 0.076 | ug/L | | 08/21/25 13:30 | 08/22/25 15:48 | 1 |
| Fluorene | ND | | 0.48 | 0.055 | ug/L | | 08/21/25 13:30 | 08/22/25 15:48 | 1 |
| Indeno[1,2,3-cd]pyrene | ND | | 0.48 | 0.10 | ug/L | | 08/21/25 13:30 | 08/22/25 15:48 | 1 |
| Naphthalene | ND | | 0.95 | 0.061 | ug/L | | 08/21/25 13:30 | 08/22/25 15:48 | 1 |
| Phenanthrene | ND | | 0.19 | 0.059 | ug/L | | 08/21/25 13:30 | 08/22/25 15:48 | 1 |
| Pyrene | ND | | 0.48 | 0.072 | ug/L | | 08/21/25 13:30 | 08/22/25 15:48 | 1 |
| Surrogate | %Recovery | Qualifier | Limits | | | | Prepared | Analyzed | Dil Fac |
| 2-Fluorobiphenyl (Surr) | 96 | | 37 - 120 | | | | 08/21/25 13:30 | 08/22/25 15:48 | 1 |
| Nitrobenzene-d5 (Surr) | 92 | | 26 - 120 | | | | 08/21/25 13:30 | 08/22/25 15:48 | 1 |
| p-Terphenyl-d14 (Surr) | 106 | | 64 - 127 | | | | 08/21/25 13:30 | 08/22/25 15:48 | 1 |

General Chemistry

| Analyte | Result | Qualifier | RL | MDL | Unit | D | Prepared | Analyzed | Dil Fac |
|------------------------------|--------|-----------|-------|--------|------|---|----------|----------------|---------|
| Cyanide, Total (SW846 9012B) | ND | | 0.010 | 0.0041 | mg/L | | | 08/26/25 18:12 | 1 |

Client Sample Results

Client: New York State Electric & Gas
 Project/Site: NYSEG Former MGP Site - Penn Yan

Job ID: 480-231999-1

Client Sample ID: PRMW-3S

Lab Sample ID: 480-231999-4

Date Collected: 08/20/25 10:25

Matrix: Ground Water

Date Received: 08/21/25 11:30

Method: SW846 8260C - Volatile Organic Compounds by GC/MS

| Analyte | Result | Qualifier | RL | MDL | Unit | D | Prepared | Analyzed | Dil Fac |
|----------------|--------|-----------|-----|------|------|---|----------|----------------|---------|
| Benzene | ND | | 1.0 | 0.41 | ug/L | | | 08/25/25 19:21 | 1 |
| Ethylbenzene | ND | | 1.0 | 0.74 | ug/L | | | 08/25/25 19:21 | 1 |
| Toluene | ND | | 1.0 | 0.51 | ug/L | | | 08/25/25 19:21 | 1 |
| Xylenes, Total | ND | | 2.0 | 0.66 | ug/L | | | 08/25/25 19:21 | 1 |

| Surrogate | %Recovery | Qualifier | Limits | Prepared | Analyzed | Dil Fac |
|------------------------------|-----------|-----------|----------|----------|----------------|---------|
| 1,2-Dichloroethane-d4 (Surr) | 95 | | 77 - 120 | | 08/25/25 19:21 | 1 |
| 4-Bromofluorobenzene (Surr) | 101 | | 73 - 120 | | 08/25/25 19:21 | 1 |
| Dibromofluoromethane (Surr) | 87 | | 75 - 123 | | 08/25/25 19:21 | 1 |
| Toluene-d8 (Surr) | 99 | | 80 - 120 | | 08/25/25 19:21 | 1 |

Method: SW846 8270D LL - Semivolatile Organic Compounds by GC/MS - Low Level

| Analyte | Result | Qualifier | RL | MDL | Unit | D | Prepared | Analyzed | Dil Fac |
|------------------------|--------|-----------|------|-------|------|---|----------------|----------------|---------|
| Acenaphthene | ND | | 0.48 | 0.035 | ug/L | | 08/21/25 13:30 | 08/22/25 16:15 | 1 |
| Acenaphthylene | ND | | 0.29 | 0.054 | ug/L | | 08/21/25 13:30 | 08/22/25 16:15 | 1 |
| Anthracene | ND | | 0.48 | 0.033 | ug/L | | 08/21/25 13:30 | 08/22/25 16:15 | 1 |
| Benzo[a]anthracene | ND | | 0.29 | 0.033 | ug/L | | 08/21/25 13:30 | 08/22/25 16:15 | 1 |
| Benzo[a]pyrene | ND | | 0.17 | 0.13 | ug/L | | 08/21/25 13:30 | 08/22/25 16:15 | 1 |
| Benzo[b]fluoranthene | ND | | 0.29 | 0.061 | ug/L | | 08/21/25 13:30 | 08/22/25 16:15 | 1 |
| Benzo[g,h,i]perylene | ND | | 0.48 | 0.056 | ug/L | | 08/21/25 13:30 | 08/22/25 16:15 | 1 |
| Benzo[k]fluoranthene | ND | | 0.29 | 0.067 | ug/L | | 08/21/25 13:30 | 08/22/25 16:15 | 1 |
| Chrysene | ND | | 0.48 | 0.071 | ug/L | | 08/21/25 13:30 | 08/22/25 16:15 | 1 |
| Dibenz(a,h)anthracene | ND | | 0.48 | 0.067 | ug/L | | 08/21/25 13:30 | 08/22/25 16:15 | 1 |
| Fluoranthene | ND | | 0.48 | 0.077 | ug/L | | 08/21/25 13:30 | 08/22/25 16:15 | 1 |
| Fluorene | ND | | 0.48 | 0.056 | ug/L | | 08/21/25 13:30 | 08/22/25 16:15 | 1 |
| Indeno[1,2,3-cd]pyrene | ND | | 0.48 | 0.11 | ug/L | | 08/21/25 13:30 | 08/22/25 16:15 | 1 |
| Naphthalene | ND | | 0.96 | 0.062 | ug/L | | 08/21/25 13:30 | 08/22/25 16:15 | 1 |
| Phenanthrene | ND | | 0.19 | 0.060 | ug/L | | 08/21/25 13:30 | 08/22/25 16:15 | 1 |
| Pyrene | ND | | 0.48 | 0.073 | ug/L | | 08/21/25 13:30 | 08/22/25 16:15 | 1 |

| Surrogate | %Recovery | Qualifier | Limits | Prepared | Analyzed | Dil Fac |
|-------------------------|-----------|-----------|----------|----------------|----------------|---------|
| 2-Fluorobiphenyl (Surr) | 91 | | 37 - 120 | 08/21/25 13:30 | 08/22/25 16:15 | 1 |
| Nitrobenzene-d5 (Surr) | 85 | | 26 - 120 | 08/21/25 13:30 | 08/22/25 16:15 | 1 |
| p-Terphenyl-d14 (Surr) | 104 | | 64 - 127 | 08/21/25 13:30 | 08/22/25 16:15 | 1 |

General Chemistry

| Analyte | Result | Qualifier | RL | MDL | Unit | D | Prepared | Analyzed | Dil Fac |
|------------------------------|--------|-----------|-------|--------|------|---|----------|----------------|---------|
| Cyanide, Total (SW846 9012B) | ND | | 0.010 | 0.0041 | mg/L | | | 08/26/25 18:15 | 1 |

Client Sample Results

Client: New York State Electric & Gas
 Project/Site: NYSEG Former MGP Site - Penn Yan

Job ID: 480-231999-1

Client Sample ID: PRMW-3D

Lab Sample ID: 480-231999-5

Date Collected: 08/20/25 09:05

Matrix: Ground Water

Date Received: 08/21/25 11:30

Method: SW846 8260C - Volatile Organic Compounds by GC/MS

| Analyte | Result | Qualifier | RL | MDL | Unit | D | Prepared | Analyzed | Dil Fac |
|------------------------------|------------------|------------------|---------------|------|------|---|-----------------|-----------------|----------------|
| Benzene | ND | | 1.0 | 0.41 | ug/L | | | 08/25/25 19:43 | 1 |
| Ethylbenzene | ND | | 1.0 | 0.74 | ug/L | | | 08/25/25 19:43 | 1 |
| Toluene | ND | | 1.0 | 0.51 | ug/L | | | 08/25/25 19:43 | 1 |
| Xylenes, Total | ND | | 2.0 | 0.66 | ug/L | | | 08/25/25 19:43 | 1 |
| Surrogate | %Recovery | Qualifier | Limits | | | | Prepared | Analyzed | Dil Fac |
| 1,2-Dichloroethane-d4 (Surr) | 95 | | 77 - 120 | | | | | 08/25/25 19:43 | 1 |
| 4-Bromofluorobenzene (Surr) | 101 | | 73 - 120 | | | | | 08/25/25 19:43 | 1 |
| Dibromofluoromethane (Surr) | 92 | | 75 - 123 | | | | | 08/25/25 19:43 | 1 |
| Toluene-d8 (Surr) | 99 | | 80 - 120 | | | | | 08/25/25 19:43 | 1 |

Method: SW846 8270D LL - Semivolatile Organic Compounds by GC/MS - Low Level

| Analyte | Result | Qualifier | RL | MDL | Unit | D | Prepared | Analyzed | Dil Fac |
|-------------------------|------------------|------------------|---------------|-------|------|---|-----------------|-----------------|----------------|
| Acenaphthene | ND | | 0.48 | 0.034 | ug/L | | 08/21/25 13:30 | 08/22/25 16:41 | 1 |
| Acenaphthylene | ND | | 0.29 | 0.053 | ug/L | | 08/21/25 13:30 | 08/22/25 16:41 | 1 |
| Anthracene | ND | | 0.48 | 0.032 | ug/L | | 08/21/25 13:30 | 08/22/25 16:41 | 1 |
| Benzo[a]anthracene | ND | | 0.29 | 0.032 | ug/L | | 08/21/25 13:30 | 08/22/25 16:41 | 1 |
| Benzo[a]pyrene | ND | | 0.17 | 0.12 | ug/L | | 08/21/25 13:30 | 08/22/25 16:41 | 1 |
| Benzo[b]fluoranthene | ND | | 0.29 | 0.060 | ug/L | | 08/21/25 13:30 | 08/22/25 16:41 | 1 |
| Benzo[g,h,i]perylene | ND | | 0.48 | 0.055 | ug/L | | 08/21/25 13:30 | 08/22/25 16:41 | 1 |
| Benzo[k]fluoranthene | ND | | 0.29 | 0.067 | ug/L | | 08/21/25 13:30 | 08/22/25 16:41 | 1 |
| Chrysene | ND | | 0.48 | 0.070 | ug/L | | 08/21/25 13:30 | 08/22/25 16:41 | 1 |
| Dibenz(a,h)anthracene | ND | | 0.48 | 0.067 | ug/L | | 08/21/25 13:30 | 08/22/25 16:41 | 1 |
| Fluoranthene | ND | | 0.48 | 0.076 | ug/L | | 08/21/25 13:30 | 08/22/25 16:41 | 1 |
| Fluorene | ND | | 0.48 | 0.055 | ug/L | | 08/21/25 13:30 | 08/22/25 16:41 | 1 |
| Indeno[1,2,3-cd]pyrene | ND | | 0.48 | 0.10 | ug/L | | 08/21/25 13:30 | 08/22/25 16:41 | 1 |
| Naphthalene | ND | | 0.95 | 0.061 | ug/L | | 08/21/25 13:30 | 08/22/25 16:41 | 1 |
| Phenanthrene | ND | | 0.19 | 0.059 | ug/L | | 08/21/25 13:30 | 08/22/25 16:41 | 1 |
| Pyrene | ND | | 0.48 | 0.072 | ug/L | | 08/21/25 13:30 | 08/22/25 16:41 | 1 |
| Surrogate | %Recovery | Qualifier | Limits | | | | Prepared | Analyzed | Dil Fac |
| 2-Fluorobiphenyl (Surr) | 97 | | 37 - 120 | | | | 08/21/25 13:30 | 08/22/25 16:41 | 1 |
| Nitrobenzene-d5 (Surr) | 92 | | 26 - 120 | | | | 08/21/25 13:30 | 08/22/25 16:41 | 1 |
| p-Terphenyl-d14 (Surr) | 110 | | 64 - 127 | | | | 08/21/25 13:30 | 08/22/25 16:41 | 1 |

General Chemistry

| Analyte | Result | Qualifier | RL | MDL | Unit | D | Prepared | Analyzed | Dil Fac |
|------------------------------|--------|-----------|-------|--------|------|---|----------|----------------|---------|
| Cyanide, Total (SW846 9012B) | ND | | 0.010 | 0.0041 | mg/L | | | 08/26/25 18:42 | 1 |

Client Sample Results

Client: New York State Electric & Gas
 Project/Site: NYSEG Former MGP Site - Penn Yan

Job ID: 480-231999-1

Client Sample ID: PRMW-4S

Lab Sample ID: 480-231999-6

Date Collected: 08/19/25 14:45

Matrix: Ground Water

Date Received: 08/21/25 11:30

Method: SW846 8260C - Volatile Organic Compounds by GC/MS

| Analyte | Result | Qualifier | RL | MDL | Unit | D | Prepared | Analyzed | Dil Fac |
|------------------------------|------------------|------------------|---------------|------|------|---|-----------------|-----------------|----------------|
| Benzene | ND | | 1.0 | 0.41 | ug/L | | | 08/25/25 20:05 | 1 |
| Ethylbenzene | ND | | 1.0 | 0.74 | ug/L | | | 08/25/25 20:05 | 1 |
| Toluene | ND | | 1.0 | 0.51 | ug/L | | | 08/25/25 20:05 | 1 |
| Xylenes, Total | ND | | 2.0 | 0.66 | ug/L | | | 08/25/25 20:05 | 1 |
| Surrogate | %Recovery | Qualifier | Limits | | | | Prepared | Analyzed | Dil Fac |
| 1,2-Dichloroethane-d4 (Surr) | 98 | | 77 - 120 | | | | | 08/25/25 20:05 | 1 |
| 4-Bromofluorobenzene (Surr) | 101 | | 73 - 120 | | | | | 08/25/25 20:05 | 1 |
| Dibromofluoromethane (Surr) | 95 | | 75 - 123 | | | | | 08/25/25 20:05 | 1 |
| Toluene-d8 (Surr) | 98 | | 80 - 120 | | | | | 08/25/25 20:05 | 1 |

Method: SW846 8270D LL - Semivolatile Organic Compounds by GC/MS - Low Level

| Analyte | Result | Qualifier | RL | MDL | Unit | D | Prepared | Analyzed | Dil Fac |
|-------------------------|------------------|------------------|---------------|-------|------|---|-----------------|-----------------|----------------|
| Acenaphthene | ND | | 0.48 | 0.034 | ug/L | | 08/21/25 13:30 | 08/22/25 17:08 | 1 |
| Acenaphthylene | ND | | 0.29 | 0.053 | ug/L | | 08/21/25 13:30 | 08/22/25 17:08 | 1 |
| Anthracene | ND | | 0.48 | 0.032 | ug/L | | 08/21/25 13:30 | 08/22/25 17:08 | 1 |
| Benzo[a]anthracene | ND | | 0.29 | 0.032 | ug/L | | 08/21/25 13:30 | 08/22/25 17:08 | 1 |
| Benzo[a]pyrene | ND | | 0.17 | 0.12 | ug/L | | 08/21/25 13:30 | 08/22/25 17:08 | 1 |
| Benzo[b]fluoranthene | ND | | 0.29 | 0.060 | ug/L | | 08/21/25 13:30 | 08/22/25 17:08 | 1 |
| Benzo[g,h,i]perylene | ND | | 0.48 | 0.055 | ug/L | | 08/21/25 13:30 | 08/22/25 17:08 | 1 |
| Benzo[k]fluoranthene | ND | | 0.29 | 0.067 | ug/L | | 08/21/25 13:30 | 08/22/25 17:08 | 1 |
| Chrysene | ND | | 0.48 | 0.070 | ug/L | | 08/21/25 13:30 | 08/22/25 17:08 | 1 |
| Dibenz(a,h)anthracene | ND | | 0.48 | 0.067 | ug/L | | 08/21/25 13:30 | 08/22/25 17:08 | 1 |
| Fluoranthene | ND | | 0.48 | 0.076 | ug/L | | 08/21/25 13:30 | 08/22/25 17:08 | 1 |
| Fluorene | ND | | 0.48 | 0.055 | ug/L | | 08/21/25 13:30 | 08/22/25 17:08 | 1 |
| Indeno[1,2,3-cd]pyrene | ND | | 0.48 | 0.10 | ug/L | | 08/21/25 13:30 | 08/22/25 17:08 | 1 |
| Naphthalene | ND | | 0.95 | 0.061 | ug/L | | 08/21/25 13:30 | 08/22/25 17:08 | 1 |
| Phenanthrene | ND | | 0.19 | 0.059 | ug/L | | 08/21/25 13:30 | 08/22/25 17:08 | 1 |
| Pyrene | ND | | 0.48 | 0.072 | ug/L | | 08/21/25 13:30 | 08/22/25 17:08 | 1 |
| Surrogate | %Recovery | Qualifier | Limits | | | | Prepared | Analyzed | Dil Fac |
| 2-Fluorobiphenyl (Surr) | 52 | | 37 - 120 | | | | 08/21/25 13:30 | 08/22/25 17:08 | 1 |
| Nitrobenzene-d5 (Surr) | 50 | | 26 - 120 | | | | 08/21/25 13:30 | 08/22/25 17:08 | 1 |
| p-Terphenyl-d14 (Surr) | 82 | | 64 - 127 | | | | 08/21/25 13:30 | 08/22/25 17:08 | 1 |

General Chemistry

| Analyte | Result | Qualifier | RL | MDL | Unit | D | Prepared | Analyzed | Dil Fac |
|------------------------------|--------|-----------|-------|--------|------|---|----------|----------------|---------|
| Cyanide, Total (SW846 9012B) | ND | | 0.010 | 0.0041 | mg/L | | | 08/26/25 18:45 | 1 |

Client Sample Results

Client: New York State Electric & Gas
 Project/Site: NYSEG Former MGP Site - Penn Yan

Job ID: 480-231999-1

Client Sample ID: PRMW-5S

Lab Sample ID: 480-231999-7

Date Collected: 08/19/25 12:00

Matrix: Ground Water

Date Received: 08/21/25 11:30

Method: SW846 8260C - Volatile Organic Compounds by GC/MS

| Analyte | Result | Qualifier | RL | MDL | Unit | D | Prepared | Analyzed | Dil Fac |
|------------------------------|------------------|------------------|---------------|------|------|---|-----------------|-----------------|----------------|
| Benzene | 4.3 | | 1.0 | 0.41 | ug/L | | | 08/25/25 20:27 | 1 |
| Ethylbenzene | 1.6 | | 1.0 | 0.74 | ug/L | | | 08/25/25 20:27 | 1 |
| Toluene | 0.53 | J | 1.0 | 0.51 | ug/L | | | 08/25/25 20:27 | 1 |
| Xylenes, Total | 2.2 | | 2.0 | 0.66 | ug/L | | | 08/25/25 20:27 | 1 |
| Surrogate | %Recovery | Qualifier | Limits | | | | Prepared | Analyzed | Dil Fac |
| 1,2-Dichloroethane-d4 (Surr) | 93 | | 77 - 120 | | | | | 08/25/25 20:27 | 1 |
| 4-Bromofluorobenzene (Surr) | 106 | | 73 - 120 | | | | | 08/25/25 20:27 | 1 |
| Dibromofluoromethane (Surr) | 89 | | 75 - 123 | | | | | 08/25/25 20:27 | 1 |
| Toluene-d8 (Surr) | 99 | | 80 - 120 | | | | | 08/25/25 20:27 | 1 |

Method: SW846 8270D LL - Semivolatile Organic Compounds by GC/MS - Low Level

| Analyte | Result | Qualifier | RL | MDL | Unit | D | Prepared | Analyzed | Dil Fac |
|-------------------------|------------------|------------------|---------------|------|------|---|-----------------|-----------------|----------------|
| Acenaphthene | 18 | | 2.4 | 0.17 | ug/L | | 08/21/25 13:30 | 08/22/25 14:27 | 5 |
| Acenaphthylene | 2.0 | | 1.4 | 0.27 | ug/L | | 08/21/25 13:30 | 08/22/25 14:27 | 5 |
| Anthracene | 0.62 | J | 2.4 | 0.16 | ug/L | | 08/21/25 13:30 | 08/22/25 14:27 | 5 |
| Benzo[a]anthracene | 0.16 | J | 1.4 | 0.16 | ug/L | | 08/21/25 13:30 | 08/22/25 14:27 | 5 |
| Benzo[a]pyrene | ND | | 0.86 | 0.62 | ug/L | | 08/21/25 13:30 | 08/22/25 14:27 | 5 |
| Benzo[b]fluoranthene | ND | | 1.4 | 0.30 | ug/L | | 08/21/25 13:30 | 08/22/25 14:27 | 5 |
| Benzo[g,h,i]perylene | ND | | 2.4 | 0.28 | ug/L | | 08/21/25 13:30 | 08/22/25 14:27 | 5 |
| Benzo[k]fluoranthene | ND | | 1.4 | 0.33 | ug/L | | 08/21/25 13:30 | 08/22/25 14:27 | 5 |
| Chrysene | ND | | 2.4 | 0.35 | ug/L | | 08/21/25 13:30 | 08/22/25 14:27 | 5 |
| Dibenz(a,h)anthracene | ND | | 2.4 | 0.33 | ug/L | | 08/21/25 13:30 | 08/22/25 14:27 | 5 |
| Fluoranthene | 2.9 | | 2.4 | 0.38 | ug/L | | 08/21/25 13:30 | 08/22/25 14:27 | 5 |
| Fluorene | 5.8 | | 2.4 | 0.28 | ug/L | | 08/21/25 13:30 | 08/22/25 14:27 | 5 |
| Indeno[1,2,3-cd]pyrene | ND | | 2.4 | 0.52 | ug/L | | 08/21/25 13:30 | 08/22/25 14:27 | 5 |
| Naphthalene | 26 | F1 F2 | 4.8 | 0.30 | ug/L | | 08/21/25 13:30 | 08/22/25 14:27 | 5 |
| Phenanthrene | 1.8 | | 0.95 | 0.30 | ug/L | | 08/21/25 13:30 | 08/22/25 14:27 | 5 |
| Pyrene | 1.8 | J | 2.4 | 0.36 | ug/L | | 08/21/25 13:30 | 08/22/25 14:27 | 5 |
| Surrogate | %Recovery | Qualifier | Limits | | | | Prepared | Analyzed | Dil Fac |
| 2-Fluorobiphenyl (Surr) | 103 | | 37 - 120 | | | | 08/21/25 13:30 | 08/22/25 14:27 | 5 |
| Nitrobenzene-d5 (Surr) | 95 | | 26 - 120 | | | | 08/21/25 13:30 | 08/22/25 14:27 | 5 |
| p-Terphenyl-d14 (Surr) | 110 | | 64 - 127 | | | | 08/21/25 13:30 | 08/22/25 14:27 | 5 |

General Chemistry

| Analyte | Result | Qualifier | RL | MDL | Unit | D | Prepared | Analyzed | Dil Fac |
|------------------------------|--------|-----------|-------|--------|------|---|----------|----------------|---------|
| Cyanide, Total (SW846 9012B) | 0.023 | B F1 | 0.010 | 0.0041 | mg/L | | | 08/26/25 18:32 | 1 |

Client Sample Results

Client: New York State Electric & Gas
 Project/Site: NYSEG Former MGP Site - Penn Yan

Job ID: 480-231999-1

Client Sample ID: PRMW-5D

Lab Sample ID: 480-231999-8

Date Collected: 08/19/25 10:55

Matrix: Ground Water

Date Received: 08/21/25 11:30

Method: SW846 8260C - Volatile Organic Compounds by GC/MS

| Analyte | Result | Qualifier | RL | MDL | Unit | D | Prepared | Analyzed | Dil Fac |
|----------------|--------|-----------|-----|------|------|---|----------|----------------|---------|
| Benzene | ND | | 1.0 | 0.41 | ug/L | | | 08/25/25 20:50 | 1 |
| Ethylbenzene | ND | | 1.0 | 0.74 | ug/L | | | 08/25/25 20:50 | 1 |
| Toluene | ND | | 1.0 | 0.51 | ug/L | | | 08/25/25 20:50 | 1 |
| Xylenes, Total | ND | | 2.0 | 0.66 | ug/L | | | 08/25/25 20:50 | 1 |

| Surrogate | %Recovery | Qualifier | Limits | Prepared | Analyzed | Dil Fac |
|------------------------------|-----------|-----------|----------|----------|----------------|---------|
| 1,2-Dichloroethane-d4 (Surr) | 98 | | 77 - 120 | | 08/25/25 20:50 | 1 |
| 4-Bromofluorobenzene (Surr) | 99 | | 73 - 120 | | 08/25/25 20:50 | 1 |
| Dibromofluoromethane (Surr) | 90 | | 75 - 123 | | 08/25/25 20:50 | 1 |
| Toluene-d8 (Surr) | 99 | | 80 - 120 | | 08/25/25 20:50 | 1 |

Method: SW846 8270D LL - Semivolatile Organic Compounds by GC/MS - Low Level

| Analyte | Result | Qualifier | RL | MDL | Unit | D | Prepared | Analyzed | Dil Fac |
|------------------------|--------|-----------|------|-------|------|---|----------------|----------------|---------|
| Acenaphthene | ND | | 0.48 | 0.034 | ug/L | | 08/21/25 13:30 | 08/22/25 17:35 | 1 |
| Acenaphthylene | ND | | 0.29 | 0.053 | ug/L | | 08/21/25 13:30 | 08/22/25 17:35 | 1 |
| Anthracene | ND | | 0.48 | 0.032 | ug/L | | 08/21/25 13:30 | 08/22/25 17:35 | 1 |
| Benzo[a]anthracene | ND | | 0.29 | 0.032 | ug/L | | 08/21/25 13:30 | 08/22/25 17:35 | 1 |
| Benzo[a]pyrene | ND | | 0.17 | 0.12 | ug/L | | 08/21/25 13:30 | 08/22/25 17:35 | 1 |
| Benzo[b]fluoranthene | ND | | 0.29 | 0.060 | ug/L | | 08/21/25 13:30 | 08/22/25 17:35 | 1 |
| Benzo[g,h,i]perylene | ND | | 0.48 | 0.055 | ug/L | | 08/21/25 13:30 | 08/22/25 17:35 | 1 |
| Benzo[k]fluoranthene | ND | | 0.29 | 0.067 | ug/L | | 08/21/25 13:30 | 08/22/25 17:35 | 1 |
| Chrysene | ND | | 0.48 | 0.070 | ug/L | | 08/21/25 13:30 | 08/22/25 17:35 | 1 |
| Dibenz(a,h)anthracene | ND | | 0.48 | 0.067 | ug/L | | 08/21/25 13:30 | 08/22/25 17:35 | 1 |
| Fluoranthene | ND | | 0.48 | 0.076 | ug/L | | 08/21/25 13:30 | 08/22/25 17:35 | 1 |
| Fluorene | ND | | 0.48 | 0.055 | ug/L | | 08/21/25 13:30 | 08/22/25 17:35 | 1 |
| Indeno[1,2,3-cd]pyrene | ND | | 0.48 | 0.10 | ug/L | | 08/21/25 13:30 | 08/22/25 17:35 | 1 |
| Naphthalene | ND | | 0.95 | 0.061 | ug/L | | 08/21/25 13:30 | 08/22/25 17:35 | 1 |
| Phenanthrene | ND | | 0.19 | 0.059 | ug/L | | 08/21/25 13:30 | 08/22/25 17:35 | 1 |
| Pyrene | ND | | 0.48 | 0.072 | ug/L | | 08/21/25 13:30 | 08/22/25 17:35 | 1 |

| Surrogate | %Recovery | Qualifier | Limits | Prepared | Analyzed | Dil Fac |
|-------------------------|-----------|-----------|----------|----------------|----------------|---------|
| 2-Fluorobiphenyl (Surr) | 79 | | 37 - 120 | 08/21/25 13:30 | 08/22/25 17:35 | 1 |
| Nitrobenzene-d5 (Surr) | 76 | | 26 - 120 | 08/21/25 13:30 | 08/22/25 17:35 | 1 |
| p-Terphenyl-d14 (Surr) | 94 | | 64 - 127 | 08/21/25 13:30 | 08/22/25 17:35 | 1 |

General Chemistry

| Analyte | Result | Qualifier | RL | MDL | Unit | D | Prepared | Analyzed | Dil Fac |
|------------------------------|--------|-----------|-------|--------|------|---|----------|----------------|---------|
| Cyanide, Total (SW846 9012B) | ND | | 0.010 | 0.0041 | mg/L | | | 08/26/25 18:48 | 1 |

Client Sample Results

Client: New York State Electric & Gas
 Project/Site: NYSEG Former MGP Site - Penn Yan

Job ID: 480-231999-1

Client Sample ID: PRMW-6S

Lab Sample ID: 480-231999-9

Date Collected: 08/19/25 12:10

Matrix: Ground Water

Date Received: 08/21/25 11:30

Method: SW846 8260C - Volatile Organic Compounds by GC/MS

| Analyte | Result | Qualifier | RL | MDL | Unit | D | Prepared | Analyzed | Dil Fac |
|------------------------------|------------------|------------------|---------------|------|------|---|-----------------|-----------------|----------------|
| Benzene | ND | | 1.0 | 0.41 | ug/L | | | 08/25/25 21:12 | 1 |
| Ethylbenzene | ND | | 1.0 | 0.74 | ug/L | | | 08/25/25 21:12 | 1 |
| Toluene | ND | | 1.0 | 0.51 | ug/L | | | 08/25/25 21:12 | 1 |
| Xylenes, Total | ND | | 2.0 | 0.66 | ug/L | | | 08/25/25 21:12 | 1 |
| Surrogate | %Recovery | Qualifier | Limits | | | | Prepared | Analyzed | Dil Fac |
| 1,2-Dichloroethane-d4 (Surr) | 100 | | 77 - 120 | | | | | 08/25/25 21:12 | 1 |
| 4-Bromofluorobenzene (Surr) | 104 | | 73 - 120 | | | | | 08/25/25 21:12 | 1 |
| Dibromofluoromethane (Surr) | 100 | | 75 - 123 | | | | | 08/25/25 21:12 | 1 |
| Toluene-d8 (Surr) | 101 | | 80 - 120 | | | | | 08/25/25 21:12 | 1 |

Method: SW846 8270D LL - Semivolatile Organic Compounds by GC/MS - Low Level

| Analyte | Result | Qualifier | RL | MDL | Unit | D | Prepared | Analyzed | Dil Fac |
|-------------------------|------------------|------------------|---------------|-------|------|---|-----------------|-----------------|----------------|
| Acenaphthene | ND | | 0.48 | 0.034 | ug/L | | 08/21/25 13:30 | 08/22/25 18:02 | 1 |
| Acenaphthylene | ND | | 0.29 | 0.053 | ug/L | | 08/21/25 13:30 | 08/22/25 18:02 | 1 |
| Anthracene | ND | | 0.48 | 0.032 | ug/L | | 08/21/25 13:30 | 08/22/25 18:02 | 1 |
| Benzo[a]anthracene | ND | | 0.29 | 0.032 | ug/L | | 08/21/25 13:30 | 08/22/25 18:02 | 1 |
| Benzo[a]pyrene | ND | | 0.17 | 0.12 | ug/L | | 08/21/25 13:30 | 08/22/25 18:02 | 1 |
| Benzo[b]fluoranthene | ND | | 0.29 | 0.060 | ug/L | | 08/21/25 13:30 | 08/22/25 18:02 | 1 |
| Benzo[g,h,i]perylene | ND | | 0.48 | 0.055 | ug/L | | 08/21/25 13:30 | 08/22/25 18:02 | 1 |
| Benzo[k]fluoranthene | ND | | 0.29 | 0.067 | ug/L | | 08/21/25 13:30 | 08/22/25 18:02 | 1 |
| Chrysene | ND | | 0.48 | 0.070 | ug/L | | 08/21/25 13:30 | 08/22/25 18:02 | 1 |
| Dibenz(a,h)anthracene | ND | | 0.48 | 0.067 | ug/L | | 08/21/25 13:30 | 08/22/25 18:02 | 1 |
| Fluoranthene | ND | | 0.48 | 0.076 | ug/L | | 08/21/25 13:30 | 08/22/25 18:02 | 1 |
| Fluorene | ND | | 0.48 | 0.055 | ug/L | | 08/21/25 13:30 | 08/22/25 18:02 | 1 |
| Indeno[1,2,3-cd]pyrene | ND | | 0.48 | 0.10 | ug/L | | 08/21/25 13:30 | 08/22/25 18:02 | 1 |
| Naphthalene | ND | | 0.95 | 0.061 | ug/L | | 08/21/25 13:30 | 08/22/25 18:02 | 1 |
| Phenanthrene | ND | | 0.19 | 0.059 | ug/L | | 08/21/25 13:30 | 08/22/25 18:02 | 1 |
| Pyrene | ND | | 0.48 | 0.072 | ug/L | | 08/21/25 13:30 | 08/22/25 18:02 | 1 |
| Surrogate | %Recovery | Qualifier | Limits | | | | Prepared | Analyzed | Dil Fac |
| 2-Fluorobiphenyl (Surr) | 63 | | 37 - 120 | | | | 08/21/25 13:30 | 08/22/25 18:02 | 1 |
| Nitrobenzene-d5 (Surr) | 60 | | 26 - 120 | | | | 08/21/25 13:30 | 08/22/25 18:02 | 1 |
| p-Terphenyl-d14 (Surr) | 82 | | 64 - 127 | | | | 08/21/25 13:30 | 08/22/25 18:02 | 1 |

General Chemistry

| Analyte | Result | Qualifier | RL | MDL | Unit | D | Prepared | Analyzed | Dil Fac |
|------------------------------|--------|-----------|-------|--------|------|---|----------|----------------|---------|
| Cyanide, Total (SW846 9012B) | ND | | 0.010 | 0.0041 | mg/L | | | 08/26/25 18:52 | 1 |

Client Sample Results

Client: New York State Electric & Gas
 Project/Site: NYSEG Former MGP Site - Penn Yan

Job ID: 480-231999-1

Client Sample ID: PRMW-6D

Lab Sample ID: 480-231999-10

Date Collected: 08/19/25 11:10

Matrix: Ground Water

Date Received: 08/21/25 11:30

Method: SW846 8260C - Volatile Organic Compounds by GC/MS

| Analyte | Result | Qualifier | RL | MDL | Unit | D | Prepared | Analyzed | Dil Fac |
|------------------------------|------------------|------------------|---------------|------|------|---|-----------------|-----------------|----------------|
| Benzene | ND | | 1.0 | 0.41 | ug/L | | | 08/25/25 21:35 | 1 |
| Ethylbenzene | ND | | 1.0 | 0.74 | ug/L | | | 08/25/25 21:35 | 1 |
| Toluene | ND | | 1.0 | 0.51 | ug/L | | | 08/25/25 21:35 | 1 |
| Xylenes, Total | ND | | 2.0 | 0.66 | ug/L | | | 08/25/25 21:35 | 1 |
| Surrogate | %Recovery | Qualifier | Limits | | | | Prepared | Analyzed | Dil Fac |
| 1,2-Dichloroethane-d4 (Surr) | 95 | | 77 - 120 | | | | | 08/25/25 21:35 | 1 |
| 4-Bromofluorobenzene (Surr) | 102 | | 73 - 120 | | | | | 08/25/25 21:35 | 1 |
| Dibromofluoromethane (Surr) | 89 | | 75 - 123 | | | | | 08/25/25 21:35 | 1 |
| Toluene-d8 (Surr) | 99 | | 80 - 120 | | | | | 08/25/25 21:35 | 1 |

Method: SW846 8270D LL - Semivolatile Organic Compounds by GC/MS - Low Level

| Analyte | Result | Qualifier | RL | MDL | Unit | D | Prepared | Analyzed | Dil Fac |
|-------------------------|------------------|------------------|---------------|-------|------|---|-----------------|-----------------|----------------|
| Acenaphthene | ND | | 0.48 | 0.035 | ug/L | | 08/21/25 13:30 | 08/22/25 18:28 | 1 |
| Acenaphthylene | ND | | 0.29 | 0.054 | ug/L | | 08/21/25 13:30 | 08/22/25 18:28 | 1 |
| Anthracene | ND | | 0.48 | 0.033 | ug/L | | 08/21/25 13:30 | 08/22/25 18:28 | 1 |
| Benzo[a]anthracene | ND | | 0.29 | 0.033 | ug/L | | 08/21/25 13:30 | 08/22/25 18:28 | 1 |
| Benzo[a]pyrene | ND | | 0.17 | 0.13 | ug/L | | 08/21/25 13:30 | 08/22/25 18:28 | 1 |
| Benzo[b]fluoranthene | ND | | 0.29 | 0.061 | ug/L | | 08/21/25 13:30 | 08/22/25 18:28 | 1 |
| Benzo[g,h,i]perylene | ND | | 0.48 | 0.056 | ug/L | | 08/21/25 13:30 | 08/22/25 18:28 | 1 |
| Benzo[k]fluoranthene | ND | | 0.29 | 0.067 | ug/L | | 08/21/25 13:30 | 08/22/25 18:28 | 1 |
| Chrysene | ND | | 0.48 | 0.071 | ug/L | | 08/21/25 13:30 | 08/22/25 18:28 | 1 |
| Dibenz(a,h)anthracene | ND | | 0.48 | 0.067 | ug/L | | 08/21/25 13:30 | 08/22/25 18:28 | 1 |
| Fluoranthene | ND | | 0.48 | 0.077 | ug/L | | 08/21/25 13:30 | 08/22/25 18:28 | 1 |
| Fluorene | ND | | 0.48 | 0.056 | ug/L | | 08/21/25 13:30 | 08/22/25 18:28 | 1 |
| Indeno[1,2,3-cd]pyrene | ND | | 0.48 | 0.11 | ug/L | | 08/21/25 13:30 | 08/22/25 18:28 | 1 |
| Naphthalene | ND | | 0.96 | 0.062 | ug/L | | 08/21/25 13:30 | 08/22/25 18:28 | 1 |
| Phenanthrene | ND | | 0.19 | 0.060 | ug/L | | 08/21/25 13:30 | 08/22/25 18:28 | 1 |
| Pyrene | ND | | 0.48 | 0.073 | ug/L | | 08/21/25 13:30 | 08/22/25 18:28 | 1 |
| Surrogate | %Recovery | Qualifier | Limits | | | | Prepared | Analyzed | Dil Fac |
| 2-Fluorobiphenyl (Surr) | 80 | | 37 - 120 | | | | 08/21/25 13:30 | 08/22/25 18:28 | 1 |
| Nitrobenzene-d5 (Surr) | 75 | | 26 - 120 | | | | 08/21/25 13:30 | 08/22/25 18:28 | 1 |
| p-Terphenyl-d14 (Surr) | 95 | | 64 - 127 | | | | 08/21/25 13:30 | 08/22/25 18:28 | 1 |

General Chemistry

| Analyte | Result | Qualifier | RL | MDL | Unit | D | Prepared | Analyzed | Dil Fac |
|------------------------------|--------|-----------|-------|--------|------|---|----------|----------------|---------|
| Cyanide, Total (SW846 9012B) | ND | | 0.010 | 0.0041 | mg/L | | | 08/26/25 18:57 | 1 |

Client Sample Results

Client: New York State Electric & Gas
 Project/Site: NYSEG Former MGP Site - Penn Yan

Job ID: 480-231999-1

Client Sample ID: DUP-01-20250819

Lab Sample ID: 480-231999-11

Date Collected: 08/19/25 00:00

Matrix: Ground Water

Date Received: 08/21/25 11:30

Method: SW846 8260C - Volatile Organic Compounds by GC/MS

| Analyte | Result | Qualifier | RL | MDL | Unit | D | Prepared | Analyzed | Dil Fac |
|------------------------------|------------|-----------|----------|------|------|---|----------|----------------|---------|
| Benzene | 4.2 | | 1.0 | 0.41 | ug/L | | | 08/25/25 21:57 | 1 |
| Ethylbenzene | 1.5 | | 1.0 | 0.74 | ug/L | | | 08/25/25 21:57 | 1 |
| Toluene | ND | | 1.0 | 0.51 | ug/L | | | 08/25/25 21:57 | 1 |
| Xylenes, Total | 1.9 | J | 2.0 | 0.66 | ug/L | | | 08/25/25 21:57 | 1 |
| Surrogate | %Recovery | Qualifier | Limits | | | | Prepared | Analyzed | Dil Fac |
| 1,2-Dichloroethane-d4 (Surr) | 97 | | 77 - 120 | | | | | 08/25/25 21:57 | 1 |
| 4-Bromofluorobenzene (Surr) | 99 | | 73 - 120 | | | | | 08/25/25 21:57 | 1 |
| Dibromofluoromethane (Surr) | 89 | | 75 - 123 | | | | | 08/25/25 21:57 | 1 |
| Toluene-d8 (Surr) | 98 | | 80 - 120 | | | | | 08/25/25 21:57 | 1 |

Method: SW846 8270D LL - Semivolatile Organic Compounds by GC/MS - Low Level

| Analyte | Result | Qualifier | RL | MDL | Unit | D | Prepared | Analyzed | Dil Fac |
|-------------------------|-----------|-----------|----------|-------|------|---|----------------|----------------|---------|
| Acenaphthene | 12 | | 0.48 | 0.034 | ug/L | | 08/21/25 13:30 | 08/22/25 18:55 | 1 |
| Acenaphthylene | 1.4 | | 0.29 | 0.053 | ug/L | | 08/21/25 13:30 | 08/22/25 18:55 | 1 |
| Anthracene | 0.37 | J | 0.48 | 0.032 | ug/L | | 08/21/25 13:30 | 08/22/25 18:55 | 1 |
| Benzo[a]anthracene | 0.089 | J | 0.29 | 0.032 | ug/L | | 08/21/25 13:30 | 08/22/25 18:55 | 1 |
| Benzo[a]pyrene | ND | | 0.17 | 0.12 | ug/L | | 08/21/25 13:30 | 08/22/25 18:55 | 1 |
| Benzo[b]fluoranthene | ND | | 0.29 | 0.060 | ug/L | | 08/21/25 13:30 | 08/22/25 18:55 | 1 |
| Benzo[g,h,i]perylene | ND | | 0.48 | 0.055 | ug/L | | 08/21/25 13:30 | 08/22/25 18:55 | 1 |
| Benzo[k]fluoranthene | ND | | 0.29 | 0.067 | ug/L | | 08/21/25 13:30 | 08/22/25 18:55 | 1 |
| Chrysene | 0.094 | J | 0.48 | 0.070 | ug/L | | 08/21/25 13:30 | 08/22/25 18:55 | 1 |
| Dibenz(a,h)anthracene | ND | | 0.48 | 0.067 | ug/L | | 08/21/25 13:30 | 08/22/25 18:55 | 1 |
| Fluoranthene | 2.0 | | 0.48 | 0.076 | ug/L | | 08/21/25 13:30 | 08/22/25 18:55 | 1 |
| Fluorene | 4.0 | | 0.48 | 0.055 | ug/L | | 08/21/25 13:30 | 08/22/25 18:55 | 1 |
| Indeno[1,2,3-cd]pyrene | ND | | 0.48 | 0.10 | ug/L | | 08/21/25 13:30 | 08/22/25 18:55 | 1 |
| Naphthalene | 16 | E | 0.95 | 0.061 | ug/L | | 08/21/25 13:30 | 08/22/25 18:55 | 1 |
| Phenanthrene | 1.3 | | 0.19 | 0.059 | ug/L | | 08/21/25 13:30 | 08/22/25 18:55 | 1 |
| Pyrene | 1.3 | | 0.48 | 0.072 | ug/L | | 08/21/25 13:30 | 08/22/25 18:55 | 1 |
| Surrogate | %Recovery | Qualifier | Limits | | | | Prepared | Analyzed | Dil Fac |
| 2-Fluorobiphenyl (Surr) | 72 | | 37 - 120 | | | | 08/21/25 13:30 | 08/22/25 18:55 | 1 |
| Nitrobenzene-d5 (Surr) | 67 | | 26 - 120 | | | | 08/21/25 13:30 | 08/22/25 18:55 | 1 |
| p-Terphenyl-d14 (Surr) | 80 | | 64 - 127 | | | | 08/21/25 13:30 | 08/22/25 18:55 | 1 |

Method: SW846 8270D LL - Semivolatile Organic Compounds by GC/MS - Low Level - DL

| Analyte | Result | Qualifier | RL | MDL | Unit | D | Prepared | Analyzed | Dil Fac |
|------------------------|--------|-----------|------|------|------|---|----------------|----------------|---------|
| Acenaphthene | 12 | | 2.4 | 0.17 | ug/L | | 08/21/25 13:30 | 08/26/25 19:55 | 5 |
| Acenaphthylene | 1.3 | J | 1.4 | 0.27 | ug/L | | 08/21/25 13:30 | 08/26/25 19:55 | 5 |
| Anthracene | 0.35 | J | 2.4 | 0.16 | ug/L | | 08/21/25 13:30 | 08/26/25 19:55 | 5 |
| Benzo[a]anthracene | ND | | 1.4 | 0.16 | ug/L | | 08/21/25 13:30 | 08/26/25 19:55 | 5 |
| Benzo[a]pyrene | ND | | 0.86 | 0.62 | ug/L | | 08/21/25 13:30 | 08/26/25 19:55 | 5 |
| Benzo[b]fluoranthene | ND | | 1.4 | 0.30 | ug/L | | 08/21/25 13:30 | 08/26/25 19:55 | 5 |
| Benzo[g,h,i]perylene | ND | | 2.4 | 0.28 | ug/L | | 08/21/25 13:30 | 08/26/25 19:55 | 5 |
| Benzo[k]fluoranthene | ND | | 1.4 | 0.33 | ug/L | | 08/21/25 13:30 | 08/26/25 19:55 | 5 |
| Chrysene | ND | | 2.4 | 0.35 | ug/L | | 08/21/25 13:30 | 08/26/25 19:55 | 5 |
| Dibenz(a,h)anthracene | ND | | 2.4 | 0.33 | ug/L | | 08/21/25 13:30 | 08/26/25 19:55 | 5 |
| Fluoranthene | 2.1 | J | 2.4 | 0.38 | ug/L | | 08/21/25 13:30 | 08/26/25 19:55 | 5 |
| Fluorene | 3.8 | | 2.4 | 0.28 | ug/L | | 08/21/25 13:30 | 08/26/25 19:55 | 5 |
| Indeno[1,2,3-cd]pyrene | ND | | 2.4 | 0.52 | ug/L | | 08/21/25 13:30 | 08/26/25 19:55 | 5 |

Client Sample Results

Client: New York State Electric & Gas
 Project/Site: NYSEG Former MGP Site - Penn Yan

Job ID: 480-231999-1

Client Sample ID: DUP-01-20250819

Lab Sample ID: 480-231999-11

Date Collected: 08/19/25 00:00

Matrix: Ground Water

Date Received: 08/21/25 11:30

Method: SW846 8270D LL - Semivolatile Organic Compounds by GC/MS - Low Level - DL (Continued)

| Analyte | Result | Qualifier | RL | MDL | Unit | D | Prepared | Analyzed | Dil Fac |
|--------------|--------|-----------|------|------|------|---|----------------|----------------|---------|
| Naphthalene | 15 | | 4.8 | 0.30 | ug/L | | 08/21/25 13:30 | 08/26/25 19:55 | 5 |
| Phenanthrene | 1.3 | | 0.95 | 0.30 | ug/L | | 08/21/25 13:30 | 08/26/25 19:55 | 5 |
| Pyrene | 1.2 | J | 2.4 | 0.36 | ug/L | | 08/21/25 13:30 | 08/26/25 19:55 | 5 |

| Surrogate | %Recovery | Qualifier | Limits | Prepared | Analyzed | Dil Fac |
|-------------------------|-----------|-----------|----------|----------------|----------------|---------|
| 2-Fluorobiphenyl (Surr) | 72 | | 37 - 120 | 08/21/25 13:30 | 08/26/25 19:55 | 5 |
| Nitrobenzene-d5 (Surr) | 61 | | 26 - 120 | 08/21/25 13:30 | 08/26/25 19:55 | 5 |
| p-Terphenyl-d14 (Surr) | 79 | | 64 - 127 | 08/21/25 13:30 | 08/26/25 19:55 | 5 |

General Chemistry

| Analyte | Result | Qualifier | RL | MDL | Unit | D | Prepared | Analyzed | Dil Fac |
|------------------------------|--------|-----------|-------|--------|------|---|----------|----------------|---------|
| Cyanide, Total (SW846 9012B) | 0.024 | B | 0.010 | 0.0041 | mg/L | | | 08/26/25 19:01 | 1 |

Client Sample Results

Client: New York State Electric & Gas
 Project/Site: NYSEG Former MGP Site - Penn Yan

Job ID: 480-231999-1

Client Sample ID: TRIP BLANK

Lab Sample ID: 480-231999-12

Date Collected: 08/19/25 00:00

Matrix: WQ

Date Received: 08/21/25 11:30

Method: SW846 8260C - Volatile Organic Compounds by GC/MS

| Analyte | Result | Qualifier | RL | MDL | Unit | D | Prepared | Analyzed | Dil Fac |
|----------------|--------|-----------|-----|------|------|---|----------|----------------|---------|
| Benzene | ND | | 1.0 | 0.41 | ug/L | | | 08/23/25 08:13 | 1 |
| Ethylbenzene | ND | | 1.0 | 0.74 | ug/L | | | 08/23/25 08:13 | 1 |
| Toluene | ND | | 1.0 | 0.51 | ug/L | | | 08/23/25 08:13 | 1 |
| Xylenes, Total | ND | | 2.0 | 0.66 | ug/L | | | 08/23/25 08:13 | 1 |

| Surrogate | %Recovery | Qualifier | Limits | Prepared | Analyzed | Dil Fac |
|------------------------------|-----------|-----------|----------|----------|----------------|---------|
| 1,2-Dichloroethane-d4 (Surr) | 103 | | 77 - 120 | | 08/23/25 08:13 | 1 |
| 4-Bromofluorobenzene (Surr) | 95 | | 73 - 120 | | 08/23/25 08:13 | 1 |
| Dibromofluoromethane (Surr) | 100 | | 75 - 123 | | 08/23/25 08:13 | 1 |
| Toluene-d8 (Surr) | 100 | | 80 - 120 | | 08/23/25 08:13 | 1 |

Surrogate Summary

Client: New York State Electric & Gas
 Project/Site: NYSEG Former MGP Site - Penn Yan

Job ID: 480-231999-1

Method: 8260C - Volatile Organic Compounds by GC/MS

Matrix: Ground Water

Prep Type: Total/NA

| Lab Sample ID | Client Sample ID | Percent Surrogate Recovery (Acceptance Limits) | | | |
|------------------|------------------|--|-----------------|------------------|-----------------|
| | | DCA (77-120) | BFB (73-120) | DBFM (75-123) | TOL (80-120) |
| 480-231999-1 | PRMW-1S | 96 | 104 | 91 | 101 |
| 480-231999-2 | PRMW-2S | 97 | 104 | 90 | 101 |
| 480-231999-3 | PRMW-2D | 100 | 98 | 93 | 97 |
| 480-231999-4 | PRMW-3S | 95 | 101 | 87 | 99 |
| 480-231999-5 | PRMW-3D | 95 | 101 | 92 | 99 |
| 480-231999-6 | PRMW-4S | 98 | 101 | 95 | 98 |
| 480-231999-7 | PRMW-5S | 93 | 106 | 89 | 99 |
| 480-231999-7 MS | PRMW-5S | 109 | 93 | 101 | 101 |
| 480-231999-7 MSD | PRMW-5S | 111 | 98 | 104 | 105 |
| 480-231999-8 | PRMW-5D | 98 | 99 | 90 | 99 |
| 480-231999-9 | PRMW-6S | 100 | 104 | 100 | 101 |
| 480-231999-10 | PRMW-6D | 95 | 102 | 89 | 99 |
| 480-231999-11 | DUP-01-20250819 | 97 | 99 | 89 | 98 |

Surrogate Legend

DCA = 1,2-Dichloroethane-d4 (Surr)
 BFB = 4-Bromofluorobenzene (Surr)
 DBFM = Dibromofluoromethane (Surr)
 TOL = Toluene-d8 (Surr)

Method: 8260C - Volatile Organic Compounds by GC/MS

Matrix: Water

Prep Type: Total/NA

| Lab Sample ID | Client Sample ID | Percent Surrogate Recovery (Acceptance Limits) | | | |
|------------------|--------------------|--|-----------------|------------------|-----------------|
| | | DCA (77-120) | BFB (73-120) | DBFM (75-123) | TOL (80-120) |
| LCS 480-755105/6 | Lab Control Sample | 108 | 99 | 103 | 102 |
| LCS 480-755192/6 | Lab Control Sample | 93 | 100 | 87 | 98 |
| LCS 480-755421/6 | Lab Control Sample | 111 | 95 | 105 | 101 |
| MB 480-755105/8 | Method Blank | 113 | 98 | 105 | 103 |
| MB 480-755192/8 | Method Blank | 94 | 104 | 89 | 98 |
| MB 480-755421/9 | Method Blank | 108 | 93 | 103 | 101 |

Surrogate Legend

DCA = 1,2-Dichloroethane-d4 (Surr)
 BFB = 4-Bromofluorobenzene (Surr)
 DBFM = Dibromofluoromethane (Surr)
 TOL = Toluene-d8 (Surr)

Method: 8260C - Volatile Organic Compounds by GC/MS

Matrix: WQ

Prep Type: Total/NA

| Lab Sample ID | Client Sample ID | Percent Surrogate Recovery (Acceptance Limits) | | | |
|---------------|------------------|--|-----------------|------------------|-----------------|
| | | DCA (77-120) | BFB (73-120) | DBFM (75-123) | TOL (80-120) |
| 480-231999-12 | TRIP BLANK | 103 | 95 | 100 | 100 |

Surrogate Legend

DCA = 1,2-Dichloroethane-d4 (Surr)
 BFB = 4-Bromofluorobenzene (Surr)
 DBFM = Dibromofluoromethane (Surr)
 TOL = Toluene-d8 (Surr)

Surrogate Summary

Client: New York State Electric & Gas
 Project/Site: NYSEG Former MGP Site - Penn Yan

Job ID: 480-231999-1

Method: 8270D LL - Semivolatile Organic Compounds by GC/MS - Low Level

Matrix: Ground Water

Prep Type: Total/NA

| Lab Sample ID | Client Sample ID | Percent Surrogate Recovery (Acceptance Limits) | | |
|--------------------|------------------|--|-----------------|--------------------|
| | | FBP (37-120) | NBZ (26-120) | TPHd14 (64-127) |
| 480-231999-1 | PRMW-1S | 93 | 89 | 103 |
| 480-231999-2 | PRMW-2S | 93 | 89 | 101 |
| 480-231999-3 | PRMW-2D | 96 | 92 | 106 |
| 480-231999-4 | PRMW-3S | 91 | 85 | 104 |
| 480-231999-5 | PRMW-3D | 97 | 92 | 110 |
| 480-231999-6 | PRMW-4S | 52 | 50 | 82 |
| 480-231999-7 | PRMW-5S | 103 | 95 | 110 |
| 480-231999-7 MS | PRMW-5S | 111 | 110 | 107 |
| 480-231999-7 MSD | PRMW-5S | 107 | 107 | 103 |
| 480-231999-8 | PRMW-5D | 79 | 76 | 94 |
| 480-231999-9 | PRMW-6S | 63 | 60 | 82 |
| 480-231999-10 | PRMW-6D | 80 | 75 | 95 |
| 480-231999-11 | DUP-01-20250819 | 72 | 67 | 80 |
| 480-231999-11 - DL | DUP-01-20250819 | 72 | 61 | 79 |

Surrogate Legend

FBP = 2-Fluorobiphenyl (Surr)
 NBZ = Nitrobenzene-d5 (Surr)
 TPHd14 = p-Terphenyl-d14 (Surr)

Method: 8270D LL - Semivolatile Organic Compounds by GC/MS - Low Level

Matrix: Water

Prep Type: Total/NA

| Lab Sample ID | Client Sample ID | Percent Surrogate Recovery (Acceptance Limits) | | |
|--------------------|--------------------|--|-----------------|--------------------|
| | | FBP (37-120) | NBZ (26-120) | TPHd14 (64-127) |
| LCS 480-754996/2-A | Lab Control Sample | 94 | 97 | 107 |
| MB 480-754996/1-A | Method Blank | 88 | 88 | 98 |

Surrogate Legend

FBP = 2-Fluorobiphenyl (Surr)
 NBZ = Nitrobenzene-d5 (Surr)
 TPHd14 = p-Terphenyl-d14 (Surr)

QC Sample Results

Client: New York State Electric & Gas
 Project/Site: NYSEG Former MGP Site - Penn Yan

Job ID: 480-231999-1

Method: 8260C - Volatile Organic Compounds by GC/MS

Lab Sample ID: MB 480-755105/8

Matrix: Water

Analysis Batch: 755105

Client Sample ID: Method Blank

Prep Type: Total/NA

| Analyte | MB MB | | RL | MDL | Unit | D | Prepared | Analyzed | Dil Fac |
|----------------|--------|-----------|-----|------|------|---|----------|----------------|---------|
| | Result | Qualifier | | | | | | | |
| Benzene | ND | | 1.0 | 0.41 | ug/L | | | 08/23/25 00:56 | 1 |
| Ethylbenzene | ND | | 1.0 | 0.74 | ug/L | | | 08/23/25 00:56 | 1 |
| Toluene | ND | | 1.0 | 0.51 | ug/L | | | 08/23/25 00:56 | 1 |
| Xylenes, Total | ND | | 2.0 | 0.66 | ug/L | | | 08/23/25 00:56 | 1 |

| Surrogate | MB MB | | Limits | Prepared | Analyzed | Dil Fac |
|------------------------------|-----------|-----------|----------|----------|----------------|---------|
| | %Recovery | Qualifier | | | | |
| 1,2-Dichloroethane-d4 (Surr) | 113 | | 77 - 120 | | 08/23/25 00:56 | 1 |
| 4-Bromofluorobenzene (Surr) | 98 | | 73 - 120 | | 08/23/25 00:56 | 1 |
| Dibromofluoromethane (Surr) | 105 | | 75 - 123 | | 08/23/25 00:56 | 1 |
| Toluene-d8 (Surr) | 103 | | 80 - 120 | | 08/23/25 00:56 | 1 |

Lab Sample ID: LCS 480-755105/6

Matrix: Water

Analysis Batch: 755105

Client Sample ID: Lab Control Sample

Prep Type: Total/NA

| Analyte | Spike Added | LCS LCS | | Unit | D | %Rec | %Rec Limits |
|----------------|-------------|---------|-----------|------|---|------|-------------|
| | | Result | Qualifier | | | | |
| Benzene | 25.0 | 24.7 | | ug/L | | 99 | 71 - 124 |
| Ethylbenzene | 25.0 | 25.1 | | ug/L | | 100 | 77 - 123 |
| Toluene | 25.0 | 24.5 | | ug/L | | 98 | 80 - 122 |
| Xylenes, Total | 50.0 | 48.8 | | ug/L | | 98 | 76 - 122 |

| Surrogate | LCS LCS | | Limits |
|------------------------------|-----------|-----------|----------|
| | %Recovery | Qualifier | |
| 1,2-Dichloroethane-d4 (Surr) | 108 | | 77 - 120 |
| 4-Bromofluorobenzene (Surr) | 99 | | 73 - 120 |
| Dibromofluoromethane (Surr) | 103 | | 75 - 123 |
| Toluene-d8 (Surr) | 102 | | 80 - 120 |

Lab Sample ID: MB 480-755192/8

Matrix: Water

Analysis Batch: 755192

Client Sample ID: Method Blank

Prep Type: Total/NA

| Analyte | MB MB | | RL | MDL | Unit | D | Prepared | Analyzed | Dil Fac |
|----------------|--------|-----------|-----|------|------|---|----------|----------------|---------|
| | Result | Qualifier | | | | | | | |
| Benzene | ND | | 1.0 | 0.41 | ug/L | | | 08/25/25 13:26 | 1 |
| Ethylbenzene | ND | | 1.0 | 0.74 | ug/L | | | 08/25/25 13:26 | 1 |
| Toluene | ND | | 1.0 | 0.51 | ug/L | | | 08/25/25 13:26 | 1 |
| Xylenes, Total | ND | | 2.0 | 0.66 | ug/L | | | 08/25/25 13:26 | 1 |

| Surrogate | MB MB | | Limits | Prepared | Analyzed | Dil Fac |
|------------------------------|-----------|-----------|----------|----------|----------------|---------|
| | %Recovery | Qualifier | | | | |
| 1,2-Dichloroethane-d4 (Surr) | 94 | | 77 - 120 | | 08/25/25 13:26 | 1 |
| 4-Bromofluorobenzene (Surr) | 104 | | 73 - 120 | | 08/25/25 13:26 | 1 |
| Dibromofluoromethane (Surr) | 89 | | 75 - 123 | | 08/25/25 13:26 | 1 |
| Toluene-d8 (Surr) | 98 | | 80 - 120 | | 08/25/25 13:26 | 1 |

QC Sample Results

Client: New York State Electric & Gas
 Project/Site: NYSEG Former MGP Site - Penn Yan

Job ID: 480-231999-1

Method: 8260C - Volatile Organic Compounds by GC/MS (Continued)

Lab Sample ID: LCS 480-755192/6

Matrix: Water

Analysis Batch: 755192

Client Sample ID: Lab Control Sample

Prep Type: Total/NA

| Analyte | Spike Added | LCS Result | LCS Qualifier | Unit | D | %Rec | %Rec Limits |
|----------------|-------------|------------|---------------|------|---|------|-------------|
| Benzene | 25.0 | 24.3 | | ug/L | | 97 | 71 - 124 |
| Ethylbenzene | 25.0 | 23.6 | | ug/L | | 94 | 77 - 123 |
| Toluene | 25.0 | 24.9 | | ug/L | | 99 | 80 - 122 |
| Xylenes, Total | 50.0 | 47.2 | | ug/L | | 94 | 76 - 122 |

| Surrogate | LCS %Recovery | LCS Qualifier | Limits |
|------------------------------|---------------|---------------|----------|
| 1,2-Dichloroethane-d4 (Surr) | 93 | | 77 - 120 |
| 4-Bromofluorobenzene (Surr) | 100 | | 73 - 120 |
| Dibromofluoromethane (Surr) | 87 | | 75 - 123 |
| Toluene-d8 (Surr) | 98 | | 80 - 120 |

Lab Sample ID: MB 480-755421/9

Matrix: Water

Analysis Batch: 755421

Client Sample ID: Method Blank

Prep Type: Total/NA

| Analyte | MB Result | MB Qualifier | RL | MDL | Unit | D | Prepared | Analyzed | Dil Fac |
|----------------|-----------|--------------|-----|------|------|---|----------|----------------|---------|
| Benzene | ND | | 1.0 | 0.41 | ug/L | | | 08/27/25 13:18 | 1 |
| Ethylbenzene | ND | | 1.0 | 0.74 | ug/L | | | 08/27/25 13:18 | 1 |
| Toluene | ND | | 1.0 | 0.51 | ug/L | | | 08/27/25 13:18 | 1 |
| Xylenes, Total | ND | | 2.0 | 0.66 | ug/L | | | 08/27/25 13:18 | 1 |

| Surrogate | MB %Recovery | MB Qualifier | Limits | Prepared | Analyzed | Dil Fac |
|------------------------------|--------------|--------------|----------|----------|----------------|---------|
| 1,2-Dichloroethane-d4 (Surr) | 108 | | 77 - 120 | | 08/27/25 13:18 | 1 |
| 4-Bromofluorobenzene (Surr) | 93 | | 73 - 120 | | 08/27/25 13:18 | 1 |
| Dibromofluoromethane (Surr) | 103 | | 75 - 123 | | 08/27/25 13:18 | 1 |
| Toluene-d8 (Surr) | 101 | | 80 - 120 | | 08/27/25 13:18 | 1 |

Lab Sample ID: LCS 480-755421/6

Matrix: Water

Analysis Batch: 755421

Client Sample ID: Lab Control Sample

Prep Type: Total/NA

| Analyte | Spike Added | LCS Result | LCS Qualifier | Unit | D | %Rec | %Rec Limits |
|----------------|-------------|------------|---------------|------|---|------|-------------|
| Benzene | 25.0 | 25.2 | | ug/L | | 101 | 71 - 124 |
| Ethylbenzene | 25.0 | 24.8 | | ug/L | | 99 | 77 - 123 |
| Toluene | 25.0 | 24.1 | | ug/L | | 97 | 80 - 122 |
| Xylenes, Total | 50.0 | 49.1 | | ug/L | | 98 | 76 - 122 |

| Surrogate | LCS %Recovery | LCS Qualifier | Limits |
|------------------------------|---------------|---------------|----------|
| 1,2-Dichloroethane-d4 (Surr) | 111 | | 77 - 120 |
| 4-Bromofluorobenzene (Surr) | 95 | | 73 - 120 |
| Dibromofluoromethane (Surr) | 105 | | 75 - 123 |
| Toluene-d8 (Surr) | 101 | | 80 - 120 |

QC Sample Results

Client: New York State Electric & Gas
 Project/Site: NYSEG Former MGP Site - Penn Yan

Job ID: 480-231999-1

Method: 8260C - Volatile Organic Compounds by GC/MS (Continued)

Lab Sample ID: 480-231999-7 MS
 Matrix: Ground Water
 Analysis Batch: 755421

Client Sample ID: PRMW-5S
 Prep Type: Total/NA

| Analyte | Sample | Sample | Spike | MS | MS | Unit | D | %Rec | %Rec Limits |
|----------------|--------|-----------|-------|--------|-----------|------|---|------|-------------|
| | Result | Qualifier | Added | Result | Qualifier | | | | |
| Benzene | 4.3 | | 25.0 | 29.7 | | ug/L | | 102 | 71 - 124 |
| Ethylbenzene | 1.6 | | 25.0 | 27.9 | | ug/L | | 105 | 77 - 123 |
| Toluene | 0.53 | J | 25.0 | 26.3 | | ug/L | | 103 | 80 - 122 |
| Xylenes, Total | 2.2 | | 50.0 | 53.2 | | ug/L | | 102 | 76 - 122 |

| Surrogate | MS | MS | Limits |
|------------------------------|-----------|-----------|----------|
| | %Recovery | Qualifier | |
| 1,2-Dichloroethane-d4 (Surr) | 109 | | 77 - 120 |
| 4-Bromofluorobenzene (Surr) | 93 | | 73 - 120 |
| Dibromofluoromethane (Surr) | 101 | | 75 - 123 |
| Toluene-d8 (Surr) | 101 | | 80 - 120 |

Lab Sample ID: 480-231999-7 MSD
 Matrix: Ground Water
 Analysis Batch: 755421

Client Sample ID: PRMW-5S
 Prep Type: Total/NA

| Analyte | Sample | Sample | Spike | MSD | MSD | Unit | D | %Rec | %Rec Limits | RPD | RPD Limit |
|----------------|--------|-----------|-------|--------|-----------|------|---|------|-------------|-----|-----------|
| | Result | Qualifier | Added | Result | Qualifier | | | | | | |
| Benzene | 4.3 | | 25.0 | 30.8 | | ug/L | | 106 | 71 - 124 | 3 | 13 |
| Ethylbenzene | 1.6 | | 25.0 | 28.9 | | ug/L | | 109 | 77 - 123 | 3 | 15 |
| Toluene | 0.53 | J | 25.0 | 27.0 | | ug/L | | 106 | 80 - 122 | 3 | 15 |
| Xylenes, Total | 2.2 | | 50.0 | 54.7 | | ug/L | | 105 | 76 - 122 | 3 | 16 |

| Surrogate | MSD | MSD | Limits |
|------------------------------|-----------|-----------|----------|
| | %Recovery | Qualifier | |
| 1,2-Dichloroethane-d4 (Surr) | 111 | | 77 - 120 |
| 4-Bromofluorobenzene (Surr) | 98 | | 73 - 120 |
| Dibromofluoromethane (Surr) | 104 | | 75 - 123 |
| Toluene-d8 (Surr) | 105 | | 80 - 120 |

Method: 8270D LL - Semivolatile Organic Compounds by GC/MS - Low Level

Lab Sample ID: MB 480-754996/1-A
 Matrix: Water
 Analysis Batch: 755052

Client Sample ID: Method Blank
 Prep Type: Total/NA
 Prep Batch: 754996

| Analyte | MB | MB | RL | MDL | Unit | D | Prepared | Analyzed | Dil Fac |
|------------------------|--------|-----------|------|-------|------|---|----------------|----------------|---------|
| | Result | Qualifier | | | | | | | |
| Acenaphthene | ND | | 0.50 | 0.036 | ug/L | | 08/21/25 13:30 | 08/22/25 12:39 | 1 |
| Acenaphthylene | ND | | 0.30 | 0.056 | ug/L | | 08/21/25 13:30 | 08/22/25 12:39 | 1 |
| Anthracene | ND | | 0.50 | 0.034 | ug/L | | 08/21/25 13:30 | 08/22/25 12:39 | 1 |
| Benzo[a]anthracene | ND | | 0.30 | 0.034 | ug/L | | 08/21/25 13:30 | 08/22/25 12:39 | 1 |
| Benzo[a]pyrene | ND | | 0.18 | 0.13 | ug/L | | 08/21/25 13:30 | 08/22/25 12:39 | 1 |
| Benzo[b]fluoranthene | ND | | 0.30 | 0.063 | ug/L | | 08/21/25 13:30 | 08/22/25 12:39 | 1 |
| Benzo[g,h,i]perylene | ND | | 0.50 | 0.058 | ug/L | | 08/21/25 13:30 | 08/22/25 12:39 | 1 |
| Benzo[k]fluoranthene | ND | | 0.30 | 0.070 | ug/L | | 08/21/25 13:30 | 08/22/25 12:39 | 1 |
| Chrysene | ND | | 0.50 | 0.074 | ug/L | | 08/21/25 13:30 | 08/22/25 12:39 | 1 |
| Dibenz(a,h)anthracene | ND | | 0.50 | 0.070 | ug/L | | 08/21/25 13:30 | 08/22/25 12:39 | 1 |
| Fluoranthene | ND | | 0.50 | 0.080 | ug/L | | 08/21/25 13:30 | 08/22/25 12:39 | 1 |
| Fluorene | ND | | 0.50 | 0.058 | ug/L | | 08/21/25 13:30 | 08/22/25 12:39 | 1 |
| Indeno[1,2,3-cd]pyrene | ND | | 0.50 | 0.11 | ug/L | | 08/21/25 13:30 | 08/22/25 12:39 | 1 |
| Naphthalene | ND | | 1.0 | 0.064 | ug/L | | 08/21/25 13:30 | 08/22/25 12:39 | 1 |

Eurofins Buffalo

QC Sample Results

Client: New York State Electric & Gas
 Project/Site: NYSEG Former MGP Site - Penn Yan

Job ID: 480-231999-1

Method: 8270D LL - Semivolatile Organic Compounds by GC/MS - Low Level (Continued)

Lab Sample ID: MB 480-754996/1-A

Matrix: Water

Analysis Batch: 755052

Client Sample ID: Method Blank

Prep Type: Total/NA

Prep Batch: 754996

| Analyte | MB Result | MB Qualifier | RL | MDL | Unit | D | Prepared | Analyzed | Dil Fac |
|--------------|-----------|--------------|------|-------|------|---|----------------|----------------|---------|
| Phenanthrene | ND | | 0.20 | 0.062 | ug/L | | 08/21/25 13:30 | 08/22/25 12:39 | 1 |
| Pyrene | ND | | 0.50 | 0.076 | ug/L | | 08/21/25 13:30 | 08/22/25 12:39 | 1 |

| Surrogate | MB %Recovery | MB Qualifier | Limits | Prepared | Analyzed | Dil Fac |
|-------------------------|--------------|--------------|----------|----------------|----------------|---------|
| 2-Fluorobiphenyl (Surr) | 88 | | 37 - 120 | 08/21/25 13:30 | 08/22/25 12:39 | 1 |
| Nitrobenzene-d5 (Surr) | 88 | | 26 - 120 | 08/21/25 13:30 | 08/22/25 12:39 | 1 |
| p-Terphenyl-d14 (Surr) | 98 | | 64 - 127 | 08/21/25 13:30 | 08/22/25 12:39 | 1 |

Lab Sample ID: LCS 480-754996/2-A

Matrix: Water

Analysis Batch: 755052

Client Sample ID: Lab Control Sample

Prep Type: Total/NA

Prep Batch: 754996

| Analyte | Spike Added | LCS Result | LCS Qualifier | Unit | D | %Rec | %Rec Limits |
|------------------------|-------------|------------|---------------|------|---|------|-------------|
| Acenaphthene | 8.00 | 7.19 | | ug/L | | 90 | 62 - 120 |
| Acenaphthylene | 8.00 | 7.50 | | ug/L | | 94 | 57 - 120 |
| Anthracene | 8.00 | 7.97 | | ug/L | | 100 | 65 - 123 |
| Benzo[a]anthracene | 8.00 | 8.03 | | ug/L | | 100 | 77 - 123 |
| Benzo[a]pyrene | 8.00 | 8.14 | | ug/L | | 102 | 72 - 120 |
| Benzo[b]fluoranthene | 8.00 | 8.61 | | ug/L | | 108 | 73 - 123 |
| Benzo[g,h,i]perylene | 8.00 | 7.98 | | ug/L | | 100 | 48 - 150 |
| Benzo[k]fluoranthene | 8.00 | 7.73 | | ug/L | | 97 | 68 - 120 |
| Chrysene | 8.00 | 8.00 | | ug/L | | 100 | 75 - 120 |
| Dibenz(a,h)anthracene | 8.00 | 8.11 | | ug/L | | 101 | 54 - 147 |
| Fluoranthene | 8.00 | 8.13 | | ug/L | | 102 | 74 - 133 |
| Fluorene | 8.00 | 7.53 | | ug/L | | 94 | 64 - 120 |
| Indeno[1,2,3-cd]pyrene | 8.00 | 8.06 | | ug/L | | 101 | 55 - 150 |
| Naphthalene | 8.00 | 6.81 | | ug/L | | 85 | 40 - 138 |
| Phenanthrene | 8.00 | 7.93 | | ug/L | | 99 | 71 - 122 |
| Pyrene | 8.00 | 8.43 | | ug/L | | 105 | 65 - 126 |

| Surrogate | LCS %Recovery | LCS Qualifier | Limits |
|-------------------------|---------------|---------------|----------|
| 2-Fluorobiphenyl (Surr) | 94 | | 37 - 120 |
| Nitrobenzene-d5 (Surr) | 97 | | 26 - 120 |
| p-Terphenyl-d14 (Surr) | 107 | | 64 - 127 |

Lab Sample ID: 480-231999-7 MS

Matrix: Ground Water

Analysis Batch: 755052

Client Sample ID: PRMW-5S

Prep Type: Total/NA

Prep Batch: 754996

| Analyte | Sample Result | Sample Qualifier | Spike Added | MS Result | MS Qualifier | Unit | D | %Rec | %Rec Limits |
|----------------------|---------------|------------------|-------------|-----------|--------------|------|---|------|-------------|
| Acenaphthene | 18 | | 7.62 | 25.6 | | ug/L | | 95 | 35 - 125 |
| Acenaphthylene | 2.0 | | 7.62 | 10.6 | | ug/L | | 113 | 43 - 141 |
| Anthracene | 0.62 | J | 7.62 | 9.15 | | ug/L | | 112 | 65 - 123 |
| Benzo[a]anthracene | 0.16 | J | 7.62 | 8.48 | | ug/L | | 109 | 68 - 132 |
| Benzo[a]pyrene | ND | | 7.62 | 8.01 | | ug/L | | 105 | 60 - 137 |
| Benzo[b]fluoranthene | ND | | 7.62 | 8.26 | | ug/L | | 108 | 68 - 129 |
| Benzo[g,h,i]perylene | ND | | 7.62 | 7.34 | | ug/L | | 96 | 48 - 150 |
| Benzo[k]fluoranthene | ND | | 7.62 | 7.68 | | ug/L | | 101 | 55 - 142 |

Eurofins Buffalo

QC Sample Results

Client: New York State Electric & Gas
 Project/Site: NYSEG Former MGP Site - Penn Yan

Job ID: 480-231999-1

Method: 8270D LL - Semivolatile Organic Compounds by GC/MS - Low Level (Continued)

Lab Sample ID: 480-231999-7 MS

Matrix: Ground Water

Analysis Batch: 755052

Client Sample ID: PRMW-5S

Prep Type: Total/NA

Prep Batch: 754996

| Analyte | Sample | Sample | Spike Added | MS | MS | Unit | D | %Rec | %Rec | |
|------------------------|--------|-----------|----------------|--------|-----------|------|---|------|----------|--------|
| | Result | Qualifier | | Result | Qualifier | | | | Limits | Limits |
| Chrysene | ND | | 7.62 | 8.52 | | ug/L | | 112 | 66 - 144 | |
| Dibenz(a,h)anthracene | ND | | 7.62 | 7.61 | | ug/L | | 100 | 54 - 138 | |
| Fluoranthene | 2.9 | | 7.62 | 11.4 | | ug/L | | 112 | 63 - 146 | |
| Fluorene | 5.8 | | 7.62 | 14.0 | | ug/L | | 108 | 54 - 137 | |
| Indeno[1,2,3-cd]pyrene | ND | | 7.62 | 7.32 | | ug/L | | 96 | 55 - 140 | |
| Naphthalene | 26 | F1 F2 | 7.62 | 28.3 | | ug/L | | 28 | 25 - 138 | |
| Phenanthrene | 1.8 | | 7.62 | 10.3 | | ug/L | | 111 | 60 - 143 | |
| Pyrene | 1.8 | J | 7.62 | 10.9 | | ug/L | | 119 | 65 - 139 | |

| Surrogate | MS | MS | Limits |
|-------------------------|-----------|-----------|----------|
| | %Recovery | Qualifier | |
| 2-Fluorobiphenyl (Surr) | 111 | | 37 - 120 |
| Nitrobenzene-d5 (Surr) | 110 | | 26 - 120 |
| p-Terphenyl-d14 (Surr) | 107 | | 64 - 127 |

Lab Sample ID: 480-231999-7 MSD

Matrix: Ground Water

Analysis Batch: 755052

Client Sample ID: PRMW-5S

Prep Type: Total/NA

Prep Batch: 754996

| Analyte | Sample | Sample | Spike Added | MSD | MSD | Unit | D | %Rec | %Rec | | RPD | |
|------------------------|--------|-----------|----------------|--------|-----------|------|---|------|----------|-----|-------|--|
| | Result | Qualifier | | Result | Qualifier | | | | Limits | RPD | Limit | |
| Acenaphthene | 18 | | 7.62 | 27.9 | | ug/L | | 125 | 35 - 125 | 9 | 24 | |
| Acenaphthylene | 2.0 | | 7.62 | 10.4 | | ug/L | | 111 | 43 - 141 | 2 | 18 | |
| Anthracene | 0.62 | J | 7.62 | 9.01 | | ug/L | | 110 | 65 - 123 | 2 | 15 | |
| Benzo[a]anthracene | 0.16 | J | 7.62 | 8.41 | | ug/L | | 108 | 68 - 132 | 1 | 15 | |
| Benzo[a]pyrene | ND | | 7.62 | 7.59 | | ug/L | | 100 | 60 - 137 | 5 | 15 | |
| Benzo[b]fluoranthene | ND | | 7.62 | 7.75 | | ug/L | | 102 | 68 - 129 | 6 | 15 | |
| Benzo[g,h,i]perylene | ND | | 7.62 | 6.96 | | ug/L | | 91 | 48 - 150 | 5 | 15 | |
| Benzo[k]fluoranthene | ND | | 7.62 | 7.46 | | ug/L | | 98 | 55 - 142 | 3 | 22 | |
| Chrysene | ND | | 7.62 | 8.19 | | ug/L | | 107 | 66 - 144 | 4 | 15 | |
| Dibenz(a,h)anthracene | ND | | 7.62 | 7.26 | | ug/L | | 95 | 54 - 138 | 5 | 15 | |
| Fluoranthene | 2.9 | | 7.62 | 11.7 | | ug/L | | 116 | 63 - 146 | 2 | 15 | |
| Fluorene | 5.8 | | 7.62 | 14.8 | | ug/L | | 118 | 54 - 137 | 5 | 15 | |
| Indeno[1,2,3-cd]pyrene | ND | | 7.62 | 7.18 | | ug/L | | 94 | 55 - 140 | 2 | 15 | |
| Naphthalene | 26 | F1 F2 | 7.62 | 38.6 | F1 F2 | ug/L | | 163 | 25 - 138 | 31 | 29 | |
| Phenanthrene | 1.8 | | 7.62 | 10.8 | | ug/L | | 119 | 60 - 143 | 5 | 15 | |
| Pyrene | 1.8 | J | 7.62 | 10.8 | | ug/L | | 118 | 65 - 139 | 1 | 19 | |

| Surrogate | MSD | MSD | Limits |
|-------------------------|-----------|-----------|----------|
| | %Recovery | Qualifier | |
| 2-Fluorobiphenyl (Surr) | 107 | | 37 - 120 |
| Nitrobenzene-d5 (Surr) | 107 | | 26 - 120 |
| p-Terphenyl-d14 (Surr) | 103 | | 64 - 127 |

QC Sample Results

Client: New York State Electric & Gas
 Project/Site: NYSEG Former MGP Site - Penn Yan

Job ID: 480-231999-1

Method: 9012B - Cyanide, Total and/or Amenable

Lab Sample ID: MB 480-755418/11
Matrix: Water
Analysis Batch: 755418

Client Sample ID: Method Blank
Prep Type: Total/NA

| Analyte | MB Result | MB Qualifier | RL | MDL | Unit | D | Prepared | Analyzed | Dil Fac |
|----------------|-----------|--------------|-------|--------|------|---|----------|----------------|---------|
| Cyanide, Total | ND | ^+ | 0.010 | 0.0041 | mg/L | | | 08/26/25 16:18 | 1 |

Lab Sample ID: MB 480-755418/37
Matrix: Water
Analysis Batch: 755418

Client Sample ID: Method Blank
Prep Type: Total/NA

| Analyte | MB Result | MB Qualifier | RL | MDL | Unit | D | Prepared | Analyzed | Dil Fac |
|----------------|-----------|--------------|-------|--------|------|---|----------|----------------|---------|
| Cyanide, Total | 0.00430 | J | 0.010 | 0.0041 | mg/L | | | 08/26/25 17:45 | 1 |

Lab Sample ID: HLCS 480-755418/12
Matrix: Water
Analysis Batch: 755418

Client Sample ID: Lab Control Sample
Prep Type: Total/NA

| Analyte | Spike Added | HLCS Result | HLCS Qualifier | Unit | D | %Rec | %Rec Limits |
|----------------|-------------|-------------|----------------|------|---|------|-------------|
| Cyanide, Total | 0.400 | 0.421 | ^+ | mg/L | | 105 | 90 - 110 |

Lab Sample ID: LCS 480-755418/38
Matrix: Water
Analysis Batch: 755418

Client Sample ID: Lab Control Sample
Prep Type: Total/NA

| Analyte | Spike Added | LCS Result | LCS Qualifier | Unit | D | %Rec | %Rec Limits |
|----------------|-------------|------------|---------------|------|---|------|-------------|
| Cyanide, Total | 0.250 | 0.257 | | mg/L | | 103 | 90 - 110 |

Lab Sample ID: LLCS 480-755418/14
Matrix: Water
Analysis Batch: 755418

Client Sample ID: Lab Control Sample
Prep Type: Total/NA

| Analyte | Spike Added | LLCS Result | LLCS Qualifier | Unit | D | %Rec | %Rec Limits |
|----------------|-------------|-------------|----------------|------|---|------|-------------|
| Cyanide, Total | 0.0100 | 0.0119 | ^+ | mg/L | | 119 | 50 - 150 |

Lab Sample ID: 480-231999-7 MS
Matrix: Ground Water
Analysis Batch: 755418

Client Sample ID: PRMW-5S
Prep Type: Total/NA

| Analyte | Sample Result | Sample Qualifier | Spike Added | MS Result | MS Qualifier | Unit | D | %Rec | %Rec Limits |
|----------------|---------------|------------------|-------------|-----------|--------------|------|---|------|-------------|
| Cyanide, Total | 0.023 | B F1 | 0.100 | 0.0797 | F1 | mg/L | | 57 | 90 - 110 |

Lab Sample ID: 480-231999-7 MSD
Matrix: Ground Water
Analysis Batch: 755418

Client Sample ID: PRMW-5S
Prep Type: Total/NA

| Analyte | Sample Result | Sample Qualifier | Spike Added | MSD Result | MSD Qualifier | Unit | D | %Rec | %Rec Limits | RPD | Limit |
|----------------|---------------|------------------|-------------|------------|---------------|------|---|------|-------------|-----|-------|
| Cyanide, Total | 0.023 | B F1 | 0.100 | 0.0821 | F1 | mg/L | | 60 | 90 - 110 | 3 | 15 |

QC Association Summary

Client: New York State Electric & Gas
 Project/Site: NYSEG Former MGP Site - Penn Yan

Job ID: 480-231999-1

GC/MS VOA

Analysis Batch: 755105

| Lab Sample ID | Client Sample ID | Prep Type | Matrix | Method | Prep Batch |
|------------------|--------------------|-----------|--------|--------|------------|
| 480-231999-12 | TRIP BLANK | Total/NA | WQ | 8260C | |
| MB 480-755105/8 | Method Blank | Total/NA | Water | 8260C | |
| LCS 480-755105/6 | Lab Control Sample | Total/NA | Water | 8260C | |

Analysis Batch: 755192

| Lab Sample ID | Client Sample ID | Prep Type | Matrix | Method | Prep Batch |
|------------------|--------------------|-----------|--------------|--------|------------|
| 480-231999-1 | PRMW-1S | Total/NA | Ground Water | 8260C | |
| 480-231999-2 | PRMW-2S | Total/NA | Ground Water | 8260C | |
| 480-231999-3 | PRMW-2D | Total/NA | Ground Water | 8260C | |
| 480-231999-4 | PRMW-3S | Total/NA | Ground Water | 8260C | |
| 480-231999-5 | PRMW-3D | Total/NA | Ground Water | 8260C | |
| 480-231999-6 | PRMW-4S | Total/NA | Ground Water | 8260C | |
| 480-231999-7 | PRMW-5S | Total/NA | Ground Water | 8260C | |
| 480-231999-8 | PRMW-5D | Total/NA | Ground Water | 8260C | |
| 480-231999-9 | PRMW-6S | Total/NA | Ground Water | 8260C | |
| 480-231999-10 | PRMW-6D | Total/NA | Ground Water | 8260C | |
| 480-231999-11 | DUP-01-20250819 | Total/NA | Ground Water | 8260C | |
| MB 480-755192/8 | Method Blank | Total/NA | Water | 8260C | |
| LCS 480-755192/6 | Lab Control Sample | Total/NA | Water | 8260C | |

Analysis Batch: 755421

| Lab Sample ID | Client Sample ID | Prep Type | Matrix | Method | Prep Batch |
|------------------|--------------------|-----------|--------------|--------|------------|
| MB 480-755421/9 | Method Blank | Total/NA | Water | 8260C | |
| LCS 480-755421/6 | Lab Control Sample | Total/NA | Water | 8260C | |
| 480-231999-7 MS | PRMW-5S | Total/NA | Ground Water | 8260C | |
| 480-231999-7 MSD | PRMW-5S | Total/NA | Ground Water | 8260C | |

GC/MS Semi VOA

Prep Batch: 754996

| Lab Sample ID | Client Sample ID | Prep Type | Matrix | Method | Prep Batch |
|--------------------|--------------------|-----------|--------------|--------|------------|
| 480-231999-1 | PRMW-1S | Total/NA | Ground Water | 3510C | |
| 480-231999-2 | PRMW-2S | Total/NA | Ground Water | 3510C | |
| 480-231999-3 | PRMW-2D | Total/NA | Ground Water | 3510C | |
| 480-231999-4 | PRMW-3S | Total/NA | Ground Water | 3510C | |
| 480-231999-5 | PRMW-3D | Total/NA | Ground Water | 3510C | |
| 480-231999-6 | PRMW-4S | Total/NA | Ground Water | 3510C | |
| 480-231999-7 | PRMW-5S | Total/NA | Ground Water | 3510C | |
| 480-231999-8 | PRMW-5D | Total/NA | Ground Water | 3510C | |
| 480-231999-9 | PRMW-6S | Total/NA | Ground Water | 3510C | |
| 480-231999-10 | PRMW-6D | Total/NA | Ground Water | 3510C | |
| 480-231999-11 | DUP-01-20250819 | Total/NA | Ground Water | 3510C | |
| 480-231999-11 - DL | DUP-01-20250819 | Total/NA | Ground Water | 3510C | |
| MB 480-754996/1-A | Method Blank | Total/NA | Water | 3510C | |
| LCS 480-754996/2-A | Lab Control Sample | Total/NA | Water | 3510C | |
| 480-231999-7 MS | PRMW-5S | Total/NA | Ground Water | 3510C | |
| 480-231999-7 MSD | PRMW-5S | Total/NA | Ground Water | 3510C | |

Analysis Batch: 755052

| Lab Sample ID | Client Sample ID | Prep Type | Matrix | Method | Prep Batch |
|---------------|------------------|-----------|--------------|----------|------------|
| 480-231999-1 | PRMW-1S | Total/NA | Ground Water | 8270D LL | 754996 |

Eurofins Buffalo

QC Association Summary

Client: New York State Electric & Gas
 Project/Site: NYSEG Former MGP Site - Penn Yan

Job ID: 480-231999-1

GC/MS Semi VOA (Continued)

Analysis Batch: 755052 (Continued)

| Lab Sample ID | Client Sample ID | Prep Type | Matrix | Method | Prep Batch |
|--------------------|--------------------|-----------|--------------|----------|------------|
| 480-231999-2 | PRMW-2S | Total/NA | Ground Water | 8270D LL | 754996 |
| 480-231999-3 | PRMW-2D | Total/NA | Ground Water | 8270D LL | 754996 |
| 480-231999-4 | PRMW-3S | Total/NA | Ground Water | 8270D LL | 754996 |
| 480-231999-5 | PRMW-3D | Total/NA | Ground Water | 8270D LL | 754996 |
| 480-231999-6 | PRMW-4S | Total/NA | Ground Water | 8270D LL | 754996 |
| 480-231999-7 | PRMW-5S | Total/NA | Ground Water | 8270D LL | 754996 |
| 480-231999-8 | PRMW-5D | Total/NA | Ground Water | 8270D LL | 754996 |
| 480-231999-9 | PRMW-6S | Total/NA | Ground Water | 8270D LL | 754996 |
| 480-231999-10 | PRMW-6D | Total/NA | Ground Water | 8270D LL | 754996 |
| 480-231999-11 | DUP-01-20250819 | Total/NA | Ground Water | 8270D LL | 754996 |
| MB 480-754996/1-A | Method Blank | Total/NA | Water | 8270D LL | 754996 |
| LCS 480-754996/2-A | Lab Control Sample | Total/NA | Water | 8270D LL | 754996 |
| 480-231999-7 MS | PRMW-5S | Total/NA | Ground Water | 8270D LL | 754996 |
| 480-231999-7 MSD | PRMW-5S | Total/NA | Ground Water | 8270D LL | 754996 |

Analysis Batch: 755300

| Lab Sample ID | Client Sample ID | Prep Type | Matrix | Method | Prep Batch |
|--------------------|------------------|-----------|--------------|----------|------------|
| 480-231999-11 - DL | DUP-01-20250819 | Total/NA | Ground Water | 8270D LL | 754996 |

General Chemistry

Analysis Batch: 755418

| Lab Sample ID | Client Sample ID | Prep Type | Matrix | Method | Prep Batch |
|--------------------|--------------------|-----------|--------------|--------|------------|
| 480-231999-1 | PRMW-1S | Total/NA | Ground Water | 9012B | |
| 480-231999-2 | PRMW-2S | Total/NA | Ground Water | 9012B | |
| 480-231999-3 | PRMW-2D | Total/NA | Ground Water | 9012B | |
| 480-231999-4 | PRMW-3S | Total/NA | Ground Water | 9012B | |
| 480-231999-5 | PRMW-3D | Total/NA | Ground Water | 9012B | |
| 480-231999-6 | PRMW-4S | Total/NA | Ground Water | 9012B | |
| 480-231999-7 | PRMW-5S | Total/NA | Ground Water | 9012B | |
| 480-231999-8 | PRMW-5D | Total/NA | Ground Water | 9012B | |
| 480-231999-9 | PRMW-6S | Total/NA | Ground Water | 9012B | |
| 480-231999-10 | PRMW-6D | Total/NA | Ground Water | 9012B | |
| 480-231999-11 | DUP-01-20250819 | Total/NA | Ground Water | 9012B | |
| MB 480-755418/11 | Method Blank | Total/NA | Water | 9012B | |
| MB 480-755418/37 | Method Blank | Total/NA | Water | 9012B | |
| HLCS 480-755418/12 | Lab Control Sample | Total/NA | Water | 9012B | |
| LCS 480-755418/38 | Lab Control Sample | Total/NA | Water | 9012B | |
| LLCS 480-755418/14 | Lab Control Sample | Total/NA | Water | 9012B | |
| 480-231999-7 MS | PRMW-5S | Total/NA | Ground Water | 9012B | |
| 480-231999-7 MSD | PRMW-5S | Total/NA | Ground Water | 9012B | |

Lab Chronicle

Client: New York State Electric & Gas
 Project/Site: NYSEG Former MGP Site - Penn Yan

Job ID: 480-231999-1

Client Sample ID: PRMW-1S

Lab Sample ID: 480-231999-1

Date Collected: 08/19/25 14:00

Matrix: Ground Water

Date Received: 08/21/25 11:30

| Prep Type | Batch Type | Batch Method | Run | Dilution Factor | Batch Number | Batch Analyst | Lab | Prepared or Analyzed |
|-----------|------------|--------------|-----|-----------------|--------------|---------------|---------|----------------------|
| Total/NA | Analysis | 8260C | | 1 | 755192 | LCH | EET BUF | 08/25/25 18:14 |
| Total/NA | Prep | 3510C | | | 754996 | LSC | EET BUF | 08/21/25 13:30 |
| Total/NA | Analysis | 8270D LL | | 1 | 755052 | JMM | EET BUF | 08/22/25 14:54 |
| Total/NA | Analysis | 9012B | | 1 | 755418 | GW | EET BUF | 08/26/25 18:05 |

Client Sample ID: PRMW-2S

Lab Sample ID: 480-231999-2

Date Collected: 08/20/25 09:30

Matrix: Ground Water

Date Received: 08/21/25 11:30

| Prep Type | Batch Type | Batch Method | Run | Dilution Factor | Batch Number | Batch Analyst | Lab | Prepared or Analyzed |
|-----------|------------|--------------|-----|-----------------|--------------|---------------|---------|----------------------|
| Total/NA | Analysis | 8260C | | 1 | 755192 | LCH | EET BUF | 08/25/25 18:36 |
| Total/NA | Prep | 3510C | | | 754996 | LSC | EET BUF | 08/21/25 13:30 |
| Total/NA | Analysis | 8270D LL | | 1 | 755052 | JMM | EET BUF | 08/22/25 15:21 |
| Total/NA | Analysis | 9012B | | 1 | 755418 | GW | EET BUF | 08/26/25 18:08 |

Client Sample ID: PRMW-2D

Lab Sample ID: 480-231999-3

Date Collected: 08/20/25 10:55

Matrix: Ground Water

Date Received: 08/21/25 11:30

| Prep Type | Batch Type | Batch Method | Run | Dilution Factor | Batch Number | Batch Analyst | Lab | Prepared or Analyzed |
|-----------|------------|--------------|-----|-----------------|--------------|---------------|---------|----------------------|
| Total/NA | Analysis | 8260C | | 1 | 755192 | LCH | EET BUF | 08/25/25 18:59 |
| Total/NA | Prep | 3510C | | | 754996 | LSC | EET BUF | 08/21/25 13:30 |
| Total/NA | Analysis | 8270D LL | | 1 | 755052 | JMM | EET BUF | 08/22/25 15:48 |
| Total/NA | Analysis | 9012B | | 1 | 755418 | GW | EET BUF | 08/26/25 18:12 |

Client Sample ID: PRMW-3S

Lab Sample ID: 480-231999-4

Date Collected: 08/20/25 10:25

Matrix: Ground Water

Date Received: 08/21/25 11:30

| Prep Type | Batch Type | Batch Method | Run | Dilution Factor | Batch Number | Batch Analyst | Lab | Prepared or Analyzed |
|-----------|------------|--------------|-----|-----------------|--------------|---------------|---------|----------------------|
| Total/NA | Analysis | 8260C | | 1 | 755192 | LCH | EET BUF | 08/25/25 19:21 |
| Total/NA | Prep | 3510C | | | 754996 | LSC | EET BUF | 08/21/25 13:30 |
| Total/NA | Analysis | 8270D LL | | 1 | 755052 | JMM | EET BUF | 08/22/25 16:15 |
| Total/NA | Analysis | 9012B | | 1 | 755418 | GW | EET BUF | 08/26/25 18:15 |

Client Sample ID: PRMW-3D

Lab Sample ID: 480-231999-5

Date Collected: 08/20/25 09:05

Matrix: Ground Water

Date Received: 08/21/25 11:30

| Prep Type | Batch Type | Batch Method | Run | Dilution Factor | Batch Number | Batch Analyst | Lab | Prepared or Analyzed |
|-----------|------------|--------------|-----|-----------------|--------------|---------------|---------|----------------------|
| Total/NA | Analysis | 8260C | | 1 | 755192 | LCH | EET BUF | 08/25/25 19:43 |
| Total/NA | Prep | 3510C | | | 754996 | LSC | EET BUF | 08/21/25 13:30 |
| Total/NA | Analysis | 8270D LL | | 1 | 755052 | JMM | EET BUF | 08/22/25 16:41 |
| Total/NA | Analysis | 9012B | | 1 | 755418 | GW | EET BUF | 08/26/25 18:42 |

Lab Chronicle

Client: New York State Electric & Gas
 Project/Site: NYSEG Former MGP Site - Penn Yan

Job ID: 480-231999-1

Client Sample ID: PRMW-4S

Lab Sample ID: 480-231999-6

Date Collected: 08/19/25 14:45

Matrix: Ground Water

Date Received: 08/21/25 11:30

| Prep Type | Batch Type | Batch Method | Run | Dilution Factor | Batch Number | Batch Analyst | Lab | Prepared or Analyzed |
|-----------|------------|--------------|-----|-----------------|--------------|---------------|---------|----------------------|
| Total/NA | Analysis | 8260C | | 1 | 755192 | LCH | EET BUF | 08/25/25 20:05 |
| Total/NA | Prep | 3510C | | | 754996 | LSC | EET BUF | 08/21/25 13:30 |
| Total/NA | Analysis | 8270D LL | | 1 | 755052 | JMM | EET BUF | 08/22/25 17:08 |
| Total/NA | Analysis | 9012B | | 1 | 755418 | GW | EET BUF | 08/26/25 18:45 |

Client Sample ID: PRMW-5S

Lab Sample ID: 480-231999-7

Date Collected: 08/19/25 12:00

Matrix: Ground Water

Date Received: 08/21/25 11:30

| Prep Type | Batch Type | Batch Method | Run | Dilution Factor | Batch Number | Batch Analyst | Lab | Prepared or Analyzed |
|-----------|------------|--------------|-----|-----------------|--------------|---------------|---------|----------------------|
| Total/NA | Analysis | 8260C | | 1 | 755192 | LCH | EET BUF | 08/25/25 20:27 |
| Total/NA | Prep | 3510C | | | 754996 | LSC | EET BUF | 08/21/25 13:30 |
| Total/NA | Analysis | 8270D LL | | 5 | 755052 | JMM | EET BUF | 08/22/25 14:27 |
| Total/NA | Analysis | 9012B | | 1 | 755418 | GW | EET BUF | 08/26/25 18:32 |

Client Sample ID: PRMW-5D

Lab Sample ID: 480-231999-8

Date Collected: 08/19/25 10:55

Matrix: Ground Water

Date Received: 08/21/25 11:30

| Prep Type | Batch Type | Batch Method | Run | Dilution Factor | Batch Number | Batch Analyst | Lab | Prepared or Analyzed |
|-----------|------------|--------------|-----|-----------------|--------------|---------------|---------|----------------------|
| Total/NA | Analysis | 8260C | | 1 | 755192 | LCH | EET BUF | 08/25/25 20:50 |
| Total/NA | Prep | 3510C | | | 754996 | LSC | EET BUF | 08/21/25 13:30 |
| Total/NA | Analysis | 8270D LL | | 1 | 755052 | JMM | EET BUF | 08/22/25 17:35 |
| Total/NA | Analysis | 9012B | | 1 | 755418 | GW | EET BUF | 08/26/25 18:48 |

Client Sample ID: PRMW-6S

Lab Sample ID: 480-231999-9

Date Collected: 08/19/25 12:10

Matrix: Ground Water

Date Received: 08/21/25 11:30

| Prep Type | Batch Type | Batch Method | Run | Dilution Factor | Batch Number | Batch Analyst | Lab | Prepared or Analyzed |
|-----------|------------|--------------|-----|-----------------|--------------|---------------|---------|----------------------|
| Total/NA | Analysis | 8260C | | 1 | 755192 | LCH | EET BUF | 08/25/25 21:12 |
| Total/NA | Prep | 3510C | | | 754996 | LSC | EET BUF | 08/21/25 13:30 |
| Total/NA | Analysis | 8270D LL | | 1 | 755052 | JMM | EET BUF | 08/22/25 18:02 |
| Total/NA | Analysis | 9012B | | 1 | 755418 | GW | EET BUF | 08/26/25 18:52 |

Client Sample ID: PRMW-6D

Lab Sample ID: 480-231999-10

Date Collected: 08/19/25 11:10

Matrix: Ground Water

Date Received: 08/21/25 11:30

| Prep Type | Batch Type | Batch Method | Run | Dilution Factor | Batch Number | Batch Analyst | Lab | Prepared or Analyzed |
|-----------|------------|--------------|-----|-----------------|--------------|---------------|---------|----------------------|
| Total/NA | Analysis | 8260C | | 1 | 755192 | LCH | EET BUF | 08/25/25 21:35 |
| Total/NA | Prep | 3510C | | | 754996 | LSC | EET BUF | 08/21/25 13:30 |
| Total/NA | Analysis | 8270D LL | | 1 | 755052 | JMM | EET BUF | 08/22/25 18:28 |
| Total/NA | Analysis | 9012B | | 1 | 755418 | GW | EET BUF | 08/26/25 18:57 |

Lab Chronicle

Client: New York State Electric & Gas
 Project/Site: NYSEG Former MGP Site - Penn Yan

Job ID: 480-231999-1

Client Sample ID: DUP-01-20250819

Lab Sample ID: 480-231999-11

Date Collected: 08/19/25 00:00

Matrix: Ground Water

Date Received: 08/21/25 11:30

| Prep Type | Batch Type | Batch Method | Run | Dilution Factor | Batch Number | Batch Analyst | Lab | Prepared or Analyzed |
|-----------|------------|--------------|-----|-----------------|--------------|---------------|---------|----------------------|
| Total/NA | Analysis | 8260C | | 1 | 755192 | LCH | EET BUF | 08/25/25 21:57 |
| Total/NA | Prep | 3510C | | | 754996 | LSC | EET BUF | 08/21/25 13:30 |
| Total/NA | Analysis | 8270D LL | | 1 | 755052 | JMM | EET BUF | 08/22/25 18:55 |
| Total/NA | Prep | 3510C | DL | | 754996 | LSC | EET BUF | 08/21/25 13:30 |
| Total/NA | Analysis | 8270D LL | DL | 5 | 755300 | JMM | EET BUF | 08/26/25 19:55 |
| Total/NA | Analysis | 9012B | | 1 | 755418 | GW | EET BUF | 08/26/25 19:01 |

Client Sample ID: TRIP BLANK

Lab Sample ID: 480-231999-12

Date Collected: 08/19/25 00:00

Matrix: WQ

Date Received: 08/21/25 11:30

| Prep Type | Batch Type | Batch Method | Run | Dilution Factor | Batch Number | Batch Analyst | Lab | Prepared or Analyzed |
|-----------|------------|--------------|-----|-----------------|--------------|---------------|---------|----------------------|
| Total/NA | Analysis | 8260C | | 1 | 755105 | ATG | EET BUF | 08/23/25 08:13 |

Laboratory References:

EET BUF = Eurofins Buffalo, 10 Hazelwood Drive, Amherst, NY 14228-2298, TEL (716)691-2600



Accreditation/Certification Summary

Client: New York State Electric & Gas
Project/Site: NYSEG Former MGP Site - Penn Yan

Job ID: 480-231999-1

Laboratory: Eurofins Buffalo

The accreditations/certifications listed below are applicable to this report.

| Authority | Program | Identification Number | Expiration Date |
|-----------|---------|-----------------------|-----------------|
| New York | NELAP | 10026 | 08-27-25 |

- 1
- 2
- 3
- 4
- 5
- 6
- 7
- 8
- 9
- 10
- 11
- 12
- 13
- 14
- 15

Method Summary

Client: New York State Electric & Gas
Project/Site: NYSEG Former MGP Site - Penn Yan

Job ID: 480-231999-1

| Method | Method Description | Protocol | Laboratory |
|----------|---|----------|------------|
| 8260C | Volatile Organic Compounds by GC/MS | SW846 | EET BUF |
| 8270D LL | Semivolatile Organic Compounds by GC/MS - Low Level | SW846 | EET BUF |
| 9012B | Cyanide, Total and/or Amenable | SW846 | EET BUF |
| 3510C | Liquid-Liquid Extraction (Separatory Funnel) | SW846 | EET BUF |
| 5030C | Purge and Trap | SW846 | EET BUF |

Protocol References:

SW846 = "Test Methods For Evaluating Solid Waste, Physical/Chemical Methods", Third Edition, November 1986 And Its Updates.

Laboratory References:

EET BUF = Eurofins Buffalo, 10 Hazelwood Drive, Amherst, NY 14228-2298, TEL (716)691-2600



Sample Summary

Client: New York State Electric & Gas
Project/Site: NYSEG Former MGP Site - Penn Yan


Job ID: 480-231999-1

| Lab Sample ID | Client Sample ID | Matrix | Collected | Received | Sample Origin |
|---------------|------------------|--------------|----------------|----------------|---------------|
| 480-231999-1 | PRMW-1S | Ground Water | 08/19/25 14:00 | 08/21/25 11:30 | New York |
| 480-231999-2 | PRMW-2S | Ground Water | 08/20/25 09:30 | 08/21/25 11:30 | New York |
| 480-231999-3 | PRMW-2D | Ground Water | 08/20/25 10:55 | 08/21/25 11:30 | New York |
| 480-231999-4 | PRMW-3S | Ground Water | 08/20/25 10:25 | 08/21/25 11:30 | New York |
| 480-231999-5 | PRMW-3D | Ground Water | 08/20/25 09:05 | 08/21/25 11:30 | New York |
| 480-231999-6 | PRMW-4S | Ground Water | 08/19/25 14:45 | 08/21/25 11:30 | New York |
| 480-231999-7 | PRMW-5S | Ground Water | 08/19/25 12:00 | 08/21/25 11:30 | New York |
| 480-231999-8 | PRMW-5D | Ground Water | 08/19/25 10:55 | 08/21/25 11:30 | New York |
| 480-231999-9 | PRMW-6S | Ground Water | 08/19/25 12:10 | 08/21/25 11:30 | New York |
| 480-231999-10 | PRMW-6D | Ground Water | 08/19/25 11:10 | 08/21/25 11:30 | New York |
| 480-231999-11 | DUP-01-20250819 | Ground Water | 08/19/25 00:00 | 08/21/25 11:30 | New York |
| 480-231999-12 | TRIP BLANK | WQ | 08/19/25 00:00 | 08/21/25 11:30 | New York |

- 1
- 2
- 3
- 4
- 5
- 6
- 7
- 8
- 9
- 10
- 11
- 12
- 13
- 14
- 15

Chain of Custody Record

eurofins Duniao
 10 Hazelwood Drive
 Amherst, NY 14228-2298
 Phone: 716-691-2600 Fax: 716-691-7991

| | | | | | | | | | |
|---|--|--|--|---|--|--|--|--|--|
| Client Information | | Sampler: JL B VCF | | Lab PM: Schove, John R | | Carrier Tracking No(s): Hochester | | COC No: 480-206590-36782.1 | |
| Client Contact: Nicholas Beyle | | Phone: 619-727-1971 | | E-Mail: John.Schove@et.eurofins.com | | State of Origin: #484 | | Page: 1 of 2 | |
| Company: Arcadis US Inc. | | PWSID: | | Analysis Requested | | Preservation Codes: A - HCL N - None B - NaOH | | Job #: _____ | |
| Address: 295 Woodcliff Drive, Suite 301 | | Due Date Requested: | | Form MS/MSD (Yes or No) | | 9012B NP - Cyanide, Total | | Special Instructions/Note: | |
| City: Fairport | | TAT Requested (days): | | Flight Filtered Sample (Yes or No) | | 8260C - BTEX | | Total Number of Conts: _____ | |
| State, Zip: NY, 14450 | | Compliance Project: <input type="checkbox"/> Yes <input type="checkbox"/> No | | Matrix (Water, Solid, Organic, B1-Tissue, Ash, DW-Drinking water) | | 8270D LL - Low Level PAH Semivolatiles | | Other: _____ | |
| Phone: _____ | | PO #: 4506628846 | | Sample Type (C=Comp, G=grab) | | 8260C - BTEX | | Barcode:  | |
| Email: nicholas.beyle@arcadis.com | | WO #: _____ | | Sample Time | | 8260C - BTEX | | 480-231999 Chain of Custody | |
| Project Name: NYSEG Former MGP Site - Penn Yan | | Project #: 48024595 | | Sample Date | | 8260C - BTEX | | Special Instructions/Note: | |
| Site: New York | | SSOW#: _____ | | Preservation Code | | 8260C - BTEX | | Total Number of Conts: _____ | |
| | | | | Sample Time | | 8260C - BTEX | | | |
| | | | | Sample Date | | 8260C - BTEX | | | |
| | | | | Sample Time | | 8260C - BTEX | | | |
| | | | | Sample Date | | 8260C - BTEX | | | |
| | | | | Sample Time | | 8260C - BTEX | | | |
| | | | | Sample Date | | 8260C - BTEX | | | |
| | | | | Sample Time | | 8260C - BTEX | | | |
| | | | | Sample Date | | 8260C - BTEX | | | |
| | | | | Sample Time | | 8260C - BTEX | | | |
| | | | | Sample Date | | 8260C - BTEX | | | |
| | | | | Sample Time | | 8260C - BTEX | | | |
| | | | | Sample Date | | 8260C - BTEX | | | |
| | | | | Sample Time | | 8260C - BTEX | | | |
| | | | | Sample Date | | 8260C - BTEX | | | |
| | | | | Sample Time | | 8260C - BTEX | | | |
| | | | | Sample Date | | 8260C - BTEX | | | |
| | | | | Sample Time | | 8260C - BTEX | | | |
| | | | | Sample Date | | 8260C - BTEX | | | |
| | | | | Sample Time | | 8260C - BTEX | | | |
| | | | | Sample Date | | 8260C - BTEX | | | |
| | | | | Sample Time | | 8260C - BTEX | | | |
| | | | | Sample Date | | 8260C - BTEX | | | |
| | | | | Sample Time | | 8260C - BTEX | | | |
| | | | | Sample Date | | 8260C - BTEX | | | |
| | | | | Sample Time | | 8260C - BTEX | | | |
| | | | | Sample Date | | 8260C - BTEX | | | |
| | | | | Sample Time | | 8260C - BTEX | | | |
| | | | | Sample Date | | 8260C - BTEX | | | |
| | | | | Sample Time | | 8260C - BTEX | | | |
| | | | | Sample Date | | 8260C - BTEX | | | |
| | | | | Sample Time | | 8260C - BTEX | | | |
| | | | | Sample Date | | 8260C - BTEX | | | |
| | | | | Sample Time | | 8260C - BTEX | | | |
| | | | | Sample Date | | 8260C - BTEX | | | |
| | | | | Sample Time | | 8260C - BTEX | | | |
| | | | | Sample Date | | 8260C - BTEX | | | |
| | | | | Sample Time | | 8260C - BTEX | | | |
| | | | | Sample Date | | 8260C - BTEX | | | |
| | | | | Sample Time | | 8260C - BTEX | | | |
| | | | | Sample Date | | 8260C - BTEX | | | |
| | | | | Sample Time | | 8260C - BTEX | | | |
| | | | | Sample Date | | 8260C - BTEX | | | |
| | | | | Sample Time | | 8260C - BTEX | | | |
| | | | | Sample Date | | 8260C - BTEX | | | |
| | | | | Sample Time | | 8260C - BTEX | | | |
| | | | | Sample Date | | 8260C - BTEX | | | |
| | | | | Sample Time | | 8260C - BTEX | | | |
| | | | | Sample Date | | 8260C - BTEX | | | |
| | | | | Sample Time | | 8260C - BTEX | | | |
| | | | | Sample Date | | 8260C - BTEX | | | |
| | | | | Sample Time | | 8260C - BTEX | | | |
| | | | | Sample Date | | 8260C - BTEX | | | |
| | | | | Sample Time | | 8260C - BTEX | | | |
| | | | | Sample Date | | 8260C - BTEX | | | |
| | | | | Sample Time | | 8260C - BTEX | | | |
| | | | | Sample Date | | 8260C - BTEX | | | |
| | | | | Sample Time | | 8260C - BTEX | | | |
| | | | | Sample Date | | 8260C - BTEX | | | |
| | | | | Sample Time | | 8260C - BTEX | | | |
| | | | | Sample Date | | 8260C - BTEX | | | |
| | | | | Sample Time | | 8260C - BTEX | | | |
| | | | | Sample Date | | 8260C - BTEX | | | |
| | | | | Sample Time | | 8260C - BTEX | | | |
| | | | | Sample Date | | 8260C - BTEX | | | |
| | | | | Sample Time | | 8260C - BTEX | | | |
| | | | | Sample Date | | 8260C - BTEX | | | |
| | | | | Sample Time | | 8260C - BTEX | | | |
| | | | | Sample Date | | 8260C - BTEX | | | |
| | | | | Sample Time | | 8260C - BTEX | | | |
| | | | | Sample Date | | 8260C - BTEX | | | |
| | | | | Sample Time | | 8260C - BTEX | | | |
| | | | | Sample Date | | 8260C - BTEX | | | |
| | | | | Sample Time | | 8260C - BTEX | | | |
| | | | | Sample Date | | 8260C - BTEX | | | |
| | | | | Sample Time | | 8260C - BTEX | | | |
| | | | | Sample Date | | 8260C - BTEX | | | |
| | | | | Sample Time | | 8260C - BTEX | | | |
| | | | | Sample Date | | 8260C - BTEX | | | |
| | | | | Sample Time | | 8260C - BTEX | | | |
| | | | | Sample Date | | 8260C - BTEX | | | |
| | | | | Sample Time | | 8260C - BTEX | | | |
| | | | | Sample Date | | 8260C - BTEX | | | |
| | | | | Sample Time | | 8260C - BTEX | | | |
| | | | | Sample Date | | 8260C - BTEX | | | |
| | | | | Sample Time | | 8260C - BTEX | | | |
| | | | | Sample Date | | 8260C - BTEX | | | |
| | | | | Sample Time | | 8260C - BTEX | | | |
| | | | | Sample Date | | 8260C - BTEX | | | |
| | | | | Sample Time | | 8260C - BTEX | | | |
| | | | | Sample Date | | 8260C - BTEX | | | |
| | | | | Sample Time | | 8260C - BTEX | | | |
| | | | | Sample Date | | 8260C - BTEX | | | |
| | | | | Sample Time | | 8260C - BTEX | | | |
| | | | | Sample Date | | 8260C - BTEX | | | |
| | | | | Sample Time | | 8260C - BTEX | | | |
| | | | | Sample Date | | 8260C - BTEX | | | |
| | | | | Sample Time | | 8260C - BTEX | | | |
| | | | | Sample Date | | 8260C - BTEX | | | |
| | | | | Sample Time | | 8260C - BTEX | | | |
| | | | | Sample Date | | 8260C - BTEX | | | |
| | | | | Sample Time | | 8260C - BTEX | | | |
| | | | | Sample Date | | 8260C - BTEX | | | |
| | | | | Sample Time | | 8260C - BTEX | | | |
| | | | | Sample Date | | 8260C - BTEX | | | |
| | | | | Sample Time | | 8260C - BTEX | | | |
| | | | | Sample Date | | 8260C - BTEX | | | |
| | | | | Sample Time | | 8260C - BTEX | | | |
| | | | | Sample Date | | 8260C - BTEX | | | |
| | | | | Sample Time | | 8260C - BTEX | | | |
| | | | | Sample Date | | 8260C - BTEX | | | |
| | | | | Sample Time | | 8260C - BTEX | | | |
| | | | | Sample Date | | 8260C - BTEX | | | |
| | | | | Sample Time | | 8260C - BTEX | | | |
| | | | | Sample Date | | 8260C - BTEX | | | |
| | | | | Sample Time | | 8260C - BTEX | | | |
| | | | | Sample Date | | 8260C - BTEX | | | |
| | | | | Sample Time | | 8260C - BTEX | | | |
| | | | | Sample Date | | 8260C - BTEX | | | |
| | | | | Sample Time | | 8260C - BTEX | | | |
| | | | | Sample Date | | 8260C - BTEX | | | |
| | | | | Sample Time | | 8260C - BTEX | | | |
| | | | | Sample Date | | 8260C - BTEX | | | |
| | | | | Sample Time | | 8260C - BTEX | | | |
| | | | | Sample Date | | 8260C - BTEX | | | |
| | | | | Sample Time | | 8260C - BTEX | | | |
| | | | | Sample Date | | 8260C - BTEX | | | |
| | | | | Sample Time | | 8260C - BTEX | | | |
| | | | | Sample Date | | 8260C - BTEX | | | |
| | | | | Sample Time | | 8260C - BTEX | | | |
| | | | | Sample Date | | 8260C - BTEX | | | |
| | | | | Sample Time | | 8260C - BTEX | | | |
| | | | | Sample Date | | 8260C - BTEX | | | |
| | | | | Sample Time | | 8260C - BTEX | | | |
| | | | | Sample Date | | 8260C - BTEX | | | |
| | | | | Sample Time | | 8260C - BTEX | | | |
| | | | | Sample Date | | 8260C - BTEX | | | |
| | | | | Sample Time | | 8260C - BTEX | | | |
| | | | | Sample Date | | 8260C - BTEX | | | |
| | | | | Sample Time | | 8260C - BTEX | | | |
| | | | | Sample Date | | 8260C - BTEX | | | |
| | | | | Sample Time | | 8260C - BTEX | | | |
| | | | | Sample Date | | 8260C - BTEX | | | |
| | | | | Sample Time | | 8260C - BTEX | | | |
| | | | | Sample Date | | 8260C - BTEX | | | |
| | | | | Sample Time | | 8260C - BTEX | | | |
| | | | | Sample Date | | 8260C - BTEX | | | |
| | | | | Sample Time | | 8260C - BTEX | | | |
| | | | | Sample Date | | 8260C - BTEX | | | |
| | | | | Sample Time | | 8260C - BTEX | | | |
| | | | | Sample Date | | 8260C - BTEX | | | |
| | | | | Sample Time | | 8260C - BTEX | | | |
| | | | | Sample Date | | 8260C - BTEX | | | |
| | | | | Sample Time | | 8260C - BTEX | | | |
| | | | | Sample Date | | 8260C - BTEX | | | |
| | | | | Sample Time | | 8260C - BTEX | | | |
| | | | | Sample Date | | 8260C - BTEX | | | |
| | | | | Sample Time | | 8260C - BTEX | | | |
| | | | | Sample Date | | 8260C - BTEX | | | |
| | | | | Sample Time | | 8260C - BTEX | | | |
| | | | | Sample Date | | 8260C - BTEX | | | |
| | | | | Sample Time | | 8260C - BTEX | | | |
| | | | | Sample Date | | 8260C - BTEX | | | |
| | | | | Sample Time | | 8260C - BTEX | | | |
| | | | | Sample Date | | 8260C - BTEX | | | |
| | | | | Sample Time | | 8260C - BTEX | | | |
| | | | | Sample Date | | 8260C - BTEX | | | |
| | | | | Sample Time | | 8260C - BTEX | | | |
| | | | | Sample Date | | 8260C - BTEX | | | |
| | | | | Sample Time | | 8260C - BTEX | | | |
| | | | | Sample Date | | 8260C - BTEX | | | |
| | | | | Sample Time | | 8260C - BTEX | | | |
| | | | | Sample Date | | 8260C - BTEX | | | |
| | | | | Sample Time | | 8260C - BTEX | | | |
| | | | | Sample Date | | 8260C - BTEX | | | |
| | | | | Sample Time | | 8260C - BTEX | | | |
| | | | | Sample Date | | 8260C - BTEX | | | |
| | | | | Sample Time | | 8260C - BTEX | | | |
| | | | | Sample Date | | 8260C - BTEX | | | |
| | | | | Sample Time | | 8260C - BTEX | | | |
| | | | | Sample Date | | 8260C - BTEX | | | |
| | | | | Sample Time | | 8260C - BTEX | | | |
| | | | | Sample Date | | 8260C - BTEX | | | |
| | | | | Sample Time | | 8260C - BTEX | | | |
| | | | | Sample Date | | 8260C - BTEX | | | |
| | | | | Sample Time | | 8260C - BTEX | | | |
| | | | | Sample Date | | 8260C - BTEX | | | |
| | | | | Sample Time | | 8260C - BTEX | | | |
| | | | | Sample Date | | 8260C - BTEX | | | |
| | | | | | | | | | |

Login Sample Receipt Checklist

Client: New York State Electric & Gas

Job Number: 480-231999-1

Login Number: 231999

List Number: 1

Creator: Yeager, Brian A

List Source: Eurofins Buffalo

| Question | Answer | Comment |
|--|--------|---------|
| Radioactivity either was not measured or, if measured, is at or below background | True | |
| The cooler's custody seal, if present, is intact. | True | |
| The cooler or samples do not appear to have been compromised or tampered with. | True | |
| Samples were received on ice. | True | |
| Cooler Temperature is acceptable. | True | |
| Cooler Temperature is recorded. | True | |
| COC is present. | True | |
| COC is filled out in ink and legible. | True | |
| COC is filled out with all pertinent information. | True | |
| Is the Field Sampler's name present on COC? | True | |
| There are no discrepancies between the sample IDs on the containers and the COC. | True | |
| Samples are received within Holding Time (Excluding tests with immediate HTs).. | True | |
| Sample containers have legible labels. | True | |
| Containers are not broken or leaking. | True | |
| Sample collection date/times are provided. | True | |
| Appropriate sample containers are used. | True | |
| Sample bottles are completely filled. | True | |
| Sample Preservation Verified | True | |
| There is sufficient vol. for all requested analyses, incl. any requested MS/MSDs | True | |
| VOA sample vials do not have headspace or bubble is <6mm (1/4") in diameter. | True | |
| If necessary, staff have been informed of any short hold time or quick TAT needs | True | |
| Multiphasic samples are not present. | True | |
| Samples do not require splitting or compositing. | True | |
| Sampling Company provided. | True | Arcadis |
| Samples received within 48 hours of sampling. | True | |
| Samples requiring field filtration have been filtered in the field. | True | |
| Chlorine Residual checked. | N/A | |

Appendix D

Data Usability Summary Reports

NYSEG Penn Yan
Former MGP Site

Data Usability Summary Report

Penn Yan, New York

Volatile Organic Compound (VOC), Semi-volatile Organic Compound (SVOC), and Cyanide Analyses

SDG # 480-227320-1

Analyses Performed By:
Eurofins Buffalo
Amherst, New York

Report # 58233R
Review Level: Tier III
Project: 30269587.1

Summary

This Data Usability Summary Report (DUSR) summarizes the review of Sample Delivery Group (SDG) # 480-227320-1 for samples collected in association with the NYSEG Penn Yan Former MGP Site. The review was conducted as a Tier III evaluation and included review of data package completeness. Only analytical data associated with constituents of concern were reviewed for this validation. Field documentation was not included in this review. Included with this assessment are the validation annotated sample result sheets, and chain of custody. Analyses were performed on the following samples:

| Sample ID | Lab ID | Matrix | Sample Collection Date | Parent Sample | Analysis | | |
|-----------------|---------------|--------|------------------------|---------------|----------|------|---------|
| | | | | | VOC | SVOC | CYANIDE |
| PRMW-1S | 480-227320-1 | Water | 02/11/2025 | | X | X | X |
| PRMW-2D | 480-227320-2 | Water | 02/11/2025 | | X | X | X |
| PRMW-2S | 480-227320-3 | Water | 02/11/2025 | | X | X | X |
| PRMW-3D | 480-227320-4 | Water | 02/11/2025 | | X | X | X |
| PRMW-3S | 480-227320-5 | Water | 02/11/2025 | | X | X | X |
| PRMW-4S | 480-227320-6 | Water | 02/11/2025 | | X | X | X |
| PRMW-5D | 480-227320-7 | Water | 02/11/2025 | | X | X | X |
| PRMW-5S | 480-227320-8 | Water | 02/10/2025 | | X | X | X |
| PRMW-6D | 480-227320-9 | Water | 02/10/2025 | | X | X | X |
| PRMW-6S | 480-227320-10 | Water | 02/10/2025 | | X | X | X |
| TRIP BLANK | 480-227320-11 | Water | 02/11/2025 | | X | | |
| DUP-01-20250210 | 480-227320-12 | Water | 02/10/2025 | PRMW-5S | X | X | X |

Notes:

VOC = Volatile Organic Compounds

SVOC = Semi-volatile Organic Compounds

Analytical Data Package Documentation

The table below evaluates the data package completeness.

| Items Reviewed | Reported | | Performance Acceptable | | Not Required |
|---|----------|-----|------------------------|-----|--------------|
| | No | Yes | No | Yes | |
| 1. Sample receipt condition | | X | | X | |
| 2. Requested analyses and sample results | | X | | X | |
| 3. Master tracking list | | X | | X | |
| 4. Methods of analysis | | X | | X | |
| 5. Reporting limits | | X | | X | |
| 6. Sample collection date | | X | | X | |
| 7. Laboratory sample received date | | X | | X | |
| 8. Sample preservation verification (as applicable) | | X | | X | |
| 9. Sample preparation/extraction/analysis dates | | X | | X | |
| 10. Fully executed chain-of-custody form | | X | | X | |
| 11. Narrative summary of QA or sample problems provided | | X | | X | |
| 12. Data package completeness and compliance | | X | | X | |

Note:

QA = quality assurance

Organic Analysis Introduction

Analyses were performed according to United States Environmental Protection Agency (USEPA) SW-846 Method 8260C and 8270D. Data were reviewed in accordance with USEPA National Functional Guidelines for Organic Superfund Methods Data Review, EPA 540-R-20-005, November 2020 (with reference to the historical USEPA Contract Laboratory Program National Functional Guidelines for Organic Data Review, OSWER 9240.1-05A-P, October 1999), as appropriate and applicable Region II SOPs. USEPA NFGs and Region II SOPs were followed for qualification purposes.

The data review process is an evaluation of data on a technical basis rather than a determination of contract compliance. As such, the standards against which the data are being weighed may differ from those specified in the analytical method. It is assumed that the data package represents the best efforts of the laboratory and had already been subjected to adequate and sufficient quality review prior to submission.

During the review process, laboratory qualified and unqualified data are verified against the supporting documentation. Based on this evaluation, qualifier codes may be added, deleted, or modified by the data reviewer. Results are qualified with the following codes in accordance with USEPA National Functional Guidelines:

- Concentration (C) Qualifiers
 - U The compound was analyzed for but not detected. The associated value is the compound quantitation limit.
 - B The compound has been found in the sample as well as its associated blank, its presence in the sample may be suspect.
- Quantitation (Q) Qualifiers
 - E The compound was quantitated above the calibration range.
 - D Concentration is based on a diluted sample analysis.
- Validation Qualifiers
 - J The compound was positively identified; however, the associated numerical value is an estimated concentration only.
 - UJ The compound was not detected above the reported sample quantitation limit. However, the reported limit is approximate and may or may not represent the actual limit of quantitation.
 - JN The analysis indicates the presence of a compound for which there is presumptive evidence to make a tentative identification. The associated numerical value is an estimated concentration only.
 - UB Compound is considered non-detect at the listed value due to associated blank contamination.
 - N The analysis indicates the presence of a compound for which there is presumptive evidence to make a tentative identification.
 - R The sample results are rejected.

The "R" flag means that the associated value is unusable. In other words, due to significant quality control (QC) problems, the analysis is invalid and provides no information as to whether the compound is present or not. "R" values should not appear on data tables because they cannot be relied upon, even as a last resort. The second fact to keep in mind is that no compound concentration, even if it has passed all QC tests, is guaranteed to be accurate. Strict QC serves to increase confidence in data but any value potentially contains error.

Volatile Organic Compound (VOC) Analyses

1. Holding Times

The specified holding times for the following methods are presented in the table below.

| Method | Matrix | Holding Time | Preservation |
|--------------|--------|---|--|
| SW-846 8260C | Water | 14 days from collection to analysis (preserved) | Cool to <6 °C; preserved to a pH of less than 2 s.u. with hydrochloric acid. |

Note:

s.u. = standard units

All samples were analyzed within the specified holding times.

2. Blank Contamination

Quality assurance (QA) blanks (i.e., method and rinse blanks) are prepared to identify any contamination which may have been introduced into the samples during sample preparation or field activity. Method blanks measure laboratory contamination. Rinse blanks measure contamination of samples during field operations.

A blank action level (BAL) of five times the concentration of a detected compound in an associated blank (common laboratory contaminant compounds are calculated at ten times) is calculated for QA blanks containing concentrations greater than the method detection limit (MDL). The BAL is compared to the associated sample results to determine the appropriate qualification of the sample results, if needed.

Compounds were not detected above the MDL in the associated blanks; therefore, detected sample results were not associated with blank contamination.

3. Mass Spectrometer Tuning

Mass spectrometer performance was acceptable and all analyses were performed within a 12-hour tune clock.

System performance and column resolution were acceptable.

4. Calibration

Satisfactory instrument calibration is established to ensure that the instrument is capable of producing acceptable quantitative data. An initial calibration demonstrates that the instrument is capable of acceptable performance at the beginning of an experimental sequence. The continuing calibration verifies that the instrument daily performance is satisfactory.

4.1 Initial Calibration

The method specifies percent relative standard deviation (%RSD) and relative response factor (RRF) limits for select compounds only. A technical review of the data applies limits to all compounds with no exceptions.

All target compounds associated with the initial calibration standards must exhibit a %RSD less than the control limit (20%) or a correlation coefficient greater than 0.99 and an RRF value greater than control limit (0.05).

All compounds associated with the initial calibrations were within the specified control limits.

4.2 Continuing Calibration

All target compounds associated with the continuing calibration standard must exhibit a percent difference (%D) less than the control limit (20%) and RRF value greater than control limit (0.05).

All compounds associated with the continuing calibrations were within the specified control limits.

5. Surrogates/System Monitoring Compounds

All samples to be analyzed for organic compounds are spiked with surrogate compounds prior to sample preparation to evaluate overall laboratory performance and efficiency of the analytical technique. VOC analysis requires that all surrogates associated with the analysis exhibit recoveries within the laboratory-established acceptance limits.

All surrogate recoveries were within control limits with the exception noted below.

| Sample ID | Surrogate | Recovery |
|-----------|------------|----------|
| PRMW-2D | Toluene-d8 | > UL |
| PRMW-2S | Toluene-d8 | > UL |
| PRMW-3D | Toluene-d8 | > UL |

Note:

UL Upper control limit

The criteria used to evaluate the surrogate recoveries are presented in the following table. In the case of a surrogate deviation, the sample results are qualified as documented in the table below.

| Control Limit | Sample Result | Qualification |
|--|---------------|-----------------|
| > UL | Non-detect | No Action |
| | Detect | J |
| < LL but > 10% | Non-detect | UJ |
| | Detect | J |
| < 10% | Non-detect | R |
| | Detect | J |
| Surrogates diluted below the calibration curve due to the high concentration of a target compounds | Non-detect | UJ ¹ |
| | Detect | J ¹ |

Note:

¹ A more concentrated analysis was not performed with surrogate compounds within the calibration range; therefore, no determination of extraction efficiency could be made.

6. Internal Standard Performance

Internal standard performance criteria ensure that the GC/MS sensitivity and response are stable during every sample analysis. The criteria require the internal standard compounds associated with the VOC exhibit area counts that are not greater than two times (+100%) or less than one-half (-50%) of the area counts of the associated continuing calibration standard.

All internal standard responses were within control limits.

7. Matrix Spike/Matrix Spike Duplicate (MS/MSD) Analysis

MS/MSD data are used to assess the precision and accuracy of the analytical method. The compounds used to perform the MS/MSD analysis must exhibit a percent recovery within the laboratory-established acceptance limits. The relative percent difference (RPD) between the MS/MSD recoveries must exhibit an RPD within the laboratory-established acceptance limits.

Note: The MS/MSD recovery control limits do not apply for MS/MSD performed on sample locations where the compound concentration detected in the parent sample exceeds the MS/MSD concentration by a factor of four or greater.

The MS/MSD analysis performed on sample PRMW-5S. The MS/MSD analysis exhibited acceptable recoveries and RPDs.

8. Laboratory Control Sample (LCS) Analysis

The LCS analysis is used to assess the accuracy of the analytical method independent of matrix interferences. The compounds associated with the LCS analysis must exhibit a percent recovery within the laboratory-established acceptance limits.

All compounds associated with the LCS analysis exhibited recoveries within the control limits.

9. Field Duplicate Analysis

Field duplicate analysis is used to assess the overall precision of the field sampling procedures and analytical method. A control limit of 30% for water matrices is applied to the RPD between the parent sample and the field duplicate. In the instance when the parent and/or duplicate sample concentrations are less than or equal to 5 times the RL, a control limit of two times the RL is applied for water.

Results for duplicate samples are summarized in the following table.

| Sample ID / Duplicate ID | Compound | Sample Result (µg/L) | Duplicate Result (µg/L) | RPD |
|---------------------------|----------|----------------------|-------------------------|-----|
| PRMW-5S / DUP-01-20250210 | Benzene | 1.4 | 1.3 | AC |

Note:

AC = Acceptable

The calculated differences between the parent and field duplicate sample were acceptable.

10. Compound Identification

Compounds are identified on the GC/MS by using the analytes relative retention time and ion spectra.

All identified compounds met the specified criteria.

11. System Performance and Overall Assessment

Overall system performance was acceptable. Other than for those deviations specifically mentioned in this review, the overall data quality is within the guidelines specified in the method.

Data Validation Checklist for VOCs

| VOCs: SW-846 8260C | Reported | | Performance Acceptable | | Not Required |
|---|----------|-----|------------------------|-----|--------------|
| | No | Yes | No | Yes | |
| GAS CHROMATOGRAPHY/MASS SPECTROMETRY (GC/MS) | | | | | |
| Tier II Validation | | | | | |
| Holding times | | X | | X | |
| Reporting limits (units) | | X | | X | |
| Blanks | | | | | |
| A. Method blanks | | X | | X | |
| B. Equipment blanks/Field Blanks | | X | | X | |
| C. Trip blanks | | X | | X | |
| Laboratory Control Sample (LCS) %R | | X | | X | |
| Laboratory Control Sample Duplicate (LCSD) %R | X | | | | X |
| LCS/LCSD Precision (RPD) | X | | | | X |
| Matrix Spike (MS) %R | | X | | X | |
| Matrix Spike Duplicate (MSD) %R | | X | | X | |
| MS/MSD Precision (RPD) | | X | | X | |
| Field/Lab Duplicate (RPD) | | X | | X | |
| Surrogate Spike Recoveries | | X | X | | |
| Dilution Factor | | X | | X | |
| Moisture Content | X | | | | X |
| Tier III Validation | | | | | |
| System performance and column resolution | | X | | X | |
| Initial calibration %RSDs | | X | | X | |
| Initial calibration %Ds | | X | | X | |
| Continuing calibration RRFs | | X | | X | |
| Continuing calibration %Ds | | X | | X | |
| Instrument tune and performance check | | X | | X | |
| Ion abundance criteria for each instrument used | | X | | X | |
| Internal standard | | X | | X | |
| Compound identification and quantitation | | | | | |
| A. Reconstructed ion chromatograms | | X | | X | |
| B. Quantitation Reports | | X | | X | |
| C. RT of sample compounds within the established RT windows | | X | | X | |

| VOCs: SW-846 8260C | Reported | | Performance Acceptable | | Not Required |
|--|----------|-----|------------------------|-----|--------------|
| | No | Yes | No | Yes | |
| GAS CHROMATOGRAPHY/MASS SPECTROMETRY (GC/MS) | | | | | |
| D. Transcription/calculation errors present | | X | | X | |
| E. Reporting limits adjusted to reflect sample dilutions | | X | | X | |

Notes:

%RSD = Relative standard deviation

%R = Percent recovery

RPD = Relative percent difference

%D = Percent difference

Semi-volatile Organic Compound (SVOC) Analyses

1. Holding Times

The specified holding times for the following methods are presented in the table below.

| Method | Matrix | Holding Time | Preservation |
|--------------|--------|--|---------------|
| SW-846 8270D | Water | 7 days from collection to extraction and 40 days from extraction to analysis | Cool to <6 °C |

All samples were analyzed within the specified holding time criterion.

2. Blank Contamination

Quality assurance (QA) blanks (i.e., method and rinse blanks) are prepared to identify any contamination which may have been introduced into the samples during sample preparation or field activity. Method blanks measure laboratory contamination. Rinse blanks measure contamination of samples during field operations.

A blank action level (BAL) of five times the concentration of a detected compound in an associated blank (common laboratory contaminant compounds are calculated at ten times) is calculated for QA blanks containing concentrations greater than the method detection limit (MDL). The BAL is compared to the associated sample results to determine the appropriate qualification of the sample results, if needed.

Compounds were not detected above the MDL in the associated blanks; therefore, detected sample results were not associated with blank contamination.

3. Mass Spectrometer Tuning

Mass spectrometer performance was acceptable and all analyses were performed within a 12-hour tune clock.

System performance and column resolution were acceptable.

4. Calibration

Satisfactory instrument calibration is established to ensure that the instrument is capable of producing acceptable quantitative data. An initial calibration demonstrates that the instrument is capable of acceptable performance at the beginning of an experimental sequence. The continuing calibration verifies that the instrument daily performance is satisfactory.

4.1 Initial Calibration

The method specifies percent relative standard deviation (%RSD) and relative response factor (RRF) limits for select compounds only. A technical review of the data applies limits to all compounds with no exceptions.

All target compounds associated with the initial calibration standards must exhibit a %RSD less than the control limit (20%) or a correlation coefficient greater than 0.99 and an RRF value greater than control limit (0.05).

All compounds associated with the initial calibrations were within the specified control limits.

4.2 Continuing Calibration

All target compounds associated with the continuing calibration standard must exhibit a percent difference (%D) less than the control limit (20%) and RRF value greater than control limit (0.05).

All compounds associated with the continuing calibrations were within the specified control limits.

5. Surrogates/System Monitoring Compounds

All samples to be analyzed for organic compounds are spiked with surrogate compounds prior to sample preparation to evaluate overall laboratory performance and efficiency of the analytical technique. SVOC analysis requires that two of the three SVOC surrogate compounds within each fraction exhibit recoveries within the laboratory-established acceptance limits.

All surrogate recoveries were within control limits.

6. Internal Standard Performance

Internal standard performance criteria ensure that the GC/MS sensitivity and response are stable during every sample analysis. The criteria require the internal standard compounds associated with the VOC exhibit area counts that are not greater than two times (+100%) or less than one-half (-50%) of the area counts of the associated continuing calibration standard.

All internal standard responses were within control limits.

7. Matrix Spike/Matrix Spike Duplicate (MS/MSD) Analysis

MS/MSD data are used to assess the precision and accuracy of the analytical method. The compounds used to perform the MS/MSD analysis must exhibit a percent recovery within the laboratory-established acceptance limits. The relative percent difference (RPD) between the MS/MSD recoveries must exhibit an RPD within the laboratory-established acceptance limits.

Note: The MS/MSD recovery control limits do not apply for MS/MSD performed on samples where the compound concentration detected in the parent sample exceeds the MS/MSD concentration by a factor of four or greater.

The MS/MSD analysis performed on sample PRMW-5S. The MS/MSD analysis exhibited acceptable recoveries and RPDs with the exceptions noted in the table below.

| Sample ID | Compounds | MS Recovery | MSD Recovery |
|-----------|--------------|-------------|--------------|
| PRMW-5S | Acenaphthene | AC | >UL |
| | Naphthalene | >UL | >UL |

Notes:

AC Acceptable
UL Upper control limit

The criteria used to evaluate the MS/MSD recoveries are presented in the following table. In the case of an MS/MSD deviation, the sample results are qualified as documented in the table below.

| Control Limit | Sample Result | Qualification |
|---|---------------|---------------|
| > the upper control limit (UL) | Non-detect | No Action |
| | Detect | J |
| < the lower control limit (LL) but > 10% | Non-detect | UJ |
| | Detect | J |
| < 10% | Non-detect | R |
| | Detect | J |
| Parent sample concentration > four times the MS/MSD spiking solution concentration. | Detect | No Action |
| | Non-detect | |

8. Laboratory Control Sample (LCS) Analysis

The LCS analysis is used to assess the accuracy of the analytical method independent of matrix interferences. The compounds associated with the LCS analysis must exhibit a percent recovery within the laboratory-established acceptance limits.

All compounds associated with the LCS analysis exhibited recoveries within the control limits.

9. Field Duplicate Analysis

Field duplicate analysis is used to assess the overall precision of the field sampling procedures and analytical method. A control limit of 30% for water matrices is applied to the RPD between the parent sample and the field duplicate. In the instance when the parent and/or duplicate sample concentrations are less than or equal to 5 times the RL, a control limit of two times the RL is applied for water.

Results for duplicate samples are summarized in the following table.

| Sample ID / Duplicate ID | Compounds | Sample Result (µg/L) | Duplicate Result (µg/L) | RPD |
|--------------------------|--------------------|----------------------|-------------------------|-----|
| PRMW-5S/ DUP-01-20250210 | Acenaphthene | 12 | 6.9 | NC |
| | Acenaphthylene | 1.4 | 0.84 | AC |
| | Anthracene | 0.20 J | 0.17 J | AC |
| | Benzo[a]anthracene | 1.4 U | 0.050 J | AC |
| | Fluoranthene | 1.4 J | 1.0 | AC |
| | Fluorene | 4.5 | 2.7 | AC |
| | Naphthalene | 7.4 | 4.1 | AC |
| | Phenanthrene | 0.90 J | 0.61 | AC |
| | Pyrene | 0.78 J | 0.64 | AC |

Note:

AC = Acceptable

The analyte Acenaphthene associated with sample locations PRMW-5S and DUP-01-20250210 exhibited an absolute difference greater than the control limit. The associated sample results from sample locations for the listed analyte were qualified as estimated.

10. Compound Identification

Compounds are identified on the GC/MS by using the analytes relative retention time and ion spectra.

All identified compounds met the specified criteria.

11. System Performance and Overall Assessment

Overall system performance was acceptable. Other than for those deviations specifically mentioned in this review, the overall data quality is within the guidelines specified in the method.

Data Validation Checklist for SVOCs

| SVOCs: SW-846 8270D | Reported | | Performance Acceptable | | Not Required |
|---|----------|-----|------------------------|-----|--------------|
| | No | Yes | No | Yes | |
| GAS CHROMATOGRAPHY/MASS SPECTROMETRY (GC/MS) | | | | | |
| Tier II Validation | | | | | |
| Holding times | | X | | X | |
| Reporting limits (units) | | X | | X | |
| Blanks | | | | | |
| A. Method blanks | | X | | X | |
| B. Equipment blanks/Field blanks | | X | | X | |
| Laboratory Control Sample (LCS) %R | | X | | X | |
| Laboratory Control Sample Duplicate (LCSD) %R | X | | | | X |
| LCS/LCSD Precision (RPD) | X | | | | X |
| Matrix Spike (MS) %R | | X | X | | |
| Matrix Spike Duplicate (MSD) %R | | X | X | | |
| MS/MSD Precision (RPD) | | X | | X | |
| Field/Lab Duplicate (RPD) | | X | X | | |
| Surrogate Spike Recoveries | | X | | X | |
| Dilution Factor | | X | | X | |
| Moisture Content | X | | | | X |
| Tier III Validation | | | | | |
| System performance and column resolution | | X | | X | |
| Initial calibration %RSDs | | X | | X | |
| Initial calibration %Ds | | X | | X | |
| Continuing calibration RRFs | | X | | X | |
| Continuing calibration %Ds | | X | | X | |
| Instrument tune and performance check | | X | | X | |
| Ion abundance criteria for each instrument used | | X | | X | |
| Internal standard | | X | | X | |
| Compound identification and quantitation | | | | | |
| A. Reconstructed ion chromatograms | | X | | X | |
| B. Quantitation Reports | | X | | X | |
| C. RT of sample compounds within the established RT windows | | X | | X | |
| D. Transcription/calculation errors present | | X | | X | |

| SVOCs: SW-846 8270D | Reported | | Performance Acceptable | | Not Required |
|--|----------|-----|------------------------|-----|--------------|
| | No | Yes | No | Yes | |
| GAS CHROMATOGRAPHY/MASS SPECTROMETRY (GC/MS) | | | | | |
| E. Reporting limits adjusted to reflect sample dilutions | | X | | X | |

Notes:

- %RSD Relative standard deviation
- %R Percent recovery
- RPD Relative percent difference
- %D Percent difference

Inorganic Analysis Introduction

Analyses were performed according to United States Environmental Protection Agency USEPA Method 9012B. Data were reviewed in accordance with USEPA National Functional Guidelines for Inorganic Superfund Methods Data Review, EPA 542-R-20-006, November 2020 (with reference to the historical USEPA Contract Laboratory Program National Functional Guidelines for Inorganic Data Review, EPA 540-R-04-004, October 2004), as appropriate.

The data review process is an evaluation of data on a technical basis rather than a determination of contract compliance. As such, the standards against which the data are being weighed may differ from those specified in the analytical method. It is assumed that the data package represents the best efforts of the laboratory and that it was already subjected to adequate and sufficient quality review prior to submission.

During the review process, laboratory qualified and unqualified data are verified against the supporting documentation. Based on this evaluation, qualifier codes may be added, deleted, or modified by the data reviewer. Results are qualified with the following codes in accordance with the USEPA National Functional Guidelines:

- Concentration (C) Qualifiers
 - U The analyte was analyzed for but not detected. The associated value is the analyte instrument detection limit.
 - J The reported value was obtained from a reading less than the reporting limit (RL), but greater than or equal to the method detection limit (MDL).
- Quantitation (Q) Qualifiers
 - E The compound was quantitated above the calibration range.
 - N Spiked sample recovery is not within control limits.
 - * Duplicate analysis is not within control limits.
- Validation Qualifiers
 - J The analyte was positively identified; however, the associated numerical value is an estimated concentration only.
 - UJ The analyte was not detected above the reporting limit. However, the reported limit is approximate and may or may not represent the actual limit of detection.
 - UB Analyte considered non-detect at the listed value due to associated blank contamination.
 - R The sample results are rejected.

Two facts should be noted by all data users. First, the "R" flag means that the associated value is unusable. In other words, due to significant quality control (QC) problems, the analysis is invalid and provides no information as to whether the compound is present or not. "R" values should not appear on data tables because they cannot be relied upon, even as a last resort. The second fact to keep in mind is that no compound concentration, even if it has passed all QC tests, is guaranteed to be accurate. Strict QC serves to increase confidence in data but any value potentially contains error.

General Chemistry Analyses

1. Holding Times

The specified holding times for the following methods are presented in the following table.

| Method | Matrix | Holding Time | Preservation |
|-------------------------------|--------|-------------------------------------|--|
| Total Cyanide by SW-846 9012B | Water | 14 days from collection to analysis | Cool to <6 °C; preserved to a pH of greater than 12 with NaOH. |

All samples were analyzed within the specified holding times.

2. Blank Contamination

Quality assurance (QA) blanks (i.e., method and rinse blanks) are prepared to identify any contamination which may have been introduced into the samples during sample preparation or field activity. Method blanks measure laboratory contamination. Rinse blanks measure contamination of samples during field operations.

A blank action level (BAL) of five times the concentration of a detected compound in an associated blank is calculated for QA blanks containing concentrations greater than the method detection limit (MDL). The BAL is compared to the associated sample results to determine the appropriate qualification of the sample results, if needed.

Cyanide associated with the QA blanks exhibited a concentration less than the MDL, with the exception of the compounds listed in the following table. Sample results less than the BAL associated with the following samples were qualified as listed in the following table.

| Sample ID | Analyte | Sample Result | Qualification |
|-----------|---------------------|--------------------------------------|----------------|
| PRMW-4S | Cyanide (MB and IB) | Detected sample results <RL and <BAL | "UB" at the RL |

Notes:

MB = method blank
IB = Instrument blank
RL = reporting limit

3. Calibration

Satisfactory instrument calibration is established to provide that the instrument is capable of producing acceptable quantitative data. An initial calibration demonstrates that the instrument is capable of acceptable performance at the beginning of an experimental sequence. The continuing calibration verifies that the instrument's continuing performance is satisfactory.

3.1 Initial Calibration and Continuing Calibration

The correct number and type of standards were analyzed. The correlation coefficient of the initial calibration was greater than 0.995 for all non-ICP analytes and all initial calibration verification standard recoveries were within control limits.

All initial and continuing calibration verification standard recoveries were within the control limit.

4. Matrix Spike (MS)/Matrix Spike Duplicate (MSD)/Laboratory Duplicate Analysis

MS/MSD and laboratory duplicate data are used to assess the precision and accuracy of the analytical method.

4.1 MS/MSD Analysis

All analytes must exhibit a percent recovery within the established acceptance limits of 75% to 125%. The MS recovery control limits do not apply for MS/MSD performed on sample locations where the analyte's concentration detected in the parent sample exceeds the MS concentration by a factor of four or greater. In instance where this is true, the data will not be qualified even if the percent recovery does not meet the control limits and the laboratory flag will be removed.

The MS/MSD analysis performed on samples PRMW-4S and PRMW-5S. The MS/MSD analysis exhibited acceptable recoveries and RPDs.

4.2 Laboratory Duplicate Analysis

The laboratory duplicate relative percent difference (RPD) criterion is applied when parent and duplicate sample concentrations are greater than or equal to 5 times the RL. A control limit of 20% for water matrices and 35% for soil matrices is applied when the criteria above is true. In the instance when the parent and/or duplicate sample concentrations are less than or equal to 5 times the RL, a control limit of one time the RL is applied for water matrices and two times the RL for soil matrices.

Laboratory duplicate analysis was not performed on the sample from this SDG.

5. Field Duplicate Analysis

Field duplicate analysis is used to assess the overall precision of the field sampling procedures and analytical method. A control limit of 30% for water matrices is applied to the RPD between the parent sample and the field duplicate. In the instance when the parent and/or duplicate sample concentrations are less than or equal to 5 times the RL, a control limit of two times the RL is applied for water matrices.

Results for duplicate samples are summarized in the following table.

| Sample ID / Duplicate ID | Analyte | Sample Result (mg/L) | Duplicate Result (mg/L) | RPD |
|--------------------------|---------|----------------------|-------------------------|-----|
| PRMW-5S/ DUP-01-20250210 | Cyanide | 0.043 | 0.039 | AC |

Note:

AC = Acceptable

The calculated differences between the parent and field duplicate sample were acceptable.

6. Laboratory Control Sample (LCS) Analysis

The LCS analysis is used to assess the accuracy of the analytical method independent of matrix interferences. The analytes associated with the LCS analysis must exhibit a percent recovery between the control limits of 80% and 120%.

The LCS analysis exhibited recoveries within the control limits.

7. System Performance and Overall Assessment

Overall system performance was acceptable. Other than for those deviations specifically mentioned in this review, the overall data quality is within the guidelines specified in the method.

Data Validation Checklist for General Chemistry

| General Chemistry: SW-846 9012B | Reported | | Performance Acceptable | | Not Required |
|---|----------|-----|------------------------|-----|--------------|
| | No | Yes | No | Yes | |
| Miscellaneous Instrumentation | | | | | |
| Tier II Validation | | | | | |
| Holding Times | | X | | X | |
| Reporting limits (units) | | X | | X | |
| Blanks | | | | | |
| A. Instrument Blanks | X | | | | X |
| B. Method Blanks | | X | X | | |
| C. Equipment/Field Blanks | | X | | X | |
| Laboratory Control Sample (LCS) %R | | X | | X | |
| Laboratory Control Sample Duplicate (LCSD) %R | X | | | | X |
| LCS/LCSD Precision (RPD) | X | | | | X |
| Matrix Spike (MS) %R | | X | | X | |
| Matrix Spike Duplicate (MSD) %R | | X | | X | |
| MS/MSD Precision (RPD) | | X | | X | |
| Field/Lab Duplicate (RPD) | | X | | X | |
| Tier III Validation | | | | | |
| Initial Calibration Verification | | X | | X | |
| Continuing Calibration Verification | | X | | X | |
| Transcription/calculations acceptable | | X | | X | |
| Raw Data | | X | | X | |
| Reporting limits adjusted to reflect sample dilutions | | X | | X | |

Notes:

%R Percent recovery

RPD Relative percent difference

SAMPLE COMPLIANCE REPORT

| Sample Delivery Group (SDG) | Sampling Date | Protocol | Sample ID | Matrix | Compliance ¹ | | | Noncompliance |
|-----------------------------|---------------|----------|-----------------|--------|-------------------------|------|---------|---|
| | | | | | VOC | SVOC | CYANIDE | |
| 480-227320-1 | 02/11/2025 | SW846 | PRMW-1S | Water | Yes | Yes | Yes | -- |
| | 02/11/2025 | SW846 | PRMW-2D | Water | Yes | Yes | Yes | -- |
| | 02/11/2025 | SW846 | PRMW-2S | Water | Yes | Yes | Yes | -- |
| | 02/11/2025 | SW846 | PRMW-3D | Water | Yes | Yes | Yes | -- |
| | 02/11/2025 | SW846 | PRMW-3S | Water | Yes | Yes | Yes | -- |
| | 02/11/2025 | SW846 | PRMW-4S | Water | Yes | Yes | No | Cyanide- Blank contamination/Instrument blank |
| | 02/11/2025 | SW846 | PRMW-5D | Water | Yes | Yes | Yes | -- |
| | 02/10/2025 | SW846 | PRMW-5S | Water | Yes | No | Yes | SVOC – MS/MSD %Recovery, Field Duplicate RPD |
| | 02/10/2025 | SW846 | PRMW-6D | Water | Yes | Yes | Yes | -- |
| | 02/10/2025 | SW846 | PRMW-6S | Water | Yes | Yes | Yes | -- |
| | 02/11/2025 | SW846 | TRIP BLANK | Water | Yes | -- | -- | -- |
| | 02/10/2025 | SW846 | DUP-01-20250210 | Water | Yes | No | Yes | SVOC – MS/MSD %Recovery, Field Duplicate RPD |

Note:

1 Samples which are compliant with no added validation qualifiers are listed as "yes". Samples which are non-compliant, or which have added qualifiers are listed as "no". A "no" designation does not necessarily indicate that the data have been rejected or are otherwise unusable.

DATA USABILITY SUMMARY REPORT

VALIDATION PERFORMED BY: Amrutha M

SIGNATURE:

Handwritten signature of Amrutha M in black ink, written in a cursive style. The signature is positioned above a horizontal line.


DATE: March 6, 2025

PEER REVIEW: Joe Houser

DATE: March 6, 2025

Chain of Custody Corrected Sample Analysis Data Sheets

Chain of Custody Record

| | | | | | | | | | | | | | | | | | | | | | | | |
|--|----------------------------|--|--|---|--------------------------|---|--|--|--|--|----------------------------|-----------------------------------|--|---------------------------|--|---|--|----------------------------------|--|-------------------|--|-----------------------------------|--|
| Client Information | | Sampler: AJS, MRS | | Lab PM: Schove, John R | | Carrier Tracking No(s): Drop off | | COC No: 480-201949-36782.1 | | | | | | | | | | | | | | | |
| Client Contact: Nicholas Beyrle | | Phone: 716-909-9063 | | E-Mail: John.Schove@et.eurolinsus.com | | State of Origin: NY | | Page: Page 1 of 2 | | | | | | | | | | | | | | | |
| Company: Arcadis US Inc. | | PWSID: | | Analysis Requested | | | | | | Job #: | | | | | | | | | | | | | |
| Address: 295 Woodcliff Drive, Suite 301 | | Due Date Requested: | | <table border="1" style="width:100%; border-collapse: collapse;"> <tr> <td style="writing-mode: vertical-rl; transform: rotate(180deg);">Field Filtered Sample (Yes or No)</td> <td style="writing-mode: vertical-rl; transform: rotate(180deg);">Perform MS/MSD (Yes or No)</td> <td style="writing-mode: vertical-rl; transform: rotate(180deg);">8260C - BTEX</td> <td style="writing-mode: vertical-rl; transform: rotate(180deg);">8270D_LL - Low Level PAH Semivolatiles</td> <td style="writing-mode: vertical-rl; transform: rotate(180deg);">9012B_NP - Cyanide, Total</td> </tr> </table> | | | | | | Field Filtered Sample (Yes or No) | Perform MS/MSD (Yes or No) | 8260C - BTEX | 8270D_LL - Low Level PAH Semivolatiles | 9012B_NP - Cyanide, Total | Preservation Codes: A - HCL N - None B - NaOH | | | | | | | | |
| Field Filtered Sample (Yes or No) | Perform MS/MSD (Yes or No) | 8260C - BTEX | 8270D_LL - Low Level PAH Semivolatiles | | | | | | | 9012B_NP - Cyanide, Total | | | | | | | | | | | | | |
| City: Fairport | | TAT Requested (days): | | | | | | | | | | | | | | | | | | | | | |
| State, Zip: NY, 14450 | | Compliance Project: <input type="checkbox"/> Yes <input type="checkbox"/> No | | | | | | | | | | | | | | | | | | | | | |
| Phone: | | PO # 4506628846 | | | | | | | | | | | | | | | | | | | | | |
| Email: nicholas.beyrle@arcadis.com | | WO # | | | | | | | | | | | | | | | | | | | | | |
| Project Name: NYSEG Former MGP Site - Penn Yan | | Project # 48024595 | | | | | | | | | | | | | | | | | | | | | |
| Site: New York | | SSOW# | |  480-227320 Chain of Custody | | | | | | | | | | | | | | | | | | | |
| Sample Identification | | Sample Date | | Sample Time | | Sample Type (C=Comp, G=grab) | | Matrix (W=water, S=solid, O=waste/il, BT=Tissue, A=Air) | | Field Filtered Sample (Yes or No) | | Perform MS/MSD (Yes or No) | | 8260C - BTEX | | 8270D_LL - Low Level PAH Semivolatiles | | 9012B_NP - Cyanide, Total | | Total Nurr | | Special Instructions/Note: | |
| | | | | | | | | | | | | | | | | | | | | | | | |
| PRMW-1S | | 2/11/25 | | 1240 | | G | | Water | | N N | | X X X | | | | | | | | | | | |
| PRMW-2S | | 2/11/25 | | 0845 | | G | | Water | | N N | | X X X | | | | | | | | | | | |
| PRMW-2D | | 2/11/25 | | 1025 | | G | | Water | | N N | | X X X | | | | | | | | | | | |
| PRMW-3S | | 2/11/25 | | 1350 | | G | | Water | | N N | | X X X | | | | | | | | | | | |
| PRMW-3D | | 2/11/25 | | 1215 | | G | | Water | | N N | | X X X | | | | | | | | | | | |
| PRMW-4S | | 2/11/25 | | 1030 | | G | | Water | | N N | | X X X | | | | | | | | | | | |
| PRMW-5S | | 2/10/25 | | 1505 | | G | | Water | | N Y | | X X X | | | | | | | | | | | |
| PRMW-5D | | 2/11/25 | | 1510 | | G | | Water | | N N | | X X X | | | | | | | | | | | |
| PRMW-6S | | 2/10/25 | | 1230 | | G | | Water | | N N | | X X X | | | | | | | | | | | |
| PRMW-6D | | 2/10/25 | | 1510 | | G | | Water | | N N | | X X X | | | | | | | | | | | |
| DUP-01-20250210 | | 2/10/25 | | - | | G | | Water | | N N | | X X X | | | | | | | | | | | |
| Possible Hazard Identification | | | | | | | | | | Sample Disposal (A fee may be assessed if samples are retained longer than 1 month) | | | | | | | | | | | | | |
| <input type="checkbox"/> Non-Hazard <input type="checkbox"/> Flammable <input type="checkbox"/> Skin Irritant <input type="checkbox"/> Poison B <input type="checkbox"/> Unknown <input type="checkbox"/> Radiological | | | | | | | | | | <input type="checkbox"/> Return To Client <input type="checkbox"/> Disposal By Lab <input type="checkbox"/> Archive For _____ Months | | | | | | | | | | | | | |
| Deliverable Requested: I, II, III, IV, Other (specify) | | | | | | | | | | Special Instructions/QC Requirements: | | | | | | | | | | | | | |
| Empty Kit Relinquished by: | | | | | Date: | | | | | Time: | | | | | Method of Shipment: | | | | | | | | |
| Relinquished by: <i>Robbie Sullivan</i> | | | | | Date/Time: 2/11/25 1830 | | | | | Company: ARCADIS | | | | | Received by: <i>JA</i> | | | | | | | | |
| Relinquished by: <i>AS</i> | | | | | Date/Time: 2/12/25 13:00 | | | | | Company: <i>ET</i> | | | | | Date/Time: 2/12/25 11:00 | | | | | | | | |
| Relinquished by: | | | | | Date/Time: | | | | | Company: | | | | | Received by: | | | | | | | | |
| Custody Seals Intact: <input type="checkbox"/> Yes <input type="checkbox"/> No | | | | | Custody Seal No.: | | | | | Cooler Temperature(s) °C and Other Remarks: 3.4 4.2 4.4 10E 12H SE | | | | | | | | | | | | | |



Chain of Custody Record

| | | | | | | | | | | | | | | | | | | | | | |
|---|--|--|--|--|--|--|--|--|--|--|--|----------------------------|--|----------------------------|--|--|--|---------------------------|--|----------------------------|--|
| Client Information | | Sampler: | | Lab PM: Schove, John R | | Carrier Tracking No(s): | | COC No: 480-201949-36782.2 | | | | | | | | | | | | | |
| Client Contact: Nicholas Beyrle | | Phone: | | E-Mail: John.Schove@et.eurofinsus.com | | State of Origin: | | Page: Page 2 of 2 | | | | | | | | | | | | | |
| Company: Arcadis US Inc. | | PWSID: | | Analysis Requested | | | | | | Job #: | | | | | | | | | | | |
| Address: 295 Woodcliff Drive, Suite 301 | | Due Date Requested: | | | | | | | | Preservation Codes: A - HCL N - None B - NaOH | | | | | | | | | | | |
| City: Fairport | | TAT Requested (days): | | Field Filtered Sample (Yes or No) | | Perform MS/MSD (Yes or No) | | 8260C - BTEX | | 8270D_LL - Low Level PAH Semivolatiles | | 9012B_NP - Cyanide, Total | | Total Number of containers | | | | | | | |
| State, Zip: NY, 14450 | | Compliance Project: <input type="checkbox"/> Yes <input type="checkbox"/> No | | | | | | | | | | | | | | | | | | | |
| Phone: | | PO #: 4506628846 | | 8260C - BTEX | | 8270D_LL - Low Level PAH Semivolatiles | | 9012B_NP - Cyanide, Total | | Total Number of containers | | Total Number of containers | | Other: | | | | | | | |
| Email: nicholas.beyrle@arcadis.com | | WO #: | | | | | | | | | | | | | | | | | | | |
| Project Name: NYSEG Former MGP Site - Penn Yan | | Project #: 48024595 | | 8260C - BTEX | | 8270D_LL - Low Level PAH Semivolatiles | | 9012B_NP - Cyanide, Total | | Total Number of containers | | Total Number of containers | | Special Instructions/Note: | | | | | | | |
| Site: New York | | SSOW#: | | | | | | | | | | | | | | | | | | | |
| Sample Identification | | Sample Date | | Sample Time | | Sample Type (C=Comp, G=grab) | | Matrix (W=water, S=solid, O=waste/oil, BT=Tissue, A=Air) | | Field Filtered Sample (Yes or No) | | Perform MS/MSD (Yes or No) | | 8260C - BTEX | | 8270D_LL - Low Level PAH Semivolatiles | | 9012B_NP - Cyanide, Total | | Total Number of containers | |
| | | | | | | | | | | | | | | | | | | | | | |
| | | | | | | | | | | Field Filtered Sample (Yes or No) | | Perform MS/MSD (Yes or No) | | 8260C - BTEX | | 8270D_LL - Low Level PAH Semivolatiles | | 9012B_NP - Cyanide, Total | | Total Number of containers | |
| | | | | | | | | | | | | | | | | | | | | | |
| | | | | | | | | | | Field Filtered Sample (Yes or No) | | Perform MS/MSD (Yes or No) | | 8260C - BTEX | | 8270D_LL - Low Level PAH Semivolatiles | | 9012B_NP - Cyanide, Total | | Total Number of containers | |
| | | | | | | | | | | | | | | | | | | | | | |
| | | | | | | | | | | Field Filtered Sample (Yes or No) | | Perform MS/MSD (Yes or No) | | 8260C - BTEX | | 8270D_LL - Low Level PAH Semivolatiles | | 9012B_NP - Cyanide, Total | | Total Number of containers | |
| | | | | | | | | | | | | | | | | | | | | | |
| | | | | | | | | | | Field Filtered Sample (Yes or No) | | Perform MS/MSD (Yes or No) | | 8260C - BTEX | | 8270D_LL - Low Level PAH Semivolatiles | | 9012B_NP - Cyanide, Total | | Total Number of containers | |
| | | | | | | | | | | | | | | | | | | | | | |
| | | | | | | | | | | Field Filtered Sample (Yes or No) | | Perform MS/MSD (Yes or No) | | 8260C - BTEX | | 8270D_LL - Low Level PAH Semivolatiles | | 9012B_NP - Cyanide, Total | | Total Number of containers | |
| | | | | | | | | | | | | | | | | | | | | | |
| | | | | | | | | | | Field Filtered Sample (Yes or No) | | Perform MS/MSD (Yes or No) | | 8260C - BTEX | | 8270D_LL - Low Level PAH Semivolatiles | | 9012B_NP - Cyanide, Total | | Total Number of containers | |
| | | | | | | | | | | | | | | | | | | | | | |
| | | | | | | | | | | Field Filtered Sample (Yes or No) | | Perform MS/MSD (Yes or No) | | 8260C - BTEX | | 8270D_LL - Low Level PAH Semivolatiles | | 9012B_NP - Cyanide, Total | | Total Number of containers | |
| | | | | | | | | | | | | | | | | | | | | | |
| | | | | | | | | | | Field Filtered Sample (Yes or No) | | Perform MS/MSD (Yes or No) | | 8260C - BTEX | | 8270D_LL - Low Level PAH Semivolatiles | | 9012B_NP - Cyanide, Total | | Total Number of containers | |
| | | | | | | | | | | | | | | | | | | | | | |
| | | | | | | | | | | Field Filtered Sample (Yes or No) | | Perform MS/MSD (Yes or No) | | 8260C - BTEX | | 8270D_LL - Low Level PAH Semivolatiles | | 9012B_NP - Cyanide, Total | | Total Number of containers | |
| | | | | | | | | | | | | | | | | | | | | | |
| | | | | | | | | | | Field Filtered Sample (Yes or No) | | Perform MS/MSD (Yes or No) | | 8260C - BTEX | | 8270D_LL - Low Level PAH Semivolatiles | | 9012B_NP - Cyanide, Total | | Total Number of containers | |
| | | | | | | | | | | | | | | | | | | | | | |
| | | | | | | | | | | Field Filtered Sample (Yes or No) | | Perform MS/MSD (Yes or No) | | 8260C - BTEX | | 8270D_LL - Low Level PAH Semivolatiles | | 9012B_NP - Cyanide, Total | | Total Number of containers | |
| | | | | | | | | | | | | | | | | | | | | | |
| | | | | | | | | | | Field Filtered Sample (Yes or No) | | Perform MS/MSD (Yes or No) | | 8260C - BTEX | | 8270D_LL - Low Level PAH Semivolatiles | | 9012B_NP - Cyanide, Total | | Total Number of containers | |
| | | | | | | | | | | | | | | | | | | | | | |
| | | | | | | | | | | Field Filtered Sample (Yes or No) | | Perform MS/MSD (Yes or No) | | 8260C - BTEX | | 8270D_LL - Low Level PAH Semivolatiles | | 9012B_NP - Cyanide, Total | | Total Number of containers | |
| | | | | | | | | | | | | | | | | | | | | | |
| | | | | | | | | | | Field Filtered Sample (Yes or No) | | Perform MS/MSD (Yes or No) | | 8260C - BTEX | | 8270D_LL - Low Level PAH Semivolatiles | | 9012B_NP - Cyanide, Total | | Total Number of containers | |
| | | | | | | | | | | | | | | | | | | | | | |
| | | | | | | | | | | Field Filtered Sample (Yes or No) | | Perform MS/MSD (Yes or No) | | 8260C - BTEX | | 8270D_LL - Low Level PAH Semivolatiles | | 9012B_NP - Cyanide, Total | | Total Number of containers | |
| | | | | | | | | | | | | | | | | | | | | | |
| | | | | | | | | | | Field Filtered Sample (Yes or No) | | Perform MS/MSD (Yes or No) | | 8260C - BTEX | | 8270D_LL - Low Level PAH Semivolatiles | | 9012B_NP - Cyanide, Total | | Total Number of containers | |
| | | | | | | | | | | | | | | | | | | | | | |
| | | | | | | | | | | Field Filtered Sample (Yes or No) | | Perform MS/MSD (Yes or No) | | 8260C - BTEX | | 8270D_LL - Low Level PAH Semivolatiles | | 9012B_NP - Cyanide, Total | | Total Number of containers | |
| | | | | | | | | | | | | | | | | | | | | | |
| | | | | | | | | | | Field Filtered Sample (Yes or No) | | Perform MS/MSD (Yes or No) | | 8260C - BTEX | | 8270D_LL - Low Level PAH Semivolatiles | | 9012B_NP - Cyanide, Total | | Total Number of containers | |
| | | | | | | | | | | | | | | | | | | | | | |
| | | | | | | | | | | Field Filtered Sample (Yes or No) | | Perform MS/MSD (Yes or No) | | 8260C - BTEX | | 8270D_LL - Low Level PAH Semivolatiles | | 9012B_NP - Cyanide, Total | | Total Number of containers | |
| | | | | | | | | | | | | | | | | | | | | | |
| | | | | | | | | | | Field Filtered Sample (Yes or No) | | Perform MS/MSD (Yes or No) | | 8260C - BTEX | | 8270D_LL - Low Level PAH Semivolatiles | | 9012B_NP - Cyanide, Total | | Total Number of containers | |
| | | | | | | | | | | | | | | | | | | | | | |
| | | | | | | | | | | Field Filtered Sample (Yes or No) | | Perform MS/MSD (Yes or No) | | 8260C - BTEX | | 8270D_LL - Low Level PAH Semivolatiles | | 9012B_NP - Cyanide, Total | | Total Number of containers | |
| | | | | | | | | | | | | | | | | | | | | | |
| | | | | | | | | | | Field Filtered Sample (Yes or No) | | Perform MS/MSD (Yes or No) | | 8260C - BTEX | | 8270D_LL - Low Level PAH Semivolatiles | | 9012B_NP - Cyanide, Total | | Total Number of containers | |
| | | | | | | | | | | | | | | | | | | | | | |
| | | | | | | | | | | Field Filtered Sample (Yes or No) | | Perform MS/MSD (Yes or No) | | 8260C - BTEX | | 8270D_LL - Low Level PAH Semivolatiles | | 9012B_NP - Cyanide, Total | | Total Number of containers | |
| | | | | | | | | | | | | | | | | | | | | | |
| | | | | | | | | | | Field Filtered Sample (Yes or No) | | Perform MS/MSD (Yes or No) | | 8260C - BTEX | | 8270D_LL - Low Level PAH Semivolatiles | | 9012B_NP - Cyanide, Total | | Total Number of containers | |
| | | | | | | | | | | | | | | | | | | | | | |
| | | | | | | | | | | Field Filtered Sample (Yes or No) | | Perform MS/MSD (Yes or No) | | 8260C - BTEX | | 8270D_LL - Low Level PAH Semivolatiles | | 9012B_NP - Cyanide, Total | | Total Number of containers | |
| | | | | | | | | | | | | | | | | | | | | | |
| | | | | | | | | | | Field Filtered Sample (Yes or No) | | Perform MS/MSD (Yes or No) | | 8260C - BTEX | | 8270D_LL - Low Level PAH Semivolatiles | | 9012B_NP - Cyanide, Total | | Total Number of containers | |
| | | | | | | | | | | | | | | | | | | | | | |
| | | | | | | | | | | Field Filtered Sample (Yes or No) | | Perform MS/MSD (Yes or No) | | 8260C - BTEX | | 8270D_LL - Low Level PAH Semivolatiles | | 9012B_NP - Cyanide, Total | | Total Number of containers | |
| | | | | | | | | | | | | | | | | | | | | | |
| | | | | | | | | | | Field Filtered Sample (Yes or No) | | Perform MS/MSD (Yes or No) | | 8260C - BTEX | | 8270D_LL - Low Level PAH Semivolatiles | | 9012B_NP - Cyanide, Total | | Total Number of containers | |
| | | | | | | | | | | | | | | | | | | | | | |
| | | | | | | | | | | Field Filtered Sample (Yes or No) | | Perform MS/MSD (Yes or No) | | 8260C - BTEX | | 8270D_LL - Low Level PAH Semivolatiles | | 9012B_NP - Cyanide, Total | | Total Number of containers | |
| | | | | | | | | | | | | | | | | | | | | | |
| | | | | | | | | | | Field Filtered Sample (Yes or No) | | Perform MS/MSD (Yes or No) | | 8260C - BTEX | | 8270D_LL - Low Level PAH Semivolatiles | | 9012B_NP - Cyanide, Total | | Total Number of containers | |
| | | | | | | | | | | | | | | | | | | | | | |
| | | | | | | | | | | Field Filtered Sample (Yes or No) | | Perform MS/MSD (Yes or No) | | 8260C - BTEX | | 8270D_LL - Low Level PAH Semivolatiles | | 9012B_NP - Cyanide, Total | | Total Number of containers | |
| | | | | | | | | | | | | | | | | | | | | | |
| | | | | | | | | | | Field Filtered Sample (Yes or No) | | Perform MS/MSD (Yes or No) | | 8260C - BTEX | | 8270D_LL - Low Level PAH Semivolatiles | | 9012B_NP - Cyanide, Total | | Total Number of containers | |
| | | | | | | | | | | | | | | | | | | | | | |
| | | | | | | | | | | Field Filtered Sample (Yes or No) | | Perform MS/MSD (Yes or No) | | 8260C - BTEX | | 8270D_LL - Low Level PAH Semivolatiles | | 9012B_NP - Cyanide, Total | | Total Number of containers | |
| | | | | | | | | | | | | | | | | | | | | | |
| | | | | | | | | | | | | | | | | | | | | | |

Definitions/Glossary

Client: New York State Electric & Gas
Project/Site: NYSEG Former MGP Site - Penn Yan

Job ID: 480-227320-1

Qualifiers

GC/MS VOA

| Qualifier | Qualifier Description |
|-----------|---|
| S1+ | Surrogate recovery exceeds control limits, high biased. |

GC/MS Semi VOA

| Qualifier | Qualifier Description |
|-----------|--|
| F1 | MS and/or MSD recovery exceeds control limits. |
| J | Result is less than the RL but greater than or equal to the MDL and the concentration is an approximate value. |

General Chemistry

| Qualifier | Qualifier Description |
|-----------|--|
| B | Compound was found in the blank and sample. |
| J | Result is less than the RL but greater than or equal to the MDL and the concentration is an approximate value. |

Glossary

| Abbreviation | These commonly used abbreviations may or may not be present in this report. |
|----------------|---|
| ☼ | Listed under the "D" column to designate that the result is reported on a dry weight basis |
| %R | Percent Recovery |
| CFL | Contains Free Liquid |
| CFU | Colony Forming Unit |
| CNF | Contains No Free Liquid |
| DER | Duplicate Error Ratio (normalized absolute difference) |
| Dil Fac | Dilution Factor |
| DL | Detection Limit (DoD/DOE) |
| DL, RA, RE, IN | Indicates a Dilution, Re-analysis, Re-extraction, or additional Initial metals/anion analysis of the sample |
| DLC | Decision Level Concentration (Radiochemistry) |
| EDL | Estimated Detection Limit (Dioxin) |
| LOD | Limit of Detection (DoD/DOE) |
| LOQ | Limit of Quantitation (DoD/DOE) |
| MCL | EPA recommended "Maximum Contaminant Level" |
| MDA | Minimum Detectable Activity (Radiochemistry) |
| MDC | Minimum Detectable Concentration (Radiochemistry) |
| MDL | Method Detection Limit |
| ML | Minimum Level (Dioxin) |
| MPN | Most Probable Number |
| MQL | Method Quantitation Limit |
| NC | Not Calculated |
| ND | Not Detected at the reporting limit (or MDL or EDL if shown) |
| NEG | Negative / Absent |
| POS | Positive / Present |
| PQL | Practical Quantitation Limit |
| PRES | Presumptive |
| QC | Quality Control |
| RER | Relative Error Ratio (Radiochemistry) |
| RL | Reporting Limit or Requested Limit (Radiochemistry) |
| RPD | Relative Percent Difference, a measure of the relative difference between two points |
| TEF | Toxicity Equivalent Factor (Dioxin) |
| TEQ | Toxicity Equivalent Quotient (Dioxin) |
| TNTC | Too Numerous To Count |

Client Sample Results

Client: New York State Electric & Gas
 Project/Site: NYSEG Former MGP Site - Penn Yan

Job ID: 480-227320-1

Client Sample ID: PRMW-1S

Lab Sample ID: 480-227320-1

Date Collected: 02/11/25 12:40

Matrix: Ground Water

Date Received: 02/12/25 13:00

Method: SW846 8260C - Volatile Organic Compounds by GC/MS

| Analyte | Result | Qualifier | RL | MDL | Unit | D | Prepared | Analyzed | Dil Fac |
|----------------|--------|-----------|-----|------|------|---|----------|----------------|---------|
| Benzene | ND | | 1.0 | 0.41 | ug/L | | | 02/12/25 17:46 | 1 |
| Ethylbenzene | ND | | 1.0 | 0.74 | ug/L | | | 02/12/25 17:46 | 1 |
| Toluene | ND | | 1.0 | 0.51 | ug/L | | | 02/12/25 17:46 | 1 |
| Xylenes, Total | ND | | 2.0 | 0.66 | ug/L | | | 02/12/25 17:46 | 1 |

| Surrogate | %Recovery | Qualifier | Limits | Prepared | Analyzed | Dil Fac |
|------------------------------|-----------|-----------|----------|----------|----------------|---------|
| 1,2-Dichloroethane-d4 (Surr) | 110 | | 77 - 120 | | 02/12/25 17:46 | 1 |
| 4-Bromofluorobenzene (Surr) | 91 | | 73 - 120 | | 02/12/25 17:46 | 1 |
| Dibromofluoromethane (Surr) | 114 | | 75 - 123 | | 02/12/25 17:46 | 1 |
| Toluene-d8 (Surr) | 117 | | 80 - 120 | | 02/12/25 17:46 | 1 |

Method: SW846 8270D LL - Semivolatile Organic Compounds by GC/MS - Low Level

| Analyte | Result | Qualifier | RL | MDL | Unit | D | Prepared | Analyzed | Dil Fac |
|------------------------|--------------|-----------|------|-------|------|---|----------------|----------------|---------|
| Acenaphthene | 0.052 | J | 0.49 | 0.035 | ug/L | | 02/17/25 09:03 | 02/19/25 00:01 | 1 |
| Acenaphthylene | ND | | 0.29 | 0.055 | ug/L | | 02/17/25 09:03 | 02/19/25 00:01 | 1 |
| Anthracene | ND | | 0.49 | 0.033 | ug/L | | 02/17/25 09:03 | 02/19/25 00:01 | 1 |
| Benzo[a]anthracene | ND | | 0.29 | 0.033 | ug/L | | 02/17/25 09:03 | 02/19/25 00:01 | 1 |
| Benzo[a]pyrene | ND | | 0.18 | 0.13 | ug/L | | 02/17/25 09:03 | 02/19/25 00:01 | 1 |
| Benzo[b]fluoranthene | ND | | 0.29 | 0.062 | ug/L | | 02/17/25 09:03 | 02/19/25 00:01 | 1 |
| Benzo[g,h,i]perylene | ND | | 0.49 | 0.057 | ug/L | | 02/17/25 09:03 | 02/19/25 00:01 | 1 |
| Benzo[k]fluoranthene | ND | | 0.29 | 0.069 | ug/L | | 02/17/25 09:03 | 02/19/25 00:01 | 1 |
| Chrysene | ND | | 0.49 | 0.073 | ug/L | | 02/17/25 09:03 | 02/19/25 00:01 | 1 |
| Dibenz(a,h)anthracene | ND | | 0.49 | 0.069 | ug/L | | 02/17/25 09:03 | 02/19/25 00:01 | 1 |
| Fluoranthene | ND | | 0.49 | 0.078 | ug/L | | 02/17/25 09:03 | 02/19/25 00:01 | 1 |
| Fluorene | ND | | 0.49 | 0.057 | ug/L | | 02/17/25 09:03 | 02/19/25 00:01 | 1 |
| Indeno[1,2,3-cd]pyrene | ND | | 0.49 | 0.11 | ug/L | | 02/17/25 09:03 | 02/19/25 00:01 | 1 |
| Naphthalene | ND | | 0.98 | 0.063 | ug/L | | 02/17/25 09:03 | 02/19/25 00:01 | 1 |
| Phenanthrene | ND | | 0.20 | 0.061 | ug/L | | 02/17/25 09:03 | 02/19/25 00:01 | 1 |
| Pyrene | ND | | 0.49 | 0.075 | ug/L | | 02/17/25 09:03 | 02/19/25 00:01 | 1 |

| Surrogate | %Recovery | Qualifier | Limits | Prepared | Analyzed | Dil Fac |
|-------------------------|-----------|-----------|----------|----------------|----------------|---------|
| 2-Fluorobiphenyl (Surr) | 92 | | 37 - 120 | 02/17/25 09:03 | 02/19/25 00:01 | 1 |
| Nitrobenzene-d5 (Surr) | 82 | | 26 - 120 | 02/17/25 09:03 | 02/19/25 00:01 | 1 |
| p-Terphenyl-d14 (Surr) | 99 | | 64 - 127 | 02/17/25 09:03 | 02/19/25 00:01 | 1 |

General Chemistry

| Analyte | Result | Qualifier | RL | MDL | Unit | D | Prepared | Analyzed | Dil Fac |
|------------------------------|--------|-----------|-------|--------|------|---|----------|----------------|---------|
| Cyanide, Total (SW846 9012B) | ND | | 0.010 | 0.0041 | mg/L | | | 02/16/25 17:22 | 1 |

Client Sample Results

Client: New York State Electric & Gas
 Project/Site: NYSEG Former MGP Site - Penn Yan

Job ID: 480-227320-1

Client Sample ID: PRMW-2D

Lab Sample ID: 480-227320-2

Date Collected: 02/11/25 10:25

Matrix: Ground Water

Date Received: 02/12/25 13:00

Method: SW846 8260C - Volatile Organic Compounds by GC/MS

| Analyte | Result | Qualifier | RL | MDL | Unit | D | Prepared | Analyzed | Dil Fac |
|----------------|--------|-----------|-----|------|------|---|----------|----------------|---------|
| Benzene | ND | | 1.0 | 0.41 | ug/L | | | 02/12/25 18:10 | 1 |
| Ethylbenzene | ND | | 1.0 | 0.74 | ug/L | | | 02/12/25 18:10 | 1 |
| Toluene | ND | | 1.0 | 0.51 | ug/L | | | 02/12/25 18:10 | 1 |
| Xylenes, Total | ND | | 2.0 | 0.66 | ug/L | | | 02/12/25 18:10 | 1 |

| Surrogate | %Recovery | Qualifier | Limits | Prepared | Analyzed | Dil Fac |
|------------------------------|-----------|-----------|----------|----------|----------------|---------|
| 1,2-Dichloroethane-d4 (Surr) | 112 | | 77 - 120 | | 02/12/25 18:10 | 1 |
| 4-Bromofluorobenzene (Surr) | 97 | | 73 - 120 | | 02/12/25 18:10 | 1 |
| Dibromofluoromethane (Surr) | 116 | | 75 - 123 | | 02/12/25 18:10 | 1 |
| Toluene-d8 (Surr) | 121 | S1+ | 80 - 120 | | 02/12/25 18:10 | 1 |

Method: SW846 8270D LL - Semivolatile Organic Compounds by GC/MS - Low Level

| Analyte | Result | Qualifier | RL | MDL | Unit | D | Prepared | Analyzed | Dil Fac |
|------------------------|--------|-----------|------|-------|------|---|----------------|----------------|---------|
| Acenaphthene | ND | | 0.48 | 0.034 | ug/L | | 02/17/25 09:03 | 02/19/25 00:28 | 1 |
| Acenaphthylene | ND | | 0.29 | 0.053 | ug/L | | 02/17/25 09:03 | 02/19/25 00:28 | 1 |
| Anthracene | ND | | 0.48 | 0.032 | ug/L | | 02/17/25 09:03 | 02/19/25 00:28 | 1 |
| Benzo[a]anthracene | ND | | 0.29 | 0.032 | ug/L | | 02/17/25 09:03 | 02/19/25 00:28 | 1 |
| Benzo[a]pyrene | ND | | 0.17 | 0.12 | ug/L | | 02/17/25 09:03 | 02/19/25 00:28 | 1 |
| Benzo[b]fluoranthene | ND | | 0.29 | 0.060 | ug/L | | 02/17/25 09:03 | 02/19/25 00:28 | 1 |
| Benzo[g,h,i]perylene | ND | | 0.48 | 0.055 | ug/L | | 02/17/25 09:03 | 02/19/25 00:28 | 1 |
| Benzo[k]fluoranthene | ND | | 0.29 | 0.067 | ug/L | | 02/17/25 09:03 | 02/19/25 00:28 | 1 |
| Chrysene | ND | | 0.48 | 0.070 | ug/L | | 02/17/25 09:03 | 02/19/25 00:28 | 1 |
| Dibenz(a,h)anthracene | ND | | 0.48 | 0.067 | ug/L | | 02/17/25 09:03 | 02/19/25 00:28 | 1 |
| Fluoranthene | ND | | 0.48 | 0.076 | ug/L | | 02/17/25 09:03 | 02/19/25 00:28 | 1 |
| Fluorene | ND | | 0.48 | 0.055 | ug/L | | 02/17/25 09:03 | 02/19/25 00:28 | 1 |
| Indeno[1,2,3-cd]pyrene | ND | | 0.48 | 0.10 | ug/L | | 02/17/25 09:03 | 02/19/25 00:28 | 1 |
| Naphthalene | ND | | 0.95 | 0.061 | ug/L | | 02/17/25 09:03 | 02/19/25 00:28 | 1 |
| Phenanthrene | ND | | 0.19 | 0.059 | ug/L | | 02/17/25 09:03 | 02/19/25 00:28 | 1 |
| Pyrene | ND | | 0.48 | 0.072 | ug/L | | 02/17/25 09:03 | 02/19/25 00:28 | 1 |

| Surrogate | %Recovery | Qualifier | Limits | Prepared | Analyzed | Dil Fac |
|-------------------------|-----------|-----------|----------|----------------|----------------|---------|
| 2-Fluorobiphenyl (Surr) | 89 | | 37 - 120 | 02/17/25 09:03 | 02/19/25 00:28 | 1 |
| Nitrobenzene-d5 (Surr) | 80 | | 26 - 120 | 02/17/25 09:03 | 02/19/25 00:28 | 1 |
| p-Terphenyl-d14 (Surr) | 96 | | 64 - 127 | 02/17/25 09:03 | 02/19/25 00:28 | 1 |

General Chemistry

| Analyte | Result | Qualifier | RL | MDL | Unit | D | Prepared | Analyzed | Dil Fac |
|------------------------------|--------|-----------|-------|--------|------|---|----------|----------------|---------|
| Cyanide, Total (SW846 9012B) | ND | | 0.010 | 0.0041 | mg/L | | | 02/16/25 17:25 | 1 |

Client Sample Results

Client: New York State Electric & Gas
 Project/Site: NYSEG Former MGP Site - Penn Yan

Job ID: 480-227320-1

Client Sample ID: PRMW-2S

Lab Sample ID: 480-227320-3

Date Collected: 02/11/25 08:45

Matrix: Ground Water

Date Received: 02/12/25 13:00

Method: SW846 8260C - Volatile Organic Compounds by GC/MS

| Analyte | Result | Qualifier | RL | MDL | Unit | D | Prepared | Analyzed | Dil Fac |
|----------------|--------|-----------|-----|------|------|---|----------|----------------|---------|
| Benzene | ND | | 1.0 | 0.41 | ug/L | | | 02/12/25 18:35 | 1 |
| Ethylbenzene | ND | | 1.0 | 0.74 | ug/L | | | 02/12/25 18:35 | 1 |
| Toluene | ND | | 1.0 | 0.51 | ug/L | | | 02/12/25 18:35 | 1 |
| Xylenes, Total | ND | | 2.0 | 0.66 | ug/L | | | 02/12/25 18:35 | 1 |

| Surrogate | %Recovery | Qualifier | Limits | Prepared | Analyzed | Dil Fac |
|------------------------------|-----------|-----------|----------|----------|----------------|---------|
| 1,2-Dichloroethane-d4 (Surr) | 111 | | 77 - 120 | | 02/12/25 18:35 | 1 |
| 4-Bromofluorobenzene (Surr) | 97 | | 73 - 120 | | 02/12/25 18:35 | 1 |
| Dibromofluoromethane (Surr) | 113 | | 75 - 123 | | 02/12/25 18:35 | 1 |
| Toluene-d8 (Surr) | 121 | S1+ | 80 - 120 | | 02/12/25 18:35 | 1 |

Method: SW846 8270D LL - Semivolatile Organic Compounds by GC/MS - Low Level

| Analyte | Result | Qualifier | RL | MDL | Unit | D | Prepared | Analyzed | Dil Fac |
|------------------------|--------|-----------|------|-------|------|---|----------------|----------------|---------|
| Acenaphthene | ND | | 0.48 | 0.034 | ug/L | | 02/17/25 09:03 | 02/19/25 00:54 | 1 |
| Acenaphthylene | ND | | 0.29 | 0.053 | ug/L | | 02/17/25 09:03 | 02/19/25 00:54 | 1 |
| Anthracene | ND | | 0.48 | 0.032 | ug/L | | 02/17/25 09:03 | 02/19/25 00:54 | 1 |
| Benzo[a]anthracene | ND | | 0.29 | 0.032 | ug/L | | 02/17/25 09:03 | 02/19/25 00:54 | 1 |
| Benzo[a]pyrene | ND | | 0.17 | 0.12 | ug/L | | 02/17/25 09:03 | 02/19/25 00:54 | 1 |
| Benzo[b]fluoranthene | ND | | 0.29 | 0.060 | ug/L | | 02/17/25 09:03 | 02/19/25 00:54 | 1 |
| Benzo[g,h,i]perylene | ND | | 0.48 | 0.055 | ug/L | | 02/17/25 09:03 | 02/19/25 00:54 | 1 |
| Benzo[k]fluoranthene | ND | | 0.29 | 0.067 | ug/L | | 02/17/25 09:03 | 02/19/25 00:54 | 1 |
| Chrysene | ND | | 0.48 | 0.070 | ug/L | | 02/17/25 09:03 | 02/19/25 00:54 | 1 |
| Dibenz(a,h)anthracene | ND | | 0.48 | 0.067 | ug/L | | 02/17/25 09:03 | 02/19/25 00:54 | 1 |
| Fluoranthene | ND | | 0.48 | 0.076 | ug/L | | 02/17/25 09:03 | 02/19/25 00:54 | 1 |
| Fluorene | ND | | 0.48 | 0.055 | ug/L | | 02/17/25 09:03 | 02/19/25 00:54 | 1 |
| Indeno[1,2,3-cd]pyrene | ND | | 0.48 | 0.10 | ug/L | | 02/17/25 09:03 | 02/19/25 00:54 | 1 |
| Naphthalene | ND | | 0.95 | 0.061 | ug/L | | 02/17/25 09:03 | 02/19/25 00:54 | 1 |
| Phenanthrene | ND | | 0.19 | 0.059 | ug/L | | 02/17/25 09:03 | 02/19/25 00:54 | 1 |
| Pyrene | ND | | 0.48 | 0.072 | ug/L | | 02/17/25 09:03 | 02/19/25 00:54 | 1 |

| Surrogate | %Recovery | Qualifier | Limits | Prepared | Analyzed | Dil Fac |
|-------------------------|-----------|-----------|----------|----------------|----------------|---------|
| 2-Fluorobiphenyl (Surr) | 97 | | 37 - 120 | 02/17/25 09:03 | 02/19/25 00:54 | 1 |
| Nitrobenzene-d5 (Surr) | 86 | | 26 - 120 | 02/17/25 09:03 | 02/19/25 00:54 | 1 |
| p-Terphenyl-d14 (Surr) | 104 | | 64 - 127 | 02/17/25 09:03 | 02/19/25 00:54 | 1 |

General Chemistry

| Analyte | Result | Qualifier | RL | MDL | Unit | D | Prepared | Analyzed | Dil Fac |
|------------------------------|--------|-----------|-------|--------|------|---|----------|----------------|---------|
| Cyanide, Total (SW846 9012B) | 0.11 | B | 0.010 | 0.0041 | mg/L | | | 02/16/25 17:29 | 1 |

Client Sample Results

Client: New York State Electric & Gas
 Project/Site: NYSEG Former MGP Site - Penn Yan

Job ID: 480-227320-1

Client Sample ID: PRMW-3D

Lab Sample ID: 480-227320-4

Date Collected: 02/11/25 12:15

Matrix: Ground Water

Date Received: 02/12/25 13:00

Method: SW846 8260C - Volatile Organic Compounds by GC/MS

| Analyte | Result | Qualifier | RL | MDL | Unit | D | Prepared | Analyzed | Dil Fac |
|----------------|--------|-----------|-----|------|------|---|----------|----------------|---------|
| Benzene | ND | | 1.0 | 0.41 | ug/L | | | 02/12/25 18:59 | 1 |
| Ethylbenzene | ND | | 1.0 | 0.74 | ug/L | | | 02/12/25 18:59 | 1 |
| Toluene | ND | | 1.0 | 0.51 | ug/L | | | 02/12/25 18:59 | 1 |
| Xylenes, Total | ND | | 2.0 | 0.66 | ug/L | | | 02/12/25 18:59 | 1 |

| Surrogate | %Recovery | Qualifier | Limits | Prepared | Analyzed | Dil Fac |
|------------------------------|-----------|-----------|----------|----------|----------------|---------|
| 1,2-Dichloroethane-d4 (Surr) | 111 | | 77 - 120 | | 02/12/25 18:59 | 1 |
| 4-Bromofluorobenzene (Surr) | 96 | | 73 - 120 | | 02/12/25 18:59 | 1 |
| Dibromofluoromethane (Surr) | 115 | | 75 - 123 | | 02/12/25 18:59 | 1 |
| Toluene-d8 (Surr) | 121 | S1+ | 80 - 120 | | 02/12/25 18:59 | 1 |

Method: SW846 8270D LL - Semivolatile Organic Compounds by GC/MS - Low Level

| Analyte | Result | Qualifier | RL | MDL | Unit | D | Prepared | Analyzed | Dil Fac |
|------------------------|--------------|-----------|------|-------|------|---|----------------|----------------|---------|
| Acenaphthene | 0.036 | J | 0.48 | 0.034 | ug/L | | 02/17/25 09:03 | 02/19/25 01:20 | 1 |
| Acenaphthylene | ND | | 0.29 | 0.053 | ug/L | | 02/17/25 09:03 | 02/19/25 01:20 | 1 |
| Anthracene | ND | | 0.48 | 0.032 | ug/L | | 02/17/25 09:03 | 02/19/25 01:20 | 1 |
| Benzo[a]anthracene | ND | | 0.29 | 0.032 | ug/L | | 02/17/25 09:03 | 02/19/25 01:20 | 1 |
| Benzo[a]pyrene | ND | | 0.17 | 0.12 | ug/L | | 02/17/25 09:03 | 02/19/25 01:20 | 1 |
| Benzo[b]fluoranthene | ND | | 0.29 | 0.060 | ug/L | | 02/17/25 09:03 | 02/19/25 01:20 | 1 |
| Benzo[g,h,i]perylene | ND | | 0.48 | 0.055 | ug/L | | 02/17/25 09:03 | 02/19/25 01:20 | 1 |
| Benzo[k]fluoranthene | ND | | 0.29 | 0.067 | ug/L | | 02/17/25 09:03 | 02/19/25 01:20 | 1 |
| Chrysene | ND | | 0.48 | 0.070 | ug/L | | 02/17/25 09:03 | 02/19/25 01:20 | 1 |
| Dibenz(a,h)anthracene | ND | | 0.48 | 0.067 | ug/L | | 02/17/25 09:03 | 02/19/25 01:20 | 1 |
| Fluoranthene | ND | | 0.48 | 0.076 | ug/L | | 02/17/25 09:03 | 02/19/25 01:20 | 1 |
| Fluorene | ND | | 0.48 | 0.055 | ug/L | | 02/17/25 09:03 | 02/19/25 01:20 | 1 |
| Indeno[1,2,3-cd]pyrene | ND | | 0.48 | 0.10 | ug/L | | 02/17/25 09:03 | 02/19/25 01:20 | 1 |
| Naphthalene | ND | | 0.95 | 0.061 | ug/L | | 02/17/25 09:03 | 02/19/25 01:20 | 1 |
| Phenanthrene | ND | | 0.19 | 0.059 | ug/L | | 02/17/25 09:03 | 02/19/25 01:20 | 1 |
| Pyrene | ND | | 0.48 | 0.072 | ug/L | | 02/17/25 09:03 | 02/19/25 01:20 | 1 |

| Surrogate | %Recovery | Qualifier | Limits | Prepared | Analyzed | Dil Fac |
|-------------------------|-----------|-----------|----------|----------------|----------------|---------|
| 2-Fluorobiphenyl (Surr) | 89 | | 37 - 120 | 02/17/25 09:03 | 02/19/25 01:20 | 1 |
| Nitrobenzene-d5 (Surr) | 79 | | 26 - 120 | 02/17/25 09:03 | 02/19/25 01:20 | 1 |
| p-Terphenyl-d14 (Surr) | 97 | | 64 - 127 | 02/17/25 09:03 | 02/19/25 01:20 | 1 |

General Chemistry

| Analyte | Result | Qualifier | RL | MDL | Unit | D | Prepared | Analyzed | Dil Fac |
|------------------------------|--------|-----------|-------|--------|------|---|----------|----------------|---------|
| Cyanide, Total (SW846 9012B) | ND | | 0.010 | 0.0041 | mg/L | | | 02/16/25 17:33 | 1 |

Client Sample Results

Client: New York State Electric & Gas
 Project/Site: NYSEG Former MGP Site - Penn Yan

Job ID: 480-227320-1

Client Sample ID: PRMW-3S

Lab Sample ID: 480-227320-5

Date Collected: 02/11/25 13:50

Matrix: Ground Water

Date Received: 02/12/25 13:00

Method: SW846 8260C - Volatile Organic Compounds by GC/MS

| Analyte | Result | Qualifier | RL | MDL | Unit | D | Prepared | Analyzed | Dil Fac |
|----------------|--------|-----------|-----|------|------|---|----------|----------------|---------|
| Benzene | ND | | 1.0 | 0.41 | ug/L | | | 02/12/25 19:24 | 1 |
| Ethylbenzene | ND | | 1.0 | 0.74 | ug/L | | | 02/12/25 19:24 | 1 |
| Toluene | ND | | 1.0 | 0.51 | ug/L | | | 02/12/25 19:24 | 1 |
| Xylenes, Total | ND | | 2.0 | 0.66 | ug/L | | | 02/12/25 19:24 | 1 |

| Surrogate | %Recovery | Qualifier | Limits | Prepared | Analyzed | Dil Fac |
|------------------------------|-----------|-----------|----------|----------|----------------|---------|
| 1,2-Dichloroethane-d4 (Surr) | 116 | | 77 - 120 | | 02/12/25 19:24 | 1 |
| 4-Bromofluorobenzene (Surr) | 95 | | 73 - 120 | | 02/12/25 19:24 | 1 |
| Dibromofluoromethane (Surr) | 116 | | 75 - 123 | | 02/12/25 19:24 | 1 |
| Toluene-d8 (Surr) | 120 | | 80 - 120 | | 02/12/25 19:24 | 1 |

Method: SW846 8270D LL - Semivolatile Organic Compounds by GC/MS - Low Level

| Analyte | Result | Qualifier | RL | MDL | Unit | D | Prepared | Analyzed | Dil Fac |
|------------------------|--------------|-----------|------|-------|------|---|----------------|----------------|---------|
| Acenaphthene | 0.055 | J | 0.48 | 0.034 | ug/L | | 02/17/25 09:03 | 02/19/25 01:46 | 1 |
| Acenaphthylene | ND | | 0.29 | 0.053 | ug/L | | 02/17/25 09:03 | 02/19/25 01:46 | 1 |
| Anthracene | ND | | 0.48 | 0.032 | ug/L | | 02/17/25 09:03 | 02/19/25 01:46 | 1 |
| Benzo[a]anthracene | ND | | 0.29 | 0.032 | ug/L | | 02/17/25 09:03 | 02/19/25 01:46 | 1 |
| Benzo[a]pyrene | ND | | 0.17 | 0.12 | ug/L | | 02/17/25 09:03 | 02/19/25 01:46 | 1 |
| Benzo[b]fluoranthene | ND | | 0.29 | 0.060 | ug/L | | 02/17/25 09:03 | 02/19/25 01:46 | 1 |
| Benzo[g,h,i]perylene | ND | | 0.48 | 0.055 | ug/L | | 02/17/25 09:03 | 02/19/25 01:46 | 1 |
| Benzo[k]fluoranthene | ND | | 0.29 | 0.067 | ug/L | | 02/17/25 09:03 | 02/19/25 01:46 | 1 |
| Chrysene | ND | | 0.48 | 0.070 | ug/L | | 02/17/25 09:03 | 02/19/25 01:46 | 1 |
| Dibenz(a,h)anthracene | ND | | 0.48 | 0.067 | ug/L | | 02/17/25 09:03 | 02/19/25 01:46 | 1 |
| Fluoranthene | ND | | 0.48 | 0.076 | ug/L | | 02/17/25 09:03 | 02/19/25 01:46 | 1 |
| Fluorene | ND | | 0.48 | 0.055 | ug/L | | 02/17/25 09:03 | 02/19/25 01:46 | 1 |
| Indeno[1,2,3-cd]pyrene | ND | | 0.48 | 0.10 | ug/L | | 02/17/25 09:03 | 02/19/25 01:46 | 1 |
| Naphthalene | ND | | 0.95 | 0.061 | ug/L | | 02/17/25 09:03 | 02/19/25 01:46 | 1 |
| Phenanthrene | ND | | 0.19 | 0.059 | ug/L | | 02/17/25 09:03 | 02/19/25 01:46 | 1 |
| Pyrene | ND | | 0.48 | 0.072 | ug/L | | 02/17/25 09:03 | 02/19/25 01:46 | 1 |

| Surrogate | %Recovery | Qualifier | Limits | Prepared | Analyzed | Dil Fac |
|-------------------------|-----------|-----------|----------|----------------|----------------|---------|
| 2-Fluorobiphenyl (Surr) | 89 | | 37 - 120 | 02/17/25 09:03 | 02/19/25 01:46 | 1 |
| Nitrobenzene-d5 (Surr) | 79 | | 26 - 120 | 02/17/25 09:03 | 02/19/25 01:46 | 1 |
| p-Terphenyl-d14 (Surr) | 100 | | 64 - 127 | 02/17/25 09:03 | 02/19/25 01:46 | 1 |

General Chemistry

| Analyte | Result | Qualifier | RL | MDL | Unit | D | Prepared | Analyzed | Dil Fac |
|------------------------------|--------|-----------|-------|--------|------|---|----------|----------------|---------|
| Cyanide, Total (SW846 9012B) | ND | | 0.010 | 0.0041 | mg/L | | | 02/16/25 17:36 | 1 |

Client Sample Results

Client: New York State Electric & Gas
 Project/Site: NYSEG Former MGP Site - Penn Yan

Job ID: 480-227320-1

Client Sample ID: PRMW-4S

Lab Sample ID: 480-227320-6

Date Collected: 02/11/25 10:30

Matrix: Ground Water

Date Received: 02/12/25 13:00

Method: SW846 8260C - Volatile Organic Compounds by GC/MS

| Analyte | Result | Qualifier | RL | MDL | Unit | D | Prepared | Analyzed | Dil Fac |
|----------------|--------|-----------|-----|------|------|---|----------|----------------|---------|
| Benzene | ND | | 1.0 | 0.41 | ug/L | | | 02/12/25 19:48 | 1 |
| Ethylbenzene | ND | | 1.0 | 0.74 | ug/L | | | 02/12/25 19:48 | 1 |
| Toluene | ND | | 1.0 | 0.51 | ug/L | | | 02/12/25 19:48 | 1 |
| Xylenes, Total | ND | | 2.0 | 0.66 | ug/L | | | 02/12/25 19:48 | 1 |

| Surrogate | %Recovery | Qualifier | Limits | Prepared | Analyzed | Dil Fac |
|------------------------------|-----------|-----------|----------|----------|----------------|---------|
| 1,2-Dichloroethane-d4 (Surr) | 115 | | 77 - 120 | | 02/12/25 19:48 | 1 |
| 4-Bromofluorobenzene (Surr) | 96 | | 73 - 120 | | 02/12/25 19:48 | 1 |
| Dibromofluoromethane (Surr) | 118 | | 75 - 123 | | 02/12/25 19:48 | 1 |
| Toluene-d8 (Surr) | 119 | | 80 - 120 | | 02/12/25 19:48 | 1 |

Method: SW846 8270D LL - Semivolatile Organic Compounds by GC/MS - Low Level

| Analyte | Result | Qualifier | RL | MDL | Unit | D | Prepared | Analyzed | Dil Fac |
|------------------------|--------|-----------|------|-------|------|---|----------------|----------------|---------|
| Acenaphthene | ND | | 0.49 | 0.035 | ug/L | | 02/17/25 09:03 | 02/19/25 02:13 | 1 |
| Acenaphthylene | ND | | 0.29 | 0.055 | ug/L | | 02/17/25 09:03 | 02/19/25 02:13 | 1 |
| Anthracene | ND | | 0.49 | 0.033 | ug/L | | 02/17/25 09:03 | 02/19/25 02:13 | 1 |
| Benzo[a]anthracene | ND | | 0.29 | 0.033 | ug/L | | 02/17/25 09:03 | 02/19/25 02:13 | 1 |
| Benzo[a]pyrene | ND | | 0.18 | 0.13 | ug/L | | 02/17/25 09:03 | 02/19/25 02:13 | 1 |
| Benzo[b]fluoranthene | ND | | 0.29 | 0.062 | ug/L | | 02/17/25 09:03 | 02/19/25 02:13 | 1 |
| Benzo[g,h,i]perylene | ND | | 0.49 | 0.057 | ug/L | | 02/17/25 09:03 | 02/19/25 02:13 | 1 |
| Benzo[k]fluoranthene | ND | | 0.29 | 0.069 | ug/L | | 02/17/25 09:03 | 02/19/25 02:13 | 1 |
| Chrysene | ND | | 0.49 | 0.073 | ug/L | | 02/17/25 09:03 | 02/19/25 02:13 | 1 |
| Dibenz(a,h)anthracene | ND | | 0.49 | 0.069 | ug/L | | 02/17/25 09:03 | 02/19/25 02:13 | 1 |
| Fluoranthene | ND | | 0.49 | 0.078 | ug/L | | 02/17/25 09:03 | 02/19/25 02:13 | 1 |
| Fluorene | ND | | 0.49 | 0.057 | ug/L | | 02/17/25 09:03 | 02/19/25 02:13 | 1 |
| Indeno[1,2,3-cd]pyrene | ND | | 0.49 | 0.11 | ug/L | | 02/17/25 09:03 | 02/19/25 02:13 | 1 |
| Naphthalene | ND | | 0.98 | 0.063 | ug/L | | 02/17/25 09:03 | 02/19/25 02:13 | 1 |
| Phenanthrene | ND | | 0.20 | 0.061 | ug/L | | 02/17/25 09:03 | 02/19/25 02:13 | 1 |
| Pyrene | ND | | 0.49 | 0.075 | ug/L | | 02/17/25 09:03 | 02/19/25 02:13 | 1 |

| Surrogate | %Recovery | Qualifier | Limits | Prepared | Analyzed | Dil Fac |
|-------------------------|-----------|-----------|----------|----------------|----------------|---------|
| 2-Fluorobiphenyl (Surr) | 47 | | 37 - 120 | 02/17/25 09:03 | 02/19/25 02:13 | 1 |
| Nitrobenzene-d5 (Surr) | 43 | | 26 - 120 | 02/17/25 09:03 | 02/19/25 02:13 | 1 |
| p-Terphenyl-d14 (Surr) | 77 | | 64 - 127 | 02/17/25 09:03 | 02/19/25 02:13 | 1 |

General Chemistry

| Analyte | Result | Qualifier | RL | MDL | Unit | D | Prepared | Analyzed | Dil Fac |
|------------------------------|----------------------|-----------|-------|--------|------|---|----------|----------------|---------|
| Cyanide, Total (SW846 9012B) | 0.0055 JB | 0.010 UB | 0.010 | 0.0041 | mg/L | | | 02/16/25 17:59 | 1 |

Client Sample Results

Client: New York State Electric & Gas
 Project/Site: NYSEG Former MGP Site - Penn Yan

Job ID: 480-227320-1

Client Sample ID: PRMW-5D

Lab Sample ID: 480-227320-7

Date Collected: 02/11/25 15:10

Matrix: Ground Water

Date Received: 02/12/25 13:00

Method: SW846 8260C - Volatile Organic Compounds by GC/MS

| Analyte | Result | Qualifier | RL | MDL | Unit | D | Prepared | Analyzed | Dil Fac |
|----------------|--------|-----------|-----|------|------|---|----------|----------------|---------|
| Benzene | ND | | 1.0 | 0.41 | ug/L | | | 02/12/25 20:13 | 1 |
| Ethylbenzene | ND | | 1.0 | 0.74 | ug/L | | | 02/12/25 20:13 | 1 |
| Toluene | ND | | 1.0 | 0.51 | ug/L | | | 02/12/25 20:13 | 1 |
| Xylenes, Total | ND | | 2.0 | 0.66 | ug/L | | | 02/12/25 20:13 | 1 |

| Surrogate | %Recovery | Qualifier | Limits | Prepared | Analyzed | Dil Fac |
|------------------------------|-----------|-----------|----------|----------|----------------|---------|
| 1,2-Dichloroethane-d4 (Surr) | 115 | | 77 - 120 | | 02/12/25 20:13 | 1 |
| 4-Bromofluorobenzene (Surr) | 96 | | 73 - 120 | | 02/12/25 20:13 | 1 |
| Dibromofluoromethane (Surr) | 119 | | 75 - 123 | | 02/12/25 20:13 | 1 |
| Toluene-d8 (Surr) | 119 | | 80 - 120 | | 02/12/25 20:13 | 1 |

Method: SW846 8270D LL - Semivolatile Organic Compounds by GC/MS - Low Level

| Analyte | Result | Qualifier | RL | MDL | Unit | D | Prepared | Analyzed | Dil Fac |
|------------------------|--------|-----------|------|-------|------|---|----------------|----------------|---------|
| Acenaphthene | ND | | 0.50 | 0.036 | ug/L | | 02/17/25 09:03 | 02/19/25 02:39 | 1 |
| Acenaphthylene | ND | | 0.30 | 0.055 | ug/L | | 02/17/25 09:03 | 02/19/25 02:39 | 1 |
| Anthracene | ND | | 0.50 | 0.034 | ug/L | | 02/17/25 09:03 | 02/19/25 02:39 | 1 |
| Benzo[a]anthracene | ND | | 0.30 | 0.034 | ug/L | | 02/17/25 09:03 | 02/19/25 02:39 | 1 |
| Benzo[a]pyrene | ND | | 0.18 | 0.13 | ug/L | | 02/17/25 09:03 | 02/19/25 02:39 | 1 |
| Benzo[b]fluoranthene | ND | | 0.30 | 0.062 | ug/L | | 02/17/25 09:03 | 02/19/25 02:39 | 1 |
| Benzo[g,h,i]perylene | ND | | 0.50 | 0.057 | ug/L | | 02/17/25 09:03 | 02/19/25 02:39 | 1 |
| Benzo[k]fluoranthene | ND | | 0.30 | 0.069 | ug/L | | 02/17/25 09:03 | 02/19/25 02:39 | 1 |
| Chrysene | ND | | 0.50 | 0.073 | ug/L | | 02/17/25 09:03 | 02/19/25 02:39 | 1 |
| Dibenz(a,h)anthracene | ND | | 0.50 | 0.069 | ug/L | | 02/17/25 09:03 | 02/19/25 02:39 | 1 |
| Fluoranthene | ND | | 0.50 | 0.079 | ug/L | | 02/17/25 09:03 | 02/19/25 02:39 | 1 |
| Fluorene | ND | | 0.50 | 0.057 | ug/L | | 02/17/25 09:03 | 02/19/25 02:39 | 1 |
| Indeno[1,2,3-cd]pyrene | ND | | 0.50 | 0.11 | ug/L | | 02/17/25 09:03 | 02/19/25 02:39 | 1 |
| Naphthalene | ND | | 0.99 | 0.063 | ug/L | | 02/17/25 09:03 | 02/19/25 02:39 | 1 |
| Phenanthrene | ND | | 0.20 | 0.061 | ug/L | | 02/17/25 09:03 | 02/19/25 02:39 | 1 |
| Pyrene | ND | | 0.50 | 0.075 | ug/L | | 02/17/25 09:03 | 02/19/25 02:39 | 1 |

| Surrogate | %Recovery | Qualifier | Limits | Prepared | Analyzed | Dil Fac |
|-------------------------|-----------|-----------|----------|----------------|----------------|---------|
| 2-Fluorobiphenyl (Surr) | 48 | | 37 - 120 | 02/17/25 09:03 | 02/19/25 02:39 | 1 |
| Nitrobenzene-d5 (Surr) | 43 | | 26 - 120 | 02/17/25 09:03 | 02/19/25 02:39 | 1 |
| p-Terphenyl-d14 (Surr) | 64 | | 64 - 127 | 02/17/25 09:03 | 02/19/25 02:39 | 1 |

General Chemistry

| Analyte | Result | Qualifier | RL | MDL | Unit | D | Prepared | Analyzed | Dil Fac |
|------------------------------|--------|-----------|-------|--------|------|---|----------|----------------|---------|
| Cyanide, Total (SW846 9012B) | ND | | 0.010 | 0.0041 | mg/L | | | 02/16/25 18:06 | 1 |

Client Sample Results

Client: New York State Electric & Gas
 Project/Site: NYSEG Former MGP Site - Penn Yan

Job ID: 480-227320-1

Client Sample ID: PRMW-5S

Lab Sample ID: 480-227320-8

Date Collected: 02/10/25 15:05

Matrix: Ground Water

Date Received: 02/12/25 13:00

Method: SW846 8260C - Volatile Organic Compounds by GC/MS

| Analyte | Result | Qualifier | RL | MDL | Unit | D | Prepared | Analyzed | Dil Fac |
|----------------|------------|-----------|-----|------|------|---|----------|----------------|---------|
| Benzene | 1.4 | | 1.0 | 0.41 | ug/L | | | 02/13/25 19:01 | 1 |
| Ethylbenzene | ND | | 1.0 | 0.74 | ug/L | | | 02/13/25 19:01 | 1 |
| Toluene | ND | | 1.0 | 0.51 | ug/L | | | 02/13/25 19:01 | 1 |
| Xylenes, Total | ND | | 2.0 | 0.66 | ug/L | | | 02/13/25 19:01 | 1 |

| Surrogate | %Recovery | Qualifier | Limits | Prepared | Analyzed | Dil Fac |
|------------------------------|-----------|-----------|----------|----------|----------------|---------|
| 1,2-Dichloroethane-d4 (Surr) | 107 | | 77 - 120 | | 02/13/25 19:01 | 1 |
| 4-Bromofluorobenzene (Surr) | 92 | | 73 - 120 | | 02/13/25 19:01 | 1 |
| Dibromofluoromethane (Surr) | 100 | | 75 - 123 | | 02/13/25 19:01 | 1 |
| Toluene-d8 (Surr) | 96 | | 80 - 120 | | 02/13/25 19:01 | 1 |

Method: SW846 8270D LL - Semivolatile Organic Compounds by GC/MS - Low Level

| Analyte | Result | Qualifier | RL | MDL | Unit | D | Prepared | Analyzed | Dil Fac |
|------------------------|-------------|-------------|------|------|------|---|----------------|----------------|---------|
| Acenaphthene | 12 | F1 J | 2.4 | 0.17 | ug/L | | 02/17/25 09:03 | 02/18/25 23:35 | 5 |
| Acenaphthylene | 1.4 | | 1.4 | 0.27 | ug/L | | 02/17/25 09:03 | 02/18/25 23:35 | 5 |
| Anthracene | 0.20 | J | 2.4 | 0.16 | ug/L | | 02/17/25 09:03 | 02/18/25 23:35 | 5 |
| Benzo[a]anthracene | ND | | 1.4 | 0.16 | ug/L | | 02/17/25 09:03 | 02/18/25 23:35 | 5 |
| Benzo[a]pyrene | ND | | 0.86 | 0.62 | ug/L | | 02/17/25 09:03 | 02/18/25 23:35 | 5 |
| Benzo[b]fluoranthene | ND | | 1.4 | 0.30 | ug/L | | 02/17/25 09:03 | 02/18/25 23:35 | 5 |
| Benzo[g,h,i]perylene | ND | | 2.4 | 0.28 | ug/L | | 02/17/25 09:03 | 02/18/25 23:35 | 5 |
| Benzo[k]fluoranthene | ND | | 1.4 | 0.33 | ug/L | | 02/17/25 09:03 | 02/18/25 23:35 | 5 |
| Chrysene | ND | | 2.4 | 0.35 | ug/L | | 02/17/25 09:03 | 02/18/25 23:35 | 5 |
| Dibenz(a,h)anthracene | ND | | 2.4 | 0.33 | ug/L | | 02/17/25 09:03 | 02/18/25 23:35 | 5 |
| Fluoranthene | 1.4 | J | 2.4 | 0.38 | ug/L | | 02/17/25 09:03 | 02/18/25 23:35 | 5 |
| Fluorene | 4.5 | | 2.4 | 0.28 | ug/L | | 02/17/25 09:03 | 02/18/25 23:35 | 5 |
| Indeno[1,2,3-cd]pyrene | ND | | 2.4 | 0.52 | ug/L | | 02/17/25 09:03 | 02/18/25 23:35 | 5 |
| Naphthalene | 7.4 | F1 J | 4.8 | 0.30 | ug/L | | 02/17/25 09:03 | 02/18/25 23:35 | 5 |
| Phenanthrene | 0.90 | J | 0.95 | 0.30 | ug/L | | 02/17/25 09:03 | 02/18/25 23:35 | 5 |
| Pyrene | 0.78 | J | 2.4 | 0.36 | ug/L | | 02/17/25 09:03 | 02/18/25 23:35 | 5 |

| Surrogate | %Recovery | Qualifier | Limits | Prepared | Analyzed | Dil Fac |
|-------------------------|-----------|-----------|----------|----------------|----------------|---------|
| 2-Fluorobiphenyl (Surr) | 86 | | 37 - 120 | 02/17/25 09:03 | 02/18/25 23:35 | 5 |
| Nitrobenzene-d5 (Surr) | 73 | | 26 - 120 | 02/17/25 09:03 | 02/18/25 23:35 | 5 |
| p-Terphenyl-d14 (Surr) | 88 | | 64 - 127 | 02/17/25 09:03 | 02/18/25 23:35 | 5 |

General Chemistry

| Analyte | Result | Qualifier | RL | MDL | Unit | D | Prepared | Analyzed | Dil Fac |
|-------------------------------------|--------------|-----------|-------|--------|------|---|----------|----------------|---------|
| Cyanide, Total (SW846 9012B) | 0.043 | B | 0.010 | 0.0041 | mg/L | | | 02/16/25 17:07 | 1 |

Client Sample Results

Client: New York State Electric & Gas
 Project/Site: NYSEG Former MGP Site - Penn Yan

Job ID: 480-227320-1

Client Sample ID: PRMW-6D

Lab Sample ID: 480-227320-9

Date Collected: 02/10/25 15:10

Matrix: Ground Water

Date Received: 02/12/25 13:00

Method: SW846 8260C - Volatile Organic Compounds by GC/MS

| Analyte | Result | Qualifier | RL | MDL | Unit | D | Prepared | Analyzed | Dil Fac |
|----------------|--------|-----------|-----|------|------|---|----------|----------------|---------|
| Benzene | ND | | 1.0 | 0.41 | ug/L | | | 02/12/25 21:02 | 1 |
| Ethylbenzene | ND | | 1.0 | 0.74 | ug/L | | | 02/12/25 21:02 | 1 |
| Toluene | ND | | 1.0 | 0.51 | ug/L | | | 02/12/25 21:02 | 1 |
| Xylenes, Total | ND | | 2.0 | 0.66 | ug/L | | | 02/12/25 21:02 | 1 |

| Surrogate | %Recovery | Qualifier | Limits | Prepared | Analyzed | Dil Fac |
|------------------------------|-----------|-----------|----------|----------|----------------|---------|
| 1,2-Dichloroethane-d4 (Surr) | 108 | | 77 - 120 | | 02/12/25 21:02 | 1 |
| 4-Bromofluorobenzene (Surr) | 94 | | 73 - 120 | | 02/12/25 21:02 | 1 |
| Dibromofluoromethane (Surr) | 114 | | 75 - 123 | | 02/12/25 21:02 | 1 |
| Toluene-d8 (Surr) | 119 | | 80 - 120 | | 02/12/25 21:02 | 1 |

Method: SW846 8270D LL - Semivolatile Organic Compounds by GC/MS - Low Level

| Analyte | Result | Qualifier | RL | MDL | Unit | D | Prepared | Analyzed | Dil Fac |
|------------------------|--------|-----------|------|-------|------|---|----------------|----------------|---------|
| Acenaphthene | ND | | 0.50 | 0.036 | ug/L | | 02/17/25 09:03 | 02/19/25 03:05 | 1 |
| Acenaphthylene | ND | | 0.30 | 0.055 | ug/L | | 02/17/25 09:03 | 02/19/25 03:05 | 1 |
| Anthracene | ND | | 0.50 | 0.034 | ug/L | | 02/17/25 09:03 | 02/19/25 03:05 | 1 |
| Benzo[a]anthracene | ND | | 0.30 | 0.034 | ug/L | | 02/17/25 09:03 | 02/19/25 03:05 | 1 |
| Benzo[a]pyrene | ND | | 0.18 | 0.13 | ug/L | | 02/17/25 09:03 | 02/19/25 03:05 | 1 |
| Benzo[b]fluoranthene | ND | | 0.30 | 0.062 | ug/L | | 02/17/25 09:03 | 02/19/25 03:05 | 1 |
| Benzo[g,h,i]perylene | ND | | 0.50 | 0.057 | ug/L | | 02/17/25 09:03 | 02/19/25 03:05 | 1 |
| Benzo[k]fluoranthene | ND | | 0.30 | 0.069 | ug/L | | 02/17/25 09:03 | 02/19/25 03:05 | 1 |
| Chrysene | ND | | 0.50 | 0.073 | ug/L | | 02/17/25 09:03 | 02/19/25 03:05 | 1 |
| Dibenz(a,h)anthracene | ND | | 0.50 | 0.069 | ug/L | | 02/17/25 09:03 | 02/19/25 03:05 | 1 |
| Fluoranthene | ND | | 0.50 | 0.079 | ug/L | | 02/17/25 09:03 | 02/19/25 03:05 | 1 |
| Fluorene | ND | | 0.50 | 0.057 | ug/L | | 02/17/25 09:03 | 02/19/25 03:05 | 1 |
| Indeno[1,2,3-cd]pyrene | ND | | 0.50 | 0.11 | ug/L | | 02/17/25 09:03 | 02/19/25 03:05 | 1 |
| Naphthalene | ND | | 0.99 | 0.063 | ug/L | | 02/17/25 09:03 | 02/19/25 03:05 | 1 |
| Phenanthrene | ND | | 0.20 | 0.061 | ug/L | | 02/17/25 09:03 | 02/19/25 03:05 | 1 |
| Pyrene | ND | | 0.50 | 0.075 | ug/L | | 02/17/25 09:03 | 02/19/25 03:05 | 1 |

| Surrogate | %Recovery | Qualifier | Limits | Prepared | Analyzed | Dil Fac |
|-------------------------|-----------|-----------|----------|----------------|----------------|---------|
| 2-Fluorobiphenyl (Surr) | 51 | | 37 - 120 | 02/17/25 09:03 | 02/19/25 03:05 | 1 |
| Nitrobenzene-d5 (Surr) | 46 | | 26 - 120 | 02/17/25 09:03 | 02/19/25 03:05 | 1 |
| p-Terphenyl-d14 (Surr) | 75 | | 64 - 127 | 02/17/25 09:03 | 02/19/25 03:05 | 1 |

General Chemistry

| Analyte | Result | Qualifier | RL | MDL | Unit | D | Prepared | Analyzed | Dil Fac |
|------------------------------|--------|-----------|-------|--------|------|---|----------|----------------|---------|
| Cyanide, Total (SW846 9012B) | ND | | 0.010 | 0.0041 | mg/L | | | 02/16/25 18:09 | 1 |

Client Sample Results

Client: New York State Electric & Gas
 Project/Site: NYSEG Former MGP Site - Penn Yan

Job ID: 480-227320-1

Client Sample ID: PRMW-6S

Lab Sample ID: 480-227320-10

Date Collected: 02/10/25 12:30

Matrix: Ground Water

Date Received: 02/12/25 13:00

Method: SW846 8260C - Volatile Organic Compounds by GC/MS

| Analyte | Result | Qualifier | RL | MDL | Unit | D | Prepared | Analyzed | Dil Fac |
|----------------|--------|-----------|-----|------|------|---|----------|----------------|---------|
| Benzene | ND | | 1.0 | 0.41 | ug/L | | | 02/12/25 21:27 | 1 |
| Ethylbenzene | ND | | 1.0 | 0.74 | ug/L | | | 02/12/25 21:27 | 1 |
| Toluene | ND | | 1.0 | 0.51 | ug/L | | | 02/12/25 21:27 | 1 |
| Xylenes, Total | ND | | 2.0 | 0.66 | ug/L | | | 02/12/25 21:27 | 1 |

| Surrogate | %Recovery | Qualifier | Limits | Prepared | Analyzed | Dil Fac |
|------------------------------|-----------|-----------|----------|----------|----------------|---------|
| 1,2-Dichloroethane-d4 (Surr) | 115 | | 77 - 120 | | 02/12/25 21:27 | 1 |
| 4-Bromofluorobenzene (Surr) | 96 | | 73 - 120 | | 02/12/25 21:27 | 1 |
| Dibromofluoromethane (Surr) | 117 | | 75 - 123 | | 02/12/25 21:27 | 1 |
| Toluene-d8 (Surr) | 119 | | 80 - 120 | | 02/12/25 21:27 | 1 |

Method: SW846 8270D LL - Semivolatile Organic Compounds by GC/MS - Low Level

| Analyte | Result | Qualifier | RL | MDL | Unit | D | Prepared | Analyzed | Dil Fac |
|------------------------|--------|-----------|------|-------|------|---|----------------|----------------|---------|
| Acenaphthene | ND | | 0.49 | 0.035 | ug/L | | 02/17/25 09:03 | 02/19/25 03:32 | 1 |
| Acenaphthylene | ND | | 0.29 | 0.054 | ug/L | | 02/17/25 09:03 | 02/19/25 03:32 | 1 |
| Anthracene | ND | | 0.49 | 0.033 | ug/L | | 02/17/25 09:03 | 02/19/25 03:32 | 1 |
| Benzo[a]anthracene | ND | | 0.29 | 0.033 | ug/L | | 02/17/25 09:03 | 02/19/25 03:32 | 1 |
| Benzo[a]pyrene | ND | | 0.17 | 0.13 | ug/L | | 02/17/25 09:03 | 02/19/25 03:32 | 1 |
| Benzo[b]fluoranthene | ND | | 0.29 | 0.061 | ug/L | | 02/17/25 09:03 | 02/19/25 03:32 | 1 |
| Benzo[g,h,i]perylene | ND | | 0.49 | 0.056 | ug/L | | 02/17/25 09:03 | 02/19/25 03:32 | 1 |
| Benzo[k]fluoranthene | ND | | 0.29 | 0.068 | ug/L | | 02/17/25 09:03 | 02/19/25 03:32 | 1 |
| Chrysene | ND | | 0.49 | 0.072 | ug/L | | 02/17/25 09:03 | 02/19/25 03:32 | 1 |
| Dibenz(a,h)anthracene | ND | | 0.49 | 0.068 | ug/L | | 02/17/25 09:03 | 02/19/25 03:32 | 1 |
| Fluoranthene | ND | | 0.49 | 0.078 | ug/L | | 02/17/25 09:03 | 02/19/25 03:32 | 1 |
| Fluorene | ND | | 0.49 | 0.056 | ug/L | | 02/17/25 09:03 | 02/19/25 03:32 | 1 |
| Indeno[1,2,3-cd]pyrene | ND | | 0.49 | 0.11 | ug/L | | 02/17/25 09:03 | 02/19/25 03:32 | 1 |
| Naphthalene | ND | | 0.97 | 0.062 | ug/L | | 02/17/25 09:03 | 02/19/25 03:32 | 1 |
| Phenanthrene | ND | | 0.19 | 0.060 | ug/L | | 02/17/25 09:03 | 02/19/25 03:32 | 1 |
| Pyrene | ND | | 0.49 | 0.074 | ug/L | | 02/17/25 09:03 | 02/19/25 03:32 | 1 |

| Surrogate | %Recovery | Qualifier | Limits | Prepared | Analyzed | Dil Fac |
|-------------------------|-----------|-----------|----------|----------------|----------------|---------|
| 2-Fluorobiphenyl (Surr) | 50 | | 37 - 120 | 02/17/25 09:03 | 02/19/25 03:32 | 1 |
| Nitrobenzene-d5 (Surr) | 46 | | 26 - 120 | 02/17/25 09:03 | 02/19/25 03:32 | 1 |
| p-Terphenyl-d14 (Surr) | 72 | | 64 - 127 | 02/17/25 09:03 | 02/19/25 03:32 | 1 |

General Chemistry

| Analyte | Result | Qualifier | RL | MDL | Unit | D | Prepared | Analyzed | Dil Fac |
|------------------------------|--------|-----------|-------|--------|------|---|----------|----------------|---------|
| Cyanide, Total (SW846 9012B) | ND | | 0.010 | 0.0041 | mg/L | | | 02/16/25 18:12 | 1 |

Client Sample Results

Client: New York State Electric & Gas
 Project/Site: NYSEG Former MGP Site - Penn Yan

Job ID: 480-227320-1

Client Sample ID: TRIP BLANK

Lab Sample ID: 480-227320-11

Date Collected: 02/11/25 00:00

Matrix: WQ

Date Received: 02/12/25 13:00

Method: SW846 8260C - Volatile Organic Compounds by GC/MS

| Analyte | Result | Qualifier | RL | MDL | Unit | D | Prepared | Analyzed | Dil Fac |
|----------------|--------|-----------|-----|------|------|---|----------|----------------|---------|
| Benzene | ND | | 1.0 | 0.41 | ug/L | | | 02/12/25 21:52 | 1 |
| Ethylbenzene | ND | | 1.0 | 0.74 | ug/L | | | 02/12/25 21:52 | 1 |
| Toluene | ND | | 1.0 | 0.51 | ug/L | | | 02/12/25 21:52 | 1 |
| Xylenes, Total | ND | | 2.0 | 0.66 | ug/L | | | 02/12/25 21:52 | 1 |

| Surrogate | %Recovery | Qualifier | Limits | Prepared | Analyzed | Dil Fac |
|------------------------------|-----------|-----------|----------|----------|----------------|---------|
| 1,2-Dichloroethane-d4 (Surr) | 111 | | 77 - 120 | | 02/12/25 21:52 | 1 |
| 4-Bromofluorobenzene (Surr) | 96 | | 73 - 120 | | 02/12/25 21:52 | 1 |
| Dibromofluoromethane (Surr) | 116 | | 75 - 123 | | 02/12/25 21:52 | 1 |
| Toluene-d8 (Surr) | 122 | S1+ | 80 - 120 | | 02/12/25 21:52 | 1 |

Client Sample Results

Client: New York State Electric & Gas
 Project/Site: NYSEG Former MGP Site - Penn Yan

Job ID: 480-227320-1

Client Sample ID: DUP-01-20250210

Lab Sample ID: 480-227320-12

Date Collected: 02/10/25 00:00

Matrix: Water

Date Received: 02/12/25 13:00

Method: SW846 8260C - Volatile Organic Compounds by GC/MS

| Analyte | Result | Qualifier | RL | MDL | Unit | D | Prepared | Analyzed | Dil Fac |
|------------------------------|------------------|------------------|---------------|------|------|---|-----------------|-----------------|----------------|
| Benzene | 1.3 | | 1.0 | 0.41 | ug/L | | | 02/12/25 22:17 | 1 |
| Ethylbenzene | ND | | 1.0 | 0.74 | ug/L | | | 02/12/25 22:17 | 1 |
| Toluene | ND | | 1.0 | 0.51 | ug/L | | | 02/12/25 22:17 | 1 |
| Xylenes, Total | ND | | 2.0 | 0.66 | ug/L | | | 02/12/25 22:17 | 1 |
| Surrogate | %Recovery | Qualifier | Limits | | | | Prepared | Analyzed | Dil Fac |
| 1,2-Dichloroethane-d4 (Surr) | 111 | | 77 - 120 | | | | | 02/12/25 22:17 | 1 |
| 4-Bromofluorobenzene (Surr) | 96 | | 73 - 120 | | | | | 02/12/25 22:17 | 1 |
| Dibromofluoromethane (Surr) | 115 | | 75 - 123 | | | | | 02/12/25 22:17 | 1 |
| Toluene-d8 (Surr) | 119 | | 80 - 120 | | | | | 02/12/25 22:17 | 1 |

Method: SW846 8270D LL - Semivolatile Organic Compounds by GC/MS - Low Level

| Analyte | Result | Qualifier | RL | MDL | Unit | D | Prepared | Analyzed | Dil Fac |
|---------------------------|------------------|------------------|---------------|-------|------|---|-----------------|-----------------|----------------|
| Acenaphthene | 6.9 | J | 0.48 | 0.034 | ug/L | | 02/17/25 09:03 | 02/19/25 03:59 | 1 |
| Acenaphthylene | 0.84 | | 0.29 | 0.053 | ug/L | | 02/17/25 09:03 | 02/19/25 03:59 | 1 |
| Anthracene | 0.17 | J | 0.48 | 0.032 | ug/L | | 02/17/25 09:03 | 02/19/25 03:59 | 1 |
| Benzo[a]anthracene | 0.050 | J | 0.29 | 0.032 | ug/L | | 02/17/25 09:03 | 02/19/25 03:59 | 1 |
| Benzo[a]pyrene | ND | | 0.17 | 0.12 | ug/L | | 02/17/25 09:03 | 02/19/25 03:59 | 1 |
| Benzo[b]fluoranthene | ND | | 0.29 | 0.060 | ug/L | | 02/17/25 09:03 | 02/19/25 03:59 | 1 |
| Benzo[g,h,i]perylene | ND | | 0.48 | 0.055 | ug/L | | 02/17/25 09:03 | 02/19/25 03:59 | 1 |
| Benzo[k]fluoranthene | ND | | 0.29 | 0.067 | ug/L | | 02/17/25 09:03 | 02/19/25 03:59 | 1 |
| Chrysene | ND | | 0.48 | 0.070 | ug/L | | 02/17/25 09:03 | 02/19/25 03:59 | 1 |
| Dibenz(a,h)anthracene | ND | | 0.48 | 0.067 | ug/L | | 02/17/25 09:03 | 02/19/25 03:59 | 1 |
| Fluoranthene | 1.0 | | 0.48 | 0.076 | ug/L | | 02/17/25 09:03 | 02/19/25 03:59 | 1 |
| Fluorene | 2.7 | | 0.48 | 0.055 | ug/L | | 02/17/25 09:03 | 02/19/25 03:59 | 1 |
| Indeno[1,2,3-cd]pyrene | ND | | 0.48 | 0.10 | ug/L | | 02/17/25 09:03 | 02/19/25 03:59 | 1 |
| Naphthalene | 4.1 | J | 0.95 | 0.061 | ug/L | | 02/17/25 09:03 | 02/19/25 03:59 | 1 |
| Phenanthrene | 0.61 | | 0.19 | 0.059 | ug/L | | 02/17/25 09:03 | 02/19/25 03:59 | 1 |
| Pyrene | 0.64 | | 0.48 | 0.072 | ug/L | | 02/17/25 09:03 | 02/19/25 03:59 | 1 |
| Surrogate | %Recovery | Qualifier | Limits | | | | Prepared | Analyzed | Dil Fac |
| 2-Fluorobiphenyl (Surr) | 48 | | 37 - 120 | | | | 02/17/25 09:03 | 02/19/25 03:59 | 1 |
| Nitrobenzene-d5 (Surr) | 45 | | 26 - 120 | | | | 02/17/25 09:03 | 02/19/25 03:59 | 1 |
| p-Terphenyl-d14 (Surr) | 67 | | 64 - 127 | | | | 02/17/25 09:03 | 02/19/25 03:59 | 1 |

General Chemistry

| Analyte | Result | Qualifier | RL | MDL | Unit | D | Prepared | Analyzed | Dil Fac |
|-------------------------------------|--------------|-----------|-------|--------|------|---|----------|----------------|---------|
| Cyanide, Total (SW846 9012B) | 0.039 | B | 0.010 | 0.0041 | mg/L | | | 02/16/25 18:15 | 1 |

NYSEG Penn Yan
Former MGP Site

Data Usability Summary Report

Penn Yan, New York

Volatile Organic Compound (VOC), Semi-volatile Organic Compound (SVOC), and Cyanide Analyses

SDG # 480-231999-1

Analyses Performed By:
Eurofins Buffalo
Amherst, New York

Report # 60904R
Review Level: Tier III
Project: 30269587.2

Summary

This Data Usability Summary Report (DUSR) summarizes the review of Sample Delivery Group (SDG) # 480-231999-1 for samples collected in association with the NYSEG Penn Yan Former MGP Site. The review was conducted as a Tier III evaluation and included review of data package completeness. Only analytical data associated with constituents of concern were reviewed for this validation. Field documentation was not included in this review. Included with this assessment are the validation annotated sample result sheets, and chain of custody. Analyses were performed on the following samples:

| Sample ID | Lab ID | Matrix | Sample Collection Date | Parent Sample | Analysis | | |
|-----------------|---------------|--------|------------------------|---------------|----------|------|---------|
| | | | | | VOC | SVOC | CYANIDE |
| PRMW-1S | 480-231999-1 | Water | 8/19/2025 | | X | X | X |
| PRMW-2S | 480-231999-2 | Water | 8/20/2025 | | X | X | X |
| PRMW-2D | 480-231999-3 | Water | 8/20/2025 | | X | X | X |
| PRMW-3S | 480-231999-4 | Water | 8/20/2025 | | X | X | X |
| PRMW-3D | 480-231999-5 | Water | 8/20/2025 | | X | X | X |
| PRMW-4S | 480-231999-6 | Water | 8/19/2025 | | X | X | X |
| PRMW-5S | 480-231999-7 | Water | 8/19/2025 | | X | X | X |
| PRMW-5D | 480-231999-8 | Water | 8/19/2025 | | X | X | X |
| PRMW-6S | 480-231999-9 | Water | 8/19/2025 | | X | X | X |
| PRMW-6D | 480-231999-10 | Water | 8/19/2025 | | X | X | X |
| DUP-01-20250819 | 480-231999-11 | Water | 8/19/2025 | PRMW-5S | X | X | X |
| TRIP BLANK | 480-231999-12 | Water | 8/19/2025 | | X | | |

Notes:

VOC = Volatile Organic Compounds

SVOC = Semi-volatile Organic Compounds

Analytical Data Package Documentation

The table below evaluates the data package completeness.

| Items Reviewed | Reported | | Performance Acceptable | | Not Required |
|---|----------|-----|------------------------|-----|--------------|
| | No | Yes | No | Yes | |
| 1. Sample receipt condition | | X | | X | |
| 2. Requested analyses and sample results | | X | | X | |
| 3. Master tracking list | | X | | X | |
| 4. Methods of analysis | | X | | X | |
| 5. Reporting limits | | X | | X | |
| 6. Sample collection date | | X | | X | |
| 7. Laboratory sample received date | | X | | X | |
| 8. Sample preservation verification (as applicable) | | X | | X | |
| 9. Sample preparation/extraction/analysis dates | | X | | X | |
| 10. Fully executed chain-of-custody form | | X | | X | |
| 11. Narrative summary of QA or sample problems provided | | X | | X | |
| 12. Data package completeness and compliance | | X | | X | |

Note:

QA = quality assurance

Organic Analysis Introduction

Analyses were performed according to United States Environmental Protection Agency (USEPA) SW-846 Method 8260C and 8270D. Data were reviewed in accordance with USEPA National Functional Guidelines for Organic Superfund Methods Data Review, EPA 540-R-20-005, November 2020 (with reference to the historical USEPA Contract Laboratory Program National Functional Guidelines for Organic Data Review, OSWER 9240.1-05A-P, October 1999), as appropriate and applicable Region II SOPs. USEPA NFGs and Region II SOPs were followed for qualification purposes.

The data review process is an evaluation of data on a technical basis rather than a determination of contract compliance. As such, the standards against which the data are being weighed may differ from those specified in the analytical method. It is assumed that the data package represents the best efforts of the laboratory and had already been subjected to adequate and sufficient quality review prior to submission.

During the review process, laboratory qualified and unqualified data are verified against the supporting documentation. Based on this evaluation, qualifier codes may be added, deleted, or modified by the data reviewer. Results are qualified with the following codes in accordance with USEPA National Functional Guidelines:

- Concentration (C) Qualifiers
 - U The compound was analyzed for but not detected. The associated value is the compound quantitation limit.
 - B The compound has been found in the sample as well as its associated blank, its presence in the sample may be suspect.
- Quantitation (Q) Qualifiers
 - E The compound was quantitated above the calibration range.
 - D Concentration is based on a diluted sample analysis.
- Validation Qualifiers
 - J The compound was positively identified; however, the associated numerical value is an estimated concentration only.
 - UJ The compound was not detected above the reported sample quantitation limit. However, the reported limit is approximate and may or may not represent the actual limit of quantitation.
 - JN The analysis indicates the presence of a compound for which there is presumptive evidence to make a tentative identification. The associated numerical value is an estimated concentration only.
 - UB Compound is considered non-detect at the listed value due to associated blank contamination.
 - N The analysis indicates the presence of a compound for which there is presumptive evidence to make a tentative identification.
 - R The sample results are rejected.

The "R" flag means that the associated value is unusable. In other words, due to significant quality control (QC) problems, the analysis is invalid and provides no information as to whether the compound is present or not. "R" values should not appear on data tables because they cannot be relied upon, even as a last resort. The second fact to keep in mind is that no compound concentration, even if it has passed all QC tests, is guaranteed to be accurate. Strict QC serves to increase confidence in data but any value potentially contains error.

Volatile Organic Compound (VOC) Analyses

1. Holding Times

The specified holding times for the following methods are presented in the table below.

| Method | Matrix | Holding Time | Preservation |
|--------------|--------|---|--|
| SW-846 8260C | Water | 14 days from collection to analysis (preserved) | Cool to <6 °C; preserved to a pH of less than 2 s.u. with hydrochloric acid. |

Note:

s.u. = standard units

All samples were analyzed within the specified holding times.

2. Blank Contamination

Quality assurance (QA) blanks (i.e., method and rinse blanks) are prepared to identify any contamination which may have been introduced into the samples during sample preparation or field activity. Method blanks measure laboratory contamination. Rinse blanks measure contamination of samples during field operations.

A blank action level (BAL) of five times the concentration of a detected compound in an associated blank (common laboratory contaminant compounds are calculated at ten times) is calculated for QA blanks containing concentrations greater than the method detection limit (MDL). The BAL is compared to the associated sample results to determine the appropriate qualification of the sample results, if needed.

Compounds were not detected above the MDL in the associated blanks; therefore, detected sample results were not associated with blank contamination.

3. Mass Spectrometer Tuning

Mass spectrometer performance was acceptable and all analyses were performed within a 12-hour tune clock.

System performance and column resolution were acceptable.

4. Calibration

Satisfactory instrument calibration is established to ensure that the instrument is capable of producing acceptable quantitative data. An initial calibration demonstrates that the instrument is capable of acceptable performance at the beginning of an experimental sequence. The continuing calibration verifies that the instrument daily performance is satisfactory.

4.1 Initial Calibration

The method specifies percent relative standard deviation (%RSD) and relative response factor (RRF) limits for select compounds only. A technical review of the data applies limits to all compounds with no exceptions.

All target compounds associated with the initial calibration standards must exhibit a %RSD less than the control limit (20%) or a correlation coefficient greater than 0.99 and an RRF value greater than control limit (0.05).

All compounds associated with the initial calibrations were within the specified control limits.

4.2 Continuing Calibration

All target compounds associated with the continuing calibration standard must exhibit a percent difference (%D) less than the control limit (20%) and RRF value greater than control limit (0.05).

All compounds associated with the continuing calibrations were within the specified control limits.

5. Surrogates/System Monitoring Compounds

All samples to be analyzed for organic compounds are spiked with surrogate compounds prior to sample preparation to evaluate overall laboratory performance and efficiency of the analytical technique. VOC analysis requires that all surrogates associated with the analysis exhibit recoveries within the laboratory-established acceptance limits.

All surrogate recoveries were within control limits.

6. Internal Standard Performance

Internal standard performance criteria ensure that the GC/MS sensitivity and response are stable during every sample analysis. The criteria require the internal standard compounds associated with the VOC exhibit area counts that are not greater than two times (+100%) or less than one-half (-50%) of the area counts of the associated continuing calibration standard.

All internal standard responses were within control limits.

7. Matrix Spike/Matrix Spike Duplicate (MS/MSD) Analysis

MS/MSD data are used to assess the precision and accuracy of the analytical method. The compounds used to perform the MS/MSD analysis must exhibit a percent recovery within the laboratory-established acceptance limits. The relative percent difference (RPD) between the MS/MSD recoveries must exhibit an RPD within the laboratory-established acceptance limits.

Note: The MS/MSD recovery control limits do not apply for MS/MSD performed on sample locations where the compound concentration detected in the parent sample exceeds the MS/MSD concentration by a factor of four or greater.

The MS/MSD analysis performed on sample PRMW-5S. The MS/MSD analysis exhibited acceptable recoveries and RPDs.

8. Laboratory Control Sample (LCS) Analysis

The LCS analysis is used to assess the accuracy of the analytical method independent of matrix interferences. The compounds associated with the LCS analysis must exhibit a percent recovery within the laboratory-established acceptance limits.

All compounds associated with the LCS analysis exhibited recoveries within the control limits.

9. Field Duplicate Analysis

Field duplicate analysis is used to assess the overall precision of the field sampling procedures and analytical method. A control limit of 30% for water matrices is applied to the RPD between the parent sample and the field

duplicate. In the instance when the parent and/or duplicate sample concentrations are less than or equal to 5 times the RL, a control limit of two times the RL is applied for water.

Results for duplicate samples are summarized in the following table.

| Sample ID / Duplicate ID | Compounds | Sample Result | Duplicate Result | RPD |
|---------------------------|----------------|---------------|------------------|-----|
| PRMW-5S / DUP-01-20250819 | Benzene | 4.3 | 4.2 | AC |
| | Ethylbenzene | 1.6 | 1.5 | AC |
| | Toluene | 0.53 J | 1.0 U | AC |
| | Xylenes, Total | 2.2 | 1.9 J | AC |

Notes:

U = Non detect

AC = Acceptable

The calculated differences between the parent and field duplicate sample were acceptable.

10. Compound Identification

Compounds are identified on the GC/MS by using the analytes relative retention time and ion spectra.

All identified compounds met the specified criteria.

11. System Performance and Overall Assessment

Overall system performance was acceptable. Other than for those deviations specifically mentioned in this review, the overall data quality is within the guidelines specified in the method.

Data Validation Checklist for VOCs

| VOCs: SW-846 8260C | Reported | | Performance Acceptable | | Not Required |
|---|----------|-----|------------------------|-----|--------------|
| | No | Yes | No | Yes | |
| GAS CHROMATOGRAPHY/MASS SPECTROMETRY (GC/MS) | | | | | |
| Tier II Validation | | | | | |
| Holding times/Preservation | | X | | X | |
| Reporting limits (units) | | X | | X | |
| Blanks | | | | | |
| A. Method blanks | | X | | X | |
| B. Equipment blanks/Field Blanks | X | | | | X |
| C. Trip blanks | | X | | X | |
| Laboratory Control Sample (LCS) %R | | X | | X | |
| Laboratory Control Sample Duplicate (LCSD) %R | X | | | | X |
| LCS/LCSD Precision (RPD) | X | | | | X |
| Matrix Spike (MS) %R | | X | | X | |
| Matrix Spike Duplicate (MSD) %R | | X | | X | |
| MS/MSD Precision (RPD) | | X | | X | |
| Field/Lab Duplicate (RPD) | | X | | X | |
| Surrogate Spike Recoveries | | X | | X | |
| Dilution Factor | | X | | X | |
| Moisture Content | X | | | | X |
| Tier III Validation | | | | | |
| System performance and column resolution | | X | | X | |
| Initial calibration %RSDs | | X | | X | |
| Initial calibration %Ds | | X | | X | |
| Continuing calibration RRFs | | X | | X | |
| Continuing calibration %Ds | | X | | X | |
| Instrument tune and performance check | | X | | X | |
| Ion abundance criteria for each instrument used | | X | | X | |
| Internal standard | | X | | X | |
| Compound identification and quantitation | | | | | |

Data Usability Summary Report

| VOCs: SW-846 8260C | Reported | | Performance Acceptable | | Not Required |
|---|----------|-----|------------------------|-----|--------------|
| | No | Yes | No | Yes | |
| GAS CHROMATOGRAPHY/MASS SPECTROMETRY (GC/MS) | | | | | |
| A. Reconstructed ion chromatograms | | X | | X | |
| B. Quantitation Reports | | X | | X | |
| C. RT of sample compounds within the established RT windows | | X | | X | |
| D. Transcription/calculation errors present | | X | | X | |
| E. Reporting limits adjusted to reflect sample dilutions | | X | | X | |

Notes:

%RSD = Relative standard deviation

%R = Percent recovery

RPD = Relative percent difference

%D = Percent difference

Semi-volatile Organic Compound (SVOC) Analyses

1. Holding Times

The specified holding times for the following methods are presented in the table below.

| Method | Matrix | Holding Time | Preservation |
|--------------|--------|--|---------------|
| SW-846 8270D | Water | 7 days from collection to extraction and 40 days from extraction to analysis | Cool to <6 °C |

All samples were analyzed within the specified holding time criterion.

2. Blank Contamination

Quality assurance (QA) blanks (i.e., method and rinse blanks) are prepared to identify any contamination which may have been introduced into the samples during sample preparation or field activity. Method blanks measure laboratory contamination. Rinse blanks measure contamination of samples during field operations.

A blank action level (BAL) of five times the concentration of a detected compound in an associated blank (common laboratory contaminant compounds are calculated at ten times) is calculated for QA blanks containing concentrations greater than the method detection limit (MDL). The BAL is compared to the associated sample results to determine the appropriate qualification of the sample results, if needed.

Compounds were not detected above the MDL in the associated blanks; therefore, detected sample results were not associated with blank contamination.

3. Mass Spectrometer Tuning

Mass spectrometer performance was acceptable and all analyses were performed within a 12-hour tune clock. System performance and column resolution were acceptable.

4. Calibration

Satisfactory instrument calibration is established to ensure that the instrument is capable of producing acceptable quantitative data. An initial calibration demonstrates that the instrument is capable of acceptable performance at the beginning of an experimental sequence. The continuing calibration verifies that the instrument daily performance is satisfactory.

4.1 Initial Calibration

The method specifies percent relative standard deviation (%RSD) and relative response factor (RRF) limits for select compounds only. A technical review of the data applies limits to all compounds with no exceptions.

All target compounds associated with the initial calibration standards must exhibit a %RSD less than the control limit (20%) or a correlation coefficient greater than 0.99 and an RRF value greater than control limit (0.05).

All compounds associated with the initial calibrations were within the specified control limits.

4.2 Continuing Calibration

All target compounds associated with the continuing calibration standard must exhibit a percent difference (%D) less than the control limit (20%) and RRF value greater than control limit (0.05).

All compounds associated with the continuing calibrations were within the specified control limits.

5. Surrogates/System Monitoring Compounds

All samples to be analyzed for organic compounds are spiked with surrogate compounds prior to sample preparation to evaluate overall laboratory performance and efficiency of the analytical technique. SVOC analysis requires that two of the three SVOC surrogate compounds within each fraction exhibit recoveries within the laboratory-established acceptance limits.

All surrogate recoveries were within control limits.

6. Internal Standard Performance

Internal standard performance criteria ensure that the GC/MS sensitivity and response are stable during every sample analysis. The criteria require the internal standard compounds associated with the VOC exhibit area counts that are not greater than two times (+100%) or less than one-half (-50%) of the area counts of the associated continuing calibration standard.

All internal standard responses were within control limits.

7. Matrix Spike/Matrix Spike Duplicate (MS/MSD) Analysis

MS/MSD data are used to assess the precision and accuracy of the analytical method. The compounds used to perform the MS/MSD analysis must exhibit a percent recovery within the laboratory-established acceptance limits. The relative percent difference (RPD) between the MS/MSD recoveries must exhibit an RPD within the laboratory-established acceptance limits.

Note: The MS/MSD recovery control limits do not apply for MS/MSD performed on samples where the compound concentration detected in the parent sample exceeds the MS/MSD concentration by a factor of four or greater.

Sample locations associated with the MS/MSD exhibiting recoveries outside of the control limits are presented in the following table.

| Sample ID | Compound | MS Recovery | MSD Recovery |
|-----------|-------------|----------------|--------------|
| PRMW-5S | Naphthalene | < LL but > 10% | > UL |

Notes:

UL – Upper control limit

LL – Lower control limit

The criteria used to evaluate the MS/MSD recoveries are presented in the following table. In the case of an MS/MSD deviation, the sample results are qualified as documented in the table below.

| Control Limit | Sample Result | Qualification |
|---|---------------|---------------|
| > the upper control limit (UL) | Non-detect | No Action |
| | Detect | J |
| < the lower control limit (LL) but > 10% | Non-detect | UJ |
| | Detect | J |
| < 10% | Non-detect | R |
| | Detect | J |
| Parent sample concentration > four times the MS/MSD spiking solution concentration. | Detect | No Action |
| | Non-detect | |

Sample locations associated with MS/MSD recoveries exhibiting an RPD greater than the control limit are presented in the following table.

| Sample ID | Compound |
|-----------|-------------|
| PRMW-5S | Naphthalene |

The criteria used to evaluate the RPD between the MS/MSD recoveries are presented in the following table. In the case of an RPD deviation, the sample results are qualified as documented in the table below.

| Control Limit | Sample Result | Qualification |
|---------------|---------------|---------------|
| > UL | Non-detect | UJ |
| | Detect | J |

8. Laboratory Control Sample (LCS) Analysis

The LCS analysis is used to assess the accuracy of the analytical method independent of matrix interferences. The compounds associated with the LCS analysis must exhibit a percent recovery within the laboratory-established acceptance limits.

All compounds associated with the LCS analysis exhibited recoveries within the control limits.

9. Field Duplicate Analysis

Field duplicate analysis is used to assess the overall precision of the field sampling procedures and analytical method. A control limit of 30% for water matrices is applied to the RPD between the parent sample and the field duplicate. In the instance when the parent and/or duplicate sample concentrations are less than or equal to 5 times the RL, a control limit of two times the RL is applied for water.

Results for duplicate samples are summarized in the following table.

| Sample ID / Duplicate ID | Compounds | Sample Result | Duplicate Result | RPD |
|---------------------------|--------------------|---------------|------------------|-----|
| PRMW-5S / DUP-01-20250819 | Acenaphthene | 18 | 12 | AC |
| | Acenaphthylene | 2.0 | 1.4 | AC |
| | Anthracene | 0.62 J | 0.37 J | AC |
| | Benzo[a]anthracene | 0.16 | 0.0089 | AC |
| | Chrysene | 0.094 J | 2.4 U | AC |
| | Fluoranthene | 2.9 | 2.0 | AC |
| | Fluorene | 5.8 | 4.0 | AC |
| | Naphthalene | 26 | 15 | NC |
| | Phenanthrene | 1.8 | 1.3 J | AC |
| | Pyrene | 1.8 | 1.3 | AC |

Notes:

U = Non detect

AC = Acceptable

The compound naphthalene associated with sample IDs PRMW-5S / DUP-01-20250819 exhibited a field duplicate difference greater than the control limit. The associated sample results from sample locations for the listed analyte were qualified as estimated.

10. Compound Identification

Compounds are identified on the GC/MS by using the analytes relative retention time and ion spectra.

All identified compounds met the specified criteria. Sample results associated with compound that exhibited a concentration greater than the linear range of the instrument calibration are summarized in the following table.

| Sample ID | Compound | Original Analysis | Diluted Analysis | Reported Analysis |
|-----------------|-------------|-------------------|------------------|-------------------|
| DUP-01-20250819 | Naphthalene | 16 E | 15 D | 15 D |

Note: In the instance where both the original analysis and the diluted analysis sample results exhibited a concentration greater than and/or less than the calibration linear range of the instrument; the sample result exhibiting the greatest concentration will be reported as the final result.

Sample results associated with compounds exhibiting concentrations greater than the linear range are qualified as documented in the table below when reported as the final reported sample result.

| Reported Sample Results | Qualification |
|---|---------------|
| Diluted sample result within calibration range | D |
| Diluted sample result less than the calibration range | DJ |

| Reported Sample Results | Qualification |
|---|---------------|
| Diluted sample result greater than the calibration range | EDJ |
| Original sample result greater than the calibration range | EJ |

11. System Performance and Overall Assessment

Overall system performance was acceptable. Other than for those deviations specifically mentioned in this review, the overall data quality is within the guidelines specified in the method.

Data Validation Checklist for SVOCs

| SVOCs: SW-846 8270D | Reported | | Performance Acceptable | | Not Required |
|---|----------|-----|------------------------|-----|--------------|
| | No | Yes | No | Yes | |
| GAS CHROMATOGRAPHY/MASS SPECTROMETRY (GC/MS) | | | | | |
| Tier II Validation | | | | | |
| Holding times/Preservation | | X | | X | |
| Reporting limits (units) | | X | | X | |
| Blanks | | | | | |
| A. Method blanks | | X | | X | |
| B. Equipment blanks/Field blanks | X | | | | X |
| Laboratory Control Sample (LCS) %R | | X | | X | |
| Laboratory Control Sample Duplicate (LCSD) %R | X | | | | X |
| LCS/LCSD Precision (RPD) | X | | | | X |
| Matrix Spike (MS) %R | | X | X | | |
| Matrix Spike Duplicate (MSD) %R | | X | X | | |
| MS/MSD Precision (RPD) | | X | X | | |
| Field/Lab Duplicate (RPD) | | X | X | | |
| Surrogate Spike Recoveries | | X | | X | |
| Dilution Factor | | X | | X | |
| Moisture Content | X | | | | X |
| Tier III Validation | | | | | |
| System performance and column resolution | | X | | X | |
| Initial calibration %RSDs | | X | | X | |
| Initial calibration %Ds | | X | | X | |
| Continuing calibration RRFs | | X | | X | |
| Continuing calibration %Ds | | X | | X | |
| Instrument tune and performance check | | X | | X | |
| Ion abundance criteria for each instrument used | | X | | X | |
| Internal standard | | X | | X | |
| Compound identification and quantitation | | | | | |
| A. Reconstructed ion chromatograms | | X | | X | |
| B. Quantitation Reports | | X | | X | |
| C. RT of sample compounds within the established RT windows | | X | | X | |
| D. Transcription/calculation errors present | | X | | X | |

Data Usability Summary Report

| SVOCs: SW-846 8270D | Reported | | Performance Acceptable | | Not Required |
|--|----------|-----|------------------------|-----|--------------|
| | No | Yes | No | Yes | |
| GAS CHROMATOGRAPHY/MASS SPECTROMETRY (GC/MS) | | | | | |
| E. Reporting limits adjusted to reflect sample dilutions | | X | | X | |

Notes:

- %RSD Relative standard deviation
- %R Percent recovery
- RPD Relative percent difference
- %D Percent difference

Inorganic Analysis Introduction

Analyses were performed according to United States Environmental Protection Agency USEPA Method 9012B. Data were reviewed in accordance with USEPA National Functional Guidelines for Inorganic Superfund Methods Data Review, EPA 542-R-20-006, November 2020 (with reference to the historical USEPA Contract Laboratory Program National Functional Guidelines for Inorganic Data Review, EPA 540-R-04-004, October 2004), as appropriate.

The data review process is an evaluation of data on a technical basis rather than a determination of contract compliance. As such, the standards against which the data are being weighed may differ from those specified in the analytical method. It is assumed that the data package represents the best efforts of the laboratory and that it was already subjected to adequate and sufficient quality review prior to submission.

During the review process, laboratory qualified and unqualified data are verified against the supporting documentation. Based on this evaluation, qualifier codes may be added, deleted, or modified by the data reviewer. Results are qualified with the following codes in accordance with the USEPA National Functional Guidelines:

- Concentration (C) Qualifiers
 - U The analyte was analyzed for but not detected. The associated value is the analyte instrument detection limit.
 - J The reported value was obtained from a reading less than the reporting limit (RL), but greater than or equal to the method detection limit (MDL).
- Quantitation (Q) Qualifiers
 - E The reported value is estimated due to the presence of interference.
 - N Spiked sample recovery is not within control limits.
 - * Duplicate analysis is not within control limits.
- Validation Qualifiers
 - J The analyte was positively identified; however, the associated numerical value is an estimated concentration only.
 - UJ The analyte was not detected above the reporting limit. However, the reported limit is approximate and may or may not represent the actual limit of detection.
 - UB Analyte considered non-detect at the listed value due to associated blank contamination.
 - R The sample results are rejected.

Two facts should be noted by all data users. First, the "R" flag means that the associated value is unusable. In other words, due to significant quality control (QC) problems, the analysis is invalid and provides no information as to whether the compound is present or not. "R" values should not appear on data tables because they cannot be relied upon, even as a last resort. The second fact to keep in mind is that no compound concentration, even if it has passed all QC tests, is guaranteed to be accurate. Strict QC serves to increase confidence in data but any value potentially contains error.

General Chemistry Analyses

1. Holding Times

The specified holding times for the following methods are presented in the following table.

| Method | Matrix | Holding Time | Preservation |
|-------------------------------|--------|-------------------------------------|--|
| Total Cyanide by SW-846 9012B | Water | 14 days from collection to analysis | Cool to <6 °C; preserved to a pH of greater than 12 with NaOH. |

All samples were analyzed within the specified holding times.

2. Blank Contamination

Quality assurance (QA) blanks (i.e., method and rinse blanks) are prepared to identify any contamination which may have been introduced into the samples during sample preparation or field activity. Method blanks measure laboratory contamination. Rinse blanks measure contamination of samples during field operations.

A blank action level (BAL) of five times the concentration of a detected compound in an associated blank is calculated for QA blanks containing concentrations greater than the method detection limit (MDL). The BAL is compared to the associated sample results to determine the appropriate qualification of the sample results, if needed.

Cyanide was detected in the associated method blank MB 480-755418/37; however, the associated sample results were greater than the BAL and/or were non-detect. Therefore, sample results greater than the BAL resulted in the removal of the laboratory qualifier (B). No other qualification of the sample results was required.

3. Calibration

Satisfactory instrument calibration is established to provide that the instrument is capable of producing acceptable quantitative data. An initial calibration demonstrates that the instrument is capable of acceptable performance at the beginning of an experimental sequence. The continuing calibration verifies that the instrument's continuing performance is satisfactory.

3.1 Initial Calibration and Continuing Calibration

The correct number and type of standards were analyzed. The correlation coefficient of the initial calibration was greater than 0.995 for all non-ICP analytes and all initial calibration verification standard recoveries were within control limits.

All initial and continuing calibration verification standard recoveries were within the control limit.

4. Matrix Spike (MS)/Matrix Spike Duplicate (MSD)/Laboratory Duplicate Analysis

MS/MSD and laboratory duplicate data are used to assess the precision and accuracy of the analytical method.

4.1 MS/MSD Analysis

All analytes must exhibit a percent recovery within the established acceptance limits of 75% to 125%. The MS recovery control limits do not apply for MS/MSD performed on sample locations where the analyte's concentration detected in the parent sample exceeds the MS concentration by a factor of four or greater. In instance where this is true, the data will not be qualified even if the percent recovery does not meet the control limits and the laboratory flag will be removed.

All analytes associated with MS recoveries were within control limits with the exception of the following analytes present in the table below.

| Sample ID | Analyte | MS Recovery | MSD Recovery |
|-----------|----------------|-------------|--------------|
| PRMW-5S | Cyanide, Total | 57% | 60% |

The criteria used to evaluate MS recoveries are presented in the following table. In the case of an MS deviation, the sample results are qualified. The qualifications are applied to all sample results associated with this SDG.

| Control limit | Sample Result | Qualification |
|--------------------------------|---------------|---------------|
| MS percent recovery 30% to 74% | Non-detect | UJ |
| | Detect | J |
| MS percent recovery <30% | Non-detect | R |
| | Detect | J |
| MS percent recovery >125% | Non-detect | No Action |
| | Detect | J |

4.2 Laboratory Duplicate Analysis

The laboratory duplicate relative percent difference (RPD) criterion is applied when parent and duplicate sample concentrations are greater than or equal to 5 times the RL. A control limit of 20% for water matrices and 35% for soil matrices is applied when the criteria above is true. In the instance when the parent and/or duplicate sample concentrations are less than or equal to 5 times the RL, a control limit of one time the RL is applied for water matrices and two times the RL for soil matrices.

Laboratory duplicate analysis was not performed on sample within this SDG.

5. Field Duplicate Analysis

Field duplicate analysis is used to assess the overall precision of the field sampling procedures and analytical method. A control limit of 30% for water matrices is applied to the RPD between the parent sample and the field duplicate. In the instance when the parent and/or duplicate sample concentrations are less than or equal to 5 times the RL, a control limit of two times the RL is applied for water matrices.

Results for duplicate samples are summarized in the following table.

Data Usability Summary Report

| Sample ID / Duplicate ID | Analyte | Sample Result | Duplicate Result | RPD |
|---------------------------|---------|---------------|------------------|-----|
| PRMW-5S / DUP-01-20250819 | Cyanide | 0.023 | 0.024 | AC |

Note:

AC = Acceptable

The calculated differences between the parent and field duplicate sample were acceptable.

6. Laboratory Control Sample (LCS) Analysis

The LCS analysis is used to assess the accuracy of the analytical method independent of matrix interferences. The analytes associated with the LCS analysis must exhibit a percent recovery between the control limits of 80% and 120%.

The LCS analysis exhibited recoveries within the control limits.

7. System Performance and Overall Assessment

Overall system performance was acceptable. Other than for those deviations specifically mentioned in this review, the overall data quality is within the guidelines specified in the method.

Data Validation Checklist for General Chemistry

| General Chemistry: SW-846 9012B | Reported | | Performance Acceptable | | Not Required |
|---|----------|-----|------------------------|-----|--------------|
| | No | Yes | No | Yes | |
| Miscellaneous Instrumentation | | | | | |
| Tier II Validation | | | | | |
| Holding Times/Preservation | | X | | X | |
| Reporting limits (units) | | X | | X | |
| Blanks | | | | | |
| A. Instrument Blanks | X | | | | X |
| B. Method Blanks | | X | | X | |
| C. Equipment/Field Blanks | X | | | | X |
| Laboratory Control Sample (LCS) %R | | X | | X | |
| Laboratory Control Sample Duplicate (LCSD) %R | X | | | | X |
| LCS/LCSD Precision (RPD) | X | | | | X |
| Matrix Spike (MS) %R | | X | X | | |
| Matrix Spike Duplicate (MSD) %R | | X | X | | |
| MS/MSD Precision (RPD) | | X | | X | |
| Field/Lab Duplicate (RPD) | | X | | X | |
| Tier III Validation | | | | | |
| Initial Calibration Verification | | X | | X | |
| Continuing Calibration Verification | | X | | X | |
| Transcription/calculations acceptable | | X | | X | |
| Raw Data | | X | | X | |
| Reporting limits adjusted to reflect sample dilutions | | X | | X | |

Notes:

%R Percent recovery

RPD Relative percent difference

SAMPLE COMPLIANCE REPORT

| Sample Delivery Group (SDG) | Sampling Date | Protocol | Sample ID | Matrix | Compliance ¹ | | | Noncompliance |
|-----------------------------|---------------|----------|-----------------|--------|-------------------------|------|---------|--|
| | | | | | VOC | SVOC | CYANIDE | |
| 480-231999-1 | 8/19/2025 | SW846 | PRMW-1S | Water | Yes | Yes | Yes | |
| | 8/20/2025 | SW846 | PRMW-2S | Water | Yes | Yes | Yes | |
| | 8/20/2025 | SW846 | PRMW-2D | Water | Yes | Yes | Yes | |
| | 8/20/2025 | SW846 | PRMW-3S | Water | Yes | Yes | Yes | |
| | 8/20/2025 | SW846 | PRMW-3D | Water | Yes | Yes | Yes | |
| | 8/19/2025 | SW846 | PRMW-4S | Water | Yes | Yes | Yes | |
| | 8/19/2025 | SW846 | PRMW-5S | Water | Yes | No | No | SVOC – MS/MSD %R, MSMSD RPD, FD RPD Cyanide - MS/MSD %R |
| | 8/19/2025 | SW846 | PRMW-5D | Water | Yes | Yes | Yes | |
| | 8/19/2025 | SW846 | PRMW-6S | Water | Yes | Yes | Yes | |
| | 8/19/2025 | SW846 | PRMW-6D | Water | Yes | Yes | Yes | |
| | 8/19/2025 | SW846 | DUP-01-20250819 | Water | Yes | No | No | SVOC – MS/MSD %R, MSMSD RPD, FD RPD Cyanide - MS/MSD %R |
| | 8/19/2025 | SW846 | TRIP BLANK | Water | Yes | -- | -- | |

Note:

- 1 Samples which are compliant with no added validation qualifiers are listed as "yes". Samples which are non-compliant, or which have added qualifiers are listed as "no". A "no" designation does not necessarily indicate that the data have been rejected or are otherwise unusable.

DATA USABILITY SUMMARY REPORT

VALIDATION PERFORMED BY: Dilip Kumar

SIGNATURE: 

DATE: September 10, 2025


PEER REVIEW: Joe Houser

DATE: September 10, 2025

Chain of Custody Corrected Sample Analysis Data Sheets

Chain of Custody Record

| | | | | | | | | | | | | | | | |
|--|--|--|-------|---|--|--|---------------------|---|--|--|--|--|--|--------|--|
| Client Information | | Sampler: JK B KCF | | Lab PM: Schove, John R | | Carrier Tracking No(s): Rochester | | COC No: 480-206590-36782.1 | | | | | | | |
| Client Contact: Nicholas Beyrle | | Phone: 619-727-1921 | | E-Mail: John.Schove@et.eurolims.com | | State of Origin: #484 | | Page: Page 1 of 2 | | | | | | | |
| Company: Arcadis US Inc. | | PWSID: | | Analysis Requested | | | | | | Job #: | | | | | |
| Address: 295 Woodcliff Drive, Suite 301 | | Due Date Requested: | | | | | | | | Field Filtered Sample (Yes or No) Perform MS/MSD (Yes or No) 8280C - BTEX 8270D_LL - Low Level PAH Semivolatiles 9012B_NP - Cyanide, Total | | Preservation Codes: A - HCL N - None B - NaOH | | | |
| City: Fairport | | TAT Requested (days): | | | | | | | | | | Total Number of containers: | | Other: | |
| State, Zip: NY, 14450 | | Compliance Project: <input type="checkbox"/> Yes <input type="checkbox"/> No | | | | | | | | | | Special Instructions/Note: | | | |
| Phone: | | PO #: 4506628846 | | | | | | | | | | | | | |
| Email: nicholas.beyrle@arcadis.com | | WO #: | | | | | | | | | | | | | |
| Project Name: NYSEG Former MGP Site - Penn Yan | | Project #: 48024595 | | | | | | | | | | | | | |
| Site: New York | | SSOW#: | | | | | | | | | | | | | |
| Sample Identification | | Sample Date | | Sample Time | | Sample Type (C=Comp, G=grab) | | Matrix (W=water, S=solid, O=waste/oil, BT=Tissue, A=Air, DW=Drinking Water) | | | | | | | |
| | | | | | | | | Field Filtered Sample (Yes or No) | | | | | | | |
| | | | | | | | | Perform MS/MSD (Yes or No) | | | | | | | |
| | | | | | | | | 8280C - BTEX | | | | | | | |
| | | | | | | | | 8270D_LL - Low Level PAH Semivolatiles | | | | | | | |
| | | | | | | | | 9012B_NP - Cyanide, Total | | | | | | | |
| | | | | | | | | Total Number of containers: | | | | | | | |
| | | | | | | | | Other: | | | | | | | |
| | | | | | | | | Special Instructions/Note: | | | | | | | |
| PRMW-1S | | 8/19/25 | | 1400 | | G | | Water | | | | | | | |
| PRMW-2S | | 8/20/25 | | 0930 | | G | | Water | | | | | | | |
| PRMW-2D | | 8/20/25 | | 1055 | | G | | Water | | | | | | | |
| PRMW-3S | | 8/20/25 | | 1025 | | G | | Water | | | | | | | |
| PRMW-3D | | 8/20/25 | | 0905 | | G | | Water | | | | | | | |
| PRMW-4S | | 8/19/25 | | 1445 | | G | | Water | | | | | | | |
| PRMW-5S | | 8/19/25 | | 1200 | | G | | Water | | | | | | | |
| PRMW-5D | | 8/19/25 | | 1055 | | G | | Water | | | | | | | |
| PRMW-6S | | 8/19/25 | | 1210 | | G | | Water | | | | | | | |
| PRMW-6D | | 8/19/25 | | 1110 | | G | | Water | | | | | | | |
| DUP-01 - 20250819 | | 8/19/25 | | - | | G | | Water | | | | | | | |
| Possible Hazard Identification | | | | | Sample Disposal (A fee may be assessed if samples are retained longer than 1 month) | | | | | | | | | | |
| <input type="checkbox"/> Non-Hazard <input type="checkbox"/> Flammable <input type="checkbox"/> Skin Irritant <input type="checkbox"/> Poison B <input type="checkbox"/> Unknown <input type="checkbox"/> Radiological | | | | | <input type="checkbox"/> Return To Client <input type="checkbox"/> Disposal By Lab <input type="checkbox"/> Archive For _____ Months | | | | | | | | | | |
| Deliverable Requested: I, II, III, IV, Other (specify) | | | | | Special Instructions/QC Requirements: | | | | | | | | | | |
| Empty Kit Relinquished by: | | | Date: | | Time: | | Method of Shipment: | | | | | | | | |
| Relinquished by: <i>[Signature]</i> | | Date/Time: 8/20/2025 1320 | | Company: Arcadis | | Received by: <i>[Signature]</i> | | Date/Time: 8/20/25 1320 | | | | | | | |
| Relinquished by: <i>[Signature]</i> | | Date/Time: 8/21/25 1025 | | Company: EET | | Received by: <i>[Signature]</i> | | Date/Time: 8-21-25 1130 | | | | | | | |
| Relinquished by: <i>[Signature]</i> | | Date/Time: | | Company: | | Received by: | | Date/Time: | | | | | | | |
| Custody Seals Intact: <input type="checkbox"/> Yes <input type="checkbox"/> No | | Custody Seal No.: | | Cooler Temperature(s) °C and Other Remarks: 2.5 3.0 3.1 2.6 2.8 ICE | | | | | | | | | | | |



Page 1331 of 1333

08/28/2025

Chain of Custody Record

| | | | | | | | | | | | | | | | | | | | | | |
|--|--|--|--|---------------------------------------|--|-----------------------------------|--|---|--|--|--|----------------------------|--|----------------------------|--|--|--|---------------------------|--|----------------------------|--|
| Client Information | | Sampler: JK 3 KOF | | Lab PM: Schove, John R | | Carrier Tracking No(s): Rochester | | COC No: 480-206590-36782.2 | | | | | | | | | | | | | |
| Client Contact: Nicholas Beyrle | | Phone: 619-727-1921 | | E-Mail: John.Schove@et.eurofinsus.com | | State of Origin: #484 | | Page: Page 2 of 2 | | | | | | | | | | | | | |
| Company: Arcadis US Inc. | | PWSID: | | Analysis Requested | | | | | | Job #: | | | | | | | | | | | |
| Address: 295 Woodcliff Drive, Suite 301 | | Due Date Requested: | | | | | | | | Preservation Codes: A - HCL N - None B - NaOH | | | | | | | | | | | |
| City: Fairport | | TAT Requested (days): | | Field Filtered Sample (Yes or No) | | Perform MS/MSD (Yes or No) | | 8260C - BTEX | | 8270D_LL - Low Level PAH Semivolatiles | | 9012B_NP - Cyanide, Total | | Total Number of Containers | | | | | | | |
| State, Zip: NY, 14450 | | Compliance Project: <input type="checkbox"/> Yes <input type="checkbox"/> No | | | | | | | | | | | | | | | | | | | |
| Phone: | | PO #: 4506628846 | | Other: | | Special Instructions/Note: | | 8260C - BTEX | | 8270D_LL - Low Level PAH Semivolatiles | | 9012B_NP - Cyanide, Total | | Total Number of Containers | | | | | | | |
| Email: nicholas.beyrle@arcadis.com | | WO #: | | | | | | | | | | | | | | | | | | | |
| Project Name: NYSEG Former MGP Site - Penn Yan | | Project #: 48024595 | | Field Filtered Sample (Yes or No) | | Perform MS/MSD (Yes or No) | | 8260C - BTEX | | 8270D_LL - Low Level PAH Semivolatiles | | 9012B_NP - Cyanide, Total | | Total Number of Containers | | | | | | | |
| Site: New York | | SSOW#: | | | | | | | | | | | | | | | | | | | |
| Sample Identification | | Sample Date | | Sample Time | | Sample Type (C=Comp, G=grab) | | Matrix (W=water, S=solid, O=waste/oil, BT=Tissue, A=Air, DW=Drinking Water) | | Field Filtered Sample (Yes or No) | | Perform MS/MSD (Yes or No) | | 8260C - BTEX | | 8270D_LL - Low Level PAH Semivolatiles | | 9012B_NP - Cyanide, Total | | Total Number of Containers | |
| | | | | | | | | | | | | | | | | | | | | | |
| | | | | | | | | | | | | | | | | | | | | | |
| | | | | | | | | | | | | | | | | | | | | | |
| TRIP BLANK | | 7/31/25 | | - | | - | | Water | | N | | N | | X | | | | | | 4 | |
| TRIP BLANK | | | | | | | | Water | | | | | | | | | | | | | |
| FIELD BLANK | | | | | | | | Water | | | | | | | | | | | | | |
| EQUIPMENT BLANK | | | | | | | | Water | | | | | | | | | | | | | |
| | | | | | | | | | | | | | | | | | | | | | |
| | | | | | | | | | | | | | | | | | | | | | |
| | | | | | | | | | | | | | | | | | | | | | |
| | | | | | | | | | | | | | | | | | | | | | |
| | | | | | | | | | | | | | | | | | | | | | |
| | | | | | | | | | | | | | | | | | | | | | |
| | | | | | | | | | | | | | | | | | | | | | |
| | | | | | | | | | | | | | | | | | | | | | |
| | | | | | | | | | | | | | | | | | | | | | |
| | | | | | | | | | | | | | | | | | | | | | |
| | | | | | | | | | | | | | | | | | | | | | |
| | | | | | | | | | | | | | | | | | | | | | |
| | | | | | | | | | | | | | | | | | | | | | |
| | | | | | | | | | | | | | | | | | | | | | |
| | | | | | | | | | | | | | | | | | | | | | |
| | | | | | | | | | | | | | | | | | | | | | |
| | | | | | | | | | | | | | | | | | | | | | |
| | | | | | | | | | | | | | | | | | | | | | |
| | | | | | | | | | | | | | | | | | | | | | |
| | | | | | | | | | | | | | | | | | | | | | |
| | | | | | | | | | | | | | | | | | | | | | |
| | | | | | | | | | | | | | | | | | | | | | |
| | | | | | | | | | | | | | | | | | | | | | |
| | | | | | | | | | | | | | | | | | | | | | |
| | | | | | | | | | | | | | | | | | | | | | |
| | | | | | | | | | | | | | | | | | | | | | |
| | | | | | | | | | | | | | | | | | | | | | |
| | | | | | | | | | | | | | | | | | | | | | |
| | | | | | | | | | | | | | | | | | | | | | |
| | | | | | | | | | | | | | | | | | | | | | |
| | | | | | | | | | | | | | | | | | | | | | |
| | | | | | | | | | | | | | | | | | | | | | |
| | | | | | | | | | | | | | | | | | | | | | |
| | | | | | | | | | | | | | | | | | | | | | |
| | | | | | | | | | | | | | | | | | | | | | |
| | | | | | | | | | | | | | | | | | | | | | |
| | | | | | | | | | | | | | | | | | | | | | |
| | | | | | | | | | | | | | | | | | | | | | |
| | | | | | | | | | | | | | | | | | | | | | |
| | | | | | | | | | | | | | | | | | | | | | |
| | | | | | | | | | | | | | | | | | | | | | |
| | | | | | | | | | | | | | | | | | | | | | |
| | | | | | | | | | | | | | | | | | | | | | |
| | | | | | | | | | | | | | | | | | | | | | |
| | | | | | | | | | | | | | | | | | | | | | |
| | | | | | | | | | | | | | | | | | | | | | |
| | | | | | | | | | | | | | | | | | | | | | |
| | | | | | | | | | | | | | | | | | | | | | |
| | | | | | | | | | | | | | | | | | | | | | |
| | | | | | | | | | | | | | | | | | | | | | |
| | | | | | | | | | | | | | | | | | | | | | |
| | | | | | | | | | | | | | | | | | | | | | |
| | | | | | | | | | | | | | | | | | | | | | |
| | | | | | | | | | | | | | | | | | | | | | |
| | | | | | | | | | | | | | | | | | | | | | |
| | | | | | | | | | | | | | | | | | | | | | |
| | | | | | | | | | | | | | | | | | | | | | |
| | | | | | | | | | | | | | | | | | | | | | |
| | | | | | | | | | | | | | | | | | | | | | |
| | | | | | | | | | | | | | | | | | | | | | |
| | | | | | | | | | | | | | | | | | | | | | |
| | | | | | | | | | | | | | | | | | | | | | |
| | | | | | | | | | | | | | | | | | | | | | |
| | | | | | | | | | | | | | | | | | | | | | |
| | | | | | | | | | | | | | | | | | | | | | |
| | | | | | | | | | | | | | | | | | | | | | |
| | | | | | | | | | | | | | | | | | | | | | |
| | | | | | | | | | | | | | | | | | | | | | |
| | | | | | | | | | | | | | | | | | | | | | |
| | | | | | | | | | | | | | | | | | | | | | |
| | | | | | | | | | | | | | | | | | | | | | |
| | | | | | | | | | | | | | | | | | | | | | |
| | | | | | | | | | | | | | | | | | | | | | |
| | | | | | | | | | | | | | | | | | | | | | |
| | | | | | | | | | | | | | | | | | | | | | |
| | | | | | | | | | | | | | | | | | | | | | |
| | | | | | | | | | | | | | | | | | | | | | |
| | | | | | | | | | | | | | | | | | | | | | |
| | | | | | | | | | | | | | | | | | | | | | |
| | | | | | | | | | | | | | | | | | | | | | |
| | | | | | | | | | | | | | | | | | | | | | |
| | | | | | | | | | | | | | | | | | | | | | |
| | | | | | | | | | | | | | | | | | | | | | |
| | | | | | | | | | | | | | | | | | | | | | |
| | | | | | | | | | | | | | | | | | | | | | |
| | | | | | | | | | | | | | | | | | | | | | |
| | | | | | | | | | | | | | | | | | | | | | |
| | | | | | | | | | | | | | | | | | | | | | |
| | | | | | | | | | | | | | | | | | | | | | |
| | | | | | | | | | | | | | | | | | | | | | |
| | | | | | | | | | | | | | | | | | | | | | |
| | | | | | | | | | | | | | | | | | | | | | |
| | | | | | | | | | | | | | | | | | | | | | |
| | | | | | | | | | | | | | | | | | | | | | |
| | | | | | | | | | | | | | | | | | | | | | |
| | | | | | | | | | | | | | | | | | | | | | |
| | | | | | | | | | | | | | | | | | | | | | |
| | | | | | | | | | | | | | | | | | | | | | |
| | | | | | | | | | | | | | | | | | | | | | |
| | | | | | | | | | | | | | | | | | | | | | |
| | | | | | | | | | | | | | | | | | | | | | |
| | | | | | | | | | | | | | | | | | | | | | |
| | | | | | | | | | | | | | | | | | | | | | |
| | | | | | | | | | | | | | | | | | | | | | |
| | | | | | | | | | | | | | | | | | | | | | |

Client Sample Results

Client: New York State Electric & Gas
 Project/Site: NYSEG Former MGP Site - Penn Yan

Job ID: 480-231999-1

Client Sample ID: PRMW-1S

Lab Sample ID: 480-231999-1

Date Collected: 08/19/25 14:00

Matrix: Ground Water

Date Received: 08/21/25 11:30

Method: SW846 8260C - Volatile Organic Compounds by GC/MS

| Analyte | Result | Qualifier | RL | MDL | Unit | D | Prepared | Analyzed | Dil Fac |
|----------------|--------|-----------|-----|------|------|---|----------|----------------|---------|
| Benzene | ND | | 1.0 | 0.41 | ug/L | | | 08/25/25 18:14 | 1 |
| Ethylbenzene | ND | | 1.0 | 0.74 | ug/L | | | 08/25/25 18:14 | 1 |
| Toluene | ND | | 1.0 | 0.51 | ug/L | | | 08/25/25 18:14 | 1 |
| Xylenes, Total | ND | | 2.0 | 0.66 | ug/L | | | 08/25/25 18:14 | 1 |

| Surrogate | %Recovery | Qualifier | Limits | Prepared | Analyzed | Dil Fac |
|------------------------------|-----------|-----------|----------|----------|----------------|---------|
| 1,2-Dichloroethane-d4 (Surr) | 96 | | 77 - 120 | | 08/25/25 18:14 | 1 |
| 4-Bromofluorobenzene (Surr) | 104 | | 73 - 120 | | 08/25/25 18:14 | 1 |
| Dibromofluoromethane (Surr) | 91 | | 75 - 123 | | 08/25/25 18:14 | 1 |
| Toluene-d8 (Surr) | 101 | | 80 - 120 | | 08/25/25 18:14 | 1 |

Method: SW846 8270D LL - Semivolatile Organic Compounds by GC/MS - Low Level

| Analyte | Result | Qualifier | RL | MDL | Unit | D | Prepared | Analyzed | Dil Fac |
|------------------------|--------|-----------|------|-------|------|---|----------------|----------------|---------|
| Acenaphthene | ND | | 0.48 | 0.034 | ug/L | | 08/21/25 13:30 | 08/22/25 14:54 | 1 |
| Acenaphthylene | ND | | 0.29 | 0.053 | ug/L | | 08/21/25 13:30 | 08/22/25 14:54 | 1 |
| Anthracene | ND | | 0.48 | 0.032 | ug/L | | 08/21/25 13:30 | 08/22/25 14:54 | 1 |
| Benzo[a]anthracene | ND | | 0.29 | 0.032 | ug/L | | 08/21/25 13:30 | 08/22/25 14:54 | 1 |
| Benzo[a]pyrene | ND | | 0.17 | 0.12 | ug/L | | 08/21/25 13:30 | 08/22/25 14:54 | 1 |
| Benzo[b]fluoranthene | ND | | 0.29 | 0.060 | ug/L | | 08/21/25 13:30 | 08/22/25 14:54 | 1 |
| Benzo[g,h,i]perylene | ND | | 0.48 | 0.055 | ug/L | | 08/21/25 13:30 | 08/22/25 14:54 | 1 |
| Benzo[k]fluoranthene | ND | | 0.29 | 0.067 | ug/L | | 08/21/25 13:30 | 08/22/25 14:54 | 1 |
| Chrysene | ND | | 0.48 | 0.070 | ug/L | | 08/21/25 13:30 | 08/22/25 14:54 | 1 |
| Dibenz(a,h)anthracene | ND | | 0.48 | 0.067 | ug/L | | 08/21/25 13:30 | 08/22/25 14:54 | 1 |
| Fluoranthene | ND | | 0.48 | 0.076 | ug/L | | 08/21/25 13:30 | 08/22/25 14:54 | 1 |
| Fluorene | ND | | 0.48 | 0.055 | ug/L | | 08/21/25 13:30 | 08/22/25 14:54 | 1 |
| Indeno[1,2,3-cd]pyrene | ND | | 0.48 | 0.10 | ug/L | | 08/21/25 13:30 | 08/22/25 14:54 | 1 |
| Naphthalene | ND | | 0.95 | 0.061 | ug/L | | 08/21/25 13:30 | 08/22/25 14:54 | 1 |
| Phenanthrene | ND | | 0.19 | 0.059 | ug/L | | 08/21/25 13:30 | 08/22/25 14:54 | 1 |
| Pyrene | ND | | 0.48 | 0.072 | ug/L | | 08/21/25 13:30 | 08/22/25 14:54 | 1 |

| Surrogate | %Recovery | Qualifier | Limits | Prepared | Analyzed | Dil Fac |
|-------------------------|-----------|-----------|----------|----------------|----------------|---------|
| 2-Fluorobiphenyl (Surr) | 93 | | 37 - 120 | 08/21/25 13:30 | 08/22/25 14:54 | 1 |
| Nitrobenzene-d5 (Surr) | 89 | | 26 - 120 | 08/21/25 13:30 | 08/22/25 14:54 | 1 |
| p-Terphenyl-d14 (Surr) | 103 | | 64 - 127 | 08/21/25 13:30 | 08/22/25 14:54 | 1 |

General Chemistry

| Analyte | Result | Qualifier | RL | MDL | Unit | D | Prepared | Analyzed | Dil Fac |
|------------------------------|--------|-----------|-------|--------|------|---|----------|----------------|---------|
| Cyanide, Total (SW846 9012B) | ND | | 0.010 | 0.0041 | mg/L | | | 08/26/25 18:05 | 1 |

Client Sample Results

Client: New York State Electric & Gas
 Project/Site: NYSEG Former MGP Site - Penn Yan

Job ID: 480-231999-1

Client Sample ID: PRMW-2S

Lab Sample ID: 480-231999-2

Date Collected: 08/20/25 09:30

Matrix: Ground Water

Date Received: 08/21/25 11:30

Method: SW846 8260C - Volatile Organic Compounds by GC/MS

| Analyte | Result | Qualifier | RL | MDL | Unit | D | Prepared | Analyzed | Dil Fac |
|------------------------------|-----------|-----------|----------|------|------|---|----------|----------------|---------|
| Benzene | ND | | 1.0 | 0.41 | ug/L | | | 08/25/25 18:36 | 1 |
| Ethylbenzene | ND | | 1.0 | 0.74 | ug/L | | | 08/25/25 18:36 | 1 |
| Toluene | ND | | 1.0 | 0.51 | ug/L | | | 08/25/25 18:36 | 1 |
| Xylenes, Total | ND | | 2.0 | 0.66 | ug/L | | | 08/25/25 18:36 | 1 |
| Surrogate | %Recovery | Qualifier | Limits | | | | Prepared | Analyzed | Dil Fac |
| 1,2-Dichloroethane-d4 (Surr) | 97 | | 77 - 120 | | | | | 08/25/25 18:36 | 1 |
| 4-Bromofluorobenzene (Surr) | 104 | | 73 - 120 | | | | | 08/25/25 18:36 | 1 |
| Dibromofluoromethane (Surr) | 90 | | 75 - 123 | | | | | 08/25/25 18:36 | 1 |
| Toluene-d8 (Surr) | 101 | | 80 - 120 | | | | | 08/25/25 18:36 | 1 |

Method: SW846 8270D LL - Semivolatile Organic Compounds by GC/MS - Low Level

| Analyte | Result | Qualifier | RL | MDL | Unit | D | Prepared | Analyzed | Dil Fac |
|-------------------------|-----------|-----------|----------|-------|------|---|----------------|----------------|---------|
| Acenaphthene | ND | | 0.48 | 0.034 | ug/L | | 08/21/25 13:30 | 08/22/25 15:21 | 1 |
| Acenaphthylene | ND | | 0.29 | 0.053 | ug/L | | 08/21/25 13:30 | 08/22/25 15:21 | 1 |
| Anthracene | ND | | 0.48 | 0.032 | ug/L | | 08/21/25 13:30 | 08/22/25 15:21 | 1 |
| Benzo[a]anthracene | ND | | 0.29 | 0.032 | ug/L | | 08/21/25 13:30 | 08/22/25 15:21 | 1 |
| Benzo[a]pyrene | ND | | 0.17 | 0.12 | ug/L | | 08/21/25 13:30 | 08/22/25 15:21 | 1 |
| Benzo[b]fluoranthene | ND | | 0.29 | 0.060 | ug/L | | 08/21/25 13:30 | 08/22/25 15:21 | 1 |
| Benzo[g,h,i]perylene | ND | | 0.48 | 0.055 | ug/L | | 08/21/25 13:30 | 08/22/25 15:21 | 1 |
| Benzo[k]fluoranthene | ND | | 0.29 | 0.067 | ug/L | | 08/21/25 13:30 | 08/22/25 15:21 | 1 |
| Chrysene | ND | | 0.48 | 0.070 | ug/L | | 08/21/25 13:30 | 08/22/25 15:21 | 1 |
| Dibenz(a,h)anthracene | ND | | 0.48 | 0.067 | ug/L | | 08/21/25 13:30 | 08/22/25 15:21 | 1 |
| Fluoranthene | ND | | 0.48 | 0.076 | ug/L | | 08/21/25 13:30 | 08/22/25 15:21 | 1 |
| Fluorene | ND | | 0.48 | 0.055 | ug/L | | 08/21/25 13:30 | 08/22/25 15:21 | 1 |
| Indeno[1,2,3-cd]pyrene | ND | | 0.48 | 0.10 | ug/L | | 08/21/25 13:30 | 08/22/25 15:21 | 1 |
| Naphthalene | ND | | 0.95 | 0.061 | ug/L | | 08/21/25 13:30 | 08/22/25 15:21 | 1 |
| Phenanthrene | ND | | 0.19 | 0.059 | ug/L | | 08/21/25 13:30 | 08/22/25 15:21 | 1 |
| Pyrene | ND | | 0.48 | 0.072 | ug/L | | 08/21/25 13:30 | 08/22/25 15:21 | 1 |
| Surrogate | %Recovery | Qualifier | Limits | | | | Prepared | Analyzed | Dil Fac |
| 2-Fluorobiphenyl (Surr) | 93 | | 37 - 120 | | | | 08/21/25 13:30 | 08/22/25 15:21 | 1 |
| Nitrobenzene-d5 (Surr) | 89 | | 26 - 120 | | | | 08/21/25 13:30 | 08/22/25 15:21 | 1 |
| p-Terphenyl-d14 (Surr) | 101 | | 64 - 127 | | | | 08/21/25 13:30 | 08/22/25 15:21 | 1 |

General Chemistry

| Analyte | Result | Qualifier | RL | MDL | Unit | D | Prepared | Analyzed | Dil Fac |
|------------------------------|--------|-----------|-------|--------|------|---|----------|----------------|---------|
| Cyanide, Total (SW846 9012B) | 0.059 | P | 0.010 | 0.0041 | mg/L | | | 08/26/25 18:08 | 1 |

Client Sample Results

Client: New York State Electric & Gas
Project/Site: NYSEG Former MGP Site - Penn Yan

Job ID: 480-231999-1

Client Sample ID: PRMW-2D

Lab Sample ID: 480-231999-3

Date Collected: 08/20/25 10:55

Matrix: Ground Water

Date Received: 08/21/25 11:30

Method: SW846 8260C - Volatile Organic Compounds by GC/MS

| Analyte | Result | Qualifier | RL | MDL | Unit | D | Prepared | Analyzed | Dil Fac |
|----------------|--------|-----------|-----|------|------|---|----------|----------------|---------|
| Benzene | ND | | 1.0 | 0.41 | ug/L | | | 08/25/25 18:59 | 1 |
| Ethylbenzene | ND | | 1.0 | 0.74 | ug/L | | | 08/25/25 18:59 | 1 |
| Toluene | ND | | 1.0 | 0.51 | ug/L | | | 08/25/25 18:59 | 1 |
| Xylenes, Total | ND | | 2.0 | 0.66 | ug/L | | | 08/25/25 18:59 | 1 |

| Surrogate | %Recovery | Qualifier | Limits | Prepared | Analyzed | Dil Fac |
|------------------------------|-----------|-----------|----------|----------|----------------|---------|
| 1,2-Dichloroethane-d4 (Surr) | 100 | | 77 - 120 | | 08/25/25 18:59 | 1 |
| 4-Bromofluorobenzene (Surr) | 98 | | 73 - 120 | | 08/25/25 18:59 | 1 |
| Dibromofluoromethane (Surr) | 93 | | 75 - 123 | | 08/25/25 18:59 | 1 |
| Toluene-d8 (Surr) | 97 | | 80 - 120 | | 08/25/25 18:59 | 1 |

Method: SW846 8270D LL - Semivolatile Organic Compounds by GC/MS - Low Level

| Analyte | Result | Qualifier | RL | MDL | Unit | D | Prepared | Analyzed | Dil Fac |
|------------------------|--------|-----------|------|-------|------|---|----------------|----------------|---------|
| Acenaphthene | ND | | 0.48 | 0.034 | ug/L | | 08/21/25 13:30 | 08/22/25 15:48 | 1 |
| Acenaphthylene | ND | | 0.29 | 0.053 | ug/L | | 08/21/25 13:30 | 08/22/25 15:48 | 1 |
| Anthracene | ND | | 0.48 | 0.032 | ug/L | | 08/21/25 13:30 | 08/22/25 15:48 | 1 |
| Benzo[a]anthracene | ND | | 0.29 | 0.032 | ug/L | | 08/21/25 13:30 | 08/22/25 15:48 | 1 |
| Benzo[a]pyrene | ND | | 0.17 | 0.12 | ug/L | | 08/21/25 13:30 | 08/22/25 15:48 | 1 |
| Benzo[b]fluoranthene | ND | | 0.29 | 0.060 | ug/L | | 08/21/25 13:30 | 08/22/25 15:48 | 1 |
| Benzo[g,h,i]perylene | ND | | 0.48 | 0.055 | ug/L | | 08/21/25 13:30 | 08/22/25 15:48 | 1 |
| Benzo[k]fluoranthene | ND | | 0.29 | 0.067 | ug/L | | 08/21/25 13:30 | 08/22/25 15:48 | 1 |
| Chrysene | ND | | 0.48 | 0.070 | ug/L | | 08/21/25 13:30 | 08/22/25 15:48 | 1 |
| Dibenz(a,h)anthracene | ND | | 0.48 | 0.067 | ug/L | | 08/21/25 13:30 | 08/22/25 15:48 | 1 |
| Fluoranthene | ND | | 0.48 | 0.076 | ug/L | | 08/21/25 13:30 | 08/22/25 15:48 | 1 |
| Fluorene | ND | | 0.48 | 0.055 | ug/L | | 08/21/25 13:30 | 08/22/25 15:48 | 1 |
| Indeno[1,2,3-cd]pyrene | ND | | 0.48 | 0.10 | ug/L | | 08/21/25 13:30 | 08/22/25 15:48 | 1 |
| Naphthalene | ND | | 0.95 | 0.061 | ug/L | | 08/21/25 13:30 | 08/22/25 15:48 | 1 |
| Phenanthrene | ND | | 0.19 | 0.059 | ug/L | | 08/21/25 13:30 | 08/22/25 15:48 | 1 |
| Pyrene | ND | | 0.48 | 0.072 | ug/L | | 08/21/25 13:30 | 08/22/25 15:48 | 1 |

| Surrogate | %Recovery | Qualifier | Limits | Prepared | Analyzed | Dil Fac |
|-------------------------|-----------|-----------|----------|----------------|----------------|---------|
| 2-Fluorobiphenyl (Surr) | 96 | | 37 - 120 | 08/21/25 13:30 | 08/22/25 15:48 | 1 |
| Nitrobenzene-d5 (Surr) | 92 | | 26 - 120 | 08/21/25 13:30 | 08/22/25 15:48 | 1 |
| p-Terphenyl-d14 (Surr) | 106 | | 64 - 127 | 08/21/25 13:30 | 08/22/25 15:48 | 1 |

General Chemistry

| Analyte | Result | Qualifier | RL | MDL | Unit | D | Prepared | Analyzed | Dil Fac |
|------------------------------|--------|-----------|-------|--------|------|---|----------|----------------|---------|
| Cyanide, Total (SW846 9012B) | ND | | 0.010 | 0.0041 | mg/L | | | 08/26/25 18:12 | 1 |

Client Sample Results

Client: New York State Electric & Gas
 Project/Site: NYSEG Former MGP Site - Penn Yan

Job ID: 480-231999-1

Client Sample ID: PRMW-3S

Lab Sample ID: 480-231999-4

Date Collected: 08/20/25 10:25

Matrix: Ground Water

Date Received: 08/21/25 11:30

Method: SW846 8260C - Volatile Organic Compounds by GC/MS

| Analyte | Result | Qualifier | RL | MDL | Unit | D | Prepared | Analyzed | Dil Fac |
|------------------------------|------------------|------------------|---------------|------|------|---|-----------------|-----------------|----------------|
| Benzene | ND | | 1.0 | 0.41 | ug/L | | | 08/25/25 19:21 | 1 |
| Ethylbenzene | ND | | 1.0 | 0.74 | ug/L | | | 08/25/25 19:21 | 1 |
| Toluene | ND | | 1.0 | 0.51 | ug/L | | | 08/25/25 19:21 | 1 |
| Xylenes, Total | ND | | 2.0 | 0.66 | ug/L | | | 08/25/25 19:21 | 1 |
| Surrogate | %Recovery | Qualifier | Limits | | | | Prepared | Analyzed | Dil Fac |
| 1,2-Dichloroethane-d4 (Surr) | 95 | | 77 - 120 | | | | | 08/25/25 19:21 | 1 |
| 4-Bromofluorobenzene (Surr) | 101 | | 73 - 120 | | | | | 08/25/25 19:21 | 1 |
| Dibromofluoromethane (Surr) | 87 | | 75 - 123 | | | | | 08/25/25 19:21 | 1 |
| Toluene-d8 (Surr) | 99 | | 80 - 120 | | | | | 08/25/25 19:21 | 1 |

Method: SW846 8270D LL - Semivolatile Organic Compounds by GC/MS - Low Level

| Analyte | Result | Qualifier | RL | MDL | Unit | D | Prepared | Analyzed | Dil Fac |
|-------------------------|------------------|------------------|---------------|-------|------|---|-----------------|-----------------|----------------|
| Acenaphthene | ND | | 0.48 | 0.035 | ug/L | | 08/21/25 13:30 | 08/22/25 16:15 | 1 |
| Acenaphthylene | ND | | 0.29 | 0.054 | ug/L | | 08/21/25 13:30 | 08/22/25 16:15 | 1 |
| Anthracene | ND | | 0.48 | 0.033 | ug/L | | 08/21/25 13:30 | 08/22/25 16:15 | 1 |
| Benzo[a]anthracene | ND | | 0.29 | 0.033 | ug/L | | 08/21/25 13:30 | 08/22/25 16:15 | 1 |
| Benzo[a]pyrene | ND | | 0.17 | 0.13 | ug/L | | 08/21/25 13:30 | 08/22/25 16:15 | 1 |
| Benzo[b]fluoranthene | ND | | 0.29 | 0.061 | ug/L | | 08/21/25 13:30 | 08/22/25 16:15 | 1 |
| Benzo[g,h,i]perylene | ND | | 0.48 | 0.056 | ug/L | | 08/21/25 13:30 | 08/22/25 16:15 | 1 |
| Benzo[k]fluoranthene | ND | | 0.29 | 0.067 | ug/L | | 08/21/25 13:30 | 08/22/25 16:15 | 1 |
| Chrysene | ND | | 0.48 | 0.071 | ug/L | | 08/21/25 13:30 | 08/22/25 16:15 | 1 |
| Dibenz(a,h)anthracene | ND | | 0.48 | 0.067 | ug/L | | 08/21/25 13:30 | 08/22/25 16:15 | 1 |
| Fluoranthene | ND | | 0.48 | 0.077 | ug/L | | 08/21/25 13:30 | 08/22/25 16:15 | 1 |
| Fluorene | ND | | 0.48 | 0.056 | ug/L | | 08/21/25 13:30 | 08/22/25 16:15 | 1 |
| Indeno[1,2,3-cd]pyrene | ND | | 0.48 | 0.11 | ug/L | | 08/21/25 13:30 | 08/22/25 16:15 | 1 |
| Naphthalene | ND | | 0.96 | 0.062 | ug/L | | 08/21/25 13:30 | 08/22/25 16:15 | 1 |
| Phenanthrene | ND | | 0.19 | 0.060 | ug/L | | 08/21/25 13:30 | 08/22/25 16:15 | 1 |
| Pyrene | ND | | 0.48 | 0.073 | ug/L | | 08/21/25 13:30 | 08/22/25 16:15 | 1 |
| Surrogate | %Recovery | Qualifier | Limits | | | | Prepared | Analyzed | Dil Fac |
| 2-Fluorobiphenyl (Surr) | 91 | | 37 - 120 | | | | 08/21/25 13:30 | 08/22/25 16:15 | 1 |
| Nitrobenzene-d5 (Surr) | 85 | | 26 - 120 | | | | 08/21/25 13:30 | 08/22/25 16:15 | 1 |
| p-Terphenyl-d14 (Surr) | 104 | | 64 - 127 | | | | 08/21/25 13:30 | 08/22/25 16:15 | 1 |

General Chemistry

| Analyte | Result | Qualifier | RL | MDL | Unit | D | Prepared | Analyzed | Dil Fac |
|------------------------------|--------|-----------|-------|--------|------|---|----------|----------------|---------|
| Cyanide, Total (SW846 9012B) | ND | | 0.010 | 0.0041 | mg/L | | | 08/26/25 18:15 | 1 |

Client Sample Results

Client: New York State Electric & Gas
 Project/Site: NYSEG Former MGP Site - Penn Yan

Job ID: 480-231999-1

Client Sample ID: PRMW-3D

Lab Sample ID: 480-231999-5

Date Collected: 08/20/25 09:05

Matrix: Ground Water

Date Received: 08/21/25 11:30

Method: SW846 8260C - Volatile Organic Compounds by GC/MS

| Analyte | Result | Qualifier | RL | MDL | Unit | D | Prepared | Analyzed | Dil Fac |
|------------------------------|-----------|-----------|----------|------|------|---|----------|----------------|---------|
| Benzene | ND | | 1.0 | 0.41 | ug/L | | | 08/25/25 19:43 | 1 |
| Ethylbenzene | ND | | 1.0 | 0.74 | ug/L | | | 08/25/25 19:43 | 1 |
| Toluene | ND | | 1.0 | 0.51 | ug/L | | | 08/25/25 19:43 | 1 |
| Xylenes, Total | ND | | 2.0 | 0.66 | ug/L | | | 08/25/25 19:43 | 1 |
| Surrogate | %Recovery | Qualifier | Limits | | | | Prepared | Analyzed | Dil Fac |
| 1,2-Dichloroethane-d4 (Surr) | 95 | | 77 - 120 | | | | | 08/25/25 19:43 | 1 |
| 4-Bromofluorobenzene (Surr) | 101 | | 73 - 120 | | | | | 08/25/25 19:43 | 1 |
| Dibromofluoromethane (Surr) | 92 | | 75 - 123 | | | | | 08/25/25 19:43 | 1 |
| Toluene-d8 (Surr) | 99 | | 80 - 120 | | | | | 08/25/25 19:43 | 1 |

Method: SW846 8270D LL - Semivolatile Organic Compounds by GC/MS - Low Level

| Analyte | Result | Qualifier | RL | MDL | Unit | D | Prepared | Analyzed | Dil Fac |
|-------------------------|-----------|-----------|----------|-------|------|---|----------------|----------------|---------|
| Acenaphthene | ND | | 0.48 | 0.034 | ug/L | | 08/21/25 13:30 | 08/22/25 16:41 | 1 |
| Acenaphthylene | ND | | 0.29 | 0.053 | ug/L | | 08/21/25 13:30 | 08/22/25 16:41 | 1 |
| Anthracene | ND | | 0.48 | 0.032 | ug/L | | 08/21/25 13:30 | 08/22/25 16:41 | 1 |
| Benzo[a]anthracene | ND | | 0.29 | 0.032 | ug/L | | 08/21/25 13:30 | 08/22/25 16:41 | 1 |
| Benzo[a]pyrene | ND | | 0.17 | 0.12 | ug/L | | 08/21/25 13:30 | 08/22/25 16:41 | 1 |
| Benzo[b]fluoranthene | ND | | 0.29 | 0.060 | ug/L | | 08/21/25 13:30 | 08/22/25 16:41 | 1 |
| Benzo[g,h,i]perylene | ND | | 0.48 | 0.055 | ug/L | | 08/21/25 13:30 | 08/22/25 16:41 | 1 |
| Benzo[k]fluoranthene | ND | | 0.29 | 0.067 | ug/L | | 08/21/25 13:30 | 08/22/25 16:41 | 1 |
| Chrysene | ND | | 0.48 | 0.070 | ug/L | | 08/21/25 13:30 | 08/22/25 16:41 | 1 |
| Dibenz(a,h)anthracene | ND | | 0.48 | 0.067 | ug/L | | 08/21/25 13:30 | 08/22/25 16:41 | 1 |
| Fluoranthene | ND | | 0.48 | 0.076 | ug/L | | 08/21/25 13:30 | 08/22/25 16:41 | 1 |
| Fluorene | ND | | 0.48 | 0.055 | ug/L | | 08/21/25 13:30 | 08/22/25 16:41 | 1 |
| Indeno[1,2,3-cd]pyrene | ND | | 0.48 | 0.10 | ug/L | | 08/21/25 13:30 | 08/22/25 16:41 | 1 |
| Naphthalene | ND | | 0.95 | 0.061 | ug/L | | 08/21/25 13:30 | 08/22/25 16:41 | 1 |
| Phenanthrene | ND | | 0.19 | 0.059 | ug/L | | 08/21/25 13:30 | 08/22/25 16:41 | 1 |
| Pyrene | ND | | 0.48 | 0.072 | ug/L | | 08/21/25 13:30 | 08/22/25 16:41 | 1 |
| Surrogate | %Recovery | Qualifier | Limits | | | | Prepared | Analyzed | Dil Fac |
| 2-Fluorobiphenyl (Surr) | 97 | | 37 - 120 | | | | 08/21/25 13:30 | 08/22/25 16:41 | 1 |
| Nitrobenzene-d5 (Surr) | 92 | | 26 - 120 | | | | 08/21/25 13:30 | 08/22/25 16:41 | 1 |
| p-Terphenyl-d14 (Surr) | 110 | | 64 - 127 | | | | 08/21/25 13:30 | 08/22/25 16:41 | 1 |

General Chemistry

| Analyte | Result | Qualifier | RL | MDL | Unit | D | Prepared | Analyzed | Dil Fac |
|------------------------------|--------|-----------|-------|--------|------|---|----------|----------------|---------|
| Cyanide, Total (SW846 9012B) | ND | | 0.010 | 0.0041 | mg/L | | | 08/26/25 18:42 | 1 |

Client Sample Results

Client: New York State Electric & Gas
 Project/Site: NYSEG Former MGP Site - Penn Yan

Job ID: 480-231999-1

Client Sample ID: PRMW-4S

Lab Sample ID: 480-231999-6

Date Collected: 08/19/25 14:45

Matrix: Ground Water

Date Received: 08/21/25 11:30

Method: SW846 8260C - Volatile Organic Compounds by GC/MS

| Analyte | Result | Qualifier | RL | MDL | Unit | D | Prepared | Analyzed | Dil Fac |
|------------------------------|------------------|------------------|---------------|------|------|---|-----------------|-----------------|----------------|
| Benzene | ND | | 1.0 | 0.41 | ug/L | | | 08/25/25 20:05 | 1 |
| Ethylbenzene | ND | | 1.0 | 0.74 | ug/L | | | 08/25/25 20:05 | 1 |
| Toluene | ND | | 1.0 | 0.51 | ug/L | | | 08/25/25 20:05 | 1 |
| Xylenes, Total | ND | | 2.0 | 0.66 | ug/L | | | 08/25/25 20:05 | 1 |
| Surrogate | %Recovery | Qualifier | Limits | | | | Prepared | Analyzed | Dil Fac |
| 1,2-Dichloroethane-d4 (Surr) | 98 | | 77 - 120 | | | | | 08/25/25 20:05 | 1 |
| 4-Bromofluorobenzene (Surr) | 101 | | 73 - 120 | | | | | 08/25/25 20:05 | 1 |
| Dibromofluoromethane (Surr) | 95 | | 75 - 123 | | | | | 08/25/25 20:05 | 1 |
| Toluene-d8 (Surr) | 98 | | 80 - 120 | | | | | 08/25/25 20:05 | 1 |

Method: SW846 8270D LL - Semivolatile Organic Compounds by GC/MS - Low Level

| Analyte | Result | Qualifier | RL | MDL | Unit | D | Prepared | Analyzed | Dil Fac |
|-------------------------|------------------|------------------|---------------|-------|------|---|-----------------|-----------------|----------------|
| Acenaphthene | ND | | 0.48 | 0.034 | ug/L | | 08/21/25 13:30 | 08/22/25 17:08 | 1 |
| Acenaphthylene | ND | | 0.29 | 0.053 | ug/L | | 08/21/25 13:30 | 08/22/25 17:08 | 1 |
| Anthracene | ND | | 0.48 | 0.032 | ug/L | | 08/21/25 13:30 | 08/22/25 17:08 | 1 |
| Benzo[a]anthracene | ND | | 0.29 | 0.032 | ug/L | | 08/21/25 13:30 | 08/22/25 17:08 | 1 |
| Benzo[a]pyrene | ND | | 0.17 | 0.12 | ug/L | | 08/21/25 13:30 | 08/22/25 17:08 | 1 |
| Benzo[b]fluoranthene | ND | | 0.29 | 0.060 | ug/L | | 08/21/25 13:30 | 08/22/25 17:08 | 1 |
| Benzo[g,h,i]perylene | ND | | 0.48 | 0.055 | ug/L | | 08/21/25 13:30 | 08/22/25 17:08 | 1 |
| Benzo[k]fluoranthene | ND | | 0.29 | 0.067 | ug/L | | 08/21/25 13:30 | 08/22/25 17:08 | 1 |
| Chrysene | ND | | 0.48 | 0.070 | ug/L | | 08/21/25 13:30 | 08/22/25 17:08 | 1 |
| Dibenz(a,h)anthracene | ND | | 0.48 | 0.067 | ug/L | | 08/21/25 13:30 | 08/22/25 17:08 | 1 |
| Fluoranthene | ND | | 0.48 | 0.076 | ug/L | | 08/21/25 13:30 | 08/22/25 17:08 | 1 |
| Fluorene | ND | | 0.48 | 0.055 | ug/L | | 08/21/25 13:30 | 08/22/25 17:08 | 1 |
| Indeno[1,2,3-cd]pyrene | ND | | 0.48 | 0.10 | ug/L | | 08/21/25 13:30 | 08/22/25 17:08 | 1 |
| Naphthalene | ND | | 0.95 | 0.061 | ug/L | | 08/21/25 13:30 | 08/22/25 17:08 | 1 |
| Phenanthrene | ND | | 0.19 | 0.059 | ug/L | | 08/21/25 13:30 | 08/22/25 17:08 | 1 |
| Pyrene | ND | | 0.48 | 0.072 | ug/L | | 08/21/25 13:30 | 08/22/25 17:08 | 1 |
| Surrogate | %Recovery | Qualifier | Limits | | | | Prepared | Analyzed | Dil Fac |
| 2-Fluorobiphenyl (Surr) | 52 | | 37 - 120 | | | | 08/21/25 13:30 | 08/22/25 17:08 | 1 |
| Nitrobenzene-d5 (Surr) | 50 | | 26 - 120 | | | | 08/21/25 13:30 | 08/22/25 17:08 | 1 |
| p-Terphenyl-d14 (Surr) | 82 | | 64 - 127 | | | | 08/21/25 13:30 | 08/22/25 17:08 | 1 |

General Chemistry

| Analyte | Result | Qualifier | RL | MDL | Unit | D | Prepared | Analyzed | Dil Fac |
|------------------------------|--------|-----------|-------|--------|------|---|----------|----------------|---------|
| Cyanide, Total (SW846 9012B) | ND | | 0.010 | 0.0041 | mg/L | | | 08/26/25 18:45 | 1 |

Client Sample Results

Client: New York State Electric & Gas
 Project/Site: NYSEG Former MGP Site - Penn Yan

Job ID: 480-231999-1

Client Sample ID: PRMW-5S

Lab Sample ID: 480-231999-7

Date Collected: 08/19/25 12:00

Matrix: Ground Water

Date Received: 08/21/25 11:30

Method: SW846 8260C - Volatile Organic Compounds by GC/MS

| Analyte | Result | Qualifier | RL | MDL | Unit | D | Prepared | Analyzed | Dil Fac |
|------------------------------|-----------|-----------|----------|------|------|---|----------|----------------|---------|
| Benzene | 4.3 | | 1.0 | 0.41 | ug/L | | | 08/25/25 20:27 | 1 |
| Ethylbenzene | 1.6 | | 1.0 | 0.74 | ug/L | | | 08/25/25 20:27 | 1 |
| Toluene | 0.53 | J | 1.0 | 0.51 | ug/L | | | 08/25/25 20:27 | 1 |
| Xylenes, Total | 2.2 | | 2.0 | 0.66 | ug/L | | | 08/25/25 20:27 | 1 |
| Surrogate | %Recovery | Qualifier | Limits | | | | Prepared | Analyzed | Dil Fac |
| 1,2-Dichloroethane-d4 (Surr) | 93 | | 77 - 120 | | | | | 08/25/25 20:27 | 1 |
| 4-Bromofluorobenzene (Surr) | 106 | | 73 - 120 | | | | | 08/25/25 20:27 | 1 |
| Dibromofluoromethane (Surr) | 89 | | 75 - 123 | | | | | 08/25/25 20:27 | 1 |
| Toluene-d8 (Surr) | 99 | | 80 - 120 | | | | | 08/25/25 20:27 | 1 |

Method: SW846 8270D LL - Semivolatile Organic Compounds by GC/MS - Low Level

| Analyte | Result | Qualifier | RL | MDL | Unit | D | Prepared | Analyzed | Dil Fac |
|-------------------------|-----------|-----------|----------|------|------|---|----------------|----------------|---------|
| Acenaphthene | 18 | | 2.4 | 0.17 | ug/L | | 08/21/25 13:30 | 08/22/25 14:27 | 5 |
| Acenaphthylene | 2.0 | | 1.4 | 0.27 | ug/L | | 08/21/25 13:30 | 08/22/25 14:27 | 5 |
| Anthracene | 0.62 | J | 2.4 | 0.16 | ug/L | | 08/21/25 13:30 | 08/22/25 14:27 | 5 |
| Benzo[a]anthracene | 0.16 | J | 1.4 | 0.16 | ug/L | | 08/21/25 13:30 | 08/22/25 14:27 | 5 |
| Benzo[a]pyrene | ND | | 0.86 | 0.62 | ug/L | | 08/21/25 13:30 | 08/22/25 14:27 | 5 |
| Benzo[b]fluoranthene | ND | | 1.4 | 0.30 | ug/L | | 08/21/25 13:30 | 08/22/25 14:27 | 5 |
| Benzo[g,h,i]perylene | ND | | 2.4 | 0.28 | ug/L | | 08/21/25 13:30 | 08/22/25 14:27 | 5 |
| Benzo[k]fluoranthene | ND | | 1.4 | 0.33 | ug/L | | 08/21/25 13:30 | 08/22/25 14:27 | 5 |
| Chrysene | ND | | 2.4 | 0.35 | ug/L | | 08/21/25 13:30 | 08/22/25 14:27 | 5 |
| Dibenz(a,h)anthracene | ND | | 2.4 | 0.33 | ug/L | | 08/21/25 13:30 | 08/22/25 14:27 | 5 |
| Fluoranthene | 2.9 | | 2.4 | 0.38 | ug/L | | 08/21/25 13:30 | 08/22/25 14:27 | 5 |
| Fluorene | 5.8 | | 2.4 | 0.28 | ug/L | | 08/21/25 13:30 | 08/22/25 14:27 | 5 |
| Indeno[1,2,3-cd]pyrene | ND | | 2.4 | 0.52 | ug/L | | 08/21/25 13:30 | 08/22/25 14:27 | 5 |
| Naphthalene | 26 | F1-F2 J | 4.8 | 0.30 | ug/L | | 08/21/25 13:30 | 08/22/25 14:27 | 5 |
| Phenanthrene | 1.8 | | 0.95 | 0.30 | ug/L | | 08/21/25 13:30 | 08/22/25 14:27 | 5 |
| Pyrene | 1.8 | J | 2.4 | 0.36 | ug/L | | 08/21/25 13:30 | 08/22/25 14:27 | 5 |
| Surrogate | %Recovery | Qualifier | Limits | | | | Prepared | Analyzed | Dil Fac |
| 2-Fluorobiphenyl (Surr) | 103 | | 37 - 120 | | | | 08/21/25 13:30 | 08/22/25 14:27 | 5 |
| Nitrobenzene-d5 (Surr) | 95 | | 26 - 120 | | | | 08/21/25 13:30 | 08/22/25 14:27 | 5 |
| p-Terphenyl-d14 (Surr) | 110 | | 64 - 127 | | | | 08/21/25 13:30 | 08/22/25 14:27 | 5 |

General Chemistry

| Analyte | Result | Qualifier | RL | MDL | Unit | D | Prepared | Analyzed | Dil Fac |
|------------------------------|--------|-----------|-------|--------|------|---|----------|----------------|---------|
| Cyanide, Total (SW846 9012B) | 0.023 | B-F4 J | 0.010 | 0.0041 | mg/L | | | 08/26/25 18:32 | 1 |

Client Sample Results

Client: New York State Electric & Gas
 Project/Site: NYSEG Former MGP Site - Penn Yan

Job ID: 480-231999-1

Client Sample ID: PRMW-5D

Lab Sample ID: 480-231999-8

Date Collected: 08/19/25 10:55

Matrix: Ground Water

Date Received: 08/21/25 11:30

Method: SW846 8260C - Volatile Organic Compounds by GC/MS

| Analyte | Result | Qualifier | RL | MDL | Unit | D | Prepared | Analyzed | Dil Fac |
|------------------------------|-----------|-----------|----------|------|------|---|----------|----------------|---------|
| Benzene | ND | | 1.0 | 0.41 | ug/L | | | 08/25/25 20:50 | 1 |
| Ethylbenzene | ND | | 1.0 | 0.74 | ug/L | | | 08/25/25 20:50 | 1 |
| Toluene | ND | | 1.0 | 0.51 | ug/L | | | 08/25/25 20:50 | 1 |
| Xylenes, Total | ND | | 2.0 | 0.66 | ug/L | | | 08/25/25 20:50 | 1 |
| Surrogate | %Recovery | Qualifier | Limits | | | | Prepared | Analyzed | Dil Fac |
| 1,2-Dichloroethane-d4 (Surr) | 98 | | 77 - 120 | | | | | 08/25/25 20:50 | 1 |
| 4-Bromofluorobenzene (Surr) | 99 | | 73 - 120 | | | | | 08/25/25 20:50 | 1 |
| Dibromofluoromethane (Surr) | 90 | | 75 - 123 | | | | | 08/25/25 20:50 | 1 |
| Toluene-d8 (Surr) | 99 | | 80 - 120 | | | | | 08/25/25 20:50 | 1 |

Method: SW846 8270D LL - Semivolatile Organic Compounds by GC/MS - Low Level

| Analyte | Result | Qualifier | RL | MDL | Unit | D | Prepared | Analyzed | Dil Fac |
|-------------------------|-----------|-----------|----------|-------|------|---|----------------|----------------|---------|
| Acenaphthene | ND | | 0.48 | 0.034 | ug/L | | 08/21/25 13:30 | 08/22/25 17:35 | 1 |
| Acenaphthylene | ND | | 0.29 | 0.053 | ug/L | | 08/21/25 13:30 | 08/22/25 17:35 | 1 |
| Anthracene | ND | | 0.48 | 0.032 | ug/L | | 08/21/25 13:30 | 08/22/25 17:35 | 1 |
| Benzo[a]anthracene | ND | | 0.29 | 0.032 | ug/L | | 08/21/25 13:30 | 08/22/25 17:35 | 1 |
| Benzo[a]pyrene | ND | | 0.17 | 0.12 | ug/L | | 08/21/25 13:30 | 08/22/25 17:35 | 1 |
| Benzo[b]fluoranthene | ND | | 0.29 | 0.060 | ug/L | | 08/21/25 13:30 | 08/22/25 17:35 | 1 |
| Benzo[g,h,i]perylene | ND | | 0.48 | 0.055 | ug/L | | 08/21/25 13:30 | 08/22/25 17:35 | 1 |
| Benzo[k]fluoranthene | ND | | 0.29 | 0.067 | ug/L | | 08/21/25 13:30 | 08/22/25 17:35 | 1 |
| Chrysene | ND | | 0.48 | 0.070 | ug/L | | 08/21/25 13:30 | 08/22/25 17:35 | 1 |
| Dibenz(a,h)anthracene | ND | | 0.48 | 0.067 | ug/L | | 08/21/25 13:30 | 08/22/25 17:35 | 1 |
| Fluoranthene | ND | | 0.48 | 0.076 | ug/L | | 08/21/25 13:30 | 08/22/25 17:35 | 1 |
| Fluorene | ND | | 0.48 | 0.055 | ug/L | | 08/21/25 13:30 | 08/22/25 17:35 | 1 |
| Indeno[1,2,3-cd]pyrene | ND | | 0.48 | 0.10 | ug/L | | 08/21/25 13:30 | 08/22/25 17:35 | 1 |
| Naphthalene | ND | | 0.95 | 0.061 | ug/L | | 08/21/25 13:30 | 08/22/25 17:35 | 1 |
| Phenanthrene | ND | | 0.19 | 0.059 | ug/L | | 08/21/25 13:30 | 08/22/25 17:35 | 1 |
| Pyrene | ND | | 0.48 | 0.072 | ug/L | | 08/21/25 13:30 | 08/22/25 17:35 | 1 |
| Surrogate | %Recovery | Qualifier | Limits | | | | Prepared | Analyzed | Dil Fac |
| 2-Fluorobiphenyl (Surr) | 79 | | 37 - 120 | | | | 08/21/25 13:30 | 08/22/25 17:35 | 1 |
| Nitrobenzene-d5 (Surr) | 76 | | 26 - 120 | | | | 08/21/25 13:30 | 08/22/25 17:35 | 1 |
| p-Terphenyl-d14 (Surr) | 94 | | 64 - 127 | | | | 08/21/25 13:30 | 08/22/25 17:35 | 1 |

General Chemistry

| Analyte | Result | Qualifier | RL | MDL | Unit | D | Prepared | Analyzed | Dil Fac |
|------------------------------|--------|-----------|-------|--------|------|---|----------|----------------|---------|
| Cyanide, Total (SW846 9012B) | ND | | 0.010 | 0.0041 | mg/L | | | 08/26/25 18:48 | 1 |

Client Sample Results

Client: New York State Electric & Gas
 Project/Site: NYSEG Former MGP Site - Penn Yan

Job ID: 480-231999-1

Client Sample ID: PRMW-6S

Lab Sample ID: 480-231999-9

Date Collected: 08/19/25 12:10

Matrix: Ground Water

Date Received: 08/21/25 11:30

Method: SW846 8260C - Volatile Organic Compounds by GC/MS

| Analyte | Result | Qualifier | RL | MDL | Unit | D | Prepared | Analyzed | Dil Fac |
|------------------------------|------------------|------------------|---------------|------|------|---|-----------------|-----------------|----------------|
| Benzene | ND | | 1.0 | 0.41 | ug/L | | | 08/25/25 21:12 | 1 |
| Ethylbenzene | ND | | 1.0 | 0.74 | ug/L | | | 08/25/25 21:12 | 1 |
| Toluene | ND | | 1.0 | 0.51 | ug/L | | | 08/25/25 21:12 | 1 |
| Xylenes, Total | ND | | 2.0 | 0.66 | ug/L | | | 08/25/25 21:12 | 1 |
| Surrogate | %Recovery | Qualifier | Limits | | | | Prepared | Analyzed | Dil Fac |
| 1,2-Dichloroethane-d4 (Surr) | 100 | | 77 - 120 | | | | | 08/25/25 21:12 | 1 |
| 4-Bromofluorobenzene (Surr) | 104 | | 73 - 120 | | | | | 08/25/25 21:12 | 1 |
| Dibromofluoromethane (Surr) | 100 | | 75 - 123 | | | | | 08/25/25 21:12 | 1 |
| Toluene-d8 (Surr) | 101 | | 80 - 120 | | | | | 08/25/25 21:12 | 1 |

Method: SW846 8270D LL - Semivolatile Organic Compounds by GC/MS - Low Level

| Analyte | Result | Qualifier | RL | MDL | Unit | D | Prepared | Analyzed | Dil Fac |
|-------------------------|------------------|------------------|---------------|-------|------|---|-----------------|-----------------|----------------|
| Acenaphthene | ND | | 0.48 | 0.034 | ug/L | | 08/21/25 13:30 | 08/22/25 18:02 | 1 |
| Acenaphthylene | ND | | 0.29 | 0.053 | ug/L | | 08/21/25 13:30 | 08/22/25 18:02 | 1 |
| Anthracene | ND | | 0.48 | 0.032 | ug/L | | 08/21/25 13:30 | 08/22/25 18:02 | 1 |
| Benzo[a]anthracene | ND | | 0.29 | 0.032 | ug/L | | 08/21/25 13:30 | 08/22/25 18:02 | 1 |
| Benzo[a]pyrene | ND | | 0.17 | 0.12 | ug/L | | 08/21/25 13:30 | 08/22/25 18:02 | 1 |
| Benzo[b]fluoranthene | ND | | 0.29 | 0.060 | ug/L | | 08/21/25 13:30 | 08/22/25 18:02 | 1 |
| Benzo[g,h,i]perylene | ND | | 0.48 | 0.055 | ug/L | | 08/21/25 13:30 | 08/22/25 18:02 | 1 |
| Benzo[k]fluoranthene | ND | | 0.29 | 0.067 | ug/L | | 08/21/25 13:30 | 08/22/25 18:02 | 1 |
| Chrysene | ND | | 0.48 | 0.070 | ug/L | | 08/21/25 13:30 | 08/22/25 18:02 | 1 |
| Dibenz(a,h)anthracene | ND | | 0.48 | 0.067 | ug/L | | 08/21/25 13:30 | 08/22/25 18:02 | 1 |
| Fluoranthene | ND | | 0.48 | 0.076 | ug/L | | 08/21/25 13:30 | 08/22/25 18:02 | 1 |
| Fluorene | ND | | 0.48 | 0.055 | ug/L | | 08/21/25 13:30 | 08/22/25 18:02 | 1 |
| Indeno[1,2,3-cd]pyrene | ND | | 0.48 | 0.10 | ug/L | | 08/21/25 13:30 | 08/22/25 18:02 | 1 |
| Naphthalene | ND | | 0.95 | 0.061 | ug/L | | 08/21/25 13:30 | 08/22/25 18:02 | 1 |
| Phenanthrene | ND | | 0.19 | 0.059 | ug/L | | 08/21/25 13:30 | 08/22/25 18:02 | 1 |
| Pyrene | ND | | 0.48 | 0.072 | ug/L | | 08/21/25 13:30 | 08/22/25 18:02 | 1 |
| Surrogate | %Recovery | Qualifier | Limits | | | | Prepared | Analyzed | Dil Fac |
| 2-Fluorobiphenyl (Surr) | 63 | | 37 - 120 | | | | 08/21/25 13:30 | 08/22/25 18:02 | 1 |
| Nitrobenzene-d5 (Surr) | 60 | | 26 - 120 | | | | 08/21/25 13:30 | 08/22/25 18:02 | 1 |
| p-Terphenyl-d14 (Surr) | 82 | | 64 - 127 | | | | 08/21/25 13:30 | 08/22/25 18:02 | 1 |

General Chemistry

| Analyte | Result | Qualifier | RL | MDL | Unit | D | Prepared | Analyzed | Dil Fac |
|------------------------------|--------|-----------|-------|--------|------|---|----------|----------------|---------|
| Cyanide, Total (SW846 9012B) | ND | | 0.010 | 0.0041 | mg/L | | | 08/26/25 18:52 | 1 |

Client Sample Results

Client: New York State Electric & Gas
 Project/Site: NYSEG Former MGP Site - Penn Yan

Job ID: 480-231999-1

Client Sample ID: PRMW-6D

Lab Sample ID: 480-231999-10

Date Collected: 08/19/25 11:10

Matrix: Ground Water

Date Received: 08/21/25 11:30

Method: SW846 8260C - Volatile Organic Compounds by GC/MS

| Analyte | Result | Qualifier | RL | MDL | Unit | D | Prepared | Analyzed | Dil Fac |
|------------------------------|------------------|------------------|---------------|------|------|---|-----------------|-----------------|----------------|
| Benzene | ND | | 1.0 | 0.41 | ug/L | | | 08/25/25 21:35 | 1 |
| Ethylbenzene | ND | | 1.0 | 0.74 | ug/L | | | 08/25/25 21:35 | 1 |
| Toluene | ND | | 1.0 | 0.51 | ug/L | | | 08/25/25 21:35 | 1 |
| Xylenes, Total | ND | | 2.0 | 0.66 | ug/L | | | 08/25/25 21:35 | 1 |
| Surrogate | %Recovery | Qualifier | Limits | | | | Prepared | Analyzed | Dil Fac |
| 1,2-Dichloroethane-d4 (Surr) | 95 | | 77 - 120 | | | | | 08/25/25 21:35 | 1 |
| 4-Bromofluorobenzene (Surr) | 102 | | 73 - 120 | | | | | 08/25/25 21:35 | 1 |
| Dibromofluoromethane (Surr) | 89 | | 75 - 123 | | | | | 08/25/25 21:35 | 1 |
| Toluene-d8 (Surr) | 99 | | 80 - 120 | | | | | 08/25/25 21:35 | 1 |

Method: SW846 8270D LL - Semivolatile Organic Compounds by GC/MS - Low Level

| Analyte | Result | Qualifier | RL | MDL | Unit | D | Prepared | Analyzed | Dil Fac |
|-------------------------|------------------|------------------|---------------|-------|------|---|-----------------|-----------------|----------------|
| Acenaphthene | ND | | 0.48 | 0.035 | ug/L | | 08/21/25 13:30 | 08/22/25 18:28 | 1 |
| Acenaphthylene | ND | | 0.29 | 0.054 | ug/L | | 08/21/25 13:30 | 08/22/25 18:28 | 1 |
| Anthracene | ND | | 0.48 | 0.033 | ug/L | | 08/21/25 13:30 | 08/22/25 18:28 | 1 |
| Benzo[a]anthracene | ND | | 0.29 | 0.033 | ug/L | | 08/21/25 13:30 | 08/22/25 18:28 | 1 |
| Benzo[a]pyrene | ND | | 0.17 | 0.13 | ug/L | | 08/21/25 13:30 | 08/22/25 18:28 | 1 |
| Benzo[b]fluoranthene | ND | | 0.29 | 0.061 | ug/L | | 08/21/25 13:30 | 08/22/25 18:28 | 1 |
| Benzo[g,h,i]perylene | ND | | 0.48 | 0.056 | ug/L | | 08/21/25 13:30 | 08/22/25 18:28 | 1 |
| Benzo[k]fluoranthene | ND | | 0.29 | 0.067 | ug/L | | 08/21/25 13:30 | 08/22/25 18:28 | 1 |
| Chrysene | ND | | 0.48 | 0.071 | ug/L | | 08/21/25 13:30 | 08/22/25 18:28 | 1 |
| Dibenz(a,h)anthracene | ND | | 0.48 | 0.067 | ug/L | | 08/21/25 13:30 | 08/22/25 18:28 | 1 |
| Fluoranthene | ND | | 0.48 | 0.077 | ug/L | | 08/21/25 13:30 | 08/22/25 18:28 | 1 |
| Fluorene | ND | | 0.48 | 0.056 | ug/L | | 08/21/25 13:30 | 08/22/25 18:28 | 1 |
| Indeno[1,2,3-cd]pyrene | ND | | 0.48 | 0.11 | ug/L | | 08/21/25 13:30 | 08/22/25 18:28 | 1 |
| Naphthalene | ND | | 0.96 | 0.062 | ug/L | | 08/21/25 13:30 | 08/22/25 18:28 | 1 |
| Phenanthrene | ND | | 0.19 | 0.060 | ug/L | | 08/21/25 13:30 | 08/22/25 18:28 | 1 |
| Pyrene | ND | | 0.48 | 0.073 | ug/L | | 08/21/25 13:30 | 08/22/25 18:28 | 1 |
| Surrogate | %Recovery | Qualifier | Limits | | | | Prepared | Analyzed | Dil Fac |
| 2-Fluorobiphenyl (Surr) | 80 | | 37 - 120 | | | | 08/21/25 13:30 | 08/22/25 18:28 | 1 |
| Nitrobenzene-d5 (Surr) | 75 | | 26 - 120 | | | | 08/21/25 13:30 | 08/22/25 18:28 | 1 |
| p-Terphenyl-d14 (Surr) | 95 | | 64 - 127 | | | | 08/21/25 13:30 | 08/22/25 18:28 | 1 |

General Chemistry

| Analyte | Result | Qualifier | RL | MDL | Unit | D | Prepared | Analyzed | Dil Fac |
|------------------------------|--------|-----------|-------|--------|------|---|----------|----------------|---------|
| Cyanide, Total (SW846 9012B) | ND | | 0.010 | 0.0041 | mg/L | | | 08/26/25 18:57 | 1 |

Client Sample Results

Client: New York State Electric & Gas
Project/Site: NYSEG Former MGP Site - Penn Yan

Job ID: 480-231999-1

Client Sample ID: DUP-01-20250819

Lab Sample ID: 480-231999-11

Date Collected: 08/19/25 00:00

Matrix: Ground Water

Date Received: 08/21/25 11:30

Method: SW846 8260C - Volatile Organic Compounds by GC/MS

| Analyte | Result | Qualifier | RL | MDL | Unit | D | Prepared | Analyzed | Dil Fac |
|------------------------------|------------|-----------|----------|------|------|---|----------|----------------|---------|
| Benzene | 4.2 | | 1.0 | 0.41 | ug/L | | | 08/25/25 21:57 | 1 |
| Ethylbenzene | 1.5 | | 1.0 | 0.74 | ug/L | | | 08/25/25 21:57 | 1 |
| Toluene | ND | | 1.0 | 0.51 | ug/L | | | 08/25/25 21:57 | 1 |
| Xylenes, Total | 1.9 | J | 2.0 | 0.66 | ug/L | | | 08/25/25 21:57 | 1 |
| Surrogate | %Recovery | Qualifier | Limits | | | | Prepared | Analyzed | Dil Fac |
| 1,2-Dichloroethane-d4 (Surr) | 97 | | 77 - 120 | | | | | 08/25/25 21:57 | 1 |
| 4-Bromofluorobenzene (Surr) | 99 | | 73 - 120 | | | | | 08/25/25 21:57 | 1 |
| Dibromofluoromethane (Surr) | 89 | | 75 - 123 | | | | | 08/25/25 21:57 | 1 |
| Toluene-d8 (Surr) | 98 | | 80 - 120 | | | | | 08/25/25 21:57 | 1 |

Method: SW846 8270D LL - Semivolatile Organic Compounds by GC/MS - Low Level

| Analyte | Result | Qualifier | RL | MDL | Unit | D | Prepared | Analyzed | Dil Fac |
|-------------------------|---------------|--------------|-----------------|------------------|-----------------|---|---------------------------|---------------------------|--------------|
| Acenaphthene | 12 | | 0.48 | 0.034 | ug/L | | 08/21/25 13:30 | 08/22/25 18:55 | 1 |
| Acenaphthylene | 1.4 | | 0.29 | 0.053 | ug/L | | 08/21/25 13:30 | 08/22/25 18:55 | 1 |
| Anthracene | 0.37 | J | 0.48 | 0.032 | ug/L | | 08/21/25 13:30 | 08/22/25 18:55 | 1 |
| Benzo[a]anthracene | 0.089 | J | 0.29 | 0.032 | ug/L | | 08/21/25 13:30 | 08/22/25 18:55 | 1 |
| Benzo[a]pyrene | ND | | 0.17 | 0.12 | ug/L | | 08/21/25 13:30 | 08/22/25 18:55 | 1 |
| Benzo[b]fluoranthene | ND | | 0.29 | 0.060 | ug/L | | 08/21/25 13:30 | 08/22/25 18:55 | 1 |
| Benzo[g,h,i]perylene | ND | | 0.48 | 0.055 | ug/L | | 08/21/25 13:30 | 08/22/25 18:55 | 1 |
| Benzo[k]fluoranthene | ND | | 0.29 | 0.067 | ug/L | | 08/21/25 13:30 | 08/22/25 18:55 | 1 |
| Chrysene | 0.094 | J | 0.48 | 0.070 | ug/L | | 08/21/25 13:30 | 08/22/25 18:55 | 1 |
| Dibenz(a,h)anthracene | ND | | 0.48 | 0.067 | ug/L | | 08/21/25 13:30 | 08/22/25 18:55 | 1 |
| Fluoranthene | 2.0 | | 0.48 | 0.076 | ug/L | | 08/21/25 13:30 | 08/22/25 18:55 | 1 |
| Fluorene | 4.0 | | 0.48 | 0.055 | ug/L | | 08/21/25 13:30 | 08/22/25 18:55 | 1 |
| Indeno[1,2,3-cd]pyrene | ND | | 0.48 | 0.10 | ug/L | | 08/21/25 13:30 | 08/22/25 18:55 | 1 |
| Naphthalene | 16 | E | 0.95 | 0.061 | ug/L | | 08/21/25 13:30 | 08/22/25 18:55 | 1 |
| Phenanthrene | 1.3 | | 0.19 | 0.059 | ug/L | | 08/21/25 13:30 | 08/22/25 18:55 | 1 |
| Pyrene | 1.3 | | 0.48 | 0.072 | ug/L | | 08/21/25 13:30 | 08/22/25 18:55 | 1 |
| Surrogate | %Recovery | Qualifier | Limits | | | | Prepared | Analyzed | Dil Fac |
| 2-Fluorobiphenyl (Surr) | 72 | | 37 - 120 | | | | 08/21/25 13:30 | 08/22/25 18:55 | 1 |
| Nitrobenzene-d5 (Surr) | 67 | | 26 - 120 | | | | 08/21/25 13:30 | 08/22/25 18:55 | 1 |
| p-Terphenyl-d14 (Surr) | 80 | | 64 - 127 | | | | 08/21/25 13:30 | 08/22/25 18:55 | 1 |

Method: SW846 8270D LL - Semivolatile Organic Compounds by GC/MS - Low Level - DL

| Analyte | Result | Qualifier | RL | MDL | Unit | D | Prepared | Analyzed | Dil Fac |
|------------------------|--------|-----------|------|------|------|---|----------------|----------------|---------|
| Acenaphthene | 12 | | 2.4 | 0.17 | ug/L | | 08/21/25 13:30 | 08/26/25 19:55 | 5 |
| Acenaphthylene | 1.3 | J | 1.4 | 0.27 | ug/L | | 08/21/25 13:30 | 08/26/25 19:55 | 5 |
| Anthracene | 0.35 | J | 2.4 | 0.16 | ug/L | | 08/21/25 13:30 | 08/26/25 19:55 | 5 |
| Benzo[a]anthracene | ND | | 1.4 | 0.16 | ug/L | | 08/21/25 13:30 | 08/26/25 19:55 | 5 |
| Benzo[a]pyrene | ND | | 0.86 | 0.62 | ug/L | | 08/21/25 13:30 | 08/26/25 19:55 | 5 |
| Benzo[b]fluoranthene | ND | | 1.4 | 0.30 | ug/L | | 08/21/25 13:30 | 08/26/25 19:55 | 5 |
| Benzo[g,h,i]perylene | ND | | 2.4 | 0.28 | ug/L | | 08/21/25 13:30 | 08/26/25 19:55 | 5 |
| Benzo[k]fluoranthene | ND | | 1.4 | 0.33 | ug/L | | 08/21/25 13:30 | 08/26/25 19:55 | 5 |
| Chrysene | ND | | 2.4 | 0.35 | ug/L | | 08/21/25 13:30 | 08/26/25 19:55 | 5 |
| Dibenz(a,h)anthracene | ND | | 2.4 | 0.33 | ug/L | | 08/21/25 13:30 | 08/26/25 19:55 | 5 |
| Fluoranthene | 2.1 | J | 2.4 | 0.38 | ug/L | | 08/21/25 13:30 | 08/26/25 19:55 | 5 |
| Fluorene | 3.8 | | 2.4 | 0.28 | ug/L | | 08/21/25 13:30 | 08/26/25 19:55 | 5 |
| Indeno[1,2,3-cd]pyrene | ND | | 2.4 | 0.52 | ug/L | | 08/21/25 13:30 | 08/26/25 19:55 | 5 |

Client Sample Results

Client: New York State Electric & Gas
 Project/Site: NYSEG Former MGP Site - Penn Yan

Job ID: 480-231999-1

Client Sample ID: DUP-01-20250819

Lab Sample ID: 480-231999-11

Date Collected: 08/19/25 00:00

Matrix: Ground Water

Date Received: 08/21/25 11:30

Method: SW846 8270D LL - Semivolatile Organic Compounds by GC/MS - Low Level - DL (Continued)

| Analyte | Result | Qualifier | RL | MDL | Unit | D | Prepared | Analyzed | Dil Fac |
|-------------------------|------------------|------------------|---------------|------|------|---|-----------------|-----------------|----------------|
| Naphthalene | 15 | DJ | 4.8 | 0.30 | ug/L | | 08/21/25 13:30 | 08/26/25 19:55 | 5 |
| Phenanthrene | 1.3 | | 0.95 | 0.30 | ug/L | | 08/21/25 13:30 | 08/26/25 19:55 | 5 |
| Pyrene | 1.2 | J | 2.4 | 0.36 | ug/L | | 08/21/25 13:30 | 08/26/25 19:55 | 5 |
| Surrogate | %Recovery | Qualifier | Limits | | | | Prepared | Analyzed | Dil Fac |
| 2-Fluorobiphenyl (Surr) | 72 | | 37 - 120 | | | | 08/21/25 13:30 | 08/26/25 19:55 | 5 |
| Nitrobenzene-d5 (Surr) | 61 | | 26 - 120 | | | | 08/21/25 13:30 | 08/26/25 19:55 | 5 |
| p-Terphenyl-d14 (Surr) | 79 | | 64 - 127 | | | | 08/21/25 13:30 | 08/26/25 19:55 | 5 |

General Chemistry

| Analyte | Result | Qualifier | RL | MDL | Unit | D | Prepared | Analyzed | Dil Fac |
|------------------------------|--------|-----------|-------|--------|------|---|----------|----------------|---------|
| Cyanide, Total (SW846 9012B) | 0.024 | J | 0.010 | 0.0041 | mg/L | | | 08/26/25 19:01 | 1 |

Client Sample Results

Client: New York State Electric & Gas
 Project/Site: NYSEG Former MGP Site - Penn Yan

Job ID: 480-231999-1

Client Sample ID: TRIP BLANK

Lab Sample ID: 480-231999-12

Date Collected: 08/19/25 00:00

Matrix: WQ

Date Received: 08/21/25 11:30

Method: SW846 8260C - Volatile Organic Compounds by GC/MS

| Analyte | Result | Qualifier | RL | MDL | Unit | D | Prepared | Analyzed | Dil Fac |
|----------------|--------|-----------|-----|------|------|---|----------|----------------|---------|
| Benzene | ND | | 1.0 | 0.41 | ug/L | | | 08/23/25 08:13 | 1 |
| Ethylbenzene | ND | | 1.0 | 0.74 | ug/L | | | 08/23/25 08:13 | 1 |
| Toluene | ND | | 1.0 | 0.51 | ug/L | | | 08/23/25 08:13 | 1 |
| Xylenes, Total | ND | | 2.0 | 0.66 | ug/L | | | 08/23/25 08:13 | 1 |

| Surrogate | %Recovery | Qualifier | Limits | Prepared | Analyzed | Dil Fac |
|------------------------------|-----------|-----------|----------|----------|----------------|---------|
| 1,2-Dichloroethane-d4 (Surr) | 103 | | 77 - 120 | | 08/23/25 08:13 | 1 |
| 4-Bromofluorobenzene (Surr) | 95 | | 73 - 120 | | 08/23/25 08:13 | 1 |
| Dibromofluoromethane (Surr) | 100 | | 75 - 123 | | 08/23/25 08:13 | 1 |
| Toluene-d8 (Surr) | 100 | | 80 - 120 | | 08/23/25 08:13 | 1 |

Appendix E

Field Sampling Logs

GROUNDWATER SAMPLING LOG

Site: Penn Yan Former MGP

NYSEG Penn Yan, NY

Event: February 2025 GWS

Sampling Personnel: Adam Svensson / Robbie Sullivan

Well ID: PRMW-15

Client / Job Number: NYSEG / 30229918

Date: 2/11/2025

Weather: Cloudy 22°F

Time In: 1115

Time Out: 1300

Well Information

Depth to Water: 11.48 (feet TIC)
 Total Depth: 29.66 ~~29.58~~ (feet TIC)
 Length of Water Column: 18.18 (feet)
 Volume of Water in Well: 2.96 (gal)
 Screen Interval: 20-30 (feet)
 Depth to pump Intake: ~27 (feet TIC)

Well Type: Flushmount ~~Slick top~~
 Well Material: Stainless Steel ~~PVC~~
 Well Locked: Yes ~~No~~
 Measuring Point Marked: Yes ~~No~~
 Well Diameter: 2" 4"

Purging Information

Purging Method: Bailer Peristaltic Grundfos Other:
 Tubing/Bailer Material: St Steel Polyethylene Teflon Other:
 Sampling Method: Bailer Peristaltic Grundfos Other:
 Duration of Pumping: 90 (min)
 Average Pumping Rate: 150 (ml/min) Water-Quality Meter Type: SI Lamotte 2020
 Total Volume Removed: ~2.5 (gal) Did well go dry: Yes No

| Conversion Factors | | | | |
|--------------------|-------|-------|-------|-------|
| gal / ft of water | 1" ID | 2" ID | 4" ID | 6" ID |
| | 0.041 | 0.163 | 0.653 | 1.469 |

1 gal = 3.785 L = 3785 ml = 0.1337 cubic feet

| Unit Stability | | | |
|----------------|-------|--------|---------|
| pH | DO | Cond | ORP |
| ±0.1 | ± 10% | ± 3.0% | ± 10 mV |

| Parameter: | 1 | 2 | 3 | 4 | 5 | 6 | 7 | 8 | 9 | 10 | 11 | 12 | 13 | 1235 |
|-------------------------|-------|-------|-------|-------|-------|-------|-------|-------|-------|-------|-------|-------|-------|-------|
| Volume Purged (gal) | 12.98 | | 0.5 | | 1.0 | | | | 1.5 | | | 2.0 | | |
| Rate (mL/min) | 150 | 150 | 150 | 150 | 150 | 150 | 150 | 150 | 150 | 150 | 150 | 150 | 150 | 150 |
| Depth to Water (ft.) | 12.98 | 13.92 | 14.56 | 15.08 | 15.88 | 16.65 | 17.63 | 18.28 | 19.12 | 19.63 | 20.23 | 20.22 | 20.31 | 20.51 |
| pH | 7.00 | 7.03 | 7.05 | 7.07 | 7.06 | 7.06 | 7.09 | 7.17 | 7.23 | 7.24 | 7.21 | 7.22 | 7.22 | 7.20 |
| Temp. (C) | 11.3 | 11.4 | 10.6 | 10.3 | 11.6 | 11.6 | 11.8 | 12.0 | 11.9 | 11.8 | 11.9 | 11.8 | 12.0 | 11.9 |
| Conductivity (mS/cm) | 4.532 | 4.537 | 4.527 | 4.468 | 4.323 | 4.138 | 3.816 | 3.008 | 2.429 | 2.188 | 2.220 | 2.151 | 2.133 | 2.198 |
| Dissolved Oxygen (mg/l) | 1.17 | 0.76 | 0.61 | 0.52 | 0.42 | 0.42 | 0.80 | 2.49 | 3.87 | 5.03 | 5.17 | 5.20 | 5.24 | 5.15 |
| ORP (mV) | 186.9 | 185.0 | 184.2 | 183.6 | 182.9 | 182.4 | 181.0 | 178.1 | 177.8 | 180.0 | 183.5 | 184.8 | 186.1 | 188.1 |
| Turbidity (NTU) | 33.91 | 34.72 | 44.57 | 49.42 | 59.69 | 68.25 | 68.27 | 60.15 | 58.63 | 57.65 | 59.71 | 52.09 | 51.65 | 49.67 |
| Notes: | | | | | | | | | | | | | | |

1240 SAMPLE

Sampling Information

| Analyses | # | Laboratory |
|-----------------------------|---------------|----------------------|
| BTEXs | 3 | Buffalo-Test America |
| PAHs | 2 | Buffalo-Test America |
| Cyanide | 1 | Buffalo-Test America |
| Sample ID: | PRMW-15 | Sample Time: 1240 |
| MS/MSD: | Yes <u>No</u> | |
| Duplicate: | Yes <u>No</u> | |
| Duplicate ID | — | Dup Time — |
| Chain of Custody Signed By: | MRS | |

Problems / Observations

Initial Purge:
 Pump on @ 1125. Slightly cloudy, no odor.

Final Purge:
 Pump off @ 1255. Still cloudy, no odor.

GROUNDWATER SAMPLING LOG

Site: Penn Yan Former MGP

NYSEG Penn Yan, NY

Event: February 2025 GWS

Sampling Personnel: Adam Svensson / Robbie Sullivan

Well ID: PRmw-2S

Client / Job Number: NYSEG / 30229918

Date: 2/11/25

Weather: 16°F cloudy

Time In: 0730

Time Out: 0900

Well Information

| | | |
|--------------------------|--------------|------------|
| Depth to Water: | <u>16.32</u> | (feet TIC) |
| Total Depth: | <u>22.98</u> | (feet TIC) |
| Length of Water Column: | <u>6.66</u> | (feet) |
| Volume of Water in Well: | <u>1.1</u> | (gal) |
| Screen Interval: | <u>10-20</u> | (feet) |
| Depth to pump Intake: | <u>≈ 22</u> | (feet TIC) |

| | | |
|-------------------------|-----------------|-----------------|
| Well Type: | Flushmount | <u>Stick-Up</u> |
| Well Material: | Stainless Steel | <u>PVC</u> |
| Well Locked: | <u>Yes</u> | No |
| Measuring Point Marked: | <u>Yes</u> | No |
| Well Diameter: | <u>2"</u> | 4" |

Purging Information

| | | | | |
|-------------------------|------------|---------------------|---------------------------|-------------------------|
| Purging Method: | Bailer | <u>Peristaltic</u> | Grundfos | Other: |
| Tubing/Bailer Material: | St Steel | <u>Polyethylene</u> | Teflon | Other: |
| Sampling Method: | Bailer | <u>Peristaltic</u> | Grundfos | Other: |
| Duration of Pumping: | <u>70</u> | (min) | | |
| Average Pumping Rate: | <u>150</u> | (ml/min) | Water-Quality Meter Type: | <u>YSI/Lamotte 2020</u> |
| Total Volume Removed: | <u>2.3</u> | (gal) | Did well go dry: | Yes <u>No</u> |

| Conversion Factors | | | | |
|---|-------|-------|-------|-------|
| gal / ft. of water | 1" ID | 2" ID | 4" ID | 6" ID |
| | 0.041 | 0.163 | 0.653 | 1.469 |
| 1 gal = 3.785 L = 3785 ml = 0.1337 cubic feet | | | | |

| Unit Stability | | | |
|----------------|-------|--------|---------|
| pH | DO | Cond. | ORP |
| ± 0.1 | ± 10% | ± 3.0% | ± 10 mV |

| Parameter: | 1 | 2 | 3 | 4 | 5 | 6 | 7 | 8 | 9 | 10 | 11 | 12 | 13 |
|-------------------------|--------------|--------------|--------------|--------------|--------------|--------------|--------------|--------------|--------------|--------------|--------------|----------|----|
| Volume Purged (gal) | <u>0.1</u> | <u>0.3</u> | <u>0.5</u> | <u>0.7</u> | <u>0.9</u> | <u>1.1</u> | <u>1.3</u> | <u>1.5</u> | <u>1.5</u> | <u>1.8</u> | <u>2.0</u> | <u>S</u> | |
| Rate (mL/min) | <u>150</u> | <u>150</u> | <u>150</u> | <u>150</u> | <u>150</u> | <u>150</u> | <u>150</u> | <u>150</u> | <u>150</u> | <u>150</u> | <u>150</u> | <u>A</u> | |
| Depth to Water (ft.) | <u>16.55</u> | <u>16.59</u> | <u>16.63</u> | <u>16.64</u> | <u>16.65</u> | <u>16.66</u> | <u>16.67</u> | <u>16.68</u> | <u>16.69</u> | <u>16.70</u> | <u>16.71</u> | <u>m</u> | |
| pH | <u>7.36</u> | <u>7.34</u> | <u>7.34</u> | <u>7.32</u> | <u>7.32</u> | <u>7.31</u> | <u>7.30</u> | <u>7.29</u> | <u>7.29</u> | <u>7.28</u> | <u>7.28</u> | <u>D</u> | |
| Temp. (C) | <u>9.5</u> | <u>8.9</u> | <u>9.5</u> | <u>10.0</u> | <u>10.0</u> | <u>9.9</u> | <u>10.1</u> | <u>10.1</u> | <u>10.2</u> | <u>10.3</u> | <u>10.3</u> | <u>L</u> | |
| Conductivity (mS/cm) | <u>1.148</u> | <u>1.141</u> | <u>1.170</u> | <u>1.208</u> | <u>1.229</u> | <u>1.251</u> | <u>1.279</u> | <u>1.297</u> | <u>1.323</u> | <u>1.333</u> | <u>1.333</u> | <u>E</u> | |
| Dissolved Oxygen (mg/l) | <u>5.20</u> | <u>4.54</u> | <u>4.13</u> | <u>3.67</u> | <u>3.37</u> | <u>3.07</u> | <u>2.81</u> | <u>2.59</u> | <u>2.38</u> | <u>2.25</u> | <u>2.22</u> | | |
| ORP (mV) | <u>122.5</u> | <u>126.8</u> | <u>128.6</u> | <u>130.4</u> | <u>131.7</u> | <u>133.0</u> | <u>134.2</u> | <u>135.3</u> | <u>136.4</u> | <u>137.3</u> | <u>137.9</u> | | |
| Turbidity (NTU) | <u>1.30</u> | <u>0.02</u> | <u>0.00</u> | <u>0.00</u> | <u>0.00</u> | <u>0.00</u> | <u>0.00</u> | <u>0.00</u> | <u>0.00</u> | <u>0.00</u> | <u>0.00</u> | | |
| Notes: | | | | | | | | | | | | | |

Sampling Information

| Analyses | # | Laboratory |
|-----------------------------|----------------|--------------------------|
| BTEXs | <u>3</u> | Buffalo-Test America |
| PAHs | <u>2</u> | Buffalo-Test America |
| Cyanide | <u>1</u> | Buffalo-Test America |
| Sample ID: | <u>PRmw-2S</u> | Sample Time: <u>0845</u> |
| MS/MSD: | Yes <u>No</u> | |
| Duplicate: | Yes <u>No</u> | |
| Duplicate ID | <u>—</u> | Dup. Time <u>—</u> |
| Chain of Custody Signed By: | <u>AJS</u> | |

Problems / Observations

Initial Purge: pump on @ 0745
clear, no odor

Final Purge: pump off @ ~~0845~~ 0855
clear, no odor

GROUNDWATER SAMPLING LOG

Site: Penn Yan Former MGP

NYSEG Penn Yan, NY

Event: February 2025 GWS

Sampling Personnel: Adam Svensson / Robbie Sullivan

Well ID: PRmw-2D

Client / Job Number: NYSEG / 30229918

Date: 2/11/25

Weather: 16°F cloudy

Time In: 0910

Time Out: 1040

Well Information

| | | |
|--------------------------|-------|------------|
| Depth to Water: | 16.49 | (feet TIC) |
| Total Depth: | 37.92 | (feet TIC) |
| Length of Water Column: | 21.43 | (feet) |
| Volume of Water in Well: | 3.5 | (gal) |
| Screen Interval: | 25-35 | (feet) |
| Depth to pump Intake: | ~ 36 | (feet TIC) |

| | | |
|-------------------------|-----------------|-----------------|
| Well Type: | Flushmount | <u>Stick-Up</u> |
| Well Material: | Stainless Steel | <u>PVC</u> |
| Well Locked: | <u>Yes</u> | No |
| Measuring Point Marked: | <u>Yes</u> | No |
| Well Diameter: | <u>2"</u> | 4" |

Purging Information

| | | | | |
|-------------------------|-----------|---------------------|---------------------------|------------------|
| Purging Method: | Bailer | <u>Peristaltic</u> | Grundfos | Other: |
| Tubing/Bailer Material: | St. Steel | <u>Polyethylene</u> | Teflon | Other: |
| Sampling Method: | Bailer | <u>Peristaltic</u> | Grundfos | Other: |
| Duration of Pumping: | 80 | (min) | | |
| Average Pumping Rate: | 150 | (ml/min) | Water-Quality Meter Type: | YSI/Lamotte 2020 |
| Total Volume Removed: | 2.8 | (gal) | Did well go dry: | Yes No |

| gal / ft. of water | 1" ID | 2" ID | 4" ID | 6" ID |
|---|-------|-------|-------|-------|
| | 0.041 | 0.163 | 0.653 | 1.469 |
| 1 gal = 3.785 L = 3785 ml = 0.1337 cubic feet | | | | |

| pH | DO | Cond | ORP |
|-------|-------|--------|---------|
| ± 0.1 | ± 10% | ± 3.0% | ± 10 mV |

| Parameter: | 1 | 2 | 3 | 4 | 5 | 6 | 7 | 8 | 9 | 10 | 11 | 12 | 13 | |
|-------------------------|--------|-------|-------|-------|-------|-------|-------|-------|-------|-------|-------|-------|-------|---|
| Volume Purged (gal) | 0.1 | 0.3 | 0.5 | 0.7 | 0.9 | 1.1 | 1.3 | 1.5 | 1.7 | 1.9 | 2.1 | 2.3 | 2.5 | S |
| Rate (mL/min) | 150 | 150 | 150 | 150 | 150 | 150 | 150 | 150 | 150 | 150 | 150 | 150 | 150 | A |
| Depth to Water (ft.) | 17.42 | 18.75 | 20.08 | 20.96 | 21.84 | 22.76 | 23.68 | 24.54 | 25.40 | 26.22 | 27.04 | 27.64 | 28.24 | m |
| pH | 7.69 | 7.57 | 7.55 | 7.56 | 7.58 | 7.60 | 7.66 | 7.77 | 8.04 | 8.13 | 8.16 | 8.14 | 8.15 | P |
| Temp. (C) | 9.3 | 9.9 | 9.5 | 9.4 | 9.7 | 9.7 | 9.8 | 9.6 | 10.2 | 10.7 | 10.2 | 10.0 | 10.1 | L |
| Conductivity (mS/cm) | 0.485 | 0.478 | 0.472 | 0.472 | 0.475 | 0.475 | 0.476 | 0.472 | 0.478 | 0.482 | 0.478 | 0.475 | 0.472 | E |
| Dissolved Oxygen (mg/l) | 5.45 | 1.78 | 1.59 | 1.66 | 1.86 | 2.28 | 2.91 | 3.77 | 5.64 | 6.14 | 6.31 | 6.22 | 6.18 | |
| ORP (mV) | 124.7 | 124.2 | 122.3 | 121.5 | 121.5 | 122.0 | 122.0 | 119.7 | 117.4 | 117.7 | 117.6 | 117.1 | 116.8 | |
| Turbidity (NTU) | 180.69 | 62.40 | 50.54 | 39.72 | 35.04 | 33.15 | 38.54 | 21.74 | 17.03 | 18.16 | 16.19 | 17.21 | 16.51 | |
| Notes: | | | | | | | | | | | | | | |

Sampling Information

| Analyses | # | Laboratory |
|-----------------------------|---------|----------------------|
| BTEXs | 3 | Buffalo-Test America |
| PAHs | 2 | Buffalo-Test America |
| Cyanide | 1 | Buffalo-Test America |
| Sample ID: | PRmw-2D | Sample Time: 1025 |
| MS/MSD: | Yes | <u>No</u> |
| Duplicate: | Yes | <u>No</u> |
| Duplicate ID | — | Dup Time — |
| Chain of Custody Signed By: | AJS | |

Problems / Observations

Initial Purge: pump on @ 0915
clear, no odor

Final Purge: pump off @ 1035
clear, no odor

GROUNDWATER SAMPLING LOG

Site: Penn Yan Former MGP

NYSEG Penn Yan, NY

Event: February 2025 GWS

Sampling Personnel: Adam Svensson / Robbie Sullivan

Well ID: PRMW-35

Client / Job Number: NYSEG / 30229918

Date: 2/11/25

Weather: 28°F Cloudy

Time In: 1310

Time Out: 1410

Well Information

| | | |
|--------------------------|-------|------------|
| Depth to Water: | 7.82 | (feet TIC) |
| Total Depth: | 22.79 | (feet TIC) |
| Length of Water Column: | 14.97 | (feet) |
| Volume of Water in Well: | 2.4 | (gal) |
| Screen Interval: | 10-20 | (feet) |
| Depth to pump Intake: | ~21 | (feet TIC) |

| | | |
|-------------------------|-----------------|-----------------|
| Well Type: | Flushmount | <u>Stick-Up</u> |
| Well Material: | Stainless Steel | <u>PVC</u> |
| Well Locked: | <u>Yes</u> | No |
| Measuring Point Marked: | <u>Yes</u> | No |
| Well Diameter: | <u>2"</u> | 4" |

Purging Information

| | | | | |
|-------------------------|-----------|---------------------|---------------------------|------------------|
| Purging Method: | Bailer | <u>Peristaltic</u> | Grundfos | Other: |
| Tubing/Bailer Material: | St. Steel | <u>Polyethylene</u> | Teflon | Other: |
| Sampling Method: | Bailer | <u>Peristaltic</u> | Grundfos | Other: |
| Duration of Pumping: | 50 | (min) | | |
| Average Pumping Rate: | 150 | (ml/min) | Water-Quality Meter Type: | YSI/Lamotte 2020 |
| Total Volume Removed: | 1.5 | (gal) | Did well go dry: | Yes No |

| | | | | |
|---|-------|-------|-------|-------|
| gal / ft of water | 1" ID | 2" ID | 4" ID | 6" ID |
| | 0.041 | 0.163 | 0.653 | 1.469 |
| 1 gal = 3.785 L = 3785 ml = 0.1337 cubic feet | | | | |

| | | | |
|------|-------|--------|---------|
| pH | DO | Cond. | ORP |
| ±0.1 | ± 10% | ± 3.0% | ± 10 mV |

| Parameter: | 1 | 2 | 3 | 4 | 5 | 6 | 7 | 8 | 9 | 10 | 11 | 12 | 13 |
|-------------------------|-------|-------|-------|-------|-------|-------|-------|---|---|----|----|----|----|
| Volume Purged (gal) | 0.1 | 0.3 | 0.5 | 0.7 | 0.9 | 1.1 | 1.3 | 5 | | | | | |
| Rate (mL/min) | 150 | 150 | 150 | 150 | 150 | 150 | 150 | A | | | | | |
| Depth to Water (ft.) | 8.32 | 8.58 | 8.83 | 8.90 | 8.96 | 9.01 | 9.07 | M | | | | | |
| pH | 7.65 | 7.47 | 7.46 | 7.45 | 7.44 | 7.44 | 7.43 | P | | | | | |
| Temp (C) | 7.8 | 7.5 | 7.1 | 7.1 | 7.5 | 7.3 | 7.4 | L | | | | | |
| Conductivity (mS/cm) | 0.509 | 0.521 | 0.515 | 0.514 | 0.519 | 0.517 | 0.517 | E | | | | | |
| Dissolved Oxygen (mg/l) | 4.19 | 3.01 | 2.82 | 2.59 | 2.40 | 2.33 | 2.21 | | | | | | |
| ORP (mV) | 106.4 | 105.0 | 104.3 | 103.6 | 102.4 | 101.5 | 100.4 | | | | | | |
| Turbidity (NTU) | 13.12 | 9.00 | 7.51 | 7.70 | 5.72 | 5.80 | 5.87 | | | | | | |
| Notes: | | | | | | | | | | | | | |

Sampling Information

| Analyses | # | Laboratory |
|-----------------------------|-------------------|----------------------|
| BTEXs | 3 | Buffalo-Test America |
| PAHs | 2 | Buffalo-Test America |
| Cyanide | 1 | Buffalo-Test America |
| Sample ID: PRMW-35 | Sample Time: 1350 | |
| MS/MSD: | Yes <u>No</u> | |
| Duplicate: | Yes <u>No</u> | |
| Duplicate ID: — | Dup. Time: — | |
| Chain of Custody Signed By: | AJS | |

Problems / Observations

Initial Purge: pump on @ 1310
Clear, no odor

Final Purge: pump off @ 1400
Clear, no odor

GROUNDWATER SAMPLING LOG

Site: Penn Yan Former MGP

NYSEG Penn Yan, NY

Event: February 2025 GWS

Sampling Personnel: Adam Svensson / Robbie Sullivan

Well ID: PRMW-3D

Client / Job Number: NYSEG / 30229918

Date: 2/11/25

Weather: 25°F cloudy

Time In: 1100

Time Out: 1235

Well Information

| | | |
|--------------------------|-------|------------|
| Depth to Water: | 6.55 | (feet TIC) |
| Total Depth: | 35.73 | (feet TIC) |
| Length of Water Column: | 29.18 | (feet) |
| Volume of Water in Well: | 48 | (gal) |
| Screen Interval: | 25-35 | (feet) |
| Depth to pump Intake: | ~34 | (feet TIC) |

| | | |
|-------------------------|-----------------|----------|
| Well Type: | Flushmount | Stick-Up |
| Well Material: | Stainless Steel | PVC |
| Well Locked: | Yes | No |
| Measuring Point Marked: | Yes | No |
| Well Diameter: | 2" | 4" |

Purging Information

| | | | | |
|-------------------------|-----------|--------------|---------------------------|---|
| Purging Method: | Bailer | Peristaltic | Grundfos | Other: |
| Tubing/Bailer Material: | St. Steel | Polyethylene | Teflon | Other: |
| Sampling Method: | Bailer | Peristaltic | Grundfos | Other: |
| Duration of Pumping: | 75 | (min) | | |
| Average Pumping Rate: | 150 | (ml/min) | Water-Quality Meter Type: | YSI/Lamotte 2020 |
| Total Volume Removed: | 2.6 | (gal) | Did well go dry: | Yes <input type="checkbox"/> No <input checked="" type="checkbox"/> |

| Conversion Factors | | | | |
|---|-------|-------|-------|-------|
| gal / ft of water | 1" ID | 2" ID | 4" ID | 6" ID |
| | 0.041 | 0.163 | 0.653 | 1.469 |
| 1 gal = 3.785 L = 3785 ml = 0.1337 cubic feet | | | | |

| Unit Stability | | | |
|----------------|-------|--------|---------|
| pH | DO | Cond. | ORP |
| ±0.1 | ± 10% | ± 3.0% | ± 10 mV |

| Parameter: | 1 | 2 | 3 | 4 | 5 | 6 | 7 | 8 | 9 | 10 | 11 | 12 | 13 |
|-------------------------|-------|-------|-------|-------|-------|-------|-------|-------|-------|-------|-------|-------|----|
| Volume Purged (gal) | 0.1 | 0.3 | 0.5 | 0.7 | 0.9 | 1.1 | 1.3 | 1.5 | 1.7 | 1.9 | 2.1 | 2.3 | 5 |
| Rate (mL/min) | 150 | 150 | 150 | 150 | 150 | 150 | 150 | 150 | 150 | 150 | 150 | 150 | A |
| Depth to Water (ft.) | 7.45 | 7.78 | 8.12 | 8.21 | 8.29 | 8.34 | 8.38 | 8.38 | 8.38 | 8.38 | 8.38 | 8.38 | m |
| pH | 7.83 | 7.71 | 7.71 | 7.71 | 7.71 | 7.71 | 7.71 | 7.70 | 7.71 | 7.70 | 7.70 | 7.70 | P |
| Temp. (C) | 7.6 | 8.1 | 8.0 | 8.0 | 8.3 | 8.3 | 8.1 | 8.2 | 8.3 | 8.4 | 8.5 | 8.6 | L |
| Conductivity (mS/cm) | 0.331 | 0.333 | 0.333 | 0.333 | 0.335 | 0.336 | 0.333 | 0.336 | 0.336 | 0.337 | 0.339 | 0.341 | E |
| Dissolved Oxygen (mg/l) | 5.49 | 2.10 | 1.62 | 1.50 | 1.43 | 1.39 | 1.36 | 1.32 | 1.30 | 1.28 | 1.26 | 1.24 | |
| ORP (mV) | 120.2 | 109.9 | 86.7 | 68.9 | 55.4 | 47.1 | 25.4 | 11.1 | -9.8 | -21.1 | -23.5 | -26.1 | |
| Turbidity (NTU) | 44.50 | 12.10 | 9.63 | 10.26 | 8.70 | 9.60 | 8.70 | 9.56 | 10.27 | 10.69 | 10.92 | 10.54 | |
| Notes: | | | | | | | | | | | | | |

Sampling Information

| Analyses | # | Laboratory |
|-----------------------------|---------|--|
| BTEXs | 3 | Buffalo-Test America |
| PAHs | 2 | Buffalo-Test America |
| Cyanide | 1 | Buffalo-Test America |
| Sample ID: | PRMW-3D | Sample Time: 1215 |
| MS/MSD: | Yes | <input checked="" type="checkbox"/> No |
| Duplicate: | Yes | <input checked="" type="checkbox"/> No |
| Duplicate ID | - | Dup. Time - |
| Chain of Custody Signed By: | AJS | |

Problems / Observations

Initial Purge: pump on @ 1110
clear, no odor

Final Purge: pump off @ 1225
clear, no odor

GROUNDWATER SAMPLING LOG

Site: Penn Yan Former MGP

NYSEG Penn Yan, NY

Event: February 2025 GWS

Sampling Personnel: Adam Svensson / Robbie Sullivan

Well ID: **PRMW-45**

Client / Job Number: NYSEG / 30229918

Date:

Weather: **Cloudy 22°F**

Time In: **0920**

Time Out: **1050**

Well Information

Depth to Water: **8.40** (feet TIC)
 Total Depth: **27.08** (feet TIC)
 Length of Water Column: **18.68** (feet)
 Volume of Water in Well: **3.04** (gal)
 Screen Interval: **14-24** (feet)
 Depth to pump Intake: **~25** (feet TIC)

Well Type: Flushmount **Stick-Up**
 Well Material: Stainless Steel **PVC**
 Well Locked: **Yes** No
 Measuring Point Marked: **Yes** No
 Well Diameter: **2"** 4"

Purging Information

Purging Method: Bailer **Peristaltic** Grundfos Other:
 Tubing/Bailer Material: St Steel **Polyethylene** Teflon Other:
 Sampling Method: Bailer **Peristaltic** Grundfos Other:
 Duration of Pumping: **80** (min)
 Average Pumping Rate: **150** (ml/min) Water-Quality Meter Type: **YSI Lamotte 2020**
 Total Volume Removed: **~2.5** (gal) Did well go dry: Yes **No**

| Conversion Factors | | | | |
|---|-------|-------|-------|-------|
| gal / ft. of water | 1" ID | 2" ID | 4" ID | 6" ID |
| | 0.041 | 0.163 | 0.653 | 1.469 |
| 1 gal = 3.785 L = 3785 ml = 0.1337 cubic feet | | | | |

| Unit Stability | | | |
|----------------|-------|--------|---------|
| pH | DO | Cond. | ORP |
| ±0.1 | ± 10% | ± 3.0% | ± 10 mV |

| Parameter: | 1 | 2 | 3 | 4 | 5 | 6 | 7 | 8 | 9 | 10 | 11 | 12 | 13 |
|-------------------------|-------|-------|-------|-------|-------|-------|-------|-------|-------|-------|-------|-------|------|
| Volume Purged (gal) | 0930 | 0935 | 0940 | 0945 | 0950 | 0955 | 1000 | 1005 | 1010 | 1015 | 1020 | 1025 | 1030 |
| Rate (mL/min) | | | 0.5 | | | 1.0 | | | 1.5 | | | 2.0 | S |
| Depth to Water (ft.) | 150 | 150 | 150 | 150 | 150 | 150 | 150 | 150 | 150 | 150 | 150 | 150 | A |
| pH | 8.95 | 9.46 | 9.78 | 9.93 | 10.03 | 10.21 | 10.23 | 10.29 | 10.33 | 10.37 | 10.42 | 10.45 | M |
| Temp. (C) | 7.61 | 7.51 | 7.48 | 7.47 | 7.47 | 7.47 | 7.46 | 7.44 | 7.43 | 7.41 | 7.41 | 7.40 | P |
| Conductivity (mS/cm) | 3.9 | 4.6 | 4.9 | 4.7 | 5.0 | 4.5 | 4.8 | 4.8 | 4.9 | 5.1 | 5.4 | 5.4 | L |
| Dissolved Oxygen (mg/l) | 0.803 | 0.808 | 0.809 | 0.811 | 0.819 | 0.834 | 0.885 | 0.914 | 0.943 | 0.985 | 1.004 | 1.011 | E |
| ORP (mV) | 2.96 | 1.56 | 1.01 | 0.79 | 0.66 | 0.58 | 0.51 | 0.45 | 0.41 | 0.31 | 0.34 | 0.32 | |
| Turbidity (NTU) | 188.3 | 188.2 | 185.1 | 181.8 | 178.5 | 176.0 | 173.2 | 170.9 | 169.1 | 168.0 | 164.8 | 163.9 | |
| Notes: | 54.62 | 46.33 | 50.11 | 41.63 | 39.04 | 30.31 | 23.02 | 19.50 | 16.97 | 14.94 | 13.85 | 13.23 | |

Sampling Information

| Analyses | # | Laboratory |
|-----------------------------|---------------|----------------------|
| BTEXs | 3 | Buffalo-Test America |
| PAHs | 2 | Buffalo-Test America |
| Cyanide | 1 | Buffalo-Test America |
| Sample ID: | PRMW-45 | Sample Time: 1030 |
| MS/MSD: | Yes No | |
| Duplicate: | Yes No | |
| Duplicate ID | - | Dup. Time: - |
| Chain of Custody Signed By: | MRS | |

Problems / Observations

Initial Purge:

Pump on @ 0925. First ~500 mL purged contained clumpy orange sediment. Clear afterwards. No odor.

Final Purge:

Pump off @ 1045. Clear, no odor.

GROUNDWATER SAMPLING LOG

Site: Penn Yan Former MGP

NYSEG Penn Yan, NY

Event: February 2025 GWS

Sampling Personnel: Adam Svensson / Robbie Sullivan

Well ID: PRMW-55

Client / Job Number: NYSEG / 30229918

Date: 2/10/25

Weather: 25°F cloudy

Time In: 1400

Time Out: 1600

Well Information

Depth to Water: 6.77 (feet TIC)
 Total Depth: 22.58 (feet TIC)
 Length of Water Column: 15.81 (feet)
 Volume of Water in Well: 2.6 (gal)
 Screen Interval: 10-20 (feet)
 Depth to pump Intake: ~21 (feet TIC)

Well Type: Flushmount (Stick-Up)
 Well Material: Stainless Steel (PVC)
 Well Locked: Yes No
 Measuring Point Marked: Yes No
 Well Diameter: 2" 4"

Purging Information

Purging Method: Bailer (Peristaltic) Grundfos Other:
 Tubing/Bailer Material: St. Steel (Polyethylene) Teflon Other:
 Sampling Method: Bailer (Peristaltic) Grundfos Other:
 Duration of Pumping: 100 (min)
 Average Pumping Rate: 150 (ml/min) Water-Quality Meter Type: YSI/Lamotte 2020
 Total Volume Removed: 4.0 (gal) Did well go dry: Yes (No)

| Conversion Factors | | | | |
|---|-------|-------|-------|-------|
| gal / ft. of water | 1" ID | 2" ID | 4" ID | 6" ID |
| | 0.041 | 0.163 | 0.653 | 1.469 |
| 1 gal = 3.785 L = 3785 ml = 0.1337 cubic feet | | | | |

| Unit Stability | | | |
|----------------|-------|--------|---------|
| pH | DO | Cond. | ORP |
| ±0.1 | ± 10% | ± 3.0% | ± 10 mV |

| Parameter: | 1 | 2 | 3 | 4 | 5 | 6 | 7 | 8 | 9 | 10 | 11 | 12 | 13 |
|-------------------------|-------|-------|-------|-------|-------|-------|-------|-------|-------|-------|------|----|----|
| Volume Purged (gal) | 1415 | 1420 | 1425 | 1430 | 1435 | 1440 | 1445 | 1450 | 1455 | 1500 | 1505 | | |
| Rate (mL/min) | 0.1 | 0.3 | 0.5 | 0.7 | 0.9 | 1.1 | 1.3 | 1.5 | 1.7 | 2.0 | S | | |
| Depth to Water (ft.) | 150 | 150 | 150 | 150 | 150 | 150 | 150 | 150 | 150 | 150 | A | | |
| pH | 7.07 | 7.12 | 7.16 | 7.18 | 7.19 | 7.21 | 7.22 | 7.24 | 7.26 | 7.28 | M | | |
| Temp. (C) | 7.65 | 7.50 | 7.49 | 7.48 | 7.47 | 7.46 | 7.46 | 7.46 | 7.45 | 7.45 | P | | |
| Conductivity (mS/cm) | 8.2 | 8.6 | 8.3 | 8.2 | 8.2 | 8.2 | 8.3 | 8.1 | 8.0 | 7.9 | L | | |
| Dissolved Oxygen (mg/l) | 0.398 | 0.404 | 0.403 | 0.410 | 0.418 | 0.423 | 0.429 | 0.430 | 0.433 | 0.435 | E | | |
| ORP (mV) | 5.41 | 2.33 | 2.12 | 1.86 | 1.70 | 1.59 | 1.50 | 1.45 | 1.41 | 1.38 | | | |
| Turbidity (NTU) | 89.8 | 77.9 | 72.6 | 54.3 | 32.5 | 14.0 | 1.6 | -8.0 | -13.4 | -15.7 | | | |
| Notes: | 60.07 | 20.37 | 16.05 | 9.82 | 9.53 | 5.75 | 3.97 | 4.10 | 2.12 | 3.17 | | | |

Sampling Information

| Analyses | # | Laboratory |
|-------------------------------|-------|----------------------|
| BTEXs | 12 | Buffalo-Test America |
| PAHs | 8 | Buffalo-Test America |
| Cyanide | 4 | Buffalo-Test America |
| Sample ID: PRMW-55 | | Sample Time: 1505 |
| MS/MSD: | (Yes) | No |
| Duplicate: | (Yes) | No |
| Duplicate ID: Dup-01-20250210 | | Dup. Time: |
| Chain of Custody Signed By: | | AJS |

Problems / Observations

Initial Purge: pump on @ 1410
 Clear, no odor

Final Purge: pump off @ 1550
 Clear, no odor

GROUNDWATER SAMPLING LOG

Site: Penn Yan Former MGP

NYSEG Penn Yan, NY

Event: February 2025 GWS

Sampling Personnel: Adam Svensson / Robbie Sullivan

Well ID: PRMw-5D

Client / Job Number: NYSEG / 30229918

Date: 2/10/25

Weather: 25°F Cloudy

Time In: 1130

Time Out: 1310

Well Information

| | | |
|--------------------------|--------------|------------|
| Depth to Water: | <u>3.83</u> | (feet TIC) |
| Total Depth: | <u>31.32</u> | (feet TIC) |
| Length of Water Column: | <u>27.49</u> | (feet) |
| Volume of Water in Well: | <u>4.5</u> | (gal) |
| Screen Interval: | <u>20-30</u> | (feet) |
| Depth to pump Intake: | <u>~30</u> | (feet TIC) |

| | | |
|-------------------------|-----------------|-----------------|
| Well Type: | Flushmount | <u>Stick-Up</u> |
| Well Material: | Stainless Steel | <u>PVC</u> |
| Well Locked: | <u>Yes</u> | No |
| Measuring Point Marked: | <u>Yes</u> | No |
| Well Diameter: | <u>2</u> | 4" |

Purging Information

| | | | | |
|-------------------------|----------|---------------------|---------------------------|------------------|
| Purging Method: | Bailer | <u>Peristaltic</u> | Grundfos | Other: |
| Tubing/Bailer Material: | St Steel | <u>Polyethylene</u> | Teflon | Other: |
| Sampling Method: | Bailer | <u>Peristaltic</u> | Grundfos | Other: |
| Duration of Pumping: | (min) | | | |
| Average Pumping Rate: | (ml/min) | | Water-Quality Meter Type: | YSI/Lamotte 2020 |
| Total Volume Removed: | (gal) | | Did well go dry: | Yes No |

| Conversion Factors | | | | |
|---|-------|-------|-------|-------|
| gal / ft. of water | 1" ID | 2" ID | 4" ID | 6" ID |
| | 0.041 | 0.163 | 0.653 | 1.469 |
| 1 gal = 3.785 L = 3785 ml = 0.1337 cubic feet | | | | |

| Unit Stability | | | |
|----------------|-------|--------|---------|
| pH | DO | Cond. | ORP |
| ±0.1 | ± 10% | ± 3.0% | ± 10 mV |

| Parameter: | 1 | 2 | 3 | 4 | 5 | 6 | 7 | 8 | 9 | 10 | 11 | 12 | 13 |
|-------------------------|---------------|---------------|---------------|---------------|--------------------------|---------------|----------------------|--------------------------|---------------|---------------|------------|----|----|
| Volume Purged (gal) | <u>0.1</u> | <u>0.3</u> | <u>0.5</u> | <u>0.7</u> | <u>0.9</u> | <u>1.2</u> | <u>1.5</u> | <u>1.9</u> | <u>2.2</u> | <u>2.5</u> | <u>2.7</u> | | |
| Rate (mL/min) | <u>150</u> | <u>150</u> | <u>150</u> | <u>150</u> | <u>150</u> | <u>150</u> | <u>150</u> | <u>150</u> | <u>150</u> | <u>150</u> | <u>150</u> | | |
| Depth to Water (ft.) | <u>5.07</u> | <u>5.92</u> | <u>6.77</u> | <u>7.62</u> | <u>7.95</u> | <u>8.28</u> | <u>8.54</u> | <u>8.80</u> | <u>8.91</u> | <u>9.02</u> | <u>N/A</u> | | |
| pH | <u>7.80</u> | <u>7.73</u> | <u>7.73</u> | <u>7.73</u> | <u>7.73</u> | <u>7.72</u> | <u>7.72</u> | <u>7.72</u> | <u>7.74</u> | <u>7.75</u> | <u>N/A</u> | | |
| Temp. (C) | <u>8.2</u> | <u>8.5</u> | <u>8.4</u> | <u>8.7</u> | <u>8.8</u> | <u>9.0</u> | <u>8.9</u> | <u>8.7</u> | <u>8.1</u> | <u>8.0</u> | <u>N/A</u> | | |
| Conductivity (mS/cm) | <u>0.306</u> | <u>0.308</u> | <u>0.308</u> | <u>0.310</u> | <u>0.311</u> | <u>0.313</u> | <u>0.312</u> | <u>0.310</u> | <u>0.305</u> | <u>0.305</u> | <u>N/A</u> | | |
| Dissolved Oxygen (mg/l) | <u>8.31</u> | <u>7.89</u> | <u>7.47</u> | <u>7.28</u> | <u>7.67</u> | <u>7.93</u> | <u>7.61</u> | <u>7.49</u> | <u>7.02</u> | <u>7.65</u> | <u>N/A</u> | | |
| ORP (mV) | <u>200.2</u> | <u>195.2</u> | <u>185.2</u> | <u>159.9</u> | <u>124.1</u> | <u>99.1</u> | <u>72.8</u> | <u>36.9</u> | <u>43.2</u> | <u>30.7</u> | <u>N/A</u> | | |
| Turbidity (NTU) | <u>130.12</u> | <u>127.40</u> | <u>134.90</u> | <u>164.75</u> | <u>174.36</u> | <u>174.80</u> | <u>196.44</u> | <u>151.47</u> | <u>139.75</u> | <u>136.52</u> | <u>N/A</u> | | |
| Notes: | | | | | <u>emptied flow cell</u> | | <u>raised tubing</u> | <u>emptied flow cell</u> | | | | | |

Sampling Information

| Analyses | # | Laboratory |
|-----------------------------|----------------------|----------------------|
| BTEXs | <u>12</u> | Buffalo-Test America |
| PAHs | <u>8</u> | Buffalo-Test America |
| Cyanide | <u>4</u> | Buffalo-Test America |
| Sample ID: | <u>PRMw-5D</u> | Sample Time: |
| MS/MSD: | <u>Yes</u> <u>No</u> | |
| Duplicate: | <u>Yes</u> <u>No</u> | |
| Duplicate ID: | <u>DUP-2302021A</u> | Dup. Time: |
| Chain of Custody Signed By: | <u>AJS</u> | |

Problems / Observations

Initial Purge: pump on @ 1150
clear, no odor

Final Purge: pump off @ 1305

No sample taken, too much sediment
used steel bailer, will re-attempt tomorrow

GROUNDWATER SAMPLING LOG

Site: Penn Yan Former MGP

NYSEG Penn Yan, NY

Event: February 2025 GWS

Sampling Personnel: Adam Svensson / Robbie Sullivan

Well ID: PRMW-5D

Client / Job Number: NYSEG / 30229918

Date: 2/11/2025

Weather: Cloudy 82°F

Time In: 1330 Time Out: 1530

Well Information

| | | |
|--------------------------|--------------|------------|
| Depth to Water: | <u>4.38</u> | (feet TIC) |
| Total Depth: | <u>32.12</u> | (feet TIC) |
| Length of Water Column: | <u>27.74</u> | (feet) |
| Volume of Water in Well: | <u>4.52</u> | (gal) |
| Screen Interval: | <u>20-30</u> | (feet) |
| Depth to pump Intake: | <u>~ 19</u> | (feet TIC) |

| | | |
|-------------------------|-----------------|-----------------|
| Well Type: | Flushmount | <u>Stick-Up</u> |
| Well Material: | Stainless Steel | <u>PVC</u> |
| Well Locked: | <u>Yes</u> | No |
| Measuring Point Marked: | <u>Yes</u> | No |
| Well Diameter: | <u>2"</u> | 4" |

Purging Information

| | | | | |
|-------------------------|-------------|---------------------|---------------------------|------------------------|
| Purging Method: | Bailer | <u>Peristaltic</u> | Grundfos | Other: |
| Tubing/Bailer Material: | St. Steel | <u>Polyethylene</u> | Teflon | Other: |
| Sampling Method: | Bailer | <u>Peristaltic</u> | Grundfos | Other: |
| Duration of Pumping: | <u>110</u> | (min) | | |
| Average Pumping Rate: | <u>150</u> | (ml/min) | Water-Quality Meter Type: | <u>YS</u> Lamotte 2020 |
| Total Volume Removed: | <u>~3.5</u> | (gal) | Did well go dry | Yes <u>No</u> |

| Conversion Factors | | | | |
|---|-------|-------|-------|-------|
| gal / ft. of water | 1" ID | 2" ID | 4" ID | 6" ID |
| | 0.041 | 0.163 | 0.653 | 1.469 |
| 1 gal = 3.785 L = 3785 ml = 0.1337 cubic feet | | | | |

| Unit Stability | | | |
|----------------|-------|--------|---------|
| pH | DO | Cond. | ORP |
| ±0.1 | ± 10% | ± 3.0% | ± 10 mV |

| Parameter: | 1 | 2 | 3 | 4 | 5 | 6 | 7 | 8 | 9 | 10 | 11 | 12 | 13 |
|-------------------------|--------------|---------------|---------------|---------------|---------------|---------------|--------------|---------------|----------|----|----|----|----|
| Volume Purged (gal) | | | <u>0.5</u> | | | <u>1.0</u> | | <u>3.0</u> | <u>S</u> | | | | |
| Rate (mL/min) | <u>150</u> | <u>150</u> | <u>150</u> | <u>150</u> | <u>150</u> | <u>150</u> | <u>150</u> | <u>150</u> | <u>A</u> | | | | |
| Depth to Water (ft.) | <u>5.55</u> | <u>6.05</u> | <u>6.50</u> | <u>6.71</u> | <u>6.89</u> | <u>7.05</u> | <u>7.16</u> | <u>8.71</u> | <u>M</u> | | | | |
| pH | <u>8.06</u> | <u>7.98</u> | <u>7.93</u> | <u>7.92</u> | <u>7.91</u> | <u>7.90</u> | <u>7.87</u> | <u>7.88</u> | <u>P</u> | | | | |
| Temp. (C) | <u>7.5</u> | <u>7.1</u> | <u>7.4</u> | <u>7.5</u> | <u>7.7</u> | <u>7.8</u> | <u>8.0</u> | <u>6.0</u> | <u>L</u> | | | | |
| Conductivity (mS/cm) | <u>0.466</u> | <u>0.465</u> | <u>0.464</u> | <u>0.463</u> | <u>0.463</u> | <u>0.457</u> | <u>0.443</u> | <u>0.443</u> | <u>E</u> | | | | |
| Dissolved Oxygen (mg/l) | <u>0.92</u> | <u>0.52</u> | <u>0.32</u> | <u>0.25</u> | <u>0.20</u> | <u>0.15</u> | <u>0.08</u> | <u>1.39</u> | | | | | |
| ORP (mV) | <u>130.3</u> | <u>100.4</u> | <u>59.1</u> | <u>39.9</u> | <u>18.7</u> | <u>-18.9</u> | <u>-31.7</u> | <u>77.6</u> | | | | | |
| Turbidity (NTU) | <u>83.07</u> | <u>111.15</u> | <u>122.86</u> | <u>126.65</u> | <u>157.15</u> | <u>511.91</u> | <u>3300</u> | <u>134.80</u> | | | | | |
| Notes: | | | | | | | | | | | | | |

Sampling Information

| Analyses | # | Laboratory |
|-----------------------------|----------------|--------------------------|
| BTEXs | <u>3</u> | Buffalo-Test America |
| PAHs | <u>2</u> | Buffalo-Test America |
| Cyanide | <u>1</u> | Buffalo-Test America |
| Sample ID: | <u>PRMW-5D</u> | Sample Time: <u>1510</u> |
| MS/MSD: | Yes <u>No</u> | |
| Duplicate: | Yes <u>No</u> | |
| Duplicate ID | — | Dup. Time: — |
| Chain of Custody Signed By: | <u>MRS</u> | |

Problems / Observations

Initial Purge:
 Pump on @ 1340. Cloudy. No odor. Well filled with sediment after 20 minutes of pumping. Raised intake to collect a clear sample as possible. Final set of parameters at 1500.
 Final Purge:
 Pump off @ 1530. Cloudy. No odor.

GROUNDWATER SAMPLING LOG

Site: Penn Yan Former MGP

NYSEG Penn Yan, NY

Event: February 2025 GWS

Sampling Personnel: Adam Svensson / Robbie Sullivan

Well ID: PRMW-65

Client / Job Number: NYSEG / 30229918

Date: 2/10/2025

Weather: Cloudy 23°F

Time In: 1145 Time Out: 1250

Well Information

Depth to Water: 6.37 (feet TIC)
 Total Depth: 23.03 (feet TIC)
 Length of Water Column: 16.66 (feet)
 Volume of Water in Well: 2.72 (gal)
 Screen Interval: 10-20 (feet)
 Depth to pump Intake: ~21 (feet TIC)

Well Type: Flushmount Stick-Up
 Well Material: Stainless Steel PVC
 Well Locked: Yes No
 Measuring Point Marked: Yes No
 Well Diameter: 2" 4"

Purging Information

Purging Method: Bailer Peristaltic Grundfos Other:
 Tubing/Bailer Material: St Steel Polyethylene Teflon Other:
 Sampling Method: Bailer Peristaltic Grundfos Other:
 Duration of Pumping: 55 (min)
 Average Pumping Rate: 150 (ml/min) Water-Quality Meter Type: YSI Lamotte 2020
 Total Volume Removed: ~1.5 (gal) Did well go dry: Yes No

| Conversion Factors | | | | |
|---|-------|-------|-------|-------|
| gal / ft. of water | 1" ID | 2" ID | 4" ID | 6" ID |
| | 0.041 | 0.163 | 0.653 | 1.469 |
| 1 gal = 3.785 L = 3785 ml = 0.1337 cubic feet | | | | |

| Unit Stability | | | |
|----------------|-------|--------|---------|
| pH | DO | Cond. | ORP |
| ±0.1 | ± 10% | ± 3.0% | ± 10 mV |

| Parameter: | 1 | 2 | 3 | 4 | 5 | 6 | 7 | 8 | 9 | 10 | 11 | 12 | 13 |
|-------------------------|--------------|--------------|--------------|--------------|--------------|--------------|--------------|-------------|---|----|----|----|----|
| Volume Purged (gal) | <u>1155</u> | <u>1200</u> | <u>1205</u> | <u>1210</u> | <u>1215</u> | <u>1220</u> | <u>1225</u> | <u>1230</u> | | | | | |
| Rate (mL/min) | <u>150</u> | <u>150</u> | <u>150</u> | <u>150</u> | <u>150</u> | <u>150</u> | <u>150</u> | <u>A</u> | | | | | |
| Depth to Water (ft.) | <u>8.10</u> | <u>8.93</u> | <u>9.81</u> | <u>10.80</u> | <u>11.64</u> | <u>12.45</u> | <u>13.26</u> | <u>M</u> | | | | | |
| pH | <u>7.82</u> | <u>7.83</u> | <u>7.83</u> | <u>7.84</u> | <u>7.83</u> | <u>7.83</u> | <u>7.83</u> | <u>P</u> | | | | | |
| Temp. (C) | <u>7.8</u> | <u>7.8</u> | <u>8.2</u> | <u>7.9</u> | <u>8.2</u> | <u>8.3</u> | <u>7.9</u> | <u>L</u> | | | | | |
| Conductivity (mS/cm) | <u>0.443</u> | <u>0.442</u> | <u>0.444</u> | <u>0.443</u> | <u>0.444</u> | <u>0.444</u> | <u>0.444</u> | <u>E</u> | | | | | |
| Dissolved Oxygen (mg/l) | <u>1.23</u> | <u>0.71</u> | <u>0.50</u> | <u>0.39</u> | <u>0.34</u> | <u>0.31</u> | <u>0.28</u> | | | | | | |
| ORP (mV) | <u>178.4</u> | <u>176.8</u> | <u>175.1</u> | <u>173.6</u> | <u>171.3</u> | <u>169.2</u> | <u>167.1</u> | | | | | | |
| Turbidity (NTU) | <u>21.64</u> | <u>21.84</u> | <u>21.07</u> | <u>19.17</u> | <u>20.21</u> | <u>19.52</u> | <u>19.81</u> | | | | | | |
| Notes: | | | | | | | | | | | | | |

Sampling Information

| Analyses | # | Laboratory |
|-----------------------------|----------------|--------------------------|
| BTEXs | <u>3</u> | Buffalo-Test America |
| PAHs | <u>2</u> | Buffalo-Test America |
| Cyanide | <u>1</u> | Buffalo-Test America |
| Sample ID: | <u>PRMW-65</u> | Sample Time: <u>1230</u> |
| MS/MSD: | Yes <u>No</u> | |
| Duplicate | Yes <u>No</u> | |
| Duplicate ID | — | Dup Time: — |
| Chain of Custody Signed By: | <u>MRS</u> | |

Problems / Observations

Initial Purge:

Pump on @ 1150. Some flaky orange sediment that appears organic and forms floating clusters. No odor.

Final Purge:

Pump off @ 1245. Clear, no odor.

GROUNDWATER SAMPLING LOG

Site: Penn Yan Former MGP

NYSEG Penn Yan, NY

Event: February 2025 GWS

Sampling Personnel: Adam Svensson / Robbie Sullivan

Well ID: PRMW-6D

Client / Job Number: NYSEG / 30229918

Date: 2/10/2025

Weather: Partly cloudy 26°F

Time In: 1410

Time Out: 1530

Well Information

Depth to Water: 4.56 (feet TIC)
 Total Depth: 36.87 (feet TIC)
 Length of Water Column: 32.31 (feet)
 Volume of Water in Well: 5.27 (gal)
 Screen Interval: 24-34 (feet)
 Depth to pump Intake: ~34 (feet TIC)

Well Type: Flushmount Stick-Up
 Well Material: Stainless Steel PVC
 Well Locked: Yes No
 Measuring Point Marked: Yes No
 Well Diameter: 2" 4"

Purging Information

Purging Method: Bailer Peristaltic Grundfos Other:
 Tubing/Bailer Material: St Steel Polyethylene Teflon Other:
 Sampling Method: Bailer Peristaltic Grundfos Other:
 Duration of Pumping: 70 (min)
 Average Pumping Rate: 150 (ml/min) Water-Quality Meter Type: YSI Lamotte 2020
 Total Volume Removed: ~2 (gal) Did well go dry: Yes No

| Conversion Factors | | | | |
|---|-------|-------|-------|-------|
| gal / ft of water | 1" ID | 2" ID | 4" ID | 6" ID |
| | 0.041 | 0.163 | 0.653 | 1.469 |
| 1 gal = 3.785 L = 3785 ml = 0.1337 cubic feet | | | | |

| Unit Stability | | | |
|----------------|-------|--------|---------|
| pH | DO | Cond. | ORP |
| ± 0.1 | ± 10% | ± 3.0% | ± 10 mV |

| Parameter: | 1 | 2 | 3 | 4 | 5 | 6 | 7 | 8 | 9 | 10 | 11 | 12 | 13 |
|-------------------------|-------|-------|-------|-------|-------|-------|-------|-------|-------|-------|------|----|----|
| Volume Purged (gal) | 1420 | 1425 | 1430 | 1435 | 1440 | 1445 | 1450 | 1455 | 1500 | 1505 | 1510 | | |
| Rate (mL/min) | | | 0.5 | | | 1.0 | | | 1.5 | | S | | |
| Depth to Water (ft.) | 150 | 150 | 150 | 150 | 150 | 150 | 150 | 150 | 150 | 150 | A | | |
| pH | 5.84 | 5.97 | 6.07 | 6.15 | 6.20 | 6.24 | 6.29 | 6.35 | 6.40 | 6.45 | M | | |
| Temp. (C) | 7.96 | 8.02 | 7.97 | 7.94 | 7.93 | 7.92 | 7.92 | 7.91 | 7.90 | 7.90 | P | | |
| Conductivity (mS/cm) | 8.3 | 8.3 | 8.3 | 8.9 | 8.9 | 9.3 | 8.9 | 9.3 | 9.2 | 9.5 | L | | |
| Dissolved Oxygen (mg/l) | 0.450 | 0.451 | 0.452 | 0.452 | 0.453 | 0.453 | 0.452 | 0.453 | 0.452 | 0.452 | E | | |
| ORP (mV) | 1.00 | 0.66 | 0.48 | 0.36 | 0.29 | 0.24 | 0.20 | 0.18 | 0.15 | 0.14 | | | |
| Turbidity (NTU) | 75.4 | 26.7 | -8.4 | -34.1 | -52.4 | -68.1 | -74.5 | -80.5 | -84.9 | -89.4 | | | |
| Notes: | 0 | 0 | 0 | 0 | 0 | 0 | 0 | 0 | 0 | | | | |

Sampling Information

| Analyses | # | Laboratory |
|-----------------------------|-------------------|----------------------|
| BTEXs | 3 | Buffalo-Test America |
| PAHs | 2 | Buffalo-Test America |
| Cyanide | 1 | Buffalo-Test America |
| Sample ID: PRMW-6D | Sample Time: 1510 | |
| MS/MSD: | Yes <u>No</u> | |
| Duplicate: | Yes <u>No</u> | |
| Duplicate ID: - | Dup. Time: - | |
| Chain of Custody Signed By: | MRS | |

Problems / Observations

Initial Purge:

Pump on @ 1415. Clear, no odor.

Final Purge:

Pump off @ 1525. Clear, no odor.

GROUNDWATER SAMPLING LOG

Site: NYSEG Penn Yan Former MGP

Penn Yan, NY

Event: August 2025 GWS

Sampling Personnel: John Kline / Kaitlyn Fleming
 Client / Job Number: NYSEG / 30269587

Well ID: PRMW-15
 Date: 8/19/2025
 Time In: 1250 Time Out: 1420

Weather: cloudy, 77°

Well Information
 Depth to Water: 11.05 (feet TIC)
 Total Depth: 29.75 (feet TIC)
 Length of Water Column: 18.70 (feet)
 Volume of Water in Well: 3.04 (gal)
 Screen Interval: 20-30 (feet)
 Depth to pump Intake: ~27 (feet TIC)

Well Type: Flushmount Stick-Up
 Well Material: Stainless Steel PVC
 Well Locked: Yes No
 Measuring Point Marked: Yes No
 Well Diameter: 2" 4"

Purging Information

Purging Method: Bailer Peristaltic Grundfos Other:
 Tubing/Bailer Material: St. Steel Polyethylene Teflon Other:
 Sampling Method: Bailer Peristaltic Grundfos Other:
 Duration of Pumping: 80 (min)
 Average Pumping Rate: 150 (ml/min) Water-Quality Meter Type: YSI/Lamotte 2020
 Total Volume Removed: 2.3 (gal) Did well go dry: Yes No

| Conversion Factors | | | | |
|--------------------|-------|-------|-------|-------|
| gal / ft. of water | 1" ID | 2" ID | 4" ID | 6" ID |
| | | 0.041 | 0.163 | 0.653 |

1 gal = 3.785 L = 3785 ml = 0.1337 cubic feet

| Unit Stability | | | |
|----------------|-------|--------|---------|
| pH | DO | Cond. | ORP |
| ±0.1 | ± 10% | ± 3.0% | ± 10 mV |

| Parameter: | 1 | 2 | 3 | 4 | 5 | 6 | 7 | 8 | 9 | 10 | 11 | 12 | 13 |
|-------------------------|-------|-------|-------|-------|-------|-------|--------|-------|-------|-------|-------|-------|------|
| Volume Purged (gal) | 1300 | 1305 | 1310 | 1315 | 1320 | 1325 | 1330 | 1335 | 1340 | 1345 | 1350 | 1355 | 1400 |
| Rate (mL/min) | 150 | 150 | 150 | 150 | 150 | 150 | 150 | 150 | 150 | 150 | 150 | 150 | 5 |
| Depth to Water (ft.) | 12.05 | 12.75 | 13.45 | 14.60 | 15.02 | 15.95 | 16.50 | 17.20 | 17.90 | 18.35 | 18.98 | 19.52 | A |
| pH | 6.96 | 6.88 | 6.88 | 6.87 | 6.88 | 6.87 | 6.87 | 6.87 | 6.86 | 6.86 | 6.86 | 6.86 | M |
| Temp. (C) | 18.2 | 18.2 | 17.5 | 17.7 | 17.5 | 17.6 | 17.7 | 17.3 | 17.4 | 17.8 | 17.9 | 18.3 | P |
| Conductivity (mS/cm) | 3.687 | 3.832 | 3.913 | 3.957 | 4.009 | 4.027 | 4.074 | 4.114 | 4.181 | 4.236 | 4.299 | 4.333 | L |
| Dissolved Oxygen (mg/l) | 3.12 | 2.91 | 2.86 | 2.79 | 2.78 | 2.74 | 2.70 | 2.63 | 2.56 | 2.42 | 2.33 | 2.26 | E |
| ORP (mV) | 154.9 | 151.7 | 149.5 | 148.4 | 147.4 | 146.6 | 146.0 | 145.5 | 145.2 | 144.4 | 143.4 | 142.2 | |
| Turbidity (NTU) | 29.16 | 29.36 | 35.71 | 56.65 | 83.85 | 57.01 | 175.95 | 35.22 | 44.05 | 44.45 | 45.37 | 45.00 | |
| Notes: | | | | | | | | | | | | | |

Raised tubing; water still cloudy
 shook YSI, turb. went down to 2.90

Sampling Information

| Analyses | # | Laboratory |
|--|--------------------------|----------------------|
| BTEXs | 3 | Buffalo-Test America |
| Low-Level PAHs | 2 | Buffalo-Test America |
| Total Cyanide | 1 | Buffalo-Test America |
| | | Buffalo-Test America |
| Sample ID: <u>PRMW-15</u> | Sample Time: <u>1400</u> | |
| MS/MSD: Yes <u>No</u> | | |
| Duplicate: Yes <u>No</u> | | |
| Duplicate ID: <u>—</u> | Dup. Time: <u>—</u> | |
| Chain of Custody Signed By: <u>KCF</u> | | |

Problems / Observations

Initial Purge:

Pump on @ 1255 slightly cloudy; no odor

Final Purge:

Pump off @ 1415 still cloudy; no odor

GROUNDWATER SAMPLING LOG

Site: NYSEG Penn Yan Former MGP

Penn Yan, NY

Event: August 2025 GWS

Sampling Personnel: John Kline / Kaitlyn Fleming
 Client / Job Number: NYSEG / 30269587

Well ID: PRMW-25
 Date: 8/20/2025
 Time In: 0926 Time Out: 0940

Well Information

Depth to Water: 16.12 (feet TIC)
 Total Depth: 22.99 (feet TIC)
 Length of Water Column: 6.87 (feet)
 Volume of Water in Well: 1.09 (gal)
 Screen Interval: 10-20 (feet)
 Depth to pump Intake: 6.14 (feet TIC)

Well Type: Flushmount Stick-Up
 Well Material: Stainless Steel PVC
 Well Locked: Yes No
 Measuring Point Marked: Yes No
 Well Diameter: 2" 4"

Purging Information

Purging Method: Bailer Peristaltic Grundfos Other:
 Tubing/Bailer Material: St. Steel Polyethylene Teflon Other:
 Sampling Method: Bailer Peristaltic Grundfos Other:
 Duration of Pumping: 55 (min)
 Average Pumping Rate: 150 (ml/min) Water-Quality Meter Type: YSI/Lamotte 2020
 Total Volume Removed: 2.7 (gal) Did well go dry: Yes No

| Conversion Factors | | | | |
|--------------------|-------|-------|-------|-------|
| gal / ft. of water | 1" ID | 2" ID | 4" ID | 6" ID |
| | | 0.041 | 0.163 | 0.653 |

1 gal = 3.785 L = 3785 ml = 0.1337 cubic feet

| Unit Stability | | | |
|----------------|-------|--------|---------|
| pH | DO | Cond. | ORP |
| ±0.1 | ± 10% | ± 3.0% | ± 10 mV |

| Parameter: | 1 | 2 | 3 | 4 | 5 | 6 | 7 | 8 | 9 | 10 | 11 | 12 | 13 |
|-------------------------|-------|-------|-------|-------|-------|-------|-------|-------|-------|-------|-------|----|----|
| Volume Purged (gal) | 0.1 | 0.3 | 0.5 | 0.7 | 0.9 | 1.2 | 1.5 | 1.9 | 2.2 | 2.5 | 2.7 | | |
| Rate (mL/min) | 150 | 156 | 150 | 150 | 150 | 150 | 150 | 150 | 150 | 150 | 150 | | |
| Depth to Water (ft.) | 16.43 | 16.45 | 16.49 | 16.54 | 16.57 | 16.64 | 16.64 | 16.64 | 16.64 | 16.64 | 16.49 | | |
| pH | 6.92 | 6.92 | 6.92 | 6.93 | 6.91 | 6.90 | 6.90 | 6.89 | 6.88 | 6.88 | 6.88 | | |
| Temp. (C) | 15.09 | 15.1 | 15.0 | 14.9 | 14.8 | 14.9 | 14.9 | 14.9 | 15.0 | 15.0 | 15.0 | | |
| Conductivity (mS/cm) | 1.720 | 1.812 | 1.874 | 1.878 | 1.915 | 1.934 | 1.952 | 1.977 | 1.987 | 1.990 | 1.992 | | |
| Dissolved Oxygen (mg/l) | 2.54 | 2.32 | 1.94 | 1.82 | 1.63 | 1.55 | 1.46 | 1.34 | 1.30 | 1.28 | 1.27 | | |
| ORP (mV) | 117.9 | 111.0 | 102.5 | 93.4 | 87.4 | 81.1 | 77.5 | 72.7 | 67.8 | 64.6 | 61.3 | | |
| Turbidity (NTU) | 5.00 | 3.56 | 2.26 | 2.45 | 2.73 | 2.61 | 2.53 | 2.87 | 2.62 | 2.31 | 2.39 | | |
| Notes: | | | | | | | | | | | | | |

Sampling Information

Problems / Observations

| Analyses | # | Laboratory |
|-----------------------------|-------------------|----------------------|
| BTEXs | 3 | Buffalo-Test America |
| Low-Level PAHs | 2 | Buffalo-Test America |
| Total Cyanide | 1 | Buffalo-Test America |
| | | Buffalo-Test America |
| Sample ID: PRMW-25 | Sample Time: 0930 | |
| MS/MSD: | Yes <u>No</u> | |
| Duplicate: | Yes <u>No</u> | |
| Duplicate ID | — | Dup. Time: — |
| Chain of Custody Signed By: | KCF | |

Initial Purge:

Pump on @ 0835; colorless, odorless

Final Purge:

Pump off @ 0935; colorless, odorless

GROUNDWATER SAMPLING LOG

Site: NYSEG Penn Yan Former MGP

Penn Yan, NY

Event: August 2025 GWS

Sampling Personnel: John Kline / Kaitlyn Fleming
 Client / Job Number: NYSEG / 30269587
 Weather: Rain, 64°

Well ID: PRMW-2D
 Date: 8/20/2025
 Time In: 0945 Time Out: 1130

Well Information

Depth to Water: 16.03 (feet TIC)
 Total Depth: 37.93 (feet TIC)
 Length of Water Column: 21.9 (feet)
 Volume of Water in Well: 3.50 (gal)
 Screen Interval: 25-35 (feet)
 Depth to pump Intake: 33 (feet TIC)

Well Type: Flushmount Stick-Up
 Well Material: Stainless Steel PVC
 Well Locked: Yes No
 Measuring Point Marked: Yes No
 Well Diameter: 2" 4"

Purging Information

Purging Method: Bailer Peristaltic Grundfos Other:
 Tubing/Bailer Material: St. Steel Polyethylene Teflon Other:
 Sampling Method: Bailer Peristaltic Grundfos Other:
 Duration of Pumping: 60 (min)
 Average Pumping Rate: 180 (ml/min) Water-Quality Meter Type: YSI/Lamotte 2020
 Total Volume Removed: 3.2 (gal) Did well go dry: Yes No

| Conversion Factors | | | | |
|---|-------|-------|-------|-------|
| gal / ft. of water | 1" ID | 2" ID | 4" ID | 6" ID |
| | 0.041 | 0.163 | 0.653 | 1.469 |
| 1 gal = 3.785 L = 3785 ml = 0.1337 cubic feet | | | | |

| Unit Stability | | | |
|----------------|-------|--------|---------|
| pH | DO | Cond. | ORP |
| ±0.1 | ± 10% | ± 3.0% | ± 10 mV |

| Parameter: | 1 | 2 | 3 | 4 | 5 | 6 | 7 | 8 | 9 | 10 | 11 | 12 | 13 |
|-------------------------|-------|-------|-------|-------|-------|-------|-------|-------|-------|-------|-------|-------|-------|
| Volume Purged (gal) | 0.955 | 1.000 | 1.045 | 1.610 | 1.915 | 1.220 | 1.025 | 1.030 | 1.035 | 1.040 | 1.045 | 1.050 | 1.055 |
| Rate (mL/min) | 150 | 180 | 180 | 150 | 150 | 150 | 150 | 150 | 150 | 150 | 150 | 150 | 150 |
| Depth to Water (ft.) | 16.94 | 17.83 | 18.74 | 19.11 | 19.20 | 19.31 | 19.99 | 20.56 | 21.24 | 22.06 | 22.44 | 22.81 | 22.70 |
| pH | 7.39 | 7.34 | 7.34 | 7.32 | 7.32 | 7.33 | 7.32 | 7.35 | 7.38 | 7.34 | 7.31 | 7.31 | 7.30 |
| Temp. (C) | 15.9 | 15.9 | 16.3 | 16.5 | 16.7 | 16.9 | 17.5 | 17.4 | 18.2 | 15.8 | 16.1 | 16.3 | 16.3 |
| Conductivity (mS/cm) | 0.669 | 0.654 | 0.653 | 0.652 | 0.651 | 0.649 | 0.653 | 0.651 | 0.650 | 0.648 | 0.647 | 0.646 | 0.647 |
| Dissolved Oxygen (mg/l) | 2.36 | 2.11 | 1.25 | 1.18 | 1.15 | 1.22 | 1.29 | 1.13 | 0.93 | 0.93 | 0.93 | 0.92 | 0.92 |
| ORP (mV) | 45.9 | 38.6 | 33.5 | 26.8 | 21.2 | 17.1 | 15.7 | 10.3 | 2.9 | 3.4 | 3.7 | 2.1 | 1.7 |
| Turbidity (NTU) | 19.62 | 17.98 | 16.62 | 16.47 | 17.73 | 19.93 | 23.24 | 26.57 | 24.42 | 23.88 | 25.91 | 24.88 | 23.92 |
| Notes: | | | | | | | | | | | | | |

Sampling Information

| Analyses | # | Laboratory |
|-----------------------------|-------------------|----------------------|
| BTEXs | 3 | Buffalo-Test America |
| Low-Level PAHs | 2 | Buffalo-Test America |
| Total Cyanide | 1 | Buffalo-Test America |
| | | Buffalo-Test America |
| Sample ID: PRMW-2D | Sample Time: 1055 | |
| MS/MSD: | Yes <u>No</u> | |
| Duplicate: | Yes <u>No</u> | |
| Duplicate ID | — | Dup. Time: — |
| Chain of Custody Signed By: | KCF | |

Problems / Observations

Initial Purge:

Pump on @ 0950; colorless, odorless

Final Purge:

Pump off @ 1115; colorless, odorless

GROUNDWATER SAMPLING LOG

Site: NYSEG Penn Yan Former MGP

Penn Yan, NY

Event: August 2025 GWS

Sampling Personnel: John Kline / Kaitlyn Fleming
 Client / Job Number: NYSEG / 30269587
 Weather: Rain, 64°

Well ID: PRMW-35
 Date: 8/20/2025
 Time In: 0935 Time Out: 1050

Well Information

Depth to Water: 7.44 (feet TIC)
 Total Depth: 22.81 (feet TIC)
 Length of Water Column: 15.37 (feet)
 Volume of Water in Well: 2.50 (gal)
 Screen Interval: 10-20 (feet)
 Depth to pump Intake: ~21 (feet TIC)

Well Type: Flushmount Stick-Up
 Well Material: Stainless Steel PVC
 Well Locked: Yes No
 Measuring Point Marked: Yes No
 Well Diameter: 2" 4"

Purging Information

Purging Method: Bailer Peristaltic Grundfos Other:
 Tubing/Bailer Material: St. Steel Polyethylene Teflon Other:
 Sampling Method: Bailer Peristaltic Grundfos Other:
 Duration of Pumping: 65 (min)
 Average Pumping Rate: 150 (ml/min) Water-Quality Meter Type: YSI/Lamotte 2020
 Total Volume Removed: 1.4 (gal) Did well go dry: Yes No

| Conversion Factors | | | | |
|---|-------|-------|-------|-------|
| gal / ft of water | 1" ID | 2" ID | 4" ID | 6" ID |
| | 0.041 | 0.163 | 0.653 | 1.469 |
| 1 gal = 3.785 L = 3785 ml = 0.1337 cubic feet | | | | |

| Unit Stability | | | |
|----------------|-------|--------|---------|
| pH | DO | Cond. | ORP |
| ±0.1 | ± 10% | ± 3.0% | ± 10 mV |

| Parameter: | 1 | 2 | 3 | 4 | 5 | 6 | 7 | 8 | 9 | 10 | 11 | 12 | 13 |
|-------------------------|-------|-------|-------|-------|-------|-------|-------|-------|------|----|----|----|----|
| Volume Purged (gal) | 0945 | 0950 | 0955 | 1000 | 1005 | 1010 | 1015 | 1020 | 1025 | | | | |
| Rate (mL/min) | 150 | 150 | 150 | 150 | 150 | 150 | 150 | 150 | S | | | | |
| Depth to Water (ft.) | 8.20 | 8.47 | 8.68 | 8.85 | 9.02 | 9.17 | 9.35 | 9.55 | A | | | | |
| pH | 7.35 | 7.32 | 7.31 | 7.30 | 7.29 | 7.28 | 7.27 | 7.27 | P | | | | |
| Temp. (C) | 17.3 | 17.1 | 16.8 | 16.7 | 16.4 | 16.4 | 16.3 | 16.4 | L | | | | |
| Conductivity (mS/cm) | 0.871 | 0.874 | 0.873 | 0.869 | 0.869 | 0.866 | 0.862 | 0.858 | E | | | | |
| Dissolved Oxygen (mg/l) | 1.68 | 1.43 | 1.34 | 1.29 | 1.25 | 1.24 | 1.23 | 1.22 | | | | | |
| ORP (mV) | 123.1 | 117.4 | 111.8 | 106.9 | 100.8 | 98.4 | 95.2 | 92.3 | | | | | |
| Turbidity (NTU) | 3.28 | 12.33 | 3.29 | 3.51 | 3.56 | 4.05 | 4.90 | 4.01 | | | | | |
| Notes: | | | | | | | | | | | | | |

Sampling Information

Problems / Observations

| Analyses | # | Laboratory |
|-----------------------------|-------------------|----------------------|
| BTEXs | 3 | Buffalo-Test America |
| Low-Level PAHs | 2 | Buffalo-Test America |
| Total Cyanide | 1 | Buffalo-Test America |
| | | Buffalo-Test America |
| Sample ID: PRMW-35 | Sample Time: 1025 | |
| MS/MSD: | Yes <u>No</u> | |
| Duplicate: | Yes <u>No</u> | |
| Duplicate ID | — | Dup. Time: — |
| Chain of Custody Signed By: | KCF | |

Initial Purge:

Pump on @ 0940 ; clear, no odor

Final Purge:

Pump off @ 1045 ; clear, no odor

GROUNDWATER SAMPLING LOG

Site: NYSEG Penn Yan Former MGP

Penn Yan, NY

Event: August 2025 GWS

Sampling Personnel: John Kline / Kaitlyn Fleming
 Client / Job Number: NYSEG / 30269587
 Weather: Rain, 62°
 Well ID: PRMW-3D
 Date: 8/20/2025
 Time In: 0820 Time Out: 0930

Well Information

Depth to Water: 5.92 (feet TIC)
 Total Depth: 35.76 (feet TIC)
 Length of Water Column: 29.84 (feet)
 Volume of Water in Well: 4.86 (gal)
 Screen Interval: 25-35 (feet)
 Depth to pump Intake: ~34 (feet TIC)

Well Type: Flushmount Stick-Up
 Well Material: Stainless Steel PVC
 Well Locked: Yes No
 Measuring Point Marked: Yes No
 Well Diameter: 2" 4"

Purging Information

Purging Method: Bailer Peristaltic Grundfos Other:
 Tubing/Coiler Material: St. Steel Polyethylene Teflon Other:
 Sampling Method: Bailer Peristaltic Grundfos Other:
 Duration of Pumping: 60 (min)
 Average Pumping Rate: 150 (ml/min) Water-Quality Meter Type: YSI
 Total Volume Removed: 1.5 (gal) Did well go dry: Yes No

| Conversion Factors | | | | |
|---|-------|-------|-------|-------|
| gal / ft. of water | 1" ID | 2" ID | 4" ID | 6" ID |
| | 0.041 | 0.163 | 0.653 | 1.469 |
| 1 gal = 3.785 L = 3785 ml = 0.1337 cubic feet | | | | |

| Unit Stability | | | |
|----------------|-------|--------|---------|
| pH | DO | Cond. | ORP |
| ±0.1 | ± 10% | ± 3.0% | ± 10 mV |

| Parameter: | 1 | 2 | 3 | 4 | 5 | 6 | 7 | 8 | 9 | 10 | 11 | 12 | 13 |
|-------------------------|-------|-------|-------|-------|-------|-------|-------|------|---|----|----|----|----|
| Volume Purged (gal) | 0830 | 0835 | 0840 | 0845 | 0850 | 0855 | 0900 | 0905 | | | | | |
| Rate (mL/min) | | 150 | 150 | 150 | 150 | 150 | 150 | 150 | | | | | |
| Depth to Water (ft.) | 6.40 | 6.78 | 7.32 | 7.64 | 7.82 | 8.17 | 8.17 | | | | | | |
| pH | 7.93 | 7.80 | 7.74 | 7.73 | 7.72 | 7.71 | 7.71 | | | | | | |
| Temp. (C) | 15.1 | 15.2 | 15.1 | 15.0 | 15.1 | 15.4 | 15.1 | | | | | | |
| Conductivity (mS/cm) | 0.613 | 0.572 | 0.566 | 0.568 | 0.564 | 0.564 | 0.565 | | | | | | |
| Dissolved Oxygen (mg/l) | 1.92 | 1.52 | 1.41 | 1.38 | 1.34 | 1.31 | 1.30 | | | | | | |
| ORP (mV) | -8.2 | -71.1 | -85.1 | -88.6 | -93.5 | -95.5 | -99.5 | | | | | | |
| Turbidity (NTU) | 27.11 | 70.97 | 19.40 | 19.97 | 23.20 | 23.93 | 23.52 | | | | | | |
| Notes: | | | | | | | | | | | | | |

Sampling Information

| Analyte | # | Lab |
|--------------------|-------------------|----------------------|
| BTEXs | 3 | Buffalo-Test America |
| Low-Level PAHs | 2 | Buffalo-Test America |
| Total Oxidize | 1 | Buffalo-Test America |
| | | Buffalo-Test America |
| Sample ID: PRMW-3D | Sample Time: 0905 | |
| MCS-100 | Yes <u>No</u> | |
| Duplicate: | Yes <u>No</u> | |
| Duplicate ID | ✓ Dup. Time: — | |
| Chain of Custody | | |
| Signed By: | KCF | |

Problems / Observations

Initial Purge:
 Pump on @ 0825; clear, no odor

Final Purge:
 Pump off @ 0925; clear, no odor

GROUNDWATER SAMPLING LOG

Site: NYSEG Penn Yan Former MGP

Penn Yan, NY

Event: August 2025 GWS

Sampling Personnel: John Kline / Kaitlyn Fleming

Well ID: PRMW-45

Client / Job Number: NYSEG / 30269587

Date: 08/19/2025

Weather: Sunny, 80°

Time In: 1315 Time Out: 1500

Well Information

| | | |
|--------------------------|---------------|------------|
| Depth to Water: | <u>759.53</u> | (feet TIC) |
| Total Depth: | <u>27.11</u> | (feet TIC) |
| Length of Water Column: | <u>14.58</u> | (feet) |
| Volume of Water in Well: | <u>3.13</u> | (gal) |
| Screen Interval: | <u>NA</u> | (feet) |
| Depth to pump Intake: | <u>~ 2.5</u> | (feet TIC) |

| | | |
|-------------------------|-----------------|-----------------|
| Well Type: | Flushmount | <u>Stick-Up</u> |
| Well Material: | Stainless Steel | <u>PVC</u> |
| Well Locked: | <u>Yes</u> | No |
| Measuring Point Marked: | <u>Yes</u> | No |
| Well Diameter: | <u>2"</u> | 4" |

Purging Information

| | | | | |
|-------------------------|---------------------|---------------------------|-------------------------|-----------|
| Purging Method: | Bailer | <u>Peristaltic</u> | Grundfos | Other: |
| Tubing/Bailer Material: | St. Steel | <u>Polyethylene</u> | Teflon | Other: |
| Sampling Method: | Bailer | <u>Peristaltic</u> | Grundfos | Other: |
| Duration of Pumping: | <u>95</u> (min) | | | |
| Average Pumping Rate: | <u>150</u> (ml/min) | Water-Quality Meter Type: | <u>YSI/Lamotte 2020</u> | |
| Total Volume Removed: | <u>3.5</u> (gal) | Did well go dry: | Yes | <u>No</u> |

| gal / ft. of water | 1" ID | 2" ID | 4" ID | 6" ID |
|---|-------|-------|-------|-------|
| | 0.041 | 0.163 | 0.653 | 1.469 |
| 1 gal = 3.785 L = 3785 ml = 0.1337 cubic feet | | | | |

| pH | DO | Cond. | ORP |
|-------|-------|--------|---------|
| ± 0.1 | ± 10% | ± 3.0% | ± 10 mV |

| Parameter: | 1 | 2 | 3 | 4 | 5 | 6 | 7 | 8 | 9 | 10 | 11 | 12 | 13 |
|-------------------------|--------------|--------------|--------------|--------------|--------------|--------------|--------------|--------------|--------------|--------------|--------------|--------------|--------------|
| Volume Purged (gal) | <u>0.1</u> | | | | | | | | | | | | |
| Rate (mL/min) | <u>150</u> | <u>150</u> | <u>150</u> | <u>150</u> | <u>150</u> | <u>150</u> | | | | | | | |
| Depth to Water (ft.) | <u>8.72</u> | <u>9.37</u> | <u>9.81</u> | <u>9.95</u> | <u>10.04</u> | <u>10.15</u> | <u>10.26</u> | <u>10.33</u> | <u>10.51</u> | <u>10.51</u> | <u>10.51</u> | <u>10.51</u> | <u>10.51</u> |
| pH | <u>7.36</u> | <u>7.28</u> | <u>7.20</u> | <u>7.15</u> | <u>7.09</u> | <u>7.06</u> | <u>7.03</u> | <u>7.00</u> | <u>6.97</u> | <u>6.94</u> | <u>6.93</u> | <u>6.93</u> | <u>6.92</u> |
| Temp. (C) | <u>17.7</u> | <u>18.1</u> | <u>18.3</u> | <u>18.3</u> | <u>18.4</u> | <u>18.5</u> | <u>18.3</u> | <u>18.1</u> | <u>18.2</u> | <u>18.3</u> | <u>18.3</u> | <u>18.2</u> | <u>18.0</u> |
| Conductivity (mS/cm) | <u>0.809</u> | <u>0.807</u> | <u>0.805</u> | <u>0.825</u> | <u>0.934</u> | <u>0.993</u> | <u>1.085</u> | <u>1.142</u> | <u>1.208</u> | <u>1.297</u> | <u>1.321</u> | <u>1.341</u> | <u>1.364</u> |
| Dissolved Oxygen (mg/l) | <u>1.50</u> | <u>1.24</u> | <u>1.07</u> | <u>0.97</u> | <u>0.93</u> | <u>0.87</u> | <u>0.86</u> | <u>0.85</u> | <u>0.84</u> | <u>0.83</u> | <u>0.82</u> | <u>0.81</u> | <u>0.83</u> |
| ORP (mV) | <u>-44.5</u> | <u>-49.6</u> | <u>-57.8</u> | <u>-63.4</u> | <u>-64.0</u> | <u>-65.8</u> | <u>-67.2</u> | <u>-63.8</u> | <u>-61.2</u> | <u>-59.1</u> | <u>-56.2</u> | <u>-56.9</u> | <u>-55.9</u> |
| Turbidity (NTU) | <u>38.35</u> | <u>34.53</u> | <u>41.50</u> | <u>14.65</u> | <u>12.88</u> | <u>12.42</u> | <u>18.47</u> | <u>21.60</u> | <u>18.96</u> | <u>17.44</u> | <u>20.44</u> | <u>11.42</u> | <u>9.88</u> |
| Notes: | | | | | | | | <u>cond</u> | | | | | |
| | | | | | | | | <u>1.147</u> | | | | | |

Sampling Information

Problems / Observations

| Analyses | # | Laboratory |
|--|--------------------------|----------------------|
| BTEXs | <u>3</u> | Buffalo-Test America |
| Low-Level PAHs | <u>2</u> | Buffalo-Test America |
| Total Cyanide | <u>1</u> | Buffalo-Test America |
| | | Buffalo-Test America |
| Sample ID: <u>PRMW-45</u> | Sample Time: <u>1445</u> | |
| MS/MSD: Yes <u>(No)</u> | | |
| Duplicate: Yes <u>(No)</u> | | |
| Duplicate ID | Dup. Time: | |
| Chain of Custody Signed By: <u>KCF</u> | | |

Initial Purge:

Pump on @ 1320; colorless, odorless

Final Purge:

Pump off; 1455; colorless, odorless

GROUNDWATER SAMPLING LOG

Site: NYSEG Penn Yan Former MGP

Penn Yan, NY

Event: August 2025 GWS

Sampling Personnel: John Kline / Kaitlyn Fleming

Well ID: PRMLW-45

Client / Job Number: NYSEG / 30269587

Date: 08/19/2025

Weather:

Time In:

Time Out:

Well Information

Depth to Water: _____ (feet TIC)
 Total Depth: _____ (feet TIC)
 Length of Water Column: _____ (feet)
 Volume of Water in Well: _____ (gal)
 Screen Interval: _____ (feet)
 Depth to pump Intake: _____ (feet TIC)

| | | |
|-------------------------|-----------------|----------|
| Well Type: | Flushmount | Stick-Up |
| Well Material: | Stainless Steel | PVC |
| Well Locked: | Yes | No |
| Measuring Point Marked: | Yes | No |
| Well Diameter: | 2" | 4" |

Purging Information

| | | | | |
|-------------------------|----------------|--|----------|--------|
| Purging Method: | Bailer | <u>Peristaltic</u> | Grundfos | Other: |
| Tubing/Bailer Material: | St. Steel | <u>Polyethylene</u> | Teflon | Other: |
| Sampling Method: | Bailer | <u>Peristaltic</u> | Grundfos | Other: |
| Duration of Pumping: | _____ (min) | | | |
| Average Pumping Rate: | _____ (ml/min) | Water-Quality Meter Type: YSI/Lamotte 2020 | | |
| Total Volume Removed: | _____ (gal) | Did well go dry: Yes No | | |

| Conversion Factors | | | | |
|---|-------|-------|-------|-------|
| gal / ft. of water | 1" ID | 2" ID | 4" ID | 6" ID |
| | 0.041 | 0.163 | 0.653 | 1.469 |
| 1 gal = 3.785 L = 3785 ml = 0.1337 cubic feet | | | | |

| Unit Stability | | | |
|----------------|-------|--------|---------|
| pH | DO | Cond. | ORP |
| ±0.1 | ± 10% | ± 3.0% | ± 10 mV |

| Parameter: | 1 | 2 | 3 | 4 | 5 | 6 | 7 | 8 | 9 | 10 | 11 | 12 | 13 |
|-------------------------|---------------|-------|-------|-------|---|---|---|---|---|----|----|----|----|
| Volume Purged (gal) | | | | | | | | | | | | | |
| Rate (mL/min) | 150 | 150 | 150 | 150 | | | | | | | | | |
| Depth to Water (ft.) | 10.51 | 10.51 | 10.51 | 10.51 | | | | | | | | | |
| pH | 6.40 | 6.86 | 6.45 | 6.84 | | | | | | | | | |
| Temp. (C) | 17.7 | 18.6 | 18.1 | 18.1 | | | | | | | | | |
| Conductivity (mS/cm) | 7.38 | 1.440 | 1.445 | 1.448 | | | | | | | | | |
| Dissolved Oxygen (mg/l) | 0.82 | 0.81 | 0.80 | 0.80 | | | | | | | | | |
| ORP (mV) | -55.9 | -52.9 | -52.1 | -50.9 | | | | | | | | | |
| Turbidity (NTU) | 7.37 | 11.87 | 15.72 | 16.72 | | | | | | | | | |
| Notes: | cond 1.380 | | | | | | | | | | | | |

Sampling Information

Problems / Observations

| Analyses | # | Laboratory |
|-----------------------------|-----|----------------------|
| BTEXs | | Buffalo-Test America |
| Low-Level PAHs | | Buffalo-Test America |
| Total Cyanide | | Buffalo-Test America |
| | | Buffalo-Test America |
| Sample ID: | | Sample Time: |
| MS/MSD: | Yes | No |
| Duplicate: | Yes | No |
| Duplicate ID | | Dup. Time: |
| Chain of Custody Signed By: | | |

Initial Purge:

Final Purge:

GROUNDWATER SAMPLING LOG

Site: NYSEG Penn Yan Former MGP

Penn Yan, NY

Event: August 2025 GWS

Sampling Personnel: John Kline / Kaitlyn Fleming

Well ID: PRMW-55

Client / Job Number: NYSEG / 30269587

Date: 08/19/2025

Weather: Sunny, 77°

Time In: 1116

Time Out: 1305

Well Information

Depth to Water: 6.33 (feet TIC)
 Total Depth: 22.60 (feet TIC)
 Length of Water Column: 16.27 (feet)
 Volume of Water in Well: 2.60 (gal)
 Screen Interval: NA (feet)
 Depth to pump Intake: ~ 20' (feet TIC)

Well Type: Flushmount Stick-Up
 Well Material: Stainless Steel PVP
 Well Locked: Yes No
 Measuring Point Marked: Yes No
 Well Diameter: 3 4"

Purging Information

Purging Method: Bailer Peristaltic Grundfos Other:
 Tubing/Bailer Material: St. Steel Polyethylene Teflon Other:
 Sampling Method: Bailer Peristaltic Grundfos Other:
 Duration of Pumping: 45 (min)
 Average Pumping Rate: 150 (ml/min) Water-Quality Meter Type: YSI/Lamotte 2020
 Total Volume Removed: 2.2 (gal) Did well go dry: Yes NO

| Conversion Factors | | | | |
|---|-------|-------|-------|-------|
| gal / ft. of water | 1" ID | 2" ID | 4" ID | 6" ID |
| | 0.041 | 0.163 | 0.653 | 1.469 |
| 1 gal = 3.785 L = 3785 ml = 0.1337 cubic feet | | | | |

| Unit Stability | | | |
|----------------|-------|--------|---------|
| pH | DO | Cond. | ORP |
| ±0.1 | ± 10% | ± 3.0% | ± 10 mV |

| Parameter: | 1 | 2 | 3 | 4 | 5 | 6 | 7 | 8 | 9 | 10 | 11 | 12 | 13 |
|-------------------------|----------------------|-------|-------|-------|-------|-------|-------|-------|-------|----|----|----|----|
| Volume Purged (gal) | 0.1 112.3 | 112.5 | 113.0 | 113.5 | 114.0 | 114.5 | 115.0 | 115.5 | 120.0 | | | | |
| Rate (mL/min) | 0.1 | 0.3 | 0.5 | 0.7 | 0.9 | 1.2 | 1.5 | 1.9 | 2.2 | | | | |
| Depth to Water (ft.) | 150 | 150 | 150 | 150 | 150 | 150 | 150 | 150 | 150 | | | | |
| pH | 6.59 | 6.74 | 6.84 | 6.98 | 6.98 | 6.98 | 6.98 | 6.98 | 6.98 | | | | |
| Temp. (C) | 7.65 | 7.28 | 7.22 | 7.17 | 7.15 | 7.13 | 7.10 | 7.09 | 7.07 | | | | |
| Conductivity (mS/cm) | 19.3 | 18.0 | 18.1 | 17.6 | 17.6 | 17.5 | 17.5 | 17.7 | 17.7 | | | | |
| Dissolved Oxygen (mg/l) | 0.597 | 0.599 | 0.608 | 0.614 | 0.625 | 0.630 | 0.636 | 0.639 | 0.639 | | | | |
| ORP (mV) | 2.25 | 1.09 | 0.93 | 0.88 | 0.86 | 0.82 | 0.80 | 0.79 | 0.79 | | | | |
| Turbidity (NTU) | -49.1 | -66.7 | -66.7 | -87.7 | -89.7 | -90.4 | -91.8 | -93.4 | -93.5 | | | | |
| Notes: | 6.88 | 13.01 | 5.15 | 4.90 | 5.47 | 5.86 | 8.02 | 7.99 | 8.92 | | | | |

Sampling Information

| Analyses | # | Laboratory |
|--------------------------------------|------------|--------------------------|
| BTEXs | 12 | Buffalo-Test America |
| Low-Level PAHs | 8 | Buffalo-Test America |
| Total Cyanide | 4 | Buffalo-Test America |
| | | Buffalo-Test America |
| Sample ID: <u>PRMW-55</u> | | Sample Time: <u>1205</u> |
| MS/MSD: | <u>Yes</u> | No |
| Duplicate: | <u>Yes</u> | No |
| Duplicate ID: <u>Dup-01-20250819</u> | | Dup. Time: <u>1205</u> |
| Chain of Custody Signed By: | | <u>KCF</u> |

Problems / Observations

Initial Purge:

Totals 1115; Clear, odorless

Final Purge:

1255; Clear, odorless

GROUNDWATER SAMPLING LOG

Site: NYSEG Penn Yan Former MGP

Penn Yan, NY

Event: August 2025 GWS

Sampling Personnel: John Kline / Kaitlyn Fleming

Well ID: PRM4-50

Client / Job Number: NYSEG / 30269587

Date: 08/19/2025

Weather: Sunny, 78°

Time In: 1006

Time Out: 1105

Well Information

Depth to Water: 3.21 (feet TIC)
 Total Depth: 31.85 (feet TIC)
 Length of Water Column: 28.24 (feet)
 Volume of Water in Well: 4.59 (gal)
 Screen Interval: NA (feet)
 Depth to pump Intake: 25 ~ 25 (feet TIC)

Well Type: Flushmount Stick-Up
 Well Material: Stainless Steel PVC
 Well Locked: Yes No
 Measuring Point Marked: Yes No
 Well Diameter: 2" 4"

Purging Information

Purging Method: Bailer Peristaltic Grundfos Other:
 Tubing/Bailer Material: St. Steel Polyethylene Teflon Other:
 Sampling Method: Bailer Peristaltic Grundfos Other:
 Duration of Pumping: 35 (min)
 Average Pumping Rate: 150 (ml/min) Water-Quality Meter Type: YSI/Lamotte 2020
 Total Volume Removed: 1.5 (gal) Did well go dry: Yes No

| Conversion Factors | | | | |
|---|-------|-------|-------|-------|
| gal / ft. of water | 1" ID | 2" ID | 4" ID | 6" ID |
| | | 0.041 | 0.163 | 0.653 |
| 1 gal = 3.785 L = 3785 ml = 0.1337 cubic feet | | | | |

| Unit Stability | | | |
|----------------|-------|--------|---------|
| pH | DO | Cond. | ORP |
| ±0.1 | ± 10% | ± 3.0% | ± 10 mV |

| Parameter: | 1 | 2 | 3 | 4 | 5 | 6 | 7 | 8 | 9 | 10 | 11 | 12 | 13 |
|-------------------------|-------|-------|-------|-------|-------|-------|-------|-------|---|----|----|----|----|
| Volume Purged (gal) | 0 | 0.3 | 0.3 | 0.5 | 0.7 | 0.9 | 1.2 | 1.5 | | | | | |
| Rate (mL/min) | 150 | 150 | 150 | 150 | 150 | 150 | 150 | 150 | | | | | |
| Depth to Water (ft.) | 3.21 | 4.34 | 5.26 | 5.78 | 6.34 | 6.87 | 6.59 | 6.62 | 5 | | | | |
| pH | 7.26 | 7.30 | 7.32 | 7.34 | 7.36 | 7.36 | 7.35 | 7.34 | a | | | | |
| Temp. (C) | 14.5 | 14.7 | 14.3 | 17.4 | 17.4 | 17.2 | 17.1 | 17.7 | m | | | | |
| Conductivity (mS/cm) | 0.463 | 0.463 | 0.463 | 0.463 | 0.462 | 0.462 | 0.462 | 0.462 | P | | | | |
| Dissolved Oxygen (mg/l) | 2.32 | 1.59 | 1.17 | 1.05 | 0.95 | 0.94 | 0.92 | 0.42 | l | | | | |
| ORP (mV) | 102.3 | 70.3 | 4.4 | -2.84 | -42.7 | -55.8 | -60.2 | -64.3 | e | | | | |
| Turbidity (NTU) | 35.64 | 36.16 | 31.57 | 29.43 | 27.78 | 42.22 | 41.37 | 44.22 | | | | | |
| Notes: | | | | | | | | | | | | | |

Sampling Information

Problems / Observations

| Analyses | # | Laboratory |
|-----------------------------|---------------|--------------------------|
| BTEXs | 3 | Buffalo-Test America |
| Low-Level PAHs | 2 | Buffalo-Test America |
| Total Cyanide | | Buffalo-Test America |
| | | Buffalo-Test America |
| Sample ID: <u>PRM4-50</u> | | Sample Time: <u>1055</u> |
| MS/MSD: | Yes <u>No</u> | |
| Duplicate: | Yes <u>No</u> | |
| Duplicate ID | | Dup. Time: |
| Chain of Custody Signed By: | <u>KCF</u> | |

Initial Purge:

Pump on 1015; Clear, odorless

Final Purge:

1105; Clear, odorless

GROUNDWATER SAMPLING LOG

Site: NYSEG Penn Yan Former MGP

Penn Yan, NY

Event: August 2025 GWS

Sampling Personnel: John Kline / Kaitlyn Fleming

Well ID: PRMW-65

Client / Job Number: NYSEG / 30269587

Date: 8/19/2025

Weather: Partly cloudy, 74°

Time In: 1130 Time Out: 1225

Well Information

Depth to Water: 6.07 (feet TIC)
 Total Depth: 23.07 (feet TIC)
 Length of Water Column: 17.0 (feet)
 Volume of Water in Well: 2.77 (gal)
 Screen Interval: ~~10-10~~ 10-10 (feet)
 Depth to pump Intake: ~21 (feet TIC)

Well Type: Flushmount Stick-Up
 Well Material: Stainless Steel PVC
 Well Locked: Yes No
 Measuring Point Marked: Yes No
 Well Diameter: 2" 4"

Purging Information

Purging Method: Bailer Peristaltic Grundfos Other:
 Tubing/Bailer Material: St. Steel Polyethylene Teflon Other:
 Sampling Method: Bailer Peristaltic Grundfos Other:
 Duration of Pumping: 55 (min)
 Average Pumping Rate: 150 (ml/min) Water-Quality Meter Type: YSI/Lamotte 2020
 Total Volume Removed: 1.2 (gal) Did well go dry: Yes No

| Conversion Factors | | | | |
|---|-------|-------|-------|-------|
| gal / ft. of water | 1" ID | 2" ID | 4" ID | 6" ID |
| | 0.041 | 0.163 | 0.653 | 1.469 |
| 1 gal = 3.785 L = 3785 ml = 0.1337 cubic feet | | | | |

| Unit Stability | | | |
|----------------|-------|--------|---------|
| pH | DO | Cond. | ORP |
| ±0.1 | ± 10% | ± 3.0% | ± 10 mV |

| Parameter: | 1 | 2 | 3 | 4 | 5 | 6 | 7 | 8 | 9 | 10 | 11 | 12 | 13 |
|-------------------------|-------|-------|-------|--------|--------|--------|--------|------|---|----|----|----|----|
| Volume Purged (gal) | 1135 | 1140 | 1145 | 1150 | 1155 | 1200 | 1205 | 1210 | | | | | |
| Rate (mL/min) | | | 0.5 | | | 1.0 | | S | | | | | |
| Depth to Water (ft.) | 150 | 150 | 150 | 150 | 150 | 150 | 150 | A | | | | | |
| pH | 6.89 | 7.95 | 9.20 | 9.85 | 10.65 | 11.22 | 12.35 | M | | | | | |
| Temp. (C) | 7.72 | 7.55 | 7.53 | 7.52 | 7.52 | 7.52 | 7.51 | P | | | | | |
| Conductivity (mS/cm) | 19.0 | 18.4 | 18.4 | 19.1 | 19.1 | 18.9 | 19.2 | L | | | | | |
| Dissolved Oxygen (mg/l) | 0.470 | 0.462 | 0.458 | 0.456 | 0.458 | 0.457 | 0.457 | E | | | | | |
| ORP (mV) | 1.96 | 1.30 | 1.19 | 1.16 | 1.13 | 1.12 | 1.12 | | | | | | |
| Turbidity (NTU) | -38.1 | -82.3 | -96.8 | -102.4 | -107.5 | -110.7 | -112.5 | | | | | | |
| Notes: | 3.52 | 9.14 | 22.04 | 22.52 | 21.44 | 21.64 | 21.87 | ↓ | | | | | |

Sampling Information

| Analyses | # | Laboratory |
|-----------------------------|-----|----------------------|
| BTEXs | 3 | Buffalo-Test America |
| Low-Level PAHs | 2 | Buffalo-Test America |
| Total Cyanide | 1 | Buffalo-Test America |
| | | Buffalo-Test America |
| Sample ID: PRMW-65 | | Sample Time: 1210 |
| MS/MSD: | Yes | <u>No</u> |
| Duplicate: | Yes | <u>No</u> |
| Duplicate ID | — | Dup. Time: — |
| Chain of Custody Signed By: | KCF | |

Problems / Observations

Initial Purge:

Pump on @ 1130 ; clear, no odor

Final Purge:

Pump off @ 1225 ; clear, no odor

GROUNDWATER SAMPLING LOG

Site: NYSEG Penn Yan Former MGP

Penn Yan, NY

Event: August 2025 GWS

Sampling Personnel: John Kline / Kaitlyn Fleming

Well ID: PRMW-6D

Client / Job Number: NYSEG / 30269587

Date: 8/19/2025

Weather: Partly cloudy, 72°

Time In: 1015 Time Out: 1125

Well Information

Depth to Water: 3.89 (feet TIC)
 Total Depth: 36.90 (feet TIC)
 Length of Water Column: 33.01 (feet)
 Volume of Water in Well: 5.38 (gal)
 Screen Interval: 24-34 (feet)
 Depth to pump Intake: ~34 (feet TIC)

Well Type: Flushmount Stick-Up
 Well Material: Stainless Steel PVC
 Well Locked: Yes No
 Measuring Point Marked: Yes No
 Well Diameter: 2" 4"

Purging Information

Purging Method: Bailer Peristaltic Grundfos Other:
 Tubing/Bailer Material: St. Steel Polyethylene Teflon Other:
 Sampling Method: Bailer Peristaltic Grundfos Other:
 Duration of Pumping: 65 (min)
 Average Pumping Rate: 150 (ml/min) Water-Quality Meter Type: YSI/Lamotte 2020
 Total Volume Removed: 2.0 (gal) Did well go dry: Yes No

| Conversion Factors | | | | |
|---|-------|-------|-------|-------|
| gal / ft. of water | 1" ID | 2" ID | 4" ID | 6" ID |
| | 0.041 | 0.163 | 0.653 | 1.469 |
| 1 gal = 3.785 L = 3785 ml = 0.1337 cubic feet | | | | |

| Unit Stability | | | |
|----------------|-------|--------|---------|
| pH | DO | Cond. | ORP |
| ±0.1 | ± 10% | ± 3.0% | ± 10 mV |

| Parameter: | 1 | 2 | 3 | 4 | 5 | 6 | 7 | 8 | 9 | 10 | 11 | 12 | 13 |
|-------------------------|-------|-------|-------|--------|--------|--------|--------|--------|--------|------|----|----|----|
| Volume Purged (gal) | 1025 | 1030 | 1035 | 1040 | 1045 | 1050 | 1055 | 1100 | 1105 | 1110 | | | |
| Rate (mL/min) | 150 | 150 | 150 | 150 | 150 | 150 | 150 | 150 | 150 | S | | | |
| Depth to Water (ft.) | 4.54 | 4.73 | 4.86 | 4.91 | 4.95 | 4.99 | 4.99 | 4.99 | 4.99 | A | | | |
| pH | 7.70 | 7.67 | 7.66 | 7.66 | 7.67 | 7.68 | 7.67 | 7.68 | 7.67 | M | | | |
| Temp. (C) | 18.8 | 17.5 | 17.4 | 17.7 | 17.2 | 16.8 | 17.0 | 16.8 | 16.9 | P | | | |
| Conductivity (mS/cm) | 0.491 | 0.495 | 0.495 | 0.495 | 0.494 | 0.492 | 0.491 | 0.490 | 0.489 | L | | | |
| Dissolved Oxygen (mg/l) | 1.66 | 1.47 | 1.32 | 1.25 | 1.24 | 1.21 | 1.19 | 1.19 | 1.20 | E | | | |
| ORP (mV) | -21.1 | -63.9 | -85.0 | -101.2 | -108.4 | -114.7 | -118.8 | -121.7 | -123.9 | | | | |
| Turbidity (NTU) | 2.50 | 7.14 | 21.87 | 10.0 | 0 | 0 | 0 | 0 | 0 | | | | |
| Notes: | | | | | | | | | | | | | |

Sampling Information

Problems / Observations

| Analyses | # | Laboratory |
|-----------------------------|-------------------|----------------------|
| BTEXs | 3 | Buffalo-Test America |
| Low-Level PAHs | 2 | Buffalo-Test America |
| Total Cyanide | 1 | Buffalo-Test America |
| | | Buffalo-Test America |
| Sample ID: PRMW-6D | Sample Time: 1110 | |
| MS/MSD: | Yes <u>No</u> | |
| Duplicate: | Yes <u>No</u> | |
| Duplicate ID | — | Dup. Time: — |
| Chain of Custody Signed By: | KCF | |

Initial Purge:

Pump on @ 1020 ; clear, no odor

Final Purge:

Pump off @ 1125 ; clear, no odor

Appendix F

Certification Statements



09/23/2025

John Ruspantini
Senior Project Manager
NYSEG
18 Link Drive
P.O. Box 5224
Binghamton, NY 13902-5224
JJRuspantini@nyseg.com

Please note that edits to this certification form are presented in RED font to update items in Boxes 3 and 4 in accordance with the Site Management Plan. Signing this IC/EC Certification Submittal assumes the Department accepts these edits.

Re: Reminder Notice: Site Management Periodic Review Report and IC/EC Certification Submittal

Site Name: NYSEG - Penn Yan Water St. MGP

Site No.: 862009

Site Address: Water St
Penn Yan, NY 14527-

Dear John Ruspantini:

This letter serves as a reminder that sites in active Site Management (SM) require the submittal of a periodic progress report. This report, referred to as the Periodic Review Report (PRR), must document the implementation of, and compliance with, site-specific SM requirements. Section 6.3(b) of DER-10 *Technical Guidance for Site Investigation and Remediation* (available online at <http://www.dec.ny.gov/regulations/67386.html>) provides guidance regarding the information that must be included in the PRR. Further, if the site is comprised of multiple parcels, then you as the Certifying Party must arrange to submit one PRR for all parcels that comprise the site. The PRR must be received by the Department no later than **November 30, 2025**. Guidance on the content of a PRR is enclosed.

Site Management is defined in regulation (6 NYCRR 375-1.2(at)) and in Chapter 6 of DER-10. Depending on when the remedial program for your site was completed, SM may be governed by multiple documents (e.g., Operation, Maintenance, and Monitoring Plan; Soil Management Plan) or one comprehensive Site Management Plan.

A Site Management Plan (SMP) may contain one or all of the following elements, as applicable to the site: a plan to maintain institutional controls and/or engineering controls (“IC/EC Plan”); a plan for monitoring the performance and effectiveness of the selected remedy (“Monitoring Plan”); and/or a plan for the operation and maintenance of the selected remedy (“O&M Plan”). Additionally, the technical requirements for SM are stated in the decision document (e.g., Record of Decision) and, in some cases, the legal agreement directing the remediation of the site (e.g., order on consent, voluntary agreement, etc.).

When you submit the PRR (by the due date above), include the enclosed forms documenting that all SM requirements are being met. The Institutional Controls (ICs) portion of the form (Box 6) must be signed by you or your designated representative. The Engineering Controls (ECs) portion of the form (Box 7) must be signed by a Qualified Environmental Professional (QEP). If you cannot certify that all SM requirements are being met, you must submit a Corrective Measures Work Plan that identifies the actions to be taken to restore compliance. The work plan must include a schedule to be approved by the Department. The Periodic Review process will not be considered complete until all necessary corrective measures are completed and all required controls are certified. Instructions for completing the certifications are enclosed.

All site-related documents and data, including the PRR, must be submitted in electronic format to the Department of Environmental Conservation. The required format for documents is an Adobe PDF file with optical character recognition and no password protection. Data must be submitted as an electronic data deliverable (EDD) according to the instructions on the following webpage:

<https://www.dec.ny.gov/chemical/62440.html>

Documents may be submitted to the project manager by contacting the project manager for a link to DEC's file transfer service.

The Department will not approve the PRR unless all documents and data generated in support of the PRR have been submitted using the required formats and protocols.

You may contact Tracey Garland, the Project Manager, at 518-603-3163 or tracey.garland@dec.ny.gov with any questions or concerns about the site. Please notify the project manager before conducting inspections or field work. You may also write to the project manager at the following address:

New York State Department of Environmental Conservation
Division of Environmental Remediation, BURC
625 Broadway
Albany, NY 12233-7014

Enclosures

PRR General Guidance
Certification Form Instructions
Certification Forms

ec: w/ enclosures

Nys Electric & Gas Corporation - jjruspantini@nyseg.com

ec: w/ enclosures

Tracey Garland, Project Manager
Gerald Pratt, Section Chief
David Pratt, Hazardous Waste Remediation Supervisor, Region 8
Arcadis - Klaus Beyrle - Nicholas.beyrle@arcadis.com

Enclosure 1

Certification Instructions

I. Verification of Site Details (Box 1 and Box 2):

Answer the three questions in the Verification of Site Details Section. The Owner and/or Qualified Environmental Professional (QEP) may include handwritten changes and/or other supporting documentation, as necessary.

II. Certification of Institutional Controls/ Engineering Controls (IC/ECs)(Boxes 3, 4, and 5)

1.1.1. Review the listed IC/ECs, confirming that all existing controls are listed, and that all existing controls are still applicable. If there is a control that is no longer applicable the Owner / Remedial Party should petition the Department separately to request approval to remove the control.

2. In Box 5, complete certifications for all Plan components, as applicable, by checking the corresponding checkbox.

3. If you cannot certify "YES" for each Control listed in Box 3 & Box 4, sign and date the form in Box 5. Attach supporting documentation that explains why the **Certification** cannot be rendered, as well as a plan of proposed corrective measures, and an associated schedule for completing the corrective measures. Note that this **Certification** form must be submitted even if an IC or EC cannot be certified; however, the certification process will not be considered complete until corrective action is completed.

If the Department concurs with the explanation, the proposed corrective measures, and the proposed schedule, a letter authorizing the implementation of those corrective measures will be issued by the Department's Project Manager. Once the corrective measures are complete, a new Periodic Review Report (with IC/EC Certification) must be submitted within 45 days to the Department. If the Department has any questions or concerns regarding the PRR and/or completion of the IC/EC Certification, the Project Manager will contact you.

III. IC/EC Certification by Signature (Box 6 and Box 7):

If you certified "YES" for each Control, please complete and sign the IC/EC Certifications page as follows:

- For the Institutional Controls on the use of the property, the certification statement in Box 6 shall be completed and may be made by the property owner or designated representative.
- For the Engineering Controls, the certification statement in Box 7 must be completed by a Professional Engineer or Qualified Environmental Professional, as noted on the form.



Enclosure 2
NEW YORK STATE DEPARTMENT OF ENVIRONMENTAL CONSERVATION
Site Management Periodic Review Report Notice
Institutional and Engineering Controls Certification Form



| | Site Details | Box 1 | |
|--|---------------|-------------------------------------|-------------------------------------|
| Site No. | 862009 | | |
| Site Name NYSEG - Penn Yan Water St. MGP | | | |
| Site Address: Water St Zip Code: 14527- | | | |
| City/Town: Penn Yan | | | |
| County: Yates | | | |
| Site Acreage: 0.889 | | | |
| Reporting Period: October 31, 2024 to October 31, 2025 | | | |
| | | YES | NO |
| 1. Is the information above correct? | | <input checked="" type="checkbox"/> | <input type="checkbox"/> |
| If NO, include handwritten above or on a separate sheet. | | | |
| 2. Has some or all of the site property been sold, subdivided, merged, or undergone a tax map amendment during this Reporting Period? | | <input type="checkbox"/> | <input checked="" type="checkbox"/> |
| 3. Has there been any change of use at the site during this Reporting Period (see 6NYCRR 375-1.11(d))? | | <input type="checkbox"/> | <input checked="" type="checkbox"/> |
| 4. Have any federal, state, and/or local permits (e.g., building, discharge) been issued for or at the property during this Reporting Period? | | <input type="checkbox"/> | <input checked="" type="checkbox"/> |
| If you answered YES to questions 2 thru 4, include documentation or evidence that documentation has been previously submitted with this certification form. | | | |
| 5. Is the site currently undergoing development? | | <input type="checkbox"/> | <input checked="" type="checkbox"/> |
| | | Box 2 | |
| | | YES | NO |
| 6. Is the current site use consistent with the use(s) listed below? Restricted-Residential, Commercial, and Industrial | | <input checked="" type="checkbox"/> | <input type="checkbox"/> |
| 7. Are all ICs in place and functioning as designed? | | <input checked="" type="checkbox"/> | <input type="checkbox"/> |
| IF THE ANSWER TO EITHER QUESTION 6 OR 7 IS NO, sign and date below and DO NOT COMPLETE THE REST OF THIS FORM. Otherwise continue. | | | |
| A Corrective Measures Work Plan must be submitted along with this form to address these issues. | | | |
| _____ Signature of Owner, Remedial Party or Designated Representative | | _____ Date | |

Description of Institutional Controls

Parcel

Owner

Institutional Control

049.75-1-55
049.75-1-56

NYS Electric & Gas Corporation

Site Management Plan

Ground Water Use Restriction
Soil Management Plan
Landuse Restriction
Monitoring Plan
~~Site Management Plan~~
IC/EC Plan
~~Ground Water Use Restriction~~
~~Soil Management Plan~~
~~Landuse Restriction~~
~~Monitoring Plan~~
~~IC/EC Plan~~

Description of Engineering Controls

Parcel

Engineering Control

049.75-1-55
049.75-1-56

Cover System Upland Cover and AquaGate/AquaBlok Cover
~~Monitoring Wells~~
Controlled Low Strength Material

Periodic Review Report (PRR) Certification Statements

1. I certify by checking "YES" below that:

a) the Periodic Review report and all attachments were prepared under the direction of, and reviewed by, the party making the Engineering Control certification;

b) to the best of my knowledge and belief, the work and conclusions described in this certification are in accordance with the requirements of the site remedial program, and generally accepted engineering practices; and the information presented is accurate and complete.

YES NO

2. For each Engineering control listed in Box 4, I certify by checking "YES" below that all of the following statements are true:

(a) The Engineering Control(s) employed at this site is unchanged since the date that the Control was put in-place, or was last approved by the Department;

(b) nothing has occurred that would impair the ability of such Control, to protect public health and the environment;

(c) access to the site will continue to be provided to the Department, to evaluate the remedy, including access to evaluate the continued maintenance of this Control;

(d) nothing has occurred that would constitute a violation or failure to comply with the Site Management Plan for this Control; and

(e) if a financial assurance mechanism is required by the oversight document for the site, the mechanism remains valid and sufficient for its intended purpose established in the document.

YES NO

IF THE ANSWER TO QUESTION 2 IS NO, sign and date below and DO NOT COMPLETE THE REST OF THIS FORM. Otherwise continue.

A Corrective Measures Work Plan must be submitted along with this form to address these issues.

Signature of Owner, Remedial Party or Designated Representative

Date

**IC CERTIFICATIONS
SITE NO. 862009**

Box 6

SITE OWNER OR DESIGNATED REPRESENTATIVE SIGNATURE

I certify that all information and statements in Boxes 1,2, and 3 are true. I understand that a false statement made herein is punishable as a Class "A" misdemeanor, pursuant to Section 210.45 of the Penal Law.

I John Ruspantini at 18 Link Dr, Binghamton, NY 13904,
print name print business address

am certifying as NYSEG/Remedial Party (Owner or Remedial Party)

for the Site named in the Site Details Section of this form.

For NYSEG



Signature of Owner, Remedial Party, or Designated Representative
Rendering Certification

11-17-25

Date

EC CERTIFICATIONS

Box 7

Qualified Environmental Professional Signature

I certify that all information in Boxes 4 and 5 are true. I understand that a false statement made herein is punishable as a Class "A" misdemeanor, pursuant to Section 210.45 of the Penal Law.

I John Ruspantini at 18 Link Dr, Binghamton, NY 13904,
print name print business address

am certifying as a Qualified Environmental Professional for the NYSEG/Remedial Party
(Owner or Remedial Party)

| | | | |
|---|---|-------------------------|----------|
| For NYSEG |  | CHMM 10302 | 11-17-25 |
| Signature of Qualified Environmental Professional, for the Owner or Remedial Party, Rendering Certification | | Stamp (Required for PE) | Date |

Enclosure 3
Periodic Review Report (PRR) General Guidance

- I. Executive Summary: (1/2-page or less)
 - A. Provide a brief summary of site, nature and extent of contamination, and remedial history.
 - B. Effectiveness of the Remedial Program - Provide overall conclusions regarding;
 1. progress made during the reporting period toward meeting the remedial objectives for the site
 2. the ultimate ability of the remedial program to achieve the remedial objectives for the site.
 - C. Compliance
 1. Identify any areas of non-compliance regarding the major elements of the Site Management Plan (SMP, i.e., the Institutional/Engineering Control (IC/EC) Plan, the Monitoring Plan, and the Operation & Maintenance (O&M) Plan).
 2. Propose steps to be taken and a schedule to correct any areas of non-compliance.
 - D. Recommendations
 1. recommend whether any changes to the SMP are needed
 2. recommend any changes to the frequency for submittal of PRRs (increase, decrease)
 3. recommend whether the requirements for discontinuing site management have been met.

- II. Site Overview (one page or less)
 - A. Describe the site location, boundaries (figure), significant features, surrounding area, and the nature and extent of contamination prior to site remediation.
 - B. Describe the chronology of the main features of the remedial program for the site, the components of the selected remedy, cleanup goals, site closure criteria, and any significant changes to the selected remedy that have been made since remedy selection.

- III. Evaluate Remedy Performance, Effectiveness, and Protectiveness
Using tables, graphs, charts and bulleted text to the extent practicable, describe the effectiveness of the remedy in achieving the remedial goals for the site. Base findings, recommendations, and conclusions on objective data. Evaluations and should be presented simply and concisely.

- IV. IC/EC Plan Compliance Report (if applicable)
 - A. IC/EC Requirements and Compliance
 1. Describe each control, its objective, and how performance of the control is evaluated.
 2. Summarize the status of each goal (whether it is fully in place and its effectiveness).
 3. Corrective Measures: describe steps proposed to address any deficiencies in ICECs.
 4. Conclusions and recommendations for changes.
 - B. IC/EC Certification
 1. The certification must be complete (even if there are IC/EC deficiencies), and certified by the appropriate party as set forth in a Department-approved certification form(s).

- V. Monitoring Plan Compliance Report (if applicable)
 - A. Components of the Monitoring Plan (tabular presentations preferred) - Describe the requirements of the monitoring plan by media (i.e., soil, groundwater, sediment, etc.) and by any remedial technologies being used at the site.
 - B. Summary of Monitoring Completed During Reporting Period - Describe the monitoring tasks actually completed during this PRR reporting period. Tables and/or figures should be used to show all data.
 - C. Comparisons with Remedial Objectives - Compare the results of all monitoring with the remedial objectives for the site. Include trend analyses where possible.
 - D. Monitoring Deficiencies - Describe any ways in which monitoring did not fully comply with the monitoring plan.
 - E. Conclusions and Recommendations for Changes - Provide overall conclusions regarding the monitoring completed and the resulting evaluations regarding remedial effectiveness.

- VI. Operation & Maintenance (O&M) Plan Compliance Report (if applicable)
 - A. Components of O&M Plan - Describe the requirements of the O&M plan including required activities, frequencies, recordkeeping, etc.
 - B. Summary of O&M Completed During Reporting Period - Describe the O&M tasks actually completed during this PRR reporting period.
 - C. Evaluation of Remedial Systems - Based upon the results of the O&M activities completed, evaluated

the ability of each component of the remedy subject to O&M requirements to perform as designed/expected.

- D. O&M Deficiencies - Identify any deficiencies in complying with the O&M plan during this PRR reporting period.
- E. Conclusions and Recommendations for Improvements - Provide an overall conclusion regarding O&M for the site and identify any suggested improvements requiring changes in the O&M Plan.

VII. Overall PRR Conclusions and Recommendations

- A. Compliance with SMP - For each component of the SMP (i.e., IC/EC, monitoring, O&M), summarize;
 - 1. whether all requirements of each plan were met during the reporting period
 - 2. any requirements not met
 - 3. proposed plans and a schedule for coming into full compliance.
- B. Performance and Effectiveness of the Remedy - Based upon your evaluation of the components of the SMP, form conclusions about the performance of each component and the ability of the remedy to achieve the remedial objectives for the site.
- C. Future PRR Submittals
 - 1. Recommend, with supporting justification, whether the frequency of the submittal of PRRs should be changed (either increased or decreased).
 - 2. If the requirements for site closure have been achieved, contact the Departments Project Manager for the site to determine what, if any, additional documentation is needed to support a decision to discontinue site management.

VIII. Additional Guidance

Additional guidance regarding the preparation and submittal of an acceptable PRR can be obtained from the Departments Project Manager for the site.

Arcadis of New York, Inc.
100 Chestnut Street, Suite 1020
Rochester
New York 14604
Phone: 585 385 0090
Fax: 585 546 1973
www.arcadis.com