APPENDICES

LIST OF APPENDICES

APPENDIX A

SITE PHOTOGRAPHS

Patton's Busy Bee Disposal Site

1994 Aerial Photograph of Site and Vicinity

URS
CONSULTANTS, INC.

Patton's Busy Bee Disposal Site



1988 Aerial Photograph of Site and Vicinity

URS
CONSULTANTS, INC.

A View of the Western Edge of the Landfill Looking West

The Pond Located Within the Borrow Area



Rock Core Sample from MW-102I

Looking Southwest from Area MW-101

URS
CONSULTANTS, INC.

The Sandstone Outcrop Located Along the Western Wall of the Borrow Area

Patton's Busy Bee Disposal Site

Test Pit Excavation - TP2 Uncovering Unreported Fill Between Busy Bee and Henry Landfills

URS
CONSULTANTS, INC.

APPENDIX B

CONSTRUCTION DETAILS FROM HISTORICAL RECORDS FOR TRENCHES

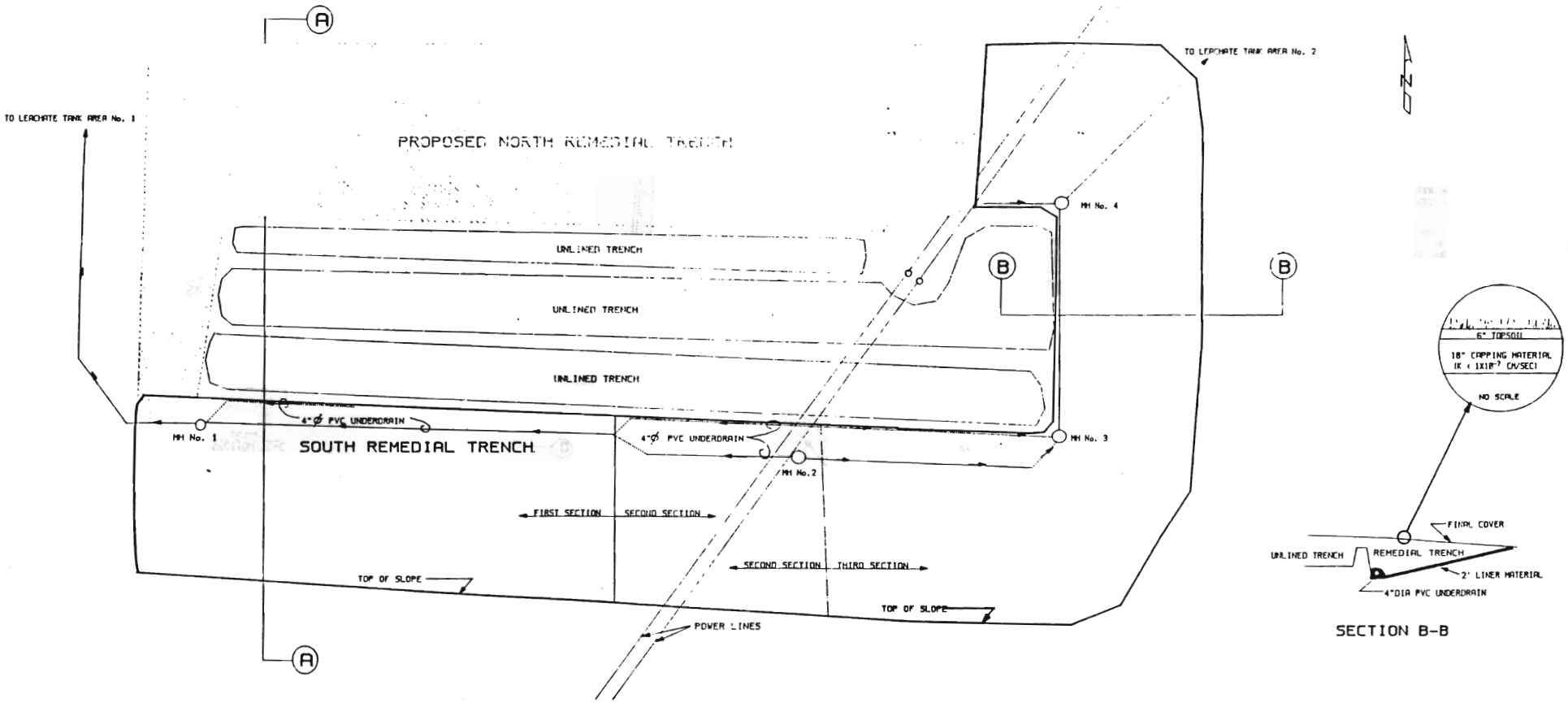

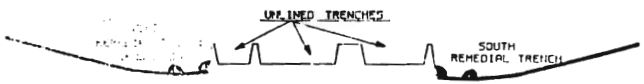

SECTION A-A

PATTON'S BUSY BEE

PROPOSED LANDFILL REMEDIATION PLAN (CONCEPTUAL)

FEBRUARY 1988 NO SCALE

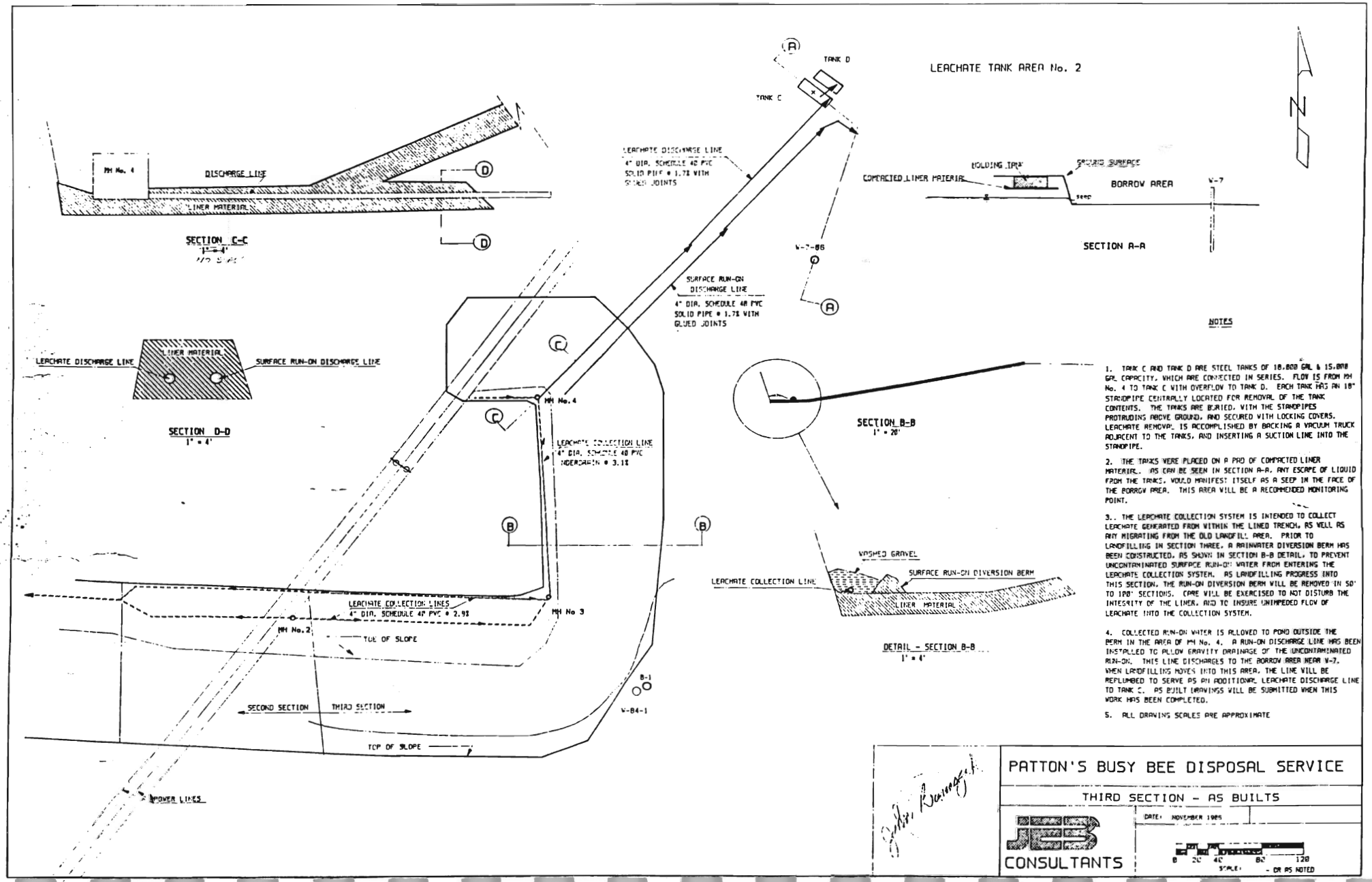
LEACHATE TANK AREA No. 2
TANK D
TANK C
LEACHATE DISCHARGE LINE
4" DIA. SCHEDULE 40 PVC
SOLID PIPE @ 1.7% WITH
SOLDER JOINTS
SURFACE RUN-ON
DISCHARGE LINE
4" DIA. SCHEDULE 40 PVC
SOLID PIPE @ 1.7% WITH
GLUED JOINTS
W-7-86
MH No. 4
DISCHARGE LINE
LINER MATERIAL
SECTION C-C
1" = 4'
HOLDING TANK
GROUND SURFACE
COMPACTED LINER MATERIAL
BORROW AREA
W-7
SECTION A-A
LEACHATE DISCHARGE LINE
LINER MATERIAL
SURFACE RUN-ON DISCHARGE LINE
SECTION D-D
1" = 4'
MH No. 4
LEACHATE COLLECTION LINE
4" DIA. SCHEDULE 40 PVC
UNDERDRAIN @ 3.1%
SECTION B-B
1" = 20'
WASHED GRAVEL
SURFACE RUN-ON DIVERSION BERM
LEACHATE COLLECTION LINE
LINER MATERIAL
DETAIL - SECTION B-B
1" = 4'
LEACHATE COLLECTION LINES
4" DIA. SCHEDULE 40 PVC @ 2.9%
MH No. 3
MH No. 2
TOE OF SLOPE
B-1
W-84-1
SECOND SECTION
THIRD SECTION
TOP OF SLOPE
POWER LINES
NOTES
1. TANK C AND TANK D ARE STEEL TANKS OF 18,000 GAL & 15,000 GAL CAPACITY, WHICH ARE CONNECTED IN SERIES. FLOW IS FROM MH No. 4 TO TANK C WITH OVERFLOW TO TANK D. EACH TANK HAS AN 18" STANDPIPE CENTRALLY LOCATED FOR REMOVAL OF THE TANK CONTENTS. THE TANKS ARE BURIED, WITH THE STANDPIPES PROTRUDING ABOVE GROUND, AND SECURED WITH LOCKING COVERS. LEACHATE REMOVAL IS ACCOMPLISHED BY BACKING A VACUUM TRUCK ADJACENT TO THE TANKS, AND INSERTING A SUCTION LINE INTO THE STANDPIPE.
2. THE TANKS WERE PLACED ON A PAD OF COMPACTED LINER MATERIAL. AS CAN BE SEEN IN SECTION A-A, ANY ESCAPE OF LIQUID FROM THE TANKS, WOULD MANIFEST ITSELF AS A SEEP IN THE FACE OF THE BORROW AREA. THIS AREA WILL BE A RECOMMENDED MONITORING POINT.
3.. THE LEACHATE COLLECTION SYSTEM IS INTENDED TO COLLECT LEACHATE GENERATED FROM WITHIN THE LINED TRENCH, AS WELL AS ANY MIGRATING FROM THE OLD LANDFILL AREA. PRIOR TO LANDFILLING IN SECTION THREE, A RAINWATER DIVERSION BERM HAS BEEN CONSTRUCTED, AS SHOWN IN SECTION B-B DETAIL, TO PREVENT UNCONTAMINATED SURFACE RUN-ON WATER FROM ENTERING THE LEACHATE COLLECTION SYSTEM. AS LANDFILLING PROGRESS INTO THIS SECTION, THE RUN-ON DIVERSION BERM WILL BE REMOVED IN 50' TO 100' SECTIONS. CARE WILL BE EXERCISED TO NOT DISTURB THE INTEGRITY OF THE LINER, AND TO INSURE UNIMPEDED FLOW OF LEACHATE INTO THE COLLECTION SYSTEM.
4. COLLECTED RUN-ON WATER IS ALLOWED TO POND OUTSIDE THE BERM IN THE AREA OF MH No. 4. A RUN-ON DISCHARGE LINE HAS BEEN INSTALLED TO ALLOW GRAVITY DRAINAGE OF THE UNCONTAMINATED RUN-ON. THIS LINE DISCHARGES TO THE BORROW AREA NEAR W-7. WHEN LANDFILLING MOVES INTO THIS AREA, THE LINE WILL BE REPLUMBED TO SERVE AS AN ADDITIONAL LEACHATE DISCHARGE LINE TO TANK C. AS BUILT DRAWINGS WILL BE SUBMITTED WHEN THIS WORK HAS BEEN COMPLETED.
5. ALL DRAWING SCALES ARE APPROXIMATE
PATTON'S BUSY BEE DISPOSAL SERVICE
THIRD SECTION - AS BUILTS
JES CONSULTANTS
DATE: NOVEMBER 1985
0 20 40 80 120
SCALE: - OR AS NOTED

12/84
JRE

PATTON - LANDFILL VOLUME CALCULATIONS

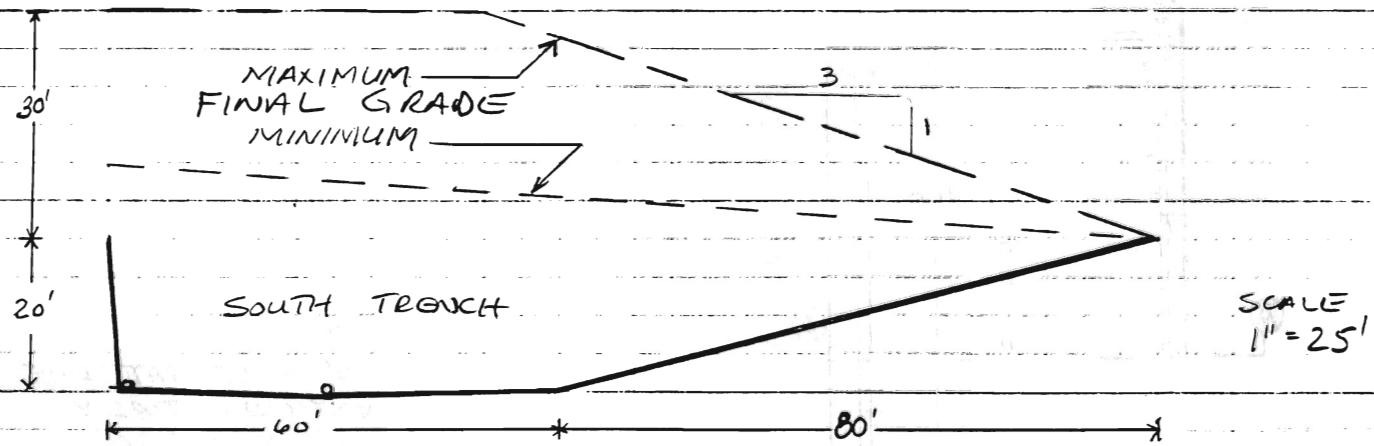

VOLUME TRENCH = $[20(140) - \frac{1}{2}(80)20] \div 27 = 74$ CY/L.F.

ADDITIONAL VOLUME FOR MINIMUM FINAL GRADE = $\frac{1}{2}(10)140 \div 27 = 26$ CY/L.

" " " MAXIMUM " " = $[30(50) + \frac{1}{2}(90)30] \div 27 = 106$ CY/L

TOTAL MINIMUM = 100 CY/L.F. x 230 L.F. = 23,000 C.Y.

TOTAL MAXIMUM = 180 CY/L.F. x 230 L.F = 41,400 CY



TRENCH VOLUME =
$= [20(110) - \frac{1}{2}(90)20] \div 2$
$= 48$ CY/L.F.

ADD'L FOR MIN = $\frac{1}{2}(10)110 \div 27 = 20$ CY/L.F.
" " MAX = $[30(20) + \frac{1}{2}(90)30] \div 27 = 72$ CY/L.F.

TOTAL MIN = 68 CY/LF x 300 = 20,400 CY
TOTAL MAX = 120 CY/LF x 300 = 36,000 CY

PATTON'S BUSY BEE
IN-TRENCH LEACHATE SYSTEM

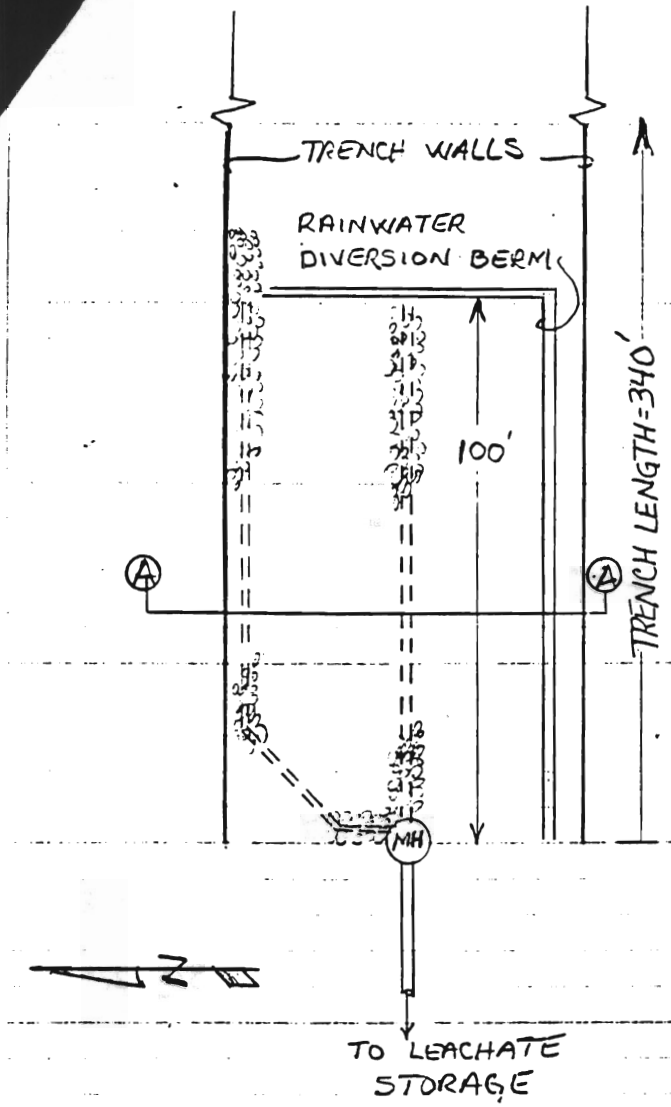

NOTES

1.) TRENCH WIDTH VARIES FROM 42'-50'
2.) 100' OF LEACHATE LINE INSTALLED INITIALLY
3.) 100' OF 4'ϕ PPVC LINE INSTALLED IN FRENCH DRAIN
4.) ALL LEACHATE LINES COVERED WITH 1' (MIN.) OF WASHED & CRUSHED Nº2 ST
5.) ADDITIONAL LEACHATE LINE TO BE INSTALLED IN CENTER OF TRENCH AS FILLING PROGRESSES. ADDITIONAL RAIN WATER DIVERSION BERMS WI ALSO BE CONSTRUCTED
6) FIVE FEET OF CLEARANC FROM SOUTH WALL TO BE MAINTAINED FOR FUTURE LINER CONSTRUCTION
7.) ACCUMULATED RAINFALL WI BE PUMPED FROM TRENC
8.) PRIOR TO FILLING UP-STREA OF RAINWATER DIVERSION BERM, THE BERM WILL E CAREFULLY REMOVED WIT-OUT DAMAGE TO LINER.

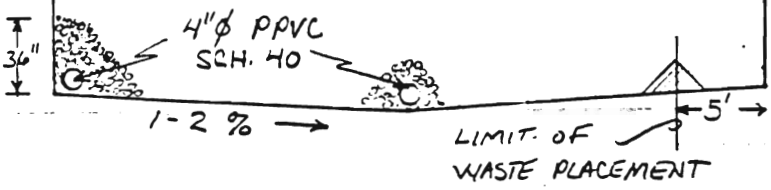

SECTION Ⓐ-Ⓐ

JEB CONSULTANTS
506 LINWOOD AVENUE
BUFFALO, NEW YORK 14209

SCALE - NONE	DATE: JULY, 19E

APPENDIX C

PHASE I RI RAW ANALYTICAL DATA

EXPLANATION OF VALIDATION QUALIFIERS

The following provide definitions of the validation qualifiers assigned to results during the data review process:

U	-	The analyte was analyzed for but was not detected.
J	-	Indicates an estimated concentration because results are either below the sample quantitation limit or quality control criteria was not met.
N	-	Indicates presumptive evidence of a compound.
R	-	The sample results are rejected due to the inability to meet holding time requirements and/or quality control criteria. The presence or absence of the analyte cannot be verified.
B	-	The compound was detected in the associated method blank, but the sample concentration is greater than ten times the concentration of the associated method blank. Therefore the data is reported.
*	-	The compound was detected, but was determined to be unusable (R) due to contamination in the associated QC blank.
P	-	The percent difference between the two GC columns is >25%; the lower of the two values is reported.
S	-	The reported value was determined by the Method of Standard Additions (MSA).
D	-	The reported concentration was determined by a secondary dilution.
[ ]	-	The sample result is < the contract required detection limit but ≥ to the instrument detection limit.
E	-	The reported result exceeds the linear range of calibration.
C	-	The compound identification has been confirmed by GC/MS.
RE	-	The sample was reanalyzed due to quality control outliers.
NA	-	Not analyzed.

TABLE C-1
BUSY BEE DISPOSAL SITE RI
RAW ANALYTICAL DATA: SOIL GAS

Sample ID Compound	SG-1	SG-2	SG-3	SG-4	SG-5	SG-6	SG-7	SG-10	SG-11	SG-11 Dup
Vinyl Chloride	ND	221	ND	342	592	801	588	ND	16696	15465
1,1,1-Trichloroethane	64.3	227	ND	292	505	900	1402	90.8	ND	ND
trans-1,2-Dichloroethylene	ND	ND	ND	ND	ND	ND	ND	ND	214	ND
1,1,1-Tetrachloroethane	ND	ND	ND	ND	ND	ND	ND	ND	ND	ND
Benzene	ND	ND	ND	ND	ND	ND	ND	ND	140	ND
Trichloroethylene	ND	ND	ND	ND	ND	ND	ND	19.0	ND	ND
Toluene	ND	ND	ND	ND	ND	ND	ND	ND	17.5	ND
Tetrachloroethylene	ND	ND	ND	ND	ND	ND	ND	ND	ND	ND
Chlorobenzene	ND	ND	ND	ND	ND	ND	ND	ND	ND	ND
Ethylbenzene	ND	ND	ND	12.5	ND	ND	20.3	ND	ND	ND
o-Xylene	ND	ND	ND	ND	ND	ND	ND	ND	ND	ND
# of major known compounds	0	0	0	0	0	0	0	0	0	2

ND - Non detected
Minimum detection limit is 10 ppb.

TABLE C-1
BUSY BEE DISPOSAL SITE RI
RAW ANALYTICAL DATA: SOIL GAS

Sample ID Compound	SG-12	SG-13	SG-14	SG-15	SG-16	SG-17	SG-18	SG-19	SG-19 Dup	SG-20
Vinyl Chloride	686	4146	356	258	113	ND	ND	ND	ND	15529
1,1,1-Trichloroethane	ND	ND	352	ND	156	ND	ND	ND	155	ND
trans-1,2-Dichloroethylene	ND	ND	ND	ND	ND	ND	ND	ND	ND	269
1,1,1-Tetrachloroethane	ND	ND	ND	ND	ND	ND	ND	ND	ND	1837
Benzene	ND	25.8	ND	ND	ND	ND	ND	ND	ND	129
Trichloroethylene	ND	ND	ND	ND	ND	ND	20.8	ND	12.5	
Toluene	ND	ND	ND	ND	ND	ND	ND	ND	ND	22.6
Tetrachloroethylene	ND	ND	ND	ND	ND	ND	16.4	ND	ND	ND
Chlorobenzene	ND	ND	ND	ND	ND	ND	15.2	ND	ND	ND
Ethylbenzene	ND	ND	ND	ND	ND	ND	ND	ND	ND	ND
o-Xylene	ND	ND	15.8	ND	ND	ND	ND	ND	ND	41.7
# of major known compounds	0	0	0	0	0	0	0	0	1	1

ND - Non detected
Minimum detection limit is 10 ppb.

TABLE C-1
BUSY BEE DISPOSAL SITE RI
RAW ANALYTICAL DATA: SOIL GAS

Sample ID Compound	SG-21	SG-22	SG-23	SG-24	SG-25	SG-26	SG-27	SG-27 Dup	SG-28
Vinyl Chloride	165	103	118	111	ND	45.0	109	101	136
1,1,1-Trichloroethane	132	19.8	57.1	27.8	ND	ND	51.0	36.5	ND
trans-1,2-Dichloroethylene	ND	ND	ND	ND	ND	ND	ND	ND	ND
1,1,1-Tetrachloroethane	66.6	ND	ND	ND	ND	ND	200	179	ND
Benzene	ND	ND	25.6	ND	ND	ND	ND	ND	ND
Trichloroethylene	15.3	ND	ND	17.0	ND	27.7	14.5	15.2	ND
Toluene	ND	ND	ND	ND	12.0	ND	ND	ND	ND
Tetrachloroethylene	ND	ND	11.5	ND	ND	ND	ND	ND	ND
Chlorobenzene	ND	ND	ND	ND	ND	ND	ND	ND	ND
Ethylbenzene	ND	ND	ND	ND	ND	ND	ND	ND	ND
o-Xylene	ND	ND	ND	ND	ND	27.2	ND	ND	ND
# of major known compounds	0	0	0	0	0	0	0	0	0

ND - Non detected
Minimum detection limit is 10 ppb.

TABLE C-1
BUSY BEE DISPOSAL SITE RI
RAW ANALYTICAL DATA: SOIL GAS

Sample ID Compound	SG-32	SG-36	SG-40	SG-43	SG-44	SG-57
Vinyl Chloride	ND	72.0	288	4667	120	33.7
1,1,1-Trichloroethane	ND	ND	ND	ND	ND	ND
trans-1,2-Dichloroethylene	ND	ND	ND	145	ND	ND
1,1,1-Tetrachloroethane	ND	ND	ND	1287	ND	ND
Benzene	ND	ND	ND	544	14.7	ND
Trichloroethylene	ND	ND	ND	319	ND	ND
Toluene	ND	ND	ND	273	ND	ND
Tetrachloroethylene	ND	ND	ND	ND	ND	ND
Chlorobenzene	ND	ND	ND	ND	ND	ND
Ethylbenzene	ND	ND	ND	10.5	ND	ND
o-Xylene	ND	ND	ND	30.5	ND	ND
# of major known compounds	0	0	0	7	0	0

ND - Non detected
Minimum detection limit is 10 ppb.

TABLE C-2
BUSY BEE DISPOSAL SITE RI
RAW ANALYTICAL DATA: SURFACE SOIL

Sample ID		SS-1	SS-2	SS-3	SS-4	SS-5	SS-6	SS-7	SS-8
Date Collected		04/26/94	04/26/94	04/26/94	04/26/94	04/26/94	04/26/94	04/26/94	04/26/94
Matrix		SOIL	SOIL	SOIL	SOIL	SOIL	SOIL	SOIL	SOIL
Parameter	Class	HL	HL	BBL	BBL	BBL	BBL	BBL	BBL
CHLOROMETHANE	VOC	13 U	13 U	11 U	13 U	13 U	11 U	13 U	12 U
BROMOMETHANE	VOC	13 U	13 U	11 U	13 U	13 U	11 U	13 U	12 U
VINYL CHLORIDE	VOC	13 U	13 U	11 U	13 U	13 U	11 U	13 U	12 U
CHLOROETHANE	VOC	13 U	13 U	11 U	13 U	13 U	11 U	13 U	12 U
METHYLENE CHLORIDE	VOC	13 U	13 U	11 U	13 U	13 U	11 U	13 U	12 U
ACETONE	VOC	13 U	22	11 U	13 U	13 U	11 U	13 U	12 U
CARBON DISULFIDE	VOC	13 U	13 U	11 U	13 U	13 U	11 U	13 U	12 U
1,1-DICHLOROETHENE	VOC	13 U	13 U	11 U	13 U	13 U	11 U	13 U	12 U
1,1-DICHLOROETHANE	VOC	13 U	13 U	11 U	13 U	13 U	11 U	13 U	12 U
1,2-DICHLOROETHENE (TOTAL)	VOC	13 U	13 U	11 U	13 U	13 U	11 U	13 U	12 U
CHLOROFORM	VOC	13 U	13 U	11 U	13 U	13 U	11 U	13 U	12 U
1,2-DICHLOROETHANE	VOC	13 U	13 U	11 U	13 U	13 U	11 U	13 U	12 U
2-BUTANONE	VOC	13 U	13 U	11 U	13 U	13 U	11 U	13 U	12 U
1,1,1-TRICHLOROETHANE	VOC	13 U	3 J	11 U	2 J	13 U	11 U	13 U	12 U
CARBON TETRACHLORIDE	VOC	13 U	13 U	11 U	13 U	13 U	11 U	13 U	12 U
BROMODICHLOROMETHANE	VOC	13 U	13 U	11 U	13 U	13 U	11 U	13 U	12 U
1,2-DICHLOROPROPANE	VOC	13 U	13 U	11 U	13 U	13 U	11 U	13 U	12 U
CIS-1,3-DICHLOROPROPENE	VOC	13 U	13 U	11 U	13 U	13 U	11 U	13 U	12 U
TRICHLOROETHENE	VOC	13 U	13 U	11 U	13 U	13 U	11 U	13 U	12 U
DIBROMOCHLOROMETHANE	VOC	13 U	13 U	11 U	13 U	13 U	11 U	13 U	12 U
1,1,2-TRICHLOROETHANE	VOC	13 U	13 U	11 U	13 U	13 U	11 U	13 U	12 U
BENZENE	VOC	13 U	13 U	11 U	13 U	13 U	11 U	13 U	12 U
TRANS-1,3-DICHLOROPROPENE	VOC	13 U	13 U	11 U	13 U	13 U	11 U	13 U	12 U
BROMOFORM	VOC	13 U	13 U	11 U	13 U	13 U	11 U	13 U	12 U
4-METHYL-2-PENTANONE	VOC	13 U	13 U	11 U	13 U	13 U	11 U	13 U	12 U
2-HEXANONE	VOC	13 U	13 U	11 U	13 U	13 U	11 U	13 U	12 U
TETRACHLOROETHENE	VOC	13 U	13 U	11 U	13 U	13 U	11 U	13 U	12 U
1,1,2,2-TETRACHLOROETHANE	VOC	13 U	13 U	11 U	13 U	13 U	11 U	13 U	12 U
TOLUENE	VOC	13 U	1 J	11 U	13 U	13 U	11 U	13 U	12 U
CHLOROBENZENE	VOC	13 U	13 U	11 U	13 U	13 U	11 U	13 U	12 U
ETHYLBENZENE	VOC	13 U	13 U	11 U	13 U	13 U	11 U	13 U	12 U
STYRENE	VOC	13 U	13 U	11 U	13 U	13 U	11 U	13 U	12 U
XYLENE (TOTAL)	VOC	13 U	13 U	11 U	13 U	13 U	11 U	13 U	12 U

Soil results reported in ug/kg.
BBL - Busy Bee Landfill
HL - Henry Landfill

TABLE C-2
BUSY BEE DISPOSAL SITE RI
RAW ANALYTICAL DATA: SURFACE SOIL

Sample ID		SS-1	SS-2	SS-3	SS-4	SS-4 RE	SS-5	SS-5 RE	SS-6	SS-6 RE	SS-7	SS-7 RE	SS-8	SS-8 RE
Date Collected		04/26/94	04/26/94	04/26/94	04/26/94	04/26/94	04/26/94	04/26/94	04/26/94	04/26/94	04/26/94	04/26/94	04/26/94	04/26/94
Matrix		SOIL	SOIL	SOIL	SOIL	SOIL	SOIL	SOIL	SOIL	SOIL	SOIL	SOIL	SOIL	SOIL
Parameter	Class	HL	HL	BBL	BBL	BBL	BBL	BBL	BBL	BBL	BBL	BBL	BBL	BBL
PHENOL	SEMI	420 U	430 U	370 U	450 U	450 U	440 U	440 U	380 U	380 U	430 U	430 U	390 U	390 U
BIS(2-CHLOROETHYL)ETHER	SEMI	420 U	430 U	370 U	450 U	450 U	440 U	440 U	380 U	380 U	430 U	430 U	390 U	390 U
2-CHLOROPHENOL	SEMI	420 U	430 U	370 U	450 U	450 U	440 U	440 U	380 U	380 U	430 U	430 U	390 U	390 U
1,3-DICHLOROBENZENE	SEMI	420 U	430 U	370 U	450 U	450 U	440 U	440 U	380 U	380 U	430 U	430 U	390 U	390 U
1,4-DICHLOROBENZENE	SEMI	420 U	430 U	370 U	450 U	450 U	440 U	440 U	380 U	380 U	430 U	430 U	390 U	390 U
1,2-DICHLOROBENZENE	SEMI	420 U	430 U	370 U	450 U	450 U	440 U	440 U	380 U	380 U	430 U	430 U	390 U	390 U
2-METHYLPHENOL	SEMI	420 U	430 U	370 U	450 U	450 U	440 U	440 U	380 U	380 U	430 U	430 U	390 U	390 U
2,2'-OXYBIS(1-CHLOROPROPANE)	SEMI	420 U	430 U	370 U	450 U	450 U	440 U	440 U	380 U	380 U	430 U	430 U	390 U	390 U
4-METHYLPHENOL	SEMI	420 U	430 U	370 U	450 U	450 U	440 U	440 U	380 U	380 U	430 U	430 U	390 U	390 U
N-NITROSO-DI-N-PROPYLAMINE	SEMI	420 U	430 U	370 U	450 U	450 U	440 U	440 U	380 U	380 U	430 U	430 U	390 U	390 U
HEXACHLOROETHANE	SEMI	420 U	430 U	370 U	450 U	450 U	440 U	440 U	380 U	380 U	430 U	430 U	390 U	390 U
NITROBENZENE	SEMI	420 U	430 U	370 U	450 U	450 U	440 U	440 U	380 U	380 U	430 U	430 U	390 U	390 U
ISOPHORONE	SEMI	420 U	430 U	370 U	450 U	450 U	440 U	440 U	380 U	380 U	430 U	430 U	390 U	390 U
2-NITROPHENOL	SEMI	420 U	430 U	370 U	450 U	450 U	440 U	440 U	380 U	380 U	430 U	430 U	390 U	390 U
2,4-DIMETHYLPHENOL	SEMI	420 U	430 U	370 U	450 U	450 U	440 U	440 U	380 U	380 U	430 U	430 U	390 U	390 U
BIS(2-CHLOROETHOXY)METHANE	SEMI	420 U	430 U	370 U	450 U	450 U	440 U	440 U	380 U	380 U	430 U	430 U	390 U	390 U
2,4-DICHLOROPHENOL	SEMI	420 U	430 U	370 U	450 U	450 U	440 U	440 U	380 U	380 U	430 U	430 U	390 U	390 U
1,2,4-TRICHLOROBENZENE	SEMI	420 U	430 U	370 U	450 U	450 U	440 U	440 U	380 U	380 U	430 U	430 U	390 U	390 U
NAPHTHALENE	SEMI	420 U	430 U	370 U	450 U	450 U	440 U	440 U	380 U	380 U	430 U	430 U	390 U	390 U
4-CHLOROANILINE	SEMI	420 U	430 U	370 U	450 U	450 U	440 U	440 U	380 U	380 U	430 U	430 U	390 U	390 U
HEXACHLOROBUTADIENE	SEMI	420 U	430 U	370 U	450 U	450 U	440 U	440 U	380 U	380 U	430 U	430 U	390 U	390 U
4-CHLORO3-METHYLPHENOL	SEMI	420 U	430 U	370 U	450 U	450 U	440 U	440 U	380 U	380 U	430 U	430 U	390 U	390 U
2-METHYLNAPHTHALENE	SEMI	420 U	430 U	370 U	450 U	450 U	440 U	440 U	380 U	380 U	430 U	430 U	390 U	390 U
HEXACHLOROCYCLOPENTADIENE	SEMI	420 U	430 U	370 U	450 U	450 U	440 U	440 U	380 U	380 U	430 U	430 U	390 U	390 U
2,4,6-TRICHLOROPHENOL	SEMI	420 U	430 U	370 U	450 U	450 U	440 U	440 U	380 U	380 U	430 U	430 U	390 U	390 U
2,4,5-TRICHLOROPHENOL	SEMI	1000 U	1100 U	930 U	1100 U	1100 U	1100 U	1100 U	950 U	950 U	1100 U	1100 U	980 U	980 U
2-CHLORONAPHTHALENE	SEMI	420 U	430 U	370 U	450 U	450 U	440 U	440 U	380 U	380 U	430 U	430 U	390 U	390 U
2-NITROANILINE	SEMI	1000 U	1100 U	930 U	1100 U	1100 U	1100 U	1100 U	950 U	950 U	1100 U	1100 U	980 U	980 U
DIMETHYLPHTHALATE	SEMI	420 U	430 U	370 U	450 U	450 U	440 U	440 U	380 U	380 U	430 U	430 U	390 U	390 U
ACENAPHTHYLENE	SEMI	420 U	430 U	370 U	450 U	450 U	440 U	440 U	380 U	380 U	430 U	430 U	390 U	390 U
2,6-DINITROTOLUENE	SEMI	420 U	430 U	370 U	450 U	450 U	440 U	440 U	380 U	380 U	430 U	430 U	390 U	390 U
3-NITROANILINE	SEMI	1000 U	1100 U	930 U	1100 U	1100 U	1100 U	1100 U	950 U	950 U	1100 U	1100 U	980 U	980 U
ACENAPHTHENE	SEMI	420 U	430 U	370 U	450 U	450 U	440 U	440 U	380 U	380 U	430 U	430 U	390 U	390 U
2,4-DINITROPHENOL	SEMI	1000 U	1100 U	930 U	1100 U	1100 U	1100 U	1100 U	950 U	950 U	1100 U	1100 U	980 U	980 U
4-NITROPHENOL	SEMI	1000 U	1100 U	930 U	1100 U	1100 U	1100 U	1100 U	950 U	950 U	1100 U	1100 U	980 U	980 U
DIBENZOFURAN	SEMI	420 U	430 U	370 U	450 U	450 U	440 U	440 U	380 U	380 U	430 U	430 U	390 U	390 U
2,4-DINITROTOLUENE	SEMI	420 U	430 U	370 U	450 U	450 U	440 U	440 U	380 U	380 U	430 U	430 U	390 U	390 U
DIETHYLPHTHALATE	SEMI	420 U	110 J	370 U	450 U	450 U	110 J	100 J	380 U	380 U	430 U	430 U	390 U	390 U
4-CHLOROPHENYL-PHENYL ETHER	SEMI	420 U	430 U	370 U	450 U	450 U	440 U	440 U	380 U	380 U	430 U	430 U	390 U	390 U
FLUORENE	SEMI	420 U	430 U	370 U	450 U	450 U	440 U	440 U	380 U	380 U	430 U	430 U	390 U	390 U

Soil results reported in ug/kg.
BBL - Busy Bee Landfill
HL - Henry Landfill

TABLE C-2
BUSY BEE DISPOSAL SITE RI
RAW ANALYTICAL DATA: SURFACE SOIL

Sample ID		SS-1	SS-2	SS-3	SS-4	SS-4 RE	SS-5	SS-5 RE	SS-6	SS-6 RE	SS-7	SS-7 RE	SS-8	SS-8 RE
Date Collected		04/26/94	04/26/94	04/26/94	04/26/94	04/26/94	04/26/94	04/26/94	04/26/94	04/26/94	04/26/94	04/26/94	04/26/94	04/26/94
Matrix		SOIL	SOIL	SOIL	SOIL	SOIL	SOIL	SOIL	SOIL	SOIL	SOIL	SOIL	SOIL	SOIL
Parameter	Class	HL	HL	BBL	BBL	BBL	BBL	BBL	BBL	BBL	BBL	BBL	BBL	BBL
4-NITROANILINE	SEMI	1000 U	1100 U	930 U	1100 U	1100 U	1100 U	1100 U	950 U	950 U	1100 U	1100 U	980 U	980 U
4,6-DINITRO-2-METHYLPHENOL	SEMI	1000 U	1100 U	930 U	1100 U	1100 U	1100 U	1100 U	950 U	950 U	1100 U	1100 U	980 U	980 U
N-NITROSODIPHENYLAMINE	SEMI	420 U	430 U	370 U	450 U	450 U	440 U	440 U	380 U	380 U	430 U	430 U	390 U	390 U
4-BROMOPHENYL-PHENYL ETHER	SEMI	420 U	430 U	370 U	450 U	450 U	440 U	440 U	380 U	380 U	430 U	430 U	390 U	390 U
HEXACHLOROBENZENE	SEMI	420 U	430 U	370 U	450 U	450 U	440 U	440 U	380 U	380 U	430 U	430 U	390 U	390 U
PENTACHLOROPHENOL	SEMI	1000 U	1100 U	930 U	420 J	390 J	1100 U	1100 U	950 U	950 U	1100 U	1100 U	980 U	980 U
PHENANTHRENE	SEMI	420 U	430 U	38 J	450 U	450 U	440 U	440 U	150 J	140 J	430 U	430 U	60 J	56 J
ANTHRACENE	SEMI	420 U	430 U	370 U	450 U	450 U	440 U	440 U	38 J	380 U	430 U	430 U	390 U	390 U
CARBAZOLE	SEMI	420 U	430 U	370 U	450 U	450 U	440 U	440 U	380 U	380 U	430 U	430 U	390 U	390 U
DI-n-BUTYLPHTHALATE	SEMI	420 U	430 U	370 U	450 U	450 U	440 U	440 U	380 U	380 U	430 U	430 U	390 U	390 U
FLUORANTHENE	SEMI	420 U	430 U	55 J	450 U	450 U	440 U	440 U	180 J	180 J	430 U	430 U	86 J	85 J
PYRENE	SEMI	420 U	430 U	47 J	360 J	380 J	440 UJ	440 U	160 J	170 J	430 U	430 U	77 J	83 J
BUTYLBENZYLPHTHALATE	SEMI	420 U	430 U	370 U	58 J	62 J	520 J	520	380 U	380 U	430 U	430 U	390 UJ	390 U
3,3'-DICHLOROBENZIDINE	SEMI	420 U	430 U	370 U	450 UJ	450 UJ	440 UJ	440 U	380 U	380 U	430 U	430 U	390 UJ	390 U
BENZO(a)ANTHRACENE	SEMI	420 U	430 U	370 U	690 J	710 J	440 UJ	440 U	83 J	85 J	430 U	430 U	44 J	45 J
CHRYSENE	SEMI	420 U	430 U	370 U	1600 J	1700 DJ	440 UJ	440 U	86 J	87 J	430 U	430 U	40 J	43 J
BIS(2-ETHYLHEXYL)PHTHALATE	SEMI	1300 U*	1800 U*	1700 U*	4300 BDJ	4300 BDJ	2200 U*J	2000 U*	2500 B	2400 B	1900 U*	1800 U*	2600 BJ	2500 B
DI-n-OCTYLPHTHALATE	SEMI	420 U	130 J	170 J	450 UJ	450 UJ	64 J	440 UJ	44 J	46 J	63 J	55 J	390 UJ	390 UJ
BENZO(b)FLUORANTHENE	SEMI	420 U	430 U	370 U	370 J	390 J	440 UJ	440 UJ	66 J	380 UJ	430 UJ	430 UJ	390 UJ	390 UJ
BENZO(k)FLUORANTHENE	SEMI	420 U	430 U	370 U	520 J	400 J	440 UJ	440 UJ	92 J	380 UJ	430 UJ	430 UJ	390 UJ	390 UJ
BENZO(a)PYRENE	SEMI	420 U	430 U	370 U	2500 J	2600 J	440 UJ	440 UJ	73 J	76 J	430 UJ	430 UJ	390 UJ	390 UJ
INDENO(1,2,3-cd)PYRENE	SEMI	420 U	430 U	370 U	130 J	110 J	440 UJ	440 UJ	380 UJ	380 UJ	430 UJ	430 UJ	390 UJ	390 UJ
DIBENZ(a,h)ANTHRACENE	SEMI	420 U	430 U	370 U	120 J	110 J	440 UJ	440 UJ	380 UJ	380 UJ	430 UJ	430 UJ	390 UJ	390 UJ
BENZO(g,h,i)PERYLENE	SEMI	420 U	430 U	370 U	500 J	510 J	440 UJ	440 UJ	380 UJ	380 UJ	430 UJ	430 UJ	390 UJ	390 UJ

Soil results reported in ug/kg.
BBL - Busy Bee Landfill
HL - Henry Landfill

TABLE C-2
BUSY BEE DISPOSAL SITE RI
RAW ANALYTICAL DATA: SURFACE SOIL

Sample ID		SS-1	SS-2	SS-3	SS-4	SS-5	SS-6	SS-7	SS-8
Date Collected		04/26/94	04/26/94	04/26/94	04/26/94	04/26/94	04/26/94	04/26/94	04/26/94
Matrix		SOIL	SOIL	SOIL	SOIL	SOIL	SOIL	SOIL	SOIL
Parameter	Class	HL	HL	BBL	BBL	BBL	BBL	BBL	BBL
ALUMINUM	MET	15600	14900	14600	9470	13600	15600	14900	15800
ANTIMONY	MET	6.3 UJ	6.5 UJ	5.6 UJ	6.8 UJ	6.7 UJ	5.7 UJ	6.5 UJ	6 UJ
ARSENIC	MET	16.7	14.7	18.2	11.9 S	10.1	20.2	11.7	18.8
BARIUM	MET	166	106	95.3	103	240	150	109	84.5
BERYLLIUM	MET	0.6 []	0.66 []	0.7 []	0.22 []	0.65 []	0.89 []	0.56 []	0.71 []
CADMIUM	MET	3.1	3.5	3.5	9.1	2.9	4.2	3	3.3
CALCIUM	MET	943 []	892 []	2190	1370	1940	1290	496 []	1070 []
CHROMIUM	MET	17.1	17.1	17	45.3	13.8	18	15.1	18.7
COBALT	MET	12.5 []	16	16.4	7.6 []	12.1 []	16.3	15.2	15.8
COPPER	MET	23	27.8	26.8	91.4	21.5	26.1	17.2	30.4
IRON	MET	31400	35800	34800	72200	25300	38700	30700	35000
LEAD	MET	17.8 J	31 J	21.2 J	335 J	28.9 J	29.2 J	29.7 J	17.1 J
MAGNESIUM	MET	4990	4960	5290	2530	2830	4840	3650	5120
MANGANESE	MET	519	566	660	442	1590	778	1260	697
MERCURY	MET	0.06 U	0.06 U	0.06 U	1.8	0.07 []	0.05 U	0.05 U	0.06 U
NICKEL	MET	31.1	32.6	34.1	27.1	21.3	32.5	24.6	34.6
POTASSIUM	MET	1410	1660	1680	1070 []	1370	1590	1160 []	1490
SELENIUM	MET	0.55 UJ	0.57 UJ	0.49 UJ	0.60 UJ	0.59 UJ	0.5 UJ	0.57 UJ	0.52 UJ
SILVER	MET	0.55 U	0.85 []	0.93 []	2.6 []	1.1 []	0.91 []	0.64 []	0.76 []
SODIUM	MET	44.8 []	39.9 []	63.8 []	46.7 []	52.1 []	55.4 []	35.8 []	44.4 []
THALLIUM	MET	0.98 []	0.75 []	0.84 []	0.79 []	1.1 []	1 []	1.2 []	0.88 []
VANADIUM	MET	15.3	15	14.8	6.6 []	15.9	15.5	18	17.1
ZINC	MET	79.2	83.6	88.7	174	98.3	80	81	93.2
CYANIDE	MET	0.63 U	0.64 U	0.56 U	0.69	0.67 U	0.57 U	0.65 U	0.59 U
TOTAL ORGANIC CARBON	WET	13400	54500	3870	46600	34000	2580	17500	3290

Soil results reported in mg/kg.
BBL - Busy Bee Landfill
HL - Henry Landfill

TABLE C-3
BUSY BEE DISPOSAL SITE RI
RAW ANALYTICAL DATA: SUBSURFACE SOIL (TEST PITS)

Sample ID		TP1-SP5-4'		TP2-3'		TP4-3'		TP6-3'		TP7-5'		TP8-5'		TP9-3'	
Date Collected		04/12/94		04/13/94		04/14/94		04/13/94		04/14/94		04/14/94		04/14/94	
Matrix		SOIL		SOIL		SOIL		SOIL		SOIL		SOIL		SOIL	
Parameter	Class	BBL		BBL		HL		HL		BBL		BBL		HL	
CHLOROMETHANE	VOC	12	U	14	U	11	U	12	U	12	U	12	U	12	UJ
BROMOMETHANE	VOC	12	U	14	U	11	U	12	U	12	U	12	U	12	UJ
VINYL CHLORIDE	VOC	12	U	14	U	11	U	12	U	12	U	12	U	12	UJ
CHLOROETHANE	VOC	12	U	14	U	11	U	12	U	12	U	12	U	12	UJ
METHYLENE CHLORIDE	VOC	12	U	14	U	11	U	12	U	1	J	12	U	12	UJ
ACETONE	VOC	12	U	21		11	U	230	E	10	J	12	U	12	UJ
CARBON DISULFIDE	VOC	12	U	14	U	11	U	12	U	12	U	12	U	12	UJ
1,1-DICHLOROETHENE	VOC	12	U	14	U	11	U	12	U	12	U	12	U	12	UJ
1,1-DICHLOROETHANE	VOC	12	U	14	U	11	U	12	U	12	U	12	U	12	UJ
1,2-DICHLOROETHENE (TOTAL)	VOC	12	U	14	U	11	U	12	U	12	U	12	U	12	UJ
CHLOROFORM	VOC	12	U	14	U	11	U	12	U	12	U	12	U	12	UJ
1,2-DICHLOROETHANE	VOC	12	U	14	U	11	U	12	U	12	U	12	U	12	UJ
2-BUTANONE	VOC	12	U	5	J	11	U	5	J	12	U	12	U	12	UJ
1,1,1-TRICHLOROETHANE	VOC	12	U	14	U	11	U	12	U	12	U	12	U	12	UJ
CARBON TETRACHLORIDE	VOC	12	U	14	U	11	U	12	U	12	U	12	U	12	UJ
BROMODICHLOROMETHANE	VOC	12	U	14	U	11	U	12	U	12	U	12	U	12	UJ
1,2-DICHLOROPROPANE	VOC	12	U	14	U	11	U	12	U	12	U	12	U	12	UJ
CIS-1,2-DICHLOROPROPENE	VOC	12	U	14	U	11	U	12	U	12	U	12	U	12	UJ
TRICHLOROETHENE	VOC	12	U	14	U	11	U	12	U	12	U	12	U	12	UJ
DIBROMOCHLOROMETHANE	VOC	12	U	14	U	11	U	12	U	12	U	12	U	12	UJ
1,1,2-TRICHLOROETHANE	VOC	12	U	14	U	11	U	12	U	12	U	12	U	12	UJ
BENZENE	VOC	12	U	14	U	11	U	12	U	12	U	12	U	12	UJ
TRANS-1,3-DICHLOROPROPENE	VOC	12	U	14	U	11	U	12	U	12	U	12	U	12	UJ
BROMOFORM	VOC	12	U	14	U	11	U	12	U	12	U	12	U	12	UJ
4-METHYL-2-PENTANONE	VOC	12	U	14	U	11	U	12	U	12	U	12	U	12	UJ
2-HEXANONE	VOC	12	U	14	U	11	U	12	U	12	U	12	U	12	UJ
TETRACHLOROETHENE	VOC	12	U	14	U	11	U	12	U	12	U	12	U	12	UJ
1,1,2,2-TETRACHLOROETHANE	VOC	12	U	14	U	11	U	12	U	12	U	12	U	12	UJ
TOLUENE	VOC	12	U	14	U*	11	U	12	U	12	U	12	U	12	UJ
CHLOROBENZENE	VOC	12	U	14	U*	11	U	12	U	12	U	12	U	12	UJ
ETHYLBENZENE	VOC	12	U	18		2	J	20		2	J	2	J	12	UJ
STYRENE	VOC	12	U	14	U	11	U	12	U	12	U	12	U	12	UJ
XYLENE (TOTAL)	VOC	12	U	66		2	J	19		3	J	12	U	12	UJ

Soil results reported in ug/kg.
BBL- Busy Bee Landfill
HL- Henry Landfill

TABLE C-3
BUSY BEE DISPOSAL SITE RI
RAW ANALYTICAL DATA: SUBSURFACE SOIL (TEST PITS)

Sample ID		TP1-SP5-4'		TP2-3'		TP4-3'		TP6-3'		TP7-5'		TP8-5'		TP9-3'	
Date Collected		04/12/94		04/13/94		04/14/94		04/13/94		04/14/94		04/14/94		04/14/94	
Matrix		SOIL		SOIL		SOIL		SOIL		SOIL		SOIL		SOIL	
Parameter	Class	BBL		BBL		HL		HL		BBL		BBL		HL	
PHENOL	SEMI	430	U	460	U	370	U	400	U	380	U	380	U	410	UJ
BIS(2-CHLOROETHYL)ETHER	SEMI	430	U	460	U	370	U	400	U	380	U	380	U	410	UJ
2-CHLOROPHENOL	SEMI	430	U	460	U	370	U	400	U	380	U	380	U	410	UJ
1,3-DICHLOROBENZENE	SEMI	430	U	460	U	370	U	400	U	380	U	380	U	410	UJ
1,4-DICHLOROBENZENE	SEMI	430	U	460	U	370	U	400	U	380	U	380	U	410	UJ
1,2-DICHLOROBENZENE	SEMI	430	U	460	U	370	U	400	U	380	U	380	U	410	UJ
2-METHYLPHENOL	SEMI	430	U	460	U	370	U	400	U	380	U	380	U	410	UJ
2,2'-OXYBIS(1-CHLOROPROPANE)	SEMI	430	U	460	U	370	U	400	U	380	U	380	U	410	UJ
4-METHYLPHENOL	SEMI	430	U	460	U	370	U	400	U	380	U	380	U	410	UJ
N-NITROSO-DI-N-PROPYLAMINE	SEMI	430	U	460	U	370	U	400	U	380	U	380	U	410	UJ
HEXACHLOROETHANE	SEMI	430	U	460	U	370	U	400	U	380	U	380	U	410	UJ
NITROBENZENE	SEMI	430	U	460	U	370	U	400	U	380	U	380	U	410	UJ
ISOPHORONE	SEMI	430	U	460	U	370	U	400	U	380	U	380	U	410	UJ
2-NITROPHENOL	SEMI	430	U	460	U	370	U	400	U	380	U	380	U	410	UJ
2,4-DIMETHYLPHENOL	SEMI	430	J	460	U	370	U	400	U	380	U	380	U	410	UJ
BIS(2-CHLOROETHOXY)METHANE	SEMI	430	U	460	U	370	U	400	U	380	U	380	U	410	UJ
2,4-DICHLOROPHENOL	SEMI	430	U	460	U	370	U	400	U	380	U	380	U	410	UJ
1,2,4-TRICHLOROBENZENE	SEMI	430	U	460	U	370	U	400	U	380	U	380	U	410	UJ
NAPHTHALENE	SEMI	430	J	67	J	370	U	400	U	380	U	380	U	410	UJ
4-CHLOROANILINE	SEMI	430	U	460	U	370	U	400	U	380	U	380	U	410	UJ
HEXACHLOROBUTADIENE	SEMI	430	U	460	U	370	U	400	U	380	U	380	U	410	UJ
4-CHLORO-3-METHYLPHENOL	SEMI	430	U	460	U	370	U	400	U	380	U	380	U	410	UJ
2-METHYLNAPHTHALENE	SEMI	430	U	53	J	370	U	400	U	380	U	380	U	410	UJ
HEXACHLOROCYCLOPENTADIENE	SEMI	430	U	460	U	370	U	400	U	380	U	380	U	410	UJ
2,4,6-TRICHLOROPHENOL	SEMI	430	U	460	U	370	U	400	U	380	U	380	U	410	UJ
2,4,5-TRICHLOROPHENOL	SEMI	1100	U	1100	U	930	U	1000	U	960	U	960	U	1000	UJ
2-CHLORONAPHTHALENE	SEMI	430	U	460	U	370	U	400	U	380	U	380	U	410	UJ
2-NITROANILINE	SEMI	1100	U	1100	U	930	U	1000	U	960	U	960	U	1000	UJ
DIMETHYLPHTHALATE	SEMI	430	U	460	U	370	U	400	U	380	U	380	U	410	UJ
ACENAPHTHYLENE	SEMI	430	U	460	U	370	U	400	U	380	U	380	U	410	UJ
2,6-DINITROTOLUENE	SEMI	430	U	460	U	370	U	400	U	380	U	380	U	410	UJ
3-NITROANILINE	SEMI	1100	U	1100	U	930	U	1000	U	960	U	960	U	1000	UJ

Soil results reported in ug/kg.
BBL- Busy Bee Landfill
HL- Henry Landfill

TABLE C-3
BUSY BEE DISPOSAL SITE RI
RAW ANALYTICAL DATA: SUBSURFACE SOIL (TEST PITS)

Sample ID		TP1-SP5-4'		TP2-3'		TP4-3'		TP6-3'		TP7-5'		TP8-5'		TP9-3'	
Date Collected		04/12/94		04/13/94		04/14/94		04/13/94		04/14/94		04/14/94		04/14/94	
Matrix		SOIL		SOIL		SOIL		SOIL		SOIL		SOIL		SOIL	
Parameter	Class	BBL		BBL		HL		HL		BBL		BBL		HL	
ACENAPHTHENE	SEMI	430	U	460	U	370	U	400	U	63	J	380	U	410	UJ
2,4-DINITROPHENOL	SEMI	1100	U	1100	U	930	U	1000	U	960	U	960	U	1000	UJ
4-NITROPHENOL	SEMI	1100	U	1100	U	930	U	1000	U	960	U	960	U	1000	UJ
DIBENZOFURAN	SEMI	430	U	460	U	370	U	400	U	380	U	380	U	410	UJ
2,4-DINITROTOLUENE	SEMI	430	U	460	U	370	U	400	U	380	U	380	U	410	UJ
DIETHYLPHTHALATE	SEMI	59	J	71	J	370	U	400	U	380	U	380	U	410	UJ
4-CHLOROPHENYL-PHENYLETHER	SEMI	430	U	460	U	370	U	400	U	380	U	380	U	410	UJ
FLUORENE	SEMI	430	U	460	U	370	U	400	U	89	J	380	U	410	UJ
4-NITROANILINE	SEMI	1100	U	1100	U	930	U	1000	U	960	U	960	U	1000	UJ
4,6-DINITRO-2-METHYLPHENOL	SEMI	1100	U	1100	U	930	U	1000	U	960	U	960	U	1000	UJ
N-NITROSODIPHENYLAMINE	SEMI	430	U	460	U	370	U	400	U	380	U	380	U	410	UJ
4-BROMOPHENYL-PHENYLETHER	SEMI	430	U	460	U	370	U	400	U	380	U	380	U	410	UJ
HEXACHLOROBENZENE	SEMI	430	U	460	U	370	U	400	U	380	U	380	U	4100	UJ
PENTACHLOROPHENOL	SEMI	1100	U	1100	U	930	U	1000	U	960	U	960	U	1000	UJ
PHENANTHRENE	SEMI	430	U	460	U	370	U	400	U	460		120	J	410	UJ
ANTHRACENE	SEMI	430	U	460	U	370	U	400	U	130	J	380	U	410	UJ
CARBAZOLE	SEMI	430	U	460	U	370	U	400	U	63	J	380	U	410	UJ
DI-n-BUTYLPHTHALATE	SEMI	430	U	84	J	370	U	400	U	380	U	380	U	410	UJ
FLUORANTHENE	SEMI	430	U	460	U	370	U	400	U	440		140	J	410	UJ
PYRENE	SEMI	430	U	460	U	370	U	400	U	250	J	120	J	410	UJ
BUTYLBENZYLPHTHALATE	SEMI	430	U	460	U	370	U	400	U	380	U	380	U	410	UJ
3,3'-DICHLOROBENZIDINE	SEMI	430	U	460	U	370	U	400	U	380	U	380	U	410	UJ
BENZO(A)ANTHRACENE	SEMI	430	U	460	U	370	U	400	U	130	J	65	J	410	UJ
CHRYSENE	SEMI	430	U	460	U	370	U	400	U	130	J	79	J	410	UJ
BIS(2-ETHYLHEXYL)PHTHALATE	SEMI	1900	U*	1300	U*	580	U*	1800	U*	1500	U*	780	U*	1200	U*J
DI-n-OCTYLPHTHALATE	SEMI	430	U	460	U	370	U	400	U*	380	U*	380	U	410	UJ
BENZO(b)FLUORANTHENE	SEMI	430	U	460	U	370	U	400	U	130	J	41	J	410	UJ
BENZO(k)FLUORANTHENE	SEMI	430	U	460	U	370	U	400	U	83	J	67	J	410	UJ
BENZO(a)PYRENE	SEMI	430	U	460	U	370	U	400	U	110	J	53	J	410	UJ
INDENO(1,2,3-cd)PYRENE	SEMI	430	U	460	U	370	U	400	U	380	U	380	U	410	UJ
DIBENZ(a,h)ANTHRACENE	SEMI	430	U	460	U	370	U	400	U	380	U	380	U	410	UJ
BENZO(g,h,i)PERYLENE	SEMI	430	U	460	U	370	U	400	U	380	U	380	U	410	UJ

Soil results reported in ug/kg.
BBL- Busy Bee Landfill
HL- Henry Landfill

TABLE C-3
BUSY BEE DISPOSAL SITE RI
RAW ANALYTICAL DATA: SUBSURFACE SOIL (TEST PITS)

Sample ID		TP1-SP5-4'		TP2-3'		TP4-3'		TP6-3'		TP7-5'		TP8-5'		TP9-3'	
Date Collected		04/12/94		04/13/94		04/14/94		04/13/94		04/14/94		04/14/94		04/14/94	
Matrix		SOIL		SOIL		SOIL		SOIL		SOIL		SOIL		SOIL	
Parameter	Class	BBL		BBL		HL		HL		BBL		BBL		HL	
ALPHA-BHC	PEST	2.2	U	2.3	U	1.9	U	2	U	2	U	2	U	2.1	UJ
BETA-BHC	PEST	2.2	U	2.3	U	1.9	U	2	U	2	U	2	U	2.1	UJ
DELTA-BHC	PEST	2.2	U	2.3	U	1.9	U	2	U	2	U	2	U	2.1	UJ
GAMMA-BHC (LINDANE)	PEST	2.2	U	2.3	U	1.9	U	2	U	2	U	2	U	2.1	UJ
HEPTACHLOR	PEST	2.2	U	2.3	U	1.9	U	2	U	2	U	2	U	2.1	UJ
ALDRIN	PEST	2.2	U	2.3	U	1.9	U	2	U	2	U	2	U	2.1	UJ
HEPTACHLOR EPOXIDE	PEST	2.2	U	2.3	U	1.9	U	2	U	2	U	2	U	2.1	UJ
ENDOSULFAN I	PEST	2.2	U	2.3	U	1.9	U	2	U	2	U	2	U	2.1	UJ
DIELDRIN	PEST	4.2	U	4.5	U	3.7	U	4	U	3.8	U	3.8	U	4.1	UJ
4,4'-DDE	PEST	4.2	U	4.5	U	3.7	U	4	U	3.8	U	3.8	U	4.1	UJ
ENDRIN	PEST	4.2	U	4.5	U	3.7	U	4	U	3.8	U	3.8	U	4.1	UJ
ENDOSULFAN II	PEST	4.2	U	4.5	U	3.7	U	4	U	3.8	U	3.8	U	4.1	UJ
4,4'-DDD	PEST	4.2	U	4.5	U	3.7	U	4	U	3.8	U	3.8	U	4.1	UJ
ENDOSULFAN SULFATE	PEST	4.2	U	4.5	U	3.7	U	4	U	3.8	U	3.8	U	4.1	UJ
4,4'-DDT	PEST	4.2	U	4.5	U	3.7	U	4	U	3.8	U	3.8	U	4.1	UJ
METHOXYCHLOR	PEST	22	U	23	U	19	U	20	U	20	U	20	U	21	UJ
ENDRIN KETONE	PEST	4.2	U	4.5	U	3.7	U	4	U	3.8	U	3.8	U	4.1	UJ
ENDRIN ALDEHYDE	PEST	4.2	U	4.5	U	3.7	U	4	U	3.8	U	3.8	U	4.1	UJ
ALPHA CHLORDANE	PEST	2.2	U	2.3	U	1.9	U	2	U	2	U	2	U	2.1	UJ
GAMMA CHLORDANE	PEST	2.2	U	2.3	U	1.9	U	2	U	2	U	2	U	2.1	UJ
TOXAPHENE	PEST	220	U	230	U	190	U	200	U	200	U	200	U	210	UJ
AROCLOR-1016	PCB	42	U	45	U	37	U	40	U	38	U	38	U	41	UJ
AROCLOR-1221	PCB	86	U	92	U	74	U	81	U	77	U	77	U	83	UJ
AROCLOR-1232	PCB	42	U	45	U	37	U	40	U	38	U	38	U	41	UJ
AROCLOR-1242	PCB	42	U	99		37	U	40	U	38	U	38	U	41	UJ
AROCLOR-1248	PCB	42	U	45	U	37	U	40	U	38	U	38	U	41	UJ
AROCLOR-1254	PCB	42	U	45	U	37	U	40	U	38	U	38	U	41	UJ
AROCLOR-1260	PCB	42	U	45	U	37	U	40	U	38	U	38	U	41	UJ

Soil results reported in ug/kg.
BBL- Busy Bee Landfill
HL- Henry Landfill

TABLE C-3
BUSY BEE DISPOSAL SITE RI
RAW ANALYTICAL DATA: SUBSURFACE SOIL (TEST PITS)

Sample ID		TP1-SP5-4'	TP2-3'	TP4-3'	TP6-3'	TP7-5'	TP8-5'	TP9-3'
Date Collected		04/12/94	04/13/94	04/14/94	04/13/94	04/14/94	04/14/94	04/14/94
Matrix		SOIL	SOIL	SOIL	SOIL	SOIL	SOIL	SOIL
Parameter	Class	BBL	BBL	HL	HL	BBL	BBL	HL
ALUMINUM	MET	15800	20300	17300	15500	12300	13300	14200 J
ANTIMONY	MET	2 U	2.2 U	1.8 U	1.9 U	1.8 U	1.8 U	2 UJ
ARSENIC	MET	17.6 S	14.5 S	14.3 S	17.1 S	13.5	10.4 S	11 J
BARIUM	MET	139	168	140	176	115	128	245 J
BERYLLIUM	MET	0.92 []	0.99 []	0.98 []	0.92 []	0.66 []	0.83 []	0.8 []J
CADMIUM	MET	2.4	2.5	4	2.2	1.8	2.6	3.3 J
CALCIUM	MET	1550	1450	1340	1390	16900	7250	2140 J
CHROMIUM	MET	17.6	24.3	21	19.5	15.1	17	20.8 J
COBALT	MET	15.1	15.3	19.7	15.3	11.6	14.4	15 J
COPPER	MET	20.3	31.9	25.3	22.2	21.4	19.4	30.9 J
IRON	MET	30600	32500	34400	28500	25900	30800	31300 J
LEAD	MET	19.4	90.2	17.3	15.7	19.7	49.6	92.6 J
MAGNESIUM	MET	4210	5130	5460	4750	5910	5710	3330 J
MANGANESE	MET	1040	569	675	550	539	864	1910 J
MERCURY	MET	0.06 U	0.56	0.06 []	0.05 U	0.06 U	0.06 U	0.19 J
NICKEL	MET	24.5	29.7	32.2	28.3	22.7	26.4	23.5 J
POTASSIUM	MET	2610	3570	3550	2690	2140	2610	1550 J
SELENIUM	MET	0.56 UJ	0.61 UJ	0.49 UJ	0.53 UJ	0.51 UJ	0.51 UJ	0.55 UJ
SILVER	MET	1.2 []	1.6 []	1.5 []	0.51 U	0.49 U	0.48 U	0.52 UJ
SODIUM	MET	77.2 []	125 []	86.4 []	65 []	202 []	112 []	76.7 []J
THALLIUM	MET	0.36 U	0.39 U	0.31 U	0.34 U	0.32 U	0.32 U	0.35 UJ
VANADIUM	MET	26	31.9	26.7	24.2	20.2	23.8	24.4 J
ZINC	MET	72.1 J	178 J	84.7 J	73.2 J	81.2 J	90.1 J	400 J
CYANIDE	MET	1.3 U	1.4 U	1.1 U	1.2 U	1.2 U	1.2 U	1.2 UJ

Soil results reported in mg/kg.
BBL- Busy Bee Landfill
HL- Henry Landfill

TABLE C-3
BUSY BEE DISPOSAL SITE RI
RAW ANALYTICAL DATA: SUBSURFACE SOIL (TEST PITS)

Sample ID		TP1-SP5-4'	TP2-3'	TP4-3'	TP6-3'	TP7-5'	TP8-5'	TP9-3'
Date Collected		04/12/94	04/13/94	04/14/94	04/13/94	04/14/94	04/14/94	04/14/94
Matrix		SOIL	SOIL	SOIL	SOIL	SOIL	SOIL	SOIL
Parameter	Class	BBL	BBL	HL	HL	BBL	BBL	HL
TOTAL ORGANIC CARBON	WET	12800	13000	4330	18400	5920	3300	26200 J

Soil results reported in mg/kg.
BBL- Busy Bee Landfill
HL- Henry Landfill

TABLE C-3
BUSY BEE DISPOSAL SITE RI
RAW ANALYTICAL DATA: SUBSURFACE SOIL (PIEZOMETER BORINGS)

Sample ID		BB-P6		P-9-SB		P-9-SB RE	
Date Collected		05/24/94		06/01/94		06/01/94	
Matrix		SOIL		SOIL		SOIL	
Parameter	Class	BBL		HL		HL	
CHLOROMETHANE	VOC	13	U	14	UJ	14	U
BROMOMETHANE	VOC	13	U	14	UJ	14	U
VINYL CHLORIDE	VOC	13	U	14	UJ	14	U
CHLOROETHANE	VOC	13	U	14	UJ	14	U
METHYLENE CHLORIDE	VOC	37		5	J	14	U
ACETONE	VOC	1300	E	220	J	188	
CARBON DISULFIDE	VOC	39		14	UJ	14	U
1,1-DICHLOROETHENE	VOC	13	U	14	UJ	14	U
1,1-DICHLOROETHANE	VOC	13	U	14	UJ	14	U
1,2-DICHLOROETHENE (TOTAL)	VOC	18		14	UJ	14	U
CHLOROFORM	VOC	13	U	14	UJ	14	U
1,2-DICHLOROETHANE	VOC	13	U	14	UJ	14	U
2-BUTANONE	VOC	1100	E	340	DJ	340	D
1,1,1-TRICHLOROETHANE	VOC	13	UJ	14	U	14	U
CARBON TETRACHLORIDE	VOC	13	UJ	14	U	14	U
BROMODICHLOROMETHANE	VOC	13	UJ	14	U	14	U
1,2-DICHLOROPROPANE	VOC	13	UJ	14	U	14	U
CIS-1,3-DICHLOROPROPENE	VOC	13	UJ	14	U	14	U
TRICHLOROETHENE	VOC	8	J	14	U	14	U
DIBROMOCHLOROMETHANE	VOC	13	UJ	14	U	14	U
1,1,2-TRICHLOROETHANE	VOC	13	UJ	14	U	14	U
BENZENE	VOC	85	J	4	J	4	J
TRANS-1,3-DICHLOROPROPENE	VOC	13	UJ	14	U	14	U
BROMOFORM	VOC	13	UJ	14	U	14	U
4-METHYL-2-PENTANONE	VOC	930	JD	240		160	
2-HEXANONE	VOC	190	J	14	U	14	UJ
TETRACHLOROETHENE	VOC	13	UJ	14	U	14	UJ
1,1,2,2-TETRACHLOROETHANE	VOC	13	UJ	14	U	14	UJ
TOLUENE	VOC	1700	JD	800	D	800	DJ
CHLOROBENZENE	VOC	18	J	68		68	J
ETHYLBENZENE	VOC	1800	JD	280		270	J
STYRENE	VOC	1200	JD	30		26	J
XYLENE (TOTAL)	VOC	5100	JD	970	D	970	DJ

Soil results reported in ug/kg.
BBL - Busy Bee Landfill
HL - Henry Landfill

TABLE C-3
BUSY BEE DISPOSAL SITE RI
RAW ANALYTICAL DATA: SUBSURFACE SOIL (PIEZOMETER BORINGS)

Sample ID		BB-P6 DL1		P-9-SB	
Date Collected		05/24/94		06/01/94	
Matrix		SOIL		SOIL	
Parameter	Class	BBL		HL	
PHENOL	SEMI	8300	UJ	900	
BIS(2-CHLOROETHYL)ETHER	SEMI	8300	U	480	U
2-CHLOROPHENOL	SEMI	8300	UJ	480	U
1,3-DICHLOROBENZENE	SEMI	8300	U	480	U
1,4-DICHLOROBENZENE	SEMI	8300	U	790	
1,2-DICHLOROBENZENE	SEMI	8300	U	480	U
2-METHYLPHENOL	SEMI	8300	UJ	480	U
2,2'-OXYBIS(1-CHLOROPROPANE)	SEMI	8300	U	480	U
4-METHYLPHENOL	SEMI	6700	DJ	3300	
N-NITROSO-DI-N-PROPYLAMINE	SEMI	8300	U	480	U
HEXACHLOROETHANE	SEMI	8300	U	480	U
NITROBENZENE	SEMI	8300	U	480	U
ISOPHORONE	SEMI	8300	U	480	U
2-NITROPHENOL	SEMI	8300	UJ	480	U
2,4-DIMETHYLPHENOL	SEMI	8300	UJ	480	U
BIS(2-CHLOROETHOXY)METHANE	SEMI	8300	U	480	U
2,4-DICHLOROPHENOL	SEMI	8300	UJ	480	U
1,2,4-TRICHLOROBENZENE	SEMI	8300	U	480	U
NAPHTHALENE	SEMI	2100	JD	860	
4-CHLOROANILINE	SEMI	8300	U	480	U
HEXACHLOROBUTADIENE	SEMI	8300	U	480	U
4-CHLORO3-METHYLPHENOL	SEMI	8300	UJ	480	U
2-METHYLNAPHTHALENE	SEMI	1800	JD	130	J
HEXACHLOROCYCLOPENTADIENE	SEMI	8300	U	480	U
2,4,6-TRICHLOROPHENOL	SEMI	8300	UJ	480	U
2,4,5-TRICHLOROPHENOL	SEMI	21000	UJ	1200	U
2-CHLORONAPHTHALENE	SEMI	8300	U	480	U
2-NITROANILINE	SEMI	21000	U	1200	U
DIMETHYLPHTHALATE	SEMI	8300	U	480	U
ACENAPHTHYLENE	SEMI	8300	U	480	U
2,6-DINITROTOLUENE	SEMI	8300	U	480	U
3-NITROANILINE	SEMI	21000	U	1200	U
ACENAPHTHENE	SEMI	8300	U	480	U
2,4-DINITROPHENOL	SEMI	21000	UJ	1200	U
4-NITROPHENOL	SEMI	21000	UJ	1200	U
DIBENZOFURAN	SEMI	8300	U	480	U

Soil results reported in ug/kg.
BBL - Busy Bee Landfill
HL - Henry Landfill

TABLE C-3
BUSY BEE DISPOSAL SITE RI
RAW ANALYTICAL DATA: SUBSURFACE SOIL (PIEZOMETER BORINGS)

Sample ID		BB-P6 DL1		P-9-SB	
Date Collected		05/24/94		06/01/94	
Matrix		SOIL		SOIL	
Parameter	Class	BBL		HL	
2,4-DINITROTOLUENE	SEMI	8300	U	480	U
DIETHYLPHTHALATE	SEMI	8300	U	450	J
4-CHLOROPHENYL-PHENYL ETHER	SEMI	8300	U	480	U
FLUORENE	SEMI	8300	U	480	U
4-NITROANILINE	SEMI	21000	U	1200	U
4,6-DINITRO-2-METHYLPHENOL	SEMI	21000	UJ	1200	U
N-NITROSODIPHENYLAMINE	SEMI	8300	U	480	U
4-BROMOPHENYL-PHENYL ETHER	SEMI	8300	U	480	U
HEXACHLOROBENZENE	SEMI	8300	U	480	U
PENTACHLOROPHENOL	SEMI	21000	UJ	1200	U
PHENANTHRENE	SEMI	2200	JD	70	J
ANTHRACENE	SEMI	8300	U	480	U
CARBAZOLE	SEMI	8300	U	480	U
DI-n-BUTYLPHTHALATE	SEMI	2400	JD	180	J
FLUORANTHENE	SEMI	1100	JD	480	U
PYRENE	SEMI	3500	JD	480	U
BUTYLBENZYLPHTHALATE	SEMI	52000	D	1800	
3,3'-DICHLOROBENZIDINE	SEMI	8300	U	480	U
BENZO(a)ANTHRACENE	SEMI	8300	U	480	U
CHRYSENE	SEMI	8300	U	480	U
BIS(2-ETHYLHEXYL)PHTHALATE	SEMI	380000	DBE	4800	U*
DI-n-OCTYLPHTHALATE	SEMI	620000	DJ	480	U
BENZO(b)FLUORANTHENE	SEMI	8300	UJ	480	U
BENZO(k)FLUORANTHENE	SEMI	8300	UJ	480	U
BENZO(a)PYRENE	SEMI	8300	UJ	480	U
INDENO(1,2,3-cd)PYRENE	SEMI	8300	UJ	480	U
DIBENZ(a,h)ANTHRACENE	SEMI	8300	UJ	480	U
BENZO(g,h,i)PERYLENE	SEMI	8300	UJ	480	U

Soil results reported in ug/kg.
BBL - Busy Bee Landfill
HL - Henry Landfill

TABLE C-3
BUSY BEE DISPOSAL SITE RI
RAW ANALYTICAL DATA: SUBSURFACE SOIL (PIEZOMETER BORINGS)

Sample ID		BB-P6 DL1		P-9-SB	
Date Collected		05/24/94		06/01/94	
Matrix		SOIL		SOIL	
Parameter	Class	BBL		HL	
ALPHA-BHC	PEST	11	UJ	2.4	U
BETA-BHC	PEST	11	UJ	2.4	U
DELTA-BHC	PEST	11	UJ	1.6	JP
GAMMA-BHC(LINDANE)	PEST	11	UJ	2.4	U
HEPTACHLOR	PEST	11	UJ	2.4	U
ALDRIN	PEST	11	UJ	2.4	U
HEPTACHLOR EPOXIDE	PEST	90	JD	2.4	U
ENDOSULFAN I	PEST	11	UJ	2.4	U
DIELDRIN	PEST	21	UJ	4.7	U
4,4'-DDE	PEST	230	JD	4.7	U
ENDRIN	PEST	53	JD	4.7	U
ENDOSULFAN II	PEST	18	JD	4.7	U
4,4'-DDD	PEST	21	JD	3.4	J
ENDOSULFAN SULFATE	PEST	21	UJ	4.7	U
4,4'-DDT	PEST	21	UJ	4.7	U
METHOXYCHLOR	PEST	110	UJ	24	U
ENDRIN KETONE	PEST	18	JD	4.7	U
ENDRIN ALDEHYDE	PEST	380	JD	4.7	U
ALPHA CHLORDANE	PEST	130	JD	2.4	U
GAMMA CHLORDANE	PEST	11	UJ	2.4	U
TOXAPHENE	PEST	1100	UJ	240	U
AROCLOR 1016	PCB	4600	JDC	47	U
AROCLOR 1221	PCB	420	UJ	96	U
AROCLOR 1232	PCB	210	UJ	47	U
AROCLOR 1242	PCB	210	UJ	47	U
AROCLOR 1248	PCB	210	UJ	47	U
AROCLOR 1254	PCB	11000	JDC	47	U
AROCLOR 1260	PCB	6300	JDC	47	U

Soil results reported in ug/kg.
BBL - Busy Bee Landfill
HL - Henry Landfill

TABLE C-3
BUSY BEE DISPOSAL SITE RI
RAW ANALYTICAL DATA: SUBSURFACE SOIL (PIEZOMETER BORINGS)

Sample ID		BB-P6	P-9-SB
Date Collected		05/24/94	06/01/94
Matrix		SOIL	SOIL
Parameter	Class	BBL	HL
ALUMINUM	MET	7830 J	16800
ANTIMONY	MET	108 J	2.2 UJ
ARSENIC	MET	21.9 J	14.5
BARIUM	MET	2690	135
BERYLLIUM	MET	0.32 []	0.91 []
CADMIUM	MET	48.7 J	4.2
CALCIUM	MET	26900 J	3980
CHROMIUM	MET	163 J	25.8
COBALT	MET	19.6	18.7
COPPER	MET	1070	45.9
IRON	MET	131000 J	40700
LEAD	MET	3910 J	61.9
MAGNESIUM	MET	10500 J	5870
MANGANESE	MET	883 J	1320 J
MERCURY	MET	1.7	0.27
NICKEL	MET	437 J	38.0
POTASSIUM	MET	1350	3290
SELENIUM	MET	2.8 J	0.62 UJ
SILVER	MET	6 J	0.78 []
SODIUM	MET	4090 J	324 []
THALLIUM	MET	0.35 J	0.34 UJ
VANADIUM	MET	34.8 J	28.4
ZINC	MET	6210 J	811 J
CYANIDE	MET	0.63 UJ	0.71 U
TOTAL ORGANIC CARBON	WET	121000	53500

Soil results reported in mg/kg.
BBL - Busy Bee Landfill
HL - Henry Landfill

TABLE C-4
BUSY BEE DISPOSAL SITE RI
RAW ANALYTICAL DATA: SURFACE WATER

Sample ID		SW-1		SW-2		SW-3		SW-4		SW-5				SW-6		SW-7		SW-9		SW-10	
Date Collected		04/20/94		04/20/94		04/20/94		04/20/94		04/26/94		09/28/94		04/22/94		04/22/94		06/02/94		10/27/94	
Matrix		WATER		WATER		WATER		WATER		WATER		WATER		WATER		WATER		WATER		WATER	
Parameter	Class	BBL		BBL		BBL		BBL		BBL		BBL		BBL		BBL		BBL		BBL	
CHLOROMETHANE	VOC	10	U	10	U	10	U	10	U	10	U	10	U	10	U	10	U	10	U	10	U
BROMOMETHANE	VOC	10	U	10	U	10	U	10	U	10	U	10	U	10	U	10	U	10	U	10	U
VINYL CHLORIDE	VOC	10	U	10	U	10	U	10	U	10	U	10	U	10	U	10	U	10	U	10	U
CHLOROETHANE	VOC	10	U	10	U	10	U	10	U	10	U	10	U	10	U	10	U	10	U	10	U
METHYLENE CHLORIDE	VOC	10	U	10	U	10	U	10	U	10	U	10	U	10	U	10	U	10	U	10	U
ACETONE	VOC	10	U	10	U	10	U	11	U*	22		10	U	19		19		10	U	10	U
CARBON DISULFIDE	VOC	10	U	10	U	10	U	10	U	10	U	10	U	10	U	10	U	10	U	10	U
1,1-DICHLOROETHENE	VOC	10	U	10	U	10	U	10	U	10	U	10	U	10	U	10	U	10	U	10	U
1,1-DICHLOROETHANE	VOC	10	U	10	U	10	U	10	U	10	U	10	U	10	U	10	U	10	U	10	U
1,2-DICHLOROETHENE (TOTAL)	VOC	10	U	10	U	10	U	10	U	10	U	10	U	10	U	10	U	10	U	10	U
CHLOROFORM	VOC	10	U	10	U	10	U	10	U	10	U	10	U	10	U	10	U	10	U	10	U
1,2-DICHLOROETHANE	VOC	10	U	10	U	10	U	10	U	10	U	10	U	10	U	10	U	10	U	10	U
2-BUTANONE	VOC	10	U	10	U	10	U	10	U	10	U	10	U	10	U	10	U	10	U	10	U
1,1,1-TRICHLOROETHANE	VOC	10	U	10	U	10	U	10	U	2	J	10	U	10	U	10	U	10	U	10	U
CARBON TETRACHLORIDE	VOC	10	U	10	U	10	U	10	U	10	U	10	U	10	U	10	U	10	U	10	U
BROMODICHLOROMETHANE	VOC	10	U	10	U	10	U	10	U	10	U	10	U	10	U	10	U	10	U	10	U
1,2-DICHLOROPROPANE	VOC	10	U	10	U	10	U	10	U	10	U	10	U	10	U	10	U	10	U	10	U
CIS-1,3-DICHLOROPROPENE	VOC	10	U	10	U	10	U	10	U	10	U	10	U	10	U	10	U	10	U	10	U
TRICHLOROETHENE	VOC	10	U	10	U	10	U	10	U	2	J	10	U	10	U	2	J	10	U	10	U
DIBROMOCHLOROMETHANE	VOC	10	U	10	U	10	U	10	U	10	U	10	U	10	U	10	U	10	U	10	U
1,1,2-TRICHLOROETHANE	VOC	10	U	10	U	10	U	10	U	10	U	10	U	10	U	10	U	10	U	10	U
BENZENE	VOC	10	U	10	U	10	U	10	U	10	U	10	U	10	U	10	U	10	U	10	U
TRANS-1,3-DICHLOROPROPENE	VOC	10	U	10	U	10	U	10	U	10	U	10	U	10	U	10	U	10	U	10	U
BROMOFORM	VOC	10	U	10	U	10	U	10	U	10	U	10	U	10	U	10	U	10	U	10	U
4-METHYL-2-PENTANONE	VOC	10	U	10	U	10	U	10	U	10	U	10	U	10	U	10	U	10	U	10	U
2-HEXANONE	VOC	10	U	10	U	10	U	10	U	10	U	10	U	10	U	10	U	10	U	10	U
TETRACHLOROETHENE	VOC	10	U	10	U	10	U	10	U	10	U	10	U	10	U	10	U	10	U	10	U
1,1,2,2-TETRACHLOROETHANE	VOC	10	U	10	U	10	U	10	U	10	U	10	U	10	U	10	U	10	U	10	U
TOLUENE	VOC	10	U	10	U	10	U	10	U	10	U	10	U	10	U	10	U	10	U	10	U
CHLOROBENZENE	VOC	10	U	10	U	10	U	10	U	10	U	10	U	10	U	10	U	10	U	10	U
ETHYLBENZENE	VOC	10	U	10	U	10	U	10	U	10	U	10	U	10	U	10	U	10	U	10	U
STYRENE	VOC	10	U	10	U	10	U	10	U	10	U	10	U	10	U	10	U	10	U	10	U
XYLENE (TOTAL)	VOC	10	U	10	U	10	U	10	U	10	U	10	U*	10	U	10	U	10	U	10	U

Water results reported in ug/l.
BBL - Busy Bee Landfill
HL - Henry Landfill

TABLE C-4
BUSY BEE DISPOSAL SITE RI
RAW ANALYTICAL DATA: SURFACE WATER

Sample ID		SW-1	SW-2	SW-3	SW-4	SW-5		SW-6	SW-7	SW-9	SW-10
Date Collected		04/20/94	04/20/94	04/20/94	04/20/94	04/26/94	09/28/94	04/22/94	04/22/94	06/02/94	10/27/94
Matrix		WATER	WATER	WATER	WATER	WATER	WATER	WATER	WATER	WATER	WATER
Parameter	Class	BBL	BBL	BBL	BBL	BBL	BBL	BBL	BBL	BBL	BBL
PHENOL	SEMI	10 U	10 U	10 U	10 U	10 U	NA	10 U	10 U	10 U	10 U
BIS(2-CHLOROETHYL)ETHER	SEMI	10 U	10 U	10 U	10 U	10 U	NA	10 U	10 U	10 U	10 U
2-CHLOROPHENOL	SEMI	10 U	10 U	10 U	10 U	10 U	NA	10 U	10 U	10 U	10 U
1,3-DICHLOROBENZENE	SEMI	10 U	10 U	10 U	10 U	10 U	NA	10 U	10 U	10 U	10 U
1,4-DICHLOROBENZENE	SEMI	10 U	10 U	10 U	10 U	10 U	NA	10 U	10 U	10 U	10 U
1,2-DICHLOROBENZENE	SEMI	10 U	10 U	10 U	10 U	10 U	NA	10 U	10 U	10 U	10 U
2-METHYLPHENOL	SEMI	10 U	10 U	10 U	10 U	10 U	NA	10 U	10 U	10 U	10 U
2,2'-OXYBIS(1-CHLOROPROPANE)	SEMI	10 U	10 U	10 U	10 U	10 U	NA	10 U	10 U	10 U	10 U
4-METHYLPHENOL	SEMI	10 U	10 U	10 U	10 U	10 U	NA	4 J	10 U	10 U	10 U
N-NITROSO-DI-N-PROPYLAMINE	SEMI	10 U	10 U	10 U	10 U	10 U	NA	10 U	10 U	10 U	10 U
HEXACHLOROETHANE	SEMI	10 U	10 U	10 U	10 U	10 U	NA	10 U	10 U	10 U	10 U
NITROBENZENE	SEMI	10 U	10 U	10 U	10 U	10 U	NA	10 U	10 U	10 U	10 U
ISOPHORONE	SEMI	10 U	10 U	10 U	10 U	10 U	NA	10 U	10 U	10 U	10 U
2-NITROPHENOL	SEMI	10 U	10 U	10 U	10 U	10 U	NA	10 U	10 U	10 U	10 U
2,4-DIMETHYLPHENOL	SEMI	10 U	10 U	10 U	10 U	10 U	NA	10 U	10 U	10 U	10 U
BIS(2-CHLOROETHOXY)METHANE	SEMI	10 U	10 U	10 U	10 U	10 U	NA	10 U	10 U	10 U	10 U
2,4-DICHLOROPHENOL	SEMI	10 U	10 U	10 U	10 U	10 U	NA	10 U	10 U	10 U	10 U
1,2,4-TRICHLOROBENZENE	SEMI	10 U	10 U	10 U	10 U	10 U	NA	10 U	10 U	10 U	10 U
NAPHTHALENE	SEMI	10 U	10 U	10 U	10 U	10 U	NA	10 U	10 U	10 U	10 U
4-CHLOROANILINE	SEMI	10 U	10 U	10 U	10 U	10 U	NA	10 U	10 U	10 U	10 U
HEXACHLOROBUTADIENE	SEMI	10 U	10 U	10 U	10 U	10 U	NA	10 U	10 U	10 U	10 U
4-CHLORO3-METHYLPHENOL	SEMI	10 U	10 U	10 U	10 U	10 U	NA	10 U	10 U	10 U	10 U
2-METHYLNAPHTHALENE	SEMI	10 U	10 U	10 U	10 U	10 U	NA	10 U	10 U	10 U	10 U
HEXACHLOROCYCLOPENTADIENE	SEMI	10 U	10 U	10 U	10 U	10 U	NA	10 U	10 U	10 U	10 U
2,4,6-TRICHLOROPHENOL	SEMI	10 U	10 U	10 U	10 U	10 U	NA	10 U	10 U	10 U	10 U
2,4,5-TRICHLOROPHENOL	SEMI	26 U	25 U	25 U	25 U	25 U	NA	26 U	25 U	25 U	25 U
2-CHLORONAPHTHALENE	SEMI	10 U	10 U	10 U	10 U	10 U	NA	10 U	10 U	10 U	10 U
2-NITROANILINE	SEMI	26 U	25 U	25 U	25 U	25 U	NA	26 U	25 U	25 U	25 U
DIMETHYLPHTHALATE	SEMI	10 U	10 U	10 U	10 U	10 U	NA	10 U	10 U	10 U	10 U
ACENAPHTHYLENE	SEMI	10 U	10 U	10 U	10 U	10 U	NA	10 U	10 U	10 U	10 U
2,6-DINITROTOLUENE	SEMI	10 U	10 U	10 U	10 U	10 U	NA	10 U	10 U	10 U	10 U
3-NITROANILINE	SEMI	26 U	25 U	25 U	25 U	25 U	NA	26 U	25 U	25 U	25 U
ACENAPHTHENE	SEMI	10 U	10 U	10 U	10 U	10 U	NA	10 U	10 U	10 U	10 U
2,4-DINITROPHENOL	SEMI	26 U	25 U	25 U	25 U	25 U	NA	26 U	25 U	25 U	25 U
4-NITROPHENOL	SEMI	26 U	25 U	25 U	25 U	25 U	NA	26 U	25 U	25 U	25 U
DIBENZOFURAN	SEMI	10 U	10 U	10 U	10 U	10 U	NA	10 U	10 U	10 U	10 U
2,4-DINITROTOLUENE	SEMI	10 U	10 U	10 U	10 U	10 U	NA	10 U	10 U	10 U	10 U

Water results reported in ug/l.
BBL - Busy Bee Landfill
HL - Henry Landfill
NA - Not analyzed

TABLE C-4
BUSY BEE DISPOSAL SITE RI
RAW ANALYTICAL DATA: SURFACE WATER

Sample ID		SW-1		SW-2		SW-3		SW-4		SW-5			SW-6		SW-7		SW-9		SW-10	
Date Collected		04/20/94		04/20/94		04/20/94		04/20/94		04/26/94		09/28/94	04/22/94		04/22/94		06/02/94		10/27/94	
Matrix		WATER		WATER		WATER		WATER		WATER		WATER	WATER		WATER		WATER		WATER	
Parameter	Class	BBL		BBL		BBL		BBL		BBL		BBL	BBL		BBL		BBL		BBL	
DIETHYLPHTHALATE	SEMI	10	U	10	U	10	U	10	U	10	U	NA	10	U	10	U	10	U	10	U
4-CHLOROPHENYL-PHENYL ETHER	SEMI	10	U	10	U	10	U	10	U	10	U	NA	10	U	10	U	10	U	10	U
FLUORENE	SEMI	10	U	10	U	10	U	10	U	10	U	NA	10	U	10	U	10	U	10	U
4-NITROANILINE	SEMI	26	U	25	U	25	U	25	U	25	U	NA	26	U	25	U	25	U	25	U
4,6-DINITRO-2-METHYLPHENOL	SEMI	26	U	25	U	25	U	25	U	25	U	NA	26	U	25	U	25	U	25	U
N-NITROSODIPHENYLAMINE	SEMI	10	U	10	U	10	U	10	U	10	U	NA	10	U	10	U	10	U	10	U
4-BROMOPHENYL-PHENYL ETHER	SEMI	10	U	10	U	10	U	10	U	10	U	NA	10	U	10	U	10	U	10	U
HEXACHLOROBENZENE	SEMI	10	U	10	U	10	U	10	U	10	U	NA	10	U	10	U	10	U	10	U
PENTACHLOROPHENOL	SEMI	26	U	25	U	25	U	25	U	25	U	NA	26	U	25	U	25	U	25	U
PHENANTHRENE	SEMI	10	U	10	U	10	U	10	U	10	U	NA	10	U	10	U	10	U	10	U
ANTHRACENE	SEMI	10	U	10	U	10	U	10	U	10	U	NA	10	U	10	U	10	U	10	U
CARBAZOLE	SEMI	10	U	10	U	10	U	10	U	10	U	NA	10	U	10	U	10	U	10	U
DI-n-BUTYLPHTHALATE	SEMI	10	U	10	U	10	U	10	U	10	U	NA	10	U	10	U	10	U	10	U
FLUORANTHENE	SEMI	10	U	10	U	10	U	10	U	10	U	NA	10	U	10	U	10	U	10	U
PYRENE	SEMI	10	U	10	U	10	U	10	U	10	U	NA	10	U	10	U	10	U	10	U
BUTYLBENZYLPHTHALATE	SEMI	10	U	10	U	10	U	10	U	10	U	NA	10	U	10	U	10	U	10	U
3,3'-DICHLOROBENZIDINE	SEMI	10	U	10	U	10	U	10	U	10	U	NA	10	U	10	U	10	U	10	U
BENZO(a)ANTHRACENE	SEMI	10	U	10	U	10	U	10	U	10	U	NA	10	U	10	U	10	U	10	U
CHRYSENE	SEMI	10	U	10	U	10	U	10	U	10	U	NA	10	U	10	U	10	U	10	U
BIS(2-ETHYLHEXYL)PHTHALATE	SEMI	11	U*	10	U*	10	U*	10	U*	35	U*	NA	11	U*	10	U*	19	U*	10	U
DI-n-OCTYLPHTHALATE	SEMI	10	U	10	U	10	U	10	U	10	U	NA	10	U	10	U	10	U	10	U
BENZO(b)FLUORANTHENE	SEMI	10	U	10	U	10	U	10	U	10	U	NA	10	U	10	U	10	U	10	U
BENZO(k)FLUORANTHENE	SEMI	10	U	10	U	10	U	10	U	10	U	NA	10	U	10	U	10	U	10	U
BENZO(a)PYRENE	SEMI	10	U	10	U	10	U	10	U	10	U	NA	10	U	10	U	10	U	10	U
INDENO(1,2,3-cd)PYRENE	SEMI	10	U	10	U	10	U	10	U	10	U	NA	10	U	10	U	10	U	10	U
DIBENZ(a,h)ANTHRACENE	SEMI	10	U	10	U	10	U	10	U	10	U	NA	10	U	10	U	10	U	10	U
BENZO(g,h,i)PERYLENE	SEMI	10	U	10	U	10	U	10	U	10	U	NA	10	U	10	U	10	U	10	U

Water results reported in ug/l.
BBL - Busy Bee Landfill
HL - Henry Landfill
NA - Not analyzed

TABLE C-4
BUSY BEE DISPOSAL SITE RI
RAW ANALYTICAL DATA: SURFACE WATER

Sample ID		SW-1		SW-2		SW-3		SW-4		SW-5		SW-6		SW-7	
Date Collected		04/20/94		04/20/94		04/20/94		04/20/94		04/26/94		04/22/94		04/22/94	
Matrix		WATER		WATER		WATER		WATER		WATER		WATER		WATER	
Parameter	Class	BBL		BBL		BBL		BBL		BBL		BBL		BBL	
ALPHA-BHC	PEST	0.05	U	0.05	U	0.052	U	0.05	U	0.05	U	0.05	U	0.05	U
BETA-BHC	PEST	0.05	U	0.05	U	0.052	U	0.05	U	0.05	U	0.05	U	0.05	U
DELTA-BHC	PEST	0.05	U	0.05	U	0.052	U	0.05	U	0.05	U	0.05	U	0.05	U
GAMMA-BHC(LINDANE)	PEST	0.05	U	0.05	U	0.052	U	0.05	U	0.05	U	0.05	U	0.05	U
HEPTACHLOR	PEST	0.05	U	0.05	U	0.052	U	0.05	U	0.05	U	0.05	U	0.05	U
ALDRIN	PEST	0.05	U	0.05	U	0.052	U	0.05	U	0.05	U	0.05	U	0.05	U
HEPTACHLOR EPOXIDE	PEST	0.05	U	0.05	U	0.052	U	0.05	U	0.05	U	0.05	U	0.05	U
ENDOSULFAN I	PEST	0.05	U	0.05	U	0.052	U	0.05	U	0.05	U	0.05	U	0.05	U
DIELDRIN	PEST	0.1	U	0.1	U	0.1	U	0.1	U	0.1	U	0.1	U	0.1	U
4,4'-DDE	PEST	0.1	U	0.1	U	0.1	U	0.1	U	0.1	U	0.1	U	0.1	U
ENDRIN	PEST	0.1	U	0.1	U	0.1	U	0.1	U	0.1	U	0.1	U	0.1	U
ENDOSULFAN II	PEST	0.1	U	0.1	U	0.1	U	0.1	U	0.1	U	0.1	U	0.1	U
4,4'-DDD	PEST	0.1	U	0.1	U	0.1	U	0.1	U	0.1	U	0.1	U	0.1	U
ENDOSULFAN SULFATE	PEST	0.1	U	0.1	U	0.1	U	0.1	U	0.1	U	0.1	U	0.1	U
4,4'-DDT	PEST	0.1	U	0.1	U	0.1	U	0.1	U	0.1	U	0.1	U	0.1	U
METHOXYCHLOR	PEST	0.5	U	0.5	U	0.52	U	0.5	U	0.5	U	0.5	U	0.5	U
ENDRIN KETONE	PEST	0.1	U	0.1	U	0.1	U	0.1	U	0.1	U	0.1	U	0.1	U
ENDRIN ALDEHYDE	PEST	0.1	U	0.1	U	0.1	U	0.1	U	0.1	U	0.1	U	0.1	U
ALPHA CHLORDANE	PEST	0.05	U	0.05	U	0.052	U	0.05	U	0.05	U	0.05	U	0.05	U
GAMMA CHLORDANE	PEST	0.05	U	0.05	U	0.052	U	0.05	U	0.05	U	0.05	U	0.05	U
TOXAPHENE	PEST	5	U	5	U	5.2	U	5	U	5	U	5	U	5	U
AROCLOR 1016	PCB	1	U	1	U	1	U	1	U	1	U	1	U	1	U
AROCLOR 1221	PCB	2	U	2	U	2	U	2	U	2	U	2	U	2	U
AROCLOR 1232	PCB	1	U	1	U	1	U	1	U	1	U	1	U	1	U
AROCLOR 1242	PCB	1	U	1	U	1	U	1	U	1	U	1	U	1	U
AROCLOR 1248	PCB	1	U	1	U	1	U	1	U	1	U	1	U	1	U
AROCLOR 1254	PCB	1	U	1	U	1	U	1	U	1	U	1	U	1	U
AROCLOR 1260	PCB	1	U	1	U	1	U	1	U	1	U	1	U	1	U

Water results reported in ug/l.
BBL - Busy Bee Landfill
HL - Henry Landfill

TABLE C-4
BUSY BEE DISPOSAL SITE RI
RAW ANALYTICAL DATA: SURFACE WATER

Sample ID		SW-1	SW-2	SW-3	SW-4	SW-5		SW-6	SW-7	SW-9	SW-10
Date Collected		04/20/94	04/20/94	04/20/94	04/20/94	04/26/94	09/28/94	04/22/94	04/22/94	06/02/94	10/27/94
Matrix		WATER	WATER	WATER	WATER	WATER	WATER	WATER	WATER	WATER	WATER
Parameter	Class	BBL	BBL	BBL	BBL	BBL	BBL	BBL	BBL	BBL	BBL
ALUMINUM	MET	6630 J	29700 J	4850 J	2310 J	56.8 []J	132 []J	1290 J	2880 J	84.6 []	18000
ANTIMONY	MET	25.2 U	25.2 U	25.2 U	25.2 U	25.2 U	1 U	25.2 U	25.2 U	7.9 U	1.9 []
ARSENIC	MET	6.8 []J	15.8	2.9 []J	2.1 []	2.4 []	2 []	1.8 []	2.8 []	1.5 U	17.3
BARIUM	MET	106 []	252	69.9 []	66.5 []	53.6 []	46.1 []	53 []	43.9 []	11.1 []	385
BERYLLIUM	MET	0.77	1.6 []	0.4 U	0.4 U	0.4 U	0.1 []	0.4 U	0.4 U	0.50 U	0.93 []
CADMIUM	MET	2.7 U	6.5	2.7 U	2.7 U	2.7 U	0.5 []	2.7 U	2.7 U	1.3 U	0.37 []
CALCIUM	MET	4910 []	21200	21400	12800	14300	14500	8740	11600	38800	13800
CHROMIUM	MET	7.58 []	22.5	4.7 U	4.7 U	4.7 U	0.3 U	4.7 U	4.7 U	6.4 U	16.3 J
COBALT	MET	66 U	14.1 []	6.6 U	6.6 U	6.6 U	0.8 U	6.6 U	6.6 U	3.2 U	16.2 []
COPPER	MET	12.7 []	43.2	5.2 []	4.5 []	2.2 []	1.6 []	5.8 []	3.7 []	8.4 []	28.2
IRON	MET	11700	33300	4950	2600	437	260	2150	2200	196	31500
LEAD	MET	11.9 S	41.8	4.1	2.6 []J	2.3 UJ	3.2	2.3 UJ	2.4 UJ	1.0 U	36.1
MAGNESIUM	MET	960 []	10600	6380	4780 []	2830 []	3450 []	1640 []	2890 []	10300	7510
MANGANESE	MET	272	1200	132	120	275	91.8	2550	115	13.9 []	2870
MERCURY	MET	0.1 U	0.1 U	0.1 U	0.1 U	0.1 U	0.1 U	0.1 U	0.1 U	0.10 U	0.1 []
NICKEL	MET	11.7 []	37.1 []	8.1 U	8.1 U	8.1 U	0.87 U	11.4 []	8.1 U	4.8 U	29.3 []
POTASSIUM	MET	4460 []	10600	3600 []	2360 []	926 []	968 []J	897 []	2430 []	1200 []	8820
SELENIUM	MET	2.2 UJ	2.2 UJ	2.2 UJ	2.2 UJ	2.2 UJ	1.3 U	2.2 UJ	2.2 UJ	2.2 UJ	1.8 []
SILVER	MET	2.2 U	2.2 U	2.2 U	2.2 U	2.2 U	0.33 []	2.2 U	2.2 U	2.1 U	0.2 U
SODIUM	MET	1960 []	4010 []	10100	18800	1730 []	1050 []J	1130 []	5060 []	15700	2590 []J
THALLIUM	MET	1.4 U	1.4 U	1.4 UJ	1.4 U	1.4 U	1.8 U	1.4 U	1.4 U	1.2 U	1.8 U
VANADIUM	MET	14.9 []	37.2 []	7.7 []	4.1 U	4.1 U	0.9 U	4.1 U	4.9 []	2.0 U	24.3 []
ZINC	MET	56.5	186	21.4	19.3 []	5.4 []	16 []	17.8 []	20.3 []	24.1	176 J
CYANIDE	MET	10 U	10 U	10 U	10 U	10 U	NA	10 U	10 U	10.0 U	NA

Water results reported in ug/l.

BBL - Busy Bee Landfill

TABLE C-4
BUSY BEE DISPOSAL SITE RI
RAW ANALYTICAL DATA: SURFACE WATER

Sample ID		SW-9
Date Collected		06/02/94
Matrix		WATER
Parameter	Class	BBL
COD	WET	35
TOTAL HARDNESS	WET	139
SULFATE	WET	19.6
SUSPENDED SOLIDS	WET	5 U
TOTAL ALKALINITY	WET	83
TOTAL DISSOLVED SOLIDS	WET	249
TOTAL ORGANIC CARBON	WET	1.4

Water results reported in mg/l.
BBL - Busy Bee Landfill
HL - Henry Landfill

TABLE C-5
BUSY BEE DISPOSAL SITE RI
RAW ANALYTICAL DATA: LEACHATE/SURFACE WATER

Sample ID		LCH-1	LCH-2	LCH-3	LCH-4	LCH-5	LCH-6	LCH-7	TP2	P7
Date Collected		04/21/94	04/21/94	04/21/94	04/21/94	04/22/94	06/14/94	06/14/94	04/13/94	07/20/94
Matrix		Leachate	Leachate	Surface Water	Surface Water	Surface Water	Surface Water	Surface Water	Leachate	Leachate
Parameter	Class	BBL	HL	HL	HL	BBL	HL	BBL	BBL	HL
CHLOROMETHANE	VOC	10 U	10 U	10 U	10 U	10 U	10 U	10 U	10 U	10 U
BROMOMETHANE	VOC	10 U	10 U	10 U	10 U	10 U	10 U	10 U	10 U	10 U
VINYL CHLORIDE	VOC	10 U	10 U	10 U	10 U	10 U	10 U	10 U	10 U	10 U
CHLOROETHANE	VOC	10 U	10 U	10 U	10 U	10 U	10 U	10 U	10 U	10 U
METHYLENE CHLORIDE	VOC	2 J	10 U	10 U	10 U	10 U	2 J	10 U	10 U	10 U
ACETONE	VOC	10 U	16	8 J	10 U	5 J	10 U	10 U	13	200
CARBON DISULFIDE	VOC	10 U	10 U	10 U	10 U	10 U	10 U	10 U	10 U	10 U
1,1-DICHLOROETHENE	VOC	10 U	10 U	10 U	10 U	10 U	10 U	10 U	10 U	10 U
1,1-DICHLOROETHANE	VOC	10 U	10 U	10 U	10 U	10 U	10 U	10 U	10 U	10 U
1,2-DICHLOROETHENE (TOTAL)	VOC	10 U	10 U	10 U	10 U	10 U	10 U	10 U	10 U	4 J
CHLOROFORM	VOC	10 U	10 U	10 U	10 U	10 U	10 U	10 U	10 U	10 U
1,2-DICHLOROETHANE	VOC	10 U	10 U	10 U	10 U	10 U	10 U	10 U	10 U	10 U
2-BUTANONE	VOC	10 U	10 U	10 U	10 U	10 U	10 U	10 U	10 U	170
1,1,1-TRICHLOROETHANE	VOC	10 U	10 U	10 U	10 U	10 U	10 U	10 U	10 U	10 U
CARBON TETRACHLORIDE	VOC	10 U	10 U	10 U	10 U	10 U	10 U	10 U	10 U	10 U
BROMODICHLOROMETHANE	VOC	10 U	10 U	10 U	10 U	10 U	10 U	10 U	10 U	10 U
1,2-DICHLOROPROPANE	VOC	10 U	10 U	10 U	10 U	10 U	10 U	10 U	10 U	10 U
CIS-1,3-DICHLOROPROPENE	VOC	10 U	10 U	10 U	10 U	10 U	10 U	10 U	10 U	10 U
TRICHLOROETHENE	VOC	10 U	10 U	10 U	10 U	10 U	10 U	10 U	10 U	10 U
DIBROMOCHLOROMETHANE	VOC	10 U	10 U	10 U	10 U	10 U	10 U	10 U	10 U	10 U
1,1,2-TRICHLOROETHANE	VOC	10 U	10 U	10 U	10 U	10 U	10 U	10 U	10 U	10 U
BENZENE	VOC	10 U	10 U	10 U	10 U	10 U	10 U	10 U	10 U	8 J
TRANS-1,3-DICHLOROPROPENE	VOC	10 U	10 U	10 U	10 U	10 U	10 U	10 U	10 U	10 U
BROMOFORM	VOC	10 U	10 U	10 U	10 U	10 U	10 U	10 U	10 U	10 U
4-METHYL-2-PENTANONE	VOC	10 U	10 U	10 U	10 U	10 U	10 U	10 U	10 U	9 J
2-HEXANONE	VOC	10 U	10 U	10 U	10 U	10 U	10 U	10 U	10 U	10 U
TETRACHLOROETHENE	VOC	10 U	10 U	10 U	10 U	10 U	10 U	10 U	10 U	10 U
1,1,2,2-TETRACHLOROETHANE	VOC	10 U	10 U	10 U	10 U	10 U	10 U	10 U	10 U	10 U
TOLUENE	VOC	10 U	10 U	10 U	10 U	10 U	10 U	10 U	3 J	13
CHLOROBENZENE	VOC	2 J	10 U	10 U	10 U	10 U	10 U	10 U	1 J	5 J
ETHYLBENZENE	VOC	10 U	10 U	10 U	10 U	10 U	10 U	10 U	5 J	16
STYRENE	VOC	10 U	10 U	10 U	10 U	10 U	10 U	10 U	10 U	2 J
XYLENE (TOTAL)	VOC	10 U	10 U	10 U	10 U	10 U	10 U	10 U	13	25

Water results reported in ug/l.
BBL - Busy Bee Landfill
HL - Henry Landfill

MADE BY fp04 DATE 9/5/95
CHKD BY [illegible] DATE [illegible]

J:\35352\QPRO\RIREPORT\SURFWATE.WB1/fp09/05/95

TABLE C-5
BUSY BEE DISPOSAL SITE RI
RAW ANALYTICAL DATA: LEACHATE/SURFACE WATER

Sample ID		LCH-1	LCH-2	LCH-3	LCH-4	LCH-5	LCH-6	LCH-7	TP2	P7
Date Collected		04/21/94	04/21/94	04/21/94	04/21/94	04/22/94	06/14/94	06/14/94	04/15/94	07/20/94
Matrix		Leachate	Leachate	Surface Water	Surface Water	Surface Water	Surface Water	Surface Water	Leachate	Leachate
Parameter	Class	BBL	HL	HL	HL	BBL	HL	BBL	BBL	HL
PHENOL	SEMI	10 U	10 U	10 U	10 U	10 U	10 U	10 U	NA	NA
BIS(2-CHLOROETHYL)ETHER	SEMI	10 U	10 U	10 U	10 U	10 U	10 U	10 U	NA	NA
2-CHLOROPHENOL	SEMI	10 U	10 U	10 U	10 U	10 U	10 U	10 U	NA	NA
1,3-DICHLOROBENZENE	SEMI	10 U	10 U	10 U	10 U	10 U	10 U	10 U	NA	NA
1,4-DICHLOROBENZENE	SEMI	10 U	10 U	10 U	10 U	10 U	10 U	10 U	NA	NA
1,2-DICHLOROBENZENE	SEMI	10 U	10 U	10 U	10 U	10 U	10 U	10 U	NA	NA
2-METHYLPHENOL	SEMI	10 U	10 U	10 U	10 U	10 U	10 U	10 U	NA	NA
2,2'-OXYBIS(1-CHLOROPROPANE)	SEMI	10 U	10 U	10 U	10 U	10 U	10 U	10 U	NA	NA
4-METHYLPHENOL	SEMI	10 U	10 U	10 U	10 U	10 U	10 U	10 U	NA	NA
N-NITROSO-DI-N-PROPYLAMINE	SEMI	10 U	10 U	10 U	10 U	10 U	10 U	10 U	NA	NA
HEXACHLOROETHANE	SEMI	10 U	10 U	10 U	10 U	10 U	10 U	10 U	NA	NA
NITROBENZENE	SEMI	10 U	10 U	10 U	10 U	10 U	10 U	10 U	NA	NA
ISOPHORONE	SEMI	10 U	10 U	10 U	10 U	10 U	10 U	10 U	NA	NA
2-NITROPHENOL	SEMI	10 U	10 U	10 U	10 U	10 U	10 U	10 U	NA	NA
2,4-DIMETHYLPHENOL	SEMI	10 U	10 U	10 U	10 U	10 U	10 U	10 U	NA	NA
BIS(2-CHLOROETHOXY)METHANE	SEMI	10 U	10 U	10 U	10 U	10 U	10 U	10 U	NA	NA
2,4-DICHLOROPHENOL	SEMI	10 U	10 U	10 U	10 U	10 U	10 U	10 U	NA	NA
1,2,4-TRICHLOROBENZENE	SEMI	10 U	10 U	10 U	10 U	10 U	10 U	10 U	NA	NA
NAPHTHALENE	SEMI	10 U	10 U	10 U	10 U	10 U	10 U	10 U	NA	NA
4-CHLOROANILINE	SEMI	10 U	10 U	10 U	10 U	10 U	10 U	10 U	NA	NA
HEXACHLOROBUTADIENE	SEMI	10 U	10 U	10 U	10 U	10 U	10 U	10 U	NA	NA
4-CHLORO3-METHYLPHENOL	SEMI	10 U	10 U	10 U	10 U	10 U	10 U	10 U	NA	NA
2-METHYLNAPHTHALENE	SEMI	10 U	10 U	10 U	10 U	10 U	10 U	10 U	NA	NA
HEXACHLOROCYCLOPENTADIENE	SEMI	10 U	10 U	10 U	10 U	10 U	10 U	10 U	NA	NA
2,4,6-TRICHLOROPHENOL	SEMI	10 U	10 U	10 U	10 U	10 U	10 U	10 U	NA	NA
2,4,5-TRICHLOROPHENOL	SEMI	25 U	25 U	26 U	26 U	26 U	25 U	25 U	NA	NA
2-CHLORONAPHTHALENE	SEMI	10 U	10 U	10 U	10 U	10 U	10 U	10 U	NA	NA
2-NITROANILINE	SEMI	25 U	25 U	26 U	26 U	26 U	25 U	25 U	NA	NA
DIMETHYLPHTHALATE	SEMI	10 U	10 U	10 U	10 U	10 U	10 U	10 U	NA	NA
ACENAPHTHYLENE	SEMI	10 U	10 U	10 U	10 U	10 U	10 U	10 U	NA	NA
2,6-DINITROTOLUENE	SEMI	10 U	10 U	10 U	10 U	10 U	10 U	10 U	NA	NA
3-NITROANILINE	SEMI	25 U	25 U	26 U	26 U	26 U	25 U	25 U	NA	NA
ACENAPHTHENE	SEMI	10 U	10 U	10 U	10 U	10 U	10 U	10 U	NA	NA
2,4-DINITROPHENOL	SEMI	25 U	25 U	26 U	26 U	26 U	25 U	25 U	NA	NA
4-NITROPHENOL	SEMI	25 U	25 U	26 U	26 U	26 U	25 U	25 U	NA	NA
DIBENZOFURAN	SEMI	10 U	10 U	10 U	10 U	10 U	10 U	10 U	NA	NA
2,4-DINITROTOLUENE	SEMI	10 U	10 U	10 U	10 U	10 U	10 U	10 U	NA	NA

Water results reported in ug/l.

BBL - Busy Bee Landfill

HL - Henry Landfill

MADE BY [illegible] DATE [illegible]
CHKD BY [illegible] DATE 9/5/95

TABLE C-5
BUSY BEE DISPOSAL SITE RI
RAW ANALYTICAL DATA: LEACHATE/SURFACE WATER

Sample ID		LCH-1		LCH-2		LCH-3		LCH-4		LCH-5		LCH-6		LCH-7		TP2	P7
Date Collected		04/21/94		04/21/94		04/21/94		04/21/94		04/22/94		06/14/94		06/14/94		04/15/94	07/20/94
Matrix		Leachate		Leachate		Surface Water		Surface Water		Surface Water		Surface Water		Surface Water		Leachate	Leachate
Parameter	Class	BBL		HL		HL		HL		BBL		HL		BBL		BBL	HL
DIETHYLPHTHALATE	SEMI	10	U	10	U	10	U	10	U	10	U	10	U	10	U	NA	NA
4-CHLOROPHENYL-PHENYL ETHER	SEMI	10	U	10	U	10	U	10	U	10	U	10	U	10	U	NA	NA
FLUORENE	SEMI	10	U	10	U	10	U	10	U	10	U	10	U	10	U	NA	NA
4-NITROANILINE	SEMI	25	U	25	U	26	U	26	U	26	U	25	U	25	U	NA	NA
4,6-DINITRO-2-METHYLPHENOL	SEMI	25	U	25	U	26	U	26	U	26	U	25	U	25	U	NA	NA
N-NITROSODIPHENYLAMINE	SEMI	10	U	10	U	10	U	10	U	10	U	10	U	10	U	NA	NA
4-BROMOPHENYL-PHENYL ETHER	SEMI	10	U	10	U	10	U	10	U	10	U	10	U	10	U	NA	NA
HEXACHLOROBENZENE	SEMI	10	U	10	U	10	U	10	U	10	U	10	U	10	U	NA	NA
PENTACHLOROPHENOL	SEMI	25	U	25	U	26	U	26	U	26	U	25	U	25	U	NA	NA
PHENANTHRENE	SEMI	10	U	10	U	10	U	10	U	10	U	10	U	10	U	NA	NA
ANTHRACENE	SEMI	10	U	10	U	10	U	10	U	10	U	10	U	10	U	NA	NA
CARBAZOLE	SEMI	10	U	10	U	10	U	10	U	10	U	10	U	10	U	NA	NA
DI-n-BUTYLPHTHALATE	SEMI	10	U	10	U	10	U	10	U	10	U	10	U	10	U	NA	NA
FLUORANTHENE	SEMI	10	U	10	U	10	U	10	U	10	U	10	U	10	U	NA	NA
PYRENE	SEMI	10	U	10	U	10	U	10	U	10	U	10	U	10	U	NA	NA
BUTYLBENZYLPHTHALATE	SEMI	10	U	10	U	10	U	10	U	10	U	10	U	10	U	NA	NA
3,3'-DICHLOROBENZIDINE	SEMI	10	U	10	U	10	U	10	U	10	U	10	U	10	U	NA	NA
BENZO(a)ANTHRACENE	SEMI	10	U	10	U	10	U	10	U	10	U	10	U	10	U	NA	NA
CHRYSENE	SEMI	10	U	10	U	10	U	10	U	10	U	10	U	10	U	NA	NA
BIS(2-ETHYLHEXYL)PHTHALATE	SEMI	10	U*	36	U*	51	U*	16	U*	11	U*	10	U*	11	U*	NA	NA
DI-n-OCTYLPHTHALATE	SEMI	10	U	10	U	10	U	10	U	10	U	10	U	10	U	NA	NA
BENZO(b)FLUORANTHENE	SEMI	10	U	10	U	10	U	10	U	10	U	10	U	10	U	NA	NA
BENZO(k)FLUORANTHENE	SEMI	10	U	10	U	10	U	10	U	10	U	10	U	10	U	NA	NA
BENZO(a)PYRENE	SEMI	10	U	10	U	10	U	10	U	10	U	10	U	10	U	NA	NA
INDENO(1,2,3-CD)PYRENE	SEMI	10	U	10	U	10	U	10	U	10	U	10	U	10	U	NA	NA
DIBENZ(a,h)ANTHRACENE	SEMI	10	U	10	U	10	U	10	U	10	U	10	U	10	U	NA	NA
BENZO(g,h,i)PERYLENE	SEMI	10	U	10	U	10	U	10	U	10	U	10	U	10	U	NA	NA

Water results reported in ug/l.
BBL - Busy Bee Landfill
HL - Henry Landfill

MADE BY JGM DATE 9/5/95
CHKD BY [illegible] DATE 9/5/95

TABLE C-5
BUSY BEE DISPOSAL SITE RI
RAW ANALYTICAL DATA: LEACHATE/SURFACE WATER

Sample ID		LCH-1	LCH-2	LCH-3	LCH-4	LCH-5	LCH-6	LCH-7	TP2	P7
Date Collected		04/21/94	04/21/94	04/21/94	04/21/94	04/22/94	06/14/94	06/14/94	04/15/94	07/20/94
Matrix		Leachate	Leachate	Surface Water	Surface Water	Surface Water	Surface Water	Surface Water	Leachate	Leachate
Parameter	Class	BBL	HL	HL	HL	BBL	HL	BBL	BBL	HL
ALPHA-BHC	PEST	0.05 U	0.05 U	0.05 U	0.05 U	0.05 U	0.05 U	0.05 U	NA	NA
BETA-BHC	PEST	0.05 U	0.05 U	0.05 U	0.05 U	0.05 U	0.05 U	0.05 U	NA	NA
DELTA-BHC	PEST	0.05 U	0.05 U	0.05 U	0.05 U	0.05 U	0.05 U	0.05 U	NA	NA
GAMMA-BHC(LINDANE)	PEST	0.05 U	0.05 U	0.05 U	0.05 U	0.05 U	0.05 U	0.05 U	NA	NA
HEPTACHLOR	PEST	0.05 U	0.05 U	0.05 U	0.05 U	0.05 U	0.05 U*	0.05 U*	NA	NA
ALDRIN	PEST	0.05 U	0.05 U	0.05 U	0.05 U	0.05 U	0.05 U	0.05 U	NA	NA
HEPTACHLOR EPOXIDE	PEST	0.05 U	0.05 U	0.05 U	0.05 U	0.05 U	0.05 U	0.05 U	NA	NA
ENDOSULFAN I	PEST	0.05 U	0.05 U	0.05 U	0.05 U	0.05 U	0.05 U	0.05 U	NA	NA
DIELDRIN	PEST	0.1 U	0.1 U	0.1 U	0.1 U	0.1 U	0.1 U	0.1 U	NA	NA
4,4'-DDE	PEST	0.1 U	0.1 U	0.1 U	0.1 U	0.1 U	0.1 U	0.1 U	NA	NA
ENDRIN	PEST	0.1 U	0.1 U	0.1 U	0.1 U	0.1 U	0.1 U	0.1 U	NA	NA
ENDOSULFAN II	PEST	0.1 U	0.1 U	0.1 U	0.1 U	0.1 U	0.1 U	0.1 U	NA	NA
4,4'-DDD	PEST	0.1 U	0.1 U	0.1 U	0.1 U	0.1 U	0.1 U	0.1 U	NA	NA
ENDOSULFAN SULFATE	PEST	0.1 U	0.1 U	0.1 U	0.1 U	0.1 U	0.1 U	0.1 U	NA	NA
4,4'-DDT	PEST	0.1 U	0.1 U	0.1 U	0.1 U	0.1 U	0.1 U	0.1 U	NA	NA
METHOXYCHLOR	PEST	0.5 U	0.5 U	0.5 U	0.5 U	0.5 U	0.05 U	0.05 U	NA	NA
ENDRIN KETONE	PEST	0.1 U	0.1 U	0.1 U	0.1 U	0.1 U	0.1 U	0.1 U	NA	NA
ENDRIN ALDEHYDE	PEST	0.1 U	0.1 U	0.1 U	0.1 U	0.1 U	0.1 U	0.1 U	NA	NA
ALPHA CHLORDANE	PEST	0.05 U	0.05 U	0.05 U	0.05 U	0.05 U	0.05 U	0.05 U	NA	NA
GAMMA CHLORDANE	PEST	0.05 U	0.05 U	0.05 U	0.05 U	0.05 U	0.05 U	0.05 U	NA	NA
TOXAPHENE	PEST	5 U	5 U	5 U	5 U	5 U	5 U	5 U	NA	NA
AROCLOR 1016	PCB	1 U	1 U	1 U	1 U	1 U	1 U	1 U	NA	NA
AROCLOR 1221	PCB	2 U	2 U	2 U	2 U	2 U	2 U	2 U	NA	NA
AROCLOR 1232	PCB	1 U	1 U	1 U	1 U	1 U	1 U	1 U	NA	NA
AROCLOR 1242	PCB	1 U	1 U	1 U	1 U	1 U	1 U	1 U	NA	NA
AROCLOR 1248	PCB	1 U	1 U	1 U	1 U	1 U	1 U	1 U	NA	NA
AROCLOR 1254	PCB	1 U	1 U	1 U	1 U	1 U	1 U	1 U	NA	NA
AROCLOR 1260	PCB	1 U	1 U	1 U	1 U	1 U	1 U	1 U	NA	NA

Water results reported in ug/l.
BBL - Busy Bee Landfill
HL - Henry Landfill

MADE BY JAY DATE 9/5/95
CHKD BY SAL DATE 9/5/95

TABLE C-5
BUSY BEE DISPOSAL SITE RI
RAW ANALYTICAL DATA: LEACHATE/SURFACE WATER

Sample ID		LCH-1	LCH-2	LCH-3	LCH-4	LCH-5	LCH-6	LCH-7	TP2	P7
Date Collected		04/21/94	04/21/94	04/21/94	04/21/94	04/22/94	06/14/94	06/14/94	04/15/94	07/20/94
Matrix		Leachate	Leachate	Surface Water	Surface Water	Surface Water	Surface Water	Surface Water	Leachate	Leachate
Parameter	Class	BBL	HL	HL	HL	BBL	HL	BBL	BBL	HL
ALUMINUM	MET	449 J	4390 J	1500 J	1780 J	6630 J	3630	44600	7250000 J	1060000 J
ANTIMONY	MET	25.2 U	25.2 U	25.2 U	25.2 U	25.2 U	7.9 U	7.9 U	504 U	42.2 []
ARSENIC	MET	3.4 []J	26.2	2.4 []J	7.4 []	6.8 []J	3.8 []	20.5	535	8.4 []
BARIUM	MET	123 []	308	130 []	369	105 []	67.5 []	773	84200	20700
BERYLLIUM	MET	1.4 []	0.63 []	0.4 U	0.4 U	0.6 []	0.70 []	2.8 []	333	61.1
CADMIUM	MET	2.7 []	2.8 []	2.7 U	3.5 []	5.8	1.3 U	4.5 []	3870	274
CALCIUM	MET	81000	114000	85900	110000	14200	34400	21700	1150000	2440000
CHROMIUM	MET	4.7 U	5.1 []	4.7 U	4.7 U	4.7 U	7.6 []	44.8	12400	1970
COBALT	MET	6.6 U	20.2 []	6.6 U	6.6 U	10.9 []	3.2 U	45.3 []	6190	1090
COPPER	MET	4.9 []	4.2 []	3.5 []	6.1 []	6.4 []	12.3 []	31.1	34900	2190
IRON	MET	872	14200	3060	12400	10100	5480	53500	29800000	2400000
LEAD	MET	2.3 UJ	3.8	3.6	5.1	8.3 J	3.9	75.8 J	41000	8880 S
MAGNESIUM	MET	19600	39400	22800	42000	3230 []	6550	12000	2070000	408000
MANGANESE	MET	6640	19200	826	4100	4650	182	4630	352000	64800
MERCURY	MET	0.1 U	0.1 U	0.1 U	0.1 U	0.1 U	0.10 U	0.19 []	34.3	11.5
NICKEL	MET	29.5 []	49.3	8.3 []	23 []	18.7 []	5.8 []	49.3	14700	2210
POTASSIUM	MET	14200	10200	7240	29000	2430 []	3850 []	9340	1060000	346000
SELENIUM	MET	2.2 UJ	2.2 UJ	2.2 UJ	2.2 UJ	2.2 UJ	2.2 U	2.2 UJ	440 UJ	11.0 UJ
SILVER	MET	2.2 U	5.2 []	2.2 U	2.2 U	2.2 U	2.1 U	2.1 U	314	344
SODIUM	MET	33000	65600	33200	65700	1150 []	9620	3050 []	62800	202000
THALLIUM	MET	1.4 U	1.4 UJ	1.4 UJ	1.4 UJ	1.4 U	1.2 U	1.2 U	280 U	6.0 UJ
VANADIUM	MET	4.1 U	5.1 []	4.1 U	4.1 U	8.5 []	4.4 []	68.4	8600	1630
ZINC	MET	20.3	39	24.1	45.7	29.1	34.7	220	135000	16300
CYANIDE	MET	10 U	10 U	10 U	10 U	10 U	10 U	10 U	NA	NA
COD	WET	NA	NA	NA	NA	NA	NA	NA	NA	1880
TOTAL HARDNESS	WET	NA	NA	NA	NA	NA	NA	NA	NA	7780
TOTAL ORGANIC CARBON	WET	NA	NA	NA	NA	NA	NA	NA	NA	621

MET results reported in ug/l.
WET results reported in mg/L.
BBL - Busy Bee Landfill
HL - Henry Landfill
NA - Not analyzed

MADE BY fpy DATE 9/5/95
CHKD BY SN DATE 9/5/95

J:\35352\QPRO\RIREPORT\SURFWATE.WB1/fp09/05/95

TABLE C-6
BUSY BEE DISPOSAL SITE RI
RAW ANALYTICAL DATA: SURFICIAL SOIL/SEDIMENT

Sample ID		SED-1	SED-2	SED-3	SED-4	SED-5	SED-6	SED-7	LCH1-SED	LCH2-SED	LCH3-SED	LCH4-SED	LCH5-SED	LCH6-SED	LCH7-SED
Date Collected		04/20/94	04/20/94	04/20/94	04/20/94	04/26/94	04/22/94	04/22/94	04/21/94	04/21/94	04/21/94	04/21/94	04/22/94	06/14/94	06/14/94
Matrix		Soil	Soil	Soil	Sediment	Sediment	Soil	Soil	Soil	Soil	Soil	Soil	Soil	Sediment	Soil
Parameter	Class	BBL	BBL	BBL	BBL	BBL	BBL	BBL	BBL	HL	HL	HL	BBL	HL	BBL
CHLOROMETHANE	VOC	17 U	13 U	14 U	13 U	13 U	16 U	18 U	23 U	18 U	15 U	19 U	23 U	13 U	20 U
BROMOMETHANE	VOC	17 U	13 U	14 U	13 U	13 U	16 U	18 U	23 U	18 U	15 U	19 U	23 U	13 U	20 U
VINYL CHLORIDE	VOC	17 U	13 U	14 U	13 U	13 U	16 U	18 U	23 U	18 U	15 U	19 U	23 U	13 U	20 U
CHLOROETHANE	VOC	17 U	13 U	14 U	13 U	13 U	16 U	18 U	23 U	18 U	15 U	19 U	23 U	13 U	20 U
METHYLENE CHLORIDE	VOC	17 U	13 U	14 U	13 U	13 U	16 U	18 U	5 J	9 J	10 J	17 J	23 U	13 U	20 U
ACETONE	VOC	17 U	13 U	14 U	13 U*	12 J	16 U*	18 U	23 U	18 U	15 U	19 U	38 U*	13 U	8 J
CARBON DISULFIDE	VOC	17 U	13 U	14 U	13 U	13 U	16 U	18 U	23 U	18 U	15 U	19 U	23 U	13 U	20 U
1,1-DICHLOROETHENE	VOC	17 U	13 U	14 U	13 U	13 U	16 U	18 U	23 U	18 U	15 U	19 U	23 U	13 U	20 U
1,1-DICHLOROETHANE	VOC	17 U	13 U	14 U	13 U	13 U	16 U	18 U	23 U	18 U	15 U	19 U	23 U	13 U	20 U
1,2-DICHLOROETHENE (TOTAL)	VOC	17 U	13 U	14 U	13 U	13 U	16 U	18 U	23 U	18 U	15 U	19 U	23 U	13 U	20 U
CHLOROFORM	VOC	17 U	13 U	14 U	13 U	13 U	16 U	18 U	23 U	18 U	15 U	19 U	23 U	13 U	20 U
1,2-DICHLOROETHANE	VOC	17 U	13 U	14 U	13 U	13 U	16 U	18 U	23 U	18 U	15 U	19 U	23 U	13 U	20 U
2-BUTANONE	VOC	17 U	13 U	14 U	13 U	13 U	16 U	18 U	23 U	18 U	15 U	19 U	9 J	13 U	20 U
1,1,1-TRICHLOROETHANE	VOC	17 U	13 U	14 U	13 U	13 U	16 U	15 J	23 U	18 U	15 U	19 U	23 U	13 U	20 U
CARBON TETRACHLORIDE	VOC	17 U	13 U	14 U	13 U	13 U	16 U	18 U	23 U	18 U	15 U	19 U	23 U	13 U	20 U
BROMODICHLOROMETHANE	VOC	17 U	13 U	14 U	13 U	13 U	16 U	18 U	23 U	18 U	15 U	19 U	23 U	13 U	20 U
1,2-DICHLOROPROPANE	VOC	17 U	13 U	14 U	13 U	13 U	16 U	18 U	23 U	18 U	15 U	19 U	23 U	13 U	20 U
CIS-1,3-DICHLOROPROPENE	VOC	17 U	13 U	14 U	13 U	13 U	16 U	18 U	23 U	18 U	15 U	19 U	23 U	13 U	20 U
TRICHLOROETHENE	VOC	17 U	13 U	14 U	13 U	13 U	16 U	13 J	23 U	18 U	15 U	19 U	23 U	13 U	20 U
DIBROMOCHLOROMETHANE	VOC	17 U	13 U	14 U	13 U	13 U	16 U	18 U	23 U	18 U	15 U	19 U	23 U	13 U	20 U
1,1,2-TRICHLOROETHANE	VOC	17 U	13 U	14 U	13 U	13 U	16 U	18 U	23 U	18 U	15 U	19 U	23 U	13 U	20 U
BENZENE	VOC	17 U	13 U	14 U	13 U	13 U	16 U	18 U	23 U	18 U	15 U	19 U	23 U	13 U	20 U
TRANS-1,3-DICHLOROPROPENE	VOC	17 U	13 U	14 U	13 U	13 U	16 U	18 U	23 U	18 U	15 U	19 U	23 U	13 U	20 U
BROMOFORM	VOC	17 U	13 U	14 U	13 U	13 U	16 U	18 U	23 U	18 U	15 U	19 U	23 U	13 U	20 U
4-METHYL-2-PENTANONE	VOC	17 U	13 U	14 U	13 U	13 U	16 U	18 U	23 U	18 U	15 U	19 U	23 U	13 U	20 U
2-HEXANONE	VOC	17 U	13 U	14 U	13 U	13 U	16 U	18 U	23 U	18 U	15 U	19 U	23 U	13 U	20 U
TETRACHLOROETHENE	VOC	17 U	13 U	14 U	13 U	13 U	16 U	18 U	23 U	18 U	15 U	19 U	23 U	13 U	20 U
1,1,2,2-TETRACHLOROETHANE	VOC	17 U	13 U	14 U	13 U	13 U	16 U	18 U	23 U	18 U	15 U	19 U	23 U	13 U	20 U
TOLUENE	VOC	17 U	13 U	14 U	13 U	13 U	16 U	18 U	23 U	18 U	15 U	19 U	3 J	13 U	20 U
CHLOROBENZENE	VOC	17 U	13 U	14 U	13 U	13 U	16 U	18 U	6 J	18 U	15 U	19 U	23 U	13 U	20 U
ETHYLBENZENE	VOC	17 U	13 U	14 U	13 U	13 U	16 U	18 U	23 U	18 U	15 U	19 U	23 U	13 U	20 U
STYRENE	VOC	17 U	13 U	14 U	13 U	13 U	16 U	18 U	23 U	18 U	15 U	19 U	23 U	13 U	20 U
XYLENE (TOTAL)	VOC	17 U	13 U	14 U	13 U	13 U	16 U	2 J	23 U	18 U	15 U	19 U	23 U	13 U	20 U

Soil results reported in ug/kg.
BBL - Busy Bee Landfill
HL - Henry Landfill

TABLE C-6
BUSY BEE DISPOSAL SITE RI
RAW ANALYTICAL DATA: SURFICIAL SOIL/SEDIMENT

Sample ID		SED-1	SED-2	SED-3	SED-4	SED-5	SED-6	SED-7	SED-7RE	LCH1-SED	LCH2-SED	LCH3-SED	LCH4-SED	LCH5-SED	LCH6-SED	LCH7-SED
Date Collected		04/20/94	04/20/94	04/20/94	04/20/94	04/26/94	04/22/94	04/22/94	04/22/94	04/21/94	04/21/94	04/21/94	04/21/94	04/22/94	06/14/94	06/14/94
Matrix		Soil	Soil	Soil	Sediment	Sediment	Soil	Soil	Soil	Soil	Soil	Soil	Soil	Soil	Sediment	Soil
Parameter	Class	BBL	BBL	BBL	BBL	BBL	BBL	BBL	BBL	BBL	HL	HL	HL	BBL	HL	BBL
PHENOL	SEMI	550 U	420 U	470 U	420 U	430 U	530 U	610 U	610 U	830 U	830 U	500 U	610 U	670 U	440 U	670 U
BIS(2-CHLOROETHYL)ETHER	SEMI	550 U	420 U	470 U	420 U	430 U	530 U	610 U	610 U	830 U	830 U	500 U	610 U	670 U	440 U	670 U
2-CHLOROPHENOL	SEMI	550 U	420 U	470 U	420 U	430 U	530 U	610 U	610 U	830 U	830 U	500 U	610 U	670 U	440 U	670 U
1,3-DICHLOROBENZENE	SEMI	550 U	420 U	470 U	420 U	430 U	530 U	610 U	610 U	830 U	830 U	500 U	610 U	670 U	440 U	670 U
1,4-DICHLOROBENZENE	SEMI	550 U	420 U	470 U	420 U	430 U	530 U	610 U	610 U	830 U	830 U	500 U	610 U	670 U	440 U	670 U
1,2-DICHLOROBENZENE	SEMI	550 U	420 U	470 U	420 U	430 U	530 U	610 U	610 U	830 U	830 U	500 U	610 U	670 U	440 U	670 U
2-METHYLPHENOL	SEMI	550 U	420 U	470 U	420 U	430 U	530 U	610 U	610 U	830 U	830 U	500 U	610 U	670 U	440 U	670 U
2,2'-OXYBIS(1-CHLOROPROPANE)	SEMI	550 U	420 U	470 U	420 U	430 U	530 U	610 U	610 U	830 U	830 U	500 U	610 U	670 U	440 U	670 U
4-METHYLPHENOL	SEMI	550 U	420 U	470 U	420 U	430 U	530 U	610 U	610 U	830 U	830 U	500 U	610 U	670 U	440 U	640 J
N-NITROSO-DI-N-PROPYLAMINE	SEMI	550 U	420 U	470 U	420 U	430 U	530 U	610 U	610 U	830 U	830 U	500 U	610 U	670 U	440 U	670 U
HEXACHLOROETHANE	SEMI	550 U	420 U	470 U	420 U	430 U	530 U	610 U	610 U	830 U	830 U	500 U	610 U	670 U	440 U	670 U
NITROBENZENE	SEMI	550 U	420 U	470 U	420 U	430 U	530 U	610 U	610 U	830 U	830 U	500 U	610 U	670 U	440 U	670 U
ISOPHORONE	SEMI	550 U	420 U	470 U	420 U	430 U	530 U	610 U	610 U	830 U	830 U	500 U	610 U	670 U	440 U	670 U
2-NITROPHENOL	SEMI	550 U	420 U	470 U	420 U	430 U	530 U	610 U	610 U	830 U	830 U	500 U	610 U	670 U	440 U	670 U
2,4-DIMETHYLPHENOL	SEMI	550 U	420 U	470 U	420 U	430 U	530 U	610 U	610 U	830 U	830 U	500 U	610 U	670 U	440 U	670 U
BIS(2-CHLOROETHOXY)METHANE	SEMI	550 U	420 U	470 U	420 U	430 U	530 U	610 U	610 U	830 U	830 U	500 U	610 U	670 U	440 U	670 U
2,4-DICHLOROPHENOL	SEMI	550 U	420 U	470 U	420 U	430 U	530 U	610 U	610 U	830 U	830 U	500 U	610 U	670 U	440 U	670 U
1,2,4-TRICHLOROBENZENE	SEMI	550 U	420 U	470 U	420 U	430 U	530 U	610 U	610 U	830 U	830 U	500 U	610 U	670 U	440 U	670 U
NAPHTHALENE	SEMI	550 U	420 U	470 U	420 U	430 U	530 U	610 U	610 U	830 U	830 U	500 U	610 U	670 U	440 U	670 U
4-CHLOROANILINE	SEMI	550 U	420 U	470 U	420 U	430 U	530 U	610 U	610 U	830 U	830 U	500 U	610 U	670 U	440 U	670 U
HEXACHLOROBUTADIENE	SEMI	550 U	420 U	470 U	420 U	430 U	530 U	610 U	610 U	830 U	830 U	500 U	610 U	670 U	440 U	670 U
4-CHLORO3-METHYLPHENOL	SEMI	550 U	420 U	470 U	420 U	430 U	530 U	610 U	610 U	830 U	830 U	500 U	610 U	670 U	440 U	670 U
2-METHYLNAPHTHALENE	SEMI	550 U	420 U	470 U	420 U	430 U	530 U	610 U	610 U	830 U	830 U	500 U	610 U	670 U	440 U	670 U
HEXACHLOROCYCLOPENTADIENE	SEMI	550 U	420 U	470 U	420 U	430 U	530 U	610 U	610 U	830 U	830 U	500 U	610 U	670 U	440 U	670 U
2,4,6-TRICHLOROPHENOL	SEMI	550 U	420 U	470 U	420 U	430 U	530 U	610 U	610 U	830 U	830 U	500 U	610 U	670 U	440 U	670 U
2,4,5-TRICHLOROPHENOL	SEMI	1400 U	1000 U	1200 U	1100 U	1100 U	1300 U	1500 U	1500 U	2100 U	2100 U	1200 U	1500 U	1700 U	1100 U	1700 U
2-CHLORONAPHTHALENE	SEMI	550 U	420 U	470 U	420 U	430 U	530 U	610 U	610 U	830 U	830 U	500 U	610 U	670 U	440 U	670 U
2-NITROANILINE	SEMI	1400 U	1000 U	1200 U	1100 U	1100 U	1300 U	1500 U	1500 U	2100 U	2100 U	1200 U	1500 U	1700 U	1100 U	1700 U
DIMETHYLPHTHALATE	SEMI	550 U	420 U	470 U	420 U	430 U	530 U	610 U	610 U	830 U	830 U	500 U	610 U	670 U	440 U	670 U
ACENAPHTHYLENE	SEMI	550 U	420 U	470 U	420 U	430 U	530 U	610 U	610 U	830 U	830 U	500 U	610 U	670 U	440 U	670 U
2,6-DINITROTOLUENE	SEMI	550 U	420 U	470 U	420 U	430 U	530 U	610 U	610 U	830 U	830 U	500 U	610 U	670 U	440 U	670 U
3-NITROANILINE	SEMI	1400 U	1000 U	1200 U	1100 U	1100 U	1300 U	1500 U	1500 U	2100 U	2100 U	1200 U	1500 U	1700 U	1100 U	1700 U
ACENAPHTHENE	SEMI	550 U	420 U	470 U	420 U	430 U	530 U	610 U	610 U	830 U	830 U	500 U	610 U	670 U	440 U	670 U
2,4-DINITROPHENOL	SEMI	1400 U	1000 U	1200 U	1100 U	1100 U	1300 U	1500 U	1500 U	2100 U	2100 U	1200 U	1500 U	1700 U	1100 U	1700 U
4-NITROPHENOL	SEMI	1400 U	1000 U	1200 U	1100 U	1100 U	1300 U	1500 U	1500 U	2100 U	2100 U	1200 U	1500 U	1700 U	1100 U	1700 U
DIBENZOFURAN	SEMI	550 U	420 U	470 U	420 U	430 U	530 U	610 U	610 U	830 U	830 U	500 U	610 U	670 U	440 U	670 U

Soil results reported in ug/kg.
BBL - Busy Bee Landfill
HL - Henry Landfill

Made By: LEM Date: 8/31/95 (Rev.)
CHKD BY JSM Date:9/29/94

TABLE C-6
BUSY BEE DISPOSAL SITE RI
RAW ANALYTICAL DATA: SURFICIAL SOIL/SEDIMENT

Sample ID		SED-1	SED-2	SED-3	SED-4	SED-5	SED-6	SED-7	SED-7RE	LCH1-SED	LCH2-SED	LCH3-SED	LCH4-SED	LCH5-SED	LCH6-SED	LCH7-SED
Date Collected		04/20/94	04/20/94	04/20/94	04/20/94	04/26/94	04/22/94	04/22/94	04/22/94	04/21/94	04/21/94	04/21/94	04/21/94	04/22/94	06/14/94	06/14/94
Matrix		Soil	Soil	Soil	Sediment	Sediment	Soil	Soil	Soil	Soil	Soil	Soil	Soil	Soil	Sediment	Soil
Parameter	Class	BBL	BBL	BBL	BBL	BBL	BBL	BBL	BBL	BBL	HL	HL	HL	BBL	HL	BBL
2,4-DINITROTOLUENE	SEMI	550 U	420 U	470 U	420 U	430 U	530 U	610 U	610 U	830 U	830 U	500 U	610 U	670 U	440 U	670 U
DIETHYLPHTHALATE	SEMI	550 U	420 U	470 U	420 U	430 U	530 U	110 J	110 J	830 U	830 U	500 U	75 J	94 J	440 U	670 U
4-CHLOROPHENYL-PHENYL ETHER	SEMI	550 U	420 U	470 U	420 U	430 U	530 U	610 U	610 U	830 U	830 U	500 U	610 U	670 U	440 U	670 U
FLUORENE	SEMI	550 U	420 U	470 U	420 U	430 U	530 U	610 U	610 U	830 U	830 U	500 U	610 U	670 U	440 U	670 U
4-NITROANILINE	SEMI	1400 U	1000 U	1200 U	1100 U	1100 U	1300 U	1500 U	1500 U	2100 U	2100 U	1200 U	1500 U	1700 U	1100 U	1700 U
4,6-DINITRO-2-METHYLPHENOL	SEMI	1400 U	1000 U	1200 U	1100 U	1100 U	1300 U	1500 U	1500 U	2100 U	2100 U	1200 U	1500 U	1700 U	1100 U	1700 U
N-NITROSODIPHENYLAMINE	SEMI	550 U	420 U	470 U	420 U	430 U	530 U	610 U	610 U	830 U	830 U	500 U	610 U	670 U	440 U	670 U
4-BROMOPHENYL-PHENYL ETHER	SEMI	550 U	420 U	470 U	420 U	430 U	530 U	610 U	610 U	830 U	830 U	500 U	610 U	670 U	440 U	670 U
HEXACHLOROBENZENE	SEMI	550 U	420 U	470 U	420 U	430 U	530 U	610 U	610 U	830 U	830 U	500 U	610 U	670 U	440 U	670 U
PENTACHLOROPHENOL	SEMI	1400 U	1000 U	1200 U	1100 U	1100 U	1300 U	1500 U	1500 U	2100 U	2100 U	1200 U	1500 U	1700 U	1100 U	1700 U
PHENANTHRENE	SEMI	550 U	180 J	470 U	420 U	430 U	530 U	610 U	610 U	830 U	830 U	94 J	610 U	670 U	440 U	670 U
ANTHRACENE	SEMI	550 U	420 U	470 U	420 U	430 U	530 U	610 U	610 U	830 U	830 U	500 U	610 U	670 U	440 U	670 U
CARBAZOLE	SEMI	550 U	420 U	470 U	420 U	430 U	530 U	610 U	610 U	830 U	830 U	500 U	610 U	670 U	440 U	670 U
DI-n-BUTYLPHTHALATE	SEMI	550 U	420 U	470 U	420 U	430 U	530 U	610 U	610 U	830 U	830 U	500 U	610 U	670 U	440 U	670 U
FLUORANTHENE	SEMI	550 U	210 J	470 U	420 U	430 U	530 U	610 U	610 U	830 U	830 U	200 J	610 U	670 U	440 U	670 U
PYRENE	SEMI	550 U	190 J	470 U	420 U	430 U	530 U	610 U	610 UJ	830 U	830 U	150 J	610 U	670 U	440 U	670 U
BUTYLBENZYLPHTHALATE	SEMI	550 U	72 J	470 U	420 U	430 U	530 U	610 U	610 UJ	830 U	830 U	500 U	610 U	670 U	440 U	670 U
3,3'-DICHLOROBENZIDINE	SEMI	550 U	420 U	470 U	420 U	430 U	530 U	610 U	610 UJ	830 U	830 U	500 U	610 U	670 U	440 U	670 U
BENZO(a)ANTHRACENE	SEMI	550 U	78 J	470 U	420 U	430 U	530 U	610 U	610 UJ	830 U	830 U	90 J	610 U	670 U	440 U	670 U
CHRYSENE	SEMI	550 U	99 J	470 U	420 U	430 U	530 U	610 U	610 UJ	830 U	830 U	87 J	610 U	670 U	440 U	670 U
BIS(2-ETHYLHEXYL)PHTHALATE	SEMI	550 U*	1200 U*	490 U*	610 U*	1200 U*	880 U*	1300 U*	1300 U*J	1900 U*	830 U*	500 U*	610 U*	920 U*	1200 U*	1700 U*
DI-n-OCTYLPHTHALATE	SEMI	550 U	420 U	470 U	420 U	430 U	530 U	610 UJ	610 UJ	830 U	830 U	500 U	610 U	670 U	440 U	670 U
BENZO(b)FLUORANTHENE	SEMI	550 U	64 J	470 U	420 U	430 U	530 U	610 UJ	610 UJ	830 U	830 U	500 U	610 U	670 U	440 U	670 U
BENZO(k)FLUORANTHENE	SEMI	550 U	80 J	470 U	420 U	430 U	530 U	610 UJ	610 UJ	830 U	830 U	500 U	610 U	670 U	440 U	670 U
BENZO(a)PYRENE	SEMI	550 U	77 J	470 U	420 U	430 U	530 U	610 UJ	610 UJ	830 U	830 U	75 J	610 U	670 U	440 U	670 U
INDENO(1,2,3-cd)PYRENE	SEMI	550 U	420 U	470 U	420 U	430 U	530 U	610 UJ	610 UJ	830 U	830 U	500 U	610 U	670 U	440 U	670 U
DIBENZ(a,h)ANTHRACENE	SEMI	550 U	420 U	470 U	420 U	430 U	530 U	610 UJ	610 UJ	830 U	830 U	500 U	610 U	670 U	440 U	670 U
BENZO(g,h,i)PERYLENE	SEMI	550 U	420 U	470 U	420 U	430 U	530 U	610 UJ	610 UJ	830 U	830 U	500 U	500 U	670 U	440 U	670 U

Soil results reported in ug/kg.
BBL - Busy Bee Landfill
HL - Henry Landfill

TABLE C-6
BUSY BEE DISPOSAL SITE RI
RAW ANALYTICAL DATA: SURFICIAL SOIL/SEDIMENT

Sample ID		SED-1	SED-2	SED-3	SED-4	SED-5	SED-6	SED-7	LCH1-SED	LCH2-SED	LCH3-SED	LCH4-SED	LCH5-SED	LCH6-SED	LCH7-SED
Date Collected		04/20/94	04/20/94	04/20/94	04/20/94	04/26/94	04/22/94	04/22/94	04/21/94	04/21/94	04/21/94	04/21/94	04/22/94	06/14/94	06/14/94
Matrix		Soil	Soil	Soil	Sediment	Sediment	Soil	Soil	Soil	Soil	Soil	Soil	Soil	Sediment	Soil
Parameter	Class	BBL	BBL	BBL	BBL	BBL	BBL	BBL	BBL	HL	HL	HL	BBL	HL	BBL
ALPHA-BHC	PEST	2.8 U	2.1 U	2.4 U	2.2 U	2.2 U	2.7 U	3.1 U	4.2 U	4.2 U	2.5 U	3.1 U	3.4 U	2.2 U	3.4 U
BETA-BHC	PEST	2.8 U	2.1 U	2.4 U	2.2 U	2.2 U	2.7 U	3.1 U	4.2 U	4.2 U	2.5 U	3.1 U	3.4 U	2.2 U	3.4 U
DELTA-BHC	PEST	2.8 U	2.1 U	2.4 U	2.2 U	2.2 U	2.7 U	3.1 U	4.2 U	4.2 U	2.5 U	3.1 U	3.4 U	2.2 U	3.4 U
GAMMA-BHC(LINDANE)	PEST	2.8 U	2.1 U	2.4 U	2.2 U	2.2 U	2.7 U	3.1 U	4.2 U	4.2 U	2.5 U	3.1 U	3.4 U	2.2 U	3.4 U
HEPTACHLOR	PEST	2.8 U	2.1 U	2.4 U	4.4 J	2.2 U	2.7 U	3.1 U	4.2 U	4.2 U	2.5 U	R	3.4 U	2.2 U	3.4 U
ALDRIN	PEST	2.8 U	2.1 U	2.4 U	2.2 U	2.2 U	2.7 U	3.1 U	4.2 U	4.2 U	2.5 U	3.1 U	3.4 U	2.2 U	3.4 U
HEPTACHLOR EPOXIDE	PEST	2.8 U	2.1 U	2.4 U	2.2 U	2.2 U	2.7 U	3.1 U	4.2 U	4.2 U	2.5 U	3.1 U	3.4 U	2.2 U	3.4 U
ENDOSULFAN I	PEST	2.8 U	2.1 U	2.4 U	2.2 U	2.2 U	2.7 U	3.1 U	4.2 U	4.2 U	2.5 U	3.1 U	3.4 U	2.2 U	3.4 U
DIELDRIN	PEST	5.4 U	4.1 U	4.6 U	4.2 U	4.3 U	5.2 U	6 U	8.2 U	8.2 U	4.9 U	6 U	6.6 U	4.3 U	6.6 U
4,4'-DDE	PEST	5.4 U	4.1 U	4.6 U	4.2 U	4.3 U	5.2 U	6 U	8.2 U	8.2 U	4.9 U	6 U	6.6 U	4.3 U	6.6 U
ENDRIN	PEST	5.4 U	4.1 U	4.6 U	4.2 U	4.3 U	5.2 U	6 U	8.2 U	8.2 U	4.9 U	6 U	6.6 U	4.3 U	6.6 U
ENDOSULFAN II	PEST	5.4 U	4.1 U	4.6 U	4.2 U	4.3 U	5.2 U	6 U	8.2 U	8.2 U	4.9 U	6 U	6.6 U	4.3 U	6.6 U
4,4'-DDD	PEST	5.4 U	4.1 U	4.6 U	4.2 U	4.3 U	5.2 U	6 U	8.2 U	8.2 U	4.9 U	6 U	6.6 U	4.3 U	6.6 U
ENDOSULFAN SULFATE	PEST	5.4 U	4.1 U	4.6 U	4.2 U	4.3 U	5.2 U	6 U	8.2 U	8.2 U	4.9 U	6 U	6.6 U	4.3 U	6.6 U
4,4'-DDT	PEST	5.4 U	4.1 U	4.6 U	4.2 U	4.3 U	5.2 U	6 U	8.2 U	8.2 U	4.9 U	6 U	6.6 U	4.3 U	6.6 U
METHOXYCHLOR	PEST	28 U	21 U	24 U	22 U	22 U	27 U	31 U	42 U	42 U	25 U	31 U	34 U	22 U	34 U
ENDRIN KETONE	PEST	5.4 U	4.1 U	4.6 U	4.2 U	4.3 U	5.2 U	6 U	8.2 U	8.2 U	4.9 U	6 U	6.6 U	4.3 U	6.6 U
ENDRIN ALDEHYDE	PEST	5.4 U	4.1 U	4.6 U	4.2 U	4.3 U	4.3 J	6 U	8.2 U	8.2 U	4.9 U	6 U	6.6 U	4.3 U	6.6 U
ALPHA CHLORDANE	PEST	2.8 U	2.1 U	2.4 U	2.2 U	2.2 U	2.7 U	3.1 U	4.2 U	4.2 U	2.5 U	3.1 U	3.4 U	2.2 U	3.4 U
GAMMA CHLORDANE	PEST	2.8 U	2.1 U	2.4 U	2.2 U	2.2 U	2.7 U	3.1 U	4.2 U	4.2 U	2.5 U	3.1 U	3.4 U	2.2 U	3.4 U
TOXAPHENE	PEST	280 U	210 U	240 U	220 U	220 U	270 U	310 U	420 U	420 U	250 U	310 U	340 U	220 U	340 U
AROCLOR 1016	PCB	54 U	41 U	46 U	42 U	43 U	52 U	60 U	82 U	82 U	49 U	60 U	66 U	43 U	66 U
AROCLOR 1221	PCB	110 U	84 U	94 U	85 U	87 U	110 U	120 U	170 U	170 U	100 U	120 U	130 U	88 U	130 U
AROCLOR 1232	PCB	54 U	41 U	46 U	42 U	43 U	52 U	60 U	82 U	82 U	49 U	60 U	66 U	43 U	66 U
AROCLOR 1242	PCB	54 U	41 U	46 U	42 U	43 U	52 U	60 U	82 U	82 U	49 U	60 U	66 U	43 U	66 U
AROCLOR 1248	PCB	54 U	41 U	46 U	42 U	43 U	52 U	60 U	82 U	82 U	49 U	60 U	66 U	43 U	66 U
AROCLOR 1254	PCB	54 U	41 U	46 U	42 U	43 U	52 U	60 U	82 U	82 U	49 U	60 U	66 U	43 U	66 U
AROCLOR 1260	PCB	54 U	41 U	46 U	42 U	43 U	52 U	60 U	82 U	82 U	49 U	60 U	66 U	43 U	66 U

Soil results reported in ug/kg.
BBL - Busy Bee Landfill
HL - Henry Landfill

TABLE C-6
BUSY BEE DISPOSAL SITE RI
RAW ANALYTICAL DATA: SURFICIAL SOIL/SEDIMENT

Sample ID		SED-1	SED-2	SED-3	SED-4	SED-5	SED-6	SED-7	LCH1-SED	LCH2-SED	LCH3-SED	LCH4-SED	LCH5-SED	LCH6-SED	LCH7-SED
Date Collected		04/20/94	04/20/94	04/20/94	04/20/94	04/26/94	04/22/94	04/22/94	04/21/94	04/21/94	04/21/94	04/21/94	04/22/94	06/14/94	06/14/94
Matrix		Soil	Soil	Soil	Sediment	Sediment	Soil	Soil	Soil	Soil	Soil	Soil	Soil	Sediment	Soil
Parameter	Class	BBL	BBL	BBL	BBL	BBL	BBL	BBL	BBL	HL	HL	HL	BBL	HL	BBL
ALUMINUM	MET	14100	13500	17800	12400	8860	11500	15600	13300	16600	10700	10300	12000	13400	23000
ANTIMONY	MET	8.2 UJ	6.3 UJ	7.1 UJ	6.4 UJ	6.5 UJ	9.5 UJ	8.8 UJ	8.3 UJ	13 UJ	7.9 UJ	9.4 UJ	10.5 UJ	2.1 U	3.9 U
ARSENIC	MET	17.7	19.9	14.2	12.6	7.3	13.3 J	37	21.4	76.3	18.6	51.5	11.2	15.6	17.7
BARIUM	MET	246	94.1	105	140	163	164	205	294	255	113	482	168	138	392
BERYLLIUM	MET	0.64 ∏	0.58 ∏	0.61 ∏	0.88 ∏	0.28 ∏	0.48 ∏	0.88 ∏	0.45 ∏	0.46 ∏	0.38 ∏	0.29 ∏	0.32 ∏	0.87 ∏	1.7 ∏
CADMIUM	MET	3.2	3	3.2	3.7	1.9	2.5	2.9	3	5.3	2.8	8.4	2 ∏	2.3	3.3
CALCIUM	MET	3140	2180	1240 ∏	1160 ∏	1210 ∏	2350	3710	2530	14700	7950	35700	2320	4240	5570
CHROMIUM	MET	16.3	17.4	20.8	15.9	9.6	12.6	17.3	15.2	17.5	14.7	13.4	12.8	15.4	23.8
COBALT	MET	16.3	15.1	15.6	13.6	8.9 ∏	15.8 ∏	16.5 ∏	40.9	34.8	13.4 ∏	15.8 ∏	10.6 ∏	11.2 ∏	31.8
COPPER	MET	28.8	22.5	24.6	18.2	15.4	10.1	14.8	20.7	23.9	27.6	20.3	11.3	17.5	23.8
IRON	MET	28500	31100	37600	28000	21600	29000	27100	32400	56000	28500	82800	23000	27300	34300
LEAD	MET	66.5 J	26.6 J	17 SJ	7.5 J	16.3 J	26.4 J	47.5 J	21.2 J	10.3 J	36.2 J	22.3 J	23.1 J	29.9 J	45.9 J
MAGNESIUM	MET	4490	5120	5540	4570	2720	2460	3580	4390	5340	6640	4960	2670	3970	4320
MANGANESE	MET	2910	695	594	366	374	1920	3650	8880	7830	904	5640	1300	1430	2990
MERCURY	MET	0.12 ∏	0.06 U	0.07 U	0.06 U	0.06 U	0.09 U	0.08 ∏	0.07 U	0.13 U	0.12 ∏	0.08 U	0.1 U	0.10 ∏	0.15 ∏
NICKEL	MET	36.7	32.8	35	31.1	18.7	19.2	39.4	64.1	54.1	27.6	38.4	21.1	20.5	31.1
POTASSIUM	MET	1740	1820	1960	2430	818 ∏	1140 ∏	1600 ∏	1570 ∏	1940 ∏	1540 ∏	1820 ∏	1460 ∏	2880	4300
SELENIUM	MET	0.71 U	0.55 UJ	0.62 UJ	0.56 U	0.57 UJ	0.83 UJ	0.77 UJ	1.2 ∏J	1.1 ∏J	0.69 U	0.82 U	0.92 UJ	0.58 U	1.1 U
SILVER	MET	0.94 ∏	1.2 ∏	0.78 ∏	1 ∏	0.57 U	0.92 ∏	1.4 ∏	2.1 ∏	2.8 J	0.87 ∏	2.3 ∏	1 ∏	0.55 U	1 U
SODIUM	MET	77.3 ∏	70.9 ∏	65.5 ∏	105 ∏	46.3 ∏	63.5 ∏	78.5 ∏	124 ∏	274 J	111 ∏	243 ∏	55 ∏	135 ∏	141 ∏
THALLIUM	MET	0.52 ∏	0.5 ∏	0.68 ∏	0.71 ∏	0.67 ∏	0.72 ∏	1 ∏	1.2 ∏	1.8 J	0.44 U	0.52 U	0.58 U	0.32 U	0.59 U
VANADIUM	MET	14.6 ∏	14.1	19.7	14.8	9.8 ∏	17 ∏	16.4 ∏	13.6 ∏	16 J	12.7 ∏	6.9 ∏	15.2 ∏	24.7	39.3
ZINC	MET	141	129	88.8	72.2	50.9	76	92	104	109	128	158	67.9	85.6	113
CYANIDE	MET	1.7 U	1.3 U	1.4 U	1.3 U	0.65 U	1.9 U	1.6 U	2.2 U	1.9 U	1.5 U	2.0 U	2.1 U	0.66 U	1.2 U
TOTAL ORGANIC CARBON	WET	41400	8910	5840	7590	2730	36600	34500	26500	16800	11000	23500	48600	3900	54000

Soil results reported in mg/kg.
BBL - Busy Bee Landfill
HL - Henry Landfill

TABLE C-7A
BUSY BEE DISPOSAL SITE RI
RAW ANALYTICAL DATA: GROUNDWATER (ROUND I)

Sample ID		MW-101D		MW-101I		MW-101S		MW-102D		MW-102I		MW-103D		MW-103I		MW-104D		MW-104I		MW-105I	
Date Collected		07/20/94		07/20/94		07/20/94		07/19/94		07/19/94		07/19/94		07/19/94		07/20/94		07/20/94		07/20/94	
Matrix		WATER		WATER		WATER		WATER		WATER		WATER		WATER		WATER		WATER		WATER	
Parameter	Class																				
CHLOROMETHANE	VOC	10	U	10	U	10	U	10	U	10	U	10	U	10	U	10	U	10	U	10	U
BROMOMETHANE	VOC	10	U	10	U	10	U	10	U	10	U	10	U	10	U	10	U	10	U	10	U
VINYL CHLORIDE	VOC	10	U	10	U	10	U	10	U	10	U	10	U	10	U	10	U	10	U	10	U
CHLOROETHANE	VOC	10	U	10	U	10	U	10	U	10	U	10	U	10	U	10	U	10	U	10	U
METHYLENE CHLORIDE	VOC	10	U	10	U	10	U	10	U	10	U	10	U	10	U	10	U	10	U	10	U
ACETONE	VOC	10	U	10	U	19		10	U	10	U	10	U	10	U	10	U	10	U	10	U
CARBON DISULFIDE	VOC	10	U	10	U	10	U	10	U	10	U	10	U	10	U	10	U	10	U	10	U
1,1-DICHLOROETHENE	VOC	10	U	10	U	10	U	10	U	10	U	10	U	10	U	10	U	10	U	10	U
1,1-DICHLOROETHANE	VOC	10	U	10	U	10	U	10	U	10	U	10	U	10	U	10	U	10	U	10	U
1,2-DICHLOROETHENE (TOTAL)	VOC	10	U	10	U	10	U	10	U	10	U	9	J	16		10	U	34		1	J
CHLOROFORM	VOC	10	U	10	U	10	U	10	U	10	U	10	U	10	U	10	U	10	U	10	U
1,2-DICHLOROETHANE	VOC	10	U	10	U	10	U	10	U	10	U	10	U	10	U	10	U	10	U	10	U
2-BUTANONE	VOC	10	U	10	U	10	U	10	U	10	U	10	U	10	U	10	U	10	U	10	U
1,1,1-TRICHLOROETHANE	VOC	10	U	10	U	10	U	10	U	10	U	10	U	10	U	10	U	10	U	10	U
CARBON TETRACHLORIDE	VOC	10	U	10	U	10	U	10	U	10	U	10	U	10	U	10	U	10	U	10	U
BROMODICHLOROMETHANE	VOC	10	U	10	U	10	U	10	U	10	U	10	U	10	U	10	U	10	U	10	U
1,2-DICHLOROPROPANE	VOC	10	U	10	U	10	U	10	U	10	U	10	U	10	U	10	U	10	U	10	U
CIS-1,3-DICHLOROPROPENE	VOC	10	U	10	U	10	U	10	U	10	U	10	U	10	U	10	U	10	U	10	U
TRICHLOROETHENE	VOC	10	U	10	U	10	U	10	U	10	U	2	J	5	J	10	U	10		10	U
DIBROMOCHLOROMETHANE	VOC	10	U	10	U	10	U	10	U	10	U	10	U	10	U	10	U	10	U	10	U
1,1,2-TRICHLOROETHANE	VOC	10	U	10	U	10	U	10	U	10	U	10	U	10	U	10	U	10	U	10	U
BENZENE	VOC	1	J	10	U	10	U	10	U	10	U	10	U	10	U	10	U	10	U	2	J
TRANS-1,3-DICHLOROPROPENE	VOC	10	U	10	U	10	U	10	U	10	U	10	U	10	U	10	U	10	U	10	U
BROMOFORM	VOC	10	U	10	U	10	U	10	U	10	U	10	U	10	U	10	U	10	U	10	U
4-METHYL-2-PENTANONE	VOC	10	U	10	U	10	U	10	U	10	U	10	U	10	U	10	U	10	U	10	U
2-HEXANONE	VOC	10	U	10	U	10	U	10	U	10	U	10	U	10	U	10	U	10	U	10	U
TETRACHLOROETHENE	VOC	10	U	10	U	10	U	10	U	10	U	10	U	10	U	10	U	10	U	10	U
1,1,2,2-TETRACHLOROETHANE	VOC	10	U	10	U	10	U	10	U	10	U	10	U	10	U	10	U	10	U	10	U
TOLUENE	VOC	3	J	10	U	4	J	10	U	10	U	10	U	10	U	10	U	10		10	U
CHLOROBENZENE	VOC	6	J	10	U	3	J	10	U	10	U	10	U	10	U	10	U	10	U	5	J
ETHYLBENZENE	VOC	10	U	10	U	10	U	10	U	10	U	10	U	10	U	10	U	10	U	10	U
STYRENE	VOC	10	U	10	U	10	U	10	U	10	U	10	U	10	U	10	U	10	U	10	U
XYLENE (TOTAL)	VOC	10	U	10	U	2	J	10	U	10	U	10	U	10	U	10	U	10	U	10	U

Water results reported in ug/l.
NA - Not analyzed

TABLE C-7A
BUSY BEE DISPOSAL SITE RI
RAW ANALYTICAL DATA: GROUNDWATER (ROUND I)

Sample ID		MW-106I	MW-107I	W-3	W-4D	W-4S	W-5	W-6	W-7	W-8	W-9
Date Collected		07/19/94	07/19/94	06/08/94	06/02/94	06/02/94	06/09/94	06/07/94	06/02/94	06/07/94	06/02/94
Matrix		WATER	WATER	WATER	WATER	WATER	WATER	WATER	WATER	WATER	WATER
Parameter	Class										
CHLOROMETHANE	VOC	10 U	10 U	10 U	10 U	10 U	10 U	10 U	10 U	10 U	10 U
BROMOMETHANE	VOC	10 U	10 U	10 U	10 U	10 U	10 U	10 U	10 U	10 U	10 U
VINYL CHLORIDE	VOC	10 U	10 U	10 U	10 U	10 U	10 U	10 U	10 U	10 U	10 U
CHLOROETHANE	VOC	10 U	10 U	10 U	10 U	10 U	10 U	10 U	10 U	10 U	10 U
METHYLENE CHLORIDE	VOC	10 U	10 U	10 U	10 U	10 U*	10 U	10 U	10 U	10 U	10 U
ACETONE	VOC	10 U	10 U	10 U	10 U	10 U	10 U	10 U	9 J	10 U	10 U
CARBON DISULFIDE	VOC	10 U	10 U	10 U	10 U	10 U	10 U	10 U	10 U	10 U	10 U
1,1-DICHLOROETHENE	VOC	10 U	10 U	10 U	10 U	10 U	10 U	10 U	10 U	10 U	10 U
1,1-DICHLOROETHANE	VOC	10 U	10 U	10 U	10 U	1 J	10 U	10 U	10 U	10 U	10 U
1,2-DICHLOROETHENE (TOTAL)	VOC	10 U	10 U	10 U	38	19	2 J	10 U	10 U	10 U	10 U
CHLOROFORM	VOC	10 U	10 U	10 U	10 U	10 U	10 U	10 U	10 U	10 U	10 U
1,2-DICHLOROETHANE	VOC	10 U	10 U	10 U	10 U	10 U	10 U	10 U	10 U	10 U	10 U
2-BUTANONE	VOC	10 U	10 U	10 U	10 U	10 U	10 U	10 U	10 U	10 U	10 U
1,1,1-TRICHLOROETHANE	VOC	10 U	10 U	10 U	10 U	12	10 U	10 U	10 U	10 U	10 U
CARBON TETRACHLORIDE	VOC	10 U	10 U	10 U	10 U	10 U	10 U	10 U	10 U	10 U	10 U
BROMODICHLOROMETHANE	VOC	10 U	10 U	10 U	10 U	10 U	10 U	10 U	10 U	10 U	10 U
1,2-DICHLOROPROPANE	VOC	10 U	10 U	10 U	10 U	10 U	10 U	10 U	10 U	10 U	10 U
CIS-1,3-DICHLOROPROPENE	VOC	10 U	10 U	10 U	10 U	10 U	10 U	10 U	10 U	10 U	10 U
TRICHLOROETHENE	VOC	10 U	10 U	10 U	17	85	1 J	10 U	10 U	10 U	10 U
DIBROMOCHLOROMETHANE	VOC	10 U	10 U	10 U	10 U	10 U	10 U	10 U	10 U	10 U	10 U
1,1,2-TRICHLOROETHANE	VOC	10 U	10 U	10 U	10 U	10 U	10 U	10 U	10 U	10 U	10 U
BENZENE	VOC	10 U	10 U	10 U	10 U	10 U	10 U	10 U	10 U	10 U	10 U
TRANS-1,3-DICHLOROPROPENE	VOC	10 U	10 U	10 U	10 U	10 U	10 U	10 U	10 U	10 U	10 U
BROMOFORM	VOC	10 U	10 U	10 U	10 U	10 U	10 U	10 U	10 U	10 U	10 U
4-METHYL-2-PENTANONE	VOC	10 U	10 U	10 U	10 U	10 U	10 U	10 U	10 U	10 U	10 U
2-HEXANONE	VOC	10 U	10 U	10 U	10 U	10 U	10 U	10 U	10 U	10 U	10 U
TETRACHLOROETHENE	VOC	10 U	10 U	10 U	2 J	10 U	10 U	10 U	10 U	10 U	10 U
1,1,2,2-TETRACHLOROETHANE	VOC	10 U	10 U	10 U	10 U	10 U	10 U	10 U	10 U	10 U	10 U
TOLUENE	VOC	10 U	10 U	10 U	10 U	10 U	10 U	10 U	10 U	10 U	10 U
CHLOROBENZENE	VOC	10 U	10 U	10 U	10 U	10 U	10 U	10 U	10 U	10 U	10 U
ETHYLBENZENE	VOC	10 U	10 U	10 U	10 U	10 U	10 U	10 U	10 U	10 U	10 U
STYRENE	VOC	10 U	10 U	10 U	10 U	10 U	10 U	10 U	10 U	10 U	10 U
XYLENE (TOTAL)	VOC	10 U	10 U	10 U	10 U	10 U	10 U	10 U	10 U	10 U	10 U

Water results reported in ug/l.

NA - Not analyzed

TABLE C-7A
BUSY BEE DISPOSAL SITE RI
RAW ANALYTICAL DATA: GROUNDWATER (ROUND I)

Sample ID		W-10 D	W-10 S	W-11	RW-1	RW-2	RW-3	RW-4	RW-5	RW-6	RW-7
Date Collected		06/08/94	06/08/94	06/08/94	06/16/94	06/02/94	06/16/94	06/03/94	06/01/94	No Access	06/02/94
Matrix		WATER	WATER	WATER	WATER	WATER	WATER	WATER	WATER	WATER	WATER
Parameter	Class										
CHLOROMETHANE	VOC	10 U	10 U	10 U	10 U	10 U	10 U	10 U	10 U	NA	10 U
BROMOMETHANE	VOC	10 U	10 U	10 U	10 U	10 U	10 U	10 U	10 U	NA	10 U
VINYL CHLORIDE	VOC	10 U	4 J	10 U	10 U	10 U	10 U	10 U	10 U	NA	10 U
CHLOROETHANE	VOC	10 U	10 U	10 U	10 U	10 U	10 U	10 U	10 U	NA	10 U
METHYLENE CHLORIDE	VOC	10 U	10 U	10 U	10 U	10 U	10 U	10 U	10 U	NA	10 U
ACETONE	VOC	10 U	10 U	10 U	10 U	10 U	10 U	10 U	10 U	NA	10 U
CARBON DISULFIDE	VOC	10 U	10 U	10 U	10 U	10 U	10 U	10 U	10 U	NA	10 U
1,1-DICHLOROETHENE	VOC	10 U	11	10 U	10 U	10 U	10 U	10 U	10 U	NA	10 U
1,1-DICHLOROETHANE	VOC	10 U	10 U	10 U	10 U	10 U	10 U	10 U	10 U	NA	10 U
1,2-DICHLOROETHENE (TOTAL)	VOC	1 J	36000 D	10 U	10 U	10 U	10 U	10 U	10 U	NA	10 U
CHLOROFORM	VOC	10 U	10 U	10 U	10 U	10 U	10 U	10 U	10 U	NA	10 U
1,2-DICHLOROETHANE	VOC	10 U	10 U	10 U	10 U	10 U	10 U	10 U	10 U	NA	10 U
2-BUTANONE	VOC	10 U	10 U	10 U	10 U	10 U	10 U	10 U	10 U	NA	10 U
1,1,1-TRICHLOROETHANE	VOC	10 U	10 U	10 U	10 U	10 U	10 U	10 U	10 U	NA	10 U
CARBON TETRACHLORIDE	VOC	10 U	10 U	10 U	10 U	10 U	10 U	10 U	10 U	NA	10 U
BROMODICHLOROMETHANE	VOC	10 U	10 U	10 U	10 U	10 U	10 U	10 U	10 U	NA	10 U
1,2-DICHLOROPROPANE	VOC	10 U	10 U	10 U	10 U	10 U	10 U	10 U	10 U	NA	10 U
CIS-1,3-DICHLOROPROPENE	VOC	10 U	10 U	10 U	10 U	10 U	10 U	10 U	10 U	NA	10 U
TRICHLOROETHENE	VOC	10 U	4300 JD	2 J	10 U	10 U	10 U	10 U	10 U	NA	10 U
DIBROMOCHLOROMETHANE	VOC	10 U	10 U	10 U	10 U	10 U	10 U	10 U	10 U	NA	10 U
1,1,2-TRICHLOROETHANE	VOC	10 U	12	10 U	10 U	10 U	10 U	10 U	10 U	NA	10 U
BENZENE	VOC	10 U	10 U	10 U	10 U	10 U	10 U	10 U	10 U	NA	10 U
TRANS-1,3-DICHLOROPROPENE	VOC	10 U	10 U	10 U	10 U	10 U	10 U	10 U	10 U	NA	10 U
BROMOFORM	VOC	10 U	10 U	10 U	10 U	10 U	10 U	10 U	10 U	NA	10 U
4-METHYL-2-PENTANONE	VOC	10 U	10 U	10 U	10 U	10 U	10 U	10 U	10 U	NA	10 U
2-HEXANONE	VOC	10 U	10 U	10 U	10 U	10 U	10 U	10 U	10 U	NA	10 U
TETRACHLOROETHENE	VOC	10 U	9 J	10 U	10 U	10 U	10 U	10 U	10 U	NA	10 U
1,1,2,2-TETRACHLOROETHANE	VOC	10 U	10 U	10 U	10 U	10 U	10 U	10 U	10 U	NA	10 U
TOLUENE	VOC	10 U	10 U	10 U	10 U	2 J	10 U	10 U	10 U	NA	10 U
CHLOROBENZENE	VOC	10 U	10 U	10 U	10 U	10 U	10 U	10 U	10 U	NA	10 U
ETHYLBENZENE	VOC	10 U	10 U	10 U	10 U	2 J	10 U	10 U	10 U	NA	10 U
STYRENE	VOC	10 U	10 U	10 U	10 U	10 U	10 U	10 U	10 U	NA	10 U
XYLENE (TOTAL)	VOC	10 U	10 U	10 U	10 U	14	10 U	10 U	10 U	NA	10 U

Water results reported in ug/l.
NA - Not analyzed

TABLE C-7A
BUSY BEE DISPOSAL SITE RI
RAW ANALYTICAL DATA: GROUNDWATER (ROUND I)

Sample ID		RW-8		RW-9		RW-10		RW-11		RW-12		RW-13	
Date Collected		07/6/94		06/10/94		06/02/94		06/02/94		06/01/94		06/17/94	
Matrix		WATER		WATER		WATER		WATER		WATER		WATER	
Parameter	Class												
CHLOROMETHANE	VOC	10	U	10	U	10	U	10	U	10	U	10	U
BROMOMETHANE	VOC	10	U	10	U	10	U	10	U	10	U	10	U
VINYL CHLORIDE	VOC	10	U	10	U	10	U	10	U	10	U	10	U
CHLOROETHANE	VOC	10	U	10	U	10	U	10	U	10	U	10	U
METHYLENE CHLORIDE	VOC	10	U	10	U	10	U	10	U	10	U	10	U
ACETONE	VOC	10	U	10	U	10	U	10	U	10	U	10	U
CARBON DISULFIDE	VOC	10	U	10	U	10	U	10	U	10	U	10	U
1,1-DICHLOROETHENE	VOC	10	U	10	U	10	U	10	U	10	U	10	U
1,1-DICHLOROETHANE	VOC	10	U	10	U	10	U	10	U	10	U	10	U
1,2-DICHLOROETHENE (TOTAL)	VOC	10	U	10	U	10	U	10	U	10	U	10	U
CHLOROFORM	VOC	10	U	10	U	10	U	10	U	10	U	10	U
1,2-DICHLOROETHANE	VOC	10	U	10	U	10	U	10	U	10	U	10	U
2-BUTANONE	VOC	10	U	10	U	10	U	10	U	10	U	10	U
1,1,1-TRICHLOROETHANE	VOC	10	U	10	U	10	U	10	U	10	U	10	U
CARBON TETRACHLORIDE	VOC	10	U	10	U	10	U	10	U	10	U	10	U
BROMODICHLOROMETHANE	VOC	10	U	10	U	10	U	10	U	10	U	10	U
1,2-DICHLOROPROPANE	VOC	10	U	10	U	10	U	10	U	10	U	10	U
CIS-1,3-DICHLOROPROPENE	VOC	10	U	10	U	10	U	10	U	10	U	10	U
TRICHLOROETHENE	VOC	10	U	10	U	10	U	10	U	10	U	10	U
DIBROMOCHLOROMETHANE	VOC	10	U	10	U	10	U	10	U	10	U	10	U
1,1,2-TRICHLOROETHANE	VOC	10	U	10	U	10	U	10	U	10	U	10	U
BENZENE	VOC	10	U	10	U	10	U	10	U	10	U	10	U
TRANS-1,3-DICHLOROPROPENE	VOC	10	U	10	U	10	U	10	U	10	U	10	U
BROMOFORM	VOC	10	U	10	U	10	U	10	U	10	U	10	U
4-METHYL-2-PENTANONE	VOC	10	U	10	U	10	U	10	U	10	U	10	U
2-HEXANONE	VOC	10	U	10	U	10	U	10	U	10	U	10	U
TETRACHLOROETHENE	VOC	10	U	10	U	10	U	10	U	10	U	10	U
1,1,2,2-TETRACHLOROETHANE	VOC	10	U	10	U	10	U	10	U	10	U	10	U
TOLUENE	VOC	10	U	10	U	10	U	10	U	10	U	10	U
CHLOROBENZENE	VOC	10	U	10	U	10	U	10	U	10	U	10	U
ETHYLBENZENE	VOC	10	U	10	U	10	U	10	U	10	U	10	U
STYRENE	VOC	10	U	10	U	10	U	10	U	10	U	10	U
XYLENE (TOTAL)	VOC	10	U	10	U	3	J	10	U	10	U	10	U

Water results reported in ug/l.
NA - Not analyzed

TABLE C-7A
BUSY BEE DISPOSAL SITE RI
RAW ANALYTICAL DATA: GROUNDWATER (ROUND I)

Sample ID		MW-101D RE		MW-101I RE		MW-102D		MW-102I		MW-103D		MW-103I		MW-104D		MW-104I	
Date Collected		07/20/94		07/20/94		07/19/94		07/19/94		07/19/94		07/19/94		07/20/94		07/20/94	
Matrix		WATER		WATER		WATER		WATER		WATER		WATER		WATER		WATER	
Parameter	Class																
PHENOL	SEMI	10	UJ	10	UJ	10	U	10	U	10	U	10	U	10	U	10	U
BIS(2-CHLOROETHYL)ETHER	SEMI	10	UJ	10	UJ	10	U	10	U	10	U	10	U	10	U	10	U
2-CHLOROPHENOL	SEMI	10	UJ	10	UJ	10	U	10	U	10	U	10	U	10	U	10	U
1,3-DICHLOROBENZENE	SEMI	10	UJ	10	UJ	10	U	10	U	10	U	10	U	10	U	10	U
1,4-DICHLOROBENZENE	SEMI	10	UJ	10	UJ	10	U	10	U	10	U	10	U	10	U	10	U
1,2-DICHLOROBENZENE	SEMI	10	UJ	10	UJ	10	U	10	U	10	U	10	U	10	U	10	U
2-METHYLPHENOL	SEMI	10	UJ	10	UJ	10	U	10	U	10	U	10	U	10	U	10	U
2,2'-OXYBIS(1-CHLOROPROPANE)	SEMI	10	UJ	10	UJ	10	U	10	U	10	U	10	U	10	U	10	U
4-METHYLPHENOL	SEMI	10	UJ	10	UJ	10	U	10	U	10	U	10	U	10	U	10	U
N-NITROSO-DI-N-PROPYLAMINE	SEMI	10	UJ	10	UJ	10	U	10	U	10	U	10	U	10	U	10	U
HEXACHLOROETHANE	SEMI	10	UJ	10	UJ	10	U	10	U	10	U	10	U	10	U	10	U
NITROBENZENE	SEMI	10	UJ	10	UJ	10	U	10	U	10	U	10	U	10	U	10	U
ISOPHORONE	SEMI	10	UJ	10	UJ	10	U	10	U	10	U	10	U	10	U	10	U
2-NITROPHENOL	SEMI	10	UJ	10	UJ	10	U	10	U	10	U	10	U	10	U	10	U
2,4-DIMETHYLPHENOL	SEMI	10	UJ	10	UJ	10	U	10	U	10	U	10	U	10	U	10	U
BIS(2-CHLOROETHOXY)METHANE	SEMI	10	UJ	10	UJ	10	U	10	U	10	U	10	U	10	U	10	U
2,4-DICHLOROPHENOL	SEMI	10	UJ	10	UJ	10	U	10	U	10	U	10	U	10	U	10	U
1,2,4-TRICHLOROBENZENE	SEMI	10	UJ	10	UJ	10	U	10	U	10	U	10	U	10	U	10	U
NAPHTHALENE	SEMI	10	UJ	10	UJ	10	U	10	U	10	U	10	U	10	U	10	U
4-CHLOROANILINE	SEMI	10	UJ	10	UJ	10	U	10	U	10	U	10	U	10	U	10	U
HEXACHLOROBUTADIENE	SEMI	10	UJ	10	UJ	10	U	10	U	10	U	10	U	10	U	10	U
4-CHLORO3-METHYLPHENOL	SEMI	10	UJ	10	UJ	10	U	10	U	10	U	10	U	10	U	10	U
2-METHYLNAPHTHALENE	SEMI	10	UJ	10	UJ	10	U	10	U	10	U	10	U	10	U	10	U
HEXACHLOROCYCLOPENTADIENE	SEMI	10	UJ	10	UJ	10	U	10	U	10	U	10	U	10	U	10	U
2,4,6-TRICHLOROPHENOL	SEMI	10	UJ	10	UJ	10	U	10	U	10	U	10	U	10	U	10	U
2,4,5-TRICHLOROPHENOL	SEMI	26	UJ	26	UJ	25	U	25	U	25	U	25	U	25	U	25	U
2-CHLORONAPHTHALENE	SEMI	10	UJ	10	UJ	10	U	10	U	10	U	10	U	10	U	10	U
2-NITROANILINE	SEMI	26	UJ	26	UJ	25	U	25	U	25	U	25	U	25	U	25	U
DIMETHYLPHTHALATE	SEMI	10	UJ	10	UJ	10	U	10	U	10	U	10	U	10	U	10	U
ACENAPHTHYLENE	SEMI	10	UJ	10	UJ	10	U	10	U	10	U	10	U	10	U	10	U
2,6-DINITROTOLUENE	SEMI	10	UJ	10	UJ	10	U	10	U	10	U	10	U	10	U	10	U
3-NITROANILINE	SEMI	26	UJ	26	UJ	25	U	25	U	25	U	25	U	25	U	25	U
ACENAPHTHENE	SEMI	10	UJ	10	UJ	10	U	10	U	10	U	10	U	10	U	10	U
2,4-DINITROPHENOL	SEMI	26	UJ	26	UJ	25	U	25	U	25	U	25	U	25	U	25	U
4-NITROPHENOL	SEMI	26	UJ	26	UJ	25	U	25	U	25	U	25	U	25	U	25	U
DIBENZOFURAN	SEMI	10	UJ	10	UJ	10	U	10	U	10	U	10	U	10	U	10	U
2,4-DINITROTOLUENE	SEMI	10	UJ	10	UJ	10	U	10	U	10	U	10	U	10	U	10	U

Water results reported in ug/l.
NA - Not analyzed

TABLE C-7A
BUSY BEE DISPOSAL SITE RI
RAW ANALYTICAL DATA: GROUNDWATER (ROUND I)

Sample ID		MW-101D RE	MW-101I RE	MW-102D	MW-102I	MW-103D	MW-103I	MW-104D	MW-104I
Date Collected		07/20/94	07/20/94	07/19/94	07/19/94	07/19/94	07/19/94	07/20/94	07/20/94
Matrix		WATER	WATER	WATER	WATER	WATER	WATER	WATER	WATER
Parameter	Class								
DIETHYLPHTHALATE	SEMI	1 J	10 UJ	10 U	10 U	10 U	10 U	10 U	10 U
4-CHLOROPHENYL-PHENYL ETHER	SEMI	10 UJ	10 UJ	10 U	10 U	10 U	10 U	10 U	10 U
FLUORENE	SEMI	10 UJ	10 UJ	10 U	10 U	10 U	10 U	10 U	10 U
4-NITROANILINE	SEMI	26 UJ	26 UJ	25 U	25 U	25 U	25 U	25 U	25 U
4,6-DINITRO-2-METHYLPHENOL	SEMI	26 UJ	26 UJ	25 U	25 U	25 U	25 U	25 U	25 U
N-NITROSODIPHENYLAMINE	SEMI	10 UJ	10 UJ	10 U	10 U	10 U	10 U	10 U	10 U
4-BROMOPHENYL-PHENYL ETHER	SEMI	10 UJ	10 UJ	10 U	10 U	10 U	10 U	10 U	10 U
HEXACHLOROBENZENE	SEMI	10 UJ	10 UJ	10 U	10 U	10 U	10 U	10 U	10 U
PENTACHLOROPHENOL	SEMI	26 UJ	26 UJ	25 U	25 U	25 U	25 U	25 U	25 U
PHENANTHRENE	SEMI	10 UJ	10 UJ	10 U	10 U	10 U	10 U	10 U	10 U
ANTHRACENE	SEMI	10 UJ	10 UJ	10 U	10 U	10 U	10 U	10 U	10 U
CARBAZOLE	SEMI	10 UJ	10 UJ	10 U	10 U	10 U	10 U	10 U	10 U
DI-n-BUTYLPHTHALATE	SEMI	10 UJ	10 UJ	10 U	10 U	10 U	10 U	10 U	10 U
FLUORANTHENE	SEMI	10 UJ	10 UJ	10 U	10 U	10 U	10 U	10 U	10 U
PYRENE	SEMI	10 UJ	10 UJ	10 U	10 U	10 U	10 U	10 U	10 U
BUTYLBENZYLPHTHALATE	SEMI	10 UJ	10 UJ	10 U	10 U	10 U	10 U	10 U	10 U
3,3'-DICHLOROBENZIDINE	SEMI	10 UJ	10 UJ	10 U	10 U	10 U	10 U	10 U	10 U
BENZO(a)ANTHRACENE	SEMI	10 UJ	10 UJ	10 U	10 U	10 U	10 U	10 U	10 U
CHRYSENE	SEMI	10 UJ	10 UJ	10 U	10 U	10 U	10 U	10 U	10 U
BIS(2-ETHYLHEXYL)PHTHALATE	SEMI	5 J	10 UJ	2 J	2 J	2 J	2 J	10 U*	10 U
DI-n-OCTYLPHTHALATE	SEMI	10 UJ	10 UJ	10 U	10 U	10 U	10 U	10 U	10 U
BENZO(b)FLUORANTHENE	SEMI	10 UJ	10 UJ	10 U	10 U	10 U	10 U	10 U	10 U
BENZO(k)FLUORANTHENE	SEMI	10 UJ	10 UJ	10 U	10 U	10 U	10 U	10 U	10 U
BENZO(a)PYRENE	SEMI	10 UJ	10 UJ	10 U	10 U	10 U	10 U	10 U	10 U
INDENO(1,2,3-cd)PYRENE	SEMI	10 UJ	10 UJ	10 U	10 U	10 U	10 U	10 U	10 U
DIBENZ(a,h)ANTHRACENE	SEMI	10 UJ	10 UJ	10 U	10 U	10 U	10 U	10 U	10 U
BENZO(g,h,i)PERYLENE	SEMI	10 UJ	10 UJ	10 U	10 U	10 U	10 U	10 U	10 U

Water results reported in ug/l.
NA - Not analyzed

TABLE C-7A
BUSY BEE DISPOSAL SITE RI
RAW ANALYTICAL DATA: GROUNDWATER (ROUND I)

Sample ID		MW-105I RE		MW-106I		MW-107I		W-3		W-4S		W-5		W-6		W-7	
Date Collected		07/20/94		07/19/94		07/19/94		06/09/94		06/02/94		06/09/94		06/09/94		06/02/94	
Matrix		WATER		WATER		WATER		WATER		WATER		WATER		WATER		WATER	
Parameter	Class																
PHENOL	SEMI	10	UJ	10	U	10	U	10	U	10	U	10	U	10	U	10	U
BIS(2-CHLOROETHYL)ETHER	SEMI	10	UJ	10	U	10	U	10	U	10	U	10	U	10	U	10	U
2-CHLOROPHENOL	SEMI	10	UJ	10	U	10	U	10	U	10	U	10	U	10	U	10	U
1,3-DICHLOROBENZENE	SEMI	10	UJ	10	U	10	U	10	U	10	U	10	U	10	U	10	U
1,4-DICHLOROBENZENE	SEMI	10	UJ	10	U	10	U	10	U	10	U	10	U	10	U	10	U
1,2-DICHLOROBENZENE	SEMI	10	UJ	10	U	10	U	10	U	10	U	10	U	10	U	10	U
2-METHYLPHENOL	SEMI	10	UJ	10	U	10	U	10	U	10	U	10	U	10	U	10	U
2,2'-OXYBIS(1-CHLOROPROPANE)	SEMI	10	UJ	10	U	10	U	10	U	10	U	10	U	10	U	10	U
4-METHYLPHENOL	SEMI	10	UJ	10	U	10	U	10	U	10	U	10	U	10	U	10	U
N-NITROSO-DI-N-PROPYLAMINE	SEMI	10	UJ	10	U	10	U	10	U	10	U	10	U	10	U	10	U
HEXACHLOROETHANE	SEMI	10	UJ	10	U	10	U	10	U	10	U	10	U	10	U	10	U
NITROBENZENE	SEMI	10	UJ	10	U	10	U	10	U	10	U	10	U	10	U	10	U
ISOPHORONE	SEMI	10	UJ	10	U	10	U	10	U	10	U	10	U	10	U	10	U
2-NITROPHENOL	SEMI	10	UJ	10	U	10	U	10	U	10	U	10	U	10	U	10	U
2,4-DIMETHYLPHENOL	SEMI	10	UJ	10	U	10	U	10	U	10	U	10	U	10	U	10	U
BIS(2-CHLOROETHOXY)METHANE	SEMI	10	UJ	10	U	10	U	10	U	10	U	10	U	10	U	10	U
2,4-DICHLOROPHENOL	SEMI	10	UJ	10	U	10	U	10	U	10	U	10	U	10	U	10	U
1,2,4-TRICHLOROBENZENE	SEMI	10	UJ	10	U	10	U	10	U	10	U	10	U	10	U	10	U
NAPHTHALENE	SEMI	10	UJ	10	U	10	U	10	U	10	U	10	U	10	U	10	U
4-CHLOROANILINE	SEMI	10	UJ	10	U	10	U	10	U	10	U	10	U	10	U	10	U
HEXACHLOROBUTADIENE	SEMI	10	UJ	10	U	10	U	10	U	10	U	10	U	10	U	10	U
4-CHLORO3-METHYLPHENOL	SEMI	10	UJ	10	U	10	U	10	U	10	U	10	U	10	U	10	U
2-METHYLNAPHTHALENE	SEMI	10	UJ	10	U	10	U	10	U	10	U	10	U	10	U	10	U
HEXACHLOROCYCLOPENTADIENE	SEMI	10	UJ	10	U	10	U	10	U	10	U	10	U	10	U	10	U
2,4,6-TRICHLOROPHENOL	SEMI	10	UJ	10	U	10	U	10	U	10	U	10	U	10	U	10	U
2,4,5-TRICHLOROPHENOL	SEMI	25	UJ	25	U	25	U	25	U	25	U	25	U	25	U	25	U
2-CHLORONAPHTHALENE	SEMI	10	UJ	10	U	10	U	10	U	10	U	10	U	10	U	10	U
2-NITROANILINE	SEMI	25	UJ	25	U	25	U	25	U	25	U	25	U	25	U	25	U
DIMETHYLPHTHALATE	SEMI	10	UJ	10	U	10	U	10	U	10	U	10	U	10	U	10	U
ACENAPHTHYLENE	SEMI	10	UJ	10	U	10	U	10	U	10	U	10	U	10	U	10	U
2,6-DINITROTOLUENE	SEMI	10	UJ	10	U	10	U	10	U	10	U	10	U	10	U	10	U
3-NITROANILINE	SEMI	25	UJ	25	U	25	U	25	U	25	U	25	U	25	U	25	U
ACENAPHTHENE	SEMI	10	UJ	10	U	10	U	10	U	10	U	10	U	10	U	10	U
2,4-DINITROPHENOL	SEMI	25	UJ	25	U	25	U	25	U	25	U	25	U	25	U	25	U
4-NITROPHENOL	SEMI	25	UJ	25	U	25	U	25	U	25	U	25	U	25	U	25	U
DIBENZOFURAN	SEMI	10	UJ	10	U	10	U	10	U	10	U	10	U	10	U	10	U
2,4-DINITROTOLUENE	SEMI	10	UJ	10	U	10	U	10	U	10	U	10	U	10	U	10	U

Water results reported in ug/l.
NA - Not analyzed

TABLE C-7A
BUSY BEE DISPOSAL SITE RI
RAW ANALYTICAL DATA: GROUNDWATER (ROUND I)

Sample ID		MW-105I RE		MW-106I		MW-107I		W-3		W-4S		W-5		W-6		W-7	
Date Collected		07/20/94		07/19/94		07/19/94		06/09/94		06/02/94		06/09/94		06/09/94		06/02/94	
Matrix		WATER		WATER		WATER		WATER		WATER		WATER		WATER		WATER	
Parameter	Class																
DIETHYLPHTHALATE	SEMI	2	J	10	U	10	U	10	U	10	U	10	U	10	U	10	U
4-CHLOROPHENYL-PHENYL ETHER	SEMI	10	UJ	10	U	10	U	10	U	10	U	10	U	10	U	10	U
FLUORENE	SEMI	10	UJ	10	U	10	U	10	U	10	U	10	U	10	U	10	U
4-NITROANILINE	SEMI	25	UJ	25	U	25	U	25	U	25	U	25	U	25	U	25	U
4,6-DINITRO-2-METHYLPHENOL	SEMI	25	UJ	25	U	25	U	25	U	25	U	25	U	25	U	25	U
N-NITROSODIPHENYLAMINE	SEMI	10	UJ	10	U	10	U	10	U	10	U	10	U	10	U	10	U
4-BROMOPHENYL-PHENYL ETHER	SEMI	10	UJ	10	U	10	U	10	U	10	U	10	U	10	U	10	U
HEXACHLOROBENZENE	SEMI	10	UJ	10	U	10	U	10	U	10	U	10	U	10	U	10	U
PENTACHLOROPHENOL	SEMI	25	UJ	25	U	25	U	25	U	25	U	11	J	25	U	25	U
PHENANTHRENE	SEMI	10	UJ	10	U	10	U	10	U	10	U	10	U	10	U	10	U
ANTHRACENE	SEMI	10	UJ	10	U	10	U	10	U	10	U	10	U	10	U	10	U
CARBAZOLE	SEMI	10	UJ	10	U	10	U	10	U	10	U	10	U	10	U	10	U
DI-n-BUTYLPHTHALATE	SEMI	10	UJ	10	U	10	U	10	U	10	U	10	U	10	U	10	U
FLUORANTHENE	SEMI	10	UJ	10	U	10	U	10	U	10	U	10	U	10	U	10	U
PYRENE	SEMI	10	UJ	10	U	10	U	10	U	10	U	10	U	10	U	10	U
BUTYLBENZYLPHTHALATE	SEMI	10	UJ	10	U	10	U	10	U	10	U	10	U	10	U	10	U
3,3'-DICHLOROBENZIDINE	SEMI	10	UJ	10	U	10	U	10	U	10	U	10	U	10	U	10	U
BENZO(a)ANTHRACENE	SEMI	10	UJ	10	U	10	U	10	U	10	U	10	U	10	U	10	U
CHRYSENE	SEMI	10	UJ	10	U	10	U	10	U	10	U	10	U	10	U	10	U
BIS(2-ETHYLHEXYL)PHTHALATE	SEMI	10	UJ	1	J	1	J	10	U*	15		10	U*	10	U*	4	J
DI-n-OCTYLPHTHALATE	SEMI	10	UJ	10	U	10	U	10	U	10	U	10	U	10	U	10	U
BENZO(b)FLUORANTHENE	SEMI	10	UJ	10	U	10	U	10	U	10	U	10	U	10	U	10	U
BENZO(k)FLUORANTHENE	SEMI	10	UJ	10	U	10	U	10	U	10	U	10	U	10	U	10	U
BENZO(a)PYRENE	SEMI	10	UJ	10	U	10	U	10	U	10	U	10	U	10	U	10	U
INDENO(1,2,3-cd)PYRENE	SEMI	10	UJ	10	U	10	U	10	U	10	U	10	U	10	U	10	U
DIBENZ(a,h)ANTHRACENE	SEMI	10	UJ	10	U	10	U	10	U	10	U	10	U	10	U	10	U
BENZO(g,h,i)PERYLENE	SEMI	10	UJ	10	U	10	U	10	U	10	U	10	U	10	U	10	U

Water results reported in ug/l.

TABLE C-7A
BUSY BEE DISPOSAL SITE RI
RAW ANALYTICAL DATA: GROUNDWATER (ROUND I)

Sample ID		W-8	W-9	W-10D	W-11	RW-1	RW-2	RW-3	RW-4	RW-5
Date Collected		06/09/94	06/02/94	06/08/94	06/08/94	06/16/94	06/02/94	06/16/94	06/02/94	06/01/94
Matrix		WATER	WATER	WATER	WATER	WATER	WATER	WATER	WATER	WATER
Parameter	Class									
PHENOL	SEMI	10 U	10 U	10 U	10 U	10 U	10 U	10 U	10 U	10 U
BIS(2-CHLOROETHYL)ETHER	SEMI	10 U	10 U	10 U	10 U	10 U	10 U	10 U	10 U	10 U
2-CHLOROPHENOL	SEMI	10 U	10 U	10 U	10 U	10 U	10 U	10 U	10 U	10 U
1,3-DICHLOROBENZENE	SEMI	10 U	10 U	10 U	10 U	10 U	10 U	10 U	10 U	10 U
1,4-DICHLOROBENZENE	SEMI	10 U	10 U	10 U	10 U	10 U	10 U	10 U	10 U	10 U
1,2-DICHLOROBENZENE	SEMI	10 U	10 U	10 U	10 U	10 U	10 U	10 U	10 U	10 U
2-METHYLPHENOL	SEMI	10 U	10 U	10 U	10 U	10 U	10 U	10 U	10 U	10 U
2,2'-OXYBIS(1-CHLOROPROPANE)	SEMI	10 U	10 U	10 U	10 U	10 U	10 U	10 U	10 U	10 U
4-METHYLPHENOL	SEMI	10 U	10 U	10 U	10 U	10 U	10 U	10 U	10 U	10 U
N-NITROSO-DI-N-PROPYLAMINE	SEMI	10 U	10 U	10 U	10 U	10 U	10 U	10 U	10 U	10 U
HEXACHLOROETHANE	SEMI	10 U	10 U	10 U	10 U	10 U	10 U	10 U	10 U	10 U
NITROBENZENE	SEMI	10 U	10 U	10 U	10 U	10 U	10 U	10 U	10 U	10 U
ISOPHORONE	SEMI	10 U	10 U	10 U	10 U	10 U	10 U	10 U	10 U	10 U
2-NITROPHENOL	SEMI	10 U	10 U	10 U	10 U	10 U	10 U	10 U	10 U	10 U
2,4-DIMETHYLPHENOL	SEMI	10 U	10 U	10 U	10 U	10 U	10 U	10 U	10 U	10 U
BIS(2-CHLOROETHOXY)METHANE	SEMI	10 U	10 U	10 U	10 U	10 U	10 U	10 U	10 U	10 U
2,4-DICHLOROPHENOL	SEMI	10 U	10 U	10 U	10 U	10 U	10 U	10 U	10 U	10 U
1,2,4-TRICHLOROBENZENE	SEMI	10 U	10 U	10 U	10 U	10 U	10 U	10 U	10 U	10 U
NAPHTHALENE	SEMI	10 U	10 U	10 U	10 U	10 U	10 U	10 U	10 U	10 U
4-CHLOROANILINE	SEMI	10 U	10 U	10 U	10 U	10 U	10 U	10 U	10 U	10 U
HEXACHLOROBUTADIENE	SEMI	10 U	10 U	10 U	10 U	10 U	10 U	10 U	10 U	10 U
4-CHLORO3-METHYLPHENOL	SEMI	10 U	10 U	10 U	10 U	10 U	10 U	10 U	10 U	10 U
2-METHYLNAPHTHALENE	SEMI	10 U	10 U	10 U	10 U	10 U	10 U	10 U	10 U	10 U
HEXACHLOROCYCLOPENTADIENE	SEMI	10 U	10 U	10 U	10 U	10 U	10 U	10 U	10 U	10 U
2,4,6-TRICHLOROPHENOL	SEMI	10 U	10 U	10 U	10 U	10 U	10 U	10 U	10 U	10 U
2,4,5-TRICHLOROPHENOL	SEMI	25 U	25 U	25 U	25 U	25 U	25 U	25 U	25 U	25 U
2-CHLORONAPHTHALENE	SEMI	10 U	10 U	10 U	10 U	10 U	10 U	10 U	10 U	10 U
2-NITROANILINE	SEMI	25 U	25 U	25 U	25 U	25 U	25 U	25 U	25 U	25 U
DIMETHYLPHTHALATE	SEMI	10 U	10 U	10 U	10 U	10 U	10 U	10 U	10 U	10 U
ACENAPHTHYLENE	SEMI	10 U	10 U	10 U	10 U	10 U	10 U	10 U	10 U	10 U
2,6-DINITROTOLUENE	SEMI	10 U	10 U	10 U	10 U	10 U	10 U	10 U	10 U	10 U
3-NITROANILINE	SEMI	25 U	25 U	25 U	25 U	25 U	25 U	25 U	25 U	25 U
ACENAPHTHENE	SEMI	10 U	10 U	10 U	10 U	10 U	10 U	10 U	10 U	10 U
2,4-DINITROPHENOL	SEMI	25 U	25 U	25 U	25 U	25 U	25 U	25 U	25 U	25 U
4-NITROPHENOL	SEMI	25 U	25 U	25 U	25 U	25 U	25 U	25 U	25 U	25 U
DIBENZOFURAN	SEMI	10 U	10 U	10 U	10 U	10 U	10 U	10 U	10 U	10 U
2,4-DINITROTOLUENE	SEMI	10 U	10 U	10 U	10 U	10 U	10 U	10 U	10 U	10 U

Water results reported in ug/l.
NA - Not analyzed

TABLE C-7A
BUSY BEE DISPOSAL SITE RI
RAW ANALYTICAL DATA: GROUNDWATER (ROUND I)

Sample ID		W-8		W-9		W-10D		W-11		RW-1		RW-2		RW-3		RW-4		RW-5	
Date Collected		06/09/94		06/02/94		06/08/94		06/08/94		06/16/94		06/02/94		06/16/94		06/02/94		06/01/94	
Matrix		WATER		WATER		WATER		WATER		WATER		WATER		WATER		WATER		WATER	
Parameter	Class																		
DIETHYLPHTHALATE	SEMI	10	U	10	U	10	U	10	U	10	U	10	U	10	U	10	U	10	U
4-CHLOROPHENYL-PHENYL ETHER	SEMI	10	U	10	U	10	U	10	U	10	U	10	U	10	U	10	U	10	U
FLUORENE	SEMI	10	U	10	U	10	U	10	U	10	U	10	U	10	U	10	U	10	U
4-NITROANILINE	SEMI	25	U	25	U	25	U	25	U	25	U	25	U	25	U	25	U	25	U
4,6-DINITRO-2-METHYLPHENOL	SEMI	25	U	25	U	25	U	25	U	25	U	25	U	25	U	25	U	25	U
N-NITROSODIPHENYLAMINE	SEMI	10	U	10	U	10	U	10	U	10	U	10	U	10	U	10	U	10	U
4-BROMOPHENYL-PHENYL ETHER	SEMI	10	U	10	U	10	U	10	U	10	U	10	U	10	U	10	U	10	U
HEXACHLOROBENZENE	SEMI	10	U	10	U	10	U	10	U	10	U	10	U	10	U	10	U	10	U
PENTACHLOROPHENOL	SEMI	25	U	25	U	25	U	25	U	25	U	25	U	25	U	25	U	25	U
PHENANTHRENE	SEMI	10	U	10	U	10	U	10	U	10	U	10	U	10	U	10	U	10	U
ANTHRACENE	SEMI	10	U	10	U	10	U	10	U	10	U	10	U	10	U	10	U	10	U
CARBAZOLE	SEMI	10	U	10	U	10	U	10	U	10	U	10	U	10	U	10	U	10	U
DI-n-BUTYLPHTHALATE	SEMI	10	U	10	U	10	U	10	U	10	U	10	U	10	U	10	U	10	U
FLUORANTHENE	SEMI	10	U	10	U	10	U	10	U	10	U	10	U	10	U	10	U	10	U
PYRENE	SEMI	10	U	10	U	10	U	10	U	10	U	10	U	10	U	10	U	10	U
BUTYLBENZYLPHTHALATE	SEMI	10	U	10	U	10	U	10	U	10	U	10	U	10	U	10	U	10	U
3,3'-DICHLOROBENZIDINE	SEMI	10	U	10	U	10	U	10	U	10	U	10	U	10	U	10	U	10	U
BENZO(a)ANTHRACENE	SEMI	10	U	10	U	10	U	10	U	10	U	10	U	10	U	10	U	10	U
CHRYSENE	SEMI	10	U	10	U	10	U	10	U	10	U	10	U	10	U	10	U	10	U
BIS(2-ETHYLHEXYL)PHTHALATE	SEMI	10	U*	3	J	10	U*	10	U*	10	U*	4	J	10	U*	10	U*	2	J
DI-n-OCTYLPHTHALATE	SEMI	10	U	10	U	10	U	10	U	10	U	10	U	10	U	10	U	10	U
BENZO(b)FLUORANTHENE	SEMI	10	U	10	U	10	U	10	U	10	U	10	U	10	U	10	U	10	U
BENZO(k)FLUORANTHENE	SEMI	10	U	10	U	10	U	10	U	10	U	10	U	10	U	10	U	10	U
BENZO(a)PYRENE	SEMI	10	U	10	U	10	U	10	U	10	U	10	U	10	U	10	U	10	U
INDENO(1,2,3-cd)PYRENE	SEMI	10	U	10	U	10	U	10	U	10	U	10	U	10	U	10	U	10	U
DIBENZ(a,h)ANTHRACENE	SEMI	10	U	10	U	10	U	10	U	10	U	10	U	10	U	10	U	10	U
BENZO(g,h,i)PERYLENE	SEMI	10	U	10	U	10	U	10	U	10	U	10	U	10	U	10	U	10	U

Water results reported in ug/l.

NA - Not analyzed

TABLE C-7A
BUSY BEE DISPOSAL SITE RI
RAW ANALYTICAL DATA: GROUNDWATER (ROUND I)

Sample ID		RW-6	RW-7	RW-8	RW-9	RW-10	RW-11	RW-12	RW-13
Date Collected		No Access	06/02/94	07/06/94	06/10/94	06/02/94	06/02/94	06/01/94	06/17/94
Matrix		WATER	WATER	WATER	WATER	WATER	WATER	WATER	WATER
Parameter	Class								
PHENOL	SEMI	NA	10 U	10 U	10 U	10 U	10 U	11 U	10 U
BIS(2-CHLOROETHYL)ETHER	SEMI	NA	10 U	10 U	10 U	10 U	10 U	11 U	10 U
2-CHLOROPHENOL	SEMI	NA	10 U	10 U	10 U	10 U	10 U	11 U	10 U
1,3-DICHLOROBENZENE	SEMI	NA	10 U	10 U	10 U	10 U	10 U	11 U	10 U
1,4-DICHLOROBENZENE	SEMI	NA	10 U	10 U	10 U	10 U	10 U	11 U	10 U
1,2-DICHLOROBENZENE	SEMI	NA	10 U	10 U	10 U	10 U	10 U	11 U	10 U
2-METHYLPHENOL	SEMI	NA	10 U	10 U	10 U	10 U	10 U	11 U	10 U
2,2'-OXYBIS(1-CHLOROPROPANE)	SEMI	NA	10 U	10 U	10 U	10 U	10 U	11 U	10 U
4-METHYLPHENOL	SEMI	NA	10 U	10 U	10 U	10 U	10 U	11 U	10 U
N-NITROSO-DI-N-PROPYLAMINE	SEMI	NA	10 U	10 U	10 U	10 U	10 U	11 U	10 U
HEXACHLOROETHANE	SEMI	NA	10 U	10 U	10 U	10 U	10 U	11 U	10 U
NITROBENZENE	SEMI	NA	10 U	10 U	10 U	10 U	10 U	11 U	10 U
ISOPHORONE	SEMI	NA	10 U	10 U	10 U	10 U	10 U	11 U	10 U
2-NITROPHENOL	SEMI	NA	10 U	10 U	10 U	10 U	10 U	11 U	10 U
2,4-DIMETHYLPHENOL	SEMI	NA	10 U	10 U	10 U	10 U	10 U	11 U	10 U
BIS(2-CHLOROETHOXY)METHANE	SEMI	NA	10 U	10 U	10 U	10 U	10 U	11 U	10 U
2,4-DICHLOROPHENOL	SEMI	NA	10 U	10 U	10 U	10 U	10 U	11 U	10 U
1,2,4-TRICHLOROBENZENE	SEMI	NA	10 U	10 U	10 U	10 U	10 U	11 U	10 U
NAPHTHALENE	SEMI	NA	10 U	10 U	10 U	10 U	10 U	11 U	10 U
4-CHLOROANILINE	SEMI	NA	10 U	10 U	10 U	10 U	10 U	11 U	10 U
HEXACHLOROBUTADIENE	SEMI	NA	10 U	10 U	10 U	10 U	10 U	11 U	10 U
4-CHLORO3-METHYLPHENOL	SEMI	NA	10 U	10 U	10 U	10 U	10 U	11 U	10 U
2-METHYLNAPHTHALENE	SEMI	NA	10 U	10 U	10 U	10 U	10 U	11 U	10 U
HEXACHLOROCYCLOPENTADIENE	SEMI	NA	10 U	10 U	10 U	10 U	10 U	11 U	10 U
2,4,6-TRICHLOROPHENOL	SEMI	NA	10 U	10 U	10 U	10 U	10 U	11 U	10 U
2,4,5-TRICHLOROPHENOL	SEMI	NA	25 U	25 U	25 U	25 U	25 U	26 U	25 U
2-CHLORONAPHTHALENE	SEMI	NA	10 U	10 U	10 U	10 U	10 U	11 U	10 U
2-NITROANILINE	SEMI	NA	25 U	25 U	25 U	25 U	25 U	26 U	25 U
DIMETHYLPHTHALATE	SEMI	NA	10 U	10 U	10 U	10 U	10 U	11 U	10 U
ACENAPHTHYLENE	SEMI	NA	10 U	10 U	10 U	10 U	10 U	11 U	10 U
2,6-DINITROTOLUENE	SEMI	NA	10 U	10 U	10 U	10 U	10 U	11 U	10 U
3-NITROANILINE	SEMI	NA	25 U	25 U	25 U	25 U	25 U	26 U	25 U
ACENAPHTHENE	SEMI	NA	10 U	10 U	10 U	10 U	10 U	11 U	10 U
2,4-DINITROPHENOL	SEMI	NA	25 U	25 U	25 U	25 U	25 U	26 U	25 U
4-NITROPHENOL	SEMI	NA	25 U	25 U	25 U	25 U	25 U	26 U	25 U
DIBENZOFURAN	SEMI	NA	10 U	10 U	10 U	10 U	10 U	11 U	10 U
2,4-DINITROTOLUENE	SEMI	NA	10 U	10 U	10 U	10 U	10 U	11 U	10 U

Water results reported in ug/l.
NA - Not analyzed

TABLE C-7A
BUSY BEE DISPOSAL SITE RI
RAW ANALYTICAL DATA: GROUNDWATER (ROUND I)

Sample ID		RW-6	RW-7	RW8	RW-9	RW-10	RW-11	RW-12	RW-13
Date Collected		No Access	06/02/94	07/06/94	06/10/94	06/02/94	06/02/94	06/01/94	06/17/94
Matrix		WATER	WATER	WATER	WATER	WATER	WATER	WATER	WATER
Parameter	Class								
DIETHYLPHTHALATE	SEMI	NA	10 U	10 U	10 U	10 U	10 U	11 U	10 U
4-CHLOROPHENYL-PHENYL ETHER	SEMI	NA	10 U	10 U	10 U	10 U	10 U	11 U	10 U
FLUORENE	SEMI	NA	10 U	10 U	10 U	10 U	10 U	11 U	10 U
4-NITROANILINE	SEMI	NA	25 U	25 U	25 U	25 U	25 U	26 U	25 U
4,6-DINITRO-2-METHYLPHENOL	SEMI	NA	25 U	25 U	25 U	25 U	25 U	26 U	25 U
N-NITROSODIPHENYLAMINE	SEMI	NA	10 U	10 U	10 U	10 U	10 U	11 U	10 U
4-BROMOPHENYL-PHENYL ETHER	SEMI	NA	10 U	10 U	10 U	10 U	10 U	11 U	10 U
HEXACHLOROBENZENE	SEMI	NA	10 U	10 U	10 U	10 U	10 U	11 U	10 U
PENTACHLOROPHENOL	SEMI	NA	25 U	25 U	25 U	25 U	25 U	26 U	25 U
PHENANTHRENE	SEMI	NA	10 U	10 U	10 U	10 U	10 U	11 U	10 U
ANTHRACENE	SEMI	NA	10 U	10 U	10 U	10 U	10 U	11 U	10 U
CARBAZOLE	SEMI	NA	10 U	10 U	10 U	10 U	10 U	11 U	10 U
DI-n-BUTYLPHTHALATE	SEMI	NA	10 U	10 U	10 U	10 U	10 U	11 U	10 U
FLUORANTHENE	SEMI	NA	10 U	10 U	10 U	10 U	10 U	11 U	10 U
PYRENE	SEMI	NA	10 U	10 U	10 U	10 U	10 U	11 U	10 U
BUTYLBENZYLPHTHALATE	SEMI	NA	2 J	10 U	10 U	10 U	10 U	11 U	10 U
3,3'-DICHLOROBENZIDINE	SEMI	NA	10 U	10 U	10 U	10 U	10 U	11 U	10 U
BENZO(a)ANTHRACENE	SEMI	NA	10 U	10 U	10 U	10 U	10 U	11 U	10 U
CHRYSENE	SEMI	NA	10 U	10 U	10 U	10 U	10 U	11 U	10 U
BIS(2-ETHYLHEXYL)PHTHALATE	SEMI	NA	10 U*	10 U*	10 U*	8 J	10 U*	10 J	10 U*
DI-n-OCTYLPHTHALATE	SEMI	NA	10 U	10 U	10 U	10 U	10 U	11 U	10 U
BENZO(b)FLUORANTHENE	SEMI	NA	10 U	10 U	10 U	10 U	10 U	11 U	10 U
BENZO(k)FLUORANTHENE	SEMI	NA	10 U	10 U	10 U	10 U	10 U	11 U	10 U
BENZO(a)PYRENE	SEMI	NA	10 U	10 U	10 U	10 U	10 U	11 U	10 U
INDENO(1,2,3-cd)PYRENE	SEMI	NA	10 U	10 U	10 U	10 U	10 U	11 U	10 U
DIBENZ(a,h)ANTHRACENE	SEMI	NA	10 U	10 U	10 U	10 U	10 U	11 U	10 U
BENZO(g,h,i)PERYLENE	SEMI	NA	10 U	10 U	10 U	10 U	10 U	11 U	10 U

Water results reported in ug/l.

NA - Not analyzed

TABLE C-7A
BUSY BEE DISPOSAL SITE RI
RAW ANALYTICAL DATA: GROUNDWATER (ROUND I)

Sample ID		W-3		W-4S		W-7		W-9	
Date Collected		06/09/94		06/02/94		06/02/94		06/02/94	
Matrix		WATER		WATER		WATER		WATER	
Parameter	Class								
ALPHA-BHC	PEST	0.05	U	0.05	U	0.05	U	0.05	U
BETA-BHC	PEST	0.05	U	0.05	U	0.05	U	0.05	U
DELTA-BHC	PEST	0.05	U	0.05	U	0.05	U	0.05	U
GAMMA-BHC(LINDANE)	PEST	0.05	U	0.05	U	0.05	U	0.05	U
HEPTACHLOR	PEST	0.05	U	0.05	U	0.05	U	0.05	U
ALDRIN	PEST	0.05	U	0.05	U	0.05	U	0.05	U
HEPTACHLOR EPOXIDE	PEST	0.05	U	0.05	U	0.05	U	0.05	U
ENDOSULFAN I	PEST	0.05	U	0.05	U	0.05	U	0.05	U
DIELDRIN	PEST	0.1	U	0.1	U	0.1	U	0.1	U
4,4'-DDE	PEST	0.1	U	0.1	U	0.1	U	0.1	U
ENDRIN	PEST	0.1	U	0.1	U	0.1	U	0.1	U
ENDOSULFAN II	PEST	0.1	U	0.1	U	0.1	U	0.1	U
4,4'-DDD	PEST	0.1	U	0.1	U	0.1	U	0.1	U
ENDOSULFAN SULFATE	PEST	0.1	U	0.1	U	0.1	U	0.1	U
4,4'-DDT	PEST	0.1	U	0.1	U	0.1	U	0.1	U
METHOXYCHLOR	PEST	0.5	U	0.5	U	0.5	U	0.5	U
ENDRIN KETONE	PEST	0.1	U	0.1	U	0.1	U	0.1	U
ENDRIN ALDEHYDE	PEST	0.1	U	0.1	U	0.1	U	0.1	U
ALPHA CHLORDANE	PEST	0.05	U	0.05	U	0.05	U	0.05	U
GAMMA CHLORDANE	PEST	0.05	U	0.05	U	0.05	U	0.05	U
TOXAPHENE	PEST	5	U	5	U	5	U	5	U
AROCLOR 1016	PCB	1	U	1	U	1	U	1	U
AROCLOR 1221	PCB	2	U	2	U	2	U	2	U
AROCLOR 1232	PCB	1	U	1	U	1	U	1	U
AROCLOR 1242	PCB	1	U	1	U	1	U	1	U
AROCLOR 1248	PCB	1	U	1	U	1	U	1	U
AROCLOR 1254	PCB	1	U	1	U	1	U	1	U
AROCLOR 1260	PCB	1	U	1	U	1	U	1	U

Water results reported in ug/l.

TABLE C-7A
BUSY BEE DISPOSAL SITE RI
RAW ANALYTICAL DATA: GROUNDWATER (ROUND I)

Sample ID		MW-101D	MW-101I	MW-101S	MW-102D	MW-102I	MW-103D	MW-103I	MW-104D	MW-104I
Date Collected		07/20/94	07/20/94	07/20/94	07/19/94	07/19/94	07/19/94	07/19/94	07/20/94	07/20/94
Matrix		WATER	WATER	WATER	WATER	WATER	WATER	WATER	WATER	WATER
Parameter	Class									
ALUMINUM	MET	6480 J	434 J	612000 J	350 J	645 J	366 J	5240 J	16300 J	1330 J
ANTIMONY	MET	7.9 U	7.9 U	89.3 []	7.9 U	7.9 U	7.9 U	7.9 U	7.9 U	7.9 U
ARSENIC	MET	13.8 J	2.2 []J	39.5 []	1.5 []J	1.5 UJ	1.5 UJ	3.7 []J	7.8 []J	1.5 UJ
BARIUM	MET	549	386	5950	75.6 []	56.6 []	46.3 []	180 []	235	119 []
BERYLLIUM	MET	0.50 U	0.50 U	45	0.50 U	0.50 U	0.50 U	1.0 []	1.7 []	0.50 U
CADMIUM	MET	1.3 U	1.3 U	63.7	1.3 U	1.3 U	1.3 U	1.6 []	1.8 []	1.3 U
CALCIUM	MET	133000	124000	1460000	44200	42400	42700	42200	48600	49000
CHROMIUM	MET	10.2	6.4 U	2720	6.4 U	6.4 U	6.4 U	6.4 U	16.7	6.4 U
COBALT	MET	10.1 []	3.2 U	480	3.2 U	3.2 U	3.2 U	5.6 []	11.5 []	3.2 U
COPPER	MET	11.8 []	3.7 []	854	4.0 []	6.6 []	1.6 U	9.2 []	24.5 []	7.9 []
IRON	MET	13700	835	777000	475	1300	595	10000	34600	2620
LEAD	MET	13.7 S	1.3 []	122	1.0 U	1 U	1.0 U	1.0 U	13.2	1.0 []
MAGNESIUM	MET	80900	65400	367000	15500	18300	17300	19100	30400	13100
MANGANESE	MET	7190	3070	75100	13.3 []	124	22.3	267	592	63.2
MERCURY	MET	0.10 U	0.10 U	0.10 U	0.10 U	0.10 U	0.10 U	0.10 U	0.10 U	0.10 U
NICKEL	MET	20 []	5.2 []	1090	4.8 U	4.8 U	4.8 U	8.8 []	29.7 []	4.8 U
POTASSIUM	MET	10900	5530	72900	2690 []	5100	3380 []	3940 []	7110	2770 []
SELENIUM	MET	11.0 UJ	2.2 UJ	11 UJ	2.2 UJ	2.2 UJ	2.2 UJ	2.2 UJ	2.2 UJ	2.2 UJ
SILVER	MET	2.1 U	2.1 U	27 []	2.1 U	2.1 U	2.1 U	2.1 U	2.1 U	2.1 U
SODIUM	MET	57100	14100	105000	4660 []	8550	9960	5350	5970	10700
THALLIUM	MET	6.0 U	1.2 U	1.2 UJ	1.2 U	1.2 U	1.2 U	1.2 UJ	1.2 U	1.2 U
VANADIUM	MET	4.4 []	2.0 U	1020	2.0 U	2.0 U	2.0 U	6.2 []	25.5 []	2.0 U
ZINC	MET	75.9	29.6	2860	55.5	48.7	8.8 []	36.7	91.4	84.3
CYANIDE	MET	10.0 U	10.0 U	NA	10.0 U	10.0 U	10.0 U	10.0 U	10.0 U	10.0 U

Water results reported in ug/l.

TABLE C-7A
BUSY BEE DISPOSAL SITE RI
RAW ANALYTICAL DATA: GROUNDWATER (ROUND I)

Sample ID		MW-105I	MW-106I	MW-107I	W-3	W-4S	W-5	W-6	W-7
Date Collected		07/20/94	07/19/94	07/19/94	06/08/94	06/02/94	06/09/94	06/07/94	06/02/94
Matrix		WATER	WATER	WATER	WATER	WATER	WATER	WATER	WATER
Parameter	Class								
ALUMINUM	MET	2760 J	603 J	486 J	1030	409	206000	6250	106 []
ANTIMONY	MET	7.9 U	7.9 U	7.9 U	7.9 U	7.9 U	16.6 []	7.9 U	7.9 U
ARSENIC	MET	9.8 []	1.5 UJ	1.5 UJ	1.5 U	1.5 UJ	15.6	2.6 []	1.5 UJ
BARIUM	MET	504	114 []	168 []	29.3 []	18.9 []	1510 J	211	140 []
BERYLLIUM	MET	0.50 U	0.50 U	0.50 U	0.50 U	0.50 U	14.2	0.50 U	0.50 U
CADMIUM	MET	1.3 []	1.3 U	1.3 U	1.3 U	1.3 U	41.9	1.3 U	1.3 U
CALCIUM	MET	154000	55300	30800	50400	40100	152000	90100	19100
CHROMIUM	MET	8.4 []	6.4 U	6.4 U	6.4 U	6.4 U	259	9.4 []	6.4 U
COBALT	MET	14.1 []	3.2 U	3.2 U	3.2 U	3.2 U	831	6.6 []	3.2 U
COPPER	MET	10.1 []	5.8 []	3.8 []	2.2 []	1.7 []	1200	14.5 []	2.2 []
IRON	MET	7030	1130	886	979	473	463000	7450	209
LEAD	MET	1.0 U	1.0 U	1.0 []	1.0 U	1.0 U	1670 S	9.8	1.0 U
MAGNESIUM	MET	102000	17400	10900	5900	8960	95100	31900	13000
MANGANESE	MET	12600	32.8	371	28.1	448	12900	276	182
MERCURY	MET	0.10 U	0.10 U	0.10 U	0.10 U	0.10 U	0.25	0.10 U	0.10 U
NICKEL	MET	26 []	4.8 U	4.8 U	4.8 U	4.8 U	511	14.5 []	4.8 U
POTASSIUM	MET	13200	2760 []	2410 []	1180 []	1740 []	41000	5490	2140 []
SELENIUM	MET	11 UJ	2.2 UJ	2.2 UJ	2.2 UJ	2.2 UJ	9 UJ	2.2 UJ	2.2 UJ
SILVER	MET	2.1 U	2.1 U	2.1 U	2.1 U	2.1 U	7.7 []	2.1 U	2.1 U
SODIUM	MET	73800	5560	4360 []	5270	12000	12300	9770	9210
THALLIUM	MET	6.0 U	1.2 U	1.2 U	1.2 U	1.2 U	1.3 []	1.2 U	1.2 U
VANADIUM	MET	2.0 U	2.0 U	2.0 U	2.0 U	2.0 U	321	5.3 []	2.0 U
ZINC	MET	81.5	37.9	34	13.2 []	15.0 []	1640	273	18.3 []
CYANIDE	MET	10.0 U	10.0 U	10.0 U	10.0 U	10.0 U	NA	10.0 U	10.0 U

Water results reported in ug/l.

TABLE C-7A
BUSY BEE DISPOSAL SITE RI
RAW ANALYTICAL DATA: GROUNDWATER (ROUND I)

Sample ID		W-8	W-9	W-10D	W-11	RW-1	RW-2	RW-3	RW-4	RW-5
Date Collected		06/07/94	06/02/94	06/08/94	06/08/94	06/16/94	06/02/94	06/16/94	06/03/94	06/01/94
Matrix		WATER	WATER	WATER	WATER	WATER	WATER	WATER	WATER	WATER
Parameter	Class									
ALUMINUM	MET	2130	806	972	105 []	19.4 []	11.0 U	10.5 U	11.0 U	11.0 U
ANTIMONY	MET	7.9 U	7.9 U	7.9 U	7.9 U	7.9 U	7.9 U	7.9 U	7.9 U	7.9 U
ARSENIC	MET	1.5 UJ	1.5 UJ	1.5 UJ	17.0	0.8 U	1.5 UJ	0.8 U	1.5 UJ	1.5 UJ
BARIUM	MET	48.3 []	136 []	49.9 []	317	99.2 []J	119 []	85.8 []J	168 []	15.7 []
BERYLLIUM	MET	0.50 U	0.50 U	0.50 U	0.50 U	0.5 U	0.60 []	0.50 U	0.50 U	0.50 U
CADMIUM	MET	1.3 U	1.3 U	1.3 U	1.3 U	1.3 U	1.3 U	1.3 U	1.3 U	1.3 U
CALCIUM	MET	28500	38600	58800	36400	49500	46900	56400	36800	67600
CHROMIUM	MET	6.4 U	6.4 U	6.4 U	6.4 U	6.4 U	6.4 U	6.4 U	6.4 U	6.4 U
COBALT	MET	3.2 U	3.2 U	3.2 U	6.5 []	3.2 U	3.2 U	3.2 U	3.2 U	3.2 U
COPPER	MET	3.5 []	1.6 U	4.2 []	1.6 U	8.3 []	8.0 []	11.1 []	4.0 []	44.6
IRON	MET	1940	791	1070	3290	50.1 []	24.5 []	77.7 []	105	93.6 []
LEAD	MET	1.8 []	1.0 U	1.0 U	1.0 U	1 U	1.0 U	1.9 []	1.0 U	2.2 []
MAGNESIUM	MET	9630	13000	30500	10500	19600	16500	24200	14500	24300
MANGANESE	MET	138	137	18.0	1280	27.1	22.4	6.2 []	73.8	58.8
MERCURY	MET	0.10 U	0.10 U	0.10 U	0.10 U	0.1 U	0.10 U	0.1 U	0.10 U	0.10 U
NICKEL	MET	4.8 U	4.8 U	11.0 []	4.8 U	4.8 U	4.8 U	4.8 U	4.8 U	4.8 U
POTASSIUM	MET	2070 []	1870 []	4390 []	1760 []	2320 []	2070 []	2450 []	2070 []	3160 []
SELENIUM	MET	2.2 UJ	2.2 UJ	2.2 UJ	2.2 UJ	1.8 UJ	2.2 UJ	1.8 U	2.2 UJ	2.2 UJ
SILVER	MET	2.1 U	2.1 U	2.1 U	2.1 U	2.1 U	2.1 U	2.1 U	2.1 U	2.1 U
SODIUM	MET	5590	15000	8400	9570	6330	6710	8520	6070	75500
THALLIUM	MET	1.2 U	1.2 U	1.2 U	1.2 U	1.2 U	1.2 U	1.2 U	1.2 U	1.2 U
VANADIUM	MET	2.0 U	2.0 U	2.0 U	2.0 U	2 U	2.0 U	2.0 U	2.0 U	2.0 U
ZINC	MET	60.2	12.6 []	271	12.9 []	6.5 []	15.0 []	6.3 []	11.5 []	63.7
CYANIDE	MET	10.0 U	10.0 U	10.0 U	10.0 U	10 U	10.0 U	10.0 U	10.0 U	10.0 U

Water results reported in ug/l.

TABLE C-7A
BUSY BEE DISPOSAL SITE RI
RAW ANALYTICAL DATA: GROUNDWATER (ROUND I)

Sample ID		RW-6	RW-7	RW-8	RW-9	RW-10	RW-11	RW-12	RW-13
Date Collected		No Access	06/02/94	07/06/94	06/10/94	06/02/94	06/02/94	06/01/94	06/17/94
Matrix		WATER	WATER	WATER	WATER	WATER	WATER	WATER	WATER
Parameter	Class								
ALUMINUM	MET	NA	11.0 U	13.4 []J	10.5 U	11.0 U	11.0 U	92.3 []	23 []
ANTIMONY	MET	NA	7.9 U	7.9 U	8.9 []	7.9 U	7.9 U	8.2 []	7.9 U
ARSENIC	MET	NA	1.5 UJ	1.5 UJ	0.8 U	1.5 UJ	1.5 U	1.5 UJ	0.8 U
BARIUM	MET	NA	30.4 []	93.7 []	17.7 []J	20.8 []	81.8 []	30.0 []	168 []J
BERYLLIUM	MET	NA	0.50 U	1.2 []	1.5 []	0.50 U	0.50 U	0.50 U	0.50 U
CADMIUM	MET	NA	1.3 U	1.5 []	2.8 []	1.3 U	1.3 U	1.3 U	1.3 U
CALCIUM	MET	NA	64900	47100	66800	55700	50200	62400	115000
CHROMIUM	MET	NA	6.4 U	6.4 U	6.4 U	6.4 U	6.4 U	6.4 U	6.4 U
COBALT	MET	NA	3.2 U	3.2 U	3.2 U	3.2 U	3.2 U	3.2 U	3.2 U
COPPER	MET	NA	1.6 U	6.2 []	23.6 []	1.6 U	2.7 []	1.6 U	17.1 []
IRON	MET	NA	127	17.4 []	64.3 []	23.3 []	32.7 []	138	62.7 []
LEAD	MET	NA	1.0 U	1.0 U	1.0 U	1.0 UJ	1.0 U	1.0 U	1.0 U
MAGNESIUM	MET	NA	21600	18900	26300	21700	22600	18900	46300
MANGANESE	MET	NA	226	54.1	185	185	28.0	7.9 []	33.6
MERCURY	MET	NA	0.10 U	0.10 U	0.10 U	0.10 U	0.10 U	0.10 U	0.10 U
NICKEL	MET	NA	4.8 U	4.8 U	4.8 U	4.8 U	4.8 U	4.8 U	4.8 U
POTASSIUM	MET	NA	2240 []	2400 []	2180 []	2680 []	2440 []	2440 []	3610 []
SELENIUM	MET	NA	2.2 UJ	2.2 UJ	1.8 UJ	2.2 UJ	2.2 UJ	2.2 UJ	1.8 U
SILVER	MET	NA	2.1 U	2.1 U	2.1 U	2.1 U	2.1 U	2.1 U	2.1 U
SODIUM	MET	NA	11400	8360	32200	37200	9520	6650	14700
THALLIUM	MET	NA	1.2 U	1.2 U	1.2 U	1.2 U	1.2 U	1.2 U	1.2 U
VANADIUM	MET	NA	2.0 U	2.0 U	2.0 U	2.0 U	2.0 U	2.0 U	2.0 U
ZINC	MET	NA	10.4 []	26.8	34.6	8.3 []	9.4 []	18.7 []	22.2
CYANIDE	MET	NA	10.0 U	10.0 U	10.0 U	10.0 U	10.0 U	10.0 U	10.0 U

Water results reported in ug/l.

TABLE C-7A
BUSY BEE DISPOSAL SITE RI
RAW ANALYTICAL DATA: GROUNDWATER (ROUND I)

Sample ID		MW-101D	MW-101I	MW-101S	MW-102D	MW-102I	MW-103D	MW-103I	MW-104D	MW-104I	MW-105I
Date Collected		07/20/94	07/20/94	07/20/94	07/19/94	07/19/94	07/19/94	07/19/94	07/20/94	07/20/94	07/20/94
Matrix		WATER	WATER	WATER	WATER	WATER	WATER	WATER	WATER	WATER	WATER
Parameter	Class										
COD	WET	50	15.0 U	15.0	15.0 U	15.0 U	15.0 U	50	15.0 U	15.0 U	110
TOTAL HARDNESS	WET	663	578	5160	174	181	178	184	246	299	801
SULFATE	WET	14.5	9.7	NA	19.9	18.8	20.0	19.0	24.4	15.9	11.4
SUSPENDED SOLIDS	WET	654	169	NA	27	64	17	340	984	67	178
TOTAL ALKALINITY	WET	552	547	NA	144	555	138	120	185	123	798
TOTAL DISSOLVED SOLIDS	WET	1080	760	NA	207	222	225	219	321	326	1210
TOTAL ORGANIC CARBON	WET	8.1	1.2	3.6	1.5	1.6	2.6	1.6	3.4	2.1	19.4

Water results reported in mg/l.

NA - Not analyzed.

TABLE C-7A
BUSY BEE DISPOSAL SITE RI
RAW ANALYTICAL DATA: GROUNDWATER (ROUND I)

Sample ID		MW-106I	MW-107I	W-3	W-3	W-4S	W-5	W-6	W-7	W-8	W-9
Date Collected		07/19/94	07/19/94	06/08/94	06/14/94	06/02/94	06/09/94	06/07/94	06/02/94	06/07/94	06/02/94
Matrix		WATER	WATER	WATER	WATER	WATER	WATER	WATER	WATER	WATER	WATER
Parameter	Class										
COD	WET	15.0 U	15 .0 U	NA	15 U	30	NA	35	15 U	15 U	15 U
TOTAL HARDNESS	WET	209	122	150	NA	137	770	356	101	111	150
SULFATE	WET	12.2	8.4	21.3	NA	27.1	NA	13.1	21.7	14.3	26.3
SUSPENDED SOLIDS	WET	22	26	28	NA	17	NA	1370	10	32	21
TOTAL ALKALINITY	WET	139	121	116	NA	74.5	NA	296	76.8	90.6	53.4
TOTAL DISSOLVED SOLIDS	WET	263	147	203	NA	237	NA	464	156	155	298
TOTAL ORGANIC CARBON	WET	1.0 U	1.9	NA	3.7	6.8	NA	8.1	3.2	3.4	3.6

Water results reported in mg/l.

NA - Not analyzed.

TABLE C-7A
BUSY BEE DISPOSAL SITE RI
RAW ANALYTICAL DATA: GROUNDWATER (ROUND I)

Sample ID		W-10D	W-10D	W-11	RW-1	RW-2	RW-3	RW-4	RW-5	RW-6	RW-7
Date Collected		06/09/94	06/02/94	06/08/94	06/16/94	06/02/94	06/17/94	06/03/94	06/01/94	No Access	06/02/94
Matrix		WATER	WATER	WATER	WATER	WATER	WATER	WATER	WATER	WATER	WATER
Parameter	Class										
COD	WET	15 U	NA	15 U	15 U	30	15 U	30	15 U	NA	15 U
TOTAL HARDNESS	WET	NA	272	134	204	185	240	152	269	NA	251
SULFATE	WET	NA	24.9	20	12.1	14.3	17.6	9.4	69.2	NA	46.6
SUSPENDED SOLIDS	WET	NA	41	45	5 U	5 U	5 U	5 U	6	NA	5 U
TOTAL ALKALINITY	WET	NA	197	122	201	149	200	152	243	NA	223
TOTAL DISSOLVED SOLIDS	WET	NA	316	224	222	226	298	157	486	NA	290
TOTAL ORGANIC CARBON	WET	3.5	NA	5.6	1.5	2.4	2.9	1 U	3.6	NA	1 U

Water results reported in mg/l.

NA - Not analyzed.

TABLE C-7A
BUSY BEE DISPOSAL SITE RI
RAW ANALYTICAL DATA: GROUNDWATER (ROUND I)

Sample ID		RW-8	RW-9	RW-10	RW-11	RW-12	RW-13
Date Collected		07/06/94	06/10/94	06/02/94	06/02/94	06/01/94	06/17/94
Matrix		WATER	WATER	WATER	WATER	WATER	WATER
Parameter	Class						
COD	WET	15.0 U	15 U	25 U	15 U	15 U	30
TOTAL HARDNESS	WET	195	275	228	218	234	478
SULFATE	WET	13 .0	104	59	19.2	33.7	23.1
SUSPENDED SOLIDS	WET	5.0 U	5 U	13	5	9	5
TOTAL ALKALINITY	WET	196	208	228 J	219	168	218
TOTAL DISSOLVED SOLIDS	WET	220	447	618	225	271	805
TOTAL ORGANIC CARBON	WET	1.6	3	1.9	1 U	1.3	2.5

Water results reported in mg/l.

NA - Not analyzed.

TABLE C-7B
BUSY BEE DISPOSAL SITE RI
RAW ANALYTICAL DATA: GROUNDWATER (ROUND II)

Sample ID		MW-101D	MW-101I	MW-101S	MW-102D	MW-102I	MW-103D	MW-103I	MW-104D	MW-104I
Date Collected		09/28/94	09/28/94	09/28/94	09/28/94	09/28/94	09/29/94	09/29/94	09/29/94	09/29/94
Matrix		Water	Water	Water	Water	Water	Water	Water	Water	Water
Parameter	Class									
CHLOROMETHANE	VOC	10 U	10 U	10 U	10 U	10 U	10 U	10 U	10 U	10 U
BROMOMETHANE	VOC	10 U	10 U	10 U	10 U	10 U	10 U	10 U	10 U	10 U
VINYL CHLORIDE	VOC	10 U	10 U	10 U	10 U	10 U	10 U	10 U	10 U	10 U
CHLOROETHANE	VOC	10 U	10 U	10 U	10 U	10 U	10 U	10 U	10 U	10 U
METHYLENE CHLORIDE	VOC	10 U	10 U	10 U	10 U	10 U	10 U	10 U	10 U	10 U
ACETONE	VOC	10 U	10 U	13	10 U	10 U	10 U	10 U	10 U	10 U
CARBON DISULFIDE	VOC	10 U	10 U	10 U	10 U	10 U	10 U	10 U	10 U	10 U
1,1-DICHLOROETHENE	VOC	10 U	10 U	10 U	10 U	10 U	10 U	10 U	10 U	10 U
1,1-DICHLOROETHANE	VOC	10 U	10 U	10 U	10 U	10 U	10 U	10 U	10 U	10 U
1,2-DICHLOROETHENE (TOTAL)	VOC	10 U	10 U	10 U	10 U	10 U	15	40	2 J	44
CHLOROFORM	VOC	10 U	10 U	10 U	10 U	10 U	10 U	10 U	10 U	10 U
1,2-DICHLOROETHANE	VOC	10 U	10 U	10 U	10 U	10 U	10 U	10 U	10 U	10 U
2-BUTANONE	VOC	10 U	10 U	10 U	10 U	10 U	10 U	10 U	10 U	10 U
1,1,1-TRICHLOROETHANE	VOC	10 U	10 U	10 U	10 U	10 U	10 U	10 U	10 U	10 U
CARBON TETRACHLORIDE	VOC	10 U	10 U	10 U	10 U	10 U	10 U	10 U	10 U	10 U
BROMODICHLOROMETHANE	VOC	10 U	10 U	10 U	10 U	10 U	10 U	10 U	10 U	10 U
1,2-DICHLOROPROPANE	VOC	10 U	10 U	10 U	10 U	10 U	10 U	10 U	10 U	10 U
CIS-1,3-DICHLOROPROPENE	VOC	10 U	10 U	10 U	10 U	10 U	10 U	10 U	10 U	10 U
TRICHLOROETHENE	VOC	10 U	10 U	10 U	10 U	10 U	4 J	10 J	10 U	13
DIBROMOCHLOROMETHANE	VOC	10 U	10 U	10 U	10 U	10 U	10 U	10 U	10 U	10 U
1,1,2-TRICHLOROETHANE	VOC	10 U	10 U	10 U	10 U	10 U	10 U	10 U	10 U	10 U
BENZENE	VOC	1 J	10 U	10 U	10 U	10 U	10 U	10 U	10 U	10 U
TRANS-1,3-DICHLOROPROPENE	VOC	10 U	10 U	10 U	10 U	10 U	10 U	10 U	10 U	10 U
BROMOFORM	VOC	10 U	10 U	10 U	10 U	10 U	10 U	10 U	10 U	10 U
4-METHYL-2-PENTANONE	VOC	10 U	10 U	10 U	10 U	10 U	10 U	10 U	10 U	10 U
2-HEXANONE	VOC	10 U	10 U	10 U	10 U	10 U	10 U	10 U	10 U	10 U
TETRACHLOROETHENE	VOC	10 U	10 U	10 U	10 U	10 U	10 U	10 U	10 U	10 U
1,1,2,2-TETRACHLOROETHANE	VOC	10 U	10 U	10 U	10 U	10 U	10 U	10 U	10 U	10 U
TOLUENE	VOC	10 U	10 U	10 U	10 U	10 U	10 U	10 U	10 U	10 U
CHLOROBENZENE	VOC	7 J	10 U	10 U	10 U	10 U	10 U	10 U	10 U	10 U
ETHYLBENZENE	VOC	10 U	10 U	10 U	10 U	10 U	10 U	10 U	10 U	10 U
STRYENE	VOC	10 U	10 U	10 U	10 U	10 U	10 U	10 U	10 U	10 U
XYLENE (TOTAL)	VOC	10 U*	10 U*	10 U*	10 U*	10 U*	10 U*	10 U*	10 U*	10 U*

Water results reported in ug/l.

TABLE C-7B
BUSY BEE DISPOSAL SITE RI
RAW ANALYTICAL DATA: GROUNDWATER (ROUND II)

Sample ID		MW-105I	MW-105S	MW-106I	MW-107I	MW-107S
Date Collected		09/29/94	09/29/94	09/29/94	09/29/94	09/29/94
Matrix		Water	Water	Water	Water	Water
Parameter	Class					
CHLOROMETHANE	VOC	10 U	10 U	10 U	10 U	10 U
BROMOMETHANE	VOC	10 U	10 U	10 U	10 U	10 U
VINYL CHLORIDE	VOC	10 U	10 U	10 U	10 U	10 U
CHLOROETHANE	VOC	10 U	10 U	10 U	10 U	10 U
METHYLENE CHLORIDE	VOC	10 U	10 U	10 U	10 U	10 U
ACETONE	VOC	10 U	21	10 U	10 U	31
CARBON DISULFIDE	VOC	10 U	10 U	10 U	10 U	1 J
1,1-DICHLOROETHENE	VOC	10 U	10 U	10 U	10 U	10 U
1,1-DICHLOROETHANE	VOC	10 U	10 U	10 U	10 U	10 U
1,2-DICHLOROETHENE (TOTAL)	VOC	1 J	10 U	10 U	10 U	10 U
CHLOROFORM	VOC	10 U	10 U	10 U	10 U	10 U
1,2-DICHLOROETHANE	VOC	10 U	10 U	10 U	10 U	10 U
2-BUTANONE	VOC	10 U	10 U	10 U	10 U	5 J
1,1,1-TRICHLOROETHANE	VOC	10 U	10 U	10 U	10 U	10 U
CARBON TETRACHLORIDE	VOC	10 U	10 U	10 U	10 U	10 U
BROMODICHLOROMETHANE	VOC	10 U	10 U	10 U	10 U	10 U
1,2-DICHLOROPROPANE	VOC	10 U	10 U	10 U	10 U	10 U
CIS-1,3-DICHLOROPROPENE	VOC	10 U	10 U	10 U	10 U	10 U
TRICHLOROETHENE	VOC	10 U	10 U	10 U	10 U	10 U
DIBROMOCHLOROMETHANE	VOC	10 U	10 U	10 U	10 U	10 U
1,1,2-TRICHLOROETHANE	VOC	10 U	10 U	10 U	10 U	10 U
BENZENE	VOC	3 J	10 U	10 U	10 U	10 U
TRANS-1,3-DICHLOROPROPENE	VOC	10 U	10 U	10 U	10 U	10 U
BROMOFORM	VOC	10 U	10 U	10 U	10 U	10 U
4-METHYL-2-PENTANONE	VOC	10 U	10 U	10 U	10 U	2 J
2-HEXANONE	VOC	10 U	10 U	10 U	10 U	10 U
TETRACHLOROETHENE	VOC	10 U	10 U	10 U	10 U	10 U
1,1,2,2-TETRACHLOROETHANE	VOC	10 U	10 U	10 U	10 U	10 U
TOLUENE	VOC	10 U	10 U	10 U	10 U	10 U
CHLOROBENZENE	VOC	5 J	10 U	10 U	10 U	10 U
ETHYLBENZENE	VOC	10 U	10 U	10 U	10 U	10 U
STRYENE	VOC	10 U	10 U	10 U	10 U	10 U
XYLENE (TOTAL)	VOC	10 U	10 U	10 U	10 U	10 U

Water results reported in ug/l.

TABLE C-7B
BUSY BEE DISPOSAL SITE RI
RAW ANALYTICAL DATA: GROUNDWATER (ROUND II)

Sample ID		MW-101D	MW-101I	MW-101S	MW-102D	MW-102I	MW-103D	MW-103I	MW-104D	MW-104I
Date Collected		09/28/94	09/28/94	09/28/94	09/28/94	09/28/94	09/29/94	09/29/94	09/29/94	09/29/94
Matrix		Water	Water	Water	Water	Water	Water	Water	Water	Water
Parameter	Class									
ALUMINUM	MET	631 J	6170 J	15500 J	394 J	632 J	1210 J	2820 J	2910 J	1250 J
ANTIMONY	MET	1.4 []	1.7 []	2.3 []	1.7 []	1.3 []	1 U	1 U	1 U	1 U
ARSENIC	MET	9 []	9.1 []	12.6	1.6 U	1.6 U	2.4 []	4.6 []	3.4 []	2.5 []
BARIUM	MET	537	396	210	83.8 []	50.9 []	77.3 []	129 []	96.1 []	107 []
BERYLLIUM	MET	0.57 []	0.63 []	1 []	0.1 []	0.2 []	0.5 []	0.37 []	0.4 []	0.3 []
CADMIUM	MET	1.2 []	0.2 U	0.2 U	0.6 []	0.67 []	2.5 []	0.37 []	2.3 []	1.5 []
CALCIUM	MET	138000	150000	327000	43400	45500	42200	36800	53300	48800
CHROMIUM	MET	0.97 []	6.9 []	112	0.3 U	0.57 []	1.4 []	2.9 []	3.1 []	2.1 []
COBALT	MET	6.4 []	7.9 []	12.2 []	0.8 U	0.83 []	1.2 []	2 []	2.2 []	0.8 U
COPPER	MET	3.5 []	8.3 []	24.7 []	2.6 []	3.8 []	3.6 []	4.1 []	5.5 []	3.1 []
IRON	MET	2330	10100	16700	468	857	1430	4380	5360	1860
LEAD	MET	1.7 []	3.6	11	0.9 U	1.7 []	1.8 []	2.2 []	3.4	1.2 []
MAGNESIUM	MET	82900	73700	11500	15300	19000	17500	14100	29000	12600
MANGANESE	MET	7560	2570	2970	20.9	40.9	75	102	70.6	29.9
MERCURY	MET	0.1 U	0.1 U	0.1 U	0.1 U	0.1 U	0.1 U	0.1 U	0.1 U	0.1 U
NICKEL	MET	14.9 []	18 []	58.6	1.1 []	3.9 []	5.8 []	6.2 []	6.1 []	3.9 []
POTASSIUM	MET	13000 J	9100 J	9620 J	2540 []J	4620 []J	2890 []J	2840 []J	4010 []J	2430 []J
SELENIUM	MET	3.9 []	2.3 []	2.8 []	1.3 U	1.3 U	1.3 U	1.5 []	1.3 U	1.3 U
SILVER	MET	1.2 []	0.28 []	0.2 U	0.2 U	0.41 []	0.33 []	0.24 []	0.2 U	0.23 []
SODIUM	MET	65500 J	14400 J	38200 J	4060 []J	6950 J	7810 J	4890 []J	4520 []J	9230 J
THALLIUM	MET	3.3 []	3.3 []	2.4 []	1.9 []	1.8 U	1.8 U	1.8 U	1.8 U	2 []
VANADIUM	MET	1.1 []	9.1 []	39.6 []	0.9 U	0.9 U	2 []	3.9 []	3.7 []	1.6 []
ZINC	MET	20.6	53.1	58.5	15.7 []	18.1 []	34.9	24.5	31.8	23.5

Water results reported in ug/l.

TABLE C-7B
BUSY BEE DISPOSAL SITE RI
RAW ANALYTICAL DATA: GROUNDWATER (ROUND II)

Sample ID		MW-105I	MW-105S	MW-106I	MW-107I	MW-107S
Date Collected		09/29/94	09/29/94	09/29/94	09/29/94	09/29/94
Matrix		Water	Water	Water	Water	Water
Parameter	Class					
ALUMINUM	MET	18800 J	NA	748 J	376000 J	185000 J
ANTIMONY	MET	1.3 []	NA	1.2 []	25.4 []	3.7 []
ARSENIC	MET	38.4	NA	1.9 []	530	376
BARIUM	MET	630	NA	125 []	5040	464
BERYLLIUM	MET	1.2 []	NA	0.3 []	25 []	18.1
CADMIUM	MET	0.5 []	NA	1.6 []	2 U	0.2 U
CALCIUM	MET	185000	NA	55400	288000	351000
CHROMIUM	MET	29.7	NA	2.9 []	637	208
COBALT	MET	24.7 []	NA	1.1 []	476 []	85.9
COPPER	MET	32.2	NA	6.1 []	663	163
IRON	MET	38300	NA	1140	1080000	229000
LEAD	MET	12.5	NA	3.9	406	318
MAGNESIUM	MET	111000	NA	17900	200000	64800
MANGANESE	MET	12000	NA	67.4	26600	5440
MERCURY	MET	0.1 U	NA	0.1 U	0.12 []	0.61
NICKEL	MET	56	NA	3 []	1010	195
POTASSIUM	MET	17200 J	NA	2680 []J	43400 []J	57600 J
SELENIUM	MET	6.4	NA	1.3 U	49.8 []	69.2
SILVER	MET	0.66 []	NA	0.26 []	2 U	0.2 U
SODIUM	MET	76300 J	NA	5040 J	25700 []J	1490000 J
THALLIUM	MET	7.7 []	NA	1.8 U	63 []	9.9 []
VANADIUM	MET	24.3 []	NA	1.1 []	446 []	243
ZINC	MET	111	NA	21.4	2290	1880

Water results reported in ug/l.

TABLE C-7B
BUSY BEE DISPOSAL SITE RI
RAW ANALYTICAL DATA: GROUNDWATER (ROUND II)

Sample ID		W-4S	W-10D	W-11	W-3
Date Collected		09/29/94	09/29/94	09/29/94	09/29/94
Matrix		Water	Water	Water	Water
Parameter	Class				
CHLOROMETHANE	VOC	10 U	10 U	10 U	10 U
BROMOMETHANE	VOC	10 U	10 U	10 U	10 U
VINYL CHLORIDE	VOC	10 U	10 U	10 U	10 U
CHLOROETHANE	VOC	10 U	10 U	10 U	10 U
METHYLENE CHLORIDE	VOC	10 U	10 U	10 U	10 U
ACETONE	VOC	10 U	10 U	10 U	10 U
CARBON DISULFIDE	VOC	10 U	10 U	10 U	10 U
1,1-DICHLOROETHENE	VOC	10 U	10 U	10 U	10 U
1,1-DICHLOROETHANE	VOC	2 J	10 U	10 U	10 U
1,2-DICHLOROETHENE (TOTAL)	VOC	42	3 J	130	7 J
CHLOROFORM	VOC	10 U	10 U	10 U	10 U
1,2-DICHLOROETHANE	VOC	10 U	10 U	10 U	10 U
2-BUTANONE	VOC	10 U	10 U	10 U	10 U
1,1,1-TRICHLOROETHANE	VOC	23	10 U	10 U	1 J
CARBON TETRACHLORIDE	VOC	10 U	10 U	10 U	10 U
BROMODICHLOROMETHANE	VOC	10 U	10 U	10 U	10 U
1,2-DICHLOROPROPANE	VOC	10 U	10 U	10 U	10 U
CIS-1,3-DICHLOROPROPENE	VOC	10 U	10 U	10 U	10 U
TRICHLOROETHENE	VOC	140	10 U	16	5 J
DIBROMOCHLOROMETHANE	VOC	10 U	10 U	10 U	10 U
1,1,2-TRICHLOROETHANE	VOC	10 U	10 U	10 U	10 U
BENZENE	VOC	10 U	10 U	10 U	10 U
TRANS-1,3-DICHLOROPROPENE	VOC	10 U	10 U	10 U	10 U
BROMOFORM	VOC	10 U	10 U	10 U	10 U
4-METHYL-2-PENTANONE	VOC	10 U	10 U	10 U	10 U
2-HEXANONE	VOC	10 U	10 U	10 U	10 U
TETRACHLOROETHENE	VOC	10 U	10 U	10 U	10 U
1,1,2,2-TETRACHLOROETHANE	VOC	10 U	10 U	10 U	10 U
TOLUENE	VOC	10 U	10 U	10 U	10 U
CHLOROBENZENE	VOC	10 U	10 U	10 U	10 U
ETHYLBENZENE	VOC	10 U	10 U	10 U	10 U
STRYENE	VOC	10 U	10 U	10 U	10 U
XYLENE (TOTAL)	VOC	10 U	10 U	10 U	10 U

Water results reported in ug/l.

TABLE C-7B
BUSY BEE DISPOSAL SITE RI
RAW ANALYTICAL DATA: GROUNDWATER (ROUND II)

Sample ID		W-4S	W-10D	W-11	W-3
Date Collected		09/29/94	09/29/94	09/29/94	09/29/94
Matrix		Water	Water	Water	Water
Parameter	Class				
ALUMINUM	MET	676 J	822 J	112 []J	1030 J
ANTIMONY	MET	1.2 []	1 []	1.1 []	1 U
ARSENIC	MET	2.7 []	2 []	3.6 []	2 []
BARIUM	MET	82.6 []	66.7 []	362	24.5 []
BERYLLIUM	MET	0.3 []	0.3 []	0.33 []	0.4 []
CADMIUM	MET	1.5 []	2.7 []	1.3 []	0.53 []
CALCIUM	MET	44800	68500	52600	58000
CHROMIUM	MET	0.57 []	1.1 []	0.3 U	0.8 []
COBALT	MET	1.1 []	0.8 U	4.6 []	0.8 []
COPPER	MET	4.1 []	3.3 []	2 []	2.9 []
IRON	MET	855	1040	691	1270
LEAD	MET	2.9 []	1.7 []	0.9 U	1.6 []
MAGNESIUM	MET	9770	35300	16900	7130
MANGANESE	MET	547	29.3	1540	39.4
MERCURY	MET	0.1 U	0.1 U	0.1 U	0.1 U
NICKEL	MET	10.3 []	3.6 []	6.5 []	2 []
POTASSIUM	MET	1950 []J	4450 []J	2220 []J	1310 []J
SELENIUM	MET	1.3 U	1.3 U	1.3 U	1.3 U
SILVER	MET	0.25 []	0.2 U	0.45 []	0.48 []
SODIUM	MET	11600 J	7990 J	10700 J	5470 J
THALLIUM	MET	1.8 U	1.8 U	1.8 []	1.8 U
VANADIUM	MET	1.2 []	1.2 []	0.9 U	1.7 []
ZINC	MET	20.6	18.9 []	16.8 []	14.9 []

Water results reported in ug/l.

TABLE C-7B
BUSY BEE DISPOSAL SITE RI
RAW ANALYTICAL DATA: GROUNDWATER (ROUND II)

Sample ID		RW-2	RW-10
Date Collected		09/27/94	09/27/94
Matrix		Water	Water
Parameter	Class		
CHLOROMETHANE	VOC	10 U	10 U
BROMOMETHANE	VOC	10 U	10 U
VINYL CHLORIDE	VOC	10 U	10 U
CHLOROETHANE	VOC	10 U	10 U
METHYLENE CHLORIDE	VOC	10 U	10 U
ACETONE	VOC	10 U	10 U
CARBON DISULFIDE	VOC	10 U	10 U
1,1-DICHLOROETHENE	VOC	10 U	10 U
1,1-DICHLOROETHANE	VOC	10 U	10 U
1,2-DICHLOROETHENE (TOTAL)	VOC	10 U	10 U
CHLOROFORM	VOC	10 U	10 U
1,2-DICHLOROETHANE	VOC	10 U	10 U
2-BUTANONE	VOC	10 U	10 U
1,1,1-TRICHLOROETHANE	VOC	10 U	10 U
CARBON TETRACHLORIDE	VOC	10 U	10 U
BROMODICHLOROMETHANE	VOC	10 U	10 U
1,2-DICHLOROPROPANE	VOC	10 U	10 U
CIS-1,3-DICHLOROPROPENE	VOC	10 U	10 U
TRICHLOROETHENE	VOC	10 U	10 U
DIBROMOCHLOROMETHANE	VOC	10 U	10 U
1,1,2-TRICHLOROETHANE	VOC	10 U	10 U
BENZENE	VOC	10 U	10 U
TRANS-1,3-DICHLOROPROPENE	VOC	10 U	10 U
BROMOFORM	VOC	10 U	10 U
4-METHYL-2-PENTANONE	VOC	10 U	10 U
2-HEXANONE	VOC	10 U	10 U
TETRACHLOROETHENE	VOC	10 U	10 U
1,1,2,2-TETRACHLOROETHANE	VOC	10 U	10 U
TOLUENE	VOC	10 U	10 U
CHLOROBENZENE	VOC	10 U	10 U
ETHYLBENZENE	VOC	10 U	10 U
STRYENE	VOC	10 U	10 U
XYLENE (TOTAL)	VOC	10 U*	10 U*

Water results reported in ug/l.

TABLE C-7B
BUSY BEE DISPOSAL SITE RI
RAW ANALYTICAL DATA: GROUNDWATER (ROUND II)

Sample ID		RW-2	RW-10
Date Collected		09/27/94	09/27/94
Matrix		Water	Water
Parameter	Class		
ALUMINUM	MET	50.2 []J	49.4 []J
ANTIMONY	MET	1 U	1 U
ARSENIC	MET	1.6 U	1.6 U
BARIUM	MET	131 []	19.4 []
BERYLLIUM	MET	0.1 []	0.1 []
CADMIUM	MET	0.2 U	0.2 U
CALCIUM	MET	49800	58900
CHROMIUM	MET	0.3 U	0.3 U
COBALT	MET	0.8 U	0.8 U
COPPER	MET	8.1 []	1.4 []
IRON	MET	46.5 []	26.9 []
LEAD	MET	0.9 U	0.9 U
MAGNESIUM	MET	16700	21900
MANGANESE	MET	5.8 []	218
MERCURY	MET	0.1 U	0.1 U
NICKEL	MET	0.8 U	0.8 U
POTASSIUM	MET	2000 []J	3180 []J
SELENIUM	MET	1.3 U	1.3 U
SILVER	MET	0.45 []	0.2 U
SODIUM	MET	6250 J	44800 J
THALLIUM	MET	1.8 U	1.8 U
VANADIUM	MET	0.9 U	0.9 U
ZINC	MET	15.6 []	17.7 []

Water results reported in ug/l.

TABLE C-8
BUSY BEE DISPOSAL SITE RI
RAW ANALYTICAL DATA: LEACHATE TANK

Sample ID		LCHTANK	
Date Collected		12/22/93	09/29/94
Matrix		Water	Water
Parameter	Class		
CHLOROMETHANE	VOC	10 U	10 U
BROMOMETHANE	VOC	10 U	10 U
VINYL CHLORIDE	VOC	10 U	10 U
CHLOROETHANE	VOC	10 U	10 U
METHYLENE CHLORIDE	VOC	10 U	10 U
ACETONE	VOC	6 J	10 U
CARBON DISULFIDE	VOC	10 U	10 U
1,1-DICHLOROETHENE	VOC	10 U	10 U
1,1-DICHLOROETHANE	VOC	10 U	10 U
1,2-DICHLOROETHENE (TOTAL)	VOC	10 U	10 U
CHLOROFORM	VOC	10 U	10 U
1,2-DICHLOROETHANE	VOC	10 U	10 U
2-BUTANONE	VOC	10 U	10 U
1,1,1-TRICHLOROETHANE	VOC	10 U	10 U
CARBON TETRACHLORIDE	VOC	10 U	10 U
BROMODICHLOROMETHANE	VOC	10 U	10 U
1,2-DICHLOROPROPANE	VOC	10 U	10 U
CIS-1,3-DICHLOROPROPENE	VOC	10 U	10 U
TRICHLOROETHENE	VOC	10 U	10 U
DIBROMOCHLOROMETHANE	VOC	10 U	10 U
1,1,2-TRICHLOROETHANE	VOC	10 U	10 U
BENZENE	VOC	10 U	10 U
TRANS-1,3-DICHLOROPROPENE	VOC	10 U	10 U
BROMOFORM	VOC	10 U	10 U
4-METHYL-2-PENTANONE	VOC	10 U	10 U
2-HEXANONE	VOC	10 U	10 U
TETRACHLOROETHENE	VOC	10 U	10 U
1,1,2,2-TETRACHLOROETHANE	VOC	10 U	10 U
TOLUENE	VOC	3 J	10 U
CHLOROBENZENE	VOC	10 U	10 U
ETHYLBENZENE	VOC	2 J	10 U
STRYENE	VOC	10 U	10 U
XYLENE (TOTAL)	VOC	11	10 U*

Water results reported in ug/l.

TABLE C-8
BUSY BEE DISPOSAL SITE RI
RAW ANALYTICAL DATA: LEACHATE TANK

Sample ID		LCHTANK	
Date Collected		12/22/93	09/29/94
Matrix		Water	Water
Parameter	Class		
PHENOL	SEMI	10 U	10 U
BIS(2-CHLOROETHYL)ETHER	SEMI	10 U	10 U
2-CHLOROPHENOL	SEMI	10 U	10 U
1,3-DICHLOROBENZENE	SEMI	10 U	10 U
1,4-DICHLOROBENZENE	SEMI	10 U	10 U
1,2-DICHLOROBENZENE	SEMI	10 U	10 U
2-METHYLPHENOL	SEMI	10 U	10 U
2,2'-OXYBIS(1-CHLOROPROPANE)	SEMI	10 U	10 U
4-METHYLPHENOL	SEMI	10 U	2 J
N-NITROSO-DI-N-PROPYLAMINE	SEMI	10 U	10 U
HEXACHLOROETHANE	SEMI	10 U	10 U
NITROBENZENE	SEMI	10 U	10 U
ISOPHORONE	SEMI	10 U	10 U
2-NITROPHENOL	SEMI	10 U	10 U
2,4-DIMETHYLPHENOL	SEMI	4 J	10 U
BIS(2-CHLOROETHOXY)METHANE	SEMI	10 U	10 U
2,4-DICHLOROPHENOL	SEMI	10 U	10 U
1,2,4-TRICHLOROBENZENE	SEMI	10 U	10 U
NAPHTHALENE	SEMI	1 J	10 U
4-CHLOROANILINE	SEMI	10 U	10 U
HEXACHLOROBUTADIENE	SEMI	10 U	10 U
4-CHLORO-3-METHYLPHENOL	SEMI	10 U	10 U
2-METHYLNAPHTHALENE	SEMI	10 U	10 U
HEXACHLOROCYCLOPENTADIENE	SEMI	10 U	10 U
2,4,6-TRICHLOROPHENOL	SEMI	10 U	10 U
2,4,5-TRICHLOROPHENOL	SEMI	26 U	25 U
2-CHLORONAPHTHALENE	SEMI	10 U	10 U
2-NITROANILINE	SEMI	26 U	25 U
DIMETHYLPHTHALATE	SEMI	10 U	10 U
ACENAPHTHYLENE	SEMI	10 U	10 U
2,6-DINITROTOLUENE	SEMI	10 U	10 U
3-NITROANILINE	SEMI	26 U	25 U
ACENAPHTHENE	SEMI	10 U	10 U
2,4-DINITROPHENOL	SEMI	26 U	25 U
4-NITROPHENOL	SEMI	26 U	25 U
DIBENZOFURAN	SEMI	10 U	10 U

Water results reported in ug/l.

TABLE C-8
BUSY BEE DISPOSAL SITE RI
RAW ANALYTICAL DATA: LEACHATE TANK

Sample ID		LCHTANK	
Date Collected		12/22/93	09/29/94
Matrix		Water	Water
Parameter	Class		
2,4-DINITROTOLUENE	SEMI	10 U	10 U
DIETHYLPHTHALATE	SEMI	2 J	10 U
4-CHLOROPHENYL-PHENYL ETHER	SEMI	10 U	10 U
FLUORENE	SEMI	10 U	10 U
4-NITROANILINE	SEMI	26 U	25 U
4,6-DINITRO-2-METHYLPHENOL	SEMI	26 U	25 U
N-NITROSODIPHENYLAMINE(1)	SEMI	10 U	10 U
4-BROMOPHENYL-PHENYL ETHER	SEMI	10 U	10 U
HEXACHLOROBENZENE	SEMI	10 U	10 U
PENTACHLOROPHENOL	SEMI	26 U	25 U
PHENANTHRENE	SEMI	10 U	10 U
ANTHRACENE	SEMI	10 U	10 U
CARBAZOLE	SEMI	5 J	10 U
DI-N-BUTYLPHTHALATE	SEMI	10 U	10 U
FLUORANTHENE	SEMI	10 U	10 U
PYRENE	SEMI	10 U	10 U
BUTYLBENZYLPHTHALATE	SEMI	10 U	10 U
3,3-DICHLOROBENZIDINE	SEMI	10 U	10 U
BENZO(A)ANTHRACENE	SEMI	10 U	10 U
CHRYSENE	SEMI	10 U	10 U
BIS(2-ETHYLHEXYL)PHTHALATE	SEMI	9 J	2 J
DI-N-OCTYLPHTHALATE	SEMI	10 U	10 U
BENZO(B)FLUORANTHENE	SEMI	10 U	10 U
BENZO(K)FLUORANTHENE	SEMI	10 U	10 U
BENZO(A)PYRENE	SEMI	10 U	10 U
INDENO(1,2,3-CD)PYRENE	SEMI	10 U	10 U
DIBENZ(A,H)ANTHRACENE	SEMI	10 U	10 U
BENZO(G,H,I)PERYLENE	SEMI	10 U	10 U

Water results reported in ug/l.

TABLE C-8
BUSY BEE DISPOSAL SITE RI
RAW ANALYTICAL DATA: LEACHATE TANK

Sample ID		LCHTANK	
Date Collected		12/22/93	09/29/94
Matrix		Water	Water
Parameter	Class		
ALPHA-BHC	PEST	0.05 U	0.05 U
BETA-BHC	PEST	0.05 U	0.029 JN
DELTA-BHC	PEST	0.05 U	0.05 U
GAMMA-BHC(LINDANE)	PEST	0.05 U	0.05 U
HEPTACHLOR	PEST	0.05 U	0.05 U
ALDRIN	PEST	0.05 U	R
HEPTACHLOR EPOXIDE	PEST	0.05 U	0.05 U
ENDOSULFAN I	PEST	0.05 U	0.05 U
DIELDRIN	PEST	0.1 U	0.1 U
4,4'-DDE	PEST	0.1 U	0.1 U
ENDRIN	PEST	0.1 U	0.1 U
ENDOSULFAN II	PEST	0.1 U	0.1 U
4,4'-DDD	PEST	0.1 U	0.1 U
ENDOSULFAN SULFATE	PEST	0.1 U	0.1 U
4,4'-DDT	PEST	0.1 U	0.1 U
METHOXYCHLOR	PEST	0.5 U	0.5 U
ENDRIN KETONE	PEST	0.1 U	0.1 U
ENDRIN ALDEHYDE	PEST	0.1 U	0.1 U
ALPHA-CHLORDANE	PEST	0.05 U	0.05 U
GAMMA-CHLORDANE	PEST	0 05 U	0 05 U
TOXAPHENE	PEST	5 U	5 U
AROCLOR-1016	PCB	1 U	1 U
AROCLOR-1221	PCB	2 U	2 U
AROCLOR-1232	PCB	1 U	1 U
AROCLOR-1242	PCB	1 U	1 U
AROCLOR-1248	PCB	1 U	1 U
AROCLOR-1254	PCB	1 U	1 U
AROCLOR-1260	PCB	1 U	1 U

Water results reported in ug/l.

TABLE C-8
BUSY BEE DISPOSAL SITE RI
RAW ANALYTICAL DATA: LEACHATE TANK

Sample ID		LCHTANK	
Date Collected		12/22/93	09/29/94
Matrix		Water	Water
Parameter	Class		
ALUMINUM	MET	239	158 []J
ANTIMONY	MET	18.3 U	1.4 []
ARSENIC	MET	9.4 []	5.5 []
BARIUM	MET	464	216
BERYLLIUM	MET	0.9 U	0.2 []
CADMIUM	MET	3.3 U	0.2 U
CALCIUM	MET	75600	47600
CHROMIUM	MET	64.6	14.7
COBALT	MET	10.7 []	6.5 []
COPPER	MET	10.3 []	6.8 []
IRON	MET	43800	12900
LEAD	MET	6.8	3.4
MAGNESIUM	MET	44800	20900
MANGANESE	MET	2650	2670
MERCURY	MET	0.18 []	0.17 []
NICKEL	MET	168	60.5
POTASSIUM	MET	53700	32500 J
SELENIUM	MET	2.2 UJ	2.6 []
SILVER	MET	3.1 U	0.4 []
SODIUM	MET	1020000	411000 J
THALLIUM	MET	1.2 UJ	2.8 []
VANADIUM	MET	8.4 U	1.7 []
ZINC	MET	38.8	30.5
CYANIDE	CYN	18.2	10 U

Water results reported in ug/l.

TABLE C-8
BUSY BEE DISPOSAL SITE RI
RAW ANALYTICAL DATA: LEACHATE TANK

Sample ID		LCHTANK	
Date Collected		12/22/93	09/29/94
Matrix		Water	Water
Parameter	Class		
COD	MISC	990	327
TOTAL HARDNESS	MISC	373	24.1
SULFATE	MISC	<5	6.1
SUSPENDED SOLIDS	MISC	121	17
TOTAL ALKALINITY	MISC	1370	595
TOTAL DISSOLVED SOLIDS	MISC	3430	1190
TOTAL ORGANIC CARBON (TOC)	MISC	321	83.7

Water results reported in mg/l.

TABLE C-9
BUSY BEE DISPOSAL SITE RI
RAW ANALYTICAL DATA: BACKGROUND SURFACE SOIL AND SEDIMENT

Sample ID		SS-9	SS-10	SED-17
Date Collected		10/27/94	10/27/94	10/27/94
Matrix		Surface Soil	Surface Soil	Sediment
Parameter	Class			
PHENOL	SEMI	460 U	500 U	370 U
BIS(2-CHLOROETHYL)ETHER	SEMI	460 U	500 U	370 U
2-CHLOROPHENOL	SEMI	460 U	500 U	370 U
1,3-DICHLOROBENZENE	SEMI	460 U	500 U	370 U
1,4-DICHLOROBENZENE	SEMI	460 U	500 U	370 U
1,2-DICHLOROBENZENE	SEMI	460 U	500 U	370 U
2-METHYLPHENOL	SEMI	460 U	500 U	370 U
2,2'-OXYBIS(1-CHLOROPROPANE)	SEMI	460 U	500 U	370 U
4-METHYLPHENOL	SEMI	460 U	500 U	370 U
N-NITROSO-DI-N-PROPYLAMINE	SEMI	460 U	500 U	370 U
HEXACHLOROETHANE	SEMI	460 U	500 U	370 U
NITROBENZENE	SEMI	460 U	500 U	370 U
ISOPHORONE	SEMI	460 U	500 U	370 U
2-NITROPHENOL	SEMI	460 U	500 U	370 U
2,4-DIMETHYLPHENOL	SEMI	460 U	500 U	370 U
BIS(2-CHLOROETHOXY)METHANE	SEMI	460 U	500 U	370 U
2,4-DICHLOROPHENOL	SEMI	460 U	500 U	370 U
1,2,4-TRICHLOROBENZENE	SEMI	460 U	500 U	370 U
NAPHTHALENE	SEMI	460 U	500 U	370 U
4-CHLOROANILINE	SEMI	460 U	500 U	370 U
HEXACHLOROBUTADIENE	SEMI	460 U	500 U	370 U
4-CHLORO-3-METHYLPHENOL	SEMI	460 U	500 U	370 U
2-METHYLNAPHTHALENE	SEMI	460 U	500 U	370 U
HEXACHLOROCYCLOPENTADIENE	SEMI	460 U	500 U	370 U
2,4,6-TRICHLOROPHENOL	SEMI	460 U	500 U	370 U
2,4,5-TRICHLOROPHENOL	SEMI	1200 U	1200 U	930 U
2-CHLORONAPHTHALENE	SEMI	460 U	500 U	370 U
2-NITROANILINE	SEMI	1200 U	1200 U	930 U
DIMETHYLPHTHALATE	SEMI	460 U	500 U	370 U
ACENAPHTHYLENE	SEMI	460 U	500 U	370 U
2,6-DINITROTOLUENE	SEMI	460 U	500 U	370 U
3-NITROANILINE	SEMI	1200 U	1200 U	930 U
ACENAPHTHENE	SEMI	460 U	500 U	370 U
2,4-DINITROPHENOL	SEMI	1200 U	1200 U	930 U
4-NITROPHENOL	SEMI	1200 U	1200 U	930 U
DIBENZOFURAN	SEMI	460 U	500 U	370 U

Soil results reported in ug/kg.

TABLE C-9
BUSY BEE DISPOSAL SITE RI
RAW ANALYTICAL DATA: BACKGROUND SURFACE SOIL AND SEDIMENT

Sample ID		SS-9	SS-10	SED-17
Date Collected		10/27/94	10/27/94	10/27/94
Matrix		Surface Soil	Surface Soil	Sediment
Parameter	Class			
2,4-DINITROTOLUENE	SEMI	460 U	500 U	370 U
DIETHYLPHTHALATE	SEMI	460 U	500 U	370 U
4-CHLOROPHENYL-PHENYL ETHER	SEMI	460 U	500 U	370 U
FLUORENE	SEMI	460 U	500 U	370 U
4-NITROANILINE	SEMI	1200 U	1200 U	930 U
4,6-DINITRO-2-METHYLPHENOL	SEMI	1200 U	1200 U	930 U
N-NITROSODIPHENYLAMINE(1)	SEMI	460 U	500 U	370 U
4-BROMOPHENYL-PHENYL ETHER	SEMI	460 U	500 U	370 U
HEXACHLOROBENZENE	SEMI	460 U	500 U	370 U
PENTACHLOROPHENOL	SEMI	1200 U	1200 U	930 U
PHENANTHRENE	SEMI	460 U	500 U	40 J
ANTHRACENE	SEMI	460 U	500 U	370 U
CARBAZOLE	SEMI	460 U	500 U	370 U
DI-N-BUTYLPHTHALATE	SEMI	460 U	500 U	370 U
FLUORANTHENE	SEMI	460 U	500 U	67 J
PYRENE	SEMI	460 U	500 U	56 J
BUTYLBENZYLPHTHALATE	SEMI	460 U	500 U	82 J
3,3-DICHLOROBENZIDINE	SEMI	460 U	500 U	370 U
BENZO(A)ANTHRACENE	SEMI	460 U	500 U	370 U
CHRYSENE	SEMI	460 U	500 U	370 U
BIS(2-ETHYLHEXYL)PHTHALATE	SEMI	1500 B	1800 B	1600 B
DI-N-OCTYLPHTHALATE	SEMI	460 U	500 U	370 U
BENZO(B)FLUORANTHENE	SEMI	460 U	500 U	370 U
BENZO(K)FLUORANTHENE	SEMI	460 U	500 U	370 U
BENZO(A)PYRENE	SEMI	460 U	500 U	370 U
INDENO(1,2,3-CD)PYRENE	SEMI	460 U	500 U	370 U
DIBENZ(A,H)ANTHRACENE	SEMI	460 U	500 U	370 U
BENZO(G,H,I)PERYLENE	SEMI	460 U	500 U	370 U

Soil results reported in ug/kg.

TABLE C-9
BUSY BEE DISPOSAL SITE RI
RAW ANALYTICAL DATA: BACKGROUND SURFACE SOIL AND SEDIMENT

Sample ID		SS-9	SS-10	SED-17
Date Collected		09/28/94	10/27/94	09/28/94
Matrix		Surface Soil	Surface Soil	Sediment
Parameter	Class			
Aluminum	MET	14000	21800	12400
Antimony	MET	0.49 []J	0.53 []	0.54 []J
Arsenic	MET	13.0	21.1	10.0
Barium	MET	275	264	120
Beryllium	MET	0.71	1.3 []	0.63 []
Cadmium	MET	0.03 UJ	0.06 U	1.5 J
Calcium	MET	1340 J	1420 []	40900 J
Chromium	MET	14.6	21.9	15.7
Cobalt	MET	11.2	18.0	10.0
Copper	MET	12.0	14.3	34.4
Iron	MET	34900	41100	30300
Lead	MET	19.8 J	43.6	20.8 J
Magnesium	MET	2710 J	4170	9910 J
Manganese	MET	1760 J	4390	551 J
Mercury	MET	0.07 []	0.10 []	0.07 U
Nickel	MET	17.9 J	28.2	22.8 J
Potassium	MET	1560 J	4670 J	1420 J
Selenium	MET	2.5	3.2	1.4
Silver	MET	0.03 U	0.06 U	0.03 U
Sodium	MET	73.2 []	307 []	218 []
Thallium	MET	0.43 []	0.54 U	0.27 U
Vanadium	MET	20.9	32.0	19.4
Zinc	MET	104	139 J	121
Cyanide	CYN	0.67 UJ	NA	0.74 UJ

Soil results reported in mg/kg.

NA- Not Analyzed

Note: Sediment sample SED-17 was formerly identified as SEDBKG.

Surface soil sample SS-9 was formerly identified as SSBKG.

TABLE C-10
BUSY BEE DISPOSAL SITE RI
SUMMARY OF RAW ANALYTICAL DATA: QUALITY CONTROL

Sample ID		Rinse Blank	TB-940719	TB-940601	SED-RB	TB-940422	DW-940422	TB-940420	TB-940421	TRIPBLANK	TRIPBLANK2	BB-RB-P6	BB-RB	RBBKG
Date Collected		07/19/94	07/19/94	06/01/94	04/20/94	04/22/94	04/22/94	04/20/94	04/21/94	09/28/94	09/29/94	05/24/94	10/27/94	09/28/94
Matrix		WATER	WATER	WATER	WATER	WATER	WATER	WATER	WATER	WATER	WATER	WATER	WATER	WATER
Parameter	Class													
METHYLENE CHLORIDE	VOC			3									NA	NA
ACETONE	VOC				15								NA	NA
DIBROMOCHLOROMETHANE	VOC						1						NA	NA
BROMOFORM	VOC						2						NA	NA
TOLUENE	VOC											4	NA	NA
XYLENE (TOTAL)	VOC									1		2	NA	NA
BIS(2-ETHYLHEXYL)PHTHALATE	SEMI	NA	NA	NA	4	NA	20	NA	NA	NA	NA			NA
ALUMINUM	MET	NA	NA	NA	28	NA		NA	NA	NA	NA		NA	71.6
ARSENIC	MET	NA	NA	NA		NA		NA	NA	NA	NA		NA	1.9
BARIUM	MET	NA	NA	NA	91.3	NA		NA	NA	NA	NA		NA	
BERYLLIUM	MET	NA	NA	NA		NA		NA	NA	NA	NA		NA	0.33
CALCIUM	MET	NA	NA	NA	83000	NA	573	NA	NA	NA	NA		NA	139
COPPER	MET	NA	NA	NA		NA	19.9	NA	NA	NA	NA		NA	
IRON	MET	NA	NA	NA	47.9	NA	71.1	NA	NA	NA	NA		NA	
MAGNESIUM	MET	NA	NA	NA	22000	NA	352	NA	NA	NA	NA		NA	4.6
MANGANESE	MET	NA	NA	NA	1.7	NA		NA	NA	NA	NA		NA	
NICKEL	MET	NA	NA	NA		NA		NA	NA	NA	NA		NA	8
POTASSIUM	MET	NA	NA	NA	2190	NA		NA	NA	NA	NA		NA	6.7
SODIUM	MET	NA	NA	NA	48700	NA	164	NA	NA	NA	NA		NA	
THALLIUM	MET	NA	NA	NA		NA	1.6	NA	NA	NA	NA		NA	1.8
ZINC	MET	NA	NA	NA	8.6	NA	8.7	NA	NA	NA	NA		NA	8.9
TOTAL ORGANIC CARBON (mg/l)	WET	NA	NA	NA	2.4	NA	1	NA	NA	NA	NA		NA	NA

Water results reported in ug/l, unless otherwise noted.

Only those compounds detected for this matrix are reported.

NA - Not analyzed

APPENDIX D

PHASE II RI RAW ANALYTICAL DATA

TABLE D-1
BUSY BEE DISPOSAL SITE RI
PHASE II RAW ANALYTICAL DATA: SOIL GAS

Sample ID		SBG-1	SBG-2	SBG-2DUP	SBG-3	SBG-4
Date Collected		05/09/95	05/09/95	05/09/95	05/09/95	05/09/95
Matrix		Air	Air	Air	Air	Air
Parameter	Class					
CHLOROMETHANE	VOC	24 U	20 U	25 U	20 U	23 U
BROMOMETHANE	VOC	24 U	20 U	25 U	20 U	23 U
VINYL CHLORIDE	VOC	24 U	20 U	25 U	20 U	23 U
CHLOROETHANE	VOC	24 U	20 U	25 U	20 U	23 U
METHYLENE CHLORIDE	VOC	11 J	16 J	18 J	20 U	5 J
ACETONE	VOC	170 U	89 U	110 U	76 U	94 U
CARBON DISULFIDE	VOC	24 U	20 U	25 U	17 J	7 J
1,1-DICHLOROETHENE	VOC	24 U	20 U	25 U	20 U	23 U
1,1-DICHLOROETHANE	VOC	24 U	20 U	25 U	20 U	23 U
1,2-DICHLOROETHENE (TOTAL)	VOC	24 U	20 U	25 U	20 U	23 U
CHLOROFORM	VOC	24 U	20 U	25 U	12 J	23 U
1,2-DICHLOROETHANE	VOC	24 U	20 U	25 U	20 U	23 U
2-BUTANONE	VOC	51	23	26	39	35
1,1,1-TRICHLOROETHANE	VOC	24 U	20 U	25 U	20 U	23 U
CARBON TETRACHLORIDE	VOC	24 U	20 U	25 U	20 U	23 U
BROMODICHLOROMETHANE	VOC	24 U	20 U	25 U	3 J	23 U
1,2-DICHLOROPROPANE	VOC	24 U	20 U	25 U	20 U	23 U
CIS-1,3-DICHLOROPROPENE	VOC	24 U	20 U	25 U	20 U	23 U
TRICHLOROETHENE	VOC	24 U	20 U	25 U	20 U	23 U
DIBROMOCHLOROMETHANE	VOC	24 U	20 U	25 U	20 U	23 U
1,1,2-TRICHLOROETHANE	VOC	24 U	20 U	25 U	20 U	23 U
BENZENE	VOC	3 J	20 U	25 U	11 J	9 J
TRANS-1,3-DICHLOROPROPENE	VOC	24 U	20 U	25 U	20 U	23 U
BROMOFORM	VOC	24 U	20 U	25 U	20 U	23 U
4-METHYL-2-PENTANONE	VOC	24 U	20 U	25 U	20 U	23 U
2-HEXANONE	VOC	24 U	20 U	25 U	20 U	23 U
TETRACHLOROETHENE	VOC	6 J	3 J	3 J	3 J	3 J
1,1,2,2-TETRACHLOROETHANE	VOC	24 U	20 U	25 U	20 U	23 U
TOLUENE	VOC	24	10 J	13 J	12 J	12 J
CHLOROBENZENE	VOC	24 U	20 U	25 U	20 U	23 U
ETHYLBENZENE	VOC	5 J	2 J	3 J	2 J	3 J
STYRENE	VOC	3 J	20 U	25 U	20 U	23 U
XYLENE (TOTAL)	VOC	25 U	20 U	25 U	20 U	23 U

Soil Gas results are reported in ug/m³.

MADE BY JGM DATE 8-3-95
CHKD BY SN DATE 8-3-95

TABLE D-2
BUSY BEE DISPOSAL SITE RI
PHASE II RAW ANALYTICAL DATA: SOIL

Sample ID		SBG-1	SBG-2	SBG-3	SBG-4	SBG-4 RE
Date Collected		05/09/95	05/09/95	05/09/95	05/09/95	05/09/95
Matrix		Soil	Soil	Soil	Soil	Soil
Parameter	Class					
CHLOROMETHANE	VOC	11 UJ	13 UJ	11 UJ	12 UJ	12 UJ
BROMOMETHANE	VOC	11 U	13 U	11 U	12 U	12 U
VINYL CHLORIDE	VOC	11 U	13 U	11 U	12 U	12 U
CHLOROETHANE	VOC	11 U	13 U	11 U	12 U	12 U
METHYLENE CHLORIDE	VOC	11 U	13 U	11 U	12 U	12 U
ACETONE	VOC	11 UJ	13 UJ	11 UJ	12 UJ	12 UJ
CARBON DISULFIDE	VOC	11 U	13 U	11 U	12 U	12 U
1,1-DICHLOROETHENE	VOC	11 U	13 U	11 U	12 U	12 U
1,1-DICHLOROETHANE	VOC	11 U	13 U	11 U	12 U	12 U
1,2-DICHLOROETHENE (TOTAL)	VOC	11 U	13 U	11 U	12 U	12 U
CHLOROFORM	VOC	11 U	13 U	11 U	12 U	12 U
1,2-DICHLOROETHANE	VOC	11 U	13 U	11 U	12 U	12 U
2-BUTANONE	VOC	11 U	13 U	11 U	12 U	12 U
1,1,1-TRICHLOROETHANE	VOC	11 U	13 U	11 U	12 UJ	12 UJ
CARBON TETRACHLORIDE	VOC	11 U	13 U	11 U	12 UJ	12 UJ
BROMODICHLOROMETHANE	VOC	11 U	13 U	11 U	12 UJ	12 UJ
1,2-DICHLOROPROPANE	VOC	11 U	13 U	11 U	12 UJ	12 UJ
CIS-1-3-DICHLOROPROPENE	VOC	11 U	13 U	11 U	12 UJ	12 UJ
TRICHLOROETHENE	VOC	11 U	13 U	11 U	12 UJ	12 UJ
DIBROMOCHLOROMETHANE	VOC	11 U	13 U	11 U	12 UJ	12 UJ
1,1,2-TRICHLOROETHANE	VOC	11 U	13 U	11 U	12 UJ	12 UJ
BENZENE	VOC	11 U	13 U	11 U	12 UJ	12 UJ
TRANS-1,3-DICHLOROPROPENE	VOC	11 U	13 U	11 U	12 UJ	12 UJ
BROMOFORM	VOC	11 UJ	13 UJ	11 UJ	12 UJ	12 UJ
4-METHYL-2-PENTANONE	VOC	11 UJ	13 UJ	11 UJ	12 UJ	12 UJ
2-HEXANONE	VOC	11 U	13 U	11 U	12 UJ	12 UJ
TETRACHLOROETHENE	VOC	11 U	13 U	11 U	12 UJ	4 J
1,1,2,2-TETRACHLOROETHANE	VOC	11 UJ	13 UJ	11 UJ	12 UJ	12 UJ
TOLUENE	VOC	11 U	13 U	11 U	12 UJ	12 UJ
CHLOROBENZENE	VOC	11 U	13 U	11 U	12 UJ	12 UJ
ETHYLBENZENE	VOC	11 U	13 U	11 U	12 UJ	12 UJ
STYRENE	VOC	11 U	13 U	11 U	12 UJ	12 UJ
XYLENE (TOTAL)	VOC	11 U	13 U	11 U	12 UJ	12 UJ

Subsurface Soil results are reported in ug/kg.

MADE BY JGM DATE 8/31/95
CHKD BY SW DATE 8/31/95

TABLE D-3
BUSY BEE DISPOSAL SITE RI
PHASE II RAW ANALYTICAL DATA: SURFACE WATER

Sample ID		SW-9RE	SW-100	SW-109	SW-112	SW-115
Date Collected		05/10/95	05/10/95	05/10/95	05/10/95	05/10/95
Matrix		Water	Water	Water	Water	Water
Parameter	Class					
CHLOROMETHANE	VOC	10 U	10 U	10 U	10 U	10 U
BROMOMETHANE	VOC	10 U	10 U	10 U	10 U	10 U
VINYL CHLORIDE	VOC	10 U	10 U	10 U	10 U	10 U
CHLOROETHANE	VOC	10 U	10 U	10 U	10 U	10 U
METHYLENE CHLORIDE	VOC	10 U	10 U	10 U	10 U	10 U
ACETONE	VOC	10 UJ	10 UJ	10 UJ	10 UJ	10 UJ
CARBON DISULFIDE	VOC	10 U	10 U	10 U	10 U	10 U
1,1-DICHLOROETHENE	VOC	10 U	10 U	10 U	10 U	10 U
1,1-DICHLOROETHANE	VOC	10 U	10 U	10 U	10 U	10 U
1,2-DICHLOROETHENE (TOTAL)	VOC	10 U	10 U	10 U	10 U	10 U
CHLOROFORM	VOC	10 U	10 U	10 U	10 U	10 U
1,2-DICHLOROETHANE	VOC	10 U	10 U	10 U	10 U	10 U
2-BUTANONE	VOC	10 U	10 U	10 U	10 U	10 U
1,1,1-TRICHLOROETHANE	VOC	10 U	10 U	10 U	10 U	10 U
CARBON TETRACHLORIDE	VOC	10 U	10 U	10 U	10 U	10 U
BROMODICHLOROMETHANE	VOC	10 U	10 U	10 U	10 U	10 U
1,2-DICHLOROPROPANE	VOC	10 U	10 U	10 U	10 U	10 U
CIS-1-3-DICHLOROPROPENE	VOC	10 U	10 U	10 U	10 U	10 U
TRICHLOROETHENE	VOC	10 U	10 U	10 U	10 U	10 U
DIBROMOCHLOROMETHANE	VOC	10 U	10 U	10 U	10 U	10 U
1,1,2-TRICHLOROETHANE	VOC	10 U	10 U	10 U	10 U	10 U
BENZENE	VOC	10 U	10 U	10 U	10 U	10 U
TRANS-1,3-DICHLOROPROPENE	VOC	10 U	10 U	10 U	10 U	10 U
BROMOFORM	VOC	10 U	10 U	10 U	10 U	10 U
4-METHYL-2-PENTANONE	VOC	10 U	10 U	10 U	10 U	10 U
2-HEXANONE	VOC	10 UJ	10 UJ	10 UJ	10 UJ	10 UJ
TETRACHLOROETHENE	VOC	10 U	10 U	10 U	10 U	10 U
1,1,2,2-TETRACHLOROETHANE	VOC	10 U	10 U	10 U	10 U	10 U
TOLUENE	VOC	10 U	10 U	10 U	10 U	10 U
CHLOROBENZENE	VOC	10 U	10 U	10 U	10 U	10 U
ETHYLBENZENE	VOC	10 U	10 U	10 U	10 U	10 U
STYRENE	VOC	10 U	10 U	10 U	10 U	10 U
XYLENE (TOTAL)	VOC	10 U	10 U	10 U	10 U	10 U

Surface Water results are reported in ug/l.

Note:

Samples SW-100, SW-109, SW-112, and SW-115 were designated with the LCH prefix rather than SW on chain-of-custodies and all lab data.

MADE BY [illegible] DATE 8-3-95
CHKD BY SN DATE 8-3-95

TABLE D-3
BUSY BEE DISPOSAL SITE RI
PHASE II RAW ANALYTICAL DATA: SURFACE WATER

Sample ID		SW-9RE	SW-100	SW-109	SW-112	SW-115
Date Collected		05/10/95	05/10/95	05/10/95	05/10/95	05/10/95
Matrix		Water	Water	Water	Water	Water
Parameter	Class					
ALUMINUM	METAL	421	15500	31600	3200	28900
ANTIMONY	METAL	2.4 U	2.4 U	2.4 U	2.4 U	2.4 U
ARSENIC	METAL	1.4 U	11.2	12	1.4 U	15.7
BARIUM	METAL	39.5 B	201	459	52.9 B	322
BERYLLIUM	METAL	0.30 B	1.5 B	1.9 B	0.40 B	1.6 B
CADMIUM	METAL	0.40 U	0.40 U	0.40 U	0.40 U	0.40 U
CALCIUM	METAL	32500	24000	21600	28200	15700
CHROMIUM	METAL	0.60 U	17	28.1	3.0 B	27.8
COBALT	METAL	1.7 U	15 B	13.6 B	1.7 U	14.3 B
COPPER	METAL	1.2 U	10.9 B	19.1 B	2.5 B	20.4 B
IRON	METAL	413	19200	28400	3570	40600
LEAD	METAL	0.70 U	21.6	28	4.8	31.7
MAGNESIUM	METAL	7400	9510	11400	8910	8310
MANGANESE	METAL	37.5	992	2680	69.6	766
MERCURY	METAL	0.10 U	0.10 U	0.10 U	0.10 U	0.10 U
NICKEL	METAL	1.5 U	17.9 B	34.2 B	3.6 B	28.5 B
POTASSIUM	METAL	772 BJ	5200 J	6050 J	1290 BJ	6050 J
SELENIUM	METAL	1.9 U	2.0 B	1.9 B	1.9 U	1.9 U
SILVER	METAL	0.90 U	0.90 U	0.90 U	0.90 U	0.90 U
SODIUM	METAL	14700	13700	3500 B	4640 B	2180 B
THALLIUM	METAL	3.8 B	3.1 B	3.9 B	2.4 U	2.4 U
VANADIUM	METAL	1.8 U	22.3 B	40.2 B	4.6 B	43 B
ZINC	METAL	16 BJ	70.7 J	129 J	30.6 J	147 J

Surface Water results are reported in ug/l.

Note:

Samples SW-100, SW-109, SW-112, and SW-115 were designated with the LCH prefix rather than SW on chain-of-custodies and all lab data.

MADE BY JGM DATE 8-3-95
CHKD BY SW DATE 8-3-95

TABLE D-3
BUSY BEE DISPOSAL SITE RI
PHASE II RAW ANALYTICAL DATA: SURFACE WATER

Sample ID		SW-9RE	SW-100	SW-109	SW-112	SW-115
Date Collected		05/10/95	05/10/95	05/10/95	05/10/95	05/10/95
Matrix		Water	Water	Water	Water	Water
Parameter	Class					
TOC	WET	3	6.7	3.3	1.6	7.4

Surface Water results are reported in mg/l.

Note:

Samples SW-100, SW-109, SW-112, and SW-115 were designated with the LCH prefix rather than SW on the chain-of-custody and all lab data.

MADE BY JGM DATE 8-3-95
CHKD BY SW DATE 8-3-95

TABLE D-4
BUSY BEE DISPOSAL SITE RI
PHASE II RAW ANALYTICAL DATA: GROUNDWATER

Sample ID		MW-101D	MW-101I	MW-101S	MW-102D	MW-102I	MW-103D	MW-103I	MW-104D
Date Collected		06/14/95	06/14/95	06/14/95	06/14/95	06/14/95	06/14/95	06/14/95	06/14/95
Matrix		Water	Water	Water	Water	Water	Water	Water	Water
Parameter	Class								
CHLOROMETHANE	VOA	10 U	10 U	10 U	10 U	10 U	10 U	10 U	10 U
BROMOMETHANE	VOA	10 U	10 U	10 U	10 U	10 U	10 U	10 U	10 U
VINYL CHLORIDE	VOA	10 U	10 U	10 U	10 U	10 U	10 U	10 U	10 U
CHLOROETHANE	VOA	10 U	10 U	10 U	10 U	10 U	10 U	10 U	10 U
METHYLENE CHLORIDE	VOA	10 U	10 U	10 U	10 U	10 U	10 U	10 U	10 U
ACETONE	VOA	14	10 U	5 J	10 U	10 U	10 U	10 U	10 U
CARBON DISULFIDE	VOA	10 U	10 U	10 U	10 U	10 U	10 U	10 U	10 U
1,1-DICHLOROETHENE	VOA	10 U	10 U	10 U	10 U	10 U	10 U	10 U	10 U
1,1-DICHLOROETHANE	VOA	10 U	10 U	10 U	10 U	10 U	10 U	10 U	10 U
1,2-DICHLOROETHENE (TOTAL)	VOA	10 U	10 U	10 U	10 U	10 U	13	24	10 U
CHLOROFORM	VOA	10 U	10 U	10 U	10 U	10 U	10 U	10 U	10 U
1,2-DICHLOROETHANE	VOA	10 U	10 U	10 U	10 U	10 U	10 U	10 U	10 U
2-BUTANONE	VOA	10 U	10 U	10 U	10 U	10 U	10 U	10 U	10 U
1,1,1-TRICHLOROETHANE	VOA	10 U	10 U	10 U	10 U	10 U	10 U	10 U	10 U
CARBON TETRACHLORIDE	VOA	10 U	10 U	10 U	10 U	10 U	10 U	10 U	10 U
BROMODICHLOROMETHANE	VOA	10 U	10 U	10 U	10 U	10 U	10 U	10 U	10 U
1,2-DICHLOROPROPANE	VOA	10 U	10 U	10 U	10 U	10 U	10 U	10 U	10 U
CIS-1,3-DICHLOROPROPENE	VOA	10 U	10 U	10 U	10 U	10 U	10 U	10 U	10 U
TRICHLOROETHENE	VOA	10 U	10 U	10 U	10 U	10 U	4 J	9 J	10 U
DIBROMOCHLOROMETHANE	VOA	10 U	10 U	10 U	10 U	10 U	10 U	10 U	10 U
1,1,2-TRICHLOROETHANE	VOA	10 U	10 U	10 U	10 U	10 U	10 U	10 U	10 U
BENZENE	VOA	10 U	10 U	10 U	10 U	10 U	10 U	10 U	10 U
TRANS-1,3-DICHLOROPROPENE	VOA	10 U	10 U	10 U	10 U	10 U	10 U	10 U	10 U
BROMOFORM	VOA	10 U	10 U	10 U	10 U	10 U	10 U	10 U	10 U
4-METHYL-2-PENTANONE	VOA	10 U	10 U	10 U	10 U	10 U	10 U	10 U	10 U
2-HEXANONE	VOA	10 UJ	10 UJ	10 UJ	10 UJ	10 UJ	10 UJ	10 UJ	10 UJ
TETRACHLOROETHENE	VOA	10 U	10 U	10 U	10 U	10 U	10 U	10 U	10 U
1,1,2,2-TETRACHLOROETHANE	VOA	10 U	10 U	10 U	10 U	10 U	10 U	10 U	10 U
TOLUENE	VOA	10 U	10 U	10 U	10 U	10 U	10 U	10 U	10 U
CHLOROBENZENE	VOA	4 J	10 U	10 U	10 U	10 U	10 U	10 U	10 U
ETHYLBENZENE	VOA	10 U	10 U	10 U	10 U	10 U	10 U	10 U	10 U
STYRENE	VOA	10 U	10 U	10 U	10 U	10 U	10 U	10 U	10 U
XYLENE (TOTAL)	VOA	10 U	10 U	10 U	10 U	10 U	10 U	10 U	10 U

Groundwater results are reported in ug/l.

MADE BY [illegible] DATE 8-3-95
CHKD BY SN DATE 8-4-95

TABLE D-4
BUSY BEE DISPOSAL SITE RI
PHASE II RAW ANALYTICAL DATA: GROUNDWATER

Sample ID		MW-104I	MW-105I	MW-106I	MW-107I	MW-107S	MW-108D	MW-108I	MW-109
Date Collected		06/14/95	06/14/95	06/14/95	06/14/95	06/14/95	06/15/95	06/16/95	06/15/95
Matrix		Water	Water	Water	Water	Water	Water	Water	Water
Parameter	Class								
CHLOROMETHANE	VOA	10 U	10 U	10 U	10 U	10 U	10 U	10 U	10 U
BROMOMETHANE	VOA	10 U	10 U	10 U	10 U	10 U	10 U	10 U	10 U
VINYL CHLORIDE	VOA	10 U	10 U	10 U	10 U	10 U	10 U	10 U	10 U
CHLOROETHANE	VOA	10 U	2 J	10 U	10 U	10 U	10 U	10 U	10 U
METHYLENE CHLORIDE	VOA	10 U	10 U	10 U	10 U	10 U	10 U	10 U	10 U
ACETONE	VOA	10 U	10 U	10 U	10 U	10 U	42	11	42
CARBON DISULFIDE	VOA	10 U	10 U	10 U	10 U	10 U	10 U	10 U	10 U
1,1-DICHLOROETHENE	VOA	10 U	10 U	10 U	10 U	10 U	10 U	10 U	10 U
1,1-DICHLOROETHANE	VOA	10 U	10 U	10 U	10 U	10 U	10 U	10 U	10 U
1,2-DICHLOROETHENE (TOTAL)	VOA	36	1 J	10 U	10 U	10 U	10 U	10 U	10 U
CHLOROFORM	VOA	10 U	10 U	10 U	10 U	10 U	10 U	10 U	10 U
1,2-DICHLOROETHANE	VOA	10 U	10 U	10 U	10 U	10 U	10 U	10 U	10 U
2-BUTANONE	VOA	10 U	10 U	10 U	10 U	10 U	10 U	10 U	15
1,1,1-TRICHLOROETHANE	VOA	10 U	10 U	10 U	10 U	10 U	10 U	10 U	10 U
CARBON TETRACHLORIDE	VOA	10 U	10 U	10 U	10 U	10 U	10 U	10 U	10 U
BROMODICHLOROMETHANE	VOA	10 U	10 U	10 U	10 U	10 U	10 U	10 U	10 U
1,2-DICHLOROPROPANE	VOA	10 U	10 U	10 U	10 U	10 U	10 U	10 U	10 U
CIS-1,3-DICHLOROPROPENE	VOA	10 U	10 U	10 U	10 U	10 U	10 U	10 U	10 U
TRICHLOROETHENE	VOA	7 J	10 U	10 U	10 U	10 U	10 U	10 U	10 U
DIBROMOCHLOROMETHANE	VOA	10 U	10 U	10 U	10 U	10 U	10 U	10 U	10 U
1,1,2-TRICHLOROETHANE	VOA	10 U	10 U	10 U	10 U	10 U	10 U	10 U	10 U
BENZENE	VOA	10 U	2 J	10 U	10 U	10 U	10 U	10 U	10 U
TRANS-1,3-DICHLOROPROPENE	VOA	10 U	10 U	10 U	10 U	10 U	10 U	10 U	10 U
BROMOFORM	VOA	10 U	10 U	10 U	10 U	10 U	10 U	10 U	10 U
4-METHYL-2-PENTANONE	VOA	10 U	10 U	10 U	10 U	10 U	10 U	10 U	10 U
2-HEXANONE	VOA	10 UJ	10 UJ	10 UJ	10 UJ	10 UJ	10 UJ	10 UJ	1 J
TETRACHLOROETHENE	VOA	10 U	10 U	10 U	10 U	10 U	10 U	10 U	10 U
1,1,2,2-TETRACHLOROETHANE	VOA	10 U	10 U	10 U	10 U	10 U	10 U	10 U	10 U
TOLUENE	VOA	10 U	10 U	10 U	10 U	10 U	10 U	10 U	10 U
CHLOROBENZENE	VOA	10 U	4 J	10 U	10 U	10 U	10 U	10 U	10 U
ETHYLBENZENE	VOA	10 U	10 U	10 U	10 U	10 U	10 U	10 U	10 U
STYRENE	VOA	10 U	10 U	10 U	10 U	10 U	10 U	10 U	10 U
XYLENE (TOTAL)	VOA	10 U	10 U	10 U	10 U	10 U	10 U	10 U	10 U

Groundwater results are reported in ug/l.

MADE BY [illegible] DATE 8-3-95
CHKD BY SN DATE 8-4-95

TABLE D-4
BUSY BEE DISPOSAL SITE RI
PHASE II RAW ANALYTICAL DATA: GROUNDWATER

Sample ID		MW-110	MW-113	W-3	W-4S	W-7	W-9	W-10D	W-11
Date Collected		06/15/95	06/16/95	06/15/95	06/16/95	06/14/95	06/15/95	06/15/95	06/15/95
Matrix		Water	Water	Water	Water	Water	Water	Water	Water
Parameter	Class								
CHLOROMETHANE	VOA	10 U	10 U	10 U	10 U	10 U	10 U	10 U	10 U
BROMOMETHANE	VOA	10 U	10 U	10 U	10 U	10 U	10 U	10 U	10 U
VINYL CHLORIDE	VOA	10 U	10 U	10 U	10 U	10 U	10 U	10 U	10 U
CHLOROETHANE	VOA	10 U	10 U	10 U	10 U	10 U	10 U	10 U	10 U
METHYLENE CHLORIDE	VOA	10 U	10 U	10 U	10 U	10 U	10 U	10 U	10 U
ACETONE	VOA	4 J	160 D	10 U	10 U	10 U	10 U	10 U	10 U
CARBON DISULFIDE	VOA	10 U	10 U	10 U	10 U	10 U	10 U	10 U	10 U
1,1-DICHLOROETHENE	VOA	10 U	10 U	10 U	10 U	10 U	10 U	10 U	10 U
1,1-DICHLOROETHANE	VOA	10 U	10 U	10 U	1 J	10 U	10 U	10 U	10 U
1,2-DICHLOROETHENE (TOTAL)	VOA	10 U	10 U	5 J	14	10 U	10 U	2 J	66
CHLOROFORM	VOA	10 U	10 U	10 U	10 U	10 U	10 U	10 U	10 U
1,2-DICHLOROETHANE	VOA	10 U	10 U	10 U	10 U	10 U	10 U	10 U	10 U
2-BUTANONE	VOA	10 U	4 J	10 U	10 U	10 U	10 U	10 U	10 UJ
1,1,1-TRICHLOROETHANE	VOA	10 U	10 U	10 U	11	10 U	10 U	10 U	10 U
CARBON TETRACHLORIDE	VOA	10 U	10 U	10 U	10 U	10 U	10 U	10 U	10 U
BROMODICHLOROMETHANE	VOA	10 U	10 U	10 U	10 U	10 U	10 U	10 U	10 U
1,2-DICHLOROPROPANE	VOA	10 U	10 U	10 U	10 U	10 U	10 U	10 U	10 U
CIS-1,3-DICHLOROPROPENE	VOA	10 U	10 U	10 U	10 U	10 U	10 U	10 U	10 U
TRICHLOROETHENE	VOA	10 U	10 U	3 J	63	10 U	10 U	10 U	8 JB
DIBROMOCHLOROMETHANE	VOA	10 U	10 U	10 U	10 U	10 U	10 U	10 U	10 U
1,1,2-TRICHLOROETHANE	VOA	10 U	10 U	10 U	10 U	10 U	10 U	10 U	10 U
BENZENE	VOA	10 U	1 J	10 U	10 U	10 U	10 U	10 U	10 U
TRANS-1,3-DICHLOROPROPENE	VOA	10 U	10 U	10 U	10 U	10 U	10 U	10 U	10 U
BROMOFORM	VOA	10 U	10 U	10 U	10 U	10 U	10 U	10 U	10 U
4-METHYL-2-PENTANONE	VOA	10 U	10 U	1 J	10 U	10 U	10 U	10 U	10 U
2-HEXANONE	VOA	10 UJ	10 UJ	10 UJ	10 UJ	10 UJ	10 UJ	10 UJ	10 UJ
TETRACHLOROETHENE	VOA	10 U	10 U	10 U	10 U	10 U	10 U	10 U	10 U
1,1,2,2-TETRACHLOROETHANE	VOA	10 U	10 U	10 U	10 U	10 U	10 U	10 U	10 U
TOLUENE	VOA	10 U	10 U	10 U	10 U	10 U	10 U	10 U	10 U
CHLOROBENZENE	VOA	10 U	10 U	10 U	10 U	10 U	10 U	10 U	10 U
ETHYLBENZENE	VOA	10 U	10 U	10 U	10 U	10 U	10 U	10 U	10 U
STYRENE	VOA	10 U	10 U	10 U	10 U	10 U	10 U	10 U	10 U
XYLENE (TOTAL)	VOA	10 U	10 U	10 U	10 U	10 U	10 U	10 U	10 U

Groundwater results are reported in ug/l.

MADE BY FEM DATE 8-3-95
CHKD BY SW DATE 8-4-95

J:\35352\DB\GW0795.WB1/sk
(GWF[illegible]) 08/0[illegible]4 (3 o[illegible]

TABLE D-4
BUSY BEE DISPOSAL SITE RI
PHASE II RAW ANALYTICAL DATA: GROUNDWATER

Sample ID		MW-101D	MW-101I	MW-101S	MW-102D	MW-102I	MW-103D	MW-103I	MW-104D
Date Collected		06/14/95	06/14/95	06/14/95	06/14/95	06/14/95	06/14/95	06/14/95	06/14/95
Matrix		Water	Water	Water	Water	Water	Water	Water	Water
Parameter	Class								
ALUMINUM	METAL	2390	357	5510	211	163 B	137 B	896	102 B
ANTIMONY	METAL	2.4 U	2.4 U	3.1 B	2.4 U	2.4 U	2.4 U	2.4 U	2.4 U
ARSENIC	METAL	9.1 B	3.3 B	5.2 B	1.4 U	1.4 U	1.4 U	1.4 U	1.4 U
BARIUM	METAL	665	272	114 B	84.7 B	50.1 B	68.7 B	81.1 B	57.0 B
BERYLLIUM	METAL	0.83 B	0.3 U	0.50 B	0.3 U	0.3 U	0.3 U	0.30 B	0.3 U
CADMIUM	METAL	0.93 B	0.4 U	0.60 B	0.4 U	0.60 B	0.4 U	0.4 U	0.93 B
CALCIUM	METAL	141000	103000	147000	46000	44400	30500	27800	47900
CHROMIUM	METAL	3.0 B	0.6 U	135	0.6 U	0.6 U	0.6 U	0.6 U	0.6 U
COBALT	METAL	9.1 B	2.3 B	4.9 B	1.7 U	1.7 U	1.7 U	1.7 U	1.7 U
COPPER	METAL	5.6 B	1.2 U	10.5 B	1.2 U	1.2 U	1.2 U	2.1 B	1.4 B
IRON	METAL	5410	1110	5290	277	314	144	1270	161
LEAD	METAL	4.4	0.7 U	5.8	0.7 U	0.7 U	0.7 U	0.7 U	0.7 U
MAGNESIUM	METAL	88200	47700	9650	16700	19200	13100	10800	26500
MANGANESE	METAL	9020	1100	1050	10.4 B	10.6 B	8.8 B	51.6	3.7 B
MERCURY	METAL	0.1 U	0.1 U	0.1 U	0.1 U	0.1 U	0.1 U	0.1 U	0.1 U
NICKEL	METAL	15.8 B	2.5 B	11.3 B	1.5 U	1.5 U	1.5 U	1.5 U	1.5 U
POTASSIUM	METAL	10800 J	5310 J	3280 BJ	1970 BJ	3330 BJ	1450 BJ	1540 BJ	2430 BJ
SELENIUM	METAL	2.0 B	1.9 U	1.9 U	1.9 U	1.9 U	1.9 U	1.9 U	1.9 U
SILVER	METAL	0.9 UJ	0.9 UJ	0.9 UJ	0.9 UJ	0.9 UJ	0.9 UJ	0.9 UJ	0.9 UJ
SODIUM	METAL	63800	10100	29200	3820 B	5860	4190 B	4360 B	5470
THALLIUM	METAL	5.2 B	2.4 U	2.4 U	2.4 U	2.4 U	2.4 U	2.4 U	2.4 U
VANADIUM	METAL	3.1 B	1.8 U	28.4 B	1.8 U	1.8 U	1.8 U	1.8 U	1.8 U
ZINC	METAL	43.5	4.6 B	52.3	3.4 B	3.7 B	6.9 B	38.3	6.0 B

Groundwater results are reported in ug/l.

MADE BY YEM DATE 8-3-95
CHKD BY [illegible] DATE 8-4-95

TABLE D-4
BUSY BEE DISPOSAL SITE RI
PHASE II RAW ANALYTICAL DATA: GROUNDWATER

Sample ID		MW-104I	MW-105I	MW-106I	MW-107I	MW-107S	MW-108D	MW-108I	MW-109
Date Collected		06/14/95	06/14/95	06/14/95	06/14/95	06/14/95	06/15/95	06/16/95	06/15/95
Matrix		Water	Water	Water	Water	Water	Water	Water	Water
Parameter	Class								
ALUMINUM	METAL	1480	678	295	745	1510	441	2520	2040
ANTIMONY	METAL	2.4 U	2.4 U	2.4 U	2.4 U	2.4 U	2.4 U	2.4 U	2.4 U
ARSENIC	METAL	1.4 U	3.4 B	1.4 U	3.3 B	16.1	1.4 U	3.2 B	7.2 B
BARIUM	METAL	84.5 B	566	228	270	559	48.3 B	48.6 B	155 B
BERYLLIUM	METAL	0.3 U	0.3 U	0.3 U	0.3 U	2.3 B	0.3 U	0.3 U	0.30 B
CADMIUM	METAL	1.0 B	1.4 B	0.4 U	0.73 B	1.6 B	0.4 U	0.4 U	0.4 U
CALCIUM	METAL	50400	161000	61900	33700	90100	13500	50100	102000
CHROMIUM	METAL	1.6 B	2.8 B	0.6 U	1.4 B	1.2 B	0.6 U	6.9 B	3.2 B
COBALT	METAL	1.7 U	10.0 B	1.7 U	5.6 B	8.7 B	1.7 U	1.7 U	1.7 U
COPPER	METAL	2.8 B	5.1 B	1.3 B	6.6 B	21.7 B	1.7 B	3.4 B	4.4 B
IRON	METAL	1550	2080	349	1890	4430	2440	4140	3480
LEAD	METAL	0.7 U	2.1 B	0.7 U	4.0	47.8	0.7 U	1.1 B	2.9 B
MAGNESIUM	METAL	14300	100000	19800	14100	14600	5240	11800	1490 B
MANGANESE	METAL	24.4	12700	49.1	923	1270	28.4	130	115
MERCURY	METAL	0.1 U	0.1 U	0.1 U	0.1 U	0.1 U	0.1 U	0.1 U	0.1 U
NICKEL	METAL	1.5 U	17.4 B	1.5 U	4.6 B	13.3 B	1.5 U	2.7 B	3.1 B
POTASSIUM	METAL	1920 BJ	9000 J	2300 BJ	2430 BJ	2380 BJ	10100 J	6050 J	8730 J
SELENIUM	METAL	1.9 U	2.0 B	1.9 U	1.9 U	1.9 U	1.9 U	1.9 U	1.9 U
SILVER	METAL	0.9 UJ	0.9 UJ	0.9 UJ	0.9 UJ	0.9 UJ	0.9 UJ	0.9 UJ	0.9 UJ
SODIUM	METAL	9050	67000	4780 B	5770	10200	5690	6830	16100
THALLIUM	METAL	2.4 U	5.5 B	2.4 U	2.8 B	2.4 U	2.4 U	2.4 U	2.4 U
VANADIUM	METAL	1.8 B	1.8 U	1.8 U	1.8 U	8.8 B	1.8 U	6.1 B	5.9 B
ZINC	METAL	57.6	59.1	18.3 B	31.8	346	18.4 B	80.2	43.5

Groundwater results are reported in ug/l.

MADE BY LGM DATE 8-3-95
CHKD BY SN DATE 8-4-95

J:\35352\DB\GW0795.WB1/sk
(GW[redacted]) 08/0[redacted]35 (2 [redacted]

TABLE D-4
BUSY BEE DISPOSAL SITE RI
PHASE II RAW ANALYTICAL DATA: GROUNDWATER

Sample ID		MW-110	MW-113	W-3	W-4S	W-7	W-9	W-10D	W-11
Date Collected		06/15/95	06/16/95	06/15/95	06/16/95	06/14/95	06/15/95	06/15/95	06/15/95
Matrix		Water	Water	Water	Water	Water	Water	Water	Water
Parameter	Class								
ALUMINUM	METAL	701 J	5660	127 BJ	259 J	1410	312 J	49.2 B	147 BJ
ANTIMONY	METAL	2.4 U	2.4 U	2.4 U	2.4 U	2.4 U	2.4 U	2.4 U	2.4 U
ARSENIC	METAL	1.4 U	10.3	1.4 U	2.2 B	1.4 U	1.4 U	1.4 U	2.0 B
BARIUM	METAL	56.3 B	69.4 B	12.8 B	18.0 B	172 B	155 B	38.5 B	322
BERYLLIUM	METAL	0.33 B	0.50 B	0.3 U	0.3 U	0.43 B	0.3 U	0.3 U	0.3 U
CADMIUM	METAL	0.4 U	0.4 U	0.4 U	0.4 U	0.4 U	0.4 U	0.4 U	0.4 U
CALCIUM	METAL	55400	49600	45000	40200	17700	41300	53800	53900
CHROMIUM	METAL	0.6 U	6.5 B	0.6 U	2.7 B	1.1 B	0.6 U	0.6 U	0.6 U
COBALT	METAL	1.7 U	4.1 B	1.7 U	1.9 B	1.7 U	1.7 U	1.7 U	1.7 U
COPPER	METAL	2.0 B	9.2 B	1.2 U	8.9 B	1.9 B	2.1 B	1.2 U	2.3 B
IRON	METAL	1430	7470	139	12700	1690	295	39.5 B	542
LEAD	METAL	0.7 U	8.3	0.7 U	26.2	1.9 B	0.7 U	0.7 U	0.70 B
MAGNESIUM	METAL	32100	12000	5830	8160	13000	14400	29900	18800
MANGANESE	METAL	22.8	202	4.7 B	181	409	61.9	3.4 B	579
MERCURY	METAL	0.1 U	0.1 U	0.1 U	0.1 U	0.1 U	0.1 U	0.1 U	0.1 U
NICKEL	METAL	1.5 U	8.6 B	1.5 U	9.5 B	3.0 B	1.5 U	1.5 U	3.9 B
POTASSIUM	METAL	2860 BJ	11400 J	563 BJ	1370 BJ	1970 BJ	1340 BJ	3130 BJ	1870 BJ
SELENIUM	METAL	1.9 U	1.9 U	1.9 U	1.9 U	1.9 U	1.9 U	1.9 U	1.9 U
SILVER	METAL	0.9 U	0.9 UJ	0.9 U	0.9 U	0.9 UJ	0.9 U	0.9 UJ	0.9 U
SODIUM	METAL	5430	16300	5100	10300	7370	13800	7150	10900
THALLIUM	METAL	2.4 U	2.4 U	2.4 U	2.4 U	2.4 U	2.4 U	2.4 U	2.4 U
VANADIUM	METAL	1.8 U	14.4 B	1.8 U	1.8 U	1.8 U	1.8 U	1.8 U	1.8 U
ZINC	METAL	19.8 B	53.4	12.8 B	55.8	52.0	18.8 B	26.3	51.7

Groundwater results are reported in ug/l.

MADE BY FGM DATE 8-3-95
CHKD BY SN DATE 8-4-95

TABLE D-5
BUSY BEE DISPOSAL SITE RI
PHASE II RAW ANALYTICAL DATA
HENRY LANDFILL LEACHATE TANK

Sample I.D.		LT-OLDHL
Date Collected		03/29/95
Matrix		Water
Parameter	Class	(ppb)
Chloromethane	VOC	10 U
Bromomethane	VOC	10 U
Vinyl Chloride	VOC	10 U
Chloroethane	VOC	4 J
Methylene Chloride	VOC	10 U
Acetone	VOC	5 J
Carbon Disulfide	VOC	10 U
1,1-Dichloroethene	VOC	10 U
1,1-Dichloroethane	VOC	10 U
1,2-Dichloroethene (total)	VOC	10 U
Chloroform	VOC	10 U
1,2-Dichloroethane	VOC	10 U
2-Butanone	VOC	10 U
1,1,1-Trichloroethane	VOC	10 U
Carbon Tetrachloride	VOC	10 U
Bromodichloromethane	VOC	10 U
1,2-Dichloropropane	VOC	10 U
cis-1-3-Dichloropropene	VOC	10 U
Trichloroethene	VOC	10 U
Dibromochloromethane	VOC	10 U
1,1,2-Trichloroethane	VOC	10 U
Benzene	VOC	5 J
trans-1,3-Dichloropropene	VOC	10 U
Bromoform	VOC	10 U
4-Methyl-2-Pentanone	VOC	10 U
2-Hexanone	VOC	10 U
Tetrachloroethene	VOC	10 U
1,1,2,2-Tetrachloroethane	VOC	10 U
Toluene	VOC	10 U
Chlorobenzene	VOC	19
Ethylbenzene	VOC	22
Styrene	VOC	10 U
Xylene (total)	VOC	41

Leachate results are reported in ug/l.

MADE BY TGM DATE 8-1-95
CHKD BY SW DATE 8-3-95

TABLE D-5
BUSY BEE DISPOSAL SITE RI
PHASE II RAW ANALYTICAL DATA
HENRY LANDFILL LEACHATE TANK

Sample I.D.		LT-OLDHL
Date Collected		03/29/95
Sample Type		Water
Parameter	Class	(ppb)
Phenol	SVOA	10 U
Bis(2-Chloroethyl)ether	SVOA	10 U
2-Chlorophenol	SVOA	10 U
1,3-Dichlorobenzene	SVOA	10 U
1,4-Dichlorobenzene	SVOA	4 J
1,2-Dichlorobenzene	SVOA	10 U
2-Methylphenol	SVOA	10 U
2,2'-Oxybis(1-Chloropropane)	SVOA	10 U
4-Methylphenol	SVOA	10 U
N-Nitroso-di-n-propylamine	SVOA	10 U
Hexachloroethane	SVOA	10 U
Nitrobenzene	SVOA	10 U
Isophorone	SVOA	10 U
2-Nitrophenol	SVOA	10 U
2,4-Dimethylphenol	SVOA	10 U
bis(2-Chloroethoxy)methane	SVOA	10 U
2,4-Dichlorophenol	SVOA	10 U
1,2,4-Trichlorobenzene	SVOA	10 U
Naphthalene	SVOA	8 J
4-Chloroaniline	SVOA	10 U
Hexachlorobutadiene	SVOA	10 U
4-Chloro3-methylphenol	SVOA	10 U
2-Methylnaphthalene	SVOA	2 J
Hexachlorocyclopentadiene	SVOA	10 U
2,4,6-Trichlorophenol	SVOA	10 U
2,4,5-Trichlorophenol	SVOA	25 U
2-Chloronaphthalene	SVOA	10 U
2-Nitroaniline	SVOA	25 U
Dimethylphthalate	SVOA	10 U
Acenaphthylene	SVOA	10 U
2,6-Dinitrotoluene	SVOA	10 U
3-Nitroanailine	SVOA	25 U
Acenaphthene	SVOA	10 U

Leachate results are reported in ug/l.

MADE BY JGM DATE 8-1-95
CHKD BY SN DATE 8-3-95

TABLE D-5
BUSY BEE DISPOSAL SITE RI
PHASE II RAW ANALYTICAL DATA
HENRY LANDFILL LEACHATE TANK

Sample I.D.		LT-OLDHL
Date Collected		03/29/95
Sample Type		Water
Parameter	Class	(ppb)
2,4-Dinitrophenol	SVOA	25 U
4-Nitrophenol	SVOA	25 U
Dibenzofuran	SVOA	10 U
2,4-Dinitrotoluene	SVOA	10 U
Diethylphthalate	SVOA	4 J
4-Chlorophenyl-phenylether	SVOA	10 U
Fluorene	SVOA	10 U
4-Nitroaniline	SVOA	25 U
4,6-Dinitro-2-methylphenol	SVOA	25 U
N-Nitrosodiphenylamine	SVOA	10 U
4-Bromophenyl-phenylether	SVOA	10 U
Hexachlorobenzene	SVOA	10 U
Pentachlorophenol	SVOA	25 U
Phenanthrene	SVOA	10 U
Anthracene	SVOA	10 U
Carbazole	SVOA	10 U
Di-n-butylphthalate	SVOA	10 U
Fluoranthene	SVOA	10 U
Pyrene	SVOA	10 U
Butylbenzylphthalate	SVOA	10 U
3,3-Dichlorobenzidine	SVOA	10 U
Benzo(a)anthracene	SVOA	10 U
Chrysene	SVOA	10 U
bis(2-Ethylhexyl)phthalate	SVOA	10 U
Di-n-octylphthalate	SVOA	10 U
Benzo(b)fluoranthene	SVOA	10 U
Benzo(k)fluoranthene	SVOA	10 U
Benzo(a)pyrene	SVOA	10 U
Indeno(1,2,3-Cd)pyrene	SVOA	10 U
Dibenz(a,h)anthracene	SVOA	10 U
Benzo(g,h,i)perylene	SVOA	10 U

Leachate results are reported in ug/l.

MADE BY JGM DATE 8-1-95
CHKD BY [illegible] DATE 8-3-95

TABLE D-5
BUSY BEE DISPOSAL SITE RI
PHASE II RAW ANALYTICAL DATA
HENRY LANDFILL LEACHATE TANK

Sample I.D.		LT-OLDHL
Date Collected		03/29/95
Matrix		Water
Parameter	Class	(ppb)
alpha-BHC	PEST	0.05 UJ
beta-BHC	PEST	0.05 UJ
delta-BHC	PEST	0.05 UJ
gamma-BHC (Lindane)	PEST	0.05 UJ
Heptachlor	PEST	0.05 UJ
Aldrin	PEST	0.05 UJ
Heptachlor epoxide	PEST	0.05 UJ
Endosulfan I	PEST	0.05 UJ
Dieldrin	PEST	0.1 UJ
4,4'-DDE	PEST	0.1 UJ
Endrin	PEST	0.1 UJ
Endosulfan II	PEST	0.1 UJ
4,4'-DDD	PEST	0.1 UJ
Endosulfan sulfate	PEST	0.1 UJ
4,4'-DDT	PEST	0.1 UJ
Methoxychlor	PEST	0.5 UJ
Endrin ketone	PEST	0.1 UJ
Endrin aldehyde	PEST	0.1 UJ
alpha-Chlordane	PEST	0.05 UJ
gamma-Chlordane	PEST	0.05 UJ
Toxaphene	PEST	5 UJ
Aroclor-1016	PCB	1 UJ
Aroclor-1221	PCB	2 UJ
Aroclor-1232	PCB	1 UJ
Aroclor-1242	PCB	1 UJ
Aroclor-1248	PCB	1 UJ
Aroclor-1254	PCB	1 UJ
Aroclor-1260	PCB	1 UJ

Leachate results are reported in ug/l.

MADE BY HGM DATE 8-1-95
CHKD BY SN DATE 8-3-95

TABLE D-5
BUSY BEE DISPOSAL SITE RI
PHASE II RAW ANALYTICAL DATA
HENRY LANDFILL LEACHATE TANK

Sample I.D.		LT-OLDHL
Date Collected		03/29/95
Matrix		Water
Parameter	Class	(ppb)
Aluminum	MET	77.5 B
Antimony	MET	2.4 U
Arsenic	MET	19.5
Barium	MET	493
Beryllium	MET	0.3 U
Cadmium	MET	0.4 U
Calcium	MET	108000
Chromium	MET	1.1 B
Cobalt	MET	2.9 B
Copper	MET	2.6 B
Iron	MET	56200
Lead	MET	2.1 B
Magnesium	MET	41000
Manganese	MET	2990
Mercury	MET	0.1 U
Nickel	MET	7.4 B
Potassium	MET	33200 J
Selenium	MET	1.9 U
Silver	MET	0.9 U
Sodium	MET	73000 J
Thallium	MET	2.4 U
Vanadium	MET	1.8 U
Zinc	MET	76.8 J
Cyanide	MET	10 U

Leachate results are reported in ug/l.

MADE BY TGM DATE 8-1-95
CHKD BY SN DATE 8-2-95

TABLE D-5
BUSY BEE DISPOSAL SITE RI
PHASE II RAW ANALYTICAL DATA
HENRY LANDFILL LEACHATE TANK

Sample I.D.		LT-OLDHL
Date Collected		03/29/95
Matrix		Water
Parameter	Class	(ppm)
COD	MISC	83
Total Hardness	MISC	439
Sulfate	MISC	5 U
Total Suspended Solids	MISC	170
Total Alkalinity	MISC	170
Total Dissolved Solids	MISC	644
Total Organic Carbon (TOC)	MISC	40.1

Leachate results are reported in mg/l.

MADE BY tgM DATE 8-1-95
CHKD BY GN DATE 8-3-95

TABLE D-6
BUSY BEE DISPOSAL SITE RI
PHASE II RAW ANALYTICAL DATA: QUALITY CONTROL

Sample ID		FIELD BL	TRIP BLA	BB-RB-10	BB-TB-10	BB-TB1	BB-TB2
Date Collected		05/09/95	05/09/95	05/10/95	05/10/95	06/14/95	06/16/95
Matrix		Air	Air	Water	Water	Water	Water
Parameter	Class						
CLOROMETHANE	VOC	25 U	25 U	10 U	10 U	10 U	10 U
BROMOMETHANE	VOC	25 U	25 U	10 U	10 U	10 U	10 U
VINYL CHLORIDE	VOC	25 U	25 U	10 U	10 U	10 U	10 U
CHLOROETHANE	VOC	25 U	25 U	10 U	10 U	10 U	10 U
METHYLENE CHLORIDE	VOC	25 U	25 U	2 J	10 U	10 U	10 U
ACETONE	VOC	9 JB	6 JB	10 U	7 J	10 U	10 U
CARBONE DISULFIDE	VOC	25 U	25 U	10 U	10 U	10 U	10 U
1,1-DICHLOROETHENE	VOC	25 U	25 U	10 U	10 U	10 U	10 U
1,1-DICHLOROETHANE	VOC	25 U	25 U	10 U	10 U	10 U	10 U
1,2-DICHLOROETHENE (TOTAL)	VOC	25 U	25 U	10 U	10 U	10 U	10 U
CHLOROFORM	VOC	25 U	25 U	10 U	10 U	10 U	10 U
1,2-DICHLOROETHANE	VOC	25 U	25 U	10 U	10 U	10 U	10 U
2-BUTANONE	VOC	25 U	25 U	10 U	10 U	10 U	10 UJ
1,1,1-TRICHLOROETHANE	VOC	25 U	25 U	10 U	10 U	10 U	10 U
CARBON TETRACHLORIDE	VOC	25 U	25 U	10 U	10 U	10 U	10 U
BROMODICHLOROMETHANE	VOC	25 U	25 U	10 U	10 U	10 U	10 U
1,2-DICHLOROPROPANE	VOC	25 U	25 U	10 U	10 U	10 U	10 U
CIS-1,3-DICHLOROPROPENE	VOC	25 U	25 U	10 U	10 U	10 U	10 U
TRICHLOROETHENE	VOC	25 U	25 U	10 U	10 U	10 U	10 U
DIBROMOCHLOROMETHANE	VOC	25 U	25 U	10 U	10 U	10 U	10 U
1,1,2-TRICHLOROETHANE	VOC	25 U	25 U	10 U	10 U	10 U	10 U
BENZENE	VOC	25 U	25 U	10 U	10 U	10 U	10 U
TRANS-1,3-DICHLOROPROPENE	VOC	25 U	25 U	10 U	10 U	10 U	10 U
BROMOFORM	VOC	25 U	25 U	10 U	10 U	10 U	10 U
4-METHYL-2-PENTANONE	VOC	25 U	25 U	10 U	10 U	10 U	10 U
2-HEXANONE	VOC	25 U	25 U	10 UJ	10 UJ	10 UJ	10 UJ
TETRACHLOROETHENE	VOC	25 U	25 U	10 U	10 U	10 U	10 U
1,1,2,2-TETRACHLOROETHANE	VOC	25 U	25 U	10 U	10 U	10 U	10 U
TOLUENE	VOC	25 U	25 U	10 U	10 U	10 U	10 U
CHLOROBENZENE	VOC	25 U	25 U	10 U	10 U	10 U	10 U
ETHYLBENZENE	VOC	25 U	25 U	10 U	10 U	10 U	10 U
STYRENE	VOC	25 U	25 U	10 U	10 U	10 U	10 U
XYLENE (TOTAL)	VOC	25 U	25 U	10 U	10 U	10 U	10 U

Air results are reported in ug/m³.
Water results are reported in ug/l.

MADE BY [illegible] DATE 8-3-95
CHKD BY [illegible] DATE 8-3-95

APPENDIX E

SURVEY DATA FOR SAMPLING POINTS

URS CONSULTANTS, INC.

PAGE ..... OF .....
SHEET NO. 1 OF 4
JOB NO. 26352
MADE BY VZ DATE 6-17-94
CHKD. BY ECW DATE 6-22-94

PROJECT BUSY BEE LAND FILL
SUBJECT WELL LISTING

WELL # DESCRIPTION	NORTHING	EASTING	ELEVATIONS		REF. PAGE
W-4-S	8972.538	14192.971	GR	2215.23	
			RISER	2216.86	
			CASING	2217.44	
W-4-D	8967.253	14184.957	GR	2214.64	
			RISER	2216.38	
			CASING	2216.88	
W-5	9756.370	14099.560	GR	2205.36	
			RISER	2207.49	
			CASING	2207.70	
W-6	9830.427	14561.114	GR.	2212.40	
			RISER	2213.05	
			CASING	2213.22	
W-7	9697.567	15006.500	GR	2174.74	
			RISER	2176.59	
			CASING	2176.97	
W-8	9616.124	14259.281	GR.	2226.78	
			RISER	2229.35	
			CASING	2230.31	
W-9	9137.729	14860.899	GR	2220.81	
			RISER	2222.97	
			CASING	2223.71	
W-10-S	9450.350	13993.435	GR	2206.27	
			RISER	2208.65	
			CASING	2209.50	

CONSULTANTS, INC.

PROJECT: BUSY BEE LANDFILL
SUBJECT: WELL LISTING

PAGE ..... OF .....
SHEET NO. 3 OF 4
JOB NO. 35352
MADE BY VL DATE 6-17-94
CHKD. BY [illegible] DATE 6-22-94

WELL # DESCRIPTION	NORTHING	EASTING	ELEVATIONS		REF. PAGE
W-10-D	9450.875	13984.895	GR	2205.43	
			RISER	2207.06	
			CASING	2208.25	
W-11	9221.286	13845.466	GR	2177.26	
			RISER	2179.89	
			CASING	2180.49	
W-~~12~~3	8673.824	14396.172	GR	2199.31	
			RISER	NO RISER	
			CASING	2203.17	
MW-1-S	9923.791	14695.473	GR	2214.62	
			RISER	2216.35	
			CASING	2216.95	
MW-1-I	9914.642	14710.511	GR	2214.25	
			RISER	2216.44	
			CASING	2216.88	
MW-1-D	9909.893	14696.482	GR	2214.49	
			RISER	2216.95	
			CASING	2217.12	
MW-2-1	8715.885	14073.176	GR	2189.29	
			RISER	NO RISER	
			CASING	2191.80	
MW-2-D	8701.444	14070.001	GR	2188.00	
			RISER	2190.31	
			CASING	2190.78	

CONSULTANTS, INC.

PROJECT: BUSY BEE LANDFILL
SUBJECT: WELL LISTING

PAGE ..... OF .....
SHEET NO. 3 OF 4
JOB NO. 35352
MADE BY VZ DATE 6-17-9
CHKD. BY EZN DATE 6-22-9

WELL # DESCRIPTION	NORTHING	EASTING	ELEVATIONS		REF. PAGE
MW-3-I	9080.135	13709.519	GR	2144.58	
			RISER	2146.11	
			CASING	2146.43	
MW-3-D	9086.526	13703.698	GR	2144.26	
			RISER	2145.89	
			CASING	2146.10	
MW-4-I	9489.062	13738.747	GR	2157.26	
			RISER	2159.07	
			CASING	2159.52	
MW-4-D	9491.249	13746.702	GR	2157.35	
			RISER	NO RISER	
			CASING	2159.56	
MW-5-I	10167.660	14725.802	GR	2181.06	
			RISER	NO RISER	
			CASING	2183.01	
MW-6-I	10374.799	15283.783	GR	2143.65	
			RISER	NO RISER	
			CASING	2145.11	
MW-7-I	10095.338	15207.886	GR	2161.28	
			RISER	NO RISER	
			CASING	2163.37	
P-1	9420.938	14238.923	GR	2250.50	
			RISER	2252.59	
			CASING	2252.89	
P-2	9323.310	14415.961	GR	2247.51	
			RISER	2249.05	
			CASING	2249.38	

CONSULTANTS, INC.

PROJECT: BUSY BEE LANDFILL
SUBJECT: WELL LISTING

PAGE ..... OF .....
SHEET NO. 4 OF 4
JOB NO. .....
MADE BY VZ DATE 6-17-99
CHKD. BY ECW DATE 6-22-99

WELL # DESCRIPTION	NORTHING	EASTING	ELEVATIONS		REF. PAGE
P-3	9338.251	14276.327	GR	2246.74	
			RISER	2248.75	
			CASING	2249.01	
P-4	9455.988	14411.046	GR	2251.84	
			RISER	2254.18	
			CASING	2254.43	
P-5	9341.991	14725.687	GR	2253.20	
			RISER	2255.42	
			CASING	2255.48	
P-6	9475.249	14779.965	GR	2252.04	
			RISER	2254.39	
			CASING	2254.77	
P-7	10478.482	14911.599	GR	2177.68	
			RISER	2179.59	
			CASING	2180.68	
P-8	10249.135	14872.110	GR	2186.81	
			RISER	2189.62	
			CASING	2190.40	
P-9	10255.940	15021.176	GR	2182.71	
			RISER	2184.82	
			CASING	2185.45	
P-10	10421.946	15036.273	GR	2180.58	
			RISER	2182.73	
			CASING	2182.90	
~~P-11~~	~~10255.883~~	~~15021.158~~	NO P-11		

URS CONSULTANTS, INC.

PROJECT: BUCY BEE LANDFILL
SUBJECT: SAMPLE POINTS AND MONITORING WELLS

PAGE 1 OF 2
SHEET NO. 1 OF 2
JOB NO. 03353.72
MADE BY RKP DATE 4/3/95
CHKD. BY [illegible] DATE 6/21/95

DESCRIPTION	NORTHING	EASTING	ELEVATIONS CASING	ELEVATIONS RISER	ELEVATIONS GROUND
MW-108 I	9241.168	15296.880	2186.66 ADJ ~~2186.71~~	2185.93 ADJ 2185.98	2184.60 ADJ ~~2184.65~~
MW-108 D	9255.817	15297.302	2184.56 ADJ ~~2184.62~~	2183.83 ADJ 2183.89	2183.10 ADJ ~~2183.16~~
MW-109	8593.196 OK ~~8593.196~~	14673.342 OK ~~14673.342~~	2192.01 ADJ ~~2192.61~~	2190.88 ADJ ~~2191.48~~	2189.58 ADJ ~~2190.18~~
MW-110	9225.018	13835.471	2177.23	2176.84	2175.48
MW-113	10631.753	15089.390	2151.00	2149.56	2149.32
B-111	9071.518	13774.353			2156.53
B-111A	9144.201	13795.539			2163.58
B-112	9088.559	13628.006			2122.22
SBG-1	9043.104	14570.498			
SBG-2	9072.813	14811.145			
SBG-3	8985.635	14268.489			
SBG-4	8692.730	14406.502			
SW-9	9364.319	15863.126			2133.85 ADJ ~~2133.97~~
SW-100	10216.954	14057.077			2073.19 ADJ ~~2073.15~~
SW-109	~~8652.897~~	~~13721.202~~			2033.09
SW-112	7777.500	13534.939			2066.95 ADJ ~~2067.20~~
SW-115	8012.702	14849.577			2131.12 ADJ ~~2131.56~~

N 8962.032
E 13276.75

REF. PAGE

URS CONSULTANTS, INC.

PROJECT: BUSY BEE LANDFILL

SUBJECT: SAMPLE POINTS AND MONITORING WELLS

PAGE 2 OF 2

SHEET NO. 2 OF 2

JOB NO. 0535372

MADE BY RSP DATE 6/13/95

CHKD. BY RN DATE 6/20/95

REF. PAGE

DESCRIPTION	NORTHING	EASTING	CASING	ELEVATIONS RISER	GROUND
SG-1	9889.217	15672.218		2111.19 ADJ ~~2111.35~~	
SG-2	9701.303	15093.393		2170.09	
SG-3	9227.251	15642.739		2154.69 ADJ ~~2154.80~~	

APPENDIX F

PLOTS OF INDIVIDUAL COMPOUNDS FROM PHASE I SOIL GAS SURVEY REPORT

35352.00\ 1=300 9/30/94-9 FAO

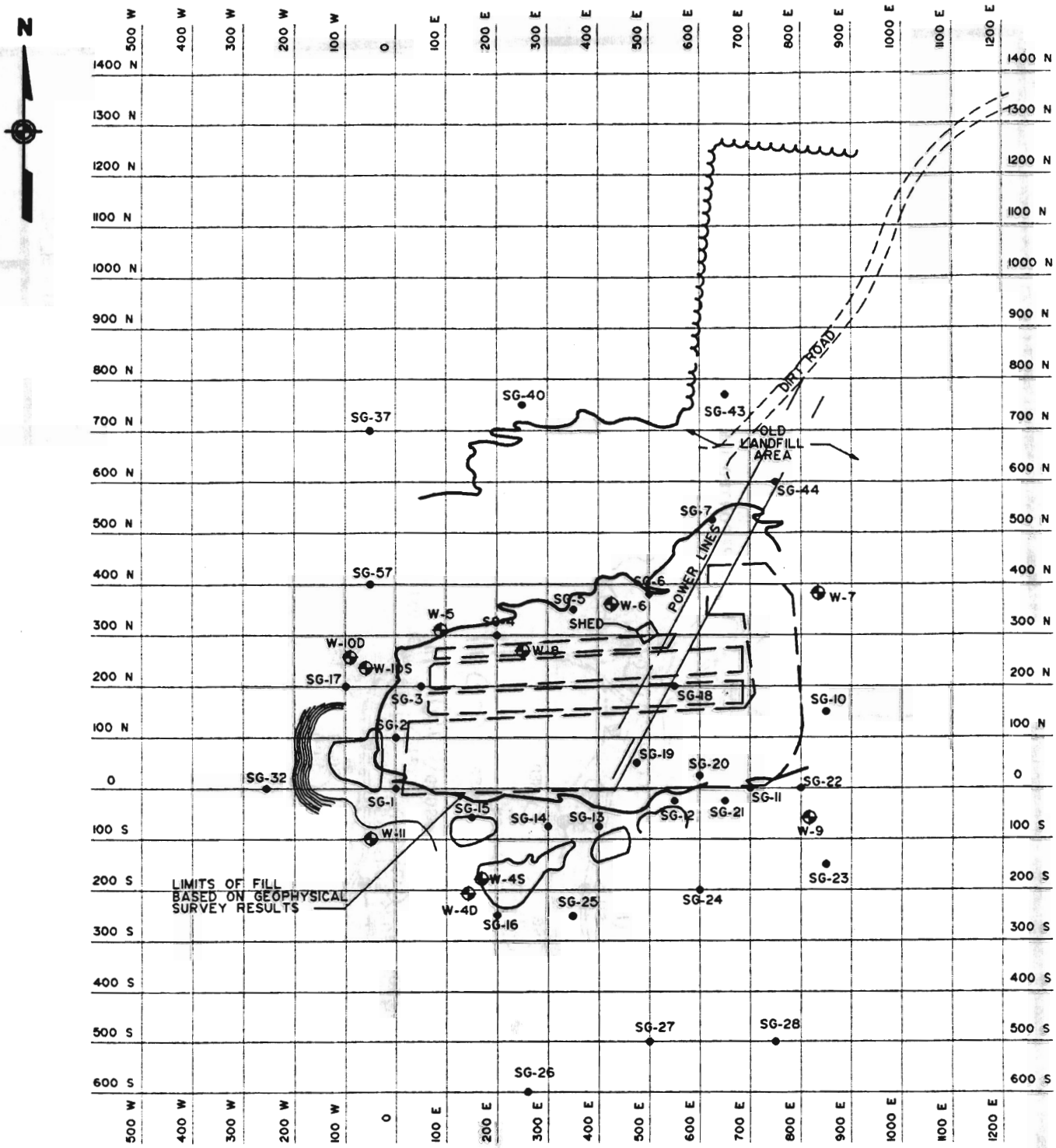

LEGEND

- ⊕ APPROXIMATE LOCATIONS OF EXISTING MONITORING WELL
- • APPROXIMATE SOIL GAS SAMPLING LOCATIONS
- — — — LANDFILL TRENCHES

300 0 300

SCALE IN FEET

URS CONSULTANTS, INC.

SITE GRID LAYOUT AND SOIL GAS SAMPLING LOCATIONS

FIGURE F-1

AC-5407

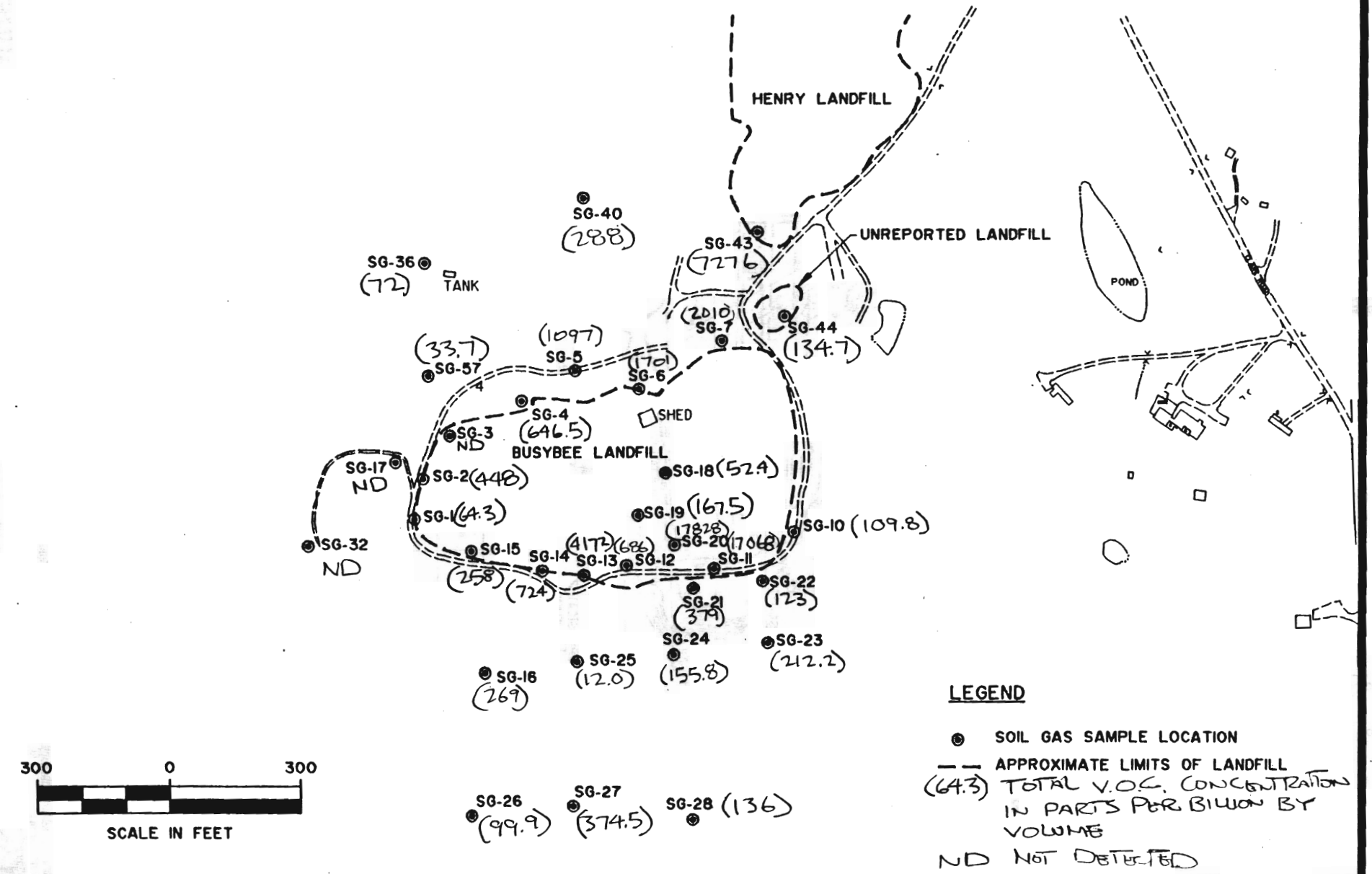

URS CONSULTANTS, INC.

SOIL GAS SURVEY RESULTS: TOTAL VOLATILE ORGANIC COMPOUNDS

FIGURE F-2

AC-6616

35352\ 1=300 12/7/94-2 FAO

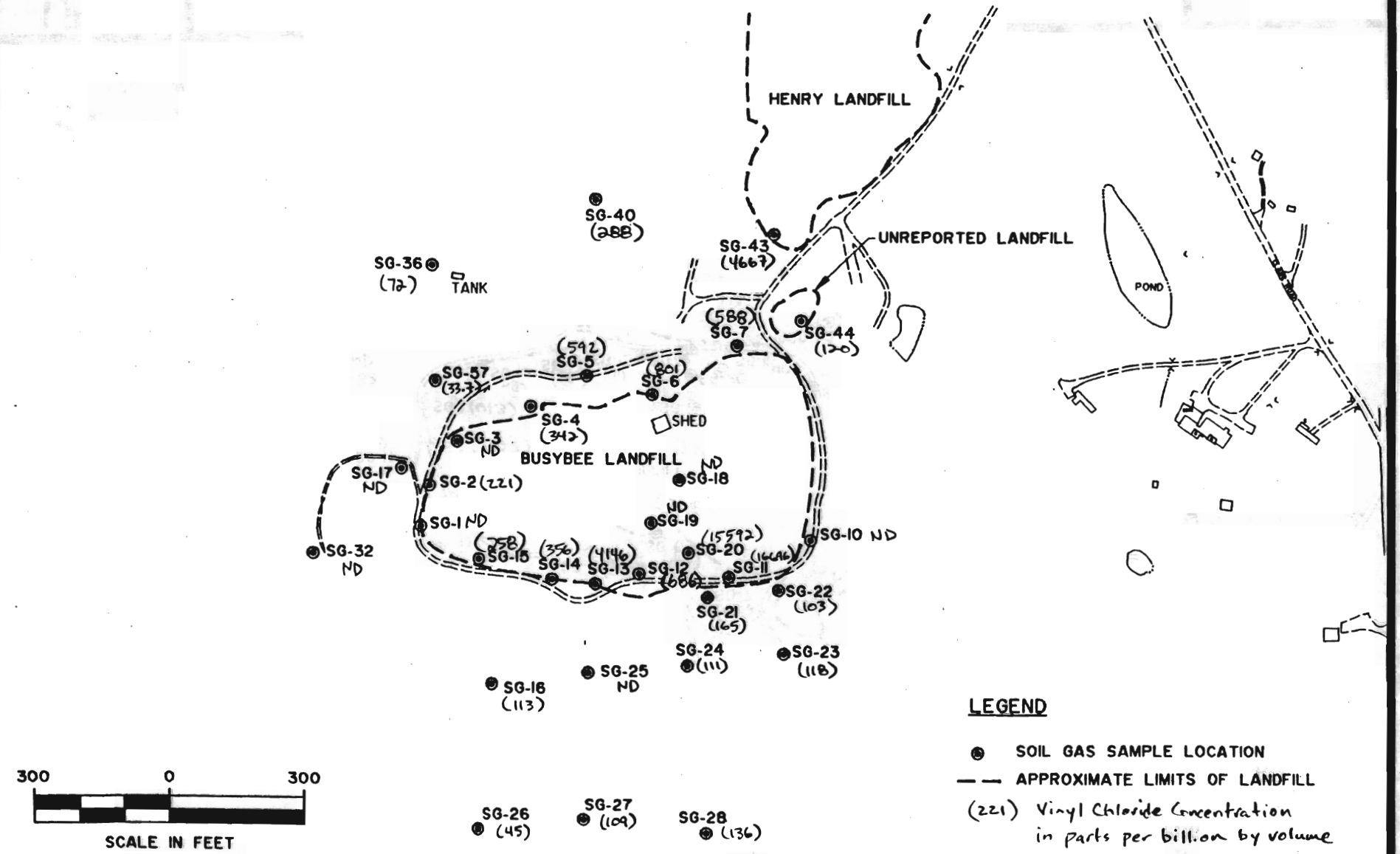

URS CONSULTANTS, INC.

SOIL GAS SURVEY RESULTS: VINYL CHLORIDE

FIGURE F-3

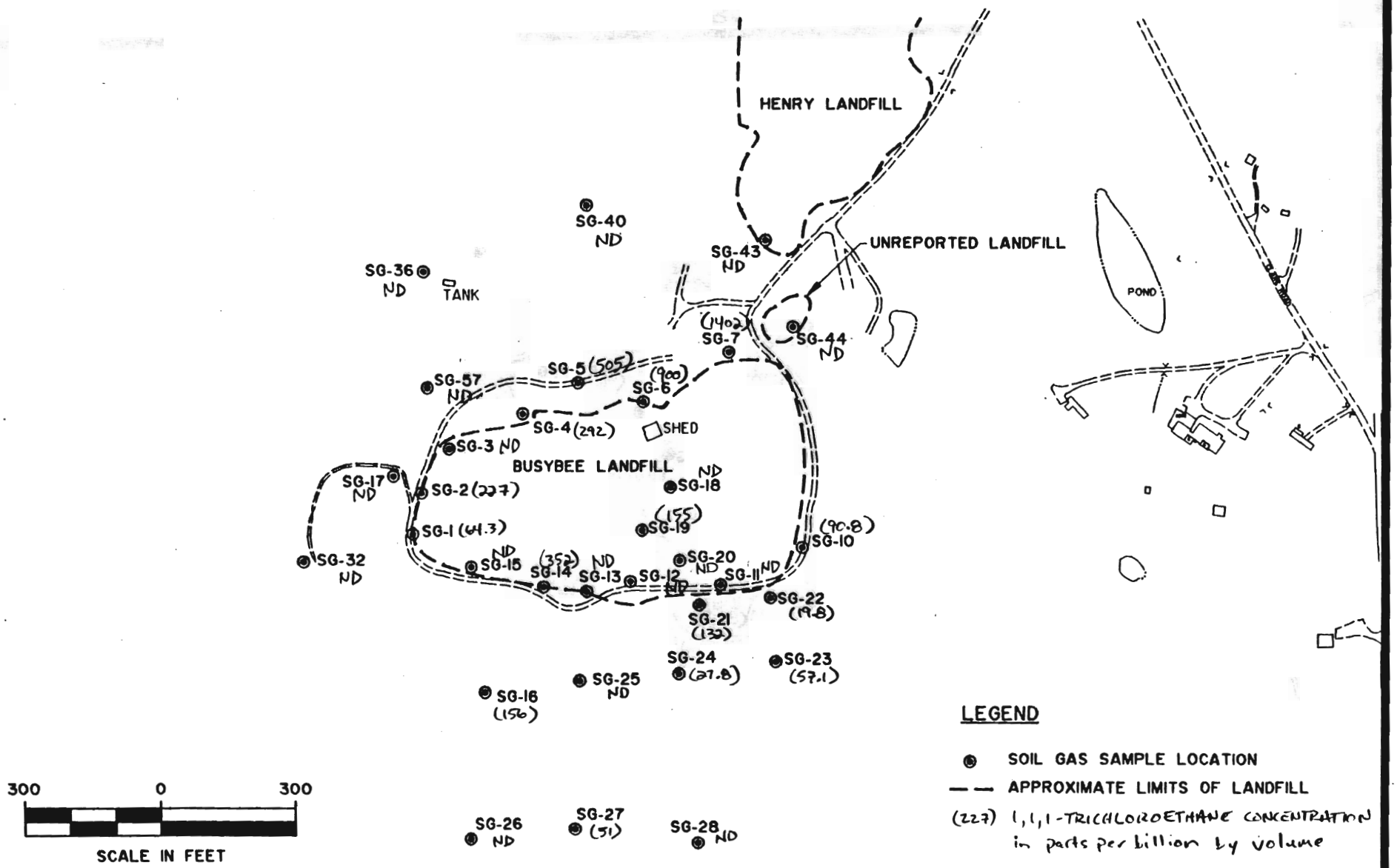

URS CONSULTANTS, INC.

SOIL GAS SURVEY RESULTS: 1,1,1- TRICHLOROETHANE

FIGURE F-4

AC-6616

35352\ 1=300 12/7/94-2 FAO

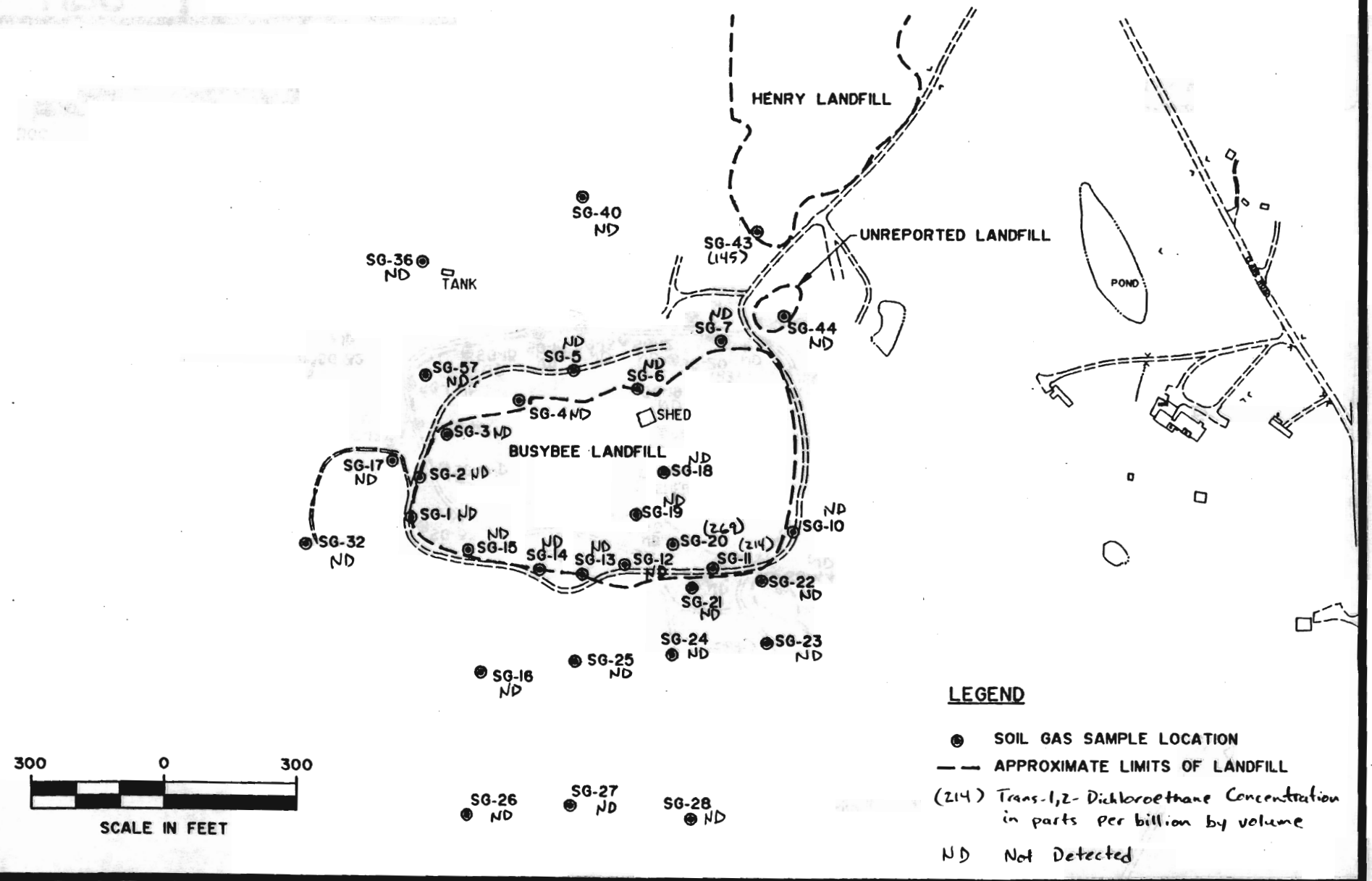

URS CONSULTANTS, INC.

SOIL GAS SURVEY RESULTS:
TRANS-1,2-DICHLOROETHYLENE

FIGURE F-5

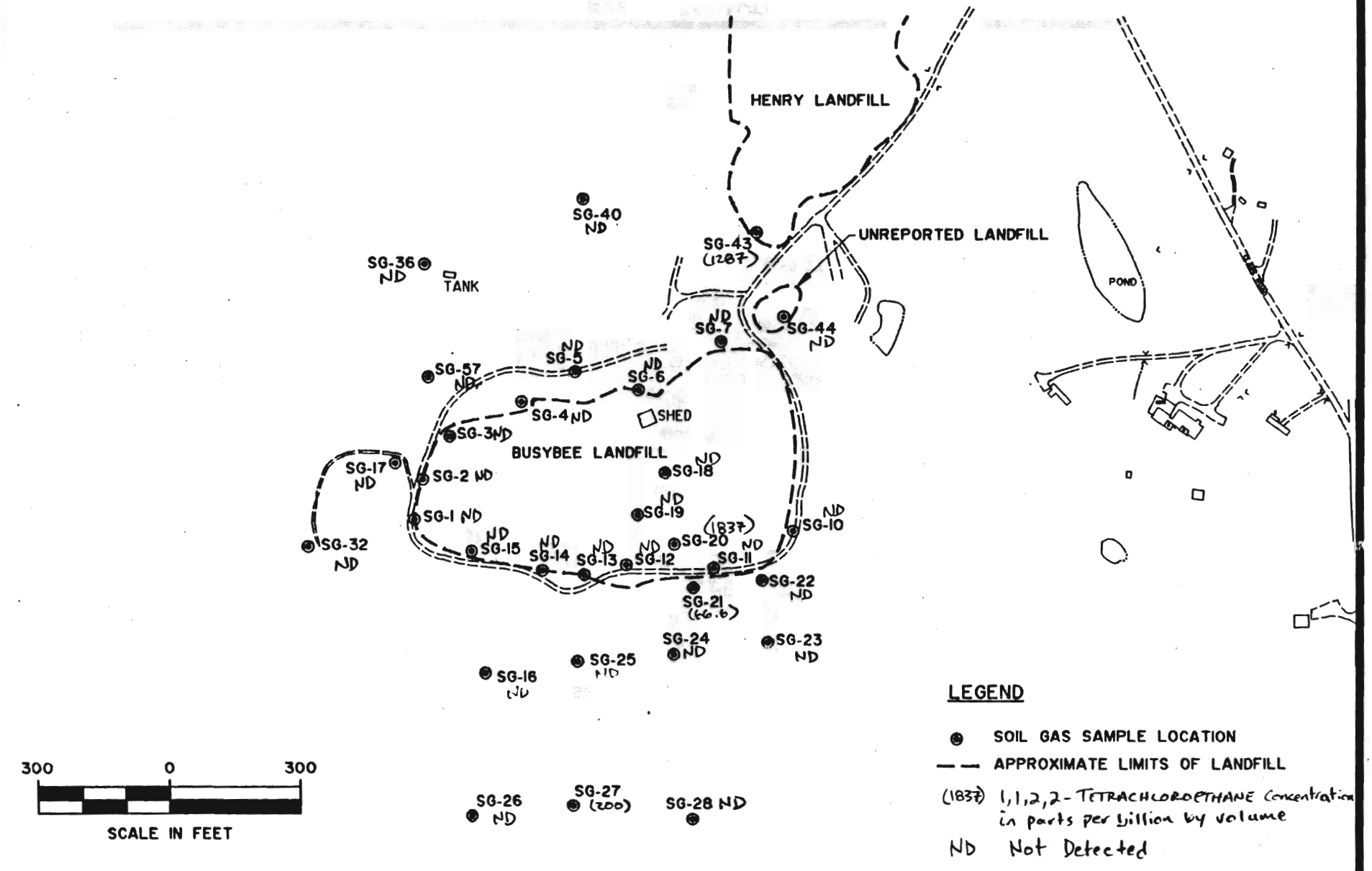

URS CONSULTANTS, INC.

SOIL GAS SURVEY RESULTS: 1,1,2,2-TETRACHLOROETHANE

FIGURE F-6

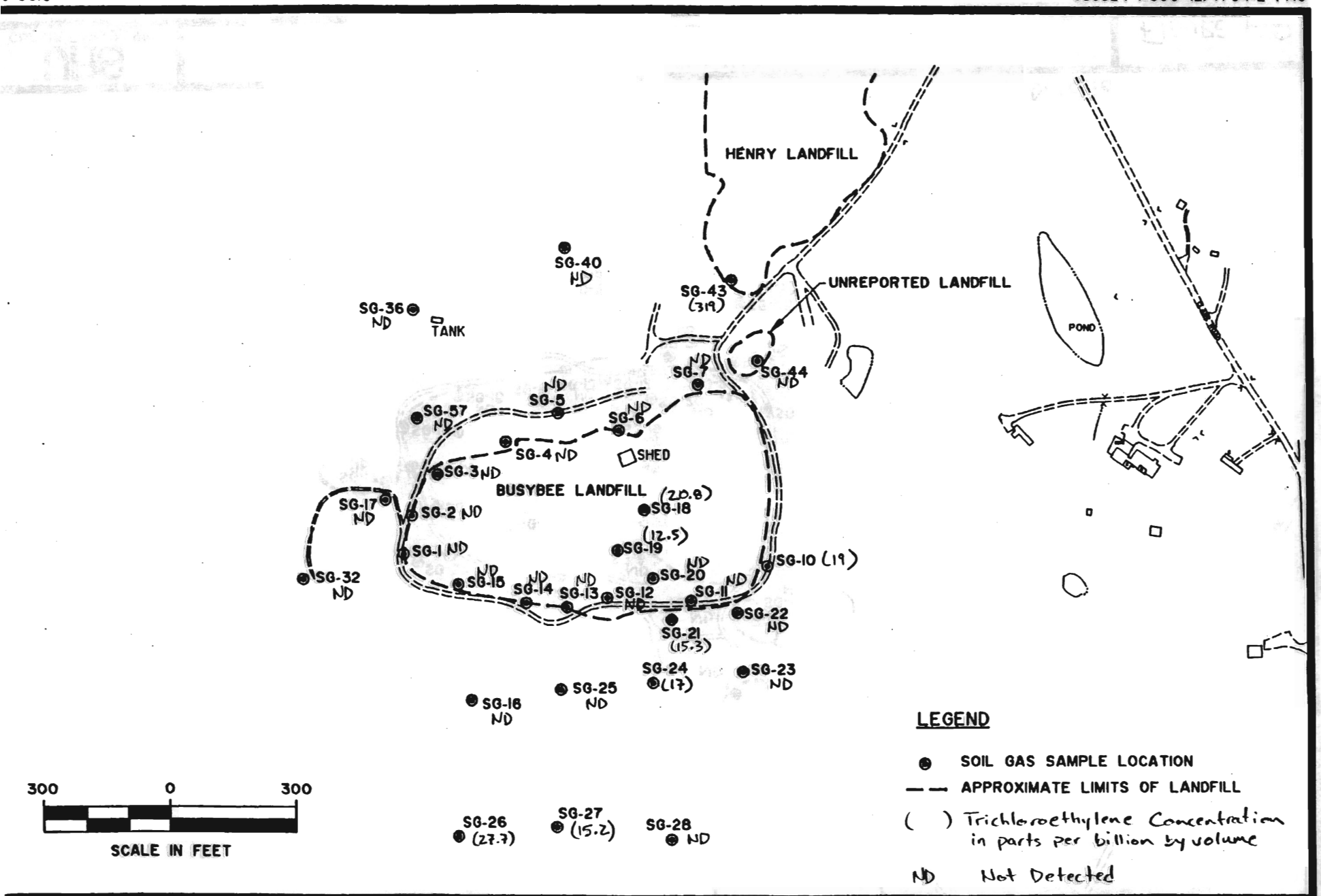

URS CONSULTANTS, INC.

SOIL GAS SURVEY RESULTS: TRICHLOROETHYLENE

FIGURE F-7

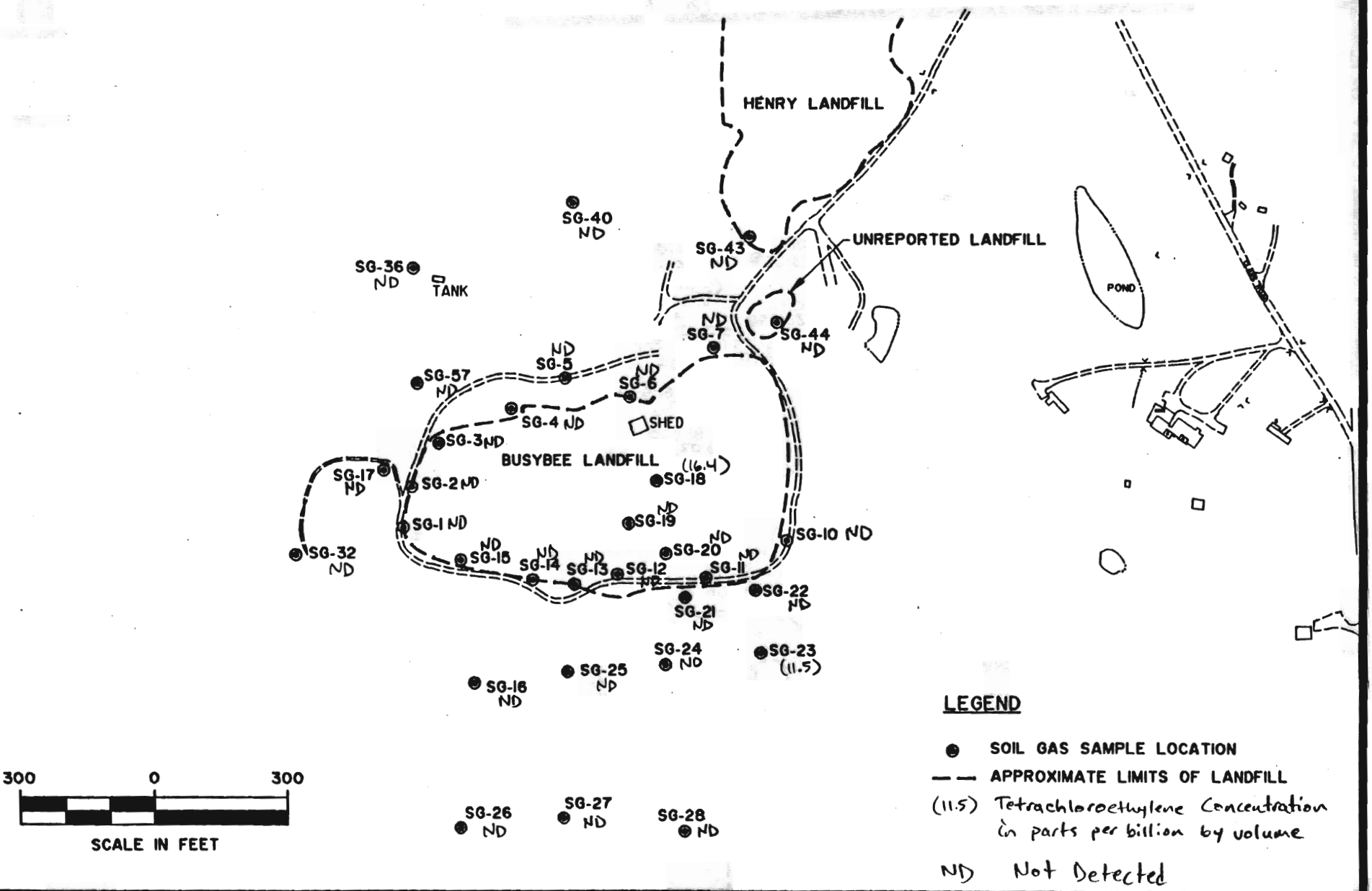

URS CONSULTANTS, INC.

SOIL GAS SURVEY RESULTS: TETRACHLOROETHYLENE

FIGURE F-8

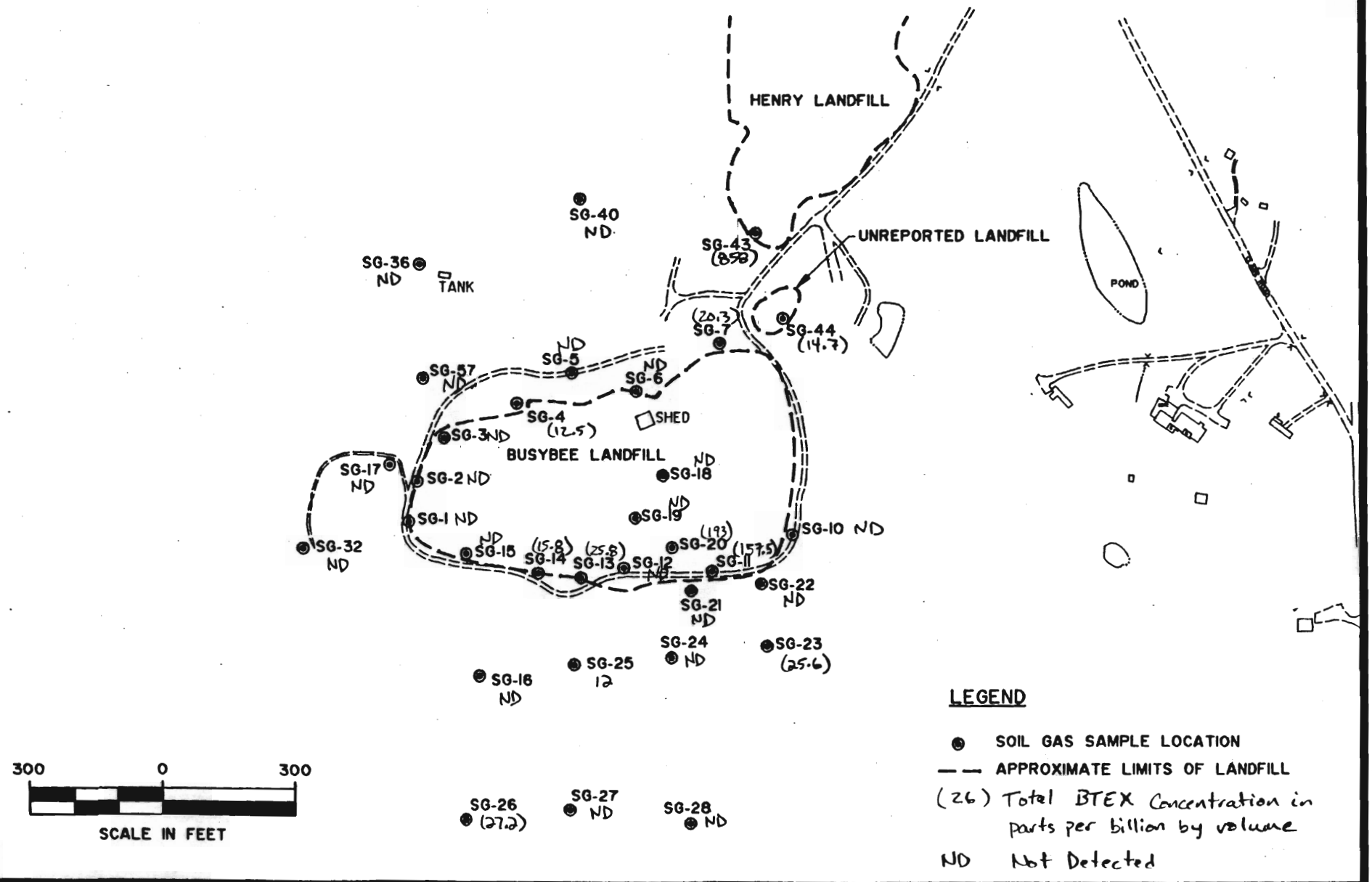

URS CONSULTANTS, INC.

SOIL GAS SURVEY RESULTS: BTEX COMPOUNDS

FIGURE F-9

APPENDIX G

GEOPHYSICAL SURVEY REPORT

Gartner Lee, Inc.

105 Main Street
Niagara Falls, NY 14303
Fax (716) 285-8275

(716) 285-5448

Professional Services in Environmental Management

May 9, 1994 GLI 94-816

Mr. Andre LaPres
URS Consultants, Inc.
282 Delaware Avenue
Buffalo, NY 14202

Dear Mr. LaPres:

Re: Geophysical Survey, Henrys Landfill, Alfred Station, NY

1.0 INTRODUCTION AND PURPOSE

We are pleased to provide URS with this report summarizing our findings of the geophysical survey at the above noted site. On April 27, and 28, 1994 a terrain conductivity survey was performed at the site. The study area is approximately 10 acres in size. The study area is adjacent to the Busy Bee Disposal Site which was geophysically surveyed by Gartner Lee in December, 1993. As requested by URS, data from the Busy Bee site are included in this report.

At the time of the survey, the study area was sparsely vegetated. A dirt access road and overhead powerlines cross the site.

The geophysical survey was part of a multidisciplinary study being conducted by URS. The primary purpose of the geophysical survey was to define the lateral extent of landfill material.

The geophysical methods used during this survey are established, indirect techniques for non-destructive subsurface reconnaissance exploration. As these instruments utilize indirect methods, they are subject to inherent limitations and ambiguities. Targets such as buried drums, buried tanks, conduits, etc. are detectable only if they produce recognizable anomalies or patterns against the background geophysical data collected. As with any remote sensing technique, the anomalies identified during a geophysical survey should be further investigated by other techniques such as historical aerial photography, test pitting and/or test boring.

2.0 METHODOLOGY

The reference grid was installed by Gartner Lee and URS personnel prior to data acquisition. The grid consisted of wire survey flags located at 50 by 200 foot intervals. A Geonics EM-31-DL Terrain Conductivity Meter was used to measure and record the quadrature component (ground conductivity) and the inphase component of the EM field along the survey lines. The terrain conductivity component of the EM field is a measurement of the apparent ground conductivity. The inphase component of the EM field is sensitive to metallic objects and is utilized to determine their presence. Comparison of the quadrature component of the electromagnetic field data (expressed in units of milliSiemens per meter (mS/m)) and the inphase component data (expressed in units of parts per thousand (ppt)) results in increased anomaly definition.

All readings were taken with the instrument oriented parallel to the direction of travel, in the vertical dipole mode and with the instrument at waist height. The depth of penetration with the instrument in this configuration is about 12 feet. Readings were automatically stored in a solid state memory data logger during the survey. The data logger was interfaced to a portable computer and the data were transferred to a floppy disk for subsequent processing and interpretation. A total of approximately 3,850 readings of terrain conductivity and inphase data were collected and recorded.

The terrain conductivity and inphase data are initially edited and then plotted as profile lines for interpretation. Contour maps of the data were then constructed and utilized for final interpretation. The geophysical data are presented in final form as a series of color contour maps. The color contour maps allow for a complete and rapid illustration of detected anomalies that are associated with anomalously conductive materials, such as, wastes, fill, buried metals, utilities, and changes in soil texture and/or moisture content.

3.0 RESULTS

The EM data are presented as a series of color contour maps in Figures 1 through 3. The EM data from the adjacent Busy Bee Landfill are also shown on these figures. Anomalies A through F were discussed in our previous report for the Busy Bee Landfill dated December 13, 1993. The text from this report is provided in Appendix 1. Figure 4 shows the locations of the geophysical survey lines.

3.1 Terrain Conductivity (Quadrature) EM Data

The EM-31 quadrature component data are presented in Figure 1. The data represents the apparent conductivity of the soils and material that lie within the depth of investigation of the EM-31; approximately 12 feet.

Anomalous terrain conductivities which geophysically define the Henrys Landfill vary from approximately 20 mS/m to 70 mS/m. These conductivities are generally lower than those observed for the Busy Bee Landfill area. In general, the long wavelength anomalies (those which occur over relatively large areas) are likely due to changes in soil/fill type and thickness. The short wavelength anomalies (small isolated responses) may be related to buried metals which are generally best observed on the inphase data set and thus are discussed in Section 3.2.

Background conductivities observed at the base station, away from the landfill area, are approximately 10 to 15 mS/m.

The thick black lines on Figures 1 through 3 represent the approximate edge of fill as defined by the geophysical methods discussed herein. Several seeps were observed during the geophysical survey and their locations are plotted on the figures. Most of the seeps were observed in the northeast portion of the Henrys Landfill. It is possible that conductive contaminants within the seeps are responsible for elevated terrain conductivity in this area. This may have resulted in an overestimation of the lateral extent of fill material in the northeast portion of the Henrys Landfill.

A large area characterized by a conductivity high (shades of yellow and red on Figure 1) is believed to correspond to the Henrys Landfill area. This large anomaly is designated Anomaly **G** and is outlined by a black line on the figures.

Anomalies **H, I, J, K** and **L** are identified by conductivity and inphase lows (shades of dark blues on Figures 1 and 2). These anomalies may represent additional areas of buried metals outside of the geophysically defined landfill boundary.

3.2 Inphase EM Data

The inphase component of the electromagnetic field, measured by the EM-31, is most sensitive to buried metals. The character of the inphase response, low or high, is partially dependant on the orientation of the buried metal(s) relative to the orientation of the EM-31 device during data acquisition, or the survey direction. A buried pipe, for example, will exhibit a high inphase response when the trend of the pipe is parallel to the survey direction. When a survey line crosses a pipe or other linear object

perpendicular to survey direction, it is characterized by a negative inphase response. Other buried metal anomalies are indicated by a coupling of an inphase high (pink) and low (blue) response on the map. Areas exhibiting an inphase response in shades of yellow and green are likely free of buried metals within the depth of investigation of the EM-31 (approximately 12 feet).

In addition to orientation, other important parameters for the detection of buried metals with EM equipment are the size, depth of burial and degree of corrosion. The magnitude (low or high) of the inphase signal is proportional to the cube of the surface area of the metal object. An empty buried drum, therefore, will produce a larger inphase response than a crushed drum of the same mass at the same depth. The magnitude of the inphase response to a target is inversely proportional to the target depth raised to the sixth power. Therefore, the inphase response is most sensitive to shallow metal targets and is adversely effected by surface metals. Surface metals can be considered as contributors of interference or noise to the measurements.

The inphase data are presented as a color contour map in Figure 2. The anomalies identified from the conductivity data are plotted on this map for comparative purposes. Areas where buried metals or conductive fill material are absent, within the depth of exploration of the EM-31, are characterized by an inphase response close to zero (shades of blue-green).

Due to the large variations in apparent conductivities and the associated variations in the inphase response, the inphase data set of Figure 2 was passed through a high pass filter. The filter was designed to attenuate signal response over large areas and accentuate the response of short wavelength anomalies which may relate to buried metals. This filtered inphase data set is shown in Figure 3.

4.0 CONCLUSIONS

- The geophysical survey at the Henrys Landfill Site appears to have been successful in identifying the lateral extent of conductive fill to depths in the order of 12 feet.

- Several seeps were observed in the north east portion of the Henrys Landfill which may have elevated terrain conductivities and thus cause an over-estimation of the lateral extent of fill in this area.

- It should be emphasized that due to the large line spacing relative to the lateral range of exploration of the EM-31 (12 feet), significant areas exist between the

survey lines where interpretations concerning the presence or absence of fill material cannot be made.

We trust that the information presented in this report meets with your needs in order to assist you in your investigation. If you have any questions or comments please do not hesitate to contact our office.

Yours very truly,

GARTNER LEE, INC.

John Luttinger
Geophysicist

David D. Slaine, C.G.W.P.
Principal
Hydrogeologist/Geophysicist

FIGURES

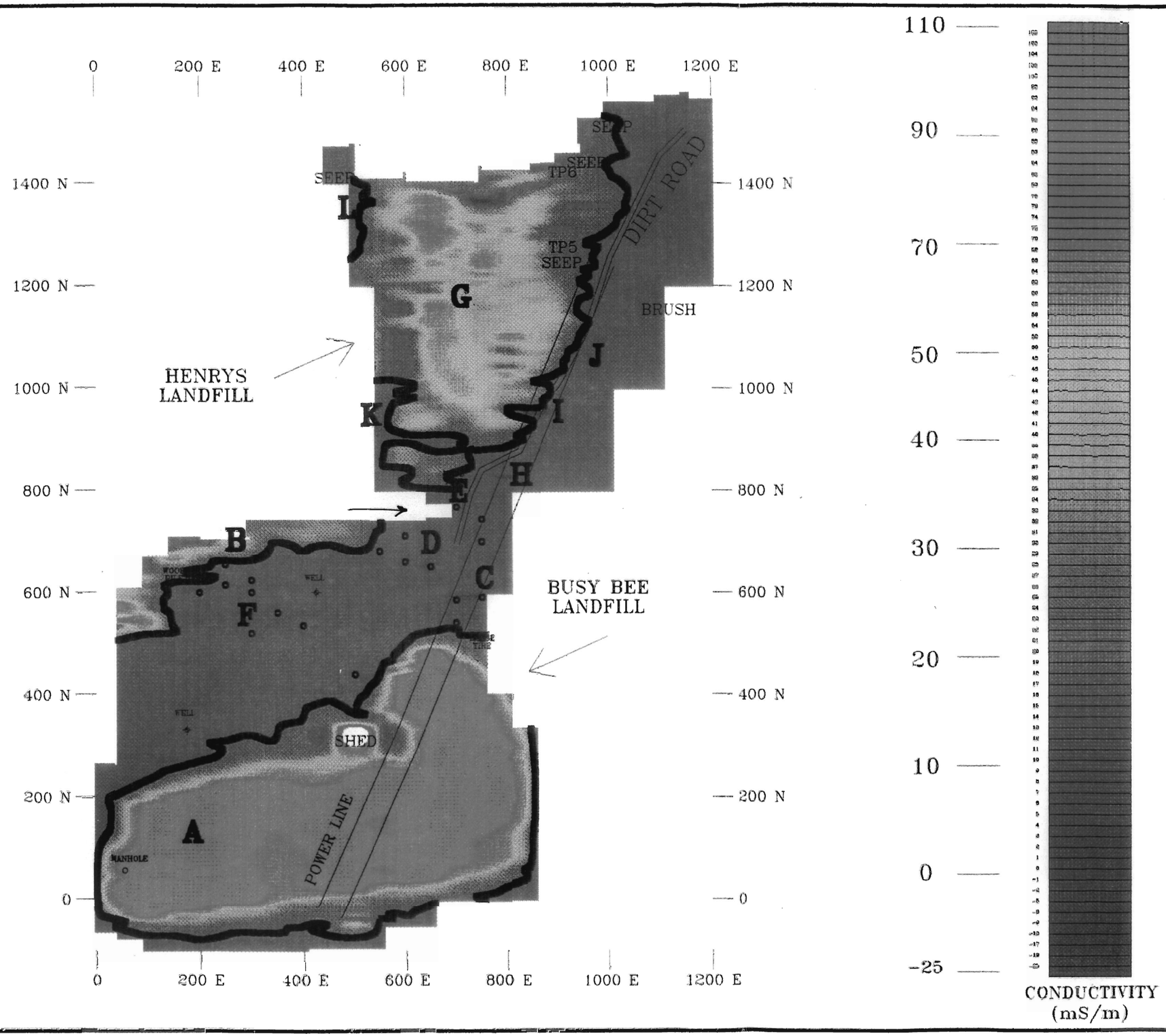

LEGEND

= Geophysically defined landfill boundary

A = Anomaly designation

= Anomaly center (see Appendix 1)

= Site access road

100 0 100 200 300 400 500
(feet)

GRID NORTH

EM-31 CONDUCTIVITY DATA

PATTON'S BUSY BEE DISPOSAL SITE AND HENRYS LANDFILL

ALFRED STATION, NY
DEC SITE NO. 9-02-014
URS CONSULTANTS, INC.

PROJECT No. 94-816 DATE: APRIL 1994 FILENAME: BBFIG1.GCD

Gerther Lee

FIGURE 1

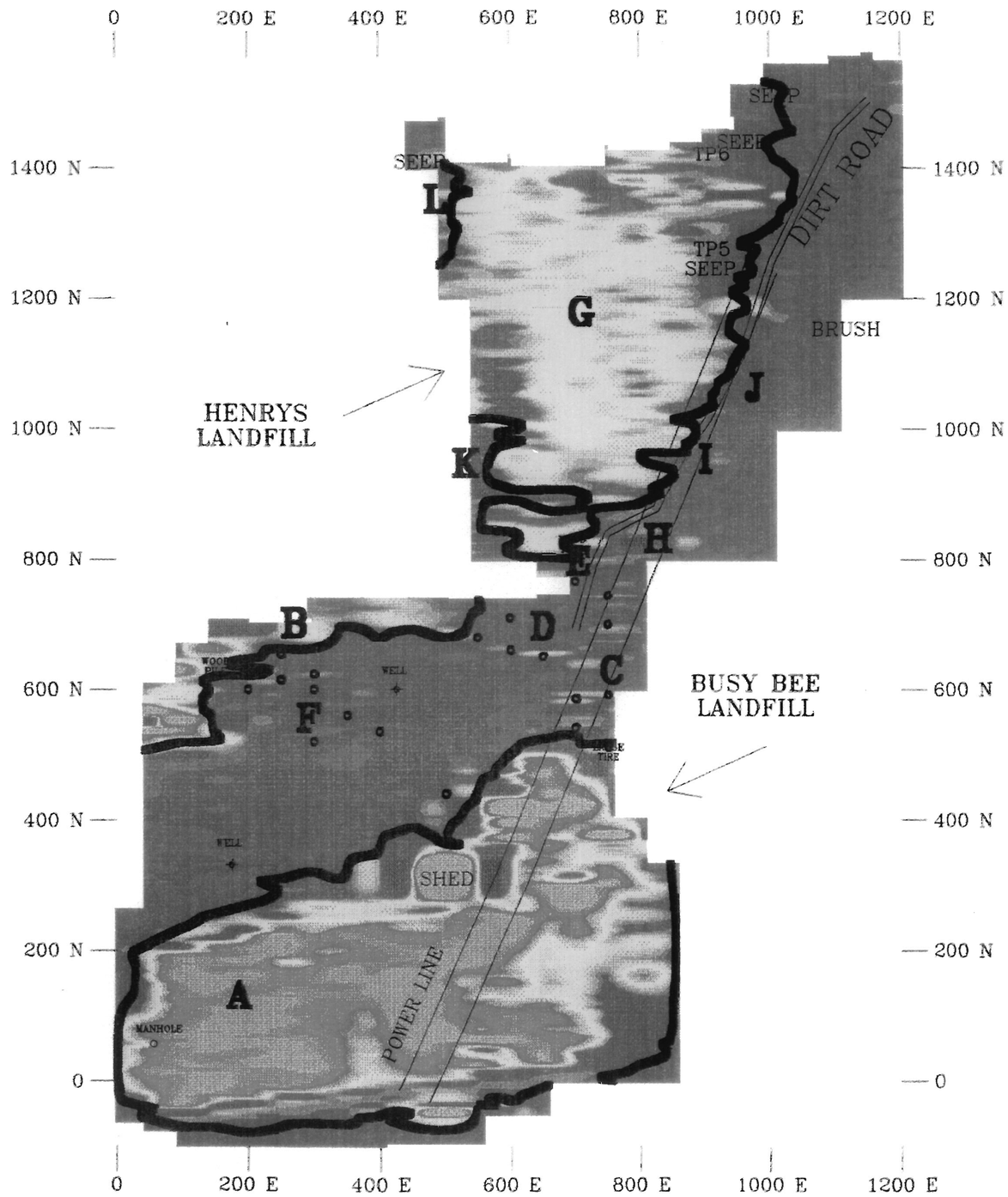



LEGEND

= Geophysically defined landfill boundary

A = Anomaly designation

= Anomaly center (see Appendix 1)

= Site access road

100 0 100 200 300 400 500
(feet)

GRID NORTH

EM-31 INPHASE DATA

PATTON'S BUSY BEE DISPOSAL SITE AND HENRYS LANDFILL

ALFRED STATION, NY
DEC SITE NO. 9-02-014
URS CONSULTANTS, INC.

PROJECT No.94-816 DATE: APRIL 1994 FILENAME: BBFIG2.GCD

Gartner Lee

FIGURE 2

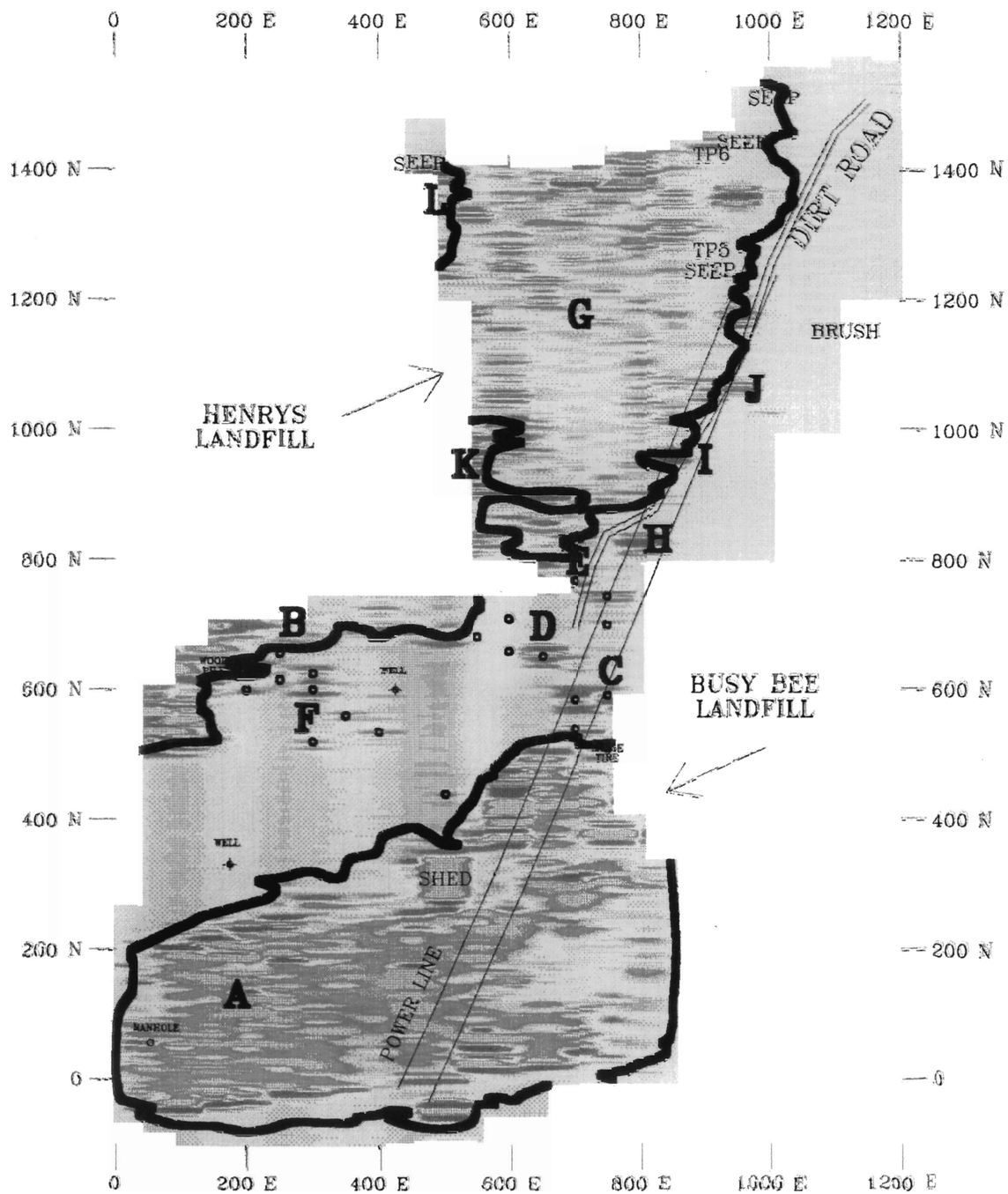



FILTERED INPHASE RESPONSE

(ppt)

LEGEND

= Geophysically defined landfill boundary

A = Anomaly designation

• = Anomaly center (see Appendix 1)

= Site access road

100 0 100 200 300 400 500

(feet)

GRID NORTH

EM-31 FILTERED INPHASE DATA

PATTON'S BUSY BEE DISPOSAL SITE AND HENRYS LANDFILL

ALFRED STATION, NY
DEC SITE NO. 9-02-014
URS CONSULTANTS, INC.

PROJECT No. 04-516 DATE: APRIL 1994 FILENAME: BBF03.GC3

Gartner Lee

FIGURE 3

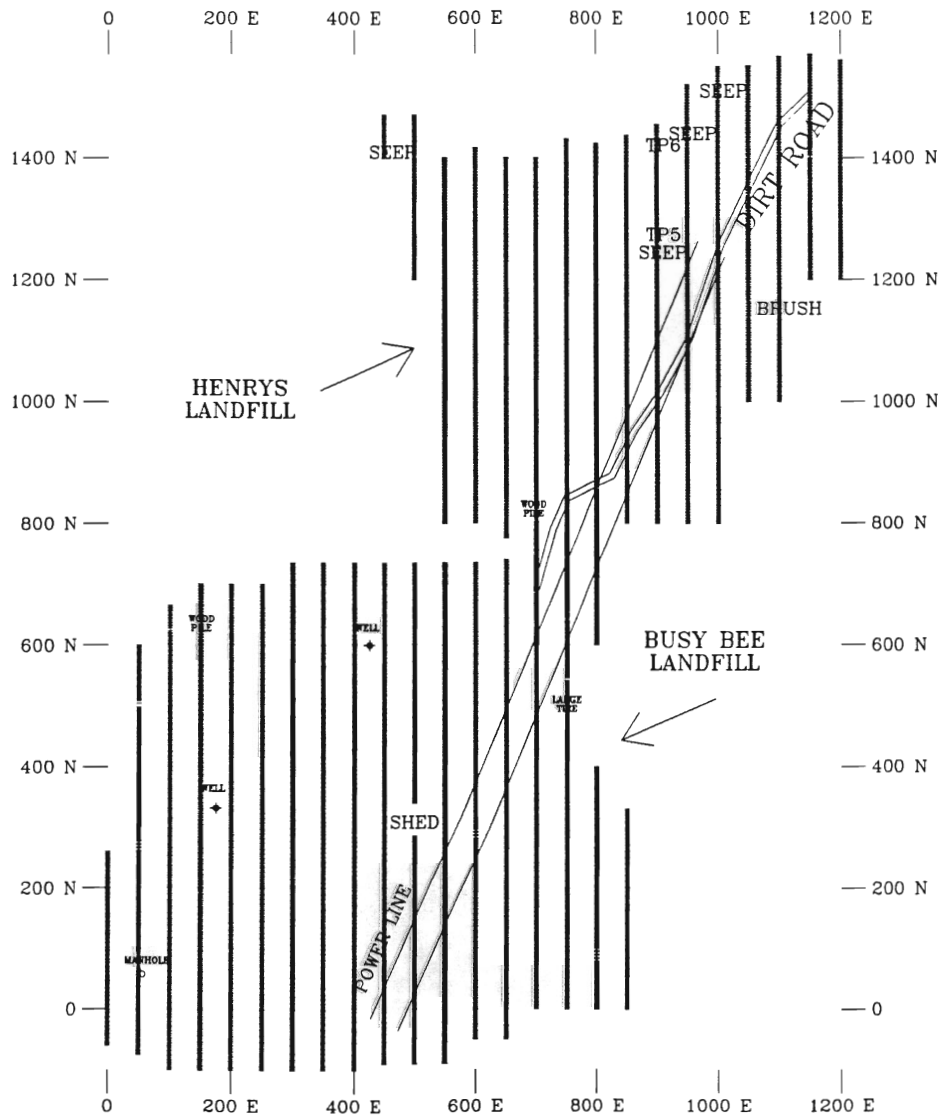

LEGEND

= Geophysical survey line locations tick marks are data point locations

= Site access road

100 0 100 200 300 400 500
(feet)

GRID NORTH

SURVEY STATION LOCATIONS
PATTON'S BUSY BEE DISPOSAL SITE
AND HENRYS LANDFILL

ALFRED STATION, NY
DEC SITE NO. 9-02-014
URS CONSULTANTS, INC.

PROJECT No.94-816 DATE: APRIL 1994 FILENAME: BBFIG4.GCD

Gartner Lee

FIGURE 4

APPENDIX 1

Gartner Lee, Inc.

105 Main Street
Niagara Falls, NY 14303
Fax (716) 285-8275

(716) 285-5448

Professional Services in Environmental Management

December 13, 1993 GLI 93-825

Mr. Andre LaPres
URS Consultants, Inc.
282 Delaware Avenue
Buffalo, NY 14202

Dear Mr. LaPres:

Re: Geophysical Survey, Busy Bee Disposal Site, Alfred Station, NY

1.0 INTRODUCTION AND PURPOSE

We are pleased to provide URS with this report summarizing our findings of the geophysical survey at the above noted site. On December 7th and 8th, 1993 a terrain conductivity survey was performed at the site. The study area is approximately 15 acres in size. The study area was a landfill that received municipal and industrial waste. At the time of the survey the study area was sparsely vegetated and covered with a thin layer of snow. A storage shed is located within the study area and overhead powerlines cross the site.

The geophysical survey was part of a multidisciplinary study being conducted by URS. The primary purpose of the geophysical survey was to define the lateral extent of landfill material.

The geophysical methods used during this survey are established, indirect techniques for non-destructive subsurface reconnaissance exploration. As these instruments utilize indirect methods, they are subject to inherent limitations and ambiguities. Targets such as buried drums, buried tanks, conduits, etc. are detectable only if they produce recognizable anomalies or patterns against the background geophysical data collected. As with any remote sensing technique, the anomalies identified during a geophysical survey should be further investigated by other techniques such as historical aerial photography, test pitting and/or test boring.

2.0 METHODOLOGY

The reference grid was installed by Gartner Lee and URS personnel prior to data acquisition. The grid consisted of wire survey flags located at 50 by 200 foot intervals. A Geonics EM-31-DL Terrain Conductivity Meter was used

to measure and record the quadrature component (ground conductivity) and the inphase component of the EM field along the survey lines. The terrain conductivity component of the EM field is a measurement of the apparent ground conductivity. The inphase component of the EM field is sensitive to metallic objects and is utilized to determine their presence. Comparison of the quadrature component of the electromagnetic field data (expressed in units of milliSiemens per meter (mS/m)) and the inphase component data (expressed in units of parts per thousand (ppt)) results in increased anomaly definition.

All readings were taken with the instrument oriented parallel to the direction of travel, in the vertical dipole mode and with the instrument at waist height. The depth of penetration with the instrument in this configuration is about 12 feet. Readings were automatically stored in a solid state memory data logger during the survey. The data logger was interfaced to a portable computer and the data were transferred to a floppy disk for subsequent processing and interpretation. A total of approximately 5,000 readings of terrain conductivity and inphase data were collected and recorded.

The terrain conductivity and inphase data are initially edited and then plotted as profile lines for interpretation. Contour maps of the data were then constructed and utilized for final interpretation. The geophysical data are presented in final form as a series of color contour maps. The color contour maps allow for a complete and rapid illustration of detected anomalies that are associated with anomalously conductive materials, such as, wastes, fill, buried metals, utilities, and changes in soil texture and/or moisture content.

3.0 RESULTS

The two sets of geophysical data are presented as color contour maps in Figures 1 and 2. The color bar to the right of each map indicates the colors associated with respective measured values. Actual survey line locations are superimposed over the maps.

3.1 Terrain Conductivity (Quadrature) EM Data

The EM-31 quadrature component data are presented in Figure 1. The data represents the apparent conductivity of the soils and material that lie within the depth of investigation of the EM-31; approximately 12 feet.

Apparent conductivity values at this site were observed to range from approximately -10 mS/m (milliSiemens/meter) to over 100 mS/m. This wide range of conductivities is typically observed from EM surveys over landfilled areas. In general, the long

wavelength anomalies (those which occur over relatively large areas) are likely due to changes in soil/fill type and thickness. The short wavelength anomalies (small isolated responses) may be related to buried metals which are generally best observed on the inphase data set and thus will be discussed in Section 3.2.

Background conductivities observed at the base station, off the landfill area, are approximately 10 to 15 mS/m.

A large area characterized by a conductivity high (shades of red on Figure 1) corresponds to the mounded landfill area on the southern portion of the site. This large anomaly is designated Anomaly A and is outlined in black on the figure.

Anomaly B is located at the northern portion of the study area and is characterized by above background conductivities. This anomaly is not as clearly pronounced as Anomaly A however the observed conductivities are approximately 25 to 75 mS/m. This anomalous area, outlined in black in Figure 1, likely contains fill material. The northern extent of the survey grid was limited by the presence of a steep slope. As such, the northern extent of Anomaly B is not geophysically defined, however, the northern extent likely corresponds with the steep slope.

Three additional anomalies, designated C, D, and E, are characterized by conductivity lows (dark blue) and may represent buried metals. It is possible that Anomaly C is related to electromagnetic interference from an overhead powerline.

With the exception of Anomalies C, D, and E, the area between Anomalies A and B exhibit background conductivities.

3.2 Inphase EM Data

The EM-31 inphase data are presented in Figures 2. The inphase component of the electromagnetic field, measured by the EM-31, is most sensitive to buried metals. The character of the inphase response, low or high, is partially dependant on the orientation of the buried metal(s) relative to the orientation of the EM-31 device during data acquisition, or the survey direction. A buried pipe, for example, will exhibit a high inphase response when the trend of the pipe is parallel to the survey direction. When a survey line crosses a pipe or other linear object perpendicular to survey direction, it is characterized by a negative inphase response. Other buried metal anomalies are indicated by a coupling of an inphase high (pink) and low (blue) response on the map. Areas exhibiting an inphase response in shades of yellow and green are likely free of buried metals within the depth of investigation of the EM-31 (approximately 12 feet).

In addition to orientation, other important parameters for the detection of buried metals with EM equipment are the size, depth of burial and degree of corrosion. The magnitude (low or high) of the inphase signal is proportional to the cube of the surface area of the metal object. An empty buried drum, therefore, will produce a larger inphase response than a crushed drum of the same mass at the same depth. The magnitude of the inphase response to a target is inversely proportional to the target depth raised to the sixth power. Therefore, the inphase response is most sensitive to shallow metal targets and is adversely effected by surface metals. Surface metals can be considered as contributors of interference or noise to the measurements.

The inphase data are presented as a color contour map in Figure 2. The anomalies identified from the conductivity data are plotted on this map for comparative purposes. Areas where buried metals or conductive fill material are absent, within the depth of exploration of the EM-31, are characterized by an inphase response close to zero (shades of blue-green). An additional anomaly that was not observed on the conductivity data set is designated Anomaly F. This anomaly is characterized by a coupling of an inphase low and high response and may represent buried metal.

Due to the large variations in apparent conductivities and the associated variations in the inphase response, the inphase data set of Figure 2 was passed through a high pass filter. The filter was designed to attenuate signal response over large areas and accentuate the response of short wavelength anomalies which may relate to buried metals. This filtered inphase data set is shown in Figure 3.

There are several anomalies that may be due to buried metals observed on Figure 3. Table 1 lists the coordinates of identifiable anomalies. The anomalies listed in Table 1 are plotted on Figure 3 as small black circles. Several of these anomalies are very subtle possibly due to the large line separation (50 feet). As such, the buried metal causing the interpreted anomaly may not be directly below the survey line.

4.0 CONCLUSIONS

- The geophysical survey at the Busy Bee Disposal Site appears to have been successful in identifying the lateral extent of fill to depths in the order of 12 feet. The two major geophysically identifiable fill areas are designated as Anomalies A and B and are with a black line on the accompanying figures.

- The approximate locations of possible buried metal anomalies with recognizable signatures are listed in Table 1.

- It should be emphasized that due to the large line spacing relative to the lateral range of exploration of the EM-31 (12 feet), significant areas exist between the survey lines where interpretations concerning the presence or absence of fill material cannot be made.

We trust that the information presented in this report meets with your needs in order to assist you in your investigation. If you have any questions or comments please do not hesitate to contact our office.

Yours very truly,

GARTNER LEE, INC.

John Luttinger
Geophysicist

David D. Slaine, C.G.W.P.
Principal
Hydrogeologist/Geophysicist

FIGURES

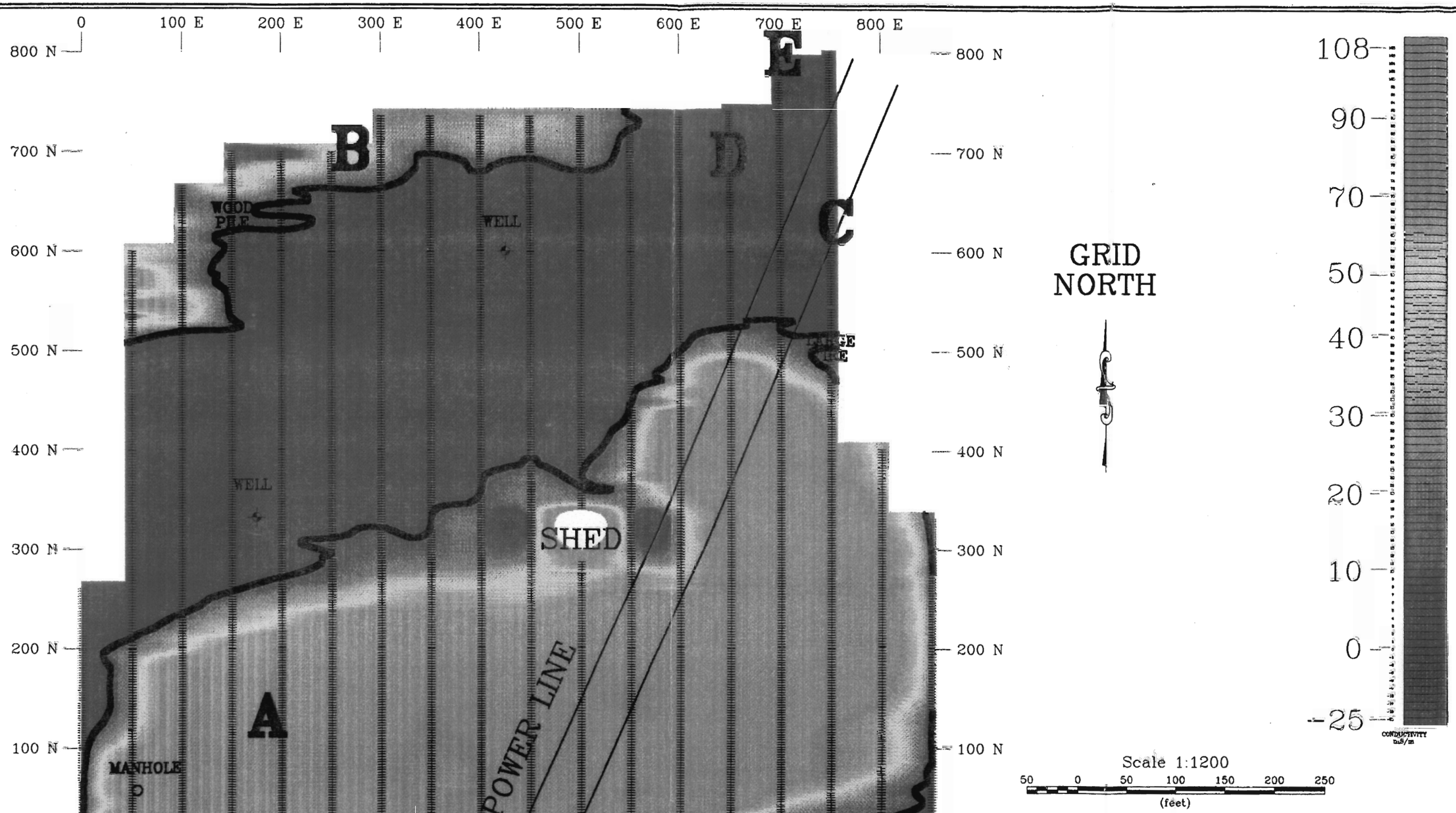

FIGURE 1

EM-31 CONDUCTIVITY DATA
PATTON'S BUSY BEE DISPOSAL SITE

ALFRED STATION, NY
SITE NO. 9-02-014
URS CONSULTANTS

GARTNER LEE, INC.

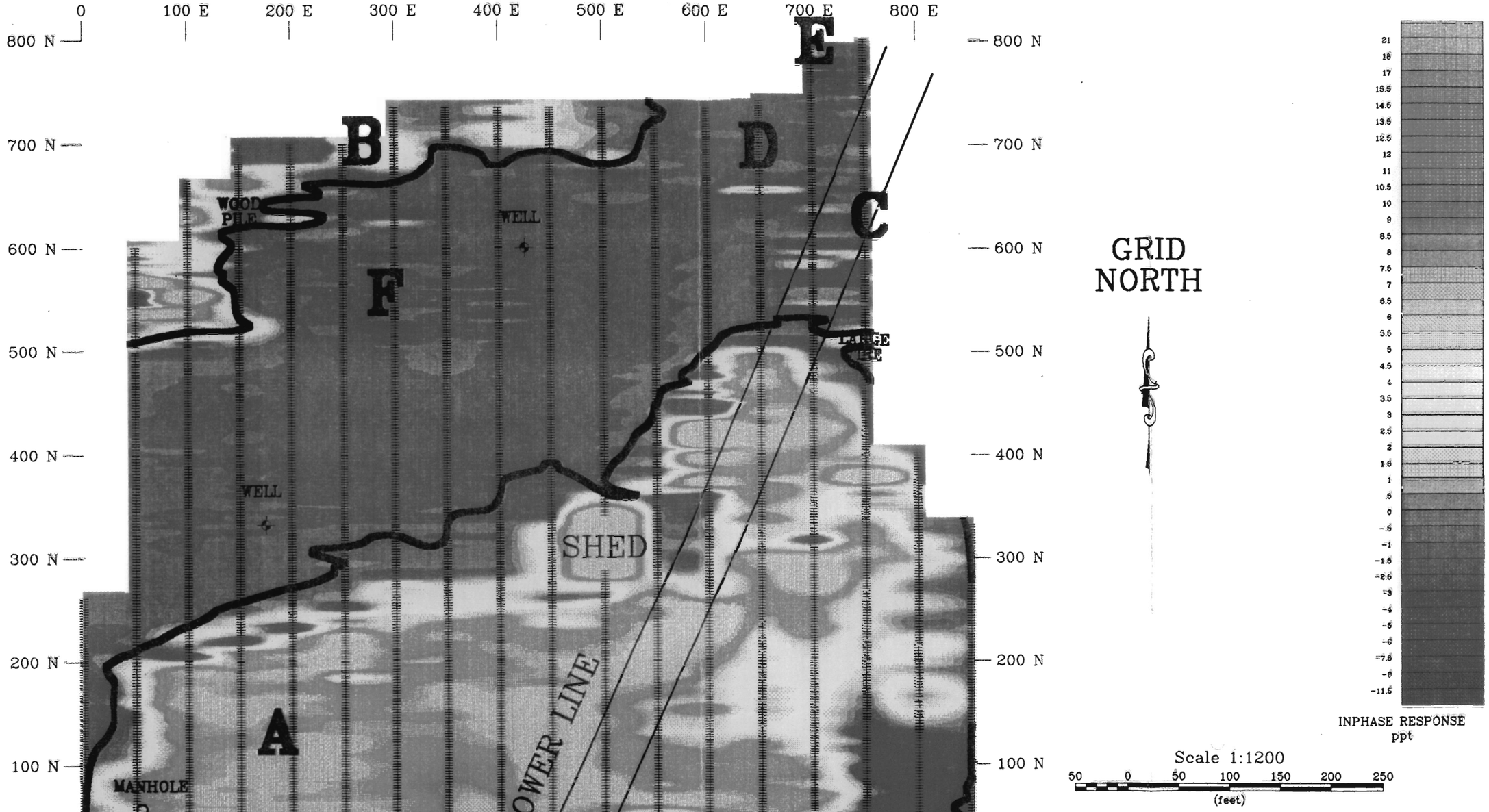

FIGURE 2

EM-31 INPHASE DATA

PATTON'S BUSY BEE DISPOSAL SITE

ALFRED STATION, NY
SITE NO. 9-02-014
URS CONSULTANTS

GARTNER LEE, INC.



FIGURE 3

EM-31 FILTERED INPHASE DATA
PATTON'S BUSY BEE DISPOSAL SITE

ALFRED STATION, NY
SITE NO. 9-02-014
URS CONSULTANTS

GARTNER LEE, INC.

TABLE 1. POSSIBLE BURIED METAL ANOMALIES

LINE (EASTING) feet	STATION (NORTHING) feet	COMMENTS
200	600	
200	655	
250	615	
300	520	
300	600	Anomaly F
300	624	
350	560	
400	535	
400	560	
500	440	
550	680	
600	660	
600	710	
650	650	Anomaly D
700	540	May be associated with power line
700	585	May be associated with power line
700	766	Anomaly E
750	510	May be associated with large tire
750	591	
750	644	May be associated with power line
750	692	May be associated with power line
750	700	May be associated with power line
750	744	May be associated with power line

NOTE: THE ABOVE ANOMALIES ARE IDENTIFIED FROM THE PROFILE DATA. IT IS LIKELY THAT SEVERAL ANOMALIES MAY BE DUE TO THE SAME BURIED OBJECT. ANOMALY CENTERS REPRESENT A BEST ESTIMATE OF SOURCE LOCATION BUT MAY BE IN ERROR DUE TO THE COMPLEX NATURE OF THE ELECTROMAGNETIC RESPONSE OF MULTIPLE BURIED OBJECTS.