APPENDIX F

HISTORIC GROUNDWATER RESULTS

SANDSTONE UNIT A

Table A1
Analytical Results for Groundwater Samples Collected from Sandstone Unit A
Patton's Busy Bee Landfill, Site No. 902014
Alfred, New York

Well Number Date Sampled	Groundwater Standard ●	W-4S 11/05/86	W-4S 10/14/87	W-4S 01/19/88	W-4S 04/22/88	W-4S 08/05/88	W-4S 11/30/88	W-4S 01/19/89	W-4S 04/27/89	W-4S 08/11/89
Volatile Organic Compounds (ug/L)										
1,1-Dichloroethane	5.0									
1,1-Dichloroethene	5.0									
1,2-Dichloroethene (total)	5.0	**84.0**	**77.0**	**64.0**	**41.0**	**85.0**		**96.0**	**68.0**	
1,1,1-Trichloroethane	5.0	**7.4**	**5.7**			4.0				
1,1,2-Trichloroethane	1.0									
1,1,2,2-Tetrachloroethane	5.0									
Acetone	50G									
Chloroethane	5.0							**8.0**		
cis-1,2-Dichloroethene	5.0	NA	NA	NA		NA	NA	NA	NA	NA
Methylene chloride	5.0			**7.0**						
Tetrachloroethene	5.0									
Toluene	5.0									
trans-1,2-Dichloroethene	5.0	**84.0**	**77.0**	**64.0**	**41.0**	**85.0**		**96.0**	**68.0**	
Trichloroethene	5.0	**21.0**	**21.0**	**5.0**	**7.1**	**10.0**	**6.4**	4.0	4.0	**8.4**
Vinyl chloride	2.0									

Notes:

● = NYSDEC Ambient Water Quality Standards and Guidance Values, June 1998, with addenda through 2004.
G = Guidance value.
J = compound detected below sample quantitation limit.
NS = Not sampled.
NA = Not analyzed.
Shaded values exceed NYSDEC groundwater standards or guidance values.

Table A1
Analytical Results for Groundwater Samples Collected from Sandstone Unit A
Patton's Busy Bee Landfill, Site No. 902014
Alfred, New York

Well Number Date Sampled	Groundwater Standard ●	W-4S 12/11/89	W-4S 02/26/90	W-4S 04/18/90	W-4S 08/08/90	W-4S 10/23/90	W-4S 12/11/90	W-4S 03/28/91	W-4S 06/02/94	W-4S 09/29/94
Volatile Organic Compounds (ug/L)										
1,1-Dichloroethane	5.0					1.0			1 J	2 J
1,1-Dichloroethene	5.0									
1,2-Dichloroethene (total)	5.0	**19.0**			**24.8**	**6.0**	**20.8**		**19.0**	**42.0**
1,1,1-Trichloroethane	5.0				**5.8**				**12.0**	**23.0**
1,1,2-Trichloroethane	1.0									
1,1,2,2-Tetrachloroethane	5.0									
Acetone	50G		13.0							
Chloroethane	5.0									
cis-1,2-Dichloroethene	5.0	NA	NA	NA	**24.8**	**6.0**	**20.8**	NA	NA	NA
Methylene chloride	5.0		**9.6**							
Tetrachloroethene	5.0									
Toluene	5.0									
trans-1,2-Dichloroethene	5.0	**19.0**							NA	NA
Trichloroethene	5.0	**13.0**	**7.0**	**6.0**	**24.0**	**8.0**	**29.2**	**10.7**	**85.0**	**140.0**
Vinyl chloride	2.0									

Notes:

● = NYSDEC Ambient Water Quality Standards and Guidance Values, June 1998, with addenda through 2004.
G = Guidance value.
J = compound detected below sample quantitation limit.
NS = Not sampled.
NA = Not analyzed.
Shaded values exceed NYSDEC groundwater standards or guidance values.

Table A1
Analytical Results for Groundwater Samples Collected from Sandstone Unit A
Patton's Busy Bee Landfill, Site No. 902014
Alfred, New York

Well Number Date Sampled	Groundwater Standard ●	W-4S 06/16/95	W-4S 06/15/17	W-4S 04/18/19	W-4S	W-4S	W-4S	W-4S	W-4S	W-4S
Volatile Organic Compounds (ug/L)										
1,1-Dichloroethane	5.0	1 J	0.31 J							
1,1-Dichloroethene	5.0									
1,2-Dichloroethene (total)	5.0	**14.0**	**5.9**	0.92 J						
1,1,1-Trichloroethane	5.0	**11.0**								
1,1,2-Trichloroethane	1.0									
1,1,2,2-Tetrachloroethane	5.0									
Acetone	50G									
Chloroethane	5.0									
cis-1,2-Dichloroethene	5.0		**5.9**	0.92 J						
Methylene chloride	5.0									
Tetrachloroethene	5.0									
Toluene	5.0									
trans-1,2-Dichloroethene	5.0									
Trichloroethene	5.0	**63.0**	**6.9 B**	**6.5**						
Vinyl chloride	2.0									

Notes:

● = NYSDEC Ambient Water Quality Standards and Guidance Values, June 1998, with addenda through 2004.
G = Guidance value.
J = compound detected below sample quantitation limit.
NS = Not sampled.
NA = Not analyzed.
Shaded values exceed NYSDEC groundwater standards or guidance values.

Table A2
Analytical Results for Groundwater Samples Collected from Sandstone Unit A
Patton's Busy Bee Landfill, Site No. 902014
Alfred, New York

Well Number Date Sampled	Groundwater Standard ●	W-8 11/05/86	W-8 10/14/87	W-8 01/19/88	W-8 04/22/88	W-8 08/05/88	W-8 11/30/88	W-8 01/19/89	W-8 04/27/89	W-8 08/11/89
Volatile Organic Compounds (ug/L)										
1,1-Dichloroethane	5.0	NS			NS					
1,1-Dichloroethene	5.0	"			"					
1,2-Dichloroethene (total)	5.0	"			"					
1,1,1-Trichloroethane	5.0	"			"	**8.0**				
1,1,2-Trichloroethane	1.0	"			"					
1,1,2,2-Tetrachloroethane	5.0	"			"					
Acetone	50G	"			"					
Chloroethane	5.0	"			"					
cis-1,2-Dichloroethene	5.0	"	NA	NA	"	NA	NA	NA	NA	NA
Methylene chloride	5.0	"		**7.0**	"					
Tetrachloroethene	5.0	"			"					
Toluene	5.0	"			"					
trans-1,2-Dichloroethene	5.0	"			"					
Trichloroethene	5.0	"			"					
Vinyl chloride	2.0	"			"					

Notes:

● = NYSDEC Ambient Water Quality Standards and Guidance Values, June 1998, with addenda through 2004.
G = Guidance value.
J = compound detected below sample quantitation limit.
NS = Not sampled.
NA = Not analyzed.
Shaded values exceed NYSDEC groundwater standards or guidance values.

Table A2
Analytical Results for Groundwater Samples Collected from Sandstone Unit A
Patton's Busy Bee Landfill, Site No. 902014
Alfred, New York

Well Number Date Sampled	Groundwater Standard ●	W-8 12/11/89	W-8 02/26/90	W-8 04/18/90	W-8 08/08/90	W-8 10/23/90	W-8 12/11/90	W-8 03/28/91	W-8 06/07/94	W-8 04/18/19
Volatile Organic Compounds (ug/L)										
1,1-Dichloroethane	5.0					NS				
1,1-Dichloroethene	5.0					"				
1,2-Dichloroethene (total)	5.0					"				
1,1,1-Trichloroethane	5.0					"				
1,1,2-Trichloroethane	1.0					"				
1,1,2,2-Tetrachloroethane	5.0					"				
Acetone	50G		**52.0**	**12.0**		"				
Chloroethane	5.0	**5.2**		**5.8**		"				
cis-1,2-Dichloroethene	5.0	NA	NA	NA	NA	"	NA		NA	
Methylene chloride	5.0					"				
Tetrachloroethene	5.0					"				
Toluene	5.0					"				
trans-1,2-Dichloroethene	5.0					"			NA	
Trichloroethene	5.0					"				0.42 J
Vinyl chloride	2.0					"				

Notes:

● = NYSDEC Ambient Water Quality Standards and Guidance Values, June 1998, with addenda through 2004.
G = Guidance value.
J = compound detected below sample quantitation limit.
NS = Not sampled.
NA = Not analyzed.
Shaded values exceed NYSDEC groundwater standards or guidance values.

Table A3
Analytical Results for Groundwater Samples Collected from Sandstone Unit A
Patton's Busy Bee Landfill, Site No. 902014
Alfred, New York

Well Number Date Sampled	Groundwater Standard ●	W-9 11/05/86	W-9 10/14/87	W-9 01/19/88	W-9 04/22/88	W-9 08/05/88	W-9 11/30/88	W-9 01/19/89	W-9 04/27/89	W-9 08/11/89
Volatile Organic Compounds (ug/L)										
1,1-Dichloroethane	5.0	NS			NS					
1,1-Dichloroethene	5.0	"			"					
1,2-Dichloroethene (total)	5.0	"	3.7		"					
1,1,1-Trichloroethane	5.0	"			"					
1,1,2-Trichloroethane	1.0	"			"					
1,1,2,2-Tetrachloroethane	5.0	"			"					
Acetone	50G	"			"					
Chloroethane	5.0	"			"					
cis-1,2-Dichloroethene	5.0	"	NA	NA	"	NA	NA	NA	NA	NA
Methylene chloride	5.0	"		**8.0**	"					
Tetrachloroethene	5.0	"			"					
Toluene	5.0	"			"					
trans-1,2-Dichloroethene	5.0	"	3.7		"					
Trichloroethene	5.0	"			"					
Vinyl chloride	2.0	"			"					

Notes:

● = NYSDEC Ambient Water Quality Standards and Guidance Values, June 1998, with addenda through 2004.
G = Guidance value.
J = compound detected below sample quantitation limit.
NS = Not sampled.
NA = Not analyzed.
Shaded values exceed NYSDEC groundwater standards or guidance values.

Table A3
Analytical Results for Groundwater Samples Collected from Sandstone Unit A
Patton's Busy Bee Landfill, Site No. 902014
Alfred, New York

Well Number Date Sampled	Groundwater Standard ●	W-9 12/11/89	W-9 02/26/90	W-9 04/18/90	W-9 08/08/90	W-9 10/23/90	W-9 12/11/90	W-9 03/28/91	W-9 06/02/94	W-9 06/15/95
Volatile Organic Compounds (ug/L)										
1,1-Dichloroethane	5.0					NS				
1,1-Dichloroethene	5.0					"				
1,2-Dichloroethene (total)	5.0					"				
1,1,1-Trichloroethane	5.0					"				
1,1,2-Trichloroethane	1.0					"				
1,1,2,2-Tetrachloroethane	5.0					"				
Acetone	50G		32.0	11.0		"				
Chloroethane	5.0					"				
cis-1,2-Dichloroethene	5.0	NA	NA	NA		"			NA	NA
Methylene chloride	5.0					"				
Tetrachloroethene	5.0					"				
Toluene	5.0					"				
trans-1,2-Dichloroethene	5.0					"			NA	NA
Trichloroethene	5.0					"				
Vinyl chloride	2.0					"				

Notes:

● = NYSDEC Ambient Water Quality Standards and Guidance Values, June 1998, with addenda through 2004.
G = Guidance value.
J = compound detected below sample quantitation limit.
NS = Not sampled.
NA = Not analyzed.
Shaded values exceed NYSDEC groundwater standards or guidance values.

Table A3
Analytical Results for Groundwater Samples Collected from Sandstone Unit A
Patton's Busy Bee Landfill, Site No. 902014
Alfred, New York

Well Number Date Sampled	Groundwater Standard ●	W-9 04/18/19	W-9	W-9	W-9	W-9	W-9	W-9	W-9	W-9
Volatile Organic Compounds (ug/L)										
1,1-Dichloroethane	5.0									
1,1-Dichloroethene	5.0									
1,2-Dichloroethene (total)	5.0									
1,1,1-Trichloroethane	5.0									
1,1,2-Trichloroethane	1.0									
1,1,2,2-Tetrachloroethane	5.0									
Acetone	50G									
Chloroethane	5.0									
cis-1,2-Dichloroethene	5.0									
Methylene chloride	5.0									
Tetrachloroethene	5.0									
Toluene	5.0									
trans-1,2-Dichloroethene	5.0									
Trichloroethene	5.0									
Vinyl chloride	2.0									

Notes:

● = NYSDEC Ambient Water Quality Standards and Guidance Values, June 1998, with addenda through 2004.
G = Guidance value.
J = compound detected below sample quantitation limit.
NS = Not sampled.
NA = Not analyzed.
Shaded values exceed NYSDEC groundwater standards or guidance values.

SANDSTONE UNIT B

Table B1
Analytical Results for Groundwater Samples Collected from Sandstone Unit B
Patton's Busy Bee Landfill, Site No. 902014
Alfred, New York

Well Number Date Sampled	Groundwater Standard ●	W-3 06/08/94	W-3 09/29/94	W-3 06/15/95	W-3 04/18/19	W-3	W-3	W-3	W-3	W-3
Volatile Organic Compounds (ug/L)										
1,1-Dichloroethane	5.0									
1,1-Dichloroethene	5.0									
1,2-Dichloroethene (total)	5.0		**7 J**	**5 J**						
1,1,1-Trichloroethane	5.0		1 J							
1,1,2-Trichloroethane	1.0									
1,1,2,2-Tetrachloroethane	5.0									
Acetone	50G									
Chloroethane	5.0									
cis-1,2-Dichloroethene	5.0	NA	NA	NA						
Methylene chloride	5.0									
Tetrachloroethene	5.0									
Toluene	5.0									
trans-1,2-Dichloroethene	5.0	NA	NA	NA						
Trichloroethene	5.0		**5 J**	3 J	0.49 J					
Vinyl chloride	2.0									

Notes:

● = NYSDEC Ambient Water Quality Standards and Guidance Values, June 1998, with addenda through 2004.
G = Guidance value.
J = compound detected below sample quantitation limit.
NS = Not sampled.
NA = Not analyzed.
Shaded values exceed NYSDEC groundwater standards or guidance values.

Table B2
Analytical Results for Groundwater Samples Collected from Sandstone Unit B
Patton's Busy Bee Landfill, Site No. 902014
Alfred, New York

Well Number Date Sampled	Groundwater Standard ●	W-4D 11/05/86	W-4D 10/14/87	W-4D 01/19/88	W-4D 04/22/88	W-4D 08/05/88	W-4D 11/30/88	W-4D 01/19/89	W-4D 04/27/89	W-4D 08/11/89
Volatile Organic Compounds (ug/L)										
1,1-Dichloroethane	5.0	NS	NS							
1,1-Dichloroethene	5.0	"	"							
1,2-Dichloroethene (total)	5.0	"	"	**58.0**	**48.0**	**52.0**		**55.0**	**88.0**	**110.0**
1,1,1-Trichloroethane	5.0	"	"							
1,1,2-Trichloroethane	1.0	"	"							
1,1,2,2-Tetrachloroethane	5.0	"	"							
Acetone	50G	"	"							
Benzene	1.0	"	"							
Chloroethane	5.0	"	"							
cis-1,2-Dichloroethene	5.0	"	"	NA		NA	NA	NA	NA	NA
Methylene chloride	5.0	"	"	**8.0**						
Tetrachloroethene	5.0	"	"							
Toluene	5.0	"	"							
trans-1,2-Dichloroethene	5.0	"	"	**58.0**	**48.0**	**52.0**		**55.0**	**88.0**	**110.0**
Trichloroethene	5.0	"	"	**15.0**	**16.0**	**18.0**	**22.0**	**13.0**	**28.0**	**34.0**
Vinyl chloride	2.0	"	"	**7.0**					**9.8**	**6.2**

Notes:

● = NYSDEC Ambient Water Quality Standards and Guidance Values, June 1998, with addenda through 2004.
G = Guidance value.
J = compound detected below sample quantitation limit.
NS = Not sampled.
NA = Not analyzed.
Shaded values exceed NYSDEC groundwater standards or guidance values.

Table B2
Analytical Results for Groundwater Samples Collected from Sandstone Unit B
Patton's Busy Bee Landfill, Site No. 902014
Alfred, New York

Well Number Date Sampled	Groundwater Standard ●	W-4D 12/11/89	W-4D 02/26/90	W-4D 04/18/90	W-4D 08/08/90	W-4D 10/23/90	W-4D 12/11/90	W-4D 03/28/91	W-4D 06/02/94	W-4D 06/15/17
Volatile Organic Compounds (ug/L)										
1,1-Dichloroethane	5.0					NS	NS			
1,1-Dichloroethene	5.0					"	"			
1,2-Dichloroethene (total)	5.0	**18.0**	**160.0**		**74.0**	"	"	**79.2**	**38.0**	**21.0**
1,1,1-Trichloroethane	5.0					"	"			
1,1,2-Trichloroethane	1.0					"	"			
1,1,2,2-Tetrachloroethane	5.0					"	"			
Acetone	50G		36.0	**56.0**		"	"			
Benzene	1.0					"	"			
Chloroethane	5.0		**58.0**			"	"			
cis-1,2-Dichloroethene	5.0	NA	NA	NA	**74.0**	"	"	**79.2**	NA	**21.0**
Methylene chloride	5.0		**7.2**	**620.0**		"	"			
Tetrachloroethene	5.0					"	"		2 J	
Toluene	5.0					"	"			
trans-1,2-Dichloroethene	5.0	**18.0**	**160.0**			"	"		NA	
Trichloroethene	5.0	**6.6**	**60.0**	**18.0**	**30.8**	"	"	**28.2**	**17.0**	**13.0**
Vinyl chloride	2.0			**17.0**		"	"	**4.3**		

Notes:

● = NYSDEC Ambient Water Quality Standards and Guidance Values, June 1998, with addenda through 2004.
G = Guidance value.
J = compound detected below sample quantitation limit.
NS = Not sampled.
NA = Not analyzed.
Shaded values exceed NYSDEC groundwater standards or guidance values.

Table B2
Analytical Results for Groundwater Samples Collected from Sandstone Unit B
Patton's Busy Bee Landfill, Site No. 902014
Alfred, New York

Well Number Date Sampled	Groundwater Standard ●	W-4D 04/18/19	W-4D	W-4D	W-4D	W-4D	W-4D	W-4D	W-4D	W-4D
Volatile Organic Compounds (ug/L)										
1,1-Dichloroethane	5.0									
1,1-Dichloroethene	5.0									
1,2-Dichloroethene (total)	5.0	**13.0**								
1,1,1-Trichloroethane	5.0									
1,1,2-Trichloroethane	1.0									
1,1,2,2-Tetrachloroethane	5.0									
Acetone	50G									
Benzene	1.0	0.92 J								
Chloroethane	5.0									
cis-1,2-Dichloroethene	5.0	**13.0**								
Methylene chloride	5.0									
Tetrachloroethene	5.0									
Toluene	5.0									
trans-1,2-Dichloroethene	5.0									
Trichloroethene	5.0	**9.0**								
Vinyl chloride	2.0	0.74 J								

Notes:

● = NYSDEC Ambient Water Quality Standards and Guidance Values, June 1998, with addenda through 2004.
G = Guidance value.
J = compound detected below sample quantitation limit.
NS = Not sampled.
NA = Not analyzed.
Shaded values exceed NYSDEC groundwater standards or guidance values.

Table B3
Analytical Results for Groundwater Samples Collected from Sandstone Unit B
Patton's Busy Bee Landfill, Site No. 902014
Alfred, New York

Well Number Date Sampled	Groundwater Standard ●	W-5 06/09/94	W-5 04/18/19	W-5	W-5	W-5	W-5	W-5	W-5	W-5
Volatile Organic Compounds (ug/L)										
1,1-Dichloroethane	5.0									
1,1-Dichloroethene	5.0									
1,2-Dichloroethene (total)	5.0	2 J	0.74 J							
1,1,1-Trichloroethane	5.0									
1,1,2-Trichloroethane	1.0									
1,1,2,2-Tetrachloroethane	5.0									
Acetone	50G									
Chloroethane	5.0									
cis-1,2-Dichloroethene	5.0	NA	0.74 J							
Methylene chloride	5.0									
Tetrachloroethene	5.0									
Toluene	5.0									
trans-1,2-Dichloroethene	5.0	NA								
Trichloroethene	5.0	1 J	0.29 J							
Vinyl chloride	2.0									

Notes:

● = NYSDEC Ambient Water Quality Standards and Guidance Values, June 1998, with addenda through 2004.
G = Guidance value.
J = compound detected below sample quantitation limit.
NS = Not sampled.
NA = Not analyzed.
Shaded values exceed NYSDEC groundwater standards or guidance values.

Table B4
Analytical Results for Groundwater Samples Collected from Sandstone Unit B
Patton's Busy Bee Landfill, Site No. 902014
Alfred, New York

Well Number Date Sampled	Groundwater Standard ●	W-6 06/07/94	W-6 04/18/19	W-6	W-6	W-6	W-6	W-6	W-6	W-6
Volatile Organic Compounds (ug/L)										
1,1-Dichloroethane	5.0									
1,1-Dichloroethene	5.0									
1,2-Dichloroethene (total)	5.0									
1,1,1-Trichloroethane	5.0									
1,1,2-Trichloroethane	1.0									
1,1,2,2-Tetrachloroethane	5.0									
Acetone	50G									
Chloroethane	5.0									
cis-1,2-Dichloroethene	5.0	NA								
Methylene chloride	5.0									
Tetrachloroethene	5.0									
Toluene	5.0									
trans-1,2-Dichloroethene	5.0	NA								
Trichloroethene	5.0		0.26 J							
Vinyl chloride	2.0									

Notes:

● = NYSDEC Ambient Water Quality Standards and Guidance Values, June 1998, with addenda through 2004.
G = Guidance value.
J = compound detected below sample quantitation limit.
NS = Not sampled.
NA = Not analyzed.
Shaded values exceed NYSDEC groundwater standards or guidance values.

Table B5
Analytical Results for Groundwater Samples Collected from Sandstone Unit B
Patton's Busy Bee Landfill, Site No. 902014
Alfred, New York

Well Number Date Sampled	Groundwater Standard ●	W-10S 11/05/86	W-10S 10/15/87	W-10S 01/19/88	W-10S 04/22/88	W-10S 08/05/88	W-10S 11/30/88	W-10S 01/19/89	W-10S 04/27/89	W-10S 08/11/89
Volatile Organic Compounds (ug/L)										
1,1-Dichloroethane	5.0	NS		Dry	NS	Sample	Dry			
1,1-Dichloroethene	5.0	"	**72.0**	"	"	Froze	"	**13.0**	**12.0**	
1,2-Dichloroethene (total)	5.0	"	**59,000**	"	"	"	"	**18,000**	**13,000**	**12,000**
1,1,1-Trichloroethane	5.0	"		"	"	"	"			
1,1,2-Trichloroethane	1.0	"		"	"	"	"	**160.0**		
1,1,2,2-Tetrachloroethane	5.0	"		"	"	"	"	**14.0**		
Acetone	50G	"		"	"	"	"			
Chloroethane	5.0	"		"	"	"	"			
cis-1,2-Dichloroethene	5.0	"	NA	"	"	"	"	NA	NA	NA
Methylene chloride	5.0	"		"	"	"	"			
Tetrachloroethene	5.0	"	**77.0**	"	"	"	"		**15.0**	
Toluene	5.0	"	**570.0**	"	"	"	"			
trans-1,2-Dichloroethene	5.0	"	**59,000**	"	"	"	"	**18,000**	**13,000**	**12,000**
Trichloroethene	5.0	"	**110,000**	"	"	"	"	**38,000**	**32,000**	**36,400**
Vinyl chloride	2.0	"	**500.0**	"	"	"	"	**11.0**	**4.0**	

Notes:

● = NYSDEC Ambient Water Quality Standards and Guidance Values, June 1998, with addenda through 2004.
G = Guidance value.
J = compound detected below sample quantitation limit.
NS = Not sampled.
NA = Not analyzed.
Shaded values exceed NYSDEC groundwater standards or guidance values.

Table B5
Analytical Results for Groundwater Samples Collected from Sandstone Unit B
Patton's Busy Bee Landfill, Site No. 902014
Alfred, New York

Well Number Date Sampled	Groundwater Standard ●	W-10S 12/11/89	W-10S 02/26/90	W-10S 04/18/90	W-10S 08/08/90	W-10S 10/23/90	W-10S 12/11/90	W-10S 03/28/91	W-10S 06/08/94	W-10S 10/05/17
Volatile Organic Compounds (ug/L)										
1,1-Dichloroethane	5.0				Dry					NS
1,1-Dichloroethene	5.0				"				**11.0**	"
1,2-Dichloroethene (total)	5.0	**9,500**	**11,000**	**55.0**	"	**16,000**	**155.0**	**7,785.5**	**36,000**	"
1,1,1-Trichloroethane	5.0				"		**344.0**			"
1,1,2-Trichloroethane	1.0	**60.0**			"				**12.0**	"
1,1,2,2-Tetrachloroethane	5.0				"					"
Acetone	50G		**120.0**	**110.0**	"		**210.0**			"
Chloroethane	5.0				"					"
cis-1,2-Dichloroethene	5.0	NA	NA	NA	"	**16,000**	NA	**7,750**	NA	"
Methylene chloride	5.0		**35.0**		"					"
Tetrachloroethene	5.0				"		**297.0**		**9 J**	"
Toluene	5.0		**19.0**		"					"
trans-1,2-Dichloroethene	5.0	**9,500**	**11,000**	**55.0**	"		**155.0**	**35.5**	NA	"
Trichloroethene	5.0	**23,000**	**28,000**	**21,000**	"	**65,000**	**49,300**	**20,140**	**4,300**	"
Vinyl chloride	2.0				"				**4 J**	"

Notes:

● = NYSDEC Ambient Water Quality Standards and Guidance Values, June 1998, with addenda through 2004.
G = Guidance value.
J = compound detected below sample quantitation limit.
NS = Not sampled.
NA = Not analyzed.
Shaded values exceed NYSDEC groundwater standards or guidance values.

Table B5
Analytical Results for Groundwater Samples Collected from Sandstone Unit B
Patton's Busy Bee Landfill, Site No. 902014
Alfred, New York

Well Number Date Sampled	Groundwater Standard ●	W-10S 04/18/19	W-10S	W-10S	W-10S	W-10S	W-10S	W-10S	W-10S	W-10S
Volatile Organic Compounds (ug/L)										
1,1-Dichloroethane	5.0	0.37 J								
1,1-Dichloroethene	5.0	1.1								
1,2-Dichloroethene (total)	5.0	**1,127**								
1,1,1-Trichloroethane	5.0									
1,1,2-Trichloroethane	1.0	1.6								
1,1,2,2-Tetrachloroethane	5.0									
Acetone	50G									
Chloroethane	5.0									
cis-1,2-Dichloroethene	5.0	**1,100**								
Methylene chloride	5.0									
Tetrachloroethene	5.0	1.5								
Toluene	5.0									
trans-1,2-Dichloroethene	5.0	**27.0**								
Trichloroethene	5.0	**2,300**								
Vinyl chloride	2.0	0.35 J								

Notes:

● = NYSDEC Ambient Water Quality Standards and Guidance Values, June 1998, with addenda through 2004.
G = Guidance value.
J = compound detected below sample quantitation limit.
NS = Not sampled.
NA = Not analyzed.
Shaded values exceed NYSDEC groundwater standards or guidance values.

Table B6
Analytical Results for Groundwater Samples Collected from Sandstone Unit B
Patton's Busy Bee Landfill, Site No. 902014
Alfred, New York

Well Number Date Sampled	Groundwater Standard ●	MW-101S 07/20/94	MW-101S 09/28/94	MW-101S 06/14/95	MW-101S 03/31/20	MW-101S	MW-101S	MW-101S	MW-101S	MW-101S
Volatile Organic Compounds (ug/L)										
1,1-Dichloroethane	5.0									
1,1-Dichloroethene	5.0									
1,2-Dichloroethene (total)	5.0				0.98 J					
1,1,1-Trichloroethane	5.0									
1,1,2-Trichloroethane	1.0									
1,1,2,2-Tetrachloroethane	5.0									
Acetone	50G	19.0	13.0	5 J						
Chlorobenzene	5.0	3 J			2.1					
Chloroethane	5.0									
cis-1,2-Dichloroethene	5.0	NA	NA	NA	0.98 J					
Methylene chloride	5.0									
Tetrachloroethene	5.0									
Toluene	5.0	4 J								
trans-1,2-Dichloroethene	5.0	NA	NA	NA						
Trichloroethene	5.0									
Vinyl chloride	2.0									
Xylene (total)	5.0	2 J								

Notes:

● = NYSDEC Ambient Water Quality Standards and Guidance Values, June 1998, with addenda through 2004.
G = Guidance value.
J = compound detected below sample quantitation limit.
NS = Not sampled.
NA = Not analyzed.
Shaded values exceed NYSDEC groundwater standards or guidance values.

SANDSTONE UNIT C

Table C1
Analytical Results for Groundwater Samples Collected from Sandstone Unit C
Patton's Busy Bee Landfill, Site No. 902014
Alfred, New York

Well Number Date Sampled	Groundwater Standard ●	W-7 11/06/86	W-7 10/14/87	W-7 01/19/88	W-7 04/21/88	W-7 08/05/88	W-7 11/30/88	W-7 01/19/89	W-7 04/27/89	W-7 08/11/89
Volatile Organic Compounds (ug/L)										
1,1-Dichloroethane	5.0		NS		NS					
1,1-Dichloroethene	5.0		"		"					
1,2-Dichloroethene (total)	5.0		"		"					
1,1,1-Trichloroethane	5.0		"		"					
1,1,2-Trichloroethane	1.0		"		"					
1,1,2,2-Tetrachloroethane	5.0		"		"					
Acetone	50G		"		"					
Chloroethane	5.0		"		"					
cis-1,2-Dichloroethene	5.0	NA	"	NA	"	NA	NA	NA	NA	NA
Methylene chloride	5.0		"		"					
Tetrachloroethene	5.0		"		"					
Toluene	5.0		"		"					
trans-1,2-Dichloroethene	5.0		"		"					
Trichloroethene	5.0		"		"					
Vinyl chloride	2.0		"		"					

Notes:

● = NYSDEC Ambient Water Quality Standards and Guidance Values, June 1998, with addenda through 2004.
G = Guidance value.
J = compound detected below sample quantitation limit.
NS = Not sampled.
NA = Not analyzed.
Shaded values exceed NYSDEC groundwater standards or guidance values.

Table C1
Analytical Results for Groundwater Samples Collected from Sandstone Unit C
Patton's Busy Bee Landfill, Site No. 902014
Alfred, New York

Well Number Date Sampled	Groundwater Standard ●	W-7 12/11/89	W-7 02/26/90	W-7 04/18/90	W-7 08/08/90	W-7 10/23/90	W-7 12/11/90	W-7 03/28/91	W-7 06/02/94	W-7 06/14/95
Volatile Organic Compounds (ug/L)										
1,1-Dichloroethane	5.0									
1,1-Dichloroethene	5.0									
1,2-Dichloroethene (total)	5.0									
1,1,1-Trichloroethane	5.0									
1,1,2-Trichloroethane	1.0									
1,1,2,2-Tetrachloroethane	5.0									
Acetone	50G		**200.0**						9 J	
Chloroethane	5.0									
cis-1,2-Dichloroethene	5.0	NA	NA	NA		NA			NA	NA
Methylene chloride	5.0									
Tetrachloroethene	5.0									
Toluene	5.0									
trans-1,2-Dichloroethene	5.0								NA	NA
Trichloroethene	5.0									
Vinyl chloride	2.0									

Notes:

● = NYSDEC Ambient Water Quality Standards and Guidance Values, June 1998, with addenda through 2004.
G = Guidance value.
J = compound detected below sample quantitation limit.
NS = Not sampled.
NA = Not analyzed.
Shaded values exceed NYSDEC groundwater standards or guidance values.

Table C2
Analytical Results for Groundwater Samples Collected from Sandstone Unit C
Patton's Busy Bee Landfill, Site No. 902014
Alfred, New York

Well Number Date Sampled	Groundwater Standard ●	W-10D 11/05/86	W-10D 10/14/87	W-10D 01/19/88	W-10D 04/22/88	W-10D 08/05/88	W-10D 11/30/88	W-10D 01/19/89	W-10D 04/27/89	W-10D 08/11/89
Volatile Organic Compounds (ug/L)										
1,1-Dichloroethane	5.0	NS	NS		NS					
1,1-Dichloroethene	5.0	"	"		"					
1,2-Dichloroethene (total)	5.0	"	"	**6.0**	"	**9.0**		**7.0**	**10.2**	**28.0**
1,1,1-Trichloroethane	5.0	"	"		"					
1,1,2-Trichloroethane	1.0	"	"		"					
1,1,2,2-Tetrachloroethane	5.0	"	"		"					
Acetone	50G	"	"		"					
Chloroethane	5.0	"	"		"					
cis-1,2-Dichloroethene	5.0	"	"	NA	"	NA	NA	NA	NA	NA
Methylene chloride	5.0	"	"	**7.0**	"	**70.0**				
Tetrachloroethene	5.0	"	"		"					
Toluene	5.0	"	"		"					
trans-1,2-Dichloroethene	5.0	"	"	**6.0**	"	**9.0**		**7.0**	**10.2**	**28.0**
Trichloroethene	5.0	"	"		"					4.4
Vinyl chloride	2.0	"	"		"					

Notes:

● = NYSDEC Ambient Water Quality Standards and Guidance Values, June 1998, with addenda through 2004.
G = Guidance value.
J = compound detected below sample quantitation limit.
NS = Not sampled.
NA = Not analyzed.
Shaded values exceed NYSDEC groundwater standards or guidance values.

Table C2
Analytical Results for Groundwater Samples Collected from Sandstone Unit C
Patton's Busy Bee Landfill, Site No. 902014
Alfred, New York

Well Number Date Sampled	Groundwater Standard ●	W-10D 12/11/89	W-10D 02/26/90	W-10D 04/18/90	W-10D 08/08/90	W-10D 10/23/90	W-10D 12/11/90	W-10D 03/28/91	W-10D 06/08/94	W-10D 09/29/94
Volatile Organic Compounds (ug/L)										
1,1-Dichloroethane	5.0									
1,1-Dichloroethene	5.0									
1,2-Dichloroethene (total)	5.0	**8.0**							1 J	3 J
1,1,1-Trichloroethane	5.0									
1,1,2-Trichloroethane	1.0									
1,1,2,2-Tetrachloroethane	5.0									
Acetone	50G						**60.4**			
Chloroethane	5.0									
cis-1,2-Dichloroethene	5.0	NA	NA	NA	NA	NA	NA	NA	NA	NA
Methylene chloride	5.0									
Tetrachloroethene	5.0									
Toluene	5.0									
trans-1,2-Dichloroethene	5.0	**8.0**							NA	NA
Trichloroethene	5.0	4.6								
Vinyl chloride	2.0									

Notes:

● = NYSDEC Ambient Water Quality Standards and Guidance Values, June 1998, with addenda through 2004.
G = Guidance value.
J = compound detected below sample quantitation limit.
NS = Not sampled.
NA = Not analyzed.
Shaded values exceed NYSDEC groundwater standards or guidance values.

Table C2
Analytical Results for Groundwater Samples Collected from Sandstone Unit C
Patton's Busy Bee Landfill, Site No. 902014
Alfred, New York

Well Number Date Sampled	Groundwater Standard ●	W-10D 06/15/95	W-10D	W-10D	W-10D	W-10D	W-10D	W-10D	W-10D	W-10D
Volatile Organic Compounds (ug/L)										
1,1-Dichloroethane	5.0									
1,1-Dichloroethene	5.0									
1,2-Dichloroethene (total)	5.0	2 J								
1,1,1-Trichloroethane	5.0									
1,1,2-Trichloroethane	1.0									
1,1,2,2-Tetrachloroethane	5.0									
Acetone	50G									
Chloroethane	5.0									
cis-1,2-Dichloroethene	5.0	NA								
Methylene chloride	5.0									
Tetrachloroethene	5.0									
Toluene	5.0									
trans-1,2-Dichloroethene	5.0	NA								
Trichloroethene	5.0									
Vinyl chloride	2.0									

Notes:

● = NYSDEC Ambient Water Quality Standards and Guidance Values, June 1998, with addenda through 2004.
G = Guidance value.
J = compound detected below sample quantitation limit.
NS = Not sampled.
NA = Not analyzed.
Shaded values exceed NYSDEC groundwater standards or guidance values.

Table C3
Analytical Results for Groundwater Samples Collected from Sandstone Unit C
Patton's Busy Bee Landfill, Site No. 902014
Alfred, New York

Well Number Date Sampled	Groundwater Standard ●	W-11 11/05/86	W-11 10/14/87	W-11 01/19/88	W-11 04/22/88	W-11 08/05/88	W-11 11/30/88	W-11 01/19/89	W-11 04/27/89	W-11 08/11/89
Volatile Organic Compounds (ug/L)										
1,1-Dichloroethane	5.0	NS	NS	NS	NS					
1,1-Dichloroethene	5.0	"	"	"	"					
1,2-Dichloroethene (total)	5.0	"	"	"	"	**220.0**		**140.0**	**82.0**	**120.0**
1,1,1-Trichloroethane	5.0	"	"	"	"					
1,1,2-Trichloroethane	1.0	"	"	"	"					
1,1,2,2-Tetrachloroethane	5.0	"	"	"	"					
Acetone	50G	"	"	"	"					
Chloroethene	NS	"	"	"	"	4.0		5.0		
cis-1,2-Dichloroethene	5.0	"	"	"	"	NA	NA	NA	NA	NA
Methylene chloride	5.0	"	"	"	"					
Tetrachloroethene	5.0	"	"	"	"					
Toluene	5.0	"	"	"	"					
trans-1,2-Dichloroethene	5.0	"	"	"	"	**220.0**		**140.0**	**82.0**	**120.0**
Trichloroethene	5.0	"	"	"	"	**24.0**	**37.0**	**24.0**	**18.0**	**22.0**
Vinyl chloride	2.0	"	"	"	"					

Notes:

● = NYSDEC Ambient Water Quality Standards and Guidance Values, June 1998, with addenda through 2004.
G = Guidance value.
J = compound detected below sample quantitation limit.
NS = Not sampled.
NA = Not analyzed.
Shaded values exceed NYSDEC groundwater standards or guidance values.

Table C3
Analytical Results for Groundwater Samples Collected from Sandstone Unit C
Patton's Busy Bee Landfill, Site No. 902014
Alfred, New York

Well Number Date Sampled	Groundwater Standard ●	W-11 12/11/89	W-11 02/26/90	W-11 04/18/90	W-11 08/08/90	W-11 10/23/90	W-11 12/11/90	W-11 03/28/91	W-11 06/08/94	W-11 09/29/94
Volatile Organic Compounds (ug/L)										
1,1-Dichloroethane	5.0					NS				
1,1-Dichloroethene	5.0					"				
1,2-Dichloroethene (total)	5.0	**120.0**	**100.0**		**73.8**	"		**83.2**		**130.0**
1,1,1-Trichloroethane	5.0					"				
1,1,2-Trichloroethane	1.0					"				
1,1,2,2-Tetrachloroethane	5.0					"				
Acetone	50G		2.8	8.2		"				
Chloroethene	NS					"				
cis-1,2-Dichloroethene	5.0	NA	NA	NA	**73.8**	"		**83.2**	NA	NA
Methylene chloride	5.0					"				
Tetrachloroethene	5.0					"				
Toluene	5.0					"				
trans-1,2-Dichloroethene	5.0	**120.0**	**100.0**			"			NA	NA
Trichloroethene	5.0		**19.0**	**18.0**	**18.6**	"	**25.2**	**12.1**	2 J	**16.0**
Vinyl chloride	2.0					"				

Notes:

● = NYSDEC Ambient Water Quality Standards and Guidance Values, June 1998, with addenda through 2004.
G = Guidance value.
J = compound detected below sample quantitation limit.
NS = Not sampled.
NA = Not analyzed.
Shaded values exceed NYSDEC groundwater standards or guidance values.

Table C3
Analytical Results for Groundwater Samples Collected from Sandstone Unit C
Patton's Busy Bee Landfill, Site No. 902014
Alfred, New York

Well Number Date Sampled	Groundwater Standard ●	W-11 06/15/95	W-11	W-11	W-11	W-11	W-11	W-11	W-11	W-11
Volatile Organic Compounds (ug/L)										
1,1-Dichloroethane	5.0									
1,1-Dichloroethene	5.0									
1,2-Dichloroethene (total)	5.0	**66.0**								
1,1,1-Trichloroethane	5.0									
1,1,2-Trichloroethane	1.0									
1,1,2,2-Tetrachloroethane	5.0									
Acetone	50G									
Chloroethene	NS									
cis-1,2-Dichloroethene	5.0	NA								
Methylene chloride	5.0									
Tetrachloroethene	5.0									
Toluene	5.0									
trans-1,2-Dichloroethene	5.0	NA								
Trichloroethene	5.0	**8 JB**								
Vinyl chloride	2.0									

Notes:

● = NYSDEC Ambient Water Quality Standards and Guidance Values, June 1998, with addenda through 2004.
G = Guidance value.
J = compound detected below sample quantitation limit.
NS = Not sampled.
NA = Not analyzed.
Shaded values exceed NYSDEC groundwater standards or guidance values.

Table C4
Analytical Results for Groundwater Samples Collected from Sandstone Unit C
Patton's Busy Bee Landfill, Site No. 902014
Alfred, New York

Well Number Date Sampled	Groundwater Standard ●	MW-101I 07/20/94	MW-101I 09/28/94	MW-101I 06/14/95	MW-101I 1997	MW-101I 1998	MW-101I 10/05/99	MW-101I 10/19/00	MW-101I 10/17/01	MW-101I 10/09/02
Volatile Organic Compounds (ug/L)										
1,1-Dichloroethane	5.0				NS	NS				
1,1-Dichloroethene	5.0				"	"				
1,2-Dichloroethene (total)	5.0				"	"				
1,1,1-Trichloroethane	5.0				"	"				
1,1,2-Trichloroethane	1.0				"	"				
1,1,2,2-Tetrachloroethane	5.0				"	"				
Acetone	50G				"	"			2 J	1 J
Chloroethane	5.0				"	"				
cis-1,2-Dichloroethene	5.0	NA	NA	NA	"	"				
Methylene chloride	5.0				"	"				
Tetrachloroethene	5.0				"	"				
Toluene	5.0				"	"				
trans-1,2-Dichloroethene	5.0	NA	NA	NA	"	"				
Trichloroethene	5.0				"	"				
Vinyl chloride	2.0				"	"				
Metals (ug/L)										
Aluminum	None	434 J	6,170 J	357.0	NS	NS	NS	8,500	61,300	NS
Antimony ■	3.0		1.7		"	"	"			"
Arsenic ■	25.0	2.2	9.1	3.3 B	"	"	"	6.9 B	**54.5**	"
Barium	1,000	386.0	396.0	272.0	"	"	"	175 BE	694.0	"
Beryllium ■	3G		0.63		"	"	"	0.57 B	**4.3 B**	"
Cadmium ■	5.0				"	"	"			"
Calcium	None	124,000	150,000	103,000	"	"	"	81,300 E	88,600	"
Chromium ■	50.0		6.9		"	"	"	9.0 B	**74.3**	"
Cobalt	None		7.9	2.3 B	"	"	"	6.9 B	69.2	"
Copper ■	200.0	3.7	8.3		"	"	"	13.8 B	175.0	"
Iron	300.0	**835.0**	**10,100**	**1,110**	"	"	"	**9,190**	**131,000**	"
Lead ■	25.0	1.3	3.6		"	"	"	4.9	**48.1**	"
Magnesium	35,000G	**65,400**	**73,700**	**47,700**	"	"	"	**35,400 E**	**55,200**	"

Table C4
Analytical Results for Groundwater Samples Collected from Sandstone Unit C
Patton's Busy Bee Landfill, Site No. 902014
Alfred, New York

Well Number Date Sampled	Groundwater Standard ●	MW-101I 07/20/94	MW-101I 09/28/94	MW-101I 06/14/95	MW-101I 1997	MW-101I 1998	MW-101I 10/05/99	MW-101I 10/19/00	MW-101I 10/17/01	MW-101I 10/09/02
Metals (continued)										
Manganese	300.0	**3,070**	**2,570**	**1,100**	NS	NS	NS	**564 E**	**2,850**	NS
Mercury ■	0.7				"	"	"			"
Nickel	100.0	5.2	18.0	2.5 B	"	"	"	9.6 B	**136.0**	"
Potassium	None	5,530	9,100 J	5,310 J	"	"	"	7,810.0	17,500	"
Selenium ■	10.0		2.3		"	"	"		9.7	"
Silver ■	50.0		0.28		"	"	"			"
Sodium	20,000	14,100	14,400 J	10,100	"	"	"	6,700	7,400	"
Thallium	0.5G		**3.3**		"	"	"			"
Vanadium	None		9.1		"	"	"	13.5 B	78.2	"
Zinc ■	2,000G	29.6	53.1	4.6 B	"	"	"	47.4	364.0	"

Notes:

● = NYSDEC Ambient Water Quality Standards and Guidance Values, June 1998, with addenda through 2004.
B = detected below contract required detection limit.
E = value estimated due to interference
G = Guidance value.
N = Spike sample recovery not within quality control limits.
**** = Indicates duplicate analysis not within control limits.**
NS = Not sampled.
NA = Not analyzed.
■ = Environmental Protection Agency priority pollutant metal.
Shaded values exceed NYSDEC groundwater standards or guidance values.

Table C4
Analytical Results for Groundwater Samples Collected from Sandstone Unit C
Patton's Busy Bee Landfill, Site No. 902014
Alfred, New York

Well Number Date Sampled	Groundwater Standard ●	MW-101I 10/08/03	MW-101I 10/20/04	MW-101I 10/26/05	MW-101I 10/04/06	MW-101I 10/18/07	MW-101I 10/08/09	MW-101I 10/04/11	MW-101I 10/03/13	MW-101I 10/21/15
Volatile Organic Compounds (ug/L)										
1,1-Dichloroethane	5.0									
1,1-Dichloroethene	5.0									
1,2-Dichloroethene (total)	5.0									
1,1,1-Trichloroethane	5.0									
1,1,2-Trichloroethane	1.0									
1,1,2,2-Tetrachloroethane	5.0									
Acetone	50G					2.1 J			7.8 J	
Chloroethane	5.0									
cis-1,2-Dichloroethene	5.0									
Methylene chloride	5.0									
Tetrachloroethene	5.0									
Toluene	5.0									
trans-1,2-Dichloroethene	5.0									
Trichloroethene	5.0									
Vinyl chloride	2.0									
Metals (ug/L)										
Aluminum	None	21,200	8,730	22,200	23,900	51,400	45,200	90,900	123,000	NS
Antimony ■	3.0									"
Arsenic ■	25.0	22.2	5.5B	12.0	16.0	**35.0**	**33.9**	**59.0**	**77.0**	"
Barium	1,000	273.0	173B	290.0	290.0	490.0	440.0	730.0	990.0	"
Beryllium ■	3G	1.5B				**3.7**	2.7	**5.2**	**7.4**	"
Cadmium ■	5.0		0.42B	2.7	1.0	2.1		2.2	3.3	"
Calcium	None	82,300	81,100	92,300	89,400	101,000	102,000	106,000	112,000	"
Chromium ■	50.0	23.2	7.5B	27.0	27.0	**58.0**	47.2	**100.0**	**150.0**	"
Cobalt	None	21.7	6.8B	17.0	20.0	45.0	35.7	71.0	120.0	"
Copper ■	200.0	38.0	14.7B	90.0	38.0	75.0	53.8	110.0	**200.0**	"
Iron	300.0	**41,500N**	**12,300**	**34,800**	**39,700**	**91,300**	**74,100**	**140,000**	**220,000**	"
Lead ■	25.0	14.3	4.7	18.0	15.0	**34.0**	21.7	**46.0**	**100.0**	"
Magnesium	35,000G	**41,800**	**36,200**	**44,200**	**45,600**	**56,100**	**55,600**	**69,400**	**81,600**	"

Table C4
Analytical Results for Groundwater Samples Collected from Sandstone Unit C
Patton's Busy Bee Landfill, Site No. 902014
Alfred, New York

Well Number Date Sampled	Groundwater Standard ●	MW-101I 10/08/03	MW-101I 10/20/04	MW-101I 10/26/05	MW-101I 10/04/06	MW-101I 10/18/07	MW-101I 10/08/09	MW-101I 10/04/11	MW-101I 10/03/13	MW-101I 10/21/15
Metals (continued)										
Manganese	300.0	**920.0**	**486.0**	**790.0**	**750.0**	**1,600**	**1,340**	**2,400 B**	**3,400**	NS
Mercury ■	0.7									"
Nickel	100.0	42.3	11.8B	40.0	40.0	88.0	69.7	**140.0**	**230.0**	"
Potassium	None	10,600	7,720	13,000	12,800	20,700	19,900	32,600	34,800	"
Selenium ■	10.0	4.1B								"
Silver ■	50.0									"
Sodium	20,000	6,590	5,880	7,200	6,600	6,700	7,300	7,500	7,600	"
Thallium	0.5G	5.0B								"
Vanadium	None	26.8B	12.1B	31.0	31.0	69.0	60.6	120.0	140.0	"
Zinc ■	2,000G	100.0	27.9	160.0	99.0	210.0	193.0	770.0	650.0	"

Notes:

● = NYSDEC Ambient Water Quality Standards and Guidance Values, June 1998, with addenda through 2004.
B = detected below contract required detection limit.
E = value estimated due to interference
G = Guidance value.
N = Spike sample recovery not within quality control limits.
**** = Indicates duplicate analysis not within control limits.**
NS = Not sampled.
NA = Not analyzed.
■ = Environmental Protection Agency priority pollutant metal.
Shaded values exceed NYSDEC groundwater standards or guidance values.

Table C4
Analytical Results for Groundwater Samples Collected from Sandstone Unit C
Patton's Busy Bee Landfill, Site No. 902014
Alfred, New York

Well Number Date Sampled	Groundwater Standard ●	MW-101I 10/05/17	MW-101I 03/31/20	MW-101I	MW-101I	MW-101I	MW-101I	MW-101I	MW-101I	MW-101I
Volatile Organic Compounds (ug/L)										
1,1-Dichloroethane	5.0	NS								
1,1-Dichloroethene	5.0	"								
1,2-Dichloroethene (total)	5.0	"								
1,1,1-Trichloroethane	5.0	"								
1,1,2-Trichloroethane	1.0	"								
1,1,2,2-Tetrachloroethane	5.0	"								
Acetone	50G	"								
Chloroethane	5.0	"								
cis-1,2-Dichloroethene	5.0	"								
Methylene chloride	5.0	"								
Tetrachloroethene	5.0	"								
Toluene	5.0	"								
trans-1,2-Dichloroethene	5.0	"								
Trichloroethene	5.0	"								
Vinyl chloride	2.0	"								
Metals (ug/L)										
Aluminum	None		7,600							
Antimony ■	3.0									
Arsenic ■	25.0		7.1 J							
Barium	1,000	200.0	210.0							
Beryllium ■	3G		0.38 J							
Cadmium ■	5.0									
Calcium	None	88,400	91,700							
Chromium ■	50.0		15.0							
Cobalt	None	0.91 J	4.7							
Copper ■	200.0	4.2 J	8.4 J							
Iron	300.0		**10,400**							
Lead ■	25.0		3.8 J							
Magnesium	35,000G	**38,800**	**42,400**							

Table C4
Analytical Results for Groundwater Samples Collected from Sandstone Unit C
Patton's Busy Bee Landfill, Site No. 902014
Alfred, New York

Well Number Date Sampled	Groundwater Standard ●	MW-101I 10/05/17	MW-101I 03/31/20	MW-101I	MW-101I	MW-101I	MW-101I	MW-101I	MW-101I	MW-101I
Metals (continued)										
Manganese	300.0	**750.0**	**570.0**							
Mercury ■	0.7									
Nickel	100.0	11.0	13.0							
Potassium	None	6,100	6,800							
Selenium ■	10.0									
Silver ■	50.0									
Sodium	20,000	7,800	6,300							
Thallium	0.5G									
Vanadium	None		10.0							
Zinc ■	2,000G	18.0	23.0							

Notes:

● = NYSDEC Ambient Water Quality Standards and Guidance Values, June 1998, with addenda through 2004.
B = detected below contract required detection limit.
E = value estimated due to interference
G = Guidance value.
N = Spike sample recovery not within quality control limits.
**** = Indicates duplicate analysis not within control limits.**
NS = Not sampled.
NA = Not analyzed.
■ = Environmental Protection Agency priority pollutant metal.
Metals results for October 5, 2017 are for filtered samples. Groundwater was filtered in the field before being placed in the sample bottles.
Shaded values exceed NYSDEC groundwater standards or guidance values.

Table C5
Analytical Results for Groundwater Samples Collected from Sandstone Unit C
Patton's Busy Bee Landfill, Site No. 902014
Alfred, New York

Well Number Date Sampled	Groundwater Standard ●	MW-102I 07/19/94	MW-102I 09/28/94	MW-102I 06/14/95	MW-102I	MW-102I	MW-102I	MW-102I	MW-102I	MW-102I
Volatile Organic Compounds (ug/L)										
1,1-Dichloroethane	5.0									
1,1-Dichloroethene	5.0									
1,2-Dichloroethene (total)	5.0									
1,1,1-Trichloroethane	5.0									
1,1,2-Trichloroethane	1.0									
1,1,2,2-Tetrachloroethane	5.0									
Acetone	50G									
Chloroethane	5.0									
cis-1,2-Dichloroethene	5.0	NA	NA	NA						
Methylene chloride	5.0									
Tetrachloroethene	5.0									
Toluene	5.0									
trans-1,2-Dichloroethene	5.0	NA	NA	NA						
Trichloroethene	5.0									
Vinyl chloride	2.0									

Notes:

● = NYSDEC Ambient Water Quality Standards and Guidance Values, June 1998, with addenda through 2004.
G = Guidance value.
J = compound detected below sample quantitation limit.
NS = Not sampled.
NA = Not analyzed.
Shaded values exceed NYSDEC groundwater standards or guidance values.

Table C6
Analytical Results for Groundwater Samples Collected from Sandstone Unit C
Patton's Busy Bee Landfill, Site No. 902014
Alfred, New York

Well Number Date Sampled	Groundwater Standard ●	MW-105S 09/29/94	MW-105S	MW-105S	MW-105S	MW-105S	MW-105S	MW-105S	MW-105S	MW-105S
Volatile Organic Compounds (ug/L)										
1,1-Dichloroethane	5.0									
1,1-Dichloroethene	5.0									
1,2-Dichloroethene (total)	5.0									
1,1,1-Trichloroethane	5.0									
1,1,2-Trichloroethane	1.0									
1,1,2,2-Tetrachloroethane	5.0									
Acetone	50G	21.0								
Chloroethane	5.0									
cis-1,2-Dichloroethene	5.0	NA								
Methylene chloride	5.0									
Tetrachloroethene	5.0									
Toluene	5.0									
trans-1,2-Dichloroethene	5.0	NA								
Trichloroethene	5.0									
Vinyl chloride	2.0									

Notes:

● = NYSDEC Ambient Water Quality Standards and Guidance Values, June 1998, with addenda through 2004.
G = Guidance value.
J = compound detected below sample quantitation limit.
NS = Not sampled.
NA = Not analyzed.
Shaded values exceed NYSDEC groundwater standards or guidance values.

SANDSTONE UNIT D

Table D1
Analytical Results for Groundwater Samples Collected from Sandstone Unit D
Patton's Busy Bee Landfill, Site No. 902014
Alfred, New York

Well Number Date Sampled	Groundwater Standard ●	MW-101D 07/20/94	MW-101D 09/28/94	MW-101D 06/14/95	MW-101D 1997	MW-101D 1998	MW-101D 10/05/99	MW-101D 10/19/00	MW-101D 10/17/01	MW-101D 10/09/02
Volatile Organic Compounds (ug/L)										
1,1-Dichloroethane	5.0				NS	NS				
1,1-Dichloroethene	5.0				"	"				
1,2-Dichloroethene (total)	5.0				"	"				
1,1,1-Trichloroethane	5.0				"	"				
1,1,2-Trichloroethane	1.0				"	"				
1,1,2,2-Tetrachloroethane	5.0				"	"				
1,3-Dichlorobenzene	3.0				"	"				
1,4-Dichlorobenzene	3.0				"	"		0.90		
2-Butanone	50G				"	"			1 J	
Acetone	50G			14.0	"	"			3 J	
Benzene	1.0	**1 J**	**1 J**		"	"			**1 J**	**1 J**
Chlorobenzene	5.0	**6 J**	**7 J**	4 J	"	"	4J	**6.6**	3 J	4 J
Chloroethane	5.0				"	"				
cis-1,2-Dichloroethene	5.0	NA	NA	NA	"	"				
Dichlorodifluoromethane	5.0				"	"		**13.0**		
Methylene chloride	5.0				"	"				
Tetrachloroethene	5.0				"	"				
Toluene	5.0				"	"				
trans-1,2-Dichloroethene	5.0	NA	NA	NA	"	"				
Trichloroethene	5.0				"	"				
Vinyl chloride	2.0				"	"				
Metals (ug/L)										
Aluminum	None	6,480 J	631 J	2,390	NS	NS	424 E*	43.6 B	213.0	
Antimony ■	3.0		1.4		"	"				
Arsenic ■	25.0	13.8 J	9.0	9.1 B	"	"		11.9	9.6 B	4.0 B
Barium	1,000	549.0	537.0	665.0	"	"	513.0	623 E	523.0	611.0
Beryllium ■	3G		0.57	0.83 B	"	"				
Cadmium ■	5.0		1.2	0.93 B	"	"			1.1 BN	0.33 B
Calcium	None	133,000	138,000	141,000	"	"	120,000	135,000	122,000	124,000 E

Table D1
Analytical Results for Groundwater Samples Collected from Sandstone Unit D
Patton's Busy Bee Landfill, Site No. 902014
Alfred, New York

Well Number Date Sampled	Groundwater Standard ●	MW-101D 07/20/94	MW-101D 09/28/94	MW-101D 06/14/95	MW-101D 1997	MW-101D 1998	MW-101D 10/05/99	MW-101D 10/19/00	MW-101D 10/17/01	MW-101D 10/09/02
Metals (continued)										
Chromium ■	50.0	10.2	0.97	3.0 B	NS	NS		2.0 B		
Cobalt	None	10.1	6.4	9.1 B	"	"	2.6B	5.4 B	5.0 B	4.8 B
Copper ■	200.0	11.8	3.5	5.6 B	"	"	7.9B	1.7 B	14.9 B	6.3 B
Iron	300.0	**13,700**	**2,330**	**5,410**	"	"	**384 ****	**1,270.0**	**891.0**	270.0
Lead ■	25.0	13.7	1.7	4.4	"	"	4.8			7.3
Magnesium	35,000G	**80,900**	**82,900**	**88,200**	"	"	**70,600 ****	**82,000 E**	**69,300**	**78,700**
Manganese	300.0	**7,190**	**7,560**	**9,020**	"	"	**5,090**	**7,200 E**	**4,290**	**5,900**
Mercury ■	0.7				"	"				0.115 B
Nickel	100.0	20.0	14.9	15.8 B	"	"	10B	9.1 B	9.8 B	9.0 B
Potassium	None	10,900	13,000 J	10,800 J	"	"	10,900	11,900	12,400	11,400 E
Selenium ■	10.0		3.9	2.0 B	"	"		7.3		
Silver ■	50.0		1.2		"	"				
Sodium	20,000	**57,100**	**65,500 J**	**63,800**	"	"	**56,600**	**57,900**	**51,200**	**49,000**
Thallium	0.5G		**3.3**	**5.2 B**	"	"	**11.3**			
Vanadium	None	4.4	1.1	3.1 B	"	"				
Zinc ■	2,000G	75.9	20.6	43.5	"	"	13.7B	8.0 B	16.3 B	4.5 B

Notes:

● = NYSDEC Ambient Water Quality Standards and Guidance Values, June 1998, with addenda through 2004.
B = detected below contract required detection limit.
E = value estimated due to interference
G = Guidance value.
J = compound detected below sample quantitation limit.
N = Spike sample recovery not within quality control limits.
**** = Indicates duplicate analysis not within control limits.**
NS = Not sampled.
NA = Not analyzed.
■ = Environmental Protection Agency priority pollutant metal.
Shaded values exceed NYSDEC groundwater standards or guidance values.

Table D1
Analytical Results for Groundwater Samples Collected from Sandstone Unit D
Patton's Busy Bee Landfill, Site No. 902014
Alfred, New York

Well Number Date Sampled	Groundwater Standard ●	MW-101D 10/08/03	MW-101D 10/20/04	MW-101D 10/26/05	MW-101D 10/04/06	MW-101D 10/18/07	MW-101D 10/08/09	MW-101D 10/04/11	MW-101D 10/03/13	MW-101D 10/21/15
Volatile Organic Compounds (ug/L)										
1,1-Dichloroethane	5.0			NS						
1,1-Dichloroethene	5.0			"						
1,2-Dichloroethene (total)	5.0			"						
1,1,1-Trichloroethane	5.0			"						
1,1,2-Trichloroethane	1.0			"						
1,1,2,2-Tetrachloroethane	5.0			"						
1,3-Dichlorobenzene	3.0			"		0.41 J				
1,4-Dichlorobenzene	3.0	0.9 J		"	1.1		0.95 J			
2-Butanone	50G			"						
Acetone	50G			"		3.8 J			5.5 J	
Benzene	1.0	**1.0**		"	**1.2**		0.82 J	0.83 J	0.47 J	**1.2**
Chlorobenzene	5.0	**6.0**	**6 J**	"	**6.3**	0.73 J	4.9	4.6	1.9	4.0
Chloroethane	5.0			"	0.47 J					
cis-1,2-Dichloroethene	5.0			"						
Dichlorodifluoromethane	5.0			"						
Methylene chloride	5.0			"						
Tetrachloroethene	5.0			"						
Toluene	5.0			"						
trans-1,2-Dichloroethene	5.0			"						
Trichloroethene	5.0			"						
Vinyl chloride	2.0			"						
Metals (ug/L)										
Aluminum	None	129 B		NS		NS		350.0		NS
Antimony ■	3.0			"		"				"
Arsenic ■	25.0	11.5	4.9 B	"		"		7.3 J		"
Barium	1,000	675.0	676.0	"	750.0	"	597.0	670.0	480.0	"
Beryllium ■	3G	0.21 B		"		"				"
Cadmium ■	5.0	0.53 B		"		"		**6.1**	0.59 J	"
Calcium	None	128,000	120,000	"	129,000	"	131,000	134,000	133,000	"

Table D1
Analytical Results for Groundwater Samples Collected from Sandstone Unit D
Patton's Busy Bee Landfill, Site No. 902014
Alfred, New York

Well Number Date Sampled	Groundwater Standard ●	MW-101D 10/08/03	MW-101D 10/20/04	MW-101D 10/26/05	MW-101D 10/04/06	MW-101D 10/18/07	MW-101D 10/08/09	MW-101D 10/04/11	MW-101D 10/03/13	MW-101D 10/21/15
Metals (continued)										
Chromium ■	50.0		1.0 B	NS		NS		3.0 J	1.4 J	NS
Cobalt	None		3.4 B	"		"	4.1	4.6	1.1 J	"
Copper ■	200.0	6.6 B	3.8 B	"		"		9.3 J	3.4 J	"
Iron	300.0	**809 N**	**443.0**	"	**810.0**	"	**779.0**	**1,400**	99.0	"
Lead ■	25.0	13.1	4.9	"		"		18.0		"
Magnesium	35,000G	**77,800**	**72,500**	"	**79,100**	"	**80,300**	**84,200**	**77,400**	"
Manganese	300.0	**5,970**	**6,980**	"	**7,400**	"	**6,030**	**5,500 B**	**3,000**	"
Mercury ■	0.7			"		"				"
Nickel	100.0	8.9 B	7.2 B	"		"		12.0	5.7 J	"
Potassium	None	11,300	10,100	"	11,400	"	11,800	11,900	11,300	"
Selenium ■	10.0	4.4 B		"		"				"
Silver ■	50.0			"		"				"
Sodium	20,000	**44,900**	**42,700**	"	**45,500**	"	**43,200**	**42,000**	**39,600**	"
Thallium	0.5G			"		"				"
Vanadium	None	0.91 B		"		"				"
Zinc ■	2,000G	4.7 B	1.9 B	"	10.0	"		17.0	2.4 J	"

Notes:

● = NYSDEC Ambient Water Quality Standards and Guidance Values, June 1998, with addenda through 2004.
B = detected below contract required detection limit.
E = value estimated due to interference
G = Guidance value.
J = compound detected below sample quantitation limit.
N = Spike sample recovery not within quality control limits.
**** = Indicates duplicate analysis not within control limits.**
NS = Not sampled.
NA = Not analyzed.
■ = Environmental Protection Agency priority pollutant metal.
Sample from October 21, 2015 for VOC analysis was collected with a passive diffusion bag sampler.
Shaded values exceed NYSDEC groundwater standards or guidance values.

Table D1
Analytical Results for Groundwater Samples Collected from Sandstone Unit D
Patton's Busy Bee Landfill, Site No. 902014
Alfred, New York

Well Number Date Sampled	Groundwater Standard ●	MW-101D 10/05/17	MW-101D 04/01/20	MW-101D	MW-101D	MW-101D	MW-101D	MW-101D	MW-101D	MW-101D
Volatile Organic Compounds (ug/L)										
1,1-Dichloroethane	5.0									
1,1-Dichloroethene	5.0									
1,2-Dichloroethene (total)	5.0									
1,1,1-Trichloroethane	5.0									
1,1,2-Trichloroethane	1.0									
1,1,2,2-Tetrachloroethane	5.0									
1,3-Dichlorobenzene	3.0									
1,4-Dichlorobenzene	3.0									
2-Butanone	50G									
Acetone	50G	5.9 J								
Benzene	1.0		0.64 J							
Chlorobenzene	5.0	1.3	2.6							
Chloroethane	5.0									
cis-1,2-Dichloroethene	5.0									
Dichlorodifluoromethane	5.0									
Methylene chloride	5.0									
Tetrachloroethene	5.0									
Toluene	5.0									
trans-1,2-Dichloroethene	5.0									
Trichloroethene	5.0									
Vinyl chloride	2.0									
Metals (ug/L)										
Aluminum	None	NS	2,100							
Antimony ■	3.0	"								
Arsenic ■	25.0	"	13.0 J							
Barium	1,000	"	420.0							
Beryllium ■	3G	"								
Cadmium ■	5.0	"								
Calcium	None	"	82,100							

Table D1
Analytical Results for Groundwater Samples Collected from Sandstone Unit D
Patton's Busy Bee Landfill, Site No. 902014
Alfred, New York

Well Number Date Sampled	Groundwater Standard ●	MW-101D 10/05/17	MW-101D 04/01/20	MW-101D	MW-101D	MW-101D	MW-101D	MW-101D	MW-101D	MW-101D
Metals (continued)										
Chromium ■	50.0	NS	2.6 J							
Cobalt	None	"	8.5							
Copper ■	200.0	"	2.8 J							
Iron	300.0	"	**4,800**							
Lead ■	25.0	"	4.2 J							
Magnesium	35,000G	"	**56,800**							
Manganese	300.0	"	**9,100**							
Mercury ■	0.7	"								
Nickel	100.0	"	11.0							
Potassium	None	"	8,500							
Selenium ■	10.0	"								
Silver ■	50.0	"								
Sodium	20,000	"	**43,000**							
Thallium	0.5G	"								
Vanadium	None	"	2.6 J							
Zinc ■	2,000G	"	10.0							

Notes:

● = NYSDEC Ambient Water Quality Standards and Guidance Values, June 1998, with addenda through 2004.
B = detected below contract required detection limit.
E = value estimated due to interference
G = Guidance value.
J = compound detected below sample quantitation limit.
N = Spike sample recovery not within quality control limits.
**** = Indicates duplicate analysis not within control limits.**
NS = Not sampled.
NA = Not analyzed.
■ = Environmental Protection Agency priority pollutant metal.
Shaded values exceed NYSDEC groundwater standards or guidance values.

Table D2
Analytical Results for Groundwater Samples Collected from Sandstone Unit D
Patton's Busy Bee Landfill, Site No. 902014
Alfred, New York

Well Number Date Sampled	Groundwater Standard ●	MW-102D 07/19/94	MW-102D 09/28/94	MW-102D 06/14/95	MW-102D 11/12/97	MW-102D 10/01/98	MW-102D 10/05/99	MW-102D 10/19/00	MW-102D 10/17/01	MW-102D 10/09/02
Volatile Organic Compounds (ug/L)										
1,1-Dichloroethane	5.0									
1,1-Dichloroethene	5.0									
1,2-Dichloroethene (total)	5.0									
1,1,1-Trichloroethane	5.0									
1,1,2-Trichloroethane	1.0									
1,1,2,2-Tetrachloroethane	5.0									
Acetone	50G									3 J
Benzene	1.0									
Chloroethane	5.0									
cis-1,2-Dichloroethene	5.0	NA	NA	NA						
Methylene chloride	5.0									
Tetrachloroethene	5.0									
Toluene	5.0									
trans-1,2-Dichloroethene	5.0	NA	NA	NA						
Trichloroethene	5.0									
Vinyl chloride	2.0									
Metals (ug/L)										
Aluminum	None	350 J	394 J	211.0	1,600 **	360.0	745 E**	292.0	118.0	
Antimony ■	3.0		1.7			**39.4B**		**5.0 B**		
Arsenic ■	25.0	1.5				14.4				
Barium	1,000	75.6	83.8	84.7 B	110.0	86.7 B	88.3 B	81.0 BE	86.7 B	88.1 B
Beryllium ■	3G		0.1			0.25 B				
Cadmium ■	5.0		0.6			0.86 B	3.2 B	4.5 B	1.7 BN	1.8 B
Calcium	None	44,200	43,400	46,000	44,700	38,400	44,000 **	43,200 E	47,000	43,000 E
Chromium ■	50.0					1.0 B				
Cobalt	None					2.9 B				
Copper ■	200.0	4.0	2.6		9.2	12.0 B	6.9 B	5.8 B	1.1 B	2.4 B
Iron	300.0	**475.0**	**468.0**	277.0	**1,900 N**	**313.0**	**939 ** **	249.0	72.1	150.0
Lead ■	25.0						6.4			

Table D2
Analytical Results for Groundwater Samples Collected from Sandstone Unit D
Patton's Busy Bee Landfill, Site No. 902014
Alfred, New York

Well Number Date Sampled	Groundwater Standard ●	MW-102D 07/19/94	MW-102D 09/28/94	MW-102D 06/14/95	MW-102D 11/12/97	MW-102D 10/01/98	MW-102D 10/05/99	MW-102D 10/19/00	MW-102D 10/17/01	MW-102D 10/09/02
Metals (continued)										
Magnesium	35,000G	15,500	15,300	16,700	14,700	15,000	14,000 **	14,500 E	15,100	14,200
Manganese	300.0	13.3	20.9	10.4 B	37.2	8.5 B	18.7	8.9 BE	2.8 B	7.0 B
Mercury ■	0.7									0.110 B
Nickel	100.0		1.1			2.8 B	3.3 B			
Potassium	None	2,690	2,540 J	1,970 BJ	2,620	2,390 B	2,290	2,620 B	2,330 B	2,680 BE
Selenium ■	10.0									4.0 B
Silver ■	50.0					1.8 B				
Sodium	20,000	4,660	4,060	3,820 B	3,940	3,180 B	5,570	3,960 B	3,780 B	3,970 B
Thallium	0.5G		**1.9**		**34.4**	**8.8 B**	**9.9 B**			
Vanadium	None					3.3 B				
Zinc ■	2,000G	55.5	15.7	3.4 B	11.0 **	12.9 B	27.4	12.6 B		9.8 B

Notes:

● = NYSDEC Ambient Water Quality Standards and Guidance Values, June 1998, with addenda through 2004.
B = detected below contract required detection limit.
E = value estimated due to interference
G = Guidance value.
J = compound detected below sample quantitation limit.
N = Spike sample recovery not within quality control limits.
**** = Indicates duplicate analysis not within control limits.**
NS = Not sampled.
NA = Not analyzed.
■ = Environmental Protection Agency priority pollutant metal.
Shaded values exceed NYSDEC groundwater standards or guidance values.

Table D2
Analytical Results for Groundwater Samples Collected from Sandstone Unit D
Patton's Busy Bee Landfill, Site No. 902014
Alfred, New York

Well Number Date Sampled	Groundwater Standard ●	MW-102D 10/08/03	MW-102D 10/20/04	MW-102D 10/26/05	MW-102D 10/04/06	MW-102D 10/18/07	MW-102D 10/08/09	MW-102D 10/04/11	MW-102D 10/03/13	MW-102D 10/21/15
Volatile Organic Compounds (ug/L)										
1,1-Dichloroethane	5.0									
1,1-Dichloroethene	5.0									
1,2-Dichloroethene (total)	5.0									
1,1,1-Trichloroethane	5.0									
1,1,2-Trichloroethane	1.0									
1,1,2,2-Tetrachloroethane	5.0									
Acetone	50G									
Benzene	1.0									**1.4**
Chloroethane	5.0									
cis-1,2-Dichloroethene	5.0									
Methylene chloride	5.0									
Tetrachloroethene	5.0									
Toluene	5.0									
trans-1,2-Dichloroethene	5.0									
Trichloroethene	5.0									
Vinyl chloride	2.0									
Metals (ug/L)										
Aluminum	None	358.0	104 B	980.0		450.0	366.0		160 J	NS
Antimony ■	3.0									"
Arsenic ■	25.0	3.8 B								"
Barium	1,000	95.1	72.5 B	98.0	84.0	88.0	87.4	87.0	94.0	"
Beryllium ■	3G	0.18 B								"
Cadmium ■	5.0	3.5 B	**7.5**	**6.8**	1.2	3.8	4.6	**12.0**	**22.0**	"
Calcium	None	45,900	41,400	47,800	45,400	45,300	48,400	46,400	49,600	"
Chromium ■	50.0			10.0				0.94 J		"
Cobalt	None									"
Copper ■	200.0	5.0 B	3.2 B			16.0		6.1 J	6.5 J	"
Iron	300.0	**614 N**	121.0	**2,000**	110.0	**640.0**	174.0	130.0	160.0	"
Lead ■	25.0									"

Table D2
Analytical Results for Groundwater Samples Collected from Sandstone Unit D
Patton's Busy Bee Landfill, Site No. 902014
Alfred, New York

Well Number Date Sampled	Groundwater Standard ●	MW-102D 10/08/03	MW-102D 10/20/04	MW-102D 10/26/05	MW-102D 10/04/06	MW-102D 10/18/07	MW-102D 10/08/09	MW-102D 10/04/11	MW-102D 10/03/13	MW-102D 10/21/15
Metals (continued)										
Magnesium	35,000G	15,500	14,000	15,700	16,100	14,900	16,300	15,800	15,700	NS
Manganese	300.0	15.6	4.3 B	45.0	4.8	13.0	4.1	3.5 B	3.4	"
Mercury ■	0.7									"
Nickel	100.0	2.2 B	2.0 B					1.8 J		"
Potassium	None	3,010 B	2,700 B	3,100	2,900	3,600	2,400	2,300	2,400	"
Selenium ■	10.0	5.5 B								"
Silver ■	50.0									"
Sodium	20,000	4,410 B	3,360 B	4,000	4,100	3,700	4,200	3,800	4,100	"
Thallium	0.5G									"
Vanadium	None									"
Zinc ■	2,000G	7.9 B	2.6 B					2.7 J	6.0 J	"

Notes:

● = NYSDEC Ambient Water Quality Standards and Guidance Values, June 1998, with addenda through 2004.
B = detected below contract required detection limit.
E = value estimated due to interference
G = Guidance value.
N = Spike sample recovery not within quality control limits.
**** = Indicates duplicate analysis not within control limits.**
NS = Not sampled.
NA = Not analyzed.
■ = Environmental Protection Agency priority pollutant metal.
Sample from October 21, 2015 for VOC analysis was collected with a passive diffusion bag sampler.
Shaded values exceed NYSDEC groundwater standards or guidance values.

Table D2
Analytical Results for Groundwater Samples Collected from Sandstone Unit D
Patton's Busy Bee Landfill, Site No. 902014
Alfred, New York

Well Number Date Sampled	Groundwater Standard ●	MW-102D 10/04/17	MW-102D	MW-102D	MW-102D	MW-102D	MW-102D	MW-102D	MW-102D	MW-102D
Volatile Organic Compounds (ug/L)										
1,1-Dichloroethane	5.0	NS								
1,1-Dichloroethene	5.0	"								
1,2-Dichloroethene (total)	5.0	"								
1,1,1-Trichloroethane	5.0	"								
1,1,2-Trichloroethane	1.0	"								
1,1,2,2-Tetrachloroethane	5.0	"								
Acetone	50G	"								
Benzene	1.0	"								
Chloroethane	5.0	"								
cis-1,2-Dichloroethene	5.0	"								
Methylene chloride	5.0	"								
Tetrachloroethene	5.0	"								
Toluene	5.0	"								
trans-1,2-Dichloroethene	5.0	"								
Trichloroethene	5.0	"								
Vinyl chloride	2.0	"								
Metals (ug/L)										
Aluminum	None									
Antimony ■	3.0									
Arsenic ■	25.0									
Barium	1,000	93.0								
Beryllium ■	3G									
Cadmium ■	5.0									
Calcium	None	46,800								
Chromium ■	50.0									
Cobalt	None									
Copper ■	200.0									
Iron	300.0									
Lead ■	25.0									

Table D2
Analytical Results for Groundwater Samples Collected from Sandstone Unit D
Patton's Busy Bee Landfill, Site No. 902014
Alfred, New York

Well Number Date Sampled	Groundwater Standard ●	MW-102D 10/04/17	MW-102D	MW-102D	MW-102D	MW-102D	MW-102D	MW-102D	MW-102D	MW-102D
Metals (continued)										
Magnesium	35,000G	16,200								
Manganese	300.0	29.0 B								
Mercury ■	0.7									
Nickel	100.0									
Potassium	None	2,500								
Selenium ■	10.0									
Silver ■	50.0									
Sodium	20,000	4,100								
Thallium	0.5G									
Vanadium	None									
Zinc ■	2,000G	5.6 JB								

Notes:

● = NYSDEC Ambient Water Quality Standards and Guidance Values, June 1998, with addenda through 2004.
B = detected below contract required detection limit.
E = value estimated due to interference
G = Guidance value.
N = Spike sample recovery not within quality control limits.
**** = Indicates duplicate analysis not within control limits.**
NS = Not sampled.
NA = Not analyzed.
■ = Environmental Protection Agency priority pollutant metal.
Metals results for October 4, 2017 are for filtered samples. Groundwater was filtered in the field before being placed in the sample bottles.
Shaded values exceed NYSDEC groundwater standards or guidance values.

Table D3
Analytical Results for Groundwater Samples Collected from Sandstone Unit D
Patton's Busy Bee Landfill, Site No. 902014
Alfred, New York

Well Number Date Sampled	Groundwater Standard ●	MW-103I 07/19/94	MW-103I 09/29/94	MW-103I 06/14/95	MW-103I 11/12/97	MW-103I 10/01/98	MW-103I 10/05/99	MW-103I 10/19/00	MW-103I 10/17/01	MW-103I 10/09/02
Volatile Organic Compounds (ug/L)										
1,1-Dichloroethane	5.0							0.23		
1,1-Dichloroethene	5.0									
1,2-Dichloroethene (total)	5.0	**16.0**	**40.0**	**24.0**	**18.0**	**22.0**	**15.0**	**28.0**		**12.0**
1,1,1-Trichloroethane	5.0									
1,1,2-Trichloroethane	1.0									
1,1,2,2-Tetrachloroethane	5.0									
Acetone	50G									
Chloroethane	5.0									
cis-1,2-Dichloroethene	5.0	NA	NA	NA	**18.0**	**22.0**	**15.0**	**28.0**		**12.0**
Methylene chloride	5.0									
Tetrachloroethene	5.0									
Toluene	5.0									
trans-1,2-Dichloroethene	5.0	NA	NA	NA						
Trichloroethene	5.0	**5 J**	**10 J**	**9 J**	**9.1**	**8 J**	4 J	**9.2**	**7 J**	4 J
Vinyl chloride	2.0									
Metals (ug/L)										
Aluminum	None	5,240 J	2,820 J	896.0	2,860 **	424.0	3,640 E**	780.0	620.0	1,890
Antimony ■	3.0					**40.8 B**				
Arsenic ■	25.0	3.7	4.6			9.2 B			4.2 B	4.1 B
Barium	1,000	180.0	129.0	81.1 B	63.0	73.7 B	67.1 B	59.6 BE	65.1 B	98.9 B
Beryllium ■	3G	1.0	0.37	0.30 B		0.28 B				
Cadmium ■	5.0	1.6	0.37			4.0 B	1.1 B	2.0 B	2.4 BN	
Calcium	None	42,200	36,800	27,800	13,800	24,900	14,100 *	19,400 E	22,300	25,600 E
Chromium ■	50.0		2.9			0.89 B	3.0 B			
Cobalt	None	5.6	2.0			2.1 B			1.0 B	0.96 B
Copper ■	200.0	9.2	4.1	2.1 B	8.7	8.0 B	5.8 B	1.3 B	6.1 B	1.9 B
Iron	300.0	**10,000**	**4,380**	**1,270**	**3,240 N**	**934.0**	**3,910 ***	**869.0**	**817.0**	**2,920**
Lead ■	25.0		2.2					4.7		
Magnesium	35,000G	19,100	14,100	10,800	4,280	9,980	4,440 B*	5,970 E	6,710	8,250

Table D3
Analytical Results for Groundwater Samples Collected from Sandstone Unit D
Patton's Busy Bee Landfill, Site No. 902014
Alfred, New York

Well Number Date Sampled	Groundwater Standard ●	MW-103I 07/19/94	MW-103I 09/29/94	MW-103I 06/14/95	MW-103I 11/12/97	MW-103I 10/01/98	MW-103I 10/05/99	MW-103I 10/19/00	MW-103I 10/17/01	MW-103I 10/09/02
Metals (continued)										
Manganese	300.0	267.0	102.0	51.6	111.0	30.1	85.5	37.1 E	28.2	61.0
Mercury ■	0.7									0.122 B
Nickel	100.0	8.8	6.2			2.8 B	4.1 B		1.8 B	2.0 B
Potassium	None	3,940	2,840 J	1,540 BJ	2,380	2,110 B	2,430 B	1,910 B	2,040 B	2,820 BE
Selenium ■	10.0		1.5							
Silver ■	50.0		0.24			0.83 B				
Sodium	20,000	5,350	4,890 J	4,360 B	4,360	2,760 B	5,570	4,290 B	4,490 B	3,910 B
Thallium	0.5G					**7.2 B**				
Vanadium	None	6.2	3.9		6.4 **		5.4 B	1.1 B		2.8 B
Zinc ■	2,000G	36.7	24.5	38.3	14.0 **	21.1	9.4 B	9.8 B	8.3 B	8.6 B

Notes:

● = NYSDEC Ambient Water Quality Standards and Guidance Values, June 1998, with addenda through 2004.
B = detected below contract required detection limit.
E = value estimated due to interference
G = Guidance value.
N = Spike sample recovery not within quality control limits.
**** = Indicates duplicate analysis not within control limits.**
NS = Not sampled.
NA = Not analyzed.
■ = Environmental Protection Agency priority pollutant metal.
Shaded values exceed NYSDEC groundwater standards or guidance values.

Table D3
Analytical Results for Groundwater Samples Collected from Sandstone Unit D
Patton's Busy Bee Landfill, Site No. 902014
Alfred, New York

Well Number Date Sampled	Groundwater Standard ●	MW-103I 10/08/03	MW-103I 10/20/04	MW-103I 10/26/05	MW-103I 10/04/06	MW-103I 10/18/07	MW-103I 10/08/09	MW-103I 10/04/11	MW-103I 10/03/13	MW-103I 10/21/15
Volatile Organic Compounds (ug/L)										
1,1-Dichloroethane	5.0									
1,1-Dichloroethene	5.0									
1,2-Dichloroethene (total)	5.0	**11.0**	**8 J**		**6.4**	**12.0**	**8.4**	4.6	**7.6**	4.1
1,1,1-Trichloroethane	5.0									
1,1,2-Trichloroethane	1.0									
1,1,2,2-Tetrachloroethane	5.0									
Acetone	50G								3.4 J	13.0
Chloroethane	5.0									
cis-1,2-Dichloroethene	5.0	**11.0**	**8 J**		**6.4**	**12.0**	**8.4**	4.6	**7.6**	4.1
Methylene chloride	5.0									
Tetrachloroethene	5.0									
Toluene	5.0									
trans-1,2-Dichloroethene	5.0									
Trichloroethene	5.0	**9.0**	**6 J**		**7.5**	**5.7**	4.5	4.4	**5.2**	**5.4**
Vinyl chloride	2.0									
Metals (ug/L)										
Aluminum	None	646.0	323.0	2,000		20,800	859.0	930.0	4,000	NS
Antimony ■	3.0									"
Arsenic ■	25.0					**25.0**				"
Barium	1,000	71.9 B	83.2 B	43.0	55.0	320.0	65.1	44.0	89.0	"
Beryllium ■	3G									"
Cadmium ■	5.0	3.3 B	0.36 B			1.5		0.96 J	4.3	"
Calcium	None	23,200	30,000	5,400	22,800	20,800	24,800	13,100	18,600	"
Chromium ■	50.0			10.0		22.0		1.3 J	3.9 J	"
Cobalt	None					18.0			2.0 J	"
Copper ■	200.0	1.8 B	1.7 B			19.0		1.8 J	5.4 J	"
Iron	300.0	**1,030 N**	**258.0**	**2,300**	140.0	**34,500**	**885.0**	**840.0**	**4,700**	"
Lead ■	25.0					16.0				"
Magnesium	35,000G	7,820	11,300	1,600	8,300	10,700	8,340	4,500	6,400	"

Table D3
Analytical Results for Groundwater Samples Collected from Sandstone Unit D
Patton's Busy Bee Landfill, Site No. 902014
Alfred, New York

Well Number Date Sampled	Groundwater Standard ●	MW-103I 10/08/03	MW-103I 10/20/04	MW-103I 10/26/05	MW-103I 10/04/06	MW-103I 10/18/07	MW-103I 10/08/09	MW-103I 10/04/11	MW-103I 10/03/13	MW-103I 10/21/15
Metals (continued)										
Manganese	300.0	28.9	27.0	68.0	13.0	**1,200**	32.5	28 B	170.0	NS
Mercury ■	0.7									"
Nickel	100.0	2.7 B				32.0			4.2 J	"
Potassium	None	2,150 B	1,850 B	2,000	1,700	8,900	2,370	1,700	3,100	"
Selenium ■	10.0									"
Silver ■	50.0									"
Sodium	20,000	4,320 B	3,580 B	1,300	4,000	3,800	4,500	2,800	4,000	"
Thallium	0.5G									"
Vanadium	None	1.1 B				27.0			5.1	"
Zinc ■	2,000G	3.6 B	2.4 B			66.0		3.1 J	10.0	"

Notes:

● = NYSDEC Ambient Water Quality Standards and Guidance Values, June 1998, with addenda through 2004.
B = detected below contract required detection limit.
E = value estimated due to interference
G = Guidance value.
N = Spike sample recovery not within quality control limits.
**** = Indicates duplicate analysis not within control limits.**
NS = Not sampled.
NA = Not analyzed.
■ = Environmental Protection Agency priority pollutant metal.
Sample from October 21, 2015 for VOC analysis was collected with a passive diffusion bag sampler.
Shaded values exceed NYSDEC groundwater standards or guidance values.

Table D3
Analytical Results for Groundwater Samples Collected from Sandstone Unit D
Patton's Busy Bee Landfill, Site No. 902014
Alfred, New York

Well Number Date Sampled	Groundwater Standard ●	MW-103I 10/04/17	MW-103I	MW-103I	MW-103I	MW-103I	MW-103I	MW-103I	MW-103I	MW-103I
Volatile Organic Compounds (ug/L)										
1,1-Dichloroethane	5.0									
1,1-Dichloroethene	5.0									
1,2-Dichloroethene (total)	5.0	3.7								
1,1,1-Trichloroethane	5.0									
1,1,2-Trichloroethane	1.0									
1,1,2,2-Tetrachloroethane	5.0									
Acetone	50G	3.3 J								
Chloroethane	5.0									
cis-1,2-Dichloroethene	5.0	3.7								
Methylene chloride	5.0									
Tetrachloroethene	5.0									
Toluene	5.0									
trans-1,2-Dichloroethene	5.0									
Trichloroethene	5.0	2.6								
Vinyl chloride	2.0									
Metals (ug/L)										
Aluminum	None	NS								
Antimony ■	3.0	"								
Arsenic ■	25.0	"								
Barium	1,000	"								
Beryllium ■	3G	"								
Cadmium ■	5.0	"								
Calcium	None	"								
Chromium ■	50.0	"								
Cobalt	None	"								
Copper ■	200.0	"								
Iron	300.0	"								
Lead ■	25.0	"								
Magnesium	35,000G	"								

Table D3
Analytical Results for Groundwater Samples Collected from Sandstone Unit D
Patton's Busy Bee Landfill, Site No. 902014
Alfred, New York

Well Number Date Sampled	Groundwater Standard ●	MW-103I 10/04/17	MW-103I	MW-103I	MW-103I	MW-103I	MW-103I	MW-103I	MW-103I	MW-103I
Metals (continued)										
Manganese	300.0	NS								
Mercury ■	0.7	"								
Nickel	100.0	"								
Potassium	None	"								
Selenium ■	10.0	"								
Silver ■	50.0	"								
Sodium	20,000	"								
Thallium	0.5G	"								
Vanadium	None	"								
Zinc ■	2,000G	"								

Notes:

● = NYSDEC Ambient Water Quality Standards and Guidance Values, June 1998, with addenda through 2004.
B = detected below contract required detection limit.
E = value estimated due to interference
G = Guidance value.
N = Spike sample recovery not within quality control limits.
**** = Indicates duplicate analysis not within control limits.**
NS = Not sampled.
NA = Not analyzed.
■ = Environmental Protection Agency priority pollutant metal.
Shaded values exceed NYSDEC groundwater standards or guidance values.

Table D4
Analytical Results for Groundwater Samples Collected from Sandstone Unit D
Patton's Busy Bee Landfill, Site No. 902014
Alfred, New York

Well Number Date Sampled	Groundwater Standard ●	MW-104I 07/20/94	MW-104I 09/29/94	MW-104I 06/14/95	MW-104I 1997	MW-104I 1998	MW-104I 10/05/99	MW-104I 10/19/00	MW-104I 10/17/01	MW-104I 10/09/02
Volatile Organic Compounds (ug/L)										
1,1-Dichloroethane	5.0				NS	NS				
1,1-Dichloroethene	5.0				"	"				
1,2-Dichloroethene (total)	5.0	**34.0**	**44.0**	**36.0**	"	"	**5 J**	**15.0**	**10.0**	**15.0**
1,1,1-Trichloroethane	5.0				"	"				
1,1,2-Trichloroethane	1.0				"	"				
1,1,2,2-Tetrachloroethane	5.0				"	"				
Acetone	50G				"	"				
Chloroethane	5.0				"	"				
Chloroform	7.0				"	"		0.64		
cis-1,2-Dichloroethene	5.0	NA	NA	NA	"	"		**15.0**	**10.0**	**15.0**
Methylene chloride	5.0				"	"				
Tetrachloroethene	5.0				"	"				
Toluene	5.0	**10.0**			"	"				
trans-1,2-Dichloroethene	5.0	NA	NA	NA	"	"				
Trichloroethene	5.0	**10.0**	**13.0**	**7 J**	"	"	4 J	**5.0**	3 J	4 J
Vinyl chloride	2.0				"	"				
Metals (ug/L)										
Aluminum	None	1,330 J	1,250 J	1,480	NS	NS	531 E**	3,960	572.0	2,610
Antimony ■	3.0				"	"				
Arsenic ■	25.0		2.5		"	"				11.2
Barium	1,000	119.0	107.0	84.5 B	"	"	40.4 B	109 BE	65.9 B	112 B
Beryllium ■	3G		0.3		"	"				0.27 B
Cadmium ■	5.0		1.5	1.0 B	"	"			1.4 BN	0.30 B
Calcium	None	49,000	48,800	50,400	"	"	14,800 **	35,300 E	46,400	48,100 E
Chromium ■	50.0		2.1	1.6 B	"	"		3.8 B		1.8 B
Cobalt	None				"	"		2.3 B		2.9 B
Copper ■	200.0	7.9	3.1	2.8 B	"	"	2.8 B	6.7 B	6.2 B	4.2 B
Iron	300.0	**2,620**	**1,860**	**1,550**	"	"	**452 ***	**3,790**	**812.0**	**4,990**
Lead ■	25.0	1.0	1.2		"	"		6.7		

Table D4
Analytical Results for Groundwater Samples Collected from Sandstone Unit D
Patton's Busy Bee Landfill, Site No. 902014
Alfred, New York

Well Number Date Sampled	Groundwater Standard ●	MW-104I 07/20/94	MW-104I 09/29/94	MW-104I 06/14/95	MW-104I 1997	MW-104I 1998	MW-104I 10/05/99	MW-104I 10/19/00	MW-104I 10/17/01	MW-104I 10/09/02
Metals (continued)										
Magnesium	35,000G	13,100	12,600	14,300	NS	NS	3,730 B**	8,910 E	12,400	12,200
Manganese	300.0	63.2	29.9	24.4	"	"	9.1 B	98.6 E	15.3	114.0
Mercury ■	0.7				"	"				
Nickel	100.0		3.9		"	"		4.2 B	1.6 B	5.1 B
Potassium	None	2,770	2,430 J	1,920 BJ	"	"	1,340 B	3,260 B	2,220	3,000 BE
Selenium ■	10.0				"	"				
Silver ■	50.0		0.23		"	"				
Sodium	20,000	10,700	9,230 J	9,050	"	"	9,070	8,690	7,070	7,610
Thallium	0.5G		**2.0**		"	"				**5.7 B**
Vanadium	None		1.6	1.8 B	"	"		6.6 B	1.1 B	4.4 B
Zinc ■	2,000G	84.3	23.5	57.6	"	"	13.2 B	71.1	9.9 B	16.7 B

Notes:

● = NYSDEC Ambient Water Quality Standards and Guidance Values, June 1998, with addenda through 2004.
B = detected below contract required detection limit.
E = value estimated due to interference
G = Guidance value.
J = compound detected below sample quantitation limit.
N = Spike sample recovery not within quality control limits.
**** = Indicates duplicate analysis not within control limits.**
NS = Not sampled.
NA = Not analyzed.
■ = Environmental Protection Agency priority pollutant metal.
Shaded values exceed NYSDEC groundwater standards or guidance values.

Table D4
Analytical Results for Groundwater Samples Collected from Sandstone Unit D
Patton's Busy Bee Landfill, Site No. 902014
Alfred, New York

Well Number Date Sampled	Groundwater Standard ●	MW-104I 10/08/03	MW-104I 10/20/04	MW-104I 10/26/05	MW-104I 10/04/06	MW-104I 10/18/07	MW-104I 10/08/09	MW-104I 10/04/11	MW-104I 10/03/13	MW-104I 10/21/15
Volatile Organic Compounds (ug/L)										
1,1-Dichloroethane	5.0									
1,1-Dichloroethene	5.0									
1,2-Dichloroethene (total)	5.0	2.0	**10.0**	2.9	2.2	**11.0**	**10.0**	1.5	**6.3**	2.1
1,1,1-Trichloroethane	5.0									
1,1,2-Trichloroethane	1.0									
1,1,2,2-Tetrachloroethane	5.0									
Acetone	50G								16.0	18.0
Chloroethane	5.0									
Chloroform	7.0	1.0		1.3	1.1	0.55 J		1.5	0.61 J	1.6
cis-1,2-Dichloroethene	5.0	2.0	**10.0**	2.9	2.2	**11.0**	**10.0**	1.5	**6.3**	2.1
Methylene chloride	5.0									
Tetrachloroethene	5.0									
Toluene	5.0									
trans-1,2-Dichloroethene	5.0									
Trichloroethene	5.0	4.0	**7 J**	3.4	3.6	**5.2**	4.5	2.6	4.0	2.1
Vinyl chloride	2.0									
Metals (ug/L)										
Aluminum	None	1,620	133 B	900.0	330.0	6,200	312.0	720.0	1,300	NS
Antimony ■	3.0									"
Arsenic ■	25.0	6.3 B								"
Barium	1,000	51.2	60.7 B	36.0	26.0	130.0	73.5	28.0	77.0	"
Beryllium ■	3G	0.19 B								"
Cadmium ■	5.0	0.59 B	0.37 B	1.9	1.4	2.7		1.7	2.5	"
Calcium	None	9,530	23,700	9,400	7,500	29,000	33,200	6,800	24,400	"
Chromium ■	50.0	1.6 B				16.0		1.3 J	1.7 J	"
Cobalt	None	1.7 B								"
Copper ■	200.0	2.9 B	1.5 B					1.7 J	4.2 J	"
Iron	300.0	**2,820 N**	136.0	**1,200**	**410.0**	**7,700**	**331.0**	**730.0**	**1,600**	"
Lead ■	25.0					5.9				"

Table D4
Analytical Results for Groundwater Samples Collected from Sandstone Unit D
Patton's Busy Bee Landfill, Site No. 902014
Alfred, New York

Well Number Date Sampled	Groundwater Standard ●	MW-104I 10/08/03	MW-104I 10/20/04	MW-104I 10/26/05	MW-104I 10/04/06	MW-104I 10/18/07	MW-104I 10/08/09	MW-104I 10/04/11	MW-104I 10/03/13	MW-104I 10/21/15
Metals (continued)										
Magnesium	35,000G	3,040 B	5,470	2,600	2,400	8,200	8,850	2,200	6,100	NS
Manganese	300.0	54.0	7.8 B	27.0	12.0	150.0	10.3	14 B	25.0	"
Mercury ■	0.7									"
Nickel	100.0	4.4 B						2.2 J	2.1 J	"
Potassium	None	1,860 B	1,370 B	1,400	1,000	3,900	1,550	1,200	1,900	"
Selenium ■	10.0									"
Silver ■	50.0									"
Sodium	20,000	7,690	6,940	6,400	6,500	6,700	7,000	5,400	7,200	"
Thallium	0.5G									"
Vanadium	None	2.2 B				9.2		1.7 J	1.7 J	"
Zinc ■	2,000G	8.5 B	1.6 B	20.0		19.0		2.9 J	5.5 J	"

Notes:

● = NYSDEC Ambient Water Quality Standards and Guidance Values, June 1998, with addenda through 2004.
B = detected below contract required detection limit.
E = value estimated due to interference
G = Guidance value.
N = Spike sample recovery not within quality control limits.
**** = Indicates duplicate analysis not within control limits.**
NS = Not sampled.
NA = Not analyzed.
■ = Environmental Protection Agency priority pollutant metal.
Sample from October 21, 2015 for VOC analysis was collected with a passive diffusion bag sampler.
Shaded values exceed NYSDEC groundwater standards or guidance values.

Table D4
Analytical Results for Groundwater Samples Collected from Sandstone Unit D
Patton's Busy Bee Landfill, Site No. 902014
Alfred, New York

Well Number Date Sampled	Groundwater Standard ●	MW-104I 10/04/17	MW-104I	MW-104I	MW-104I	MW-104I	MW-104I	MW-104I	MW-104I	MW-104I
Volatile Organic Compounds (ug/L)										
1,1-Dichloroethane	5.0									
1,1-Dichloroethene	5.0									
1,2-Dichloroethene (total)	5.0	**7.6**								
1,1,1-Trichloroethane	5.0									
1,1,2-Trichloroethane	1.0									
1,1,2,2-Tetrachloroethane	5.0									
Acetone	50G									
Chloroethane	5.0									
Chloroform	7.0	0.70 J								
cis-1,2-Dichloroethene	5.0	**7.6**								
Methylene chloride	5.0									
Tetrachloroethene	5.0									
Toluene	5.0									
trans-1,2-Dichloroethene	5.0									
Trichloroethene	5.0	4.2								
Vinyl chloride	2.0									
Metals (ug/L)										
Aluminum	None	NS								
Antimony ■	3.0	"								
Arsenic ■	25.0	"								
Barium	1,000	"								
Beryllium ■	3G	"								
Cadmium ■	5.0	"								
Calcium	None	"								
Chromium ■	50.0	"								
Cobalt	None	"								
Copper ■	200.0	"								
Iron	300.0	"								
Lead ■	25.0	"								

Table D4
Analytical Results for Groundwater Samples Collected from Sandstone Unit D
Patton's Busy Bee Landfill, Site No. 902014
Alfred, New York

Well Number Date Sampled	Groundwater Standard ●	MW-104I 10/04/17	MW-104I	MW-104I	MW-104I	MW-104I	MW-104I	MW-104I	MW-104I	MW-104I
Metals (continued)										
Magnesium	35,000G	NS								
Manganese	300.0	"								
Mercury ■	0.7	"								
Nickel	100.0	"								
Potassium	None	"								
Selenium ■	10.0	"								
Silver ■	50.0	"								
Sodium	20,000	"								
Thallium	0.5G	"								
Vanadium	None	"								
Zinc ■	2,000G	"								

Notes:

● = NYSDEC Ambient Water Quality Standards and Guidance Values, June 1998, with addenda through 2004.
B = detected below contract required detection limit.
E = value estimated due to interference
G = Guidance value.
N = Spike sample recovery not within quality control limits.
**** = Indicates duplicate analysis not within control limits.**
NS = Not sampled.
NA = Not analyzed.
■ = Environmental Protection Agency priority pollutant metal.
Shaded values exceed NYSDEC groundwater standards or guidance values.

Table D5
Analytical Results for Groundwater Samples Collected from Sandstone Unit D
Patton's Busy Bee Landfill, Site No. 902014
Alfred, New York

Well Number Date Sampled	Groundwater Standard ●	MW-105I 07/20/94	MW-105I 09/29/94	MW-105I 06/14/95	MW-105I 04/01/20	MW-105I	MW-105I	MW-105I	MW-105I	MW-105I
Volatile Organic Compounds (ug/L)										
1,1-Dichloroethane	5.0									
1,1-Dichloroethene	5.0									
1,2-Dichloroethene (total)	5.0	1 J	1 J	1 J						
1,1,1-Trichloroethane	5.0									
1,1,2-Trichloroethane	1.0									
1,1,2,2-Tetrachloroethane	5.0									
Acetone	50G									
Benzene	1.0	**2 J**	**3 J**	**2 J**	**2.8**					
Chlorobenzene	5.0	**5 J**	**5 J**	4 J	**12.0**					
Chloroethane	5.0			2 J						
cis-1,2-Dichloroethene	5.0	NA	NA	NA						
Methylene chloride	5.0									
Tetrachloroethene	5.0									
Toluene	5.0									
trans-1,2-Dichloroethene	5.0	NA	NA	NA						
Trichloroethene	5.0									
Vinyl chloride	2.0									
Metals (ug/L)										
Aluminum	None	2,760 J	18,800 J	678.0	200.0					
Antimony ■	3.0		1.3							
Arsenic ■	25.0	9.8	**38.4**	3.4 B						
Barium	1,000	504.0	630.0	566.0	450.0					
Beryllium ■	3G		1.2							
Cadmium ■	5.0	1.3	0.5	1.4 B						
Calcium	None	154,000	185,000	161,000	98,800					
Chromium ■	50.0	8.4	29.7	2.8 B	1.1 J					
Cobalt	None	14.1	24.7	10.0 B	2.0 J					
Copper ■	200.0	10.1	32.2	5.1 B						
Iron	300.0	**7,030**	**38,300**	**2,080**	290.0					

Table D5
Analytical Results for Groundwater Samples Collected from Sandstone Unit D
Patton's Busy Bee Landfill, Site No. 902014
Alfred, New York

Well Number Date Sampled	Groundwater Standard ●	MW-105I 07/19/94	MW-105I 09/28/94	MW-105I 06/14/95	MW-105I 04/01/20	MW-105I	MW-105I	MW-105I	MW-105I	MW-105I
Metals (continued)										
Lead ■	25.0		12.5	2.1 B						
Magnesium	35,000G	**102,000**	**111,000**	**100,000**	**59,500**					
Manganese	300.0	**12,600**	**12,000**	**12,700**	**3,700**					
Mercury ■	0.7									
Nickel	100.0	26.0	56.0	17.4 B	4.5 J					
Potassium	None	13,200	17,200 J	9,000 J	7,700					
Selenium ■	10.0		6.4	2.0 B						
Silver ■	50.0		0.66							
Sodium	20,000	**73,800**	**76,300 J**	**67,000**	**23,400**					
Thallium	0.5G		**7.7**	**5.5 B**						
Vanadium	None		24.3							
Zinc ■	2,000G	81.5	111.0	59.1	7.6 J					

Notes:

● = NYSDEC Ambient Water Quality Standards and Guidance Values, June 1998, with addenda through 2004.
B = detected below contract required detection limit.
E = value estimated due to interference
G = Guidance value.
J = compound detected below sample quantitation limit.
N = Spike sample recovery not within quality control limits.
NS = Not sampled.
NA = Not analyzed.
■ = Environmental Protection Agency priority pollutant metal.
Shaded values exceed NYSDEC groundwater standards or guidance values.

Table D6
Analytical Results for Groundwater Samples Collected from Sandstone Unit D
Patton's Busy Bee Landfill, Site No. 902014
Alfred, New York

Well Number Date Sampled	Groundwater Standard ●	MW-107S 09/29/94	MW-107S 06/14/95	MW-107SR 11/25/97	MW-107SR 12/29/98	MW-107SR 11/12/99	MW-107SR 10/19/00	MW-107SR 10/17/01	MW-107SR 10/09/02	MW-107SR 10/08/03
Volatile Organic Compounds (ug/L)										
1,1-Dichloroethane	5.0									
1,1-Dichloroethene	5.0									
1,2-Dichloroethene (total)	5.0									
1,1,1-Trichloroethane	5.0									
1,1,2-Trichloroethane	1.0									
1,1,2,2-Tetrachloroethane	5.0									
2-Butanone	50G	5 J								
4-Methyl-2-pentanone	None	2 J								
Acetone	50G	31.0			8.2 J	6 J		4 J		
Benzene	1.0									
Carbon disulfide	None	1 J								
Chloroethane	5.0									
Chloromethane	None					2 J				
cis-1,2-Dichloroethene	5.0	NA	NA							
Dichlorodifluoromethane	5.0			1.1						
Methylene chloride	5.0									
Tetrachloroethene	5.0									
Toluene	5.0					2 J				
trans-1,2-Dichloroethene	5.0	NA	NA							
Trichloroethene	5.0									
Vinyl chloride	2.0									
Metals (ug/L)										
Aluminum	None	185,000 J	1,510	NS	NA	15,900	41,900	116,000	58,900	881.0
Antimony ■	3.0	**3.7**		"	"		**5.8 B**		**8.6 B**	
Arsenic ■	25.0	**376.0**	16.1	"	10.8	9.9BN	**34.2**	**110.0**	**36.5**	
Barium	1,000	464.0	559.0	"	NA	326.0	410 E	**1,230**	408.0	38.9 B
Beryllium ■	3G	**18.1**	2.3 B	"	"		2.8 B	**6.3**	2.8 B	0.14 B
Cadmium ■	5.0		1.6 B	"	"				**11.9**	0.72 B
Calcium	None	351,000	90,100	"	"	69,400	54,100 E	190,000	274,000 E	20,500

Table D6
Analytical Results for Groundwater Samples Collected from Sandstone Unit D
Patton's Busy Bee Landfill, Site No. 902014
Alfred, New York

Well Number Date Sampled	Groundwater Standard ●	MW-107S 09/29/94	MW-107S 06/14/95	MW-107SR 11/25/97	MW-107SR 12/29/98	MW-107SR 11/12/99	MW-107SR 10/19/00	MW-107SR 10/17/01	MW-107SR 10/09/02	MW-107SR 10/08/03
Metals (continued)										
Chromium ■	50.0	**208.0**	1.2 B	NS	NA	**83.1**	45.7	**133.0**	**71.9**	
Cobalt	None	85.9	8.7 B	"	"	18.9 B	26.4 B	93.3	32.6 B	0.88 B
Copper ■	200.0	163.0	21.7 B	"	"	25.4	48.2	**222.0**	97.7	2.9 B
Iron	300.0	**229,000**	**4,430**	"	"	**31,400**	**64,000**	**216,000**	**76,000**	**1,220 N**
Lead ■	25.0	**318.0**	**47.8**	"	"	12.3	20.3	**80.5**	**42.2**	
Magnesium	35,000G	**64,800**	14,600	"	"	12,900	18,000 E	**50,900**	31,100	5,060
Manganese	300.0	**5,440**	**1,270**	"	"	**1,300**	**1,270 E**	**6,050**	**2,340**	211.0
Mercury ■	0.7	0.6		"	"				0.087 B	0.1
Nickel	100.0	**195.0**	13.3 B	"	"	33.3 B	52.2	**187.0**	67.9	4.2 B
Potassium	None	57,600 J	2,380 BJ	"	"	9,940	14,200	17,400	7,670E	1,530 B
Selenium ■	10.0	**69.2**		"	"	6.0 N		**13.5**		
Silver ■	50.0			"	"					
Sodium	20,000	**1,490,000 J**	10,200	"	"	10,600	5,430	5,690	5,250	5,660
Thallium	0.5G	**9.9**		"	"					
Vanadium	None	243.0	8.8 B	"	"	17.8	60.1	144.0	75.8	1.4 B
Zinc ■	2,000G	1,880	346.0	"	"	127.0	142.0	743.0	443.0	6.2 B

Notes:

● = NYSDEC Ambient Water Quality Standards and Guidance Values, June 1998, with addenda through 2004.
B = detected below contract required detection limit.
E = value estimated due to interference
G = Guidance value.
J = compound detected below sample quantitation limit.
N = Spike sample recovery not within quality control limits.
**** = Indicates duplicate analysis not within control limits.**
NS = Not sampled.
NA = Not analyzed.
■ = Environmental Protection Agency priority pollutant metal.
Shaded values exceed NYSDEC groundwater standards or guidance values.

Table D6
Analytical Results for Groundwater Samples Collected from Sandstone Unit D
Patton's Busy Bee Landfill, Site No. 902014
Alfred, New York

Well Number Date Sampled	Groundwater Standard ●	MW-107SR 10/20/04	MW-107SR 10/26/05	MW-107SR 10/04/06	MW-107SR 10/18/07	MW-107SR 10/08/09	MW-107SR 10/04/11	MW-107SR 10/03/13	MW-107SR 10/21/15	MW-107SR 10/04/17
Volatile Organic Compounds (ug/L)										
1,1-Dichloroethane	5.0									NS
1,1-Dichloroethene	5.0									"
1,2-Dichloroethene (total)	5.0									"
1,1,1-Trichloroethane	5.0									"
1,1,2-Trichloroethane	1.0									"
1,1,2,2-Tetrachloroethane	5.0									"
2-Butanone	50G				1.8 J					"
4-Methyl-2-pentanone	None	2 J								"
Acetone	50G				6.8			7.6 J	3.1 J	"
Benzene	1.0									"
Carbon disulfide	None									"
Chloroethane	5.0									"
Chloromethane	None									"
cis-1,2-Dichloroethene	5.0									"
Dichlorodifluoromethane	5.0									"
Methylene chloride	5.0									"
Tetrachloroethene	5.0									"
Toluene	5.0									"
trans-1,2-Dichloroethene	5.0									"
Trichloroethene	5.0									"
Vinyl chloride	2.0									"
Metals (ug/L)										
Aluminum	None	113 B		1,400	6,400	1,430	150 J		NS	
Antimony ■	3.0								"	
Arsenic ■	25.0								"	
Barium	1,000	41.3 B	40.0	43.0	150.0	102.0	59.0	59.0	"	53.0
Beryllium ■	3G								"	
Cadmium ■	5.0			1.1	1.7		0.40 J	2.3	"	
Calcium	None	33,400	29,000	20,500	77,000	59,500	30,100	42,400	"	52,400

Table D6
Analytical Results for Groundwater Samples Collected from Sandstone Unit D
Patton's Busy Bee Landfill, Site No. 902014
Alfred, New York

Well Number Date Sampled	Groundwater Standard ●	MW-107SR 10/20/04	MW-107SR 10/26/05	MW-107SR 10/04/06	MW-107SR 10/18/07	MW-107SR 10/08/09	MW-107SR 10/04/11	MW-107SR 10/03/13	MW-107SR 10/21/15	MW-107SR 10/04/17
Metals (continued)										
Chromium ■	50.0	0.6			7.3				NS	
Cobalt	None				4.0				"	
Copper ■	200.0	2.3 B					2.6 J	3.2 J	"	2.9 J
Iron	300.0	171.0	98.0	**1,700**	**7,400**	**1,590**	130.0	38 J	"	
Lead ■	25.0								"	
Magnesium	35,000G	7,590	7,200	5,800	14,800	13,500	8,700	11,000	"	13,000
Manganese	300.0	**681.0**	230.0	**560.0**	**670.0**	97.0	**700 B**	**920.0**	"	110.0 B
Mercury ■	0.7						0.3		"	
Nickel	100.0	3.8 B					5.3 J	4.4 J	"	2.8 J
Potassium	None	1,280 B	1,300	1,600	4,400	2,570	1,400	1,600	"	1,700
Selenium ■	10.0								"	
Silver ■	50.0								"	
Sodium	20,000	8,860	10,100	9,000	8,600	11,700	18,000	13,700	"	10,400
Thallium	0.5G								"	
Vanadium	None	0.71 B			9.8				"	
Zinc ■	2,000G	1.8 B			19.0			1.5 J	"	6.8 JB

Notes:

● = NYSDEC Ambient Water Quality Standards and Guidance Values, June 1998, with addenda through 2004.
B = detected below contract required detection limit.
E = value estimated due to interference
G = Guidance value.
J = compound detected below sample quantitation limit.
N = Spike sample recovery not within quality control limits.
**** = Indicates duplicate analysis not within control limits.**
NS = Not sampled.
NA = Not analyzed.
■ = Environmental Protection Agency priority pollutant metal.
Sample from October 21, 2015 for VOC analysis was collected with a passive diffusion bag sampler.
Metals results for October 4, 2017 are for filtered samples. Groundwater was filtered in the field before being placed in the sample bottles.
Shaded values exceed NYSDEC groundwater standards or guidance values.

Table D6
Analytical Results for Groundwater Samples Collected from Sandstone Unit D
Patton's Busy Bee Landfill, Site No. 902014
Alfred, New York

Well Number Date Sampled	Groundwater Standard ●	MW-107SR 03/30/20	MW-107SR	MW-107SR	MW-107SR	MW-107SR	MW-107SR	MW-107SR	MW-107SR	MW-107SR
Volatile Organic Compounds (ug/L)										
1,1-Dichloroethane	5.0									
1,1-Dichloroethene	5.0									
1,2-Dichloroethene (total)	5.0									
1,1,1-Trichloroethane	5.0									
1,1,2-Trichloroethane	1.0									
1,1,2,2-Tetrachloroethane	5.0									
2-Butanone	50G									
4-Methyl-2-pentanone	None									
Acetone	50G									
Benzene	1.0									
Carbon disulfide	None									
Chloroethane	5.0									
Chloromethane	None									
cis-1,2-Dichloroethene	5.0									
Dichlorodifluoromethane	5.0									
Methylene chloride	5.0									
Tetrachloroethene	5.0									
Toluene	5.0									
trans-1,2-Dichloroethene	5.0									
Trichloroethene	5.0									
Vinyl chloride	2.0									
Metals (ug/L)										
Aluminum	None	200.0								
Antimony ■	3.0									
Arsenic ■	25.0									
Barium	1,000	18.0								
Beryllium ■	3G									
Cadmium ■	5.0									
Calcium	None	15,500								

Table D6
Analytical Results for Groundwater Samples Collected from Sandstone Unit D
Patton's Busy Bee Landfill, Site No. 902014
Alfred, New York

Well Number Date Sampled	Groundwater Standard ●	MW-107SR 03/30/20	MW-107SR	MW-107SR	MW-107SR	MW-107SR	MW-107SR	MW-107SR	MW-107SR	MW-107SR
Metals (continued)										
Chromium ■	50.0									
Cobalt	None									
Copper ■	200.0									
Iron	300.0	74.0								
Lead ■	25.0									
Magnesium	35,000G	3,600								
Manganese	300.0	240.0								
Mercury ■	0.7									
Nickel	100.0									
Potassium	None	760.0								
Selenium ■	10.0									
Silver ■	50.0									
Sodium	20,000	9,900								
Thallium	0.5G									
Vanadium	None									
Zinc ■	2,000G									

Notes:

● = NYSDEC Ambient Water Quality Standards and Guidance Values, June 1998, with addenda through 2004.
B = detected below contract required detection limit.
E = value estimated due to interference
G = Guidance value.
J = compound detected below sample quantitation limit.
N = Spike sample recovery not within quality control limits.
**** = Indicates duplicate analysis not within control limits.**
NS = Not sampled.
NA = Not analyzed.
■ = Environmental Protection Agency priority pollutant metal.
Shaded values exceed NYSDEC groundwater standards or guidance values.

Table D7
Analytical Results for Groundwater Samples Collected from Sandstone Unit D
Patton's Busy Bee Landfill, Site No. 902014
Alfred, New York

Well Number Date Sampled	Groundwater Standard ●	MW-108I 06/16/95	MW-108I 11/12/97	MW-108I 10/01/98	MW-108I 10/05/99	MW-108I 10/19/00	MW-108I 10/17/01	MW-108I 10/09/02	MW-108I 10/08/03	MW-108I 10/20/04
Volatile Organic Compounds (ug/L)										
1,1-Dichloroethane	5.0									
1,1-Dichloroethene	5.0									
1,2-Dichloroethene (total)	5.0									
1,1,1-Trichloroethane	5.0									
1,1,2-Trichloroethane	1.0									
1,1,2,2-Tetrachloroethane	5.0									
Acetone	50G	11.0								
Benzene	1.0									
Chloroethane	5.0									
cis-1,2-Dichloroethene	5.0	NA								
Methylene chloride	5.0									
Tetrachloroethene	5.0									
Toluene	5.0									
trans-1,2-Dichloroethene	5.0	NA								
Trichloroethene	5.0									
Vinyl chloride	2.0									
Metals (ug/L)										
Aluminum	None	2,520	10,300 **	2,880 E**	3,160 E**	382.0	1,290	2,750	1,470	462.0
Antimony ■	3.0			**49.1 BN**				**7.7 B**		
Arsenic ■	25.0	3.2 B		**72.6**			5.3 B		4.7 B	
Barium	1,000	48.6 B	134.0	197 B	73.5 B	60.8 BE	75.7 B	89.7 B	104 B	69.4 B
Beryllium ■	3G		0.6	1.2 B				0.32 B	0.21 B	
Cadmium ■	5.0			1.0 B	4.2 B			0.40 B	1.0 B	0.49 B
Calcium	None	50,100	48,500	27,800	34,700 **	33,300 E	35,100	37,700 E	30,200	29,400
Chromium ■	50.0	6.9 B	41.0	8.9 B	3 B		3.0 B	3.2 B	2.2 B	
Cobalt	None		5.7	4.8 B			1.6 B	2.4 B	1.4 B	
Copper ■	200.0	3.4 B	17.2	12.3 B	5.9 B	2.3 B	5.2 B	4.0 B	2.1 B	1.9 B
Iron	300.0	**4,140**	**15,400 N**	**32,600**	**2,850 ** **	**408.0**	**2,860**	**5,280**	**2,600 N**	**509.0**
Lead ■	25.0	1.1 B		10.0						

Table D7
Analytical Results for Groundwater Samples Collected from Sandstone Unit D
Patton's Busy Bee Landfill, Site No. 902014
Alfred, New York

Well Number Date Sampled	Groundwater Standard ●	MW-108I 06/16/95	MW-108I 11/12/97	MW-108I 10/01/98	MW-108I 10/05/99	MW-108I 10/19/00	MW-108I 10/17/01	MW-108I 10/09/02	MW-108I 10/08/03	MW-108I 10/20/04
Metals (continued)										
Magnesium	35,000G	11,800	21,200	21,800	16,800 **	17,600 E	17,600	17,800	12,100	13,900
Manganese	300.0	130.0	**374.0**	243.0	127.0	8.8 BE	60.4	88.1	51.7	13.7 B
Mercury ■	0.7							0.078 B		
Nickel	100.0	2.7 B	37.7	9.7 B	4.9 B		5.9 B	5.0 B	3.8 B	
Potassium	None	6,050 J	7,180	8,610	4,450 B	3,290 B	3,840 B	4,350 BE	3,270 B	2,830 B
Selenium ■	10.0									
Silver ■	50.0			2.6 B						
Sodium	20,000	6,830	3,930	3,820 B	4,320 B	3,300 B	3,670 B	3,430 B	3,470 B	3,150 B
Thallium	0.5G		**38.4**	**29.7**						
Vanadium	None	6.1 B	17.4 **	3.9 B	3.1 B		1.9 B	3.9 B	1.9 B	0.67 B
Zinc ■	2,000G	80.2	74.6 **	126 E	13.5 B	11.3 B	17.1 B	13.4 B	8.3 B	2.8 B

Notes:

● = NYSDEC Ambient Water Quality Standards and Guidance Values, June 1998, with addenda through 2004.
B = detected below contract required detection limit.
E = value estimated due to interference
G = Guidance value.
J = compound detected below sample quantitation limit.
N = Spike sample recovery not within quality control limits.
**** = Indicates duplicate analysis not within control limits.**
NS = Not sampled.
NA = Not analyzed.
■ = Environmental Protection Agency priority pollutant metal.
Shaded values exceed NYSDEC groundwater standards or guidance values.

Table D7
Analytical Results for Groundwater Samples Collected from Sandstone Unit D
Patton's Busy Bee Landfill, Site No. 902014
Alfred, New York

Well Number Date Sampled	Groundwater Standard ●	MW-108I 10/26/05	MW-108I 10/04/06	MW-108I 10/18/07	MW-108I 10/08/09	MW-108I 10/04/11	MW-108I 10/03/13	MW-108I 10/21/15	MW-108I 10/04/17	MW-108I
Volatile Organic Compounds (ug/L)										
1,1-Dichloroethane	5.0								NS	
1,1-Dichloroethene	5.0								"	
1,2-Dichloroethene (total)	5.0								"	
1,1,1-Trichloroethane	5.0								"	
1,1,2-Trichloroethane	1.0								"	
1,1,2,2-Tetrachloroethane	5.0								"	
Acetone	50G								"	
Benzene	1.0							0.48 J	"	
Chloroethane	5.0								"	
cis-1,2-Dichloroethene	5.0								"	
Methylene chloride	5.0								"	
Tetrachloroethene	5.0								"	
Toluene	5.0								"	
trans-1,2-Dichloroethene	5.0								"	
Trichloroethene	5.0								"	
Vinyl chloride	2.0								"	
Metals (ug/L)										
Aluminum	None	2,000	920.0	570.0	653.0	450.0	670.0	NS		
Antimony ■	3.0							"		
Arsenic ■	25.0							"		
Barium	1,000	81.0	68.0	68.0	70.1	75.0	77.0	"	69.0	
Beryllium ■	3G							"		
Cadmium ■	5.0							"		
Calcium	None	37,600	38,500	39,100	45,500	48,900	52,900	"	49,800	
Chromium ■	50.0					1.2 J		"		
Cobalt	None							"		
Copper ■	200.0			16.0	15.0	4.1 J	4.4 J	"		
Iron	300.0	**1,900**	**1,200**	**870.0**	**892.0**	**490.0**	**700.0**	"		
Lead ■	25.0							"		

Table D7
Analytical Results for Groundwater Samples Collected from Sandstone Unit D
Patton's Busy Bee Landfill, Site No. 902014
Alfred, New York

Well Number Date Sampled	Groundwater Standard ●	MW-108I 10/26/05	MW-108I 10/04/06	MW-108I 10/18/07	MW-108I 10/08/09	MW-108I 10/04/11	MW-108I 10/03/13	MW-108I 10/21/15	MW-108I 10/04/17	MW-108I
Metals (continued)										
Magnesium	35,000G	19,600	22,600	22,000	26,200	29,500	29,300	NS	30,900	
Manganese	300.0	34.0	27.0	18.0	23.5	24 B	22.0	"	6.6 B	
Mercury ■	0.7							"		
Nickel	100.0							"		
Potassium	None	410.0	3,600	5,000	4,360	4,000	4,300	"	3,600	
Selenium ■	10.0							"		
Silver ■	50.0							"		
Sodium	20,000	3,500	3,600	3,800	4,200	4,100	4,500	"	4,000	
Thallium	0.5G							"		
Vanadium	None					1.3 J		"		
Zinc ■	2,000G	20.0				2.6 J	2.6 J	"	4.4 JB	

Notes:

● = NYSDEC Ambient Water Quality Standards and Guidance Values, June 1998, with addenda through 2004.
B = detected below contract required detection limit.
E = value estimated due to interference
G = Guidance value.
N = Spike sample recovery not within quality control limits.
**** = Indicates duplicate analysis not within control limits.**
NS = Not sampled.
NA = Not analyzed.
■ = Environmental Protection Agency priority pollutant metal.
Sample from October 21, 2015 for VOC analysis was collected with a passive diffusion bag sampler.
Metals results for October 4, 2017 are for filtered samples. Groundwater was filtered in the field before being placed in the sample bottles.
Shaded values exceed NYSDEC groundwater standards or guidance values.

SANDSTONE UNIT E

Table E1
Analytical Results for Groundwater Samples Collected from Sandstone Unit E
Patton's Busy Bee Landfill, Site No. 902014
Alfred, New York

Well Number Date Sampled	Groundwater Standard ●	MW-103D 07/19/94	MW-103D 09/29/94	MW-103D 06/14/95	MW-103D 11/12/97	MW-103D 10/01/98	MW-103D 10/05/99	MW-103D 10/19/00	MW-103D 10/17/01	MW-103D 10/09/02
Volatile Organic Compounds (ug/L)										
1,1-Dichloroethane	5.0									
1,1-Dichloroethene	5.0									
1,2-Dichloroethene (total)	5.0	**9 J**	**15.0**	**13.0**	**12.0**	**15.0**	**16.0**	**20.0**	**8 J**	**14.0**
1,1,1-Trichloroethane	5.0									
1,1,2-Trichloroethane	1.0									
1,1,2,2-Tetrachloroethane	5.0									
Acetone	50G									
Benzene	1.0									
Chloroethane	5.0									
cis-1,2-Dichloroethene	5.0	NA	NA	NA	**12.0**			**20.0**	**8 J**	**14.0**
Methylene chloride	5.0									
Tetrachloroethene	5.0									
Toluene	5.0									
trans-1,2-Dichloroethene	5.0	NA	NA	NA						
Trichloroethene	5.0	2 J	4 J	4 J	4.2	**6 J**	**5 J**	**6.6**	4 J	**5 J**
Vinyl chloride	2.0									
Metals (ug/L)										
Aluminum	None	366 J	1,210 J	137 B	10,500 **	220.0	791 E **	2,470	293.0	
Antimony ■	3.0									
Arsenic ■	25.0		2.4			13.1				
Barium	1,000	46.3	77.3	68.7 B	109.0	65.3 B	49.9 B	72.8 BE	59.1 B	67.9 B
Beryllium ■	3G		0.5			0.20 B				
Cadmium ■	5.0		2.5					2.5 B	1.7 BN	0.44 B
Calcium	None	42,700	42,200	30,500	20,800	24,400	17,700 **	20,900 E	25,400	23,100 E
Chromium ■	50.0		1.4		11.6	0.83 B		1.8 B		
Cobalt	None		1.2		8.2	2.3 B		1.5 B		
Copper ■	200.0		3.6		22.1	5.5 B	3.1 B	4.0 B		0.82 B
Iron	300.0	**595.0**	**1,430**	144.0	**13,200 N**	**316.0**	**507 ****	**2,600**	**368.0**	**400.0**
Lead ■	25.0		1.8					4.5		

Table E1
Analytical Results for Groundwater Samples Collected from Sandstone Unit E
Patton's Busy Bee Landfill, Site No. 902014
Alfred, New York

Well Number Date Sampled	Groundwater Standard ●	MW-103D 07/19/94	MW-103D 09/29/94	MW-103D 06/14/95	MW-103D 11/12/97	MW-103D 10/01/98	MW-103D 10/05/99	MW-103D 10/19/00	MW-103D 10/17/01	MW-103D 10/09/02
Metals (continued)										
Magnesium	35,000G	17,300	17,500	13,100	10,100	10,600	6,170 **	7,550 E	9,080	8,540
Manganese	300.0	22.3	75.0	8.8 B	**509.0**	14.5 B	8.9 B	94.9 E	19.4	26.6
Mercury ■	0.7									0.078 B
Nickel	100.0		5.8		22.9		3.1 B	2.8 B		
Potassium	None	3,380	2,890 J	1,450 BJ	5,180	1,920 B	1,630 B	2,590 B	1,970 B	1,930 BE
Selenium ■	10.0				**46.4**					
Silver ■	50.0		0.33			0.92 B				0.67 B
Sodium	20,000	9,960	7,810 J	4,190 B	4,370	3,510 B	4,480 B	4,140 B	4,160 B	3,930 B
Thallium	0.5G					**5.0 B**				
Vanadium	None		2.0		19.2 **			3.8 B		
Zinc ■	2,000G	8.8	34.9	6.9 B	38.7 **	13.4 BE		13.2 B	2.6 B	

Notes:

● = NYSDEC Ambient Water Quality Standards and Guidance Values, June 1998, with addenda through 2004.
B = detected below contract required detection limit.
E = value estimated due to interference
G = Guidance value.
J = compound detected below sample quantitation limit.
N = Spike sample recovery not within quality control limits.
**** = Indicates duplicate analysis not within control limits.**
NS = Not sampled.
NA = Not analyzed.
■ = Environmental Protection Agency priority pollutant metal.
Shaded values exceed NYSDEC groundwater standards or guidance values.

Table E1
Analytical Results for Groundwater Samples Collected from Sandstone Unit E
Patton's Busy Bee Landfill, Site No. 902014
Alfred, New York

Well Number Date Sampled	Groundwater Standard ●	MW-103D 10/08/03	MW-103D 10/20/04	MW-103D 10/26/05	MW-103D 10/04/06	MW-103D 10/18/07	MW-103D 10/08/09	MW-103D 10/04/11	MW-103D 10/03/13	MW-103D 10/21/15
Volatile Organic Compounds (ug/L)										
1,1-Dichloroethane	5.0									
1,1-Dichloroethene	5.0									
1,2-Dichloroethene (total)	5.0	**9.0**	**6 J**	3.7	**5.4**	**9.1**	**7.0**	3.3	**5.3**	3.0
1,1,1-Trichloroethane	5.0									
1,1,2-Trichloroethane	1.0									
1,1,2,2-Tetrachloroethane	5.0									
Acetone	50G									9.3 J
Benzene	1.0									0.53 J
Chloroethane	5.0									
cis-1,2-Dichloroethene	5.0	**9.0**	**6 J**	3.7	**5.4**	**9.1**	**7.0**	3.3	**5.3**	3.0
Methylene chloride	5.0									
Tetrachloroethene	5.0									
Toluene	5.0									
trans-1,2-Dichloroethene	5.0									
Trichloroethene	5.0	**7.0**	4 J	2.2	**5.9**	4.5	4.0	2.5	3.5	1.4
Vinyl chloride	2.0									
Metals (ug/L)										
Aluminum	None	151 B	37.1 B	1,700		1,500	1,210	180 J	1,400	NS
Antimony ■	3.0									"
Arsenic ■	25.0	5.2 B								"
Barium	1,000	69.0	59.9 B	42.0	57.0	70.0	67.3	44.0	65.0	"
Beryllium ■	3G									"
Cadmium ■	5.0			1.1		2.3		0.69 J	**10.0**	"
Calcium	None	24,100	29,200	13,200	23,200	20,500	24,000	16,300	21,100	"
Chromium ■	50.0			4.1					1.6 J	"
Cobalt	None									"
Copper ■	200.0			10.0					5.2 J	"
Iron	300.0	191 N	36.8 B	**1,800**	86.0	**1,900**	**1,230**	140.0	**1,300**	"
Lead ■	25.0									"

Table E1
Analytical Results for Groundwater Samples Collected from Sandstone Unit E
Patton's Busy Bee Landfill, Site No. 902014
Alfred, New York

Well Number Date Sampled	Groundwater Standard ●	MW-103D 10/08/03	MW-103D 10/20/04	MW-103D 10/26/05	MW-103D 10/04/06	MW-103D 10/18/07	MW-103D 10/08/09	MW-103D 10/04/11	MW-103D 10/03/13	MW-103D 10/21/15
Metals (continued)										
Magnesium	35,000G	8,790	11,300	5,000	9,000	7,800	8,950	6,200	7,800	NS
Manganese	300.0	5.4 B	3.2 B	45.0	5.5	56.0	42.4	2.6 JB	54.0	"
Mercury ■	0.7									"
Nickel	100.0	1.5 B							1.4 J	"
Potassium	None	1,980 B	1,820 B	3,600	2,400	2,300	2,150	1,500	2,200	"
Selenium ■	10.0									"
Silver ■	50.0									"
Sodium	20,000	4,260 B	3,620 B	2,800	3,900	3,300	4,200	3,000	3,800	"
Thallium	0.5G									"
Vanadium	None								1.9 J	"
Zinc ■	2,000G	6.9 B						2.1 J	5.6 J	"

Notes:

● = NYSDEC Ambient Water Quality Standards and Guidance Values, June 1998, with addenda through 2004.
B = detected below contract required detection limit.
E = value estimated due to interference
G = Guidance value.
N = Spike sample recovery not within quality control limits.
**** = Indicates duplicate analysis not within control limits.**
NS = Not sampled.
NA = Not analyzed.
■ = Environmental Protection Agency priority pollutant metal.
Sample from October 21, 2015 for VOC analysis was collected with a passive diffusion bag sampler.
Shaded values exceed NYSDEC groundwater standards or guidance values.

Table E1
Analytical Results for Groundwater Samples Collected from Sandstone Unit E
Patton's Busy Bee Landfill, Site No. 902014
Alfred, New York

Well Number Date Sampled	Groundwater Standard ●	MW-103D 10/04/17	MW-103D	MW-103D	MW-103D	MW-103D	MW-103D	MW-103D	MW-103D	MW-103D
Volatile Organic Compounds (ug/L)										
1,1-Dichloroethane	5.0									
1,1-Dichloroethene	5.0									
1,2-Dichloroethene (total)	5.0	2.9								
1,1,1-Trichloroethane	5.0									
1,1,2-Trichloroethane	1.0									
1,1,2,2-Tetrachloroethane	5.0									
Acetone	50G									
Benzene	1.0									
Chloroethane	5.0									
cis-1,2-Dichloroethene	5.0	2.9								
Methylene chloride	5.0									
Tetrachloroethene	5.0									
Toluene	5.0									
trans-1,2-Dichloroethene	5.0									
Trichloroethene	5.0	2.1								
Vinyl chloride	2.0									
Metals (ug/L)										
Aluminum	None	NS								
Antimony ■	3.0	"								
Arsenic ■	25.0	"								
Barium	1,000	"								
Beryllium ■	3G	"								
Cadmium ■	5.0	"								
Calcium	None	"								
Chromium ■	50.0	"								
Cobalt	None	"								
Copper ■	200.0	"								
Iron	300.0	"								
Lead ■	25.0	"								

Table E1
Analytical Results for Groundwater Samples Collected from Sandstone Unit E
Patton's Busy Bee Landfill, Site No. 902014
Alfred, New York

Well Number Date Sampled	Groundwater Standard ●	MW-103D 10/04/17	MW-103D	MW-103D	MW-103D	MW-103D	MW-103D	MW-103D	MW-103D	MW-103D
Metals (continued)										
Magnesium	35,000G	NS								
Manganese	300.0	"								
Mercury ■	0.7	"								
Nickel	100.0	"								
Potassium	None	"								
Selenium ■	10.0	"								
Silver ■	50.0	"								
Sodium	20,000	"								
Thallium	0.5G	"								
Vanadium	None	"								
Zinc ■	2,000G	"								

Notes:

● = NYSDEC Ambient Water Quality Standards and Guidance Values, June 1998, with addenda through 2004.
B = detected below contract required detection limit.
E = value estimated due to interference
G = Guidance value.
N = Spike sample recovery not within quality control limits.
**** = Indicates duplicate analysis not within control limits.**
NS = Not sampled.
NA = Not analyzed.
■ = Environmental Protection Agency priority pollutant metal.
Metal results for October 4, 2017 are for filtered samples. Groundwater was filtered in the field before being placed in the sample bottles.
Shaded values exceed NYSDEC groundwater standards or guidance values.

Table E2
Analytical Results for Groundwater Samples Collected from Sandstone Unit E
Patton's Busy Bee Landfill, Site No. 902014
Alfred, New York

Well Number Date Sampled	Groundwater Standard ●	MW-104D 07/20/94	MW-104D 09/29/94	MW-104D 06/14/95	MW-104D 1997	MW-104D 1998	MW-104D 1999	MW-104D 10/19/00	MW-104D 2001	MW-104D 10/09/02
Volatile Organic Compounds (ug/L)										
1,1-Dichloroethane	5.0				NS	NS	NS		NS	
1,1-Dichloroethene	5.0				"	"	"		"	
1,2-Dichloroethene (total)	5.0		2 J		"	"	"	0.57	"	1 J
1,1,1-Trichloroethane	5.0				"	"	"		"	
1,1,2-Trichloroethane	1.0				"	"	"		"	
1,1,2,2-Tetrachloroethane	5.0				"	"	"		"	
Acetone	50G				"	"	"		"	
Benzene	1.0				"	"	"		"	
Chloroethane	5.0				"	"	"		"	
cis-1,2-Dichloroethene	5.0	NA	NA	NA	"	"	"	0.57	"	1 J
Methylene chloride	5.0				"	"	"		"	
Tetrachloroethene	5.0				"	"	"		"	
Toluene	5.0				"	"	"		"	
trans-1,2-Dichloroethene	5.0	NA	NA	NA	"	"	"		"	
Trichloroethene	5.0				"	"	"		"	
Vinyl chloride	2.0				"	"	"		"	
Metals (ug/L)										
Aluminum	None	16,300 J	2,910 J	102 B	NS	NS	NS	35,300	NS	
Antimony ■	3.0				"	"	"	**8.0 B**	"	
Arsenic ■	25.0	7.8	3.4		"	"	"	**32.7**	"	
Barium	1,000	235.0	96.1	57.0 B	"	"	"	334 E	"	76.9 B
Beryllium ■	3G	1.7	0.4		"	"	"	2.3 B	"	
Cadmium ■	5.0	1.8	2.3	0.93 B	"	"	"		"	
Calcium	None	48,600	53,300	47,900	"	"	"	53,900 E	"	51,300 E
Chromium ■	50.0	16.7	3.1		"	"	"	41.1	"	
Cobalt	None	11.5	2.2		"	"	"	36.8 B	"	
Copper ■	200.0	24.5	5.5	1.4 B	"	"	"	57.1	"	2.9 B
Iron	300.0	**34,600**	**5,360**	161.0	"	"	"	**62,000**	"	146.0
Lead ■	25.0	13.2	3.4		"	"	"	**59.7**	"	

Table E2
Analytical Results for Groundwater Samples Collected from Sandstone Unit E
Patton's Busy Bee Landfill, Site No. 902014
Alfred, New York

Well Number Date Sampled	Groundwater Standard ●	MW-104D 07/20/94	MW-104D 09/29/94	MW-104D 06/14/95	MW-104D 1997	MW-104D 1998	MW-104D 1999	MW-104D 10/19/00	MW-104D 2001	MW-104D 10/09/02
Metals (continued)										
Magnesium	35,000G	30,400	29,000	26,500	NS	NS	NS	**38,900 E**	NS	31,100
Manganese	300.0	**592.0**	70.6	3.7 B	"	"	"	**1,090 E**	"	4.4 B
Mercury ■	0.7				"	"	"		"	
Nickel	100.0	29.7	6.1		"	"	"	57.7	"	
Potassium	None	7,110	4,010 J	2,430 BJ	"	"	"	14,000	"	3,640 BE
Selenium ■	10.0				"	"	"	9.1	"	
Silver ■	50.0				"	"	"		"	
Sodium	20,000	5,970	4,520 J	5,470	"	"	"	5,480	"	4,950
Thallium	0.5G				"	"	"		"	
Vanadium	None	25.5	3.7		"	"	"	47.6 B	"	
Zinc ■	2,000G	91.4	31.8	6.0 B	"	"	"	145.0	"	5.5 B

Notes:

● = NYSDEC Ambient Water Quality Standards and Guidance Values, June 1998, with addenda through 2004.
B = detected below contract required detection limit.
E = value estimated due to interference
G = Guidance value.
J = compound detected below sample quantitation limit.
N = Spike sample recovery not within quality control limits.
**** = Indicates duplicate analysis not within control limits.**
NS = Not sampled.
NA = Not analyzed.
■ = Environmental Protection Agency priority pollutant metal.
Shaded values exceed NYSDEC groundwater standards or guidance values.

Table E2
Analytical Results for Groundwater Samples Collected from Sandstone Unit E
Patton's Busy Bee Landfill, Site No. 902014
Alfred, New York

Well Number Date Sampled	Groundwater Standard ●	MW-104D 10/08/03	MW-104D 10/20/04	MW-104D 2005	MW-104D 10/04/06	MW-104D 2007	MW-104D 10/08/09	MW-104D 10/04/11	MW-104D 10/03/13	MW-104D 10/21/15
Volatile Organic Compounds (ug/L)										
1,1-Dichloroethane	5.0			NS		NS				
1,1-Dichloroethene	5.0			"		"				
1,2-Dichloroethene (total)	5.0	2.0	2 J	"	0.69 J	"				
1,1,1-Trichloroethane	5.0			"		"				
1,1,2-Trichloroethane	1.0			"		"				
1,1,2,2-Tetrachloroethane	5.0			"		"				
Acetone	50G			"		"				
Benzene	1.0			"		"				
Chloroethane	5.0			"		"				
cis-1,2-Dichloroethene	5.0	2.0	2 J	"	0.69 J	"				
Methylene chloride	5.0			"		"				
Tetrachloroethene	5.0			"		"				
Toluene	5.0			"		"				
trans-1,2-Dichloroethene	5.0			"		"				
Trichloroethene	5.0	0.5 J		"		"				
Vinyl chloride	2.0			"		"				
Metals (ug/L)										
Aluminum	None	187 B	114 B	NS		NS	3,270	17,200	10,000	NS
Antimony ■	3.0		**5.0 B**	"		"				"
Arsenic ■	25.0			"		"		**42.0**	18.0	"
Barium	1,000	67.8 B	49.4 B	"	50.0	"	81.3	170.0	110.0	"
Beryllium ■	3G	0.13 B		"		"		0.73 J	0.49 J	"
Cadmium ■	5.0	0.77 B	1.3 B	"	2.2	"		**8.3**	**9.2**	"
Calcium	None	52,800	46,600	"	49,900	"	55,900	48,200	48,800	"
Chromium ■	50.0			"		"		19.0	11.0	"
Cobalt	None			"		"		12.0	6.3	"
Copper ■	200.0	5.7 B	5.3 B	"		"		24.0	15.0	"
Iron	300.0	175.0	147.0	"	88.0	"	**4,660**	**22,200**	**13,900**	"
Lead ■	25.0			"		"		23.0	6.2	"

Table E2
Analytical Results for Groundwater Samples Collected from Sandstone Unit E
Patton's Busy Bee Landfill, Site No. 902014
Alfred, New York

Well Number Date Sampled	Groundwater Standard ●	MW-104D 10/08/03	MW-104D 10/20/04	MW-104D 2005	MW-104D 10/04/06	MW-104D 2007	MW-104D 10/08/09	MW-104D 10/04/11	MW-104D 10/03/13	MW-104D 10/21/15
Metals (continued)										
Magnesium	35,000G	25,300	21,800	NS	25,000	NS	30,300	29,400	25,000	NS
Manganese	300.0	3.7 B	8.8 B	"	3.2	"	72.0	440 B	200.0	"
Mercury ■	0.7			"		"				"
Nickel	100.0	1.3 B		"		"		22.0	14.0	"
Potassium	None	3,300 B	2,610 B	"	3,000	"	4,450	8,600	6,200	"
Selenium ■	10.0	3.3 B		"		"				"
Silver ■	50.0			"		"				"
Sodium	20,000	5300	4,510 B	"	5,300	"	6,400	5,500	5,500	"
Thallium	0.5G			"		"				"
Vanadium	None			"		"		21.0	11.0	"
Zinc ■	2,000G	2.0 B	1.6 B	"	18.0	"	61.3	53.0	35.0	"

Notes:

● = NYSDEC Ambient Water Quality Standards and Guidance Values, June 1998, with addenda through 2004.
B = detected below contract required detection limit.
E = value estimated due to interference
G = Guidance value.
N = Spike sample recovery not within quality control limits.
**** = Indicates duplicate analysis not within control limits.**
NS = Not sampled.
NA = Not analyzed.
■ = Environmental Protection Agency priority pollutant metal.
Sample from October 21, 2015 for VOC analysis was collected with a passive diffusion bag sampler.
Shaded values exceed NYSDEC groundwater standards or guidance values.

Table E2
Analytical Results for Groundwater Samples Collected from Sandstone Unit E
Patton's Busy Bee Landfill, Site No. 902014
Alfred, New York

Well Number Date Sampled	Groundwater Standard ●	MW-104D 10/04/17	MW-104D	MW-104D	MW-104D	MW-104D	MW-104D	MW-104D	MW-104D	MW-104D
Volatile Organic Compounds (ug/L)										
1,1-Dichloroethane	5.0	NS								
1,1-Dichloroethene	5.0	"								
1,2-Dichloroethene (total)	5.0	"								
1,1,1-Trichloroethane	5.0	"								
1,1,2-Trichloroethane	1.0	"								
1,1,2,2-Tetrachloroethane	5.0	"								
Acetone	50G	"								
Benzene	1.0	"								
Chloroethane	5.0	"								
cis-1,2-Dichloroethene	5.0	"								
Methylene chloride	5.0	"								
Tetrachloroethene	5.0	"								
Toluene	5.0	"								
trans-1,2-Dichloroethene	5.0	"								
Trichloroethene	5.0	"								
Vinyl chloride	2.0	"								
Metals (ug/L)										
Aluminum	None	NS								
Antimony ■	3.0	"								
Arsenic ■	25.0	"								
Barium	1,000	"								
Beryllium ■	3G	"								
Cadmium ■	5.0	"								
Calcium	None	"								
Chromium ■	50.0	"								
Cobalt	None	"								
Copper ■	200.0	"								
Iron	300.0	"								
Lead ■	25.0	"								

Table E2
Analytical Results for Groundwater Samples Collected from Sandstone Unit E
Patton's Busy Bee Landfill, Site No. 902014
Alfred, New York

Well Number Date Sampled	Groundwater Standard ●	MW-104D 10/04/17	MW-104D	MW-104D	MW-104D	MW-104D	MW-104D	MW-104D	MW-104D	MW-104D
Metals (continued)										
Magnesium	35,000G	NS								
Manganese	300.0	"								
Mercury ■	0.7	"								
Nickel	100.0	"								
Potassium	None	"								
Selenium ■	10.0	"								
Silver ■	50.0	"								
Sodium	20,000	"								
Thallium	0.5G	"								
Vanadium	None	"								
Zinc ■	2,000G	"								

Notes:

● = NYSDEC Ambient Water Quality Standards and Guidance Values, June 1998, with addenda through 2004.
B = detected below contract required detection limit.
E = value estimated due to interference
G = Guidance value.
N = Spike sample recovery not within quality control limits.
**** = Indicates duplicate analysis not within control limits.**
NS = Not sampled. Well MW-104D was not sampled on October 4, 2017 due to Insufficient water volume.
NA = Not analyzed.
■ = Environmental Protection Agency priority pollutant metal.
Shaded values exceed NYSDEC groundwater standards or guidance values.

Table E3
Analytical Results for Groundwater Samples Collected from Sandstone Unit E
Patton's Busy Bee Landfill, Site No. 902014
Alfred, New York

Well Number Date Sampled	Groundwater Standard ●	MW-106I 07/19/94	MW-106I 09/29/94	MW-106I 06/14/95	MW-106I 04/01/20	MW-106I	MW-106I	MW-106I	MW-106I	MW-106I
Volatile Organic Compounds (ug/L)										
1,1-Dichloroethane	5.0									
1,1-Dichloroethene	5.0									
1,2-Dichloroethene (total)	5.0									
1,1,1-Trichloroethane	5.0									
1,1,2-Trichloroethane	1.0									
1,1,2,2-Tetrachloroethane	5.0									
Acetone	50G									
Benzene	1.0									
Chloroethane	5.0									
cis-1,2-Dichloroethene	5.0	NA	NA	NA						
Methylene chloride	5.0									
Tetrachloroethene	5.0									
Toluene	5.0									
trans-1,2-Dichloroethene	5.0	NA	NA	NA						
Trichloroethene	5.0									
Vinyl chloride	2.0									
Metals (ug/L)										
Aluminum	None	603 J	748 J	295.0	740.0					
Antimony ■	3.0		1.2							
Arsenic ■	25.0		1.9							
Barium	1,000	114.0	125.0	228.0	180.0					
Beryllium ■	3G		0.3							
Cadmium ■	5.0		1.6							
Calcium	None	55,300	55,400	61,900	46,200					
Chromium ■	50.0		2.9							
Cobalt	None		1.1							
Copper ■	200.0	5.8	6.1	1.3 B						
Iron	300.0	**1,130**	**1,140**	**349.0**	**960.0**					
Lead ■	25.0		3.9							

Table E3
Analytical Results for Groundwater Samples Collected from Sandstone Unit E
Patton's Busy Bee Landfill, Site No. 902014
Alfred, New York

Well Number Date Sampled	Groundwater Standard ●	MW-106I 07/19/94	MW-106I 09/29/94	MW-106I 06/14/95	MW-106I 04/01/20	MW-106I	MW-106I	MW-106I	MW-106I	MW-106I
Metals (continued)										
Magnesium	35,000G	17,400	17,900	19,800	15,200					
Manganese	300.0	32.8	67.4	49.1	170.0					
Mercury ■	0.7									
Nickel	100.0		3.0							
Potassium	None	2,760	2,680 J	2,300 BJ	2,400					
Selenium ■	10.0									
Silver ■	50.0		0.26							
Sodium	20,000	5,560	5,040 J	4,780 B	3,600					
Thallium	0.5G									
Vanadium	None		1.1							
Zinc ■	2,000G	37.9	21.4	18.3 B	2.8 J					

Notes:

● = NYSDEC Ambient Water Quality Standards and Guidance Values, June 1998, with addenda through 2004.
B = detected below contract required detection limit.
E = value estimated due to interference
G = Guidance value.
J = compound detected below sample quantitation limit.
N = Spike sample recovery not within quality control limits.
**** = Indicates duplicate analysis not within control limits.**
NS = Not sampled.
NA = Not analyzed.
■ = Environmental Protection Agency priority pollutant metal.
Shaded values exceed NYSDEC groundwater standards or guidance values.

Table E4
Analytical Results for Groundwater Samples Collected from Sandstone Unit E
Patton's Busy Bee Landfill, Site No. 902014
Alfred, New York

Well Number Date Sampled	Groundwater Standard ●	MW-107I 07/19/94	MW-107I 09/29/94	MW-107I 06/14/95	MW-107IR 11/12/97	MW-107IR 10/01/98	MW-107IR 12/29/98	MW-107IR 11/12/99	MW-107IR 10/19/00	MW-107IR 10/17/01
Volatile Organic Compounds (ug/L)										
1,1-Dichloroethane	5.0						NS			
1,1-Dichloroethene	5.0						"			
1,2-Dichloroethene (total)	5.0						"			
1,1,1-Trichloroethane	5.0						"			
1,1,2-Trichloroethane	1.0						"			
1,1,2,2-Tetrachloroethane	5.0						"			
Acetone	50G					5 J	"	**68.0**		
Benzene	1.0						"			
Carbon disulfide	None						"	2 J		
Chloroethane	5.0						"			
cis-1,2-Dichloroethene	5.0	NA	NA	NA			"			
Methylene chloride	5.0						"			
Tetrachloroethene	5.0						"			
Toluene	5.0						"	2 J		
trans-1,2-Dichloroethene	5.0	NA	NA	NA			"			
Trichloroethene	5.0						"			
Vinyl chloride	2.0						"			
Metals (ug/L)										
Aluminum	None	486 J	376,000 J	745.0	6,740 **	25,200	21,600	2,730	352,000	164,000
Antimony ■	3.0		**25.4**			**43.5 B**			**36.2 B**	
Arsenic ■	25.0		**530.0**	3.3 B		**110.0**	**46.0**		**207.0**	**95.3**
Barium	1,000	168.0	**5,040**	270.0	139.0	567.0	544.0	108 B	**2,750 E**	**1,450**
Beryllium ■	3G		**25.0**			1.3 B			**19.6**	**7.8**
Cadmium ■	5.0			0.73 B					2.2 B	
Calcium	None	30,800	288,000	33,700	51,400	41,300	40,400	62,800	112,000	101,000
Chromium ■	50.0		**637.0**	1.4 B	29.0	49.0	42.7	14.7	**534.0**	**279.0**
Cobalt	None		476.0	5.6 B	8.2	63.8	50.5	16.8 B	312.0	153.0
Copper ■	200.0	3.8	**663.0**	6.6 B	15.1	55.3	51.0	6.1 B	**421.0**	**219.0**
Iron	300.0	**886.0**	**1,080,000**	**1,890**	**10,700 N**	**62,600**	**51,300**	**6,370**	**791,000**	**344,000**

Table E4
Analytical Results for Groundwater Samples Collected from Sandstone Unit E
Patton's Busy Bee Landfill, Site No. 902014
Alfred, New York

Well Number Date Sampled	Groundwater Standard ●	MW-107I 07/19/94	MW-107I 09/29/94	MW-107I 06/14/95	MW-107IR 11/12/97	MW-107IR 10/01/98	MW-107IR 12/29/98	MW-107IR 11/12/99	MW-107IR 10/19/00	MW-107IR 10/17/01
Metals (continued)										
Lead ■	25.0	1.0	**406.0**	4.0		**60.6**	**62.9**		**319.0**	**144.0**
Magnesium	35,000G	10,900	**200,000**	14,100	12,400	21,500	20,700	15,800	**157,000**	**84,400**
Manganese	300.0	**371.0**	**26,600**	**923.0**	**2,930**	**6,030**	**7,390**	**1,220**	**9,770 E**	**4,570**
Mercury ■	0.7		0.12						0.23 B	
Nickel	100.0		**1,010**	4.6 B	30.2	83.0	68.8	**135.0**	**706.0**	**360.0**
Potassium	None	2,410	43,400 J	2,430 BJ	4,270	5,400	6,390	10,400	55,200	30,400
Selenium ■	10.0		**49.8**		**46.9**				**28.7**	**17.6**
Silver ■	50.0					2.6 B				
Sodium	20,000	4,360	**25,700 J**	5,770	6,080	6,720	10,100	19,200	12,700	11,900
Thallium	0.5G		**63.0**	**2.8 B**		**5.3 B**			**36.0**	**5.0 B**
Vanadium	None		446.0		11.3 **	30.5 B			411.0	187.0
Zinc ■	2,000G	34.0	**2,290**	31.8	33.0 *	189.0	254.0	28.4	1,470	777.0

Notes:

● = NYSDEC Ambient Water Quality Standards and Guidance Values, June 1998, with addenda through 2004.
B = detected below contract required detection limit.
E = value estimated due to interference
G = Guidance value.
J = compound detected below sample quantitation limit.
N = Spike sample recovery not within quality control limits.
**** = Indicates duplicate analysis not within control limits.**
NS = Not sampled.
NA = Not analyzed.
■ = Environmental Protection Agency priority pollutant metal.
Shaded values exceed NYSDEC groundwater standards or guidance values.

Table E4
Analytical Results for Groundwater Samples Collected from Sandstone Unit E
Patton's Busy Bee Landfill, Site No. 902014
Alfred, New York

Well Number Date Sampled	Groundwater Standard ●	MW-107IR 10/09/02	MW-107IR 10/08/03	MW-107IR 10/20/04	MW-107IR 10/26/05	MW-107IR 10/04/06	MW-107IR 2007	MW-107IR 10/08/09	MW-107IR 10/04/11	MW-107IR 10/03/13
Volatile Organic Compounds (ug/L)										
1,1-Dichloroethane	5.0						NS			
1,1-Dichloroethene	5.0						"			
1,2-Dichloroethene (total)	5.0						"			
1,1,1-Trichloroethane	5.0						"			
1,1,2-Trichloroethane	1.0						"			
1,1,2,2-Tetrachloroethane	5.0						"			
Acetone	50G						"			5.8 J
Benzene	1.0						"			
Carbon disulfide	None						"			
Chloroethane	5.0						"			
cis-1,2-Dichloroethene	5.0						"			
Methylene chloride	5.0						"			
Tetrachloroethene	5.0						"			
Toluene	5.0						"			
trans-1,2-Dichloroethene	5.0						"			
Trichloroethene	5.0						"			
Vinyl chloride	2.0						"			
Metals (ug/L)										
Aluminum	None	135,000	20,500	2,430	28,400	8,700	NS	16,700	41,700	12,100
Antimony ■	3.0	**15.0 B**					"			
Arsenic ■	25.0	**78.2**	17.2	4.1 B	16.0		"	11.1	23.0	7.5 J
Barium	1,000	**1,240**	265.0	241.0	320.0	160.0	"	239.0	420.0	240.0
Beryllium ■	3G	**6.2**	1.2 B				"		1.9 J	0.72 J
Cadmium ■	5.0			0.66 B	4.5		"		**9.3**	4.0
Calcium	None	84,800 E	59,400	62,100	68,200	61,900	"	79,400	87,400	75,800
Chromium ■	50.0	**215.0**	32.4	2.7 B	42.0	13.0	"	27.1	**62.0**	17.0
Cobalt	None	128.0	17.5 B	16.7 B	23.0	7.1	"	12.7	33.0	17.0
Copper ■	200.0	160.0	19.9 B	17.8 B	81.0		"	17.8	46.0	21.0
Iron	300.0	**284,000**	**37,600 N**	**6,000**	**45,600**	**12,800**	"	**23,500**	**56,900**	**17,600**

Table E4
Analytical Results for Groundwater Samples Collected from Sandstone Unit E
Patton's Busy Bee Landfill, Site No. 902014
Alfred, New York

Well Number Date Sampled	Groundwater Standard ●	MW-107IR 10/09/02	MW-107IR 10/08/03	MW-107IR 10/20/04	MW-107IR 10/26/05	MW-107IR 10/04/06	MW-107IR 2007	MW-107IR 10/08/09	MW-107IR 10/04/11	MW-107IR 10/03/13
Metals (continued)										
Lead ■	25.0	**146.0**	**28.6**	**34.4**	**52.0**	14.0	NS	**29.5**	**77.0**	**37.0**
Magnesium	35,000G	**72,800**	21,400	16,700	25,800	14,800	"	26,500	31,400	22,900
Manganese	300.0	**3,700**	**533.0**	**840.0**	**790.0**	**310.0**	"	**467.0**	**1,600 B**	**950.0**
Mercury ■	0.7	0.242 B					"			
Nickel	100.0	**300.0**	41.4	10.1 B	54.0	15.0	"	29.1	64.0	21.0
Potassium	None	22,600 E	9,170	3,870 B	12,200	6,100	"	8,980	15,900	7,200
Selenium ■	10.0	6.0	4.3 B				"			
Silver ■	50.0	0.50 B					"			
Sodium	20,000	8,430	7,310	6,260	7,800	7,200	"	8,600	8,800	8,300
Thallium	0.5G		**4.6 B**				"			
Vanadium	None	156.0	26.5	4.6 B	38.0	12.0	"	22.0	54.0	15.0
Zinc ■	2,000G	631.0	83.9	17.6 B	290.0	33.0	"	80.6	420.0	160.0

Notes:

● = NYSDEC Ambient Water Quality Standards and Guidance Values, June 1998, with addenda through 2004.
B = detected below contract required detection limit.
E = value estimated due to interference
G = Guidance value.
J = compound detected below sample quantitation limit.
N = Spike sample recovery not within quality control limits.
**** = Indicates duplicate analysis not within control limits.**
NS = Not sampled.
NA = Not analyzed.
■ = Environmental Protection Agency priority pollutant metal.
Shaded values exceed NYSDEC groundwater standards or guidance values.

Table E4
Analytical Results for Groundwater Samples Collected from Sandstone Unit E
Patton's Busy Bee Landfill, Site No. 902014
Alfred, New York

Well Number Date Sampled	Groundwater Standard ●	MW-107IR 10/21/15	MW-107IR 10/05/17	MW-107IR 04/01/20	MW-107IR	MW-107IR	MW-107IR	MW-107IR	MW-107IR	MW-107IR
Volatile Organic Compounds (ug/L)										
1,1-Dichloroethane	5.0		NS							
1,1-Dichloroethene	5.0		"							
1,2-Dichloroethene (total)	5.0		"							
1,1,1-Trichloroethane	5.0		"							
1,1,2-Trichloroethane	1.0		"							
1,1,2,2-Tetrachloroethane	5.0		"							
Acetone	50G	7.2 J	"							
Benzene	1.0	**1.8**	"							
Carbon disulfide	None		"							
Chloroethane	5.0		"							
cis-1,2-Dichloroethene	5.0		"							
Methylene chloride	5.0		"							
Tetrachloroethene	5.0		"							
Toluene	5.0		"							
trans-1,2-Dichloroethene	5.0		"							
Trichloroethene	5.0		"							
Vinyl chloride	2.0		"							
Metals (ug/L)										
Aluminum	None	NS		2,800						
Antimony ■	3.0	"								
Arsenic ■	25.0	"								
Barium	1,000	"	64.0	65.0						
Beryllium ■	3G	"								
Cadmium ■	5.0	"	0.60 J							
Calcium	None	"	58,700	39,100						
Chromium ■	50.0	"		3.7 J						
Cobalt	None	"		1.1 J						
Copper ■	200.0	"	3.1 J	2.0 J						
Iron	300.0	"		**3,100**						

Table E4
Analytical Results for Groundwater Samples Collected from Sandstone Unit E
Patton's Busy Bee Landfill, Site No. 902014
Alfred, New York

Well Number Date Sampled	Groundwater Standard ●	MW-107IR 10/21/15	MW-107IR 10/05/17	MW-107IR 04/01/20	MW-107IR	MW-107IR	MW-107IR	MW-107IR	MW-107IR	MW-107IR
Metals (continued)										
Lead ■	25.0	NS	9.7 J							
Magnesium	35,000G	"	17,300	11,600						
Manganese	300.0	"		35.0						
Mercury ■	0.7	"								
Nickel	100.0	"	7.8 J	3.0 J						
Potassium	None	"	3,600	3,000						
Selenium ■	10.0	"								
Silver ■	50.0	"								
Sodium	20,000	"	7,300	5,200						
Thallium	0.5G	"								
Vanadium	None	"		3.7 J						
Zinc ■	2,000G	"	91.0	8.3 J						

Notes:

● = NYSDEC Ambient Water Quality Standards and Guidance Values, June 1998, with addenda through 2004.
B = detected below contract required detection limit.
E = value estimated due to interference
G = Guidance value.
J = compound detected below sample quantitation limit.
N = Spike sample recovery not within quality control limits.
**** = Indicates duplicate analysis not within control limits.**
NS = Not sampled.
NA = Not analyzed.
■ = Environmental Protection Agency priority pollutant metal.
Sample from October 21, 2015 for VOC analysis was collected with a passive diffusion bag sampler.
Metal results for October 5, 2017 are for filtered samples. Groundwater was filtered in the field before being placed in the sample bottles.
Shaded values exceed NYSDEC groundwater standards or guidance values.

Table E5
Analytical Results for Groundwater Samples Collected from Sandstone Unit E
Patton's Busy Bee Landfill, Site No. 902014
Alfred, New York

Well Number Date Sampled	Groundwater Standard ●	MW-108D 06/15/95	MW-108D 11/12/97	MW-108D 10/01/98	MW-108D 10/05/99	MW-108D 10/19/00	MW-108D 10/17/01	MW-108D 10/09/02	MW-108D 10/08/03	MW-108D 10/20/04
Volatile Organic Compounds (ug/L)										
1,1-Dichloroethane	5.0									
1,1-Dichloroethene	5.0									
1,2-Dichloroethene (total)	5.0									
1,1,1-Trichloroethane	5.0									
1,1,2-Trichloroethane	1.0									
1,1,2,2-Tetrachloroethane	5.0									
Acetone	50G	42.0								
Benzene	1.0									
Chloroethane	5.0									
cis-1,2-Dichloroethene	5.0	NA								
Methylene chloride	5.0									
Tetrachloroethene	5.0									
Toluene	5.0									
trans-1,2-Dichloroethene	5.0	NA								
Trichloroethene	5.0									
Vinyl chloride	2.0									
Metals (ug/L)										
Aluminum	None	441.0	2,230 **	13,700	1,070 E**	303.0	407.0		757.0	111 B
Antimony ■	3.0									
Arsenic ■	25.0			**53.0**					6.0 B	
Barium	1,000	48.3 B	175.0	284.0	118 B	102 BE	92.2	138 B	154 B	121 B
Beryllium ■	3G			0.86 B	0.63 B				0.21 B	
Cadmium ■	5.0				1.1 B	0.76 B			0.68 B	
Calcium	None	13,500	28,600	31,000	25,700 **	20,900 E	17,200	32,000 E	32,500	30,200
Chromium ■	50.0		7.2	19.7	2 B				1.5 B	
Cobalt	None			16.1 B					0.98 B	
Copper ■	200.0	1.7 B	11.0	25.5	6.1 B	2.9 B	4.2 B	0.97 B	5.1 B	2.1 B
Iron	300.0	**2,440**	**5,560 N**	**35,000**	**2,030 ** **	**915.0**	**1,530**	**510.0**	**2780 N**	**660.0**
Lead ■	25.0			11.5	3.4		2.4 B			

Table E5
Analytical Results for Groundwater Samples Collected from Sandstone Unit E
Patton's Busy Bee Landfill, Site No. 902014
Alfred, New York

Well Number Date Sampled	Groundwater Standard ●	MW-108D 06/15/95	MW-108D 11/12/97	MW-108D 10/01/98	MW-108D 10/05/99	MW-108D 10/19/00	MW-108D 10/17/01	MW-108D 10/09/02	MW-108D 10/08/03	MW-108D 10/20/04
Metals (continued)										
Magnesium	35,000G	5,240	10,500	15,700	11,200 **	12,000 E	13,300	14,700	13,200	12,700
Manganese	300.0	28.4	**345.0**	**790.0**	211.0	164 E	96.9	239.0	**336.0**	291.0
Mercury ■	0.7									
Nickel	100.0			31.0 B	2.8 B		3.2 B		3.0 B	1.4 B
Potassium	None	10,100 J	3,150	4,960 B	2,540 B	2,660 B	2,950 B	2,610 BE	2,660 B	2,200 B
Selenium ■	10.0									
Silver ■	50.0			0.89 B				0.58 B		
Sodium	20,000	5,690	4,890	5,180	5,770	3,910 B	4,320 B	3,760 B	4,010 B	3,400 B
Thallium	0.5G			**18.5**						
Vanadium	None		4.7 **	17.0 B	2.8 B				1.3 B	
Zinc ■	2,000G	18.4 B	38.7 **	85.5	10 B	15.8 B	17.8 B	7.3 B	10.1 B	

Notes:

● = NYSDEC Ambient Water Quality Standards and Guidance Values, June 1998, with addenda through 2004.
B = detected below contract required detection limit.
E = value estimated due to interference
G = Guidance value.
J = compound detected below sample quantitation limit.
N = Spike sample recovery not within quality control limits.
**** = Indicates duplicate analysis not within control limits.**
NS = Not sampled.
NA = Not analyzed.
■ = Environmental Protection Agency priority pollutant metal.
Shaded values exceed NYSDEC groundwater standards or guidance values.

Table E5
Analytical Results for Groundwater Samples Collected from Sandstone Unit E
Patton's Busy Bee Landfill, Site No. 902014
Alfred, New York

Well Number Date Sampled	Groundwater Standard ●	MW-108D 10/26/05	MW-108D 10/04/06	MW-108D 10/18/07	MW-108D 10/08/09	MW-108D 10/04/11	MW-108D 10/03/13	MW-108D 10/21/15	MW-108D 10/05/17	MW-108D
Volatile Organic Compounds (ug/L)										
1,1-Dichloroethane	5.0								NS	
1,1-Dichloroethene	5.0								"	
1,2-Dichloroethene (total)	5.0								"	
1,1,1-Trichloroethane	5.0								"	
1,1,2-Trichloroethane	1.0								"	
1,1,2,2-Tetrachloroethane	5.0								"	
Acetone	50G						4.8 J		"	
Benzene	1.0								"	
Chloroethane	5.0								"	
cis-1,2-Dichloroethene	5.0								"	
Methylene chloride	5.0								"	
Tetrachloroethene	5.0								"	
Toluene	5.0								"	
trans-1,2-Dichloroethene	5.0								"	
Trichloroethene	5.0								"	
Vinyl chloride	2.0								"	
Metals (ug/L)										
Aluminum	None	1,000	600.0	1,100		510.0	750.0	NS		
Antimony ■	3.0							"		
Arsenic ■	25.0							"		
Barium	1,000	140.0	130.0	130.0	115.0	130.0	120.0	"	88.0	
Beryllium ■	3G							"		
Cadmium ■	5.0	4.9		1.2		**15.0**	**6.8**	"		
Calcium	None	40,700	28,300	31,700	29,700	29,900	29,200	"	26,500	
Chromium ■	50.0	13.0				1.8 J	1.8 J	"		
Cobalt	None						0.74 J	"		
Copper ■	200.0	42.0		24.0	10.8	20.0	5.5 J	"		
Iron	300.0	**4,800**	**1,900**	**1,700**	**398.0**	**1,200**	**2,200**	"		
Lead ■	25.0	6.8						"		

Table E5
Analytical Results for Groundwater Samples Collected from Sandstone Unit E
Patton's Busy Bee Landfill, Site No. 902014
Alfred, New York

Well Number Date Sampled	Groundwater Standard ●	MW-108D 10/26/05	MW-108D 10/04/06	MW-108D 10/18/07	MW-108D 10/08/09	MW-108D 10/04/11	MW-108D 10/03/13	MW-108D 10/21/15	MW-108D 10/05/17	MW-108D
Metals (continued)										
Magnesium	35,000G	18,200	12,100	13,400	11,900	12,100	11,300	NS	10,400	
Manganese	300.0	**380.0**	**300.0**	290.0	264.0	**330 B**	240.0	"	190.0	
Mercury ■	0.7							"		
Nickel	100.0					8.9 J	2.8 J	"	1.9 J	
Potassium	None	5,900	2,500	4,400	3,980	2,200	2,300	"	2,100	
Selenium ■	10.0							"		
Silver ■	50.0							"		
Sodium	20,000	4,100	3,800	3,900	4,000	3,700	3,900	"	3,600	
Thallium	0.5G							"		
Vanadium	None					1.1 J		"		
Zinc ■	2,000G	42.0	25.0		335.0	890.0	110.0	"	9.3 J	

Notes:

● = NYSDEC Ambient Water Quality Standards and Guidance Values, June 1998, with addenda through 2004.
B = detected below contract required detection limit.
E = value estimated due to interference
G = Guidance value.
N = Spike sample recovery not within quality control limits.
**** = Indicates duplicate analysis not within control limits.**
NS = Not sampled.
NA = Not analyzed.
■ = Environmental Protection Agency priority pollutant metal.
Sample from October 21, 2015 for VOC analysis was collected with a passive diffusion bag sampler.
Metals results for October 5, 2017 are for filtered samples. Groundwater was filtered in the field before being placed in the sample bottles.
Shaded values exceed NYSDEC groundwater standards or guidance values.

Table E6
Analytical Results for Groundwater Samples Collected from Sandstone Unit E
Patton's Busy Bee Landfill, Site No. 902014
Alfred, New York

Well Number Date Sampled	Groundwater Standard ●	MW-109 06/15/95	MW-109 11/12/97	MW-109 10/01/98	MW-109 10/05/99	MW-109 10/19/00	MW-109 10/17/01	MW-109 10/09/02	MW-109 10/08/03	MW-109 10/20/04
Volatile Organic Compounds (ug/L)										
1,1-Dichloroethane	5.0									
1,1-Dichloroethene	5.0									
1,2-Dichloroethene (total)	5.0									
1,1,1-Trichloroethane	5.0									
1,1,2-Trichloroethane	1.0									
1,1,2,2-Tetrachloroethane	5.0									
Acetone	50G	42.0						2 J	7.0	
2-Butanone	50G	15.0								
2-Hexanone	50G	1 J								
Chloroethane	5.0									
cis-1,2-Dichloroethene	5.0	NA								
Methylene chloride	5.0									
Tetrachloroethene	5.0									
Toluene	5.0									
trans-1,2-Dichloroethene	5.0	NA								
Trichloroethene	5.0									
Vinyl chloride	2.0									
Metals (ug/L)										
Aluminum	None	2,040	314 **	383.0	136 BE**	119 B	151.0		205.0	
Antimony ■	3.0									
Arsenic ■	25.0	7.2 B		6.6 B					3.9 B	
Barium	1,000	155 B	116.0	124 B	59.1 B	81.2 BE	65.6 B	150 B	107 B	86.2 B
Beryllium ■	3G	0.30 B		0.76 B					0.12 B	
Cadmium ■	5.0								1.3 B	
Calcium	None	102,000	32,900	33,200	16,800 **	23,900 E	19,100	34,000 E	27,600	22,100
Chromium ■	50.0	3.2 B		9.2 B	2.6 B				1.9 B	
Cobalt	None			4.1 B				0.76 B	1.8 B	
Copper ■	200.0	4.4 B	8.5	5.3 B	2.7 B	3.2 B		2.6 B	14.4 B	6.3 B
Iron	300.0	**3,480**	**8,640 N**	**4,120**	**1,630 ** **	**1,110**	**2,570**	**2,920**	**2,290 N**	**513.0**

Table E6
Analytical Results for Groundwater Samples Collected from Sandstone Unit E
Patton's Busy Bee Landfill, Site No. 902014
Alfred, New York

Well Number Date Sampled	Groundwater Standard ●	MW-109 06/15/95	MW-109 11/12/97	MW-109 10/01/98	MW-109 10/05/99	MW-109 10/19/00	MW-109 10/17/01	MW-109 10/09/02	MW-109 10/08/03	MW-109 10/20/04
Metals (continued)										
Lead ■	25.0	2.9 B								
Magnesium	35,000G	1,490 B	8,720	10,300	6,400 **	9,090 E	9,340	12,100	11,700	10,100
Manganese	300.0	115.0	290.0	**344.0**	81.6	98.5 E	82.9	271.0	167.0	146.0
Mercury ■	0.7							0.080 B		
Nickel	100.0	3.1 B		9.3 B		1.6 B			4.9 B	1.4 B
Potassium	None	8,730 J	2,150	2,410 B	2,110 B	2,560 B	2,780 B	3,180 BE	3,200 B	2,230 B
Selenium ■	10.0									
Silver ■	50.0			1.9 B				0.54 B		
Sodium	20,000	16,100	4,390	3,280 B	4,490 B	3,900 B	4,120 B	3,810 B	4,070 B	3,340 B
Thallium	0.5G			**5.4 B**						
Vanadium	None	5.9 B								
Zinc ■	2,000G	43.5	12.4 **	159.0	8.9 B	12.2 B	4.4 B	4.1 B	13.3 B	3.1 B

Notes:

● = NYSDEC Ambient Water Quality Standards and Guidance Values, June 1998, with addenda through 2004.
B = detected below contract required detection limit.
E = value estimated due to interference
G = Guidance value.
J = compound detected below sample quantitation limit.
N = Spike sample recovery not within quality control limits.
**** = Indicates duplicate analysis not within control limits.**
NS = Not sampled.
NA = Not analyzed.
■ = Environmental Protection Agency priority pollutant metal.
Shaded values exceed NYSDEC groundwater standards or guidance values.

Table E6
Analytical Results for Groundwater Samples Collected from Sandstone Unit E
Patton's Busy Bee Landfill, Site No. 902014
Alfred, New York

Well Number Date Sampled	Groundwater Standard ●	MW-109 10/26/05	MW-109 10/04/06	MW-109 10/18/07	MW-109 10/08/09	MW-109 10/04/11	MW-109 10/03/13	MW-109 10/21/15	MW-109 10/04/17	MW-109
Volatile Organic Compounds (ug/L)										
1,1-Dichloroethane	5.0								NS	
1,1-Dichloroethene	5.0								"	
1,2-Dichloroethene (total)	5.0								"	
1,1,1-Trichloroethane	5.0								"	
1,1,2-Trichloroethane	1.0								"	
1,1,2,2-Tetrachloroethane	5.0								"	
Acetone	50G		2.6 J	1.8 J			3.5 J		"	
2-Butanone	50G								"	
2-Hexanone	50G								"	
Chloroethane	5.0								"	
cis-1,2-Dichloroethene	5.0								"	
Methylene chloride	5.0								"	
Tetrachloroethene	5.0								"	
Toluene	5.0								"	
trans-1,2-Dichloroethene	5.0								"	
Trichloroethene	5.0								"	
Vinyl chloride	2.0								"	
Metals (ug/L)										
Aluminum	None	1,300	3,200	670.0	300.0	1,900	160 J	NS		
Antimony ■	3.0							"		
Arsenic ■	25.0							"		
Barium	1,000	180.0	220.0	140.0	203.0	220.0	130.0	"	290.0	
Beryllium ■	3G							"		
Cadmium ■	5.0		2.0	1.7		**13.0**	**28.0**	"		
Calcium	None	31,800	52,900	28,600	32,400	36,200	24,700	"	30,200	
Chromium ■	50.0	4.1	11.0	5.0		3.9 J	3.0 J	"		
Cobalt	None					1.5 J	11.0	"		
Copper ■	200.0		130.0	44.0		12.0	7.1 J	"		
Iron	300.0	**11,900**	**23,600**	**4,700**	**771.0**	**4,500**	**2,300**	"		

Table E6
Analytical Results for Groundwater Samples Collected from Sandstone Unit E
Patton's Busy Bee Landfill, Site No. 902014
Alfred, New York

Well Number Date Sampled	Groundwater Standard ●	MW-109 10/26/05	MW-109 10/04/06	MW-109 10/18/07	MW-109 10/08/09	MW-109 10/04/11	MW-109 10/03/13	MW-109 10/21/15	MW-109 10/04/17	MW-109
Metals (continued)										
Lead ■	25.0							NS		
Magnesium	35,000G	12,900	13,500	10,200	11,400	11,900	9,000	"	9,900	
Manganese	300.0	**350.0**	**750.0**	210.0	145.0	190 B	120.0	"	51.0 B	
Mercury ■	0.7							"		
Nickel	100.0		11.0			5.2 J	2.6 J	"	1.9 J	
Potassium	None	3,200	8,800	4,800	2,910	3,400	2,800	"	2,700	
Selenium ■	10.0							"		
Silver ■	50.0							"		
Sodium	20,000	3,600	4,400	3,700	4,000	3,800	4,500	"	4,200	
Thallium	0.5G							"		
Vanadium	None					2.9 J		"		
Zinc ■	2,000G		48.0	27.0		10.0	6.5 J	"	4.7 JB	

Notes:

● = NYSDEC Ambient Water Quality Standards and Guidance Values, June 1998, with addenda through 2004.
B = detected below contract required detection limit.
E = value estimated due to interference
G = Guidance value.
J = compound detected below sample quantitation limit.
N = Spike sample recovery not within quality control limits.
**** = Indicates duplicate analysis not within control limits.**
NS = Not sampled.
NA = Not analyzed.
■ = Environmental Protection Agency priority pollutant metal.
Sample from October 21, 2015 for VOC analysis was collected with a passive diffusion bag sampler.
Metal results for October 4, 2017 are for filtered samples. Groundwater was filtered in the field before being placed in the sample bottles.
Shaded values exceed NYSDEC groundwater standards or guidance values.

Table E7
Analytical Results for Groundwater Samples Collected from Sandstone Unit E
Patton's Busy Bee Landfill, Site No. 902014
Alfred, New York

Well Number Date Sampled	Groundwater Standard ●	MW-110 06/15/95	MW-110	MW-110	MW-110	MW-110	MW-110	MW-110	MW-110	MW-110
Volatile Organic Compounds (ug/L)										
1,1-Dichloroethane	5.0									
1,1-Dichloroethene	5.0									
1,2-Dichloroethene (total)	5.0									
1,1,1-Trichloroethane	5.0									
1,1,2-Trichloroethane	1.0									
1,1,2,2-Tetrachloroethane	5.0									
Acetone	50G	4 J								
Benzene	1.0									
Chloroethane	5.0									
cis-1,2-Dichloroethene	5.0	NA								
Methylene chloride	5.0									
Tetrachloroethene	5.0									
Toluene	5.0									
trans-1,2-Dichloroethene	5.0	NA								
Trichloroethene	5.0									
Vinyl chloride	2.0									
Metals (ug/L)										
Aluminum	None	701 J								
Antimony ■	3.0									
Arsenic ■	25.0									
Barium	1,000	56.3 B								
Beryllium ■	3G	0.33 B								
Cadmium ■	5.0									
Calcium	None	55,400								
Chromium ■	50.0									
Cobalt	None									
Copper ■	200.0	2.0 B								
Iron	300.0	**1,430**								
Lead ■	25.0									

Table E7
Analytical Results for Groundwater Samples Collected from Sandstone Unit E
Patton's Busy Bee Landfill, Site No. 902014
Alfred, New York

Well Number Date Sampled	Groundwater Standard ●	MW-110 06/15/95	MW-110	MW-110	MW-110	MW-110	MW-110	MW-110	MW-110	MW-110
Metals (continued)										
Magnesium	35,000G	32,100								
Manganese	300.0	22.8								
Mercury ■	0.7									
Nickel	100.0									
Potassium	None	2,860 BJ								
Selenium ■	10.0									
Silver ■	50.0									
Sodium	20,000	5,430								
Thallium	0.5G									
Vanadium	None									
Zinc ■	2,000G	19.8 B								

Notes:

● = NYSDEC Ambient Water Quality Standards and Guidance Values, June 1998, with addenda through 2004.
B = detected below contract required detection limit.
E = value estimated due to interference
G = Guidance value.
J = compound detected below sample quantitation limit.
N = Spike sample recovery not within quality control limits.
**** = Indicates duplicate analysis not within control limits.**
NS = Not sampled.
NA = Not analyzed.
■ = Environmental Protection Agency priority pollutant metal.
Shaded values exceed NYSDEC groundwater standards or guidance values.

Table E8
Analytical Results for Groundwater Samples Collected from Sandstone Unit E
Patton's Busy Bee Landfill, Site No. 902014
Alfred, New York

Well Number Date Sampled	Groundwater Standard ●	MW-113 06/16/95	MW-113 11/25/97	MW-113 10/01/98	MW-113 10/05/99	MW-113 10/19/00	MW-113 10/17/01	MW-113 10/09/02	MW-113 10/08/03	MW-113 10/20/04
Volatile Organic Compounds (ug/L)										
1,1-Dichloroethane	5.0									
1,1-Dichloroethene	5.0									
1,2-Dichloroethene (total)	5.0									
1,2-Dichloropropane	1.0									
1,1,1-Trichloroethane	5.0									
1,1,2-Trichloroethane	1.0									
1,1,2,2-Tetrachloroethane	5.0									
2-Butanone	50G	4 J								
Acetone	50G	**160 D**		5 J			2 J	7 J	6.0	
Benzene	1.0	**1 J**								
Chloroethane	5.0									
cis-1,2-Dichloroethene	5.0	NA								
Methylene chloride	5.0									
Tetrachloroethene	5.0									
Toluene	5.0									
trans-1,2-Dichloroethene	5.0	NA								
Trichloroethene	5.0									
Vinyl chloride	2.0									
Metals (ug/L)										
Aluminum	None	5,660	NS	23,600	11,600 E**	19,400	3,520	17,000	13,900	3,280
Antimony ■	3.0		"			**5.2 B**		**6.5 B**		
Arsenic ■	25.0	10.3	"	**75.0**	6.8 B	17.3	8.4 B	**29.5**	23.6	4.4 B
Barium	1,000	69.4 B	"	115 B	104 B	166 BE	56.3	214.0	151 B	77.5 B
Beryllium ■	3G	0.50 B	"	1.3 B		1.2 B		0.95 B	0.87 B	
Cadmium ■	5.0		"		0.73 B	2.5 B				
Calcium	None	49,600	"	54,300	52,600 **	67,100 E	62,000	61,000 E	60,200	55,500
Chromium ■	50.0	6.5 B	"	38.5	14.1	28.0	3.4 B	26.9	17.6	2.7 B
Cobalt	None	4.1 B	"	36.2	6.7 B	19.2 B	7.4 B	17.8 B	14.7	8.7 B
Copper ■	200.0	9.2 B	"	79.8	41.8	109.0	14.9 B	45.4	28.9	14.5 B

Table E8
Analytical Results for Groundwater Samples Collected from Sandstone Unit E
Patton's Busy Bee Landfill, Site No. 902014
Alfred, New York

Well Number Date Sampled	Groundwater Standard ●	MW-113 06/16/95	MW-113 11/25/97	MW-113 10/01/98	MW-113 10/05/99	MW-113 10/19/00	MW-113 10/17/01	MW-113 10/09/02	MW-113 10/08/03	MW-113 10/20/04
Metals (continued)										
Iron	300.0	**7,470**	NS	**54,700**	**19,600 ****	**43,700**	**9,140**	**40,800**	**29,000 N**	**6,070**
Lead ■	25.0	8.3	"	**34.7**	8.6	**31.0**	8.1	**25.3**	15.9	11.0
Magnesium	35,000G	12,000	"	28,600	20,400 **	26,600 E	25,200	25,300	26,100	22,500
Manganese	300.0	202.0	"	**986.0**	**479.0**	**1,210 E**	**325.0**	**910.0**	**702.0**	**499.0**
Mercury ■	0.7		"					0.187 B		
Nickel	100.0	8.6 B	"	59.5	20.6 B	42.3	15.0 B	45.5	30.7 B	6.4 B
Potassium	None	11,400 J	"	5,430	7,620	12,900	7,690	9,110 E	7,260	3,900 B
Selenium ■	10.0		"					4.0 B		
Silver ■	50.0		"	1.4 B						
Sodium	20,000	**163,000**	"	6,350	7,500	5,550	5,200	4,660 B	4,500 B	3,880 B
Thallium	0.5G		"	**18.3**						
Vanadium	None	14.4 B	"	28.1 B	15.1 B	26.7 B	4.7 B	21.2 B	17.4 B	4.2 B
Zinc ■	2,000G	53.4	"	173.0	62.9	248.0	31.7	91.0	62.0	12.7 B

Notes:

● = NYSDEC Ambient Water Quality Standards and Guidance Values, June 1998, with addenda through 2004.
B = detected below contract required detection limit.
E = value estimated due to interference
G = Guidance value.
J = compound detected below sample quantitation limit.
N = Spike sample recovery not within quality control limits.
**** = Indicates duplicate analysis not within control limits.**
NS = Not sampled.
NA = Not analyzed.
■ = Environmental Protection Agency priority pollutant metal.
Shaded values exceed NYSDEC groundwater standards or guidance values.

Table E8
Analytical Results for Groundwater Samples Collected from Sandstone Unit E
Patton's Busy Bee Landfill, Site No. 902014
Alfred, New York

Well Number Date Sampled	Groundwater Standard ●	MW-113 10/26/05	MW-113 10/04/06	MW-113 10/18/07	MW-113 10/08/09	MW-113 10/04/11	MW-113 10/03/13	MW-113 10/21/15	MW-113 10/05/17	MW-113 04/02/20
Volatile Organic Compounds (ug/L)										
1,1-Dichloroethane	5.0								NS	
1,1-Dichloroethene	5.0								"	
1,2-Dichloroethene (total)	5.0								"	
1,2-Dichloropropane	1.0			0.48 J					"	
1,1,1-Trichloroethane	5.0								"	
1,1,2-Trichloroethane	1.0								"	
1,1,2,2-Tetrachloroethane	5.0								"	
2-Butanone	50G			2.0 J					"	
Acetone	50G	10.0		9.5					"	
Benzene	1.0							**1.0**	"	
Chloroethane	5.0								"	
cis-1,2-Dichloroethene	5.0								"	
Methylene chloride	5.0								"	
Tetrachloroethene	5.0								"	
Toluene	5.0								"	
trans-1,2-Dichloroethene	5.0								"	
Trichloroethene	5.0								"	
Vinyl chloride	2.0								"	
Metals (ug/L)										
Aluminum	None	27,900	7,700	NS	387.0	38,200	6,200	NS	1,000	200.0
Antimony ■	3.0			"				"		
Arsenic ■	25.0	**30.0**		"		**45.0**	10.0	"		
Barium	1,000	250.0	79.0	"	23.9	290.0	62.0	"	36.0	23.0
Beryllium ■	3G			"		1.7 J	0.32 J	"		
Cadmium ■	5.0	2.1		"	1.0	**17.0**	2.1	"		
Calcium	None	66,600	55,300	"	51,800	62,000	54,100	"	45,500	50,300
Chromium ■	50.0	49.0	11.0	"		49.0	7.3	"	6.4	
Cobalt	None	23.0	7.5	"		31.0	5.2	"		
Copper ■	200.0	100.0	12.0	"		54.0	11.0	"	7.6 J	

Table E8
Analytical Results for Groundwater Samples Collected from Sandstone Unit E
Patton's Busy Bee Landfill, Site No. 902014
Alfred, New York

Well Number Date Sampled	Groundwater Standard ●	MW-113 10/26/05	MW-113 10/04/06	MW-113 10/18/07	MW-113 10/08/09	MW-113 10/04/11	MW-113 10/03/13	MW-113 10/21/15	MW-113 10/05/17	MW-113 04/02/20
Metals (continued)										
Iron	300.0	**49,200**	**13,500**	NS	**454.0**	**60,300**	**8,800**	NS	**1,300**	100.0
Lead ■	25.0	**30.0**	8.6	"		**41.0**	4.5 J	"	11.0	
Magnesium	35,000G	29,200	24,700	"	22,000	29,900	22,300	"	19,500	21,700
Manganese	300.0	**1,400**	**410.0**	"	9.8	**1,900 B**	230.0	"	45.0	7.1
Mercury ■	0.7	0.2		"				"		
Nickel	100.0	57.0	14.0	"		63.0	8.2 J	"	5.8 J	
Potassium	None	12,500	5,400	"	2,830	15,200	5,100	"	3,300	2,500
Selenium ■	10.0			"				"		
Silver ■	50.0			"				"		
Sodium	20,000	7,300	4,400	"	4,300	4,400	4,300	"	4,200	3,900
Thallium	0.5G			"				"		
Vanadium	None	36.0	96.0	"		49.0	7.0	"	1.8 J	
Zinc ■	2,000G	200.0	31.0	"		130.0	19.0	"	17.0	2.0 J

Notes:

● = NYSDEC Ambient Water Quality Standards and Guidance Values, June 1998, with addenda through 2004.
B = detected below contract required detection limit.
E = value estimated due to interference
G = Guidance value.
J = compound detected below sample quantitation limit.
N = Spike sample recovery not within quality control limits.
**** = Indicates duplicate analysis not within control limits.**
NS = Not sampled.
NA = Not analyzed.
■ = Environmental Protection Agency priority pollutant metal.
Sample from October 21, 2015 for VOC analysis was collected with a passive diffusion bag sampler.
Metal results for October 5, 2017 are for filtered samples. Groundwater was filtered in the field before being placed in the sample bottles.
Shaded values exceed NYSDEC groundwater standards or guidance values.

APPENDIX G

GROUNDWATER PURGE & SAMPLE LOGS

JUNE 2017 SAMPLING EVENT

New York State Department of Environmental Conservation
270 Michigan Avenue, Buffalo, New York, 14203-2999

WELL PURGING AND SAMPLING LOG

SITE NAME: Patton's Busy Bee Landfill		SITE NUMBER: 902014
SAMPLER: Brian Sadowski/Glenn May		
PURGE DATE: 06/15/2017	START PURGE: 1125	END PURGE: 1145
SAMPLE DATE: 06/15/2017		SAMPLE TIME: 1330

WELL NUMBER:_____W-4S_____

1. TOTAL CASING AND SCREEN LENGTH (FT): _____**22.36'**_____
2. CASING INTERNAL DIAMETER (IN): _____ **2"**_____
3. WATER LEVEL BELOW TOP OF CASING (FT): _____**20.27'**_____
4. VOLUME OF WATER IN CASING (GAL): _____**0.34**_____

   #1 - #3 x #2 (Gal/Ft)

   VOLUME OF 3 CASINGS: _____**1.02**___ GAL.

WELL ID.	VOL. (GAL/FT)
1"	0.041
2"	0.163
3"	0.367
4"	0.653
5"	1.020
6"	1.469
8"	2.611

PARAMETERS	ACCUMULATED VOLUME PURGED (GALLONS)									
pH										
CONDUCTIVITY (µmhos)										
TURBIDITY (NTU)										
TEMPERATURE (OC)										
Eh										
TIME										

COMMENTS:

Water is turbid with shale fines. Purged dry at ≈0.5 gallons. No odors or sheens observed. Field parameters were not measured.

New York State Department of Environmental Conservation
270 Michigan Avenue, Buffalo, New York, 14203-2999

WELL PURGING AND SAMPLING LOG

SITE NAME: Patton's Busy Bee Landfill		SITE NUMBER: 902014
SAMPLER: Brian Sadowski/Glenn May		
PURGE DATE: 06/15/2017	START PURGE: 1130	END PURGE: 1149
SAMPLE DATE: 06/15/2017		SAMPLE TIME: 1400

WELL NUMBER:_____W-4D_____

1. TOTAL CASING AND SCREEN LENGTH (FT): _____**60.18'**_____
2. CASING INTERNAL DIAMETER (IN): _____ **2"**_____
3. WATER LEVEL BELOW TOP OF CASING (FT): _____**56.26'**_____
4. VOLUME OF WATER IN CASING (GAL): _____**0.64**_____

   #1 - #3 x #2 (Gal/Ft)

   VOLUME OF 3 CASINGS: _____**1.92**___ GAL.

WELL ID.	VOL. (GAL/FT)
1"	0.041
2"	0.163
3"	0.367
4"	0.653
5"	1.020
6"	1.469
8"	2.611

PARAMETERS	ACCUMULATED VOLUME PURGED (GALLONS)									
pH										
CONDUCTIVITY (µmhos)										
TURBIDITY (NTU)										
TEMPERATURE (OC)										
Eh										
TIME										

COMMENTS:

Purge water is initially clear and turns grey-green as purging proceeds. Purged dry at ≈1 gallon. No odors or sheens observed. Field parameters were not measured.

OCTOBER 2017 SAMPLING EVENT

WELL PURGE LOG

LiRo Engineers, Inc.

Project Title: NYSDEC I&R Patton's Busy Bee

Well Number: MW-101I

Site Name: Patton's Busy Bee Landfill

Date: 10/2/2017-10/5/2017

Staff: A. Koons, E. Miller, D. Henson

Time: 9:30 (sample collected)

A). Total casing and screen length in feet: 62.25

B). Water level below top of casing in feet: 53.83

C). Number of feet standing water [A-B]: 8.42

D). Volume of water/foot of casing (gal.): 0.17

E). Volume of water in casing (gal. [CxD]: 1.43

F). Volume of water to remove (gal.) [Ex3]: 4.29

G). Volume of water actually removed (gal.): 3.00

Well ID	Volume (gal/ft)
1"	0.04
2"	0.17
3"	0.38
4"	0.66
5"	1.04
6"	1.50
8"	2.60

PURGE DATA

Time	Temperature (˚C)	pH	ORP (mV)	Conductivity (ms/cm)	Turbidity (NTU)	Dissolved Oxygen (mg/L)	Dissolved Oxygen %	Appearance
15:11	17.52	9.20	45	0.866	>800	2.33	24.9	cloudy
9:26	**11.67**	**7.87**	**99**	**0.721**	**>800**	**1.99**	**19.0**	**cloudy**

Comments: Well was purged on 10/2 (3 gal) and sampled on 10/5. Water level was at 59.72' on 10/5.
Pump was used to purge well and bailer was used to sample. Black shards of plastic coming up in purge water.
Bold values are parameters at time of sample collection.

Sampling ID: PBB-MW101I-GW

Sampling Parameters: (check one)

☐ CP-51 VOCs

☐ CP-51 VOCs & SVOCs

☐ Full List TCL & CP-51 VOC

☐ Other (list parameters below)

WELL PURGE LOG

LiRo Engineers, Inc.

Project Title: NYSDEC I&R Patton's Busy Bee

Well Number: MW-101D

Site Name: Patton's Busy Bee Landfill

Date: 10/2/2017-10/5/2017

Staff: A. Koons, E. Miller, D. Henson

Time: 10:15 (sample collected)

A). Total casing and screen length in feet: 81.81

B). Water level below top of casing in feet: 79.63

C). Number of feet standing water [A-B]: 2.18

D). Volume of water/foot of casing (gal.): 0.17

E). Volume of water in casing (gal. [CxD]: 0.37

F). Volume of water to remove (gal.) [Ex3]: 1.11

G). Volume of water actually removed (gal.): 1.00

Well ID	Volume (gal/ft)
1"	0.04
2"	0.17
3"	0.38
4"	0.66
5"	1.04
6"	1.50
8"	2.60

PURGE DATA

Time	Temperature (˚C)	pH	ORP (mV)	Conductivity (ms/cm)	Turbidity (NTU)	Dissolved Oxygen (mg/L)	Dissolved Oxygen %	Appearance
8:42	9.48	9.36	15	1.32	247	2.30	20.9	cloudy
8:51	10.15	8.01	46	1.36	235	1.30	12.0	cloudy
10:08	**14.59**	**7.12**	**108**	**1.26**	**39.0**	**1.50**	**15.7**	**clear**

Comments: Well was purged on 10/2 (1 gal) and sampled on 10/5. Water level was at 79.81' on 10/5.
Bailer was used to purge and sample well.
Bold values are parameters at time of sample collection.

Sampling ID: PBB-MW101D-GW

Sampling Parameters: (check one)

☐ CP-51 VOCs

☐ CP-51 VOCs & SVOCs

☐ Full List TCL & CP-51 VOC

☐ Other (list parameters below)

WELL PURGE LOG

LiRo Engineers, Inc.

Project Title: NYSDEC I&R Patton's Busy Bee

Well Number: MW-102D

Site Name: Patton's Busy Bee Landfill

Date: 10/3/2017-10/4/2017

Staff: A. Koons, E. Miller, D. Henson

Time: 9:55 (sample collected)

A). Total casing and screen length in feet: 68.18

B). Water level below top of casing in feet: 55.49

C). Number of feet standing water [A-B]: 12.69

D). Volume of water/foot of casing (gal.): 0.17

E). Volume of water in casing (gal. [CxD]: 2.16

F). Volume of water to remove (gal.) [Ex3]: 6.47

G). Volume of water actually removed (gal.): 6.00

Well ID	Volume (gal/ft)
1"	0.04
2"	0.17
3"	0.38
4"	0.66
5"	1.04
6"	1.50
8"	2.60

PURGE DATA

Time	Temperature (˚C)	pH	ORP (mV)	Conductivity (ms/cm)	Turbidity (NTU)	Dissolved Oxygen (mg/L)	Dissolved Oxygen %	Appearance
12:02	13.17	7.95	-99	0.479	>800	0.00	0.0	black
12:07	12.06	7.89	-118	0.423	107	3.30	31.9	slightly cloudy
12:10	11.47	7.91	-68	0.413	89.1	3.40	33.6	clear
11:43	**14.48**	**8.10**	**97**	**0.349**	**782**	**3.50**	**35.5**	**cloudy**

Comments: Well was purged on 10/3 (6 gal) and sampled on 10/4. Water level was at 56.49' on 10/4.
Pump was used to purge and sample well. Black shards of plastic in purge water.
Bold values are parameters at time of sample collection.

Sampling ID: PBB-MW102D-GW

Sampling Parameters: (check one)

☐ CP-51 VOCs

☐ CP-51 VOCs & SVOCs

☐ Full List TCL & CP-51 VOC

☐ Other (list parameters below)

WELL PURGE LOG

LiRo Engineers, Inc.

Project Title: NYSDEC I&R Patton's Busy Bee

Well Number: MW-103I

Site Name: Patton's Busy Bee Landfill

Date: 10/3/2017-10/4/2017

Staff: A. Koons, E. Miller, D. Henson

Time: 9:20 (sample collected)

A). Total casing and screen length in feet: 28.69

B). Water level below top of casing in feet: 22.70

C). Number of feet standing water [A-B]: 5.99

D). Volume of water/foot of casing (gal.): 0.17

E). Volume of water in casing (gal. [CxD]: 1.02

F). Volume of water to remove (gal.) [Ex3]: 3.05

G). Volume of water actually removed (gal.): 1.00

Well ID	Volume (gal/ft)
1"	0.04
2"	0.17
3"	0.38
4"	0.66
5"	1.04
6"	1.50
8"	2.60

PURGE DATA

Time	Temperature (˚C)	pH	ORP (mV)	Conductivity (ms/cm)	Turbidity (NTU)	Dissolved Oxygen (mg/L)	Dissolved Oxygen %	Appearance
10:22	9.70	8.00	36	0.139	>800	5.99	54.5	cloudy
9:18	**10.24**	**7.90**	**77**	**0.154**	**>800**	**5.71**	**53.0**	**cloudy**

Comments: Well was purged on 10/3 (1 gal) and sampled on 10/4. Water level was at 22.83' on 10/4.
Pump was used to purge and sample well.
Bold values are parameters at time of sample collection.

Sampling ID: PBB-MW103I-GW

Sampling Parameters: (check one)

☐ CP-51 VOCs

☐ CP-51 VOCs & SVOCs

☐ Full List TCL & CP-51 VOC

☐ Other (list parameters below)

WELL PURGE LOG

LiRo Engineers, Inc.

Project Title: NYSDEC I&R Patton's Busy Bee

Well Number: MW-103D

Site Name: Patton's Busy Bee Landfill

Date: 10/3/2017-10/4/2017

Staff: A. Koons, E. Miller, D. Henson

Time: 10:05 (sample collected)

A). Total casing and screen length in feet: 70.32

B). Water level below top of casing in feet: 49.60

C). Number of feet standing water [A-B]: 20.72

D). Volume of water/foot of casing (gal.): 0.17

E). Volume of water in casing (gal. [CxD]: 3.52

F). Volume of water to remove (gal.) [Ex3]: 10.57

G). Volume of water actually removed (gal.): 10.00

Well ID	Volume (gal/ft)
1"	0.04
2"	0.17
3"	0.38
4"	0.66
5"	1.04
6"	1.50
8"	2.60

PURGE DATA

Time	Temperature (˚C)	pH	ORP (mV)	Conductivity (ms/cm)	Turbidity (NTU)	Dissolved Oxygen (mg/L)	Dissolved Oxygen %	Appearance
9:58	10.21	8.63	37	0.204	>800	7.00	64.2	cloudy
10:00	9.86	8.51	40	0.194	259	5.06	46.3	cloudy
10:05	10.36	8.23	30	0.197	200	4.92	45.5	slightly cloudy
10:09	10.52	8.10	31	0.198	167	4.42	42.0	slightly cloudy
10:16	9.83	8.03	35	0.197	136	4.21	38.5	slightly cloudy
9:04	**11.31**	**8.17**	**66**	**0.183**	**206**	**4.69**	**44.7**	**slightly cloudy**

Comments: Well was purged on 10/3 (10 gal) and sampled on 10/4. Water level was at 55.19' on 10/4.
Pump was used to purge and sample well.
Bold values are parameters at time of sample collection.

Sampling ID: PBB-MW103D-GW

Sampling Parameters: (check one)

☐ CP-51 VOCs

☐ CP-51 VOCs & SVOCs

☐ Full List TCL & CP-51 VOC

☐ Other (list parameters below)

WELL PURGE LOG

LiRo Engineers, Inc.

Project Title: NYSDEC I&R Patton's Busy Bee

Well Number: MW-104I

Site Name: Patton's Busy Bee Landfill

Date: 10/3/2017-10/4/2017

Staff: A. Koons, E. Miller, D. Henson

Time: 9:55 (sample collected)

A). Total casing and screen length in feet: 29.71

B). Water level below top of casing in feet: 24.19

C). Number of feet standing water [A-B]: 5.52

D). Volume of water/foot of casing (gal.): 0.17

E). Volume of water in casing (gal. [CxD]: 0.94

F). Volume of water to remove (gal.) [Ex3]: 2.82

G). Volume of water actually removed (gal.): 3.00

Well ID	Volume (gal/ft)
1"	0.04
2"	0.17
3"	0.38
4"	0.66
5"	1.04
6"	1.50
8"	2.60

PURGE DATA

Time	Temperature (˚C)	pH	ORP (mV)	Conductivity (ms/cm)	Turbidity (NTU)	Dissolved Oxygen (mg/L)	Dissolved Oxygen %	Appearance
11:02	9.73	8.12	52	0.153	132	4.88	44.0	slightly cloudy
11:04	9.19	8.03	52	0.171	80.7	4.10	36.9	clear
9:52	**10.87**	**7.70**	**92**	**0.198**	**800**	**5.75**	**53.8**	**cloudy**

Comments: Well was purged on 10/3 (3 gal) and sampled on 10/4. Water level was at 24.28' on 10/4.
Pump was used to purge and sample well.
Bold values are parameters at time of sample collection.

Sampling ID: PBB-MW104I-GW

Sampling Parameters: (check one)

☐ CP-51 VOCs

☐ CP-51 VOCs & SVOCs

☐ Full List TCL & CP-51 VOC

☐ Other (list parameters below)

WELL PURGE LOG

LiRo Engineers, Inc.

Project Title: NYSDEC I&R Patton's Busy Bee

Well Number: MW-104D

Site Name: Patton's Busy Bee Landfill

Date: 10/4/2017

Staff: A. Koons, D. Henson

Time: N/A
(sample collected)

A). Total casing and screen length in feet: 70.29

B). Water level below top of casing in feet: 69.27

C). Number of feet standing water [A-B]: 1.02

D). Volume of water/foot of casing (gal.): 0.17

E). Volume of water in casing (gal. [CxD]: 0.17

F). Volume of water to remove (gal.) [Ex3]: 0.52

G). Volume of water actually removed (gal.): 0.25

Well ID	Volume (gal/ft)
1"	0.04
2"	0.17
3"	0.38
4"	0.66
5"	1.04
6"	1.50
8"	2.60

PURGE DATA

Time	Temperature (˚C)	pH	ORP (mV)	Conductivity (ms/cm)	Turbidity (NTU)	Dissolved Oxygen (mg/L)	Dissolved Oxygen %	Appearance
10:17	4.17	7.62	100	0.403	761	5.85	55.9	cloudy

Comments: Well was purged on 10/4 (0.25 gal). Insufficient volume of water for sample collection on 10/5.

Sampling ID: N/A

Sampling Parameters: (check one)

☐ CP-51 VOCs

☐ CP-51 VOCs & SVOCs

☐ Full List TCL & CP-51 VOC

☐ Other (list parameters below)

WELL PURGE LOG

LiRo Engineers, Inc.

Project Title: NYSDEC I&R Patton's Busy Bee

Well Number: MW-107S

Site Name: Patton's Busy Bee Landfill

Date: 10/3/2017-10/4/2017

Staff: A. Koons, E. Miller, D. Henson

Time: 15:10 (sample collected)

A). Total casing and screen length in feet: 31.42

B). Water level below top of casing in feet: 25.29

C). Number of feet standing water [A-B]: 6.13

D). Volume of water/foot of casing (gal.): 0.17

E). Volume of water in casing (gal. [CxD]: 1.04

F). Volume of water to remove (gal.) [Ex3]: 3.13

G). Volume of water actually removed (gal.): 2.00

Well ID	Volume (gal/ft)
1"	0.04
2"	0.17
3"	0.38
4"	0.66
5"	1.04
6"	1.50
8"	2.60

PURGE DATA

Time	Temperature (˚C)	pH	ORP (mV)	Conductivity (ms/cm)	Turbidity (NTU)	Dissolved Oxygen (mg/L)	Dissolved Oxygen %	Appearance
15:04	14.08	7.82	67	0.464	>800	1.80	17.9	cloudy
15:30	13.18	7.37	17	0.461	>800	1.15	11.6	cloudy
15:47	12.52	7.21	15	0.446	291	1.08	10.5	cloudy
15:08	**14.06**	**7.61**	**63**	**0.396**	**>800**	**3.05**	**31.0**	**cloudy**

Comments: Well was purged on 10/3 (2 gal) and sampled on 10/4. Water level was at 27.40' on 10/4.
Pump was used to purge well and sample well.
Bold values are parameters at time of sample collection.

Sampling ID: PBB-MW107S-GW

Sampling Parameters: (check one)

☐ CP-51 VOCs

☐ CP-51 VOCs & SVOCs

☐ Full List TCL & CP-51 VOC

☐ Other (list parameters below)

WELL PURGE LOG

LiRo Engineers, Inc.

Project Title: NYSDEC I&R Patton's Busy Bee

Well Number: MW-107I

Site Name: Patton's Busy Bee Landfill

Date: 10/3/2017-10/5/2017

Staff: A. Koons, E. Miller, D. Henson

Time: 12:45 (sample collected)

A). Total casing and screen length in feet: 73.62

B). Water level below top of casing in feet: 71.79

C). Number of feet standing water [A-B]: 1.83

D). Volume of water/foot of casing (gal.): 0.17

E). Volume of water in casing (gal. [CxD]: 0.31

F). Volume of water to remove (gal.) [Ex3]: 0.93

G). Volume of water actually removed (gal.): 0.75

Well ID	Volume (gal/ft)
1"	0.04
2"	0.17
3"	0.38
4"	0.66
5"	1.04
6"	1.50
8"	2.60

PURGE DATA

Time	Temperature (˚C)	pH	ORP (mV)	Conductivity (ms/cm)	Turbidity (NTU)	Dissolved Oxygen (mg/L)	Dissolved Oxygen %	Appearance
15:13	14.78	7.87	-3	0.375	90.9	3.80	38.3	clear
15:18	12.63	7.84	10	0.424	267	3.72	36.2	cloudy

Comments: Well was purged on 10/3 (0.75 gal) and sampled on 10/5. Water level was at 72.70' on 10/5.
Bailer was used to purge well and sample well.
Bold values are parameters at time of sample collection.

Sampling ID: PBB-MW107I-GW

Sampling Parameters: (check one)

☐ CP-51 VOCs

☐ CP-51 VOCs & SVOCs

☐ Full List TCL & CP-51 VOC

☐ Other (list parameters below)

WELL PURGE LOG

LiRo Engineers, Inc.

Project Title: NYSDEC I&R Patton's Busy Bee

Well Number: MW-108I

Site Name: Patton's Busy Bee Landfill

Date: 10/4/2017

Staff: A. Koons, D. Henson

Time: 13:55 (sample collected)

A). Total casing and screen length in feet: 56.23

B). Water level below top of casing in feet: 47.52

C). Number of feet standing water [A-B]: 8.71

D). Volume of water/foot of casing (gal.): 0.17

E). Volume of water in casing (gal. [CxD]: 1.48

F). Volume of water to remove (gal.) [Ex3]: 4.44

G). Volume of water actually removed (gal.): 5.00

Well ID	Volume (gal/ft)
1"	0.04
2"	0.17
3"	0.38
4"	0.66
5"	1.04
6"	1.50
8"	2.60

PURGE DATA

Time	Temperature (˚C)	pH	ORP (mV)	Conductivity (ms/cm)	Turbidity (NTU)	Dissolved Oxygen (mg/L)	Dissolved Oxygen %	Appearance
13:29	18.13	8.43	58	0.360	>800	1.70	18.5	cloudy
13:31	13.66	8.52	55	0.269	60.6	2.05	20.6	clear
13:35	12.19	8.45	55	0.322	113	1.70	18.4	slightly cloudy
13:43	11.98	8.23	59	0.484	291	0.90	8.7	cloudy
13:55	**12.79**	**8.1**	**54**	**0.522**	**398**	**1.38**	**13.5**	**cloudy**

Comments: MS/MSD sample taken at this well.
Pump was used to purge well and sample well.
Bold values are parameters at time of sample collection.

Sampling ID: PBB-MW108I-GW

Sampling Parameters: (check one)

☐ CP-51 VOCs

☐ CP-51 VOCs & SVOCs

☐ Full List TCL & CP-51 VOC

☐ Other (list parameters below)

WELL PURGE LOG

LiRo Engineers, Inc.

Project Title: NYSDEC I&R Patton's Busy Bee

Well Number: MW-108D

Site Name: Patton's Busy Bee Landfill

Date: 10/4/2017-10/5/2017

Staff: A. Koons, D. Henson

Time: 9:05 (sample collected)

A). Total casing and screen length in feet: 77.39

B). Water level below top of casing in feet: 49.46

C). Number of feet standing water [A-B]: 27.93

D). Volume of water/foot of casing (gal.): 0.17

E). Volume of water in casing (gal. [CxD]: 4.75

F). Volume of water to remove (gal.) [Ex3]: 14.24

G). Volume of water actually removed (gal.): 10.00

Well ID	Volume (gal/ft)
1"	0.04
2"	0.17
3"	0.38
4"	0.66
5"	1.04
6"	1.50
8"	2.60

PURGE DATA

Time	Temperature (˚C)	pH	ORP (mV)	Conductivity (ms/cm)	Turbidity (NTU)	Dissolved Oxygen (mg/L)	Dissolved Oxygen %	Appearance
14:04	11.50	8.26	38	0.213	361	0.00	0.0	cloudy
14:06	10.89	8.32	34	0.217	173	0.00	0.0	slightly cloudy
14:08	10.77	8.31	25	0.220	63.2	0.00	0.0	clear
14:12	11.31	8.27	-24	0.223	56.9	0.60	5.7	clear
9:02	**12.65**	**8.39**	**83**	**0.223**	**294**	**0.00**	**0.0**	**cloudy**

Comments: Well was purged on 10/4 (10 gal) and sampled on 10/5. Water level was at 49.81' on 10/5.
Pump was used to purge well and bailer used to sample well.
Bold values are parameters at time of sample collection.

Sampling ID: PBB-MW108D-GW

Sampling Parameters: (check one)

☐ CP-51 VOCs

☐ CP-51 VOCs & SVOCs

☐ Full List TCL & CP-51 VOC

☐ Other (list parameters below)

WELL PURGE LOG

LiRo Engineers, Inc.

Project Title: NYSDEC I&R Patton's Busy Bee

Well Number: MW-109

Site Name: Patton's Busy Bee Landfill

Date: 10/3/2017-10/4/2017

Staff: A. Koons, E. Miller, D. Henson

Time: 12:15 (sample collected)

A). Total casing and screen length in feet: 102.00

B). Water level below top of casing in feet: 75.39

C). Number of feet standing water [A-B]: 26.61

D). Volume of water/foot of casing (gal.): 0.17

E). Volume of water in casing (gal. [CxD]: 4.52

F). Volume of water to remove (gal.) [Ex3]: 13.57

G). Volume of water actually removed (gal.): 13.00

Well ID	Volume (gal/ft)
1"	0.04
2"	0.17
3"	0.38
4"	0.66
5"	1.04
6"	1.50
8"	2.60

PURGE DATA

Time	Temperature (˚C)	pH	ORP (mV)	Conductivity (ms/cm)	Turbidity (NTU)	Dissolved Oxygen (mg/L)	Dissolved Oxygen %	Appearance
12:37	14.70	9.02	-4	0.163	>800	0.00	0.0	black
12:55	13.96	8.86	3	0.260	>800	1.09	10.9	cloudy
13:00	12.16	8.63	-9	0.249	269.0	0.25	2.5	cloudy
12:11	**16.67**	**8.27**	**85**	**0.211**	**>800**	**0.25**	**2.6**	**cloudy**

Comments: Well was purged on 10/3 (13 gal) and sampled on 10/4. Water level was at 98.09' on 10/4.
Pump was used to purge and sample well. Depth to bottom was estimated based on old logs, water level meter tape not long enough.
Bold values are parameters at time of sample collection.

Sampling ID: PBB-MW109-GW

Sampling Parameters: (check one)

☐ CP-51 VOCs

☐ CP-51 VOCs & SVOCs

☐ Full List TCL & CP-51 VOC

☐ Other (list parameters below)

WELL PURGE LOG

LiRo Engineers, Inc.

Project Title: NYSDEC I&R Patton's Busy Bee

Well Number: MW-113

Site Name: Patton's Busy Bee Landfill

Date: 10/3/2017-10/5/2017

Staff: A. Koons, E. Miller, D. Henson

Time: 13:45 (sample collected)

A). Total casing and screen length in feet: 50.23

B). Water level below top of casing in feet: 39.96

C). Number of feet standing water [A-B]: 10.27

D). Volume of water/foot of casing (gal.): 0.17

E). Volume of water in casing (gal. [CxD]: 1.75

F). Volume of water to remove (gal.) [Ex3]: 5.24

G). Volume of water actually removed (gal.): 5.00

Well ID	Volume (gal/ft)
1"	0.04
2"	0.17
3"	0.38
4"	0.66
5"	1.04
6"	1.50
8"	2.60

PURGE DATA

Time	Temperature (˚C)	pH	ORP (mV)	Conductivity (ms/cm)	Turbidity (NTU)	Dissolved Oxygen (mg/L)	Dissolved Oxygen %	Appearance
14:40	15.63	8.54	49	0.373	574	5.00	52.1	cloudy
14:43	13.17	8.46	52	0.378	75.7	4.20	41.2	clear
13:45	**18.45**	**8.50**	**47**	**0.342**	**659**	**5.20**	**57.1**	**cloudy**

Comments: Well was purged on 10/3 (5 gal) and sampled on 10/5. Water level was at 48.35' on 10/5.
Pump was used to purge well and a bailer was used to sample well.
Bold values are parameters at time of sample collection.

Sampling ID: PBB-MW113-GW

Sampling Parameters: (check one)

☐ CP-51 VOCs

☐ CP-51 VOCs & SVOCs

☐ Full List TCL & CP-51 VOC

☐ Other (list parameters below)

APRIL 2019 SAMPLING EVENT

New York State Department of Environmental Conservation
270 Michigan Avenue, Buffalo, New York, 14203-2999

WELL PURGING AND SAMPLING LOG

SITE NAME: Patton's Busy Bee Landfill		SITE NUMBER: 902014
SAMPLER: Brian Sadowski/Josh Vaccaro/Glenn May		
PURGE DATE: 04/17/2019	START PURGE: NR	END PURGE: NR
SAMPLE DATE: 04/18/2019		SAMPLE TIME: 1230

WELL NUMBER:_____W-3_____

1. TOTAL CASING AND SCREEN LENGTH (FT): _____**26.58'**_____
2. CASING INTERNAL DIAMETER (IN): _____ **2"**_____
3. WATER LEVEL BELOW TOP OF CASING (FT): _____**18.29'**_____
4. VOLUME OF WATER IN CASING (GAL): _____**5.41**_____

   #1 - #3 x #2 (Gal/Ft)

   VOLUME OF 3 CASINGS: _____**16.24**___ GAL.

WELL ID.	VOL. (GAL/FT)
1"	0.041
2"	0.163
3"	0.367
4"	0.653
5"	1.020
6"	1.469
8"	2.611

PARAMETERS	ACCUMULATED VOLUME PURGED (GALLONS)									
pH										
CONDUCTIVITY (µmhos)										
TURBIDITY (NTU)										
TEMPERATURE (OC)										
Eh										
TIME										

COMMENTS:

Soft bottom. At 8 gallons purged we are still getting full bailers. Water is clear with a light brown color. No odors or sheens observed. Water level at time of sampling is 17.60'. Water at sampling is clear. Field parameters were not measured.

NR = Not Recorded.

New York State Department of Environmental Conservation
270 Michigan Avenue, Buffalo, New York, 14203-2999

WELL PURGING AND SAMPLING LOG

SITE NAME: Patton's Busy Bee Landfill		SITE NUMBER: 902014
SAMPLER: Brian Sadowski/Josh Vaccaro/Glenn May		
PURGE DATE: 04/17/2019	START PURGE: NR	END PURGE: NR
SAMPLE DATE: 04/18/2019		SAMPLE TIME: 1300

WELL NUMBER:_____W-4S_____

1. TOTAL CASING AND SCREEN LENGTH (FT): _____**22.21'**_____
2. CASING INTERNAL DIAMETER (IN): _____ **2"**_____
3. WATER LEVEL BELOW TOP OF CASING (FT): _____**12.98'***_____
4. VOLUME OF WATER IN CASING (GAL): _____**1.50**_____

   #1 - #3 x #2 (Gal/Ft)

   VOLUME OF 3 CASINGS: _____**4.50**___ GAL.

WELL ID.	VOL. (GAL/FT)
1"	0.041
2"	0.163
3"	0.367
4"	0.653
5"	1.020
6"	1.469
8"	2.611

PARAMETERS	ACCUMULATED VOLUME PURGED (GALLONS)									
pH										
CONDUCTIVITY (µmhos)										
TURBIDITY (NTU)										
TEMPERATURE (OC)										
Eh										
TIME										

COMMENTS:

Hard bottom. Purged 8 gallons with full bailers. Water is clear with a light brown color. No odors or sheens observed. Water level at time of sampling is 12.98'. Water at sampling is clear. Field parameters were not measured.

NR = Not Recorded.
* = Water level at time of sampling used as the meter stopped working at the time of purging.

New York State Department of Environmental Conservation
270 Michigan Avenue, Buffalo, New York, 14203-2999

WELL PURGING AND SAMPLING LOG

SITE NAME: Patton's Busy Bee Landfill		SITE NUMBER: 902014
SAMPLER: Brian Sadowski/Josh Vaccaro/Glenn May		
PURGE DATE: 04/17/2019	START PURGE: NR	END PURGE: NR
SAMPLE DATE: 04/18/2019		SAMPLE TIME: 1250

WELL NUMBER:_____W-4D_____

1. TOTAL CASING AND SCREEN LENGTH (FT): _____**59.99'**_____
2. CASING INTERNAL DIAMETER (IN): _____ **2"**_____
3. WATER LEVEL BELOW TOP OF CASING (FT): _____**56.56'***_____
4. VOLUME OF WATER IN CASING (GAL): _____**0.56**_____

   #1 - #3 x #2 (Gal/Ft)

   VOLUME OF 3 CASINGS: _____**1.68**___ GAL.

WELL ID.	VOL. (GAL/FT)
1"	0.041
2"	0.163
3"	0.367
4"	0.653
5"	1.020
6"	1.469
8"	2.611

PARAMETERS	ACCUMULATED VOLUME PURGED (GALLONS)									
pH										
CONDUCTIVITY (µmhos)										
TURBIDITY (NTU)										
TEMPERATURE (OC)										
Eh										
TIME										

COMMENTS:

Hard bottom. About ½ bailer is all the water we could purge. No odors or sheens observed. Water level at time of sampling is 56.56'. Water at sampling is clear. Field parameters were not measured.

NR = Not Recorded.
* = Water level at time of sampling used as the meter stopped working at the time of purging.

New York State Department of Environmental Conservation
270 Michigan Avenue, Buffalo, New York, 14203-2999

WELL PURGING AND SAMPLING LOG

SITE NAME: Patton's Busy Bee Landfill		SITE NUMBER: 902014
SAMPLER: Brian Sadowski/Josh Vaccaro/Glenn May		
PURGE DATE: 04/17/2019	START PURGE: NR	END PURGE: NR
SAMPLE DATE: 04/18/2019		SAMPLE TIME: 1120

WELL NUMBER:_____W-5_____

1. TOTAL CASING AND SCREEN LENGTH (FT): _____**27.21'**_____
2. CASING INTERNAL DIAMETER (IN): _____ **2"**_____
3. WATER LEVEL BELOW TOP OF CASING (FT): _____**20.15'**_____
4. VOLUME OF WATER IN CASING (GAL): _____**1.15**_____

#1 - #3 x #2 (Gal/Ft)

VOLUME OF 3 CASINGS: _____**3.45**___ GAL.

WELL ID.	VOL. (GAL/FT)
1"	0.041
2"	0.163
3"	0.367
4"	0.653
5"	1.020
6"	1.469
8"	2.611

PARAMETERS	ACCUMULATED VOLUME PURGED (GALLONS)									
pH										
CONDUCTIVITY (µmhos)										
TURBIDITY (NTU)										
TEMPERATURE (OC)										
Eh										
TIME										

COMMENTS:

Soft bottom. Water is tan in color. Very turbid at ≈1 gallon with the water turning a deeper tan. Purged 1.5 gallons; silt was keeping the ball check open so water was running out as the bailer was raised. No odors or sheens observed. Water level at time of sampling is 20.98'. Water at sampling is clear. Field parameters were not measured.

NR = Not Recorded.

New York State Department of Environmental Conservation
270 Michigan Avenue, Buffalo, New York, 14203-2999

WELL PURGING AND SAMPLING LOG

SITE NAME: Patton's Busy Bee Landfill		SITE NUMBER: 902014
SAMPLER: Brian Sadowski/Josh Vaccaro/Glenn May		
PURGE DATE: 04/17/2019	START PURGE: NR	END PURGE: NR
SAMPLE DATE: 04/18/2019		SAMPLE TIME: 1200

WELL NUMBER:_____W-6_____

1. TOTAL CASING AND SCREEN LENGTH (FT): _____**36.26'**_____
2. CASING INTERNAL DIAMETER (IN): _____ **2"**_____
3. WATER LEVEL BELOW TOP OF CASING (FT): _____**34.20'**_____
4. VOLUME OF WATER IN CASING (GAL): _____**0.34**_____

   #1 - #3 x #2 (Gal/Ft)

   VOLUME OF 3 CASINGS: _____**1.02**___ GAL.

WELL ID.	VOL. (GAL/FT)
1"	0.041
2"	0.163
3"	0.367
4"	0.653
5"	1.020
6"	1.469
8"	2.611

PARAMETERS	ACCUMULATED VOLUME PURGED (GALLONS)									
pH										
CONDUCTIVITY (µmhos)										
TURBIDITY (NTU)										
TEMPERATURE (OC)										
Eh										
TIME										

COMMENTS:

Hard bottom. Vegetation fragments in the purge water. Casing is only 6'-8' above ground surface so grass fragments likely enter the well when the grass is mowed. Water is dark greenish gray in color. Purged dry after ⅓ gallons. No odors or sheens observed. Water level at time of sampling is 35.93'. Water at sampling is very turbid. Field parameters were not measured.

NR = Not Recorded.

New York State Department of Environmental Conservation
270 Michigan Avenue, Buffalo, New York, 14203-2999

WELL PURGING AND SAMPLING LOG

SITE NAME: Patton's Busy Bee Landfill		SITE NUMBER: 902014
SAMPLER: Brian Sadowski/Josh Vaccaro/Glenn May		
PURGE DATE: 04/17/2019	START PURGE: NR	END PURGE: NR
SAMPLE DATE: 04/18/2019		SAMPLE TIME: 1140

WELL NUMBER:_____W-8_____

1. TOTAL CASING AND SCREEN LENGTH (FT): _____**32.55'**_____
2. CASING INTERNAL DIAMETER (IN): _____ **2"**_____
3. WATER LEVEL BELOW TOP OF CASING (FT): _____**20.40'**_____
4. VOLUME OF WATER IN CASING (GAL): _____**1.98**_____

   #1 - #3 x #2 (Gal/Ft)

   VOLUME OF 3 CASINGS: _____**5.94**___ GAL.

WELL ID.	VOL. (GAL/FT)
1"	0.041
2"	0.163
3"	0.367
4"	0.653
5"	1.020
6"	1.469
8"	2.611

PARAMETERS	ACCUMULATED VOLUME PURGED (GALLONS)									
pH										
CONDUCTIVITY (µmhos)										
TURBIDITY (NTU)										
TEMPERATURE (OC)										
Eh										
TIME										

COMMENTS:

Casing is loose. Soft bottom. Well riser is about 1.5' below TOC so measurements are from TOC rather than TOR. Water is gray-green in color with shale fragments. No odors or sheens observed. Purged dry after 2 gallons. Water level at time of sampling is 20.77'. Water at sampling is clear. Field parameters were not measured.

NR = Not Recorded.

New York State Department of Environmental Conservation
270 Michigan Avenue, Buffalo, New York, 14203-2999

WELL PURGING AND SAMPLING LOG

SITE NAME: Patton's Busy Bee Landfill		SITE NUMBER: 902014
SAMPLER: Brian Sadowski/Josh Vaccaro/Glenn May		
PURGE DATE: 04/17/2019	START PURGE: 1300	END PURGE: 1314
SAMPLE DATE: 04/18/2019		SAMPLE TIME: 1215

WELL NUMBER:_____W-9_____

1. TOTAL CASING AND SCREEN LENGTH (FT): _____**25.36'**_____
2. CASING INTERNAL DIAMETER (IN): _____ **2"**_____
3. WATER LEVEL BELOW TOP OF CASING (FT): _____**19.65'**_____
4. VOLUME OF WATER IN CASING (GAL): _____**0.93**_____

   #1 - #3 x #2 (Gal/Ft)

   VOLUME OF 3 CASINGS: _____**2.79**___ GAL.

WELL ID.	VOL. (GAL/FT)
1"	0.041
2"	0.163
3"	0.367
4"	0.653
5"	1.020
6"	1.469
8"	2.611

PARAMETERS	ACCUMULATED VOLUME PURGED (GALLONS)									
pH										
CONDUCTIVITY (µmhos)										
TURBIDITY (NTU)										
TEMPERATURE (OC)										
Eh										
TIME										

COMMENTS:

Hard bottom. Water is clear, although it looks tan in the purge bucket. After purging 4 gallons we are still getting full bailers. No odors or sheens observed. Water level at time of sampling is 19.32'. Water at sampling is clear. Field parameters were not measured.

NR = Not Recorded.

New York State Department of Environmental Conservation
270 Michigan Avenue, Buffalo, New York, 14203-2999

WELL PURGING AND SAMPLING LOG

SITE NAME: Patton's Busy Bee Landfill		SITE NUMBER: 902014
SAMPLER: Brian Sadowski/Josh Vaccaro/Glenn May		
PURGE DATE: 04/17/2019	START PURGE: 1135	END PURGE: 1140
SAMPLE DATE: 04/18/2019		SAMPLE TIME: 1100

WELL NUMBER:_____W-10S_____

1. TOTAL CASING AND SCREEN LENGTH (FT): _____**22.49'**_____
2. CASING INTERNAL DIAMETER (IN): _____ **2"**_____
3. WATER LEVEL BELOW TOP OF CASING (FT): _____**21.29'**_____
4. VOLUME OF WATER IN CASING (GAL): _____**0.20**_____

#1 - #3 x #2 (Gal/Ft)

VOLUME OF 3 CASINGS: _____**0.60**___ GAL.

WELL ID.	VOL. (GAL/FT)
1"	0.041
2"	0.163
3"	0.367
4"	0.653
5"	1.020
6"	1.469
8"	2.611

PARAMETERS	ACCUMULATED VOLUME PURGED (GALLONS)									
pH										
CONDUCTIVITY (µmhos)										
TURBIDITY (NTU)										
TEMPERATURE (OC)										
Eh										
TIME										

COMMENTS:

Hard bottom. Measurements taken from TOC. Water is tan in color. No odors or sheens observed. Purged dry after ≈1 pint. Water level at time of sampling is 21.37'. Water at sampling is clear. Field parameters were not measured.

NR = Not Recorded.

New York State Department of Environmental Conservation
270 Michigan Avenue, Buffalo, New York, 14203-2999

WELL PURGING AND SAMPLING LOG

SITE NAME: Patton's Busy Bee Landfill		SITE NUMBER: 902014
SAMPLER: Brian Sadowski/Josh Vaccaro/Glenn May		
PURGE DATE: 04/17/2019	START PURGE: NR	END PURGE: NR
SAMPLE DATE:		SAMPLE TIME:

WELL NUMBER:_____MW-101S_____

1. TOTAL CASING AND SCREEN LENGTH (FT): _____**30.75'**_____
2. CASING INTERNAL DIAMETER (IN): _____ **2"**_____
3. WATER LEVEL BELOW TOP OF CASING (FT): _____**21.63'**_____
4. VOLUME OF WATER IN CASING (GAL): _____**1.50**_____

#1 - #3 x #2 (Gal/Ft)

VOLUME OF 3 CASINGS: _____**4.50**___ GAL.

WELL ID.	VOL. (GAL/FT)
1"	0.041
2"	0.163
3"	0.367
4"	0.653
5"	1.020
6"	1.469
8"	2.611

PARAMETERS	ACCUMULATED VOLUME PURGED (GALLONS)									
pH										
CONDUCTIVITY (µmhos)										
TURBIDITY (NTU)										
TEMPERATURE (OC)										
Eh										
TIME										

COMMENTS:

Soft bottom. Obstruction in well near water level so we could not bail it. Well not sampled.

NR = Not Recorded.

MARCH 2020 SAMPLING EVENT

Low Flow Ground Water Sampling Log

Date	03/31/20	Personnel	A. Cook	Weather	40's Cloudy
Site Name	Henry's LF	Evacuation Method	Low Flow	Well #	MW-101S
Site Location	Alfred Station, NY	Sampling Method	Peri Pump + HDPE	Project #	450619.0900

Well information:

Depth of Well	30.7 ft.	*Measurements taken from:		
Depth to Water	21.62 ft.		X	Top of Well Casing
H_{wc}	9.08 ft.			Top of Protective Casing
Depth to Intake	28.7 ft.			(Other, Specify)

Start Purge Time: 0910

		10%	0.1	3%	10 mV	10%	10%	100 - 500 mL/min
Elapsed Time (min)	**Depth to Water (ft)**	**Temperature (celsius)**	**pH**	**Conductivity (ms/cm)**	**Oxidation Reduction Potential**	**Dissolved Oxygen (mg/L)**	**Turbidity (NTU)**	**Flow Rate (mL/min)**
0	21.62	8.73	6.58	0.315	-50	0.44	23	-
5	21.62	8.15	6.71	0.312	-42	2.34	97.3	-
10	21.62	7.81	6.64	0.314	-42	1.34	81	-
15	21.62	7.55	6.54	0.327	-46	1.62	50.1	-
40	21.62	7.39	6.65	0.333	-94	1.4	24.6	-
45	21.62	7.39	6.56	0.334	-120	1.06	1.67	-
50	25.52	7.13	6.56	0.337	-132	0.83	6.4	75
55	25.8	7.03	6.57	0.341	-140	0.79	7.7	75
60	25.8	6.95	6.57	0.345	-142	0.71	7.7	75
65	25.8	6.85	6.57	0.35	-145	0.7	7.2	75

End Purge Time: 1050

Water Sample

Time Collected: 1100

Total volume of purged water removed: 1.25 (gallons)

Physical appearance at start:

Color Brown, Turbid

Odor None

Sheen/Free Product None

Physical appearance at start:

Color Clear

Odor None

Sheen/Free Product None

Samples: (See list of parameters collected below)

muddy bottom

Sample	Container Type	# Collected	Field Filtered	Preservative	Container pH
Alkalinity	125 mL Plastic	1	no	none	-
Ammonia/COD	250 mL Plastic	1	no	H2SO4	-
PAHs + 1,4-Dioxane	1 L Amber	2	no	none	-
Chl/Tds/Bro/SO4	60 mL Plastic	1	no	none	-
TOC	40 mL Glass	2	no	HCl	-
TDS	500 mL Plastic	1	no	none	-
VOCs	40 mL Glass	3	no	HCl	-
Mod. Bsln Metals / Hardness	250 mL Plastic	2	no	HNO3	-
PFAS	250 mL Plastic	2	no	none	-
PAHs	250 mL Amber	2	no	none	-

Low Flow Ground Water Sampling Log

Date	03/31/20	Personnel	A. Cook	Weather	40's Cloudy
Site Name	Henry's LF	Evacuation Method	Low Flow	Well #	MW-101I
Site Location	Alfred Station, NY	Sampling Method	Peri Pump + HDPE	Project #	450619.0900

Well information:

Depth of Well	63.7 ft.	*Measurements taken from:		
Depth to Water	52.49 ft.		X	Top of Well Casing
H_{wc}	11.21 ft.			Top of Protective Casing
Depth to Intake	61.7 ft.			(Other, Specify)

Start Purge Time: 1030

		10%	0.1	3%	10 mV	10%	10%	100 - 500 mL/min
Elapsed Time (min)	**Depth to Water (ft)**	**Temperature (celsius)**	**pH**	**Conductivity (ms/cm)**	**Oxidation Reduction Potential**	**Dissolved Oxygen (mg/L)**	**Turbidity (NTU)**	**Flow Rate (mL/min)**
0	53.45	-	-	-	-	-	-	100
5	53.73	-	-	-	-	-	-	100
10	53.84	6.73	6.74	0.898	81	1.53	125	100
15	54.68	6.63	7.02	0.885	45	1.08	83.6	100
20	54.28	6.57	7.11	0.883	31	0.76	61	100
25	54.52	6.61	7.14	0.88	21	0.76	44	100
30	54.7	6.64	7.2	0.877	17	0.58	47.1	100
35	55.07	6.67	7.18	0.88	-4	0.48	31.6	100
40	55.22	6.72	7.17	0.881	-12	0.3	28.9	100
45	55.4	6.73	7.18	0.882	-14	0.17	27.7	100
50	55.63	6.67	7.18	0.883	-17	0.06	24.7	100
55	53.79	6.65	7.19	0.882	-20	0.02	17	100
60	55.95	6.67	7.19	0.883	-21	0	10.6	100
65	56.18	6.61	7.18	0.885	-25	0	5.3	100
70	56.45	6.67	7.2	0.885	-22	0	3.1	100
75	56.65	6.63	7.2	0.882	-21	0	1.7	100
80	56.78	6.57	7.21	0.883	-21	0	1.2	100

End Purge Time: 1155

Water Sample

Time Collected: 1200

Total volume of purged water removed: 3 (gallons)

Physical appearance at start:

Color grayish

Odor None

Sheen/Free Product None

Physical appearance at start:

Color Clear

Odor none

Sheen/Free Product none

Samples: (See list of parameters collected below)

Sample	Container Type	# Collected	Field Filtered	Preservative	Container pH
Alkalinity	125 mL Plastic	1	no	none	-
Ammonia/COD	250 mL Plastic	1	no	H2SO4	-
PAHs + 1,4-Dioxane	1 L Amber	2	no	none	-
Chl/Tds/Bro/SO4	60 mL Plastic	1	no	none	-
TOC	40 mL Glass	2	no	HCl	-
TDS	500 mL Plastic	1	no	none	-
VOCs	40 mL Glass	3	no	HCl	-
Mod. Bsln Metals / Hardness	250 mL Plastic	2	no	HNO3	-
PFAS	250 mL Plastic	2	no	none	-
PAHs	250 mL Amber	2	no	none	-

Low Flow Ground Water Sampling Log

Date	03/31/20	Personnel	A. Cook, Mikochik	Weather	
Site Name	Henry's LF	Evacuation Method	Bladder	Well #	MW-101D
Site Location	Alfred Station, NY	Sampling Method	Low Flow	Project #	450619.0900

Well information:

Depth of Well 86.3 ft.
Depth to Water 77.53 ft.
H_{wc} 8.77 ft.
Depth to Intake 81 ft.

*Measurements taken from:
- [ ] Top of Well Casing
- [ ] Top of Protective Casing
- [ ] (Other, Specify)

Start Purge Time: 1420

		10%	0.1	3%	10 mV	10%	10%	100 - 500 mL/min
Elapsed Time (min)	**Depth to Water (ft)**	**Temperature (celsius)**	**pH**	**Conductivity (ms/cm)**	**Oxidation Reduction Potential**	**Dissolved Oxygen (mg/L)**	**Turbidity (NTU)**	**Flow Rate (mL/min)**
5	-	-	-	-	-	-	-	-
15	-	7.05	6.79	1.02	-63	0.68	6.4	100
25	-	6.48	6.81	1.03	-70	0.73	1.7	100
50	79.91	7.89	6.82	1.05	-76	1.81	7.4	100
55	80.11	7.9	6.79	1.04	-79	1.1	0	100
60	80.2	7.88	6.8	1.04	-80	0.94	0	100
65	80.24	7.86	6.79	1.05	-84	0.78	0	100
70	80.34	8.42	6.81	1.04	-72	0.67	0	100
75	Went dry, stopped purging, resume with sampling 4/1/2020							

End Purge Time:

Water Sample

Time Collected: _____

Total volume of purged water removed: NA (gallons)

Physical appearance at start:
Color Clear
Odor None
Sheen/Free Product None

Physical appearance at start:
Color Clear
Odor None
Sheen/Free Product None

Samples: (See list of parameters collected below)

Sample	Container Type	# Collected	Field Filtered	Preservative	Container pH
Alkalinity	125 mL Plastic	1	no	none	-
Ammonia/COD	250 mL Plastic	1	no	H2SO4	-
PAHs + 1,4-Dioxane	1 L Amber	2	no	none	-
Chl/Tds/Bro/SO4	60 mL Plastic	1	no	none	-
TOC	40 mL Glass	2	no	HCl	-
TDS	500 mL Plastic	1	no	none	-
VOCs	40 mL Glass	3	no	HCl	-
Mod. Bsln Metals / Hardness	250 mL Plastic	2	no	HNO3	-
PFAS	250 mL Plastic	2	no	none	-
PAHs	250 mL Amber	2	no	none	-

Low Flow Ground Water Sampling Log

Date	04/01/20	Personnel	A. Cook	Weather	40's Cloudy
Site Name	Henry's LF	Evacuation Method	Bailer	Well #	MW-105I
Site Location	Alfred Station, NY	Sampling Method	Hand purge + check valve	Project #	450619.0900

Well information:

Depth of Well 52.92 ft.
Depth to Water 36.6 ft.
H_{wc} 16.32 ft.
Depth to Intake 50 ft.

*Measurements taken from:

X	Top of Well Casing
	Top of Protective Casing
	(Other, Specify)

Start Purge Time: 1220

		10%	0.1	3%	10 mV	10%	10%	100 - 500 mL/min
Elapsed Time (min)	**Depth to Water (ft)**	**Temperature (celsius)**	**pH**	**Conductivity (ms/cm)**	**Oxidation Reduction Potential**	**Dissolved Oxygen (mg/L)**	**Turbidity (NTU)**	**Flow Rate (mL/min)**
1	-	8.42	6.8	1.65	2.76	-	203	-
2	-	8.67	6.81	1.48	-125	1.58	112	-
3.5	-	9	7.09	1.5	-148	2.16	99.5	-
6	-	9.6	7.09	1.48	-141	2.27	89.3	-

End Purge Time: 11345

Water Sample

Time Collected: 1350

Total volume of purged water removed: 6 (gallons)

Physical appearance at start:
Color grayish
Odor none
Sheen/Free Product none

Physical appearance at start:
Color grayish
Odor none
Sheen/Free Product none

Samples: (See list of parameters collected below)

Hand purging with check valve, 1"well bladder, too big, bailer doesn't enough

Sample	Container Type	# Collected	Field Filtered	Preservative	Container pH
Alkalinity	125 mL Plastic	1	no	none	-
Ammonia/COD	250 mL Plastic	1	no	H2SO4	-
PAHs + 1,4-Dioxane	1 L Amber	2	no	none	-
Chl/Tds/Bro/SO4	60 mL Plastic	1	no	none	-
TOC	40 mL Glass	2	no	HCl	-
TDS	500 mL Plastic	1	no	none	-
VOCs	40 mL Glass	3	no	HCl	-
Mod. Bsln Metals / Hardness	250 mL Plastic	2	no	HNO3	-
PFAS	250 mL Plastic	2	no	none	-
PAHs	250 mL Amber	2	no	none	-

Low Flow Ground Water Sampling Log

Date	04/01/20	Personnel	A. Cook, Mikochik	Weather	40's Sunny
Site Name	Henry's LF	Evacuation Method	Low Flow	Well #	MW-106I
Site Location	Alfred Station, NY	Sampling Method	Bladder Pump	Project #	450619.0900

Well information:

Depth of Well 61.2 ft.
Depth to Water 38.2 ft.
H_{wc} 23 ft.
Depth to Intake 38.2 ft.

*Measurements taken from:

X	Top of Well Casing
	Top of Protective Casing
	(Other, Specify)

Start Purge Time: 1540

		10%	0.1	3%	10 mV	10%	10%	100 - 500 mL/min
Elapsed Time (min)	**Depth to Water (ft)**	**Temperature (celsius)**	**pH**	**Conductivity (ms/cm)**	**Oxidation Reduction Potential**	**Dissolved Oxygen (mg/L)**	**Turbidity (NTU)**	**Flow Rate (mL/min)**
0	61.6	-	-	-	-	-	-	180
5	61.72	13.33	7.54	0.365	80	5.33	61.2	150
10	61.84	13.33	7.54	0.365	80	5.33	61.2	50
15	61.93	10.04	7.59	0.399	72	5.94	66.2	100
20	62.08	9.81	7.59	0.398	67	5.78	53.4	100
25	62.3	9.77	7.57	0.397	63	5.68	43.1	100
30	6248	9.77	7.57	0.396	59	5.66	30.4	100
35	62.75	9.49	7.57	0.395	56	5.67	18.7	100
40	62.96	9.42	7.56	0.395	54	5.65	18	100
45	63.18	9.46	7.56	0.395	54	5.62	16.7	100

End Purge Time: 1635

Water Sample

Time Collected: 1640

Total volume of purged water removed: NA (gallons)

Physical appearance at start:
Color Clear
Odor None
Sheen/Free Product None

Physical appearance at start:
Color Clear
Odor None
Sheen/Free Product None

Samples: (See list of parameters collected below)

Sample	Container Type	# Collected	Field Filtered	Preservative	Container pH
Alkalinity	125 mL Plastic	1	no	none	-
Ammonia/COD	250 mL Plastic	1	no	H2SO4	-
PAHs + 1,4-Dioxane	1 L Amber	2	no	none	-
Chl/Tds/Bro/SO4	60 mL Plastic	1	no	none	-
TOC	40 mL Glass	2	no	HCl	-
TDS	500 mL Plastic	1	no	none	-
VOCs	40 mL Glass	3	no	HCl	-
Mod. Bsln Metals / Hardness	250 mL Plastic	2	no	HNO3	-
PFAS	250 mL Plastic	2	no	none	-
PAHs	250 mL Amber	2	no	none	-

Low Flow Ground Water Sampling Log

Date	03/30/20	Personnel	A. Cook, Mikochik	Weather	30's Cloudy, Rain
Site Name	Henry's LF	Evacuation Method	Low Flow	Well #	MW-107S
Site Location	Alfred Station, NY	Sampling Method	Peri Pump + HDPE	Project #	450619.0900

Well information:

Depth of Well 31.1 ft.
Depth to Water 10.95 ft.
H_{wc} 20.15 ft.
Depth to Intake 26 ft.

*Measurements taken from:

X	Top of Well Casing
	Top of Protective Casing
	(Other, Specify)

Start Purge Time: 1209

		10%	0.1	3%	10 mV	10%	10%	100 - 500 mL/min
Elapsed Time (min)	**Depth to Water (ft)**	**Temperature (celsius)**	**pH**	**Conductivity (ms/cm)**	**Oxidation Reduction Potential**	**Dissolved Oxygen (mg/L)**	**Turbidity (NTU)**	**Flow Rate (mL/min)**
0	12.2	12.43	6.89	0.183	195	1.43	0	200
5	12.15	12	6.46	0.16	157	1.06	0	150
10	12.15	11.55	6.39	0.151	132	1.03	0	150
15	12.15	10.86	6.27	0.147	93	0.9	0	150
20	12.15	10.63	6.17	0.145	88	0.78	0	150
25	12.15	10.31	6.23	0.142	74	0.72	0	150
30	12.15	10.06	6.12	0.14	73	0.62	0	150
35	12.15	9.88	6.2	0.14	63	0.62	0	150

End Purge Time: 1256

Water Sample

Time Collected: 1300

Total volume of purged water removed: 2.5 (gallons)

Physical appearance at start:
Color Clear
Odor None
Sheen/Free Product None

Physical appearance at start:
Color Clear
Odor None
Sheen/Free Product None

Samples: (See list of parameters collected below)

Sample	Container Type	# Collected	Field Filtered	Preservative	Container pH
Alkalinity	125 mL Plastic	1	no	none	-
Ammonia/COD	250 mL Plastic	1	no	H2SO4	-
PAHs + 1,4-Dioxane	1 L Amber	2	no	none	-
Chl/Tds/Bro/SO4	60 mL Plastic	1	no	none	-
TOC	40 mL Glass	2	no	HCl	-
TDS	500 mL Plastic	1	no	none	-
VOCs	40 mL Glass	3	no	HCl	-
Mod. Bsln Metals / Hardness	250 mL Plastic	2	no	HNO3	-
PFAS	250 mL Plastic	2	no	none	-
PAHs	250 mL Amber	2	no	none	-

Low Flow Ground Water Sampling Log

Date	04/01/20	Personnel	A. Cook, Mikochik	Weather	
Site Name	Henry's LF	Evacuation Method		Well #	MW-107IR
Site Location	Alfred Station, NY	Sampling Method		Project #	450619.0900

Well information:

Depth of Well	74.5 ft.	*Measurements taken from:	
Depth to Water	65.62 ft.	X	Top of Well Casing
H_{wc}	8.88 ft.		Top of Protective Casing
Depth to Intake	72.5 ft.		(Other, Specify)

Start Purge Time: 1130

		10%	0.1	3%	10 mV	10%	10%	100 - 500 mL/min
Elapsed Time (min)	**Depth to Water (ft)**	**Temperature (celsius)**	**pH**	**Conductivity (ms/cm)**	**Oxidation Reduction Potential**	**Dissolved Oxygen (mg/L)**	**Turbidity (NTU)**	**Flow Rate (mL/min)**
0	65.95	-	-	-	-	-	-	-
5	66.08	10.73	7.74	0.294	28	6.92	136	100
10	66.18	10.42	7.61	0.28	39	6.35	212	100
15	66.38	9.97	7.52	0.282	52	5.95	125	100
20	66.58	9.07	7.43	0.3	63	5.32	131	100
25	66.78	9.44	7.3	0.312	76	4.68	116	100
30	-	-	-	-	-	-	-	-
35	66.7	9.65	7.32	0.312	80	5.26	167	100
40	67.02	9.68	7.42	0.3	83	5.72	228	100
45	67.29	9.82	7.27	0.298	88	5.73	240	100
50	67.6	10.04	7.33	0.276	85	5.7	249	100
55	67.96	10.35	7.42	0.293	81	5.71	251	100

End Purge Time: 1322

Water Sample

Time Collected: 1325

Total volume of purged water removed: NA (gallons)

Physical appearance at start:
Color light grey/brown, slightly cloudy
Odor None
Sheen/Free Product None

Physical appearance at start:
Color light grey/brown, slightly cloudy
Odor None
Sheen/Free Product None

Samples: (See list of parameters collected below)

8-37E-01-003-02

Sample	Container Type	# Collected	Field Filtered	Preservative	Container pH
Alkalinity	125 mL Plastic	1	no	none	-
Ammonia/COD	250 mL Plastic	1	no	H2SO4	-
PAHs + 1,4-Dioxane	1 L Amber	2	no	none	-
Chl/Tds/Bro/SO4	60 mL Plastic	1	no	none	-
TOC	40 mL Glass	2	no	HCl	-
TDS	500 mL Plastic	1	no	none	-
VOCs	40 mL Glass	3	no	HCl	-
Mod. Bsln Metals / Hardness	250 mL Plastic	2	no	HNO3	-
PFAS	250 mL Plastic	2	no	none	-
PAHs	250 mL Amber	2	no	none	-

Low Flow Ground Water Sampling Log

Date	04/02/20	Personnel	A. Cook, Mikochik	Weather	30's Sunny
Site Name	Henry's LF	Evacuation Method	Low Flow	Well #	MW-113
Site Location	Alfred Station, NY	Sampling Method	Bladder Pump	Project #	450619.0900

Well information:

Depth of Well 52.45 ft.
Depth to Water 41.12 ft.
H_{wc} 11.33 ft.
Depth to Intake 50.45 ft.

*Measurements taken from:

X	Top of Well Casing
	Top of Protective Casing
	(Other, Specify)

Start Purge Time: 1040

		10%	0.1	3%	10 mV	10%	10%	100 - 500 mL/min
Elapsed Time (min)	**Depth to Water (ft)**	**Temperature (celsius)**	**pH**	**Conductivity (ms/cm)**	**Oxidation Reduction Potential**	**Dissolved Oxygen (mg/L)**	**Turbidity (NTU)**	**Flow Rate (mL/min)**
0	41.25	8.23	8.15	0.484	-6	1.34	0	100
5	41.45	8.41	8.01	0.476	-21	0.46	0	100
10	41.65	8.51	7.91	0.463	-23	0.4	0	100
15	41.85	8.59	7.86	0.458	-23	0.53	0	100
20	41.23	8.61	7.83	0.457	-23	0.69	0	100
25	43	8.85	7.81	0.455	-20	0.85	0	100

End Purge Time: 1105

Water Sample

Time Collected: 1120

Total volume of purged water removed: 1 (gallons)

Physical appearance at start:
Color Clear
Odor None
Sheen/Free Product None

Physical appearance at start:
Color Clear
Odor None
Sheen/Free Product None

Samples: (See list of parameters collected below)

Sample	Container Type	# Collected	Field Filtered	Preservative	Container pH
Alkalinity	125 mL Plastic	1	no	none	-
Ammonia/COD	250 mL Plastic	1	no	H2SO4	-
PAHs + 1,4-Dioxane	1 L Amber	2	no	none	-
Chl/Tds/Bro/SO4	60 mL Plastic	1	no	none	-
TOC	40 mL Glass	2	no	HCl	-
TDS	500 mL Plastic	1	no	none	-
VOCs	40 mL Glass	3	no	HCl	-
Mod. Bsln Metals / Hardness	250 mL Plastic	2	no	HNO3	-
PFAS	250 mL Plastic	2	no	none	-
PAHs	250 mL Amber	2	no	none	-

APPENDIX H

LAB REPORTS – GROUNDWATER SAMPLES

JUNE 2017 SAMPLING EVENT

Client Sample Results

Client: New York State D.E.C.
Project/Site: Patton's Busy Bee Disposal #902014

TestAmerica Job ID: 480-119693-1

Client Sample ID: W-4S

Date Collected: 06/15/17 13:30
Date Received: 06/16/17 10:35

Lab Sample ID: 480-119693-2

Matrix: Water

Method: 8260C SIM - Volatile Organic Compounds (GC/MS)

Analyte	Result	Qualifier	RL	MDL	Unit	D	Prepared	Analyzed	Dil Fac
1,4-Dioxane	ND		1.0	0.25	ug/L			06/28/17 22:24	1

Surrogate	*%Recovery*	*Qualifier*	*Limits*	*Prepared*	*Analyzed*	*Dil Fac*
1,2-Dichloroethane-d4 (Surr)	*99*		*70 - 130*		*06/28/17 22:24*	*1*
4-Bromofluorobenzene (Surr)	*94*		*70 - 130*		*06/28/17 22:24*	*1*
Dibromofluoromethane (Surr)	*109*		*70 - 130*		*06/28/17 22:24*	*1*
Toluene-d8 (Surr)	*89*		*70 - 130*		*06/28/17 22:24*	*1*

Method: 8260C - Volatile Organic Compounds by GC/MS

Analyte	Result	Qualifier	RL	MDL	Unit	D	Prepared	Analyzed	Dil Fac
1,1,1-Trichloroethane	ND		1.0	0.19	ug/L			06/22/17 10:34	1
1,1,2,2-Tetrachloroethane	ND		1.0	0.19	ug/L			06/22/17 10:34	1
1,1,2-Trichloro-1,2,2-trifluoroethane	ND		1.0	0.15	ug/L			06/22/17 10:34	1
1,1,2-Trichloroethane	ND		1.0	0.19	ug/L			06/22/17 10:34	1
1,1-Dichloroethane	**0.31**	**J**	1.0	0.24	ug/L			06/22/17 10:34	1
1,1-Dichloroethene	ND		1.0	0.25	ug/L			06/22/17 10:34	1
1,2,4-Trichlorobenzene	ND		1.0	0.20	ug/L			06/22/17 10:34	1
1,2-Dibromo-3-Chloropropane	ND		10	0.94	ug/L			06/22/17 10:34	1
1,2-Dichlorobenzene	ND		1.0	0.19	ug/L			06/22/17 10:34	1
1,2-Dichloroethane	ND		1.0	0.20	ug/L			06/22/17 10:34	1
1,2-Dichloropropane	ND		1.0	0.25	ug/L			06/22/17 10:34	1
1,3-Dichlorobenzene	ND		1.0	0.18	ug/L			06/22/17 10:34	1
1,4-Dichlorobenzene	ND		1.0	0.17	ug/L			06/22/17 10:34	1
2-Butanone (MEK)	ND		50	2.6	ug/L			06/22/17 10:34	1
2-Hexanone	ND		10	1.3	ug/L			06/22/17 10:34	1
4-Methyl-2-pentanone (MIBK)	ND		10	0.81	ug/L			06/22/17 10:34	1
Acetone	ND		25	2.7	ug/L			06/22/17 10:34	1
Benzene	ND		1.0	0.20	ug/L			06/22/17 10:34	1
Bromoform	ND		1.0	0.29	ug/L			06/22/17 10:34	1
Bromomethane	ND		1.0	0.35	ug/L			06/22/17 10:34	1
Carbon disulfide	ND		1.0	0.22	ug/L			06/22/17 10:34	1
Carbon tetrachloride	ND		1.0	0.18	ug/L			06/22/17 10:34	1
Chlorobenzene	ND		1.0	0.18	ug/L			06/22/17 10:34	1
Dibromochloromethane	ND		1.0	0.25	ug/L			06/22/17 10:34	1
Chloroethane	ND		1.0	0.36	ug/L			06/22/17 10:34	1
Chloroform	ND		1.0	0.23	ug/L			06/22/17 10:34	1
Chloromethane	ND		1.0	0.36	ug/L			06/22/17 10:34	1
cis-1,2-Dichloroethene	**5.9**		1.0	0.21	ug/L			06/23/17 17:50	1
Cyclohexane	ND		5.0	0.13	ug/L			06/22/17 10:34	1
Bromodichloromethane	ND		1.0	0.17	ug/L			06/22/17 10:34	1
Dichlorodifluoromethane	ND	*	1.0	0.17	ug/L			06/22/17 10:34	1
Ethylbenzene	ND		1.0	0.19	ug/L			06/22/17 10:34	1
1,2-Dibromoethane	ND		1.0	0.21	ug/L			06/22/17 10:34	1
Isopropylbenzene	ND		1.0	0.33	ug/L			06/22/17 10:34	1
Methyl acetate	ND		10	0.58	ug/L			06/22/17 10:34	1
Methyl tert-butyl ether	ND		1.0	0.17	ug/L			06/22/17 10:34	1
Methylcyclohexane	ND		5.0	0.090	ug/L			06/22/17 10:34	1
Methylene Chloride	ND		5.0	1.0	ug/L			06/22/17 10:34	1
Tetrachloroethene	ND		1.0	0.14	ug/L			06/22/17 10:34	1
Toluene	ND		1.0	0.17	ug/L			06/22/17 10:34	1

Client Sample Results

Client: New York State D.E.C.
Project/Site: Patton's Busy Bee Disposal #902014

TestAmerica Job ID: 480-119693-1

Client Sample ID: W-4S

Date Collected: 06/15/17 13:30
Date Received: 06/16/17 10:35

Lab Sample ID: 480-119693-2

Matrix: Water

Method: 8260C - Volatile Organic Compounds by GC/MS (Continued)

Analyte	Result	Qualifier	RL	MDL	Unit	D	Prepared	Analyzed	Dil Fac
trans-1,2-Dichloroethene	ND		1.0	0.23	ug/L			06/22/17 10:34	1
trans-1,3-Dichloropropene	ND		1.0	0.17	ug/L			06/22/17 10:34	1
Trichloroethene	**6.9**	**B**	1.0	0.20	ug/L			06/23/17 17:50	1
Trichlorofluoromethane	ND		1.0	0.21	ug/L			06/22/17 10:34	1
Vinyl chloride	ND		1.0	0.18	ug/L			06/22/17 10:34	1
Xylenes, Total	ND		3.0	0.58	ug/L			06/22/17 10:34	1
cis-1,3-Dichloropropene	ND		1.0	0.17	ug/L			06/22/17 10:34	1
Styrene	ND		1.0	0.28	ug/L			06/22/17 10:34	1

Surrogate	*%Recovery*	*Qualifier*	*Limits*	*Prepared*	*Analyzed*	*Dil Fac*
1,2-Dichloroethane-d4 (Surr)	*98*		*70 - 130*		*06/22/17 10:34*	*1*
1,2-Dichloroethane-d4 (Surr)	*100*		*70 - 130*		*06/23/17 17:50*	*1*
4-Bromofluorobenzene (Surr)	*100*		*70 - 130*		*06/22/17 10:34*	*1*
4-Bromofluorobenzene (Surr)	*100*		*70 - 130*		*06/23/17 17:50*	*1*
Toluene-d8 (Surr)	*122*		*70 - 130*		*06/22/17 10:34*	*1*
Toluene-d8 (Surr)	*118*		*70 - 130*		*06/23/17 17:50*	*1*

Method: 537 (modified) - Perfluorinated Hydrocarbons

Analyte	Result	Qualifier	RL	MDL	Unit	D	Prepared	Analyzed	Dil Fac
Perfluorobutanoic acid (PFBA)	**6.8**	**B**	1.9	0.44	ng/L		06/29/17 09:34	07/05/17 03:29	1
Perfluoropentanoic acid (PFPeA)	**3.7**		1.9	0.96	ng/L		06/29/17 09:34	07/05/17 03:29	1
Perfluorohexanoic acid (PFHxA)	**2.5**		1.9	0.76	ng/L		06/29/17 09:34	07/05/17 03:29	1
Perfluoroheptanoic acid (PFHpA)	**1.8**	**J**	1.9	0.78	ng/L		06/29/17 09:34	07/05/17 03:29	1
Perfluorooctanoic acid (PFOA)	**6.7**		1.9	0.72	ng/L		06/29/17 09:34	07/05/17 03:29	1
Perfluorononanoic acid (PFNA)	ND		1.9	0.63	ng/L		06/29/17 09:34	07/05/17 03:29	1
Perfluorodecanoic acid (PFDA)	ND		1.9	0.43	ng/L		06/29/17 09:34	07/05/17 03:29	1
Perfluoroundecanoic acid (PFUnA)	ND		1.9	0.72	ng/L		06/29/17 09:34	07/05/17 03:29	1
Perfluorododecanoic acid (PFDoA)	ND		1.9	0.57	ng/L		06/29/17 09:34	07/05/17 03:29	1
Perfluorotridecanoic Acid (PFTriA)	ND		1.9	0.53	ng/L		06/29/17 09:34	07/05/17 03:29	1
Perfluorotetradecanoic acid (PFTeA)	**1.0**	**J B**	1.9	0.19	ng/L		06/29/17 09:34	07/05/17 03:29	1
Perfluorobutanesulfonic acid (PFBS)	ND		1.9	0.89	ng/L		06/29/17 09:34	07/05/17 03:29	1
Perfluorohexanesulfonic acid (PFHxS)	**1.1**	**J**	1.9	0.84	ng/L		06/29/17 09:34	07/05/17 03:29	1
Perfluoroheptanesulfonic Acid (PFHpS)	ND		1.9	0.69	ng/L		06/29/17 09:34	07/05/17 03:29	1
Perfluorooctanesulfonic acid (PFOS)	**4.1**		1.9	1.2	ng/L		06/29/17 09:34	07/05/17 03:29	1
Perfluorodecanesulfonic acid (PFDS)	ND		1.9	1.2	ng/L		06/29/17 09:34	07/05/17 03:29	1

Isotope Dilution	*%Recovery*	*Qualifier*	*Limits*	*Prepared*	*Analyzed*	*Dil Fac*
13C4 PFBA	*51*		*25 - 150*	*06/29/17 09:34*	*07/05/17 03:29*	*1*
13C2 PFHxA	*93*		*25 - 150*	*06/29/17 09:34*	*07/05/17 03:29*	*1*
13C4 PFOA	*104*		*25 - 150*	*06/29/17 09:34*	*07/05/17 03:29*	*1*
13C5 PFNA	*80*		*25 - 150*	*06/29/17 09:34*	*07/05/17 03:29*	*1*
13C2 PFDA	*70*		*25 - 150*	*06/29/17 09:34*	*07/05/17 03:29*	*1*
13C2 PFUnA	*61*		*25 - 150*	*06/29/17 09:34*	*07/05/17 03:29*	*1*
13C2 PFDoA	*57*		*25 - 150*	*06/29/17 09:34*	*07/05/17 03:29*	*1*
18O2 PFHxS	*116*		*25 - 150*	*06/29/17 09:34*	*07/05/17 03:29*	*1*
13C4 PFOS	*114*		*25 - 150*	*06/29/17 09:34*	*07/05/17 03:29*	*1*
13C4-PFHpA	*94*		*25 - 150*	*06/29/17 09:34*	*07/05/17 03:29*	*1*
13C5 PFPeA	*77*		*25 - 150*	*06/29/17 09:34*	*07/05/17 03:29*	*1*

Client Sample Results

Client: New York State D.E.C.
Project/Site: Patton's Busy Bee Disposal #902014

TestAmerica Job ID: 480-119694-1

Client Sample ID: W-4D

Date Collected: 06/15/17 14:00
Date Received: 06/16/17 10:35

Lab Sample ID: 480-119694-2

Matrix: Water

Method: 8260C - Volatile Organic Compounds by GC/MS

Analyte	Result	Qualifier	RL	MDL	Unit	D	Prepared	Analyzed	Dil Fac
1,1,1-Trichloroethane	ND		1.0	0.19	ug/L			06/24/17 08:25	1
1,1,2,2-Tetrachloroethane	ND		1.0	0.19	ug/L			06/24/17 08:25	1
1,1,2-Trichloro-1,2,2-trifluoroethane	ND		1.0	0.15	ug/L			06/24/17 08:25	1
1,1,2-Trichloroethane	ND		1.0	0.19	ug/L			06/24/17 08:25	1
1,1-Dichloroethane	ND		1.0	0.24	ug/L			06/24/17 08:25	1
1,1-Dichloroethene	ND		1.0	0.25	ug/L			06/24/17 08:25	1
1,2,4-Trichlorobenzene	ND		1.0	0.20	ug/L			06/24/17 08:25	1
1,2-Dibromo-3-Chloropropane	ND		10	0.94	ug/L			06/24/17 08:25	1
1,2-Dichlorobenzene	ND		1.0	0.19	ug/L			06/24/17 08:25	1
1,2-Dichloroethane	ND		1.0	0.20	ug/L			06/24/17 08:25	1
1,2-Dichloropropane	ND		1.0	0.25	ug/L			06/24/17 08:25	1
1,3-Dichlorobenzene	ND		1.0	0.18	ug/L			06/24/17 08:25	1
1,4-Dichlorobenzene	ND		1.0	0.17	ug/L			06/24/17 08:25	1
2-Butanone (MEK)	ND		50	2.6	ug/L			06/24/17 08:25	1
2-Hexanone	ND		10	1.3	ug/L			06/24/17 08:25	1
4-Methyl-2-pentanone (MIBK)	ND		10	0.81	ug/L			06/24/17 08:25	1
Acetone	ND		25	2.7	ug/L			06/24/17 08:25	1
Benzene	ND		1.0	0.20	ug/L			06/24/17 08:25	1
Bromoform	ND		1.0	0.29	ug/L			06/24/17 08:25	1
Bromomethane	ND		1.0	0.35	ug/L			06/24/17 08:25	1
Carbon disulfide	ND		1.0	0.22	ug/L			06/24/17 08:25	1
Carbon tetrachloride	ND		1.0	0.18	ug/L			06/24/17 08:25	1
Chlorobenzene	ND		1.0	0.18	ug/L			06/24/17 08:25	1
Dibromochloromethane	ND		1.0	0.25	ug/L			06/24/17 08:25	1
Chloroethane	ND		1.0	0.36	ug/L			06/24/17 08:25	1
Chloroform	ND		1.0	0.23	ug/L			06/24/17 08:25	1
Chloromethane	ND		1.0	0.36	ug/L			06/24/17 08:25	1
cis-1,2-Dichloroethene	**21**		1.0	0.21	ug/L			06/24/17 08:25	1
Cyclohexane	ND		5.0	0.13	ug/L			06/24/17 08:25	1
Bromodichloromethane	ND		1.0	0.17	ug/L			06/24/17 08:25	1
Dichlorodifluoromethane	ND	*	1.0	0.17	ug/L			06/24/17 08:25	1
Ethylbenzene	ND		1.0	0.19	ug/L			06/24/17 08:25	1
1,2-Dibromoethane	ND		1.0	0.21	ug/L			06/24/17 08:25	1
Isopropylbenzene	ND		1.0	0.33	ug/L			06/24/17 08:25	1
Methyl acetate	ND		10	0.58	ug/L			06/24/17 08:25	1
Methyl tert-butyl ether	ND		1.0	0.17	ug/L			06/24/17 08:25	1
Methylcyclohexane	ND		5.0	0.090	ug/L			06/24/17 08:25	1
Methylene Chloride	ND		5.0	1.0	ug/L			06/24/17 08:25	1
Tetrachloroethene	ND		1.0	0.14	ug/L			06/24/17 08:25	1
Toluene	ND		1.0	0.17	ug/L			06/24/17 08:25	1
trans-1,2-Dichloroethene	ND		1.0	0.23	ug/L			06/24/17 08:25	1
trans-1,3-Dichloropropene	ND		1.0	0.17	ug/L			06/24/17 08:25	1
Trichloroethene	**13**		1.0	0.20	ug/L			06/24/17 08:25	1
Trichlorofluoromethane	ND		1.0	0.21	ug/L			06/24/17 08:25	1
Vinyl chloride	ND		1.0	0.18	ug/L			06/24/17 08:25	1
Xylenes, Total	ND		3.0	0.58	ug/L			06/24/17 08:25	1
cis-1,3-Dichloropropene	ND		1.0	0.17	ug/L			06/24/17 08:25	1
Styrene	ND		1.0	0.28	ug/L			06/24/17 08:25	1

Client Sample Results

Client: New York State D.E.C.
Project/Site: Patton's Busy Bee Disposal #902014

TestAmerica Job ID: 480-119694-1

Client Sample ID: W-4D

Date Collected: 06/15/17 14:00
Date Received: 06/16/17 10:35

Lab Sample ID: 480-119694-2

Matrix: Water

Surrogate	%Recovery	Qualifier	Limits	Prepared	Analyzed	Dil Fac
1,2-Dichloroethane-d4 (Surr)	107		70 - 130		06/24/17 08:25	1
4-Bromofluorobenzene (Surr)	98		70 - 130		06/24/17 08:25	1
Toluene-d8 (Surr)	99		70 - 130		06/24/17 08:25	1

TestAmerica Buffalo
10 Hazelwood Drive
Amherst, NY 14228-2298
Phone (716) 691-2600 Fax (716) 691-7991

Chain of Custody Record

TestAmerica
THE LEADER IN ENVIRONMENTAL TESTING

Client Information	Sampler: Sadowski	Lab PM: Johnson, Orlette S	Carrier Tracking No(s):	COC No: 480-98508-20296.1
Client Contact: Mr. Brian Sadowski	Phone: 716-851-7220	E-Mail: orlette.johnson@testamericainc.com		Page: Page 1 of 1
Company: New York State D.E.C.				Job #:
Address: 270 Michigan Avenue	Due Date Requested:			
City: Buffalo	TAT Requested (days): 10 day			
State, Zip: NY, 14203				
Phone:	PO #: CallOut ID 120909			
Email: bpsadows@gw.dec.state.ny.us	WO #:			
Project Name: Patton's Busy Bee Disposal #902014	Project #: 48004137			
Site:	SSOW#:			

Analysis Requested

Preservation Codes:
A - HCL
B - NaOH
C - Zn Acetate
D - Nitric Acid
E - NaHSO4
F - MeOH
G - Amchlor
H - Ascorbic A
I - Ice
J - DI Water
K - EDTA
L - EDA
M - Hexane
N - None
Other:

480-119694 COC

Sample Identification	Sample Date	Sample Time	Sample Type (C=comp, G=grab)	Matrix (W=water, S=solid, O=waste/oil, BT=Tissue, A=Air)	Field Filtered Sample (Yes or No)	Perform MS/MSD (Yes or No)	8260C - TCL list OLM04.2	8081B - TCL Pesticides - OLM04.2	8270D - TCL SVOA - OLM04.2	350.1, 351.2, 410.4, 4500_P_E	6010C - TAL Metals ICP	5210B - BOD	2540D - TSS	SM4500_H+ - pH	8082A - TCL PCBs - SOM01.0	8260C - TCL list OLM04.2					Total Number of containers	Special Instructions/Note:
			Preservation Code:				A	N	N	S	D	N	N	N	N	N						
BB-T1	6/15/17	1300	G	Water			X	X	X	X	X	X	X	X	X							
W-4D	6/15/17	1400	G	Water			X															
				Water																		
				Water																		

Possible Hazard Identification
☒ *Non-Hazard* ☐ *Flammable* ☐ *Skin Irritant* ☐ *Poison B* ☐ *Unknown* ☐ *Radiological*

Sample Disposal (A fee may be assessed if samples are retained longer than 1 month)
☐ *Return To Client* ☒ *Disposal By Lab* ☐ *Archive For* _____ *Months*

Deliverable Requested: I, II, III, IV, Other (specify)

Special Instructions/QC Requirements:

Empty Kit Relinquished by:	Date:	Time:	Method of Shipment:

Relinquished by:	Date/Time:	Company	Received by:	Date/Time:	Company
Glenn M May	6/16/17 1035	NYSDEC	[illegible]	6/16/17 1035	[illegible]
Relinquished by:	Date/Time:	Company	Received by:	Date/Time:	Company
Relinquished by:	Date/Time:	Company	Received by:	Date/Time:	Company

Custody Seals Intact: Δ Yes Δ No
Custody Seal No.:
Cooler Temperature(s) °C and Other Remarks: 2.0 81

TestAmerica Buffalo
10 Hazelwood Drive
Amherst, NY 14228-2298
Phone (716) 691-2600 Fax (716) 691-7991

Chain of Custody Record

TestAmerica
THE LEADER IN ENVIRONMENTAL TESTING

Client Information	Sampler: Sadowski	Lab PM: Johnson, Orlette S	Carrier Tracking No(s):	COC No: 480-98509-23459.1
Client Contact: Mr. Brian Sadowski	Phone: 716-851-7220	E-Mail: orlette.johnson@testamericainc.com		Page: Page 1 of 1
Company: New York State D.E.C.				Job #:
Address: 270 Michigan Avenue	Due Date Requested:			
City: Buffalo	TAT Requested (days): 10 days			
State, Zip: NY, 14203				
Phone:	PO #: CallOut ID 120909			
Email: bpsadows@gw.dec.state.ny.us	WO #:			
Project Name: Patton's Busy Bee Disposal #902014	Project #: 48004137			
Site:	SSOW#:			

Analysis Requested

Preservation Codes:
A - HCL, B - NaOH, C - Zn Acetate, D - Nitric Acid, E - NaHSO4, F - MeOH, G - Amchlor, H - Ascorbic Acid, I - Ice, J - DI Water, K - EDTA, L - EDA
M - Hexane, N - None, O - AsNaO2, P - Na2O4S, Q - Na2SO3, R - Na2S2O3, S - H2SO4, T - TSP Dodecahydrate, U - Acetone, V - MCAA, W - pH 4-5, Z - other (specify)
Other:

Sample Identification	Sample Date	Sample Time	Sample Type (C=comp, G=grab)	Matrix (W=water, S=solid, O=waste/oil, BT=Tissue, A=Air)	Field Filtered Sample (Yes or No)	Perform MS/MSD (Yes or No)	8260C - TCL list OLM04.2	8260C_SIM - 1,4-Dioxane	Total Number of containers	Special Instructions/Note:
			Preservation Code:				A	A		
BB-T2	6/15/17	1220	G	Water			X	X		
W-4S	6/15/17	1330	G	Water			X	X		

Possible Hazard Identification
☒ Non-Hazard ☐ Flammable ☐ Skin Irritant ☐ Poison B ☐ Unknown ☐ Radiological

Sample Disposal (A fee may be assessed if samples are retained longer than 1 month)
☐ Return To Client ☒ Disposal By Lab ☐ Archive For _____ Months

Deliverable Requested: I, II, III, IV, Other (specify)

Special Instructions/QC Requirements:

Empty Kit Relinquished by:	Date:	Time:	Method of Shipment:

Relinquished by	Date/Time	Company	Received by	Date/Time	Company
Mean M May	6/16/17 1035	DEC	[illegible]	6/16/17 1035	[illegible]

Custody Seals Intact: Δ Yes Δ No	Custody Seal No.:	Cooler Temperature(s) °C and Other Remarks: 2.5 #1

OCTOBER 2017 SAMPLING EVENT

Client Sample Results

Client: New York State D.E.C.
Project/Site: Patton's Busy Bee Disposal #902014

TestAmerica Job ID: 480-125376-1

Client Sample ID: PBB-MW-101I-GW

Lab Sample ID: 480-125376-4

Date Collected: 10/05/17 09:30
Matrix: Water
Date Received: 10/05/17 16:50

Method: 6010C - Metals (ICP)

Analyte	Result	Qualifier	RL	MDL	Unit	D	Prepared	Analyzed	Dil Fac
Aluminum	**396**		0.20	0.060	mg/L		10/06/17 10:41	10/07/17 03:42	1
Antimony	ND		0.020	0.0068	mg/L		10/06/17 10:41	10/07/17 03:42	1
Arsenic	**0.30**		0.015	0.0056	mg/L		10/06/17 10:41	10/07/17 03:42	1
Barium	**2.9**		0.0020	0.00070	mg/L		10/06/17 10:41	10/07/17 03:42	1
Beryllium	**0.025**		0.0020	0.00030	mg/L		10/06/17 10:41	10/07/17 03:42	1
Cadmium	**0.0032**	**J**	0.010	0.0025	mg/L		10/06/17 10:41	10/07/17 10:01	5
Calcium	**153**		0.50	0.10	mg/L		10/06/17 10:41	10/07/17 03:42	1
Chromium	**1.1**		0.020	0.0050	mg/L		10/06/17 10:41	10/07/17 10:01	5
Cobalt	**0.49**		0.020	0.0032	mg/L		10/06/17 10:41	10/07/17 10:01	5
Copper	**0.80**		0.010	0.0016	mg/L		10/06/17 10:41	10/07/17 03:42	1
Iron	**917**	**B**	0.25	0.097	mg/L		10/06/17 10:41	10/07/17 10:01	5
Lead	**0.30**		0.050	0.015	mg/L		10/06/17 10:41	10/07/17 10:01	5
Magnesium	**168**		0.20	0.043	mg/L		10/06/17 10:41	10/07/17 03:42	1
Manganese	**16.6**	**B**	0.015	0.0020	mg/L		10/06/17 10:41	10/07/17 10:01	5
Nickel	**1.2**	**B**	0.050	0.0063	mg/L		10/06/17 10:41	10/07/17 10:01	5
Potassium	**107**		0.50	0.10	mg/L		10/06/17 10:41	10/07/17 03:42	1
Selenium	ND		0.025	0.0087	mg/L		10/06/17 10:41	10/07/17 03:42	1
Silver	ND		0.030	0.0085	mg/L		10/06/17 10:41	10/07/17 10:01	5
Sodium	**7.1**		1.0	0.32	mg/L		10/06/17 10:41	10/07/17 03:42	1
Thallium	ND		0.10	0.051	mg/L		10/06/17 10:41	10/07/17 10:01	5
Vanadium	**0.68**		0.025	0.0075	mg/L		10/06/17 10:41	10/07/17 10:01	5
Zinc	**2.2**		0.050	0.0075	mg/L		10/06/17 10:41	10/07/17 10:01	5

Method: 6010C - Metals (ICP) - Dissolved

Analyte	Result	Qualifier	RL	MDL	Unit	D	Prepared	Analyzed	Dil Fac
Aluminum	ND		0.20	0.060	mg/L		10/11/17 09:32	10/11/17 21:40	1
Antimony	ND		0.020	0.0068	mg/L		10/11/17 09:32	10/11/17 21:40	1
Arsenic	ND		0.015	0.0056	mg/L		10/11/17 09:32	10/11/17 21:40	1
Barium	**0.20**		0.0020	0.00070	mg/L		10/11/17 09:32	10/11/17 21:40	1
Beryllium	ND		0.0020	0.00030	mg/L		10/11/17 09:32	10/11/17 21:40	1
Cadmium	ND		0.0020	0.00050	mg/L		10/11/17 09:32	10/11/17 21:40	1
Calcium	**88.4**		0.50	0.10	mg/L		10/11/17 09:32	10/11/17 21:40	1
Chromium	ND		0.0040	0.0010	mg/L		10/11/17 09:32	10/11/17 21:40	1
Cobalt	**0.00091**	**J**	0.0040	0.00063	mg/L		10/11/17 09:32	10/11/17 21:40	1
Copper	**0.0042**	**J**	0.010	0.0016	mg/L		10/11/17 09:32	10/11/17 21:40	1
Iron	ND		0.050	0.019	mg/L		10/11/17 09:32	10/11/17 21:40	1
Lead	ND		0.010	0.0030	mg/L		10/11/17 09:32	10/11/17 21:40	1
Magnesium	**38.8**		0.20	0.043	mg/L		10/11/17 09:32	10/11/17 21:40	1
Manganese	**0.75**		0.0030	0.00040	mg/L		10/11/17 09:32	10/11/17 21:40	1
Nickel	**0.011**		0.010	0.0013	mg/L		10/11/17 09:32	10/11/17 21:40	1
Potassium	**6.1**		0.50	0.10	mg/L		10/11/17 09:32	10/11/17 21:40	1
Selenium	ND		0.025	0.0087	mg/L		10/11/17 09:32	10/11/17 21:40	1
Silver	ND		0.0060	0.0017	mg/L		10/11/17 09:32	10/11/17 21:40	1
Sodium	**7.8**		1.0	0.32	mg/L		10/11/17 09:32	10/11/17 21:40	1
Thallium	ND		0.020	0.010	mg/L		10/11/17 09:32	10/11/17 21:40	1
Vanadium	ND		0.0050	0.0015	mg/L		10/11/17 09:32	10/11/17 21:40	1
Zinc	**0.018**		0.010	0.0015	mg/L		10/11/17 09:32	10/11/17 21:40	1

Client Sample Results

Client: New York State D.E.C.
Project/Site: Patton's Busy Bee Disposal #902014

TestAmerica Job ID: 480-125376-1

Client Sample ID: PBB-MW-101I-GW

Lab Sample ID: 480-125376-4

Date Collected: 10/05/17 09:30

Matrix: Water

Date Received: 10/05/17 16:50

Method: 7470A - Mercury (CVAA)

Analyte	Result	Qualifier	RL	MDL	Unit	D	Prepared	Analyzed	Dil Fac
Mercury	**0.00039**		0.00020	0.00012	mg/L		10/10/17 12:20	10/10/17 15:48	1

Method: 7470A - Mercury (CVAA) - Dissolved

Analyte	Result	Qualifier	RL	MDL	Unit	D	Prepared	Analyzed	Dil Fac
Mercury	ND		0.00020	0.00012	mg/L		10/10/17 14:25	10/10/17 19:03	1

General Chemistry

Analyte	Result	Qualifier	RL	MDL	Unit	D	Prepared	Analyzed	Dil Fac
Chloride	**19.4**		1.0	0.56	mg/L			10/12/17 16:42	2
Sulfate	**49.7**	**B**	4.0	0.70	mg/L			10/12/17 16:42	2
Alkalinity, Total	**387**		50.0	20.0	mg/L			10/09/17 22:40	5
Alkalinity, Bicarbonate	**387**		50.0	20.0	mg/L			10/09/17 22:40	5
Alkalinity, Carbonate	ND		50.0	20.0	mg/L			10/09/17 22:40	5
Hydroxide Alkalinity	ND		50.0	20.0	mg/L			10/09/17 22:40	5

Client Sample Results

Client: New York State D.E.C.
Project/Site: Patton's Busy Bee Disposal #902014

TestAmerica Job ID: 480-125376-1

Client Sample ID: PBB-MW-101D-GW

Lab Sample ID: 480-125376-1

Date Collected: 10/05/17 10:15
Matrix: Water
Date Received: 10/05/17 16:50

Method: 8260C - Volatile Organic Compounds by GC/MS

Analyte	Result	Qualifier	RL	MDL	Unit	D	Prepared	Analyzed	Dil Fac
1,1,1-Trichloroethane	ND		1.0	0.82	ug/L			10/17/17 11:37	1
1,1,2,2-Tetrachloroethane	ND		1.0	0.21	ug/L			10/17/17 11:37	1
1,1,2-Trichloroethane	ND		1.0	0.23	ug/L			10/17/17 11:37	1
1,1,2-Trichloro-1,2,2-trifluoroethane	ND		1.0	0.31	ug/L			10/17/17 11:37	1
1,1-Dichloroethane	ND		1.0	0.38	ug/L			10/17/17 11:37	1
1,1-Dichloroethene	ND		1.0	0.29	ug/L			10/17/17 11:37	1
1,2,4-Trichlorobenzene	ND		1.0	0.41	ug/L			10/17/17 11:37	1
1,2-Dibromo-3-Chloropropane	ND		1.0	0.39	ug/L			10/17/17 11:37	1
1,2-Dibromoethane	ND		1.0	0.73	ug/L			10/17/17 11:37	1
1,2-Dichlorobenzene	ND		1.0	0.79	ug/L			10/17/17 11:37	1
1,2-Dichloroethane	ND		1.0	0.21	ug/L			10/17/17 11:37	1
1,2-Dichloropropane	ND		1.0	0.72	ug/L			10/17/17 11:37	1
1,3-Dichlorobenzene	ND		1.0	0.78	ug/L			10/17/17 11:37	1
1,4-Dichlorobenzene	ND		1.0	0.84	ug/L			10/17/17 11:37	1
2-Hexanone	ND		5.0	1.2	ug/L			10/17/17 11:37	1
2-Butanone (MEK)	ND		10	1.3	ug/L			10/17/17 11:37	1
4-Methyl-2-pentanone (MIBK)	ND		5.0	2.1	ug/L			10/17/17 11:37	1
Acetone	**5.9**	**J**	10	3.0	ug/L			10/17/17 11:37	1
Benzene	ND		1.0	0.41	ug/L			10/17/17 11:37	1
Bromodichloromethane	ND		1.0	0.39	ug/L			10/17/17 11:37	1
Bromoform	ND		1.0	0.26	ug/L			10/17/17 11:37	1
Bromomethane	ND		1.0	0.69	ug/L			10/17/17 11:37	1
Carbon disulfide	ND		1.0	0.19	ug/L			10/17/17 11:37	1
Carbon tetrachloride	ND		1.0	0.27	ug/L			10/17/17 11:37	1
Chlorobenzene	**1.3**		1.0	0.75	ug/L			10/17/17 11:37	1
Dibromochloromethane	ND		1.0	0.32	ug/L			10/17/17 11:37	1
Chloroethane	ND		1.0	0.32	ug/L			10/17/17 11:37	1
Chloroform	ND		1.0	0.34	ug/L			10/17/17 11:37	1
Chloromethane	ND		1.0	0.35	ug/L			10/17/17 11:37	1
cis-1,2-Dichloroethene	ND		1.0	0.81	ug/L			10/17/17 11:37	1
cis-1,3-Dichloropropene	ND		1.0	0.36	ug/L			10/17/17 11:37	1
Cyclohexane	ND		1.0	0.18	ug/L			10/17/17 11:37	1
Dichlorodifluoromethane	ND		1.0	0.68	ug/L			10/17/17 11:37	1
Ethylbenzene	ND		1.0	0.74	ug/L			10/17/17 11:37	1
Isopropylbenzene	ND		1.0	0.79	ug/L			10/17/17 11:37	1
Methyl acetate	ND		2.5	1.3	ug/L			10/17/17 11:37	1
Methyl tert-butyl ether	ND		1.0	0.16	ug/L			10/17/17 11:37	1
Methylcyclohexane	ND		1.0	0.16	ug/L			10/17/17 11:37	1
Methylene Chloride	ND		1.0	0.44	ug/L			10/17/17 11:37	1
Styrene	ND		1.0	0.73	ug/L			10/17/17 11:37	1
Tetrachloroethene	ND		1.0	0.36	ug/L			10/17/17 11:37	1
Toluene	ND		1.0	0.51	ug/L			10/17/17 11:37	1
trans-1,2-Dichloroethene	ND		1.0	0.90	ug/L			10/17/17 11:37	1
trans-1,3-Dichloropropene	ND		1.0	0.37	ug/L			10/17/17 11:37	1
Trichloroethene	ND		1.0	0.46	ug/L			10/17/17 11:37	1
Trichlorofluoromethane	ND		1.0	0.88	ug/L			10/17/17 11:37	1
Vinyl chloride	ND		1.0	0.90	ug/L			10/17/17 11:37	1
Xylenes, Total	ND		2.0	0.66	ug/L			10/17/17 11:37	1

Client Sample Results

Client: New York State D.E.C.
Project/Site: Patton's Busy Bee Disposal #902014

TestAmerica Job ID: 480-125376-1

Client Sample ID: PBB-MW-101D-GW

Lab Sample ID: 480-125376-1

Date Collected: 10/05/17 10:15
Date Received: 10/05/17 16:50

Matrix: Water

Surrogate	*%Recovery*	*Qualifier*	*Limits*	*Prepared*	*Analyzed*	*Dil Fac*
1,2-Dichloroethane-d4 (Surr)	*91*		*77 - 120*		*10/17/17 11:37*	*1*
Toluene-d8 (Surr)	*101*		*80 - 120*		*10/17/17 11:37*	*1*
4-Bromofluorobenzene (Surr)	*89*		*73 - 120*		*10/17/17 11:37*	*1*

Method: 537 (modified) - Perfluorinated Hydrocarbons

Analyte	Result	Qualifier	RL	MDL	Unit	D	Prepared	Analyzed	Dil Fac
Perfluorobutanoic acid (PFBA)	**27**	**B**	1.9	0.44	ng/L		10/12/17 14:50	10/17/17 20:45	1
Perfluoropentanoic acid (PFPeA)	**6.8**		1.9	0.95	ng/L		10/12/17 14:50	10/17/17 20:45	1
Perfluorohexanoic acid (PFHxA)	**15**		1.9	0.75	ng/L		10/12/17 14:50	10/17/17 20:45	1
Perfluoroheptanoic acid (PFHpA)	**8.4**		1.9	0.77	ng/L		10/12/17 14:50	10/17/17 20:45	1
Perfluorooctanoic acid (PFOA)	**18**		1.9	0.71	ng/L		10/12/17 14:50	10/17/17 20:45	1
Perfluorononanoic acid (PFNA)	ND		1.9	0.63	ng/L		10/12/17 14:50	10/17/17 20:45	1
Perfluorodecanoic acid (PFDA)	**0.45**	**J**	1.9	0.42	ng/L		10/12/17 14:50	10/17/17 20:45	1
Perfluoroundecanoic acid (PFUnA)	ND		1.9	0.71	ng/L		10/12/17 14:50	10/17/17 20:45	1
Perfluorododecanoic acid (PFDoA)	ND		1.9	0.56	ng/L		10/12/17 14:50	10/17/17 20:45	1
Perfluorotridecanoic Acid (PFTriA)	ND		1.9	0.53	ng/L		10/12/17 14:50	10/17/17 20:45	1
Perfluorotetradecanoic acid (PFTeA)	**0.50**	**J B**	1.9	0.19	ng/L		10/12/17 14:50	10/17/17 20:45	1
Perfluorobutanesulfonic acid (PFBS)	**2.9**		1.9	0.88	ng/L		10/12/17 14:50	10/17/17 20:45	1
Perfluorohexanesulfonic acid (PFHxS)	**3.0**		1.9	0.83	ng/L		10/12/17 14:50	10/17/17 20:45	1
Perfluoroheptanesulfonic Acid (PFHpS)	ND		1.9	0.68	ng/L		10/12/17 14:50	10/17/17 20:45	1
Perfluorooctanesulfonic acid (PFOS)	**2.9**		1.9	1.2	ng/L		10/12/17 14:50	10/17/17 20:45	1
Perfluorodecanesulfonic acid (PFDS)	ND		1.9	1.2	ng/L		10/12/17 14:50	10/17/17 20:45	1

Isotope Dilution	*%Recovery*	*Qualifier*	*Limits*	*Prepared*	*Analyzed*	*Dil Fac*
13C4 PFBA	*42*		*25 - 150*	*10/12/17 14:50*	*10/17/17 20:45*	*1*
13C2 PFHxA	*59*		*25 - 150*	*10/12/17 14:50*	*10/17/17 20:45*	*1*
13C4 PFOA	*74*		*25 - 150*	*10/12/17 14:50*	*10/17/17 20:45*	*1*
13C5 PFNA	*78*		*25 - 150*	*10/12/17 14:50*	*10/17/17 20:45*	*1*
13C2 PFDA	*78*		*25 - 150*	*10/12/17 14:50*	*10/17/17 20:45*	*1*
13C2 PFUnA	*75*		*25 - 150*	*10/12/17 14:50*	*10/17/17 20:45*	*1*
13C2 PFDoA	*71*		*25 - 150*	*10/12/17 14:50*	*10/17/17 20:45*	*1*
18O2 PFHxS	*80*		*25 - 150*	*10/12/17 14:50*	*10/17/17 20:45*	*1*
13C4 PFOS	*79*		*25 - 150*	*10/12/17 14:50*	*10/17/17 20:45*	*1*
13C4-PFHpA	*71*		*25 - 150*	*10/12/17 14:50*	*10/17/17 20:45*	*1*
13C5 PFPeA	*55*		*25 - 150*	*10/12/17 14:50*	*10/17/17 20:45*	*1*
13C3-PFBS	*60*		*25 - 150*	*10/12/17 14:50*	*10/17/17 20:45*	*1*
13C2-PFTeDA	*72*		*25 - 150*	*10/12/17 14:50*	*10/17/17 20:45*	*1*

Method: 6010C - Metals (ICP)

Analyte	Result	Qualifier	RL	MDL	Unit	D	Prepared	Analyzed	Dil Fac
Calcium	**129**		0.50	0.10	mg/L		10/06/17 10:41	10/07/17 03:07	1
Magnesium	**79.5**		0.20	0.043	mg/L		10/06/17 10:41	10/07/17 03:07	1
Potassium	**11.7**		0.50	0.10	mg/L		10/06/17 10:41	10/07/17 03:07	1
Sodium	**34.6**		1.0	0.32	mg/L		10/06/17 10:41	10/07/17 03:07	1

General Chemistry

Analyte	Result	Qualifier	RL	MDL	Unit	D	Prepared	Analyzed	Dil Fac
Chloride	**51.1**		2.5	1.4	mg/L			10/12/17 16:18	5

Client Sample Results

Client: New York State D.E.C.
Project/Site: Patton's Busy Bee Disposal #902014

TestAmerica Job ID: 480-125376-1

Client Sample ID: PBB-MW-101D-GW

Lab Sample ID: 480-125376-1

Date Collected: 10/05/17 10:15

Matrix: Water

Date Received: 10/05/17 16:50

General Chemistry (Continued)

Analyte	Result	Qualifier	RL	MDL	Unit	D	Prepared	Analyzed	Dil Fac
Sulfate	**12.7**	**B**	10.0	1.7	mg/L			10/12/17 16:18	5
Alkalinity, Total	**594**		70.0	28.0	mg/L			10/09/17 22:40	7
Alkalinity, Bicarbonate	**594**		70.0	28.0	mg/L			10/09/17 22:40	7
Alkalinity, Carbonate	ND		70.0	28.0	mg/L			10/09/17 22:40	7
Hydroxide Alkalinity	ND		70.0	28.0	mg/L			10/09/17 22:40	7

Client Sample Results

Client: New York State D.E.C.
Project/Site: Patton's Busy Bee Disposal #902014

TestAmerica Job ID: 480-125316-1

Client Sample ID: PBB-MW102D-GW

Lab Sample ID: 480-125316-4

Date Collected: 10/04/17 11:45
Date Received: 10/04/17 18:35

Matrix: Water

Method: 537 (modified) - Perfluorinated Hydrocarbons

Analyte	Result	Qualifier	RL	MDL	Unit	D	Prepared	Analyzed	Dil Fac
Perfluorobutanoic acid (PFBA)	ND		1.9	0.44	ng/L		10/12/17 14:50	10/17/17 20:25	1
Perfluoropentanoic acid (PFPeA)	ND		1.9	0.96	ng/L		10/12/17 14:50	10/17/17 20:25	1
Perfluorohexanoic acid (PFHxA)	ND		1.9	0.76	ng/L		10/12/17 14:50	10/17/17 20:25	1
Perfluoroheptanoic acid (PFHpA)	ND		1.9	0.77	ng/L		10/12/17 14:50	10/17/17 20:25	1
Perfluorooctanoic acid (PFOA)	ND		1.9	0.72	ng/L		10/12/17 14:50	10/17/17 20:25	1
Perfluorononanoic acid (PFNA)	ND		1.9	0.63	ng/L		10/12/17 14:50	10/17/17 20:25	1
Perfluorodecanoic acid (PFDA)	ND		1.9	0.42	ng/L		10/12/17 14:50	10/17/17 20:25	1
Perfluoroundecanoic acid (PFUnA)	ND		1.9	0.72	ng/L		10/12/17 14:50	10/17/17 20:25	1
Perfluorododecanoic acid (PFDoA)	ND		1.9	0.56	ng/L		10/12/17 14:50	10/17/17 20:25	1
Perfluorotridecanoic Acid (PFTriA)	ND		1.9	0.53	ng/L		10/12/17 14:50	10/17/17 20:25	1
Perfluorotetradecanoic acid (PFTeA)	ND		1.9	0.19	ng/L		10/12/17 14:50	10/17/17 20:25	1
Perfluorobutanesulfonic acid (PFBS)	ND		1.9	0.89	ng/L		10/12/17 14:50	10/17/17 20:25	1
Perfluorohexanesulfonic acid (PFHxS)	ND		1.9	0.84	ng/L		10/12/17 14:50	10/17/17 20:25	1
Perfluoroheptanesulfonic Acid (PFHpS)	ND		1.9	0.69	ng/L		10/12/17 14:50	10/17/17 20:25	1
Perfluorooctanesulfonic acid (PFOS)	ND		1.9	1.2	ng/L		10/12/17 14:50	10/17/17 20:25	1
Perfluorodecanesulfonic acid (PFDS)	ND		1.9	1.2	ng/L		10/12/17 14:50	10/17/17 20:25	1

Isotope Dilution	*%Recovery*	*Qualifier*	*Limits*	*Prepared*	*Analyzed*	*Dil Fac*
13C4 PFBA	*72*		*25 - 150*	*10/12/17 14:50*	*10/17/17 20:25*	*1*
13C2 PFHxA	*73*		*25 - 150*	*10/12/17 14:50*	*10/17/17 20:25*	*1*
13C4 PFOA	*81*		*25 - 150*	*10/12/17 14:50*	*10/17/17 20:25*	*1*
13C5 PFNA	*81*		*25 - 150*	*10/12/17 14:50*	*10/17/17 20:25*	*1*
13C2 PFDA	*76*		*25 - 150*	*10/12/17 14:50*	*10/17/17 20:25*	*1*
13C2 PFUnA	*70*		*25 - 150*	*10/12/17 14:50*	*10/17/17 20:25*	*1*
13C2 PFDoA	*72*		*25 - 150*	*10/12/17 14:50*	*10/17/17 20:25*	*1*
18O2 PFHxS	*86*		*25 - 150*	*10/12/17 14:50*	*10/17/17 20:25*	*1*
13C4 PFOS	*85*		*25 - 150*	*10/12/17 14:50*	*10/17/17 20:25*	*1*
13C4-PFHpA	*84*		*25 - 150*	*10/12/17 14:50*	*10/17/17 20:25*	*1*
13C5 PFPeA	*77*		*25 - 150*	*10/12/17 14:50*	*10/17/17 20:25*	*1*
13C3-PFBS	*79*		*25 - 150*	*10/12/17 14:50*	*10/17/17 20:25*	*1*
13C2-PFTeDA	*95*		*25 - 150*	*10/12/17 14:50*	*10/17/17 20:25*	*1*

Method: 6010C - Metals (ICP)

Analyte	Result	Qualifier	RL	MDL	Unit	D	Prepared	Analyzed	Dil Fac
Aluminum	**16.6**		0.20	0.060	mg/L		10/05/17 09:16	10/05/17 16:04	1
Antimony	ND		0.020	0.0068	mg/L		10/05/17 09:16	10/05/17 16:04	1
Arsenic	**0.026**		0.015	0.0056	mg/L		10/05/17 09:16	10/05/17 16:04	1
Barium	**0.34**		0.0020	0.00070	mg/L		10/05/17 09:16	10/05/17 16:04	1
Beryllium	**0.00088**	**J**	0.0020	0.00030	mg/L		10/05/17 09:16	10/05/17 16:04	1
Cadmium	**0.0037**		0.0020	0.00050	mg/L		10/05/17 09:16	10/05/17 16:04	1
Calcium	**59.0**		0.50	0.10	mg/L		10/05/17 09:16	10/05/17 16:04	1
Chromium	**0.088**		0.0040	0.0010	mg/L		10/05/17 09:16	10/05/17 16:04	1
Cobalt	**0.012**		0.0040	0.00063	mg/L		10/05/17 09:16	10/05/17 16:04	1
Copper	**0.22**		0.010	0.0016	mg/L		10/05/17 09:16	10/05/17 16:04	1
Iron	**30.4**		0.050	0.019	mg/L		10/05/17 09:16	10/05/17 16:04	1
Lead	**0.015**		0.010	0.0030	mg/L		10/05/17 09:16	10/05/17 16:04	1
Magnesium	**20.7**		0.20	0.043	mg/L		10/05/17 09:16	10/05/17 16:04	1
Manganese	**0.56**	**B**	0.0030	0.00040	mg/L		10/05/17 09:16	10/05/17 16:04	1
Nickel	**0.052**		0.010	0.0013	mg/L		10/05/17 09:16	10/05/17 16:04	1

Client Sample Results

Client: New York State D.E.C.
Project/Site: Patton's Busy Bee Disposal #902014

TestAmerica Job ID: 480-125316-1

Client Sample ID: PBB-MW102D-GW

Lab Sample ID: 480-125316-4
Date Collected: 10/04/17 11:45
Matrix: Water
Date Received: 10/04/17 18:35

Method: 6010C - Metals (ICP) (Continued)

Analyte	Result	Qualifier	RL	MDL	Unit	D	Prepared	Analyzed	Dil Fac
Potassium	**9.6**		0.50	0.10	mg/L		10/05/17 09:16	10/05/17 16:04	1
Selenium	ND		0.025	0.0087	mg/L		10/05/17 09:16	10/05/17 16:04	1
Silver	ND		0.0060	0.0017	mg/L		10/05/17 09:16	10/05/17 16:04	1
Sodium	**4.7**		1.0	0.32	mg/L		10/05/17 09:16	10/05/17 16:04	1
Thallium	ND		0.020	0.010	mg/L		10/05/17 09:16	10/05/17 16:04	1
Vanadium	**0.027**		0.0050	0.0015	mg/L		10/05/17 09:16	10/05/17 16:04	1
Zinc	**0.10**		0.010	0.0015	mg/L		10/05/17 09:16	10/05/17 16:04	1

Method: 6010C - Metals (ICP) - Dissolved

Analyte	Result	Qualifier	RL	MDL	Unit	D	Prepared	Analyzed	Dil Fac
Aluminum	ND		0.20	0.060	mg/L		10/09/17 09:05	10/09/17 19:09	1
Antimony	ND		0.020	0.0068	mg/L		10/09/17 09:05	10/09/17 19:09	1
Arsenic	ND		0.015	0.0056	mg/L		10/09/17 09:05	10/09/17 19:09	1
Barium	**0.093**		0.0020	0.00070	mg/L		10/09/17 09:05	10/09/17 19:09	1
Beryllium	ND		0.0020	0.00030	mg/L		10/09/17 09:05	10/09/17 19:09	1
Cadmium	ND		0.0020	0.00050	mg/L		10/09/17 09:05	10/09/17 19:09	1
Calcium	**46.8**		0.50	0.10	mg/L		10/09/17 09:05	10/09/17 19:09	1
Chromium	ND		0.0040	0.0010	mg/L		10/09/17 09:05	10/09/17 19:09	1
Cobalt	ND		0.0040	0.00063	mg/L		10/09/17 09:05	10/09/17 19:09	1
Copper	ND		0.010	0.0016	mg/L		10/09/17 09:05	10/09/17 19:09	1
Iron	ND		0.050	0.019	mg/L		10/09/17 09:05	10/09/17 19:09	1
Lead	ND		0.010	0.0030	mg/L		10/09/17 09:05	10/09/17 19:09	1
Magnesium	**16.2**		0.20	0.043	mg/L		10/09/17 09:05	10/09/17 19:09	1
Manganese	**0.029**	**B**	0.0030	0.00040	mg/L		10/09/17 09:05	10/10/17 11:20	1
Nickel	ND		0.010	0.0013	mg/L		10/09/17 09:05	10/09/17 19:09	1
Potassium	**2.5**		0.50	0.10	mg/L		10/09/17 09:05	10/09/17 19:09	1
Selenium	ND		0.025	0.0087	mg/L		10/09/17 09:05	10/10/17 11:20	1
Silver	ND		0.0060	0.0017	mg/L		10/09/17 09:05	10/09/17 19:09	1
Sodium	**4.1**		1.0	0.32	mg/L		10/09/17 09:05	10/09/17 19:09	1
Thallium	ND		0.020	0.010	mg/L		10/09/17 09:05	10/09/17 19:09	1
Vanadium	ND		0.0050	0.0015	mg/L		10/09/17 09:05	10/09/17 19:09	1
Zinc	**0.0056**	**J B**	0.010	0.0015	mg/L		10/09/17 09:05	10/09/17 19:09	1

Method: 7470A - Mercury (CVAA)

Analyte	Result	Qualifier	RL	MDL	Unit	D	Prepared	Analyzed	Dil Fac
Mercury	ND		0.00020	0.00012	mg/L		10/05/17 12:10	10/05/17 16:20	1

Method: 7470A - Mercury (CVAA) - Dissolved

Analyte	Result	Qualifier	RL	MDL	Unit	D	Prepared	Analyzed	Dil Fac
Mercury	ND		0.00020	0.00012	mg/L		10/09/17 14:05	10/09/17 19:49	1

General Chemistry

Analyte	Result	Qualifier	RL	MDL	Unit	D	Prepared	Analyzed	Dil Fac
Chloride	**1.2**		0.50	0.28	mg/L			10/11/17 22:31	1
Sulfate	**1.9**	**J B**	2.0	0.35	mg/L			10/11/17 22:31	1
Alkalinity, Total	**156**		20.0	8.0	mg/L			10/05/17 20:56	2
Alkalinity, Bicarbonate	**156**		20.0	8.0	mg/L			10/05/17 20:56	2
Alkalinity, Carbonate	ND		20.0	8.0	mg/L			10/05/17 20:56	2
Hydroxide Alkalinity	ND		20.0	8.0	mg/L			10/05/17 20:56	2

Client Sample Results

Client: New York State D.E.C.
Project/Site: Patton's Busy Bee Disposal #902014

TestAmerica Job ID: 480-125316-1

Client Sample ID: PBB-MW103I-GW

Lab Sample ID: 480-125316-2

Date Collected: 10/04/17 09:20
Date Received: 10/04/17 18:35

Matrix: Water

Method: 8260C - Volatile Organic Compounds by GC/MS

Analyte	Result	Qualifier	RL	MDL	Unit	D	Prepared	Analyzed	Dil Fac
1,1,1-Trichloroethane	ND		1.0	0.82	ug/L			10/13/17 00:49	1
1,1,2,2-Tetrachloroethane	ND		1.0	0.21	ug/L			10/13/17 00:49	1
1,1,2-Trichloroethane	ND		1.0	0.23	ug/L			10/13/17 00:49	1
1,1,2-Trichloro-1,2,2-trifluoroethane	ND		1.0	0.31	ug/L			10/13/17 00:49	1
1,1-Dichloroethane	ND		1.0	0.38	ug/L			10/13/17 00:49	1
1,1-Dichloroethene	ND		1.0	0.29	ug/L			10/13/17 00:49	1
1,2,4-Trichlorobenzene	ND		1.0	0.41	ug/L			10/13/17 00:49	1
1,2-Dibromo-3-Chloropropane	ND		1.0	0.39	ug/L			10/13/17 00:49	1
1,2-Dibromoethane	ND		1.0	0.73	ug/L			10/13/17 00:49	1
1,2-Dichlorobenzene	ND		1.0	0.79	ug/L			10/13/17 00:49	1
1,2-Dichloroethane	ND		1.0	0.21	ug/L			10/13/17 00:49	1
1,2-Dichloropropane	ND		1.0	0.72	ug/L			10/13/17 00:49	1
1,3-Dichlorobenzene	ND		1.0	0.78	ug/L			10/13/17 00:49	1
1,4-Dichlorobenzene	ND		1.0	0.84	ug/L			10/13/17 00:49	1
2-Hexanone	ND		5.0	1.2	ug/L			10/13/17 00:49	1
2-Butanone (MEK)	ND		10	1.3	ug/L			10/13/17 00:49	1
4-Methyl-2-pentanone (MIBK)	ND		5.0	2.1	ug/L			10/13/17 00:49	1
Acetone	**3.3**	**J**	10	3.0	ug/L			10/13/17 00:49	1
Benzene	ND		1.0	0.41	ug/L			10/13/17 00:49	1
Bromodichloromethane	ND		1.0	0.39	ug/L			10/13/17 00:49	1
Bromoform	ND		1.0	0.26	ug/L			10/13/17 00:49	1
Bromomethane	ND		1.0	0.69	ug/L			10/13/17 00:49	1
Carbon disulfide	ND		1.0	0.19	ug/L			10/13/17 00:49	1
Carbon tetrachloride	ND		1.0	0.27	ug/L			10/13/17 00:49	1
Chlorobenzene	ND		1.0	0.75	ug/L			10/13/17 00:49	1
Dibromochloromethane	ND		1.0	0.32	ug/L			10/13/17 00:49	1
Chloroethane	ND		1.0	0.32	ug/L			10/13/17 00:49	1
Chloroform	ND		1.0	0.34	ug/L			10/13/17 00:49	1
Chloromethane	ND		1.0	0.35	ug/L			10/13/17 00:49	1
cis-1,2-Dichloroethene	**3.7**		1.0	0.81	ug/L			10/13/17 00:49	1
cis-1,3-Dichloropropene	ND		1.0	0.36	ug/L			10/13/17 00:49	1
Cyclohexane	ND		1.0	0.18	ug/L			10/13/17 00:49	1
Dichlorodifluoromethane	ND		1.0	0.68	ug/L			10/13/17 00:49	1
Ethylbenzene	ND		1.0	0.74	ug/L			10/13/17 00:49	1
Isopropylbenzene	ND		1.0	0.79	ug/L			10/13/17 00:49	1
Methyl acetate	ND		2.5	1.3	ug/L			10/13/17 00:49	1
Methyl tert-butyl ether	ND		1.0	0.16	ug/L			10/13/17 00:49	1
Methylcyclohexane	ND		1.0	0.16	ug/L			10/13/17 00:49	1
Methylene Chloride	ND		1.0	0.44	ug/L			10/13/17 00:49	1
Styrene	ND		1.0	0.73	ug/L			10/13/17 00:49	1
Tetrachloroethene	ND		1.0	0.36	ug/L			10/13/17 00:49	1
Toluene	ND		1.0	0.51	ug/L			10/13/17 00:49	1
trans-1,2-Dichloroethene	ND		1.0	0.90	ug/L			10/13/17 00:49	1
trans-1,3-Dichloropropene	ND		1.0	0.37	ug/L			10/13/17 00:49	1
Trichloroethene	**2.6**		1.0	0.46	ug/L			10/13/17 00:49	1
Trichlorofluoromethane	ND		1.0	0.88	ug/L			10/13/17 00:49	1
Vinyl chloride	ND		1.0	0.90	ug/L			10/13/17 00:49	1
Xylenes, Total	ND		2.0	0.66	ug/L			10/13/17 00:49	1

Client Sample Results

Client: New York State D.E.C.
Project/Site: Patton's Busy Bee Disposal #902014

TestAmerica Job ID: 480-125316-1

Client Sample ID: PBB-MW103I-GW

Date Collected: 10/04/17 09:20
Date Received: 10/04/17 18:35

Lab Sample ID: 480-125316-2

Matrix: Water

Surrogate	*%Recovery*	*Qualifier*	*Limits*	*Prepared*	*Analyzed*	*Dil Fac*
1,2-Dichloroethane-d4 (Surr)	*93*		*77 - 120*		*10/13/17 00:49*	*1*
Toluene-d8 (Surr)	*100*		*80 - 120*		*10/13/17 00:49*	*1*
4-Bromofluorobenzene (Surr)	*85*		*73 - 120*		*10/13/17 00:49*	*1*

Method: 537 (modified) - Perfluorinated Hydrocarbons

Analyte	Result	Qualifier	RL	MDL	Unit	D	Prepared	Analyzed	Dil Fac
Perfluorobutanoic acid (PFBA)	**0.92**	**J B**	1.9	0.44	ng/L		10/12/17 14:50	10/17/17 20:11	1
Perfluoropentanoic acid (PFPeA)	ND		1.9	0.95	ng/L		10/12/17 14:50	10/17/17 20:11	1
Perfluorohexanoic acid (PFHxA)	ND		1.9	0.75	ng/L		10/12/17 14:50	10/17/17 20:11	1
Perfluoroheptanoic acid (PFHpA)	ND		1.9	0.77	ng/L		10/12/17 14:50	10/17/17 20:11	1
Perfluorooctanoic acid (PFOA)	**0.90**	**J**	1.9	0.72	ng/L		10/12/17 14:50	10/17/17 20:11	1
Perfluorononanoic acid (PFNA)	ND		1.9	0.63	ng/L		10/12/17 14:50	10/17/17 20:11	1
Perfluorodecanoic acid (PFDA)	ND		1.9	0.42	ng/L		10/12/17 14:50	10/17/17 20:11	1
Perfluoroundecanoic acid (PFUnA)	**1.0**	**J**	1.9	0.72	ng/L		10/12/17 14:50	10/17/17 20:11	1
Perfluorododecanoic acid (PFDoA)	ND		1.9	0.56	ng/L		10/12/17 14:50	10/17/17 20:11	1
Perfluorotridecanoic Acid (PFTriA)	ND		1.9	0.53	ng/L		10/12/17 14:50	10/17/17 20:11	1
Perfluorotetradecanoic acid (PFTeA)	ND		1.9	0.19	ng/L		10/12/17 14:50	10/17/17 20:11	1
Perfluorobutanesulfonic acid (PFBS)	ND		1.9	0.88	ng/L		10/12/17 14:50	10/17/17 20:11	1
Perfluorohexanesulfonic acid (PFHxS)	ND		1.9	0.83	ng/L		10/12/17 14:50	10/17/17 20:11	1
Perfluoroheptanesulfonic Acid (PFHpS)	ND		1.9	0.68	ng/L		10/12/17 14:50	10/17/17 20:11	1
Perfluorooctanesulfonic acid (PFOS)	ND		1.9	1.2	ng/L		10/12/17 14:50	10/17/17 20:11	1
Perfluorodecanesulfonic acid (PFDS)	ND		1.9	1.2	ng/L		10/12/17 14:50	10/17/17 20:11	1

Isotope Dilution	*%Recovery*	*Qualifier*	*Limits*	*Prepared*	*Analyzed*	*Dil Fac*
13C4 PFBA	*43*		*25 - 150*	*10/12/17 14:50*	*10/17/17 20:11*	*1*
13C2 PFHxA	*63*		*25 - 150*	*10/12/17 14:50*	*10/17/17 20:11*	*1*
13C4 PFOA	*72*		*25 - 150*	*10/12/17 14:50*	*10/17/17 20:11*	*1*
13C5 PFNA	*68*		*25 - 150*	*10/12/17 14:50*	*10/17/17 20:11*	*1*
13C2 PFDA	*59*		*25 - 150*	*10/12/17 14:50*	*10/17/17 20:11*	*1*
13C2 PFUnA	*55*		*25 - 150*	*10/12/17 14:50*	*10/17/17 20:11*	*1*
13C2 PFDoA	*63*		*25 - 150*	*10/12/17 14:50*	*10/17/17 20:11*	*1*
18O2 PFHxS	*85*		*25 - 150*	*10/12/17 14:50*	*10/17/17 20:11*	*1*
13C4 PFOS	*82*		*25 - 150*	*10/12/17 14:50*	*10/17/17 20:11*	*1*
13C4-PFHpA	*81*		*25 - 150*	*10/12/17 14:50*	*10/17/17 20:11*	*1*
13C5 PFPeA	*59*		*25 - 150*	*10/12/17 14:50*	*10/17/17 20:11*	*1*
13C3-PFBS	*74*		*25 - 150*	*10/12/17 14:50*	*10/17/17 20:11*	*1*
13C2-PFTeDA	*88*		*25 - 150*	*10/12/17 14:50*	*10/17/17 20:11*	*1*

Method: 6010C - Metals (ICP)

Analyte	Result	Qualifier	RL	MDL	Unit	D	Prepared	Analyzed	Dil Fac
Calcium	**27.8**		0.50	0.10	mg/L		10/05/17 09:16	10/05/17 15:57	1
Magnesium	**28.1**		0.20	0.043	mg/L		10/05/17 09:16	10/05/17 15:57	1
Potassium	**26.4**		0.50	0.10	mg/L		10/05/17 09:16	10/05/17 15:57	1
Sodium	**4.2**		1.0	0.32	mg/L		10/05/17 09:16	10/05/17 15:57	1

General Chemistry

Analyte	Result	Qualifier	RL	MDL	Unit	D	Prepared	Analyzed	Dil Fac
Chloride	**6.8**		0.50	0.28	mg/L			10/11/17 22:14	1
Sulfate	**17.7**	**B**	2.0	0.35	mg/L			10/11/17 22:14	1
Alkalinity, Total	**42.2**		10.0	4.0	mg/L			10/05/17 19:48	1

Client Sample Results

Client: New York State D.E.C.
Project/Site: Patton's Busy Bee Disposal #902014

TestAmerica Job ID: 480-125316-1

Client Sample ID: PBB-MW103I-GW

Lab Sample ID: 480-125316-2

Date Collected: 10/04/17 09:20

Matrix: Water

Date Received: 10/04/17 18:35

General Chemistry (Continued)

Analyte	Result	Qualifier	RL	MDL	Unit	D	Prepared	Analyzed	Dil Fac
Alkalinity, Bicarbonate	**42.2**		10.0	4.0	mg/L			10/05/17 19:48	1
Alkalinity, Carbonate	ND		10.0	4.0	mg/L			10/05/17 19:48	1
Hydroxide Alkalinity	ND		10.0	4.0	mg/L			10/05/17 19:48	1

Client Sample Results

Client: New York State D.E.C.
Project/Site: Patton's Busy Bee Disposal #902014

TestAmerica Job ID: 480-125316-1

Client Sample ID: PBB-MW103D-GW

Lab Sample ID: 480-125316-1

Date Collected: 10/04/17 09:05
Date Received: 10/04/17 18:35

Matrix: Water

Method: 8260C - Volatile Organic Compounds by GC/MS

Analyte	Result	Qualifier	RL	MDL	Unit	D	Prepared	Analyzed	Dil Fac
1,1,1-Trichloroethane	ND		1.0	0.82	ug/L			10/13/17 00:25	1
1,1,2,2-Tetrachloroethane	ND		1.0	0.21	ug/L			10/13/17 00:25	1
1,1,2-Trichloroethane	ND		1.0	0.23	ug/L			10/13/17 00:25	1
1,1,2-Trichloro-1,2,2-trifluoroethane	ND		1.0	0.31	ug/L			10/13/17 00:25	1
1,1-Dichloroethane	ND		1.0	0.38	ug/L			10/13/17 00:25	1
1,1-Dichloroethene	ND		1.0	0.29	ug/L			10/13/17 00:25	1
1,2,4-Trichlorobenzene	ND		1.0	0.41	ug/L			10/13/17 00:25	1
1,2-Dibromo-3-Chloropropane	ND		1.0	0.39	ug/L			10/13/17 00:25	1
1,2-Dibromoethane	ND		1.0	0.73	ug/L			10/13/17 00:25	1
1,2-Dichlorobenzene	ND		1.0	0.79	ug/L			10/13/17 00:25	1
1,2-Dichloroethane	ND		1.0	0.21	ug/L			10/13/17 00:25	1
1,2-Dichloropropane	ND		1.0	0.72	ug/L			10/13/17 00:25	1
1,3-Dichlorobenzene	ND		1.0	0.78	ug/L			10/13/17 00:25	1
1,4-Dichlorobenzene	ND		1.0	0.84	ug/L			10/13/17 00:25	1
2-Hexanone	ND		5.0	1.2	ug/L			10/13/17 00:25	1
2-Butanone (MEK)	ND		10	1.3	ug/L			10/13/17 00:25	1
4-Methyl-2-pentanone (MIBK)	ND		5.0	2.1	ug/L			10/13/17 00:25	1
Acetone	ND		10	3.0	ug/L			10/13/17 00:25	1
Benzene	ND		1.0	0.41	ug/L			10/13/17 00:25	1
Bromodichloromethane	ND		1.0	0.39	ug/L			10/13/17 00:25	1
Bromoform	ND		1.0	0.26	ug/L			10/13/17 00:25	1
Bromomethane	ND		1.0	0.69	ug/L			10/13/17 00:25	1
Carbon disulfide	ND		1.0	0.19	ug/L			10/13/17 00:25	1
Carbon tetrachloride	ND		1.0	0.27	ug/L			10/13/17 00:25	1
Chlorobenzene	ND		1.0	0.75	ug/L			10/13/17 00:25	1
Dibromochloromethane	ND		1.0	0.32	ug/L			10/13/17 00:25	1
Chloroethane	ND		1.0	0.32	ug/L			10/13/17 00:25	1
Chloroform	ND		1.0	0.34	ug/L			10/13/17 00:25	1
Chloromethane	ND		1.0	0.35	ug/L			10/13/17 00:25	1
cis-1,2-Dichloroethene	**2.9**		1.0	0.81	ug/L			10/13/17 00:25	1
cis-1,3-Dichloropropene	ND		1.0	0.36	ug/L			10/13/17 00:25	1
Cyclohexane	ND		1.0	0.18	ug/L			10/13/17 00:25	1
Dichlorodifluoromethane	ND		1.0	0.68	ug/L			10/13/17 00:25	1
Ethylbenzene	ND		1.0	0.74	ug/L			10/13/17 00:25	1
Isopropylbenzene	ND		1.0	0.79	ug/L			10/13/17 00:25	1
Methyl acetate	ND		2.5	1.3	ug/L			10/13/17 00:25	1
Methyl tert-butyl ether	ND		1.0	0.16	ug/L			10/13/17 00:25	1
Methylcyclohexane	ND		1.0	0.16	ug/L			10/13/17 00:25	1
Methylene Chloride	ND		1.0	0.44	ug/L			10/13/17 00:25	1
Styrene	ND		1.0	0.73	ug/L			10/13/17 00:25	1
Tetrachloroethene	ND		1.0	0.36	ug/L			10/13/17 00:25	1
Toluene	ND		1.0	0.51	ug/L			10/13/17 00:25	1
trans-1,2-Dichloroethene	ND		1.0	0.90	ug/L			10/13/17 00:25	1
trans-1,3-Dichloropropene	ND		1.0	0.37	ug/L			10/13/17 00:25	1
Trichloroethene	**2.1**		1.0	0.46	ug/L			10/13/17 00:25	1
Trichlorofluoromethane	ND		1.0	0.88	ug/L			10/13/17 00:25	1
Vinyl chloride	ND		1.0	0.90	ug/L			10/13/17 00:25	1
Xylenes, Total	ND		2.0	0.66	ug/L			10/13/17 00:25	1

Client Sample Results

Client: New York State D.E.C.
Project/Site: Patton's Busy Bee Disposal #902014

TestAmerica Job ID: 480-125316-1

Client Sample ID: PBB-MW103D-GW

Lab Sample ID: 480-125316-1

Date Collected: 10/04/17 09:05
Date Received: 10/04/17 18:35

Matrix: Water

Surrogate	*%Recovery*	*Qualifier*	*Limits*	*Prepared*	*Analyzed*	*Dil Fac*
1,2-Dichloroethane-d4 (Surr)	*93*		*77 - 120*		*10/13/17 00:25*	*1*
Toluene-d8 (Surr)	*101*		*80 - 120*		*10/13/17 00:25*	*1*
4-Bromofluorobenzene (Surr)	*83*		*73 - 120*		*10/13/17 00:25*	*1*

Method: 537 (modified) - Perfluorinated Hydrocarbons

Analyte	Result	Qualifier	RL	MDL	Unit	D	Prepared	Analyzed	Dil Fac
Perfluorobutanoic acid (PFBA)	**1.0**	**J B**	1.9	0.44	ng/L		10/12/17 14:50	10/17/17 20:04	1
Perfluoropentanoic acid (PFPeA)	ND		1.9	0.94	ng/L		10/12/17 14:50	10/17/17 20:04	1
Perfluorohexanoic acid (PFHxA)	ND		1.9	0.75	ng/L		10/12/17 14:50	10/17/17 20:04	1
Perfluoroheptanoic acid (PFHpA)	ND		1.9	0.76	ng/L		10/12/17 14:50	10/17/17 20:04	1
Perfluorooctanoic acid (PFOA)	**1.2**	**J**	1.9	0.71	ng/L		10/12/17 14:50	10/17/17 20:04	1
Perfluorononanoic acid (PFNA)	ND		1.9	0.62	ng/L		10/12/17 14:50	10/17/17 20:04	1
Perfluorodecanoic acid (PFDA)	ND		1.9	0.42	ng/L		10/12/17 14:50	10/17/17 20:04	1
Perfluoroundecanoic acid (PFUnA)	ND		1.9	0.71	ng/L		10/12/17 14:50	10/17/17 20:04	1
Perfluorododecanoic acid (PFDoA)	ND		1.9	0.56	ng/L		10/12/17 14:50	10/17/17 20:04	1
Perfluorotridecanoic Acid (PFTriA)	ND		1.9	0.53	ng/L		10/12/17 14:50	10/17/17 20:04	1
Perfluorotetradecanoic acid (PFTeA)	ND		1.9	0.19	ng/L		10/12/17 14:50	10/17/17 20:04	1
Perfluorobutanesulfonic acid (PFBS)	ND		1.9	0.87	ng/L		10/12/17 14:50	10/17/17 20:04	1
Perfluorohexanesulfonic acid (PFHxS)	ND		1.9	0.83	ng/L		10/12/17 14:50	10/17/17 20:04	1
Perfluoroheptanesulfonic Acid (PFHpS)	ND		1.9	0.68	ng/L		10/12/17 14:50	10/17/17 20:04	1
Perfluorooctanesulfonic acid (PFOS)	ND		1.9	1.2	ng/L		10/12/17 14:50	10/17/17 20:04	1
Perfluorodecanesulfonic acid (PFDS)	ND		1.9	1.2	ng/L		10/12/17 14:50	10/17/17 20:04	1

Isotope Dilution	*%Recovery*	*Qualifier*	*Limits*	*Prepared*	*Analyzed*	*Dil Fac*
13C4 PFBA	*55*		*25 - 150*	*10/12/17 14:50*	*10/17/17 20:04*	*1*
13C2 PFHxA	*71*		*25 - 150*	*10/12/17 14:50*	*10/17/17 20:04*	*1*
13C4 PFOA	*74*		*25 - 150*	*10/12/17 14:50*	*10/17/17 20:04*	*1*
13C5 PFNA	*62*		*25 - 150*	*10/12/17 14:50*	*10/17/17 20:04*	*1*
13C2 PFDA	*49*		*25 - 150*	*10/12/17 14:50*	*10/17/17 20:04*	*1*
13C2 PFUnA	*46*		*25 - 150*	*10/12/17 14:50*	*10/17/17 20:04*	*1*
13C2 PFDoA	*55*		*25 - 150*	*10/12/17 14:50*	*10/17/17 20:04*	*1*
18O2 PFHxS	*87*		*25 - 150*	*10/12/17 14:50*	*10/17/17 20:04*	*1*
13C4 PFOS	*85*		*25 - 150*	*10/12/17 14:50*	*10/17/17 20:04*	*1*
13C4-PFHpA	*85*		*25 - 150*	*10/12/17 14:50*	*10/17/17 20:04*	*1*
13C5 PFPeA	*72*		*25 - 150*	*10/12/17 14:50*	*10/17/17 20:04*	*1*
13C3-PFBS	*81*		*25 - 150*	*10/12/17 14:50*	*10/17/17 20:04*	*1*
13C2-PFTeDA	*92*		*25 - 150*	*10/12/17 14:50*	*10/17/17 20:04*	*1*

Method: 6010C - Metals (ICP)

Analyte	Result	Qualifier	RL	MDL	Unit	D	Prepared	Analyzed	Dil Fac
Calcium	**21.3**		0.50	0.10	mg/L		10/05/17 09:16	10/05/17 15:42	1
Magnesium	**8.9**		0.20	0.043	mg/L		10/05/17 09:16	10/05/17 15:42	1
Potassium	**3.7**		0.50	0.10	mg/L		10/05/17 09:16	10/05/17 15:42	1
Sodium	**3.7**		1.0	0.32	mg/L		10/05/17 09:16	10/05/17 15:42	1

General Chemistry

Analyte	Result	Qualifier	RL	MDL	Unit	D	Prepared	Analyzed	Dil Fac
Chloride	**8.1**		0.50	0.28	mg/L			10/11/17 22:06	1
Sulfate	**17.2**	**B**	2.0	0.35	mg/L			10/11/17 22:06	1
Alkalinity, Total	**55.8**		10.0	4.0	mg/L			10/05/17 19:37	1
Alkalinity, Bicarbonate	**55.8**		10.0	4.0	mg/L			10/05/17 19:37	1

Client Sample Results

Client: New York State D.E.C.
Project/Site: Patton's Busy Bee Disposal #902014

TestAmerica Job ID: 480-125316-1

Client Sample ID: PBB-MW103D-GW

Lab Sample ID: 480-125316-1

Date Collected: 10/04/17 09:05
Date Received: 10/04/17 18:35

Matrix: Water

General Chemistry (Continued)

Analyte	Result	Qualifier	RL	MDL	Unit	D	Prepared	Analyzed	Dil Fac
Alkalinity, Carbonate	ND		10.0	4.0	mg/L			10/05/17 19:37	1
Hydroxide Alkalinity	ND		10.0	4.0	mg/L			10/05/17 19:37	1

Client Sample Results

Client: New York State D.E.C.
Project/Site: Patton's Busy Bee Disposal #902014

TestAmerica Job ID: 480-125316-1

Client Sample ID: PBB-MW104I-GW

Lab Sample ID: 480-125316-3

Date Collected: 10/04/17 09:55
Matrix: Water
Date Received: 10/04/17 18:35

Method: 8260C - Volatile Organic Compounds by GC/MS

Analyte	Result	Qualifier	RL	MDL	Unit	D	Prepared	Analyzed	Dil Fac
1,1,1-Trichloroethane	ND		1.0	0.82	ug/L			10/13/17 12:20	1
1,1,2,2-Tetrachloroethane	ND		1.0	0.21	ug/L			10/13/17 12:20	1
1,1,2-Trichloroethane	ND		1.0	0.23	ug/L			10/13/17 12:20	1
1,1,2-Trichloro-1,2,2-trifluoroethane	ND		1.0	0.31	ug/L			10/13/17 12:20	1
1,1-Dichloroethane	ND		1.0	0.38	ug/L			10/13/17 12:20	1
1,1-Dichloroethene	ND		1.0	0.29	ug/L			10/13/17 12:20	1
1,2,4-Trichlorobenzene	ND		1.0	0.41	ug/L			10/13/17 12:20	1
1,2-Dibromo-3-Chloropropane	ND		1.0	0.39	ug/L			10/13/17 12:20	1
1,2-Dibromoethane	ND		1.0	0.73	ug/L			10/13/17 12:20	1
1,2-Dichlorobenzene	ND		1.0	0.79	ug/L			10/13/17 12:20	1
1,2-Dichloroethane	ND		1.0	0.21	ug/L			10/13/17 12:20	1
1,2-Dichloropropane	ND		1.0	0.72	ug/L			10/13/17 12:20	1
1,3-Dichlorobenzene	ND		1.0	0.78	ug/L			10/13/17 12:20	1
1,4-Dichlorobenzene	ND		1.0	0.84	ug/L			10/13/17 12:20	1
2-Hexanone	ND		5.0	1.2	ug/L			10/13/17 12:20	1
2-Butanone (MEK)	ND		10	1.3	ug/L			10/13/17 12:20	1
4-Methyl-2-pentanone (MIBK)	ND		5.0	2.1	ug/L			10/13/17 12:20	1
Acetone	ND		10	3.0	ug/L			10/13/17 12:20	1
Benzene	ND		1.0	0.41	ug/L			10/13/17 12:20	1
Bromodichloromethane	ND		1.0	0.39	ug/L			10/13/17 12:20	1
Bromoform	ND		1.0	0.26	ug/L			10/13/17 12:20	1
Bromomethane	ND		1.0	0.69	ug/L			10/13/17 12:20	1
Carbon disulfide	ND		1.0	0.19	ug/L			10/13/17 12:20	1
Carbon tetrachloride	ND		1.0	0.27	ug/L			10/13/17 12:20	1
Chlorobenzene	ND		1.0	0.75	ug/L			10/13/17 12:20	1
Dibromochloromethane	ND		1.0	0.32	ug/L			10/13/17 12:20	1
Chloroethane	ND		1.0	0.32	ug/L			10/13/17 12:20	1
Chloroform	**0.70**	**J**	1.0	0.34	ug/L			10/13/17 12:20	1
Chloromethane	ND		1.0	0.35	ug/L			10/13/17 12:20	1
cis-1,2-Dichloroethene	**7.6**		1.0	0.81	ug/L			10/13/17 12:20	1
cis-1,3-Dichloropropene	ND		1.0	0.36	ug/L			10/13/17 12:20	1
Cyclohexane	ND		1.0	0.18	ug/L			10/13/17 12:20	1
Dichlorodifluoromethane	ND		1.0	0.68	ug/L			10/13/17 12:20	1
Ethylbenzene	ND		1.0	0.74	ug/L			10/13/17 12:20	1
Isopropylbenzene	ND		1.0	0.79	ug/L			10/13/17 12:20	1
Methyl acetate	ND		2.5	1.3	ug/L			10/13/17 12:20	1
Methyl tert-butyl ether	ND		1.0	0.16	ug/L			10/13/17 12:20	1
Methylcyclohexane	ND		1.0	0.16	ug/L			10/13/17 12:20	1
Methylene Chloride	ND		1.0	0.44	ug/L			10/13/17 12:20	1
Styrene	ND		1.0	0.73	ug/L			10/13/17 12:20	1
Tetrachloroethene	ND		1.0	0.36	ug/L			10/13/17 12:20	1
Toluene	ND		1.0	0.51	ug/L			10/13/17 12:20	1
trans-1,2-Dichloroethene	ND		1.0	0.90	ug/L			10/13/17 12:20	1
trans-1,3-Dichloropropene	ND		1.0	0.37	ug/L			10/13/17 12:20	1
Trichloroethene	**4.2**		1.0	0.46	ug/L			10/13/17 12:20	1
Trichlorofluoromethane	ND		1.0	0.88	ug/L			10/13/17 12:20	1
Vinyl chloride	ND		1.0	0.90	ug/L			10/13/17 12:20	1
Xylenes, Total	ND		2.0	0.66	ug/L			10/13/17 12:20	1

Client Sample Results

Client: New York State D.E.C.
Project/Site: Patton's Busy Bee Disposal #902014

TestAmerica Job ID: 480-125316-1

Client Sample ID: PBB-MW104I-GW

Lab Sample ID: 480-125316-3

Date Collected: 10/04/17 09:55
Matrix: Water
Date Received: 10/04/17 18:35

Surrogate	*%Recovery*	*Qualifier*	*Limits*	*Prepared*	*Analyzed*	*Dil Fac*
1,2-Dichloroethane-d4 (Surr)	*100*		*77 - 120*		*10/13/17 12:20*	*1*
Toluene-d8 (Surr)	*95*		*80 - 120*		*10/13/17 12:20*	*1*
4-Bromofluorobenzene (Surr)	*97*		*73 - 120*		*10/13/17 12:20*	*1*

Method: 537 (modified) - Perfluorinated Hydrocarbons

Analyte	Result	Qualifier	RL	MDL	Unit	D	Prepared	Analyzed	Dil Fac
Perfluorobutanoic acid (PFBA)	**1.2**	**J B**	2.0	0.46	ng/L		10/12/17 14:50	10/17/17 20:18	1
Perfluoropentanoic acid (PFPeA)	ND		2.0	1.0	ng/L		10/12/17 14:50	10/17/17 20:18	1
Perfluorohexanoic acid (PFHxA)	ND		2.0	0.80	ng/L		10/12/17 14:50	10/17/17 20:18	1
Perfluoroheptanoic acid (PFHpA)	ND		2.0	0.81	ng/L		10/12/17 14:50	10/17/17 20:18	1
Perfluorooctanoic acid (PFOA)	**2.0**		2.0	0.76	ng/L		10/12/17 14:50	10/17/17 20:18	1
Perfluorononanoic acid (PFNA)	ND		2.0	0.66	ng/L		10/12/17 14:50	10/17/17 20:18	1
Perfluorodecanoic acid (PFDA)	ND		2.0	0.45	ng/L		10/12/17 14:50	10/17/17 20:18	1
Perfluoroundecanoic acid (PFUnA)	ND		2.0	0.76	ng/L		10/12/17 14:50	10/17/17 20:18	1
Perfluorododecanoic acid (PFDoA)	ND		2.0	0.59	ng/L		10/12/17 14:50	10/17/17 20:18	1
Perfluorotridecanoic Acid (PFTriA)	ND		2.0	0.56	ng/L		10/12/17 14:50	10/17/17 20:18	1
Perfluorotetradecanoic acid (PFTeA)	ND		2.0	0.20	ng/L		10/12/17 14:50	10/17/17 20:18	1
Perfluorobutanesulfonic acid (PFBS)	ND		2.0	0.93	ng/L		10/12/17 14:50	10/17/17 20:18	1
Perfluorohexanesulfonic acid (PFHxS)	**0.91**	**J**	2.0	0.88	ng/L		10/12/17 14:50	10/17/17 20:18	1
Perfluoroheptanesulfonic Acid (PFHpS)	ND		2.0	0.72	ng/L		10/12/17 14:50	10/17/17 20:18	1
Perfluorooctanesulfonic acid (PFOS)	**2.7**		2.0	1.3	ng/L		10/12/17 14:50	10/17/17 20:18	1
Perfluorodecanesulfonic acid (PFDS)	ND		2.0	1.2	ng/L		10/12/17 14:50	10/17/17 20:18	1

Isotope Dilution	*%Recovery*	*Qualifier*	*Limits*	*Prepared*	*Analyzed*	*Dil Fac*
13C4 PFBA	*50*		*25 - 150*	*10/12/17 14:50*	*10/17/17 20:18*	*1*
13C2 PFHxA	*65*		*25 - 150*	*10/12/17 14:50*	*10/17/17 20:18*	*1*
13C4 PFOA	*67*		*25 - 150*	*10/12/17 14:50*	*10/17/17 20:18*	*1*
13C5 PFNA	*54*		*25 - 150*	*10/12/17 14:50*	*10/17/17 20:18*	*1*
13C2 PFDA	*45*		*25 - 150*	*10/12/17 14:50*	*10/17/17 20:18*	*1*
13C2 PFUnA	*43*		*25 - 150*	*10/12/17 14:50*	*10/17/17 20:18*	*1*
13C2 PFDoA	*53*		*25 - 150*	*10/12/17 14:50*	*10/17/17 20:18*	*1*
18O2 PFHxS	*84*		*25 - 150*	*10/12/17 14:50*	*10/17/17 20:18*	*1*
13C4 PFOS	*81*		*25 - 150*	*10/12/17 14:50*	*10/17/17 20:18*	*1*
13C4-PFHpA	*81*		*25 - 150*	*10/12/17 14:50*	*10/17/17 20:18*	*1*
13C5 PFPeA	*65*		*25 - 150*	*10/12/17 14:50*	*10/17/17 20:18*	*1*
13C3-PFBS	*71*		*25 - 150*	*10/12/17 14:50*	*10/17/17 20:18*	*1*
13C2-PFTeDA	*90*		*25 - 150*	*10/12/17 14:50*	*10/17/17 20:18*	*1*

Method: 6010C - Metals (ICP)

Analyte	Result	Qualifier	RL	MDL	Unit	D	Prepared	Analyzed	Dil Fac
Calcium	**31.4**		0.50	0.10	mg/L		10/05/17 09:16	10/05/17 16:00	1
Magnesium	**16.2**		0.20	0.043	mg/L		10/05/17 09:16	10/05/17 16:00	1
Potassium	**13.9**		0.50	0.10	mg/L		10/05/17 09:16	10/05/17 16:00	1
Sodium	**6.7**		1.0	0.32	mg/L		10/05/17 09:16	10/05/17 16:00	1

General Chemistry

Analyte	Result	Qualifier	RL	MDL	Unit	D	Prepared	Analyzed	Dil Fac
Chloride	**10.5**		0.50	0.28	mg/L			10/11/17 22:22	1
Sulfate	**11.8**	**B**	2.0	0.35	mg/L			10/11/17 22:22	1

Client Sample Results

Client: New York State D.E.C.
Project/Site: Patton's Busy Bee Disposal #902014

TestAmerica Job ID: 480-125316-1

Client Sample ID: PBB-MW104I-GW

Lab Sample ID: 480-125316-3

Date Collected: 10/04/17 09:55

Matrix: Water

Date Received: 10/04/17 18:35

General Chemistry (Continued)

Analyte	Result	Qualifier	RL	MDL	Unit	D	Prepared	Analyzed	Dil Fac
Alkalinity, Total	**67.3**		10.0	4.0	mg/L			10/05/17 19:41	1
Alkalinity, Bicarbonate	**67.3**		10.0	4.0	mg/L			10/05/17 19:41	1
Alkalinity, Carbonate	ND		10.0	4.0	mg/L			10/05/17 19:41	1
Hydroxide Alkalinity	ND		10.0	4.0	mg/L			10/05/17 19:41	1

Client Sample Results

Client: New York State D.E.C.
Project/Site: Patton's Busy Bee Disposal #902014

TestAmerica Job ID: 480-125316-1

Client Sample ID: PBB-MW107S-GW

Lab Sample ID: 480-125316-7

Date Collected: 10/04/17 15:10
Date Received: 10/04/17 18:35

Matrix: Water

Method: 6010C - Metals (ICP)

Analyte	Result	Qualifier	RL	MDL	Unit	D	Prepared	Analyzed	Dil Fac
Aluminum	**36.7**		0.20	0.060	mg/L		10/05/17 09:16	10/05/17 15:08	1
Antimony	ND		0.020	0.0068	mg/L		10/05/17 09:16	10/05/17 15:08	1
Arsenic	**0.0072**	**J**	0.015	0.0056	mg/L		10/05/17 09:16	10/05/17 15:08	1
Barium	**0.29**		0.0020	0.00070	mg/L		10/05/17 09:16	10/05/17 15:08	1
Beryllium	**0.0014**	**J**	0.0020	0.00030	mg/L		10/05/17 09:16	10/05/17 15:08	1
Cadmium	**0.0012**	**J**	0.0020	0.00050	mg/L		10/05/17 09:16	10/05/17 15:08	1
Calcium	**57.1**		0.50	0.10	mg/L		10/05/17 09:16	10/05/17 15:08	1
Chromium	**0.12**		0.0040	0.0010	mg/L		10/05/17 09:16	10/05/17 15:08	1
Cobalt	**0.012**		0.0040	0.00063	mg/L		10/05/17 09:16	10/05/17 15:08	1
Copper	**0.042**		0.010	0.0016	mg/L		10/05/17 09:16	10/05/17 15:08	1
Iron	**31.5**		0.050	0.019	mg/L		10/05/17 09:16	10/05/17 15:08	1
Lead	**0.023**		0.010	0.0030	mg/L		10/05/17 09:16	10/05/17 15:08	1
Magnesium	**19.5**		0.20	0.043	mg/L		10/05/17 09:16	10/05/17 15:08	1
Manganese	**0.72**	**B**	0.0030	0.00040	mg/L		10/05/17 09:16	10/05/17 15:08	1
Nickel	**0.073**		0.010	0.0013	mg/L		10/05/17 09:16	10/05/17 15:08	1
Potassium	**14.8**		0.50	0.10	mg/L		10/05/17 09:16	10/05/17 15:08	1
Selenium	ND		0.025	0.0087	mg/L		10/05/17 09:16	10/05/17 15:08	1
Silver	ND		0.0060	0.0017	mg/L		10/05/17 09:16	10/05/17 15:08	1
Sodium	**11.9**		1.0	0.32	mg/L		10/05/17 09:16	10/05/17 15:08	1
Thallium	ND		0.020	0.010	mg/L		10/05/17 09:16	10/05/17 15:08	1
Vanadium	**0.055**		0.0050	0.0015	mg/L		10/05/17 09:16	10/05/17 15:08	1
Zinc	**0.095**		0.010	0.0015	mg/L		10/05/17 09:16	10/05/17 15:08	1

Method: 6010C - Metals (ICP) - Dissolved

Analyte	Result	Qualifier	RL	MDL	Unit	D	Prepared	Analyzed	Dil Fac
Aluminum	ND		0.20	0.060	mg/L		10/09/17 09:05	10/09/17 19:43	1
Antimony	ND		0.020	0.0068	mg/L		10/09/17 09:05	10/09/17 19:43	1
Arsenic	ND		0.015	0.0056	mg/L		10/09/17 09:05	10/09/17 19:43	1
Barium	**0.053**		0.0020	0.00070	mg/L		10/09/17 09:05	10/09/17 19:43	1
Beryllium	ND		0.0020	0.00030	mg/L		10/09/17 09:05	10/09/17 19:43	1
Cadmium	ND		0.0020	0.00050	mg/L		10/09/17 09:05	10/09/17 19:43	1
Calcium	**52.4**		0.50	0.10	mg/L		10/09/17 09:05	10/09/17 19:43	1
Chromium	ND		0.0040	0.0010	mg/L		10/09/17 09:05	10/09/17 19:43	1
Cobalt	ND		0.0040	0.00063	mg/L		10/09/17 09:05	10/09/17 19:43	1
Copper	**0.0029**	**J**	0.010	0.0016	mg/L		10/09/17 09:05	10/09/17 19:43	1
Iron	ND		0.050	0.019	mg/L		10/09/17 09:05	10/09/17 19:43	1
Lead	ND		0.010	0.0030	mg/L		10/09/17 09:05	10/09/17 19:43	1
Magnesium	**13.0**		0.20	0.043	mg/L		10/09/17 09:05	10/09/17 19:43	1
Manganese	**0.11**	**B**	0.0030	0.00040	mg/L		10/09/17 09:05	10/19/17 16:45	1
Nickel	**0.0028**	**J**	0.010	0.0013	mg/L		10/09/17 09:05	10/09/17 19:43	1
Potassium	**1.7**		0.50	0.10	mg/L		10/09/17 09:05	10/09/17 19:43	1
Selenium	ND		0.025	0.0087	mg/L		10/09/17 09:05	10/19/17 16:45	1
Silver	ND		0.0060	0.0017	mg/L		10/09/17 09:05	10/09/17 19:43	1
Sodium	**10.4**		1.0	0.32	mg/L		10/09/17 09:05	10/09/17 19:43	1
Thallium	ND		0.020	0.010	mg/L		10/09/17 09:05	10/09/17 19:43	1
Vanadium	ND		0.0050	0.0015	mg/L		10/09/17 09:05	10/09/17 19:43	1
Zinc	**0.0068**	**J B**	0.010	0.0015	mg/L		10/09/17 09:05	10/09/17 19:43	1

Client Sample Results

Client: New York State D.E.C.
Project/Site: Patton's Busy Bee Disposal #902014

TestAmerica Job ID: 480-125316-1

Client Sample ID: PBB-MW107S-GW

Lab Sample ID: 480-125316-7
Date Collected: 10/04/17 15:10
Matrix: Water
Date Received: 10/04/17 18:35

Method: 7470A - Mercury (CVAA)

Analyte	Result	Qualifier	RL	MDL	Unit	D	Prepared	Analyzed	Dil Fac
Mercury	ND		0.00020	0.00012	mg/L		10/06/17 12:15	10/06/17 15:36	1

Method: 7470A - Mercury (CVAA) - Dissolved

Analyte	Result	Qualifier	RL	MDL	Unit	D	Prepared	Analyzed	Dil Fac
Mercury	ND		0.00020	0.00012	mg/L		10/09/17 14:05	10/09/17 20:04	1

General Chemistry

Analyte	Result	Qualifier	RL	MDL	Unit	D	Prepared	Analyzed	Dil Fac
Chloride	**16.6**		0.50	0.28	mg/L			10/11/17 22:47	1
Sulfate	**8.6**	**B**	2.0	0.35	mg/L			10/11/17 22:47	1
Alkalinity, Total	**156**		20.0	8.0	mg/L			10/05/17 20:59	2
Alkalinity, Bicarbonate	**156**		20.0	8.0	mg/L			10/05/17 20:59	2
Alkalinity, Carbonate	ND		20.0	8.0	mg/L			10/05/17 20:59	2
Hydroxide Alkalinity	ND		20.0	8.0	mg/L			10/05/17 20:59	2

Client Sample Results

Client: New York State D.E.C.
Project/Site: Patton's Busy Bee Disposal #902014

TestAmerica Job ID: 480-125376-1

Client Sample ID: PBB-MW-107IR-GW

Lab Sample ID: 480-125376-5

Date Collected: 10/05/17 12:45
Date Received: 10/05/17 16:50

Matrix: Water

Method: 6010C - Metals (ICP)

Analyte	Result	Qualifier	RL	MDL	Unit	D	Prepared	Analyzed	Dil Fac
Aluminum	**44.0**		0.20	0.060	mg/L		10/06/17 10:41	10/07/17 03:46	1
Antimony	ND		0.020	0.0068	mg/L		10/06/17 10:41	10/07/17 03:46	1
Arsenic	**0.034**		0.015	0.0056	mg/L		10/06/17 10:41	10/07/17 03:46	1
Barium	**0.49**		0.0020	0.00070	mg/L		10/06/17 10:41	10/07/17 03:46	1
Beryllium	**0.0020**		0.0020	0.00030	mg/L		10/06/17 10:41	10/07/17 03:46	1
Cadmium	**0.0087**		0.0020	0.00050	mg/L		10/06/17 10:41	10/07/17 03:46	1
Calcium	**67.8**		0.50	0.10	mg/L		10/06/17 10:41	10/07/17 03:46	1
Chromium	**0.069**		0.0040	0.0010	mg/L		10/06/17 10:41	10/07/17 03:46	1
Cobalt	**0.047**		0.0040	0.00063	mg/L		10/06/17 10:41	10/07/17 03:46	1
Copper	**0.063**		0.010	0.0016	mg/L		10/06/17 10:41	10/07/17 03:46	1
Iron	**74.9**	**B**	0.050	0.019	mg/L		10/06/17 10:41	10/07/17 03:46	1
Lead	**0.12**		0.010	0.0030	mg/L		10/06/17 10:41	10/07/17 03:46	1
Magnesium	**30.8**		0.20	0.043	mg/L		10/06/17 10:41	10/07/17 03:46	1
Manganese	**2.4**	**B**	0.0030	0.00040	mg/L		10/06/17 10:41	10/07/17 03:46	1
Nickel	**0.083**	**B**	0.010	0.0013	mg/L		10/06/17 10:41	10/07/17 03:46	1
Potassium	**15.6**		0.50	0.10	mg/L		10/06/17 10:41	10/07/17 03:46	1
Selenium	ND		0.025	0.0087	mg/L		10/06/17 10:41	10/07/17 03:46	1
Silver	ND		0.0060	0.0017	mg/L		10/06/17 10:41	10/07/17 03:46	1
Sodium	**7.6**		1.0	0.32	mg/L		10/06/17 10:41	10/07/17 03:46	1
Thallium	ND		0.020	0.010	mg/L		10/06/17 10:41	10/07/17 03:46	1
Vanadium	**0.061**		0.0050	0.0015	mg/L		10/06/17 10:41	10/07/17 03:46	1
Zinc	**0.36**		0.010	0.0015	mg/L		10/06/17 10:41	10/07/17 03:46	1

Method: 6010C - Metals (ICP) - Dissolved

Analyte	Result	Qualifier	RL	MDL	Unit	D	Prepared	Analyzed	Dil Fac
Aluminum	ND		0.20	0.060	mg/L		10/11/17 09:32	10/11/17 21:43	1
Antimony	ND		0.020	0.0068	mg/L		10/11/17 09:32	10/11/17 21:43	1
Arsenic	ND		0.015	0.0056	mg/L		10/11/17 09:32	10/11/17 21:43	1
Barium	**0.064**		0.0020	0.00070	mg/L		10/11/17 09:32	10/11/17 21:43	1
Beryllium	ND		0.0020	0.00030	mg/L		10/11/17 09:32	10/11/17 21:43	1
Cadmium	**0.00060**	**J**	0.0020	0.00050	mg/L		10/11/17 09:32	10/11/17 21:43	1
Calcium	**58.7**		0.50	0.10	mg/L		10/11/17 09:32	10/11/17 21:43	1
Chromium	ND		0.0040	0.0010	mg/L		10/11/17 09:32	10/11/17 21:43	1
Cobalt	ND		0.0040	0.00063	mg/L		10/11/17 09:32	10/11/17 21:43	1
Copper	**0.0031**	**J**	0.010	0.0016	mg/L		10/11/17 09:32	10/11/17 21:43	1
Iron	ND		0.050	0.019	mg/L		10/11/17 09:32	10/11/17 21:43	1
Lead	**0.0097**	**J**	0.010	0.0030	mg/L		10/11/17 09:32	10/11/17 21:43	1
Magnesium	**17.3**		0.20	0.043	mg/L		10/11/17 09:32	10/11/17 21:43	1
Manganese	ND		0.0030	0.00040	mg/L		10/11/17 09:32	10/11/17 21:43	1
Nickel	**0.0078**	**J**	0.010	0.0013	mg/L		10/11/17 09:32	10/11/17 21:43	1
Potassium	**3.6**		0.50	0.10	mg/L		10/11/17 09:32	10/11/17 21:43	1
Selenium	ND		0.025	0.0087	mg/L		10/11/17 09:32	10/11/17 21:43	1
Silver	ND		0.0060	0.0017	mg/L		10/11/17 09:32	10/11/17 21:43	1
Sodium	**7.3**		1.0	0.32	mg/L		10/11/17 09:32	10/11/17 21:43	1
Thallium	ND		0.020	0.010	mg/L		10/11/17 09:32	10/11/17 21:43	1
Vanadium	ND		0.0050	0.0015	mg/L		10/11/17 09:32	10/11/17 21:43	1
Zinc	**0.091**		0.010	0.0015	mg/L		10/11/17 09:32	10/11/17 21:43	1

Client Sample Results

Client: New York State D.E.C.
Project/Site: Patton's Busy Bee Disposal #902014

TestAmerica Job ID: 480-125376-1

Client Sample ID: PBB-MW-107IR-GW

Lab Sample ID: 480-125376-5

Date Collected: 10/05/17 12:45

Matrix: Water

Date Received: 10/05/17 16:50

Method: 7470A - Mercury (CVAA)

Analyte	Result	Qualifier	RL	MDL	Unit	D	Prepared	Analyzed	Dil Fac
Mercury	ND		0.00020	0.00012	mg/L		10/10/17 12:20	10/10/17 15:50	1

Method: 7470A - Mercury (CVAA) - Dissolved

Analyte	Result	Qualifier	RL	MDL	Unit	D	Prepared	Analyzed	Dil Fac
Mercury	ND		0.00020	0.00012	mg/L		10/10/17 14:25	10/10/17 19:05	1

General Chemistry

Analyte	Result	Qualifier	RL	MDL	Unit	D	Prepared	Analyzed	Dil Fac
Chloride	**14.5**		0.50	0.28	mg/L			10/12/17 16:50	1
Sulfate	**54.6**	**B**	2.0	0.35	mg/L			10/12/17 16:50	1
Alkalinity, Total	**181**		20.0	8.0	mg/L			10/09/17 22:41	2
Alkalinity, Bicarbonate	**181**		20.0	8.0	mg/L			10/09/17 22:41	2
Alkalinity, Carbonate	ND		20.0	8.0	mg/L			10/09/17 22:41	2
Hydroxide Alkalinity	ND		20.0	8.0	mg/L			10/09/17 22:41	2

Client Sample Results

Client: New York State D.E.C.
Project/Site: Patton's Busy Bee Disposal #902014

TestAmerica Job ID: 480-125316-1

Client Sample ID: PBB-MW108I-GW

Lab Sample ID: 480-125316-6

Date Collected: 10/04/17 13:55
Matrix: Water
Date Received: 10/04/17 18:35

Method: 6010C - Metals (ICP)

Analyte	Result	Qualifier	RL	MDL	Unit	D	Prepared	Analyzed	Dil Fac
Aluminum	**13.7**		0.20	0.060	mg/L		10/05/17 09:16	10/05/17 16:11	1
Antimony	ND		0.020	0.0068	mg/L		10/05/17 09:16	10/05/17 16:11	1
Arsenic	**0.0091**	**J**	0.015	0.0056	mg/L		10/05/17 09:16	10/05/17 16:11	1
Barium	**0.16**		0.0020	0.00070	mg/L		10/05/17 09:16	10/05/17 16:11	1
Beryllium	**0.00072**	**J**	0.0020	0.00030	mg/L		10/05/17 09:16	10/05/17 16:11	1
Cadmium	ND		0.0020	0.00050	mg/L		10/05/17 09:16	10/05/17 16:11	1
Calcium	**57.9**		0.50	0.10	mg/L		10/05/17 09:16	10/05/17 16:11	1
Chromium	**0.022**		0.0040	0.0010	mg/L		10/05/17 09:16	10/05/17 16:11	1
Cobalt	**0.0058**		0.0040	0.00063	mg/L		10/05/17 09:16	10/05/17 16:11	1
Copper	**0.0081**	**J**	0.010	0.0016	mg/L		10/05/17 09:16	10/05/17 16:11	1
Iron	**13.6**	**F1**	0.050	0.019	mg/L		10/05/17 09:16	10/05/17 16:11	1
Lead	**0.0098**	**J**	0.010	0.0030	mg/L		10/05/17 09:16	10/05/17 16:11	1
Magnesium	**33.0**		0.20	0.043	mg/L		10/05/17 09:16	10/05/17 16:11	1
Manganese	**0.34**	**B F1**	0.0030	0.00040	mg/L		10/05/17 09:16	10/05/17 16:11	1
Nickel	**0.015**		0.010	0.0013	mg/L		10/05/17 09:16	10/05/17 16:11	1
Potassium	**9.2**		0.50	0.10	mg/L		10/05/17 09:16	10/05/17 16:11	1
Selenium	ND		0.025	0.0087	mg/L		10/05/17 09:16	10/05/17 16:11	1
Silver	ND		0.0060	0.0017	mg/L		10/05/17 09:16	10/05/17 16:11	1
Sodium	**4.3**		1.0	0.32	mg/L		10/05/17 09:16	10/05/17 16:11	1
Thallium	ND		0.020	0.010	mg/L		10/05/17 09:16	10/05/17 16:11	1
Vanadium	**0.021**		0.0050	0.0015	mg/L		10/05/17 09:16	10/05/17 16:11	1
Zinc	**0.031**		0.010	0.0015	mg/L		10/05/17 09:16	10/05/17 16:11	1

Method: 6010C - Metals (ICP) - Dissolved

Analyte	Result	Qualifier	RL	MDL	Unit	D	Prepared	Analyzed	Dil Fac
Aluminum	ND		0.20	0.060	mg/L		10/09/17 09:05	10/09/17 19:16	1
Antimony	ND		0.020	0.0068	mg/L		10/09/17 09:05	10/09/17 19:16	1
Arsenic	ND		0.015	0.0056	mg/L		10/09/17 09:05	10/09/17 19:16	1
Barium	**0.069**		0.0020	0.00070	mg/L		10/09/17 09:05	10/09/17 19:16	1
Beryllium	ND		0.0020	0.00030	mg/L		10/09/17 09:05	10/09/17 19:16	1
Cadmium	ND		0.0020	0.00050	mg/L		10/09/17 09:05	10/09/17 19:16	1
Calcium	**49.8**		0.50	0.10	mg/L		10/09/17 09:05	10/09/17 19:16	1
Chromium	ND		0.0040	0.0010	mg/L		10/09/17 09:05	10/09/17 19:16	1
Cobalt	ND		0.0040	0.00063	mg/L		10/09/17 09:05	10/09/17 19:16	1
Copper	ND		0.010	0.0016	mg/L		10/09/17 09:05	10/09/17 19:16	1
Iron	ND		0.050	0.019	mg/L		10/09/17 09:05	10/09/17 19:16	1
Lead	ND		0.010	0.0030	mg/L		10/09/17 09:05	10/09/17 19:16	1
Magnesium	**30.9**		0.20	0.043	mg/L		10/09/17 09:05	10/09/17 19:16	1
Manganese	**0.0066**	**B**	0.0030	0.00040	mg/L		10/09/17 09:05	10/10/17 11:24	1
Nickel	ND		0.010	0.0013	mg/L		10/09/17 09:05	10/09/17 19:16	1
Potassium	**3.6**		0.50	0.10	mg/L		10/09/17 09:05	10/09/17 19:16	1
Selenium	ND		0.025	0.0087	mg/L		10/09/17 09:05	10/10/17 11:24	1
Silver	ND		0.0060	0.0017	mg/L		10/09/17 09:05	10/09/17 19:16	1
Sodium	**4.0**		1.0	0.32	mg/L		10/09/17 09:05	10/09/17 19:16	1
Thallium	ND		0.020	0.010	mg/L		10/09/17 09:05	10/09/17 19:16	1
Vanadium	ND		0.0050	0.0015	mg/L		10/09/17 09:05	10/09/17 19:16	1
Zinc	**0.0044**	**J B**	0.010	0.0015	mg/L		10/09/17 09:05	10/09/17 19:16	1

Client Sample Results

Client: New York State D.E.C.
Project/Site: Patton's Busy Bee Disposal #902014

TestAmerica Job ID: 480-125316-1

Client Sample ID: PBB-MW108I-GW

Lab Sample ID: 480-125316-6
Date Collected: 10/04/17 13:55
Matrix: Water
Date Received: 10/04/17 18:35

Method: 7470A - Mercury (CVAA)

Analyte	Result	Qualifier	RL	MDL	Unit	D	Prepared	Analyzed	Dil Fac
Mercury	ND		0.00020	0.00012	mg/L		10/05/17 12:10	10/05/17 16:24	1

Method: 7470A - Mercury (CVAA) - Dissolved

Analyte	Result	Qualifier	RL	MDL	Unit	D	Prepared	Analyzed	Dil Fac
Mercury	ND		0.00020	0.00012	mg/L		10/09/17 14:05	10/09/17 19:56	1

General Chemistry

Analyte	Result	Qualifier	RL	MDL	Unit	D	Prepared	Analyzed	Dil Fac
Chloride	**86.7**		1.0	0.56	mg/L			10/11/17 21:01	2
Sulfate	**17.9**	**B**	4.0	0.70	mg/L			10/11/17 21:01	2
Alkalinity, Total	**119**		20.0	8.0	mg/L			10/09/17 21:17	2
Alkalinity, Bicarbonate	**119**		20.0	8.0	mg/L			10/09/17 21:17	2
Alkalinity, Carbonate	ND		20.0	8.0	mg/L			10/09/17 21:17	2
Hydroxide Alkalinity	ND		20.0	8.0	mg/L			10/09/17 21:17	2

Client Sample Results

Client: New York State D.E.C.
Project/Site: Patton's Busy Bee Disposal #902014

TestAmerica Job ID: 480-125376-1

Client Sample ID: PBB-MW-108D-GW

Lab Sample ID: 480-125376-2

Date Collected: 10/05/17 09:05
Date Received: 10/05/17 16:50

Matrix: Water

Method: 6010C - Metals (ICP)

Analyte	Result	Qualifier	RL	MDL	Unit	D	Prepared	Analyzed	Dil Fac
Aluminum	**2.9**		0.20	0.060	mg/L		10/06/17 10:41	10/07/17 03:35	1
Antimony	ND		0.020	0.0068	mg/L		10/06/17 10:41	10/07/17 03:35	1
Arsenic	ND		0.015	0.0056	mg/L		10/06/17 10:41	10/07/17 03:35	1
Barium	**0.15**		0.0020	0.00070	mg/L		10/06/17 10:41	10/07/17 03:35	1
Beryllium	ND		0.0020	0.00030	mg/L		10/06/17 10:41	10/07/17 03:35	1
Cadmium	**0.015**		0.0020	0.00050	mg/L		10/06/17 10:41	10/07/17 03:35	1
Calcium	**26.0**		0.50	0.10	mg/L		10/06/17 10:41	10/07/17 03:35	1
Chromium	**0.046**		0.0040	0.0010	mg/L		10/06/17 10:41	10/07/17 03:35	1
Cobalt	**0.0020**	**J**	0.0040	0.00063	mg/L		10/06/17 10:41	10/07/17 03:35	1
Copper	**0.027**		0.010	0.0016	mg/L		10/06/17 10:41	10/07/17 03:35	1
Iron	**8.6**	**B**	0.050	0.019	mg/L		10/06/17 10:41	10/07/17 03:35	1
Lead	**0.0047**	**J**	0.010	0.0030	mg/L		10/06/17 10:41	10/07/17 03:35	1
Magnesium	**12.1**		0.20	0.043	mg/L		10/06/17 10:41	10/07/17 03:35	1
Manganese	**0.51**	**B**	0.0030	0.00040	mg/L		10/06/17 10:41	10/07/17 03:35	1
Nickel	**0.031**	**B**	0.010	0.0013	mg/L		10/06/17 10:41	10/07/17 03:35	1
Potassium	**4.5**		0.50	0.10	mg/L		10/06/17 10:41	10/07/17 03:35	1
Selenium	ND		0.025	0.0087	mg/L		10/06/17 10:41	10/07/17 03:35	1
Silver	ND		0.0060	0.0017	mg/L		10/06/17 10:41	10/07/17 03:35	1
Sodium	**4.9**		1.0	0.32	mg/L		10/06/17 10:41	10/07/17 03:35	1
Thallium	ND		0.020	0.010	mg/L		10/06/17 10:41	10/07/17 03:35	1
Vanadium	**0.0050**		0.0050	0.0015	mg/L		10/06/17 10:41	10/07/17 03:35	1
Zinc	**0.28**		0.010	0.0015	mg/L		10/06/17 10:41	10/07/17 03:35	1

Method: 6010C - Metals (ICP) - Dissolved

Analyte	Result	Qualifier	RL	MDL	Unit	D	Prepared	Analyzed	Dil Fac
Aluminum	ND		0.20	0.060	mg/L		10/11/17 09:32	10/11/17 21:33	1
Antimony	ND		0.020	0.0068	mg/L		10/11/17 09:32	10/11/17 21:33	1
Arsenic	ND		0.015	0.0056	mg/L		10/11/17 09:32	10/11/17 21:33	1
Barium	**0.088**		0.0020	0.00070	mg/L		10/11/17 09:32	10/11/17 21:33	1
Beryllium	ND		0.0020	0.00030	mg/L		10/11/17 09:32	10/11/17 21:33	1
Cadmium	ND		0.0020	0.00050	mg/L		10/11/17 09:32	10/11/17 21:33	1
Calcium	**26.5**		0.50	0.10	mg/L		10/11/17 09:32	10/11/17 21:33	1
Chromium	ND		0.0040	0.0010	mg/L		10/11/17 09:32	10/11/17 21:33	1
Cobalt	ND		0.0040	0.00063	mg/L		10/11/17 09:32	10/11/17 21:33	1
Copper	ND		0.010	0.0016	mg/L		10/11/17 09:32	10/11/17 21:33	1
Iron	ND		0.050	0.019	mg/L		10/11/17 09:32	10/11/17 21:33	1
Lead	ND		0.010	0.0030	mg/L		10/11/17 09:32	10/11/17 21:33	1
Magnesium	**10.4**		0.20	0.043	mg/L		10/11/17 09:32	10/11/17 21:33	1
Manganese	**0.19**		0.0030	0.00040	mg/L		10/11/17 09:32	10/11/17 21:33	1
Nickel	**0.0019**	**J**	0.010	0.0013	mg/L		10/11/17 09:32	10/11/17 21:33	1
Potassium	**2.1**		0.50	0.10	mg/L		10/11/17 09:32	10/11/17 21:33	1
Selenium	ND		0.025	0.0087	mg/L		10/11/17 09:32	10/11/17 21:33	1
Silver	ND		0.0060	0.0017	mg/L		10/11/17 09:32	10/11/17 21:33	1
Sodium	**3.6**		1.0	0.32	mg/L		10/11/17 09:32	10/11/17 21:33	1
Thallium	ND		0.020	0.010	mg/L		10/11/17 09:32	10/11/17 21:33	1
Vanadium	ND		0.0050	0.0015	mg/L		10/11/17 09:32	10/11/17 21:33	1
Zinc	**0.0093**	**J**	0.010	0.0015	mg/L		10/11/17 09:32	10/11/17 21:33	1

Client Sample Results

Client: New York State D.E.C.
Project/Site: Patton's Busy Bee Disposal #902014

TestAmerica Job ID: 480-125376-1

Client Sample ID: PBB-MW-108D-GW

Lab Sample ID: 480-125376-2

Date Collected: 10/05/17 09:05

Matrix: Water

Date Received: 10/05/17 16:50

Method: 7470A - Mercury (CVAA)

Analyte	Result	Qualifier	RL	MDL	Unit	D	Prepared	Analyzed	Dil Fac
Mercury	ND		0.00020	0.00012	mg/L		10/10/17 12:20	10/10/17 15:44	1

Method: 7470A - Mercury (CVAA) - Dissolved

Analyte	Result	Qualifier	RL	MDL	Unit	D	Prepared	Analyzed	Dil Fac
Mercury	ND		0.00020	0.00012	mg/L		10/10/17 14:25	10/10/17 18:59	1

General Chemistry

Analyte	Result	Qualifier	RL	MDL	Unit	D	Prepared	Analyzed	Dil Fac
Chloride	**10**		0.50	0.28	mg/L			10/12/17 16:26	1
Sulfate	**10.1**	**B**	2.0	0.35	mg/L			10/12/17 16:26	1
Alkalinity, Total	**93.1**		20.0	8.0	mg/L			10/09/17 22:37	2
Alkalinity, Bicarbonate	**93.1**		20.0	8.0	mg/L			10/09/17 22:37	2
Alkalinity, Carbonate	ND		20.0	8.0	mg/L			10/09/17 22:37	2
Hydroxide Alkalinity	ND		20.0	8.0	mg/L			10/09/17 22:37	2

Client Sample Results

Client: New York State D.E.C.
Project/Site: Patton's Busy Bee Disposal #902014

TestAmerica Job ID: 480-125316-1

Client Sample ID: PBB-MW109-GW

Lab Sample ID: 480-125316-5

Date Collected: 10/04/17 12:15
Matrix: Water
Date Received: 10/04/17 18:35

Method: 537 (modified) - Perfluorinated Hydrocarbons

Analyte	Result	Qualifier	RL	MDL	Unit	D	Prepared	Analyzed	Dil Fac
Perfluorobutanoic acid (PFBA)	**0.49**	**J B**	1.9	0.44	ng/L		10/12/17 14:50	10/17/17 20:32	1
Perfluoropentanoic acid (PFPeA)	ND		1.9	0.96	ng/L		10/12/17 14:50	10/17/17 20:32	1
Perfluorohexanoic acid (PFHxA)	ND		1.9	0.76	ng/L		10/12/17 14:50	10/17/17 20:32	1
Perfluoroheptanoic acid (PFHpA)	ND		1.9	0.78	ng/L		10/12/17 14:50	10/17/17 20:32	1
Perfluorooctanoic acid (PFOA)	ND		1.9	0.72	ng/L		10/12/17 14:50	10/17/17 20:32	1
Perfluorononanoic acid (PFNA)	**0.65**	**J**	1.9	0.63	ng/L		10/12/17 14:50	10/17/17 20:32	1
Perfluorodecanoic acid (PFDA)	ND		1.9	0.43	ng/L		10/12/17 14:50	10/17/17 20:32	1
Perfluoroundecanoic acid (PFUnA)	ND		1.9	0.72	ng/L		10/12/17 14:50	10/17/17 20:32	1
Perfluorododecanoic acid (PFDoA)	ND		1.9	0.57	ng/L		10/12/17 14:50	10/17/17 20:32	1
Perfluorotridecanoic Acid (PFTriA)	ND		1.9	0.53	ng/L		10/12/17 14:50	10/17/17 20:32	1
Perfluorotetradecanoic acid (PFTeA)	**0.34**	**J B**	1.9	0.19	ng/L		10/12/17 14:50	10/17/17 20:32	1
Perfluorobutanesulfonic acid (PFBS)	ND		1.9	0.89	ng/L		10/12/17 14:50	10/17/17 20:32	1
Perfluorohexanesulfonic acid (PFHxS)	ND		1.9	0.84	ng/L		10/12/17 14:50	10/17/17 20:32	1
Perfluoroheptanesulfonic Acid (PFHpS)	ND		1.9	0.69	ng/L		10/12/17 14:50	10/17/17 20:32	1
Perfluorooctanesulfonic acid (PFOS)	ND		1.9	1.2	ng/L		10/12/17 14:50	10/17/17 20:32	1
Perfluorodecanesulfonic acid (PFDS)	ND		1.9	1.2	ng/L		10/12/17 14:50	10/17/17 20:32	1

Isotope Dilution	*%Recovery*	*Qualifier*	*Limits*	*Prepared*	*Analyzed*	*Dil Fac*
13C4 PFBA	*63*		*25 - 150*	*10/12/17 14:50*	*10/17/17 20:32*	*1*
13C2 PFHxA	*70*		*25 - 150*	*10/12/17 14:50*	*10/17/17 20:32*	*1*
13C4 PFOA	*77*		*25 - 150*	*10/12/17 14:50*	*10/17/17 20:32*	*1*
13C5 PFNA	*77*		*25 - 150*	*10/12/17 14:50*	*10/17/17 20:32*	*1*
13C2 PFDA	*78*		*25 - 150*	*10/12/17 14:50*	*10/17/17 20:32*	*1*
13C2 PFUnA	*75*		*25 - 150*	*10/12/17 14:50*	*10/17/17 20:32*	*1*
13C2 PFDoA	*75*		*25 - 150*	*10/12/17 14:50*	*10/17/17 20:32*	*1*
18O2 PFHxS	*84*		*25 - 150*	*10/12/17 14:50*	*10/17/17 20:32*	*1*
13C4 PFOS	*80*		*25 - 150*	*10/12/17 14:50*	*10/17/17 20:32*	*1*
13C4-PFHpA	*81*		*25 - 150*	*10/12/17 14:50*	*10/17/17 20:32*	*1*
13C5 PFPeA	*70*		*25 - 150*	*10/12/17 14:50*	*10/17/17 20:32*	*1*
13C3-PFBS	*77*		*25 - 150*	*10/12/17 14:50*	*10/17/17 20:32*	*1*
13C2-PFTeDA	*90*		*25 - 150*	*10/12/17 14:50*	*10/17/17 20:32*	*1*

Method: 6010C - Metals (ICP)

Analyte	Result	Qualifier	RL	MDL	Unit	D	Prepared	Analyzed	Dil Fac
Aluminum	**19.1**		0.20	0.060	mg/L		10/05/17 09:16	10/05/17 16:08	1
Antimony	ND		0.020	0.0068	mg/L		10/05/17 09:16	10/05/17 16:08	1
Arsenic	**0.022**		0.015	0.0056	mg/L		10/05/17 09:16	10/05/17 16:08	1
Barium	**0.53**		0.0020	0.00070	mg/L		10/05/17 09:16	10/05/17 16:08	1
Beryllium	**0.0012**	**J**	0.0020	0.00030	mg/L		10/05/17 09:16	10/05/17 16:08	1
Cadmium	**0.0044**		0.0020	0.00050	mg/L		10/05/17 09:16	10/05/17 16:08	1
Calcium	**68.7**		0.50	0.10	mg/L		10/05/17 09:16	10/05/17 16:08	1
Chromium	**0.23**		0.0040	0.0010	mg/L		10/05/17 09:16	10/05/17 16:08	1
Cobalt	**0.013**		0.0040	0.00063	mg/L		10/05/17 09:16	10/05/17 16:08	1
Copper	**0.38**		0.010	0.0016	mg/L		10/05/17 09:16	10/05/17 16:08	1
Iron	**118**		0.050	0.019	mg/L		10/05/17 09:16	10/05/17 16:08	1
Lead	**0.029**		0.010	0.0030	mg/L		10/05/17 09:16	10/05/17 16:08	1
Magnesium	**16.0**		0.20	0.043	mg/L		10/05/17 09:16	10/05/17 16:08	1
Manganese	**1.9**	**B**	0.0030	0.00040	mg/L		10/05/17 09:16	10/05/17 16:08	1
Nickel	**0.13**		0.010	0.0013	mg/L		10/05/17 09:16	10/05/17 16:08	1

Client Sample Results

Client: New York State D.E.C.
Project/Site: Patton's Busy Bee Disposal #902014

TestAmerica Job ID: 480-125316-1

Client Sample ID: PBB-MW109-GW

Lab Sample ID: 480-125316-5
Date Collected: 10/04/17 12:15
Matrix: Water
Date Received: 10/04/17 18:35

Method: 6010C - Metals (ICP) (Continued)

Analyte	Result	Qualifier	RL	MDL	Unit	D	Prepared	Analyzed	Dil Fac
Potassium	**10.0**		0.50	0.10	mg/L		10/05/17 09:16	10/05/17 16:08	1
Selenium	ND		0.025	0.0087	mg/L		10/05/17 09:16	10/05/17 16:08	1
Silver	ND		0.0060	0.0017	mg/L		10/05/17 09:16	10/05/17 16:08	1
Sodium	**4.7**		1.0	0.32	mg/L		10/05/17 09:16	10/05/17 16:08	1
Thallium	ND		0.020	0.010	mg/L		10/05/17 09:16	10/05/17 16:08	1
Vanadium	**0.034**		0.0050	0.0015	mg/L		10/05/17 09:16	10/05/17 16:08	1
Zinc	**0.16**		0.010	0.0015	mg/L		10/05/17 09:16	10/05/17 16:08	1

Method: 6010C - Metals (ICP) - Dissolved

Analyte	Result	Qualifier	RL	MDL	Unit	D	Prepared	Analyzed	Dil Fac
Aluminum	ND		0.20	0.060	mg/L		10/09/17 09:05	10/09/17 19:12	1
Antimony	ND		0.020	0.0068	mg/L		10/09/17 09:05	10/09/17 19:12	1
Arsenic	ND		0.015	0.0056	mg/L		10/09/17 09:05	10/09/17 19:12	1
Barium	**0.29**		0.0020	0.00070	mg/L		10/09/17 09:05	10/09/17 19:12	1
Beryllium	ND		0.0020	0.00030	mg/L		10/09/17 09:05	10/09/17 19:12	1
Cadmium	ND		0.0020	0.00050	mg/L		10/09/17 09:05	10/09/17 19:12	1
Calcium	**30.2**		0.50	0.10	mg/L		10/09/17 09:05	10/09/17 19:12	1
Chromium	ND		0.0040	0.0010	mg/L		10/09/17 09:05	10/09/17 19:12	1
Cobalt	ND		0.0040	0.00063	mg/L		10/09/17 09:05	10/09/17 19:12	1
Copper	ND		0.010	0.0016	mg/L		10/09/17 09:05	10/09/17 19:12	1
Iron	ND		0.050	0.019	mg/L		10/09/17 09:05	10/09/17 19:12	1
Lead	ND		0.010	0.0030	mg/L		10/09/17 09:05	10/09/17 19:12	1
Magnesium	**9.9**		0.20	0.043	mg/L		10/09/17 09:05	10/09/17 19:12	1
Manganese	**0.051**	**B**	0.0030	0.00040	mg/L		10/09/17 09:05	10/12/17 09:20	1
Nickel	**0.0019**	**J**	0.010	0.0013	mg/L		10/09/17 09:05	10/09/17 19:12	1
Potassium	**2.7**		0.50	0.10	mg/L		10/09/17 09:05	10/09/17 19:12	1
Selenium	ND		0.025	0.0087	mg/L		10/09/17 09:05	10/12/17 09:20	1
Silver	ND		0.0060	0.0017	mg/L		10/09/17 09:05	10/09/17 19:12	1
Sodium	**4.2**		1.0	0.32	mg/L		10/09/17 09:05	10/09/17 19:12	1
Thallium	ND		0.020	0.010	mg/L		10/09/17 09:05	10/09/17 19:12	1
Vanadium	ND		0.0050	0.0015	mg/L		10/09/17 09:05	10/09/17 19:12	1
Zinc	**0.0047**	**J B**	0.010	0.0015	mg/L		10/09/17 09:05	10/09/17 19:12	1

Method: 7470A - Mercury (CVAA)

Analyte	Result	Qualifier	RL	MDL	Unit	D	Prepared	Analyzed	Dil Fac
Mercury	ND		0.00020	0.00012	mg/L		10/05/17 12:10	10/05/17 16:21	1

Method: 7470A - Mercury (CVAA) - Dissolved

Analyte	Result	Qualifier	RL	MDL	Unit	D	Prepared	Analyzed	Dil Fac
Mercury	ND		0.00020	0.00012	mg/L		10/09/17 14:05	10/09/17 19:51	1

General Chemistry

Analyte	Result	Qualifier	RL	MDL	Unit	D	Prepared	Analyzed	Dil Fac
Chloride	**7.4**		0.50	0.28	mg/L			10/11/17 22:39	1
Sulfate	**10.1**	**B**	2.0	0.35	mg/L			10/11/17 22:39	1
Alkalinity, Total	**108**		20.0	8.0	mg/L			10/05/17 20:56	2
Alkalinity, Bicarbonate	**108**		20.0	8.0	mg/L			10/05/17 20:56	2
Alkalinity, Carbonate	ND		20.0	8.0	mg/L			10/05/17 20:56	2
Hydroxide Alkalinity	ND		20.0	8.0	mg/L			10/05/17 20:56	2

Client Sample Results

Client: New York State D.E.C.
Project/Site: Patton's Busy Bee Disposal #902014

TestAmerica Job ID: 480-125376-1

Client Sample ID: PBB-MW-113-GW

Lab Sample ID: 480-125376-3

Date Collected: 10/05/17 13:45
Date Received: 10/05/17 16:50

Matrix: Water

Method: 6010C - Metals (ICP)

Analyte	Result	Qualifier	RL	MDL	Unit	D	Prepared	Analyzed	Dil Fac
Aluminum	**17.0**		0.20	0.060	mg/L		10/06/17 10:41	10/07/17 03:38	1
Antimony	ND		0.020	0.0068	mg/L		10/06/17 10:41	10/07/17 03:38	1
Arsenic	**0.042**		0.015	0.0056	mg/L		10/06/17 10:41	10/07/17 03:38	1
Barium	**0.13**		0.0020	0.00070	mg/L		10/06/17 10:41	10/07/17 03:38	1
Beryllium	**0.00071**	**J**	0.0020	0.00030	mg/L		10/06/17 10:41	10/07/17 03:38	1
Cadmium	**0.0020**		0.0020	0.00050	mg/L		10/06/17 10:41	10/07/17 03:38	1
Calcium	**52.7**		0.50	0.10	mg/L		10/06/17 10:41	10/07/17 03:38	1
Chromium	**0.12**		0.0040	0.0010	mg/L		10/06/17 10:41	10/07/17 03:38	1
Cobalt	**0.015**		0.0040	0.00063	mg/L		10/06/17 10:41	10/07/17 03:38	1
Copper	**0.093**		0.010	0.0016	mg/L		10/06/17 10:41	10/07/17 03:38	1
Iron	**31.7**	**B**	0.050	0.019	mg/L		10/06/17 10:41	10/07/17 03:38	1
Lead	**0.18**		0.010	0.0030	mg/L		10/06/17 10:41	10/07/17 03:38	1
Magnesium	**24.7**		0.20	0.043	mg/L		10/06/17 10:41	10/07/17 03:38	1
Manganese	**0.91**	**B**	0.0030	0.00040	mg/L		10/06/17 10:41	10/07/17 03:38	1
Nickel	**0.077**	**B**	0.010	0.0013	mg/L		10/06/17 10:41	10/07/17 03:38	1
Potassium	**8.8**		0.50	0.10	mg/L		10/06/17 10:41	10/07/17 03:38	1
Selenium	ND		0.025	0.0087	mg/L		10/06/17 10:41	10/07/17 03:38	1
Silver	ND		0.0060	0.0017	mg/L		10/06/17 10:41	10/07/17 03:38	1
Sodium	**4.9**		1.0	0.32	mg/L		10/06/17 10:41	10/07/17 03:38	1
Thallium	ND		0.020	0.010	mg/L		10/06/17 10:41	10/07/17 03:38	1
Vanadium	**0.023**		0.0050	0.0015	mg/L		10/06/17 10:41	10/07/17 03:38	1
Zinc	**0.075**		0.010	0.0015	mg/L		10/06/17 10:41	10/07/17 03:38	1

Method: 6010C - Metals (ICP) - Dissolved

Analyte	Result	Qualifier	RL	MDL	Unit	D	Prepared	Analyzed	Dil Fac
Aluminum	**1.0**		0.20	0.060	mg/L		10/11/17 09:32	10/11/17 21:36	1
Antimony	ND		0.020	0.0068	mg/L		10/11/17 09:32	10/11/17 21:36	1
Arsenic	ND		0.015	0.0056	mg/L		10/11/17 09:32	10/11/17 21:36	1
Barium	**0.036**		0.0020	0.00070	mg/L		10/11/17 09:32	10/11/17 21:36	1
Beryllium	ND		0.0020	0.00030	mg/L		10/11/17 09:32	10/11/17 21:36	1
Cadmium	ND		0.0020	0.00050	mg/L		10/11/17 09:32	10/11/17 21:36	1
Calcium	**45.5**		0.50	0.10	mg/L		10/11/17 09:32	10/11/17 21:36	1
Chromium	**0.0064**		0.0040	0.0010	mg/L		10/11/17 09:32	10/11/17 21:36	1
Cobalt	ND		0.0040	0.00063	mg/L		10/11/17 09:32	10/11/17 21:36	1
Copper	**0.0076**	**J**	0.010	0.0016	mg/L		10/11/17 09:32	10/11/17 21:36	1
Iron	**1.3**		0.050	0.019	mg/L		10/11/17 09:32	10/11/17 21:36	1
Lead	**0.011**		0.010	0.0030	mg/L		10/11/17 09:32	10/11/17 21:36	1
Magnesium	**19.5**		0.20	0.043	mg/L		10/11/17 09:32	10/11/17 21:36	1
Manganese	**0.045**		0.0030	0.00040	mg/L		10/11/17 09:32	10/11/17 21:36	1
Nickel	**0.0058**	**J**	0.010	0.0013	mg/L		10/11/17 09:32	10/11/17 21:36	1
Potassium	**3.3**		0.50	0.10	mg/L		10/11/17 09:32	10/11/17 21:36	1
Selenium	ND		0.025	0.0087	mg/L		10/11/17 09:32	10/11/17 21:36	1
Silver	ND		0.0060	0.0017	mg/L		10/11/17 09:32	10/11/17 21:36	1
Sodium	**4.2**		1.0	0.32	mg/L		10/11/17 09:32	10/11/17 21:36	1
Thallium	ND		0.020	0.010	mg/L		10/11/17 09:32	10/11/17 21:36	1
Vanadium	**0.0018**	**J**	0.0050	0.0015	mg/L		10/11/17 09:32	10/11/17 21:36	1
Zinc	**0.017**		0.010	0.0015	mg/L		10/11/17 09:32	10/11/17 21:36	1

Client Sample Results

Client: New York State D.E.C.
Project/Site: Patton's Busy Bee Disposal #902014

TestAmerica Job ID: 480-125376-1

Client Sample ID: PBB-MW-113-GW

Lab Sample ID: 480-125376-3

Date Collected: 10/05/17 13:45

Matrix: Water

Date Received: 10/05/17 16:50

Method: 7470A - Mercury (CVAA)

Analyte	Result	Qualifier	RL	MDL	Unit	D	Prepared	Analyzed	Dil Fac
Mercury	ND		0.00020	0.00012	mg/L		10/10/17 12:20	10/10/17 15:46	1

Method: 7470A - Mercury (CVAA) - Dissolved

Analyte	Result	Qualifier	RL	MDL	Unit	D	Prepared	Analyzed	Dil Fac
Mercury	ND		0.00020	0.00012	mg/L		10/10/17 14:25	10/10/17 19:01	1

General Chemistry

Analyte	Result	Qualifier	RL	MDL	Unit	D	Prepared	Analyzed	Dil Fac
Chloride	**9.6**		0.50	0.28	mg/L			10/12/17 16:34	1
Sulfate	**40.5**	**B**	2.0	0.35	mg/L			10/12/17 16:34	1
Alkalinity, Total	**161**		20.0	8.0	mg/L			10/09/17 22:40	2
Alkalinity, Bicarbonate	**161**		20.0	8.0	mg/L			10/09/17 22:40	2
Alkalinity, Carbonate	ND		20.0	8.0	mg/L			10/09/17 22:40	2
Hydroxide Alkalinity	ND		20.0	8.0	mg/L			10/09/17 22:40	2

TestAmerica Buffalo
10 Hazelwood Drive

Amherst, NY 14228
Phone: 716.691.2600 Fax: 716.691.7991

Chain of Custody Record

187806

TestAmerica
THE LEADER IN ENVIRONMENTAL TESTING
TestAmerica Laboratories, Inc.
TAL-8210 (0713)

Regulatory Program: ☐ DW ☐ NPDES ☐ RCRA ☐ Other:

Client Contact	Project Manager: Brian Sadowski	Site Contact:	Date: 10/4/17	COC No:
Company Name: NYSDEC	Tel/Fax: bpsadows@gw.dec.ny.gov	Lab Contact:	Carrier:	1 of 1 COCs
Address: 270 Michigan	Analysis Turnaround Time			Sampler:
City/State/Zip: Buffalo, NY	☐ CALENDAR DAYS ☐ WORKING DAYS			For Lab Use Only:
Phone:	TAT if different from Below 5 10			Walk-in Client:
Fax:	☐ 2 weeks			Lab Sampling:
Project Name: Patton's Busy Bee	☐ 1 week			
Site: #902014	☐ 2 days			Job / SDG No.:
P O #	☐ 1 day			

480-125316 COC

Sample Identification	Sample Date	Sample Time	Sample Type (C=Comp, G=Grab)	Matrix	# of Cont.	Filtered Sample (Y/N)	Perform MS / MSD (Y/N)	300.0_28D - Cl, SO4	310.2 - Alkalinity	6010C, 7470A, 7470A, prep.	6010C, 7470A, prep. 8260C - TCL Sulfide	6010C - Ca, Mg, K, Na	PFC - IDA - PFAS, Rev. 1.17	Sample Specific Notes:
PBB - MW103D - GW	10/4	0905	G	H_2O	8			1	1	1	1	3	1	2
- MW103I - GW		0920			8			1	1	-	-	3	1	2
- MW104I - GW		0955			8			1	1	-	-	3	1	2
- MW-102D - GW		1145			6			1	1	1	1	-	-	2
- MW109 - GW		1215			6			1	1	1	1	-	-	2
- MW108I - GW		1355			4		Y	1	1	1	1	-	-	-
- MW107S - GW		1510			4			1	1	1	1	-	-	-

Preservation Used: 1= Ice, 2= HCl; 3= H2SO4; 4=HNO3; 5=NaOH; 6= Other _____

Possible Hazard Identification:
Are any samples from a listed EPA Hazardous Waste? Please List any EPA Waste Codes for the sample in the Comments Section if the lab is to dispose of the sample.

☐ Non-Hazard ☐ Flammable ☐ Skin Irritant ☐ Poison B ☒ Unknown

Sample Disposal (A fee may be assessed if samples are retained longer than 1 month)

☐ Return to Client ☒ Disposal by Lab ☐ Archive for _____ Months

Special Instructions/QC Requirements & Comments:
Thanks

Custody Seals Intact: ☐ Yes ☐ No | Custody Seal No.: | Cooler Temp. (°C): Obs'd:_____ Corr'd:_____ | Therm ID No.:_____

Relinquished by:	Company:	Date/Time:	Received by:	Company:	Date/Time:
Andrew Hoag	LIRO Eng.	10/4/17 1630	Martin Kolpinski	LIRO	10/4/17 430pm
Relinquished by:	Company:	Date/Time:	Received by:	Company:	Date/Time:
				TA	10-4-17 18:35
Relinquished by:	Company:	Date/Time:	Received in Laboratory by:	Company:	Date/Time:

#1 4.1

TestAmerica Buffalo
10 Hazelwood Drive

Amherst, NY 14228
Phone: 716.691.2600 Fax: 716.691.7991

Chain of Custody Record

187804

TestAmerica
THE LEADER IN ENVIRONMENTAL TESTING
TestAmerica Laboratories, Inc.
TAL-8210 (0713)

Regulatory Program: ☐ DW ☐ NPDES ☐ RCRA ☐ Other:

Client Contact	Project Manager: Brian Sadowski	Site Contact:	Date: 10/5/17	COC No:
Company Name: NYSDEC	Tel/Fax: bpsadows@gw.dec.state.ny	Lab Contact:	Carrier:	1 of 1 COCs
Address: 270 Michigan Ave	Analysis Turnaround Time			Sampler:
City/State/Zip: Buffalo, NY	☐ CALENDAR DAYS ☐ WORKING DAYS			For Lab Use Only:
Phone:	TAT if different from Below 10 day			Walk-in Client:
Fax:	☐ 2 weeks			Lab Sampling:
Project Name: Pattons Busy Bee	☐ 1 week			
Site: #902014	☐ 2 days			Job / SDG No.:
PO #	☐ 1 day			

Sample Identification	Sample Date	Sample Time	Sample Type (C=Comp, G=Grab)	Matrix	# of Cont.	Filtered Sample (Y/N)	Perform MS / MSD (Y/N)	PFC-IDA-(Mod) PFAS	6010C-Ca, Mg, K, Na	300.0-28D-Cl, SO4	310.2-Alk.	6010C, 7470A, dis	6010C, 7470A, pers.	8260C-TCL 6LMOH	Sample Specific Notes:
PBB-MW-101D-GW	10/5	1015	G	H_2O	8			2	1	1	1	-	-	3	
-MW108D-GW	10/5	0905	G		4			-	-	1	1	1	1	-	
-MW113-GW	10/5	1345	G		4			-	-	1	1	1	1	-	
-MW104I-GW	10/5	0930	G		4			-	-	1	1	1	1	-	
-MW107R-GW	10/5	1245	G		4			-	-	1	1	1	1	-	

480-125376 COC

Preservation Used: 1= Ice, 2= HCl; 3= H2SO4; 4=HNO3; 5=NaOH; 6= Other _____

Possible Hazard Identification:
Are any samples from a listed EPA Hazardous Waste? Please List any EPA Waste Codes for the sample in the Comments Section if the lab is to dispose of the sample.

☐ Non-Hazard ☐ Flammable ☐ Skin Irritant ☐ Poison B ☒ Unknown

Sample Disposal (A fee may be assessed if samples are retained longer than 1 month)

☐ Return to Client ☒ Disposal by Lab ☐ Archive for_____ Months

Special Instructions/QC Requirements & Comments:
Thanks!

Custody Seals Intact: ☐ Yes ☐ No | Custody Seal No.: | Cooler Temp. (°C): Obs'd:_____ Corr'd:_____ | Therm ID No.:_____

Relinquished by:	Company:	Date/Time:	Received by:	Company:	Date/Time:
andrew Howell	LiRo Engineers	10/5/17 1650	[illegible]	TA Buf.	10/5/17 1650
Relinquished by:	Company:	Date/Time:	Received by:	Company:	Date/Time:
Relinquished by:	Company:	Date/Time:	Received in Laboratory by:	Company:	Date/Time:

#1 3.3°C

APRIL 2019 SAMPLING EVENT

Client Sample Results

Client: New York State D.E.C.
Project/Site: Patton's Busy Bee Disposal #902014

Job ID: 480-152238-1

Client Sample ID: W-3

Date Collected: 04/18/19 12:30
Date Received: 04/19/19 09:56

Lab Sample ID: 480-152238-8

Matrix: Water

Method: 8260C - Volatile Organic Compounds by GC/MS

Analyte	Result	Qualifier	RL	MDL	Unit	D	Prepared	Analyzed	Dil Fac
1,1,1-Trichloroethane	ND		1.0	0.19	ug/L			04/25/19 20:41	1
1,1,2,2-Tetrachloroethane	ND		1.0	0.19	ug/L			04/25/19 20:41	1
1,1,2-Trichloro-1,2,2-trifluoroethane	ND		1.0	0.15	ug/L			04/25/19 20:41	1
1,1,2-Trichloroethane	ND		1.0	0.19	ug/L			04/25/19 20:41	1
1,1-Dichloroethane	ND		1.0	0.24	ug/L			04/25/19 20:41	1
1,1-Dichloroethene	ND		1.0	0.25	ug/L			04/25/19 20:41	1
1,2,4-Trichlorobenzene	ND		1.0	0.20	ug/L			04/25/19 20:41	1
1,2-Dibromo-3-Chloropropane	ND		10	0.94	ug/L			04/25/19 20:41	1
1,2-Dichlorobenzene	ND		1.0	0.19	ug/L			04/25/19 20:41	1
1,2-Dichloroethane	ND		1.0	0.20	ug/L			04/25/19 20:41	1
1,2-Dichloropropane	ND		1.0	0.25	ug/L			04/25/19 20:41	1
1,3-Dichlorobenzene	ND		1.0	0.18	ug/L			04/25/19 20:41	1
1,4-Dichlorobenzene	ND		1.0	0.17	ug/L			04/25/19 20:41	1
2-Butanone (MEK)	ND		50	2.6	ug/L			04/25/19 20:41	1
2-Hexanone	ND		10	1.3	ug/L			04/25/19 20:41	1
4-Methyl-2-pentanone (MIBK)	ND		10	0.81	ug/L			04/25/19 20:41	1
Acetone	ND		25	2.7	ug/L			04/25/19 20:41	1
Benzene	ND		1.0	0.20	ug/L			04/25/19 20:41	1
Bromoform	ND		1.0	0.29	ug/L			04/25/19 20:41	1
Bromomethane	ND		1.0	0.35	ug/L			04/25/19 20:41	1
Carbon disulfide	ND		1.0	0.22	ug/L			04/25/19 20:41	1
Carbon tetrachloride	ND		1.0	0.18	ug/L			04/25/19 20:41	1
Chlorobenzene	ND		1.0	0.18	ug/L			04/25/19 20:41	1
Dibromochloromethane	ND		1.0	0.25	ug/L			04/25/19 20:41	1
Chloroethane	ND		1.0	0.36	ug/L			04/25/19 20:41	1
Chloroform	ND		1.0	0.23	ug/L			04/25/19 20:41	1
Chloromethane	ND		1.0	0.36	ug/L			04/25/19 20:41	1
cis-1,2-Dichloroethene	ND		1.0	0.21	ug/L			04/25/19 20:41	1
Cyclohexane	ND		5.0	0.13	ug/L			04/25/19 20:41	1
Bromodichloromethane	ND		1.0	0.17	ug/L			04/25/19 20:41	1
Dichlorodifluoromethane	ND		1.0	0.17	ug/L			04/25/19 20:41	1
Ethylbenzene	ND		1.0	0.19	ug/L			04/25/19 20:41	1
1,2-Dibromoethane	ND		1.0	0.21	ug/L			04/25/19 20:41	1
Isopropylbenzene	ND		1.0	0.33	ug/L			04/25/19 20:41	1
Methyl acetate	ND		10	0.58	ug/L			04/25/19 20:41	1
Methyl tert-butyl ether	ND		1.0	0.17	ug/L			04/25/19 20:41	1
Methylcyclohexane	ND		5.0	0.090	ug/L			04/25/19 20:41	1
Methylene Chloride	ND		5.0	1.0	ug/L			04/25/19 20:41	1
Tetrachloroethene	ND		1.0	0.14	ug/L			04/25/19 20:41	1
Toluene	ND		1.0	0.17	ug/L			04/25/19 20:41	1
trans-1,2-Dichloroethene	ND		1.0	0.23	ug/L			04/25/19 20:41	1
trans-1,3-Dichloropropene	ND		1.0	0.17	ug/L			04/25/19 20:41	1
Trichloroethene	**0.49**	**J**	1.0	0.20	ug/L			04/25/19 20:41	1
Trichlorofluoromethane	ND		1.0	0.21	ug/L			04/25/19 20:41	1
Vinyl chloride	ND		1.0	0.18	ug/L			04/25/19 20:41	1
Xylenes, Total	ND		3.0	0.58	ug/L			04/25/19 20:41	1
cis-1,3-Dichloropropene	ND		1.0	0.17	ug/L			04/25/19 20:41	1
Styrene	ND		1.0	0.28	ug/L			04/25/19 20:41	1

Client Sample Results

Client: New York State D.E.C.
Project/Site: Patton's Busy Bee Disposal #902014

Job ID: 480-152238-1

Client Sample ID: W-3

Lab Sample ID: 480-152238-8

Date Collected: 04/18/19 12:30

Matrix: Water

Date Received: 04/19/19 09:56

Surrogate	%Recovery	Qualifier	Limits	Prepared	Analyzed	Dil Fac
1,2-Dichloroethane-d4 (Surr)	97		70 - 130		04/25/19 20:41	1
4-Bromofluorobenzene (Surr)	100		70 - 130		04/25/19 20:41	1
Toluene-d8 (Surr)	96		70 - 130		04/25/19 20:41	1
Dibromofluoromethane (Surr)	103		70 - 130		04/25/19 20:41	1

Client Sample Results

Client: New York State D.E.C.
Project/Site: Patton's Busy Bee Disposal #902014

Job ID: 480-152238-1

Client Sample ID: W-4S

Lab Sample ID: 480-152238-10

Date Collected: 04/18/19 13:00
Matrix: Water
Date Received: 04/19/19 09:56

Method: 8260C - Volatile Organic Compounds by GC/MS

Analyte	Result	Qualifier	RL	MDL	Unit	D	Prepared	Analyzed	Dil Fac
1,1,1-Trichloroethane	ND		1.0	0.19	ug/L			04/25/19 21:35	1
1,1,2,2-Tetrachloroethane	ND		1.0	0.19	ug/L			04/25/19 21:35	1
1,1,2-Trichloro-1,2,2-trifluoroethane	ND		1.0	0.15	ug/L			04/25/19 21:35	1
1,1,2-Trichloroethane	ND		1.0	0.19	ug/L			04/25/19 21:35	1
1,1-Dichloroethane	ND		1.0	0.24	ug/L			04/25/19 21:35	1
1,1-Dichloroethene	ND		1.0	0.25	ug/L			04/25/19 21:35	1
1,2,4-Trichlorobenzene	ND		1.0	0.20	ug/L			04/25/19 21:35	1
1,2-Dibromo-3-Chloropropane	ND		10	0.94	ug/L			04/25/19 21:35	1
1,2-Dichlorobenzene	ND		1.0	0.19	ug/L			04/25/19 21:35	1
1,2-Dichloroethane	ND		1.0	0.20	ug/L			04/25/19 21:35	1
1,2-Dichloropropane	ND		1.0	0.25	ug/L			04/25/19 21:35	1
1,3-Dichlorobenzene	ND		1.0	0.18	ug/L			04/25/19 21:35	1
1,4-Dichlorobenzene	ND		1.0	0.17	ug/L			04/25/19 21:35	1
2-Butanone (MEK)	ND		50	2.6	ug/L			04/25/19 21:35	1
2-Hexanone	ND		10	1.3	ug/L			04/25/19 21:35	1
4-Methyl-2-pentanone (MIBK)	ND		10	0.81	ug/L			04/25/19 21:35	1
Acetone	ND		25	2.7	ug/L			04/25/19 21:35	1
Benzene	ND		1.0	0.20	ug/L			04/25/19 21:35	1
Bromoform	ND		1.0	0.29	ug/L			04/25/19 21:35	1
Bromomethane	ND		1.0	0.35	ug/L			04/25/19 21:35	1
Carbon disulfide	ND		1.0	0.22	ug/L			04/25/19 21:35	1
Carbon tetrachloride	ND		1.0	0.18	ug/L			04/25/19 21:35	1
Chlorobenzene	ND		1.0	0.18	ug/L			04/25/19 21:35	1
Dibromochloromethane	ND		1.0	0.25	ug/L			04/25/19 21:35	1
Chloroethane	ND		1.0	0.36	ug/L			04/25/19 21:35	1
Chloroform	ND		1.0	0.23	ug/L			04/25/19 21:35	1
Chloromethane	ND		1.0	0.36	ug/L			04/25/19 21:35	1
cis-1,2-Dichloroethene	**0.92**	**J**	1.0	0.21	ug/L			04/25/19 21:35	1
Cyclohexane	ND		5.0	0.13	ug/L			04/25/19 21:35	1
Bromodichloromethane	ND		1.0	0.17	ug/L			04/25/19 21:35	1
Dichlorodifluoromethane	ND		1.0	0.17	ug/L			04/25/19 21:35	1
Ethylbenzene	ND		1.0	0.19	ug/L			04/25/19 21:35	1
1,2-Dibromoethane	ND		1.0	0.21	ug/L			04/25/19 21:35	1
Isopropylbenzene	ND		1.0	0.33	ug/L			04/25/19 21:35	1
Methyl acetate	ND		10	0.58	ug/L			04/25/19 21:35	1
Methyl tert-butyl ether	ND		1.0	0.17	ug/L			04/25/19 21:35	1
Methylcyclohexane	ND		5.0	0.090	ug/L			04/25/19 21:35	1
Methylene Chloride	ND		5.0	1.0	ug/L			04/25/19 21:35	1
Tetrachloroethene	ND		1.0	0.14	ug/L			04/25/19 21:35	1
Toluene	ND		1.0	0.17	ug/L			04/25/19 21:35	1
trans-1,2-Dichloroethene	ND		1.0	0.23	ug/L			04/25/19 21:35	1
trans-1,3-Dichloropropene	ND		1.0	0.17	ug/L			04/25/19 21:35	1
Trichloroethene	**6.5**		1.0	0.20	ug/L			04/25/19 21:35	1
Trichlorofluoromethane	ND		1.0	0.21	ug/L			04/25/19 21:35	1
Vinyl chloride	ND		1.0	0.18	ug/L			04/25/19 21:35	1
Xylenes, Total	ND		3.0	0.58	ug/L			04/25/19 21:35	1
cis-1,3-Dichloropropene	ND		1.0	0.17	ug/L			04/25/19 21:35	1
Styrene	ND		1.0	0.28	ug/L			04/25/19 21:35	1

Client Sample Results

Client: New York State D.E.C.
Project/Site: Patton's Busy Bee Disposal #902014

Job ID: 480-152238-1

Client Sample ID: W-4S

Lab Sample ID: 480-152238-10

Date Collected: 04/18/19 13:00

Matrix: Water

Date Received: 04/19/19 09:56

Surrogate	%Recovery	Qualifier	Limits	Prepared	Analyzed	Dil Fac
1,2-Dichloroethane-d4 (Surr)	95		70 - 130		04/25/19 21:35	1
4-Bromofluorobenzene (Surr)	98		70 - 130		04/25/19 21:35	1
Toluene-d8 (Surr)	96		70 - 130		04/25/19 21:35	1
Dibromofluoromethane (Surr)	102		70 - 130		04/25/19 21:35	1

Client Sample Results

Client: New York State D.E.C.
Project/Site: Patton's Busy Bee Disposal #902014

Job ID: 480-152238-1

Client Sample ID: W-4D

Date Collected: 04/18/19 12:50
Date Received: 04/19/19 09:56

Lab Sample ID: 480-152238-9

Matrix: Water

Method: 8260C - Volatile Organic Compounds by GC/MS

Analyte	Result	Qualifier	RL	MDL	Unit	D	Prepared	Analyzed	Dil Fac
1,1,1-Trichloroethane	ND		1.0	0.19	ug/L			04/25/19 21:08	1
1,1,2,2-Tetrachloroethane	ND		1.0	0.19	ug/L			04/25/19 21:08	1
1,1,2-Trichloro-1,2,2-trifluoroethane	ND		1.0	0.15	ug/L			04/25/19 21:08	1
1,1,2-Trichloroethane	ND		1.0	0.19	ug/L			04/25/19 21:08	1
1,1-Dichloroethane	ND		1.0	0.24	ug/L			04/25/19 21:08	1
1,1-Dichloroethene	ND		1.0	0.25	ug/L			04/25/19 21:08	1
1,2,4-Trichlorobenzene	ND		1.0	0.20	ug/L			04/25/19 21:08	1
1,2-Dibromo-3-Chloropropane	ND		10	0.94	ug/L			04/25/19 21:08	1
1,2-Dichlorobenzene	ND		1.0	0.19	ug/L			04/25/19 21:08	1
1,2-Dichloroethane	ND		1.0	0.20	ug/L			04/25/19 21:08	1
1,2-Dichloropropane	ND		1.0	0.25	ug/L			04/25/19 21:08	1
1,3-Dichlorobenzene	ND		1.0	0.18	ug/L			04/25/19 21:08	1
1,4-Dichlorobenzene	ND		1.0	0.17	ug/L			04/25/19 21:08	1
2-Butanone (MEK)	ND		50	2.6	ug/L			04/25/19 21:08	1
2-Hexanone	ND		10	1.3	ug/L			04/25/19 21:08	1
4-Methyl-2-pentanone (MIBK)	ND		10	0.81	ug/L			04/25/19 21:08	1
Acetone	ND		25	2.7	ug/L			04/25/19 21:08	1
Benzene	**0.92**	**J**	1.0	0.20	ug/L			04/25/19 21:08	1
Bromoform	ND		1.0	0.29	ug/L			04/25/19 21:08	1
Bromomethane	ND		1.0	0.35	ug/L			04/25/19 21:08	1
Carbon disulfide	ND		1.0	0.22	ug/L			04/25/19 21:08	1
Carbon tetrachloride	ND		1.0	0.18	ug/L			04/25/19 21:08	1
Chlorobenzene	ND		1.0	0.18	ug/L			04/25/19 21:08	1
Dibromochloromethane	ND		1.0	0.25	ug/L			04/25/19 21:08	1
Chloroethane	ND		1.0	0.36	ug/L			04/25/19 21:08	1
Chloroform	ND		1.0	0.23	ug/L			04/25/19 21:08	1
Chloromethane	ND		1.0	0.36	ug/L			04/25/19 21:08	1
cis-1,2-Dichloroethene	**13**		1.0	0.21	ug/L			04/25/19 21:08	1
Cyclohexane	ND		5.0	0.13	ug/L			04/25/19 21:08	1
Bromodichloromethane	ND		1.0	0.17	ug/L			04/25/19 21:08	1
Dichlorodifluoromethane	ND		1.0	0.17	ug/L			04/25/19 21:08	1
Ethylbenzene	ND		1.0	0.19	ug/L			04/25/19 21:08	1
1,2-Dibromoethane	ND		1.0	0.21	ug/L			04/25/19 21:08	1
Isopropylbenzene	ND		1.0	0.33	ug/L			04/25/19 21:08	1
Methyl acetate	ND		10	0.58	ug/L			04/25/19 21:08	1
Methyl tert-butyl ether	ND		1.0	0.17	ug/L			04/25/19 21:08	1
Methylcyclohexane	ND		5.0	0.090	ug/L			04/25/19 21:08	1
Methylene Chloride	ND		5.0	1.0	ug/L			04/25/19 21:08	1
Tetrachloroethene	ND		1.0	0.14	ug/L			04/25/19 21:08	1
Toluene	ND		1.0	0.17	ug/L			04/25/19 21:08	1
trans-1,2-Dichloroethene	ND		1.0	0.23	ug/L			04/25/19 21:08	1
trans-1,3-Dichloropropene	ND		1.0	0.17	ug/L			04/25/19 21:08	1
Trichloroethene	**9.0**		1.0	0.20	ug/L			04/25/19 21:08	1
Trichlorofluoromethane	ND		1.0	0.21	ug/L			04/25/19 21:08	1
Vinyl chloride	**0.74**	**J**	1.0	0.18	ug/L			04/25/19 21:08	1
Xylenes, Total	ND		3.0	0.58	ug/L			04/25/19 21:08	1
cis-1,3-Dichloropropene	ND		1.0	0.17	ug/L			04/25/19 21:08	1
Styrene	ND		1.0	0.28	ug/L			04/25/19 21:08	1

Client Sample Results

Client: New York State D.E.C.
Project/Site: Patton's Busy Bee Disposal #902014

Job ID: 480-152238-1

Client Sample ID: W-4D

Lab Sample ID: 480-152238-9

Date Collected: 04/18/19 12:50
Date Received: 04/19/19 09:56

Matrix: Water

Surrogate	%Recovery	Qualifier	Limits	Prepared	Analyzed	Dil Fac
1,2-Dichloroethane-d4 (Surr)	96		70 - 130		04/25/19 21:08	1
4-Bromofluorobenzene (Surr)	99		70 - 130		04/25/19 21:08	1
Toluene-d8 (Surr)	96		70 - 130		04/25/19 21:08	1
Dibromofluoromethane (Surr)	104		70 - 130		04/25/19 21:08	1

Client Sample Results

Client: New York State D.E.C.
Project/Site: Patton's Busy Bee Disposal #902014

Job ID: 480-152238-1

Client Sample ID: W-5

Lab Sample ID: 480-152238-4

Date Collected: 04/18/19 11:20
Date Received: 04/19/19 09:56

Matrix: Water

Method: 8260C - Volatile Organic Compounds by GC/MS

Analyte	Result	Qualifier	RL	MDL	Unit	D	Prepared	Analyzed	Dil Fac
1,1,1-Trichloroethane	ND		1.0	0.19	ug/L			04/25/19 18:52	1
1,1,2,2-Tetrachloroethane	ND		1.0	0.19	ug/L			04/25/19 18:52	1
1,1,2-Trichloro-1,2,2-trifluoroethane	ND		1.0	0.15	ug/L			04/25/19 18:52	1
1,1,2-Trichloroethane	ND		1.0	0.19	ug/L			04/25/19 18:52	1
1,1-Dichloroethane	ND		1.0	0.24	ug/L			04/25/19 18:52	1
1,1-Dichloroethene	ND		1.0	0.25	ug/L			04/25/19 18:52	1
1,2,4-Trichlorobenzene	ND		1.0	0.20	ug/L			04/25/19 18:52	1
1,2-Dibromo-3-Chloropropane	ND		10	0.94	ug/L			04/25/19 18:52	1
1,2-Dichlorobenzene	ND		1.0	0.19	ug/L			04/25/19 18:52	1
1,2-Dichloroethane	ND		1.0	0.20	ug/L			04/25/19 18:52	1
1,2-Dichloropropane	ND		1.0	0.25	ug/L			04/25/19 18:52	1
1,3-Dichlorobenzene	ND		1.0	0.18	ug/L			04/25/19 18:52	1
1,4-Dichlorobenzene	ND		1.0	0.17	ug/L			04/25/19 18:52	1
2-Butanone (MEK)	ND		50	2.6	ug/L			04/25/19 18:52	1
2-Hexanone	ND		10	1.3	ug/L			04/25/19 18:52	1
4-Methyl-2-pentanone (MIBK)	ND		10	0.81	ug/L			04/25/19 18:52	1
Acetone	ND		25	2.7	ug/L			04/25/19 18:52	1
Benzene	ND		1.0	0.20	ug/L			04/25/19 18:52	1
Bromoform	ND		1.0	0.29	ug/L			04/25/19 18:52	1
Bromomethane	ND		1.0	0.35	ug/L			04/25/19 18:52	1
Carbon disulfide	ND		1.0	0.22	ug/L			04/25/19 18:52	1
Carbon tetrachloride	ND		1.0	0.18	ug/L			04/25/19 18:52	1
Chlorobenzene	ND		1.0	0.18	ug/L			04/25/19 18:52	1
Dibromochloromethane	ND		1.0	0.25	ug/L			04/25/19 18:52	1
Chloroethane	ND		1.0	0.36	ug/L			04/25/19 18:52	1
Chloroform	ND		1.0	0.23	ug/L			04/25/19 18:52	1
Chloromethane	ND		1.0	0.36	ug/L			04/25/19 18:52	1
cis-1,2-Dichloroethene	**0.74**	**J**	1.0	0.21	ug/L			04/25/19 18:52	1
Cyclohexane	ND		5.0	0.13	ug/L			04/25/19 18:52	1
Bromodichloromethane	ND		1.0	0.17	ug/L			04/25/19 18:52	1
Dichlorodifluoromethane	ND		1.0	0.17	ug/L			04/25/19 18:52	1
Ethylbenzene	ND		1.0	0.19	ug/L			04/25/19 18:52	1
1,2-Dibromoethane	ND		1.0	0.21	ug/L			04/25/19 18:52	1
Isopropylbenzene	ND		1.0	0.33	ug/L			04/25/19 18:52	1
Methyl acetate	ND		10	0.58	ug/L			04/25/19 18:52	1
Methyl tert-butyl ether	ND		1.0	0.17	ug/L			04/25/19 18:52	1
Methylcyclohexane	ND		5.0	0.090	ug/L			04/25/19 18:52	1
Methylene Chloride	ND		5.0	1.0	ug/L			04/25/19 18:52	1
Tetrachloroethene	ND		1.0	0.14	ug/L			04/25/19 18:52	1
Toluene	ND		1.0	0.17	ug/L			04/25/19 18:52	1
trans-1,2-Dichloroethene	ND		1.0	0.23	ug/L			04/25/19 18:52	1
trans-1,3-Dichloropropene	ND		1.0	0.17	ug/L			04/25/19 18:52	1
Trichloroethene	**0.29**	**J**	1.0	0.20	ug/L			04/26/19 19:11	1
Trichlorofluoromethane	ND		1.0	0.21	ug/L			04/25/19 18:52	1
Vinyl chloride	ND		1.0	0.18	ug/L			04/25/19 18:52	1
Xylenes, Total	ND		3.0	0.58	ug/L			04/25/19 18:52	1
cis-1,3-Dichloropropene	ND		1.0	0.17	ug/L			04/25/19 18:52	1
Styrene	ND		1.0	0.28	ug/L			04/25/19 18:52	1

Client Sample Results

Client: New York State D.E.C.
Project/Site: Patton's Busy Bee Disposal #902014

Job ID: 480-152238-1

Client Sample ID: W-5

Lab Sample ID: 480-152238-4

Date Collected: 04/18/19 11:20

Matrix: Water

Date Received: 04/19/19 09:56

Surrogate	%Recovery	Qualifier	Limits	Prepared	Analyzed	Dil Fac
1,2-Dichloroethane-d4 (Surr)	98		70 - 130		04/25/19 18:52	1
1,2-Dichloroethane-d4 (Surr)	97		70 - 130		04/26/19 19:11	1
4-Bromofluorobenzene (Surr)	100		70 - 130		04/25/19 18:52	1
4-Bromofluorobenzene (Surr)	98		70 - 130		04/26/19 19:11	1
Toluene-d8 (Surr)	96		70 - 130		04/25/19 18:52	1
Toluene-d8 (Surr)	95		70 - 130		04/26/19 19:11	1
Dibromofluoromethane (Surr)	100		70 - 130		04/25/19 18:52	1
Dibromofluoromethane (Surr)	103		70 - 130		04/26/19 19:11	1

Client Sample Results

Client: New York State D.E.C.
Project/Site: Patton's Busy Bee Disposal #902014

Job ID: 480-152238-1

Client Sample ID: W-6

Date Collected: 04/18/19 12:00
Date Received: 04/19/19 09:56

Lab Sample ID: 480-152238-6

Matrix: Water

Method: 8260C - Volatile Organic Compounds by GC/MS

Analyte	Result	Qualifier	RL	MDL	Unit	D	Prepared	Analyzed	Dil Fac
1,1,1-Trichloroethane	ND		1.0	0.19	ug/L			04/25/19 19:46	1
1,1,2,2-Tetrachloroethane	ND		1.0	0.19	ug/L			04/25/19 19:46	1
1,1,2-Trichloro-1,2,2-trifluoroethane	ND		1.0	0.15	ug/L			04/25/19 19:46	1
1,1,2-Trichloroethane	ND		1.0	0.19	ug/L			04/25/19 19:46	1
1,1-Dichloroethane	ND		1.0	0.24	ug/L			04/25/19 19:46	1
1,1-Dichloroethene	ND		1.0	0.25	ug/L			04/25/19 19:46	1
1,2,4-Trichlorobenzene	ND		1.0	0.20	ug/L			04/25/19 19:46	1
1,2-Dibromo-3-Chloropropane	ND		10	0.94	ug/L			04/25/19 19:46	1
1,2-Dichlorobenzene	ND		1.0	0.19	ug/L			04/25/19 19:46	1
1,2-Dichloroethane	ND		1.0	0.20	ug/L			04/25/19 19:46	1
1,2-Dichloropropane	ND		1.0	0.25	ug/L			04/25/19 19:46	1
1,3-Dichlorobenzene	ND		1.0	0.18	ug/L			04/25/19 19:46	1
1,4-Dichlorobenzene	ND		1.0	0.17	ug/L			04/25/19 19:46	1
2-Butanone (MEK)	ND		50	2.6	ug/L			04/25/19 19:46	1
2-Hexanone	ND		10	1.3	ug/L			04/25/19 19:46	1
4-Methyl-2-pentanone (MIBK)	ND		10	0.81	ug/L			04/25/19 19:46	1
Acetone	ND		25	2.7	ug/L			04/25/19 19:46	1
Benzene	ND		1.0	0.20	ug/L			04/25/19 19:46	1
Bromoform	ND		1.0	0.29	ug/L			04/25/19 19:46	1
Bromomethane	ND		1.0	0.35	ug/L			04/25/19 19:46	1
Carbon disulfide	ND		1.0	0.22	ug/L			04/25/19 19:46	1
Carbon tetrachloride	ND		1.0	0.18	ug/L			04/25/19 19:46	1
Chlorobenzene	ND		1.0	0.18	ug/L			04/25/19 19:46	1
Dibromochloromethane	ND		1.0	0.25	ug/L			04/25/19 19:46	1
Chloroethane	ND		1.0	0.36	ug/L			04/25/19 19:46	1
Chloroform	ND		1.0	0.23	ug/L			04/25/19 19:46	1
Chloromethane	ND		1.0	0.36	ug/L			04/25/19 19:46	1
cis-1,2-Dichloroethene	ND		1.0	0.21	ug/L			04/25/19 19:46	1
Cyclohexane	ND		5.0	0.13	ug/L			04/25/19 19:46	1
Bromodichloromethane	ND		1.0	0.17	ug/L			04/25/19 19:46	1
Dichlorodifluoromethane	ND		1.0	0.17	ug/L			04/25/19 19:46	1
Ethylbenzene	ND		1.0	0.19	ug/L			04/25/19 19:46	1
1,2-Dibromoethane	ND		1.0	0.21	ug/L			04/25/19 19:46	1
Isopropylbenzene	ND		1.0	0.33	ug/L			04/25/19 19:46	1
Methyl acetate	ND		10	0.58	ug/L			04/25/19 19:46	1
Methyl tert-butyl ether	ND		1.0	0.17	ug/L			04/25/19 19:46	1
Methylcyclohexane	ND		5.0	0.090	ug/L			04/25/19 19:46	1
Methylene Chloride	ND		5.0	1.0	ug/L			04/25/19 19:46	1
Tetrachloroethene	ND		1.0	0.14	ug/L			04/25/19 19:46	1
Toluene	ND		1.0	0.17	ug/L			04/25/19 19:46	1
trans-1,2-Dichloroethene	ND		1.0	0.23	ug/L			04/25/19 19:46	1
trans-1,3-Dichloropropene	ND		1.0	0.17	ug/L			04/25/19 19:46	1
Trichloroethene	**0.26**	**J**	1.0	0.20	ug/L			04/25/19 19:46	1
Trichlorofluoromethane	ND		1.0	0.21	ug/L			04/25/19 19:46	1
Vinyl chloride	ND		1.0	0.18	ug/L			04/25/19 19:46	1
Xylenes, Total	ND		3.0	0.58	ug/L			04/25/19 19:46	1
cis-1,3-Dichloropropene	ND		1.0	0.17	ug/L			04/25/19 19:46	1
Styrene	ND		1.0	0.28	ug/L			04/25/19 19:46	1

Client Sample Results

Client: New York State D.E.C.
Project/Site: Patton's Busy Bee Disposal #902014

Job ID: 480-152238-1

Client Sample ID: W-6

Lab Sample ID: 480-152238-6

Date Collected: 04/18/19 12:00

Matrix: Water

Date Received: 04/19/19 09:56

Surrogate	%Recovery	Qualifier	Limits	Prepared	Analyzed	Dil Fac
1,2-Dichloroethane-d4 (Surr)	96		70 - 130		04/25/19 19:46	1
4-Bromofluorobenzene (Surr)	101		70 - 130		04/25/19 19:46	1
Toluene-d8 (Surr)	95		70 - 130		04/25/19 19:46	1
Dibromofluoromethane (Surr)	100		70 - 130		04/25/19 19:46	1

Client Sample Results

Client: New York State D.E.C.
Project/Site: Patton's Busy Bee Disposal #902014

Job ID: 480-152238-1

Client Sample ID: W-8

Lab Sample ID: 480-152238-5

Date Collected: 04/18/19 11:40
Date Received: 04/19/19 09:56

Matrix: Water

Method: 8260C - Volatile Organic Compounds by GC/MS

Analyte	Result	Qualifier	RL	MDL	Unit	D	Prepared	Analyzed	Dil Fac
1,1,1-Trichloroethane	ND		1.0	0.19	ug/L			04/25/19 19:19	1
1,1,2,2-Tetrachloroethane	ND		1.0	0.19	ug/L			04/25/19 19:19	1
1,1,2-Trichloro-1,2,2-trifluoroethane	ND		1.0	0.15	ug/L			04/25/19 19:19	1
1,1,2-Trichloroethane	ND		1.0	0.19	ug/L			04/25/19 19:19	1
1,1-Dichloroethane	ND		1.0	0.24	ug/L			04/25/19 19:19	1
1,1-Dichloroethene	ND		1.0	0.25	ug/L			04/25/19 19:19	1
1,2,4-Trichlorobenzene	ND		1.0	0.20	ug/L			04/25/19 19:19	1
1,2-Dibromo-3-Chloropropane	ND		10	0.94	ug/L			04/25/19 19:19	1
1,2-Dichlorobenzene	ND		1.0	0.19	ug/L			04/25/19 19:19	1
1,2-Dichloroethane	ND		1.0	0.20	ug/L			04/25/19 19:19	1
1,2-Dichloropropane	ND		1.0	0.25	ug/L			04/25/19 19:19	1
1,3-Dichlorobenzene	ND		1.0	0.18	ug/L			04/25/19 19:19	1
1,4-Dichlorobenzene	ND		1.0	0.17	ug/L			04/25/19 19:19	1
2-Butanone (MEK)	ND		50	2.6	ug/L			04/25/19 19:19	1
2-Hexanone	ND		10	1.3	ug/L			04/25/19 19:19	1
4-Methyl-2-pentanone (MIBK)	ND		10	0.81	ug/L			04/25/19 19:19	1
Acetone	ND		25	2.7	ug/L			04/25/19 19:19	1
Benzene	ND		1.0	0.20	ug/L			04/25/19 19:19	1
Bromoform	ND		1.0	0.29	ug/L			04/25/19 19:19	1
Bromomethane	ND		1.0	0.35	ug/L			04/25/19 19:19	1
Carbon disulfide	ND		1.0	0.22	ug/L			04/25/19 19:19	1
Carbon tetrachloride	ND		1.0	0.18	ug/L			04/25/19 19:19	1
Chlorobenzene	ND		1.0	0.18	ug/L			04/25/19 19:19	1
Dibromochloromethane	ND		1.0	0.25	ug/L			04/25/19 19:19	1
Chloroethane	ND		1.0	0.36	ug/L			04/25/19 19:19	1
Chloroform	ND		1.0	0.23	ug/L			04/25/19 19:19	1
Chloromethane	ND		1.0	0.36	ug/L			04/25/19 19:19	1
cis-1,2-Dichloroethene	ND		1.0	0.21	ug/L			04/25/19 19:19	1
Cyclohexane	ND		5.0	0.13	ug/L			04/25/19 19:19	1
Bromodichloromethane	ND		1.0	0.17	ug/L			04/25/19 19:19	1
Dichlorodifluoromethane	ND		1.0	0.17	ug/L			04/25/19 19:19	1
Ethylbenzene	ND		1.0	0.19	ug/L			04/25/19 19:19	1
1,2-Dibromoethane	ND		1.0	0.21	ug/L			04/25/19 19:19	1
Isopropylbenzene	ND		1.0	0.33	ug/L			04/25/19 19:19	1
Methyl acetate	ND		10	0.58	ug/L			04/25/19 19:19	1
Methyl tert-butyl ether	ND		1.0	0.17	ug/L			04/25/19 19:19	1
Methylcyclohexane	ND		5.0	0.090	ug/L			04/25/19 19:19	1
Methylene Chloride	ND		5.0	1.0	ug/L			04/25/19 19:19	1
Tetrachloroethene	ND		1.0	0.14	ug/L			04/25/19 19:19	1
Toluene	ND		1.0	0.17	ug/L			04/25/19 19:19	1
trans-1,2-Dichloroethene	ND		1.0	0.23	ug/L			04/25/19 19:19	1
trans-1,3-Dichloropropene	ND		1.0	0.17	ug/L			04/25/19 19:19	1
Trichloroethene	**0.42**	**J**	1.0	0.20	ug/L			04/25/19 19:19	1
Trichlorofluoromethane	ND		1.0	0.21	ug/L			04/25/19 19:19	1
Vinyl chloride	ND		1.0	0.18	ug/L			04/25/19 19:19	1
Xylenes, Total	ND		3.0	0.58	ug/L			04/25/19 19:19	1
cis-1,3-Dichloropropene	ND		1.0	0.17	ug/L			04/25/19 19:19	1
Styrene	ND		1.0	0.28	ug/L			04/25/19 19:19	1

Client Sample Results

Client: New York State D.E.C.
Project/Site: Patton's Busy Bee Disposal #902014

Job ID: 480-152238-1

Client Sample ID: W-8

Lab Sample ID: 480-152238-5

Date Collected: 04/18/19 11:40

Matrix: Water

Date Received: 04/19/19 09:56

Surrogate	%Recovery	Qualifier	Limits	Prepared	Analyzed	Dil Fac
1,2-Dichloroethane-d4 (Surr)	98		70 - 130		04/25/19 19:19	1
4-Bromofluorobenzene (Surr)	99		70 - 130		04/25/19 19:19	1
Toluene-d8 (Surr)	95		70 - 130		04/25/19 19:19	1
Dibromofluoromethane (Surr)	105		70 - 130		04/25/19 19:19	1

Client Sample Results

Client: New York State D.E.C.
Project/Site: Patton's Busy Bee Disposal #902014

Job ID: 480-152238-1

Client Sample ID: W-9

Lab Sample ID: 480-152238-7

Date Collected: 04/18/19 12:15
Date Received: 04/19/19 09:56

Matrix: Water

Method: 8260C - Volatile Organic Compounds by GC/MS

Analyte	Result	Qualifier	RL	MDL	Unit	D	Prepared	Analyzed	Dil Fac
1,1,1-Trichloroethane	ND		1.0	0.19	ug/L			04/25/19 20:14	1
1,1,2,2-Tetrachloroethane	ND		1.0	0.19	ug/L			04/25/19 20:14	1
1,1,2-Trichloro-1,2,2-trifluoroethane	ND		1.0	0.15	ug/L			04/25/19 20:14	1
1,1,2-Trichloroethane	ND		1.0	0.19	ug/L			04/25/19 20:14	1
1,1-Dichloroethane	ND		1.0	0.24	ug/L			04/25/19 20:14	1
1,1-Dichloroethene	ND		1.0	0.25	ug/L			04/25/19 20:14	1
1,2,4-Trichlorobenzene	ND		1.0	0.20	ug/L			04/25/19 20:14	1
1,2-Dibromo-3-Chloropropane	ND		10	0.94	ug/L			04/25/19 20:14	1
1,2-Dichlorobenzene	ND		1.0	0.19	ug/L			04/25/19 20:14	1
1,2-Dichloroethane	ND		1.0	0.20	ug/L			04/25/19 20:14	1
1,2-Dichloropropane	ND		1.0	0.25	ug/L			04/25/19 20:14	1
1,3-Dichlorobenzene	ND		1.0	0.18	ug/L			04/25/19 20:14	1
1,4-Dichlorobenzene	ND		1.0	0.17	ug/L			04/25/19 20:14	1
2-Butanone (MEK)	ND		50	2.6	ug/L			04/25/19 20:14	1
2-Hexanone	ND		10	1.3	ug/L			04/25/19 20:14	1
4-Methyl-2-pentanone (MIBK)	ND		10	0.81	ug/L			04/25/19 20:14	1
Acetone	ND		25	2.7	ug/L			04/25/19 20:14	1
Benzene	ND		1.0	0.20	ug/L			04/25/19 20:14	1
Bromoform	ND		1.0	0.29	ug/L			04/25/19 20:14	1
Bromomethane	ND		1.0	0.35	ug/L			04/25/19 20:14	1
Carbon disulfide	ND		1.0	0.22	ug/L			04/25/19 20:14	1
Carbon tetrachloride	ND		1.0	0.18	ug/L			04/25/19 20:14	1
Chlorobenzene	ND		1.0	0.18	ug/L			04/25/19 20:14	1
Dibromochloromethane	ND		1.0	0.25	ug/L			04/25/19 20:14	1
Chloroethane	ND		1.0	0.36	ug/L			04/25/19 20:14	1
Chloroform	ND		1.0	0.23	ug/L			04/25/19 20:14	1
Chloromethane	ND		1.0	0.36	ug/L			04/25/19 20:14	1
cis-1,2-Dichloroethene	ND		1.0	0.21	ug/L			04/25/19 20:14	1
Cyclohexane	ND		5.0	0.13	ug/L			04/25/19 20:14	1
Bromodichloromethane	ND		1.0	0.17	ug/L			04/25/19 20:14	1
Dichlorodifluoromethane	ND		1.0	0.17	ug/L			04/25/19 20:14	1
Ethylbenzene	ND		1.0	0.19	ug/L			04/25/19 20:14	1
1,2-Dibromoethane	ND		1.0	0.21	ug/L			04/25/19 20:14	1
Isopropylbenzene	ND		1.0	0.33	ug/L			04/25/19 20:14	1
Methyl acetate	ND		10	0.58	ug/L			04/25/19 20:14	1
Methyl tert-butyl ether	ND		1.0	0.17	ug/L			04/25/19 20:14	1
Methylcyclohexane	ND		5.0	0.090	ug/L			04/25/19 20:14	1
Methylene Chloride	ND		5.0	1.0	ug/L			04/25/19 20:14	1
Tetrachloroethene	ND		1.0	0.14	ug/L			04/25/19 20:14	1
Toluene	ND		1.0	0.17	ug/L			04/25/19 20:14	1
trans-1,2-Dichloroethene	ND		1.0	0.23	ug/L			04/25/19 20:14	1
trans-1,3-Dichloropropene	ND		1.0	0.17	ug/L			04/25/19 20:14	1
Trichloroethene	ND		1.0	0.20	ug/L			04/25/19 20:14	1
Trichlorofluoromethane	ND		1.0	0.21	ug/L			04/25/19 20:14	1
Vinyl chloride	ND		1.0	0.18	ug/L			04/25/19 20:14	1
Xylenes, Total	ND		3.0	0.58	ug/L			04/25/19 20:14	1
cis-1,3-Dichloropropene	ND		1.0	0.17	ug/L			04/25/19 20:14	1
Styrene	ND		1.0	0.28	ug/L			04/25/19 20:14	1

Client Sample Results

Client: New York State D.E.C.
Project/Site: Patton's Busy Bee Disposal #902014

Job ID: 480-152238-1

Client Sample ID: W-9

Lab Sample ID: 480-152238-7

Date Collected: 04/18/19 12:15

Matrix: Water

Date Received: 04/19/19 09:56

Surrogate	%Recovery	Qualifier	Limits	Prepared	Analyzed	Dil Fac
1,2-Dichloroethane-d4 (Surr)	98		70 - 130		04/25/19 20:14	1
4-Bromofluorobenzene (Surr)	102		70 - 130		04/25/19 20:14	1
Toluene-d8 (Surr)	93		70 - 130		04/25/19 20:14	1
Dibromofluoromethane (Surr)	104		70 - 130		04/25/19 20:14	1

Client Sample Results

Client: New York State D.E.C.
Project/Site: Patton's Busy Bee Disposal #902014

Job ID: 480-152238-1

Client Sample ID: W-10S

Date Collected: 04/18/19 11:00
Date Received: 04/19/19 09:56

Lab Sample ID: 480-152238-3

Matrix: Water

Method: 8260C - Volatile Organic Compounds by GC/MS

Analyte	Result	Qualifier	RL	MDL	Unit	D	Prepared	Analyzed	Dil Fac
1,1,1-Trichloroethane	ND		1.0	0.19	ug/L			04/25/19 18:25	1
1,1,2,2-Tetrachloroethane	ND		1.0	0.19	ug/L			04/25/19 18:25	1
1,1,2-Trichloro-1,2,2-trifluoroethane	ND		1.0	0.15	ug/L			04/25/19 18:25	1
1,1,2-Trichloroethane	**1.6**		1.0	0.19	ug/L			04/25/19 18:25	1
1,1-Dichloroethane	**0.37**	**J**	1.0	0.24	ug/L			04/25/19 18:25	1
1,1-Dichloroethene	**1.1**		1.0	0.25	ug/L			04/25/19 18:25	1
1,2,4-Trichlorobenzene	**1.0**		1.0	0.20	ug/L			04/25/19 18:25	1
1,2-Dibromo-3-Chloropropane	ND		10	0.94	ug/L			04/25/19 18:25	1
1,2-Dichlorobenzene	**0.79**	**J**	1.0	0.19	ug/L			04/25/19 18:25	1
1,2-Dichloroethane	ND		1.0	0.20	ug/L			04/25/19 18:25	1
1,2-Dichloropropane	ND		1.0	0.25	ug/L			04/25/19 18:25	1
1,3-Dichlorobenzene	**0.61**	**J**	1.0	0.18	ug/L			04/25/19 18:25	1
1,4-Dichlorobenzene	**0.52**	**J**	1.0	0.17	ug/L			04/25/19 18:25	1
2-Butanone (MEK)	ND		50	2.6	ug/L			04/25/19 18:25	1
2-Hexanone	ND		10	1.3	ug/L			04/25/19 18:25	1
4-Methyl-2-pentanone (MIBK)	ND		10	0.81	ug/L			04/25/19 18:25	1
Acetone	ND		25	2.7	ug/L			04/25/19 18:25	1
Benzene	ND		1.0	0.20	ug/L			04/25/19 18:25	1
Bromoform	ND		1.0	0.29	ug/L			04/25/19 18:25	1
Bromomethane	ND		1.0	0.35	ug/L			04/25/19 18:25	1
Carbon disulfide	ND		1.0	0.22	ug/L			04/25/19 18:25	1
Carbon tetrachloride	ND		1.0	0.18	ug/L			04/25/19 18:25	1
Chlorobenzene	ND		1.0	0.18	ug/L			04/25/19 18:25	1
Dibromochloromethane	ND		1.0	0.25	ug/L			04/25/19 18:25	1
Chloroethane	ND		1.0	0.36	ug/L			04/25/19 18:25	1
Chloroform	ND		1.0	0.23	ug/L			04/25/19 18:25	1
Chloromethane	ND		1.0	0.36	ug/L			04/25/19 18:25	1
cis-1,2-Dichloroethene	**1100**		10	2.1	ug/L			04/26/19 19:38	10
Cyclohexane	ND		5.0	0.13	ug/L			04/25/19 18:25	1
Bromodichloromethane	ND		1.0	0.17	ug/L			04/25/19 18:25	1
Dichlorodifluoromethane	ND		1.0	0.17	ug/L			04/25/19 18:25	1
Ethylbenzene	ND		1.0	0.19	ug/L			04/25/19 18:25	1
1,2-Dibromoethane	ND		1.0	0.21	ug/L			04/25/19 18:25	1
Isopropylbenzene	ND		1.0	0.33	ug/L			04/25/19 18:25	1
Methyl acetate	ND		10	0.58	ug/L			04/25/19 18:25	1
Methyl tert-butyl ether	ND		1.0	0.17	ug/L			04/25/19 18:25	1
Methylcyclohexane	ND		5.0	0.090	ug/L			04/25/19 18:25	1
Methylene Chloride	ND		5.0	1.0	ug/L			04/25/19 18:25	1
Tetrachloroethene	**1.5**		1.0	0.14	ug/L			04/25/19 18:25	1
Toluene	ND		1.0	0.17	ug/L			04/25/19 18:25	1
trans-1,2-Dichloroethene	**27**		1.0	0.23	ug/L			04/25/19 18:25	1
trans-1,3-Dichloropropene	ND		1.0	0.17	ug/L			04/25/19 18:25	1
Trichloroethene	**2300**		10	2.0	ug/L			04/26/19 19:38	10
Trichlorofluoromethane	ND		1.0	0.21	ug/L			04/25/19 18:25	1
Vinyl chloride	**0.35**	**J**	1.0	0.18	ug/L			04/25/19 18:25	1
Xylenes, Total	ND		3.0	0.58	ug/L			04/25/19 18:25	1
cis-1,3-Dichloropropene	ND		1.0	0.17	ug/L			04/25/19 18:25	1
Styrene	ND		1.0	0.28	ug/L			04/25/19 18:25	1

Client Sample Results

Client: New York State D.E.C.
Project/Site: Patton's Busy Bee Disposal #902014

Job ID: 480-152238-1

Client Sample ID: W-10S

Lab Sample ID: 480-152238-3

Date Collected: 04/18/19 11:00

Matrix: Water

Date Received: 04/19/19 09:56

Surrogate	%Recovery	Qualifier	Limits	Prepared	Analyzed	Dil Fac
1,2-Dichloroethane-d4 (Surr)	95		70 - 130		04/25/19 18:25	1
1,2-Dichloroethane-d4 (Surr)	98		70 - 130		04/26/19 19:38	10
4-Bromofluorobenzene (Surr)	97		70 - 130		04/25/19 18:25	1
4-Bromofluorobenzene (Surr)	98		70 - 130		04/26/19 19:38	10
Toluene-d8 (Surr)	95		70 - 130		04/25/19 18:25	1
Toluene-d8 (Surr)	94		70 - 130		04/26/19 19:38	10
Dibromofluoromethane (Surr)	94		70 - 130		04/25/19 18:25	1
Dibromofluoromethane (Surr)	103		70 - 130		04/26/19 19:38	10

Eurofins TestAmerica, Buffalo
10 Hazelwood Drive
Amherst, NY 14228-2298
Phone (716) 691-2600 Fax (716) 691-7991

Chain of Custody Record

eurofins | Environment Testing TestAmerica

Client Information	Sampler: BRIAN SADOWSKI	Lab PM: Johnson, Orlette S	Carrier Tracking No(s):	COC No: 480-128951-29102.1
Client Contact: Mr. Brian Sadowski	Phone: 716-851-7220	E-Mail: orlette.johnson@testamericainc.com		Page: Page 1 of 2
Company: New York State D.E.C.				Job #:
Address: 270 Michigan Avenue	Due Date Requested:			Preservation Codes:
City: Buffalo	TAT Requested (days): 10			
State, Zip: NY, 14203				
Phone:	PO #: CallOut ID 120909			
Email: bpsadows@gw.dec.state.ny.us	WO #:			
Project Name: Patton's Busy Bee Disposal #902014	Project #: 48004137			
Site:	SSOW#:			

480-152238 Chain of Custody

Analysis Requested

Sample Identification	Sample Date	Sample Time	Sample Type (C=comp, G=grab)	Matrix (W=water, S=solid, O=waste/oil, BT=Tissue, A=Air)	Field Filtered Sample (Yes or No)	Perform MS/MSD (Yes or No)	350.1, 351.2, 410.4, 4500_P_E	2540D - TSS	SM4500_H+ - pH	5210B - BOD	6010C, 7470A	8081B - TCL Pesticides - OLM04.2	8082A - TCL PCBs - SOM01.0	8260C - TCL list OLM04.2	8270D - TCL SVOA - OLM04.2	Total Number of contain	Special Instructions/Note:
			Preservation Code:				S	N	N	N	D	N	N	A	N		
LEACHATE TANK BBT1	4/18/19	13:40	G	Water			1	1	1	1	1	2	2	3	2		
LEACHATE TANK BBT2	4/18/19	10:50	G	Water										3			
W-10S	4/18/19	11:00	G	Water										3			
W-5	4/18/19	11:20	G	Water										3			
W-8	4/18/19	11:40	G	Water										3			
W-6	4/18/19	12:00	G	Water										3			
W-9	4/18/19	12:15	G	Water										3			
W-3	4/18/19	12:30	G	Water										3			
W-4D	4/18/19	12:50	G	Water										3			
W-4S	4/18/19	13:00	G	Water										3			
Seep-1	4/18/19	13:15	G	Water										3			

Preservation Codes: L - EDTA, W - pH 4-5, L - EDA, Z - other (specify), Other:

Possible Hazard Identification
☒ Non-Hazard ☐ Flammable ☐ Skin Irritant ☐ Poison B ☐ Unknown ☐ Radiological

Sample Disposal (A fee may be assessed if samples are retained longer than 1 month)
☐ Return To Client ☒ Disposal By Lab ☐ Archive For _____ Months

Deliverable Requested: I, II, III, IV, Other (specify)

Special Instructions/QC Requirements:

Empty Kit Relinquished by:	Date:	Time:	Method of Shipment:

Relinquished by	Date/Time	Company	Received by	Date/Time	Company
Glenn M May	4/19/19 0956	NYSDEC			
				4-19-19 956	TAB

Custody Seals Intact: Δ Yes Δ No | Custody Seal No.:

Cooler Temperature(s) °C and Other Remarks: 2.1 #1

Ver: 01/16/2019

MARCH 2020 SAMPLING EVENT

Client Sample Results

Client: Parsons Corporation
Project/Site: 8-STE-001 Henry's Landfill

Job ID: 480-168020-1

Client Sample ID: 8-STE-001-001-01 MW-107S

Lab Sample ID: 480-168020-1

Date Collected: 03/30/20 13:00

Matrix: Water

Date Received: 04/01/20 09:30

Method: 8260C - Volatile Organic Compounds by GC/MS

Analyte	Result	Qualifier	RL	MDL	Unit	D	Prepared	Analyzed	Dil Fac
1,1,1,2-Tetrachloroethane	ND		1.0	0.35	ug/L			04/03/20 02:05	1
1,1,1-Trichloroethane	ND		1.0	0.82	ug/L			04/03/20 02:05	1
1,1,2,2-Tetrachloroethane	ND		1.0	0.21	ug/L			04/03/20 02:05	1
1,1,2-Trichloroethane	ND		1.0	0.23	ug/L			04/03/20 02:05	1
1,1-Dichloroethane	ND		1.0	0.38	ug/L			04/03/20 02:05	1
1,1-Dichloroethene	ND		1.0	0.29	ug/L			04/03/20 02:05	1
1,2,3-Trichloropropane	ND		1.0	0.89	ug/L			04/03/20 02:05	1
1,2-Dibromo-3-Chloropropane	ND		1.0	0.39	ug/L			04/03/20 02:05	1
1,2-Dibromoethane	ND		1.0	0.73	ug/L			04/03/20 02:05	1
1,2-Dichlorobenzene	ND		1.0	0.79	ug/L			04/03/20 02:05	1
1,2-Dichloroethane	ND		1.0	0.21	ug/L			04/03/20 02:05	1
1,2-Dichloropropane	ND		1.0	0.72	ug/L			04/03/20 02:05	1
1,4-Dichlorobenzene	ND		1.0	0.84	ug/L			04/03/20 02:05	1
2-Butanone (MEK)	ND		10	1.3	ug/L			04/03/20 02:05	1
2-Hexanone	ND		5.0	1.2	ug/L			04/03/20 02:05	1
4-Methyl-2-pentanone (MIBK)	ND		5.0	2.1	ug/L			04/03/20 02:05	1
Acetone	ND		10	3.0	ug/L			04/03/20 02:05	1
Acrylonitrile	ND		5.0	0.83	ug/L			04/03/20 02:05	1
Benzene	ND		1.0	0.41	ug/L			04/03/20 02:05	1
Bromodichloromethane	ND		1.0	0.39	ug/L			04/03/20 02:05	1
Bromoform	ND		1.0	0.26	ug/L			04/03/20 02:05	1
Bromomethane	ND		1.0	0.69	ug/L			04/03/20 02:05	1
Carbon disulfide	ND		1.0	0.19	ug/L			04/03/20 02:05	1
Carbon tetrachloride	ND		1.0	0.27	ug/L			04/03/20 02:05	1
Chlorobenzene	ND		1.0	0.75	ug/L			04/03/20 02:05	1
Chlorobromomethane	ND		1.0	0.87	ug/L			04/03/20 02:05	1
Chloroethane	ND		1.0	0.32	ug/L			04/03/20 02:05	1
Chloroform	ND		1.0	0.34	ug/L			04/03/20 02:05	1
Chloromethane	ND		1.0	0.35	ug/L			04/03/20 02:05	1
cis-1,2-Dichloroethene	ND		1.0	0.81	ug/L			04/03/20 02:05	1
cis-1,3-Dichloropropene	ND		1.0	0.36	ug/L			04/03/20 02:05	1
Dibromochloromethane	ND		1.0	0.32	ug/L			04/03/20 02:05	1
Dibromomethane	ND		1.0	0.41	ug/L			04/03/20 02:05	1
Ethylbenzene	ND		1.0	0.74	ug/L			04/03/20 02:05	1
Iodomethane	ND		1.0	0.30	ug/L			04/03/20 02:05	1
m,p-Xylene	ND		2.0	0.66	ug/L			04/03/20 02:05	1
Methylene Chloride	ND		1.0	0.44	ug/L			04/03/20 02:05	1
o-Xylene	ND		1.0	0.76	ug/L			04/03/20 02:05	1
Styrene	ND		1.0	0.73	ug/L			04/03/20 02:05	1
Tetrachloroethene	ND		1.0	0.36	ug/L			04/03/20 02:05	1
Toluene	ND		1.0	0.51	ug/L			04/03/20 02:05	1
trans-1,2-Dichloroethene	ND		1.0	0.90	ug/L			04/03/20 02:05	1
trans-1,3-Dichloropropene	ND		1.0	0.37	ug/L			04/03/20 02:05	1
trans-1,4-Dichloro-2-butene	ND		1.0	0.22	ug/L			04/03/20 02:05	1
Trichloroethene	ND		1.0	0.46	ug/L			04/03/20 02:05	1
Trichlorofluoromethane	ND		1.0	0.88	ug/L			04/03/20 02:05	1
Vinyl acetate	ND		5.0	0.85	ug/L			04/03/20 02:05	1
Vinyl chloride	ND		1.0	0.90	ug/L			04/03/20 02:05	1
Xylenes, Total	ND		2.0	0.66	ug/L			04/03/20 02:05	1

Client Sample Results

Client: Parsons Corporation
Project/Site: 8-STE-001 Henry's Landfill

Job ID: 480-168020-1

Client Sample ID: 8-STE-001-001-01 MW-107S

Date Collected: 03/30/20 13:00
Date Received: 04/01/20 09:30

Lab Sample ID: 480-168020-1
Matrix: Water

Surrogate	*%Recovery*	*Qualifier*	*Limits*	*Prepared*	*Analyzed*	*Dil Fac*
1,2-Dichloroethane-d4 (Surr)	*92*		*77 - 120*		*04/03/20 02:05*	*1*
4-Bromofluorobenzene (Surr)	*113*		*73 - 120*		*04/03/20 02:05*	*1*
Dibromofluoromethane (Surr)	*96*		*75 - 123*		*04/03/20 02:05*	*1*
Toluene-d8 (Surr)	*98*		*80 - 120*		*04/03/20 02:05*	*1*

Method: 8270D SIM ID - Semivolatile Organic Compounds (GC/MS SIM / Isotope Dilution)

Analyte	Result	Qualifier	RL	MDL	Unit	D	Prepared	Analyzed	Dil Fac
1,4-Dioxane	**0.49**		0.20	0.10	ug/L		04/01/20 14:56	04/02/20 18:27	1

Isotope Dilution	*%Recovery*	*Qualifier*	*Limits*	*Prepared*	*Analyzed*	*Dil Fac*
1,4-Dioxane-d8	*20*		*15 - 110*	*04/01/20 14:56*	*04/02/20 18:27*	*1*

Method: 8270D_LL_PAH - Semivolatile Organic Compounds (GC/MS) Low level PAH

Analyte	Result	Qualifier	RL	MDL	Unit	D	Prepared	Analyzed	Dil Fac
Acenaphthene	ND		0.50	0.30	ug/L		04/02/20 08:35	04/03/20 22:19	1
Acenaphthylene	ND		0.50	0.34	ug/L		04/02/20 08:35	04/03/20 22:19	1
Anthracene	ND	*	0.50	0.39	ug/L		04/02/20 08:35	04/03/20 22:19	1
Benzo[a]anthracene	ND		0.50	0.40	ug/L		04/02/20 08:35	04/03/20 22:19	1
Benzo[a]pyrene	ND		0.50	0.33	ug/L		04/02/20 08:35	04/03/20 22:19	1
Benzo[b]fluoranthene	ND		0.50	0.30	ug/L		04/02/20 08:35	04/03/20 22:19	1
Benzo[g,h,i]perylene	ND		0.50	0.37	ug/L		04/02/20 08:35	04/03/20 22:19	1
Benzo[k]fluoranthene	ND		0.50	0.085	ug/L		04/02/20 08:35	04/03/20 22:19	1
Chrysene	ND		0.50	0.32	ug/L		04/02/20 08:35	04/03/20 22:19	1
Dibenz(a,h)anthracene	ND		0.50	0.33	ug/L		04/02/20 08:35	04/03/20 22:19	1
Fluoranthene	ND		0.50	0.36	ug/L		04/02/20 08:35	04/03/20 22:19	1
Fluorene	ND		0.50	0.37	ug/L		04/02/20 08:35	04/03/20 22:19	1
Indeno[1,2,3-cd]pyrene	ND		0.50	0.44	ug/L		04/02/20 08:35	04/03/20 22:19	1
Naphthalene	ND		0.50	0.42	ug/L		04/02/20 08:35	04/03/20 22:19	1
Phenanthrene	ND	*	0.50	0.38	ug/L		04/02/20 08:35	04/03/20 22:19	1
Pyrene	ND		0.50	0.36	ug/L		04/02/20 08:35	04/03/20 22:19	1

Surrogate	*%Recovery*	*Qualifier*	*Limits*	*Prepared*	*Analyzed*	*Dil Fac*
2-Fluorobiphenyl	*73*		*48 - 120*	*04/02/20 08:35*	*04/03/20 22:19*	*1*
Nitrobenzene-d5	*67*		*46 - 120*	*04/02/20 08:35*	*04/03/20 22:19*	*1*
p-Terphenyl-d14	*61*		*24 - 136*	*04/02/20 08:35*	*04/03/20 22:19*	*1*

Method: 537 (modified) - Fluorinated Alkyl Substances

Analyte	Result	Qualifier	RL	MDL	Unit	D	Prepared	Analyzed	Dil Fac
1H,1H,2H,2H-perfluorodecanesulfonic acid (8:2)	ND		18	2.6	ng/L		04/02/20 13:25	04/02/20 21:05	1
1H,1H,2H,2H-perfluorooctanesulfonic acid (6:2)	ND		18	5.0	ng/L		04/02/20 13:25	04/02/20 21:05	1
N-ethylperfluorooctanesulfonamidoacetic acid (NEtFOSAA)	ND		18	1.4	ng/L		04/02/20 13:25	04/02/20 21:05	1
N-methylperfluorooctanesulfonamidoacetic acid (NMeFOSAA)	ND		18	1.5	ng/L		04/02/20 13:25	04/02/20 21:05	1
Perfluorobutanesulfonic acid (PFBS)	**0.76**	**J**	1.8	0.45	ng/L		04/02/20 13:25	04/02/20 21:05	1
Perfluorobutanoic acid (PFBA)	**3.0**		1.8	0.91	ng/L		04/02/20 13:25	04/02/20 21:05	1
Perfluorodecanesulfonic acid (PFDS)	ND		1.8	0.82	ng/L		04/02/20 13:25	04/02/20 21:05	1
Perfluorodecanoic acid (PFDA)	ND		1.8	0.70	ng/L		04/02/20 13:25	04/02/20 21:05	1
Perfluorododecanoic acid (PFDoA)	ND		1.8	0.54	ng/L		04/02/20 13:25	04/02/20 21:05	1

Client Sample Results

Client: Parsons Corporation
Project/Site: 8-STE-001 Henry's Landfill

Job ID: 480-168020-1

Client Sample ID: 8-STE-001-001-01 MW-107S
Date Collected: 03/30/20 13:00
Date Received: 04/01/20 09:30

Lab Sample ID: 480-168020-1
Matrix: Water

Method: 537 (modified) - Fluorinated Alkyl Substances (Continued)

Analyte	Result	Qualifier	RL	MDL	Unit	D	Prepared	Analyzed	Dil Fac
Perfluoroheptanesulfonic Acid (PFHpS)	ND		1.8	0.86	ng/L		04/02/20 13:25	04/02/20 21:05	1
Perfluoroheptanoic acid (PFHpA)	ND		1.8	0.83	ng/L		04/02/20 13:25	04/02/20 21:05	1
Perfluorohexanesulfonic acid (PFHxS)	**0.89**	**J**	1.8	0.73	ng/L		04/02/20 13:25	04/02/20 21:05	1
Perfluorohexanoic acid (PFHxA)	**1.5**	**J**	1.8	0.69	ng/L		04/02/20 13:25	04/02/20 21:05	1
Perfluorononanoic acid (PFNA)	ND		1.8	0.25	ng/L		04/02/20 13:25	04/02/20 21:05	1
Perfluorooctanesulfonamide (PFOSA)	ND		9.1	9.1	ng/L		04/02/20 13:25	04/02/20 21:05	1
Perfluorooctanesulfonic acid (PFOS)	**2.9**		1.8	0.55	ng/L		04/02/20 13:25	04/02/20 21:05	1
Perfluorooctanoic acid (PFOA)	**1.9**		1.8	0.74	ng/L		04/02/20 13:25	04/02/20 21:05	1
Perfluoropentanoic acid (PFPeA)	**1.1**	**J B**	1.8	0.57	ng/L		04/02/20 13:25	04/02/20 21:05	1
Perfluorotetradecanoic acid (PFTeA)	ND		1.8	0.84	ng/L		04/02/20 13:25	04/02/20 21:05	1
Perfluorotridecanoic acid (PFTriA)	ND		1.8	0.55	ng/L		04/02/20 13:25	04/02/20 21:05	1
Perfluoroundecanoic acid (PFUnA)	ND		1.8	0.71	ng/L		04/02/20 13:25	04/02/20 21:05	1

Isotope Dilution	*%Recovery*	*Qualifier*	*Limits*	*Prepared*	*Analyzed*	*Dil Fac*
13C2 PFDA	*93*		*50 - 150*	*04/02/20 13:25*	*04/02/20 21:05*	*1*
13C2 PFDoA	*105*		*50 - 150*	*04/02/20 13:25*	*04/02/20 21:05*	*1*
13C2 PFHxA	*108*		*50 - 150*	*04/02/20 13:25*	*04/02/20 21:05*	*1*
13C2 PFUnA	*103*		*50 - 150*	*04/02/20 13:25*	*04/02/20 21:05*	*1*
13C2 PFTeDA	*86*		*50 - 150*	*04/02/20 13:25*	*04/02/20 21:05*	*1*
13C4 PFBA	*92*		*25 - 150*	*04/02/20 13:25*	*04/02/20 21:05*	*1*
13C4 PFOA	*104*		*50 - 150*	*04/02/20 13:25*	*04/02/20 21:05*	*1*
13C4 PFOS	*96*		*50 - 150*	*04/02/20 13:25*	*04/02/20 21:05*	*1*
13C4 PFHpA	*98*		*50 - 150*	*04/02/20 13:25*	*04/02/20 21:05*	*1*
13C5 PFNA	*102*		*50 - 150*	*04/02/20 13:25*	*04/02/20 21:05*	*1*
13C5 PFPeA	*100*		*25 - 150*	*04/02/20 13:25*	*04/02/20 21:05*	*1*
13C8 FOSA	*100*		*25 - 150*	*04/02/20 13:25*	*04/02/20 21:05*	*1*
18O2 PFHxS	*102*		*50 - 150*	*04/02/20 13:25*	*04/02/20 21:05*	*1*
d3-NMeFOSAA	*90*		*50 - 150*	*04/02/20 13:25*	*04/02/20 21:05*	*1*
d5-NEtFOSAA	*106*		*50 - 150*	*04/02/20 13:25*	*04/02/20 21:05*	*1*
M2-6:2 FTS	*102*		*25 - 150*	*04/02/20 13:25*	*04/02/20 21:05*	*1*
M2-8:2 FTS	*103*		*25 - 150*	*04/02/20 13:25*	*04/02/20 21:05*	*1*

Method: 6010C - Metals (ICP)

Analyte	Result	Qualifier	RL	MDL	Unit	D	Prepared	Analyzed	Dil Fac
Aluminum	ND		0.20	0.060	mg/L		04/01/20 18:18	04/02/20 23:29	1
Antimony	ND		0.020	0.0068	mg/L		04/01/20 18:18	04/02/20 23:29	1
Arsenic	ND		0.015	0.0056	mg/L		04/01/20 18:18	04/02/20 23:29	1
Barium	**0.018**		0.0020	0.00070	mg/L		04/01/20 18:18	04/02/20 23:29	1
Beryllium	ND		0.0020	0.00030	mg/L		04/01/20 18:18	04/02/20 23:29	1
Boron	**0.025**		0.020	0.0040	mg/L		04/01/20 18:18	04/02/20 23:29	1
Cadmium	ND		0.0020	0.00050	mg/L		04/01/20 18:18	04/02/20 23:29	1
Calcium	**15.5**		0.50	0.10	mg/L		04/01/20 18:18	04/02/20 23:29	1
Chromium	ND		0.0040	0.0010	mg/L		04/01/20 18:18	04/02/20 23:29	1
Cobalt	ND		0.0040	0.00063	mg/L		04/01/20 18:18	04/02/20 23:29	1
Copper	ND		0.010	0.0016	mg/L		04/01/20 18:18	04/02/20 23:29	1
Iron	**0.074**		0.050	0.019	mg/L		04/01/20 18:18	04/02/20 23:29	1
Lead	ND		0.010	0.0030	mg/L		04/01/20 18:18	04/02/20 23:29	1
Magnesium	**3.6**		0.20	0.043	mg/L		04/01/20 18:18	04/02/20 23:29	1

Client Sample Results

Client: Parsons Corporation
Project/Site: 8-STE-001 Henry's Landfill

Job ID: 480-168020-1

Client Sample ID: 8-STE-001-001-01 MW-107S

Lab Sample ID: 480-168020-1
Date Collected: 03/30/20 13:00
Matrix: Water
Date Received: 04/01/20 09:30

Method: 6010C - Metals (ICP) (Continued)

Analyte	Result	Qualifier	RL	MDL	Unit	D	Prepared	Analyzed	Dil Fac
Manganese	**0.24**		0.0030	0.00040	mg/L		04/01/20 18:18	04/02/20 23:29	1
Nickel	ND		0.010	0.0013	mg/L		04/01/20 18:18	04/02/20 23:29	1
Potassium	**0.76**		0.50	0.10	mg/L		04/01/20 18:18	04/02/20 23:29	1
Selenium	ND		0.025	0.0087	mg/L		04/01/20 18:18	04/02/20 23:29	1
Silver	ND		0.0060	0.0017	mg/L		04/01/20 18:18	04/02/20 23:29	1
Sodium	**9.9**		1.0	0.32	mg/L		04/01/20 18:18	04/02/20 23:29	1
Thallium	ND		0.020	0.010	mg/L		04/01/20 18:18	04/02/20 23:29	1
Vanadium	ND		0.0050	0.0015	mg/L		04/01/20 18:18	04/02/20 23:29	1
Zinc	ND		0.010	0.0015	mg/L		04/01/20 18:18	04/02/20 23:29	1

Method: 7470A - Mercury (CVAA)

Analyte	Result	Qualifier	RL	MDL	Unit	D	Prepared	Analyzed	Dil Fac
Mercury	ND		0.00020	0.00012	mg/L		04/02/20 11:40	04/02/20 14:53	1

General Chemistry

Analyte	Result	Qualifier	RL	MDL	Unit	D	Prepared	Analyzed	Dil Fac
Bromide	**0.38**		0.20	0.073	mg/L			04/02/20 11:37	1
Chloride	**7.1**		0.50	0.28	mg/L			04/02/20 11:37	1
Sulfate	**4.9**		2.0	0.35	mg/L			04/02/20 11:37	1
Ammonia	ND		0.020	0.0090	mg/L			04/02/20 09:21	1
Chemical Oxygen Demand	ND		10.0	5.0	mg/L			04/02/20 16:10	1
Total Organic Carbon	**1.6**		1.0	0.43	mg/L			04/03/20 15:20	1
Alkalinity, Total	**62.8**		5.0	0.79	mg/L			04/05/20 16:21	1
Total hardness as CaCO3	**60.0**		10.0	2.6	mg/L			04/06/20 12:00	1
Total Dissolved Solids	**71.0**		10.0	4.0	mg/L			04/01/20 18:47	1

~~Client Sample ID: 8-STE-001-001-02~~

~~**Lab Sample ID: 480-168020-2**~~
~~**Date Collected: 03/30/20 13:40**~~
~~**Matrix: Water**~~
~~**Date Received: 04/01/20 09:30**~~

~~Method: 8260C - Volatile Organic Compounds by GC/MS~~

~~Analyte~~	~~Result~~	~~Qualifier~~	~~RL~~	~~MDL~~	~~Unit~~	~~D~~	~~Prepared~~	~~Analyzed~~	~~Dil Fac~~
~~1,1,1,2-Tetrachloroethane~~	~~ND~~		~~5.0~~	~~1.8~~	~~ug/L~~			~~04/03/20 02:28~~	~~5~~
~~1,1,1-Trichloroethane~~	~~ND~~		~~5.0~~	~~4.1~~	~~ug/L~~			~~04/03/20 02:28~~	~~5~~
~~1,1,2,2-Tetrachloroethane~~	~~ND~~		~~5.0~~	~~1.1~~	~~ug/L~~			~~04/03/20 02:28~~	~~5~~
~~1,1,2-Trichloroethane~~	~~ND~~		~~5.0~~	~~1.2~~	~~ug/L~~			~~04/03/20 02:28~~	~~5~~
~~1,1-Dichloroethane~~	~~ND~~		~~5.0~~	~~1.9~~	~~ug/L~~			~~04/03/20 02:28~~	~~5~~
~~1,1-Dichloroethene~~	~~ND~~		~~5.0~~	~~1.5~~	~~ug/L~~			~~04/03/20 02:28~~	~~5~~
~~1,2,3-Trichloropropane~~	~~ND~~		~~5.0~~	~~4.5~~	~~ug/L~~			~~04/03/20 02:28~~	~~5~~
~~1,2-Dibromo-3-Chloropropane~~	~~ND~~		~~5.0~~	~~2.0~~	~~ug/L~~			~~04/03/20 02:28~~	~~5~~
~~1,2-Dibromoethane~~	~~ND~~		~~5.0~~	~~3.7~~	~~ug/L~~			~~04/03/20 02:28~~	~~5~~
~~1,2-Dichlorobenzene~~	~~ND~~		~~5.0~~	~~4.0~~	~~ug/L~~			~~04/03/20 02:28~~	~~5~~
~~1,2-Dichloroethane~~	~~ND~~		~~5.0~~	~~1.1~~	~~ug/L~~			~~04/03/20 02:28~~	~~5~~
~~1,2-Dichloropropane~~	~~ND~~		~~5.0~~	~~3.6~~	~~ug/L~~			~~04/03/20 02:28~~	~~5~~
~~1,4-Dichlorobenzene~~	~~ND~~		~~5.0~~	~~4.2~~	~~ug/L~~			~~04/03/20 02:28~~	~~5~~
~~2-Butanone (MEK)~~	~~ND~~		~~50~~	~~6.6~~	~~ug/L~~			~~04/03/20 02:28~~	~~5~~
~~2-Hexanone~~	~~ND~~		~~25~~	~~6.2~~	~~ug/L~~			~~04/03/20 02:28~~	~~5~~
~~4-Methyl-2-pentanone (MIBK)~~	~~ND~~		~~25~~	~~11~~	~~ug/L~~			~~04/03/20 02:28~~	~~5~~
~~Acetone~~	~~ND~~		~~50~~	~~15~~	~~ug/L~~			~~04/03/20 02:28~~	~~5~~
~~Acrylonitrile~~	~~ND~~		~~25~~	~~4.2~~	~~ug/L~~			~~04/03/20 02:28~~	~~5~~

CHAIN-OF-CUSTODY / Analytical Request Document

Section A Laboratory Information		Section B Client Information	
Lab Name:	TestAmerica	Company:	Parsons
Attention:	John Schove	Attention:	George Moreau
Address:	10 Hazelwood Drive Amherst, NY 14228-2298	Address:	301 Plainfield Road, Suite 350 Syracuse, NY 13212
Phone:	(716) 504-9838	Phone:	315-552-9715
Email:	John.Schove@testamericainc.com	Email:	George.H.Moreau@parsons.com
Section C Deliverable Requirements		Purchase Order No:	
Report To:	George.H.Moreau@parsons.com	TAT - 10 Day	
Copy To:	Lorraine.Weber@parsons.com; Laura.Drachenberg@parsons.com Maryanne.Kosciewicz@parsons.com; Heather.Fettig@parsons.com	**Section D Additional Information**	
Deliverables:	Level 2, CAT B Report, NYSDEC EQUIS EDD		

COC #:	8-STE-001 -001
Project Name:	ILI - Region 8
Project Site:	Henrys LF
Project Number:	450619 . 09000

Preservative codes (for water only): 0 1 0 0 2 2 3 1 0 0 0

	Location ID	Start Depth (ft)	End Depth (ft)	Field Sample ID MUST BE UNIQUE	Sample Date	Sample Time	Sample Matrix	Sample Type	# of Cont.	MS/MSD	Composite (Y/N)	PFAS Modified 537	Modified Baseline VOCs 8260	PAHs 8270SIM	1, 4 - Dioxane 8270SIM	Mod Bsln Met/Hg 6010/7470	Hard-SM20 2340C	Ammonia/COD 350.1/410.4	TOC 9060A	SO4/Cl/FlRO 300.0	TDS SM2540D	Alkalinity SM20 2320B
									#Bottles			2	3	2	2	1	1	1	2	1	1	1
1	8-STE-001 - ~~001-01~~ MW-197S AC	10.45	24.00	8-STE-001 -001-01	3/30/20	1300	WG	N	17			X	X	X	X	X	X	X	X	X	X	X
2	8-STE-001 - ~~MW~~ SP-01 AC	-	-	8-STE-001 - 001-02	3/30/20	1340	WL	N	17			X	X	X	X	X	X	X	X	X	X	X
3	Field QC	-	-	8-STE-001 - 001-03	3/30/20	1530	WQ	EB	2			X										
4	Field QC	-	-	8-STE-001-001-04	3/30/20	1535	WQ	FB	2			X										
5	Field QC	-	-	8-STE-001-001-05	3/30/20	-	WQ	TB	1				X									
6																						
7																						
8																						
9																						
10																						

480-168020 Chain of Custody

Special Instructions:

HR 2.7, 2.9

Samplers Name: Allison Cook Jim M.	Company: Parsons	Relinquished By:	Company:	Cooler Temp.:	Custody Seals Intact: Yes ☐ No ☐
	Date/Time: 3/31/20 1545		Date/Time:	Rec'd on Ice: Yes ☐ No ☐	Samples Intact : Yes ☐ No ☐
Shipment Method:	Shipment Tracking No:	Accepted By:	Company: TAC	Cooler Temp.:	Custody Seals Intact: Yes ☐ No ☐
	Date/Time:		Date/Time: 4/1/2020 930	Rec'd on Ice: Yes ☐ No ☐	Samples Intact: Yes ☐ No ☐

Preservatives: 0 = None; [1 = HCL]; [2 = HNO3]; [3 = H2SO4]; [4 = NaOH]; [5 = Zn Acetate]; [6 = MeOH]; [7 = NaHSO4]; 8 = Other (H3PO4):

Client Sample Results

Client: Parsons Corporation
Project/Site: 8-STE-001 Henry's Landfill

Job ID: 480-168017-1

Client Sample ID: 8-STE-001-002-01 MW-101S
Date Collected: 03/31/20 11:00
Date Received: 04/01/20 09:30

Lab Sample ID: 480-168017-1
Matrix: Water

Method: 8260C - Volatile Organic Compounds by GC/MS

Analyte	Result	Qualifier	RL	MDL	Unit	D	Prepared	Analyzed	Dil Fac
1,1,1,2-Tetrachloroethane	ND		1.0	0.35	ug/L			04/02/20 23:22	1
1,1,1-Trichloroethane	ND		1.0	0.82	ug/L			04/02/20 23:22	1
1,1,2,2-Tetrachloroethane	ND		1.0	0.21	ug/L			04/02/20 23:22	1
1,1,2-Trichloroethane	ND		1.0	0.23	ug/L			04/02/20 23:22	1
1,1-Dichloroethane	ND		1.0	0.38	ug/L			04/02/20 23:22	1
1,1-Dichloroethene	ND		1.0	0.29	ug/L			04/02/20 23:22	1
1,2,3-Trichloropropane	ND		1.0	0.89	ug/L			04/02/20 23:22	1
1,2-Dibromo-3-Chloropropane	ND		1.0	0.39	ug/L			04/02/20 23:22	1
1,2-Dibromoethane	ND		1.0	0.73	ug/L			04/02/20 23:22	1
1,2-Dichlorobenzene	ND		1.0	0.79	ug/L			04/02/20 23:22	1
1,2-Dichloroethane	ND		1.0	0.21	ug/L			04/02/20 23:22	1
1,2-Dichloropropane	ND		1.0	0.72	ug/L			04/02/20 23:22	1
1,4-Dichlorobenzene	ND		1.0	0.84	ug/L			04/02/20 23:22	1
2-Butanone (MEK)	ND		10	1.3	ug/L			04/02/20 23:22	1
2-Hexanone	ND		5.0	1.2	ug/L			04/02/20 23:22	1
4-Methyl-2-pentanone (MIBK)	ND		5.0	2.1	ug/L			04/02/20 23:22	1
Acetone	ND		10	3.0	ug/L			04/02/20 23:22	1
Acrylonitrile	ND		5.0	0.83	ug/L			04/02/20 23:22	1
Benzene	ND		1.0	0.41	ug/L			04/02/20 23:22	1
Bromodichloromethane	ND		1.0	0.39	ug/L			04/02/20 23:22	1
Bromoform	ND		1.0	0.26	ug/L			04/02/20 23:22	1
Bromomethane	ND		1.0	0.69	ug/L			04/02/20 23:22	1
Carbon disulfide	ND		1.0	0.19	ug/L			04/02/20 23:22	1
Carbon tetrachloride	ND		1.0	0.27	ug/L			04/02/20 23:22	1
Chlorobenzene	**2.1**		1.0	0.75	ug/L			04/02/20 23:22	1
Chlorobromomethane	ND		1.0	0.87	ug/L			04/02/20 23:22	1
Chloroethane	ND		1.0	0.32	ug/L			04/02/20 23:22	1
Chloroform	ND		1.0	0.34	ug/L			04/02/20 23:22	1
Chloromethane	ND		1.0	0.35	ug/L			04/02/20 23:22	1
cis-1,2-Dichloroethene	**0.98**	**J**	1.0	0.81	ug/L			04/02/20 23:22	1
cis-1,3-Dichloropropene	ND		1.0	0.36	ug/L			04/02/20 23:22	1
Dibromochloromethane	ND		1.0	0.32	ug/L			04/02/20 23:22	1
Dibromomethane	ND		1.0	0.41	ug/L			04/02/20 23:22	1
Ethylbenzene	ND		1.0	0.74	ug/L			04/02/20 23:22	1
Iodomethane	ND		1.0	0.30	ug/L			04/02/20 23:22	1
m,p-Xylene	ND		2.0	0.66	ug/L			04/02/20 23:22	1
Methylene Chloride	ND		1.0	0.44	ug/L			04/02/20 23:22	1
o-Xylene	ND		1.0	0.76	ug/L			04/02/20 23:22	1
Styrene	ND		1.0	0.73	ug/L			04/02/20 23:22	1
Tetrachloroethene	ND		1.0	0.36	ug/L			04/02/20 23:22	1
Toluene	ND		1.0	0.51	ug/L			04/02/20 23:22	1
trans-1,2-Dichloroethene	ND		1.0	0.90	ug/L			04/02/20 23:22	1
trans-1,3-Dichloropropene	ND		1.0	0.37	ug/L			04/02/20 23:22	1
trans-1,4-Dichloro-2-butene	ND		1.0	0.22	ug/L			04/02/20 23:22	1
Trichloroethene	ND		1.0	0.46	ug/L			04/02/20 23:22	1
Trichlorofluoromethane	ND		1.0	0.88	ug/L			04/02/20 23:22	1
Vinyl acetate	ND		5.0	0.85	ug/L			04/02/20 23:22	1
Vinyl chloride	ND		1.0	0.90	ug/L			04/02/20 23:22	1
Xylenes, Total	ND		2.0	0.66	ug/L			04/02/20 23:22	1

Client Sample Results

Client: Parsons Corporation
Project/Site: 8-STE-001 Henry's Landfill

Job ID: 480-168017-1

Client Sample ID: 8-STE-001-002-01 MW-101S

Date Collected: 03/31/20 11:00
Date Received: 04/01/20 09:30

Lab Sample ID: 480-168017-1
Matrix: Water

Surrogate	*%Recovery*	*Qualifier*	*Limits*	*Prepared*	*Analyzed*	*Dil Fac*
1,2-Dichloroethane-d4 (Surr)	*93*		*77 - 120*		*04/02/20 23:22*	*1*
4-Bromofluorobenzene (Surr)	*111*		*73 - 120*		*04/02/20 23:22*	*1*
Dibromofluoromethane (Surr)	*96*		*75 - 123*		*04/02/20 23:22*	*1*
Toluene-d8 (Surr)	*100*		*80 - 120*		*04/02/20 23:22*	*1*

Method: 8270D SIM ID - Semivolatile Organic Compounds (GC/MS SIM / Isotope Dilution)

Analyte	Result	Qualifier	RL	MDL	Unit	D	Prepared	Analyzed	Dil Fac
1,4-Dioxane	**0.12**	**J**	0.20	0.10	ug/L		04/01/20 14:56	04/02/20 17:42	1

Isotope Dilution	*%Recovery*	*Qualifier*	*Limits*	*Prepared*	*Analyzed*	*Dil Fac*
1,4-Dioxane-d8	*18*		*15 - 110*	*04/01/20 14:56*	*04/02/20 17:42*	*1*

Method: 8270D_LL_PAH - Semivolatile Organic Compounds (GC/MS) Low level PAH

Analyte	Result	Qualifier	RL	MDL	Unit	D	Prepared	Analyzed	Dil Fac
Acenaphthene	ND		0.54	0.33	ug/L		04/02/20 08:35	04/03/20 21:21	1
Acenaphthylene	ND		0.54	0.37	ug/L		04/02/20 08:35	04/03/20 21:21	1
Anthracene	ND	*	0.54	0.42	ug/L		04/02/20 08:35	04/03/20 21:21	1
Benzo[a]anthracene	ND		0.54	0.43	ug/L		04/02/20 08:35	04/03/20 21:21	1
Benzo[a]pyrene	ND		0.54	0.36	ug/L		04/02/20 08:35	04/03/20 21:21	1
Benzo[b]fluoranthene	ND		0.54	0.33	ug/L		04/02/20 08:35	04/03/20 21:21	1
Benzo[g,h,i]perylene	ND		0.54	0.40	ug/L		04/02/20 08:35	04/03/20 21:21	1
Benzo[k]fluoranthene	ND		0.54	0.092	ug/L		04/02/20 08:35	04/03/20 21:21	1
Chrysene	ND		0.54	0.35	ug/L		04/02/20 08:35	04/03/20 21:21	1
Dibenz(a,h)anthracene	ND		0.54	0.36	ug/L		04/02/20 08:35	04/03/20 21:21	1
Fluoranthene	ND		0.54	0.39	ug/L		04/02/20 08:35	04/03/20 21:21	1
Fluorene	ND		0.54	0.40	ug/L		04/02/20 08:35	04/03/20 21:21	1
Indeno[1,2,3-cd]pyrene	ND		0.54	0.48	ug/L		04/02/20 08:35	04/03/20 21:21	1
Naphthalene	ND		0.54	0.46	ug/L		04/02/20 08:35	04/03/20 21:21	1
Phenanthrene	ND	*	0.54	0.41	ug/L		04/02/20 08:35	04/03/20 21:21	1
Pyrene	ND		0.54	0.39	ug/L		04/02/20 08:35	04/03/20 21:21	1

Surrogate	*%Recovery*	*Qualifier*	*Limits*	*Prepared*	*Analyzed*	*Dil Fac*
2-Fluorobiphenyl	*67*		*48 - 120*	*04/02/20 08:35*	*04/03/20 21:21*	*1*
Nitrobenzene-d5	*60*		*46 - 120*	*04/02/20 08:35*	*04/03/20 21:21*	*1*
p-Terphenyl-d14	*41*		*24 - 136*	*04/02/20 08:35*	*04/03/20 21:21*	*1*

Method: 537 (modified) - Fluorinated Alkyl Substances

Analyte	Result	Qualifier	RL	MDL	Unit	D	Prepared	Analyzed	Dil Fac
1H,1H,2H,2H-perfluorodecanesulfonic acid (8:2)	ND		18	2.7	ng/L		04/03/20 13:30	04/03/20 17:50	1
1H,1H,2H,2H-perfluorooctanesulfonic acid (6:2)	ND		18	5.1	ng/L		04/03/20 13:30	04/03/20 17:50	1
N-ethylperfluorooctanesulfonamidoacetic acid (NEtFOSAA)	**3.6**	**J**	18	1.4	ng/L		04/03/20 13:30	04/03/20 17:50	1
N-methylperfluorooctanesulfonamidoacetic acid (NMeFOSAA)	ND		18	1.6	ng/L		04/03/20 13:30	04/03/20 17:50	1
Perfluorobutanesulfonic acid (PFBS)	**1.0**	**J**	1.8	0.45	ng/L		04/03/20 13:30	04/03/20 17:50	1
Perfluorobutanoic acid (PFBA)	**4.7**	**B**	1.8	0.92	ng/L		04/03/20 13:30	04/03/20 17:50	1
Perfluorodecanesulfonic acid (PFDS)	ND		1.8	0.83	ng/L		04/03/20 13:30	04/03/20 17:50	1
Perfluorodecanoic acid (PFDA)	ND		1.8	0.71	ng/L		04/03/20 13:30	04/03/20 17:50	1
Perfluorododecanoic acid (PFDoA)	ND		1.8	0.54	ng/L		04/03/20 13:30	04/03/20 17:50	1

Client Sample ID: 8-STE-001-002-01 MW-101S

Lab Sample ID: 480-168017-1

Date Collected: 03/31/20 11:00

Matrix: Water

Date Received: 04/01/20 09:30

Method: 537 (modified) - Fluorinated Alkyl Substances (Continued)

Analyte	Result	Qualifier	RL	MDL	Unit	D	Prepared	Analyzed	Dil Fac
Perfluoroheptanesulfonic Acid (PFHpS)	ND		1.8	0.88	ng/L		04/03/20 13:30	04/03/20 17:50	1
Perfluoroheptanoic acid (PFHpA)	**1.3**	**J**	1.8	0.84	ng/L		04/03/20 13:30	04/03/20 17:50	1
Perfluorohexanesulfonic acid (PFHxS)	**1.9**		1.8	0.74	ng/L		04/03/20 13:30	04/03/20 17:50	1
Perfluorohexanoic acid (PFHxA)	**1.6**	**J**	1.8	0.70	ng/L		04/03/20 13:30	04/03/20 17:50	1
Perfluorononanoic acid (PFNA)	**0.58**	**J**	1.8	0.25	ng/L		04/03/20 13:30	04/03/20 17:50	1
Perfluorooctanesulfonamide (PFOSA)	ND		9.2	9.2	ng/L		04/03/20 13:30	04/03/20 17:50	1
Perfluorooctanesulfonic acid (PFOS)	**24**		1.8	0.56	ng/L		04/03/20 13:30	04/03/20 17:50	1
Perfluorooctanoic acid (PFOA)	**6.0**		1.8	0.75	ng/L		04/03/20 13:30	04/03/20 17:50	1
Perfluoropentanoic acid (PFPeA)	**1.4**	**J B**	1.8	0.58	ng/L		04/03/20 13:30	04/03/20 17:50	1
Perfluorotetradecanoic acid (PFTeA)	ND		1.8	0.85	ng/L		04/03/20 13:30	04/03/20 17:50	1
Perfluorotridecanoic acid (PFTriA)	ND		1.8	0.55	ng/L		04/03/20 13:30	04/03/20 17:50	1
Perfluoroundecanoic acid (PFUnA)	ND		1.8	0.72	ng/L		04/03/20 13:30	04/03/20 17:50	1

Isotope Dilution	*%Recovery*	*Qualifier*	*Limits*	*Prepared*	*Analyzed*	*Dil Fac*
13C2 PFDA	*83*		*50 - 150*	*04/03/20 13:30*	*04/03/20 17:50*	*1*
13C2 PFDoA	*99*		*50 - 150*	*04/03/20 13:30*	*04/03/20 17:50*	*1*
13C2 PFHxA	*101*		*50 - 150*	*04/03/20 13:30*	*04/03/20 17:50*	*1*
13C2 PFUnA	*111*		*50 - 150*	*04/03/20 13:30*	*04/03/20 17:50*	*1*
13C2 PFTeDA	*81*		*50 - 150*	*04/03/20 13:30*	*04/03/20 17:50*	*1*
13C4 PFBA	*86*		*25 - 150*	*04/03/20 13:30*	*04/03/20 17:50*	*1*
13C4 PFOA	*107*		*50 - 150*	*04/03/20 13:30*	*04/03/20 17:50*	*1*
13C4 PFOS	*85*		*50 - 150*	*04/03/20 13:30*	*04/03/20 17:50*	*1*
13C4 PFHpA	*100*		*50 - 150*	*04/03/20 13:30*	*04/03/20 17:50*	*1*
13C5 PFNA	*92*		*50 - 150*	*04/03/20 13:30*	*04/03/20 17:50*	*1*
13C5 PFPeA	*98*		*25 - 150*	*04/03/20 13:30*	*04/03/20 17:50*	*1*
13C8 FOSA	*87*		*25 - 150*	*04/03/20 13:30*	*04/03/20 17:50*	*1*
18O2 PFHxS	*101*		*50 - 150*	*04/03/20 13:30*	*04/03/20 17:50*	*1*
d3-NMeFOSAA	*93*		*50 - 150*	*04/03/20 13:30*	*04/03/20 17:50*	*1*
d5-NEtFOSAA	*143*		*50 - 150*	*04/03/20 13:30*	*04/03/20 17:50*	*1*
M2-6:2 FTS	*111*		*25 - 150*	*04/03/20 13:30*	*04/03/20 17:50*	*1*
M2-8:2 FTS	*110*		*25 - 150*	*04/03/20 13:30*	*04/03/20 17:50*	*1*

Method: 6010C - Metals (ICP)

Analyte	Result	Qualifier	RL	MDL	Unit	D	Prepared	Analyzed	Dil Fac
Aluminum	**0.072**	**J**	0.20	0.060	mg/L		04/01/20 18:18	04/02/20 23:17	1
Antimony	ND		0.020	0.0068	mg/L		04/01/20 18:18	04/02/20 23:17	1
Arsenic	**0.017**		0.015	0.0056	mg/L		04/01/20 18:18	04/02/20 23:17	1
Barium	**0.18**		0.0020	0.00070	mg/L		04/01/20 18:18	04/02/20 23:17	1
Beryllium	ND		0.0020	0.00030	mg/L		04/01/20 18:18	04/02/20 23:17	1
Boron	**0.032**		0.020	0.0040	mg/L		04/01/20 18:18	04/02/20 23:17	1
Cadmium	ND		0.0020	0.00050	mg/L		04/01/20 18:18	04/02/20 23:17	1
Calcium	**62.2**		0.50	0.10	mg/L		04/01/20 18:18	04/02/20 23:17	1
Chromium	**0.0016**	**J**	0.0040	0.0010	mg/L		04/01/20 18:18	04/02/20 23:17	1
Cobalt	**0.0045**		0.0040	0.00063	mg/L		04/01/20 18:18	04/02/20 23:17	1
Copper	ND		0.010	0.0016	mg/L		04/01/20 18:18	04/02/20 23:17	1
Iron	**3.5**		0.050	0.019	mg/L		04/01/20 18:18	04/02/20 23:17	1
Lead	ND		0.010	0.0030	mg/L		04/01/20 18:18	04/02/20 23:17	1
Magnesium	**18.7**		0.20	0.043	mg/L		04/01/20 18:18	04/02/20 23:17	1

Client Sample ID: 8-STE-001-002-01 MW-101S

Lab Sample ID: 480-168017-1
Date Collected: 03/31/20 11:00
Matrix: Water
Date Received: 04/01/20 09:30

Method: 6010C - Metals (ICP) (Continued)

Analyte	Result	Qualifier	RL	MDL	Unit	D	Prepared	Analyzed	Dil Fac
Manganese	4.2		0.0030	0.00040	mg/L		04/01/20 18:18	04/02/20 23:17	1
Nickel	0.0047	J	0.010	0.0013	mg/L		04/01/20 18:18	04/02/20 23:17	1
Potassium	2.5		0.50	0.10	mg/L		04/01/20 18:18	04/02/20 23:17	1
Selenium	ND		0.025	0.0087	mg/L		04/01/20 18:18	04/02/20 23:17	1
Silver	ND		0.0060	0.0017	mg/L		04/01/20 18:18	04/02/20 23:17	1
Sodium	5.1		1.0	0.32	mg/L		04/01/20 18:18	04/02/20 23:17	1
Thallium	ND		0.020	0.010	mg/L		04/01/20 18:18	04/02/20 23:17	1
Vanadium	ND		0.0050	0.0015	mg/L		04/01/20 18:18	04/02/20 23:17	1
Zinc	0.0021	J	0.010	0.0015	mg/L		04/01/20 18:18	04/02/20 23:17	1

Method: 7470A - Mercury (CVAA)

Analyte	Result	Qualifier	RL	MDL	Unit	D	Prepared	Analyzed	Dil Fac
Mercury	ND		0.00020	0.00012	mg/L		04/02/20 11:40	04/02/20 14:45	1

General Chemistry

Analyte	Result	Qualifier	RL	MDL	Unit	D	Prepared	Analyzed	Dil Fac
Bromide	ND		0.40	0.15	mg/L			04/02/20 11:09	2
Chloride	2.3		1.0	0.56	mg/L			04/02/20 11:09	2
Sulfate	4.0		4.0	0.70	mg/L			04/02/20 11:09	2
Ammonia	ND		0.020	0.0090	mg/L			04/02/20 09:09	1
Chemical Oxygen Demand	ND		10.0	5.0	mg/L			04/02/20 16:10	1
Total Organic Carbon	3.2		1.0	0.43	mg/L			04/03/20 13:58	1
Alkalinity, Total	269		5.0	0.79	mg/L			04/05/20 16:07	1
Total hardness as CaCO3	280		10.0	2.6	mg/L			04/06/20 12:00	1
Total Dissolved Solids	307		10.0	4.0	mg/L			04/01/20 18:47	1

Client Sample ID: 8-STE-001-002-02 MW-101I

Lab Sample ID: 480-168017-2
Date Collected: 03/31/20 12:00
Matrix: Water
Date Received: 04/01/20 09:30

Method: 8260C - Volatile Organic Compounds by GC/MS

Analyte	Result	Qualifier	RL	MDL	Unit	D	Prepared	Analyzed	Dil Fac
1,1,1,2-Tetrachloroethane	ND		1.0	0.35	ug/L			04/02/20 23:45	1
1,1,1-Trichloroethane	ND		1.0	0.82	ug/L			04/02/20 23:45	1
1,1,2,2-Tetrachloroethane	ND		1.0	0.21	ug/L			04/02/20 23:45	1
1,1,2-Trichloroethane	ND		1.0	0.23	ug/L			04/02/20 23:45	1
1,1-Dichloroethane	ND		1.0	0.38	ug/L			04/02/20 23:45	1
1,1-Dichloroethene	ND		1.0	0.29	ug/L			04/02/20 23:45	1
1,2,3-Trichloropropane	ND		1.0	0.89	ug/L			04/02/20 23:45	1
1,2-Dibromo-3-Chloropropane	ND		1.0	0.39	ug/L			04/02/20 23:45	1
1,2-Dibromoethane	ND		1.0	0.73	ug/L			04/02/20 23:45	1
1,2-Dichlorobenzene	ND		1.0	0.79	ug/L			04/02/20 23:45	1
1,2-Dichloroethane	ND		1.0	0.21	ug/L			04/02/20 23:45	1
1,2-Dichloropropane	ND		1.0	0.72	ug/L			04/02/20 23:45	1
1,4-Dichlorobenzene	ND		1.0	0.84	ug/L			04/02/20 23:45	1
2-Butanone (MEK)	ND		10	1.3	ug/L			04/02/20 23:45	1
2-Hexanone	ND		5.0	1.2	ug/L			04/02/20 23:45	1
4-Methyl-2-pentanone (MIBK)	ND		5.0	2.1	ug/L			04/02/20 23:45	1
Acetone	ND		10	3.0	ug/L			04/02/20 23:45	1
Acrylonitrile	ND		5.0	0.83	ug/L			04/02/20 23:45	1

Client Sample ID: 8-STE-001-002-02 MW-101I

Lab Sample ID: 480-168017-2

Date Collected: 03/31/20 12:00

Matrix: Water

Date Received: 04/01/20 09:30

Method: 8260C - Volatile Organic Compounds by GC/MS (Continued)

Analyte	Result	Qualifier	RL	MDL	Unit	D	Prepared	Analyzed	Dil Fac
Benzene	ND		1.0	0.41	ug/L			04/02/20 23:45	1
Bromodichloromethane	ND		1.0	0.39	ug/L			04/02/20 23:45	1
Bromoform	ND		1.0	0.26	ug/L			04/02/20 23:45	1
Bromomethane	ND		1.0	0.69	ug/L			04/02/20 23:45	1
Carbon disulfide	ND		1.0	0.19	ug/L			04/02/20 23:45	1
Carbon tetrachloride	ND		1.0	0.27	ug/L			04/02/20 23:45	1
Chlorobenzene	ND		1.0	0.75	ug/L			04/02/20 23:45	1
Chlorobromomethane	ND		1.0	0.87	ug/L			04/02/20 23:45	1
Chloroethane	ND		1.0	0.32	ug/L			04/02/20 23:45	1
Chloroform	ND		1.0	0.34	ug/L			04/02/20 23:45	1
Chloromethane	ND		1.0	0.35	ug/L			04/02/20 23:45	1
cis-1,2-Dichloroethene	ND		1.0	0.81	ug/L			04/02/20 23:45	1
cis-1,3-Dichloropropene	ND		1.0	0.36	ug/L			04/02/20 23:45	1
Dibromochloromethane	ND		1.0	0.32	ug/L			04/02/20 23:45	1
Dibromomethane	ND		1.0	0.41	ug/L			04/02/20 23:45	1
Ethylbenzene	ND		1.0	0.74	ug/L			04/02/20 23:45	1
Iodomethane	ND		1.0	0.30	ug/L			04/02/20 23:45	1
m,p-Xylene	ND		2.0	0.66	ug/L			04/02/20 23:45	1
Methylene Chloride	ND		1.0	0.44	ug/L			04/02/20 23:45	1
o-Xylene	ND		1.0	0.76	ug/L			04/02/20 23:45	1
Styrene	ND		1.0	0.73	ug/L			04/02/20 23:45	1
Tetrachloroethene	ND		1.0	0.36	ug/L			04/02/20 23:45	1
Toluene	ND		1.0	0.51	ug/L			04/02/20 23:45	1
trans-1,2-Dichloroethene	ND		1.0	0.90	ug/L			04/02/20 23:45	1
trans-1,3-Dichloropropene	ND		1.0	0.37	ug/L			04/02/20 23:45	1
trans-1,4-Dichloro-2-butene	ND		1.0	0.22	ug/L			04/02/20 23:45	1
Trichloroethene	ND		1.0	0.46	ug/L			04/02/20 23:45	1
Trichlorofluoromethane	ND		1.0	0.88	ug/L			04/02/20 23:45	1
Vinyl acetate	ND		5.0	0.85	ug/L			04/02/20 23:45	1
Vinyl chloride	ND		1.0	0.90	ug/L			04/02/20 23:45	1
Xylenes, Total	ND		2.0	0.66	ug/L			04/02/20 23:45	1

Surrogate	*%Recovery*	*Qualifier*	*Limits*	*Prepared*	*Analyzed*	*Dil Fac*
1,2-Dichloroethane-d4 (Surr)	*94*		*77 - 120*		*04/02/20 23:45*	*1*
4-Bromofluorobenzene (Surr)	*117*		*73 - 120*		*04/02/20 23:45*	*1*
Dibromofluoromethane (Surr)	*97*		*75 - 123*		*04/02/20 23:45*	*1*
Toluene-d8 (Surr)	*101*		*80 - 120*		*04/02/20 23:45*	*1*

Method: 8270D SIM ID - Semivolatile Organic Compounds (GC/MS SIM / Isotope Dilution)

Analyte	Result	Qualifier	RL	MDL	Unit	D	Prepared	Analyzed	Dil Fac
1,4-Dioxane	**0.11**	**J**	0.20	0.10	ug/L		04/01/20 14:56	04/02/20 18:04	1

Isotope Dilution	*%Recovery*	*Qualifier*	*Limits*	*Prepared*	*Analyzed*	*Dil Fac*
1,4-Dioxane-d8	*22*		*15 - 110*	*04/01/20 14:56*	*04/02/20 18:04*	*1*

Method: 8270D_LL_PAH - Semivolatile Organic Compounds (GC/MS) Low level PAH

Analyte	Result	Qualifier	RL	MDL	Unit	D	Prepared	Analyzed	Dil Fac
Acenaphthene	ND		0.50	0.30	ug/L		04/02/20 08:35	04/03/20 21:50	1
Acenaphthylene	ND		0.50	0.34	ug/L		04/02/20 08:35	04/03/20 21:50	1
Anthracene	ND	*	0.50	0.39	ug/L		04/02/20 08:35	04/03/20 21:50	1
Benzo[a]anthracene	ND		0.50	0.40	ug/L		04/02/20 08:35	04/03/20 21:50	1

Client Sample ID: 8-STE-001-002-02 MW-101I

Lab Sample ID: 480-168017-2

Date Collected: 03/31/20 12:00

Matrix: Water

Date Received: 04/01/20 09:30

Method: 8270D_LL_PAH - Semivolatile Organic Compounds (GC/MS) Low level PAH (Continued)

Analyte	Result	Qualifier	RL	MDL	Unit	D	Prepared	Analyzed	Dil Fac
Benzo[a]pyrene	ND		0.50	0.33	ug/L		04/02/20 08:35	04/03/20 21:50	1
Benzo[b]fluoranthene	ND		0.50	0.30	ug/L		04/02/20 08:35	04/03/20 21:50	1
Benzo[g,h,i]perylene	ND		0.50	0.37	ug/L		04/02/20 08:35	04/03/20 21:50	1
Benzo[k]fluoranthene	ND		0.50	0.085	ug/L		04/02/20 08:35	04/03/20 21:50	1
Chrysene	ND		0.50	0.32	ug/L		04/02/20 08:35	04/03/20 21:50	1
Dibenz(a,h)anthracene	ND		0.50	0.33	ug/L		04/02/20 08:35	04/03/20 21:50	1
Fluoranthene	ND		0.50	0.36	ug/L		04/02/20 08:35	04/03/20 21:50	1
Fluorene	ND		0.50	0.37	ug/L		04/02/20 08:35	04/03/20 21:50	1
Indeno[1,2,3-cd]pyrene	ND		0.50	0.44	ug/L		04/02/20 08:35	04/03/20 21:50	1
Naphthalene	ND		0.50	0.42	ug/L		04/02/20 08:35	04/03/20 21:50	1
Phenanthrene	ND	*	0.50	0.38	ug/L		04/02/20 08:35	04/03/20 21:50	1
Pyrene	ND		0.50	0.36	ug/L		04/02/20 08:35	04/03/20 21:50	1

Surrogate	*%Recovery*	*Qualifier*	*Limits*	*Prepared*	*Analyzed*	*Dil Fac*
2-Fluorobiphenyl	*74*		*48 - 120*	*04/02/20 08:35*	*04/03/20 21:50*	*1*
Nitrobenzene-d5	*68*		*46 - 120*	*04/02/20 08:35*	*04/03/20 21:50*	*1*
p-Terphenyl-d14	*39*		*24 - 136*	*04/02/20 08:35*	*04/03/20 21:50*	*1*

Method: 537 (modified) - Fluorinated Alkyl Substances

Analyte	Result	Qualifier	RL	MDL	Unit	D	Prepared	Analyzed	Dil Fac
1H,1H,2H,2H-perfluorodecanesulfonic acid (8:2)	ND		18	2.7	ng/L		04/03/20 13:30	04/03/20 17:59	1
1H,1H,2H,2H-perfluorooctanesulfonic acid (6:2)	ND		18	5.1	ng/L		04/03/20 13:30	04/03/20 17:59	1
N-ethylperfluorooctanesulfonamidoacetic acid (NEtFOSAA)	ND		18	1.4	ng/L		04/03/20 13:30	04/03/20 17:59	1
N-methylperfluorooctanesulfonamidoacetic acid (NMeFOSAA)	ND		18	1.6	ng/L		04/03/20 13:30	04/03/20 17:59	1
Perfluorobutanesulfonic acid (PFBS)	**0.55**	**J**	1.8	0.45	ng/L		04/03/20 13:30	04/03/20 17:59	1
Perfluorobutanoic acid (PFBA)	**3.0**	**B**	1.8	0.92	ng/L		04/03/20 13:30	04/03/20 17:59	1
Perfluorodecanesulfonic acid (PFDS)	ND		1.8	0.83	ng/L		04/03/20 13:30	04/03/20 17:59	1
Perfluorodecanoic acid (PFDA)	ND		1.8	0.71	ng/L		04/03/20 13:30	04/03/20 17:59	1
Perfluorododecanoic acid (PFDoA)	ND		1.8	0.54	ng/L		04/03/20 13:30	04/03/20 17:59	1
Perfluoroheptanesulfonic Acid (PFHpS)	ND		1.8	0.88	ng/L		04/03/20 13:30	04/03/20 17:59	1
Perfluoroheptanoic acid (PFHpA)	ND		1.8	0.84	ng/L		04/03/20 13:30	04/03/20 17:59	1
Perfluorohexanesulfonic acid (PFHxS)	ND		1.8	0.74	ng/L		04/03/20 13:30	04/03/20 17:59	1
Perfluorohexanoic acid (PFHxA)	ND		1.8	0.70	ng/L		04/03/20 13:30	04/03/20 17:59	1
Perfluorononanoic acid (PFNA)	ND		1.8	0.25	ng/L		04/03/20 13:30	04/03/20 17:59	1
Perfluorooctanesulfonamide (PFOSA)	ND		9.2	9.2	ng/L		04/03/20 13:30	04/03/20 17:59	1
Perfluorooctanesulfonic acid (PFOS)	**0.91**	**J**	1.8	0.56	ng/L		04/03/20 13:30	04/03/20 17:59	1
Perfluorooctanoic acid (PFOA)	**1.7**	**J**	1.8	0.75	ng/L		04/03/20 13:30	04/03/20 17:59	1
Perfluoropentanoic acid (PFPeA)	**0.75**	**J B**	1.8	0.58	ng/L		04/03/20 13:30	04/03/20 17:59	1
Perfluorotetradecanoic acid (PFTeA)	ND		1.8	0.85	ng/L		04/03/20 13:30	04/03/20 17:59	1
Perfluorotridecanoic acid (PFTriA)	ND		1.8	0.55	ng/L		04/03/20 13:30	04/03/20 17:59	1
Perfluoroundecanoic acid (PFUnA)	ND		1.8	0.72	ng/L		04/03/20 13:30	04/03/20 17:59	1

Isotope Dilution	*%Recovery*	*Qualifier*	*Limits*	*Prepared*	*Analyzed*	*Dil Fac*
13C2 PFDA	*88*		*50 - 150*	*04/03/20 13:30*	*04/03/20 17:59*	*1*
13C2 PFDoA	*90*		*50 - 150*	*04/03/20 13:30*	*04/03/20 17:59*	*1*

Client Sample ID: 8-STE-001-002-02 MW-101I

Date Collected: 03/31/20 12:00
Date Received: 04/01/20 09:30

Lab Sample ID: 480-168017-2

Matrix: Water

Method: 537 (modified) - Fluorinated Alkyl Substances (Continued)

Isotope Dilution	%Recovery	Qualifier	Limits	Prepared	Analyzed	Dil Fac
13C2 PFHxA	111		50 - 150	04/03/20 13:30	04/03/20 17:59	1
13C2 PFUnA	83		50 - 150	04/03/20 13:30	04/03/20 17:59	1
13C2 PFTeDA	82		50 - 150	04/03/20 13:30	04/03/20 17:59	1
13C4 PFBA	101		25 - 150	04/03/20 13:30	04/03/20 17:59	1
13C4 PFOA	96		50 - 150	04/03/20 13:30	04/03/20 17:59	1
13C4 PFOS	97		50 - 150	04/03/20 13:30	04/03/20 17:59	1
13C4 PFHpA	100		50 - 150	04/03/20 13:30	04/03/20 17:59	1
13C5 PFNA	96		50 - 150	04/03/20 13:30	04/03/20 17:59	1
13C5 PFPeA	113		25 - 150	04/03/20 13:30	04/03/20 17:59	1
13C8 FOSA	95		25 - 150	04/03/20 13:30	04/03/20 17:59	1
18O2 PFHxS	101		50 - 150	04/03/20 13:30	04/03/20 17:59	1
d3-NMeFOSAA	89		50 - 150	04/03/20 13:30	04/03/20 17:59	1
d5-NEtFOSAA	88		50 - 150	04/03/20 13:30	04/03/20 17:59	1
M2-6:2 FTS	103		25 - 150	04/03/20 13:30	04/03/20 17:59	1
M2-8:2 FTS	93		25 - 150	04/03/20 13:30	04/03/20 17:59	1

Method: 6010C - Metals (ICP)

Analyte	Result	Qualifier	RL	MDL	Unit	D	Prepared	Analyzed	Dil Fac
Aluminum	**7.6**		0.20	0.060	mg/L		04/01/20 18:18	04/02/20 23:21	1
Antimony	ND		0.020	0.0068	mg/L		04/01/20 18:18	04/02/20 23:21	1
Arsenic	**0.0071**	J	0.015	0.0056	mg/L		04/01/20 18:18	04/02/20 23:21	1
Barium	**0.21**		0.0020	0.00070	mg/L		04/01/20 18:18	04/02/20 23:21	1
Beryllium	**0.00038**	J	0.0020	0.00030	mg/L		04/01/20 18:18	04/02/20 23:21	1
Boron	**0.035**		0.020	0.0040	mg/L		04/01/20 18:18	04/02/20 23:21	1
Cadmium	ND		0.0020	0.00050	mg/L		04/01/20 18:18	04/02/20 23:21	1
Calcium	**91.7**		0.50	0.10	mg/L		04/01/20 18:18	04/02/20 23:21	1
Chromium	**0.015**		0.0040	0.0010	mg/L		04/01/20 18:18	04/02/20 23:21	1
Cobalt	**0.0047**		0.0040	0.00063	mg/L		04/01/20 18:18	04/02/20 23:21	1
Copper	**0.0084**	J	0.010	0.0016	mg/L		04/01/20 18:18	04/02/20 23:21	1
Iron	**10.4**		0.050	0.019	mg/L		04/01/20 18:18	04/02/20 23:21	1
Lead	**0.0038**	J	0.010	0.0030	mg/L		04/01/20 18:18	04/02/20 23:21	1
Magnesium	**42.4**		0.20	0.043	mg/L		04/01/20 18:18	04/02/20 23:21	1
Manganese	**0.57**		0.0030	0.00040	mg/L		04/01/20 18:18	04/02/20 23:21	1
Nickel	**0.013**		0.010	0.0013	mg/L		04/01/20 18:18	04/02/20 23:21	1
Potassium	**6.8**		0.50	0.10	mg/L		04/01/20 18:18	04/02/20 23:21	1
Selenium	ND		0.025	0.0087	mg/L		04/01/20 18:18	04/02/20 23:21	1
Silver	ND		0.0060	0.0017	mg/L		04/01/20 18:18	04/02/20 23:21	1
Sodium	**6.3**		1.0	0.32	mg/L		04/01/20 18:18	04/02/20 23:21	1
Thallium	ND		0.020	0.010	mg/L		04/01/20 18:18	04/02/20 23:21	1
Vanadium	**0.010**		0.0050	0.0015	mg/L		04/01/20 18:18	04/02/20 23:21	1
Zinc	**0.023**		0.010	0.0015	mg/L		04/01/20 18:18	04/02/20 23:21	1

Method: 7470A - Mercury (CVAA)

Analyte	Result	Qualifier	RL	MDL	Unit	D	Prepared	Analyzed	Dil Fac
Mercury	ND		0.00020	0.00012	mg/L		04/02/20 11:40	04/02/20 14:47	1

General Chemistry

Analyte	Result	Qualifier	RL	MDL	Unit	D	Prepared	Analyzed	Dil Fac
Bromide	**0.45**	J	1.0	0.37	mg/L			04/02/20 11:23	5
Chloride	**15.6**		2.5	1.4	mg/L			04/02/20 11:23	5

Client Sample ID: 8-STE-001-002-02 MW-101I

Lab Sample ID: 480-168017-2
Date Collected: 03/31/20 12:00
Matrix: Water
Date Received: 04/01/20 09:30

General Chemistry (Continued)

Analyte	Result	Qualifier	RL	MDL	Unit	D	Prepared	Analyzed	Dil Fac
Sulfate	21.0		10.0	1.7	mg/L			04/02/20 11:23	5
Ammonia	0.056		0.020	0.0090	mg/L			04/02/20 09:15	1
Chemical Oxygen Demand	ND		10.0	5.0	mg/L			04/02/20 16:10	1
Total Organic Carbon	0.91	J	1.0	0.43	mg/L			04/03/20 14:52	1
Alkalinity, Total	400		5.0	0.79	mg/L			04/05/20 16:14	1
Total hardness as CaCO3	470		10.0	2.6	mg/L			04/06/20 12:00	1
Total Dissolved Solids	416		10.0	4.0	mg/L			04/01/20 18:47	1

~~Client Sample ID: 8-STE-001-002-03~~

~~**Lab Sample ID: 480-168017-3**~~
~~**Date Collected: 03/31/20 15:30**~~
~~**Matrix: Water**~~
~~**Date Received: 04/01/20 09:30**~~

~~Method: 537 (modified) - Fluorinated Alkyl Substances~~

Analyte	Result	Qualifier	RL	MDL	Unit	D	Prepared	Analyzed	Dil Fac
1H,1H,2H,2H-perfluorodecanesulfonic acid (8:2)	ND		20	2.8	ng/L		04/03/20 13:30	04/03/20 18:07	1
1H,1H,2H,2H-perfluorooctanesulfonic acid (6:2)	ND		20	5.4	ng/L		04/03/20 13:30	04/03/20 18:07	1
N-ethylperfluorooctanesulfonamidoacetic acid (NEtFOSAA)	ND		20	1.5	ng/L		04/03/20 13:30	04/03/20 18:07	1
N-methylperfluorooctanesulfonamidoacetic acid (NMeFOSAA)	ND		20	1.7	ng/L		04/03/20 13:30	04/03/20 18:07	1
Perfluorobutanesulfonic acid (PFBS)	ND		2.0	0.48	ng/L		04/03/20 13:30	04/03/20 18:07	1
Perfluorobutanoic acid (PFBA)	ND		2.0	0.98	ng/L		04/03/20 13:30	04/03/20 18:07	1
Perfluorodecanesulfonic acid (PFDS)	ND		2.0	0.88	ng/L		04/03/20 13:30	04/03/20 18:07	1
Perfluorodecanoic acid (PFDA)	ND		2.0	0.75	ng/L		04/03/20 13:30	04/03/20 18:07	1
Perfluorododecanoic acid (PFDoA)	ND		2.0	0.58	ng/L		04/03/20 13:30	04/03/20 18:07	1
Perfluoroheptanesulfonic Acid (PFHpS)	ND		2.0	0.93	ng/L		04/03/20 13:30	04/03/20 18:07	1
Perfluoroheptanoic acid (PFHpA)	ND		2.0	0.89	ng/L		04/03/20 13:30	04/03/20 18:07	1
Perfluorohexanesulfonic acid (PFHxS)	ND		2.0	0.78	ng/L		04/03/20 13:30	04/03/20 18:07	1
Perfluorohexanoic acid (PFHxA)	ND		2.0	0.74	ng/L		04/03/20 13:30	04/03/20 18:07	1
Perfluorononanoic acid (PFNA)	ND		2.0	0.26	ng/L		04/03/20 13:30	04/03/20 18:07	1
Perfluorooctanesulfonamide (PFOSA)	ND		9.8	9.8	ng/L		04/03/20 13:30	04/03/20 18:07	1
Perfluorooctanesulfonic acid (PFOS)	1.4	J	2.0	0.59	ng/L		04/03/20 13:30	04/03/20 18:07	1
Perfluorooctanoic acid (PFOA)	ND		2.0	0.79	ng/L		04/03/20 13:30	04/03/20 18:07	1
Perfluoropentanoic acid (PFPeA)	ND		2.0	0.61	ng/L		04/03/20 13:30	04/03/20 18:07	1
Perfluorotetradecanoic acid (PFTeA)	ND		2.0	0.90	ng/L		04/03/20 13:30	04/03/20 18:07	1
Perfluorotridecanoic acid (PFTriA)	ND		2.0	0.59	ng/L		04/03/20 13:30	04/03/20 18:07	1
Perfluoroundecanoic acid (PFUnA)	ND		2.0	0.76	ng/L		04/03/20 13:30	04/03/20 18:07	1

Isotope Dilution	%Recovery	Qualifier	Limits	Prepared	Analyzed	Dil Fac
13C2 PFDA	93		50 - 150	04/03/20 13:30	04/03/20 18:07	1
13C2 PFDoA	95		50 - 150	04/03/20 13:30	04/03/20 18:07	1
13C2 PFHxA	111		50 - 150	04/03/20 13:30	04/03/20 18:07	1
13C2 PFUnA	104		50 - 150	04/03/20 13:30	04/03/20 18:07	1
13C2 PFTeDA	93		50 - 150	04/03/20 13:30	04/03/20 18:07	1
13C4 PFBA	65		25 - 150	04/03/20 13:30	04/03/20 18:07	1
13C4 PFOA	106		50 - 150	04/03/20 13:30	04/03/20 18:07	1
13C4 PFOS	99		50 - 150	04/03/20 13:30	04/03/20 18:07	1
13C4 PFHpA	103		50 - 150	04/03/20 13:30	04/03/20 18:07	1

CHAIN-OF-CUSTODY / Analytical Request Document

Section A Laboratory Information		Section B Client Information	
Lab Name:	TestAmerica	Company:	Parsons
Attention:	John Schove	Attention:	George Moreau
Address:	10 Hazelwood Drive Amherst, NY 14228-2298	Address:	301 Plainfield Road, Suite 350 Syracuse, NY 13212
Phone:	(716) 504-9838	Phone:	315-552-9715
Email:	John.Schove@testamericainc.com	Email:	George.H.Moreau@parsons.com

Section C Deliverable Requirements	
Report To:	George.H.Moreau@parsons.com
Copy To:	Lorraine.Weber@parsons.com; Laura.Drachenberg@parsons.com Maryanne.Kosciewicz@parsons.com; Heather.Fettig@parsons.com
Deliverables:	Level 2, CAT B Report, NYSDEC EQUIS EDD

Purchase Order No:

TAT - 10 Day

Section D Additional Information

COC #:	8-STE-001-002
Project Name:	ILI - Region 8
Project Site:	Henry's LF
Project Number:	450619 - 09000

Preservative codes (for water only): 0 1 0 0 2 2 3 1 0 0 0

	Location ID	Start Depth (ft)	End Depth (ft)	Field Sample ID MUST BE UNIQUE	Sample Date	Sample Time	Sample Matrix	Sample Type	# of Cont.	MS/MSD	Composite (Y/N)	PFAS Modified 537	Modified Baseline VOCs 8260	PAHs 8270SIM	1, 4 - Dioxane 8270SIM	Mod Bsln Met/Hg 6010/7470	Hard-SM20 2340C	Ammonia/COD 350.1/410.4	TOC 9060A	SO4/CHL/BRO 300.0	TDS SM2540D	Alkalinity SM20 2320B		
									#Bottles			2	3	2	2	1	1	1	2	1	1	1		
1	8-STE-001-MW-101S	21.62	26	8-STE-001-002-01	3/31/20	1100	WG	N	17			X	X	X	X	X	X	X	X	X	X	X		
2	8-STE-001-MW-101I	52.49	55.20	8-STE-001-002-02	3/31/20	1200	WG	N	17			X	X	X	X	X	X	X	X	X	X	X		
3	Field QC	-	-	8-STE-001-002-03	3/31/20	1530	WQ	EB	2			X												
4	Field QC	-	-	8-STE-001-002-04	3/31/20	1535	WQ	FB	2			X												
5	Field QC	-	-	8-STE-001-002-05	3/31/20	-	WQ	TB	1				X											
6																								
7																								
8																								
9																								
10																								

480-168017 Chain of Custody

Special Instructions:

#2 2.5, 2.9

Samplers Name: Alivn Cook Jn Mikocinik	Company: Parsons	Relinquished By:	Company:	Cooler Temp.:	Custody Seals Intact: Yes ☐ No ☐
	Date/Time: 3/31/20 1515		Date/Time:	Rec'd on Ice: Yes ☐ No ☐	Samples Intact : Yes ☐ No ☐
Shipment Method:	Shipment Tracking No:	Accepted By:	Company: TMB	Cooler Temp.:	Custody Seals Intact: Yes ☐ No ☐
	Date/Time:		Date/Time: 4/1/2000930	Rec'd on Ice: Yes ☐ No ☐	Samples Intact: Yes ☐ No ☐

Preservatives: 0 = None; [1 = HCL]; [2 = HNO3]; [3 = H2SO4]; [4 = NaOH]; [5 = Zn Acetate]; [6 = MeOH]; [7 = NaHSO4]; 8 = Other (H3PO4):

Client Sample Results

Client: Parsons Corporation
Project/Site: 8-STE-001 Henry's Landfill

Job ID: 480-168118-1

Client Sample ID: 8-STE-001-003-01 MW-101D

Lab Sample ID: 480-168118-1

Date Collected: 04/01/20 09:25

Matrix: Water

Date Received: 04/03/20 09:00

Method: 8260C - Volatile Organic Compounds by GC/MS

Analyte	Result	Qualifier	RL	MDL	Unit	D	Prepared	Analyzed	Dil Fac
1,1,1,2-Tetrachloroethane	ND		1.0	0.35	ug/L			04/07/20 11:24	1
1,1,1-Trichloroethane	ND		1.0	0.82	ug/L			04/07/20 11:24	1
1,1,2,2-Tetrachloroethane	ND		1.0	0.21	ug/L			04/07/20 11:24	1
1,1,2-Trichloroethane	ND		1.0	0.23	ug/L			04/07/20 11:24	1
1,1-Dichloroethane	ND		1.0	0.38	ug/L			04/07/20 11:24	1
1,1-Dichloroethene	ND		1.0	0.29	ug/L			04/07/20 11:24	1
1,2,3-Trichloropropane	ND		1.0	0.89	ug/L			04/07/20 11:24	1
1,2-Dibromo-3-Chloropropane	ND		1.0	0.39	ug/L			04/07/20 11:24	1
1,2-Dibromoethane	ND		1.0	0.73	ug/L			04/07/20 11:24	1
1,2-Dichlorobenzene	ND		1.0	0.79	ug/L			04/07/20 11:24	1
1,2-Dichloroethane	ND		1.0	0.21	ug/L			04/07/20 11:24	1
1,2-Dichloropropane	ND		1.0	0.72	ug/L			04/07/20 11:24	1
1,4-Dichlorobenzene	ND		1.0	0.84	ug/L			04/07/20 11:24	1
2-Butanone (MEK)	ND		10	1.3	ug/L			04/07/20 11:24	1
2-Hexanone	ND		5.0	1.2	ug/L			04/07/20 11:24	1
4-Methyl-2-pentanone (MIBK)	ND		5.0	2.1	ug/L			04/07/20 11:24	1
Acetone	ND		10	3.0	ug/L			04/07/20 11:24	1
Acrylonitrile	ND		5.0	0.83	ug/L			04/07/20 11:24	1
Benzene	**0.64**	**J**	1.0	0.41	ug/L			04/07/20 11:24	1
Bromodichloromethane	ND		1.0	0.39	ug/L			04/07/20 11:24	1
Bromoform	ND		1.0	0.26	ug/L			04/07/20 11:24	1
Bromomethane	ND		1.0	0.69	ug/L			04/07/20 11:24	1
Carbon disulfide	ND		1.0	0.19	ug/L			04/07/20 11:24	1
Carbon tetrachloride	ND		1.0	0.27	ug/L			04/07/20 11:24	1
Chlorobenzene	**2.6**		1.0	0.75	ug/L			04/07/20 11:24	1
Chlorobromomethane	ND		1.0	0.87	ug/L			04/07/20 11:24	1
Chloroethane	ND		1.0	0.32	ug/L			04/07/20 11:24	1
Chloroform	ND		1.0	0.34	ug/L			04/07/20 11:24	1
Chloromethane	ND		1.0	0.35	ug/L			04/07/20 11:24	1
cis-1,2-Dichloroethene	ND		1.0	0.81	ug/L			04/07/20 11:24	1
cis-1,3-Dichloropropene	ND		1.0	0.36	ug/L			04/07/20 11:24	1
Dibromochloromethane	ND		1.0	0.32	ug/L			04/07/20 11:24	1
Dibromomethane	ND		1.0	0.41	ug/L			04/07/20 11:24	1
Ethylbenzene	ND		1.0	0.74	ug/L			04/07/20 11:24	1
Iodomethane	ND		1.0	0.30	ug/L			04/07/20 11:24	1
m,p-Xylene	ND		2.0	0.66	ug/L			04/07/20 11:24	1
Methylene Chloride	ND		1.0	0.44	ug/L			04/07/20 11:24	1
o-Xylene	ND		1.0	0.76	ug/L			04/07/20 11:24	1
Styrene	ND		1.0	0.73	ug/L			04/07/20 11:24	1
Tetrachloroethene	ND		1.0	0.36	ug/L			04/07/20 11:24	1
Toluene	ND		1.0	0.51	ug/L			04/07/20 11:24	1
trans-1,2-Dichloroethene	ND		1.0	0.90	ug/L			04/07/20 11:24	1
trans-1,3-Dichloropropene	ND		1.0	0.37	ug/L			04/07/20 11:24	1
trans-1,4-Dichloro-2-butene	ND		1.0	0.22	ug/L			04/07/20 11:24	1
Trichloroethene	ND		1.0	0.46	ug/L			04/07/20 11:24	1
Trichlorofluoromethane	ND		1.0	0.88	ug/L			04/07/20 11:24	1
Vinyl acetate	ND		5.0	0.85	ug/L			04/07/20 11:24	1
Vinyl chloride	ND		1.0	0.90	ug/L			04/07/20 11:24	1
Xylenes, Total	ND		2.0	0.66	ug/L			04/07/20 11:24	1

Client Sample Results

Client: Parsons Corporation
Project/Site: 8-STE-001 Henry's Landfill

Job ID: 480-168118-1

Client Sample ID: 8-STE-001-003-01 MW-101D
Date Collected: 04/01/20 09:25
Date Received: 04/03/20 09:00

Lab Sample ID: 480-168118-1
Matrix: Water

Surrogate	*%Recovery*	*Qualifier*	*Limits*	*Prepared*	*Analyzed*	*Dil Fac*
1,2-Dichloroethane-d4 (Surr)	*102*		*77 - 120*		*04/07/20 11:24*	*1*
4-Bromofluorobenzene (Surr)	*102*		*73 - 120*		*04/07/20 11:24*	*1*
Dibromofluoromethane (Surr)	*104*		*75 - 123*		*04/07/20 11:24*	*1*
Toluene-d8 (Surr)	*97*		*80 - 120*		*04/07/20 11:24*	*1*

Method: 8270D SIM ID - Semivolatile Organic Compounds (GC/MS SIM / Isotope Dilution)

Analyte	Result	Qualifier	RL	MDL	Unit	D	Prepared	Analyzed	Dil Fac
1,4-Dioxane	**6.8**	**E**	0.40	0.20	ug/L		04/03/20 15:53	04/09/20 02:51	2

Isotope Dilution	*%Recovery*	*Qualifier*	*Limits*	*Prepared*	*Analyzed*	*Dil Fac*
1,4-Dioxane-d8	*27*		*15 - 110*	*04/03/20 15:53*	*04/09/20 02:51*	*2*

Method: 8270D_LL_PAH - Semivolatile Organic Compounds (GC/MS) Low level PAH

Analyte	Result	Qualifier	RL	MDL	Unit	D	Prepared	Analyzed	Dil Fac
Acenaphthene	ND		0.50	0.30	ug/L		04/03/20 15:44	04/06/20 22:17	1
Acenaphthylene	ND		0.50	0.34	ug/L		04/03/20 15:44	04/06/20 22:17	1
Anthracene	ND	*	0.50	0.39	ug/L		04/03/20 15:44	04/06/20 22:17	1
Benzo[a]anthracene	ND		0.50	0.40	ug/L		04/03/20 15:44	04/06/20 22:17	1
Benzo[a]pyrene	ND		0.50	0.33	ug/L		04/03/20 15:44	04/06/20 22:17	1
Benzo[b]fluoranthene	ND		0.50	0.30	ug/L		04/03/20 15:44	04/06/20 22:17	1
Benzo[g,h,i]perylene	ND		0.50	0.37	ug/L		04/03/20 15:44	04/06/20 22:17	1
Benzo[k]fluoranthene	ND		0.50	0.085	ug/L		04/03/20 15:44	04/06/20 22:17	1
Chrysene	ND	*	0.50	0.32	ug/L		04/03/20 15:44	04/06/20 22:17	1
Dibenz(a,h)anthracene	ND		0.50	0.33	ug/L		04/03/20 15:44	04/06/20 22:17	1
Fluoranthene	ND	*	0.50	0.36	ug/L		04/03/20 15:44	04/06/20 22:17	1
Fluorene	ND	*	0.50	0.37	ug/L		04/03/20 15:44	04/06/20 22:17	1
Indeno[1,2,3-cd]pyrene	ND		0.50	0.44	ug/L		04/03/20 15:44	04/06/20 22:17	1
Naphthalene	ND		0.50	0.42	ug/L		04/03/20 15:44	04/06/20 22:17	1
Phenanthrene	ND	*	0.50	0.38	ug/L		04/03/20 15:44	04/06/20 22:17	1
Pyrene	ND		0.50	0.36	ug/L		04/03/20 15:44	04/06/20 22:17	1

Surrogate	*%Recovery*	*Qualifier*	*Limits*	*Prepared*	*Analyzed*	*Dil Fac*
2-Fluorobiphenyl	*77*		*48 - 120*	*04/03/20 15:44*	*04/06/20 22:17*	*1*
Nitrobenzene-d5	*70*		*46 - 120*	*04/03/20 15:44*	*04/06/20 22:17*	*1*
p-Terphenyl-d14	*42*		*24 - 136*	*04/03/20 15:44*	*04/06/20 22:17*	*1*

Method: 537 (modified) - Fluorinated Alkyl Substances

Analyte	Result	Qualifier	RL	MDL	Unit	D	Prepared	Analyzed	Dil Fac
1H,1H,2H,2H-perfluorodecanesulfonic acid (8:2)	ND		20	2.9	ng/L		04/06/20 12:06	04/06/20 19:38	1
1H,1H,2H,2H-perfluorooctanesulfonic acid (6:2)	ND		20	5.4	ng/L		04/06/20 12:06	04/06/20 19:38	1
N-ethylperfluorooctanesulfonamidoacetic acid (NEtFOSAA)	**16**	**J**	20	1.5	ng/L		04/06/20 12:06	04/06/20 19:38	1
N-methylperfluorooctanesulfonamidoacetic acid (NMeFOSAA)	ND		20	1.7	ng/L		04/06/20 12:06	04/06/20 19:38	1
Perfluorobutanesulfonic acid (PFBS)	**2.9**	**B**	2.0	0.48	ng/L		04/06/20 12:06	04/06/20 19:38	1
Perfluorobutanoic acid (PFBA)	**11**	**B**	2.0	0.99	ng/L		04/06/20 12:06	04/06/20 19:38	1
Perfluorodecanesulfonic acid (PFDS)	ND		2.0	0.89	ng/L		04/06/20 12:06	04/06/20 19:38	1
Perfluorodecanoic acid (PFDA)	ND		2.0	0.76	ng/L		04/06/20 12:06	04/06/20 19:38	1
Perfluorododecanoic acid (PFDoA)	ND		2.0	0.58	ng/L		04/06/20 12:06	04/06/20 19:38	1

Client Sample Results

Client: Parsons Corporation
Project/Site: 8-STE-001 Henry's Landfill

Job ID: 480-168118-1

Client Sample ID: 8-STE-001-003-01 MW-101D
Date Collected: 04/01/20 09:25
Date Received: 04/03/20 09:00

Lab Sample ID: 480-168118-1
Matrix: Water

Method: 537 (modified) - Fluorinated Alkyl Substances (Continued)

Analyte	Result	Qualifier	RL	MDL	Unit	D	Prepared	Analyzed	Dil Fac
Perfluoroheptanesulfonic Acid (PFHpS)	ND		2.0	0.94	ng/L		04/06/20 12:06	04/06/20 19:38	1
Perfluoroheptanoic acid (PFHpA)	**6.4**		2.0	0.90	ng/L		04/06/20 12:06	04/06/20 19:38	1
Perfluorohexanesulfonic acid (PFHxS)	**3.6**		2.0	0.79	ng/L		04/06/20 12:06	04/06/20 19:38	1
Perfluorohexanoic acid (PFHxA)	**11**		2.0	0.75	ng/L		04/06/20 12:06	04/06/20 19:38	1
Perfluorononanoic acid (PFNA)	**0.41**	**J**	2.0	0.27	ng/L		04/06/20 12:06	04/06/20 19:38	1
Perfluorooctanesulfonamide (PFOSA)	ND		9.9	9.9	ng/L		04/06/20 12:06	04/06/20 19:38	1
Perfluorooctanesulfonic acid (PFOS)	**14**		2.0	0.60	ng/L		04/06/20 12:06	04/06/20 19:38	1
Perfluorooctanoic acid (PFOA)	**24**		2.0	0.80	ng/L		04/06/20 12:06	04/06/20 19:38	1
Perfluoropentanoic acid (PFPeA)	**3.1**		2.0	0.62	ng/L		04/06/20 12:06	04/06/20 19:38	1
Perfluorotetradecanoic acid (PFTeA)	ND		2.0	0.91	ng/L		04/06/20 12:06	04/06/20 19:38	1
Perfluorotridecanoic acid (PFTriA)	ND		2.0	0.59	ng/L		04/06/20 12:06	04/06/20 19:38	1
Perfluoroundecanoic acid (PFUnA)	ND		2.0	0.77	ng/L		04/06/20 12:06	04/06/20 19:38	1

Isotope Dilution	*%Recovery*	*Qualifier*	*Limits*	*Prepared*	*Analyzed*	*Dil Fac*
13C2 PFDA	*92*		*50 - 150*	*04/06/20 12:06*	*04/06/20 19:38*	*1*
13C2 PFDoA	*104*		*50 - 150*	*04/06/20 12:06*	*04/06/20 19:38*	*1*
13C2 PFHxA	*93*		*50 - 150*	*04/06/20 12:06*	*04/06/20 19:38*	*1*
13C2 PFUnA	*106*		*50 - 150*	*04/06/20 12:06*	*04/06/20 19:38*	*1*
13C2 PFTeDA	*81*		*50 - 150*	*04/06/20 12:06*	*04/06/20 19:38*	*1*
13C4 PFBA	*79*		*25 - 150*	*04/06/20 12:06*	*04/06/20 19:38*	*1*
13C4 PFOA	*98*		*50 - 150*	*04/06/20 12:06*	*04/06/20 19:38*	*1*
13C4 PFOS	*90*		*50 - 150*	*04/06/20 12:06*	*04/06/20 19:38*	*1*
13C4 PFHpA	*93*		*50 - 150*	*04/06/20 12:06*	*04/06/20 19:38*	*1*
13C5 PFNA	*98*		*50 - 150*	*04/06/20 12:06*	*04/06/20 19:38*	*1*
13C5 PFPeA	*99*		*25 - 150*	*04/06/20 12:06*	*04/06/20 19:38*	*1*
13C8 FOSA	*85*		*25 - 150*	*04/06/20 12:06*	*04/06/20 19:38*	*1*
18O2 PFHxS	*88*		*50 - 150*	*04/06/20 12:06*	*04/06/20 19:38*	*1*
d3-NMeFOSAA	*84*		*50 - 150*	*04/06/20 12:06*	*04/06/20 19:38*	*1*
d5-NEtFOSAA	*117*		*50 - 150*	*04/06/20 12:06*	*04/06/20 19:38*	*1*
M2-6:2 FTS	*128*		*25 - 150*	*04/06/20 12:06*	*04/06/20 19:38*	*1*
M2-8:2 FTS	*132*		*25 - 150*	*04/06/20 12:06*	*04/06/20 19:38*	*1*

Method: 6010C - Metals (ICP)

Analyte	Result	Qualifier	RL	MDL	Unit	D	Prepared	Analyzed	Dil Fac
Aluminum	**2.1**		0.20	0.060	mg/L		04/06/20 13:45	04/09/20 16:53	1
Antimony	ND		0.020	0.0068	mg/L		04/06/20 13:45	04/09/20 16:53	1
Arsenic	**0.013**	**J**	0.015	0.0056	mg/L		04/06/20 13:45	04/09/20 16:53	1
Barium	**0.42**		0.0020	0.00070	mg/L		04/06/20 13:45	04/09/20 16:53	1
Beryllium	ND		0.0020	0.00030	mg/L		04/06/20 13:45	04/09/20 16:53	1
Boron	**0.25**	**B**	0.020	0.0040	mg/L		04/06/20 13:45	04/09/20 16:53	1
Cadmium	ND		0.0020	0.00050	mg/L		04/06/20 13:45	04/09/20 16:53	1
Calcium	**82.1**		0.50	0.10	mg/L		04/06/20 13:45	04/09/20 16:53	1
Chromium	**0.0026**	**J**	0.0040	0.0010	mg/L		04/06/20 13:45	04/09/20 16:53	1
Cobalt	**0.0085**		0.0040	0.00063	mg/L		04/06/20 13:45	04/09/20 16:53	1
Copper	**0.0028**	**J**	0.010	0.0016	mg/L		04/06/20 13:45	04/09/20 16:53	1
Iron	**4.8**		0.050	0.019	mg/L		04/06/20 13:45	04/09/20 16:53	1
Lead	**0.0042**	**J**	0.010	0.0030	mg/L		04/06/20 13:45	04/09/20 16:53	1
Magnesium	**56.8**		0.20	0.043	mg/L		04/06/20 13:45	04/09/20 16:53	1

Client Sample ID: 8-STE-001-003-01 MW-101D

Lab Sample ID: 480-168118-1
Date Collected: 04/01/20 09:25
Matrix: Water
Date Received: 04/03/20 09:00

Method: 6010C - Metals (ICP) (Continued)

Analyte	Result	Qualifier	RL	MDL	Unit	D	Prepared	Analyzed	Dil Fac
Manganese	9.1	B	0.0030	0.00040	mg/L		04/06/20 13:45	04/09/20 16:53	1
Nickel	0.011		0.010	0.0013	mg/L		04/06/20 13:45	04/09/20 16:53	1
Potassium	8.5	B	0.50	0.10	mg/L		04/06/20 13:45	04/09/20 16:53	1
Selenium	ND		0.025	0.0087	mg/L		04/06/20 13:45	04/09/20 16:53	1
Silver	ND		0.0060	0.0017	mg/L		04/06/20 13:45	04/09/20 16:53	1
Sodium	43.0		1.0	0.32	mg/L		04/06/20 13:45	04/09/20 16:53	1
Thallium	ND		0.020	0.010	mg/L		04/06/20 13:45	04/09/20 16:53	1
Vanadium	0.0026	J	0.0050	0.0015	mg/L		04/06/20 13:45	04/09/20 16:53	1
Zinc	0.010		0.010	0.0015	mg/L		04/06/20 13:45	04/09/20 16:53	1

Method: 7470A - Mercury (CVAA)

Analyte	Result	Qualifier	RL	MDL	Unit	D	Prepared	Analyzed	Dil Fac
Mercury	ND		0.00020	0.00012	mg/L		04/06/20 12:12	04/06/20 15:04	1

General Chemistry

Analyte	Result	Qualifier	RL	MDL	Unit	D	Prepared	Analyzed	Dil Fac
Bromide	0.37	J	1.0	0.37	mg/L			04/13/20 12:45	5
Chloride	36.8		2.5	1.4	mg/L			04/13/20 12:45	5
Sulfate	7.5	J	10.0	1.7	mg/L			04/13/20 12:45	5
Ammonia	9.9		0.10	0.045	mg/L			04/06/20 11:24	5
Chemical Oxygen Demand	56.9		10.0	5.0	mg/L			04/08/20 09:06	1
Total Organic Carbon	4.9		1.0	0.43	mg/L			04/05/20 02:47	1
Alkalinity, Total	651		5.0	0.79	mg/L			04/05/20 18:29	1
Total hardness as CaCO3	140		10.0	2.6	mg/L			04/07/20 13:30	1
Total Dissolved Solids	680		10.0	4.0	mg/L			04/03/20 16:54	1

Client Sample ID: 8-STE-001-003-02 MW-107IR

Lab Sample ID: 480-168118-2
Date Collected: 04/01/20 13:25
Matrix: Water
Date Received: 04/03/20 09:00

Method: 8260C - Volatile Organic Compounds by GC/MS

Analyte	Result	Qualifier	RL	MDL	Unit	D	Prepared	Analyzed	Dil Fac
1,1,1,2-Tetrachloroethane	ND		1.0	0.35	ug/L			04/07/20 11:48	1
1,1,1-Trichloroethane	ND		1.0	0.82	ug/L			04/07/20 11:48	1
1,1,2,2-Tetrachloroethane	ND		1.0	0.21	ug/L			04/07/20 11:48	1
1,1,2-Trichloroethane	ND		1.0	0.23	ug/L			04/07/20 11:48	1
1,1-Dichloroethane	ND		1.0	0.38	ug/L			04/07/20 11:48	1
1,1-Dichloroethene	ND		1.0	0.29	ug/L			04/07/20 11:48	1
1,2,3-Trichloropropane	ND		1.0	0.89	ug/L			04/07/20 11:48	1
1,2-Dibromo-3-Chloropropane	ND		1.0	0.39	ug/L			04/07/20 11:48	1
1,2-Dibromoethane	ND		1.0	0.73	ug/L			04/07/20 11:48	1
1,2-Dichlorobenzene	ND		1.0	0.79	ug/L			04/07/20 11:48	1
1,2-Dichloroethane	ND		1.0	0.21	ug/L			04/07/20 11:48	1
1,2-Dichloropropane	ND		1.0	0.72	ug/L			04/07/20 11:48	1
1,4-Dichlorobenzene	ND		1.0	0.84	ug/L			04/07/20 11:48	1
2-Butanone (MEK)	ND		10	1.3	ug/L			04/07/20 11:48	1
2-Hexanone	ND		5.0	1.2	ug/L			04/07/20 11:48	1
4-Methyl-2-pentanone (MIBK)	ND		5.0	2.1	ug/L			04/07/20 11:48	1
Acetone	ND		10	3.0	ug/L			04/07/20 11:48	1
Acrylonitrile	ND		5.0	0.83	ug/L			04/07/20 11:48	1

Client Sample ID: 8-STE-001-003-02 MW-107IR
Date Collected: 04/01/20 13:25
Date Received: 04/03/20 09:00

Lab Sample ID: 480-168118-2
Matrix: Water

Method: 8260C - Volatile Organic Compounds by GC/MS (Continued)

Analyte	Result	Qualifier	RL	MDL	Unit	D	Prepared	Analyzed	Dil Fac
Benzene	ND		1.0	0.41	ug/L			04/07/20 11:48	1
Bromodichloromethane	ND		1.0	0.39	ug/L			04/07/20 11:48	1
Bromoform	ND		1.0	0.26	ug/L			04/07/20 11:48	1
Bromomethane	ND		1.0	0.69	ug/L			04/07/20 11:48	1
Carbon disulfide	ND		1.0	0.19	ug/L			04/07/20 11:48	1
Carbon tetrachloride	ND		1.0	0.27	ug/L			04/07/20 11:48	1
Chlorobenzene	ND		1.0	0.75	ug/L			04/07/20 11:48	1
Chlorobromomethane	ND		1.0	0.87	ug/L			04/07/20 11:48	1
Chloroethane	ND		1.0	0.32	ug/L			04/07/20 11:48	1
Chloroform	ND		1.0	0.34	ug/L			04/07/20 11:48	1
Chloromethane	ND		1.0	0.35	ug/L			04/07/20 11:48	1
cis-1,2-Dichloroethene	ND		1.0	0.81	ug/L			04/07/20 11:48	1
cis-1,3-Dichloropropene	ND		1.0	0.36	ug/L			04/07/20 11:48	1
Dibromochloromethane	ND		1.0	0.32	ug/L			04/07/20 11:48	1
Dibromomethane	ND		1.0	0.41	ug/L			04/07/20 11:48	1
Ethylbenzene	ND		1.0	0.74	ug/L			04/07/20 11:48	1
Iodomethane	ND		1.0	0.30	ug/L			04/07/20 11:48	1
m,p-Xylene	ND		2.0	0.66	ug/L			04/07/20 11:48	1
Methylene Chloride	ND		1.0	0.44	ug/L			04/07/20 11:48	1
o-Xylene	ND		1.0	0.76	ug/L			04/07/20 11:48	1
Styrene	ND		1.0	0.73	ug/L			04/07/20 11:48	1
Tetrachloroethene	ND		1.0	0.36	ug/L			04/07/20 11:48	1
Toluene	ND		1.0	0.51	ug/L			04/07/20 11:48	1
trans-1,2-Dichloroethene	ND		1.0	0.90	ug/L			04/07/20 11:48	1
trans-1,3-Dichloropropene	ND		1.0	0.37	ug/L			04/07/20 11:48	1
trans-1,4-Dichloro-2-butene	ND		1.0	0.22	ug/L			04/07/20 11:48	1
Trichloroethene	ND		1.0	0.46	ug/L			04/07/20 11:48	1
Trichlorofluoromethane	ND		1.0	0.88	ug/L			04/07/20 11:48	1
Vinyl acetate	ND		5.0	0.85	ug/L			04/07/20 11:48	1
Vinyl chloride	ND		1.0	0.90	ug/L			04/07/20 11:48	1
Xylenes, Total	ND		2.0	0.66	ug/L			04/07/20 11:48	1

Surrogate	*%Recovery*	*Qualifier*	*Limits*	*Prepared*	*Analyzed*	*Dil Fac*
1,2-Dichloroethane-d4 (Surr)	*95*		*77 - 120*		*04/07/20 11:48*	*1*
4-Bromofluorobenzene (Surr)	*100*		*73 - 120*		*04/07/20 11:48*	*1*
Dibromofluoromethane (Surr)	*98*		*75 - 123*		*04/07/20 11:48*	*1*
Toluene-d8 (Surr)	*95*		*80 - 120*		*04/07/20 11:48*	*1*

Method: 8270D SIM ID - Semivolatile Organic Compounds (GC/MS SIM / Isotope Dilution)

Analyte	Result	Qualifier	RL	MDL	Unit	D	Prepared	Analyzed	Dil Fac
1,4-Dioxane	ND		0.67	0.33	ug/L		04/03/20 15:53	04/09/20 03:13	1

Isotope Dilution	*%Recovery*	*Qualifier*	*Limits*	*Prepared*	*Analyzed*	*Dil Fac*
1,4-Dioxane-d8	*26*		*15 - 110*	*04/03/20 15:53*	*04/09/20 03:13*	*1*

Method: 8270D_LL_PAH - Semivolatile Organic Compounds (GC/MS) Low level PAH

Analyte	Result	Qualifier	RL	MDL	Unit	D	Prepared	Analyzed	Dil Fac
Acenaphthene	ND		0.50	0.30	ug/L		04/03/20 15:44	04/06/20 22:46	1
Acenaphthylene	ND		0.50	0.34	ug/L		04/03/20 15:44	04/06/20 22:46	1
Anthracene	ND	*	0.50	0.39	ug/L		04/03/20 15:44	04/06/20 22:46	1
Benzo[a]anthracene	ND		0.50	0.40	ug/L		04/03/20 15:44	04/06/20 22:46	1

Client Sample ID: 8-STE-001-003-02 MW-107IR
Date Collected: 04/01/20 13:25
Date Received: 04/03/20 09:00

Lab Sample ID: 480-168118-2
Matrix: Water

Method: 8270D_LL_PAH - Semivolatile Organic Compounds (GC/MS) Low level PAH (Continued)

Analyte	Result	Qualifier	RL	MDL	Unit	D	Prepared	Analyzed	Dil Fac
Benzo[a]pyrene	ND		0.50	0.33	ug/L		04/03/20 15:44	04/06/20 22:46	1
Benzo[b]fluoranthene	ND		0.50	0.30	ug/L		04/03/20 15:44	04/06/20 22:46	1
Benzo[g,h,i]perylene	ND		0.50	0.37	ug/L		04/03/20 15:44	04/06/20 22:46	1
Benzo[k]fluoranthene	ND		0.50	0.085	ug/L		04/03/20 15:44	04/06/20 22:46	1
Chrysene	ND	*	0.50	0.32	ug/L		04/03/20 15:44	04/06/20 22:46	1
Dibenz(a,h)anthracene	ND		0.50	0.33	ug/L		04/03/20 15:44	04/06/20 22:46	1
Fluoranthene	ND	*	0.50	0.36	ug/L		04/03/20 15:44	04/06/20 22:46	1
Fluorene	ND	*	0.50	0.37	ug/L		04/03/20 15:44	04/06/20 22:46	1
Indeno[1,2,3-cd]pyrene	ND		0.50	0.44	ug/L		04/03/20 15:44	04/06/20 22:46	1
Naphthalene	ND		0.50	0.42	ug/L		04/03/20 15:44	04/06/20 22:46	1
Phenanthrene	ND	*	0.50	0.38	ug/L		04/03/20 15:44	04/06/20 22:46	1
Pyrene	ND		0.50	0.36	ug/L		04/03/20 15:44	04/06/20 22:46	1

Surrogate	*%Recovery*	*Qualifier*	*Limits*	*Prepared*	*Analyzed*	*Dil Fac*
2-Fluorobiphenyl	*69*		*48 - 120*	*04/03/20 15:44*	*04/06/20 22:46*	*1*
Nitrobenzene-d5	*62*		*46 - 120*	*04/03/20 15:44*	*04/06/20 22:46*	*1*
p-Terphenyl-d14	*50*		*24 - 136*	*04/03/20 15:44*	*04/06/20 22:46*	*1*

Method: 537 (modified) - Fluorinated Alkyl Substances

Analyte	Result	Qualifier	RL	MDL	Unit	D	Prepared	Analyzed	Dil Fac
1H,1H,2H,2H-perfluorodecanesulfonic acid (8:2)	ND		18	2.6	ng/L		04/06/20 12:06	04/06/20 19:47	1
1H,1H,2H,2H-perfluorooctanesulfonic acid (6:2)	ND		18	5.0	ng/L		04/06/20 12:06	04/06/20 19:47	1
N-ethylperfluorooctanesulfonamidoacetic acid (NEtFOSAA)	ND		18	1.4	ng/L		04/06/20 12:06	04/06/20 19:47	1
N-methylperfluorooctanesulfonamidoacetic acid (NMeFOSAA)	ND		18	1.5	ng/L		04/06/20 12:06	04/06/20 19:47	1
Perfluorobutanesulfonic acid (PFBS)	**0.86**	**J B**	1.8	0.44	ng/L		04/06/20 12:06	04/06/20 19:47	1
Perfluorobutanoic acid (PFBA)	**2.0**	**B**	1.8	0.90	ng/L		04/06/20 12:06	04/06/20 19:47	1
Perfluorodecanesulfonic acid (PFDS)	ND		1.8	0.81	ng/L		04/06/20 12:06	04/06/20 19:47	1
Perfluorodecanoic acid (PFDA)	ND		1.8	0.69	ng/L		04/06/20 12:06	04/06/20 19:47	1
Perfluorododecanoic acid (PFDoA)	ND		1.8	0.53	ng/L		04/06/20 12:06	04/06/20 19:47	1
Perfluoroheptanesulfonic Acid (PFHpS)	ND		1.8	0.86	ng/L		04/06/20 12:06	04/06/20 19:47	1
Perfluoroheptanoic acid (PFHpA)	ND		1.8	0.82	ng/L		04/06/20 12:06	04/06/20 19:47	1
Perfluorohexanesulfonic acid (PFHxS)	ND		1.8	0.72	ng/L		04/06/20 12:06	04/06/20 19:47	1
Perfluorohexanoic acid (PFHxA)	ND		1.8	0.69	ng/L		04/06/20 12:06	04/06/20 19:47	1
Perfluorononanoic acid (PFNA)	ND		1.8	0.24	ng/L		04/06/20 12:06	04/06/20 19:47	1
Perfluorooctanesulfonamide (PFOSA)	ND		9.0	9.0	ng/L		04/06/20 12:06	04/06/20 19:47	1
Perfluorooctanesulfonic acid (PFOS)	**0.73**	**J**	1.8	0.55	ng/L		04/06/20 12:06	04/06/20 19:47	1
Perfluorooctanoic acid (PFOA)	ND		1.8	0.73	ng/L		04/06/20 12:06	04/06/20 19:47	1
Perfluoropentanoic acid (PFPeA)	**0.64**	**J**	1.8	0.57	ng/L		04/06/20 12:06	04/06/20 19:47	1
Perfluorotetradecanoic acid (PFTeA)	ND		1.8	0.83	ng/L		04/06/20 12:06	04/06/20 19:47	1
Perfluorotridecanoic acid (PFTriA)	ND		1.8	0.54	ng/L		04/06/20 12:06	04/06/20 19:47	1
Perfluoroundecanoic acid (PFUnA)	ND		1.8	0.70	ng/L		04/06/20 12:06	04/06/20 19:47	1

Isotope Dilution	*%Recovery*	*Qualifier*	*Limits*	*Prepared*	*Analyzed*	*Dil Fac*
13C2 PFDA	*93*		*50 - 150*	*04/06/20 12:06*	*04/06/20 19:47*	*1*
13C2 PFDoA	*93*		*50 - 150*	*04/06/20 12:06*	*04/06/20 19:47*	*1*

Client Sample ID: 8-STE-001-003-02 MW-107IR

Date Collected: 04/01/20 13:25
Date Received: 04/03/20 09:00

Lab Sample ID: 480-168118-2

Matrix: Water

Method: 537 (modified) - Fluorinated Alkyl Substances (Continued)

Isotope Dilution	*%Recovery*	*Qualifier*	*Limits*	*Prepared*	*Analyzed*	*Dil Fac*
13C2 PFHxA	*101*		*50 - 150*	*04/06/20 12:06*	*04/06/20 19:47*	*1*
13C2 PFUnA	*92*		*50 - 150*	*04/06/20 12:06*	*04/06/20 19:47*	*1*
13C2 PFTeDA	*71*		*50 - 150*	*04/06/20 12:06*	*04/06/20 19:47*	*1*
13C4 PFBA	*97*		*25 - 150*	*04/06/20 12:06*	*04/06/20 19:47*	*1*
13C4 PFOA	*102*		*50 - 150*	*04/06/20 12:06*	*04/06/20 19:47*	*1*
13C4 PFOS	*90*		*50 - 150*	*04/06/20 12:06*	*04/06/20 19:47*	*1*
13C4 PFHpA	*98*		*50 - 150*	*04/06/20 12:06*	*04/06/20 19:47*	*1*
13C5 PFNA	*96*		*50 - 150*	*04/06/20 12:06*	*04/06/20 19:47*	*1*
13C5 PFPeA	*104*		*25 - 150*	*04/06/20 12:06*	*04/06/20 19:47*	*1*
13C8 FOSA	*88*		*25 - 150*	*04/06/20 12:06*	*04/06/20 19:47*	*1*
18O2 PFHxS	*99*		*50 - 150*	*04/06/20 12:06*	*04/06/20 19:47*	*1*
d3-NMeFOSAA	*93*		*50 - 150*	*04/06/20 12:06*	*04/06/20 19:47*	*1*
d5-NEtFOSAA	*96*		*50 - 150*	*04/06/20 12:06*	*04/06/20 19:47*	*1*
M2-6:2 FTS	*114*		*25 - 150*	*04/06/20 12:06*	*04/06/20 19:47*	*1*
M2-8:2 FTS	*116*		*25 - 150*	*04/06/20 12:06*	*04/06/20 19:47*	*1*

Method: 6010C - Metals (ICP)

Analyte	Result	Qualifier	RL	MDL	Unit	D	Prepared	Analyzed	Dil Fac
Aluminum	**2.8**		0.20	0.060	mg/L		04/06/20 13:45	04/09/20 17:08	1
Antimony	ND		0.020	0.0068	mg/L		04/06/20 13:45	04/09/20 17:08	1
Arsenic	ND		0.015	0.0056	mg/L		04/06/20 13:45	04/09/20 17:08	1
Barium	**0.065**		0.0020	0.00070	mg/L		04/06/20 13:45	04/09/20 17:08	1
Beryllium	ND		0.0020	0.00030	mg/L		04/06/20 13:45	04/09/20 17:08	1
Boron	**0.019**	**J B**	0.020	0.0040	mg/L		04/06/20 13:45	04/09/20 17:08	1
Cadmium	ND		0.0020	0.00050	mg/L		04/06/20 13:45	04/09/20 17:08	1
Calcium	**39.1**		0.50	0.10	mg/L		04/06/20 13:45	04/09/20 17:08	1
Chromium	**0.0037**	**J**	0.0040	0.0010	mg/L		04/06/20 13:45	04/09/20 17:08	1
Cobalt	**0.0011**	**J**	0.0040	0.00063	mg/L		04/06/20 13:45	04/09/20 17:08	1
Copper	**0.0020**	**J**	0.010	0.0016	mg/L		04/06/20 13:45	04/09/20 17:08	1
Iron	**3.1**		0.050	0.019	mg/L		04/06/20 13:45	04/09/20 17:08	1
Lead	ND		0.010	0.0030	mg/L		04/06/20 13:45	04/09/20 17:08	1
Magnesium	**11.6**		0.20	0.043	mg/L		04/06/20 13:45	04/09/20 17:08	1
Manganese	**0.035**	**B**	0.0030	0.00040	mg/L		04/06/20 13:45	04/09/20 17:08	1
Nickel	**0.0030**	**J**	0.010	0.0013	mg/L		04/06/20 13:45	04/09/20 17:08	1
Potassium	**3.0**	**B**	0.50	0.10	mg/L		04/06/20 13:45	04/09/20 17:08	1
Selenium	ND		0.025	0.0087	mg/L		04/06/20 13:45	04/09/20 17:08	1
Silver	ND		0.0060	0.0017	mg/L		04/06/20 13:45	04/09/20 17:08	1
Sodium	**5.2**		1.0	0.32	mg/L		04/06/20 13:45	04/09/20 17:08	1
Thallium	ND		0.020	0.010	mg/L		04/06/20 13:45	04/09/20 17:08	1
Vanadium	**0.0037**	**J**	0.0050	0.0015	mg/L		04/06/20 13:45	04/09/20 17:08	1
Zinc	**0.0083**	**J**	0.010	0.0015	mg/L		04/06/20 13:45	04/09/20 17:08	1

Method: 7470A - Mercury (CVAA)

Analyte	Result	Qualifier	RL	MDL	Unit	D	Prepared	Analyzed	Dil Fac
Mercury	ND		0.00020	0.00012	mg/L		04/06/20 12:12	04/06/20 15:05	1

General Chemistry

Analyte	Result	Qualifier	RL	MDL	Unit	D	Prepared	Analyzed	Dil Fac
Bromide	**0.27**		0.20	0.073	mg/L			04/13/20 12:59	1
Chloride	**12.7**		0.50	0.28	mg/L			04/13/20 12:59	1

Client Sample ID: 8-STE-001-003-02 MW-107IR

Lab Sample ID: 480-168118-2
Date Collected: 04/01/20 13:25
Matrix: Water
Date Received: 04/03/20 09:00

General Chemistry (Continued)

Analyte	Result	Qualifier	RL	MDL	Unit	D	Prepared	Analyzed	Dil Fac
Sulfate	**36.4**		2.0	0.35	mg/L			04/13/20 12:59	1
Ammonia	ND		0.020	0.0090	mg/L			04/06/20 10:02	1
Chemical Oxygen Demand	**11.1**		10.0	5.0	mg/L			04/08/20 09:06	1
Total Organic Carbon	**0.48**	J	1.0	0.43	mg/L			04/05/20 03:15	1
Alkalinity, Total	**147**		5.0	0.79	mg/L			04/05/20 18:35	1
Total hardness as CaCO3	**190**		10.0	2.6	mg/L			04/07/20 13:30	1
Total Dissolved Solids	**256**		10.0	4.0	mg/L			04/03/20 16:54	1

Client Sample ID: 8-STE-001-003-03 MW-105I

Lab Sample ID: 480-168118-3
Date Collected: 04/01/20 13:50
Matrix: Water
Date Received: 04/03/20 09:00

Method: 8260C - Volatile Organic Compounds by GC/MS

Analyte	Result	Qualifier	RL	MDL	Unit	D	Prepared	Analyzed	Dil Fac
1,1,1,2-Tetrachloroethane	ND		2.0	0.70	ug/L			04/07/20 12:12	2
1,1,1-Trichloroethane	ND		2.0	1.6	ug/L			04/07/20 12:12	2
1,1,2,2-Tetrachloroethane	ND		2.0	0.42	ug/L			04/07/20 12:12	2
1,1,2-Trichloroethane	ND		2.0	0.46	ug/L			04/07/20 12:12	2
1,1-Dichloroethane	ND		2.0	0.76	ug/L			04/07/20 12:12	2
1,1-Dichloroethene	ND		2.0	0.58	ug/L			04/07/20 12:12	2
1,2,3-Trichloropropane	ND		2.0	1.8	ug/L			04/07/20 12:12	2
1,2-Dibromo-3-Chloropropane	ND		2.0	0.78	ug/L			04/07/20 12:12	2
1,2-Dibromoethane	ND		2.0	1.5	ug/L			04/07/20 12:12	2
1,2-Dichlorobenzene	ND		2.0	1.6	ug/L			04/07/20 12:12	2
1,2-Dichloroethane	ND		2.0	0.42	ug/L			04/07/20 12:12	2
1,2-Dichloropropane	ND		2.0	1.4	ug/L			04/07/20 12:12	2
1,4-Dichlorobenzene	ND		2.0	1.7	ug/L			04/07/20 12:12	2
2-Butanone (MEK)	ND		20	2.6	ug/L			04/07/20 12:12	2
2-Hexanone	ND		10	2.5	ug/L			04/07/20 12:12	2
4-Methyl-2-pentanone (MIBK)	ND		10	4.2	ug/L			04/07/20 12:12	2
Acetone	ND		20	6.0	ug/L			04/07/20 12:12	2
Acrylonitrile	ND		10	1.7	ug/L			04/07/20 12:12	2
Benzene	**2.8**		2.0	0.82	ug/L			04/07/20 12:12	2
Bromodichloromethane	ND		2.0	0.78	ug/L			04/07/20 12:12	2
Bromoform	ND		2.0	0.52	ug/L			04/07/20 12:12	2
Bromomethane	ND		2.0	1.4	ug/L			04/07/20 12:12	2
Carbon disulfide	ND		2.0	0.38	ug/L			04/07/20 12:12	2
Carbon tetrachloride	ND		2.0	0.54	ug/L			04/07/20 12:12	2
Chlorobenzene	**12**		2.0	1.5	ug/L			04/07/20 12:12	2
Chlorobromomethane	ND		2.0	1.7	ug/L			04/07/20 12:12	2
Chloroethane	ND		2.0	0.64	ug/L			04/07/20 12:12	2
Chloroform	ND		2.0	0.68	ug/L			04/07/20 12:12	2
Chloromethane	ND		2.0	0.70	ug/L			04/07/20 12:12	2
cis-1,2-Dichloroethene	ND		2.0	1.6	ug/L			04/07/20 12:12	2
cis-1,3-Dichloropropene	ND		2.0	0.72	ug/L			04/07/20 12:12	2
Dibromochloromethane	ND		2.0	0.64	ug/L			04/07/20 12:12	2
Dibromomethane	ND		2.0	0.82	ug/L			04/07/20 12:12	2
Ethylbenzene	ND		2.0	1.5	ug/L			04/07/20 12:12	2
Iodomethane	ND		2.0	0.60	ug/L			04/07/20 12:12	2
m,p-Xylene	ND		4.0	1.3	ug/L			04/07/20 12:12	2

Client Sample Results

Client: Parsons Corporation
Project/Site: 8-STE-001 Henry's Landfill

Job ID: 480-168118-1

Client Sample ID: 8-STE-001-003-03 MW-105I

Lab Sample ID: 480-168118-3

Date Collected: 04/01/20 13:50

Matrix: Water

Date Received: 04/03/20 09:00

Method: 8260C - Volatile Organic Compounds by GC/MS (Continued)

Analyte	Result	Qualifier	RL	MDL	Unit	D	Prepared	Analyzed	Dil Fac
Methylene Chloride	ND		2.0	0.88	ug/L			04/07/20 12:12	2
o-Xylene	ND		2.0	1.5	ug/L			04/07/20 12:12	2
Styrene	ND		2.0	1.5	ug/L			04/07/20 12:12	2
Tetrachloroethene	ND		2.0	0.72	ug/L			04/07/20 12:12	2
Toluene	ND		2.0	1.0	ug/L			04/07/20 12:12	2
trans-1,2-Dichloroethene	ND		2.0	1.8	ug/L			04/07/20 12:12	2
trans-1,3-Dichloropropene	ND		2.0	0.74	ug/L			04/07/20 12:12	2
trans-1,4-Dichloro-2-butene	ND		2.0	0.44	ug/L			04/07/20 12:12	2
Trichloroethene	ND		2.0	0.92	ug/L			04/07/20 12:12	2
Trichlorofluoromethane	ND		2.0	1.8	ug/L			04/07/20 12:12	2
Vinyl acetate	ND		10	1.7	ug/L			04/07/20 12:12	2
Vinyl chloride	ND		2.0	1.8	ug/L			04/07/20 12:12	2
Xylenes, Total	ND		4.0	1.3	ug/L			04/07/20 12:12	2

Surrogate	*%Recovery*	*Qualifier*	*Limits*	*Prepared*	*Analyzed*	*Dil Fac*
1,2-Dichloroethane-d4 (Surr)	*101*		*77 - 120*		*04/07/20 12:12*	*2*
4-Bromofluorobenzene (Surr)	*98*		*73 - 120*		*04/07/20 12:12*	*2*
Dibromofluoromethane (Surr)	*102*		*75 - 123*		*04/07/20 12:12*	*2*
Toluene-d8 (Surr)	*94*		*80 - 120*		*04/07/20 12:12*	*2*

Method: 8270D SIM ID - Semivolatile Organic Compounds (GC/MS SIM / Isotope Dilution)

Analyte	Result	Qualifier	RL	MDL	Unit	D	Prepared	Analyzed	Dil Fac
1,4-Dioxane	**3.5**	**E**	0.20	0.10	ug/L		04/03/20 15:53	04/09/20 03:36	1

Isotope Dilution	*%Recovery*	*Qualifier*	*Limits*	*Prepared*	*Analyzed*	*Dil Fac*
1,4-Dioxane-d8	*22*		*15 - 110*	*04/03/20 15:53*	*04/09/20 03:36*	*1*

Method: 8270D_LL_PAH - Semivolatile Organic Compounds (GC/MS) Low level PAH

Analyte	Result	Qualifier	RL	MDL	Unit	D	Prepared	Analyzed	Dil Fac
Acenaphthene	ND		0.50	0.30	ug/L		04/03/20 15:44	04/06/20 23:15	1
Acenaphthylene	ND		0.50	0.34	ug/L		04/03/20 15:44	04/06/20 23:15	1
Anthracene	ND	*	0.50	0.39	ug/L		04/03/20 15:44	04/06/20 23:15	1
Benzo[a]anthracene	ND		0.50	0.40	ug/L		04/03/20 15:44	04/06/20 23:15	1
Benzo[a]pyrene	ND		0.50	0.33	ug/L		04/03/20 15:44	04/06/20 23:15	1
Benzo[b]fluoranthene	ND		0.50	0.30	ug/L		04/03/20 15:44	04/06/20 23:15	1
Benzo[g,h,i]perylene	ND		0.50	0.37	ug/L		04/03/20 15:44	04/06/20 23:15	1
Benzo[k]fluoranthene	ND		0.50	0.085	ug/L		04/03/20 15:44	04/06/20 23:15	1
Chrysene	ND	*	0.50	0.32	ug/L		04/03/20 15:44	04/06/20 23:15	1
Dibenz(a,h)anthracene	ND		0.50	0.33	ug/L		04/03/20 15:44	04/06/20 23:15	1
Fluoranthene	ND	*	0.50	0.36	ug/L		04/03/20 15:44	04/06/20 23:15	1
Fluorene	ND	*	0.50	0.37	ug/L		04/03/20 15:44	04/06/20 23:15	1
Indeno[1,2,3-cd]pyrene	ND		0.50	0.44	ug/L		04/03/20 15:44	04/06/20 23:15	1
Naphthalene	ND		0.50	0.42	ug/L		04/03/20 15:44	04/06/20 23:15	1
Phenanthrene	ND	*	0.50	0.38	ug/L		04/03/20 15:44	04/06/20 23:15	1
Pyrene	ND		0.50	0.36	ug/L		04/03/20 15:44	04/06/20 23:15	1

Surrogate	*%Recovery*	*Qualifier*	*Limits*	*Prepared*	*Analyzed*	*Dil Fac*
2-Fluorobiphenyl	*70*		*48 - 120*	*04/03/20 15:44*	*04/06/20 23:15*	*1*
Nitrobenzene-d5	*64*		*46 - 120*	*04/03/20 15:44*	*04/06/20 23:15*	*1*
p-Terphenyl-d14	*40*		*24 - 136*	*04/03/20 15:44*	*04/06/20 23:15*	*1*

Client Sample Results

Client: Parsons Corporation
Project/Site: 8-STE-001 Henry's Landfill

Job ID: 480-168118-1

Client Sample ID: 8-STE-001-003-03 MW-105I

Lab Sample ID: 480-168118-3

Date Collected: 04/01/20 13:50

Matrix: Water

Date Received: 04/03/20 09:00

Method: 537 (modified) - Fluorinated Alkyl Substances

Analyte	Result	Qualifier	RL	MDL	Unit	D	Prepared	Analyzed	Dil Fac
1H,1H,2H,2H-perfluorodecanesulfonic acid (8:2)	ND		19	2.7	ng/L		04/06/20 12:06	04/06/20 19:55	1
1H,1H,2H,2H-perfluorooctanesulfonic acid (6:2)	ND		19	5.1	ng/L		04/06/20 12:06	04/06/20 19:55	1
N-ethylperfluorooctanesulfonamidoacetic acid (NEtFOSAA)	**36**		19	1.4	ng/L		04/06/20 12:06	04/06/20 19:55	1
N-methylperfluorooctanesulfonamidoacetic acid (NMeFOSAA)	**1.7**	**J**	19	1.6	ng/L		04/06/20 12:06	04/06/20 19:55	1
Perfluorobutanesulfonic acid (PFBS)	**7.3**	**B**	1.9	0.46	ng/L		04/06/20 12:06	04/06/20 19:55	1
Perfluorobutanoic acid (PFBA)	**18**	**B**	1.9	0.93	ng/L		04/06/20 12:06	04/06/20 19:55	1
Perfluorodecanesulfonic acid (PFDS)	ND		1.9	0.84	ng/L		04/06/20 12:06	04/06/20 19:55	1
Perfluorodecanoic acid (PFDA)	ND		1.9	0.72	ng/L		04/06/20 12:06	04/06/20 19:55	1
Perfluorododecanoic acid (PFDoA)	ND		1.9	0.55	ng/L		04/06/20 12:06	04/06/20 19:55	1
Perfluoroheptanesulfonic Acid (PFHpS)	**2.0**		1.9	0.89	ng/L		04/06/20 12:06	04/06/20 19:55	1
Perfluoroheptanoic acid (PFHpA)	**17**		1.9	0.85	ng/L		04/06/20 12:06	04/06/20 19:55	1
Perfluorohexanesulfonic acid (PFHxS)	**12**		1.9	0.75	ng/L		04/06/20 12:06	04/06/20 19:55	1
Perfluorohexanoic acid (PFHxA)	**26**		1.9	0.71	ng/L		04/06/20 12:06	04/06/20 19:55	1
Perfluorononanoic acid (PFNA)	**0.96**	**J**	1.9	0.25	ng/L		04/06/20 12:06	04/06/20 19:55	1
Perfluorooctanesulfonamide (PFOSA)	ND		9.3	9.3	ng/L		04/06/20 12:06	04/06/20 19:55	1
Perfluorooctanesulfonic acid (PFOS)	**82**		1.9	0.57	ng/L		04/06/20 12:06	04/06/20 19:55	1
Perfluorooctanoic acid (PFOA)	**73**		1.9	0.76	ng/L		04/06/20 12:06	04/06/20 19:55	1
Perfluoropentanoic acid (PFPeA)	**7.1**		1.9	0.59	ng/L		04/06/20 12:06	04/06/20 19:55	1
Perfluorotetradecanoic acid (PFTeA)	ND		1.9	0.86	ng/L		04/06/20 12:06	04/06/20 19:55	1
Perfluorotridecanoic acid (PFTriA)	ND		1.9	0.56	ng/L		04/06/20 12:06	04/06/20 19:55	1
Perfluoroundecanoic acid (PFUnA)	ND		1.9	0.73	ng/L		04/06/20 12:06	04/06/20 19:55	1

Isotope Dilution	*%Recovery*	*Qualifier*	*Limits*	*Prepared*	*Analyzed*	*Dil Fac*
13C2 PFDA	*106*		*50 - 150*	*04/06/20 12:06*	*04/06/20 19:55*	*1*
13C2 PFDoA	*98*		*50 - 150*	*04/06/20 12:06*	*04/06/20 19:55*	*1*
13C2 PFHxA	*94*		*50 - 150*	*04/06/20 12:06*	*04/06/20 19:55*	*1*
13C2 PFUnA	*104*		*50 - 150*	*04/06/20 12:06*	*04/06/20 19:55*	*1*
13C2 PFTeDA	*91*		*50 - 150*	*04/06/20 12:06*	*04/06/20 19:55*	*1*
13C4 PFBA	*57*		*25 - 150*	*04/06/20 12:06*	*04/06/20 19:55*	*1*
13C4 PFOA	*99*		*50 - 150*	*04/06/20 12:06*	*04/06/20 19:55*	*1*
13C4 PFOS	*92*		*50 - 150*	*04/06/20 12:06*	*04/06/20 19:55*	*1*
13C4 PFHpA	*95*		*50 - 150*	*04/06/20 12:06*	*04/06/20 19:55*	*1*
13C5 PFNA	*93*		*50 - 150*	*04/06/20 12:06*	*04/06/20 19:55*	*1*
13C5 PFPeA	*98*		*25 - 150*	*04/06/20 12:06*	*04/06/20 19:55*	*1*
13C8 FOSA	*83*		*25 - 150*	*04/06/20 12:06*	*04/06/20 19:55*	*1*
18O2 PFHxS	*103*		*50 - 150*	*04/06/20 12:06*	*04/06/20 19:55*	*1*
d3-NMeFOSAA	*115*		*50 - 150*	*04/06/20 12:06*	*04/06/20 19:55*	*1*
d5-NEtFOSAA	*103*		*50 - 150*	*04/06/20 12:06*	*04/06/20 19:55*	*1*
M2-6:2 FTS	*172*	**5*	*25 - 150*	*04/06/20 12:06*	*04/06/20 19:55*	*1*
M2-8:2 FTS	*130*		*25 - 150*	*04/06/20 12:06*	*04/06/20 19:55*	*1*

Method: 6010C - Metals (ICP)

Analyte	Result	Qualifier	RL	MDL	Unit	D	Prepared	Analyzed	Dil Fac
Aluminum	ND		0.20	0.060	mg/L		04/06/20 13:45	04/09/20 17:12	1

Client Sample ID: 8-STE-001-003-03 MW-105I

Lab Sample ID: 480-168118-3
Date Collected: 04/01/20 13:50
Matrix: Water
Date Received: 04/03/20 09:00

Method: 6010C - Metals (ICP) (Continued)

Analyte	Result	Qualifier	RL	MDL	Unit	D	Prepared	Analyzed	Dil Fac
Antimony	ND		0.020	0.0068	mg/L		04/06/20 13:45	04/09/20 17:12	1
Arsenic	ND		0.015	0.0056	mg/L		04/06/20 13:45	04/09/20 17:12	1
Barium	**0.45**		0.0020	0.00070	mg/L		04/06/20 13:45	04/09/20 17:12	1
Beryllium	ND		0.0020	0.00030	mg/L		04/06/20 13:45	04/09/20 17:12	1
Boron	**0.13**	**B**	0.020	0.0040	mg/L		04/06/20 13:45	04/09/20 17:12	1
Cadmium	ND		0.0020	0.00050	mg/L		04/06/20 13:45	04/09/20 17:12	1
Calcium	**98.8**		0.50	0.10	mg/L		04/06/20 13:45	04/09/20 17:12	1
Chromium	**0.0011**	**J**	0.0040	0.0010	mg/L		04/06/20 13:45	04/09/20 17:12	1
Cobalt	**0.0020**	**J**	0.0040	0.00063	mg/L		04/06/20 13:45	04/09/20 17:12	1
Copper	ND		0.010	0.0016	mg/L		04/06/20 13:45	04/09/20 17:12	1
Iron	**0.29**		0.050	0.019	mg/L		04/06/20 13:45	04/09/20 17:12	1
Lead	ND		0.010	0.0030	mg/L		04/06/20 13:45	04/09/20 17:12	1
Magnesium	**59.5**		0.20	0.043	mg/L		04/06/20 13:45	04/09/20 17:12	1
Manganese	**3.7**	**B**	0.0030	0.00040	mg/L		04/06/20 13:45	04/09/20 17:12	1
Nickel	**0.0045**	**J**	0.010	0.0013	mg/L		04/06/20 13:45	04/09/20 17:12	1
Potassium	**7.7**	**B**	0.50	0.10	mg/L		04/06/20 13:45	04/09/20 17:12	1
Selenium	ND		0.025	0.0087	mg/L		04/06/20 13:45	04/09/20 17:12	1
Silver	ND		0.0060	0.0017	mg/L		04/06/20 13:45	04/09/20 17:12	1
Sodium	**23.4**		1.0	0.32	mg/L		04/06/20 13:45	04/09/20 17:12	1
Thallium	ND		0.020	0.010	mg/L		04/06/20 13:45	04/09/20 17:12	1
Vanadium	ND		0.0050	0.0015	mg/L		04/06/20 13:45	04/09/20 17:12	1
Zinc	**0.0076**	**J**	0.010	0.0015	mg/L		04/06/20 13:45	04/09/20 17:12	1

Method: 7470A - Mercury (CVAA)

Analyte	Result	Qualifier	RL	MDL	Unit	D	Prepared	Analyzed	Dil Fac
Mercury	ND		0.00020	0.00012	mg/L		04/06/20 12:12	04/06/20 15:13	1

General Chemistry

Analyte	Result	Qualifier	RL	MDL	Unit	D	Prepared	Analyzed	Dil Fac
Bromide	**0.47**	**J**	1.0	0.37	mg/L			04/13/20 13:13	5
Chloride	**42.7**		2.5	1.4	mg/L			04/13/20 13:13	5
Sulfate	ND		10.0	1.7	mg/L			04/13/20 13:13	5
Ammonia	**4.8**		0.10	0.045	mg/L			04/06/20 11:29	5
Chemical Oxygen Demand	**27.7**	**B**	10.0	5.0	mg/L			04/09/20 09:39	1
Total Organic Carbon	**13.4**		1.0	0.43	mg/L			04/05/20 03:44	1
Alkalinity, Total	**724**		5.0	0.79	mg/L			04/05/20 18:45	1
Total hardness as CaCO3	**590**		10.0	2.6	mg/L			04/07/20 13:30	1
Total Dissolved Solids	**619**		10.0	4.0	mg/L			04/03/20 16:54	1

Client Sample ID: 8-STE-001-003-04 MW-106I

Lab Sample ID: 480-168118-4
Date Collected: 04/01/20 16:40
Matrix: Water
Date Received: 04/03/20 09:00

Method: 8260C - Volatile Organic Compounds by GC/MS

Analyte	Result	Qualifier	RL	MDL	Unit	D	Prepared	Analyzed	Dil Fac
1,1,1,2-Tetrachloroethane	ND		1.0	0.35	ug/L			04/07/20 12:37	1
1,1,1-Trichloroethane	ND		1.0	0.82	ug/L			04/07/20 12:37	1
1,1,2,2-Tetrachloroethane	ND		1.0	0.21	ug/L			04/07/20 12:37	1
1,1,2-Trichloroethane	ND		1.0	0.23	ug/L			04/07/20 12:37	1
1,1-Dichloroethane	ND		1.0	0.38	ug/L			04/07/20 12:37	1

Client Sample Results

Client: Parsons Corporation
Project/Site: 8-STE-001 Henry's Landfill

Job ID: 480-168118-1

Client Sample ID: 8-STE-001-003-04 MW-106I

Lab Sample ID: 480-168118-4

Date Collected: 04/01/20 16:40

Matrix: Water

Date Received: 04/03/20 09:00

Method: 8260C - Volatile Organic Compounds by GC/MS (Continued)

Analyte	Result	Qualifier	RL	MDL	Unit	D	Prepared	Analyzed	Dil Fac
1,1-Dichloroethene	ND		1.0	0.29	ug/L			04/07/20 12:37	1
1,2,3-Trichloropropane	ND		1.0	0.89	ug/L			04/07/20 12:37	1
1,2-Dibromo-3-Chloropropane	ND		1.0	0.39	ug/L			04/07/20 12:37	1
1,2-Dibromoethane	ND		1.0	0.73	ug/L			04/07/20 12:37	1
1,2-Dichlorobenzene	ND		1.0	0.79	ug/L			04/07/20 12:37	1
1,2-Dichloroethane	ND		1.0	0.21	ug/L			04/07/20 12:37	1
1,2-Dichloropropane	ND		1.0	0.72	ug/L			04/07/20 12:37	1
1,4-Dichlorobenzene	ND		1.0	0.84	ug/L			04/07/20 12:37	1
2-Butanone (MEK)	ND		10	1.3	ug/L			04/07/20 12:37	1
2-Hexanone	ND		5.0	1.2	ug/L			04/07/20 12:37	1
4-Methyl-2-pentanone (MIBK)	ND		5.0	2.1	ug/L			04/07/20 12:37	1
Acetone	ND		10	3.0	ug/L			04/07/20 12:37	1
Acrylonitrile	ND		5.0	0.83	ug/L			04/07/20 12:37	1
Benzene	ND		1.0	0.41	ug/L			04/07/20 12:37	1
Bromodichloromethane	ND		1.0	0.39	ug/L			04/07/20 12:37	1
Bromoform	ND		1.0	0.26	ug/L			04/07/20 12:37	1
Bromomethane	ND		1.0	0.69	ug/L			04/07/20 12:37	1
Carbon disulfide	ND		1.0	0.19	ug/L			04/07/20 12:37	1
Carbon tetrachloride	ND		1.0	0.27	ug/L			04/07/20 12:37	1
Chlorobenzene	ND		1.0	0.75	ug/L			04/07/20 12:37	1
Chlorobromomethane	ND		1.0	0.87	ug/L			04/07/20 12:37	1
Chloroethane	ND		1.0	0.32	ug/L			04/07/20 12:37	1
Chloroform	ND		1.0	0.34	ug/L			04/07/20 12:37	1
Chloromethane	ND		1.0	0.35	ug/L			04/07/20 12:37	1
cis-1,2-Dichloroethene	ND		1.0	0.81	ug/L			04/07/20 12:37	1
cis-1,3-Dichloropropene	ND		1.0	0.36	ug/L			04/07/20 12:37	1
Dibromochloromethane	ND		1.0	0.32	ug/L			04/07/20 12:37	1
Dibromomethane	ND		1.0	0.41	ug/L			04/07/20 12:37	1
Ethylbenzene	ND		1.0	0.74	ug/L			04/07/20 12:37	1
Iodomethane	ND		1.0	0.30	ug/L			04/07/20 12:37	1
m,p-Xylene	ND		2.0	0.66	ug/L			04/07/20 12:37	1
Methylene Chloride	ND		1.0	0.44	ug/L			04/07/20 12:37	1
o-Xylene	ND		1.0	0.76	ug/L			04/07/20 12:37	1
Styrene	ND		1.0	0.73	ug/L			04/07/20 12:37	1
Tetrachloroethene	ND		1.0	0.36	ug/L			04/07/20 12:37	1
Toluene	ND		1.0	0.51	ug/L			04/07/20 12:37	1
trans-1,2-Dichloroethene	ND		1.0	0.90	ug/L			04/07/20 12:37	1
trans-1,3-Dichloropropene	ND		1.0	0.37	ug/L			04/07/20 12:37	1
trans-1,4-Dichloro-2-butene	ND		1.0	0.22	ug/L			04/07/20 12:37	1
Trichloroethene	ND		1.0	0.46	ug/L			04/07/20 12:37	1
Trichlorofluoromethane	ND		1.0	0.88	ug/L			04/07/20 12:37	1
Vinyl acetate	ND		5.0	0.85	ug/L			04/07/20 12:37	1
Vinyl chloride	ND		1.0	0.90	ug/L			04/07/20 12:37	1
Xylenes, Total	ND		2.0	0.66	ug/L			04/07/20 12:37	1

Surrogate	*%Recovery*	*Qualifier*	*Limits*	*Prepared*	*Analyzed*	*Dil Fac*
1,2-Dichloroethane-d4 (Surr)	*87*		*77 - 120*		*04/07/20 12:37*	*1*
4-Bromofluorobenzene (Surr)	*88*		*73 - 120*		*04/07/20 12:37*	*1*
Dibromofluoromethane (Surr)	*91*		*75 - 123*		*04/07/20 12:37*	*1*
Toluene-d8 (Surr)	*85*		*80 - 120*		*04/07/20 12:37*	*1*

Client Sample Results

Client: Parsons Corporation
Project/Site: 8-STE-001 Henry's Landfill

Job ID: 480-168118-1

Client Sample ID: 8-STE-001-003-04 MW-106I

Lab Sample ID: 480-168118-4

Date Collected: 04/01/20 16:40

Matrix: Water

Date Received: 04/03/20 09:00

Method: 8270D SIM ID - Semivolatile Organic Compounds (GC/MS SIM / Isotope Dilution)

Analyte	Result	Qualifier	RL	MDL	Unit	D	Prepared	Analyzed	Dil Fac
1,4-Dioxane	ND		0.20	0.10	ug/L		04/03/20 15:53	04/09/20 03:58	1

Isotope Dilution	*%Recovery*	*Qualifier*	*Limits*	*Prepared*	*Analyzed*	*Dil Fac*
1,4-Dioxane-d8	*25*		*15 - 110*	*04/03/20 15:53*	*04/09/20 03:58*	*1*

Method: 8270D_LL_PAH - Semivolatile Organic Compounds (GC/MS) Low level PAH

Analyte	Result	Qualifier	RL	MDL	Unit	D	Prepared	Analyzed	Dil Fac
Acenaphthene	ND		0.50	0.30	ug/L		04/03/20 15:44	04/06/20 23:43	1
Acenaphthylene	ND		0.50	0.34	ug/L		04/03/20 15:44	04/06/20 23:43	1
Anthracene	ND	*	0.50	0.39	ug/L		04/03/20 15:44	04/06/20 23:43	1
Benzo[a]anthracene	ND		0.50	0.40	ug/L		04/03/20 15:44	04/06/20 23:43	1
Benzo[a]pyrene	ND		0.50	0.33	ug/L		04/03/20 15:44	04/06/20 23:43	1
Benzo[b]fluoranthene	ND		0.50	0.30	ug/L		04/03/20 15:44	04/06/20 23:43	1
Benzo[g,h,i]perylene	ND		0.50	0.37	ug/L		04/03/20 15:44	04/06/20 23:43	1
Benzo[k]fluoranthene	ND		0.50	0.085	ug/L		04/03/20 15:44	04/06/20 23:43	1
Chrysene	ND	*	0.50	0.32	ug/L		04/03/20 15:44	04/06/20 23:43	1
Dibenz(a,h)anthracene	ND		0.50	0.33	ug/L		04/03/20 15:44	04/06/20 23:43	1
Fluoranthene	ND	*	0.50	0.36	ug/L		04/03/20 15:44	04/06/20 23:43	1
Fluorene	ND	*	0.50	0.37	ug/L		04/03/20 15:44	04/06/20 23:43	1
Indeno[1,2,3-cd]pyrene	ND		0.50	0.44	ug/L		04/03/20 15:44	04/06/20 23:43	1
Naphthalene	ND		0.50	0.42	ug/L		04/03/20 15:44	04/06/20 23:43	1
Phenanthrene	ND	*	0.50	0.38	ug/L		04/03/20 15:44	04/06/20 23:43	1
Pyrene	ND		0.50	0.36	ug/L		04/03/20 15:44	04/06/20 23:43	1

Surrogate	*%Recovery*	*Qualifier*	*Limits*	*Prepared*	*Analyzed*	*Dil Fac*
2-Fluorobiphenyl	*71*		*48 - 120*	*04/03/20 15:44*	*04/06/20 23:43*	*1*
Nitrobenzene-d5	*63*		*46 - 120*	*04/03/20 15:44*	*04/06/20 23:43*	*1*
p-Terphenyl-d14	*54*		*24 - 136*	*04/03/20 15:44*	*04/06/20 23:43*	*1*

Method: 537 (modified) - Fluorinated Alkyl Substances

Analyte	Result	Qualifier	RL	MDL	Unit	D	Prepared	Analyzed	Dil Fac
1H,1H,2H,2H-perfluorodecanesulfonic acid (8:2)	ND		18	2.6	ng/L		04/06/20 12:06	04/06/20 20:03	1
1H,1H,2H,2H-perfluorooctanesulfonic acid (6:2)	ND		18	4.9	ng/L		04/06/20 12:06	04/06/20 20:03	1
N-ethylperfluorooctanesulfonamidoacetic acid (NEtFOSAA)	ND		18	1.3	ng/L		04/06/20 12:06	04/06/20 20:03	1
N-methylperfluorooctanesulfonamidoacetic acid (NMeFOSAA)	ND		18	1.5	ng/L		04/06/20 12:06	04/06/20 20:03	1
Perfluorobutanesulfonic acid (PFBS)	**0.96**	**J B**	1.8	0.44	ng/L		04/06/20 12:06	04/06/20 20:03	1
Perfluorobutanoic acid (PFBA)	**1.4**	**J B**	1.8	0.89	ng/L		04/06/20 12:06	04/06/20 20:03	1
Perfluorodecanesulfonic acid (PFDS)	ND		1.8	0.80	ng/L		04/06/20 12:06	04/06/20 20:03	1
Perfluorodecanoic acid (PFDA)	ND		1.8	0.69	ng/L		04/06/20 12:06	04/06/20 20:03	1
Perfluorododecanoic acid (PFDoA)	ND		1.8	0.53	ng/L		04/06/20 12:06	04/06/20 20:03	1
Perfluoroheptanesulfonic Acid (PFHpS)	ND		1.8	0.85	ng/L		04/06/20 12:06	04/06/20 20:03	1
Perfluoroheptanoic acid (PFHpA)	ND		1.8	0.81	ng/L		04/06/20 12:06	04/06/20 20:03	1
Perfluorohexanesulfonic acid (PFHxS)	ND		1.8	0.71	ng/L		04/06/20 12:06	04/06/20 20:03	1
Perfluorohexanoic acid (PFHxA)	ND		1.8	0.68	ng/L		04/06/20 12:06	04/06/20 20:03	1
Perfluorononanoic acid (PFNA)	ND		1.8	0.24	ng/L		04/06/20 12:06	04/06/20 20:03	1
Perfluorooctanesulfonamide (PFOSA)	ND		8.9	8.9	ng/L		04/06/20 12:06	04/06/20 20:03	1

Client Sample ID: 8-STE-001-003-04 MW-106I

Date Collected: 04/01/20 16:40
Date Received: 04/03/20 09:00

Lab Sample ID: 480-168118-4
Matrix: Water

Method: 537 (modified) - Fluorinated Alkyl Substances (Continued)

Analyte	Result	Qualifier	RL	MDL	Unit	D	Prepared	Analyzed	Dil Fac
Perfluorooctanesulfonic acid (PFOS)	**0.73**	**J**	1.8	0.54	ng/L		04/06/20 12:06	04/06/20 20:03	1
Perfluorooctanoic acid (PFOA)	ND		1.8	0.72	ng/L		04/06/20 12:06	04/06/20 20:03	1
Perfluoropentanoic acid (PFPeA)	ND		1.8	0.56	ng/L		04/06/20 12:06	04/06/20 20:03	1
Perfluorotetradecanoic acid (PFTeA)	ND		1.8	0.82	ng/L		04/06/20 12:06	04/06/20 20:03	1
Perfluorotridecanoic acid (PFTriA)	ND		1.8	0.54	ng/L		04/06/20 12:06	04/06/20 20:03	1
Perfluoroundecanoic acid (PFUnA)	ND		1.8	0.70	ng/L		04/06/20 12:06	04/06/20 20:03	1

Isotope Dilution	*%Recovery*	*Qualifier*	*Limits*	*Prepared*	*Analyzed*	*Dil Fac*
13C2 PFDA	*90*		*50 - 150*	*04/06/20 12:06*	*04/06/20 20:03*	*1*
13C2 PFDoA	*90*		*50 - 150*	*04/06/20 12:06*	*04/06/20 20:03*	*1*
13C2 PFHxA	*108*		*50 - 150*	*04/06/20 12:06*	*04/06/20 20:03*	*1*
13C2 PFUnA	*82*		*50 - 150*	*04/06/20 12:06*	*04/06/20 20:03*	*1*
13C2 PFTeDA	*88*		*50 - 150*	*04/06/20 12:06*	*04/06/20 20:03*	*1*
13C4 PFBA	*103*		*25 - 150*	*04/06/20 12:06*	*04/06/20 20:03*	*1*
13C4 PFOA	*102*		*50 - 150*	*04/06/20 12:06*	*04/06/20 20:03*	*1*
13C4 PFOS	*94*		*50 - 150*	*04/06/20 12:06*	*04/06/20 20:03*	*1*
13C4 PFHpA	*104*		*50 - 150*	*04/06/20 12:06*	*04/06/20 20:03*	*1*
13C5 PFNA	*95*		*50 - 150*	*04/06/20 12:06*	*04/06/20 20:03*	*1*
13C5 PFPeA	*110*		*25 - 150*	*04/06/20 12:06*	*04/06/20 20:03*	*1*
13C8 FOSA	*93*		*25 - 150*	*04/06/20 12:06*	*04/06/20 20:03*	*1*
18O2 PFHxS	*104*		*50 - 150*	*04/06/20 12:06*	*04/06/20 20:03*	*1*
d3-NMeFOSAA	*97*		*50 - 150*	*04/06/20 12:06*	*04/06/20 20:03*	*1*
d5-NEtFOSAA	*96*		*50 - 150*	*04/06/20 12:06*	*04/06/20 20:03*	*1*
M2-6:2 FTS	*105*		*25 - 150*	*04/06/20 12:06*	*04/06/20 20:03*	*1*
M2-8:2 FTS	*99*		*25 - 150*	*04/06/20 12:06*	*04/06/20 20:03*	*1*

Method: 6010C - Metals (ICP)

Analyte	Result	Qualifier	RL	MDL	Unit	D	Prepared	Analyzed	Dil Fac
Aluminum	**0.74**		0.20	0.060	mg/L		04/06/20 13:45	04/09/20 17:16	1
Antimony	ND		0.020	0.0068	mg/L		04/06/20 13:45	04/09/20 17:16	1
Arsenic	ND		0.015	0.0056	mg/L		04/06/20 13:45	04/09/20 17:16	1
Barium	**0.18**		0.0020	0.00070	mg/L		04/06/20 13:45	04/09/20 17:16	1
Beryllium	ND		0.0020	0.00030	mg/L		04/06/20 13:45	04/09/20 17:16	1
Boron	**0.017**	**J B**	0.020	0.0040	mg/L		04/06/20 13:45	04/09/20 17:16	1
Cadmium	ND		0.0020	0.00050	mg/L		04/06/20 13:45	04/09/20 17:16	1
Calcium	**46.2**		0.50	0.10	mg/L		04/06/20 13:45	04/09/20 17:16	1
Chromium	ND		0.0040	0.0010	mg/L		04/06/20 13:45	04/09/20 17:16	1
Cobalt	ND		0.0040	0.00063	mg/L		04/06/20 13:45	04/09/20 17:16	1
Copper	ND		0.010	0.0016	mg/L		04/06/20 13:45	04/09/20 17:16	1
Iron	**0.96**		0.050	0.019	mg/L		04/06/20 13:45	04/09/20 17:16	1
Lead	ND		0.010	0.0030	mg/L		04/06/20 13:45	04/09/20 17:16	1
Magnesium	**15.2**		0.20	0.043	mg/L		04/06/20 13:45	04/09/20 17:16	1
Manganese	**0.17**	**B**	0.0030	0.00040	mg/L		04/06/20 13:45	04/09/20 17:16	1
Nickel	ND		0.010	0.0013	mg/L		04/06/20 13:45	04/09/20 17:16	1
Potassium	**2.4**	**B**	0.50	0.10	mg/L		04/06/20 13:45	04/09/20 17:16	1
Selenium	ND		0.025	0.0087	mg/L		04/06/20 13:45	04/09/20 17:16	1
Silver	ND		0.0060	0.0017	mg/L		04/06/20 13:45	04/09/20 17:16	1
Sodium	**3.6**		1.0	0.32	mg/L		04/06/20 13:45	04/09/20 17:16	1
Thallium	ND		0.020	0.010	mg/L		04/06/20 13:45	04/09/20 17:16	1
Vanadium	ND		0.0050	0.0015	mg/L		04/06/20 13:45	04/09/20 17:16	1

Client Sample Results

Client: Parsons Corporation
Project/Site: 8-STE-001 Henry's Landfill

Job ID: 480-168118-1

Client Sample ID: 8-STE-001-003-04 MW-106I

Date Collected: 04/01/20 16:40
Date Received: 04/03/20 09:00

Lab Sample ID: 480-168118-4

Matrix: Water

Method: 6010C - Metals (ICP) (Continued)

Analyte	Result	Qualifier	RL	MDL	Unit	D	Prepared	Analyzed	Dil Fac
Zinc	0.0028	J	0.010	0.0015	mg/L		04/06/20 13:45	04/09/20 17:16	1

Method: 7470A - Mercury (CVAA)

Analyte	Result	Qualifier	RL	MDL	Unit	D	Prepared	Analyzed	Dil Fac
Mercury	ND		0.00020	0.00012	mg/L		04/06/20 12:12	04/06/20 15:14	1

General Chemistry

Analyte	Result	Qualifier	RL	MDL	Unit	D	Prepared	Analyzed	Dil Fac
Bromide	0.50		0.20	0.073	mg/L			04/13/20 13:27	1
Chloride	25.6		0.50	0.28	mg/L			04/13/20 13:27	1
Sulfate	12.0		2.0	0.35	mg/L			04/13/20 13:27	1
Ammonia	0.010	J	0.020	0.0090	mg/L			04/06/20 10:04	1
Chemical Oxygen Demand	15.2		10.0	5.0	mg/L			04/08/20 09:06	1
Total Organic Carbon	ND		1.0	0.43	mg/L			04/05/20 04:11	1
Alkalinity, Total	188		5.0	0.79	mg/L			04/05/20 19:03	1
Total hardness as CaCO3	240		10.0	2.6	mg/L			04/07/20 13:30	1
Total Dissolved Solids	288		10.0	4.0	mg/L			04/03/20 16:54	1

~~Client Sample ID: 8-STE-001-003-05~~

~~**Date Collected: 04/01/20 16:50**~~
~~**Date Received: 04/03/20 09:00**~~

~~Lab Sample ID: 480-168118-5~~

~~**Matrix: Water**~~

~~Method: 537 (modified) - Fluorinated Alkyl Substances~~

Analyte	Result	Qualifier	RL	MDL	Unit	D	Prepared	Analyzed	Dil Fac
1H,1H,2H,2H-perfluorodecanesulfonic acid (8:2)	ND		17	2.4	ng/L		04/06/20 12:06	04/06/20 20:20	1
1H,1H,2H,2H-perfluorooctanesulfonic acid (6:2)	ND		17	4.6	ng/L		04/06/20 12:06	04/06/20 20:20	1
N-ethylperfluorooctanesulfonamidoacetic acid (NEtFOSAA)	ND		17	1.3	ng/L		04/06/20 12:06	04/06/20 20:20	1
N-methylperfluorooctanesulfonamidoacetic acid (NMeFOSAA)	ND		17	1.4	ng/L		04/06/20 12:06	04/06/20 20:20	1
Perfluorobutanesulfonic acid (PFBS)	0.86	J B	1.7	0.41	ng/L		04/06/20 12:06	04/06/20 20:20	1
Perfluorobutanoic acid (PFBA)	1.1	J B	1.7	0.84	ng/L		04/06/20 12:06	04/06/20 20:20	1
Perfluorodecanesulfonic acid (PFDS)	ND		1.7	0.75	ng/L		04/06/20 12:06	04/06/20 20:20	1
Perfluorodecanoic acid (PFDA)	ND		1.7	0.64	ng/L		04/06/20 12:06	04/06/20 20:20	1
Perfluorododecanoic acid (PFDoA)	ND		1.7	0.49	ng/L		04/06/20 12:06	04/06/20 20:20	1
Perfluoroheptanesulfonic Acid (PFHpS)	ND		1.7	0.80	ng/L		04/06/20 12:06	04/06/20 20:20	1
Perfluoroheptanoic acid (PFHpA)	ND		1.7	0.76	ng/L		04/06/20 12:06	04/06/20 20:20	1
Perfluorohexanesulfonic acid (PFHxS)	ND		1.7	0.67	ng/L		04/06/20 12:06	04/06/20 20:20	1
Perfluorohexanoic acid (PFHxA)	1.0	J	1.7	0.64	ng/L		04/06/20 12:06	04/06/20 20:20	1
Perfluorononanoic acid (PFNA)	ND		1.7	0.23	ng/L		04/06/20 12:06	04/06/20 20:20	1
Perfluorooctanesulfonamide (PFOSA)	ND		8.4	8.4	ng/L		04/06/20 12:06	04/06/20 20:20	1
Perfluorooctanesulfonic acid (PFOS)	0.75	J	1.7	0.51	ng/L		04/06/20 12:06	04/06/20 20:20	1
Perfluorooctanoic acid (PFOA)	ND		1.7	0.68	ng/L		04/06/20 12:06	04/06/20 20:20	1
Perfluoropentanoic acid (PFPeA)	ND		1.7	0.53	ng/L		04/06/20 12:06	04/06/20 20:20	1
Perfluorotetradecanoic acid (PFTeA)	ND		1.7	0.77	ng/L		04/06/20 12:06	04/06/20 20:20	1
Perfluorotridecanoic acid (PFTriA)	ND		1.7	0.50	ng/L		04/06/20 12:06	04/06/20 20:20	1
Perfluoroundecanoic acid (PFUnA)	ND		1.7	0.65	ng/L		04/06/20 12:06	04/06/20 20:20	1

FROM SYR: PFAS → BUF; RAI → BUF - RE

CHAIN-OF-CUSTODY / Analytical Request Document

Section A Laboratory Information		Section B Client Information	
Lab Name:	TestAmerica	Company:	Parsons
Attention:	John Schove	Attention:	George Moreau
Address:	10 Hazelwood Drive Amherst, NY 14228-2298	Address:	301 Plainfield Road, Suite 350 Syracuse, NY 13212
Phone:	(716) 504-9838	Phone:	315-552-9715
Email:	John.Schove@testamericainc.com	Email:	George.H.Moreau@parsons.com

Section C Deliverable Requirements	
Report To:	George.H.Moreau@parsons.com
Copy To:	Lorraine.Weber@parsons.com; Laura.Drachenberg@parsons.com Maryanne.Kosciewicz@parsons.com; Heather.Fettig@parsons.com
Deliverables:	Level 2, CAT B Report, NYSDEC EQUIS EDD

Purchase Order No:

TAT - 10 Day

Section D Additional Information

COC #:	8-STE-001-003
Project Name:	ILI - Region 8
Project Site:	Henrys LF
Project Number:	450619.09000

Preservative codes (for water only): 0 1 0 0 2 2 3 1 0 0 0

	Location ID	Start Depth (ft)	End Depth (ft)	Field Sample ID MUST BE UNIQUE	Sample Date	Sample Time	Sample Matrix	Sample Type	# of Cont.	MS/MSD	Composite (Y/N)	PFAS Modified 537	Modified Baseline VOCs 8260	PAHs 8270SIM	1, 4 - Dioxane 8270SIM	Mod Bsln Met/Hg 6010/7470	Hard-SM20 2340C	Ammonia/COD 350.1/410.4	TOC 9060A	SO4/CHL/BRO 300.0	TDS SM25-40D	Alkalinity SM20 2320B
									#Bottles			2	3	2	2	1	1	1	2	1	1	1
1	8-STE-001-MW-101D	77.53	81	8-STE-001-003-01	4/1/20	0925	WG	N	17			X	X	X	X	X	X	X	X	X	X	X
2	8-STE-001-MW-107I	44.62	72.50	8-STE-001-003-02	4/1/20	1325	WG	N	17			X	X	X	X	X	X	X	X	X	X	X
3	8-STE-001-MW-105I	3.60	51	8-STE-001-003-03	4/1/20	1350	WG	N	17			X	X	X	X	X	X	X	X	X	X	X
4	8-STE-001-MW-106I			8-STE-001-003-04	4/1/20	1640	WG	N	17			X	X	X	X	X	X	X	X	X	X	X
5	Field QC	-	-	8-STE-001-003-05	4/1/20	1650	WQ	EB	2			X										
6	Field QC	-	-	8-STE-001-003-06	4/1/20	1700	WQ	FB	2			X										
7	Field QC	-	-	8-STE-001-003-07	4/1/20	-	WQ	TB	1				X									
8	Field QC	-	-	8-STE-001-003-08	4/1/20	-	WQ	TB	1				X									
9				RE																		
10				RE																		

Special Instructions:
8-STE-001-003-01 was collected after well run dry
8-STE-001-003-03 was collected by nondpumping

1 TB per Cooler (2 coolers)

Syracuse #225

Temp 1.9 2.4 ICE

Samplers Name:	Company:	Relinquished By:	Company:	Cooler Temp.:	Custody Seals Intact: Yes ☐ No ☐
A. Cole TJ Mikochik	Parsons Date/Time: 4/2/20 1600		Date/Time:	Rec'd on Ice: Yes ☐ No ☐	Samples Intact: Yes ☐ No ☐
Shipment Method: REC'D: R English TA Syr	Shipment Tracking No:	Accepted By:	Company:	Cooler Temp.:	Custody Seals Intact: Yes ☐ No ☐
	Date/Time: 4-2-20, 1600		Date/Time: 04/03/2020 0900	Rec'd on Ice: Yes ☐ No ☐	Samples Intact: Yes ☐ No ☐

Preservatives: 0 = None; [1 = HCL]; [2 = HNO3]; [3 = H2SO4]; [4 = NaOH]; [5 = Zn Acetate]; [6 = MeOH]; [7 = NaHSO4]; 8 = Other (H3PO4):

Relinq.: R. English, 4-2-20, 19:00

480-168118 Chain of Custody

Client Sample Results

Client: Parsons Corporation
Project/Site: 8-STE-001 Henry's Landfill

Job ID: 480-168119-1

Client Sample ID: 8-STE-001-004-01 MW-113
Date Collected: 04/02/20 11:20
Date Received: 04/03/20 09:00

Lab Sample ID: 480-168119-1
Matrix: Water

Method: 8260C - Volatile Organic Compounds by GC/MS

Analyte	Result	Qualifier	RL	MDL	Unit	D	Prepared	Analyzed	Dil Fac
1,1,1,2-Tetrachloroethane	ND		1.0	0.35	ug/L			04/07/20 13:50	1
1,1,1-Trichloroethane	ND		1.0	0.82	ug/L			04/07/20 13:50	1
1,1,2,2-Tetrachloroethane	ND		1.0	0.21	ug/L			04/07/20 13:50	1
1,1,2-Trichloroethane	ND		1.0	0.23	ug/L			04/07/20 13:50	1
1,1-Dichloroethane	ND		1.0	0.38	ug/L			04/07/20 13:50	1
1,1-Dichloroethene	ND		1.0	0.29	ug/L			04/07/20 13:50	1
1,2,3-Trichloropropane	ND		1.0	0.89	ug/L			04/07/20 13:50	1
1,2-Dibromo-3-Chloropropane	ND		1.0	0.39	ug/L			04/07/20 13:50	1
1,2-Dibromoethane	ND		1.0	0.73	ug/L			04/07/20 13:50	1
1,2-Dichlorobenzene	ND		1.0	0.79	ug/L			04/07/20 13:50	1
1,2-Dichloroethane	ND		1.0	0.21	ug/L			04/07/20 13:50	1
1,2-Dichloropropane	ND		1.0	0.72	ug/L			04/07/20 13:50	1
1,4-Dichlorobenzene	ND		1.0	0.84	ug/L			04/07/20 13:50	1
2-Butanone (MEK)	ND		10	1.3	ug/L			04/07/20 13:50	1
2-Hexanone	ND		5.0	1.2	ug/L			04/07/20 13:50	1
4-Methyl-2-pentanone (MIBK)	ND		5.0	2.1	ug/L			04/07/20 13:50	1
Acetone	ND		10	3.0	ug/L			04/07/20 13:50	1
Acrylonitrile	ND		5.0	0.83	ug/L			04/07/20 13:50	1
Benzene	ND		1.0	0.41	ug/L			04/07/20 13:50	1
Bromodichloromethane	ND		1.0	0.39	ug/L			04/07/20 13:50	1
Bromoform	ND		1.0	0.26	ug/L			04/07/20 13:50	1
Bromomethane	ND		1.0	0.69	ug/L			04/07/20 13:50	1
Carbon disulfide	ND		1.0	0.19	ug/L			04/07/20 13:50	1
Carbon tetrachloride	ND		1.0	0.27	ug/L			04/07/20 13:50	1
Chlorobenzene	ND		1.0	0.75	ug/L			04/07/20 13:50	1
Chlorobromomethane	ND		1.0	0.87	ug/L			04/07/20 13:50	1
Chloroethane	ND		1.0	0.32	ug/L			04/07/20 13:50	1
Chloroform	ND		1.0	0.34	ug/L			04/07/20 13:50	1
Chloromethane	ND		1.0	0.35	ug/L			04/07/20 13:50	1
cis-1,2-Dichloroethene	ND		1.0	0.81	ug/L			04/07/20 13:50	1
cis-1,3-Dichloropropene	ND		1.0	0.36	ug/L			04/07/20 13:50	1
Dibromochloromethane	ND		1.0	0.32	ug/L			04/07/20 13:50	1
Dibromomethane	ND		1.0	0.41	ug/L			04/07/20 13:50	1
Ethylbenzene	ND		1.0	0.74	ug/L			04/07/20 13:50	1
Iodomethane	ND		1.0	0.30	ug/L			04/07/20 13:50	1
m,p-Xylene	ND		2.0	0.66	ug/L			04/07/20 13:50	1
Methylene Chloride	ND		1.0	0.44	ug/L			04/07/20 13:50	1
o-Xylene	ND		1.0	0.76	ug/L			04/07/20 13:50	1
Styrene	ND		1.0	0.73	ug/L			04/07/20 13:50	1
Tetrachloroethene	ND		1.0	0.36	ug/L			04/07/20 13:50	1
Toluene	ND		1.0	0.51	ug/L			04/07/20 13:50	1
trans-1,2-Dichloroethene	ND		1.0	0.90	ug/L			04/07/20 13:50	1
trans-1,3-Dichloropropene	ND		1.0	0.37	ug/L			04/07/20 13:50	1
trans-1,4-Dichloro-2-butene	ND		1.0	0.22	ug/L			04/07/20 13:50	1
Trichloroethene	ND		1.0	0.46	ug/L			04/07/20 13:50	1
Trichlorofluoromethane	ND		1.0	0.88	ug/L			04/07/20 13:50	1
Vinyl acetate	ND		5.0	0.85	ug/L			04/07/20 13:50	1
Vinyl chloride	ND		1.0	0.90	ug/L			04/07/20 13:50	1
Xylenes, Total	ND		2.0	0.66	ug/L			04/07/20 13:50	1

Client Sample Results

Client: Parsons Corporation
Project/Site: 8-STE-001 Henry's Landfill

Job ID: 480-168119-1

Client Sample ID: 8-STE-001-004-01 MW-113

Date Collected: 04/02/20 11:20
Date Received: 04/03/20 09:00

Lab Sample ID: 480-168119-1
Matrix: Water

Surrogate	*%Recovery*	*Qualifier*	*Limits*	*Prepared*	*Analyzed*	*Dil Fac*
1,2-Dichloroethane-d4 (Surr)	*105*		*77 - 120*		*04/07/20 13:50*	*1*
4-Bromofluorobenzene (Surr)	*105*		*73 - 120*		*04/07/20 13:50*	*1*
Dibromofluoromethane (Surr)	*117*		*75 - 123*		*04/07/20 13:50*	*1*
Toluene-d8 (Surr)	*101*		*80 - 120*		*04/07/20 13:50*	*1*

Method: 8270D SIM ID - Semivolatile Organic Compounds (GC/MS SIM / Isotope Dilution)

Analyte	Result	Qualifier	RL	MDL	Unit	D	Prepared	Analyzed	Dil Fac
1,4-Dioxane	ND		0.20	0.10	ug/L		04/03/20 15:53	04/09/20 04:20	1

Isotope Dilution	*%Recovery*	*Qualifier*	*Limits*	*Prepared*	*Analyzed*	*Dil Fac*
1,4-Dioxane-d8	*24*		*15 - 110*	*04/03/20 15:53*	*04/09/20 04:20*	*1*

Method: 8270D_LL_PAH - Semivolatile Organic Compounds (GC/MS) Low level PAH

Analyte	Result	Qualifier	RL	MDL	Unit	D	Prepared	Analyzed	Dil Fac
Acenaphthene	ND		0.50	0.30	ug/L		04/03/20 15:44	04/07/20 00:12	1
Acenaphthylene	ND		0.50	0.34	ug/L		04/03/20 15:44	04/07/20 00:12	1
Anthracene	ND	*	0.50	0.39	ug/L		04/03/20 15:44	04/07/20 00:12	1
Benzo[a]anthracene	ND		0.50	0.40	ug/L		04/03/20 15:44	04/07/20 00:12	1
Benzo[a]pyrene	ND		0.50	0.33	ug/L		04/03/20 15:44	04/07/20 00:12	1
Benzo[b]fluoranthene	ND		0.50	0.30	ug/L		04/03/20 15:44	04/07/20 00:12	1
Benzo[g,h,i]perylene	ND		0.50	0.37	ug/L		04/03/20 15:44	04/07/20 00:12	1
Benzo[k]fluoranthene	ND		0.50	0.085	ug/L		04/03/20 15:44	04/07/20 00:12	1
Chrysene	ND	*	0.50	0.32	ug/L		04/03/20 15:44	04/07/20 00:12	1
Dibenz(a,h)anthracene	ND		0.50	0.33	ug/L		04/03/20 15:44	04/07/20 00:12	1
Fluoranthene	ND	*	0.50	0.36	ug/L		04/03/20 15:44	04/07/20 00:12	1
Fluorene	ND	*	0.50	0.37	ug/L		04/03/20 15:44	04/07/20 00:12	1
Indeno[1,2,3-cd]pyrene	ND		0.50	0.44	ug/L		04/03/20 15:44	04/07/20 00:12	1
Naphthalene	ND		0.50	0.42	ug/L		04/03/20 15:44	04/07/20 00:12	1
Phenanthrene	ND	*	0.50	0.38	ug/L		04/03/20 15:44	04/07/20 00:12	1
Pyrene	ND		0.50	0.36	ug/L		04/03/20 15:44	04/07/20 00:12	1

Surrogate	*%Recovery*	*Qualifier*	*Limits*	*Prepared*	*Analyzed*	*Dil Fac*
2-Fluorobiphenyl	*69*		*48 - 120*	*04/03/20 15:44*	*04/07/20 00:12*	*1*
Nitrobenzene-d5	*63*		*46 - 120*	*04/03/20 15:44*	*04/07/20 00:12*	*1*
p-Terphenyl-d14	*52*		*24 - 136*	*04/03/20 15:44*	*04/07/20 00:12*	*1*

Method: 537 (modified) - Fluorinated Alkyl Substances

Analyte	Result	Qualifier	RL	MDL	Unit	D	Prepared	Analyzed	Dil Fac
1H,1H,2H,2H-perfluorodecanesulfonic acid (8:2)	ND		18	2.6	ng/L		04/06/20 12:06	04/06/20 20:36	1
1H,1H,2H,2H-perfluorooctanesulfonic acid (6:2)	ND		18	5.0	ng/L		04/06/20 12:06	04/06/20 20:36	1
N-ethylperfluorooctanesulfonamidoacetic acid (NEtFOSAA)	ND		18	1.4	ng/L		04/06/20 12:06	04/06/20 20:36	1
N-methylperfluorooctanesulfonamidoacetic acid (NMeFOSAA)	ND		18	1.6	ng/L		04/06/20 12:06	04/06/20 20:36	1
Perfluorobutanesulfonic acid (PFBS)	**1.1**	**J B**	1.8	0.45	ng/L		04/06/20 12:06	04/06/20 20:36	1
Perfluorobutanoic acid (PFBA)	**1.4**	**J B**	1.8	0.91	ng/L		04/06/20 12:06	04/06/20 20:36	1
Perfluorodecanesulfonic acid (PFDS)	ND		1.8	0.82	ng/L		04/06/20 12:06	04/06/20 20:36	1
Perfluorodecanoic acid (PFDA)	ND		1.8	0.70	ng/L		04/06/20 12:06	04/06/20 20:36	1
Perfluorododecanoic acid (PFDoA)	ND		1.8	0.54	ng/L		04/06/20 12:06	04/06/20 20:36	1

Client Sample ID: 8-STE-001-004-01 MW-113
Date Collected: 04/02/20 11:20
Date Received: 04/03/20 09:00

Lab Sample ID: 480-168119-1
Matrix: Water

Method: 537 (modified) - Fluorinated Alkyl Substances (Continued)

Analyte	Result	Qualifier	RL	MDL	Unit	D	Prepared	Analyzed	Dil Fac
Perfluoroheptanesulfonic Acid (PFHpS)	ND		1.8	0.87	ng/L		04/06/20 12:06	04/06/20 20:36	1
Perfluoroheptanoic acid (PFHpA)	ND		1.8	0.83	ng/L		04/06/20 12:06	04/06/20 20:36	1
Perfluorohexanesulfonic acid (PFHxS)	ND		1.8	0.73	ng/L		04/06/20 12:06	04/06/20 20:36	1
Perfluorohexanoic acid (PFHxA)	ND		1.8	0.69	ng/L		04/06/20 12:06	04/06/20 20:36	1
Perfluorononanoic acid (PFNA)	**0.27**	**J**	1.8	0.25	ng/L		04/06/20 12:06	04/06/20 20:36	1
Perfluorooctanesulfonamide (PFOSA)	ND		9.1	9.1	ng/L		04/06/20 12:06	04/06/20 20:36	1
Perfluorooctanesulfonic acid (PFOS)	**1.2**	**J**	1.8	0.56	ng/L		04/06/20 12:06	04/06/20 20:36	1
Perfluorooctanoic acid (PFOA)	**1.0**	**J**	1.8	0.74	ng/L		04/06/20 12:06	04/06/20 20:36	1
Perfluoropentanoic acid (PFPeA)	**0.78**	**J**	1.8	0.58	ng/L		04/06/20 12:06	04/06/20 20:36	1
Perfluorotetradecanoic acid (PFTeA)	ND		1.8	0.84	ng/L		04/06/20 12:06	04/06/20 20:36	1
Perfluorotridecanoic acid (PFTriA)	ND		1.8	0.55	ng/L		04/06/20 12:06	04/06/20 20:36	1
Perfluoroundecanoic acid (PFUnA)	ND		1.8	0.71	ng/L		04/06/20 12:06	04/06/20 20:36	1

Isotope Dilution	*%Recovery*	*Qualifier*	*Limits*	*Prepared*	*Analyzed*	*Dil Fac*
13C2 PFDA	*92*		*50 - 150*	*04/06/20 12:06*	*04/06/20 20:36*	*1*
13C2 PFDoA	*83*		*50 - 150*	*04/06/20 12:06*	*04/06/20 20:36*	*1*
13C2 PFHxA	*107*		*50 - 150*	*04/06/20 12:06*	*04/06/20 20:36*	*1*
13C2 PFUnA	*85*		*50 - 150*	*04/06/20 12:06*	*04/06/20 20:36*	*1*
13C2 PFTeDA	*79*		*50 - 150*	*04/06/20 12:06*	*04/06/20 20:36*	*1*
13C4 PFBA	*104*		*25 - 150*	*04/06/20 12:06*	*04/06/20 20:36*	*1*
13C4 PFOA	*94*		*50 - 150*	*04/06/20 12:06*	*04/06/20 20:36*	*1*
13C4 PFOS	*84*		*50 - 150*	*04/06/20 12:06*	*04/06/20 20:36*	*1*
13C4 PFHpA	*107*		*50 - 150*	*04/06/20 12:06*	*04/06/20 20:36*	*1*
13C5 PFNA	*89*		*50 - 150*	*04/06/20 12:06*	*04/06/20 20:36*	*1*
13C5 PFPeA	*118*		*25 - 150*	*04/06/20 12:06*	*04/06/20 20:36*	*1*
13C8 FOSA	*86*		*25 - 150*	*04/06/20 12:06*	*04/06/20 20:36*	*1*
18O2 PFHxS	*104*		*50 - 150*	*04/06/20 12:06*	*04/06/20 20:36*	*1*
d3-NMeFOSAA	*93*		*50 - 150*	*04/06/20 12:06*	*04/06/20 20:36*	*1*
d5-NEtFOSAA	*102*		*50 - 150*	*04/06/20 12:06*	*04/06/20 20:36*	*1*
M2-6:2 FTS	*105*		*25 - 150*	*04/06/20 12:06*	*04/06/20 20:36*	*1*
M2-8:2 FTS	*97*		*25 - 150*	*04/06/20 12:06*	*04/06/20 20:36*	*1*

Method: 6010C - Metals (ICP)

Analyte	Result	Qualifier	RL	MDL	Unit	D	Prepared	Analyzed	Dil Fac
Aluminum	ND		0.20	0.060	mg/L		04/06/20 13:45	04/08/20 13:27	1
Antimony	ND		0.020	0.0068	mg/L		04/06/20 13:45	04/08/20 13:27	1
Arsenic	ND		0.015	0.0056	mg/L		04/06/20 13:45	04/08/20 13:27	1
Barium	**0.023**		0.0020	0.00070	mg/L		04/06/20 13:45	04/08/20 13:27	1
Beryllium	ND		0.0020	0.00030	mg/L		04/06/20 13:45	04/08/20 13:27	1
Boron	**0.017**	**J**	0.020	0.0040	mg/L		04/06/20 13:45	04/08/20 13:27	1
Cadmium	ND		0.0020	0.00050	mg/L		04/06/20 13:45	04/08/20 13:27	1
Calcium	**50.3**		0.50	0.10	mg/L		04/06/20 13:45	04/08/20 13:27	1
Chromium	ND		0.0040	0.0010	mg/L		04/06/20 13:45	04/08/20 13:27	1
Cobalt	ND		0.0040	0.00063	mg/L		04/06/20 13:45	04/08/20 13:27	1
Copper	ND		0.010	0.0016	mg/L		04/06/20 13:45	04/08/20 13:27	1
Iron	**0.10**		0.050	0.019	mg/L		04/06/20 13:45	04/08/20 13:27	1
Lead	ND		0.010	0.0030	mg/L		04/06/20 13:45	04/08/20 13:27	1
Magnesium	**21.7**		0.20	0.043	mg/L		04/06/20 13:45	04/08/20 13:27	1
Manganese	**0.0071**	**B**	0.0030	0.00040	mg/L		04/06/20 13:45	04/08/20 13:27	1

Client Sample ID: 8-STE-001-004-01 MW-113

Lab Sample ID: 480-168119-1
Date Collected: 04/02/20 11:20
Matrix: Water
Date Received: 04/03/20 09:00

Method: 6010C - Metals (ICP) (Continued)

Analyte	Result	Qualifier	RL	MDL	Unit	D	Prepared	Analyzed	Dil Fac
Nickel	ND		0.010	0.0013	mg/L		04/06/20 13:45	04/08/20 13:27	1
Potassium	**2.5**		0.50	0.10	mg/L		04/06/20 13:45	04/08/20 13:27	1
Selenium	ND		0.025	0.0087	mg/L		04/06/20 13:45	04/08/20 13:27	1
Silver	ND		0.0060	0.0017	mg/L		04/06/20 13:45	04/08/20 13:27	1
Sodium	**3.9**		1.0	0.32	mg/L		04/06/20 13:45	04/08/20 13:27	1
Thallium	ND		0.020	0.010	mg/L		04/06/20 13:45	04/08/20 13:27	1
Vanadium	ND		0.0050	0.0015	mg/L		04/06/20 13:45	04/08/20 13:27	1
Zinc	**0.0020**	**J**	0.010	0.0015	mg/L		04/06/20 13:45	04/08/20 13:27	1

Method: 7470A - Mercury (CVAA)

Analyte	Result	Qualifier	RL	MDL	Unit	D	Prepared	Analyzed	Dil Fac
Mercury	ND		0.00020	0.00012	mg/L		04/07/20 11:55	04/07/20 15:01	1

General Chemistry

Analyte	Result	Qualifier	RL	MDL	Unit	D	Prepared	Analyzed	Dil Fac
Bromide	**0.081**	**J**	0.20	0.073	mg/L			04/13/20 13:41	1
Chloride	**7.0**		0.50	0.28	mg/L			04/13/20 13:41	1
Sulfate	**35.9**		2.0	0.35	mg/L			04/13/20 13:41	1
Ammonia	ND		0.020	0.0090	mg/L			04/06/20 10:04	1
Chemical Oxygen Demand	**10.2**		10.0	5.0	mg/L			04/08/20 09:06	1
Total Organic Carbon	ND		1.0	0.43	mg/L			04/05/20 04:40	1
Alkalinity, Total	**180**		5.0	0.79	mg/L			04/05/20 19:11	1
Total hardness as CaCO3	**190**		10.0	2.6	mg/L			04/07/20 13:30	1
Total Dissolved Solids	**164**		10.0	4.0	mg/L			04/03/20 16:54	1

~~Client Sample ID: 8-STE-001-004-02~~

~~Lab Sample ID: 480-168119-2~~
~~Date Collected: 04/02/20 11:30~~
~~Matrix: Water~~
~~Date Received: 04/03/20 09:00~~

~~Method: 537 (modified) - Fluorinated Alkyl Substances~~

~~Analyte~~	~~Result~~	~~Qualifier~~	~~RL~~	~~MDL~~	~~Unit~~	~~D~~	~~Prepared~~	~~Analyzed~~	~~Dil Fac~~
~~1H,1H,2H,2H-perfluorodecanesulfonic acid (8:2)~~	~~ND~~		~~19~~	~~2.8~~	~~ng/L~~		~~04/06/20 12:06~~	~~04/06/20 20:45~~	~~1~~
~~1H,1H,2H,2H-perfluorooctanesulfonic acid (6:2)~~	~~ND~~		~~19~~	~~5.3~~	~~ng/L~~		~~04/06/20 12:06~~	~~04/06/20 20:45~~	~~1~~
~~N-ethylperfluorooctanesulfonamidoacetic acid (NEtFOSAA)~~	~~ND~~		~~19~~	~~1.4~~	~~ng/L~~		~~04/06/20 12:06~~	~~04/06/20 20:45~~	~~1~~
~~N-methylperfluorooctanesulfonamidoacetic acid (NMeFOSAA)~~	~~ND~~		~~19~~	~~1.6~~	~~ng/L~~		~~04/06/20 12:06~~	~~04/06/20 20:45~~	~~1~~
~~**Perfluorobutanesulfonic acid (PFBS)**~~	~~**1.2**~~	~~**J B**~~	~~1.9~~	~~0.47~~	~~ng/L~~		~~04/06/20 12:06~~	~~04/06/20 20:45~~	~~1~~
~~**Perfluorobutanoic acid (PFBA)**~~	~~**1.4**~~	~~**J B**~~	~~1.9~~	~~0.96~~	~~ng/L~~		~~04/06/20 12:06~~	~~04/06/20 20:45~~	~~1~~
~~Perfluorodecanesulfonic acid (PFDS)~~	~~ND~~		~~1.9~~	~~0.86~~	~~ng/L~~		~~04/06/20 12:06~~	~~04/06/20 20:45~~	~~1~~
~~Perfluorodecanoic acid (PFDA)~~	~~ND~~		~~1.9~~	~~0.74~~	~~ng/L~~		~~04/06/20 12:06~~	~~04/06/20 20:45~~	~~1~~
~~Perfluorododecanoic acid (PFDoA)~~	~~ND~~		~~1.9~~	~~0.56~~	~~ng/L~~		~~04/06/20 12:06~~	~~04/06/20 20:45~~	~~1~~
~~Perfluoroheptanesulfonic Acid (PFHpS)~~	~~ND~~		~~1.9~~	~~0.91~~	~~ng/L~~		~~04/06/20 12:06~~	~~04/06/20 20:45~~	~~1~~
~~Perfluoroheptanoic acid (PFHpA)~~	~~ND~~		~~1.9~~	~~0.87~~	~~ng/L~~		~~04/06/20 12:06~~	~~04/06/20 20:45~~	~~1~~
~~Perfluorohexanesulfonic acid (PFHxS)~~	~~ND~~		~~1.9~~	~~0.77~~	~~ng/L~~		~~04/06/20 12:06~~	~~04/06/20 20:45~~	~~1~~
~~**Perfluorohexanoic acid (PFHxA)**~~	~~**1.5**~~	~~**J**~~	~~1.9~~	~~0.73~~	~~ng/L~~		~~04/06/20 12:06~~	~~04/06/20 20:45~~	~~1~~
~~Perfluorononanoic acid (PFNA)~~	~~ND~~		~~1.9~~	~~0.26~~	~~ng/L~~		~~04/06/20 12:06~~	~~04/06/20 20:45~~	~~1~~
~~Perfluorooctanesulfonamide (PFOSA)~~	~~ND~~		~~9.6~~	~~9.6~~	~~ng/L~~		~~04/06/20 12:06~~	~~04/06/20 20:45~~	~~1~~

Revised

CHAIN-OF-CUSTODY / Analytical Request Document

Section A Laboratory Information

Lab Name: TestAmerica
Attention: John Schove
Address: 10 Hazelwood Drive, Amherst, NY 14228-2298
Phone: (716) 504-9838
Email: John.Schove@testamericainc.com

Section B Client Information

Company: Parsons
Attention: George Moreau
Address: 301 Plainfield Road, Suite 350, Syracuse, NY 13212
Phone: 315-552-9715
Email: George.H.Moreau@parsons.com

COC #: 8-STE-001-004
Project Name: ILI - Region 8
Project Site: Henry's LF
Project Number: 450619.04000

Section C Deliverable Requirements

Report To: George.H.Moreau@parsons.com
Copy To: Lorraine.Weber@parsons.com; Laura.Drachenberg@parsons.com; Maryanne.Kosciewicz@parsons.com; Heather.Fettig@parsons.com
Deliverables: Level 2, CAT B Report, NYSDEC EQUIS EDD

Purchase Order No:
TAT - 10 Day

Section D Additional Information

Preservative codes (for water only): 0 | 1 | 0 | 0 | 2 | 2 | 3 | 1 | 0 | 0 | 0

	Location ID	Start Depth (ft)	End Depth (ft)	Field Sample ID MUST BE UNIQUE	Sample Date	Sample Matrix	Sample Type	Sample Time	# of Cont.	MS/MSD	Composite (Y/N)	PFAS Modified 537	Modified Baseline VOCs 8260	PAHs 8270SIM	1, 4 - Dioxane 8270SIM	Mod Bsln Met/Hg 6010/7470	Hard-SM20 2340C	Ammonia/COD 350.1/410.4	TOC 9060A	SO4/CHL/BRO 300.0	TDS SM2540D	Alkalinity SM20 2320B
									#Bottles			2	3	2	2	1	1	1	2	1	1	1
1	8-STE-001-MW-113	39.0	49.0	8-STE-001-004-01	4/2/20	WG	N	11:20	17			X	X	X	X	X	X	X	X	X	X	X
2	Field QC	-	-	8-STE-001-004-02	4/2/20	WQ	EB	11:30	2			X										
3	Field QC	-	-	8-STE-001-004-03	4/2/20	WQ	FB	11:35	2			X										
4	Field QC	-	-	8-STE-001-004-04	4/2/20	WQ	TB	—	1				X									
5																						
6																						
7																						
8																						
9																						
10																						

Special Instructions:

Samplers Name: A. Cook + S. Milkowik	Company: Parsons	Relinquished By:	Company:	Cooler Temp.:	Custody Seals Intact: Yes ☐ No ☐
Shipment Method: RECD RENGLIN TRSYN	Date/Time: 4/2/20 1600		Date/Time:	Rec'd on Ice: Yes ☐ No ☐	Samples Intact: Yes ☐ No ☐
	Shipment Tracking No:	Accepted By:	Company:	Cooler Temp.:	Custody Seals Intact: Yes ☐ No ☐
	Date/Time: 4-2-20, 1600		Date/Time:	Rec'd on Ice: Yes ☐ No ☐	Samples Intact: Yes ☐ No ☐

Preservatives: 0 = None; [1 = HCL]; [2 = HNO3]; [3 = H2SO4]; [4 = NaOH]; [5 = Zn Acetate]; [6 = MeOH]; [7 = NaHSO4]; 8 = Other (H3PO4);

APPENDIX I

LAB REPORTS – SEEP SAMPLES

APRIL 2019 SAMPLING EVENT

Client Sample Results

Client: New York State D.E.C.
Project/Site: Patton's Busy Bee Disposal #902014

Job ID: 480-152238-1

Client Sample ID: SEEP-1

Date Collected: 04/18/19 13:15
Date Received: 04/19/19 09:56

Lab Sample ID: 480-152238-11

Matrix: Water

Method: 8260C - Volatile Organic Compounds by GC/MS

Analyte	Result	Qualifier	RL	MDL	Unit	D	Prepared	Analyzed	Dil Fac
1,1,1-Trichloroethane	ND		1.0	0.19	ug/L			04/25/19 22:02	1
1,1,2,2-Tetrachloroethane	ND		1.0	0.19	ug/L			04/25/19 22:02	1
1,1,2-Trichloro-1,2,2-trifluoroethane	ND		1.0	0.15	ug/L			04/25/19 22:02	1
1,1,2-Trichloroethane	ND		1.0	0.19	ug/L			04/25/19 22:02	1
1,1-Dichloroethane	ND		1.0	0.24	ug/L			04/25/19 22:02	1
1,1-Dichloroethene	ND		1.0	0.25	ug/L			04/25/19 22:02	1
1,2,4-Trichlorobenzene	ND		1.0	0.20	ug/L			04/25/19 22:02	1
1,2-Dibromo-3-Chloropropane	ND		10	0.94	ug/L			04/25/19 22:02	1
1,2-Dichlorobenzene	ND		1.0	0.19	ug/L			04/25/19 22:02	1
1,2-Dichloroethane	ND		1.0	0.20	ug/L			04/25/19 22:02	1
1,2-Dichloropropane	ND		1.0	0.25	ug/L			04/25/19 22:02	1
1,3-Dichlorobenzene	ND		1.0	0.18	ug/L			04/25/19 22:02	1
1,4-Dichlorobenzene	ND		1.0	0.17	ug/L			04/25/19 22:02	1
2-Butanone (MEK)	ND		50	2.6	ug/L			04/25/19 22:02	1
2-Hexanone	ND		10	1.3	ug/L			04/25/19 22:02	1
4-Methyl-2-pentanone (MIBK)	ND		10	0.81	ug/L			04/25/19 22:02	1
Acetone	ND		25	2.7	ug/L			04/25/19 22:02	1
Benzene	ND		1.0	0.20	ug/L			04/25/19 22:02	1
Bromoform	ND		1.0	0.29	ug/L			04/25/19 22:02	1
Bromomethane	ND		1.0	0.35	ug/L			04/25/19 22:02	1
Carbon disulfide	ND		1.0	0.22	ug/L			04/25/19 22:02	1
Carbon tetrachloride	ND		1.0	0.18	ug/L			04/25/19 22:02	1
Chlorobenzene	ND		1.0	0.18	ug/L			04/25/19 22:02	1
Dibromochloromethane	ND		1.0	0.25	ug/L			04/25/19 22:02	1
Chloroethane	ND		1.0	0.36	ug/L			04/25/19 22:02	1
Chloroform	ND		1.0	0.23	ug/L			04/25/19 22:02	1
Chloromethane	ND		1.0	0.36	ug/L			04/25/19 22:02	1
cis-1,2-Dichloroethene	ND		1.0	0.21	ug/L			04/25/19 22:02	1
Cyclohexane	ND		5.0	0.13	ug/L			04/25/19 22:02	1
Bromodichloromethane	ND		1.0	0.17	ug/L			04/25/19 22:02	1
Dichlorodifluoromethane	ND		1.0	0.17	ug/L			04/25/19 22:02	1
Ethylbenzene	ND		1.0	0.19	ug/L			04/25/19 22:02	1
1,2-Dibromoethane	ND		1.0	0.21	ug/L			04/25/19 22:02	1
Isopropylbenzene	ND		1.0	0.33	ug/L			04/25/19 22:02	1
Methyl acetate	ND		10	0.58	ug/L			04/25/19 22:02	1
Methyl tert-butyl ether	ND		1.0	0.17	ug/L			04/25/19 22:02	1
Methylcyclohexane	ND		5.0	0.090	ug/L			04/25/19 22:02	1
Methylene Chloride	ND		5.0	1.0	ug/L			04/25/19 22:02	1
Tetrachloroethene	ND		1.0	0.14	ug/L			04/25/19 22:02	1
Toluene	ND		1.0	0.17	ug/L			04/25/19 22:02	1
trans-1,2-Dichloroethene	ND		1.0	0.23	ug/L			04/25/19 22:02	1
trans-1,3-Dichloropropene	ND		1.0	0.17	ug/L			04/25/19 22:02	1
Trichloroethene	ND		1.0	0.20	ug/L			04/25/19 22:02	1
Trichlorofluoromethane	ND		1.0	0.21	ug/L			04/25/19 22:02	1
Vinyl chloride	ND		1.0	0.18	ug/L			04/25/19 22:02	1
Xylenes, Total	ND		3.0	0.58	ug/L			04/25/19 22:02	1
cis-1,3-Dichloropropene	ND		1.0	0.17	ug/L			04/25/19 22:02	1
Styrene	ND		1.0	0.28	ug/L			04/25/19 22:02	1

Client Sample Results

Client: New York State D.E.C.
Project/Site: Patton's Busy Bee Disposal #902014

Job ID: 480-152238-1

Client Sample ID: SEEP-1

Date Collected: 04/18/19 13:15
Date Received: 04/19/19 09:56

Lab Sample ID: 480-152238-11

Matrix: Water

Surrogate	%Recovery	Qualifier	Limits	Prepared	Analyzed	Dil Fac
1,2-Dichloroethane-d4 (Surr)	97		70 - 130		04/25/19 22:02	1
4-Bromofluorobenzene (Surr)	99		70 - 130		04/25/19 22:02	1
Toluene-d8 (Surr)	96		70 - 130		04/25/19 22:02	1
Dibromofluoromethane (Surr)	104		70 - 130		04/25/19 22:02	1

Eurofins TestAmerica, Buffalo
10 Hazelwood Drive
Amherst, NY 14228-2298
Phone (716) 691-2600 Fax (716) 691-7991

Chain of Custody Record

eurofins | Environment Testing TestAmerica

Client Information	Sampler: BRIAN SADOWSKI	Lab PM: Johnson, Orlette S	Carrier Tracking No(s):	COC No: 480-128951-29102.1
Client Contact: Mr. Brian Sadowski	Phone: 716-851-7220	E-Mail: orlette.johnson@testamericainc.com		Page: Page 1 of 2
Company: New York State D.E.C.				Job #:
Address: 270 Michigan Avenue	Due Date Requested:			Preservation Codes:
City: Buffalo	TAT Requested (days): 10			
State, Zip: NY, 14203				
Phone:	PO #: CallOut ID 120909			
Email: bpsadows@gw.dec.state.ny.us	WO #:			
Project Name: Patton's Busy Bee Disposal #902014	Project #: 48004137			
Site:	SSOW#:			

480-152238 Chain of Custody

Analysis Requested

Sample Identification	Sample Date	Sample Time	Sample Type (C=comp, G=grab)	Matrix (W=water, S=solid, O=waste/oil, BT=Tissue, A=Air)	Field Filtered Sample (Yes or No)	Perform MS/MSD (Yes or No)	350.1, 351.2, 410.4, 4500_P_E	2540D - TSS	SM4500_H+ - pH	5210B - BOD	6010C, 7470A	8081B - TCL Pesticides - OLM04.2	8082A - TCL PCBs - SOM01.0	8260C - TCL list OLM04.2	8270D - TCL SVOA - OLM04.2	Total Number of contain	Special Instructions/Note:
			Preservation Code:				S	N	N	N	D	N	N	A	N		
LEACHATE TANK BBT1	4/18/19	13:40	G	Water			1	1	1	1	1	2	2	3	2		
LEACHATE TANK BBT2	4/18/19	10:50	G	Water										3			
W-10S	4/18/19	11:00	G	Water										3			
W-5	4/18/19	11:20	G	Water										3			
W-8	4/18/19	11:40	G	Water										3			
W-6	4/18/19	12:00	G	Water										3			
W-9	4/18/19	12:15	G	Water										3			
W-3	4/18/19	12:30	G	Water										3			
W-4D	4/18/19	12:50	G	Water										3			
W-4S	4/18/19	13:00	G	Water										3			
Seep-1	4/18/19	13:15	G	Water										3			

Preservation Codes: L - EDTA, W - pH 4-5, L - EDA, Z - other (specify), Other:

Possible Hazard Identification
☒ Non-Hazard ☐ Flammable ☐ Skin Irritant ☐ Poison B ☐ Unknown ☐ Radiological

Sample Disposal (A fee may be assessed if samples are retained longer than 1 month)
☐ Return To Client ☒ Disposal By Lab ☐ Archive For _____ Months

Deliverable Requested: I, II, III, IV, Other (specify)

Special Instructions/QC Requirements:

Empty Kit Relinquished by:	Date:	Time:	Method of Shipment:

Relinquished by	Date/Time	Company	Received by	Date/Time	Company
Glenn M May	4/19/19 0956	NYSDEC			
				4-19-19 956	TAB

Custody Seals Intact: Δ Yes Δ No | Custody Seal No.:

Cooler Temperature(s) °C and Other Remarks: 2.1 #1

Ver: 01/16/2019

MARCH 2020 SAMPLING EVENT

~~Client Sample ID: 8-STE-001-001-01~~ ~~Lab Sample ID: 480-168020-1~~

~~Date Collected: 03/30/20 13:00~~ ~~Matrix: Water~~
~~Date Received: 04/01/20 09:30~~

~~Method: 6010C - Metals (ICP) (Continued)~~

Analyte	Result	Qualifier	RL	MDL	Unit	D	Prepared	Analyzed	Dil Fac
Manganese	0.24		0.0030	0.00040	mg/L		04/01/20 18:18	04/02/20 23:29	1
Nickel	ND		0.010	0.0013	mg/L		04/01/20 18:18	04/02/20 23:29	1
Potassium	0.76		0.50	0.10	mg/L		04/01/20 18:18	04/02/20 23:29	1
Selenium	ND		0.025	0.0087	mg/L		04/01/20 18:18	04/02/20 23:29	1
Silver	ND		0.0060	0.0017	mg/L		04/01/20 18:18	04/02/20 23:29	1
Sodium	9.9		1.0	0.32	mg/L		04/01/20 18:18	04/02/20 23:29	1
Thallium	ND		0.020	0.010	mg/L		04/01/20 18:18	04/02/20 23:29	1
Vanadium	ND		0.0050	0.0015	mg/L		04/01/20 18:18	04/02/20 23:29	1
Zinc	ND		0.010	0.0015	mg/L		04/01/20 18:18	04/02/20 23:29	1

~~Method: 7470A - Mercury (CVAA)~~

Analyte	Result	Qualifier	RL	MDL	Unit	D	Prepared	Analyzed	Dil Fac
Mercury	ND		0.00020	0.00012	mg/L		04/02/20 11:40	04/02/20 14:53	1

~~General Chemistry~~

Analyte	Result	Qualifier	RL	MDL	Unit	D	Prepared	Analyzed	Dil Fac
Bromide	0.38		0.20	0.073	mg/L			04/02/20 11:37	1
Chloride	7.1		0.50	0.28	mg/L			04/02/20 11:37	1
Sulfate	4.9		2.0	0.35	mg/L			04/02/20 11:37	1
Ammonia	ND		0.020	0.0090	mg/L			04/02/20 09:21	1
Chemical Oxygen Demand	ND		10.0	5.0	mg/L			04/02/20 16:10	1
Total Organic Carbon	1.6		1.0	0.43	mg/L			04/03/20 15:20	1
Alkalinity, Total	62.8		5.0	0.79	mg/L			04/05/20 16:21	1
Total hardness as CaCO3	60.0		10.0	2.6	mg/L			04/06/20 12:00	1
Total Dissolved Solids	71.0		10.0	4.0	mg/L			04/01/20 18:47	1

Client Sample ID: 8-STE-001-001-02 SP-1 Lab Sample ID: 480-168020-2

Date Collected: 03/30/20 13:40 Matrix: Water
Date Received: 04/01/20 09:30

Method: 8260C - Volatile Organic Compounds by GC/MS

Analyte	Result	Qualifier	RL	MDL	Unit	D	Prepared	Analyzed	Dil Fac
1,1,1,2-Tetrachloroethane	ND		5.0	1.8	ug/L			04/03/20 02:28	5
1,1,1-Trichloroethane	ND		5.0	4.1	ug/L			04/03/20 02:28	5
1,1,2,2-Tetrachloroethane	ND		5.0	1.1	ug/L			04/03/20 02:28	5
1,1,2-Trichloroethane	ND		5.0	1.2	ug/L			04/03/20 02:28	5
1,1-Dichloroethane	ND		5.0	1.9	ug/L			04/03/20 02:28	5
1,1-Dichloroethene	ND		5.0	1.5	ug/L			04/03/20 02:28	5
1,2,3-Trichloropropane	ND		5.0	4.5	ug/L			04/03/20 02:28	5
1,2-Dibromo-3-Chloropropane	ND		5.0	2.0	ug/L			04/03/20 02:28	5
1,2-Dibromoethane	ND		5.0	3.7	ug/L			04/03/20 02:28	5
1,2-Dichlorobenzene	ND		5.0	4.0	ug/L			04/03/20 02:28	5
1,2-Dichloroethane	ND		5.0	1.1	ug/L			04/03/20 02:28	5
1,2-Dichloropropane	ND		5.0	3.6	ug/L			04/03/20 02:28	5
1,4-Dichlorobenzene	ND		5.0	4.2	ug/L			04/03/20 02:28	5
2-Butanone (MEK)	ND		50	6.6	ug/L			04/03/20 02:28	5
2-Hexanone	ND		25	6.2	ug/L			04/03/20 02:28	5
4-Methyl-2-pentanone (MIBK)	ND		25	11	ug/L			04/03/20 02:28	5
Acetone	ND		50	15	ug/L			04/03/20 02:28	5
Acrylonitrile	ND		25	4.2	ug/L			04/03/20 02:28	5

Client Sample ID: 8-STE-001-001-02 SP-1

Date Collected: 03/30/20 13:40
Date Received: 04/01/20 09:30

Lab Sample ID: 480-168020-2

Matrix: Water

Method: 8260C - Volatile Organic Compounds by GC/MS (Continued)

Analyte	Result	Qualifier	RL	MDL	Unit	D	Prepared	Analyzed	Dil Fac
Benzene	ND		5.0	2.1	ug/L			04/03/20 02:28	5
Bromodichloromethane	ND		5.0	2.0	ug/L			04/03/20 02:28	5
Bromoform	ND		5.0	1.3	ug/L			04/03/20 02:28	5
Bromomethane	ND		5.0	3.5	ug/L			04/03/20 02:28	5
Carbon disulfide	ND		5.0	0.95	ug/L			04/03/20 02:28	5
Carbon tetrachloride	ND		5.0	1.4	ug/L			04/03/20 02:28	5
Chlorobenzene	**11**		5.0	3.8	ug/L			04/03/20 02:28	5
Chlorobromomethane	ND		5.0	4.4	ug/L			04/03/20 02:28	5
Chloroethane	ND		5.0	1.6	ug/L			04/03/20 02:28	5
Chloroform	ND		5.0	1.7	ug/L			04/03/20 02:28	5
Chloromethane	ND		5.0	1.8	ug/L			04/03/20 02:28	5
cis-1,2-Dichloroethene	ND		5.0	4.1	ug/L			04/03/20 02:28	5
cis-1,3-Dichloropropene	ND		5.0	1.8	ug/L			04/03/20 02:28	5
Dibromochloromethane	ND		5.0	1.6	ug/L			04/03/20 02:28	5
Dibromomethane	ND		5.0	2.1	ug/L			04/03/20 02:28	5
Ethylbenzene	ND		5.0	3.7	ug/L			04/03/20 02:28	5
Iodomethane	ND		5.0	1.5	ug/L			04/03/20 02:28	5
m,p-Xylene	ND		10	3.3	ug/L			04/03/20 02:28	5
Methylene Chloride	ND		5.0	2.2	ug/L			04/03/20 02:28	5
o-Xylene	ND		5.0	3.8	ug/L			04/03/20 02:28	5
Styrene	ND		5.0	3.7	ug/L			04/03/20 02:28	5
Tetrachloroethene	ND		5.0	1.8	ug/L			04/03/20 02:28	5
Toluene	ND		5.0	2.6	ug/L			04/03/20 02:28	5
trans-1,2-Dichloroethene	ND		5.0	4.5	ug/L			04/03/20 02:28	5
trans-1,3-Dichloropropene	ND		5.0	1.9	ug/L			04/03/20 02:28	5
trans-1,4-Dichloro-2-butene	ND		5.0	1.1	ug/L			04/03/20 02:28	5
Trichloroethene	ND		5.0	2.3	ug/L			04/03/20 02:28	5
Trichlorofluoromethane	ND		5.0	4.4	ug/L			04/03/20 02:28	5
Vinyl acetate	ND		25	4.3	ug/L			04/03/20 02:28	5
Vinyl chloride	ND		5.0	4.5	ug/L			04/03/20 02:28	5
Xylenes, Total	ND		10	3.3	ug/L			04/03/20 02:28	5

Surrogate	*%Recovery*	*Qualifier*	*Limits*	*Prepared*	*Analyzed*	*Dil Fac*
1,2-Dichloroethane-d4 (Surr)	*97*		*77 - 120*		*04/03/20 02:28*	*5*
4-Bromofluorobenzene (Surr)	*115*		*73 - 120*		*04/03/20 02:28*	*5*
Dibromofluoromethane (Surr)	*98*		*75 - 123*		*04/03/20 02:28*	*5*
Toluene-d8 (Surr)	*103*		*80 - 120*		*04/03/20 02:28*	*5*

Method: 8270D SIM ID - Semivolatile Organic Compounds (GC/MS SIM / Isotope Dilution)

Analyte	Result	Qualifier	RL	MDL	Unit	D	Prepared	Analyzed	Dil Fac
1,4-Dioxane	**2.0**		0.67	0.33	ug/L		04/01/20 14:56	04/02/20 18:49	1

Isotope Dilution	*%Recovery*	*Qualifier*	*Limits*	*Prepared*	*Analyzed*	*Dil Fac*
1,4-Dioxane-d8	*20*		*15 - 110*	*04/01/20 14:56*	*04/02/20 18:49*	*1*

Method: 8270D_LL_PAH - Semivolatile Organic Compounds (GC/MS) Low level PAH

Analyte	Result	Qualifier	RL	MDL	Unit	D	Prepared	Analyzed	Dil Fac
Acenaphthene	ND		0.54	0.33	ug/L		04/02/20 08:35	04/03/20 22:49	1
Acenaphthylene	ND		0.54	0.37	ug/L		04/02/20 08:35	04/03/20 22:49	1
Anthracene	ND	*	0.54	0.42	ug/L		04/02/20 08:35	04/03/20 22:49	1
Benzo[a]anthracene	ND		0.54	0.43	ug/L		04/02/20 08:35	04/03/20 22:49	1

Client Sample ID: 8-STE-001-001-02 SP-1

Date Collected: 03/30/20 13:40
Date Received: 04/01/20 09:30

Lab Sample ID: 480-168020-2

Matrix: Water

Method: 8270D_LL_PAH - Semivolatile Organic Compounds (GC/MS) Low level PAH (Continued)

Analyte	Result	Qualifier	RL	MDL	Unit	D	Prepared	Analyzed	Dil Fac
Benzo[a]pyrene	ND		0.54	0.36	ug/L		04/02/20 08:35	04/03/20 22:49	1
Benzo[b]fluoranthene	ND		0.54	0.33	ug/L		04/02/20 08:35	04/03/20 22:49	1
Benzo[g,h,i]perylene	ND		0.54	0.40	ug/L		04/02/20 08:35	04/03/20 22:49	1
Benzo[k]fluoranthene	ND		0.54	0.092	ug/L		04/02/20 08:35	04/03/20 22:49	1
Chrysene	ND		0.54	0.35	ug/L		04/02/20 08:35	04/03/20 22:49	1
Dibenz(a,h)anthracene	ND		0.54	0.36	ug/L		04/02/20 08:35	04/03/20 22:49	1
Fluoranthene	ND		0.54	0.39	ug/L		04/02/20 08:35	04/03/20 22:49	1
Fluorene	ND		0.54	0.40	ug/L		04/02/20 08:35	04/03/20 22:49	1
Indeno[1,2,3-cd]pyrene	ND		0.54	0.48	ug/L		04/02/20 08:35	04/03/20 22:49	1
Naphthalene	ND		0.54	0.46	ug/L		04/02/20 08:35	04/03/20 22:49	1
Phenanthrene	ND	*	0.54	0.41	ug/L		04/02/20 08:35	04/03/20 22:49	1
Pyrene	ND		0.54	0.39	ug/L		04/02/20 08:35	04/03/20 22:49	1

Surrogate	*%Recovery*	*Qualifier*	*Limits*	*Prepared*	*Analyzed*	*Dil Fac*
2-Fluorobiphenyl	*78*		*48 - 120*	*04/02/20 08:35*	*04/03/20 22:49*	*1*
Nitrobenzene-d5	*70*		*46 - 120*	*04/02/20 08:35*	*04/03/20 22:49*	*1*
p-Terphenyl-d14	*45*		*24 - 136*	*04/02/20 08:35*	*04/03/20 22:49*	*1*

Method: 537 (modified) - Fluorinated Alkyl Substances

Analyte	Result	Qualifier	RL	MDL	Unit	D	Prepared	Analyzed	Dil Fac
1H,1H,2H,2H-perfluorodecanesulfonic acid (8:2)	ND		18	2.5	ng/L		04/02/20 13:25	04/02/20 21:14	1
1H,1H,2H,2H-perfluorooctanesulfonic acid (6:2)	ND		18	4.8	ng/L		04/02/20 13:25	04/02/20 21:14	1
N-ethylperfluorooctanesulfonamidoacetic acid (NEtFOSAA)	**120**		18	1.3	ng/L		04/02/20 13:25	04/02/20 21:14	1
N-methylperfluorooctanesulfonamidoacetic acid (NMeFOSAA)	**3.7**	**J**	18	1.5	ng/L		04/02/20 13:25	04/02/20 21:14	1
Perfluorobutanesulfonic acid (PFBS)	**2.3**		1.8	0.43	ng/L		04/02/20 13:25	04/02/20 21:14	1
Perfluorobutanoic acid (PFBA)	**16**		1.8	0.88	ng/L		04/02/20 13:25	04/02/20 21:14	1
Perfluorodecanesulfonic acid (PFDS)	ND		1.8	0.79	ng/L		04/02/20 13:25	04/02/20 21:14	1
Perfluorodecanoic acid (PFDA)	**0.84**	**J**	1.8	0.67	ng/L		04/02/20 13:25	04/02/20 21:14	1
Perfluorododecanoic acid (PFDoA)	ND		1.8	0.52	ng/L		04/02/20 13:25	04/02/20 21:14	1
Perfluoroheptanesulfonic Acid (PFHpS)	**1.6**	**J**	1.8	0.83	ng/L		04/02/20 13:25	04/02/20 21:14	1
Perfluoroheptanoic acid (PFHpA)	**12**		1.8	0.80	ng/L		04/02/20 13:25	04/02/20 21:14	1
Perfluorohexanesulfonic acid (PFHxS)	**8.8**		1.8	0.70	ng/L		04/02/20 13:25	04/02/20 21:14	1
Perfluorohexanoic acid (PFHxA)	**15**		1.8	0.67	ng/L		04/02/20 13:25	04/02/20 21:14	1
Perfluorononanoic acid (PFNA)	**1.9**		1.8	0.24	ng/L		04/02/20 13:25	04/02/20 21:14	1
Perfluorooctanesulfonamide (PFOSA)	ND		8.8	8.8	ng/L		04/02/20 13:25	04/02/20 21:14	1
Perfluorooctanesulfonic acid (PFOS)	**87**		1.8	0.53	ng/L		04/02/20 13:25	04/02/20 21:14	1
Perfluorooctanoic acid (PFOA)	**74**		1.8	0.71	ng/L		04/02/20 13:25	04/02/20 21:14	1
Perfluoropentanoic acid (PFPeA)	**5.4**	**B**	1.8	0.55	ng/L		04/02/20 13:25	04/02/20 21:14	1
Perfluorotetradecanoic acid (PFTeA)	ND		1.8	0.81	ng/L		04/02/20 13:25	04/02/20 21:14	1
Perfluorotridecanoic acid (PFTriA)	ND		1.8	0.53	ng/L		04/02/20 13:25	04/02/20 21:14	1
Perfluoroundecanoic acid (PFUnA)	ND		1.8	0.68	ng/L		04/02/20 13:25	04/02/20 21:14	1

Isotope Dilution	*%Recovery*	*Qualifier*	*Limits*	*Prepared*	*Analyzed*	*Dil Fac*
13C2 PFDA	*95*		*50 - 150*	*04/02/20 13:25*	*04/02/20 21:14*	*1*
13C2 PFDoA	*91*		*50 - 150*	*04/02/20 13:25*	*04/02/20 21:14*	*1*

Client Sample Results

Client: Parsons Corporation
Project/Site: 8-STE-001 Henry's Landfill

Job ID: 480-168020-1

Client Sample ID: 8-STE-001-001-02 SP-1

Date Collected: 03/30/20 13:40
Date Received: 04/01/20 09:30

Lab Sample ID: 480-168020-2

Matrix: Water

Method: 537 (modified) - Fluorinated Alkyl Substances (Continued)

Isotope Dilution	*%Recovery*	*Qualifier*	*Limits*	*Prepared*	*Analyzed*	*Dil Fac*
13C2 PFHxA	*97*		*50 - 150*	*04/02/20 13:25*	*04/02/20 21:14*	*1*
13C2 PFUnA	*89*		*50 - 150*	*04/02/20 13:25*	*04/02/20 21:14*	*1*
13C2 PFTeDA	*86*		*50 - 150*	*04/02/20 13:25*	*04/02/20 21:14*	*1*
13C4 PFBA	*69*		*25 - 150*	*04/02/20 13:25*	*04/02/20 21:14*	*1*
13C4 PFOA	*100*		*50 - 150*	*04/02/20 13:25*	*04/02/20 21:14*	*1*
13C4 PFOS	*94*		*50 - 150*	*04/02/20 13:25*	*04/02/20 21:14*	*1*
13C4 PFHpA	*103*		*50 - 150*	*04/02/20 13:25*	*04/02/20 21:14*	*1*
13C5 PFNA	*85*		*50 - 150*	*04/02/20 13:25*	*04/02/20 21:14*	*1*
13C5 PFPeA	*111*		*25 - 150*	*04/02/20 13:25*	*04/02/20 21:14*	*1*
13C8 FOSA	*74*		*25 - 150*	*04/02/20 13:25*	*04/02/20 21:14*	*1*
18O2 PFHxS	*105*		*50 - 150*	*04/02/20 13:25*	*04/02/20 21:14*	*1*
d3-NMeFOSAA	*91*		*50 - 150*	*04/02/20 13:25*	*04/02/20 21:14*	*1*
d5-NEtFOSAA	*85*		*50 - 150*	*04/02/20 13:25*	*04/02/20 21:14*	*1*
M2-6:2 FTS	*145*		*25 - 150*	*04/02/20 13:25*	*04/02/20 21:14*	*1*
M2-8:2 FTS	*116*		*25 - 150*	*04/02/20 13:25*	*04/02/20 21:14*	*1*

Method: 6010C - Metals (ICP)

Analyte	Result	Qualifier	RL	MDL	Unit	D	Prepared	Analyzed	Dil Fac
Aluminum	**0.26**		0.20	0.060	mg/L		04/01/20 18:18	04/02/20 23:25	1
Antimony	ND		0.10	0.034	mg/L		04/01/20 18:18	04/06/20 12:23	5
Arsenic	**0.16**		0.015	0.0056	mg/L		04/01/20 18:18	04/02/20 23:25	1
Barium	**1.4**		0.0020	0.00070	mg/L		04/01/20 18:18	04/02/20 23:25	1
Beryllium	ND		0.0020	0.00030	mg/L		04/01/20 18:18	04/02/20 23:25	1
Boron	**0.26**		0.020	0.0040	mg/L		04/01/20 18:18	04/02/20 23:25	1
Cadmium	ND		0.0020	0.00050	mg/L		04/01/20 18:18	04/02/20 23:25	1
Calcium	**84.9**		0.50	0.10	mg/L		04/01/20 18:18	04/02/20 23:25	1
Chromium	**0.0012**	**J**	0.0040	0.0010	mg/L		04/01/20 18:18	04/02/20 23:25	1
Cobalt	**0.0055**		0.0040	0.00063	mg/L		04/01/20 18:18	04/02/20 23:25	1
Copper	**0.0051**	**J**	0.010	0.0016	mg/L		04/01/20 18:18	04/02/20 23:25	1
Iron	**388**		0.050	0.019	mg/L		04/01/20 18:18	04/02/20 23:25	1
Lead	**0.0051**	**J**	0.010	0.0030	mg/L		04/01/20 18:18	04/02/20 23:25	1
Magnesium	**18.6**		0.20	0.043	mg/L		04/01/20 18:18	04/02/20 23:25	1
Manganese	**1.7**		0.0030	0.00040	mg/L		04/01/20 18:18	04/02/20 23:25	1
Nickel	**0.0049**	**J**	0.010	0.0013	mg/L		04/01/20 18:18	04/02/20 23:25	1
Potassium	**11.1**		0.50	0.10	mg/L		04/01/20 18:18	04/02/20 23:25	1
Selenium	ND		0.025	0.0087	mg/L		04/01/20 18:18	04/02/20 23:25	1
Silver	ND		0.0060	0.0017	mg/L		04/01/20 18:18	04/02/20 23:25	1
Sodium	**16.4**		1.0	0.32	mg/L		04/01/20 18:18	04/02/20 23:25	1
Thallium	ND		0.020	0.010	mg/L		04/01/20 18:18	04/02/20 23:25	1
Vanadium	**0.0044**	**J**	0.0050	0.0015	mg/L		04/01/20 18:18	04/02/20 23:25	1
Zinc	**0.025**		0.010	0.0015	mg/L		04/01/20 18:18	04/02/20 23:25	1

Method: 7470A - Mercury (CVAA)

Analyte	Result	Qualifier	RL	MDL	Unit	D	Prepared	Analyzed	Dil Fac
Mercury	ND		0.00020	0.00012	mg/L		04/02/20 11:40	04/02/20 15:01	1

General Chemistry

Analyte	Result	Qualifier	RL	MDL	Unit	D	Prepared	Analyzed	Dil Fac
Bromide	**0.44**	**J**	1.0	0.37	mg/L			04/02/20 12:48	5
Chloride	**16.5**		2.5	1.4	mg/L			04/02/20 12:48	5

Client Sample ID: 8-STE-001-001-02 SP-1

Lab Sample ID: 480-168020-2
Date Collected: 03/30/20 13:40
Matrix: Water
Date Received: 04/01/20 09:30

General Chemistry (Continued)

Analyte	Result	Qualifier	RL	MDL	Unit	D	Prepared	Analyzed	Dil Fac
Sulfate	2.2	J	10.0	1.7	mg/L			04/02/20 12:48	5
Ammonia	19.8		0.20	0.090	mg/L			04/02/20 09:23	10
Chemical Oxygen Demand	99.3		10.0	5.0	mg/L			04/02/20 16:10	1
Total Organic Carbon	13.2		1.0	0.43	mg/L			04/03/20 16:44	1
Alkalinity, Total	425		5.0	0.79	mg/L			04/05/20 16:29	1
Total hardness as CaCO3	300		10.0	2.6	mg/L			04/06/20 12:00	1
Total Dissolved Solids	358		10.0	4.0	mg/L			04/01/20 18:47	1

~~Client Sample ID: 8-STE-001-001-03~~

~~**Lab Sample ID: 480-168020-3**~~
~~**Date Collected: 03/30/20 15:30**~~
~~**Matrix: Water**~~
~~**Date Received: 04/01/20 09:30**~~

~~Method: 537 (modified) - Fluorinated Alkyl Substances~~

Analyte	Result	Qualifier	RL	MDL	Unit	D	Prepared	Analyzed	Dil Fac
1H,1H,2H,2H-perfluorodecanesulfonic acid (8:2)	ND		19	2.7	ng/L		04/02/20 13:25	04/02/20 21:22	1
1H,1H,2H,2H-perfluorooctanesulfonic acid (6:2)	ND		19	5.1	ng/L		04/02/20 13:25	04/02/20 21:22	1
N-ethylperfluorooctanesulfonamidoacetic acid (NEtFOSAA)	ND		19	1.4	ng/L		04/02/20 13:25	04/02/20 21:22	1
N-methylperfluorooctanesulfonamidoacetic acid (NMeFOSAA)	ND		19	1.6	ng/L		04/02/20 13:25	04/02/20 21:22	1
Perfluorobutanesulfonic acid (PFBS)	ND		1.9	0.45	ng/L		04/02/20 13:25	04/02/20 21:22	1
Perfluorobutanoic acid (PFBA)	ND		1.9	0.93	ng/L		04/02/20 13:25	04/02/20 21:22	1
Perfluorodecanesulfonic acid (PFDS)	ND		1.9	0.83	ng/L		04/02/20 13:25	04/02/20 21:22	1
Perfluorodecanoic acid (PFDA)	ND		1.9	0.71	ng/L		04/02/20 13:25	04/02/20 21:22	1
Perfluorododecanoic acid (PFDoA)	ND		1.9	0.55	ng/L		04/02/20 13:25	04/02/20 21:22	1
Perfluoroheptanesulfonic Acid (PFHpS)	ND		1.9	0.88	ng/L		04/02/20 13:25	04/02/20 21:22	1
Perfluoroheptanoic acid (PFHpA)	ND		1.9	0.84	ng/L		04/02/20 13:25	04/02/20 21:22	1
Perfluorohexanesulfonic acid (PFHxS)	ND		1.9	0.74	ng/L		04/02/20 13:25	04/02/20 21:22	1
Perfluorohexanoic acid (PFHxA)	ND		1.9	0.70	ng/L		04/02/20 13:25	04/02/20 21:22	1
Perfluorononanoic acid (PFNA)	ND		1.9	0.25	ng/L		04/02/20 13:25	04/02/20 21:22	1
Perfluorooctanesulfonamide (PFOSA)	ND		9.3	9.3	ng/L		04/02/20 13:25	04/02/20 21:22	1
Perfluorooctanesulfonic acid (PFOS)	1.3	J	1.9	0.56	ng/L		04/02/20 13:25	04/02/20 21:22	1
Perfluorooctanoic acid (PFOA)	ND		1.9	0.75	ng/L		04/02/20 13:25	04/02/20 21:22	1
Perfluoropentanoic acid (PFPeA)	ND		1.9	0.58	ng/L		04/02/20 13:25	04/02/20 21:22	1
Perfluorotetradecanoic acid (PFTeA)	ND		1.9	0.85	ng/L		04/02/20 13:25	04/02/20 21:22	1
Perfluorotridecanoic acid (PFTriA)	ND		1.9	0.56	ng/L		04/02/20 13:25	04/02/20 21:22	1
Perfluoroundecanoic acid (PFUnA)	ND		1.9	0.72	ng/L		04/02/20 13:25	04/02/20 21:22	1

Isotope Dilution	*%Recovery*	*Qualifier*	*Limits*	*Prepared*	*Analyzed*	*Dil Fac*
13C2 PFDA	*101*		*50 - 150*	*04/02/20 13:25*	*04/02/20 21:22*	*1*
13C2 PFDoA	*108*		*50 - 150*	*04/02/20 13:25*	*04/02/20 21:22*	*1*
13C2 PFHxA	*112*		*50 - 150*	*04/02/20 13:25*	*04/02/20 21:22*	*1*
13C2 PFUnA	*101*		*50 - 150*	*04/02/20 13:25*	*04/02/20 21:22*	*1*
13C2 PFTeDA	*95*		*50 - 150*	*04/02/20 13:25*	*04/02/20 21:22*	*1*
13C4 PFBA	*73*		*25 - 150*	*04/02/20 13:25*	*04/02/20 21:22*	*1*
13C4 PFOA	*107*		*50 - 150*	*04/02/20 13:25*	*04/02/20 21:22*	*1*
13C4 PFOS	*103*		*50 - 150*	*04/02/20 13:25*	*04/02/20 21:22*	*1*
13C4 PFHpA	*101*		*50 - 150*	*04/02/20 13:25*	*04/02/20 21:22*	*1*

CHAIN-OF-CUSTODY / Analytical Request Document

Section A Laboratory Information		Section B Client Information	
Lab Name:	TestAmerica	Company:	Parsons
Attention:	John Schove	Attention:	George Moreau
Address:	10 Hazelwood Drive Amherst, NY 14228-2298	Address:	301 Plainfield Road, Suite 350 Syracuse, NY 13212
Phone:	(716) 504-9838	Phone:	315-552-9715
Email:	John.Schove@testamericainc.com	Email:	George.H.Moreau@parsons.com

Section C Deliverable Requirements	
Report To:	George.H.Moreau@parsons.com
Copy To:	Lorraine.Weber@parsons.com; Laura.Drachenberg@parsons.com Maryanne.Kosciewicz@parsons.com; Heather.Fettig@parsons.com
Deliverables:	Level 2, CAT B Report, NYSDEC EQUIS EDD

Purchase Order No:

TAT - 10 Day

Section D Additional Information

COC #:	8-STE-001 -001
Project Name:	ILI - Region 8
Project Site:	Henrys LF
Project Number:	450619 . 09000

Preservative codes (for water only): 0 1 0 0 2 2 3 1 0 0 0

	Location ID	Start Depth (ft)	End Depth (ft)	Field Sample ID MUST BE UNIQUE	Sample Date	Sample Time	Sample Matrix	Sample Type	# of Cont.	MS/MSD	Composite (Y/N)	PFAS Modified 537	Modified Baseline VOCs 8260	PAHs 8270SIM	1, 4 - Dioxane 8270SIM	Mod Bsln Met/Hg 6010/7470	Hard-SM20 2340C	Ammonia/COD 350.1/410.4	TOC 9060A	SO4/Cl/FlRO 300.0	TDS SM2540D	Alkalinity SM20 2320B
									#Bottles			2	3	2	2	1	1	1	2	1	1	1
1	8-STE-001 - ~~001-01~~ MW-197S AC	10.95	24.00	8-STE-001 -001-01	3/30/20	1300	WG	N	17			X	X	X	X	X	X	X	X	X	X	X
2	8-STE-001 - ~~MW~~ SP-01 AC	-	-	8-STE-001 - 001-02	3/30/20	1340	WL	N	17			X	X	X	X	X	X	X	X	X	X	X
3	Field QC	-	-	8-STE-001 - 001-03	3/30/20	1530	WQ	EB	2			X										
4	Field QC	-	-	8-STE-001-001-04	3/30/20	1535	WQ	FB	2			X										
5	Field QC	-	-	8-STE-001-001-05	3/30/20	-	WQ	TB	1				X									
6																						
7																						
8																						
9																						
10																						

480-168020 Chain of Custody

Special Instructions:

HR 2.7, 2.9

Samplers Name: Allison Cook Jim M.	Company: Parsons	Relinquished By:	Company:	Cooler Temp.:	Custody Seals Intact: Yes ☐ No ☐
	Date/Time: 3/31/20 1545		Date/Time:	Rec'd on Ice: Yes ☐ No ☐	Samples Intact : Yes ☐ No ☐
Shipment Method:	Shipment Tracking No:	Accepted By:	Company: TAC	Cooler Temp.:	Custody Seals Intact: Yes ☐ No ☐
	Date/Time:		Date/Time: 4/1/2020 930	Rec'd on Ice: Yes ☐ No ☐	Samples Intact: Yes ☐ No ☐

Preservatives: 0 = None; [1 = HCL]; [2 = HNO3]; [3 = H2SO4]; [4 = NaOH]; [5 = Zn Acetate]; [6 = MeOH]; [7 = NaHSO4]; 8 = Other (H3PO4):

APPENDIX J

MONITORING WELL CONSTRUCTION DIAGRAMS

SANDSTONE UNIT A

EARTH DIMENSIONS, INC.

Test Borings and Logs
East Aurora, New York 14052 • (716) 655-1717

ITORING WELL
)LE NO 4-86 Shallow — SURF. ELEV. 2215.5

PROJECT Monitoring well installation — LOCATION 12 feet northeast of 4-86 deep
8 86 PATTON LANDFILL, Almond, New York
CLIENT PATTON LANDFILL — DATE STARTED 10/6/86 COMPLETED 10/7/86

For sample no. and blow counts please refer to 4-86 Deep

DEPTH feet	SAMPLE NO.	BLOWS ON SAMPLER	DESCRIPTION & CLASSIFICATION	WELL (1)	WATER TABLE & REMARKS
			Extremely moist grayish brown silt loam (SANDY-SILT) topsoil, with 3 to 5% fine size gravel, little very fine size sand, loose, (ML) 0.5		Topsoil to 0.5 feet over clayey soil material to 3.0 feet over clayey soil material with abundant shale to 8.5 feet over shale bedrock to end of roller cone run at 22.0 foot depth.
5			Extremely moist distinctly mottled brown silty clay loam (CLAYEY-SILT) with 5 to 15% mostly shale gravel, with very fine size roots, stiff, blocky soil structure, with nearly vertical gray desiccation cracks, (ML-CL) 3.0 - - - grades downward to - - -	2 inch PVC riser pipe; Cement-bentonite grout	
			Moist faintly mottled brown very shaly silty clay loam (CLAYEY-SILT) with 40 to 60% weathered shale gravel, hard, thinly laminated, (ML-CL) 7.0 - - - grades downward to - - -		(1) Protective metal casing. (2) Bentonite pellet seal. (3) 2 inch slotted PVC screen.
10	ROLLER CONE		Extremely moist faintly mottled brown very shaly silty clay loam (CLAYEY-SILT) with 50 to 70% weathered shale gravel, hard, thinly laminated, (ML-CL) 8.5 - - - grades downward to - - -		
			Moist olive brown shale bedrock, soft and moderately soft interlayers 1/16-1/8 inch thick, soft bedrock can be crushed between fingers with some effort into CLAYEY-SILT soil material, moderately soft, can be etched with fingernail 14.0 - - - grades downward to - - -	(2)	12.0; 14.0
15			Soft brown shale bedrock, soft interlayers 1/16-1/8 inch thick, soft bedrock can be crushed between fingers with some effort into CLAYEY-SILT soil material 15.5	(3) #2 size sand	15.0
			See next sheet.		Continued on sheet 2.

= NUMBER OF BLOWS TO DRIVE 2 " SPOON 12 " WITH 140 lb. WT. FALLING 30 " PER BLOW.

EARTH DIMENSIONS, INC.

Test Borings and Logs
East Aurora, New York 14052 • (716) 655-1717

NITORING WELL
HOLE NO. 4-86 Shallow continued

SURF. ELEV. 2215.5

PROJECT Monitoring well installation
8I86 PATTON LANDFILL, Almond, New York

LOCATION 12 feet northeast of 4-86 deep

CLIENT PATTON LANDFILL

DATE STARTED 10/6/86 COMPLETED 10/7/86

DEPTH feet	SAMPLE NO.	BLOWS ON SAMPLER 0/6 6/12 12/18 18/24 N	DESCRIPTION & CLASSIFICATION	WELL	WATER TABLE & REMARKS
			Olive gray shale bedrock, moderately soft, can be etched with fingernail, very thin bedded ½ to 2 inches thick	2" slotted PVC screen	
			- - - grades downward to - - - 20.0		
20			Gray and red mixed in thin beds 2 to 4 inches thick, sandstone bedrock, slightly calcarious, fine crystalline 0.2 to 1.0 millimeters, moderately hard, can be etched with a knife, some shale partings spaced ½ to 2 inches 21.1	#2 size sand	20.0
			Green to gray green shale bedrock, moderately hard, can be etched with a knife, thinly bedded 2 to 4 inches thick, noticed vertical joints 1 to 2 inches long at 21.4 foot depth, noticed reddish discoloration in partings spaced ½ to 3 inches, and in vertical joints 22.0		22.0
25			Roller coning completed at 22.0 feet.		
30					
35					

For sample no. and blow counts please refer to 4-86 Deep

Water level at 18.0 feet below ground level after roller coning.

Water level at 16.4 feet below ground level at 9 am on 10/7/86.

N = NUMBER OF BLOWS TO DRIVE 2 " SPOON 12 " WITH 140 lb. WT. FALLING 30 " PER BLOW

SANDSTONE UNIT B

EARTH DIMENSIONS, INC.

Test Borings and Logs
East Aurora, New York 14052 • (716) 655-1717

MONITORING WELL
HOLE NO. 4-86 Deep

SURF. ELEV. 2215.1

PROJECT 8186 Monitoring well installation PATTON LANDFILL, Almond, New York

LOCATION Southwest portion of southern hill

CLIENT PATTON LANDFILL

DATE STARTED 9/29/86 COMPLETED 10/3/86

DEPTH feet	SAMPLE NO.	BLOWS ON SAMPLER	REC	DESCRIPTION & CLASSIFICATION	WELL (1)	WATER TABLE & REMARKS
	1	3		Extremely moist grayish brown silt loam (SANDY-SILT) topsoil, with 3 to 5% fine size gravel, little very fine size sand, loose, (ML) 0.5	2 inch PVC riser pipe; Cement-bentonite grout	Topsoil to 0.5 feet over clayey soil material to 3.0 feet over clayey soil material with abundant weathered shale to auger refusal, at 15.5 feet, NX cored from 15.5 feet to 60.3 foot depth.
		7				
		5	12 22"			
		6				
	2	4		Extremely moist distinctly mottled brown silty clay loam (CLAYEY-SILT) with 5 to 15% mostly shale gravel, with very fine size roots, stiff, blocky soil structure, with nearly vertical gray desiccation cracks, (ML-CL) 3.0		
		11				
		28	39 17"			
		22				
	3	14				
5		23				
		22	45 19"			
		25				
	4	11		Moist faintly mottled brown very shaly silty clay loam (CLAYEY-SILT) with 40 to 60% weathered shale gravel, hard, thinly laminated, (ML-CL) 7.0		
		25				
		15	40 20"			
		18				
	5	9		Extremely moist faintly mottled brown very shaly silty clay loam (CLAYEY-SILT) with 50 to 70% weathered shale gravel, hard, thinly laminated, (ML-CL) 10.5		
		15				
		18	33 21"			
10		32				
	6	9				
		90				
		100/2"	12"	Moist olive brown shale bedrock, soft and moderately soft interlayers 1/16-1/8 inch thick, soft bedrock can be crushed between fingers with some effort into CLAYEY-SILT soil material, moderately soft can be etched with fingernail 14.0		(1) Protective metal casing.
	7	13				
		66				
		100/5"	14"			
	8	19				
15		100/4"				
	9	100/6"		Soft brown shale bedrock, soft interlayers 1/16-1/8 inch thick, soft bedrock can be crushed between fingers, with some effort into CLAYEY-SILT soil material 15.5		
	CORE RUN #1					
				See next sheet.		Continued on sheet 2.

NUMBER OF BLOWS TO DRIVE 2 " SPOON 12 " WITH 140 lb. WT. FALLING 30 " PER BLOW.

EARTH DIMENSIONS, INC.
Test Borings and Logs
East Aurora, New York 14052 • (716) 655-1717

MONITORING WELL
HOLE NO. 4-86 Deep continued SURF. ELEV. 2215.1

PROJECT Monitoring well installation LOCATION Southwest portion of southern hill
8I86 PATTON LANDFILL, Almond, New York
CLIENT PATTON LANDFILL DATE STARTED 9/29/86 COMPLETED 10/3/86

DEPTH feet	SAMPLE NO.	BLOWS ON SAMPLER	DESCRIPTION & CLASSIFICATION	WELL	WATER TABLE & REMARKS
			Olive gray shale bedrock, moderately soft, can be etched with fingernail, very thin bedded ½ to 2 inch thick	2 inch PVC riser pipe; Cement-bentonite grout	Noticed voids while coring between intervals 16.3 to 17.4 feet; 18.5 to 20.0 "; 22.3 to 22.9 "; 25.5 to 26.1 "; 26.9 to 27.4 "
20			- - - - grades downward to - 20.0		
			Gray and red mixed in thin beds 2 to 4 inches thick, sandstone bedrock, slightly calcarious, fine crystalline 0.2 to 1.0 millimeters, moderately hard, can be etched with a knife, some shale in partings spaced ½ to 2 inches 21.1		Lost return of coring water above casing at 20.0 foot coring depth. Estimated near total return of water while coring 15.5 to 20.0 foot depth.
	RUN #2				
25			Green to gray green shale bedrock, moderately hard, can be etched with a knife, thinly bedded 2 to 4 inches thick, noticed vertical joints 1 to 2 inches long at 21.4 and 27.0 foot depths, noticed reddish discoloration in partings spaced ½ to 3 inches, and in vertical joints		
			- - - grades downward to - 28.5		
	RUN #3		Gray shale bedrock, moderately soft, can be etched with a fingernail, thinly bedded 2 to 4 inches thick, highly fractured between 28.5 to 32.5 and 35.8 to 36.8 foot depth, some reddish brown discoloration in partings spaced 1 to 3 inches and in vertical 2 inch joint at 33.2 foot depth, encountered very weathered zone between 37.4 to 37.7 foot depth, when crushed between fingers forms CLAYEY-SILT soil material.		
30					
35	RUN #4				Continued on sheet 3.

= NUMBER OF BLOWS TO DRIVE 2 " SPOON 12 " WITH 140 lb. WT. FALLING 30 " PER BLOW.

EARTH DIMENSIONS, INC.

Test Borings and Logs
East Aurora, New York 14052 • (716) 655-1717

MONITORING WELL
HOLE NO. 4-86 Deep continued — SURF. ELEV. 2215.1

PROJECT Monitoring well installation — LOCATION Southwest portion of southern hill
I86 PATTON LANDFILL, Almond, New York
CLIENT PATTON LANDFILL — DATE STARTED 9/29/86 COMPLETED 10/3/86

DEPTH feet	SAMPLE NO.	BLOWS ON SAMPLER 0/6 6/12 12/18 18/24	DESCRIPTION & CLASSIFICATION	WELL	WATER TABLE & REMARKS
			Gray shale bedrock, moderately soft, can be etched with a fingernail, thinly bedded 2 to 4 inches thick, highly fractured between 28.5 to 32.5 and 35.8 to 36.8 foot depth, some reddish brown discoloration in partings spaced 1 to 3 inches and in vertical 2 inch joint at 33.2 foot depth, encountered very weathered zone between 37.4 to 37.7 foot depth, when crushed between fingers forms CLAYEY-SILT soil material	Cement-bentonite grout; Bentonite pellet seal	37.2
40	RUN #5		- - - - clear transition to - - - - 38.1		
			Gray sandstone bedrock, thinly bedded 1 to 3 inches thick, hard can be etched with a knife with effort, fine crystalline 0.2 to 1.0 millimeters, little shale in partings spaced ½ to 3 inches clear transition to - - - - 38.4	2 inch PVC riser pipe	40.8 Note: Run #5 extra 0.5 feet recovery possibly due to caving of loose siltstone material while uncloggin NX diamond bit.
45	RUN #6		Gray shale bedrock, moderately soft can be etched with a fingernail, very thinly bedded to platy 1/16 to 2 inches thick, slight weathering along partings spaced 1/16 to 2 inches 39.2		
			Gray shale and siltstone layers 1 to 3 inches thick, shale moderately hard can be etched with a knife, siltstone becoming extremely soft forming (CLAYEY-SILT) soil materials when cored 40.7		47.3
50	RUN #7		Gray shale bedrock, moderately hard, can be etched with a knife, very thin to thinly bedded ½ to 4 inches thick, encountered highly fractured zones with rusty brown discoloration from 41.7 to 42.7 and 43.3 to 43.8 feet, noticed some weathering and rusty brown discoloration in partings spaced ¼ to 4 inches	2 inch slotted PVC screen; #2 size sand	
			- - - - grades downward to - - - - 49.7		
			See next sheet.		Continued on sheet 4.

NUMBER OF BLOWS TO DRIVE 2 " SPOON 12 " WITH 140 lb. WT. FALLING 30 " PER BLOW.

EARTH DIMENSIONS, INC.

Test Borings and Logs
East Aurora, New York 14052 • (716) 655-1717

MONITORING WELL
HOLE NO. 4-86 Deep continued

SURF. ELEV 2215.1

PROJECT Monitoring well installation
8186 PATTON LANDFILL, Almond, New York

LOCATION Southwest portion of southern hill

CLIENT PATTON LANDFILL

DATE STARTED 9/29/86 COMPLETED 10/3/86

DEPTH feet	SAMPLE NO.	BLOWS ON SAMPLER	DESCRIPTION & CLASSIFICATION	WELL	WATER TABLE & REMARKS
55			Brownish gray shale bedrock, moderately soft, can be etched with fingernail, some moderately hard can be etched with a knife, highly fractured 51.0	2 inch slotted PVC screen	Water level 27.0 feet below ground level after pumping at end of 10/3/86.
			Brownish gray shale bedrock, moderately hard, can be etched with a knife to 52.2 foot depth, becoming moderately soft below, can be etched with fingernail, platy to very thinly bedded 1/16 to 2 inches thick, fractured below 52.7 feet 54.3		After coring to 60.3 feet (no recovery to RUN #8).
				#2 size sand	57.3
60	RUN #8		Gray shale bedrock, moderately hard, can be etched with a knife, slightly fractured between 54.3 to 54.6 feet, very thinly to thinly bedded ½ to 4 inches thick, some weathering along partings spaced ½ to 4 inches, noticed vertical joint between 56.4 to 56.9 foot depth 60.3		60.3
			Coring completed at 60.3 feet.		10-6-86 8:30 AM water level at 15.5 feet below ground level.
65					
70					

RUN #	INTERNAL	LENGTH RUN	REC / REC%	RDQ
1	15.5-20.8	5.3	2.7 / 50%	0%
2	20.8-28.5	7.7	4.8 / 62%	0%
3	28.5-34.5	6.0	5.3 / 88%	0%
4	34.5-39.2	4.7	4.5 / 95%	0%
5	39.2-40.7	1.5	2.0 / 100%	0%
6	40.7-50.7	10.0	9.5 / 95%	7%
7	50.7-58.2	7.5	7.3 / 95%	14%
8	58.2-60.3	2.1	0	0%

= NUMBER OF BLOWS TO DRIVE 2 " SPOON 12 " WITH 140 lb. WT. FALLING 30 " PER BLOW.

DATE			
STARTED	8-11-87	HOLE NO.	W-10S
FINISHED	8-12-87	SUFACE ELEV.	2206.6
SHEET 1 OF 1		G.W. ELEV.	2188.4
		CASING ELEV.	2209.6

JEB CONSULTANTS

SUBSURFACE LOG

PROJECT: Patton Busy Bee Disposal
87-003SC

LOCATION: Almond, New York
West of landfill

DEPTH-FT	LOG	SAMPLE TYPE	SAMPLE NO	BLOWS ON SAMPLER 0/6	6/12	12/18	18/24	DESCRIPTION	NOTES
		SS	1	6	57/.4'			Brown silty clay/clayey silt, occasional coarse sand to fine gravel, angular shale fragments, dry	0.9' Recovered SS-1
								0.5'	Auger 0.9'-4.0'
								Gray weathered shale, dry; grades to	Augering 3.5' to 3.75' difficult.
5		SS	2	36	43			Gray weathered shale, thinly bedded with reddish brown stains on bedding planes, dry	0.0' Rec. SS-2
				56/	0.3'			5.3'	
								Light to medium brown weathered shale, as silty clay with trace to occasional coarse sand to fine gravel, dry	Augering 5.3' to 12.5' difficult.
10									
								13.8'	At 15.5', water changed dark brown to milky white.
								Gray sandstone, angular gravel within a brown silty clay matrix, moist	
		SS	3					15.0'	
15				75/	0.5'			Gray/red brown sandstone, fine to medium, well cemented and pitted	0.5' Rec. SS-3
		NW	Run 1					15.3'	3.0'Rec./4.0' Run 1
								Gray sandstone, fine trace to occasional medium grained	
		NW	Run 2					18.8'	2.3'Rec./2.3' run 2
20								Gray sandstone with red brown staining	
								Coring completed at 19.6 feet	
25									
30									
35									

CLASSIFICATION: Richard L. Crouch
Field visual investigation

METHOD OF INVESTIGATION: Truck mounted drill rig with hollow stem augers & NW core.
Drilling Subcontractor:
Catoh Environmental

SANDSTONE UNIT C

DATE			HOLE NO.	W-10D
STARTED	8-13-87	CONSULTANTS	SUFACE ELEV.	2207.0
FINISHED	8-14-87		G.W. DEPTH	2168.4
SHEET 1	OF 2	SUBSURFACE LOG	TOP CASING ELEV.	2209.6

PROJECT **Patton Busy Bee Disposal 87-003SC** LOCATION **Almond, New York West of landfill**

DEPTH-FT	LOG	SAMPLE TYPE	SAMPLE NO	BLOWS ON SAMPLER 0/6 6/12 12/18 18/24		DESCRIPTION	NOTES
		SS	1	6	57/.4'	Brown silty clay/clayey silt, occasional coarse sand to fine gravel, angular shale fragments, dry	0.9' Recovered SS-1.
						0.5'	Auger 0.9'-4.0'
						Gray weathered shale, dry; grades to	Augering 3.5' to 3.75' difficult.
5		SS	2	36	43	Gray weathered shale, thinly bedded with reddish brown stains on bedding planes, dry	0.0' Rec. SS-2.
				56/	0.3'	5.3'	
						Light to medium brown weathered shale, as silty clay with trace to occasional coarse sand to fine gravel, dry	Augering 5.3' to 12.5' difficult.
0						13.8'	At 15.5', water changed dark brown to milky white.
						Gray sandstone, angular gravel within a brown silty clay matrix, moist	
		SS	3	75/	0.5'	15.0'	0.5' Rec. SS-3.
5		NW	Run 1			Gray/red brown sandstone, fine to medium, well cemented and pitted	3'Rec./4' Run 1
						15.3'	2.3'Rec./2.3' Run 2
		NW	Run 2			Gray sandstone, fine trace to occasional medium grained	Lost water at 19' returned at 19.5'
20						18.8'	1.6'Rec./2.5' Run 3
		NW	Run 3			Gray sandstone with red brown staining grades to fine grained and well cemented	At 19.6',water is milky gray.To dark brown to milky white at at 20.0'.
						20.8'	
						Gray black shale with reddish brown staining along fractures(at 20.8'&21.4') and bedding planes	
		NW	Run 4			22.2'	1.5'Rec./9'Run 4
25						Gray shale, fractured	At 25.0',water is milky white.
						25.0'	
						Gray sandstone with reddish brown staining	
						25.5'	
30						Gray shale, fractured	
						31.2'	1.4'Rec./2.2' Run 5
		NW	Run 5			Gray shale, highly fractured with reddish brown staining on fractures and bedding planes (con't)	2.3'Rec./6.6' Run 6
		NW	Run 6				
35							

CLASSIFICATION **Richard L. Crouch**
Field visual investigation

METHOD OF INVESTIGATION **Truck mounted drill rig with hollow stem augers & NW core.**
Drilling Subcontractor: Catoh Environmental

DATE			
STARTED	8-13-87	HOLE NO.	W-10D
FINISHED	8-14-87	SUFACE ELEV.	2207.0
SHEET 2 OF 2		G.W. DEPTH	2168.4
		TOP CASING ELEV.	2209.6

JEB CONSULTANTS

SUBSURFACE LOG

PROJECT: Patton Busy Bee Disposal 87-003SC

LOCATION: Almond, New York West of landfill

DEPTH-FT	LOG	SAMPLE TYPE	SAMPLE NO	BLOWS ON SAMPLER 0/6 6/12 12/18 18/24	DESCRIPTION	NOTES
		NW (con't)	Run 6		Gray shale, highly fractured with reddish brown staining on fractures and bedding planes	
					39.6' Dark brown clay "plug" 40.0'	
40		NW	Run 7		Gray shale, fractured 42.5'	4.3'Rec./6.7' Run 7
					Shale and sandstone fragments, very fractured 44.5'	
45					Gray fine siltstone 44.9'	
					Gray siltstone, hard competant 46.0'	
					Rock fragments 46.7'	
		NW	Run 8		Gray shale and siltstone, highly fractured, with reddish brown staining on fractures and bedding planes	1.3'Rec./5.6' Run 8
50						
					Coring completed as 52.3 feet	
55						
60						
65						
70						

CLASSIFICATION: Richard L. Crouch
Field visual investigation

METHOD OF INVESTIGATION: Truck mounted drill rig with hollow stem augers & NW core.
Drilling Subcontractor: Catoh Environmental

DRILLING SUMMARY

Geologist:
Andre LaPres / Mike Byrne

Drilling Company:
Technical Drilling Services

Driller:
Carl Rengert

Rig Make/Model:
Mobil B-51

Date:
4/27/94

GEOLOGIC LOG

Depth(ft.)	Description
0' - 8'	Brown gravelly clayey silt
8' - 12'	Weathered shale and clay
12' - 17'	Gray shale
17' - 30'	Gray sandstone, mostly massive with some fractures and interbedded shale
30' - 47.5'	Gray Shale
47.5' - 54'	Gray Sandstone
54' - 76'	Gray Shale
76' -80'	Gray sandstone and shale interbedded.
80' - 82.4'	Gray Shale

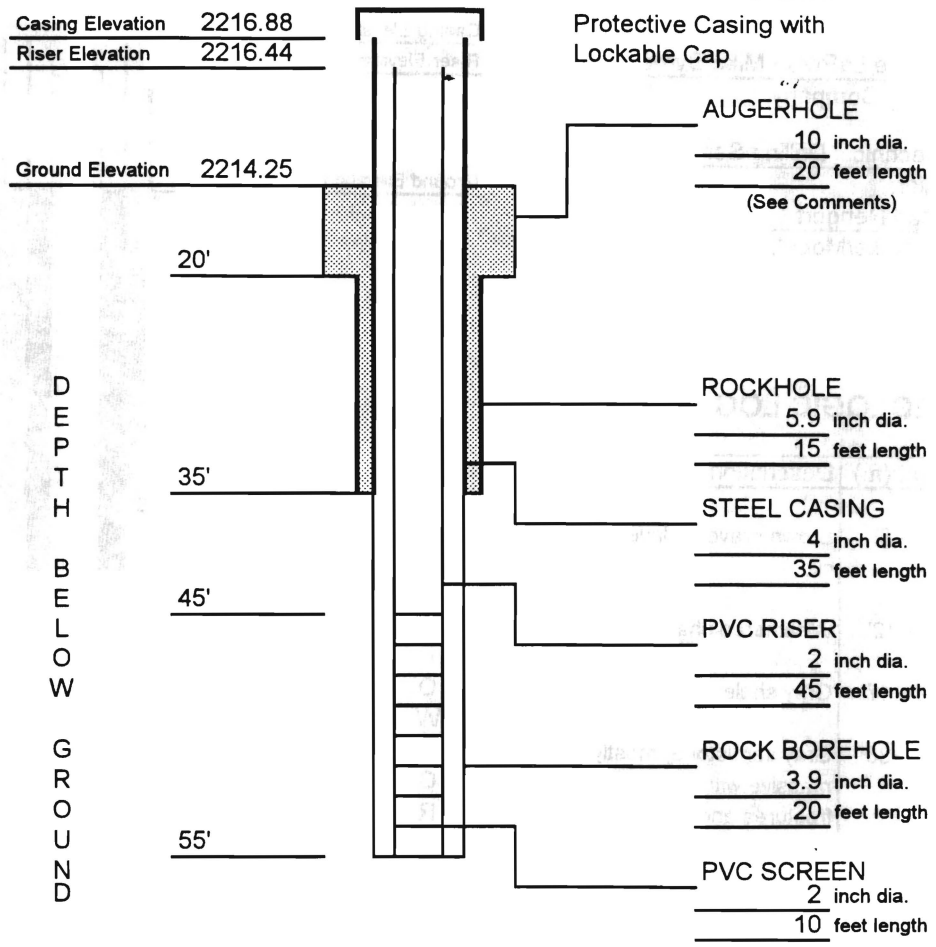

WELL DESIGN

CASING MATERIAL	SCREEN MATERIAL	FILTER MATERIAL
Surface: 6" Steel Protective Casing	Type: 2" Schedule 40 PVC	Type: None Setting:
Monitor: 4" Steel	Slot Size: .010"	**SEAL MATERIAL** Type: Cement Bentonite Grout Setting: 0-35'

COMMENTS:

A temporary 6" steel casing was set 20' BGS in a 10" auger hole to seal off upper sandstone groundwater, while installing 4" steel casing.

LEGEND

- Cement/Bentonite Grout
- Bentonite Seal
- Silica Sandpack

Client: N.Y.S.D.E.C.	Monitoring Well Construction Details	Project No.: 0535352.00
URS Consultants, Inc.	Patton's Busy Bee Alfred Station Allegany County, NY	Well Number: MW-101I

J:\35352\QPRO\RIREPORT\MW-101I.WB1\cs
13-Sep-95

SANDSTONE UNIT D

DRILLING SUMMARY

Geologist: Andre LaPres / Mike Byrne

Drilling Company: Technical Drilling Services

Driller: Carl Rengert

Rig Make/Model: Mobil B-51

Date: 05/03/94

GEOLOGIC LOG

Depth(ft.)	Description
0' - 8'	Brown gravelly clayey silt
8' - 12'	Weathered shale and clay
12' - 17'	Gray shale
17' - 30'	Gray sandstone, mostly massive with some fractures and interbedded shale
30' - 47.5'	Gray Shale
47.5' - 54'	Gray Sandstone
54' - 76'	Gray Shale
76' -80'	Gray sandstone and shale interbedded.
80' - 82.4'	Gray Shale

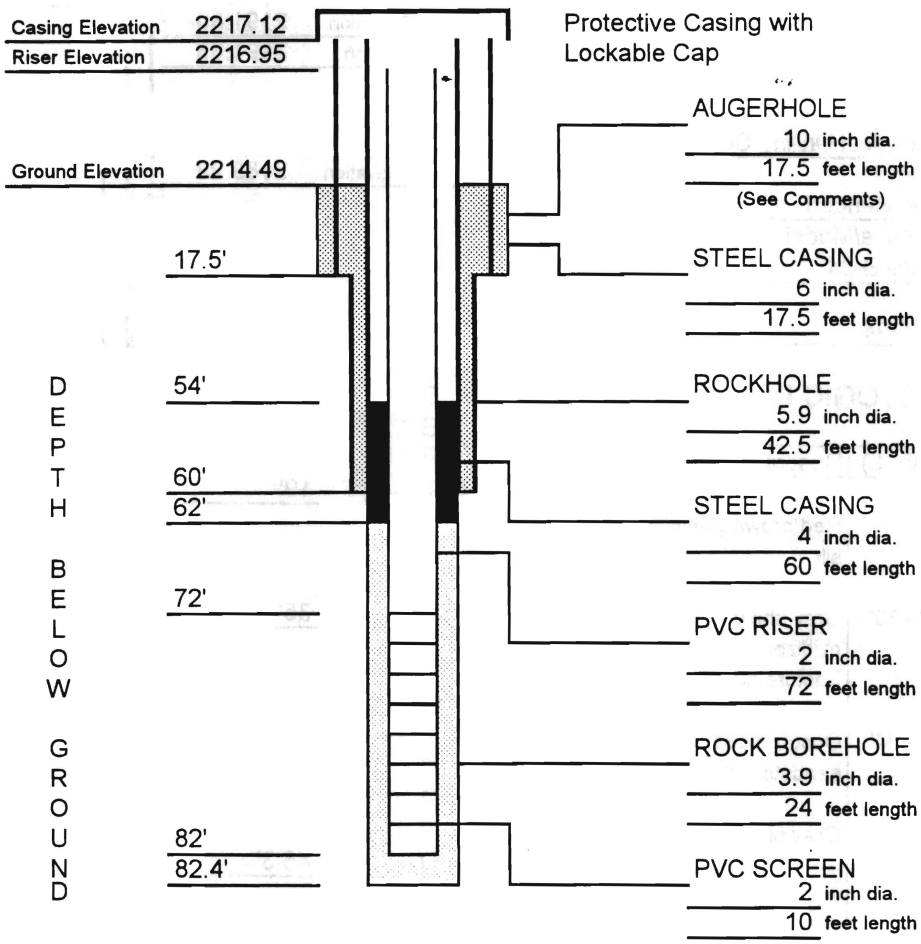

WELL DESIGN

CASING MATERIAL	SCREEN MATERIAL	FILTER MATERIAL
Surface: 6" Steel Protective Casing	Type: 2" Schedule 40 PVC	Type: #2 Q-Rok Setting: 62'-84'
Monitor: 4" Steel	Slot Size: .010"	**SEAL MATERIAL** Type: Bentonite Pellets Setting: 54'-62'

COMMENTS:

A permanent 6" steel casing was set 17.5' BGS in a 10" auger hole to seal off upper sandstone groundwater, while installing 4" steel casing.

LEGEND

- Cement/Bentonite Grout
- Bentonite Seal
- Silica Sandpack

Client: N.Y.S.D.E.C.	Monitoring Well Construction Details	Project No.: 0535352.00
U R S Consultants, Inc.	Patton's Busy Bee Alfred Station Allegany County, NY	Well Number: **MW-101D**

DRILLING SUMMARY

Geologist: Andre LaPres

Drilling Company: Technical Drilling Services

Driller: Martin Fuhrmann

Rig Make/Model: Mobil B-34

Date: 05/23/94

GEOLOGIC LOG

Depth(ft.)	Description
0 - 4.5'	Brown gravelly clayey silt
4.5' - 11'	Gray shale, weathered, dry
11' - 12.5'	Sandstone, fine grained fossiliferous, occurrence of solution voids
12.5' - 28'	Gray shale, highly weathered and fractured, oxidized on fracture and bedding surfaces

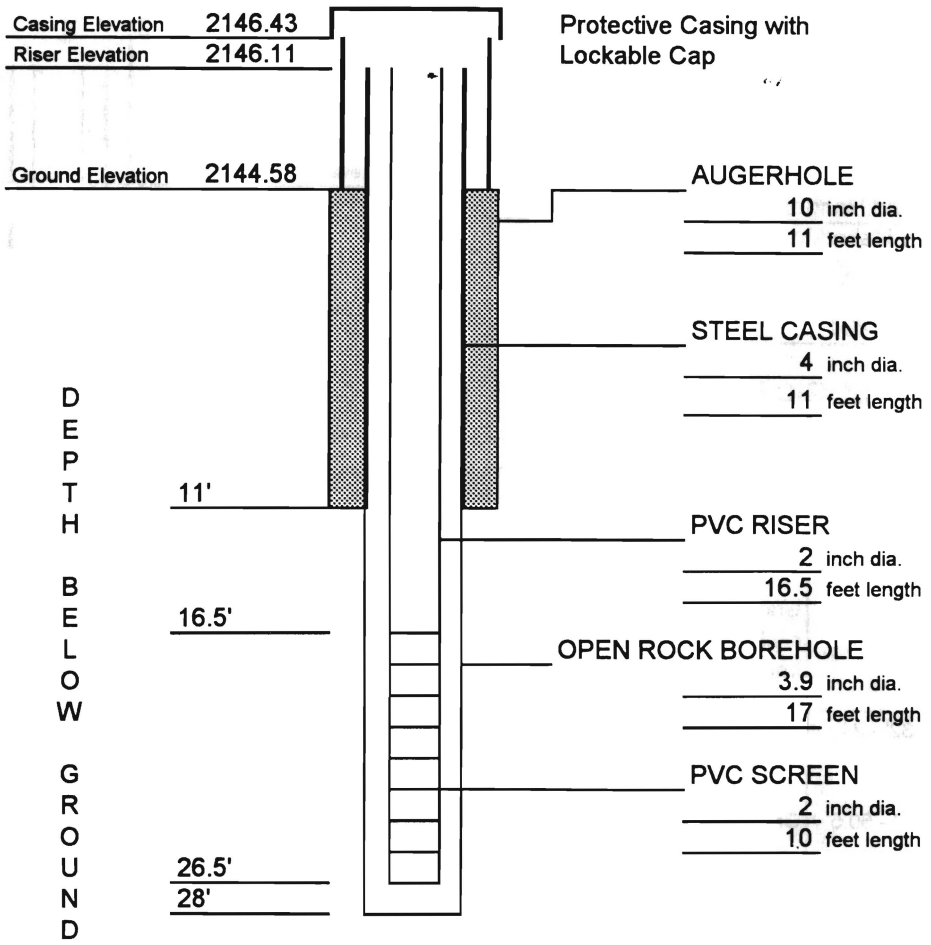

WELL DESIGN

CASING MATERIAL	SCREEN MATERIAL	FILTER MATERIAL
Surface: 4" Steel Protective Casing	Type: 2" Schedule 40 PVC	Type: Not Used
Monitor: 4" Steel	Slot Size: .010"	**SEAL MATERIAL** Type: Cement Bentonite Grout Setting: 0.0'-11.0'

COMMENTS:

Drill cuttings at bottom of borehole 26.5 - 28 Ft.

LEGEND

- Cement/Bentonite Grout
- Bentonite Seal
- Silica Sandpack

Client: N.Y.S.D.E.C.	Monitoring Well Construction Details	Project No.: 0535352.00
URS Consultants, Inc.	Patton's Busy Bee Alfred Station Allegany County, NY	Well Number: MW-103I

J:\35352\QPRO\MW-3ID.WB1\cs
14-Sep-94

DRILLING SUMMARY

Geologist:
Andre LaPres

Drilling Company:
Technical Drilling Services

Driller:
Martin Fuhrmann

Rig Make/Model:
Mobil B-34

Date:
05/27/94

GEOLOGIC LOG

Depth(ft.)	Description
0 - 8.5'	Red/brown gravelly clayey silt.
8.5' - 15'	Gray shale, weathered, dry.
15' - 22.5'	Gray sandstone interbedded.
22.5' - 28'	Shale as above

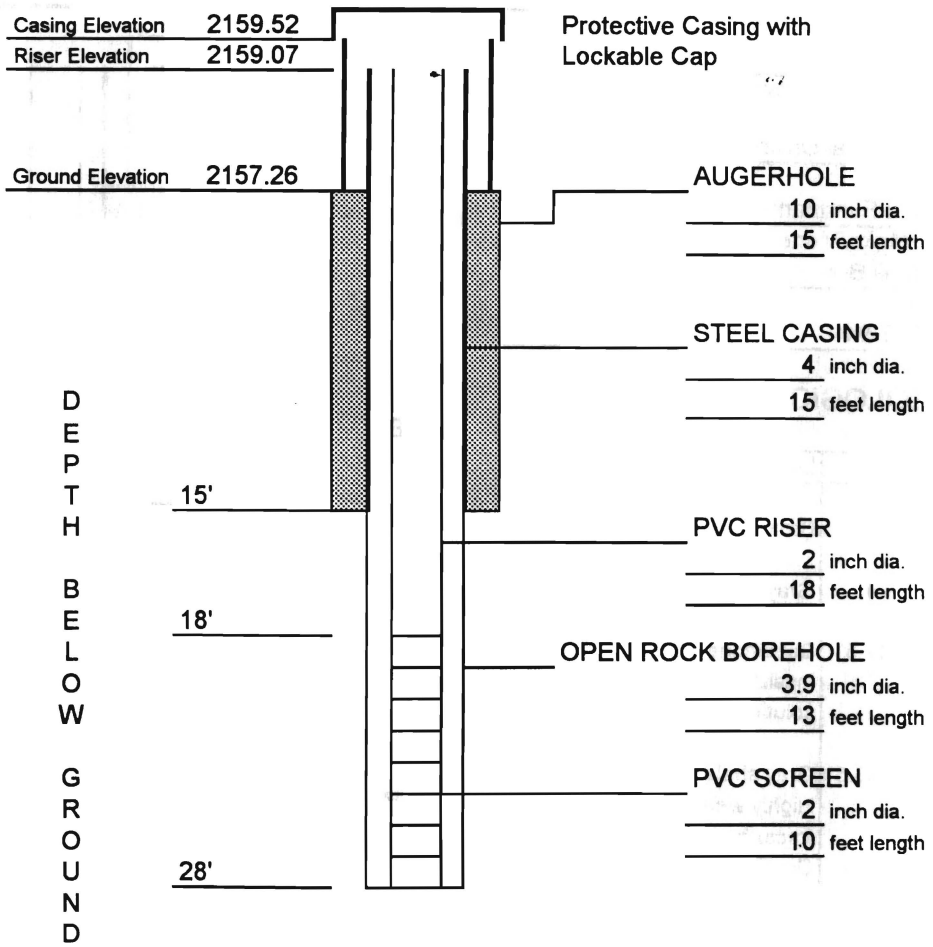

WELL DESIGN

CASING MATERIAL	SCREEN MATERIAL	FILTER MATERIAL
Surface: 4" Steel Protective Casing	Type: 2" Schedule 40 PVC	Type: Not Used
Monitor: 4" Steel	Slot Size: .010"	**SEAL MATERIAL** Type: Cement Bentonite Grout Setting: 0.0'-15.0'

COMMENTS:

LEGEND

- Cement/Bentonite Grout
- Bentonite Seal
- Silica Sandpack

Client: N.Y.S.D.E.C.	Monitoring Well Construction Details	Project No.: 0535352.00
URS Consultants, Inc.	Patton's Busy Bee Alfred Station Allegany County, NY	Well Number: MW-104I

J:\35352\QPRO\MW-104ID.WB1\cs
14-Sep-94

SANDSTONE UNIT E

DRILLING SUMMARY

Geologist:
Andre LaPres

Drilling Company:
Technical Drilling Services

Driller:
Martin Fuhrmann

Rig Make/Model:
Mobil B-34

Date:
07/07/94

GEOLOGIC LOG

Depth(ft.)	Description
0 - 4.5'	Brown gravelly clayey silt
4.5' - 11'	Gray shale, weathered, dry
11' - 12.5'	Sandstone, fine grained fossiliferous, occurrence of solution voids
12.5' - 40.5'	Gray shale with clay seams. Highly weathered, oxidized on fracture and bedding surfaces
40.5' - 50'	Gray sandstone with interbedded shale, moderately fractured
50' - 68.6'	Gray shale as above

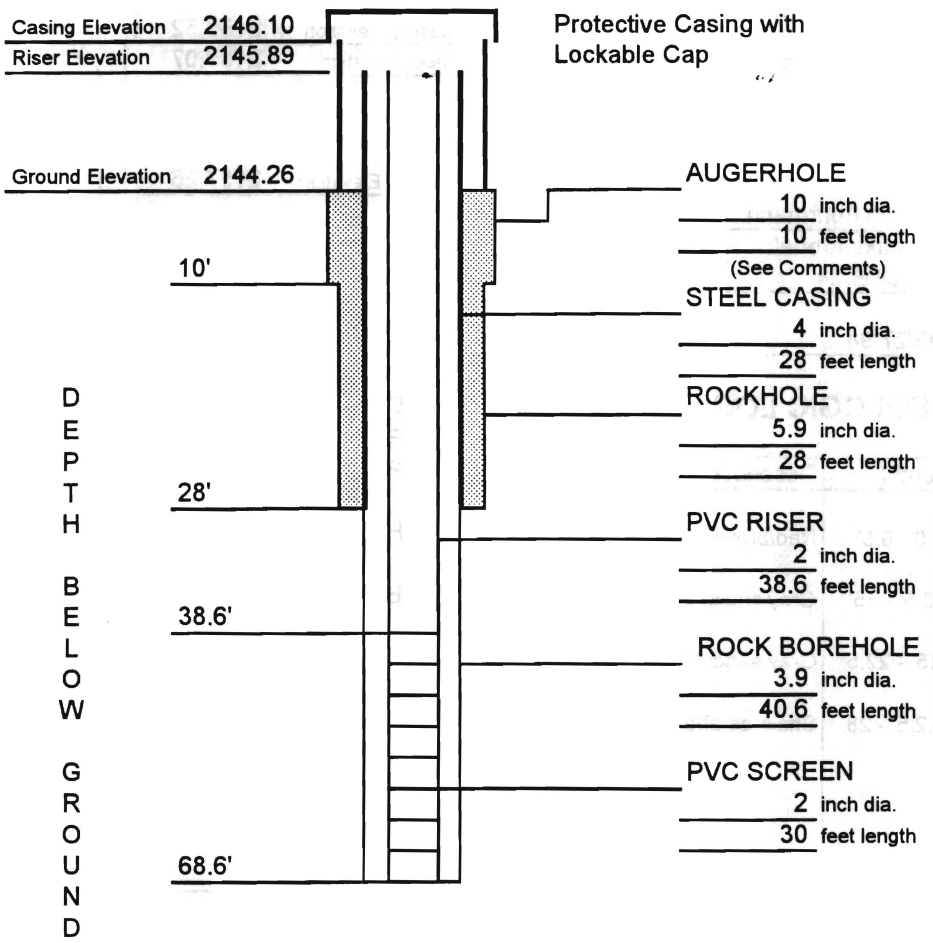

WELL DESIGN

CASING MATERIAL	SCREEN MATERIAL	FILTER MATERIAL
Surface: 4" Steel Protective Casing	Type: 2" Schedule 40 PVC	Type: Not Used
Monitor: 4" Steel	Slot Size: .010"	**SEAL MATERIAL** Type: Cement Bentonite Grout Setting: 0.0'-28.0'

COMMENTS:

A temporary 6" casing was set to 10 ft in a 10" auger hole and removed after the 4" steel casing was installed.

LEGEND

- Cement/Bentonite Grout
- Bentonite Seal
- Silica Sandpack

Client: N.Y.S.D.E.C.	**Monitoring Well Construction Details**	**Project No.:** 0535352.00
U R S Consultants, Inc.	**Patton's Busy Bee Alfred Station Allegany County, NY**	**Well Number:** MW-103D

J:\35352\QPRO\RIREPORT\MW-3D.WB1\cs
13-Sep-95

DRILLING SUMMARY

Geologist: Mike Byrne

Drilling Company: Technical Drilling Services

Driller: Carl Rengert

Rig Make/Model: Mobil B-51

Date:

GEOLOGIC LOG

Depth(ft.)	Description
0'-8'	Brown/gray clayey silt w/rounded sandstone fragments 4"-8".
8'-9.5'	Gray Sandstone
9.5'-28.5'	Highly weathered shale-clayey silt seemed predominant
28.5'-42.5'	Sandstone - interbedded shaley siltstone
47.5'-49'	Highly weathered shale

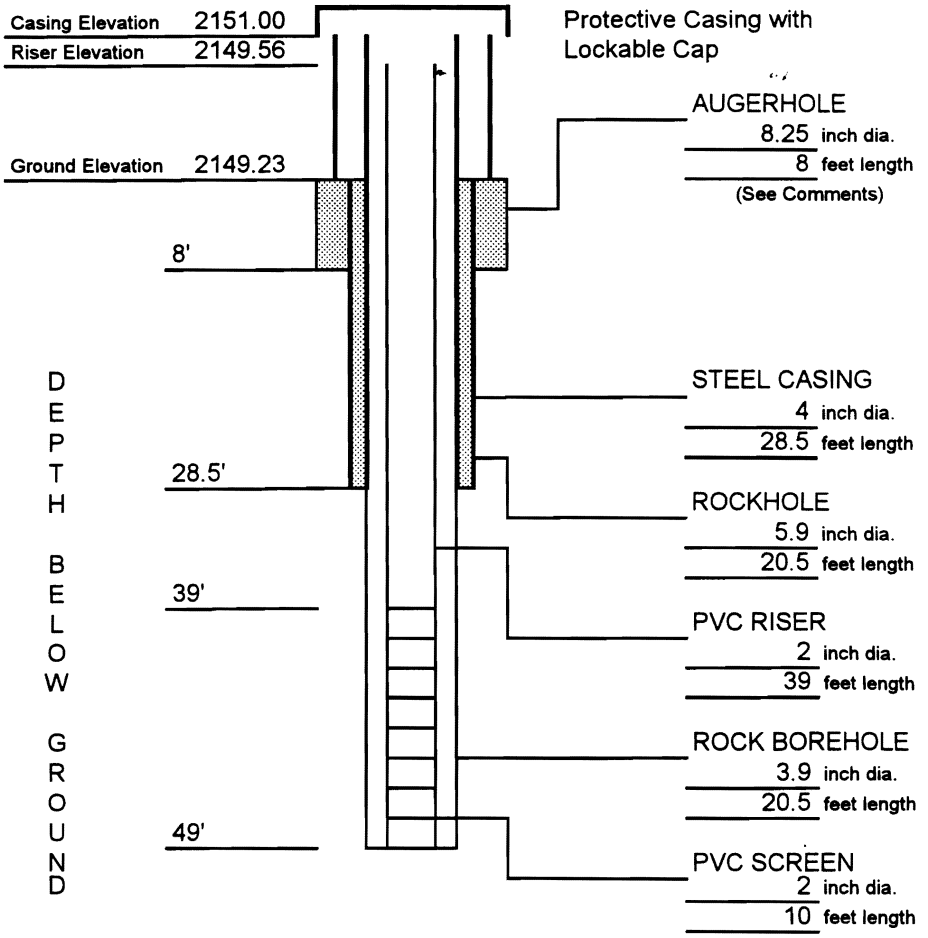

WELL DESIGN

CASING MATERIAL	SCREEN MATERIAL	FILTER MATERIAL
Surface: 4" Steel Protective Casing	Type: 2" Schedule 40 PVC	Type: None Setting:
Monitor: PVC	Slot Size: .010"	**SEAL MATERIAL** Type: Cement Bentonite Grout Setting: 0-28.5'

COMMENTS:

Temporary 6" steel casing installed upon auger refusal, and subsequently removed once 4" casing was installed.

LEGEND

- Cement/Bentonite Grout
- Bentonite Seal
- Silica Sandpack

Client: N.Y.S.D.E.C.	Monitoring Well Construction Details	Project No.: 0535352.00
U R S Consultants, Inc.	Patton's Busy Bee Alfred Station Allegany County, NY	Well Number: MW-113

J:\35352\QPRO\RIREPORT\MW-113.WB1\cs
13-Sep-95