

January 30, 2023

Ms. Sherrel Henry
Remedial Project Manager
U.S. Environmental Protection Agency
290 Broadway – 20th Floor
New York, New York 10007-1866

Re: Peter Cooper Markhams Site, Dayton, NY
September 2022 Post-Remedial Groundwater Monitoring Event
REVISED JUNE 9, 2023

Dear Ms. Henry:

On behalf of the cooperating Potentially Responsible Parties (cPRPs) for the above-referenced site, Benchmark Civil/Environmental Engineering & Geology, PLLC (Benchmark), has prepared this letter report to transmit the results of the September 2022 post-remedial groundwater monitoring event at the Peter Cooper Markhams Site in Dayton, New York (see Figure 1). A site maintenance summary is also included in this report. The work was performed in accordance with our approved (June 2009) Post-Remedial Operation, Maintenance and Monitoring (OM&M) Plan. Groundwater and surface water monitoring requirements are presented on Table 1.

FIELD SAMPLING PROCEDURE

On September 30th, 2022, Benchmark staff collected a round of static water level measurements from the seven monitoring wells shown on Figure 2; measurements and groundwater elevations are summarized on Table 2. Groundwater samples were collected from on-site monitoring wells MW-5S, MW-7S, MW-8S, and MW-9S and Wetland F.

The monitoring wells were sampled using a Mini-Typhoon® submersible pump and dedicated PVC tubing in accordance with low-flow groundwater purging procedures. Field measurements for pH, Eh, specific conductance, temperature, turbidity, and visual/olfactory observations were recorded and monitored for stabilization. Purging was considered complete when pH, specific conductivity, and temperature stabilized, and the turbidity measured below or stabilized above 50 NTU. Stability is defined as the variation between field measurements of 10 percent or less with no overall upward or downward trend in the measurements. Once the field parameters stabilized, groundwater samples were collected and analyzed for the parameters presented on Table 1. The submersible pump was decontaminated using Alconox and water following sample collection activities at each well. Wetland sample F was obtained by dipping a laboratory-provided unpreserved sample container into the water column.

Attachment 1 includes sample collection logs. All water samples were transferred to laboratory supplied, pre-preserved sample containers and transported under chain-of-custody command to Eurofins Test America Laboratories for analysis in accordance with Table 1.

ANALYTICAL RESULTS

Attachment 2 includes the laboratory analytical data for the September 30th, 2022, sampling event. Routine parameters detected above method detection limits are shown on Table 3 with their associated sample concentrations. NYSDEC Groundwater Quality Standards and Guidance Values (GWQS/GV; TOGS 1.1.1, June 1998) are presented for comparison. Concentrations exceeding the GWQS/GVs are highlighted.

As indicated on Table 3, sample concentrations were reported as non-detect or below GWQS/GV at all the monitored locations with the exceptions of: total manganese and ammonia at MW-5S; total iron at MW-7S, and total manganese and total iron at Wetland F.

HISTORICAL DATA

Table 3 includes routine groundwater monitoring results for past monitoring events. Charts showing trending of the monitored parameters (excluding arsenic, hexavalent chromium and sulfide, which are consistently reported as non-detect or only sporadically at all locations) are presented in Attachment 3. In general, the data indicate similar concentrations for the monitored parameters at each of the sampling locations, with no apparent trending except for an increase in ammonia at MW-5S. No other parameters have shown similar trending at MW-5S, which is in a topographically low area where significant leaf accumulation/decay has been observed and the groundwater elevation is within a few inches of ground surface.

DATA QUALITY

Site-specific quality control (QC) sampling during each event included the collection of one blind duplicate sample (collected from MW-5S) and one matrix spike/matrix spike duplicate (MS/MSD) sample (collected from MW-9S) for total metal analysis only. Recoveries for the MS/MSDs were within the acceptable ranges with good reproducibility. Blind duplicate results correlated well with MW-5S results.

GROUNDWATER ELEVATION DATA

Groundwater monitoring includes a round of static water level measurements from seven monitoring wells across the site. Table 2 includes groundwater elevation data for the 2022 monitoring year. An isopotential map representing the shallow groundwater was prepared from the September 30th, 2022, depth-to-groundwater measurements and is presented as Figure 2. Based on those measurements, the inferred groundwater flow directions indicate that shallow groundwater migrates to the west towards wetland F, which is consistent with observations recorded during the site Remedial Investigation.

ANNUAL MAINTENANCE SUMMARY REPORT

Post remedial site inspections have been performed during each groundwater monitoring event since June 2009. The September 2022 site inspection indicated no irregularities or changes to the property access or security. The final cover system appears in good condition, with the gas vent monitoring system intact and operational. Overgrown vegetation near and along access paths to the monitoring well locations was cut on September 30th, 2022 and will be mowed again prior to the next sampling event summer early fall of 2023. A copy of the Field Inspection Form including a photolog is provided in Attachment 4.

CONCLUSIONS

The groundwater monitoring data and site inspection yielded no evidence of significant impact from leaching from the containment cell area into the water table. In addition, no toxic metals (arsenic, chromium, hexavalent chromium) were detected above their representative GWQS/GVs at any of the sample locations. Accordingly, the data indicate that the implemented remedy at the Site remains protective of public health and the environment.

More specifically, the 2022 groundwater monitoring data compared to prior events indicate that there have been no significant changes in groundwater flow or groundwater quality attributable to the landfill. Although groundwater at MW-5S indicates levels of ammonia slightly above the GWQS/GVs standard since 2015, no other monitored parameters have shown similar trending. It is noted that groundwater elevations at MW-5S are close to grade, and the elevated ammonia levels detected in MW-5S may be attributed to the decaying of organic matter from surrounding trees and leaf debris.

Please contact us if you have any questions or require additional information.

Sincerely,
Benchmark Civil/Environmental Engineering & Geology, PLLC



Thomas H. Forbes, P.E.
President

Att.

Cc: M. Joy
R. Biltekoff
W. D'Angelo
M. Kuczka (NYSDEC)

TABLES

TABLE 1

MONITORING PROGRAM REQUIREMENTS

**September 2022 Monitoring Event
Peter Cooper Markhams Site
Dayton, New York**

| Sample Location | Frequency | Parameters | | | | | | | | | | |
|----------------------------|-----------|------------|--------------------|---------------------------|----|----------|----|----|---------------|---------|------------|------------|
| | | DTW | Field ¹ | Total Metals ² | | | | | Water Quality | | | |
| | | | | As | Cr | Hex. Cr. | Mn | Fe | Ammonia | Nitrate | Alkalinity | T. Sulfide |
| Groundwater | | | | | | | | | | | | |
| MW-2SR (cross-gradient) | 15-month | X | | | | | | | | | | |
| MW-4S | | X | | | | | | | | | | |
| MW-5S | | X | X | X | X | X | X | X | X | X | X | X |
| MW-6S | | X | | | | | | | | | | |
| MW-7S | | X | X | X | X | X | X | X | X | X | X | X |
| MW-8S | | X | X | X | X | X | X | X | X | X | X | X |
| MW-9S (upgradient) | | X | X | X | X | X | X | X | X | X | X | X |
| Surface Water | | | | | | | | | | | | |
| Wetland F (surface water) | 15-month | | X | X | X | X | X | X | X | X | X | X |
| QA/QC Samples ³ | | | | | | | | | | | | |
| Blind Duplicate | 15-month | | | X | X | X | X | X | | | | |
| Matrix Spike | | | | X | X | X | X | X | | | | |
| Matrix Spike Duplicate | | | | X | X | X | X | X | | | | |

Notes:

1. Field measurements include: pH, temperature, specific conductance, turbidity, Eh
2. If field measured turbidity is greater than 50 NTU, dissolved metals will also be collected.
3. QA/QC samples will be collected at a frequency of 1 per 20 for each matrix.
4. DTW = depth to water

TABLE 2

SUMMARY OF GROUNDWATER ELEVATIONS

9/30/22

Monitoring Event

Peter Cooper Markhams Site

Dayton, New York

| Location | TOR Elevation (fmsl) | DTW (fbTOR) | GWE (fmsl) |
|-----------------|-------------------------------------|------------------------|-----------------------|
| MW-2SR | 1313.33 | 6.41 | 1306.92 |
| MW-4S | 1313.11 | 9.58 | 1303.53 |
| MW-5S | 1302.70 | 3.13 | 1299.57 |
| MW-6S | 1315.47 | 14.32 | 1301.15 |
| MW-7S | 1312.82 | 12.62 | 1300.20 |
| MW-8S | 1304.10 | 4.48 | 1299.62 |
| MW-9S | 1314.13 | 5.80 | 1308.33 |

Notes:

1. DTW = depth to water
2. fbTOR = feet below top of riser
3. fmsl = feet above mean sea level
4. GWE = groundwater elevation
5. TOR = top of riser

TABLE 3

SUMMARY OF GROUNDWATER ANALYTICAL RESULTS ^{1,2}

September 2022 Monitoring Event
Peter Cooper Markhams Site
Dayton, New York

| Parameter | Monitoring Location and Sample Collection Date | | | | | | | | | | | | | | | | | | | | | | | | | | | | GWQS ⁴ | | |
|-------------------------------------|--|----------|----------|----------|----------|-----------|----------|----------|----------|----------|----------|----------|----------|----------|----------|--------|---------|--------|---------|-------|---------|-------|---------|-------|---------|--------|---------|--------|-------------------|-------|-----------|
| | MW-5S | | | | | | | | | | | | | | | | | | | | | | | | | | | | | | |
| | 04/25/02 | 06/19/09 | 12/30/09 | 05/28/10 | 06/22/11 | 06/26/12 | 06/24/13 | 06/24/14 | 10/27/15 | 10/26/16 | 10/20/17 | 10/19/18 | 02/05/20 | 06/23/21 | 09/30/22 | | | | | | | | | | | | | | | | |
| Field Measurements ³ : | | | | | | | | | | | | | | | | | | | | | | | | | | | | | | | |
| Sample No. | Initial | Final | Initial | Final | Initial | Final | Initial | Final | Initial | Final | Initial | Final | Initial | Final | Initial | Final | Initial | Final | Initial | Final | Initial | Final | Initial | Final | Initial | Final | Initial | Final | Initial | Final | -- |
| pH (units) | -- | 6.81 | 6.75 | 6.78 | 6.58 | 6.68 | 6.80 | 6.86 | 6.90 | 7.00 | 6.88 | 6.88 | 6.89 | 6.92 | 7.12 | 7.13 | 6.92 | 6.92 | 6.69 | 6.70 | 6.91 | 6.88 | 6.89 | 7.12 | 6.94 | 6.92 | 6.86 | 6.98 | 6.75 | 6.78 | 6.5 - 8.5 |
| Temperature (°C) | -- | 7.14 | 11.4 | 11.7 | 6.3 | 6.2 | 14.3 | 14.9 | 14.2 | 14.5 | 12.8 | 13.2 | 12.9 | 13.3 | 12.8 | 13.6 | 12.3 | 12.3 | 12.7 | 12.7 | 13.8 | 13.7 | 13.2 | 12.1 | 4.4 | 4.3 | 12.1 | 13.1 | 13.2 | 13.2 | NA |
| Sp. Conductance (mS) | -- | 822 | 1004 | 993 | 1099 | 1090 | 985 | 966 | 1035 | 1029 | 1005 | 1008 | 955 | 941 | 986 | 974 | 1041 | 1048 | 1050 | 1062 | 947 | 949 | 1207 | 1234 | 879 | 908 | 992 | 978 | 1092 | 1111 | NA |
| Turbidity (NTU) | -- | 2 | 4.6 | 2.4 | 2.9 | 2.9 | 37 | 5.47 | 4.29 | 3.11 | 4.04 | 3.42 | 9.82 | 5.32 | 8.77 | 6.79 | 5.53 | 5.53 | 4.39 | 2.77 | 1.96 | 1.53 | 10 | 6 | 31.5 | 25 | 8.91 | 1.4 | 7.84 | 7.8 | NA |
| Eh (mV) | -- | 67.3 | 69 | 70 | -29 | -20 | -38 | 21 | -9 | 15 | 15 | 30 | 105 | 100 | 150 | 130 | 59 | 82 | 108 | 100 | 155 | 154 | 70 | 88 | 135 | 130 | 230 | 286 | 232 | 232 | NA |
| Wet Chemistry (mg/L): | | | | | | | | | | | | | | | | | | | | | | | | | | | | | | | |
| Alkalinity, Total | NA | 538 D | | 470 D | | 471 D | | 478 | | 473 | | 474 | | 489 | | 518 | | 486 | | 511 | | 517 | | 453 B | | 469 | | 614 | | NA | |
| Ammonia | ND | ND | | 0.047 | | ND | | ND | | 0.2 | | 0.13 | | 0.4 | | 1.2 | | 3.5 | | 3.6 | | 6.5 | | 12.9 | | 17.2 B | | 20.4 | | 2 | |
| Nitrate (as Nitrogen) | 2.8 | 0.271 | | 0.347 | | 0.443 CF6 | | ND | | 0.23 | | 1.2 | | ND | | 1.4 | | 14.1 | | 1.2 | | 0.43 | | 12.7 | | 1.9 | | 0.12 | | 10 | |
| Total Inorganic Compounds (mg/L): | | | | | | | | | | | | | | | | | | | | | | | | | | | | | | | |
| Chromium | ND | 0.0056 | | ND | | ND | | 0.0064 | | 0.005 | | 0.0051 | | 0.0047 | | 0.0042 | | 0.0054 | | ND | | 0.004 | | 0.004 | | 0.0042 | | 0.0044 | | 0.05 | |
| Manganese | NA | 1.61 | | 1.45 | | 1.50 | | 1.80 | | 1.6 | | 1.7 | | 2.6 | | 2.3 | | 2.2 | | 1.9 | | 2.2 | | 4.5 | | 2.5 B | | 2.3 B | | 0.3 | |
| Iron | NA | 0.408 | | 0.128 | | 0.508 | | 0.560 | | 0.2 | | 0.053 | | 0.41 | | 0.49 | | 0.17 | | 0.091 | | 0.16 | | 1.2 | | 0.59 | | 0.02 J | | 0.3 | |
| Soluble Inorganic Compounds (mg/L): | | | | | | | | | | | | | | | | | | | | | | | | | | | | | | | |
| Chromium | NA | NA | | NA | | NA | | NA | | NA | | NA | | NA | | NA | | NA | | NA | | 0.004 | | NA | | NA | | NA | | 0.05 | |
| Manganese | NA | NA | | NA | | NA | | NA | | NA | | NA | | NA | | NA | | NA | | NA | | 1.6 | | NA | | NA | | NA | | 0.3 | |

- Notes:**
- Only those compounds detected above the method detection limit at a minimum of one sample event are reported in this table.
 - Shaded and bolded values represent an exceedance of the GWQS/GV.
 - Field measurements were collected immediately before and after groundwater sample collection.
 - NYSDEC Class "GA" Groundwater Quality Standards (GWQS) per 6 NYCRR Part 703.

Definitions:

B = Compound was found in the blank and sample.
J = Estimated value
NA = Not analyzed
ND = Parameter was not detected above laboratory reporting limit.
D = Dilution required due to high concentration of target analyte(s).
P = Sample filtered in the laboratory
CF6 = Results confirmed by reanalysis.

TABLE 3 (continued)

SUMMARY OF GROUNDWATER ANALYTICAL RESULTS ^{1,2}

September 2022 Monitoring Event
Peter Cooper Markhams Site
Dayton, New York

| Parameter | Monitoring Location and Sample Collection Date | | | | | | | | | | | | | | | | | | | | | | | | | | | | GWQS ⁴ | | |
|-------------------------------------|--|----------|----------|----------|----------|----------|----------|----------|----------|----------|----------|----------|----------|----------|----------|--------|---------|-------|---------|-------|---------|-------|---------|-------|---------|-------|---------|-------|-------------------|-------|-----------|
| | MW-7S | | | | | | | | | | | | | | | | | | | | | | | | | | | | | | |
| | 04/24/02 | 06/19/09 | 12/30/09 | 05/28/10 | 06/22/11 | 06/26/12 | 06/24/13 | 06/24/14 | 10/27/15 | 10/26/16 | 10/20/17 | 10/19/18 | 02/05/20 | 06/23/21 | 09/30/22 | | | | | | | | | | | | | | | | |
| Field Measurements ³ : | | | | | | | | | | | | | | | | | | | | | | | | | | | | | | | |
| Sample No. | Initial | Final | Initial | Final | Initial | Final | Initial | Final | Initial | Final | Initial | Final | Initial | Final | Initial | Final | Initial | Final | Initial | Final | Initial | Final | Initial | Final | Initial | Final | Initial | Final | Initial | Final | -- |
| pH (units) | -- | 6.80 | 6.74 | 6.79 | 6.77 | 6.82 | 6.79 | 6.78 | 6.31 | 6.41 | 6.80 | 6.78 | -- | 7.23 | 7.06 | 7.05 | 7.02 | 7.03 | 6.91 | 7.00 | 7.05 | 7.07 | 7.04 | (5) | 7.03 | 7.01 | 6.95 | 6.96 | 6.92 | 6.93 | 6.5 - 8.5 |
| Temperature (°C) | -- | 8.77 | 9.6 | 10.1 | 5.4 | 7.7 | 15.0 | 15.1 | 13.7 | 13.4 | 9.8 | 9.7 | -- | 12.8 | 13.10 | 12.9 | 11.00 | 11.1 | 10.60 | 10.5 | 11.70 | 12.7 | 11.00 | (5) | 7.4 | 7.6 | 14.8 | 13.9 | 11.4 | 11.3 | NA |
| Sp. Conductance (mS) | -- | 1959 | 1753 | 1754 | 1804 | 1799 | 1687 | 1785 | 1771 | 1660 | 1786 | 1776 | -- | 1632 | 1648 | 1621 | 1612 | 1619 | 1595 | 1603 | 1498 | 1492 | 1715 | (5) | 1349 | 1375 | 1327 | 1340 | 1331 | 1330 | NA |
| Turbidity (NTU) | -- | 12.4 | >1000 | 180 | 405 | 537 | 190 | 27 | 96.8 | 40.4 | 47.6 | 49.4 | -- | 32.3 | 443 | 80 | 120 | 40.1 | 778 | 351 | 16.9 | 8.12 | 586 | (5) | 365 | 205 | 71 | 70 | 38.6 | 33.7 | NA |
| Eh (mV) | -- | 170 | -56 | -62 | -62 | -64 | -83 | -114 | -86 | -92 | -63 | -66 | -- | -26 | -25 | -41 | -60 | -60 | -36 | -36 | -84 | -92 | -61 | (5) | -9 | -10 | -40 | -38 | 50 | 43 | NA |
| Wet Chemistry (mg/L): | | | | | | | | | | | | | | | | | | | | | | | | | | | | | | | |
| Alkalinity, Total | NA | 519 D | 586 D | 446 D | 438 | 437 | 410 | 448 | 431 | 434 | 439 | 391 | 438 B | 398 B | 432 | NA | | | | | | | | | | | | | | | |
| Ammonia | ND | 0.063 | 0.119 | 0.039 C | ND | ND | 0.031 | 0.069 | 0.02 | 0.033 | ND | 0.2 | 0.2 | 0.018 JB | 0.015 J | 2 | | | | | | | | | | | | | | | |
| Nitrate (as Nitrogen) | ND | ND | ND | ND | ND | ND | ND | ND | ND | ND | ND | ND | ND | ND | 0.03 J | 0.03 J | 0.2 | 10 | | | | | | | | | | | | | |
| Total Inorganic Compounds (mg/L): | | | | | | | | | | | | | | | | | | | | | | | | | | | | | | | |
| Chromium | ND | 0.0055 | 0.0050 | 0.0046 | 0.0056 | 0.0057 | 0.0053 | ND | ND | 0.0051 | ND | 0.0082 | 0.0082 | 0.0034 J | 0.0031 J | 0.05 | | | | | | | | | | | | | | | |
| Hexavalent Chromium | ND | ND | ND | ND | ND | ND | ND | ND | ND | ND | ND | ND | ND | ND | 0.006 J | 0.05 | | | | | | | | | | | | | | | |
| Manganese | NA | 0.264 | 0.428 | 0.213 | 0.200 | 0.2100 | 0.19 | 0.24 | 0.19 | 0.23 | 0.18 | 0.39 | 0.26 | 0.21 B | 0.17 B | 0.3 | | | | | | | | | | | | | | | |
| Iron | NA | 104 | 83.3 | 17.8 | 25.0 | 17.8 | 14.1 | 129 | 17 | 61.1 | 10.3 | 237 | 25 | 32 | 10.9 | 0.3 | | | | | | | | | | | | | | | |
| Soluble Inorganic Compounds (mg/L): | | | | | | | | | | | | | | | | | | | | | | | | | | | | | | | |
| Chromium | NA | 0.005 P | 0.005 P | 0.0043 | 0.0056 | NA | NA | 0.0044 | ND | ND | NA | ND | 0.003 J | ND | NA | 0.05 | | | | | | | | | | | | | | | |
| Manganese | NA | 0.206 P | 0.186 P | 0.193 | 0.2 | NA | NA | 0.19 | 0.17 | 0.2 | NA | 0.17 | 0.2 | NA | NA | 0.3 | | | | | | | | | | | | | | | |
| Iron | NA | ND | ND | 10.8 CF6 | 10.2 | NA | NA | 9.8 | 8.3 | 10 | NA | 7.5 | 0.43 | NA | NA | 0.3 | | | | | | | | | | | | | | | |

Notes:

- Only those compounds detected above the method detection limit at a minimum of one sample event are reported in this table.
- Shaded and bolded values represent an exceedance of the GWQS/GV.
- Field measurements were collected immediately before and after groundwater sample collection.
- NYSDEC Class "GA" Groundwater Quality Standards (GWQS) per 6 NYCRR Part 703.
- Surface water was more turbid at time of metals collection.

Definitions:

- J = Estimated value
- B = Compound was found in the blank and sample.
- NA = Not analyzed
- ND = Parameter was not detected above laboratory reporting limit.
- D = Dilution required due to high concentration of target analyte(s).
- P = Sample filtered in the laboratory
- CF6 = Results confirmed by reanalysis.

TABLE 3 (continued)

SUMMARY OF GROUNDWATER ANALYTICAL RESULTS ^{1,2}

September 2022 Monitoring Event
Peter Cooper Markhams Site
Dayton, New York

| Parameter | Monitoring Location and Sample Collection Date | | | | | | | | | | | | | | | | | | | | | | | | | | | | | GWQS ⁴ | | |
|-----------------------------------|--|----------|----------|----------|----------|----------|----------|----------|----------|----------|----------|----------|----------|----------|----------|-------|---------|-------|---------|-------|---------|-------|---------|-------|---------|-------|---------|-------|---------|-------------------|-----------|--|
| | MW-8S | | | | | | | | | | | | | | | | | | | | | | | | | | | | | | | |
| | 04/23/02 | 06/19/09 | 12/30/09 | 05/28/10 | 06/22/11 | 06/26/12 | 06/24/13 | 06/24/14 | 10/27/15 | 10/26/16 | 10/20/17 | 10/19/18 | 02/20/20 | 06/23/21 | 09/30/22 | | | | | | | | | | | | | | | | | |
| Field Measurements ³ : | | | | | | | | | | | | | | | | | | | | | | | | | | | | | | | | |
| Sample No. | Initial | Final | Initial | Final | Initial | Final | Initial | Final | Initial | Final | Initial | Final | Initial | Final | Initial | Final | Initial | Final | Initial | Final | Initial | Final | Initial | Final | Initial | Final | Initial | Final | Initial | Final | -- | |
| pH (units) | -- | 6.90 | 6.90 | 6.92 | 6.65 | 6.70 | 7.04 | 6.25 | 6.67 | 6.72 | 6.89 | 6.97 | 7.01 | 7.01 | 7.27 | 7.17 | 6.96 | 6.95 | 6.82 | 6.73 | 7.00 | 6.97 | 6.88 | 7.32 | 7.27 | 7.14 | 7.04 | 7.12 | 6.90 | 6.90 | 6.5 - 8.5 | |
| Temperature (°C) | -- | 7.6 | 11.5 | 12.2 | 6.9 | 6.9 | 16.1 | 12.7 | 13.5 | 14.3 | 12.0 | 12.8 | 13.9 | 14.3 | 13.0 | 14.0 | 12.9 | 13.2 | 12.4 | 12.5 | 14.1 | 14.5 | 13.4 | 12.7 | 4.8 | 5.2 | 11.3 | 11.8 | 13.9 | 15.1 | NA | |
| Sp. Conductance (mS) | -- | 755 | 754 | 764 | 767 | 767 | 653 | 635 | 886 | 879 | 822 | 809 | 700 | 691 | 781 | 766 | 811.5 | 817.4 | 894.0 | 892.0 | 759.3 | 773.6 | 811.0 | 823.0 | 575.7 | 593.5 | 627.0 | 595.0 | 698.8 | 692.1 | NA | |
| Turbidity (NTU) | -- | 17 | 32 | 22 | 30 | 19 | 63 | 5.38 | 34.6 | 20 | 11.3 | 7.96 | 8.52 | 4.88 | 12.3 | 5.97 | 9.17 | 10.8 | 6.81 | 4.96 | 4.85 | 6.11 | 9 | 9 | 52.1 | 27.8 | 2.92 | 2.22 | 12.4 | 11.6 | NA | |
| Eh (mV) | -- | 4.6 | 80 | 81 | 7 | 15 | 21 | 41 | 48 | 59 | 4 | 72 | 92 | 84 | 162 | 183 | 81 | 102 | 108 | 106 | 133 | 124 | 68 | 77 | 104 | 96 | 241 | 218 | 211 | 198 | NA | |
| Wet Chemistry (mg/L): | | | | | | | | | | | | | | | | | | | | | | | | | | | | | | | | |
| Alkalinity, Total | NA | 291 D | 285 D | 300 D | 355 | 372 | 266 | 286 | 385 | 426 | 396 | 348 | 303 B | 284 | 367 | NA | | | | | | | | | | | | | | | | |
| Ammonia | 0.34 | 0.038 | 0.04 | 0.042 | 0.028 | ND | ND | ND | ND | ND | ND | ND | ND | ND | ND | ND | ND | ND | ND | ND | ND | ND | ND | ND | ND | ND | ND | ND | 2 | | | |
| Nitrate (as Nitrogen) | 14.6 | 9.48 D | 0.543 | 1.98 | 2.3 | 3.8 | 6.4 | 7 | 4 | ND | 0.54 | 0.82 | 6.9 | 8.8 | 0.16 | 10 | | | | | | | | | | | | | | | | |
| Total Inorganic Compounds (mg/L): | | | | | | | | | | | | | | | | | | | | | | | | | | | | | | | | |
| Chromium | ND | ND | ND | ND | 0.0093 | 0.0044 | ND | ND | ND | 0.0042 | ND | ND | 0.0026 J | 0.0016 J | 0.0023 J | 0.05 | | | | | | | | | | | | | | | | |
| Hexavalent Chromium | ND | ND | ND | ND | ND | ND | ND | ND | ND | ND | ND | ND | 0.0059 J | ND | ND | 0.05 | | | | | | | | | | | | | | | | |
| Manganese | NA | 19.6 | 1.54 | 2.34 | 14.30 | 6 | 1.4 | 1.7 | 1.5 | 1.9 | 0.64 | 0.61 | 0.37 | 0.28 B | 1.1 B | 0.3 | | | | | | | | | | | | | | | | |
| Iron | NA | 1.93 | ND | 0.088 | 0.61 | 0.15 | ND | 0.15 | 0.11 | 0.097 | ND | 0.12 | 0.91 | 0.047 J | 0.079 | 0.3 | | | | | | | | | | | | | | | | |

Notes:

1. Only those compounds detected above the method detection limit at a minimum of one sample event are reported in this table.
2. Shaded and bolded values represent an exceedance of the GWQS/GV.
3. Field measurements were collected immediately before and after groundwater sample collection.
4. NYSDCE Class "GA" Groundwater Quality Standards (GWQS) per 6 NYCRR Part 703.

Definitions:

- B = Compound was found in the blank and sample.
J = Estimated value
NA = Not analyzed
ND = Parameter was not detected above laboratory reporting limit.
D = Dilution required due to high concentration of target analyte(s).
P = Sample filtered in the laboratory
CF6 = Results confirmed by reanalysis.

TABLE 3 (continued)

SUMMARY OF GROUNDWATER ANALYTICAL RESULTS ^{1,2}

September 2022 Monitoring Event
Peter Cooper Markhams Site
Dayton, New York

| Parameter | Monitoring Location and Sample Collection Date | | | | | | | | | | | | | | | | | | | | | | | | | | | | GWQS ⁴ | | |
|-----------------------------------|--|----------|----------|----------|----------|----------|----------|----------|----------|----------|----------|----------|----------|-----------|------------|-------|---------|-------|---------|-------|---------|-------|---------|-------|---------|-------|---------|-------|-------------------|-------|-----------|
| | MW-9S ⁵ | | | | | | | | | | | | | | | | | | | | | | | | | | | | | | |
| | 04/23/02 | 06/19/09 | 12/30/09 | 05/28/10 | 06/22/11 | 06/26/12 | 06/24/13 | 06/24/14 | 10/27/15 | 10/26/16 | 10/20/17 | 10/19/18 | 02/05/20 | 06/23/21 | 09/30/22 | | | | | | | | | | | | | | | | |
| Field Measurements ³ : | | | | | | | | | | | | | | | | | | | | | | | | | | | | | | | |
| Sample No. | Initial | Final | Initial | Final | Initial | Final | Initial | Final | Initial | Final | Initial | Final | Initial | Final | Initial | Final | Initial | Final | Initial | Final | Initial | Final | Initial | Final | Initial | Final | Initial | Final | Initial | Final | -- |
| pH (units) | -- | 7.36 | 6.48 | 6.52 | 6.84 | 6.79 | 7.71 | 6.78 | 6.31 | 6.38 | 6.88 | 7.11 | 7.72 | 7.74 | 7.83 | 7.65 | 7.12 | 7.06 | 7.73 | 7.56 | 7.31 | 7.27 | 7.35 | 7.10 | 6.58 | 6.79 | 6.78 | 6.73 | 6.65 | 6.70 | 6.5 - 8.5 |
| Temperature (°C) | -- | 6.02 | 12.2 | 12.6 | 6.5 | 5.4 | 12.2 | 12.4 | 15.7 | 16.1 | 13.0 | 13.4 | 14.6 | 15.3 | 12.8 | 14.0 | 12.6 | 12.7 | 12.9 | 12.9 | 13.0 | 13.2 | 12.7 | 12.4 | 4.6 | 4.6 | 11.8 | 11.9 | 14.6 | 14.6 | NA |
| Sp. Conductance (mS) | -- | 540 | 337 | 337 | 369 | 369 | 402 | 299 | 266 | 280 | 297 | 274 | 320 | 301 | 381 | 417 | 364.7 | 342.9 | 402 | 400 | 423.4 | 416.8 | 368.0 | 386.0 | 322.8 | 341.2 | 339.0 | 335.0 | 303.4 | 305.5 | NA |
| Turbidity (NTU) | -- | 11.2 | 6.2 | 4 | 2.43 | 2.02 | 18.6 | 2.98 | 7.26 | 9.45 | 9.51 | 5.84 | 12.5 | 10.4 | 24 | 14 | 1.66 | 2.38 | 0.7 | 0.23 | 0.96 | 0.89 | 13 | 10 | 23 | 20.9 | 2.99 | 2.99 | 6.05 | 8.39 | NA |
| Eh (mV) | -- | 1.8 | 93 | 90 | 52 | 56 | 4 | 50 | 54 | 80 | 48 | 23 | 503 | 132 | 149 | 155 | 134 | 131 | 73 | 71 | 116 | 114 | 125 | 115 | 148 | 142 | 208 | 241 | 243 | 245 | NA |
| Wet Chemistry (mg/L): | | | | | | | | | | | | | | | | | | | | | | | | | | | | | | | |
| Alkalinity, Total | NA | 98.4 D | 98.8 D | 73.5 C | 39.1 | 82.4 | 92.2 | 90.5 | 116 | 129 | 137 | 106 | 104 B | 81.4 B | 106 B | NA | | | | | | | | | | | | | | | |
| Ammonia | ND < 10 | ND | 0.029 | ND | ND | ND | ND | ND | ND | ND | ND | 0.014 J | ND | ND | 2 | | | | | | | | | | | | | | | | |
| Nitrate (as Nitrogen) | 9.3 | 7.19 D | 11.1 D | 12.1 D | 13.8 | 5.8 | 6.1 | 13.7 | 8.6 | 5.5 | 5.4 | 8.1 | 12.7 H | 12.9 | 0.31 | 10 | | | | | | | | | | | | | | | |
| Total Inorganic Compounds (mg/L): | | | | | | | | | | | | | | | | | | | | | | | | | | | | | | | |
| Chromium | ND | 0.0051 | ND | ND | ND | ND | ND | ND | ND | ND | ND | 0.0018 J | ND | ND | 0.05 | | | | | | | | | | | | | | | | |
| Manganese | NA | 1.54 | 0.005 | 0.004 | 0.008 | 0.0046 | 0.018 | 0.021 | 0.0037 | 0.0037 | 0.0076 | 0.007 | 0.11 | 0.0023 JB | 0.00055 JB | 0.3 | | | | | | | | | | | | | | | |
| Iron | NA | 0.322 | ND | 0.076 | 0.077 | 0.057 | 0.13 | 0.31 | 0.053 | ND | 0.1 | 0.069 | 1.9 | 0.031 J | ND | 0.3 | | | | | | | | | | | | | | | |

Notes:

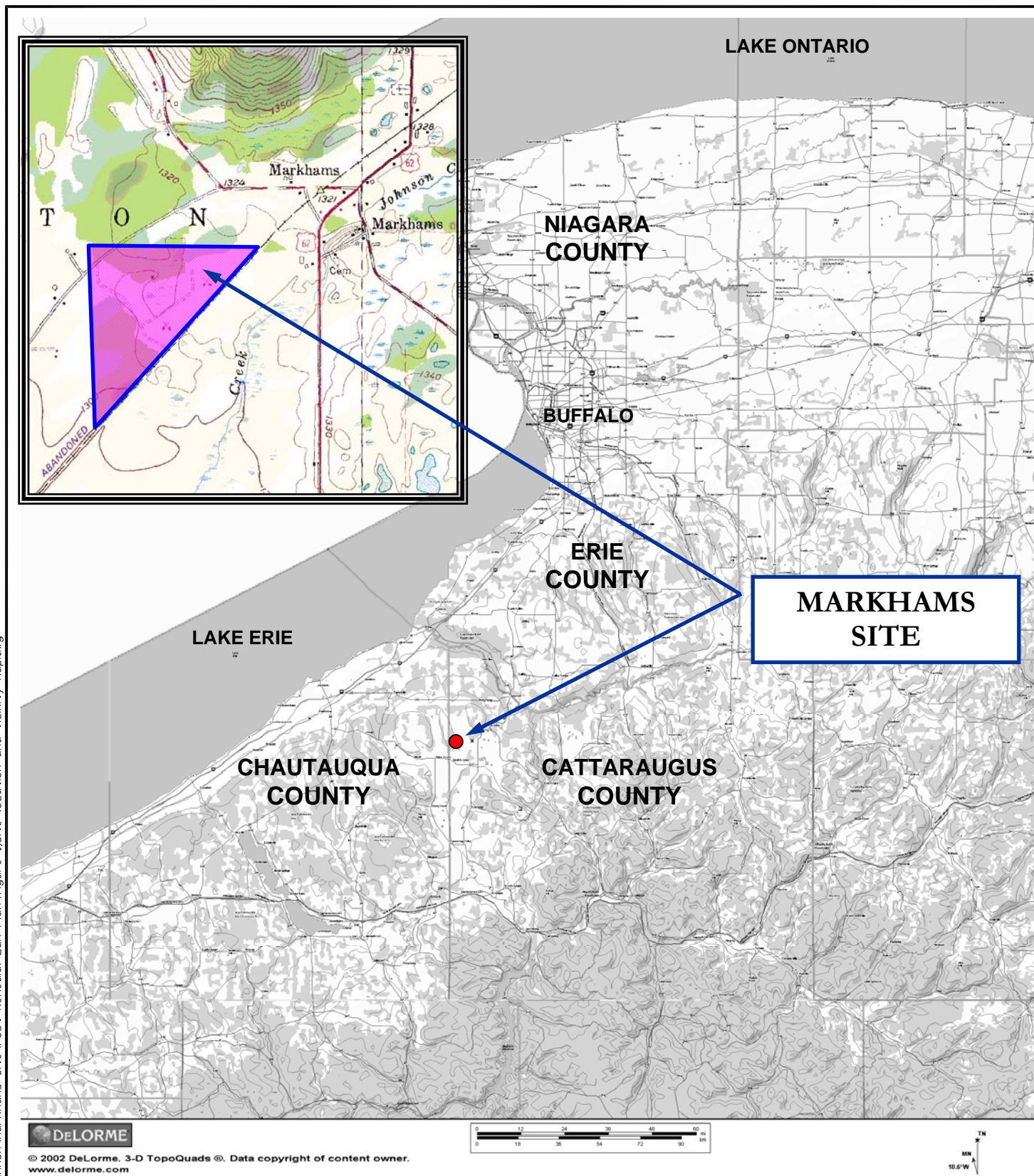
- Only those compounds detected above the method detection limit at a minimum of one sample event are reported in this table.
- Shaded and bolded values represent an exceedance of the GWQS/GV.
- Field measurements were collected immediately before and after groundwater sample collection.
- NYSDEC Class "GA" Groundwater Quality Standards (GWQS) per 6 NYCRR Part 703.
- Surface water was more turbid at time of metals collection.

Definitions:

H = Sample was prepped or analyzed beyond the specified holding time.
B = Compound was found in the blank and sample.
J = Estimated value
NA = Not analyzed
ND = Parameter was not detected above laboratory reporting limit.
D = Dilution required due to high concentration of target analyte(s).
P = Sample filtered in the laboratory
CF6 = Results confirmed by reanalysis.

FIGURES

FIGURE 1



726 EXCHANGE STREET
SUITE 624
BUFFALO, NEW YORK 14210
(716) 856-0599

PROJECT NO.: 0021-003-400

DATE: JANUARY 2008

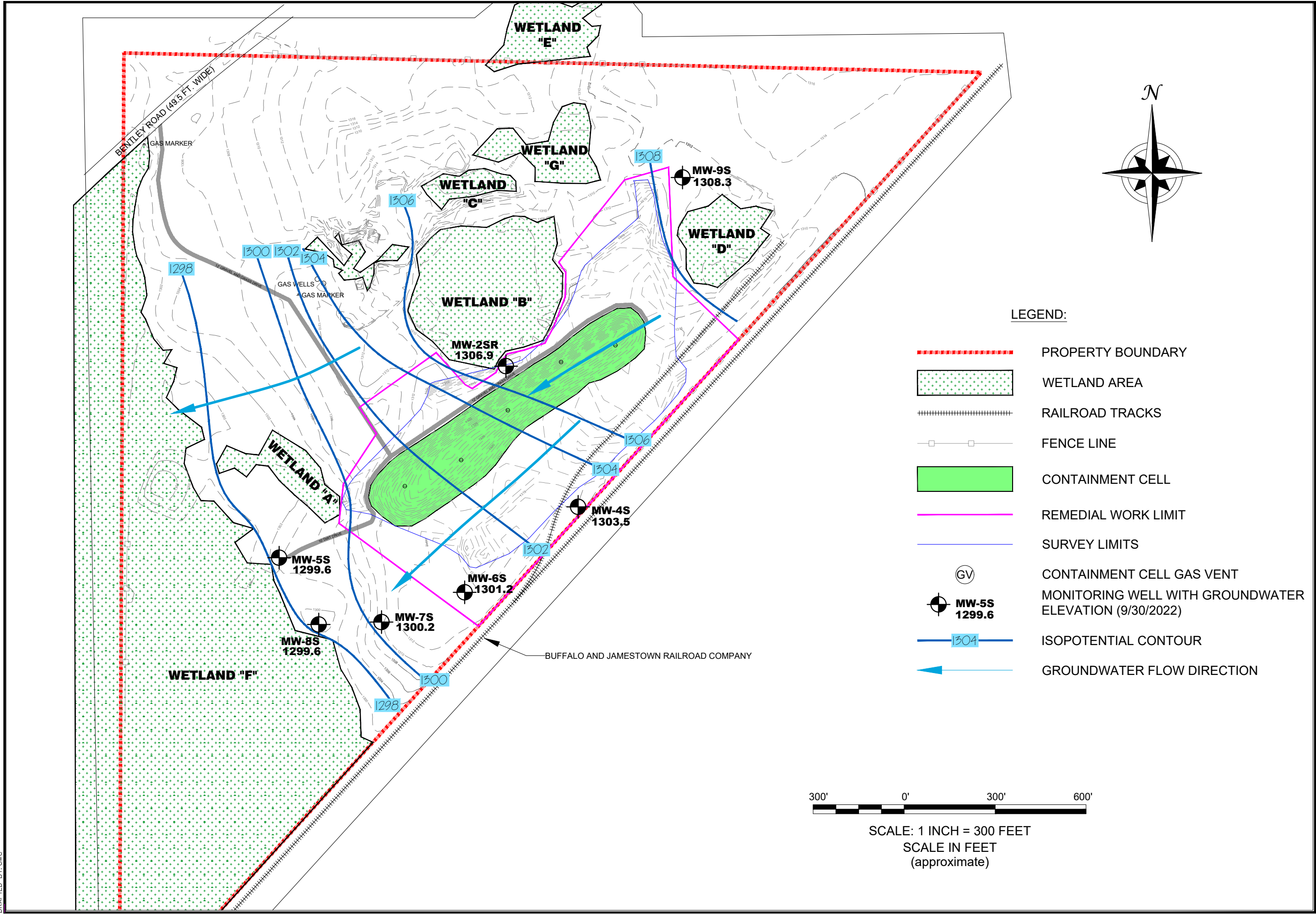
DRAFTED BY: AJZ

SITE LOCATION AND VICINITY MAP

POST-REMEDIAL OPERATION & MAINTENANCE PLAN

PETER COOPER MARKHAMS SITE
DAYTON, NEW YORK

PREPARED FOR
RESPONDENTS FOR PETER COOPER MARKHAMS SITE



BENCHMARK
ENVIRONMENTAL
ENGINEERING &
SCIENCE, PLLC

2558 HAMBURG TURNPIKE
SUITE 300
BUFFALO, NEW YORK 14218
(716) 856-0599

FIGURE 2

**SITE PLAN & ISOPOTENTIAL MAP
FOR SEPTEMBER 30, 2022**

POST-REMEDIAL MONITORING

PETER COOPER MARKHAMS SUPERFUND SITE

DAYTON, NEW YORK

PREPARED FOR
CPRPs FOR PETER COOPER MARKHAMS

JOB NO.: 0199-001-100

ATTACHMENT 1

SAMPLE COLLECTION LOGS

TABLE 2

SUMMARY OF GROUNDWATER ELEVATIONS

9 / 30 / 22

Monitoring Event
Peter Cooper Markhams Site
Dayton, New York

| Location | TOR Elevation (fmsl) | | |
|----------|----------------------------|----------------|---------------|
| | | DTW (fbTOR) | GWE (fmsl) |
| MW-2SR | 1313.33 | 6.41 | 1313.33 |
| MW-4S | 1313.11 | 9.58 | 1313.11 |
| MW-5S | 1302.70 | 3.13 | 1302.70 |
| MW-6S | 1315.47 | 14.32 | 1315.47 |
| MW-7S | 1312.82 | 12.62 | 1312.82 |
| MW-8S | 1304.10 | 4.48 | 1304.10 |
| MW-9S | 1314.13 | 5.8 | 1314.13 |

Notes:

1. DTW = depth to water
2. fbTOR = feet below top of riser
3. fmsl = feet above mean sea level
4. GWE = groundwater elevation
5. TOR = top of riser

EQUIPMENT CALIBRATION LOG

PROJECT INFORMATION:

Project Name: *Matthews Gwm*

Project No.:

Client:

Date: *9/30/22*

Instrument Source: ☐ BM ☐ Rental

| METER TYPE | UNITS | TIME | MAKE/MODEL | SERIAL NUMBER | CAL. BY | STANDARD | POST CAL. READING | SETTINGS |
|---|-------------------|-------------|--|---|------------|--|---|---|
| <input checked="" type="checkbox"/> pH meter | units | <i>0730</i> | Myron L Company Ultra Meter 6P | <input type="checkbox"/> 6213516 <input type="checkbox"/> 6243084 <input type="checkbox"/> 6212375 <input type="checkbox"/> 6243003 <input checked="" type="checkbox"/> 6223973 | <i>TA3</i> | 4.00 7.00 10.01 | <i>3.98</i> <i>7.02</i> <i>10.0</i> | <i>4</i> <i>7</i> <i>10</i> |
| <input checked="" type="checkbox"/> Turbidity meter | NTU | <i>0730</i> | Hach 2100P or 2100Q Turbidimeter | <input type="checkbox"/> 06120C020523 (P) <input checked="" type="checkbox"/> 13120C030432 (Q) <input type="checkbox"/> 17110C062619 (Q) | <i>TA3</i> | 10 NTU verification < 0.4 20 100 800 | <i>9.76</i> | <i>10.0</i> |
| <input checked="" type="checkbox"/> Sp. Cond. meter | uS mS | <i>0730</i> | Myron L Company Ultra Meter 6P | <input type="checkbox"/> 6213516 <input type="checkbox"/> 6243084 <input type="checkbox"/> 6212375 <input type="checkbox"/> 6243003 <input checked="" type="checkbox"/> 6223973 | <i>TA3</i> | <i>7000</i> mS @ 25 °C | <i>6.997</i> | <i>7.00</i> |
| <input type="checkbox"/> PID | ppm | | MinRAE 2000 | | | open air zero ____ ppm Iso. Gas | | MIBK response factor = 1.0 |
| <input type="checkbox"/> Dissolved Oxygen | ppm | | HACH Model HQ30d | <input type="checkbox"/> 080700023281 <input type="checkbox"/> 100500041867 <input type="checkbox"/> 140200100319 | | 100% Saturation | | |
| <input type="checkbox"/> Particulate meter | mg/m ³ | | | | | zero air | | |
| <input type="checkbox"/> Radiation Meter | uR/H | | | | | background area | | |

ADDITIONAL REMARKS:

PREPARED BY:

DATE:

GROUNDWATER FIELD FORM

Project Name: Peter Cooper Markhams Site Date: 9/30/22
 Location: Markhams Project No.: 0199-001-100 Field Team: TAO?

| Well No. MW-95 85 | | Diameter (inches): 2" | | Sample Date / Time: 9/30/22 11:35 am | | | | | |
|----------------------------|---------------------|-----------------------------|------------|--|---------|-----------------|-----------|----------|-------------------|
| Product Depth (ftTOR): -- | | Water Column (ft): 8.09 | | DTW when sampled: 4.6 | | | | | |
| DTW (static) (ftTOR): 4.48 | | One Well Volume (gal): 1.32 | | Purpose: <input type="checkbox"/> Development <input type="checkbox"/> Sample <input checked="" type="checkbox"/> Purge & Sample | | | | | |
| Total Depth (ftTOR): 12.57 | | Total Volume Purged (gal): | | Purge Method: Lowflow (mini monsoon) | | | | | |
| Time | Water Level (ftTOR) | Acc. Volume (gallons) | pH (units) | Temp. (deg. C) | SC (uS) | Turbidity (NTU) | DO (mg/L) | ORP (mV) | Appearance & Odor |
| 11:22 | 0 Initial | 0 | 7.19 | 19.1 | 672 | 70.7 | ~ | 227 | clear, no odor |
| 11:25 | 4.60 | .5 | 6.97 | 15.5 | 677 | 46.1 | ~ | 222 | clear, no odor |
| 11:27 | 4.6 | 1 | 6.93 | 15.7 | 693.7 | 24.2 | ~ | 219 | clear, no odor |
| 11:30 | 4.6 | 1.25 | 6.90 | 15.8 | 683.3 | 15.0 | ~ | 216 | clear, no odor |
| 11:32 | 4.6 | 1.5 | 6.91 | 15.8 | 688.3 | 15.1 | | 216 | |
| 5 | | | | | | | | | |
| 6 | | | | | | | | | |
| 7 | | | | | | | | | |
| 8 | | | | | | | | | |
| 9 | | | | | | | | | |
| 10 | | | | | | | | | |
| Sample Information: | | | | | | | | | |
| 11:35 | S1 4.6 | 1.75 | 6.9 | 13.9 | 698.8 | 12.4 | ~ | 211 | " " " |
| 11:37 | S2 4.6 | 2 | 6.89 | 14.01 | 692.1 | 11.6 | ~ | 198 | " " " |

| Well No. MW-85 95 | | Diameter (inches): 2" | | Sample Date / Time: 9/30/22 9:40 am | | | | | |
|----------------------------|---------------------|-----------------------------|------------|--|---------|-----------------|-----------|----------|-------------------|
| Product Depth (ftTOR): -- | | Water Column (ft): 7.71 | | DTW when sampled: 5.95 | | | | | |
| DTW (static) (ftTOR): 5.8 | | One Well Volume (gal): 1.26 | | Purpose: <input type="checkbox"/> Development <input type="checkbox"/> Sample <input checked="" type="checkbox"/> Purge & Sample | | | | | |
| Total Depth (ftTOR): 13.51 | | Total Volume Purged (gal): | | Purge Method: Lowflow (mini monsoon) | | | | | |
| Time | Water Level (ftTOR) | Acc. Volume (gallons) | pH (units) | Temp. (deg. C) | SC (uS) | Turbidity (NTU) | DO (mg/L) | ORP (mV) | Appearance & Odor |
| 9:30 | 0 Initial | 0 | 5.76 | 14.1 | 207.5 | 6.75 | ~ | 235 | clear, no odor |
| 9:32 | 5.91 | 1 | 6.5 | 14.7 | 262.3 | 5.67 | ~ | 240 | " " " |
| 9:34 | 5.95 | 2 | 6.36 | 14.8 | 279.9 | 5.69 | ~ | 241 | " " " |
| 9:35 | 5.95 | 2.5 | 6.45 | 14.8 | 290.8 | 5.37 | ~ | 243 | |
| 9:37 | 5.95 | 3.25 | 6.51 | 14.8 | 297.9 | 4.82 | ~ | 240 | |
| 5 | | | | | | | | | |
| 6 | | | | | | | | | |
| 7 | | | | | | | | | |
| 8 | | | | | | | | | |
| 9 | | | | | | | | | |
| 10 | | | | | | | | | |
| Sample Information: | | | | | | | | | |
| 9:40 | S1 5.95 | 3.75 | 6.65 | 14.6 | 303.4 | 6.05 | ~ | 243 | " " " |
| 9:44 | S2 5.95 | 4 | 6.70 | 14.6 | 305.5 | 8.37 | ~ | 245 | " " " |

REMARKS: MS MSD collected for MW-95

Note: All water level measurements are in feet, distance from top of riser.

| Volume Calculation | |
|--------------------|-------------|
| Diam. | Vol. (g/ft) |
| 1" | 0.041 |
| 2" | 0.163 |
| 4" | 0.653 |
| 6" | 1.469 |

| Stabilization Criteria | |
|------------------------|------------|
| Parameter | Criteria |
| pH | ± 0.1 unit |
| SC | ± 3% |
| Turbidity | ± 10% |
| DO | ± 0.3 mg/L |
| ORP | ± 10 mV |

GROUNDWATER FIELD FORM

Project Name: Peter Cooper Markhams Site Date: 9/30/22
 Location: Markhams Project No.: 0199-001-100 Field Team: TAP

| Well No. MW-5S | | | Diameter (inches): 2" | | | Sample Date / Time: 9/30/22 10:40 am | | | |
|----------------------------|---------------------|-----------------------|----------------------------|----------------|---------|---|-----------|----------|-------------------|
| Product Depth (ftTOR): -- | | | Water Column (ft): 6.08 | | | DTW when sampled: 3.32 | | | |
| DTW (static) (ftTOR): 3.13 | | | One Well Volume (gal): .94 | | | Purpose: <input type="checkbox"/> Development <input type="checkbox"/> Sample <input type="checkbox"/> Purge & Sample | | | |
| Total Depth (ftTOR): 9.21 | | | Total Volume Purged (gal): | | | Purge Method: Lowflow (mini monsoon) | | | |
| Time | Water Level (ftTOR) | Acc. Volume (gallons) | pH (units) | Temp. (deg. C) | SC (uS) | Turbidity (NTU) | DO (mg/L) | ORP (mV) | Appearance & Odor |
| 1028 | Initial | 0 | 6.6 | 12.5 | 1208 | 23.5 | — | 259 | |
| 1030 | 3.42 | .5 | 6.72 | 13.3 | 1074 | 19.9 | — | 244 | |
| 1035 | 3.32 | 1.75 | 6.73 | 13.5 | 1075 | 11.2 | — | 240 | |
| 1037 | 3.32 | 3 | 6.64 | 13.6 | 1088 | 12.2 | — | 238 | |
| 4 | | | | | | | | | |
| 5 | | | | | | | | | |
| 6 | | | | | | | | | |
| 7 | | | | | | | | | |
| 8 | | | | | | | | | |
| 9 | | | | | | | | | |
| 10 | | | | | | | | | |
| Sample Information: | | | | | | | | | |
| 1040 | S1 | 3.32 | 3.75 | 6.75 | 13.2 | 1092 | 7.87 | — | 232 |
| 1045 | S2 | 3.32 | 5 | 6.76 | 13.4 | 1111 | 7.8 | — | 232 |

| Well No. MW-7S | | | Diameter (inches): 2" | | | Sample Date / Time: 9/30/22 12:00 pm | | | |
|-----------------------------|---------------------|-----------------------|----------------------------|----------------|---------|---|-----------|----------|-------------------|
| Product Depth (ftTOR): -- | | | Water Column (ft): 6.1 | | | DTW when sampled: 13.15 | | | |
| DTW (static) (ftTOR): 12.62 | | | One Well Volume (gal): .99 | | | Purpose: <input type="checkbox"/> Development <input type="checkbox"/> Sample <input type="checkbox"/> Purge & Sample | | | |
| Total Depth (ftTOR): 18.72 | | | Total Volume Purged (gal): | | | Purge Method: Lowflow (mini monsoon) | | | |
| Time | Water Level (ftTOR) | Acc. Volume (gallons) | pH (units) | Temp. (deg. C) | SC (uS) | Turbidity (NTU) | DO (mg/L) | ORP (mV) | Appearance & Odor |
| 1147 | Initial | 0 | 6.97 | 11.3 | 1324 | 702 | — | 89 | clear, no odor |
| 1150 | 13.32 | .5 | 6.93 | 11.1 | 1324 | 281 | — | 57 | " " " |
| 1152 | 13.35 | 1 | 6.93 | 11 | 1327 | 139 | — | 52 | " " " |
| 1155 | 13.35 | 1.25 | 6.93 | 11.2 | 1337 | 90.8 | — | 53 | " " " |
| 1157 | 13.35 | 1.50 | 6.94 | 11.3 | 1332 | 43.8 | — | 54 | " " " |
| 5 | | | | | | | | | |
| 6 | | | | | | | | | |
| 7 | | | | | | | | | |
| 8 | | | | | | | | | |
| 9 | | | | | | | | | |
| 10 | | | | | | | | | |
| Sample Information: | | | | | | | | | |
| 1200 | S1 | 13.15 | 1.75 | 6.92 | 11.4 | 1331 | 38.6 | — | 50 |
| 1205 | S2 | 13.55 | 2 | 6.93 | 11.3 | 1330 | 33.7 | — | 43 |

REMARKS: Blind dup taken at 5s

| Volume Calculation | |
|--------------------|-------------|
| Diam. | Vol. (g/ft) |
| 1" | 0.041 |
| 2" | 0.163 |
| 4" | 0.653 |
| 6" | 1.469 |

| Stabilization Criteria | |
|------------------------|------------|
| Parameter | Criteria |
| pH | ± 0.1 unit |
| SC | ± 3% |
| Turbidity | ± 10% |
| DO | ± 0.3 mg/L |
| ORP | ± 10 mV |

Note: All water level measurements are in feet, distance from top of riser.

WATER SAMPLE COLLECTION LOG

PROJECT INFORMATION

Project Name: Markhams Creek

Project No.: _____

Client: _____

Location: Markhams NY

SAMPLE DESCRIPTION

I.D.: Wetland F

Matrix: ☒ SURFACE WATER ☐ STORM

☐ SEEP ☐ OTHER

SAMPLE INFORMATION

Date Collected: 9/30/22

Time Collected: _____

Date Shipped to Lab: 9/30/22

Collected By: JAB

Sample Collection Method: ☒ DIRECT DIP

☐ POLY. DISP. BAILER

Sample Type: ☐ POINT ☒ GRAB

☐ COMPOSITE

☐ SS / POLY. DIPPER

☐ PERISTALTIC PUMP

☐ ISCO SAMPLER

☐ OTHER

SAMPLING INFORMATION

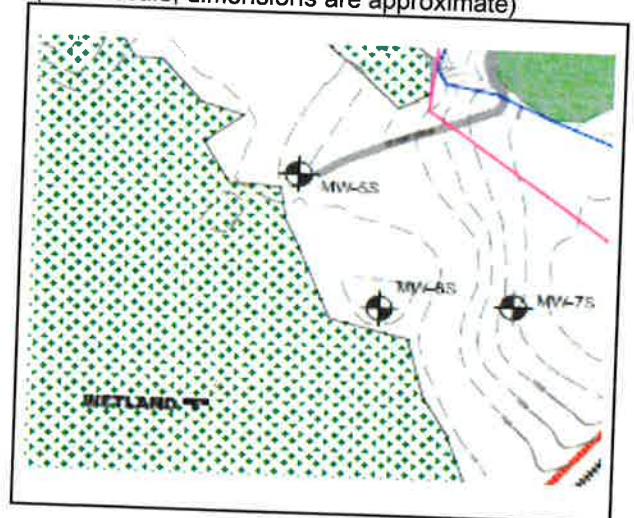
Weather: _____

Air Temperature: _____

| Parameter | First | Last | Units |
|------------|--------------|-----------------|-----------|
| pH | <u>7.37</u> | <u>---</u> | units |
| Temp. | <u>9.4</u> | <u>---</u> | °C |
| Cond. | <u>4205</u> | <u>---</u> | mS |
| Turbidity | <u>8.57</u> | <u>---</u> | NTU |
| Eh / ORP | <u>216</u> | <u>---</u> | mV |
| D.O. | <u>---</u> | <u>---</u> | ppm |
| Odor | <u>---</u> | <u>---</u> | olfactory |
| Appearance | <u>clear</u> | <u>---</u> | visual |

LOCATION SKETCH

(not to scale, dimensions are approximate)



EXACT LOCATION (if applicable)

Northing (ft) Easting (ft) Surface Elevation (fmsl)

| | | |
|--|--|--|
| | | |
|--|--|--|

SAMPLE DESCRIPTION (appearance, olfactory):

SAMPLE ANALYSIS (depth, laboratory analysis required):

Filtered Soluble Metal In Lab

ADDITIONAL REMARKS:

PREPARED BY: JAB

DATE: 9/30/22

ATTACHMENT 2

TESTAMERICA LABORATORIES, INC.
SAMPLE DATA SUMMARY PACKAGE
SEPTEMBER 2022

ANALYTICAL REPORT

Eurofins Buffalo
10 Hazelwood Drive
Amherst, NY 14228-2298
Tel: (716)691-2600

Laboratory Job ID: 480-202195-1

Client Project/Site: Benchmark-Peter Cooper sites
Sampling Event: Annual sampling

For:

Benchmark Env. Eng. & Science, PLLC
2558 Hamburg Turnpike
Suite 300
Lackawanna, New York 14218

Attn: Mr. Tom Forbes



Authorized for release by:

10/7/2022 4:19:56 PM

Rebecca Jones, Project Management Assistant I
(716)504-9884

Rebecca.Jones@et.eurofinsus.com

Designee for

Brian Fischer, Manager of Project Management
(716)504-9835

Brian.Fischer@et.eurofinsus.com

LINKS

Review your project
results through



Have a Question?



Visit us at:

www.eurofinsus.com/Env

The test results in this report meet all 2003 NELAC, 2009 TNI, and 2016 TNI requirements for accredited parameters, exceptions are noted in this report. This report may not be reproduced except in full, and with written approval from the laboratory. For questions please contact the Project Manager at the e-mail address or telephone number listed on this page.

This report has been electronically signed and authorized by the signatory. Electronic signature is intended to be the legally binding equivalent of a traditionally handwritten signature.

Results relate only to the items tested and the sample(s) as received by the laboratory.



Table of Contents

| | |
|----------------------------------|----|
| Cover Page | 1 |
| Table of Contents | 2 |
| Definitions/Glossary | 3 |
| Case Narrative | 4 |
| Detection Summary | 5 |
| Client Sample Results | 7 |
| QC Sample Results | 13 |
| QC Association Summary | 18 |
| Lab Chronicle | 21 |
| Certification Summary | 23 |
| Method Summary | 24 |
| Sample Summary | 25 |
| Chain of Custody | 26 |
| Receipt Checklists | 27 |

Definitions/Glossary

Client: Benchmark Env. Eng. & Science, PLLC
Project/Site: Benchmark-Peter Cooper sites

Job ID: 480-202195-1

Qualifiers

Metals

| Qualifier | Qualifier Description |
|-----------|--|
| B | Compound was found in the blank and sample. |
| J | Result is less than the RL but greater than or equal to the MDL and the concentration is an approximate value. |

General Chemistry

| Qualifier | Qualifier Description |
|-----------|--|
| J | Result is less than the RL but greater than or equal to the MDL and the concentration is an approximate value. |

Glossary

| Abbreviation | These commonly used abbreviations may or may not be present in this report. |
|----------------|---|
| □ | Listed under the "D" column to designate that the result is reported on a dry weight basis |
| %R | Percent Recovery |
| CFL | Contains Free Liquid |
| CFU | Colony Forming Unit |
| CNF | Contains No Free Liquid |
| DER | Duplicate Error Ratio (normalized absolute difference) |
| Dil Fac | Dilution Factor |
| DL | Detection Limit (DoD/DOE) |
| DL, RA, RE, IN | Indicates a Dilution, Re-analysis, Re-extraction, or additional Initial metals/anion analysis of the sample |
| DLC | Decision Level Concentration (Radiochemistry) |
| EDL | Estimated Detection Limit (Dioxin) |
| LOD | Limit of Detection (DoD/DOE) |
| LOQ | Limit of Quantitation (DoD/DOE) |
| MCL | EPA recommended "Maximum Contaminant Level" |
| MDA | Minimum Detectable Activity (Radiochemistry) |
| MDC | Minimum Detectable Concentration (Radiochemistry) |
| MDL | Method Detection Limit |
| ML | Minimum Level (Dioxin) |
| MPN | Most Probable Number |
| MQL | Method Quantitation Limit |
| NC | Not Calculated |
| ND | Not Detected at the reporting limit (or MDL or EDL if shown) |
| NEG | Negative / Absent |
| POS | Positive / Present |
| PQL | Practical Quantitation Limit |
| PRES | Presumptive |
| QC | Quality Control |
| RER | Relative Error Ratio (Radiochemistry) |
| RL | Reporting Limit or Requested Limit (Radiochemistry) |
| RPD | Relative Percent Difference, a measure of the relative difference between two points |
| TEF | Toxicity Equivalent Factor (Dioxin) |
| TEQ | Toxicity Equivalent Quotient (Dioxin) |
| TNTC | Too Numerous To Count |

Case Narrative

Client: Benchmark Env. Eng. & Science, PLLC
Project/Site: Benchmark-Peter Cooper sites

Job ID: 480-202195-1

Job ID: 480-202195-1

Laboratory: Eurofins Buffalo

Narrative

Job Narrative
480-202195-1

Comments

No additional comments.

Receipt

The samples were received on 9/30/2022 2:31 PM. Unless otherwise noted below, the samples arrived in good condition, and where required, properly preserved and on ice. The temperature of the cooler at receipt was 3.4° C.

Metals

No analytical or quality issues were noted, other than those described in the Definitions/Glossary page.

General Chemistry

No analytical or quality issues were noted, other than those described in the Definitions/Glossary page.

Detection Summary

Client: Benchmark Env. Eng. & Science, PLLC
Project/Site: Benchmark-Peter Cooper sites

Job ID: 480-202195-1

Client Sample ID: WETLAND F

Lab Sample ID: 480-202195-1

| Analyte | Result | Qualifier | RL | MDL | Unit | Dil Fac | D | Method | Prep Type |
|----------------------------------|---------|-----------|--------|---------|------|---------|---|--------|-----------|
| Chromium | 0.0022 | J | 0.0040 | 0.0010 | mg/L | 1 | | 6010C | Total/NA |
| Iron | 1.3 | | 0.050 | 0.019 | mg/L | 1 | | 6010C | Total/NA |
| Manganese | 1.8 | B | 0.0030 | 0.00040 | mg/L | 1 | | 6010C | Total/NA |
| Chromium, Dissolved | 0.0017 | J | 0.0040 | 0.0010 | mg/L | 1 | | 6010C | Dissolved |
| Iron, Dissolved | 0.059 | | 0.050 | 0.019 | mg/L | 1 | | 6010C | Dissolved |
| Manganese, Dissolved | 0.00087 | J | 0.0030 | 0.00040 | mg/L | 1 | | 6010C | Dissolved |
| Alkalinity, Total | 179 | | 40.0 | 16.0 | mg/L | 4 | | 310.2 | Total/NA |
| Ammonia (as N) | 0.080 | | 0.020 | 0.0090 | mg/L | 1 | | 350.1 | Total/NA |
| Nitrate as N | 0.021 | J | 0.050 | 0.020 | mg/L | 1 | | 353.2 | Total/NA |
| Chromium (hexavalent) | 0.0072 | J | 0.010 | 0.0050 | mg/L | 1 | | 7196A | Total/NA |
| Chromium, hexavalent (dissolved) | 0.0072 | J | 0.010 | 0.0050 | mg/L | 1 | | 7196A | Dissolved |

Client Sample ID: MW-5S

Lab Sample ID: 480-202195-2

| Analyte | Result | Qualifier | RL | MDL | Unit | Dil Fac | D | Method | Prep Type |
|-------------------|--------|-----------|--------|---------|------|---------|---|--------|-----------|
| Chromium | 0.0044 | | 0.0040 | 0.0010 | mg/L | 1 | | 6010C | Total/NA |
| Iron | 0.020 | J | 0.050 | 0.019 | mg/L | 1 | | 6010C | Total/NA |
| Manganese | 2.3 | B | 0.0030 | 0.00040 | mg/L | 1 | | 6010C | Total/NA |
| Alkalinity, Total | 614 | | 100 | 40.0 | mg/L | 10 | | 310.2 | Total/NA |
| Ammonia (as N) | 20.4 | | 0.40 | 0.18 | mg/L | 20 | | 350.1 | Total/NA |
| Nitrate as N | 0.12 | | 0.050 | 0.020 | mg/L | 1 | | 353.2 | Total/NA |

Client Sample ID: MW-7S

Lab Sample ID: 480-202195-3

| Analyte | Result | Qualifier | RL | MDL | Unit | Dil Fac | D | Method | Prep Type |
|-----------------------|--------|-----------|--------|---------|------|---------|---|--------|-----------|
| Chromium | 0.0031 | J | 0.0040 | 0.0010 | mg/L | 1 | | 6010C | Total/NA |
| Iron | 10.9 | | 0.050 | 0.019 | mg/L | 1 | | 6010C | Total/NA |
| Manganese | 0.17 | B | 0.0030 | 0.00040 | mg/L | 1 | | 6010C | Total/NA |
| Alkalinity, Total | 432 | | 100 | 40.0 | mg/L | 10 | | 310.2 | Total/NA |
| Ammonia (as N) | 0.015 | J | 0.020 | 0.0090 | mg/L | 1 | | 350.1 | Total/NA |
| Nitrate as N | 0.20 | | 0.050 | 0.020 | mg/L | 1 | | 353.2 | Total/NA |
| Chromium (hexavalent) | 0.0060 | J | 0.010 | 0.0050 | mg/L | 1 | | 7196A | Total/NA |

Client Sample ID: MW-8S

Lab Sample ID: 480-202195-4

| Analyte | Result | Qualifier | RL | MDL | Unit | Dil Fac | D | Method | Prep Type |
|-------------------|--------|-----------|--------|---------|------|---------|---|--------|-----------|
| Chromium | 0.0023 | J | 0.0040 | 0.0010 | mg/L | 1 | | 6010C | Total/NA |
| Iron | 0.079 | | 0.050 | 0.019 | mg/L | 1 | | 6010C | Total/NA |
| Manganese | 1.1 | B | 0.0030 | 0.00040 | mg/L | 1 | | 6010C | Total/NA |
| Alkalinity, Total | 367 | | 40.0 | 16.0 | mg/L | 4 | | 310.2 | Total/NA |
| Nitrate as N | 0.16 | | 0.050 | 0.020 | mg/L | 1 | | 353.2 | Total/NA |

Client Sample ID: MW-9S

Lab Sample ID: 480-202195-5

| Analyte | Result | Qualifier | RL | MDL | Unit | Dil Fac | D | Method | Prep Type |
|-------------------|---------|-----------|--------|---------|------|---------|---|--------|-----------|
| Manganese | 0.00055 | J B | 0.0030 | 0.00040 | mg/L | 1 | | 6010C | Total/NA |
| Alkalinity, Total | 106 | | 20.0 | 8.0 | mg/L | 2 | | 310.2 | Total/NA |
| Nitrate as N | 0.31 | | 0.050 | 0.020 | mg/L | 1 | | 353.2 | Total/NA |

Client Sample ID: Blind Duplicate

Lab Sample ID: 480-202195-6

| Analyte | Result | Qualifier | RL | MDL | Unit | Dil Fac | D | Method | Prep Type |
|----------|--------|-----------|--------|--------|------|---------|---|--------|-----------|
| Chromium | 0.0044 | | 0.0040 | 0.0010 | mg/L | 1 | | 6010C | Total/NA |

This Detection Summary does not include radiochemical test results.

Eurofins Buffalo

Detection Summary

Client: Benchmark Env. Eng. & Science, PLLC
Project/Site: Benchmark-Peter Cooper sites

Job ID: 480-202195-1

Client Sample ID: Blind Duplicate (Continued)

Lab Sample ID: 480-202195-6

| Analyte | Result | Qualifier | RL | MDL | Unit | Dil Fac | D | Method | Prep Type |
|-----------------------|--------|-----------|--------|---------|------|---------|---|--------|-----------|
| Iron | 0.021 | J | 0.050 | 0.019 | mg/L | 1 | | 6010C | Total/NA |
| Manganese | 2.3 | B | 0.0030 | 0.00040 | mg/L | 1 | | 6010C | Total/NA |
| Chromium (hexavalent) | 0.0072 | J | 0.010 | 0.0050 | mg/L | 1 | | 7196A | Total/NA |

This Detection Summary does not include radiochemical test results.

Eurofins Buffalo

Client Sample Results

Client: Benchmark Env. Eng. & Science, PLLC
Project/Site: Benchmark-Peter Cooper sites

Job ID: 480-202195-1

Client Sample ID: WETLAND F

Lab Sample ID: 480-202195-1

Date Collected: 09/30/22 11:35

Matrix: Water

Date Received: 09/30/22 14:31

Method: SW846 6010C - Metals (ICP)

| Analyte | Result | Qualifier | RL | MDL | Unit | D | Prepared | Analyzed | Dil Fac |
|-----------|--------|-----------|--------|---------|------|---|----------------|----------------|---------|
| Arsenic | ND | | 0.015 | 0.0056 | mg/L | | 10/03/22 11:52 | 10/04/22 15:19 | 1 |
| Chromium | 0.0022 | J | 0.0040 | 0.0010 | mg/L | | 10/03/22 11:52 | 10/04/22 15:19 | 1 |
| Iron | 1.3 | | 0.050 | 0.019 | mg/L | | 10/03/22 11:52 | 10/04/22 15:19 | 1 |
| Manganese | 1.8 | B | 0.0030 | 0.00040 | mg/L | | 10/03/22 11:52 | 10/04/22 15:19 | 1 |

Method: SW846 6010C - Metals (ICP) - Dissolved

| Analyte | Result | Qualifier | RL | MDL | Unit | D | Prepared | Analyzed | Dil Fac |
|----------------------|---------|-----------|--------|---------|------|---|----------------|----------------|---------|
| Arsenic, Dissolved | ND | | 0.015 | 0.0056 | mg/L | | 10/05/22 15:55 | 10/06/22 14:20 | 1 |
| Chromium, Dissolved | 0.0017 | J | 0.0040 | 0.0010 | mg/L | | 10/05/22 15:55 | 10/06/22 14:20 | 1 |
| Iron, Dissolved | 0.059 | | 0.050 | 0.019 | mg/L | | 10/05/22 15:55 | 10/06/22 14:20 | 1 |
| Manganese, Dissolved | 0.00087 | J | 0.0030 | 0.00040 | mg/L | | 10/05/22 15:55 | 10/06/22 14:20 | 1 |

General Chemistry

| Analyte | Result | Qualifier | RL | MDL | Unit | D | Prepared | Analyzed | Dil Fac |
|-------------------------------------|--------|-----------|-------|--------|------|---|----------|----------------|---------|
| Alkalinity, Total (MCAWW 310.2) | 179 | | 40.0 | 16.0 | mg/L | | | 10/06/22 15:34 | 4 |
| Ammonia (as N) (MCAWW 350.1) | 0.080 | | 0.020 | 0.0090 | mg/L | | | 10/04/22 09:29 | 1 |
| Nitrate as N (EPA 353.2) | 0.021 | J | 0.050 | 0.020 | mg/L | | | 09/30/22 22:28 | 1 |
| Chromium (hexavalent) (SW846 7196A) | 0.0072 | J | 0.010 | 0.0050 | mg/L | | | 09/30/22 19:00 | 1 |
| Sulfide (SM 4500 S2 F) | ND | | 1.0 | 0.67 | mg/L | | | 10/06/22 10:44 | 1 |

General Chemistry - Dissolved

| Analyte | Result | Qualifier | RL | MDL | Unit | D | Prepared | Analyzed | Dil Fac |
|--|--------|-----------|-------|--------|------|---|----------|----------------|---------|
| Chromium, hexavalent (dissolved) (SW846 7196A) | 0.0072 | J | 0.010 | 0.0050 | mg/L | | | 09/30/22 19:00 | 1 |

Client Sample Results

Client: Benchmark Env. Eng. & Science, PLLC
Project/Site: Benchmark-Peter Cooper sites

Job ID: 480-202195-1

Client Sample ID: MW-5S

Lab Sample ID: 480-202195-2

Date Collected: 09/30/22 10:40

Matrix: Water

Date Received: 09/30/22 14:31

Method: SW846 6010C - Metals (ICP)

| Analyte | Result | Qualifier | RL | MDL | Unit | D | Prepared | Analyzed | Dil Fac |
|-----------|--------|-----------|--------|---------|------|---|----------------|----------------|---------|
| Arsenic | ND | | 0.015 | 0.0056 | mg/L | | 10/03/22 11:52 | 10/04/22 15:23 | 1 |
| Chromium | 0.0044 | | 0.0040 | 0.0010 | mg/L | | 10/03/22 11:52 | 10/04/22 15:23 | 1 |
| Iron | 0.020 | J | 0.050 | 0.019 | mg/L | | 10/03/22 11:52 | 10/04/22 15:23 | 1 |
| Manganese | 2.3 | B | 0.0030 | 0.00040 | mg/L | | 10/03/22 11:52 | 10/04/22 15:23 | 1 |

General Chemistry

| Analyte | Result | Qualifier | RL | MDL | Unit | D | Prepared | Analyzed | Dil Fac |
|-------------------------------------|--------|-----------|-------|--------|------|---|----------|----------------|---------|
| Alkalinity, Total (MCAWW 310.2) | 614 | | 100 | 40.0 | mg/L | | | 10/06/22 14:58 | 10 |
| Ammonia (as N) (MCAWW 350.1) | 20.4 | | 0.40 | 0.18 | mg/L | | | 10/04/22 09:51 | 20 |
| Nitrate as N (EPA 353.2) | 0.12 | | 0.050 | 0.020 | mg/L | | | 09/30/22 22:29 | 1 |
| Chromium (hexavalent) (SW846 7196A) | ND | | 0.010 | 0.0050 | mg/L | | | 09/30/22 19:00 | 1 |
| Sulfide (SM 4500 S2 F) | ND | | 1.0 | 0.67 | mg/L | | | 10/06/22 10:44 | 1 |

Client Sample Results

Client: Benchmark Env. Eng. & Science, PLLC
Project/Site: Benchmark-Peter Cooper sites

Job ID: 480-202195-1

Client Sample ID: MW-7S

Lab Sample ID: 480-202195-3

Date Collected: 09/30/22 12:00

Matrix: Water

Date Received: 09/30/22 14:31

Method: SW846 6010C - Metals (ICP)

| Analyte | Result | Qualifier | RL | MDL | Unit | D | Prepared | Analyzed | Dil Fac |
|-----------|--------|-----------|--------|---------|------|---|----------------|----------------|---------|
| Arsenic | ND | | 0.015 | 0.0056 | mg/L | | 10/03/22 11:52 | 10/04/22 15:27 | 1 |
| Chromium | 0.0031 | J | 0.0040 | 0.0010 | mg/L | | 10/03/22 11:52 | 10/04/22 15:27 | 1 |
| Iron | 10.9 | | 0.050 | 0.019 | mg/L | | 10/03/22 11:52 | 10/04/22 15:27 | 1 |
| Manganese | 0.17 | B | 0.0030 | 0.00040 | mg/L | | 10/03/22 11:52 | 10/04/22 15:27 | 1 |

General Chemistry

| Analyte | Result | Qualifier | RL | MDL | Unit | D | Prepared | Analyzed | Dil Fac |
|-------------------------------------|--------|-----------|-------|--------|------|---|----------|----------------|---------|
| Alkalinity, Total (MCAWW 310.2) | 432 | | 100 | 40.0 | mg/L | | | 10/06/22 14:58 | 10 |
| Ammonia (as N) (MCAWW 350.1) | 0.015 | J | 0.020 | 0.0090 | mg/L | | | 10/04/22 09:31 | 1 |
| Nitrate as N (EPA 353.2) | 0.20 | | 0.050 | 0.020 | mg/L | | | 09/30/22 22:31 | 1 |
| Chromium (hexavalent) (SW846 7196A) | 0.0060 | J | 0.010 | 0.0050 | mg/L | | | 09/30/22 19:00 | 1 |
| Sulfide (SM 4500 S2 F) | ND | | 1.0 | 0.67 | mg/L | | | 10/06/22 10:44 | 1 |

Client Sample Results

Client: Benchmark Env. Eng. & Science, PLLC
Project/Site: Benchmark-Peter Cooper sites

Job ID: 480-202195-1

Client Sample ID: MW-8S

Lab Sample ID: 480-202195-4

Date Collected: 09/30/22 11:35

Matrix: Water

Date Received: 09/30/22 14:31

Method: SW846 6010C - Metals (ICP)

| Analyte | Result | Qualifier | RL | MDL | Unit | D | Prepared | Analyzed | Dil Fac |
|-----------|--------|-----------|--------|---------|------|---|----------------|----------------|---------|
| Arsenic | ND | | 0.015 | 0.0056 | mg/L | | 10/03/22 11:52 | 10/04/22 15:31 | 1 |
| Chromium | 0.0023 | J | 0.0040 | 0.0010 | mg/L | | 10/03/22 11:52 | 10/04/22 15:31 | 1 |
| Iron | 0.079 | | 0.050 | 0.019 | mg/L | | 10/03/22 11:52 | 10/04/22 15:31 | 1 |
| Manganese | 1.1 | B | 0.0030 | 0.00040 | mg/L | | 10/03/22 11:52 | 10/04/22 15:31 | 1 |

General Chemistry

| Analyte | Result | Qualifier | RL | MDL | Unit | D | Prepared | Analyzed | Dil Fac |
|-------------------------------------|--------|-----------|-------|--------|------|---|----------|----------------|---------|
| Alkalinity, Total (MCAWW 310.2) | 367 | | 40.0 | 16.0 | mg/L | | | 10/06/22 14:59 | 4 |
| Ammonia (as N) (MCAWW 350.1) | ND | | 0.020 | 0.0090 | mg/L | | | 10/04/22 09:32 | 1 |
| Nitrate as N (EPA 353.2) | 0.16 | | 0.050 | 0.020 | mg/L | | | 09/30/22 22:32 | 1 |
| Chromium (hexavalent) (SW846 7196A) | ND | | 0.010 | 0.0050 | mg/L | | | 09/30/22 19:00 | 1 |
| Sulfide (SM 4500 S2 F) | ND | | 1.0 | 0.67 | mg/L | | | 10/06/22 10:44 | 1 |

Client Sample Results

Client: Benchmark Env. Eng. & Science, PLLC
Project/Site: Benchmark-Peter Cooper sites

Job ID: 480-202195-1

Client Sample ID: MW-9S

Lab Sample ID: 480-202195-5

Date Collected: 09/30/22 09:40

Matrix: Water

Date Received: 09/30/22 14:31

Method: SW846 6010C - Metals (ICP)

| Analyte | Result | Qualifier | RL | MDL | Unit | D | Prepared | Analyzed | Dil Fac |
|-----------|---------|-----------|--------|---------|------|---|----------------|----------------|---------|
| Arsenic | ND | | 0.015 | 0.0056 | mg/L | | 10/03/22 11:52 | 10/04/22 15:35 | 1 |
| Chromium | ND | | 0.0040 | 0.0010 | mg/L | | 10/03/22 11:52 | 10/04/22 15:35 | 1 |
| Iron | ND | | 0.050 | 0.019 | mg/L | | 10/03/22 11:52 | 10/04/22 15:35 | 1 |
| Manganese | 0.00055 | J B | 0.0030 | 0.00040 | mg/L | | 10/03/22 11:52 | 10/04/22 15:35 | 1 |

General Chemistry

| Analyte | Result | Qualifier | RL | MDL | Unit | D | Prepared | Analyzed | Dil Fac |
|-------------------------------------|--------|-----------|-------|--------|------|---|----------|----------------|---------|
| Alkalinity, Total (MCAWW 310.2) | 106 | | 20.0 | 8.0 | mg/L | | | 10/06/22 14:59 | 2 |
| Ammonia (as N) (MCAWW 350.1) | ND | | 0.020 | 0.0090 | mg/L | | | 10/04/22 09:38 | 1 |
| Nitrate as N (EPA 353.2) | 0.31 | | 0.050 | 0.020 | mg/L | | | 09/30/22 22:23 | 1 |
| Chromium (hexavalent) (SW846 7196A) | ND | | 0.010 | 0.0050 | mg/L | | | 09/30/22 19:00 | 1 |
| Sulfide (SM 4500 S2 F) | ND | | 1.0 | 0.67 | mg/L | | | 10/06/22 10:44 | 1 |

Client Sample Results

Client: Benchmark Env. Eng. & Science, PLLC
Project/Site: Benchmark-Peter Cooper sites

Job ID: 480-202195-1

Client Sample ID: Blind Duplicate

Lab Sample ID: 480-202195-6

Date Collected: 09/30/22 10:40

Matrix: Water

Date Received: 09/30/22 14:31

Method: SW846 6010C - Metals (ICP)

| Analyte | Result | Qualifier | RL | MDL | Unit | D | Prepared | Analyzed | Dil Fac |
|-----------|--------|-----------|--------|---------|------|---|----------------|----------------|---------|
| Arsenic | ND | | 0.015 | 0.0056 | mg/L | | 10/03/22 11:52 | 10/04/22 16:05 | 1 |
| Chromium | 0.0044 | | 0.0040 | 0.0010 | mg/L | | 10/03/22 11:52 | 10/04/22 16:05 | 1 |
| Iron | 0.021 | J | 0.050 | 0.019 | mg/L | | 10/03/22 11:52 | 10/04/22 16:05 | 1 |
| Manganese | 2.3 | B | 0.0030 | 0.00040 | mg/L | | 10/03/22 11:52 | 10/04/22 16:05 | 1 |

General Chemistry

| Analyte | Result | Qualifier | RL | MDL | Unit | D | Prepared | Analyzed | Dil Fac |
|-------------------------------------|--------|-----------|-------|--------|------|---|----------|----------------|---------|
| Chromium (hexavalent) (SW846 7196A) | 0.0072 | J | 0.010 | 0.0050 | mg/L | | | 09/30/22 19:00 | 1 |

QC Sample Results

Client: Benchmark Env. Eng. & Science, PLLC
Project/Site: Benchmark-Peter Cooper sites

Job ID: 480-202195-1

Method: 6010C - Metals (ICP)

Lab Sample ID: MB 480-643720/1-A

Matrix: Water

Analysis Batch: 644071

Client Sample ID: Method Blank

Prep Type: Total/NA

Prep Batch: 643720

| Analyte | MB Result | MB Qualifier | RL | MDL | Unit | D | Prepared | Analyzed | Dil Fac |
|-----------|-----------|--------------|--------|---------|------|---|----------------|----------------|---------|
| Arsenic | ND | | 0.015 | 0.0056 | mg/L | | 10/03/22 11:52 | 10/04/22 15:12 | 1 |
| Chromium | ND | | 0.0040 | 0.0010 | mg/L | | 10/03/22 11:52 | 10/04/22 15:12 | 1 |
| Iron | ND | | 0.050 | 0.019 | mg/L | | 10/03/22 11:52 | 10/04/22 15:12 | 1 |
| Manganese | 0.00101 | J | 0.0030 | 0.00040 | mg/L | | 10/03/22 11:52 | 10/04/22 15:12 | 1 |

Lab Sample ID: LCS 480-643720/2-A

Matrix: Water

Analysis Batch: 644071

Client Sample ID: Lab Control Sample

Prep Type: Total/NA

Prep Batch: 643720

| Analyte | Spike Added | LCS Result | LCS Qualifier | Unit | D | %Rec | %Rec Limits |
|-----------|-------------|------------|---------------|------|---|------|-------------|
| Arsenic | 0.201 | 0.211 | | mg/L | | 105 | 80 - 120 |
| Chromium | 0.200 | 0.195 | | mg/L | | 97 | 80 - 120 |
| Iron | 10.0 | 10.40 | | mg/L | | 104 | 80 - 120 |
| Manganese | 0.200 | 0.214 | | mg/L | | 107 | 80 - 120 |

Lab Sample ID: 480-202195-5 MS

Matrix: Water

Analysis Batch: 644071

Client Sample ID: MW-9S

Prep Type: Total/NA

Prep Batch: 643720

| Analyte | Sample Result | Sample Qualifier | Spike Added | MS Result | MS Qualifier | Unit | D | %Rec | %Rec Limits |
|-----------|---------------|------------------|-------------|-----------|--------------|------|---|------|-------------|
| Arsenic | ND | | 0.201 | 0.208 | | mg/L | | 104 | 75 - 125 |
| Chromium | ND | | 0.200 | 0.190 | | mg/L | | 95 | 75 - 125 |
| Iron | ND | | 10.0 | 10.22 | | mg/L | | 102 | 75 - 125 |
| Manganese | 0.00055 | J B | 0.200 | 0.208 | | mg/L | | 104 | 75 - 125 |

Lab Sample ID: 480-202195-5 MSD

Matrix: Water

Analysis Batch: 644071

Client Sample ID: MW-9S

Prep Type: Total/NA

Prep Batch: 643720

| Analyte | Sample Result | Sample Qualifier | Spike Added | MSD Result | MSD Qualifier | Unit | D | %Rec | %Rec Limits | RPD | RPD Limit |
|-----------|---------------|------------------|-------------|------------|---------------|------|---|------|-------------|-----|-----------|
| Arsenic | ND | | 0.201 | 0.211 | | mg/L | | 105 | 75 - 125 | 1 | 20 |
| Chromium | ND | | 0.200 | 0.192 | | mg/L | | 96 | 75 - 125 | 1 | 20 |
| Iron | ND | | 10.0 | 10.33 | | mg/L | | 103 | 75 - 125 | 1 | 20 |
| Manganese | 0.00055 | J B | 0.200 | 0.213 | | mg/L | | 106 | 75 - 125 | 2 | 20 |

Lab Sample ID: MB 480-644089/1-C

Matrix: Water

Analysis Batch: 644420

Client Sample ID: Method Blank

Prep Type: Dissolved

Prep Batch: 644102

| Analyte | MB Result | MB Qualifier | RL | MDL | Unit | D | Prepared | Analyzed | Dil Fac |
|----------------------|-----------|--------------|--------|---------|------|---|----------------|----------------|---------|
| Arsenic, Dissolved | ND | | 0.015 | 0.0056 | mg/L | | 10/05/22 15:55 | 10/06/22 12:44 | 1 |
| Chromium, Dissolved | ND | | 0.0040 | 0.0010 | mg/L | | 10/05/22 15:55 | 10/06/22 12:44 | 1 |
| Iron, Dissolved | ND | | 0.050 | 0.019 | mg/L | | 10/05/22 15:55 | 10/06/22 12:44 | 1 |
| Manganese, Dissolved | ND | | 0.0030 | 0.00040 | mg/L | | 10/05/22 15:55 | 10/06/22 12:44 | 1 |

Eurofins Buffalo

QC Sample Results

Client: Benchmark Env. Eng. & Science, PLLC
Project/Site: Benchmark-Peter Cooper sites

Job ID: 480-202195-1

Method: 6010C - Metals (ICP) (Continued)

Lab Sample ID: LCS 480-644089/2-C

Matrix: Water

Analysis Batch: 644420

Client Sample ID: Lab Control Sample

Prep Type: Dissolved

Prep Batch: 644102

| Analyte | Spike Added | LCS Result | LCS Qualifier | Unit | D | %Rec | %Rec Limits |
|----------------------|-------------|------------|---------------|------|---|------|-------------|
| Arsenic, Dissolved | 0.201 | 0.209 | | mg/L | | 104 | 80 - 120 |
| Chromium, Dissolved | 0.200 | 0.202 | | mg/L | | 101 | 80 - 120 |
| Iron, Dissolved | 10.0 | 10.21 | | mg/L | | 102 | 80 - 120 |
| Manganese, Dissolved | 0.200 | 0.210 | | mg/L | | 105 | 80 - 120 |

Method: 310.2 - Alkalinity

Lab Sample ID: MB 480-644428/104

Matrix: Water

Analysis Batch: 644428

Client Sample ID: Method Blank

Prep Type: Total/NA

| Analyte | MB Result | MB Qualifier | RL | MDL | Unit | D | Prepared | Analyzed | Dil Fac |
|-------------------|-----------|--------------|------|-----|------|---|----------|----------------|---------|
| Alkalinity, Total | ND | | 10.0 | 4.0 | mg/L | | | 10/06/22 15:33 | 1 |

Lab Sample ID: MB 480-644428/145

Matrix: Water

Analysis Batch: 644428

Client Sample ID: Method Blank

Prep Type: Total/NA

| Analyte | MB Result | MB Qualifier | RL | MDL | Unit | D | Prepared | Analyzed | Dil Fac |
|-------------------|-----------|--------------|------|-----|------|---|----------|----------------|---------|
| Alkalinity, Total | ND | | 10.0 | 4.0 | mg/L | | | 10/06/22 15:50 | 1 |

Lab Sample ID: MB 480-644428/159

Matrix: Water

Analysis Batch: 644428

Client Sample ID: Method Blank

Prep Type: Total/NA

| Analyte | MB Result | MB Qualifier | RL | MDL | Unit | D | Prepared | Analyzed | Dil Fac |
|-------------------|-----------|--------------|------|-----|------|---|----------|----------------|---------|
| Alkalinity, Total | ND | | 10.0 | 4.0 | mg/L | | | 10/06/22 16:39 | 1 |

Lab Sample ID: MB 480-644428/68

Matrix: Water

Analysis Batch: 644428

Client Sample ID: Method Blank

Prep Type: Total/NA

| Analyte | MB Result | MB Qualifier | RL | MDL | Unit | D | Prepared | Analyzed | Dil Fac |
|-------------------|-----------|--------------|------|-----|------|---|----------|----------------|---------|
| Alkalinity, Total | ND | | 10.0 | 4.0 | mg/L | | | 10/06/22 14:41 | 1 |

Lab Sample ID: MB 480-644428/79

Matrix: Water

Analysis Batch: 644428

Client Sample ID: Method Blank

Prep Type: Total/NA

| Analyte | MB Result | MB Qualifier | RL | MDL | Unit | D | Prepared | Analyzed | Dil Fac |
|-------------------|-----------|--------------|------|-----|------|---|----------|----------------|---------|
| Alkalinity, Total | ND | | 10.0 | 4.0 | mg/L | | | 10/06/22 14:44 | 1 |

Lab Sample ID: MB 480-644428/93

Matrix: Water

Analysis Batch: 644428

Client Sample ID: Method Blank

Prep Type: Total/NA

| Analyte | MB Result | MB Qualifier | RL | MDL | Unit | D | Prepared | Analyzed | Dil Fac |
|-------------------|-----------|--------------|------|-----|------|---|----------|----------------|---------|
| Alkalinity, Total | ND | | 10.0 | 4.0 | mg/L | | | 10/06/22 14:56 | 1 |

Eurofins Buffalo

QC Sample Results

Client: Benchmark Env. Eng. & Science, PLLC
Project/Site: Benchmark-Peter Cooper sites

Job ID: 480-202195-1

Method: 310.2 - Alkalinity (Continued)

Lab Sample ID: LCS 480-644428/103

Matrix: Water

Analysis Batch: 644428

Client Sample ID: Lab Control Sample

Prep Type: Total/NA

| Analyte | Spike Added | LCS Result | LCS Qualifier | Unit | D | %Rec | %Rec Limits |
|-------------------|-------------|------------|---------------|------|---|------|-------------|
| Alkalinity, Total | 50.0 | 51.90 | | mg/L | | 104 | 90 - 110 |

Lab Sample ID: LCS 480-644428/158

Matrix: Water

Analysis Batch: 644428

Client Sample ID: Lab Control Sample

Prep Type: Total/NA

| Analyte | Spike Added | LCS Result | LCS Qualifier | Unit | D | %Rec | %Rec Limits |
|-------------------|-------------|------------|---------------|------|---|------|-------------|
| Alkalinity, Total | 50.0 | 52.64 | | mg/L | | 105 | 90 - 110 |

Lab Sample ID: LCS 480-644428/78

Matrix: Water

Analysis Batch: 644428

Client Sample ID: Lab Control Sample

Prep Type: Total/NA

| Analyte | Spike Added | LCS Result | LCS Qualifier | Unit | D | %Rec | %Rec Limits |
|-------------------|-------------|------------|---------------|------|---|------|-------------|
| Alkalinity, Total | 50.0 | 51.33 | | mg/L | | 103 | 90 - 110 |

Lab Sample ID: LCS 480-644428/92

Matrix: Water

Analysis Batch: 644428

Client Sample ID: Lab Control Sample

Prep Type: Total/NA

| Analyte | Spike Added | LCS Result | LCS Qualifier | Unit | D | %Rec | %Rec Limits |
|-------------------|-------------|------------|---------------|------|---|------|-------------|
| Alkalinity, Total | 50.0 | 49.38 | | mg/L | | 99 | 90 - 110 |

Method: 350.1 - Nitrogen, Ammonia

Lab Sample ID: MB 480-643881/27

Matrix: Water

Analysis Batch: 643881

Client Sample ID: Method Blank

Prep Type: Total/NA

| Analyte | MB Result | MB Qualifier | RL | MDL | Unit | D | Prepared | Analyzed | Dil Fac |
|----------------|-----------|--------------|-------|--------|------|---|----------|----------------|---------|
| Ammonia (as N) | ND | | 0.020 | 0.0090 | mg/L | | | 10/04/22 09:09 | 1 |

Lab Sample ID: MB 480-643881/51

Matrix: Water

Analysis Batch: 643881

Client Sample ID: Method Blank

Prep Type: Total/NA

| Analyte | MB Result | MB Qualifier | RL | MDL | Unit | D | Prepared | Analyzed | Dil Fac |
|----------------|-----------|--------------|-------|--------|------|---|----------|----------------|---------|
| Ammonia (as N) | ND | | 0.020 | 0.0090 | mg/L | | | 10/04/22 09:36 | 1 |

Lab Sample ID: LCS 480-643881/28

Matrix: Water

Analysis Batch: 643881

Client Sample ID: Lab Control Sample

Prep Type: Total/NA

| Analyte | Spike Added | LCS Result | LCS Qualifier | Unit | D | %Rec | %Rec Limits |
|----------------|-------------|------------|---------------|------|---|------|-------------|
| Ammonia (as N) | 1.00 | 1.06 | | mg/L | | 106 | 90 - 110 |

Eurofins Buffalo

QC Sample Results

Client: Benchmark Env. Eng. & Science, PLLC
Project/Site: Benchmark-Peter Cooper sites

Job ID: 480-202195-1

Method: 350.1 - Nitrogen, Ammonia (Continued)

Lab Sample ID: LCS 480-643881/52

Matrix: Water

Analysis Batch: 643881

Client Sample ID: Lab Control Sample

Prep Type: Total/NA

| Analyte | Spike Added | LCS Result | LCS Qualifier | Unit | D | %Rec | %Rec Limits |
|----------------|-------------|------------|---------------|------|---|------|-------------|
| Ammonia (as N) | 1.00 | 1.07 | | mg/L | | 107 | 90 - 110 |

Lab Sample ID: 480-202195-5 MS

Matrix: Water

Analysis Batch: 643881

Client Sample ID: MW-9S

Prep Type: Total/NA

| Analyte | Sample Result | Sample Qualifier | Spike Added | MS Result | MS Qualifier | Unit | D | %Rec | %Rec Limits |
|----------------|---------------|------------------|-------------|-----------|--------------|------|---|------|-------------|
| Ammonia (as N) | ND | | 0.200 | 0.198 | | mg/L | | 99 | 90 - 110 |

Lab Sample ID: 480-202195-5 DU

Matrix: Water

Analysis Batch: 643881

Client Sample ID: MW-9S

Prep Type: Total/NA

| Analyte | Sample Result | Sample Qualifier | DU Result | DU Qualifier | Unit | D | RPD | RPD Limit |
|----------------|---------------|------------------|-----------|--------------|------|---|-----|-----------|
| Ammonia (as N) | ND | | ND | | mg/L | | NC | 20 |

Method: 7196A - Chromium, Hexavalent

Lab Sample ID: MB 480-643589/3

Matrix: Water

Analysis Batch: 643589

Client Sample ID: Method Blank

Prep Type: Total/NA

| Analyte | MB Result | MB Qualifier | RL | MDL | Unit | D | Prepared | Analyzed | Dil Fac |
|-----------------------|-----------|--------------|-------|--------|------|---|----------|----------------|---------|
| Chromium (hexavalent) | ND | | 0.010 | 0.0050 | mg/L | | | 09/30/22 19:00 | 1 |

Lab Sample ID: LCS 480-643589/4

Matrix: Water

Analysis Batch: 643589

Client Sample ID: Lab Control Sample

Prep Type: Total/NA

| Analyte | Spike Added | LCS Result | LCS Qualifier | Unit | D | %Rec | %Rec Limits |
|-----------------------|-------------|------------|---------------|------|---|------|-------------|
| Chromium (hexavalent) | 0.0500 | 0.0524 | | mg/L | | 105 | 85 - 115 |

Lab Sample ID: 480-202195-5 MS

Matrix: Water

Analysis Batch: 643589

Client Sample ID: MW-9S

Prep Type: Total/NA

| Analyte | Sample Result | Sample Qualifier | Spike Added | MS Result | MS Qualifier | Unit | D | %Rec | %Rec Limits |
|-----------------------|---------------|------------------|-------------|-----------|--------------|------|---|------|-------------|
| Chromium (hexavalent) | ND | | 0.0500 | 0.0499 | | mg/L | | 100 | 85 - 115 |

Lab Sample ID: 480-202195-5 MSD

Matrix: Water

Analysis Batch: 643589

Client Sample ID: MW-9S

Prep Type: Total/NA

| Analyte | Sample Result | Sample Qualifier | Spike Added | MSD Result | MSD Qualifier | Unit | D | %Rec | %Rec Limits | RPD | RPD Limit |
|-----------------------|---------------|------------------|-------------|------------|---------------|------|---|------|-------------|-----|-----------|
| Chromium (hexavalent) | ND | | 0.0500 | 0.0511 | | mg/L | | 102 | 85 - 115 | 2 | 20 |

Eurofins Buffalo

QC Sample Results

Client: Benchmark Env. Eng. & Science, PLLC
Project/Site: Benchmark-Peter Cooper sites

Job ID: 480-202195-1

Method: 7196A - Chromium, Hexavalent (Continued)

Lab Sample ID: 480-202195-6 MS

Matrix: Water

Analysis Batch: 643589

Client Sample ID: Blind Duplicate

Prep Type: Total/NA

| Analyte | Sample Result | Sample Qualifier | Spike Added | MS Result | MS Qualifier | Unit | D | %Rec | %Rec Limits | |
|-----------------------|---------------|------------------|-------------|-----------|--------------|------|---|------|-------------|--|
| Chromium (hexavalent) | 0.0072 | J | 0.0500 | 0.0524 | | mg/L | | 90 | 85 - 115 | |

Lab Sample ID: 480-202195-6 MSD

Matrix: Water

Analysis Batch: 643589

Client Sample ID: Blind Duplicate

Prep Type: Total/NA

| Analyte | Sample Result | Sample Qualifier | Spike Added | MSD Result | MSD Qualifier | Unit | D | %Rec | %Rec Limits | RPD | RPD Limit |
|-----------------------|---------------|------------------|-------------|------------|---------------|------|---|------|-------------|-----|-----------|
| Chromium (hexavalent) | 0.0072 | J | 0.0500 | 0.0511 | | mg/L | | 88 | 85 - 115 | 2 | 20 |

Lab Sample ID: 480-202195-6 DU

Matrix: Water

Analysis Batch: 643589

Client Sample ID: Blind Duplicate

Prep Type: Total/NA

| Analyte | Sample Result | Sample Qualifier | DU Result | DU Qualifier | Unit | D | RPD | RPD Limit |
|-----------------------|---------------|------------------|-----------|--------------|------|---|-----|-----------|
| Chromium (hexavalent) | 0.0072 | J | 0.00722 | J | mg/L | | 0 | 20 |

Method: SM 4500 S2 F - Sulfide, Total

Lab Sample ID: MB 480-644283/3

Matrix: Water

Analysis Batch: 644283

Client Sample ID: Method Blank

Prep Type: Total/NA

| Analyte | MB Result | MB Qualifier | RL | MDL | Unit | D | Prepared | Analyzed | Dil Fac |
|---------|-----------|--------------|-----|------|------|---|----------|----------------|---------|
| Sulfide | ND | | 1.0 | 0.67 | mg/L | | | 10/06/22 10:44 | 1 |

Lab Sample ID: LCS 480-644283/4

Matrix: Water

Analysis Batch: 644283

Client Sample ID: Lab Control Sample

Prep Type: Total/NA

| Analyte | Spike Added | LCS Result | LCS Qualifier | Unit | D | %Rec | %Rec Limits |
|---------|-------------|------------|---------------|------|---|------|-------------|
| Sulfide | 9.20 | 9.20 | | mg/L | | 100 | 90 - 110 |

Lab Sample ID: 480-202195-4 MS

Matrix: Water

Analysis Batch: 644283

Client Sample ID: MW-8S

Prep Type: Total/NA

| Analyte | Sample Result | Sample Qualifier | Spike Added | MS Result | MS Qualifier | Unit | D | %Rec | %Rec Limits |
|---------|---------------|------------------|-------------|-----------|--------------|------|---|------|-------------|
| Sulfide | ND | | 9.80 | 8.40 | | mg/L | | 86 | 40 - 150 |

Lab Sample ID: 480-202195-2 DU

Matrix: Water

Analysis Batch: 644283

Client Sample ID: MW-5S

Prep Type: Total/NA

| Analyte | Sample Result | Sample Qualifier | DU Result | DU Qualifier | Unit | D | RPD | RPD Limit |
|---------|---------------|------------------|-----------|--------------|------|---|-----|-----------|
| Sulfide | ND | | ND | | mg/L | | NC | 20 |

Eurofins Buffalo

QC Association Summary

Client: Benchmark Env. Eng. & Science, PLLC
Project/Site: Benchmark-Peter Cooper sites

Job ID: 480-202195-1

Metals

Prep Batch: 643720

| Lab Sample ID | Client Sample ID | Prep Type | Matrix | Method | Prep Batch |
|--------------------|--------------------|-----------|--------|--------|------------|
| 480-202195-1 | WETLAND F | Total/NA | Water | 3005A | |
| 480-202195-2 | MW-5S | Total/NA | Water | 3005A | |
| 480-202195-3 | MW-7S | Total/NA | Water | 3005A | |
| 480-202195-4 | MW-8S | Total/NA | Water | 3005A | |
| 480-202195-5 | MW-9S | Total/NA | Water | 3005A | |
| 480-202195-6 | Blind Duplicate | Total/NA | Water | 3005A | |
| MB 480-643720/1-A | Method Blank | Total/NA | Water | 3005A | |
| LCS 480-643720/2-A | Lab Control Sample | Total/NA | Water | 3005A | |
| 480-202195-5 MS | MW-9S | Total/NA | Water | 3005A | |
| 480-202195-5 MSD | MW-9S | Total/NA | Water | 3005A | |

Analysis Batch: 644071

| Lab Sample ID | Client Sample ID | Prep Type | Matrix | Method | Prep Batch |
|--------------------|--------------------|-----------|--------|--------|------------|
| 480-202195-1 | WETLAND F | Total/NA | Water | 6010C | 643720 |
| 480-202195-2 | MW-5S | Total/NA | Water | 6010C | 643720 |
| 480-202195-3 | MW-7S | Total/NA | Water | 6010C | 643720 |
| 480-202195-4 | MW-8S | Total/NA | Water | 6010C | 643720 |
| 480-202195-5 | MW-9S | Total/NA | Water | 6010C | 643720 |
| 480-202195-6 | Blind Duplicate | Total/NA | Water | 6010C | 643720 |
| MB 480-643720/1-A | Method Blank | Total/NA | Water | 6010C | 643720 |
| LCS 480-643720/2-A | Lab Control Sample | Total/NA | Water | 6010C | 643720 |
| 480-202195-5 MS | MW-9S | Total/NA | Water | 6010C | 643720 |
| 480-202195-5 MSD | MW-9S | Total/NA | Water | 6010C | 643720 |

Filtration Batch: 644089

| Lab Sample ID | Client Sample ID | Prep Type | Matrix | Method | Prep Batch |
|--------------------|--------------------|-----------|--------|------------|------------|
| 480-202195-1 | WETLAND F | Dissolved | Water | FILTRATION | |
| MB 480-644089/1-C | Method Blank | Dissolved | Water | FILTRATION | |
| LCS 480-644089/2-C | Lab Control Sample | Dissolved | Water | FILTRATION | |

Prep Batch: 644102

| Lab Sample ID | Client Sample ID | Prep Type | Matrix | Method | Prep Batch |
|--------------------|--------------------|-----------|--------|--------|------------|
| 480-202195-1 | WETLAND F | Dissolved | Water | 3005A | 644089 |
| MB 480-644089/1-C | Method Blank | Dissolved | Water | 3005A | 644089 |
| LCS 480-644089/2-C | Lab Control Sample | Dissolved | Water | 3005A | 644089 |

Analysis Batch: 644420

| Lab Sample ID | Client Sample ID | Prep Type | Matrix | Method | Prep Batch |
|--------------------|--------------------|-----------|--------|--------|------------|
| 480-202195-1 | WETLAND F | Dissolved | Water | 6010C | 644102 |
| MB 480-644089/1-C | Method Blank | Dissolved | Water | 6010C | 644102 |
| LCS 480-644089/2-C | Lab Control Sample | Dissolved | Water | 6010C | 644102 |

General Chemistry

Filtration Batch: 643587

| Lab Sample ID | Client Sample ID | Prep Type | Matrix | Method | Prep Batch |
|---------------|------------------|-----------|--------|------------|------------|
| 480-202195-1 | WETLAND F | Dissolved | Water | Filtration | |

Analysis Batch: 643589

| Lab Sample ID | Client Sample ID | Prep Type | Matrix | Method | Prep Batch |
|---------------|------------------|-----------|--------|--------|------------|
| 480-202195-1 | WETLAND F | Dissolved | Water | 7196A | 643587 |

Eurofins Buffalo

QC Association Summary

Client: Benchmark Env. Eng. & Science, PLLC
Project/Site: Benchmark-Peter Cooper sites

Job ID: 480-202195-1

General Chemistry (Continued)

Analysis Batch: 643589 (Continued)

| Lab Sample ID | Client Sample ID | Prep Type | Matrix | Method | Prep Batch |
|------------------|--------------------|-----------|--------|--------|------------|
| 480-202195-1 | WETLAND F | Total/NA | Water | 7196A | |
| 480-202195-2 | MW-5S | Total/NA | Water | 7196A | |
| 480-202195-3 | MW-7S | Total/NA | Water | 7196A | |
| 480-202195-4 | MW-8S | Total/NA | Water | 7196A | |
| 480-202195-5 | MW-9S | Total/NA | Water | 7196A | |
| 480-202195-6 | Blind Duplicate | Total/NA | Water | 7196A | |
| MB 480-643589/3 | Method Blank | Total/NA | Water | 7196A | |
| LCS 480-643589/4 | Lab Control Sample | Total/NA | Water | 7196A | |
| 480-202195-5 MS | MW-9S | Total/NA | Water | 7196A | |
| 480-202195-5 MSD | MW-9S | Total/NA | Water | 7196A | |
| 480-202195-6 MS | Blind Duplicate | Total/NA | Water | 7196A | |
| 480-202195-6 MSD | Blind Duplicate | Total/NA | Water | 7196A | |
| 480-202195-6 DU | Blind Duplicate | Total/NA | Water | 7196A | |

Analysis Batch: 643591

| Lab Sample ID | Client Sample ID | Prep Type | Matrix | Method | Prep Batch |
|---------------|------------------|-----------|--------|--------|------------|
| 480-202195-1 | WETLAND F | Total/NA | Water | 353.2 | |
| 480-202195-2 | MW-5S | Total/NA | Water | 353.2 | |
| 480-202195-3 | MW-7S | Total/NA | Water | 353.2 | |
| 480-202195-4 | MW-8S | Total/NA | Water | 353.2 | |
| 480-202195-5 | MW-9S | Total/NA | Water | 353.2 | |

Analysis Batch: 643881

| Lab Sample ID | Client Sample ID | Prep Type | Matrix | Method | Prep Batch |
|-------------------|--------------------|-----------|--------|--------|------------|
| 480-202195-1 | WETLAND F | Total/NA | Water | 350.1 | |
| 480-202195-2 | MW-5S | Total/NA | Water | 350.1 | |
| 480-202195-3 | MW-7S | Total/NA | Water | 350.1 | |
| 480-202195-4 | MW-8S | Total/NA | Water | 350.1 | |
| 480-202195-5 | MW-9S | Total/NA | Water | 350.1 | |
| MB 480-643881/27 | Method Blank | Total/NA | Water | 350.1 | |
| MB 480-643881/51 | Method Blank | Total/NA | Water | 350.1 | |
| LCS 480-643881/28 | Lab Control Sample | Total/NA | Water | 350.1 | |
| LCS 480-643881/52 | Lab Control Sample | Total/NA | Water | 350.1 | |
| 480-202195-5 MS | MW-9S | Total/NA | Water | 350.1 | |
| 480-202195-5 DU | MW-9S | Total/NA | Water | 350.1 | |

Analysis Batch: 644283

| Lab Sample ID | Client Sample ID | Prep Type | Matrix | Method | Prep Batch |
|------------------|--------------------|-----------|--------|--------------|------------|
| 480-202195-1 | WETLAND F | Total/NA | Water | SM 4500 S2 F | |
| 480-202195-2 | MW-5S | Total/NA | Water | SM 4500 S2 F | |
| 480-202195-3 | MW-7S | Total/NA | Water | SM 4500 S2 F | |
| 480-202195-4 | MW-8S | Total/NA | Water | SM 4500 S2 F | |
| 480-202195-5 | MW-9S | Total/NA | Water | SM 4500 S2 F | |
| MB 480-644283/3 | Method Blank | Total/NA | Water | SM 4500 S2 F | |
| LCS 480-644283/4 | Lab Control Sample | Total/NA | Water | SM 4500 S2 F | |
| 480-202195-4 MS | MW-8S | Total/NA | Water | SM 4500 S2 F | |
| 480-202195-2 DU | MW-5S | Total/NA | Water | SM 4500 S2 F | |

Analysis Batch: 644428

| Lab Sample ID | Client Sample ID | Prep Type | Matrix | Method | Prep Batch |
|---------------|------------------|-----------|--------|--------|------------|
| 480-202195-1 | WETLAND F | Total/NA | Water | 310.2 | |

Eurofins Buffalo

QC Association Summary

Client: Benchmark Env. Eng. & Science, PLLC
Project/Site: Benchmark-Peter Cooper sites

Job ID: 480-202195-1

General Chemistry (Continued)

Analysis Batch: 644428 (Continued)

| Lab Sample ID | Client Sample ID | Prep Type | Matrix | Method | Prep Batch |
|--------------------|--------------------|-----------|--------|--------|------------|
| 480-202195-2 | MW-5S | Total/NA | Water | 310.2 | |
| 480-202195-3 | MW-7S | Total/NA | Water | 310.2 | |
| 480-202195-4 | MW-8S | Total/NA | Water | 310.2 | |
| 480-202195-5 | MW-9S | Total/NA | Water | 310.2 | |
| MB 480-644428/104 | Method Blank | Total/NA | Water | 310.2 | |
| MB 480-644428/145 | Method Blank | Total/NA | Water | 310.2 | |
| MB 480-644428/159 | Method Blank | Total/NA | Water | 310.2 | |
| MB 480-644428/68 | Method Blank | Total/NA | Water | 310.2 | |
| MB 480-644428/79 | Method Blank | Total/NA | Water | 310.2 | |
| MB 480-644428/93 | Method Blank | Total/NA | Water | 310.2 | |
| LCS 480-644428/103 | Lab Control Sample | Total/NA | Water | 310.2 | |
| LCS 480-644428/158 | Lab Control Sample | Total/NA | Water | 310.2 | |
| LCS 480-644428/78 | Lab Control Sample | Total/NA | Water | 310.2 | |
| LCS 480-644428/92 | Lab Control Sample | Total/NA | Water | 310.2 | |

Lab Chronicle

Client: Benchmark Env. Eng. & Science, PLLC
Project/Site: Benchmark-Peter Cooper sites

Job ID: 480-202195-1

Client Sample ID: WETLAND F

Lab Sample ID: 480-202195-1

Date Collected: 09/30/22 11:35

Matrix: Water

Date Received: 09/30/22 14:31

| Prep Type | Batch Type | Batch Method | Run | Dilution Factor | Batch Number | Analyst | Lab | Prepared or Analyzed |
|-----------|------------|--------------|-----|-----------------|--------------|---------|---------|----------------------|
| Dissolved | Filtration | FILTRATION | | | 644089 | NZG | EET BUF | 10/05/22 10:40 |
| Dissolved | Prep | 3005A | | | 644102 | NZG | EET BUF | 10/05/22 15:55 |
| Dissolved | Analysis | 6010C | | 1 | 644420 | LMH | EET BUF | 10/06/22 14:20 |
| Total/NA | Prep | 3005A | | | 643720 | VAK | EET BUF | 10/03/22 11:52 |
| Total/NA | Analysis | 6010C | | 1 | 644071 | LMH | EET BUF | 10/04/22 15:19 |
| Total/NA | Analysis | 310.2 | | 4 | 644428 | STR | EET BUF | 10/06/22 15:34 |
| Total/NA | Analysis | 350.1 | | 1 | 643881 | CLT | EET BUF | 10/04/22 09:29 |
| Total/NA | Analysis | 353.2 | | 1 | 643591 | CSS | EET BUF | 09/30/22 22:28 |
| Dissolved | Filtration | Filtration | | | 643587 | CSS | EET BUF | 09/30/22 18:45 |
| Dissolved | Analysis | 7196A | | 1 | 643589 | CSS | EET BUF | 09/30/22 19:00 |
| Total/NA | Analysis | 7196A | | 1 | 643589 | CSS | EET BUF | 09/30/22 19:00 |
| Total/NA | Analysis | SM 4500 S2 F | | 1 | 644283 | CC | EET BUF | 10/06/22 10:44 |

Client Sample ID: MW-5S

Lab Sample ID: 480-202195-2

Date Collected: 09/30/22 10:40

Matrix: Water

Date Received: 09/30/22 14:31

| Prep Type | Batch Type | Batch Method | Run | Dilution Factor | Batch Number | Analyst | Lab | Prepared or Analyzed |
|-----------|------------|--------------|-----|-----------------|--------------|---------|---------|----------------------|
| Total/NA | Prep | 3005A | | | 643720 | VAK | EET BUF | 10/03/22 11:52 |
| Total/NA | Analysis | 6010C | | 1 | 644071 | LMH | EET BUF | 10/04/22 15:23 |
| Total/NA | Analysis | 310.2 | | 10 | 644428 | STR | EET BUF | 10/06/22 14:58 |
| Total/NA | Analysis | 350.1 | | 20 | 643881 | CLT | EET BUF | 10/04/22 09:51 |
| Total/NA | Analysis | 353.2 | | 1 | 643591 | CSS | EET BUF | 09/30/22 22:29 |
| Total/NA | Analysis | 7196A | | 1 | 643589 | CSS | EET BUF | 09/30/22 19:00 |
| Total/NA | Analysis | SM 4500 S2 F | | 1 | 644283 | CC | EET BUF | 10/06/22 10:44 |

Client Sample ID: MW-7S

Lab Sample ID: 480-202195-3

Date Collected: 09/30/22 12:00

Matrix: Water

Date Received: 09/30/22 14:31

| Prep Type | Batch Type | Batch Method | Run | Dilution Factor | Batch Number | Analyst | Lab | Prepared or Analyzed |
|-----------|------------|--------------|-----|-----------------|--------------|---------|---------|----------------------|
| Total/NA | Prep | 3005A | | | 643720 | VAK | EET BUF | 10/03/22 11:52 |
| Total/NA | Analysis | 6010C | | 1 | 644071 | LMH | EET BUF | 10/04/22 15:27 |
| Total/NA | Analysis | 310.2 | | 10 | 644428 | STR | EET BUF | 10/06/22 14:58 |
| Total/NA | Analysis | 350.1 | | 1 | 643881 | CLT | EET BUF | 10/04/22 09:31 |
| Total/NA | Analysis | 353.2 | | 1 | 643591 | CSS | EET BUF | 09/30/22 22:31 |
| Total/NA | Analysis | 7196A | | 1 | 643589 | CSS | EET BUF | 09/30/22 19:00 |
| Total/NA | Analysis | SM 4500 S2 F | | 1 | 644283 | CC | EET BUF | 10/06/22 10:44 |

Lab Chronicle

Client: Benchmark Env. Eng. & Science, PLLC
Project/Site: Benchmark-Peter Cooper sites

Job ID: 480-202195-1

Client Sample ID: MW-8S

Date Collected: 09/30/22 11:35

Date Received: 09/30/22 14:31

Lab Sample ID: 480-202195-4

Matrix: Water

| Prep Type | Batch Type | Batch Method | Run | Dilution Factor | Batch Number | Analyst | Lab | Prepared or Analyzed |
|-----------|------------|--------------|-----|-----------------|--------------|---------|---------|----------------------|
| Total/NA | Prep | 3005A | | | 643720 | VAK | EET BUF | 10/03/22 11:52 |
| Total/NA | Analysis | 6010C | | 1 | 644071 | LMH | EET BUF | 10/04/22 15:31 |
| Total/NA | Analysis | 310.2 | | 4 | 644428 | STR | EET BUF | 10/06/22 14:59 |
| Total/NA | Analysis | 350.1 | | 1 | 643881 | CLT | EET BUF | 10/04/22 09:32 |
| Total/NA | Analysis | 353.2 | | 1 | 643591 | CSS | EET BUF | 09/30/22 22:32 |
| Total/NA | Analysis | 7196A | | 1 | 643589 | CSS | EET BUF | 09/30/22 19:00 |
| Total/NA | Analysis | SM 4500 S2 F | | 1 | 644283 | CC | EET BUF | 10/06/22 10:44 |

Client Sample ID: MW-9S

Date Collected: 09/30/22 09:40

Date Received: 09/30/22 14:31

Lab Sample ID: 480-202195-5

Matrix: Water

| Prep Type | Batch Type | Batch Method | Run | Dilution Factor | Batch Number | Analyst | Lab | Prepared or Analyzed |
|-----------|------------|--------------|-----|-----------------|--------------|---------|---------|----------------------|
| Total/NA | Prep | 3005A | | | 643720 | VAK | EET BUF | 10/03/22 11:52 |
| Total/NA | Analysis | 6010C | | 1 | 644071 | LMH | EET BUF | 10/04/22 15:35 |
| Total/NA | Analysis | 310.2 | | 2 | 644428 | STR | EET BUF | 10/06/22 14:59 |
| Total/NA | Analysis | 350.1 | | 1 | 643881 | CLT | EET BUF | 10/04/22 09:38 |
| Total/NA | Analysis | 353.2 | | 1 | 643591 | CSS | EET BUF | 09/30/22 22:23 |
| Total/NA | Analysis | 7196A | | 1 | 643589 | CSS | EET BUF | 09/30/22 19:00 |
| Total/NA | Analysis | SM 4500 S2 F | | 1 | 644283 | CC | EET BUF | 10/06/22 10:44 |

Client Sample ID: Blind Duplicate

Date Collected: 09/30/22 10:40

Date Received: 09/30/22 14:31

Lab Sample ID: 480-202195-6

Matrix: Water

| Prep Type | Batch Type | Batch Method | Run | Dilution Factor | Batch Number | Analyst | Lab | Prepared or Analyzed |
|-----------|------------|--------------|-----|-----------------|--------------|---------|---------|----------------------|
| Total/NA | Prep | 3005A | | | 643720 | VAK | EET BUF | 10/03/22 11:52 |
| Total/NA | Analysis | 6010C | | 1 | 644071 | LMH | EET BUF | 10/04/22 16:05 |
| Total/NA | Analysis | 7196A | | 1 | 643589 | CSS | EET BUF | 09/30/22 19:00 |

Laboratory References:

EET BUF = Eurofins Buffalo, 10 Hazelwood Drive, Amherst, NY 14228-2298, TEL (716)691-2600

Accreditation/Certification Summary

Client: Benchmark Env. Eng. & Science, PLLC
Project/Site: Benchmark-Peter Cooper sites

Job ID: 480-202195-1

Laboratory: Eurofins Buffalo

The accreditations/certifications listed below are applicable to this report.

| Authority | Program | Identification Number | Expiration Date |
|-----------|---------|-----------------------|-----------------|
| New York | NELAP | 10026 | 03-31-23 |

1

2

3

4

5

6

7

8

9

10

11

12

13

14

Method Summary

Client: Benchmark Env. Eng. & Science, PLLC
Project/Site: Benchmark-Peter Cooper sites

Job ID: 480-202195-1

| Method | Method Description | Protocol | Laboratory |
|--------------|--|----------|------------|
| 6010C | Metals (ICP) | SW846 | EET BUF |
| 310.2 | Alkalinity | MCAWW | EET BUF |
| 350.1 | Nitrogen, Ammonia | MCAWW | EET BUF |
| 353.2 | Nitrate | EPA | EET BUF |
| 7196A | Chromium, Hexavalent | SW846 | EET BUF |
| SM 4500 S2 F | Sulfide, Total | SM | EET BUF |
| 3005A | Preparation, Total Metals | SW846 | EET BUF |
| 3005A | Preparation, Total Recoverable or Dissolved Metals | SW846 | EET BUF |
| FILTRATION | Sample Filtration | None | EET BUF |

Protocol References:

EPA = US Environmental Protection Agency

MCAWW = "Methods For Chemical Analysis Of Water And Wastes", EPA-600/4-79-020, March 1983 And Subsequent Revisions.

None = None

SM = "Standard Methods For The Examination Of Water And Wastewater"

SW846 = "Test Methods For Evaluating Solid Waste, Physical/Chemical Methods", Third Edition, November 1986 And Its Updates.

Laboratory References:

EET BUF = Eurofins Buffalo, 10 Hazelwood Drive, Amherst, NY 14228-2298, TEL (716)691-2600

Sample Summary

Client: Benchmark Env. Eng. & Science, PLLC
Project/Site: Benchmark-Peter Cooper sites

Job ID: 480-202195-1

| Lab Sample ID | Client Sample ID | Matrix | Collected | Received |
|---------------|------------------|--------|----------------|----------------|
| 480-202195-1 | WETLAND F | Water | 09/30/22 11:35 | 09/30/22 14:31 |
| 480-202195-2 | MW-5S | Water | 09/30/22 10:40 | 09/30/22 14:31 |
| 480-202195-3 | MW-7S | Water | 09/30/22 12:00 | 09/30/22 14:31 |
| 480-202195-4 | MW-8S | Water | 09/30/22 11:35 | 09/30/22 14:31 |
| 480-202195-5 | MW-9S | Water | 09/30/22 09:40 | 09/30/22 14:31 |
| 480-202195-6 | Blind Duplicate | Water | 09/30/22 10:40 | 09/30/22 14:31 |

| Client Information | | | Lab PM | | | Carrier Tracking No(s) | | | COC No: | | |
|---|--|--|---------------------------------|--|--|------------------------|--|--|--------------------|--|--|
| Client Contact | | | Fischer, Brian J | | | | | | 480-177033-27561.1 | | |
| Phone: | | | E-Mail | | | State of Origin: | | | Page: | | |
| Company | | | Brian.Fischer@et.eurofinsus.com | | | | | | Page 1 of 1 | | |
| Address: | | | PWSID: | | | | | | Job #: | | |
| Due Date Requested: | | | Analysis Requested | | | | | | | | |
| TAT Requested (days): | | | | | | | | | | | |
| Compliance Project: <input type="checkbox"/> Yes <input checked="" type="checkbox"/> No | | | | | | | | | | | |
| PO #: | | | | | | | | | | | |
| Purchase Order Requested | | | | | | | | | | | |
| WO #: | | | | | | | | | | | |
| Project #: | | | | | | | | | | | |
| Benchmark Name: | | | | | | | | | | | |
| Site: | | | | | | | | | | | |
| New York | | | | | | | | | | | |
| Sample Identification | | | | | | | | | | | |
| WETLAND F | | | | | | | | | | | |
| MW-5S | | | | | | | | | | | |
| MW-7S | | | | | | | | | | | |
| MW-8S | | | | | | | | | | | |
| MW-9S | | | | | | | | | | | |
| BLIND DUPLICATE | | | | | | | | | | | |
| MS 9S | | | | | | | | | | | |
| MSD 9S | | | | | | | | | | | |
| Possible Hazard Identification | | | | | | | | | | | |
| <input type="checkbox"/> Non-Hazard <input type="checkbox"/> Flammable <input type="checkbox"/> Skin Irritant <input checked="" type="checkbox"/> Poison B <input type="checkbox"/> Unknown <input type="checkbox"/> Radiological | | | | | | | | | | | |
| Deliverable Requested: I, II, III, IV, Other (specify) | | | | | | | | | | | |
| Empty Kit Relinquished by: | | | | | | | | | | | |
| Relinquished by: | | | | | | | | | | | |
| Relinquished by: | | | | | | | | | | | |
| Relinquished by: | | | | | | | | | | | |
| Custody Seals Intact: | | | | | | | | | | | |
| <input type="checkbox"/> Yes <input type="checkbox"/> No | | | | | | | | | | | |
| Custody Seal No.: | | | | | | | | | | | |

Login Sample Receipt Checklist

Client: Benchmark Env. Eng. & Science, PLLC

Job Number: 480-202195-1

Login Number: 202195

List Number: 1

Creator: Wallace, Cameron

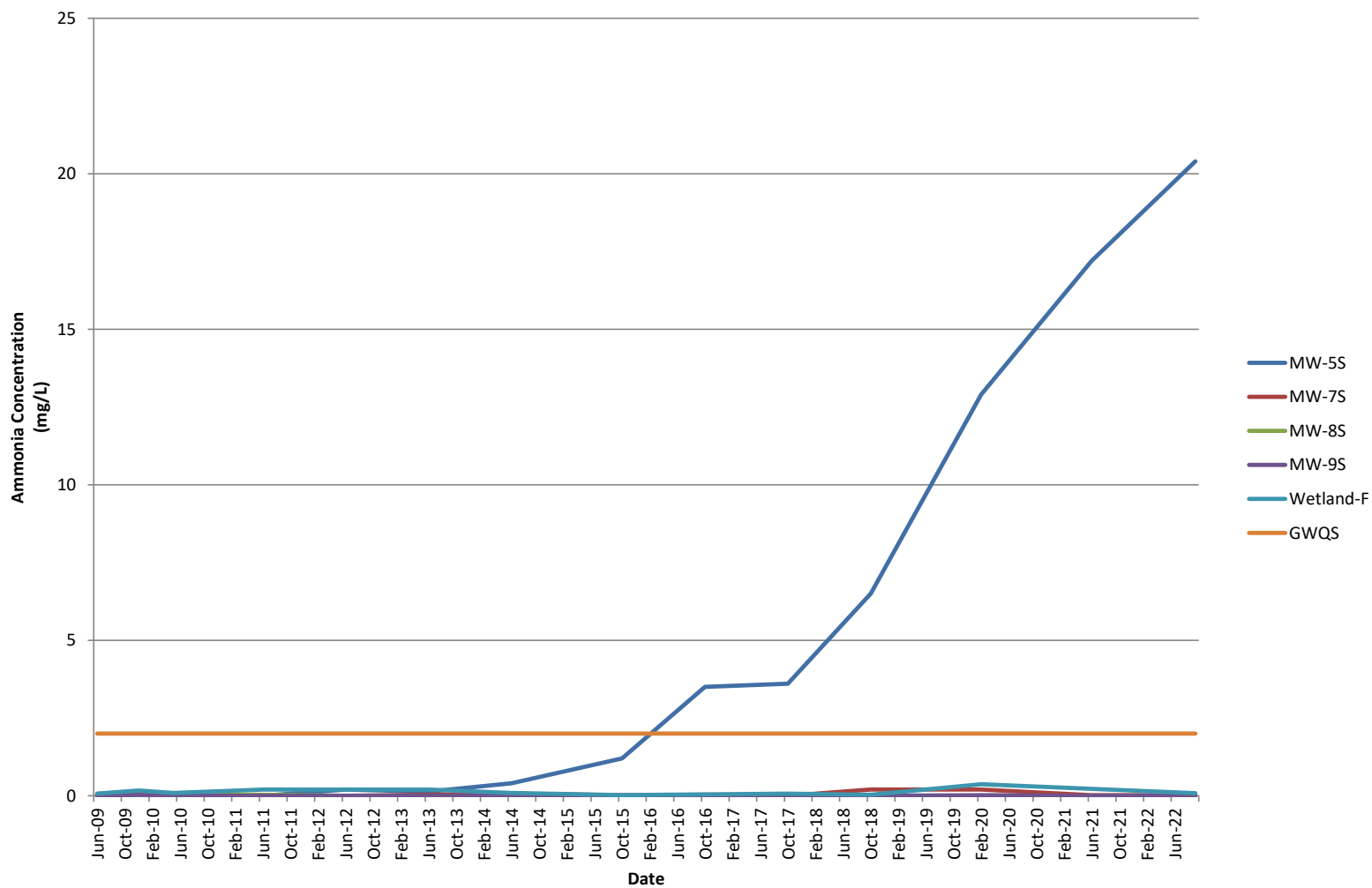
List Source: Eurofins Buffalo

| Question | Answer | Comment |
|--|--------|---------|
| Radioactivity either was not measured or, if measured, is at or below background | True | |
| The cooler's custody seal, if present, is intact. | True | |
| The cooler or samples do not appear to have been compromised or tampered with. | True | |
| Samples were received on ice. | True | |
| Cooler Temperature is acceptable. | True | |
| Cooler Temperature is recorded. | True | |
| COC is present. | True | |
| COC is filled out in ink and legible. | True | |
| COC is filled out with all pertinent information. | True | |
| Is the Field Sampler's name present on COC? | True | |
| There are no discrepancies between the sample IDs on the containers and the COC. | True | |
| Samples are received within Holding Time (Excluding tests with immediate HTs).. | True | |
| Sample containers have legible labels. | True | |
| Containers are not broken or leaking. | True | |
| Sample collection date/times are provided. | True | |
| Appropriate sample containers are used. | True | |
| Sample bottles are completely filled. | True | |
| Sample Preservation Verified | True | |
| There is sufficient vol. for all requested analyses, incl. any requested MS/MSDs | True | |
| VOA sample vials do not have headspace or bubble is <6mm (1/4") in diameter. | N/A | |
| If necessary, staff have been informed of any short hold time or quick TAT needs | True | |
| Multiphasic samples are not present. | True | |
| Samples do not require splitting or compositing. | True | |
| Sampling Company provided. | True | BM |
| Samples received within 48 hours of sampling. | True | |
| Samples requiring field filtration have been filtered in the field. | True | |
| Chlorine Residual checked. | N/A | |

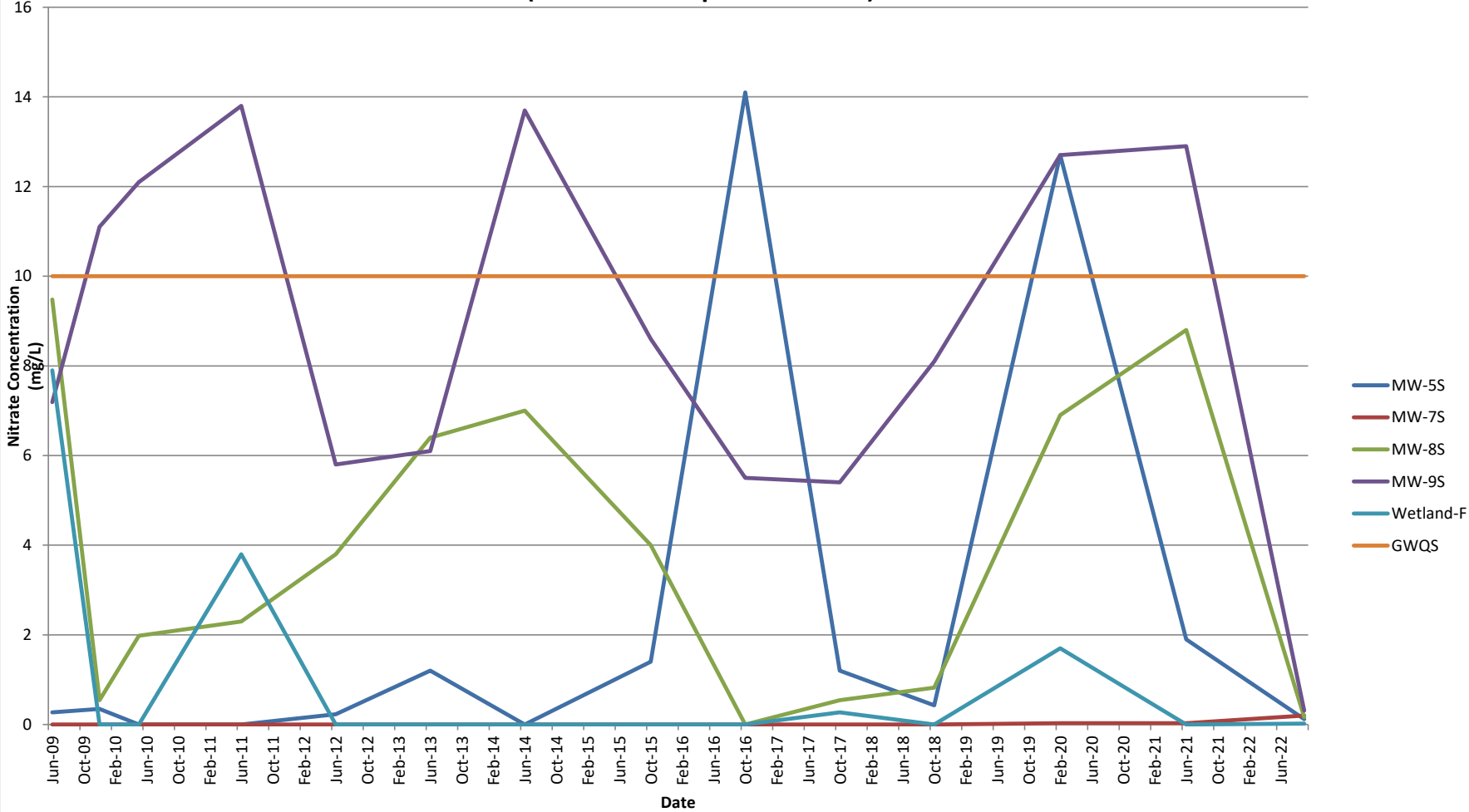
ATTACHMENT 3

HISTORIC DATA CHARTS

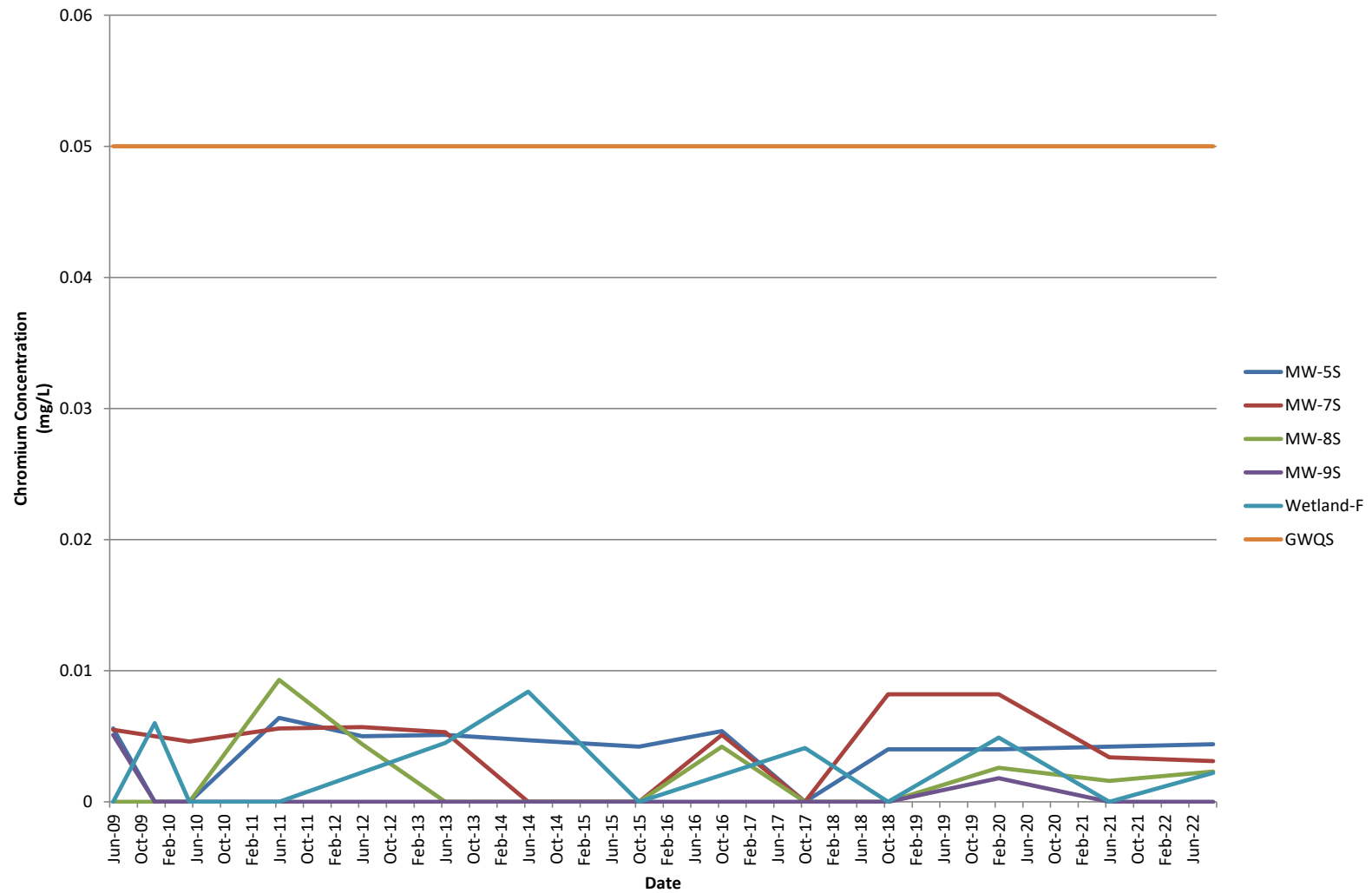
Ammonia Concentration vs Time (June 2009 - September 2022)



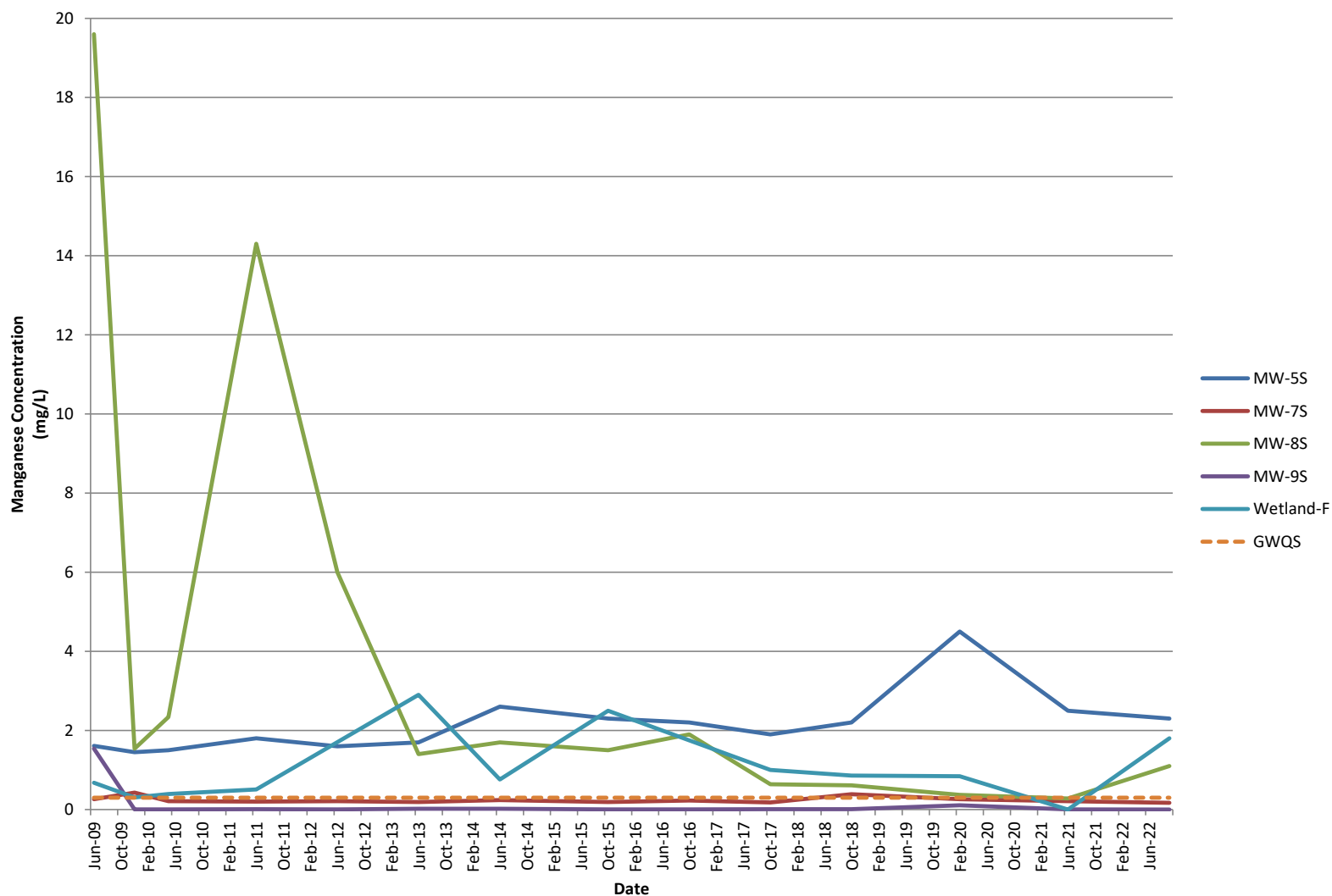
Nitrate Concentration vs Time
(June 2009 - September 2022)



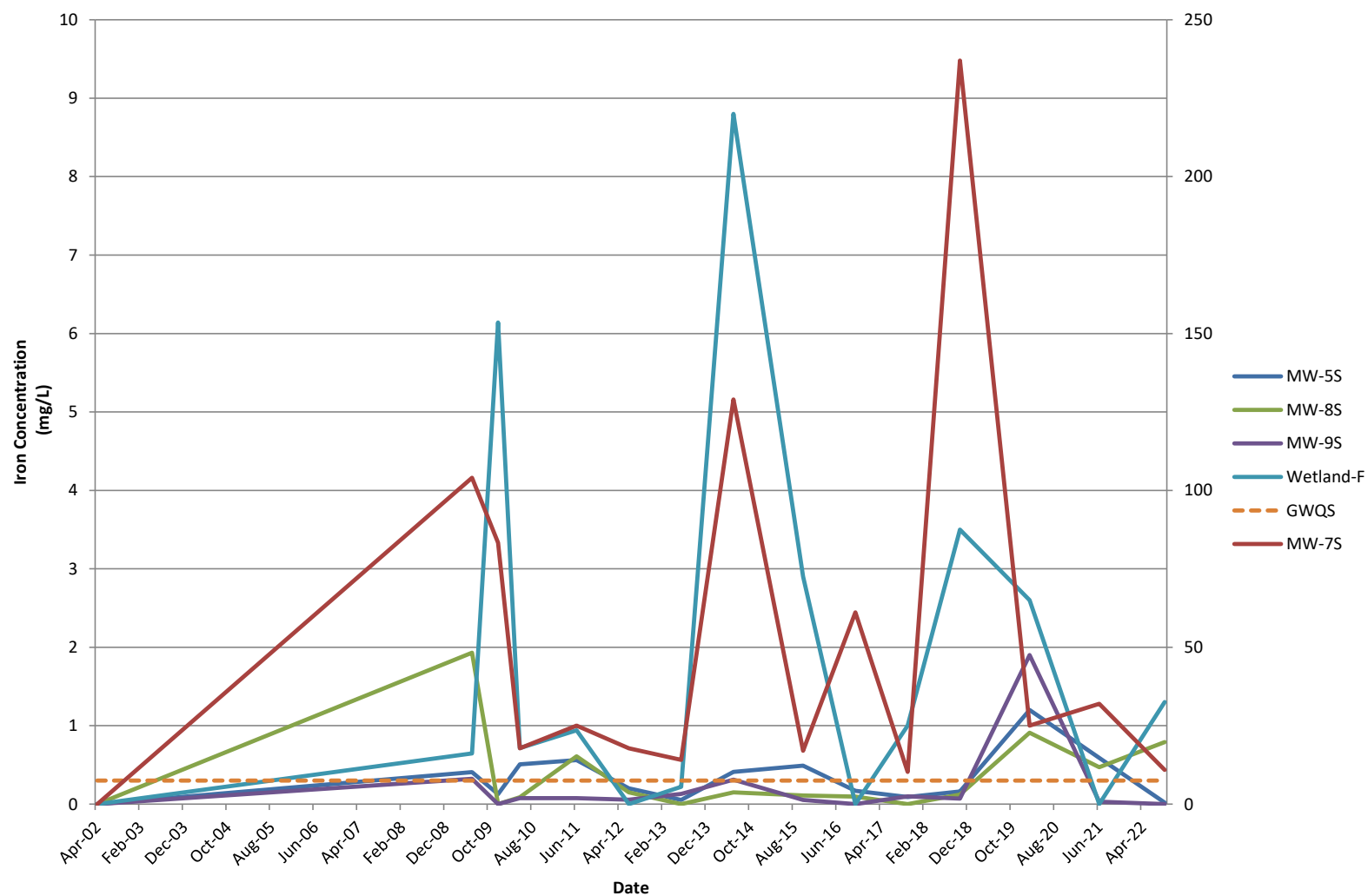
Chromium Concentration vs Time
(June 2009 - June 2022)



Manganese Concentration vs Time (June 2009 - September 2022)



Iron Concentration vs Time
(June 2009 - September 2022)



ATTACHMENT 4

FIELD INSPECTION FORM & PHOTO LOG

Field Inspection Report Post-Remedial Operation & Maintenance Plan

Property Name: Peter Cooper Markhams Site Project No.: 0199-001-100

Client: Biltekoff & Pullen

Property Address: Bentley Road Dayton, NY 14041

Property ID: (Tax Assessment Map) Section: Block: Lot(s):

Preparer's Name: Tom Behrnsch Date/Time: 9/30/22

CERTIFICATION

The results of this inspection were discussed with the Site Manager. Any corrective actions required have been identified and noted in this report, and a supplemental Corrective Action Form has been completed. Proper implementation of these corrective actions have been discussed with the Site Manager, agreed upon, and scheduled.

Preparer / Inspector: Tom Behrnsch Date: 9/30/22

Signature: Thomas A. Behrnsch

Next Scheduled Inspection Date:

Property Access

- | | | | |
|--|---|--|------------------------------|
| 1. Is the access road in need of repair? | <input type="checkbox"/> yes | <input checked="" type="checkbox"/> no | <input type="checkbox"/> N/A |
| 2. Sufficient signage posted (No Trespassing)? | <input checked="" type="checkbox"/> yes | <input type="checkbox"/> no | <input type="checkbox"/> N/A |
| 3. Has there been any noted or reported trespassing? | <input type="checkbox"/> yes | <input checked="" type="checkbox"/> no | <input type="checkbox"/> N/A |

Please note any irregularities/ changes in site access and security:

Final Surface Cover / Vegetation

The integrity of the vegetative soil cover or other surface coverage (e.g., asphalt, concrete) over the entire Site must be maintained. The following documents the condition of the above.

1. Final Cover is in Place and in good condition? ☒ yes ☐ no ☐ N/A

Cover consists of (mainly): Wild Vegetative Grass Cover

- | | | | |
|---|---|--|---|
| 2. Evidence of erosion? | <input checked="" type="checkbox"/> yes | <input checked="" type="checkbox"/> no | <input type="checkbox"/> N/A |
| 3. Cracks visible in pavement? | <input type="checkbox"/> yes | <input type="checkbox"/> no | <input checked="" type="checkbox"/> N/A |
| 4. Evidence of distressed vegetation/turf? | <input type="checkbox"/> yes | <input checked="" type="checkbox"/> no | <input type="checkbox"/> N/A |
| 5. Evidence of unintended traffic and/or rutting? | <input type="checkbox"/> yes | <input checked="" type="checkbox"/> no | <input type="checkbox"/> N/A |
| 6. Evidence of uneven settlement and/or ponding? | <input type="checkbox"/> yes | <input checked="" type="checkbox"/> no | <input type="checkbox"/> N/A |

Field Inspection Report Post-Remedial Operation & Maintenance Plan

Final Surface Cover / Vegetation

7. Damage to any surface coverage?

☐ yes

☒ no

☐ N/A

If yes to any question above, please provide more information below.

Gas Vent System Monitoring and Maintenance

Are there signs of stressed vegetation around gas vents?

☐ yes

☒ no

☐ N/A

Are the gas vents currently intact and operational?

☒ yes

☐ no

☐ N/A

Has regular maintenance and monitoring been documented and enclosed or referenced?

☐ yes

☒ no

☐ N/A

Groundwater Monitoring

Is there a plan in place and currently being followed?

☒ yes

☐ no

☐ N/A

Are the wells currently intact and operational?

☒ yes

☐ no

☐ N/A

When was the most recent sampling event report and submittal? Date:

9/30/22

When is the next projected sampling event? Date:

4th quarter 2023

Property Use Changes / Site Development

Has the property usage changed, or site been redeveloped since the last inspection?

☐ yes

☒ no

☐ N/A

If yes, please list with date:

Field Inspection Report Post-Remedial Operation & Maintenance Plan

New Information

Has any new information been brought to the owner/engineer's attention regarding any and/or all engineering and institutional controls and their operation and effectiveness?

☐ yes

☒ no

☐ N/A


Comments: _____


This space for Notes and Comments

Please include the following Attachments:


1. Site Sketch
 2. Photographs
- _____
- _____


PHOTOGRAPHIC LOG

| | | | |
|--|-------------------------|---|-------------------------------------|
| Client Name: | | Site Location: Peter Cooper -Markhams Site | Project No.: 0199-001-100 |
| Photo No. 1 | Date 09/30/22 |  | |
| Direction Photo Taken: East | | | |
| Description: Elevated fill area. | | | |

| | | |
|--|-------------------------|--|
| Photo No. 2 | Date 09/30/22 |  |
| Direction Photo Taken: East | | |
| Description: Mowing elevated fill area | | |

PHOTOGRAPHIC LOG

| | | | |
|---|-------------------------|---|-------------------------------------|
| Client Name: | | Site Location: Peter Cooper -Markhams Site | Project No.: 0199-001-100 |
| Photo No. 3 | Date 09/30/22 |  | |
| Direction Photo Taken: North east | | | |
| Description: Elevated fill area facing northeast. | | | |

| | | |
|--|-------------------------|--|
| Photo No. 4 | Date 06/23/21 |  |
| Direction Photo Taken: West | | |
| Description: Top of containment fill area facing west. | | |