

2009 PERIODIC REVIEW REPORT

***Groundwater Monitoring and
Sampling Results***

Envirotek II/Roblin Steel Site

January 2010

Amherst, New York

Copyright © 01/10, Stearns & Wheler, LLC

2009 PERIODIC REVIEW REPORT

GROUNDWATER MONITORING AND SAMPLING RESULTS
ENVIROTEK II / ROBLIN STEEL SITE

Prepared by:

STEARNS & WHEELER, LLC
Environmental Engineers and Scientists
University Centre, Suite 100
415 North French Road
Amherst, New York 14228

January 2010

S&W Project No. 81193

TABLE OF CONTENTS

	<u>Page</u>
SECTION 1 – SITE BACKGROUND	1
1.1 Site Location	1
1.2 Site History	1
SECTION 2 – GROUNDWATER MONITORING ACTIVITIES.....	5
SECTION 3 – SOIL MANAGEMENT PLAN	6
SECTION 4 – GROUNWATER MONITORING RESULTS	7
4.1 Site Hydrogeology	7
4.2 Groundwater Analytical Results	8
4.3 Quality Assurance/Quality Control Analytical Results	10
SECTION 5 – CONCLUSIONS.....	11

LIST OF FIGURES

Figure No.

- 1 Site Location Map
- 2 Site Plan
- 3 Groundwater Elevation Contour Map
- 4 Groundwater Total VOC Concentration Map - October 27, 2009
- 5 Groundwater VOC Concentrations at ENV-1
- 6 Groundwater VOC Concentrations at ENV-3R
- 7 Groundwater VOC Concentrations at ENV-4
- 8 Groundwater VOC Concentrations at ENV-7
- 9 Groundwater VOC Concentrations at ENV-8
- 10 Groundwater VOC Concentrations at ENV-9
- 11 Groundwater VOC Concentrations at ENV-11
- 12 Groundwater VOC Concentrations at GW-3
- 13 Groundwater VOC Concentrations at NRG-3
- 14 Groundwater VOC Concentrations at NRG-4
- 15 Groundwater VOC Concentrations at NRG-5
- 16 Groundwater VOC Concentrations at NRG-6

LIST OF TABLES

Table No.

- 1 Inventory of Shallow Groundwater Monitoring Wells
- 2 Field Measured Parameters
- 3 Groundwater Analytical Results

LIST OF APPENDICES

Appendix

- A Analytical Results of On-Site Soil Piles in 2009
- B Soil Management Plan
- C Institutional & Engineering Controls Certification Form
- D Laboratory Analytical Results
- E Historical Groundwater Total VOC Concentration Figures
- F Groundwater Field Sampling Records

SECTION 1 - SITE BACKGROUND

1.1 SITE LOCATION

The site consists of a 2.5-acre parcel of land located within the 50-acre Roblin Steel complex (NYSDEC Site #915056) at 4000 River Road in the Town of Tonawanda, Erie County, New York. A site location map is presented on Figure 1. Figure 2 presents a site plan of the Roblin Steel complex that includes the Envirotek II site. The Roblin Steel complex, which is presently owned by Niagara River World, Inc. (NRW), is bounded on the west by the Niagara River, on the east by River Road, on the south by Marathon Oil, and on the north by a facility that was investigated and remediated by the NYSDEC (i.e., the River Road Site, NYSDEC Site #915031).

1.2 SITE HISTORY

The history of the site is interrelated with the history of the Roblin Steel complex, as the site was formerly leased by Envirotek Ltd. Company (Envirotek) from Roblin Steel for industrial use. Between August 1981 and June 1989, Envirotek operated a solvent recovery operation at the site located within the Roblin Steel property.

A review of the property history indicates that the Roblin Steel site was the location of industrial steel production operations beginning in the early 1900s. The property was developed in the early 1900s for the production of steel by the Wickwire Spencer Steel Company (Wickwire). In 1945, the property was sold to the Colorado Fuel and Iron Corporation (Colorado F&I), which subsequently merged with Wickwire, and was operated by Colorado F&I until it went bankrupt in 1963. In the mid to late 1960s, Roblin Steel purchased the property and used it primarily for storage. Roblin Steel also subleased portions of the property to a number of other companies, including, but not limited to, Ascension Chemical, Rupp Rental, Freightways Transportation, Envirotek, and Booth Oil.

In 1984, the NYSDEC issued a Resource Conservation and Recovery Act (RCRA) Part B Permit to Envirotek to operate the site as a hazardous waste treatment, storage, and disposal facility. After violations of this permit in 1985, including improper waste characterization, RCRA drum handling violations, and lack of insurance and financial

assurance, Envirotek entered into an Administrative Order of Consent (AOC) with the NYSDEC that required a reduction of Envirotek's hazardous waste inventory.

In 1988, Envirotek submitted a Facility Closure Plan (Envirotek, 1988) to the NYSDEC to remove and dispose of all materials remaining onsite and to take measures to decontaminate the property. The NYSDEC denied approval of the Facility Closure Plan after its review and determined this plan was unacceptable. NYSDEC believed that it contained inaccurate closure costs and proposed the use of unqualified personnel to implement the site closure.

On February 2, 1989, Envirotek filed a petition under Chapter 11 of the Bankruptcy Code in the United States Bankruptcy Court of the Western District of New York. The current owner of the property, NRW, evicted Envirotek in June 1989, at which time Envirotek abandoned the facility. On November 16, 1989, the NYSDEC formally revoked Envirotek's RCRA Part B Permit to operate on the basis of Envirotek's inability to develop an acceptable Facility Closure Plan.

Following abandonment of the site, the United States Environmental Protection Agency (USEPA) inspected the site and confirmed the presence of abandoned and unsecured drums and containers, pits containing hazardous substances, and contaminated process vessels and tanks. As a result, the USEPA notified former Envirotek customers of their potential liability at the site and requested a removal action. In May of 1990, the USEPA entered into an AOC with site respondents to perform a removal action at the site (Removal Action AOC).

In November 1990, implementation of a Remedial Action Sampling Plan (RASP) was completed at the site to identify areas onsite, other than the Still Discharge Area (SDA), at which spills or releases of chemical compounds may have occurred. The results of this investigation indicated the following:

- The soil gas survey indicated elevated levels of VOCs in the area of the SDA and in an area to the west of Building 153.
- The analytical results for the groundwater sampling indicated the presence of VOC-impacted groundwater associated with the site.

- The analytical results for the soil sampling indicated that there were elevated levels of chlorinated and aromatic VOCs and that the soils containing the highest level of VOCs were located in the vicinity of the SDA.

In May 1993, implementation of a removal action that consisted of the removal of approximately 175 tons of impacted soil from the SDA was completed.

The NYSDEC and the Envirotek II/Roblin Steel Site PRP Group entered into a Consent Order on September 2, 1997 and on August 20, 1998. The Consent Order, and its amendment, obligated the responsible parties to implement a remedial investigation/feasibility study (RI/FS) remedial program.

The Envirotek II/Roblin Steel Site PRP Group conducted an RI at the site to assess the onsite surface and subsurface soil quality, offsite subsurface soil quality, site groundwater quality, and site geologic and hydrogeologic characteristics. The results of the RI for the site are presented in the RI Report. Based on the results of the RI report, the Envirotek II/Roblin Steel Site PRP Group submitted the following three recommendations to the NYSDEC.

- Defined as OU-1, the implementation of an Interim Remedial Measure (IRM) to remove the Boiler House ink waste for offsite disposal; removing soils containing elevated levels of VOCs from Waste Pit No. 6, decontaminating the pit, and backfilling the pit with clean backfill; and disposing of all solid, liquid, and personal protection equipment generated during this IRM to an approved offsite disposal facility.
- Defined as OU-2, the reduction of the potential for migration of VOC constituents of concern (COCs) from source-area soils to the shallow overburden groundwater.
- Defined as OU-3, the reduction of the concentration of VOC COCs in shallow overburden groundwater associated with elevated VOC concentrations in source area soils.

The implementation of the OU-2 IRM had an expected significant beneficial effect on OU-3 due to the removal of 7,100 tons of impacted soil as a potential future groundwater source of VOC COCs. The IRM Final Report for OU-3 presented an evaluation of

groundwater gauging and sampling data and the historical occurrence and future viability of natural attenuation and supported the selection of an MNA (Monitored Natural Attenuation) remedy.

The NYSDEC approved the IRM Final Report for OU-3 in March 2005. On March 11, 2005, the Envirotek II/Roblin Steel Site PRP Group submitted the Focused Feasibility Study Report (FFS) that identified MNA as the best remedial option for OU-3, which was approved by the NYSDEC. The NYSDEC then issued the Record of Decision (ROD) for the site on March 31, 2005, which selects MNA as the proposed remedy to complete the final remedial action of OU-3.

The Monitoring Plan for OU-3 proposed to implement an annual MNA groundwater sampling program utilizing the existing monitoring well network. The objective of the Monitoring Plan for OU-3 is to obtain additional groundwater monitoring data, to supplement the existing data, and to evaluate whether MNA continues to be an effective remedy for OU-3.

SECTION 2 - GROUNDWATER MONITORING ACTIVITIES

The 2009 monitoring program at the Envirotek II/Roblin Steel site consisted of one annual sampling event completed on October 27, 2009. Groundwater elevation data were collected from all site monitoring wells, with the exception of monitoring wells GW-5 and NW-3, due to lack of accessibility or an obstruction found in the well. Groundwater samples were collected from the seven (7) monitoring wells that define the OU-3 monitoring well network (ENV-1, ENV-3, ENV-4, ENV-7, ENV-8, ENV-9, and GW-3), along with four (4) additional monitoring wells (NRG-3, NRG-4, NRG-5 and NRG-6). Monitoring wells NRG-5 and NRG-6, previously sampled in 2007, were added this year as requested by the NYSDEC. A summary of the wells that were monitored for water quality and/or groundwater elevation is presented on Table 1.

Groundwater samples were collected using low-flow purging and sampling techniques. Prior to sampling, each monitoring well was purged using a peristaltic pump and dedicated tubing until parameters of pH, conductance, dissolved oxygen (DO), temperature, and oxidation-reduction potential (ORP) stabilized, which provided an indication that water drawn from the well is representative of the groundwater in the surrounding formation. The results of these field parameters are presented on Table 2. After the field parameters stabilized, samples were collected with a disposable bailer into sample containers provided by the laboratory.

Purge water generated during the groundwater sampling activities was emptied on-site away from the sampled well. Quality control samples, including a trip blank, a field blank, a matrix spike and matrix spike duplicate, and a field duplicate were collected during the sampling event. Samples were delivered under a chain of custody to Upstate Laboratories, Inc. of Syracuse, New York for analysis of VOCs by USEPA SW-846 Method 8260.

SECTION 3 - SOIL MANAGEMENT PLAN

No excavation took place on-site during groundwater monitoring activities or throughout the past twelve months. However, an approximate volume of 25,000 CY of excavated soil was delivered in the Fall of 2009 to the site from the proposed Buffalo General Hospital building expansion site located at Goodrich Street and Ellicott Street. This soil was characterized and sampled to determine their suitability for reuse and/or disposal off-site. Analytical soil sample results are summarized in Appendix A with the NYSDEC's guidance values for the acceptance of fill under unrestricted, residential and commercial use scenarios based on Part 375 Soil Cleanup Objectives regulations. The analytical results show the delivered soils are environmentally clean with no detected compounds within the NYSDEC unrestricted use criteria for acceptance as borrow fill.

The Soil Management Plan is required to set guidelines for the management of soil materials during any future excavation activities at the site. This SMP addresses the environmental concerns related to soil management which has been approved by the NYSDEC. The SMP is presented in Appendix B.

The Record of Decision for the site included the implementation of a Site Management Plan. The Site Management Plan requires, in part, an Institutional Control/Engineering Control (IC/EC) certification submitted annually which certifies that the IC/EC in place is unchanged from the previous certification and that nothing has occurred that will impair the ability of the control to protect public health or the environment, or constitute a violation to comply with any operation and maintenance of the Soil Management Plan. There are no engineering controls on the site as there is no active remedial system. The IC/EC for the site will be in the form of an environmental easement that will include the following:

- Require compliance with the approved Site Management Plan
- Limit the use and development of property to commercial or industrial uses only
- Restrict use of groundwater as a source of potable water unless treated
- Require the site owner to complete and submit an IC/EC certification

The site owner as required by the NYSDEC has included the signed IC/ECF certification as presented in Appendix C.

SECTION 4 – GROUNDWATER MONITORING RESULTS

This section includes the results of the 2009 annual groundwater sampling event. Included are descriptions of site-specific hydrogeology, the identification and distribution of constituents present in groundwater, and a comparison of historical data. Constituents were compared to the applicable NYSDEC Division of Water Technical and Operational Guidance Series (TOGS 1.1.1) Groundwater Standards and Guidance Values.

4.1 SITE HYDROGEOLOGY

Groundwater elevation data collected during the sampling events are presented on Table 1. Figure 3 illustrates the groundwater elevation contours within the upper fill material based on the groundwater levels measured on October 27, 2009.

The groundwater elevation contours are consistent with historical interpretations. The groundwater flow has a unidirectional flow throughout the site due to the proximity of the Niagara River. Monitoring wells NRG-3 and NRG-4 are located west of the boiler house in an area referred to as the “Ore Pit”. The Ore Pit has concrete walls to the south, north and west (and possibly east) of the well locations which provide a barrier to groundwater movement, thus creating an elevated groundwater level in the area. As presented on the table below, the groundwater gradient calculated between monitoring wells ENV-1 and GW-3 and between ENV-1 and ENV-7 decreased from 2008 reported groundwater gradient. Variation in groundwater levels and gradients are seasonal dependent upon the amount of precipitation received.

Groundwater Gradient Comparison

Sampling Date	Groundwater Gradient	
	ENV-1 to GW-3	ENV-1 to ENV-7
10/05/06	0.0033	0.0046
10/09/08	0.0046	0.0068
10/27/09	0.0028	0.0040

4.2 GROUNDWATER ANALYTICAL RESULTS

A summary of the compounds detected in groundwater during the 2009 Groundwater Sampling Event is presented on Table 3. Figure 4 illustrates the distribution of total VOC concentrations detected in each of the twelve wells during the 2009 sampling event. Laboratory analytical data reports are provided in Appendix D. Historical groundwater analytical data is presented in Table 3. Historical groundwater total VOC concentration Figures displaying the lateral extent of the total VOC concentration plume from the sampling events of October 2008, October 2006, October 2005, September 2004, May 2004, September 1999 are provided in Appendix E.

The concentrations of cis-1,2-dichloroethene (ENV-3R, ENV-7, ENV-8, NRG-5 and NRG-6), vinyl chloride (ENV-3R, ENV-7, and ENV-8), trichloroethene (ENV-3R and ENV-8), 1,2-dichloroethane (NRG-5) and trans-1,2-dichloroethene (NRG-5) were equal to or exceeded the NYSDEC TOGS. The concentrations of 1,1-dichloroethane (ENV-3 and NRG-5), cis-1,2-dichloroethene (ENV-4), tetrachloroethane (ENV-3R) and were detected, but did not exceed the standard limit. As illustrated on Figure 4, there is an elevated total VOC concentration in groundwater within the shallow overburden zone in the central portion of the property at monitoring well ENV-7. Monitoring well ENV-7 contains the highest total VOC concentration on-site of 0.191 mg/L.

As presented in the historical groundwater total VOC concentration plume figures in Appendix E, the lateral extent of the total VOC plume has decreased over time. The figure from September 1999 shows a total VOC plume that laterally extends over the majority of the site, with a total VOC concentration detected at nearly 50 mg/L at well ENV-2. The total VOC plumes from sampling events in 2004 indicate significantly smaller total VOC plumes. Total VOC concentrations detected in groundwater at all monitoring wells in 2004 were less than 1 mg/L. Sampling events in 2005, 2006, and 2008 continue to decrease the total VOC concentrations and plume limits, with no VOCs detected in groundwater sampled from monitoring wells ENV-1 and GW-3. The total VOC plume in 2009 was expanded due to the sampling of additional monitoring wells NRG-5 and NRG-6, as requested by NYSDEC. The total VOC concentration in NRG-5 and NRG-6, installed and analyzed in 2007, decreased by 40 and 20 percent respectively. The VOC plume continued to decrease in its lateral extent as the VOC concentrations detected at ENV-8 and ENV-3 decreased. As shown on Figure 4 and Appendix E, the

OU-3 MNA remedy has been shown to be sufficiently effective by decreasing the VOC plume over time and improving the site groundwater quality.

At monitoring well NRG-3, the laboratory attempted to analyze the compounds using the standard detection limit, but was unable due to the sample foaming during purging procedure. The presence of unknown non-volatile organics caused a matrix interference to occur. The reporting limits were raised as a minimum dilution factor of twenty (20) was used to analyze the samples. The laboratory was made aware of the importance of these wells based on proximity to the Niagara River and previous analytical results and will attempt to analyze these samples at the standard detection limit for future events.

The following table provides a descriptive analysis of groundwater analytical data collected from the OU-3 monitoring well network and monitoring wells NRG-3 and NRG-4, NRG-5 and NRG-6. Long term trends on the following table have been evaluated to include the most recent sampling event of October 27, 2009. Concentration trend plots for selected compounds are presented on Figures 5 through 16.

Descriptive Analysis of Groundwater Quality Data

Monitoring Well	Long Term Trend Analysis	Additional Comments
ENV-1	No VOCs have been detected since 1990, with the exception of methylene chloride, which was detected at a low concentration in 2004.	No VOCs were detected during the 2009 groundwater sampling event.
ENV-3R	Variable, but generally low and decreasing VOC concentrations.	Cis-1,2-DCE, TC, and VC were detected at concentrations equal to or exceeding the NYSDEC TOGS. 1,1-DCA decreased below the NYSDEC TOGS.
ENV-4	Steady, low VOC concentrations	No VOCs were detected at concentrations equal to or exceeding NYSDEC TOGS during the 2009 groundwater sampling event. Cis-1,2-DCE decreased below the NYSDEC TOGS.
ENV-7	Variable, but generally decreasing VOC concentrations.	Cis-1,2-DCE and VC increased and were detected at concentrations exceeding the NYSDEC TOGS.
ENV-8	Variable, but generally low VOC concentrations.	Cis-1,2-DCE, TC and VC were detected at concentrations exceeding NYSDEC TOGS. TC increased from the 2008 sampling event.
ENV-9	No VOCs detected	No VOCs were detected during the 2009 groundwater sampling event.

Descriptive Analysis of Groundwater Quality Data Table (Continued)

Monitoring Well	Long Term Trend Analysis	Additional Comments
ENV-11	Variable, but generally decreasing VOC concentrations.	No VOCs were detected during the 2009 groundwater sampling event.
GW-3	No VOCs detected	No VOCs were detected during the 2009 groundwater sampling event.
NRG-3	VOCs detected in 2007 at low concentrations. Not enough historical data to evaluate long-term trends.	No VOCs were detected during the 2009 groundwater sampling event.
NRG-4	VOCs detected in 2007 at low concentrations. Not enough historical data to evaluate long-term trends.	No VOCs were detected during the 2009 groundwater sampling event.
NRG-5	VOCs detected in 2007 at low concentrations. Not enough historical data to evaluate long-term trends.	Cis-1,2-DCE, 1,1-DCA, Trans-1,2-DCE were detected at concentrations equal to or exceeding NYSDEC TOGS. 1,1-DCA and VC decreased from the 2007 sampling event.
NRG-6	VOCs detected in 2007 at moderate concentrations. Not enough historical data to evaluate long-term trends.	Cis-1,2-DCE was detected at concentrations equal to or exceeding NYSDEC TOGS.

Notes:

Cis-1,2-DCE – cis-1,2-dichloroethene

1,1-DCA – 1,1-dichloroethane

1,2-DCA – 1,2-dichloroethane

TC – Trichloroethane

Trans-1,2-DCE – trans-1,2-dichloroethene

VC – vinyl chloride

NYSDEC TOGS – New York State Department of Environmental Conservation Technical and Operational Guidance Series

4.3 QUALITY ASSURANCE/QUALITY CONTROL ANALYTICAL RESULTS

Groundwater samples were analyzed for VOCs by USEPA SW-846 Method 8260 volatiles at Upstate Laboratories in Syracuse, New York. The laboratory data were independently reviewed in accordance with USEPA National Functional Guidelines of October 1999.

The associated laboratory analytical reports of the field duplicate, equipment blank, and other quality assurance/quality control (QA/QC) samples collected during the October 2009 sampling event are presented in Appendix D. The QA/QC measurements examined for the data were within method-specified or laboratory-derived limits. No data were rejected as a result of the data validation.

SECTION 5 - CONCLUSIONS

Analytical testing from the 2009 sampling event detected cis-1,2-dichloroethene (ENV-3R, ENV-7, ENV-8, NRG-5 and NRG-6), vinyl chloride (ENV-3R, ENV-7, and ENV-8), trichloroethene (ENV-3R and ENV-8), 1,2-dichloroethane (NRG-5) and trans-1,2-dichloroethene (NRG-5) at concentrations that were equal to or exceed the groundwater standards.

Trend analysis of volatile compounds from the comparison of historical data and Figures 5 through 16 indicates that all compound concentrations are decreasing or remaining the same in groundwater at all monitoring wells except for cis-1,2-dichloroethene (ENV-7), trichloroethene (ENV-3R and ENV-8) and vinyl chloride (ENV-7).

Concentrations of cis-1,2-dichloroethene and vinyl chloride at ENV-7 have fluctuated historically. The test results from the most recent sampling event detected the concentration of cis-1,2-dichloroethene at 93 ug/l (ppb), which represents a 13 percent increase from the 2008 sampling event. The 2009 sampling event detected the concentration of vinyl chloride at 98 ug/l (ppb), which represents a 100 percent increase from the previous sampling event. However, the concentration of vinyl chloride has decreased since 2005 and showed a decreasing trend when a concentration of 200 ug/l (ppb) was detected. The highest concentrations of cis-1,2-dichloroethene and vinyl chloride were 430 ug/l and 250 ug/l (ppb) in 2001 and 2007 respectively. The long term trend for cis-1,2-dichloroethene and vinyl chloride indicates a decrease in both concentrations at this location.

Concentration of trichloroethene at ENV-3R has fluctuated historically. The test results from the most recent sampling event detected 5.4 ug/l (ppb), which represents a 35 percent increase from the 2008 sampling event. The highest concentration of trichloroethene was 22 ug/l in May 2004. The long term trend for trichloroethene indicates a decrease in concentration at this location.

Concentration of trichloroethene at ENV-8 has fluctuated historically. The test results from the most recent sampling event detected an estimated concentration of 5 ug/l (ppb). The concentration of trichloroethene was not detected for the 2008 sampling event. The highest concentration of trichloroethene was 14 ug/l in May 2004. The long term trend for trichloroethene indicates a decrease in concentration at this location.

The total VOC concentration plume for the 2009 sampling event is shown to be larger in area from the 2008 Monitoring Report due to the addition of monitoring wells NRG-5 and NRG-6 being analyzed this year at the request of the NYSDEC. Since previously sampled in 2007, the total VOC concentration at NRG-5 and NRG-6 has decreased by 40 and 20 percent respectively. The total VOC concentration at all sampled wells, with the exception of ENV-7, have decreased or remained at non-detectable levels for the 2009 sampling event. Therefore, the OU-3 MNA remedy has been shown to be sufficiently effective by decreasing the VOC plume over time and improving the site groundwater quality.

FIGURES



STEARNS & WHEELER^{LLC}
Environmental Engineers & Scientists



STEARNS & WHEELER
Environmental Engineers & Scientists

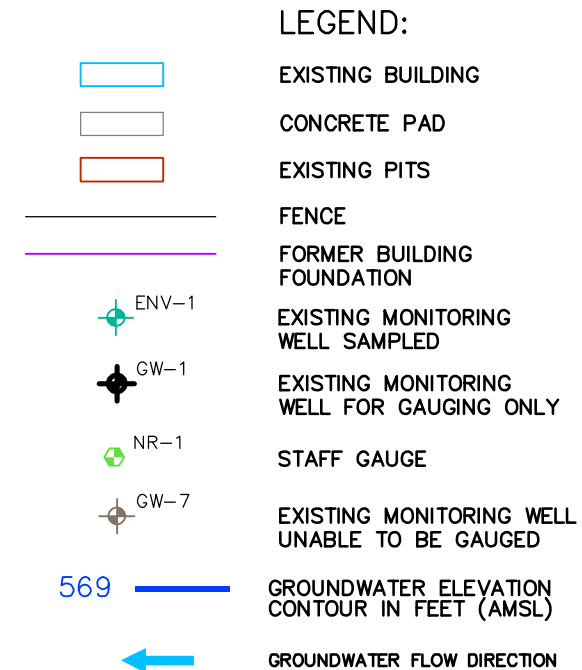
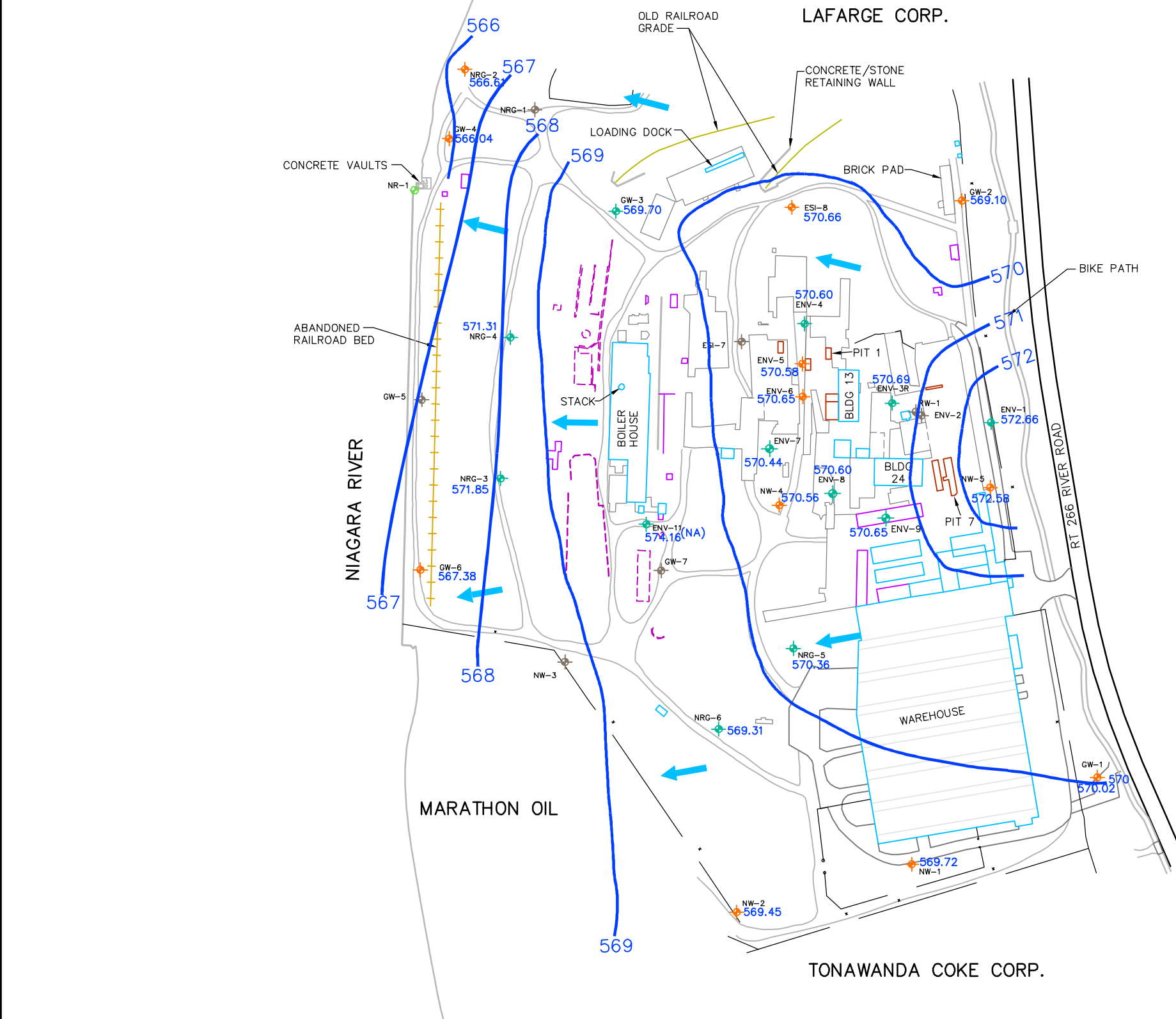
AMHERST, NEW YORK

DATE: 01-10 JOB No.:81193


ENVIROTEK II SITE
TONAWANDA, NEW YORK
GROUNDWATER MONITORING REPORT

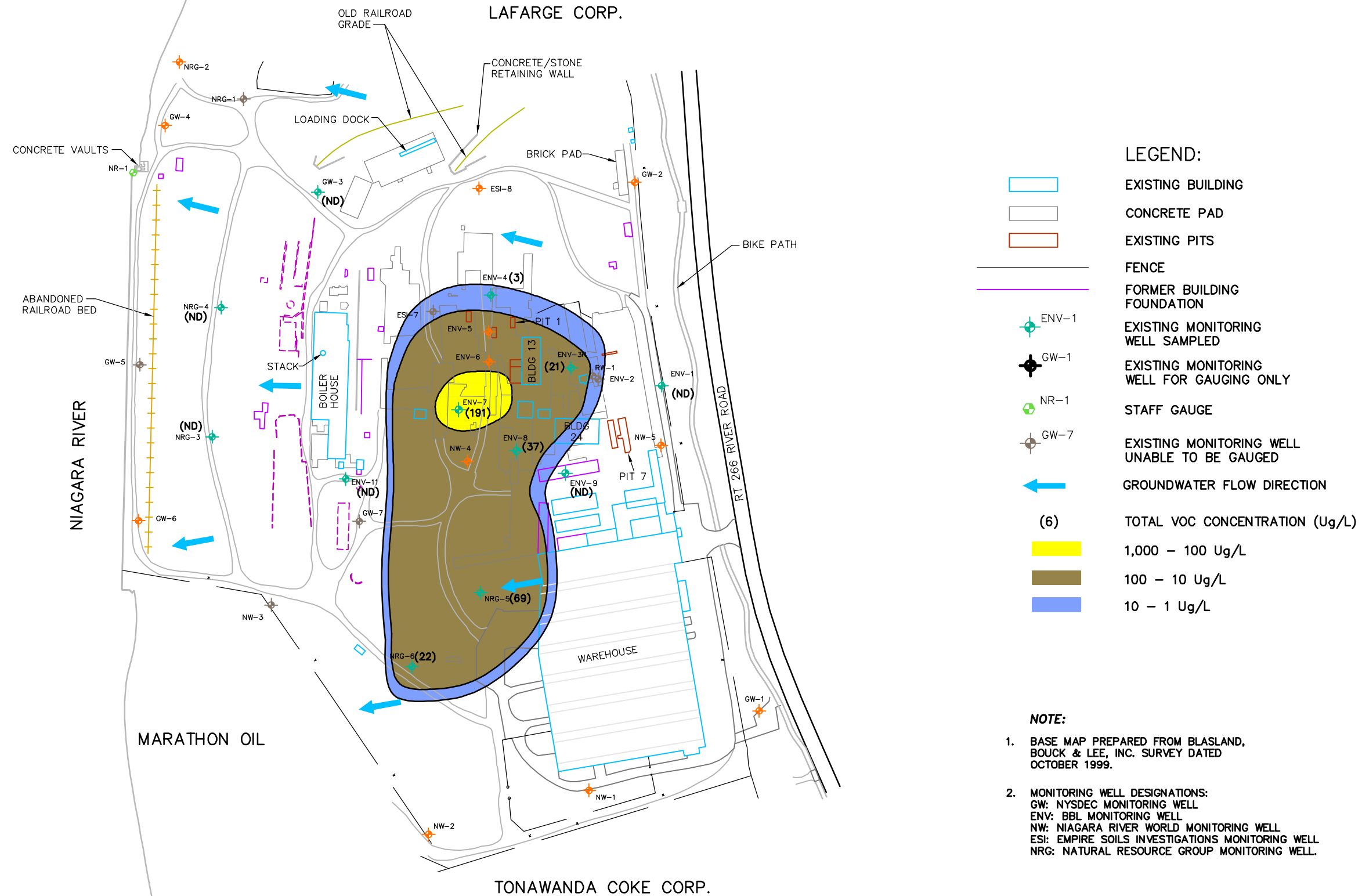
FIGURE 1
SITE LOCATION MAP



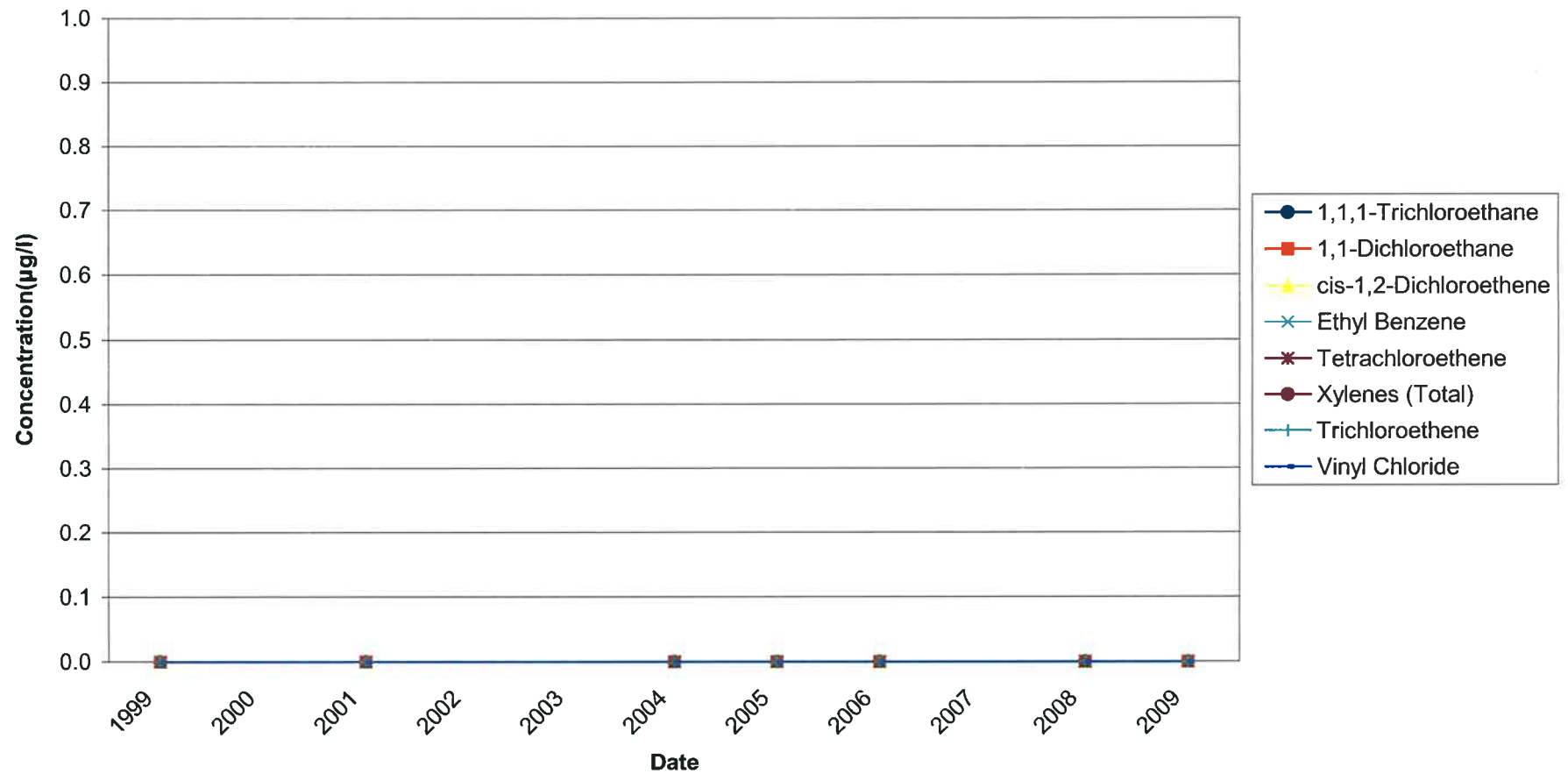


- NOTE:**
1. BASE MAP PREPARED FROM BLASLAND, BOUCK & LEE, INC. SURVEY DATED OCTOBER 1999.
 2. MONITORING WELL DESIGNATIONS:
GW: NYSDEC MONITORING WELL
ENV: BBL MONITORING WELL
NW: NIAGARA RIVER WORLD MONITORING WELL
ESI: EMPIRE SOILS INVESTIGATIONS MONITORING WELL
NRG: NATURAL RESOURCE GROUP MONITORING WELL.

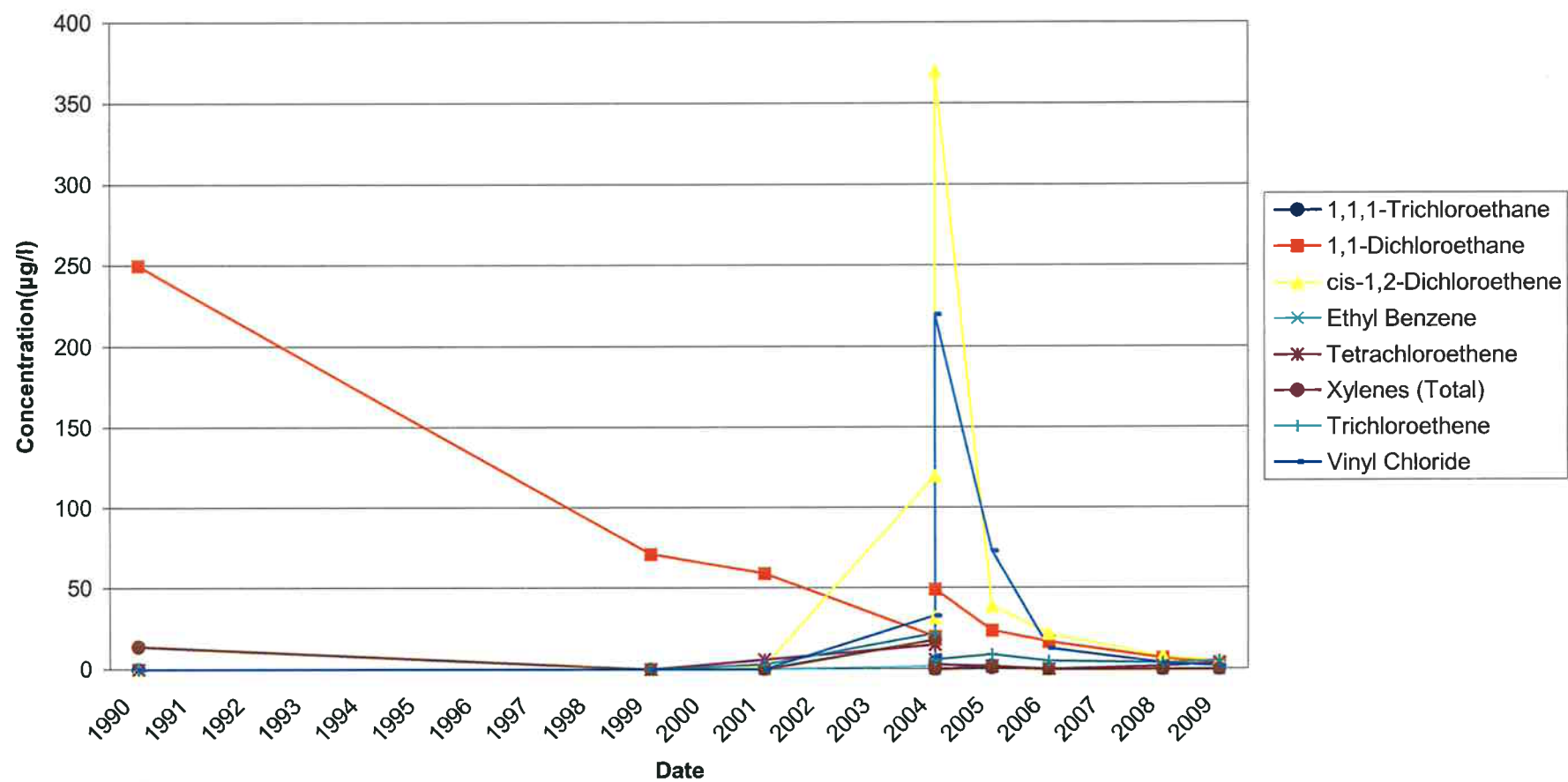
 STEARNS & WHEELER Environmental Engineers & Scientists AMHERST, NEW YORK	ENVIROTEK II SITE TONAWANDA, NEW YORK GROUNDWATER MONITORING REPORT
	FIGURE 3 GROUNDWATER ELEVATION CONTOUR MAP
DATE:01-10 JOB No.:81193	



Envirotek II Site - Tonawanda, New York 2009 Groundwater Monitoring Report



Envirotek II Site - Tonawanda, New York 2009 Groundwater Monitoring Report



Envirotek II Site - Tonawanda, New York 2009 Groundwater Monitoring Report

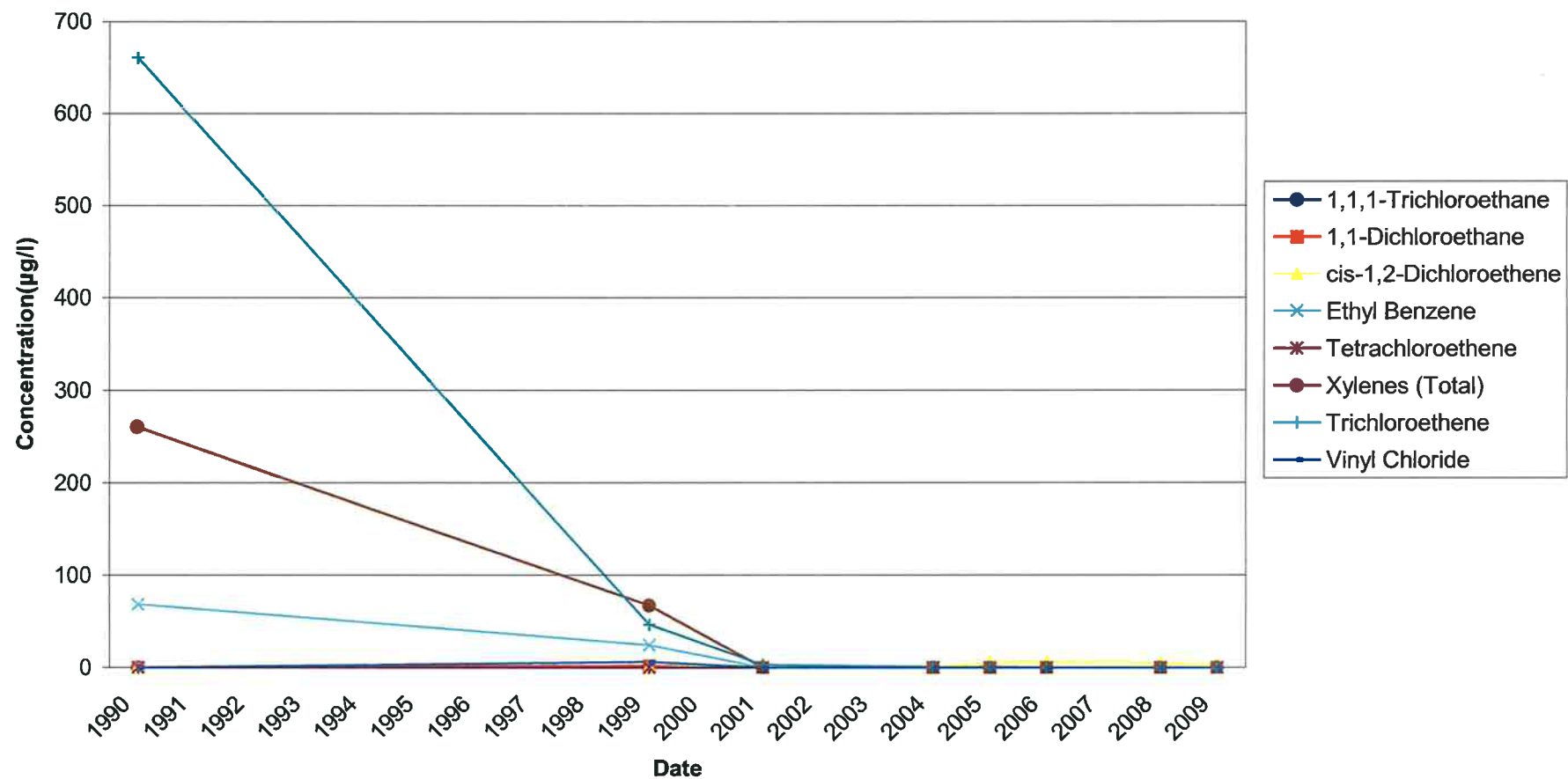


FIGURE 8
Groundwater VOC Concentrations in ENV-7 vs. Time

Envirotek II Site - Tonawanda, New York
2009 Groundwater Monitoring Report

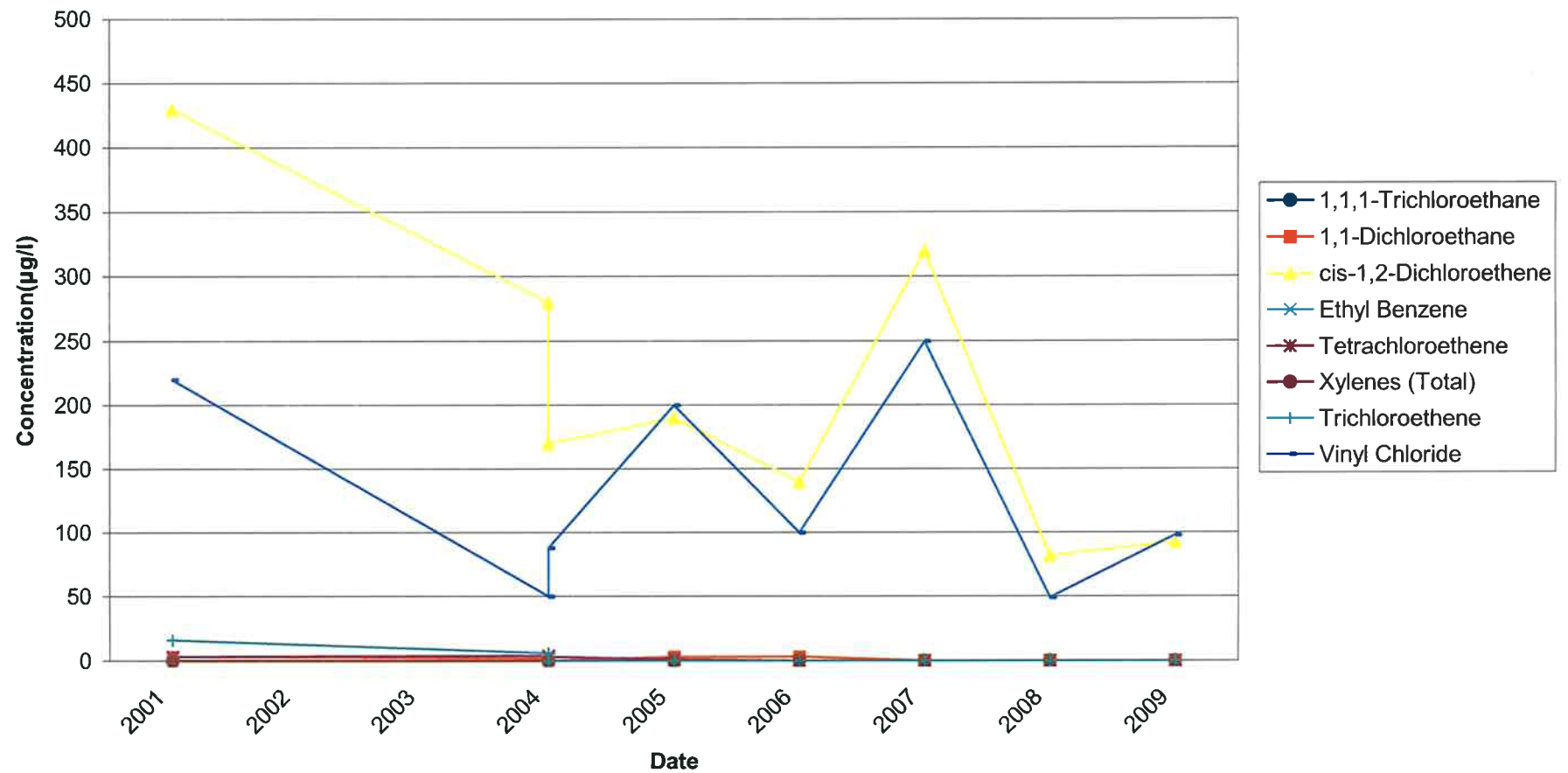
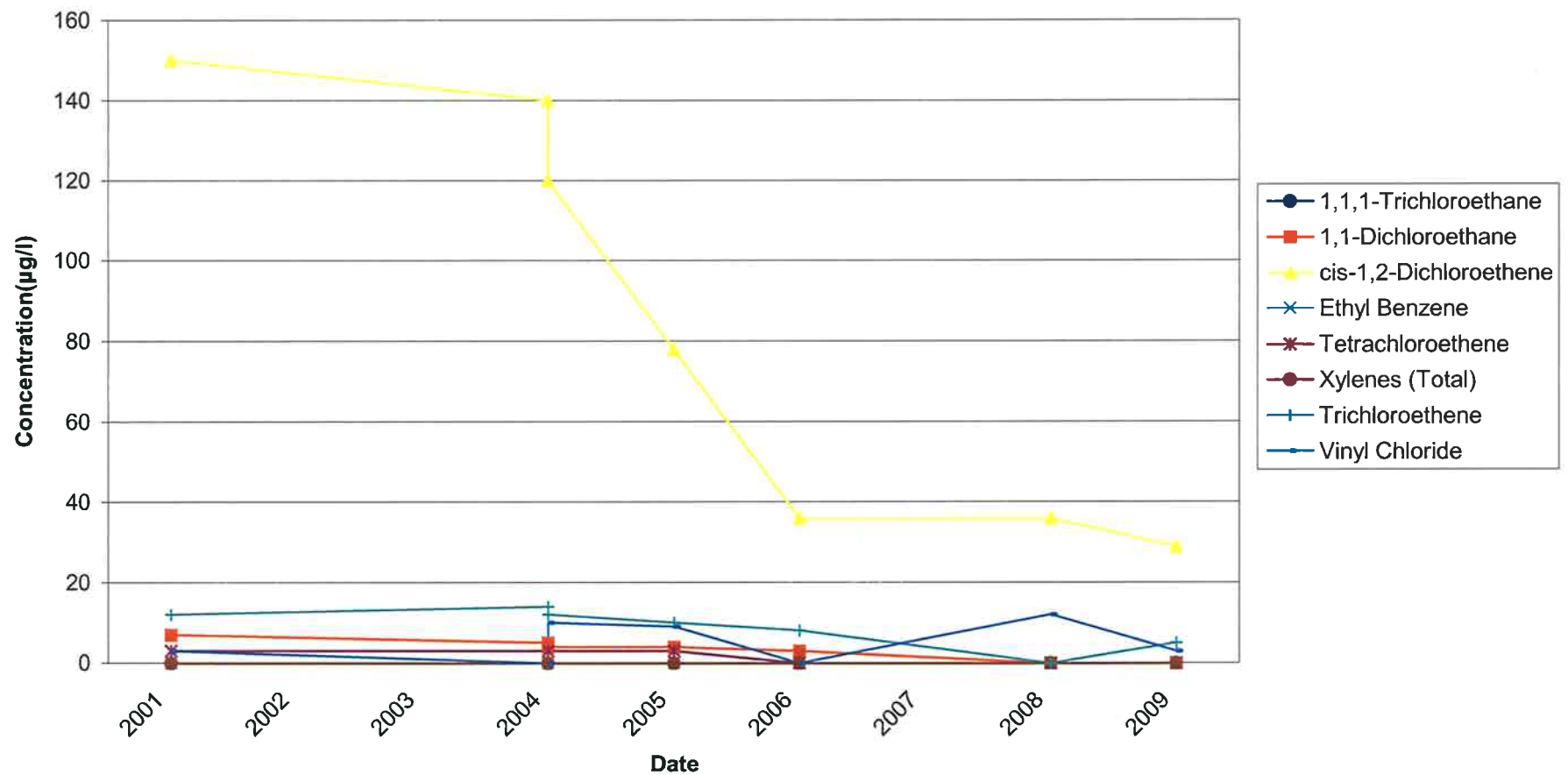
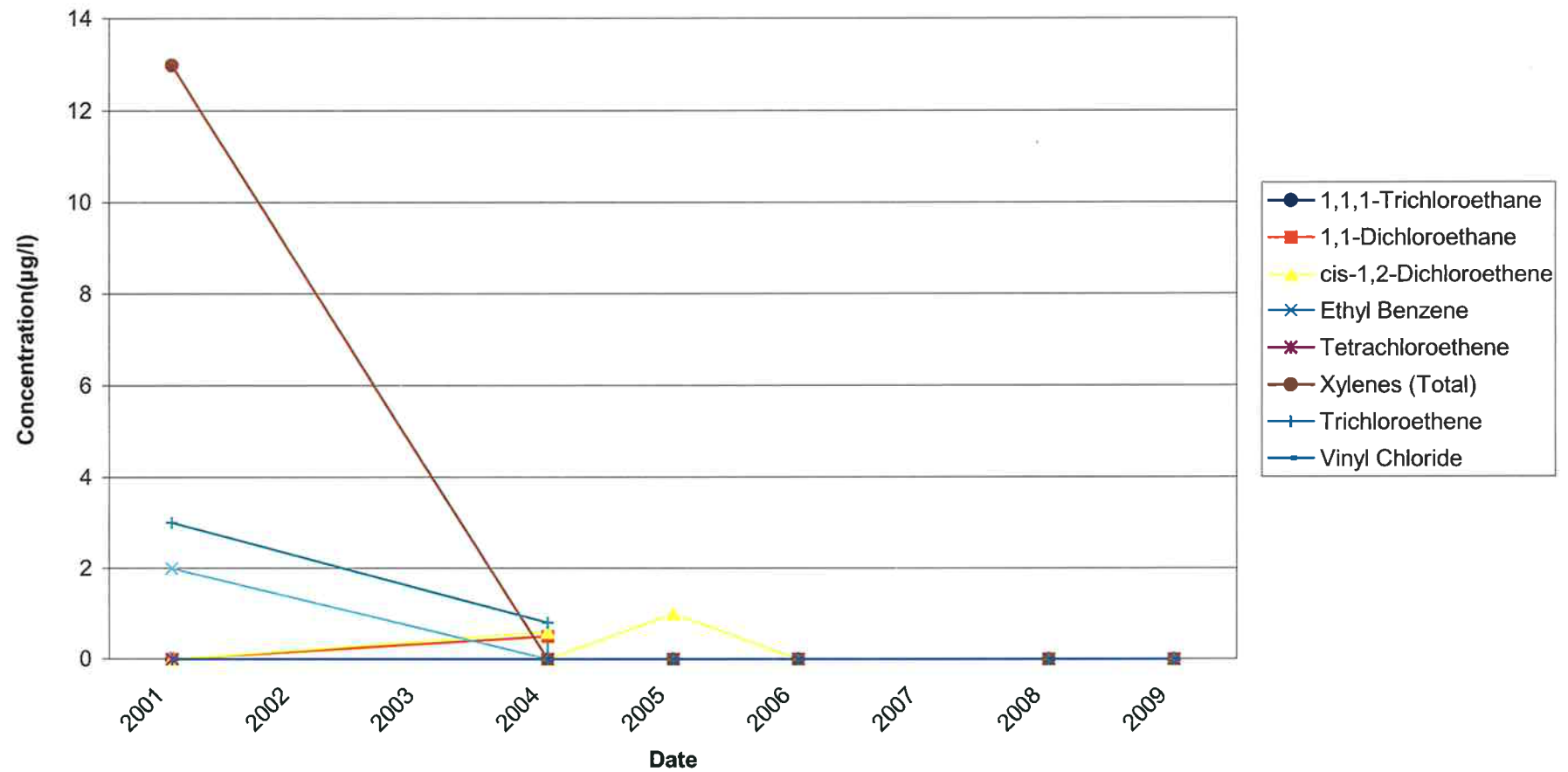


FIGURE 9
Groundwater VOC Concentrations in ENV-8 vs. Time

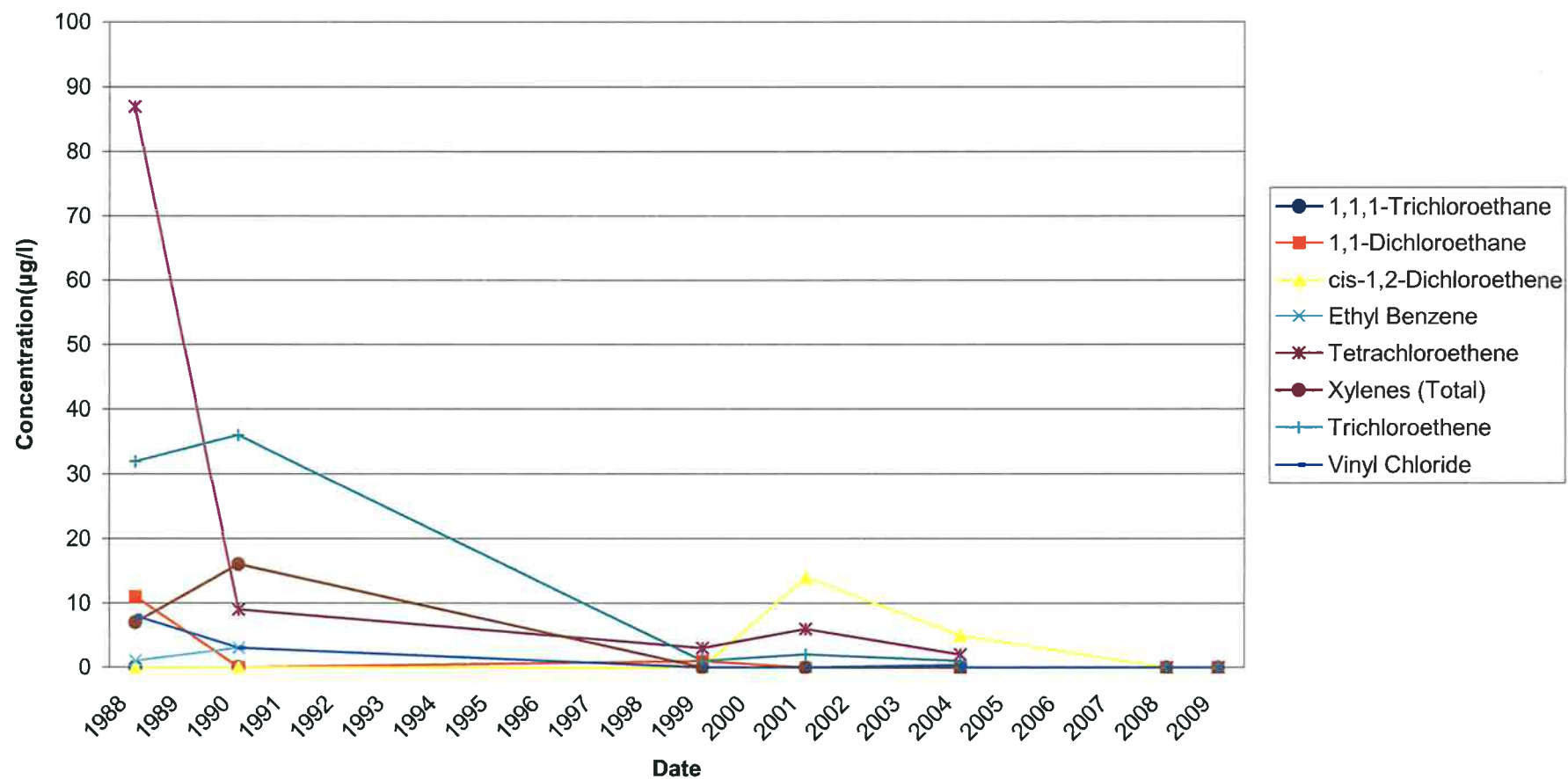
Envirotek II Site - Tonawanda, New York
2009 Groundwater Monitoring Report



Envirotek II Site - Tonawanda, New York 2009 Groundwater Monitoring Report



Envirotek II Site - Tonawanda, New York 2009 Groundwater Monitoring Report



Envirotek II Site - Tonawanda, New York 2009 Groundwater Monitoring Report

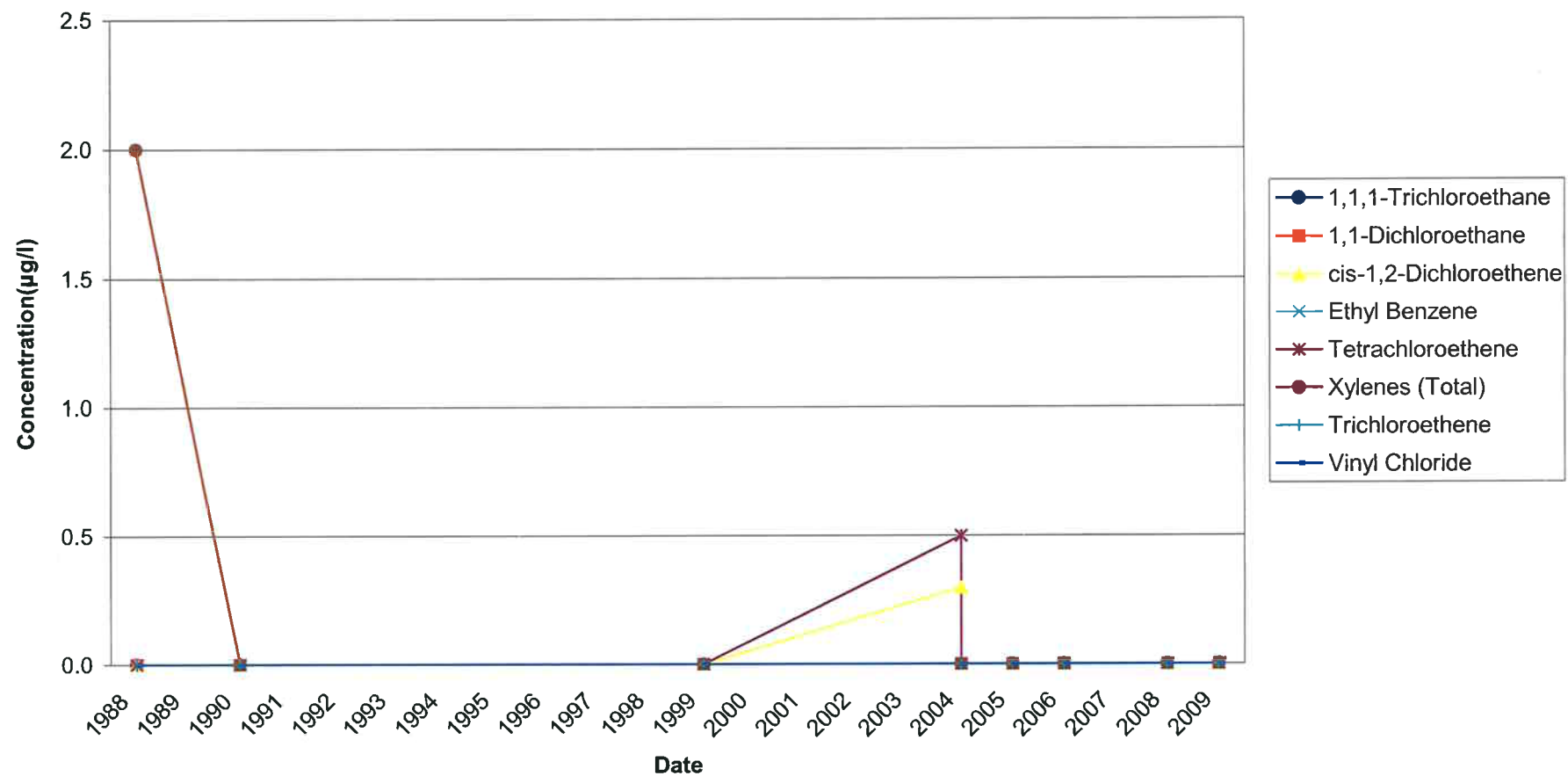


FIGURE 13
Groundwater VOC Concentrations in NRG-3 vs. Time

Envirotek II Site - Tonawanda, New York
2009 Groundwater Monitoring Report

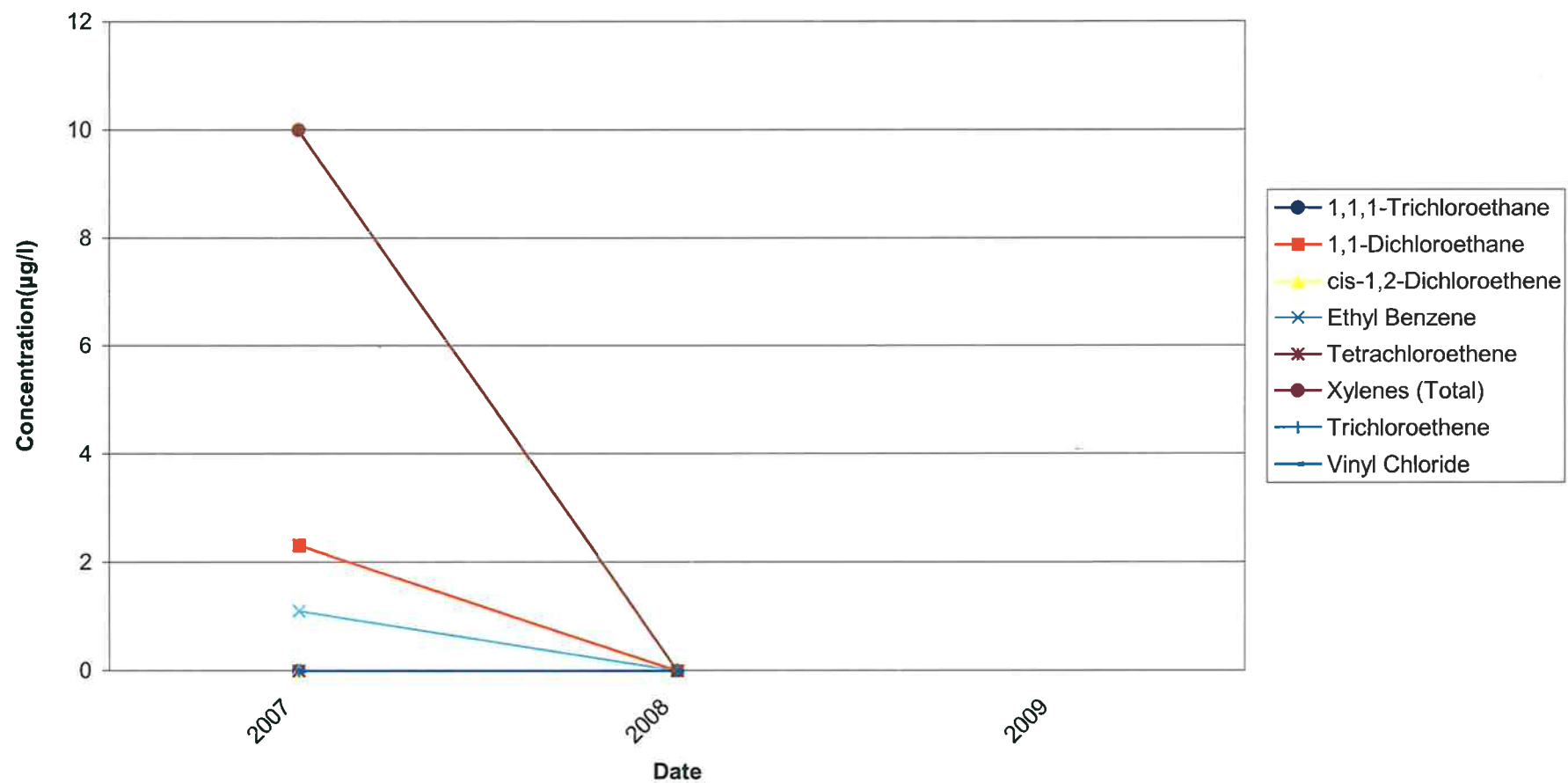


FIGURE 14
Groundwater VOC Concentrations in NRG-4 vs. Time

Envirotek II Site - Tonawanda, New York
2009 Groundwater Monitoring Report

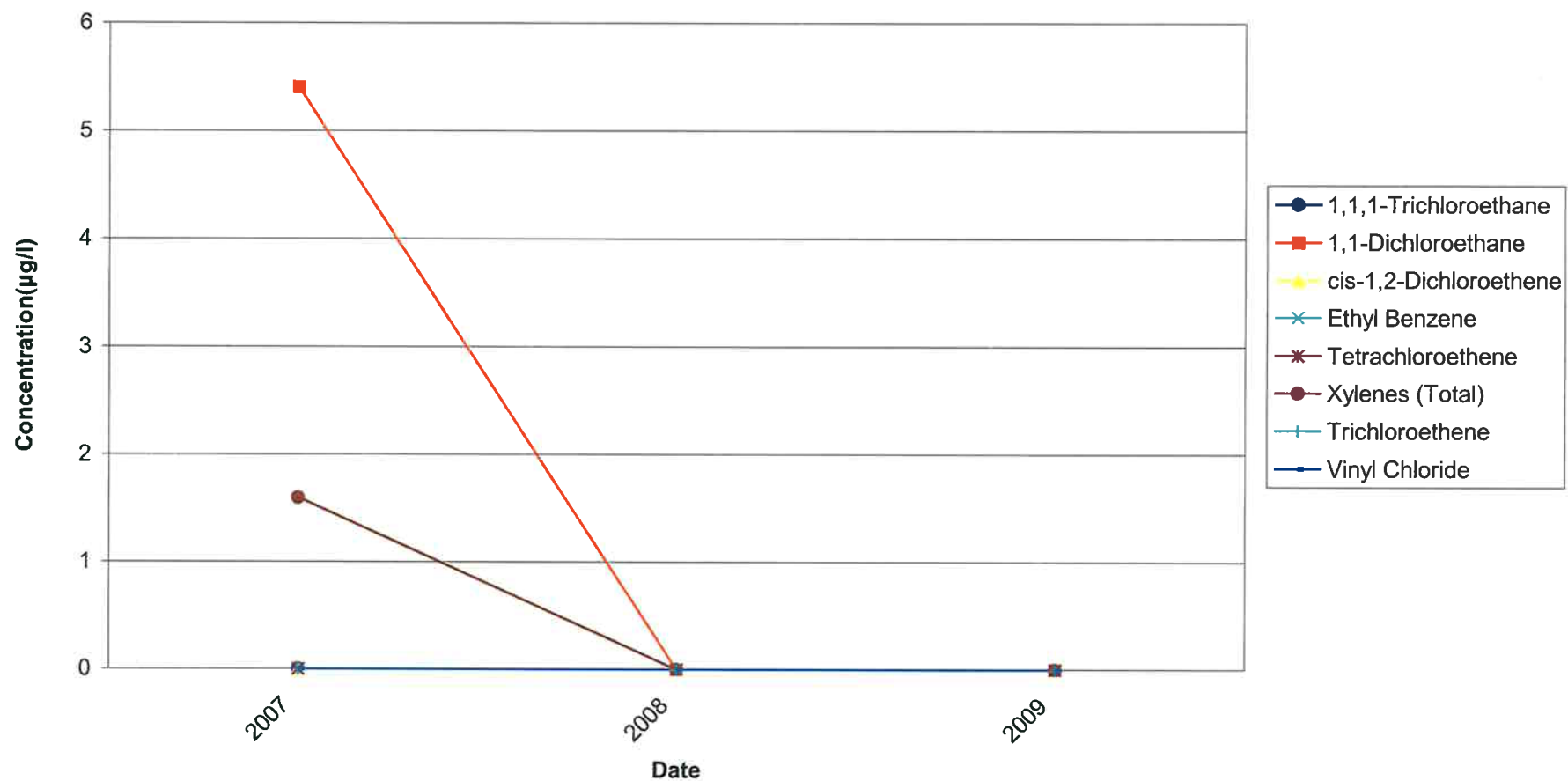


FIGURE 15
Groundwater VOC Concentrations in NRG-5 vs. Time

Envirotek II Site - Tonawanda, New York
2009 Groundwater Monitoring Report

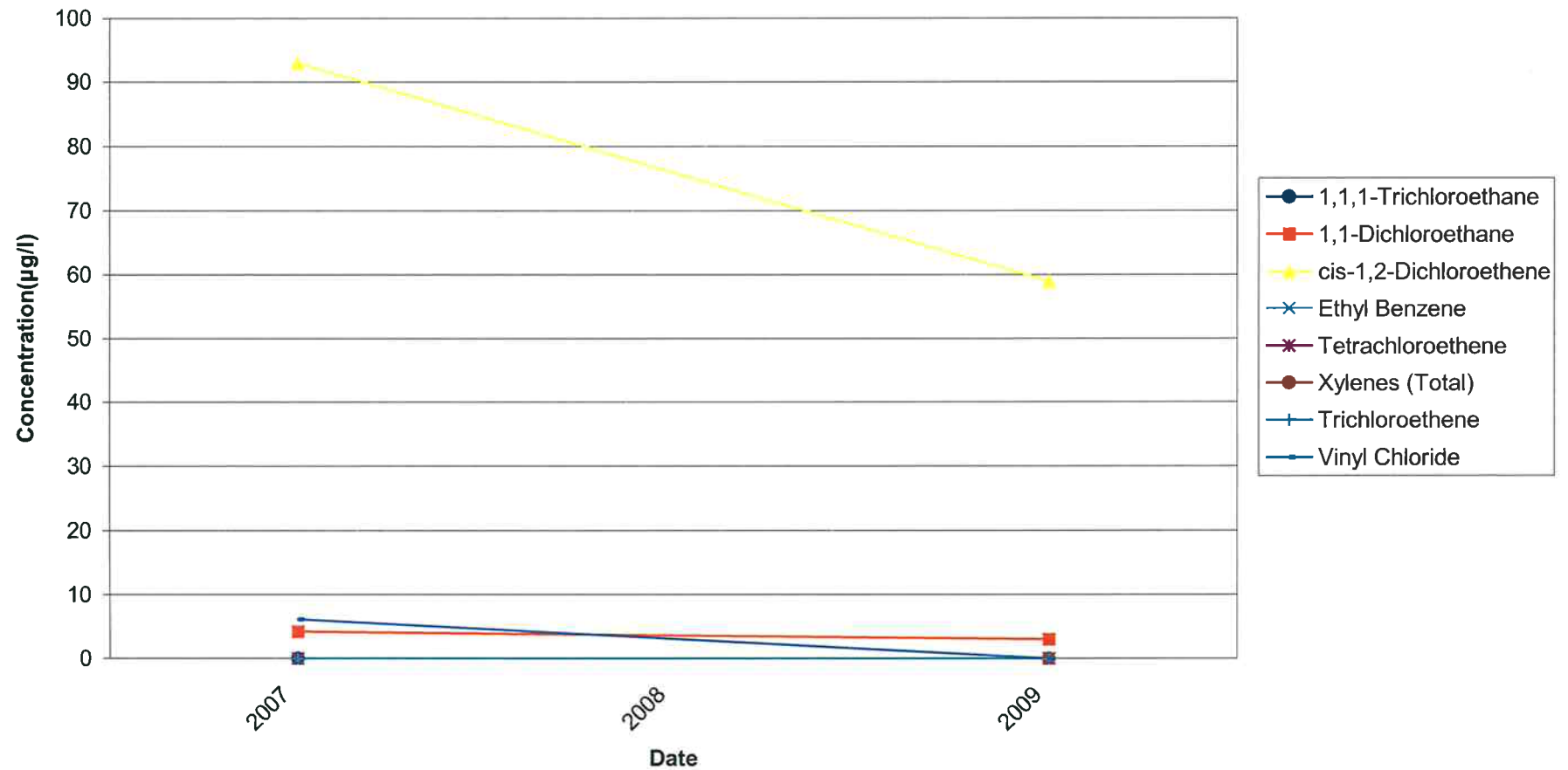
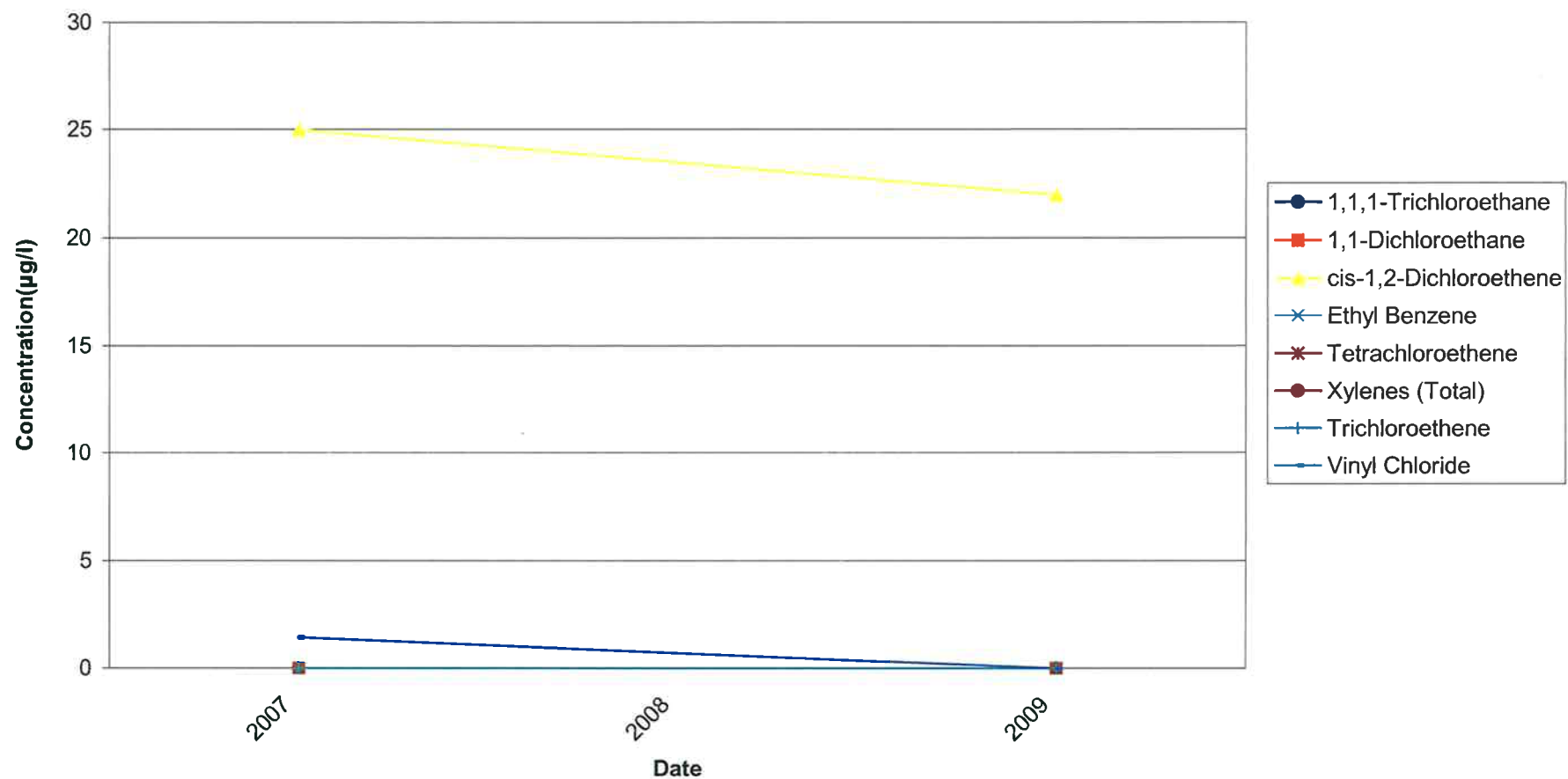


FIGURE 16
Groundwater VOC Concentrations in NRG-6 vs. Time

Envirotek II Site - Tonawanda, New York
2009 Groundwater Monitoring Report



TABLES



STEARNS & WHEELER[®]
Environmental Engineers & Scientists

TABLE 1
Inventory of Shallow Groundwater Monitoring Wells

Monitoring Well #	2009 Status	Well Sampled	Groundwater Elevation (ft.)	Comments
ENV-1	Existing	YES	572.66	Flush mount
ENV-3R	Existing	YES	570.69	Flush mount
ENV-4	Existing	NO	570.6	Protective casing bent
ENV-5	Existing	NO	570.58	
ENV-6	Existing	NO	570.65	
ENV-7	Existing	YES	570.44	
ENV-8	Existing	YES	570.61	
ENV-9	Existing	YES	570.65	
ENV-11	Existing	YES	574.16	Flush mount
ESI-7	Existing	NO	12.8	No ground surface elevation data available.
ESI-8	Existing	NO	570.66	
GW-1	Existing	NO	570.02	Flush mount
GW-2	Existing	NO	569.1	Not painted
GW-3	Existing	YES	569.7	
GW-4	Existing	NO	566.04	
GW-5	Existing	NO	NA	Not accessible to gauge well.
GW-6	Existing	NO	567.38	
GW-7	Existing	NO	569.96	Well plugged; replaced by ENV-11
NR-1	Existing	NO	NA	Staff Gauge - painted notch on sheet pile wall
NRG-1	Destroyed	NO	NA	Protective case bent to ground
NRG-2	Existing	NO	566.61	
NRG-3	Existing	YES	571.85	
NRG-4	Existing	YES	571.31	
NRG-5	Existing	YES	570.36	
NRG-6	Existing	YES	569.31	
NW-1	Existing	NO	569.72	Flush mount
NW-2	Existing	NO	569.45	
NW-3	Existing	NO	NA	Obstruction in well at 12.2'.
NW-4	Existing	NO	570.56	
NW-5	Existing	NO	572.58	

Notes:

NA - Data Not Available

TABLE 2
Field Measured Parameters

Parameter	Temperature (°C)				pH (standard units)				Conductivity (mS/cm)			
Date Collected	10/17/05	10/05/06	10/07/08	10/27/09	10/17/05	10/05/06	10/07/08	10/27/09	10/17/05	10/05/06	10/07/08	10/27/09
ENV-1	14.55	14.70	14.70	14.50	6.32	6.96	6.91	6.84	0.702	0.866	1.120	0.837
ENV-3R	16.04	15.60	15.10	17.20	7.95	8.39	7.64	7.15	0.834	0.984	1.140	0.878
ENV-4	14.16	13.90	13.40	14.50	7.96	9.09	8.75	8.83	0.971	0.983	0.749	0.884
ENV-7	13.89	13.10	13.80	14.20	7.74	8.50	7.65	7.56	0.567	0.911	0.945	0.771
ENV-8	16.09	15.40	14.30	16.50	7.49	8.27	7.97	7.36	0.989	1.290	1.250	1.140
ENV-9	14.76	13.90	13.90	16.40	7.90	8.17	6.50	7.27	1.708	2.170	2.440	2.380
ENV-11	-	-	-	13.00	-	-	-	11.50	-	-	-	2.210
GW-3	13.44	13.10	14.20	14.40	10.11	11.71	11.39	10.40	1.116	1.360	1.830	1.940
NRG-3	-	-	15.50	16.10	-	-	8.42	8.38	-	-	0.661	0.355
NRG-4	-	-	15.00	16.10	-	-	10.02	9.87	-	-	0.472	0.466
NRG-5	-	-	-	15.20	-	-	-	9.13	-	-	-	1.880
NRG-6	-	-	-	15.40	-	-	-	10.55	-	-	-	1.800

Parameter	Dissolved Oxygen (mg/L)				Turbidity (NTUs)				ORP (mV)			
Date Collected	10/17/05	10/05/06	10/07/08	10/27/09	10/17/05	10/05/06	10/07/08	10/27/09	10/17/05	10/05/06	10/07/08	10/27/09
ENV-1	0.30	9.28	2.78	4.24	5.2	2.0	101	11	-121.7	-169.0	-150.0	-121.0
ENV-3R	0.36	9.49	1.85	4.16	0.9	1.2	316	7	-159.9	-248.0	-19.0	20.0
ENV-4	0.00	9.60	1.96	3.47	9.7	2.0	136	349	-206.9	-330.0	-223.0	-107.0
ENV-7	0.54	4.72	2.80	6.02	0.0	0.0	71	183	58.7	-141.0	-49.0	121.0
ENV-8	0.37	0.49	1.26	3.62	1.5	5.0	N/A	72	233.8	-162.0	22.0	13.0
ENV-9	0.57	9.21	1.30	5.89	7.7	6.3	N/A	96	-208.1	-253.0	-45.0	-47.0
ENV-11	-	-	-	4.27	-	-	-	24.30	-	-	-	-136.0
GW-3	0.17	0.00	1.83	3.92	3.7	0.4	44.20	78.00	-110.7	-296.0	-258.0	-110.0
NRG-3	-	-	2.02	2.52	-	-	250	230	-	-	-183.0	-4.0
NRG-4	-	-	2.74	3.68	-	-	78	27.5	-	-	-217.0	-15.0
NRG-5	-	-	-	2.94	-	-	-	NA	-	-	-	57.0
NRG-6	-	-	-	3.56	-	-	-	NA	-	-	-	-125.0

Notes:

°C - degrees Celsius

mS/cm - millisemens/centimeter

mV - millivolts

mg/L - milligrams per liter

NTU - nephelometric turbidity units

NA - Field equipment unable to record a turbidity reading due to very murky water.

TABLE 3
Monitoring Well ENV-1
Groundwater Analytical Results
Envirotek II Site

Volatile Compounds	NYSDEC TOGS 1.1.1 Water Quality Standards ¹	Units	09/29/99	04/18/01	05/05/04	09/28/04	10/17/05	10/06/06	10/07/08	10/27/09
1,1,1-Trichloroethane	5	µg/L	10 U	10 U	1 U	5 U	10 U	1 U	5 U	5 U
1,1,2,2-Tetrachloroethane	5	µg/L	-	-	-	-	10 U	1 U	5 U	5 U
1,1,2-Trichloro-1,2,2-trifluoroethane	5	µg/L	-	-	-	-	10 U	1 U	5 U	5 U
1,1,2-Trichloroethane	1	µg/L	10 U	10 U	1 U	5 U	10 U	1 U	5 U	5 U
1,1-Dichloroethane	5	µg/L	10 U	10 U	1 U	5 U	10 U	1 U	5 U	5 U
1,1-Dichloroethene	5	µg/L	10 U	10 U	1 U	5 U	10 U	1 U	5 U	5 U
1,2,4-Trichlorobenzene	5	µg/L	-	-	-	-	10 U	1 U	5 U	5 U
1,2,4-Trimethylbenzene	5	µg/L	-	-	-	-	-	-	5 U	5 U
1,2-Dibromo-3-Chloropropane DBCP	0.04	µg/L	-	-	-	-	10 U	1 U	5 U	5 U
1,2-Dibromoethane (EDB)	NE	µg/L	-	-	-	-	10 U	1 U	5 U	5 U
1,2-Dichlorobenzene	3	µg/L	-	-	-	-	10 U	1 U	5 U	5 U
1,2-Dichloroethane	0.6	µg/L	10 U	10 U	1 U	5 U	10 U	1 U	5 U	5 U
1,2-Dichloropropane	5	µg/L	-	-	-	-	10 U	1 U	5 U	5 U
1,3-Dichlorobenzene	3	µg/L	-	-	-	-	10 U	1 U	5 U	5 U
1,3,5-Trimethylbenzene	5	µg/L	-	-	-	-	-	-	5 U	5 U
1,4-Dichlorobenzene	3	µg/L	-	-	-	-	10 U	1 U	5 U	5 U
1,4-Dioxane	5	µg/L	-	-	-	-	-	-	100 U	100 U
2-Hexanone	50	µg/L	10 U	10 U	5 U	25 U	10 U	5 U	10 U	10 U
Acetone	50	µg/L	10 U	10 U	5 U	25 U	10 U	5 U	10 U	10 U
Benzene	1	µg/L	10 U	10 U	1 U	5 U	10 U	1 U	5 U	5 U
Bromoform	50	µg/L	-	-	-	-	10 U	1 U	5 U	5 U
Bromomethane	5	µg/L	-	-	-	-	10 U	1 U	5 U	5 U
Carbon disulfide	60	µg/L	10 U	10 U	1 U	5 U	10 U	1 U	5 U	5 U
Carbon tetrachloride	5	µg/L	-	-	-	-	10 U	1 U	5 U	5 U
Chlorobenzene	5	µg/L	10 U	10 U	1 U	5 U	10 U	1 U	5 U	5 U
Chloroethane	5	µg/L	10 U	10 U	1 U	5 U	10 U	R	5 U	5 U
Chloroform	7	µg/L	10 U	10 U	1 U	5 U	10 U	1 U	5 U	5 U
Chloromethane	NE	µg/L	-	-	-	-	10 U	1 U	5 U	5 U
cis-1,2-Dichloroethene	5	µg/L	-	10 U	1 U	5 U	10 U	1 U	5 U	5 U
cis-1,3-Dichloropropene	0.40	µg/L	-	-	-	-	10 U	1 U	5 U	5 U
Cyclohexane	NE	µg/L	-	-	-	-	10 U	1 U	5 U	5 U
Dibromochloromethane	50	µg/L	-	-	-	-	10 U	1 U	5 U	5 U
Dichlorobromoethane	NE	µg/L	-	-	-	-	10 U	1 U	5 U	5 U
Dichlorodifluoromethane	5	µg/L	-	-	-	-	10 U	1 U	5 U	5 U
Ethylbenzene	5	µg/L	10 U	10 U	1 U	5 U	10 U	1 U	5 U	5 U
Isopropylbenzene	5	µg/L	-	-	-	-	10 U	1 U	5 U	5 U
Methyl acetate	NE	µg/L	-	-	-	-	10 U	1 U	5 U	5 U
Methyl Ethyl Ketone	50	µg/L	10 U	10 U	1 U	25 U	10 U	5 U	10 U	10 U
Methyl Isobutyl Ketone	NE	µg/L	10 U	10 U	5 U	25 U	10 U	5 U	10 U	10 U
Methylcyclohexane	NE	µg/L	-	-	-	-	10 U	1 U	5 U	5 U
Methylene chloride	5	µg/L	10 U	10 U	2 U	3 U	10 U	1 U	5 U	5 U
Methyl-t-Butyl Ether (MTBE)	10	µg/L	-	-	-	-	10 U	1 U	5 U	5 U
m,p-Xylene	5	µg/L	-	-	-	-	10 U	1 U	5 U	5 U
n-Butylbenzene	5	µg/L	-	-	-	-	-	-	5 U	5 U
n-Propylbenzene	5	µg/L	-	-	-	-	-	-	5 U	5 U
o-Xylene	5	µg/L	-	-	-	-	10 U	1 U	5 U	5 U
sec-Butylbenzene	5	µg/L	-	-	-	-	-	-	5 U	5 U
Styrene	5	µg/L	-	-	-	-	-	-	5 U	5 U
tert-Butylbenzene	5	µg/L	-	-	-	-	-	-	5 U	5 U
Tetrachloroethene	5	µg/L	10 U	10 U	1 U	25 U	10 U	1 U	5 U	5 U
Toluene	5	µg/L	10 U	10 U	1 U	25 U	10 U	1 U	5 U	5 U
Total Xylenes	5	µg/L	10 U	10 U	3 U	15 U	10 U	3 U	5 U	5 U
trans-1, 2-Dichloroethene	5	µg/L	NA	10 U	1 U	5 U	10 U	1 U	5 U	5 U
trans-1,3-Dichloropropene	0.4	µg/L	-	-	-	-	10 U	1 U	5 U	5 U
Trichloroethene	5	µg/L	10 U	10 U	1 U	5 U	10 U	1 U	5 U	5 U
Trichlorofluoromethane	5	µg/L	-	-	-	-	10 U	1 U	5 U	5 U
Vinyl chloride	2	µg/L	10 U	10 U	1 U	5 U	10 U	1 U	5 U	5 U
Total VOCs		µg/L	ND	ND	ND	3	ND	ND	ND	ND
Total VOCs		mg/L	ND	ND	ND	0.003	ND	ND	ND	ND

Notes:

1. New York State Department of Environmental Conservation (NYSDEC) Technical and Operational Guidance Series (TOGS) 1.1.1:
 Ambient Water Quality Standards and Guidance Values (µg/L)

Bolded concentrations indicated the analyte was detected.

Bolded and shaded concentrations indicate equal to or exceedance of TOGS 1.1.1 criteria.

NE = NYSDEC TOGS 1.1.1 water quality standard not established.

U = The analyte was analyzed for but not detected. The associated value is the analyte quantitation limit.

J = The analyte was positively identified; however, the associated numerical value is an estimated concentration only.

R = The sample results are rejected.

D = Compound identified in analysis at a secondary dilution factor.

- = The analyte was not sampled for.

TABLE 3
Monitoring Well ENV-3R
Groundwater Analytical Results
Envirotek II Site

Volatle Compounds	NYSDEC TOGS 1.1.1 Water Quality Standards ¹	Units	11/19/90	10/01/99	04/18/01	05/05/04	07/15/04	09/28/04	10/17/05	10/05/06	10/07/08	10/27/09
1,1,1-Trichloroethane	5	µg/L	-	10 U	10 U	2.00	4 J	10 U	2 J	5 U	5 U	5 U
1,1,2,2-Tetrachloroethane	5	µg/L	-	-	-	-	-	-	10 U	5 U	5 U	5 U
1,1,2-Trichloro-1,2,2-trifluoroethane	5	µg/L	-	-	-	-	-	-	10 U	5 U	5 U	5 U
1,1,2-Trichloroethane	1	µg/L	-	10 U	10 U	1 U	-	10 U	10 U	5 U	5 U	5 U
1,1-Dichloroethane	5	µg/L	250	71	59	20	18	49	24	17	7	4 J
1,1-Dichloroethene	5	µg/L	-	10 U	10 U	1	-	10 U	10 U	5 U	5 U	5 U
1,2,4-Trichlorobenzene	5	µg/L	-	-	-	-	-	-	10 U	5 U	5 U	5 U
1,2,4-Trimethylbenzene	5	µg/L	-	-	-	-	-	-	-	-	5 U	5 U
1,2-Dibromo-3-Chloropropane DBCP	0.04	µg/L	-	-	-	-	-	-	10 U	5 U	5 U	5 U
1,2-Dibromoethane (EDB)	NE	µg/L	-	-	-	-	-	-	10 U	5 U	5 U	5 U
1,2-Dichlorobenzene	3	µg/L	-	-	-	-	-	-	10 U	5 U	5 U	5 U
1,2-Dichloroethane	0.6	µg/L	-	10 U	10 U	1	-	3 J	10 U	5 U	5 U	5 U
1,2-Dichloropropane	5	µg/L	-	-	-	-	-	-	10 U	5 U	5 U	5 U
1,3-Dichlorobenzene	3	µg/L	-	-	-	-	-	-	10 U	5 U	5 U	5 U
1,3,5-Trimethylbenzene	5	µg/L	-	-	-	-	-	-	-	-	5 U	5 U
1,4-Dichlorobenzene	3	µg/L	-	-	-	-	-	-	10 U	5 U	5 U	5 U
1,4-Dioxane	5	µg/L	-	-	-	-	-	-	-	-	100 U	100 U
2-Hexanone	50	µg/L	-	10 U	10 U	5 U	-	50 U	10 U	25 U	10 U	10 U
Acetone	50	µg/L	-	10 U	10 U	5 U	-	50 U	10 U	25 U	10 U	10 U
Benzene	1	µg/L	-	1 J	10 U	1	-	10 U	10 U	5 U	5 U	5 U
Bromoform	50	µg/L	-	-	-	-	-	-	10 U	5 U	5 U	5 U
Bromomethane	5	µg/L	-	-	-	-	-	-	10 U	5 U	5 U	5 U
Carbon disulfide	60	µg/L	-	10 U	10 U	1 U	-	10 U	10 U	5 U	5 U	5 U
Carbon tetrachloride	5	µg/L	-	-	-	-	-	-	10 U	5 U	5 U	5 U
Chlorobenzene	5	µg/L	-	10 U	10 U	1 U	-	10 U	10 U	5 U	5 U	5 U
Chloroethane	5	µg/L	79	52	25	1 U	-	10 U	10 U	R	5 U	5 U
Chloroform	7	µg/L	-	10 U	10 U	1 U	-	10 U	10 U	5 U	5 U	5 U
Chloromethane	NE	µg/L	-	-	-	-	-	-	10 U	5 U	5 U	5 U
cis-1,2-Dichloroethene	5	µg/L	NA	NA	2 J	120 D	32	370 D	39	22	8	5.3
cis-1,3-Dichloropropene	0.40	µg/L	-	-	-	-	-	-	10 U	5 U	5 U	5 U
Cyclohexane	NE	µg/L	-	-	-	-	-	-	10 U	5 U	5 U	5 U
Dibromochloromethane	50	µg/L	-	-	-	-	-	-	10 U	5 U	5 U	5 U
Dichlorobromoethane	NE	µg/L	-	-	-	-	-	-	10 U	5 U	5 U	5 U
Dichlorodifluoromethane	5	µg/L	-	-	-	-	-	-	10 U	5 U	5 U	5 U
Ethylbenzene	5	µg/L	-	10 U	10 U	2	-	10 U	1 J	5 U	5 U	5 U
Isopropylbenzene	5	µg/L	-	-	-	-	-	-	10 U	5 U	5 U	5 U
Methyl acetate	NE	µg/L	-	-	-	-	-	-	10 U	5 U	5 U	5 U
Methyl Ethyl Ketone	50	µg/L	-	10 U	10 U	1 U	-	50 U	10 U	25 U	10 U	10 U
Methyl Isobutyl Ketone	NE	µg/L	82	10 U	2 J	14	-	50 U	10 U	25 U	10 U	10 U
Methylcyclohexane	NE	µg/L	-	-	-	-	-	-	10 U	5 U	5 U	5 U
Methylene chloride	5	µg/L	-	2 J	10 U	0.8 J	6 J	9 DJ	10 U	5 U	5 U	5 U
Methyl-t-Butyl Ether (MTBE)	10	µg/L	-	-	-	-	-	-	10 U	5 U	5 U	5 U
m,p-Xylene	5	µg/L	-	-	-	-	-	-	-	-	5 U	5 U
n-Butylbenzene	5	µg/L	-	-	-	-	-	-	-	-	5 U	5 U
n-Propylbenzene	5	µg/L	-	-	-	-	-	-	-	-	5 U	5 U
o-Xylene	5	µg/L	-	-	-	-	-	-	-	-	5 U	5 U
sec-Butylbenzene	5	µg/L	-	-	-	-	-	-	-	-	5 U	5 U
Styrene	5	µg/L	-	-	-	-	-	-	10 U	5 U	5 U	5 U
tert-Butylbenzene	5	µg/L	-	-	-	-	-	-	-	-	5 U	5 U
Tetrachloroethene	5	µg/L	-	10 U	6 J	15	6	3 J	2 J	3 J	2 J	4 J
Toluene	5	µg/L	11	10 U	10 U	3	-	10 U	10 U	5 U	5 U	5 U
Total Xylenes	5	µg/L	14	10 U	10 U	18	3 J	30 U	1 J	15 U	5 U	5 U
trans-1, 2-Dichloroethene	5	µg/L	NA	NA	10 U	0.7 J	-	10 U	10 U	5 U	5 U	5 U
trans-1,3-Dichloropropene	0.4	µg/L	-	-	-	-	-	-	10 U	5 U	5 U	5 U
Trichloroethene	5	µg/L	-	10 U	3 J	22	7	6 J	9 J	5	4 J	5.4
Trichlorofluoromethane	5	µg/L	-	-	-	-	-	-	10 U	5 U	5 U	5 U
Vinyl chloride	2	µg/L	-	10 U	10 U	33 D	8	220 J	73	13	4 J	2 J
Total VOC's		µg/L	436	126	97	253.5	84	660	151	60	25	21
Total VOC's		mg/L	0.436	0.126	0.097	0.254	0.084	0.660	0.151	0.060	0.025	0.021

Notes:

1. New York State Department of Environmental Conservation (NYSDEC) Technical and Operational Guidance Series (TOGS) 1.1.1:

Ambient Water Quality Standards and Guidance Values (µg/L)

Bolded concentrations indicated the analyte was detected.

Bolded and shaded concentrations indicate equal to or exceedance of TOGS 1.1.1 criteria.

NE = NYSDEC TOGS 1.1.1 water quality standard not established.

U = The analyte was analyzed for but not detected. The associated value is the analyte quantitation limit.

J = The analyte was positively identified; however, the associated numerical value is an estimated concentration only.

R = The sample results are rejected.

D = Compound identified in analysis at a secondary dilution factor.

- = The analyte was not sampled for.

TABLE 3
Monitoring Well ENV-4
Groundwater Analytical Results
Envirotek II Site

Volatile Compounds	NYSDEC TOGS 1.1.1	Units	11/19/90	09/30/99	04/18/01	05/05/04	09/28/04	10/17/05	10/05/06	10/07/08	10/27/09
	Water Quality Standards ¹										
1,1,1-Trichloroethane	5	µg/L	-	10 U	10 U	1 U	10 U	10 U	5 U	5 U	5 U
1,1,2,2-Tetrachloroethane	5	µg/L	-	-	-	-	-	10 U	5 U	5 U	5 U
1,1,2-Trichloro-1,2,2-trifluoroethane	5	µg/L	-	-	-	-	-	10 U	5 U	5 U	5 U
1,1,2-Trichloroethane	1	µg/L	-	10 U	10 U	1 U	10 U	10 U	5 U	5 U	5 U
1,1-Dichloroethane	5	µg/L	-	2 J	10 U	1 U	10 U	10 U	5 U	5 U	5 U
1,1-Dichloroethene	5	µg/L	-	10 U	10 U	1 U	10 U	10 U	5 U	5 U	5 U
1,2,4-Trichlorobenzene	5	µg/L	-	-	-	-	-	10 U	5 U	5 U	5 U
1,2,4-Trimethylbenzene	5	µg/L	-	-	-	-	-	-	-	5 U	5 U
1,2-Dibromo-3-Chloropropane DBCP	0.04	µg/L	-	-	-	-	-	10 U	5 U	5 U	5 U
1,2-Dibromoethane (EDB)	NE	µg/L	-	-	-	-	-	10 U	5 U	5 U	5 U
1,2-Dichlorobenzene	3	µg/L	-	-	-	-	-	10 U	5 U	5 U	5 U
1,2-Dichloroethane	0.6	µg/L	-	10 U	10 U	1 U	10 U	10 U	5 U	5 U	5 U
1,2-Dichloropropane	5	µg/L	-	-	-	-	-	10 U	5 U	5 U	5 U
1,3-Dichlorobenzene	3	µg/L	-	-	-	-	-	10 U	5 U	5 U	5 U
1,3,5-Trimethylbenzene	5	µg/L	-	-	-	-	-	-	-	5 U	5 U
1,4-Dichlorobenzene	3	µg/L	-	-	-	-	-	10 U	5 U	5 U	5 U
1,4-Dioxane	5	µg/L	-	-	-	-	-	-	-	100 U	100 U
2-Hexanone	50	µg/L	-	10 U	10 U	5 U	50 U	10 U	25 U	10 U	10 U
Acetone	50	µg/L	-	10 U	10 U	5 U	50 U	10 U	25 U	10 U	10 U
Benzene	1	µg/L	-	10 U	10 U	1 U	10 U	10 U	5 U	5 U	5 U
Bromoform	50	µg/L	-	-	-	-	-	10 U	5 U	5 U	5 U
Bromomethane	5	µg/L	-	-	-	-	-	10 U	5 U	5 U	5 U
Carbon disulfide	60	µg/L	-	10 U	10 U	1 U	10 U	10 U	5 U	5 U	5 U
Carbon tetrachloride	5	µg/L	-	-	-	-	-	10 U	5 U	5 U	5 U
Chlorobenzene	5	µg/L	-	10 U	10 U	1 U	10 U	10 U	5 U	5 U	5 U
Chloroethane	5	µg/L	-	10 U	10 U	1 U	10 U	10 U	R	5 U	5 U
Chloroform	7	µg/L	-	10 U	10 U	1 U	10 U	10 U	5 U	5 U	5 U
Chloromethane	NE	µg/L	-	-	-	-	-	10 U	5 U	5 U	5 U
cis-1,2-Dichloroethene	5	µg/L	-	-	3 J	1 U	10 U	6 J	6	5.5	3 J
cis-1,3-Dichloropropene	0.40	µg/L	-	-	-	-	-	10 U	5 U	5 U	5 U
Cyclohexane	NE	µg/L	-	-	-	-	-	10 U	5 U	5 U	5 U
Dibromochloromethane	50	µg/L	-	-	-	-	-	10 U	5 U	5 U	5 U
Dichlorobromoethane	NE	µg/L	-	-	-	-	-	10 U	5 U	5 U	5 U
Dichlorodifluoromethane	5	µg/L	-	-	-	-	-	10 U	5 U	5 U	5 U
Ethylbenzene	5	µg/L	58	24	10 U	1 U	10 U	10 U	5 U	5 U	5 U
Isopropylbenzene	5	µg/L	-	-	-	-	-	10 U	5 U	5 U	5 U
Methyl acetate	NE	µg/L	-	-	-	-	-	10 U	5 U	5 U	5 U
Methyl Ethyl Ketone	50	µg/L	-	10 U	10 U	1 U	10 U	10 U	25 U	10 U	10 U
Methyl Isobutyl Ketone	NE	µg/L	110	10 U	10 U	5 U	50 U	10 U	25 U	10 U	10 U
Methylcyclohexane	NE	µg/L	-	-	-	-	-	10 U	5 U	5 U	5 U
Methylene chloride	5	µg/L	-	10 U	10 U	2 U	8 J	10 U	5 U	5 U	5 U
Methyl-t-Butyl Ether (MTBE)	10	µg/L	-	-	-	-	-	10 U	5 U	5 U	5 U
m,p-Xylene	5	µg/L	-	-	-	-	-	-	-	5 U	5 U
n-Butylbenzene	5	µg/L	-	-	-	-	-	-	-	5 U	5 U
n-Propylbenzene	5	µg/L	-	-	-	-	-	-	-	5 U	5 U
o-Xylene	5	µg/L	-	-	-	-	-	-	-	5 U	5 U
sec-Butylbenzene	5	µg/L	-	-	-	-	-	-	-	5 U	5 U
Styrene	5	µg/L	-	-	-	-	-	10 U	5 U	5 U	5 U
tert-Butylbenzene	5	µg/L	-	-	-	-	-	-	-	5 U	5 U
Tetrachloroethene	5	µg/L	-	10 U	10 U	0.3 J	10 U	10 U	5 U	5 U	5 U
Toluene	5	µg/L	760	9 J	10 U	1 U	10 U	10 U	5 U	5 U	5 U
Total Xylenes	5	µg/L	260	67	10 U	3 U	30 U	10 U	15 U	5 U	5 U
trans-1, 2-Dichloroethene	5	µg/L	-	-	10 U	1 U	10 U	2 J	5 U	5 U	5 U
trans-1,3-Dichloropropene	0.4	µg/L	-	-	-	-	-	10 U	5 U	5 U	5 U
Trichloroethene	5	µg/L	560	46	3 J	1	10 U	1 J	5 U	5 U	5 U
Trichlorofluoromethane	5	µg/L	-	-	-	-	-	10 U	5 U	5 U	5 U
Vinyl chloride	2	µg/L	-	5 J	10 U	1 U	10 U	10 U	5 U	5 U	5 U
Total VOCs		µg/L	1748	154	6	1.3	8	9	6	6	3
Total VOCs		mg/L	1.748	0.154	0.006	0.001	0.008	0.009	0.006	0.006	0.003

Notes:

1. New York State Department of Environmental Conservation (NYSDEC) Technical and Operational Guidance Series (TOGS) 1.1.1;

Ambient Water Quality Standards and Guidance Values (µg/L)

Bolded concentrations indicated the analyte was detected.

Bolded and shaded concentrations indicate equal to or exceedance of TOGS 1.1.1 criteria.

NE = NYSDEC TOGS 1.1.1 water quality standard not established.

U = The analyte was analyzed for but not detected. The associated value is the analyte quantitation limit.

J = The analyte was positively identified; however, the associated numerical value is an estimated concentration only.

R = The sample results are rejected.

D = Compound identified in analysis at a secondary dilution factor.

- = The analyte was not sampled for.

TABLE 3
Monitoring Well ENV-7
Groundwater Analytical Results
Envirotek II Site

Volatile Compounds	NYSDEC TOGS 1.1.1 Water Quality Standards ¹	Units	04/19/01	05/05/04	09/28/04	10/17/05	10/05/06	03/08/07	10/07/08	10/27/09
1,1,1-Trichloroethane	5	µg/L	25 U	1 U	5 U	10 U	5 U	U	5 U	5 U
1,1,2,2-Tetrachloroethane	5	µg/L	-	-	-	10 U	5 U	U	5 U	5 U
1,1,2-Trichloro-1,2,2-trifluoroethane	5	µg/L	-	-	-	10 U	5 U	U	5 U	5 U
1,1,2-Trichloroethane	1	µg/L	25 U	1 U	5 U	10 U	5 U	U	5 U	5 U
1,1-Dichloroethane	5	µg/L	3 J	2.00	5 U	3 J	3 J	U	5 U	5 U
1,1-Dichloroethene	5	µg/L	25 U	1.00	5 U	10 U	5 U	U	5 U	5 U
1,2,4-Trichlorobenzene	5	µg/L	-	-	-	10 U	5 U	U	5 U	5 U
1,2,4-Trimethylbenzene	5	µg/L	-	-	-	-	-	U	5 U	5 U
1,2-Dibromo-3-Chloropropane (DBCP)	0.04	µg/L	-	-	-	10 U	5 U	U	5 U	5 U
1,2-Dibromoethane (EDB)	NE	µg/L	-	-	-	10 U	5 U	U	5 U	5 U
1,2-Dichlorobenzene	3	µg/L	-	-	-	10 U	5 U	U	5 U	5 U
1,2-Dichloroethane	0.6	µg/L	25 U	1 U	5 U	10 U	5 U	U	5 U	5 U
1,2-Dichloropropane	5	µg/L	-	-	-	10 U	5 U	U	5 U	5 U
1,3-Dichlorobenzene	3	µg/L	-	-	-	10 U	5 U	U	5 U	5 U
1,3,5-Trimethylbenzene	5	µg/L	-	-	-	-	-	U	5 U	5 U
1,4-Dichlorobenzene	3	µg/L	-	-	-	10 U	5 U	U	5 U	5 U
1,4-Dioxane	5	µg/L	-	-	-	-	-	U	100 U	100 U
2-Hexanone	50	µg/L	25 U	5 U	25 U	10 U	25 U	U	10 U	10 U
Acetone	50	µg/L	16 U	5 U	25 U	10 U	25 U	U	10 U	10 U
Benzene	1	µg/L	25 U	1 U	5 U	10 U	5 U	U	5 U	5 U
Bromoform	50	µg/L	-	-	-	10 U	5 U	U	5 U	5 U
Bromomethane	5	µg/L	-	-	-	10 U	5 U	U	5 U	5 U
Carbon disulfide	60	µg/L	25 U	1 U	5 U	10 U	5 U	U	5 U	5 U
Carbon tetrachloride	5	µg/L	-	-	-	10 U	5 U	U	5 U	5 U
Chlorobenzene	5	µg/L	25 U	1 U	5 U	10 U	5 U	U	5 U	5 U
Chloroethane	5	µg/L	25 U	1 U	5 U	10 U	R	U	5 U	5 U
Chloroform	7	µg/L	25 U	1 U	5 U	10 U	5 U	U	5 U	5 U
Chloromethane	NE	µg/L	-	-	-	10 U	5 U	U	5 U	5 U
cis-1,2-Dichloroethene	5	µg/L	430	280 D	170	190	140	320	82	93
cis-1,3-Dichloropropene	0.40	µg/L	-	-	-	10 U	5 U	U	5 U	5 U
Cyclohexane	NE	µg/L	-	-	-	10 U	5 U	U	5 U	5 U
Dibromochloromethane	50	µg/L	-	-	-	10 U	5 U	U	5 U	5 U
Dichlorobromoethane	NE	µg/L	-	-	-	10 U	5 U	U	5 U	5 U
Dichlorodifluoromethane	5	µg/L	-	-	-	10 U	5 U	U	5 U	5 U
Ethylbenzene	5	µg/L	25 U	1 U	5 U	10 U	5 U	U	5 U	5 U
Isopropylbenzene	5	µg/L	-	-	-	10 U	5 U	U	5 U	5 U
Methyl acetate	NE	µg/L	-	-	-	10 U	5 U	U	5 U	5 U
Methyl Ethyl Ketone	50	µg/L	25 U	1 U	5 U	10 U	25 U	U	10 U	10 U
Methyl Isobutyl Ketone	NE	µg/L	25 U	5 U	25 U	10 U	25 U	U	10 U	10 U
Methylcyclohexane	NE	µg/L	-	-	-	10 U	5 U	U	5 U	5 U
Methylene chloride	5	µg/L	25 U	2 U	3 J	10 U	5 U	U	5 U	5 U
Methyl-t-Butyl Ether (MTBE)	10	µg/L	-	-	-	10 U	5 U	U	5 U	5 U
m,p-Xylene	5	µg/L	-	-	-	-	-	U	5 U	5 U
n-Butylbenzene	5	µg/L	-	-	-	-	-	U	5 U	5 U
n-Propylbenzene	5	µg/L	-	-	-	-	-	U	5 U	5 U
o-Xylene	5	µg/L	-	-	-	-	-	U	5 U	5 U
sec-Butylbenzene	5	µg/L	-	-	-	-	-	U	5 U	5 U
Styrene	5	µg/L	-	-	-	10 U	5 U	U	5 U	5 U
tert-Butylbenzene	5	µg/L	-	-	-	-	-	U	5 U	5 U
Tetrachloroethene	5	µg/L	3 J	4	3 J	1 J	5 U	U	5 U	5 U
Toluene	5	µg/L	25 U	1 U	5 U	10 U	5 U	U	5 U	5 U
Total Xylenes	5	µg/L	28 U	3 U	15 U	10 U	15 U	U	5 U	5 U
trans-1, 2-Dichloroethene	5	µg/L	4 J	3	5 U	10 U	5 U	U	5 U	5 U
trans-1,3-Dichloropropene	0.4	µg/L	-	-	-	10 U	5 U	U	5 U	5 U
Trichloroethene	5	µg/L	16 J	6	5 U	10 U	5 U	U	5 U	5 U
Trichlorofluoromethane	5	µg/L	-	-	-	10 U	5 U	U	5 U	5 U
Vinyl chloride	2	µg/L	220	50 D	88	200	100	250	49	98
Total VOCs		µg/L	720	346	264	394	243	570	131	191
Total VOCs		mg/L	0.720	0.346	0.264	0.394	0.243	0.570	0.131	0.191

Notes:

1. New York State Department of Environmental Conservation (NYSDEC) Technical and Operational Guidance Series (TOGS) 1.1.1:

Ambient Water Quality Standards and Guidance Values (µg/L)

Bolded concentrations indicated the analyte was detected.

Bolded and shaded concentrations indicate equal to or exceedance of TOGS 1.1.1 criteria.

NE = NYSDEC TOGS 1.1.1 water quality standard not established.

U = The analyte was analyzed for but not detected. The associated value is the analyte quantitation limit.

J = The analyte was positively identified; however, the associated numerical value is an estimated concentration only.

R = The sample results are rejected.

D = Compound identified in analysis at a secondary dilution factor.

- = The analyte was not sampled for.

TABLE 3
Monitoring Well ENV-8
Groundwater Analytical Results
Envirotek II Site

Volatile Compounds	NYSDEC TOGS 1.1.1 Water Quality Standards¹	Units	04/19/01	05/05/04	09/28/04	10/17/05	10/05/06	10/07/08	10/27/09
1,1,1-Trichloroethane	5	µg/L	10 U	5 U	10 U	10 U	5 U	5 U	5 U
1,1,2,2-Tetrachloroethane	5	µg/L	-	-	-	10 U	5 U	5 U	5 U
1,1,2-Trichloro-1,2,2-trifluoroethane	5	µg/L	-	-	-	10 U	5 U	5 U	5 U
1,1,2-Trichloroethane	1	µg/L	10 U	5 U	10 U	10 U	5 U	5 U	5 U
1,1-Dichloroethane	5	µg/L	7 J	5	4 J	4 J	5 U	3 J	5 U
1,1-Dichloroethene	5	µg/L	10 U	5 U	10 U	10 U	5 U	5 U	5 U
1,2,4-Trichlorobenzene	5	µg/L	-	-	-	10 U	5 U	5 U	5 U
1,2,4-Trimethylbenzene	5	µg/L	-	-	-	-	-	5 U	5 U
1,2-Dibromo-3-Chloropropane DBCP	0.04	µg/L	-	-	-	10 U	5 U	5 U	5 U
1,2-Dibromoethane (EDB)	NE	µg/L	-	-	-	10 U	5 U	5 U	5 U
1,2-Dichlorobenzene	3	µg/L	-	-	-	10 U	5 U	5 U	5 U
1,2-Dichloroethane	0.6	µg/L	10 U	5 U	10 U	10 U	5 U	5 U	5 U
1,2-Dichloropropane	5	µg/L	-	-	-	10 U	5 U	5 U	5 U
1,3-Dichlorobenzene	3	µg/L	-	-	-	10 U	5 U	5 U	5 U
1,3,5-Trimethylbenzene	5	µg/L	-	-	-	-	-	5 U	5 U
1,4-Dichlorobenzene	3	µg/L	-	-	-	10 U	5 U	5 U	5 U
1,4-Dioxane	5	µg/L	-	-	-	-	-	100 U	100 U
2-Hexanone	50	µg/L	10 U	25 U	50 U	10 U	25 U	10 U	10 U
Acetone	50	µg/L	31	25 U	50 U	10 U	25 U	10 U	10 U
Benzene	1	µg/L	10 U	5 U	10 U	10 U	5 U	5 U	5 U
Bromoform	50	µg/L	-	-	-	10 U	5 U	5 U	5 U
Bromomethane	5	µg/L	-	-	-	10 U	5 U	5 U	5 U
Carbon disulfide	60	µg/L	10 U	5 U	10 U	10 U	5 U	5 U	5 U
Carbon tetrachloride	5	µg/L	-	-	-	10 U	5 U	5 U	5 U
Chlorobenzene	5	µg/L	10 U	5 U	10 U	10 U	5 U	5 U	5 U
Chloroethane	5	µg/L	10 U	5 U	10 U	10 U	R	5 U	5 U
Chloroform	7	µg/L	10 U	5 U	10 U	10 U	5 U	5 U	5 U
Chloromethane	NE	µg/L	-	-	-	10 U	5 U	5 U	5 U
cis-1,2-Dichloroethene	5	µg/L	150	140	120	78	36	36	29
cis-1,3-Dichloropropene	0.40	µg/L	-	-	-	10 U	5 U	5 U	5 U
Cyclohexane	NE	µg/L	-	-	-	10 U	5 U	5 U	5 U
Dibromochloromethane	50	µg/L	-	-	-	10 U	5 U	5 U	5 U
Dichlorobromomethane	NE	µg/L	-	-	-	10 U	5 U	5 U	5 U
Dichlorodifluoromethane	5	µg/L	-	-	-	10 U	5 U	5 U	5 U
Ethylbenzene	5	µg/L	10 U	5 U	10 U	10 U	5 U	5 U	5 U
Isopropylbenzene	5	µg/L	-	-	-	10 U	5 U	5 U	5 U
Methyl acetate	NE	µg/L	-	-	-	10 U	5 U	5 U	5 U
Methyl Ethyl Ketone	50	µg/L	10 U	5 U	10 U	10 U	25 U	10 U	10 U
Methyl Isobutyl Ketone	NE	µg/L	11	25 U	50 U	10 U	25 U	10 U	10 U
Methylcyclohexane	NE	µg/L	-	-	-	10 U	5 U	5 U	5 U
Methylene chloride	5	µg/L	10 U	10 U	4 J	10 U	5 U	5 U	5 U
Methyl-t-Butyl Ether (MTBE)	10	µg/L	-	-	-	10 U	5 U	5 U	5 U
m,p-Xylene	5	µg/L	-	-	-	-	-	5 U	5 U
n-Butylbenzene	5	µg/L	-	-	-	-	-	5 U	5 U
n-Propylbenzene	5	µg/L	-	-	-	-	-	5 U	5 U
o-Xylene	5	µg/L	-	-	-	-	-	5 U	5 U
sec-Butylbenzene	5	µg/L	-	-	-	-	-	5 U	5 U
Styrene	5	µg/L	-	-	-	10 U	5 U	5 U	5 U
tert-Butylbenzene	5	µg/L	-	-	-	-	-	5 U	5 U
Tetrachloroethene	5	µg/L	3 J	3 J	3 J	3 J	5 U	5 U	5 U
Toluene	5	µg/L	10 U	5 U	10 U	10 U	5 U	5 U	5 U
Total Xylenes	5	µg/L	-	15 U	30 U	10 U	15 U	5 U	5 U
trans-1, 2-Dichloroethene	5	µg/L	4 J	3 J	10 U	2 J	5 U	5 U	5 U
trans-1,3-Dichloropropene	0.4	µg/L	-	-	-	10 U	5 U	5 U	5 U
Trichloroethene	5	µg/L	12	14 J	12	10	8	5 U	5 J
Trichlorofluoromethane	5	µg/L	-	-	-	10 U	5 U	5 U	5 U
Vinyl chloride	2	µg/L	3 J	5 U	10	9 J	5 U	12	3 J
Total VOCs		µg/L	233	165	153	106	44	51	37
Total VOCs		mg/L	0.233	0.165	0.153	0.106	0.044	0.051	0.037

Notes:

1. New York State Department of Environmental Conservation (NYSDEC) Technical and Operational Guidance Series (TOGS) 1.1.1:

Ambient Water Quality Standards and Guidance Values (µg/L)

Bolded concentrations indicated the analyte was detected.

Bolded and shaded concentrations indicate equal to or exceedance of TOGS 1.1.1 criteria.

NE = NYSDEC TOGS 1.1.1 water quality standard not established.

U = The analyte was analyzed for but not detected. The associated value is the analyte quantitation limit.

J = The analyte was positively identified; however, the associated numerical value is an estimated concentration only.

R = The sample results are rejected.

D = Compound identified in analysis at a secondary dilution factor.

- = The analyte was not sampled for.

TABLE 3
Monitoring Well ENV-9
Groundwater Analytical Results
Envirotek II Site

Volatile Compounds	NYSDEC TOGS 1.1.1 Water Quality Standards ¹	Units	04/19/01	05/05/04	09/28/04	10/17/05	10/05/06	10/07/08	10/27/09
1,1,1-Trichloroethane	5	µg/L	10 U	1 U	5 U	10 U	5 U	5 U	5 U
1,1,2,2-Tetrachloroethane	5	µg/L	-	-	-	10 U	5 U	5 U	5 U
1,1,2-Trichloro-1,2,2-trifluoroethane	5	µg/L	-	-	-	10 U	5 U	5 U	5 U
1,1,2-Trichloroethane	1	µg/L	10 U	1 U	5 U	10 U	5 U	5 U	5 U
1,1-Dichloroethane	5	µg/L	10 U	0.5 J	5 U	10 U	5 U	5 U	5 U
1,1-Dichloroethene	5	µg/L	10 U	1 U	5 U	10 U	5 U	5 U	5 U
1,2,4-Trichlorobenzene	5	µg/L	-	-	-	10 U	5 U	5 U	5 U
1,2,4-Trimethylbenzene	5	µg/L	-	-	-	-	-	5 U	5 U
1,2-Dibromo-3-Chloropropane DBCP	0.04	µg/L	-	-	-	10 U	5 U	5 U	5 U
1,2-Dibromoethane (EDB)	NE	µg/L	-	-	-	10 U	5 U	5 U	5 U
1,2-Dichlorobenzene	3	µg/L	-	-	-	10 U	5 U	5 U	5 U
1,2-Dichloroethane	0.6	µg/L	10 U	1 U	5 U	10 U	5 U	5 U	5 U
1,2-Dichloropropane	5	µg/L	-	-	-	10 U	5 U	5 U	5 U
1,3-Dichlorobenzene	3	µg/L	-	-	-	10 U	5 U	5 U	5 U
1,3,5-Trimethylbenzene	5	µg/L	-	-	-	-	-	5 U	5 U
1,4-Dichlorobenzene	3	µg/L	-	-	-	10 U	5 U	5 U	5 U
1,4-Dioxane	5	µg/L	-	-	-	-	-	100 U	100 U
2-Hexanone	50	µg/L	2 J	5 U	25 U	10 U	25 U	10 U	10 U
Acetone	50	µg/L	1,200 DJ	5 U	25 U	10 U	25 U	10 U	10 U
Benzene	1	µg/L	10 U	1 U	5 U	10 U	5 U	5 U	5 U
Bromoform	50	µg/L	-	-	-	10 U	5 U	5 U	5 U
Bromomethane	5	µg/L	-	-	-	10 U	5 U	5 U	5 U
Carbon disulfide	60	µg/L	10 U	1 U	5 U	10 U	5 U	5 U	5 U
Carbon tetrachloride	5	µg/L	-	-	-	10 U	5 U	5 U	5 U
Chlorobenzene	5	µg/L	10 U	1 U	5 U	10 U	5 U	5 U	5 U
Chloroethane	5	µg/L	10 U	1 U	5 U	10 U	R	5 U	5 U
Chloroform	7	µg/L	3 J	1 U	5 U	10 U	5 U	5 U	5 U
Chloromethane	NE	µg/L	-	-	-	10 U	5 U	5 U	5 U
cis-1,2-Dichloroethene	5	µg/L	10 U	0.6 J	5 U	1 J	5 U	5 U	5 U
cis-1,3-Dichloropropene	0.40	µg/L	-	-	-	10 U	5 U	5 U	5 U
Cyclohexane	NE	µg/L	-	-	-	10 U	5 U	5 U	5 U
Dibromochloromethane	50	µg/L	-	-	-	10 U	5 U	5 U	5 U
Dichlorobromoethane	NE	µg/L	-	-	-	10 U	5 U	5 U	5 U
Dichlorodifluoromethane	5	µg/L	-	-	-	10 U	5 U	5 U	5 U
Ethylbenzene	5	µg/L	2 J	1 U	5 U	10 U	5 U	5 U	5 U
Isopropylbenzene	5	µg/L	-	-	-	10 U	5 U	5 U	5 U
Methyl acetate	NE	µg/L	-	-	-	10 U	5 U	5 U	5 U
Methyl Ethyl Ketone	50	µg/L	5 J	1 U	5 U	10 U	25 U	10 U	10 U
Methyl Isobutyl Ketone	NE	µg/L	10	5 U	25 U	10 U	25 U	10 U	10 U
Methylcyclohexane	NE	µg/L	-	-	-	10 U	5 U	5 U	5 U
Methylene chloride	5	µg/L	10 U	2 U	3 J	10 U	5 U	5 U	5 U
Methyl-t-Butyl Ether (MTBE)	10	µg/L	-	-	-	10 U	5 U	5 U	5 U
m,p-Xylene	5	µg/L	-	-	-	-	-	5 U	5 U
n-Butylbenzene	5	µg/L	-	-	-	-	-	5 U	5 U
n-Propylbenzene	5	µg/L	-	-	-	-	-	5 U	5 U
o-Xylene	5	µg/L	-	-	-	-	-	5 U	5 U
sec-Butylbenzene	5	µg/L	-	-	-	-	-	5 U	5 U
Styrene	5	µg/L	-	-	-	10 U	5 U	5 U	5 U
tert-Butylbenzene	5	µg/L	-	-	-	-	-	5 U	5 U
Tetrachloroethene	5	µg/L	10 U	1 U	5 U	10 U	5 U	5 U	5 U
Toluene	5	µg/L	10 U	1 U	5 U	10 U	5 U	5 U	5 U
Total Xylenes	5	µg/L	13 J	3 U	15 U	10 U	15 U	5 U	5 U
trans-1, 2-Dichloroethene	5	µg/L	10 U	1 U	5 U	10 U	5 U	5 U	5 U
trans-1,3-Dichloropropene	0.4	µg/L	-	-	-	10 U	5 U	5 U	5 U
Trichloroethene	5	µg/L	3 J	0.8 J	5 U	10 U	5 U	5 U	5 U
Trichlorofluoromethane	5	µg/L	-	-	-	10 U	5 U	5 U	5 U
Vinyl chloride	2	µg/L	10 U	1 U	5 U	10 U	5 U	5 U	5 U
Total VOCs		µg/L	1238	1.9	3	1	ND	ND	ND
Total VOCs		mg/L	1.238	0.0019	0.003	0.001	ND	ND	ND

Notes:

1. New York State Department of Environmental Conservation (NYSDEC) Technical and Operational Guidance Series (TOGS) 1.1.1:
 Ambient Water Quality Standards and Guidance Values (µg/L)

Bolded concentrations indicated the analyte was detected.

Bolded and shaded concentrations indicate equal to or exceedance of TOGS 1.1.1 criteria.

NE = NYSDEC TOGS 1.1.1 water quality standard not established.

U = The analyte was analyzed for but not detected. The associated value is the analyte quantitation limit.

J = The analyte was positively identified; however, the associated numerical value is an estimated concentration only.

R = The sample results are rejected.

D = Compound identified in analysis at a secondary dilution factor.

- = The analyte was not sampled for.

TABLE 3
Monitoring Well ENV-11
Groundwater Analytical Results
Envirotek II Site

Volatile Compounds	NYSDEC TOGS 1.1.1	Units	09/28/88	12/05/90	09/30/99	04/19/01	05/05/04	09/28/04	10/07/08	10/27/09
	Water Quality Standards ¹									
1,1,1-Trichloroethane	5	µg/L	-	-	10 U	10 U	1 U	10 U	-	5 U
1,1,2,2-Tetrachloroethane	5	µg/L	-	-	-	-	-	-	-	5 U
1,1,2-Trichloro-1,2,2-trifluoroethane	5	µg/L	-	-	-	-	-	-	-	5 U
1,1,2-Trichloroethane	1	µg/L	-	-	10 U	10 U	1 U	10 U	-	5 U
1,1-Dichloroethane	5	µg/L	11	-	1 J	10 U	1 U	10 U	-	5 U
1,1-Dichloroethene	5	µg/L	-	-	10 U	10 U	1 U	10 U	-	5 U
1,2,4-Trichlorobenzene	5	µg/L	-	-	-	-	-	-	-	5 U
1,2,4-Trimethylbenzene	5	µg/L	-	-	-	-	-	-	-	5 U
1,2-Dibromo-3-Chloropropane DBCP	0.04	µg/L	-	-	-	-	-	-	-	5 U
1,2-Dibromoethane (EDB)	NE	µg/L	-	-	-	-	-	-	-	5 U
1,2-Dichlorobenzene	3	µg/L	-	-	-	-	-	-	-	5 U
1,2-Dichloroethane	0.6	µg/L	-	4 J	10 U	10 U	1 U	10 U	-	5 U
1,2-Dichloropropane	5	µg/L	-	-	-	-	-	-	-	5 U
1,3-Dichlorobenzene	3	µg/L	-	-	-	-	-	-	-	5 U
1,3,5-Trimethylbenzene	5	µg/L	-	-	-	-	-	-	-	5 U
1,4-Dichlorobenzene	3	µg/L	-	-	-	-	-	-	-	5 U
1,4-Dioxane	5	µg/L	-	-	-	-	-	-	-	100 U
2-Hexanone	50	µg/L	-	-	10 U	10 U	5 U	50 U	-	10 U
Acetone	50	µg/L	210 D	60	10 U	12	5 U	50 U	-	10 U
Benzene	1	µg/L	2 J	0.9 J	10 U	10 U	1 U	10 U	-	5 U
Bromoform	50	µg/L	-	-	-	-	-	-	-	5 U
Bromomethane	5	µg/L	-	-	-	-	-	-	-	5 U
Carbon disulfide	60	µg/L	-	-	10 U	10 U	1 U	10 U	-	5 U
Carbon tetrachloride	5	µg/L	-	-	-	-	-	-	-	5 U
Chlorobenzene	5	µg/L	-	-	10 U	10 U	1 U	10 U	-	5 U
Chloroethane	5	µg/L	-	-	10 U	10 U	1 U	10 U	-	5 U
Chloroform	7	µg/L	-	-	10 U	10 U	1 U	10 U	-	5 U
Chloromethane	NE	µg/L	-	-	-	-	-	-	-	5 U
cis-1,2-Dichloroethene	5	µg/L	-	-	-	14	5	5 J	-	5 U
cis-1,3-Dichloropropene	0.40	µg/L	-	-	-	-	-	-	-	5 U
Cyclohexane	NE	µg/L	-	-	-	-	-	-	-	5 U
Dibromochloromethane	50	µg/L	-	-	-	-	-	-	-	5 U
Dichlorobromoethane	NE	µg/L	-	-	-	-	-	-	-	5 U
Dichlorodifluoromethane	5	µg/L	-	-	-	-	-	-	-	5 U
Ethylbenzene	5	µg/L	1 J	3 J	10 U	10 U	1 U	10 U	-	5 U
Isopropylbenzene	5	µg/L	-	-	-	-	-	-	-	5 U
Methyl acetate	NE	µg/L	-	-	-	-	-	-	-	5 U
Methyl Ethyl Ketone	50	µg/L	61	-	10 U	10 U	1 U	10 U	-	10 U
Methyl Isobutyl Ketone	NE	µg/L	40	20	10 U	10 U	5 U	50 U	-	10 U
Methylcyclohexane	NE	µg/L	-	-	-	-	-	-	-	5 U
Methylene chloride	5	µg/L	41 B	-	10 U	10 U	2 U	20 U	-	5 U
Methyl-t-Butyl Ether (MTBE)	10	µg/L	-	-	-	-	-	-	-	5 U
m,p-Xylene	5	µg/L	-	-	-	-	-	-	-	5 U
n-Butylbenzene	5	µg/L	-	-	-	-	-	-	-	5 U
n-Propylbenzene	5	µg/L	-	-	-	-	-	-	-	5 U
o-Xylene	5	µg/L	-	-	-	-	-	-	-	5 U
sec-Butylbenzene	5	µg/L	-	-	-	-	-	-	-	5 U
Styrene	5	µg/L	-	-	-	-	-	-	-	5 U
tert-Butylbenzene	5	µg/L	-	-	-	-	-	-	-	5 U
Tetrachloroethene	5	µg/L	87	9 J	3 J	6 J	2	10 U	-	5 U
Toluene	5	µg/L	30 B	59	10 U	1 J	1	10 U	-	5 U
Total Xylenes	5	µg/L	7	16	10 U	10 U	3 U	30 U	-	5 U
trans-1, 2-Dichloroethene	5	µg/L	-	-	-	10 U	1 U	10 U	-	5 U
trans-1,3-Dichloropropene	0.4	µg/L	-	-	-	-	-	-	-	5 U
Trichloroethene	5	µg/L	32	36	1 J	2 J	1	10 U	-	5 U
Trichlorofluoromethane	5	µg/L	-	-	-	-	-	-	-	5 U
Vinyl chloride	2	µg/L	8	3 J	10 U	10 U	0.4 J	10 U	-	5 U
Total VOCs		µg/L	530	210.9	5	35	9.4	5	ND	ND
Total VOCs		mg/L	0.530	0.2109	0.005	0.035	0.0094	0.005	ND	ND

Notes:

1. New York State Department of Environmental Conservation (NYSDEC) Technical and Operational Guidance Series (TOGS) 1.1.1

Ambient Water Quality Standards and Guidance Values (µg/L)

Bolded concentrations indicated the analyte was detected.

Bolded and shaded concentrations indicate equal to or exceedance of TOGS 1.1.1 criteria.

NE = NYSDEC TOGS 1.1.1 water quality standard not established.

U = The analyte was analyzed for but not detected. The associated value is the analyte quantitation limit.

J = The analyte was positively identified; however, the associated numerical value is an estimated concentration only.

R = The sample results are rejected.

D = Compound identified in analysis at a secondary dilution factor.

- = The analyte was not sampled for.

TABLE 3
Monitoring Well GW-3
Groundwater Analytical Results
Envirotek II Site

Volatile Compounds	NYSDEC TOGS 1.1.1 Water Quality Standards¹	Units	09/28/88	12/05/90	09/29/99	05/05/04	09/28/04	10/17/05	10/05/06	10/07/08	10/27/09
1,1,1-Trichloroethane	5	µg/L	-	-	10 U	1 U	2 U	10 U	4 U	5 U	5 U
1,1,2,2-Tetrachloroethane	5	µg/L	-	-	-	-	-	10 U	4 U	5 U	5 U
1,1,2-Trichloro-1,2,2-trifluoroethane	5	µg/L	-	-	-	-	-	10 U	4 U	5 U	5 U
1,1,2-Trichloroethane	1	µg/L	-	-	10 U	1 U	2 U	10 U	4 U	5 U	5 U
1,1-Dichloroethane	5	µg/L	-	-	10 U	1 U	2 U	10 U	4 U	5 U	5 U
1,1-Dichloroethene	5	µg/L	-	-	10 U	1 U	2 U	10 U	4 U	5 U	5 U
1,2,4-Trichlorobenzene	5	µg/L	-	-	-	-	-	10 U	4 U	5 U	5 U
1,2,4-Trimethylbenzene	5	µg/L	-	-	-	-	-	-	-	5 U	5 U
1,2-Dibromo-3-Chloropropane DBCP	0.04	µg/L	-	-	-	-	-	10 U	4 U	5 U	5 U
1,2-Dibromoethane (EDB)	NE	µg/L	-	-	-	-	-	10 U	4 U	5 U	5 U
1,2-Dichlorobenzene	3	µg/L	-	-	-	-	-	10 U	4 U	5 U	5 U
1,2-Dichloroethane	0.6	µg/L	-	-	10 U	1 U	2 U	10 U	4 U	5 U	5 U
1,2-Dichloropropane	5	µg/L	-	-	-	-	-	10 U	4 U	5 U	5 U
1,3-Dichlorobenzene	3	µg/L	-	-	-	-	-	10 U	4 U	5 U	5 U
1,3,5-Trimethylbenzene	5	µg/L	-	-	-	-	-	-	-	5 U	5 U
1,4-Dichlorobenzene	3	µg/L	-	-	-	-	-	10 U	4 U	5 U	5 U
1,4-Dioxane	5	µg/L	-	-	-	-	-	-	-	100 U	100 U
2-Hexanone	50	µg/L	-	-	10 U	5 U	10 U	10 U	20 U	10 U	10 U
Acetone	50	µg/L	-	20	10 U	5 U	10 U	10 U	20 U	10 U	10 U
Benzene	1	µg/L	6	2 J	1 J	1 U	2 U	10 U	4 U	5 U	5 U
Bromoforn	50	µg/L	-	-	-	-	-	10 U	4 U	5 U	5 U
Bromomethane	5	µg/L	-	-	-	-	-	10 U	4 U	5 U	5 U
Carbon disulfide	60	µg/L	-	-	10 U	1 U	2 U	10 U	4 U	5 U	5 U
Carbon tetrachloride	5	µg/L	-	-	-	-	-	10 U	4 U	5 U	5 U
Chlorobenzene	5	µg/L	-	-	10 U	1 U	2 U	10 U	4 U	5 U	5 U
Chloroethane	5	µg/L	-	-	10 U	1 U	2 U	10 U	R	5 U	5 U
Chloroform	7	µg/L	-	-	10 U	1 U	2 U	10 U	4 U	5 U	5 U
Chloromethane	NE	µg/L	-	-	-	-	-	10 U	4 U	5 U	5 U
cis-1,2-Dichloroethene	5	µg/L	-	-	-	0.3 J	2 U	10 U	4 U	5 U	5 U
cis-1,3-Dichloropropene	0.40	µg/L	-	-	-	-	-	10 U	4 U	5 U	5 U
Cyclohexane	NE	µg/L	-	-	-	-	-	10 U	4 U	5 U	5 U
Dibromochloromethane	50	µg/L	-	-	-	-	-	10 U	4 U	5 U	5 U
Dichlorobromoethane	NE	µg/L	-	-	-	-	-	10 U	4 U	5 U	5 U
Dichlorodifluoromethane	5	µg/L	-	-	-	-	-	10 U	4 U	5 U	5 U
Ethylbenzene	5	µg/L	-	-	10 U	1 U	2 U	10 U	4 U	5 U	5 U
Isopropylbenzene	5	µg/L	-	-	-	-	-	10 U	4 U	5 U	5 U
Methyl acetate	NE	µg/L	-	-	-	-	-	10 U	4 U	5 U	5 U
Methyl Ethyl Ketone	50	µg/L	-	29	10 U	1 U	2 U	10 U	20 U	10 U	10 U
Methyl Isobutyl Ketone	NE	µg/L	-	-	10 U	5 U	10 U	10 U	20 U	10 U	10 U
Methylcyclohexane	NE	µg/L	-	-	-	-	-	10 U	4 U	5 U	5 U
Methylene chloride	5	µg/L	-	-	10 U	2 U	1 J	10 U	4 U	5 U	5 U
Methyl-t-Butyl Ether (MTBE)	10	µg/L	-	-	-	-	-	10 U	4 U	5 U	5 U
m,p-Xylene	5	µg/L	-	-	-	-	-	-	-	5 U	5 U
n-Butylbenzene	5	µg/L	-	-	-	-	-	-	-	5 U	5 U
n-Propylbenzene	5	µg/L	-	-	-	-	-	-	-	5 U	5 U
o-Xylene	5	µg/L	-	-	-	-	-	-	-	5 U	5 U
sec-Butylbenzene	5	µg/L	-	-	-	-	-	-	-	5 U	5 U
Styrene	5	µg/L	-	-	-	-	-	10 U	4 U	5 U	5 U
tert-Butylbenzene	5	µg/L	-	-	-	-	-	-	-	5 U	5 U
Tetrachloroethene	5	µg/L	-	-	10 U	0.5 J	2 U	10 U	4 U	5 U	5 U
Toluene	5	µg/L	1 J	0.6 J	10 U	1 U	2 U	10 U	4 U	5 U	5 U
Total Xylenes	5	µg/L	2 J	-	10 U	3 U	6 U	10 U	12 U	5 U	5 U
trans-1, 2-Dichloroethene	5	µg/L	-	-	-	1 U	2 U	10 U	4 U	5 U	5 U
trans-1,3-Dichloropropene	0.4	µg/L	-	-	-	-	-	10 U	4 U	5 U	5 U
Trichloroethene	5	µg/L	-	-	10 U	1 U	2 U	10 U	4 U	5 U	5 U
Trichlorofluoromethane	5	µg/L	-	-	-	-	-	10 U	4 U	5 U	5 U
Vinyl chloride	2	µg/L	-	-	10 U	1 U	2 U	10 U	4 U	5 U	5 U
Total VOCs		µg/L	9	51.6	1	0.8	1	ND	ND	ND	ND
Total VOCs		mg/L	0.009	0.0516	0.001	0.0008	0.001	ND	ND	ND	ND

Notes:

1. New York State Department of Environmental Conservation (NYSDEC) Technical and Operational Guidance Series (TOGS) 1.1.1;

Ambient Water Quality Standards and Guidance Values (µg/L)

Bolded concentrations indicated the analyte was detected.

Bolded and shaded concentrations indicate equal to or exceedance of TOGS 1.1.1 criteria.

NE = NYSDEC TOGS 1.1.1 water quality standard not established.

U = The analyte was analyzed for but not detected. The associated value is the analyte quantitation limit.

J = The analyte was positively identified; however, the associated numerical value is an estimated concentration only.

R = The sample results are rejected.

D = Compound identified in analysis at a secondary dilution factor.

- = The analyte was not sampled for.

TABLE 3
Monitoring Well NRG-3
Groundwater Analytical Results
Envirotek II Site

Volatile Compounds	NYSDEC TOGS 1.1.1 Water Quality Standards¹	Units	3/14/07¹	10/07/08	10/27/09
1,1,1-Trichloroethane	5	µg/L	U	25 U	100 U
1,1,2,2-Tetrachloroethane	5	µg/L	U	25 U	100 U
1,1,2-Trichloro-1,2,2-trifluoroethane	5	µg/L	U	25 U	100 U
1,1,2-Trichloroethane	1	µg/L	U	25 U	100 U
1,1-Dichloroethane	5	µg/L	2.3 J	25 U	100 U
1,1-Dichloroethene	5	µg/L	U	25 U	100 U
1,2,4-Trichlorobenzene	5	µg/L	U	25 U	100 U
1,2,4-Trimethylbenzene	5	µg/L	U	25 U	100 U
1,2-Dibromo-3-Chloropropane DBCP	0.04	µg/L	U	25 U	100 U
1,2-Dibromoethane (EDB)	NE	µg/L	U	25 U	100 U
1,2-Dichlorobenzene	3	µg/L	U	25 U	100 U
1,2-Dichloroethane	0.6	µg/L	U	25 U	100 U
1,2-Dichloropropane	5	µg/L	U	25 U	100 U
1,3-Dichlorobenzene	3	µg/L	U	25 U	100 U
1,3,5-Trimethylbenzene	5	µg/L	U	25 U	100 U
1,4-Dichlorobenzene	3	µg/L	U	25 U	100 U
1,4-Dioxane	5	µg/L	U	500 U	2000 U
2-Hexanone	50	µg/L	U	50 U	200 U
Acetone	50	µg/L	U	50 U	200 U
Benzene	1	µg/L	1.7 J	25 U	100 U
Bromoform	50	µg/L	U	25 U	100 U
Bromomethane	5	µg/L	U	25 U	100 U
Carbon disulfide	60	µg/L	U	25 U	100 U
Carbon tetrachloride	5	µg/L	U	25 U	100 U
Chlorobenzene	5	µg/L	U	25 U	100 U
Chloroethane	5	µg/L	U	25 U	100 U
Chloroform	7	µg/L	U	25 U	100 U
Chloromethane	NE	µg/L	U	25 U	100 U
cis-1,2-Dichloroethene	5	µg/L	U	25 U	100 U
cis-1,3-Dichloropropene	0.40	µg/L	U	25 U	100 U
Cyclohexane	NE	µg/L	U	25 U	100 U
Dibromochloromethane	50	µg/L	U	25 U	100 U
Dichlorobromoethane	NE	µg/L	U	25 U	100 U
Dichlorodifluoromethane	5	µg/L	U	25 U	100 U
Ethylbenzene	5	µg/L	1.1 J	25 U	100 U
Isopropylbenzene	5	µg/L	U	25 U	100 U
Methyl acetate	NE	µg/L	U	25 U	100 U
Methyl Ethyl Ketone	50	µg/L	U	50 U	200 U
Methyl Isobutyl Ketone	NE	µg/L	U	50 U	200 U
Methylcyclohexane	NE	µg/L	U	25 U	100 U
Methylene chloride	5	µg/L	U	25 U	100 U
Methyl-t-Butyl Ether (MTBE)	10	µg/L	U	25 U	100 U
m,p-Xylene	5	µg/L	U	25 U	100 U
n-Butylbenzene	5	µg/L	U	25 U	100 U
n-Propylbenzene	5	µg/L	U	25 U	100 U
o-Xylene	5	µg/L	U	25 U	100 U
sec-Butylbenzene	5	µg/L	U	25 U	100 U
Styrene	5	µg/L	U	25 U	100 U
tert-Butylbenzene	5	µg/L	U	25 U	100 U
Tetrachloroethene	5	µg/L	U	25 U	100 U
Toluene	5	µg/L	3.1 J	25 U	100 U
Total Xylenes	5	µg/L	10	25 U	100 U
trans-1, 2-Dichloroethene	5	µg/L	U	25 U	100 U
trans-1,3-Dichloropropene	0.4	µg/L	U	25 U	100 U
Trichloroethene	5	µg/L	U	25 U	100 U
Trichlorofluoromethane	5	µg/L	U	25 U	100 U
Vinyl chloride	2	µg/L	U	25 U	100 U
Total VOCs		µg/L	19.4	ND	ND
Total VOCs		mg/L	0.0194	ND	ND

Notes:

1. New York State Department of Environmental Conservation (NYSDEC) Technical and Operational Guidance Series (TOGS) 1.1.1:
 Ambient Water Quality Standards and Guidance Values (µg/L)

2. The reporting limits were raised due to matrix interference. Sample foamed during laboratory purging procedure.
 Bolded concentrations indicated the analyte was detected.

Bolded and shaded concentrations indicate equal to or exceedance of TOGS 1.1.1 criteria.

NE = NYSDEC TOGS 1.1.1 water quality standard not established.

U = The analyte was analyzed for but not detected. The associated value is the analyte quantitation limit.

J = The analyte was positively identified; however, the associated numerical value is an estimated concentration only.

R = The sample results are rejected.

D = Compound identified in analysis at a secondary dilution factor.

- = The analyte was not sampled for.

TABLE 3
Monitoring Well NRG-4
Groundwater Analytical Results
Envirotek II Site

Volatile Compounds	NYSDEC TOGS 1.1.1 Water Quality Standards¹	Units	3/14/07²	10/07/08	10/27/09
1,1,1-Trichloroethane	5	µg/L	U	25 U	5 U
1,1,2,2-Tetrachloroethane	5	µg/L	U	25 U	5 U
1,1,2-Trichloro-1,2,2-trifluoroethane	5	µg/L	U	25 U	5 U
1,1,2-Trichloroethane	1	µg/L	U	25 U	5 U
1,1-Dichloroethane	5	µg/L	5.4	25 U	5 U
1,1-Dichloroethene	5	µg/L	U	25 U	5 U
1,2,4-Trichlorobenzene	5	µg/L	U	25 U	5 U
1,2,4-Trimethylbenzene	5	µg/L	U	25 U	5 U
1,2-Dibromo-3-Chloropropane DBCP	0.04	µg/L	U	25 U	5 U
1,2-Dibromoethane (EDB)	NE	µg/L	U	25 U	5 U
1,2-Dichlorobenzene	3	µg/L	U	25 U	5 U
1,2-Dichloroethane	0.6	µg/L	U	25 U	5 U
1,2-Dichloropropane	5	µg/L	U	25 U	5 U
1,3-Dichlorobenzene	3	µg/L	U	25 U	5 U
1,3,5-Trimethylbenzene	5	µg/L	U	25 U	5 U
1,4-Dichlorobenzene	3	µg/L	U	25 U	5 U
1,4-Dioxane	5	µg/L	U	500 U	100 U
2-Hexanone	50	µg/L	U	50 U	10 U
Acetone	50	µg/L	U	50 U	10 U
Benzene	1	µg/L	0.79 J	25 U	5 U
Bromoform	50	µg/L	U	25 U	5 U
Bromomethane	5	µg/L	U	25 U	5 U
Carbon disulfide	60	µg/L	U	25 U	5 U
Carbon tetrachloride	5	µg/L	U	25 U	5 U
Chlorobenzene	5	µg/L	U	25 U	5 U
Chloroethane	5	µg/L	U	25 U	5 U
Chloroform	7	µg/L	U	25 U	5 U
Chloromethane	NE	µg/L	U	25 U	5 U
cis-1,2-Dichloroethene	5	µg/L	U	25 U	5 U
cis-1,3-Dichloropropene	0.40	µg/L	U	25 U	5 U
Cyclohexane	NE	µg/L	U	25 U	5 U
Dibromochloromethane	50	µg/L	U	25 U	5 U
Dichlorobromoethane	NE	µg/L	U	25 U	5 U
Dichlorodifluoromethane	5	µg/L	U	25 U	5 U
Ethylbenzene	5	µg/L	U	25 U	5 U
Isopropylbenzene	5	µg/L	U	25 U	5 U
Methyl acetate	NE	µg/L	U	25 U	5 U
Methyl Ethyl Ketone	50	µg/L	U	50 U	10 U
Methyl Isobutyl Ketone	NE	µg/L	U	50 U	10 U
Methyleyclohexane	NE	µg/L	U	25 U	5 U
Methylene chloride	5	µg/L	U	25 U	5 U
Methyl-t-Butyl Ether (MTBE)	10	µg/L	U	25 U	5 U
m,p-Xylene	5	µg/L	U	25 U	5 U
n-Butylbenzene	5	µg/L	U	25 U	5 U
n-Propylbenzene	5	µg/L	U	25 U	5 U
o-Xylene	5	µg/L	U	25 U	5 U
sec-Butylbenzene	5	µg/L	U	25 U	5 U
Styrene	5	µg/L	U	25 U	5 U
tert-Butylbenzene	5	µg/L	U	25 U	5 U
Tetrachloroethene	5	µg/L	U	25 U	5 U
Toluene	5	µg/L	1.8 J	25 U	5 U
Total Xylenes	5	µg/L	1.6 J	25 U	5 U
trans-1, 2-Dichloroethene	5	µg/L	U	25 U	5 U
trans-1,3-Dichloropropene	0.4	µg/L	U	25 U	5 U
Trichloroethene	5	µg/L	U	25 U	5 U
Trichlorofluoromethane	5	µg/L	U	25 U	5 U
Vinyl chloride	2	µg/L	U	25 U	5 U
Total VOCs		µg/L	12.19	ND	ND
Total VOCs		mg/L	0.01219	ND	ND

Notes:

1. New York State Department of Environmental Conservation (NYSDEC) Technical and Operational Guidance Series (TOGS) 1.1.1: Ambient Water Quality Standards and Guidance Values (µg/L)

2. The reporting limits were raised due to matrix interference. Sample foamed during laboratory purging procedure. Bolded concentrations indicated the analyte was detected.

Bolded and shaded concentrations indicate equal to or exceedance of TOGS 1.1.1 criteria.

NE = NYSDEC TOGS 1.1.1 water quality standard not established.

U = The analyte was analyzed for but not detected. The associated value is the analyte quantitation limit.

J = The analyte was positively identified; however, the associated numerical value is an estimated concentration only.

R = The sample results are rejected.

D = Compound identified in analysis at a secondary dilution factor.

- = The analyte was not sampled for.

TABLE 3
Monitoring Well NRG-5
Groundwater Analytical Results
Envirotek II Site

Volatile Compounds	NYSDEC TOGS 1.1.1 Water Quality Standards¹	Units	3/13/07²	10/27/09
1,1,1-Trichloroethane	5	µg/L	U	5 U
1,1,2,2-Tetrachloroethane	5	µg/L	U	5 U
1,1,2-Trichloro-1,2,2-trifluoroethane	5	µg/L	U	5 U
1,1,2-Trichloroethane	1	µg/L	U	5 U
1,1-Dichloroethane	5	µg/L	4.2 J	3 J
1,1-Dichloroethene	5	µg/L	U	5 U
1,2,4-Trichlorobenzene	5	µg/L	U	5 U
1,2,4-Trimethylbenzene	5	µg/L	U	5 U
1,2-Dibromo-3-Chloropropane DBCP	0.04	µg/L	U	5 U
1,2-Dibromoethane (EDB)	NE	µg/L	U	5 U
1,2-Dichlorobenzene	3	µg/L	U	5 U
1,2-Dichloroethane	0.6	µg/L	4.4 J	2 J
1,2-Dichloropropane	5	µg/L	U	5 U
1,3-Dichlorobenzene	3	µg/L	U	5 U
1,3,5-Trimethylbenzene	5	µg/L	U	5 U
1,4-Dichlorobenzene	3	µg/L	U	5 U
1,4-Dioxane	5	µg/L	U	100 U
2-Hexanone	50	µg/L	U	10 U
Acetone	50	µg/L	U	10 U
Benzene	1	µg/L	U	5 U
Bromoform	50	µg/L	U	5 U
Bromomethane	5	µg/L	U	5 U
Carbon disulfide	60	µg/L	U	5 U
Carbon tetrachloride	5	µg/L	U	5 U
Chlorobenzene	5	µg/L	U	5 U
Chloroethane	5	µg/L	U	5 U
Chloroform	7	µg/L	U	5 U
Chloromethane	NE	µg/L	U	5 U
cis-1,2-Dichloroethene	5	µg/L	93	59
cis-1,3-Dichloropropene	0.40	µg/L	U	5 U
Cyclohexane	NE	µg/L	U	5 U
Dibromochloromethane	50	µg/L	U	5 U
Dichlorobromoethane	NE	µg/L	U	5 U
Dichlorodifluoromethane	5	µg/L	U	5 U
Ethylbenzene	5	µg/L	U	5 U
Isopropylbenzene	5	µg/L	U	5 U
Methyl acetate	NE	µg/L	U	5 U
Methyl Ethyl Ketone	50	µg/L	U	10 U
Methyl Isobutyl Ketone	NE	µg/L	U	10 U
Methyleyclohexane	NE	µg/L	U	5 U
Methylene chloride	5	µg/L	U	5 U
Methyl-t-Butyl Ether (MTBE)	10	µg/L	U	5 U
m,p-Xylene	5	µg/L	U	5 U
n-Butylbenzene	5	µg/L	U	5 U
n-Propylbenzene	5	µg/L	U	5 U
o-Xylene	5	µg/L	U	5 U
sec-Butylbenzene	5	µg/L	U	5 U
Styrene	5	µg/L	U	5 U
tert-Butylbenzene	5	µg/L	U	5 U
Tetrachloroethene	5	µg/L	U	5 U
Toluene	5	µg/L	U	5 U
Total Xylenes	5	µg/L	U	5 U
trans-1,2-Dichloroethene	5	µg/L	6.7 J	5 J
trans-1,3-Dichloropropene	0.4	µg/L	U	5 U
Trichloroethene	5	µg/L	U	5 U
Trichlorofluoromethane	5	µg/L	U	5 U
Vinyl chloride	2	µg/L	6.1 J	5 U
Total VOCs		µg/L	114.40	69.00
Total VOCs		mg/L	0.11440	0.06900

Notes:

1. New York State Department of Environmental Conservation (NYSDEC) Technical and Operational Guidance Series (TOGS) 1.1.1:
 Ambient Water Quality Standards and Guidance Values (µg/L)

2. The reporting limits were raised due to matrix interference. Sample foamed during laboratory purging procedure.

Bolded concentrations indicated the analyte was detected.

Bolded and shaded concentrations indicate equal to or exceedance of TOGS 1.1.1 criteria.

NE = NYSDEC TOGS 1.1.1 water quality standard not established.

U = The analyte was analyzed for but not detected. The associated value is the analyte quantitation limit.

J = The analyte was positively identified; however, the associated numerical value is an estimated concentration only.

R = The sample results are rejected.

D = Compound identified in analysis at a secondary dilution factor.

- = The analyte was not sampled for.

TABLE 3
Monitoring Well NRG-6
Groundwater Analytical Results
Envirotek II Site

Volatile Compounds	NYSDEC TOGS 1.1.1 Water Quality Standards ¹	Units	3/13/07 ²	10/27/09
1,1,1-Trichloroethane	5	µg/L	U	5 U
1,1,2,2-Tetrachloroethane	5	µg/L	U	5 U
1,1,2-Trichloro-1,2,2-trifluoroethane	5	µg/L	U	5 U
1,1,2-Trichloroethane	1	µg/L	U	5 U
1,1-Dichloroethane	5	µg/L	U	5 U
1,1-Dichloroethene	5	µg/L	U	5 U
1,2,4-Trichlorobenzene	5	µg/L	U	5 U
1,2,4-Trimethylbenzene	5	µg/L	U	5 U
1,2-Dibromo-3-Chloropropane DBCP	0.04	µg/L	U	5 U
1,2-Dibromoethane (EDB)	NE	µg/L	U	5 U
1,2-Dichlorobenzene	3	µg/L	U	5 U
1,2-Dichloroethane	0.6	µg/L	U	5 U
1,2-Dichloropropane	5	µg/L	U	5 U
1,3-Dichlorobenzene	3	µg/L	U	5 U
1,3,5-Trimethylbenzene	5	µg/L	U	5 U
1,4-Dichlorobenzene	3	µg/L	U	5 U
1,4-Dioxane	5	µg/L	U	100 U
2-Hexanone	50	µg/L	U	10 U
Acetone	50	µg/L	U	10 U
Benzene	1	µg/L	U	5 U
Bromoform	50	µg/L	U	5 U
Bromomethane	5	µg/L	U	5 U
Carbon disulfide	60	µg/L	U	5 U
Carbon tetrachloride	5	µg/L	U	5 U
Chlorobenzene	5	µg/L	U	5 U
Chloroethane	5	µg/L	U	5 U
Chloroform	7	µg/L	U	5 U
Chloromethane	NE	µg/L	U	5 U
cis-1,2-Dichloroethene	5	µg/L	25	22
cis-1,3-Dichloropropene	0.40	µg/L	U	5 U
Cyclohexane	NE	µg/L	U	5 U
Dibromochloromethane	50	µg/L	U	5 U
Dichlorobromoethane	NE	µg/L	U	5 U
Dichlorodifluoromethane	5	µg/L	U	5 U
Ethylbenzene	5	µg/L	U	5 U
Isopropylbenzene	5	µg/L	U	5 U
Methyl acetate	NE	µg/L	U	5 U
Methyl Ethyl Ketone	50	µg/L	U	10 U
Methyl Isobutyl Ketone	NE	µg/L	U	10 U
Methylcyclohexane	NE	µg/L	U	5 U
Methylene chloride	5	µg/L	U	5 U
Methyl-t-Butyl Ether (MTBE)	10	µg/L	U	5 U
m,p-Xylene	5	µg/L	U	5 U
n-Butylbenzene	5	µg/L	U	5 U
n-Propylbenzene	5	µg/L	U	5 U
o-Xylene	5	µg/L	U	5 U
sec-Butylbenzene	5	µg/L	U	5 U
Styrene	5	µg/L	U	5 U
tert-Butylbenzene	5	µg/L	U	5 U
Tetrachloroethene	5	µg/L	U	5 U
Toluene	5	µg/L	U	5 U
Total Xylenes	5	µg/L	U	5 U
trans-1,2-Dichloroethene	5	µg/L	1.1 J	5 U
trans-1,3-Dichloropropene	0.4	µg/L	1.4 J	5 U
Trichloroethene	5	µg/L	U	5 U
Trichlorofluoromethane	5	µg/L	U	5 U
Vinyl chloride	2	µg/L	U	5 U
Total VOCs		µg/L	27.50	22.00
Total VOCs		mg/L	0.02750	0.02200

Notes:

1. New York State Department of Environmental Conservation (NYSDEC) Technical and Operational Guidance Series (TOGS) 1.1.1:
Ambient Water Quality Standards and Guidance Values (µg/L)

2. The reporting limits were raised due to matrix interference. Sample foamed during laboratory purging procedure.
Bolded concentrations indicated the analyte was detected.

Bolded and shaded concentrations indicate equal to or exceedance of TOGS 1.1.1 criteria.

NE = NYSDEC TOGS 1.1.1 water quality standard not established.

U = The analyte was analyzed for but not detected. The associated value is the analyte quantitation limit.

J = The analyte was positively identified; however, the associated numerical value is an estimated concentration only.

R = The sample results are rejected.

D = Compound identified in analysis at a secondary dilution factor.

- = The analyte was not sampled for.

APPENDICES



STEARNS & WHEELER^{LLC}
Environmental Engineers & Scientists

APPENDIX A

ANALYTICAL RESULTS OF ON-SITE SOIL PILES IN 2009



STEARNS & WHEELER^{LLC}
Environmental Engineers & Scientists



MEMORANDUM

TO:	Jim Panepinto, Pinto Construction
FROM:	Dharma Iyer (IEG)
DATE:	September 4, 2009
RE:	BGH Excavation – soil sampling

Pinto Construction is in the process of excavating an estimated 40,000 cubic yards of soil from the site of the proposed Buffalo General Hospital building expansion north of the existing building. This area straddled by the Goodrich Street to the south, Ellicott Street to the west, East North St. to the north, and Hospital's power supply transformers to the east. IEG is retained by Pinto Construction to characterize and sample the excavation area soils to determine their suitability for reuse and/or disposal off-site.

On 8/31/09, Dharma Iyer and Rick Allen of IEG worked with Paul and Ed Sullivan of Pinto Construction in completing a total of 17 test pits. The locations of these test pits are shown on the attached Figure 1. The test pits were dug to a depth of up to 12 feet below ground surface, and composite soil samples were collected across the excavation depth. Samples from sixteen of these locations were further composited in groups of four (see Figure 1) to obtain four composites which were sent to Test America (Amherst, NY) for the following analyses: volatile organics (TCLP), semivolatiles (total and TCLP), metals (total and TCLP), PCBs (total), pH, Reactivity and ignitability. Instead of phasing the analyses between total and TCLP, all parameters were included together due to time constraints from scheduled construction activities.

This Memo presents preliminary results from the field sampling and laboratory analysis. A full report will be made available next week after all the analytical results are in.

The soils varied from silty clay, to clayey silt to clay. Several locations had these natural soils mixed in with bricks, pieces of concrete and similar materials in the top two to four feet from prior demolition and backfill at the site. A table with soil descriptions by depth will be included in the full report.

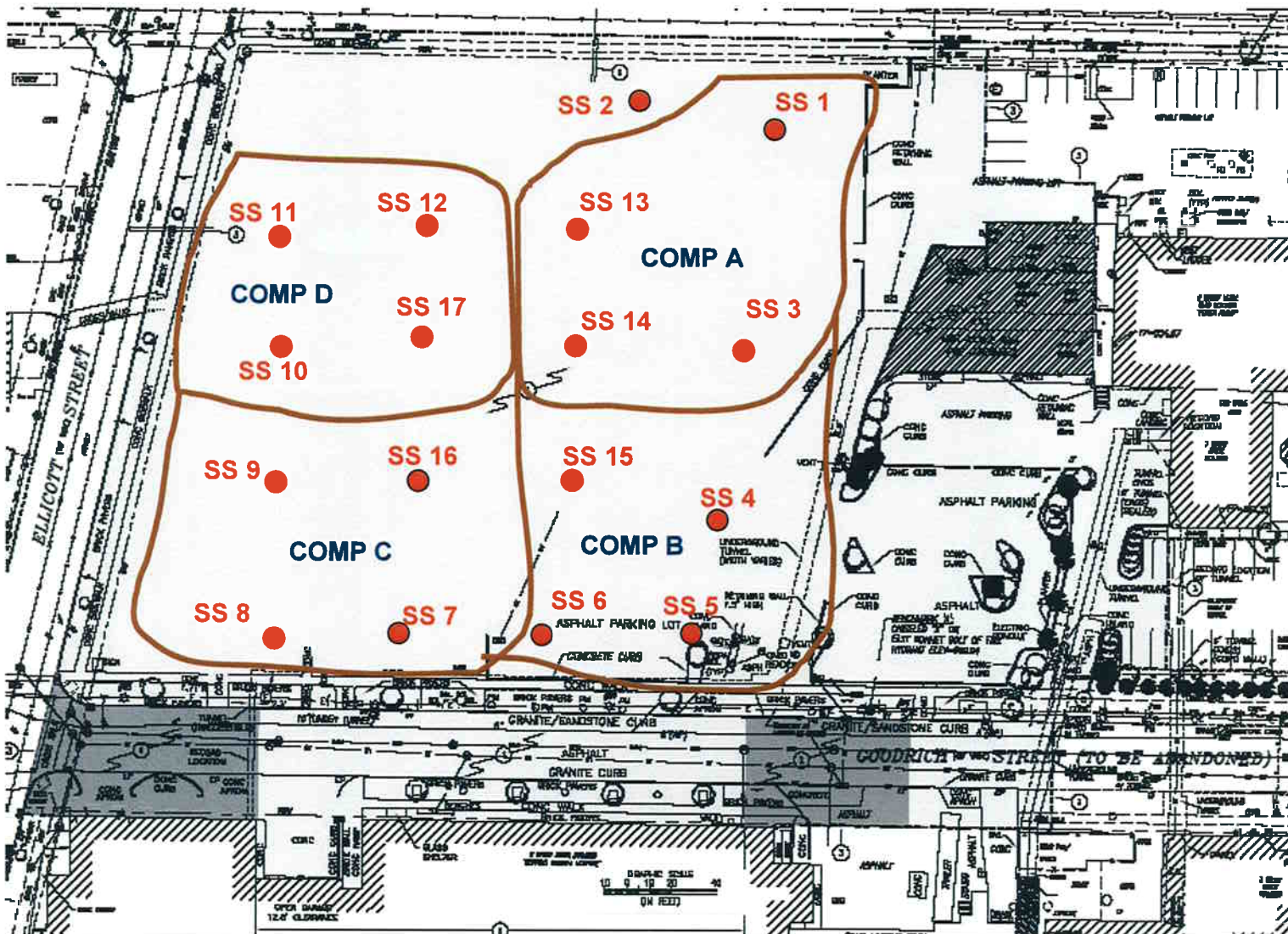
Preliminary results from the laboratory are summarized in the attached Table 1 along with the NYSDEC's guidance values for the acceptance of fill under unrestricted, residential and commercial use scenarios based on the Part 375 Brownfields regulations. The analytical results obtained so far show the soils across the excavation area environmentally clean with any detected compounds well within the NYSDEC unrestricted use criteria for acceptance as borrow fill.

Based on the soil sampling, field characterization and laboratory analyses, the soils from the area of excavation within the limits of this sampling can be considered as suitable for unrestricted reuse. However, I would recommend that the larger man-made materials (bricks, concrete, rebar, etc.) be screened and separated out for disposal. Alternately, as a matter of practical application, you could place these materials deeper while using as fill and cover them with finer grained soils.

TABLE 1
BGH PRE-EXCAVATION SOIL SAMPLING
SAMPLES COLLECTED ON 8/31/09

SAMPLE LOCATION/ 	PART 375 SCOs / ALLOWABLE FOR FILL			COMP A (#s 1, 3, 13, 14)	COMP B (#s 4, 5, 6, 15)	COMP C (#s 7, 8, 9, 16)	COMP D (#s 10, 11, 12, 17)	TP 1 10'-12'
	UNRESTRICTED	RESIDENTIAL	COMMERCIAL					
Percent Solids (%)								
VOLATILE ORGANICS (VOCs, ug/Kg)								
Methylene chloride	50	50	50					7.4 B
SEMIVOLATILE ORGANICS (SVOCs, ug/Kg)								
Benzo(a)anthracene	1000	1000	5600 / 1000	ND	29	ND	ND	
Chrysene	1000	1000	56000 / 1000	ND	36	ND	ND	
Fluoranthene	100000	100000	500000	ND	59	ND	ND	
Phenanthrene	100000	100000	500000	ND	53	ND	ND	
PCBs (ug/Kg)								
Aroclor 1248	100	1000	1000	13 J	27	41	47	
Aroclor 1254				16 J	ND	ND	21	
METALS (mg/Kg)								
Aluminum	--	--	--	5490	5930	4600	4250	
Arsenic	13	16	16	2.1	2.1	2.7	2.2	
Barium	350	350	400	43.2	38.9	48.7	29	
Beryllium	7.2	14	590 / 47	0.282	0.262	0.212	0.231	
Cadmium	2.5	2.5	9.3 / 7.5	0.11	0.124	0.128	0.127	
Calcium	--	--	--	51800	20400	51300	83500	
Chromium (Hex & Tri)	1 ⁽⁺⁶⁾ /30 ⁽⁺³⁾	19 ⁽⁺⁶⁾ /36 ⁽⁺³⁾	19 ⁽⁺⁶⁾ /1500 ⁽⁺³⁾	7.56	7.62	6.16	5.12	
Cobalt	--	--	--	3.93	3.62	3.33	3.07	
Copper	50	270	270	11.6	10.1	12.5	10.5	
Iron	--	--	--	8950	9480	7600	7780	
Lead	63	400	1000 / 450					
Magnesium	--	--	--	21800	10000	18400	23000	
Manganese	1600	2000	10000 / 15000	299	299	272	345	
Mercury	0.18	0.73	2.8 / 0.73	0.113	0.71	0.16	0.07	
Nickel	30	140 / 130	310 / 130	9.52	7.79	7.43	9.23	
Potassium	--	--	--	1250	696	1110	897	
Sodium	--	--	--	200	519	316	230	
Vanadium	--	--	--	12	13.4	10.1	9.27	
Zinc	109	2200	10000 / 2480	70.8	63	82.1	78.8	
pH (s.u.)	< 2 or >12.5			9.64	8.13	9.94	10.1	
Flashpoint (°F)	<140			>176	>176	>176	>176	
Reactive Sulfide (mg/Kg)	200			40.1	10	10	ND	
TCLP VOLATILES (mg/L)				ND	ND	ND	ND	
TCLP SEMIVOLATILES (mg/L)				ND	ND	ND	ND	
TCLP METALS (mg/L)								
Arsenic	5			0.0059	0.0098	ND	0.0056	
Barium	100			0.5600	0.3960	0.4860	0.5520	
Cadmium	1			0.0056	0.0035	0.0030	0.0031	
Chromium	5			0.0165	0.0046	ND	0.0023	
Lead	5			0.4140	0.0428	0.0462	0.0146	

Note: 1. ND - Not detected; shaded = not analyzed; Only detected volatiles and semivolatiles are listed
2. Only detected volatile and semivolatile compounds are listed; all metals analyzed are listed
3. SCOs based on 6 NYCRR Part 375 Regulations and DER-10 guidelines for acceptance of fill



**BUFFALO GENERAL HOSPITAL EXCAVATION
TEST PIT LOCATIONS**

FIGURE 1

IEG

APPENDIX B

SOIL MANAGEMENT PLAN



STEARNS & WHEELER^{LLC}
Environmental Engineers & Scientists

**Soils Management Plan
Roblin Steel parcel/Envirotek II Facility
Site No. 915056
Tonawanda, Erie County**

1. Overview and objectives

The Roblin Steel parcel is a 62 acre, commercial/vacant industrial property currently owned by Niagara River World, Inc. The location of the property is shown on Figure 1 of the Final Engineering Report. The Envirotek II facility was a chemical waste treatment and disposal facility that was operated during the 1980's by Envirotek, Ltd. This facility occupied a 2.5 acre parcel within the former Roblin Steel Plant and is referred to as the Envirotek II parcel. Both the Roblin Steel portion of the site and the Envirotek II portion of the site have been characterized during several previous investigations. Collectively, these two parcels are hereinafter referred to as the "Site". The user should refer to the following reports for more detail, as needed:

Envirotek II Parcel

1. "Evaluation of Interim Remedial Alternatives, Still Discharge Area", March 1991, prepared by Blasland, Bouck & Lee, Inc.
2. "Results of Sampling Plan, Envirotek II Superfund Site", June 1991, prepared by Blasland, Bouck & Lee, Inc.
3. "Supplemental Investigation Results, Still Discharge Area", November 1992, prepared by Blasland, Bouck & Lee, Inc.
4. "Remedial Investigation Report", May 2002, prepared by Blasland, Bouck & Lee, Inc.
5. "Interim Remedial Measures Final Report for Operable Unit 1", June 2003, prepared by Blasland, Bouck & Lee, Inc.
6. "Interim Remedial Measures Final Report for Operable Unit 2", January 2004, prepared by Blasland, Bouck & Lee, Inc.
7. "Interim Remedial Measures Final Report for Operable Unit 3", March 2005, prepared by Blasland, Bouck & Lee, Inc.
8. "Focused Feasibility Study", March 2005, prepared by Blasland, Bouck & Lee, Inc.

Roblin Steel Parcel

1. "Phase II Investigation", June 1990, prepared by Recra Environmental, Inc.
2. "Site Evaluation Report", December 2006, prepared by the NYSDEC.
3. "Remedial Investigation Report", June 2007, prepared by the Natural Resource Group, Inc.

The objective of this Soils Management Plan is to set guidelines for the management of soil material during any future excavation activities at the Site. This Soils Management Plan addresses environmental concerns related to soil management and has been reviewed and approved by the New York State Department of Environmental Conservation (NYSDEC).

2. Nature and extent of contamination

Roblin Steel Parcel

Based upon data obtained from previous investigations and the Remedial Investigation completed at the Roblin Steel parcel in 2007, the compounds of concern (COC) at this parcel for soil consist primarily of semivolatile organic compounds (SVOCs) and metals. The primary SVOC contaminants of concern in soil include benzo(a)anthracene, benzo(a)pyrene, benzo(b)fluoranthene, benzo(k)fluoranthene, chrysene, dibenzo(a,h)anthracene, indeno(1,2,3-cd)pyrene and naphthalene. These contaminants belong to a class of SVOCs known as polycyclic aromatic hydrocarbons (PAHs). PAHs are a group of over 100 different chemicals that are common in the environment. Sources of PAHs include incomplete combustion of coal, oil, gasoline, garbage and wood from stoves, automobiles and incinerators. Phenolic compounds (phenol, 2-methylphenol and 4-methylphenol) were also detected in soil at elevated concentrations. The primary metals of concern in soil include arsenic, barium, cadmium, chromium, copper, lead, mercury and nickel.

Results of groundwater sampling during previous investigations and the June 2007 Remedial Investigation indicate that shallow overburden groundwater is contaminated with COC including benzene (4 wells), ethylbenzene (1 well), toluene (2 wells), xylenes (2 wells), naphthalene (1 well), phenols (2 wells), chromium (1 well) and lead (1 well) at levels above NYS ground standards. Wells adjacent to the Niagara River meet groundwater standards with the exception of lead in one well.

Envirotek II Parcel

Based upon data obtained from previous investigations and the Interim Remedial Measures (IRMs) completed at the Envirotek II parcel, a Record of Decision was issued by the NYSDEC in March 2005. The COC at the parcel for both soil and groundwater consist primarily of chlorinated VOCs, including tetrachloroethene, trichloroethene, cis-1,2-dichloroethene, trans-1,2-dichloroethene and vinyl chloride. Contaminated soil was removed from the Envirotek II parcel during an IRM in October 2003. Slightly contaminated soil, however, may still be present at the parcel.

Results of groundwater sampling indicate that shallow overburden groundwater is impacted with COC. The contaminant concentrations generally decrease downgradient (west) of the former Envirotek treatment facility. Because the COC are volatile, contaminant vapors from the groundwater plume can potentially migrate upwards and create an exposure risk during excavation activities and in new buildings that may be constructed over the footprint of the contaminated groundwater plume. The potential for vapor intrusion (VI) and VI mitigation techniques for new building construction are discussed in Section 6.

3. Contemplated use

As part of the remedy selected in the March 2005 Record of Decision for the Envirotek II parcel, an environmental easement will be required that in part limits the use and development of this site to commercial or industrial uses only. This easement has been expanded to include the entire Site. A portion of the Site is currently being utilized for warehousing operations, while the remainder of the Site is vacant.

4. Purpose and description of surface cover system

Because there is no significant residual soil contamination, no specific surface cover system was required by the Record of Decision for the Envirotek II parcel. Most of the Envirotek II parcel is covered with gravel, so maintenance of this surface is not necessary for safe use of the Site and protection of the environment. Future development of the Site may include buildings, support structures, roadways and parking lots. Under such development, a vegetative cover should be provided beyond the building foot print and paved areas.

5. Management of soils/fill

The purpose of this section is to provide environmental guidelines for the management of subsurface soils/fill during any future intrusive work that generates excavated soil and/or fill at the Site.

The Soils Management Plan includes the following condition:

- Site soil/fill that is excavated and is intended to be removed from the Site must be managed, characterized, and properly disposed of in accordance with NYSDEC regulations and directives.
- Soil/fill excavated at the Site may be reused as backfill material on-site provided it contains no visual, olfactory or evidence of gross chemical contamination.
- Any off-site fill material brought to the Site for filling and grading purposes shall be from an acceptable borrow source free of industrial and/or other potential sources of chemical or petroleum contamination. Off-site borrow sources should be subject to collection of one

representative composite sample per source. The sample should be analyzed for TCL VOCs, SVOCs, pesticides, PCBs, and TAL metals plus cyanide. The soil will be acceptable for use as cover material provided that all parameters meet the NYSDEC recommended Commercial soil cleanup objectives included in Part 375-6.7 (d) for Imported Backfill.

- Prior to any excavation or construction activities, workers are to be notified of the Site conditions with clear instructions regarding how the work is to proceed. Invasive work performed at the property will be performed in accordance with all applicable local, state, and federal regulations to protect worker health and safety.
- The Site Owner shall complete and submit to the NYSDEC an annual report by January 15th of each year. Such annual report shall contain certification that the institutional controls put in place, pursuant to the environmental easement, are still in place, have not been altered and are still effective; and that the conditions at the Site are fully protective of public health and the environment. If excavation work has been performed during the year covered by said annual report, the owner shall include in the report a certification that all excavation work was performed in conformance with this Soils Management Plan.

In addition, an environmental easement has been placed on the Site in accordance with the requirements of Order on Consent Number B9-0407-92-05, requiring compliance with the approved Site Management Plan, restricting groundwater use, limiting the future use of the property to commercial or industrial uses, and requiring the property owner to complete and submit to the NYSDEC the Institutional Control/Engineering Control certification.

5.1. Excavated and stockpiled soil/fill disposal

Soil/fill that is excavated as part of Site development that can not be used as fill on Site will be further characterized prior to transportation off Site for disposal at a permitted facility. For excavated soil/fill with visual evidence of contamination (i.e., staining or elevated PID measurements), one composite sample and a duplicate sample will be collected for each 100 cubic yards of stockpiled soil/fill. For excavated soil/fill that does not exhibit visual evidence of contamination but must be sent for off-site disposal, one composite sample and a duplicate sample will be collected for 2000 cubic yards of stockpiled soil, and a minimum of 1 sample will be collected for volumes less than 2000 cubic yards.

The composite sample will be collected from five locations within each stockpile. A duplicate composite sample will also be collected. PID measurements will be recorded for each of the five individual locations. One grab sample will be collected from the individual location with the highest PID measurement. If none of the five individual sample locations exhibit PID readings, one location will be selected at random. The composite sample will be analyzed by a NYSDOH ELAP-certified laboratory for pH (EPA Method 9045C), Target Compound List (TCL) SVOCs, pesticides, and PCBs, and TAL metals, and cyanide. The grab sample will be analyzed for TCL VOCs.

Soil/fill samples will be composited by placing equal portions of soil/fill from each of the five composite sample locations into a pre-cleaned, stainless steel (or Pyrex glass) mixing bowl. The soil/fill will be thoroughly homogenized using a stainless steel scope or trowel and transferred to pre-cleaned jars provided by the laboratory. Sample jars will then be labeled and a chain-of-custody form will be prepared.

Additional characterization sampling for off-site disposal may be required by the disposal facility. To potentially reduce off-Site disposal requirements/costs, the owner or Site developer may also choose to characterize each stockpile individually. If the analytical results indicate that concentrations exceed the standards for RCRA characteristics, the material will be considered a hazardous waste and must be properly disposed off-Site at a permitted disposal facility within 90 days of excavation. If the analytical results indicate that the soil/fill is not a hazardous waste, the material will be properly disposed off-Site at a non-hazardous waste facility. Stockpiled soil/fill cannot be transported on or off Site until the analytical results are received.

5.2. Subgrade material

Subgrade material used to backfill excavations or placed to increase Site grades or elevation shall meet the following criteria.

- Excavated on-site soil/fill which appears to be visually impacted shall be sampled and analyzed. If analytical results indicate that the contaminants, if any, are present at concentrations below the appropriate restricted soil cleanup objectives of Part 375, the soil/fill can be used as backfill on Site.
- Any off-site fill material brought to the Site for filling and grading purposes shall be from an acceptable borrow source free of industrial and/or other potential sources of chemical or petroleum contamination.
- Off-site soils intended for use as Site backfill cannot otherwise be defined as a solid waste in accordance with 6 NYCRR Part 360-1.2(a).
- If the contractor designates a source as "virgin" soil, it shall be further documented in writing to be native soil material from areas not having supported any known prior industrial or commercial development or agricultural use.
- Virgin soils should be subject to collection of one representative composite sample per source. The sample should be analyzed for TCL VOCs, SVOCs, pesticides, PCBs, arsenic, barium, cadmium, chromium, lead, mercury, selenium, silver, and cyanide. The soil will be acceptable for use as backfill provided that all parameters meet the appropriate restricted soil cleanup objectives of Part 375.

Non-virgin soils will be tested via collection of one composite sample per 500 cubic yards of material from each source area. If more than 1,000 cubic yards of soil are borrowed from a given off-site non-virgin soil source area and both samples of the first 1,000 cubic yards meet the appropriate restricted soil cleanup objectives of Part 375, the sample collection frequency will be reduced to one composite for every 2,500 cubic yards of additional soils from the same source, up to 5,000 cubic yards. For borrow sources greater than 5,000 cubic yards, sampling frequency may be reduced to one sample per 5,000 cubic yards, provided all earlier samples met the appropriate restricted soil cleanup objectives of Part 375.

6. Vapor Intrusion

The purpose of this section is to provide environmental guidelines for dealing with the potential for vapor intrusion into new buildings constructed on the Site.

6.1. New Building Construction

Vapor intrusion (VI) mitigation techniques will be designed for new buildings constructed on the Site. These techniques will include the use of sub-slab vapor mitigation systems, designed into the foundation of the buildings, and installation of a vapor barrier between the building foundation and the lowest concrete slab flooring. The NYSDEC and NYSDOH will be provided with vapor intrusion mitigation design drawings for comment and approval prior to construction. After the building construction is complete, an indoor air sample will be collected to verify the effectiveness of the VI mitigation. Results of the sampling will be provided to the NYSDEC and NYSDOH.

APPENDIX C

INSTITUTIONAL & ENGINEERING CONTROLS CERTIFICATION FORM



STEARNS & WHEELER^{LLC}
Environmental Engineers & Scientists



Enclosure 1
NEW YORK STATE DEPARTMENT OF ENVIRONMENTAL CONSERVATION
Site Management Periodic Review Report Notice
Institutional and Engineering Controls Certification Form



Site No. 915056

Site Details

Box 1

Site Name Roblin Steel (formerly Wickwire Spencer)

Site Address: 4000 RIVER ROAD Zip Code: 14150

City/Town: Tonawanda

County: Erie

Allowable Use(s) (if applicable, does not address local zoning): Industrial

Site Acreage: 62.0

Owner: Niagara River World, Inc.

4000 River Road, Tonawanda, NY 14150

Reporting Period: June 02, 2008 to January 15, 2010

Verification of Site Details

Box 2

YES NO

1. Is the information in Box 1 correct?

☒

☐

If NO, are changes handwritten above or included on a separate sheet?

☐

2. Has some or all of the site property been sold, subdivided, merged, or undergone a tax map amendment during this Reporting Period?

☐

☒

If YES, is documentation or evidence that documentation has been previously submitted included with this certification?

☐

3. Have any federal, state, and/or local permits (e.g., building, discharge) been issued for or at the property during this Reporting Period?

☒

☒

If YES, is documentation (or evidence that documentation has been previously submitted) included with this certification?

☐

4. If use of the site is restricted, is the current use of the site consistent with those restrictions?

☒

☐

If NO, is an explanation included with this certification?

☐

5. For non-significant-threat Brownfield Cleanup Program Sites subject to ECL 27-1415.7(c), has any new information revealed that assumptions made in the Qualitative Exposure Assessment regarding offsite contamination are no longer valid? N/A

☐

☐

If YES, is the new information or evidence that new information has been previously submitted included with this Certification?

☐

6. For non-significant-threat Brownfield Cleanup Program Sites subject to ECL 27-1415.7(c), are the assumptions in the Qualitative Exposure Assessment still valid (must be certified every five years)? N/A

☐

☐

If NO, are changes in the assessment included with this certification?

☐

SITE NO. 915056

Description of Institutional Controls

Parcel

Institutional Control

S_B_L Image: 64.08-1-1.1

Ground Water Use Restriction
Landuse Restriction
Site Management Plan

S_B_L Image: 64.08-1-1.2

Ground Water Use Restriction
Landuse Restriction
Site Management Plan

Description of Engineering Controls

Parcel

Engineering Control

S_B_L Image: 64.08-1-1.1

Fencing/Access Control

S_B_L Image: 64.08-1-1.2

Fencing/Access Control

Attach documentation if IC/ECs cannot be certified or why IC/ECs are no longer applicable.
(See instructions)

Control Description for Site No. 915056

Parcel: 64.08-1-1.1

An Environmental Easement was filed with the Erie County Clerk's Office on November 26, 2007. The Controlled Property may be used for restricted commercial and industrial use as long as the following long-term engineering controls are employed: (1) restrict the use of site groundwater as a source of potable or process water without necessary water quality treatment as determined by the Erie County Department of Health; (2) any proposed soil excavation on the property requires prior notification and prior approval of NYSDEC in accordance with the Site Management Plan approved by NYSDEC for this Controlled Property. The excavated soil must be managed, characterized, and properly disposed of in accordance with NYSDEC regulations and directives; and (3) evaluate the potential for vapor intrusion for any buildings developed on the site. Provision for mitigation, such as installation of a vapor barrier and sub-slab vapor system or other engineering controls shall be implemented on all structures, prior to occupancy.

Post-closure groundwater monitoring is required to ensure the long term effectiveness of the remedy.

Parcel: 64.08-1-1.2

An Environmental Easement was filed with the Erie County Clerk's Office on November 26, 2007. The Controlled Property may be used for restricted commercial and industrial use as long as the following long-term engineering controls are employed: (1) restrict the use of site groundwater as a source of potable or process water without necessary water quality treatment as determined by the Erie County Department of Health; (2) any proposed soil excavation on the property requires prior notification and prior approval of NYSDEC in accordance with the Site Management Plan approved by NYSDEC for this Controlled Property. The excavated soil must be managed, characterized, and properly disposed of in accordance with NYSDEC regulations and directives; and (3) evaluate the potential for vapor intrusion for any buildings developed on the site. Provision for mitigation, such as installation of a vapor barrier and sub-slab vapor system or other engineering controls shall be implemented on all structures, prior to occupancy.

Post-closure groundwater monitoring is required to ensure the long term effectiveness of the remedy.

Periodic Review Report (PRR) Certification Statements

1. I certify by checking "YES" below that:

a) the Periodic Review report and all attachments were prepared under the direction of, and reviewed by, the party making the certification;

b) to the best of my knowledge and belief, the work and conclusions described in this certification are in accordance with the requirements of the site remedial program, and generally accepted

YES NO

☒ ☐

2. If this site has an IC/EC Plan (or equivalent as required in the Decision Document), for each Institutional or Engineering control listed in Boxes 3 and/or 4, I certify by checking "YES" below that all of the following statements are true:

(a) the Institutional Control and/or Engineering Control(s) employed at this site is unchanged since the date that the Control was put in-place, or was last approved by the Department;

(b) nothing has occurred that would impair the ability of such Control, to protect public health and the environment;

(c) access to the site will continue to be provided to the Department, to evaluate the remedy, including access to evaluate the continued maintenance of this Control;

(d) nothing has occurred that would constitute a violation or failure to comply with the Site Management Plan for this Control; and

(e) if a financial assurance mechanism is required by the oversight document for the site, the mechanism remains valid and sufficient for its intended purpose established in the document.

N/A

YES NO

☐ ☐

3. If this site has an Operation and Maintenance (O&M) Plan (or equivalent as required in the Decision Document);

I certify by checking "YES" below that the O&M Plan Requirements (or equivalent as required in the Decision Document) are being met.

N/A

☐ ☐

4. If this site has a Monitoring Plan (or equivalent as required in the remedy selection document);

I certify by checking "YES" below that the requirements of the Monitoring Plan (or equivalent as required in the Decision Document) is being met.

YES NO

☒ ☐

IC CERTIFICATIONS
SITE NO. 915056

Box 6

SITE OWNER OR DESIGNATED REPRESENTATIVE SIGNATURE

I certify that all information and statements in Boxes 2 and/or 3 are true. I understand that a false statement made herein is punishable as a Class "A" misdemeanor, pursuant to Section 210.45 of the Penal Law.

I Bonnie M Leto at 4000 River Rd. Tonawanda, NY
print name print business address

am certifying as Owner (Owner or Remedial Party)

for the Site named in the Site Details Section of this form.

Bonnie M Leto
Signature of Owner or Remedial Party Rendering Certification

12 / 15 / 09
Date

IC/EC CERTIFICATIONS

Box 7

QUALIFIED ENVIRONMENTAL PROFESSIONAL (QEP) SIGNATURE

I certify that all information in Boxes 4 and 5 are true. I understand that a false statement made herein is punishable as a Class "A" misdemeanor, pursuant to Section 210.45 of the Penal Law.

I _____ at _____
print name print business address

am certifying as a Qualified Environmental Professional for the _____

(Owner or Remedial Party) for the Site named in the Site Details Section of this form.

Signature of Qualified Environmental Professional, for
the Owner or Remedial Party, Rendering Certification

Stamp (if Required)

Date

APPENDIX D

LABORATORY ANALYTICAL RESULTS



STEARNS & WHEELER LLC
Environmental Engineers & Scientists

Upstate Laboratories, Inc.

Shipping: 6034 Corporate Dr. * E. Syracuse, NY 13057-1017 * (315) 437-0255 * Fax (315) 437-1209

Mailing: Box 169 * Syracuse, NY 13206

Albany (518) 459-3134 * Binghamton (607) 724-0478 * Buffalo (716) 972-0371

Rochester (866) 437-0255 * New Jersey (908) 581-4285

Mr. David Rowlinson
Stearns & Wheler GHD
415 N. French Rd.
Amherst, NY 14228

November 13, 2009

RE: Analytical Report:
Envirotek II

Order No.: U0910566

Dear Mr. Rowlinson:

Upstate Laboratories, Inc. received 14 samples on 10/28/09 for the analyses presented in the following report.

All analytical results relate to the samples as received by the laboratory.

All analytical data conforms with standard approved methodologies and quality control. Our quality control narrative will be included should any anomalies occur.

We have included the Chain of Custody Record as part of your report. You may need to reference this form for a more detailed explanation of your samples. Samples will be disposed of approximately one month from final report date.

Should you have any questions, please feel free to give us a call.

Thank you for your patronage.

Sincerely,
UPSTATE LABORATORIES, INC.


Anthony J. Scala
President/CEO

Enclosures: ASP-B Pkg., report, invoice

Confidentiality Statement: This report is meant for the use of the intended recipient. It may contain confidential information, which is legally privileged or otherwise protected by law. If you have received this report in error, you are strictly prohibited from reviewing, using, disseminating, distributing or copying the information.

Upstate Laboratories, Inc.

Analytical Report

Date: 21-Dec-09

CLIENT: Stearns & Wheler GHD
Lab Order: U0910566
Project: Envirotek II
Lab ID: U0910566-001

Client Sample ID: ENV-1
Collection Date: 10/27/2009 10:15:00 AM
Matrix: AQUEOUS

Analyses	Result	Limit	Qual	Units	DF	Date Analyzed
ASP/CLP TCL VOLATILE WATER		8260ASP05_W			Analyst: LEF	
1,2,4-Trichlorobenzene	ND	5.0		µg/L	1	11/6/2009 11:18:00 AM
1,2,4-Trimethylbenzene	ND	5.0		µg/L	1	11/6/2009 11:18:00 AM
1,2-Dibromo-3-chloropropane	ND	5.0		µg/L	1	11/6/2009 11:18:00 AM
1,2-Dibromoethane	ND	5.0		µg/L	1	11/6/2009 11:18:00 AM
1,2-Dichlorobenzene	ND	5.0		µg/L	1	11/6/2009 11:18:00 AM
1,3,5-Trimethylbenzene	ND	5.0		µg/L	1	11/6/2009 11:18:00 AM
1,3-Dichlorobenzene	ND	5.0		µg/L	1	11/6/2009 11:18:00 AM
1,4-Dichlorobenzene	ND	5.0		µg/L	1	11/6/2009 11:18:00 AM
1,4-Dioxane	ND	100		µg/L	1	11/6/2009 11:18:00 AM
Cyclohexane	ND	5.0		µg/L	1	11/6/2009 11:18:00 AM
Dichlorodifluoromethane	ND	5.0		µg/L	1	11/6/2009 11:18:00 AM
Freon-113	ND	5.0		µg/L	1	11/6/2009 11:18:00 AM
Isopropylbenzene	ND	5.0		µg/L	1	11/6/2009 11:18:00 AM
Methyl Acetate	ND	5.0		µg/L	1	11/6/2009 11:18:00 AM
Methyl tert-butyl ether	ND	5.0		µg/L	1	11/6/2009 11:18:00 AM
Methylcyclohexane	ND	5.0		µg/L	1	11/6/2009 11:18:00 AM
n-Butylbenzene	ND	5.0		µg/L	1	11/6/2009 11:18:00 AM
n-Propylbenzene	ND	5.0		µg/L	1	11/6/2009 11:18:00 AM
sec-Butylbenzene	ND	5.0		µg/L	1	11/6/2009 11:18:00 AM
tert-Butylbenzene	ND	5.0		µg/L	1	11/6/2009 11:18:00 AM
Trichlorofluoromethane	ND	5.0		µg/L	1	11/6/2009 11:18:00 AM
Chloromethane	ND	5.0		µg/L	1	11/6/2009 11:18:00 AM
Vinyl chloride	ND	5.0		µg/L	1	11/6/2009 11:18:00 AM
Bromomethane	ND	5.0		µg/L	1	11/6/2009 11:18:00 AM
Chloroethane	ND	5.0		µg/L	1	11/6/2009 11:18:00 AM
Acetone	ND	10		µg/L	1	11/6/2009 11:18:00 AM
1,1-Dichloroethene	ND	5.0		µg/L	1	11/6/2009 11:18:00 AM
Carbon disulfide	ND	5.0		µg/L	1	11/6/2009 11:18:00 AM
Methylene chloride	ND	5.0		µg/L	1	11/6/2009 11:18:00 AM
trans-1,2-Dichloroethene	ND	5.0		µg/L	1	11/6/2009 11:18:00 AM
1,1-Dichloroethane	ND	5.0		µg/L	1	11/6/2009 11:18:00 AM
2-Butanone	ND	10		µg/L	1	11/6/2009 11:18:00 AM
cis-1,2-Dichloroethene	ND	5.0		µg/L	1	11/6/2009 11:18:00 AM
Chloroform	ND	5.0		µg/L	1	11/6/2009 11:18:00 AM
1,1,1-Trichloroethane	ND	5.0		µg/L	1	11/6/2009 11:18:00 AM
Carbon tetrachloride	ND	5.0		µg/L	1	11/6/2009 11:18:00 AM
Benzene	ND	5.0		µg/L	1	11/6/2009 11:18:00 AM
1,2-Dichloroethane	ND	5.0		µg/L	1	11/6/2009 11:18:00 AM
Trichloroethene	ND	5.0		µg/L	1	11/6/2009 11:18:00 AM

Approved By: _____

Date: _____

Page 1 of 28

Qualifiers:

- * Low Level
- B Analyte detected in the associated Method Blank
- H Holding times for preparation or analysis exceeded
- ND Not Detected at the Reporting Limit

- ** Value exceeds Maximum Contaminant Value
- E Value above quantitation range
- J Analyte detected below quantitation limits
- S Spike Recovery outside accepted recovery limits

Upstate Laboratories, Inc.

Analytical Report

Date: 21-Dec-09

CLIENT: Stearns & Wheler GHD
Lab Order: U0910566
Project: Envirotek II
Lab ID: U0910566-001

Client Sample ID: ENV-1
Collection Date: 10/27/2009 10:15:00 AM
Matrix: AQUEOUS

Analyses	Result	Limit	Qual	Units	DF	Date Analyzed
ASP/CLP TCL VOLATILE WATER		8260ASP05_W		Analyst: LEF		
1,2-Dichloropropane	ND	5.0		µg/L	1	11/6/2009 11:18:00 AM
Bromodichloromethane	ND	5.0		µg/L	1	11/6/2009 11:18:00 AM
4-Methyl-2-pentanone	ND	10		µg/L	1	11/6/2009 11:18:00 AM
cis-1,3-Dichloropropene	ND	5.0		µg/L	1	11/6/2009 11:18:00 AM
Toluene	ND	5.0		µg/L	1	11/6/2009 11:18:00 AM
trans-1,3-Dichloropropene	ND	5.0		µg/L	1	11/6/2009 11:18:00 AM
1,1,2-Trichloroethane	ND	5.0		µg/L	1	11/6/2009 11:18:00 AM
2-Hexanone	ND	10		µg/L	1	11/6/2009 11:18:00 AM
Tetrachloroethene	ND	5.0		µg/L	1	11/6/2009 11:18:00 AM
Dibromochloromethane	ND	5.0		µg/L	1	11/6/2009 11:18:00 AM
Chlorobenzene	ND	5.0		µg/L	1	11/6/2009 11:18:00 AM
Ethylbenzene	ND	5.0		µg/L	1	11/6/2009 11:18:00 AM
m,p-Xylene	ND	5.0		µg/L	1	11/6/2009 11:18:00 AM
o-Xylene	ND	5.0		µg/L	1	11/6/2009 11:18:00 AM
Styrene	ND	5.0		µg/L	1	11/6/2009 11:18:00 AM
Bromoform	ND	5.0		µg/L	1	11/6/2009 11:18:00 AM
1,1,2,2-Tetrachloroethane	ND	5.0		µg/L	1	11/6/2009 11:18:00 AM

NOTES:

TICS: No compounds were detected.

Approved By: _____

Date: _____

Page 2 of 28

Qualifiers: * Low Level
B Analyte detected in the associated Method Blank
H Holding times for preparation or analysis exceeded
ND Not Detected at the Reporting Limit

** Value exceeds Maximum Contaminant Value
E Value above quantitation range
J Analyte detected below quantitation limits
S Spike Recovery outside accepted recovery limits

Upstate Laboratories, Inc.

Analytical Report

Date: 21-Dec-09

CLIENT: Stearns & Wheler GHD
Lab Order: U0910566
Project: Envirotek II
Lab ID: U0910566-002

Client Sample ID: ENV-3R
Collection Date: 10/27/2009 11:00:00 AM
Matrix: AQUEOUS

Analyses	Result	Limit	Qual	Units	DF	Date Analyzed
ASP/CLP TCL VOLATILE WATER		8260ASP05_W			Analyst: LEF	
1,2,4-Trichlorobenzene	ND	5.0		µg/L	1	11/6/2009 11:56:00 AM
1,2,4-Trimethylbenzene	ND	5.0		µg/L	1	11/6/2009 11:56:00 AM
1,2-Dibromo-3-chloropropane	ND	5.0		µg/L	1	11/6/2009 11:56:00 AM
1,2-Dibromoethane	ND	5.0		µg/L	1	11/6/2009 11:56:00 AM
1,2-Dichlorobenzene	ND	5.0		µg/L	1	11/6/2009 11:56:00 AM
1,3,5-Trimethylbenzene	ND	5.0		µg/L	1	11/6/2009 11:56:00 AM
1,3-Dichlorobenzene	ND	5.0		µg/L	1	11/6/2009 11:56:00 AM
1,4-Dichlorobenzene	ND	5.0		µg/L	1	11/6/2009 11:56:00 AM
1,4-Dioxane	ND	100		µg/L	1	11/6/2009 11:56:00 AM
Cyclohexane	ND	5.0		µg/L	1	11/6/2009 11:56:00 AM
Dichlorodifluoromethane	ND	5.0		µg/L	1	11/6/2009 11:56:00 AM
Freon-113	ND	5.0		µg/L	1	11/6/2009 11:56:00 AM
Isopropylbenzene	ND	5.0		µg/L	1	11/6/2009 11:56:00 AM
Methyl Acetate	ND	5.0		µg/L	1	11/6/2009 11:56:00 AM
Methyl tert-butyl ether	ND	5.0		µg/L	1	11/6/2009 11:56:00 AM
Methylcyclohexane	ND	5.0		µg/L	1	11/6/2009 11:56:00 AM
n-Butylbenzene	ND	5.0		µg/L	1	11/6/2009 11:56:00 AM
n-Propylbenzene	ND	5.0		µg/L	1	11/6/2009 11:56:00 AM
sec-Butylbenzene	ND	5.0		µg/L	1	11/6/2009 11:56:00 AM
tert-Butylbenzene	ND	5.0		µg/L	1	11/6/2009 11:56:00 AM
Trichlorofluoromethane	ND	5.0		µg/L	1	11/6/2009 11:56:00 AM
Chloromethane	ND	5.0		µg/L	1	11/6/2009 11:56:00 AM
Vinyl chloride	2	5.0	J	µg/L	1	11/6/2009 11:56:00 AM
Bromomethane	ND	5.0		µg/L	1	11/6/2009 11:56:00 AM
Chloroethane	ND	5.0		µg/L	1	11/6/2009 11:56:00 AM
Acetone	ND	10		µg/L	1	11/6/2009 11:56:00 AM
1,1-Dichloroethene	ND	5.0		µg/L	1	11/6/2009 11:56:00 AM
Carbon disulfide	ND	5.0		µg/L	1	11/6/2009 11:56:00 AM
Methylene chloride	ND	5.0		µg/L	1	11/6/2009 11:56:00 AM
trans-1,2-Dichloroethene	ND	5.0		µg/L	1	11/6/2009 11:56:00 AM
1,1-Dichloroethane	4	5.0	J	µg/L	1	11/6/2009 11:56:00 AM
2-Butanone	ND	10		µg/L	1	11/6/2009 11:56:00 AM
cis-1,2-Dichloroethene	5.3	5.0		µg/L	1	11/6/2009 11:56:00 AM
Chloroform	ND	5.0		µg/L	1	11/6/2009 11:56:00 AM
1,1,1-Trichloroethane	ND	5.0		µg/L	1	11/6/2009 11:56:00 AM
Carbon tetrachloride	ND	5.0		µg/L	1	11/6/2009 11:56:00 AM
Benzene	ND	5.0		µg/L	1	11/6/2009 11:56:00 AM
1,2-Dichloroethane	ND	5.0		µg/L	1	11/6/2009 11:56:00 AM
Trichloroethene	5.4	5.0		µg/L	1	11/6/2009 11:56:00 AM

Approved By:

Date:

Page 3 of 28

Qualifiers:

- * Low Level
- B Analyte detected in the associated Method Blank
- H Holding times for preparation or analysis exceeded
- ND Not Detected at the Reporting Limit

- ** Value exceeds Maximum Contaminant Value
- E Value above quantitation range
- J Analyte detected below quantitation limits
- S Spike Recovery outside accepted recovery limits

Upstate Laboratories, Inc.

Analytical Report

Date: 21-Dec-09

CLIENT: Stearns & Wheler GHD
Lab Order: U0910566
Project: Envirotek II
Lab ID: U0910566-002

Client Sample ID: ENV-3R
Collection Date: 10/27/2009 11:00:00 AM
Matrix: AQUEOUS

Analyses	Result	Limit	Qual	Units	DF	Date Analyzed
ASP/CLP TCL VOLATILE WATER		8260ASP05_W		Analyst: LEF		
1,2-Dichloropropane	ND	5.0		µg/L	1	11/6/2009 11:56:00 AM
Bromodichloromethane	ND	5.0		µg/L	1	11/6/2009 11:56:00 AM
4-Methyl-2-pentanone	ND	10		µg/L	1	11/6/2009 11:56:00 AM
cis-1,3-Dichloropropene	ND	5.0		µg/L	1	11/6/2009 11:56:00 AM
Toluene	ND	5.0		µg/L	1	11/6/2009 11:56:00 AM
trans-1,3-Dichloropropene	ND	5.0		µg/L	1	11/6/2009 11:56:00 AM
1,1,2-Trichloroethane	ND	5.0		µg/L	1	11/6/2009 11:56:00 AM
2-Hexanone	ND	10		µg/L	1	11/6/2009 11:56:00 AM
Tetrachloroethene	4	5.0	J	µg/L	1	11/6/2009 11:56:00 AM
Dibromochloromethane	ND	5.0		µg/L	1	11/6/2009 11:56:00 AM
Chlorobenzene	ND	5.0		µg/L	1	11/6/2009 11:56:00 AM
Ethylbenzene	ND	5.0		µg/L	1	11/6/2009 11:56:00 AM
m,p-Xylene	ND	5.0		µg/L	1	11/6/2009 11:56:00 AM
o-Xylene	ND	5.0		µg/L	1	11/6/2009 11:56:00 AM
Styrene	ND	5.0		µg/L	1	11/6/2009 11:56:00 AM
Bromoform	ND	5.0		µg/L	1	11/6/2009 11:56:00 AM
1,1,2,2-Tetrachloroethane	ND	5.0		µg/L	1	11/6/2009 11:56:00 AM

NOTES:

TICS: No compounds were detected.

Approved By: _____

Date: _____

Page 4 of 28

Qualifiers: * Low Level
B Analyte detected in the associated Method Blank
H Holding times for preparation or analysis exceeded
ND Not Detected at the Reporting Limit

** Value exceeds Maximum Contaminant Value
E Value above quantitation range
J Analyte detected below quantitation limits
S Spike Recovery outside accepted recovery limits

Upstate Laboratories, Inc.

Analytical Report

Date: 21-Dec-09

CLIENT: Stearns & Wheler GHD
Lab Order: U0910566
Project: Envirotek II
Lab ID: U0910566-003

Client Sample ID: ENV-9
Collection Date: 10/27/2009 11:30:00 AM
Matrix: AQUEOUS

Analyses	Result	Limit	Qual	Units	DF	Date Analyzed
ASP/CLP TCL VOLATILE WATER		8260ASP05_W			Analyst: LEF	
1,2,4-Trichlorobenzene	ND	5.0		µg/L	1	11/6/2009 12:34:00 PM
1,2,4-Trimethylbenzene	ND	5.0		µg/L	1	11/6/2009 12:34:00 PM
1,2-Dibromo-3-chloropropane	ND	5.0		µg/L	1	11/6/2009 12:34:00 PM
1,2-Dibromoethane	ND	5.0		µg/L	1	11/6/2009 12:34:00 PM
1,2-Dichlorobenzene	ND	5.0		µg/L	1	11/6/2009 12:34:00 PM
1,3,5-Trimethylbenzene	ND	5.0		µg/L	1	11/6/2009 12:34:00 PM
1,3-Dichlorobenzene	ND	5.0		µg/L	1	11/6/2009 12:34:00 PM
1,4-Dichlorobenzene	ND	5.0		µg/L	1	11/6/2009 12:34:00 PM
1,4-Dioxane	ND	100		µg/L	1	11/6/2009 12:34:00 PM
Cyclohexane	ND	5.0		µg/L	1	11/6/2009 12:34:00 PM
Dichlorodifluoromethane	ND	5.0		µg/L	1	11/6/2009 12:34:00 PM
Freon-113	ND	5.0		µg/L	1	11/6/2009 12:34:00 PM
Isopropylbenzene	ND	5.0		µg/L	1	11/6/2009 12:34:00 PM
Methyl Acetate	ND	5.0		µg/L	1	11/6/2009 12:34:00 PM
Methyl tert-butyl ether	ND	5.0		µg/L	1	11/6/2009 12:34:00 PM
Methylcyclohexane	ND	5.0		µg/L	1	11/6/2009 12:34:00 PM
n-Butylbenzene	ND	5.0		µg/L	1	11/6/2009 12:34:00 PM
n-Propylbenzene	ND	5.0		µg/L	1	11/6/2009 12:34:00 PM
sec-Butylbenzene	ND	5.0		µg/L	1	11/6/2009 12:34:00 PM
tert-Butylbenzene	ND	5.0		µg/L	1	11/6/2009 12:34:00 PM
Trichlorofluoromethane	ND	5.0		µg/L	1	11/6/2009 12:34:00 PM
Chloromethane	ND	5.0		µg/L	1	11/6/2009 12:34:00 PM
Vinyl chloride	ND	5.0		µg/L	1	11/6/2009 12:34:00 PM
Bromomethane	ND	5.0		µg/L	1	11/6/2009 12:34:00 PM
Chloroethane	ND	5.0		µg/L	1	11/6/2009 12:34:00 PM
Acetone	ND	10		µg/L	1	11/6/2009 12:34:00 PM
1,1-Dichloroethene	ND	5.0		µg/L	1	11/6/2009 12:34:00 PM
Carbon disulfide	ND	5.0		µg/L	1	11/6/2009 12:34:00 PM
Methylene chloride	ND	5.0		µg/L	1	11/6/2009 12:34:00 PM
trans-1,2-Dichloroethene	ND	5.0		µg/L	1	11/6/2009 12:34:00 PM
1,1-Dichloroethane	ND	5.0		µg/L	1	11/6/2009 12:34:00 PM
2-Butanone	ND	10		µg/L	1	11/6/2009 12:34:00 PM
cis-1,2-Dichloroethene	ND	5.0		µg/L	1	11/6/2009 12:34:00 PM
Chloroform	ND	5.0		µg/L	1	11/6/2009 12:34:00 PM
1,1,1-Trichloroethane	ND	5.0		µg/L	1	11/6/2009 12:34:00 PM
Carbon tetrachloride	ND	5.0		µg/L	1	11/6/2009 12:34:00 PM
Benzene	ND	5.0		µg/L	1	11/6/2009 12:34:00 PM
1,2-Dichloroethane	ND	5.0		µg/L	1	11/6/2009 12:34:00 PM
Trichloroethene	ND	5.0		µg/L	1	11/6/2009 12:34:00 PM

Approved By: _____

Date: _____

Page 5 of 28

Qualifiers:

- * Low Level
- B Analyte detected in the associated Method Blank
- H Holding times for preparation or analysis exceeded
- ND Not Detected at the Reporting Limit

- ** Value exceeds Maximum Contaminant Value
- E Value above quantitation range
- J Analyte detected below quantitation limits
- S Spike Recovery outside accepted recovery limits

Upstate Laboratories, Inc.

Analytical Report

Date: 21-Dec-09

CLIENT: Stearns & Wheler GHD
Lab Order: U0910566
Project: Envirotek II
Lab ID: U0910566-003

Client Sample ID: ENV-9
Collection Date: 10/27/2009 11:30:00 AM
Matrix: AQUEOUS

Analyses	Result	Limit	Qual	Units	DF	Date Analyzed
ASP/CLP TCL VOLATILE WATER		8260ASP05_W		Analyst: LEF		
1,2-Dichloropropane	ND	5.0		µg/L	1	11/6/2009 12:34:00 PM
Bromodichloromethane	ND	5.0		µg/L	1	11/6/2009 12:34:00 PM
4-Methyl-2-pentanone	ND	10		µg/L	1	11/6/2009 12:34:00 PM
cis-1,3-Dichloropropene	ND	5.0		µg/L	1	11/6/2009 12:34:00 PM
Toluene	ND	5.0		µg/L	1	11/6/2009 12:34:00 PM
trans-1,3-Dichloropropene	ND	5.0		µg/L	1	11/6/2009 12:34:00 PM
1,1,2-Trichloroethane	ND	5.0		µg/L	1	11/6/2009 12:34:00 PM
2-Hexanone	ND	10		µg/L	1	11/6/2009 12:34:00 PM
Tetrachloroethene	ND	5.0		µg/L	1	11/6/2009 12:34:00 PM
Dibromochloromethane	ND	5.0		µg/L	1	11/6/2009 12:34:00 PM
Chlorobenzene	ND	5.0		µg/L	1	11/6/2009 12:34:00 PM
Ethylbenzene	ND	5.0		µg/L	1	11/6/2009 12:34:00 PM
m,p-Xylene	ND	5.0		µg/L	1	11/6/2009 12:34:00 PM
o-Xylene	ND	5.0		µg/L	1	11/6/2009 12:34:00 PM
Styrene	ND	5.0		µg/L	1	11/6/2009 12:34:00 PM
Bromoform	ND	5.0		µg/L	1	11/6/2009 12:34:00 PM
1,1,2,2-Tetrachloroethane	ND	5.0		µg/L	1	11/6/2009 12:34:00 PM

NOTES:

TICS: No compounds were detected.

Approved By: _____

Date: _____

Page 6 of 28

Qualifiers: * Low Level
B Analyte detected in the associated Method Blank
H Holding times for preparation or analysis exceeded
ND Not Detected at the Reporting Limit

** Value exceeds Maximum Contaminant Value
E Value above quantitation range
J Analyte detected below quantitation limits
S Spike Recovery outside accepted recovery limits

Upstate Laboratories, Inc.

Analytical Report

Date: 21-Dec-09

CLIENT: Stearns & Wheler GHD
Lab Order: U0910566
Project: Envirotek II
Lab ID: U0910566-004

Client Sample ID: ENV-8
Collection Date: 10/27/2009 12:00:00 PM
Matrix: AQUEOUS

Analyses	Result	Limit	Qual	Units	DF	Date Analyzed
ASP/CLP TCL VOLATILE WATER		8260ASP05_W				Analyst: LEF
1,2,4-Trichlorobenzene	ND	5.0		µg/L	1	11/6/2009 1:12:00 PM
1,2,4-Trimethylbenzene	ND	5.0		µg/L	1	11/6/2009 1:12:00 PM
1,2-Dibromo-3-chloropropane	ND	5.0		µg/L	1	11/6/2009 1:12:00 PM
1,2-Dibromoethane	ND	5.0		µg/L	1	11/6/2009 1:12:00 PM
1,2-Dichlorobenzene	ND	5.0		µg/L	1	11/6/2009 1:12:00 PM
1,3,5-Trimethylbenzene	ND	5.0		µg/L	1	11/6/2009 1:12:00 PM
1,3-Dichlorobenzene	ND	5.0		µg/L	1	11/6/2009 1:12:00 PM
1,4-Dichlorobenzene	ND	5.0		µg/L	1	11/6/2009 1:12:00 PM
1,4-Dioxane	ND	100		µg/L	1	11/6/2009 1:12:00 PM
Cyclohexane	ND	5.0		µg/L	1	11/6/2009 1:12:00 PM
Dichlorodifluoromethane	ND	5.0		µg/L	1	11/6/2009 1:12:00 PM
Freon-113	ND	5.0		µg/L	1	11/6/2009 1:12:00 PM
Isopropylbenzene	ND	5.0		µg/L	1	11/6/2009 1:12:00 PM
Methyl Acetate	ND	5.0		µg/L	1	11/6/2009 1:12:00 PM
Methyl tert-butyl ether	ND	5.0		µg/L	1	11/6/2009 1:12:00 PM
Methylcyclohexane	ND	5.0		µg/L	1	11/6/2009 1:12:00 PM
n-Butylbenzene	ND	5.0		µg/L	1	11/6/2009 1:12:00 PM
n-Propylbenzene	ND	5.0		µg/L	1	11/6/2009 1:12:00 PM
sec-Butylbenzene	ND	5.0		µg/L	1	11/6/2009 1:12:00 PM
tert-Butylbenzene	ND	5.0		µg/L	1	11/6/2009 1:12:00 PM
Trichlorofluoromethane	ND	5.0		µg/L	1	11/6/2009 1:12:00 PM
Chloromethane	ND	5.0		µg/L	1	11/6/2009 1:12:00 PM
Vinyl chloride	3	5.0	J	µg/L	1	11/6/2009 1:12:00 PM
Bromomethane	ND	5.0		µg/L	1	11/6/2009 1:12:00 PM
Chloroethane	ND	5.0		µg/L	1	11/6/2009 1:12:00 PM
Acetone	ND	10		µg/L	1	11/6/2009 1:12:00 PM
1,1-Dichloroethene	ND	5.0		µg/L	1	11/6/2009 1:12:00 PM
Carbon disulfide	ND	5.0		µg/L	1	11/6/2009 1:12:00 PM
Methylene chloride	ND	5.0		µg/L	1	11/6/2009 1:12:00 PM
trans-1,2-Dichloroethene	ND	5.0		µg/L	1	11/6/2009 1:12:00 PM
1,1-Dichloroethane	ND	5.0		µg/L	1	11/6/2009 1:12:00 PM
2-Butanone	ND	10		µg/L	1	11/6/2009 1:12:00 PM
cis-1,2-Dichloroethene	29	5.0		µg/L	1	11/6/2009 1:12:00 PM
Chloroform	ND	5.0		µg/L	1	11/6/2009 1:12:00 PM
1,1,1-Trichloroethane	ND	5.0		µg/L	1	11/6/2009 1:12:00 PM
Carbon tetrachloride	ND	5.0		µg/L	1	11/6/2009 1:12:00 PM
Benzene	ND	5.0		µg/L	1	11/6/2009 1:12:00 PM
1,2-Dichloroethane	ND	5.0		µg/L	1	11/6/2009 1:12:00 PM
Trichloroethene	5	5.0	J	µg/L	1	11/6/2009 1:12:00 PM

Approved By: _____

Date: _____

Page 7 of 28

Qualifiers:

- * Low Level
- B Analyte detected in the associated Method Blank
- H Holding times for preparation or analysis exceeded
- ND Not Detected at the Reporting Limit

- ** Value exceeds Maximum Contaminant Value
- E Value above quantitation range
- J Analyte detected below quantitation limits
- S Spike Recovery outside accepted recovery limits

Upstate Laboratories, Inc.

Analytical Report

Date: 21-Dec-09

CLIENT: Stearns & Wheler GHD
Lab Order: U0910566
Project: Envirotek II
Lab ID: U0910566-004

Client Sample ID: ENV-8
Collection Date: 10/27/2009 12:00:00 PM
Matrix: AQUEOUS

Analyses	Result	Limit	Qual	Units	DF	Date Analyzed
ASP/CLP TCL VOLATILE WATER		8260ASP05_W		Analyst: LEF		
1,2-Dichloropropane	ND	5.0		µg/L	1	11/6/2009 1:12:00 PM
Bromodichloromethane	ND	5.0		µg/L	1	11/6/2009 1:12:00 PM
4-Methyl-2-pentanone	ND	10		µg/L	1	11/6/2009 1:12:00 PM
cis-1,3-Dichloropropene	ND	5.0		µg/L	1	11/6/2009 1:12:00 PM
Toluene	ND	5.0		µg/L	1	11/6/2009 1:12:00 PM
trans-1,3-Dichloropropene	ND	5.0		µg/L	1	11/6/2009 1:12:00 PM
1,1,2-Trichloroethane	ND	5.0		µg/L	1	11/6/2009 1:12:00 PM
2-Hexanone	ND	10		µg/L	1	11/6/2009 1:12:00 PM
Tetrachloroethene	ND	5.0		µg/L	1	11/6/2009 1:12:00 PM
Dibromochloromethane	ND	5.0		µg/L	1	11/6/2009 1:12:00 PM
Chlorobenzene	ND	5.0		µg/L	1	11/6/2009 1:12:00 PM
Ethylbenzene	ND	5.0		µg/L	1	11/6/2009 1:12:00 PM
m,p-Xylene	ND	5.0		µg/L	1	11/6/2009 1:12:00 PM
o-Xylene	ND	5.0		µg/L	1	11/6/2009 1:12:00 PM
Styrene	ND	5.0		µg/L	1	11/6/2009 1:12:00 PM
Bromoform	ND	5.0		µg/L	1	11/6/2009 1:12:00 PM
1,1,2,2-Tetrachloroethane	ND	5.0		µg/L	1	11/6/2009 1:12:00 PM

NOTES:

TICS: No compounds were detected.

Approved By: _____

Date: _____

Page 8 of 28

Qualifiers: * Low Level
B Analyte detected in the associated Method Blank
H Holding times for preparation or analysis exceeded
ND Not Detected at the Reporting Limit

** Value exceeds Maximum Contaminant Value
E Value above quantitation range
J Analyte detected below quantitation limits
S Spike Recovery outside accepted recovery limits

Upstate Laboratories, Inc.

Analytical Report

Date: 21-Dec-09

CLIENT: Stearns & Wheler GHD
Lab Order: U0910566
Project: Envirotek II
Lab ID: U0910566-005

Client Sample ID: ENV-7
Collection Date: 10/27/2009 12:45:00 PM
Matrix: AQUEOUS

Analyses	Result	Limit	Qual	Units	DF	Date Analyzed
ASP/CLP TCL VOLATILE WATER		8260ASP05_W				Analyst: LEF
1,2,4-Trichlorobenzene	ND	5.0		µg/L	1	11/6/2009 1:51:00 PM
1,2,4-Trimethylbenzene	ND	5.0		µg/L	1	11/6/2009 1:51:00 PM
1,2-Dibromo-3-chloropropane	ND	5.0		µg/L	1	11/6/2009 1:51:00 PM
1,2-Dibromoethane	ND	5.0		µg/L	1	11/6/2009 1:51:00 PM
1,2-Dichlorobenzene	ND	5.0		µg/L	1	11/6/2009 1:51:00 PM
1,3,5-Trimethylbenzene	ND	5.0		µg/L	1	11/6/2009 1:51:00 PM
1,3-Dichlorobenzene	ND	5.0		µg/L	1	11/6/2009 1:51:00 PM
1,4-Dichlorobenzene	ND	5.0		µg/L	1	11/6/2009 1:51:00 PM
1,4-Dioxane	ND	100		µg/L	1	11/6/2009 1:51:00 PM
Cyclohexane	ND	5.0		µg/L	1	11/6/2009 1:51:00 PM
Dichlorodifluoromethane	ND	5.0		µg/L	1	11/6/2009 1:51:00 PM
Freon-113	ND	5.0		µg/L	1	11/6/2009 1:51:00 PM
Isopropylbenzene	ND	5.0		µg/L	1	11/6/2009 1:51:00 PM
Methyl Acetate	ND	5.0		µg/L	1	11/6/2009 1:51:00 PM
Methyl tert-butyl ether	ND	5.0		µg/L	1	11/6/2009 1:51:00 PM
Methylcyclohexane	ND	5.0		µg/L	1	11/6/2009 1:51:00 PM
n-Butylbenzene	ND	5.0		µg/L	1	11/6/2009 1:51:00 PM
n-Propylbenzene	ND	5.0		µg/L	1	11/6/2009 1:51:00 PM
sec-Butylbenzene	ND	5.0		µg/L	1	11/6/2009 1:51:00 PM
tert-Butylbenzene	ND	5.0		µg/L	1	11/6/2009 1:51:00 PM
Trichlorofluoromethane	ND	5.0		µg/L	1	11/6/2009 1:51:00 PM
Chloromethane	ND	5.0		µg/L	1	11/6/2009 1:51:00 PM
Vinyl chloride	98	5.0		µg/L	1	11/6/2009 1:51:00 PM
Bromomethane	ND	5.0		µg/L	1	11/6/2009 1:51:00 PM
Chloroethane	ND	5.0		µg/L	1	11/6/2009 1:51:00 PM
Acetone	ND	10		µg/L	1	11/6/2009 1:51:00 PM
1,1-Dichloroethene	ND	5.0		µg/L	1	11/6/2009 1:51:00 PM
Carbon disulfide	ND	5.0		µg/L	1	11/6/2009 1:51:00 PM
Methylene chloride	ND	5.0		µg/L	1	11/6/2009 1:51:00 PM
trans-1,2-Dichloroethene	ND	5.0		µg/L	1	11/6/2009 1:51:00 PM
1,1-Dichloroethane	ND	5.0		µg/L	1	11/6/2009 1:51:00 PM
2-Butanone	ND	10		µg/L	1	11/6/2009 1:51:00 PM
cis-1,2-Dichloroethene	93	5.0		µg/L	1	11/6/2009 1:51:00 PM
Chloroform	ND	5.0		µg/L	1	11/6/2009 1:51:00 PM
1,1,1-Trichloroethane	ND	5.0		µg/L	1	11/6/2009 1:51:00 PM
Carbon tetrachloride	ND	5.0		µg/L	1	11/6/2009 1:51:00 PM
Benzene	ND	5.0		µg/L	1	11/6/2009 1:51:00 PM
1,2-Dichloroethane	ND	5.0		µg/L	1	11/6/2009 1:51:00 PM
Trichloroethene	ND	5.0		µg/L	1	11/6/2009 1:51:00 PM

Approved By: _____

Date: _____

Page 9 of 28

Qualifiers:

- * Low Level
- B Analyte detected in the associated Method Blank
- H Holding times for preparation or analysis exceeded
- ND Not Detected at the Reporting Limit

- ** Value exceeds Maximum Contaminant Value
- E Value above quantitation range
- J Analyte detected below quantitation limits
- S Spike Recovery outside accepted recovery limits

Upstate Laboratories, Inc.

Analytical Report

Date: 21-Dec-09

CLIENT: Stearns & Wheler GHD
Lab Order: U0910566
Project: Envirotek II
Lab ID: U0910566-005

Client Sample ID: ENV-7
Collection Date: 10/27/2009 12:45:00 PM
Matrix: AQUEOUS

Analyses	Result	Limit	Qual	Units	DF	Date Analyzed
ASP/CLP TCL VOLATILE WATER		8260ASP05_W		Analyst: LEF		
1,2-Dichloropropane	ND	5.0		µg/L	1	11/6/2009 1:51:00 PM
Bromodichloromethane	ND	5.0		µg/L	1	11/6/2009 1:51:00 PM
4-Methyl-2-pentanone	ND	10		µg/L	1	11/6/2009 1:51:00 PM
cis-1,3-Dichloropropene	ND	5.0		µg/L	1	11/6/2009 1:51:00 PM
Toluene	ND	5.0		µg/L	1	11/6/2009 1:51:00 PM
trans-1,3-Dichloropropene	ND	5.0		µg/L	1	11/6/2009 1:51:00 PM
1,1,2-Trichloroethane	ND	5.0		µg/L	1	11/6/2009 1:51:00 PM
2-Hexanone	ND	10		µg/L	1	11/6/2009 1:51:00 PM
Tetrachloroethene	ND	5.0		µg/L	1	11/6/2009 1:51:00 PM
Dibromochloromethane	ND	5.0		µg/L	1	11/6/2009 1:51:00 PM
Chlorobenzene	ND	5.0		µg/L	1	11/6/2009 1:51:00 PM
Ethylbenzene	ND	5.0		µg/L	1	11/6/2009 1:51:00 PM
m,p-Xylene	ND	5.0		µg/L	1	11/6/2009 1:51:00 PM
o-Xylene	ND	5.0		µg/L	1	11/6/2009 1:51:00 PM
Styrene	ND	5.0		µg/L	1	11/6/2009 1:51:00 PM
Bromoform	ND	5.0		µg/L	1	11/6/2009 1:51:00 PM
1,1,2,2-Tetrachloroethane	ND	5.0		µg/L	1	11/6/2009 1:51:00 PM

NOTES:

TICS: No compounds were detected.

Approved By: _____

Date: _____

Page 10 of 28

Qualifiers:

- * Low Level
- B Analyte detected in the associated Method Blank
- H Holding times for preparation or analysis exceeded
- ND Not Detected at the Reporting Limit

- ** Value exceeds Maximum Contaminant Value
- E Value above quantitation range
- J Analyte detected below quantitation limits
- S Spike Recovery outside accepted recovery limits

Upstate Laboratories, Inc.

Analytical Report

Date: 21-Dec-09

CLIENT: Stearns & Wheler GHD
Lab Order: U0910566
Project: Envirotek II
Lab ID: U0910566-006

Client Sample ID: GW-3
Collection Date: 10/27/2009 3:00:00 PM
Matrix: AQUEOUS

Analyses	Result	Limit	Qual	Units	DF	Date Analyzed
ASP/CLP TCL VOLATILE WATER		8260ASP05_W			Analyst: LEF	
1,2,4-Trichlorobenzene	ND	5.0		µg/L	1	11/6/2009 2:48:00 PM
1,2,4-Trimethylbenzene	ND	5.0		µg/L	1	11/6/2009 2:48:00 PM
1,2-Dibromo-3-chloropropane	ND	5.0		µg/L	1	11/6/2009 2:48:00 PM
1,2-Dibromoethane	ND	5.0		µg/L	1	11/6/2009 2:48:00 PM
1,2-Dichlorobenzene	ND	5.0		µg/L	1	11/6/2009 2:48:00 PM
1,3,5-Trimethylbenzene	ND	5.0		µg/L	1	11/6/2009 2:48:00 PM
1,3-Dichlorobenzene	ND	5.0		µg/L	1	11/6/2009 2:48:00 PM
1,4-Dichlorobenzene	ND	5.0		µg/L	1	11/6/2009 2:48:00 PM
1,4-Dioxane	ND	100		µg/L	1	11/6/2009 2:48:00 PM
Cyclohexane	ND	5.0		µg/L	1	11/6/2009 2:48:00 PM
Dichlorodifluoromethane	ND	5.0		µg/L	1	11/6/2009 2:48:00 PM
Freon-113	ND	5.0		µg/L	1	11/6/2009 2:48:00 PM
Isopropylbenzene	ND	5.0		µg/L	1	11/6/2009 2:48:00 PM
Methyl Acetate	ND	5.0		µg/L	1	11/6/2009 2:48:00 PM
Methyl tert-butyl ether	ND	5.0		µg/L	1	11/6/2009 2:48:00 PM
Methylcyclohexane	ND	5.0		µg/L	1	11/6/2009 2:48:00 PM
n-Butylbenzene	ND	5.0		µg/L	1	11/6/2009 2:48:00 PM
n-Propylbenzene	ND	5.0		µg/L	1	11/6/2009 2:48:00 PM
sec-Butylbenzene	ND	5.0		µg/L	1	11/6/2009 2:48:00 PM
tert-Butylbenzene	ND	5.0		µg/L	1	11/6/2009 2:48:00 PM
Trichlorofluoromethane	ND	5.0		µg/L	1	11/6/2009 2:48:00 PM
Chloromethane	ND	5.0		µg/L	1	11/6/2009 2:48:00 PM
Vinyl chloride	ND	5.0		µg/L	1	11/6/2009 2:48:00 PM
Bromomethane	ND	5.0		µg/L	1	11/6/2009 2:48:00 PM
Chloroethane	ND	5.0		µg/L	1	11/6/2009 2:48:00 PM
Acetone	ND	10		µg/L	1	11/6/2009 2:48:00 PM
1,1-Dichloroethene	ND	5.0		µg/L	1	11/6/2009 2:48:00 PM
Carbon disulfide	ND	5.0		µg/L	1	11/6/2009 2:48:00 PM
Methylene chloride	ND	5.0		µg/L	1	11/6/2009 2:48:00 PM
trans-1,2-Dichloroethene	ND	5.0		µg/L	1	11/6/2009 2:48:00 PM
1,1-Dichloroethane	ND	5.0		µg/L	1	11/6/2009 2:48:00 PM
2-Butanone	ND	10		µg/L	1	11/6/2009 2:48:00 PM
cis-1,2-Dichloroethene	ND	5.0		µg/L	1	11/6/2009 2:48:00 PM
Chloroform	ND	5.0		µg/L	1	11/6/2009 2:48:00 PM
1,1,1-Trichloroethane	ND	5.0		µg/L	1	11/6/2009 2:48:00 PM
Carbon tetrachloride	ND	5.0		µg/L	1	11/6/2009 2:48:00 PM
Benzene	ND	5.0		µg/L	1	11/6/2009 2:48:00 PM
1,2-Dichloroethane	ND	5.0		µg/L	1	11/6/2009 2:48:00 PM
Trichloroethene	ND	5.0		µg/L	1	11/6/2009 2:48:00 PM

Approved By: _____

Date: _____

Page 11 of 28

Qualifiers:

- * Low Level
- B Analyte detected in the associated Method Blank
- H Holding times for preparation or analysis exceeded
- ND Not Detected at the Reporting Limit

- ** Value exceeds Maximum Contaminant Value
- E Value above quantitation range
- J Analyte detected below quantitation limits
- S Spike Recovery outside accepted recovery limits

Upstate Laboratories, Inc.

Analytical Report

Date: 21-Dec-09

CLIENT: Stearns & Wheler GHD
Lab Order: U0910566
Project: Envirotek II
Lab ID: U0910566-006

Client Sample ID: GW-3
Collection Date: 10/27/2009 3:00:00 PM
Matrix: AQUEOUS

Analyses	Result	Limit	Qual	Units	DF	Date Analyzed
ASP/CLP TCL VOLATILE WATER		8260ASP05_W		Analyst: LEF		
1,2-Dichloropropane	ND	5.0		µg/L	1	11/6/2009 2:48:00 PM
Bromodichloromethane	ND	5.0		µg/L	1	11/6/2009 2:48:00 PM
4-Methyl-2-pentanone	ND	10		µg/L	1	11/6/2009 2:48:00 PM
cis-1,3-Dichloropropene	ND	5.0		µg/L	1	11/6/2009 2:48:00 PM
Toluene	ND	5.0		µg/L	1	11/6/2009 2:48:00 PM
trans-1,3-Dichloropropene	ND	5.0		µg/L	1	11/6/2009 2:48:00 PM
1,1,2-Trichloroethane	ND	5.0		µg/L	1	11/6/2009 2:48:00 PM
2-Hexanone	ND	10		µg/L	1	11/6/2009 2:48:00 PM
Tetrachloroethene	ND	5.0		µg/L	1	11/6/2009 2:48:00 PM
Dibromochloromethane	ND	5.0		µg/L	1	11/6/2009 2:48:00 PM
Chlorobenzene	ND	5.0		µg/L	1	11/6/2009 2:48:00 PM
Ethylbenzene	ND	5.0		µg/L	1	11/6/2009 2:48:00 PM
m,p-Xylene	ND	5.0		µg/L	1	11/6/2009 2:48:00 PM
o-Xylene	ND	5.0		µg/L	1	11/6/2009 2:48:00 PM
Styrene	ND	5.0		µg/L	1	11/6/2009 2:48:00 PM
Bromoform	ND	5.0		µg/L	1	11/6/2009 2:48:00 PM
1,1,2,2-Tetrachloroethane	ND	5.0		µg/L	1	11/6/2009 2:48:00 PM

NOTES:

TICS: No compounds were detected.

Approved By: _____

Date: _____

Page 12 of 28

Qualifiers:

- * Low Level
- B Analyte detected in the associated Method Blank
- H Holding times for preparation or analysis exceeded
- ND Not Detected at the Reporting Limit

- ** Value exceeds Maximum Contaminant Value
- E Value above quantitation range
- J Analyte detected below quantitation limits
- S Spike Recovery outside accepted recovery limits

Upstate Laboratories, Inc.

Analytical Report

Date: 21-Dec-09

CLIENT: Stearns & Wheler GHD
Lab Order: U0910566
Project: Envirotek II
Lab ID: U0910566-007

Client Sample ID: NRG-4
Collection Date: 10/27/2009 4:00:00 PM
Matrix: AQUEOUS

Analyses	Result	Limit	Qual	Units	DF	Date Analyzed
ASP/CLP TCL VOLATILE WATER		8260ASP05_W		Analyst: LEF		
1,2,4-Trichlorobenzene	ND	5.0		µg/L	1	11/6/2009 3:26:00 PM
1,2,4-Trimethylbenzene	ND	5.0		µg/L	1	11/6/2009 3:26:00 PM
1,2-Dibromo-3-chloropropane	ND	5.0		µg/L	1	11/6/2009 3:26:00 PM
1,2-Dibromoethane	ND	5.0		µg/L	1	11/6/2009 3:26:00 PM
1,2-Dichlorobenzene	ND	5.0		µg/L	1	11/6/2009 3:26:00 PM
1,3,5-Trimethylbenzene	ND	5.0		µg/L	1	11/6/2009 3:26:00 PM
1,3-Dichlorobenzene	ND	5.0		µg/L	1	11/6/2009 3:26:00 PM
1,4-Dichlorobenzene	ND	5.0		µg/L	1	11/6/2009 3:26:00 PM
1,4-Dioxane	ND	100		µg/L	1	11/6/2009 3:26:00 PM
Cyclohexane	ND	5.0		µg/L	1	11/6/2009 3:26:00 PM
Dichlorodifluoromethane	ND	5.0		µg/L	1	11/6/2009 3:26:00 PM
Freon-113	ND	5.0		µg/L	1	11/6/2009 3:26:00 PM
Isopropylbenzene	ND	5.0		µg/L	1	11/6/2009 3:26:00 PM
Methyl Acetate	ND	5.0		µg/L	1	11/6/2009 3:26:00 PM
Methyl tert-butyl ether	ND	5.0		µg/L	1	11/6/2009 3:26:00 PM
Methylcyclohexane	ND	5.0		µg/L	1	11/6/2009 3:26:00 PM
n-Butylbenzene	ND	5.0		µg/L	1	11/6/2009 3:26:00 PM
n-Propylbenzene	ND	5.0		µg/L	1	11/6/2009 3:26:00 PM
sec-Butylbenzene	ND	5.0		µg/L	1	11/6/2009 3:26:00 PM
tert-Butylbenzene	ND	5.0		µg/L	1	11/6/2009 3:26:00 PM
Trichlorofluoromethane	ND	5.0		µg/L	1	11/6/2009 3:26:00 PM
Chloromethane	ND	5.0		µg/L	1	11/6/2009 3:26:00 PM
Vinyl chloride	ND	5.0		µg/L	1	11/6/2009 3:26:00 PM
Bromomethane	ND	5.0		µg/L	1	11/6/2009 3:26:00 PM
Chloroethane	ND	5.0		µg/L	1	11/6/2009 3:26:00 PM
Acetone	ND	10		µg/L	1	11/6/2009 3:26:00 PM
1,1-Dichloroethene	ND	5.0		µg/L	1	11/6/2009 3:26:00 PM
Carbon disulfide	ND	5.0		µg/L	1	11/6/2009 3:26:00 PM
Methylene chloride	ND	5.0		µg/L	1	11/6/2009 3:26:00 PM
trans-1,2-Dichloroethene	ND	5.0		µg/L	1	11/6/2009 3:26:00 PM
1,1-Dichloroethane	ND	5.0		µg/L	1	11/6/2009 3:26:00 PM
2-Butanone	ND	10		µg/L	1	11/6/2009 3:26:00 PM
cis-1,2-Dichloroethene	ND	5.0		µg/L	1	11/6/2009 3:26:00 PM
Chloroform	ND	5.0		µg/L	1	11/6/2009 3:26:00 PM
1,1,1-Trichloroethane	ND	5.0		µg/L	1	11/6/2009 3:26:00 PM
Carbon tetrachloride	ND	5.0		µg/L	1	11/6/2009 3:26:00 PM
Benzene	ND	5.0		µg/L	1	11/6/2009 3:26:00 PM
1,2-Dichloroethane	ND	5.0		µg/L	1	11/6/2009 3:26:00 PM
Trichloroethene	ND	5.0		µg/L	1	11/6/2009 3:26:00 PM

Approved By: _____

Date: _____

Page 13 of 28

Qualifiers:

- * Low Level
- B Analyte detected in the associated Method Blank
- H Holding times for preparation or analysis exceeded
- ND Not Detected at the Reporting Limit

- ** Value exceeds Maximum Contaminant Value
- E Value above quantitation range
- J Analyte detected below quantitation limits
- S Spike Recovery outside accepted recovery limits

Upstate Laboratories, Inc.

Analytical Report

Date: 21-Dec-09

CLIENT: Stearns & Wheler GHD
Lab Order: U0910566
Project: Envirotek II
Lab ID: U0910566-007

Client Sample ID: NRG-4
Collection Date: 10/27/2009 4:00:00 PM
Matrix: AQUEOUS

Analyses	Result	Limit	Qual	Units	DF	Date Analyzed
ASP/CLP TCL VOLATILE WATER		8260ASP05_W		Analyst: LEF		
1,2-Dichloropropane	ND	5.0		µg/L	1	11/6/2009 3:26:00 PM
Bromodichloromethane	ND	5.0		µg/L	1	11/6/2009 3:26:00 PM
4-Methyl-2-pentanone	ND	10		µg/L	1	11/6/2009 3:26:00 PM
cis-1,3-Dichloropropene	ND	5.0		µg/L	1	11/6/2009 3:26:00 PM
Toluene	ND	5.0		µg/L	1	11/6/2009 3:26:00 PM
trans-1,3-Dichloropropene	ND	5.0		µg/L	1	11/6/2009 3:26:00 PM
1,1,2-Trichloroethane	ND	5.0		µg/L	1	11/6/2009 3:26:00 PM
2-Hexanone	ND	10		µg/L	1	11/6/2009 3:26:00 PM
Tetrachloroethene	ND	5.0		µg/L	1	11/6/2009 3:26:00 PM
Dibromochloromethane	ND	5.0		µg/L	1	11/6/2009 3:26:00 PM
Chlorobenzene	ND	5.0		µg/L	1	11/6/2009 3:26:00 PM
Ethylbenzene	ND	5.0		µg/L	1	11/6/2009 3:26:00 PM
m,p-Xylene	ND	5.0		µg/L	1	11/6/2009 3:26:00 PM
o-Xylene	ND	5.0		µg/L	1	11/6/2009 3:26:00 PM
Styrene	ND	5.0		µg/L	1	11/6/2009 3:26:00 PM
Bromoform	ND	5.0		µg/L	1	11/6/2009 3:26:00 PM
1,1,2,2-Tetrachloroethane	ND	5.0		µg/L	1	11/6/2009 3:26:00 PM

NOTES:

TICS: No compounds were detected.

Approved By: _____

Date: _____

Page 14 of 28

Qualifiers: * Low Level
B Analyte detected in the associated Method Blank
H Holding times for preparation or analysis exceeded
ND Not Detected at the Reporting Limit

** Value exceeds Maximum Contaminant Value
E Value above quantitation range
J Analyte detected below quantitation limits
S Spike Recovery outside accepted recovery limits

Upstate Laboratories, Inc.

Analytical Report

Date: 21-Dec-09

CLIENT: Stearns & Wheler GHD
Lab Order: U0910566
Project: Envirotek II
Lab ID: U0910566-008

Client Sample ID: NRG-3
Collection Date: 10/27/2009 5:00:00 PM
Matrix: AQUEOUS

Analyses	Result	Limit	Qual	Units	DF	Date Analyzed
ASP/CLP TCL VOLATILE WATER		8260ASP05_W			Analyst: LEF	
1,2,4-Trichlorobenzene	ND	100		µg/L	20	11/6/2009 4:04:00 PM
1,2,4-Trimethylbenzene	ND	100		µg/L	20	11/6/2009 4:04:00 PM
1,2-Dibromo-3-chloropropane	ND	100		µg/L	20	11/6/2009 4:04:00 PM
1,2-Dibromoethane	ND	100		µg/L	20	11/6/2009 4:04:00 PM
1,2-Dichlorobenzene	ND	100		µg/L	20	11/6/2009 4:04:00 PM
1,3,5-Trimethylbenzene	ND	100		µg/L	20	11/6/2009 4:04:00 PM
1,3-Dichlorobenzene	ND	100		µg/L	20	11/6/2009 4:04:00 PM
1,4-Dichlorobenzene	ND	100		µg/L	20	11/6/2009 4:04:00 PM
1,4-Dioxane	ND	2000		µg/L	20	11/6/2009 4:04:00 PM
Cyclohexane	ND	100		µg/L	20	11/6/2009 4:04:00 PM
Dichlorodifluoromethane	ND	100		µg/L	20	11/6/2009 4:04:00 PM
Freon-113	ND	100		µg/L	20	11/6/2009 4:04:00 PM
Isopropylbenzene	ND	100		µg/L	20	11/6/2009 4:04:00 PM
Methyl Acetate	ND	100		µg/L	20	11/6/2009 4:04:00 PM
Methyl tert-butyl ether	ND	100		µg/L	20	11/6/2009 4:04:00 PM
Methylcyclohexane	ND	100		µg/L	20	11/6/2009 4:04:00 PM
n-Butylbenzene	ND	100		µg/L	20	11/6/2009 4:04:00 PM
n-Propylbenzene	ND	100		µg/L	20	11/6/2009 4:04:00 PM
sec-Butylbenzene	ND	100		µg/L	20	11/6/2009 4:04:00 PM
tert-Butylbenzene	ND	100		µg/L	20	11/6/2009 4:04:00 PM
Trichlorofluoromethane	ND	100		µg/L	20	11/6/2009 4:04:00 PM
Chloromethane	ND	100		µg/L	20	11/6/2009 4:04:00 PM
Vinyl chloride	ND	100		µg/L	20	11/6/2009 4:04:00 PM
Bromomethane	ND	100		µg/L	20	11/6/2009 4:04:00 PM
Chloroethane	ND	100		µg/L	20	11/6/2009 4:04:00 PM
Acetone	ND	200		µg/L	20	11/6/2009 4:04:00 PM
1,1-Dichloroethene	ND	100		µg/L	20	11/6/2009 4:04:00 PM
Carbon disulfide	ND	100		µg/L	20	11/6/2009 4:04:00 PM
Methylene chloride	ND	100		µg/L	20	11/6/2009 4:04:00 PM
trans-1,2-Dichloroethene	ND	100		µg/L	20	11/6/2009 4:04:00 PM
1,1-Dichloroethane	ND	100		µg/L	20	11/6/2009 4:04:00 PM
2-Butanone	ND	200		µg/L	20	11/6/2009 4:04:00 PM
cis-1,2-Dichloroethene	ND	100		µg/L	20	11/6/2009 4:04:00 PM
Chloroform	ND	100		µg/L	20	11/6/2009 4:04:00 PM
1,1,1-Trichloroethane	ND	100		µg/L	20	11/6/2009 4:04:00 PM
Carbon tetrachloride	ND	100		µg/L	20	11/6/2009 4:04:00 PM
Benzene	ND	100		µg/L	20	11/6/2009 4:04:00 PM
1,2-Dichloroethane	ND	100		µg/L	20	11/6/2009 4:04:00 PM
Trichloroethene	ND	100		µg/L	20	11/6/2009 4:04:00 PM

Approved By: _____

Date: _____

Page 15 of 28

Qualifiers:

- * Low Level
- B Analyte detected in the associated Method Blank
- H Holding times for preparation or analysis exceeded
- ND Not Detected at the Reporting Limit

- ** Value exceeds Maximum Contaminant Value
- E Value above quantitation range
- J Analyte detected below quantitation limits
- S Spike Recovery outside accepted recovery limits

Upstate Laboratories, Inc.

Analytical Report

Date: 21-Dec-09

CLIENT: Stearns & Wheler GHD
Lab Order: U0910566
Project: Envirotek II
Lab ID: U0910566-008

Client Sample ID: NRG-3
Collection Date: 10/27/2009 5:00:00 PM
Matrix: AQUEOUS

Analyses	Result	Limit	Qual	Units	DF	Date Analyzed
ASP/CLP TCL VOLATILE WATER		8260ASP05_W		Analyst: LEF		
1,2-Dichloropropane	ND	100		µg/L	20	11/6/2009 4:04:00 PM
Bromodichloromethane	ND	100		µg/L	20	11/6/2009 4:04:00 PM
4-Methyl-2-pentanone	ND	200		µg/L	20	11/6/2009 4:04:00 PM
cis-1,3-Dichloropropene	ND	100		µg/L	20	11/6/2009 4:04:00 PM
Toluene	ND	100		µg/L	20	11/6/2009 4:04:00 PM
trans-1,3-Dichloropropene	ND	100		µg/L	20	11/6/2009 4:04:00 PM
1,1,2-Trichloroethane	ND	100		µg/L	20	11/6/2009 4:04:00 PM
2-Hexanone	ND	200		µg/L	20	11/6/2009 4:04:00 PM
Tetrachloroethene	ND	100		µg/L	20	11/6/2009 4:04:00 PM
Dibromochloromethane	ND	100		µg/L	20	11/6/2009 4:04:00 PM
Chlorobenzene	ND	100		µg/L	20	11/6/2009 4:04:00 PM
Ethylbenzene	ND	100		µg/L	20	11/6/2009 4:04:00 PM
m,p-Xylene	ND	100		µg/L	20	11/6/2009 4:04:00 PM
o-Xylene	ND	100		µg/L	20	11/6/2009 4:04:00 PM
Styrene	ND	100		µg/L	20	11/6/2009 4:04:00 PM
Bromoform	ND	100		µg/L	20	11/6/2009 4:04:00 PM
1,1,2,2-Tetrachloroethane	ND	100		µg/L	20	11/6/2009 4:04:00 PM

NOTES:

TICS: No compounds were detected.

The reporting limits were raised due to matrix interference.

Sample foamed during purging procedure.

Approved By: _____

Date: _____

Page 16 of 28

Qualifiers:

- * Low Level
- B Analyte detected in the associated Method Blank
- H Holding times for preparation or analysis exceeded
- ND Not Detected at the Reporting Limit

- ** Value exceeds Maximum Contaminant Value
- E Value above quantitation range
- J Analyte detected below quantitation limits
- S Spike Recovery outside accepted recovery limits

Upstate Laboratories, Inc.

Analytical Report

Date: 21-Dec-09

CLIENT: Stearns & Wheler GHD
Lab Order: U0910566
Project: Envirotek II
Lab ID: U0910566-009

Client Sample ID: ENV-4
Collection Date: 10/27/2009 4:45:00 PM
Matrix: AQUEOUS

Analyses	Result	Limit	Qual	Units	DF	Date Analyzed
ASP/CLP TCL VOLATILE WATER		8260ASP05_W			Analyst: LEF	
1,2,4-Trichlorobenzene	ND	5.0		µg/L	1	11/6/2009 4:43:00 PM
1,2,4-Trimethylbenzene	ND	5.0		µg/L	1	11/6/2009 4:43:00 PM
1,2-Dibromo-3-chloropropane	ND	5.0		µg/L	1	11/6/2009 4:43:00 PM
1,2-Dibromoethane	ND	5.0		µg/L	1	11/6/2009 4:43:00 PM
1,2-Dichlorobenzene	ND	5.0		µg/L	1	11/6/2009 4:43:00 PM
1,3,5-Trimethylbenzene	ND	5.0		µg/L	1	11/6/2009 4:43:00 PM
1,3-Dichlorobenzene	ND	5.0		µg/L	1	11/6/2009 4:43:00 PM
1,4-Dichlorobenzene	ND	5.0		µg/L	1	11/6/2009 4:43:00 PM
1,4-Dioxane	ND	100		µg/L	1	11/6/2009 4:43:00 PM
Cyclohexane	ND	5.0		µg/L	1	11/6/2009 4:43:00 PM
Dichlorodifluoromethane	ND	5.0		µg/L	1	11/6/2009 4:43:00 PM
Freon-113	ND	5.0		µg/L	1	11/6/2009 4:43:00 PM
Isopropylbenzene	ND	5.0		µg/L	1	11/6/2009 4:43:00 PM
Methyl Acetate	ND	5.0		µg/L	1	11/6/2009 4:43:00 PM
Methyl tert-butyl ether	ND	5.0		µg/L	1	11/6/2009 4:43:00 PM
Methylcyclohexane	ND	5.0		µg/L	1	11/6/2009 4:43:00 PM
n-Butylbenzene	ND	5.0		µg/L	1	11/6/2009 4:43:00 PM
n-Propylbenzene	ND	5.0		µg/L	1	11/6/2009 4:43:00 PM
sec-Butylbenzene	ND	5.0		µg/L	1	11/6/2009 4:43:00 PM
tert-Butylbenzene	ND	5.0		µg/L	1	11/6/2009 4:43:00 PM
Trichlorofluoromethane	ND	5.0		µg/L	1	11/6/2009 4:43:00 PM
Chloromethane	ND	5.0		µg/L	1	11/6/2009 4:43:00 PM
Vinyl chloride	ND	5.0		µg/L	1	11/6/2009 4:43:00 PM
Bromomethane	ND	5.0		µg/L	1	11/6/2009 4:43:00 PM
Chloroethane	ND	5.0		µg/L	1	11/6/2009 4:43:00 PM
Acetone	ND	10		µg/L	1	11/6/2009 4:43:00 PM
1,1-Dichloroethene	ND	5.0		µg/L	1	11/6/2009 4:43:00 PM
Carbon disulfide	ND	5.0		µg/L	1	11/6/2009 4:43:00 PM
Methylene chloride	ND	5.0		µg/L	1	11/6/2009 4:43:00 PM
trans-1,2-Dichloroethene	ND	5.0		µg/L	1	11/6/2009 4:43:00 PM
1,1-Dichloroethane	ND	5.0		µg/L	1	11/6/2009 4:43:00 PM
2-Butanone	ND	10		µg/L	1	11/6/2009 4:43:00 PM
cis-1,2-Dichloroethene	3	5.0	J	µg/L	1	11/6/2009 4:43:00 PM
Chloroform	ND	5.0		µg/L	1	11/6/2009 4:43:00 PM
1,1,1-Trichloroethane	ND	5.0		µg/L	1	11/6/2009 4:43:00 PM
Carbon tetrachloride	ND	5.0		µg/L	1	11/6/2009 4:43:00 PM
Benzene	ND	5.0		µg/L	1	11/6/2009 4:43:00 PM
1,2-Dichloroethane	ND	5.0		µg/L	1	11/6/2009 4:43:00 PM
Trichloroethene	ND	5.0		µg/L	1	11/6/2009 4:43:00 PM

Approved By: _____

Date: _____

Page 17 of 28

Qualifiers:

- * Low Level
- B Analyte detected in the associated Method Blank
- H Holding times for preparation or analysis exceeded
- ND Not Detected at the Reporting Limit

- ** Value exceeds Maximum Contaminant Value
- E Value above quantitation range
- J Analyte detected below quantitation limits
- S Spike Recovery outside accepted recovery limits

Upstate Laboratories, Inc.

Analytical Report

Date: 21-Dec-09

CLIENT: Stearns & Wheler GHD
Lab Order: U0910566
Project: Envirotek II
Lab ID: U0910566-009

Client Sample ID: ENV-4
Collection Date: 10/27/2009 4:45:00 PM
Matrix: AQUEOUS

Analyses	Result	Limit	Qual	Units	DF	Date Analyzed
ASP/CLP TCL VOLATILE WATER		8260ASP05_W		Analyst: LEF		
1,2-Dichloropropane	ND	5.0		µg/L	1	11/6/2009 4:43:00 PM
Bromodichloromethane	ND	5.0		µg/L	1	11/6/2009 4:43:00 PM
4-Methyl-2-pentanone	ND	10		µg/L	1	11/6/2009 4:43:00 PM
cis-1,3-Dichloropropene	ND	5.0		µg/L	1	11/6/2009 4:43:00 PM
Toluene	ND	5.0		µg/L	1	11/6/2009 4:43:00 PM
trans-1,3-Dichloropropene	ND	5.0		µg/L	1	11/6/2009 4:43:00 PM
1,1,2-Trichloroethane	ND	5.0		µg/L	1	11/6/2009 4:43:00 PM
2-Hexanone	ND	10		µg/L	1	11/6/2009 4:43:00 PM
Tetrachloroethene	ND	5.0		µg/L	1	11/6/2009 4:43:00 PM
Dibromochloromethane	ND	5.0		µg/L	1	11/6/2009 4:43:00 PM
Chlorobenzene	ND	5.0		µg/L	1	11/6/2009 4:43:00 PM
Ethylbenzene	ND	5.0		µg/L	1	11/6/2009 4:43:00 PM
m,p-Xylene	ND	5.0		µg/L	1	11/6/2009 4:43:00 PM
o-Xylene	ND	5.0		µg/L	1	11/6/2009 4:43:00 PM
Styrene	ND	5.0		µg/L	1	11/6/2009 4:43:00 PM
Bromoform	ND	5.0		µg/L	1	11/6/2009 4:43:00 PM
1,1,2,2-Tetrachloroethane	ND	5.0		µg/L	1	11/6/2009 4:43:00 PM

NOTES:

TICS: No compounds were detected.

Approved By: _____

Date: _____

Page 18 of 28

Qualifiers: * Low Level
B Analyte detected in the associated Method Blank
H Holding times for preparation or analysis exceeded
ND Not Detected at the Reporting Limit

** Value exceeds Maximum Contaminant Value
E Value above quantitation range
J Analyte detected below quantitation limits
S Spike Recovery outside accepted recovery limits

Upstate Laboratories, Inc.

Analytical Report

Date: 21-Dec-09

CLIENT: Stearns & Wheler GHD
Lab Order: U0910566
Project: Envirotek II
Lab ID: U0910566-010

Client Sample ID: NRG-6
Collection Date: 10/27/2009 5:45:00 PM
Matrix: AQUEOUS

Analyses	Result	Limit	Qual	Units	DF	Date Analyzed
ASP/CLP TCL VOLATILE WATER		8260ASP05_W			Analyst: LEF	
1,2,4-Trichlorobenzene	ND	5.0		µg/L	1	11/6/2009 5:21:00 PM
1,2,4-Trimethylbenzene	ND	5.0		µg/L	1	11/6/2009 5:21:00 PM
1,2-Dibromo-3-chloropropane	ND	5.0		µg/L	1	11/6/2009 5:21:00 PM
1,2-Dibromoethane	ND	5.0		µg/L	1	11/6/2009 5:21:00 PM
1,2-Dichlorobenzene	ND	5.0		µg/L	1	11/6/2009 5:21:00 PM
1,3,5-Trimethylbenzene	ND	5.0		µg/L	1	11/6/2009 5:21:00 PM
1,3-Dichlorobenzene	ND	5.0		µg/L	1	11/6/2009 5:21:00 PM
1,4-Dichlorobenzene	ND	5.0		µg/L	1	11/6/2009 5:21:00 PM
1,4-Dioxane	ND	100		µg/L	1	11/6/2009 5:21:00 PM
Cyclohexane	ND	5.0		µg/L	1	11/6/2009 5:21:00 PM
Dichlorodifluoromethane	ND	5.0		µg/L	1	11/6/2009 5:21:00 PM
Freon-113	ND	5.0		µg/L	1	11/6/2009 5:21:00 PM
Isopropylbenzene	ND	5.0		µg/L	1	11/6/2009 5:21:00 PM
Methyl Acetate	ND	5.0		µg/L	1	11/6/2009 5:21:00 PM
Methyl tert-butyl ether	ND	5.0		µg/L	1	11/6/2009 5:21:00 PM
Methylcyclohexane	ND	5.0		µg/L	1	11/6/2009 5:21:00 PM
n-Butylbenzene	ND	5.0		µg/L	1	11/6/2009 5:21:00 PM
n-Propylbenzene	ND	5.0		µg/L	1	11/6/2009 5:21:00 PM
sec-Butylbenzene	ND	5.0		µg/L	1	11/6/2009 5:21:00 PM
tert-Butylbenzene	ND	5.0		µg/L	1	11/6/2009 5:21:00 PM
Trichlorofluoromethane	ND	5.0		µg/L	1	11/6/2009 5:21:00 PM
Chloromethane	ND	5.0		µg/L	1	11/6/2009 5:21:00 PM
Vinyl chloride	ND	5.0		µg/L	1	11/6/2009 5:21:00 PM
Bromomethane	ND	5.0		µg/L	1	11/6/2009 5:21:00 PM
Chloroethane	ND	5.0		µg/L	1	11/6/2009 5:21:00 PM
Acetone	ND	10		µg/L	1	11/6/2009 5:21:00 PM
1,1-Dichloroethene	ND	5.0		µg/L	1	11/6/2009 5:21:00 PM
Carbon disulfide	ND	5.0		µg/L	1	11/6/2009 5:21:00 PM
Methylene chloride	ND	5.0		µg/L	1	11/6/2009 5:21:00 PM
trans-1,2-Dichloroethene	ND	5.0		µg/L	1	11/6/2009 5:21:00 PM
1,1-Dichloroethane	ND	5.0		µg/L	1	11/6/2009 5:21:00 PM
2-Butanone	ND	10		µg/L	1	11/6/2009 5:21:00 PM
cis-1,2-Dichloroethene	22	5.0		µg/L	1	11/6/2009 5:21:00 PM
Chloroform	ND	5.0		µg/L	1	11/6/2009 5:21:00 PM
1,1,1-Trichloroethane	ND	5.0		µg/L	1	11/6/2009 5:21:00 PM
Carbon tetrachloride	ND	5.0		µg/L	1	11/6/2009 5:21:00 PM
Benzene	ND	5.0		µg/L	1	11/6/2009 5:21:00 PM
1,2-Dichloroethane	ND	5.0		µg/L	1	11/6/2009 5:21:00 PM
Trichloroethene	ND	5.0		µg/L	1	11/6/2009 5:21:00 PM

Approved By: _____

Date: _____

Page 19 of 28

Qualifiers:

- * Low Level
- B Analyte detected in the associated Method Blank
- H Holding times for preparation or analysis exceeded
- ND Not Detected at the Reporting Limit

- ** Value exceeds Maximum Contaminant Value
- E Value above quantitation range
- J Analyte detected below quantitation limits
- S Spike Recovery outside accepted recovery limits

Upstate Laboratories, Inc.

Analytical Report

Date: 21-Dec-09

CLIENT: Stearns & Wheler GHD
Lab Order: U0910566
Project: Envirotek II
Lab ID: U0910566-010

Client Sample ID: NRG-6
Collection Date: 10/27/2009 5:45:00 PM
Matrix: AQUEOUS

Analyses	Result	Limit	Qual	Units	DF	Date Analyzed
ASP/CLP TCL VOLATILE WATER		8260ASP05_W		Analyst: LEF		
1,2-Dichloropropane	ND	5.0		µg/L	1	11/6/2009 5:21:00 PM
Bromodichloromethane	ND	5.0		µg/L	1	11/6/2009 5:21:00 PM
4-Methyl-2-pentanone	ND	10		µg/L	1	11/6/2009 5:21:00 PM
cis-1,3-Dichloropropene	ND	5.0		µg/L	1	11/6/2009 5:21:00 PM
Toluene	ND	5.0		µg/L	1	11/6/2009 5:21:00 PM
trans-1,3-Dichloropropene	ND	5.0		µg/L	1	11/6/2009 5:21:00 PM
1,1,2-Trichloroethane	ND	5.0		µg/L	1	11/6/2009 5:21:00 PM
2-Hexanone	ND	10		µg/L	1	11/6/2009 5:21:00 PM
Tetrachloroethene	ND	5.0		µg/L	1	11/6/2009 5:21:00 PM
Dibromochloromethane	ND	5.0		µg/L	1	11/6/2009 5:21:00 PM
Chlorobenzene	ND	5.0		µg/L	1	11/6/2009 5:21:00 PM
Ethylbenzene	ND	5.0		µg/L	1	11/6/2009 5:21:00 PM
m,p-Xylene	ND	5.0		µg/L	1	11/6/2009 5:21:00 PM
o-Xylene	ND	5.0		µg/L	1	11/6/2009 5:21:00 PM
Styrene	ND	5.0		µg/L	1	11/6/2009 5:21:00 PM
Bromoform	ND	5.0		µg/L	1	11/6/2009 5:21:00 PM
1,1,2,2-Tetrachloroethane	ND	5.0		µg/L	1	11/6/2009 5:21:00 PM

NOTES:

TICS: No compounds were detected.

Approved By: _____

Date: _____

Page 20 of 28

Qualifiers: * Low Level
B Analyte detected in the associated Method Blank
H Holding times for preparation or analysis exceeded
ND Not Detected at the Reporting Limit

** Value exceeds Maximum Contaminant Value
E Value above quantitation range
J Analyte detected below quantitation limits
S Spike Recovery outside accepted recovery limits

Upstate Laboratories, Inc.

Analytical Report

Date: 21-Dec-09

CLIENT: Stearns & Wheler GHD
Lab Order: U0910566
Project: Envirotek II
Lab ID: U0910566-011

Client Sample ID: NRG-5
Collection Date: 10/27/2009 6:15:00 PM
Matrix: AQUEOUS

Analyses	Result	Limit	Qual	Units	DF	Date Analyzed
ASP/CLP TCL VOLATILE WATER		8260ASP05_W			Analyst: LEF	
1,2,4-Trichlorobenzene	ND	5.0		µg/L	1	11/6/2009 7:16:00 PM
1,2,4-Trimethylbenzene	ND	5.0		µg/L	1	11/6/2009 7:16:00 PM
1,2-Dibromo-3-chloropropane	ND	5.0		µg/L	1	11/6/2009 7:16:00 PM
1,2-Dibromoethane	ND	5.0		µg/L	1	11/6/2009 7:16:00 PM
1,2-Dichlorobenzene	ND	5.0		µg/L	1	11/6/2009 7:16:00 PM
1,3,5-Trimethylbenzene	ND	5.0		µg/L	1	11/6/2009 7:16:00 PM
1,3-Dichlorobenzene	ND	5.0		µg/L	1	11/6/2009 7:16:00 PM
1,4-Dichlorobenzene	ND	5.0		µg/L	1	11/6/2009 7:16:00 PM
1,4-Dioxane	ND	100		µg/L	1	11/6/2009 7:16:00 PM
Cyclohexane	ND	5.0		µg/L	1	11/6/2009 7:16:00 PM
Dichlorodifluoromethane	ND	5.0		µg/L	1	11/6/2009 7:16:00 PM
Freon-113	ND	5.0		µg/L	1	11/6/2009 7:16:00 PM
Isopropylbenzene	ND	5.0		µg/L	1	11/6/2009 7:16:00 PM
Methyl Acetate	ND	5.0		µg/L	1	11/6/2009 7:16:00 PM
Methyl tert-butyl ether	ND	5.0		µg/L	1	11/6/2009 7:16:00 PM
Methylcyclohexane	ND	5.0		µg/L	1	11/6/2009 7:16:00 PM
n-Butylbenzene	ND	5.0		µg/L	1	11/6/2009 7:16:00 PM
n-Propylbenzene	ND	5.0		µg/L	1	11/6/2009 7:16:00 PM
sec-Butylbenzene	ND	5.0		µg/L	1	11/6/2009 7:16:00 PM
tert-Butylbenzene	ND	5.0		µg/L	1	11/6/2009 7:16:00 PM
Trichlorofluoromethane	ND	5.0		µg/L	1	11/6/2009 7:16:00 PM
Chloromethane	ND	5.0		µg/L	1	11/6/2009 7:16:00 PM
Vinyl chloride	ND	5.0		µg/L	1	11/6/2009 7:16:00 PM
Bromomethane	ND	5.0		µg/L	1	11/6/2009 7:16:00 PM
Chloroethane	ND	5.0		µg/L	1	11/6/2009 7:16:00 PM
Acetone	ND	10		µg/L	1	11/6/2009 7:16:00 PM
1,1-Dichloroethene	ND	5.0		µg/L	1	11/6/2009 7:16:00 PM
Carbon disulfide	ND	5.0		µg/L	1	11/6/2009 7:16:00 PM
Methylene chloride	ND	5.0		µg/L	1	11/6/2009 7:16:00 PM
trans-1,2-Dichloroethene	5	5.0	J	µg/L	1	11/6/2009 7:16:00 PM
1,1-Dichloroethane	3	5.0	J	µg/L	1	11/6/2009 7:16:00 PM
2-Butanone	ND	10		µg/L	1	11/6/2009 7:16:00 PM
cis-1,2-Dichloroethene	59	5.0		µg/L	1	11/6/2009 7:16:00 PM
Chloroform	ND	5.0		µg/L	1	11/6/2009 7:16:00 PM
1,1,1-Trichloroethane	ND	5.0		µg/L	1	11/6/2009 7:16:00 PM
Carbon tetrachloride	ND	5.0		µg/L	1	11/6/2009 7:16:00 PM
Benzene	ND	5.0		µg/L	1	11/6/2009 7:16:00 PM
1,2-Dichloroethane	2	5.0	J	µg/L	1	11/6/2009 7:16:00 PM
Trichloroethene	ND	5.0		µg/L	1	11/6/2009 7:16:00 PM

Approved By: _____

Date: _____

Page 21 of 28

Qualifiers:

- * Low Level
- B Analyte detected in the associated Method Blank
- H Holding times for preparation or analysis exceeded
- ND Not Detected at the Reporting Limit

- ** Value exceeds Maximum Contaminant Value
- E Value above quantitation range
- J Analyte detected below quantitation limits
- S Spike Recovery outside accepted recovery limits

Upstate Laboratories, Inc.

Analytical Report

Date: 21-Dec-09

CLIENT: Stearns & Wheler GHD
Lab Order: U0910566
Project: Envirotek II
Lab ID: U0910566-011

Client Sample ID: NRG-5
Collection Date: 10/27/2009 6:15:00 PM
Matrix: AQUEOUS

Analyses	Result	Limit	Qual	Units	DF	Date Analyzed
ASP/CLP TCL VOLATILE WATER		8260ASP05_W		Analyst: LEF		
1,2-Dichloropropane	ND	5.0		µg/L	1	11/6/2009 7:16:00 PM
Bromodichloromethane	ND	5.0		µg/L	1	11/6/2009 7:16:00 PM
4-Methyl-2-pentanone	ND	10		µg/L	1	11/6/2009 7:16:00 PM
cis-1,3-Dichloropropene	ND	5.0		µg/L	1	11/6/2009 7:16:00 PM
Toluene	ND	5.0		µg/L	1	11/6/2009 7:16:00 PM
trans-1,3-Dichloropropene	ND	5.0		µg/L	1	11/6/2009 7:16:00 PM
1,1,2-Trichloroethane	ND	5.0		µg/L	1	11/6/2009 7:16:00 PM
2-Hexanone	ND	10		µg/L	1	11/6/2009 7:16:00 PM
Tetrachloroethene	ND	5.0		µg/L	1	11/6/2009 7:16:00 PM
Dibromochloromethane	ND	5.0		µg/L	1	11/6/2009 7:16:00 PM
Chlorobenzene	ND	5.0		µg/L	1	11/6/2009 7:16:00 PM
Ethylbenzene	ND	5.0		µg/L	1	11/6/2009 7:16:00 PM
m,p-Xylene	ND	5.0		µg/L	1	11/6/2009 7:16:00 PM
o-Xylene	ND	5.0		µg/L	1	11/6/2009 7:16:00 PM
Styrene	ND	5.0		µg/L	1	11/6/2009 7:16:00 PM
Bromoform	ND	5.0		µg/L	1	11/6/2009 7:16:00 PM
1,1,2,2-Tetrachloroethane	ND	5.0		µg/L	1	11/6/2009 7:16:00 PM

NOTES:

TICS: No compounds were detected.

Approved By: _____

Date: _____

Page 22 of 28

Qualifiers: * Low Level
B Analyte detected in the associated Method Blank
H Holding times for preparation or analysis exceeded
ND Not Detected at the Reporting Limit

** Value exceeds Maximum Contaminant Value
E Value above quantitation range
J Analyte detected below quantitation limits
S Spike Recovery outside accepted recovery limits

Upstate Laboratories, Inc.

Analytical Report

Date: 21-Dec-09

CLIENT: Stearns & Wheler GHD
Lab Order: U0910566
Project: Envirotek II
Lab ID: U0910566-012

Client Sample ID: ENV-11
Collection Date: 10/27/2009 6:45:00 PM
Matrix: AQUEOUS

Analyses	Result	Limit	Qual	Units	DF	Date Analyzed
ASP/CLP TCL VOLATILE WATER		8260ASP05_W			Analyst: LEF	
1,2,4-Trichlorobenzene	ND	5.0		µg/L	1	11/6/2009 10:29:00 PM
1,2,4-Trimethylbenzene	ND	5.0		µg/L	1	11/6/2009 10:29:00 PM
1,2-Dibromo-3-chloropropane	ND	5.0		µg/L	1	11/6/2009 10:29:00 PM
1,2-Dibromoethane	ND	5.0		µg/L	1	11/6/2009 10:29:00 PM
1,2-Dichlorobenzene	ND	5.0		µg/L	1	11/6/2009 10:29:00 PM
1,3,5-Trimethylbenzene	ND	5.0		µg/L	1	11/6/2009 10:29:00 PM
1,3-Dichlorobenzene	ND	5.0		µg/L	1	11/6/2009 10:29:00 PM
1,4-Dichlorobenzene	ND	5.0		µg/L	1	11/6/2009 10:29:00 PM
1,4-Dioxane	ND	100		µg/L	1	11/6/2009 10:29:00 PM
Cyclohexane	ND	5.0		µg/L	1	11/6/2009 10:29:00 PM
Dichlorodifluoromethane	ND	5.0		µg/L	1	11/6/2009 10:29:00 PM
Freon-113	ND	5.0		µg/L	1	11/6/2009 10:29:00 PM
Isopropylbenzene	ND	5.0		µg/L	1	11/6/2009 10:29:00 PM
Methyl Acetate	ND	5.0		µg/L	1	11/6/2009 10:29:00 PM
Methyl tert-butyl ether	ND	5.0		µg/L	1	11/6/2009 10:29:00 PM
Methylcyclohexane	ND	5.0		µg/L	1	11/6/2009 10:29:00 PM
n-Butylbenzene	ND	5.0		µg/L	1	11/6/2009 10:29:00 PM
n-Propylbenzene	ND	5.0		µg/L	1	11/6/2009 10:29:00 PM
sec-Butylbenzene	ND	5.0		µg/L	1	11/6/2009 10:29:00 PM
tert-Butylbenzene	ND	5.0		µg/L	1	11/6/2009 10:29:00 PM
Trichlorofluoromethane	ND	5.0		µg/L	1	11/6/2009 10:29:00 PM
Chloromethane	ND	5.0		µg/L	1	11/6/2009 10:29:00 PM
Vinyl chloride	ND	5.0		µg/L	1	11/6/2009 10:29:00 PM
Bromomethane	ND	5.0		µg/L	1	11/6/2009 10:29:00 PM
Chloroethane	ND	5.0		µg/L	1	11/6/2009 10:29:00 PM
Acetone	ND	10		µg/L	1	11/6/2009 10:29:00 PM
1,1-Dichloroethene	ND	5.0		µg/L	1	11/6/2009 10:29:00 PM
Carbon disulfide	ND	5.0		µg/L	1	11/6/2009 10:29:00 PM
Methylene chloride	ND	5.0		µg/L	1	11/6/2009 10:29:00 PM
trans-1,2-Dichloroethene	ND	5.0		µg/L	1	11/6/2009 10:29:00 PM
1,1-Dichloroethane	ND	5.0		µg/L	1	11/6/2009 10:29:00 PM
2-Butanone	ND	10		µg/L	1	11/6/2009 10:29:00 PM
cis-1,2-Dichloroethene	ND	5.0		µg/L	1	11/6/2009 10:29:00 PM
Chloroform	ND	5.0		µg/L	1	11/6/2009 10:29:00 PM
1,1,1-Trichloroethane	ND	5.0		µg/L	1	11/6/2009 10:29:00 PM
Carbon tetrachloride	ND	5.0		µg/L	1	11/6/2009 10:29:00 PM
Benzene	ND	5.0		µg/L	1	11/6/2009 10:29:00 PM
1,2-Dichloroethane	ND	5.0		µg/L	1	11/6/2009 10:29:00 PM
Trichloroethene	ND	5.0		µg/L	1	11/6/2009 10:29:00 PM

Approved By: _____

Date: _____

Page 23 of 28

Qualifiers:

- * Low Level
- B Analyte detected in the associated Method Blank
- H Holding times for preparation or analysis exceeded
- ND Not Detected at the Reporting Limit

- ** Value exceeds Maximum Contaminant Value
- E Value above quantitation range
- J Analyte detected below quantitation limits
- S Spike Recovery outside accepted recovery limits

Upstate Laboratories, Inc.

Analytical Report

Date: 21-Dec-09

CLIENT: Stearns & Wheler GHD
Lab Order: U0910566
Project: Envirotek II
Lab ID: U0910566-012

Client Sample ID: ENV-11
Collection Date: 10/27/2009 6:45:00 PM
Matrix: AQUEOUS

Analyses	Result	Limit	Qual	Units	DF	Date Analyzed
ASP/CLP TCL VOLATILE WATER		8260ASP05_W		Analyst: LEF		
1,2-Dichloropropane	ND	5.0		µg/L	1	11/6/2009 10:29:00 PM
Bromodichloromethane	ND	5.0		µg/L	1	11/6/2009 10:29:00 PM
4-Methyl-2-pentanone	ND	10		µg/L	1	11/6/2009 10:29:00 PM
cis-1,3-Dichloropropene	ND	5.0		µg/L	1	11/6/2009 10:29:00 PM
Toluene	ND	5.0		µg/L	1	11/6/2009 10:29:00 PM
trans-1,3-Dichloropropene	ND	5.0		µg/L	1	11/6/2009 10:29:00 PM
1,1,2-Trichloroethane	ND	5.0		µg/L	1	11/6/2009 10:29:00 PM
2-Hexanone	ND	10		µg/L	1	11/6/2009 10:29:00 PM
Tetrachloroethene	ND	5.0		µg/L	1	11/6/2009 10:29:00 PM
Dibromochloromethane	ND	5.0		µg/L	1	11/6/2009 10:29:00 PM
Chlorobenzene	ND	5.0		µg/L	1	11/6/2009 10:29:00 PM
Ethylbenzene	ND	5.0		µg/L	1	11/6/2009 10:29:00 PM
m,p-Xylene	ND	5.0		µg/L	1	11/6/2009 10:29:00 PM
o-Xylene	ND	5.0		µg/L	1	11/6/2009 10:29:00 PM
Styrene	ND	5.0		µg/L	1	11/6/2009 10:29:00 PM
Bromoform	ND	5.0		µg/L	1	11/6/2009 10:29:00 PM
1,1,2,2-Tetrachloroethane	ND	5.0		µg/L	1	11/6/2009 10:29:00 PM

NOTES:

TICS: No compounds were detected.

Approved By: _____

Date: _____

Page 24 of 28

Qualifiers:

- * Low Level
- B Analyte detected in the associated Method Blank
- H Holding times for preparation or analysis exceeded
- ND Not Detected at the Reporting Limit

- ** Value exceeds Maximum Contaminant Value
- E Value above quantitation range
- J Analyte detected below quantitation limits
- S Spike Recovery outside accepted recovery limits

Upstate Laboratories, Inc.

Analytical Report

Date: 21-Dec-09

CLIENT: Stearns & Wheler GHD
Lab Order: U0910566
Project: Envirotek II
Lab ID: U0910566-013

Client Sample ID: Trip Blank
Collection Date: 10/27/2009
Matrix: AQUEOUS

Analyses	Result	Limit	Qual	Units	DF	Date Analyzed
ASP/CLP TCL VOLATILE WATER		8260ASP05_W			Analyst: LEF	
1,2,4-Trichlorobenzene	ND	5.0		µg/L	1	11/6/2009 11:07:00 PM
1,2,4-Trimethylbenzene	ND	5.0		µg/L	1	11/6/2009 11:07:00 PM
1,2-Dibromo-3-chloropropane	ND	5.0		µg/L	1	11/6/2009 11:07:00 PM
1,2-Dibromoethane	ND	5.0		µg/L	1	11/6/2009 11:07:00 PM
1,2-Dichlorobenzene	ND	5.0		µg/L	1	11/6/2009 11:07:00 PM
1,3,5-Trimethylbenzene	ND	5.0		µg/L	1	11/6/2009 11:07:00 PM
1,3-Dichlorobenzene	ND	5.0		µg/L	1	11/6/2009 11:07:00 PM
1,4-Dichlorobenzene	ND	5.0		µg/L	1	11/6/2009 11:07:00 PM
1,4-Dioxane	ND	100		µg/L	1	11/6/2009 11:07:00 PM
Cyclohexane	ND	5.0		µg/L	1	11/6/2009 11:07:00 PM
Dichlorodifluoromethane	ND	5.0		µg/L	1	11/6/2009 11:07:00 PM
Freon-113	ND	5.0		µg/L	1	11/6/2009 11:07:00 PM
Isopropylbenzene	ND	5.0		µg/L	1	11/6/2009 11:07:00 PM
Methyl Acetate	ND	5.0		µg/L	1	11/6/2009 11:07:00 PM
Methyl tert-butyl ether	ND	5.0		µg/L	1	11/6/2009 11:07:00 PM
Methylcyclohexane	ND	5.0		µg/L	1	11/6/2009 11:07:00 PM
n-Butylbenzene	ND	5.0		µg/L	1	11/6/2009 11:07:00 PM
n-Propylbenzene	ND	5.0		µg/L	1	11/6/2009 11:07:00 PM
sec-Butylbenzene	ND	5.0		µg/L	1	11/6/2009 11:07:00 PM
tert-Butylbenzene	ND	5.0		µg/L	1	11/6/2009 11:07:00 PM
Trichlorofluoromethane	ND	5.0		µg/L	1	11/6/2009 11:07:00 PM
Chloromethane	ND	5.0		µg/L	1	11/6/2009 11:07:00 PM
Vinyl chloride	ND	5.0		µg/L	1	11/6/2009 11:07:00 PM
Bromomethane	ND	5.0		µg/L	1	11/6/2009 11:07:00 PM
Chloroethane	ND	5.0		µg/L	1	11/6/2009 11:07:00 PM
Acetone	ND	10		µg/L	1	11/6/2009 11:07:00 PM
1,1-Dichloroethene	ND	5.0		µg/L	1	11/6/2009 11:07:00 PM
Carbon disulfide	ND	5.0		µg/L	1	11/6/2009 11:07:00 PM
Methylene chloride	ND	5.0		µg/L	1	11/6/2009 11:07:00 PM
trans-1,2-Dichloroethene	ND	5.0		µg/L	1	11/6/2009 11:07:00 PM
1,1-Dichloroethane	ND	5.0		µg/L	1	11/6/2009 11:07:00 PM
2-Butanone	ND	10		µg/L	1	11/6/2009 11:07:00 PM
cis-1,2-Dichloroethene	ND	5.0		µg/L	1	11/6/2009 11:07:00 PM
Chloroform	ND	5.0		µg/L	1	11/6/2009 11:07:00 PM
1,1,1-Trichloroethane	ND	5.0		µg/L	1	11/6/2009 11:07:00 PM
Carbon tetrachloride	ND	5.0		µg/L	1	11/6/2009 11:07:00 PM
Benzene	ND	5.0		µg/L	1	11/6/2009 11:07:00 PM
1,2-Dichloroethane	ND	5.0		µg/L	1	11/6/2009 11:07:00 PM
Trichloroethene	ND	5.0		µg/L	1	11/6/2009 11:07:00 PM

Approved By: _____

Date: _____

Page 25 of 28

Qualifiers:

- * Low Level
- B Analyte detected in the associated Method Blank
- H Holding times for preparation or analysis exceeded
- ND Not Detected at the Reporting Limit

- ** Value exceeds Maximum Contaminant Value
- E Value above quantitation range
- J Analyte detected below quantitation limits
- S Spike Recovery outside accepted recovery limits

Upstate Laboratories, Inc.

Analytical Report

Date: 21-Dec-09

CLIENT: Stearns & Wheler GHD
Lab Order: U0910566
Project: Envirotek II
Lab ID: U0910566-013

Client Sample ID: Trip Blank
Collection Date: 10/27/2009
Matrix: AQUEOUS

Analyses	Result	Limit	Qual	Units	DF	Date Analyzed
ASP/CLP TCL VOLATILE WATER		8260ASP05_W		Analyst: LEF		
1,2-Dichloropropane	ND	5.0		µg/L	1	11/6/2009 11:07:00 PM
Bromodichloromethane	ND	5.0		µg/L	1	11/6/2009 11:07:00 PM
4-Methyl-2-pentanone	ND	10		µg/L	1	11/6/2009 11:07:00 PM
cis-1,3-Dichloropropene	ND	5.0		µg/L	1	11/6/2009 11:07:00 PM
Toluene	ND	5.0		µg/L	1	11/6/2009 11:07:00 PM
trans-1,3-Dichloropropene	ND	5.0		µg/L	1	11/6/2009 11:07:00 PM
1,1,2-Trichloroethane	ND	5.0		µg/L	1	11/6/2009 11:07:00 PM
2-Hexanone	ND	10		µg/L	1	11/6/2009 11:07:00 PM
Tetrachloroethene	ND	5.0		µg/L	1	11/6/2009 11:07:00 PM
Dibromochloromethane	ND	5.0		µg/L	1	11/6/2009 11:07:00 PM
Chlorobenzene	ND	5.0		µg/L	1	11/6/2009 11:07:00 PM
Ethylbenzene	ND	5.0		µg/L	1	11/6/2009 11:07:00 PM
m,p-Xylene	ND	5.0		µg/L	1	11/6/2009 11:07:00 PM
o-Xylene	ND	5.0		µg/L	1	11/6/2009 11:07:00 PM
Styrene	ND	5.0		µg/L	1	11/6/2009 11:07:00 PM
Bromoform	ND	5.0		µg/L	1	11/6/2009 11:07:00 PM
1,1,2,2-Tetrachloroethane	ND	5.0		µg/L	1	11/6/2009 11:07:00 PM

NOTES:

TICS: No compounds were detected.

Approved By: _____

Date: _____

Page 26 of 28

Qualifiers: * Low Level
B Analyte detected in the associated Method Blank
H Holding times for preparation or analysis exceeded
ND Not Detected at the Reporting Limit

** Value exceeds Maximum Contaminant Value
E Value above quantitation range
J Analyte detected below quantitation limits
S Spike Recovery outside accepted recovery limits

Upstate Laboratories, Inc.

Analytical Report

Date: 21-Dec-09

CLIENT: Stearns & Wheler GHD
Lab Order: U0910566
Project: Envirotek II
Lab ID: U0910566-014

Client Sample ID: Holding Blank
Collection Date: 10/28/2009 3:15:00 PM
Matrix: AQUEOUS

Analyses	Result	Limit	Qual	Units	DF	Date Analyzed
ASP/CLP TCL VOLATILE WATER		8260ASP05_W			Analyst: LEF	
1,2,4-Trichlorobenzene	ND	5.0		µg/L	1	11/6/2009 11:46:00 PM
1,2,4-Trimethylbenzene	ND	5.0		µg/L	1	11/6/2009 11:46:00 PM
1,2-Dibromo-3-chloropropane	ND	5.0		µg/L	1	11/6/2009 11:46:00 PM
1,2-Dibromoethane	ND	5.0		µg/L	1	11/6/2009 11:46:00 PM
1,2-Dichlorobenzene	ND	5.0		µg/L	1	11/6/2009 11:46:00 PM
1,3,5-Trimethylbenzene	ND	5.0		µg/L	1	11/6/2009 11:46:00 PM
1,3-Dichlorobenzene	ND	5.0		µg/L	1	11/6/2009 11:46:00 PM
1,4-Dichlorobenzene	ND	5.0		µg/L	1	11/6/2009 11:46:00 PM
1,4-Dioxane	ND	100		µg/L	1	11/6/2009 11:46:00 PM
Cyclohexane	ND	5.0		µg/L	1	11/6/2009 11:46:00 PM
Dichlorodifluoromethane	ND	5.0		µg/L	1	11/6/2009 11:46:00 PM
Freon-113	ND	5.0		µg/L	1	11/6/2009 11:46:00 PM
Isopropylbenzene	ND	5.0		µg/L	1	11/6/2009 11:46:00 PM
Methyl Acetate	ND	5.0		µg/L	1	11/6/2009 11:46:00 PM
Methyl tert-butyl ether	ND	5.0		µg/L	1	11/6/2009 11:46:00 PM
Methylcyclohexane	ND	5.0		µg/L	1	11/6/2009 11:46:00 PM
n-Butylbenzene	ND	5.0		µg/L	1	11/6/2009 11:46:00 PM
n-Propylbenzene	ND	5.0		µg/L	1	11/6/2009 11:46:00 PM
sec-Butylbenzene	ND	5.0		µg/L	1	11/6/2009 11:46:00 PM
tert-Butylbenzene	ND	5.0		µg/L	1	11/6/2009 11:46:00 PM
Trichlorofluoromethane	ND	5.0		µg/L	1	11/6/2009 11:46:00 PM
Chloromethane	ND	5.0		µg/L	1	11/6/2009 11:46:00 PM
Vinyl chloride	ND	5.0		µg/L	1	11/6/2009 11:46:00 PM
Bromomethane	ND	5.0		µg/L	1	11/6/2009 11:46:00 PM
Chloroethane	ND	5.0		µg/L	1	11/6/2009 11:46:00 PM
Acetone	ND	10		µg/L	1	11/6/2009 11:46:00 PM
1,1-Dichloroethene	ND	5.0		µg/L	1	11/6/2009 11:46:00 PM
Carbon disulfide	ND	5.0		µg/L	1	11/6/2009 11:46:00 PM
Methylene chloride	ND	5.0		µg/L	1	11/6/2009 11:46:00 PM
trans-1,2-Dichloroethene	ND	5.0		µg/L	1	11/6/2009 11:46:00 PM
1,1-Dichloroethane	ND	5.0		µg/L	1	11/6/2009 11:46:00 PM
2-Butanone	ND	10		µg/L	1	11/6/2009 11:46:00 PM
cis-1,2-Dichloroethene	ND	5.0		µg/L	1	11/6/2009 11:46:00 PM
Chloroform	ND	5.0		µg/L	1	11/6/2009 11:46:00 PM
1,1,1-Trichloroethane	ND	5.0		µg/L	1	11/6/2009 11:46:00 PM
Carbon tetrachloride	ND	5.0		µg/L	1	11/6/2009 11:46:00 PM
Benzene	ND	5.0		µg/L	1	11/6/2009 11:46:00 PM
1,2-Dichloroethane	ND	5.0		µg/L	1	11/6/2009 11:46:00 PM
Trichloroethene	ND	5.0		µg/L	1	11/6/2009 11:46:00 PM

Approved By: _____

Date: _____

Page 27 of 28

Qualifiers:

- * Low Level
- B Analyte detected in the associated Method Blank
- H Holding times for preparation or analysis exceeded
- ND Not Detected at the Reporting Limit

- ** Value exceeds Maximum Contaminant Value
- E Value above quantitation range
- J Analyte detected below quantitation limits
- S Spike Recovery outside accepted recovery limits

Upstate Laboratories, Inc.

Analytical Report

Date: 21-Dec-09

CLIENT: Stearns & Wheler GHD
Lab Order: U0910566
Project: Envirotek II
Lab ID: U0910566-014

Client Sample ID: Holding Blank
Collection Date: 10/28/2009 3:15:00 PM
Matrix: AQUEOUS

Analyses	Result	Limit	Qual	Units	DF	Date Analyzed
ASP/CLP TCL VOLATILE WATER		8260ASP05_W		Analyst: LEF		
1,2-Dichloropropane	ND	5.0		µg/L	1	11/6/2009 11:46:00 PM
Bromodichloromethane	ND	5.0		µg/L	1	11/6/2009 11:46:00 PM
4-Methyl-2-pentanone	ND	10		µg/L	1	11/6/2009 11:46:00 PM
cis-1,3-Dichloropropene	ND	5.0		µg/L	1	11/6/2009 11:46:00 PM
Toluene	ND	5.0		µg/L	1	11/6/2009 11:46:00 PM
trans-1,3-Dichloropropene	ND	5.0		µg/L	1	11/6/2009 11:46:00 PM
1,1,2-Trichloroethane	ND	5.0		µg/L	1	11/6/2009 11:46:00 PM
2-Hexanone	ND	10		µg/L	1	11/6/2009 11:46:00 PM
Tetrachloroethene	ND	5.0		µg/L	1	11/6/2009 11:46:00 PM
Dibromochloromethane	ND	5.0		µg/L	1	11/6/2009 11:46:00 PM
Chlorobenzene	ND	5.0		µg/L	1	11/6/2009 11:46:00 PM
Ethylbenzene	ND	5.0		µg/L	1	11/6/2009 11:46:00 PM
m,p-Xylene	ND	5.0		µg/L	1	11/6/2009 11:46:00 PM
o-Xylene	ND	5.0		µg/L	1	11/6/2009 11:46:00 PM
Styrene	ND	5.0		µg/L	1	11/6/2009 11:46:00 PM
Bromoform	ND	5.0		µg/L	1	11/6/2009 11:46:00 PM
1,1,2,2-Tetrachloroethane	ND	5.0		µg/L	1	11/6/2009 11:46:00 PM

NOTES:

TICS: No compounds were detected.

Approved By: _____

Date: _____

Page 28 of 28

Qualifiers: * Low Level
B Analyte detected in the associated Method Blank
H Holding times for preparation or analysis exceeded
ND Not Detected at the Reporting Limit

** Value exceeds Maximum Contaminant Value
E Value above quantitation range
J Analyte detected below quantitation limits
S Spike Recovery outside accepted recovery limits

Upstate Laboratories, Inc.

6034 Corporate Drive • E. Syracuse, NY 13057-1017
(315) 437 0255 Fax 437 1209

Chain Of Custody Record

ULI Computer Input Form

Client		Client Project # / Project Name					No. of Containers											Special Turnaround Time
Client Contact:		Phone #	Site Location (city/state)					1)	2)	3)	4)	5)	6)	7)	8)	9)	10)	(Lab Notification required)
Sample Location:	Date	Time	Matrix	Grab or Comp.	ULI Internal Use Only												Remarks	
Stearns + Wheeler GTD Inc.	Envirotek II																	
Dave Rowlinson	(716) 691-8503		Tonawanda, NY															
ENV-1	10/27/09	10:15	Aqueous	Comp	1	2	X										ASP-CAT B	
ENV-3R	10/27/09	11:00	Aqueous	Comp	2	2	X										ASP-CAT B	
ENV-9	10/27/09	11:30	Aqueous	Comp	3	2	X										ASP-CAT B	
ENV-8	10/27/09	12:00	Aqueous	Comp	4	2	X										ASP-CAT B	
ENV-7	10/27/09	12:45	Aqueous	Comp	5	2	X										ASP-CAT B	
GW-3	10/27/09	15:00	Aqueous	Comp	6	2	X										ASP-CAT B	
NRG-4	10/27/09	16:00	Aqueous	Comp	7	2	X										ASP-CAT B	
NRG-3	10/27/09	17:00	Aqueous	Comp	8	2	X										ASP-CAT B	
ENV-4	10/27/09	16:45	Aqueous	Comp	9	2	X										ASP-CAT B	
NRG-6 (MS/MSD)	10/27/09	17:45	Aqueous	Comp	10	6	X										ASP-CAT B	
parameter and method					sample bottle:	type	size	pres.	Sampled by: (Please Print)					ULI Internal Use Only				
1) TCL: 8260 VOAs									Brian P. Doyle					Delivery (check one):				
2)									Company: Stearns + Wheeler GTD Inc.					<input type="checkbox"/> ULI Sampled				
3)									Relinquished by: (Signature)					Date	Time	Received by: (Signature)		
4)									B. T. Doyle					10/27/09	20:00			
5)									Relinquished by: (Signature)					Date	Time	Received by: (Signature)		
6)																		
7)									Relinquished by: (Signature)					Date	Time	Received by: (Signature)		
8)																		
9)									Relinquished by: (Signature)					Date	Time	Rec'd for Lab by: (Signature)		
10)														10-28-09	0800	K. Murphy		

Note: The numbered columns above cross-reference with the numbered columns in the upper right-hand corner.

Syracuse

Rochester

Buffalo

Albany

Binghamton

Fair Lawn (NJ)

Fax 437 1209.

UI | Computer Input Form

Fair Lawn (NJ)

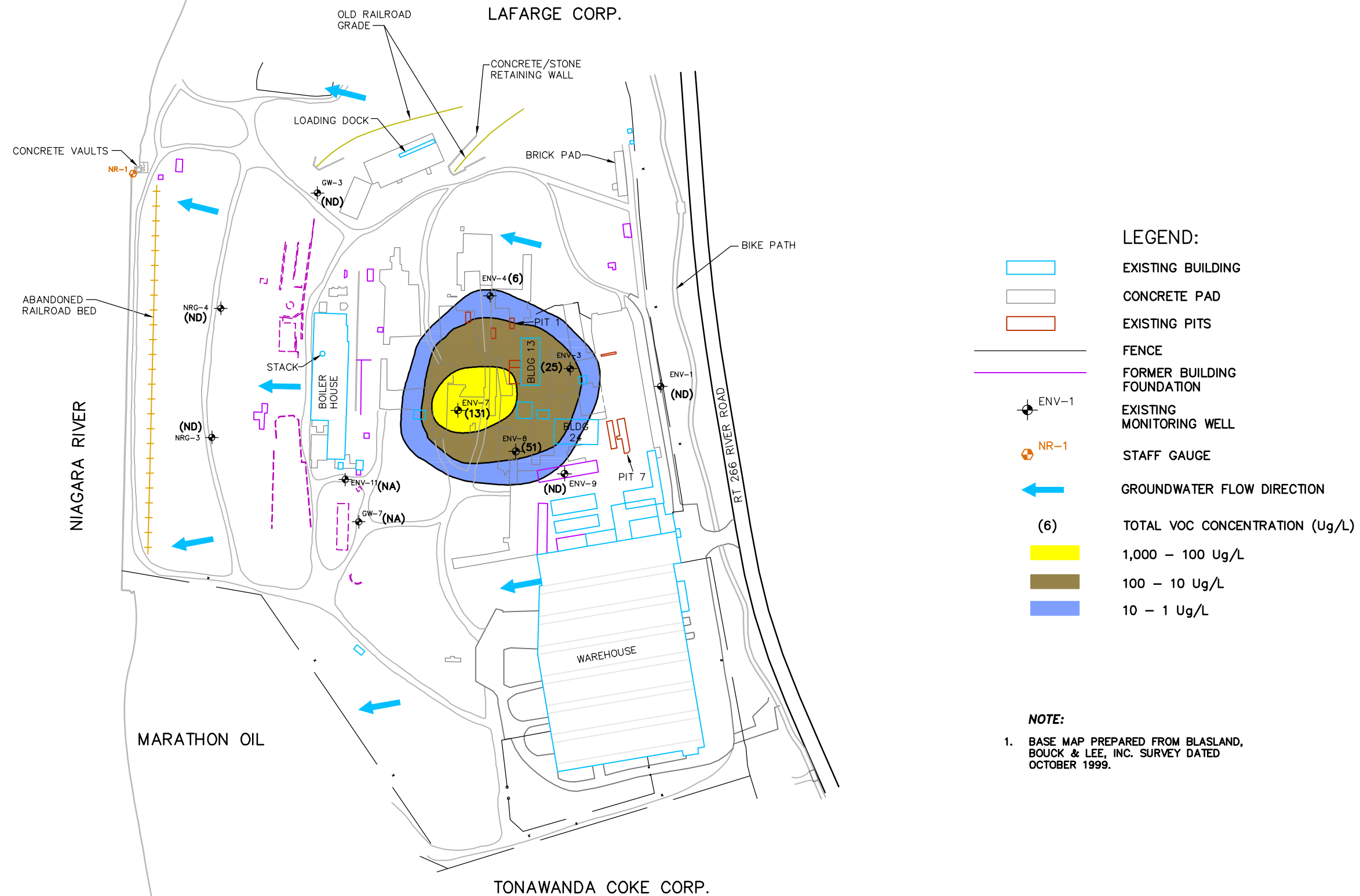
Note: The numbered columns above cross-reference with the numbered columns in the upper right-hand corner.

APPENDIX E

HISTORICAL GROUNDWATER TOTAL VOC CONCENTRATION FIGURES



STEARNS & WHEELER[™]
Environmental Engineers & Scientists



1"=300'-0"

300 0 300 600

 **STEARNS & WHEELER** LLC
Environmental Engineers & Scientists
AMHERST, NEW YORK

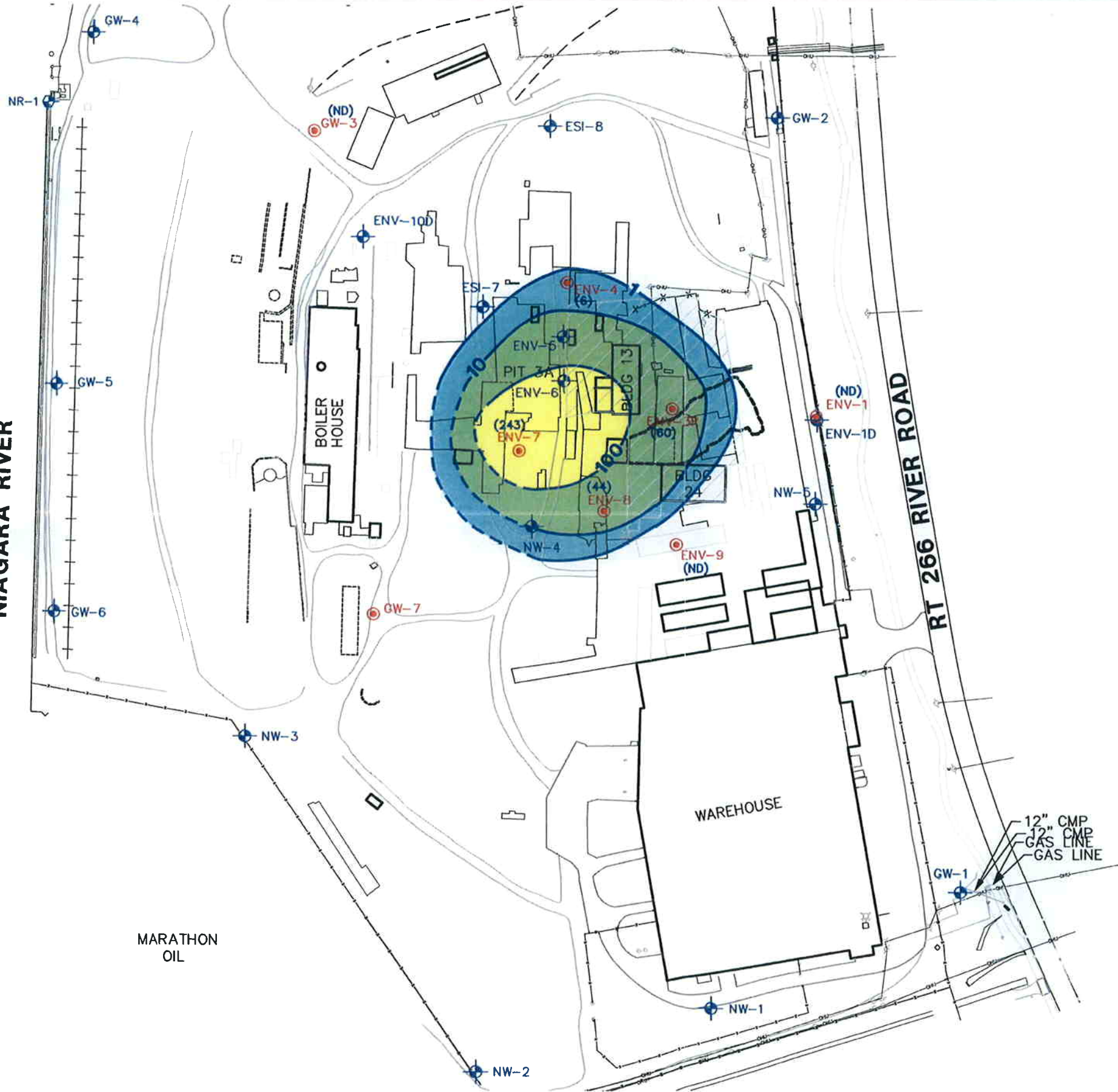
DATE:04-09 JOB No.:81193

ENVIROTEK II SITE
TONAWANDA, NEW YORK
GROUNDWATER MONITORING REPORT

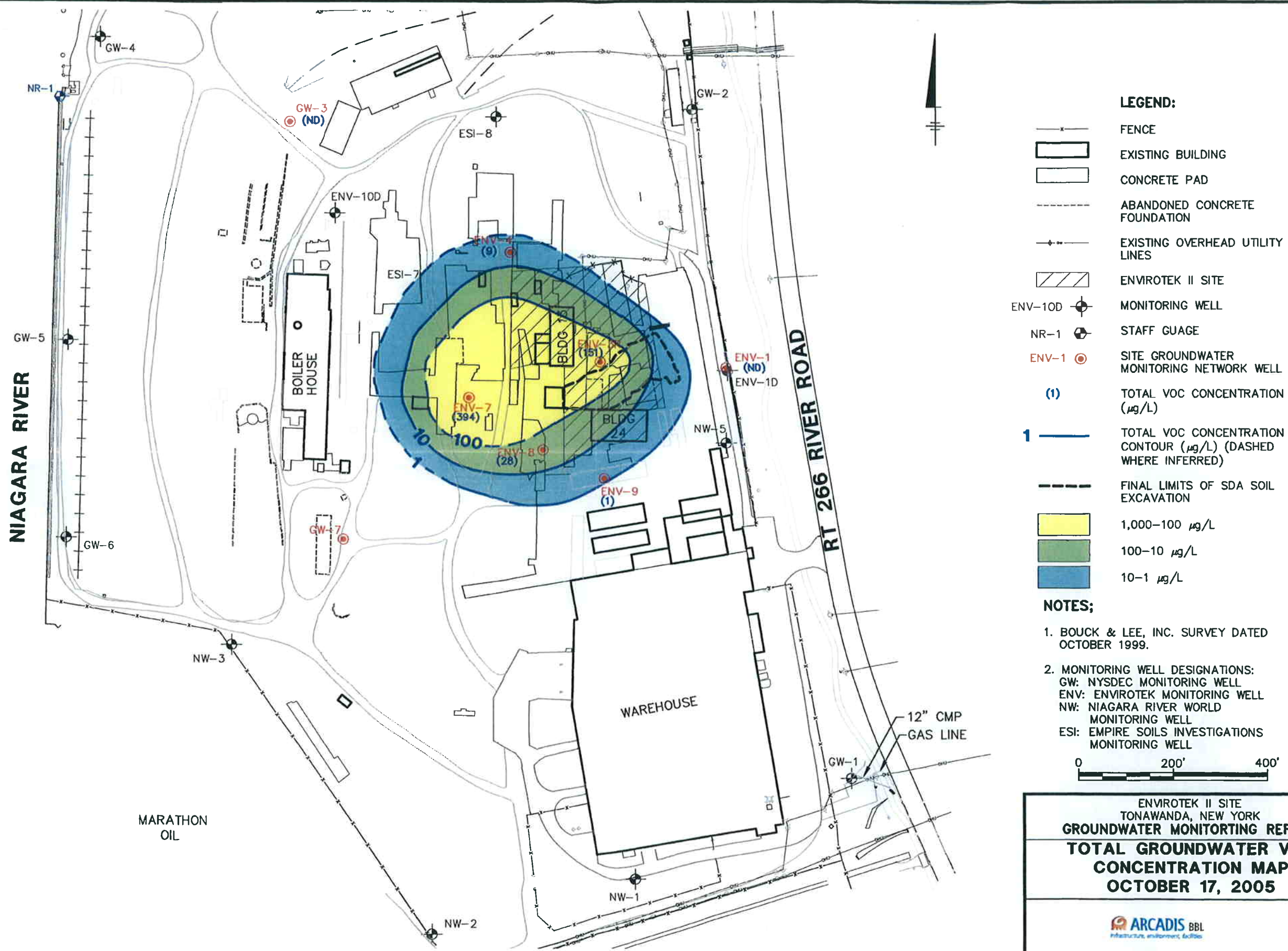
**FIGURE 4 - TOTAL GROUNDWATER VOC
CONCENTRATION MAP - OCTOBER 7,2008**

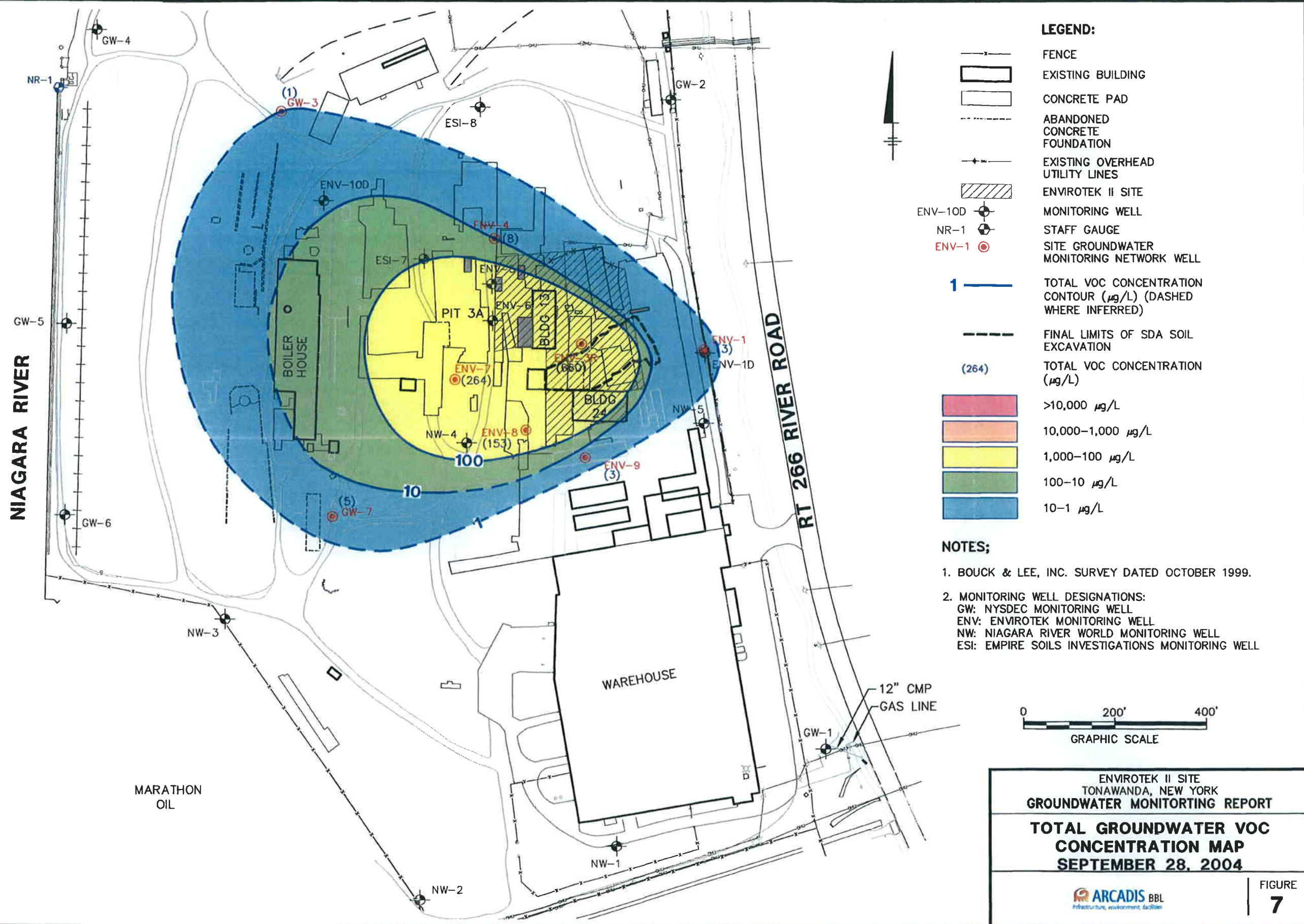
NIAGARA RIVER

MARATHON OIL

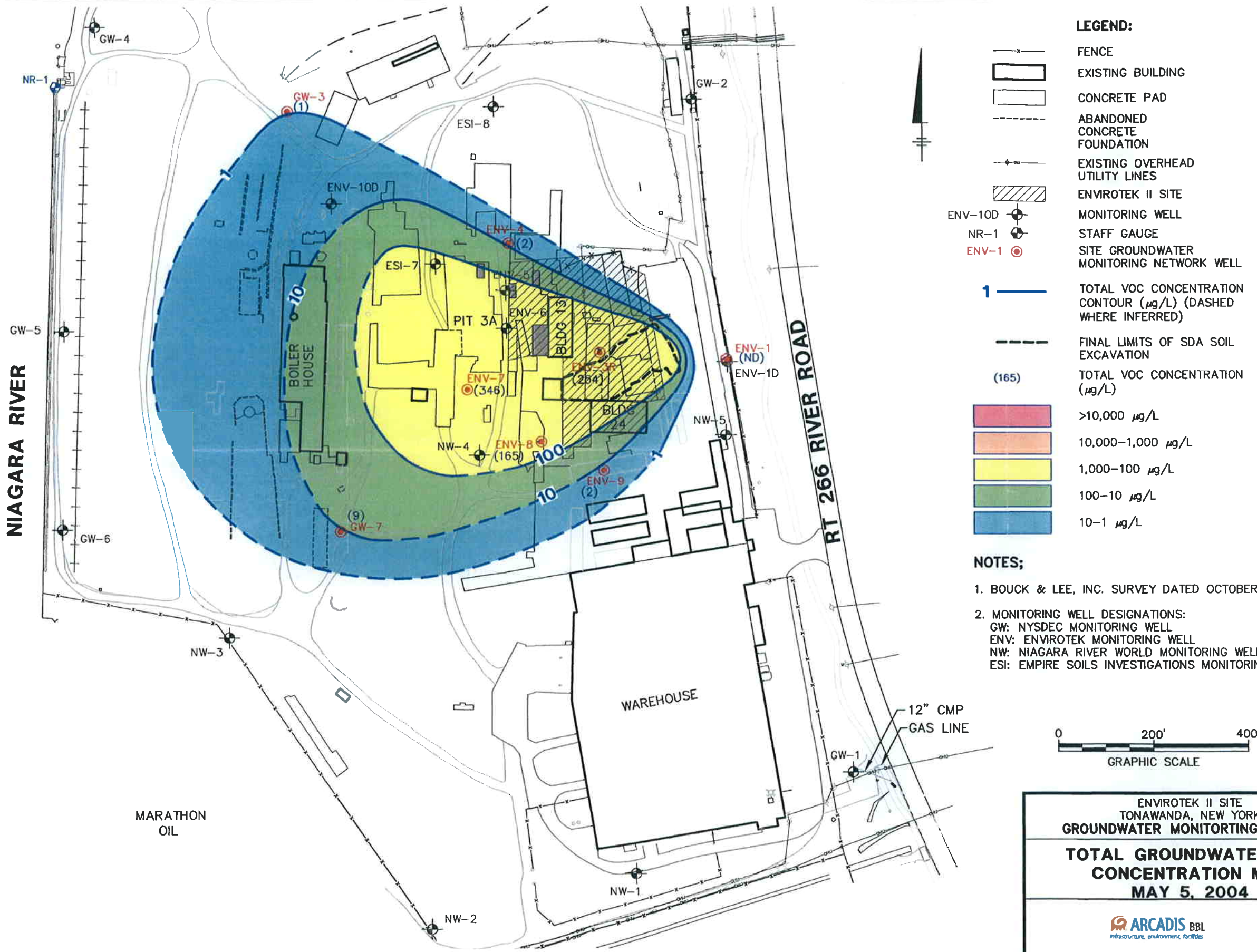


ENVIROTEK II SITE
 TONAWANDA, NEW YORK
GROUNDWATER MONITORING REPORT
TOTAL GROUNDWATER VOC
CONCENTRATION MAP
OCTOBER 5, 2006





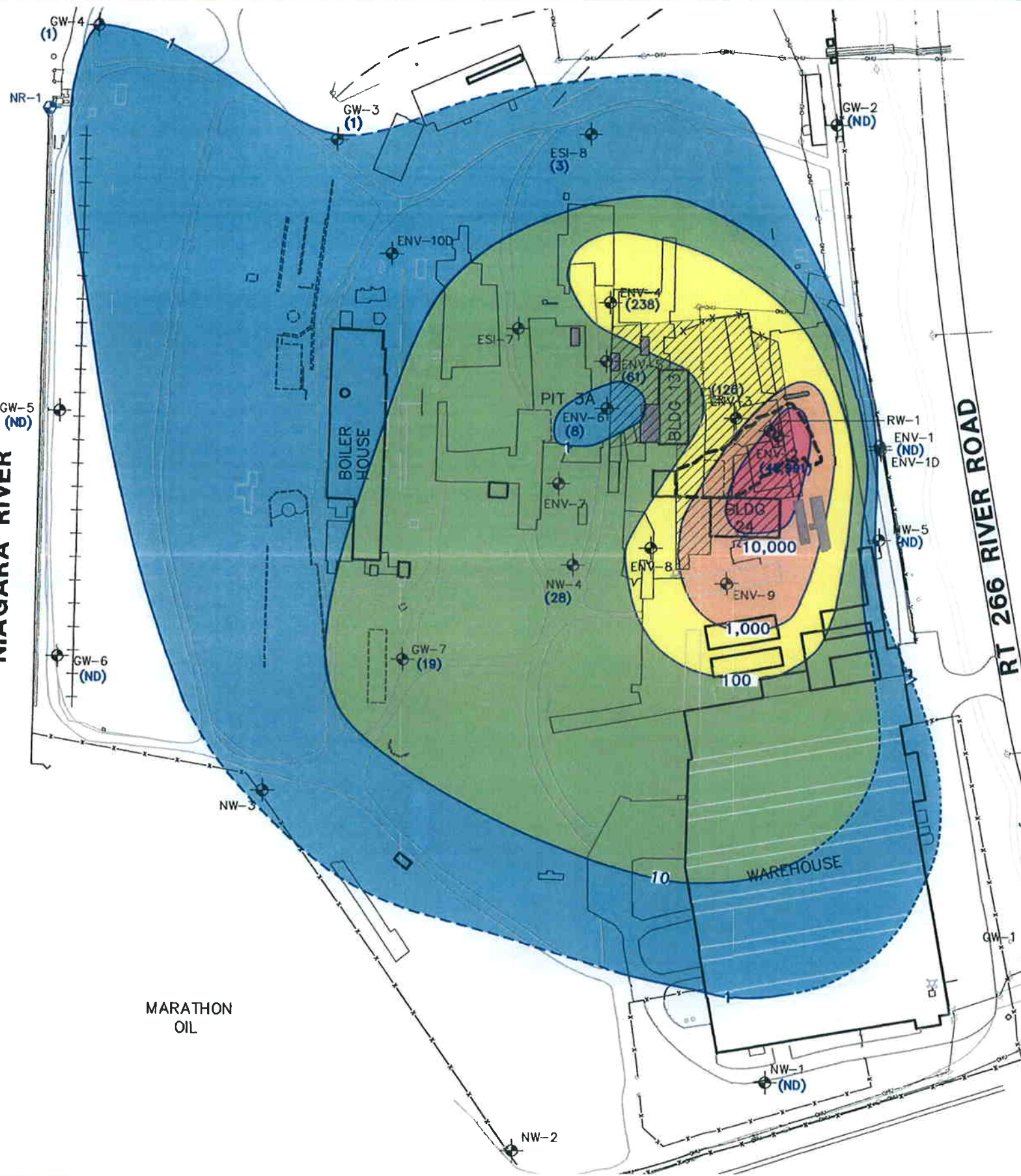
ROC-85-SLM SYR-85-RCB AMS RCB LAYER ON=*, OFF=REF*
G:\CAD\ACTIVE\1-DWG\ACT\58002209.1\58002202.DWG :SAVED: 3/16/2007 11:50 AM LAYOUT: Layout1 PAGESETUP: ----- PENTABLE: PLTULLCTB PRINTED: 3/16/2007 11:50 AM BY: RBASSETT
PROJECTNAME: 58002202
XREFS: 58002202
IMAGES: 58002200



ENVIROTEK II SITE
TONAWANDA, NEW YORK
GROUNDWATER MONITORING REPORT
TOTAL GROUNDWATER VOC
CONCENTRATION MAP
MAY 5, 2004

ARCADIS BBL
infrastructure. environment. facilities

NIAGARA RIVER




LEGEND:

- FENCE
- EXISTING BUILDING
- CONCRETE PAD
- ABANDONED CONCRETE FOUNDATION
- EXISTING OVERHEAD UTILITY LINES
- ENVIROTEK II SITE
- MONITORING WELL
- STAFF GAUGE
- FINAL LIMITS OF SDA SOIL EXCAVATION
- 100 ——— TOTAL VOC CONCENTRATION CONTOUR ($\mu\text{g/L}$) (DASHED WHERE INFERRED)
- (3) ——— TOTAL VOC CONCENTRATION ($\mu\text{g/L}$)
- >10,000 $\mu\text{g/L}$
- 10,000–1,000 $\mu\text{g/L}$
- 1,000–100 $\mu\text{g/L}$
- 100–10 $\mu\text{g/L}$
- 10–1 $\mu\text{g/L}$

NOTES:

1. BOUCK & LEE, INC. SURVEY DATED OCTOBER 1999.
2. MONITORING WELL DESIGNATIONS:
 GW: NYSDEC MONITORING WELL
 ENV: ENVIROTEK MONITORING WELL
 NW: NIAGARA RIVER WORLD MONITORING WELL
 ESI: EMPIRE SOILS INVESTIGATIONS MONITORING WELL



ENVIROTEK II SITE
 TONAWANDA, NEW YORK
 GROUNDWATER MONITORING REPORT

TOTAL GROUNDWATER VOC
 CONCENTRATION CONTOUR MAP
 SEPTEMBER 1999

ARCADIS BBL
 infrastructure environment facilities

FIGURE
 9

APPENDIX F

GROUNDWATER FIELD SAMPLING RECORDS



STEARNS & WHEELER[™]
Environmental Engineers & Scientists

STEARNS & WHEELER GHD INC.
GROUNDWATER FIELD SAMPLING RECORD

SITE Envirotek II Sampling

DATE 10/27/09

Samplers: Brian Doyle

SAMPLE ID ENV-1

Depth of well (from reference point).....	<u>24.2 ft</u>	EL <u>555.26</u>
Initial static water level (from top of casing)....	<u>6.8 ft</u>	EL <u>572.66</u>
Top of PVC Casing Elevation	<u>579.46</u>	

Evacuation Method:

Well Volume Calculation

Submersible	<u> </u>	Centrifugal	<u> </u>	2in. casing:	<u>17.4</u> ft. of water x .16 =	<u>2.78</u> gallons
Airlift	<u> </u>	Pos. Displ.	<u> </u>	3in. casing:	<u> </u> ft. of water x .36 =	<u> </u> gallons
Bailer	<u>X</u>	>>> No. of bails	<u> </u>	4in. casing:	<u> </u> ft. of water x .65 =	<u> </u> gallons

Volume of water removed 8.35 gals.

> 3 volumes: ☒ yes ☐ no

dry: ☐ yes ☒ no

Field Tests:

Temp:	<u>14.5 °C</u>
pH	<u>6.84</u>
Conductivity	<u>0.837 mS/cm</u>
DO	<u>4.24 mg/l</u>
Turbidity	<u>10.7 NTUs</u>
Oxidation Reduction Potential(ORP)	<u>-121 mV</u>

Sampling: Time: 10:15 AM

Sampling Method:	Stainless Steel Bailer <u> </u>	Analyses:	
	Disposable Bailer <u> </u>	Baseline	<u> </u>
	Peristaltic Pump <u>X</u>	Routine	<u>X</u>

Observations:

Weather/Temperature: Partly Overcast, 58°F

Physical Appearance and Odor of Sample: Light brown with some sediment, then clear. No odor

Comments: 9/16" socket needed to open cover.
Well is flush with pavement.

STEARNS & WHEELER GHD INC.
GROUNDWATER FIELD SAMPLING RECORD

SITE Envirotek II Sampling

DATE 10/27/09

Samplers: Brian Doyle

SAMPLE ID ENV-3

Depth of well (from top of casing).....	<u>15.8 ft</u>	EL <u>564.34</u>
Initial static water level (from top of casing)....	<u>9.5 ft</u>	EL <u>570.69</u>
Top of PVC Casing Elevation	<u>580.14</u>	

Evacuation Method:

Well Volume Calculation

Submersible	<u> </u>	Centrifugal	<u> </u>	2in. casing:	<u>6.4</u> ft. of water x .16 =	<u>1.02</u> gallons
Airlift	<u> </u>	Pos. Displ.	<u> </u>	3in. casing:	<u> </u> ft. of water x .36 =	<u> </u> gallons
Bailer	<u>X</u>	>>> No. of bails	<u> </u>	4in. casing:	<u> </u> ft. of water x .65 =	<u> </u> gallons

Volume of water removed 3.05 gals.

> 3 volumes: ☒ **yes** ☐ **no**

dry: ☐ **yes** ☒ **no**

Field Tests:

Temp:	<u>17.2 °C</u>
pH	<u>7.15</u>
Conductivity	<u>0.878 mS/cm</u>
DO	<u>4.16 mg/l</u>
Turbidity	<u>7.3 NTUs</u>
Oxidation Reduction Potential(ORP)	<u>20 mV</u>

Sampling: Time: 11:00 AM

Sampling Method:	Stainless Steel Bailer <u> </u>	Analyses:	
	Disposable Bailer <u> </u>	Baseline	<u> </u>
	Peristaltic Pump <u>X</u>	Routine	<u>X</u>

Observations:

Weather/Temperature: Partly Overcast, 60°F

Physical Appearance and Odor of Sample: Clear, no odor.

Comments: 9/16" socket needed to open cover.

Well is flush with pavement.

STEARNS & WHEELER GHD INC.
GROUNDWATER FIELD SAMPLING RECORD

SITE Envirotek II Sampling

DATE 10/27/09

Samplers: Brian Doyle

SAMPLE ID ENV-4

Depth of well (from top of casing).....	<u>23.3 ft</u>	EL <u>559.3</u>
Initial static water level (from top of casing)...	<u>12.0 ft</u>	EL <u>570.60</u>
Top of PVC Casing Elevation	<u>582.60</u>	

Evacuation Method:

Well Volume Calculation

Submersible	<u> </u>	Centrifugal	<u> </u>	2in. casing:	<u>11.3</u> ft. of water x .16 =	<u>1.81</u> gallons
Airlift	<u> </u>	Pos. Displ.	<u> </u>	3in. casing:	<u> </u> ft. of water x .36 =	<u> </u> gallons
Bailer	<u>X</u>	>>> No. of bails	<u> </u>	4in. casing:	<u> </u> ft. of water x .65 =	<u> </u> gallons

Volume of water removed 5.42 gals.

> 3 volumes: ☒ yes ☐ no

dry: ☐ yes ☒ no

Field Tests:

Temp:	<u>14.5 °C</u>
pH	<u>8.83</u>
Conductivity	<u>0.884 mS/cm</u>
DO	<u>3.47 mg/l</u>
Turbidity	<u>349 NTUs</u>
Oxidation Reduction Potential(ORP)	<u>-107 mV</u>

Sampling: Time: 4:45 PM

Sampling Method:	Stainless Steel Bailer <u> </u>	Analyses:	
	Disposable Bailer <u> </u>	Baseline	<u> </u>
	Peristaltic Pump <u>X</u>	Routine	<u>X</u>

Observations:

Weather/Temperature: Partly Overcast, 60°F

Physical Appearance and Odor of Sample: Clear, some sulfur odor.

Comments: Well outside cap rusted and almost deteriorated.

There is an obstruction in the well at 7' depth.

STEARNS & WHEELER GHD INC.
GROUNDWATER FIELD SAMPLING RECORD

SITE Envirotek II Sampling

DATE 10/27/09

Samplers: Brian Doyle

SAMPLE ID ENV-7

Depth of well (from top of casing).....	<u>17.2 ft</u>	EL <u>565.54</u>
Initial static water level (from top of casing)....	<u>12.3 ft</u>	EL <u>570.44</u>
Top of PVC Casing Elevation	<u>582.74</u>	

Evacuation Method:

Well Volume Calculation

Submersible	<u> </u>	Centrifugal	<u> </u>	2 in. casing:	<u>4.9</u> ft. of water x .16 =	<u>0.78</u> gallons
Airlift	<u> </u>	Pos. Displ.	<u> </u>	3 in. casing:	<u> </u> ft. of water x .36 =	<u> </u> gallons
Bailer	<u>X</u>	>>> No. of bails	<u> </u>	4 in. casing:	<u> </u> ft. of water x .65 =	<u> </u> gallons

Volume of water removed 2.35 gals.

> 3 volumes: ☒ yes ☐ no

dry: ☐ yes ☒ no

Field Tests:

Temp:	<u>14.2</u> °C
pH	<u>7.56</u>
Conductivity	<u>0.771</u> mS/cm
DO	<u>6.02</u> mg/l
Turbidity	<u>183</u> NTUs
Oxidation Reduction Potential(ORP)	<u>121</u> mV

Sampling:

Time: 12:45 PM

Sampling Method:

Stainless Steel Bailer	<u> </u>
Disposable Bailer	<u> </u>
Peristaltic Pump	<u>X</u>

Analyses:

Baseline	<u> </u>
Routine	<u>X</u>

Observations:

Weather/Temperature: Overcast, 60°F

Physical Appearance and Odor of Sample: No odor, dark brown initially, then clear.

Comments: Well pad is intact and the stickup protective cover is in good condition.

STEARNS & WHEELER GHD INC.
GROUNDWATER FIELD SAMPLING RECORD

SITE Envirotek II Sampling

DATE 10/27/09

Samplers: Brian Doyle

SAMPLE ID ENV-8

Depth of well (from top of casing).....	<u>17.8 ft</u>	EL <u>565.31</u>
Initial static water level (from top of casing)....	<u>12.5 ft</u>	EL <u>570.6</u>
Top of PVC Casing Elevation	<u>583.11</u>	

Evacuation Method:

Well Volume Calculation

Submersible	<u> </u>	Centrifugal	<u> </u>	2in. casing:	<u>5.3</u> ft. of water x .16 =	<u>0.85</u> gallons
Airlift	<u> </u>	Pos. Displ.	<u> </u>	3in. casing:	<u> </u> ft. of water x .36 =	<u> </u> gallons
Bailer	<u>X</u>	>>> No. of bails	<u> </u>	4in. casing:	<u> </u> ft. of water x .65 =	<u> </u> gallons

Volume of water removed 2.54 gals.

> 3 volumes: ☒ yes ☐ no

dry: ☐ yes ☒ no

Field Tests:

Temp:	<u>16.5 °C</u>
pH	<u>7.36</u>
Conductivity	<u>1.14 mS/cm</u>
DO	<u>3.62 mg/l</u>
Turbidity	<u>71.5 NTUs</u>
Oxidation Reduction Potential(ORP)	<u>13 mV</u>

Sampling: Time: 12:00 PM

Sampling Method:	Stainless Steel Bailer <u> </u>	Analyses:	
	Disposable Bailer <u> </u>	Baseline	<u> </u>
	Peristaltic Pump <u>X</u>	Routine	<u>X</u>

Observations:

Weather/Temperature: Overcast, 60°F

Physical Appearance and Odor of Sample: Clear, some odor

Comments: Well pad is intact and the stickup protective cover is in good condition.

STEARNS & WHEELER GHD INC.
GROUNDWATER FIELD SAMPLING RECORD

SITE Envirotek II Sampling

DATE 10/27/09

Samplers: Brian Doyle

SAMPLE ID ENV-9

Depth of well (from top of casing).....	<u>18.3 ft</u>	EL <u>565.35</u>
Initial static water level (from top of casing)....	<u>13.0 ft</u>	EL <u>570.65</u>
Top of PVC Casing Elevation	<u>583.65</u>	

Evacuation Method:

Well Volume Calculation

Submersible	<u> </u>	Centrifugal	<u> </u>	2in. casing:	<u>5.3</u> ft. of water x .16 =	<u>0.85</u> gallons
Airlift	<u> </u>	Pos. Displ.	<u> </u>	3in. casing:	<u> </u> ft. of water x .36 =	<u> </u> gallons
Bailer	<u>X</u>	>>> No. of bails	<u> </u>	4in. casing:	<u> </u> ft. of water x .65 =	<u> </u> gallons

Volume of water removed 2.54 gals.

> 3 volumes: ☒ yes ☐ no

dry: ☐ yes ☒ no

Field Tests:

Temp:	<u>16.4 °C</u>
pH	<u>7.27</u>
Conductivity	<u>2.38 mS/cm</u>
DO	<u>5.89 mg/l</u>
Turbidity	<u>95.8 NTUs</u>
Oxidation Reduction Potential(ORP)	<u>-47 mV</u>

Sampling:

Time: 11:30 AM

Sampling Method: Stainless Steel Bailer

Disposable Bailer

Peristaltic Pump X

Analyses:

Baseline

Routine X

Observations:

Weather/Temperature: Partly Overcast, 60°F

Physical Appearance and Odor of Sample: Some odor, dark grayish color

Comments: Well pad is intact and the stickup protective cover is in good condition.

**STEARNS & WHEELER GHD INC.
GROUNDWATER FIELD SAMPLING RECORD**

SITE Envirotek II Sampling

DATE 10/27/09

Samplers: Brian Doyle

SAMPLE ID ENV-11

Depth of well (from top of casing).....	<u>19.8 ft</u>	EL <u>562.16</u>
Initial static water level (from top of casing)....	<u>7.8 ft</u>	EL <u>574.16</u>
Top of PVC Casing Elevation	<u>581.96</u>	

Evacuation Method:

Well Volume Calculation

Submersible	<u> </u>	Centrifugal	<u> </u>	2in. casing:	<u>12.0</u> ft. of water x .16 =	<u>1.92</u> gallons
Airlift	<u> </u>	Pos. Displ.	<u> </u>	3in. casing:	<u> </u> ft. of water x .36 =	<u> </u> gallons
Bailer	<u>X</u>	>>> No. of bails	<u> </u>	4in. casing:	<u> </u> ft. of water x .65 =	<u> </u> gallons

Volume of water removed 5.76 gals.

> 3 volumes: ☒ yes ☐ no

dry: ☐ yes ☒ no

Field Tests:

Temp:	<u>13.0</u> °C
pH	<u>11.5</u>
Conductivity	<u>2.21</u> mS/cm
DO	<u>4.27</u> mg/l
Turbidity	<u>24.3</u> NTUs
Oxidation Reduction Potential(ORP)	<u>-136</u> mV

Sampling:

Time: 5:15 PM

Sampling Method:

Stainless Steel Bailer	<u> </u>
Disposable Bailer	<u> </u>
Peristaltic Pump	<u>X</u>

Analyses:

Baseline	<u> </u>
Routine	<u>X</u>

Observations:

Weather/Temperature: Overcast, 60°F

Physical Appearance and Odor of Sample: Some odor, clear

Comments: 9/16" socket needed to open cover.
Well is flush with brush.

STEARNS & WHEELER GHD INC.
GROUNDWATER FIELD SAMPLING RECORD

SITE Envirotek II Sampling

DATE 10/27/09

Samplers: Brian Doyle

SAMPLE ID GW-3

Depth of well (from top of casing).....	<u>21.1 ft</u>	EL <u>557.90</u>
Initial static water level (from top of casing)....	<u>9.3 ft</u>	EL <u>569.70</u>
Top of PVC Casing Elevation	<u>579.00</u>	

Evacuation Method:

Well Volume Calculation

Submersible	<u> </u>	Centrifugal	<u> </u>	2in. casing:	<u>11.8</u> ft. of water x .16 =	<u>1.89</u> gallons
Airlift	<u> </u>	Pos. Displ.	<u> </u>	3in. casing:	<u> </u> ft. of water x .36 =	<u> </u> gallons
Bailer	<u>X</u>	>>> No. of bails	<u> </u>	4in. casing:	<u> </u> ft. of water x .65 =	<u> </u> gallons

Volume of water removed 5.66 gals.

> 3 volumes: ☒ yes ☐ no

dry: ☐ yes ☒ no

Field Tests:

Temp:	<u>14.4</u> °C
pH	<u>10.4</u>
Conductivity	<u>1.94</u> mS/cm
DO	<u>3.92</u> mg/l
Turbidity	<u>78</u> NTUs
Oxidation Reduction Potential(ORP)	<u>-110</u> mV

Sampling: Time: 3:05 PM

Sampling Method:	Stainless Steel Bailer <u> </u>	Analyses:	
	Disposable Bailer <u> </u>	Baseline	<u> </u>
	Peristaltic Pump <u>X</u>	Routine	<u>X</u>

Observations:

Weather/Temperature: Overcast, 60°F

Physical Appearance and Odor of Sample: No odor, clear

Comments: Well pad is intact and the stickup protective cover is in good condition.

STEARNS & WHEELER GHD INC.
GROUNDWATER FIELD SAMPLING RECORD

SITE Envirotek II Sampling

DATE 10/27/09

Samplers: Brian Doyle

SAMPLE ID NRG-3

Depth of well (from top of casing).....	<u>15.7 ft</u>	EL <u>568.85</u>
Initial static water level (from top of casing)....	<u>12.7 ft</u>	EL <u>571.85</u>
Top of PVC Casing Elevation	<u>584.55</u>	

Evacuation Method:

Well Volume Calculation

Submersible	<u> </u>	Centrifugal	<u> </u>	2in. casing:	<u>3.0</u> ft. of water x .16 =	<u>0.48</u> gallons
Airlift	<u> </u>	Pos. Displ.	<u> </u>	3in. casing:	<u> </u> ft. of water x .36 =	<u> </u> gallons
Bailer	<u>X</u>	>>> No. of bails	<u> </u>	4in. casing:	<u> </u> ft. of water x .65 =	<u> </u> gallons

Volume of water removed 0.50 gals.

> 3 volumes: yes ☐ no ☐

dry: ☐ yes ☐ no ☐

Field Tests:

Temp:	<u>16.1 °C</u>
pH	<u>8.38</u>
Conductivity	<u>0.355 mS/cm</u>
DO	<u>2.52 mg/l</u>
Turbidity	<u>230 NTUs</u>
Oxidation Reduction Potential(ORP)	<u>-4 mV</u>

Sampling: Time: 5:00 PM

Sampling Method:	Stainless Steel Bailer <u> </u>	Analyses:	
	Disposable Bailer <u> </u>	Baseline	<u> </u>
	Peristaltic Pump <u>X</u>	Routine	<u>X</u>

Observations:

Weather/Temperature: Overcast, 60°F

Physical Appearance and Odor of Sample: Some petroleum odor, dark grayish color

Comments: Well pad is intact and the stickup protective cover is in good condition.

**STEARNS & WHEELER GHD INC.
GROUNDWATER FIELD SAMPLING RECORD**

SITE Envirotek II Sampling

DATE 10/27/09

Samplers: Brian Doyle

SAMPLE ID NRG-4

Depth of well (from top of casing).....	<u>18.4 ft</u>	EL <u>563.91</u>
Initial static water level (from top of casing),...	<u>11.0 ft</u>	EL <u>571.31</u>
Top of PVC Casing Elevation	<u>582.31</u>	

Evacuation Method:

Well Volume Calculation

Submersible	<u> </u>	Centrifugal	<u> </u>	2in. casing:	<u>7.4</u> ft. of water x .16 =	<u>1.18</u> gallons
Airlift	<u> </u>	Pos. Displ.	<u> </u>	3in. casing:	<u> </u> ft. of water x .36 =	<u> </u> gallons
Bailer	<u>X</u>	>>> No. of bails	<u> </u>	4in. casing:	<u> </u> ft. of water x .65 =	<u> </u> gallons

Volume of water removed 3.55 gals.

> 3 volumes: ☒ yes ☐ no

dry: ☐ yes ☒ no

Field Tests:

Temp:	<u>16.1 °C</u>
pH	<u>9.87</u>
Conductivity	<u>0.466 mS/cm</u>
DO	<u>3.68 mg/l</u>
Turbidity	<u>27.5 NTUs</u>
Oxidation Reduction Potential(ORP)	<u>-15 mV</u>

Sampling:

Time: 4:00 PM

Sampling Method: Stainless Steel Bailer

Disposable Bailer

Peristaltic Pump X

Analyses:

Baseline

Routine X

Observations:

Weather/Temperature: Overcast, 60°F

Physical Appearance and Odor of Sample: Sulfur odor, clear

Comments: Well pad is intact and the stickup protective cover is in good condition.

**STEARNS & WHEELER GHD INC.
GROUNDWATER FIELD SAMPLING RECORD**

SITE Envirotek II Sampling

DATE 10/27/09

Samplers: Brian Doyle

SAMPLE ID NRG-5

Depth of well (from top of casing).....	<u>19.45 ft</u>	EL <u>560.81</u>
Initial static water level (from top of casing)....	<u>9.90 ft</u>	EL <u>570.36</u>
Top of PVC Casing Elevation	<u>580.26</u>	

Evacuation Method:

Well Volume Calculation

Submersible	<u> </u>	Centrifugal	<u> </u>	2in. casing:	<u>9.6</u> ft. of water x .16 =	<u>1.53</u> gallons
Airlift	<u> </u>	Pos. Displ.	<u> </u>	3in. casing:	<u> </u> ft. of water x .36 =	<u> </u> gallons
Bailer	<u>X</u>	>>> No. of bails	<u> </u>	4in. casing:	<u> </u> ft. of water x .65 =	<u> </u> gallons

Volume of water removed 4.58 gals.

> 3 volumes: ☒ **yes** ☐ no

dry: ☐ yes ☒ **no**

Field Tests:

Temp:	<u>15.2</u> °C
pH	<u>9.13</u>
Conductivity	<u>1.88</u> mS/cm
DO	<u>2.94</u> mg/l
Turbidity	<u>N/A</u> NTUs
Oxidation Reduction Potential(ORP)	<u>57</u> mV

Sampling: Time: 6:15 PM

Sampling Method:	Stainless Steel Bailer	<u> </u>	Analyses:	
	Disposable Bailer	<u>X</u>	Baseline	<u> </u>
	Peristaltic Pump	<u> </u>	Routine	<u>X</u>

Observations:

Weather/Temperature: Overcast, 55°F

Physical Appearance and Odor of Sample: Sulfur odor, dark brown initially, then clear

Comments: Field equipment unable to record a turbidity reading due to very murky water.
Well pad is intact and the stickup protective cover is in good condition.

**STEARNS & WHELER GHD INC.
GROUNDWATER FIELD SAMPLING RECORD**

SITE Envirotek II Sampling

DATE 10/27/09

Samplers: Brian Doyle

SAMPLE ID NRG-6; MS/MSD

Depth of well (from top of casing).....	<u>20.31 ft</u>	EL <u>560.20</u>
Initial static water level (from top of casing)....	<u>11.20 ft</u>	EL <u>569.31</u>
Top of PVC Casing Elevation	<u>580.51</u>	

Evacuation Method:

Well Volume Calculation

Submersible	<u> </u>	Centrifugal	<u> </u>	2in. casing:	<u>9.1</u> ft. of water x .16 =	<u>1.46</u> gallons
Airlift	<u> </u>	Pos. Displ.	<u> </u>	3in. casing:	<u> </u> ft. of water x .36 =	<u> </u> gallons
Bailer	<u>X</u>	>>> No. of bails	<u> </u>	4in. casing:	<u> </u> ft. of water x .65 =	<u> </u> gallons

Volume of water removed 4.37 gals.

> 3 volumes: ☒ yes ☐ no

dry: ☐ yes ☒ no

Field Tests:

Temp:	<u>15.4 °C</u>
pH	<u>10.55</u>
Conductivity	<u>1.8 mS/cm</u>
DO	<u>3.56 mg/l</u>
Turbidity	<u>N/A NTUs</u>
Oxidation Reduction Potential(ORP)	<u>-125 mV</u>

Sampling: Time: 5:45 PM

Sampling Method:	Stainless Steel Bailer	<u> </u>	Analyses:	
	Disposable Bailer	<u>X</u>	Baseline	<u> </u>
	Peristaltic Pump	<u> </u>	Routine	<u>X</u>

Observations:

Weather/Temperature: Overcast, 55°F

Physical Appearance and Odor of Sample: Sulfur odor, dark brown initially, then clear

Comments: Field equipment unable to record a turbidity reading due to very murky water.
Well pad is intact and the stickup protective cover is in good condition.